

Boston Red Sox - 1971

Batter	1	2	3	4	5	6	7	8	9	AB R H RBI BB SO LOB	TOP																													
Horace Clarke, S (1, 4) OBP: 0.250, SLG: 0.250	0-0 F7			0-0 B1		0-0 G3		0-0 1B		4 0 1 1 0 0 0																														
Thurman Munson, R (1, 2) OBP: 0.500, SLG: 0.500	0-3 K			0-0 4-3 S 1B		0-0 F2		0-0 FC4-6 1B		4 0 2 0 0 1 0																														
Roy White, S (1, 7)	0-0 G3			0-0 4-3 1-3		0-0 6-3		0-3 K		4 0 0 0 0 1 2																														
Bobby Murcer, L (1, 8)		0-0 1-3		0-0 4-3		0-0 F8		0-0 FC4-6 1-2f		4 0 0 0 0 0 2																														
Danny Cater, R (1, 3) OBP: 0.250, SLG: 0.250		0-0 6-3			0-0 5-3			0-0 E 1B 1B		4 1 1 0 0 0 1																														
Jim Lyttle, L (1, 9) OBP: 0.333, SLG: 0.333		0-0 F9			0-0 P4			0-0 E 1B 1-2 1B		3 0 1 0 0 0 0																														
Jerry Kenney, L (1, 5)			0-0 F7		0-0 4-3			0-0 E4 1-2 2-3 1B		3 0 0 0 0 0 2																														
Gene Michael, S (1, 6) Frank Tepedino, L (8, PH) Frank Baker, L (8, 6)			0-0 F9			0-0 L9		0-0 F6		2 0 0 0 0 0 0 1 0 0 0 0 0 3 0 0 0 0 0 0 0																														
Stan Bahnsen, R (1, 1) Jake Gibbs, L (8, PH) Jack Aker, R (8, 1)			0-3 K		0-3 K			0-3 K		2 0 0 0 0 2 0 1 0 0 0 0 1 3 0 0 0 0 0 0 0																														
Inning Stats	R: 0 E: 0 K: 1 S: 5	H: 0 LOB: 0 BB: 0 P: 5	R: 0 E: 0 K: 0 S: 3	H: 0 LOB: 0 BB: 0 P: 3	R: 0 E: 0 K: 1 S: 5	H: 0 LOB: 0 BB: 0 P: 5	R: 0 E: 0 K: 0 S: 4	H: 1 LOB: 1 BB: 0 P: 4	R: 0 E: 0 K: 0 S: 3	H: 0 LOB: 0 BB: 0 P: 3	R: 0 E: 0 K: 0 S: 5	H: 0 LOB: 0 BB: 0 P: 5	R: 0 E: 0 K: 0 S: 3	H: 0 LOB: 0 BB: 0 P: 3	R: 1 E: 1 K: 1 S: 8	H: 3 LOB: 2 BB: 0 P: 8	R: 0 E: 0 K: 1 S: 6	H: 1 LOB: 1 BB: 0 P: 6	1B: 5 2B: 0 3B: 0 HR: 0	SF: 0 SAC: 0 DP: 0 HBP: 0	WP: 0 PB: 0 SB: 1 CS: 0	PA: 32																		
PITCHER Ray Culp, R (1, 1) ERA:	IP 9.0	WLS W	BF 32	H 5	R 1	ER 0	SO 5	BB 0	IBB 0	HBP 0	BLK 0	WP 0	HR 0	S 42	P 42	ERA 0.00	WHIP 0.556						PITCHER	IP 9.0	WLS W	BF 32	H 5	R 1	ER 0	SO 5	BB 0	IBB 0	HBP 0	BLK 0	WP 0	HR 0	S 42	P 42	ERA 0.00	WHIP 0.556

New York Yankees @ Boston Red Sox
 Fenway Park, Boston, MA
 Tue Apr 06 1971, 3:33 AM EST
 Att. 34,517 - Unknown - 43 F

livebaseballscorecards.com

AB	32
R	1
H	5
RBI	1
BB	0
SO	5
LOB	13



Batter	1	2	3	4	5	6	7	8	9	AB	R	H	RBI	BB	SO	LOB
Luis Aparicio, R OBP: 0.250, SLG: 0.250 (1, 6)	0-0 1B			6-3	FC5-4		L7			4	0	1	0	0	0	4
Reggie Smith, S OBP: 0.750, SLG: 1.000 (1, 9)	0-0 1B			2B		G4-6-3 1B		G3		4	1	3	0	0	0	0
Carl Yastrzemski, L OBP: 0.500, SLG: 0.750 (1, 7)	0-0 1-2 F7			6-3 2-H 2B		G4-6-3 1-2f		1B SF8 1B		4	1	2	1	0	0	2
Rico Petrocelli, R OBP: 0.250, SLG: 0.250 (1, 5)		0-3 K		6-3 2-3		K		1B 1B		4	0	1	0	0	2	1
George Scott, R OBP: 0.250, SLG: 0.333 (1, 3)		0-3 K		F6			SH3-4 FC6-4 1B	SF8		3	1	1	1	0	1	1
Duane Josephson, R OBP: 0.750, SLG: 0.750 (1, 2)		0-3 K			FC1-5 BB 1B		FC6-4 SH3-4 1B	FC6-4 1B		4	0	3	0	0	1	0
Billy Conigliaro, R (1, 8)			0-0 6-3		0-0 P6		SH3-4 1-2 2-3	FC6-4 1-2f		3	0	0	0	0	0	3
Doug Griffin, R (1, 4)			0-0 1-3		4-0 FC1-5 BB		FC6-4 IBB			1	0	0	0	1	0	0
Joe Lahoud, L (7, PH)					1-2					0	0	0	0	1	0	0
John Kennedy, R (8, 4)										0	0	0	0	0	0	0
Ray Culp, R (1, 1)			0-3 K		0-0 FC1-5 FC5-4 1-2 2-3f		FC6-4 1-2f 2-3 3-H			3	0	0	1	0	1	4


Inning Stats	R: 0	H: 2	E: 0	LOB: 0	K: 0	BB: 0	S: 3	P: 3	R: 0	H: 0	E: 0	LOB: 0	K: 3	BB: 0	S: 9	P: 9	R: 0	H: 0	E: 0	LOB: 0	K: 1	BB: 0	S: 5	P: 5	R: 1	H: 2	E: 0	LOB: 1	K: 0	BB: 0	S: 5	P: 5	R: 0	H: 1	E: 0	LOB: 0	K: 1	BB: 0	S: 5	P: 5	R: 1	H: 2	E: 0	LOB: 2	K: 0	BB: 1	S: 4	P: 8	R: 0	H: 1	E: 0	LOB: 0	K: 1	BB: 0	S: 5	P: 5	R: 1	H: 3	E: 0	LOB: 2	K: 0	BB: 0	S: 6	P: 6
--------------	------	------	------	--------	------	-------	------	------	------	------	------	--------	------	-------	------	------	------	------	------	--------	------	-------	------	------	------	------	------	--------	------	-------	------	------	------	------	------	--------	------	-------	------	------	------	------	------	--------	------	-------	------	------	------	------	------	--------	------	-------	------	------	------	------	------	--------	------	-------	------	------

PITCHER	IP	WLS	BF	H	R	ER	SO	BB	IBB	HBP	BLK	WP	HR	S	P	ERA	WHIP
Stan Bahnsen, R (1, 1) ERA: 2.57	7.0	L	28	8	2	2	5	1	1	0	0	0	0	36	44	2.57	1.286
Jack Aker, R (8, 1) ERA: 9.0	1.0		6	3	1	1	0	0	0	0	0	0	0	6	6	9.00	3.000

BOTTOM

New York Yankees @ Boston Red Sox
 Fenway Park, Boston, MA
 Tue Apr 06 1971, 3:33 AM EST
 Att: 34,517 - Unknown - 43 F

AB	R	H	RBI	BB	SO	LOB
30	3	11	3	2	5	15



WP	HR	S	P	ERA	WHIP
0	0	0	0	0	0

Batter	1	2	3	4	5	6	7	8	9	AB R H RBI BB SO LOB	TOP														
Luis Aparicio, R (1, 6) OBP: 0.500, SLG: 0.833	4-0 BB		0-0 HR		0-0 F7		4-0 BB			2 1 1 1 2 0 0															
Reggie Smith, S (1, 9) OBP: 0.375, SLG: 0.500	4-3 1-2		0-3 K		0-0 F8		0-0 F7			4 0 0 0 0 1 3															
Carl Yastrzemski, L (1, 7) OBP: 0.250, SLG: 0.375	0-3 K		0-0 F7		0-0 P5			0-3 K		4 0 0 0 0 2 1															
Rico Petrocelli, R (1, 5) OBP: 0.375, SLG: 0.167	4-0 BB		4-0 BB		0-0 1-6-3			0-0 P4		2 0 0 0 2 0 0															
George Scott, R (1, 3) OBP: 0.125, SLG: 0.143	0-3 K		0-3 K		0-0 F8			0-0 1-3		4 0 0 0 0 2 3															
Duane Josephson, R (1, 2) OBP: 0.500, SLG: 0.429		4-0 BB		0-0 5-3		0-0 1-3		0-0 G3		3 0 0 0 1 0 0															
Billy Conigliaro, R (1, 8)		0-3 K		0-3 K		0-3 K		0-0 F9		4 0 0 0 0 3 1															
Doug Griffin, R (1, 4) OBP: 0.333, SLG: 0.200		0-3 K		0-3 K		0-0 F7		0-0 1B		4 0 1 0 0 2 1															
Sonny Siebert, R (1, 1) OBP: 0.667, SLG: 2.000		0-0 4-3		0-0 HR		1-0 BB HBP		0-0 F7		2 1 1 1 0 0 1															
Sparky Lyle, L (8, 1)										0 0 0 0 0 0 0															
Mike Fiore, L (9, PH)										1 0 0 0 0 0 1															
Ken Tatum, R (9, 1)										0 0 0 0 0 0 0															
Inning Stats	R: 0 E: 0 K: 2 S: 7	H: 0 LOB: 2 BB: 2 P: 15	R: 0 E: 0 K: 2 S: 7	H: 0 LOB: 1 BB: 1 P: 11	R: 1 E: 0 K: 2 S: 8	H: 1 LOB: 1 BB: 1 P: 12	R: 0 E: 0 K: 2 S: 7	H: 0 LOB: 0 BB: 0 P: 7	R: 1 E: 0 K: 0 S: 4	H: 1 LOB: 0 BB: 0 P: 4	R: 0 E: 0 K: 0 S: 3	H: 0 LOB: 0 BB: 0 P: 3	R: 0 E: 0 K: 1 S: 5	H: 0 LOB: 2 BB: 1 P: 10	R: 0 E: 0 K: 1 S: 5	H: 0 LOB: 0 BB: 0 P: 5	R: 0 E: 0 K: 0 S: 4	H: 1 LOB: 1 BB: 0 P: 4	1B: 1 2B: 0 3B: 0 HR: 2	SF: 0 SAC: 0 DP: 0 HBP: 1	WP: 0 PB: 0 SB: 0 CS: 0	PA: 36			
PITCHER	IP WLS BF H R ER SO BB IBB HBP BLK WP HR S P ERA WHIP																								
Sam McDowell, L (1, 1) ERA: 2.57	7.0	29	2	2	2	9	5	0	1	0	0	0	2	41	62	2.57	1.000								
Vince Colbert, R (8, 1) ERA:	2.0	7	1	0	0	1	0	0	0	0	0	0	0	9	9	0.00	0.500								

Boston Red Sox @ Cleveland Indians
Cleveland Municipal Stadium, Cleveland, OH

Thu Apr 08 1971, 3:33 AM EST
Att. 40,462 - Unknown - 52 F

livebaseballscorecards.com

AB	30
R	2
H	3
RBI	2
BB	5
SO	10
LOB	11



BOTTOM

Boston Red Sox @ Cleveland Indians
Cleveland Municipal Stadium, Cleveland, OH

Thu Apr 08 1971, 3:33 AM EST
Att. 40,462 - Unknown - 52 F

livebaseballscorecards.com

AB	31
R	3
H	7
RBI	3
BB	1
SO	6
LOB	10



WP:	0	PA:	34
PB:	0		
SB:	0		
CS:	0		

AB R H RBI BB SO LOB

4 0 2 0 0 0 2

3 0 0 0 1 0 2

4 0 1 0 0 0 3

3 1 0 0 0 1 1

3 0 0 0 0 1 0

2 0 0 0 0 1 0

1 0 0 0 0 0 0

0 0 0 0 0 0 0

1 1 0 0 0 0 2

2 0 0 0 0 0 0

2 1 2 2 0 0 0

2 0 0 0 0 1 0

1 0 1 0 0 0 0

2 0 0 0 0 2 0

1 0 1 1 0 0 0

1B: 6 SF: 0

2B: 1 SAC: 1

3B: 0 DP: 1

HR: 0 HBP: 1

Batter	1	2	3	4	5	6	7	8	9
Larry Brown, R OBP: 0.500, SLG: 0.429 (1, 6)	0-0 L7			0-0 FC4-6 1B		0-0 BB 1B		0-0 G4-6-3	
Graig Nettles, L OBP: 0.375, SLG: 0.429 (1, 5)	0-0 G3			0-0 FC4-6 1-2f		4-0 BB 1-2		0-0 F7	
Vada Pinson, L OBP: 0.250, SLG: 0.250 (1, 9)	0-0 G3			0-0 F7		0-0 P6			0-0 SH3-4 FC3-2 HBP 1B
Ray Fosse, R (1, 2)		0-0 P4		0-0 F9			0-3 K		1-0 FC3-2 SH3-4 HBP 1B
Ken Harrelson, R (1, 3)		0-3 K			0-0 6-3		0-0 1-3		0-0 SH3-4
Roy Foster, R OBP: 0.167, SLG: 0.500 (1, 7)		0-0 F8			0-3 K		0-0 F3		0-0 FC3-2 1B
Ted Ford, R (6, 7)									2-3 3-H
Vince Colbert, R (8, 1)									0-0
Lou Camilli, S (9, PH)									0-0
Eddie Leon, R (1, 4)			0-0 F9		0-0 4-3			0-0 1B 1B 2B	0-0 2-H 3-H 1B
Gomer Hodge, S OBP: 1.000, SLG: 1.333 (8, PH) (9, 4)									
Buddy Bradford, R OBP: 0.200, SLG: 0.600 (1, 8)			0-0 6-3			0-3 K		0-0 G4-6-3 1B 2-3 1B	
Ted Uhlaender, L OBP: 1.000, SLG: 1.000 (8, PH) (9, 7)									
Sam McDowell, L (1, 1)			0-3 K			0-3 K		0-0 G4-6-3 1-2 3-H 1B	
John Lowenstein, L OBP: 1.000, SLG: 1.000 (8, 7) (9, 8)									

Inning Stats	R: 0	H: 0	E: 0	K: 0	S: 3	R: 0	H: 0	E: 0	K: 1	S: 5	R: 0	H: 0	E: 0	K: 1	S: 5	R: 0	H: 1	E: 0	K: 0	S: 4	R: 0	H: 0	E: 0	K: 1	S: 5	R: 0	H: 1	E: 0	K: 2	S: 8	R: 0	H: 0	E: 0	K: 1	S: 5	R: 1	H: 3	E: 0	K: 0	S: 5	R: 2	H: 2	E: 0	K: 0	S: 4	1B: 6	SF: 0	2B: 1	SAC: 1	3B: 0	DP: 1	HR: 0	HBP: 1	WP: 0	PA: 34
--------------	------	------	------	------	------	------	------	------	------	------	------	------	------	------	------	------	------	------	------	------	------	------	------	------	------	------	------	------	------	------	------	------	------	------	------	------	------	------	------	------	------	------	------	------	------	-------	-------	-------	--------	-------	-------	-------	--------	-------	--------

PITCHER	IP	WLS	BF	H	R	ER	SO	BB	IBB	HBP	BLK	WP	HR	S	P	ERA	WHIP
Sonny Siebert, R ERA: 1.29 (1, 1)	7.0		27	5	1	1	6	1	0	0	0	0	0	38	42	1.29	0.857
Sparky Lyle, L ERA: (8, 1)	1.0		2	0	0	0	0	0	0	0	0	0	0	2	2	0.00	0.000
Ken Tatum, R ERA: 27.0 (9, 1)	0.2	L	5	2	2	2	0	0	0	1	0	0	0	4	5	27.00	3.000

Batter	1	2	3	4	5	6	7	8	9	AB R H RBI BB SO LOB	TOP									
Luis Aparicio, R (1, 6) OBP: 0.474, SLG: 0.867	4-0 S BB	0-3 K		0-0 2B			0-0 6-3		0-0 F6	4 0 1 1 1 1 4										
Reggie Smith, S (1, 9) OBP: 0.278, SLG: 0.294	0-0 F2	0-0 4-3		0-0 L6			0-0 P6		0-0 4-1	5 0 0 0 0 0 6										
Carl Yastrzemski, L (1, 7) OBP: 0.235, SLG: 0.353	0-0 F2		0-0 G3			0-0 G3	0-0 4-3			4 0 0 0 0 0 1										
Rico Petrocelli, R (1, 5) OBP: 0.529, SLG: 0.200	4-0 BB		4-0 BB		4-0 BB			0-0 5-3		1 0 0 0 3 0 0										
George Scott, R (1, 3) OBP: 0.235, SLG: 0.267	0-0 6-3		0-3 K		0-0 G4-6-3		0-0 K	0-3 K		4 0 0 0 0 2 4										
Duane Josephson, R (1, 2) OBP: 0.400, SLG: 0.308		4-0 SH5-3 1B BB	0-3 K			0-3 K		0-0 6-3		3 1 0 0 1 2 1										
Billy Conigliaro, R (1, 8) OBP: 0.188, SLG: 0.143		4-0 1B SH5-3 1-2 BB		0-0 F7		0-0 6-3		4-0 BB BB		2 0 0 0 2 0 0	AB 28 R 2 H 3 RBI 2 BB 9 SO 5 LOB 19									
Doug Griffin, R (1, 4) OBP: 0.357, SLG: 0.273		0-0 SH5-3 1-2 2-3		0-0 4-3 2B		4-0 BB		0-0 F8		2 1 1 0 1 0 1										
Gary Peters, L (1, 1) OBP: 0.333, SLG: 0.333		0-0		0-0 4-3		0-0 F9		4-0 BB		3 0 1 1 0 0 2										
Bobby Bolin, R (8, 1)										0 0 0 0 0 0 0										
Sparky Lyle, L (8, 1)										0 0 0 0 0 0 0										
Ken Tatum, R (8, 1)										0 0 0 0 0 0 0										
Joe Lahoud, L (9, PH)		2-3 3-H 1B		2-3					1-2 BB	0 0 0 0 1 0 0										
Inning Stats	R: 0 E: 0 K: 0 S: 3	H: 0 LOB: 2 BB: 2 P: 11	R: 1 E: 0 K: 1 S: 6	H: 1 LOB: 2 BB: 2 P: 14	R: 0 E: 0 K: 2 S: 7	H: 0 LOB: 1 BB: 1 P: 11	R: 1 E: 0 K: 0 S: 5	H: 2 LOB: 1 BB: 0 P: 5	R: 0 E: 0 K: 1 S: 5	H: 0 LOB: 1 BB: 1 P: 9	R: 0 E: 0 K: 0 S: 3	H: 0 LOB: 0 BB: 0 P: 3	R: 0 E: 0 K: 1 S: 5	H: 0 LOB: 0 BB: 0 P: 5	R: 0 E: 0 K: 0 S: 3	H: 0 LOB: 2 BB: 2 P: 11	1B: 1 2B: 2 3B: 0 HR: 0	SF: 0 SAC: 1 DP: 1 HBP: 0	WP: 0 PB: 0 SB: 1 CS: 0	PA: 38
PITCHER	IP WLS BF H R ER SO BB IBB HBP BLK WP HR S P ERA WHIP																			IP WLS BF H R ER SO BB IBB HBP BLK WP HR S P ERA WHIP
Alan Foster, R (1, 1) ERA: 2.16	8.1 W 36 3 2 2 5 9 0 0 0 0 0 37 73 2.16 1.440																			
Chuck Machedehl, R (9, 1) ERA: 8.1	0.2 S 2 0 0 0 0 0 0 0 0 0 0 2 2 0.00 0.000																			

Boston Red Sox @ Cleveland Indians
Cleveland Municipal Stadium, Cleveland, OH
 Sun Apr 11 1971, 3:33 AM EST
 Att: 6,005 - Unknown - 64 F

livebaseballscorecards.com

Batter	1	2	3	4	5	6	7	8	9	AB	R	H	RBI	BB	SO	LOB
Larry Brown, R (1, 6) OBP: 0.471, SLG: 0.429	0-0 5-3		0-0 6-3		0-0 F7			1-0 1B SH5-4 FC6 HBP		3	1	0	0	0	0	0
Graig Nettles, L (1, 5) OBP: 0.375, SLG: 0.308	0-0 3-1		0-0 G1-6-3 1B			0-0 F8		0-0 SH5-4		3	0	1	0	0	0	0
Vada Pinson, L (1, 9) OBP: 0.308, SLG: 0.250	0-3 K		0-0 G1-6-3 1-2f			0-0 F7		0-0 BB FC6 BB 1B		4	1	1	1	0	1	1
Ray Fosse, R (1, 2) OBP: 0.176, SLG: 0.313		0-0 F7		0-0 6-3		0-0 FC6-4 1B		0-0 FC6 BB BB 1B		4	1	1	1	0	0	1
Ken Harrelson, R (1, 3) OBP: 0.188, SLG: 0.133		0-0 P3		0-0 4-3		0-0 FC6-4 1-2f		4-0 1B BB 2B BB		3	1	0	0	1	0	1
Chuck Hinton, R (1, 7) Ted Uhlaender, L (8, PH) Ted Ford, R (8, PH)		4-0 1B 2B BB		0-0 E8			0-0 4-3	4-0 1B 2B BB		2	1	0	0	1	0	0
Eddie Leon, R (1, 4) OBP: 0.333, SLG: 0.286		0-0 1-2 2B 1B		0-3 K			0-0 1-3	0-0 2B 1B		4	1	2	1	0	1	1
Buddy Bradford, R (1, 8) Gomer Hodge, S (8, PH) John Lowenstein, L (8, PR)		0-0 1-H 2-H 2B		0-0 L5			0-0 6-3	0-0 1-3 2-H 3-H 2B		3	0	1	2	0	0	0
Alan Foster, R (1, 1) Chuck Machemehl, R (9, 1)		0-0 4-3		0-0 P4				SH5-4 1B 2B 1-3		4	1	1	0	0	0	3

Inning Stats	R: 0	H: 0	E: 0	K: 1	S: 5	R: 2	H: 2	E: 0	K: 0	S: 5	R: 0	H: 1	E: 0	K: 0	S: 3	R: 0	H: 0	E: 1	K: 1	S: 6	R: 0	H: 0	E: 0	K: 0	S: 3	R: 0	H: 1	E: 0	K: 0	S: 4	R: 0	H: 0	E: 0	K: 0	S: 3	R: 5	H: 4	E: 0	K: 0	S: 7
	LOB: 0	BB: 0	P: 5	LOB: 1	BB: 1	P: 9	LOB: 0	BB: 0	P: 3	LOB: 1	BB: 0	P: 6	LOB: 0	BB: 0	P: 3	LOB: 1	BB: 0	P: 4	LOB: 0	BB: 0	P: 3	LOB: 0	BB: 0	P: 3	LOB: 2	BB: 2	P: 16													

PITCHER	IP	WLS	BF	H	R	ER	SO	BB	IBB	HBP	BLK	WP	HR	S	P	ERA	WHIP
Gary Peters, L (1, 1) ERA: 6.14	7.1	L	30	6	5	5	2	1	0	1	0	0	0	32	37	6.14	0.955
Bobby Bolin, R (8, 1) ERA: 18.0	0.0		2	0	0	0	0	1	0	0	0	0	0	1	5	∞	∞
Sparky Lyle, L (8, 1) ERA:	0.0		2	1	1	1	0	1	0	0	0	0	0	1	5	∞	∞
Ken Tatum, R (8, 1) ERA: 7.71	0.2		2	1	1	1	0	0	0	0	0	0	0	2	2	13.50	1.500

BOTTOM

Boston Red Sox @ Cleveland Indians
Cleveland Municipal Stadium, Cleveland, OH

Sun Apr 11 1971, 3:33 AM EST
Att. 6,005 - Unknown - 64 F

AB	31
R	7
H	8
RBI	7
BB	3
SO	2
LOB	7



WP	HR	S	P	ERA	WHIP
0	0	1	36	0	0

Batter	1	2	3	4	5	6	7	8	9	AB R H RBI BB SO LOB	TOP		
Luis Aparicio, R (1, 6) OBP: 0.417, SLG: 0.700	0-0 6-3		0-3 K			0-0 L4	0-0 E 1B 6-3 1B	0-0 1-3		5 1 1 0 0 1 2	Boston Red Sox @ Washington Senators Robert F. Kennedy Memorial Stadium, Washington, DC Mon Apr 12 1971, 6:05 PM EST Att. 7,392 - Unknown livebaseballscorecards.com		
Reggie Smith, S (1, 9) OBP: 0.304, SLG: 0.286	0-0 F9		0-0 P5			0-0 3-1	0-0 E9 1B 1-3 2-H 3-H	4-0 1B IBB		4 0 1 2 1 0 0			
Carl Yastrzemski, L (1, 7) Joe Lahoud, L (8, PH) OBP: 0.333, SLG: 0.333 OBP: 0.750, SLG: 0.500	4-0 BB			4-0 E 1B G1-6-3 BB		4-0 E BB	0-0 6-3	0-0 1-3 2-H 3-H 1B		1 1 0 1 3 0 0 1 0 1 2 0 0 0			
Rico Petrocelli, R (1, 5) OBP: 0.500, SLG: 0.467	0-0 P4			0-0 E8 1B G1-6-3		0-0 E5	0-0 HR	0-3 K		5 1 2 1 0 1 4			
George Scott, R (1, 3) OBP: 0.227, SLG: 0.300		0-0 F9		0-0 G1-6-3		0-0 1-3	0-0 2B		0-0 F8	5 0 1 0 0 0 3			
Duane Josephson, R (1, 2) OBP: 0.350, SLG: 0.235		0-0 F9		0-0 L6			4-0 1B 1B 1B BB	0-0 F8	0-0 F8	4 1 0 0 1 0 0			
Billy Conigliaro, R (1, 8) OBP: 0.238, SLG: 0.368		0-0 E5			0-0 4-3		0-0 1B 1B 1B 1B	0-0 HR	0-0 1-3	5 2 2 1 0 0 0			
Doug Griffin, R (1, 4) OBP: 0.389, SLG: 0.333		0-0 P5			0-0 5-3		0-0 1B 1B 1B 1B	0-0 1B 1B		4 2 2 0 0 0 1			
Ray Culp, R (1, 1) Ken Tatum, R (9, 1) OBP: 0.286, SLG: 0.286			0-0 3-1		0-3 K		0-0 1B 1B 1B 1B	0-0 1B 1B		4 2 2 2 0 1 0 0 0 0 0 0 0 0			
Inning Stats	R: 0 H: 0 E: 0 LOB: 1 K: 0 BB: 1 S: 3 P: 7	R: 0 H: 0 E: 1 LOB: 1 K: 0 BB: 0 S: 4 P: 4	R: 0 H: 0 E: 0 LOB: 0 K: 1 BB: 0 S: 5 P: 5	R: 1 H: 1 E: 1 LOB: 0 K: 0 BB: 1 S: 3 P: 7	R: 0 H: 0 E: 0 LOB: 0 K: 1 BB: 0 S: 5 P: 5	R: 0 H: 0 E: 1 LOB: 2 K: 0 BB: 1 S: 4 P: 8	R: 6 H: 7 E: 1 LOB: 1 K: 0 BB: 1 S: 8 P: 12	R: 3 H: 4 E: 0 LOB: 2 K: 1 BB: 1 S: 9 P: 13	R: 0 H: 0 E: 0 LOB: 0 K: 0 BB: 0 S: 3 P: 3	1B: 9 SF: 0 2B: 1 SAC: 0 3B: 0 DP: 1 HR: 2 HBP: 0	WP: 0 PA: 43 PB: 0 SB: 0 CS: 0		
PITCHER	IP WLS BF H R ER SO BB IBB HBP BLK WP HR S P ERA WHIP											PITCHER	IP WLS BF H R ER SO BB IBB HBP BLK WP HR S P ERA WHIP
Gerry Janeski, R (1, 1) ERA: 5.06	6.1 L 29 6 6 5 2 4 0 0 0 0 0 0 29 45 7.11 1.579												
Denny Riddleberger, L (7, 1) ERA: 12.0	1.1 10 6 4 4 0 0 0 1 0 0 0 2 9 13 27.00 4.500												
Horacio Pina, R (8, 1) ERA: 3.86	1.1 4 0 0 0 1 0 0 0 0 0 0 0 6 6 0.00 0.000												



BOTTOM

Boston Red Sox @ Washington Senators
Robert F. Kennedy Memorial Stadium, Washington, DC

Mon Apr 12 1971, 6:05 PM EST
Att. 7,392 - Unknown

livebaseballscorecards.com

AB	42
R	7
H	15
RBI	6
BB	2
SO	7
LOB	23



WP:	0	PA:	44
PB:	1		
SB:	1		
CS:	0		

AB R H RBI BB SO LOB

5	2	2	0	0	0	0
5	1	2	0	0	1	0
4	0	1	0	0	1	1
0	0	0	0	0	0	0
1	0	0	0	0	0	3
5	0	3	0	0	1	4
5	2	3	2	0	0	2
4	1	1	2	1	0	4
4	0	2	2	1	1	1
5	0	0	0	0	2	5
3	0	0	0	0	1	3
0	0	0	0	0	0	0
1	1	1	0	0	0	0

1B:	12	SF:	0
2B:	3	SAC:	0
3B:	0	DP:	1
HR:	0	HBP:	0

WP	HR	S	P	ERA	WHIP
0	0	0	0	0.00	0.000

Batter	1	2	3	4	5	6	7	8	9
Del Unser, L (1, 8) OBP: 0.333, SLG: 0.333	0-0 4-3 1B		0-0 G6-4-3 1B		0-0 F9 1B		0-0 P1 1B		0-0 1-2 1B 1B
Tim Cullen, R (1, 4) OBP: 0.192, SLG: 0.160	0-0 F5 1B		0-0 G6-4-3 1B		0-3 K 1B		0-0 P4 1B		0-0 1-2 2-3 2B 1B
Frank Howard, R (1, 7) OBP: 0.233, SLG: 0.345 Horacio Pina, R (8, 1) Bernie Allen, L (9, PH) OBP: 0.333, SLG: 0.333	0-3 K 1B		0-0 G6-4-3 1-2f 3-H 1B		0-0 6-3 1B		0-0 2B		0-0 F9 1B
Mike Epstein, L (1, 3) OBP: 0.500, SLG: 0.440	0-0 1-2 1B		0-0 1B 1B			0-0 2B FC3-2 1B		0-0 G3 1B	0-3 K 1B
Joe Foy, R (1, 5) OBP: 0.464, SLG: 0.609	0-0 F7 1B		0-0 1-2 1B			0-0 FC3-2 1-3 1B 2B		0-0 6-3 1B	0-0 1-2 2-H 3-H 2B 1B
Richie Scheinblum, S (1, 9) OBP: 0.364, SLG: 0.250		4-0 BB BB	0-0 F7 1B			0-0 FC3-2 2-3 3-H 1B		0-0 1-3 1B	0-0 1-H 2-H 1B 2B
Jim French, L (1, 2) OBP: 0.429, SLG: 0.333		0-3 K 1B		0-0 F8 1B		0-0 1-2 3-H 1B		4-0 BB 1B	0-0 2-H 1B
Toby Harrah, R (1, 6) OBP: 0.207, SLG: 0.185		0-0 L7 1B		0-0 P3 1B		0-0 F7 1B		0-3 K 1B	0-3 K 1B
Gerry Janeski, R (1, 1) Denny Riddleberger, R (7, 1) Tom McCraw, L (8, 7) OBP: 0.500, SLG: 1.250		0-0 L5 1B		0-0 5-3 1B		0-3 K 1B			0-0 1B 1B 1B 1B

Inning Stats	R: 0	H: 1	E: 0	K: 1	S: 7	R: 0	H: 0	E: 0	K: 1	S: 5	R: 0	H: 0	E: 0	K: 0	S: 6	R: 1	H: 4	E: 0	K: 0	S: 6	R: 0	H: 0	E: 0	K: 0	S: 3	R: 0	H: 0	E: 0	K: 1	S: 5	R: 1	H: 3	E: 0	K: 1	S: 8	R: 0	H: 1	E: 0	K: 0	S: 4	R: 0	H: 0	E: 0	K: 1	S: 5	R: 5	H: 6	E: 0	K: 2	S: 13
	LOB: 2	BB: 0	P: 7	LOB: 1	BB: 1	P: 9	LOB: 2	BB: 0	P: 6	LOB: 0	BB: 0	P: 3	LOB: 0	BB: 0	P: 5	LOB: 2	BB: 0	P: 8	LOB: 1	BB: 0	P: 4	LOB: 1	BB: 1	P: 9	LOB: 1	BB: 0	P: 13																							

PITCHER	IP	WLS	BF	H	R	ER	SO	BB	IBB	HBP	BLK	WP	HR	S	P	ERA	WHIP
Ray Culp, R (1, 1) ERA: 3.57	8.2	W	43	15	7	7	6	2	0	0	0	0	0	53	61	7.27	1.962
Ken Tatum, R (9, 1) ERA: 6.75	0.1	S	1	0	0	0	1	0	0	0	0	0	0	3	3	0.00	0.000

Batter	1	2	3	4	5	6	7	8	9	AB R H RBI BB SO LOB	TOP
Luis Aparicio, R (1, 6) OBP: 0.393, SLG: 0.625	0-0 L4		0-3 K		0-0 G6-3 BLK E 1B		0-0 6-3			4 1 1 0 0 1 0	Boston Red Sox @ Washington Senators Robert F. Kennedy Memorial Stadium, Washington, DC Tue Apr 13 1971, 6:05 PM EST Att. 12,154 - Unknown livebaseballscorecards.com
Reggie Smith, S (1, 9) OBP: 0.333, SLG: 0.360	0-0 1B		0-0 L4		0-0 E6 G6-3		0-0 F8 G1-2-3 2B			4 0 2 0 0 0 1	
Carl Yastrzemski, L (1, 7) OBP: 0.320, SLG: 0.455	0-0 F8		0-0 HR		0-0 G6-3 1-2f 2-3		0-0 F8 2-3			4 1 1 1 0 0 4	
Rico Petrocelli, R (1, 5) OBP: 0.462, SLG: 0.389	0-0 F8		0-3 K		0-0 1-3 3-H		4-0 WP IBB			3 0 0 0 1 1 1	
George Scott, R (1, 3) OBP: 0.346, SLG: 0.364		0-0 HR 1B		0-0 2B SF9 1B		1-0 G5-4-3 HBP		4-0 1-2 IBB		2 2 2 0 1 0 0	
Duane Josephson, R (1, 2) OBP: 0.375, SLG: 0.476		0-0 HR 1-H		0-0 SF9 1-3 2B		0-0 G5-4-3 1-2f		0-0 G1-2-3 3-Hf		4 1 2 2 0 0 4	
Billy Conigliaro, R (1, 8) OBP: 0.200, SLG: 0.318		0-0 P4		0-0 SF9 2-3 3-H		0-3 K		0-0 6-3		3 0 0 1 0 1 0	
Doug Griffin, R (1, 4) OBP: 0.318, SLG: 0.263		0-0 5-3		0-0 P4		0-0 1-3		0-0 1-3		4 0 0 0 0 0 1	
Sonny Siebert, R (1, 1) OBP: 0.286, SLG: 0.667 Sparky Lyle, L (9, 1)		0-3 K		0-0 5-3		0-0 6-3		0-3 K		4 0 0 0 0 2 1 0 0 0 0 0 0 0	
Inning Stats	R: 0 H: 1 E: 0 LOB: 1 K: 0 BB: 0 S: 4 P: 4	R: 2 H: 2 E: 0 LOB: 0 K: 1 BB: 0 S: 7 P: 7	R: 1 H: 1 E: 0 LOB: 0 K: 2 BB: 0 S: 8 P: 8	R: 1 H: 2 E: 0 LOB: 1 K: 0 BB: 0 S: 5 P: 5	R: 1 H: 1 E: 1 LOB: 0 K: 0 BB: 0 S: 4 P: 4	R: 0 H: 0 E: 0 LOB: 0 K: 1 BB: 0 S: 4 P: 5	R: 0 H: 0 E: 0 LOB: 0 K: 0 BB: 0 S: 3 P: 3	R: 0 H: 1 E: 0 LOB: 2 K: 0 BB: 2 S: 3 P: 11	R: 0 H: 0 E: 0 LOB: 0 K: 1 BB: 0 S: 5 P: 5	1B: 4 SF: 1 2B: 2 SAC: 0 3B: 0 DP: 3 HR: 2 HBP: 1	WP: 1 PA: 36 PB: 0 SB: 0 CS: 0
PITCHER	IP WLS BF H R ER SO BB IBB HBP BLK WP HR S P ERA WHIP										
Denny McLain, R (1, 1) ERA: 4.8	5.0 L 22 7 5 4 3 0 0 0 0 1 0 2 28 28 7.20 1.400										
Casey Cox, R (6, 1) ERA: 3.55	2.0 7 1 0 0 1 0 0 0 1 0 0 0 8 9 0.00 0.500										
Joe Grzenda, L (8, 1) ERA:	0.1 1 0 0 0 0 0 0 0 0 0 0 0 1 1 0.00 0.000										
Horacio Pina, R (8, 1) ERA: 2.25	1.2 6 0 0 0 0 1 0 2 0 0 1 0 6 14 0.00 0.000										



Batter	1	2	3	4	5	6	7	8	9	AB	R	H	RBI	BB	SO	LOB
Del Unser, L (1, 8) OBP: 0.308, SLG: 0.385	0-3 K		0-0 E5 1B			0-0 6-3 2B		0-0 F8		4	0	1	0	0	1	0
Tim Cullen, R (1, 4) OBP: 0.233, SLG: 0.207	0-0 G5-4-3 1B		0-0 3-H G6-4-3 1B			0-3 K		0-0 F8		4	0	2	0	0	1	1
Frank Howard, R (1, 7) OBP: 0.235, SLG: 0.313	0-0 G5-4-3		0-0 G6-4-3			0-0 6-3		4-0 E 1B BB		3	0	0	0	1	0	4
Curt Flood, R (9, PR) OBP: 0.227, SLG: 0.150	1-2f		1-2f			2-3 K		0-0 E4 1B		0	1	0	0	0	0	0
Mike Epstein, L (1, 3) OBP: 0.441, SLG: 0.379		0-0 G3		0-0 F7		0-3 K		0-0 F8		4	0	0	0	0	1	2
Joe Foy, R (1, 5) OBP: 0.438, SLG: 0.556		0-0 F8		0-0 F9			0-0 P6	0-0 G5-4-3 1B		4	0	1	1	0	0	0
Richie Scheinblum, S (1, 9) OBP: 0.267, SLG: 0.167		0-0 G3		0-0 4-3			0-0 F7	0-0 G5-4-3		4	0	0	0	0	0	2
Toby Harrah, R (1, 6) OBP: 0.188, SLG: 0.167			0-0 E6 2B		0-0 1-3		0-0 5-3			3	1	0	0	0	0	0
Horacio Pina, R (8, 1)										0	0	0	0	0	0	0
Paul Casanova, R (1, 2) OBP: 0.238, SLG: 0.350			0-0 SH1-3 1-H PB 2B		0-0 F8		0-0 F8			3	1	1	1	0	0	0
Denny McLain, R (1, 1)			0-0 SH1-3		0-0 4-3		0-0 F7			0	0	0	0	0	0	0
Bernie Allen, L (5, PH) OBP: 0.250, SLG: 0.250										1	0	0	0	0	0	0
Casey Cox, R (6, 1)										0	0	0	0	0	0	0
Joe Grzenda, R (8, 1)										0	0	0	0	0	0	0
Tom Ragland, R (8, 4)										1	0	0	0	0	0	0

Inning Stats	R: 0	H: 1	E: 0	LOB: 0	K: 1	BB: 0	S: 5	P: 5	R: 0	H: 0	E: 0	LOB: 0	K: 0	BB: 0	S: 3	P: 3	R: 2	H: 2	E: 2	LOB: 1	K: 0	BB: 0	S: 6	P: 6	R: 0	H: 0	E: 0	LOB: 0	K: 0	BB: 0	S: 3	P: 3	R: 0	H: 1	E: 0	LOB: 1	K: 2	BB: 0	S: 8	P: 8	R: 0	H: 0	E: 0	LOB: 0	K: 0	BB: 0	S: 3	P: 3	R: 0	H: 0	E: 0	LOB: 0	K: 0	BB: 0	S: 3	P: 3	R: 1	H: 1	E: 1	LOB: 2	K: 0	BB: 1	S: 4	P: 8	1B: 3	SF: 0	2B: 2	SAC: 1	3B: 0	DP: 3	HR: 0	HBP: 0	WP: 0	PA: 33
--------------	------	------	------	--------	------	-------	------	------	------	------	------	--------	------	-------	------	------	------	------	------	--------	------	-------	------	------	------	------	------	--------	------	-------	------	------	------	------	------	--------	------	-------	------	------	------	------	------	--------	------	-------	------	------	------	------	------	--------	------	-------	------	------	------	------	------	--------	------	-------	------	------	-------	-------	-------	--------	-------	-------	-------	--------	-------	--------

PITCHER	IP	WLS	BF	H	R	ER	SO	BB	IBB	HBP	BLK	WP	HR	S	P	ERA	WHIP
Sonny Siebert, R (1, 1) ERA: 0.59	8.1	W	32	5	3	0	3	1	0	0	0	0	0	37	41	0.00	0.720
Sparky Lyle, L (9, 1) ERA:	0.2	S	1	0	0	0	0	0	0	0	0	0	0	1	1	0.00	0.000

BOTTOM

Boston Red Sox @ Washington Senators
Robert F. Kennedy Memorial Stadium, Washington, DC

Tue Apr 13 1971, 6:05 PM EST
 Att. 12,154 - Unknown

AB	31
R	3
H	5
RBI	2
BB	1
SO	3
LOB	9



WP	PA	ERA	WHIP
0	33		

Batter	1	2	3	4	5	6	7	8	9	AB	R	H	RBI	BB	SO	LOB	TOP					
Luis Aparicio, R (1, 6) OBP: 0.324, SLG: 0.485	0-0 5-3		0-0 G5-4-3	0-0 4-3			0-0 5-3	0-0 SH		4	0	0	1	0	0	3						
Reggie Smith, S (1, 9) OBP: 0.324, SLG: 0.441	0-0 4-3		0-0 BB 1B		0-0 HR		0-0 1B	0-0 SF8		4	1	3	2	0	0	0						
Carl Yastrzemski, L (1, 7) OBP: 0.429, SLG: 0.536	0-0 1-3		4-0 BB		4-0 BB		0-0 1B	4-0 BB		2	0	1	0	3	0	0						
Rico Petrocelli, R (1, 5) OBP: 0.417, SLG: 0.370		0-0 F6	0-0 L6		0-0 G5-4-3		0-3 K	0-0 F8		5	0	0	0	0	1	8						
George Scott, R (1, 3) OBP: 0.343, SLG: 0.355		0-0 1-3		0-0 6-3	0-0 6-3		0-0 F8		0-0 FC6-4 1B	5	0	1	0	0	0	2						
Duane Josephson, R (1, 2) OBP: 0.394, SLG: 0.429		4-0 S 1B BB		0-0 E8 FC5-4 1B		0-3 K		4-0 FC1-5 1B BB	0-0 F3	3	2	1	0	2	1	1						
Billy Conigliaro, R (1, 8) OBP: 0.324, SLG: 0.357		0-0 1B		4-0 FC5-4 BB BB		0-0 1B		0-0 BB FC1-5 SH 1B	0-3 K	4	1	3	1	1	1	1						
Doug Griffin, R (1, 4) OBP: 0.276, SLG: 0.208		0-0 L8		4-0 FC5-4 BB		0-0 F4		0-0 FC1-5 SH BB SF8	0-0 FC6-4	4	1	0	0	1	0	5						
Gary Peters, L (1, 1) OBP: 0.429, SLG: 0.333			0-0 1B		0-0 FC5-4		0-0 L8			3	0	1	1	1	0	3						
Ken Tatum, R (9, 1)										0	0	0	0	0	0	0						
Sparky Lyle, L (9, 1)										0	0	0	0	0	0	0						
Inning Stats	R: 0 E: 0 K: 0 S: 3	H: 0 LOB: 0 BB: 0 P: 3	R: 1 E: 0 K: 0 S: 4	H: 1 LOB: 1 BB: 1 P: 8	R: 0 E: 0 K: 0 S: 4	H: 2 LOB: 2 BB: 1 P: 8	R: 1 E: 1 K: 0 S: 4	H: 1 LOB: 2 BB: 2 P: 12	R: 1 E: 0 K: 0 S: 3	H: 1 LOB: 0 BB: 1 P: 7	R: 0 E: 0 K: 1 S: 6	H: 1 LOB: 1 BB: 0 P: 6	R: 0 E: 0 K: 1 S: 7	H: 2 LOB: 2 BB: 0 P: 7	R: 2 E: 1 K: 0 S: 5	H: 1 LOB: 3 BB: 3 P: 17	R: 0 E: 0 K: 1 S: 6	H: 1 LOB: 1 BB: 0 P: 6	1B: 9 2B: 0 3B: 0 HR: 1	SF: 1 SAC: 1 DP: 2 HBP: 0	WP: 0 PB: 0 SB: 1 CS: 0	PA: 44
PITCHER	IP WLS BF H R ER SO BB IBB HBP BLK WP HR S P ERA WHIP																	PITCHER	IP WLS BF H R ER SO BB IBB HBP BLK WP HR S P ERA WHIP			
Joe Niekro, R (1, 1) ERA: 6.38	6.0 L 27 6 3 3 1 5 0 0 0 0 1 24 44 4.50 1.833																					
Bill Zepp, R (7, 1) ERA: 5.4	1.2 11 3 2 1 1 2 0 0 0 0 0 0 11 19 5.40 3.000																					
Fred Scherman, L (8, 1) ERA: 1.8	0.1 2 0 0 0 0 1 0 0 0 0 0 0 1 5 0.00 3.000																					
Daryl Patterson, R (9, 1) ERA:	1.0 4 1 0 0 0 1 0 0 0 0 0 0 6 6 0.00 1.000																					

Boston Red Sox @ Detroit Tigers
Tiger Stadium, Detroit, MI
 Fri Apr 16 1971, 3:33 AM EST
 Att. 14,963 - Unknown

livebaseballscorecards.com

AB	34
R	5
H	10
RBI	5
BB	8
SO	3
LOB	23



BOTTOM

Boston Red Sox @ Detroit Tigers
Tiger Stadium, Detroit, MI
Fri Apr 16 1971, 3:33 AM EST
Att. 14,963 - Unknown

livebaseballscorecards.com

AB 34
R 3
H 8
RBI 3
BB 0
SO 4
LOB 8



WP: 0 PA: 34
PB: 0
SB: 0
CS: 0

AB R H RBI BB SO LOB

4 0 0 0 0 0 0

4 0 0 0 0 0 0

4 1 3 0 0 0 0

4 0 1 0 0 0 2
0 0 0 0 0 0 0

4 0 0 0 0 2 3

4 0 0 0 0 1 3

3 1 1 0 0 0 0

1 0 0 0 0 1 0
1 1 1 2 0 0 0
0 0 0 0 0 0 0
0 0 0 0 0 0 0
1 0 0 0 0 0 0
0 0 0 0 0 0 0

1B: 5 SF: 0
2B: 2 SAC: 0
3B: 0 DP: 1
HR: 1 HBP: 0

Batter	1	2	3	4	5	6	7	8	9
Ed Brinkman, R (1, 6) OBP: 0.306, SLG: 0.226	0-0 5-3 ①		0-0 F8 ③			0-0 5-3 ①		0-0 1-3 ③	
Jim Northrup, L (1, 3) OBP: 0.282, SLG: 0.333	0-0 4-3 ②			0-0 G3 ①		0-0 5-3 ②		0-0 F6 ①	
Al Kaline, R (1, 9) OBP: 0.550, SLG: 0.588	0-0 1B			0-0 G6-4-3 1B		0-0 L5-3		0-0 1B 2B	
Willie Horton, R (1, 7) OBP: 0.194, SLG: 0.172	0-0 F3 ③			0-0 G6-4-3 1-2f ② ③		0-0 F7 ①		0-0 1B 1B 2-3	
Bill Freehan, R (1, 2) OBP: 0.314, SLG: 0.485 Kevin Collins, L (9, PR) OBP: 0.500, SLG: 1.500		0-0 F2 ①			0-0 F7 ①		0-0 2B	0-0 1B 1-2 3-H	
Aurelio Rodriguez, R (1, 5) OBP: 0.324, SLG: 0.417		0-0 F4 ②			0-0 L4 ②		0-3 K ②	0-3 K ②	
Dick McAuliffe, L (1, 4) OBP: 0.341, SLG: 0.417		0-0 4-3 ③			0-0 G3 ③		0-3 K ③	0-0 F6 ③	
Mickey Stanley, R (1, 8) OBP: 0.281, SLG: 0.267			0-0 6-3 ①			0-0 HR 1B		0-0 6-3 ①	
Joe Niekro, R (1, 1) OBP: 0.167, SLG: 0.167 Ike Brown, R (6, PH) OBP: 0.333, SLG: 1.333 Bill Zepp, R (7, 1) Fred Scherman, L (8, 1) Cesar Gutierrez, R (8, PH) Daryl Patterson, L (9, 1)			0-3 K ②			0-0 HR 1-H		0-0 F3 ②	

Inning Stats	R: 0	H: 1	E: 0	LOB: 1	K: 0	BB: 0	S: 4	P: 4	R: 0	H: 0	E: 0	LOB: 0	K: 0	BB: 0	S: 3	P: 3	R: 0	H: 1	E: 0	LOB: 0	K: 0	BB: 0	S: 3	P: 3	R: 0	H: 0	E: 0	LOB: 0	K: 0	BB: 0	S: 3	P: 3	R: 2	H: 2	E: 0	LOB: 0	K: 0	BB: 0	S: 5	P: 5	R: 0	H: 1	E: 0	LOB: 1	K: 2	BB: 0	S: 8	P: 8	R: 0	H: 0	E: 0	LOB: 0	K: 0	BB: 0	S: 3	P: 3	R: 1	H: 3	E: 0	LOB: 2	K: 1	BB: 0	S: 8	P: 8
--------------	------	------	------	--------	------	-------	------	------	------	------	------	--------	------	-------	------	------	------	------	------	--------	------	-------	------	------	------	------	------	--------	------	-------	------	------	------	------	------	--------	------	-------	------	------	------	------	------	--------	------	-------	------	------	------	------	------	--------	------	-------	------	------	------	------	------	--------	------	-------	------	------

PITCHER	IP	WLS	BF	H	R	ER	SO	BB	IBB	HBP	BLK	WP	HR	S	P	ERA	WHIP
Gary Peters, L (1, 1) ERA: 4.6	8.1	W	31	7	3	3	3	0	0	0	0	0	1	37	37	3.24	0.840
Ken Tatum, R (9, 1) ERA: 5.4	0.1		2	1	0	0	1	0	0	0	0	0	0	4	4	0.00	3.000
Sparky Lyle, L (9, 1) ERA:	0.1	S	1	0	0	0	0	0	0	0	0	0	0	1	1	0.00	0.000

Batter	1	2	3	4	5	6	7	8	9	AB R H RBI BB SO LOB	TOP									
Luis Aparicio, R (1, 6) OBP: 0.298, SLG: 0.405	0-0 F8		0-0 6-3			0-0 F4		0-0 6-3		4 0 0 0 0 0 0										
Reggie Smith, S (1, 9) OBP: 0.362, SLG: 0.452	0-0 G3 1B		0-0 L7			0-0 G3		0-0 3-1		4 0 1 0 0 0 0										
Carl Yastrzemski, L (1, 7) OBP: 0.465, SLG: 0.618	0-0 G3 1-2			0-0 HR		4-0 BB		0-0 1-3		3 1 1 1 1 0 1										
Rico Petrocelli, R (1, 5) OBP: 0.413, SLG: 0.343	0-3 K			0-0 F5		0-0 6-3		0-3 K		4 0 0 0 0 2 2										
George Scott, R (1, 3) OBP: 0.341, SLG: 0.350		0-0 5-3		0-0 L9		0-0 6-3				3 0 0 0 0 0 0										
Duane Josephson, R (1, 2) OBP: 0.400, SLG: 0.394		0-3 K		0-0 4-3		0-0 6-3				3 0 0 0 0 1 0										
Billy Conigliaro, R (1, 8) OBP: 0.310, SLG: 0.314		0-0 S 1B			0-3 K		0-0 G3			3 0 1 0 0 1 0										
Doug Griffin, R (1, 4) OBP: 0.297, SLG: 0.258		0-0 5-3 1-2			0-0 L4			0-0 F7		3 0 0 0 0 0 1										
Sonny Siebert, R (1, 1) OBP: 0.200, SLG: 0.444			0-3 K		0-0 F7			0-0 6-3		3 0 0 0 0 1 0										
Inning Stats	R: 0 E: 0 K: 1 S: 6	H: 1 LOB: 1 BB: 0 P: 6	R: 0 E: 0 K: 1 S: 6	H: 1 LOB: 1 BB: 0 P: 6	R: 0 E: 0 K: 1 S: 5	H: 0 LOB: 0 BB: 0 P: 5	R: 1 E: 0 K: 0 S: 4	H: 1 LOB: 0 BB: 0 P: 4	R: 0 E: 0 K: 1 S: 5	H: 0 LOB: 0 BB: 0 P: 5	R: 0 E: 0 K: 0 S: 3	H: 0 LOB: 1 BB: 1 P: 7	R: 0 E: 0 K: 0 S: 3	H: 0 LOB: 0 BB: 0 P: 3	R: 0 E: 0 K: 1 S: 5	H: 0 LOB: 0 BB: 0 P: 5	1B: 2 2B: 0 3B: 0 HR: 1	SF: 0 SAC: 0 DP: 0 HBP: 0	WP: 0 PB: 0 SB: 1 CS: 0	PA: 31
PITCHER	IP WLS BF H R ER SO BB IBB HBP BLK WP HR S P ERA WHIP																			
Dean Chance, R (1, 1) ERA: 1.5	8.0 L 28 3 1 1 4 1 0 0 0 0 0 1 35 39 1.12 0.500																			
Bill Zepp, R (9, 1) ERA: 3.38	1.0 3 0 0 0 1 0 0 0 0 0 0 0 5 5 0.00 0.000																			

Boston Red Sox @ Detroit Tigers
Tiger Stadium, Detroit, MI
Sun Apr 18 1971, 3:33 AM EST
Att: 19,606 - Unknown

livebaseballscorecards.com

AB	30
R	1
H	3
RBI	1
BB	1
SO	5
LOB	4



Batter	1	2	3	4	5	6	7	8	9	AB R H RBI BB SO LOB
Dick McAuliffe, L OBP: 0.314, SLG: 0.356 (1, 4)	0-3 K		0-0 F6			0-0 4-3		0-0 L4-3		4 0 0 0 0 1 1
Al Kaline, R OBP: 0.480, SLG: 0.476 (1, 9)	0-0 L6-3		0-3 K			0-0 L5-3		0-0 L5-3		4 0 0 0 0 1 1
Jim Northrup, L OBP: 0.347, SLG: 0.432 (1, 8)	4-0 BB		0-0 4-3			0-0 1B		0-0 1B		3 0 2 0 1 0 0
Norm Cash, L OBP: 0.471, SLG: 0.929 (1, 3)	4-0 1-2			0-0 F9		0-0 4-1		0-0 F8		3 0 0 0 1 0 2
Willie Horton, R OBP: 0.268, SLG: 0.410 (1, 7)	0-0 F3			0-0 F6			0-0 6-3	0-3 K		4 0 0 0 0 1 3
Aurelio Rodriguez, R OBP: 0.311, SLG: 0.357 (1, 5)		0-0 F6		0-0 F2			0-0 6-3	0-3 K		3 0 0 0 0 0 0
Gates Brown, L (9, PH)										1 0 0 0 0 1 1
Bill Freehan, R OBP: 0.357, SLG: 0.487 (1, 2)		0-0 1B			0-0 F5		0-0 1B			3 0 2 0 0 0 0
Ed Brinkman, R OBP: 0.250, SLG: 0.179 (1, 6)		0-0 6-3			0-0 F2		0-0 5-3			3 0 0 0 0 0 2
Dean Chance, R (1, 1)		0-0 F9			0-3 K			0-0 L4-3		2 0 0 0 0 1 1
Dalton Jones, L (8, PH)										1 0 1 0 0 0 0
Cesar Gutierrez, R (8, PR)										0 0 0 0 0 0 0
Bill Zepp, R (9, 1)										0 0 0 0 0 0 0

Inning Stats	R: 0	H: 0	E: 0	K: 1	S: 5	R: 0	H: 1	E: 0	K: 0	S: 4	R: 0	H: 0	E: 0	K: 1	S: 5	R: 0	H: 0	E: 0	K: 0	S: 3	R: 0	H: 0	E: 0	K: 1	S: 5	R: 0	H: 1	E: 0	K: 0	S: 4	R: 0	H: 1	E: 0	K: 0	S: 3	R: 0	H: 1	E: 0	K: 2	S: 8	1B: 5	SF: 0	2B: 1	SAC: 0	3B: 0	DP: 1	HR: 0	HBP: 0	WP: 0	PA: 33											
PITCHER Sonny Siebert, R (1, 1) ERA: 0.37	IP	WLS	BF	H	R	ER	SO	BB	IBB	HBP	BLK	WP	HR	S	P	ERA	WHIP																			IP	WLS	BF	H	R	ER	SO	BB	IBB	HBP	BLK	WP	HR	S	P	ERA	WHIP									
	9.0	W	33	5	0	0	5	2	0	0	0	0	0	41	49	0.00	0.778																																												


BOTTOM

Boston Red Sox @ Detroit Tigers
Tiger Stadium, Detroit, MI

Sun Apr 18 1971, 3:33 AM EST
Att. 19,606 - Unknown

livebaseballscorecards.com

AB	31
R	0
H	5
RBI	0
BB	2
SO	5
LOB	11



Batter	1	2	3	4	5	6	7	8	9	AB R H RBI BB SO LOB	TOP	
Eddie Leon, R (1, 4) OBP: 0.200, SLG: 0.143 John Lowenstein, L (7, PH) OBP: 0.360, SLG: 0.333 (7, 4)	0-0 6-3		0-0 FC4-6		0-0 F3		0-0 F8		0-0 4-3	3 0 0 0 0 0 1 2 0 0 0 0 0 0		
Vada Pinson, L (1, 9) OBP: 0.341, SLG: 0.325	0-0 L8		0-0 F3		0-0 G3		0-0 4-3			4 0 0 0 0 0 1		
Graig Nettles, L (1, 5) OBP: 0.319, SLG: 0.270	4-0 FC6 BB		0-3 K				0-0 F8		0-0 4-3	3 0 0 0 1 1 1		
Ray Fosse, R (1, 2) OBP: 0.277, SLG: 0.366	0-0 FC6			0-0 5-3		0-0 HR		0-0 F7		4 1 1 1 0 0 1		
Ken Harrelson, R (1, 3) OBP: 0.250, SLG: 0.250		0-0 F7		4-0 1B 1B BB		0-0 5-3		4-0 FC1-6-4 BB		2 0 0 0 2 0 0		
Roy Foster, R (1, 7) OBP: 0.308, SLG: 0.458		4-0 FC4 BB		0-0 1B 1-2 1B		0-0 BB 1B 1B		0-0 FC1-6-4 1-2		3 0 2 0 1 0 1		
Larry Brown, R (1, 6) OBP: 0.283, SLG: 0.238		0-0 FC4		0-0 1-2 2-3 1B		0-0 1-2 1B		0-0 F9		4 0 2 0 0 0 2		
Buddy Bradford, R (1, 8) OBP: 0.286, SLG: 0.261 Lou Camilli, S (9, PH)		0-0 F7		0-0 G6-4-3		4-0 BB 1B			0-0 F7	2 0 0 0 1 0 4 1 0 0 0 0 0 0		
Camilo Pascual, R (1, 1) OBP: 0.500, SLG: 0.500 Steve Mingori, L (5, 1) Gomer Hodge, S (6, PH) OBP: 0.600, SLG: 0.778 Ray Lamb, R (6, 1) Ted Uhlaender, L (9, PH) OBP: 0.286, SLG: 0.357			0-0 FC4-6 1B		0-0 F7		0-0 4-3		0-3 K	2 0 1 0 0 0 0 0 0 0 0 0 0 0 1 0 0 0 0 0 3 0 0 0 0 0 0 0 1 0 0 0 0 1 0		
Inning Stats	R: 0 H: 0 E: 0 LOB: 1 K: 0 BB: 1 S: 3 P: 7	R: 0 H: 0 E: 0 LOB: 1 K: 0 BB: 1 S: 3 P: 7	R: 0 H: 1 E: 0 LOB: 1 K: 1 BB: 0 S: 6 P: 6	R: 0 H: 2 E: 0 LOB: 2 K: 0 BB: 1 S: 4 P: 8	R: 0 H: 0 E: 0 LOB: 0 K: 0 BB: 0 S: 3 P: 3	R: 1 H: 3 E: 0 LOB: 3 K: 0 BB: 1 S: 6 P: 10	R: 0 H: 0 E: 0 LOB: 0 K: 0 BB: 0 S: 3 P: 3	R: 0 H: 0 E: 0 LOB: 1 K: 0 BB: 1 S: 3 P: 7	R: 0 H: 0 E: 0 LOB: 0 K: 1 BB: 0 S: 5 P: 5	1B: 5 SF: 0 2B: 0 SAC: 0 3B: 0 DP: 1 HR: 1 HBP: 0	WP: 0 PA: 37 PB: 0 SB: 0 CS: 0	
PITCHER Gary Peters, L (1, 1) ERA: 3.8 Ken Tatum, R (6, 1) ERA: 3.38	IP WLS BF H R ER SO BB IBB HBP BLK WP HR S P ERA WHIP	5.2 W 26 6 1 1 1 1 4 0 0 0 0 1 24 40 1.59 1.765	3.1 S 11 0 0 0 1 1 0 0 0 0 0 0 12 16 0.00 0.300									ERA WHIP

Cleveland Indians @ Boston Red Sox
 Fenway Park, Boston, MA
 Tue Apr 20 1971, 3:33 AM EST
 Att. 11,416 - Unknown - 58 F

livebaseballscorecards.com

AB 32
 R 1
 H 6
 RBI 1
 BB 5
 SO 2
 LOB 14



Batter	1	2	3	4	5	6	7	8	9
John Kennedy, R (1, 6) X	0-0 4-3 ①		0-3 K ①		1-0 2B HBP		0-3 K ②		
Reggie Smith, S (1, 9) X OBP: 0.382, SLG: 0.458	0-0 G3 ②		0-0 F8 ②		0-0 3-1 2B 1-H 3-H		0-0 L8 ③		
Carl Yastrzemski, L (1, 7) X OBP: 0.415, SLG: 0.523	0-0 1B		0-3 K ③		0-0 3-1 ① 2-3		0-0 F7 ①		
Rico Petrocelli, R (1, 5) X OBP: 0.411, SLG: 0.326	0-0 F8 ③			0-0 5-3 ① X	0-0 L5 ②		0-0 FC5-4 1B		
George Scott, R (1, 3) X OBP: 0.333, SLG: 0.327		0-3 K ①		0-3 K ② X	0-0 2-3 ③		0-0 FC5-4 1B ②		
Duane Josephson, R (1, 2) X OBP: 0.380, SLG: 0.357		0-0 1B 1B		0-0 L9 ③		0-0 F2 ①	0-0 L8 ③		
Billy Conigliaro, R (1, 8) X OBP: 0.314, SLG: 0.341		0-0 1B 1-2 1B			0-0 1B 2B 2B	0-3 K ②			
Doug Griffin, R (1, 4) X OBP: 0.304, SLG: 0.237		0-0 F7 ②			0-0 2B 1B	0-0 F6 ③			
Gary Peters, L (1, 1) X OBP: 0.400, SLG: 0.444 Ken Tatum, R (6, 1) X		0-0 3-1 ③			0-0 2B 2B 1-H 3-H		0-3 K ①		


Inning Stats	R: 0 E: 0 K: 0 S: 4	H: 1 LOB: 1 BB: 0 P: 4	R: 0 E: 0 K: 1 S: 7	H: 2 LOB: 2 BB: 0 P: 7	R: 0 E: 0 K: 2 S: 7	H: 0 LOB: 0 BB: 0 P: 7	R: 0 E: 0 K: 1 S: 5	H: 0 LOB: 0 BB: 0 P: 5	R: 4 E: 0 K: 0 S: 7	H: 4 LOB: 1 BB: 0 P: 8	R: 0 E: 0 K: 1 S: 5	H: 0 LOB: 0 BB: 0 P: 5	R: 0 E: 0 K: 2 S: 7	H: 0 LOB: 0 BB: 0 P: 7	R: 0 E: 0 K: 0 S: 4	H: 1 LOB: 1 BB: 0 P: 4
1B: 5 2B: 3 3B: 0 HR: 0	SF: 0 SAC: 0 DP: 0 HBP: 1	WP: 0 PB: 0 SB: 0 CS: 0	PA: 33													

PITCHER	IP	WLS	BF	H	R	ER	SO	BB	IBB	HBP	BLK	WP	HR	S	P	ERA	WHIP
Camilo Pascual, R (1, 1) ERA: 4.02	4.0	L	19	6	4	4	4	0	0	1	0	0	0	26	27	9.00	1.500
Steve Mingori, L (5, 1) ERA: 2.25	1.0		4	1	0	0	0	0	0	0	0	0	0	4	4	0.00	1.000
Ray Lamb, R (6, 1) ERA: 1.08	3.0		10	1	0	0	3	0	0	0	0	0	0	16	16	0.00	0.333

BOTTOM

Cleveland Indians @ Boston Red Sox
 Fenway Park, Boston, MA
 Tue Apr 20 1971, 3:33 AM EST
 Att. 11,416 - Unknown - 58 F

AB	32
R	4
H	8
RBI	4
BB	0
SO	7
LOB	10



PITCHER	IP	WLS	BF	H	R	ER	SO	BB	IBB	HBP	BLK	WP	HR	S	P	ERA	WHIP
Camilo Pascual, R (1, 1) ERA: 4.02	4.0	L	19	6	4	4	4	0	0	1	0	0	0	26	27	9.00	1.500
Steve Mingori, L (5, 1) ERA: 2.25	1.0		4	1	0	0	0	0	0	0	0	0	0	4	4	0.00	1.000
Ray Lamb, R (6, 1) ERA: 1.08	3.0		10	1	0	0	3	0	0	0	0	0	0	16	16	0.00	0.333

Batter	1	2	3	4	5	6	7	8	9	AB R H RBI BB SO LOB	TOP																
Buddy Bradford, R (1, 8) OBP: 0.313, SLG: 0.308 Gomer Hodge, S (9, PH) OBP: 0.636, SLG: 0.778	0-3 K		0-0 2B	0-0 6-3			4-0 FC5-4 BB		4-0 4-3 BB	3 1 1 0 1 1 0 0 0 0 0 1 0 0																	
Vada Pinson, L (1, 9) OBP: 0.327, SLG: 0.333	0-0 F9		0-0 2B		0-0 L7		0-3 K		0-0 4-3	5 1 1 2 0 1 2																	
Ray Fosse, R (1, 2) OBP: 0.308, SLG: 0.444	4-0 PB BB		0-0 HR		0-0 1B		0-0 FC5-4		0-0 F3	4 2 2 1 1 0 2																	
Graig Nettles, L (1, 5) OBP: 0.314, SLG: 0.341	0-0 F8		0-0 HR		0-0 F3		0-0 F5			4 1 1 2 0 0 3																	
Ken Harrelson, R (1, 3) OBP: 0.250, SLG: 0.250		0-3 K	0-0 G1		0-0 1B		0-0 F8			4 0 1 1 0 1 0																	
Roy Foster, R (1, 7) OBP: 0.300, SLG: 0.429		0-3 K	0-0 L5		0-0 L9		0-0 FC3-6 1B			4 0 1 0 0 1 1																	
John Lowenstein, L (1, 4) OBP: 0.345, SLG: 0.320		0-0 G3		0-0 E S G5-4-3 1B		0-0 4-3		0-0 FC3-6		4 1 1 0 0 0 1																	
Larry Brown, R (1, 6) OBP: 0.280, SLG: 0.239			0-0 2B 1B		0-0 E5		0-0 1-3		0-3 K	4 1 1 0 0 1 2																	
Steve Hargan, R (1, 1) Chuck Machemehl, R (4, 1) OBP: 0.500, SLG: 0.500 Rick Austin, R (6, 1) Vince Colbert, R (6, 1) Ted Uhlaender, L (9, PH) OBP: 0.267, SLG: 0.333			0-0 B1		0-0 G5-4-3		0-3 K		0-0 F7	2 0 0 0 0 0 2 1 0 0 0 0 1 0 0 0 0 0 0 0 0 0 0 0 0 0 0 0 1 0 0 0 0 0 0																	
Inning Stats	R: 0 E: 0 K: 1 S: 5	H: 0 LOB: 1 BB: 1 P: 9	R: 0 E: 0 K: 2 S: 7	H: 0 LOB: 0 BB: 0 P: 7	R: 5 E: 0 K: 0 S: 8	H: 5 LOB: 0 BB: 0 P: 8	R: 1 E: 1 K: 0 S: 4	H: 1 LOB: 0 BB: 0 P: 4	R: 1 E: 0 K: 0 S: 5	H: 2 LOB: 1 BB: 0 P: 5	R: 0 E: 0 K: 1 S: 5	H: 0 LOB: 0 BB: 0 P: 5	R: 0 E: 0 K: 1 S: 5	H: 0 LOB: 1 BB: 1 P: 9	R: 0 E: 0 K: 1 S: 6	H: 1 LOB: 1 BB: 0 P: 6	R: 0 E: 0 K: 0 S: 3	H: 0 LOB: 1 BB: 1 P: 7	1B: 4 2B: 3 3B: 1 HR: 1	SF: 0 SAC: 0 DP: 1 HBP: 0	WP: 0 PB: 1 SB: 1 CS: 0	PA: 39					
PITCHER	IP WLS BF H R ER SO BB IBB HBP BLK WP HR S P ERA WHIP																										
Ray Culp, R (1, 1) ERA: 6.58	2.1		13	5	5	5	3	1	0	0	0	0	1	18	22	19.29	2.571										
Cal Koonec, R (3, 1) ERA: 15.0	1.2		6	1	1	0	0	0	0	0	0	0	0	6	6	0.00	0.600										
Bill Lee, L (5, 1) ERA: 4.26	2.0		8	2	1	1	1	0	0	0	0	0	0	10	10	4.50	1.000										
Sparky Lyle, L (7, 1) ERA:	2.0	W	8	1	0	0	2	1	0	0	0	0	0	11	15	0.00	1.000										
Bobby Bolin, R (9, 1) ERA: 7.71	1.0	S	4	0	0	0	0	1	0	0	0	0	0	3	7	0.00	1.000										

Cleveland Indians @ Boston Red Sox
Fenway Park, Boston, MA
Wed Apr 21 1971, 3:33 AM EST
Att. 12,524 - Unknown

livebaseballscorecards.com

AB	36
R	7
H	9
RBI	6
BB	3
SO	6
LOB	13



Batter	1	2	3	4	5	6	7	8	9
John Kennedy, R OBP: 0.250, SLG: 0.286 (1, 6)	0-0 5-3		0-0 F9	0-0 FC5-4		0-0 1B 2B		0-0 SH3-4	
Reggie Smith, S OBP: 0.400, SLG: 0.451 (1, 9)	4-0 WP 1B BB		0-0 3-1		4-0 1B BB	0-0 BB 2-H 1B		0-0 1-3	
Carl Yastrzemski, L OBP: 0.466, SLG: 0.646 (1, 7)	0-0 1B 1-H 1B		0-0 HR		0-0 1-2 HR 1B	4-0 BB		0-0 2-H 1B 2B	
Rico Petrocelli, R OBP: 0.426, SLG: 0.340 (1, 5)	0-0 F9		4-0 FC6-4 BB		0-0 1-2 2-H HR 1B	0-3 K		0-0 FC5 1B 1B	
George Scott, R OBP: 0.339, SLG: 0.333 (1, 3)	0-0 1-3 1B		0-0 FC6-4		0-0 F9	0-0 1-3		0-0 1-2 1B	
Duane Josephson, R OBP: 0.364, SLG: 0.340 (1, 2)	0-0 F3			0-0 1B 1B	0-0 F6		0-0 F3	0-0 FC5 2-3f	
Billy Conigliaro, R OBP: 0.345, SLG: 0.426 (1, 8)		0-0 B5-3		0-0 FC5-4 1B	0-0 1-H 2-H HR		4-0 G5-4-3 BB		
Doug Griffin, R OBP: 0.280, SLG: 0.214 (1, 4)		0-0 5-3		0-0 F8	0-0 5-3		0-0 G5-4-3		
Ray Culp, R OBP: 0.222, SLG: 0.222 (3, 1) Cal Koonce, R (4, PH) Gary Peters, L OBP: 0.364, SLG: 0.400 (5, 1) Bill Lee, L (6, PH) Mike Fiore, L (7, 1) Sparky Lyle, L (8, PH) Joe Lahoud, L OBP: 0.625, SLG: 0.400 (9, 1) Bobby Bolin, R		0-0 F4		0-0 L8		0-0 F5		4-0 SH3-4 2B BB	

AB	R	H	RBI	BB	SO	LOB
4	1	1	0	0	0	2
3	2	1	1	2	0	1
4	3	4	3	1	0	0
4	1	2	2	1	1	3
5	0	2	0	0	0	5
5	0	1	0	0	0	6
3	1	2	3	1	0	0
4	0	0	0	0	0	3
1	0	0	0	0	0	0
0	0	0	0	0	0	0
1	0	0	0	0	0	0
0	0	0	0	0	0	0
0	1	0	0	1	0	0
0	0	0	0	0	0	0

AB	R	H	RBI	BB	SO	LOB
35	9	13	9	6	1	22

WP	HR	S	P	ERA	WHIP
2	0	1	42		

1B	2B	3B	HR	SF	SAC	DP	HBP
9	2	0	2	0	1	1	0

Inning Stats	R	H	E	K	S	L	LOB	BB	P
	1	2	0	5	9		2	3	
	0	0	0	3			0		
	1	1	0	4	8		1	1	
	0	2	0	5			0	5	
	4	3	0	6	10		4	10	
	1	2	0	7	11		1	11	
	0	0	0	2	6		0	6	
	2	3	0	6	10		2	10	

PITCHER	IP	WLS	BF	H	R	ER	SO	BB	IBB	HBP	BLK	WP	HR	S	P	ERA	WHIP
Steve Hargan, R ERA: 10.8 (1, 1)	3.0		16	5	2	2	0	2	0	0	0	1	1	14	22	6.00	2.333
Chuck Machemehl, R ERA: 7.2 (4, 1)	2.1		13	5	5	5	0	1	0	0	0	0	1	12	16	19.29	2.571
Rick Austin, L ERA: (6, 1)	0.0		1	0	0	0	0	1	0	0	0	0	0	4		∞	∞
Vince Colbert, R ERA: 3.18 (6, 1)	2.2	L	12	3	2	2	1	2	0	0	0	0	0	12	20	6.75	1.875

Cleveland Indians @ Boston Red Sox
 Fenway Park, Boston, MA
 Wed Apr 21 1971, 3:33 AM EST
 Att. 12,524 - Unknown

livebaseballscores.com



Batter	1	2	3	4	5	6	7	8	9	AB R H RBI BB SO LOB	TOP											
Jay Johnstone, L (1, 8) OBP: 0.313, SLG: 0.368	0-0 1B 1B	0-0 F7			0-0 F9			0-0 B1-3		4 1 1 0 0 0 2												
Mike Andrews, R (1, 4) OBP: 0.353, SLG: 0.373	0-0 F9 1-2 1B		0-0 F7			0-3 K		0-0 6-3		4 0 1 0 0 1 0												
Carlos May, L (1, 3) OBP: 0.343, SLG: 0.339	0-0 1-2 2-H 1B		0-0 4-3			0-0 G3		0-0 1B		4 0 2 1 0 0 0												
Bill Melton, R (1, 5) OBP: 0.333, SLG: 0.389	0-3 K		0-3 K			0-0 FC5-4 1B		0-0 1-3		4 0 1 0 0 2 3												
Rich McKinney, R (1, 9) OBP: 0.421, SLG: 0.382	0-0 F9 2-3			0-0 F8		0-0 FC5-4 1-2f			0-0 6-3	4 0 0 0 0 0 3												
Rick Reichardt, R (1, 7) OBP: 0.273, SLG: 0.341		0-3 K		0-0 G3-6-3 1B			0-0 1B		0-0 1B 1B	4 0 3 0 0 1 0												
Ed Herrmann, L (1, 2) OBP: 0.417, SLG: 0.517		0-0 SH5-3 1B 1B		0-0 G3-6-3 1-2f			0-0 F8		0-0 F5	4 0 1 0 0 0 3												
Luis Alvarado, R (1, 6) OBP: 0.071, SLG: 0.071		0-0 SH5-3 1B			0-0 B3		0-0 F9		0-0 1-2 1B	2 0 1 0 0 0 0												
Ed Stroud, L (7, PH) OBP: 0.172, SLG: 0.077		1-2 SH5-3 1B			0-0 6-3		0-0 F4		0-3 K	1 0 0 0 0 0 1												
Rich Morales, R (7, 6) OBP: 0.600, SLG: 0.600		0-0 SH5-3 1B								1 0 1 0 0 0 0												
Tommy John, R (1, 1) Steve Kealey, R (5, 1) Walt Williams, R (7, PH) Terry Forster, L (7, 1) Jim Magnuson, R (8, 1) Lee Maye, L (9, PH) OBP: 0.571, SLG: 0.667		0-0 SH5-3 1-2 2-3								0 0 0 0 0 0 0 0 0 0 0 0 0 0 1 0 0 0 0 0 1 0 1 0 0 0 0 1 2												
Inning Stats	R: 1 E: 0 K: 1 S: 7	H: 3 LOB: 1 BB: 0 P: 7	R: 0 E: 0 K: 1 S: 7	H: 2 LOB: 2 BB: 0 P: 7	R: 0 E: 0 K: 1 S: 5	H: 0 LOB: 0 BB: 0 P: 5	R: 0 E: 0 K: 0 S: 3	H: 1 LOB: 0 BB: 0 P: 3	R: 0 E: 0 K: 0 S: 3	H: 0 LOB: 0 BB: 0 P: 3	R: 0 E: 0 K: 1 S: 6	H: 1 LOB: 1 BB: 0 P: 6	R: 0 E: 0 K: 0 S: 4	H: 1 LOB: 1 BB: 0 P: 4	R: 0 E: 0 K: 0 S: 4	H: 1 LOB: 1 BB: 0 P: 4	R: 0 E: 0 K: 1 S: 7	H: 2 LOB: 2 BB: 0 P: 7	1B: 11 2B: 0 3B: 0 HR: 0	SF: 0 SAC: 1 DP: 1 HBP: 0	WP: 0 PB: 0 SB: 0 CS: 0	PA: 36
PITCHER Sonny Siebert, R (1, 1) ERA: 0.54	IP: 9.0 WLS: W BF: 36 H: 11 R: 1 ER: 1 SO: 5 BB: 0 IBB: 0 HBP: 0 BLK: 0 WP: 0 HR: 0 S: 46 P: 46 ERA: 1.00 WHIP: 1.222																				PITCHER IP: WLS: BF: H: R: ER: SO: BB: IBB: HBP: BLK: WP: HR: S: P: ERA: WHIP	

Chicago White Sox @ Boston Red Sox
Fenway Park, Boston, MA
Fri Apr 23 1971, 3:33 AM EST
Att. 12,261 - Unknown

livebaseballscorecards.com

AB 35
R 1
H 11
RBI 1
BB 0
SO 5
LOB 15



Batter	1	2	3	4	5	6	7	8	9	AB	R	H	RBI	BB	SO	LOB
John Kennedy, R OBP: 0.417, SLG: 0.600 (1, 6)	0-0 SF9 3B	0-0 5-3 2-3			4-0 2B 1-2 SF8 BB	0-0 1B				3	2	2	0	1	0	1
Reggie Smith, S OBP: 0.391, SLG: 0.426 (1, 9)	4-0 SF9 HR BB BB	0-0 6-3			0-3 K S	0-3 K S				3	1	0	0	1	2	4
Carl Yastrzemski, L OBP: 0.468, SLG: 0.647 (1, 7)	4-0 1-2 HR BB		0-0 4-3		0-0 1-3 2-H 1B 2B		0-0 F7			3	2	1	1	1	0	0
Rico Petrocelli, R OBP: 0.400, SLG: 0.327 (1, 5)	0-0 SF9 2-3 3-H		0-0 5-3		0-0 SF8 3-H		0-3 K			2	0	0	2	0	1	0
George Scott, R OBP: 0.349, SLG: 0.386 (1, 3)	0-0 1-H 3-H HR		0-3 K		4-0 1B IBB		0-0 F9			3	1	1	3	1	1	0
Duane Josephson, R OBP: 0.356, SLG: 0.333 (1, 2)	0-0 5-3			0-0 5-3	0-0 1-2 2-H 1B			0-0 L9		4	0	1	1	0	0	0
Billy Conigliaro, R OBP: 0.322, SLG: 0.392 (1, 8)	0-0 6-3			0-0 5-3	0-0 5-3			0-0 L8		4	0	0	0	0	0	2
Doug Griffin, R OBP: 0.278, SLG: 0.217 (1, 4)			0-0 5-3 SH2-3 1B		0-0 L8			0-0 6-3		4	0	1	0	0	0	0
Sonny Siebert, R OBP: 0.250, SLG: 0.455 (1, 1)			0-0 SH2-3			0-0 2B 1B		0-0 L7		2	1	1	0	0	0	0

Inning Stats	R: 4	H: 2	E: 0	K: 0	S: 5	LOB: 0	BB: 2	P: 13	R: 0	H: 1	E: 0	K: 0	S: 4	LOB: 1	BB: 0	P: 4	R: 0	H: 0	E: 0	K: 1	S: 5	LOB: 0	BB: 0	P: 5	R: 0	H: 0	E: 0	K: 0	S: 3	LOB: 0	BB: 0	P: 3	R: 3	H: 3	E: 0	K: 1	S: 8	LOB: 2	BB: 2	P: 16	R: 0	H: 1	E: 0	K: 1	S: 6	LOB: 1	BB: 0	P: 6	R: 0	H: 0	E: 0	K: 1	S: 5	LOB: 0	BB: 0	P: 5	R: 0	H: 0	E: 0	K: 0	S: 3	LOB: 0	BB: 0	P: 3	1B: 4	SF: 2	2B: 1	SAC: 1	3B: 1	DP: 0	HR: 1	HBP: 0	WP: 0	PA: 35
--------------	------	------	------	------	------	--------	-------	-------	------	------	------	------	------	--------	-------	------	------	------	------	------	------	--------	-------	------	------	------	------	------	------	--------	-------	------	------	------	------	------	------	--------	-------	-------	------	------	------	------	------	--------	-------	------	------	------	------	------	------	--------	-------	------	------	------	------	------	------	--------	-------	------	-------	-------	-------	--------	-------	-------	-------	--------	-------	--------

PITCHER	IP	WLS	BF	H	R	ER	SO	BB	IBB	HBP	BLK	WP	HR	S	P	ERA	WHIP
Tommy John, L ERA: 5.76 (1, 1)	4.1	L	21	5	7	7	2	3	0	0	0	0	1	22	34	14.54	1.846
Steve Kealey, R ERA: 4.5 (5, 1)	1.2		8	2	0	0	1	0	1	0	0	0	0	9	13	0.00	1.200
Terry Forster, L ERA: 2.08 (7, 1)	1.0		3	0	0	0	1	0	0	0	0	0	0	5	5	0.00	0.000
Jim Magnuson, L ERA: 1.8 (8, 1)	1.0		3	0	0	0	0	0	0	0	0	0	0	3	3	0.00	0.000


BOTTOM

Chicago White Sox @ Boston Red Sox
Fenway Park, Boston, MA

Fri Apr 23 1971, 3:33 AM EST
Att. 12,261 - Unknown


livebaseballscorecards.com

AB	28
R	7
H	7
RBI	7
BB	4
SO	4
LOB	7



Batter	1	2	3	4	5	6	7	8	9
John Kennedy, R OBP: 0.438, SLG: 0.538 (1, 6) X	0-0 F3		0-0 G4-6-3 1B		0-0 5-3		4-0 BB BB		
Reggie Smith, S OBP: 0.397, SLG: 0.421 (1, 9) X	0-0 WP 1B		0-0 G4-6-3 1-2f		0-0 3-1		4-0 BB BB		
Carl Yastrzemski, L OBP: 0.455, SLG: 0.618 (1, 7) X	0-0 F6 1-2			0-0 HR 1B	0-0 F9		0-0 L8		
Rico Petrocelli, R OBP: 0.406, SLG: 0.385 (1, 5) S S S	0-3 K			0-0 HR 1-H		4-0 FC6-4 BB		0-3 K	
George Scott, R OBP: 0.343, SLG: 0.426 (1, 3) X		0-0 F4		0-0 F4		0-3 K		0-0 HR	
Duane Josephson, R OBP: 0.365, SLG: 0.345 (1, 2) X		0-0 5-3 1B		0-0 1B		0-3 K		0-0 6-3	
Billy Conigliaro, R OBP: 0.333, SLG: 0.473 (1, 8) X		0-0 5-3 1-2		0-0 2B		0-0 FC6-4 1-2f		0-0 HR	
Doug Griffin, R OBP: 0.310, SLG: 0.271 (1, 4) X		0-0 5-3		4-0 IBB		4-0 BB BB	4-0 B1-6-3 BB	0-0 3B	
Mike Nagy, R OBP: 0.111, SLG: 0.222 (1, 1) S S S			0-3 K	0-0 6-3			0-0 B1-6-3 1-2f	0-0 1-3	
Ken Tatum, R (9, 1)									

AB	R	H	RBI	BB	SO	LOB
3	0	1	0	1	0	0
3	0	1	0	1	0	1
4	1	1	0	0	0	3
3	1	1	2	1	2	1
4	1	1	1	0	1	1
4	0	2	0	0	1	1
4	1	2	1	0	0	2
2	0	1	0	2	0	1
4	0	0	0	0	1	4
0	0	0	0	0	0	0

BOTTOM	
Chicago White Sox @ Boston Red Sox Fenway Park, Boston, MA Sat Apr 24 1971, 3:33 AM EST Att. 17,386 - Unknown	
AB 31	
R 4	
H 10	
RBI 4	
BB 5	
SO 5	
LOB 14	
	
WP: 1 PA: 36	
PB: 0	
SB: 0	
CS: 0	

Inning Stats		R: 0	H: 1	R: 0	H: 1	R: 0	H: 1	R: 2	H: 4	R: 0	H: 0	R: 0	H: 0	R: 2	H: 3
		E: 0	LOB: 1	E: 0	LOB: 1	E: 0	LOB: 0	E: 0	LOB: 2	E: 0	LOB: 1	E: 0	LOB: 1	E: 0	LOB: 1
		K: 1	BB: 0	K: 0	BB: 0	K: 1	BB: 0	K: 0	BB: 1	K: 2	BB: 1	K: 0	BB: 3	K: 1	BB: 0
		S: 6	P: 6	S: 4	P: 4	S: 5	P: 5	S: 6	P: 10	S: 3	P: 3	S: 7	P: 11	S: 2	P: 14

PITCHER		IP	WLS	BF	H	R	ER	SO	BB	IBB	HBP	BLK	WP	HR	S	P	ERA	WHIP
Bart Johnson, R ERA: 3.65 (1, 1)		6.0		25	7	2	2	4	1	1	0	0	1	1	31	39	3.00	1.333
Vicente Romo, R ERA: 6.94 (7, 1)		2.0	L	11	3	2	2	1	3	0	0	0	0	2	10	22	9.00	3.000

Batter	1	2	3	4	5	6	7	8	9	AB R H RBI BB SO LOB	TOP																
Lee Richard, R (1, 8) OBP: 0.273, SLG: 0.308	0-0 B1-3		0-0 5-3		0-0 F9		0-0 HR		0-0 1-3	5 1 1 0 0 0 1																	
Mike Andrews, R (1, 4) OBP: 0.338, SLG: 0.412	0-0 2B			0-0 6-3	0-0 FC5-4		0-0 HR		0-0 F2	5 1 2 2 0 0 1																	
Carlos May, L (1, 3) OBP: 0.347, SLG: 0.333	0-0 L8			0-0 1B		0-3 K	4-0 BB		0-0 4-3	4 0 1 0 1 1 1																	
Bill Melton, R (1, 5) OBP: 0.324, SLG: 0.361	0-0 5-3			0-0 L8		4-0 BB	0-0 F5			3 0 0 0 1 0 3																	
Rick Reichardt, R (1, 7) OBP: 0.280, SLG: 0.340		0-3 K		0-0 F8		4-0 BB		0-0 6-3		2 0 0 0 0 1 1																	
Rich McKinney, R (6, PH) OBP: 0.415, SLG: 0.361										1 0 0 0 1 0 0																	
Walt Williams, R (1, 9) OBP: 0.263, SLG: 0.324		0-0 5-3			0-0 HR	0-0 F8		4-0 1B		3 1 1 0 1 0 2																	
Tom Egan, R (1, 2) OBP: 0.308, SLG: 0.560		0-3 K			0-0 HR	0-3 K		0-0 F8		4 1 1 2 0 2 3																	
Luis Alvarado, R (1, 6) OBP: 0.182, SLG: 0.182			0-0 4-3		0-0 F7		0-0 5-3	0-0 1B		4 0 1 0 0 0 0																	
Wilbur Wood, R (1, 1) Pat Jacquez, R (4, 1) Jim Magnuson, R (4, 1) Rich Morales, R (5, PH) Steve Kealey, R (5, 1) Ed Herrmann, L (8, PH) Don Eddy, R (8, 1) Vicente Romo, R (8, 1)			0-3 K		1-0 FC5-4 HBP		0-3 K	0-0 4-3		1 0 0 0 0 0 1 0 1 0 0 0 0 0 1 0 1 0 0 0 0 0 0 2 0 0 0 0 0 0 0 0 0 0 0 0 0 0 0 0																	
Inning Stats	R: 0 E: 0 K: 0 S: 4	H: 1 LOB: 1 BB: 0 P: 4	R: 0 E: 0 K: 2 S: 7	H: 0 LOB: 0 BB: 0 P: 7	R: 0 E: 0 K: 1 S: 5	H: 0 LOB: 0 BB: 0 P: 5	R: 0 E: 0 K: 0 S: 4	H: 1 LOB: 1 BB: 0 P: 4	R: 2 E: 0 K: 0 S: 5	H: 2 LOB: 1 BB: 0 P: 6	R: 0 E: 0 K: 2 S: 7	H: 0 LOB: 2 BB: 2 P: 15	R: 2 E: 0 K: 1 S: 7	H: 2 LOB: 1 BB: 1 P: 11	R: 0 E: 0 K: 0 S: 4	H: 1 LOB: 2 BB: 1 P: 8	R: 0 E: 0 K: 0 S: 3	H: 0 LOB: 0 BB: 0 P: 3	1B: 3 2B: 2 3B: 0 HR: 2	SF: 0 SAC: 0 DP: 0 HBP: 1	WP: 0 PB: 0 SB: 0 CS: 0	PA: 39					
PITCHER	IP WLS BF H R ER SO BB IBB HBP BLK WP HR S P ERA WHIP																										
Gary Peters, L (1, 1) ERA: 4.18	6.2		30	6	4	4	6	3	0	1	0	0	2	38	51	5.40	1.350										
Bobby Bolin, R (7, 1) ERA: 6.35	1.0		5	1	0	0	0	1	0	0	0	0	0	4	8	0.00	2.000										
Sparky Lyle, L (8, 1) ERA:	0.1	W	1	0	0	0	0	0	0	0	0	0	0	1	1	0.00	0.000										
Ken Tatum, R (9, 1) ERA: 2.7	1.0	S	3	0	0	0	0	0	0	0	0	0	0	3	3	0.00	0.000										

Chicago White Sox @ Boston Red Sox
Fenway Park, Boston, MA
Sun Apr 25 1971, 3:33 AM EDT
Att: 13,112 - Unknown

livebaseballscorecards.com

AB	34
R	4
H	7
RBI	4
BB	4
SO	6
LOB	14



Batter	1	2	3	4	5	6	7	8	9	AB	R	H	RBI	BB	SO	LOB
Luis Aparicio, R OBP: 0.305, SLG: 0.385 (1, 6)	4-0 FC6-4 BB	0-3 K		0-0 2B		0-0 F7		0-0 BB 1B		4	0	2	1	1	1	0
Reggie Smith, S OBP: 0.384, SLG: 0.403 (1, 8)	0-0 FC6-4 HR		0-0 6-3	0-0 1-3		0-0 F3		0-0 BB 1B		5	1	1	0	0	0	3
Carl Yastrzemski, L OBP: 0.479, SLG: 0.672 (1, 7)	0-0 HR		0-0 2B 1B	4-0 BB BB BB		0-0 5-3		4-0 BB		3	2	2	3	2	0	0
Rico Petrocelli, R OBP: 0.392, SLG: 0.386 (1, 5)	0-0 F7		0-0 2B	0-0 F8			0-0 F2	0-0 F7		5	0	1	1	0	0	6
George Scott, R OBP: 0.352, SLG: 0.431 (1, 3)	0-0 2B 1B		0-3 K		0-0 1B 1B		0-3 K			4	0	2	0	0	2	1
Duane Josephson, R OBP: 0.358, SLG: 0.356 (1, 2)	0-0 2B		0-0 5-3		0-0 F5		0-0 F4			4	0	1	0	0	0	2
Joe Lahoud, L OBP: 0.417, SLG: 0.222 (1, 9)	0-3 K			0-0 4-3	0-0 F5			0-0 G3		4	0	0	0	0	1	3
Doug Griffin, R OBP: 0.323, SLG: 0.288 (1, 4)			0-0 6-3	0-0 1B 2B 1B	0-0 1-2 1B			0-0 L4		4	1	2	0	0	0	0
Gary Peters, L OBP: 0.357, SLG: 0.385 (1, 1)			0-0 G3	0-0 2B 1B	0-0 3-1			4-0 BB BB BB		3	0	1	0	0	0	2
Bobby Bolin, R (7, 1)										0	0	0	0	0	0	0
Sparky Lyle, L (8, 1)										0	0	0	0	0	0	0
Phil Gagliano, R (8, PH)										0	1	0	0	1	0	0
Ken Tatum, R (9, 1)										0	0	0	0	0	0	0


Inning Stats	R: 2	H: 3	E: 1	LOB: 2	K: 1	BB: 1	S: 8	P: 12	R: 0	H: 0	E: 0	LOB: 0	K: 1	BB: 0	S: 5	P: 5	R: 1	H: 2	E: 0	LOB: 1	K: 1	BB: 0	S: 7	P: 7	R: 1	H: 3	E: 0	LOB: 3	K: 0	BB: 1	S: 6	P: 10	R: 0	H: 2	E: 0	LOB: 2	K: 0	BB: 0	S: 5	P: 5	R: 0	H: 0	E: 0	LOB: 0	K: 1	BB: 0	S: 3	P: 3	R: 0	H: 0	E: 0	LOB: 0	K: 1	BB: 0	S: 5	P: 5	R: 1	H: 2	E: 0	LOB: 3	K: 0	BB: 2	S: 5	P: 13
--------------	------	------	------	--------	------	-------	------	-------	------	------	------	--------	------	-------	------	------	------	------	------	--------	------	-------	------	------	------	------	------	--------	------	-------	------	-------	------	------	------	--------	------	-------	------	------	------	------	------	--------	------	-------	------	------	------	------	------	--------	------	-------	------	------	------	------	------	--------	------	-------	------	-------

PITCHER	IP	WLS	BF	H	R	ER	SO	BB	IBB	HBP	BLK	WP	HR	S	P	ERA	WHIP
Wilbur Wood, L (1, 1) ERA: 3.15	3.1		19	8	4	4	3	1	0	0	0	0	1	24	28	10.80	2.700
Pat Jacquez, R (4, 1) ERA: 4.5	0.1		1	0	0	0	0	0	0	0	0	0	0	1	1	0.00	0.000
Jim Magnuson, L (4, 1) ERA: 1.69	0.1		2	0	0	0	0	1	0	0	0	0	0	1	5	0.00	3.000
Steve Kealey, R (5, 1) ERA: 2.57	3.0		11	2	0	0	1	0	0	0	0	0	0	13	13	0.00	0.667
Don Eddy, L (8, 1) ERA: 4.26	0.2	L	6	2	1	1	0	2	0	0	0	0	0	4	12	13.50	6.000

BOTTOM

Chicago White Sox @ Boston Red Sox
 Fenway Park, Boston, MA
 Sun Apr 25 1971, 3:33 AM EDT
 Att. 13,112 - Unknown

AB	36
R	5
H	12
RBI	5
BB	4
SO	4
LOB	17



WP	HR	S	P	ERA	WHIP
0	0	1	1	0.00	0.000

Batter	1	2	3	4	5	6	7	8	9	AB R H RBI BB SO LOB	TOP		
Tommy Harper, R OBP: 0.273, SLG: 0.217 (1, 5) (7, 8)	0-3 K		0-0 5-3	0-3 K			4-0 BB E BB	0-0 2B		4 0 1 1 1 2 2			
Mike Hegan, L OBP: 0.412, SLG: 0.512 (1, 3)	0-0 G3		0-0 HR	4-0 BB			0-0 E3 1-2 BB	4-0 FC5-4 IBB		3 1 1 1 2 0 1			
John Briggs, L OBP: 0.333, SLG: 0.229 Andy Kosco, R OBP: 0.286, SLG: 0.323 (1, 7) (4, PH) (4, 7)	0-0 F7		0-3 K	0-0 5-3			0-3 K	0-0 FC5-4 1-2f		2 0 0 0 0 1 0 3 0 0 0 0 1 7			
Dave May, L OBP: 0.304, SLG: 0.333 Ted Savage, R OBP: 0.333, SLG: 0.111 Rick Auerbach, R OBP: 0.333, SLG: 0.238 (1, 8) (7, PH) (7, 6)		4-0 2B BB	0-0 1B		0-3 K		4-0 1-2 2-3 BB	0-0 F4		2 2 1 0 1 1 0 0 0 0 0 1 0 0 1 0 0 0 0 0 0			
Bill Voss, L OBP: 0.244, SLG: 0.263 Bernie Smith, R OBP: 0.167, SLG: 0.257 (1, 9) (7, PH) (7, 9)		0-0 F8 1-2	0-0 1B		0-3 K		0-0 F6	0-0 F9		3 0 1 1 0 1 1 2 0 0 0 0 0 3			
Roberto Pena, R OBP: 0.262, SLG: 0.316 (1, 6) (7, 5)		0-0 F2	0-3 K		0-0 F9		0-0 1-3	0-3 K		5 0 0 0 0 2 5			
Ellie Rodriguez, R OBP: 0.333, SLG: 0.385 (1, 2)		0-0 2B		0-0 E6 SH3-4 1B		0-0 L4		0-0 L9		4 0 2 1 0 0 0			
Ted Kubiak, S OBP: 0.348, SLG: 0.373 (1, 4)		4-0 BB		4-0 SH3-4 BB		0-0 6-3		0-0 SH1-4 2B 1B		2 1 1 0 2 0 0			
Marty Pattin, R OBP: 0.286, SLG: 0.091 (1, 1)		0-0 F8		0-0 SH3-4 1-2 2-3		0-0 5-3		0-0 SH1-4 1-2		2 0 0 0 0 0 2			
Inning Stats	R: 0 E: 0 K: 1 S: 5 H: 0 LOB: 0 BB: 0 P: 5	R: 1 E: 1 K: 0 S: 4 H: 1 LOB: 2 BB: 2 P: 12	R: 2 E: 0 K: 2 S: 10 H: 3 LOB: 1 BB: 0 P: 10	R: 0 E: 1 K: 1 S: 6 H: 1 LOB: 3 BB: 2 P: 14	R: 0 E: 0 K: 2 S: 7 H: 0 LOB: 0 BB: 0 P: 7	R: 0 E: 0 K: 0 S: 3 H: 0 LOB: 0 BB: 0 P: 3	R: 0 E: 1 K: 1 S: 6 H: 0 LOB: 3 BB: 2 P: 14	R: 1 E: 0 K: 0 S: 5 H: 2 LOB: 2 BB: 1 P: 9	R: 0 E: 0 K: 1 S: 5 H: 0 LOB: 0 BB: 0 P: 5	1B: 3 2B: 2 3B: 1 HR: 1 SF: 0 SAC: 2 DP: 0 HBP: 0	WP: 0 PB: 0 SB: 0 CS: 0 PA: 42		
PITCHER	IP WLS BF H R ER SO BB IBB HBP BLK WP HR S P ERA WHIP											PITCHER	IP WLS BF H R ER SO BB IBB HBP BLK WP HR S P ERA WHIP
Ray Culp, R ERA: 6.37 (1, 1)	3.2 L 20 5 3 2 4 4 0 0 0 0 0 1 24 40 4.91 2.455												
Ken Brett, L ERA: 6.23 (4, 1)	2.1 7 0 0 0 2 0 0 0 0 0 0 0 11 11 0.00 0.000												
Bill Lee, L ERA: 3.68 (7, 1)	1.0 6 0 0 0 1 2 0 0 0 0 0 0 6 14 0.00 2.000												
Bobby Bolin, R ERA: 5.87 (8, 1)	2.0 9 2 1 1 1 0 1 0 0 0 0 0 10 14 4.50 1.000												

Milwaukee Brewers @ Boston Red Sox
Fenway Park, Boston, MA
Tue Apr 27 1971, 7:05 PM EDT
Att: 11,361 - Unknown

AB 33
R 4
H 7
RBI 4
BB 7
SO 8
LOB 21



livebaseballscorecards.com

Batter	1	2	3	4	5	6	7	8	9
Luis Aparicio, R OBP: 0.324, SLG: 0.383 (1, 6)	0-0 6-3	0-0 FC3-6 1B		4-0 1-3 BB		0-0 1-2 2B 1B	0-0 FC5-4		
Reggie Smith, S OBP: 0.390, SLG: 0.465 (1, 9)	0-0 HR	0-0 FC3-6 1B		0-0 1-3		0-0 1-2 2B 1B	0-0 F7		
Carl Yastrzemski, L Joe Lahoud, L OBP: 0.468, SLG: 0.662 OBP: 0.429, SLG: 0.273 (1, 7) (7, 7)	0-0 BB 1B 2B	0-0 FC3-6		0-0 F9		0-0 1-3 2B 2B		0-0 3-1	
Rico Petrocelli, R OBP: 0.386, SLG: 0.359 (1, 5)	4-0 1B BB	0-0 6-3			0-0 5-3	0-0 E7 1B 1B		0-0 5-3	
George Scott, R OBP: 0.363, SLG: 0.452 (1, 3)	4-0 E 1B 1-2 2-3 BB			0-0 E 2B		0-0 2B		0-0 1B	
Don Pavletich, R OBP: 0.545, SLG: 0.375 (1, 2)	0-0 E7 1B			0-0 E5		0-0 F7	4-0 1B BB	0-3 K	
Billy Conigliaro, R OBP: 0.338, SLG: 0.452 (1, 8)	0-0 1-3			0-0 6-4-3-2		0-0 1-3	0-0 1B		
Doug Griffin, R OBP: 0.309, SLG: 0.293 (1, 4)	0-3 K			0-0 F6		0-0 5-3	0-0 FC1-5 2B		
Sonny Siebert, R Ken Tatum, R OBP: 0.286, SLG: 0.692 (6, 1)		0-3 K		0-0 HR		4-0 1B 2B BB	0-0 FC1-5 FC5-4		

AB	R	H	RBI	BB	SO	LOB
4	2	2	0	1	0	1
5	2	3	1	0	0	2
4	2	2	3	0	0	2
1	0	0	0	0	0	0
4	2	1	2	1	0	1
4	0	3	0	1	1	1
4	0	1	2	1	1	3
4	0	1	1	0	0	5
4	0	1	0	0	1	2
2	1	1	1	0	1	0
1	1	0	0	1	0	1
1B: 8	SF: 0	2B: 5	SAC: 0	3B: 1	DP: 0	HR: 2
WP: 0	PA: 42	PB: 0	CS: 0	SB: 0		

BOTTOM

Milwaukee Brewers @ Boston Red Sox

Fenway Park, Boston, MA

Wed Apr 28 1971, 3:33 AM EDT

Att. 4,437 - Unknown - 50 F

AB	37
R	10
H	15
RBI	10
BB	5
SO	4
LOB	18



Inning Stats	R	H	E	K	S	IP	WLS	BF	H	R	ER	SO	BB	IBB	HBP	BLK	WP	HR	S	P	ERA	WHIP
Rico Petrocelli, R	3	3	1	1	8	4.0	L	21	7	5	5	2	3	0	0	0	0	2	22	34	11.25	2.500
Don Pavletich, R	1	2	0	1	7	1.0		4	1	0	0	0	0	0	0	0	0	4	4	4	0.00	1.000
Billy Conigliaro, R	1	2	0	1	8	3.0		17	7	5	5	2	2	0	0	0	0	19	27	15.00	3.000	

PITCHER	IP	WLS	BF	H	R	ER	SO	BB	IBB	HBP	BLK	WP	HR	S	P	ERA	WHIP
Bill Parsons, R ERA: 2.76 (1, 1)	4.0		21	7	5	5	2	3	0	0	0	0	2	22	34	11.25	2.500
John Gelnar, R ERA: (5, 1)	1.0		4	1	0	0	0	0	0	0	0	0	4	4	4	0.00	1.000
Larry Bearnarth, R ERA: 15.0 (6, 1)	3.0		17	7	5	5	2	2	0	0	0	0	19	27	15.00	3.000	

Batter	1	2	3	4	5	6	7	8	9	AB R H RBI BB SO LOB	TOP																									
Cesar Tovar, R (1, 8) OBP: 0.394, SLG: 0.386 (7, 7)	0-0 F9		4-0 1B BB	0-0 4-3			0-3 K		0-0 2B	4 1 1 0 1 1 1																										
Steve Braun, L (1, 4) OBP: 0.333, SLG: 0.222 Rick Renick, R (9, PH) OBP: 0.400, SLG: 0.333	0-0 F8		0-0 F6	0-0 F9			0-0 G3		0-0 F9	4 0 0 0 0 0 2 1 0 0 0 0 0 2																										
Tony Oliva, L (1, 9) OBP: 0.434, SLG: 0.769	0-0 BB 1B		0-0 L8 1B 1B			0-0 G3	0-3 K		0-0 1-4-3	5 2 2 0 0 1 2																										
Harmon Killebrew, R (1, 5) OBP: 0.396, SLG: 0.506	4-0 1B BB		0-0 1B 1B			0-3 K		4-0 FC1-6 BB		2 0 1 1 2 1 0																										
Rich Reese, L (1, 3) OBP: 0.254, SLG: 0.200	0-0 1-2 2-H 1B		0-0 L8			0-0 3-1		0-0 FC1-6 1-2f		4 0 1 1 0 0 3																										
Brant Alyea, R (1, 7) OBP: 0.360, SLG: 0.391 Paul Powell, R (7, 8) OBP: 0.348, SLG: 0.400	0-0 F9		0-0 1-2 3-H 1B			0-0 FC5-4 1B	0-3 K		0-3 K	3 0 2 1 0 0 2 1 0 0 0 0 1 1																										
Leo Cardenas, R (1, 6) OBP: 0.306, SLG: 0.284		0-0 6-3	0-0 1-3			0-0 FC5-4 1-2f		0-0 6-3 1-2		4 0 0 0 0 0 4																										
George Mitterwald, R (1, 2) OBP: 0.231, SLG: 0.188 Paul Ratliff, L (9, PH) OBP: 0.250, SLG: 0.385		0-0 F6		0-0 4-3 SH5-4 1B		0-0 F6		0-0 6-3	0-0 6-3	3 0 1 0 0 0 1 1 0 0 0 0 0 0																										
Jim Kaat, L (1, 1) OBP: 0.333, SLG: 0.467 Ray Corbin, R (8, 1) Jim Holt, L (9, PH) OBP: 0.273, SLG: 0.309		0-0 2-3		0-0 SH5-4 1-2		0-3 K		0-0 E3 2B		2 0 0 0 0 1 1 0 0 0 0 0 0 0 1 0 0 0 0 0 0																										
Inning Stats	R: 1 E: 0 K: 0 S: 5	H: 2 LOB: 2 BB: 1 P: 9	R: 0 E: 0 K: 0 S: 3	H: 0 LOB: 0 BB: 0 P: 3	R: 2 E: 0 K: 0 S: 6	H: 3 LOB: 2 BB: 1 P: 10	R: 0 E: 0 K: 0 S: 4	H: 1 LOB: 1 BB: 0 P: 4	R: 0 E: 0 K: 1 S: 5	H: 0 LOB: 0 BB: 0 P: 5	R: 0 E: 0 K: 2 S: 7	H: 0 LOB: 0 BB: 0 P: 7	R: 0 E: 0 K: 1 S: 5	H: 0 LOB: 1 BB: 1 P: 9	R: 0 E: 1 K: 0 S: 5	H: 1 LOB: 2 BB: 0 P: 5	1B: 7 2B: 1 3B: 0 HR: 0	SF: 0 SAC: 1 DP: 0 HBP: 0	WP: 0 PB: 0 SB: 1 CS: 0	PA: 39																
PITCHER	IP WLS BF H R ER SO BB IBB HBP BLK WP HR S P ERA WHIP																																			
Mike Nagy, R (1, 1) ERA: 3.67	6.0		27	7	3	3	2	2	0	0	0	0	0	29	37	4.50	1.500																			
Bill Lee, L (7, 1) ERA: 2.89	2.0	W	7	0	0	0	3	1	0	0	0	0	0	12	16	0.00	0.500																			
Bobby Bolin, R (9, 1) ERA: 5.63	0.1		3	1	0	0	0	0	0	0	0	0	0	3	3	0.00	3.000																			
Sparky Lyle, L (9, 1) ERA:	0.2	S	2	0	0	0	0	0	0	0	0	0	0	2	2	0.00	0.000																			

Minnesota Twins @ Boston Red Sox
 Fenway Park, Boston, MA
 Fri Apr 30 1971, 7:05 PM EDT
 Att. 18,108 - Unknown

livebaseballscorecards.com

AB	35
R	3
H	8
RBI	3
BB	3
SO	5
LOB	19




Batter	1	2	3	4	5	6	7	8	9
Luis Aparicio, R OBP: 0.310, SLG: 0.365 (1, 6)	0-0 5-3		0-0 F9			0-0 F8		0-0 SH 2B	
Reggie Smith, S OBP: 0.395, SLG: 0.480 (1, 9)	0-0 F9			0-0 1B		0-0 E5		0-0 SH1-4 2B	
Carl Yastrzemski, L OBP: 0.458, SLG: 0.642 (1, 7)	0-0 F8			0-0 F5		0-0 SF7		1-0 G5-3 SH1-4 HBP	
Rico Petrocelli, R OBP: 0.372, SLG: 0.343 (1, 5)		0-0 4-3		0-0 F9		0-0 6-3		0-0 SH1-4	
George Scott, R OBP: 0.369, SLG: 0.447 (1, 3)		0-0 G6-4-3 1B		0-3 K			0-0 6-3	4-0 IBB	
Duane Josephson, R OBP: 0.329, SLG: 0.323 (1, 2)		0-0 G6-4-3 1-2f			0-0 5-3		0-0 6-3	0-0 G5-3 2-3f	
Billy Conigliaro, R OBP: 0.338, SLG: 0.462 (1, 8)			0-0 6-3 2B		0-0 F9		0-0 5-3		
Doug Griffin, R OBP: 0.310, SLG: 0.295 (1, 4)			0-0 L3		0-0 L8			0-0 SH 1B 1B	
Mike Nagy, R OBP: 0.100, SLG: 0.200 (6, PH) Phil Gagliano, R OBP: 1.000, SLG: 1.000 (7, 1) Bill Lee, L OBP: 0.583, SLG: 0.444 (8, PH) John Kennedy, R OBP: 0.471, SLG: 0.538 (8, PR) Bobby Bolin, R OBP: 0.471, SLG: 0.538 (9, 1) Sparky Lyle, L OBP: 0.471, SLG: 0.538 (9, 1)			0-0 6-3 2-3			0-0 E WP SF7 1B		0-0 SH 2B 1B	

AB	R	H	RBI	BB	SO	LOB
3	1	0	0	0	0	2
4	0	2	2	0	0	1
2	0	0	1	0	0	1
3	0	0	0	0	0	2
3	0	1	0	1	1	1
4	0	0	0	0	0	4
3	0	1	0	0	0	0
3	1	1	0	0	0	1
1	0	0	0	0	0	1
1	1	1	0	0	0	0
0	0	0	0	0	0	0
1	0	1	0	0	0	0
0	1	0	0	0	0	0
0	0	0	0	0	0	0
0	0	0	0	0	0	0

MINNESOTA TWINS @ BOSTON RED SOX
Fenway Park, Boston, MA
 Fri Apr 30 1971, 7:05 PM EDT
 Att. 18,108 - Unknown

AB	28
R	4
H	7
RBI	3
BB	1
SO	1
LOB	13



Inning	R	H	E	K	S	P	BB	IBB	HBP	BLK	WP	HR	S	P	ERA	WHIP
1	0	0	0	0	3	3	0	0	0	0	0	0	31	32	3.86	1.000
2	0	1	0	0	3	3	0	0	0	0	0	0	2	6	0.00	0.000

PITCHER	IP	WLS	BF	H	R	ER	SO	BB	IBB	HBP	BLK	WP	HR	S	P	ERA	WHIP
Jim Kaat, L ERA: 3.09 (1, 1)	7.0	L	30	7	4	3	1	0	0	0	0	1	0	31	32	3.86	1.000
Ray Corbin, R ERA: 1.59 (8, 1)	1.0		3	0	0	0	0	0	1	0	0	0	2	6	0.00	0.000	

Batter	1	2	3	4	5	6	7	8	9	AB R H RBI BB SO LOB	TOP											
Cesar Tovar, R (1, 5) OBP: 0.390, SLG: 0.376	0-0 L8		0-0 F9	0-0 FC5 1B	4-0 1B		0-0 4-1		0-0 6-3	5 0 1 2 1 0 2												
Leo Cardenas, R (1, 6) OBP: 0.311, SLG: 0.282	4-0 BB		0-0 F9	0-0 F9	0-0 1B		0-0 6-3			4 0 1 1 1 0 4												
Harmon Killebrew, R (1, 3) Rich Reese, L (9, 3) OBP: 0.406, SLG: 0.500 OBP: 0.254, SLG: 0.200	0-3 K		4-0 BB 1B	0-0 1B	0-0 4-3			4-0 BB 1B		3 0 1 1 2 1 3 0 0 0 0 0 0 0												
Tony Oliva, L (1, 9) OBP: 0.432, SLG: 0.747	0-0 3-1		0-0 BB 1B	0-0 FC5		0-0 L3		0-0 G5-3 1B		5 0 2 0 0 0 3												
Brant Alyea, R (1, 7) Jim Holt, L (8, PR) OBP: 0.433, SLG: 0.440 OBP: 0.273, SLG: 0.309			0-0 2B	4-0 FC5-4 BB		4-0 2B BB	0-0 F7	4-0 1B BB		2 1 1 1 3 0 0 0 0 0 0 0 0 0												
Paul Powell, R (1, 8) OBP: 0.286, SLG: 0.320			0-0 6-3	0-0 FC5-4		0-3 K	0-3 K	0-3 K		5 0 0 0 0 3 8												
George Mitterwald, R (1, 2) OBP: 0.228, SLG: 0.189			0-0 F2		0-0 5-3	0-0 F5		0-0 G5-3		5 0 1 0 0 0 5												
Steve Braun, L (1, 4) OBP: 0.385, SLG: 0.391			0-3 K		0-0 1B 1B	0-0 1B 2B			0-0 F8	5 3 3 1 0 1 1												
Jim Perry, S (1, 1) OBP: 0.421, SLG: 0.313			0-0 1B BB 1B	0-0 1B 1B	0-0 1B 1B		0-0 FC1-2 4-1		0-0 6-3	5 3 3 1 0 0 2												
Inning Stats	R: 0 E: 0 K: 1 S: 5	H: 0 LOB: 1 BB: 1 P: 9	R: 0 E: 0 K: 1 S: 6	H: 1 LOB: 1 BB: 0 P: 6	R: 1 E: 0 K: 0 S: 5	H: 2 LOB: 3 BB: 2 P: 13	R: 2 E: 0 K: 0 S: 7	H: 4 LOB: 2 BB: 0 P: 7	R: 3 E: 0 K: 1 S: 8	H: 3 LOB: 2 BB: 2 P: 16	R: 0 E: 0 K: 1 S: 5	H: 0 LOB: 0 BB: 0 P: 5	R: 1 E: 0 K: 0 S: 5	H: 2 LOB: 1 BB: 0 P: 5	R: 0 E: 0 K: 1 S: 5	H: 1 LOB: 2 BB: 2 P: 13	R: 0 E: 0 K: 0 S: 3	H: 0 LOB: 0 BB: 0 P: 3	1B: 10 2B: 3 3B: 0 HR: 0	SF: 0 SAC: 0 DP: 1 HBP: 0	WP: 0 PB: 0 SB: 0 CS: 0	PA: 46
PITCHER	IP WLS BF H R ER SO BB IBB HBP BLK WP HR S P ERA WHIP																					
Gary Peters, L (1, 1) ERA: 5.23	4.2 L 27 9 6 6 3 4 0 0 0 0 0 0 29 45 11.57 2.786																					
Cal Koonce, R (5, 1) ERA: 10.13	2.1 11 3 1 1 1 1 0 0 0 0 0 0 12 16 3.86 1.714																					
Ken Brett, L (8, 1) ERA: 5.06	2.0 8 1 0 0 1 2 0 0 0 0 0 0 8 16 0.00 1.500																					

Minnesota Twins @ Boston Red Sox
Fenway Park, Boston, MA
 Sat May 01 1971, 3:33 AM EDT
 Att: 16,494 - Unknown

livebaseballscorecards.com

AB	39
R	7
H	13
RBI	7
BB	7
SO	5
LOB	28



Batter	1	2	3	4	5	6	7	8	9	AB R H RBI BB SO LOB	TOP									
Cesar Tovar, R (1, 8) OBP: 0.385, SLG: 0.381	0-0 2B		0-0 L7			0-0 F9			0-0 4-3	4 0 1 0 0 0 1										
Steve Braun, L (1, 4) OBP: 0.367, SLG: 0.346	0-0 B2-3			0-0 G3		0-0 F8			4-0 BB	3 0 0 0 1 0 2										
Tony Oliva, L (1, 9) OBP: 0.413, SLG: 0.713	0-0 L9			0-0 3-1			0-0 F2		0-0 1-3	4 0 0 0 0 0 2										
Harmon Killebrew, R (1, 5) OBP: 0.394, SLG: 0.483	0-3 K			0-0 F8			0-0 L7			3 0 0 0 0 1 1										
Rich Reese, L (1, 3) OBP: 0.243, SLG: 0.191		0-0 F4			0-0 F4		0-0 1-3			3 0 0 0 0 0 0										
Brant Alyea, R (1, 7) OBP: 0.394, SLG: 0.393		0-0 L8			0-0 F2			0-3 K		3 0 0 0 0 1 0										
Paul Ratliff, L (1, 2) OBP: 0.211, SLG: 0.313		0-0 L9			0-3 K			0-0 4-3		3 0 0 0 0 1 0										
Leo Cardenas, R (1, 6) OBP: 0.312, SLG: 0.296			0-0 5-3			0-0 2B		0-0 1-3		3 0 1 0 0 0 0										
Bert Blyleven, R (1, 1) OBP: 0.200, SLG: 0.143			0-0 G3			0-0 B5-3			0-0 4-3	2 0 0 0 0 0 1										
Jim Holt, L (9, PH) OBP: 0.268, SLG: 0.304										1 0 0 0 0 0 0										
Inning Stats	R: 0 E: 0 K: 1 S: 6	H: 1 LOB: 1 BB: 0 P: 6	R: 0 E: 0 K: 0 S: 3	H: 0 LOB: 0 BB: 0 P: 3	R: 0 E: 0 K: 0 S: 3	H: 0 LOB: 0 BB: 0 P: 3	R: 0 E: 0 K: 1 S: 5	H: 0 LOB: 0 BB: 0 P: 5	R: 0 E: 0 K: 0 S: 4	H: 1 LOB: 1 BB: 0 P: 4	R: 0 E: 0 K: 0 S: 3	H: 0 LOB: 0 BB: 0 P: 3	R: 0 E: 0 K: 1 S: 5	H: 0 LOB: 0 BB: 0 P: 5	R: 0 E: 0 K: 0 S: 3	H: 0 LOB: 1 BB: 1 P: 7	1B: 0 2B: 2 3B: 0 HR: 0	SF: 0 SAC: 0 DP: 0 HBP: 0	WP: 0 PB: 0 SB: 0 CS: 0	PA: 30
PITCHER Ray Culp, R (1, 1) ERA: 4.89	IP: 9.0 WLS: W BF: 30 H: 2 R: 0 ER: 0 SO: 3 BB: 1 IBB: 0 HBP: 0 BLK: 0 WP: 0 HR: 0 S: 35 P: 39 ERA: 0.00 WHIP: 0.333																			

Minnesota Twins @ Boston Red Sox
Fenway Park, Boston, MA
 Sun May 02 1971, 3:33 AM EDT
 Unknown

livebaseballscorecards.com

AB	29
R	0
H	2
RBI	0
BB	1
SO	3
LOB	7



Batter	1	2	3	4	5	6	7	8	9	AB R H RBI BB SO LOB	TOP																										
Cesar Tovar, R (1, 8) OBP: 0.386, SLG: 0.376 (7, 5)	0-0 F9		4-0 3-1 S BB		0-3 K		0-0 1B 2-3 2B 1B	0-3 K		4 1 1 0 1 2 1																											
Steve Braun, L (1, 4) OBP: 0.371, SLG: 0.333 (7, 5)	0-0 6-3		0-0 3-1		0-0 4-3		0-0 2B 1-3 3-H 2B 1B	1-0 1B HBP		4 2 1 1 0 0 2																											
Tony Oliva, L (1, 9) OBP: 0.423, SLG: 0.728 (7, 5)	0-0 G3		0-0 F7			0-0 1B SF8 2B	0-0 2B 1-3 3-H 2B	0-0 1B 1-2 1B		5 2 3 1 0 0 1																											
Harmon Killebrew, R (1, 5) OBP: 0.423, SLG: 0.516 (7, 3)		0-0 BB E SF8 1B		0-0 4-3 SF9 2B		0-0 2-3 1B	0-0 2B FC5-2 IBB	0-0 1B 1-3 2-H 1B		4 2 4 1 1 0 0																											
Rich Reese, L (1, 3) OBP: 0.234, SLG: 0.183 Rick Renick, R (7, PH) OBP: 0.400, SLG: 0.333 Jim Holt, L (7, PH) OBP: 0.276, SLG: 0.328 (7, 7)		0-0 E9 SF8 BB 1-2		0-0 4-3		0-0 F5	0-0 FC5-2 2B 1-3 2-H 3-H	0-0 G6-4-3 1-2f		3 0 0 0 0 0 4 0 0 0 0 0 0 0 2 0 1 2 0 0 2																											
Brant Alyea, R (1, 7) OBP: 0.378, SLG: 0.379 Paul Powell, R (7, PR) OBP: 0.276, SLG: 0.308 (7, 8)		4-0 CS BB 1-2 2-3		0-0 SF9		0-0 SF8	0-0 FC5-2 2B 2-3 3-H	0-3 K		1 0 0 2 1 0 2 1 0 0 0 0 1 1																											
Leo Cardenas, R (1, 6) OBP: 0.299, SLG: 0.286 (7, 1)		0-0 SF8		0-0 6-3		0-0 L9	0-0 6-3			3 0 0 1 0 0 3																											
George Mitterwald, R (1, 2) OBP: 0.246, SLG: 0.246 (7, 1)		0-3 K				0-0 2B	0-0 1B 1B 2B	0-0 5-3		4 1 2 0 0 1 2																											
Steve Barber, R (1, 1) Ray Corbin, R (3, 1) Charlie Manuel, L (5, PH) Stan Williams, R (5, 1) Tom Hall, L (7, 1) Ron Ferrariski, L (7, 1)			0-0 F3		0-3 K		0-3 K	0-3 K		1 0 0 0 0 0 0 0 0 0 0 0 0 0 1 0 0 0 0 1 1 1 0 0 0 0 1 1 0 0 0 0 0 0 0 1 0 0 0 0 1 0																											
Inning Stats	R: 0 E: 0 K: 0 S: 3	H: 0 LOB: 0 BB: 0 P: 3	R: 1 E: 1 K: 1 S: 6	H: 1 LOB: 2 BB: 1 P: 10	R: 0 E: 0 K: 0 S: 3	H: 0 LOB: 1 BB: 1 P: 7	R: 1 E: 0 K: 0 S: 4	H: 1 LOB: 0 BB: 0 P: 4	R: 0 E: 0 K: 2 S: 8	H: 1 LOB: 1 BB: 0 P: 8	R: 1 E: 0 K: 0 S: 5	H: 2 LOB: 1 BB: 0 P: 5	R: 4 E: 0 K: 1 S: 10	H: 5 LOB: 2 BB: 1 P: 14	R: 0 E: 0 K: 2 S: 7	H: 0 LOB: 0 BB: 0 P: 7	R: 1 E: 0 K: 1 S: 6	H: 2 LOB: 1 BB: 0 P: 7	1B: 6 2B: 7 3B: 0 HR: 0	SF: 3 SAC: 0 DP: 2 HBP: 1	WP: 0 PB: 0 SB: 1 CS: 1	PA: 42															
PITCHER	IP WLS BF H R ER SO BB IBB HBP BLK WP HR S P ERA WHIP																																				
Sonny Siebert, R (1, 1) ERA: 1.99	6.1		29	8	6	5	4	2	0	0	0	0	0	0	35	43	7.11	1.579																			
Bill Lee, L (7, 1) ERA: 3.86	0.0		2	1	0	0	0	0	1	0	0	0	0	1	5	∞	∞																				
Bobby Bolin, R (7, 1) ERA: 5.19	0.2		3	1	1	1	0	0	0	0	0	0	0	3	3	13.50	1.500																				
Sparky Lyle, L (8, 1) ERA:	1.0		3	0	0	0	2	0	0	0	0	0	0	7	7	0.00	0.000																				
Ken Tatum, R (9, 1) ERA: 2.51	1.0	W	5	2	1	1	1	0	0	1	0	0	0	6	7	9.00	2.000																				

Minnesota Twins @ Boston Red Sox
Fenway Park, Boston, MA
 Sun May 02 1971, 3:38 AM EDT
 Att: 23,163 - Unknown

AB	35
R	8
H	12
RBI	8
BB	3
SO	7
LOB	20



Batter	1	2	3	4	5	6	7	8	9	AB R H RBI BB SO LOB	TOP											
Luis Aparicio, R (1, 6) OBP: 0.281, SLG: 0.370	0-0 6-3		0-0 6-3			0-0 6-3	0-3 K		0-3 K	5 0 0 0 0 2 4												
Reggie Smith, S (1, 9) OBP: 0.385, SLG: 0.527	0-0 F7			0-0 FC5-4 1B		0-3 K	0-0 F3			4 0 1 0 0 1 3												
Carl Yastrzemski, L (1, 7) OBP: 0.465, SLG: 0.588	0-0 F7			0-0 FC5-4 G5-4-3 1-2f		0-0 CS 1B			0-3 K	4 0 1 0 0 1 1												
Rico Petrocelli, R (1, 5) OBP: 0.398, SLG: 0.342		0-0 5-3		0-0 G5-4-3 1-2f		0-0 CS 1B	0-0 2B E 1B		0-3 BB	3 1 1 0 1 0 1												
George Scott, R (1, 3) OBP: 0.382, SLG: 0.462		0-0 6-3			0-0 2B 6-3 1B		0-0 1B 1B 2B		0-0 F9	4 2 2 0 0 0 1												
Billy Conigliaro, R (1, 8) OBP: 0.364, SLG: 0.468		0-0 F5			0-0 1-3 2B		0-0 1B 1B		0-3 K	4 0 2 1 0 1 1												
Duane Josephson, R (1, 2) OBP: 0.314, SLG: 0.359			0-0 HR		0-0 6-3		0-3 K		0-0 SH1-3 2B	4 1 2 2 0 1 3												
Doug Griffin, R (1, 4) OBP: 0.294, SLG: 0.270			0-3 K		0-3 3-H K		4-0 1B IBB		0-3 K	2 0 0 0 0 2 1												
Mike Fiore, L (7, PH)										0 0 0 0 1 0 0												
John Kennedy, R (7, 4) OBP: 0.444, SLG: 0.500			0-3 K		0-0 6-3				0-0 SH1-3	1 0 0 0 0 1 1												
Mike Nagy, R (1, 1) OBP: 0.083, SLG: 0.167			0-3 K2-3						0-0 2-3	2 0 0 0 0 1 1												
Bill Lee, L (6, 1)										0 0 0 0 0 0 0												
Joe Lahoud, L (7, PH) OBP: 0.421, SLG: 0.333										0 0 0 0 0 0 0												
Phil Gagliano, R (7, PH) OBP: 1.000, SLG: 1.000										1 0 1 1 0 0 0												
Sparky Lyle, L (7, 1)										0 0 0 0 0 0 0												
Inning Stats	R: 0 E: 0 K: 0 S: 3	H: 0 LOB: 0 BB: 0 P: 3	R: 0 E: 0 K: 0 S: 3	H: 0 LOB: 0 BB: 0 P: 3	R: 1 E: 0 K: 2 S: 8	H: 1 LOB: 0 BB: 0 P: 8	R: 0 E: 0 K: 0 S: 3	H: 1 LOB: 0 BB: 0 P: 3	R: 1 E: 0 K: 1 S: 7	H: 2 LOB: 1 BB: 0 P: 7	R: 0 E: 0 K: 1 S: 5	H: 1 LOB: 0 BB: 0 P: 5	R: 2 E: 1 K: 2 S: 11	H: 4 LOB: 3 BB: 1 P: 15	R: 0 E: 0 K: 2 S: 7	H: 0 LOB: 1 BB: 1 P: 11	R: 0 E: 0 K: 2 S: 8	H: 1 LOB: 1 BB: 0 P: 8	1B: 6 2B: 3 3B: 0 HR: 1	SF: 0 SAC: 1 DP: 1 HBP: 0	WP: 0 PB: 0 SB: 0 CS: 1	PA: 38
PITCHER	IP WLS BF H R ER SO BB IBB HBP BLK WP HR S P ERA WHIP																					
Tom Bradley, R (1, 1) ERA: 1.8	6.0 L 24 8 4 4 4 0 0 0 0 0 0 1 32 32 6.00 1.333																					
Vicente Romo, R (7, 1) ERA: 5.65	0.1 2 0 0 0 1 0 1 0 0 0 0 0 3 7 0.00 0.000																					
Terry Forster, L (7, 1) ERA: 2.45	0.2 3 1 0 0 1 0 0 0 0 0 0 0 5 5 0.00 1.500																					
Joe Herten, R (8, 1) ERA:	2.0 8 1 0 0 4 1 0 0 0 0 0 0 15 19 0.00 1.000																					

Boston Red Sox @ Chicago White Sox
Comiskey Park, Chicago, IL
Tue May 04 1971, 8:05 PM EDT
Att. 4,998 - Unknown

livebaseballscorecards.com

AB 34
R 4
H 10
RBI 4
BB 2
SO 10
LOB 17



Batter	1	2	3	4	5	6	7	8	9	AB	R	H	RBI	BB	SO	LOB
Lee Richard, R OBP: 0.298, SLG: 0.325 (1, 6)	0-0 WP 4-3 1B		0-0 F9			0-0 6-3	0-3 K			4	1	1	0	0	1	2
Ed Stroud, L OBP: 0.236, SLG: 0.163 (1, 9) (8, 8)	0-0 4-3 1-2		0-0 G3			4-0 1B SF9 BB		0-0 6-3		3	1	0	0	1	0	2
Carlos May, L OBP: 0.365, SLG: 0.424 (1, 3)	0-0 6-3 2-H			0-0 4-3		0-0 1B 1-3 1B		0-0 5-3		4	1	1	0	0	0	0
Rick Reichardt, R OBP: 0.282, SLG: 0.419 (1, 7)	0-0 CS 1B			0-0 F5		0-0 SF9		0-0 L9		3	0	1	1	0	0	0
Bill Melton, R OBP: 0.365, SLG: 0.440 (1, 5)	0-0 CS 1-2	0-0 6-3		0-0 2B		0-0 1B 1-3 1B			0-0 6-3	4	0	2	0	0	0	0
Mike Andrews, R OBP: 0.357, SLG: 0.417 (1, 4)		0-0 F7		0-0 F5		0-0 1B			0-0 1B 2B	4	0	2	1	0	0	1
Luis Alvarado, R OBP: 0.214, SLG: 0.185 (9, PR)						1-2 3-H 1B				0	0	0	0	0	0	0
Ed Herrmann, L OBP: 0.367, SLG: 0.404 (1, 2)		0-3 K				0-0 FC4-6 1B			0-0 1B 2B	3	0	1	0	0	2	2
Rich McKinney, R OBP: 0.442, SLG: 0.395 (9, PH)						0-0 K			0-0 1B	1	0	1	0	0	0	0
Jay Johnstone, L OBP: 0.330, SLG: 0.403 (1, 8)			4-0 SH1-4 BB			0-0 FC4-6 L7-3 1-2f		0-0 CS 1B	0-3 K	1	0	0	0	1	0	1
Walt Williams, R OBP: 0.295, SLG: 0.350 (7, PH) (8, 9)						0-0 L7-3 1-2		0-3 K		2	0	1	0	0	1	2
Tom Bradley, R OBP: 0.143, SLG: 0.077 (1, 1)			0-0 SH1-4			0-0 L7-3 1-2				1	0	0	0	0	0	1
Vicente Romo, R (7, 1)										0	0	0	0	0	0	0
Terry Forster, L (7, 1)										0	0	0	0	0	0	0
Rich Morales, R OBP: 0.615, SLG: 0.545 (7, PH)										1	0	0	0	0	1	1
Joe Horlen, R (8, 1)										0	0	0	0	0	0	0

Inning Stats	R: 1	H: 2	R: 0	H: 0	R: 0	H: 0	R: 0	H: 1	R: 0	H: 1	R: 2	H: 3	R: 0	H: 1	R: 0	H: 0	R: 0	H: 2	R: 0	H: 2	1B: 8	SF: 1	WP: 2	PA: 36
E: 0	LOB: 0	E: 0	LOB: 0	E: 0	LOB: 1	E: 0	LOB: 1	E: 0	LOB: 0	E: 0	LOB: 2	E: 0	LOB: 1	E: 0	LOB: 0	E: 0	LOB: 2	E: 0	LOB: 0	E: 0	LOB: 2	2B: 4 <td>SAC: 1 <td>PB: 0 </td></td>	SAC: 1 <td>PB: 0 </td>	PB: 0
K: 0	BB: 0	K: 1	BB: 0	K: 0	BB: 1	K: 0	BB: 0	K: 0	BB: 0	K: 2	BB: 1	K: 0	BB: 0	K: 1	BB: 0	K: 0	BB: 0	K: 1	BB: 0	K: 1	BB: 0	3B: 0 <td>DP: 2 <td>SB: 0</td> </td>	DP: 2 <td>SB: 0</td>	SB: 0
S: 4	P: 4	S: 5	P: 5	S: 3	P: 7	S: 4	P: 4	S: 3	P: 3	S: 8	P: 12	S: 7	P: 7	S: 6	P: 6	S: 3	P: 3	S: 6	P: 6	S: 6	P: 6	HR: 0 <td>HBP: 0 <td>CS: 2</td> </td>	HBP: 0 <td>CS: 2</td>	CS: 2

PITCHER	IP	WLS	BF	H	R	ER	SO	BB	IBB	HBP	BLK	WP	HR	S	P	ERA	WHIP
Mike Nagy, R ERA: 3.86 (1, 1)	5.2		24	7	3	3	1	2	0	0	0	1	0	24	32	4.76	1.588
Bill Lee, L ERA: 3.72 (6, 1)	0.1	W	1	0	0	0	1	0	0	0	0	0	0	3	3	0.00	0.000
Sparky Lyle, L ERA: (7, 1)	3.0	S	10	3	0	0	3	0	0	0	0	0	0	16	16	0.00	1.000

BOTTOM

Boston Red Sox @ Chicago White Sox
Comiskey Park, Chicago, IL
Tue May 04 1971, 8:05 PM EDT
Att. 4,998 - Unknown

livebaseballscorecards.com

AB	31
R	3
H	10
RBI	2
BB	2
SO	5
LOB	12



BOTTOM

Boston Red Sox @ Milwaukee Brewers
Milwaukee County Stadium, Milwaukee, WI

Fri May 07 1971, 8:05 PM EDT
Att. 7,713 - Unknown

livebaseballscorecards.com

AB	33
R	4
H	9
RBI	3
BB	7
SO	7
LOB	20



WP:	0	PA:	41
PB:	0		
SB:	0		
CS:	0		

AB	5	R	0	H	0	RBI	0	BB	0	SO	2	LOB	6
----	---	---	---	---	---	-----	---	----	---	----	---	-----	---

4	0	0	0	0	0	1	1
1	0	1	0	0	0	0	0

2	1	0	0	1	0	0	0
1	0	0	0	1	0	0	0

4	1	1	0	1	0	1	1
---	---	---	---	---	---	---	---

4	1	2	1	0	2	1	1
0	0	0	0	0	0	0	0
1	0	0	0	0	0	0	3

2	0	0	0	2	0	1	1
---	---	---	---	---	---	---	---

3	1	2	1	0	0	2	2
0	0	0	0	1	0	0	0
0	0	0	0	0	0	0	0
0	0	0	0	0	0	0	0

1	0	1	1	1	0	0	0
1	0	0	0	0	1	1	1

3	0	2	0	0	1	3	3
1	0	0	0	0	0	1	1

1B:	9	SF:	0
2B:	0	SAC:	1
3B:	0	DP:	2
HR:	0	HBP:	0

Batter	1	2	3	4	5	6	7	8	9
Tommy Harper, R OBP: 0.239, SLG: 0.206 (1, 5) (8, 9) (9, 5)	0-0 4-3 X	0-0 F7 X		0-0 FC5 X		0-3 K X			0-3 K X
Mike Hegan, L OBP: 0.342, SLG: 0.400 Ron Theobald, R OBP: 0.500, SLG: 0.333 (1, 3) (9, PH)	0-0 1-3 X		0-0 F8 X		0-0 G3 X	0-3 K X			0-0 1B BB G1-2-3 1B X
John Briggs, L OBP: 0.324, SLG: 0.305 Ted Savage, R OBP: 0.381, SLG: 0.188 (1, 7) (7, PH) (8, 7)	0-0 G3 X		0-0 4-3 X		4-0 G3 1B BB X		0-0 1-3 X		4-0 1B BB 1-2 X
Dave May, L OBP: 0.313, SLG: 0.389 (1, 8)		4-0 1B BB BB X	0-0 F5 X		0-0 G3 1-2 X		0-0 G3 X		0-0 1-2 2-3 1B X
Bill Voss, L OBP: 0.257, SLG: 0.313 Ken Sanders, R (8, 1) Floyd Wicker, L OBP: 0.400, SLG: 0.250 (9, PH)		0-3 K BB X		0-0 G6-4-3 1B X	0-0 1B 2-H X		0-3 K X		0-0 G1-2-3 3-H X
Ted Kubiak, S OBP: 0.301, SLG: 0.289 (1, 4)		4-0 BB 1B 1-2 BB X		4-0 G6-4-3 1-2 BB X	0-0 G3 X			0-0 6-3 X	
Elie Rodriguez, R OBP: 0.311, SLG: 0.310 Danny Walton, R OBP: 0.378, SLG: 0.467 Skip Lockwood, R OBP: 0.267, SLG: 0.154 Phil Roof, R OBP: 0.271, SLG: 0.227 (1, 2) (8, PH) (8, PR) (9, 2)		0-0 1-2 2-H 1B X		0-0 G6-4-3 1-2 2-3 1B X		0-0 1B SH3-4 E 1B X		4-0 BB X	
Rick Auerbach, R OBP: 0.298, SLG: 0.256 Andy Kosco, R OBP: 0.300, SLG: 0.361 (1, 6) (8, PH) (9, 9)		4-0 1-2 2-3 BB X		0-0 FC5 1B 3-H 1B X		0-0 SH3-4 1-2 X		0-3 K X	
Marty Pattin, R OBP: 0.316, SLG: 0.188 Roberto Pena, R OBP: 0.306, SLG: 0.341 (1, 1) (8, 5) (9, 6)		0-3 K X		0-0 1-2 1B X		0-0 E 2-3 1B X		0-0 L9 X	

Inning Stats	R: 0	H: 0	E: 0	K: 0	S: 3	H: 0	LOB: 0	BB: 0	P: 3	R: 1	H: 1	E: 0	K: 2	S: 8	H: 1	LOB: 3	BB: 3	P: 20	R: 0	H: 0	E: 0	K: 0	S: 3	R: 1	H: 3	E: 0	K: 0	S: 5	H: 1	LOB: 2	BB: 1	P: 9	R: 1	H: 1	E: 0	K: 0	S: 4	H: 2	LOB: 1	BB: 0	P: 8	R: 1	H: 2	E: 1	K: 2	S: 9	H: 0	LOB: 0	BB: 0	P: 5	R: 0	H: 0	E: 0	K: 1	S: 5	H: 0	LOB: 1	BB: 1	P: 9	R: 0	H: 2	E: 0	K: 1	S: 6	H: 0	LOB: 2	BB: 1	P: 10	1B: 9	SF: 0	2B: 0	SAC: 1	3B: 0	DP: 2	HR: 0	HBP: 0	WP: 0	PA: 41
--------------	------	------	------	------	------	------	--------	-------	------	------	------	------	------	------	------	--------	-------	-------	------	------	------	------	------	------	------	------	------	------	------	--------	-------	------	------	------	------	------	------	------	--------	-------	------	------	------	------	------	------	------	--------	-------	------	------	------	------	------	------	------	--------	-------	------	------	------	------	------	------	------	--------	-------	-------	-------	-------	-------	--------	-------	-------	-------	--------	-------	--------

PITCHER	IP	WLS	BF	H	R	ER	SO	BB	IBB	HBP	BLK	WP	HR	S	P	ERA	WHIP
Ray Culp, R ERA: 4.91 (1, 1)	5.1		27	7	4	3	2	5	0	0	0	0	0	26	46	5.06	2.250
Bobby Bolin, R ERA: 4.82 (6, 1)	0.2		2	0	0	0	2	0	0	0	0	0	0	6	6	0.00	0.000
Bill Lee, L ERA: 3.0 (7, 1)	2.1	W	10	1	0	0	3	2	0	0	0	0	0	14	22	0.00	1.286
Sparky Lyle, L ERA: (9, 1)	0.2	S	2	1	0	0	0	0	0	0	0	0	0	2	2	0.00	1.500

Batter	1	2	3	4	5	6	7	8	9	AB R H RBI BB SO LOB	TOP									
Luis Aparicio, R (1, 6) OBP: 0.279, SLG: 0.375	0-0 5-3	0-0 F3		0-0 2B			0-0 4-3	0-0 1-3		5 0 1 0 0 0 4										
Reggie Smith, S (1, 9) OBP: 0.395, SLG: 0.529	0-0 HR	0-0 1B		0-0 6-3			0-0 F9	0-0 1B		5 1 3 4 0 0 1										
Carl Yastrzemski, L (1, 7) OBP: 0.466, SLG: 0.556	0-0 6-3	4-0 1B			0-0 3-1		4-0 2B	0-0 L6		3 0 0 0 2 0 1										
Rico Petrocelli, R (1, 5) OBP: 0.376, SLG: 0.337	4-0 1B	0-0 F8			0-0 F2		0-0 2B		0-0 F5	4 0 1 0 1 0 3										
Billy Conigliaro, R (1, 8) OBP: 0.373, SLG: 0.500	0-0 1B		0-0 F7		0-0 5-3		4-0 IBB		0-0 F9	4 0 1 0 1 0 0										
Mike Fiore, L (1, 3) OBP: 0.376, SLG: 0.337	0-0 3-1		0-0 1-3			0-0 G3	0-0 5-3		0-3 K	5 0 0 0 0 1 5										
Duane Josephson, R (1, 2) OBP: 0.313, SLG: 0.360		4-0 1B	0-0 5-3			0-0 FC6-5		0-0 FC3-6		3 1 2 0 1 0 0										
Doug Griffin, R (1, 4) OBP: 0.306, SLG: 0.299		0-0 1B		0-0 L8		0-0 FC6-5		0-0 FC3-6		4 1 1 0 0 0 2										
Sonny Siebert, R (1, 1) OBP: 0.250, SLG: 0.526		0-3 K		0-3 K		0-3 K		0-0 1B		3 0 0 0 0 3 3										
Joe Lahoud, L (8, PH) OBP: 0.476, SLG: 0.471										1 1 1 0 0 0 0										
Ken Tatum, R (8, 1)										0 0 0 0 0 0 0										
Inning Stats	R: 1 E: 0 K: 0 S: 5	H: 2 LOB: 2 BB: 1 P: 9	R: 1 E: 0 K: 1 S: 7	H: 2 LOB: 3 BB: 2 P: 15	R: 0 E: 0 K: 0 S: 3	H: 0 LOB: 0 BB: 0 P: 3	R: 0 E: 0 K: 1 S: 6	H: 1 LOB: 1 BB: 0 P: 6	R: 0 E: 0 K: 1 S: 6	H: 1 LOB: 1 BB: 0 P: 6	R: 0 E: 0 K: 0 S: 4	H: 1 LOB: 3 BB: 2 P: 12	R: 2 E: 0 K: 0 S: 6	H: 3 LOB: 1 BB: 0 P: 6	R: 0 E: 0 K: 1 S: 5	H: 0 LOB: 0 BB: 0 P: 5	1B: 6 2B: 3 3B: 0 HR: 1	SF: 0 SAC: 0 DP: 0 HBP: 0	WP: 0 PB: 0 SB: 0 CS: 0	PA: 42
PITCHER	IP WLS BF H R ER SO BB IBB HBP BLK WP HR S P ERA WHIP																			
Lew Krausse, R (1, 1) ERA: 2.56	7.0 L 33 7 2 2 3 4 1 0 0 0 0 1 34 54 2.57 1.571																			
Ken Sanders, R (8, 1) ERA: 3.22	0.2 4 2 2 2 0 0 0 0 0 0 0 0 4 4 27.00 3.000																			
Marcelino Lopez, L (8, 1) ERA: 1.13	1.1 5 1 0 0 1 0 0 0 0 0 0 0 7 7 0.00 0.750																			

Boston Red Sox @ Milwaukee Brewers
Milwaukee County Stadium, Milwaukee, WI

Sat May 08 1971, 4:33 AM EDT
 Att: 11,684 - Unknown

AB	37
R	4
H	10
RBI	4
BB	5
SO	4
LOB	19



livebaseballscorecards.com

BOTTOM

Boston Red Sox @ Milwaukee Brewers
Milwaukee County Stadium, Milwaukee, WI

Sat May 08 1971, 4:33 AM EDT
Att. 11,684 - Unknown

livebaseballscorecards.com

AB	32
R	2
H	6
RBI	2
BB	2
SO	9
LOB	6



WP:	0	PA:	34
PB:	0	SB:	1
CS:	0		

AB R H RBI BB SO LOB

4	0	0	0	0	2	0
3	1	1	0	1	0	0
4	0	1	0	0	1	1
4	0	1	1	0	1	1
4	1	1	1	0	1	0
4	0	1	0	0	1	0
3	0	1	0	0	0	1
1	0	0	0	0	0	0
2	0	0	0	0	0	1
0	0	0	0	1	0	0
0	0	0	0	0	0	0
2	0	0	0	0	2	0
1	0	0	0	0	1	2
0	0	0	0	0	0	0
0	0	0	0	0	0	0

Batter	1	2	3	4	5	6	7	8	9
Mike Hegan, L (1, 3) OBP: 0.325, SLG: 0.378	0-3 K ①		0-0 4-3 ②			0-3 K ②		0-0 5-3 ①	
Ron Theobald, R (1, 4) OBP: 0.500, SLG: 0.333	0-0 FC1-6 S 1B		0-0 L8 ③			4-0 1B BB		0-0 5-3 ②	
John Briggs, L (1, 9) OBP: 0.319, SLG: 0.302	0-0 FC1-6 ②			0-0 F8 ①		0-0 1B 1B		0-3 K ③	
Danny Walton, R (1, 7) OBP: 0.366, SLG: 0.441	0-0 F6 ③			0-0 G2 ②		0-0 1B		0-3 K ①	
Bill Voss, L (1, 8) OBP: 0.257, SLG: 0.352		0-0 F7 ①		0-3 K ③		0-0 F7 ①		0-0 HR	
Roberto Pena, R (1, 5) OBP: 0.302, SLG: 0.333 (8, 6)		0-0 1B			0-0 L9 ①	0-3 K ②		0-0 G3 ②	
Elie Rodriguez, R (1, 2) OBP: 0.313, SLG: 0.333 (7, PR)		0-0 L8 ②			0-0 L8 ②		0-0 2B	0-0 L9 ③	
Tommy Harper, R (8, 5) OBP: 0.237, SLG: 0.204									
Rick Auerbach, R (1, 6) OBP: 0.286, SLG: 0.244		0-0 F7 ③			0-0 F8 ③	4-0 BB			
Floyd Wicker, L (7, PH) OBP: 0.500, SLG: 0.250									
Phil Roof, R (8, 2) OBP: 0.271, SLG: 0.227									
Lew Krausse, R (1, 1) OBP: 0.364, SLG: 0.176 (7, PH)			0-3 K ①			0-3 K ①	0-3 K ③		
Ted Savage, R (8, 1) OBP: 0.500, SLG: 0.500									
Ken Sanders, R (8, 1)									
Marcelino Lopez, R (8, 1)									

Inning Stats	R: 0	H: 1	E: 0	LOB: 1	K: 1	BB: 0	S: 6	P: 6
	R: 0	H: 1	E: 0	LOB: 1	K: 0	BB: 0	S: 4	P: 4
	R: 0	H: 0	E: 0	LOB: 0	K: 1	BB: 0	S: 5	P: 5
	R: 0	H: 0	E: 0	LOB: 0	K: 1	BB: 0	S: 5	P: 5
	R: 0	H: 0	E: 0	LOB: 0	K: 0	BB: 0	S: 3	P: 3
	R: 1	H: 2	E: 0	LOB: 2	K: 2	BB: 1	S: 8	P: 12
	R: 0	H: 1	E: 0	LOB: 2	K: 2	BB: 1	S: 8	P: 12
	R: 0	H: 0	E: 0	LOB: 0	K: 1	BB: 0	S: 5	P: 5
	R: 1	H: 1	E: 0	LOB: 0	K: 1	BB: 0	S: 6	P: 6
	R: 1	H: 1	E: 0	LOB: 0	K: 1	BB: 0	S: 6	P: 6

PITCHER	IP	WLS	BF	H	R	ER	SO	BB	IBB	HBP	BLK	WP	HR	S	P	ERA	WHIP
Sonny Siebert, R (1, 1) ERA: 1.89	7.0	W	27	5	1	1	7	2	0	0	0	0	0	39	47	1.29	1.000
Ken Tatum, R (8, 1) ERA: 2.76	2.0	S	7	1	1	1	2	0	0	0	0	0	1	11	11	4.50	0.500

Batter	1	2	3	4	5	6	7	8	9	AB R H RBI BB SO LOB	TOP									
Luis Aparicio, R (1, 6) OBP: 0.278, SLG: 0.364	0-0 L9		4-0 1B BB			0-0 F4			0-0 4-3	3 0 0 0 1 0 0	Boston Red Sox @ Milwaukee Brewers Milwaukee County Stadium, Milwaukee, WI Sun May 09 1971, 4:33 AM EDT Att: 9,050 - Sunny - 49 F									
Reggie Smith, S (1, 9) OBP: 0.390, SLG: 0.519	0-0 F4		0-0 1-2 1B			0-0 4-3			0-0 L9	4 0 1 0 0 0 0										
Carl Yastrzemski, L (1, 7) OBP: 0.467, SLG: 0.543	4-0 BB		0-0 G3			0-0 F5			4-0 1B BB BB	2 1 0 0 2 0 2										
Rico Petrocelli, R (1, 5) OBP: 0.372, SLG: 0.333	0-0 L7				0-0 F9				0-0 1-2 BB 1B 1B	4 0 1 0 0 0 1										
Billy Conigliaro, R (1, 8) OBP: 0.368, SLG: 0.489		0-0 6-3			0-0 F4				0-0 1-2 2-3 BB 1B	4 0 1 0 0 1 0										
Mike Fiore, L (1, 3)		4-0 BB			0-3 K				4-0 1-2 2-3 3-H BB	2 0 0 1 2 2 0										
Duane Josephson, R (1, 2) OBP: 0.310, SLG: 0.356 Don Pavletich, R (4, 2) OBP: 0.500, SLG: 0.400		0-0 G1-4-6-3			0-0 5-3				0-0 F8	1 0 0 0 0 0 1 3 0 0 0 0 0 3										
Doug Griffin, R (1, 4) OBP: 0.297, SLG: 0.289					0-0 F4				0-0 F8	3 0 0 0 0 0 0										
Mike Nagy, R (1, 1) OBP: 0.083, SLG: 0.167 Ken Brett, L (1, 1) Joe Lahoud, L (8, PH) OBP: 0.455, SLG: 0.444 Cal Koonce, R (8, 1)					0-0 L9				0-0 F8	0 0 0 0 0 0 0 2 0 0 0 0 0 0 1 0 0 0 0 0 0 0 0 0 0 0 0 0										
Inning Stats	R: 0 E: 0 K: 0 S: 3	H: 0 LOB: 1 BB: 1 P: 7	R: 0 E: 0 K: 0 S: 2	H: 0 LOB: 0 BB: 1 P: 6	R: 0 E: 0 K: 0 S: 4	H: 1 LOB: 2 BB: 1 P: 8	R: 0 E: 0 K: 1 S: 5	H: 0 LOB: 0 BB: 0 P: 5	R: 0 E: 0 K: 0 S: 3	H: 0 LOB: 0 BB: 0 P: 3	R: 0 E: 0 K: 2 S: 7	H: 0 LOB: 0 BB: 0 P: 7	R: 0 E: 0 K: 0 S: 3	H: 0 LOB: 0 BB: 0 P: 3	R: 1 E: 0 K: 0 S: 5	H: 2 LOB: 3 BB: 2 P: 13	1B: 3 2B: 0 3B: 0 HR: 0	SF: 0 SAC: 0 DP: 1 HBP: 0	WP: 0 PB: 0 SB: 0 CS: 0	PA: 34
PITCHER Bill Parsons, R (1, 1) ERA: 1.9	IP: 9.0 WLS: W BF: 34 H: 3 R: 1 ER: 1 SO: 3 BB: 5 IBB: 0 HBP: 0 BLK: 0 WP: 0 HR: 0 S: 35 P: 55 ERA: 1.00 WHIP: 0.889											PITCHER	IP: WLS: BF: H: R: ER: SO: BB: IBB: HBP: BLK: WP: HR: S: P: ERA: WHIP:							

AB	29
R	1
H	3
RBI	1
BB	5
SO	3
LOB	7



livebaseballscorecards.com

Batter	1	2	3	4	5	6	7	8	9
Ron Theobald, R OBP: 0.500, SLG: 0.400 (1, 4)				5-3		K			
Roberto Pena, R OBP: 0.281, SLG: 0.308 (1, 5)	F8			6-3			6-3		
John Briggs, L OBP: 0.329, SLG: 0.328 (1, 9) (8, 7)	1-3 1B 2B		K			1B	F7		
Danny Walton, R OBP: 0.356, SLG: 0.421 Dave May, L OBP: 0.313, SLG: 0.389 (1, 7) (8, 8)	3B 1B		4-3			K	6-3		
Bill Voss, L OBP: 0.256, SLG: 0.338 (1, 8) (8, 9)	1-2 3B BB		6-3			K		K	
Andy Kosco, R OBP: 0.318, SLG: 0.410 (1, 3)	1B 3B			F7		K		4-3 BB	
Phil Roof, R OBP: 0.288, SLG: 0.234 (1, 2)	1B BB			K			1B	4-3	
Rick Auerbach, R OBP: 0.283, SLG: 0.245 (1, 6)	1B 1B			1-3		K		1-3	
Bill Parsons, R OBP: 0.083, SLG: 0.083 (1, 1)	K					K			

Inning Stats	R: 6 E: 0 K: 1 S: 11	H: 6 LOB: 2 BB: 2 P: 19	R: 0 E: 0 K: 1 S: 5	H: 0 LOB: 0 BB: 0 P: 5	R: 0 E: 0 K: 1 S: 5	H: 0 LOB: 0 BB: 0 P: 5	R: 0 E: 0 K: 1 S: 5	H: 1 LOB: 1 BB: 0 P: 10	R: 0 E: 0 K: 3 S: 10	H: 1 LOB: 1 BB: 0 P: 10	R: 0 E: 0 K: 0 S: 3	H: 0 LOB: 0 BB: 0 P: 3	R: 0 E: 0 K: 1 S: 5	H: 0 LOB: 1 BB: 1 P: 9
--------------	-------------------------------	----------------------------------	------------------------------	---------------------------------	------------------------------	---------------------------------	------------------------------	----------------------------------	-------------------------------	----------------------------------	------------------------------	---------------------------------	------------------------------	---------------------------------

PITCHER	IP	WLS	BF	H	R	ER	SO	BB	IBB	HBP	BLK	WP	HR	S	P	ERA	WHIP
Mike Nagy, R ERA: 5.18 (1, 1)	0.1	L	6	4	5	5	0	1	0	0	0	0	0	5	9	135.00	15.000
Ken Brett, L ERA: 3.63 (1, 1)	6.2		25	4	1	1	10	1	0	0	0	0	0	44	48	1.35	0.750
Cal Koonce, R ERA: 8.53 (8, 1)	1.0		4	0	0	0	1	1	0	0	0	0	0	5	9	0.00	1.000

BOTTOM

AB R H RBI BB SO LOB

4	1	2	1	0	1	1
4	0	0	0	0	0	3
4	1	2	0	0	1	0
4	1	1	2	0	1	1
0	0	0	0	0	0	0
3	1	0	0	1	2	1
3	1	1	2	1	1	1
3	1	1	0	1	1	1
4	0	1	1	0	1	2
3	0	0	0	0	3	3

AB 32
R 6
H 8
RBI 6
BB 3
SO 11
LOB 13

WP: 0 PA: 35
PB: 0
SB: 1
CS: 0

Boston Red Sox @ Milwaukee Brewers
Milwaukee County Stadium, Milwaukee, WI
 Sun May 09 1971, 4:33 AM EDT
 Att. 9,050 - Sunny - 49 F

livebaseballscores.com

Batter	1	2	3	4	5	6	7	8	9	AB R H RBI BB SO LOB	TOP		
Luis Aparicio, R (1, 6) OBP: 0.274, SLG: 0.356	0-0 1B	0-0 F8			0-0 5-3		0-0 5-3		0-0 L9	5 0 1 0 0 0 1			
Reggie Smith, S (1, 9) OBP: 0.386, SLG: 0.518	0-0 F3		0-0 6-3			0-0 HR 2B	0-3 K			4 1 1 0 0 1 1			
Carl Yastrzemski, L (1, 7) OBP: 0.460, SLG: 0.563	0-0 F6		0-3 K			0-0 HR 2H		0-0 F8		4 1 1 2 0 1 1			
Rico Petrocelli, R (1, 5) OBP: 0.376, SLG: 0.333	0-0 F6		0-0 F8			0-0 E 4-3 1-4-3 1B		4-0 FC5-6 HBP BB		3 1 1 0 1 0 1			
George Scott, R (1, 3) OBP: 0.385, SLG: 0.479			0-3 K		0-0 6-3	0-0 1-4-3 1-2		1-0 HBP 1-2		3 0 0 0 0 1 1			
Billy Conigliaro, R (1, 8) OBP: 0.364, SLG: 0.474		4-0 HR BB		0-3 K		0-0 4-3 2-3		0-0 F7		3 1 0 0 1 1 3			
Duane Josephson, R (1, 2) OBP: 0.308, SLG: 0.383		0-0 HR 1-H		0-0 F3		0-0 E5		0-0 FC5-6 2-3f		4 1 1 2 0 0 2			
Doug Griffin, R (1, 4) OBP: 0.285, SLG: 0.287		0-0 FC1-6 1B			0-3 K	0-0 F3 3-H			0-0 B1-3	4 0 1 0 0 1 1			
Gary Peters, L (1, 1) OBP: 0.333, SLG: 0.350		0-0 FC1-6 1-2f			0-0 4-3		0-3 K		0-3 K	2 0 0 0 0 0 1 2 0 0 0 0 2 0			
Bill Lee, L (6, 1)													
Inning Stats	R: 0 H: 1 E: 0 LOB: 1 K: 0 BB: 0 S: 4 P: 4	R: 2 H: 2 E: 0 LOB: 1 K: 1 BB: 1 S: 7 P: 11	R: 0 H: 0 E: 0 LOB: 0 K: 1 BB: 0 S: 5 P: 5	R: 0 H: 0 E: 0 LOB: 0 K: 1 BB: 0 S: 5 P: 5	R: 0 H: 0 E: 0 LOB: 0 K: 1 BB: 0 S: 5 P: 5	R: 3 H: 3 E: 1 LOB: 1 K: 0 BB: 0 S: 7 P: 7	R: 0 H: 0 E: 0 LOB: 0 K: 2 BB: 0 S: 7 P: 7	R: 0 H: 0 E: 0 LOB: 2 K: 0 BB: 1 S: 3 P: 8	R: 0 H: 0 E: 0 LOB: 0 K: 1 BB: 0 S: 5 P: 5	1B: 3 SF: 0 2B: 1 SAC: 0 3B: 0 DP: 0 HR: 2 HBP: 1	WP: 0 PA: 37 PB: 0 SB: 0 CS: 0		
PITCHER	IP WLS BF H R ER SO BB IBB HBP BLK WP HR S P ERA WHIP											PITCHER	IP WLS BF H R ER SO BB IBB HBP BLK WP HR S P ERA WHIP
Tom Hall, L (1, 1) ERA: 3.94	6.0 L 26 6 5 4 4 1 0 0 0 0 2 33 37 6.00 1.167												
Stan Williams, R (7, 1) ERA: 3.55	3.0 11 0 0 0 3 1 0 1 0 0 0 15 20 0.00 0.333												

Boston Red Sox @ Minnesota Twins
Metropolitan Stadium, Bloomington, MI

Tue May 11 1971, 8:05 PM EDT
Att. 6,549 - Unknown - 55 F

livebaseballscorecards.com

AB	34
R	5
H	6
RBI	4
BB	2
SO	7
LOB	12



Batter	1	2	3	4	5	6	7	8	9	AB R H RBI BB SO LOB
Cesar Tovar, R (1, 9) OBP: 0.384, SLG: 0.382	0-0 2B 3B		0-0 3-1 WP 1B		0-0 1-2 2-3 1B	0-0 4-3			4-0 BB BB	4 1 3 0 1 0 2
Rod Carew, L (1, 4) OBP: 0.266, SLG: 0.305	0-3 K		0-0 3-1		0-0 1-2 2-3 3-H G6-4-3			0-0 B2-3	0-0 F8	5 0 0 0 0 1 5
Harmon Killebrew, R (1, 3) OBP: 0.421, SLG: 0.500	0-0 3-H 2B		0-0 1-3		0-0 F7			4-0 BB BB	4-0 G6-4-3 BB	3 0 1 1 1 0 2
Brant Alyea, R (1, 7) OBP: 0.375, SLG: 0.392	0-0 F4			0-0 F7		4-0 1B 1B BB		0-0 G6-4-3		3 1 0 0 1 0 2
Leo Cardenas, R (1, 6) OBP: 0.331, SLG: 0.384	0-0 F6			0-0 4-3		0-0 SH1-4 1-2 1B 1B BB		0-0 6-3		4 1 1 0 0 0 1
Rick Renick, R (1, 5) OBP: 0.438, SLG: 0.500		0-0 F8		0-0 2B		0-0 SH1-4 1-2 2-H 1B		0-0 5-3		4 0 2 1 0 0 0
Jim Holt, L (1, 8) OBP: 0.338, SLG: 0.458		0-0 1-3		0-0 1-3		0-0 SH1-4 1-2 2-3		0-0 4-3		3 0 0 0 0 0 1
George Mitterwald, R (1, 2) OBP: 0.300, SLG: 0.268		0-3 K			0-0 1B 1B G6-4-3 1B	0-0 SF7		0-0 6-3		3 1 1 1 0 1 0
Tom Hall, L (1, 1) OBP: 0.375, SLG: 0.400			0-0 F9		0-0 G6-4-3 1-2 1B 1B	4-0 BB BB		0-0 1-3		2 0 1 0 0 0 0
Danny Thompson, R (6, PH) OBP: 0.286, SLG: 0.222										0 0 0 0 1 0 0
Stan Williams, R (7, 1)										0 0 0 0 0 0 0
Paul Powell, R (9, PH) OBP: 0.242, SLG: 0.267										1 0 0 0 0 0 0

Inning Stats	R: 1	H: 2	E: 0	K: 1	S: 7	R: 0	H: 0	E: 0	K: 1	S: 5	R: 0	H: 1	E: 0	K: 0	S: 4	R: 0	H: 1	E: 0	K: 0	S: 4	R: 1	H: 3	E: 0	K: 0	S: 5	R: 2	H: 2	E: 0	K: 0	S: 5	R: 0	H: 0	E: 0	K: 0	S: 2	R: 0	H: 0	E: 0	K: 0	S: 3	R: 0	H: 0	E: 0	K: 0	S: 3	R: 0	H: 0	E: 0	K: 0	S: 3
	LOB: 1	BB: 0	P: 7	LOB: 0	BB: 0	P: 5	LOB: 1	BB: 0	P: 4	LOB: 1	BB: 0	P: 4	LOB: 1	BB: 0	P: 4	LOB: 2	BB: 2	P: 13	LOB: 0	BB: 1	P: 6	LOB: 0	BB: 0	P: 3	LOB: 1	BB: 1	P: 7	LOB: 1	BB: 1	P: 7	LOB: 1	BB: 1	P: 7	LOB: 0	BB: 1	P: 3	LOB: 1	BB: 1	P: 7	LOB: 1	BB: 1	P: 7	LOB: 1	BB: 1	P: 7	LOB: 1	BB: 1	P: 7		

BOTTOM

Boston Red Sox @ Minnesota Twins
Metropolitan Stadium, Bloomington, MI

Tue May 11 1971, 8:05 PM EDT
Att. 6,549 - Unknown - 55 F

livebaseballscorecards.com

AB	32
R	4
H	9
RBI	3
BB	4
SO	2
LOB	13



WP: 1	PA: 38
PB: 0	
SB: 0	
CS: 0	

PITCHER	IP	WLS	BF	H	R	ER	SO	BB	IBB	HBP	BLK	WP	HR	S	P	ERA	WHIP
Gary Peters, L (1, 1) ERA: 4.63	5.0	W	24	9	4	4	2	1	0	0	0	1	0	27	31	7.20	2.000
Bill Lee, L (6, 1) ERA: 2.25	4.0	S	14	0	0	0	0	3	0	0	0	0	0	11	23	0.00	0.750

Batter	1	2	3	4	5	6	7	8	9	AB R H RBI BB SO LOB	TOP											
Doug Griffin, R (1, 4) OBP: 0.312, SLG: 0.306	0-0 G6-4-3 1B		0-0 CS 1B			0-0 E4		0-0 E S 1B		4 0 3 0 0 0 0	Boston Red Sox @ Minnesota Twins Metropolitan Stadium, Bloomington, MI Wed May 12 1971, 8:05 PM EDT Att: 8,643 - Unknown - 61 F livebaseballscorecards.com											
Luis Aparicio, R (1, 6) OBP: 0.265, SLG: 0.343	0-0 G6-4-3 1-2f		0-0 CS 1-2	0-3 K		0-0 F7		0-0 F7 1-3	4 0 0 0 0 1 3													
Reggie Smith, S (1, 9) OBP: 0.382, SLG: 0.509	0-3 K			0-0 1B		0-0 F6		0-0 G3	4 0 1 0 0 1 2													
Carl Yastrzemski, L (1, 7) OBP: 0.453, SLG: 0.550		0-0 FC5-4 1B		0-3 K 1-2		0-0 4-3		0-0 F7	4 0 1 0 0 1 2													
George Scott, R (1, 3) OBP: 0.372, SLG: 0.460		0-0 F4		0-3 K		0-3 K		0-3 K	4 0 0 0 0 3 2													
Billy Conigliaro, R (1, 8) OBP: 0.360, SLG: 0.465		0-0 FC5-4 1-2f			0-0 F8		0-0 1B	0-0 1-3	4 0 1 0 0 0 1													
Duane Josephson, R (1, 2) OBP: 0.308, SLG: 0.381		0-0 F2			0-0 1B		0-3 K		3 0 1 0 0 1 2													
John Kennedy, R (1, 5) OBP: 0.400, SLG: 0.438			0-0 F8		0-0 F8		0-3 K		2 0 0 0 0 0 1													
Joe Lahoud, L (7, PH) OBP: 0.435, SLG: 0.421									1 0 0 0 0 1 1													
Phil Gagliano, R (7, 5) OBP: 1.000, SLG: 1.000									0 0 0 0 0 0 0													
Ray Culp, R (1, 1) OBP: 0.125, SLG: 0.125			0-3 K		0-3 K			0-3 K	2 0 0 0 0 2 1													
Mike Fiore, L (8, PH)									1 0 0 0 0 1 0													
Bobby Bolin, R (8, 1)									0 0 0 0 0 0 0													
Inning Stats	R: 0 E: 0 K: 1 S: 5	H: 1 LOB: 0 BB: 0 P: 5	R: 0 E: 0 K: 0 S: 4	H: 1 LOB: 1 BB: 0 P: 4	R: 0 E: 0 K: 1 S: 5	H: 1 LOB: 0 BB: 0 P: 5	R: 0 E: 0 K: 3 S: 10	H: 1 LOB: 1 BB: 0 P: 10	R: 0 E: 0 K: 1 S: 6	H: 1 LOB: 1 BB: 0 P: 6	R: 0 E: 1 K: 0 S: 4	H: 0 LOB: 1 BB: 0 P: 4	R: 0 E: 0 K: 3 S: 10	H: 1 LOB: 1 BB: 0 P: 10	R: 0 E: 0 K: 1 S: 6	H: 1 LOB: 1 BB: 0 P: 6	R: 0 E: 0 K: 1 S: 5	H: 0 LOB: 0 BB: 0 P: 5	1B: 7 2B: 0 3B: 0 HR: 0	SF: 0 SAC: 0 DP: 1 HBP: 0	WP: 0 PB: 0 SB: 2 CS: 1	PA: 34
PITCHER Bert Blyleven, R (1, 1) ERA: 2.26	IP: 9.0 WLS: W BF: 33 H: 7 R: 0 ER: 0 SO: 11 BB: 0 IBB: 0 HBP: 0 BLK: 0 WP: 0 HR: 0 S: 55 P: 55 ERA: 0.00 WHIP: 0.778											PITCHER	IP: WLS: BF: H: R: ER: SO: BB: IBB: HBP: BLK: WP: HR: S: P: ERA: WHIP:									



Batter	1	2	3	4	5	6	7	8	9	AB	R	H	RBI	BB	SO	LOB
Cesar Tovar, R OBP: 0.380, SLG: 0.378 (1, 9) (7, 7)	0-0 F3		0-0 F9		0-0 CS 1B			0-0 F7		4	0	1	0	0	0	1
Rod Carew, L OBP: 0.265, SLG: 0.321 (1, 4)	0-0 L3			0-0 1B 3B	0-0 CS 1-2	0-0 F8		0-0 F8		4	1	1	0	0	0	0
Harmon Killebrew, R OBP: 0.411, SLG: 0.487 (1, 3)	0-0 F4			0-3 K		0-0 6-3				3	0	0	0	0	1	1
Jim Holt, L OBP: 0.364, SLG: 0.473 (1, 8) (7, 9)		0-0 G6-4-3 1B		0-0 1B 1B		4-0 BB				2	0	2	1	1	0	0
Brant Alyea, R OBP: 0.373, SLG: 0.389 Paul Powell, R OBP: 0.242, SLG: 0.267 (1, 7) (7, 8)		0-0 F8		0-0 1-2 1B		0-0 F8				3	0	1	0	0	0	2
Rick Renick, R OBP: 0.368, SLG: 0.400 (1, 5)		0-0 G6-4-3 1-2f		0-3 K		0-3 K				0	0	0	0	0	2	3
Leo Cardenas, R OBP: 0.323, SLG: 0.374 (1, 6)			0-0 6-3		0-0 F9			0-0 F7		3	0	0	0	0	0	2
George Mitterwald, R OBP: 0.301, SLG: 0.270 (1, 2)			0-0 SH3 1B		0-0 F9			0-0 F4		3	0	1	0	0	0	0
Bert Blyleven, R OBP: 0.190, SLG: 0.150 (1, 1)			0-0 SH3 1-2		0-3 K			0-0 F8		2	0	0	0	0	1	0

Inning Stats	R: 0	H: 0	E: 0	K: 0	S: 3	R: 0	H: 1	E: 0	K: 0	S: 3	R: 0	H: 1	E: 0	K: 0	S: 4	R: 1	H: 3	E: 0	K: 2	S: 10	R: 0	H: 1	E: 0	K: 1	S: 5	R: 0	H: 0	E: 0	K: 0	S: 3	R: 0	H: 0	E: 0	K: 1	S: 5	R: 0	H: 0	E: 0	K: 0	S: 3
	LOB: 0	BB: 0	P: 3	LOB: 0	BB: 0	P: 3	LOB: 1	BB: 0	P: 4	LOB: 2	BB: 0	P: 10	LOB: 0	BB: 0	P: 5	LOB: 1	BB: 1	P: 7	LOB: 0	BB: 0	P: 5	LOB: 0	BB: 0	P: 3	LOB: 0	BB: 0	P: 3	LOB: 0	BB: 0	P: 3	LOB: 0	BB: 0	P: 3	LOB: 0	BB: 0	P: 3	LOB: 0	BB: 0	P: 3	

PITCHER	IP	WLS	BF	H	R	ER	SO	BB	IBB	HBP	BLK	WP	HR	S	P	ERA	WHIP
Ray Culp, R ERA: 4.41 (1, 1)	7.0	L	26	6	1	1	4	1	0	0	0	0	0	33	37	1.29	1.000
Bobby Bolin, R ERA: 4.35 (8, 1)	1.0		3	0	0	0	0	0	0	0	0	0	0	3	3	0.00	0.000


BOTTOM

Boston Red Sox @ Minnesota Twins
Metropolitan Stadium, Bloomington, MI

Wed May 12 1971, 8:05 PM EDT
Att. 8,643 - Unknown - 61 F

livebaseballscorecards.com

AB	27
R	1
H	6
RBI	1
BB	1
SO	4
LOB	9



WP	PA	ERA	WHIP
0	30		

Batter	1	2	3	4	5	6	7	8	9	AB R H RBI BB SO LOB	TOP	
Merv Rettenmund, R OBP: 0.405, SLG: 0.391 (1, 7) X	0-0 WP 1B 1B		0-0 6-3		0-0 4-3		0-0 6-3			4 0 1 0 0 0 3		
Davey Johnson, R OBP: 0.358, SLG: 0.482 (1, 4) X	0-0 1-2 WP 1B		0-0 4-3			0-0 G4-6-3 1B		0-0 1B		4 0 3 0 0 0 0		
Boog Powell, L OBP: 0.333, SLG: 0.436 (1, 3) SSS	0-3 K			4-0 BB		0-0 G4-6-3 1-2f		0-0 F7		3 0 0 0 1 1 4		
Frank Robinson, R OBP: 0.367, SLG: 0.357 (1, 9) X	0-0 F9			0-0 F8		4-0 WP BB		0-0 F8		3 0 0 0 1 0 4		
Paul Blair, R OBP: 0.285, SLG: 0.322 (1, 8) SSS	0-3 1-2 2-3 K			0-3 K		0-0 4-3		0-3 K		4 0 0 0 0 3 5		
Brooks Robinson, R OBP: 0.356, SLG: 0.345 (1, 5) X		0-0 1-3		0-0 F3			0-0 FC3-6 1B		0-0 2B	4 0 2 0 0 0 1		
Elrod Hendricks, L OBP: 0.205, SLG: 0.197 (1, 2) X		0-0 F9			0-0 P6		0-0 FC3-6 2B 1-2f		0-3 K	4 0 0 0 0 1 2		
Mark Belanger, R OBP: 0.379, SLG: 0.340 (1, 6) X		0-0 5-3			0-0 E 1B		0-0 2B		0-0 F7	3 0 2 0 0 0 0 1 0 0 0 0 0 1		
Tom Shopay, L OBP: 0.286, SLG: 0.231 (9, PH) X							0-3 K		0-3 K	3 0 0 0 0 1 3 1 0 0 0 0 1 1		
Jim Palmer, R OBP: 0.200, SLG: 0.167 (1, 1) X			0-0 P4		0-0 6-3							
Don Buford, S OBP: 0.400, SLG: 0.430 (9, PH) X												
Inning Stats	R: 0 E: 0 K: 2 S: 9 H: 2 LOB: 2 BB: 0 P: 9	R: 0 E: 0 K: 0 S: 3 H: 0 LOB: 0 BB: 0 P: 3	R: 0 E: 0 K: 0 S: 3 H: 0 LOB: 0 BB: 0 P: 3	R: 0 E: 0 K: 1 S: 5 H: 0 LOB: 1 BB: 1 P: 9	R: 0 E: 1 K: 0 S: 4 H: 1 LOB: 1 BB: 0 P: 4	R: 0 E: 0 K: 0 S: 3 H: 1 LOB: 1 BB: 1 P: 7	R: 0 E: 0 K: 1 S: 7 H: 2 LOB: 2 BB: 0 P: 7	R: 0 E: 0 K: 1 S: 6 H: 1 LOB: 1 BB: 0 P: 6	R: 0 E: 0 K: 2 S: 8 H: 1 LOB: 1 BB: 0 P: 8	1B: 6 2B: 2 3B: 0 HR: 0 SF: 0 SAC: 0 DP: 1 HBP: 0	WP: 2 PB: 0 SB: 0 CS: 0 PA: 36	
PITCHER Sonny Siebert, R ERA: 1.61 (1, 1)	IP WLS BF H R ER SO BB IBB HBP BLK WP HR S P ERA WHIP											
	9.0 W 36 8 0 0 7 2 0 0 0 2 0 48 56 0.00 1.111											

Baltimore Orioles @ Boston Red Sox
Fenway Park, Boston, MA
Fri May 14 1971, 7:05 PM EDT
Att: 33,941 - Unknown

livebaseballscorecards.com

AB 34
R 0
H 8
RBI 0
BB 2
SO 7
LOB 24



Batter	1	2	3	4	5	6	7	8	9
Luis Aparicio, R OBP: 0.256, SLG: 0.330 (1, 6)	0-0 F8		0-0 6-3		0-0 6-3		0-0 FC6-4		
Reggie Smith, S OBP: 0.378, SLG: 0.500 (1, 9)	0-0 F8			0-0 6-3 BB 1B		0-0 F9		0-0 F8	
Carl Yastrzemski, L OBP: 0.462, SLG: 0.545 (1, 7)	4-0 FC6-4 BB			4-0 6-3 1-2 BB		4-0 CS BB		0-0 6-3	
Rico Petrocelli, R OBP: 0.364, SLG: 0.320 (1, 5)	0-0 FC6-4		0-3 K		0-3 K		0-0 F2		
George Scott, R OBP: 0.371, SLG: 0.456 (1, 3)		0-0 F9		0-0 6-3		0-0 SH1-4 1B			
Billy Conigliaro, R OBP: 0.353, SLG: 0.456 (1, 8)		0-0 P3		0-0 6-3		0-0 SH1-4			
Duane Josephson, R OBP: 0.309, SLG: 0.400 (1, 2)		0-0 6-3			0-0 SF7 3B		0-0 F9		
Doug Griffin, R OBP: 0.321, SLG: 0.313 (1, 4)			0-0 B1-6-4 1B		0-0 SF7		4-0 1B IBB		
Sonny Siebert, R OBP: 0.261, SLG: 0.500 (1, 1)			0-0 B1-6-4		0-0 F9		0-0 FC6-4 1B		

Inning Stats	R: 0	H: 0	E: 0	K: 0	S: 3	R: 0	H: 0	E: 0	K: 0	S: 3	R: 0	H: 1	E: 0	K: 1	S: 6	R: 1	H: 1	E: 0	K: 0	S: 4	R: 0	H: 0	E: 0	K: 1	S: 4	R: 1	H: 2	E: 0	K: 0	S: 5	R: 0	H: 0	E: 0	K: 0	S: 3	
	LOB: 1	BB: 1	P: 7	LOB: 0	BB: 0	P: 3	LOB: 2	BB: 1	P: 10	LOB: 0	BB: 0	P: 4	LOB: 1	BB: 1	P: 8	LOB: 2	BB: 1	P: 9	LOB: 0	BB: 0	P: 3	LOB: 0	BB: 0	P: 3	LOB: 0	BB: 0	P: 3	LOB: 0	BB: 0	P: 3	LOB: 0	BB: 0	P: 3	LOB: 0	BB: 0	P: 3

PITCHER	IP	WLS	BF	H	R	ER	SO	BB	IBB	HBP	BLK	WP	HR	S	P	ERA	WHIP	PITCHER	IP	WLS	BF	H	R	ER	SO	BB	IBB	HBP	BLK	WP	HR	S	P	ERA	WHIP		
Jim Palmer, R ERA: 2.35 (1, 1)	8.0	L	31	5	2	2	2	3	1	0	0	0	0	31	47	2.25	1.000																				

BOTTOM

AB	R	H	RBI	BB	SO	LOB
4	0	0	0	0	0	2
4	0	1	0	0	0	0
1	0	0	0	3	0	0
4	0	0	0	0	2	4
3	1	1	0	0	0	2
2	0	0	0	0	0	2
3	1	1	0	0	0	1
1	0	1	1	1	0	0
3	0	1	1	0	0	1


AB	25
R	2
H	5
RBI	2
BB	4
SO	2
LOB	12



WP: 0	PA: 31
PB: 0	SB: 0
CS: 1	

Baltimore Orioles @ Boston Red Sox
 Fenway Park, Boston, MA
 Fri May 14 1971, 7:05 PM EDT
 Att. 33,941 - Unknown

livebaseballscorecards.com

Batter	1	2	3	4	5	6	7	8	9	AB R H RBI BB SO LOB	TOP											
Don Buford, S (1, 7) ^x OBP: 0.417, SLG: 0.438 Paul Blair, R (7, 8) OBP: 0.290, SLG: 0.353	0-0 FC1-6 1B		4-0 BB HR BB	4-0 FC4-6 1B BB	0-0 L7		0-0 FC3-6 1B		0-0 HR	3 1 2 1 2 0 2 1 1 1 1 0 0 0												
Mark Belanger, R (1, 6) ^x OBP: 0.385, SLG: 0.343	0-0 FC1-6 G1 1-2f		4-0 HR BB	0-0 FC4-6 1B		0-0 P6	0-0 FC3-6 BB		0-0 BB 1B	5 2 2 0 1 0 3												
Boog Powell, L (1, 3) ^x OBP: 0.341, SLG: 0.425	0-0 G1 1-2		0-3 K	0-0 FC4-6 BB		4-0 WP BB	4-0 BB		4-0 1B 1B BB	3 0 0 0 3 1 5												
Frank Robinson, R (1, 9) ^x OBP: 0.375, SLG: 0.393	0-0 F9		0-0 HR	4-0 BB		0-3 K	0-0 P5		0-0 1B 1B	5 1 2 4 1 1 5												
Merv Rettenmund, R (1, 8) (7, 7) OBP: 0.411, SLG: 0.392		0-0 F8	0-0 BB 1B	0-0 L4		4-0 BB		0-3 K	0-0 1B	5 0 2 0 1 1 3												
Brooks Robinson, R (1, 5) OBP: 0.355, SLG: 0.345		0-0 BB 1B	0-0 F7		0-0 F9	0-0 F9		0-0 FC5-4 1B	0-3 K	6 0 2 0 0 1 6												
Davey Johnson, R (1, 4) OBP: 0.372, SLG: 0.478		4-0 BB	4-0 FC6-4 BB		4-0 FC1-5 1B BB		0-0 BB 1B	0-3 K	0-0 L4	3 1 1 0 3 1 4												
Andy Etchebarren, R (1, 2) OBP: 0.289, SLG: 0.300		0-3 K	0-0 FC6-4		0-0 E 1B		4-0 FC3-6 1B BB	0-0 FC5-4		4 1 1 0 1 1 5												
Dave McNally, R (1, 1) OBP: 0.208, SLG: 0.174 Tom Dukes, R (6, 1) Pete Richert, L (9, 1)	0-0 6-3		0-3 K	0-3 K	0-0 FC1-5		0-0 F2		0-3 K	3 0 0 0 0 1 3 2 0 0 0 0 1 2 0 0 0 0 0 0 0												
Inning Stats	R: 0 E: 0 K: 0 S: 4	H: 1 LOB: 1 BB: 0 P: 4	R: 0 E: 0 K: 1 S: 6	H: 1 LOB: 2 BB: 1 P: 10	R: 3 E: 0 K: 1 S: 7	H: 2 LOB: 2 BB: 3 P: 19	R: 0 E: 0 K: 1 S: 6	H: 1 LOB: 3 BB: 2 P: 14	R: 1 E: 1 K: 0 S: 4	H: 1 LOB: 2 BB: 1 P: 8	R: 0 E: 0 K: 1 S: 5	H: 0 LOB: 2 BB: 2 P: 13	R: 1 E: 0 K: 0 S: 5	H: 2 LOB: 3 BB: 2 P: 13	R: 0 E: 0 K: 2 S: 8	H: 1 LOB: 1 BB: 0 P: 8	R: 2 E: 0 K: 2 S: 11	H: 4 LOB: 3 BB: 1 P: 15	1B: 11 2B: 0 3B: 0 HR: 2	SF: 0 SAC: 0 DP: 0 HBP: 0	WP: 1 PB: 0 SB: 0 CS: 0	PA: 52
PITCHER	IP WLS BF H R ER SO BB IBB HBP BLK WP HR S P ERA WHIP																					
Mike Nagy, R (1, 1) ERA: 5.6 Ken Brett, L (3, 1) ERA: 3.15 Bobby Bolin, R (6, 1) ERA: 4.5 Ken Tatum, R (7, 1) ERA: 2.7 Sparky Lyle, L (8, 1) ERA: 1.38	2.1 L 14 4 3 3 2 3 0 0 0 0 1 15 27 11.57 3.000																					
<div style="display: flex; justify-content: space-between;"> <div style="width: 45%;"> <p>Baltimore Orioles @ Boston Red Sox Fenway Park, Boston, MA Sat May 15 1971, 3:33 AM EDT Att: 28,480 - Unknown</p> </div> <div style="width: 45%; text-align: right;"> <p>AB 40 R 7 H 13 RBI 6 BB 12 SO 8 LOB 38</p>  </div> </div>																						

Batter	1	2	3	4	5	6	7	8	9	AB R H RBI BB SO LOB	TOP											
Mickey Stanley, R (1, 8) OBP: 0.289, SLG: 0.360	0-0 L8		0-0 5-3		0-0 F8		0-0 E5		0-0 L6	5 0 0 0 0 0 2												
Dick McAuliffe, L (1, 4) OBP: 0.270, SLG: 0.331	0-3 K			0-0 HR 1B	4-0 1B BB		0-0 F2		4-0 FC5-2 IBB	3 1 1 0 2 1 1												
Willie Horton, R (1, 7) OBP: 0.279, SLG: 0.439	0-3 K			0-0 HR	0-0 1B		0-0 L7		0-0 FC5-2	5 1 2 2 0 1 4												
Jim Northrup, L (1, 9) (8, 3) OBP: 0.373, SLG: 0.437		0-0 4-3		0-0 FC6-4 1B	0-0 G3			0-0 G3	0-0 F5	5 0 1 0 0 0 5												
Norm Cash, L (1, 3) Cesar Gutierrez, R (8, PR) Al Kaline, R (8, 9) OBP: 0.391, SLG: 0.636 OBP: 0.429, SLG: 0.330		4-0 BB		0-3 K		0-0 4-3		0-0 2B		3 0 1 0 1 1 1 0 0 0 0 0 0 0 0 0 0 0 0 0 0												
Bill Freehan, R (1, 2) OBP: 0.333, SLG: 0.445	0-3 K			0-0 FC6-4 1B		0-0 1B		0-0 6-3		4 0 2 0 0 1 2												
Aurelio Rodriguez, R (1, 5) OBP: 0.290, SLG: 0.331	0-3 K			0-0 FC6-4		0-0 F4		0-0 4-3		4 0 0 0 0 1 5												
Ed Brinkman, R (1, 6) Gates Brown, L (9, PH) OBP: 0.265, SLG: 0.233 OBP: 0.333, SLG: 0.273			0-0 F5	0-0 1-3		0-0 F2			0-0 2B FC5-2 1B	3 0 0 0 0 0 3 1 0 1 0 0 0 0												
Dean Chance, R (1, 1) Dalton Jones, L (7, PH) Tom Timmermann, R (7, 1) Kevin Collins, L (9, PH) OBP: 0.444, SLG: 0.412 OBP: 0.333, SLG: 0.667		0-3 K			0-0 B1-3		0-0 G3		0-0 FC5-2 2B	2 0 0 0 0 1 0 1 0 0 0 0 0 0 0 0 0 0 0 0 0 1 0 1 0 0 0 0												
Inning Stats	R: 0 E: 0 K: 2 S: 7	H: 0 LOB: 0 BB: 0 P: 7	R: 0 E: 0 K: 2 S: 7	H: 0 LOB: 1 BB: 1 P: 11	R: 0 E: 0 K: 1 S: 5	H: 0 LOB: 0 BB: 0 P: 5	R: 2 E: 0 K: 1 S: 9	H: 4 LOB: 2 BB: 0 P: 9	R: 0 E: 0 K: 0 S: 4	H: 1 LOB: 2 BB: 1 P: 8	R: 0 E: 0 K: 0 S: 4	H: 1 LOB: 1 BB: 0 P: 4	R: 0 E: 1 K: 0 S: 4	H: 0 LOB: 1 BB: 0 P: 4	R: 0 E: 0 K: 0 S: 4	H: 1 LOB: 1 BB: 0 P: 4	R: 0 E: 0 K: 0 S: 5	H: 2 LOB: 3 BB: 1 P: 9	1B: 6 2B: 2 3B: 0 HR: 1	SF: 0 SAC: 0 DP: 0 HBP: 0	WP: 0 PB: 0 SB: 0 CS: 0	PA: 40
PITCHER	IP WLS BF H R ER SO BB IBB HBP BLK WP HR S P ERA WHIP																					
Ray Culp, R (1, 1) ERA: 4.17	7.1 W 32 7 2 2 6 2 0 0 0 0 0 1 42 50 2.46 1.227																					
Ken Tatum, R (8, 1) ERA: 2.5	1.1 7 2 0 0 0 0 0 1 0 0 0 0 6 10 0.00 1.500																					
Sparky Lyle, L (9, 1) ERA: 1.35	0.1 S 1 0 0 0 0 0 0 0 0 0 0 0 1 1 0.00 0.000																					

Detroit Tigers @ Boston Red Sox
 Fenway Park, Boston, MA
 Mon May 17 1971, 7:05 PM EDT
 Att: 14,001 - Unknown

livebaseballscorecards.com

AB	37
R	2
H	9
RBI	2
BB	3
SO	6
LOB	23



Batter	1	2	3	4	5	6	7	8	9
Luis Aparicio, R OBP: 0.257, SLG: 0.331 (1, 6)	0-0 1-3		0-3 K		0-0 L9		0-0 6-3	0-0 L9	
Reggie Smith, S OBP: 0.399, SLG: 0.508 (1, 9)	0-0 E4 FC5 1B		0-0 F7		0-0 BB 1B 2-H		0-0 2B HR 1B		
Carl Yastrzemski, L OBP: 0.469, SLG: 0.545 (1, 7)	0-0 FC FC5 1B			0-0 1-3	0-0 BB 1B 1-2		0-0 1-3 HR 2B		
Rico Petrocelli, R OBP: 0.376, SLG: 0.387 (1, 5)	0-0 FC5 1B 1-2 2-3f			0-0 1B 2B	4-0 FC5-4 BB 1-2 2-3		0-0 HR 2B 2-H 3-H		
George Scott, R OBP: 0.367, SLG: 0.447 (1, 3)	0-0 1B 1-2 2-H			0-0 5-3	0-0 FC5-4 1-2f		0-0 5-3		
Billy Conigliaro, R OBP: 0.336, SLG: 0.435 (1, 8)		0-0 L9		0-0 1B 2-H		0-3 K	0-0 F3		
Duane Josephson, R OBP: 0.287, SLG: 0.375 (1, 2)		0-0 F3		0-0 F6		0-0 F8		0-0 F3	
Doug Griffin, R OBP: 0.341, SLG: 0.349 (1, 4)		0-0 6-3			4-0 SH3 1B BB	0-0 E6 1B		0-0 1-3	
Gary Peters, L OBP: 0.318, SLG: 0.333 (1, 1)			0-0 4-3		0-0 SH3 1B 1-2	0-0 G3		0-0 1B	
Bobby Bolin, R OBP: 0.400, SLG: 0.381 (6, 1)									
Joe Lahoud, L OBP: 1.000, SLG: 1.000 (7, 1)									

Inning Stats	R: 0	H: 2	E: 1	LOB: 2	K: 0	BB: 0	S: 5	P: 5
	R: 0	H: 0	E: 0	LOB: 0	K: 0	BB: 0	S: 3	P: 3
	R: 0	H: 0	E: 0	LOB: 0	K: 1	BB: 0	S: 5	P: 5
	R: 1	H: 2	E: 0	LOB: 1	K: 0	BB: 0	S: 5	P: 5
	R: 1	H: 2	E: 0	LOB: 3	K: 0	BB: 2	S: 5	P: 13
	R: 0	H: 1	E: 1	LOB: 1	K: 1	BB: 0	S: 6	P: 6
	R: 3	H: 3	E: 0	LOB: 0	K: 0	BB: 0	S: 6	P: 6
	R: 0	H: 1	E: 0	LOB: 1	K: 0	BB: 0	S: 4	P: 4

PITCHER	IP	WLS	BF	H	R	ER	SO	BB	IBB	HBP	BLK	WP	HR	S	P	ERA	WHIP
Bill Zepp, R ERA: 5.59 (1, 1)	5.0		23	6	2	2	1	2	0	0	0	0	0	23	31	3.60	1.600
Bill Denehy, R ERA: 3.24 (6, 1)	1.1	L	7	3	2	2	1	0	0	0	0	0	0	9	9	13.50	2.250
Tom Timmermann, R ERA: 3.27 (7, 1)	0.2		3	1	1	1	0	0	0	0	0	0	1	3	3	13.50	1.500
Joe Niekro, R ERA: 5.44 (8, 1)	1.0		4	1	0	0	0	0	0	0	0	0	0	4	4	0.00	1.000

AB R H RBI BB SO LOB

5	0	0	0	0	1	2
4	1	3	1	0	0	0
4	1	2	0	0	0	1
3	2	2	3	1	0	2
4	0	1	0	0	0	4
4	0	1	1	0	1	0
4	0	0	0	0	0	1
3	1	1	0	1	0	0
1	0	0	0	0	0	0
0	0	0	0	0	0	0
1	0	0	0	0	0	1
1	0	1	0	0	0	0

1B: 8	SF: 0	WP: 0	PA: 37
2B: 2	SAC: 1	PB: 0	
3B: 0	DP: 0	SB: 0	
HR: 1	HBP: 0	CS: 0	
WP: 0	PA: 37	ERA	WHIP

Detroit Tigers @ Boston Red Sox
 Fenway Park, Boston, MA
 Tue May 18 1971, 7:05 PM EDT
 Att. 13,021 - Unknown

livebaseballscores.com

AB	34
R	5
H	11
RBI	5
BB	2
SO	2
LOB	11



Batter	1	2	3	4	5	6	7	8	9	AB R H RBI BB SO LOB	TOP											
Horace Clarke, S (1, 4) OBP: 0.390, SLG: 0.361	0-0 F5		4-0 E 1B BB	0-0 4-3			0-0 SF9 1-3 1B		0-3 K	4 0 1 0 1 1 3												
Thurman Munson, R (1, 2) OBP: 0.330, SLG: 0.329	0-0 F9		0-0 E6 1-3 1B		4-0 FC4-6 BB		0-3 K		4-0 BB BB	3 0 1 0 2 1 2												
Roy White, S (1, 7) OBP: 0.341, SLG: 0.518	0-3 K		0-3 K		0-0 FC4-6 1-2f		0-0 SF9 1-2 3-H		0-0 F4	4 0 0 1 0 2 4												
Bobby Murcer, L (1, 8) OBP: 0.463, SLG: 0.577		0-0 FC6-4 1B		0-0 F3		0-0 F7		4-0 FC6-4 IBB	4-0 BB	3 0 1 0 2 0 1												
Danny Cater, R (1, 3) OBP: 0.255, SLG: 0.293		0-0 F9		0-0 1-3 BB 1B		0-0 F9		0-0 FC6-4 1-2f	0-3 K	5 1 1 0 0 1 6												
Felipe Alou, R (1, 9) OBP: 0.298, SLG: 0.381		0-0 F5		0-0 BB 1-2 1-3 1B		0-0 G4-6-3 1B		0-0 5-3		4 0 2 0 0 0 1												
Jerry Kenney, L (1, 5) OBP: 0.273, SLG: 0.169		0-0 FC6-4 1-2f		0-0 1-3		0-0 G4-6-3 1-2f		0-0 L8		4 0 0 0 0 0 4												
Gene Michael, S (1, 6) OBP: 0.356, SLG: 0.290			0-0 F6	1-0 BB HBP		0-0 L7		0-0 1B		3 0 1 0 0 0 0												
Steve Kline, R (1, 1) OBP: 0.250, SLG: 0.211			0-0 L1-3	4-0 BB			0-0 1B SF9 1B		0-0 F8	1 0 0 1 1 0 0												
Curt Blefary, L (7, PH) OBP: 0.290, SLG: 0.321										1 1 1 0 0 0 0												
Lindy McDaniel, R (7, 1) OBP: 0.333, SLG: 0.333										0 0 0 0 0 0 0												
Jake Gibbs, L (8, PH) OBP: 0.206, SLG: 0.300				1-2 2-3 3-H						1 0 0 0 0 0 1												
Gary Waslewski, R (8, 1)										0 0 0 0 0 0 0												
Inning Stats	R: 0 E: 0 K: 1 S: 5	H: 0 LOB: 0 BB: 0 P: 5	R: 0 E: 0 K: 0 S: 4	H: 1 LOB: 1 BB: 0 P: 4	R: 0 E: 1 K: 1 S: 6	H: 1 LOB: 2 BB: 1 P: 10	R: 1 E: 0 K: 0 S: 5	H: 2 LOB: 3 BB: 1 P: 10	R: 0 E: 0 K: 0 S: 3	H: 0 LOB: 1 BB: 1 P: 7	R: 0 E: 0 K: 0 S: 3	H: 1 LOB: 0 BB: 0 P: 3	R: 1 E: 0 K: 1 S: 7	H: 2 LOB: 2 BB: 1 P: 11	R: 0 E: 0 K: 0 S: 4	H: 1 LOB: 1 BB: 0 P: 4	R: 0 E: 0 K: 2 S: 7	H: 0 LOB: 2 BB: 2 P: 15	1B: 8 2B: 0 3B: 0 HR: 0	SF: 1 SAC: 0 DP: 1 HBP: 1	WP: 0 PB: 0 SB: 0 CS: 0	PA: 41
PITCHER	IP WLS BF H R ER SO BB IBB HBP BLK WP HR S P ERA WHIP											PITCHER	IP WLS BF H R ER SO BB IBB HBP BLK WP HR S P ERA WHIP									
Sonny Siebert, R (1, 1) ERA: 1.69	8.0 W 36 8 2 2 3 3 1 1 0 0 0 37 54 2.25 1.375											Sparky Lyle, L (9, 1) ERA: 1.26	1.0 S 5 0 0 0 2 2 0 0 0 0 0 7 15 0.00 2.000									

New York Yankees @ Boston Red Sox
Fenway Park, Boston, MA
 Wed May 19 1971, 7:05 PM EDT
 Att. 21,077 - Unknown - 64 F

livebaseballscorecards.com

AB	33
R	2
H	8
RBI	2
BB	6
SO	5
LOB	22



Batter	1	2	3	4	5	6	7	8	9
Luis Aparicio, R OBP: 0.257, SLG: 0.336 (1, 6)	0-3 K	0-0 F8		0-0 F9			0-0 SH3-4	0-0 4-3 2B	
Reggie Smith, S OBP: 0.405, SLG: 0.533 (1, 9)	0-0 E 2B 1B		0-3 K		0-0 G4-6-3 1B		0-0 HR	0-0 4-3	
Carl Yastrzemski, L OBP: 0.460, SLG: 0.526 (1, 7)	0-0 E6 2B		0-0 4-3		0-0 G4-6-3		0-0 L6	4-0 FC5-4 IBB	
Rico Petrocelli, R OBP: 0.390, SLG: 0.398 (1, 5)	0-0 2B		4-0 FC6-4 BB		4-0 WP BB		4-0 FC6-4 BB	0-0 FC5-4	
George Scott, R OBP: 0.356, SLG: 0.432 (1, 3)	0-3 K		0-0 FC6-4		0-0 5-3		0-0 FC6-4		
Billy Conigliaro, R OBP: 0.333, SLG: 0.454 (1, 8)	0-0 F8			0-0 4-3		0-0 F4		0-0 HR	
Duane Josephson, R OBP: 0.286, SLG: 0.371 (1, 2)		0-3 K		0-0 SH3-4 1B		0-3 K		0-0 F2	
Doug Griffin, R OBP: 0.346, SLG: 0.372 (1, 4)		0-3 K		0-0 SH3-4 1B		0-0 6-3		0-0 2B 3B	
Sonny Siebert, R OBP: 0.320, SLG: 0.542 (1, 1)		0-0 1B		0-0 SH3-4			0-0 SH3-4 HR 1B	4-0 2B BB	
Joe Lahoud, L OBP: 0.423, SLG: 0.381 (8, PH)									
Sparky Lyle, L (9, 1)									

Inning Stats	R: 2	H: 2	E: 1	K: 2	S: 10	LOB: 1	BB: 0	P: 10
	R: 0	H: 1	E: 0	K: 2	S: 8 <td>LOB: 1</td> <td>BB: 0</td> <td>P: 8 </td>	LOB: 1	BB: 0	P: 8
	R: 0	H: 0	E: 0	K: 1	S: 5 <td>LOB: 1</td> <td>BB: 1</td> <td>P: 9 </td>	LOB: 1	BB: 1	P: 9
	R: 0	H: 2	E: 0	K: 0	S: 5 <td>LOB: 2</td> <td>BB: 0</td> <td>P: 5 </td>	LOB: 2	BB: 0	P: 5
	R: 0	H: 1	E: 0	K: 0	S: 3 <td>LOB: 1</td> <td>BB: 1</td> <td>P: 7 </td>	LOB: 1	BB: 1	P: 7
	R: 0	H: 0	E: 0	K: 1	S: 5 <td>LOB: 0</td> <td>BB: 0</td> <td>P: 5 </td>	LOB: 0	BB: 0	P: 5
	R: 2	H: 2	E: 0	K: 0	S: 5 <td>LOB: 1</td> <td>BB: 1</td> <td>P: 9 </td>	LOB: 1	BB: 1	P: 9
	R: 3	H: 3	E: 0	K: 0	S: 6 <td>LOB: 2</td> <td>BB: 2</td> <td>P: 14 </td>	LOB: 2	BB: 2	P: 14


PITCHER	IP	WLS	BF	H	R	ER	SO	BB	IBB	HBP	BLK	WP	HR	S	P	ERA	WHIP
Steve Kline, R ERA: 1.94 (1, 1)	6.0		26	6	2	1	6	2	0	0	0	1	0	36	44	1.50	1.333
Lindy McDaniel, R ERA: 3.93 (7, 1)	1.0	L	6	2	2	2	0	1	0	0	0	0	1	5	9	18.00	3.000
Gary Waslewski, R ERA: 3.86 (8, 1)	1.0		8	3	3	3	0	1	1	0	0	0	1	6	14	27.00	4.000

BOTTOM

New York Yankees @ Boston Red Sox
Fenway Park, Boston, MA
Wed May 19 1971, 7:05 PM EDT
Att: 21,077 - Unknown - 64 F

AB	R	H	RBI	BB	SO	LOB
4	0	1	2	0	1	3
5	2	3	2	0	1	1
4	1	0	0	1	0	2
2	0	1	2	3	0	2
4	0	0	0	0	1	4
4	1	1	1	0	0	1
4	0	1	0	0	2	0
4	1	2	0	0	1	0
2	1	2	0	0	0	0
0	1	0	0	1	0	0
0	0	0	0	0	0	0

AB	33
R	7
H	11
RBI	7
BB	5
SO	6
LOB	13



1B	2B	3B	SF	SAC	DP	HBP
6	2	1	0	2	1	0

WP	HR	S	P	ERA	WHIP
2	0	14	40		

WP	HR	S	P	ERA	WHIP
2	0	14	40		

Batter	1	2	3	4	5	6	7	8	9	AB R H RBI BB SO LOB	TOP											
Horace Clarke, S (1, 4) OBP: 0.384, SLG: 0.350	0-0 F8		0-0 6-3		0-0 G4-3		0-0 6-3		4-0 BB	4 0 0 0 1 0 1												
Thurman Munson, R (1, 2) OBP: 0.333, SLG: 0.325	4-0 B3 BB		0-0 6-3			0-0 FC5-4 1B	0-0 4-3		0-0 F9	4 0 1 0 1 0 1												
Roy White, S (1, 7) OBP: 0.336, SLG: 0.500	0-0 B3		0-0 6-3			0-0 FC5-4 2B 6-3	4-0 WP BB		0-0 L8	4 1 0 0 1 0 3												
Bobby Murcer, L (1, 8) OBP: 0.464, SLG: 0.579	4-0 BB			0-0 4-3		0-0 1B 2B	0-0 F4			3 1 1 0 1 0 1												
Danny Cater, R (1, 3) OBP: 0.255, SLG: 0.292	0-0 1-6-3			0-0 1-3		0-0 6-3		0-0 1B		4 0 1 1 0 0 3												
Felipe Alou, R (1, 9) OBP: 0.305, SLG: 0.394		0-0 6-3		0-0 2B		0-0 BB BB 1B		0-3 K		4 0 2 1 0 1 1												
Ron Hansen, R (1, 5) OBP: 0.314, SLG: 0.290		0-0 1B		0-0 5-3		4-0 BB BB		0-3 K		3 0 1 0 1 1 2												
Gene Michael, S (1, 6) OBP: 0.361, SLG: 0.291		0-3 K			0-0 G4-3 1B	4-0 1-2 2-3 BB		0-0 1-3		3 0 1 0 1 1 2												
Stan Bahnsen, R (1, 1) OBP: 0.133, SLG: 0.267		0-0 F7			0-3 K	0-0 F8		0-3 K		2 0 0 0 0 1 2												
Curt Blefary, L (6, PH) OBP: 0.281, SLG: 0.310										1 0 0 0 0 0 3												
Lindy McDaniel, R (6, 1) OBP: 0.333, SLG: 0.333										0 0 0 0 0 0 0												
Jake Gibbs, L (9, PH) OBP: 0.203, SLG: 0.295										1 0 0 0 0 1 0												
Inning Stats	R: 0 E: 0 K: 0 S: 3	H: 0 LOB: 2 BB: 2 P: 11	R: 0 E: 0 K: 1 S: 6	H: 1 LOB: 1 BB: 0 P: 6	R: 0 E: 0 K: 0 S: 3	H: 0 LOB: 0 BB: 0 P: 3	R: 0 E: 0 K: 0 S: 4	H: 1 LOB: 1 BB: 0 P: 4	R: 0 E: 0 K: 1 S: 5	H: 1 LOB: 0 BB: 0 P: 5	R: 2 E: 0 K: 0 S: 6	H: 3 LOB: 3 BB: 2 P: 14	R: 0 E: 0 K: 0 S: 3	H: 0 LOB: 1 BB: 1 P: 7	R: 0 E: 0 K: 2 S: 8	H: 1 LOB: 1 BB: 0 P: 8	R: 0 E: 0 K: 1 S: 5	H: 0 LOB: 1 BB: 1 P: 9	1B: 5 2B: 2 3B: 0 HR: 0	SF: 0 SAC: 0 DP: 1 HBP: 0	WP: 1 PB: 0 SB: 0 CS: 0	PA: 39
PITCHER Bill Lee, L (1, 1) ERA: 2.49	IP: 5.2 WLS: W BF: 26 H: 6 R: 2 ER: 2 SO: 2 BB: 4 IBB: 0 HBP: 0 BLK: 0 WP: 0 HR: 0 S: 26 P: 42 ERA: 3.18 WHIP: 1.765																					
Bobby Bolin, R (6, 1) ERA: 3.45	IP: 3.1 WLS: S BF: 13 H: 1 R: 0 ER: 0 SO: 3 BB: 2 IBB: 0 HBP: 0 BLK: 0 WP: 1 HR: 0 S: 17 P: 25 ERA: 0.00 WHIP: 0.900																					

New York Yankees @ Boston Red Sox
 Fenway Park, Boston, MA
 Thu May 20 1971, 7:05 PM EDT
 Att. 20,334 - Cloudy - 55 F

livebaseballscorecards.com

AB	33
R	2
H	7
RBI	2
BB	6
SO	5
LOB	19



Batter	1	2	3	4	5	6	7	8	9	AB	R	H	RBI	BB	SO	LOB													
Luis Aparicio, R OBP: 0.250, SLG: 0.326 (1, 6)	0-3 K	0-0 4-3		0-0 FC4-6			0-0 FC4-6			4	0	0	0	0	1	3													
Reggie Smith, S OBP: 0.401, SLG: 0.522 (1, 9)	4-0 2B	0-0 3-1			0-0 4-3		0-0 F8			3	1	0	0	1	0	2													
Carl Yastrzemski, L OBP: 0.468, SLG: 0.542 (1, 7)	0-0 HR		0-0 F7		0-0 G1-4-3			0-0 4-3		4	2	3	1	0	0	0													
Rico Petrocelli, R OBP: 0.393, SLG: 0.422 (1, 5)	0-0 HR		4-0 BB		0-0 G1-4-3			0-0 4-3		3	1	1	2	1	0	2													
George Scott, R OBP: 0.360, SLG: 0.459 (1, 3)	0-0 FC5-4		0-0 F4		0-0 5-3			0-0 HR		4	1	2	2	0	0	1													
Billy Conigliaro, R OBP: 0.324, SLG: 0.439 (1, 8)	0-0 F8		0-0 L9		0-0 5-3			0-0 F8		4	0	0	0	0	0	2													
Duane Josephson, R OBP: 0.277, SLG: 0.358 (1, 2)	0-0 FC5-4			0-0 6-3		0-0 5-3		0-0 F9		4	0	0	0	0	0	1													
John Kennedy, R OBP: 0.478, SLG: 0.471 (1, 4)		0-0 SH1-4		1-0 FC1-6			4-0 FC4-6			1	0	1	0	1	0	0													
Bill Lee, L Bobby Bolin, R (1, 1) (6, 1)		0-0 SH1-4		0-0 FC1-6			0-3 K			1	0	0	0	0	0	1													
				1-2 FC4-6						1	0	0	0	0	1	1													
Inning Stats	R: 3 E: 0 K: 1 S: 8	H: 3 LOB: 1 BB: 1 P: 12	R: 0 E: 0 K: 0 S: 4	H: 1 LOB: 1 BB: 0 P: 4	R: 0 E: 0 K: 0 S: 3	H: 0 LOB: 1 BB: 1 P: 7	R: 0 E: 0 K: 0 S: 3	H: 1 LOB: 0 BB: 0 P: 3	R: 0 E: 0 K: 1 S: 5	H: 0 LOB: 1 BB: 1 P: 9	R: 2 E: 0 K: 0 S: 5	H: 2 LOB: 0 BB: 0 P: 5	1B: 4 2B: 1 3B: 0 HR: 2	SF: 0 SAC: 1 DP: 1 HBP: 1	WP: 1 PB: 0 SB: 0 CS: 0	PA: 34													
PITCHER	IP WLS L	WLS L	H R	R ER	SO	BB IBB	HBP BLK	WP HR	S P	ERA WHIP	PITCHER						IP WLS L	H R	R ER	SO	BB IBB	HBP BLK	WP HR	S P	ERA WHIP				
Stan Bahnsen, R ERA: 4.91 (1, 1)	5.0		5	3	3	1	2	0	1	5.40	1.400							3.0		2	2	1	1	0	0	1	1	6.00	1.000
Lindy McDaniel, R ERA: 4.22 (6, 1)			2	2	2	1	1	1	13	6.00	1.000																		

BOTTOM

New York Yankees @ Boston Red Sox
 Fenway Park, Boston, MA
 Thu May 20 1971, 7:05 PM EDT
 Att. 20,334 - Cloudy - 55 F

livebaseballscorecards.com

AB	29
R	5
H	7
RBI	5
BB	3
SO	2
LOB	13



Boston Red Sox @ Baltimore Orioles
 Memorial Stadium, Baltimore, MD

Fri May 21 1971, 7:05 PM EDT
 Att. 17,528 - Unknown

livebaseballscorecards.com

AB	40
R	8
H	10
RBI	8
BB	5
SO	6
LOB	16



WP:	0	PA:	45
PB:	0		
SB:	0		
CS:	0		

Batter	1	2	3	4	5	6	7	8	9	10	AB	R	H	RBI	BB	SO	LOB							
Luis Aparicio, R (1, 6) OBP: 0.248, SLG: 0.317	F9		5-3			BB BB	K			E6 1B 2B	4	1	0	0	1	1	1							
Reggie Smith, S (1, 9) OBP: 0.395, SLG: 0.510	P3			B1-3			F9			2B 1B 1B	5	1	1	0	0	0	2							
Carl Yastrzemski, L (1, 7) OBP: 0.465, SLG: 0.556	P6			HR		BB BB	F5			F5	4	1	1	1	1	0	4							
Rico Petrocelli, R (1, 5) OBP: 0.394, SLG: 0.430		G5-4-3 1B		K			P6			1B 2B	5	1	2	1	0	2	2							
George Scott, R (1, 3) OBP: 0.362, SLG: 0.448		G5-4-3 1-2f		BB		BB BB	FC6-4			1B 1B IBB	3	1	0	0	2	0	3							
Billy Conigliaro, R (1, 8) OBP: 0.319, SLG: 0.453				2-3						K	5	1	1	1	0	2	4							
Duane Josephson, R (1, 2) OBP: 0.289, SLG: 0.416				HR			6-3			6-3	5	2	3	4	0	0	0							
Doug Griffin, R (1, 4) OBP: 0.341, SLG: 0.364				6-3			P6			L7 1B 1B	5	0	1	1	0	0	0							
Jim Lonborg, R (1, 1) OBP: 0.400, SLG: 0.250				K			F9			1-3 2-H 3-H 1B 1B	3	0	0	0	1	1	0							
Sparky Lyle, L (9, 1)											0	0	0	0	0	0	0							
Ken Tatum, R (9, 1) OBP: 0.600, SLG: 0.333							F9			1-2 2-H 1B	1	0	1	0	0	0	0							
Inning Stats	R: 0 E: 0 K: 0 S: 3	H: 0 LOB: 0 BB: 0 P: 3	R: 0 E: 0 K: 1 S: 5	H: 1 LOB: 0 BB: 0 P: 5	R: 1 E: 0 K: 1 S: 6	H: 1 LOB: 0 BB: 0 P: 6	R: 1 E: 0 K: 1 S: 6	H: 1 LOB: 1 BB: 1 P: 10	R: 0 E: 0 K: 0 S: 3	H: 0 LOB: 0 BB: 0 P: 3	R: 0 E: 0 K: 0 S: 3	H: 0 LOB: 0 BB: 0 P: 11	R: 2 E: 1 K: 1 S: 8	H: 2 LOB: 2 BB: 1 P: 12	R: 0 E: 0 K: 1 S: 5	H: 0 LOB: 0 BB: 0 P: 5	R: 0 E: 0 K: 0 S: 3	H: 0 LOB: 0 BB: 0 P: 3	R: 4 E: 1 K: 1 S: 10	H: 5 LOB: 3 BB: 1 P: 14	1B: 5 2B: 1 3B: 0 HR: 4	SF: 0 SAC: 0 DP: 1 HBP: 0	WP: 0 PA: 45	
PITCHER	IP WLS BF H R ER SO BB IBB HBP BLK WP HR S P ERA WHIP	IP WLS BF H R ER SO BB IBB HBP BLK WP HR S P ERA WHIP	IP WLS BF H R ER SO BB IBB HBP BLK WP HR S P ERA WHIP	IP WLS BF H R ER SO BB IBB HBP BLK WP HR S P ERA WHIP	IP WLS BF H R ER SO BB IBB HBP BLK WP HR S P ERA WHIP	IP WLS BF H R ER SO BB IBB HBP BLK WP HR S P ERA WHIP	IP WLS BF H R ER SO BB IBB HBP BLK WP HR S P ERA WHIP	IP WLS BF H R ER SO BB IBB HBP BLK WP HR S P ERA WHIP	IP WLS BF H R ER SO BB IBB HBP BLK WP HR S P ERA WHIP	IP WLS BF H R ER SO BB IBB HBP BLK WP HR S P ERA WHIP	IP WLS BF H R ER SO BB IBB HBP BLK WP HR S P ERA WHIP	IP WLS BF H R ER SO BB IBB HBP BLK WP HR S P ERA WHIP	IP WLS BF H R ER SO BB IBB HBP BLK WP HR S P ERA WHIP	IP WLS BF H R ER SO BB IBB HBP BLK WP HR S P ERA WHIP	IP WLS BF H R ER SO BB IBB HBP BLK WP HR S P ERA WHIP	IP WLS BF H R ER SO BB IBB HBP BLK WP HR S P ERA WHIP	IP WLS BF H R ER SO BB IBB HBP BLK WP HR S P ERA WHIP	IP WLS BF H R ER SO BB IBB HBP BLK WP HR S P ERA WHIP	IP WLS BF H R ER SO BB IBB HBP BLK WP HR S P ERA WHIP	IP WLS BF H R ER SO BB IBB HBP BLK WP HR S P ERA WHIP	IP WLS BF H R ER SO BB IBB HBP BLK WP HR S P ERA WHIP	IP WLS BF H R ER SO BB IBB HBP BLK WP HR S P ERA WHIP	IP WLS BF H R ER SO BB IBB HBP BLK WP HR S P ERA WHIP	IP WLS BF H R ER SO BB IBB HBP BLK WP HR S P ERA WHIP

PITCHER	IP WLS BF H R ER SO BB IBB HBP BLK WP HR S P ERA WHIP	IP WLS BF H R ER SO BB IBB HBP BLK WP HR S P ERA WHIP
Pat Dobson, R (1, 1) ERA: 3.14	6.0 25 5 4 4 3 3 0 0 0 0 0 4 28 40 6.00 1.333	0.2 4 3 2 0 1 0 0 0 0 0 0 6 6 0.00 4.500
Tom Dukes, R (7, 1) ERA: 2.57	2.0 8 0 0 0 2 1 0 0 0 0 0 11 15 0.00 0.500	
Eddie Watt, R (9, 1) ERA: 2.35	1.0 3 0 0 0 0 0 0 0 0 0 0 3 3 0.00 0.000	
Dick Hall, R (10, 1) ERA: 4.15	0.0 L 2 1 2 0 0 0 0 0 0 0 2 2 ∞ ∞	
Pete Richert, L (10, 1) ERA: 5.4	0.1 3 1 0 0 0 0 0 1 0 0 0 2 6 0.00 3.000	

BOTTOM

Boston Red Sox @ Baltimore Orioles
Memorial Stadium, Baltimore, MD
Fri May 21 1971, 7:05 PM EDT
Att: 17,528 - Unknown

livebaseballscorecards.com



AB	R	H	RBI	BB	SO	LOB
5	0	0	0	0	1	1
5	0	0	0	0	3	1
3	0	0	0	1	0	0
5	1	1	0	0	0	2
4	2	3	2	0	0	0
4	1	1	1	0	0	1
2	0	0	0	1	1	0
0	0	0	0	1	0	0
0	0	0	0	0	0	0
0	0	0	0	0	0	0
0	0	0	0	0	0	0
3	0	0	0	0	1	1
0	0	0	0	0	0	0
0	0	0	0	1	0	0
2	0	0	0	0	0	1
0	0	0	0	0	0	0
1	0	1	0	0	0	0
0	0	0	0	0	0	0
1	0	0	0	0	0	2

AB	35
R	4
H	6
RBI	3
BB	4
SO	6
LOB	9

WP	1	PA	40
PB	0		
SB	0		
CS	0		

Batter	1	2	3	4	5	6	7	8	9	10
Don Buford, S OBP: 0.385, SLG: 0.385 (1, 7)	0-0 4-3			0-3 K		0-0 B3		0-0 FC5-4		0-0 F8
Paul Blair, R OBP: 0.280, SLG: 0.346 (1, 8)	0-3 K			0-0 F7		0-3 K		0-3 K		0-0 F7
Boog Powell, L OBP: 0.348, SLG: 0.413 (1, 3)	0-0 6-3			0-0 4-3		1-0 HBP			0-0 F8	4-0 FC6-4 BB
Frank Robinson, R OBP: 0.369, SLG: 0.381 (1, 9)		0-0 F7			0-0 HR 1B		0-0 F6		0-0 6-3	0-0 FC6-4
Brooks Robinson, R OBP: 0.364, SLG: 0.391 (1, 5)		0-0 L4-3 1B			0-0 HR		0-0 G3		0-0 2B 1B	
Davey Johnson, R OBP: 0.361, SLG: 0.450 (1, 4)		0-0 L4-3			0-0 F8		0-0 5-3		0-0 BB WP 2B	
Elrod Hendricks, L OBP: 0.238, SLG: 0.280 (1, 2)			0-0 G3		4-0 BB BB		0-3 K		4-0 WP BB BB	
Merv Rettenmund, R OBP: 0.417, SLG: 0.385 (9, PH)								0-3 K		
Dick Hall, R OBP: 0.500, SLG: 0.500 (10, 1)									0-0 WP BB	
Pete Richert, L (10, 1)										
Jim Hardin, R (10, 1)										
Mark Belanger, R OBP: 0.387, SLG: 0.339 (9, PH)								0-3 K	4-0 WP BB	
Curt Motton, R (9, PH)									1-2 2-3 3-H	
Clay Dalrymple, L OBP: 0.300, SLG: 0.125 (10, 2)										
Pat Dobson, R OBP: 0.159, SLG: 0.056 (7, 1)										
Tom Dukas, R (8, PH)										
Tom Shopay, L OBP: 0.375, SLG: 0.333 (8, 1)										
Eddie Watt, R (9, PH)										
Chico Salmon, R OBP: 0.118, SLG: 0.063 (10, 6)										

Inning Stats	R: 0	H: 0	E: 0	K: 1	S: 5	H: 0	LOB: 0	BB: 0	P: 5	R: 0	H: 1	E: 0	K: 0	S: 3	H: 0	LOB: 0	BB: 0	P: 3	R: 0	H: 0	E: 0	K: 1	S: 5	H: 0	LOB: 0	BB: 0	P: 5	R: 2	H: 2	E: 0	K: 0	S: 5	R: 0	H: 0	E: 0	K: 1	S: 5	R: 0	H: 0	E: 0	K: 1	S: 5	R: 0	H: 1	E: 0	K: 2	S: 8	R: 2	H: 2	E: 0	K: 0	S: 5	R: 0	H: 0	E: 0	K: 0	S: 3	1B: 4	2B: 2	3B: 0	HR: 1	SF: 0	SAC: 0	DP: 1	HBP: 1	WP: 1	PA: 40
--------------	------	------	------	------	------	------	--------	-------	------	------	------	------	------	------	------	--------	-------	------	------	------	------	------	------	------	--------	-------	------	------	------	------	------	------	------	------	------	------	------	------	------	------	------	------	------	------	------	------	------	------	------	------	------	------	------	------	------	------	------	-------	-------	-------	-------	-------	--------	-------	--------	-------	--------

PITCHER	IP	WLS	BF	H	R	ER	SO	BB	IBB	HBP	BLK	WP	HR	S	P	ERA	WHIP
Jim Lonborg, R ERA: 3.09 (1, 1)	8.2		33	6	4	4	6	1	0	1	0	0	1	43	48	4.15	0.808
Sparky Lyle, L ERA: 1.26 (9, 1)	0.0		1	0	0	0	0	1	0	0	0	0	0	4	4	∞	∞
Ken Tatum, R ERA: 2.33 (9, 1)	1.1	W	6	0	0	0	0	2	0	0	0	1	0	4	12	0.00	1.500

Batter	1	2	3	4	5	6	7	8	9	AB R H RBI BB SO LOB	TOP											
Luis Aparicio, R (1, 6) OBP: 0.242, SLG: 0.308	0-0 6-3		0-0 6-3		0-0 G5-4-3			0-0 5-3		4 0 0 0 0 0 3												
Reggie Smith, S (1, 9) OBP: 0.398, SLG: 0.531	0-0 E1		0-0 HR			0-0 F7			0-0 1B	4 1 2 2 0 0 0												
Carl Yastrzemski, L (1, 7) OBP: 0.460, SLG: 0.547	0-0 F6		0-0 F9			0-0 4-3			0-0 1B	4 0 1 0 0 0 1												
Rico Petrocelli, R (1, 5) OBP: 0.384, SLG: 0.416	0-0 5-3			0-0 F8		0-0 P4			0-0 F9	4 0 0 0 0 0 3												
George Scott, R (1, 3) OBP: 0.352, SLG: 0.434		0-0 F9		0-0 F8			0-0 F8		0-0 G6-4-3	4 0 0 0 0 0 2												
Billy Conigliaro, R (1, 8) OBP: 0.313, SLG: 0.443		0-3 K		0-3 K			0-3 K			3 0 0 0 0 3 0												
Duane Josephson, R (1, 2) OBP: 0.283, SLG: 0.406		0-0 6-3			0-0 5-3		0-0 5-3			3 0 0 0 0 0 0												
Doug Griffin, R (1, 4) OBP: 0.348, SLG: 0.361			4-0 SH1-4 HR BB		4-0 1B BB			0-0 F7		1 1 0 0 2 0 0												
Ray Culp, R (1, 1) OBP: 0.150, SLG: 0.150			0-0 SH1-4		0-0 G5-4-3 1B			0-0 F8		1 0 1 0 0 0 0												
Mike Nagy, R (7, 1) OBP: 0.083, SLG: 0.167										0 0 0 0 0 0 0												
George Thomas, R (8, PH) OBP: 0.125, SLG: 0.125										1 0 0 0 0 0 0												
Ken Brett, L (8, 1)										0 0 0 0 0 0 0												
Inning Stats	R: 0 E: 1 K: 0 S: 4	H: 0 LOB: 1 BB: 0 P: 4	R: 0 E: 0 K: 1 S: 5	H: 0 LOB: 0 BB: 0 P: 5	R: 2 E: 0 K: 0 S: 4	H: 1 LOB: 0 BB: 1 P: 8	R: 0 E: 0 K: 1 S: 5	H: 0 LOB: 0 BB: 0 P: 5	R: 0 E: 0 K: 1 S: 3	H: 1 LOB: 1 BB: 1 P: 7	R: 0 E: 0 K: 0 S: 3	H: 0 LOB: 0 BB: 0 P: 3	R: 0 E: 0 K: 1 S: 5	H: 0 LOB: 0 BB: 0 P: 5	R: 0 E: 0 K: 0 S: 3	H: 0 LOB: 0 BB: 0 P: 3	R: 0 E: 0 K: 0 S: 4	H: 2 LOB: 1 BB: 0 P: 4	1B: 3 2B: 0 3B: 0 HR: 1	SF: 0 SAC: 1 DP: 2 HBP: 0	WP: 0 PB: 0 SB: 1 CS: 0	PA: 32
PITCHER Mike Cuellar, L (1, 1) ERA: 3.42	IP: 9.0 WLS: W BF: 32 H: 4 R: 2 ER: 2 SO: 3 BB: 2 IBB: 0 HBP: 0 BLK: 0 WP: 0 HR: 1 S: 36 P: 44 ERA: 2.00 WHIP: 0.667											PITCHER	IP: 9.0 WLS: W BF: 32 H: 4 R: 2 ER: 2 SO: 3 BB: 2 IBB: 0 HBP: 0 BLK: 0 WP: 0 HR: 1 S: 36 P: 44 ERA: 2.00 WHIP: 0.667									

Boston Red Sox @ Baltimore Orioles
Memorial Stadium, Baltimore, MD
 Sat May 22 1971, 3:33 AM EDT
 Att. 9,855 - Unknown

livebaseballscorecards.com

AB 29
R 2
H 4
RBI 2
BB 2
SO 3
LOB 9



Batter	1	2	3	4	5	6	7	8	9	AB R H RBI BB SO LOB	TOP
Luis Aparicio, R (1, 6) OBP: 0.237, SLG: 0.301 Cal Koonce, R (5, 1)	0-0 6-3		0-0 5-3		0-0 F7		0-3 K			3 0 0 0 0 0 2 1 0 0 0 0 1 0	
Reggie Smith, S (1, 8) OBP: 0.394, SLG: 0.523	0-0 1B		0-0 4-3		0-0 P4			0-0 4-3		4 0 1 0 0 0 2	
Carl Yastrzemski, L (1, 7) OBP: 0.452, SLG: 0.534 George Thomas, R (6, 7) OBP: 0.111, SLG: 0.111	0-0 F8			0-0 4-3	0-0 F7			0-0 5-3		3 0 0 0 0 0 3 1 0 0 0 0 0 0	
Rico Petrocelli, R (1, 5) OBP: 0.380, SLG: 0.411	0-3 K			0-0 1B FC6-4 1B		0-0 P4		0-3 K		4 1 1 0 0 2 1	
George Scott, R (1, 3) OBP: 0.356, SLG: 0.459		0-0 HR		0-0 1-3 FC6-4 1B		0-0 F8		0-0 F8		4 1 2 1 0 0 0	
Joe Lahoud, L (1, 9) OBP: 0.400, SLG: 0.360		0-0 F8		0-0 FC6-4 1-2f 3-H		0-0 1B		0-0 3-1		4 0 1 1 0 0 1	
Don Pavletich, R (1, 2) OBP: 0.458, SLG: 0.526		0-3 K		0-3 K		0-0 F8		0-0 HR		4 1 1 1 0 2 2	
Doug Griffin, R (1, 4) OBP: 0.345, SLG: 0.358		0-0 F3			0-0 1B 1B		0-0 F9		0-0 6-3	4 0 1 0 0 0 0	
Gary Peters, L (1, 1) OBP: 0.304, SLG: 0.318 Mike Nagy, R (4, 1) OBP: 0.083, SLG: 0.167 John Kennedy, R (5, PH) OBP: 0.480, SLG: 0.474 (5, 6)			0-3 K		0-0 1-2 1B		0-0 P4			1 0 0 0 0 1 0 0 0 0 0 0 0 0 2 0 1 0 0 0 0	
Inning Stats	R: 0 H: 1 E: 0 LOB: 1 K: 1 BB: 0 S: 6 P: 6	R: 1 H: 1 E: 0 LOB: 0 K: 1 BB: 0 S: 6 P: 6	R: 0 H: 0 E: 0 LOB: 0 K: 1 BB: 0 S: 5 P: 5	R: 1 H: 2 E: 0 LOB: 1 K: 1 BB: 0 S: 7 P: 7	R: 0 H: 2 E: 0 LOB: 2 K: 0 BB: 0 S: 5 P: 5	R: 0 H: 1 E: 0 LOB: 1 K: 0 BB: 0 S: 4 P: 4	R: 0 H: 0 E: 0 LOB: 0 K: 1 BB: 0 S: 5 P: 5	R: 0 H: 0 E: 0 LOB: 0 K: 1 BB: 0 S: 5 P: 5	R: 1 H: 1 E: 0 LOB: 0 K: 0 BB: 0 S: 4 P: 4	1B: 6 SF: 0 2B: 0 SAC: 0 3B: 0 DP: 0 HR: 2 HBP: 0	WP: 0 PA: 35 PB: 0 SB: 0 CS: 0
PITCHER Jim Palmer, R (1, 1) ERA: 2.28	IP WLS BF H R ER SO BB IBB HBP BLK WP HR S P ERA WHIP										
	9.0 W 35 8 3 3 6 0 0 0 0 0 0 2 47 47 3.00 0.889										

Boston Red Sox @ Baltimore Orioles
Memorial Stadium, Baltimore, MD
 Sun May 23 1971, 3:33 AM EDT
 Unknown

livebaseballscorecards.com

AB 35
R 3
H 8
RBI 3
BB 0
SO 6
LOB 11



Batter	1	2	3	4	5	6	7	8	9
Mark Belanger, R OBP: 0.390, SLG: 0.361 (1, 6)	0-0 1B HR 2B	0-0 F7		0-0 1B S 2B	0-0 5-3			4-0 FC5-4 BB	
Paul Blair, R OBP: 0.289, SLG: 0.359 (1, 8)	0-0 S HR 2-3 1B		0-3 K	0-0 S 1B 2-3 3-H 1B		0-0 G3		0-0 F9	
Brooks Robinson, R OBP: 0.368, SLG: 0.415 (1, 5)	0-0 P4		0-0 P4	0-0 HR 1B 1-H 3-H		0-0 G5-4-3 1B		0-0 FC5-4 1-2f	
Frank Robinson, R OBP: 0.373, SLG: 0.440 (1, 9)	0-0 1-H 3-H HR		0-0 5-3	0-0 HR		0-0 G5-4-3 1-2f			
Boog Powell, L OBP: 0.337, SLG: 0.396 (1, 3)	0-0 4-3			F8 4-3			0-0 6-3		
Merv Rettenmund, R OBP: 0.404, SLG: 0.365 (1, 7)	0-3 K			0-0 F8 BB BB BB	4-0 HR BB		0-0 1-3		
Davey Johnson, R OBP: 0.368, SLG: 0.478 (1, 4)		0-3 K		4-0 1B 1B BB	0-0 HR		0-0 F7		
Andy Etchebarren, R OBP: 0.321, SLG: 0.354 (1, 2)		0-0 1B		0-0 1B 2B 1B	0-0 4-3		0-0 F8		
Jim Palmer, R OBP: 0.250, SLG: 0.226 (1, 1)		0-3 K		0-0 2B 1B 1B	0-3 K		0-0 BB 1B		

Inning Stats	R: 3	H: 3	E: 0	K: 1	S: 8	LOB: 0	BB: 0	P: 8
	R: 0	H: 1	E: 0	K: 2	S: 8	LOB: 1	BB: 0	P: 8
	R: 0	H: 0	E: 0	K: 1	S: 5	LOB: 0	BB: 0	P: 5
	R: 7	H: 6	E: 0	K: 0	S: 9	LOB: 0	BB: 1	P: 13
	R: 2	H: 1	E: 0	K: 1	S: 6	LOB: 0	BB: 1	P: 10
	R: 0	H: 1	E: 0	K: 0	S: 3	LOB: 0	BB: 0	P: 3
	R: 0	H: 0	E: 0	K: 0	S: 3	LOB: 0	BB: 0	P: 3
	R: 0	H: 1	E: 0	K: 0	S: 4	LOB: 2	BB: 1	P: 8

PITCHER	IP	WLS	BF	H	R	ER	SO	BB	IBB	HBP	BLK	WP	HR	S	P	ERA	WHIP
Gary Peters, L ERA: 5.46 (1, 1)	3.2	L	19	7	7	7	4	1	0	0	0	0	1	26	30	17.18	2.182
Mike Nagy, R ERA: 6.19 (4, 1)	0.1		4	3	3	3	0	0	0	0	0	0	1	4	4	81.00	9.000
Cal Koonce, R ERA: 6.97 (5, 1)	4.0		16	3	2	2	1	2	0	0	0	0	1	16	24	4.50	1.250

AB R H RBI BB SO LOB

4	2	2	1	1	0	1
5	2	2	1	0	1	2
5	1	2	1	0	0	4
4	2	2	5	0	0	1
4	0	0	0	0	0	0
3	1	0	0	1	1	0
3	2	1	2	1	1	0
4	1	2	0	0	0	0
4	1	2	1	0	2	1


1B: 8	SF: 0	WP: 0	PA: 39
2B: 2	SAC: 0	PB: 0	
3B: 0	DP: 1	SB: 3	
HR: 3	HBP: 0	CS: 0	

Boston Red Sox @ Baltimore Orioles
 Memorial Stadium, Baltimore, MD
 Sun May 23 1971, 3:33 AM EDT
 Unknown

AB	36
R	12
H	13
RBI	11
BB	3
SO	5
LOB	9



WP	PA	ERA	WHIP
0	39		

Batter	1	2	3	4	5	6	7	8	9	AB R H RBI BB SO LOB	TOP
Luis Aparicio, R (1, 6) OBP: 0.231, SLG: 0.293	0-0 6-3		0-0 F7		0-0 F8			0-3 K		4 0 0 0 0 1 0	
Reggie Smith, S (1, 8) OBP: 0.391, SLG: 0.516	0-3 K			0-0 G6-4-3 BB 1B		0-0 5-3		0-0 G3		4 0 1 0 0 1 0	
Carl Yastrzemski, L (1, 7) OBP: 0.453, SLG: 0.530	0-0 1B			4-0 G6-4-3 BB 1-2		0-0 4-3		0-0 F8		3 0 1 0 1 0 0	
Rico Petrocelli, R (1, 5) OBP: 0.377, SLG: 0.402	0-0 F4			0-0 G6-4-3 1-2f 2-3		4-0 BB		0-0 6-3		3 0 0 0 1 0 3	
George Scott, R (1, 3) OBP: 0.346, SLG: 0.445		0-0 5-3		0-3 K		0-0 5-3		0-0 P4		4 0 0 0 0 1 2	
Duane Josephson, R (1, 2) OBP: 0.277, SLG: 0.397		0-3 K			0-0 F9		0-0 P6			3 0 0 0 0 1 0	
George Thomas, R (1, 9) OBP: 0.167, SLG: 0.091		0-0 5-3			4-0 FC4-6 BB		0-3 K			2 0 0 0 1 1 0	
Doug Griffin, R (1, 4) OBP: 0.338, SLG: 0.349			0-0 5-3		0-0 FC4-6 1-2f HR		0-0 5-3			3 1 0 0 0 0 1	
Sonny Siebert, R (1, 1) OBP: 0.321, SLG: 0.630 Sparky Lyle, L (9, 1)			0-3 K		0-0 1-H HR			0-0 F8		3 1 1 2 0 1 0 0 0 0 0 0 0 0	
Inning Stats	R: 0 H: 1 E: 0 LOB: 1 K: 1 BB: 0 S: 6 P: 6	R: 0 H: 0 E: 0 LOB: 0 K: 1 BB: 0 S: 5 P: 5	R: 0 H: 0 E: 0 LOB: 0 K: 1 BB: 0 S: 5 P: 5	R: 0 H: 1 E: 0 LOB: 1 K: 1 BB: 1 S: 5 P: 9	R: 2 H: 1 E: 0 LOB: 0 K: 0 BB: 1 S: 4 P: 8	R: 0 H: 0 E: 0 LOB: 1 K: 0 BB: 1 S: 3 P: 7	R: 0 H: 0 E: 0 LOB: 0 K: 1 BB: 0 S: 5 P: 5	R: 0 H: 0 E: 0 LOB: 0 K: 0 BB: 0 S: 3 P: 3	1B: 2 SF: 0 2B: 0 SAC: 0 3B: 0 DP: 1 HR: 1 HBP: 0	WP: 0 PA: 32 PB: 0 SB: 0 CS: 0	
PITCHER Dave McNally, L (1, 1) ERA: 2.81 Dick Hall, R (8, 1) ERA: 3.38	IP WLS BF H R ER SO BB IBB HBP BLK WP HR S P ERA WHIP	7.0 L 26 3 2 2 5 3 0 0 0 0 0 1 33 45 2.57 0.857	2.0 6 0 0 0 1 0 0 0 0 0 0 0 8 8 0.00 0.000								

Boston Red Sox @ Baltimore Orioles
Memorial Stadium, Baltimore, MD
 Sun May 23 1971, 3:38 AM EDT
 Att: 40,267 - Unknown

livebaseballscorecards.com

AB	29
R	2
H	3
RBI	2
BB	3
SO	6
LOB	6

Batter	1	2	3	4	5	6	7	8	9	AB R H RBI BB SO LOB
Luis Aparicio, R OBP: 0.230, SLG: 0.286 (1, 6)	4-0 BB 1B BB		0-0 6-3	0-0 P4		0-0 FC6-4 1-2f			0-0 L6	4 1 0 0 1 0 1
Reggie Smith, S OBP: 0.393, SLG: 0.510 (1, 9)	0-0 L9		1-0 HR HBP	0-0 6-3			4-0 G1-6-3 BB			2 1 0 0 1 0 1
Carl Yastrzemski, L OBP: 0.454, SLG: 0.547 (1, 7)	4-0 1B 1-2 BB		0-0 HR		0-0 P6		0-0 G1-6-3 1-2f			3 1 1 2 1 0 1
Rico Petrocelli, R OBP: 0.380, SLG: 0.400 (1, 5)	0-0 F8		0-0 1B HR		4-0 BB		0-0 P3			3 1 1 0 1 0 2
George Scott, R OBP: 0.350, SLG: 0.447 (1, 3)	0-0 1-3 2-H 1B		0-0 HR 1B		0-3 K			0-0 1-3		4 1 2 1 0 1 1
Billy Conigliaro, R OBP: 0.311, SLG: 0.459 (1, 8)	0-3 K		0-0 HR		0-0 F9			0-3 K		4 1 1 3 0 2 3
Duane Josephson, R OBP: 0.269, SLG: 0.385 (1, 2)		0-0 F8	0-0 L6			0-0 5-3		0-0 P4		4 0 0 0 0 0 0
Doug Griffin, R OBP: 0.329, SLG: 0.338 (1, 4)		0-0 5-3	0-3 K			0-0 F9		0-0 5-3		4 0 0 0 0 1 0
Bill Lee, L (1, 1)		0-0 4-3		0-3 K		0-0 FC6-4 1B		0-0 6-3		2 0 0 0 0 1 0
Bobby Bolin, R OBP: 0.500, SLG: 0.500 (5, 1)										1 0 1 0 0 0 0
Sparky Lyle, L (7, 1)										0 0 0 0 0 0 0
Mike Nagy, R OBP: 0.083, SLG: 0.167 (9, 1)										0 0 0 0 0 0 0
Phil Gagliano, R OBP: 0.833, SLG: 1.000 (9, PH)										1 0 0 0 0 0 0

Inning Stats	R: 1 E: 0 K: 1 S: 6	H: 1 LOB: 2 BB: 2 P: 14	R: 0 E: 0 K: 0 S: 3	H: 0 LOB: 0 BB: 0 P: 3	R: 5 E: 0 K: 1 S: 9	H: 4 LOB: 0 BB: 0 P: 10	R: 0 E: 0 K: 1 S: 5	H: 0 LOB: 0 BB: 0 P: 5	R: 0 E: 0 K: 1 S: 5	H: 0 LOB: 1 BB: 1 P: 9	R: 0 E: 0 K: 0 S: 4	H: 1 LOB: 1 BB: 0 P: 4	R: 0 E: 0 K: 0 S: 2	H: 0 LOB: 0 BB: 1 P: 6	R: 0 E: 0 K: 1 S: 5	H: 0 LOB: 0 BB: 0 P: 5	R: 0 E: 0 K: 0 S: 3	H: 0 LOB: 0 BB: 0 P: 3	1B: 4 2B: 0 3B: 0 HR: 2	SF: 0 SAC: 0 DP: 1 HBP: 1	WP: 0 PB: 0 SB: 0 CS: 0	PA: 37
--------------	------------------------------	----------------------------------	------------------------------	---------------------------------	------------------------------	----------------------------------	------------------------------	---------------------------------	------------------------------	---------------------------------	------------------------------	---------------------------------	------------------------------	---------------------------------	------------------------------	---------------------------------	------------------------------	---------------------------------	----------------------------------	------------------------------------	----------------------------------	--------

PITCHER	IP	WLS	BF	H	R	ER	SO	BB	IBB	HBP	BLK	WP	HR	S	P	ERA	WHIP
Casey Cox, R ERA: 4.5 (1, 1)	3.0		17	5	6	6	2	2	0	1	0	0	2	18	27	18.00	2.333
Joe Grzenda, L ERA: 1.02 (4, 1)	3.0	W	11	1	0	0	2	1	0	0	0	0	0	14	18	0.00	0.667
Paul Lindblad, L ERA: 2.36 (7, 1)	3.0	S	9	0	0	0	1	1	0	0	0	0	0	10	14	0.00	0.333

BOTTOM

Washington Senators @ Boston Red Sox
 Fenway Park, Boston, MA
 Mon May 24 1971, 7:05 PM EDT
 Att. 14,331 - Unknown

livebaseballscores.com

AB	32
R	6
H	6
RBI	6
BB	4
SO	5
LOB	9



Batter	1	2	3	4	5	6	7	8	9	10	11	AB R H RBI BB SO LOB	TOP												
Del Unser, L OBP: 0.345, SLG: 0.417 (1, 8) (8, 9)	1-0 HBP 1B HBP	0-3 K		0-3 K			0-0 F7		0-0 1-3		4-0 FC5 1B IBB	4 1 0 0 1 2 1													
Joe Foy, R OBP: 0.369, SLG: 0.311 (1, 5)	0-0 HBP 1B		0-0 F7		0-0 FC7-4 1B		0-0 2B		4-0 BB		0-0 1B 1-2 2-3 3-H	5 1 4 1 1 0 0													
Don Mincher, L OBP: 0.392, SLG: 0.437 (1, 3) (9, 1) Jim Shellenback, L (9, 1) Cassy Cox, R OBP: 0.200, SLG: 0.143 (9, 1) Bernie Allen, L OBP: 0.321, SLG: 0.404 (11, PH) Paul Lindblad, L OBP: 0.200, SLG: 0.200 (11, 1)	1-0 E 1B HBP		0-0 F7		0-0 FC7-4 1-3		0-3 K		0-0 4-3		0-0 F3	4 1 0 0 0 1 3 0 0 0 0 0 0 0 0 0 0 0 0 0 0 1 0 0 0 0 0 3 0 0 0 0 0 0 0													
Frank Howard, R OBP: 0.377, SLG: 0.481 (1, 7) (9, 3)	0-0 E9 1B 1B		0-3 K		0-0 1-3				0-0 L7		0-0 5-3	6 0 1 2 0 1 4													
Larry Bittner, L OBP: 0.333, SLG: 0.250 (1, 9) Elliott Maddox, R OBP: 0.282, SLG: 0.183 (8, PR) (8, 8)	0-0 L4-3 1B			0-0 1B 1B		0-0 F8		0-0 1B 1B		0-3 K		4 1 3 1 0 0 1 1 0 0 0 0 1 0													
Paul Casanova, R OBP: 0.279, SLG: 0.397 (1, 2)	0-3 K			0-0 FC1-6 CS 1B		0-3 K		0-0 1B		0-0 6-3		5 0 2 0 0 2 2													
Toby Harrah, R OBP: 0.292, SLG: 0.271 (1, 6)	0-0 L4-3 1-2			0-0 FC1-6 1-2 2-H 1B		0-0 4-3		0-0 F7			4-0 SH2-4 BB 1B BB	4 1 1 1 1 0 4													
Tim Cullen, R OBP: 0.212, SLG: 0.200 (1, 4)			0-0 F8		0-0 FC1-6 CS 1B		0-0 L3		0-3 K		4-0 1B SH2-4 BB	4 1 0 0 1 1 4													
Bill Gogolewski, L OBP: 0.500, SLG: 0.500 (1, 1) Tom McCraw, L OBP: 0.289, SLG: 0.464 (7, PH) Denny Riddleberger, R (7, 1) Horacio Pina, R (9, PH) Frank Fernandez, R (9, 7)			0-0 1-3		0-0 1B		0-3 K		0-0 5-3		0-0 SH2-4 1-2 2-3	2 0 1 1 0 0 0 1 0 0 0 0 1 0 0 0 0 0 0 0 0 0 0 0 0 0 0 0 1 0 0 0 0 0 0													
Inning Stats	R: 3 E: 1 K: 1 S: 7	H: 3 LOB: 1 BB: 0 P: 9	R: 0 E: 0 K: 1 S: 5	H: 0 LOB: 0 BB: 0 P: 5	R: 0 E: 0 K: 1 S: 5	H: 0 LOB: 0 BB: 0 P: 5	R: 2 E: 0 K: 1 S: 8	H: 4 LOB: 1 BB: 0 P: 8	R: 0 E: 0 K: 0 S: 4	H: 1 LOB: 1 BB: 0 P: 4	R: 0 E: 0 K: 1 S: 5	H: 0 LOB: 0 BB: 0 P: 5	R: 0 E: 0 K: 1 S: 7	H: 2 LOB: 2 BB: 0 P: 7	R: 0 E: 0 K: 0 S: 3	H: 0 LOB: 1 BB: 1 P: 7	R: 0 E: 0 K: 1 S: 5	H: 0 LOB: 0 BB: 0 P: 5	R: 1 E: 0 K: 0 S: 4	H: 1 LOB: 3 BB: 3 P: 16	1B: 11 2B: 2 3B: 0 HR: 0	SF: 0 SAC: 1 DP: 1 HBP: 2	WP: 0 PB: 0 SB: 0 CS: 2	PA: 49	
PITCHER	IP WLS BF H R ER SO BB IBB HBP BLK WP HR S P ERA WHIP												PITCHER	IP WLS BF H R ER SO BB IBB HBP BLK WP HR S P ERA WHIP											
Jim Lonborg, R ERA: 5.28 (1, 1)	3.2 8 7 5 5 3 0 0 2 0 0 0 0 22 24 12.27 1.909												Mike Nagy, R ERA: 5.92 (11, 1)	1.0 5 1 0 0 0 0 1 0 0 0 0 0 8 8 0.00 1.000											
Ken Brett, L ERA: 2.7 (4, 1)	2.1 8 1 0 0 2 0 0 0 0 0 0 0 12 12 0.00 0.429																								
Bobby Bolin, R ERA: 3.6 (7, 1)	2.0 9 3 0 0 3 0 0 0 0 0 0 0 15 15 0.00 1.500																								
Sparky Lyle, L ERA: 1.45 (9, 1)	2.0 7 0 0 0 1 1 0 0 0 0 0 0 8 12 0.00 0.500																								
Cal Koonce, R ERA: 7.84 (11, 1)	0.0 L 2 0 1 1 0 2 0 0 0 0 0 0 8 ∞ ∞																								

Washington Senators @ Boston Red Sox
Fenway Park, Boston, MA
Tue May 25 1971, 7:05 PM EDT
Att. 13,760 - Unknown

livebaseballscorecards.com

AB 42
R 6
H 12
RBI 6
BB 4
SO 9
LOB 22




Batter	1	2	3	4	5	6	7	8	9	10	11	AB R H RBI BB SO LOB
Luis Aparicio, R OBP: 0.222, SLG: 0.275 (1, 6)	0-0 6-3		0-0 F8	0-0 5-3		0-0 FC5		0-0 L5			0-0 6-3	6 0 0 0 0 0 4
Reggie Smith, S OBP: 0.386, SLG: 0.515 (1, 9)	0-0 F9		0-0 HR		0-0 F9		0-3 K	0-3 K			0-3 K	6 1 1 1 0 3 1
Carl Yastrzemski, L OBP: 0.472, SLG: 0.551 (1, 7)	0-0 2B 1B		4-0 6-3 BB		4-0 BB		4-0 2B FC4-5 BB		4-0 SH1-4 BB		4-0 FC6-4 BB	1 2 1 0 5 0 0
Rico Petrocelli, R OBP: 0.381, SLG: 0.414 (1, 5)	0-0 FC5 2B		0-0 6-3		0-3 K		0-0 FC4-5 2B		0-0 SH1-4		0-0 FC6-4	5 0 2 1 0 1 3
George Scott, R OBP: 0.340, SLG: 0.432 (1, 3)	0-0 FC5		0-0 5-3		0-0 6-3		0-0 FC4-5		0-0 5-3			5 0 0 1 0 0 5
Billy Conigliaro, R OBP: 0.320, SLG: 0.486 (1, 8)		0-0 2B		0-0 1B SF8 2B		0-0 FC5 2B		0-0 F7		0-0 L6		5 1 3 0 0 0 2
Duane Josephson, R OBP: 0.273, SLG: 0.381 (1, 2)		0-0 F8		0-0 G3 SF8 1B		0-0 6-3		4-0 E 1B SF7 BB		0-0 5-3		4 1 1 0 1 0 2
Doug Griffin, R OBP: 0.331, SLG: 0.343 (1, 4)		0-0 P3		0-0 SF8		0-0 5-3		0-0 E5 1B		0-0 G6-4-3 1B		4 0 2 1 0 0 2
Jim Lonborg, R Ken Brett, L Joe Labadie, L Dwight Gooden, R Gary Carter, L Sparky Lyle, L Phil Gagliano, R Carl Koza, R Mike Nappi, R		0-0 5-3		0-0 G3		1-0 HBP		0-0 SF7		0-0 G6-4-3		1 0 0 0 0 0 1 1 0 0 0 0 0 1 0 0 0 0 0 0 0 0 0 0 0 1 0 0 0 0 0 0 0 0 0 0 0 0 0 0 0 0 0 0 0 1 0 0 0 0 0 0 1 0 0 0 0 0 0 0 0 0 0 0 0 0 0 0 0

Inning Stats	R: 1	H: 2	R: 0	H: 1	R: 1	H: 1	R: 1	H: 2	R: 0	H: 0	R: 0	H: 1	R: 1	H: 1	R: 1	H: 1	R: 0	H: 0	R: 0	H: 1	R: 0	H: 0	1B: 4	SF: 2
	E: 0	LOB: 1	E: 0	LOB: 1	E: 0	LOB: 1	E: 0	LOB: 1	E: 0	LOB: 1	E: 0	LOB: 2	E: 1	LOB: 1	E: 0	LOB: 0	E: 0	LOB: 1	E: 0	LOB: 1	E: 0	LOB: 1	2B: 5 <td>SAC: 1</td>	SAC: 1
	K: 0	BB: 0	K: 0	BB: 0	K: 0	BB: 1	K: 0	BB: 0	K: 1	BB: 1	K: 0	BB: 0	K: 1	BB: 1	K: 1	BB: 1	K: 0	BB: 1	K: 0	BB: 1	K: 1	BB: 1	3B: 0	DP: 1
	S: 5	P: 5	S: 4	P: 4	S: 4	P: 8	S: 5	P: 5	S: 5	P: 9	S: 4	P: 5	S: 6	P: 10	S: 6	P: 10	S: 3	P: 7	S: 3	P: 3	S: 5	P: 9	HR: 1 <td>HBP: 1</td>	HBP: 1

Washington Senators @ Boston Red Sox
Fenway Park, Boston, MA
 Tue May 25 1971, 7:05 PM EDT
 Att. 13,760 - Unknown

AB	39
R	5
H	10
RBI	5
BB	6
SO	4
LOB	22



WP: 0	PA: 49
PB: 0	
SB: 0	
CS: 0	

livebaseballscores.com

Batter	1	2	3	4	5	6	7	8	9	AB R H RBI BB SO LOB	TOP	
Del Unser, L (1, 8) OBP: 0.356, SLG: 0.423	0-0 F9		0-0 S 1B		0-0 2-H 1B		4-0 BB			3 0 2 1 1 0 0	Washington Senators @ Boston Red Sox Fenway Park, Boston, MA Wed May 26 1971, 7:05 PM EDT Att. 13,526 - Unknown	
Joe Foy, R (1, 5) OBP: 0.359, SLG: 0.302	0-0 6-3		0-3 K		0-0 F8		0-0 P5			4 0 0 0 0 1 3		
Don Mincher, L (1, 3) OBP: 0.382, SLG: 0.423	0-0 G3		0-3 K		0-0 L6					4 0 0 0 0 1 2		
Frank Howard, R (1, 7) Elliott Maddox, R (8, PR) OBP: 0.380, SLG: 0.487 OBP: 0.282, SLG: 0.183		0-0 1B 2B		0-3 K		0-0 F9		0-0 G3-6-3 1B		4 1 2 0 0 1 0 0 0 0 0 0 0 0		
Larry Bittner, L (1, 9) OBP: 0.364, SLG: 0.300		0-0 E S 1B		0-0 5-3		0-0 2B 1B		0-0 G3-6-3		4 0 2 1 0 0 1		
Paul Casanova, R (1, 2) OBP: 0.278, SLG: 0.392		0-0 F7		0-0 PB 1B		0-3 K		0-0 6-3		4 0 1 0 0 1 2		
Toby Harrah, R (1, 6) OBP: 0.291, SLG: 0.278		0-0 F7		0-0 L3		0-0 1-H 2B		0-3 K		4 0 1 0 0 1 2		
Tim Cullen, R (1, 4) Bernie Allen, L (9, PH) OBP: 0.214, SLG: 0.203 OBP: 0.316, SLG: 0.396		0-3 K		0-0 SH1-4 1B			0-0 G3		0-0 F7	3 1 1 0 0 1 1 1 0 0 0 0 0 0		
Gerry Janeski, R (1, 1) Tom McCraw, L (7, PH) Jim Shellenback, L (7, 1) OBP: 0.125, SLG: 0.125 OBP: 0.286, SLG: 0.459			0-0 P6		0-0 SH1-4		0-3 K			1 0 0 0 0 0 0 1 0 0 0 0 1 0 0 0 0 0 0 0 0		
Inning Stats	R: 0 H: 0 E: 0 LOB: 0 K: 0 BB: 0 S: 3 P: 3	R: 1 H: 2 E: 0 LOB: 1 K: 1 BB: 0 S: 7 P: 7	R: 0 H: 1 E: 0 LOB: 1 K: 2 BB: 0 S: 8 P: 8	R: 0 H: 1 E: 0 LOB: 1 K: 1 BB: 0 S: 6 P: 6	R: 1 H: 2 E: 0 LOB: 1 K: 0 BB: 0 S: 5 P: 5	R: 0 H: 2 E: 0 LOB: 2 K: 1 BB: 0 S: 6 P: 6	R: 0 H: 0 E: 0 LOB: 1 K: 1 BB: 1 S: 5 P: 9	R: 0 H: 1 E: 0 LOB: 1 K: 0 BB: 0 S: 3 P: 3	R: 0 H: 0 E: 0 LOB: 0 K: 1 BB: 0 S: 5 P: 5	1B: 7 SF: 0 2B: 2 SAC: 1 3B: 0 DP: 1 HR: 0 HBP: 0	WP: 0 PA: 35 PB: 1 SB: 2 CS: 0	
PITCHER Ray Culp, R (1, 1) ERA: 4.15	IP WLS BF H R ER SO BB IBB HBP BLK WP HR S P ERA WHIP	9.0 W 35 9 2 2 7 1 0 0 0 0 0 0 48 52 2.00 1.111										

livebaseballscorecards.com

AB	33
R	2
H	9
RBI	2
BB	1
SO	7
LOB	11



Batter	1	2	3	4	5	6	7	8	9
Luis Aparicio, R OBP: 0.223, SLG: 0.270 (1, 6)	0-0 F2	0-0 5-3		0-0 1-3		4-0 BB			
Reggie Smith, S OBP: 0.383, SLG: 0.515 (1, 9)	0-0 G3		0-0 3-1 SF9 2B		0-0 F7	0-3 K			
Carl Yastrzemski, L OBP: 0.473, SLG: 0.553 (1, 7)	4-0 BB		0-0 3-1		0-0 E9 2B		0-3 K		
Rico Petrocelli, R OBP: 0.378, SLG: 0.413 (1, 5)	0-0 P5		0-0 SF9		0-0 FC6 G6-4-3		0-0 1B		
George Scott, R OBP: 0.337, SLG: 0.433 (1, 3)		0-0 2-3	0-0 2B		0-0 G6-4-3 1-2f		0-3 K		
Billy Conigliaro, R OBP: 0.325, SLG: 0.500 (1, 8)		0-0 1B 2B	0-3 K			0-0 SH3 1B 2B	0-0 1-3		
Doug Griffin, R OBP: 0.331, SLG: 0.343 (1, 4)		0-0 1B 2-H 1B		0-0 1-3		0-0 SH3 2-3	0-3 K		
Bob Montgomery, R OBP: 0.750, SLG: 0.750 (1, 2)		0-0 1B		0-0 SH1-4 1B		0-0 SH1-4 1B 3-H	0-0 1-3		
Ray Culp, R OBP: 0.136, SLG: 0.136 (1, 1)		0-3 K		0-0 SH1-4 1-2		0-0 SH1-4 1-2	0-0 L7		

Inning Stats	R: 0	H: 0	E: 0	K: 0	S: 3	LOB: 1	BB: 1	P: 7
	R: 1	H: 3	E: 0	K: 1	S: 8	LOB: 2	BB: 0	P: 8
	R: 1	H: 2	E: 0	K: 1	S: 7	LOB: 1	BB: 0	P: 7
	R: 0	H: 1	E: 0	K: 0	S: 4	LOB: 1	BB: 0	P: 4
	R: 0	H: 1	E: 1	K: 0	S: 4	LOB: 1	BB: 0	P: 4
	R: 1	H: 2	E: 0	K: 1	S: 7	LOB: 2	BB: 1	P: 11
	R: 0	H: 1	E: 0	K: 2	S: 8	LOB: 1	BB: 0	P: 8
	R: 0	H: 0	E: 0	K: 1	S: 5	LOB: 0	BB: 0	P: 5

PITCHER	IP	WLS	BF	H	R	ER	SO	BB	IBB	HBP	BLK	WP	HR	S	P	ERA	WHIP
Gerry Janeski, R ERA: 3.7 (1, 1)	6.0	L	29	9	3	3	3	2	0	0	0	0	0	33	41	4.50	1.833
Jim Shellenback, L ERA: 4.63 (7, 1)	2.0		7	1	0	0	3	0	0	0	0	0	0	13	13	0.00	0.500

AB R H RBI BB SO LOB

BOTTOM

3	0	0	0	1	0	3
4	1	1	0	0	1	2
3	0	1	0	1	1	1
3	0	1	1	0	0	2
4	0	1	0	0	1	3
4	2	2	0	0	1	2
3	0	1	1	0	1	0
4	0	3	1	0	0	0
2	0	0	0	0	1	2

AB	30
R	3
H	10
RBI	3
BB	2
SO	6
LOB	15



1B: 5	SF: 1	WP: 0	PA: 36
2B: 5	SAC: 3	PB: 0	
3B: 0	DP: 1	SB: 0	
HR: 0	HBP: 0	CS: 0	

Washington Senators @ Boston Red Sox
 Fenway Park, Boston, MA
 Wed May 26 1971, 7:05 PM EDT
 Att. 13,526 - Unknown

livebaseballscorecards.com

Batter	1	2	3	4	5	6	7	8	9	AB R H RBI BB SO LOB	TOP																												
Bert Campaneris, R OBP: 0.286, SLG: 0.333 (1, 6) X	0-0 6-3 ①		0-0 FC4-6 1B ①		0-3 K ③			0-0 F8 ①		4 0 1 0 0 1 0																													
Joe Rudi, R OBP: 0.308, SLG: 0.374 (1, 7) X	0-0 F8 ②		0-0 FC4-6 1B ②			0-0 L4 ①		0-0 6-3 ②		4 0 1 0 0 0 0																													
Reggie Jackson, L OBP: 0.361, SLG: 0.480 (1, 9) X	0-0 HR ③		0-0 FC4-6 1-2f 2-3 ②			4-0 S BB ②		0-0 L8 ③		3 1 1 1 1 0 2																													
Mike Epstein, L OBP: 0.370, SLG: 0.386 (1, 3) X	0-0 2B ③		0-0 4-3 ③			0-0 F7 1-2 ②			0-0 6-3 ①	4 0 1 0 0 0 3																													
Sal Bando, R OBP: 0.397, SLG: 0.462 (1, 5) X	0-0 4-3 ③			0-0 L8 ①		0-0 F9 ③			0-0 HR ②	4 1 1 1 0 0 2																													
Rick Monday, L OBP: 0.359, SLG: 0.395 (1, 8)		0-0 F7 ①		0-0 F7 ②			0-0 F8 ①		0-0 F3 ②	4 0 0 0 0 0 0																													
Dave Duncan, R OBP: 0.282, SLG: 0.378 (1, 2)		0-3 K ②		0-0 5-3 ③			0-0 HR ②		0-3 K ③	4 1 1 1 0 2 0																													
Dick Green, R OBP: 0.341, SLG: 0.349 (1, 4)		0-0 5-3 ③			0-0 6-3 ①		0-3 K ②			3 0 0 0 0 1 0																													
Vida Blue, S OBP: 0.171, SLG: 0.176 Bob Locker, S (8, 1)			0-3 K ①		0-3 K ②		0-3 K ③			3 0 0 0 0 3 0 0 0 0 0 0 0 0																													
Inning Stats	R: 1 E: 0 K: 0 S: 5	H: 2 LOB: 1 BB: 0 P: 5	R: 0 E: 0 K: 1 S: 5	H: 0 LOB: 0 BB: 0 P: 5	R: 0 E: 0 K: 1 S: 7	H: 2 LOB: 2 BB: 0 P: 7	R: 0 E: 0 K: 0 S: 3	H: 0 LOB: 0 BB: 0 P: 3	R: 0 E: 0 K: 2 S: 7	H: 0 LOB: 0 BB: 0 P: 7	R: 1 E: 0 K: 2 S: 8	H: 1 LOB: 0 BB: 0 P: 8	R: 0 E: 0 K: 0 S: 3	H: 0 LOB: 0 BB: 0 P: 3	R: 1 E: 0 K: 1 S: 6	H: 1 LOB: 0 BB: 0 P: 6	1B: 2 2B: 1 3B: 0 HR: 3	SF: 0 SAC: 0 DP: 0 HBP: 0	WP: 0 PB: 0 SB: 1 CS: 0	PA: 34																			
PITCHER	IP	WLS	BF	H	R	ER	SO	BB	IBB	HBP	BLK	WP	HR	S	P	ERA	WHIP					PITCHER	IP	WLS	BF	H	R	ER	SO	BB	IBB	HBP	BLK	WP	HR	S	P	ERA	WHIP
Sonny Siebert, R ERA: 1.77 (1, 1)	8.2	W	33	6	3	3	6	1	0	0	0	0	3	44	48	3.12	0.808																						
Bobby Bolin, R ERA: 3.54 (9, 1)	0.1	S	1	0	0	0	1	0	0	0	0	0	0	3	3	0.00	0.000																						

Oakland Athletics @ Boston Red Sox
Fenway Park, Boston, MA
Fri May 28 1971, 7:05 PM EDT
Att: 35,714 - Unknown

livebaseballscorecards.com

AB 33
R 3
H 6
RBI 3
BB 1
SO 7
LOB 7



Batter	1	2	3	4	5	6	7	8	9	AB R H RBI BB SO LOB	TOP																									
Bert Campaneris, R (1, 6) OBP: 0.284, SLG: 0.330	0-0 5-3	0-0 FC6-4 2B		0-0 5-3		0-3 K		0-0 1B		5 0 1 2 0 1 3																										
Joe Rudi, R (1, 7) OBP: 0.311, SLG: 0.398	0-3 K	0-0 2B			0-0 HR	0-3 K		0-0 SF8-1-5		4 1 2 3 0 2 1																										
Reggie Jackson, L (1, 9) OBP: 0.368, SLG: 0.489	0-0 1B	0-3 K			4-0 BB	0-0 2B			0-0 1B	3 0 2 1 1 1 2																										
Curt Biefary, L (6, 9) OBP: 0.275, SLG: 0.324										1 1 1 0 0 0 0																										
Mike Epstein, L (1, 3) OBP: 0.367, SLG: 0.382	0-0 F9		0-0 1B		0-3 K		0-3 K		0-0 SH1-3	4 0 1 0 0 2 2																										
Sal Bando, R (1, 5) OBP: 0.402, SLG: 0.477		0-0 G3 3B	0-3 K		0-0 F7-3		0-0 1B		0-0 1B	5 1 3 1 0 1 2																										
Rick Monday, L (1, 8) OBP: 0.354, SLG: 0.388		0-0 G3	0-0 6-3			0-0 HR	0-0 G4-6-3		0-0 L9	2 0 0 1 0 0 0																										
Angel Mangual, R (6, PH) OBP: 0.276, SLG: 0.407										3 1 1 1 0 0 2																										
Dave Duncan, R (1, 2) OBP: 0.292, SLG: 0.388		0-0 1B FC6-4 2B		0-3 K		4-0 HR BB		0-0 SH5-4 1B	0-0 F7	4 3 2 0 1 1 1																										
Dick Green, R (1, 4) OBP: 0.356, SLG: 0.401		0-0 FC6-4 2B CI 1B		0-0 HR		0-0 HR		4-0 1B SH5-4 BB		3 4 3 3 1 0 0																										
Chuck Dobson, R (1, 1) OBP: 0.308, SLG: 0.333		0-1 CI		0-0 L9		4-0 2B BB		0-0 SH5-4		0 0 0 0 0 0 0																										
Ray Webster, L (2, PH) OBP: 0.231, SLG: 0.091										0 0 0 0 0 0 0																										
Daryl Patterson, L (2, 1)										1 0 0 0 0 0 0																										
Bob Locker, S (5, 1)										0 1 0 0 1 0 0																										
Rollie Fingers, R (7, 1) OBP: 0.316, SLG: 0.278										0 0 0 0 0 0 0																										
Inning Stats	R: 0 E: 0 K: 1 S: 6	H: 1 LOB: 1 BB: 0 P: 6	R: 3 E: 1 K: 1 S: 10	H: 4 LOB: 2 BB: 0 P: 10	R: 0 E: 0 K: 1 S: 5	H: 1 LOB: 0 BB: 0 P: 5	R: 1 E: 0 K: 1 S: 6	H: 1 LOB: 0 BB: 0 P: 6	R: 1 E: 0 K: 1 S: 5	H: 1 LOB: 0 BB: 1 P: 9	R: 4 E: 0 K: 2 S: 9	H: 3 LOB: 1 BB: 2 P: 17	R: 0 E: 0 K: 1 S: 5	H: 1 LOB: 0 BB: 0 P: 5	R: 2 E: 0 K: 0 S: 4	H: 2 LOB: 0 BB: 1 P: 8	R: 1 E: 0 K: 0 S: 5	H: 2 LOB: 1 BB: 0 P: 5	1B: 8 2B: 6 3B: 1 HR: 4	SF: 1 SAC: 2 DP: 4 HBP: 0	WP: 0 PB: 0 SB: 0 CS: 1	PA: 43														
PITCHER	IP WLS BF H R ER SO BB IBB HBP BLK WP HR S P ERA WHIP																																			
Jim Lonborg, R (1, 1) ERA: 5.29	1.2		11	5	3	1	1	0	0	0	0	0	0	13	13	5.40	3.000																			
Ken Brett, L (2, 1) ERA: 3.38	3.1		13	4	3	3	4	1	0	0	0	0	3	20	24	8.10	1.500																			
Mike Nagy, R (6, 1) ERA: 6.63	0.0	L	3	1	2	2	0	2	0	0	0	0	1	1	9	∞	∞																			
Roger Moret, L (6, 1) ERA: 7.71	2.1		9	3	3	3	3	1	0	0	0	0	0	14	18	11.57	1.714																			
Bobby Bolin, R (8, 1) ERA: 3.43	0.2		2	1	0	0	0	0	0	0	0	0	0	2	2	0.00	1.500																			
PITCHER	IP WLS BF H R ER SO BB IBB HBP BLK WP HR S P ERA WHIP																																			
Sparky Lyle, L (9, 1) ERA: 1.83	1.0		5	2	1	1	0	0	0	0	0	0	0	5	5	9.00	2.000																			

Oakland Athletics @ Boston Red Sox
Fenway Park, Boston, MA
Sat May 29 1971, 3:33 AM EDT
Att: 22,572 - Unknown

livebaseballscorecards.com

AB	35
R	12
H	16
RBI	12
BB	4
SO	8
LOB	13



BOTTOM

Oakland Athletics @ Boston Red Sox
 Fenway Park, Boston, MA
 Sat May 29 1971, 3:33 AM EDT
 Att. 22,572 - Unknown

livebaseballscorecards.com

AB	35
R	8
H	11
RBI	8
BB	4
SO	5
LOB	19



WP: 0	PA: 41
PB: 0	
SB: 0	
CS: 0	

AB	R	H	RBI	BB	SO	LOB
5	1	1	0	0	0	2
4	1	1	0	1	0	2
3	3	1	1	2	0	1
4	1	2	4	0	1	0
5	1	1	0	0	1	4
3	1	2	1	0	1	2
4	0	0	0	0	0	6
3	0	1	2	1	1	0
0	0	0	0	0	0	0
3	0	2	0	0	1	1
0	0	0	0	0	0	0
0	0	0	0	0	0	0
0	0	0	0	0	0	0
1	0	0	0	0	0	1
0	0	0	0	0	0	0

Batter	1	2	3	4	5	6	7	8	9
Doug Griffin, R OBP: 0.323, SLG: 0.329 (1, 4)	0-0 2B 1B	0-0 FC5-4 1-2f		0-0 G5-4-3 1-2f		0-0 5-3		0-0 E6	
Reggie Smith, S OBP: 0.386, SLG: 0.525 (1, 9)	0-0 2B 2B	0-0 1-3			4-0 FC4 BB	0-0 F7		0-0 4-3	
Carl Yastrzemski, L OBP: 0.459, SLG: 0.543 (1, 7)	4-0 2B SF9 IBB		4-0 FC5 HBP BB		0-0 FC4 HR 1-2f	0-0 HR		0-0 L8	
Rico Petrocelli, R OBP: 0.389, SLG: 0.500 (1, 5)	0-0 SF9 2B 1-3 2-H 3-H		1-0 HBP		0-0 HR 1-H	0-3 K		0-0 F3	
George Scott, R OBP: 0.346, SLG: 0.436 (1, 3)	0-3 K		0-0 L8		0-0 2B 1B		0-0 6-3		0-0 F7
Billy Conigliaro, R OBP: 0.337, SLG: 0.513 (1, 8)	0-0 SF9 2B 2-3 3-H		0-3 K		0-0 1B 2B 1-3		0-0 G6-4-3 1B		
Luis Aparicio, R OBP: 0.213, SLG: 0.257 (1, 6)	0-0 6-3		0-0 FC5		0-0 F6		0-0 G6-4-3 1-2f		
Duane Josephson, R OBP: 0.274, SLG: 0.372 (1, 2)		0-3 K		0-0 F7		0-0 1B 2-H 3-H		4-0 G4-6-3 BB	
Jim Lonborg, R OBP: 0.323, SLG: 0.200 (1, 1)		0-0 FC5-4 1B		0-0 G5-4-3 1B				0-0 G4-6-3 1-2f	
Ken Brett, L OBP: 0.250, SLG: 0.250 (2, 1)									
Mike Nady, R OBP: 0.183, SLG: 0.167 (6, 1)									
Roger Moret, S OBP: 0.183, SLG: 0.167 (6, 1)									
Bobby Bolin, R OBP: 0.600, SLG: 0.500 (8, 1)									
Joe Lahoud, L OBP: 0.424, SLG: 0.370 (8, PH)									
Sparky Lytle, L (9, 1)									

Inning	R	H	E	K	S	P	BB	IBB	HBP	BLK	WP	HR	S	P	ERA	WHIP
1	3	3	0	8	5	12	0	1	0	0	0	0	8	12	27.00	3.000
2	0	0	0	1	5	10	0	0	1	0	0	1	16	25	5.40	1.500
3	0	0	0	0	3	13	0	0	0	0	0	1	13	13	16.20	2.400
4	0	0	0	0	3	13	0	0	0	0	0	0	9	13	0.00	0.667

PITCHER	IP	WLS	BF	H	R	ER	SO	BB	IBB	HBP	BLK	WP	HR	S	P	ERA	WHIP
Chuck Dobson, R ERA: 3.55 (1, 1)	1.0		7	3	3	3	1	0	1	0	0	0	0	8	12	27.00	3.000
Daryl Patterson, R ERA: 4.97 (2, 1)	3.1		15	3	2	2	2	2	0	1	0	0	1	16	25	5.40	1.500
Bob Locker, R ERA: 4.21 (5, 1)	1.2		9	4	3	3	2	0	0	0	0	0	1	13	13	16.20	2.400
Rollie Fingers, R ERA: 3.55 (7, 1)	3.0	W	10	1	0	0	0	1	0	0	0	0	0	9	13	0.00	0.667

Batter	1	2	3	4	5	6	7	8	9	AB	R	H	RBI	BB	SO	LOB	TOP										
Freddie Patek, R (1, 6) OBP: 0.303, SLG: 0.309	4-0 1B SF9 BB	0-0 F7		0-0 L9		0-0 F8	0-0 G3			4	1	0	0	1	0	4											
Paul Schaal, R (1, 5) OBP: 0.409, SLG: 0.456	0-0 1-3 1B	0-0 2-H 3-H 2B		0-0 4-3		4-0 1-2 HR BB		0-0 F8		4	1	2	2	1	0	0											
Amos Otis, R (1, 8) OBP: 0.331, SLG: 0.485	0-3 K	4-0 IBB		0-0 6-3		0-0 1-H 2-H HR		0-0 5-3		4	1	1	3	1	1	2											
Ed Kirkpatrick, L (1, 7) OBP: 0.347, SLG: 0.344	0-0 3-H SF9	0-0 F2			0-3 K	0-0 FC6-4 1B		0-0 2B		4	0	2	1	0	1	2											
Cookie Rojas, R (1, 4) OBP: 0.382, SLG: 0.404	0-3 K		0-0 G3		0-0 2B	0-0 L7		0-0 F9		5	0	1	0	0	1	3											
Bob Oliver, R (1, 3) OBP: 0.272, SLG: 0.333		1-0 BB 1B HBP	0-0 2B		0-0 F9	0-0 FC6-4 1-2f		0-0 6-3		4	1	1	0	0	0	2											
Joe Keough, L (1, 9) OBP: 0.344, SLG: 0.287		4-0 WP 1B 2B BB	0-3 K		4-0 BB		0-0 4-3		0-0 G3	3	1	0	0	2	1	1	AB 35										
Jerry May, R (1, 2) OBP: 0.341, SLG: 0.392		0-0 WP 2B 1B	4-0 IBB		0-3 K		4-0 SH1-4 BB		0-0 2B	3	1	2	1	2	1	2	R 7										
Bruce Dal Canton, R (1, 1) OBP: 0.048, SLG: 0.048		0-3 K	0-0 F5		0-0 HR 1B		0-0 SH1-4		0-0 1-3	3	1	1	0	0	1	4	H 10										
Ted Abernathy, R (8, 1)		1-2 2-3 K								1	0	0	0	0	0	1	RBI 7										
Inning Stats	R: 1 E: 0 K: 2 S: 8	H: 1 LOB: 1 BB: 1 P: 12	R: 3 E: 0 K: 1 S: 7	H: 2 LOB: 2 BB: 2 P: 16	R: 0 E: 0 K: 1 S: 6	H: 1 LOB: 2 BB: 1 P: 10	R: 0 E: 0 K: 0 S: 3	H: 0 LOB: 0 BB: 0 P: 3	R: 0 E: 0 K: 2 S: 8	H: 1 LOB: 2 BB: 1 P: 12	R: 3 E: 0 K: 0 S: 6	H: 3 LOB: 1 BB: 1 P: 10	R: 0 E: 0 K: 0 S: 3	H: 0 LOB: 1 BB: 1 P: 7	R: 0 E: 0 K: 0 S: 4	H: 1 LOB: 1 BB: 0 P: 4	R: 0 E: 0 K: 0 S: 4	H: 1 LOB: 1 BB: 0 P: 4	1B: 4 2B: 5 3B: 0 HR: 1	SF: 1 SAC: 1 DP: 0 HBP: 1	WP: 1 PB: 0 SB: 0 CS: 0	PA: 45					
PITCHER	IP	WLS	BF	H	R	ER	SO	BB	IBB	HBP	BLK	WP	HR	S	P	ERA	WHIP										
Ray Culp, R (1, 1) ERA: 4.54	1.2	L	11	3	4	4	3	2	0	1	0	1	0	14	23	21.60	3.000										
Bill Lee, L (2, 1) ERA: 3.27	3.2		20	5	3	3	3	2	2	0	0	0	1	22	38	7.36	1.909										
Roger Moret, L (6, 1) ERA: 3.6	2.2		10	1	0	0	0	1	0	0	0	0	0	9	13	0.00	0.750										
Cal Koonce, R (9, 1) ERA: 7.15	1.0		4	1	0	0	0	0	0	0	0	0	0	4	4	0.00	1.000										

Kansas City Royals @ Boston Red Sox
 Fenway Park, Boston, MA
 Mon May 31 1971, 3:33 AM EDT
 Cloudy - 64 F

livebaseballscorecards.com



Batter	1	2	3	4	5	6	7	8	9
Doug Griffin, R OBP: 0.320, SLG: 0.325 (1, 4)	0-0 4-3			0-0 L8		0-0 G6-4-3 2-H 1B		0-0 4-3	
Reggie Smith, S OBP: 0.376, SLG: 0.508 (1, 9)	0-3 K			0-0 G3		0-0 G6-4-3 1-2f		0-0 1B	
Carl Yastrzemski, L OBP: 0.451, SLG: 0.525 (1, 7)	0-0 1B			0-0 4-3		0-0 4-3		0-3 K	
Rico Petrocelli, R OBP: 0.383, SLG: 0.484 (1, 5)		0-0 6-3			0-0 1B 1B		0-0 E5 1B		0-0 F5
George Scott, R OBP: 0.342, SLG: 0.444 (1, 3)		0-0 E5 G5-4-3			0-3 K		0-3 K		0-0 2B E 1B
Billy Conigliaro, R OBP: 0.356, SLG: 0.534 (1, 8)		0-0 G5-4-3 1-2f			0-0 1B 1-2 1B		0-0 L9		0-0 E 1-3 2B
John Kennedy, R OBP: 0.485, SLG: 0.500 (1, 6)			0-0 6-3		0-0 1-3 2-H 1B		0-0 1-2 1B		0-0 F9
Bob Montgomery, R OBP: 0.333, SLG: 0.273 (1, 2)			0-0 1-3		0-0 6-3		0-3 K		0-0 E5 2-H 3-H
Gary Peters, L OBP: 0.310, SLG: 0.370 (1, 1)			0-0 L4			0-0 1B 2B		0-3 K	0-0 6-3
Bobby Bolin, R OBP: 0.500, SLG: 0.500 (8, 1)									
George Thomas, R OBP: 0.154, SLG: 0.083 (8, PH)									
Ken Brett, L OBP: 0.250, SLG: 0.250 (9, 1)									
Phil Gagliano, R OBP: 0.556, SLG: 0.571 (9, PH)									


Inning Stats	R: 0	H: 1	E: 0	K: 1	S: 5	LOB: 1	BB: 0	P: 5	R: 0	H: 0	E: 1	K: 0	S: 3	LOB: 0	BB: 0	P: 3	R: 0	H: 0	E: 0	K: 0	S: 3	LOB: 0	BB: 0	P: 3	R: 1	H: 3	E: 0	K: 1	S: 7	LOB: 1	BB: 0	P: 7	R: 1	H: 2	E: 0	K: 0	S: 4	LOB: 0	BB: 0	P: 4	R: 0	H: 1	E: 1	K: 2	S: 9	LOB: 2	BB: 0	P: 9	R: 0	H: 1	E: 0	K: 2	S: 8	LOB: 1	BB: 0	P: 8	R: 2	H: 2	E: 1	K: 0	S: 6	LOB: 1	BB: 0	P: 6	1B: 8	2B: 2	3B: 0	HR: 0	SF: 0	SAC: 0	DP: 2	HBP: 0	WP: 0	PB: 0	SB: 0	CS: 0	PA: 36
--------------	------	------	------	------	------	--------	-------	------	------	------	------	------	------	--------	-------	------	------	------	------	------	------	--------	-------	------	------	------	------	------	------	--------	-------	------	------	------	------	------	------	--------	-------	------	------	------	------	------	------	--------	-------	------	------	------	------	------	------	--------	-------	------	------	------	------	------	------	--------	-------	------	-------	-------	-------	-------	-------	--------	-------	--------	-------	-------	-------	-------	--------

PITCHER	IP	WLS	BF	H	R	ER	SO	BB	IBB	HBP	BLK	WP	HR	S	P	ERA	WHIP
Dick Drago, R ERA: 2.42 (1, 1)	7.0	W	26	7	2	2	4	0	0	0	0	0	0	34	34	2.57	1.000
Tom Burgmeier, L ERA: 1.37 (8, 1)	2.0	S	10	3	2	0	2	0	0	0	0	0	0	14	14	0.00	1.500

BOTTOM

Kansas City Royals @ Boston Red Sox
 Fenway Park, Boston, MA
 Mon May 31 1971, 3:38 AM EDT
 Att. 31,110 - Unknown

AB	36
R	4
H	10
RBI	2
BB	0
SO	6
LOB	12



Batter	1	2	3	4	5	6	7	8	9	AB R H RBI BB SO LOB	TOP											
Freddie Patek, R (1, 6) OBP: 0.303, SLG: 0.305	0-3 K		0-0 FC6-4		0-3 K			0-0 HR 1B	0-3 K	5 1 1 0 0 3 2												
Paul Schaal, R (1, 5) OBP: 0.405, SLG: 0.452	0-0 G6-4-3 1B			0-0 G3		0-0 6-3		0-0 F8		4 0 1 0 0 0 1												
Amos Otis, R (1, 8) OBP: 0.342, SLG: 0.520	0-0 G6-4-3			0-0 6-3		0-0 5-3		0-0 HR		4 1 1 2 0 0 1												
Ed Kirkpatrick, L (1, 7) OBP: 0.353, SLG: 0.353		0-0 F4		0-0 6-3		0-0 2B		4-0 1B 1B BB		3 0 1 0 1 0 0												
Cookie Rojas, R (1, 4) OBP: 0.379, SLG: 0.423		0-0 1-3			0-0 1B 2B	0-0 6-3		0-0 1-2 1B		4 1 2 0 0 0 1												
Bob Oliver, R (1, 3) OBP: 0.282, SLG: 0.336		0-0 F5			1-0 1B SF7 HBP		0-0 F8	0-0 1-2 2-3 1B		3 1 1 0 0 0 0												
Joe Keough, L (1, 9) OBP: 0.336, SLG: 0.281			0-0 4-3		0-0 1-3 2-H SH5-3 1B	0-0 6-3	0-0 L7			4 0 1 1 0 0 3												
Jerry May, R (1, 2) OBP: 0.333, SLG: 0.375			0-3 K		0-0 SF7	0-3 K			0-3 K	3 0 0 1 0 3 0												
Mike Hedlund, R (1, 1) OBP: 0.083, SLG: 0.043			0-0 E4 FC6-4		0-0 SH5-3	0-3 K		0-3 K	0-3 K	3 0 0 0 0 2 0												
Inning Stats	R: 0 E: 0 K: 1 S: 5	H: 1 LOB: 0 BB: 0 P: 5	R: 0 E: 0 K: 0 S: 3	H: 0 LOB: 0 BB: 0 P: 3	R: 0 E: 1 K: 1 S: 6	H: 0 LOB: 1 BB: 0 P: 6	R: 0 E: 0 K: 0 S: 3	H: 0 LOB: 0 BB: 0 P: 3	R: 2 E: 0 K: 1 S: 7	H: 2 LOB: 1 BB: 0 P: 8	R: 0 E: 0 K: 0 S: 4	H: 1 LOB: 1 BB: 0 P: 4	R: 0 E: 0 K: 1 S: 5	H: 0 LOB: 0 BB: 0 P: 5	R: 2 E: 0 K: 1 S: 9	H: 4 LOB: 3 BB: 1 P: 13	R: 0 E: 0 K: 3 S: 9	H: 0 LOB: 0 BB: 0 P: 9	1B: 5 2B: 2 3B: 0 HR: 1	SF: 1 SAC: 1 DP: 1 HBP: 1	WP: 0 PB: 0 SB: 0 CS: 0	PA: 37
PITCHER	IP WLS BF H R ER SO BB IBB HBP BLK WP HR S P ERA WHIP																					
Jim Lonborg, R (1, 1) ERA: 5.11	7.2 L 32 7 4 4 5 1 0 1 0 0 0 1 40 45 4.70 1.043																					
Bobby Bolin, R (8, 1) ERA: 3.22	0.1 2 1 0 0 0 0 0 0 0 0 0 0 2 2 0.00 3.000																					
Sparky Lyle, L (9, 1) ERA: 1.74	1.0 3 0 0 0 0 3 0 0 0 0 0 0 9 9 0.00 0.000																					

Kansas City Royals @ Boston Red Sox
 Fenway Park, Boston, MA
 Tue Jun 01 1971, 3:33 AM EDT
 Att: 9,816 - Unknown - 62 F

AB	33
R	4
H	8
RBI	4
BB	1
SO	8
LOB	8



Batter	1	2	3	4	5	6	7	8	9	AB	R	H	RBI	BB	SO	LOB
Doug Griffin, R OBP: 0.324, SLG: 0.329 (1, 4)	0-0 1B 3-2 1B		0-0 CS 1B			0-0 5-3		0-0 F7		4	0	2	0	0	0	0
Reggie Smith, S OBP: 0.383, SLG: 0.511 (1, 9)	0-0 1B 3-2 1-3 1B		0-0 F9			4-0 FC6 BB			0-0 HR 1B	3	1	2	0	1	0	1
Carl Yastrzemski, L OBP: 0.442, SLG: 0.512 (1, 7)	0-0 3-2 1-2 3-Hf		0-0 CS	0-0 L9		0-0 L8			0-0 F4	4	0	0	0	0	0	4
Rico Petrocelli, R OBP: 0.376, SLG: 0.473 (1, 5)	0-0 5-3			0-0 6-3		0-0 FC6			0-0 F9	4	0	0	0	0	0	3
George Scott, R OBP: 0.346, SLG: 0.463 (1, 3)		0-0 F4		0-0 1B		0-0 5-3			0-0 HR	4	1	2	2	0	0	0
Billy Conigliaro, R OBP: 0.348, SLG: 0.521 (1, 8)		0-3 K		0-0 F9		0-3 K			0-0 F6	4	0	0	0	0	2	1
Luis Aparicio, R OBP: 0.211, SLG: 0.253 (1, 6)		0-0 1B			0-0 F9		0-0 F9			3	0	1	0	0	0	0
Duane Josephson, R OBP: 0.268, SLG: 0.358 (1, 2)		0-0 L7			0-0 F7			0-0 3-1		3	0	0	0	0	0	1
Jim Lonborg, R OBP: 0.250, SLG: 0.143 (1, 1)			0-0 1-3		0-3 K2-3			0-0 F9		2	0	0	0	0	1	0
Bobby Bolin, R OBP: 0.500, SLG: 0.500 (8, 1)										0	0	0	0	0	0	0
Joe Lahoud, L OBP: 0.429, SLG: 0.414 (8, PH)										1	0	0	0	0	0	0
Sparky Lyle, L (9, 1)										0	0	0	0	0	0	0


Inning Stats	R: 0	H: 2	E: 0	K: 0	S: 4	R: 0	H: 1	E: 0	K: 1	S: 6	R: 0	H: 1	E: 0	K: 0	S: 3	R: 0	H: 1	E: 0	K: 0	S: 4	R: 0	H: 0	E: 0	K: 1	S: 5	R: 0	H: 0	E: 0	K: 0	S: 3	R: 0	H: 0	E: 0	K: 0	S: 5	R: 0	H: 0	E: 0	K: 0	S: 3	R: 2	H: 2	E: 0	K: 0	S: 5	R: 0	H: 0	E: 0	K: 0	S: 3			
	LOB: 1	BB: 0	P: 4	LOB: 1	BB: 0	P: 6	LOB: 0	BB: 0	P: 3	LOB: 1	BB: 0	P: 4	LOB: 0	BB: 0	P: 5	LOB: 1	BB: 1	P: 7	LOB: 0	BB: 0	P: 5	LOB: 0	BB: 0	P: 3	LOB: 0	BB: 0	P: 5	LOB: 0	BB: 0	P: 3	LOB: 0	BB: 0	P: 5	LOB: 0	BB: 0	P: 5	LOB: 0	BB: 0	P: 5	1B: 6	SF: 0	2B: 1	SAC: 0	3B: 0	DP: 1	HR: 1	HBP: 0	WP: 0	PA: 34	ERA: 2.5	WHIP: 0.889	ERA: 2.00	WHIP: 0.889

BOTTOM

Kansas City Royals @ Boston Red Sox
 Fenway Park, Boston, MA
 Tue Jun 01 1971, 3:33 AM EDT
 Att. 9,816 - Unknown - 62 F

livebaseballscorecards.com

AB	32
R	2
H	7
RBI	2
BB	1
SO	3
LOB	10



Batter	1	2	3	4	5	6	7	8	9	AB R H RBI BB SO LOB	TOP										
Doug Griffin, R (1, 4) OBP: 0.317, SLG: 0.321	0-0 1-3		0-0 F4			0-0 F8			0-0 1-3	4 0 0 0 0 0 1											
Reggie Smith, S (1, 9) OBP: 0.381, SLG: 0.505	0-0 4-3 1B			0-0 G3		0-0 G1-6-3 1-2f			0-0 F8	4 0 1 0 0 0 1											
Carl Yastrzemski, L (1, 7) OBP: 0.434, SLG: 0.500	0-0 4-3 1-2			0-0 F8			0-0 4-3		0-0 E3 2B	4 1 0 0 0 0 1											
Rico Petrocelli, R (1, 5) OBP: 0.383, SLG: 0.491	0-0 L8			0-0 2B			0-0 1B		0-0 2B 2-H	4 0 3 1 0 0 1											
George Scott, R (1, 3) OBP: 0.338, SLG: 0.453		0-0 F9		0-0 F8			0-3 K		0-0 F7	4 0 0 0 0 1 3											
Billy Conigliaro, R (1, 8) OBP: 0.342, SLG: 0.512		0-3 K			0-0 5-3		0-0 F9			3 0 0 0 0 1 1											
Luis Aparicio, R (1, 6) OBP: 0.207, SLG: 0.249		0-0 L8			0-0 6-3			0-0 1-6-3		3 0 0 0 0 0 0											
Duane Josephson, R (1, 2) OBP: 0.269, SLG: 0.357			0-0 5-3		0-0 F8			0-0 G4-6-3 1B		3 0 1 0 0 0 0											
Sonny Siebert, R (1, 1) OBP: 0.281, SLG: 0.548			0-0 6-3			0-0 1B		0-0 G4-6-3 1-2f		1 0 0 0 0 0 0											
Gary Peters, L (6, PH) OBP: 0.333, SLG: 0.393										1 0 1 0 0 0 0											
Bill Lee, L (6, 1) OBP: 0.143, SLG: 0.143										0 0 0 0 0 0 0											
Joe Lahoud, L (8, PH) OBP: 0.417, SLG: 0.400										1 0 0 0 0 0 1											
Roger Moret, S (8, 1)										0 0 0 0 0 0 0											
Inning Stats	R: 0 E: 0 K: 0 S: 4	H: 1 LOB: 1 BB: 0 P: 4	R: 0 E: 0 K: 1 S: 5	H: 0 LOB: 0 BB: 0 P: 5	R: 0 E: 0 K: 0 S: 3	H: 0 LOB: 0 BB: 0 P: 3	R: 0 E: 0 K: 0 S: 4	H: 1 LOB: 1 BB: 0 P: 4	R: 0 E: 0 K: 0 S: 3	H: 0 LOB: 0 BB: 0 P: 3	R: 0 E: 0 K: 1 S: 6	H: 1 LOB: 1 BB: 0 P: 6	R: 0 E: 0 K: 0 S: 3	H: 1 LOB: 0 BB: 0 P: 3	R: 1 E: 1 K: 0 S: 5	H: 1 LOB: 1 BB: 0 P: 5	1B: 4 2B: 2 3B: 0 HR: 0	SF: 0 SAC: 0 DP: 2 HBP: 0	WP: 0 PB: 0 SB: 0 CS: 0	PA: 32	
PITCHER Stan Bahnsen, R (1, 1) ERA: 3.88	IP: 9.0 WLS: W BF: 32 H: 6 R: 1 ER: 0 SO: 2 BB: 0 IBB: 0 HBP: 0 BLK: 0 WP: 0 HR: 0 S: 36 P: 36 ERA: 0.00 WHIP: 0.667																			PITCHER	IP: 9.0 WLS: W BF: 32 H: 6 R: 1 ER: 0 SO: 2 BB: 0 IBB: 0 HBP: 0 BLK: 0 WP: 0 HR: 0 S: 36 P: 36 ERA: 0.00 WHIP: 0.667

Boston Red Sox @ New York Yankees
 Yankee Stadium, Bronx, NY
 Wed Jun 02 1971, 3:33 AM EDT
 Att: 9,306 - Unknown - 69 F

livebaseballscorecards.com

AB	32
R	1
H	6
RBI	1
BB	0
SO	2
LOB	9



Batter	1	2	3	4	5	6	7	8	9
Horace Clarke, S OBP: 0.371, SLG: 0.330 (1, 4)	0-0 4-3		0-0 S 2B 1B	0-0 S 1B		0-0 1-H 3B		0-0 4-3	
Jake Gibbs, L OBP: 0.236, SLG: 0.259 (1, 2)	0-0 F6		0-0 F9 1-2	4-0 1-2 BB		0-0 L4		0-3 K	
Roy White, S OBP: 0.359, SLG: 0.491 (1, 7)	4-0 E S E BB		0-3 K	0-0 G3		0-0 F7			
Bobby Murcer, L OBP: 0.472, SLG: 0.613 (1, 8)	0-0 E8 1-H		4-0 2B IBB		0-0 HR		0-0 HR		
John Ellis, R OBP: 0.480, SLG: 0.607 (1, 3)	0-0 F8		0-0 1-3 2-H 2B		0-0 F7		0-0 1B		
Jim Lyttle, L OBP: 0.216, SLG: 0.333 (1, 9)		0-0 F5	0-0 G3		0-3 K		0-0 F4		
Jerry Kenney, L OBP: 0.311, SLG: 0.275 (1, 5)		0-0 2B		0-0 4-3	0-0 1-3		0-3 K		
Frank Baker, L OBP: 0.375, SLG: 0.278 (1, 6)		0-0 F7		4-0 WP SH2-4 1B BB		4-0 FC1-6 BB	0-3 K		
Stan Bahnsen, R OBP: 0.091, SLG: 0.182 (1, 1)		0-3 K		0-0 SH2-4 1-2		0-0 FC1-6 1-2f 3B		0-3 K	

AB	R	H	RBI	BB	SO	LOB
5	1	3	2	0	0	0
4	0	0	0	1	1	2
3	1	0	0	1	1	4
3	2	2	2	1	0	0
4	0	2	1	0	0	1
4	0	0	0	0	1	3
4	0	1	0	0	1	1
2	1	0	0	2	1	2
3	1	0	0	0	2	2

BOTTOM

Boston Red Sox @ New York Yankees
 Yankee Stadium, Bronx, NY
 Wed Jun 02 1971, 3:33 AM EDT
 Att. 9,306 - Unknown - 69 F

AB	32
R	6
H	8
RBI	5
BB	5
SO	7
LOB	15



1B: 3	SF: 0	WP: 1	PA: 38
2B: 2	SAC: 1	PB: 0	
3B: 1	DP: 0	SB: 3	
HR: 2	HBP: 0	CS: 0	

Inning Stats	R	H	E	K	S	P	IP	WLS	BF	H	R	ER	SO	BB	IBB	HBP	BLK	WP	HR	S	P	ERA	WHIP
Sonny Siebert, R ERA: 1.97 (1, 1)	1	0	1	1	4	5	5.0		25	5	4	3	3	3	1	0	0	1	1	27	43	5.40	1.600
Bill Lee, L ERA: 3.6 (6, 1)	0	1	0	0	3	2	2.0		10	3	2	2	2	1	0	0	0	0	1	13	17	9.00	2.000
Roger Moret, L ERA: 3.0 (8, 1)	0	1	0	0	3	0	1.0		3	0	0	0	2	0	0	0	0	0	0	7	7	0.00	0.000

PITCHER	IP	WLS	BF	H	R	ER	SO	BB	IBB	HBP	BLK	WP	HR	S	P	ERA	WHIP
Sonny Siebert, R	5.0		25	5	4	3	3	3	1	0	0	1	1	27	43	5.40	1.600
Bill Lee, L	2.0		10	3	2	2	2	1	0	0	0	0	1	13	17	9.00	2.000
Roger Moret, L	1.0		3	0	0	0	2	0	0	0	0	0	0	7	7	0.00	0.000

Batter	1	2	3	4	5	6	7	8	9	AB R H RBI BB SO LOB	TOP		
Doug Griffin, R (1, 4) OBP: 0.312, SLG: 0.315 Joe Lahoud, L (8, PH) OBP: 0.405, SLG: 0.387 John Kennedy, R (8, 4) OBP: 0.500, SLG: 0.556	0-3 K			0-3 K		0-0 G1-6-3		0-0 F2	0-0 2B	3 0 0 0 0 2 1 1 0 0 0 0 0 1 1 0 1 0 0 0 0			
Reggie Smith, S (1, 9) OBP: 0.381, SLG: 0.515	0-0 F2			0-3 K			0-0 HR	4-0 1B BB	0-0 1-4-3	4 1 1 1 1 1 2			
Carl Yastrzemski, L (1, 7) OBP: 0.435, SLG: 0.506	0-0 6-3			0-0 2B			0-0 4-3	0-0 BB 1B		4 0 2 1 0 0 0			
Rico Petrocelli, R (1, 5) OBP: 0.385, SLG: 0.485		0-3 K		0-0 F8			4-0 FC5-4 BB	4-0 1-2 BB		2 0 0 0 2 1 1			
George Scott, R (1, 3) OBP: 0.337, SLG: 0.448		0-0 4-3			0-0 FC4-6 1B		0-0 FC5-4 WP	0-0 F9		4 0 1 0 0 0 4			
Billy Conigliaro, R (1, 8) OBP: 0.340, SLG: 0.503		0-0 F8			0-0 FC4-6 FC5-4 1-2f		4-0 1-2 IBB		0-0 5-3	3 0 0 0 1 0 1			
Luis Aparicio, R (1, 6) OBP: 0.203, SLG: 0.243			0-0 4-3		0-0 FC5-4 CS 1-2f		0-0 F9		0-0 5-3	4 0 0 0 0 0 3			
Duane Josephson, R (1, 2) OBP: 0.275, SLG: 0.367		0-0 6-3			0-0 CS 1-2	0-0 F3		0-0 WP SH3 1B	0-0 1B 2B	4 2 2 0 0 0 0			
Ray Culp, R (1, 1) OBP: 0.200, SLG: 0.200 Sparky Lyle, L (9, 1) Bobby Bolin, R (9, 1) OBP: 0.500, SLG: 0.500		0-3 K				0-0 G1-6-3 1B		0-0 SH3	0-0 2B 1B	3 0 2 1 0 1 0 0 0 0 0 0 0 0 0 0 0 0 0 0 0			
Inning Stats	R: 0 H: 0 E: 0 LOB: 0 K: 1 BB: 0 S: 5 P: 5	R: 0 H: 0 E: 0 LOB: 0 K: 1 BB: 0 S: 5 P: 5	R: 0 H: 0 E: 0 LOB: 0 K: 1 BB: 0 S: 5 P: 5	R: 0 H: 1 E: 0 LOB: 1 K: 2 BB: 0 S: 8 P: 8	R: 0 H: 1 E: 0 LOB: 0 K: 0 BB: 0 S: 3 P: 3	R: 0 H: 1 E: 0 LOB: 0 K: 0 BB: 0 S: 3 P: 3	R: 1 H: 1 E: 0 LOB: 2 K: 0 BB: 2 S: 4 P: 12	R: 1 H: 2 E: 0 LOB: 3 K: 0 BB: 2 S: 5 P: 13	R: 1 H: 3 E: 0 LOB: 2 K: 0 BB: 0 S: 6 P: 6	1B: 5 SF: 0 2B: 3 SAC: 1 3B: 0 DP: 1 HR: 1 HBP: 0	WP: 2 PA: 39 PB: 0 SB: 0 CS: 1		
PITCHER	IP WLS BF H R ER SO BB IBB HBP BLK WP HR S P ERA WHIP											PITCHER	IP WLS BF H R ER SO BB IBB HBP BLK WP HR S P ERA WHIP
Mel Stottlemyre, R (1, 1) ERA: 2.59	8.0 L 32 6 2 2 5 3 1 0 0 0 2 1 38 54 2.25 1.125												
Jack Aker, R (9, 1) ERA: 2.35	0.2 5 3 1 1 0 0 0 0 0 0 0 0 5 5 13.50 4.500												
Lindy McDaniel, R (9, 1) ERA: 6.17	0.1 1 0 0 0 0 0 0 0 0 0 0 0 0 1 1 0.00 0.000												

Boston Red Sox @ New York Yankees
 Yankee Stadium, Bronx, NY
 Thu Jun 03 1971, 7:05 PM EDT
 Att. 15,010 - Cloudy - 79 F

livebaseballscorecards.com

AB	33
R	3
H	9
RBI	3
BB	4
SO	5
LOB	13



Batter	1	2	3	4	5	6	7	8	9	AB	R	H	RBI	BB	SO	LOB
Horace Clarke, S (1, 4) OBP: 0.369, SLG: 0.333	0-0 F7		0-0 6-3			0-0 L7		0-0 CS	0-0 1B 2B	4	1	1	0	0	0	0
Thurman Munson, R (1, 2) OBP: 0.356, SLG: 0.366	0-0 5-3			4-0 2B BB		0-0 HR			0-3 K	3	1	1	1	1	1	1
Bobby Murcer, L (1, 8) OBP: 0.477, SLG: 0.621	0-0 S 1B			0-0 G3 2B		0-0 F6			0-0 FC6-4 1B	4	0	3	1	0	0	0
Roy White, S (1, 7) OBP: 0.357, SLG: 0.486	0-3 K			0-0 G3			0-0 6-3		0-0 FC6-4 1B	4	0	1	0	0	1	2
John Ellis, R (1, 3) OBP: 0.468, SLG: 0.583 Jerry Kenney, L (9, PR) OBP: 0.311, SLG: 0.275		0-0 G5-4-3 1B		0-3 K			0-0 F8		0-0 FC6-4	4	0	1	0	0	1	3
Felipe Alou, R (1, 9) OBP: 0.304, SLG: 0.359		0-0 G5-4-3			0-0 F7		0-3 K		0-0 L6	4	0	0	0	0	1	3
Danny Cater, R (1, 5) OBP: 0.242, SLG: 0.263		0-0 CS 1B			0-3 K			0-0 L7		3	0	1	0	0	1	0
Frank Baker, L (1, 6) OBP: 0.346, SLG: 0.250 Jim Lyttle, L (8, PH) OBP: 0.211, SLG: 0.324 Gene Michael, S (9, 6) OBP: 0.374, SLG: 0.315		0-0 CS	0-3 K		0-0 1-3			0-0 F7		2	0	0	0	0	1	0
Mel Stottlemyre, R (1, 1) OBP: 0.235, SLG: 0.194 Jake Gibbs, L (8, PH) OBP: 0.244, SLG: 0.268 Jack Aker, R (9, 1) Lindy McDaniel, R (9, 1) OBP: 0.333, SLG: 0.333			0-0 F7			0-0 6-3		0-0 CS 1B		1	0	0	0	0	0	0

Inning Stats	R: 0	H: 1	E: 0	K: 1	S: 6	LOB: 1	BB: 0	P: 6	R: 0	H: 2	E: 0	K: 0	S: 3	LOB: 0	BB: 0	P: 3	R: 0	H: 0	E: 0	K: 1	S: 5	LOB: 0	BB: 0	P: 5	R: 0	H: 1	E: 0	K: 1	S: 5	LOB: 1	BB: 1	P: 9	R: 0	H: 0	E: 0	K: 1	S: 5	LOB: 0	BB: 0	P: 5	R: 1	H: 1	E: 0	K: 0	S: 4	LOB: 0	BB: 0	P: 4	R: 0	H: 0	E: 0	K: 1	S: 5	LOB: 0	BB: 0	P: 5	R: 0	H: 1	E: 0	K: 0	S: 3	LOB: 0	BB: 0	P: 3	R: 1	H: 3	E: 0	K: 1	S: 8	LOB: 2	BB: 0	P: 8
1B: 6	SF: 0	2B: 2	SAC: 0	3B: 0	DP: 1	HR: 1	HBP: 0	WP: 0	PA: 35	PB: 0	SB: 1	CS: 2																																																												

PITCHER	IP	WLS	BF	H	R	ER	SO	BB	IBB	HBP	BLK	WP	HR	S	P	ERA	WHIP
Ray Culp, R (1, 1) ERA: 4.32	8.0	W	28	7	2	2	5	1	0	0	0	0	1	37	41	2.25	1.000
Sparky Lyle, L (9, 1) ERA: 1.71	0.1		3	2	0	0	1	0	0	0	0	0	0	5	5	0.00	6.000
Bobby Bolin, R (9, 1) ERA: 3.13	0.2	S	2	0	0	0	0	0	0	0	0	0	0	2	2	0.00	0.000

BOTTOM

Boston Red Sox @ New York Yankees
 Yankee Stadium, Bronx, NY
 Thu Jun 03 1971, 7:05 PM EDT
 Att: 15,010 - Cloudy - 79 F

livebaseballscorecards.com

AB	32
R	2
H	9
RBI	2
BB	1
SO	6
LOB	9



Batter	1	2	3	4	5	6	7	8	9	AB R H RBI BB SO LOB	TOP	
Sandy Alomar Sr., S OBP: 0.267, SLG: 0.269 (1, 6) X	0-0 5-3 1B		0-0 6-3		0-0 F6			0-0 G4-6-3 1B		4 0 2 0 0 0 0		
Alex Johnson, R OBP: 0.306, SLG: 0.311 (1, 7) X	0-0 5-3 1-2		0-3 K			0-0 G6-4-3 2B		0-0 L9		1 0 0 0 0 0 1 3 0 1 0 0 1 1		
Jim Fregosi, R OBP: 0.319, SLG: 0.316 (1, 3) X	0-0 F8		0-3 K			4-0 G6-4-3 BB		0-0 G4-6-3 1-2f		2 0 0 0 1 1 1 1 0 0 0 0 0 1		
Jim Spencer, L OBP: 0.256, SLG: 0.339 (6, 3)												
Ken McMullen, R OBP: 0.307, SLG: 0.419 (1, 5) X	0-0 L7				0-0 G5-4-3 1B		0-0 G6-4-3 1-2f 2-3		0-0 F9	4 0 1 0 0 0 3		
Tony Conigliaro, R OBP: 0.317, SLG: 0.385 (1, 9) X					0-0 G5-4-3 1-2f		0-0 L7		0-0 G5-4-3 1B	4 0 1 0 0 0 2		
Syd O'Brien, R OBP: 0.267, SLG: 0.368 (1, 4) X					0-0 4-3			0-0 F8		4 0 1 0 0 0 1		
Ken Berry, R OBP: 0.267, SLG: 0.347 (1, 8) X					0-0 2B							
Jerry Moses, R OBP: 0.247, SLG: 0.374 (1, 2) X					0-0 1-3			0-0 FC6-4 1B		3 1 2 1 0 0 1		
Andy Messersmith, R OBP: 0.214, SLG: 0.269 (1, 1) X					0-0 6-3			0-0 FC6-4 1-2f		3 0 1 0 0 0 1		
Andy Hassler, L OBP: 0.397, SLG: 0.306 (4, 1) X					0-3 K			0-0 6-3				
Tony Gonzalez, L OBP: 0.397, SLG: 0.306 (5, PH)												
Lloyd Allen, R OBP: 0.397, SLG: 0.306 (5, 1)												
Archie Reynolds, R OBP: 0.087, SLG: 0.091 (5, 1)												
Jeff Torborg, R OBP: 0.087, SLG: 0.091 (7, PH)												
Eddie Fisher, R OBP: 0.087, SLG: 0.091 (7, 1)												
Inning Stats	R: 0 H: 1 E: 0 LOB: 1 K: 0 BB: 0 S: 4 P: 4	R: 1 H: 2 E: 0 LOB: 1 K: 0 BB: 0 S: 5 P: 5	R: 0 H: 0 E: 0 LOB: 0 K: 2 BB: 0 S: 7 P: 7	R: 0 H: 2 E: 0 LOB: 1 K: 0 BB: 0 S: 4 P: 4	R: 0 H: 0 E: 0 LOB: 0 K: 1 BB: 0 S: 5 P: 5	R: 0 H: 1 E: 0 LOB: 1 K: 0 BB: 1 S: 3 P: 7	R: 0 H: 1 E: 1 LOB: 1 K: 0 BB: 0 S: 4 P: 4	R: 0 H: 1 E: 0 LOB: 0 K: 0 BB: 0 S: 3 P: 3	R: 0 H: 1 E: 0 LOB: 0 K: 0 BB: 0 S: 3 P: 3	1B: 5 SF: 0 2B: 3 SAC: 0 3B: 0 DP: 4 HR: 1 HBP: 0	WP: 0 PA: 33 PB: 0 SB: 0 CS: 0	
PITCHER Gary Peters, L ERA: 4.98 (1, 1)	IP WLS BF H R ER SO BB IBB HBP BLK WP HR S P ERA WHIP	9.0 W 33 9 1 1 3 1 0 0 0 0 1 38 42 1.00 1.111										

California Angels @ Boston Red Sox
Fenway Park, Boston, MA
Fri Jun 04 1971, 7:05 PM EDT
Att: 31,375 - Unknown

livebaseballscorecards.com

AB	32
R	1
H	9
RBI	1
BB	1
SO	3
LOB	14



Batter	1	2	3	4	5	6	7	8	9
Doug Griffin, R OBP: 0.323, SLG: 0.324 (1, 4)	0-0 5-3	0-3 K		4-0 FC5-4 BB	0-0 1B 1B	0-0 1B 1B		0-0 1B	
Reggie Smith, S OBP: 0.382, SLG: 0.512 (1, 9) George Thomas, R OBP: 0.143, SLG: 0.077 (7, 7)	0-0 1B	0-0 4-3		0-0 FC5-4 S 1-2f	0-0 1B E 1B	0-0 F7		0-0 6-3	
Carl Yastrzemski, L OBP: 0.445, SLG: 0.514 (1, 7) Joe Lahoud, L OBP: 0.395, SLG: 0.375 (7, 9)	0-0 S 1-3 1B		0-0 G5-4-3 1B	4-0 G6-4-3 BB	0-0 E 1B		0-0 4-3		
Rico Petrocelli, R OBP: 0.376, SLG: 0.472 (1, 5)	0-3 K		0-0 G5-4-3 1-2f	0-0 G6-4-3 1-2f	0-0 E6 3-H		0-0 4-3		
George Scott, R OBP: 0.343, SLG: 0.449 (1, 3)	0-0 F7		4-0 BB 1B 2B BB		1B 1B K		0-0 1B		
Billy Conigliaro, R OBP: 0.347, SLG: 0.503 (1, 8)		4-0 FC1-5 WP BB	0-0 2B 1B		0-0 1B 1B	0-0 3-1	0-0 F8		
Luis Aparicio, R OBP: 0.215, SLG: 0.247 (1, 6) John Kennedy, R OBP: 0.472, SLG: 0.517 (6, 6)		4-0 FC1-5 2B BB	4-0 2B BB		0-0 1B 1B 2-H 3-H	0-3 K		0-3 K	
Duane Josephson, R OBP: 0.284, SLG: 0.377 (1, 2)		0-0 FC1-5 2B	0-0 2B		0-0 F7	0-0 1B 1B		4-0 1B BB	
Gary Peters, L OBP: 0.343, SLG: 0.424 (1, 1)		0-0 2B	0-0 G3		0-0 F7	0-0 1B 1B		0-3 K	

Inning Stats	R: 0	H: 2	E: 0	LOB: 2	K: 1	P: 7	R: 1	H: 1	E: 0	LOB: 2	K: 1	P: 14	R: 3	H: 3	E: 0	LOB: 1	K: 0	P: 13	R: 0	H: 0	E: 1	LOB: 1	K: 0	P: 10	R: 5	H: 6	E: 1	LOB: 2	K: 1	P: 12	R: 1	H: 3	E: 0	LOB: 2	K: 1	P: 8	R: 0	H: 1	E: 0	LOB: 1	K: 0	P: 4	R: 0	H: 1	E: 0	LOB: 2	K: 2	P: 12
	0	2	0	2	1	7	1	1	0	2	1	14	3	3	0	1	13	0	10	0	0	1	1	10	5	6	1	6	1	12	1	3	0	8	0	8	0	1	1	0	4	0	1	0	1	12		


PITCHER	IP	WLS	BF	H	R	ER	SO	BB	IBB	HBP	BLK	WP	HR	S	P	ERA	WHIP
Andy Messersmith, R ERA: 4.05 (1, 1)	3.0	L	19	6	4	4	2	5	0	0	0	1	0	18	38	12.00	3.667
Andy Hassler, L ERA: 3.6 (4, 1)	1.0		3	0	0	0	0	1	0	0	0	0	0	2	6	0.00	1.000
Lloyd Allen, R ERA: 6.15 (5, 1)	0.2		8	6	5	4	0	0	0	0	0	0	0	8	8	54.00	9.000
Archie Reynolds, R ERA: 5.4 (5, 1)	1.1		8	3	1	1	2	0	0	0	0	0	0	12	12	6.75	2.250
Eddie Fisher, R ERA: 2.27 (7, 1)	2.0		9	2	0	0	2	1	0	0	0	0	0	12	16	0.00	1.500

BOTTOM

AB	R	H	RBI	BB	SO	LOB
5	1	3	1	1	1	2
5	1	2	1	0	0	5
1	0	0	0	0	0	2
3	0	3	1	1	0	0
1	0	0	0	0	0	0
5	0	0	0	0	1	6
4	2	2	0	1	1	4
4	2	2	0	1	0	1
1	3	1	2	2	0	0
2	0	0	0	0	2	0
4	1	2	3	1	0	3
5	0	2	1	0	1	3

California Angels @ Boston Red Sox
Fenway Park, Boston, MA
Fri Jun 04 1971, 7:05 PM EDT
Att. 31,375 - Unknown

AB	40
R	10
H	17
RBI	9
BB	7
SO	6
LOB	26



WP	HR	S	P	ERA	WHIP
1	0	1	47		

Batter	1	2	3	4	5	6	7	8	9	AB R H RBI BB SO LOB	TOP		
Sandy Alomar Sr., S OBP: 0.274, SLG: 0.281 (1, 4)	0-0 3-1		0-0 S 1B		0-0 1-2 2-3 1B		0-0 E 2B		0-0 6-3	5 1 3 0 0 0 0			
Roger Repoz, L OBP: 0.397, SLG: 0.410 (1, 7)	0-3 K		0-0 F8		0-0 F3		0-0 E8 1B 2-H		0-3 K	5 1 1 1 0 2 4			
Jim Fregosi, R OBP: 0.308, SLG: 0.304 (1, 6)	0-3 K		0-3 K 1-2		0-0 F5		0-3 K			4 0 0 0 0 3 5			
Ken McMullen, R OBP: 0.306, SLG: 0.415 (1, 5)		0-0 6-3	0-0 F7		0-0 F8		0-0 3-H 1B			4 0 1 1 0 0 4			
Jim Spencer, L OBP: 0.263, SLG: 0.339 (1, 3)				0-0 B1-3		4-0 BB BB		0-3 K		3 1 1 0 1 1 1			
Tony Conigliaro, R OBP: 0.321, SLG: 0.393 (1, 9)		0-0 2B G1-2-3 1B		0-0 CS 2B		0-0 F7		0-3 K		4 0 2 0 0 1 1			
Ken Berry, R OBP: 0.267, SLG: 0.352 (1, 8)		0-0 1-3 3-H 2B		0-3 K 2-3		0-0 F3		0-0 F8		4 0 1 1 0 1 2			
Jerry Moses, R OBP: 0.258, SLG: 0.372 (1, 2)		4-0 IBB			0-0 1B SH 1B		0-0 F6		0-0 6-3	3 0 1 0 1 0 1			
Tom Murphy, R OBP: 0.069, SLG: 0.103 (1, 1)		0-0 G1-2-3 3-H			0-0 SH 1B 1-2		0-3 K		0-3 K	3 0 0 0 0 2 3			
Inning Stats	R: 0 E: 0 K: 2 S: 7 H: 0 LOB: 0 BB: 0 P: 7	R: 1 E: 0 K: 0 S: 5 H: 3 LOB: 2 BB: 1 P: 9	R: 0 E: 0 K: 1 S: 6 H: 1 LOB: 1 BB: 0 P: 6	R: 0 E: 0 K: 1 S: 5 H: 1 LOB: 0 BB: 0 P: 5	R: 0 E: 0 K: 0 S: 6 H: 2 LOB: 3 BB: 0 P: 6	R: 0 E: 0 K: 0 S: 3 H: 0 LOB: 1 BB: 1 P: 7	R: 2 E: 1 K: 3 S: 12 H: 3 LOB: 1 BB: 0 P: 12	R: 0 E: 0 K: 1 S: 5 H: 0 LOB: 0 BB: 0 P: 5	R: 0 E: 0 K: 2 S: 7 H: 0 LOB: 0 BB: 0 P: 7	1B: 7 2B: 3 3B: 0 HR: 0 SF: 0 SAC: 1 DP: 1 HBP: 0	WP: 0 PB: 0 SB: 1 CS: 1 PA: 38		
PITCHER	IP WLS BF H R ER SO BB IBB HBP BLK WP HR S P ERA WHIP											PITCHER	IP WLS BF H R ER SO BB IBB HBP BLK WP HR S P ERA WHIP
Jim Lonborg, R ERA: 4.41 (1, 1)	8.0 L 35 10 3 2 8 1 1 0 0 0 0 0 49 57 2.25 1.375												
Sparky Lyle, L ERA: 1.64 (9, 1)	1.0 3 0 0 0 2 0 0 0 0 0 0 0 7 7 0.00 0.000												

California Angels @ Boston Red Sox
 Fenway Park, Boston, MA
 Sat Jun 05 1971, 3:33 AM EDT
 Att. 25,764 - Unknown

livebaseballscorecards.com

AB	35
R	3
H	10
RBI	3
BB	2
SO	10
LOB	21



Batter	1	2	3	4	5	6	7	8	9	AB R H RBI BB SO LOB	TOP									
Sandy Alomar Sr., S OBP: 0.268, SLG: 0.276 (1, 4)	0-0 F9		0-0 1-3		0-0 1-3		0-0 F9		0-0 SF8	4 0 0 1 0 0 1										
Roger Repoz, L OBP: 0.383, SLG: 0.391 (1, 7) (6, 9)	0-0 4-3			0-0 F9	0-0 L9		0-3 K		0-0 G3-6-3	5 0 0 0 0 1 2										
Jim Fregosi, R OBP: 0.314, SLG: 0.340 (1, 6)	0-0 HR			0-0 BB 1B		0-0 F7		0-3 K		4 2 2 1 0 1 0										
Ken McMullen, R OBP: 0.309, SLG: 0.419 (1, 5)	0-0 6-3			4-0 1B 1-2 BB		0-0 6-3		0-0 1B 2B		3 0 1 0 1 0 0										
Jim Spencer, L OBP: 0.263, SLG: 0.337 (1, 3)		0-0 4-3		0-0 HBP 1B		0-0 G3		0-0 F2		4 0 1 1 0 0 1										
Tony Conigliaro, R OBP: 0.318, SLG: 0.389 (1, 9)		0-0 L9		0-3 K			0-0 G3 E 1B	0-0 1B		2 0 0 0 0 1 2 2 1 2 0 0 0 0										
Tony Gonzalez, L OBP: 0.386, SLG: 0.342 (6, 7)								0-0 K												
John Stephenson, L OBP: 0.376, SLG: 0.447 (1, 2)		0-0 F3		1-0 FC6-4 HBP			0-0 G3	0-3 K		2 0 0 0 0 0 1 1 0 0 0 0 1 2										
Jerry Moses, R OBP: 0.255, SLG: 0.368 (8, PH) (8, 2)																				
Ken Berry, R OBP: 0.273, SLG: 0.352 (1, 8)			0-0 F9	0-0 FC6-4 1-2f			0-0 E5 3B 1B		4-0 WP PB SF8 BB	3 2 1 0 1 0 3										
Clyde Wright, R OBP: 0.211, SLG: 0.278 (1, 1)			0-0 F3				0-0 3B		4-0 G3-6-3 BB	3 0 1 1 0 0 0 0 0 0 0 1 0 0										
Dave LaRoche, L OBP: 0.400, SLG: 0.250 (7, 1)				0-0 6-3																
Inning Stats	R: 1 E: 0 K: 0 S: 4	H: 1 LOB: 0 BB: 0 P: 4	R: 0 E: 0 K: 0 S: 3	H: 0 LOB: 0 BB: 0 P: 3	R: 0 E: 0 K: 0 S: 3	H: 0 LOB: 0 BB: 0 P: 3	R: 1 E: 0 K: 1 S: 7	H: 2 LOB: 3 BB: 1 P: 12	R: 0 E: 0 K: 0 S: 3	H: 0 LOB: 0 BB: 0 P: 3	R: 2 E: 1 K: 1 S: 8	H: 3 LOB: 1 BB: 0 P: 8	R: 0 E: 0 K: 2 S: 9	H: 2 LOB: 2 BB: 0 P: 9	R: 1 E: 0 K: 0 S: 2	H: 0 LOB: 0 BB: 2 P: 10	1B: 5 2B: 1 3B: 1 HR: 1	SF: 1 SAC: 0 DP: 1 HBP: 1	WP: 1 PB: 1 SB: 0 CS: 0	PA: 38
PITCHER	IP WLS BF H R ER SO BB IBB HBP BLK WP HR S P ERA WHIP																			
Sonny Siebert, R ERA: 2.21 (1, 1)	6.1 L 27 6 4 4 1 1 0 0 1 0 0 1 27 32 5.68 1.105																			
Bill Lee, L ERA: 3.53 (7, 1)	0.2 2 0 0 0 1 0 0 0 0 0 0 4 4 0.00 0.000																			
Bobby Bolin, R ERA: 3.04 (8, 1)	0.2 4 2 0 0 1 0 0 0 0 0 0 6 6 0.00 3.000																			
Ken Brett, L ERA: 4.18 (8, 1)	0.1 3 0 1 0 1 2 0 0 0 1 0 3 11 0.00 6.000																			
Sparky Lyle, L ERA: 1.57 (9, 1)	1.0 2 0 0 0 0 0 0 0 0 0 0 2 2 0.00 0.000																			

California Angels @ Boston Red Sox
 Fenway Park, Boston, MA
 Sun Jun 06 1971, 3:33 AM EDT
 Att. 28,853 - Unknown

livebaseballscorecards.com

AB	33
R	5
H	8
RBI	4
BB	3
SO	4
LOB	12



Batter	1	2	3	4	5	6	7	8	9	AB	R	H	RBI	BB	SO	LOB
Doug Griffin, R OBP: 0.315, SLG: 0.315 (1, 4)	0-0 F9		0-0 FC6-4 1B		0-0 F9		0-0 L9			4	0	1	0	0	0	2
Reggie Smith, S OBP: 0.381, SLG: 0.505 (1, 9)	4-0 1B BB		0-0 FC6-4 1-2f			0-0 1B SF8		0-0 F6		3	1	1	0	1	0	1
Carl Yastrzemski, L OBP: 0.439, SLG: 0.503 (1, 7)	0-0 F9		0-0 4-3			0-0 1B G6-4-3		0-3 K		4	0	1	0	0	1	2
Rico Petrocelli, R OBP: 0.372, SLG: 0.464 (1, 5)	0-0 1-3 1B			0-0 F8		0-0 SF8		0-3 K		3	0	1	1	0	1	0
George Scott, R OBP: 0.340, SLG: 0.438 (1, 3)	0-0 F8			0-0 5-3		0-0 3-H G6-4-3 1-2f			0-0 5-3	4	0	0	0	0	0	3
Billy Conigliaro, R OBP: 0.343, SLG: 0.497 (1, 8)		0-3 K		0-3 K			0-0 2B 2B		0-3 K	4	1	1	0	0	3	0
Luis Aparicio, R OBP: 0.212, SLG: 0.242 (1, 6)		0-0 5-3			0-0 F8		0-3 K		0-0 L6	4	0	0	0	0	1	1
Duane Josephson, R OBP: 0.284, SLG: 0.379 (1, 2)		0-0 L6			0-0 WP 1B		0-0 2B 2B			3	0	2	1	0	0	0
Sonny Siebert, R OBP: 0.265, SLG: 0.515 (1, 1)			0-0 1-3		0-0 L6		0-0 5-3			2	0	0	0	0	0	1
Bill Lee, L OBP: 0.143, SLG: 0.143 (7, 1)										0	0	0	0	0	0	0
Don Favietich, R OBP: 0.440, SLG: 0.500 (7, PH)										0	0	0	0	0	0	1
Bobby Bolin, R OBP: 0.500, SLG: 0.500 (8, 1)										0	0	0	0	0	0	0
Ken Brett, L OBP: 0.250, SLG: 0.250 (8, 1)										0	0	0	0	0	0	0
Sparky Lytle, L (9, 1)										0	0	0	0	0	0	0

Inning Stats	R: 0	H: 1	E: 0	LOB: 2	K: 0	BB: 1	S: 4	P: 8	R: 0	H: 0	E: 0	LOB: 0	K: 1	BB: 0	S: 5	P: 5	R: 0	H: 1	E: 0	LOB: 1	K: 0	BB: 0	S: 4	P: 4	R: 0	H: 0	E: 0	LOB: 0	K: 1	BB: 0	S: 5	P: 5	R: 1	H: 2	E: 0	LOB: 0	K: 0	BB: 0	S: 4	P: 4	R: 1	H: 2	E: 0	LOB: 1	K: 1	BB: 0	S: 7	P: 7	R: 0	H: 0	E: 0	LOB: 0	K: 2	BB: 0	S: 7	P: 7	R: 0	H: 0	E: 0	LOB: 0	K: 1	BB: 0	S: 5	P: 5	1B: 5	SF: 1	3B: 0	DP: 1	HR: 0	HBP: 0	WP: 1	PA: 34
PITCHER	IP	WLS	BF	H	R	ER	SO	BB	IBB	HBP	BLK	WP	HR	S	P	ERA	WHIP																																																							
Clyde Wright, L (1, 1) ERA: 2.83	6.1	W	26	7	2	2	3	1	0	0	0	1	0	31	35	2.84	1.263																																																							
Dave LaRoche, L (7, 1) ERA: 1.65	2.2	S	8	0	0	0	3	0	0	0	0	0	0	14	14	0.00	0.000																																																							


BOTTOM

California Angels @ Boston Red Sox
 Fenway Park, Boston, MA
 Sun Jun 06 1971, 3:33 AM EDT
 Att. 28,853 - Unknown

livebaseballscorecards.com

AB	32
R	2
H	7
RBI	2
BB	1
SO	6
LOB	11



Batter	1	2	3	4	5	6	7	8	9	AB R H RBI BB SO LOB	TOP														
Doug Griffin, R OBP: 0.307, SLG: 0.306 (1, 4)	0-0 6-3		0-3 K	0-0 F8		0-0 5-3			0-0 F9	5 0 0 0 0 1 1															
Luis Aparicio, R OBP: 0.216, SLG: 0.242 (1, 6)	4-0 BB		0-0 E9 BB 1B	0-0 6-3			0-0 5-3		0-0 4-3	4 0 1 0 1 0 0															
Reggie Smith, S OBP: 0.379, SLG: 0.509 (1, 9)	0-0 F6		0-3 K		0-0 F7		0-0 SF8 3B			4 1 1 0 0 1 3															
Carl Yastrzemski, L OBP: 0.440, SLG: 0.508 (1, 7)	0-0 F8		4-0 BB IBB		0-0 1B SF8 2B		0-0 SF8			2 1 1 1 1 0 1															
Rico Petrocelli, R OBP: 0.374, SLG: 0.462 (1, 5)		0-0 F7	4-0 BB		0-0 1B		0-0 F9			3 0 1 1 1 0 0															
George Scott, R OBP: 0.338, SLG: 0.437 (1, 3)		0-0 FC1-4 1B	0-3 K		0-0 SF8		0-3 K			3 0 1 1 0 2 3															
Billy Conigliaro, R OBP: 0.341, SLG: 0.492 (1, 8)		0-0 FC1-4 1-2f		0-0 HR 1B		0-0 F7		0-0 F7		4 1 1 0 0 0 2	AB 32 R 5 H 7 RBI 5 BB 4 SO 4 LOB 11														
Duane Josephson, R OBP: 0.283, SLG: 0.393 (1, 2)		0-0 L4		0-0 HR		0-0 6-3		0-0 5-3		4 1 1 2 0 0 1															
Ray Culp, R OBP: 0.207, SLG: 0.179 (1, 1)			4-0 BB	0-0 F6		0-0 6-3			0-0 L3	3 1 0 0 1 0 0															
Inning Stats	R: 0 E: 0 K: 0 S: 3	H: 0 LOB: 1 BB: 1 P: 7	R: 0 E: 0 K: 0 S: 4	H: 1 LOB: 1 BB: 0 P: 4	R: 1 E: 1 K: 3 S: 10	H: 1 LOB: 3 BB: 3 P: 22	R: 2 E: 0 K: 0 S: 5	H: 2 LOB: 0 BB: 0 P: 5	R: 1 E: 0 K: 0 S: 5	H: 2 LOB: 1 BB: 0 P: 5	R: 0 E: 0 K: 0 S: 3	H: 0 LOB: 0 BB: 0 P: 3	R: 1 E: 0 K: 0 S: 4	H: 1 LOB: 0 BB: 0 P: 4	R: 0 E: 0 K: 1 S: 5	H: 0 LOB: 0 BB: 0 P: 5	R: 0 E: 0 K: 0 S: 3	H: 0 LOB: 0 BB: 0 P: 3	1B: 4 2B: 1 3B: 1 HR: 1	SF: 2 SAC: 0 DP: 0 HBP: 0	WP: 0 PB: 0 SB: 0 CS: 0	PA: 38			
PITCHER	IP	WLS	BF	H	R	ER	SO	BB	IBB	HBP	BLK	WP	HR	S	P	ERA	WHIP								
Blue Moon Odom, R ERA: 6.19 (1, 1)	4.1	L	23	6	4	4	3	3	1	0	0	0	1	25	41	8.31	2.077								
Diego Segui, R ERA: 2.96 (5, 1)	1.2		5	0	0	0	0	0	0	0	0	0	0	5	5	0.00	0.000								
Darold Knowles, L ERA: 6.94 (7, 1)	2.0		7	1	1	1	1	0	0	0	0	0	0	9	9	4.50	0.500								
Daryl Patterson, R ERA: 4.61 (9, 1)	1.0		3	0	0	0	0	0	0	0	0	0	0	3	3	0.00	0.000								

Boston Red Sox @ Oakland Athletics
Oakland-Alameda County Coliseum, Oakland, CA

Tue Jun 08 1971, 7:05 PM PDT
Att. 11,115 - Unknown

livebaseballscorecards.com

Batter	1	2	3	4	5	6	7	8	9	AB R H RBI BB SO LOB
Doug Griffin, R (1, 4) OBP: 0.306, SLG: 0.305	0-3 K		0-0 F4			0-0 5-3		0-0 G6-4-3 1B		4 0 1 0 0 1 0
Luis Aparicio, R (1, 6) OBP: 0.217, SLG: 0.239	0-0 F8			0-3 K		4-0 2B BB		0-0 G6-4-3 1-2f		3 0 0 0 1 1 1
Reggie Smith, S (1, 9) OBP: 0.377, SLG: 0.509	0-0 4-3			0-0 4-3		0-0 1-H 2B		0-0 F3		4 0 1 0 0 0 0
Carl Yastrzemski, L (1, 7) OBP: 0.432, SLG: 0.497		0-0 2-3		0-0 6-3		0-0 4-3		0-0 F5		4 0 0 0 0 0 0
Rico Petrocelli, R (1, 5) OBP: 0.372, SLG: 0.458		0-3 K			0-0 F9		0-0 2B 1B	0-0 F8		4 0 1 0 0 1 0
George Scott, R (1, 3) OBP: 0.342, SLG: 0.442		4-0 FC5-4 BB			0-0 5-3		0-0 1-3 2B			2 0 1 0 1 0 0
Billy Conigliaro, R (1, 8) OBP: 0.341, SLG: 0.505		0-0 FC5-4 1-2f			0-0 HR		0-3 K			3 1 1 1 0 1 3
Duane Josephson, R (1, 2) OBP: 0.282, SLG: 0.391			0-3 K		0-0 6-3		0-3 K			1 0 0 0 0 1 0
Bob Montgomery, R (3, 2) OBP: 0.286, SLG: 0.231										2 0 0 0 0 1 2
Gary Peters, L (1, 1) OBP: 0.333, SLG: 0.412			0-0 F5				0-0 F8		0-3 K	1 0 0 0 0 0 0
Bill Lee, L (4, 1) OBP: 0.143, SLG: 0.143										0 0 0 0 0 0 0
Mike Fiore, L (6, PH)										1 0 0 0 0 0 0
Bobby Bolin, R (6, 1) OBP: 0.500, SLG: 0.500										0 0 0 0 0 0 0
Joe Lahoud, L (8, PH) OBP: 0.400, SLG: 0.471										1 0 0 0 0 1 0
Sparky Lytle, L (8, 1)										0 0 0 0 0 0 0

TOP

Boston Red Sox @ Oakland Athletics
Oakland-Alameda County Coliseum, Oakland, CA

Wed Jun 09 1971, 7:05 PM PDT
 Att. 8,570 - Unknown

AB	30
R	1
H	5
RBI	1
BB	2
SO	7
LOB	6



Inning Stats	R: 0	H: 0	R: 0	H: 0	R: 0	H: 0	R: 0	H: 0	R: 1	H: 1	R: 0	H: 1	R: 0	H: 2	R: 0	H: 1	R: 0	H: 0	1B: 2	SF: 0	WP: 0	PA: 32
E: 0	LOB: 0	E: 0	LOB: 1	E: 0	LOB: 0	E: 0	LOB: 0	E: 0	LOB: 0	E: 0	LOB: 2	E: 0	LOB: 2	E: 0	LOB: 0	E: 0	LOB: 0	E: 0	LOB: 0	2B: 2	SAC: 0	PB: 0
K: 1	BB: 0	K: 1	BB: 1	K: 1	BB: 0	K: 0	BB: 1	K: 2	BB: 0	K: 1	BB: 0	K: 0	BB: 0	K: 0	BB: 0	K: 0	BB: 0	K: 0	BB: 0	3B: 0	DP: 1	SB: 0
S: 5	P: 5	S: 5	P: 9	S: 5	P: 5	S: 4	P: 4	S: 9	P: 9	S: 5	P: 5	S: 3	P: 3	S: 3	P: 3	S: 3	P: 3	S: 3	P: 3	HR: 1	HBP: 0	CS: 0

PITCHER
Chuck Dobson, R (1, 1)
 ERA: 2.57

IP: 9.0 WLS: W BF: 32 H: 5 R: 1 ER: 1 SO: 7 BB: 2 IBB: 0 HBP: 0 BLK: 0 WP: 0 HR: 1 S: 44 P: 52 ERA: 1.00 WHIP: 0.778

PITCHER

IP WLS BF H R ER SO BB IBB HBP BLK WP HR S P ERA WHIP

Batter	1	2	3	4	5	6	7	8	9
Bert Campaneris, R OBP: 0.267, SLG: 0.323 (1, 6)	0-0 4-3 1B	0-0 E2 1B		0-0 F8		0-0 5-3		0-0 1-3	
Joe Rudi, R OBP: 0.316, SLG: 0.404 (1, 7)	0-0 1-3 BB 1B	0-0 F7		0-0 5-3			0-0 5-3		
Reggie Jackson, L OBP: 0.355, SLG: 0.484 (1, 9)	4-0 1-2 BB 1-3		0-0 L7		0-0 F8		0-0 G6-4-3 1B		
Tommy Davis, R OBP: 0.387, SLG: 0.448 (1, 3)	0-0 1-3 1-2 2-3		0-0 HR 1B		0-0 PB 1B		0-0 G6-4-3 1-2f		
Sal Bando, R OBP: 0.393, SLG: 0.483 (1, 5)	0-0 F9		0-0 HR		0-3 K 1-2		0-0 BB 1B		
Angel Mangual, R OBP: 0.337, SLG: 0.432 Rick Monday, L OBP: 0.345, SLG: 0.416 (1, 8) (9, 8)		0-0 6-3 2B 1B	0-0 F9		4-0 BB BB		0-3 K		
Dave Duncan, R OBP: 0.284, SLG: 0.389 (1, 2)		0-0 F8	0-3 K		0-3 K		0-0 F7		
Dick Green, R OBP: 0.368, SLG: 0.445 (1, 4)		0-0 6-3 1-2		0-0 HR		0-0 5-3		4-0 1B BB	
Chuck Dobson, R OBP: 0.350, SLG: 0.474 (1, 1)		0-0 2-H E 2B		0-3 K		0-3 K		0-0 1-2 2-H 1B	

Inning Stats	R: 0	H: 1	E: 0	K: 0	S: 4	LOB: 2	BB: 1	P: 8
	R: 2	H: 3	E: 1	K: 0	S: 6	LOB: 1	BB: 0	P: 6
	R: 2	H: 2	E: 0	K: 1	S: 7	LOB: 0	BB: 0	P: 7
	R: 1	H: 1	E: 0	K: 1	S: 6	LOB: 0	BB: 0	P: 6
	R: 0	H: 1	E: 0	K: 2	S: 8	LOB: 2	BB: 1	P: 12
	R: 0	H: 0	E: 0	K: 1	S: 5	LOB: 0	BB: 0	P: 5
	R: 0	H: 1	E: 0	K: 0	S: 3	LOB: 0	BB: 0	P: 3
	R: 1	H: 2	E: 0	K: 1	S: 7	LOB: 2	BB: 1	P: 11

PITCHER	IP	WLS	BF	H	R	ER	SO	BB	IBB	HBP	BLK	WP	HR	S	P	ERA	WHIP
Gary Peters, L ERA: 5.24 (1, 1)	3.0	L	17	7	5	4	1	1	0	0	0	0	2	18	22	12.00	2.667
Bill Lee, L ERA: 3.35 (4, 1)	2.0		8	1	0	0	3	1	0	0	0	0	0	13	17	0.00	1.000
Bobby Bolin, R ERA: 2.81 (6, 1)	2.0		6	1	0	0	1	0	0	0	0	0	0	8	8	0.00	0.500
Sparky Lyle, L ERA: 1.88 (8, 1)	1.0		6	2	1	1	1	1	0	0	0	0	0	7	11	9.00	3.000

BOTTOM

Boston Red Sox @ Oakland Athletics
Oakland-Alameda County Coliseum, Oakland, CA

Wed Jun 09 1971, 7:05 PM PDT
Att. 8,570 - Unknown

AB	34
R	6
H	11
RBI	5
BB	3
SO	6
LOB	15

livebaseballscorecards.com



1B	2B	3B	HR	SF	SAC	DP	HBP	WP	PA
8	1	0	2	0	1	0	0	0	37

WP	PB	SB	CS	ERA	WHIP
0	1	0	0		

Batter	1	2	3	4	5	6	7	8	9	AB R H RBI BB SO LOB	TOP									
Doug Griffin, R (1, 4) OBP: 0.299, SLG: 0.297	0-0 4-3		0-0 6-3		0-0 6-3		0-0 5-3		0-0 F7	5 0 0 0 0 0 2	Boston Red Sox @ Kansas City Royals Municipal Stadium, Kansas City, MO Fri Jun 11 1971, 8:05 PM EDT Att. 15,827 - Unknown - 84 F									
Luis Aparicio, R (1, 6) OBP: 0.217, SLG: 0.239	0-0 F7			0-0 6-3	0-0 1-6-3			0-0 FC6-4 1B	4 0 1 0 0 0 1											
Reggie Smith, S (1, 9) OBP: 0.379, SLG: 0.523	0-0 F7			0-0 HR		0-0 BB 1B		0-3 K	4 1 2 1 0 1 1											
Carl Yastrzemski, L (1, 7) OBP: 0.429, SLG: 0.492		0-0 6-3		0-0 F7		0-0 L7		0-0 FC6-4 1B	4 0 1 0 0 0 1											
Rico Petrocelli, R (1, 5) OBP: 0.370, SLG: 0.451		0-0 5-3		4-0 HR BB		0-0 F7		0-0 FC6-4 1-2 2-3	3 1 0 0 1 0 3											
George Scott, R (1, 3) OBP: 0.350, SLG: 0.460		0-0 1B		0-0 1-H HR		4-0 1-2 BB		0-0 F3	3 1 2 2 1 0 2											
Billy Conigliaro, R (1, 8) OBP: 0.335, SLG: 0.495		0-0 F6		0-0 F9		0-3 K		0-0 1-3	4 0 0 0 0 1 3											
Bob Montgomery, R (1, 2) OBP: 0.294, SLG: 0.250			0-0 5-3		0-0 SH1-4 1B		0-3 K	0-3 K	3 0 1 0 0 1 0											
Gary Peters, L (9, PH) OBP: 0.324, SLG: 0.400					0-0 SH1-4		0-3 K	0-0 1B	1 0 0 0 0 1 0											
Luis Tiant, R (1, 1)			0-0 6-3		1-2				0 0 0 0 0 0 0											
Ken Brett, L (2, 1) OBP: 0.222, SLG: 0.222									1 0 0 0 0 0 0											
Joe Lahoud, L (7, PH) OBP: 0.390, SLG: 0.457									1 0 0 0 0 1 0											
Bill Lee, L (7, 1) OBP: 0.143, SLG: 0.143									0 0 0 0 0 0 0											
Mike Fiore, L (9, PH) OBP: 0.250, SLG: 0.045									1 0 1 0 0 0 0											
Inning Stats	R: 0 E: 0 K: 0 S: 3	H: 0 LOB: 0 BB: 0 P: 3	R: 0 E: 0 K: 0 S: 4	H: 1 LOB: 1 BB: 0 P: 4	R: 0 E: 0 K: 0 S: 3	H: 0 LOB: 0 BB: 0 P: 3	R: 3 E: 0 K: 0 S: 5	H: 2 LOB: 0 BB: 1 P: 9	R: 0 E: 0 K: 1 S: 6	H: 1 LOB: 1 BB: 1 P: 10	R: 0 E: 0 K: 2 S: 7	H: 0 LOB: 0 BB: 0 P: 7	R: 0 E: 0 K: 1 S: 7	H: 2 LOB: 2 BB: 0 P: 7	R: 0 E: 0 K: 1 S: 6	H: 1 LOB: 1 BB: 0 P: 6	1B: 6 2B: 0 3B: 0 HR: 2	SF: 0 SAC: 1 DP: 0 HBP: 0	WP: 0 PB: 0 SB: 0 CS: 0	PA: 37
PITCHER	IP WLS BF H R ER SO BB IBB HBP BLK WP HR S P ERA WHIP																			
Bruce Dal Canton, R (1, 1) ERA: 3.03	7.1 W 31 7 3 3 4 2 0 0 0 0 2 37 45 3.68 1.227																			
Ted Abernathy, R (8, 1) ERA: 2.01	1.2 S 6 1 0 0 1 0 0 0 0 0 0 0 8 8 0.00 0.600																			

AB	34
R	3
H	8
RBI	3
BB	2
SO	5
LOB	13



Batter	1	2	3	4	5	6	7	8	9	AB	R	H	RBI	BB	SO	LOB
Freddie Patek, R OBP: 0.315, SLG: 0.315 (1, 6)	4-0 WP 3B S BB	0-0 G4-3 1-2f 3-H			0-3 K		0-0 5-3			3	1	0	0	1	1	1
Paul Schaal, R OBP: 0.392, SLG: 0.441 (1, 5)	0-0 F9 1-2	4-0 BB			0-0 F7		0-0 5-3			3	0	0	0	1	0	1
Amos Otis, R OBP: 0.347, SLG: 0.528 (1, 8)	4-0 2-3 3B BB	0-0 L8			0-0 F6		0-0 1-3			3	1	0	0	1	0	1
Ed Kirkpatrick, L OBP: 0.367, SLG: 0.404 (1, 7)	4-0 1-2 3B BB		0-0 G6-4-3 1B			0-0 HR		0-0 4-3		3	2	2	1	1	0	0
Cookie Rojas, R OBP: 0.367, SLG: 0.440 (1, 4)	0-0 1-H 2-H 3-H SF8 3B		0-0 G6-4-3 1-2f		0-3 K		0-0 5-3			4	1	1	3	0	1	1
Chuck Harrison, R OBP: 0.333, SLG: 0.625 (1, 3)	0-0 3-H SF8		0-3 K		0-0 2B		0-0 F3			3	0	1	1	0	1	0
Joe Keough, L OBP: 0.314, SLG: 0.265 (1, 9)	0-0 6-3			0-0 5-3		0-3 K				3	0	0	0	0	1	1
Jerry May, R OBP: 0.348, SLG: 0.390 (1, 2)		0-0 1B G4-3 2B		0-0 F9		4-0 FC6-4 IBB				2	1	1	0	1	0	0
Bruce Dal Canton, R OBP: 0.074, SLG: 0.074 (1, 1)		0-0 2-3 1B G4-3		0-3 K		0-0 FC6-4 1-2f				3	0	1	0	0	1	2
Ted Abernathy, R (8, 1)										0	0	0	0	0	0	0

Inning Stats	R: 4	H: 1	E: 0	K: 0	S: 4	H: 1	LOB: 0	BB: 3	P: 16	R: 1	H: 2	E: 0	K: 0	S: 4	R: 0	H: 1	E: 0	K: 1	S: 5	R: 0	H: 0	E: 0	K: 1	S: 5	R: 0	H: 0	E: 0	K: 1	S: 5	R: 1	H: 2	E: 0	K: 2	S: 9	R: 0	H: 0	E: 0	K: 0	S: 3	R: 0	H: 0	E: 0	K: 0	S: 3	R: 0	H: 0	E: 0	K: 0	S: 3
	LOB: 0	BB: 3	P: 16		LOB: 1	BB: 1	P: 8		LOB: 0	BB: 0	P: 5		LOB: 0	BB: 0	P: 5	LOB: 2	BB: 1	P: 13		LOB: 0	BB: 0	P: 3		LOB: 0	BB: 0	P: 3		LOB: 0	BB: 0	P: 3		LOB: 0	BB: 0	P: 3		LOB: 0	BB: 0	P: 3		LOB: 0	BB: 0	P: 3		LOB: 0	BB: 0	P: 3			

PITCHER	IP	WLS	BF	H	R	ER	SO	BB	IBB	HBP	BLK	WP	HR	S	P	ERA	WHIP
Luis Tiant, R (1, 1)	1.0	L	9	3	5	5	0	3	0	0	0	1	0	6	18	45.00	6.000
Ken Brett, L (2, 1)	5.0		18	3	1	1	5	1	1	0	0	0	1	26	34	1.80	0.800
Bill Lee, L (7, 1)	2.0		6	0	0	0	0	0	0	0	0	0	0	6	6	0.00	0.000

BOTTOM

Boston Red Sox @ Kansas City Royals
Municipal Stadium, Kansas City, MO

Fri Jun 11 1971, 8:05 PM EDT
Att: 15,827 - Unknown - 84 F

livebaseballscorecards.com

AB	27
R	6
H	6
RBI	5
BB	5
SO	5
LOB	7



WP	PA	3B	DP	HR	SAC	HBP
1	33	1	2	1	0	0

Batter	1	2	3	4	5	6	7	8	9	AB R H RBI BB SO LOB	TOP	
Doug Griffin, R OBP: 0.298, SLG: 0.296 (1, 4) X	0-0 CS 1B		0-0 1-3			0-0 5-3		0-0 G6-4-3 1-2f		4 0 1 0 0 0 3		
John Kennedy, R OBP: 0.475, SLG: 0.515 (1, 6) X	0-0 1-2 1B			0-0 6-3		0-0 5-3		0-0 G4-6-3 1B		4 0 2 0 0 0 0		
Reggie Smith, S OBP: 0.373, SLG: 0.513 (1, 9) X	0-0 F9			0-0 4-3			0-0 F6		0-0 G4-6-3 1-2f	4 0 0 0 0 0 2		
Carl Yastrzemski, L OBP: 0.426, SLG: 0.485 (1, 7) X	0-0 G3			4-0 BB			0-0 F7		0-0 5-3	3 0 0 0 1 0 1		
Rico Petrocelli, R OBP: 0.365, SLG: 0.444 (1, 5) X		0-0 5-3		0-3 K			0-0 L8			3 0 0 0 0 1 1		
George Scott, R OBP: 0.354, SLG: 0.463 (1, 3) X		0-0 4-3			0-0 G1-6-3 1B			0-0 1B G3 1B		3 0 2 0 0 0 0		
Billy Conigliaro, R OBP: 0.330, SLG: 0.487 (1, 8) X		0-3 K			0-0 G1-6-3 1-2f			0-0 G3 1-2		3 0 0 0 0 1 2		
Bob Montgomery, R OBP: 0.350, SLG: 0.316 (1, 2) X			0-0 G4-6-3 1B		0-0 5-3			0-0 1B 1B		3 0 2 0 0 0 0		
Jim Lonborg, R OBP: 0.273, SLG: 0.111 (1, 1) X			0-0 G4-6-3			0-3 K		0-0 G6-4-3 1-2 2-3 1B		1 0 0 0 0 0 1		
Mike Fiore, L OBP: 0.241, SLG: 0.043 (6, PH)										1 0 0 0 0 1 0		
Cal Koonce, R (6, 1)										0 0 0 0 0 0 0		
Joe Lahoud, L OBP: 0.405, SLG: 0.472 (8, PH)										1 0 1 0 0 0 0		
Sparky Lyle, L (8, 1)										0 0 0 0 0 0 0		
Inning Stats	R: 0 E: 0 K: 0 S: 4 H: 2 LOB: 1 BB: 0 P: 4	R: 0 E: 0 K: 1 S: 5 H: 0 LOB: 0 BB: 0 P: 5	R: 0 E: 0 K: 0 S: 3 H: 1 LOB: 0 BB: 0 P: 3	R: 0 E: 0 K: 1 S: 5 H: 0 LOB: 1 BB: 1 P: 9	R: 0 E: 0 K: 0 S: 3 H: 1 LOB: 0 BB: 0 P: 3	R: 0 E: 0 K: 1 S: 5 H: 0 LOB: 0 BB: 0 P: 5	R: 0 E: 0 K: 0 S: 3 H: 0 LOB: 0 BB: 0 P: 3	R: 0 E: 0 K: 0 S: 5 H: 3 LOB: 2 BB: 0 P: 5	R: 0 E: 0 K: 0 S: 3 H: 1 LOB: 0 BB: 0 P: 3	1B: 8 2B: 0 3B: 0 HR: 0 SF: 0 SAC: 0 DP: 4 HBP: 0	WP: 0 PB: 0 SB: 0 CS: 1 PA: 31	
PITCHER Dick Drago, R ERA: 2.64 (1, 1)	IP: 9.0 WLS: W BF: 31 H: 8 R: 0 ER: 0 SO: 3 BB: 1 IBB: 0 HBP: 0 BLK: 0 WP: 0 HR: 0 S: 36 P: 40 ERA: 0.00 WHIP: 1.000											PITCHER IP: WLS: BF: H: R: ER: SO: BB: IBB: HBP: BLK: WP: HR: S: P: ERA: WHIP

Boston Red Sox @ Kansas City Royals
Municipal Stadium, Kansas City, MO

AB	30
R	0
H	8
RBI	0
BB	1
SO	3
LOB	10



Sat Jun 12 1971, 8:05 PM EDT
Att. 21,557 - Unknown - 85 F

livebaseballscorecards.com

Batter	1	2	3	4	5	6	7	8	9	AB R H RBI BB SO LOB	TOP																
Doug Griffin, R (1, 4) OBP: 0.296, SLG: 0.291	0-0 6-3	0-0 L9		4-0 WP BB		0-0 4-3			0-0 F8	4 0 0 0 1 0 0																	
John Kennedy, R (1, 6) OBP: 0.467, SLG: 0.500	0-0 BB 1B 1B		0-0 F8	0-3 K			0-0 F6		0-0 1B	5 1 2 0 0 1 2																	
Reggie Smith, S (1, 9) OBP: 0.374, SLG: 0.511	0-0 BB 1B 1B		0-0 1B		0-0 4-3		0-0 5-3		0-0 1-3	5 1 2 0 0 0 1																	
Carl Yastrzemski, L (1, 7) OBP: 0.431, SLG: 0.482	4-0 1B BB		0-0 L7		4-0 1B BB		4-0 BB			1 0 0 0 3 0 1																	
Rico Petrocelli, R (1, 5) OBP: 0.367, SLG: 0.445	0-0 FC5-4 1B		0-0 F8		0-0 1B		0-0 L6			4 0 2 2 0 0 2																	
George Scott, R (1, 3) OBP: 0.348, SLG: 0.455	0-0 F8			0-0 1-3	0-0 5-3		0-0 6-3			4 0 0 0 0 0 4																	
Billy Conigliaro, R (1, 8) OBP: 0.324, SLG: 0.478	0-0 FC5-4			0-3 K	0-0 F7		0-0 5-3		0-0 5-3	4 0 0 0 0 1 4																	
Duane Josephson, R (1, 2) OBP: 0.281, SLG: 0.388		0-0 F3		0-0 BB WP 1B		0-0 5-3		0-0 1-3		4 1 1 0 0 0 0																	
Sonny Siebert, R (1, 1) OBP: 0.270, SLG: 0.500				0-0 K		0-0 F5		0-0 F9		3 0 1 0 0 1 0																	
Bobby Bolin, R (6, 1) OBP: 0.500, SLG: 0.500										0 0 0 0 0 0 0																	
Don Pavletich, R (9, PH) OBP: 0.423, SLG: 0.476				0-0 WP BB 1B						1 0 0 0 0 0 0																	
Inning Stats	R: 2 E: 0 K: 0 S: 6	H: 3 LOB: 2 BB: 1 P: 10	R: 0 E: 0 K: 1 S: 5	H: 0 LOB: 0 BB: 0 P: 5	R: 0 E: 0 K: 0 S: 4	H: 1 LOB: 1 BB: 0 P: 4	R: 1 E: 0 K: 2 S: 9	H: 2 LOB: 2 BB: 1 P: 13	R: 0 E: 0 K: 0 S: 4	H: 1 LOB: 2 BB: 1 P: 8	R: 0 E: 0 K: 0 S: 3	H: 0 LOB: 0 BB: 0 P: 3	R: 0 E: 0 K: 0 S: 3	H: 0 LOB: 1 BB: 1 P: 7	R: 0 E: 0 K: 0 S: 3	H: 0 LOB: 0 BB: 0 P: 3	R: 0 E: 0 K: 0 S: 4	H: 1 LOB: 1 BB: 0 P: 4	1B: 8 2B: 0 3B: 0 HR: 0	SF: 0 SAC: 0 DP: 0 HBP: 0	WP: 1 PB: 0 SB: 0 CS: 0	PA: 39					
PITCHER	IP WLS BF H R ER SO BB IBB HBP BLK WP HR S P ERA WHIP																										
Paul Splittorf, L (1, 1) ERA: 3.18	3.2		19	6	3	3	2	2	0	0	0	0	0	21	29	7.36	2.182										
Al Fitzmorris, R (4, 1) ERA: 5.02	1.1		6	1	0	0	1	1	0	0	0	1	0	7	11	0.00	1.500										
Jim York, R (6, 1) ERA: 3.82	1.0	W	3	0	0	0	0	0	0	0	0	0	0	3	3	0.00	0.000										
Tom Burgmeier, L (7, 1) ERA: 1.07	3.0	S	11	1	0	0	0	1	0	0	0	0	0	10	14	0.00	0.667										

Boston Red Sox @ Kansas City Royals
Municipal Stadium, Kansas City, MO
 Sun Jun 13 1971, 4:33 AM EDT
 Att. 15,631 - Unknown

livebaseballscorecards.com

AB	35
R	3
H	8
RBI	2
BB	4
SO	3
LOB	14



Batter	1	2	3	4	5	6	7	8	9	AB	R	H	RBI	BB	SO	LOB
Freddie Patek, R OBP: 0.320, SLG: 0.317 (1, 6)	0-0 SF7 1B		0-3 K		0-0 1B G6-4-3	0-0 F5				4	2	2	0	0	1	2
Paul Schaal, R OBP: 0.395, SLG: 0.446 (1, 5)	0-3 K 1-2		0-0 2B		0-0 1B G6-4-3	0-0 F8				4	0	2	1	0	1	1
Amos Otis, R OBP: 0.353, SLG: 0.534 (1, 8)	4-0 SF7 2-3 BB		0-0 6-3		0-0 G6-4-3	0-0 F9				3	0	0	0	1	0	2
Ed Kirkpatrick, L OBP: 0.357, SLG: 0.389 (1, 7)	0-0 SF7 1-3 3-H		0-0 L3		0-0 F7	0-0 4-3				3	0	0	1	0	0	1
Cookie Rojas, R OBP: 0.362, SLG: 0.427 (1, 4)	4-0 BB			0-0 4-3		0-3 K			0-0 6-3	3	0	0	0	1	1	0
Chuck Harrison, R OBP: 0.529, SLG: 0.714 (1, 3)	0-0 5-3			0-0 1B		0-0 BB 1B			0-0 1B	4	1	3	0	0	0	2
Joe Keough, L OBP: 0.317, SLG: 0.281 (1, 9)		0-0 4-3		0-3 K		4-0 1B BB			0-0 F7	3	0	0	0	1	1	2
Jerry May, R OBP: 0.333, SLG: 0.370 (1, 2)		0-0 F3		0-0 F8		0-0 1B			0-0 G3	4	0	1	1	0	0	2
Paul Splitterff, L OBP: 0.250, SLG: 0.250 Al Fitzmorris, S OBP: 0.200, SLG: 0.200 Ted Savage, R OBP: 0.263, SLG: 0.154 Jim York, R OBP: 0.278, SLG: 0.278 Lou Piniella, R OBP: 0.286, SLG: 0.167 (1, 1) (4, 1) (5, PH) (6, 1) (6, PH) (7, 1)		0-3 K			4-0 BB	0-0 F3				1	0	0	0	0	1	0

Inning Stats	R: 1	H: 1	E: 0	K: 1	S: 6	H: 1	LOB: 2	BB: 2	P: 14	R: 0	H: 0	E: 0	K: 1	S: 5	H: 0	LOB: 0	BB: 0	P: 5	R: 0	H: 1	E: 0	K: 1	S: 6	H: 1	LOB: 1	BB: 0	P: 6	R: 0	H: 2	E: 0	K: 0	S: 4	H: 2	LOB: 2	BB: 1	P: 11	R: 0	H: 0	E: 0	K: 0	S: 3	H: 1	LOB: 1	BB: 0	P: 4
PITCHER	IP	WLS	BF	H	R	ER	SO	BB	IBB	HBP	BLK	WP	HR	S	P	ERA	WHIP																												
Sonny Siebert, R ERA: 2.45 (1, 1)	5.1	L	26	7	4	4	5	4	0	0	0	0	0	32	48	6.75	2.062																												
Bobby Bolin, R ERA: 2.54 (6, 1)	2.2		9	1	0	0	0	0	0	0	0	0	0	9	9	0.00	0.375																												

BOTTOM

Boston Red Sox @ Kansas City Royals
Municipal Stadium, Kansas City, MO

Sun Jun 13 1971, 4:33 AM EDT
Att. 15,631 - Unknown

livebaseballscorecards.com

AB	30
R	4
H	8
RBI	3
BB	4
SO	5
LOB	14



1B	7	SF	1	WP	0	PA	35
2B	1	SAC	0	PB	0		
3B	0	DP	1	SB	4		
HR	0	HBP	0	CS	0		


Batter	1	2	3	4	5	6	7	8	9	10	11	12	13	14	15	AB R H RBI BB SO LOB	TOP									
John Kennedy, R OBP: 0.423, SLG: 0.444 (1, 6)	0-0 5-3	0-0 E2 1B		0-0 5-3			0-0 FC1-5		0-0 F7			0-0 L9		0-3 K		7 0 1 2 0 1 4										
Joe Lahoud, L OBP: 0.429, SLG: 0.548 (1, 9)	0-0 HR	0-3 K			0-0 FC4-6 1B		0-0 F3		4-0 BB			0-0 BB 1B		0-0 1-3		6 1 3 1 1 1 4										
Reggie Smith, S OBP: 0.367, SLG: 0.498 (1, 8)	0-0 3-1		0-0 F4		0-0 FC4-6 1-2		0-0 4-3		0-0 3-1			4-0 BB		0-0 1-3		6 0 0 0 1 0 5										
Carl Yastrzemski, L OBP: 0.424, SLG: 0.468 (1, 7)	0-0 L7		0-0 4-3		0-0 F6			0-3 K		0-0 L7		0-0 F8			4-0 BB 1B	6 0 0 0 1 1 3										
Rico Petrocelli, R OBP: 0.369, SLG: 0.444 (1, 5)		0-0 6-3	0-0 F9		0-0 F9		0-0 6-3		0-0 6-3		0-0 G1-4-3 1B		0-3 K		4-0 BB 1B	7 0 3 0 0 1 3										
Luis Aparicio, R OBP: 0.217, SLG: 0.239 (15, PR)			0-0 1B											0-0 PB 1B	0 0 0 0 0 0 0											
Phil Gagliano, R OBP: 0.556, SLG: 0.571 (15, 5)														1-2 1B	0 0 0 0 0 0 0											
George Scott, R OBP: 0.346, SLG: 0.447 (1, 3)		0-3 K	0-3 K			0-0 5-3		0-0 1B		0-0 G1-4-3 1-2			0-0 G2	4-0 BB 1B	6 0 1 0 1 2 2											
Doug Griffin, R OBP: 0.296, SLG: 0.290 (1, 4)		0-0 BB 1B		0-0 F8		0-0 5-3		0-0 1-3		0-0 1-3		0-3 K		0-0 K	0-0 S 1B	7 1 2 1 0 2 1										
Duane Josephson, R OBP: 0.286, SLG: 0.386 (1, 2)		4-0 BB 1B		0-0 SH1-4 1B		0-0 L5			0-0 S 1B		0-0 6-3		0-3 K	0-0 F2		6 1 2 0 1 1 2										
Ray Culp, R OBP: 0.250, SLG: 0.200 (1, 1)		4-0 BB 1B		0-0 SH1-4			0-0 E4 FC1-5 1B		0-0 F2		0-0 F8			0-0 1-3 1B	0-0 3-H	2 0 1 0 1 0 1										
Gary Peters, L OBP: 0.316, SLG: 0.389 (11, PH)																1 0 0 0 0 0 0										
Bill Lee, L OBP: 0.143, SLG: 0.143 (11, 1)																0 0 0 0 0 0 0										
Mike Fiore, L OBP: 0.267, SLG: 0.083 (14, PH)																1 0 1 0 0 0 0										
Sparky Lyle, L (14, 1)																0 0 0 0 0 0 0										
Inning Stats	R: 1 E: 0 K: 0 S: 4	H: 1 LOB: 0 BB: 0 P: 4	R: 2 E: 1 K: 2 S: 9	H: 2 LOB: 2 BB: 2 P: 17	R: 0 E: 0 K: 1 S: 6	H: 1 LOB: 1 BB: 0 P: 6	R: 0 E: 0 K: 0 S: 4	H: 1 LOB: 1 BB: 0 P: 4	R: 0 E: 0 K: 0 S: 3	H: 0 LOB: 0 BB: 0 P: 3	R: 0 E: 1 K: 0 S: 4	H: 1 LOB: 1 BB: 0 P: 4	R: 0 E: 0 K: 1 S: 5	H: 1 LOB: 2 BB: 0 P: 5	R: 0 E: 0 K: 2 S: 7	H: 0 LOB: 0 BB: 0 P: 7	R: 0 E: 0 K: 1 S: 6	H: 1 LOB: 3 BB: 2 P: 11	R: 1 E: 0 K: 0 S: 3	H: 2 LOB: 3 BB: 2 P: 11	1B: 13 2B: 0 3B: 0 HR: 1	SF: 0 SAC: 1 DP: 1 HBP: 0	WP: 0 PB: 1 SB: 3 CS: 0	PA: 62		
PITCHER	IP WLS BF H R ER SO BB IBB HBP BLK WP HR S P ERA WHIP																				PITCHER	IP WLS BF H R ER SO BB IBB HBP BLK WP HR S P ERA WHIP				
Andy Messersmith, R ERA: 3.78 (1, 1)	10.0																									
Lloyd Allen, R ERA: 5.12 (11, 1)	1.1	6	1	0	0	1	1	0	0	0	0	0	0	7	11	0.00	1.500									
Dave LaRoche, L ERA: 1.42 (12, 1)	0.2	2	0	0	0	1	0	0	0	0	0	0	0	4	4	0.00	0.000									
Eddie Fisher, R ERA: 2.06 (13, 1)	3.0	L	13	3	1	0	3	2	0	0	0	0	0	16	24	0.00	1.667									

Boston Red Sox @ California Angels
Anaheim Stadium, Anaheim, CA
Mon Jun 14 1971, 10:05 PM EDT
Att. 8,410 - Unknown

livebaseballscorecards.com

AB 55
R 4
H 14
RBI 4
BB 6
SO 9
LOB 25



Batter	1	2	3	4	5	6	7	8	9	AB R H RBI BB SO LOB	TOP																
John Kennedy, R (1, 6) OBP: 0.439, SLG: 0.449	0-0 4-3		0-0 3-2 1B		4-0 FC4-6 BB		0-0 1-2 1B		0-0 5-3	4 1 2 0 1 0 1																	
Joe Lahoud, L (1, 9) OBP: 0.415, SLG: 0.587	0-0 HR		0-0 3-2		0-0 FC4-6 HR		0-3 K			4 2 1 1 0 1 5																	
Reggie Smith, S (1, 8) OBP: 0.369, SLG: 0.508	0-0 4-1		1-0 1B HBP		0-0 HR		0-0 F7			3 1 1 2 0 0 2																	
Carl Yastrzemski, L (1, 7) OBP: 0.425, SLG: 0.466	4-0 FC6-4 BB		0-0 1-3 2-H 1B		0-0 4-3			0-3 K		3 0 1 1 1 1 0																	
Rico Petrocelli, R (1, 5) OBP: 0.363, SLG: 0.436	0-0 FC6-4		0-3 K					0-3 K		4 0 0 0 0 2 3																	
George Scott, R (1, 3) OBP: 0.340, SLG: 0.438		0-0 F4		0-0 5-3				0-0 F3		4 0 0 0 0 0 0																	
Doug Griffin, R (1, 4) OBP: 0.295, SLG: 0.290				0-0 5-3					0-0 L4	4 0 1 0 0 0 0																	
Duane Josephson, R (1, 2) OBP: 0.286, SLG: 0.380					0-3 K		4-0 1B BB		0-0 F2	3 0 0 0 1 1 1																	
Gary Peters, L (1, 1) OBP: 0.317, SLG: 0.385			0-0 1B 3-2 1B		0-0 L4		0-0 F5		0-0 1B	3 0 1 0 0 0 1																	
Bobby Bolin, R (8, 1) OBP: 0.667, SLG: 0.667										1 0 1 0 0 0 0																	
Sparky Lyle, L (9, 1)										0 0 0 0 0 0 0																	
Inning Stats	R: 1 E: 0 K: 0 S: 4	H: 1 LOB: 1 BB: 1 P: 8	R: 0 E: 0 K: 0 S: 3	H: 1 LOB: 0 BB: 0 P: 3	R: 1 E: 0 K: 1 S: 7	H: 3 LOB: 2 BB: 0 P: 8	R: 0 E: 0 K: 1 S: 5	H: 0 LOB: 0 BB: 0 P: 5	R: 2 E: 0 K: 0 S: 4	H: 1 LOB: 0 BB: 1 P: 8	R: 0 E: 0 K: 0 S: 3	H: 0 LOB: 0 BB: 0 P: 3	R: 0 E: 0 K: 1 S: 6	H: 1 LOB: 2 BB: 1 P: 10	R: 0 E: 0 K: 2 S: 7	H: 0 LOB: 0 BB: 0 P: 7	R: 0 E: 0 K: 0 S: 4	H: 1 LOB: 1 BB: 0 P: 4	1B: 6 2B: 1 3B: 0 HR: 2	SF: 0 SAC: 0 DP: 2 HBP: 1	WP: 0 PB: 0 SB: 0 CS: 0	PA: 37					
PITCHER	IP WLS BF H R ER SO BB IBB HBP BLK WP HR S P ERA WHIP																										
Tom Murphy, R (1, 1) ERA: 4.51	6.1		28	7	4	4	2	3	0	1	0	0	2	28	41	5.68	1.579										
Andy Hassler, L (7, 1) ERA: 3.45	0.2		2	0	0	0	1	0	0	0	0	0	0	4	4	0.00	0.000										
Eddie Fisher, R (8, 1) ERA: 1.97	2.0	W	7	1	0	0	2	0	0	0	0	0	0	11	11	0.00	0.500										

Boston Red Sox @ California Angels
Anaheim Stadium, Anaheim, CA

Tue Jun 15 1971, 10:05 PM EDT
Att: 12,489 - Unknown

livebaseballscorecards.com

AB	33
R	4
H	8
RBI	4
BB	3
SO	5
LOB	13

BOTTOM

Boston Red Sox @ California Angels
Anaheim Stadium, Anaheim, CA

Tue Jun 15 1971, 10:05 PM EDT
 Att. 12,489 - Unknown

livebaseballscorecards.com

AB	30
R	5
H	9
RBI	5
BB	6
SO	2
LOB	19



WP : 0	PA : 38
PB : 0	
SB : 0	
CS : 0	

AB R H RBI BB SO LOB

3	1	1	0	1	0	1
3	0	0	0	1	1	1
1	1	1	2	0	0	0
3	1	1	0	1	0	2
4	1	3	1	0	0	0
3	0	1	1	1	0	5
3	0	1	0	0	0	3
0	0	0	0	0	0	0
3	0	0	1	1	0	3
3	0	0	0	0	0	3
1	0	0	0	0	0	1
2	0	0	0	0	1	0
0	0	0	0	0	0	0
1	0	1	0	0	0	0
0	0	0	0	0	0	0
0	1	0	0	1	0	0

Batter	1	2	3	4	5	6	7	8	9
Sandy Alomar Sr., S (1,4) OBP: 0.272, SLG: 0.269	4-0 FC6-4 BB		0-0 6-3		0-0 1B 2B		0-0 G6-3 1-2f		0-0 SH1-4 1-2
Tony Gonzalez, L (1,9) Syd O'Brien, R (9,PH) OBP: 0.320, SLG: 0.273 OBP: 0.272, SLG: 0.395	0-0 FC6-4 1B 1-2f		0-3 K		4-0 1B BB		0-0 6-3		0-0 HR 2-H
Jim Fregosi, R (1,6) OBP: 0.312, SLG: 0.336	4-0 1B 1-2 BB		0-0 5-3		0-0 F8			0-0 1B 1B	
Alex Johnson, R (1,7) OBP: 0.313, SLG: 0.312	0-0 1-2 2-3 1B			0-0 L9	0-0 1-3 2-H 1B			0-0 SH5-4 1-2 1B 5-3 1B	
Ken McMullen, R (1,5) OBP: 0.300, SLG: 0.399	0-0 F4			4-0 1B BB	0-0 F7			0-0 SH5-4 1-2 2-H 1B	
Billy Cowan, R (1,3) Jim Spencer, L (8,PH) OBP: 0.300, SLG: 0.414 OBP: 0.276, SLG: 0.353	0-0 F3			0-0 1-2 1B	0-0 F6			0-0 SH5-4 1-2 2-3	
Ken Berry, R (1,8) OBP: 0.278, SLG: 0.329		0-0 4-3		0-0 L9	4-0 G5-4-3 BB			0-0 5-3 3-H	
Jeff Torborg, R (1,2) John Stephenson, L (8,PH) OBP: 0.069, SLG: 0.071 OBP: 0.348, SLG: 0.413		0-0 6-3		0-0 F3	0-0 G5-4-3 1-2f			0-0 G3	
Tom Murphy, R (1,1) Andy Hassler, L (7,1) Giraldo Ruiz, S (7,PH) Eddie Fisher, R (8,1) Roger Repoz, L (9,PH) OBP: 0.061, SLG: 0.091 OBP: 0.333, SLG: 0.250 OBP: 0.365, SLG: 0.338		0-3 K		0-0 4-3			0-0 G6-3 1B	4-0 SH1-4 HR BB	

Inning Stats	R: 0 E: 0 K: 0 S: 4	H: 1 LOB: 3 BB: 2 P: 12	R: 0 E: 0 K: 1 S: 5	H: 0 LOB: 0 BB: 0 P: 5	R: 0 E: 0 K: 1 S: 5	H: 0 LOB: 0 BB: 0 P: 5	R: 0 E: 0 K: 0 S: 4	H: 1 LOB: 2 BB: 1 P: 8	R: 1 E: 0 K: 0 S: 5	H: 2 LOB: 2 BB: 1 P: 9	R: 0 E: 0 K: 0 S: 2	H: 0 LOB: 0 BB: 1 P: 6	R: 0 E: 0 K: 0 S: 3	H: 1 LOB: 0 BB: 0 P: 3	R: 2 E: 0 K: 0 S: 6	H: 3 LOB: 1 BB: 0 P: 6	R: 2 E: 0 K: 0 S: 2	H: 1 LOB: 0 BB: 1 P: 6	1B: 7 2B: 1 3B: 0 HR: 1	SF: 0 SAC: 2 DP: 2 HBP: 0
--------------	------------------------------	----------------------------------	------------------------------	---------------------------------	------------------------------	---------------------------------	------------------------------	---------------------------------	------------------------------	---------------------------------	------------------------------	---------------------------------	------------------------------	---------------------------------	------------------------------	---------------------------------	------------------------------	---------------------------------	----------------------------------	------------------------------------

PITCHER	IP	WLS	BF	H	R	ER	SO	BB	IBB	HBP	BLK	WP	HR	S	P	ERA	WHIP
Gary Peters, L (1,1) ERA: 5.13	7.0		31	7	3	3	2	5	0	0	0	0	0	30	50	3.86	1.714
Bobby Bolin, R (8,1) ERA: 2.73	1.1		6	1	1	1	0	1	0	0	0	0	0	5	9	6.75	1.500
Sparky Lyle, L (9,1) ERA: 2.0	0.0	L	1	1	1	1	0	0	0	0	0	0	1	1	∞	∞	

Batter	1	2	3	4	5	6	7	8	9	AB R H RBI BB SO LOB	TOP
Doug Griffin, R OBP: 0.290, SLG: 0.284 (1, 4) X	0-0 5-3 1 X	0-0 F8 3 X			0-0 5-3 3 X			0-0 6-3 3 X		4 0 0 0 0 0 2	
John Kennedy, R OBP: 0.426, SLG: 0.434 (1, 6) X	0-0 6-3 2 X		0-0 1-3 1 X			0-0 5-3 1 X		0-0 HR 1B 2 X	4 1 1 0 0 0 0		
Reggie Smith, S OBP: 0.364, SLG: 0.500 (1, 9) X	0-0 F4 3 X		0-0 1-6-3 2 X			0-0 F9 2 X		0-3 K 1 X	4 0 0 0 0 1 1		
Carl Yastrzemski, L OBP: 0.426, SLG: 0.478 (1, 7)		4-0 FC6-4 PB BB 2 X	0-0 4-3 3 X			0-0 F8 3 X		0-0 HR 1-H 2 X	3 2 1 2 1 0 0		
Rico Petrocelli, R OBP: 0.358, SLG: 0.428 (1, 5)		0-0 F8 1 X		0-0 6-3 1 X			0-0 F8 1 X	0-0 F8 2 X	4 0 0 0 0 0 1		
George Scott, R OBP: 0.335, SLG: 0.430 (1, 3)		0-0 E6 FC6-4 1-2 2 X		0-0 6-3 2 X			0-0 F8 2 X	0-0 F8 3 X	4 0 0 0 0 0 1		
Billy Conigliaro, R OBP: 0.320, SLG: 0.471 (1, 8)		0-0 FC6-4 PB 1B 1-2 2-3 2 X		0-0 6-3 3 X			0-0 6-3 3 X		3 1 0 0 0 0 2		
Duane Josephson, R OBP: 0.286, SLG: 0.376 (1, 2)		4-0 1B 1-2 IBB 3-H 2 X			0-0 F9 1 X			0-0 4-3 1 X	2 0 0 0 1 0 0		
Jim Lonborg, R OBP: 0.286, SLG: 0.167 (1, 1)		0-0 1B 1-3 2-H 2 X			0-3 K 2 X			0-3 K 2 X	3 0 1 1 0 2 0		
Inning Stats	R: 0 E: 0 K: 0 S: 3 H: 0 LOB: 0 BB: 0 P: 3	R: 2 E: 1 K: 0 S: 5 H: 1 LOB: 2 BB: 2 P: 13	R: 0 E: 0 K: 0 S: 3 H: 0 LOB: 0 BB: 0 P: 3	R: 0 E: 0 K: 0 S: 3 H: 0 LOB: 0 BB: 0 P: 3	R: 0 E: 0 K: 1 S: 5 H: 0 LOB: 0 BB: 0 P: 5	R: 0 E: 0 K: 0 S: 3 H: 0 LOB: 0 BB: 0 P: 3	R: 0 E: 0 K: 0 S: 3 H: 0 LOB: 0 BB: 0 P: 3	R: 0 E: 0 K: 1 S: 5 H: 0 LOB: 0 BB: 0 P: 5	R: 2 E: 0 K: 1 S: 7 H: 2 LOB: 0 BB: 0 P: 7	1B: 2 2B: 0 3B: 0 HR: 1 SF: 0 SAC: 0 DP: 0 HBP: 0	WP: 0 PB: 1 SB: 0 CS: 0 PA: 33
PITCHER Clyde Wright, L ERA: 2.6 Dave LaRoche, L ERA: 1.93	IP WLS BF H R ER SO BB IBB HBP BLK WP HR S P ERA WHIP	IP WLS BF H R ER SO BB IBB HBP BLK WP HR S P ERA WHIP	IP WLS BF H R ER SO BB IBB HBP BLK WP HR S P ERA WHIP	IP WLS BF H R ER SO BB IBB HBP BLK WP HR S P ERA WHIP	IP WLS BF H R ER SO BB IBB HBP BLK WP HR S P ERA WHIP	IP WLS BF H R ER SO BB IBB HBP BLK WP HR S P ERA WHIP	IP WLS BF H R ER SO BB IBB HBP BLK WP HR S P ERA WHIP	IP WLS BF H R ER SO BB IBB HBP BLK WP HR S P ERA WHIP	IP WLS BF H R ER SO BB IBB HBP BLK WP HR S P ERA WHIP	IP WLS BF H R ER SO BB IBB HBP BLK WP HR S P ERA WHIP	IP WLS BF H R ER SO BB IBB HBP BLK WP HR S P ERA WHIP

Boston Red Sox @ California Angels
 Anaheim Stadium, Anaheim, CA
 Wed Jun 16 1971, 10:05 PM EDT
 Att: 10,801 - Unknown

livebaseballscorecards.com

AB	31
R	4
H	3
RBI	3
BB	2
SO	3
LOB	7



Batter	1	2	3	4	5	6	7	8	9	AB R H RBI BB SO LOB	TOP									
John Kennedy, R (1, 6) OBP: 0.424, SLG: 0.431	0-0 P3		0-0 F9			0-0 G4-6-3 1B		0-0 HR 1B	0-3 K	5 1 2 1 0 1 2										
Joe Lahoud, L (1, 9) OBP: 0.404, SLG: 0.620	0-0 4-3			0-0 4-3		0-0 F7		0-0 HR		4 1 1 3 0 0 1										
Reggie Smith, S (1, 8) OBP: 0.362, SLG: 0.496	0-0 F8			0-0 P6		0-0 G4-6-3 1-2f		0-0 G4-6-3 1B		4 0 1 0 0 0 1										
Carl Yastrzemski, L (1, 7) OBP: 0.423, SLG: 0.471		0-0 E3		4-0 1B BB			0-0 5-3	0-0 G4-6-3 1-2f		3 0 0 0 1 0 1										
Rico Petrocelli, R (1, 5) OBP: 0.356, SLG: 0.425		0-3 K		0-0 1-2 1B			0-3 K		0-0 6-3	4 0 1 0 0 2 1										
George Scott, R (1, 3) OBP: 0.329, SLG: 0.423		0-0 F9		0-3 K2-3			0-0 F9		0-0 6-3	4 0 0 0 0 1 3										
Doug Griffin, R (1, 4) OBP: 0.293, SLG: 0.288		0-0 F8			0-0 G6-4-3 1B			0-0 5-3	0-0 1B 1B	4 1 2 0 0 0 1										
Duane Josephson, R (1, 2) OBP: 0.290, SLG: 0.378			0-0 F9		0-0 G6-4-3 1-2f			0-0 1B 1B	0-0 1-2 1B	4 1 2 0 0 0 1										
Sonny Siebert, R (1, 1) OBP: 0.263, SLG: 0.486 Gary Peters, L (5, PH) OBP: 0.310, SLG: 0.375 Luis Tiant, R (5, 1) Mike Fiore, L (8, PH) OBP: 0.290, SLG: 0.120 Cal Koonce, R (8, 1) Phil Gagliano, R (9, PH) OBP: 0.600, SLG: 0.625			0-3 K		0-0 G3			0-0 1-3 HR 1B	0-0 1-2 2-H 1B	1 0 0 0 0 1 0 1 0 0 0 0 0 0 0 0 0 0 0 0 0 1 1 1 0 0 0 0 0 0 0 0 0 0 0 1 0 1 1 0 0 0										
Inning Stats	R: 0 E: 0 K: 0 S: 3	H: 0 LOB: 0 BB: 0 P: 3	R: 0 E: 1 K: 1 S: 6	H: 0 LOB: 1 BB: 0 P: 6	R: 0 E: 0 K: 1 S: 5	H: 0 LOB: 0 BB: 0 P: 5	R: 0 E: 0 K: 1 S: 6	H: 1 LOB: 2 BB: 1 P: 10	R: 0 E: 0 K: 0 S: 3	H: 1 LOB: 0 BB: 0 P: 3	R: 0 E: 0 K: 1 S: 5	H: 0 LOB: 0 BB: 0 P: 5	R: 4 E: 0 K: 0 S: 7	H: 5 LOB: 0 BB: 0 P: 7	R: 1 E: 0 K: 1 S: 8	H: 3 LOB: 2 BB: 0 P: 8	1B: 10 2B: 0 3B: 0 HR: 1	SF: 0 SAC: 0 DP: 3 HBP: 0	WP: 0 PB: 0 SB: 0 CS: 0	PA: 37
PITCHER	IP WLS BF H R ER SO BB IBB HBP BLK WP HR S P ERA WHIP																			
Dick Bosman, R (1, 1) ERA: 4.26	7.1 W 30 8 4 4 4 1 0 0 0 0 1 37 41 4.91 1.227																			
Denny Riddleberger, L (8, 1) ERA: 4.99	0.2 1 0 0 0 0 0 0 0 0 0 0 1 1 0.00 0.000																			
Horacio Pina, R (9, 1) ERA: 3.2	1.0 S 6 3 1 1 1 0 0 0 0 0 0 0 8 8 9.00 3.000																			

Boston Red Sox @ Washington Senators
Robert F. Kennedy Memorial Stadium, Washington, DC

Fri Jun 18 1971, 7:05 PM EDT
 Att. 9,420 - Unknown

AB	36
R	5
H	11
RBI	5
BB	1
SO	5
LOB	11



Batter	1	2	3	4	5	6	7	8	9
Del Unser, L OBP: 0.355, SLG: 0.392 (1, 8) X	0-0 FC4 1B		0-3 K	0-0 HR 1B		0-0 E4 1-2		0-0 6-3	
Davey Nelson, R OBP: 0.222, SLG: 0.500 (1, 5) X	0-0 FC4 1B		0-0 5-3	0-0 HR		0-0 L6-4 2-3		0-0 6-3	
Don Mincher, L OBP: 0.401, SLG: 0.419 (1, 3) X Elliott Maddox, R OBP: 0.291, SLG: 0.257 (7, PR) (8, 7) X	0-0 F7 1-2		0-0 2B	0-0 FC5-4 1B			4-0 S 1B BB		
Frank Howard, R OBP: 0.371, SLG: 0.468 (1, 7) (8, 3) B B B B	4-0 E 1B BB		0-0 2B	0-0 FC5-4 1-2f			0-0 F9		
Tom McCraw, L OBP: 0.286, SLG: 0.459 (1, 9) X	0-0 E8 1-3 2-H 1B		0-3 K		0-0 G3		0-3 K		
Paul Casanova, R OBP: 0.253, SLG: 0.322 (1, 2) S S S S	0-3 K			0-0 P4	0-0 P6		0-0 WP 1B		
Lenny Randle, S OBP: 0.375, SLG: 0.375 (1, 4) X		0-0 P5		0-0 BB 1B	0-0 F5		0-0 1-H 1B		
Tim Cullen, R OBP: 0.241, SLG: 0.220 (1, 6) X		0-0 5-3		0-0 P4		4-0 FC1-6 BB	0-3 K		
Dick Bosman, R OBP: 0.222, SLG: 0.097 (1, 1) S S S S Denny Riddleberger, R (8, 1) S S S S Bernie Allen, L OBP: 0.356, SLG: 0.436 (8, PH) Horacio Pina, R (9, 1) S S S S		0-3 K		4-0 1B HR BB		0-0 FC1-6 L6-4 E 1-2f		0-0 4-3	

AB	R	H	RBI	BB	SO	LOB
5	1	2	1	0	1	1
5	2	1	3	0	0	3
3	1	2	0	1	0	1
0	1	0	0	0	0	0
3	0	1	1	1	0	2
4	0	1	1	0	2	2
4	1	1	1	0	1	2
4	1	2	1	0	0	0
3	0	0	0	1	1	2
2	1	0	0	1	1	1
0	0	0	0	0	0	0
1	0	0	0	0	0	0
0	0	0	0	0	0	0

AB	R	H	RBI	BB	SO	LOB
34	8	10	8	4	6	14

Inning Stats		R: 1	H: 2	E: 1	K: 1	S: 7	R: 0	H: 0	E: 0	K: 1	S: 5	R: 0	H: 0	E: 0	K: 2	S: 9	R: 1	H: 2	E: 0	K: 2	S: 9	R: 4	H: 4	E: 0	K: 0	S: 7	R: 0	H: 0	E: 0	K: 0	S: 3	R: 0	H: 0	E: 1	K: 0	S: 3	R: 2	H: 2	E: 0	K: 2	S: 9	R: 0	H: 0	E: 0	K: 0	S: 3							
PITCHER		IP	WLS	BF	H	R	ER	SO	BB	IBB	HBP	BLK	WP	HR	S	P	ERA	WHIP	PITCHER		IP	WLS	BF	H	R	ER	SO	BB	IBB	HBP	BLK	WP	HR	S	P	ERA	WHIP																
Sonny Siebert, R ERA: 2.86 (1, 1)		4.0	L	22	8	6	6	4	2	0	0	0	0	1	28	36	13.50	2.500	Luis Tiant, R ERA: 15.75 (5, 1)		3.0		13	2	2	2	2	0	0	0	1	0	15	23	6.00	1.333	Cal Koonce, R ERA: 6.28 (8, 1)		1.0		3	0	0	0	0	0	0	0	0	3	3	0.00	0.000


BOTTOM


Boston Red Sox @ Washington Senators
Robert F. Kennedy Memorial Stadium, Washington, DC

Fri Jun 18 1971, 7:05 PM EDT
Att. 9,420 - Unknown

livebaseballscorecards.com

WP: 1 PA: 38
PB: 0
SB: 2
CS: 0



Batter	1	2	3	4	5	6	7	8	9	AB R H RBI BB SO LOB	TOP			
John Kennedy, R (1, 6) OBP: 0.423, SLG: 0.419	0-0 1-3		0-3 K		H 1-0 CS HBP		X 0-0		0-3 K	4 0 1 0 0 2 1	Boston Red Sox @ Washington Senators Robert F. Kennedy Memorial Stadium, Washington, DC Sat Jun 19 1971, 7:05 PM EDT Att. 8,954 - Unknown livebaseballscorecards.com			
Joe Lahoud, L (1, 9) OBP: 0.393, SLG: 0.585	0-0 F8		4-0 BB		0-3 K		X 0-0		0-0 P4	3 0 0 0 1 1 3				
Reggie Smith, S (1, 8) OBP: 0.361, SLG: 0.492	0-0 CS 1B		0-0 L8		X 0-0		X 0-0		0-0 L7	4 0 1 0 0 0 1				
Carl Yastrzemski, L (1, 7) OBP: 0.424, SLG: 0.469	0-0 CS 1-2	0-0 4-3		X 0-0	0-0 WP 1B		X 0-0		0-0 4-3	3 0 1 0 1 0 0				
Rico Petrocelli, R (1, 5) OBP: 0.358, SLG: 0.421		4-0 1B BB		X 0-0	0-0 F2		X 4-0		0-0 BB	2 0 0 0 2 0 2				
George Scott, R (1, 3) OBP: 0.328, SLG: 0.420		0-0 BB		S 0-3	0-3 K		S 0-3		0-0 BB	4 0 1 0 0 2 3				
Doug Griffin, R (1, 4) OBP: 0.297, SLG: 0.289		0-0 1-3 1B		S 0-3	1-2 K		X 0-0		0-0 K	4 0 1 0 0 2 3				
Bob Montgomery, R (1, 2) OBP: 0.304, SLG: 0.273		0-0 P6		B 4-0	4-0 BB		X 0-0		0-0 1B SH5-4 1B	3 0 1 0 1 0 2				
Gary Peters, L (9, PH) OBP: 0.326, SLG: 0.415		0-0 F8		B 0-0	0-0 BB		X 0-0		0-0 5-3	3 0 0 0 0 0 5				
Ray Culp, R (1, 1) OBP: 0.235, SLG: 0.188			0-3 K		X 0-0		X 0-0		0-0 F4	1 0 1 0 0 0 0				
Mike Fiore, L (9, PH) OBP: 0.281, SLG: 0.115					X 0-0		X 0-0		0-0 SH5-4	2 0 0 0 0 1 0				
									0-0 G3	1 0 0 0 0 0 1				
Inning Stats	R: 0 H: 1 E: 0 LOB: 0 K: 0 BB: 0 S: 3 P: 3	R: 0 H: 1 E: 0 LOB: 2 K: 0 BB: 1 S: 4 P: 8	R: 0 H: 0 E: 0 LOB: 1 K: 2 BB: 1 S: 7 P: 11	R: 0 H: 1 E: 0 LOB: 2 K: 1 BB: 1 S: 6 P: 10	R: 0 H: 0 E: 0 LOB: 1 K: 1 BB: 0 S: 4 P: 5	R: 0 H: 0 E: 0 LOB: 1 K: 1 BB: 1 S: 5 P: 9	R: 0 H: 2 E: 0 LOB: 2 K: 0 BB: 0 S: 5 P: 5	R: 0 H: 0 E: 0 LOB: 1 K: 0 BB: 1 S: 3 P: 7	R: 0 H: 1 E: 0 LOB: 1 K: 1 BB: 0 S: 6 P: 6	1B: 5 SF: 0 2B: 2 SAC: 1 3B: 0 DP: 1 HR: 0 HBP: 1		WP: 1 PA: 38 PB: 0 SB: 0 CS: 2		
PITCHER	IP WLS BF H R ER SO BB IBB HBP BLK WP HR S P ERA WHIP												PITCHER	IP WLS BF H R ER SO BB IBB HBP BLK WP HR S P ERA WHIP
Jackie Brown, R (1, 1) ERA: 1.29	7.1 W 31 5 0 0 5 5 0 1 0 1 0 35 56 0.00 1.364												Casey Cox, R (8, 1) ERA: 3.75	1.2 S 6 1 0 0 1 0 0 0 0 0 0 8 8 0.00 0.600

Batter	1	2	3	4	5	6	7	8	9	AB R H RBI BB SO LOB	BOTTOM
Del Unser, L OBP: 0.358, SLG: 0.395 (1, 8)	0-0 3B 1B		0-0 F7			0-0 CS 1B		0-0 G3		4 1 2 0 0 0 0	Boston Red Sox @ Washington Senators Robert F. Kennedy Memorial Stadium, Washington, DC Sat Jun 19 1971, 7:05 PM EDT Att. 8,954 - Unknown livebaseballscorecards.com
Bernie Allen, L OBP: 0.341, SLG: 0.415 (1, 5)	0-3 K		0-0 4-3			0-0 F8		0-0 F8		4 0 0 0 0 1 2	
Don Mincher, L OBP: 0.400, SLG: 0.429 (1, 3)	0-0 1-H 3B		0-0 4-3			0-3 K 1-2				3 0 1 1 0 1 1	
Frank Howard, R OBP: 0.366, SLG: 0.462 (1, 7)	0-0 6-3			0-0 5-3			0-0 F8			3 0 0 0 0 0 1	
Tom McCraw, L OBP: 0.296, SLG: 0.460 (1, 9)	4-0 IBB			0-0 4-3			0-0 S 1B			2 1 1 0 1 0 0	
Dick Billings, R OBP: 0.257, SLG: 0.268 (1, 2)	0-0 F7			0-0 5-3			0-0 4-3 1-H 1B			3 0 1 1 0 0 2	
Lenny Randle, S OBP: 0.273, SLG: 0.273 (1, 4)		0-0 F7			0-3 K		0-0 4-3			3 0 0 0 0 1 1	
Tim Cullen, R OBP: 0.236, SLG: 0.217 (1, 6)		0-0 4-3			0-0 6-3		0-0 P6			3 0 0 0 0 0 1	
Jackie Brown, R Casey Cox, R OBP: 0.158, SLG: 0.111 (1, 1) (8, 1)		0-3 K			0-3 K			0-0 F3		2 0 0 0 0 2 0 1 0 0 0 0 0 0	
Inning Stats	R: 1 H: 2 E: 0 LOB: 2 K: 1 BB: 1 S: 7 P: 11	R: 0 H: 0 E: 0 LOB: 0 K: 1 BB: 0 S: 5 P: 5	R: 0 H: 0 E: 0 LOB: 0 K: 0 BB: 0 S: 3 P: 3	R: 0 H: 0 E: 0 LOB: 0 K: 0 BB: 0 S: 3 P: 3	R: 0 H: 0 E: 0 LOB: 0 K: 2 BB: 0 S: 7 P: 7	R: 0 H: 1 E: 0 LOB: 1 K: 1 BB: 0 S: 5 P: 5	R: 1 H: 2 E: 0 LOB: 1 K: 0 BB: 0 S: 5 P: 5	R: 0 H: 0 E: 0 LOB: 0 K: 0 BB: 0 S: 3 P: 3	1B: 4 SF: 0 2B: 1 SAC: 0 3B: 1 DP: 1 HR: 0 HBP: 0	WP: 0 PA: 29 PB: 0 SB: 1 CS: 1	
PITCHER Ray Culp, R ERA: 3.59 (1, 1)	IP WLS BF H R ER SO BB IBB HBP BLK WP HR S P ERA WHIP	8.0 L 29 5 2 2 5 0 1 0 0 0 0 38 42 2.25 0.625									



Batter	1	2	3	4	5	6	7	8	9	AB R H RBI BB SO LOB	TOP						
John Kennedy, R (1, 6) OBP: 0.408, SLG: 0.403	0-0 F7		0-3 K		0-0 F8		0-0 F8		0-0 1B	5 0 1 1 0 1 2	Boston Red Sox @ Washington Senators Robert F. Kennedy Memorial Stadium, Washington, DC Sun Jun 20 1971, 3:33 AM EDT Att. 19,884 - Unknown livebaseballscorecards.com						
Joe Lahoud, L (1, 9) OBP: 0.375, SLG: 0.554 Phil Gagliano, R (7, PH) OBP: 0.636, SLG: 0.667 Bobby Bolin, R (7, 1) OBP: 0.500, SLG: 0.500	0-3 K		0-0 F7		0-0 G3		0-0 1B 1B	0-3 K	3 0 0 0 0 1 1 1 0 1 1 0 0 0 1 0 0 0 0 1 1								
Reggie Smith, S (1, 8) OBP: 0.359, SLG: 0.488	0-0 4-3		0-0 F8		0-0 4-3		0-0 1B		4 0 1 0 0 0 1								
Carl Yastrzemski, L (1, 7) OBP: 0.425, SLG: 0.468		0-3 K		4-0 1B BB		0-0 1B		0-3 K	3 0 1 0 1 2 0								
Rico Petrocelli, R (1, 5) OBP: 0.357, SLG: 0.415		4-0 BLK BB BB		0-0 P4		0-0 G1-6-3		0-0 F8	3 0 0 0 1 0 2								
George Scott, R (1, 3) OBP: 0.327, SLG: 0.415		0-3 K		0-3 K		1-0 1B 2B HBP		0-0 4-3	3 1 0 0 0 2 2								
Doug Griffin, R (1, 4) OBP: 0.300, SLG: 0.289		4-0 BLK BB		0-0 FC4-6 1B		0-3 K		0-0 E5 SH3-4 1B	3 1 1 0 1 1 1								
Bob Montgomery, R (1, 2) OBP: 0.308, SLG: 0.280		0-3 K		0-0 FC4-6		0-0 2B 1B		0-0 SH3-4	3 1 1 0 0 1 4								
Gary Peters, L (1, 1) OBP: 0.333, SLG: 0.405 Billy Conigliaro, R (7, PH) OBP: 0.321, SLG: 0.476		4-0 BB		0-0 F9		0-0 1B 2B		0-0 6-3	1 0 0 0 1 0 0 2 1 1 2 0 0 1								
Inning Stats	R: 0 H: 0 E: 0 LOB: 0 K: 1 BB: 0 S: 5 P: 5	R: 0 H: 0 E: 0 LOB: 2 K: 3 BB: 2 S: 9 P: 17	R: 0 H: 0 E: 0 LOB: 1 K: 1 BB: 1 S: 5 P: 9	R: 0 H: 1 E: 0 LOB: 2 K: 1 BB: 1 S: 6 P: 10	R: 0 H: 0 E: 0 LOB: 0 K: 0 BB: 0 S: 3 P: 3	R: 0 H: 1 E: 0 LOB: 0 K: 0 BB: 0 S: 3 P: 3	R: 3 H: 4 E: 0 LOB: 2 K: 1 BB: 0 S: 8 P: 9	R: 0 H: 0 E: 0 LOB: 0 K: 1 BB: 0 S: 5 P: 5	R: 1 H: 1 E: 1 LOB: 1 K: 1 BB: 0 S: 7 P: 7	1B: 6 SF: 0 2B: 1 SAC: 1 3B: 0 DP: 1 HR: 0 HBP: 1	WP: 0 PA: 38 PB: 0 SB: 0 CS: 0						
PITCHER	IP WLS BF H R ER SO BB IBB HBP BLK WP HR S P ERA WHIP																
Pete Broberg, R (1, 1) ERA: 2.84	6.1	26	3	2	2	7	4	0	1	1	0	0	0	35	52	2.84	1.105
Paul Lindblad, L (7, 1) ERA: 2.72	0.2	4	3	1	1	0	0	0	0	0	0	0	0	4	4	13.50	4.500
Joe Grzenda, L (8, 1) ERA: 1.85	0.1	1	0	0	0	1	0	0	0	0	0	0	0	3	3	0.00	0.000
Horacio Pina, R (8, 1) ERA: 3.0	1.2	L 7	1	1	0	1	0	0	0	0	0	0	0	9	9	0.00	0.600



Batter	1	2	3	4	5	6	7	8	9	AB R H RBI BB SO LOB	TOP		
Graig Nettles, L (1, 5) OBP: 0.365, SLG: 0.430	0-0 4-3		0-0 4-3		0-0 2B 1B	0-0 E8 E 1B		0-0 4-3	0-3 K	6 1 2 3 0 1 3			
Jack Heidemann, R (1, 6) OBP: 0.236, SLG: 0.205	0-0 6-3		0-0 4-3		0-0 1-3 2B	0-0 5-3		0-0 L8		5 0 1 0 0 0 1			
Roy Foster, R (1, 9) (6, 7) OBP: 0.337, SLG: 0.493	0-0 1B			0-0 F6	0-0 6-3	4-0 E BB		0-0 1B		4 1 2 0 1 0 2			
Chris Chambliss, L (1, 3) OBP: 0.434, SLG: 0.578	0-3 K			0-0 4-3		0-0 E 1B		0-0 4-3		5 1 2 2 0 1 2			
Chuck Hinton, R (1, 7) OBP: 0.364, SLG: 0.456 Phil Hennigan, R (6, 1)		4-0 BB BB BB FC6-4 BB		0-0 6-3		0-0 E 1B			4-0 1B BB BB	3 1 1 0 1 0 1 0 0 0 0 1 0 0			
Ted Ford, R (1, 8) OBP: 0.238, SLG: 0.271		0-0 F3			0-0 F3	0-0 E3 2B	0-3 K		0-3 K	5 1 0 0 0 2 4			
Kurt Bevacqua, R (1, 4) OBP: 0.500, SLG: 0.500 Frank Baker, L (6, PH) OBP: 0.286, SLG: 0.467 Fred Stanley, R (6, PR) OBP: 0.462, SLG: 0.192		0-0 FC6-4 1-2f			0-0 2B 1B	0-0 1B 2B	0-0 1B		4-0 1B BB 1-2	2 1 1 0 0 0 1 1 0 1 3 0 0 0 1 1 1 0 1 0 0			
Ken Suarez, R (1, 2) OBP: 0.375, SLG: 0.346		0-3 K			0-0 1B 2B	0-0 5-3	0-0 F3		0-0 1B 1-2 2-3	5 1 2 0 0 1 3			
Steve Hargan, R (1, 1) OBP: 0.083, SLG: 0.083 Ted Uhlaender, L (6, PH) OBP: 0.320, SLG: 0.318			0-3 K		0-3 K	4-0 E 1B IBB	0-0 F8		0-0 F6	2 0 0 0 0 2 2 2 1 0 0 1 0 4			
Inning Stats	R: 0 E: 0 K: 1 S: 6 H: 1 LOB: 1 BB: 0 P: 6	R: 0 E: 0 K: 1 S: 5 H: 0 LOB: 1 BB: 1 P: 9	R: 0 E: 0 K: 1 S: 5 H: 0 LOB: 0 BB: 0 P: 5	R: 0 E: 0 K: 0 S: 3 H: 0 LOB: 0 BB: 0 P: 3	R: 2 E: 0 K: 1 S: 9 H: 4 LOB: 2 BB: 0 P: 9	R: 7 E: 3 K: 0 S: 9 H: 5 LOB: 1 BB: 2 P: 17	R: 0 E: 0 K: 1 S: 6 H: 1 LOB: 1 BB: 0 P: 6	R: 0 E: 0 K: 0 S: 4 H: 1 LOB: 1 BB: 0 P: 4	R: 0 E: 0 K: 2 S: 8 H: 1 LOB: 3 BB: 2 P: 16	1B: 9 2B: 4 3B: 0 HR: 0 SF: 0 SAC: 0 DP: 0 HBP: 0	WP: 0 PB: 0 SB: 0 CS: 0 PA: 46		
PITCHER	IP WLS BF H R ER SO BB IBB HBP BLK WP HR S P ERA WHIP											PITCHER	IP WLS BF H R ER SO BB IBB HBP BLK WP HR S P ERA WHIP
Bill Lee, L (1, 1) ERA: 3.4	5.0 L 24 7 5 5 4 1 0 0 0 0 0 0 31 35 9.00 1.600												
Bobby Bolin, R (6, 1) ERA: 3.27	0.1 4 2 2 1 0 0 0 1 0 0 0 0 3 7 27.00 6.000												
Ken Tatum, R (6, 1) ERA: 2.7	0.2 4 1 2 2 0 1 0 0 0 0 0 0 3 7 27.00 3.000												
Ken Brett, L (7, 1) ERA: 3.5	3.0 14 3 0 0 3 2 0 0 0 0 0 0 18 26 0.00 1.667												

Cleveland Indians @ Boston Red Sox
Fenway Park, Boston, MA
 Tue Jun 22 1971, 7:05 PM EDT
 Unknown

livebaseballscorecards.com

AB	41
R	9
H	13
RBI	8
BB	5
SO	7
LOB	23



Batter	1	2	3	4	5	6	7	8	9	AB	R	H	RBI	BB	SO	LOB
Luis Aparicio, R (1, 6) OBP: 0.221, SLG: 0.252	0-0 G3 1B 2B	0-0 1-H 2B			0-0 F9	0-0 F8			0-0 1-3	5	1	2	0	0	0	2
Joe Lahoud, L (1, 9) OBP: 0.377, SLG: 0.533	0-0 G3 2-3	0-0 F5			4-0 WP 1B BB			0-3 K	0-0 2B 1B	4	1	1	0	1	1	2
Reggie Smith, S (1, 8) OBP: 0.363, SLG: 0.490	4-0 1B BB				4-0 1B 1-2 BB			0-0 4-3	0-0 1-3 2B	3	0	1	0	2	0	0
Carl Yastrzemski, L (1, 7) OBP: 0.425, SLG: 0.466	0-0 1-3 3-H 1B				0-0 4-3 FC5-4 1B			0-0 F8	0-3 K	5	0	2	2	0	1	2
Rico Petrocelli, R (1, 5) OBP: 0.351, SLG: 0.408	0-0 F3				0-0 FC5-4 1-2f			0-3 K		4	0	0	0	0	1	4
George Scott, R (1, 3) OBP: 0.326, SLG: 0.412	0-0 F8				0-0 6-3			0-0 5-3	0-0 1B	4	0	1	0	0	0	2
Doug Griffin, R (1, 4) OBP: 0.303, SLG: 0.302		0-0 E 2B			0-0 6-3			0-0 1B 2B	0-0 F7	4	1	2	0	0	0	1
Duane Josephson, R (1, 2) OBP: 0.290, SLG: 0.376		0-0 5-3			0-3 K			0-0 F3		4	0	1	0	0	1	2
Bill Lee, L (1, 1) OBP: 0.222, SLG: 0.222		0-0 E5 2B 1B			0-0 G3			0-3 K	0-0 L9	2	0	1	0	0	0	0
Bobby Bolin, R (6, 1) OBP: 0.500, SLG: 0.500										0	0	0	0	0	0	0
Ken Tatum, R (6, 1) OBP: 0.600, SLG: 0.333										0	0	0	0	0	0	0
Gary Peters, L (6, PH) OBP: 0.350, SLG: 0.395										1	0	0	0	0	1	2
Ken Brett, L (7, 1) OBP: 0.222, SLG: 0.222										0	0	0	0	0	0	0
Mike Fiore, L (9, PH) OBP: 0.273, SLG: 0.111										1	0	0	0	0	0	0

Inning Stats	R: 1	H: 2	E: 0	LOB: 2	K: 0	P: 9	R: 1	H: 3	E: 1	LOB: 1	K: 0	P: 5	R: 0	H: 0	E: 0	LOB: 0	K: 0	P: 3	R: 0	H: 0	E: 0	LOB: 0	K: 1	P: 5	R: 1	H: 1	E: 0	LOB: 2	K: 0	P: 12	R: 0	H: 2	E: 0	LOB: 2	K: 1	P: 7	R: 0	H: 0	E: 0	LOB: 0	K: 1	P: 5	R: 0	H: 1	E: 0	LOB: 1	K: 1	P: 6	R: 0	H: 2	E: 0	LOB: 2	K: 1	P: 7	1B: 6	SF: 0	2B: 5	SAC: 0	3B: 0	DP: 0	HR: 0	HBP: 0	WP: 1	PA: 40
PITCHER	IP	WLS	BF	H	R	ER	SO	BB	IBB	HBP	BLK	WP	HR	S	P	ERA	WHIP																																															
Steve Hargan, R (1, 1) ERA: 7.22	5.0	W	23	6	3	2	1	3	0	0	0	1	0	22	34	3.60	1.800																																															
Phil Hennigan, R (6, 1) ERA: 1.55	4.0	S	17	5	0	0	4	0	0	0	0	0	0	25	25	0.00	1.250																																															

BOTTOM

Cleveland Indians @ Boston Red Sox
Fenway Park, Boston, MA
Tue Jun 22 1971, 7:05 PM EDT
Unknown

livebaseballscorecards.com

AB	37
R	3
H	11
RBI	2
BB	3
SO	5
LOB	17



Batter	1	2	3	4	5	6	7	8	9	AB R H RBI BB SO LOB	TOP	
Graig Nettles, L (1, 5) OBP: 0.366, SLG: 0.429	0-3 K		4-0 S BB		0-0 1-2 1B		0-0 F2			3 0 1 0 1 1 1		
Vada Pinson, L (1, 8) OBP: 0.318, SLG: 0.403	0-0 4-3		4-0 1-2 BB		0-0 G3			0-0 4-3		3 0 0 0 1 0 2		
Frank Baker, L (1, 7) OBP: 0.282, SLG: 0.471	0-3 K		0-0 L4		0-0 2B			0-0 F6		4 0 1 0 0 1 2		
Chris Chambliss, L (1, 3) OBP: 0.427, SLG: 0.564		0-0 FC4-6 1B		0-0 4-3		0-0 F7		0-0 3-1		4 0 1 0 0 0 1		
Ted Uhlaender, L (1, 9) OBP: 0.312, SLG: 0.310		0-0 FC4-6 1-2f		0-0 L8		0-0 1-3		0-0 F8		4 0 0 0 0 0 2		
Kurt Bevacqua, R (1, 4) OBP: 0.333, SLG: 0.333		0-0 F2		0-0 F8		0-0 L6		0-0 FC6-4 1B		4 0 1 0 0 0 2		
Jack Heidemann, R (1, 6) OBP: 0.237, SLG: 0.207		0-3 K		0-0 F3		0-0 1B		0-3 K		4 0 1 0 0 2 2		
Ken Suarez, R (1, 2) OBP: 0.361, SLG: 0.333			0-0 F7		0-0 FC1-6 1B		0-0 F8		0-0 FC6-4 1-2f	4 0 1 0 0 0 2		
Rich Hand, R (1, 1) Chuck Hinton, R (7, PH) Ed Farmer, R (7, 1)			0-3 K		0-0 FC1-6 1B 1-2f		0-3 K			2 0 0 0 0 1 1 1 0 0 0 0 1 1 0 0 0 0 0 0 0		
Inning Stats	R: 0 E: 0 K: 2 S: 7 H: 0 LOB: 0 BB: 0 P: 7	R: 0 E: 0 K: 1 S: 6 H: 1 LOB: 1 BB: 0 P: 6	R: 0 E: 0 K: 1 S: 5 H: 0 LOB: 2 BB: 2 P: 13	R: 0 E: 0 K: 0 S: 3 H: 0 LOB: 0 BB: 0 P: 3	R: 0 E: 0 K: 0 S: 5 H: 2 LOB: 2 BB: 0 P: 5	R: 0 E: 0 K: 0 S: 4 H: 1 LOB: 1 BB: 0 P: 4	R: 0 E: 0 K: 1 S: 6 H: 1 LOB: 1 BB: 0 P: 6	R: 0 E: 0 K: 0 S: 3 H: 0 LOB: 0 BB: 0 P: 3	R: 0 E: 0 K: 1 S: 6 H: 1 LOB: 1 BB: 0 P: 6	R: 0 E: 0 K: 1 S: 6 H: 1 LOB: 1 BB: 0 P: 6	1B: 5 2B: 1 3B: 0 HR: 0 SF: 0 SAC: 0 DP: 0 HBP: 0	WP: 0 PB: 0 SB: 1 CS: 0 PA: 35
PITCHER Sonny Siebert, R (1, 1) ERA: 2.64	IP 9.0 WLS W BF 35 H 6 R 0 ER 0 SO 6 BB 2 IBB 0 HBP 0 BLK 0 WP 0 HR 0 S 45 P 53 ERA 0.00 WHIP 0.889											PITCHER IP WLS BF H R ER SO BB IBB HBP BLK WP HR S P ERA WHIP

Cleveland Indians @ Boston Red Sox
Fenway Park, Boston, MA
 Tue Jun 22 1971, 7:05 PM EDT
 Att: 25,578 - Unknown

livebaseballscorecards.com

AB	33
R	0
H	6
RBI	0
BB	2
SO	6
LOB	16



Batter	1	2	3	4	5	6	7	8	9
Doug Griffin, R OBP: 0.302, SLG: 0.305 (1, 4)	0-0 F4		0-0 2B		0-0 F8			0-0 6-3	
Luis Aparicio, R OBP: 0.217, SLG: 0.248 (1, 6)	0-0 F7		0-0 F3			0-0 6-3		0-0 L7	
Reggie Smith, S OBP: 0.360, SLG: 0.485 (1, 9)	0-0 4-3			0-0 3-1		0-0 6-3			
Carl Yastrzemski, L OBP: 0.431, SLG: 0.466 (1, 7)		4-0 G6-4-3 BB		4-0 FC5-4 BB		4-0 CS BB			
Rico Petrocelli, R OBP: 0.351, SLG: 0.404 (1, 5)		0-3 K		0-0 FC5-4 HR		0-0 CS	4-0 BB		
George Scott, R OBP: 0.326, SLG: 0.423 (1, 3)		0-0 G6-4-3		0-0 HR		0-0 F4			
Billy Conigliaro, R OBP: 0.317, SLG: 0.469 (1, 8)			0-0 5-3	0-3 K		0-3 K			
Bob Montgomery, R OBP: 0.310, SLG: 0.259 (1, 2)			4-0 2B BB		0-0 F8	0-3 K			
Sonny Siebert, R OBP: 0.244, SLG: 0.450 (1, 1)			0-0 L7		0-0 F8		0-3 K		

Inning Stats	R: 0	H: 0	E: 0	K: 0	S: 3	R: 0	H: 0	E: 0	K: 1	S: 4	R: 0	H: 1	E: 0	K: 0	S: 4	R: 2	H: 1	E: 0	K: 1	S: 6	R: 0	H: 0	E: 0	K: 0	S: 3	R: 0	H: 0	E: 0	K: 2	S: 7	R: 0	H: 0	E: 0	K: 1	S: 5
	LOB: 0	BB: 0	LOB: 0	BB: 0	P: 3	LOB: 0	BB: 1	LOB: 0	BB: 1	P: 8	LOB: 0	BB: 1	LOB: 0	BB: 0	P: 3	LOB: 0	BB: 1	LOB: 0	BB: 1	P: 6	LOB: 1	BB: 1	LOB: 0	BB: 0	P: 5										

PITCHER	IP	WLS	BF	H	R	ER	SO	BB	IBB	HBP	BLK	WP	HR	S	P	ERA	WHIP
Rich Hand, R ERA: 4.88 (1, 1)	6.0	L	22	2	2	2	2	4	0	0	0	0	1	22	38	3.00	1.000
Ed Farmer, R ERA: 3.72 (7, 1)	2.0		7	0	0	0	3	1	0	0	0	0	0	12	16	0.00	0.500


BOTTOM

Cleveland Indians @ Boston Red Sox
 Fenway Park, Boston, MA
 Tue Jun 22 1971, 7:05 PM EDT
 Att. 25,578 - Unknown

AB	R	H	RBI	BB	SO	LOB
4	0	1	0	0	0	0
4	0	0	0	0	0	2
3	0	0	0	0	0	0
0	0	0	0	3	0	0
2	1	0	0	1	1	2
3	1	1	2	0	0	2
3	0	0	0	0	2	1
2	0	0	0	1	1	1
3	0	0	0	0	1	1

livebaseballscorecards.com

AB	24
R	2
H	2
RBI	2
BB	5
SO	5
LOB	9



WP	PA
0	30

Batter	1	2	3	4	5	6	7	8	9	AB R H RBI BB SO LOB	TOP
Graig Nettles, L (1, 5) OBP: 0.361, SLG: 0.422	0-3 K	0-0 G3			0-0 L9			0-0 4-3		4 0 0 0 0 1 3	Cleveland Indians @ Boston Red Sox Fenway Park, Boston, MA Wed Jun 23 1971, 3:33 AM EDT Att: 17,513 - Unknown
Vada Pinson, L (1, 8) OBP: 0.317, SLG: 0.397	4-0 1B BB		0-3 K		0-0 F9			0-0 G3		3 0 0 0 1 1 1	
Roy Foster, R (1, 7) OBP: 0.341, SLG: 0.493	0-0 1-2 1B		0-0 F3			0-0 FC4-6 1B		0-0 L7		4 0 2 0 0 0 0	
Chris Chambliss, L (1, 3) OBP: 0.411, SLG: 0.541	0-3 K		0-0 F7		0-0 FC4-6 1-2f			0-0 G3		4 0 0 0 0 1 2	
Frank Baker, L (1, 9) OBP: 0.256, SLG: 0.421		0-0 4-3		0-0 F8		0-3 K		0-0 F4		4 0 0 0 0 1 1	
Kurt Bevacqua, R (1, 4) OBP: 0.333, SLG: 0.444		0-0 1B 2B		0-0 6-3		0-3 K		0-3 K		3 1 1 0 0 1 1 1 0 0 0 0 1 0	
Ray Fosse, R (9, PH) OBP: 0.327, SLG: 0.382											
Jack Heidemann, R (1, 6) OBP: 0.231, SLG: 0.202		0-0 F9		0-3 K		0-3 K				3 0 0 0 0 2 1	
Ken Suarez, R (1, 2) OBP: 0.359, SLG: 0.313		4-0 E 1B BB			0-0 F7		0-0 F2			2 0 0 0 1 0 0	
Sam McDowell, L (1, 1) OBP: 0.250, SLG: 0.233		0-0 E9 1-3 2-H 1B			0-0 1B		0-0 G3			3 0 2 1 0 0 0	
Inning Stats	R: 0 E: 0 K: 2 S: 7 H: 1 LOB: 1 BB: 1 P: 11	R: 1 E: 1 K: 0 S: 5 H: 2 LOB: 2 BB: 1 P: 9	R: 0 E: 0 K: 1 S: 5 H: 0 LOB: 0 BB: 0 P: 5	R: 0 E: 0 K: 1 S: 5 H: 0 LOB: 0 BB: 0 P: 5	R: 0 E: 0 K: 1 S: 4 H: 1 LOB: 1 BB: 0 P: 4	R: 0 E: 0 K: 2 S: 8 H: 1 LOB: 1 BB: 0 P: 8	R: 0 E: 0 K: 1 S: 5 H: 0 LOB: 0 BB: 0 P: 5	R: 0 E: 0 K: 0 S: 3 H: 0 LOB: 0 BB: 0 P: 3	R: 0 E: 0 K: 1 S: 5 H: 0 LOB: 0 BB: 0 P: 5	1B: 4 2B: 1 3B: 0 HR: 0 SF: 0 SAC: 0 DP: 0 HBP: 0	WP: 0 PB: 0 SB: 0 CS: 0 PA: 33
PITCHER Ray Culp, R (1, 1) ERA: 3.39	IP: 9.0 WLS: W BF: 33 H: 5 R: 1 ER: 1 SO: 8 BB: 2 IBB: 0 HBP: 0 BLK: 0 WP: 0 HR: 0 S: 47 P: 55 ERA: 1.00 WHIP: 0.778										

livebaseballscorecards.com

AB	31
R	1
H	5
RBI	1
BB	2
SO	8
LOB	9



Batter	1	2	3	4	5	6	7	8	9
Doug Griffin, R OBP: 0.302, SLG: 0.301 (1, 4)	0-3 K		0-3 K		0-0 F3			4-0 BB	
Luis Aparicio, R OBP: 0.222, SLG: 0.245 (1, 6)	4-0 4-3 BB BB		0-3 K			4-0 3B BB		0-0 L3	
Reggie Smith, S OBP: 0.358, SLG: 0.479 (1, 9)	4-0 4-3 1-2 BB		0-3 K			0-3 K		0-0 F4	
George Scott, R OBP: 0.321, SLG: 0.416 (1, 3)	0-0 4-3 1-2 2-3		0-3 K		0-3 K		0-3 K	0-3 K	
Billy Conigliaro, R OBP: 0.325, SLG: 0.493 (1, 8)	0-0 F3			0-0 2B		0-0 1-H 3B		0-0 2B	
Duane Josephson, R OBP: 0.289, SLG: 0.370 (1, 2)		0-3 K		0-0 F6		0-0 1-3		4-0 IBB	
Joe Lahoud, L OBP: 0.370, SLG: 0.563 (1, 7)		0-0 6-3		0-0 4-3			0-0 HR	0-3 K	
John Kennedy, R OBP: 0.405, SLG: 0.400 (1, 5)		0-0 1B			0-0 L8		0-3 K		
Ray Culp, R OBP: 0.216, SLG: 0.171 (1, 1)		0-3 K			0-3 K		0-3 K		

AB R H RBI BB SO LOB

3	0	0	0	1	2	0
2	1	0	0	2	1	1
3	0	0	0	1	2	1
4	0	0	0	0	3	3
4	0	3	1	0	0	2
3	0	0	0	1	1	2
4	1	1	1	0	1	3
3	0	1	0	0	1	0
3	0	0	0	0	3	1

BOTTOM

Cleveland Indians @ Boston Red Sox
Fenway Park, Boston, MA
 Wed Jun 23 1971, 3:33 AM EDT
 Att. 17,513 - Unknown


AB	29
R	2
H	5
RBI	2
BB	5
SO	14
LOB	13



1B: 1	SF: 0
2B: 2	SAC: 0
3B: 1	DP: 0
HR: 1	HBP: 0

WP: 0	PA: 34
PB: 0	
SB: 0	
CS: 0	

Inning Stats	R: 0	H: 0	E: 0	K: 1	S: 5	LOB: 2	BB: 2	P: 13									
Sam McDowell, L ERA: 2.9 (1, 1)	IP: 8.0	WLS: L	BF: 34	H: 5	R: 2	ER: 2	SO: 14	BB: 4	IBB: 1	HBP: 0	BLK: 0	WP: 0	HR: 1	S: 57	P: 77	ERA: 2.25	WHIP: 1.125

Batter	1	2	3	4	5	6	7	8	9	AB R H RBI BB SO LOB	TOP																	
Don Buford, S (1, 7) OBP: 0.431, SLG: 0.529	0-3 K		0-3 K		4-0 SH5-4 BB		0-0 F8		0-0 3B 1B	4 1 1 0 1 2 1	<p>Baltimore Orioles @ Boston Red Sox Fenway Park, Boston, MA Fri Jun 25 1971, 7:05 PM EDT Att. 31,505 - Unknown</p> <p>livebaseballscorecards.com</p> <table border="1"> <tr><td>AB</td><td>36</td></tr> <tr><td>R</td><td>7</td></tr> <tr><td>H</td><td>12</td></tr> <tr><td>RBI</td><td>7</td></tr> <tr><td>BB</td><td>5</td></tr> <tr><td>SO</td><td>5</td></tr> <tr><td>LOB</td><td>18</td></tr> </table> 	AB	36	R	7	H	12	RBI	7	BB	5	SO	5	LOB	18			
AB	36																											
R	7																											
H	12																											
RBI	7																											
BB	5																											
SO	5																											
LOB	18																											
Paul Blair, R (1, 8) OBP: 0.294, SLG: 0.385	0-3 K		0-0 F8		0-0 SH5-4		0-3 K		0-0 1B 3B	4 1 1 2 0 2 1																		
Frank Robinson, R (1, 9) OBP: 0.402, SLG: 0.510	0-0 5-3				0-0 P6		0-0 HR		1-0 1B HBP	4 1 1 1 0 0 2																		
Boog Powell, L (1, 3) OBP: 0.371, SLG: 0.421					0-0 2B FC5-4 1B		0-3 K		0-0 1B FC1-5-2-5	4 3 3 2 1 1 0																		
Brooks Robinson, R (1, 5) OBP: 0.357, SLG: 0.397					0-0 FC5-4 1-3 2B				0-0 FC1-5-2-5 1B 1-2 3-H	5 0 1 0 0 0 5																		
Elrod Hendricks, L (1, 2) OBP: 0.347, SLG: 0.393					4-0 FC5-4 IBB		0-0 4-3		0-0 G4-6-3 BB 1-3 2-H 1B	3 0 1 1 2 0 0																		
Davey Johnson, R (1, 4) OBP: 0.369, SLG: 0.430					0-0 FC5-4 1-2f 2-3 3-H 1B 2B		0-0 1B 2B		0-0 G4-6-3 F8 1-2f	5 0 1 1 0 0 5																		
Mark Belanger, R (1, 6) OBP: 0.389, SLG: 0.348					0-0 F9		0-0 F8		0-0 1-3	4 0 1 0 0 0 3																		
Pat Dobson, R (1, 1) OBP: 0.184, SLG: 0.139					0-0 B1-3		0-0 SH5-4 BB 1B		4-0 1B 3B BB	3 0 2 0 0 0 1																		
Merv Rettenmund, R (9, PH) OBP: 0.415, SLG: 0.385										0 1 0 0 1 0 0																		
Tom Dukes, R (9, 1) OBP: 0.167, SLG: 0.333										0 0 0 0 0 0 0																		
Inning Stats	R: 0 E: 0 K: 2 S: 7	H: 0 LOB: 0 BB: 0 P: 7	R: 1 E: 0 K: 0 S: 4	H: 1 LOB: 0 BB: 0 P: 4	R: 0 E: 0 K: 1 S: 6	H: 1 LOB: 1 BB: 0 P: 6	R: 1 E: 0 K: 0 S: 5	H: 2 LOB: 2 BB: 1 P: 9	R: 0 E: 0 K: 0 S: 4	H: 1 LOB: 3 BB: 2 P: 12	R: 0 E: 0 K: 2 S: 8	H: 2 LOB: 2 BB: 0 P: 4	R: 1 E: 0 K: 2 S: 8	H: 1 LOB: 0 BB: 0 P: 8	R: 0 E: 0 K: 0 S: 2	H: 0 LOB: 0 BB: 1 P: 6	R: 4 E: 0 K: 0 S: 7	H: 4 LOB: 2 BB: 1 P: 12	1B: 6 2B: 3 3B: 1 HR: 2	SF: 0 SAC: 1 DP: 1 HBP: 1	WP: 0 PB: 0 SB: 0 CS: 0	PA: 43						
PITCHER	IP WLS BF H R ER SO BB IBB HBP BLK WP HR S P ERA WHIP												IP WLS BF H R ER SO BB IBB HBP BLK WP HR S P ERA WHIP															
Jim Lonborg, R (1, 1) ERA: 4.36	7.0		31	8	3	3	5	1	2	0	0	0	2	38	50	3.86	1.286											
Sparky Lyle, L (8, 1) ERA: 2.86	1.1	L	7	2	3	3	0	2	0	0	0	0	0	5	13	20.25	3.000											
Ken Tatum, R (9, 1) ERA: 3.05	0.2		5	2	1	1	0	0	0	1	0	0	0	4	5	13.50	3.000											

Batter	1	2	3	4	5	6	7	8	9	AB	R	H	RBI	BB	SO	LOB
Doug Griffin, R (1, 4) OBP: 0.300, SLG: 0.299	0-0 BB 1B SF7 1B		0-0 F8		0-0 6-3		0-0 F8		0-0 5-3	5	1	1	0	0	0	1
Luis Aparicio, R (1, 6) OBP: 0.222, SLG: 0.244	0-0 FC6-4 BB 1-2 1B		0-0 6-3		0-3 K		0-0 4-3		0-0 5-3	5	0	1	0	0	1	1
Reggie Smith, S (1, 8) OBP: 0.360, SLG: 0.489	4-0 FC6-4 BB 1-2 2-3		0-0 3-1				0-0 F9		0-0 HR	3	1	1	1	1	0	0
Carl Yastrzemski, L (1, 7) OBP: 0.429, SLG: 0.464	0-0 SF7			0-0 4-3		0-0 G3		0-0 SH1-4 1B		3	0	1	1	0	0	0
Rico Petrocelli, R (1, 5) OBP: 0.351, SLG: 0.416	0-0 FC6-4 1-2f 2-3			0-0 F8		0-0 HR		0-0 SH1-4		3	1	1	1	0	0	2
George Scott, R (1, 3) OBP: 0.324, SLG: 0.415	0-3 K			0-0 1B		1-0 1B HBP		0-0 6-3		3	0	1	0	0	1	3
Joe Lahoud, L (1, 9) OBP: 0.377, SLG: 0.552		0-3 K		0-0 F8		0-0 1B		4-0 IBB		3	0	1	0	1	1	1
Duane Josephson, R (1, 2) OBP: 0.291, SLG: 0.376			0-0 F9		0-0 2B		0-0 6-3		0-0 4-3	2	0	1	0	0	0	0
Bob Montgomery, R (6, PH) OBP: 0.290, SLG: 0.241										2	0	0	0	0	0	4
Jim Lonborg, R (1, 1) OBP: 0.250, SLG: 0.143			0-0 5-3		0-3 K		0-3 K		0-0 F8	2	0	0	0	0	1	1
Gary Peters, L (7, PH) OBP: 0.319, SLG: 0.386										1	0	0	0	0	1	0
Sparky Lyle, L (8, 1)										0	0	0	0	0	0	0
Ken Tatum, R (9, 1) OBP: 0.600, SLG: 0.333										0	0	0	0	0	0	0
Phil Gagliano, R (9, PH) OBP: 0.583, SLG: 0.600										1	0	0	0	0	0	0

Inning Stats	R: 1	H: 2	E: 0	K: 1	S: 7	H: 2	LOB: 2	BB: 1	P: 11	R: 0	H: 0	E: 0	K: 1	S: 5	H: 0	LOB: 0	BB: 0	P: 5	R: 0	H: 0	E: 0	K: 0	S: 3	R: 0	H: 1	E: 0	K: 0	S: 4	R: 0	H: 1	E: 0	K: 2	S: 8	R: 1	H: 2	E: 0	K: 0	S: 5	R: 0	H: 0	E: 0	K: 1	S: 5	R: 1	H: 2	E: 0	K: 0	S: 5	R: 0	H: 0	E: 0	K: 0	S: 3	1B: 5	SF: 1	2B: 1	3B: 0	HR: 2	WP: 0	PB: 0	SB: 0	CS: 0	PA: 38
PITCHER	IP	WLS	BF	H	R	ER	SO	BB	IBB	HBP	BLK	WP	HR	S	P	ERA	WHIP																																														
Pat Dobson, R (1, 1) ERA: 3.34	8.0	W	35	8	3	3	5	1	1	1	0	0	0	42	51	3.38	1.125																																														
Tom Dukes, R (9, 1) ERA: 2.77	1.0	S	3	0	0	0	0	0	0	0	0	0	0	3	3	0.00	0.000																																														


BOTTOM

Baltimore Orioles @ Boston Red Sox
Fenway Park, Boston, MA
Fri Jun 25 1971, 7:05 PM EDT
Att. 31,505 - Unknown

AB	33
R	3
H	8
RBI	3
BB	2
SO	5
LOB	13



WP: 0	PA: 38
ERA	WHIP

Batter	1	2	3	4	5	6	7	8	9	10	AB R H RBI BB SO LOB	TOP														
Paul Blair, R OBP: 0.297, SLG: 0.387 (1, 8) X	0-0 G5-4-3 1B		0-0 P6			0-0 G5-4-3 1B		0-0 P3			4 0 2 0 0 0 1	<p>Baltimore Orioles @ Boston Red Sox Fenway Park, Boston, MA Sat Jun 26 1971, 3:33 AM EDT Att. 27,298 - Unknown</p> <p>livebaseballscorecards.com</p> <table border="0"> <tr><td>AB</td><td>36</td></tr> <tr><td>R</td><td>2</td></tr> <tr><td>H</td><td>8</td></tr> <tr><td>RBI</td><td>2</td></tr> <tr><td>BB</td><td>0</td></tr> <tr><td>SO</td><td>3</td></tr> <tr><td>LOB</td><td>14</td></tr> </table> 	AB	36	R	2	H	8	RBI	2	BB	0	SO	3	LOB	14
AB	36																									
R	2																									
H	8																									
RBI	2																									
BB	0																									
SO	3																									
LOB	14																									
Mark Belanger, R OBP: 0.387, SLG: 0.351 (1, 6) X	0-0 F8		0-0 P6			0-0 F3		0-0 4-3 HR 2B		4 1 1 0 0 0 2																
Frank Robinson, R OBP: 0.395, SLG: 0.500 (1, 9) X	0-0 G5-4-3 1-2f		0-0 F7			0-0 G5-4-3 1-2f		0-0 4-3 2-3		4 0 0 0 0 0 3																
Brooks Robinson, R OBP: 0.352, SLG: 0.391 (1, 5)		0-0 L5		0-0 5-3		0-0 P6		0-0 F7		4 0 0 0 0 0 1																
Boog Powell, L OBP: 0.373, SLG: 0.436 (1, 3)		0-3 K			0-0 1B 1B	0-0 G3		0-0 HR		4 1 2 2 0 1 0																
Merv Rettenmund, R OBP: 0.417, SLG: 0.393 (1, 7)		0-0 4-3			0-0 1-2 1B	0-0 2B		0-0 F8		4 0 2 0 0 0 0																
Davey Johnson, R OBP: 0.364, SLG: 0.423 (1, 4)			0-0 5-3		0-0 F3	0-0 F9			0-0 F8	4 0 0 0 0 0 3																
Andy Etchebarren, R OBP: 0.275, SLG: 0.302 (1, 2)			0-0 6-3		0-0 F7	0-0 F7		0-0 F7	0-3 K	4 0 0 0 0 1 2																
Mike Cuellar, L OBP: 0.109, SLG: 0.132 (1, 1)			0-0 K		0-3 K		0-0 5-3		0-0 F5	2 0 1 0 0 1 2																
Curt Motton, R OBP: 0.313, SLG: 0.083 (8, PH)										1 0 0 0 0 0 0																
Eddie Watt, R (8, 1)										0 0 0 0 0 0 0																
Chico Salmon, R OBP: 0.185, SLG: 0.154 (10, PH)										1 0 0 0 0 0 0																
Dick Hall, R OBP: 0.333, SLG: 0.333 (10, 1)										0 0 0 0 0 0 0																
Inning Stats	R: 0 E: 0 K: 0 S: 3	H: 1 LOB: 0 BB: 0 P: 3	R: 0 E: 0 K: 1 S: 5	H: 0 LOB: 0 BB: 0 P: 5	R: 0 E: 0 K: 0 S: 4	H: 1 LOB: 1 BB: 0 P: 4	R: 0 E: 0 K: 0 S: 3	H: 0 LOB: 0 BB: 0 P: 3	R: 0 E: 0 K: 1 S: 7	H: 2 LOB: 2 BB: 0 P: 7	R: 0 E: 0 K: 0 S: 3	H: 1 LOB: 0 BB: 0 P: 3	R: 0 E: 0 K: 0 S: 4	H: 1 LOB: 1 BB: 0 P: 4	R: 0 E: 0 K: 0 S: 3	H: 0 LOB: 0 BB: 0 P: 3	R: 2 E: 0 K: 0 S: 5	H: 2 LOB: 0 BB: 0 P: 5	R: 0 E: 0 K: 1 S: 5	H: 0 LOB: 0 BB: 0 P: 5	1B: 5 2B: 2 3B: 0 HR: 1	SF: 0 SAC: 0 DP: 2 HBP: 0	WP: 0 PB: 0 SB: 0 CS: 0	PA: 36		
PITCHER Gary Peters, L ERA: 4.77 (1, 1)	IP 10.0	WLS W	BF 36	H 8	R 2	ER 2	SO 3	BB 0	IBB 0	HBP 0	BLK 0	WP 0	HR 1	S 42	P 42	ERA 1.80	WHIP 0.800									

Batter	1	2	3	4	5	6	7	8	9	10	AB R H RBI BB SO LOB
Doug Griffin, R (1, 4) OBP: 0.295, SLG: 0.294 Joe Lahoud, L (10, PH) OBP: 0.385, SLG: 0.552	0-0 5-3			0-0 5-3		0-3 K		0-3 K		4-0 1B IBB	4 0 0 0 0 2 2 0 0 0 0 1 0 0
Luis Aparicio, R (1, 6) OBP: 0.238, SLG: 0.258	0-0 CS 1B			4-0 1B BB			0-0 SH5-3 1B	0-0 1-3 2-H 1B		0-0 1-2 2-H 1B	4 1 4 2 1 0 0
Reggie Smith, S (1, 9) OBP: 0.360, SLG: 0.487	0-3 K			0-0 L3 1B			0-0 SH5-3 1-2	0-3 K			3 0 1 0 0 2 3
Carl Yastrzemski, L (1, 7) OBP: 0.426, SLG: 0.461		0-0 F3		0-0 L3			0-0 F7		0-0 FC3-6 1B		4 0 1 0 0 0 3
Rico Petrocelli, R (1, 5) OBP: 0.323, SLG: 0.415		4-0 G6-4-3 BB			0-0 6-3		0-0 2-H 1B		0-0 FC3-6 G6-4-3		3 0 1 1 1 0 1
George Scott, R (1, 3) OBP: 0.322, SLG: 0.413		0-0 G6-4-3			0-0 FC6-4 1B		0-0 F8		0-0 G6-4-3		4 0 1 0 0 0 3
Billy Conigliaro, R (1, 8) OBP: 0.323, SLG: 0.488			0-3 K		0-0 FC6-4 CS			0-0 F9		0-0 FC5-6 1B	4 0 1 0 0 1 1
Don Pavletich, R (1, 2) OBP: 0.400, SLG: 0.440			0-0 F2		0-0 CS	0-0 1-3		0-0 1B 1B		0-0 FC5-6 SH5-3 1B	4 2 1 0 0 0 1
Gary Peters, L (1, 1) OBP: 0.320, SLG: 0.383			0-0 4-3			0-3 K		0-0 1B 1-2 1B		0-0 SH5-3	3 0 1 0 0 1 0

Inning Stats	R: 0 E: 0 K: 1 S: 5	H: 1 LOB: 0 BB: 0 P: 5	R: 0 E: 0 K: 0 S: 2	H: 0 LOB: 0 BB: 1 P: 6	R: 0 E: 0 K: 1 S: 5	H: 0 LOB: 0 BB: 0 P: 5	R: 0 E: 0 K: 0 S: 3	H: 1 LOB: 1 BB: 1 P: 7	R: 0 E: 0 K: 0 S: 3	H: 1 LOB: 0 BB: 0 P: 3	R: 0 E: 0 K: 2 S: 7	H: 0 LOB: 0 BB: 0 P: 7	R: 1 E: 0 K: 0 S: 5	H: 2 LOB: 1 BB: 0 P: 5	R: 1 E: 0 K: 2 S: 10	H: 3 LOB: 2 BB: 0 P: 10	R: 0 E: 0 K: 0 S: 3	H: 1 LOB: 0 BB: 0 P: 3	R: 1 E: 0 K: 0 S: 4	H: 2 LOB: 2 BB: 1 P: 8	1B: 11 2B: 1 3B: 0 HR: 0	SF: 0 SAC: 2 DP: 3 HBP: 0	WP: 0 PB: 0 SB: 0 CS: 2	PA: 39
--------------	------------------------------	---------------------------------	------------------------------	---------------------------------	------------------------------	---------------------------------	------------------------------	---------------------------------	------------------------------	---------------------------------	------------------------------	---------------------------------	------------------------------	---------------------------------	-------------------------------	----------------------------------	------------------------------	---------------------------------	------------------------------	---------------------------------	-----------------------------------	------------------------------------	----------------------------------	--------

PITCHER	IP	WLS	BF	H	R	ER	SO	BB	IBB	HBP	BLK	WP	HR	S	P	ERA	WHIP
Mike Cuellar, L (1, 1) ERA: 2.87	7.0		24	5	1	1	4	2	0	0	0	0	0	30	38	1.29	1.000
Eddie Watt, R (8, 1) ERA: 2.08	2.0		9	4	1	1	2	0	0	0	0	0	0	13	13	4.50	2.000
Dick Hall, R (10, 1) ERA: 6.38	0.2	L	5	2	1	1	0	0	1	0	0	0	0	4	8	13.50	3.000


PITCHER	IP	WLS	BF	H	R	ER	SO	BB	IBB	HBP	BLK	WP	HR	S	P	ERA	WHIP
---------	----	-----	----	---	---	----	----	----	-----	-----	-----	----	----	---	---	-----	------

BOTTOM

Baltimore Orioles @ Boston Red Sox
Fenway Park, Boston, MA

Sat Jun 26 1971, 3:33 AM EDT
Att: 27,298 - Unknown

AB	33
R	3
H	11
RBI	3
BB	3
SO	6
LOB	14



Batter	1	2	3	4	5	6	7	8	9	AB R H RBI BB SO LOB	TOP	
Don Buford, S OBP: 0.427, SLG: 0.521 (1, 7) X	0-0 P4		0-0 1B		0-0 1-3			0-0 F8	0-3 K	5 0 1 0 0 1 3		
Chico Salmon, R OBP: 0.188, SLG: 0.258 (1, 4) (6, 5) S S S	0-3 K		0-0 6-3			0-0 5-3		0-0 HR	0-0 F8	5 1 1 2 0 1 4		
Boog Powell, L OBP: 0.375, SLG: 0.432 (1, 3) X	0-0 4-3			4-0 FC6-4 BB BB		0-0 F7		4-0 1B BB		2 0 0 0 2 0 0		
Brooks Robinson, R OBP: 0.349, SLG: 0.387 Pete Richert, L (8, 1)		0-0 F7		0-0 F9		0-3 K		0-0 F8		3 0 0 0 0 1 1 0 0 0 0 0 0 0		
Elrod Hendricks, L OBP: 0.351, SLG: 0.392 (1, 2) X		0-0 F8		4-0 FC6-4 BB		0-0 F8		0-0 1B		3 0 1 0 1 0 0		
Merv Rettenmund, R OBP: 0.414, SLG: 0.390 (1, 8) X		0-0 F9		0-0 FC6-4		0-0 E6		0-0 6-3		4 0 1 0 0 0 4		
Terry Crowley, L OBP: 0.214, SLG: 0.083 (1, 9) X			0-0 G3	0-0 F8		0-3 K			0-0 1-3	4 0 0 0 0 1 3		
Mark Belanger, R OBP: 0.388, SLG: 0.350 (1, 6) B B B B			4-0 1B BB		0-0 5-3		0-0 F7		0-0 BB 1B	3 0 1 0 1 0 1		
Grant Jackson, S Curt Motton, R Dave Boswell, R Dick Hall, R Jerry Davanon, R Davey Johnson, R OBP: 0.284, SLG: 0.077 OBP: 0.550, SLG: 1.000 OBP: 0.333, SLG: 0.333 OBP: 0.625, SLG: 0.455 OBP: 0.363, SLG: 0.421 (1, 1) (3, PH) (3, 1) (6, 1) (6, 4) (8, PH)			0-0 F8		0-3 K			0-0 HR 1B	4-0 BB	0 0 0 0 0 0 0 1 0 0 0 0 0 1 1 0 0 0 0 1 0 0 0 0 0 0 0 0 1 1 1 0 1 0 0 1 0 0 0 0 0 1		
Inning Stats	R: 0 H: 0 E: 0 LOB: 0 K: 1 BB: 0 S: 5 P: 5	R: 0 H: 0 E: 0 LOB: 0 K: 0 BB: 0 S: 3 P: 3	R: 0 H: 1 E: 0 LOB: 2 K: 0 BB: 1 S: 4 P: 8	R: 0 H: 0 E: 0 LOB: 2 K: 0 BB: 2 S: 3 P: 11	R: 0 H: 0 E: 0 LOB: 0 K: 1 BB: 0 S: 5 P: 5	R: 0 H: 0 E: 0 LOB: 0 K: 1 BB: 0 S: 5 P: 5	R: 0 H: 1 E: 1 LOB: 1 K: 1 BB: 0 S: 6 P: 6	R: 2 H: 3 E: 0 LOB: 2 K: 0 BB: 1 S: 6 P: 10	R: 0 H: 1 E: 0 LOB: 2 K: 1 BB: 1 S: 6 P: 10	1B: 5 SF: 0 2B: 0 SAC: 0 3B: 0 DP: 0 HR: 1 HBP: 0	WP: 0 PA: 38 PB: 0 SB: 0 CS: 0	
PITCHER Sonny Siebert, R ERA: 2.59 (1, 1)	IP WLS BF H R ER SO BB IBB HBP BLK WP HR S P ERA WHIP											PITCHER IP WLS BF H R ER SO BB IBB HBP BLK WP HR S P ERA WHIP

Baltimore Orioles @ Boston Red Sox
Fenway Park, Boston, MA
Sat Jun 26 1971, 7:05 PM EDT
Att. 24,531 - Unknown

livebaseballscorecards.com

AB 33
R 2
H 6
RBI 2
BB 5
SO 5
LOB 18



Batter	1	2	3	4	5	6	7	8	9
Doug Griffin, R OBP: 0.293, SLG: 0.292 (1, 4)	0-0 1B 2B 1B	0-0 P4		0-0 5-3		0-0 L3-6 2-3		0-0 FC6-4 1-2f	
Luis Aparicio, R OBP: 0.238, SLG: 0.258 (1, 6)	0-0 1-3 2B 1B		0-0 P4		0-0 6-3	0-0 FC6-4 1-2f			
Reggie Smith, S OBP: 0.362, SLG: 0.509 (1, 9)	0-0 F7		0-0 F8		0-0 HR		0-0 HR		
Carl Yastrzemski, L OBP: 0.424, SLG: 0.461 (1, 7)	0-0 1-H 3-H 2B		0-0 4-3		0-0 F7		0-0 6-3		
Rico Petrocelli, R OBP: 0.352, SLG: 0.410 (1, 5)	0-0 F2			4-0 2B BB	0-0 6-3		0-3 K		
George Scott, R OBP: 0.325, SLG: 0.424 (1, 3)		0-3 K		4-0 1-2 2B BB		0-0 HR	0-0 P4		
Billy Conigliaro, R OBP: 0.326, SLG: 0.493 (1, 8)		0-0 HR 2B		0-3 K		0-0 E4 1B FC 1B		0-0 F9	
Bob Montgomery, R OBP: 0.314, SLG: 0.273 (1, 2)		0-3 K		0-0 F8		0-0 L3-6 FC 1B		0-0 FC6-4 1B	
Sonny Siebert, R OBP: 0.267, SLG: 0.545 (1, 1)		0-0 2-H HR		0-0 1-H 2-H 2B		0-0 FC FC6-4		0-3 K	

Inning Stats	R: 2 E: 0 K: 5 S: 5	H: 3 LOB: 0 BB: 0 P: 5	R: 2 E: 0 K: 2 S: 9	H: 2 LOB: 0 BB: 0 P: 9	R: 0 E: 0 K: 0 S: 3	H: 0 LOB: 0 BB: 0 P: 3	R: 2 E: 0 K: 1 S: 6	H: 1 LOB: 1 BB: 2 P: 14	R: 1 E: 0 K: 0 S: 4	H: 1 LOB: 0 BB: 0 P: 4	R: 2 E: 1 K: 0 S: 6	H: 3 LOB: 1 BB: 0 P: 6	R: 1 E: 0 K: 1 S: 6	H: 1 LOB: 0 BB: 0 P: 6	R: 0 E: 0 K: 1 S: 6	H: 1 LOB: 1 BB: 0 P: 6
--------------	------------------------------	---------------------------------	------------------------------	---------------------------------	------------------------------	---------------------------------	------------------------------	----------------------------------	------------------------------	---------------------------------	------------------------------	---------------------------------	------------------------------	---------------------------------	------------------------------	---------------------------------


PITCHER	IP	WLS	BF	H	R	ER	SO	BB	IBB	HBP	BLK	WP	HR	S	P	ERA	WHIP
Grant Jackson, L ERA: 2.38 (1, 1)	2.0	L	10	5	4	4	2	0	0	0	0	0	1	14	14	18.00	2.500
Dave Boswell, R ERA: 9.64 (3, 1)	3.0		16	5	5	4	1	2	0	0	0	0	2	16	24	12.00	2.333
Dick Hall, R ERA: 6.2 (6, 1)	2.0		7	1	1	1	1	0	0	0	0	0	1	9	9	4.50	0.500
Pete Richert, L ERA: 3.0 (8, 1)	1.0		4	1	0	0	1	0	0	0	0	0	0	6	6	0.00	1.000

BOTTOM

Baltimore Orioles @ Boston Red Sox
Fenway Park, Boston, MA
Sat Jun 26 1971, 7:05 PM EDT
Att. 24,531 - Unknown

AB	R	H	RBI	BB	SO	LOB
5	1	1	0	0	0	4
4	1	1	0	0	0	1
4	2	2	2	0	0	2
4	0	1	2	0	0	0
3	1	0	0	1	1	0
3	2	1	1	1	1	0
4	2	2	0	0	1	2
4	0	2	0	0	1	3
4	1	2	5	0	1	2

AB	35
R	10
H	12
RBI	10
BB	2
SO	5
LOB	14



1B	5	SF	0
2B	4	SAC	0
3B	0	DP	1
HR	4	HBP	0

WP	0	PA	37
PB	0		
SB	0		
CS	0		

PITCHER	IP	WLS	BF	H	R	ER	SO	BB	IBB	HBP	BLK	WP	HR	S	P	ERA	WHIP
---------	----	-----	----	---	---	----	----	----	-----	-----	-----	----	----	---	---	-----	------

Batter	1	2	3	4	5	6	7	8	9	AB R H RBI BB SO LOB	TOP											
Don Buford, S (1, 7) OBP: 0.420, SLG: 0.512	0-0 G3		0-0 4-3		0-0 P4			0-0 F8		4 0 0 0 0 0 2	Baltimore Orioles @ Boston Red Sox Fenway Park, Boston, MA Sun Jun 27 1971, 3:33 AM EDT Att. 29,362 - Unknown											
Paul Blair, R (1, 8) OBP: 0.297, SLG: 0.382	0-3 K			0-0 F8	0-3 K			4-0 1-2 BB		3 0 0 0 1 2 1												
Boog Powell, L (1, 3) OBP: 0.373, SLG: 0.426	0-0 F8			4-0 1B 1B BB		0-0 F7		0-0 3-1 1-2 2-3		3 1 0 0 1 0 2												
Frank Robinson, R (1, 9) OBP: 0.393, SLG: 0.495		0-3 K		0-0 1B 1B		0-0 F8		0-0 6-3		4 0 1 0 0 1 2												
Elrod Hendricks, L (1, 2) OBP: 0.349, SLG: 0.388		0-0 1B		0-0 F7		0-0 P4		0-0 3-1		4 0 1 0 0 0 2												
Brooks Robinson, R (1, 5) OBP: 0.347, SLG: 0.385		0-0 P3		0-0 1B 1B		0-0 F8		0-0 F8		4 0 1 1 0 0 1												
Davey Johnson, R (1, 4) OBP: 0.365, SLG: 0.422		0-0 L3		0-0 1B 1-2 2-H		0-0 P5		0-0 1B		4 0 2 0 0 0 1												
Mark Belanger, R (1, 6) OBP: 0.386, SLG: 0.349			0-0 1-3		0-0 SH1-4 1B		0-0 6-3		0-0 F7	4 0 1 0 0 0 1												
Jim Palmer, R (1, 1) OBP: 0.212, SLG: 0.196			0-3 K		0-0 SH1-4			0-0 3-1 BB 1B		1 0 0 0 0 1 0	Orioles											
Terry Crowley, L (8, PH) OBP: 0.267, SLG: 0.154					1-2					1 0 1 0 0 0 0												
Eddie Watt, R (8, 1)										0 0 0 0 0 0 0												
Inning Stats	R: 0 E: 0 K: 1 S: 5	H: 0 LOB: 0 BB: 0 P: 5	R: 0 E: 0 K: 1 S: 6	H: 1 LOB: 1 BB: 0 P: 6	R: 0 E: 0 K: 1 S: 5	H: 0 LOB: 0 BB: 0 P: 5	R: 1 E: 0 K: 0 S: 5	H: 3 LOB: 3 BB: 1 P: 9	R: 0 E: 0 K: 1 S: 6	H: 1 LOB: 1 BB: 0 P: 6	R: 0 E: 0 K: 0 S: 3	H: 0 LOB: 0 BB: 0 P: 3	R: 0 E: 0 K: 0 S: 3	H: 0 LOB: 0 BB: 0 P: 3	R: 0 E: 0 K: 0 S: 4	H: 1 LOB: 2 BB: 1 P: 8	R: 0 E: 0 K: 0 S: 4	H: 1 LOB: 1 BB: 0 P: 4	1B: 7 2B: 0 3B: 0 HR: 0	SF: 0 SAC: 1 DP: 0 HBP: 0	WP: 0 PB: 0 SB: 0 CS: 0	PA: 35
PITCHER Ray Culp, R (1, 1) ERA: 3.23	IP: 9.0 WLS: W BF: 35 H: 7 R: 1 ER: 1 SO: 4 BB: 2 IBB: 0 HBP: 0 BLK: 0 WP: 0 HR: 0 S: 41 P: 49 ERA: 1.00 WHIP: 1.000											PITCHER	IP: WLS: BF: H: R: ER: SO: BB: IBB: HBP: BLK: WP: HR: S: P: ERA: WHIP:									

livebaseballscorecards.com

AB	32
R	1
H	7
RBI	1
BB	2
SO	4
LOB	12

Batter	1	2	3	4	5	6	7	8	9	AB	R	H	RBI	BB	SO	LOB
Doug Griffin, R OBP: 0.300, SLG: 0.304 (1, 4)	0-0 2B 1B	0-0 F7		0-0 1-3 2-H 1B			0-0 2B			4	1	3	1	0	0	0
Luis Aparicio, R OBP: 0.242, SLG: 0.266 (1, 6)	0-0 1-3 2B		0-0 1B		0-3 K		0-0 F3			4	1	2	0	0	1	1
Reggie Smith, S OBP: 0.363, SLG: 0.511 (1, 8)	0-0 F8 2-H 3-H 2B		0-3 K		0-0 4-3		4-0 BB			3	0	1	2	1	1	1
Carl Yastrzemski, L OBP: 0.418, SLG: 0.453 (1, 7)	0-3 K		0-3 K		0-0 3-1		0-3 K			4	0	0	0	0	3	4
Rico Petrocelli, R OBP: 0.350, SLG: 0.407 (1, 5)	0-0 F8 2-3		0-3 K			0-0 FC6-4 1B		0-0 F8		4	0	1	0	0	1	2
George Scott, R OBP: 0.324, SLG: 0.419 (1, 3)	4-0 BB			0-0 F8		0-0 F8		0-3 K		3	0	0	0	1	1	1
Joe Lahoud, L OBP: 0.366, SLG: 0.521 (1, 9)	0-3 K			0-0 P5		0-0 P5		0-3 K2-3		4	0	0	0	0	2	3
Bob Montgomery, R OBP: 0.316, SLG: 0.257 (1, 2)		0-3 K		4-0 PB 1B BB		0-0 FC6-4 1-2f				2	1	0	0	1	1	1
Ray Culp, R OBP: 0.225, SLG: 0.162 (1, 1)		0-3 K		4-0 1B 1-2 BB			0-3 K			2	0	0	0	1	2	0
Inning Stats	R: 2 E: 0 K: 2 S: 10	H: 3 LOB: 2 BB: 1 P: 14	R: 0 E: 0 K: 2 S: 7	H: 0 LOB: 0 BB: 0 P: 7	R: 0 E: 0 K: 3 S: 10	H: 1 LOB: 1 BB: 0 P: 10	R: 1 E: 0 K: 0 S: 3	H: 1 LOB: 2 BB: 2 P: 11	R: 0 E: 0 K: 1 S: 5	H: 0 LOB: 0 BB: 0 P: 5	R: 0 E: 0 K: 2 S: 8	H: 1 LOB: 2 BB: 1 P: 12	R: 0 E: 0 K: 2 S: 7	H: 0 LOB: 0 BB: 0 P: 7	1B: 4 2B: 3 3B: 0 HR: 0	SF: 0 SAC: 0 DP: 0 HBP: 0

BOTTOM

Baltimore Orioles @ Boston Red Sox
 Fenway Park, Boston, MA
 Sun Jun 27 1971, 3:33 AM EDT
 Att. 29,362 - Unknown

livebaseballscorecards.com

AB	30
R	3
H	7
RBI	3
BB	4
SO	12
LOB	13



PITCHER		IP	WLS	BF	H	R	ER	SO	BB	IBB	HBP	BLK	WP	HR	S	P	ERA	WHIP
Jim Palmer, R ERA: 2.69 (1, 1)		7.0	L	31	7	3	3	10	4	0	0	0	0	0	47	63	3.86	1.571
Eddie Watt, R ERA: 1.96 (8, 1)		1.0		3	0	0	0	2	0	0	0	0	0	7	7	0.00	0.000	

WP: 0	PA: 34
PB: 1	SB: 0
CS: 0	

Washington Senators @ Boston Red Sox
 Fenway Park, Boston, MA
 Mon Jun 28 1971, 7:05 PM EDT
 Att. 21,000 - Unknown

livebaseballscorecards.com

AB	34
R	4
H	9
RBI	4
BB	2
SO	5
LOB	17



AB R H RBI BB SO LOB

TOP

Batter	1	2	3	4	5	6	7	8	9
Del Unser, L (1, 9) OBP: 0.347, SLG: 0.378	4-0 BB		0-0 G6-4-3 1B		0-0 P4		0-0 F9		0-0 2-3 1B
Elliott Maddox, R (1, 8) OBP: 0.283, SLG: 0.248	0-0 F9		0-0 G6-4-3 1-2f		0-3 K		0-0 F8		0-0 F8
Don Mincher, L (1, 3) OBP: 0.406, SLG: 0.433	0-3 K			4-0 1B 1B BB	0-0 4-3			0-0 P6	
Frank Howard, R (1, 7) OBP: 0.365, SLG: 0.479	0-0 F3			0-0 1B 1-3 2B 1B	0-0 4-3			0-3 K	
Bernie Allen, L (1, 5) OBP: 0.327, SLG: 0.373		0-0 P5		0-0 2B 1B	0-0 6-3 1B			0-0 F9	
Dick Billings, R (1, 2) OBP: 0.253, SLG: 0.256		0-0 P6		0-3 K	0-0 6-3			1-0 WP 1B SF8 HBP	
Lenny Randle, S (1, 4) OBP: 0.283, SLG: 0.311		0-0 2B		0-0 1-H 3-H 2B	0-0 1-3			0-0 1B WP 1B	
Tim Cullen, R (1, 6) OBP: 0.242, SLG: 0.234		0-0 P6		0-0 6-3			0-0 FC1-6 1B	0-0 SF8	
Larry Bittner, L (9, PH) OBP: 0.288, SLG: 0.253								1-2 2-H	
Jackie Brown, R (1, 1) Denny Riddleberger, R (7, 1) Casey Cox, R (7, 1) Paul Lindblad, L (8, 1) Tom McCraw, L (9, PH) OBP: 0.289, SLG: 0.429			0-3 K	0-0 6-3	0-0 FC1-6		0-0 FC1-6	0-0 F9	

Inning Stats	R: 0	H: 0	E: 0	K: 1	S: 5	P: 9	R: 0	H: 1	E: 0	K: 0	S: 4	P: 4	R: 0	H: 1	E: 0	K: 1	S: 5	P: 5	R: 3	H: 3	E: 0	K: 1	S: 8	P: 12	R: 0	H: 0	E: 0	K: 1	S: 5	P: 5	R: 0	H: 1	E: 0	K: 0	S: 4	P: 4	R: 0	H: 1	E: 0	K: 0	S: 4	P: 4	R: 0	H: 1	E: 0	K: 0	S: 4	P: 4	R: 0	H: 0	E: 0	K: 1	S: 5	P: 5	R: 1	H: 2	E: 0	K: 0	S: 5	P: 6	1B: 7	2B: 2	3B: 0	HR: 0	SF: 1	SAC: 0	DP: 1	HBP: 1	WP: 1	PA: 38
--------------	------	------	------	------	------	------	------	------	------	------	------	------	------	------	------	------	------	------	------	------	------	------	------	-------	------	------	------	------	------	------	------	------	------	------	------	------	------	------	------	------	------	------	------	------	------	------	------	------	------	------	------	------	------	------	------	------	------	------	------	------	-------	-------	-------	-------	-------	--------	-------	--------	-------	--------

PITCHER	IP	WLS	BF	H	R	ER	SO	BB	IBB	HBP	BLK	WP	HR	S	P	ERA	WHIP
Luis Tiant, R (1, 1) ERA: 11.25	4.0		18	5	3	3	3	2	0	0	0	0	0	22	30	6.75	1.750
Bill Lee, L (5, 1) ERA: 3.26	2.0		7	1	0	0	1	0	0	0	0	0	0	9	9	0.00	0.500
Bobby Bolin, R (7, 1) ERA: 3.09	2.0	W	7	1	0	0	1	0	0	0	0	0	0	9	9	0.00	0.500
Ken Tatum, R (9, 1) ERA: 3.32	1.0	S	6	2	1	1	0	0	0	1	0	1	0	5	6	9.00	2.000

PITCHER	IP	WLS	BF	H	R	ER	SO	BB	IBB	HBP	BLK	WP	HR	S	P	ERA	WHIP
---------	----	-----	----	---	---	----	----	----	-----	-----	-----	----	----	---	---	-----	------

Batter	1	2	3	4	5	6	7	8	9
Doug Griffin, R (1, 4) OBP: 0.305, SLG: 0.318 John Kennedy, R (5, 4) OBP: 0.407, SLG: 0.444	4-0 SH1-3 1B BB		0-0 HR		0-0 F9		0-0 HR	0-0 SH 2B 1B	
Luis Aparicio, R (1, 6) OBP: 0.246, SLG: 0.278	0-0 SH1-3 1-3		0-0 6-3		0-0 FC5 2B		0-0 4-3	0-0 1B 2B	
Reggie Smith, S (1, 8) OBP: 0.364, SLG: 0.509	0-0 2B 1B		0-0 F8		0-0 P5		0-0 BB 1B	0-3 K	
Carl Yastrzemski, L (1, 7) OBP: 0.421, SLG: 0.452	0-0 F7		0-0 G3		4-0 BB		4-0 G6-4-3 BB	0-0 HR 1B	
Rico Petrocelli, R (1, 5) OBP: 0.351, SLG: 0.423	0-0 1-H 2B				0-0 F4		0-0 FC5 2-3f	0-0 HR	
George Scott, R (1, 3) OBP: 0.322, SLG: 0.414		0-0 F8			0-0 BB 1B		0-3 K	E6 SH1-4 1B 5-3	
Joe Lahoud, L (1, 9) OBP: 0.365, SLG: 0.507		0-0 F8			4-0 1-2 BB		0-0 6-3	0-0 SH1-4 1-2	
Bob Montgomery, R (1, 2) OBP: 0.357, SLG: 0.289		0-0 1B			0-0 F9		0-0 1B	4-0 1B SH IBB	
Luis Tiant, R (1, 1) Gary Peters, L (4, PH) Bill Lee, L (5, 1) Mike Fidge, L (6, PH) Bobby Bolin, R (7, 1) Phil Gagliano, R (8, PH) Ken Tatum, R (9, 1)		0-0 5-3			0-3 K		0-0 1-3	0-0 1-3 2-H 2B 1B	

AB	R	H	RBI	BB	SO	LOB
1	2	1	1	1	0	0
2	2	1	2	0	0	0
4	1	2	1	0	0	0
5	0	2	1	0	1	3
3	1	1	2	2	0	1
5	1	2	2	0	0	4
5	1	1	0	0	1	0
2	0	0	0	1	0	0
3	1	2	0	1	0	2
1	0	0	0	0	0	1
1	0	0	0	0	1	2
0	0	0	0	0	0	0
1	0	0	0	0	0	1
0	0	0	0	0	0	0
1	1	1	1	0	0	0
0	0	0	0	0	0	0

BOTTOM

Washington Senators @ Boston Red Sox
Fenway Park, Boston, MA
 Mon Jun 28 1971, 7:05 PM EDT
 Att. 21,000 - Unknown

livebaseballscorecards.com

AB	34
R	10
H	13
RBI	10
BB	5
SO	3
LOB	14



1B: 7	SF: 0
2B: 3	SAC: 3
3B: 0	DP: 1
HR: 3	HBP: 0

WP: 0	PA: 42
PB: 0	
SB: 1	
CS: 0	

Inning	R	H	E	K	S	P	BB	IBB	HBP	BLK	WP	HR	S	P	ERA	WHIP
1	1	2	0	4	8											
2	0	1	0	0	4											
3	1	1	0	0	4											
4	0	1	0	1	10											
5	0	1	0	1	8											
6	0	1	0	0	6											
7	1	2	0	1	8											
8	7	4	1	11	15											

PITCHER	IP	WLS	BF	H	R	ER	SO	BB	IBB	HBP	BLK	WP	HR	S	P	ERA	WHIP
Jackie Brown, R (1, 1) ERA: 3.65	6.1		30	9	3	3	2	3	0	0	0	0	2	31	43	4.26	1.895
Denny Riddleberger, L (7, 1) ERA: 4.66	0.0		1	0	0	0	0	1	0	0	0	0	0	0	4	∞	∞
Casey Cox, R (7, 1) ERA: 3.42	1.1	L	8	2	5	2	1	0	1	0	0	0	0	9	13	13.50	1.500
Paul Lindblad, L (8, 1) ERA: 3.06	0.1		3	2	2	0	0	0	0	0	0	0	1	3	3	0.00	6.000

Batter	1	2	3	4	5	6	7	8	9	AB R H RBI BB SO LOB	TOP											
Del Unser, L (1, 8) OBP: 0.348, SLG: 0.378	0-0 2B 1B		0-0 G3		0-0 SF9 1B 1B		0-0 F7		0-0 6-3	5 0 2 0 0 0 1												
Lenny Randle, S (1, 4) OBP: 0.294, SLG: 0.340	0-3 K		0-0 F8 2B		0-0 1B		0-3 K		0-0 F8	5 0 2 0 0 2 2												
Don Mincher, L (1, 3) OBP: 0.406, SLG: 0.436	0-0 1-3 2B		0-0 F8 2-3		0-0 SF9 2-3 3-H			4-0 1B BB 1B BB	0-0 F7	3 1 1 1 1 0 1												
Frank Howard, R (1, 7) OBP: 0.363, SLG: 0.474	0-3 K		0-0 5-3		0-3 K			4-0 1B 1B 1-2 BB		3 0 0 0 1 2 5												
Bernie Allen, L (1, 5) OBP: 0.328, SLG: 0.365	4-0 BB			0-0 G3		0-0 G3		0-3 K		2 0 0 0 1 0 0												
Elliott Maddox, R (8, PH) OBP: 0.281, SLG: 0.246										1 0 0 0 0 1 2												
Larry Bittner, L (1, 9) OBP: 0.277, SLG: 0.244	0-0 G1			0-0 F7		0-3 K		0-0 1B 1B		3 0 0 0 0 1 3												
Dick Billings, R (8, PH) OBP: 0.260, SLG: 0.264								1-2 2-3 1B		1 0 1 0 0 0 0												
Paul Casanova, R (1, 2) OBP: 0.236, SLG: 0.307		0-0 5-3		0-0 P6		0-3 K		0-0 1B		4 0 1 1 0 1 0												
Tim Cullen, R (1, 6) OBP: 0.246, SLG: 0.238		0-0 6-3			0-0 1B SF9 1B 1B			1-2 2-3 1B	0-0 F9	4 1 2 0 0 0 3												
Pete Broberg, R (1, 1)		0-3 K			0-3 K		0-3 K	0-0 G3		2 0 0 0 0 2 1												
Tom McCraw, L (7, PH) OBP: 0.287, SLG: 0.425										1 0 0 0 0 1 1												
Denny Riddleberger, R (7, 1)										0 0 0 0 0 0 0												
Rick Stelmazek, L (8, PH)										1 0 0 0 0 0 3												
Gerry Janeski, R (8, 1) OBP: 0.267, SLG: 0.214										0 0 0 0 0 0 0												
Inning Stats	R: 0 E: 0 K: 2 S: 9	H: 2 LOB: 3 BB: 1 P: 13	R: 0 E: 0 K: 1 S: 5	H: 0 LOB: 0 BB: 0 P: 5	R: 0 E: 0 K: 0 S: 4	H: 1 LOB: 1 BB: 0 P: 4	R: 0 E: 0 K: 0 S: 3	H: 0 LOB: 0 BB: 0 P: 3	R: 1 E: 0 K: 2 S: 10	H: 3 LOB: 2 BB: 0 P: 10	R: 0 E: 0 K: 2 S: 7	H: 0 LOB: 0 BB: 0 P: 7	R: 0 E: 0 K: 2 S: 8	H: 1 LOB: 1 BB: 0 P: 8	R: 1 E: 0 K: 1 S: 7	H: 2 LOB: 3 BB: 2 P: 15	R: 0 E: 0 K: 0 S: 3	H: 0 LOB: 0 BB: 0 P: 3	1B: 7 2B: 2 3B: 0 HR: 0	SF: 1 SAC: 0 DP: 0 HBP: 0	WP: 0 PB: 0 SB: 0 CS: 0	PA: 39
PITCHER	IP WLS BF H R ER SO BB IBB HBP BLK WP HR S P ERA WHIP											PITCHER	IP WLS BF H R ER SO BB IBB HBP BLK WP HR S P ERA WHIP									
Jim Lonborg, R (1, 1) ERA: 4.15	7.0 W 31 7 2 2 9 3 0 0 0 0 0 46 58 2.57 1.429												2.0 S 8 2 0 0 1 0 0 0 0 0 0 10 10 0.00 1.000									

Washington Senators @ Boston Red Sox
 Fenway Park, Boston, MA
 Tue Jun 29 1971, 7:05 PM EDT
 Att. 25,024 - Unknown

AB	35
R	2
H	9
RBI	2
BB	3
SO	10
LOB	22



Batter	1	2	3	4	5	6	7	8	9
John Kennedy, R OBP: 0.407, SLG: 0.506 (1, 4)	0-0 4-3	0-0 HR		0-0 3B		0-0 6-3		0-0 FC3-2 FC6-4	
Luis Aparicio, R OBP: 0.245, SLG: 0.277 (1, 6)	0-0 1B	0-3 K		0-0 F8		0-0 F9		0-0 FC6-4	
Reggie Smith, S OBP: 0.359, SLG: 0.502 (1, 9)	0-3 K		0-0 F8		0-0 F5		0-3 K		
Carl Yastrzemski, L OBP: 0.422, SLG: 0.455 (1, 7)		4-0 BB 1B BB	0-3 K		0-0 F9 2B		0-0 F8		
Rico Petrocelli, R OBP: 0.356, SLG: 0.428 (1, 5)		0-0 F8	0-0 1B 2B		4-0 BB BB BB BB		4-0 BB BB		
George Scott, R OBP: 0.321, SLG: 0.412 (1, 3)		0-0 E5 1B BB	0-0 1B		0-0 F9 2-3		0-3 K		
Billy Conigliaro, R OBP: 0.325, SLG: 0.487 (1, 8)		4-0 1B BLK BB	0-0 L4		0-0 F8			0-0 3-1	
Bob Montgomery, R OBP: 0.391, SLG: 0.341 (1, 2)		0-0 BLK HR 1B		0-0 F8		1-0 SH3-4 HBP		0-0 1B FC3-2 2B	
Jim Lonborg, R OBP: 0.222, SLG: 0.125 (1, 1)		0-3 K		0-0 6-3		0-0 SH3-4		0-0 FC3-2 1B	
Sparky Lyle, L OBP: 1.000, SLG: 1.000 (8, 1)									

AB	R	H	RBI	BB	SO	LOB
5	1	2	2	0	0	3
5	0	1	0	0	1	4
4	0	0	0	0	2	0
3	1	1	0	1	1	0
2	1	1	0	2	0	1
4	1	1	1	0	1	4
3	1	0	0	1	0	3
3	1	2	2	0	0	0
2	0	0	0	0	1	1
1	0	1	0	0	0	0

WP	HR	S	P	ERA	WHIP
0	0	0	38	0.00	1.667
0	0	0	0	0.00	1.000
0	0	5	5	0.00	2.000

Washington Senators @ Boston Red Sox
Fenway Park, Boston, MA
 Tue Jun 29 1971, 7:05 PM EDT
 Att. 25,024 - Unknown

livebaseballscorecards.com

AB	32
R	6
H	9
RBI	5
BB	4
SO	6
LOB	16



Inning Stats														
R	H	E	K	S	P	IP	WLS	BF	H	R	ER	SO	BB	LOB
0	1	0	1	5	0	6.0	L	29	7	6	3	4	3	0
0	0	1	2	10	0	1.0		4	0	0	0	2	1	0
0	0	0	2	5	0	1.0		5	2	0	0	0	0	0

PITCHER	IP	WLS	BF	H	R	ER	SO	BB	IBB	HBP	BLK	WP	HR	S	P	ERA	WHIP
Pete Broberg, R ERA: 6.28 (1, 1)	6.0	L	29	7	6	3	4	3	0	1	1	0	1	33	46	4.50	1.667
Denny Riddleberger, L ERA: 4.54 (7, 1)	1.0		4	0	0	0	2	1	0	0	0	0	0	7	11	0.00	1.000
Gerry Janeski, R ERA: 4.96 (8, 1)	1.0		5	2	0	0	0	0	0	0	0	0	0	5	5	0.00	2.000

Inning Stats														
R	H	E	K	S	P	IP	WLS	BF	H	R	ER	SO	BB	LOB
0	0	0	0	7	0	6.0		29	7	6	3	4	3	0
0	0	0	1	2	0	1.0		4	0	0	0	2	1	0
0	0	0	2	5	0	1.0		5	2	0	0	0	0	0

PITCHER	IP	WLS	BF	H	R	ER	SO	BB	IBB	HBP	BLK	WP	HR	S	P	ERA	WHIP
	6.0		29	7	6	3	4	3	0	1	1	0	1	33	46	4.50	1.667
	1.0		4	0	0	0	2	1	0	0	0	0	0	7	11	0.00	1.000
	1.0		5	2	0	0	0	0	0	0	0	0	0	5	5	0.00	2.000

BOTTOM

Boston Red Sox @ Detroit Tigers
Tiger Stadium, Detroit, MI
Thu Jul 01 1971, 7:05 PM EDT
Att. 16,961 - Unknown

livebaseballscorecards.com

AB 40
R 7
H 13
RBI 7
BB 2
SO 9
LOB 14



WP: 0 PA: 43
PB: 0
SB: 0
CS: 0

AB R H RBI BB SO LOB

5 0 1 1 0 1 0

4 1 2 1 1 0 1

5 1 2 1 0 0 3

3 0 0 0 0 1 2

2 0 0 0 0 1 0

5 2 2 1 0 2 0

5 1 3 0 0 1 1

3 0 2 3 1 0 1

4 1 0 0 0 0 4

2 0 0 0 0 2 2

1 0 0 0 0 1 0

1 1 1 0 0 0 0

1B: 9 SF: 1
2B: 4 SAC: 0
3B: 0 DP: 1
HR: 0 HBP: 0

Batter	1	2	3	4	5	6	7	8	9
Dick McAuliffe, L OBP: 0.274, SLG: 0.352 (1, 4)	0-0 F6	0-0 G3		0-0 E1		0-3 K		0-0 1B	
Al Kaline, R OBP: 0.473, SLG: 0.509 (1, 9)	0-0 2B	4-0 BB		0-0 L5-4-3		0-0 L7		0-0 1B	
Jim Northrup, L OBP: 0.367, SLG: 0.463 (1, 8) (7, 7)	0-0 1B	0-0 4-3		0-0 1B			0-0 F4	0-0 3-1	
Willie Horton, R OBP: 0.338, SLG: 0.495 Mickey Stanley, R OBP: 0.336, SLG: 0.383 (1, 7) (7, 8)	0-3 K		0-0 F8	0-0 5-3			0-0 F4		0-3 K
Norm Cash, L OBP: 0.396, SLG: 0.612 (1, 3)	0-0 1B		0-0 3-1		0-0 SF9		0-3 K		0-3 K
Aurelio Rodriguez, R OBP: 0.291, SLG: 0.383 (1, 5)	0-0 FC5-6		0-0 1B		0-0 4-3		0-3 K		0-0 FC6-4
Bill Freehan, R OBP: 0.335, SLG: 0.430 (1, 2)	0-0 1B		0-0 E		0-0 SF9		4-0 FC6-4	0-0 BB	0-0 FC6-4
Ed Brinkman, R OBP: 0.269, SLG: 0.251 (1, 6)	0-0 FC5-6		0-0 E6		0-0 6-3		0-0 FC6-4	0-0 1B	
Bill Gilbreth, L OBP: 0.333, SLG: 0.333 Dean Chance, R Fred Scherman, L OBP: 0.364, SLG: 0.300 (1, 1) (6, 1) (7, 1)		0-3 K	0-3 K			0-3 K		0-0 1B	

Inning Stats	R: 3	H: 5	E: 0	K: 1	S: 10	LOB: 2	BB: 0	P: 10
	R: 0	H: 0	E: 0	K: 1	S: 5	LOB: 1	BB: 1	P: 9
	R: 1	H: 2	E: 1	K: 1	S: 8	LOB: 2	BB: 0	P: 8
	R: 0	H: 1	E: 1	K: 0	S: 4	LOB: 1	BB: 0	P: 4
	R: 1	H: 1	E: 0	K: 0	S: 4	LOB: 0	BB: 0	P: 4
	R: 0	H: 0	E: 0	K: 2	S: 7	LOB: 0	BB: 0	P: 7
	R: 0	H: 0	E: 0	K: 1	S: 5	LOB: 0	BB: 0	P: 5
	R: 2	H: 3	E: 0	K: 1	S: 8	LOB: 2	BB: 1	P: 12
	R: 0	H: 1	E: 0	K: 2	S: 8	LOB: 1	BB: 0	P: 8

PITCHER	IP	WLS	BF	H	R	ER	SO	BB	IBB	HBP	BLK	WP	HR	S	P	ERA	WHIP
Sonny Siebert, R ERA: 2.84 (1, 1)	5.0		26	9	5	5	3	1	0	0	0	0	0	31	35	9.00	2.000
Ken Brett, L ERA: 3.32 (6, 1)	2.0		6	0	0	0	3	0	0	0	0	0	0	12	12	0.00	0.000
Ken Tatum, R ERA: 4.03 (8, 1)	0.2		6	3	2	2	1	1	0	0	0	0	0	7	11	27.00	6.000
Bill Lee, L ERA: 3.18 (8, 1)	1.1	W	5	1	0	0	2	0	0	0	0	0	0	9	9	0.00	0.750

Batter	1	2	3	4	5	6	7	8	9	AB R H RBI BB SO LOB	TOP											
Horace Clarke, S (1, 4) OBP: 0.333, SLG: 0.319	0-0 F8 2B 1B	0-0 P6		0-0 F5		4-0 BB		0-0 F8		4 1 1 0 1 0 1												
Jerry Kenney, L (1, 5) OBP: 0.369, SLG: 0.315	0-0 F8 1-2		0-0 4-3		0-0 L9	0-0 L8		0-0 FC4-6 BB HR 1B		5 1 1 0 0 0 3												
Bobby Murcer, L (1, 8) OBP: 0.449, SLG: 0.575	0-0 WP 2H 2B		0-0 F8		0-0 1-3		0-0 G3		0-0 L9	5 0 1 1 0 0 1												
Jim Lyttle, L (9, 8) OBP: 0.269, SLG: 0.315										0 0 0 0 0 0 0												
Roy White, S (1, 7) OBP: 0.375, SLG: 0.504	0-0 1-3		4-0 2B BB		0-0 1-3		0-0 G3		4-0 FC4-6 BB	3 0 0 0 2 0 1												
Ron Blomberg, L (1, 9) OBP: 0.486, SLG: 0.581	4-0 2-3 BB		0-0 1-3 2B		0-0 2B 1B	0-0 E 1B		0-0 FC4-6 HR		4 2 3 0 1 0 2												
Thurman Munson, R (1, 2) OBP: 0.346, SLG: 0.377	0-3 K		4-0 BB		0-0 2B	0-0 E6 1-3		0-0 HR		4 2 2 4 1 1 3												
Danny Cater, R (1, 3) OBP: 0.271, SLG: 0.308		0-0 FC3-6 1B		0-0 F2		0-0 F9	0-0 4-3	0-0 4-3		5 0 1 0 0 0 6												
Gene Michael, S (1, 6) OBP: 0.333, SLG: 0.295		0-0 FC3-6 SH1-4 1-2f		0-0 F7		0-0 2B		0-0 F9		4 0 1 1 0 0 1												
Stan Bahnsen, R (1, 1) OBP: 0.175, SLG: 0.256		0-0 SH1-4 1-2		0-0 P6		0-3 K		0-3 K		3 0 0 0 0 2 1												
Inning Stats	R: 1 E: 0 K: 1 S: 7	H: 2 LOB: 2 BB: 1 P: 11	R: 0 E: 0 K: 0 S: 4	H: 1 LOB: 1 BB: 0 P: 4	R: 0 E: 0 K: 0 S: 4	H: 1 LOB: 3 BB: 2 P: 12	R: 0 E: 0 K: 0 S: 3	H: 0 LOB: 0 BB: 0 P: 3	R: 0 E: 0 K: 0 S: 3	H: 0 LOB: 0 BB: 0 P: 3	R: 2 E: 0 K: 1 S: 8	H: 3 LOB: 2 BB: 1 P: 12	R: 0 E: 1 K: 0 S: 5	H: 1 LOB: 2 BB: 0 P: 5	R: 0 E: 0 K: 1 S: 5	H: 0 LOB: 0 BB: 0 P: 5	R: 3 E: 0 K: 0 S: 5	H: 2 LOB: 0 BB: 1 P: 9	1B: 5 2B: 4 3B: 0 HR: 1	SF: 0 SAC: 1 DP: 0 HBP: 0	WP: 1 PB: 0 SB: 0 CS: 0	PA: 43
PITCHER	IP WLS BF H R ER SO BB IBB HBP BLK WP HR S P ERA WHIP																					
Ray Culp, R (1, 1) ERA: 3.26	7.0 L 34 8 3 3 2 4 0 0 0 1 0 34 50 3.86 1.714																					
Ken Brett, L (8, 1) ERA: 3.86	1.2 8 2 3 3 1 1 0 0 0 0 1 9 13 16.20 1.800																					
Ken Tatum, R (9, 1) ERA: 3.97	0.1 1 0 0 0 0 0 0 0 0 0 0 0 1 1 0.00 0.000																					

New York Yankees @ Boston Red Sox
 Fenway Park, Boston, MA
 Fri Jul 02 1971, 7:05 PM EDT
 Att. 29,309 - Overcast - 80 F

AB	37
R	6
H	10
RBI	6
BB	5
SO	3
LOB	19



Batter	1	2	3	4	5	6	7	8	9	AB	R	H	RBI	BB	SO	LOB
John Kennedy, R OBP: 0.380, SLG: 0.462 (1, 4) (7, 6)	0-0 6-3		0-0 P6		0-0 6-3		0-0 F6			4	0	0	0	0	0	2
Luis Aparicio, R OBP: 0.260, SLG: 0.280 Buddy Hunter, R (1, 6) (7, 4)	0-0 E5 1B		0-0 F6			0-0 FC4-6 1B		0-0 P4		3	0	2	0	0	0	0
Reggie Smith, S OBP: 0.357, SLG: 0.495 (1, 9)	4-0 G4-6-3 BB		0-0 3-1			0-0 FC4-6 FC3-6 1-2f		0-0 1B		3	0	1	0	1	0	1
Carl Yastrzemski, L OBP: 0.416, SLG: 0.455 (1, 7)	0-0 G4-6-3 1-2f			0-0 F5		0-0 FC3-6 1-2f		0-0 F7		4	0	0	0	0	0	4
Rico Petrocelli, R OBP: 0.353, SLG: 0.437 (1, 5)		0-0 6-3		0-0 2B		0-0 F9		0-0 F8		4	0	1	0	0	0	2
George Scott, R OBP: 0.319, SLG: 0.423 (1, 3)		0-0 6-3		0-0 5-3			0-0 5-3		0-0 F7	4	0	0	0	0	0	1
Billy Conigliaro, R OBP: 0.336, SLG: 0.489 (1, 8)		0-0 WP 1B 1B		0-0 F8			0-3 K		0-0 L7	4	0	1	0	0	1	1
Bob Montgomery, R OBP: 0.362, SLG: 0.321 (1, 2)		0-0 WP 1-2 1B			0-3 K		0-0 BB 1B		0-0 F9	4	0	2	0	0	1	0
Ray Culp, R OBP: 0.214, SLG: 0.154 Joe Lahoud, L OBP: 0.389, SLG: 0.507 Ken Brett, L OBP: 0.222, SLG: 0.222 Ken Tatum, R OBP: 0.600, SLG: 0.333 (1, 1) (7, PH) (8, 1) (9, 1)		0-0 G3 1-2 2-3			0-0 3-1		4-0 BB 1-2 BB			2	0	0	0	0	0	2

BOTTOM

New York Yankees @ Boston Red Sox

Fenway Park, Boston, MA

Fri Jul 02 1971, 7:05 PM EDT
Att. 29,309 - Overcast - 80 F

livebaseballscorecards.com

AB	33
R	0
H	7
RBI	0
BB	2
SO	2
LOB	13



Inning Stats	R: 0	H: 1	E: 1	K: 0	S: 3	LOB: 1	BB: 1	P: 7	R: 0	H: 2	E: 0	K: 0	S: 5	LOB: 2	BB: 0	P: 5	R: 0	H: 0	E: 0	K: 0	S: 3	LOB: 0	BB: 0	P: 3	R: 0	H: 1	E: 0	K: 0	S: 4	LOB: 1	BB: 0	P: 4	R: 0	H: 0	E: 0	K: 1	S: 5	LOB: 0	BB: 0	P: 5	R: 0	H: 1	E: 0	K: 0	S: 4	LOB: 1	BB: 0	P: 4	R: 0	H: 1	E: 0	K: 1	S: 6	LOB: 2	BB: 1	P: 10	R: 0	H: 1	E: 0	K: 0	S: 4	LOB: 1	BB: 0	P: 4	R: 0	H: 0	E: 0	K: 0	S: 3	LOB: 0	BB: 0	P: 3	1B: 6	SF: 0	2B: 1	SAC: 0	3B: 0	DP: 1	HR: 0	HBP: 0	WP: 1	PA: 35	ERA	WHIP
PITCHER Stan Bahnsen, R ERA: 2.79 (1, 1)	IP	WLS	BF	H	R	ER	SO	BB	IBB	HBP	BLK	WP	HR	S	P	ERA	WHIP											PITCHER	IP	WLS	BF	H	R	ER	SO	BB	IBB	HBP	BLK	WP	HR	S	P	ERA	WHIP																																							

Batter	1	2	3	4	5	6	7	8	9	AB R H RBI BB SO LOB	TOP
Horace Clarke, S (1, 4) OBP: 0.330, SLG: 0.315	0-0 6-3		0-0 6-3		0-0 F6			0-0 F7		4 0 0 0 0 0 0	
Jerry Kenney, L (1, 5) OBP: 0.377, SLG: 0.313	0-0 6-3			4-0 2B BB		4-0 HR BB		4-0 WP BB		1 1 0 0 3 0 0	
Bobby Murcer, L (1, 8) OBP: 0.446, SLG: 0.574	0-0 3-1			0-0 1-3 2B		0-3 K		0-0 F7		4 0 1 0 0 1 2	
Roy White, S (1, 7) OBP: 0.374, SLG: 0.513		0-0 F7		0-3 K		0-0 1-H HR		0-0 6-3		4 1 1 2 0 1 3	
Ron Blomberg, L (1, 9) OBP: 0.475, SLG: 0.545 Danny Cater, R (9, PH) OBP: 0.270, SLG: 0.307 (9, 3)	0-0 3-1			4-0 IBB		0-0 4-3			0-0 6-3	2 0 0 0 1 0 0 1 0 0 0 0 0 0	
Thurman Munson, R (1, 2) OBP: 0.348, SLG: 0.376		0-0 FC5-4 1B		0-0 L4		0-3 K			4-0 PB BB	3 0 1 0 1 1 3	
Felipe Alou, R (1, 3) OBP: 0.294, SLG: 0.353 (9, 9)	0-0 FC5-4			0-0 F7			0-0 F6		0-0 5-3	4 0 0 0 0 0 5	
Gene Michael, S (1, 6) OBP: 0.332, SLG: 0.291			0-0 F8		0-0 6-3		0-3 K		4-0 IBB	3 0 0 0 1 1 0	
Fritz Peterson, S (1, 1) OBP: 0.186, SLG: 0.054			0-0 F7		0-3 K		0-0 6-3		0-0 L6	4 0 0 0 0 1 2	
Inning Stats	R: 0 H: 0 E: 0 LOB: 0 K: 0 BB: 0 S: 3 P: 3	R: 0 H: 1 E: 0 LOB: 1 K: 0 BB: 0 S: 4 P: 4	R: 0 H: 0 E: 0 LOB: 0 K: 0 BB: 0 S: 3 P: 3	R: 0 H: 1 E: 0 LOB: 3 K: 1 BB: 2 S: 6 P: 14	R: 0 H: 0 E: 0 LOB: 0 K: 1 BB: 0 S: 5 P: 5	R: 2 H: 1 E: 0 LOB: 0 K: 2 BB: 1 S: 8 P: 12	R: 0 H: 0 E: 0 LOB: 0 K: 1 BB: 0 S: 5 P: 5	R: 0 H: 0 E: 0 LOB: 1 K: 0 BB: 1 S: 3 P: 7	R: 0 H: 0 E: 0 LOB: 2 K: 0 BB: 2 S: 3 P: 11	1B: 1 SF: 0 2B: 1 SAC: 0 3B: 0 DP: 0 HR: 1 HBP: 0	WP: 1 PA: 36 PB: 1 SB: 0 CS: 0
PITCHER Luis Tiant, R (1, 1) ERA: 7.2 Sparky Lyle, L (8, 1) ERA: 2.51	IP WLS BF H R ER SO BB IBB HBP BLK WP HR S P ERA WHIP										
	7.0 L 27 3 2 2 5 2 1 0 0 0 1 34 46 2.57 0.714										
	2.0 9 0 0 0 0 2 1 0 0 1 0 6 18 0.00 1.000										

New York Yankees @ Boston Red Sox
 Fenway Park, Boston, MA
 Sat Jul 03 1971, 7:05 PM EDT
 Att. 28,878 - Unknown

livebaseballscorecards.com

AB	30
R	2
H	3
RBI	2
BB	6
SO	5
LOB	15



Batter	1	2	3	4	5	6	7	8	9	AB	R	H	RBI	BB	SO	LOB						
John Kennedy, R (1, 4) OBP: 0.365, SLG: 0.442	0-0 F8 ①		0-0 1-3 ①		0-0 L8 ②		0-0 6-3 ③			4	0	0	0	0	0	2						
Luis Aparicio, R (1, 6) OBP: 0.260, SLG: 0.280	0-0 F8 ②		0-0 1B ②		0-0 4-3 ③			0-0 6-3 ①		4	0	1	0	0	0	1						
Reggie Smith, S (1, 9) OBP: 0.356, SLG: 0.492	0-0 1B ③		0-3 K ②			0-0 P4 ①		0-0 F8 ②		4	0	1	0	0	1	1						
Carl Yastrzemski, L (1, 7) OBP: 0.414, SLG: 0.452	0-0 G3 ③		0-0 L4 ③			0-0 F2 ②		0-0 FC5-4 1B ③		4	0	1	0	0	0	2						
Rico Petrocelli, R (1, 5) OBP: 0.355, SLG: 0.436		0-0 G5-3 1B ①		0-0 6-3 ①		4-0 BB ②		0-0 FC5-4 1-2f ③		3	0	1	0	1	0	1						
George Scott, R (1, 3) OBP: 0.318, SLG: 0.420		0-0 1-2 1B ②		0-0 5-3 ②		0-0 1-3 ③			0-0 5-3 ①	4	1	1	0	0	0	1						
Billy Conigliaro, R (1, 8) OBP: 0.331, SLG: 0.481		0-0 G5-3 ①		0-0 5-3 ③			0-0 5-3 ①		0-0 6-3 ②	4	0	0	0	0	0	2						
Bob Montgomery, R (1, 2) OBP: 0.387, SLG: 0.357		4-0 1B BB ③			0-0 F9 ①		0-0 2B ②		0-0 1B ③	3	0	2	0	1	0	0						
Luis Tiant, R (1, 1) OBP: 0.667, SLG: 1.000		0-0 1B ③					0-0 5-3 ②		0-0 F9 ③	2	0	2	1	0	0	0						
Phil Gagliano, R (7, PH) OBP: 0.600, SLG: 0.615										1	0	0	0	0	0	1						
Sparky Lyle, L (8, 1) OBP: 1.000, SLG: 1.000										0	0	0	0	0	0	0						
Duane Josephson, R (9, PH) OBP: 0.290, SLG: 0.374		1-3 2-H ③								1	0	0	0	0	0	1						
Inning Stats	R: 0 E: 0 K: 0 S: 4	H: 1 LOB: 1 BB: 0 P: 4	R: 1 E: 0 K: 0 S: 4	H: 3 LOB: 2 BB: 1 P: 8	R: 0 E: 0 K: 1 S: 6	H: 1 LOB: 1 BB: 0 P: 6	R: 0 E: 0 K: 0 S: 3	H: 0 LOB: 0 BB: 0 P: 3	R: 0 E: 0 K: 0 S: 4	H: 1 LOB: 1 BB: 0 P: 4	R: 0 E: 0 K: 0 S: 3	H: 0 LOB: 1 BB: 1 P: 7	R: 0 E: 0 K: 0 S: 4	H: 1 LOB: 1 BB: 0 P: 4	R: 0 E: 0 K: 0 S: 4	H: 1 LOB: 1 BB: 0 P: 4	R: 0 E: 0 K: 0 S: 4	H: 1 LOB: 1 BB: 0 P: 4	1B: 7 2B: 2 3B: 0 HR: 0	SF: 0 SAC: 0 DP: 1 HBP: 0	WP: 0 PB: 0 SB: 0 CS: 0	PA: 36
PITCHER Fritz Peterson, L (1, 1) ERA: 3.46	IP: 9.0 WLS: W BF: 36 H: 9 R: 1 ER: 1 SO: 1 BB: 2 IBB: 0 HBP: 0 BLK: 0 WP: 0 HR: 0 S: 36 P: 44 ERA: 1.00 WHIP: 1.222															PITCHER	IP: 9.0 WLS: W BF: 36 H: 9 R: 1 ER: 1 SO: 1 BB: 2 IBB: 0 HBP: 0 BLK: 0 WP: 0 HR: 0 S: 36 P: 44 ERA: 1.00 WHIP: 1.222					

BOTTOM

New York Yankees @ Boston Red Sox
 Fenway Park, Boston, MA
 Sat Jul 03 1971, 7:05 PM EDT
 Att. 28,878 - Unknown

livebaseballscorecards.com

AB	34
R	1
H	9
RBI	1
BB	2
SO	1
LOB	12



Batter	1	2	3	4	5	6	7	8	9	AB R H RBI BB SO LOB	TOP						
Horace Clarke, S (1, 4) OBP: 0.335, SLG: 0.317	4-0 SH5-3 PB BB		4-0 1B BB 1B BB	0-0 FC1-6 1B		0-0 BB 1B		0-0 F7	0-0 G5-4-3	4 1 2 0 2 0 2	<p>New York Yankees @ Boston Red Sox Fenway Park, Boston, MA Sun Jul 04 1971, 3:33 AM EDT Att. 23,108 - Sunny - 88 F</p>						
Jerry Kenney, L (1, 5) OBP: 0.379, SLG: 0.309	0-0 SH5-3		4-0 1B BB 1B BB	0-0 FC1-6 1-2f		0-0 P6		4-0 FC6-4 1B 1B BB		2 2 0 0 2 0 3							
Bobby Murcer, L (1, 8) OBP: 0.449, SLG: 0.573	0-3 K		0-0 1B BB 1B 1B	0-0 L4		4-0 BB 1-2 2-3		0-0 FC6-4 1-2 1B		4 1 2 0 1 1 2							
Roy White, S (1, 7) OBP: 0.371, SLG: 0.506	0-0 F5		0-0 1B BB 1-2 2-3			0-0 G3		0-0 FC6-4 1-2f 2-3 1B		5 0 1 2 0 0 6							
Ron Blomberg, L (1, 9) OBP: 0.488, SLG: 0.559 Ron Swoboda, R (3, PH) OBP: 0.377, SLG: 0.353		0-0 9-3 1B	0-0 F8			4-0 G5-3 HBP BB		0-0 1B 1-2 1B		1 0 1 0 0 0 0 3 0 2 1 1 0 2							
Jake Gibbs, L (1, 2) OBP: 0.280, SLG: 0.301		0-0 9-3 1-2f	0-3 K			1-0 HBP		0-0 1-3 1B		4 0 1 0 0 2 5							
Danny Cater, R (1, 3) OBP: 0.272, SLG: 0.308		0-0 BB 1B	0-0 1-2 2-H 1B			0-0 G5-3 2-3f		0-0 L5		5 0 2 1 0 0 4							
Gene Michael, S (1, 6) OBP: 0.337, SLG: 0.292		4-0 BB 1-2 BB	0-3 K			4-0 BB 1B BB		0-0 F8		3 0 1 0 2 1 4							
Steve Kline, R Felipe Alou, R Jim Hardin, R Ron Hansen, R Gary Waslewski, R Len Boehmer, R Mike Kekich, R Thurman Munson, R Jack Aker, R John Elie, R		0-0 P6		0-0 6-3		0-0 F8		0-3 K		0 0 0 0 0 0 0 1 0 0 0 0 0 0 2 0 0 0 0 0 0 0 0 1 0 0 0 0 0 0 0 1 0 0 0 0 0 0 1 0 0 0 0 0 0 0 0 1 0 0 0 0 0 0 1 0 0 0 0 0 0 0 2 1 0 0 0 0 0 0 1							
Inning Stats	R: 0 H: 0 E: 0 LOB: 1 K: 1 BB: 1 S: 5 P: 9	R: 0 H: 2 E: 0 LOB: 2 K: 0 BB: 1 S: 4 P: 8	R: 3 H: 3 E: 0 LOB: 2 K: 2 BB: 2 S: 10 P: 18	R: 0 H: 1 E: 0 LOB: 1 K: 0 BB: 0 S: 4 P: 4	R: 0 H: 0 E: 0 LOB: 1 K: 0 BB: 1 S: 2 P: 7	R: 0 H: 1 E: 0 LOB: 3 K: 0 BB: 2 S: 4 P: 12	R: 0 H: 2 E: 0 LOB: 2 K: 1 BB: 0 S: 7 P: 7	R: 1 H: 2 E: 0 LOB: 2 K: 1 BB: 1 S: 7 P: 11	R: 0 H: 1 E: 1 LOB: 1 K: 0 BB: 0 S: 4 P: 4	1B: 12 SF: 0 2B: 1 SAC: 1 3B: 0 DP: 3 HR: 0 HBP: 1		WP: 0 PA: 46 PB: 1 SB: 0 CS: 0					
PITCHER	IP WLS BF H R ER SO BB IBB HBP BLK WP HR S P ERA WHIP																
Jim Lonborg, R (1, 1) ERA: 4.45	2.0	13	4	3	3	1	4	0	0	0	0	0	0	11	27	13.50	4.000
Bill Lee, L (3, 1) ERA: 2.98	6.1	32	8	1	1	4	4	0	1	0	0	0	35	52	1.42	1.895	
Sparky Lyle, L (9, 1) ERA: 2.45	0.2	1	0	0	0	0	0	0	0	0	0	0	1	1	0.00	0.000	

livebaseballscorecards.com

AB	36
R	4
H	12
RBI	4
BB	8
SO	5
LOB	34



Batter	1	2	3	4	5	6	7	8	9
John Kennedy, R OBP: 0.376, SLG: 0.490 (1, 4)	0-0 HR	0-0 5-3		0-0 1-2 1B		0-0 2B		0-0 6-3	
Luis Aparicio, R OBP: 0.263, SLG: 0.280 (1, 6)	0-0 F7		0-0 HR 1B	0-0 F8		4-0 BB			
Joe Lahoud, L OBP: 0.394, SLG: 0.582 (1, 7)	0-0 HR		0-0 1-H HR	0-0 F7		0-3 K			
Reggie Smith, S OBP: 0.355, SLG: 0.492 (1, 9)	0-0 P4		0-0 4-3 SF7 2B		0-0 P6		0-0 3-1		
Rico Petrocelli, R OBP: 0.360, SLG: 0.439 (1, 5)	0-0 HR 1B		0-0 4-3		4-0 BB		0-0 3-1 1B		
George Scott, R OBP: 0.317, SLG: 0.430 Mike Fiore, L OBP: 0.257, SLG: 0.103 (1, 3) (8, 3)	0-0 1-H HR		0-0 SF7		0-0 F8		0-0 3-1		
Billy Conigliaro, R OBP: 0.326, SLG: 0.473 (1, 8)	0-0 F5		0-0 F8		0-0 5-3		0-0 6-3		
Bob Montgomery, R OBP: 0.364, SLG: 0.333 (1, 2)		0-0 F2		0-0 F9		0-0 F8		0-3 K	
Jim Lonborg, R OBP: 0.211, SLG: 0.118 Bill Lee, L OBP: 0.250, SLG: 0.182 Sparky Lyle, L OBP: 1.000, SLG: 1.000 (1, 1) (3, 1) (9, 1)		0-3 K		4-0 1B BB		0-0 5-3		0-0 3-1	


AB	R	H	RBI	BB	SO	LOB
5	1	3	1	0	0	0
3	1	1	0	1	0	2
4	2	2	3	0	1	4
4	1	1	0	0	0	0
3	1	2	0	1	0	1
3	1	1	3	0	0	2
0	0	0	0	0	0	0
4	0	0	0	0	0	2
4	0	0	0	0	1	0
1	0	0	0	0	1	0
2	0	0	0	1	0	0
0	0	0	0	0	0	0
1B: 4	SF: 1					
2B: 2	SAC: 0					
3B: 0	DP: 0					
HR: 4	HBP: 0					

BOTTOM

New York Yankees @ Boston Red Sox
Fenway Park, Boston, MA

Sun Jul 04 1971, 3:33 AM EDT
Att. 23,108 - Sunny - 88 F

AB	33
R	7
H	10
RBI	7
BB	3
SO	3
LOB	11



Inning Stats	R	H	E	K	S	LOB	BB	P	R	H	E	K	S	LOB	BB	P
	4	4	0	7	7	0	0	7	0	0	0	0	0	0	0	0
	0	0	0	5	5	0	5	5	0	0	0	0	0	0	0	0
	3	3	0	6	6	0	6	6	0	0	0	0	0	0	0	0
	0	1	0	4	4	0	4	4	0	0	0	0	0	0	0	0
	0	0	0	3	3	0	3	3	0	0	0	0	0	0	0	0
	0	0	0	6	6	0	6	6	0	0	0	0	0	0	0	0
	0	0	0	7	7	0	7	7	0	0	0	0	0	0	0	0
	0	0	0	8	8	0	8	8	0	0	0	0	0	0	0	0
	0	0	0	10	10	0	10	10	0	0	0	0	0	0	0	0
	0	0	0	10	10	0	10	10	0	0	0	0	0	0	0	0

PITCHER	IP	WLS	BF	H	R	ER	SO	BB	IBB	HBP	BLK	WP	HR	S	P	ERA	WHIP
Steve Kline, R ERA: 3.25 (1, 1)	1.0	L	7	4	4	4	0	0	0	0	0	0	3	7	7	36.00	4.000
Jim Hardin, R ERA: 4.57 (2, 1)	2.0		9	3	3	3	1	0	0	0	0	0	1	11	11	13.50	1.500
Gary Waslewski, R ERA: 2.97 (4, 1)	2.0		9	1	0	0	0	2	0	0	0	0	0	7	15	0.00	1.500
Mike Kekich, L ERA: 4.55 (6, 1)	1.0		5	1	0	0	1	1	0	0	0	0	0	6	10	0.00	2.000
Jack Aker, R ERA: 2.41 (7, 1)	2.0		7	1	0	0	1	0	0	0	0	0	0	9	9	0.00	0.500

WP	HR	S	P	ERA	WHIP
0	0	0	37		
0	0	0			
0	0	0			
0	0	0			

New York Yankees @ Boston Red Sox
 Fenway Park, Boston, MA
 Mon Jul 05 1971, 3:33 AM EDT
 Att. 23,364 - Sunny - 88 F

AB	43
R	7
H	16
RBI	7
BB	0
SO	8
LOB	17



WP:	0	PA:	45
PB:	0		
SB:	0		
CS:	0		

AB	R	H	RBI	BB	SO	LOB
5	1	1	1	0	0	2
5	1	1	0	0	2	0
5	2	3	1	0	1	0
4	1	2	1	0	0	0
5	1	3	3	0	0	2
4	1	1	0	0	1	2
5	0	4	0	0	0	0
3	0	0	0	0	2	3
2	0	0	0	0	0	4
3	0	1	1	0	2	0
0	0	0	0	0	0	0
1	0	0	0	0	0	1
0	0	0	0	0	0	0
0	0	0	0	0	0	0
0	0	0	0	0	0	0
1	0	0	0	0	0	3

Batter	1	2	3	4	5	6	7	8	9																		
Gene Michael, S (1, 6) OBP: 0.335, SLG: 0.303																											
Thurman Munson, R (1, 2) OBP: 0.344, SLG: 0.370																											
Bobby Murcer, L (1, 8) OBP: 0.451, SLG: 0.584																											
Roy White, S (1, 7) OBP: 0.375, SLG: 0.506																											
Felipe Alou, R (1, 3) OBP: 0.299, SLG: 0.373																											
Danny Cater, R (1, 5) OBP: 0.275, SLG: 0.311																											
Ron Swoboda, R (1, 9) OBP: 0.394, SLG: 0.393																											
Ron Hansen, R (1, 4) OBP: 0.203, SLG: 0.186																											
Horace Clarke, S (5, 4) OBP: 0.333, SLG: 0.315																											
Mel Stottlemyre, R (1, 1) OBP: 0.341, SLG: 0.204																											
Lindy McDaniel, R (6, 1) OBP: 0.200, SLG: 0.200																											
Ron Blomberg, L (7, PH) OBP: 0.476, SLG: 0.543																											
Mike Kekich, R (7, 1) OBP: 0.188, SLG: 0.188																											
Gary Jones, L (8, 1) OBP: 0.266, SLG: 0.311																											
Jim Lyttle, L (9, PH) OBP: 0.266, SLG: 0.311																											
Inning Stats	R: 5 E: 0 K: 2 S: 13	H: 6 LOB: 2 BB: 0 P: 14	R: 0 E: 0 K: 0 S: 5	H: 2 LOB: 2 BB: 0 P: 5	R: 0 E: 0 K: 2 S: 7	H: 0 LOB: 0 BB: 0 P: 7	R: 1 E: 0 K: 1 S: 6	H: 1 LOB: 0 BB: 0 P: 6	R: 0 E: 0 K: 0 S: 4	H: 1 LOB: 1 BB: 0 P: 4	R: 1 E: 0 K: 1 S: 8	H: 3 LOB: 2 BB: 0 P: 8	R: 0 E: 0 K: 1 S: 6	H: 1 LOB: 1 BB: 0 P: 6	R: 0 E: 0 K: 1 S: 5	H: 0 LOB: 0 BB: 0 P: 5	R: 0 E: 0 K: 0 S: 5	H: 2 LOB: 3 BB: 0 P: 6	1B: 10 2B: 2 3B: 1 HR: 3	SF: 0 SAC: 0 DP: 0 HBP: 2							
PITCHER	IP	WLS	BF	H	R	ER	SO	BB	IBB	HBP	BLK	WP	HR	S	P	ERA	WHIP										
Gary Peters, L (1, 1) ERA: 5.13	0.1		6	4	5	5	1	0	0	1	0	0	2	7	8	135.00	12.000										
Bobby Bolin, R (1, 1) ERA: 3.05	5.2	W	26	9	2	2	5	0	0	0	0	0	1	36	36	3.18	1.588										
Ken Tatum, R (7, 1) ERA: 3.51	3.0	S	13	3	0	0	2	0	0	1	0	0	0	16	17	0.00	1.000										

livebaseballscorecards.com

Batter	1	2	3	4	5	6	7	8	9	AB	R	H	RBI	BB	SO	LOB
John Kennedy, R OBP: 0.395, SLG: 0.500 (1, 4) BBB (8, 6)	4-0 1B HR BB	0-0 1B 1B		0-0 1B		0-0 1B 3B 1B	0-3 K			4	3	3	0	1	1	0
Luis Aparicio, R OBP: 0.273, SLG: 0.290 Buddy Hunter, R (7, PR) (8, 4)	0-0 1-2 HR 1B	0-0 1-3 HBP 1B 1B		0-0 B2		0-0 1-3 3B 1B	0-0 BB 1B			5	3	4	0	0	0	1
Reggie Smith, S OBP: 0.358, SLG: 0.500 (1, 8) (7, 9)	0-0 1-H 2-H HR	1-0 1-2 1B HBP		0-0 F8		0-3 K	4-0 1-2 BB			3	1	1	3	1	1	3
Carl Yastrzemski, L OBP: 0.415, SLG: 0.450 Ken Tatum, R OBP: 0.500, SLG: 0.250 (1, 7) (7, 1)	0-0 F1	0-0 1-3 2-H 3-H 1B		0-0 5-3		4-0 1-2 3B BB	0-3 K			3	1	1	2	1	0	1
Rico Petrocelli, R OBP: 0.361, SLG: 0.456 (1, 5)	0-0 L6	0-3 K				0-0 HR	1-H 2-H 3-H 3B		0-0 F3	5	2	2	4	0	1	2
George Scott, R OBP: 0.322, SLG: 0.447 (1, 3)	0-0 2B		0-0 4-3 1B		0-3 K	0-0 HR		0-0 L7		5	1	3	2	0	1	0
Joe Lahoud, L OBP: 0.394, SLG: 0.619 (1, 9) (7, 7)	0-0 6-3		0-0 4-3 1-2		0-0 4-3	0-0 HR		0-0 2B		5	1	2	1	0	0	2
Duane Josephson, R OBP: 0.283, SLG: 0.365 (1, 2)		0-0 6-3	0-0 L8		0-0 F8	0-0 6-3		0-0 5-3		5	0	0	0	0	0	2
Gary Peters, L OBP: 0.309, SLG: 0.365 Bobby Bolin, R OBP: 0.333, SLG: 0.333 Phil Gagliano, R OBP: 0.563, SLG: 0.571 Billy Conigliaro, R OBP: 0.324, SLG: 0.471 (1, 1) (1, 1) (6, PH) (7, 8)		0-0 L9	0-0 F7			0-0 6-3	0-0 3-1			0	0	0	0	0	0	0

Inning Stats	R: 3	H: 3	LOB: 1	BB: 1	S: 6	R: 2	H: 3	LOB: 2	BB: 0	S: 8	R: 0	H: 1	LOB: 1	BB: 0	S: 4	R: 0	H: 1	LOB: 1	BB: 0	S: 4	R: 1	H: 1	LOB: 0	BB: 0	S: 6	R: 6	H: 5	LOB: 0	BB: 1	S: 10	R: 0	H: 1	LOB: 1	BB: 0	S: 4
--------------	------	------	--------	-------	------	------	------	--------	-------	------	------	------	--------	-------	------	------	------	--------	-------	------	------	------	--------	-------	------	------	------	--------	-------	-------	------	------	--------	-------	------


PITCHER	IP	WLS	BF	H	R	ER	SO	BB	IBB	HBP	BLK	WP	HR	S	P	ERA	WHIP
Mel Stottlemyre, R ERA: 3.03 (1, 1)	5.1		28	10	7	7	2	1	0	0	0	0	2	30	35	11.81	2.062
Lindy McDaniel, R ERA: 6.8 (6, 1)	0.2	L	7	4	5	5	1	1	0	0	0	0	2	8	12	67.50	7.500
Mike Kekich, L ERA: 4.48 (7, 1)	1.0		5	1	0	0	2	1	0	0	0	0	0	8	12	0.00	2.000
Gary Jones, L ERA: 7.62 (8, 1)	1.0		4	1	0	0	0	0	0	0	0	0	0	4	4	0.00	1.000

BOTTOM

New York Yankees @ Boston Red Sox
Fenway Park, Boston, MA

Mon Jul 05 1971, 3:33 AM EDT
Att. 23,364 - Sunny - 88 F

AB	40
R	12
H	16
RBI	12
BB	3
SO	5
LOB	14



WP	HR	S	P	ERA	WHIP
0	0	0	0	0	0
0	0	0	0	0	0
0	0	0	0	0	0
0	0	0	0	0	0

Batter	1	2	3	4	5	6	7	8	9	AB	R	H	RBI	BB	SO	LOB
Vada Pinson, L (1, 8) OBP: 0.307, SLG: 0.402	0-0 HR		0-0 SH1-3 1B	0-0 FC6-4		0-0 1-2 2-H 1B			0-3 K	5	2	3	1	0	1	1
Eddie Leon, R (1, 4) OBP: 0.332, SLG: 0.323	0-0 6-3		0-0 SH1-3 1-2		0-0 1B		0-0 4-3		4-0 BB	3	0	1	0	1	0	0
Graig Nettles, L (1, 5) OBP: 0.354, SLG: 0.412	0-0 G3		0-0 FC5 2-H 1B		0-3 K		0-0 FC5-4 1B		0-3 K	5	0	2	1	0	2	2
Chris Chambliss, L (1, 3) OBP: 0.393, SLG: 0.490	0-0 G3		0-0 FC5 2-3		0-0 F7		0-3 K		0-0 4-3	5	0	0	0	0	1	4
Frank Baker, L (1, 9) OBP: 0.309, SLG: 0.394		4-0 BB	4-0 F9 FC5-2 BB		0-3 K		0-0 FC5-4 1-2f			1	0	0	0	2	1	1
Roy Foster, R (7, PH) OBP: 0.349, SLG: 0.464		4-0 BB	1-2 BB							1	0	0	0	0	0	1
Ted Uhlaender, L (1, 7) OBP: 0.333, SLG: 0.328		0-0 X	0-0 FC5-2 1B		0-0 SH3 1B			0-3 K		3	0	2	0	0	0	2
Kurt Bevacqua, R (8, PH) OBP: 0.200, SLG: 0.209		0-0 X	0-0 G3							1	0	0	0	0	1	0
Steve Mingori, L (9, 1) OBP: 0.500, SLG: 0.500		0-0 X	0-0 G3							0	0	0	0	0	0	0
Jack Heidemann, R (1, 6) OBP: 0.247, SLG: 0.228		0-0 X	0-0 F9		0-3 K		0-0 SH3		0-0 1B	3	0	1	0	0	1	2
Ken Suarez, R (1, 2) OBP: 0.292, SLG: 0.244		0-0 X	0-0 FC5-2		0-0 F9		0-0 F8		0-0 L8	4	0	0	0	0	0	4
Ray Lamb, R (1, 1) OBP: 0.156, SLG: 0.129		0-3 X	0-3 K		0-0 FC6-4 1B		1-0 HBP		0-0 6-3	2	0	1	0	0	1	2
Gomer Hodge, S (6, PH) OBP: 0.302, SLG: 0.298		0-3 X	0-3 K							0	0	0	0	0	0	0
Ed Farmer, R (7, 1)		0-3 X	0-3 K							0	0	0	0	0	0	0
Chuck Hinton, R (8, PH) OBP: 0.353, SLG: 0.411		0-3 X	0-3 K							1	0	0	0	0	0	1

Inning Stats	R: 1	H: 1	E: 0	K: 0	S: 4	LOB: 0	BB: 0	P: 4	R: 0	H: 1	E: 0	K: 1	S: 6	LOB: 2	BB: 1	P: 10	R: 1	H: 2	E: 0	K: 0	S: 5	LOB: 2	BB: 1	P: 9	R: 0	H: 1	E: 0	K: 1	S: 6	LOB: 1	BB: 0	P: 8	R: 0	H: 2	E: 0	K: 2	S: 8	LOB: 2	BB: 0	P: 5	R: 0	H: 1	E: 0	K: 1	S: 6	LOB: 1	BB: 0	P: 6	R: 0	H: 1	E: 0	K: 1	S: 6	LOB: 1	BB: 0	P: 6	R: 0	H: 0	E: 0	K: 2	S: 7	LOB: 1	BB: 1	P: 11	1B: 9	2B: 0	3B: 0	HR: 1	SF: 0	SAC: 2	DP: 0	HBP: 1	WP: 0	PA: 40
--------------	------	------	------	------	------	--------	-------	------	------	------	------	------	------	--------	-------	-------	------	------	------	------	------	--------	-------	------	------	------	------	------	------	--------	-------	------	------	------	------	------	------	--------	-------	------	------	------	------	------	------	--------	-------	------	------	------	------	------	------	--------	-------	------	------	------	------	------	------	--------	-------	-------	-------	-------	-------	-------	-------	--------	-------	--------	-------	--------

PITCHER	IP	WLS	BF	H	R	ER	SO	BB	IBB	HBP	BLK	WP	HR	S	P	ERA	WHIP
Sonny Siebert, R (1, 1) ERA: 2.85	6.0	W	28	8	2	2	4	2	0	1	0	0	1	33	42	3.00	1.667
Gary Peters, L (7, 1) ERA: 4.99	3.0	S	12	2	0	0	4	1	0	0	0	0	0	19	23	0.00	1.000

BOTTOM


Boston Red Sox @ Cleveland Indians
Cleveland Municipal Stadium, Cleveland, OH

Tue Jul 06 1971, 7:05 PM EDT
Att. 9,309 - Unknown - 81 F

livebaseballscorecards.com

AB	34
R	2
H	10
RBI	2
BB	3
SO	8
LOB	20



Batter	1	2	3	4	5	6	7	8	9	AB R H RBI BB SO LOB	TOP		
John Kennedy, R (1, 6) OBP: 0.390, SLG: 0.500	0-0 F2		0-0 6-3		0-0 L9			0-0 5-3		4 0 0 0 0 0 1			
Joe Lahoud, L (1, 9) OBP: 0.370, SLG: 0.570	0-0 BB HR 1B		0-0 G3			0-0 F9		0-0 F9		4 1 1 0 0 0 0			
Reggie Smith, S (1, 8) OBP: 0.358, SLG: 0.513	4-0 BB BB BB 1-2 HR BB		0-0 F6			0-0 G3			0-0 HR	3 2 1 1 1 0 0			
Carl Yastrzemski, L (1, 7) OBP: 0.420, SLG: 0.463	0-0 1-H 2-H HR		0-0 F7		0-0 F7		0-0 1B		0-0 4-3	4 1 2 3 0 0 0			
Rico Petrocelli, R (1, 5) OBP: 0.358, SLG: 0.446	0-3 K		0-3 K		0-3 K		0-3 K		0-0 F8	4 0 0 0 0 3 1			
George Scott, R (1, 3) OBP: 0.323, SLG: 0.446	0-3 K		0-3 K				0-0 CS 1B		0-0 4-3	4 0 1 0 0 2 0			
Bob Montgomery, R (1, 2) OBP: 0.356, SLG: 0.343		0-3 K			0-0 2B		0-0 5-3			3 0 1 0 0 1 1	AB 32 R 4 H 6 RBI 4 BB 1 SO 10 LOB 5		
Buddy Hunter, R (1, 4) OBP: 0.375, SLG: 0.167		0-0 G3			0-0 F3		0-3 K			3 0 0 0 0 1 1			
Ray Culp, R (1, 1) OBP: 0.200, SLG: 0.143		0-3 K			0-3 K			0-3 K		3 0 0 0 0 3 1			
Inning Stats	R: 3 E: 0 K: 2 S: 9 H: 2 LOB: 0 BB: 1 P: 13	R: 0 E: 0 K: 2 S: 7 H: 0 LOB: 0 BB: 0 P: 7	R: 0 E: 0 K: 0 S: 3 H: 0 LOB: 0 BB: 0 P: 3	R: 0 E: 0 K: 2 S: 7 H: 0 LOB: 0 BB: 0 P: 7	R: 0 E: 0 K: 1 S: 6 H: 1 LOB: 1 BB: 0 P: 6	R: 0 E: 0 K: 1 S: 6 H: 1 LOB: 1 BB: 0 P: 6	R: 0 E: 0 K: 1 S: 5 H: 1 LOB: 0 BB: 0 P: 5	R: 0 E: 0 K: 1 S: 5 H: 0 LOB: 0 BB: 0 P: 5	R: 1 E: 0 K: 0 S: 4 H: 1 LOB: 0 BB: 0 P: 4	1B: 3 2B: 1 3B: 0 HR: 2 SF: 0 SAC: 0 DP: 0 HBP: 0	WP: 0 PB: 0 SB: 1 CS: 1 PA: 33		
PITCHER	IP WLS BF H R ER SO BB IBB HBP BLK WP HR S P ERA WHIP											PITCHER	IP WLS BF H R ER SO BB IBB HBP BLK WP HR S P ERA WHIP
Alan Foster, R (1, 1) ERA: 3.74	8.0 L 29 5 3 3 10 1 0 0 0 0 1 48 52 3.38 0.750												
Vince Colbert, R (9, 1) ERA: 4.13	1.0 4 1 1 1 0 0 0 0 0 0 1 4 4 9.00 1.000												

Boston Red Sox @ Cleveland Indians
Cleveland Municipal Stadium, Cleveland, OH
 Wed Jul 07 1971, 7:05 PM EDT
 Unknown - 87 F

livebaseballscorecards.com

Batter	1	2	3	4	5	6	7	8	9	AB	R	H	RBI	BB	SO	LOB
Vada Pinson, L (1, 8) OBP: 0.306, SLG: 0.398	1-0 BB HBP		0-0 G3			0-0 F9		0-0 F4		3	0	0	0	0	0	0
Eddie Leon, R (1, 4) OBP: 0.331, SLG: 0.322	0-0 F3		0-0 L8			0-0 F4		0-0 1B		4	0	1	0	0	0	1
Graig Nettles, L (1, 5) OBP: 0.356, SLG: 0.412	4-0 1-2 BB				0-0 G3		0-0 1B		0-0 G1	3	0	1	0	1	0	1
Chris Chambliss, L (1, 3) OBP: 0.384, SLG: 0.477	0-0 F5				0-3 K		0-0 F5		0-0 5-3	4	0	0	0	0	1	3
Roy Foster, R (1, 9) OBP: 0.347, SLG: 0.457	0-3 K				0-0 F3				0-0 5-3	3	0	0	0	1	1	2
Ted Uhlaender, L (1, 7) OBP: 0.332, SLG: 0.322		4-0 BB BB BB			0-0 4-3				0-0 5-3 K	3	0	0	0	1	1	1
Jack Heidemann, R (1, 6) OBP: 0.244, SLG: 0.226		0-0 F9			0-0 4-3				0-0 F8	2	0	0	0	0	0	1
Frank Baker, L (7, PH) OBP: 0.305, SLG: 0.389									0-0 F8	1	0	0	0	0	0	1
Fred Stanley, R (8, 6) OBP: 0.477, SLG: 0.207									0-3 K	0	0	0	0	0	0	0
Ken Suarez, R (1, 2) OBP: 0.294, SLG: 0.233									0-3 G4-6-3 1-2f	2	0	0	0	1	1	2
Alan Foster, R (1, 1) OBP: 0.094, SLG: 0.100									0-3 K	2	0	0	0	0	2	1
Gomer Hodge, S (8, PH) OBP: 0.296, SLG: 0.292										1	0	0	0	0	0	0
Vince Colbert, R (9, 1) OBP: 0.250, SLG: 0.375									0-0 3-1	0	0	0	0	0	0	0

Inning Stats	R: 0	H: 0	R: 0	H: 0	R: 0	H: 0	R: 0	H: 0	R: 0	H: 1	R: 0	H: 0	R: 0	H: 1	R: 0	H: 0
	E: 0	LOB: 2	E: 0	LOB: 0	E: 0	LOB: 0	E: 0	LOB: 1	E: 0	LOB: 1	E: 0	LOB: 1	E: 0	LOB: 1	E: 0	LOB: 0
	K: 1	BB: 1	K: 0	BB: 1	K: 1	BB: 0	K: 1	BB: 1	K: 0	BB: 0	K: 1	BB: 1	K: 0	BB: 0	K: 1	BB: 0
	S: 5	P: 10	S: 2	P: 6	S: 5	P: 5	S: 5	P: 9	S: 4	P: 4	S: 5	P: 9	S: 4	P: 4	S: 5	P: 5

PITCHER	IP	WLS	BF	H	R	ER	SO	BB	IBB	HBP	BLK	WP	HR	S	P	ERA	WHIP
Ray Culp, R (1, 1) ERA: 3.06	9.0	W	33	2	0	0	6	4	0	1	0	0	0	40	57	0.00	0.667

PITCHER	IP	WLS	BF	H	R	ER	SO	BB	IBB	HBP	BLK	WP	HR	S	P	ERA	WHIP

BOTTOM

Boston Red Sox @ Cleveland Indians
 Cleveland Municipal Stadium, Cleveland, OH
 Wed Jul 07 1971, 7:05 PM EDT
 Unknown - 87 F

livebaseballscorecards.com

AB	28
R	0
H	2
RBI	0
BB	4
SO	6
LOB	13



WP: 0	PA: 33
PB: 0	
SB: 0	
CS: 0	

Batter	1	2	3	4	5	6	7	8	9	AB R H RBI BB SO LOB	TOP																
John Kennedy, R (1, 6) OBP: 0.386, SLG: 0.491	0-0 4-3		0-0 2B 4-3 1B		0-0 L7		0-0 5-3			4 1 1 0 0 0 0	<p>Boston Red Sox @ Cleveland Indians Cleveland Municipal Stadium, Cleveland, OH</p> <p>Wed Jul 07 1971, 7:05 PM EDT Att. 8,582 - Unknown</p> <p>livebaseballscorecards.com</p>																
Billy Conigliaro, R (1, 8) OBP: 0.327, SLG: 0.475	0-0 F4		0-0 4-3 1-3 2B		0-0 1-3			0-0 1B SF9 1B	4 1 2 0 0 0 0																		
Reggie Smith, S (1, 9) OBP: 0.354, SLG: 0.506	0-3 K		0-0 4-3		0-3 K			0-0 L7	4 0 0 1 0 2 2																		
Carl Yastrzemski, L (1, 7) OBP: 0.421, SLG: 0.463		0-0 G4-6-3 BB 1B	0-0 G3		0-0 4-3			0-0 1-3 1B	4 1 2 0 0 0 1																		
Rico Petrocelli, R (1, 5) OBP: 0.360, SLG: 0.445		4-0 BB BB BB BB G4-6-3 1-2 BB	0-0 5-3		4-0 BB BB			0-0 SF9	1 0 0 1 2 0 1																		
George Scott, R (1, 3) OBP: 0.322, SLG: 0.442		0-0 G4-6-3 1-2f 2-3		0-0 6-3		4-0 1-2 BB		0-3 K	3 0 0 0 1 1 3																		
Duane Josephson, R (1, 2) OBP: 0.283, SLG: 0.363		0-0 2B 3-H 1B		0-3 K		0-0 L8		0-3 K	4 0 1 1 0 2 2																		
Buddy Hunter, R (1, 4) OBP: 0.400, SLG: 0.375		0-0 3-H 1B		0-0 6-3		0-0 L8		0-0 6-3	2 0 1 0 0 0 0																		
Mike Fiore, L (7, PH) OBP: 0.250, SLG: 0.100		0-0 1-3 2B		0-0 6-3		0-3 K		0-3 K	1 0 0 0 0 0 0																		
Phil Gagliano, R (7, 4) OBP: 0.529, SLG: 0.533									1 0 0 0 0 0 0																		
Luis Tiant, R (1, 1) OBP: 0.400, SLG: 0.600									2 0 0 0 0 0 2																		
Joe Lahoud, L (7, PH) OBP: 0.367, SLG: 0.564									1 0 0 0 0 1 0																		
Ken Brett, L (7, 1) OBP: 0.222, SLG: 0.222									0 0 0 0 0 0 0																		
Gary Peters, L (9, PH) OBP: 0.298, SLG: 0.352									1 0 0 0 0 1 0																		
Inning Stats	R: 0 E: 0 K: 1 S: 5	H: 0 LOB: 0 BB: 0 P: 5	R: 1 E: 0 K: 0 S: 5	H: 3 LOB: 2 BB: 1 P: 9	R: 1 E: 0 K: 0 S: 5	H: 2 LOB: 1 BB: 0 P: 5	R: 0 E: 0 K: 1 S: 5	H: 0 LOB: 0 BB: 0 P: 5	R: 0 E: 0 K: 1 S: 3	H: 0 LOB: 0 BB: 0 P: 3	R: 0 E: 0 K: 1 S: 5	H: 0 LOB: 2 BB: 2 P: 13	R: 0 E: 0 K: 1 S: 5	H: 0 LOB: 0 BB: 0 P: 5	R: 1 E: 0 K: 1 S: 7	H: 2 LOB: 1 BB: 0 P: 7	R: 0 E: 0 K: 2 S: 7	H: 0 LOB: 0 BB: 0 P: 7	1B: 5 2B: 2 3B: 0 HR: 0	SF: 1 SAC: 0 DP: 1 HBP: 0	WP: 0 PB: 0 SB: 0 CS: 0	PA: 36					
PITCHER	IP WLS BF H R ER SO BB IBB HBP BLK WP HR S P ERA WHIP																										
Rich Hand, R (1, 1) ERA: 4.65	2.0		11	5	2	2	1	1	0	0	0	0	0	12	16	9.00	3.000										
Ed Farmer, R (3, 1) ERA: 1.71	4.0	W	14	0	0	0	2	2	0	0	0	0	0	16	24	0.00	0.500										
Phil Hennigan, R (7, 1) ERA: 4.17	3.0	S	11	2	1	1	4	0	0	0	0	0	0	19	19	3.00	0.667										



Batter	1	2	3	4	5	6	7	8	9
Ted Uhlaender, L OBP: 0.330, SLG: 0.317 (1, 7)	4-0 BB 2B BB	0-0 F9			0-0 F8		0-0 F6		
Vada Pinson, L OBP: 0.306, SLG: 0.396 (1, 8)	0-0 F7		0-0 F9		0-0 1B		0-0 4-3		
Frank Baker, L OBP: 0.291, SLG: 0.368 (1, 9)	0-3 K		0-0 F3		0-0 6-3		0-3 K		
Chris Chambliss, L OBP: 0.381, SLG: 0.468 (1, 3)	4-0 2B 1-2 HR BB		0-0 F9		0-3 K		0-0 F7		
Graig Nettles, L OBP: 0.360, SLG: 0.419 (1, 5)	0-0 1-3 2-H HR 2B		0-0 L9		0-0 2B 1B		0-0 1B		
Chuck Hinton, R OBP: 0.364, SLG: 0.474 (1, 2)	0-0		0-0 5-3		0-0		0-3 K		
Ray Fosse, R OBP: 0.313, SLG: 0.354 (6, PR)					1-3 2B				
Ken Suarez, R OBP: 0.288, SLG: 0.227 (7, 2)	2-H 3-H HR								
Eddie Leon, R OBP: 0.331, SLG: 0.322 (1, 4)	0-0 F5		0-0		0-0 1B		0-0 F3		
Fred Stanley, R OBP: 0.457, SLG: 0.194 (1, 6)		0-0 5-3		0-0 F6		0-3 K			
Roy Foster, R OBP: 0.346, SLG: 0.455 (6, PH)									
Phil Hennigan, R (7, 1)									
Rich Hand, R OBP: 0.231, SLG: 0.167 (1, 1)		0-3 K		0-3 K		0-3 K			
Ed Farmer, R (3, 1)									
Jack Heidemann, R OBP: 0.243, SLG: 0.224 (7, 6)									

AB	R	H	RBI	BB	SO	LOB
3	1	0	0	1	0	0
4	0	1	0	0	0	1
4	0	0	0	0	2	2
3	1	0	0	1	1	0
4	1	3	1	0	0	0
3	1	2	3	0	0	0
0	0	0	0	0	0	0
1	0	0	0	0	1	1
3	0	1	0	0	0	2
2	0	0	0	0	0	1
1	0	0	0	0	1	2
0	0	0	0	0	0	0
1	0	0	0	0	1	0
1	0	0	0	0	1	0
1	0	0	0	0	1	0

AB	31
R	4
H	7
RBI	4
BB	2
SO	8
LOB	9

1B	2B	3B	HR	SF	SAC	DP	HBP	WP	PA
4	2	0	1	0	0	0	0	0	33

Inning	1	2	3	4	5	6	7	8	9
R	4	0	0	0	0	0	0	0	0
E	0	0	0	0	0	0	0	0	0
K	1	1	0	0	1	2	1	2	1
S	7	5	3	4	6	9	5	8	8
H	2	0	0	1	2	0	0	1	0
LOB	0	0	1	1	2	0	0	1	0
BB	2	0	0	0	0	0	0	0	0
P	15	5	3	4	6	9	5	8	8

PITCHER	IP	WLS	BF	H	R	ER	SO	BB	IBB	HBP	BLK	WP	HR	S	P	ERA	WHIP
Luis Tiant, R ERA: 6.86 (1, 1)	6.0	L	26	6	4	4	5	2	0	0	0	0	1	34	42	6.00	1.333
Ken Brett, L ERA: 3.67 (7, 1)	2.0		7	1	0	0	3	0	0	0	0	0	0	13	13	0.00	0.500

Boston Red Sox @ Cleveland Indians
Cleveland Municipal Stadium, Cleveland, OH
 Wed Jul 07 1971, 7:05 PM EDT
 Att. 8,582 - Unknown

livebaseballscorecards.com



Batter	1	2	3	4	5	6	7	8	9	AB R H RBI BB SO LOB	TOP																
John Kennedy, R (1, 6) OBP: 0.382, SLG: 0.500	0-0 F8		0-0 F9			0-0 SF7 3B	0-0 G6-4-3			4 1 1 0 0 0 3																	
Phil Gagliano, R (1, 4) OBP: 0.524, SLG: 0.556	0-0 1B			0-0 G6-4-3 1B		0-0 SF7		0-0 6-3		3 0 2 1 0 0 0																	
Reggie Smith, S (1, 9) OBP: 0.353, SLG: 0.503	0-0 G4-6-3 1B			0-0 F4		0-3 K		0-0 1-3		4 0 1 0 0 1 1																	
Carl Yastrzemski, L (1, 7) OBP: 0.416, SLG: 0.457	0-0 G4-6-3 1-2f			0-0 G6-4-3 1-2f			0-0 4-3	0-0 6-3		4 0 0 0 0 0 3																	
Rico Petrocelli, R (1, 5) OBP: 0.358, SLG: 0.453		0-0 5-3			0-0 6-3		0-0 HR		0-3 K	4 1 1 1 0 1 0																	
George Scott, R (1, 3) OBP: 0.321, SLG: 0.439		0-3 K			0-0 F8		0-0 1B 1B		0-0 5-3	4 1 1 0 0 1 0																	
Billy Conigliaro, R (1, 8) OBP: 0.333, SLG: 0.480		0-3 K			0-0 FC6-4 1B		0-0 BB 1B 1B		0-0 HR 1B	4 1 3 0 0 1 0																	
Duane Josephson, R (1, 2) OBP: 0.283, SLG: 0.363			0-0 6-3		0-0 FC6-4		0-0 BB 1B		0-0 HR	3 0 1 1 0 0 1																	
Luis Aparicio, R (7, PR) OBP: 0.273, SLG: 0.290					1-2f		1-2 2-H		1-H	0 0 0 0 0 0 0																	
Bob Montgomery, R (7, 2) OBP: 0.365, SLG: 0.397							4-0 BB		0-3 K	1 1 1 2 0 0 0																	
Jim Lonborg, R (1, 1) OBP: 0.190, SLG: 0.105			0-0 4-3			0-3 K			0-3 K	2 0 0 0 0 1 0																	
Joe Lahoud, L (7, PH) OBP: 0.373, SLG: 0.564							1-2 2-3			0 0 0 0 1 0 0																	
Bill Lee, L (7, 1) OBP: 0.231, SLG: 0.167										1 0 0 0 0 1 0																	
Sparky Lyle, L (9, 1) OBP: 1.000, SLG: 1.000										0 0 0 0 0 0 0																	
Inning Stats	R: 0 E: 0 K: 0 S: 4	H: 2 LOB: 1 BB: 0 P: 4	R: 0 E: 0 K: 2 S: 7	H: 0 LOB: 0 BB: 0 P: 7	R: 0 E: 0 K: 0 S: 3	H: 0 LOB: 0 BB: 0 P: 3	R: 0 E: 0 K: 0 S: 3	H: 1 LOB: 0 BB: 0 P: 3	R: 0 E: 0 K: 0 S: 4	H: 1 LOB: 1 BB: 0 P: 4	R: 1 E: 0 K: 2 S: 8	H: 1 LOB: 0 BB: 0 P: 8	R: 2 E: 0 K: 0 S: 6	H: 4 LOB: 3 BB: 1 P: 10	R: 0 E: 0 K: 0 S: 3	H: 0 LOB: 0 BB: 0 P: 3	R: 2 E: 0 K: 2 S: 9	H: 2 LOB: 0 BB: 0 P: 9	1B: 8 2B: 0 3B: 1 HR: 2	SF: 1 SAC: 0 DP: 3 HBP: 0	WP: 0 PB: 0 SB: 0 CS: 0	PA: 36					
PITCHER	IP WLS BF H R ER SO BB IBB HBP BLK WP HR S P ERA WHIP																										
Steve Hargan, R (1, 1) ERA: 5.9	6.1		25	8	3	3	4	0	0	0	0	0	1	33	33	4.26	1.263										
Vince Colbert, R (7, 1) ERA: 4.25	2.2	L	11	3	2	2	2	1	0	0	0	0	1	14	18	6.75	1.500										

Boston Red Sox @ Cleveland Indians
Cleveland Municipal Stadium, Cleveland, OH

Thu Jul 08 1971, 7:05 PM EDT
Att: 8,305 - Unknown - 86 F

livebaseballscorecards.com

AB	34
R	5
H	11
RBI	5
BB	1
SO	6
LOB	8



Batter	1	2	3	4	5	6	7	8	9	AB R H RBI BB SO LOB
Ted Uhlaender, L OBP: 0.336, SLG: 0.321 (1, 7) (9, 8)	0-0 1B 1B	4-0 1B 1-2 BB			0-0 E9 1B		0-0 L9		0-3 K	4 0 2 0 1 1 1
Eddie Leon, R OBP: 0.336, SLG: 0.328 (1, 4) (9, 8)	0-0 1B 1-2 1B	0-0 1-3 2-H 3-H 1B			0-3 K		0-3 K		0-0 1-2 G4-6-3 1B	5 0 3 2 0 2 1
Vada Pinson, L OBP: 0.304, SLG: 0.392 (1, 8) (9, 9)	0-0 F8		0-0 4-3		0-3 K		0-0 1B		0-0 G4-6-3 1-2f	5 0 1 0 0 1 4
Chris Chambliss, L OBP: 0.389, SLG: 0.472 (1, 3) (9, 7)	0-0 1-3 1B		0-0 G4-6-3 1B		4-0 BB		0-3 K			3 0 2 0 1 1 1
Graig Nettles, L OBP: 0.356, SLG: 0.414 (1, 5) (9, 7)	0-0 L8		0-0 G4-6-3 1-2f		0-0 F9			0-0 F7		4 0 0 0 0 0 5
Frank Baker, L OBP: 0.292, SLG: 0.380 Roy Foster, R OBP: 0.344, SLG: 0.452 (8, PH) (9, 7)		0-0 1B 1B 2B		0-0 4-3		0-0 4-3		0-3 K		3 1 1 0 0 0 0 1 0 0 0 0 1 0
Chuck Hinton, R OBP: 0.380, SLG: 0.525 (1, 2) (9, 7)		0-0 BB 1B 1B 2-3		0-0 HR		0-0 F4		0-0 1B		4 2 3 1 0 0 0
Jack Heidemann, R OBP: 0.243, SLG: 0.225 (1, 6) (9, 7)		0-3 K		0-0 F8		0-0 1B		0-0 L8		4 0 1 0 0 1 3
Steve Hargan, R OBP: 0.091, SLG: 0.091 Vince Colbert, R OBP: 0.250, SLG: 0.375 Kurt Bevacqua, R OBP: 0.217, SLG: 0.227 (9, PH)		0-3 K		0-0 F7		0-0 4-3			0-0 1B 1B	3 0 0 0 0 1 3 0 0 0 0 0 0 0 1 0 1 0 0 0 0

Inning Stats	R: 0 E: 0 K: 5 S: 5	H: 3 LOB: 2 BB: 0 P: 5	R: 2 E: 0 K: 2 S: 9	H: 3 LOB: 2 BB: 1 P: 13	R: 0 E: 0 K: 3 S: 3	H: 1 LOB: 0 BB: 0 P: 3	R: 1 E: 0 K: 0 S: 4	H: 1 LOB: 0 BB: 0 P: 4	R: 0 E: 1 K: 2 S: 8	H: 1 LOB: 2 BB: 1 P: 12	R: 0 E: 0 K: 0 S: 4	H: 1 LOB: 1 BB: 0 P: 4	R: 0 E: 0 K: 2 S: 8	H: 1 LOB: 1 BB: 0 P: 8	R: 0 E: 0 K: 1 S: 6	H: 1 LOB: 1 BB: 0 P: 6	R: 0 E: 0 K: 1 S: 6	H: 2 LOB: 1 BB: 0 P: 6	1B: 12 2B: 1 3B: 0 HR: 1	SF: 0 SAC: 0 DP: 2 HBP: 0	WP: 0 PB: 0 SB: 0 CS: 0	PA: 39
--------------	------------------------------	---------------------------------	------------------------------	----------------------------------	------------------------------	---------------------------------	------------------------------	---------------------------------	------------------------------	----------------------------------	------------------------------	---------------------------------	------------------------------	---------------------------------	------------------------------	---------------------------------	------------------------------	---------------------------------	-----------------------------------	------------------------------------	----------------------------------	--------

PITCHER	IP	WLS	BF	H	R	ER	SO	BB	IBB	HBP	BLK	WP	HR	S	P	ERA	WHIP
Jim Lonborg, R ERA: 4.46 (1, 1)	6.0		27	10	3	3	4	2	0	0	0	0	1	33	41	4.50	2.000
Bill Lee, L ERA: 2.87 (7, 1)	2.1	W	11	4	0	0	4	0	0	0	0	0	0	19	19	0.00	1.714
Sparky Lyle, L ERA: 2.41 (9, 1)	0.2	S	1	0	0	0	0	0	0	0	0	0	0	1	1	0.00	0.000

BOTTOM

Boston Red Sox @ Cleveland Indians
Cleveland Municipal Stadium, Cleveland, OH

Thu Jul 08 1971, 7:05 PM EDT
Att. 8,305 - Unknown - 86 F

livebaseballscorecards.com

AB	37
R	3
H	14
RBI	3
BB	2
SO	8
LOB	18



Batter	1	2	3	4	5	6	7	8	9	AB R H RBI BB SO LOB	TOP									
John Kennedy, R (1, 4) OBP: 0.370, SLG: 0.484	0-0 F9		0-0 6-3		0-0 F8			0-0 F8		4 0 0 0 0 0 1										
Luis Aparicio, R (1, 6) OBP: 0.272, SLG: 0.289	0-0 6-3		0-0 4-3			0-0 4-3		0-0 FC4-6 1B		4 0 1 0 0 0 0										
Reggie Smith, S (1, 9) OBP: 0.351, SLG: 0.498	4-0 BB		0-0 4-3			0-0 F7		0-0 FC4-6 BB 1-2f		3 0 0 0 1 0 1										
Carl Yastrzemski, L (1, 7) OBP: 0.414, SLG: 0.452	0-3 K			0-0 F7		0-0 F8		4-0 BB 1-2		3 0 0 0 1 1 1										
Rico Petrocelli, R (1, 5) OBP: 0.357, SLG: 0.450		0-3 K		0-0 F2			0-0 5-3 1B	0-0 4-3		4 1 1 0 0 1 2										
George Scott, R (1, 3) OBP: 0.321, SLG: 0.435		4-0 E SF8 BB		0-0 5-3			0-0 5-3 1-2	0-3 K		3 1 0 0 1 1 1										
Billy Conigliaro, R (1, 8) OBP: 0.332, SLG: 0.476		0-0 E5 SF8 1-3			0-0 5-3		0-0 2-H 1B	0-0 5-3		4 0 1 1 0 0 1										
Bob Montgomery, R (1, 2) OBP: 0.351, SLG: 0.386		0-0 SF8			0-0 G3		0-3 K	0-0 6-3		2 0 0 1 0 1 1										
Joe Lahoud, L (9, PH) OBP: 0.369, SLG: 0.558		2-3 3-H								1 0 0 0 0 0 0										
Gary Peters, L (1, 1) OBP: 0.300, SLG: 0.351		0-0 G1			0-0 1B		0-0 4-3			3 0 1 0 0 0 2										
Bobby Bolin, R (8, 1) OBP: 0.333, SLG: 0.333										0 0 0 0 0 0 0										
Inning Stats	R: 0 E: 0 K: 1 S: 5	H: 0 LOB: 1 BB: 1 P: 9	R: 1 E: 1 K: 1 S: 6	H: 0 LOB: 1 BB: 1 P: 10	R: 0 E: 0 K: 0 S: 3	H: 0 LOB: 0 BB: 0 P: 3	R: 0 E: 0 K: 0 S: 3	H: 1 LOB: 1 BB: 0 P: 4	R: 0 E: 0 K: 0 S: 3	H: 0 LOB: 0 BB: 0 P: 3	R: 1 E: 0 K: 1 S: 7	H: 2 LOB: 1 BB: 0 P: 7	R: 0 E: 0 K: 0 S: 4	H: 1 LOB: 2 BB: 1 P: 8	R: 0 E: 0 K: 1 S: 5	H: 0 LOB: 0 BB: 0 P: 5	1B: 4 2B: 0 3B: 0 HR: 0	SF: 1 SAC: 0 DP: 0 HBP: 0	WP: 0 PB: 0 SB: 0 CS: 0	PA: 35
PITCHER Mel Stottlemyre, R (1, 1) ERA: 2.91	IP: 9.0 WLS: W BF: 35 H: 4 R: 2 ER: 1 SO: 4 BB: 3 IBB: 0 HBP: 0 BLK: 0 WP: 0 HR: 0 S: 40 P: 52 ERA: 1.00 WHIP: 0.778																			
PITCHER	IP: 9.0 WLS: W BF: 35 H: 4 R: 2 ER: 1 SO: 4 BB: 3 IBB: 0 HBP: 0 BLK: 0 WP: 0 HR: 0 S: 40 P: 52 ERA: 1.00 WHIP: 0.778																			

Boston Red Sox @ New York Yankees
 Yankee Stadium, Bronx, NY
 Fri Jul 09 1971, 7:05 PM EDT
 Att. 19,016 - Overcast - 88 F

livebaseballscorecards.com

AB	31
R	2
H	4
RBI	2
BB	3
SO	4
LOB	10



Batter	1	2	3	4	5	6	7	8	9	AB	R	H	RBI	BB	SO	LOB
Horace Clarke, S OBP: 0.327, SLG: 0.313 (1, 4)	F7		F3		E9		F8			4	0	0	0	0	0	0
Thurman Munson, R OBP: 0.342, SLG: 0.376 (1, 2)	L7			P4	6-3			5-3		4	0	0	0	0	0	1
Bobby Murcer, L OBP: 0.449, SLG: 0.581 (1, 8)	F8			3B	1B		F3	3B	BB	3	2	1	0	1	0	0
Roy White, S OBP: 0.368, SLG: 0.504 (1, 7)		F6		F3		1-3		1B	3B	4	1	1	1	0	0	1
Felipe Alou, R OBP: 0.310, SLG: 0.393 (1, 3)		BB		BB		3B		BB	G5-4-3	3	0	3	2	1	0	0
Ron Swoboda, R OBP: 0.399, SLG: 0.383 (1, 9)		BB		BB		3B		1B	G5-4-3	3	0	0	0	1	1	3
Gene Michael, S OBP: 0.331, SLG: 0.304 (1, 6)		G6-4-3		F8		K		G5-4-3		3	0	0	0	0	0	2
Jerry Kenney, L OBP: 0.367, SLG: 0.299 (1, 5)			K		6-3		1-3			3	1	1	0	0	1	0
Mel Stottlemyre, R OBP: 0.246, SLG: 0.269 (1, 1)			F8		B1		HR			3	1	1	1	0	0	1

Inning Stats	R: 0	H: 0	E: 0	K: 0	S: 3	R: 0	H: 0	E: 0	K: 0	S: 2	R: 0	H: 0	E: 0	K: 1	S: 5	R: 1	H: 2	E: 0	K: 0	S: 5	R: 1	H: 1	E: 2	K: 0	S: 5	R: 0	H: 1	E: 0	K: 1	S: 6	R: 1	H: 1	E: 0	K: 0	S: 4	R: 2	H: 2	E: 0	K: 0	S: 4	R: 0	H: 0	E: 0	K: 0	S: 0						
	0	0	0	0	3	0	0	0	0	2	0	0	0	0	5	0	1	0	0	0	0	0	0	2	0	0	0	0	0	0	0	0	0	0	0	0	0	0	0	0	0	0	0	0	0	0	0	0	0	0	0

BOTTOM

Boston Red Sox @ New York Yankees
 Yankee Stadium, Bronx, NY

Fri Jul 09 1971, 7:05 PM EDT
 Att: 19,016 - Overcast - 88 F

livebaseballscorecards.com

AB	30
R	5
H	7
RBI	4
BB	3
SO	2
LOB	8



PITCHER	IP	WLS	BF	H	R	ER	SO	BB	IBB	HBP	BLK	WP	HR	S	P	ERA	WHIP
Gary Peters, L ERA: 4.99 (1, 1)	7.1	L	31	6	5	4	2	3	0	0	0	0	1	32	44	4.91	1.227
Bobby Bolin, R ERA: 3.0 (8, 1)	0.2		2	1	0	0	0	0	0	0	0	0	0	2	2	0.00	1.500

Batter	1	2	3	4	5	6	7	8	9
Horace Clarke, S (1, 4) OBP: 0.326, SLG: 0.312	0-0 E6 G6-3		0-0 G3		0-0 P6			0-0 BB SH5-4 WP 1B	
Jerry Kenney, L (1, 5) OBP: 0.362, SLG: 0.294	0-0 G6-3 1-2f		0-0 F7		0-0 4-3			0-0 SH5-4 1-2	
Bobby Murcer, L (1, 8) OBP: 0.450, SLG: 0.589	0-0 HR		0-0 L3					4-0 WP BB 1B BB	
Roy White, S (1, 7) OBP: 0.369, SLG: 0.502	0-0 1B			4-0 G3 BB			0-0 4-3	0-3 K	
Ron Blomberg, L (1, 9) OBP: 0.392, SLG: 0.432 Ron Swoboda, R (8, PH) OBP: 0.403, SLG: 0.383 (9, 9)	0-0 4-3			0-0 G3 1-2			0-0 6-3	4-0 WP 1B BB	
Felipe Alou, R (1, 3) OBP: 0.309, SLG: 0.388		0-0 F8		0-0 F8			0-0 F8	4-0 1B 1-2 2-3 3-H IBB	
Jake Gibbs, L (1, 2) OBP: 0.281, SLG: 0.328 Danny Cater, R (8, PH) OBP: 0.277, SLG: 0.313 John Ellis, R (9, 2) OBP: 0.352, SLG: 0.394		0-0 HR		0-0 F7			0-0 G3	0-0 1-3 2-H 3-H 1B	
Gene Michael, S (1, 6) OBP: 0.330, SLG: 0.304		0-3 K			0-0 G3		0-0 1B	0-3 K	
Stan Bahnsen, R (1, 1) OBP: 0.190, SLG: 0.268 Thurman Munson, R (7, PH) OBP: 0.341, SLG: 0.374 Mike Kekich, R (8, 1) OBP: 0.222, SLG: 0.222		0-3 K			0-0 1B		0-0 F3		

AB	R	H	RBI	BB	SO	LOB
4	1	1	0	0	0	1
3	0	0	0	0	0	2
3	2	1	1	1	0	0
3	0	1	0	1	1	2
3	0	0	0	0	0	2
0	1	0	0	1	0	0
3	0	0	0	1	0	1
3	1	1	1	0	0	1
1	0	1	2	0	0	0
0	0	0	0	0	0	0
4	0	1	0	0	2	2
2	0	1	0	0	1	0
1	0	0	0	0	0	1
0	0	0	0	0	0	0

BOTTOM

Boston Red Sox @ New York Yankees
 Yankee Stadium, Bronx, NY
 Sat Jul 10 1971, 3:33 AM EDT
 Att. 43,433 - Sunny - 90 F

livebaseballscorecards.com

AB	30
R	5
H	7
RBI	4
BB	4
SO	4
LOB	12



1B: 5	SF: 0	WP: 1	PA: 35
2B: 0	SAC: 1	PB: 0	
3B: 0	DP: 1	SB: 0	
HR: 2	HBP: 0	CS: 0	

Inning Stats	R: 1	H: 2	E: 1	K: 0	S: 5	LOB: 1	BB: 0	P: 5									
PITCHER	IP	WLS	BF	H	R	ER	SO	BB	IBB	HBP	BLK	WP	HR	S	P	ERA	WHIP
Sonny Siebert, R (1, 1) ERA: 2.9	7.0		28	6	3	3	2	1	0	0	0	0	2	31	35	3.86	1.000
Sparky Lyle, L (8, 1) ERA: 2.88	0.2	L	5	0	0	0	1	2	1	0	0	1	0	4	16	0.00	3.000
Bobby Bolin, R (8, 1) ERA: 2.98	0.1		2	1	2	2	1	0	0	0	0	0	0	4	4	54.00	3.000

Batter	1	2	3	4	5	6	7	8	9	AB R H RBI BB SO LOB	TOP		
John Kennedy, R (1, 4) OBP: 0.373, SLG: 0.489	0-3 K		0-3 K		0-0 2-H 3-H 1B			0-0 SH1-4		3 0 1 2 0 2 0	Boston Red Sox @ New York Yankees Yankee Stadium, Bronx, NY Sun Jul 11 1971, 3:33 AM EDT Att. 23,104 - Overcast - 76 F		
Luis Aparicio, R (1, 6) OBP: 0.273, SLG: 0.287	0-0 6-3		0-0 6-3		0-0 F8		0-0 F9		4 0 0 0 0 0 1				
Reggie Smith, S (1, 8) OBP: 0.355, SLG: 0.501	0-0 S 1B			0-0 6-3	0-0 FC1-6 1B		0-0 1-3		4 0 2 0 0 0 1				
Carl Yastrzemski, L (1, 7) OBP: 0.411, SLG: 0.444	0-3 K 1-2			0-0 4-3	0-0 FC1-6 1-2f			0-0 1-3	4 0 0 0 0 1 2				
Rico Petrocelli, R (1, 5) OBP: 0.349, SLG: 0.439		0-0 F8		0-0 6-3	0-0 F7			0-3 K	4 0 0 0 0 1 1				
George Scott, R (1, 3) OBP: 0.319, SLG: 0.430		0-0 1B			0-0 2B 1B		0-0 F9	0-0 5-3	4 1 2 0 0 0 0				
Joe Lahoud, L (1, 9) OBP: 0.368, SLG: 0.561		0-3 K			0-0 1-3 1B 2B		0-0 4-3		3 1 1 0 0 1 1				
Duane Josephson, R (1, 2) OBP: 0.280, SLG: 0.358		0-3 K			0-3 K		0-0 F4		3 0 0 0 0 2 3				
Ray Culp, R (1, 1) OBP: 0.208, SLG: 0.156			0-0 4-3		0-3 K		0-0 F9 SH1-4 1B		3 0 1 0 0 1 2				
Inning Stats	R: 0 H: 1 E: 0 LOB: 1 K: 2 BB: 0 S: 8 P: 8	R: 0 H: 1 E: 0 LOB: 1 K: 2 BB: 0 S: 8 P: 8	R: 0 H: 0 E: 0 LOB: 0 K: 1 BB: 0 S: 5 P: 5	R: 0 H: 0 E: 0 LOB: 0 K: 0 BB: 0 S: 3 P: 3	R: 2 H: 3 E: 0 LOB: 1 K: 2 BB: 0 S: 9 P: 9	R: 0 H: 1 E: 0 LOB: 1 K: 0 BB: 0 S: 4 P: 4	R: 0 H: 0 E: 0 LOB: 0 K: 0 BB: 0 S: 3 P: 3	R: 0 H: 1 E: 0 LOB: 1 K: 0 BB: 0 S: 4 P: 4	R: 0 H: 0 E: 0 LOB: 0 K: 1 BB: 0 S: 5 P: 5	1B: 6 SF: 0 2B: 1 SAC: 1 3B: 0 DP: 0 HR: 0 HBP: 0	WP: 0 PA: 33 PB: 0 SB: 1 CS: 0		
PITCHER	IP WLS BF H R ER SO BB IBB HBP BLK WP HR S P ERA WHIP											PITCHER	IP WLS BF H R ER SO BB IBB HBP BLK WP HR S P ERA WHIP
Fritz Peterson, L (1, 1) ERA: 3.46	7.0 26 6 2 2 7 0 0 0 0 0 0 0 40 40 2.57 0.857												
Lindy McDaniel, R (8, 1) ERA: 6.2	2.0 7 1 0 0 1 0 0 0 0 0 0 0 9 9 0.00 0.500												

AB	32
R	2
H	7
RBI	2
BB	0
SO	8
LOB	11



livebaseballscorecards.com

Batter	1	2	3	4	5	6	7	8	9	AB	R	H	RBI	BB	SO	LOB						
Horace Clarke, S OBP: 0.327, SLG: 0.313 (1, 4)	0-0 S 2B 1B		0-0 G3		0-0 F9		0-0 F7		0-0 2-H 1B	5	1	2	1	0	0	0						
Jerry Kenney, L OBP: 0.365, SLG: 0.304 (1, 5)	0-0 L8		0-0 2B		0-0 G4-6-3 1B			0-0 4-3		4	0	2	0	0	0	1						
Bobby Murcer, L OBP: 0.448, SLG: 0.583 (1, 8)	0-0 F8 1-2		4-0 BB		0-0 G4-6-3 1-2f			0-0 G3		3	0	0	0	1	0	2						
Roy White, S OBP: 0.371, SLG: 0.506 (1, 7)	0-0 2-H 2B		0-0 F7		0-0 F9			0-0 1B 1B		4	1	2	1	0	0	2						
Ron Blomberg, L OBP: 0.400, SLG: 0.438 (1, 9)	0-0 3-1		0-0 G3		0-0 6-3 1B			0-0 1-3 1B 1B		4	0	2	0	0	0	3						
Thurman Munson, R OBP: 0.339, SLG: 0.372 (1, 2)		0-0 F3		0-3 K		0-0 6-3		0-0 1-2 FC6-4 1B		4	0	1	1	0	1	1						
Danny Cater, R OBP: 0.277, SLG: 0.313 (1, 3)		0-0 5-3		0-0 1-3 1B		0-0 6-3		0-0 1-2f FC6-4		4	0	1	0	0	0	3						
Gene Michael, S OBP: 0.332, SLG: 0.307 (1, 6)		0-0 1B		0-0 1-3		0-0 F5		0-0 SH2-4 1B 1B		4	1	2	0	0	0	1						
Fritz Peterson, S OBP: 0.167, SLG: 0.048 (1, 1)		0-3 K		0-3 K		0-0 F8		0-0 SH2-4		2	0	0	0	0	2	2						
Jake Gibbs, L OBP: 0.279, SLG: 0.325 (7, PH)										1	0	0	0	0	0	0						
Lindy McDaniel, R OBP: 0.200, SLG: 0.200 (8, 1)										0	0	0	0	0	0	0						
Inning Stats	R: 1 E: 0 K: 0 S: 5	H: 2 LOB: 1 BB: 0 P: 5	R: 0 E: 0 K: 1 S: 6	H: 1 LOB: 1 BB: 0 P: 6	R: 0 E: 0 K: 0 S: 4	H: 1 LOB: 2 BB: 1 P: 8	R: 0 E: 0 K: 2 S: 8	H: 1 LOB: 1 BB: 0 P: 8	R: 0 E: 0 K: 0 S: 3	H: 1 LOB: 0 BB: 0 P: 3	R: 0 E: 0 K: 0 S: 4	H: 1 LOB: 1 BB: 0 P: 4	R: 0 E: 0 K: 0 S: 3	H: 0 LOB: 0 BB: 0 P: 3	R: 1 E: 0 K: 0 S: 6	H: 3 LOB: 2 BB: 0 P: 6	R: 1 E: 0 K: 0 S: 3	H: 2 LOB: 1 BB: 0 P: 3	1B: 10 2B: 2 3B: 0 HR: 0	SF: 0 SAC: 1 DP: 1 HBP: 0	WP: 0 PB: 1 CS: 0	PA: 37
PITCHER Ray Culp, R ERA: 3.07 (1, 1)	IP 8.1	WLS L	BF 37	H 12	R 3	ER 3	SO 3	BB 1	IBB 0	HBP 0	BLK 0	WP 0	HR 0	S 42	P 46	ERA 3.24	WHIP 1.560					
PITCHER	IP	WLS	BF	H	R	ER	SO	BB	IBB	HBP	BLK	WP	HR	S	P	ERA	WHIP					

BOTTOM

Boston Red Sox @ New York Yankees
 Yankee Stadium, Bronx, NY
 Sun Jul 11 1971, 3:33 AM EDT
 Att. 23,104 - Overcast - 76 F

livebaseballscorecards.com

AB	35
R	3
H	12
RBI	3
BB	1
SO	3
LOB	15



Batter	1	2	3	4	5	6	7	8	9	10	11	12	13	AB R H RBI BB SO LOB	TOP															
Steve Braun, L (1, 5) OBP: 0.355, SLG: 0.367	0-0 F8	0-0 F6		0-0 1B			0-0 1-3		0-3 K		0-0 4-3			6 0 1 0 0 1 4	Minnesota Twins @ Boston Red Sox Fenway Park, Boston, MA Thu Jul 15 1971, 7:05 PM EDT Att: 27,673 - Unknown - 83 F															
Cesar Tovar, R (1, 9) OBP: 0.354, SLG: 0.356	4-0 CS BB		0-0 5-3	0-3 K			0-0 F9		0-0 4-3		0-0 1-3			5 0 0 0 1 1 2																
Harmon Killebrew, R (1, 3) OBP: 0.377, SLG: 0.425	4-0 FC6-4 BB		0-0 1B 1B				0-0 F9		0-3 K		4-0 FC6-4 BB			4 0 2 0 2 1 0																
Rod Carew, L (1, 4) OBP: 0.324, SLG: 0.366	0-0 FC6-4		0-0 1B				0-0 L9		0-0 L9		0-3 K			6 0 2 0 0 1 3																
Leo Cardenas, R (1, 6) OBP: 0.342, SLG: 0.452		4-0 1B BB	0-0 F8				0-0 1B		0-3 K		0-0 FC6-4			5 0 2 0 1 1 4																
Jim Nettles, L (1, 8) OBP: 0.351, SLG: 0.556		0-0 1B 1B	0-0 F7				0-0 F9		0-3 K		0-0 4-3			6 0 1 0 0 1 5																
Jim Holt, L (1, 7) OBP: 0.292, SLG: 0.333		0-0 1B	0-0 F9				0-0 4-3		0-0 L8		0-0 F7			6 0 1 0 0 0 1																
George Mitterwald, R (1, 2) OBP: 0.320, SLG: 0.343		0-3 K	0-3 K				0-3 K		0-0 F7		0-0 6-3			6 0 0 0 0 3 4																
Jim Perry, S (1, 1) OBP: 0.254, SLG: 0.185		0-3 K	0-0 1B				0-0 G3		0-0 F9		4-0 BB			4 0 1 0 0 1 3																
Brant Alyea, R (11, PH) OBP: 0.285, SLG: 0.274														0 0 0 0 1 0 0																
Danny Thompson, R (11, PR) OBP: 0.302, SLG: 0.237														0 0 0 0 0 0 0																
Tom Hall, L (11, 1) OBP: 0.333, SLG: 0.350														0 0 0 0 0 0 0																
Stan Williams, R (11, 1)														0 0 0 0 0 0 0																
Inning Stats	R: 0 E: 0 K: 0 S: 2	H: 0 LOB: 1 BB: 2 P: 10	R: 0 E: 0 K: 2 S: 9	H: 2 LOB: 3 BB: 1 P: 13	R: 0 E: 0 K: 0 S: 5	H: 2 LOB: 2 BB: 0 P: 5	R: 0 E: 0 K: 0 S: 9	H: 2 LOB: 0 BB: 0 P: 9	R: 0 E: 0 K: 2 S: 4	H: 1 LOB: 1 BB: 0 P: 4	R: 0 E: 0 K: 1 S: 5	H: 0 LOB: 0 BB: 0 P: 5	R: 0 E: 0 K: 0 S: 4	H: 1 LOB: 1 BB: 0 P: 4	R: 0 E: 0 K: 3 S: 5	H: 0 LOB: 0 BB: 0 P: 5	R: 0 E: 0 K: 3 S: 10	H: 1 LOB: 1 BB: 0 P: 10	R: 0 E: 0 K: 0 S: 3	H: 0 LOB: 1 BB: 1 P: 7	R: 0 E: 0 K: 1 S: 5	H: 0 LOB: 1 BB: 1 P: 9	R: 0 E: 0 K: 0 S: 3	H: 0 LOB: 0 BB: 0 P: 3	1B: 9 2B: 0 3B: 1 HR: 0	SF: 0 SAC: 0 DP: 0 HBP: 0	WP: 0 PB: 0 SB: 0 CS: 1	PA: 53		
PITCHER																														
Luis Tiant, R (1, 1) ERA: 4.65	IP: 10.0	WLS: 42	BF: 42	H: 10	R: 0	ER: 0	SO: 9	BB: 3	IBB: 0	HBP: 0	BLK: 0	WP: 0	HR: 0	S: 57	P: 69	ERA: 0.00	WHIP: 1.300													
Bill Lee, L (11, 1) ERA: 2.73	3.0	W: 11	BF: 11	H: 0	R: 0	ER: 0	SO: 1	BB: 2	IBB: 0	HBP: 0	BLK: 0	WP: 0	HR: 0	S: 11	P: 19	ERA: 0.00	WHIP: 0.667													

livebaseballscorecards.com

AB	48
R	0
H	10
RBI	0
BB	5
SO	10
LOB	26



Batter	1	2	3	4	5	6	7	8	9	AB R H RBI BB SO LOB	TOP											
Steve Braun, L (1, 5) OBP: 0.353, SLG: 0.364	0-0 F5		0-0 4-3			0-0 F9		0-0 1B		4 0 1 0 0 0 1												
Cesar Tovar, R (1, 9) OBP: 0.353, SLG: 0.355	0-0 3-1			0-0 5-3		0-0 1B		0-0 4-3		4 0 1 0 0 0 1												
Tom Hall, L (8, 1) OBP: 0.333, SLG: 0.350										0 0 0 0 0 0 0												
Harmon Killebrew, R (1, 3) OBP: 0.378, SLG: 0.433	0-0 F9			0-0 4-3 2B		0-0 L8			0-0 WP 2B	4 1 2 0 0 0 1												
Rod Carew, L (1, 4) OBP: 0.324, SLG: 0.368		0-0 G3		0-0 4-3			0-3 K		0-0 2B	4 1 1 1 0 1 1												
Leo Cardenas, R (1, 6) OBP: 0.341, SLG: 0.459			0-0 F9	0-0 2-3			0-0 6-3		0-0 2B	4 1 1 2 0 0 1												
Jim Nettles, L (1, 8) OBP: 0.366, SLG: 0.625			0-0 3-1		0-0 3-1				0-0 HR	4 1 2 1 0 0 0												
Jim Holt, L (1, 7) OBP: 0.289, SLG: 0.329					0-0 G3		0-0 1B		0-0 HR	4 1 2 1 0 0 0												
Phil Roof, R (1, 2) OBP: 0.254, SLG: 0.264					0-1 CI SH3		0-0 F7		0-0 F8	3 0 0 0 0 0 1												
Tony Oliva, L (9, PH) OBP: 0.403, SLG: 0.649					0-0 F8		0-3 K		0-0 4-3	3 0 0 0 0 2 1												
Bert Blyleven, R (1, 1) OBP: 0.096, SLG: 0.090					0-0 SH3		0-3 K		0-0 5-3	1 0 0 0 0 0 0												
Hal Haydel, R (4, 1) OBP: 0.254, SLG: 0.316										0 0 0 0 0 0 0												
Rich Reese, L (6, PH) OBP: 0.254, SLG: 0.316										0 0 0 0 0 0 0												
Jim Strickland, L (6, 1) OBP: 0.281, SLG: 0.270										1 0 0 0 0 0 0												
Brant Alyea, R (8, PH) OBP: 0.281, SLG: 0.270					1-2					0 0 0 0 0 0 0												
						0-0 3-1		0-3 K		2 0 0 0 0 1 0												
Inning Stats	R: 0 E: 0 K: 0 S: 3	H: 0 LOB: 0 BB: 0 P: 3	R: 0 E: 0 K: 0 S: 3	H: 0 LOB: 0 BB: 0 P: 3	R: 0 E: 1 K: 0 S: 4	H: 0 LOB: 1 BB: 0 P: 4	R: 0 E: 0 K: 0 S: 4	H: 1 LOB: 1 BB: 0 P: 4	R: 0 E: 0 K: 1 S: 5	H: 0 LOB: 0 BB: 0 P: 5	R: 0 E: 0 K: 1 S: 4	H: 1 LOB: 1 BB: 0 P: 4	R: 0 E: 0 K: 1 S: 6	H: 1 LOB: 1 BB: 0 P: 6	R: 0 E: 0 K: 2 S: 8	H: 1 LOB: 1 BB: 0 P: 8	R: 4 E: 0 K: 0 S: 7	H: 4 LOB: 0 BB: 0 P: 7	1B: 3 2B: 3 3B: 0 HR: 2	SF: 0 SAC: 1 DP: 0 HBP: 0	WP: 1 PB: 0 SB: 0 CS: 0	PA: 36
PITCHER Sonny Siebert, R (1, 1) ERA: 2.96	IP: 9.0 WLS: W BF: 36 H: 8 R: 4 ER: 4 SO: 4 BB: 0 IBB: 0 HBP: 0 BLK: 0 WP: 1 HR: 2 S: 44 P: 44 ERA: 4.00 WHIP: 0.889																				PITCHER	IP: 9.0 WLS: W BF: 36 H: 8 R: 4 ER: 4 SO: 4 BB: 0 IBB: 0 HBP: 0 BLK: 0 WP: 1 HR: 2 S: 44 P: 44 ERA: 4.00 WHIP: 0.889

Minnesota Twins @ Boston Red Sox
Fenway Park, Boston, MA
Fri Jul 16 1971, 7:05 PM EDT
Att: 29,293 - Unknown

livebaseballscorecards.com

AB	34
R	4
H	8
RBI	4
BB	0
SO	4
LOB	7



Batter	1	2	3	4	5	6	7	8	9
John Kennedy, R OBP: 0.366, SLG: 0.468 (1, 4)	0-0 WP 1B 2B 1B		0-0 1B SF9 1B	0-3 K		0-0 F8		0-0 6-3	
Luis Aparicio, R OBP: 0.286, SLG: 0.301 (1, 6)	0-0 WP 1B 1-2 2B 1B		0-0 1B HR 1B	0-0 1-2 1B		0-0 BB 1B		4-0 HR BB	
Reggie Smith, S OBP: 0.355, SLG: 0.503 (1, 8)	0-3 K 1-2 2-3		0-0 SF9 3-H	0-0 F8		4-0 BB		0-0 1-H HR	
Carl Yastrzemski, L OBP: 0.407, SLG: 0.437 (1, 7)	0-0 2B 2-H 3-H		0-0 L7		0-3 K	0-0 F8		0-3 K	
Rico Petrocelli, R OBP: 0.353, SLG: 0.455 (1, 5)	0-3 K		0-0 1-H HR		0-3 K		0-0 6-3		
George Scott, R OBP: 0.317, SLG: 0.423 (1, 3)	0-0 L8		0-0 1B		4-0 HR BB		0-0 6-3		
Joe Lahoud, L OBP: 0.370, SLG: 0.578 (1, 9)		0-0 F9	0-0 G3		0-0 1-H HR		4-0 FC4-6 BB		
Bob Montgomery, R OBP: 0.345, SLG: 0.390 (1, 2)		0-0 G5-4-3 1B		0-0 FC1-5 2B		0-3 K		0-0 FC4-6 1-2f	
Sonny Siebert, R OBP: 0.273, SLG: 0.500 (1, 1)		0-0 G5-4-3 1-2f		0-0 FC1-5 1B 2-3		0-0 5-3		0-3 K	

Inning Stats	R: 2 E: 0 K: 2 S: 10	H: 3 LOB: 1 BB: 0 P: 10	R: 0 E: 0 K: 0 S: 3	H: 1 LOB: 0 BB: 0 P: 3	R: 3 E: 0 K: 0 S: 7	H: 4 LOB: 1 BB: 0 P: 7	R: 0 E: 0 K: 1 S: 7	H: 2 LOB: 2 BB: 0 P: 7	R: 2 E: 0 K: 3 S: 10	H: 1 LOB: 0 BB: 1 P: 14	R: 0 E: 0 K: 0 S: 4	H: 1 LOB: 2 BB: 1 P: 8	R: 0 E: 0 K: 0 S: 3	H: 0 LOB: 1 BB: 1 P: 7	R: 2 E: 0 K: 2 S: 8	H: 1 LOB: 0 BB: 1 P: 12
--------------	-------------------------------	----------------------------------	------------------------------	---------------------------------	------------------------------	---------------------------------	------------------------------	---------------------------------	-------------------------------	----------------------------------	------------------------------	---------------------------------	------------------------------	---------------------------------	------------------------------	----------------------------------

PITCHER	IP	WLS	BF	H	R	ER	SO	BB	IBB	HBP	BLK	WP	HR	S	P	ERA	WHIP
Bert Blyleven, R ERA: 3.37 (1, 1)	3.0	L	17	9	5	5	2	0	0	0	0	1	1	21	21	15.00	3.000
Hal Haydel, R ERA: 5.56 (4, 1)	2.0		9	2	2	2	4	1	0	0	0	0	1	16	20	9.00	1.500
Jim Strickland, L ERA: (6, 1)	2.0		9	1	0	0	0	2	0	0	0	0	0	7	15	0.00	1.500
Tom Hall, L ERA: 3.21 (8, 1)	1.0		5	1	2	2	2	1	0	0	0	0	1	8	12	18.00	2.000

AB R H RBI BB SO LOB

5	2	2	0	0	1	1
4	3	4	0	1	0	0
3	1	1	3	1	1	4
5	0	1	2	0	2	3
4	1	1	2	0	2	1
3	1	1	0	1	0	1
3	1	1	2	1	0	1
4	0	2	0	0	1	1
4	0	0	0	0	1	2

1B: 8	SF: 1	WP: 1	PA: 40
2B: 2	SAC: 0	PB: 0	
3B: 0	DP: 1	SB: 0	
HR: 3	HBP: 0	CS: 0	
AB	35		
R	9		
H	13		
RBI	9		
BB	4		
SO	8		
LOB	14		

Minnesota Twins @ Boston Red Sox
 Fenway Park, Boston, MA
 Fri Jul 16 1971, 7:05 PM EDT
 Att. 29,293 - Unknown

livebaseballscorecards.com



Batter	1	2	3	4	5	6	7	8	9	AB R H RBI BB SO LOB
--------	---	---	---	---	---	---	---	---	---	----------------------

John Kennedy, R <small>OBP: 0.364, SLG: 0.470</small> (1, 4) X	0-0 ① 		0-0 ② 		0-0 					2 1 1 1 0 0 0
Luis Aparicio, R <small>OBP: 0.289, SLG: 0.303</small> (1, 6) X	0-0 ② 		0-0 		0-0 ② 					2 1 1 1 0 0 0
Reggie Smith, S <small>OBP: 0.360, SLG: 0.514</small> (1, 8) X	0-0 		0-0 		0-0 					3 1 3 2 0 0 0
Carl Yastrzemski, L <small>OBP: 0.408, SLG: 0.459</small> (1, 7) S S S	0-3 ③ 		0-0 ③ 		0-0 					3 0 1 0 0 1 2
Rico Petrocelli, R <small>OBP: 0.351, SLG: 0.452</small> (1, 5)		0-0 ① 		0-0 ① 	0-0 ③ 					3 0 0 0 0 0 1
George Scott, R <small>OBP: 0.319, SLG: 0.429</small> (1, 3)		0-3 ② 		0-0 ② 						2 0 1 0 0 1 0
Joe Lahoud, L <small>OBP: 0.373, SLG: 0.589</small> (1, 9)		0-0 ③ 		0-3 ③ 						2 0 0 0 0 1 0
Bob Montgomery, R <small>OBP: 0.349, SLG: 0.405</small> (1, 2)			0-0 		0-3 ① 					2 1 1 0 0 1 0
Ray Culp, R <small>OBP: 0.224, SLG: 0.156</small> (1, 1)			0-0 ① 		4-0 					0 1 0 0 1 0 0

Inning Stats	R: 0	H: 1	E: 0	LOB: 1	K: 1	S: 6	P: 6	R: 0	H: 0	E: 0	LOB: 0	K: 1	S: 5	P: 5	R: 2	H: 3	E: 1	LOB: 1	K: 0	S: 6	R: 0	H: 1	E: 0	LOB: 0	K: 1	S: 5	P: 5	R: 3	H: 3	E: 0	LOB: 1	K: 1	S: 8	P: 12
--------------	------	------	------	--------	------	------	------	------	------	------	--------	------	------	------	------	------	------	--------	------	------	------	------	------	--------	------	------	------	------	------	------	--------	------	------	-------

PITCHER	IP	WLS	BF	H	R	ER	SO	BB	IBB	HBP	BLK	WP	HR	S	P	ERA	WHIP
Bill Parsons, R <small>ERA: 2.44</small> (1, 1)	5.0	L	23	8	5	4	4	1	0	0	0	0	1	30	34	7.20	1.800

BOTTOM

Milwaukee Brewers @ Boston Red Sox
 Fenway Park, Boston, MA
 Sat Jul 17 1971, 7:05 PM EDT
 Att. 27,791 - Unknown

AB	19
R	5
H	8
RBI	4
BB	1
SO	4
LOB	3



WP	HR	S	P	ERA	WHIP
0	1	0	23		

livebaseballscorecards.com

Batter	1	2	3	4	5	6	7	8	9	AB R H RBI BB SO LOB	TOP
Tommy Harper, R (1, 7) OBP: 0.304, SLG: 0.356	0-0 S 1B 2B	0-0 L8			0-0 F8		0-0 FC6-2 1B 1B		0-0 S 1B 1B	5 2 3 1 0 0 1	
Ron Theobald, R (1, 4) OBP: 0.350, SLG: 0.342	0-0 2-H 2B 1B		0-0 4-3		0-0 F3		0-0 FC6-2 1B		0-0 F8	5 1 1 1 0 0 3	
Roberto Pena, R (1, 3) OBP: 0.302, SLG: 0.384	0-0 1-H 2B		0-0 1B		0-3 K		0-0 1-3 2-H 1B		1-0 1-2 1B HBP	4 0 3 1 0 1 0	
Andy Kosco, R (1, 9) OBP: 0.307, SLG: 0.358	0-3 K		0-3 K		0-0 HR		0-0 F8		0-0 1-2 2-H 1B	5 1 2 2 0 2 4	
Rob Ellis, R (1, 5) OBP: 0.299, SLG: 0.273	0-0 L1		0-0 4-3		0-0 F3			0-0 5-3	0-0 3-1	5 0 0 0 0 0 4	
Bobby Mitchell, R (1, 8) OBP: 0.274, SLG: 0.223	0-3 K			0-0 F6		4-0 CS BB		0-0 F9		3 0 0 0 1 1 1	
Ellie Rodriguez, R (1, 2) OBP: 0.175, SLG: 0.200		0-3 K		0-0 6-3		4-0 1-2 BB		0-3 K		3 0 0 0 1 2 0	
Bob Heise, R (1, 6) Ken Sanders, R (6, 1)		0-0 SH1-4 1B		0-0 1B		0-0 5-3			4-0 SH1-4 1B BB	3 0 2 0 0 0 1 0 1 0 0 1 0 0	
Jim Slaton, R (1, 1) Ted Kubiak, S (6, 6)		0-0 SH1-4		0-3 K			0-0 1B FC6-2 2B		0-0 SH1-4	1 0 0 0 0 1 1 1 0 1 0 0 0 0	
Inning Stats	R: 2 H: 3 E: 0 LOB: 1 K: 2 BB: 0 S: 10 P: 10	R: 0 H: 1 E: 0 LOB: 1 K: 1 BB: 0 S: 6 P: 6	R: 0 H: 1 E: 0 LOB: 1 K: 1 BB: 0 S: 6 P: 6	R: 0 H: 1 E: 0 LOB: 1 K: 1 BB: 0 S: 6 P: 6	R: 0 H: 0 E: 0 LOB: 0 K: 1 BB: 0 S: 5 P: 5	R: 1 H: 1 E: 0 LOB: 1 K: 0 BB: 2 S: 3 P: 11	R: 0 H: 3 E: 0 LOB: 2 K: 0 BB: 0 S: 5 P: 5	R: 0 H: 0 E: 0 LOB: 0 K: 1 BB: 0 S: 5 P: 5	R: 2 H: 2 E: 0 LOB: 2 K: 0 BB: 1 S: 5 P: 10	1B: 8 SF: 0 2B: 3 SAC: 2 3B: 0 DP: 0 HR: 1 HBP: 1	WP: 0 PA: 41 PB: 0 SB: 2 CS: 1
PITCHER Gary Peters, L (1, 1) ERA: 4.95 Ken Tatum, R (9, 1) ERA: 3.76	IP WLS BF H R ER SO BB IBB HBP BLK WP HR S P ERA WHIP										
	8.1 L 36 10 4 4 7 3 0 0 0 0 0 1 47 59 4.32 1.560										
	0.2 5 2 1 1 0 0 0 0 1 0 0 0 4 5 13.50 3.000										

Milwaukee Brewers @ Boston Red Sox
Fenway Park, Boston, MA
Sun Jul 18 1971, 3:33 AM EDT
Att. 22,602 - Unknown

livebaseballscorecards.com

AB	35
R	5
H	12
RBI	5
BB	3
SO	7
LOB	15



Batter	1	2	3	4	5	6	7	8	9	AB R H RBI BB SO LOB
Phil Gagliano, R (1, 4) OBP: 0.556, SLG: 0.609	0-0 F8 6-3 1B	0-0 3-1 1-2		0-0 L6			0-0 SH 2B		4-0 PB 1B BB	4 1 2 0 1 0 2
Luis Aparicio, R (1, 6) OBP: 0.291, SLG: 0.300	0-0 6-3 1-2		0-3 K		0-0 F8		0-0 SH 2B		0-3 K	4 0 0 0 0 2 2
Reggie Smith, S (1, 8) OBP: 0.360, SLG: 0.513	0-0 F8 2-3		0-0 F8		0-0 F9		0-0 F2 1-2		0-0 F9	5 0 0 0 0 0 4
Carl Yastrzemski, L (1, 7) OBP: 0.409, SLG: 0.453	4-0 BB		0-0 4-3		0-0 F8		4-0 G6-4-3 IBB		4-0 1B IBB	2 0 0 0 3 0 0
Rico Petrocelli, R (1, 5) OBP: 0.353, SLG: 0.473	0-0 F8			0-0 HR		0-0 4-3 E 2B		0-0 G6-4-3 1-2	0-0 1B	5 2 3 2 0 0 5
George Scott, R (1, 3) OBP: 0.320, SLG: 0.435		4-0 1B SF8 BB		0-0 E G3 1B		0-0 4-3 2-3		0-0 F8		3 2 1 0 1 0 1
Joe Lahoud, L (1, 9) OBP: 0.358, SLG: 0.557		0-0 S 1B		0-0 G3 1-2		0-0 E3 3-H		0-3 K		4 0 1 0 0 1 1
Duane Josephson, R (1, 2) OBP: 0.287, SLG: 0.368		0-0 SF8 3-H		0-0 E6 4-3 2-H 1B		0-0 L6		0-0 1B		3 0 2 1 0 0 1
Luis Tiant, R (1, 1) OBP: 0.222, SLG: 0.333		0-3 K		0-0 4-3		0-0 F8		0-0 F8		1 0 0 0 0 1 1
Bill Lee, L (4, 1) OBP: 0.188, SLG: 0.133										2 0 0 0 0 0 2
Mike Fiore, L (8, PH) OBP: 0.237, SLG: 0.094										1 0 0 0 0 0 1
Bobby Bolin, R (9, 1) OBP: 0.250, SLG: 0.250										0 0 0 0 0 0 0


Inning Stats	R: 0 E: 0 K: 0 S: 4	H: 1 LOB: 2 BB: 1 P: 8	R: 1 E: 0 K: 1 S: 6	H: 1 LOB: 1 BB: 1 P: 10	R: 0 E: 0 K: 1 S: 5	H: 0 LOB: 0 BB: 0 P: 5	R: 2 E: 1 K: 0 S: 6	H: 3 LOB: 1 BB: 0 P: 6	R: 0 E: 0 K: 0 S: 3	H: 0 LOB: 0 BB: 0 P: 3	R: 1 E: 1 K: 0 S: 5	H: 1 LOB: 1 BB: 0 P: 5	R: 0 E: 1 K: 0 S: 4	H: 1 LOB: 2 BB: 1 P: 8	R: 0 E: 0 K: 1 S: 6	H: 1 LOB: 1 BB: 0 P: 6	R: 1 E: 0 K: 1 S: 5	H: 1 LOB: 2 BB: 2 P: 13	1B: 6 2B: 2 3B: 0 HR: 1	SF: 1 SAC: 1 DP: 1 HBP: 0	WP: 0 PB: 1 SB: 2 CS: 0	PA: 41
--------------	------------------------------	---------------------------------	------------------------------	----------------------------------	------------------------------	---------------------------------	------------------------------	---------------------------------	------------------------------	---------------------------------	------------------------------	---------------------------------	------------------------------	---------------------------------	------------------------------	---------------------------------	------------------------------	----------------------------------	----------------------------------	------------------------------------	----------------------------------	--------

PITCHER	IP	WLS	BF	H	R	ER	SO	BB	IBB	HBP	BLK	WP	HR	S	P	ERA	WHIP
Steve Kealey, R (1, 1) ERA: 4.34	5.0		22	5	3	2	2	2	0	0	0	0	1	24	32	3.60	1.400
Tom Bradley, R (6, 1) ERA: 3.0	3.2	L	19	4	2	1	2	1	2	0	0	0	0	20	32	2.46	1.364

BOTTOM

Chicago White Sox @ Boston Red Sox
 Fenway Park, Boston, MA
 Tue Jul 20 1971, 7:05 PM EDT
 Att. 23,373 - Unknown

AB	R	H	RBI	BB	SO	LOB
34	5	9	3	5	4	20



WP	HR	S	P	ERA	WHIP
0	1	1	1		

Batter	1	2	3	4	5	6	7	8	9	AB R H RBI BB SO LOB	TOP		
Pat Kelly, L (1, 9) OBP: 0.426, SLG: 0.341	0-0 E8 1B		0-0 6-3 1B		0-0 F7			0-0 F7		4 0 2 0 0 0 0			
Rich McKinney, R (1, 4) OBP: 0.358, SLG: 0.439	0-0 F8		0-0 6-3 1-2			0-0 F8		0-0 HR		4 1 1 1 0 0 2			
Carlos May, L (1, 7) OBP: 0.366, SLG: 0.382	0-0 1-3		4-0 BB			0-0 6-3		0-0 F8		3 0 0 0 1 0 1			
Bill Melton, R (1, 5) OBP: 0.351, SLG: 0.520	0-3 K		0-0 L7			0-0 F2			0-0 5-3	4 0 0 0 0 1 3			
Rick Reichardt, R (1, 8) OBP: 0.343, SLG: 0.456		0-0 5-3		0-0 F8			0-0 G3-6 1B		0-0 BB 1B	4 0 2 0 0 0 0			
Ed Herrmann, L (1, 2) OBP: 0.317, SLG: 0.377		0-0 1-3		0-0 F9			0-0 G3-6 1-2f		4-0 BB G3-6-3	3 0 0 0 1 0 1 0 0 0 0 0 0 0			
Luis Alvarado, R (9, PR) OBP: 0.226, SLG: 0.268													
Bob Spence, L (1, 3) OBP: 0.278, SLG: 0.133		4-0 BB		0-0 L9			4-0 1B BB		0-0 G3-6-3 1-2f	2 0 0 0 2 0 2			
Rich Morales, R (1, 6) OBP: 0.383, SLG: 0.389		0-0 5-3			0-0 F4		0-0 1-3 1B			3 0 1 0 0 0 1			
Joe Horlen, R (1, 1) OBP: 0.042, SLG: 0.043			0-0 5-3			0-0 6-3		0-0 F8		2 0 0 0 0 0 0			
Vicente Romo, R (7, 1) OBP: 0.286, SLG: 0.167										0 0 0 0 0 0 0			
Jay Johnstone, L (8, PH) OBP: 0.314, SLG: 0.358										1 0 0 0 0 0 0			
Rich Hinton, L (8, 1)										0 0 0 0 0 0 0			
Inning Stats	R: 0 E: 1 K: 1 S: 6 H: 1 LOB: 1 BB: 0 P: 6	R: 0 E: 0 K: 0 S: 3 H: 0 LOB: 1 BB: 1 P: 7	R: 0 E: 0 K: 0 S: 4 H: 1 LOB: 2 BB: 1 P: 8	R: 0 E: 0 K: 0 S: 3 H: 0 LOB: 0 BB: 0 P: 3	R: 0 E: 0 K: 0 S: 3 H: 0 LOB: 0 BB: 0 P: 3	R: 0 E: 0 K: 0 S: 3 H: 0 LOB: 0 BB: 0 P: 3	R: 0 E: 0 K: 0 S: 3 H: 2 LOB: 2 BB: 1 P: 7	R: 1 E: 0 K: 0 S: 4 H: 1 LOB: 0 BB: 0 P: 4	R: 0 E: 0 K: 0 S: 3 H: 1 LOB: 2 BB: 1 P: 7	1B: 5 2B: 0 3B: 0 HR: 1 SF: 0 SAC: 0 DP: 2 HBP: 0	WP: 0 PB: 0 SB: 0 CS: 0 PA: 34		
PITCHER Sonny Siebert, R (1, 1) ERA: 2.85	IP: 9.0 WLS: W BF: 34 H: 6 R: 1 ER: 1 SO: 1 BB: 4 IBB: 0 HBP: 0 BLK: 0 WP: 0 HR: 1 S: 32 P: 48 ERA: 1.00 WHIP: 1.111											PITCHER	IP: WLS: BF: H: R: ER: SO: BB: IBB: HBP: BLK: WP: HR: S: P: ERA: WHIP:

Chicago White Sox @ Boston Red Sox
 Fenway Park, Boston, MA
 Wed Jul 21 1971, 7:05 PM EDT
 Att. 24,946 - Unknown

livebaseballscorecards.com

AB	30
R	1
H	6
RBI	1
BB	4
SO	1
LOB	10



Batter	1	2	3	4	5	6	7	8	9	AB	R	H	RBI	BB	SO	LOB
Phil Gagliano, R OBP: 0.500, SLG: 0.519 (1, 4)	0-0 F7	0-0 1-3		0-0 5-3		4-0 BB		0-0 6-3		4	0	0	0	1	0	3
Luis Aparicio, R OBP: 0.290, SLG: 0.296 (1, 6)	0-0 F9		4-0 BB		0-0 F9	0-0 FC5		0-0 1-3		4	1	0	0	1	0	3
Reggie Smith, S OBP: 0.361, SLG: 0.514 (1, 8)	0-0 E4		4-0 BB		0-0 F7		0-0 G3			3	1	1	0	1	0	0
Carl Yastrzemski, L OBP: 0.410, SLG: 0.454 (1, 7)	0-0 4-3		0-0 BB		0-0 1-3		0-0 SF9			4	1	2	1	0	0	1
Rico Petrocelli, R OBP: 0.357, SLG: 0.478 (1, 5)		0-0 BB	0-0 BB		4-0 BB	0-0 BB	0-0 BB	0-0 BB		3	2	2	0	1	0	1
George Scott, R OBP: 0.324, SLG: 0.440 (1, 3)		0-0 BB	0-0 BB		0-0 BB	0-0 BB	0-0 BB	0-0 BB		3	1	3	2	0	0	0
Joe Lahoud, L OBP: 0.355, SLG: 0.546 (1, 9)		0-0 BB	0-0 BB		0-0 BB	0-0 BB	0-0 BB	0-0 BB		4	0	1	1	0	0	3
Bob Montgomery, R OBP: 0.356, SLG: 0.415 (1, 2)		0-0 BB	0-0 BB		0-0 BB	0-0 BB	0-0 BB	0-0 BB		3	0	2	1	0	0	0
Sonny Siebert, R OBP: 0.259, SLG: 0.474 (1, 1)		0-3 BB	0-0 BB		0-0 BB	0-0 BB	0-0 BB	0-0 BB		3	0	0	0	0	1	3


Inning Stats	R: 0	H: 1	E: 1	K: 0	S: 4	LOB: 1	BB: 0	P: 4	R: 1	H: 3	E: 0	K: 1	S: 8	LOB: 2	BB: 0	P: 8	R: 2	H: 2	E: 0	K: 0	S: 4	LOB: 1	BB: 2	P: 12	R: 0	H: 0	E: 0	K: 0	S: 3	LOB: 0	BB: 0	P: 3	R: 0	H: 0	E: 0	K: 0	S: 3	LOB: 0	BB: 0	P: 3	R: 2	H: 2	E: 1	K: 0	S: 5	LOB: 2	BB: 2	P: 13	R: 1	H: 2	E: 0	K: 0	S: 5	LOB: 1	BB: 0	P: 5	R: 0	H: 1	E: 0	K: 0	S: 4	LOB: 1	BB: 0	P: 4
--------------	------	------	------	------	------	--------	-------	------	------	------	------	------	------	--------	-------	------	------	------	------	------	------	--------	-------	-------	------	------	------	------	------	--------	-------	------	------	------	------	------	------	--------	-------	------	------	------	------	------	------	--------	-------	-------	------	------	------	------	------	--------	-------	------	------	------	------	------	------	--------	-------	------

PITCHER	IP	WLS	BF	H	R	ER	SO	BB	IBB	HBP	BLK	WP	HR	S	P	ERA	WHIP
Joe Horlen, R ERA: 4.06 (1, 1)	6.1	L	32	10	6	5	1	4	0	0	0	0	0	30	46	7.11	2.211
Vicente Romo, R ERA: 4.5 (7, 1)	0.2		2	0	0	0	0	0	0	0	0	0	0	2	2	0.00	0.000
Rich Hinton, L ERA: (8, 1)	1.0		4	1	0	0	0	0	0	0	0	0	0	4	4	0.00	1.000

BOTTOM

Chicago White Sox @ Boston Red Sox
Fenway Park, Boston, MA
 Wed Jul 21 1971, 7:05 PM EDT
 Att. 24,946 - Unknown

AB	31
R	6
H	11
RBI	5
BB	4
SO	1
LOB	14



WP	HR	S	P	ERA	WHIP
0	0	0	0	0	0

Chicago White Sox @ Boston Red Sox
 Fenway Park, Boston, MA
 Thu Jul 22 1971, 3:33 AM EDT
 Att. 28,268 - Unknown

livebaseballscorecards.com

AB	34
R	4
H	10
RBI	4
BB	6
SO	8
LOB	23



WP:	0	PA:	43
PB:	0		
SB:	0		
CS:	2		

AB	R	H	RBI	BB	SO	LOB
5	0	1	0	0	0	1
4	1	2	0	1	0	0
4	0	2	0	1	1	1
4	1	2	0	0	1	3
5	1	1	1	0	1	5
3	1	1	1	1	0	6
1	0	0	0	0	1	1
4	0	1	1	0	3	1
1	0	0	1	3	0	0
3	0	0	0	0	1	5
0	0	0	0	0	0	0

Batter	1	2	3	4	5	6	7	8	9
Pat Kelly, L OBP: 0.407, SLG: 0.327 (1, 9)	0-0 4-3		0-0 CS 1B	0-0 1-3		0-0 L6		0-0 6-3	
Rich McKinney, R OBP: 0.364, SLG: 0.441 (1, 4)	4-0 1B 1B BB		0-0 HBP 1-2 1B		0-0 1B E 1B	0-0 F8		0-0 F8	
Carlos May, L OBP: 0.369, SLG: 0.383 (1, 7)	0-0 1-2 1B		0-0 HBP 1-2 1B		0-3 K	4-0 BB		0-0 4-3	
Bill Melton, R OBP: 0.354, SLG: 0.522 (1, 5)	0-3 K		1-0 FC6-4 HBP 1-2 2-3		0-0 1-3 1B E 1B	0-0 F6		0-0 2B	
Rick Reichardt, R OBP: 0.341, SLG: 0.452 (1, 8)	0-0 1-2 2-3 1B		0-0 F6		0-0 HBP 1-2 BB E4 1B		0-0 F9		0-3 K
Mike Andrews, R OBP: 0.372, SLG: 0.390 (1, 3)	0-0 5-3		0-0 FC6-4		0-0 BB HBP CS 1B		4-0 2B BB		0-3 K
Bob Spence, L OBP: 0.263, SLG: 0.125 (7, 3)					1-2 2-H 1B				0-3 K
Tom Egan, R OBP: 0.332, SLG: 0.452 (1, 2)					0-3 K		0-0 6-3 1-H 2B		0-3 K
Rich Morales, R OBP: 0.400, SLG: 0.384 (1, 6)					4-0 SH1-4 BB		4-0 FC6-4 BB		
Wilbur Wood, R OBP: 0.153, SLG: 0.038 (1, 1)					0-0 SH1-4		0-0 FC6-4		
Bart Johnson, R OBP: 0.200, SLG: 0.225 (8, 1)					1-2 1-2f 3-H		0-0 6-3		

Inning	R	H	E	K	S	P	WLS	BF	H	R	ER	SO	BB	IBB	HBP	BLK	WP	HR	S	P	ERA	WHIP	
1	0	2	0	1	7																		
2	0	0	0	2	7																		
3	0	3	0	0	6																		
4	3	0	1	1	9																		
5	1	3	1	0	13																		
6	0	0	0	0	7																		
7	1	1	0	0	11																		
8	0	0	0	0	3																		
9	0	1	0	3	10																		

PITCHER	IP	WLS	BF	H	R	ER	SO	BB	IBB	HBP	BLK	WP	HR	S	P	ERA	WHIP
Jim Lonborg, R ERA: 4.85 (1, 1)	4.1	L	26	8	3	2	5	3	0	2	0	0	0	31	45	4.15	2.538
Ken Brett, L ERA: 3.8 (5, 1)	0.2		1	0	0	0	0	0	0	0	0	0	0	1	1	0.00	0.000
Ken Tatum, R ERA: 3.62 (6, 1)	1.0		4	0	0	0	0	1	0	0	0	0	0	3	7	0.00	1.000
Bill Lee, L ERA: 2.61 (7, 1)	2.0		8	1	1	1	0	1	1	0	0	0	0	6	14	4.50	1.000
Sparky Lyle, L ERA: 2.75 (9, 1)	1.0		4	1	0	0	3	0	0	0	0	0	0	10	10	0.00	1.000

Batter	1	2	3	4	5	6	7	8	9	AB R H RBI BB SO LOB	TOP											
John Kennedy, R (1, 4) OBP: 0.354, SLG: 0.451	0-0 S 1B		0-0 1-2 HR 1B	0-0 F8		0-0 F9			0-0 SH1-4 1-2	4 1 2 0 0 0 2												
Luis Aparicio, R (1, 6) OBP: 0.290, SLG: 0.294	0-3 K		0-0 F8		0-0 F8				0-3 K	5 0 1 0 0 2 4												
Reggie Smith, S (1, 8) OBP: 0.357, SLG: 0.513	0-0 F4		0-0 1-H 2-H HR		0-3 K				0-0 F8 1B	5 1 1 3 0 1 2												
Carl Yastrzemski, L (1, 7) OBP: 0.400, SLG: 0.440	0-0 F7 1-2		0-0 F8		0-3 K				0-3 K	5 0 0 0 0 2 3												
Rico Petrocelli, R (1, 5) OBP: 0.353, SLG: 0.468		0-0 5-3	4-0 HR BB			0-0 F8			0-0 L7	3 1 0 0 1 0 1												
George Scott, R (1, 3) OBP: 0.328, SLG: 0.448		0-0 6-3	0-0 1-H HR			4-0 1B SF8 BB			0-0 F8	3 2 1 2 1 0 0												
Joe Lahoud, L (1, 9) OBP: 0.357, SLG: 0.537		0-3 K	0-0 4-3			0-0 1-3 BB 1B			4-0 G3-6 BB	3 0 1 0 1 1 0												
Bob Montgomery, R (1, 2) OBP: 0.351, SLG: 0.414			0-0 1B 2B	0-3 K		0-0 SF8			0-0 G3-6 1-2f	3 1 1 1 0 1 1												
Ray Culp, R (1, 1) OBP: 0.250, SLG: 0.170			0-0 2-H HR 1B		0-3 K	4-0 3-H BB			0-0 SH1-4 E 1B	2 1 1 1 1 1 0												
Bobby Bolin, R (7, 1) OBP: 0.250, SLG: 0.250										0 0 0 0 0 0 0												
Sparky Lyle, L (8, 1) OBP: 1.000, SLG: 1.000										1 1 1 0 0 0 0												
Inning Stats	R: 0 E: 0 K: 1 S: 6	H: 1 LOB: 1 BB: 0 P: 6	R: 0 E: 0 K: 1 S: 5	H: 0 LOB: 0 BB: 0 P: 5	R: 6 E: 0 K: 0 S: 8	H: 5 LOB: 0 BB: 1 P: 12	R: 0 E: 0 K: 2 S: 7	H: 0 LOB: 0 BB: 0 P: 7	R: 0 E: 0 K: 2 S: 7	H: 0 LOB: 0 BB: 0 P: 7	R: 1 E: 0 K: 0 S: 4	H: 1 LOB: 2 BB: 2 P: 12	R: 0 E: 0 K: 0 S: 4	H: 1 LOB: 1 BB: 0 P: 4	R: 0 E: 0 K: 0 S: 2	H: 0 LOB: 0 BB: 1 P: 6	R: 1 E: 1 K: 2 S: 9	H: 1 LOB: 1 BB: 0 P: 9	1B: 6 2B: 1 3B: 0 HR: 2	SF: 1 SAC: 1 DP: 1 HBP: 0	WP: 0 PB: 0 SB: 1 CS: 0	PA: 40
PITCHER	IP WLS BF H R ER SO BB IBB HBP BLK WP HR S P ERA WHIP																					
Steve Luebber, R (1, 1) ERA: 7.15	2.2 L 15 6 6 6 2 1 0 0 0 0 2 18 22 20.25 2.625																					
Tom Hall, L (3, 1) ERA: 3.24	3.1 13 1 1 1 4 2 0 0 0 0 0 0 19 27 2.70 0.900																					
Ray Corbin, R (7, 1) ERA: 3.2	2.0 7 1 0 0 0 1 0 0 0 0 0 6 10 0.00 1.000																					
Ron Perranoski, L (9, 1) ERA: 6.38	1.0 5 1 1 0 2 0 0 0 0 0 0 0 9 9 0.00 1.000																					

Boston Red Sox @ Minnesota Twins
Metropolitan Stadium, Bloomington, MI

Fri Jul 23 1971, 8:05 PM EDT
Att. 19,505 - Unknown - 76 F

livebaseballscorecards.com

AB	34
R	8
H	9
RBI	7
BB	4
SO	8
LOB	13



Batter	1	2	3	4	5	6	7	8	9	AB R H RBI BB SO LOB	TOP											
John Kennedy, R (1, 4) OBP: 0.358, SLG: 0.470	0-0 1-3		0-0 E5 1-H 1B			0-0 4-3		0-0 1-H HR		4 1 2 2 0 0 0												
Luis Aparicio, R (1, 6) OBP: 0.287, SLG: 0.290	0-0 4-3		0-0 F2			0-0 4-3		0-0 F7		4 0 0 0 0 0 1												
Reggie Smith, S (1, 8) OBP: 0.356, SLG: 0.513	0-0 4-3				0-0 4-3		0-0 G3		0-0 4-3 1B 2B	4 1 1 0 0 0 0												
Carl Yastrzemski, L (1, 7) OBP: 0.396, SLG: 0.434		0-0 F8			0-0 4-3		0-0 F7		0-0 4-3 2-3	4 0 0 0 0 0 1												
Rico Petrocelli, R (1, 5) OBP: 0.352, SLG: 0.464		0-0 F3			0-0 5-3		0-0 F4		4-0 1B 3B BB	3 1 0 0 1 0 0												
George Scott, R (1, 3) OBP: 0.335, SLG: 0.456		4-0 BB				0-0 G6-4-3 1B		0-0 1B SF7 2B	0-0 1-3 3B 1B	3 2 3 1 1 0 0												
Joe Lahoud, L (1, 9) OBP: 0.354, SLG: 0.543		0-0 F2				0-0 F5		0-0 F7	0-0 2-H 3-H 3B	4 0 1 2 0 0 3	AB 33 R 6 H 9 RBI 6 BB 2 SO 2 LOB 8											
Duane Josephson, R (1, 2) OBP: 0.287, SLG: 0.366			0-0 L4			0-0 G6-4-3 1-2f		0-0 HR 1B	0-0 1-3	4 1 1 0 0 0 2												
Gary Peters, L (1, 1) OBP: 0.299, SLG: 0.349			0-0 E 1B 1B			0-3 K		0-0 SF7 3-H	0-3 K	3 0 1 1 0 2 1												
Inning Stats	R: 0 E: 0 K: 0 S: 3	H: 0 LOB: 0 BB: 0 P: 3	R: 0 E: 0 K: 0 S: 3	H: 0 LOB: 1 BB: 1 P: 7	R: 0 E: 1 K: 0 S: 4	H: 2 LOB: 1 BB: 0 P: 4	R: 0 E: 0 K: 0 S: 3	H: 0 LOB: 0 BB: 0 P: 3	R: 0 E: 0 K: 1 S: 5	H: 1 LOB: 0 BB: 0 P: 3	R: 0 E: 0 K: 1 S: 5	H: 0 LOB: 0 BB: 0 P: 5	R: 0 E: 0 K: 0 S: 3	H: 0 LOB: 0 BB: 0 P: 3	R: 3 E: 0 K: 0 S: 6	H: 3 LOB: 0 BB: 0 P: 6	R: 3 E: 0 K: 1 S: 8	H: 3 LOB: 1 BB: 1 P: 12	1B: 5 2B: 2 3B: 1 HR: 1	SF: 1 SAC: 0 DP: 1 HBP: 0	WP: 0 PB: 0 SB: 0 CS: 0	PA: 36
PITCHER	IP WLS BF H R ER SO BB IBB HBP BLK WP HR S P ERA WHIP																					
Jim Perry, R (1, 1) ERA: 3.97	8.0 L 30 7 4 4 1 1 0 0 0 0 0 1 31 35 4.50 1.000																					
Ron Perranoski, L (9, 1) ERA: 6.75	0.1 4 2 2 2 0 1 0 0 0 0 0 0 3 7 54.00 9.000																					
Ray Corbin, R (9, 1) ERA: 3.18	0.2 2 0 0 0 0 1 0 0 0 0 0 0 4 4 0.00 0.000																					

Boston Red Sox @ Minnesota Twins
Metropolitan Stadium, Bloomington, MI

Sat Jul 24 1971, 8:05 PM EDT
Att. 17,487 - Unknown - 78 F

livebaseballscorecards.com



BOTTOM

Boston Red Sox @ Minnesota Twins
Metropolitan Stadium, Bloomington, MI

Sat Jul 24 1971, 8:05 PM EDT
Att: 17,487 - Unknown - 78 F

livebaseballscorecards.com

AB	34
R	3
H	9
RBI	3
BB	5
SO	7
LOB	14



WP:	0	PA:	40
PB:	0		
SB:	0		
CS:	0		

AB R H RBI BB SO LOB

5 1 3 0 0 0 1
3 0 1 2 0 1 1
1 0 0 0 0 0 0

2 0 0 0 3 0 0

5 0 1 0 0 2 5

3 0 0 0 1 1 5

4 0 0 0 0 1 1

4 1 2 1 0 0 0

4 0 0 0 0 1 1


3 1 2 0 1 1 0
0 0 0 0 0 0 0
0 0 0 0 0 0 0

1B: 5 SF: 0
2B: 3 SAC: 1
3B: 0 DP: 1
HR: 1 HBP: 0

Batter	1	2	3	4	5	6	7	8	9
Cesar Tovar, R OBP: 0.360, SLG: 0.359 (1, 7)	0-0 4-3 ①		0-0 SH3-4 1B 1-2	0-0 2B 1B 1-2		0-0 G6-3 1B 1-2		0-0 F4 ③	
Danny Thompson, R OBP: 0.306, SLG: 0.256 Rod Carew, L OBP: 0.317, SLG: 0.353 (1, 5) (7, 4)	0-3 K ②		0-0 SH3-4 1B 1-2 2-3	0-0 2B 1-H 2-H		0-0 G6-3 1-2f		0-0 L9 ①	
Harmon Killebrew, R OBP: 0.378, SLG: 0.422 (1, 3)	4-0 2B BB		4-0 IBB	4-0 IBB			0-0 6-3 ①	0-0 F7 ②	
Tony Oliva, L OBP: 0.396, SLG: 0.622 (1, 9)	0-0 2B 1-3		0-3 K ②	0-0 G3 ③			0-3 K ②	0-0 3-1 ③	
Leo Cardenas, R OBP: 0.338, SLG: 0.444 (1, 6)	0-3 K ③		0-0 F8		0-0 5-3 ①		4-0 BB		
Steve Braun, L OBP: 0.347, SLG: 0.341 (1, 4) (7, 5)		0-0 6-3 ①		0-3 K ①	0-0 L3 ②		0-0 4-3 ③		
George Mitterwald, R OBP: 0.328, SLG: 0.391 (1, 2)		0-0 F3 ②		0-0 HR 2B				0-0 5-3 ①	
Jim Nettles, L OBP: 0.324, SLG: 0.549 (1, 8)		0-3 K ③		0-0 F8 ②	0-0 F9 ③			0-0 F7 ②	
Jim Perry, S OBP: 0.281, SLG: 0.207 Ron Perranoski, L Ray Corbin, R OBP: 0.231, SLG: 0.231 (1, 1) (9, 1) (9, 1)			0-0 SH3-4 1B 1B	4-0 2B BB		0-3 K ①		0-0 1B	

Inning Stats	R: 0 E: 0 K: 2 S: 8	H: 1 LOB: 2 BB: 1 P: 12	R: 0 E: 0 K: 1 S: 5	H: 0 LOB: 0 BB: 0 P: 5	R: 0 E: 0 K: 1 S: 7	H: 2 LOB: 3 BB: 1 P: 11	R: 3 E: 0 K: 1 S: 8	H: 3 LOB: 2 BB: 2 P: 16	R: 0 E: 0 K: 0 S: 4	H: 1 LOB: 1 BB: 0 P: 4	R: 0 E: 0 K: 1 S: 5	H: 1 LOB: 0 BB: 0 P: 5	R: 0 E: 0 K: 1 S: 5	H: 0 LOB: 1 BB: 1 P: 9	R: 0 E: 0 K: 0 S: 4	H: 1 LOB: 1 BB: 0 P: 4	R: 0 E: 0 K: 0 S: 3	H: 0 LOB: 0 BB: 0 P: 3	1B: 5 2B: 3 3B: 0 HR: 1	SF: 0 SAC: 1 DP: 1 HBP: 0
--------------	------------------------------	----------------------------------	------------------------------	---------------------------------	------------------------------	----------------------------------	------------------------------	----------------------------------	------------------------------	---------------------------------	------------------------------	---------------------------------	------------------------------	---------------------------------	------------------------------	---------------------------------	------------------------------	---------------------------------	----------------------------------	------------------------------------

PITCHER	IP	WLS	BF	H	R	ER	SO	BB	IBB	HBP	BLK	WP	HR	S	P	ERA	WHIP
Gary Peters, L ERA: 4.82 (1, 1)	9.0	W	40	9	3	3	7	3	2	0	0	0	1	49	69	3.00	1.333

Batter	1	2	3	4	5	6	7	8	9	AB R H RBI BB SO LOB	TOP											
John Kennedy, R (1, 6) OBP: 0.355, SLG: 0.471	0-0 6-3		0-0 E9		0-3 K		0-0 1-H 2-H 2B			4 0 1 2 0 1 0												
Phil Gagliano, R (1, 4) OBP: 0.486, SLG: 0.484	0-3 K		0-0 6-3		0-0 L7		4-0 BB			3 0 0 0 1 1 1												
Reggie Smith, S (1, 8) OBP: 0.356, SLG: 0.511 Billy Conigliaro, R (7, PH) OBP: 0.326, SLG: 0.462	4-0 BB		0-0 F6		0-0 F7		0-0 F7			2 0 0 0 1 0 1 1 0 0 0 0 0 2												
Carl Yastrzemski, L (1, 7) OBP: 0.395, SLG: 0.432	0-0 G3			0-0 1B		0-3 K		0-0 F3		4 0 1 0 0 1 1												
Rico Petrocelli, R (1, 5) OBP: 0.351, SLG: 0.461		0-0 5-3		0-0 1B		0-0 F8		0-0 F6		4 0 1 0 0 0 0												
George Scott, R (1, 3) OBP: 0.332, SLG: 0.451		0-3 K		0-3 K			0-0 5-3	0-0 6-3		4 0 0 0 0 2 2												
Joe Lahoud, L (1, 9) OBP: 0.358, SLG: 0.538		4-0 BB		0-3 K			0-0 BB 2B 1B		0-0 F8	3 1 1 0 1 1 2	AB 32 R 2 H 4 RBI 2 BB 4 SO 6 LOB 14											
Duane Josephson, R (1, 2) OBP: 0.285, SLG: 0.363 Bob Montgomery, R (5, 2) OBP: 0.354, SLG: 0.409		0-0 F3		0-0 F3			4-0 BB 2B BB		0-0 F7	2 0 0 0 0 0 3 1 1 0 0 1 0 0												
Luis Tiant, R (1, 1) OBP: 0.182, SLG: 0.273 Ken Brett, L (5, 1) OBP: 0.222, SLG: 0.222 Mike Fiore, L (7, PH) OBP: 0.231, SLG: 0.091 Cal Koonce, R (7, 1) Gary Peters, L (9, PH) OBP: 0.294, SLG: 0.344			0-0 F7		0-0 6-3		0-0 F9		0-0 F7	2 0 0 0 0 0 0 0 0 0 0 0 0 0 1 0 0 0 0 0 2 0 0 0 0 0 0 0 1 0 0 0 0 0 0												
Inning Stats	R: 0 E: 0 K: 1 S: 5	H: 0 LOB: 1 BB: 1 P: 9	R: 0 E: 0 K: 1 S: 5	H: 0 LOB: 1 BB: 1 P: 9	R: 0 E: 1 K: 0 S: 4	H: 0 LOB: 1 BB: 0 P: 4	R: 0 E: 0 K: 2 S: 9	H: 2 LOB: 2 BB: 0 P: 9	R: 0 E: 0 K: 1 S: 5	H: 0 LOB: 0 BB: 0 P: 5	R: 0 E: 0 K: 1 S: 5	H: 0 LOB: 0 BB: 0 P: 5	R: 2 E: 0 K: 0 S: 5	H: 2 LOB: 2 BB: 2 P: 13	R: 0 E: 0 K: 0 S: 3	H: 0 LOB: 0 BB: 0 P: 3	R: 0 E: 0 K: 0 S: 3	H: 0 LOB: 0 BB: 0 P: 3	1B: 3 2B: 1 3B: 0 HR: 0	SF: 0 SAC: 0 DP: 0 HBP: 0	WP: 0 PB: 0 SB: 0 CS: 0	PA: 36
PITCHER Bert Blyleven, R (1, 1) ERA: 3.3 Stan Williams, R (4, 1) ERA: 3.61	IP 3.0 WLS BF 14 H 2 R 0 ER 0 SO 2 BB 2 IBB 0 HBP 0 BLK 0 WP 0 HR 0 S 16 P 24 ERA 0.00 WHIP 1.333	IP 6.0 WLS BF 22 H 2 R 2 ER 2 SO 4 BB 2 IBB 0 HBP 0 BLK 0 WP 0 HR 0 S 28 P 36 ERA 3.00 WHIP 0.667	PITCHER IP WLS BF H R ER SO BB IBB HBP BLK WP HR S P ERA WHIP																			

Boston Red Sox @ Minnesota Twins
Metropolitan Stadium, Bloomington, MI

Sun Jul 25 1971, 4:33 AM EDT
Att. 16,188 - Unknown - 74 F

livebaseballscorecards.com

Batter	1	2	3	4	5	6	7	8	9	AB R H RBI BB SO LOB	TOP
John Kennedy, R (1, 4) OBP: 0.351, SLG: 0.463	0-0 L3		0-0 4-3		0-0 2B 1B		0-0 6-3		0-0 F9	5 1 1 0 0 0 1	
Luis Aparicio, R (1, 6) OBP: 0.291, SLG: 0.293	1-0 1B HBP		0-0 1B		0-3 K		0-0 1B 1B		0-0 F4	4 0 2 0 0 1 2	
Reggie Smith, S (1, 9) OBP: 0.360, SLG: 0.516	0-0 1-2 1B		0-3 K		0-0 1-H 2B		0-0 1-3 1B			4 0 3 1 0 1 1	
Carl Yastrzemski, L (1, 7) OBP: 0.396, SLG: 0.431	0-3 K			0-0 6-3 1B	4-0 FC6 BB		0-0 4-3			3 0 1 0 1 1 4	
Rico Petrocelli, R (1, 5) OBP: 0.347, SLG: 0.456	0-0 4-3			0-0 6-3 1-2	0-0 FC6 1-2f			0-0 F8		4 0 0 0 0 0 5	
George Scott, R (1, 3) OBP: 0.331, SLG: 0.447		0-0 F8		4-0 FC6-4 BB		0-0 6-3		0-0 F9		3 0 0 0 1 0 0	
Billy Conigliaro, R (1, 8) OBP: 0.322, SLG: 0.456		0-0 5-3		0-0 L8		0-0 F9		0-0 6-3		4 0 0 0 0 0 2	
Bob Montgomery, R (1, 2) OBP: 0.340, SLG: 0.391		0-0 6-3		0-0 FC6-4 1-2f		0-0 L7			0-0 6-3	4 0 0 0 0 0 2	
Sonny Siebert, R (1, 1) OBP: 0.242, SLG: 0.443			0-3 K		0-0 4-3		0-0 6-3		0-0 E5	4 0 0 0 0 1 0	
Inning Stats	R: 0 E: 0 K: 1 S: 6 H: 1 LOB: 2 BB: 0 P: 7	R: 0 E: 0 K: 0 S: 3 H: 0 LOB: 0 BB: 0 P: 3	R: 0 E: 0 K: 2 S: 8 H: 1 LOB: 1 BB: 0 P: 8	R: 0 E: 0 K: 0 S: 4 H: 1 LOB: 2 BB: 1 P: 8	R: 1 E: 0 K: 1 S: 7 H: 2 LOB: 2 BB: 1 P: 11	R: 0 E: 0 K: 0 S: 3 H: 0 LOB: 0 BB: 0 P: 3	R: 0 E: 0 K: 0 S: 5 H: 2 LOB: 2 BB: 0 P: 5	R: 0 E: 0 K: 0 S: 3 H: 0 LOB: 0 BB: 0 P: 3	R: 0 E: 1 K: 0 S: 4 H: 0 LOB: 1 BB: 0 P: 4	1B: 6 2B: 1 3B: 0 HR: 0 SF: 0 SAC: 0 DP: 0 HBP: 1	WP: 0 PB: 0 SB: 0 CS: 0 PA: 38
PITCHER Jim Kaat, L (1, 1) ERA: 3.32	IP WLS BF H R ER SO BB IBB HBP BLK WP HR S P ERA WHIP										
	9.0 W 38 7 1 1 4 2 0 1 0 0 0 0 43 52 1.00 1.000										

Boston Red Sox @ Minnesota Twins
Metropolitan Stadium, Bloomington, MI

Mon Jul 26 1971, 8:05 PM EDT
Att. 12,681 - Unknown - 70 F

livebaseballscorecards.com

AB	35
R	1
H	7
RBI	1
BB	2
SO	4
LOB	17



Batter	1	2	3	4	5	6	7	8	9	AB R H RBI BB SO LOB
Cesar Tovar, R (1, 7) OBP: 0.361, SLG: 0.359	0-0 6-3		0-0 1B		0-0 F8		0-0 5-3			4 0 1 0 0 0 0
Rod Carew, L (1, 4) OBP: 0.316, SLG: 0.351	0-0 L7		0-0 F7			0-0 L8		0-0 4-3		4 0 0 0 0 0 1
Tony Oliva, L (1, 9) OBP: 0.389, SLG: 0.609	0-0 F8		0-0 4-3			0-0 G3		0-3 K		4 0 0 0 0 1 1
Harmon Killebrew, R (1, 5) OBP: 0.378, SLG: 0.429		0-3 K		0-0 F9		4-0 BB		0-0 5-3		3 0 0 0 1 1 0
Rich Reese, L (1, 3) OBP: 0.257, SLG: 0.330		0-0 E		0-0 F8		4-0 BB			0-0 SF8	3 1 2 0 1 0 0
Leo Cardenas, R (1, 6) OBP: 0.342, SLG: 0.442		0-0 L6		4-0 BB		0-0 F9		4-0 IBB		2 0 0 0 2 0 3
Jim Nettles, L (1, 8) OBP: 0.317, SLG: 0.506		0-0 E6		0-0 F5			0-0 L9		4-0 IBB	3 0 0 0 1 0 2
George Mitterwald, R (1, 2) OBP: 0.326, SLG: 0.398		0-3 K			0-0 L9-3		0-0 HR		0-0 F7	4 1 2 1 0 1 5
Jim Kaat, L (1, 1) OBP: 0.233, SLG: 0.254			0-0 F8		0-0 L9-3		0-0 6-3		0-0 SF8	3 0 0 0 0 0 1
Jim Holt, L (9, PH) OBP: 0.286, SLG: 0.327					1-2				3-H	0 0 0 1 0 0 0

Inning Stats	R: 0	H: 0	E: 0	K: 0	S: 3	R: 0	H: 1	E: 2	K: 2	S: 9	R: 0	H: 1	E: 0	K: 0	S: 4	R: 0	H: 0	E: 0	K: 0	S: 3	R: 0	H: 0	E: 0	K: 0	S: 3	R: 1	H: 1	E: 0	K: 0	S: 4	R: 0	H: 0	E: 0	K: 1	S: 5	R: 1	H: 1	E: 0	K: 0	S: 3	R: 0	H: 0	E: 0	K: 0	S: 3	R: 1	H: 1	E: 0	K: 0	S: 3	1B: 3	SF: 1	2B: 1	SAC: 0	3B: 1	DP: 1	HR: 1	HBP: 0	WP: 0	PA: 36
Sonny Siebert, R (1, 1) ERA: 2.81	IP	WLS	BF	H	R	ER	SO	BB	IBB	HBP	BLK	WP	HR	S	P	ERA	WHIP																																											

BOTTOM

Boston Red Sox @ Minnesota Twins
Metropolitan Stadium, Bloomington, MI

Mon Jul 26 1971, 8:05 PM EDT
Att: 12,681 - Unknown - 70 F

livebaseballscorecards.com

AB	30
R	2
H	5
RBI	2
BB	5
SO	3
LOB	13



Batter	1	2	3	4	5	6	7	8	9	AB	R	H	RBI	BB	SO	LOB
Tommy Harper, R (1, 7) OBP: 0.308, SLG: 0.369	0-0 5-3		0-0 4-3 1-2 1B	0-0 2-H 1B		0-0 5-3			0-0 F6	5	0	2	0	0	0	1
Ron Theobald, R (1, 4) OBP: 0.337, SLG: 0.324	0-3 K		0-0 4-3 1-2 2-3		0-0 1-3				0-0 F8	4	0	0	0	0	1	2
John Briggs, L (1, 9) OBP: 0.395, SLG: 0.470 Ken Sanders, R (8, 1)	0-0 F7		4-0 BB		0-0 1B 1B				0-3 K	3	0	1	0	1	1	0
Bill Voss, L (1, 8) OBP: 0.314, SLG: 0.386 (8, 9)		0-0 HR	0-0 G3		0-0 1-2 1B				0-0 4-3	4	1	2	1	0	0	3
Frank Tepedino, L (1, 3) OBP: 0.205, SLG: 0.282 Andy Kosco, R (8, PH) OBP: 0.304, SLG: 0.343 (9, 3)		0-0 3-1		4-0 1B 2B BB		0-0 F4			0-0 5-3	2	1	0	0	1	0	2
Ted Kubiak, S (1, 6) OBP: 0.334, SLG: 0.324		0-0 L9		0-0 2B 6-3 1B		0-0 F8			0-0 5-3	4	1	1	0	0	0	2
Paul Ratliff, L (1, 2) OBP: 0.211, SLG: 0.357 Al Yates, R (8, PH) OBP: 0.308, SLG: 0.383 Elie Rodriguez, R (9, 2) OBP: 0.286, SLG: 0.224		0-3 K		0-0 1-3 2-H 1B 2B		0-0 G3			0-0 1-3	3	0	1	1	0	1	0
Rob Ellis, R (1, 5) OBP: 0.281, SLG: 0.224			4-0 FC1-6 BB		0-0 5-6-3				4-0 SH3-4 BB	2	0	0	0	2	0	2
Skip Lockwood, R (1, 1) OBP: 0.200, SLG: 0.139 Bobby Mitchell, R (8, 8) OBP: 0.308, SLG: 0.182			0-0 FC1-6 4-3 1B 1-2		0-0 6-3 3-H				0-0 SH3-4 1-2	2	0	0	1	0	0	2
									0-0 F6	2	0	0	0	2	0	2
									0-0 F3	2	0	0	1	0	0	2

Inning Stats	R: 0	H: 0	E: 0	K: 1	S: 5	R: 1	H: 1	E: 0	K: 1	S: 6	R: 0	H: 1	E: 0	K: 0	S: 4	R: 2	H: 3	E: 0	K: 0	S: 5	R: 0	H: 2	E: 0	K: 0	S: 5	R: 0	H: 0	E: 0	K: 1	S: 3	R: 0	H: 0	E: 0	K: 0	S: 5	R: 0	H: 0	E: 0	K: 0	S: 3	R: 0	H: 0	E: 0	K: 0	S: 3	R: 0	H: 0	E: 0	K: 0	S: 3						
	0	0	0	1	5	1	1	0	1	6	0	1	0	0	4	2	3	0	0	5	0	0	0	0	0	0	0	0	0	0	0	0	0	0	0	0	0	0	0	0	0	0	0	0	0	0	0	0	0	0	0	0	0	0	0	0

BOTTOM

Boston Red Sox @ Milwaukee Brewers
Milwaukee County Stadium, Milwaukee, WI

Tue Jul 27 1971, 8:05 PM EDT
Unknown - 72 F

livebaseballscorecards.com

AB	32
R	3
H	7
RBI	3
BB	4
SO	3
LOB	14



WP: 0	PA: 37
PB: 0	SB: 0
CS: 0	

Batter	1	2	3	4	5	6	7	8	9	AB R H RBI BB SO LOB	TOP											
John Kennedy, R (1, 4) OBP: 0.345, SLG: 0.451	0-0 F2		0-0 6-3			0-0 6-3 1B		0-0 5-3		4 0 1 0 0 0 0	Boston Red Sox @ Milwaukee Brewers Milwaukee County Stadium, Milwaukee, WI Tue Jul 27 1971, 8:05 PM EDT Att. 12,179 - Unknown - 66 F livebaseballscorecards.com											
Luis Aparicio, R (1, 6) OBP: 0.285, SLG: 0.286	0-3 K		0-0 F8			0-0 6-3 1-2		0-0 6-3		4 0 0 0 0 1 1												
Reggie Smith, S (1, 8) OBP: 0.362, SLG: 0.513	0-0 BB 1B				0-0 G4-6-3 1B	0-3 K		0-3 K		4 0 2 0 0 2 1												
Carl Yastrzemski, L (1, 7) OBP: 0.398, SLG: 0.428	4-0 1-2 BB				0-0 G4-6-3 1-2f	0-0 F5			0-0 4-3	3 0 0 0 1 0 2												
Rico Petrocelli, R (1, 5) OBP: 0.350, SLG: 0.464	0-3 K				0-0 HR		0-0 E6 1B		0-0 6-3	4 1 2 1 0 1 2												
George Scott, R (1, 3) OBP: 0.324, SLG: 0.437		0-0 F8			0-0 F8		0-0 6-3		0-3 K	4 0 0 0 0 1 1												
Joe Lahoud, L (1, 9) OBP: 0.354, SLG: 0.519		4-0 CS BB				0-0 3-1		4-0 BB		1 0 0 0 2 0 0												
Bob Montgomery, R (1, 2) OBP: 0.327, SLG: 0.375		0-3 K 1-2				0-3 K		0-0 L9		3 0 0 0 0 2 3												
Ray Culp, R (1, 1) OBP: 0.241, SLG: 0.163			0-3 K			0-3 K		0-0 F9		2 0 0 0 0 2 0												
Mike Fiore, L (7, PH) OBP: 0.244, SLG: 0.114										1 0 0 0 0 0 2												
Bill Lee, L (7, 1) OBP: 0.188, SLG: 0.133										0 0 0 0 0 0 0												
Ken Tatum, R (7, 1) OBP: 0.500, SLG: 0.250										0 0 0 0 0 0 0												
Inning Stats	R: 0 E: 0 K: 2 S: 8	H: 1 LOB: 2 BB: 1 P: 12	R: 0 E: 0 K: 1 S: 4	H: 0 LOB: 0 BB: 1 P: 8	R: 0 E: 0 K: 1 S: 5	H: 0 LOB: 0 BB: 0 P: 5	R: 1 E: 0 K: 0 S: 4	H: 2 LOB: 0 BB: 0 P: 4	R: 0 E: 0 K: 2 S: 7	H: 0 LOB: 0 BB: 0 P: 7	R: 0 E: 0 K: 1 S: 6	H: 1 LOB: 1 BB: 0 P: 6	R: 0 E: 1 K: 0 S: 4	H: 1 LOB: 2 BB: 1 P: 8	R: 0 E: 0 K: 1 S: 5	H: 0 LOB: 0 BB: 0 P: 5	R: 0 E: 0 K: 1 S: 5	H: 0 LOB: 0 BB: 0 P: 5	1B: 4 2B: 0 3B: 0 HR: 1	SF: 0 SAC: 0 DP: 1 HBP: 0	WP: 0 PB: 0 SB: 0 CS: 1	PA: 33
PITCHER Bill Parsons, R (1, 1) ERA: 2.51	IP: 9.0 WLS: W BF: 33 H: 5 R: 1 ER: 1 SO: 9 BB: 3 IBB: 0 HBP: 0 BLK: 0 WP: 0 HR: 1 S: 48 P: 60 ERA: 1.00 WHIP: 0.889											PITCHER	IP: WLS: BF: H: R: ER: SO: BB: IBB: HBP: BLK: WP: HR: S: P: ERA: WHIP:									



Batter	1	2	3	4	5	6	7	8	9	AB R H RBI BB SO LOB	TOP	
Doug Griffin, R OBP: 0.304, SLG: 0.314 (1, 4) BBB	4-0 CS BB		0-0 6-3 ①		0-3 K ②			0-0 F8 ②		3 0 0 0 1 1 0		
Luis Aparicio, R OBP: 0.284, SLG: 0.283 (1, 6) X	0-0 F4 ① ② 1-2		0-0 F9 ②		0-0 F4 ③			4-0 BB		3 0 0 0 1 0 1		
Reggie Smith, S OBP: 0.364, SLG: 0.512 (1, 8) X	0-0 1B BB 1B		4-0 BB		0-0 F9 ①			0-0 F7 ③		3 0 1 0 1 0 1		
Carl Yastrzemski, L OBP: 0.396, SLG: 0.424 (1, 7) BBB	4-0 1B 1-2 BB		0-0 F8 ③		0-0 4-3 ②			0-0 F8 ①		3 0 0 0 1 0 1		
Rico Petrocelli, R OBP: 0.349, SLG: 0.462 (1, 5) X	0-0 1-2 2-3 1B			0-0 F6 ①		0-0 F9 ③		0-0 5-3 ②		4 0 1 0 0 0 0		
George Scott, R OBP: 0.324, SLG: 0.435 (1, 3) X	0-0 F4 ③			0-0 WP 1B		0-0 5-3 ①		0-0 4-3 ③		4 0 1 0 0 0 3		
Joe Lahoud, L OBP: 0.348, SLG: 0.507 (1, 9) S		0-3 K ①		0-0 F8 ②		0-0 F9 ②				3 0 0 0 0 1 1		
Bob Montgomery, R OBP: 0.318, SLG: 0.364 (1, 2)		0-0 F9 ②		0-0 1-3 ③ 1-2		0-0 F9 ③				3 0 0 0 0 0 1		
Gary Peters, L OBP: 0.282, SLG: 0.328 Bobby Bolin, R OBP: 0.250, SLG: 0.250 (1, 1) (8, 1)		0-0 4-3 ③			0-0 4-3 ①			0-0 4-3 ①		3 0 0 0 0 0 0 0 0 0 0 0 0 0		
Inning Stats	R: 0 H: 2 E: 0 LOB: 3 K: 0 BB: 2 S: 4 P: 12	R: 0 H: 0 E: 0 LOB: 0 K: 1 BB: 0 S: 5 P: 5	R: 0 H: 0 E: 0 LOB: 1 K: 0 BB: 1 S: 3 P: 7	R: 0 H: 1 E: 0 LOB: 1 K: 0 BB: 0 S: 4 P: 4	R: 0 H: 0 E: 0 LOB: 0 K: 1 BB: 0 S: 5 P: 5	R: 0 H: 0 E: 0 LOB: 0 K: 0 BB: 0 S: 3 P: 3	R: 0 H: 0 E: 0 LOB: 0 K: 0 BB: 0 S: 3 P: 3	R: 0 H: 0 E: 0 LOB: 1 K: 0 BB: 1 S: 3 P: 7	R: 0 H: 0 E: 0 LOB: 0 K: 0 BB: 0 S: 3 P: 3	1B: 3 SF: 0 2B: 0 SAC: 0 3B: 0 DP: 0 HR: 0 HBP: 0	WP: 1 PA: 33 PB: 0 SB: 0 CS: 1	
PITCHER Jim Slaton, R ERA: 3.74 (1, 1)	IP WLS BF H R ER SO BB IBB HBP BLK WP HR S P ERA WHIP	9.0 W 33 3 0 0 2 4 0 0 0 1 0 33 49 0.00 0.778										

Boston Red Sox @ Milwaukee Brewers
Milwaukee County Stadium, Milwaukee, WI

Wed Jul 28 1971, 8:05 PM EDT
Att: 8,310 - Unknown - 68 F

AB	29
R	0
H	3
RBI	0
BB	4
SO	2
LOB	8



livebaseballscorecards.com

Batter	1	2	3	4	5	6	7	8	9
Tommy Harper, R (1, 7) OBP: 0.310, SLG: 0.377	0-0 L6		0-0 F7			0-0 5-3		0-0 HR	
Ron Theobald, R (1, 4) OBP: 0.343, SLG: 0.325	0-3 K			0-0 F4		0-0 4-3		0-0 FC6-4 S 2B 1B	
Roberto Pena, R (1, 3) OBP: 0.283, SLG: 0.351	0-0 6-3			0-0 6-3		0-0 G3		0-0 F8	
Andy Kosco, R (1, 9) OBP: 0.303, SLG: 0.341		0-0 F2		0-0 CS 1B		0-3 K		4-0 FC6-4 BB	
John Briggs, L (8, PH) OBP: 0.392, SLG: 0.464 (9, 9)								1-2	
Bobby Mitchell, R (1, 8) OBP: 0.294, SLG: 0.200		0-0 6-3		0-0 CS 1-2	0-0 E6 5-3 SH1-4 2B		0-0 BB L1-5 1B	0-0 FC6-4 1-2f 2-3 2B	
Ted Kubiak, S (1, 6) OBP: 0.333, SLG: 0.327		0-0 5-3			0-0 SH1-4 1-2		0-0 BB 1B	0-0 1-H 3-H 2B	
Elie Rodriguez, R (1, 2) OBP: 0.285, SLG: 0.219			0-0 L9		0-0 5-3 2-3		4-0 BB 1B	0-0 F9	
Bob Heise, R (1, 5) OBP: 0.222, SLG: 0.259			0-0 4-3		0-0 2B		0-0 L1-5 3-H		
Jim Slaton, R (1, 1) OBP: 0.250, SLG: 0.167			0-0 1B		0-0 F4			0-0 HR 1B	

Inning Stats	R: 0	H: 0	E: 0	K: 1	S: 5	LOB: 0	BB: 0	P: 5
	R: 0	H: 0	E: 0	K: 0	S: 3	LOB: 0	BB: 0	P: 3
	R: 0	H: 1	E: 0	K: 0	S: 4	LOB: 1	BB: 0	P: 4
	R: 0	H: 1	E: 0	K: 0	S: 3	LOB: 0	BB: 0	P: 3
	R: 1	H: 1	E: 1	K: 0	S: 5	LOB: 1	BB: 0	P: 5
	R: 0	H: 0	E: 0	K: 0	S: 3	LOB: 0	BB: 0	P: 3
	R: 0	H: 2	E: 0	K: 1	S: 6	LOB: 2	BB: 1	P: 10
	R: 4	H: 4	E: 0	K: 0	S: 7	LOB: 1	BB: 1	P: 11

PITCHER	IP	WLS	BF	H	R	ER	SO	BB	IBB	HBP	BLK	WP	HR	S	P	ERA	WHIP
Gary Peters, L (1, 1) ERA: 4.78	7.0	L	29	8	4	3	2	1	0	0	0	0	1	32	36	3.86	1.286
Bobby Bolin, R (8, 1) ERA: 3.91	1.0		5	1	1	1	0	1	0	0	0	0	0	4	8	9.00	2.000

BOTTOM

Boston Red Sox @ Milwaukee Brewers
Milwaukee County Stadium, Milwaukee, WI

Wed Jul 28 1971, 8:05 PM EDT
Att. 8,310 - Unknown - 68 F

AB	R	H	RBI	BB	SO	LOB
4	1	1	2	0	0	1
4	1	1	0	0	1	0
4	0	0	0	0	0	1
3	0	1	0	0	1	0
0	0	0	0	1	0	0
4	2	1	0	0	0	2
3	0	2	2	0	0	0
3	0	0	0	1	0	2
3	0	1	1	0	0	3
3	1	2	0	0	0	1

AB	31
R	5
H	9
RBI	5
BB	2
SO	2
LOB	10

WP: 0 PA: 35
PB: 0
SB: 1
CS: 1

SF: 0 SAC: 1
DP: 1 HBP: 0



PITCHER	IP	WLS	BF	H	R	ER	SO	BB	IBB	HBP	BLK	WP	HR	S	P	ERA	WHIP
Gary Peters, L (1, 1) ERA: 4.78	7.0	L	29	8	4	3	2	1	0	0	0	0	1	32	36	3.86	1.286
Bobby Bolin, R (8, 1) ERA: 3.91	1.0		5	1	1	1	0	1	0	0	0	0	0	4	8	9.00	2.000

Batter	1	2	3	4	5	6	7	8	9	AB R H RBI BB SO LOB	TOP																								
Doug Griffin, R (1, 4) OBP: 0.300, SLG: 0.309	0-3 K			x 0-0 F8		x 0-0 6-3		x 0-0 6-3	4 0 0 0 0 1 1																										
Luis Aparicio, R (1, 6) OBP: 0.287, SLG: 0.286	0-0 5-3		x 0-0 L9-3 1B		x 0-0 G4-6-3 1B		x 0-0 F9	4 0 2 0 0 0 0																											
Reggie Smith, S (1, 8) OBP: 0.361, SLG: 0.508	0-0 F9		x 0-0 L9-3 1-2		x 0-0 G4-6-3 1-2f		x 0-0 L7	3 0 0 0 0 0 2																											
Carl Yastrzemski, L (1, 7) OBP: 0.393, SLG: 0.420		x 0-0 3-1		x 0-0 F9		x 0-0 L7		3 0 0 0 0 0 0																											
Rico Petrocelli, R (1, 5) OBP: 0.347, SLG: 0.458		x 0-0 5-3		SS 0-3 K		x 0-0 5-3		3 0 0 0 0 1 0																											
George Scott, R (1, 3) OBP: 0.321, SLG: 0.432		SS 0-3 K		SS 0-3 K		x 0-0 2-3		3 0 0 0 0 2 0																											
Joe Lahoud, L (1, 9) OBP: 0.354, SLG: 0.507			x 0-0 CS 1B		x 0-0 1-3		BB 4-0 BB	2 0 1 0 1 0 0																											
Bob Montgomery, R (1, 2) OBP: 0.319, SLG: 0.373			x 0-0 F8 1-2		x 0-0 2B		SS 0-3 K	3 0 1 0 0 1 2																											
Luis Tiant, R (1, 1) OBP: 0.154, SLG: 0.231			x 0-0 6-3		SS 0-3 K		x 0-0 F3	2 0 0 0 0 1 1																											
Mike Fiore, L (9, PH) OBP: 0.238, SLG: 0.111								1 0 0 0 0 0 0																											
Inning Stats	R: 0 E: 0 K: 1 S: 5	H: 0 LOB: 0 BB: 0 P: 5	R: 0 E: 0 K: 1 S: 5	H: 0 LOB: 0 BB: 0 P: 5	R: 0 E: 0 K: 0 S: 3	H: 1 LOB: 0 BB: 0 P: 3	R: 0 E: 0 K: 0 S: 3	H: 1 LOB: 0 BB: 0 P: 3	R: 0 E: 0 K: 2 S: 7	H: 0 LOB: 0 BB: 0 P: 7	R: 0 E: 0 K: 1 S: 6	H: 1 LOB: 1 BB: 0 P: 6	R: 0 E: 0 K: 0 S: 3	H: 1 LOB: 0 BB: 0 P: 3	R: 0 E: 0 K: 1 S: 5	H: 0 LOB: 1 BB: 1 P: 9	R: 0 E: 0 K: 0 S: 3	H: 0 LOB: 0 BB: 0 P: 3	1B: 3 2B: 2 3B: 0 HR: 0	SF: 0 SAC: 0 DP: 2 HBP: 0	WP: 0 PB: 0 SB: 0 CS: 1	PA: 29													
PITCHER Marty Pattin, R (1, 1) ERA: 2.88	IP 9.0	WLS W	BF 29	H 4	R 0	ER 0	SO 6	BB 1	IBB 0	HBP 0	BLK 0	WP 0	HR 0	S 40	P 44	ERA 0.00	WHIP 0.556	PITCHER	IP 9.0	WLS W	BF 29	H 4	R 0	ER 0	SO 6	BB 1	IBB 0	HBP 0	BLK 0	WP 0	HR 0	S 40	P 44	ERA 0.00	WHIP 0.556

Boston Red Sox @ Milwaukee Brewers
Milwaukee County Stadium, Milwaukee, WI

Thu Jul 29 1971, 4:33 AM EDT
 Att. 15,568 - Unknown - 70 F

AB	28
R	0
H	4
RBI	0
BB	1
SO	6
LOB	6



Batter	1	2	3	4	5	6	7	8	9	AB	R	H	RBI	BB	SO	LOB
Tommy Harper, R OBP: 0.311, SLG: 0.376 (1, 7)	0-0 SH1-4 1B		0-0 L7		0-0 5-3		4-0 G6-4-3 BB			3	0	1	0	1	0	0
Bob Heise, R OBP: 0.228, SLG: 0.263 (1, 5)	0-0 SH1-4 1-2		0-0 1B		0-0 F8		0-0 G6-4-3 1-2f			3	0	1	0	0	0	1
Dave May, L OBP: 0.353, SLG: 0.421 (1, 9)	4-0 BB		0-0 4-3		0-0 4-3		0-0 P6			3	0	0	0	1	0	1
Bill Voss, L OBP: 0.316, SLG: 0.395 (1, 8)	0-0 F8			0-0 HR		0-0 3-1		0-0 L4		4	1	1	1	0	0	2
Frank Tepedino, L OBP: 0.225, SLG: 0.266 (1, 3)	0-3 K			0-0 1B		0-0 1B		0-0 G3		4	0	2	0	0	1	2
Ted Kubiak, S OBP: 0.330, SLG: 0.323 (1, 6)		0-0 F2		0-3 K		0-0 6-3				3	0	0	0	0	1	2
Ron Theobald, R OBP: 0.343, SLG: 0.325 (1, 4)		0-0 5-3		0-0 P4			0-0 SH 1B			3	1	1	0	0	0	1
Ellie Rodriguez, R OBP: 0.283, SLG: 0.217 (1, 2)		0-0 1-3		0-0 5-3 1-2			0-0 SH WP			2	1	0	0	0	0	1
Marty Pattin, R OBP: 0.200, SLG: 0.164 (1, 1)			0-0 F4		0-0 5-3		0-0 5-3			3	0	0	0	0	0	1

Inning Stats	R: 0	H: 1	E: 0	LOB: 2	K: 1	P: 10	R: 0	H: 0	E: 0	LOB: 0	K: 0	P: 3	R: 0	H: 1	E: 0	LOB: 1	K: 0	P: 4	R: 1	H: 2	E: 0	LOB: 1	K: 1	P: 7	R: 0	H: 0	E: 0	LOB: 0	K: 0	P: 3	R: 0	H: 1	E: 0	LOB: 1	K: 0	P: 4	R: 2	H: 1	E: 1	LOB: 0	K: 0	P: 8	R: 0	H: 0	E: 0	LOB: 0	K: 0	P: 3
	1B: 5	SF: 0	2B: 0	SAC: 2	3B: 0	DP: 1	HR: 1	HBP: 0	WP: 1	PA: 32																																						
PITCHER Luis Tiant, R ERA: 5.21 (1, 1)	IP	WLS	BF	H	R	ER	SO	BB	IBB	HBP	BLK	WP	HR	S	P	ERA	WHIP																															
	8.0	L	32	6	3	1	2	2	0	0	0	1	1	34	42	1.12	1.000																															

BOTTOM

Boston Red Sox @ Milwaukee Brewers
Milwaukee County Stadium, Milwaukee, WI

Thu Jul 29 1971, 4:33 AM EDT
 Att: 15,568 - Unknown - 70 F

livebaseballscorecards.com

AB	28
R	3
H	6
RBI	1
BB	2
SO	2
LOB	11



Batter	1	2	3	4	5	6	7	8	9	AB R H RBI BB SO LOB	TOP											
John Kennedy, R (1, 4) OBP: 0.338, SLG: 0.441	0-3 K		0-0 G5-4-3		0-0 1-3			0-0 5-3		4 0 0 0 0 1 1												
Luis Aparicio, R (1, 6) OBP: 0.283, SLG: 0.282	0-0 5-3		0-0 F4		0-0 L9			0-0 6-3		4 0 0 0 0 0 0												
Reggie Smith, S (1, 8) OBP: 0.362, SLG: 0.508	0-0 1B			0-0 F7		0-0 FC4-6 1B		0-0 F7		4 0 2 0 0 0 0												
Carl Yastrzemski, L (1, 7) OBP: 0.392, SLG: 0.418	0-0 4-3			0-0 1B 1B		0-0 FC4-6 E S 1-2f		0-0 3-1		4 0 1 0 0 0 2												
Rico Petrocelli, R (1, 5) OBP: 0.350, SLG: 0.469		0-0 1B 1B		0-0 BB 1B		0-3 K		0-0 HR		4 1 3 1 0 1 1												
Joe Lahoud, L (1, 9) OBP: 0.351, SLG: 0.507	0-3 K		0-0 F2		0-0 F5			0-0 G3 2B		4 0 1 0 0 1 4												
Mike Fiore, L (1, 3) OBP: 0.261, SLG: 0.128		0-0 G4-6-3 1B		4-0 BB		0-0 F7		0-0 G3		3 0 1 0 1 0 1												
Bob Montgomery, R (1, 2) OBP: 0.308, SLG: 0.358		0-0 G4-6-3		0-0 F3		0-0 F9		0-3 K		4 0 0 0 0 1 6												
Sonny Siebert, R (1, 1) OBP: 0.254, SLG: 0.443			1-0 HBP		0-0 4-3		0-3 K			0 0 0 0 0 0 0												
Doug Griffin, R (5, PH) OBP: 0.299, SLG: 0.308										1 0 0 0 0 0 0												
Bill Lee, L (5, 1) OBP: 0.188, SLG: 0.133										0 0 0 0 0 0 0												
George Scott, R (7, PH) OBP: 0.320, SLG: 0.430										1 0 0 0 0 1 0												
Cal Koonce, R (7, 1)										0 0 0 0 0 0 0												
Inning Stats	R: 0 E: 0 K: 1 S: 6	H: 1 LOB: 1 BB: 0 P: 6	R: 0 E: 0 K: 1 S: 6	H: 2 LOB: 1 BB: 0 P: 6	R: 0 E: 0 K: 0 S: 2	H: 0 LOB: 0 BB: 0 P: 3	R: 0 E: 0 K: 0 S: 5	H: 2 LOB: 3 BB: 1 P: 9	R: 0 E: 0 K: 0 S: 3	H: 0 LOB: 0 BB: 0 P: 3	R: 0 E: 0 K: 1 S: 6	H: 1 LOB: 1 BB: 0 P: 6	R: 0 E: 0 K: 1 S: 5	H: 0 LOB: 0 BB: 0 P: 5	R: 0 E: 0 K: 0 S: 3	H: 0 LOB: 0 BB: 0 P: 3	R: 1 E: 0 K: 1 S: 7	H: 2 LOB: 1 BB: 0 P: 7	1B: 6 2B: 1 3B: 0 HR: 1	SF: 0 SAC: 0 DP: 2 HBP: 1	WP: 0 PB: 0 SB: 1 CS: 0	PA: 35
PITCHER Joe Horlen, R (1, 1) ERA: 3.82	IP: 9.0 WLS: W BF: 35 H: 8 R: 1 ER: 1 SO: 5 BB: 1 IBB: 0 HBP: 1 BLK: 0 WP: 0 HR: 1 S: 43 P: 48 ERA: 1.00 WHIP: 1.000																					

Boston Red Sox @ Chicago White Sox
Comiskey Park, Chicago, IL
Fri Jul 30 1971, 8:05 PM EDT
Att. 19,693 - Unknown

livebaseballscorecards.com

AB	33
R	1
H	8
RBI	1
BB	1
SO	5
LOB	15



Batter	1	2	3	4	5	6	7	8	9	AB	R	H	RBI	BB	SO	LOB
Walt Williams, R OBP: 0.367, SLG: 0.468 (1, 7)	L7	5-3		FC6-4						4	0	1	0	0	0	1
Pat Kelly, L OBP: 0.379, SLG: 0.333 (1, 9)	HR		G3	6-3						4	1	1	0	0	1	2
Rich McKinney, R OBP: 0.352, SLG: 0.418 (1, 4)	F8		1B	F4						4	1	2	0	0	0	2
Bill Melton, R OBP: 0.356, SLG: 0.544 (1, 5)	HR		1B		5-3					4	2	2	2	0	0	2
Carlos May, L OBP: 0.367, SLG: 0.379 (1, 3)	2B		1B		K					3	1	2	0	1	1	0
Ed Herrmann, L OBP: 0.335, SLG: 0.403 (1, 2)	2B		K		F5					4	0	1	1	0	1	4
Jay Johnstone, L OBP: 0.338, SLG: 0.396 (1, 8)	K		FC6-4				G3			4	0	1	2	0	1	1
Rich Morales, R OBP: 0.400, SLG: 0.357 (1, 6)			1-3	FC6-4			K			3	0	0	0	0	1	2
Joe Horten, R OBP: 0.071, SLG: 0.074 (1, 1)			F8				5-3			3	0	1	0	0	0	0

Inning Stats	R: 3	H: 3	LOB: 1	K: 1	S: 8	P: 12	R: 0	H: 0	LOB: 0	K: 0	S: 3	R: 0	H: 4	LOB: 2	K: 1	S: 9	R: 0	H: 1	LOB: 1	K: 0	S: 4	R: 0	H: 0	LOB: 0	K: 1	S: 5	R: 0	H: 2	LOB: 1	K: 1	S: 6	R: 0	H: 1	LOB: 0	K: 0	S: 3
--------------	------	------	--------	------	------	-------	------	------	--------	------	------	------	------	--------	------	------	------	------	--------	------	------	------	------	--------	------	------	------	------	--------	------	------	------	------	--------	------	------

PITCHER	IP	WLS	BF	H	R	ER	SO	BB	IBB	HBP	BLK	WP	HR	S	P	ERA	WHIP
Sonny Siebert, R ERA: 3.01 (1, 1)	4.0	L	21	8	5	5	2	1	0	0	0	0	1	24	28	11.25	2.250
Bill Lee, L ERA: 2.64 (5, 1)	2.0		6	0	0	0	2	0	0	0	0	0	0	10	10	0.00	0.000
Cal Koonce, R ERA: 4.91 (7, 1)	2.0		7	3	0	0	1	0	0	0	0	0	0	9	9	0.00	1.500

BOTTOM

Boston Red Sox @ Chicago White Sox
Comiskey Park, Chicago, IL
Fri Jul 30 1971, 8:05 PM EDT
Att. 19,693 - Unknown

AB	33
R	5
H	11
RBI	5
BB	1
SO	5
LOB	14



1B:	9	SF:	0	WP:	0	PA:	34
2B:	2	SAC:	0	PB:	0		
3B:	0	DP:	2	SB:	0		
HR:	1	HBP:	0	CS:	0		

livebaseballscorecards.com

Batter	1	2	3	4	5	6	7	8	9	AB R H RBI BB SO LOB	TOP											
John Kennedy, R (1, 4) OBP: 0.340, SLG: 0.440	0-0 5-3		0-0 G3		0-0 1B 1B		0-0 2B 1B		0-3 K2-3	5 1 2 0 0 1 0												
Luis Aparicio, R (1, 6) OBP: 0.280, SLG: 0.279	0-0 6-3		0-3 K		0-0 SF8		0-0 6-3		0-0 5-3	4 0 0 1 0 1 1												
Reggie Smith, S (1, 8) OBP: 0.369, SLG: 0.515	0-0 PB 1B 1B			0-0 G6-4-3 1B		0-0 1-2 1B		0-0 2B	4-0 BB	4 0 4 1 1 0 0												
Rico Petrocelli, R (1, 5) OBP: 0.349, SLG: 0.466	0-0 PB 1-2 1B		0-0 G6-4-3 1-2f		0-3 K		0-0 5-3		0-3 K	5 0 1 0 0 2 5												
George Scott, R (1, 3) OBP: 0.317, SLG: 0.426	0-3 K 1-2 2-3		0-3 K		0-0 6-3			0-0 4-3		4 0 0 0 0 2 4												
Phil Gagliano, R (1, 7) OBP: 0.463, SLG: 0.441		0-0 5-3			4-0 BB HR BB		0-0 1-3		0-0 F7	3 1 0 0 1 0 0												
Joe Lahoud, L (1, 9) OBP: 0.355, SLG: 0.500		0-3 K			4-0 1-2 HR BB		0-0 F2		1-0 2B HBP	2 2 0 0 1 1 0												
Duane Josephson, R (1, 2) OBP: 0.288, SLG: 0.381		0-0 5-3			0-0 1-H 2-H HR		0-0 5-3		0-0 1-H 2B	4 1 2 4 0 0 0												
Jim Lonborg, R (1, 1) OBP: 0.226, SLG: 0.143			0-3 K		0-0 1B SF8 1B		0-0 4-3		0-0 F9	4 1 1 0 0 1 1												
Inning Stats	R: 0 E: 0 K: 1 S: 7	H: 2 LOB: 2 BB: 0 P: 7	R: 0 E: 0 K: 1 S: 5	H: 0 LOB: 0 BB: 0 P: 5	R: 0 E: 0 K: 2 S: 7	H: 0 LOB: 0 BB: 0 P: 7	R: 0 E: 0 K: 1 S: 5	H: 1 LOB: 0 BB: 0 P: 5	R: 4 E: 0 K: 1 S: 9	H: 4 LOB: 2 BB: 2 P: 17	R: 0 E: 0 K: 0 S: 3	H: 0 LOB: 0 BB: 0 P: 3	R: 1 E: 0 K: 0 S: 5	H: 2 LOB: 1 BB: 0 P: 5	R: 1 E: 0 K: 0 S: 4	H: 1 LOB: 1 BB: 0 P: 5	R: 0 E: 0 K: 2 S: 7	H: 0 LOB: 1 BB: 1 P: 11	1B: 7 2B: 2 3B: 0 HR: 1	SF: 1 SAC: 0 DP: 1 HBP: 1	WP: 0 PB: 1 SB: 0 CS: 0	PA: 40
PITCHER	IP WLS BF H R ER SO BB IBB HBP BLK WP HR S P ERA WHIP																					
Tommy John, L (1, 1) ERA: 3.15	4.1 L 21 7 4 4 5 2 0 0 0 0 0 1 29 37 8.31 2.077																					
Steve Kealey, R (5, 1) ERA: 4.5	1.2 5 0 0 0 1 0 0 0 0 0 0 0 7 7 0.00 0.000																					
Jim Magnuson, L (7, 1) ERA: 4.3	2.0 10 3 2 2 0 0 0 0 1 0 0 0 9 10 9.00 1.500																					
Terry Forster, L (9, 1) ERA: 4.75	1.0 4 0 0 0 0 2 1 0 0 0 0 0 7 11 0.00 1.000																					

Boston Red Sox @ Chicago White Sox
Comiskey Park, Chicago, IL
Sat Jul 31 1971, 4:33 AM EDT
Att. 9,618 - Unknown

livebaseballscorecards.com

AB	35
R	6
H	10
RBI	6
BB	3
SO	8
LOB	11



Batter	1	2	3	4	5	6	7	8	9	AB R H RBI BB SO LOB	TOP		
John Kennedy, R (1, 6) OBP: 0.336, SLG: 0.439	0-0 E 2B	0-0 5-3		0-0 4-3 2-3		0-0 F7			0-0 6-3	5 1 1 0 0 0 2	Boston Red Sox @ Chicago White Sox Comiskey Park, Chicago, IL Sun Aug 01 1971, 4:33 AM EDT Unknown		
Doug Griffin, R (1, 4) OBP: 0.295, SLG: 0.304	0-0 SH 1B 2-H E		0-0 F2	0-0 F6		0-0 F7		0-0 L1	4 1 0 0 0 0 1				
Reggie Smith, S (1, 8) OBP: 0.370, SLG: 0.512	0-0 B1		0-0 5-3		0-0 5-3		0-0 1B	4-0 BB	4 0 1 0 1 0 1				
Rico Petrocelli, R (1, 5) OBP: 0.353, SLG: 0.470 Carl Yastrzemski, L (6, 7) OBP: 0.390, SLG: 0.416	0-0 E 2-3 1B		0-0 1B 1B		0-0 1B		0-3 K	0-3 K	3 2 3 0 0 0 0 2 0 0 0 0 2 2				
George Scott, R (1, 3) OBP: 0.319, SLG: 0.432	0-0 E4 1-H 3-H 3B		0-0 1B 1B		0-3 K		0-3 K		4 1 2 2 0 2 2				
Phil Gagliano, R (1, 7) OBP: 0.444, SLG: 0.421	0-0 F7		0-0 1B 2-H		0-0 6-3		0-3 K		4 0 1 1 0 1 1				
Joe Lahoud, L (1, 9) OBP: 0.352, SLG: 0.493	0-0 F8		0-0 F9		0-0 G3		0-0 FC4-8 1B		4 0 1 0 0 0 2				
Bob Montgomery, R (1, 2) OBP: 0.314, SLG: 0.364		0-0 5-3		0-0 4-3 SH3 1B		0-0 SH1-4 1B		0-3 K	4 0 2 0 0 1 1				
Ray Culp, R (1, 1) OBP: 0.232, SLG: 0.157		0-0 6-3		0-0 SH3 1-2		0-0 SH1-4		0-0 FC4-6 1-2	2 0 0 0 0 0 1				
Inning Stats	R: 4 E: 2 K: 0 S: 7 H: 3 LOB: 0 BB: 0 P: 7	R: 0 E: 0 K: 0 S: 3 H: 0 LOB: 0 BB: 0 P: 3	R: 1 E: 0 K: 0 S: 6 H: 3 LOB: 2 BB: 0 P: 6	R: 0 E: 0 K: 0 S: 4 H: 1 LOB: 1 BB: 0 P: 4	R: 0 E: 0 K: 1 S: 6 H: 1 LOB: 1 BB: 0 P: 6	R: 0 E: 0 K: 0 S: 4 H: 1 LOB: 1 BB: 0 P: 4	R: 0 E: 0 K: 2 S: 8 H: 1 LOB: 1 BB: 0 P: 8	R: 0 E: 0 K: 2 S: 8 H: 1 LOB: 1 BB: 0 P: 8	R: 0 E: 0 K: 1 S: 5 H: 0 LOB: 1 BB: 1 P: 9	1B: 9 2B: 1 3B: 1 HR: 0 SF: 0 SAC: 3 DP: 0 HBP: 0		WP: 0 PB: 0 SB: 0 CS: 0 PA: 40	
PITCHER	IP WLS BF H R ER SO BB IBB HBP BLK WP HR S P ERA WHIP											PITCHER	IP WLS BF H R ER SO BB IBB HBP BLK WP HR S P ERA WHIP
Wilbur Wood, L (1, 1) ERA: 2.03	7.0 L 32 10 5 3 3 0 0 0 0 0 0 0 38 38 3.86 1.429												
Terry Forster, L (8, 1) ERA: 4.45	2.0 8 1 0 0 3 1 0 0 0 0 0 0 13 17 0.00 1.000												

livebaseballscorecards.com

AB	36
R	5
H	11
RBI	3
BB	1
SO	6
LOB	13



Batter	1	2	3	4	5	6	7	8	9	AB R H RBI BB SO LOB	TOP											
John Kennedy, R (1, 6) OBP: 0.338, SLG: 0.438	0-3 K			0-0 HR	0-0 6-3		0-3 K		0-0 FC6-4	5 1 2 0 0 2 2												
Doug Griffin, R (1, 4) OBP: 0.293, SLG: 0.302	0-0 F8			0-0 HR		0-0 5-3	0-0 FC6-4		0-0 FC6-4	5 1 1 1 0 0 2												
Reggie Smith, S (1, 8) OBP: 0.369, SLG: 0.517	0-0 1-3			0-0 HR		0-0 6-3	0-0 F9			4 1 1 3 0 0 1												
Carl Yastrzemski, L (1, 7) OBP: 0.391, SLG: 0.415		0-0 4-3		4-0 CS		0-0 1B		0-3 K		3 0 1 0 1 1 0												
Rico Petrocelli, R (1, 5) OBP: 0.355, SLG: 0.473	0-3 K			0-0 F9		0-0 FC6-4		0-0 2B		4 0 2 0 0 1 1												
George Scott, R (1, 3) OBP: 0.318, SLG: 0.438	0-3 K			0-0 HR		0-0 FC6-4		0-0 F8		4 1 1 1 0 1 3												
Joe Lahoud, L (1, 9) OBP: 0.350, SLG: 0.484			0-0 F9	0-0 F2		4-0 1B		0-0 4-3		3 1 0 0 1 0 1												
Duane Josephson, R (1, 2) OBP: 0.288, SLG: 0.378		0-3 K			0-0 F8		0-0 FC6-4		0-0 5-3	4 1 1 0 0 1 0												
Gary Peters, L (1, 1) OBP: 0.280, SLG: 0.324		0-0 F8			0-0 F8		0-0 FC6-4		0-0 4-3	4 0 1 1 0 0 0												
Inning Stats	R: 0 E: 0 K: 1 S: 5	H: 0 LOB: 0 BB: 0 P: 5	R: 0 E: 0 K: 2 S: 7	H: 0 LOB: 0 BB: 0 P: 7	R: 0 E: 0 K: 1 S: 5	H: 0 LOB: 0 BB: 0 P: 5	R: 4 E: 0 K: 0 S: 6	H: 4 LOB: 0 BB: 1 P: 10	R: 0 E: 0 K: 0 S: 3	H: 0 LOB: 0 BB: 0 P: 3	R: 0 E: 0 K: 0 S: 5	H: 2 LOB: 2 BB: 0 P: 5	R: 2 E: 0 K: 1 S: 7	H: 2 LOB: 1 BB: 1 P: 11	R: 0 E: 0 K: 1 S: 6	H: 1 LOB: 1 BB: 0 P: 6	R: 0 E: 0 K: 0 S: 4	H: 1 LOB: 1 BB: 0 P: 4	1B: 7 2B: 1 3B: 0 HR: 2	SF: 0 SAC: 0 DP: 0 HBP: 0	WP: 0 PB: 0 SB: 0 CS: 1	PA: 38
PITCHER	IP WLS BF H R ER SO BB IBB HBP BLK WP HR S P ERA WHIP																					
Vicente Romo, R (1, 1) ERA: 4.65	4.0 L 16 4 4 4 4 1 0 0 0 0 2 23 27 9.00 1.250																					
Steve Kealey, R (5, 1) ERA: 4.41	1.0 3 0 0 0 0 0 0 0 0 0 0 3 3 0.00 0.000																					
Jim Magnuson, L (6, 1) ERA: 4.68	2.0 11 4 2 2 1 1 0 0 0 0 0 12 16 9.00 2.500																					
Rich Hinton, L (8, 1) ERA: 1.74	2.0 8 2 0 0 0 1 0 0 0 0 0 10 10 0.00 1.000																					

Boston Red Sox @ Chicago White Sox
Comiskey Park, Chicago, IL
Sun Aug 01 1971, 4:38 AM EDT
Att. 19,354 - Unknown

AB	36
R	6
H	10
RBI	6
BB	2
SO	6
LOB	10



livebaseballscorecards.com

Batter	1	2	3	4	5	6	7	8	9	AB R H RBI BB SO LOB	TOP											
John Kennedy, R (1, 6) OBP: 0.330, SLG: 0.428	0-0 6-3	0-0 F9			0-3 K	0-0 F7		0-3 K		5 0 0 0 0 2 4												
Doug Griffin, R (1, 4) OBP: 0.298, SLG: 0.308	0-0 F7		0-0 4-3		4-0 BB 1-2 2-3		0-0 HR 1B		0-0 F8 1B 2B	4 2 2 0 1 0 0												
Reggie Smith, S (1, 8) OBP: 0.371, SLG: 0.525	0-0 1B 1B		0-0 G3		0-0 SF8		0-0 HR		4-0 1B BB	3 1 2 3 1 0 0												
Carl Yastrzemski, L (1, 7) OBP: 0.394, SLG: 0.425	0-0 1-3 1B		0-0 F8		4-0 1-2 2-3 BB		0-0 HR		0-0 F8 2-3	4 1 2 1 1 0 2												
Rico Petrocelli, R (1, 5) OBP: 0.353, SLG: 0.469	0-3 K			0-0 G6-4-3 1B	0-0 P5		0-0 F8		0-0 F3	5 0 1 0 0 1 7												
George Scott, R (1, 3) OBP: 0.319, SLG: 0.436		0-0 F9		0-0 G6-4-3 1-2f		4-0 WP 6-3 BB	0-0 F7		0-0 1-3 3-H 1B	4 1 1 1 1 0 1												
Joe Lahoud, L (1, 9) OBP: 0.341, SLG: 0.468		0-0 F3		0-0 4-3		0-0 P6 1-3	0-0 6-3		0-0 4-3	5 0 0 0 0 0 3												
Bob Montgomery, R (1, 2) OBP: 0.320, SLG: 0.366		0-0 1B 3B			0-0 BB SF8 1B	0-0 6-3		0-0 6-3		4 2 2 1 0 0 0												
Luis Tiant, R (1, 1) OBP: 0.154, SLG: 0.231		0-0 3-H 1B			0-0 BB BB 1B	0-0 1B		0-0 5-3		0 0 0 0 0 0 0												
Bill Lee, L (1, 1) OBP: 0.300, SLG: 0.263										4 0 3 1 0 0 0												
Inning Stats	R: 0 E: 0 K: 1 S: 7	H: 2 LOB: 2 BB: 0 P: 7	R: 1 E: 0 K: 0 S: 5	H: 2 LOB: 1 BB: 0 P: 5	R: 0 E: 0 K: 0 S: 3	H: 0 LOB: 0 BB: 0 P: 3	R: 0 E: 0 K: 0 S: 3	H: 1 LOB: 0 BB: 0 P: 3	R: 1 E: 0 K: 1 S: 7	H: 2 LOB: 3 BB: 2 P: 15	R: 1 E: 0 K: 0 S: 4	H: 1 LOB: 1 BB: 1 P: 8	R: 3 E: 0 K: 0 S: 6	H: 3 LOB: 0 BB: 0 P: 6	R: 0 E: 0 K: 1 S: 5	H: 0 LOB: 0 BB: 0 P: 5	R: 1 E: 0 K: 0 S: 5	H: 2 LOB: 2 BB: 1 P: 9	1B: 9 2B: 1 3B: 1 HR: 2	SF: 1 SAC: 0 DP: 1 HBP: 0	WP: 2 PA: 43	
PITCHER	IP WLS BF H R ER SO BB IBB HBP BLK WP HR S P ERA WHIP																					
Dave Leonhard, R (1, 1) ERA: 2.03	5.0		24	7	3	3	2	3	0	0	0	0	0	25	37	5.40	2.000					
Tom Dukes, R (6, 1) ERA: 3.77	1.0	L	7	4	3	3	0	0	0	0	1	2	7	7	27.00	4.000						
Orlando Pena, R (7, 1) ERA: 3.55	3.0		12	2	1	1	1	1	0	0	0	0	13	17	3.00	1.000						

Boston Red Sox @ Baltimore Orioles
Memorial Stadium, Baltimore, MD
 Mon Aug 02 1971, 7:05 PM EDT
 Att: 11,709 - Unknown

livebaseballscorecards.com

AB	38
R	7
H	13
RBI	7
BB	4
SO	3
LOB	17



Batter	1	2	3	4	5	6	7	8	9	10	AB R H RBI BB SO LOB	TOP										
Doug Griffin, R OBP: 0.297, SLG: 0.306 (1, 4) X	0-0 2B 1B		X 0-0 6-3	X 0-0 FC6-4		X 0-0 G5-4-3		X 0-0 P4			5 1 1 0 0 0 4	Boston Red Sox @ Baltimore Orioles Memorial Stadium, Baltimore, MD Wed Aug 04 1971, 7:05 PM EDT Att. 26,849 - Unknown livebaseballscorecards.com										
Luis Aparicio, R OBP: 0.279, SLG: 0.278 (1, 6) S	0-3 K		X 0-0 E4 WP	X 0-0 4-3			X 0-0 F9	0-0 1B			5 0 1 0 0 1 2											
Reggie Smith, S OBP: 0.369, SLG: 0.520 Billy Conigliaro, R OBP: 0.322, SLG: 0.456 (1, 8) S (8, 8) S	0-3 K		X 0-0 F9		BB BB BB 4-0 FC1-4-6 BB		S S S 0-3 K	0-0 F5			4 0 0 0 1 2 4 0 0 0 0 0 0 0											
Carl Yastrzemski, L OBP: 0.396, SLG: 0.428 (1, 7) X	0-0 1-H 2B		BB BB BB 4-0 BB		X 0-0 FC1-4-6 S		X 0-0 1B 1B		X 0-0 3-1		4 1 2 1 1 0 1											
Rico Petrocelli, R OBP: 0.353, SLG: 0.467 (1, 5) B B B	4-0 BB		S S S 0-3 K		X 0-0 P4		X 0-0 1B 1B		S S S 0-3 K		4 0 1 0 1 2 3											
George Scott, R OBP: 0.318, SLG: 0.433 (1, 3) S	0-3 K			X 0-0 F8	X 0-0 F8		X 0-0 1B		X 0-0 6-3		5 0 1 1 0 1 3											
Joe Lahoud, L OBP: 0.342, SLG: 0.463 (1, 9) X		X 0-0 3-1		X 0-0 3B 1B		BB BB BB 4-0 FC5-4 1B BB		S S S 0-3 K		X 0-0 P4	4 1 1 0 1 1 2											
Bob Montgomery, R OBP: 0.323, SLG: 0.403 (1, 2) S		S S S 0-3 K		X 0-0 1B 3B		X 0-0 FC5-4 1B		X 0-0 F9		X 0-0 F8	5 1 2 1 0 1 0											
Jim Lonborg, R OBP: 0.235, SLG: 0.161 Bobby Bolin, R OBP: 0.333, SLG: 0.333 Sparky Lyle, L OBP: 1.000, SLG: 1.000 Ken Tatum, R OBP: 0.429, SLG: 0.200 (1, 1) (6, 1) (9, 1) (9, 1)		X 0-0 P6		X 0-0 FC6-4 1B		X 0-0 FC5-4 G5-4-3		X 0-0 1B		S S S 0-3 K	3 0 1 1 0 0 2 1 0 1 0 0 0 0 0 0 0 0 0 0 0 1 0 0 0 0 1 0											
Inning Stats	R: 1 E: 0 K: 3 S: 11	H: 2 LOB: 2 BB: 1 P: 15	R: 0 E: 0 K: 1 S: 5	H: 0 LOB: 0 BB: 0 P: 5	R: 0 E: 1 K: 1 S: 6	H: 0 LOB: 2 BB: 1 P: 10	R: 2 E: 0 K: 0 S: 6	H: 3 LOB: 1 BB: 0 P: 6	R: 0 E: 0 K: 0 S: 3	H: 0 LOB: 1 BB: 1 P: 7	R: 0 E: 0 K: 2 S: 10		H: 3 LOB: 2 BB: 0 P: 10	R: 0 E: 0 K: 0 S: 5	H: 2 LOB: 2 BB: 0 P: 5	R: 0 E: 0 K: 1 S: 5	H: 0 LOB: 0 BB: 0 P: 5	R: 0 E: 0 K: 1 S: 5	H: 0 LOB: 0 BB: 0 P: 5	1B: 9 2B: 1 3B: 1 HR: 0	SF: 0 SAC: 0 DP: 1 HBP: 0	WP: 1 PB: 0 SB: 1 CS: 0
PITCHER	IP WLS BF H R ER SO BB IBB HBP BLK WP HR S P ERA WHIP																					
Jim Palmer, R ERA: 3.01 (1, 1)	5.0		5	3	3	5	3	0	0	0	0	0	0	0	0	0	0	0	0	0	5.40	1.600
Dave Boswell, R ERA: 4.98 (6, 1)	1.2		4	1	1	1	1	0	0	0	0	0	0	0	0	0	0	0	0	0	5.40	3.000
Grant Jackson, L ERA: 3.06 (7, 1)	0.1		0	0	0	1	0	0	0	0	0	0	0	0	0	0	0	0	0	0	0.00	0.000
Dave Leonhard, R ERA: 1.95 (8, 1)	1.0		2	0	0	0	0	0	0	0	0	0	0	0	0	0	0	0	0	0	0.00	2.000
Pete Richert, L ERA: 5.11 (9, 1)	2.0	W	6	0	0	0	2	0	0	0	0	0	0	0	0	0	0	0	0	0	0.00	0.000



Batter	1	2	3	4	5	6	7	8	9	AB R H RBI BB SO LOB
Aurelio Rodriguez, R (1, 5) OBP: 0.282, SLG: 0.374	0-0 L9 2B		4-0 1B 1B BB		0-0 1-2 1B		0-0 2B		0-0 3-1	4 1 3 0 1 0 0
Tony Taylor, R (1, 4) OBP: 0.302, SLG: 0.330	0-0 6-3		0-3 K		0-0 1-2 2-3 1B		0-0 L8		4-0 2B 1B BB	4 1 1 0 1 1 3
Al Kaline, R (1, 9) OBP: 0.431, SLG: 0.462	0-0 L9 2-3		0-0 1B 1-2 1B		0-0 L4		0-0 L7		0-0 1-3 1B 2B	5 1 2 0 0 0 5
Willie Horton, R (1, 7) OBP: 0.347, SLG: 0.489	0-0 4-3		0-0 1-3 2-H 1B		0-0 L9				0-0 FC4 BB 1B	5 1 3 4 0 0 4

Bill Freehan, R (1, 2) OBP: 0.348, SLG: 0.455		0-0 1B 1B		0-0 F9		0-0 F8		4-0 PB BB	4-0 FC4 BB	3 0 1 0 2 0 0
Mickey Stanley, R (1, 8) OBP: 0.321, SLG: 0.353		0-0 F6		0-0 5-3		0-0 F4		0-0 F7 1-2	0-0 FC4 FC6-4	4 0 0 0 0 0 2 1 0 0 0 0 0 2
Jim Northrup, L (9, PH) OBP: 0.372, SLG: 0.475										
Ike Brown, R (1, 3) OBP: 0.380, SLG: 0.494		0-0 G6-4-3 1-2 1B		0-0 6-3		4-0 BB		4-0 IBB	0-0 FC6-4 1-2	3 0 1 0 2 0 2
Ed Brinkman, R (1, 6) OBP: 0.284, SLG: 0.271		0-0 G6-4-3 1-2f			0-0 FC2-6 1B	0-0 1-3		0-0 F9		4 0 1 0 0 0 5

Les Cain, L (1, 1) OBP: 0.182, SLG: 0.188			0-3 K		0-0 FC2-6 1B 1-2f		0-0 G3		0-3 K	4 0 0 0 0 2 3 0 0 0 0 0 0 0 0 0 0 0 0 0 0
Fred Scherman, L (8, 1) OBP: 0.353, SLG: 0.267										
Dean Chance, R (8, 1)										

Inning Stats	R: 0 E: 0 K: 0 S: 4	H: 1 LOB: 1 BB: 0 P: 4	R: 0 E: 0 K: 0 S: 4	H: 2 LOB: 1 BB: 0 P: 4	R: 1 E: 0 K: 2 S: 8	H: 2 LOB: 2 BB: 1 P: 12	R: 0 E: 0 K: 0 S: 3	H: 0 LOB: 0 BB: 0 P: 3	R: 0 E: 0 K: 0 S: 6	H: 3 LOB: 3 BB: 0 P: 6	R: 0 E: 0 K: 0 S: 3	H: 0 LOB: 1 BB: 1 P: 7	R: 0 E: 0 K: 0 S: 4	H: 1 LOB: 1 BB: 0 P: 4	R: 1 E: 0 K: 1 S: 6	H: 1 LOB: 2 BB: 2 P: 14	R: 2 E: 0 K: 0 S: 5	H: 2 LOB: 2 BB: 2 P: 13	1B: 8 2B: 3 3B: 0 HR: 1	SF: 0 SAC: 0 DP: 1 HBP: 0	WP: 0 PB: 1 SB: 0 CS: 0	PA: 43
--------------	------------------------------	---------------------------------	------------------------------	---------------------------------	------------------------------	----------------------------------	------------------------------	---------------------------------	------------------------------	---------------------------------	------------------------------	---------------------------------	------------------------------	---------------------------------	------------------------------	----------------------------------	------------------------------	----------------------------------	----------------------------------	------------------------------------	----------------------------------	--------

PITCHER	IP	WLS	BF	H	R	ER	SO	BB	IBB	HBP	BLK	WP	HR	S	P	ERA	WHIP
Gary Peters, L (1, 1) ERA: 4.55	8.1	W	39	11	4	4	3	4	1	0	0	0	1	40	60	4.32	1.800
Bobby Bolin, R (9, 1) ERA: 3.98	0.0		2	1	0	0	0	1	0	0	0	0	0	1	5	∞	∞
Sparky Lyle, L (9, 1) ERA: 2.66	0.2	S	2	0	0	0	0	0	0	0	0	0	0	2	2	0.00	0.000

PITCHER	IP	WLS	BF	H	R	ER	SO	BB	IBB	HBP	BLK	WP	HR	S	P	ERA	WHIP

Detroit Tigers @ Boston Red Sox
 Fenway Park, Boston, MA
 Thu Aug 05 1971, 7:05 PM EDT
 Att: 27,778 - Unknown

livebaseballscorecards.com

AB	37
R	4
H	12
RBI	4
BB	6
SO	3
LOB	26



Batter	1	2	3	4	5	6	7	8	9
Doug Griffin, R OBP: 0.296, SLG: 0.316 (1, 4)	0-0 F6		0-0 L7		0-3 K			0-0 HR	
Luis Aparicio, R OBP: 0.281, SLG: 0.283 (1, 6)	0-0 6-3			0-0 1B 2B		0-0 4-3		0-0 WP BB 1B	
Reggie Smith, S OBP: 0.371, SLG: 0.519 (1, 9)	0-0 G3			0-0 L7		0-0 G5-3 BB 1B		4-0 WP BB 1-2 E	
Carl Yastrzemski, L OBP: 0.397, SLG: 0.426 (1, 7)		0-0 F6		4-0 1B CS BB		4-0 1-2 BB		0-3 K 1-2 2-3	
Rico Petrocelli, R OBP: 0.357, SLG: 0.467 (1, 5)		4-0 S BB		0-0 1-3 2-H 1B		0-0 G5-3 2-3f		4-0 E 2B BB	
George Scott, R OBP: 0.317, SLG: 0.431 (1, 3)		0-3 K 1-2		0-0 CS 3-H	0-0 L8		0-0 5-3	0-0 E8 1-3 2-H 3-H 2B 1B	
Billy Conigliaro, R OBP: 0.321, SLG: 0.453 (1, 8)		0-3 K		0-3 K	0-3 K		0-0 1B	0-0 5-3	
Bob Montgomery, R OBP: 0.328, SLG: 0.415 (1, 2)			0-3 K		0-0 1B 1B		0-0 F8	0-0 2B	
Gary Peters, L OBP: 0.278, SLG: 0.320 (1, 1)			0-0 F8		0-0 1B		0-3 K	0-3 K	
Bobby Bolin, R OBP: 0.333, SLG: 0.333 (9, 1)					1-2 1B				
Sparky Lyle, L OBP: 1.000, SLG: 1.000 (9, 1)									

Inning Stats	R: 0	H: 0	E: 0	K: 0	S: 3	R: 0	H: 0	E: 0	K: 2	S: 7	R: 0	H: 0	E: 0	K: 1	S: 5	R: 0	H: 2	E: 0	K: 0	S: 3	R: 0	H: 2	E: 0	K: 2	S: 9	R: 0	H: 1	E: 0	K: 1	S: 6	R: 5	H: 4	E: 1	K: 2	S: 11
	LOB: 0	BB: 0	P: 3	LOB: 1	BB: 1	P: 11	LOB: 0	BB: 0	P: 5	LOB: 1	BB: 1	P: 7	LOB: 2	BB: 0	P: 9	LOB: 1	BB: 1	P: 7	LOB: 1	BB: 1	P: 6	LOB: 1	BB: 0	P: 6	LOB: 1	BB: 2	P: 19	SF: 0	SAC: 0	DP: 1	HBP: 0				


PITCHER	IP	WLS	BF	H	R	ER	SO	BB	IBB	HBP	BLK	WP	HR	S	P	ERA	WHIP
Les Cain, L ERA: 4.17 (1, 1)	7.0	L	30	8	3	3	6	4	0	0	0	0	1	38	54	3.86	1.714
Fred Scherman, L ERA: 2.82 (8, 1)	0.1		3	1	0	0	1	1	0	0	0	1	0	4	8	0.00	6.000
Dean Chance, R ERA: 3.31 (8, 1)	0.2		3	1	2	2	1	0	0	0	0	0	0	5	5	27.00	1.500

BOTTOM

Detroit Tigers @ Boston Red Sox
 Fenway Park, Boston, MA
 Thu Aug 05 1971, 7:05 PM EDT
 Att. 27,778 - Unknown

AB	R	H	RBI	BB	SO	LOB
4	1	1	1	0	1	2
4	1	2	0	0	0	0
3	1	1	0	1	0	1
2	0	0	0	2	1	2
2	1	1	0	2	0	2
4	1	1	2	0	1	1
4	0	1	0	0	2	3
4	0	2	2	0	1	1
4	0	1	0	0	2	2
0	0	0	0	0	0	0
0	0	0	0	0	0	0

AB	31
R	5
H	10
RBI	5
BB	5
SO	8
LOB	14



WP	PA
1	37

1B	2B	3B	HR	SF	SAC	DP	HBP
7	2	0	1	0	0	1	0

WP	HR	S	P	ERA	WHIP
1	0	1	1	3.31	1.500

Batter	1	2	3	4	5	6	7	8	9	AB R H RBI BB SO LOB	TOP			
Dick McAuliffe, L (1, 4) OBP: 0.283, SLG: 0.356	4-0 FC3-6 BB		0-0 HR		0-0 E4 FC4-6 BB	0-0 E8 E 1B	0-0 2B		4-0 FC3-6 1B BB	4 2 3 6 2 0 0				
Gates Brown, L (1, 7) OBP: 0.454, SLG: 0.628 Al Kaline, R (6, PH) OBP: 0.429, SLG: 0.458	0-0 FC3-6 1-2f		0-0 HR		4-0 FC4-6 BB	0-0 L6 1B	0-0 L3		0-0 FC3-6 1B	2 1 1 1 1 0 1 3 0 1 1 0 0 1				
Willie Horton, R (1, 9) OBP: 0.343, SLG: 0.482	0-3 K		0-0 F9		0-0 FC4-6 1-2f 2-3	0-0 1B		0-0 F8	0-0 F7	6 0 1 0 0 1 5				
Norm Cash, L (1, 3) OBP: 0.377, SLG: 0.570	0-3 K		0-0 F8		0-0 F3	0-3 K		0-0 HR	0-0 FC3-6 1-2f 2-3	6 1 1 1 0 2 7				
Jim Northrup, L (1, 8) OBP: 0.378, SLG: 0.474 Mickey Stanley, R (9, 8) OBP: 0.321, SLG: 0.353		0-0 1-3		0-0 F8		4-0 1B BB 1B BB	0-0 E 1B 2B 1B	4-0 1B BB	0-0 L8	4 3 1 0 2 0 2 0 0 0 0 0 0 0				
Bill Freehan, R (1, 2) OBP: 0.352, SLG: 0.454		0-0 F9		0-0 L9		4-0 1B BB 1B	0-0 E7 2B 1B	0-0 1B 1B		4 2 2 0 1 0 0				
Aurelio Rodriguez, R (1, 5) OBP: 0.283, SLG: 0.380		0-0 3B		0-0 FC5-4 1B		0-0 L8	0-3 K	0-0 F8		5 0 2 0 0 1 6				
Ed Brinkman, R (1, 6) OBP: 0.285, SLG: 0.270	0-3 K		0-0 FC5-4		0-0 1-2f 2-3	0-0 1B E 1B	4-0 2B 1BB	0-0 1-3 2-H 1B		4 2 2 1 1 1 2				
Joe Niekro, R (1, 1) OBP: 0.250, SLG: 0.227 Dalton Jones, L (6, PH) OBP: 0.313, SLG: 0.402 Tom Timmermann, R (6, 1) OBP: 0.167, SLG: 0.091 Fred Scherman, L (9, 1) OBP: 0.353, SLG: 0.267		0-3 K		0-0 5-3		0-0 F6	0-3 K		0-0 E6 BB 1B	2 0 0 0 0 1 0 1 0 0 0 0 0 3 2 1 0 0 0 1 3 0 0 0 0 0 0 0				
Inning Stats	R: 0 E: 0 K: 2 S: 7 H: 0 LOB: 1 BB: 1 P: 11	R: 0 E: 0 K: 1 S: 6 H: 1 LOB: 1 BB: 0 P: 6	R: 2 E: 0 K: 1 S: 7 H: 2 LOB: 0 BB: 0 P: 7	R: 0 E: 0 K: 0 S: 4 H: 1 LOB: 1 BB: 0 P: 4	R: 0 E: 1 K: 0 S: 4 H: 0 LOB: 2 BB: 1 P: 8	R: 4 E: 2 K: 1 S: 9 H: 3 LOB: 2 BB: 2 P: 17	R: 3 E: 1 K: 2 S: 10 H: 3 LOB: 1 BB: 1 P: 14	R: 2 E: 0 K: 0 S: 5 H: 3 LOB: 2 BB: 1 P: 9	R: 1 E: 1 K: 0 S: 5 H: 1 LOB: 2 BB: 1 P: 9	1B: 9 2B: 1 3B: 1 HR: 3 SF: 0 SAC: 0 DP: 0 HBP: 0	WP: 0 PB: 0 SB: 0 CS: 0 PA: 50			
PITCHER	IP WLS BF H R ER SO BB IBB HBP BLK WP HR S P ERA WHIP												PITCHER	IP WLS BF H R ER SO BB IBB HBP BLK WP HR S P ERA WHIP
Sonny Siebert, R (1, 1) ERA: 3.12	5.0 L 23 4 3 3 4 3 0 0 0 0 0 2 28 40 5.40 1.400													
Cal Koonce, R (6, 1) ERA: 4.74	0.2 5 2 2 1 0 1 0 0 0 0 0 0 4 8 13.50 4.500													
Ken Brett, L (6, 1) ERA: 4.14	1.0 9 4 4 3 3 0 1 0 0 0 0 0 14 18 27.00 4.000													
Ken Tatum, R (7, 1) ERA: 3.98	2.1 13 4 3 2 0 2 0 0 0 0 0 1 11 19 7.71 2.571													

Detroit Tigers @ Boston Red Sox
 Fenway Park, Boston, MA
 Sat Aug 07 1971, 3:33 AM EDT
 Att: 25,857 - Unknown

livebaseballscorecards.com

AB 43
R 12
H 14
RBI 10
BB 7
SO 7
LOB 30



BOTTOM

Detroit Tigers @ Boston Red Sox
 Fenway Park, Boston, MA
 Sat Aug 07 1971, 3:33 AM EDT
 Att. 25,857 - Unknown

livebaseballscorecards.com

AB	40
R	8
H	15
RBI	8
BB	1
SO	2
LOB	13



WP: 0	PA: 42
PB: 0	
SB: 0	
CS: 0	

Batter	1	2	3	4	5	6	7	8	9	AB	R	H	RBI	BB	SO	LOB
Doug Griffin, R OBP: 0.291, SLG: 0.310 (1, 4)	0-0 6-3 ①		0-0 4-3 ③		0-0 1-2 2-H 1B		0-0 4-3 ③		0-0 G5-4-3 ① ② 1-2f	5	0	1	1	0	0	1
Luis Aparicio, R OBP: 0.279, SLG: 0.285 (1, 6)	0-0 5-3 ②			0-0 5-3 ①	0-0 F4 ③			0-0 6-3 ①	0-0 1B 2B	5	1	1	0	0	0	2
Reggie Smith, S OBP: 0.370, SLG: 0.515 (1, 8)	0-0 F4 ③			0-0 6-3 ②		0-0 1B 1B		0-0 F5 ②	0-0 1B 1B 2-H	5	1	2	1	0	0	0
Carl Yastrzemski, L OBP: 0.397, SLG: 0.422 (1, 7)		0-0 4-3 ①		0-0 L7 ③		0-0 L9 ①		4-0 1B HR BB	0-0 1B 1B 1-2	4	1	1	0	1	0	1
Rico Petrocelli, R OBP: 0.355, SLG: 0.463 (1, 5)		0-0 6-3 ②			0-0 F3 ①	0-0 L7 ②		0-0 1-2 HR 1B	0-0 1-2 2-H 1B	5	1	2	1	0	0	1
George Scott, R OBP: 0.323, SLG: 0.441 (1, 3)		0-0 F9 ③			0-0 1B 1B	0-0 1-2 1B		0-0 1-H 2-H HR	0-0 L9 ③	5	2	3	3	0	0	2
Joe Lahoud, L OBP: 0.342, SLG: 0.464 Ken Tatum, R OBP: 0.500, SLG: 0.333 (1, 9) (7, 1)			0-0 F8 SF7 2B		0-0 1-3 1B 1B	0-3 K ③		0-0 FC6-4 1B		3	2	2	0	0	1	2
Bob Montgomery, R OBP: 0.319, SLG: 0.400 (1, 2)			0-0 F8 ① 2-3		0-0 F4 ②		0-0 F5 ①	0-0 FC6-4 ③ 1-2f		4	0	0	0	0	0	4
Sonny Siebert, R OBP: 0.262, SLG: 0.452 Cal Koonce, R OBP: 0.222, SLG: 0.222 Ken Brett, L OBP: 0.222, SLG: 0.222 Billy Conigliaro, R OBP: 0.322, SLG: 0.453 (1, 1) (6, 1) (6, 1) (7, 9)			0-0 SF7 ② 3-H		0-0 1-2 3-H 1B		0-3 K ②		0-0 G5-4-3 1B	1	0	1	2	0	0	0
										0	0	0	0	0	0	0
										0	0	0	0	0	0	0
										2	0	1	0	0	1	0

Inning Stats	R: 0	H: 0	E: 0	K: 0	S: 3	LOB: 0	BB: 0	P: 3	R: 0	H: 0	E: 0	K: 0	S: 3	LOB: 0	BB: 0	P: 3	R: 1	H: 1	E: 0	K: 0	S: 4	LOB: 0	BB: 0	P: 4	R: 0	H: 0	E: 0	K: 0	S: 3	LOB: 0	BB: 0	P: 3	R: 2	H: 4	E: 0	K: 0	S: 7	LOB: 2	BB: 0	P: 7	R: 0	H: 2	E: 0	K: 1	S: 7	LOB: 2	BB: 0	P: 7	R: 0	H: 0	E: 0	K: 1	S: 5	LOB: 0	BB: 0	P: 5	R: 3	H: 3	E: 0	K: 0	S: 6	LOB: 1	BB: 1	P: 10	R: 2	H: 5	E: 0	K: 0	S: 7	LOB: 2	BB: 0	P: 7	1B: 12	SF: 1	2B: 2	SAC: 0	3B: 0	DP: 1	HR: 1	HBP: 0	WP: 0	PA: 42
--------------	------	------	------	------	------	--------	-------	------	------	------	------	------	------	--------	-------	------	------	------	------	------	------	--------	-------	------	------	------	------	------	------	--------	-------	------	------	------	------	------	------	--------	-------	------	------	------	------	------	------	--------	-------	------	------	------	------	------	------	--------	-------	------	------	------	------	------	------	--------	-------	-------	------	------	------	------	------	--------	-------	------	--------	-------	-------	--------	-------	-------	-------	--------	-------	--------

PITCHER	IP	WLS	BF	H	R	ER	SO	BB	IBB	HBP	BLK	WP	HR	S	P	ERA	WHIP
Joe Niekro, R ERA: 4.86 (1, 1)	5.0	W	20	5	3	3	0	0	0	0	0	0	0	20	20	5.40	1.000
Tom Timmermann, R ERA: 4.18 (6, 1)	3.2		19	8	5	5	2	1	0	0	0	0	1	22	26	12.27	2.455
Fred Scherman, L ERA: 2.81 (9, 1)	0.1	S	3	2	0	0	0	0	0	0	0	0	0	3	3	0.00	6.000

Batter	1	2	3	4	5	6	7	8	9	AB	R	H	RBI	BB	SO	LOB	TOP										
Dick McAuliffe, L (1, 4) OBP: 0.282, SLG: 0.354	0-0 G3	0-0 F6		0-0 G3		0-0 HR 1B	0-0 3-1			5	1	1	0	0	0	4											
Gates Brown, L (1, 7) OBP: 0.444, SLG: 0.614 Al Kaline, R (4, PH) OBP: 0.433, SLG: 0.465	0-0 F4	0-0 F3		0-0 2-H 3-H 2B		0-0 HR 1B		1-0 HBP		2	0	0	0	0	0	1											
Willie Horton, R (1, 9) OBP: 0.346, SLG: 0.490 Mickey Stanley, R (8, 8) OBP: 0.321, SLG: 0.353	0-0 BB 1B		0-0 F8	4-0 IBB		0-0 HR		0-0 F8		4	1	2	3	1	0	1											
Norm Cash, L (1, 3) OBP: 0.375, SLG: 0.563	4-0 1-2 BB		0-3 K	0-3 K		0-0 3-1		0-0 F4		4	0	0	0	1	2	3											
Jim Northrup, L (1, 8) OBP: 0.375, SLG: 0.468	0-0 F7		0-3 K		0-3 K	4-0 FC5-4 BB		0-0 4-3		4	0	0	0	1	2	3											
Bill Freehan, R (1, 2) OBP: 0.355, SLG: 0.459		0-0 HR 1B		0-0 1B 2B	0-0 1B	0-0 FC5-4		0-3 K		5	2	3	0	0	1	1											
Aurelio Rodriguez, R (1, 5) OBP: 0.284, SLG: 0.388		0-0 HR		0-0 SH2-4 2B 1B	0-0 F4		0-0 4-3		0-0 5-3	5	2	2	3	0	0	1	AB 38										
Ed Brinkman, R (1, 6) OBP: 0.289, SLG: 0.278		0-0 2B		0-0 SH2-4 2B 1B	0-0 F9		0-0 SH1-4 1B		0-0 6-3	5	1	3	0	0	0	1	R 8										
Mickey Lolich, S (1, 1) OBP: 0.223, SLG: 0.099		0-3 K		0-0 SH2-4		0-3 K		0-0 SH1-4		2	0	0	0	0	2	1	H 13										
Inning Stats	R: 0 E: 0 K: 0 S: 4	H: 1 LOB: 2 BB: 1 P: 8	R: 2 E: 0 K: 1 S: 8	H: 3 LOB: 1 BB: 0 P: 8	R: 0 E: 0 K: 2 S: 7	H: 0 LOB: 0 BB: 0 P: 7	R: 3 E: 0 K: 1 S: 9	H: 4 LOB: 2 BB: 1 P: 13	R: 0 E: 0 K: 1 S: 6	H: 1 LOB: 1 BB: 0 P: 6	R: 3 E: 0 K: 1 S: 8	H: 3 LOB: 1 BB: 1 P: 12	R: 0 E: 0 K: 0 S: 4	H: 1 LOB: 1 BB: 0 P: 4	R: 0 E: 0 K: 1 S: 5	H: 0 LOB: 0 BB: 0 P: 5	1B: 8 2B: 3 3B: 0 HR: 2	SF: 0 SAC: 2 DP: 0 HBP: 1	WP: 0 PB: 0 SB: 0 CS: 0	PA: 44							
PITCHER	IP	WLS	BF	H	R	ER	SO	BB	IBB	HBP	BLK	WP	HR	S	P	ERA	WHIP										
Luis Tiant, R (1, 1) ERA: 6.44	3.0	L	17	7	5	5	3	1	0	0	0	0	1	22	26	15.00	2.667										
Bill Lee, L (4, 1) ERA: 2.28	2.0		9	2	0	0	2	0	1	0	0	0	0	12	16	0.00	1.000										
Cal Koonce, R (6, 1) ERA: 5.57	2.0		11	4	3	3	1	1	0	0	0	0	1	12	16	13.50	2.500										
Ken Brett, L (8, 1) ERA: 4.05	1.0		4	0	0	0	0	0	0	1	0	0	0	3	4	0.00	0.000										
Sparky Lyle, L (9, 1) ERA: 2.59	1.0		3	0	0	0	1	0	0	0	0	0	0	5	5	0.00	0.000										

Detroit Tigers @ Boston Red Sox
 Fenway Park, Boston, MA
 Sun Aug 08 1971, 3:33 AM EDT
 Att: 32,146 - Unknown

livebaseballscorecards.com

AB 38
R 8
H 13
RBI 8
BB 3
SO 7
LOB 16




Batter	1	2	3	4	5	6	7	8	9	AB R H RBI BB SO LOB
Doug Griffin, R (1, 4) OBP: 0.294, SLG: 0.313 Ken Brett, L (8, 1) OBP: 0.222, SLG: 0.222 Don Pavletich, R (8, PH) OBP: 0.387, SLG: 0.423 Sparky Lyle, L (9, 1) OBP: 1.000, SLG: 1.000 Bob Montgomery, R (9, PH) OBP: 0.317, SLG: 0.397	0-0 L8 BB SF 1B		0-0 F2			0-0 L5-3 1B		0-3 K	0-3 K	3 1 2 0 0 0 0 0 0 0 0 0 0 0 1 0 0 0 0 1 0 0 0 0 0 0 0 0 1 0 0 0 0 1 2
John Kennedy, R (1, 6) OBP: 0.329, SLG: 0.422	4-0 5-3 SF 1-2 BB		0-0 6-3			0-0 L5-3 1-2		0-0 L5		3 0 0 0 1 0 1
Reggie Smith, S (1, 8) OBP: 0.371, SLG: 0.516	0-0 L8 2-3		0-0 F5			0-0 2B		4-0 BB		3 0 1 0 1 0 2
Carl Yastrzemski, L (1, 7) OBP: 0.393, SLG: 0.418	0-0 SF 1-2 3-H		0-0 6-3			0-3 K		0-3 K		3 0 0 1 0 2 2
Rico Petrocelli, R (1, 5) OBP: 0.352, SLG: 0.458	0-0 5-3 1-2 2-3		0-0 F4			0-3 K		0-0 L7		4 0 0 0 0 1 2
George Scott, R (1, 3) OBP: 0.322, SLG: 0.439	0-0 F9		0-3 K			0-0 L9		0-0 1B 2B 1B		4 1 1 0 0 1 2
Billy Conigliaro, R (1, 9) OBP: 0.325, SLG: 0.454		0-3 K			0-0 G6-3 1B		0-0 2B 1B		0-0 F8	4 0 2 0 0 1 1
Duane Josephson, R (1, 2) OBP: 0.295, SLG: 0.386		4-0 G5-4-3 BB			0-0 G6-3 1-2		0-0 1-3 2B		0-0 2B 1B	3 0 2 0 1 0 1
Luis Tiant, R (1, 1) OBP: 0.143, SLG: 0.214 Bill Lee, L (4, 1) OBP: 0.300, SLG: 0.263 Luis Aparicio, R (5, PH) OBP: 0.279, SLG: 0.284 Cal Koonce, R (8, 1) OBP: 0.447, SLG: 0.450		0-0 G5-4-3 1-2			0-0 6-3		0-0 F2		0-0 1-3 2-H 2B	1 0 0 0 0 0 1 0 0 0 0 0 0 0 1 0 0 0 0 0 0 0 0 0 0 0 0 0 2 0 1 1 0 0 2

Inning Stats	R: 1 E: 1 K: 0 S: 5	H: 1 LOB: 2 BB: 1 P: 9	R: 0 E: 0 K: 1 S: 4	H: 0 LOB: 0 BB: 1 P: 8	R: 0 E: 0 K: 0 S: 3	H: 0 LOB: 0 BB: 0 P: 3	R: 0 E: 0 K: 1 S: 5	H: 0 LOB: 0 BB: 0 P: 5	R: 0 E: 0 K: 0 S: 3	H: 1 LOB: 0 BB: 0 P: 3	R: 0 E: 0 K: 1 S: 6	H: 2 LOB: 1 BB: 0 P: 6	R: 0 E: 0 K: 1 S: 7	H: 2 LOB: 2 BB: 0 P: 7	R: 0 E: 0 K: 2 S: 7	H: 0 LOB: 1 BB: 1 P: 11	R: 1 E: 0 K: 1 S: 8	H: 3 LOB: 2 BB: 0 P: 8	1B: 6 2B: 4 3B: 0 HR: 0	SF: 1 SAC: 0 DP: 3 HBP: 0	WP: 0 PB: 0 SB: 0 CS: 0	PA: 37	
PITCHER Mickey Lolich, L (1, 1) ERA: 2.93	IP 9.0 WLS W BF 37 H 9 R 2 ER 2 SO 7 BB 3 IBB 0 HBP 0 BLK 0 WP 0 HR 0 S 48 P 60 ERA 2.00 WHIP 1.333																						

DETROIT TIGERS @ BOSTON RED SOX
Fenway Park, Boston, MA
 Sun Aug 08 1971, 3:33 AM EDT
 Att. 32,146 - Unknown

AB	33
R	2
H	9
RBI	2
BB	3
SO	7
LOB	16



Batter	1	2	3	4	5	6	7	8	9	AB	R	H	RBI	BB	SO	LOB	TOP										
Dick McAuliffe, L (1, 4) OBP: 0.284, SLG: 0.353 Ike Brown, R (8, PH) OBP: 0.372, SLG: 0.481 (8, 3)	0-0 F6	1-0 1B 2B HBP	0-0 F9			0-0 L5-4-3 1B		0-3 K	0-0 5-3	3	1	1	0	0	0	0											
Gates Brown, L (1, 7) OBP: 0.455, SLG: 0.618 Al Kaline, R (2, 9) OBP: 0.430, SLG: 0.460	4-0 HR BB	0-0 1-3 2B 1B				0-0 L5-4-3 1-2		0-0 L7		1	2	1	0	1	0	0											
Willie Horton, R (1, 9) OBP: 0.352, SLG: 0.510 (2, 7)	0-0 1-H HR	0-0 1-H 1B 2B				0-0 K		0-0 HR	4-0 1B IBB	4	3	3	5	1	1	0											
Norm Cash, L (1, 3) OBP: 0.373, SLG: 0.559 Tony Taylor, R (8, PH) OBP: 0.305, SLG: 0.333 (8, 4)	0-0 6-3	0-0 2-H 1B				0-0 F5		0-0 F9	0-0 1-2 3-H 1B	4	0	1	1	0	0	0											
Jim Northrup, L (1, 8) OBP: 0.373, SLG: 0.467 Tom Timmermann, R (8, 1) OBP: 0.167, SLG: 0.091 Ron Perranoski, L (8, 1)	0-0 2B	0-0 4-3				0-0 F7		0-0 4-3	0-3 K	5	0	1	0	0	1	3											
Bill Freehan, R (1, 2) OBP: 0.361, SLG: 0.486	1-0 HBP					0-0 L7		0-0 HR	0-0 HR	4	3	3	3	0	0	0											
Aurelio Rodriguez, R (1, 5) OBP: 0.288, SLG: 0.400	0-0 L6					0-0 HR		0-0 1B	0-3 K	5	1	3	1	0	1	2											
Ed Brinkman, R (1, 6) OBP: 0.285, SLG: 0.274		0-0 6-3				0-0 K		0-0 L8	0-0 6-3	5	0	0	0	0	1	2											
Les Cain, L (1, 1) OBP: 0.171, SLG: 0.176 Dean Chance, R (4, 1) Fred Scherman, L (4, 1) OBP: 0.353, SLG: 0.267 Dalton Jones, L (8, PH) OBP: 0.311, SLG: 0.398 Bill Denehy, S (8, 1) Mickey Stanley, R (8, PH) OBP: 0.325, SLG: 0.358 (8, 8)		0-0 G3				0-3 K		0-0 F8	0-0 L7 E 1B	2	0	0	0	0	1	0											
Inning Stats	R: 2 E: 0 K: 0 S: 5	H: 2 LOB: 2 BB: 1 P: 10	R: 3 E: 0 K: 0 S: 6	H: 3 LOB: 1 BB: 0 P: 7	R: 2 E: 0 K: 2 S: 9	H: 2 LOB: 0 BB: 0 P: 9	R: 0 E: 0 K: 2 S: 7	H: 0 LOB: 0 BB: 0 P: 7	R: 0 E: 0 K: 0 S: 4	H: 1 LOB: 1 BB: 0 P: 4	R: 0 E: 0 K: 0 S: 3	H: 1 LOB: 0 BB: 0 P: 3	R: 2 E: 0 K: 0 S: 6	H: 3 LOB: 1 BB: 0 P: 6	R: 1 E: 1 K: 2 S: 9	H: 2 LOB: 2 BB: 1 P: 13	R: 1 E: 0 K: 1 S: 7	H: 2 LOB: 1 BB: 0 P: 7	1B: 7 2B: 3 3B: 0 HR: 6	SF: 0 SAC: 0 DP: 1 HBP: 2	WP: 0 PB: 0 SB: 0 CS: 0	PA: 46					
PITCHER	IP	WLS	BF	H	R	ER	SO	BB	IBB	HBP	BLK	WP	HR	S	P	ERA	WHIP										
Jim Lonborg, R (1, 1) ERA: 4.63	2.0		15	6	6	6	0	1	0	2	0	0	2	12	18	27.00	3.500										
Bobby Bolin, R (3, 1) ERA: 4.13	4.2		19	6	3	3	4	0	0	0	0	0	3	27	27	5.79	1.286										
Bill Lee, L (7, 1) ERA: 2.25	1.0		6	2	1	0	1	0	1	0	0	0	0	7	11	0.00	2.000										
Sparky Lyle, L (8, 1) ERA: 2.72	1.1	W	6	2	1	1	2	0	0	0	0	0	1	10	10	6.75	1.500										

Detroit Tigers @ Boston Red Sox
 Fenway Park, Boston, MA
 Mon Aug 09 1971, 3:33 AM EDT
 Att: 20,116 - Unknown

livebaseballscorecards.com

AB	42
R	11
H	16
RBI	11
BB	2
SO	7
LOB	11



BOTTOM

Detroit Tigers @ Boston Red Sox
Fenway Park, Boston, MA
Mon Aug 09 1971, 3:33 AM EDT
Att. 20,116 - Unknown

livebaseballscorecards.com

AB	40
R	12
H	17
RBI	11
BB	3
SO	4
LOB	12



WP	0	PA	45
PB	1		
SB	1		
CS	0		

AB R H RBI BB SO LOB

5	1	3	0	0	0	0
4	1	1	0	0	0	2
4	1	1	2	0	0	1
4	3	1	0	1	1	2
5	2	4	2	0	0	0
5	0	1	0	0	1	4
4	3	3	0	1	1	0
4	1	2	6	1	0	1
1	0	0	0	0	1	1
2	0	0	0	0	0	1
1	0	0	0	0	0	0
0	0	0	0	0	0	0
1	0	1	1	0	0	0

Batter	1	2	3	4	5	6	7	8	9
Doug Griffin, R OBP: 0.299, SLG: 0.318 (1, 4)	0-0 5-3		0-0 5-3	0-0 1B 1B	0-0 FC6-4 1B			0-0 4-3 SH1-3 1B	
Luis Aparicio, R OBP: 0.278, SLG: 0.283 (1, 6)	0-0 F8		0-0 6-3	0-0 1B 1B	0-0 FC6-4 1-2f			0-0 SH1-3 1-2	
Reggie Smith, S OBP: 0.371, SLG: 0.514 (1, 8)	0-0 1-3		0-0 F7	0-0 1B 3B 1B				0-0 4-3 2-3	
Carl Yastrzemski, L OBP: 0.393, SLG: 0.416 (1, 7)		0-3 K		0-0 HR BB	0-0 3B 1B			0-0 FC4-6 1B E	
George Scott, R OBP: 0.327, SLG: 0.448 (1, 3)		0-0 1B 4-3 2B 1B		0-0 HR 1B	0-0 3B			0-0 E7 1B	
Billy Conigliaro, R OBP: 0.322, SLG: 0.449 (1, 9)		0-0 4-3		0-0 K	0-0 L8			0-0 5-3	
John Kennedy, R OBP: 0.339, SLG: 0.433 (1, 5)		0-0 2B 1B		4-0 HR BB	0-0 FC4-6 1B			0-3 K	
Bob Montgomery, R OBP: 0.327, SLG: 0.430 (1, 2)		0-0 2B		0-0 HR	0-0 FC4-6 1B 2-3			0-0 L9	
Jim Lonborg, R OBP: 0.229, SLG: 0.156 (1, 1)		0-3 K		0-0 L9	0-0 2-3			0-0 4-3	
Bobby Bolin, R OBP: 0.273, SLG: 0.273 (3, 1)									
Bill Lee, L OBP: 0.286, SLG: 0.250 (7, 1)									
Sparky Lyle, L OBP: 1.000, SLG: 1.000 (8, 1)									
Rico Petrocelli, R OBP: 0.353, SLG: 0.459 (9, PH)									

Inning Stats	R: 0	H: 0	E: 0	K: 0	S: 3	H: 3	LOB: 1	BB: 0	P: 10	R: 0	H: 0	E: 0	K: 0	S: 3	R: 8	H: 7	E: 0	K: 1	S: 12	R: 0	H: 2	E: 0	K: 0	S: 5	R: 1	H: 1	E: 1	K: 0	S: 3	R: 0	H: 0	E: 0	K: 1	S: 5	R: 0	H: 1	E: 0	K: 0	S: 4	R: 1	H: 3	E: 0	K: 0	S: 4
--------------	------	------	------	------	------	------	--------	-------	-------	------	------	------	------	------	------	------	------	------	-------	------	------	------	------	------	------	------	------	------	------	------	------	------	------	------	------	------	------	------	------	------	------	------	------	------

PITCHER	IP	WLS	BF	H	R	ER	SO	BB	IBB	HBP	BLK	WP	HR	S	P	ERA	WHIP
Les Cain, L ERA: 4.73 (1, 1)	3.2		19	6	7	7	3	2	2	0	0	0	0	23	31	17.18	2.182
Dean Chance, R ERA: 3.51 (4, 1)	0.0		2	2	1	1	0	0	0	0	0	0	0	2	2	∞	∞
Fred Scherman, L ERA: 2.87 (4, 1)	1.1		8	4	2	2	0	0	0	0	0	0	0	8	8	13.50	3.000
Bill Denehy, R ERA: 3.5 (6, 1)	2.0		7	1	1	0	1	0	0	1	0	0	0	8	9	0.00	0.500
Tom Timmermann, R ERA: 4.13 (8, 1)	0.2		3	1	0	0	0	0	0	0	0	0	0	3	3	0.00	1.500

1B: 13	SF: 0
2B: 2	SAC: 1
3B: 1	DP: 0
HR: 1	HBP: 1

PITCHER	IP	WLS	BF	H	R	ER	SO	BB	IBB	HBP	BLK	WP	HR	S	P	ERA	WHIP
Ron Perranoski, L ERA: 7.16 (8, 1)	1.0		6	3	1	1	0	0	0	0	0	0	0	5	9	9.00	3.000

Batter	1	2	3	4	5	6	7	8	9	AB R H RBI BB SO LOB	TOP																									
Bert Campaneris, R (1, 6) OBP: 0.281, SLG: 0.333	0-0 S S 3-1 1B	0-0 G4-6-3 1-2f		0-0 G4-6-3 1B		0-0 F8		0-0 1-3		5 1 2 0 0 0 3																										
Joe Rudi, R (1, 7) OBP: 0.295, SLG: 0.409	0-3 K 1-2		0-0 HR 1B	0-0 G4-6-3 1-2f		0-0 3B		0-0 L7		5 1 2 1 0 1 2																										
Reggie Jackson, L (1, 9) OBP: 0.351, SLG: 0.465	4-0 S S 3-1 BB		0-3 K 1B		0-0 L6	0-0 L7		4-0 FC4-6 BB		3 0 0 0 2 1 2																										
Tommy Davis, R (1, 3) Mike Hegan, L (9, 3) OBP: 0.361, SLG: 0.406 OBP: 0.361, SLG: 0.370	0-0 3-1 1-3 2-H		0-0 HR 1B		0-0 HBP 9-2 1B		0-0 F9	0-0 FC4-6 BB 1B		5 2 2 3 0 0 2 0 0 0 0 0 0 0																										
Sal Bando, R (1, 5) OBP: 0.390, SLG: 0.462	1-0 HBP		0-0 1B		0-0 HBP 1-2 1B		0-0 1-3 1B	4-0 1B 1-2 BB		3 0 3 0 1 0 0																										
Gene Tenace, R (1, 2) OBP: 0.410, SLG: 0.496	0-0 F8		0-0 F3		1-0 HBP 1-2 2-3 HBP		0-0 1-3	0-0 1-3 1-3 2-H 1B		4 0 1 1 0 0 4																										
George Hendrick, R (1, 8) OBP: 0.288, SLG: 0.342		0-0 1B 1B	0-0 F6		0-0 9-2 3-H		0-0 G3			4 0 1 0 0 0 5																										
Dick Green, R (1, 4) OBP: 0.335, SLG: 0.368		0-0 L9		0-0 HR		0-0 FC6-4 1B		0-0 F5		4 1 2 1 0 0 1																										
Catfish Hunter, R (1, 1) Mike Epstein, L (8, PH) Rollie Fingers, R (8, 1) OBP: 0.368, SLG: 0.432 OBP: 0.368, SLG: 0.425 OBP: 0.226, SLG: 0.200		0-0 G4-6-3 1-3 1B		0-0 F9		0-0 FC6-4 WP 3B		0-0 F8		3 1 1 0 0 0 1 1 0 0 0 0 0 0 0 0 0 0 0 0 0																										
Inning Stats	R: 1 E: 0 K: 1 S: 6	H: 1 LOB: 2 BB: 1 P: 11	R: 0 E: 0 K: 0 S: 4	H: 2 LOB: 1 BB: 0 P: 4	R: 2 E: 0 K: 1 S: 8	H: 3 LOB: 1 BB: 0 P: 8	R: 1 E: 0 K: 0 S: 4	H: 2 LOB: 0 BB: 0 P: 4	R: 0 E: 0 K: 0 S: 4	H: 1 LOB: 1 BB: 0 P: 5	R: 1 E: 0 K: 0 S: 5	H: 2 LOB: 1 BB: 0 P: 5	R: 0 E: 0 K: 0 S: 4	H: 1 LOB: 1 BB: 0 P: 4	R: 0 E: 0 K: 0 S: 3	H: 0 LOB: 0 BB: 0 P: 3	R: 1 E: 0 K: 0 S: 3	H: 1 LOB: 2 BB: 2 P: 11	1B: 11 2B: 1 3B: 1 HR: 2	SF: 0 SAC: 0 DP: 3 HBP: 2	WP: 1 PB: 0 SB: 3 CS: 0	PA: 42														
PITCHER	IP WLS BF H R ER SO BB IBB HBP BLK WP HR S P ERA WHIP																																			
Gary Peters, L (1, 1) ERA: 4.64	4.1		24	10	4	4	2	1	0	2	0	2	25	31	8.31	2.538																				
Ken Tatum, R (5, 1) ERA: 3.93	2.2		10	3	1	1	0	0	0	0	0	1	0	10	10	3.38	1.125																			
Luis Tiant, R (8, 1) ERA: 6.31	1.0		3	0	0	0	0	0	0	0	0	0	3	3	0.00	0.000																				
Sparky Lyle, L (9, 1) ERA: 2.86	1.0	L	5	1	1	1	0	2	0	0	0	0	3	11	9.00	3.000																				

Oakland Athletics @ Boston Red Sox
Fenway Park, Boston, MA
Tue Aug 10 1971, 3:33 AM EDT
Unknown

livebaseballscorecards.com

AB 37
R 6
H 14
RBI 6
BB 3
SO 2
LOB 20



Batter	1	2	3	4	5	6	7	8	9	AB R H RBI BB SO LOB	TOP											
Bert Campaneris, R (1, 6) OBP: 0.280, SLG: 0.332	0-0 6-3		0-0 FC5-4		0-0 1B 2B 1B	0-0 SF9		0-0 F9		4 1 1 2 0 0 2												
Joe Rudi, R (1, 7) OBP: 0.293, SLG: 0.406	0-0 F7		0-0 F2		0-0 1-3 2B 1B	0-0 4-3		0-0 6-3		5 1 1 0 0 0 4												
Reggie Jackson, L (1, 9) OBP: 0.354, SLG: 0.475	4-0 BB				0-0 F8	0-0 1-H 3-H 2B			0-3 K	4 1 2 3 1 1 0												
Mike Epstein, L (1, 3) OBP: 0.369, SLG: 0.423	0-3 K				0-0 4-3	4-0 3-H IBB		4-0 G4-6-3 BB	0-0 4-3	2 0 0 0 2 1 1												
Mike Hegan, L (7, PR) OBP: 0.359, SLG: 0.367										1 0 0 0 0 0 0												
Sal Bando, R (1, 5) OBP: 0.388, SLG: 0.466		0-0 1-3		0-0 HR	0-0 F2		0-0 F7		0-0 L5	5 1 1 1 0 0 3												
George Hendrick, R (1, 8) OBP: 0.286, SLG: 0.337		0-0 6-3		0-0 F9		0-0 1B E SF9 1B		0-0 G4-6-3		4 1 1 0 0 0 1												
Dave Duncan, R (1, 2) OBP: 0.297, SLG: 0.425		0-3 K			0-3 K	0-3 K			0-0 HR	4 1 1 1 0 3 1												
Larry Brown, R (1, 4) OBP: 0.246, SLG: 0.244			0-0 F7		0-0 1B 2B	0-0 E6 SF9 1B		0-0 SH1-4 1B		4 1 2 0 0 0 1												
Blue Moon Odom, R (1, 1) OBP: 0.162, SLG: 0.222			0-0 FC5-4 1B		0-0 6-3	0-0 1-2 2-3 1B		0-0 SH1-4		3 0 2 0 0 0 1												
Mudcat Grant, R (6, 1) OBP: 0.333, SLG: 0.375										0 0 0 0 0 0 0												
Inning Stats	R: 0 E: 0 K: 1 S: 5	H: 0 LOB: 1 BB: 1 P: 9	R: 0 E: 0 K: 1 S: 5	H: 0 LOB: 0 BB: 0 P: 5	R: 0 E: 0 K: 0 S: 4	H: 1 LOB: 1 BB: 0 P: 4	R: 1 E: 0 K: 0 S: 4	H: 1 LOB: 0 BB: 0 P: 4	R: 3 E: 0 K: 1 S: 9	H: 4 LOB: 2 BB: 1 P: 13	R: 1 E: 1 K: 1 S: 8	H: 2 LOB: 2 BB: 0 P: 8	R: 1 E: 0 K: 0 S: 3	H: 1 LOB: 1 BB: 1 P: 7	R: 1 E: 0 K: 0 S: 5	H: 2 LOB: 1 BB: 0 P: 5	R: 0 E: 0 K: 1 S: 5	H: 0 LOB: 0 BB: 0 P: 5	1B: 6 2B: 2 3B: 0 HR: 3	SF: 1 SAC: 1 DP: 1 HBP: 0	WP: 0 PB: 0 SB: 0 CS: 0	PA: 41
PITCHER	IP WLS BF H R ER SO BB IBB HBP BLK WP HR S P ERA WHIP																					
Ray Culp, R (1, 1) ERA: 3.26	6.0 L 29 8 5 4 4 1 1 0 0 0 1 35 43 6.00 1.500																					
Bill Lee, L (7, 1) ERA: 2.41	2.0 9 3 2 2 0 1 0 0 0 0 2 8 12 9.00 2.000																					
Roger Moret, L (9, 1) ERA: 2.57	1.0 3 0 0 0 0 1 0 0 0 0 0 5 5 0.00 0.000																					

Oakland Athletics @ Boston Red Sox
 Fenway Park, Boston, MA
 Tue Aug 10 1971, 7:05 PM EDT
 Att: 30,004 - Unknown

livebaseballscorecards.com

AB	36
R	7
H	11
RBI	7
BB	3
SO	5
LOB	14



Batter	1	2	3	4	5	6	7	8	9	AB	R	H	RBI	BB	SO	LOB
Doug Griffin, R (1, 4) OBP: 0.294, SLG: 0.312	0-0 6-3		0-3 K		0-0 5-3	0-0 F3			0-0 5-3	5	0	0	0	0	1	0
John Kennedy, R (1, 6) OBP: 0.332, SLG: 0.422	0-0 G6-4-3 1B		0-0 6-3		0-0 F8		0-0 4-3		0-3 K	5	0	1	0	0	1	0
Reggie Smith, S (1, 8) OBP: 0.376, SLG: 0.525	0-0 G6-4-3 1-2f		0-0 1B		0-0 E 1B		0-0 1-3 1B		0-0 HR	5	1	4	1	0	0	1
Carl Yastrzemski, L (1, 7) OBP: 0.396, SLG: 0.421		0-0 BB 1B BB 1B	0-3 K		0-0 E1 1-2		0-0 1-3		0-0 4-3	5	1	1	0	0	1	3
Rico Petrocelli, R (1, 5) OBP: 0.352, SLG: 0.455		0-3 K		4-0 4-3 5-3 1B BB	0-0 L5		0-3 K			3	1	0	0	1	2	4
George Scott, R (1, 3) OBP: 0.326, SLG: 0.447		0-0 BB 1B BB		0-0 5-3 1-2		0-3 K		0-0 2B		4	0	2	0	0	1	1
Joe Lahoud, L (1, 9) OBP: 0.343, SLG: 0.474		4-0 BB 1B BB		0-0 4-3 2-3		0-0 F6		0-0 4-3		3	0	0	0	1	0	2
Bob Montgomery, R (1, 2) OBP: 0.338, SLG: 0.431		4-0 G6-4-3 1B BB		0-0 3-H 1B		4-0 HR BB		0-3 K		2	1	1	2	2	1	1
Ray Culp, R (1, 1) OBP: 0.220, SLG: 0.148		0-0 G6-4-3		0-3 K		0-0 HR		0-3 K		2	0	0	0	0	1	4
Mike Fiore, L (6, PH) OBP: 0.286, SLG: 0.238										1	1	1	2	0	0	0
Bill Lee, L (7, 1) OBP: 0.286, SLG: 0.250										0	0	0	0	0	0	0
Gary Peters, L (8, PH) OBP: 0.284, SLG: 0.325										1	0	0	0	0	1	1
Roger Moret, S (9, 1)										0	0	0	0	0	0	0


Inning Stats	R: 0	H: 1	E: 0	LOB: 0	K: 0	BB: 0	S: 3	P: 3
	R: 1	H: 2	E: 0	LOB: 2	K: 1	BB: 2	S: 6	P: 14
	R: 0	H: 1	E: 0	LOB: 1	K: 2	BB: 0	S: 8	P: 8
	R: 1	H: 1	E: 0	LOB: 1	K: 1	BB: 1	S: 6	P: 10
	R: 0	H: 1	E: 1	LOB: 2	K: 0	BB: 0	S: 5	P: 5
	R: 2	H: 1	E: 0	LOB: 0	K: 1	BB: 1	S: 6	P: 10
	R: 0	H: 1	E: 0	LOB: 1	K: 1	BB: 0	S: 6	P: 6
	R: 0	H: 1	E: 0	LOB: 1	K: 2	BB: 0	S: 8	P: 8
	R: 1	H: 1	E: 0	LOB: 0	K: 1	BB: 0	S: 6	P: 6

PITCHER	IP	WLS	BF	H	R	ER	SO	BB	IBB	HBP	BLK	WP	HR	S	P	ERA	WHIP
Blue Moon Odom, R (1, 1) ERA: 3.54	5.2	W	27	7	4	4	5	4	0	0	0	0	1	33	49	6.35	1.941
Mudcat Grant, R (6, 1) ERA: 3.56	3.1	S	13	3	1	1	4	0	0	0	0	0	1	21	21	2.70	0.900

BOTTOM

Oakland Athletics @ Boston Red Sox
 Fenway Park, Boston, MA
 Tue Aug 10 1971, 7:05 PM EDT
 Att. 30,004 - Unknown

AB	36
R	5
H	10
RBI	5
BB	4
SO	9
LOB	17



WP: 0	PA: 40
PB: 0	
SB: 0	
CS: 0	

livebaseballscorecards.com

Batter	1	2	3	4	5	6	7	8	9	10	AB	R	H	RBI	BB	SO	LOB
Doug Griffin, R OBP: 0.296, SLG: 0.323 (1, 4)	F8	K			5-3			HR		G6-4-3 1B	5	1	2	2	0	1	1
Luis Aparicio, R OBP: 0.281, SLG: 0.286 (1, 6)	2B				F3			CS		G6-4-3 1B	5	0	3	0	0	0	0
Reggie Smith, S OBP: 0.374, SLG: 0.523 (1, 8)	2B				K			K		G6-4-3	5	0	1	0	0	2	3
Carl Yastrzemski, L OBP: 0.392, SLG: 0.415 (1, 7)	K				K			4-3		F5	5	0	0	0	0	3	3
Rico Petrocelli, R OBP: 0.353, SLG: 0.461 (1, 5)	BB				K			F5		HR	3	1	1	1	1	1	0
George Scott, R OBP: 0.323, SLG: 0.443 (1, 3)	K				F5			6-3		F3	4	0	0	0	0	1	3
Billy Conigliaro, R OBP: 0.322, SLG: 0.450 (1, 9)					F9			6-3		2B	4	0	1	0	0	0	0
Bob Montgomery, R OBP: 0.355, SLG: 0.421 (1, 2)					K			K		F8	3	0	0	0	1	2	0
Sonny Siebert, R OBP: 0.269, SLG: 0.453 (8, PH) Phil Gagliano, R OBP: 0.492, SLG: 0.450 (9, 1) Luis Tiant, R OBP: 0.143, SLG: 0.214 (9, PH) Duane Josephson, R OBP: 0.293, SLG: 0.380 (10, 1) Roger Morel, S OBP: 0.273, SLG: 0.273 (10, 1)					6-3			HR		F4	2	0	1	0	0	0	0

Inning Stats	R: 0	H: 2	E: 0	K: 2	S: 9	P: 13	R: 0	H: 1	E: 0	K: 2	S: 8	P: 8	R: 0	H: 0	E: 0	K: 2	S: 7	P: 7	R: 0	H: 0	E: 0	K: 1	S: 5	P: 5	R: 0	H: 0	E: 0	K: 1	S: 5	P: 5	R: 0	H: 0	E: 0	K: 0	S: 3	P: 3	R: 0	H: 0	E: 0	K: 0	S: 3	P: 3	R: 2	H: 2	E: 0	K: 1	S: 6	P: 10	R: 1	H: 2	E: 0	K: 0	S: 5	P: 9	R: 0	H: 2	E: 0	K: 1	S: 6	P: 6	1B: 5	SF: 0	2B: 2	SAC: 0	3B: 0	DP: 1	HR: 2	HBP: 0	WP: 0	PA: 40
--------------	------	------	------	------	------	-------	------	------	------	------	------	------	------	------	------	------	------	------	------	------	------	------	------	------	------	------	------	------	------	------	------	------	------	------	------	------	------	------	------	------	------	------	------	------	------	------	------	-------	------	------	------	------	------	------	------	------	------	------	------	------	-------	-------	-------	--------	-------	-------	-------	--------	-------	--------


PITCHER	IP	WLS	BF	H	R	ER	SO	BB	IBB	HBP	BLK	WP	HR	S	P	ERA	WHIP
Vida Blue, L ERA: 1.62 (1, 1)	9.0	W	38	9	3	3	9	2	1	0	0	0	2	53	65	3.00	1.222
Darold Knowles, L ERA: 4.56 (10, 1)	1.0	S	2	0	0	0	1	0	0	0	0	0	0	4	4	0.00	0.000

BOTTOM

Oakland Athletics @ Boston Red Sox
 Fenway Park, Boston, MA
 Wed Aug 11 1971, 7:05 PM EDT
 Att: 30,481 - Unknown

livebaseballscorecards.com

AB	37
R	3
H	9
RBI	3
BB	3
SO	10
LOB	12



Batter	1	2	3	4	5	6	7	8	9	AB R H RBI BB SO LOB	TOP			
Bert Campaneris, R (1, 6) OBP: 0.285, SLG: 0.336	0-0 1B S 1B	0-0 BB 1B FC6-4 1B		0-0 6-3		0-0 FC1-4 SH1-4 1-2 3-H 1B		0-0 6-3		5 2 3 2 0 0 0				
Joe Rudi, R (1, 7) OBP: 0.292, SLG: 0.400	0-3 K	0-0 FC6-4 BB 1-2 2-3 3-H 1B		0-3 K		0-0 SH1-4		0-0 F3		4 0 1 1 0 2 1				
Reggie Jackson, L (1, 9) OBP: 0.360, SLG: 0.478	0-0 1B 2-3 1B	4-0 FC6-4 1-2 2-3 3-H BB		0-3 K		4-0 FC1-4 IBB		4-0 1B BB		2 1 1 1 2 1 0 0 0 0 0 1 0 0				
Curt Biefary, L (7, 9) OBP: 0.317, SLG: 0.382														
Tommy Davis, R (1, 3) OBP: 0.362, SLG: 0.421	0-0 CS 1-3 3-H 1B	0-0 FC6-4 G5-4-3			0-0 F2	0-0 FC1-4 FC6-4		0-0 1-3 1B		4 0 1 3 0 0 4 1 0 1 0 0 0 0				
Mike Hegan, L (6, 3) OBP: 0.360, SLG: 0.369														
Sal Bando, R (1, 5) OBP: 0.387, SLG: 0.464	0-0 1-2 3-H 2B	0-0 G5-4-3			4-0 BB	0-0 FC6-4		0-0 6-3		3 0 1 1 1 0 4 1 0 0 0 0 0 2				
Larry Brown, R (7, 5) OBP: 0.245, SLG: 0.243														
Angel Mangual, R (1, 8) OBP: 0.332, SLG: 0.370	0-3 K		0-0 F8		0-0 F9		0-0 5-3		0-0 6-3	5 0 0 0 0 1 2				
Dave Duncan, R (1, 2) OBP: 0.302, SLG: 0.437		0-0 1B BB 1B	0-0 F5		0-0 F7		0-0 HR		4-0 G5-4-3 BB	4 2 2 1 1 0 1				
Dick Green, R (1, 4) OBP: 0.335, SLG: 0.369		4-0 1B 1B 1-2 1B BB	4-0 FC6-4 BB			0-0 1B 3B	0-0 F9		0-0 G5-4-3	3 2 1 0 2 0 1				
Diego Segui, R (1, 1) OBP: 0.135, SLG: 0.171		0-0 1B 1B 1-2 2-3 BB 1B	0-0 FC6-4			4-0 SH1-4 FC1-4 BB	0-0 F7			3 2 1 0 1 0 1				
Inning Stats	R: 2 H: 4 E: 0 LOB: 1 K: 2 BB: 0 S: 10 P: 10	R: 4 H: 4 E: 0 LOB: 1 K: 0 BB: 2 S: 6 P: 14	R: 0 H: 0 E: 0 LOB: 1 K: 0 BB: 1 S: 3 P: 7	R: 0 H: 0 E: 0 LOB: 0 K: 2 BB: 0 S: 7 P: 7	R: 0 H: 0 E: 0 LOB: 1 K: 0 BB: 1 S: 3 P: 7	R: 2 H: 2 E: 0 LOB: 2 K: 0 BB: 2 S: 5 P: 13	R: 1 H: 1 E: 0 LOB: 0 K: 0 BB: 0 S: 4 P: 4	R: 0 H: 1 E: 0 LOB: 2 K: 0 BB: 1 S: 4 P: 8	R: 0 H: 0 E: 0 LOB: 0 K: 0 BB: 1 S: 2 P: 6	1B: 9 SF: 0 2B: 1 SAC: 1 3B: 1 DP: 2 HR: 1 HBP: 0	WP: 0 PA: 44 PB: 0 SB: 1 CS: 1			
PITCHER	IP WLS BF H R ER SO BB IBB HBP BLK WP HR S P ERA WHIP												PITCHER	IP WLS BF H R ER SO BB IBB HBP BLK WP HR S P ERA WHIP
Ken Brett, L (1, 1) ERA: 5.1	1.0 L 10 7 6 6 2 1 0 0 0 0 0 0 13 17 54.00 8.000													
Ken Tatum, R (2, 1) ERA: 4.02	6.0 26 4 3 3 2 4 1 0 0 0 0 1 25 45 4.50 1.333													
Bill Lee, L (8, 1) ERA: 2.35	2.0 8 1 0 0 0 2 0 0 0 0 0 0 6 14 0.00 1.500													

Oakland Athletics @ Boston Red Sox
 Fenway Park, Boston, MA
 Thu Aug 12 1971, 3:33 AM EDT
 Att: 23,827 - Unknown

livebaseballscorecards.com

AB	35
R	9
H	12
RBI	9
BB	8
SO	4
LOB	16



Batter	1	2	3	4	5	6	7	8	9	AB R H RBI BB SO LOB
Doug Griffin, R (1, 4) OBP: 0.297, SLG: 0.322	0-0 F9		0-3 K		0-0 S 1B		4-0 BB		0-0 F2	4 0 1 0 1 1 1
Luis Aparicio, R (1, 6) OBP: 0.281, SLG: 0.286	0-0 F8		0-0 1B		0-0 6-3		0-0 F3			4 0 1 0 0 0 3
Reggie Smith, S (1, 8) OBP: 0.371, SLG: 0.519	0-3 K		0-0 4-3		0-0 F9		0-0 F7			4 0 0 0 0 1 2
Carl Yastrzemski, L (1, 7) OBP: 0.393, SLG: 0.419		0-0 1B		0-0 6-3		0-0 F4		0-0 2B		4 0 2 0 0 0 0
Rico Petrocelli, R (1, 5) OBP: 0.352, SLG: 0.459		0-3 K		0-0 6-4-3 1B		0-0 6-3		0-0 F8		4 0 1 0 0 1 2
George Scott, R (1, 3) OBP: 0.325, SLG: 0.449		0-3 K		0-0 G6-4-3 1-2f		0-0 HR		4-0 BB		3 1 1 1 1 1 2
Joe Lahoud, L (1, 9) OBP: 0.337, SLG: 0.464		0-0 G3			0-0 F9		0-0 3-1		0-0 F9	4 0 0 0 0 0 3
Bob Montgomery, R (1, 2) OBP: 0.333, SLG: 0.413			4-0 1B BB		0-0 6-3		0-0 F9		0-3 K	3 0 0 0 1 1 0
Ken Brett, L (1, 1) OBP: 0.222, SLG: 0.222			0-0 F4		0-0 HR		4-0 BB BB		0-0 L7	0 0 0 0 0 0 0
Ken Tatum, R (2, 1) OBP: 0.455, SLG: 0.667										2 1 1 1 0 0 1
Mike Fiore, L (7, PH) OBP: 0.300, SLG: 0.238										0 0 0 0 1 0 0
Bill Lee, L (8, 1) OBP: 0.286, SLG: 0.250										0 0 0 0 0 0 0
Phil Gagliano, R (9, PH) OBP: 0.449, SLG: 0.439										1 0 0 0 0 0 0

Inning Stats	R: 0	H: 0	E: 0	K: 1	S: 5	R: 0	H: 1	E: 0	K: 2	S: 8	R: 0	H: 1	E: 0	K: 1	S: 6	R: 0	H: 1	E: 0	K: 0	S: 3	R: 1	H: 2	E: 0	K: 0	S: 5	R: 0	H: 0	E: 0	K: 0	S: 3	R: 1	H: 1	E: 0	K: 0	S: 4	R: 0	H: 1	E: 0	K: 0	S: 4	R: 0	H: 1	E: 0	K: 1	S: 5	1B: 4	SF: 0	2B: 1	SAC: 0	3B: 0	DP: 1	HR: 2	HBP: 0	WP: 0	PA: 37
--------------	------	------	------	------	------	------	------	------	------	------	------	------	------	------	------	------	------	------	------	------	------	------	------	------	------	------	------	------	------	------	------	------	------	------	------	------	------	------	------	------	------	------	------	------	------	-------	-------	-------	--------	-------	-------	-------	--------	-------	--------

PITCHER	IP	WLS	BF	H	R	ER	SO	BB	IBB	HBP	BLK	WP	HR	S	P	ERA	WHIP
Diego Segui, R (1, 1) ERA: 3.24	9.0	W	37	7	2	2	5	4	0	0	0	0	2	43	59	2.00	1.222

BOTTOM

Oakland Athletics @ Boston Red Sox
Fenway Park, Boston, MA
 Thu Aug 12 1971, 3:33 AM EDT
 Att. 23,827 - Unknown

AB	33
R	2
H	7
RBI	2
BB	4
SO	5
LOB	14



Batter	1	2	3	4	5	6	7	8	9	AB R H RBI BB SO LOB	TOP		
Freddie Patek, R (1, 6) OBP: 0.326, SLG: 0.373	0-0 HR		0-0 CS 1B		0-3 K			0-0 6-3		4 1 2 1 0 1 0			
Joe Keough, L (1, 9) OBP: 0.333, SLG: 0.319	4-0 G6-4-3 BB		0-0 CS 1-2	4-0 G1 1B BB	0-0 F5			0-0 F8		2 1 0 0 2 0 0			
Amos Otis, R (1, 8) OBP: 0.365, SLG: 0.488	0-0 G6-4-3 1-2f			0-0 G1 1-2				0-0 1-3		4 0 0 0 0 0 2			
Gail Hopkins, L (1, 3) OBP: 0.385, SLG: 0.464 Bob Oliver, R (9, PH) OBP: 0.281, SLG: 0.335 (9, 3)	0-0 L9			4-0 1B 1B BB				0-0 3-1		2 1 0 0 1 1 0 1 0 0 0 0 0 0			
Cookie Rojas, R (1, 4) OBP: 0.367, SLG: 0.418		0-0 5-3		0-0 1B 1B				0-0 F7		4 1 1 1 0 0 0			
Lou Piniella, R (1, 7) OBP: 0.301, SLG: 0.376		0-0 4-3		0-0 2-H 3-H 1B				0-0 HR		4 1 2 3 0 0 0			
Paul Schaal, R (1, 5) OBP: 0.383, SLG: 0.378		0-0 F5		0-0 F7				0-0 F8 2B		4 0 1 0 0 0 1			
Dennis Paepke, R (1, 2) OBP: 0.265, SLG: 0.327			0-3 K	0-0 F8				0-0 F7		3 0 0 0 0 1 2			
Dick Drago, R (1, 1) OBP: 0.210, SLG: 0.164			0-0 L9		0-0 F9			0-0 6-3		3 0 0 0 0 0 1			
Inning Stats	R: 1 H: 1 E: 0 LOB: 0 K: 0 BB: 1 S: 3 P: 7	R: 0 H: 0 E: 0 LOB: 0 K: 0 BB: 0 S: 3 P: 3	R: 0 H: 1 E: 0 LOB: 0 K: 1 BB: 0 S: 5 P: 5	R: 3 H: 2 E: 0 LOB: 1 K: 0 BB: 2 S: 5 P: 13	R: 0 H: 0 E: 0 LOB: 0 K: 1 BB: 0 S: 5 P: 5	R: 0 H: 0 E: 0 LOB: 0 K: 1 BB: 0 S: 5 P: 5	R: 0 H: 1 E: 0 LOB: 1 K: 0 BB: 0 S: 4 P: 4	R: 0 H: 0 E: 0 LOB: 0 K: 0 BB: 0 S: 3 P: 3	R: 1 H: 1 E: 0 LOB: 0 K: 0 BB: 0 S: 4 P: 4	1B: 3 SF: 0 2B: 1 SAC: 0 3B: 0 DP: 1 HR: 2 HBP: 0	WP: 0 PA: 35 PB: 0 SB: 0 CS: 1		
PITCHER	IP WLS BF H R ER SO BB IBB HBP BLK WP HR S P ERA WHIP											PITCHER	IP WLS BF H R ER SO BB IBB HBP BLK WP HR S P ERA WHIP
Jim Lonborg, R (1, 1) ERA: 4.62	8.0 L 30 5 4 4 3 3 0 0 0 0 0 1 33 45 4.50 1.000												
Sparky Lyle, L (9, 1) ERA: 3.0	1.0 4 1 1 1 0 0 0 0 0 0 0 1 4 4 9.00 1.000												

Kansas City Royals @ Boston Red Sox
 Fenway Park, Boston, MA
 Fri Aug 13 1971, 7:05 PM EDT
 Att. 22,700 - Unknown - 84 F

livebaseballscorecards.com

AB	31
R	5
H	6
RBI	5
BB	3
SO	3
LOB	6



Batter	1	2	3	4	5	6	7	8	9	AB	R	H	RBI	BB	SO	LOB
--------	---	---	---	---	---	---	---	---	---	----	---	---	-----	----	----	-----

Doug Griffin, R OBP: 0.299, SLG: 0.324 (1, 4)	0-0 8-3 1B		0-3 K			0-0 1B			0-0 F9	4	0	2	0	0	1	0
Luis Aparicio, R OBP: 0.281, SLG: 0.286 (1, 6)	0-0 8-3 1-2f			0-0 G1-6-3 1B		0-0 F7			0-0 6-3	4	0	1	0	0	0	2
Reggie Smith, S OBP: 0.372, SLG: 0.527 (1, 8)	0-0 HR			0-0 G1-6-3 1-2f			0-0 4-3		0-0 2B	4	1	2	1	0	0	1
Carl Yastrzemski, L OBP: 0.390, SLG: 0.415 (1, 7)	0-0 F6		0-3 K				0-0 1-3		0-0 L8	4	0	0	0	0	1	1
Rico Petrocelli, R OBP: 0.354, SLG: 0.461 (1, 5)		0-0 6-3			0-0 G5-4-3 1B			0-0 1B		3	0	2	0	0	0	0
George Scott, R OBP: 0.325, SLG: 0.448 (1, 3)		0-0 G4-6-3 1B			0-0 G5-4-3 1-2f			0-0 1-3		3	0	1	0	0	0	2
Joe Lahoud, L OBP: 0.336, SLG: 0.462 (1, 9)		0-0 G4-6-3 1-2f			0-3 K				0-0 L4-3 1B	3	0	1	0	0	1	1
Bob Montgomery, R OBP: 0.327, SLG: 0.404 (1, 2)			0-0 4-3			0-0 6-3			0-0 L4-3 1-2	3	0	0	0	0	0	1
Jim Lonborg, R OBP: 0.216, SLG: 0.147 (1, 1)			0-3 K			0-0 F3			0-0 F9	2	0	0	0	0	1	0
Mike Fiore, L OBP: 0.294, SLG: 0.233 (8, PH)										1	0	0	0	0	0	0
Sparky Lyle, L OBP: 1.000, SLG: 1.000 (9, 1)										0	0	0	0	0	0	0

Inning Stats	R: 1	H: 2	R: 0	H: 1	R: 0	H: 0	R: 0	H: 1	R: 0	H: 1	R: 0	H: 1	R: 0	H: 1	R: 0	H: 1	R: 0	H: 1	R: 0	H: 1	1B: 7	SF: 0	WP: 0	PA: 31
E: 0	LOB: 0	E: 0	LOB: 0	E: 0	LOB: 0	E: 0	LOB: 0	E: 0	LOB: 1	E: 0	LOB: 1	E: 0	LOB: 0	E: 0	LOB: 1	E: 0	LOB: 1	E: 0	LOB: 1	E: 0	LOB: 0	2B: 3 <td>SAC: 0 <td>PB: 0 </td></td>	SAC: 0 <td>PB: 0 </td>	PB: 0
K: 0	BB: 0	K: 0	BB: 0	K: 2	BB: 0	K: 1	BB: 0	K: 1	BB: 0	K: 0	BB: 0	K: 0	BB: 0	K: 0	BB: 0	K: 0	BB: 0	K: 0	BB: 0	K: 0	BB: 0	3B: 0	DP: 5 <td>SB: 0 </td>	SB: 0
S: 4	P: 4	S: 3	P: 3	S: 7	P: 7	S: 5	P: 5	S: 5	P: 5	S: 4	P: 4	S: 4	P: 3	S: 4	P: 4	S: 3	P: 4	S: 4	P: 4	S: 4	P: 3	HR: 1	HBP: 0 <td>CS: 0</td>	CS: 0

PITCHER	IP	WLS	BF	H	R	ER	SO	BB	IBB	HBP	BLK	WP	HR	S	P	ERA	WHIP
Dick Drago, R ERA: 2.77 (1, 1)	9.0	W	31	9	1	1	4	0	0	0	0	0	1	39	39	1.00	1.000

BOTTOM

Kansas City Royals @ Boston Red Sox
 Fenway Park, Boston, MA
 Fri Aug 13 1971, 7:05 PM EDT
 Att: 22,700 - Unknown - 84 F

livebaseballscorecards.com

AB	31
R	1
H	9
RBI	1
BB	0
SO	4
LOB	8



Batter	1	2	3	4	5	6	7	8	9	AB R H RBI BB SO LOB	TOP											
Freddie Patek, R (1, 6) OBP: 0.327, SLG: 0.370	4-0 E BB 1B BB	0-0 F6		0-0 1-3			4-0 WP E E BB	0-0 6-3		3 2 0 0 2 0 1												
Paul Schaal, R (1, 5) OBP: 0.384, SLG: 0.379	4-0 E 1B BB	0-3 K				0-0 F7	0-3 K		0-0 2B	4 1 1 0 1 2 1												
Amos Otis, R (1, 8) OBP: 0.361, SLG: 0.483	0-0 E1 S 1B 2B	0-3 K				0-0 F8	0-0 F4		0-3 K	5 1 0 0 0 2 4												
Lou Piniella, R (1, 7) OBP: 0.302, SLG: 0.377	0-0 2B 1B 1-2 2-H 3-H		0-0 F9			0-0 1B	0-0 E6 E WP		0-0 F8	5 1 2 2 0 0 2												
Cookie Rojas, R (1, 4) OBP: 0.367, SLG: 0.419	0-0 1B 2B 1-3 2-H		4-0 BB			0-3 K	0-0 E3 1-3 2-H		0-0 5-3	4 1 1 1 1 1 3												
Bob Oliver, R (1, 9) OBP: 0.280, SLG: 0.333	0-0 1B 2-H 3-H		0-3 K			0-0 F8	0-3 K			4 0 1 2 0 2 3												
Chuck Harrison, R (1, 3) OBP: 0.291, SLG: 0.337	0-0 F6		0-3 K			0-0 1B		0-0 1B		4 0 2 0 0 1 2												
Dennis Paepke, R (1, 2) OBP: 0.256, SLG: 0.316	0-0 F6			0-0 5-3		0-3 K		0-0 F7		4 0 0 0 0 1 3												
Al Fitzmorris, S (1, 1) OBP: 0.167, SLG: 0.167	0-3 K			0-0 F7		0-3 K		0-3 K		3 0 0 0 0 2 2												
Jim York, R (7, 1) OBP: 0.188, SLG: 0.400										1 0 0 0 0 1 1												
Inning Stats	R: 5 E: 1 K: 1 S: 9	H: 3 LOB: 1 BB: 2 P: 17	R: 0 E: 0 K: 2 S: 7	H: 0 LOB: 0 BB: 0 P: 7	R: 0 E: 0 K: 2 S: 7	H: 0 LOB: 1 BB: 1 P: 11	R: 0 E: 0 K: 0 S: 3	H: 0 LOB: 0 BB: 0 P: 3	R: 0 E: 0 K: 1 S: 6	H: 1 LOB: 1 BB: 0 P: 6	R: 0 E: 0 K: 2 S: 8	H: 1 LOB: 1 BB: 0 P: 8	R: 1 E: 2 K: 2 S: 9	H: 0 LOB: 2 BB: 1 P: 13	R: 0 E: 0 K: 1 S: 6	H: 1 LOB: 1 BB: 0 P: 6	R: 0 E: 0 K: 1 S: 6	H: 1 LOB: 1 BB: 0 P: 6	1B: 5 2B: 2 3B: 0 HR: 0	SF: 0 SAC: 0 DP: 0 HBP: 0	WP: 1 PB: 0 SB: 1 CS: 0	PA: 41
PITCHER	IP WLS BF H R ER SO BB IBB HBP BLK WP HR S P ERA WHIP																					
Gary Peters, L (1, 1) ERA: 4.86	0.0 L 5 2 5 4 0 2 0 0 0 0 0 0 3 11 ∞ ∞																					
Luis Tiant, R (1, 1) ERA: 5.46	7.0 28 3 1 0 10 2 0 0 0 1 0 46 54 0.00 0.714																					
Bobby Bolin, R (8, 1) ERA: 3.97	2.0 8 2 0 0 2 0 0 0 0 0 0 12 12 0.00 1.000																					

Kansas City Royals @ Boston Red Sox
 Fenway Park, Boston, MA
 Sat Aug 14 1971, 3:33 AM EDT
 Att. 21,325 - Unknown - 74 F

livebaseballscorecards.com

AB	37
R	6
H	7
RBI	5
BB	4
SO	12
LOB	22



Batter	1	2	3	4	5	6	7	8	9	AB R H RBI BB SO LOB
Doug Griffin, R (1, 4) OBP: 0.306, SLG: 0.337	0-0 2B		0-0 F4		0-0 1B		0-0 1B		0-0 2B	5 0 4 0 0 0 0
John Kennedy, R (1, 6) OBP: 0.337, SLG: 0.423	4-0 BB		0-0 1B		0-0 G1-6-3		0-0 1B		0-0 5-3	4 0 2 0 1 0 2
Reggie Smith, S (1, 8) OBP: 0.369, SLG: 0.522	0-0 F3		0-3 K				0-3 K2-3		0-3 K	5 0 0 0 0 3 6
Carl Yastrzemski, L (1, 7) OBP: 0.391, SLG: 0.418	0-0 G4-6-3		0-0 F5							4 1 2 0 0 0 3
Rico Petrocelli, R (1, 5) OBP: 0.355, SLG: 0.459		0-0 6-3		4-0 BB		4-0 BB		0-3 K		2 0 0 0 2 1 1
George Scott, R (1, 3) OBP: 0.324, SLG: 0.447		0-0 G3 1B		0-3 K		0-0 SF8		0-0 F4		3 0 1 1 0 1 2
Joe Lahoud, L (1, 9) OBP: 0.340, SLG: 0.459		0-0 G3 1B		0-0 F9		0-0 FC1-4-6		4-0 BB		3 0 1 0 1 0 2
Bob Montgomery, R (1, 2) OBP: 0.319, SLG: 0.393		0-0 G3		0-3 K			0-3 K		0-3 K	4 0 0 0 0 3 5
Gary Peters, L (1, 1) OBP: 0.284, SLG: 0.325		0-0 L8					0-3 K		0-0 F8	0 0 0 0 0 0 0
Luis Tiant, R (1, 1) OBP: 0.125, SLG: 0.188					0-0 6-3					2 0 0 0 0 0 2
Phil Gagliano, R (7, PH) OBP: 0.440, SLG: 0.429										1 0 0 0 0 1 0
Bobby Bolin, R (8, 1) OBP: 0.273, SLG: 0.273										0 0 0 0 0 0 0
Billy Conigliaro, R (9, PH) OBP: 0.321, SLG: 0.448										1 0 0 0 0 0 0

Inning Stats	R: 0	H: 1	E: 0	LOB: 1	K: 0	BB: 1	S: 3	P: 7	R: 0	H: 2	E: 0	LOB: 2	K: 0	BB: 0	S: 5	P: 5	R: 0	H: 1	E: 0	LOB: 1	K: 1	BB: 0	S: 6	P: 6	R: 0	H: 0	E: 0	LOB: 1	K: 2	BB: 1	S: 7	P: 11	R: 0	H: 1	E: 0	LOB: 0	K: 0	BB: 0	S: 3	P: 3	R: 1	H: 1	E: 0	LOB: 1	K: 0	BB: 1	S: 4	P: 8	R: 0	H: 2	E: 0	LOB: 2	K: 3	BB: 0	S: 11	P: 11	R: 0	H: 1	E: 0	LOB: 2	K: 2	BB: 1	S: 8	P: 12	R: 0	H: 1	E: 0	LOB: 1	K: 1	BB: 0	S: 6	P: 6	1B: 7	SF: 1	2B: 3	SAC: 0	3B: 0	DP: 2	HR: 0	HBP: 0	WP: 1	PA: 39
--------------	------	------	------	--------	------	-------	------	------	------	------	------	--------	------	-------	------	------	------	------	------	--------	------	-------	------	------	------	------	------	--------	------	-------	------	-------	------	------	------	--------	------	-------	------	------	------	------	------	--------	------	-------	------	------	------	------	------	--------	------	-------	-------	-------	------	------	------	--------	------	-------	------	-------	------	------	------	--------	------	-------	------	------	-------	-------	-------	--------	-------	-------	-------	--------	-------	--------

PITCHER	IP	WLS	BF	H	R	ER	SO	BB	IBB	HBP	BLK	WP	HR	S	P	ERA	WHIP
Al Fitzmorris, R (1, 1) ERA: 3.54	6.0	W	25	6	1	1	3	3	0	0	0	1	0	28	40	1.50	1.500
Jim York, R (7, 1) ERA: 2.67	3.0	S	14	4	0	0	6	1	0	0	0	0	0	25	29	0.00	1.667

BOTTOM

Kansas City Royals @ Boston Red Sox
Fenway Park, Boston, MA
Sat Aug 14 1971, 3:33 AM EDT
Att: 21,325 - Unknown - 74 F

livebaseballscorecards.com

AB	34
R	1
H	10
RBI	1
BB	4
SO	9
LOB	23



Batter	1	2	3	4	5	6	7	8	9	AB R H RBI BB SO LOB	TOP			
Freddie Patek, R (1, 6) OBP: 0.326, SLG: 0.369	0-3 K		0-0 L6		0-0 E6		0-0 6-3		0-0 FC1-2 1B	5 0 1 0 0 1 0				
Joe Keough, L (1, 9) OBP: 0.338, SLG: 0.324	0-0 HBP 1B		0-0 5-3 1B		0-0 G3		0-0 G4-6-3 E6		0-0 FC1-2 1B	5 0 3 0 0 0 1				
Cookie Rojas, R (1, 4) OBP: 0.363, SLG: 0.414	0-0 L9		0-0 5-3		0-0 F7		0-0 G4-6-3		0-0 FC1-2	5 0 0 0 0 0 6				
Gail Hopkins, L (1, 3) OBP: 0.389, SLG: 0.464 Bob Oliver, R (8, PH) OBP: 0.278, SLG: 0.331	1-0 1-2 HBP		0-0 F6		0-0 FC3-6 1B HR		0-0 F9		0-0 L9	2 1 1 0 0 0 1 2 0 0 0 0 0 2				
Lou Piniella, R (1, 7) OBP: 0.302, SLG: 0.375	0-3 K		0-0 5-3		0-0 FC3-6 1-2 1B		0-0 F8			4 0 1 0 0 1 2				
Ed Kirkpatrick, L (1, 8) OBP: 0.307, SLG: 0.349		0-0 2B		4-0 3B BB		0-0 FC3-6 HR		4-0 WP 1B BB		2 3 1 0 2 0 2				
Paul Schaal, R (1, 5) OBP: 0.387, SLG: 0.396		0-0 F4		0-0 1-H 9-2 3B		0-0 1-H 3-H HR		0-0 FC4-6 1B		4 1 3 5 0 0 1				
Dennis Paepke, R (1, 2) OBP: 0.248, SLG: 0.305		0-0 F8		0-0 9-2		0-0 F9		0-0 FC4-6		4 0 0 0 0 0 3				
Mike Hedlund, R (1, 1) OBP: 0.128, SLG: 0.089 Tom Burgmeier, L (8, 1) OBP: 0.250, SLG: 0.267	0-3 K		0-0 6-3		0-0 F8		0-3 K			3 0 0 0 0 1 1 1 0 0 0 0 1 0				
Inning Stats	R: 0 E: 0 K: 2 S: 8 H: 1 LOB: 2 BB: 0 P: 9	R: 0 E: 0 K: 1 S: 6 H: 1 LOB: 1 BB: 0 P: 6	R: 0 E: 0 K: 0 S: 4 H: 1 LOB: 1 BB: 0 P: 4	R: 1 E: 0 K: 0 S: 3 H: 1 LOB: 0 BB: 1 P: 7	R: 0 E: 1 K: 0 S: 4 H: 0 LOB: 1 BB: 0 P: 4	R: 3 E: 0 K: 0 S: 6 H: 3 LOB: 0 BB: 0 P: 6	R: 0 E: 1 K: 0 S: 3 H: 0 LOB: 0 BB: 0 P: 3	R: 1 E: 0 K: 0 S: 4 H: 1 LOB: 1 BB: 1 P: 8	R: 0 E: 0 K: 1 S: 7 H: 2 LOB: 2 BB: 0 P: 7	1B: 7 2B: 2 3B: 1 HR: 1 SF: 0 SAC: 0 DP: 2 HBP: 1	WP: 1 PB: 0 SB: 1 CS: 0 PA: 40			
PITCHER	IP WLS BF H R ER SO BB IBB HBP BLK WP HR S P ERA WHIP												PITCHER	IP WLS BF H R ER SO BB IBB HBP BLK WP HR S P ERA WHIP
Ray Culp, R (1, 1) ERA: 3.32	7.0 L 30 7 4 4 3 1 0 1 0 0 0 1 34 39 5.14 1.143													
Bill Lee, L (8, 1) ERA: 2.4	2.0 10 3 1 1 1 1 0 0 0 1 0 11 15 4.50 2.000													

Kansas City Royals @ Boston Red Sox
 Fenway Park, Boston, MA
 Sun Aug 15 1971, 3:33 AM EDT
 Att. 22,453 - Unknown - 70 F

AB	37
R	5
H	10
RBI	5
BB	2
SO	4
LOB	19



Batter	1	2	3	4	5	6	7	8	9	AB R H RBI BB SO LOB	TOP																	
Sandy Alomar Sr., S OBP: 0.308, SLG: 0.321 (1, 4) X	0-0 L4		0-0 5-3		0-0 FC4			0-0 E6	0-0 1-3	5 1 0 0 0 0 2																		
Mickey Rivers, L OBP: 0.323, SLG: 0.361 (1, 9) X	0-0 FC1-5-4-2 E 1B			0-0 3-1		0-0 4-3		0-0 1B 1B		4 1 2 0 0 0 0																		
Tony Gonzalez, L OBP: 0.331, SLG: 0.345 (1, 7) X	0-0 FC1-5-4-2 1-3			0-0 F2		0-0 G3		0-0 1B BB SF9 1B		4 1 1 1 0 0 1																		
Ken McMullen, R OBP: 0.314, SLG: 0.389 (1, 5) X	0-0 6-3			0-3 K		4-0 BB		4-0 SF9 1B WP BB		2 1 0 0 2 1 1																		
Jim Spencer, L OBP: 0.310, SLG: 0.400 (1, 3)		0-0 F3			0-0 G3 6-3 1B		0-0 F9	0-0 WP 1B		3 1 1 0 0 0 1																		
Billy Cowan, R OBP: 0.328, SLG: 0.459 (8, PH)								1-2 2-3 3-H		1 0 1 1 0 0 0																		
Rudy May, L OBP: 0.204, SLG: 0.191 (8, 1)										0 0 0 0 0 0 0																		
Jim Fregosi, R OBP: 0.274, SLG: 0.287 (1, 6) X		0-0 F8			0-0 6-3			0-0 SF9		3 0 0 1 0 0 1																		
John Stephenson, L OBP: 0.283, SLG: 0.336 (1, 2)					1-2			2-3 3-H		3 0 0 0 0 1 1																		
Jerry Moses, R OBP: 0.273, SLG: 0.369 (8, PH) (8, 2)		0-3 K			0-0 G3			0-0 6-3		1 0 0 0 0 0 1																		
Ken Berry, R OBP: 0.263, SLG: 0.300 (1, 8) X					0-0 1-3				0-0 F7	4 0 1 1 0 0 0																		
Tom Murphy, R OBP: 0.190, SLG: 0.213 (1, 1)					0-3 1B					2 0 1 0 0 1 0																		
Lloyd Allen, R OBP: 0.357, SLG: 0.571 (7, 1)					0-0 K					0 0 0 0 0 0 0																		
Tommie Reynolds, R OBP: 0.323, SLG: 0.288 (8, PH)					0-0 FC4 1B					1 0 0 0 0 1 0																		
Roger Repoz, L OBP: 0.357, SLG: 0.392 (8, 3)					1-2 1B					1 0 0 0 0 1 0																		
Inning Stats	R: 0 H: 1 E: 1 K: 0 S: 4	H: 1 LOB: 1 BB: 0 P: 4	R: 0 H: 0 E: 0 K: 1 S: 5	H: 0 LOB: 0 BB: 0 P: 5	R: 0 H: 0 E: 0 K: 1 S: 5	H: 0 LOB: 0 BB: 0 P: 5	R: 1 H: 3 E: 0 K: 0 S: 6	H: 3 LOB: 2 BB: 0 P: 6	R: 0 H: 0 E: 0 K: 0 S: 3	H: 0 LOB: 1 BB: 1 P: 7	R: 0 H: 0 E: 0 K: 0 S: 3	H: 0 LOB: 0 BB: 0 P: 3	R: 4 H: 3 E: 1 K: 1 S: 9	H: 3 LOB: 1 BB: 1 P: 13	R: 0 H: 0 E: 0 K: 1 S: 5	H: 0 LOB: 0 BB: 0 P: 5	1B: 7 SF: 1 2B: 0 SAC: 0 3B: 0 DP: 0 HR: 0 HBP: 0	WP: 1 PA: 37 PB: 0 SB: 0 CS: 0										
PITCHER	IP WLS BF H R ER SO BB IBB HBP BLK WP HR S P ERA WHIP																											
Sonny Siebert, R ERA: 3.11 (1, 1)	7.1		30	6	4	3	4	1	0	0	0	0	0	37	41	3.68	0.955											
Bobby Bolin, R ERA: 4.12 (8, 1)	0.0		1	0	0	0	0	1	0	0	0	0	0	4	∞	∞												
Sparky Lyle, L ERA: 2.89 (8, 1)	1.2	W	6	1	1	0	1	0	0	0	0	1	0	8	8	0.00	0.600											

California Angels @ Boston Red Sox
Fenway Park, Boston, MA
Mon Aug 16 1971, 7:05 PM EDT
Att: 17,877 - Unknown

livebaseballscorecards.com

AB	34
R	5
H	7
RBI	4
BB	2
SO	5
LOB	8



Batter	1	2	3	4	5	6	7	8	9	AB	R	H	RBI	BB	SO	LOB
Luis Aparicio, R OBP: 0.280, SLG: 0.288 (1, 6)	0-3 K		0-0 5-3			0-0 4-3		0-0 1-3		4	0	0	0	0	1	0
Joe Lahoud, L OBP: 0.335, SLG: 0.466 Phil Gagliano, R OBP: 0.423, SLG: 0.409 (8, PH) (9, 9)	0-0 G3			0-3 K			0-0 HR	0-0 5-3		3	1	1	1	0	1	0
Carl Yastrzemski, L OBP: 0.388, SLG: 0.413 (1, 7)	0-0 4-3			0-0 1-3			4-0 HR SH1-4 BB	0-0 F8		3	1	0	0	1	0	0
Rico Petrocelli, R OBP: 0.356, SLG: 0.458 (1, 5)		0-0 5-3 1B		0-0 F7			0-0 SH1-4		0-0 1B HR 1B	3	1	2	0	0	0	0
George Scott, R OBP: 0.325, SLG: 0.451 (1, 3)		0-0 F8			0-0 6-3		0-0 HR 2-H		0-0 1B HR 1B	4	2	2	2	0	0	1
Billy Conigliaro, R OBP: 0.323, SLG: 0.463 (1, 8)		0-0 5-3		0-0 F7			0-0 2B		0-0 HR 1-H 2-H	4	1	2	3	0	0	1
Doug Griffin, R OBP: 0.306, SLG: 0.337 (1, 4)		0-0 F9			0-0 6-3		4-0 IBB			2	0	0	0	1	0	1
Bob Montgomery, R OBP: 0.318, SLG: 0.385 (1, 2)			0-0 6-3			0-0 5-3	0-3 K			3	0	0	0	0	1	2
Sonny Siebert, R OBP: 0.257, SLG: 0.433 Bobby Bolin, R OBP: 0.273, SLG: 0.273 Sparky Lyle, L OBP: 1.000, SLG: 1.000 (8, 1) (8, 1)			0-0 L4			0-3 K	0-0 5-3			3	0	0	0	0	1	2

Inning Stats	R: 0	H: 0	E: 0	K: 1	S: 5	R: 0	H: 1	E: 0	K: 0	S: 4	R: 0	H: 0	E: 0	K: 0	S: 3	R: 0	H: 0	E: 0	K: 1	S: 5	R: 0	H: 0	E: 0	K: 0	S: 3	R: 0	H: 0	E: 0	K: 1	S: 5	R: 3	H: 3	E: 0	K: 1	S: 8	R: 0	H: 0	E: 0	K: 0	S: 3	R: 3	H: 3	E: 0	K: 0	S: 3	1B: 3	SF: 0	2B: 1	SAC: 1	3B: 0	DP: 0	HR: 3	HBP: 0	WP: 0	PA: 33
--------------	------	------	------	------	------	------	------	------	------	------	------	------	------	------	------	------	------	------	------	------	------	------	------	------	------	------	------	------	------	------	------	------	------	------	------	------	------	------	------	------	------	------	------	------	------	-------	-------	-------	--------	-------	-------	-------	--------	-------	--------


PITCHER	IP	WLS	BF	H	R	ER	SO	BB	IBB	HBP	BLK	WP	HR	S	P	ERA	WHIP
Tom Murphy, R ERA: 3.88 (1, 1)	6.1		24	4	3	3	3	1	0	0	0	0	2	29	33	4.26	0.789
Lloyd Allen, R ERA: 2.61 (7, 1)	0.2		3	0	0	0	1	0	1	0	0	0	0	4	8	0.00	0.000
Rudy May, L ERA: 3.04 (8, 1)	1.0	L	6	3	3	3	0	0	0	0	0	0	1	6	6	27.00	3.000

BOTTOM

California Angels @ Boston Red Sox
Fenway Park, Boston, MA
Mon Aug 16 1971, 7:05 PM EDT
Att. 17,877 - Unknown

livebaseballscorecards.com

AB	30
R	6
H	7
RBI	6
BB	2
SO	4
LOB	7



Batter	1	2	3	4	5	6	7	8	9	AB R H RBI BB SO LOB	TOP										
Sandy Alomar Sr., S OBP: 0.307, SLG: 0.319 (1, 4)	0-0 2B 1B	0-0 G5-4-3			0-3 K		0-0 F9		0-0 3-1	5 1 1 0 0 1 1											
Mickey Rivers, L OBP: 0.323, SLG: 0.356 Jeff Torborg, R OBP: 0.169, SLG: 0.196 (1, 9) (6, 2)	0-0 F8		0-3 K		4-0 BB		0-0 F8		0-0 F8	2 0 0 0 1 1 1 2 0 0 0 0 0 0											
Tony Gonzalez, L OBP: 0.333, SLG: 0.351 (1, 7) (6, 9) (8, 7)	0-0 2B 1-3		0-0 1B		0-0 1-3		0-0 F7			4 1 2 0 0 0 1											
Ken McMullen, R OBP: 0.317, SLG: 0.389 (1, 5)	4-0 2B BB		0-3 K		4-0 1B SH5-3 BB		0-0 SH5-3		0-0 SH5-3	2 1 1 0 2 1 1											
Jim Spencer, L OBP: 0.310, SLG: 0.402 (1, 3)	0-0 E 1-H 2-H 3-H		0-0 4-3		0-0 SH5-3		0-0 SH5-3		0-0 SH5-3	2 1 1 3 0 0 1											
Jim Fregosi, R OBP: 0.286, SLG: 0.294 (1, 6)	0-0 E7 1B G6-4-3			0-0 1B	4-0 1B IBB		1-0 FC5-4 HBP			2 0 2 0 1 0 0											
John Stephenson, L OBP: 0.281, SLG: 0.333 Billy Cowan, R OBP: 0.326, SLG: 0.455 (1, 2) (6, PH) (6, 7)	0-0 G6-4-3		0-3 K		0-3 K		0-0 P4			2 0 0 0 0 1 1 1 0 0 0 0 1 2											
Roger Repoz, L OBP: 0.355, SLG: 0.390 (8, PH) (8, 9)	1-2f									1 0 0 0 0 0 2											
Ken Berry, R OBP: 0.266, SLG: 0.303 (1, 8)		0-0 FC1-6 1B		0-0 L4	0-0 1B		0-0 FC5-4			4 0 2 0 0 0 2											
Andy Messersmith, R OBP: 0.203, SLG: 0.215 (1, 1)		0-0 FC1-6 G5-4-3			0-3 K		0-3 K		0-3 K	4 0 0 0 0 0 3 4											
Inning Stats	R: 4 E: 1 K: 0 S: 6	H: 4 LOB: 0 BB: 1 P: 10	R: 0 E: 0 K: 0 S: 3	H: 1 LOB: 0 BB: 0 P: 3	R: 0 E: 0 K: 2 S: 8	H: 1 LOB: 1 BB: 0 P: 8	R: 0 E: 0 K: 1 S: 5	H: 1 LOB: 0 BB: 0 P: 5	R: 0 E: 0 K: 2 S: 8	H: 1 LOB: 3 BB: 2 P: 16	R: 0 E: 0 K: 0 S: 3	H: 0 LOB: 1 BB: 1 P: 11	R: 0 E: 0 K: 0 S: 4	H: 1 LOB: 2 BB: 0 P: 5	R: 0 E: 0 K: 1 S: 5	H: 0 LOB: 0 BB: 0 P: 5	1B: 7 2B: 2 3B: 0 HR: 0	SF: 0 SAC: 2 DP: 2 HBP: 1	WP: 0 PB: 0 SB: 0 CS: 0	PA: 38	
PITCHER	IP WLS BF H R ER SO BB IBB HBP BLK WP HR S P ERA WHIP	Ken Tatum, R ERA: 4.65 (1, 1)	0.1 L 6 4 4 3 0 1 0 0 0 0 0 5 9 81.00 15.000	Roger Moret, L ERA: 2.51 (1, 1)	6.2 24 4 0 0 7 2 1 0 0 0 0 35 47 0.00 0.900	Luis Tiant, R ERA: 5.28 (8, 1)	2.0 8 1 0 0 1 0 0 1 0 0 0 9 10 0.00 0.500	PITCHER	IP WLS BF H R ER SO BB IBB HBP BLK WP HR S P ERA WHIP												

California Angels @ Boston Red Sox
Fenway Park, Boston, MA
Tue Aug 17 1971, 7:05 PM EDT
Att: 19,953 - Unknown

livebaseballscorecards.com

AB	31
R	4
H	9
RBI	3
BB	4
SO	8
LOB	16



Batter	1	2	3	4	5	6	7	8	9	AB R H RBI BB SO LOB	TOP							
Sandy Alomar Sr., S OBP: 0.305, SLG: 0.317 (1, 4) X	0-0 4-3	0-0 F9			0-0 4-3			0-0 F9		4 0 0 0 0 0 1								
Mickey Rivers, L OBP: 0.323, SLG: 0.351 (1, 8) B B B	4-0 S E BB	0-3 K			0-0 4-3			0-0 6-3		2 1 0 0 1 1 1 1 0 0 0 0 0 0								
Tony Gonzalez, L OBP: 0.333, SLG: 0.349 (1, 7) B B B	4-0 E 1B BB				0-0 F8			0-0 6-3	4-0 1B 1B BB	2 1 0 0 1 0 0 0 0 0 0 1 0 0								
Ken McMullen, R OBP: 0.315, SLG: 0.386 (1, 5) X	0-0 E6 1B FC1-6				0-0 5-3			0-0 F6	0-0 B1	4 1 0 0 0 0 2								
Jim Spencer, L OBP: 0.311, SLG: 0.402 (1, 3) X	0-0 FC1-6 1B				0-0 F9			0-0 F2	0-0 1B 1B	3 0 1 1 0 0 0 1 0 1 0 0 0 0								
Roger Repoz, L OBP: 0.351, SLG: 0.385 (1, 9) X	0-0 FC1-6 S				0-0 4-3			0-0 G3	0-0 FC4-6 1B	3 0 0 1 0 0 1 1 0 1 0 0 0 0								
Syd O'Brien, R OBP: 0.245, SLG: 0.301 (9, PH)																		
John Stephenson, L OBP: 0.278, SLG: 0.329 (1, 2) X	0-0 G3				0-0 4-3			0-0 3-1	0-3 K	3 0 0 0 0 0 1 1 0 0 0 0 1 3								
Jerry Moses, R OBP: 0.271, SLG: 0.367 (9, PH)																		
Bruce Christensen, L OBP: 0.321, SLG: 0.255 (1, 6) X		0-0 SH2 1B			0-0 F7			0-0 F6	0-0 FC4-6	4 0 1 0 0 0 3								
Clyde Wright, R OBP: 0.221, SLG: 0.225 (1, 1) X																		
Lloyd Allen, R OBP: 0.357, SLG: 0.571 (7, 1)		0-0 SH2			0-0 F8													
Tommie Reynolds, R OBP: 0.317, SLG: 0.283 (8, PH)																		
Dave LaRoche, L OBP: 0.200, SLG: 0.111 (8, 1)		1-2						0-0 F3		1 0 0 0 0 0 0 0 0 0 0 0 0 0 1 0 0 0 0 0 0 0 0 0 0 0 0 0								
Inning Stats	R: 3 E: 1 K: 0 S: 5	H: 1 LOB: 1 BB: 2 P: 13	R: 0 E: 0 K: 1 S: 6	H: 1 LOB: 1 BB: 0 P: 6	R: 0 E: 0 K: 0 S: 3	H: 0 LOB: 0 BB: 0 P: 3	R: 0 E: 0 K: 0 S: 3	H: 0 LOB: 0 BB: 0 P: 3	R: 0 E: 0 K: 0 S: 3	H: 0 LOB: 0 BB: 0 P: 3	R: 0 E: 0 K: 0 S: 3	H: 0 LOB: 0 BB: 0 P: 3	R: 0 E: 0 K: 1 S: 7	H: 2 LOB: 3 BB: 1 P: 11	1B: 4 2B: 0 3B: 0 HR: 0	SF: 0 SAC: 1 DP: 0 HBP: 0	WP: 0 PB: 0 SB: 2 CS: 0	PA: 35
PITCHER	IP WLS BF H R ER SO BB IBB HBP BLK WP HR S P ERA WHIP																	
Jim Lonborg, R ERA: 4.42 (1, 1)	7.0 W 26 2 3 1 1 2 0 0 0 0 0 0 26 34 1.29 0.571																	
Bill Lee, L ERA: 2.36 (8, 1)	1.1 7 2 0 0 0 1 0 0 0 0 0 0 6 10 0.00 2.250																	
Bobby Bolin, R ERA: 4.07 (9, 1)	0.2 S 2 0 0 0 1 0 0 0 0 0 0 0 4 4 0.00 0.000																	

California Angels @ Boston Red Sox
Fenway Park, Boston, MA
Wed Aug 18 1971, 3:33 AM EDT
Att: 25,507 - Unknown

livebaseballscorecards.com

AB	31
R	3
H	4
RBI	2
BB	3
SO	2
LOB	12



Batter	1	2	3	4	5	6	7	8	9	AB R H RBI BB SO LOB	TOP
Doug Griffin, R OBP: 0.301, SLG: 0.333 (1, 4) X	0-0 F4		0-0 F3			0-0 F3		0-0 PB 1B		4 0 1 1 0 0 0	Boston Red Sox @ Oakland Athletics Oakland-Alameda County Coliseum, Oakland, CA Fri Aug 20 1971, 7:05 PM PDT Att: 31,494 - Unknown livebaseballscorecards.com
Luis Aparicio, R OBP: 0.279, SLG: 0.286 (1, 6) X	0-0 L5			0-3 K		0-0 F8		0-0 L8		4 0 0 0 0 1 1	
Carl Yastrzemski, L OBP: 0.389, SLG: 0.412 (1, 7) X	0-0 F8			0-3 K			0-3 K		BBB	3 0 0 0 1 2 0	
Reggie Smith, S OBP: 0.365, SLG: 0.513 (1, 8) X		0-0 E S 1B		0-3 K			0-0 F8		BBB	4 0 1 0 0 1 1	
Rico Petrocelli, R OBP: 0.356, SLG: 0.459 (1, 5) X		0-0 F9			0-3 K		4-0 BB		SSS	3 0 0 0 1 2 2	
George Scott, R OBP: 0.320, SLG: 0.443 (1, 3) X		0-0 F8			0-3 K		0-0 L9		SSS	4 0 0 0 0 1 3	
Billy Conigliaro, R OBP: 0.318, SLG: 0.452 (1, 9) X		0-0 L5			0-0 1B				SSS	3 1 2 0 0 0 1	
Duane Josephson, R OBP: 0.291, SLG: 0.366 (1, 2) X			0-0 L4		0-0 F9			0-0 SH 1B		2 0 0 0 0 0 1	
Gary Peters, L OBP: 0.274, SLG: 0.313 (1, 1) X			0-3 K			0-3 K		0-0 SH3-4 1B		2 0 0 0 0 2 0	
Inning Stats	R: 0 H: 0 E: 0 LOB: 0 K: 0 BB: 0 S: 3 P: 3	R: 0 H: 1 E: 0 LOB: 1 K: 0 BB: 0 S: 4 P: 4	R: 0 H: 0 E: 0 LOB: 0 K: 1 BB: 0 S: 5 P: 5	R: 0 H: 0 E: 0 LOB: 0 K: 3 BB: 0 S: 9 P: 9	R: 0 H: 1 E: 0 LOB: 1 K: 2 BB: 0 S: 8 P: 8	R: 0 H: 0 E: 0 LOB: 0 K: 1 BB: 0 S: 5 P: 5	R: 0 H: 0 E: 0 LOB: 1 K: 1 BB: 1 S: 5 P: 9	R: 1 H: 2 E: 1 LOB: 1 K: 0 BB: 0 S: 5 P: 5	R: 0 H: 0 E: 0 LOB: 1 K: 1 BB: 1 S: 5 P: 9	1B: 4 SF: 0 2B: 0 SAC: 2 3B: 0 DP: 0 HR: 0 HBP: 0	WP: 0 PA: 33 PB: 1 SB: 1 CS: 0
PITCHER Vida Blue, L (1, 1) ERA: 1.68	IP WLS BF H R ER SO BB IBB HBP BLK WP HR S P ERA WHIP										
	9.0 L 33 4 1 1 9 2 0 0 0 0 0 0 49 57 1.00 0.667										

Boston Red Sox @ Oakland Athletics
Oakland-Alameda County Coliseum, Oakland, CA
Fri Aug 20 1971, 7:05 PM PDT
Att: 31,494 - Unknown

AB 29
R 1
H 4
RBI 1
BB 2
SO 9
LOB 9



Batter	1	2	3	4	5	6	7	8	9	AB R H RBI BB SO LOB
Bert Campaneris, R (1, 6) OBP: 0.290, SLG: 0.340	0-0 4-3 ①		0-0 4-3 ②			0-0 1B S 1B		0-0 F8 ②		4 0 1 0 0 0 0
Joe Rudi, R (1, 7) OBP: 0.290, SLG: 0.389	0-0 F8 ②		0-0 6-3 ③			0-3 K ①		0-0 L9 ③		4 0 0 0 0 1 1
Reggie Jackson, L (1, 9) OBP: 0.354, SLG: 0.466	0-3 K ③			0-0 G6-4-3 1B		0-3 K ②		0-0 P2 ①		4 0 1 0 0 2 1
Tommy Davis, R (1, 3) OBP: 0.372, SLG: 0.426		0-0 FC1-4 1B		0-0 G6-4-3 ① ②		0-0 FC6-4 1B ①-3		0-0 4-3 ②		4 0 2 0 0 0 1
Sal Bando, R (1, 5) OBP: 0.383, SLG: 0.457		0-0 FC1-4 1B ①		0-0 4-3 ③		0-0 FC6-4 ①-2f		0-0 F9 ③		4 0 0 0 0 0 3
Angel Mangual, R (1, 8) OBP: 0.324, SLG: 0.355		0-0 F8 ②			0-0 6-3 ①		0-0 L7 ①			3 0 0 0 0 0 1
Dave Duncan, R (1, 2) OBP: 0.303, SLG: 0.433		0-0 1-2 1B			0-0 2B		0-0 6-3 ②			3 0 2 0 0 0 0
Dick Green, R (1, 4) OBP: 0.332, SLG: 0.366		0-3 K ③			0-0 5-3 ②		0-0 F4 ③			3 0 0 0 0 1 3
Vida Blue, S (1, 1) OBP: 0.194, SLG: 0.149			0-3 K ①			0-3 K ③		0-3 K ①		3 0 0 0 0 3 1

Inning Stats	R: 0 E: 0 K: 1 S: 5	H: 0 LOB: 0 BB: 0 P: 5	R: 0 E: 0 K: 1 S: 7	H: 2 LOB: 2 BB: 0 P: 7	R: 0 E: 0 K: 1 S: 5	H: 0 LOB: 0 BB: 0 P: 5	R: 0 E: 0 K: 0 S: 3	H: 1 LOB: 0 BB: 0 P: 3	R: 0 E: 0 K: 1 S: 6	H: 1 LOB: 1 BB: 0 P: 6	R: 0 E: 0 K: 2 S: 9	H: 2 LOB: 2 BB: 0 P: 9	R: 0 E: 0 K: 0 S: 3	H: 0 LOB: 0 BB: 0 P: 3	R: 0 E: 0 K: 1 S: 5	H: 0 LOB: 0 BB: 0 P: 5	R: 0 E: 0 K: 0 S: 3	H: 0 LOB: 0 BB: 0 P: 3	1B: 5 2B: 1 3B: 0 HR: 0	SF: 0 SAC: 0 DP: 1 HBP: 0	WP: 0 PB: 0 SB: 1 CS: 0	PA: 32											
PITCHER Gary Peters, L (1, 1) ERA: 4.61	IP 9.0	WLS W	BF 32	H 6	R 0	ER 0	SO 7	BB 0	IBB 0	HBP 0	BLK 0	WP 0	HR 0	S 46	P 46	ERA 0.00	WHIP 0.667																
											PITCHER	IP 9.0	WLS W	BF 32	H 6	R 0	ER 0	SO 7	BB 0	IBB 0	HBP 0	BLK 0	WP 0	HR 0	S 46	P 46	ERA 0.00	WHIP 0.667					

BOTTOM

Boston Red Sox @ Oakland Athletics
Oakland-Alameda County Coliseum, Oakland, CA

Fri Aug 20 1971, 7:05 PM PDT
Att. 31,494 - Unknown

livebaseballscorecards.com

AB	32
R	0
H	6
RBI	0
BB	0
SO	7
LOB	11



Batter	1	2	3	4	5	6	7	8	9	AB R H RBI BB SO LOB	TOP									
John Kennedy, R (1, 4) OBP: 0.335, SLG: 0.426	0-0 F9		0-0 L6			0-0 1B 2B		0-0 F8		4 1 1 0 0 0 1										
Luis Aparicio, R (1, 6) OBP: 0.279, SLG: 0.286	0-0 F8			0-0 L8		0-0 F4		0-0 1B		4 0 1 0 0 0 1										
Carl Yastrzemski, L (1, 7) OBP: 0.386, SLG: 0.408	0-0 4-3			0-0 6-3		0-0 F7		0-3 K		4 0 0 0 0 1 2										
Reggie Smith, S (1, 8) OBP: 0.364, SLG: 0.510		0-0 G3		0-0 6-3		0-0 1B		0-0 F8		4 0 1 1 0 0 0										
Rico Petrocelli, R (1, 5) OBP: 0.355, SLG: 0.456		0-3 K			4-0 E BB	0-3 K		0-0 F3		3 0 0 0 1 2 1										
George Scott, R (1, 3) OBP: 0.317, SLG: 0.439		0-3 K			0-0 E9		0-0 F5		0-0 5-3	4 0 0 0 0 1 1										
Billy Conigliaro, R (1, 9) OBP: 0.318, SLG: 0.451			0-0 FC1-6 1B		0-0 L8		0-0 F9			3 0 1 0 0 0 2										
Bob Montgomery, R (1, 2) OBP: 0.313, SLG: 0.377			0-3 K		0-3 K		0-0 F3			3 0 0 0 0 2 3										
Ray Culp, R (1, 1) OBP: 0.210, SLG: 0.140			0-0 FC1-6		0-3 K			0-3 K		2 0 0 0 0 1 3										
Mike Fiore, L (8, PH) OBP: 0.283, SLG: 0.222										1 0 0 0 0 1 0										
Luis Tiant, R (8, 1) OBP: 0.125, SLG: 0.188										0 0 0 0 0 0 0										
Inning Stats	R: 0 E: 0 K: 0 S: 3	H: 0 LOB: 0 BB: 0 P: 3	R: 0 E: 0 K: 2 S: 7	H: 0 LOB: 0 BB: 0 P: 7	R: 0 E: 0 K: 1 S: 6	H: 1 LOB: 1 BB: 0 P: 6	R: 0 E: 0 K: 2 S: 8	H: 0 LOB: 2 BB: 1 P: 12	R: 1 E: 0 K: 1 S: 7	H: 2 LOB: 1 BB: 0 P: 7	R: 0 E: 0 K: 0 S: 3	H: 0 LOB: 0 BB: 0 P: 3	R: 0 E: 0 K: 2 S: 8	H: 1 LOB: 1 BB: 0 P: 8	R: 0 E: 0 K: 0 S: 3	H: 0 LOB: 0 BB: 0 P: 3	1B: 3 2B: 1 3B: 0 HR: 0	SF: 0 SAC: 0 DP: 0 HBP: 0	WP: 0 PB: 0 SB: 0 CS: 0	PA: 33
PITCHER Catfish Hunter, R (1, 1) ERA: 3.28	IP: 9.0 WLS: W BF: 33 H: 4 R: 1 ER: 1 SO: 8 BB: 1 IBB: 0 HBP: 0 BLK: 0 WP: 0 HR: 0 S: 48 P: 52 ERA: 1.00 WHIP: 0.556																			
PITCHER	IP	WLS	BF	H	R	ER	SO	BB	IBB	HBP	BLK	WP	HR	S	P	ERA	WHIP			

Boston Red Sox @ Oakland Athletics
Oakland-Alameda County Coliseum, Oakland, CA

Sat Aug 21 1971, 3:33 AM PDT
Att: 14,987 - Unknown

AB	32
R	1
H	4
RBI	1
BB	1
SO	8
LOB	14



livebaseballscorecards.com

Batter	1	2	3	4	5	6	7	8	9
Bert Campaneris, R (1, 6) OBP: 0.290, SLG: 0.339	0-0 5-3	0-0 F5			0-0 F8 1B		0-0 5-3		
Joe Rudi, R (1, 7) OBP: 0.289, SLG: 0.388	0-0 F9		0-0 HR 1B		0-0 F8 1-2			0-0 F8	
Reggie Jackson, L (1, 9) OBP: 0.357, SLG: 0.484	0-0 2B		0-0 1-H HR		0-0 G3			0-0 HR	
Mike Epstein, L (1, 3) OBP: 0.374, SLG: 0.418 Blue Moon Odom, R (6, PR) OBP: 0.179, SLG: 0.237 Mike Hegan, L (7, 3) OBP: 0.358, SLG: 0.367	4-0 BB		0-0 4-3		0-0 SH1-3 WP 1B			0-3 K	
Sal Bando, R (1, 5) OBP: 0.381, SLG: 0.454	0-0 4-3		0-0 6-3		0-0 SH1-3 1-3			0-0 F9	
Angel Mangual, R (1, 8) OBP: 0.324, SLG: 0.369		0-0 HR	0-3 K		0-0 F2			0-0 F2	
Dave Duncan, R (1, 2) OBP: 0.300, SLG: 0.429		0-0 F2		0-0 6-3		0-0 F2			
Dick Green, R (1, 4) OBP: 0.330, SLG: 0.364		0-0 F6		0-0 F9			0-0 L9		
Catfish Hunter, R (1, 1) OBP: 0.366, SLG: 0.425		0-0 1B		0-0 F2			0-0 F7		

Inning Stats	R: 0 E: 0 K: 0 S: 4	H: 1 LOB: 2 BB: 1 P: 8	R: 1 E: 0 K: 0 S: 5	H: 2 LOB: 1 BB: 0 P: 5	R: 2 E: 0 K: 1 S: 7	H: 2 LOB: 0 BB: 0 P: 7	R: 0 E: 0 K: 0 S: 3	H: 0 LOB: 0 BB: 0 P: 3	R: 0 E: 0 K: 0 S: 3	H: 1 LOB: 0 BB: 0 P: 3	R: 0 E: 0 K: 0 S: 4	H: 1 LOB: 2 BB: 0 P: 4	R: 0 E: 0 K: 0 S: 3	H: 0 LOB: 0 BB: 0 P: 3	R: 1 E: 0 K: 1 S: 6	H: 1 LOB: 0 BB: 0 P: 6
1B: 4 2B: 1 3B: 0 HR: 3	SF: 0 SAC: 1 DP: 0 HBP: 0	WP: 1 PB: 0 SB: 0 CS: 0	PA: 32													

PITCHER	IP	WLS	BF	H	R	ER	SO	BB	IBB	HBP	BLK	WP	HR	S	P	ERA	WHIP
Ray Culp, R (1, 1) ERA: 3.34	7.0	L	28	7	3	3	1	1	0	0	0	1	2	29	33	3.86	1.143
Luis Tiant, R (8, 1) ERA: 5.34	1.0		4	1	1	1	1	0	0	0	0	0	1	6	6	9.00	1.000

BOTTOM

Boston Red Sox @ Oakland Athletics
Oakland-Alameda County Coliseum, Oakland, CA


Sat Aug 21 1971, 3:33 AM PDT
Att. 14,987 - Unknown

AB	R	H	RBI	BB	SO	LOB
4	0	1	0	0	0	1
4	1	1	0	0	0	1
4	2	3	3	0	0	0
2	0	1	0	1	0	0
0	0	0	0	0	0	0
1	0	0	0	0	1	0
3	0	0	0	0	0	2
3	1	1	1	0	1	2
3	0	0	0	0	0	2
3	0	0	0	0	0	0
3	0	1	0	0	0	0

livebaseballscorecards.com

AB	30
R	4
H	8
RBI	4
BB	1
SO	2
LOB	8



Batter	1	2	3	4	5	6	7	8	9	AB R H RBI BB SO LOB	TOP														
John Kennedy, R (1, 4) OBP: 0.332, SLG: 0.418	0-3 K	0-0 F9		0-0 F9			4-0 1B BB	0-0 6-3		4 0 0 0 1 1 3	<p>Boston Red Sox @ Oakland Athletics Oakland-Alameda County Coliseum, Oakland, CA</p> <p>Sun Aug 22 1971, 3:33 AM PDT Unknown</p> <p>livebaseballscorecards.com</p> <table border="1"> <tr><td>AB</td><td>34</td></tr> <tr><td>R</td><td>3</td></tr> <tr><td>H</td><td>7</td></tr> <tr><td>RBI</td><td>3</td></tr> <tr><td>BB</td><td>6</td></tr> <tr><td>SO</td><td>4</td></tr> <tr><td>LOB</td><td>24</td></tr> </table> 	AB	34	R	3	H	7	RBI	3	BB	6	SO	4	LOB	24
AB	34																								
R	3																								
H	7																								
RBI	3																								
BB	6																								
SO	4																								
LOB	24																								
Luis Aparicio, R (1, 6) OBP: 0.276, SLG: 0.282	0-0 5-3	0-0 FC6-4		0-0 F8			0-3 K	0-0 6-3	5 0 0 0 0 1 4																
Carl Yastrzemski, L (1, 7) OBP: 0.388, SLG: 0.409	0-0 E 1B		0-0 BB 1B		4-0 G4-6-3 BB		0-3 K	0-0 F8	4 1 2 0 1 1 1																
Reggie Smith, S (1, 8) OBP: 0.363, SLG: 0.507	0-0 E3 1B		0-0 L7		0-0 G4-6-3		0-0 FC6-4 1B	0-0 4-3	5 0 1 0 0 0 3																
Rico Petrocelli, R (1, 5) OBP: 0.356, SLG: 0.455	0-0 FC6-4 1B		0-3 K		4-0 BB		0-0 FC6-4		3 0 1 1 1 1 3																
Mike Fiore, L (1, 3) OBP: 0.281, SLG: 0.208	0-0 FC6-4		4-0 BB		0-0 L8			0-0 E4 HR	3 1 0 0 1 0 3																
Billy Conigliaro, R (1, 9) OBP: 0.320, SLG: 0.453		0-0 1B 2B	0-0 F2		4-0 G5-4-3 BB		0-0 F3		3 0 1 0 1 0 3																
Duane Josephson, R (1, 2) OBP: 0.290, SLG: 0.384		0-0 FC3-6 1B		0-0 F7		0-0 G5-4-3		0-0 F5	4 0 1 0 0 0 2																
Roger Moret, S (1, 1)		0-0 FC3-6		4-0 F7		0-0 6-3		0-0 HR	2 0 0 0 1 0 2																
Bill Lee, L (7, 1) OBP: 0.286, SLG: 0.250		FC3-6							0 0 0 0 0 0 0																
Bobby Bolin, R (7, 1) OBP: 0.273, SLG: 0.273		FC6-4							0 0 0 0 0 0 0																
Gary Peters, L (8, PH) OBP: 0.282, SLG: 0.358									1 1 1 2 0 0 0																
Ken Brett, L (8, 1) OBP: 0.222, SLG: 0.222									0 0 0 0 0 0 0																
Inning Stats	R: 1 E: 1 K: 1 S: 8	H: 2 LOB: 2 BB: 0 P: 8	R: 0 E: 0 K: 0 S: 5	H: 2 LOB: 2 BB: 0 P: 5	R: 0 E: 0 K: 1 S: 6	H: 1 LOB: 2 BB: 1 P: 10	R: 0 E: 0 K: 0 S: 3	H: 0 LOB: 1 BB: 1 P: 7	R: 0 E: 0 K: 0 S: 2	H: 0 LOB: 1 BB: 2 P: 10	R: 0 E: 0 K: 0 S: 2	H: 0 LOB: 0 BB: 1 P: 6	R: 0 E: 0 K: 2 S: 8	H: 1 LOB: 2 BB: 1 P: 12	R: 2 E: 1 K: 0 S: 5	H: 1 LOB: 0 BB: 0 P: 5	R: 0 E: 0 K: 0 S: 3	H: 0 LOB: 0 BB: 0 P: 3	1B: 5 2B: 1 3B: 0 HR: 1	SF: 0 SAC: 0 DP: 2 HBP: 0	WP: 0 PB: 0 SB: 0 CS: 0	PA: 40			
PITCHER	IP WLS BF H R ER SO BB IBB HBP BLK WP HR S P ERA WHIP																								
Blue Moon Odom, R (1, 1) ERA: 3.65	6.0 W 28 5 1 0 2 6 0 0 0 0 0 0 26 50 0.00 1.833																								
Darold Knowles, L (7, 1) ERA: 4.47	0.2 3 1 0 0 2 0 0 0 0 0 0 0 7 7 0.00 1.500																								
Mudcat Grant, R (7, 1) ERA: 3.43	2.1 S 9 1 2 0 0 0 0 0 0 0 0 0 9 9 0.00 0.429																								

Batter	1	2	3	4	5	6	7	8	9
Bert Campaneris, R OBP: 0.293, SLG: 0.338 (1, 6)	4-0 FC4-6 BB		0-0 L9		0-0 5-3		4-0 1B BB 1-2 E BB	4-0 4-3 BB	
Joe Rudi, R OBP: 0.288, SLG: 0.384 (1, 7)	0-0 FC4-6 1-2f		0-0 G5-4-3 1-2f		0-0 F4		4-0 1-2 2-3 E 1B BB	0-0 4-3 1-2	
Reggie Jackson, L OBP: 0.359, SLG: 0.483 (1, 9)	0-0 F7			1-0 S BB 1B HBP	0-3 K		0-0 1-3 2-H 3-H E9 1B 1B	4-0 BB	
Tommy Davis, R OBP: 0.370, SLG: 0.423 (1, 3)	0-0 5-3			0-0 F4		0-0 6-3	0-0 1-2 1B SF9 1B	0-3 K	
Mike Hegan, L OBP: 0.356, SLG: 0.365 (8, 3)									
Sal Bando, R OBP: 0.382, SLG: 0.454 (1, 5)		0-0 F8		4-0 S 1-2 1B BB		0-0 F7	0-0 1-3 2-H 2B 1B		
Angel Mangual, R OBP: 0.328, SLG: 0.370 (1, 8)		0-0 1B		4-0 1-2 2-3 1B BB		0-3 K	0-0 3-H SF9		
Dave Duncan, R OBP: 0.306, SLG: 0.447 (1, 2)		0-3 K		0-0 1-2 2-3 3-H 1B			0-0 HR		
Dick Green, R OBP: 0.327, SLG: 0.360 (1, 4)		0-0 F8		0-0 G3-6-3 1-2 2-H 3-H 1B			0-0 5-3		
Blue Moon Odom, R OBP: 0.220, SLG: 0.308 (1, 1)			4-0 G5-4-3 BB		0-0 3B		0-0 BB BB 1B 1B	0-0 F8	

Inning Stats	R: 0 E: 0 K: 0 S: 3	H: 0 LOB: 1 BB: 1 P: 7	R: 0 E: 0 K: 1 S: 6	H: 1 LOB: 1 BB: 0 P: 6	R: 0 E: 0 K: 0 S: 2	H: 0 LOB: 0 BB: 1 P: 6	R: 2 E: 0 K: 0 S: 3	H: 1 LOB: 1 BB: 2 P: 12	R: 0 E: 0 K: 1 S: 6	H: 1 LOB: 1 BB: 0 P: 6	R: 0 E: 0 K: 1 S: 5	H: 0 LOB: 0 BB: 0 P: 5	R: 7 E: 1 K: 0 S: 9	H: 6 LOB: 1 BB: 2 P: 17	R: 0 E: 0 K: 1 S: 5	H: 0 LOB: 2 BB: 2 P: 13
1B: 6 2B: 1 3B: 1 HR: 1	SF: 1 SAC: 0 DP: 2 HBP: 1	WP: 0 PB: 0 SB: 2 CS: 0														


PITCHER	IP	WLS	BF	H	R	ER	SO	BB	IBB	HBP	BLK	WP	HR	S	P	ERA	WHIP
Roger Moret, L ERA: 4.35 (1, 1)	6.1	L	29	5	6	6	3	6	0	1	0	0	1	28	53	8.53	1.737
Bill Lee, L ERA: 2.56 (7, 1)	0.0		2	2	0	0	0	0	0	0	0	0	0	2	2	∞	∞
Bobby Bolin, R ERA: 4.18 (7, 1)	0.2		4	2	3	3	0	0	0	0	0	0	0	4	4	40.50	3.000
Ken Brett, L ERA: 4.99 (8, 1)	1.0		5	0	0	0	1	2	0	0	0	0	0	5	13	0.00	2.000

BOTTOM

Boston Red Sox @ Oakland Athletics
Oakland-Alameda County Coliseum, Oakland, CA

Sun Aug 22 1971, 3:33 AM PDT
Unknown

AB	30
R	9
H	9
RBI	8
BB	8
SO	4
LOB	17



Batter	1	2	3	4	5	6	7	8	9	AB R H RBI BB SO LOB	TOP																				
John Kennedy, R (1, 4) OBP: 0.327, SLG: 0.412	0-0 6-3	0-0 FC6-4			0-3 K			0-0 F7		4 0 0 0 0 1 3																					
Luis Aparicio, R (1, 6) OBP: 0.275, SLG: 0.284	0-0 F6		0-3 K		0-0 2B			0-0 5-3		4 0 1 1 0 1 0																					
Carl Yastrzemski, L (1, 7) OBP: 0.388, SLG: 0.408	4-0 FC5 BB BB		0-0 4-3		0-0 F2			0-0 1B		3 0 1 0 1 0 1																					
Rico Petrocelli, R (1, 5) OBP: 0.355, SLG: 0.452	4-0 1-2 BB		0-3 K		0-3 K			0-0 F8		3 0 0 0 1 2 1																					
Billy Conigliaro, R (1, 8) OBP: 0.320, SLG: 0.449	0-0 FC5			0-0 L7		4-0 CS BB		0-0 F8		3 0 0 0 1 0 2																					
Mike Fiore, L (1, 3) OBP: 0.279, SLG: 0.196		0-0 4-1		4-0 CS BB		0-3 K		0-3 K		3 0 0 0 1 2 1																					
Phil Gagliano, R (1, 9) OBP: 0.424, SLG: 0.408		0-0 F9		0-0 F8			0-0 5-3	0-0 6-3		4 0 0 0 0 0 1																					
Bob Montgomery, R (1, 2) OBP: 0.318, SLG: 0.375		4-0 1B BB			4-0 SH3-4 2B BB			0-0 F9		1 1 0 0 2 0 0																					
Sonny Siebert, R (1, 1) OBP: 0.264, SLG: 0.435		0-0 FC6-4 1B			0-0 SH3-4			0-0 6-3		2 0 1 0 0 0 0																					
Inning Stats	R: 0 E: 0 K: 0 S: 3	H: 0 LOB: 2 BB: 2 P: 11	R: 0 E: 0 K: 0 S: 4	H: 1 LOB: 2 BB: 1 P: 8	R: 0 E: 0 K: 2 S: 7	H: 0 LOB: 0 BB: 0 P: 7	R: 0 E: 0 K: 0 S: 2	H: 0 LOB: 0 BB: 1 P: 6	R: 1 E: 0 K: 1 S: 6	H: 1 LOB: 1 BB: 1 P: 10	R: 0 E: 0 K: 2 S: 6	H: 0 LOB: 1 BB: 1 P: 10	R: 0 E: 0 K: 0 S: 3	H: 0 LOB: 0 BB: 0 P: 3	R: 0 E: 0 K: 0 S: 4	H: 1 LOB: 1 BB: 0 P: 4	R: 0 E: 0 K: 1 S: 5	H: 0 LOB: 0 BB: 0 P: 5	1B: 2 2B: 2 3B: 0 HR: 0	SF: 0 SAC: 1 DP: 1 HBP: 0	WP: 0 PB: 0 SB: 0 CS: 2	PA: 34									
PITCHER Diego Segui, R (1, 1) ERA: 3.07	IP 9.0	WLS W	BF 34	H 3	R 1	ER 1	SO 6	BB 6	IBB 0	HBP 0	BLK 0	WP 0	HR 0	S 40	P 64	ERA 1.00	WHIP 1.000														
											PITCHER	IP	WLS	BF	H	R	ER	SO	BB	IBB	HBP	BLK	WP	HR	S	P	ERA	WHIP			

Boston Red Sox @ Oakland Athletics
Oakland-Alameda County Coliseum, Oakland, CA
Sun Aug 22 1971, 3:38 AM PDT
Att: 22,923 - Unknown

AB	27
R	1
H	3
RBI	1
BB	6
SO	6
LOB	9



Batter	1	2	3	4	5	6	7	8	9	AB R H RBI BB SO LOB
--------	---	---	---	---	---	---	---	---	---	----------------------

Bert Campaneris, R <small>(1, 6)</small> <small>OBP: 0.293, SLG: 0.344</small>										4 1 1 1 0 0 0
Curt Blefary, L <small>(1, 7)</small> <small>OBP: 0.318, SLG: 0.411</small>										4 0 1 0 0 0 0
Reggie Jackson, L <small>(1, 9)</small> <small>OBP: 0.359, SLG: 0.488</small>										4 1 1 1 0 1 1
Gene Tenace, R <small>(1, 2)</small> <small>OBP: 0.405, SLG: 0.473</small>										2 0 0 0 1 0 0
Sal Bando, R <small>(1, 5)</small> <small>OBP: 0.382, SLG: 0.453</small>										3 0 1 0 0 0 2
Mike Hegan, L <small>(1, 3)</small> <small>OBP: 0.355, SLG: 0.364</small>										3 0 1 0 0 1 1
George Hendrick, R <small>(1, 8)</small> <small>OBP: 0.269, SLG: 0.319</small>										3 0 0 0 0 0 1
Larry Brown, R <small>(1, 4)</small> <small>OBP: 0.235, SLG: 0.232</small>										3 0 0 0 0 0 0
Diego Segui, R <small>(1, 1)</small> <small>OBP: 0.125, SLG: 0.158</small>										3 0 0 0 0 2 0

Inning Stats	R: 1	H: 2	E: 0	K: 0	S: 4	LOB: 1	BB: 1	P: 8	R: 0	H: 1	E: 0	K: 0	S: 3	LOB: 0	BB: 0	P: 3	R: 0	H: 0	E: 0	K: 1	S: 5	LOB: 0	BB: 0	P: 5	R: 0	H: 1	E: 0	K: 1	S: 6	LOB: 1	BB: 0	P: 6	R: 0	H: 0	E: 0	K: 1	S: 5	LOB: 0	BB: 0	P: 5	R: 0	H: 0	E: 0	K: 0	S: 3	LOB: 0	BB: 0	P: 3	R: 0	H: 0	E: 0	K: 0	S: 3	LOB: 0	BB: 0	P: 3	R: 1	H: 1	E: 0	K: 0	S: 3	LOB: 0	BB: 0	P: 3	1B: 3	SF: 0	2B: 1	SAC: 0	3B: 0	DP: 2	HR: 2	HBP: 0	WP: 0	PA: 30
--------------	------	------	------	------	------	--------	-------	------	------	------	------	------	------	--------	-------	------	------	------	------	------	------	--------	-------	------	------	------	------	------	------	--------	-------	------	------	------	------	------	------	--------	-------	------	------	------	------	------	------	--------	-------	------	------	------	------	------	------	--------	-------	------	------	------	------	------	------	--------	-------	------	-------	-------	-------	--------	-------	-------	-------	--------	-------	--------

PITCHER	IP	WLS	BF	H	R	ER	SO	BB	IBB	HBP	BLK	WP	HR	S	P	ERA	WHIP	PITCHER	IP	WLS	BF	H	R	ER	SO	BB	IBB	HBP	BLK	WP	HR	S	P	ERA	WHIP																					
Sonny Siebert, R <small>(1, 1)</small> <small>ERA: 3.06</small>	8.2	L	30	5	2	2	4	1	0	0	0	0	1	37	41	2.08	0.692																																							

BOTTOM

Boston Red Sox @ Oakland Athletics
Oakland-Alameda County Coliseum, Oakland, CA
 Sun Aug 22 1971, 3:38 AM PDT
 Att. 22,923 - Unknown

livebaseballscorecards.com

AB	29
R	2
H	5
RBI	2
BB	1
SO	4
LOB	5



Batter	1	2	3	4	5	6	7	8	9	10	11	12	13	AB R H RBI BB SO LOB
Freddie Patek, R OBP: 0.333, SLG: 0.383 (1, 6)	0-0 FC1-4 1B		0-0 4-3 3B	0-3 K		0-3 K		0-0 6-3		0-0 4-3			0-0 1B BB	7 1 3 0 0 2 2
Joe Keough, L OBP: 0.342, SLG: 0.339 (1, 8)	4-0 FC1-4 1-2 BB		0-0 4-3	0-0 F9		0-0 4-3		0-0 1B		0-3 K			4-0 1B BB	5 0 1 1 2 1 2
Gail Hopkins, L OBP: 0.375, SLG: 0.447 (1, 3)	0-0 FC1-4 FC5-4 1-2f 2-3		4-0 1B 3B BB	0-0 G3		0-0 G3		0-0 F5					0-0 G6-3 1B	6 1 2 1 1 0 5
Lou Piniella, R OBP: 0.296, SLG: 0.363 (1, 7)	0-3 K		0-0 1-2 3B 1B		0-0 F8		0-0 F4	0-3 K					0-0 G6-3 1-2f	6 1 1 0 0 2 4
Bob Oliver, R OBP: 0.282, SLG: 0.343 (1, 9)	0-0 FC5-4 1-2f		0-0 1B 3B		0-0 F7		0-0 F9 2B	0-3 K					0-0 6-3	6 1 2 2 0 1 2
Paul Schaal, R OBP: 0.382, SLG: 0.386 (1, 5)		0-0 1-4-3 1B	0-0 6-3		0-0 2B		4-0 BB IBB		0-0 L7				0-0 F6	5 0 2 0 1 0 1
Ed Kirkpatrick, L OBP: 0.308, SLG: 0.340 (1, 2)		0-0 1-4-3	0-0		4-0		0-0 F9		0-0				0-0 F9	2 0 1 1 1 0 1
Amos Otis, R OBP: 0.356, SLG: 0.471 (7, PH)		1-2	3-H 1B				2-3 IBB		0-0 2B					1 0 0 0 0 0 2
Buck Martinez, R OBP: 0.222, SLG: 0.200 (8, 2)		1-2	3-H 1B				2-3 IBB		0-0 2B					2 0 1 0 0 0 0
Bobby Knoop, R OBP: 0.277, SLG: 0.284 (1, 4)		0-0 F9	0-0 F9		0-0 F9		4-0 BB		0-0 L8				0-3 K	5 0 0 0 1 1 5
Dick Drago, R OBP: 0.224, SLG: 0.183 (1, 1)		0-3 K		0-0		0-0	4-3 1B		0-0 F5				0-0 1B 2B	3 0 2 0 0 1 1
Chuck Harrison, R OBP: 0.301, SLG: 0.343 (7, PH)		0-0		0-0		0-0	4-3 1B		0-0 F5				0-0	1 0 0 0 0 0 3
Jim York, R OBP: 0.176, SLG: 0.375 (8, 1)		0-0		0-0		0-0	4-3 1B		0-0 F5				0-0	0 0 0 0 0 0 0
Tom Burgmeier, L OBP: 0.300, SLG: 0.368 (10, 1)		0-0		0-0		0-0	4-3 1B		0-0 F5				0-0	2 1 1 0 0 0 0

Inning Stats	R: 0	H: 1	E: 0	LOB: 2	K: 1	BB: 1	P: 10	R: 0	H: 1	E: 0	LOB: 1	K: 1	BB: 0	P: 6	R: 4	H: 4	E: 0	LOB: 1	K: 0	BB: 1	P: 11	R: 0	H: 1	E: 0	LOB: 1	K: 1	BB: 0	P: 6	R: 0	H: 1	E: 0	LOB: 2	K: 0	BB: 1	P: 8	R: 0	H: 1	E: 0	LOB: 1	K: 1	BB: 0	P: 6	R: 0	H: 1	E: 0	LOB: 3	K: 0	BB: 2	P: 12	R: 0	H: 1	E: 0	LOB: 1	K: 1	BB: 0	P: 6	R: 0	H: 1	E: 0	LOB: 1	K: 1	BB: 0	P: 6	R: 0	H: 0	E: 0	LOB: 0	K: 1	BB: 0	P: 5	R: 0	H: 1	E: 0	LOB: 0	K: 0	BB: 0	P: 3	R: 0	H: 0	E: 0	LOB: 0	K: 1	BB: 0	P: 5	R: 1	H: 3	E: 0	LOB: 3	K: 0	BB: 1	P: 7	1B: 10	SF: 0	2B: 4	SAC: 0	3B: 2	DP: 1	HR: 0	HBP: 0	WP: 0	PA: 57
--------------	------	------	------	--------	------	-------	-------	------	------	------	--------	------	-------	------	------	------	------	--------	------	-------	-------	------	------	------	--------	------	-------	------	------	------	------	--------	------	-------	------	------	------	------	--------	------	-------	------	------	------	------	--------	------	-------	-------	------	------	------	--------	------	-------	------	------	------	------	--------	------	-------	------	------	------	------	--------	------	-------	------	------	------	------	--------	------	-------	------	------	------	------	--------	------	-------	------	------	------	------	--------	------	-------	------	--------	-------	-------	--------	-------	-------	-------	--------	-------	--------

PITCHER	IP	WLS	BF	H	R	ER	SO	BB	IBB	HBP	BLK	WP	HR	S	P	ERA	WHIP
Jim Lonborg, R ERA: 4.54 (1, 1)	5.0		26	8	4	4	3	2	1	0	0	0	0	29	41	7.20	2.000
Bill Lee, L ERA: 2.52 (6, 1)	1.2		9	2	0	0	1	1	1	0	0	0	0	9	17	0.00	1.800
Bobby Bolin, R ERA: 4.02 (7, 1)	2.1		9	2	0	0	2	0	0	0	0	0	0	13	13	0.00	0.857
Luis Tiant, R ERA: 5.23 (10, 1)	3.0	L	11	3	1	1	2	0	0	0	0	0	0	15	15	3.00	1.000
Sparky Lyle, L ERA: 2.89 (13, 1)	0.0		2	1	0	0	0	1	0	0	0	0	0	1	5	∞	∞

BOTTOM

Boston Red Sox @ Kansas City Royals
Municipal Stadium, Kansas City, MO

Tue Aug 24 1971, 8:05 PM EDT
Att: 9,963 - Unknown - 92 F

livebaseballscorecards.com

AB	51
R	5
H	16
RBI	5
BB	6
SO	8
LOB	28



Batter	1	2	3	4	5	6	7	8	9	AB R H RBI BB SO LOB	TOP				
John Kennedy, R (1, 4) OBP: 0.327, SLG: 0.417	0-0 L6	0-3 K			4-0 BB		0-0 1B		0-0 6-3	4 0 1 0 1 1 1	Boston Red Sox @ Kansas City Royals Municipal Stadium, Kansas City, MO Wed Aug 25 1971, 8:05 PM EDT Att: 8,101 - Unknown - 88 F livebaseballscorecards.com				
Luis Aparicio, R (1, 6) OBP: 0.275, SLG: 0.285	0-0 6-3		0-0 F7		0-3 K		0-0 SF8		0-0	3 0 0 1 0 1 2					
Carl Yastrzemski, L (1, 7) OBP: 0.386, SLG: 0.410	0-0 4-3		0-0 G4-6-3 1B		0-3 K		0-0 G3		0-0	4 0 1 0 0 1 3					
Reggie Smith, S (1, 8) OBP: 0.357, SLG: 0.497		0-0 F8	0-0 G4-6-3		0-0 F9		0-3 K		0-3	4 0 0 0 0 1 1					
Rico Petrocelli, R (1, 5) OBP: 0.353, SLG: 0.449		0-0 F9		0-0 4-3		0-3 K		0-3 K	0-3	4 0 0 0 0 2 0					
George Scott, R (1, 3) OBP: 0.317, SLG: 0.438		0-0 BB 1B		0-0 F9		0-0 2B		0-3 K	0-3	4 1 2 0 0 1 0					
Mike Fiore, L (8, 3) OBP: 0.290, SLG: 0.196										0 0 0 0 0 0 0					
Joe Lahoud, L (1, 9) OBP: 0.336, SLG: 0.458		4-0 E 1B HR BB		0-0 F5		0-0 6-3			0-0 4-3	3 1 0 0 1 0 1					
Bob Montgomery, R (1, 2) OBP: 0.328, SLG: 0.385		0-0 E8 HR 1B			0-0 FC1-5 2B		0-0 F9		4-0 BB	3 1 2 1 1 0 0					
Gary Peters, L (1, 1) OBP: 0.287, SLG: 0.398		0-0			0-0 FC1-5 BB		4-0 1B SF8 BB		0-0 F8	1 1 1 3 0 0 0					
Ken Tatum, R (3, 1) OBP: 0.417, SLG: 0.600										1 0 0 0 0 0 1					
Phil Gagliano, R (7, PH) OBP: 0.433, SLG: 0.408										0 1 0 0 1 0 0					
Ken Brett, L (7, 1) OBP: 0.222, SLG: 0.222										0 0 0 0 0 0 0					
Duane Josephson, R (9, PH) OBP: 0.289, SLG: 0.382		2-H 3-H HR			2-3					1 0 0 0 0 0 1					
Inning Stats	R: 0 H: 0 E: 0 LOB: 0 K: 0 BB: 0 S: 3 P: 3	R: 4 H: 3 E: 1 LOB: 0 K: 1 BB: 1 S: 8 P: 12	R: 0 H: 1 E: 0 LOB: 0 K: 0 BB: 0 S: 3 P: 3	R: 0 H: 0 E: 0 LOB: 0 K: 0 BB: 0 S: 3 P: 3	R: 0 H: 1 E: 0 LOB: 2 K: 2 BB: 1 S: 8 P: 12	R: 0 H: 1 E: 0 LOB: 1 K: 1 BB: 0 S: 6 P: 6	R: 1 H: 1 E: 0 LOB: 1 K: 0 BB: 1 S: 4 P: 8	R: 0 H: 0 E: 0 LOB: 0 K: 3 BB: 0 S: 9 P: 9	R: 0 H: 0 E: 0 LOB: 1 K: 0 BB: 1 S: 3 P: 7	1B: 4 SF: 1 2B: 2 SAC: 0 3B: 0 DP: 1 HR: 1 HBP: 0	WP: 0 PA: 37 PB: 0 SB: 0 CS: 0				
PITCHER	IP WLS BF H R ER SO BB IBB HBP BLK WP HR S P ERA WHIP											PITCHER	IP WLS BF H R ER SO BB IBB HBP BLK WP HR S P ERA WHIP		
Al Fitzmorris, R (1, 1) ERA: 4.31	4.1		5 4 4 1 2 0 0 0 0 0 0 1 19 27 8.31 1.615												
Lance Clemons, L (5, 1) ERA: 2.77	4.2	W	18 2 1 1 6 2 0 0 0 0 0 0 28 36 1.93 0.857												



Batter	1	2	3	4	5	6	7	8	9
Freddie Patek, R OBP: 0.335, SLG: 0.384 (1, 6)	0-0 F9		0-0 BB 1B 1B		0-0 L9 1B		0-0 6-3		
Paul Schaal, R OBP: 0.383, SLG: 0.389 (1, 5)	0-0 4-3		0-0 1B BB 1B		0-0 L9 1-3			0-0 1B 2B	
Amos Otis, R OBP: 0.357, SLG: 0.471 (1, 8)	0-0 L4		0-0 1B SF8 BB		0-0 G1-4-3 1B			0-0 5-3	
Lou Piniella, R OBP: 0.295, SLG: 0.362 (1, 7)		0-0 L7	0-0 1-3 2-H 3-H 1B		0-0 G1-4-3 1-2f			0-3 K	
Bob Oliver, R OBP: 0.281, SLG: 0.343 (1, 9)		0-0 5-3	0-0 SF8			0-0 F8		0-0 2-H 1B	
Chuck Harrison, R OBP: 0.299, SLG: 0.333 (1, 3)		0-0 F8	0-0 F4			0-0 F7		4-0 FC5-4 IBB	
Bobby Knoop, R OBP: 0.276, SLG: 0.282 (1, 4)			0-0 2B SF8 1B	0-3 K		0-3 K		0-0 FC5-4 1-2f	
Buck Martinez, R OBP: 0.238, SLG: 0.278 (1, 2)			0-0 1B 1-3 2B	0-0 1-3 K			0-0 F9		
Al Fitzmorris, S OBP: 0.185, SLG: 0.192 (1, 1)			0-0 SF8	0-3 K			0-3 K		
Lance Clemons, L OBP: 0.250, SLG: 0.750 (5, 1)									

Inning Stats	R: 0	H: 0	E: 0	K: 0	S: 3	LOB: 0	BB: 0	P: 3	R: 0	H: 0	E: 0	K: 0	S: 3	LOB: 0	BB: 0	P: 3	R: 5	H: 5	E: 0	K: 0	S: 8	LOB: 1	BB: 1	P: 12	R: 0	H: 0	E: 0	K: 2	S: 7	LOB: 0	BB: 0	P: 7	R: 1	H: 2	E: 0	K: 0	S: 4	LOB: 0	BB: 0	P: 4	R: 0	H: 0	E: 0	K: 1	S: 5	LOB: 0	BB: 0	P: 5	R: 0	H: 0	E: 0	K: 1	S: 5	LOB: 0	BB: 0	P: 5	R: 1	H: 2	E: 0	K: 1	S: 7	LOB: 2	BB: 1	P: 11
--------------	------	------	------	------	------	--------	-------	------	------	------	------	------	------	--------	-------	------	------	------	------	------	------	--------	-------	-------	------	------	------	------	------	--------	-------	------	------	------	------	------	------	--------	-------	------	------	------	------	------	------	--------	-------	------	------	------	------	------	------	--------	-------	------	------	------	------	------	------	--------	-------	-------

PITCHER	IP	WLS	BF	H	R	ER	SO	BB	IBB	HBP	BLK	WP	HR	S	P	ERA	WHIP
Gary Peters, L ERA: 4.8 (1, 1)	2.1	L	13	5	5	5	0	1	0	0	0	0	0	12	16	19.29	2.571
Ken Tatum, R ERA: 4.47 (3, 1)	3.2		12	2	1	1	3	0	0	0	0	0	0	18	18	2.46	0.545
Ken Brett, L ERA: 4.97 (7, 1)	2.0		9	2	1	1	2	0	1	0	0	0	0	12	16	4.50	1.000

BOTTOM

Boston Red Sox @ Kansas City Royals
Municipal Stadium, Kansas City, MO

Wed Aug 25 1971, 8:05 PM EDT
Att. 8,101 - Unknown - 88 F

AB	R	H	RBI	BB	SO	LOB
4	2	2	0	0	0	0
4	2	2	1	0	0	1
3	1	1	1	1	0	1
4	0	1	2	0	1	2
3	0	1	2	0	0	0
3	0	0	0	1	0	1
4	1	1	0	0	2	2
3	1	1	0	0	0	0
1	0	0	1	0	1	0
1	0	0	0	0	1	0

AB	30
R	7
H	9
RBI	7
BB	2
SO	5
LOB	7

livebaseballscorecards.com

WP: 0	PA: 34
PB: 0	
SB: 1	
CS: 0	



Batter	1	2	3	4	5	6	7	8	9	AB R H RBI BB SO LOB	TOP											
Doug Griffin, R (1, 4) OBP: 0.302, SLG: 0.334	0-0 5-3	0-0 1-2 2-H 1B			0-0 F3	0-0 FC3-6 1B		0-3 K		5 0 2 1 0 1 0	Boston Red Sox @ Kansas City Royals Municipal Stadium, Kansas City, MO Thu Aug 26 1971, 8:05 PM EDT Att: 9,216 - Unknown - 84 F livebaseballscorecards.com											
Luis Aparicio, R (1, 6) OBP: 0.277, SLG: 0.284	0-0 1-3	0-0 6-3			4-0 HR BB	0-0 FC3-6 1B		0-0 1-3		4 1 1 0 1 0 2												
Carl Yastrzemski, L (1, 7) OBP: 0.386, SLG: 0.409	0-0 1B 1B				4-0 HR BB	0-0 FC3-6 FC4-6		0-0 1-3		4 1 1 0 1 0 2												
Reggie Smith, S (1, 8) OBP: 0.358, SLG: 0.502	0-0 1-3 1B				0-0 HR	0-0 FC4-6			0-0 G3	5 1 2 3 0 0 2												
Rico Petrocelli, R (1, 5) OBP: 0.354, SLG: 0.458	0-0 L6				0-0 1B 3B			0-3 K		5 2 2 0 0 1 2												
Joe Lahoud, L (1, 9) OBP: 0.342, SLG: 0.468		4-0 BB 1B BB			0-0 FC4-6			0-0 L3		4 2 2 2 1 0 1												
Mike Fiore, L (1, 3) OBP: 0.288, SLG: 0.218					0-0 F6	0-0 6-3		0-0 4-3 K 2B		4 0 1 1 0 0 2												
Bob Montgomery, R (1, 2) OBP: 0.321, SLG: 0.376		0-0 F9			0-0 L9	0-0 4-3		0-0 4-3		4 0 0 0 0 0 3												
Ray Culp, R (1, 1) OBP: 0.212, SLG: 0.133		4-0 1-2 1B BB			0-3 K			0-3 K		3 0 0 0 1 3 1												
Inning Stats	R: 0 E: 0 K: 0 S: 5	H: 2 LOB: 2 BB: 0 P: 5	R: 1 E: 0 K: 0 S: 4	H: 1 LOB: 2 BB: 2 P: 12	R: 0 E: 1 K: 0 S: 4	H: 0 LOB: 1 BB: 0 P: 4	R: 0 E: 0 K: 1 S: 5	H: 0 LOB: 0 BB: 0 P: 5	R: 4 E: 0 K: 0 S: 6	H: 3 LOB: 1 BB: 2 P: 14	R: 0 E: 0 K: 1 S: 7	H: 2 LOB: 2 BB: 0 P: 7	R: 2 E: 0 K: 1 S: 7	H: 3 LOB: 0 BB: 0 P: 7	R: 0 E: 0 K: 1 S: 5	H: 0 LOB: 0 BB: 0 P: 5	R: 0 E: 0 K: 1 S: 5	H: 0 LOB: 0 BB: 0 P: 5	1B: 6 2B: 1 3B: 3 HR: 1	SF: 0 SAC: 0 DP: 0 HBP: 0	WP: 0 PB: 0 SB: 1 CS: 0	PA: 42
PITCHER	IP WLS BF H R ER SO BB IBB HBP BLK WP HR S P ERA WHIP																					
Ken Wright, R (1, 1) ERA: 3.38	4.1 L 23 5 5 5 1 4 0 0 0 0 0 1 21 37 10.38 2.077																					
Bill Butler, L (5, 1) ERA: 4.55	1.2 8 3 0 0 1 0 0 0 0 0 0 0 10 10 0.00 1.800																					
Roger Nelson, R (7, 1) ERA: 5.88	2.0 8 3 2 2 2 0 0 0 0 0 0 0 12 12 9.00 1.500																					
Ted Abernathy, R (9, 1) ERA: 2.59	1.0 3 0 0 0 1 0 0 0 0 0 0 0 5 5 0.00 0.000																					



Batter	1	2	3	4	5	6	7	8	9	AB	R	H	RBI	BB	SO	LOB
Freddie Patek, R (1, 6) OBP: 0.336, SLG: 0.384	0-0 5-3 ①		0-0 1B			0-0 1B		0-0 F9 ③		4	0	2	0	0	0	1
Joe Keough, L (1, 9) OBP: 0.341, SLG: 0.338	0-0 6-3 ②		0-0 4-3 ③			0-3 K ②			0-0 FC3-6 1B	4	0	1	0	0	1	3
Amos Otis, R (1, 8) OBP: 0.354, SLG: 0.467	0-3 K ③				0-0 F6 ①	0-3 K ③			0-0 FC3-6 1B 1-2f ①	4	0	0	0	0	2	2
Gail Hopkins, L (1, 3) OBP: 0.369, SLG: 0.439		0-0 F7 ①		0-0 6-3 ②			0-0 F9 ①		0-0 F3 ②	4	0	0	0	0	0	1
Lou Piniella, R (1, 7) OBP: 0.295, SLG: 0.360		0-0 6-3 ②		0-0 5-3 ③			0-0 F9 ②		0-0 FC5-4 1B 1-3	4	0	1	0	0	0	0
Paul Schaal, R (1, 5) OBP: 0.380, SLG: 0.386		0-0 F5 ③			0-0 L7 ①		0-0 6-3 ③		0-0 FC5-4 1-2f ③	4	0	0	0	0	0	2
Bobby Knoop, R (1, 4) OBP: 0.267, SLG: 0.272			0-0 6-3 ①		0-0 L8 ②			0-0 F8 ①		3	0	0	0	0	0	0
Ed Kirkpatrick, L (1, 2) OBP: 0.306, SLG: 0.338			0-3 K ②		0-0 1-3 ③			0-0 1B		2	0	0	0	0	1	0
Roger Nelson, R (7, 1) OBP: 0.400, SLG: 0.250										0	0	0	0	0	0	0
Bob Oliver, R (8, PH) OBP: 0.283, SLG: 0.345										1	0	1	0	0	0	0
Ted Abernathy, R (9, 1) OBP: 0.111, SLG: 0.111										0	0	0	0	0	0	0
Ken Wright, R (1, 1) OBP: 0.130, SLG: 0.091			0-0 1B			0-3 K ①		0-0 F5 ②		1	0	1	0	0	0	0
Bill Butler, L (5, 1) OBP: 0.091, SLG: 0.100										0	0	0	0	0	0	0
Jerry May, R (6, PH) OBP: 0.329, SLG: 0.351										2	0	0	0	0	1	1

Inning Stats	R: 0	H: 0	R: 0	H: 0	R: 0	H: 2	R: 0	H: 0	R: 0	H: 1	R: 0	H: 0	R: 0	H: 1	R: 0	H: 2	1B: 6	SF: 0	WP: 0	PA: 33	
E: 0	LOB: 0	E: 0	LOB: 0	E: 0	LOB: 2	E: 0	LOB: 0	E: 0	LOB: 1	E: 0	LOB: 0	E: 0	LOB: 0	E: 0	LOB: 1	E: 0	LOB: 2	2B: 0	SAC: 0	PB: 0	
K: 1	BB: 0	K: 0	BB: 0	K: 1	BB: 0	K: 0	BB: 0	K: 3	BB: 0	K: 0	BB: 0	K: 0	BB: 0	K: 0	BB: 0	K: 0	BB: 0	3B: 0	DP: 0	SB: 1	
S: 5	P: 5	S: 3	P: 3	S: 7	P: 7	S: 3	P: 3	S: 10	P: 10	S: 3	P: 3	S: 4	P: 4	S: 5	P: 5	S: 5	P: 5	HR: 0	HBP: 0	CS: 0	

PITCHER	IP	WLS	BF	H	R	ER	SO	BB	IBB	HBP	BLK	WP	HR	S	P	ERA	WHIP	PITCHER	IP	WLS	BF	H	R	ER	SO	BB	IBB	HBP	BLK	WP	HR	S	P	ERA	WHIP	
Ray Culp, R (1, 1) ERA: 3.2	9.0	W	33	6	0	0	5	0	0	0	0	0	0	43	43	0.00	0.667																			

BOTTOM

Boston Red Sox @ Kansas City Royals
Municipal Stadium, Kansas City, MO

Thu Aug 26 1971, 8:05 PM EDT
Att. 9,216 - Unknown - 84 F

AB	33
R	0
H	6
RBI	0
BB	0
SO	5
LOB	10

WP	PA
0	33

Batter	1	2	3	4	5	6	7	8	9	AB R H RBI BB SO LOB	TOP	
Doug Griffin, R OBP: 0.302, SLG: 0.333 (1, 4) X	0-0 5-3			X 0-0 FC6-4 1B		X 0-3 K		X 0-0 PO	X 0-0 1-3	4 0 1 0 0 1 0		
Luis Aparicio, R OBP: 0.274, SLG: 0.282 (1, 6) X	0-0 5-3		X 0-0 FC6-4 4-3 1-2f			X 0-3 K		X 0-0 6-3	X 0-0 6-3	4 0 0 0 0 1 1		
Carl Yastrzemski, L OBP: 0.385, SLG: 0.410 (1, 7) X	0-0 L3		X 0-0 4-3 1-3			X 0-0 2B		X 0-0 L8	X 0-0 L8	4 0 1 0 0 0 1		
Reggie Smith, S OBP: 0.358, SLG: 0.500 (1, 8)		B B B B 4-0 G5-4-3 BB	X 0-0 2-3			X 0-0 F7				2 0 0 0 1 0 2		
Rico Petrocelli, R OBP: 0.352, SLG: 0.455 (1, 5)		X 0-0 P3		X 0-0 5-3		X 0-0 5-3				3 0 0 0 0 0 2		
George Scott, R OBP: 0.315, SLG: 0.435 (1, 3)		X 0-0 G5-4-3 1-2f		X 0-3 K		X 0-0 5-3		X 0-0 6-3		3 0 0 0 0 1 1		
Joe Lahoud, L OBP: 0.337, SLG: 0.462 (1, 9)		X 0-0 P6		X 0-3 K		X 0-0 4-1				3 0 0 0 0 1 0		
Bob Montgomery, R OBP: 0.321, SLG: 0.375 (1, 2)		X 0-0 L8		X 0-3 K		X 0-0 2B 1B				3 0 1 0 0 1 0		
Sonny Siebert, R OBP: 0.267, SLG: 0.444 (1, 1)		X 0-0 6-3		X 0-3 K		X 0-0 PO 1-3 2B				3 0 1 0 0 1 0		
Inning Stats	R: 0 E: 0 K: 0 S: 3 H: 0 LOB: 0 BB: 0 P: 3	R: 0 E: 0 K: 0 S: 2 H: 0 LOB: 0 BB: 1 P: 6	R: 0 E: 0 K: 0 S: 3 H: 0 LOB: 0 BB: 0 P: 3	R: 0 E: 0 K: 0 S: 4 H: 1 LOB: 1 BB: 0 P: 4	R: 0 E: 0 K: 2 S: 7 H: 0 LOB: 0 BB: 0 P: 7	R: 0 E: 0 K: 3 S: 9 H: 0 LOB: 0 BB: 0 P: 9	R: 0 E: 0 K: 1 S: 6 H: 1 LOB: 1 BB: 0 P: 6	R: 0 E: 0 K: 0 S: 4 H: 2 LOB: 1 BB: 0 P: 4	R: 0 E: 0 K: 0 S: 3 H: 0 LOB: 0 BB: 0 P: 3	1B: 2 SF: 0 2B: 2 SAC: 0 3B: 0 DP: 1 HR: 0 HBP: 0	WP: 0 PA: 31 PB: 0 SB: 1 CS: 0	
PITCHER	IP WLS BF H R ER SO BB IBB HBP BLK WP HR S P ERA WHIP											
Andy Messersmith, R ERA: 3.29 (1, 1)	7.2 W 27 4 0 0 6 1 0 0 0 0 0 0 38 42 0.00 0.652											
Lloyd Allen, R ERA: 2.61 (8, 1)	1.1 S 3 0 0 0 0 0 0 0 0 0 0 0 3 3 0.00 0.000											

Boston Red Sox @ California Angels
Anaheim Stadium, Anaheim, CA

Fri Aug 27 1971, 10:05 PM EDT
 Att. 7,897 - Unknown

livebaseballscorecards.com

AB	29
R	0
H	4
RBI	0
BB	1
SO	6
LOB	7



Batter	1	2	3	4	5	6	7	8	9	AB R H RBI BB SO LOB	TOP		
Doug Griffin, R OBP: 0.303, SLG: 0.334 (1, 4)	0-0 WP 1B E	0-0 1B 1-2		0-0 P6 1	0-0 F8 3			0-0 F7 2		5 1 2 0 0 0 0			
Luis Aparicio, R OBP: 0.276, SLG: 0.283 (1, 6)	0-0 E5 1B WP	0-0 1B 1-3 2-H		0-0 BB HR 1B		0-0 5-3 1		0-0 1-3 3		5 2 2 1 0 0 1			
Carl Yastrzemski, L OBP: 0.389, SLG: 0.410 (1, 7)	0-0 1B 1-3 2-H	4-0 BB		4-0 HR BB		4-0 1B 9-2 BB		0-0 F7 1		2 1 1 1 3 0 0			
Reggie Smith, S OBP: 0.361, SLG: 0.508 (1, 8)	0-0 1B 3-H	0-3 K 3		0-0 HR 1-H 2-H		0-0 S 1B 1-3		4-0 FC6-4 BB		4 1 3 4 1 1 3			
Rico Petrocelli, R OBP: 0.351, SLG: 0.451 (1, 5)	0-0 F8 2		0-0 6-3 1	4-0 FC5-4 BB		0-0 9-2 2 3		0-0 FC6-4 BB 1B 1-2f		4 0 0 0 1 0 4			
George Scott, R OBP: 0.316, SLG: 0.435 (1, 3)	0-0 L4 3		0-0 WP 1B	0-0 P4 2		0-0 F8 1		0-0 BB 1B 1-2		5 0 2 0 0 0 2			
Billy Conigliaro, R OBP: 0.318, SLG: 0.443 (1, 9)		0-0 5-3 1	0-0 P4 2	0-0 FC5-4 3		0-0 5-3 2		4-0 FC5-4 BB 1-2 2-3		4 0 0 0 0 0 2			
Joe Lahoud, L OBP: 0.340, SLG: 0.462 (7, 9)			1-2	1-2f						0 0 0 0 1 0 0			
Bob Montgomery, R OBP: 0.323, SLG: 0.372 (1, 2)		0-0 1B 1B	4-0 IBB		0-0 F9 1		0-0 6-3 3	0-0 FC5-4 1-2f		4 1 1 0 1 0 3			
Roger Moret, S (1, 1)		0-3 K 2 3	0-3 K 3		0-0 P2 2			0-3 K 1		4 0 0 0 0 3 3			
Inning Stats	R: 2 H: 3 E: 1 LOB: 1 K: 0 BB: 0 S: 6 P: 6	R: 1 H: 3 E: 0 LOB: 3 K: 2 BB: 1 S: 10 P: 14	R: 0 H: 1 E: 0 LOB: 2 K: 1 BB: 1 S: 6 P: 10	R: 3 H: 2 E: 0 LOB: 1 K: 0 BB: 2 S: 5 P: 13	R: 0 H: 0 E: 0 LOB: 0 K: 0 BB: 0 S: 3 P: 3	R: 0 H: 1 E: 0 LOB: 1 K: 0 BB: 1 S: 3 P: 7	R: 0 H: 0 E: 0 LOB: 0 K: 0 BB: 0 S: 3 P: 3	R: 0 H: 0 E: 0 LOB: 0 K: 1 BB: 0 S: 5 P: 5	R: 0 H: 1 E: 0 LOB: 3 K: 0 BB: 2 S: 4 P: 12	1B: 10 SF: 0 2B: 1 SAC: 0 3B: 0 DP: 1 HR: 1 HBP: 0	WP: 2 PA: 44 PB: 0 SB: 1 CS: 0		
PITCHER	IP WLS BF H R ER SO BB IBB HBP BLK WP HR S P ERA WHIP											PITCHER	IP WLS BF H R ER SO BB IBB HBP BLK WP HR S P ERA WHIP
Clyde Wright, L ERA: 3.2 (1, 1)	1.2 L 12 6 3 2 1 1 0 0 0 1 0 13 17 10.80 4.200												
Mel Queen, R ERA: 1.88 (2, 1)	3.1 16 3 3 3 2 2 1 0 0 1 1 17 29 8.10 1.500												
Eddie Fisher, R ERA: 2.68 (6, 1)	2.0 7 1 0 0 0 1 0 0 0 0 0 6 10 0.00 1.000												
Jim Maloney, R ERA: 5.6 (8, 1)	2.0 9 1 0 0 1 2 0 0 0 0 0 9 17 0.00 1.500												

Boston Red Sox @ California Angels
 Anaheim Stadium, Anaheim, CA
 Sat Aug 28 1971, 10:05 PM EDT
 Att: 13,042 - Unknown

AB	37
R	6
H	11
RBI	6
BB	7
SO	4
LOB	18



WP: 2	PA: 44
PB: 0	
SB: 1	
CS: 0	

Batter	1	2	3	4	5	6	7	8	9	AB R H RBI BB SO LOB
Sandy Alomar Sr., S OBP: 0.304, SLG: 0.316 (1, 4)	0-0 P4 		0-3 K 		0-3 K 		0-0 FC4 		0-0 F8 	5 0 0 0 0 2 3
Ken Berry, R OBP: 0.259, SLG: 0.294 (1, 8)	0-0 5-3 			0-0 4-3 	0-0 5-3 		0-0 F9 			4 0 0 0 0 0 2
Jim Fregosi, R OBP: 0.308, SLG: 0.320 (1, 6)	0-0 1B 			0-0 HR 		1-0 HBP 		4-0 FC5-4 		2 1 2 0 1 0 0
Billy Cowan, R OBP: 0.311, SLG: 0.421 (1, 7)	0-3 K 			0-3 K 		0-0 7-3 		0-0 FC5-4 		4 0 0 0 0 2 4
Ken McMullen, R OBP: 0.312, SLG: 0.384 (1, 5)		0-0 5-3 		0-0 HR 		4-0 BB 		0-0 L9 		3 1 1 2 1 0 1
Jim Spencer, L OBP: 0.312, SLG: 0.413 (1, 3)		0-0 P5 		0-0 1B 		0-0 F5 		0-0 4-3 		4 0 1 0 0 0 2
Tommie Reynolds, R OBP: 0.329, SLG: 0.339 (1, 9)		0-0 4-3 		0-0 1B 		4-0 FC4 		0-0 F7 		3 0 1 0 1 0 0
Jeff Torborg, R OBP: 0.217, SLG: 0.258 (1, 2)			0-0 F9 	0-0 F9 		0-0 FC4 		0-0 2B 		4 0 2 0 0 0 2
Clyde Wright, R OBP: 0.213, SLG: 0.216 (2, 1)					0-3 K 		0-0 F2 		0-0 P6 	0 0 0 0 0 0 0
Mickey Rivers, L OBP: 0.321, SLG: 0.337 (5, PH)			4-3 							1 0 0 0 0 0 0
Eddie Fisher, R OBP: 0.188, SLG: 0.071 (6, 1)										1 0 0 0 0 0 1
Syd O'Brien, R OBP: 0.247, SLG: 0.300 (7, PH)										0 0 0 0 0 0 0
Jim Maloney, L OBP: 0.200, SLG: 0.200 (8, 1)										1 0 0 0 0 0 2
Jerry Moses, R OBP: 0.267, SLG: 0.361 (9, PH)										0 0 0 0 0 0 0

Inning Stats	R: 0	H: 1	E: 0	LOB: 1	K: 1	BB: 0	S: 6	P: 6
	R: 0	H: 0	E: 0	LOB: 0	K: 0	BB: 0	S: 3	P: 3
	R: 0	H: 0	E: 0	LOB: 0	K: 1	BB: 0	S: 5	P: 5
	R: 2	H: 4	E: 0	LOB: 2	K: 1	BB: 0	S: 9	P: 9
	R: 0	H: 0	E: 0	LOB: 0	K: 2	BB: 0	S: 7	P: 7
	R: 0	H: 0	E: 0	LOB: 1	K: 0	BB: 1	S: 2	P: 7
	R: 0	H: 1	E: 0	LOB: 2	K: 0	BB: 1	S: 4	P: 8
	R: 0	H: 0	E: 0	LOB: 1	K: 0	BB: 1	S: 3	P: 7
	R: 0	H: 1	E: 0	LOB: 1	K: 0	BB: 0	S: 4	P: 4
	1B: 4	SF: 0	2B: 3	SAC: 0	3B: 0	DP: 1	HR: 1	HBP: 1

PITCHER	IP	WLS	BF	H	R	ER	SO	BB	IBB	HBP	BLK	WP	HR	S	P	ERA	WHIP
Roger Moret, L ERA: 3.64 (1, 1)	9.0	W	37	7	2	2	5	3	0	1	0	0	1	43	56	2.00	1.111

BOTTOM

Boston Red Sox @ California Angels
Anaheim Stadium, Anaheim, CA

Sat Aug 28 1971, 10:05 PM EDT
Att. 13,042 - Unknown

AB	33
R	2
H	7
RBI	2
BB	3
SO	5
LOB	17

Batter	1	2	3	4	5	6	7	8	9	AB R H RBI BB SO LOB	TOP											
Doug Griffin, R (1, 4) OBP: 0.300, SLG: 0.331	0-0 4-3			0-0 F7		0-0 6-3		0-0 FC6-4		4 0 0 0 0 0 2												
Luis Aparicio, R (1, 6) OBP: 0.273, SLG: 0.280	0-0 F9			0-0 F7			0-0 F8		0-0 6-3	4 0 0 0 0 0 0												
Carl Yastrzemski, L (1, 7) OBP: 0.386, SLG: 0.406	0-0 F8			0-0 4-3			0-0 F5		0-0 4-3	4 0 0 0 0 0 0												
Reggie Smith, S (1, 8) OBP: 0.359, SLG: 0.504		0-0 F8			0-0 F8				0-0 6-3	4 0 0 0 0 0 0												
Rico Petrocelli, R (1, 5) OBP: 0.354, SLG: 0.453		4-0 G4-3 BB			0-0 1B			0-0 FC3-6 1B		2 1 2 0 1 0 0												
George Scott, R (1, 3) OBP: 0.316, SLG: 0.434		0-0 G4-3 1-2f			0-3 K			0-0 FC3-6 1B		3 0 1 0 0 1 2												
Phil Gagliano, R (1, 9) OBP: 0.413, SLG: 0.385			0-0 P6		0-0 F7			0-0 F9		3 0 0 0 0 0 3												
Bob Montgomery, R (1, 2) OBP: 0.319, SLG: 0.366			0-3 K			0-0 F8		0-0 FC3-6 1B		3 0 0 0 0 1 2												
Jim Lonborg, R (1, 1) OBP: 0.190, SLG: 0.128			0-3 K			0-0 F9		0-0 FC6-4 1B		2 0 0 0 0 1 0												
Duane Josephson, R (8, PH) OBP: 0.292, SLG: 0.385										1 0 1 1 0 0 0												
Bill Lee, L (8, 1) OBP: 0.273, SLG: 0.238										0 0 0 0 0 0 0												
Inning Stats	R: 0 E: 0 K: 0 S: 3	H: 0 LOB: 0 BB: 0 P: 3	R: 0 E: 0 K: 0 S: 2	H: 0 LOB: 0 BB: 1 P: 6	R: 0 E: 0 K: 2 S: 7	H: 0 LOB: 0 BB: 0 P: 7	R: 0 E: 0 K: 0 S: 3	H: 0 LOB: 0 BB: 0 P: 3	R: 0 E: 0 K: 1 S: 6	H: 1 LOB: 1 BB: 0 P: 6	R: 0 E: 0 K: 0 S: 3	H: 0 LOB: 0 BB: 0 P: 3	R: 0 E: 0 K: 0 S: 6	H: 3 LOB: 2 BB: 0 P: 6	R: 1 E: 0 K: 0 S: 6	H: 3 LOB: 2 BB: 0 P: 6	R: 0 E: 0 K: 0 S: 3	H: 0 LOB: 0 BB: 0 P: 3	1B: 4 2B: 0 3B: 0 HR: 0	SF: 0 SAC: 0 DP: 1 HBP: 0	WP: 0 PB: 0 SB: 0 CS: 0	PA: 31
PITCHER	IP WLS BF H R ER SO BB IBB HBP BLK WP HR S P ERA WHIP																					
Rudy May, L (1, 1) ERA: 2.91	7.2 W 27 4 1 1 3 1 0 0 0 0 0 0 32 36 1.17 0.652																					
Lloyd Allen, R (8, 1) ERA: 2.57	1.1 S 4 0 0 0 0 0 0 0 0 0 0 0 4 4 0.00 0.000																					

Boston Red Sox @ California Angels
Anaheim Stadium, Anaheim, CA
 Sun Aug 29 1971, 10:05 PM EDT
 Att. 6,539 - Unknown

livebaseballscorecards.com

AB	30
R	1
H	4
RBI	1
BB	1
SO	3
LOB	9



Batter	1	2	3	4	5	6	7	8	9	AB R H RBI BB SO LOB	TOP		
Paul Blair, R OBP: 0.299, SLG: 0.387 (1, 8) X	0-0 F8		0-0 FC4 1B		0-0 2B 1B	0-0 FC5-4 1-2f			4-0 G6-4-3 BB	4 1 2 0 1 0 2			
Merv Rettenmund, R OBP: 0.419, SLG: 0.446 (1, 7) S S S	0-3 K		0-0 F8		0-0 F9			4-0 1B BB	0-0 F8	4 0 0 0 1 1 3			
Frank Robinson, R OBP: 0.389, SLG: 0.497 (1, 9) B B B	4-0 BB		0-0 FC4 1-2f		0-0 2B 1B			0-0 1B 1B	0-0 G6-4-3 1-2f	4 1 2 0 1 0 2			
Boog Powell, L OBP: 0.376, SLG: 0.439 (1, 3) X	0-0 1-3			0-3 K	1-0 2B			0-0 1-2 1B		4 0 2 2 0 1 1			
Brooks Robinson, R OBP: 0.346, SLG: 0.397 (1, 5) X		0-0 F5		0-0 F7	0-0 F9			0-3 K		4 0 0 0 0 1 3			
Andy Etchebarren, R OBP: 0.330, SLG: 0.430 (1, 2) X		0-0 1B		1-0 HR		4-0 FC8-5 1B BB		0-3 K		3 1 2 1 1 1 2			
Davey Johnson, R OBP: 0.350, SLG: 0.438 (1, 4) S S S		0-3 K		0-0 E5		0-0 FC8-5 1-2 1B		0-0 F8		4 0 1 0 0 1 1			
Mark Belanger, R OBP: 0.366, SLG: 0.314 (1, 6) X		0-0 F9		0-0 F8		0-3 K		0-0 G3		4 0 0 0 0 1 4			
Jim Palmer, R OBP: 0.241, SLG: 0.214 (1, 1) X			0-0 F4		0-0 4-3	0-0 FC8-5 1-2 2-3f FC5-4		0-0 5-3		4 0 0 0 0 0 2			
Inning Stats	R: 0 E: 0 K: 1 S: 5 H: 0 LOB: 1 BB: 1 P: 9	R: 0 E: 0 K: 1 S: 6 H: 1 LOB: 1 BB: 0 P: 6	R: 0 E: 0 K: 0 S: 4 H: 1 LOB: 1 BB: 0 P: 4	R: 1 E: 1 K: 1 S: 7 H: 1 LOB: 1 BB: 0 P: 8	R: 2 E: 0 K: 0 S: 6 H: 3 LOB: 1 BB: 0 P: 7	R: 0 E: 0 K: 1 S: 6 H: 1 LOB: 2 BB: 1 P: 10	R: 0 E: 0 K: 2 S: 8 H: 2 LOB: 2 BB: 1 P: 12	R: 0 E: 0 K: 0 S: 3 H: 0 LOB: 0 BB: 0 P: 3	R: 0 E: 0 K: 0 S: 2 H: 0 LOB: 0 BB: 1 P: 6	1B: 7 2B: 1 3B: 0 HR: 1 SF: 0 SAC: 0 DP: 1 HBP: 0	WP: 0 PB: 0 SB: 0 CS: 0 PA: 39		
PITCHER Gary Peters, L ERA: 4.78 Luis Tiant, R ERA: 5.03	IP WLS BF H R ER SO BB IBB HBP BLK WP HR S P ERA WHIP											PITCHER IP WLS BF H R ER SO BB IBB HBP BLK WP HR S P ERA WHIP	
(1, 1)	6.1 31 9 3 3 4 3 0 0 0 0 1 36 50 4.26 1.895											(7, 1)	2.2 8 0 0 0 2 1 0 0 0 0 0 11 15 0.00 0.375

Baltimore Orioles @ Boston Red Sox
 Fenway Park, Boston, MA
 Tue Aug 31 1971, 7:05 PM EDT
 Att: 26,040 - Unknown

livebaseballscorecards.com

AB	35
R	3
H	9
RBI	3
BB	4
SO	6
LOB	20



Batter	1	2	3	4	5	6	7	8	9	AB	R	H	RBI	BB	SO	LOB
Doug Griffin, R OBP: 0.303, SLG: 0.332 (1, 4)	0-0 2B 1B	0-0 F3			4-0 FC4-6 BB		2-0 E6		2-0 1B	4	1	2	0	1	0	1
Luis Aparicio, R OBP: 0.273, SLG: 0.282 (1, 6)	0-0 1B 2B		1-0 F7		0-0 FC4-6 1B		0-0 F9		1-0 F6	5	1	1	0	0	0	6
Carl Yastrzemski, L OBP: 0.386, SLG: 0.406 (1, 7)	0-0 F7		0-0 F7		0-0 1B		0-3 K		0-0 1B	5	0	2	1	0	1	4
Reggie Smith, S OBP: 0.358, SLG: 0.502 (1, 8)	0-0 1B S		0-0 F7		0-0 F8			0-0 4-3		4	1	1	2	0	0	2
Rico Petrocelli, R OBP: 0.357, SLG: 0.455 (1, 5)	0-0 E S 1B			0-0 G5-4-3 1B		0-3 K		4-0 BB		3	0	2	0	1	1	0
George Scott, R OBP: 0.314, SLG: 0.430 (1, 3)	0-3 K			0-0 G5-4-3		0-3 K		0-0 F8		4	0	0	0	0	2	3
Joe Lahoud, L OBP: 0.339, SLG: 0.455 (1, 9)	0-3 K			4-0 FC4-6 BB		0-0 F5		0-0 5-3		3	0	0	0	1	1	2
Bob Montgomery, R OBP: 0.317, SLG: 0.364 (1, 2)		0-0 F3		1-0 FC4-6			0-0 E 1B		0-0 F3	4	0	1	0	0	0	1
Gary Peters, L OBP: 0.292, SLG: 0.393 (1, 1)		0-0 F6			4-0 CS BB BB		0-3 K		4-0 1B BB	1	0	0	0	1	0	0
Luis Tiant, R OBP: 0.167, SLG: 0.222 (7, 1)										1	0	0	0	0	1	1
Mike Fiore, L OBP: 0.299, SLG: 0.218 (9, PH)										0	1	0	0	1	0	0

Inning Stats	R: 3 E: 0 K: 2 S: 11	H: 4 LOB: 1 BB: 0 P: 11	R: 0 E: 0 K: 0 S: 3	H: 0 LOB: 0 BB: 0 P: 3	R: 0 E: 0 K: 0 S: 3	H: 0 LOB: 0 BB: 0 P: 4	R: 0 E: 0 K: 0 S: 3	H: 1 LOB: 1 BB: 1 P: 8	R: 0 E: 0 K: 0 S: 3	H: 1 LOB: 2 BB: 2 P: 11	R: 0 E: 0 K: 2 S: 7	H: 0 LOB: 0 BB: 0 P: 7	R: 0 E: 1 K: 2 S: 9	H: 1 LOB: 2 BB: 0 P: 11	R: 0 E: 0 K: 0 S: 3	H: 0 LOB: 1 BB: 1 P: 7	R: 1 E: 0 K: 0 S: 4	H: 2 LOB: 2 BB: 1 P: 11	1B: 8 2B: 1 3B: 0 HR: 0	SF: 0 SAC: 0 DP: 1 HBP: 0	WP: 0 PB: 0 SB: 2 CS: 1	PA: 39
---------------------	-------------------------------	----------------------------------	------------------------------	---------------------------------	------------------------------	---------------------------------	------------------------------	---------------------------------	------------------------------	----------------------------------	------------------------------	---------------------------------	------------------------------	----------------------------------	------------------------------	---------------------------------	------------------------------	----------------------------------	----------------------------------	------------------------------------	----------------------------------	--------


PITCHER Jim Palmer, R ERA: 2.82 (1, 1)	IP 8.2	WLS L	BF 39	H 9	R 4	ER 4	SO 6	BB 5	IBB 0	HBP 0	BLK 0	WP 0	HR 0	S 46	P 73	ERA 4.15	WHIP 1.615	PITCHER	IP 8.2	WLS L	BF 39	H 9	R 4	ER 4	SO 6	BB 5	IBB 0	HBP 0	BLK 0	WP 0	HR 0	S 46	P 73	ERA 4.15	WHIP 1.615
---	-----------	----------	----------	--------	--------	---------	---------	---------	----------	----------	----------	---------	---------	---------	---------	-------------	---------------	----------------	-----------	----------	----------	--------	--------	---------	---------	---------	----------	----------	----------	---------	---------	---------	---------	-------------	---------------

BOTTOM

Baltimore Orioles @ Boston Red Sox
Fenway Park, Boston, MA
Tue Aug 31 1971, 7:05 PM EDT
Att. 26,040 - Unknown

livebaseballscorecards.com

AB	34
R	4
H	9
RBI	3
BB	5
SO	6
LOB	20



Batter	1	2	3	4	5	6	7	8	9	AB R H RBI BB SO LOB	TOP
Don Buford, S (1, 7) <small>B B B</small> OBP: 0.417, SLG: 0.485 Curt Motton, R (5, 7) <small>B B</small> OBP: 0.222, SLG: 0.256	4-0 2B G3 BB	0-0 SF8	4-0 1-2 BB		0-0 6-3			0-0 6-3	0-0 F6	1 1 0 1 2 0 1 2 0 0 0 0 0 3	
Paul Blair, R (1, 8) <small>X</small> OBP: 0.303, SLG: 0.394	0-0 G3 2B	0-0 F9	0-3 K			0-0 4-3 1B		0-0 2B		5 1 3 1 0 1 3	
Boog Powell, L (1, 3) <small>B X</small> OBP: 0.376, SLG: 0.437	1-0 G3	0-0 HR		0-0 G3		0-0 4-3		4-0 IBB		4 1 1 1 1 0 2	
Merv Rettenmund, R (1, 9) <small>B X</small> OBP: 0.419, SLG: 0.453	1-0 6-3	0-0 HR		0-0 1B		0-0 4-3		0-0 F8		5 1 2 3 0 0 4	
Elrod Hendricks, L (1, 2) <small>X</small> OBP: 0.336, SLG: 0.379	0-0 2B	0-0 2B		0-3 K		0-0 F7		0-3 K		5 0 2 1 0 2 4	
Brooks Robinson, R (1, 5) <small>X</small> OBP: 0.346, SLG: 0.396	0-0 F7	0-0 F8		0-0 6-3		4-0 G5-4-3 BB		0-0 1B	0-0 1B	4 0 1 0 1 0 3	
Davey Johnson, R (1, 4) <small>X</small> OBP: 0.350, SLG: 0.438		0-0 1B SH	0-0 F8		0-0 F4	0-0 G5-4-3		0-0 1B	0-0 1B	5 1 2 0 0 0 1	AB 40 R 8 H 15 RBI 8 BB 4 SO 4 LOB 26
Mark Belanger, R (1, 6) <small>X</small> OBP: 0.366, SLG: 0.315		0-0 SH SF8 1B	0-0 6-3		0-0 1B	0-0 F9		0-0 5-3	0-0 1B	5 1 2 0 0 0 2	
Mike Cuellar, L (1, 1) <small>X</small> OBP: 0.100, SLG: 0.125		0-0 SH HR 1B	0-0 BB 1B		0-3 K			0-0 2B	0-0 F5	4 2 2 1 0 1 3	
Inning Stats	R: 2 H: 2 E: 0 LOB: 1 K: 0 BB: 1 S: 5 P: 11	R: 5 H: 5 E: 1 LOB: 1 K: 0 BB: 0 S: 9 P: 9	R: 0 H: 1 E: 0 LOB: 2 K: 1 BB: 1 S: 6 P: 10	R: 0 H: 1 E: 0 LOB: 1 K: 1 BB: 0 S: 6 P: 6	R: 0 H: 1 E: 0 LOB: 1 K: 1 BB: 0 S: 6 P: 6	R: 0 H: 1 E: 0 LOB: 1 K: 1 BB: 0 S: 4 P: 4	R: 0 H: 0 E: 0 LOB: 0 K: 0 BB: 1 S: 2 P: 6	R: 1 H: 2 E: 0 LOB: 2 K: 1 BB: 1 S: 7 P: 11	R: 0 H: 2 E: 0 LOB: 2 K: 0 BB: 0 S: 5 P: 5	1B: 9 SF: 1 2B: 5 SAC: 1 3B: 0 DP: 1 HR: 1 HBP: 0	WP: 0 PA: 46 PB: 0 SB: 0 CS: 0
PITCHER Ray Culp, R (1, 1) <small>B</small> ERA: 3.47 Bill Lee, L (2, 1) <small>B</small> ERA: 2.4 Ken Tatum, R (6, 1) <small>B</small> ERA: 4.37 Sparky Lyle, L (9, 1) <small>B</small> ERA: 2.83	IP WLS BF H R ER SO BB IBB HBP BLK WP HR S P ERA WHIP 1.2 L 13 6 7 7 0 1 0 0 0 0 0 1 12 18 37.80 4.200 3.1 15 4 0 0 3 1 0 0 0 0 0 0 20 24 0.00 1.500 3.0 13 3 1 1 1 1 1 0 0 0 0 0 13 21 3.00 1.333 1.0 5 2 0 0 0 0 0 0 0 0 0 0 5 5 0.00 2.000	PITCHER IP WLS BF H R ER SO BB IBB HBP BLK WP HR S P ERA WHIP 0 0 0 0 0 0 0 0 0 0 0 0 0 0 0 0 0 0									

Baltimore Orioles @ Boston Red Sox
 Fenway Park, Boston, MA
 Wed Sep 01 1971, 7:05 PM EDT
 Att. 23,676 - Unknown

livebaseballscorecards.com

Batter	1	2	3	4	5	6	7	8	9	AB R H RBI BB SO LOB	TOP																				
Tom Shopay, L (1, 7) OBP: 0.250, SLG: 0.226	0-0 F6		0-0 G3			0-0 1-3			0-0 F8	4 0 0 0 0 0 0	<p>Baltimore Orioles @ Boston Red Sox</p> <p>Fenway Park, Boston, MA</p> <p>Thu Sep 02 1971, 3:33 AM EDT</p> <p>Att: 19,676 - Unknown</p>																				
Paul Blair, R (1, 8) OBP: 0.302, SLG: 0.391	0-0 F9			0-3 K		0-3 K		4-0 BB	3 0 0 0 1 2 0																						
Boog Powell, L (1, 3) OBP: 0.373, SLG: 0.432	0-0 F3			0-0 F5		0-0 4-3		0-0 F8	4 0 0 0 0 0 1																						
Merv Rettenmund, R (1, 9) OBP: 0.421, SLG: 0.455		0-0 1B		0-0 1B		0-0 1-3		4-0 BB	3 0 2 0 1 0 0																						
Elrod Hendricks, L (1, 2) OBP: 0.331, SLG: 0.373		0-0 F7		0-0 F8		0-0 G3		0-0 FC4	4 0 0 0 0 0 4																						
Brooks Robinson, R (1, 5) OBP: 0.345, SLG: 0.394		0-0 F9			0-0 F8		0-0 F3		3 0 0 0 0 0 1																						
Davey Johnson, R (1, 4) OBP: 0.350, SLG: 0.439		0-0 F7			0-0 2B		0-0 F7		3 0 1 0 0 0 1																						
Mark Belanger, R (1, 6) OBP: 0.364, SLG: 0.313			0-3 K		0-0 F8		0-3 K		3 0 0 0 0 2 1																						
Pat Dobson, R (1, 1) OBP: 0.150, SLG: 0.117 Chico Salmon, R (8, PH) OBP: 0.176, SLG: 0.258 Pete Richert, L (8, 1)			0-3 K		0-3 K		0-3 K		2 0 0 0 0 2 1 1 0 0 0 0 1 0 0 0 0 0 0 0 0																						
Inning Stats	R: 0 E: 0 K: 0 S: 3	H: 0 LOB: 0 BB: 0 P: 3	R: 0 E: 0 K: 0 S: 4	H: 1 LOB: 1 BB: 0 P: 4	R: 0 E: 0 K: 2 S: 7	H: 0 LOB: 0 BB: 0 P: 7	R: 0 E: 0 K: 1 S: 6	H: 1 LOB: 1 BB: 0 P: 6	R: 0 E: 0 K: 1 S: 5	H: 0 LOB: 0 BB: 0 P: 5	R: 0 E: 0 K: 0 S: 3	H: 0 LOB: 0 BB: 0 P: 3	R: 0 E: 0 K: 2 S: 7	H: 0 LOB: 0 BB: 0 P: 7	R: 0 E: 0 K: 0 S: 3	H: 0 LOB: 2 BB: 2 P: 11	R: 0 E: 0 K: 0 S: 3	H: 0 LOB: 2 BB: 2 P: 11	1B: 2 2B: 1 3B: 0 HR: 0	SF: 0 SAC: 0 DP: 0 HBP: 0	WP: 0 PB: 0 SB: 1 CS: 0	PA: 32									
PITCHER Sonny Siebert, R (1, 1) ERA: 2.87	IP 9.0	WLS W	BF 32	H 3	R 0	ER 0	SO 7	BB 2	IBB 0	HBP 0	BLK 0	WP 0	HR 0	S 44	P 52	ERA 0.00	WHIP 0.556														
											PITCHER	IP	WLS	BF	H	R	ER	SO	BB	IBB	HBP	BLK	WP	HR	S	P	ERA	WHIP			

livebaseballscorecards.com

AB	30
R	0
H	3
RBI	0
BB	2
SO	7
LOB	9



Batter	1	2	3	4	5	6	7	8	9
Doug Griffin, R OBP: 0.300, SLG: 0.331 (1, 4)	0-0 5-3		0-0 F3		0-0 2B		0-3 K		
John Kennedy, R OBP: 0.325, SLG: 0.411 (1, 6)	0-0 F9		0-0 5-3		4-0 BB			0-0 F8	
Carl Yastrzemski, L OBP: 0.384, SLG: 0.406 (1, 7)	0-0 4-3			0-0 F7	0-0 6-3			0-0 4-3	
Reggie Smith, S OBP: 0.360, SLG: 0.501 (1, 8)		0-0 F8		0-0 F9		0-0 CS 1B		0-0 1B	
Rico Petrocelli, R OBP: 0.352, SLG: 0.447 (1, 5)		0-3 K		0-0 6-3		0-3 K 1-2		0-3 K	
George Scott, R OBP: 0.313, SLG: 0.428 (1, 3)					0-0 F8	0-0 L5			
Joe Lahoud, L OBP: 0.335, SLG: 0.449 (1, 9)		0-3 K			0-0 F4		0-0 4-3		
Duane Josephson, R OBP: 0.295, SLG: 0.385 (1, 2)			0-0 F5		0-0 HR 1B		4-0 5-3 BB		
Sonny Siebert, R OBP: 0.282, SLG: 0.533 (1, 1)			0-0 HR		0-0 HR 1-H		0-0 5-3 1-2		

Inning Stats	R: 0	H: 0	E: 0	K: 0	S: 3	LOB: 0	BB: 0	P: 3	R: 0	H: 1	E: 0	K: 2	S: 8	LOB: 1	BB: 0	P: 8	R: 1	H: 1	E: 0	K: 0	S: 4	LOB: 0	BB: 0	P: 4	R: 0	H: 0	E: 0	K: 0	S: 3	LOB: 0	BB: 0	P: 3	R: 2	H: 3	E: 0	K: 0	S: 6	LOB: 2	BB: 1	P: 10	R: 0	H: 1	E: 0	K: 1	S: 5	LOB: 0	BB: 0	P: 5	R: 0	H: 0	E: 0	K: 1	S: 5	LOB: 1	BB: 1	P: 9	R: 0	H: 1	E: 0	K: 1	S: 6	LOB: 1	BB: 0	P: 6
--------------	------	------	------	------	------	--------	-------	------	------	------	------	------	------	--------	-------	------	------	------	------	------	------	--------	-------	------	------	------	------	------	------	--------	-------	------	------	------	------	------	------	--------	-------	-------	------	------	------	------	------	--------	-------	------	------	------	------	------	------	--------	-------	------	------	------	------	------	------	--------	-------	------


PITCHER	IP	WLS	BF	H	R	ER	SO	BB	IBB	HBP	BLK	WP	HR	S	P	ERA	WHIP
Pat Dobson, R ERA: 2.95 (1, 1)	7.0	L	28	6	3	3	4	2	0	0	0	0	2	34	42	3.86	1.143
Pete Richert, L ERA: 4.4 (8, 1)	1.0		4	1	0	0	1	0	0	0	0	0	0	6	6	0.00	1.000

BOTTOM

Baltimore Orioles @ Boston Red Sox
 Fenway Park, Boston, MA
 Thu Sep 02 1971, 3:33 AM EDT
 Att. 19,676 - Unknown

AB	R	H	RBI	BB	SO	LOB
4	0	1	0	0	1	1
3	0	0	0	1	0	0
4	0	0	0	0	0	2
4	0	2	0	0	0	0
4	0	0	0	0	3	2
3	0	1	0	0	0	0
3	0	0	0	0	1	1
2	1	1	0	1	0	0
3	2	2	3	0	0	1

AB	30
R	3
H	7
RBI	3
BB	2
SO	5
LOB	7



WP	PA
0	32

1B	2B	3B	HR	SF	SAC	DP	HBP	WP	HR	S	P	ERA	WHIP
4	2	0	2	0	0	1	0	0	2	34	42	3.86	1.143
0	0	0	0	0	0	0	0	0	0	6	6	0.00	1.000

Batter	1	2	3	4	5	6	7	8	9	AB R H RBI BB SO LOB	TOP	
Ted Ford, R (1, 9) X OBP: 0.230, SLG: 0.253	0-0 4-3		0-0 5-3		0-3 K		0-3 K		0-3 K	5 0 0 0 0 3 2	Cleveland Indians @ Boston Red Sox Fenway Park, Boston, MA Fri Sep 03 1971, 7:05 PM EDT Att: 16,086 - Unknown livebaseballscorecards.com	
Vada Pinson, L (1, 8) X OBP: 0.292, SLG: 0.376	0-0 F9		0-0 1B		0-3 K		0-0 G5-4-3 1B		0-0 E3	5 0 2 0 0 1 2		
Ray Fosse, R (1, 2) X OBP: 0.311, SLG: 0.356	0-0 4-3		0-0 F9		4-0 BB		0-0 G5-4-3 1-2f		0-0 FC5 2-3f	4 0 0 0 1 0 5		
Graig Nettles, L (1, 5) OBP: 0.369, SLG: 0.452		0-0 6-3		0-3 K		0-0 P3		0-0 G3		4 0 0 0 0 1 1		
Chris Chambliss, L (1, 3) OBP: 0.367, SLG: 0.440		0-0 E 3B		0-0 4-3		0-0 FC1-6 1B		0-3 K		4 1 2 0 0 1 0		
Kurt Bevacqua, R (1, 7) OBP: 0.219, SLG: 0.296		0-0 E6 FC4-6		0-0 BB BB 1B		0-0 FC1-6 FC5-4 1-2f		0-0 F9		4 0 1 1 0 0 1		
Lou Camilli, S (1, 4) OBP: 0.179, SLG: 0.080		0-0 FC4-6 1-2f		4-0 BB BB 1-2 BB		0-0 P4			0-0 5-3	3 0 0 0 1 0 2		
Fred Stanley, R (1, 6) OBP: 0.388, SLG: 0.267		0-3 K		4-0 BB 1-2 2-3 BB		0-0 FC5-4 1-2f			4-0 E BB BB	2 0 0 0 2 1 2		
Sam McDowell, L (1, 1) OBP: 0.194, SLG: 0.182 Roy Foster, R (4, PH) OBP: 0.312, SLG: 0.444 Steve Hargan, R (4, 1) OBP: 0.059, SLG: 0.069 Gomer Hodge, S (7, PH) OBP: 0.287, SLG: 0.294 Mark Ballinger, R (7, 1) OBP: 0.200, SLG: 0.200 Bob Kaiter, S (8, 1) Chuck Hinton, R (9, PH) OBP: 0.325, SLG: 0.407		0-3 K		0-0 F8			0-0 HR		4-0 FC5 E BB 1-2	1 0 0 0 0 0 1 0 1 0 0 0 0 0 0 3 0 0 0 0 0 0 0 0 1 1 1 1 0 1 0 0		
Inning Stats	R: 0 H: 0 E: 0 LOB: 0 K: 0 BB: 0 S: 3 P: 3	R: 1 H: 1 E: 1 LOB: 1 K: 1 BB: 0 S: 7 P: 7	R: 0 H: 1 E: 0 LOB: 1 K: 1 BB: 0 S: 6 P: 6	R: 0 H: 1 E: 0 LOB: 3 K: 1 BB: 2 S: 6 P: 14	R: 0 H: 0 E: 0 LOB: 1 K: 2 BB: 1 S: 7 P: 11	R: 0 H: 1 E: 0 LOB: 1 K: 0 BB: 0 S: 4 P: 4	R: 1 H: 2 E: 0 LOB: 0 K: 1 BB: 0 S: 6 P: 6	R: 0 H: 0 E: 0 LOB: 0 K: 1 BB: 0 S: 5 P: 5	R: 0 H: 0 E: 1 LOB: 3 K: 1 BB: 2 S: 6 P: 14	1B: 4 SF: 0 2B: 0 SAC: 0 3B: 1 DP: 1 HR: 1 HBP: 0	WP: 0 PA: 39 PB: 0 SB: 0 CS: 0	
PITCHER Roger Moret, L (1, 1) ERA: 3.26	IP WLS BF H R ER SO BB IBB HBP BLK WP HR S P ERA WHIP	9.0 W 39 6 2 2 8 5 0 0 0 0 1 50 70 2.00 1.222										



Batter	1	2	3	4	5	6	7	8	9	AB	R	H	RBI	BB	SO	LOB
Doug Griffin, R OBP: 0.301, SLG: 0.337 (1, 4)	0-0 1B 2B	0-3 K		0-0 4-3		0-0 G6-3 1-2f		0-0 WP 2B		5	1	2	0	0	1	1
Luis Aparicio, R OBP: 0.278, SLG: 0.288 (1, 6)	0-0 1B 2-H	0-0 E1		0-0 1B			0-0 HR 1B	0-0 5-3		5	2	3	1	0	0	1
Carl Yastrzemski, L OBP: 0.384, SLG: 0.412 (1, 7)	0-0 BB S 2-H 1B	0-3 K		0-0 F8			0-0 1-H HR	0-3 K 2-3		5	1	2	3	0	2	3
Reggie Smith, S OBP: 0.359, SLG: 0.501 (1, 8)	0-3 K 1-2		0-0 E 2B	0-0 F9			0-0 F8			4	1	1	0	0	1	2
Rico Petrocelli, R OBP: 0.349, SLG: 0.443 (1, 5)	0-0 6-3		0-0 E1 HR 2-H		0-3 K		0-0 4-3			4	1	0	0	0	1	1
George Scott, R OBP: 0.317, SLG: 0.442 (1, 3)	4-0 BB BB		0-0 1-H HR	0-0 F9			0-0 HR			3	2	2	3	1	0	0
Billy Conigliaro, R OBP: 0.315, SLG: 0.439 (1, 9)	4-0 FC5-4 BB 1-2 2-3		0-3 K	0-0 4-3			0-0 2-3			3	0	0	0	1	1	0
Duane Josephson, R OBP: 0.298, SLG: 0.398 (1, 2)	0-0 FC5-4 1-2f		0-0 P4	0-0 FC3-6 1B			0-0 HR			4	1	2	1	0	0	3
Roger Moret, S (1, 1)		0-0 5-3	0-3 K	0-0 FC3-6 G6-3 1-2f			0-3 K			4	0	0	0	0	2	1


Inning Stats	R: 2	H: 3	E: 0	LOB: 3	K: 1	BB: 2	P: 16	R: 0	H: 0	E: 1	LOB: 1	K: 2	BB: 0	P: 8	R: 3	H: 2	E: 1	LOB: 0	K: 2	BB: 0	P: 10	R: 0	H: 1	E: 0	LOB: 1	K: 0	BB: 0	P: 4	R: 0	H: 0	E: 0	LOB: 0	K: 1	BB: 0	P: 5	R: 0	H: 1	E: 0	LOB: 0	K: 0	BB: 0	P: 3	R: 3	H: 3	E: 0	LOB: 0	K: 0	BB: 0	P: 6	R: 1	H: 2	E: 0	LOB: 1	K: 2	BB: 0	P: 9
--------------	------	------	------	--------	------	-------	-------	------	------	------	--------	------	-------	------	------	------	------	--------	------	-------	-------	------	------	------	--------	------	-------	------	------	------	------	--------	------	-------	------	------	------	------	--------	------	-------	------	------	------	------	--------	------	-------	------	------	------	------	--------	------	-------	------

PITCHER	IP	WLS	BF	H	R	ER	SO	BB	IBB	HBP	BLK	WP	HR	S	P	ERA	WHIP
Sam McDowell, L ERA: 3.22 (1, 1)	3.0	L	18	5	5	4	5	2	0	0	0	0	1	26	34	12.00	2.333
Steve Hargan, R ERA: 7.04 (4, 1)	3.0		10	2	0	0	1	0	0	0	0	0	0	12	12	0.00	0.667
Mark Ballinger, R ERA: 4.07 (7, 1)	1.0		6	3	3	3	0	0	0	0	0	0	2	6	6	27.00	3.000
Bob Kaiser, L ERA: 9.0 (8, 1)	1.0		5	2	1	1	2	0	0	0	0	1	1	9	9	9.00	2.000

BOTTOM

Cleveland Indians @ Boston Red Sox
 Fenway Park, Boston, MA
 Fri Sep 03 1971, 7:05 PM EDT
 Att. 16,086 - Unknown

AB	37
R	9
H	12
RBI	8
BB	2
SO	8
LOB	12



1B: 5	SF: 0	WP: 1	PA: 39
2B: 3	SAC: 0	PB: 0	
3B: 0	DP: 1	SB: 1	
HR: 4	HBP: 0	CS: 0	

PITCHER	IP	WLS	BF	H	R	ER	SO	BB	IBB	HBP	BLK	WP	HR	S	P	ERA	WHIP
---------	----	-----	----	---	---	----	----	----	-----	-----	-----	----	----	---	---	-----	------

Batter	1	2	3	4	5	6	7	8	9	AB R H RBI BB SO LOB	TOP		
Ted Uhlaender, L (1, 9) OBP: 0.339, SLG: 0.342	0-0 F8		0-3 K			0-0 2B	0-0 1B	0-0 F8		5 2 2 1 0 1 0	Cleveland Indians @ Boston Red Sox Fenway Park, Boston, MA Sat Sep 04 1971, 3:33 AM EDT Att: 16,506 - Unknown		
Vada Pinson, L (1, 8) OBP: 0.295, SLG: 0.384	0-0 3B			0-0 F8		0-0 HR	0-0 2B	0-0 1-3	5 2 3 2 0 0 0				
Roy Foster, R (1, 7) OBP: 0.314, SLG: 0.457 Ted Ford, R (7, PR) OBP: 0.228, SLG: 0.251	0-0 5-3			0-3 K		0-0 HR	0-0 1B	0-0 F9	4 1 2 3 0 1 1 1 1 0 0 0 0 0				
Graig Nettles, L (1, 5) OBP: 0.368, SLG: 0.450	0-0 F9			0-0 L9		0-0 L8	0-0 1B	0-3 K	5 1 1 1 0 1 1				
Chris Chambliss, L (1, 3) OBP: 0.374, SLG: 0.453		4-0 BB			4-0 5-3	0-0 HR	0-0 1-3		2 2 2 1 2 0 0				
Ray Fosse, R (1, 2) OBP: 0.311, SLG: 0.362 Ken Suarez, R (7, 2) OBP: 0.299, SLG: 0.259		0-0 F7			0-0 5-3	0-0 P4	0-0 HR		4 1 1 3 0 0 2 0 0 0 0 0 0 0				
Eddie Leon, R (1, 4) OBP: 0.309, SLG: 0.317		0-0 G1-6-3			0-0 5-3			0-0 F3	4 0 0 0 0 0 3				
Fred Stanley, R (1, 6) OBP: 0.383, SLG: 0.277			0-0 5-3		0-3 K		0-0 1B	0-0 5-3	4 1 1 0 0 1 1				
Rich Hand, R (1, 1) OBP: 0.200, SLG: 0.143 Phil Hennigan, R (6, 1)			0-3 K			0-0 F7	0-0 5-3	0-0 5-3	2 0 0 0 0 1 0 2 0 0 0 0 0 1				
Inning Stats	R: 0 H: 1 E: 0 LOB: 1 K: 0 BB: 0 S: 4 P: 4	R: 0 H: 0 E: 0 LOB: 0 K: 0 BB: 1 S: 2 P: 6	R: 0 H: 0 E: 0 LOB: 0 K: 2 BB: 0 S: 7 P: 7	R: 0 H: 0 E: 0 LOB: 0 K: 1 BB: 0 S: 5 P: 5	R: 0 H: 0 E: 0 LOB: 1 K: 1 BB: 1 S: 5 P: 9	R: 4 H: 4 E: 0 LOB: 0 K: 0 BB: 0 S: 7 P: 7	R: 7 H: 7 E: 0 LOB: 1 K: 0 BB: 0 S: 10 P: 10	R: 0 H: 0 E: 0 LOB: 0 K: 0 BB: 0 S: 3 P: 3	R: 0 H: 0 E: 0 LOB: 0 K: 1 BB: 0 S: 5 P: 5	1B: 4 SF: 0 2B: 4 SAC: 0 3B: 1 DP: 1 HR: 3 HBP: 0		WP: 0 PA: 40 PB: 1 SB: 1 CS: 0	
PITCHER	IP WLS BF H R ER SO BB IBB HBP BLK WP HR S P ERA WHIP											PITCHER	IP WLS BF H R ER SO BB IBB HBP BLK WP HR S P ERA WHIP
Jim Lonborg, R (1, 1) ERA: 4.5	6.0 L 24 5 4 4 4 2 0 0 0 0 0 2 30 38 6.00 1.167												
Bobby Bolin, R (7, 1) ERA: 4.55	0.2 6 4 4 4 0 0 0 0 0 0 0 0 6 6 54.00 6.000												
Bill Lee, L (7, 1) ERA: 2.68	0.0 3 3 3 3 0 0 0 0 0 0 0 1 3 3 ∞ ∞												
Ken Tatum, R (7, 1) ERA: 4.25	1.1 4 0 0 0 0 0 0 0 0 0 0 0 4 4 0.00 0.000												
Sparky Lyle, L (9, 1) ERA: 2.77	1.0 3 0 0 0 0 1 0 0 0 0 0 0 5 5 0.00 0.000												

livebaseballscorecards.com

AB	38
R	11
H	12
RBI	11
BB	2
SO	5
LOB	9



Batter	1	2	3	4	5	6	7	8	9	AB R H RBI BB SO LOB	TOP
Ted Uhlaender, L (1, 8) OBP: 0.340, SLG: 0.343	0-0 F8		0-0 FC4-6 1B		0-0 1B			0-0 6-3		4 0 2 0 0 0 0	Cleveland Indians @ Boston Red Sox Fenway Park, Boston, MA Sun Sep 05 1971, 3:33 AM EDT Att: 22,820 - Unknown
Chris Chambliss, L (1, 3) OBP: 0.370, SLG: 0.447	0-3 K		0-0 FC4-6 FC5-4 1-2f		0-0 6-3			0-0 F7		4 0 0 0 0 1 2	
Roy Foster, R (1, 7) OBP: 0.316, SLG: 0.466	0-0 1B		0-0 FC5-4 1-2f				0-0 F8	0-0 HR		4 1 2 1 0 0 1	
Graig Nettles, L (1, 5) OBP: 0.365, SLG: 0.446	0-0 4-3		0-0 F7				0-0 G3	0-0 L9		4 0 0 0 0 0 2	
Ray Fosse, R (1, 2) OBP: 0.310, SLG: 0.361		0-0 L7		0-0 F2			0-0 F9		0-0 G6-4-3 1B	4 0 1 0 0 0 0	
Eddie Leon, R (1, 4) OBP: 0.311, SLG: 0.319		0-0 FC4-6 1B		0-0 F8			0-0 G6-4-3 1B		0-0 G6-4-3 1-2f	4 0 2 0 0 0 1	
Ted Ford, R (1, 9) OBP: 0.234, SLG: 0.263		0-0 FC4-6 1B 1-2f		0-0 4-3			0-0 G6-4-3 1B		0-0 2B	4 0 2 0 0 0 1	
Lou Camilli, S (1, 6) OBP: 0.188, SLG: 0.103		0-0 1-2 1B		0-0 F8			0-0 G6-4-3 1-2f 2-3		0-0 6-3	4 0 1 0 0 0 3	
Ed Farmer, R (1, 1) OBP: 0.143, SLG: 0.077		0-0 F7		0-0 4-3			0-0 4-3			0 0 0 0 0 0 0	
Alan Foster, R (1, 1) OBP: 0.064, SLG: 0.067										2 0 0 0 0 0 2	
Gomer Hodge, S (7, PH) OBP: 0.263, SLG: 0.290										1 0 0 0 0 0 1	
Ray Lamb, R (7, 1) OBP: 0.136, SLG: 0.095										0 0 0 0 0 0 0	
Inning Stats	R: 0 E: 0 K: 1 S: 6 H: 1 LOB: 1 BB: 0 P: 6	R: 0 E: 0 K: 0 S: 5 H: 2 LOB: 2 BB: 0 P: 5	R: 0 E: 0 K: 0 S: 4 H: 1 LOB: 1 BB: 0 P: 4	R: 0 E: 0 K: 0 S: 3 H: 0 LOB: 0 BB: 0 P: 3	R: 0 E: 0 K: 0 S: 4 H: 1 LOB: 1 BB: 0 P: 4	R: 0 E: 0 K: 0 S: 3 H: 0 LOB: 0 BB: 0 P: 3	R: 0 E: 0 K: 0 S: 4 H: 2 LOB: 1 BB: 0 P: 4	R: 1 E: 0 K: 0 S: 4 H: 1 LOB: 0 BB: 0 P: 4	R: 0 E: 0 K: 0 S: 4 H: 2 LOB: 1 BB: 0 P: 4	1B: 8 2B: 1 3B: 0 HR: 1 SF: 0 SAC: 0 DP: 2 HBP: 0	WP: 0 PB: 0 SB: 0 CS: 0 PA: 35
PITCHER Gary Peters, L (1, 1) ERA: 4.61	IP: 9.0 WLS: W BF: 35 H: 10 R: 1 ER: 1 SO: 1 BB: 0 IBB: 0 HBP: 0 BLK: 0 WP: 0 HR: 1 S: 37 P: 37 ERA: 1.00 WHIP: 1.111										

livebaseballscorecards.com

AB	35
R	1
H	10
RBI	1
BB	0
SO	1
LOB	13



Batter	1	2	3	4	5	6	7	8	9	AB R H RBI BB SO LOB	TOP	
Doug Griffin, R OBP: 0.298, SLG: 0.333 (1, 4) X	0-0 F8		4-0 CS BB		0-0 6-3			0-0 5-3		3 0 0 0 1 0 0		
Rick Miller, L OBP: 0.600, SLG: 1.000 (1, 8) X	0-0 1B 2B		0-3 K			4-0 G6-3 BB		0-3 K		3 0 1 0 1 2 1		
Joe Lahoud, L OBP: 0.332, SLG: 0.441 (1, 9) X	0-0 2-3 1B		0-0 F2 1-2			0-3 K			0-0 F4	4 0 1 0 0 1 2		
Rico Petrocelli, R OBP: 0.348, SLG: 0.439 (1, 5) S S	0-3 K			0-0 6-3		0-0 G6-3 1-2f			0-3 K	4 0 0 0 0 2 3		
George Scott, R OBP: 0.321, SLG: 0.452 (1, 3) X	0-0 F9			4-0 1B BB			0-0 L9		0-0 1B	3 0 1 0 1 0 2		
Ben Oglivie, L OBP: 0.400, SLG: 0.400 (1, 7) X		0-0 FC1-6 1B		0-0 G6-4-3 1B			0-0 F9		0-3 K	4 0 2 0 0 1 1		
Juan Beniquez, R OBP: 0.500, SLG: 0.750 (1, 6) X		0-0 FC1-6 6-3 1-2f		0-0 G6-4-3 1-2f			0-0 1B			3 0 1 0 0 0 3		
Carlton Fisk, R (1, 2) X		0-0 6-3 1-2			0-3 K		0-0 F3			3 0 0 0 0 1 2		
John Curtis, L (1, 1) X		0-0 1-3			0-0 F7			0-3 K		3 0 0 0 0 1 1		
Luis Tiant, R (8, 1) X										0 0 0 0 0 0 0		
Inning Stats	R: 0 H: 2 E: 0 LOB: 2 K: 1 BB: 0 S: 7 P: 7	R: 0 H: 1 E: 0 LOB: 1 K: 0 BB: 0 S: 4 P: 4	R: 0 H: 0 E: 0 LOB: 0 K: 1 BB: 1 S: 4 P: 8	R: 0 H: 1 E: 0 LOB: 1 K: 0 BB: 1 S: 3 P: 7	R: 0 H: 0 E: 0 LOB: 0 K: 1 BB: 0 S: 5 P: 5	R: 0 H: 0 E: 0 LOB: 0 K: 1 BB: 1 S: 4 P: 8	R: 0 H: 1 E: 0 LOB: 1 K: 0 BB: 0 S: 4 P: 4	R: 0 H: 0 E: 0 LOB: 0 K: 2 BB: 0 S: 7 P: 7	R: 0 H: 1 E: 0 LOB: 1 K: 2 BB: 0 S: 8 P: 8	1B: 5 SF: 0 2B: 1 SAC: 0 3B: 0 DP: 2 HR: 0 HBP: 0	WP: 0 PA: 33 PB: 0 SB: 0 CS: 1	
PITCHER Stan Bahnsen, R (1, 1) ERA: 3.41	IP WLS BF H R ER SO BB IBB HBP BLK WP HR S P ERA WHIP											PITCHER IP WLS BF H R ER SO BB IBB HBP BLK WP HR S P ERA WHIP

Boston Red Sox @ New York Yankees
 Yankee Stadium, Bronx, NY
 Mon Sep 06 1971, 3:38 AM EDT
 Att. 21,490 - Overcast - 82 F

AB	30
R	0
H	6
RBI	0
BB	3
SO	8
LOB	15



Batter	1	2	3	4	5	6	7	8	9
Gene Michael, S (1, 6) OBP: 0.311, SLG: 0.294 Horace Clarke, S (6, PH) OBP: 0.323, SLG: 0.317 (7, 4)	0-3 K		0-0 F8			0-0 F8		0-0 SF8 1-H 2-H 3B	
Thurman Munson, R (1, 2) OBP: 0.341, SLG: 0.377	0-0 1B 1B			0-0 5-3		0-0 F9		4-0 1B BB	
Roy White, S (1, 7) OBP: 0.377, SLG: 0.459	0-0 1B G5-4-3 1-2			0-0 2B			0-0 1B 1B	0-0 SF8 3-H	
Felipe Alou, R (1, 8) OBP: 0.325, SLG: 0.396	0-0 G5-4-3 1-2f			0-0 6-3			0-0 F8	0-0 1B 1-3	
John Ellis, R (1, 3) OBP: 0.322, SLG: 0.347		0-0 L5		0-0 L6			0-0 1B G4-3 1-3	0-0 F3	
Danny Cater, R (1, 5) OBP: 0.308, SLG: 0.367		0-0 1-4-3			0-0 5-3		0-0 G4-3 1-2f		
Ron Swoboda, R (1, 9) OBP: 0.381, SLG: 0.348		0-0 F9			0-3 K			0-3 K	
Ron Hansen, R (1, 4) OBP: 0.247, SLG: 0.261 (7, 6) Frank Baker, L (8, PR) OBP: 0.278, SLG: 0.169 (9, 6)			0-0 6-3		0-0 F7			0-0 SH 3B 1B	
Stan Bahnsen, R (1, 1) OBP: 0.132, SLG: 0.179			0-0 F9			0-3 K		0-0 SH 3B 1-2	

AB	R	H	RBI	BB	SO	LOB	
2	0	0	0	0	1	0	
2	1	1	2	0	0	0	
3	0	1	0	1	0	0	
3	0	3	1	0	0	0	
4	0	1	0	0	0	4	
4	0	1	0	0	0	3	
3	0	0	0	0	0	2	
3	0	0	0	0	2	0	
3	0	1	0	0	0	0	
0	1	0	0	0	0	0	
2	1	0	0	0	1	0	
1B: 6	SF: 1	2B: 1	SAC: 1	3B: 1	DP: 2	HR: 0	HBP: 0

BOTTOM

Boston Red Sox @ New York Yankees
 Yankee Stadium, Bronx, NY
 Mon Sep 06 1971, 3:38 AM EDT
 Att. 21,490 - Overcast - 82 F


livebaseballscorecards.com

AB	29
R	3
H	8
RBI	3
BB	1
SO	4
LOB	9



Inning Stats	R: 0	H: 2	E: 0	LOB: 1	K: 1	BB: 0	S: 6	P: 6	R: 0	H: 0	E: 0	LOB: 0	K: 0	BB: 0	S: 3	P: 3	R: 0	H: 1	E: 0	LOB: 1	K: 0	BB: 0	S: 4	P: 4	R: 0	H: 0	E: 0	LOB: 0	K: 1	BB: 0	S: 5	P: 5	R: 0	H: 2	E: 0	LOB: 1	K: 0	BB: 0	S: 4	P: 4	R: 3	H: 3	E: 0	LOB: 2	K: 1	BB: 1	S: 9	P: 13
PITCHER	IP	WLS	BF	H	R	ER	SO	BB	IBB	HBP	BLK	WP	HR	S	P	ERA	WHIP	PITCHER	IP	WLS	BF	H	R	ER	SO	BB	IBB	HBP	BLK	WP	HR	S	P	ERA	WHIP													
John Curtis, L (1, 1) ERA: 3.68	7.1	L	28	7	3	3	4	0	0	0	0	0	0	36	36	3.68	0.955	Luis Tiant, R (8, 1) ERA: 4.98	0.2		4	1	0	0	0	1	0	0	0	0	0	3	7	0.00	3.000													

WP: 0	PA: 32
PB: 0	
SB: 0	
CS: 0	

Batter	1	2	3	4	5	6	7	8	9	AB R H RBI BB SO LOB	TOP									
Doug Griffin, R OBP: 0.297, SLG: 0.334 (1, 4)	0-0 4-3		0-0 F7			0-0 F3		0-0 1B E 2B	0-3 K	5 1 1 2 0 1 0										
Juan Beniquez, R OBP: 0.462, SLG: 0.583 (1, 6)	0-0 F9			0-0 E 1B		0-3 K		0-0 6-3	4-0 BB	4 1 1 0 1 1 3										
Carl Yastrzemski, L OBP: 0.385, SLG: 0.407 (1, 7)	0-0 4-3			0-0 E8 1B		0-0 F9		4-0 1B E IBB	0-0 F4	4 2 1 0 1 0 1										
Reggie Smith, S OBP: 0.362, SLG: 0.506 (1, 8) (8, 9)		0-0 4-3 SF9 2B		0-0 G6-4-3 1B			0-0 P4	0-0 E SF8 1B	0-0 1-3	5 2 3 3 0 0 1										
Rico Petrocelli, R OBP: 0.346, SLG: 0.435 (1, 5)	0-0 4-3		0-0 G6-4-3			0-3 K		0-0 E3 SF8		4 0 0 0 0 1 3										
George Scott, R OBP: 0.320, SLG: 0.450 (1, 3)	0-0 SF9		0-0 4-3			0-0 L4		4-0 SF8 IBB		2 0 0 1 1 0 0										
Billy Conigliaro, R OBP: 0.314, SLG: 0.436 Rick Miller, L OBP: 0.500, SLG: 1.000 (8, PR) (8, 8)	0-0 5-3				0-0 F4			0-0 SH 1B		3 0 1 0 0 0 0 0 1 0 1 0 0 0	AB 33 R 9 H 8 RBI 7 BB 4 SO 3 LOB 11									
Duane Josephson, R OBP: 0.300, SLG: 0.399 (1, 2)			0-0 5-3		0-0 6-3			0-0 SH 2B 1B		3 1 1 0 1 0 0										
Sonny Siebert, R OBP: 0.272, SLG: 0.513 (1, 1)			0-0 F8		0-0 1-3			0-0 SH 2B 1B		3 1 0 0 0 0 3										
Inning Stats	R: 0 E: 0 K: 0 S: 3	H: 0 LOB: 0 BB: 0 P: 3	R: 1 E: 0 K: 0 S: 4	H: 1 LOB: 0 BB: 0 P: 4	R: 0 E: 0 K: 0 S: 3	H: 0 LOB: 0 BB: 0 P: 3	R: 2 E: 1 K: 0 S: 5	H: 3 LOB: 0 BB: 0 P: 5	R: 0 E: 0 K: 1 S: 5	H: 0 LOB: 0 BB: 0 P: 5	R: 0 E: 0 K: 1 S: 5	H: 0 LOB: 0 BB: 0 P: 5	R: 6 E: 1 K: 0 S: 9	H: 4 LOB: 3 BB: 3 P: 21	R: 0 E: 0 K: 1 S: 5	H: 0 LOB: 1 BB: 1 P: 9	1B: 6 2B: 2 3B: 0 HR: 0	SF: 2 SAC: 1 DP: 1 HBP: 0	WP: 0 PB: 0 SB: 0 CS: 0	PA: 40
PITCHER	IP WLS BF H R ER SO BB IBB HBP BLK WP HR S P ERA WHIP																			
Fritz Peterson, L ERA: 3.15 (1, 1)	7.0 L 28 7 8 7 2 0 0 0 0 0 0 0 32 32 9.00 1.000																			
Al Closter, L ERA: 3.46 (8, 1)	1.0 8 1 1 0 0 0 3 0 0 0 0 0 5 17 0.00 1.000																			
Terry Ley, L ERA: 1.29 (9, 1)	1.0 4 0 0 0 0 1 1 0 0 0 0 0 5 9 0.00 1.000																			

Boston Red Sox @ New York Yankees
 Yankee Stadium, Bronx, NY
 Tue Sep 07 1971, 7:05 PM EDT
 Att. 14,527 - Overcast - 75 F

livebaseballscorecards.com

Batter	1	2	3	4	5	6	7	8	9	10	11	AB R H RBI BB SO LOB	TOP																								
Doug Griffin, R (1.4) OBP: 0.296, SLG: 0.335	0-0 1-3 ①		0-0 L9 ②			0-0 F8 1B 2B ①		0-0 E1 G6-3 ①			0-0 6-3 ①	5 1 1 0 0 0 0	Boston Red Sox @ New York Yankees Yankee Stadium, Bronx, NY Wed Sep 08 1971, 3:33 AM EDT Att. 6,154 - Cloudy - 84 F																								
Juan Beniquez, R (1.6) OBP: 0.389, SLG: 0.471	0-0 6-3 ②		0-0 1B ②			0-0 5-3 ①		0-0 G6-3 ② ③			0-0 4-3 ②	5 0 1 0 0 0 2																									
Carl Yastrzemski, L (1.7) OBP: 0.365, SLG: 0.405	4-0 BB ②		0-0 G3 ③			0-0 F8 2-3 ②		0-0 3-1 ①		4-0 BB ②	4-0 BB ③	3 0 0 0 2 0 2																									
Reggie Smith, S (1.8) OBP: 0.363, SLG: 0.505	0-0 F3 ③			0-3 K ①		0-0 1B ③		0-0 1B ②		0-0 1B ②	0-0 F4 ③	5 0 2 1 0 1 2																									
Rico Petrocelli, R (1.5) OBP: 0.343, SLG: 0.431		0-0 L9 ①		0-0 F9 ②		0-0 F3 ③		0-0 F8 ②		0-0 F8 ②		4 0 0 0 0 0 2																									
George Scott, R (1.3) OBP: 0.318, SLG: 0.447		0-0 F9 ②		0-3 K ③		0-3 K ①		0-3 K ③		0-3 K ③		4 0 0 0 0 3 1																									
Ben Oglivie, L (1.9) OBP: 0.333, SLG: 0.333		0-0 1B ③			0-0 F5 ①		0-0 3-1 ②		0-0 G3 ①			4 0 1 0 0 0 0																									
Carlton Fisk, R (1.2)		0-0 F4 ③			0-3 K ②		0-0 6-3 ③		0-3 K ②			4 0 0 0 0 2 1																									
Roger Moret, S (1.1) Cecil Cooper, L (10, PH) Bobby Bolin, R (10, 1) OBP: 0.273, SLG: 0.273			0-0 F2 ①			0-0 5-3 ③		0-0 5-3 ①		0-0 4-3 ③		3 0 0 0 0 0 0 1 0 0 0 0 0 0 0 0 0 0 0 0 0																									
Inning Stats	R: 0 H: 0 E: 0 K: 0 S: 3	H: 0 LOB: 1 BB: 1 P: 7	R: 0 H: 1 E: 0 K: 0 S: 4	H: 1 LOB: 1 BB: 0 P: 4	R: 0 H: 1 E: 0 K: 0 S: 4	H: 1 LOB: 1 BB: 0 P: 4	R: 0 H: 0 E: 0 K: 1 S: 5	H: 0 LOB: 0 BB: 0 P: 5	R: 1 H: 2 E: 0 K: 0 S: 5	H: 2 LOB: 1 BB: 0 P: 5	R: 0 H: 0 E: 0 K: 0 S: 3	H: 0 LOB: 0 BB: 0 P: 3		R: 0 H: 1 E: 0 K: 1 S: 6	H: 1 LOB: 1 BB: 0 P: 6	R: 0 H: 0 E: 0 K: 1 S: 5	H: 0 LOB: 0 BB: 0 P: 5	R: 0 H: 0 E: 0 K: 0 S: 3	H: 0 LOB: 1 BB: 1 P: 7	1B: 4 SF: 0 2B: 1 SAC: 0 3B: 0 DP: 1 HR: 0 HBP: 0	WP: 0 PA: 40 PB: 0 SB: 0 CS: 0																
PITCHER	IP WLS BF H R ER SO BB IBB HBP BLK WP HR S P ERA WHIP																																				
Mel Stottlemyre, R (1, 1) ERA: 2.82	7.0	26	4	1	1	4	1	0	0	0	0	0	0	0	33	37	1.29	0.714																			
Jack Aker, R (8, 1) ERA: 2.42	3.0	10	1	0	0	2	0	0	0	0	0	0	0	0	14	14	0.00	0.333																			
Roger Hambricht, R (11, 1) ERA: 3.92	1.0	W	4	0	0	0	0	1	0	0	0	0	0	0	3	7	0.00	1.000																			

livebaseballscorecards.com

AB	38
R	1
H	5
RBI	1
BB	2
SO	6
LOB	10



Batter	1	2	3	4	5	6	7	8	9	AB R H RBI BB SO LOB	TOP																		
Doug Griffin, R OBP: 0.297, SLG: 0.334 (1, 4) X	0-0 F9	0-0 1B 1-3 2-H			0-0 4-3		0-0 G4-3 1-2f	4-0 1B 1B BB		4 2 1 1 1 0 1																			
Luis Aparicio, R OBP: 0.283, SLG: 0.299 (1, 6) X	0-0 HR	0-0 1B 2-H 3-H			0-0 5-3			1B 1B		5 2 4 5 0 0 0																			
Carl Yastrzemski, L OBP: 0.387, SLG: 0.404 Rick Miller, L OBP: 0.500, SLG: 1.000 (1, 7) B (9, 7) B	4-0 F8 BB	0-0 F7			0-0 L5			1B 2B BB 1B 1B		3 1 1 1 2 0 1 0 0 0 0 0 0 0																			
Reggie Smith, S OBP: 0.360, SLG: 0.501 (1, 8) X	0-0 F8 1-2				0-0 F4		0-0 F8	K 1-3		5 0 0 0 0 1 5																			
Rico Petrocelli, R OBP: 0.342, SLG: 0.429 (1, 5) S	0-3 K				0-3 K		0-0 F4	0-0 F8 2B 1B 1-3 2-H		5 1 1 1 0 2 1																			
George Scott, R OBP: 0.319, SLG: 0.448 (1, 3) X		0-0 1B 1B			0-0 6-3		0-0 L8	0-0 1B 2B 1-3 3-H		5 2 2 1 0 0 0																			
Billy Conigliaro, R OBP: 0.318, SLG: 0.446 (1, 9) X		0-0 F6			0-0 6-3		0-0 HR	0-0 WP 1B 1B 2-H 3-H		4 2 2 3 1 0 1																			
Duane Josephson, R OBP: 0.302, SLG: 0.399 (1, 2) X		0-0 1B 1B 1-2			0-0 6-3		0-3 K	0-0 WP 1B 1B 1-2		5 2 2 0 0 1 1																			
Jim Lonborg, R OBP: 0.208, SLG: 0.156 (1, 1) X		0-3 K			0-0 L6		0-0 G4-3 1B	0-0 F9 1-2 2-3		4 0 1 0 0 1 4																			
Inning Stats	R: 1 E: 0 K: 1 S: 6 H: 1 LOB: 1 BB: 1 P: 10	R: 3 E: 0 K: 1 S: 9 H: 4 LOB: 1 BB: 0 P: 9	R: 0 E: 0 K: 1 S: 5 H: 0 LOB: 0 BB: 0 P: 5	R: 0 E: 0 K: 0 S: 3 H: 0 LOB: 0 BB: 0 P: 3	R: 0 E: 0 K: 0 S: 3 H: 0 LOB: 0 BB: 0 P: 3	R: 0 E: 0 K: 0 S: 3 H: 0 LOB: 0 BB: 0 P: 3	R: 1 E: 0 K: 1 S: 6 H: 2 LOB: 0 BB: 0 P: 6	R: 7 E: 0 K: 1 S: 12 H: 7 LOB: 2 BB: 2 P: 20	R: 0 E: 0 K: 0 S: 3 H: 0 LOB: 1 BB: 1 P: 7	1B: 11 2B: 1 3B: 0 HR: 2 SF: 0 SAC: 0 DP: 1 HBP: 0	WP: 1 PB: 0 SB: 0 CS: 0 PA: 44																		
PITCHER	IP WLS BF H R ER SO BB IBB HBP BLK WP HR S P ERA WHIP												PITCHER	IP WLS BF H R ER SO BB IBB HBP BLK WP HR S P ERA WHIP															
Bill Gilbert, L ERA: 4.85 (1, 1)	1.2		11	5	4	4	2	1	0	0	0	0	1	14	18	21.60	3.600												
Joe Niekro, R ERA: 4.5 (2, 1)	5.1		17	2	1	1	2	0	0	0	0	0	1	21	21	1.69	0.375												
Jack Whillock, R ERA: 7.71 (8, 1)	0.1	L	5	3	4	4	1	1	0	0	0	0	0	6	10	108.00	12.000												
Chuck Seelbach, R ERA: 13.5 (8, 1)	0.0		2	2	0	0	0	0	0	0	0	0	0	2	2	∞	∞												
Bill Denehy, R ERA: 3.97 (8, 1)	1.2		9	2	3	3	0	2	0	0	0	1	0	7	15	16.20	2.400												

Boston Red Sox @ Detroit Tigers
Tiger Stadium, Detroit, MI
 Thu Sep 09 1971, 7:05 PM EDT
 Att: 13,775 - Unknown

livebaseballscorecards.com

AB 40
R 12
H 14
RBI 12
BB 4
SO 5
LOB 14



BOTTOM

Boston Red Sox @ Detroit Tigers
Tiger Stadium, Detroit, MI
Thu Sep 09 1971, 7:05 PM EDT
Att. 13,775 - Unknown

livebaseballscorecards.com

AB	35
R	6
H	8
RBI	5
BB	1
SO	2
LOB	10



WP:	0	PA:	37
PB:	0	SB:	0
CS:	0		

AB R H RBI BB SO LOB

5	1	1	0	0	1	0
4	1	2	1	0	0	0
3	1	0	1	1	0	1
4	1	1	0	0	1	1
3	1	1	0	0	0	0
4	0	0	0	0	0	3
4	0	2	2	0	0	1
3	0	0	0	0	0	4
1	0	0	0	0	0	0
0	0	0	0	0	0	0
2	0	0	0	0	0	0
1	1	1	1	0	0	0
0	0	0	0	0	0	0
0	0	0	0	0	0	0
0	0	0	0	0	0	0
0	0	0	0	0	0	0
1	0	0	0	0	0	0

Batter	1	2	3	4	5	6	7	8	9
Dick McAuliffe, L (1, 4) OBP: 0.296, SLG: 0.382	0-3 K (1) X	0-0 4-3 (2)			0-0 1B 3B X		0-0 F9 (1) X		0-0 F8 (3) X
Aurelio Rodriguez, R (1, 5) OBP: 0.278, SLG: 0.390	0-0 5-3 (2) X	0-0 6-3 (3)			0-0 FC4-6 1B X		0-0 1-3 3B X		
Gates Brown, L (1, 7) OBP: 0.441, SLG: 0.577	4-0 1B 1B E BB X		0-0 F7 (1) X		0-0 FC4-6 1-2f (2) X		0-0 1-3 (2) X		
Norm Cash, L (1, 3) OBP: 0.377, SLG: 0.550	0-0 E 1B 1-2 1B X		0-3 K (2) X		0-0 G3 (3) X		0-0 F4 (3) X		
Bill Freehan, R (1, 2) OBP: 0.353, SLG: 0.475	0-0 E 1B 1-2 2-3 1B X		0-0 5-3 (3) X		1-0 FC6-4 HBP X		0-0 5-3 (1) X		
Jim Northrup, L (1, 9) OBP: 0.357, SLG: 0.435	0-0 E6 1B 1-2 2-3 3-H X		0-0 F7 (1) X		0-0 F5 (1) X		0-0 F8 (2) X		
Mickey Stanley, R (1, 8) OBP: 0.336, SLG: 0.388	0-0 1B 1-2 2-H 3-H X		0-0 L5-3 1B X		0-0 FC6-4 1-2f (2) X		0-0 F8 (3) X		
Ed Brinkman, R (1, 6) John Young, L (9, PH)	0-0 F7 (3) X		0-0 L5-3 (2) (3) X		0-0 F9 (3) X			0-0 5-3 (1) X	
Bill Gilbreth, L (1, 1) Joe Niekro, R (2, 1) Dalton Jones, L (7, PH) Jack Whillock, R (8, 1) Chuck Seelbach, R (8, 1) Bill Deney, S (8, 1) Kevin Collins, L (9, PH)		0-0 L8 (1) X		0-0 F4 (1) X			0-0 HR X		0-0 F7 (2) X

Inning Stats	R: 3 E: 1 K: 1 S: 9	H: 3 LOB: 2 BB: 1 P: 13	R: 0 E: 0 K: 0 S: 3	H: 0 LOB: 0 BB: 0 P: 3	R: 0 E: 0 K: 1 S: 5	H: 1 LOB: 0 BB: 0 P: 3	R: 0 E: 0 K: 0 S: 3	H: 1 LOB: 0 BB: 0 P: 3	R: 1 E: 0 K: 0 S: 5	H: 2 LOB: 1 BB: 0 P: 5	R: 0 E: 0 K: 0 S: 3	H: 0 LOB: 1 BB: 0 P: 4	R: 2 E: 0 K: 0 S: 5	H: 2 LOB: 0 BB: 0 P: 5	R: 0 E: 0 K: 0 S: 3	H: 0 LOB: 0 BB: 0 P: 3	R: 0 E: 0 K: 0 S: 3	H: 0 LOB: 0 BB: 0 P: 3	R: 0 E: 0 K: 0 S: 3	H: 0 LOB: 0 BB: 0 P: 3	1B: 5 2B: 1 3B: 2 HR: 1	SF: 0 SAC: 0 DP: 1 HBP: 1	WP: 0 PB: 0 SB: 0 CS: 0	PA: 37
--------------	------------------------------	----------------------------------	------------------------------	---------------------------------	------------------------------	---------------------------------	------------------------------	---------------------------------	------------------------------	---------------------------------	------------------------------	---------------------------------	------------------------------	---------------------------------	------------------------------	---------------------------------	------------------------------	---------------------------------	------------------------------	---------------------------------	----------------------------------	------------------------------------	----------------------------------	--------

PITCHER	IP	WLS	BF	H	R	ER	SO	BB	IBB	HBP	BLK	WP	HR	S	P	ERA	WHIP
Jim Lonborg, R (1, 1) ERA: 4.41	9.0	W	37	8	6	3	2	1	0	1	0	0	1	39	44	3.00	1.000

Batter	1	2	3	4	5	6	7	8	9	AB R H RBI BB SO LOB	TOP	
Doug Griffin, R (1, 4) OBP: 0.295, SLG: 0.331	0-0 1-3	0-0 FC6-4			0-0 F8		0-0 6-3			4 0 0 0 0 0 1		
Luis Aparicio, R (1, 6) OBP: 0.286, SLG: 0.305	0-0 5-3		0-0 FC4		0-0 2B		0-0 G3-6-3			4 0 3 0 0 0 0		
Carl Yastrzemski, L (1, 7) OBP: 0.385, SLG: 0.401	0-0 G3		0-0 FC4		0-0 3-1		0-0 G3-6-3			4 0 0 0 0 0 3		
Reggie Smith, S (1, 8) OBP: 0.359, SLG: 0.503		0-0 F5	0-0 8-4			0-0 2B		0-0 4-3		4 1 1 0 0 0 1		
Rico Petrocelli, R (1, 5) OBP: 0.343, SLG: 0.438				0-3 K		0-0 3B		0-0 L7		4 2 2 2 0 1 0		
George Scott, R (1, 3) OBP: 0.320, SLG: 0.452		0-0 E5		0-0 6-3		0-0 3B		0-0 6-3		4 1 2 1 0 0 0		
Billy Conigliaro, R (1, 9) OBP: 0.318, SLG: 0.452		0-0 HR		0-0 5-3		0-3 K				4 1 1 2 0 1 1		
Duane Josephson, R (1, 2) OBP: 0.301, SLG: 0.407		0-0 6-3			0-0 HR	0-3 K				4 1 1 1 0 1 1		
Gary Peters, L (1, 1) OBP: 0.296, SLG: 0.413		1-0 FC6-4			0-0 L9	0-3 K				3 0 0 0 0 2 1		
Inning Stats	R: 0 H: 0 E: 0 LOB: 0 K: 0 BB: 0 S: 3 P: 3	R: 3 H: 3 E: 1 LOB: 1 K: 0 BB: 0 S: 6 P: 7	R: 0 H: 1 E: 0 LOB: 0 K: 0 BB: 0 S: 3 P: 3	R: 0 H: 0 E: 0 LOB: 0 K: 1 BB: 0 S: 5 P: 5	R: 1 H: 2 E: 0 LOB: 1 K: 0 BB: 0 S: 5 P: 5	R: 2 H: 3 E: 0 LOB: 1 K: 3 BB: 0 S: 12 P: 12	R: 0 H: 1 E: 0 LOB: 0 K: 0 BB: 0 S: 3 P: 3	R: 0 H: 0 E: 0 LOB: 0 K: 0 BB: 0 S: 3 P: 3	R: 0 H: 0 E: 0 LOB: 0 K: 1 BB: 0 S: 5 P: 5	1B: 3 SF: 0 2B: 3 SAC: 0 3B: 2 DP: 2 HR: 3 HBP: 1	WP: 0 PA: 36 PB: 0 SB: 0 CS: 0	
PITCHER	IP WLS BF H R ER SO BB IBB HBP BLK WP HR S P ERA WHIP											
Mickey Lolich, L (1, 1) ERA: 3.05	5.0 L 24 9 6 6 1 0 0 0 1 0 0 3 25 26 10.80 1.800											
Tom Timmermann, R (6, 1) ERA: 4.09	1.0 3 0 0 0 3 0 0 0 0 0 0 0 9 9 0.00 0.000											
Jack Whillock, R (7, 1) ERA: 5.4	2.0 6 1 0 0 0 0 0 0 0 0 0 0 6 6 0.00 0.500											
Ron Perranoski, L (9, 1) ERA: 5.91	1.0 3 0 0 0 0 1 0 0 0 0 0 0 5 5 0.00 0.000											

Boston Red Sox @ Detroit Tigers
Tiger Stadium, Detroit, MI
 Fri Sep 10 1971, 7:05 PM EDT
 Att. 18,251 - Unknown

livebaseballscorecards.com

AB 35
R 6
H 10
RBI 6
BB 0
SO 5
LOB 8



Batter	1	2	3	4	5	6	7	8	9	AB R H RBI BB SO LOB	TOP											
Doug Griffin, R (1, 4) OBP: 0.294, SLG: 0.329	0-0 1-3		H 1-0 S HBP			X 0-0 5-3		X 0-0 P4		3 0 0 0 0 0 1												
Luis Aparicio, R (1, 6) OBP: 0.284, SLG: 0.303	0-0 6-3		X 0-0 6-3			X 0-0 F9		S 0-3 K		4 0 0 0 0 1 2												
Carl Yastrzemski, L (1, 7) OBP: 0.384, SLG: 0.400	0-3 K			X 0-0 F7		X 0-0 P6		X 0-0 SH1-3 1B		4 0 1 0 0 1 0												
Reggie Smith, S (1, 8) OBP: 0.358, SLG: 0.501		X 0-0 6-3		S 0-3 K		S 0-3 K		X 0-0 SH1-3 1B		4 0 1 0 0 2 0												
Rico Petrocelli, R (1, 5) OBP: 0.341, SLG: 0.435		X 0-0 5-3		X 0-0 F7		X 0-0 6-3		X 0-0 SH1-3		3 0 0 0 0 0 0												
George Scott, R (1, 3) OBP: 0.319, SLG: 0.450		S 0-3 K		S 0-3 K		B 4-0 BB		X 0-0 L9		3 0 0 0 1 2 2												
Billy Conigliaro, R (1, 9) OBP: 0.318, SLG: 0.450		S 0-3 K		B 4-0 BB		S 0-3 K		X 0-0 5-3		2 0 0 0 1 2 2												
Joe Lahoud, L (9, PH) OBP: 0.331, SLG: 0.439										1 0 0 0 0 0 2												
Bob Montgomery, R (1, 2) OBP: 0.309, SLG: 0.354			X 0-0 6-3			S 0-3 K		X 0-0 1B		2 0 0 0 0 1 1												
Cecil Cooper, L (8, PH) OBP: 0.500, SLG: 0.500						S 0-3 K				1 0 1 0 0 0 0												
Bill Lee, L (8, 1) OBP: 0.261, SLG: 0.227										0 0 0 0 0 0 0												
Ray Culp, R (1, 1) OBP: 0.197, SLG: 0.123			S 0-3 K			S 0-3 K		X 0-0 L6		2 0 0 0 0 2 1												
Ben Oglivie, L (8, PH) OBP: 0.300, SLG: 0.300										1 0 0 0 0 0 1												
Carlton Fisk, R (8, 2)										0 0 0 0 0 0 0												
Inning Stats	R: 0 E: 0 K: 1 S: 5	H: 0 LOB: 0 BB: 0 P: 5	R: 0 E: 0 K: 2 S: 8	H: 0 LOB: 1 BB: 0 P: 8	R: 0 E: 0 K: 1 S: 5	H: 0 LOB: 1 BB: 0 P: 6	R: 0 E: 0 K: 1 S: 5	H: 0 LOB: 0 BB: 0 P: 5	R: 0 E: 0 K: 2 S: 9	H: 0 LOB: 1 BB: 1 P: 13	R: 0 E: 0 K: 0 S: 3	H: 0 LOB: 0 BB: 0 P: 3	R: 0 E: 0 K: 2 S: 7	H: 0 LOB: 1 BB: 1 P: 11	R: 0 E: 0 K: 1 S: 6	H: 1 LOB: 1 BB: 0 P: 6	R: 0 E: 0 K: 0 S: 5	H: 2 LOB: 2 BB: 0 P: 5	1B: 3 2B: 0 3B: 0 HR: 0	SF: 0 SAC: 1 DP: 0 HBP: 1	WP: 0 PB: 1 SB: 1 CS: 0	PA: 34
PITCHER Joe Coleman, R (1, 1) ERA: 3.12	IP: 9.0 WLS: W BF: 34 H: 3 R: 0 ER: 0 SO: 11 BB: 2 IBB: 0 HBP: 1 BLK: 0 WP: 0 HR: 0 S: 53 P: 62 ERA: 0.00 WHIP: 0.556																					

Boston Red Sox @ Detroit Tigers
Tiger Stadium, Detroit, MI
Sat Sep 11 1971, 4:33 AM EDT
Att: 14,694 - Unknown

livebaseballscorecards.com

AB 30
R 0
H 3
RBI 0
BB 2
SO 11
LOB 12



Batter	1	2	3	4	5	6	7	8	9
Dick McAuliffe, L OBP: 0.298, SLG: 0.383 (1, 4)	0-0 5-3 ①		0-0 FC4 1B		0-0 1B			0-0 4-3 ①	
Aurelio Rodriguez, R OBP: 0.278, SLG: 0.388 (1, 5)	0-0 F8 ②		0-0 FC4 1-2f ③		0-0 F6 ③			0-0 FC6-4 1B	
Gates Brown, L OBP: 0.439, SLG: 0.592 Al Kaline, R OBP: 0.420, SLG: 0.464 (8, PH) (9, 9)	0-3 K ③			0-0 HR		0-0 F2 ①		0-0 FC6-4 CS 1-2f ②	
Norm Cash, L OBP: 0.376, SLG: 0.543 (1, 3)		0-0 L8 ①		0-0 P3 ①		4-0 BB BBB		0-0 L 1-2 ③	
Bill Freehan, R OBP: 0.348, SLG: 0.468 (1, 2)		0-0 F2 ②		0-0 F2 ②		0-0 F8 ②			
Jim Northrup, L OBP: 0.358, SLG: 0.436 (1, 9) (9, 7)		0-0 FC6-4 1B ③		4-0 E BB		0-0 L7 ③			
Mickey Stanley, R OBP: 0.333, SLG: 0.384 (1, 8)		0-0 FC6-4 1-2f ③		0-0 6-3 1-2 ③			0-0 F8 ①		
Ed Brinkman, R OBP: 0.286, SLG: 0.270 (1, 6)			0-0 F3 ①		0-0 1-3 ①		0-0 1B ②		
Joe Coleman, R OBP: 0.147, SLG: 0.114 (1, 1)			0-0 4-3 ②		0-0 G3 ②		0-0 L6 ③		

Inning Stats	R: 0 E: 0 K: 1 S: 5	H: 0 LOB: 0 BB: 0 P: 5	R: 0 E: 0 K: 0 S: 4	H: 1 LOB: 1 BB: 0 P: 4	R: 0 E: 0 K: 0 S: 4	H: 1 LOB: 1 BB: 0 P: 4	R: 1 E: 1 K: 0 S: 4	H: 1 LOB: 1 BB: 1 P: 8	R: 0 E: 0 K: 0 S: 4	H: 1 LOB: 1 BB: 0 P: 4	R: 0 E: 0 K: 0 S: 3	H: 0 LOB: 1 BB: 1 P: 7	R: 0 E: 0 K: 0 S: 3	H: 1 LOB: 0 BB: 0 P: 3	R: 0 E: 0 K: 0 S: 3	H: 1 LOB: 0 BB: 0 P: 3
	1B: 5 2B: 0 3B: 0 HR: 1	SF: 0 SAC: 0 DP: 0 HBP: 0	WP: 0 PB: 0 SB: 0 CS: 1													

PITCHER	IP	WLS	BF	H	R	ER	SO	BB	IBB	HBP	BLK	WP	HR	S	P	ERA	WHIP
Ray Culp, R ERA: 3.49 (1, 1)	7.0	L	27	5	1	1	1	2	0	0	0	0	1	27	35	1.29	1.000
Bill Lee, L ERA: 2.63 (8, 1)	1.0		4	1	0	0	0	0	0	0	0	0	0	3	3	0.00	1.000


BOTTOM

Boston Red Sox @ Detroit Tigers
Tiger Stadium, Detroit, MI
Sat Sep 11 1971, 4:33 AM EDT
Att. 14,694 - Unknown

AB	R	H	RBI	BB	SO	LOB
4	0	2	0	0	0	0
4	0	1	0	0	0	2
3	1	1	1	0	1	0
1	0	0	0	0	0	1
3	0	0	0	1	0	1
3	0	0	0	0	0	1
2	0	1	0	1	0	1
3	0	0	0	0	0	2
3	0	1	0	0	0	0
3	0	0	0	0	0	0

livebaseballscorecards.com

AB	29
R	1
H	6
RBI	1
BB	2
SO	1
LOB	8



WP: 0	PA: 31
PB: 0	
SB: 0	
CS: 1	

Batter	1	2	3	4	5	6	7	8	9	AB R H RBI BB SO LOB	TOP																										
Doug Griffin, R (1, 4) OBP: 0.292, SLG: 0.325	0-0 F7		0-0 5-3		0-0 F8			0-0 6-3		4 0 0 0 0 0 1																											
Luis Aparicio, R (1, 6) OBP: 0.284, SLG: 0.301	0-0 5-3			4-0 G5-4-3 BB	0-0 1-3			0-0 F7		3 0 0 0 1 0 1																											
Billy Conigliaro, R (1, 9) OBP: 0.314, SLG: 0.444	0-3 K			0-0 G5-4-3					0-0 4-3	4 0 0 0 0 1 1																											
Reggie Smith, S (1, 8) OBP: 0.361, SLG: 0.500		0-0 6-3		4-0 BB 1B BB				4-0 BB BB		1 1 0 0 3 0 0																											
Rico Petrocelli, R (1, 5) OBP: 0.341, SLG: 0.433		0-0 F8		4-0 1B 1-2 BB			0-0 G6-4-3		0-3 K	3 0 0 0 1 1 2																											
George Scott, R (1, 3) OBP: 0.321, SLG: 0.449		0-0 1-3		0-0 1-3 2-H 1B				4-0 1-2 BB		3 0 1 1 1 1 0																											
Phil Gagliano, R (1, 7) OBP: 0.417, SLG: 0.383			0-0 5-3		0-0 K			0-0 L9		1 0 0 0 0 0 0																											
Ben Oglivie, L (4, PH) OBP: 0.231, SLG: 0.231					0-3 K				0-0 F6	3 0 0 0 0 1 4																											
Duane Josephson, R (1, 2) OBP: 0.301, SLG: 0.407					0-0 FC5-6 1B			0-3 K		0 0 0 0 0 0 0																											
Carlton Fisk, R (1, 2) OBP: 0.200, SLG: 0.500										3 1 2 1 0 1 0																											
John Curtis, L (1, 1) OBP: 0.330, SLG: 0.437			0-3 K		0-0 FC5-6 WP				0-0 F6	2 0 0 0 0 1 1																											
Joe Lahoud, L (8, PH) OBP: 1.000, SLG: 1.000										1 0 0 0 0 0 0																											
Sparky Lyle, L (8, 1) OBP: 1.000, SLG: 1.000										0 0 0 0 0 0 0																											
Inning Stats	R: 0 E: 0 K: 1 S: 5	H: 0 LOB: 0 BB: 0 P: 5	R: 0 E: 0 K: 0 S: 3	H: 0 LOB: 0 BB: 0 P: 3	R: 1 E: 0 K: 1 S: 6	H: 1 LOB: 0 BB: 0 P: 6	R: 1 E: 0 K: 1 S: 5	H: 1 LOB: 2 BB: 3 P: 17	R: 0 E: 0 K: 0 S: 4	H: 1 LOB: 1 BB: 0 P: 4	R: 0 E: 0 K: 0 S: 2	H: 0 LOB: 0 BB: 1 P: 6	R: 0 E: 0 K: 2 S: 7	H: 0 LOB: 0 BB: 0 P: 7	R: 0 E: 0 K: 0 S: 3	H: 0 LOB: 0 BB: 0 P: 3	R: 0 E: 0 K: 1 S: 5	H: 0 LOB: 2 BB: 2 P: 13	1B: 2 2B: 0 3B: 0 HR: 1	SF: 0 SAC: 0 DP: 2 HBP: 0	WP: 1 PB: 0 SB: 0 CS: 0	PA: 34															
PITCHER	IP WLS BF H R ER SO BB IBB HBP BLK WP HR S P ERA WHIP																																				
Les Cain, L (1, 1) ERA: 4.34	3.2	15	2	2	2	2	3	0	0	0	0	0	1	16	28	4.91	1.364																				
Tom Timmermann, R (4, 1) ERA: 3.76	5.1	19	1	0	0	4	3	0	0	0	1	0	24	36	0.00	0.750																					

Boston Red Sox @ Detroit Tigers
Tiger Stadium, Detroit, MI
 Sun Sep 12 1971, 4:33 AM EDT
 Att: 12,612 - Unknown

livebaseballscorecards.com

AB	28
R	2
H	3
RBI	2
BB	6
SO	6
LOB	10



Batter	1	2	3	4	5	6	7	8	9	AB R H RBI BB SO LOB
--------	---	---	---	---	---	---	---	---	---	----------------------

Aurelio Rodriguez, R OBP: 0.276, SLG: 0.385 (1, 5)	0-0 P3		0-0 F9	0-3 K			0-0 5-3			4 0 0 0 0 1 3
Tony Taylor, R OBP: 0.321, SLG: 0.360 (1, 4)	0-0 1B		0-0 IHR		0-0 HR		0-0 1B			4 2 4 1 0 0 0
Al Kaline, R OBP: 0.420, SLG: 0.472 (1, 9)	0-0 1-2 1B		0-0 L8		0-0 HR		0-0 L8			4 1 2 2 0 0 1
Bill Freehan, R OBP: 0.347, SLG: 0.465 (1, 2)	0-0 L9		0-0 L8		0-0 L7		4-0 IBB			3 0 0 0 1 0 2
Norm Cash, L OBP: 0.372, SLG: 0.538 (1, 3)	0-0 L4			0-0 F9	0-0 G3		0-0 G3			4 0 0 0 0 0 4
Ike Brown, R OBP: 0.364, SLG: 0.510 (1, 7)		0-3 K		4-0 1B	0-0 5-3		0-0 1-3			3 0 0 0 1 1 0
Mickey Stanley, R OBP: 0.338, SLG: 0.388 (1, 8)		0-0 FC4-6 1B		0-0 1B		0-0 G4-3 1B		0-0 4-3		4 0 3 0 0 0 0
Ed Brinkman, R OBP: 0.288, SLG: 0.270 (1, 6)		0-0 FC4-6 1-2f		0-0 1B		0-0 G4-3 1-2f		4-0 BB		3 0 1 0 1 0 2
Les Cain, L OBP: 0.157, SLG: 0.220 (1, 1)		0-3 K		0-3 K		0-3 K		0-0 F9		1 0 0 0 0 1 1
Tom Timmermann, R OBP: 0.133, SLG: 0.071 (4, 1)										3 0 0 0 0 2 4

Inning Stats	R: 0	H: 2	E: 0	K: 0	S: 5	LOB: 2	BB: 0	P: 5	R: 0	H: 1	E: 0	K: 2	S: 8	LOB: 1	BB: 0	P: 8	R: 1	H: 1	E: 0	K: 0	S: 4	LOB: 0	BB: 0	P: 4	R: 0	H: 2	E: 0	K: 2	S: 9	LOB: 3	BB: 1	P: 13	R: 2	H: 2	E: 0	K: 0	S: 5	LOB: 0	BB: 0	P: 5	R: 0	H: 1	E: 0	K: 1	S: 5	LOB: 0	BB: 0	P: 5	R: 0	H: 1	E: 0	K: 0	S: 4	LOB: 2	BB: 1	P: 8	R: 0	H: 0	E: 0	K: 0	S: 3	LOB: 1	BB: 1	P: 7
--------------	------	------	------	------	------	--------	-------	------	------	------	------	------	------	--------	-------	------	------	------	------	------	------	--------	-------	------	------	------	------	------	------	--------	-------	-------	------	------	------	------	------	--------	-------	------	------	------	------	------	------	--------	-------	------	------	------	------	------	------	--------	-------	------	------	------	------	------	------	--------	-------	------

PITCHER	IP	WLS	BF	H	R	ER	SO	BB	IBB	HBP	BLK	WP	HR	S	P	ERA	WHIP
John Curtis, L ERA: 3.77 (1, 1)	7.0	L	32	10	3	3	5	1	1	0	0	0	1	40	48	3.86	1.571
Sparky Lyle, L ERA: 2.72 (8, 1)	1.0		4	0	0	0	0	1	0	0	0	0	0	3	7	0.00	1.000

BOTTOM

Boston Red Sox @ Detroit Tigers
 Tiger Stadium, Detroit, MI
 Sun Sep 12 1971, 4:33 AM EDT
 Att. 12,612 - Unknown


livebaseballscorecards.com

AB	33
R	3
H	10
RBI	3
BB	3
SO	5
LOB	17



WP: 0	PA: 36
PB: 0	
SB: 1	
CS: 0	

PITCHER	IP	WLS	BF	H	R	ER	SO	BB	IBB	HBP	BLK	WP	HR	S	P	ERA	WHIP
---------	----	-----	----	---	---	----	----	----	-----	-----	-----	----	----	---	---	-----	------

Batter	1	2	3	4	5	6	7	8	9	AB R H RBI BB SO LOB	TOP											
Jerry Kenney, L (1, 5) OBP: 0.361, SLG: 0.305	0-0 1-3		0-0 F4		0-0 CS 1B		0-0 FC5-4 1B		0-3 K	5 0 2 0 0 1 0	New York Yankees @ Boston Red Sox Fenway Park, Boston, MA Mon Sep 13 1971, 7:05 PM EDT Att. 12,272 - Overcast - 78 F livebaseballscorecards.com AB 38 R 4 H 12 RBI 3 BB 0 SO 8 LOB 18 											
Thurman Munson, R (1, 2) OBP: 0.341, SLG: 0.382	0-0 1B 1B		0-3 K		0-3 K		0-0 FC5-4 1B		0-0 F7	5 2 1 0 0 2 3												
Felipe Alou, R (1, 8) OBP: 0.324, SLG: 0.399	0-0 1B 1-2 1B		0-0 6-3		0-0 CS 1-2		0-0 5-3 1B 1-2 1B		0-0 F8	5 0 2 0 0 0 0												
Roy White, S (1, 7) OBP: 0.381, SLG: 0.463	0-0 1-2 2-H 1B				0-0 F5		0-0 FC4-6 1B 1-2 2-H 1B			4 0 3 2 0 0 0												
Ron Blomberg, L (1, 9) OBP: 0.361, SLG: 0.494	0-3 K				0-0 1B 2B		0-0 FC4-6 1B 1-2f E		0-0 4-3	4 2 1 0 0 1 5												
John Ellis, R (1, 3) OBP: 0.330, SLG: 0.350	0-3 K				0-0 FC4-6 1B 2-H		0-0 E 1B 1-3		1-0 HBP	3 0 2 1 0 1 2												
Horace Clarke, S (1, 4) OBP: 0.324, SLG: 0.317					0-0 FC4-6 1-2f		0-0 E6 1-2 3-H		0-0 F8	4 0 0 0 0 0 3												
Gene Michael, S (1, 6) OBP: 0.308, SLG: 0.290					0-0 4-3		0-3 K		0-0 F7	4 0 0 0 0 1 4												
Stan Bahnsen, R (1, 1) OBP: 0.139, SLG: 0.183					0-3 K		0-0 FC5-4 1B 1B		0-3 K	4 0 1 0 0 2 1												
Inning Stats	R: 1 E: 0 K: 2 S: 10	H: 3 LOB: 2 BB: 0 P: 10	R: 0 E: 0 K: 0 S: 3	H: 0 LOB: 0 BB: 0 P: 3	R: 0 E: 0 K: 1 S: 5	H: 0 LOB: 0 BB: 0 P: 5	R: 1 E: 0 K: 0 S: 5	H: 2 LOB: 1 BB: 0 P: 5	R: 0 E: 0 K: 2 S: 7	H: 1 LOB: 0 BB: 0 P: 7	R: 1 E: 1 K: 1 S: 8	H: 2 LOB: 2 BB: 0 P: 8	R: 1 E: 0 K: 0 S: 6	H: 4 LOB: 2 BB: 0 P: 6	R: 0 E: 0 K: 1 S: 5	H: 0 LOB: 1 BB: 0 P: 6	R: 0 E: 0 K: 1 S: 5	H: 0 LOB: 0 BB: 0 P: 5	1B: 11 2B: 1 3B: 0 HR: 0	SF: 0 SAC: 0 DP: 1 HBP: 1	WP: 0 PB: 0 SB: 0 CS: 1	PA: 40
PITCHER	IP WLS BF H R ER SO BB IBB HBP BLK WP HR S P ERA WHIP																					
Sonny Siebert, R (1, 1) ERA: 2.91	6.2 L 31 12 4 3 6 0 0 0 0 0 0 0 43 43 4.05 1.800																					
Ken Brett, L (7, 1) ERA: 4.94	0.1 1 0 0 0 0 0 0 0 0 0 0 0 1 1 0.00 0.000																					
Ken Tatum, R (8, 1) ERA: 4.09	2.0 7 0 0 0 2 0 0 0 1 0 0 0 10 11 0.00 0.000																					

Batter	1	2	3	4	5	6	7	8	9	AB	R	H	RBI	BB	SO	LOB
Doug Griffin, R OBP: 0.291, SLG: 0.323 (1, 4)	0-0 P3		4-0 SH1-4 BB		0-0 G3			0-0 1-3		3	0	0	0	1	0	1
Juan Beniquez, R OBP: 0.333, SLG: 0.400 (1, 6)	0-0 6-3		0-0 SH1-4		0-3 K			0-3 K2-3		3	0	0	0	0	2	1
Billy Conigliaro, R OBP: 0.311, SLG: 0.439 (1, 9)	0-3 K		0-0 9-2-5		0-3 K			0-3 K		4	0	0	0	0	3	3
Reggie Smith, S OBP: 0.360, SLG: 0.498 (1, 8)		0-0 6-3		0-0 4-3 6-3 1B		0-0 F7		0-0 F8		4	0	1	0	0	0	0
Rico Petrocelli, R OBP: 0.338, SLG: 0.429 (1, 5)		0-0 F9		0-0 6-3		0-3 K		0-3 K		4	0	0	0	0	2	1
Cecil Cooper, L OBP: 0.333, SLG: 0.333 (1, 3)		0-0 BB 1B		0-0 4-3		0-0 4-3		0-0 G3		4	0	1	0	0	0	1
Rick Miller, L OBP: 0.556, SLG: 0.800 (1, 7)		4-0 FC5-4 BB		4-0 BB		0-3 K				1	0	0	0	2	1	0
Carlton Fisk, R OBP: 0.154, SLG: 0.385 (1, 2)		0-0 FC5-4		0-0 5-3		0-0 F7		0-0 F7		3	0	0	0	0	0	4
Sonny Siebert, R OBP: 0.289, SLG: 0.532 (1, 1)			4-0 SH1-4 BB		0-0 2B		0-0 3-1			1	0	1	0	1	0	0
Ken Brett, L OBP: 0.222, SLG: 0.222 (7, 1)										0	0	0	0	0	0	0
Joe Lahoud, L OBP: 0.328, SLG: 0.435 (7, PH)										1	0	0	0	0	0	0
Ken Tatum, R OBP: 0.417, SLG: 0.600 (8, 1)										0	0	0	0	0	0	0

Inning Stats	R: 0	H: 0	E: 0	K: 1	S: 5	R: 0	H: 1	E: 0	K: 0	S: 4	R: 0	H: 0	E: 0	K: 0	S: 2	R: 0	H: 1	E: 0	K: 0	S: 4	R: 0	H: 0	E: 0	K: 2	S: 8	R: 0	H: 0	E: 0	K: 1	S: 5	R: 0	H: 0	E: 0	K: 2	S: 7	R: 0	H: 0	E: 0	K: 1	S: 5	R: 0	H: 0	E: 0	K: 1	S: 5	1B: 2	SF: 0	2B: 2	SAC: 1	3B: 0	DP: 1	HR: 0	HBP: 0	WP: 0	PA: 33
--------------	------	------	------	------	------	------	------	------	------	------	------	------	------	------	------	------	------	------	------	------	------	------	------	------	------	------	------	------	------	------	------	------	------	------	------	------	------	------	------	------	------	------	------	------	------	-------	-------	-------	--------	-------	-------	-------	--------	-------	--------


PITCHER	IP	WLS	BF	H	R	ER	SO	BB	IBB	HBP	BLK	WP	HR	S	P	ERA	WHIP
Stan Bahnsen, R ERA: 3.27 (1, 1)	9.0	W	33	3	0	0	8	4	0	0	0	0	0	45	61	0.00	0.778

BOTTOM

New York Yankees @ Boston Red Sox
 Fenway Park, Boston, MA
 Mon Sep 13 1971, 7:05 PM EDT
 Att: 12,272 - Overcast - 78 F

livebaseballscorecards.com

AB	28
R	0
H	3
RBI	0
BB	4
SO	8
LOB	11



Batter	1	2	3	4	5	6	7	8	9	AB	R	H	RBI	BB	SO	LOB	TOP								
Horace Clarke, S (1, 4) OBP: 0.323, SLG: 0.317	0-0 F3			0-0 6-3	0-0 F6	0-0 L7		0-0 2B		5	0	1	0	0	0	3									
Thurman Munson, R (1, 2) OBP: 0.346, SLG: 0.383	4-0 G4-6-3 BB			0-0 E 1B		0-0 BB 2B		0-0 L9		2	2	1	1	3	0	1									
Roy White, S (1, 7) OBP: 0.380, SLG: 0.459	0-0 G4-6-3 1-2f			0-0 E5 1B		0-0 BB 1B			0-3 K	4	1	0	0	1	1	5									
Felipe Alou, R (1, 8) OBP: 0.325, SLG: 0.401		0-0 F4		0-0 IBB 1B		0-0 1B SF7 2B		0-0 P6		5	1	2	2	0	0	0									
John Ellis, R (1, 3) OBP: 0.332, SLG: 0.344		0-0 L9		4-0 FC4 IBB		4-0 1B 1B 1B IBB		0-0 F9		3	1	0	0	2	0	0									
Ron Swoboda, R (1, 9) OBP: 0.386, SLG: 0.364		0-3 K		0-3 K		0-0 1B 1B BB 1B		4-0 BB		3	1	1	1	1	2	3									
Ron Hansen, R (1, 5) OBP: 0.236, SLG: 0.242			0-0 F5	0-0 FC4		0-0 SF7		0-3 K		3	0	0	1	0	1	4									
Gene Michael, S (1, 6) OBP: 0.308, SLG: 0.290			0-0 L4		0-0 L7			0-0 6-3		4	0	1	0	0	0	0									
Mel Stottlemyre, R (1, 1) OBP: 0.213, SLG: 0.217			0-3 K		0-0 F7			0-3 K		4	0	1	1	0	2	0									
Inning Stats	R: 0 E: 0 K: 0 S: 2	H: 0 LOB: 0 BB: 1 P: 6	R: 0 E: 0 K: 1 S: 5	H: 0 LOB: 0 BB: 0 P: 5	R: 0 E: 0 K: 1 S: 5	H: 0 LOB: 0 BB: 0 P: 5	R: 1 E: 1 K: 1 S: 8	H: 2 LOB: 3 BB: 1 P: 12	R: 0 E: 0 K: 0 S: 3	H: 0 LOB: 0 BB: 0 P: 3	R: 5 E: 0 K: 0 S: 7	H: 4 LOB: 3 BB: 4 P: 23	R: 0 E: 0 K: 1 S: 5	H: 0 LOB: 1 BB: 1 P: 9	R: 0 E: 0 K: 1 S: 6	H: 1 LOB: 1 BB: 0 P: 6	R: 0 E: 0 K: 1 S: 5	H: 0 LOB: 0 BB: 0 P: 5	1B: 5 2B: 2 3B: 0 HR: 0	SF: 1 SAC: 0 DP: 1 HBP: 0	WP: 0 PB: 0 SB: 0 CS: 0	PA: 41			
PITCHER	IP	WLS	BF	H	R	ER	SO	BB	IBB	HBP	BLK	WP	HR	S	P	ERA	WHIP								
Roger Moret, L (1, 1) ERA: 3.4	5.1	L	27	6	6	5	3	3	2	0	0	0	0	28	48	8.44	1.688								
Luis Tiant, R (6, 1) ERA: 4.79	2.2		11	1	0	0	2	2	0	0	0	0	0	13	21	0.00	1.125								
Bobby Bolin, R (9, 1) ERA: 4.5	1.0		3	0	0	0	1	0	0	0	0	0	0	5	5	0.00	0.000								

New York Yankees @ Boston Red Sox
Fenway Park, Boston, MA
 Tue Sep 14 1971, 7:05 PM EDT
 Att. 12,492 - Unknown - 70 F

livebaseballscorecards.com

AB	33
R	6
H	7
RBI	6
BB	7
SO	6
LOB	16



Batter	1	2	3	4	5	6	7	8	9	AB	R	H	RBI	BB	SO	LOB
Doug Griffin, R OBP: 0.291, SLG: 0.323 (1, 4)	0-0 G3		0-0 5-3		0-0 6-3			0-0 1B		4	0	1	0	0	0	1
Luis Aparicio, R OBP: 0.283, SLG: 0.301 (1, 6)	0-0 G6-3 1B		0-0 F7		0-0 L8			0-0 SF7		3	0	1	1	0	0	1
Joe Lahoud, L OBP: 0.324, SLG: 0.427 (1, 9)	0-0 G6-3 1-2f			0-0 L6		0-0 4-3		0-0 L8		4	0	0	0	0	0	2
Reggie Smith, S OBP: 0.358, SLG: 0.495 (1, 8)		0-0 G3		0-0 F7		0-3 K		0-0 L7		4	0	0	0	0	1	1
Rico Petrocelli, R OBP: 0.338, SLG: 0.427 (1, 5)		4-0 2B BB		0-0 F7		0-0 6-3			0-0 F9	3	0	0	0	1	0	0
Ben Oglivie, L OBP: 0.294, SLG: 0.353 (1, 7)		0-0 L6-4 1-3 2B			0-0 F9		0-0 G4-6-3 1B		0-0 4-3	4	0	2	0	0	0	0
Cecil Cooper, L OBP: 0.400, SLG: 0.333 (1, 3)		4-0 IBB			0-0 1B E 1B		0-0 L7		0-0 E5	3	1	1	0	1	0	1
Carlton Fisk, R OBP: 0.176, SLG: 0.353 (1, 2)		0-0 L6-4 2-3			0-0 E 1B		0-0 G4-6-3 1-2f		0-0 6-3	4	1	1	0	0	0	5
Roger Moret, S Luis Tiant, R Mike Fiore, L Bobby Bolin, R			0-0 F7		0-0 E6 1-H 3-H			0-0 1B SF7 1B		2	0	0	1	0	0	0
										0	0	0	0	0	0	0
										1	1	1	0	0	0	0
										0	0	0	0	0	0	0

Inning Stats	R: 0	H: 1	E: 0	LOB: 0	K: 0	BB: 0	S: 3	P: 3	R: 0	H: 1	E: 0	LOB: 2	K: 0	BB: 2	S: 3	P: 11	R: 0	H: 0	E: 0	LOB: 0	K: 0	BB: 0	S: 3	P: 3	R: 2	H: 2	E: 1	LOB: 1	K: 0	BB: 0	S: 6	P: 6	R: 0	H: 0	E: 0	LOB: 0	K: 1	BB: 0	S: 5	P: 5	R: 0	H: 1	E: 0	LOB: 0	K: 0	BB: 0	S: 3	P: 3	R: 1	H: 2	E: 0	LOB: 1	K: 0	BB: 0	S: 5	P: 5	R: 0	H: 0	E: 1	LOB: 1	K: 0	BB: 0	S: 4	P: 4	1B: 6	SF: 1	2B: 2	SAC: 0	3B: 0	DP: 3	HR: 0	HBP: 0	WP: 0	PA: 35
PITCHER Mel Stottlemyre, R ERA: 2.79 (1, 1)	IP	WLS	BF	H	R	ER	SO	BB	IBB	HBP	BLK	WP	HR	S	P	ERA	WHIP	IP	WLS	BF	H	R	ER	SO	BB	IBB	HBP	BLK	WP	HR	S	P	ERA	WHIP	IP	WLS	BF	H	R	ER	SO	BB	IBB	HBP	BLK	WP	HR	S	P	ERA	WHIP																							

BOTTOM

New York Yankees @ Boston Red Sox
Fenway Park, Boston, MA
Tue Sep 14 1971, 7:05 PM EDT
Att: 12,492 - Unknown - 70 F

livebaseballscorecards.com

AB	32
R	3
H	7
RBI	2
BB	2
SO	1
LOB	11



Batter	1	2	3	4	5	6	7	8	9	AB R H RBI BB SO LOB	TOP																									
Doug Griffin, R OBP: 0.290, SLG: 0.321 (1, 4) X	0-0 6-3		0-0 FC6-4		0-0 FC6-4		0-0 6-3		0-0 2B 2-3 1B	5 0 1 0 0 0 2																										
Juan Beniquez, R OBP: 0.269, SLG: 0.320 (1, 6) X	0-0 F9			0-0 F8	0-0 5-3		0-0 3-1		0-0 F4	5 0 0 0 0 0 3																										
Joe Lahoud, L OBP: 0.332, SLG: 0.435 (1, 9) X	0-0 F6			4-0 HR BB		0-0 WP 1B		4-0 WP 1B BB	0-0 1-3 2B	3 3 2 1 2 0 0																										
Reggie Smith, S OBP: 0.358, SLG: 0.492 (1, 8) X		0-0 F8		0-0 F4		4-0 WP 1B BB		0-0 F8	0-0 FC6-4 IBB	3 0 0 0 2 0 2																										
Rico Petrocelli, R OBP: 0.338, SLG: 0.431 (1, 5) X		0-3 K		0-0 1-H HR		0-0 F8		1-0 1B 7-2 HBP	0-0 FC6-4	4 1 1 2 0 1 5																										
Ben Oglivie, L OBP: 0.266, SLG: 0.333 (1, 7) X		0-0 3-1		0-3 K		0-0 F4		0-0 1-3 2-H 1B		4 0 1 1 0 1 2																										
Cecil Cooper, L OBP: 0.429, SLG: 0.462 (1, 3) X			0-0 F8		0-0 1B 2B	0-0 1-2 2-H 1B		0-0 7-2		4 1 2 1 0 0 2																										
Carlton Fisk, R OBP: 0.238, SLG: 0.381 (1, 2) X			0-0 F7		0-0 FC6-4 1B	0-0 F9			0-0 1B SH2-4 2B 1B	4 1 2 1 0 0 2																										
Jim Lonborg, R OBP: 0.220, SLG: 0.152 (1, 1)			4-0 FC6-4 BB		0-0 FC6-4		0-3 K		0-0 SH2-4	1 0 0 0 1 0 1																										
Bill Lee, L OBP: 0.250, SLG: 0.217 (6, 1)										1 0 0 0 0 1 0																										
Bobby Bolin, R OBP: 0.273, SLG: 0.273 (8, 1)										0 0 0 0 0 0 0																										
Sparky Lyle, L OBP: 1.000, SLG: 1.000 (9, PH)										0 0 0 0 0 0 0																										
Mike Fiore, L OBP: 0.391, SLG: 0.230 (9, PH)										0 0 0 0 0 0 0																										
Ken Brett, L OBP: 0.222, SLG: 0.222 (9, 1)										0 0 0 0 0 0 0																										
Inning Stats	R: 0 E: 0 K: 0 S: 3	H: 0 LOB: 0 BB: 0 P: 3	R: 0 E: 0 K: 1 S: 5	H: 0 LOB: 0 BB: 0 P: 5	R: 0 E: 0 K: 0 S: 3	H: 0 LOB: 1 BB: 1 P: 7	R: 2 E: 0 K: 1 S: 6	H: 1 LOB: 0 BB: 1 P: 10	R: 1 E: 0 K: 0 S: 5	H: 2 LOB: 1 BB: 0 P: 5	R: 1 E: 0 K: 0 S: 5	H: 2 LOB: 2 BB: 1 P: 9	R: 0 E: 0 K: 1 S: 5	H: 0 LOB: 0 BB: 0 P: 5	R: 1 E: 0 K: 0 S: 3	H: 1 LOB: 1 BB: 1 P: 8	R: 1 E: 0 K: 0 S: 6	H: 3 LOB: 3 BB: 1 P: 10	1B: 6 2B: 3 3B: 0 HR: 1	SF: 0 SAC: 1 DP: 1 HBP: 1	WP: 3 PB: 0 SB: 1 CS: 0	PA: 41														
PITCHER	IP WLS BF H R ER SO BB IBB HBP BLK WP HR S P ERA WHIP																																			
Alan Foster, R ERA: 4.2 (1, 1)	5.2		25	5	4	4	2	3	0	0	0	1	1	26	38	6.35	1.412																			
Ray Lamb, R ERA: 3.24 (6, 1)	0.1		1	0	0	0	0	0	0	0	0	1	0	1	1	0.00	0.000																			
Mark Ballinger, R ERA: 4.66 (7, 1)	2.0		8	1	1	1	1	1	0	1	0	1	0	8	13	4.50	1.000																			
Ed Farmer, R ERA: 3.96 (9, 1)	1.0	L	7	3	1	1	0	0	1	0	0	0	0	6	10	9.00	3.000																			

Boston Red Sox @ Cleveland Indians
Cleveland Municipal Stadium, Cleveland, OH

Wed Sep 15 1971, 7:05 PM EDT
Att: 2,449 - Unknown - 69 F

livebaseballscorecards.com

AB 34
R 6
H 9
RBI 6
BB 5
SO 3
LOB 19



Batter	1	2	3	4	5	6	7	8	9	AB	R	H	RBI	BB	SO	LOB
Ted Uhlaender, L (1, 9) OBP: 0.344, SLG: 0.348	0-0 1B E5 1B		4-0 1-3 1-3 BB	0-0 4-3		0-0 2-H 3-H 1B 1B		0-0 1-2 2-H 1B 1B		4	1	3	3	1	0	1
Vada Pinson, L (1, 8) OBP: 0.300, SLG: 0.386	0-0 1-2 E5 1B		0-0 1-2 1-3		0-0 F8	0-0 1-2 1B 1B		0-0 1-2 2-3 1B 1B		5	0	3	0	0	0	1
Roy Foster, R (1, 7) OBP: 0.322, SLG: 0.459	0-0 1-2 2-H E5		1-0 1-3 HBP		0-0 6-3	0-0 1-2 2-H 1B		0-0 F7		4	0	1	1	0	0	5
Graig Nettles, L (1, 5) OBP: 0.358, SLG: 0.443	0-0 F8		0-0 1-2 2-3 1-3		0-0 4-3	0-0 G3		0-0 7-2		5	0	0	0	0	0	9
Chris Chambliss, L (1, 3) OBP: 0.356, SLG: 0.428	0-0 F7		4-0 IBB			4-0 1B 1B FC1-2 BB		0-3 K		3	0	0	0	2	2	2
Ray Fosse, R (1, 2) OBP: 0.325, SLG: 0.388		0-0 4-3 1-3 1B	0-3 K			0-0 1-2 E 1B 1B		0-0 F7		5	1	2	0	0	1	3
John Lowenstein, L (1, 4) OBP: 0.261, SLG: 0.312		0-0 1-3		0-0 P6		0-0 E 1B 1B		0-0 5-3		3	1	1	0	0	0	1
Kurt Bevacqua, R (7, PH) OBP: 0.218, SLG: 0.315		1-2 1B		0-0 SH1 1B		1-2 2-3 1B 1B				2	0	1	0	0	0	0
Lou Camilli, S (1, 6) OBP: 0.293, SLG: 0.250		0-0 4-3		0-0 SH1 1B		0-3 K		0-0 SH 1B 1B		4	1	2	0	0	1	4
Chuck Hinton, R (9, PH) OBP: 0.321, SLG: 0.396		2-3 1B		0-0 P4		0-0 SH1				1	0	0	0	0	0	1
Alan Foster, R (1, 1) OBP: 0.063, SLG: 0.065		0-0 L4		0-0 SH1		0-0 FC1-2 1B		0-0 SH 1B 1B		1	0	0	0	0	0	1
Ray Lario, R (6, 1) OBP: 0.136, SLG: 0.095						1-3 2-H 3-H 1B				0	0	0	0	0	0	0
Frank Baker, L (6, PH) OBP: 0.265, SLG: 0.314										0	1	1	0	0	0	2
Mark Ballinger, R (7, 1) OBP: 0.209, SLG: 0.200										0	0	0	0	0	0	0
Eddie Leon, R (8, PH) OBP: 0.230, SLG: 0.328										0	0	0	0	0	0	0
Rich Hand, R (8, PR) OBP: 0.230, SLG: 0.143										0	0	0	0	0	0	0
Ed Farmer, R (9, 1) OBP: 0.133, SLG: 0.071										0	0	0	0	0	0	0

Inning Stats	R: 0	H: 2	E: 1	K: 0	S: 5	H: 2	LOB: 2	BB: 0	P: 5	R: 0	H: 1	E: 0	K: 0	S: 4	H: 1	LOB: 3	BB: 2	P: 14	R: 0	H: 1	E: 0	K: 1	S: 5	H: 1	LOB: 1	BB: 0	P: 4	R: 0	H: 0	E: 0	K: 0	S: 3	H: 5	LOB: 2	BB: 1	P: 14	R: 0	H: 0	E: 0	K: 1	S: 5	H: 3	LOB: 2	BB: 0	P: 6	R: 0	H: 1	E: 0	K: 1	S: 6	H: 1	LOB: 1	BB: 0	P: 6	1B: 13	SF: 0	2B: 1	SAC: 2	3B: 0	DP: 1	HR: 0	HBP: 1	WP: 0	PA: 44
--------------	------	------	------	------	------	------	--------	-------	------	------	------	------	------	------	------	--------	-------	-------	------	------	------	------	------	------	--------	-------	------	------	------	------	------	------	------	--------	-------	-------	------	------	------	------	------	------	--------	-------	------	------	------	------	------	------	------	--------	-------	------	--------	-------	-------	--------	-------	-------	-------	--------	-------	--------

PITCHER	IP	WLS	BF	H	R	ER	SO	BB	IBB	HBP	BLK	WP	HR	S	P	ERA	WHIP
Jim Lonborg, R (1, 1) ERA: 4.48	5.2		28	7	4	4	2	2	1	1	0	0	0	28	41	6.35	1.588
Bill Lee, L (6, 1) ERA: 2.68	1.1		10	5	1	1	1	0	0	0	0	0	0	12	12	6.75	3.750
Bobby Bolin, R (8, 1) ERA: 4.48	0.1	W	1	0	0	0	0	0	0	0	0	0	0	1	1	0.00	0.000
Sparky Lyle, L (8, 1) ERA: 2.68	0.2		1	0	0	0	0	0	0	0	0	0	0	1	1	0.00	0.000
Ken Brett, L (9, 1) ERA: 4.85	1.0	S	4	1	0	0	1	0	0	0	0	0	0	6	6	0.00	1.000

BOTTOM

Boston Red Sox @ Cleveland Indians
Cleveland Municipal Stadium, Cleveland, OH

Wed Sep 15 1971, 7:05 PM EDT
Att. 2,449 - Unknown - 69 F

livebaseballscorecards.com

AB	38
R	5
H	13
RBI	4
BB	3
SO	4
LOB	30



Batter	1	2	3	4	5	6	7	8	9	AB R H RBI BB SO LOB	TOP																									
Doug Griffin, R OBP: 0.296, SLG: 0.324 (1, 4)	4-0 FC6-4 BB 1B	0-0 2-H 4-3 1B		0-0 6-3	0-0 6-3		0-0 F9 BB 1B	0-0 5-3		5 2 2 1 1 0 0	Boston Red Sox @ Washington Senators Robert F. Kennedy Memorial Stadium, Washington, DC Fri Sep 17 1971, 7:05 PM EDT Att. 3,856 - Unknown livebaseballscorecards.com																									
Juan Beniquez, R OBP: 0.297, SLG: 0.314 (1, 6)	0-0 FC6-4 2B 1-2f BB	0-0 4-3		4-0 4-3 S 2B BB		0-0 HR 1B	0-0 P6	0-0 G6-4-3 BB 1B	5 3 2 0 1 0 3																											
Joe Lahoud, L OBP: 0.333, SLG: 0.439 (1, 9)	0-0 P6	0-0 BB 1B		0-0 4-3 1-3		0-3 K 1B	4-0 BB 1B BB	4-0 G6-4-3 BB	4 0 1 1 2 1 3																											
Reggie Smith, S OBP: 0.358, SLG: 0.497 (1, 8)	0-0 BB 1-3 2B	4-0 1-2 BB		0-0 BB 3-H 2B		0-0 HR 1-H	0-0 F9	0-0 G6-4-3 1-2f 2-3	5 1 3 3 1 0 4																											
Rico Petrocelli, R OBP: 0.347, SLG: 0.444 (1, 5)	4-0 BB BB	0-0 F9		4-0 BB BB		0-0 HR	0-0 BB 1B	4-0 IBB	3 1 2 2 3 0 2																											
Cecil Cooper, L OBP: 0.480, SLG: 0.571 (1, 3)	4-0 1-2 2-3 3-H BB			4-0 1-2 2-3 BB		0-0 WP 3B	4-0 1-2 2-3 BB	0-0 F8	3 1 1 1 3 1 2																											
Rick Miller, L OBP: 0.529, SLG: 0.833 Billy Conigliaro, R OBP: 0.309, SLG: 0.437 (6, PH) (6, 7)	0-3 K			0-0 1B		0-3 K	0-3 K		3 0 1 0 0 1 6 2 0 0 0 0 2 3																											
Carlton Fisk, R OBP: 0.300, SLG: 0.567 (1, 2)		0-0 SH1-4 1B		0-3 K		0-0 6-3	0-0 HR	0-3 K	5 2 2 1 0 2 1																											
Ray Culp, R OBP: 0.192, SLG: 0.119 Luis Tiant, R OBP: 0.158, SLG: 0.211 Bill Lee, L OBP: 0.250, SLG: 0.217 Bobby Bolin, R OBP: 0.250, SLG: 0.250 (7, 1)		0-0 SH1-4		0-3 K		0-3 K	0-0 6-3	0-0 1-3	2 0 0 0 0 2 1 1 0 0 0 0 0 0 0 0 0 0 0 0 0 1 0 0 0 0 0 0																											
Inning Stats	R: 1 E: 0 K: 1 S: 6	H: 1 LOB: 3 BB: 3 P: 18	R: 2 E: 0 K: 0 S: 6	H: 3 LOB: 2 BB: 1 P: 10	R: 0 E: 0 K: 3 S: 10	H: 1 LOB: 1 BB: 0 P: 10	R: 1 E: 0 K: 0 S: 4	H: 1 LOB: 3 BB: 3 P: 16	R: 0 E: 0 K: 1 S: 5	H: 0 LOB: 0 BB: 0 P: 5		R: 5 E: 0 K: 2 S: 12	H: 5 LOB: 0 BB: 0 P: 12	R: 1 E: 0 K: 1 S: 7	H: 2 LOB: 3 BB: 2 P: 15	R: 0 E: 0 K: 1 S: 5	H: 0 LOB: 0 BB: 0 P: 5	R: 0 E: 0 K: 0 S: 3	H: 1 LOB: 2 BB: 2 P: 11	1B: 8 2B: 2 3B: 1 HR: 3	SF: 0 SAC: 1 DP: 1 HBP: 0	WP: 1 PB: 0 SB: 1 CS: 0	PA: 51													
PITCHER	IP WLS BF H R ER SO BB IBB HBP BLK WP HR S P ERA WHIP																																			
Mike Thompson, R ERA: 4.86 Casey Cox, R ERA: 4.05 Paul Lindblad, L ERA: 2.94 Horacio Pina, R ERA: 3.65 Denny Riddleberger, L ERA: 3.32	(1, 1) (5, 1) (6, 1) (7, 1) (8, 1)	4.0 1.1 1.1 0.1 2.0	25 L 8 9 1 8	6 4 3 0 1	4 4 2 0 0	4 4 2 0 0	4 2 1 1 1	7 0 2 0 1	0 0 0 0 1	0 0 0 0 0	0 0 1 0 0	0 2 1 0 0	26 12 9 3 8	54 12 17 3 16	9.00 27.00 13.50 0.00 0.00	3.250 3.000 3.750 0.000 1.000																				



Batter	1	2	3	4	5	6	7	8	9	AB R H RBI BB SO LOB
Del Unser, L OBP: 0.329, SLG: 0.366 (1, 8) (8, 9)	0-0 S 2B 1B	0-0 E4 1B E		0-0 4-3 1-2		0-0 SF8 3B	0-0 F7		0-0 6-3	6 3 2 0 0 0 3
Davey Nelson, R OBP: 0.316, SLG: 0.355 (1, 5)	0-3 K	0-0 E8 1B 1-H 3-H		0-0 E6 1B S		4-0 G3 1B BB	0-0 1B 1-2			4 1 2 1 1 1 1
Don Mincher, L OBP: 0.387, SLG: 0.434 (1, 3)	0-0 F7 1-2	0-0 4-3		0-0 1B 1-H		0-0 SF8	0-0 1B 1-3 2-H			4 0 2 3 0 0 2
Frank Howard, R OBP: 0.364, SLG: 0.460 Denny Riddleberger, R (8, 1)	4-0 2B BB		0-0 E6 2B	0-0 P4		0-0 G3 1B 1-2	0-0 6-3			4 1 1 0 1 0 3 0 0 0 0 0 0 0
Bernie Allen, L OBP: 0.383, SLG: 0.381 Lenny Randle, S OBP: 0.291, SLG: 0.288 (1, 4) (9, 4)	0-0 1-H 2-H 2B		0-0 1-3 2B		0-3 K	0-0 G3 1-2 2-3		0-0 P4		5 0 2 2 0 1 2 0 0 0 0 0 0 0
Dick Billings, R OBP: 0.281, SLG: 0.335 (1, 2)	0-0 F7		0-0 F7		0-0 E6 BB	4-0 BB		0-3 K		4 0 0 0 1 1 3
Jeff Burroughs, R OBP: 0.342, SLG: 0.415 (1, 9) (8, 7)		0-3 K	0-3 K		1-0 HBP	0-0 1-3		0-3 K		4 0 0 0 0 3 5
Toby Harrah, R OBP: 0.290, SLG: 0.274 (1, 6)		0-3 K	0-0 L6		0-0 F9		0-0 L3		0-0 4-3	5 0 0 0 0 1 4
Mike Thompson, R OBP: 0.250, SLG: 0.118 Tom McCraw, L OBP: 0.283, SLG: 0.383 Casey Cox, R OBP: 0.111, SLG: 0.077 Paul Lindblad, L OBP: 0.152, SLG: 0.273 Horacio Pina, R Elliott Maddox, R OBP: 0.348, SLG: 0.273 (1, 1) (4, PH) (5, 1) (6, 1) (7, 1) (7, PH) (8, 8)		0-0 E 1B 1B		1-0 4-3 HBP	0-3 K		0-0 1B 1B		0-0 5-3	1 1 1 0 0 0 0 0 0 0 0 0 0 0 1 0 0 0 0 1 2 0 0 0 0 0 0 0 0 0 0 0 0 0 0 2 1 1 0 0 0 0

Inning Stats	R: 2 E: 0 K: 1 S: 7	H: 2 LOB: 1 BB: 1 P: 11	R: 2 E: 2 K: 2 S: 10	H: 2 LOB: 1 BB: 0 P: 10	R: 0 E: 1 K: 1 S: 7	H: 1 LOB: 2 BB: 0 P: 7	R: 1 E: 1 K: 0 S: 4	H: 1 LOB: 1 BB: 0 P: 5	R: 0 E: 1 K: 2 S: 8	H: 0 LOB: 2 BB: 0 P: 9	R: 1 E: 0 K: 0 S: 5	H: 2 LOB: 3 BB: 2 P: 13	R: 1 E: 0 K: 0 S: 6	H: 3 LOB: 2 BB: 0 P: 6	R: 0 E: 0 K: 2 S: 7	H: 0 LOB: 0 BB: 0 P: 7	R: 0 E: 0 K: 0 S: 3	H: 0 LOB: 0 BB: 0 P: 3	1B: 8 2B: 2 3B: 1 HR: 0	SF: 1 SAC: 0 DP: 0 HBP: 2	WP: 0 PB: 0 SB: 2 CS: 0	PA: 46
--------------	------------------------------	----------------------------------	-------------------------------	----------------------------------	------------------------------	---------------------------------	------------------------------	---------------------------------	------------------------------	---------------------------------	------------------------------	----------------------------------	------------------------------	---------------------------------	------------------------------	---------------------------------	------------------------------	---------------------------------	----------------------------------	------------------------------------	----------------------------------	--------

PITCHER	IP	WLS	BF	H	R	ER	SO	BB	IBB	HBP	BLK	WP	HR	S	P	ERA	WHIP
Ray Culp, R ERA: 3.5 (1, 1)	4.1		25	6	5	2	5	1	0	0	0	0	0	32	38	4.15	1.615
Luis Tiant, R ERA: 4.85 (5, 1)	1.0		6	2	1	1	1	1	0	0	0	0	0	7	11	9.00	3.000
Bill Lee, L ERA: 2.74 (6, 1)	1.1		8	3	1	1	0	1	0	0	0	0	0	7	11	6.75	3.000
Bobby Bolin, R ERA: 4.33 (7, 1)	2.1	W	7	0	0	0	2	0	0	0	0	0	0	11	11	0.00	0.000


BOTTOM

Boston Red Sox @ Washington Senators
Robert F. Kennedy Memorial Stadium, Washington, DC

Fri Sep 17 1971, 7:05 PM EDT
Att. 3,856 - Unknown

livebaseballscorecards.com

AB	40
R	7
H	11
RBI	6
BB	3
SO	8
LOB	25



Boston Red Sox @ Washington Senators
 Robert F. Kennedy Memorial Stadium, Washington, DC

Sat Sep 18 1971, 7:05 PM EDT
 Att. 3,671 - Unknown

livebaseballscorecards.com

AB	30
R	1
H	5
RBI	1
BB	2
SO	3
LOB	10



AB	R	H	RBI	BB	SO	LOB
4	1	2	0	0	0	1
3	0	0	0	1	0	3
4	0	0	0	0	1	2
4	0	1	1	0	1	0
3	0	0	0	1	1	1
3	0	0	0	0	0	1
3	0	1	0	0	0	1
3	0	0	0	0	0	1
1	0	0	0	0	0	0
1	0	0	0	0	0	0
0	0	0	0	0	0	0
1	0	1	0	0	0	0
0	0	0	0	0	0	0

Batter	1	2	3	4	5	6	7	8	9							
Doug Griffin, R (1, 4) OBP: 0.298, SLG: 0.326	0-0 1B S		0-0 1B G1-6-3			0-0 6-3		0-0 FC6-4 1-2f								
Luis Aparicio, R (1, 6) OBP: 0.283, SLG: 0.299	0-0 6-3 1-2		0-0 G1-6-3 1-2f			4-0 BB		0-0 F7								
Joe Lahoud, L (1, 9) OBP: 0.329, SLG: 0.432	0-0 F7			0-0 F8		0-0 L8		0-3 K								
Reggie Smith, S (1, 8) OBP: 0.358, SLG: 0.496	0-0 1B 2-H			0-0 F9		0-0 4-3		0-3 K								
Rico Petrocelli, R (1, 5) OBP: 0.346, SLG: 0.442	0-0 5-3			0-0 F7		4-0 FC1-6 BB		0-3 K								
Cecil Cooper, L (1, 3) OBP: 0.429, SLG: 0.500		0-0 4-3			0-0 1-5-3		0-0 FC1-6 1-2f		0-0 3							
Ben Oglivie, L (1, 7) OBP: 0.292, SLG: 0.333		0-0 1B G4-6-3			0-0 F8		0-0 G3		0-0 3							
Bob Montgomery, R (1, 2) OBP: 0.305, SLG: 0.348		0-0 G4-6-3 1-2f			0-0 4-3			0-0 F9								
Ken Brett, L (1, 1) OBP: 0.200, SLG: 0.200			0-0 1-3			0-0 F9		0-0 FC6-4 1B								
Phil Gagliano, R (6, PH) OBP: 0.411, SLG: 0.377																
Ken Tatum, R (6, 1) OBP: 0.417, SLG: 0.600																
George Scott, R (8, PH) OBP: 0.322, SLG: 0.450																
John Curtis, L (8, 1)																
Inning Stats	R: 1 E: 0 K: 0 S: 5	H: 2 LOB: 1 BB: 0 P: 5	R: 0 E: 0 K: 0 S: 3	H: 1 LOB: 0 BB: 0 P: 3	R: 0 E: 0 K: 0 S: 3	H: 0 LOB: 0 BB: 0 P: 3	R: 0 E: 0 K: 0 S: 3	H: 0 LOB: 1 BB: 1 P: 7	R: 0 E: 0 K: 0 S: 4	H: 1 LOB: 1 BB: 0 P: 4	R: 0 E: 0 K: 3 S: 9	H: 0 LOB: 0 BB: 0 P: 9	1B: 5 2B: 0 3B: 0 HR: 0	SF: 0 SAC: 0 DP: 2 HBP: 0	WP: 0 PB: 0 SB: 1 CS: 0	PA: 32
PITCHER	IP WLS BF H R ER SO BB IBB HBP BLK WP HR S P ERA WHIP															IP WLS BF H R ER SO BB IBB HBP BLK WP HR S P ERA WHIP
Bill Gogolewski, R (1, 1) ERA: 2.75	5.0 W 17 4 1 1 0 0 0 0 0 0 0 17 17 1.80 0.800															
Joe Grzenda, L (6, 1) ERA: 2.09	4.0 S 15 1 0 0 3 2 0 0 0 0 0 19 27 0.00 0.750															

Batter	1	2	3	4	5	6	7	8	9	AB	R	H	RBI	BB	SO	LOB
Elliott Maddox, R OBP: 0.351, SLG: 0.274 (1, 8)	0-0 E 1B	0-0 FC5-4 1-2f		4-0 CS BB			0-3 K			3	1	1	0	1	1	1
Davey Nelson, R OBP: 0.315, SLG: 0.357 (1, 5)	0-0 E4 1B	0-0 5-3		0-0 F9			0-0 3B 2B			4	2	1	0	0	0	3
Frank Howard, R OBP: 0.367, SLG: 0.472 Tom McCraw, L OBP: 0.283, SLG: 0.383 (7, PR) (8, 3)	0-0 FC6-4 1B 2-H 3-H		0-0 HR	0-3 K 1-2			0-0 SF8 3B			4	1	3	4	0	1	1
Dick Billings, R OBP: 0.280, SLG: 0.333 (1, 2)	0-0 FC6-4 1B 1-2f		4-0 2B BB		0-0 6-3		0-0 SF8			2	1	0	1	1	0	1
Jeff Burroughs, R OBP: 0.339, SLG: 0.418 (1, 7)	0-3 K		0-0 F9 FC6-2 2B 1-H		0-0 P4		0-0 F9			4	0	1	1	0	1	2
Toby Harrah, R OBP: 0.292, SLG: 0.277 (1, 6)	0-0 1-2 1B		0-0 F9 2-3		0-0 5-3			0-0 1B CS 1B		4	0	2	0	0	0	1
Del Unser, L OBP: 0.330, SLG: 0.367 (1, 9)	0-3 K		0-0 FC6-2 E S 3-H		0-0 G5-4-3 1B		0-0 G5-4-3 1B		0-0 CS 1B	4	0	2	0	0	1	3
Tim Cullen, R OBP: 0.252, SLG: 0.258 (1, 4)		4-0 FC1-6 BB	4-0 S BB	1-3 BB		0-0 G5-4-3 1-2f	0-3 K	0-3 K	0-3 K	2	0	0	0	2	1	3
Bill Gogolewski, L OBP: 0.194, SLG: 0.138 Joe Grzenda, R OBP: 0.167, SLG: 0.167 (6, 1)		0-0 FC1-6 FC5-4 1-2f	0-3 K	1-2		0-3 K		0-3 K		2	0	0	0	0	1	3
										2	0	0	0	0	2	1

Inning Stats	R: 2	H: 3	E: 1	K: 2	S: 11	LOB: 2	BB: 0	P: 11	R: 0	H: 0	E: 0	K: 0	S: 3	LOB: 1	BB: 1	P: 7	R: 2	H: 2	E: 0	K: 1	S: 7	LOB: 2	BB: 2	P: 15	R: 0	H: 0	E: 0	K: 1	S: 4	LOB: 0	BB: 1	P: 8	R: 0	H: 0	E: 0	K: 0	S: 3	LOB: 0	BB: 0	P: 3	R: 0	H: 1	E: 0	K: 1	S: 5	LOB: 0	BB: 0	P: 5	R: 2	H: 2	E: 0	K: 1	S: 7	LOB: 1	BB: 0	P: 7	R: 0	H: 2	E: 0	K: 2	S: 8	LOB: 1	BB: 0	P: 8
PITCHER	IP	WLS	BF	H	R	ER	SO	BB	IBB	HBP	BLK	WP	HR	S	P	ERA	WHIP																																															
Ken Brett, L ERA: 4.89 (1, 1)	5.0	L	24	5	4	3	4	4	0	0	0	0	0	28	44	5.40	1.800																																															
Ken Tatum, R ERA: 4.27 (6, 1)	2.0		8	3	2	2	2	0	0	0	0	0	0	12	12	9.00	1.500																																															
John Curtis, L ERA: 3.18 (8, 1)	1.0		4	2	0	0	2	0	0	0	0	0	0	8	8	0.00	2.000																																															


BOTTOM

Boston Red Sox @ Washington Senators
Robert F. Kennedy Memorial Stadium, Washington, DC

Sat Sep 18 1971, 7:05 PM EDT
Att. 3,671 - Unknown

livebaseballscorecards.com

AB	31
R	6
H	10
RBI	6
BB	4
SO	8
LOB	19



WP: 0	PA: 36
PB: 0	
SB: 2	
CS: 3	

Batter	1	2	3	4	5	6	7	8	9	AB R H RBI BB SO LOB	TOP											
Doug Griffin, R OBP: 0.294, SLG: 0.322 (1, 4) X	0-0 6-3		0-0 F9		0-3 K		0-3 K		0-0 G4-6-3	5 0 0 0 0 2 2	Boston Red Sox @ Washington Senators Robert F. Kennedy Memorial Stadium, Washington, DC Sun Sep 19 1971, 3:33 AM EDT Att. 4,834 - Unknown livebaseballscorecards.com											
Luis Aparicio, R OBP: 0.283, SLG: 0.301 (1, 6) X	0-0 F9		0-0 BLK 2B		0-0 5-3		0-0 F2			4 0 1 0 0 0 0												
Carl Yastrzemski, L OBP: 0.383, SLG: 0.397 (1, 7) S S S	0-3 K		0-0 F5		0-0 4-3			4-0 3-1 S BB		3 0 0 0 1 1 1												
Reggie Smith, S OBP: 0.358, SLG: 0.496 (1, 8)		0-3 K		0-0 S 2B 1B		0-0 3-1		0-0 3-1		2 1 1 0 0 1 0												
Rick Miller, L OBP: 0.474, SLG: 0.714 (4, 8)								1-3		2 0 0 0 0 0 1												
Rico Petrocelli, R OBP: 0.349, SLG: 0.451 (1, 5) B B B B		4-0 PB HR BB		0-0 1-H 2B		0-0 HR		0-3 K		3 2 2 2 1 1 1												
Cecil Cooper, L OBP: 0.406, SLG: 0.444 (1, 3) X		0-0 F8		1-0 HBP		0-0 P6		0-0 4-3		3 0 0 0 0 0 2												
Joe Lahoud, L OBP: 0.334, SLG: 0.444 (1, 9) X		0-0 2-H HR		0-0 L8		1-0 HBP		4-0 1B BB		2 1 1 2 1 0 2												
Bob Montgomery, R OBP: 0.300, SLG: 0.341 (1, 2) X	0-0 6-3		0-0 F9		0-0 3-4-3			0-0 F8		4 0 0 0 0 0 4												
Roger Moret, S OBP: 0.091, SLG: 0.048 (1, 1) S S S			0-3 K		0-3 K		0-0 F8		0-0 G4-6-3 1B	4 0 1 0 0 2 2												
Inning Stats	R: 0 E: 0 K: 1 S: 5	H: 0 LOB: 0 BB: 0 P: 5	R: 2 E: 0 K: 1 S: 6	H: 1 LOB: 0 BB: 1 P: 10	R: 0 E: 0 K: 1 S: 6	H: 1 LOB: 1 BB: 0 P: 6	R: 1 E: 0 K: 1 S: 7	H: 2 LOB: 2 BB: 0 P: 8	R: 0 E: 0 K: 1 S: 5	H: 0 LOB: 0 BB: 0 P: 5	R: 1 E: 0 K: 0 S: 4	H: 1 LOB: 1 BB: 0 P: 5	R: 0 E: 0 K: 1 S: 5	H: 0 LOB: 0 BB: 0 P: 5	R: 0 E: 0 K: 1 S: 5	H: 0 LOB: 1 BB: 1 P: 9	R: 0 E: 0 K: 0 S: 3	H: 1 LOB: 1 BB: 1 P: 7	1B: 2 2B: 2 3B: 0 HR: 2	SF: 0 SAC: 0 DP: 1 HBP: 2	WP: 0 PB: 1 SB: 2 CS: 0	PA: 37
PITCHER Pete Broberg, R ERA: 3.22 (1, 1)	IP 9.0	WLS L	BF 37	H 6	R 4	ER 4	SO 7	BB 3	IBB 0	HBP 2	BLK 1	WP 0	HR 2	S 46	P 60	ERA 4.00	WHIP 1.000					



Batter	1	2	3	4	5	6	7	8	9	AB R H RBI BB SO LOB
Elliott Maddox, R (1, 8) OBP: 0.353, SLG: 0.272	0-3 K		4-0 BB		4-0 CS BB			0-0 F3		2 0 0 0 2 1 0
Davey Nelson, R (1, 5) OBP: 0.317, SLG: 0.360	0-0 S 1B 2B		0-0 1-3		4-0 BB			0-0 4-3		3 1 1 0 1 0 1
Frank Howard, R (1, 3) OBP: 0.368, SLG: 0.474 Tom McCraw, L (9, 3) OBP: 0.283, SLG: 0.383	0-0 L4-3 1B			0-0 G5-4-3 1B 2B	0-0 P4			0-0 F2		4 1 2 1 0 0 1 0 0 0 0 0 0 0
Dick Billings, R (1, 2) OBP: 0.280, SLG: 0.332	0-0 L4-3 1-2			0-0 G5-4-3 1B		0-0 F7		0-0 F8		4 0 1 0 0 0 1
Jeff Burroughs, R (1, 7) OBP: 0.331, SLG: 0.407		0-3 K		0-0 G5-4-3 1-2 2-3		0-0 5-3		0-3 K		4 0 0 0 0 2 2
Toby Harrah, R (1, 6) OBP: 0.292, SLG: 0.276		0-3 K		0-0 1B		0-0 F8		0-0 G3		4 0 1 1 0 1 0
Del Unser, L (1, 9) OBP: 0.330, SLG: 0.366		4-0 CS BB		0-0 F7			0-0 6-3			2 0 0 0 1 0 1
Lenny Randle, S (1, 4) OBP: 0.288, SLG: 0.284		0-0 CS 1-2	0-0 F5		0-0 5-3		0-0 L7			3 0 0 0 0 0 0
Pete Broberg, R (1, 1) OBP: 0.140, SLG: 0.238			0-0 F9		0-0 HR		0-0 1-3			3 1 1 1 0 0 0

Inning Stats	R: 1	H: 2	E: 0	K: 1	S: 6	R: 0	H: 0	E: 0	K: 2	S: 6	R: 0	H: 0	E: 0	K: 0	S: 3	R: 1	H: 3	E: 0	K: 0	S: 5	R: 1	H: 1	E: 0	K: 0	S: 3	R: 0	H: 0	E: 0	K: 0	S: 3	R: 0	H: 0	E: 0	K: 1	S: 5	R: 0	H: 0	E: 0	K: 1	S: 5	1B: 3	2B: 3	3B: 0	HR: 1	SF: 0	SAC: 0	DP: 2	HBP: 0	WP: 0	PB: 0	SB: 1	CS: 2	PA: 34
PITCHER Roger Moret, L (1, 1) ERA: 3.34	IP	WLS	BF	H	R	ER	SO	BB	IBB	HBP	BLK	WP	HR	S	P	ERA	WHIP													PITCHER	IP	WLS	BF	H	R	ER	SO	BB	IBB	HBP	BLK	WP	HR	S	P	ERA	WHIP						


BOTTOM

Boston Red Sox @ Washington Senators
Robert F. Kennedy Memorial Stadium, Washington, DC

Sun Sep 19 1971, 3:33 AM EDT
Att. 4,834 - Unknown

livebaseballscorecards.com

AB 29
R 3
H 6
RBI 3
BB 4
SO 4
LOB 6



Batter	1	2	3	4	5	6	7	8	9	10	AB R H RBI BB SO LOB	TOP									
Dick McAuliffe, L OBP: 0.294, SLG: 0.381 (1, 4) (9, 6)	0-0 G3			0-0 L9		0-0 F8		0-0 FC4-6	0-0 F9		5 0 0 0 0 0 4										
Aurelio Rodriguez, R OBP: 0.287, SLG: 0.404 (1, 5) S	0-3 K			0-0 F7			0-0 BB 1B	0-0 F3		0-0 2B	5 0 2 0 0 1 2										
Gates Brown, L OBP: 0.421, SLG: 0.561 (1, 7) X	0-0 4-3			0-0 F3			0-3 K	0-0 F4		0-0 F7	5 0 0 0 0 1 4										
Al Kaline, R OBP: 0.419, SLG: 0.464 (1, 9)		0-0 L6			0-0 F2		0-0 BB 1B		0-0 L5-3	0-3 K	5 0 1 0 0 1 1										
Bill Freehan, R OBP: 0.354, SLG: 0.463 (1, 2)		0-0 F9			0-0 G5-3 BB 1B		4-0 BB 1B	4-0 BB	0-0 FC1-6 1B	0-0 F1	4 1 2 0 1 0 1										
Jim Northrup, L OBP: 0.359, SLG: 0.448 (1, 3)		0-0 F8			4-0 BB		0-3 K		0-0 FC1-6 1B		3 0 1 0 1 1 3										
Mickey Stanley, R OBP: 0.330, SLG: 0.400 (1, 8)			0-0 6-3		0-0 G5-3		0-0 F7		0-0 FC1-6 1B		4 1 0 0 0 0 7										
Ed Brinkman, R OBP: 0.292, SLG: 0.273 (1, 6)			0-0 4-3			0-0 F4		4-0 FC4-6 1B	0-0 1B		2 0 0 0 1 0 0										
Kevin Collins, L OBP: 0.250, SLG: 0.417 (9, PH)								BB 1B	1-3 1B		1 0 1 1 0 0 0										
Jack Whillock, R (9, 1)								BB	3-H 1B		0 0 0 0 0 0 0										
Tom Timmermann, R OBP: 0.100, SLG: 0.053 (1, 1)			0-3 K2-3			0-3 K		0-0 FC4-6 1B	0-0 1B		2 0 0 0 0 2 0										
Dalton Jones, L OBP: 0.203, SLG: 0.400 (8, PH)								1-2 1B	1-3 1B		1 0 1 0 0 0 0										
Cesar Gutierrez, R OBP: 0.170, SLG: 0.170 (8, PR)								1-2 1B	3-H 1B		0 0 0 0 0 0 0										
Fred Scherman, L OBP: 0.323, SLG: 0.208 (8, 1)								1-2 1B	3-H 1B		0 0 0 0 0 0 0										
Tony Taylor, R OBP: 0.319, SLG: 0.367 (9, 4)								1-2 1B	3-H 1B		1 0 1 1 0 0 0										
Inning Stats	R: 0 E: 0 K: 1 S: 5	H: 0 LOB: 0 BB: 0 P: 5	R: 0 E: 0 K: 0 S: 3	H: 0 LOB: 0 BB: 0 P: 3	R: 0 E: 0 K: 1 S: 5	H: 0 LOB: 0 BB: 0 P: 5	R: 0 E: 0 K: 0 S: 3	H: 0 LOB: 0 BB: 0 P: 3	R: 0 E: 0 K: 1 S: 5	H: 2 LOB: 3 BB: 1 P: 13	R: 0 E: 0 K: 0 S: 4	H: 1 LOB: 2 BB: 1 P: 8	R: 2 E: 0 K: 0 S: 7	H: 4 LOB: 2 BB: 0 P: 7	R: 0 E: 0 K: 1 S: 6	H: 1 LOB: 1 BB: 0 P: 6	1B: 8 2B: 1 3B: 0 HR: 0	SF: 0 SAC: 0 DP: 1 HBP: 0	WP: 0 PB: 0 SB: 0 CS: 0	PA: 41	
PITCHER Jim Lonborg, R ERA: 4.31 (1, 1)	IP 10.0	WLS W	BF 41	H 9	R 2	ER 2	SO 6	BB 3	IBB 0	HBP 0	BLK 0	WP 0	HR 0	S 50	P 62	ERA 1.80	WHIP 1.200				

Detroit Tigers @ Boston Red Sox
 Fenway Park, Boston, MA
 Tue Sep 21 1971, 7:05 PM EDT
 Att. 11,323 - Unknown

livebaseballscorecards.com

AB	38
R	2
H	9
RBI	2
BB	3
SO	6
LOB	22



BOTTOM

Detroit Tigers @ Boston Red Sox
Fenway Park, Boston, MA
Tue Sep 21 1971, 7:05 PM EDT
Att: 11,323 - Unknown

livebaseballscorecards.com

AB	37
R	3
H	10
RBI	3
BB	0
SO	5
LOB	10



WP:	0	PA:	38
PB:	0		
SB:	0		
CS:	0		

AB R H RBI BB SO LOB

4	0	1	0	0	0	2
5	0	2	1	0	0	1
4	1	1	0	0	0	3
4	0	0	0	0	2	1
4	1	2	0	0	0	0
4	0	1	2	0	1	1
4	0	0	0	0	2	2
4	0	0	0	0	0	0
3	0	2	0	0	0	0
1	1	1	0	0	0	0

1B:	9	SF:	0
2B:	1	SAC:	1
3B:	0	DP:	1
HR:	0	HBP:	0

Batter	1	2	3	4	5	6	7	8	9	10
Doug Griffin, R OBP: 0.294, SLG: 0.322 (1, 4)	F4		1B		FC5-4		F4			SH3-4
Luis Aparicio, R OBP: 0.284, SLG: 0.302 (1, 6)	5-3		1B			G3	G3			
Carl Yastrzemski, L OBP: 0.382, SLG: 0.396 (1, 7)	F2		G4-6-3			2B				6-3
Reggie Smith, S OBP: 0.356, SLG: 0.492 (1, 8)		L9		4-3		K				K
Rico Petrocelli, R OBP: 0.350, SLG: 0.453 (1, 5)				5-3		1B				F4
George Scott, R OBP: 0.321, SLG: 0.449 (1, 3)				5-3						6-3
Joe Lahoud, L OBP: 0.330, SLG: 0.438 (1, 9)				4-3		K	F4			K
Duane Josephson, R OBP: 0.297, SLG: 0.401 (1, 2)			L8			F8				L9
Jim Lonborg, R OBP: 0.245, SLG: 0.184 (1, 1)										
Cecil Cooper, L OBP: 0.424, SLG: 0.464 (10, PH)			1B		E4					SH3-4

Inning Stats	R: 0	H: 0	R: 0	H: 1	R: 0	H: 3	R: 0	H: 0	R: 2	H: 3	R: 0	H: 1	R: 0	H: 0	R: 0	H: 0	R: 1	H: 2	
E: 0	LOB: 0	E: 0	LOB: 1	E: 0	LOB: 0	E: 0	LOB: 0	E: 0	LOB: 1	E: 0	LOB: 0	E: 0	LOB: 0	E: 0	LOB: 0	E: 0	LOB: 1	E: 0	LOB: 1
K: 0	BB: 0	K: 1	BB: 0	K: 0	BB: 0	K: 0	BB: 0	K: 1	BB: 0	K: 1	BB: 0	K: 0	BB: 0	K: 1	BB: 0	K: 1	BB: 0	K: 0	BB: 0
S: 3	P: 3	S: 6	P: 6	S: 5	P: 5	S: 3	P: 3	S: 6	P: 6	S: 8	P: 8	S: 4	P: 4	S: 5	P: 5	S: 5	P: 5	S: 3	P: 3

PITCHER	IP	WLS	BF	H	R	ER	SO	BB	IBB	HBP	BLK	WP	HR	S	P	ERA	WHIP
Tom Timmermann, R ERA: 3.78 (1, 1)	7.0		29	8	2	2	3	0	0	0	0	0	0	35	35	2.57	1.143
Fred Scherman, L ERA: 2.76 (8, 1)	1.0		3	0	0	0	1	0	0	0	0	0	0	5	5	0.00	0.000
Jack Whillcock, R ERA: 5.63 (9, 1)	1.1	L	6	2	1	1	1	0	0	0	0	0	0	8	8	6.75	1.500

Batter	1	2	3	4	5	6	7	8	9
Doug Griffin, R (1, 4) OBP: 0.292, SLG: 0.319	0-3 K			0-0 6-3		0-0 F8		0-0 FC6-4 2B	
Luis Aparicio, R (1, 6) OBP: 0.284, SLG: 0.303	0-0 5-3			0-0 L9		0-3 K		0-0 F8 2B	
Carl Yastrzemski, L (1, 7) OBP: 0.381, SLG: 0.394	0-0 1-3			0-0 6-3			4-0 BB	0-0 F8 2-3	
Reggie Smith, S (1, 8) OBP: 0.354, SLG: 0.489		0-0 4-3			0-0 5-3		0-0 F8	0-3 K	
Rico Petrocelli, R (1, 5) OBP: 0.350, SLG: 0.454		0-0 F8			0-0 G5-3 2B		0-0 F3		
George Scott, R (1, 3) OBP: 0.321, SLG: 0.448		0-0 5-3			0-0 1B		0-0 F8		
Billy Conigliaro, R (1, 9) OBP: 0.310, SLG: 0.436			0-3 K		0-0 G5-3			0-0 SH 1B FC6-4 1B	
Duane Josephson, R (1, 2) OBP: 0.298, SLG: 0.401				0-0 6-3			0-0 F8	0-0 FC6-4 2B 1B	
Juan Beniquez, R (8, PR) OBP: 0.297, SLG: 0.314									
Rick Miller, L (8, PR) OBP: 0.474, SLG: 0.714									
Bob Montgomery, R (9, 2) OBP: 0.300, SLG: 0.341									
Mike Garman, R (1, 1) OBP: 0.250, SLG: 0.250				0-0 6-3				0-0 SH 1B FC6-4	
Phil Gagliano, R (8, PH) OBP: 0.411, SLG: 0.377									
Ken Tatum, R (9, 1) OBP: 0.417, SLG: 0.600									

Inning Stats	R: 0	H: 0	E: 0	LOB: 0	K: 1	BB: 0	S: 5	P: 5
	R: 0	H: 0	E: 0	LOB: 0	K: 0	BB: 0	S: 3	P: 3
	R: 0	H: 0	E: 0	LOB: 0	K: 1	BB: 0	S: 5	P: 5
	R: 0	H: 0	E: 0	LOB: 0	K: 0	BB: 0	S: 3	P: 3
	R: 0	H: 2	E: 0	LOB: 1	K: 0	BB: 0	S: 4	P: 4
	R: 0	H: 1	E: 1	LOB: 1	K: 1	BB: 0	S: 6	P: 6
	R: 0	H: 0	E: 0	LOB: 1	K: 0	BB: 1	S: 3	P: 7
	R: 3	H: 3	E: 0	LOB: 3	K: 1	BB: 0	S: 9	P: 9

PITCHER	IP	WLS	BF	H	R	ER	SO	BB	IBB	HBP	BLK	WP	HR	S	P	ERA	WHIP
Mickey Lolich, L (1, 1) ERA: 2.96	8.0	L	31	6	3	3	4	1	0	0	0	0	0	38	42	3.38	0.875

BOTTOM

AB	R	H	RBI	BB	SO	LOB
4	1	0	1	0	1	3
4	0	1	2	0	1	1
3	0	0	0	1	0	2
4	0	0	0	0	1	4
3	0	1	0	0	0	1
3	0	1	0	0	0	1
3	1	1	0	0	1	2
3	0	1	0	0	0	0
0	0	0	0	0	0	0
0	1	0	0	0	0	0
0	0	0	0	0	0	0
2	0	1	0	0	0	0
0	0	0	0	0	0	0
0	0	0	0	0	0	0

AB	29
R	3
H	6
RBI	3
BB	1
SO	4
LOB	14



WP	PA
0	31

Detroit Tigers @ Boston Red Sox
Fenway Park, Boston, MA
 Wed Sep 22 1971, 7:05 PM EDT
 Att. 10,554 - Unknown

livebaseballscores.com

Batter	1	2	3	4	5	6	7	8	9	AB R H RBI BB SO LOB	TOP											
Elliott Maddox, R (1, 8) OBP: 0.347, SLG: 0.266	0-3 K		0-0 F9			0-3 K	0-0 F8		0-0 F9	5 0 0 0 0 2 4	Washington Senators @ Boston Red Sox Fenway Park, Boston, MA Fri Sep 24 1971, 7:05 PM EDT Att. 14,351 - Unknown livebaseballscorecards.com											
Davey Nelson, R (1, 5) OBP: 0.325, SLG: 0.375	0-0 L9			4-0 G6-4-3 BB		0-0 1-3		0-0 F9		3 0 0 0 1 0 0												
Frank Howard, R (1, 3) OBP: 0.367, SLG: 0.466 Tom McCraw, L (8, PR) OBP: 0.288, SLG: 0.384 (8, 3)	0-0 F9			0-0 G6-4-3 1-2f		0-0 BB 1B		4-0 BB 4-3 BB		3 0 1 0 1 0 1 0 0 0 0 0 0 0												
Dick Billings, R (1, 2) OBP: 0.283, SLG: 0.325		0-0 F9		0-0 5-3		4-0 BB 1-2 FC5-4 BB		0-0 4-3 1-2		3 0 0 0 1 0 1												
Jeff Burroughs, R (1, 7) OBP: 0.319, SLG: 0.378		0-3 K			0-0 BB 1B	0-0 FC5-4 1-2f		4-0 BB BB		3 0 1 0 1 1 2												
Del Unser, L (1, 9) OBP: 0.332, SLG: 0.364		0-3 K			0-0 P4		4-0 BB 1B BB	0-0 P4		3 0 0 0 1 1 3												
Toby Harrah, R (1, 6) OBP: 0.296, SLG: 0.276			0-0 F8		4-0 BB 1-2		0-0 L4		4-0 FC1-6 BB	2 0 0 0 2 0 1												
Tom Ragland, R (1, 4) OBP: 0.167, SLG: 0.167			0-0 1B		0-3 K		0-3 K		0-0 FC1-6 1-2f	4 0 1 0 0 2 4												
Pete Broberg, R (1, 1) OBP: 0.133, SLG: 0.227 Denny Riddleberger, R (5, 1) Paul Casanova, R (7, PH) OBP: 0.236, SLG: 0.287 Paul Lindblad, L (7, 1) OBP: 0.182, SLG: 0.273 Larry Bittner, L (9, PH) OBP: 0.322, SLG: 0.295			0-0 F3		0-3 K		0-0 1B		0-3 K	2 0 0 0 0 1 3 0 0 0 0 0 0 0 1 0 1 0 0 0 0 0 0 0 0 0 0 0 1 0 0 0 0 1 1												
Inning Stats	R: 0 E: 0 K: 1 S: 5	H: 0 LOB: 0 BB: 0 P: 5	R: 0 E: 0 K: 2 S: 7	H: 0 LOB: 0 BB: 0 P: 7	R: 0 E: 0 K: 0 S: 4	H: 1 LOB: 1 BB: 0 P: 4	R: 0 E: 0 K: 0 S: 2	H: 0 LOB: 0 BB: 1 P: 6	R: 0 E: 0 K: 2 S: 8	H: 1 LOB: 2 BB: 1 P: 12		R: 0 E: 0 K: 1 S: 6	H: 1 LOB: 2 BB: 1 P: 10	R: 0 E: 0 K: 1 S: 6	H: 1 LOB: 2 BB: 1 P: 10	R: 0 E: 0 K: 0 S: 3	H: 0 LOB: 2 BB: 2 P: 11	R: 0 E: 0 K: 1 S: 5	H: 0 LOB: 1 BB: 1 P: 9	1B: 4 2B: 0 3B: 0 HR: 0	SF: 0 SAC: 0 DP: 1 HBP: 0	WP: 0 PB: 0 SB: 0 CS: 0
PITCHER Roger Moret, L (1, 1) ERA: 2.92	IP 9.0 WLS W BF 37 H 4 R 0 ER 0 SO 8 BB 7 IBB 0 HBP 0 BLK 0 WP 0 HR 0 S 46 P 74 ERA 0.00 WHIP 1.222											PITCHER	IP WLS BF H R ER SO BB IBB HBP BLK WP HR S P ERA WHIP									



Batter	1	2	3	4	5	6	7	8	9
Doug Griffin, R (1, 4) OBP: 0.291, SLG: 0.320	0-0 4-3		0-0 5-3		0-0 1B 2B	0-0 5-3			
Juan Beniquez, R (1, 6) OBP: 0.293, SLG: 0.308	0-3 K		0-0 E6		0-0 6-3		0-0 BB 1B		
Carl Yastrzemski, L (1, 7) Ben Oglivie, L (8, 7) OBP: 0.292, SLG: 0.333	0-0 3-1		0-0 1-3		4-0 1B BB		0-0 P5		
Reggie Smith, S (1, 8) OBP: 0.355, SLG: 0.488		0-0 4-3		0-0 3-1	0-0 1-3 2-H 1B		4-0 1-2 G5-4-3 BB		
Rico Petrocelli, R (1, 5) OBP: 0.349, SLG: 0.451		0-0 F8		0-0 P4	4-0 IBB		0-0 G5-4-3		
Cecil Cooper, L (1, 3) OBP: 0.405, SLG: 0.469		0-3 K		0-0 WP 2B	0-0 F5		0-0 F5		
Rick Miller, L (1, 9) OBP: 0.478, SLG: 0.706			0-0 5-3 E 2B	4-0 2-3 2B BB	0-3 K		0-3 K		
Carlton Fisk, R (1, 2) OBP: 0.294, SLG: 0.559			0-3 K	0-0 1-3 3-H 1B 2B		0-3 K	0-0 F2		
Roger Moret, S (1, 1) OBP: 0.160, SLG: 0.087			4-0 E 5-3 BB	0-0 2-H 3-H 1B		0-0 5-3			

AB	R	H	RBI	BB	SO	LOB
4	1	1	0	0	0	2
4	0	1	0	0	1	2
3	0	0	0	1	0	3
0	0	0	0	0	0	0
3	0	1	1	1	0	0
3	0	0	0	1	0	2
4	1	1	0	0	1	3
3	2	1	0	1	2	3
4	0	1	1	0	2	1
2	0	1	1	1	0	0

BOTTOM

Washington Senators @ Boston Red Sox
Fenway Park, Boston, MA
 Fri Sep 24 1971, 7:05 PM EDT
 Att. 14,351 - Unknown

livebaseballscorecards.com

AB	30
R	4
H	7
RBI	3
BB	5
SO	6
LOB	16



1B: 3	SF: 0	WP: 1	PA: 35
2B: 4	SAC: 0	PB: 0	
3B: 0	DP: 1	SB: 0	
HR: 0	HBP: 0	CS: 0	

Inning Stats														
R	H	E	K	S	P	IP	WLS	BF	H	R	ER	SO	BB	IBB
0	0	0	1	5	5	4.1	L	22	6	4	3	3	3	3
0	0	0	1	5	5	2.0		7	1	0	0	1	1	0
1	1	1	1	7	7	4.1		22	6	4	3	3	3	3
1	1	1	1	7	7	2.0		7	1	0	0	1	1	0
2	2	2	2	5	5	4.0		16	3	3	3	3	3	3
0	0	0	0	5	5	2.0		7	1	0	0	1	1	0
0	0	0	0	5	5	2.0		7	1	0	0	1	1	0
1	1	1	1	7	7	4.1		22	6	4	3	3	3	3
0	0	0	0	5	5	2.0		7	1	0	0	1	1	0
0	0	0	0	5	5	2.0		7	1	0	0	1	1	0

PITCHER														
IP	WLS	BF	H	R	ER	SO	BB	IBB	HBP	BLK	WP	HR	S	P
4.1	L	22	6	4	3	3	3	3	3	3	1	0	25	37
5.1		6	0	0	0	2	0	1	0	0	0	0	9	13
7.1		7	1	0	0	1	1	0	0	0	0	0	8	12
4.1		22	6	4	3	3	3	3	3	3	1	0	25	37
5.1		6	0	0	0	2	0	1	0	0	0	0	9	13
7.1		7	1	0	0	1	1	0	0	0	0	0	8	12

ERA	WHIP
6.23	2.077
0.00	0.000
0.00	1.000

Batter	1	2	3	4	5	6	7	8	9
Doug Griffin, R OBP: 0.291, SLG: 0.319 (1, 4)	0-0 F9	0-0 FC6-4			0-0 1B	0-0 6-3		0-0 1-3	
Juan Beniquez, R OBP: 0.333, SLG: 0.333 (1, 6)	0-0 1-3		4-0 3-1 BB		0-0 1B		0-0 1B		
Ben Oglivie, L OBP: 0.250, SLG: 0.286 (1, 7)	0-0 G3		0-0 3-1		0-3 K		0-0 F5		
Reggie Smith, S OBP: 0.354, SLG: 0.486 (1, 8)		4-0 1B SF8 BB	0-0 3-1		0-0 3-1		0-0 5-3		
Rico Petrocelli, R OBP: 0.352, SLG: 0.453 (1, 5)		0-0 1B BB	0-0 F8			0-0 2B 1B	4-0 1BB		
Cecil Cooper, L OBP: 0.415, SLG: 0.486 (1, 3)		0-0 SF8		0-0 8-3-6 1B		0-0 2B PB 1B	0-0 3-1		
Rick Miller, L OBP: 0.519, SLG: 0.800 (1, 9)		4-0 1B BB		0-0 8-3-6 1-2f		0-0 PB 2B		0-0 1B 2B	
Carlton Fisk, R OBP: 0.316, SLG: 0.553 (1, 2)		0-0 FC6-4 1B		0-0 1B		0-0 5-3		0-0 L9	
John Curtis, L OBP: 0.111, SLG: 0.111 (1, 1)		0-3 K		0-3 K		0-3 K		0-0 1B	

AB	R	H	RBI	BB	SO	LOB
5	1	1	0	0	0	4
3	1	2	1	1	0	0
4	0	0	0	0	1	2
3	1	0	1	1	0	1
3	2	2	0	1	0	0
3	1	2	1	0	0	2
3	0	2	1	1	0	1
4	0	2	1	0	0	2
4	0	1	0	0	3	4

BOTTOM

Washington Senators @ Boston Red Sox
 Fenway Park, Boston, MA
 Sat Sep 25 1971, 3:33 AM EDT
 Att. 19,126 - Unknown

livebaseballscorecards.com

AB	32
R	6
H	12
RBI	5
BB	4
SO	4
LOB	16



1B: 10	SF: 1
2B: 2	SAC: 0
3B: 0	DP: 0
HR: 0	HBP: 0

WP: 0	PA: 37
PB: 1	
SB: 3	
CS: 0	

Inning Stats															PITCHER														
R	H	E	K	S	IP	WLS	BF	H	R	ER	SO	BB	IBB	HBP	BLK	IP	WLS	BF	H	R	ER	SO	BB	IBB	HBP	BLK			
0	0	0	0	3	5.0	L	23	7	5	5	3	3	0	0	0	Denny McLain, R (1, 1)	5.0	L	23	7	5	5	3	3	0	0	0		
0	0	0	0	3	1.0		5	2	1	0	1	0	0	0	0	Denny Riddleberger, L (6, 1)	1.0		5	2	1	0	1	0	0	0	0		
0	0	0	0	3	2.0		9	3	0	0	0	0	1	0	0	Jim Shellenback, L (7, 1)	2.0		9	3	0	0	0	0	1	0	0		

Batter	1	2	3	4	5	6	7	8	9	AB R H RBI BB SO LOB	TOP																						
Del Unser, L (1, 8) OBP: 0.328, SLG: 0.359	0-0 F7		0-0 F7	0-0 FC6			0-0 E6		0-0 FC4-6	5 0 0 0 0 0 4																							
Toby Harrah, R (1, 5) OBP: 0.295, SLG: 0.283	0-0 CS 1B		0-0 HR			0-0 5-3	0-0 L1		0-0 F8	5 1 2 1 0 0 2																							
Don Mincher, L (1, 3) OBP: 0.385, SLG: 0.427	4-0 BB 1-2 BB		0-0 1B			4-0 BB 4-3 BB	0-3 K			2 0 1 0 2 1 1																							
Tom McCraw, L (1, 9) OBP: 0.288, SLG: 0.379	4-0 1-2 BB		0-0 L8			0-0 4-3		0-0 6-3		3 0 0 0 1 0 2																							
Jeff Burroughs, R (1, 7) OBP: 0.321, SLG: 0.371	0-3 K			4-0 F8 BB BB		0-0 F7		0-3 K		3 0 0 0 1 2 3																							
Jim Mason, L (1, 6)		0-3 K		4-0 HBP 1-2 BB		0-0 4-3		0-0 E9		3 0 0 0 1 1 0																							
Bill Fahey, L (1, 2)		0-0 F8		0-0 F8		0-0 G3		0-0 F9		4 0 0 0 0 0 3																							
Tom Ragland, R (1, 4) OBP: 0.214, SLG: 0.154		0-0 F7		1-0 FC6 1-2 HBP		0-0 G3			0-0 6-3	3 0 0 0 0 0 0																							
Dick Bosman, R (1, 1) OBP: 0.183, SLG: 0.108			0-0 6-3	0-3 K			0-0 4-3		0-0 FC4-6 1B	2 0 0 0 0 1 3																							
Bernie Allen, L (7, PH) OBP: 0.360, SLG: 0.377										1 0 0 0 0 0 0																							
Jackie Brown, R (7, 1) OBP: 0.133, SLG: 0.133										0 0 0 0 0 0 0																							
Jim Shellenback, L (7, 1) OBP: 0.200, SLG: 0.207										0 0 0 0 0 0 0																							
Dick Billings, R (9, PH) OBP: 0.288, SLG: 0.327										1 0 1 0 0 0 0																							
Inning Stats	R: 0 E: 0 K: 1 S: 5	H: 1 LOB: 2 BB: 2 P: 13	R: 0 E: 0 K: 1 S: 5	H: 0 LOB: 0 BB: 0 P: 5	R: 1 E: 0 K: 0 S: 5	H: 2 LOB: 1 BB: 0 P: 5	R: 0 E: 0 K: 1 S: 5	H: 0 LOB: 3 BB: 2 P: 14	R: 0 E: 0 K: 0 S: 3	H: 0 LOB: 1 BB: 1 P: 7	R: 0 E: 0 K: 0 S: 3	H: 0 LOB: 0 BB: 0 P: 3	R: 0 E: 1 K: 1 S: 6	H: 0 LOB: 1 BB: 0 P: 6	R: 0 E: 1 K: 1 S: 6	H: 0 LOB: 1 BB: 0 P: 6	R: 0 E: 0 K: 0 S: 4	H: 1 LOB: 1 BB: 0 P: 4	1B: 3 2B: 0 3B: 0 HR: 1	SF: 0 SAC: 0 DP: 0 HBP: 1	WP: 0 PB: 0 SB: 0 CS: 1	PA: 38											
PITCHER Jim Lonborg, R (1, 1) ERA: 4.13	IP 9.0	WLS W	BF 38	H 4	R 1	ER 1	SO 5	BB 5	IBB 0	HBP 1	BLK 0	WP 0	HR 1	S 42	P 63	ERA 1.00	WHIP 1.000																
											PITCHER	IP	WLS	BF	H	R	ER	SO	BB	IBB	HBP	BLK	WP	HR	S	P	ERA	WHIP					

Washington Senators @ Boston Red Sox
 Fenway Park, Boston, MA
 Sun Sep 26 1971, 3:33 AM EDT
 Att: 15,240 - Unknown

AB	32
R	1
H	4
RBI	1
BB	5
SO	5
LOB	18



Batter	1	2	3	4	5	6	7	8	9	AB R H RBI BB SO LOB	TOP		
Doug Griffin, R (1, 4) OBP: 0.293, SLG: 0.322	0-0 F8	0-0 4-3			0-0 5-3		0-0 L6			4 0 0 0 0 0 1			
Juan Beniquez, R (1, 6) OBP: 0.327, SLG: 0.327	0-0 1B SF8 1B		0-0 6-3		0-0 FC5-4 1B		0-0 5-3			4 1 2 0 0 0 0			
Phil Gagliano, R (1, 7) OBP: 0.429, SLG: 0.415	0-0 SF8 BB 1B		0-0 1B 2B		0-0 FC5-4 1B		0-0 5-3			4 1 3 0 0 0 0			
Reggie Smith, S (1, 8) OBP: 0.354, SLG: 0.488	4-0 SF8 BB 1-2		0-3 K		0-0 FC5-4 1-2 2-3		0-0 F8			3 0 0 0 1 1 3			
Rico Petrocelli, R (1, 5) OBP: 0.353, SLG: 0.462	0-0 SF8 1-2 2-3 3-H		0-0 1B 2-H		0-0 F9		0-0 F5			3 0 1 2 0 0 2			
Cecil Cooper, L (1, 3) OBP: 0.388, SLG: 0.452	0-0 1-3		0-0 F4		0-0 F6		0-0 4-3			4 0 0 0 0 0 3			
Rick Miller, L (1, 9) OBP: 0.514, SLG: 0.704		0-0 SH1-4 1B		0-0 F5		0-0 F8-3 1B		0-0 1B		4 0 3 0 0 0 0			
Duane Josephson, R (1, 2) OBP: 0.294, SLG: 0.395		0-0 F8		0-3 K		0-0 F8-3 1-2		0-0 F7		4 0 0 0 0 1 3			
Ray Culp, R (1, 1) OBP: 0.189, SLG: 0.118		0-0 SH1-4		0-3 K			0-0 1-3			1 0 0 0 0 1 0			
George Scott, R (7, PH) OBP: 0.321, SLG: 0.447										1 0 0 0 0 0 0			
Ken Brett, L (7, 1) OBP: 0.200, SLG: 0.200										0 0 0 0 0 0 0			
Ben Oglivie, L (9, PH) OBP: 0.281, SLG: 0.344		1-2								1 0 0 0 0 0 1			
Inning Stats	R: 1 H: 2 E: 0 LOB: 2 K: 0 BB: 1 S: 5 P: 9	R: 0 H: 1 E: 0 LOB: 1 K: 0 BB: 0 S: 4 P: 4	R: 1 H: 2 E: 0 LOB: 1 K: 1 BB: 0 S: 7 P: 7	R: 0 H: 0 E: 0 LOB: 0 K: 2 BB: 0 S: 7 P: 7	R: 0 H: 2 E: 0 LOB: 2 K: 0 BB: 0 S: 5 P: 5	R: 0 H: 1 E: 0 LOB: 0 K: 0 BB: 0 S: 3 P: 3	R: 0 H: 0 E: 0 LOB: 0 K: 0 BB: 0 S: 3 P: 3	R: 0 H: 0 E: 0 LOB: 0 K: 0 BB: 0 S: 3 P: 3	R: 0 H: 1 E: 0 LOB: 1 K: 0 BB: 0 S: 4 P: 4	1B: 8 SF: 1 2B: 2 SAC: 1 3B: 0 DP: 1 HR: 0 HBP: 0	WP: 0 PA: 36 PB: 0 SB: 0 CS: 0		
PITCHER	IP WLS BF H R ER SO BB IBB HBP BLK WP HR S P ERA WHIP											PITCHER	IP WLS BF H R ER SO BB IBB HBP BLK WP HR S P ERA WHIP
Dave McNally, L (1, 1) ERA: 2.89	7.0 W 29 8 2 2 3 1 0 0 0 0 0 0 34 38 2.57 1.286												
Pat Dobson, R (8, 1) ERA: 2.9	2.0 S 7 1 0 0 0 0 0 0 0 0 0 0 7 7 0.00 0.500												

Boston Red Sox @ Baltimore Orioles
Memorial Stadium, Baltimore, MD
 Tue Sep 28 1971, 7:05 PM EDT
 Unknown

livebaseballscorecards.com

AB 33
R 2
H 9
RBI 2
BB 1
SO 3
LOB 13



Batter	1	2	3	4	5	6	7	8	9	AB R H RBI BB SO LOB	TOP																									
John Kennedy, R (1, 4) OBP: 0.320, SLG: 0.412	0-0 1-3	0-0 F9		0-0 FC6-4 1-2 3-H 1B			0-0 F7		0-0 4-3	5 0 1 1 0 0 2	<p>Boston Red Sox @ Baltimore Orioles Memorial Stadium, Baltimore, MD Tue Sep 28 1971, 7:05 PM EDT Att. 18,195 - Unknown</p>																									
Juan Beniquez, R (1, 6) OBP: 0.339, SLG: 0.340	0-0 SF7 1B	0-0 FC5-4		0-0 FC6-4 1-2f 2-3			0-0 CS 1B			4 1 2 0 0 0 4																										
George Scott, R (1, 3) OBP: 0.319, SLG: 0.444	0-0 E7 1-3		0-0 4-3	0-0 F5			0-0 F7 1-2			4 0 0 0 0 0 4																										
Reggie Smith, S (1, 8) OBP: 0.354, SLG: 0.492	0-0 SF7 3-H		0-0 HR	0-0 F5			0-0 6-3			3 1 1 2 0 0 0																										
Rico Petrocelli, R (1, 5) OBP: 0.353, SLG: 0.460	0-0 F9		0-0 F4	0-0 F8			0-0 1B			4 0 1 0 0 0 1																										
Rick Miller, L (1, 9) OBP: 0.487, SLG: 0.633		4-0 4-3 1B BB	0-0 F9	0-0 1-3			0-0 F7			3 1 0 0 1 0 1																										
Ben Oglivie, L (1, 7) OBP: 0.278, SLG: 0.361		0-0 4-3		0-0 1B 1B 2B		0-0 4-3	0-0 4-3			4 1 1 0 0 0 2																										
Carlton Fisk, R (1, 2) OBP: 0.348, SLG: 0.556		0-0 F9 2-H 1B 1B		0-0 FC6-4 2-3 1B 1B		0-0 F7		0-0 F8		4 0 2 1 0 0 0																										
Gary Peters, L (1, 1) OBP: 0.294, SLG: 0.406 Phil Gagliano, R (9, PH) OBP: 0.423, SLG: 0.409		0-0 FC5-4 1-2 1B		0-3 K		0-0 4-3		0-3 K		3 0 1 0 0 1 2 1 0 0 0 0 1 0																										
Inning Stats	R: 1 E: 1 K: 0 S: 5	H: 1 LOB: 1 BB: 0 P: 5	R: 1 E: 0 K: 0 S: 5	H: 2 LOB: 2 BB: 1 P: 9	R: 1 E: 0 K: 0 S: 4	H: 1 LOB: 0 BB: 0 P: 4	R: 1 E: 0 K: 1 S: 8	H: 3 LOB: 2 BB: 0 P: 8	R: 0 E: 0 K: 0 S: 3	H: 0 LOB: 0 BB: 0 P: 3	R: 0 E: 0 K: 0 S: 3	H: 0 LOB: 0 BB: 0 P: 3	R: 0 E: 0 K: 0 S: 3	H: 1 LOB: 0 BB: 0 P: 3	R: 0 E: 0 K: 0 S: 4	H: 1 LOB: 1 BB: 0 P: 4	R: 0 E: 0 K: 1 S: 5	H: 0 LOB: 0 BB: 0 P: 5	1B: 7 2B: 1 3B: 0 HR: 1	SF: 1 SAC: 0 DP: 0 HBP: 0	WP: 0 PB: 0 SB: 0 CS: 1	PA: 37														
PITCHER	IP WLS BF H R ER SO BB IBB HBP BLK WP HR S P ERA WHIP																																			
Mike Cuellar, L (1, 1) ERA: 3.08	7.0	30	8	4	3	1	1	0	0	0	0	0	1	31	35	3.86	1.286																			
Pete Richert, L (8, 1) ERA: 3.47	2.0	W	7	1	0	0	1	0	0	0	0	0	0	9	9	0.00	0.500																			

AB	35
R	4
H	9
RBI	4
BB	1
SO	2
LOB	16



Batter	1	2	3	4	5	6	7	8	9	AB R H RBI BB SO LOB	TOP									
Doug Griffin, R (1, 4) OBP: 0.291, SLG: 0.319	0-0 F4		0-3 K			0-3 K		0-0 FC5-4		4 0 0 0 0 2 2										
Juan Beniquez, R (1, 6) OBP: 0.333, SLG: 0.333	0-0 L7-3 1B			0-0 F9		0-0 E5			0-0 6-3	4 0 1 0 0 0 1										
Phil Gagliano, R (1, 7) OBP: 0.413, SLG: 0.397 Ben Oglivie, L (6, PH) OBP: 0.263, SLG: 0.342	0-0 L7-3 1-2			0-0 F7		0-3 K			0-0 3-1	2 0 0 0 0 0 1 2 0 0 0 0 1 2										
Reggie Smith, S (1, 8) OBP: 0.352, SLG: 0.489		0-0 F8		0-0 5-3			0-0 4-3		0-0 3-1	4 0 0 0 0 0 0										
Rico Petrocelli, R (1, 5) OBP: 0.354, SLG: 0.461					0-0 G5-4-3 1B		0-0 5-3			3 0 2 0 0 0 0										
George Scott, R (1, 3) OBP: 0.317, SLG: 0.441					0-0 G5-4-3 1-2f		0-0 5-3			3 0 0 0 0 0 2										
Rick Miller, L (1, 9) OBP: 0.452, SLG: 0.576					0-0 5-3			0-0 F7		3 0 0 0 0 0 1										
Carlton Fisk, R (1, 2) OBP: 0.327, SLG: 0.521					0-0 F7		0-3 K		0-0 F2	3 0 0 0 0 1 0										
Mike Garman, R (1, 1) OBP: 0.333, SLG: 0.333 Carl Yastrzemski, L (8, PH) OBP: 0.381, SLG: 0.392 Bobby Bolin, R (8, 1) OBP: 0.250, SLG: 0.250					0-0 4-3		0-0 E 1B		0-0 FC5-4 1B	2 0 1 0 0 0 0 1 0 1 0 0 0 0 0 0 0 0 0 0 0										
Inning Stats	R: 0 E: 0 K: 0 S: 3	H: 1 LOB: 0 BB: 0 P: 3	R: 0 E: 0 K: 0 S: 4	H: 1 LOB: 1 BB: 0 P: 4	R: 0 E: 0 K: 1 S: 5	H: 0 LOB: 0 BB: 0 P: 5	R: 0 E: 0 K: 0 S: 3	H: 0 LOB: 0 BB: 0 P: 3	R: 0 E: 0 K: 0 S: 3	H: 1 LOB: 0 BB: 0 P: 3	R: 0 E: 0 K: 0 S: 3	H: 0 LOB: 0 BB: 0 P: 3	R: 0 E: 0 K: 0 S: 4	H: 1 LOB: 1 BB: 0 P: 4	R: 0 E: 0 K: 0 S: 3	H: 0 LOB: 0 BB: 0 P: 3	1B: 5 2B: 1 3B: 0 HR: 0	SF: 0 SAC: 0 DP: 2 HBP: 0	WP: 0 PB: 0 SB: 0 CS: 0	PA: 31
PITCHER	IP WLS BF H R ER SO BB IBB HBP BLK WP HR S P ERA WHIP																			
Grant Jackson, L (1, 1) ERA: 3.13	5.0 W 16 3 0 0 1 0 0 0 0 0 0 0 18 18 0.00 0.600																			
Tom Dukes, R (6, 1) ERA: 3.52	2.0 8 1 0 0 3 0 0 0 0 0 0 0 14 14 0.00 0.500																			
Eddie Watt, R (8, 1) ERA: 1.82	2.0 S 7 1 0 0 0 0 0 0 0 0 0 0 7 7 0.00 0.500																			

Boston Red Sox @ Baltimore Orioles
Memorial Stadium, Baltimore, MD
 Wed Sep 29 1971, 7:05 PM EDT
 Att: 21,028 - Unknown

livebaseballscorecards.com

AB	31
R	0
H	5
RBI	0
BB	0
SO	4
LOB	9



