






Boston Red Sox - 1971


Batter	1	2	3	4	5	6	7	8	9	AB	R	H	RBI	BB	SO	LOB	TOP					
Horace Clarke, S (1.4) OBP: 0.250, SLG: 0.250	F7			B1		G3		1B		4	0	1	1	0	0	0	New York Yankees @ Boston Red Sox Fenway Park, Boston, MA Tue Apr 06 1971, 3:33 AM EST Att: 34,517 - Unknown - 43 F AB 32 R 1 H 5 RBI 1 BB 0 SO 5 LOB 13 					
Thurman Munson, R (1.2) OBP: 0.500, SLG: 0.500	K			4-3 1B			F2		FC4-6 1B	4	0	2	0	0	1	0						
Roy White, S (1.7)	G3			4-3			6-3		K	4	0	0	0	0	1	2						
Bobby Murcer, L (1.8)				4-3			F8		FC4-6	4	0	0	0	0	0	2						
Danny Cater, R (1.3) OBP: 0.250, SLG: 0.250		6-3							F8	4	1	1	0	0	0	1						
Jim Lyttle, L (1.9) OBP: 0.333, SLG: 0.333										3	0	1	0	0	0	0						
Jerry Kenney, L (1.5)										3	0	0	0	0	0	2						
Gene Michael, S (1.6) Frank Tepedino, L (8, PH) Frank Baker, L (8, 6)										2	0	0	0	0	0	0						
Stan Bahnsen, R (1.1) Jake Gibbs, L (8, PH) Jack Aker, R (8, 1)										1	0	0	0	0	0	3						
										0	0	0	0	0	0	0						
Inning Stats	R: 0 E: 0 K: 1 S: 5	H: 0 LOB: 0 BB: 0 P: 5	R: 0 E: 0 K: 0 S: 3	H: 0 LOB: 0 BB: 0 P: 3	R: 0 E: 0 K: 1 S: 5	H: 0 LOB: 0 BB: 0 P: 5	R: 0 E: 0 K: 0 S: 4	H: 1 LOB: 1 BB: 0 P: 4	R: 0 E: 0 K: 0 S: 3	H: 0 LOB: 0 BB: 0 P: 3	R: 0 E: 0 K: 1 S: 5	H: 0 LOB: 0 BB: 0 P: 5	R: 0 E: 0 K: 0 S: 3	H: 0 LOB: 0 BB: 0 P: 3	R: 1 E: 1 K: 1 S: 8	H: 3 LOB: 2 BB: 0 P: 8	R: 0 E: 0 K: 1 S: 6	H: 1 LOB: 1 BB: 0 P: 6	1B: 5 2B: 0 3B: 0 HR: 0	SF: 0 SAC: 0 DP: 0 HBP: 0	WP: 0 PB: 0 CS: 1	PA: 32
PITCHER Ray Culp, R (1.1) ERA:	IP: 9.0 WLS: W BF: 32 H: 5 R: 1 ER: 0 SO: 5 BB: 0 IBB: 0 HBP: 0 BLK: 0 WP: 0 HR: 0 S: 42 P: 42 ERA: 0.00 WHIP: 0.556																					

Batter	1	2	3	4	5	6	7	8	9	AB	R	H	RBI	BB	SO	LOB	BOTTOM					
Luis Aparicio, R (1.6) OBP: 0.250, SLG: 0.250				6-3	FC5-4					4	0	1	0	0	0	4	New York Yankees @ Boston Red Sox Fenway Park, Boston, MA Tue Apr 06 1971, 3:33 AM EST Att: 34,517 - Unknown - 43 F AB 30 R 3 H 11 RBI 3 BB 2 SO 5 LOB 15 					
Reggie Smith, S (1.9) OBP: 0.750, SLG: 1.000				2B				G3		4	1	3	0	0	0	0						
Carl Yastrzemski, L (1.7) OBP: 0.500, SLG: 0.750				2B				SF8 1B		4	1	2	1	0	0	2						
Rico Petrocelli, R (1.5) OBP: 0.250, SLG: 0.250				6-3				1B		4	0	1	0	0	2	1						
George Scott, R (1.3) OBP: 0.250, SLG: 0.333				F6				SF8		3	1	1	1	0	1	1						
Duane Josephson, R (1.2) OBP: 0.750, SLG: 0.750								1B		4	0	3	0	0	1	0						
Billy Conigliaro, R (1.8)								1B		3	0	0	0	0	0	3						
Doug Griffin, R (1.4) Joe Lahoud, L (7, PH) John Kennedy, R (8, 4)								1B		1	0	0	0	1	0	0						
								1B		0	0	0	0	1	0	0						
								1B		0	0	0	0	0	0	0						
Inning Stats	R: 0 E: 0 K: 0 S: 3	H: 2 LOB: 0 BB: 0 P: 3	R: 0 E: 0 K: 3 S: 9	H: 0 LOB: 0 BB: 0 P: 9	R: 0 E: 0 K: 1 S: 5	H: 0 LOB: 0 BB: 0 P: 5	R: 1 E: 0 K: 0 S: 5	H: 2 LOB: 1 BB: 0 P: 5	R: 0 E: 0 K: 0 S: 4	H: 1 LOB: 2 BB: 1 P: 8	R: 0 E: 0 K: 1 S: 5	H: 1 LOB: 0 BB: 0 P: 5	R: 0 E: 0 K: 0 S: 5	H: 2 LOB: 2 BB: 1 P: 9	R: 1 E: 0 K: 0 S: 6	H: 3 LOB: 2 BB: 0 P: 6	R: 0 E: 0 K: 0 S: 6	H: 0 LOB: 0 BB: 0 P: 6	1B: 9 2B: 2 3B: 0 HR: 0	SF: 1 SAC: 1 DP: 1 HBP: 0	WP: 0 PB: 0 CS: 1	PA: 34
PITCHER Stan Bahnsen, R (1.1) ERA: 2.57 Jack Aker, R (8, 1) ERA: 9.0	IP: 7.0 WLS: L BF: 28 H: 8 R: 2 ER: 2 SO: 5 BB: 1 IBB: 0 HBP: 0 BLK: 0 WP: 0 HR: 0 S: 36 P: 44 ERA: 2.57 WHIP: 1.286																					

Batter	1	2	3	4	5	6	7	8	9	AB	R	H	RBI	BB	SO	LOB	TOP		
Luis Aparicio, R (1.6) OBP: 0.500, SLG: 0.833	4-0 BB		X 0-0 HR		X 0-0 F7					2	1	1	1	2	0	0	Boston Red Sox @ Cleveland Indians Cleveland Municipal Stadium, Cleveland, OH Thu Apr 08 1971, 3:33 AM EST Att: 40,462 - Unknown - 52 F AB 30 R 2 H 3 RBI 2 BB 5 SO 10 LOB 11 		
Reggie Smith, S (1.9) OBP: 0.375, SLG: 0.500	4-3 1-2		0-3 K		X 0-0 F8		X 0-0 F7			4	0	0	0	0	1	3			
Carl Yastrzemski, L (1.7) OBP: 0.250, SLG: 0.375	0-3 K		X 0-0 F7		X 0-0 P5			X 0-3 K		4	0	0	0	0	2	1			
Rico Petrocelli, R (1.5) OBP: 0.375, SLG: 0.167	4-0 BB		4-0 BB		X 0-0 1-6-3			X 0-0 P4		2	0	0	0	2	0	0			
George Scott, R (1.3) OBP: 0.125, SLG: 0.143	0-3 K		0-3 K		X 0-0 F8			X 0-0 1-3		4	0	0	0	0	2	3			
Duane Josephson, R (1.2) OBP: 0.500, SLG: 0.429		4-0 BB		X 0-0 5-3		X 0-0 1-3			X 0-0 G3	3	0	0	0	1	0	0			
Billy Conigliaro, R (1.8)		0-3 K		0-3 K			X 0-3 K		X 0-0 F9	4	0	0	0	0	3	1			
Doug Griffin, R (1.4) OBP: 0.333, SLG: 0.200		0-3 K		0-3 K			X 0-0 F7		X 0-0 1B	4	0	1	0	0	2	1			
Sonny Siebert, R (1.1) OBP: 0.667, SLG: 2.000		0-0 4-3			X 0-0 HR				X 0-0 F7	2	1	1	1	0	0	1			
Sparky Lyle, L (8.1)										0	0	0	0	0	0	0			
Mike Fiore, L (9. PH)										1	0	0	0	0	0	1			
Ken Tatum, R (9.1)										0	0	0	0	0	0	0			
Inning Stats	R: 0 E: 0 K: 2 S: 7	H: 0 LOB: 2 BB: 2 P: 15	R: 0 E: 0 K: 2 S: 7	H: 0 LOB: 1 BB: 1 P: 11	R: 1 E: 0 K: 2 S: 8	H: 1 LOB: 1 BB: 1 P: 12	R: 0 E: 0 K: 2 S: 7	H: 0 LOB: 0 BB: 0 P: 7	R: 1 E: 0 K: 0 S: 4	H: 1 LOB: 0 BB: 0 P: 4	R: 0 E: 0 K: 0 S: 3	H: 0 LOB: 0 BB: 0 P: 3	R: 0 E: 0 K: 1 S: 5	H: 0 LOB: 2 BB: 1 P: 10	R: 0 E: 0 K: 0 S: 5	H: 1 LOB: 1 BB: 0 P: 4	1B: 1 2B: 0 3B: 0 HR: 2	SF: 0 SAC: 0 DP: 0 HBP: 1	WP: 0 PA: 36 PB: 0 SB: 0 CS: 0
PITCHER	IP WLS BF H R ER SO BB IBB HBP BLK WP HR S P ERA WHIP																		
Sam McDowell, L (1.1) ERA: 2.57	7.0	29	2	2	2	9	5	0	1	0	0	0	0	0	2	41	62	2.57	1.000
Vince Colbert, R (8.1) ERA:	2.0	7	1	0	0	1	0	0	0	0	0	0	0	0	9	9	0.00	0.500	

Batter	1	2	3	4	5	6	7	8	9	AB	R	H	RBI	BB	SO	LOB	BOTTOM		
Larry Brown, R (1.6) OBP: 0.500, SLG: 0.429	0-0 L7			X 0-0 FC4-6 1B		X 0-0 BB 1B		X 0-0 G4-6-3		4	0	2	0	0	0	2	Boston Red Sox @ Cleveland Indians Cleveland Municipal Stadium, Cleveland, OH Thu Apr 08 1971, 3:33 AM EST Att: 40,462 - Unknown - 52 F AB 31 R 3 H 7 RBI 3 BB 1 SO 6 LOB 10 		
Graig Nettles, L (1.5) OBP: 0.375, SLG: 0.429	0-0 G3			X 0-0 FC4-6 1-2		X 4-0 BB 1-2		X 0-0 F7		3	0	0	0	1	0	2			
Vada Pinson, L (1.9) OBP: 0.250, SLG: 0.250	0-0 G3			X 0-0 F7		X 0-0 P6			X 0-0 SH3-4 FC3-2 1B	4	0	1	0	0	0	3			
Ray Fosse, R (1.2)		X 0-0 P4		X 0-0 F9			X 0-3 K		X 1-0 FC3-2 SH3-4 1B HBP	3	1	0	0	0	1	1			
Ken Harrelson, R (1.3)		0-3 K			X 0-0 6-3		X 0-0 1-3		X 0-0 SH3-4	3	0	0	0	0	1	0			
Roy Foster, R (1.7) OBP: 0.167, SLG: 0.500		X 0-0 F8			X 0-3 K		X 0-0 F3		X 0-0 FC3-2	2	0	0	0	0	1	0			
Ted Ford, R (6.7)										1	0	0	0	0	0	0			
Vince Colbert, R (8.1)										0	0	0	0	0	0	0			
Lou Camilli, S (9. PH)										1	1	0	0	0	0	2			
Eddie Leon, R (1.4)			X 0-0 F9		X 0-0 4-3			X 0-0 1B 2B	X 0-0 2B 3H 1B	2	0	0	0	0	0	0			
Gomer Hodge, S (8. PH) ERA: 1.29										2	1	2	2	0	0	0			
Buddy Bradford, R (1.8) OBP: 0.200, SLG: 0.600			X 0-0 6-3			X 0-3 K		X 0-0 G4-6-3 1B		2	0	0	0	0	1	0			
Ted Uhlaender, L (8. PH) ERA: 1.000, SLG: 1.000								X 2-3 3H 1B		1	0	1	0	0	0	0			
Sam McDowell, L (1.1)										2	0	0	0	0	2	0			
John Lowenstein, L (8.7) ERA: 27.0								X 1-2 3H 1B		1	0	1	1	0	0	0			
Inning Stats	R: 0 E: 0 K: 0 S: 3	H: 0 LOB: 0 BB: 0 P: 3	R: 0 E: 0 K: 1 S: 5	H: 0 LOB: 0 BB: 0 P: 5	R: 0 E: 0 K: 0 S: 4	H: 1 LOB: 1 BB: 0 P: 4	R: 0 E: 0 K: 1 S: 5	H: 0 LOB: 0 BB: 0 P: 5	R: 0 E: 0 K: 2 S: 8	H: 1 LOB: 2 BB: 1 P: 12	R: 0 E: 0 K: 1 S: 5	H: 0 LOB: 0 BB: 0 P: 5	R: 1 E: 0 K: 0 S: 5	H: 3 LOB: 1 BB: 0 P: 5	R: 2 E: 0 K: 0 S: 4	H: 2 LOB: 1 BB: 0 P: 5	1B: 6 2B: 1 3B: 0 HR: 0	SF: 0 SAC: 1 DP: 1 HBP: 1	WP: 0 PA: 34 PB: 0 SB: 0 CS: 0
PITCHER	IP WLS BF H R ER SO BB IBB HBP BLK WP HR S P ERA WHIP																		
Sonny Siebert, R (1.1) ERA: 1.29	7.0	27	5	1	1	6	1	0	0	0	0	0	0	0	2	2	1.29	0.857	
Sparky Lyle, L (8.1) ERA:	1.0	2	0	0	0	0	0	0	0	0	0	2	2	0.00	0.000				
Ken Tatum, R (9.1) ERA: 27.0	0.2	5	2	2	2	0	0	0	1	0	0	0	4	5	27.00	3.000			

Batter	1	2	3	4	5	6	7	8	9	AB	R	H	RBI	BB	SO	LOB	TOP								
Luis Aparicio, R OBP: 0.500, SLG: 1.000	5-3	HR		K		BB 1B			P6	5	2	6	1	1	1		Boston Red Sox @ Cleveland Indians Cleveland Municipal Stadium, Cleveland, OH Sat Apr 10 1971, 3:33 AM EST Att. 4,955 - Unknown - 40 F AB 37 R 10 H 11 RBI 10 BB 9 SO 7 LOB 20 								
Reggie Smith, S OBP: 0.385, SLG: 0.417	L3	F8			FC1-4 1B	BB 1B	G3			4	1	1	0	1	0	1									
Carl Yastrzemski, L OBP: 0.308, SLG: 0.462	F8		1-3		F8	BB 1B			4-3 2B	5	0	2	2	0	0	1									
Rico Petrocelli, R OBP: 0.462, SLG: 0.222		BB 1B		BB	FC1-4 2B				4-3	3	1	1	1	2	0	2									
George Scott, R OBP: 0.308, SLG: 0.364		BB 1B		BB		BB 1B			1-3	4	1	2	0	1	1	3									
Duane Josephson, R Bill Lee, L Joe Lohoud, L Bobby Bolin, R Mike Fiore, L Ken Tatum, R		BB 1B		BB					FC6-4 BB	3	1	1	1	0	0	4									
Billy Conigliaro, R OBP: 0.063, SLG: 0.167	F8			K		K			FC6-4	5	1	1	0	0	2	4									
Doug Griffin, R OBP: 0.273, SLG: 0.111	F9			S BB		K			P4	4	0	0	0	1	1	3									
Cal Koonce, R Ken Brett, L Don Pavletich, R OBP: 0.667, SLG: 0.500	HR BB			K		BB 1B			K	0	1	0	0	1	0	0									
Inning Stats	R: 0 E: 0 K: 0 S: 3	H: 0 LOB: 0 BB: 0 P: 3	R: 5 E: 0 K: 0 S: 6	H: 3 LOB: 0 BB: 2 P: 14	R: 0 E: 0 K: 0 S: 2	H: 0 LOB: 1 BB: 2 P: 10	R: 0 E: 0 K: 3 S: 9	H: 0 LOB: 1 BB: 1 P: 13	R: 0 E: 0 K: 0 S: 5	H: 2 LOB: 2 BB: 0 P: 5	R: 3 E: 0 K: 3 S: 12	H: 3 LOB: 2 BB: 2 P: 20	R: 2 E: 0 K: 0 S: 5	H: 2 LOB: 1 BB: 1 P: 9	R: 0 E: 0 K: 0 S: 4	H: 1 LOB: 2 BB: 1 P: 8		R: 0 E: 0 K: 1 S: 5	H: 0 LOB: 0 BB: 0 P: 5	1B: 6 2B: 4 3B: 0 HR: 1	SF: 0 SAC: 0 DP: 1 HBP: 0	WP: 0 PB: 0 SB: 1 CS: 0	PA: 46		
PITCHER	IP	WLS	BF	H	R	ER	SO	BB	IBB	HBP	BLK	WP	HR	S	P	ERA	WHIP	PITCHER							
Steve Hargan, R ERA: 20.25	2.0		11	3	5	5	0	2	0	0	0	0	1	9	17	22.50	2.500								
Camilo Pascual, R ERA: 4.05	3.2	W	18	3	3	3	5	5	0	0	0	0	0	23	43	7.36	2.182								
Rick Austin, L ERA:	0.0		1	1	0	0	0	0	0	0	0	0	0	1	1	∞	∞								
Vince Colbert, R ERA: 4.91	1.2		10	4	2	2	1	1	0	0	0	0	0	11	15	10.80	3.000								
Chuck Machemehl, R ERA: 10.13	1.2	S	6	0	0	0	1	1	0	0	0	0	0	7	11	0.00	0.600								

Batter	1	2	3	4	5	6	7	8	9	AB	R	H	RBI	BB	SO	LOB	BOTTOM								
Larry Brown, R OBP: 0.538, SLG: 0.545	G3-6-1 BB	6-3		FC4 2B	BB 1B		K			4	0	2	5	1	1	1	Boston Red Sox @ Cleveland Indians Cleveland Municipal Stadium, Cleveland, OH Sat Apr 10 1971, 3:33 AM EST Att. 4,955 - Unknown - 40 F AB 31 R 11 H 9 RBI 10 BB 10 SO 7 LOB 21 								
Graig Nettles, L OBP: 0.385, SLG: 0.300	G3-6-1 1-2	F9		FC4 FC6-4	BB					3	0	0	1	2	0	2									
Vada Pinson, L OBP: 0.333, SLG: 0.250	HR 1B		F7	P6			K			4	1	1	0	1	1	3									
Ray Fosse, R OBP: 0.154, SLG: 0.333	HR		K	FC6-4	6-3				4-3	5	1	1	2	0	1	5									
Ken Harrelson, R OBP: 0.167, SLG: 0.167	4-3		5-3		SH1-3 1B	PB PB 1B			5-3	5	1	2	0	0	0	0									
John Lowenstein, L OBP: 0.800, SLG: 0.500		BB 2B BB		BB 2B BB	SH1-3 1B		F8			1	2	0	0	3	0	1									
Eddie Leon, R OBP: 0.273, SLG: 0.200		BB 2B 1B		BB 2B BB	SH5-4 1B	K G5-4-3			L3	4	3	2	1	1	1	2									
Buddy Bradford, R OBP: 0.333, SLG: 0.429		K		BB 2B BB	SH5-4 1B	G5-4-3				2	2	0	0	2	1	4									
Steve Hargan, R Ted Uhlhaender, L Camilo Pascual, R Rick Austin, R Vince Colbert, R Chuck Machemehl, R		BB 2B 1B		BB 2B BB	SH5-4 1B		K			0	0	0	0	0	0	0									
Inning Stats	R: 2 E: 0 K: 0 S: 4	H: 2 LOB: 0 BB: 1 P: 8	R: 3 E: 0 K: 1 S: 7	H: 2 LOB: 1 BB: 1 P: 11	R: 0 E: 0 K: 1 S: 5	H: 0 LOB: 0 BB: 0 P: 5	R: 3 E: 0 K: 1 S: 7	H: 1 LOB: 2 BB: 3 P: 19	R: 3 E: 0 K: 0 S: 6	H: 3 LOB: 3 BB: 3 P: 18	R: 0 E: 0 K: 1 S: 6	H: 1 LOB: 1 BB: 0 P: 6	R: 0 E: 0 K: 3 S: 9	H: 0 LOB: 1 BB: 1 P: 13	R: 0 E: 0 K: 0 S: 3	H: 0 LOB: 1 BB: 1 P: 7		R: 0 E: 0 K: 1 S: 5	H: 0 LOB: 0 BB: 0 P: 5	1B: 6 2B: 2 3B: 0 HR: 1	SF: 0 SAC: 2 DP: 2 HBP: 0	WP: 1 PB: 2 SB: 0 CS: 0	PA: 43		
PITCHER	IP	WLS	BF	H	R	ER	SO	BB	IBB	HBP	BLK	WP	HR	S	P	ERA	WHIP	PITCHER							
Cal Koonce, R ERA: 33.75	1.1		9	4	5	5	1	2	0	0	0	1	0	19	35	16.20	2.400								
Ken Brett, L ERA: 16.2	1.1	L	19	4	6	6	2	4	0	0	0	0	0	7	15	0.00	2.250								
Bill Lee, L ERA:	1.1		7	1	0	0	1	2	0	0	0	0	0	7	15	0.00	2.250								
Bobby Bolin, R ERA:	1.0		4	0	0	0	3	1	0	0	0	0	0	9	13	0.00	1.000								
Ken Tatum, R ERA: 10.8	1.0		4	0	0	0	0	1	0	0	0	0	0	3	7	0.00	1.000								

Batter	1	2	3	4	5	6	7	8	9	AB	R	H	RBI	BB	SO	LOB	TOP		
Luis Aparicio, R (1, 6) OBP: 0.474, SLG: 0.867	4-0 BB	0-3 K		0-0 2B		0-0 6-3		0-0 F6	4-0 F6	4	0	1	1	1	1	4			
Reggie Smith, S (1, 9) OBP: 0.276, SLG: 0.294	0-0 F2	0-0 4-3		0-0 L6		0-0 P6		0-0 4-1	0-0 4-1	5	0	0	0	0	0	6			
Carl Yastrzemski, L (1, 7) OBP: 0.235, SLG: 0.353	0-0 F2		0-0 G3		0-0 G3		0-0 4-3		0-0 4-3	4	0	0	0	0	0	1			
Rico Petrocelli, R (1, 5) OBP: 0.529, SLG: 0.200	4-0 BB		4-0 BB		4-0 G4-6-3 BB			0-0 5-3		1	0	0	0	3	0	0			
George Scott, R (1, 3) OBP: 0.235, SLG: 0.267	0-0 6-3		0-3 K		0-0 G4-6-3			0-3 K		4	0	0	0	0	2	4			
Duane Josephson, R (1, 2) OBP: 0.400, SLG: 0.308		4-0 SH5-3 1B BB	0-3 K		0-3 K			0-0 6-3		3	1	0	0	1	2	1			
Billy Conigliaro, R (1, 8) OBP: 0.169, SLG: 0.143	4-0 1B SH5-3 BB			0-0 F7		0-0 6-3		4-0 BB	4-0 BB	2	0	0	0	2	0	0			
Doug Griffin, R (1, 4) OBP: 0.357, SLG: 0.273	0-0 SH5-3			0-0 4-3 2B		4-0 BB		0-0 F8	0-0 F8	2	1	1	0	1	0	1			
Gary Peters, L (1, 1) OBP: 0.333, SLG: 0.333		0-0		0-0 4-3		0-0 F9		4-0 BB	4-0 BB	3	0	1	1	0	0	2			
Bobby Bolin, R (8, 1)										0	0	0	0	0	0	0			
Sparky Lyle, L (8, 1)										0	0	0	0	0	0	0			
Ken Tatum, R (8, 1)										0	0	0	0	0	0	0			
Joe Lahoud, L (9, PH)		2-3 3H		2-3				1-2 BB	1-2 BB	0	0	0	0	1	0	0			
Inning Stats	R: 0 E: 0 K: 0 S: 3	H: 0 LOB: 2 BB: 2 P: 11	R: 1 E: 0 K: 1 S: 6	H: 1 LOB: 2 BB: 2 P: 14	R: 0 E: 0 K: 2 S: 7	H: 0 LOB: 1 BB: 1 P: 11	R: 1 E: 0 K: 0 S: 5	H: 2 LOB: 1 BB: 0 P: 5	R: 0 E: 0 K: 1 S: 2	H: 0 LOB: 0 BB: 1 P: 6	R: 0 E: 0 K: 0 S: 3	H: 0 LOB: 0 BB: 0 P: 3	R: 0 E: 0 K: 1 S: 5	H: 0 LOB: 0 BB: 2 P: 5	R: 0 E: 0 K: 0 S: 3	H: 0 LOB: 2 BB: 2 P: 11	1B: 1 2B: 2 3B: 0 HR: 0	SF: 0 SAC: 1 DP: 1 HBP: 0	WP: 0 PA: 38 PB: 0 SB: 1 CS: 0
PITCHER	IP WLS BF H R ER SO BB IBB HBP BLK WP HR S P ERA WHIP	8.1 W 36 3 2 2 5 9 0 0 0 0 0 0 37 73 2.16 1.440	0.2 S 2 0 0 0 0 0 0 0 0 0 0 0 2 2 0.00 0.000																

Boston Red Sox @ Cleveland Indians
Cleveland Municipal Stadium, Cleveland, OH
Sun Apr 11 1971, 3:33 AM EST
Att. 6,005 - Unknown - 64 F

AB 28
R 2
H 3
RBI 2
BB 9
SO 5
LOB 19



Batter	1	2	3	4	5	6	7	8	9	AB	R	H	RBI	BB	SO	LOB	BOTTOM
Larry Brown, R (1, 6) OBP: 0.471, SLG: 0.429	0-0 5-3		0-0 6-3		0-0 F7			1-0 1B SH5-4 FC6 HBP		3	1	0	0	0	0	0	
Graig Nettles, L (1, 5) OBP: 0.375, SLG: 0.308	0-0 3-1		0-0 G1-6-3 1B		0-0 F8			0-0 SH5-4	0-0 SH5-4	3	0	1	0	0	0	0	
Vada Pinson, L (1, 9) OBP: 0.308, SLG: 0.250	0-3 K		0-0 G1-6-3		0-0 F7			0-0 BB FC6 1B	0-0 BB FC6 1B	4	1	1	1	0	1	1	
Ray Fosse, R (1, 2) OBP: 0.176, SLG: 0.313		0-0 F7		0-0 6-3		0-0 FC6-4 1B		0-0 FC6 1B	0-0 FC6 1B	4	1	1	1	0	0	1	
Ken Harrelson, R (1, 3) OBP: 0.188, SLG: 0.133		0-0 P3		0-0 4-3		0-0 FC6-4		4-0 1B BB	4-0 1B BB	3	1	0	0	1	0	1	
Chuck Hinton, R (1, 7)		4-0 1B BB		0-0 E8		0-0 4-3		4-0 1B BB	4-0 1B BB	2	1	0	0	1	0	0	
Ted Uhllander, L (8, PH) OBP: 1.000, SLG: 1.500								1-2 2-3 3H	1-2 2-3 3H	0	0	0	0	0	0	0	
Ted Ford, R (8, PH)								1-2 2-3 3H	1-2 2-3 3H	0	0	0	1	1	0	0	
Eddie Leon, R (1, 4) OBP: 0.333, SLG: 0.286		0-0 2B 1B		0-3 K		0-0 1-3		0-0 2B 1B	0-0 2B 1B	4	1	2	1	0	1	1	
Buddy Bradford, R (1, 8) OBP: 0.333, SLG: 0.500								1-2 2-3 3H	1-2 2-3 3H	3	0	1	2	0	0	0	
Gomer Hodges, S (8, PH) OBP: 1.000, SLG: 1.500								1-3 2H 3H	1-3 2H 3H	1	0	1	1	0	0	0	
John Lowenstein, L (8, PR) OBP: 0.800, SLG: 0.500								1-3 2H 3H	1-3 2H 3H	0	0	0	0	0	0	0	
Alan Foster, R (1, 1) OBP: 0.250, SLG: 0.500		0-0 4-3						1-3 2B	1-3 2B	4	1	1	0	0	0	3	
Chuck Machemehl, R (9, 1)								1-3	1-3	0	0	0	0	0	0	0	
Inning Stats	R: 0 E: 0 K: 1 S: 5	H: 0 LOB: 0 BB: 0 P: 5	R: 2 E: 0 K: 0 S: 5	H: 2 LOB: 1 BB: 1 P: 9	R: 0 E: 0 K: 1 S: 6	H: 1 LOB: 0 BB: 0 P: 3	R: 0 E: 0 K: 1 S: 3	H: 0 LOB: 0 BB: 0 P: 3	R: 5 E: 0 K: 0 S: 7	H: 4 LOB: 2 BB: 2 P: 16	1B: 5 2B: 3 3B: 0 HR: 0	SF: 0 SAC: 1 DP: 1 HBP: 1	WP: 0 PA: 36 PB: 0 SB: 0 CS: 0				
PITCHER	IP WLS BF H R ER SO BB IBB HBP BLK WP HR S P ERA WHIP	7.1 L 30 6 5 5 2 1 0 0 0 0 0 1 32 37 6.14 0.955	0.0 L 2 0 0 0 0 1 0 0 0 0 0 0 1 5 ∞ ∞	0.0 L 2 1 1 1 0 1 0 0 0 0 0 0 2 2 13.50 1.500													

Boston Red Sox @ Cleveland Indians
Cleveland Municipal Stadium, Cleveland, OH
Sun Apr 11 1971, 3:33 AM EST
Att. 6,005 - Unknown - 64 F

AB 31
R 7
H 8
RBI 7
BB 3
SO 2
LOB 7



Batter	1	2	3	4	5	6	7	8	9	AB	R	H	RBI	BB	SO	LOB	TOP					
Luis Aparicio, R OBP: 0.417, SLG: 0.700 (1, 6)	0-0 6-3		0-3 K			0-0 L4	0-0 E 1B 6-3 1B	0-0 1-3		5	1	1	0	0	1	2	Boston Red Sox @ Washington Senators Robert F. Kennedy Memorial Stadium, Washington, DC Mon Apr 12 1971, 6:05 PM EST Att: 7,392 - Unknown livebaseballscorecards.com					
Reggie Smith, S OBP: 0.304, SLG: 0.286 (1, 9)	0-0 F9		0-0 P5			0-0 3-1	0-0 E9 1-3 2-H 3-H 1B	4-0 1B IBB		4	0	1	2	1	0	0						
Carl Yastrzemski, L Joe Lahoud, L OBP: 0.750, SLG: 0.500 (1, 7) (8, PH) (8, 7)	4-0 BB			4-0 E 1B G1-6-3 BB		4-0 E BB	0-0 6-3	0-0 1-3 2-H 3-H 1B		1	1	0	1	3	0	0						
Rico Petrocelli, R OBP: 0.500, SLG: 0.467 (1, 5)	0-0 P4			0-0 E8 G1-6-3 1B		0-0 E5	0-0 HR	0-0 K		5	1	2	1	0	1	4						
George Scott, R OBP: 0.227, SLG: 0.300 (1, 3)		0-0 F9		0-0 G1-6-3		0-0 1-3	0-0 2B		0-0 F8	5	0	1	0	0	0	3						
Duane Josephson, R OBP: 0.350, SLG: 0.235 (1, 2)	0-0 F9			0-0 L6			4-0 1B 1B BB	0-0 F8	0-0 F8	4	1	0	0	1	0	0						
Billy Conigliaro, R OBP: 0.230, SLG: 0.368 (1, 8)	0-0 E5				0-0 4-3		0-0 1B 1B 1B	0-0 HR	0-0 1-3	5	2	2	1	0	0	0						
Doug Griffin, R OBP: 0.389, SLG: 0.333 (1, 4)	0-0 P5				0-0 5-3		0-0 1B 1B 1B	0-0 1-3 1B 1B		4	2	2	0	0	0	1						
Ray Culp, R Ken Tatum, R OBP: 0.286, SLG: 0.286 (1, 1) (9, 1)			0-0 3-1		0-3 K		0-0 1-2 2-H 3-H 1B 1B	0-0 1-3 1B 1B		4	2	2	2	0	1	0						
Inning Stats	R: 0 E: 0 K: 0 S: 3	H: 0 LOB: 1 BB: 1 P: 7	R: 0 E: 1 K: 0 S: 4	H: 0 LOB: 1 BB: 0 P: 4	R: 0 E: 0 K: 1 S: 5	H: 0 LOB: 0 BB: 0 P: 5	R: 1 E: 1 K: 0 S: 3	H: 1 LOB: 0 BB: 1 P: 7	R: 0 E: 0 K: 1 S: 5	H: 0 LOB: 0 BB: 0 P: 5	R: 0 E: 1 K: 0 S: 4	H: 0 LOB: 2 BB: 1 P: 8	R: 6 E: 1 K: 0 S: 8	H: 7 LOB: 1 BB: 1 P: 12	R: 3 E: 0 K: 1 S: 9	H: 4 LOB: 2 BB: 1 P: 13	R: 0 E: 0 K: 0 S: 3	H: 0 LOB: 0 BB: 0 P: 3	1B: 9 2B: 1 3B: 0 HR: 2	SF: 0 SAC: 0 DP: 1 HBP: 0	WP: 0 PB: 0 SB: 0 CS: 0	PA: 43
PITCHER	IP WLS BF H R ER SO BB IBB HBP BLK WP HR S P ERA WHIP																					
Gery Janeski, R ERA: 5.06 Denny Riddleberger, L ERA: 12.0 Horacio Pina, R ERA: 9.86	(1, 1) 6.1 L 29 6 6 5 2 4 0 0 0 0 0 0 29 45 7.11 1.579																					

Batter	1	2	3	4	5	6	7	8	9	AB	R	H	RBI	BB	SO	LOB	BOTTOM					
Del Unser, L OBP: 0.333, SLG: 0.333 (1, 8)	0-0 4-3		0-0 1B S G6-4-3 1B			0-0 F9		0-0 P1	0-0 1B 1B	5	2	2	0	0	0	0	Boston Red Sox @ Washington Senators Robert F. Kennedy Memorial Stadium, Washington, DC Mon Apr 12 1971, 6:05 PM EST Att: 7,392 - Unknown livebaseballscorecards.com					
Tim Cullen, R OBP: 0.192, SLG: 0.160 (1, 4)	0-0 F5		0-0 G6-4-3 1B		0-3 K		0-0 P4	0-0 1B 2B 1B		5	1	2	0	0	1	0						
Frank Howard, R Horacio Pina, R Bernie Allen, L OBP: 0.345 (1, 7) (8, 1) (9, PH) OBP: 0.333, SLG: 0.333	0-3 K 1B		0-0 G6-4-3		0-0 6-3		0-0 2B	0-0 F9		4	0	1	0	0	1	1						
Mike Epstein, L OBP: 0.500, SLG: 0.440 (1, 3)	0-0 1-2 1B		0-0 1B			0-0 2B FC3-2 1B	0-0 G3		0-3 K	5	0	3	0	0	1	4						
Joe Foy, R OBP: 0.464, SLG: 0.609 (1, 5)	0-0 F7		0-0 1B			0-0 FC3-2 1B 2B		0-0 6-3	0-0 1-2 2-H 3-H 2B 1B	5	2	3	2	0	0	2						
Richie Scheinblum, S OBP: 0.384, SLG: 0.250 (1, 9)		4-0 BB	0-0 F7			0-0 FC3-2 1B		0-0 1-3	0-0 1-H 2-H 3-H 1B 2B	4	1	1	2	1	0	4						
Jim French, L OBP: 0.429, SLG: 0.333 (1, 2)		0-3 K			0-0 F8		0-0 1-2 3-H 1B	4-0 BB	0-0 2-H 1B	4	0	2	2	1	1	1						
Toby Harrah, R OBP: 0.207, SLG: 0.185 (1, 6)	0-0 L7		0-0 P3			0-0 F7		0-3 K	0-3 K	5	0	0	0	0	2	5						
Gery Janeski, R Denny Riddleberger, R Tom McCraw, L OBP: 0.500, SLG: 1.250 (1, 1) (7, 1) (8, 7)	0-0 L5		0-0 5-3			0-3 K			0-0 1B 1B 1B 1B	3	0	0	0	0	1	3						
Inning Stats	R: 0 E: 0 K: 1 S: 7	H: 1 LOB: 2 BB: 0 P: 7	R: 0 E: 0 K: 1 S: 5	H: 0 LOB: 1 BB: 1 P: 9	R: 1 E: 0 K: 0 S: 6	H: 4 LOB: 0 BB: 0 P: 6	R: 0 E: 0 K: 0 S: 3	H: 0 LOB: 0 BB: 0 P: 3	R: 0 E: 0 K: 1 S: 5	H: 0 LOB: 0 BB: 0 P: 5	R: 1 E: 0 K: 1 S: 8	H: 3 LOB: 2 BB: 0 P: 8	R: 0 E: 0 K: 0 S: 4	H: 1 LOB: 1 BB: 0 P: 4	R: 0 E: 0 K: 1 S: 5	H: 0 LOB: 1 BB: 1 P: 9	R: 5 E: 0 K: 2 S: 13	H: 6 LOB: 1 BB: 0 P: 13	1B: 12 2B: 3 3B: 0 HR: 0	SF: 0 SAC: 0 DP: 1 HBP: 0	WP: 0 PB: 1 SB: 1 CS: 0	PA: 44
PITCHER	IP WLS BF H R ER SO BB IBB HBP BLK WP HR S P ERA WHIP																					
Ray Culp, R ERA: 3.57 Ken Tatum, R ERA: 6.75	(1, 1) 8.2 W 43 15 7 7 6 2 0 0 0 0 0 0 0 3 3 0.00 0.000																					

Batter	1	2	3	4	5	6	7	8	9	AB	R	H	RBI	BB	SO	LOB	TOP										
Luis Aparicio, R OBP: 0.393, SLG: 0.625 (1, 6)	L4		K				6-3			4	1	1	0	0	1	0	Boston Red Sox @ Washington Senators Robert F. Kennedy Memorial Stadium, Washington, DC Tue Apr 13 1971, 6:05 PM EST Att: 12,154 - Unknown livebaseballscorecards.com										
Reggie Smith, S OBP: 0.333, SLG: 0.360 (1, 9)			L4			E6				4	0	2	0	0	0	1											
Carl Yastrzemski, L OBP: 0.320, SLG: 0.455 (1, 7)	F8					G6-3				4	1	1	1	0	0	4											
Rico Petrocelli, R OBP: 0.462, SLG: 0.389 (1, 5)	F8					1-3				3	0	0	0	1	1	1											
George Scott, R OBP: 0.346, SLG: 0.364 (1, 3)										2	2	2	0	1	0	0											
Duane Josephson, R OBP: 0.375, SLG: 0.476 (1, 2)										4	1	2	2	0	0	4											
Billy Conigliaro, R OBP: 0.260, SLG: 0.318 (1, 8)	P4									3	0	0	1	0	1	0											
Doug Griffin, R OBP: 0.318, SLG: 0.263 (1, 4)	5-3									4	0	0	0	0	0	1											
Sonny Siebert, R OBP: 0.286, SLG: 0.667 Sparky Lyle, L (9, 1)	K									4	0	0	0	0	2	1											
										0	0	0	0	0	0	0											
Inning Stats	R: 0 E: 0 K: 0 S: 4	H: 1 LOB: 1 BB: 0 P: 4	R: 2 E: 0 K: 1 S: 7	H: 2 LOB: 0 BB: 0 P: 7	R: 1 E: 0 K: 2 S: 8	H: 1 LOB: 0 BB: 0 P: 8	R: 1 E: 0 K: 0 S: 5	H: 2 LOB: 1 BB: 0 P: 5	R: 1 E: 1 K: 0 S: 4	H: 0 LOB: 0 BB: 0 P: 4	R: 0 E: 0 K: 0 S: 3	H: 0 LOB: 0 BB: 0 P: 3	R: 0 E: 0 K: 0 S: 3	H: 1 LOB: 2 BB: 2 P: 11	R: 0 E: 0 K: 1 S: 5	H: 0 LOB: 0 BB: 0 P: 5	1B: 4 2B: 2 3B: 0 HR: 2	SF: 1 SAC: 0 DP: 3 HBP: 1	WP: 1 PB: 0 SB: 0 CS: 0	PA: 36							
PITCHER	IP	WLS	BF	H	R	ER	SO	BB	IBB	HBP	BLK	WP	HR	S	P	ERA	WHIP										
Denny McLain, R ERA: 4.8 (1, 1)	5.0	L	22	7	5	4	3	0	0	0	1	0	2	28	28	7.20	1.400										
Casey Cox, R ERA: 3.55 (6, 1)	2.0		7	1	0	0	1	0	0	1	0	0	0	8	9	0.00	0.500										
Joe Grzenda, L ERA: (8, 1)	0.1		1	0	0	0	0	0	0	0	0	0	0	1	1	0.00	0.000										
Horacio Pina, R ERA: 2.25 (8, 1)	1.2		6	0	0	0	1	0	2	0	0	1	0	6	14	0.00	0.000										

Batter	1	2	3	4	5	6	7	8	9	AB	R	H	RBI	BB	SO	LOB	BOTTOM										
Del Unser, L OBP: 0.308, SLG: 0.385 (1, 8)	K		E5					F8		4	0	1	0	0	1	0	Boston Red Sox @ Washington Senators Robert F. Kennedy Memorial Stadium, Washington, DC Tue Apr 13 1971, 6:05 PM EST Att: 12,154 - Unknown livebaseballscorecards.com										
Tim Cullen, R OBP: 0.233, SLG: 0.207 (1, 4) (8, 6)										4	0	2	0	0	1	1											
Frank Howard, R OBP: 0.235, SLG: 0.313 Curt Flood, R OBP: 0.227, SLG: 0.150 (9, PR)										3	0	0	0	1	0	4											
										0	1	0	0	0	0	0											
Mike Epstein, L OBP: 0.441, SLG: 0.379 (1, 3)										4	0	0	0	0	1	2											
Joe Foy, R OBP: 0.438, SLG: 0.556 (1, 5)										4	0	1	1	0	0	0											
Richie Scheinblum, S OBP: 0.287, SLG: 0.187 (1, 9)										4	0	0	0	0	0	2											
Toby Harrah, R OBP: 0.188, SLG: 0.167 Horacio Pina, R (8, 1)										3	1	0	0	0	0	0											
										0	0	0	0	0	0	0											
Paul Casanova, R OBP: 0.238, SLG: 0.350 (1, 2)										3	1	1	1	0	0	0											
Denny McLain, R (1, 1)										0	0	0	0	0	0	0											
Bernie Allen, L OBP: 0.250, SLG: 0.250 (5, PH)										1	0	0	0	0	0	0											
Casey Cox, R (6, 1)										0	0	0	0	0	0	0											
Joe Grzenda, R (8, 1)										0	0	0	0	0	0	0											
Tom Ragland, R (8, 4)										1	0	0	0	0	0	0											
Inning Stats	R: 0 E: 0 K: 1 S: 5	H: 1 LOB: 0 BB: 0 P: 5	R: 0 E: 0 K: 0 S: 3	H: 0 LOB: 0 BB: 0 P: 3	R: 2 E: 2 K: 0 S: 6	H: 2 LOB: 1 BB: 0 P: 6	R: 0 E: 0 K: 0 S: 3	H: 0 LOB: 0 BB: 0 P: 3	R: 0 E: 0 K: 2 S: 8	H: 1 LOB: 1 BB: 0 P: 8	R: 0 E: 0 K: 0 S: 3	H: 0 LOB: 0 BB: 0 P: 3	R: 0 E: 0 K: 0 S: 3	H: 0 LOB: 0 BB: 0 P: 3	R: 1 E: 1 K: 0 S: 4	H: 1 LOB: 2 BB: 1 P: 8	1B: 3 2B: 2 3B: 0 HR: 0	SF: 0 SAC: 1 DP: 3 HBP: 0	WP: 0 PB: 1 SB: 0 CS: 0	PA: 33							
PITCHER	IP	WLS	BF	H	R	ER	SO	BB	IBB	HBP	BLK	WP	HR	S	P	ERA	WHIP										
Sonny Siebert, R ERA: 0.59 (1, 1)	8.1	W	32	5	3	0	3	1	0	0	0	0	0	1	1	0.00	0.720										
Sparky Lyle, L ERA: (9, 1)	0.2	S	1	0	0	0	0	0	0	0	0	0	0	1	1	0.00	0.000										

Batter	1	2	3	4	5	6	7	8	9	AB	R	H	RBI	BB	SO	LOB	TOP				
Luis Aparicio, R (1, 6) OBP: 0.324, SLG: 0.485	5-3		G5-4-3	4-3			5-3	SH		4	0	0	1	0	0	3	Boston Red Sox @ Detroit Tigers Tiger Stadium, Detroit, MI Fri Apr 16 1971, 3:33 AM EST Att: 14,963 - Unknown				
Reggie Smith, S (1, 9) OBP: 0.324, SLG: 0.441	4-3		BB 1B		HR		1B	SF8		4	1	3	2	0	0	0					
Carl Yastrzemski, L (1, 7) OBP: 0.429, SLG: 0.536	1-3		BB		BB		1B			2	0	1	0	3	0	0					
Rico Petrocelli, R (1, 5) OBP: 0.417, SLG: 0.370		F6	L6		G5-4-3		K	F8		5	0	0	0	0	1	8					
George Scott, R (1, 3) OBP: 0.343, SLG: 0.355	1-3			6-3	6-3		F8			5	0	1	0	0	0	2					
Duane Josephson, R (1, 2) OBP: 0.394, SLG: 0.429		S 1B BB		E8 FC5-4		K		FC1-5 1B BB	F3	3	2	1	0	2	1	1					
Billy Conigliaro, R (1, 8) OBP: 0.324, SLG: 0.357				FC5-4 BB				BB FC1-5	K	4	1	3	1	1	1	1					
Doug Griffin, R (1, 4) OBP: 0.276, SLG: 0.208		L8		FC5-4 BB		F4		FC1-5 SH BB	FC6-4	4	1	0	0	1	0	5					
Gary Peters, L (1, 1) OBP: 0.429, SLG: 0.333										3	0	1	1	1	0	3					
Ken Tatum, R (9, 1)										0	0	0	0	0	0	0					
Sparky Lyle, L (9, 1)										0	0	0	0	0	0	0					
Inning Stats	R: 0 E: 0 K: 0 S: 3	H: 0 LOB: 0 BB: 0 P: 3	R: 1 E: 0 K: 0 S: 4	H: 1 LOB: 1 BB: 1 P: 8	R: 0 E: 0 K: 0 S: 4	H: 2 LOB: 2 BB: 1 P: 8	R: 1 E: 1 K: 0 S: 4	H: 1 LOB: 2 BB: 2 P: 12	R: 1 E: 0 K: 0 S: 3	H: 1 LOB: 0 BB: 1 P: 7	R: 0 E: 0 K: 1 S: 6	H: 1 LOB: 1 BB: 0 P: 6	R: 0 E: 0 K: 1 S: 7	H: 2 LOB: 2 BB: 0 P: 7	R: 2 E: 1 K: 0 S: 5	H: 1 LOB: 3 BB: 3 P: 17	R: 0 E: 0 K: 1 S: 6	H: 1 LOB: 1 BB: 0 P: 6	1B: 9 2B: 0 3B: 0 HR: 1	SF: 1 SAC: 1 DP: 2 HBP: 0	WP: 0 PA: 44 PB: 0 SB: 1 CS: 0
PITCHER	IP WLS BF H R ER SO BB IBB HBP BLK WP HR S P ERA WHIP	IP WLS BF H R ER SO BB IBB HBP BLK WP HR S P ERA WHIP	IP WLS BF H R ER SO BB IBB HBP BLK WP HR S P ERA WHIP	IP WLS BF H R ER SO BB IBB HBP BLK WP HR S P ERA WHIP	IP WLS BF H R ER SO BB IBB HBP BLK WP HR S P ERA WHIP	IP WLS BF H R ER SO BB IBB HBP BLK WP HR S P ERA WHIP	IP WLS BF H R ER SO BB IBB HBP BLK WP HR S P ERA WHIP	IP WLS BF H R ER SO BB IBB HBP BLK WP HR S P ERA WHIP	IP WLS BF H R ER SO BB IBB HBP BLK WP HR S P ERA WHIP	IP WLS BF H R ER SO BB IBB HBP BLK WP HR S P ERA WHIP	IP WLS BF H R ER SO BB IBB HBP BLK WP HR S P ERA WHIP	IP WLS BF H R ER SO BB IBB HBP BLK WP HR S P ERA WHIP	IP WLS BF H R ER SO BB IBB HBP BLK WP HR S P ERA WHIP	IP WLS BF H R ER SO BB IBB HBP BLK WP HR S P ERA WHIP	IP WLS BF H R ER SO BB IBB HBP BLK WP HR S P ERA WHIP	IP WLS BF H R ER SO BB IBB HBP BLK WP HR S P ERA WHIP					
Joe Niekro, R (1, 1) ERA: 6.38	6.0	L	27	6	3	3	1	5	0	0	0	0	0	0	0	0	4.50	1.833			
Bill Zepp, R (7, 1) ERA: 5.4	1.2	11	3	2	1	1	2	0	0	0	0	0	0	0	1	19	5.40	3.000			
Fred Scherman, L (8, 1) ERA: 1.8	0.1	2	0	0	0	0	1	0	0	0	0	0	0	1	5	0.00	3.000				
Daryl Patterson, R (9, 1) ERA:	1.0	4	1	0	0	1	0	0	0	0	0	0	0	6	6	0.00	1.000				


AB 34
R 5
H 10
RBI 5
BB 8
SO 3
LOB 23




Batter	1	2	3	4	5	6	7	8	9	AB	R	H	RBI	BB	SO	LOB	BOTTOM				
Ed Brinkman, R (1, 6) OBP: 0.306, SLG: 0.226	5-3		F8			5-3		1-3		4	0	0	0	0	0	0	Boston Red Sox @ Detroit Tigers Tiger Stadium, Detroit, MI Fri Apr 16 1971, 3:33 AM EST Att: 14,963 - Unknown				
Jim Northrup, L (1, 3) OBP: 0.282, SLG: 0.333	4-3			G3		5-3			F6	4	0	0	0	0	0	0					
Al Kaline, R (1, 9) OBP: 0.550, SLG: 0.588				G6-4-3 1B		L5-3			1B 2B	4	1	3	0	0	0	0					
Willie Horton, R (1, 7) OBP: 0.194, SLG: 0.172	F3			G6-4-3		F7			1B	4	0	1	0	0	0	2					
Bill Freehan, R (1, 2) OBP: 0.314, SLG: 0.485		F2			F7				2B	4	0	2	1	0	0	0					
Kevin Collins, L (9, PR) OBP: 0.500, SLG: 1.500									1B	0	0	0	0	0	0	0					
Aurelio Rodriguez, R (1, 5) OBP: 0.324, SLG: 0.417		F4			L4		K		K	4	0	0	0	0	2	3					
Dick McAuliffe, L (1, 4) OBP: 0.341, SLG: 0.417		4-3			G3		K		F6	4	0	0	0	0	1	3					
Mickey Stanley, R (1, 8) OBP: 0.281, SLG: 0.267					6-3		HR 1B		6-3	3	1	1	0	0	0	0					
Joe Niekro, R (1, 1) ERA: 4.6	8.1	W	31	7	3	3	3	0	0	0	0	0	0	0	0	0	3.24	0.840			
Ken Tatum, R (9, 1) ERA: 5.4	0.1	S	1	0	0	0	0	0	0	0	0	4	4	0	0	0.00	3.000				
Sparky Lyle, L (9, 1) ERA:	0.1	S	1	0	0	0	0	0	0	0	0	1	1	0	0	0.00	0.000				
Inning Stats	R: 0 E: 0 K: 0 S: 4	H: 1 LOB: 1 BB: 0 P: 4	R: 0 E: 0 K: 0 S: 3	H: 0 LOB: 0 BB: 0 P: 3	R: 0 E: 0 K: 1 S: 5	H: 0 LOB: 0 BB: 0 P: 5	R: 0 E: 0 K: 0 S: 3	H: 1 LOB: 0 BB: 0 P: 3	R: 0 E: 0 K: 0 S: 3	H: 0 LOB: 0 BB: 0 P: 3	R: 2 E: 0 K: 0 S: 5	H: 2 LOB: 0 BB: 0 P: 5	R: 0 E: 0 K: 2 S: 8	H: 1 LOB: 1 BB: 0 P: 8	R: 0 E: 0 K: 0 S: 3	H: 0 LOB: 0 BB: 0 P: 3	R: 1 E: 0 K: 1 S: 8	H: 3 LOB: 2 BB: 0 P: 8	1B: 5 2B: 2 3B: 0 HR: 1	SF: 0 SAC: 0 DP: 1 HBP: 0	WP: 0 PA: 34 PB: 0 SB: 0 CS: 0
PITCHER	IP WLS BF H R ER SO BB IBB HBP BLK WP HR S P ERA WHIP	IP WLS BF H R ER SO BB IBB HBP BLK WP HR S P ERA WHIP	IP WLS BF H R ER SO BB IBB HBP BLK WP HR S P ERA WHIP	IP WLS BF H R ER SO BB IBB HBP BLK WP HR S P ERA WHIP	IP WLS BF H R ER SO BB IBB HBP BLK WP HR S P ERA WHIP	IP WLS BF H R ER SO BB IBB HBP BLK WP HR S P ERA WHIP	IP WLS BF H R ER SO BB IBB HBP BLK WP HR S P ERA WHIP	IP WLS BF H R ER SO BB IBB HBP BLK WP HR S P ERA WHIP	IP WLS BF H R ER SO BB IBB HBP BLK WP HR S P ERA WHIP	IP WLS BF H R ER SO BB IBB HBP BLK WP HR S P ERA WHIP	IP WLS BF H R ER SO BB IBB HBP BLK WP HR S P ERA WHIP	IP WLS BF H R ER SO BB IBB HBP BLK WP HR S P ERA WHIP	IP WLS BF H R ER SO BB IBB HBP BLK WP HR S P ERA WHIP	IP WLS BF H R ER SO BB IBB HBP BLK WP HR S P ERA WHIP	IP WLS BF H R ER SO BB IBB HBP BLK WP HR S P ERA WHIP	IP WLS BF H R ER SO BB IBB HBP BLK WP HR S P ERA WHIP					

AB 34
R 3
H 8
RBI 3
BB 0
SO 4
LOB 8



Batter	1	2	3	4	5	6	7	8	9	10	AB	R	H	RBI	BB	SO	LOB	TOP		
Luis Aparicio, R OBP: 0.326, SLG: 0.447 (1, 6)	F4	1B 1B	F7		F7		5-3		G1-6-3 BB		5	1	1	1	1	0	3	Boston Red Sox @ Detroit Tigers Tiger Stadium, Detroit, MI Sat Apr 17 1971, 3:33 AM EST Att: 15,758 - Unknown		
Reggie Smith, S OBP: 0.372, SLG: 0.474 (1, 9)	1B	1B 1B		1B BB	4-3				G1-6-3		4	3	2	0	2	0	3			
Carl Yastrzemski, L OBP: 0.462, SLG: 0.544 George Thomas, R (6, 7)	1B E	1B	1-3		1-3	E 1B BB	K			6-3	3	3	2	2	1	0	1			
Rico Petrocelli, R OBP: 0.452, SLG: 0.387 (1, 5)	E8 1B	1B		1B BB		K				F7	4	1	2	1	2	1	1			
George Scott, R OBP: 0.366, SLG: 0.376 (1, 3)	BB	WP 1B		BB		E5 1B	K			6-3	6	0	3	3	0	1	2			
Duane Josephson, R OBP: 0.432, SLG: 0.433 Joe Lahoud, L OBP: 0.667, SLG: 0.500 Don Pavletich, R OBP: 0.667, SLG: 0.500 (8, 2)	3H 1B	1-2 K		1-2 BB			L9				2	0	1	1	2	1	1			
Billy Conigliaro, R OBP: 0.308, SLG: 0.313 (1, 8)	G5-4-3			G6-4-3		G1-4-3					1	0	0	0	0	0	1			
Doug Griffin, R OBP: 0.324, SLG: 0.286 (1, 4)		SH3-4 1B 2B	F7		SH1-3 1B					6-3	4	1	2	0	0	0	1			
Ray Culp, R OBP: 0.250, SLG: 0.250 Bobby Bolin, R (7, 1)		SH3-4		K		SH1-3				E3	1	0	0	0	0	1				
Mike Fiore, L Bill Lee, L Ken Tatum, R (9, 1)					1-2						0	0	0	0	0	0			0	
Inning Stats	R: 3 E: 1 K: 0 S: 6	H: 4 LOB: 1 BB: 1 P: 10	R: 4 E: 0 K: 1 S: 10	H: 6 LOB: 1 BB: 0 P: 10	R: 0 E: 0 K: 1 S: 5	H: 0 LOB: 1 BB: 1 P: 9	R: 1 E: 0 K: 0 S: 3	H: 1 LOB: 2 BB: 3 P: 15	R: 0 E: 0 K: 1 S: 5	H: 0 LOB: 2 BB: 1 P: 10	R: 0 E: 0 K: 1 S: 5	H: 0 LOB: 1 BB: 1 P: 9	R: 0 E: 1 K: 0 S: 3	H: 0 LOB: 1 BB: 1 P: 7	R: 0 E: 0 K: 0 S: 3	H: 0 LOB: 0 BB: 0 P: 3	1B: 11 2B: 2 3B: 0 HR: 0	SF: 0 SAC: 3 DP: 4 HBP: 1	WP: 1 PB: 0 SB: 0 CS: 0	PA: 50
PITCHER	IP WLS BF H R ER SO BB IBB HBP BLK WP HR S P ERA WHIP	Mickey Lolich, L ERA: 4.88 (1, 1)	Fred Scherman, L ERA: 3.6 (2, 1)	Daryl Patterson, R ERA: 2.7 (3, 1)	Dave Boswell, R ERA: 2.7 (4, 1)	Tom Timmermann, R ERA: 2.19 (7, 1)	IP WLS BF H R ER SO BB IBB HBP BLK WP HR S P ERA WHIP	4.0 0 16 0 0 0 2 2 29 0.00 0.500												

Batter	1	2	3	4	5	6	7	8	9	10	AB	R	H	RBI	BB	SO	LOB	BOTTOM	
Dick McAuliffe, L OBP: 0.340, SLG: 0.390 (1, 4)	L5-3 BB		1B BB	F3		F8		F6		B5	5	1	1	0	1	0	1	Boston Red Sox @ Detroit Tigers Tiger Stadium, Detroit, MI Sat Apr 17 1971, 3:33 AM EST Att: 15,758 - Unknown	
Al Kaline, R OBP: 0.522, SLG: 0.526 (1, 9)	L5-3		1B HR BB	L6-3		L8		K		1B IBB IBB	4	1	0	0	2	1	1		
Jim Northrup, L OBP: 0.311, SLG: 0.415 (10, 3)	E1 1B		HR 1B		F5		HR			G3	5	3	2	2	1	0	0		
Norm Cash, L OBP: 0.536, SLG: 1.182 Cesar Gutierrez, R Mickey Stanley, R OBP: 0.273, SLG: 0.258 (10, 8)	FC6 1B		HR BB		G3		HR			1B FC6-2 1B	4	2	3	2	1	0	0		
Willie Horton, R OBP: 0.297, SLG: 0.457 (1, 7)	FC6		HR		BB BB 1B		HR			FC6-2 IBB 1B	6	2	5	6	0	0	1		
Aurelio Rodriguez, R OBP: 0.353, SLG: 0.365 (1, 5)		4-3	F7		BB BB 1B		F2			FC6-2 IBB 1B	3	0	0	0	2	0	0		
Bill Freehan, R OBP: 0.333, SLG: 0.472 Gates Brown, L Jim Price, R OBP: 0.333, SLG: 0.333 (10, 2)			L8		BB BB BB		6-3			FC6-2	3	0	1	0	1	0	0		
Ed Brinkman, R OBP: 0.268, SLG: 0.194 (1, 6)		FC6-4 1B		K		1-2 3 BB		1-3		F8	5	0	0	0	0	2	7		
Mickey Lolich, S Fred Scherman, L Daryl Patterson, L Kevin Collins, L Dave Boswell, R Jim Hannan, R Dalton Jones, L Tom Timmermann, R (7, 1)	F3			2-3		2-3		P3		E 1B BB	0	0	0	0	0	0	0		
Inning Stats	R: 1 E: 1 K: 0 S: 4	H: 1 LOB: 1 BB: 1 P: 8	R: 0 E: 0 K: 0 S: 4	H: 1 LOB: 1 BB: 0 P: 4	R: 5 E: 0 K: 1 S: 8	H: 3 LOB: 0 BB: 2 P: 16	R: 0 E: 0 K: 0 S: 3	H: 0 LOB: 0 BB: 0 P: 3	R: 0 E: 0 K: 1 S: 5	H: 0 LOB: 0 BB: 0 P: 5	R: 0 E: 0 K: 0 S: 5	H: 2 LOB: 3 BB: 1 P: 9	R: 1 E: 1 K: 0 S: 3	H: 1 LOB: 3 BB: 3 P: 15	1B: 8 2B: 1 3B: 0 HR: 4	SF: 0 SAC: 0 DP: 0 HBP: 0	WP: 0 PB: 0 SB: 0 CS: 0		
PITCHER	IP WLS BF H R ER SO BB IBB HBP BLK WP HR S P ERA WHIP	Ray Culp, R ERA: 5.32 (7, 1)	Bobby Bolin, R ERA: 12.0 (9, 1)	Bill Lee, L ERA: 12.0 (9, 1)	Ken Tatum, R ERA: 5.79 (9, 1)	IP WLS BF H R ER SO BB IBB HBP BLK WP HR S P ERA WHIP	6.0 0 31 8 8 7 2 5 0 0 0 0 0 0 3 30 10.50 2.167												

Batter	1	2	3	4	5	6	7	8	9	AB	R	H	RBI	BB	SO	LOB	TOP																			
Luis Aparicio, R (1, 6) OBP: 0.298, SLG: 0.405	F8		6-3			F4		6-3		4	0	0	0	0	0	0																				
Reggie Smith, S (1, 9) OBP: 0.382, SLG: 0.452	G3		L7			G3			3-1	4	0	1	0	0	0	0																				
Carl Yastrzemski, L (1, 7) OBP: 0.465, SLG: 0.618	G3								1-3	3	1	1	1	1	0	1																				
Rico Petrocelli, R (1, 5) OBP: 0.413, SLG: 0.343	K					6-3			K	4	0	0	0	0	2	2																				
George Scott, R (1, 3) OBP: 0.341, SLG: 0.350		5-3				L9				3	0	0	0	0	0	0																				
Duane Josephson, R (1, 2) OBP: 0.400, SLG: 0.394		K				4-3				3	0	0	0	0	1	0																				
Billy Conigliaro, R (1, 8) OBP: 0.310, SLG: 0.314										3	0	1	0	0	1	0																				
Doug Griffin, R (1, 4) OBP: 0.297, SLG: 0.258		5-3				L4			F7	3	0	0	0	0	0	1																				
Sonny Siebert, R (1, 1) OBP: 0.200, SLG: 0.444						F7			6-3	3	0	0	0	0	1	0																				
Inning Stats	R: 0 E: 0 K: 1 S: 6	H: 1 LOB: 1 BB: 0 P: 6	R: 0 E: 0 K: 1 S: 6	H: 1 LOB: 1 BB: 0 P: 6	R: 0 E: 0 K: 1 S: 5	H: 0 LOB: 0 BB: 0 P: 5	R: 1 E: 0 K: 0 S: 4	H: 1 LOB: 0 BB: 0 P: 4	R: 0 E: 0 K: 1 S: 5	H: 0 LOB: 0 BB: 0 P: 5	R: 0 E: 0 K: 0 S: 3	H: 0 LOB: 0 BB: 0 P: 3	R: 0 E: 0 K: 0 S: 3	H: 0 LOB: 0 BB: 0 P: 3	R: 0 E: 0 K: 1 S: 5	H: 0 LOB: 0 BB: 0 P: 5	1B: 2 2B: 0 3B: 0 HR: 1	SF: 0 SAC: 0 DP: 0 HBP: 0	WP: 0 PA: 31 PB: 0 SB: 1 CS: 0																	
PITCHER	IP	WLS	BF	H	R	ER	SO	BB	IBB	HBP	BLK	WP	HR	S	P	ERA	WHIP	PITCHER		IP	WLS	BF	H	R	ER	SO	BB	IBB	HBP	BLK	WP	HR	S	P	ERA	WHIP
Dean Chance, R (1, 1) ERA: 1.5	8.0	L	28	3	1	1	4	1	0	0	0	0	1	35	39	1.12	0.500																			
Bill Zepp, R (9, 1) ERA: 3.38	1.0		3	0	0	0	1	0	0	0	0	0	0	5	5	0.00	0.000																			

Boston Red Sox @ Detroit Tigers
Tiger Stadium, Detroit, MI
Sun Apr 18 1971, 3:33 AM EST
Att: 19,606 - Unknown

AB 30
R 1
H 3
RBI 1
BB 1
SO 5
LOB 4



Batter	1	2	3	4	5	6	7	8	9	AB	R	H	RBI	BB	SO	LOB	BOTTOM																			
Dick McAuliffe, L (1, 4) OBP: 0.314, SLG: 0.356	K		F6			4-3		L4-3		4	0	0	0	0	1	1																				
Al Kaline, R (1, 9) OBP: 0.480, SLG: 0.476	L6-3		K			L5-3		L5-3		4	0	0	0	0	1	1																				
Jim Northrup, L (1, 8) OBP: 0.347, SLG: 0.432			4-3							3	0	2	0	1	0	0																				
Norm Cash, L (1, 3) OBP: 0.471, SLG: 0.929						4-1				3	0	0	0	1	0	2																				
Willie Horton, R (1, 7) OBP: 0.268, SLG: 0.410	F3					F6				4	0	0	0	0	1	3																				
Aurelio Rodriguez, R (1, 5) OBP: 0.331, SLG: 0.357			F6			F2				3	0	0	0	0	0	0																				
Gates Brown, L (9, PH)										1	0	0	0	0	1	1																				
Bill Freehan, R (1, 2) OBP: 0.357, SLG: 0.487						F5				3	0	2	0	0	0	0																				
Ed Brinkman, R (1, 6) OBP: 0.250, SLG: 0.179			6-3			F2				3	0	0	0	0	0	2																				
Dean Chance, R (1, 1)										2	0	0	0	0	1	1																				
Dalton Jones, L (8, PH)										1	0	1	0	0	0	0																				
Cesar Gutierrez, R (8, PR)										0	0	0	0	0	0	0																				
Bill Zepp, R (9, 1)										0	0	0	0	0	0	0																				
Inning Stats	R: 0 E: 0 K: 1 S: 5	H: 0 LOB: 2 BB: 2 P: 13	R: 0 E: 0 K: 0 S: 4	H: 1 LOB: 1 BB: 0 P: 4	R: 0 E: 0 K: 1 S: 5	H: 0 LOB: 0 BB: 0 P: 5	R: 0 E: 0 K: 0 S: 3	H: 0 LOB: 0 BB: 0 P: 3	R: 0 E: 0 K: 1 S: 5	H: 0 LOB: 0 BB: 0 P: 5	R: 0 E: 0 K: 0 S: 4	H: 1 LOB: 1 BB: 0 P: 4	R: 0 E: 0 K: 0 S: 4	H: 1 LOB: 1 BB: 0 P: 4	R: 0 E: 0 K: 0 S: 3	H: 1 LOB: 1 BB: 0 P: 3	R: 0 E: 0 K: 2 S: 8	H: 1 LOB: 1 BB: 0 P: 8	1B: 5 2B: 1 3B: 0 HR: 0	SF: 0 SAC: 0 DP: 1 HBP: 0	WP: 0 PA: 33 PB: 0 SB: 1 CS: 0															
PITCHER	IP	WLS	BF	H	R	ER	SO	BB	IBB	HBP	BLK	WP	HR	S	P	ERA	WHIP	PITCHER		IP	WLS	BF	H	R	ER	SO	BB	IBB	HBP	BLK	WP	HR	S	P	ERA	WHIP
Sonny Siebert, R (1, 1) ERA: 0.37	9.0	W	33	5	0	0	5	2	0	0	0	0	0	41	49	0.00	0.778																			

Boston Red Sox @ Detroit Tigers
Tiger Stadium, Detroit, MI
Sun Apr 18 1971, 3:33 AM EST
Att: 19,606 - Unknown

AB 31
R 0
H 5
RBI 0
BB 2
SO 5
LOB 11



Batter	1	2	3	4	5	6	7	8	9	10	11	12	13	AB	R	H	RBI	BB	SO	LOB	TOP							
Ted Uhlhaender, L OBP: 0.385, SLG: 0.385 Chuck Hinton, R (8, PH) Ted Ford, R (8, 7) (9, 9)	K		G3		2-6 1B			F8		SH1-4		5-3		3	0	1	0	0	1	0	1							
Vada Pinson, L OBP: 0.375, SLG: 0.361 (1, 9) (9, 3)	F7			HR 1B	2-6	3-1		F7				4-3		5	1	1	0	1	0	1								
Ray Fosse, R OBP: 0.279, SLG: 0.297 (1, 2)	1B		6-3			E5		1B		F8		K		6	0	2	0	0	1	3								
Graig Nettles, L OBP: 0.326, SLG: 0.294 (1, 5)	F3			HR BB				F7		4-3			HR BB	3	2	0	0	3	0	5								
Ken Harrelson, R OBP: 0.222, SLG: 0.265 Roy Foster, R OBP: 0.227, SLG: 0.429 (9, PR) (9, 7)	1-3			HR	G6-4-3 BB			G6-4-3 BB		SH2-3 1B		F4	HR BB	4	1	2	3	0	0	2								
John Lowenstein, L OBP: 0.391, SLG: 0.368 (1, 4)	F9		F8					4-3		SH2-3		2B	K	5	0	1	0	0	1	0								
Larry Brown, R OBP: 0.262, SLG: 0.211 (1, 6)	F4		1-3					F8		5-3		F3	K	6	0	0	0	0	1	3								
Buddy Bradford, R OBP: 0.280, SLG: 0.286 (1, 8)			F8					6-3		K		1B	K	5	0	0	0	1	2	2								
Alan Foster, R OBP: 0.275, SLG: 0.275 Chuck Mitchell, R OBP: 0.275, SLG: 0.275 Gomez, H OBP: 0.275, SLG: 0.275 Vince Colbert, R OBP: 0.275, SLG: 0.275 (1, 1) (8, 1) (16, PR) (16, PR) (16, PR)	K				5-3			1B		SH1-4 1B		F7		2	0	0	0	0	1	0								
Eddie Leon, R OBP: 0.222, SLG: 0.160 Steve Mingo, L OBP: 0.222, SLG: 0.160 Ray Lamb, R OBP: 0.222, SLG: 0.160 (11, 1) (11, 1) (13, 1)														1	0	0	0	0	0	2								
Inning Stats	R: 0 E: 0 K: 1 S: 6	H: 1 LOB: 1 BB: 0 P: 6	R: 0 E: 0 K: 0 S: 3	H: 0 LOB: 0 BB: 0 P: 3	R: 0 E: 0 K: 1 S: 5	H: 0 LOB: 0 BB: 0 P: 5	R: 3 E: 0 K: 0 S: 5	H: 2 LOB: 0 BB: 1 P: 9	R: 0 E: 0 K: 0 S: 3	H: 1 LOB: 1 BB: 0 P: 3	R: 0 E: 1 K: 0 S: 3	H: 0 LOB: 0 BB: 0 P: 7	R: 0 E: 0 K: 1 S: 6	H: 1 LOB: 2 BB: 0 P: 6	R: 0 E: 0 K: 0 S: 4	H: 1 LOB: 2 BB: 1 P: 8	R: 0 E: 0 K: 1 S: 5	H: 0 LOB: 0 BB: 0 P: 5	R: 2 E: 0 K: 3 S: 10	H: 1 LOB: 0 BB: 1 P: 14	1B: 7 2B: 1 3B: 0 HR: 2	SF: 0 SAC: 2 DP: 1 HBP: 0	WP: 0 PB: 0 SB: 1 CS: 0	PA: 53				
PITCHER	IP	WLS	BF	H	R	ER	SO	BB	IBB	HBP	BLK	WP	HR	S	P	ERA	WHIP											
Mike Nagy, R ERA: 4.85 (1, 1)	7.0		27	4	3	3	2	2	0	0	0	0	0	0	7	7	3.86	0.857										
Sparky Lyle, L ERA: (8, 1)	1.1		7	3	0	0	0	0	0	0	0	0	0	0	4	4	0.00	2.250										
Bobby Bolin, R ERA: 9.82 (9, 1)	0.2		2	0	0	0	1	0	0	0	0	0	0	0	4	4	0.00	0.000										
Ken Brett, L ERA: 8.53 (10, 1)	2.0		10	2	0	0	0	1	1	0	0	0	0	0	8	16	0.00	1.500										
Bill Lee, L ERA: 4.15 (12, 1)	2.0	L	8	1	2	2	4	1	0	0	0	0	0	1	15	19	9.00	1.000										

Cleveland Indians @ Boston Red Sox
Fenway Park, Boston, MA
Mon Apr 19 1971, 3:33 AM EST
Att. 20,453 - Unknown - 52 F

AB 46
R 5
H 10
RBI 5
BB 5
SO 7
LOB 19



Batter	1	2	3	4	5	6	7	8	9	10	11	12	13	AB	R	H	RBI	BB	SO	LOB	BOTTOM							
Luis Aparicio, R OBP: 0.278, SLG: 0.354 (1, 6)	F7		5-3			F8		F3		4-3			FC6-4	6	0	0	1	1	0	3								
Reggie Smith, S OBP: 0.302, SLG: 0.455 Phil Gagliano, R (8, PR) George Thomas, R (9, 9)	F9			FC4-6 1B		1B BB		E 1B BB		1-3		F3	F8	2	1	1	0	2	0	0								
Carl Yastrzemski, L OBP: 0.429, SLG: 0.550 (1, 7)	B1-3		FC4-6 1B			1B BB		K		1-3			F4	6	1	1	0	0	1	2								
Rico Petrocelli, R OBP: 0.423, SLG: 0.333 (1, 5)		BB BB BB	F3			1-3 3H 1B		E5 1B		BB BB		6-3		4	0	1	1	2	0	2								
George Scott, R OBP: 0.360, SLG: 0.356 (1, 3)	K			6-3		1B		1B		BB		6-3		5	0	2	2	1	1	1								
Duane Josephson, R OBP: 0.391, SLG: 0.368 (1, 2)	BB BB			5-3		3H 1B		K		BB		5-3		5	1	1	0	1	2	5								
Billy Conigliaro, R OBP: 0.262, SLG: 0.293 (1, 8)	K			F8				F9		G3		K		6	0	1	0	0	2	5								
Doug Griffin, R OBP: 0.302, SLG: 0.229 (1, 4)	1-2 2-3 BB					K		F9		5-3		F7	FC6-4 BB	4	0	0	0	2	1	0								
Alan Foster, R ERA: 3.71 Chuck Machemehl, R ERA: 3.52 Vince Colbert, R ERA: 2.08 Steve Mingo, L ERA: 3.0 Ray Lamb, R ERA: 1.89 (1, 1) (8, 1) (10, 1) (11, 1) (13, 1)	F4			F2		F8		F8		CS BB		BB	K	2	0	0	0	0	0	0								
Inning Stats	R: 0 E: 0 K: 0 S: 3	H: 0 LOB: 0 BB: 0 P: 3	R: 0 E: 0 K: 2 S: 7	H: 0 LOB: 3 BB: 3 P: 19	R: 0 E: 0 K: 0 S: 4	H: 1 LOB: 1 BB: 0 P: 4	R: 0 E: 0 K: 1 S: 5	H: 0 LOB: 0 BB: 0 P: 5	R: 2 E: 0 K: 1 S: 7	H: 3 LOB: 1 BB: 0 P: 11	R: 0 E: 0 K: 0 S: 3	H: 0 LOB: 0 BB: 1 P: 6	R: 0 E: 0 K: 1 S: 5	H: 0 LOB: 2 BB: 2 P: 13	R: 0 E: 0 K: 0 S: 3	H: 0 LOB: 0 BB: 0 P: 3	R: 1 E: 0 K: 1 S: 7	H: 2 LOB: 2 BB: 1 P: 11	1B: 7 2B: 0 3B: 0 HR: 0	SF: 0 SAC: 0 DP: 0 HBP: 0	WP: 0 PB: 0 SB: 0 CS: 1	PA: 56						
PITCHER	IP	WLS	BF	H	R	ER	SO	BB	IBB	HBP	BLK	WP	HR	S	P	ERA	WHIP											
Alan Foster, R ERA: 3.71 (1, 1)	5.1		23	4	2	2	3	4	0	0	0	0	0	0	25	41	3.38	1.500										
Chuck Machemehl, R ERA: 3.52 (8, 1)	3.2		14	1	1	0	3	2	0	0	0	0	0	18	26	0.00	0.818											
Vince Colbert, R ERA: 2.08 (10, 1)	1.0		5	0	0	0	0	2	0	0	0	0	0	3	11	0.00	2.000											
Steve Mingo, L ERA: 3.0 (11, 1)	2.0	W	11	2	1	1	1	3	0	0	0	0	0	10	22	4.50	2.500											
Ray Lamb, R ERA: 1.89 (13, 1)	1.0	S	3	0	0	0	1	0	0	0	0	0	0	5	5	0.00	0.000											

Cleveland Indians @ Boston Red Sox
Fenway Park, Boston, MA
Mon Apr 19 1971, 3:33 AM EST
Att. 20,453 - Unknown - 52 F

AB 45
R 4
H 7
RBI 4
BB 11
SO 8
LOB 28



Batter	1	2	3	4	5	6	7	8	9	AB	R	H	RBI	BB	SO	LOB	TOP				
Eddie Leon, R OBP: 0.200, SLG: 0.143 John Lowenstein, L OBP: 0.360, SLG: 0.333 (7, PH)	0-0 6-3		0-0 FC4-6		0-0 F3		0-0 F8		0-0 4-3	3	0	0	0	0	0	1					
Vada Pinson, L OBP: 0.341, SLG: 0.325 (1, 9)	0-0 L8		0-0 F3		0-0 G3		0-0 4-3			4	0	0	0	0	0	1					
Graig Nettles, L OBP: 0.319, SLG: 0.270 (1, 5)	4-0 FC6 BB		0-3 K		0-0 F8		0-0 4-3			3	0	0	0	1	1	1					
Ray Fosse, R OBP: 0.277, SLG: 0.366 (1, 2)	0-0 FC6			0-0 5-3		0-0 HR		0-0 F7		4	1	1	1	0	0	1					
Ken Harrelson, R OBP: 0.250, SLG: 0.250 (1, 3)		0-0 F7		4-0 1B BB		0-0 5-3		4-0 FC1-6-4 BB		2	0	0	0	2	0	0					
Roy Foster, R OBP: 0.308, SLG: 0.458 (1, 7)		4-0 FC4 BB		0-0 1B		0-0 BB 1B		0-0 FC1-6-4 1-2		3	0	2	0	1	0	1					
Larry Brown, R OBP: 0.283, SLG: 0.238 (1, 6)		0-0 FC4		0-0 G6-4-3 1B		0-0 BB 1B		0-0 F9		4	0	2	0	0	0	2					
Buddy Bradford, R OBP: 0.286, SLG: 0.261 Lou Camilli, S (9, PH)		0-0 F7		0-0 G6-4-3		0-0 BB		0-0 F7		2	0	0	0	1	0	4					
Camilo Pascual, R OBP: 0.500, SLG: 0.500 Steve Mingo, L (5, 1)								0-0 K		2	0	1	0	0	0	0					
Gomer Hodge, S OBP: 0.600, SLG: 0.778 Ray Lamb, R (6, 1)								0-3 K		0	0	0	0	0	0	0					
Ted Uhlhaender, L OBP: 0.286, SLG: 0.357 (9, PH)								0-0 K		1	0	0	0	0	0	0					
Inning Stats	R: 0 E: 0 K: 0 S: 3	H: 0 LOB: 1 BB: 1 P: 7	R: 0 E: 0 K: 0 S: 3	H: 0 LOB: 1 BB: 1 P: 7	R: 0 E: 0 K: 1 S: 6	H: 1 LOB: 0 BB: 0 P: 6	R: 0 E: 0 K: 0 S: 4	H: 2 LOB: 2 BB: 1 P: 8	R: 0 E: 0 K: 0 S: 3	H: 0 LOB: 0 BB: 0 P: 3	R: 1 E: 0 K: 0 S: 6	H: 3 LOB: 3 BB: 1 P: 10	R: 0 E: 0 K: 0 S: 3	H: 0 LOB: 1 BB: 0 P: 7	R: 0 E: 0 K: 1 S: 5	H: 0 LOB: 0 BB: 0 P: 5	1B: 5 2B: 0 3B: 0 HR: 1	SF: 0 SAC: 0 DP: 1 HBP: 0	WP: 0 PB: 0 SB: 0 CS: 0	PA: 37	
PITCHER	IP WLS BF H R ER SO BB IBB HBP BLK WP HR S P ERA WHIP	5.2 W 26 6 1 1 1 4 0 0 0 0 1 24 40 1.59 1.765	3.1 S 11 0 0 0 1 1 0 0 0 0 0 12 16 0.00 0.300																		

Cleveland Indians @ Boston Red Sox
Fenway Park, Boston, MA
Tue Apr 20 1971, 3:33 AM EST
Att: 11,416 - Unknown - 58 F

AB 32
R 1
H 6
RBI 1
BB 5
SO 2
LOB 14



Batter	1	2	3	4	5	6	7	8	9	AB	R	H	RBI	BB	SO	LOB	BOTTOM				
John Kennedy, R (1, 6)	0-0 4-3		0-3 K		1-0 2B HBP		0-3 K			3	1	0	0	0	2	0					
Reggie Smith, S OBP: 0.382, SLG: 0.458 (1, 9)	0-0 G3		0-0 F8		0-0 3-1 1-H 3-H 2B		0-0 L8			4	0	1	2	0	0	0					
Carl Yastrzemski, L OBP: 0.415, SLG: 0.523 (1, 7)	0-0 1B		0-3 K		0-0 3-1		0-0 F7			4	0	1	0	0	1	1					
Rico Petrocelli, R OBP: 0.411, SLG: 0.326 (1, 5)	0-0 F8			0-0 5-3		0-0 L5		0-0 FC5-4 1B		4	0	1	0	0	0	2					
George Scott, R OBP: 0.333, SLG: 0.327 (1, 3)		0-3 K		0-3 K		0-0 2-3		0-0 FC5-4 1-2		4	0	0	0	0	2	2					
Duane Josephson, R OBP: 0.380, SLG: 0.357 (1, 2)		0-0 1B		0-0 L9		0-0 F2		0-0 L8		4	0	1	0	0	0	1					
Billy Conigliaro, R OBP: 0.314, SLG: 0.341 (1, 8)		0-0 1B		0-0 1B		0-0 2B		0-3 K		3	1	2	0	0	1	0					
Doug Griffin, R OBP: 0.304, SLG: 0.237 (1, 4)		0-0 F7		0-0 2B		0-0 F6				3	1	1	0	0	0	2					
Gary Peters, L OBP: 0.400, SLG: 0.444 Ken Tatum, R (6, 1)		0-0 3-1		0-0 2B		0-3 K				2	1	1	2	0	0	2					
Inning Stats	R: 0 E: 0 K: 0 S: 4	H: 1 LOB: 1 BB: 0 P: 4	R: 0 E: 0 K: 1 S: 7	H: 2 LOB: 0 BB: 0 P: 7	R: 0 E: 0 K: 2 S: 7	H: 0 LOB: 0 BB: 0 P: 7	R: 0 E: 0 K: 1 S: 5	H: 0 LOB: 0 BB: 0 P: 5	R: 4 E: 0 K: 0 S: 7	H: 4 LOB: 1 BB: 0 P: 8	R: 0 E: 0 K: 1 S: 5	H: 0 LOB: 0 BB: 0 P: 5	R: 0 E: 0 K: 2 S: 7	H: 0 LOB: 0 BB: 0 P: 7	R: 0 E: 0 K: 0 S: 4	H: 1 LOB: 1 BB: 0 P: 4	1B: 5 2B: 3 3B: 0 HR: 0	SF: 0 SAC: 0 DP: 0 HBP: 1	WP: 0 PB: 0 SB: 0 CS: 0	PA: 33	
PITCHER	IP WLS BF H R ER SO BB IBB HBP BLK WP HR S P ERA WHIP	4.0 L 19 6 4 4 4 0 0 1 0 0 0 4 4 0.00 1.000	1.0 4 1 0 0 0 0 0 0 0 0 0 0 4 4 0.00 1.000	3.0 10 1 0 0 3 0 0 0 0 0 0 0 16 16 0.00 0.333																	

Cleveland Indians @ Boston Red Sox
Fenway Park, Boston, MA
Tue Apr 20 1971, 3:33 AM EST
Att: 11,416 - Unknown - 58 F

AB 32
R 4
H 8
RBI 4
BB 0
SO 7
LOB 10



Batter	1	2	3	4	5	6	7	8	9	AB	R	H	RBI	BB	SO	LOB	TOP										
Buddy Bradford, R (1, 8) Gomer Hodge, S (9, PH) OBP: 0.313, SLG: 0.308	K		2B	6-3			FC5-4 BB		4-3 BB	3	1	1	0	1	1	0	Cleveland Indians @ Boston Red Sox Fenway Park, Boston, MA Wed Apr 21 1971, 3:33 AM EST Att: 12,524 - Unknown										
Vada Pinson, L (1, 9) OBP: 0.327, SLG: 0.333	F9		2B		L7		K		4-3	5	1	1	2	0	1	2											
Ray Fosse, R (1, 2) OBP: 0.308, SLG: 0.444	PB BB		HR		1B		FC5-4 1-2		F3	4	2	2	1	1	0	2											
Graig Nettles, L (1, 5) OBP: 0.314, SLG: 0.341	F8		HR		F3		F5			4	1	1	2	0	0	3											
Ken Harrelson, R (1, 3) OBP: 0.250, SLG: 0.250	K		G1						F8	4	0	1	1	0	1	0											
Roy Foster, R (1, 7) OBP: 0.300, SLG: 0.429	K		L5		L9				FC3-6 1B	4	0	1	0	0	1	1											
John Lowenstein, L (1, 4) OBP: 0.345, SLG: 0.320	G3						4-3		FC3-6 1-2	4	1	1	0	0	0	1											
Larry Brown, R (1, 6) OBP: 0.280, SLG: 0.239			2B		E5		1-3		K	4	1	1	0	0	1	2											
Steve Hargan, R (1, 1) Chuck Machemehl, R (4, 1) Rick Austin, R (6, 1) Vince Colbert, R (6, 1) Ted Uhlender, L (9, PH) OBP: 0.287, SLG: 0.333			B1		G5-4-3		K		F7	2	0	0	0	0	0	2											
Inning Stats	R: 0 E: 0 K: 1 S: 5	H: 0 LOB: 1 BB: 1 P: 9	R: 0 E: 0 K: 2 S: 7	H: 0 LOB: 0 BB: 0 P: 7	R: 5 E: 0 K: 0 S: 8	H: 5 LOB: 0 BB: 0 P: 8	R: 1 E: 1 K: 0 S: 4	H: 1 LOB: 0 BB: 0 P: 4	R: 1 E: 0 K: 0 S: 5	H: 2 LOB: 1 BB: 0 P: 5	R: 0 E: 0 K: 1 S: 5	H: 0 LOB: 1 BB: 1 P: 9	R: 0 E: 0 K: 1 S: 6	H: 1 LOB: 1 BB: 0 P: 6	R: 0 E: 0 K: 0 S: 3	H: 0 LOB: 1 BB: 1 P: 7		1B: 4 2B: 3 3B: 1 HR: 1	SF: 0 SAC: 0 DP: 1 HBP: 0	WP: 0 PB: 1 SB: 1 CS: 0	PA: 39						
PITCHER	IP	WLS	BF	H	R	ER	SO	BB	IBB	HBP	BLK	WP	HR	S	P	ERA	WHIP										
Ray Culp, R (1, 1) ERA: 6.58	2.1		13	5	5	5	3	1	0	0	0	0	1	18	22	19.29	2.571										
Cal Koonce, R (3, 1) ERA: 15.0	1.2		6	1	1	0	0	0	0	0	0	0	0	6	6	0.00	0.600										
Bill Lee, L (5, 1) ERA: 4.26	2.0		8	2	1	1	1	0	0	0	0	0	0	10	10	4.50	1.000										
Sparky Lyle, L (7, 1) ERA: 7.71	2.0	W	8	1	0	0	2	1	0	0	0	0	0	11	15	0.00	1.000										
Bobby Bolin, R (9, 1) ERA: 7.71	1.0	S	4	0	0	0	0	1	0	0	0	0	0	3	7	0.00	1.000										
Batter	1	2	3	4	5	6	7	8	9	AB	R	H	RBI	BB	SO	LOB	BOTTOM										
John Kennedy, R (1, 6) OBP: 0.250, SLG: 0.286	5-3		F9	FC5-4		1B		SH3-4		4	1	1	0	0	0	2	Cleveland Indians @ Boston Red Sox Fenway Park, Boston, MA Wed Apr 21 1971, 3:33 AM EST Att: 12,524 - Unknown										
Reggie Smith, S (1, 9) OBP: 0.400, SLG: 0.451	WP 1B BB		3-1		1B	BB	1B	1-3		3	2	1	1	2	0	1											
Carl Yastrzemski, L (1, 7) OBP: 0.466, SLG: 0.646	1B 1-H		HR		1B	BB	1B	1B	2B	4	3	4	3	1	0	0											
Rico Petrocelli, R (1, 5) OBP: 0.426, SLG: 0.340	F9		FC6-4 BB		HR	1B	K	1B	1B	4	1	2	2	1	1	3											
George Scott, R (1, 3) OBP: 0.339, SLG: 0.333	1-3 1B		FC6-4		F9	1-3		1-3	1B	5	0	2	0	0	0	5											
Duane Josephson, R (1, 2) OBP: 0.394, SLG: 0.340	F3				1B	F6		F3	FC5	5	0	1	0	0	0	6											
Billy Conigliaro, R (1, 8) OBP: 0.345, SLG: 0.426			B5-3		FC5-4 1B	HR		G5-4-3 BB		3	1	2	3	1	0	0											
Doug Griffin, R (1, 4) OBP: 0.280, SLG: 0.214	5-3				F8	5-3		G5-4-3		4	0	0	0	0	0	3											
Ray Culp, R (1, 1) Cal Koonce, R (3, 1) Gary Peters, L (4, PH) Bill Lee, L (5, 1) Mike Fiore, L (6, PH) Sparky Lyle, L (7, 1) Joe Lohoud, L (8, PH) Bobby Bolin, R (9, 1)			F4		L8		F5		SH3-4 2B BB	1	0	0	0	0	0	0											
Inning Stats	R: 1 E: 0 K: 0 S: 5	H: 2 LOB: 2 BB: 1 P: 9	R: 0 E: 0 K: 0 S: 3	H: 0 LOB: 0 BB: 0 P: 3	R: 1 E: 0 K: 0 S: 4	H: 1 LOB: 1 BB: 1 P: 8	R: 0 E: 0 K: 0 S: 5	H: 2 LOB: 2 BB: 0 P: 5	R: 4 E: 0 K: 1 S: 6	H: 3 LOB: 0 BB: 1 P: 10	R: 1 E: 0 K: 1 S: 7	H: 2 LOB: 1 BB: 1 P: 11	R: 0 E: 0 K: 0 S: 2	H: 0 LOB: 0 BB: 1 P: 6	R: 2 E: 0 K: 0 S: 6	H: 3 LOB: 2 BB: 1 P: 10		1B: 9 2B: 2 3B: 0 HR: 2	SF: 0 SAC: 1 DP: 1 HBP: 0	WP: 2 PB: 0 SB: 0 CS: 0	PA: 42						
PITCHER	IP	WLS	BF	H	R	ER	SO	BB	IBB	HBP	BLK	WP	HR	S	P	ERA	WHIP										
Steve Hargan, R (1, 1) ERA: 10.8	3.0		16	5	2	2	0	2	0	0	0	0	1	14	22	6.00	2.333										
Chuck Machemehl, R (4, 1) ERA: 7.2	2.1		13	5	5	5	0	1	0	0	0	0	1	12	16	19.29	2.571										
Rick Austin, L (6, 1) ERA: 3.18	0.0		1	0	0	0	0	1	0	0	0	0	0	4	4	∞	∞										
Vince Colbert, R (6, 1)	2.2	L	12	3	2	2	1	2	0	0	0	0	0	12	20	6.75	1.875										

Batter	1	2	3	4	5	6	7	8	9	AB	R	H	RBI	BB	SO	LOB	TOP					
Jay Johnstone, L OBP: 0.313, SLG: 0.368 (1, 8)										4	1	1	0	0	0	2						
Mike Andrews, R OBP: 0.353, SLG: 0.373 (1, 4)										4	0	1	0	0	1	0						
Carlos May, L OBP: 0.343, SLG: 0.339 (1, 3)										4	0	2	1	0	0	0						
Bill Melton, R OBP: 0.333, SLG: 0.389 (1, 5)										4	0	1	0	0	2	3						
Rich McKinney, R OBP: 0.421, SLG: 0.382 (1, 9)										4	0	0	0	0	0	3						
Rick Reichardt, R OBP: 0.273, SLG: 0.341 (1, 7)										4	0	3	0	0	1	0						
Ed Herrmann, L OBP: 0.417, SLG: 0.517 (1, 2)										4	0	1	0	0	0	3						
Luis Alvarado, R OBP: 0.071, SLG: 0.071 (7, PH)										2	0	1	0	0	0	0						
Ed Stroud, L OBP: 0.172, SLG: 0.077 (7, PH)										1	0	0	0	0	1							
Rich Morales, R OBP: 0.600, SLG: 0.600 (7, 6)										1	0	1	0	0	0	0						
Tommy John, R Steve Kestley, R Walt Williams, R Terry Forster, L Jim Magnuson, R Lee Mays, L OBP: 0.071, SLG: 0.067 (1, 1) (5, 1) (7, PH) (7, 1) (8, 1) (9, PH)										1	0	0	0	0	0	0						
Inning Stats	R: 1 E: 0 K: 1 S: 7	H: 3 LOB: 1 BB: 0 P: 7	R: 0 E: 0 K: 1 S: 7	H: 2 LOB: 2 BB: 0 P: 7	R: 0 E: 0 K: 1 S: 5	H: 0 LOB: 0 BB: 0 P: 5	R: 0 E: 0 K: 0 S: 3	H: 1 LOB: 0 BB: 0 P: 3	R: 0 E: 0 K: 0 S: 3	H: 0 LOB: 0 BB: 0 P: 3	R: 0 E: 0 K: 1 S: 6	H: 1 LOB: 1 BB: 0 P: 6	R: 0 E: 0 K: 0 S: 4	H: 1 LOB: 1 BB: 0 P: 4	R: 0 E: 0 K: 0 S: 4	H: 1 LOB: 1 BB: 0 P: 4	R: 0 E: 0 K: 1 S: 7	H: 2 LOB: 2 BB: 0 P: 7	1B: 11 2B: 0 3B: 0 HR: 0	SF: 0 SAC: 1 DP: 1 HBP: 0	WP: 0 PB: 0 SB: 0 CS: 0	PA: 36
PITCHER Sonny Siebert, R ERA: 0.54 (1, 1)	IP: 9.0 WLS: W BF: 36 H: 11 R: 1 ER: 1 SO: 5 BB: 0 IBB: 0 HBP: 0 BLK: 0 WP: 0 HR: 0 S: 46 P: 46 ERA: 1.00 WHIP: 1.222											PITCHER	IP: 9.0 WLS: W BF: 36 H: 11 R: 1 ER: 1 SO: 5 BB: 0 IBB: 0 HBP: 0 BLK: 0 WP: 0 HR: 0 S: 46 P: 46 ERA: 1.00 WHIP: 1.222									

Chicago White Sox @ Boston Red Sox
Fenway Park, Boston, MA
Fri Apr 23 1971, 3:33 AM EST
Att: 12,261 - Unknown

AB	35
R	1
H	11
RBI	1
BB	0
SO	5
LOB	15



Batter	1	2	3	4	5	6	7	8	9	AB	R	H	RBI	BB	SO	LOB	BOTTOM					
John Kennedy, R OBP: 0.417, SLG: 0.600 (1, 6)										3	2	2	0	1	0	1						
Reggie Smith, S OBP: 0.391, SLG: 0.426 (1, 9)										3	1	0	0	1	2	4						
Carl Yastrzemski, L OBP: 0.469, SLG: 0.647 (1, 7)										3	2	1	1	1	0	0						
Rico Petrocelli, R OBP: 0.400, SLG: 0.327 (1, 5)										2	0	0	2	0	1	0						
George Scott, R OBP: 0.349, SLG: 0.386 (1, 3)										3	1	1	3	1	1	0						
Duane Josephson, R OBP: 0.356, SLG: 0.333 (1, 2)										4	0	1	1	0	0	0						
Billy Conigliaro, R OBP: 0.322, SLG: 0.392 (1, 8)										4	0	0	0	0	0	2						
Doug Griffin, R OBP: 0.278, SLG: 0.217 (1, 4)										4	0	1	0	0	0	0						
Sonny Siebert, R OBP: 0.250, SLG: 0.455 (1, 1)										2	1	1	0	0	0	0						
Inning Stats	R: 4 E: 0 K: 0 S: 5	H: 2 LOB: 0 BB: 2 P: 13	R: 0 E: 0 K: 0 S: 4	H: 1 LOB: 1 BB: 0 P: 4	R: 0 E: 0 K: 1 S: 5	H: 0 LOB: 0 BB: 0 P: 5	R: 0 E: 0 K: 0 S: 3	H: 0 LOB: 0 BB: 0 P: 3	R: 3 E: 0 K: 1 S: 8	H: 3 LOB: 2 BB: 2 P: 16	R: 0 E: 0 K: 1 S: 6	H: 1 LOB: 1 BB: 0 P: 6	R: 0 E: 0 K: 1 S: 5	H: 0 LOB: 0 BB: 0 P: 5	R: 0 E: 0 K: 0 S: 3	H: 0 LOB: 0 BB: 0 P: 3	R: 0 E: 0 K: 1 S: 7	H: 2 LOB: 2 BB: 0 P: 7	1B: 4 2B: 1 3B: 1 HR: 1	SF: 2 SAC: 1 DP: 0 HBP: 0	WP: 0 PB: 0 SB: 0 CS: 0	PA: 35
PITCHER Tommy John, L ERA: 5.76 Steve Kestley, R ERA: 4.5 Terry Forster, L ERA: 2.08 Jim Magnuson, L ERA: 1.8 (1, 1) (5, 1) (7, 1) (8, 1)	IP: 4.1 WLS: L BF: 21 H: 5 R: 7 ER: 7 SO: 2 BB: 3 IBB: 0 HBP: 0 BLK: 0 WP: 0 HR: 1 S: 22 P: 34 ERA: 14.54 WHIP: 1.846											PITCHER	IP: 4.1 WLS: L BF: 21 H: 5 R: 7 ER: 7 SO: 2 BB: 3 IBB: 0 HBP: 0 BLK: 0 WP: 0 HR: 1 S: 22 P: 34 ERA: 14.54 WHIP: 1.846									

Chicago White Sox @ Boston Red Sox
Fenway Park, Boston, MA
Fri Apr 23 1971, 3:33 AM EST
Att: 12,261 - Unknown

AB	28
R	7
H	7
RBI	7
BB	4
SO	4
LOB	7



Batter	1	2	3	4	5	6	7	8	9	AB	R	H	RBI	BB	SO	LOB	TOP								
Lee Richard, R OBP: 0.273, SLG: 0.308 (1, 8)	B1-3		5-3		F9		HR		1-3	5	1	1	0	0	0	1									
Mike Andrews, R OBP: 0.338, SLG: 0.412 (1, 4)	2B			6-3	FC5-4		HR		F2	5	1	2	2	0	0	1									
Carlos May, L OBP: 0.347, SLG: 0.333 (1, 3)	L8								4-3	4	0	1	0	1	1	1									
Bill Melton, R OBP: 0.324, SLG: 0.361 (1, 5)	5-3			L8						3	0	0	0	1	0	3									
Rick Reichardt, R OBP: 0.280, SLG: 0.340 Rich McKinney, R OBP: 0.415, SLG: 0.361 (6, PH) (6, 9)		K		F8					6-3	2	0	0	0	0	1	1									
Walt Williams, R OBP: 0.263, SLG: 0.324 (6, 7)	5-3									3	1	1	0	1	0	2									
Tom Egan, R OBP: 0.308, SLG: 0.560 (1, 2)										4	1	1	2	0	2	3									
Luis Alvarado, R OBP: 0.182, SLG: 0.182 (1, 6)				4-3						4	0	1	0	0	0	0									
Wilbur Wood, R Pat Jacquez, R Jim Magnuson, R Rich Morales, R Steve Kealey, R Ed Herrmann, L Don Eddy, R Vicente Romo, R (1, 1) (4, 1) (4, 1) (5, PH) (5, 1) (5, PH) (8, 1) (8, 1)				K						1	0	0	0	0	1	0									
Inning Stats	R: 0 E: 0 K: 0 S: 4	H: 1 LOB: 1 BB: 0 P: 4	R: 0 E: 0 K: 2 S: 7	H: 0 LOB: 0 BB: 0 P: 7	R: 0 E: 0 K: 1 S: 5	H: 0 LOB: 0 BB: 0 P: 5	R: 0 E: 0 K: 0 S: 4	H: 1 LOB: 1 BB: 0 P: 4	R: 2 E: 0 K: 0 S: 5	H: 2 LOB: 1 BB: 0 P: 6	R: 0 E: 0 K: 2 S: 7	H: 0 LOB: 2 BB: 2 P: 15	R: 2 E: 0 K: 1 S: 7	H: 2 LOB: 1 BB: 1 P: 11	R: 0 E: 0 K: 0 S: 4	H: 1 LOB: 2 BB: 1 P: 8	R: 0 E: 0 K: 0 S: 3	H: 0 LOB: 0 BB: 0 P: 3	1B: 3 2B: 2 3B: 0 HR: 2	SF: 0 SAC: 0 DP: 0 HBP: 1	WP: 0 PB: 0 SB: 0 CS: 0	PA: 39			
PITCHER	IP	WLS	BF	H	R	ER	SO	BB	IBB	HBP	BLK	WP	HR	S	P	ERA	WHIP								
Gary Peters, L ERA: 4.18 Bobby Bolin, R ERA: 6.35 Sparky Lyle, L ERA: Ken Tatum, R ERA: 2.7	(1, 1)	6.2	30	6	4	4	6	3	0	1	0	0	2	38	51	5.40	1.350								
																		AB	R	H	RBI <td>BB</td> <td>SO</td> <td>LOB</td> <td></td>	BB	SO	LOB	
																		4	0	2	1	1	1	0	
																		5	1	1	0	0	0	3	
																		3	2	2	3	2	0	0	
																		5	0	1	1	0	0	6	
																		4	0	2	0	0	2	1	
																		4	0	1	0	0	0	2	
																		4	0	0	0	0	1	3	
																		4	1	2	0	0	0	0	
																		3	0	1	0	0	0	2	
																		0	0	0	0	0	0	0	
																		0	0	0	0	0	0	0	
																		0	1	0	0	1	0	0	
																		0	0	0	0	0	0	0	
																		1B: 8 2B: 3 3B: 0 HR: 1	SF: 0 SAC: 0 DP: 0 HBP: 0	WP: 0 PB: 0 SB: 1 CS: 0	PA: 40				

Chicago White Sox @ Boston Red Sox
Fenway Park, Boston, MA
Sun Apr 25 1971, 3:33 AM EDT
Att: 13,112 - Unknown

AB	34
R	4
H	7
RBI	4
BB	4
SO	6
LOB	14



Batter	1	2	3	4	5	6	7	8	9	AB	R	H	RBI	BB	SO	LOB	BOTTOM																		
Luis Aparicio, R OBP: 0.305, SLG: 0.385 (1, 6)	FC6-4 BB									4	0	2	1	1	1	0																			
Reggie Smith, S OBP: 0.384, SLG: 0.403 (1, 8)	FC6-4 HR			6-3	1-3					5	1	1	0	0	0	3																			
Carl Yastrzemski, L OBP: 0.479, SLG: 0.672 (1, 7)										3	2	2	3	2	0	0																			
Rico Petrocelli, R OBP: 0.392, SLG: 0.386 (1, 5)	F7									5	0	1	1	0	0	6																			
George Scott, R OBP: 0.352, SLG: 0.431 (1, 3)	2B 1B									4	0	2	0	0	2	1																			
Duane Josephson, R OBP: 0.358, SLG: 0.356 (1, 2)				5-3						4	0	1	0	0	0	2																			
Joe Lahoud, L OBP: 0.417, SLG: 0.222 (1, 9)										4	0	0	0	0	1	3																			
Doug Griffin, R OBP: 0.323, SLG: 0.288 (1, 4)										4	1	2	0	0	0	0																			
Gary Peters, L OBP: 0.357, SLG: 0.385 Bobby Bolin, R ERA: 4.5 Sparky Lyle, L Phil Gagliano, R Ken Tatum, R (1, 1) (7, 1) (8, 1) (8, PH) (9, 1)										3	0	1	0	0	0	2																			
Inning Stats	R: 2 E: 1 K: 1 S: 8	H: 3 LOB: 2 BB: 1 P: 12	R: 0 E: 0 K: 1 S: 5	H: 0 LOB: 0 BB: 0 P: 5	R: 1 E: 0 K: 1 S: 7	H: 2 LOB: 1 BB: 0 P: 7	R: 1 E: 0 K: 0 S: 6	H: 3 LOB: 3 BB: 1 P: 10	R: 0 E: 0 K: 0 S: 5	H: 2 LOB: 2 BB: 0 P: 5	R: 0 E: 0 K: 0 S: 3	H: 0 LOB: 0 BB: 0 P: 3	R: 0 E: 0 K: 1 S: 5	H: 0 LOB: 0 BB: 0 P: 5	R: 1 E: 0 K: 0 S: 5	H: 2 LOB: 3 BB: 2 P: 13	1B: 8 2B: 3 3B: 0 HR: 1	SF: 0 SAC: 0 DP: 0 HBP: 0	WP: 0 PB: 0 SB: 1 CS: 0	PA: 40															
PITCHER	IP	WLS	BF	H	R	ER	SO	BB	IBB	HBP	BLK	WP	HR	S	P	ERA	WHIP																		
Wilbur Wood, L ERA: 3.15 Pat Jacquez, R ERA: 4.5 Jim Magnuson, L ERA: 1.69 Steve Kealey, R ERA: 2.57 Don Eddy, L ERA: 4.26	(1, 1)	3.1	19	8	4	4	3	1	0	0	0	0	1	24	28	10.80	2.700																		
																		IP	WLS	BF	H	R	ER	SO	BB	IBB	HBP	BLK	WP	HR	S	P	ERA	WHIP	
																		(8, 1)	0.1	1	0	0	0	0	0	0	0	0	0	0	0	1	1	0.00	0.000

Chicago White Sox @ Boston Red Sox
Fenway Park, Boston, MA
Sun Apr 25 1971, 3:33 AM EDT
Att: 13,112 - Unknown

AB	36
R	5
H	12
RBI	5
BB	4
SO	4
LOB	17



Batter	1	2	3	4	5	6	7	8	9	AB	R	H	RBI	BB	SO	LOB	TOP											
Tommy Harper, R OBP: 0.273, SLG: 0.217 (1, 5) (7, 8)	0-3 K		0-0 5-3	0-3 K			4-0 BB E BB	0-0 2B		4	0	1	1	1	2	2	Milwaukee Brewers @ Boston Red Sox Fenway Park, Boston, MA Tue Apr 27 1971, 7:05 PM EDT Att: 11,361 - Unknown											
Mike Hegan, L OBP: 0.412, SLG: 0.512 (1, 3)	0-0 G3		0-0 HR	4-0 BB			0-0 E3 BB	4-0 FC5-4 IBB		3	1	1	1	2	0	1												
John Briggs, L OBP: 0.229, SLG: 0.229 Andy Kosco, R OBP: 0.286, SLG: 0.323 (4, PH) (4, 7)	0-0 F7		0-3 K	0-0 5-3			0-3 K	0-0 FC5-4 1-2		2	0	0	0	0	1	0												
Dave May, L OBP: 0.304, SLG: 0.333 Ted Savage, R OBP: 0.333, SLG: 0.111 Rick Auerbach, R OBP: 0.333, SLG: 0.238 (7, PH) (7, 6)		4-0 E 2B BB	0-0 1B 3B		0-3 K		4-0 1-2 2-3 BB		0-0 F4	2	2	1	0	1	1	0												
Bill Voss, L OBP: 0.244, SLG: 0.263 Bernie Smith, R OBP: 0.167, SLG: 0.257 (7, PH) (7, 9)		0-0 F8 1-2	0-0 1B		0-3 K		0-0 F6		0-0 F9	3	0	1	1	0	1	1												
Roberto Pena, R OBP: 0.282, SLG: 0.316 (1, 6) (7, 5)		0-0 F2	0-3 K		0-0 F9		0-0 1-3		0-3 K	5	0	0	0	0	2	5												
Elie Rodriguez, R OBP: 0.333, SLG: 0.385 (1, 2)		0-0 2B		0-0 E6 SH3-4 1B		0-0 L4		0-0 L9		4	0	2	1	0	0	0												
Ted Kubiak, S OBP: 0.348, SLG: 0.373 (1, 4)		4-0 BB		4-0 SH3-4 BB		0-0 6-3		0-0 SH1-4 2B 1B		2	1	1	0	2	0	0												
Marty Pattin, R OBP: 0.286, SLG: 0.091 (1, 1)		0-0 F8		0-0 SH3-4		0-0 5-3		0-0 SH1-4		2	0	0	0	0	0	2												
Inning Stats	R: 0 E: 0 K: 1 S: 5	H: 0 LOB: 0 BB: 0 P: 5	R: 1 E: 1 K: 0 S: 4	H: 1 LOB: 2 BB: 2 P: 12	R: 2 E: 0 K: 2 S: 10	H: 3 LOB: 1 BB: 0 P: 10	R: 0 E: 1 K: 1 S: 6	H: 1 LOB: 3 BB: 2 P: 14	R: 0 E: 0 K: 0 S: 7	H: 0 LOB: 0 BB: 0 P: 7	R: 0 E: 0 K: 2 S: 3	H: 0 LOB: 0 BB: 0 P: 3	R: 0 E: 1 K: 1 S: 6	H: 0 LOB: 3 BB: 2 P: 14	R: 1 E: 0 K: 0 S: 5	H: 2 LOB: 2 BB: 1 P: 9		R: 0 E: 0 K: 1 S: 5	H: 0 LOB: 0 BB: 0 P: 5	1B: 3 2B: 2 3B: 1 HR: 1	SF: 0 SAC: 2 DP: 0 HBP: 0	WP: 0 PB: 0 SB: 0 CS: 0	PA: 42					
PITCHER	IP	WLS	BF	H	R	ER	SO	BB	IBB	HBP	BLK	WP	HR	S	P	ERA	WHIP											
Ray Culp, R ERA: 6.37 Ken Brett, L ERA: 6.23 Bill Lee, L ERA: 3.68 Bobby Bolin, R ERA: 5.87	(1, 1)	3.2	L	20	5	3	2	4	4	0	0	0	0	1	24	40	4.91	2.455										

Batter	1	2	3	4	5	6	7	8	9	AB	R	H	RBI	BB	SO	LOB	BOTTOM											
Luis Aparicio, R OBP: 0.302, SLG: 0.375 (1, 6)	0-0 6-3		0-0 F7			0-0 2B 1-2 4-3 1B	0-0 FC6 1-2			4	1	1	0	0	0	3	Milwaukee Brewers @ Boston Red Sox Fenway Park, Boston, MA Tue Apr 27 1971, 7:05 PM EDT Att: 11,361 - Unknown											
Reggie Smith, S OBP: 0.377, SLG: 0.409 (1, 9)	0-0 F2			0-3 K		0-0 4-3 1-3 2H 2B		0-0 3-1		4	0	1	1	0	1	0												
Carl Yastrzemski, L OBP: 0.487, SLG: 0.639 (1, 7)	4-0 BB			0-0 L7		0-0 4-3		0-0 F7		3	0	0	1	1	0	1												
Rico Petrocelli, R OBP: 0.385, SLG: 0.367 (1, 5)	0-0 PO	0-0 F4		0-0 L8		0-0 K		4-0 BB		3	0	0	0	1	1	1												
George Scott, R OBP: 0.333, SLG: 0.406 (1, 3)		0-0 6-3			0-0 6-3	0-3 K		0-0 F9		4	0	0	0	0	1	2												
Duane Josephson, R OBP: 0.348, SLG: 0.344 Don Pavletich, R OBP: 0.667, SLG: 0.500 (6, 2)		0-0 5-3			0-0 1-3		0-0 1B		0-0 1-3	2	0	0	0	0	0	0												
Billy Conigliaro, R OBP: 0.343, SLG: 0.466 (1, 8)			0-0 FC6-4 1B		4-0 BB		0-3 K		0-0 6-3	3	0	1	0	1	1	1												
Doug Griffin, R OBP: 0.313, SLG: 0.278 Mike Fiore, L (7, PH) John Kennedy, R OBP: 0.471, SLG: 0.538 (8, 4)			0-0 FC6-4		0-0 L8		0-0 K		4-0 BB	2	0	0	0	0	0	2												
Ray Culp, R OBP: 0.220, SLG: 0.200 Ken Brett, L OBP: 0.420, SLG: 0.420 Gary Peters, L OBP: 0.420, SLG: 0.420 Bill Lee, L OBP: 0.420, SLG: 0.420 Joe Lahoud, L OBP: 0.420, SLG: 0.420 Bobby Bolin, R OBP: 0.420, SLG: 0.420 George Thomas, R OBP: 0.420, SLG: 0.420	(1, 1) (4, 1) (6, PH) (7, 1) (7, PH) (8, 1) (8, PH)	9.0	W	36	6	2	2	7	4	0	0	0	0	0	0	0												
Inning Stats	R: 0 E: 0 K: 0 S: 2	H: 0 LOB: 0 BB: 1 P: 6	R: 0 E: 0 K: 0 S: 3	H: 0 LOB: 0 BB: 0 P: 3	R: 0 E: 0 K: 1 S: 6	H: 1 LOB: 1 BB: 0 P: 6	R: 0 E: 0 K: 1 S: 5	H: 0 LOB: 0 BB: 0 P: 5	R: 0 E: 0 K: 2 S: 10	H: 3 LOB: 1 BB: 0 P: 10	R: 0 E: 0 K: 2 S: 9	H: 2 LOB: 2 BB: 0 P: 9	R: 0 E: 0 K: 0 S: 3	H: 0 LOB: 1 BB: 1 P: 7	R: 0 E: 0 K: 1 S: 5	H: 0 LOB: 1 BB: 1 P: 9		1B: 5 2B: 1 3B: 0 HR: 0	SF: 0 SAC: 0 DP: 0 HBP: 0	WP: 0 PB: 0 SB: 0 CS: 0	PA: 37							
PITCHER	IP	WLS	BF	H	R	ER	SO	BB	IBB	HBP	BLK	WP	HR	S	P	ERA	WHIP											
Marty Pattin, R ERA: 2.55	(1, 1)	9.0	W	36	6	2	2	7	4	0	0	0	0	0	0	0	2.00	1.111										

Batter	1	2	3	4	5	6	7	8	9	AB	R	H	RBI	BB	SO	LOB	TOP					
Tommy Harper, R OBP: 0.293, SLG: 0.233 (1, 5)										4	0	2	0	1	1	1	Milwaukee Brewers @ Boston Red Sox Fenway Park, Boston, MA Wed Apr 28 1971, 3:33 AM EDT Att. 4,437 - Unknown - 50 F					
Mike Hegan, L OBP: 0.400, SLG: 0.489 (1, 3)										4	0	1	0	0	1	2						
John Briggs, L OBP: 0.304, SLG: 0.205 (1, 7)										4	0	0	0	0	1	2						
Dave May, L OBP: 0.315, SLG: 0.358 (1, 8)										4	2	2	0	0	0	2						
Bill Voss, L OBP: 0.267, SLG: 0.286 (1, 9)										4	0	2	1	0	0	0						
Ted Kubiak, S OBP: 0.329, SLG: 0.349 (1, 4)										4	1	0	0	0	0	3						
Elie Rodriguez, R OBP: 0.395, SLG: 0.379 (1, 2)										3	0	1	1	1	0	0						
Rick Auerbach, R OBP: 0.308, SLG: 0.217 (6, PH)										2	0	0	0	0	0	1						
Danny Walton, R OBP: 0.397, SLG: 0.538 (6, FR)										1	0	1	1	0	0	0						
Skip Lockwood, R OBP: 0.250, SLG: 0.182 (6, FR)										0	0	0	0	0	0	0						
Larry Bearnarth, R (6, 1)										0	0	0	0	0	0	0						
Ron Theobald, R (9, PH)										1	0	0	0	0	0	0						
Bill Parsons, R (1, 1)										1	0	0	0	0	1	0						
Bernie Smith, R OBP: 0.162, SLG: 0.250 (5, PH)										0	0	0	0	0	0	0						
John Geinar, R (5, 1)										0	0	0	0	0	0	0						
Roberto Pena, R OBP: 0.273, SLG: 0.325 (6, PH)										2	0	1	0	0	0	2						
Inning Stats	R: 0 E: 0 K: 1 S: 5	H: 0 LOB: 0 BB: 0 P: 5	R: 1 E: 0 K: 0 S: 5	H: 3 LOB: 1 BB: 0 P: 5	R: 0 E: 0 K: 2 S: 9	H: 2 LOB: 2 BB: 0 P: 9	R: 0 E: 0 K: 0 S: 3	H: 0 LOB: 0 BB: 0 P: 3	R: 0 E: 0 K: 1 S: 6	H: 1 LOB: 1 BB: 0 P: 6	R: 2 E: 0 K: 0 S: 6	H: 3 LOB: 2 BB: 1 P: 10	R: 0 E: 0 K: 0 S: 2	H: 0 LOB: 0 BB: 1 P: 6	R: 0 E: 0 K: 0 S: 3	H: 0 LOB: 0 BB: 0 P: 3	R: 0 E: 0 K: 0 S: 4	H: 1 LOB: 1 BB: 0 P: 4	1B: 8 2B: 2 3B: 0 HR: 0	SF: 0 SAC: 0 DP: 2 HBP: 0	WP: 0 PB: 1 SB: 1 CS: 0	PA: 37
PITCHER	IP	WLS	BF	H	R	ER	SO	BB	IBB	HBP	BLK	WP	HR	S	P	ERA	WHIP					
Sonny Siebert, R ERA: 1.15 (1, 1)	5.2	W	26	9	3	3	4	1	0	0	0	0	0	33	37	4.76	1.765					
Ken Tatum, R ERA: 2.03 (6, 1)	3.1	S	11	1	0	0	0	1	0	0	0	0	0	10	14	0.00	0.600					

Batter	1	2	3	4	5	6	7	8	9	AB	R	H	RBI	BB	SO	LOB	BOTTOM				
Luis Aparicio, R OBP: 0.324, SLG: 0.383 (1, 6)										4	2	2	0	1	0	1	Milwaukee Brewers @ Boston Red Sox Fenway Park, Boston, MA Wed Apr 28 1971, 3:33 AM EDT Att. 4,437 - Unknown - 50 F				
Reggie Smith, S OBP: 0.390, SLG: 0.465 (1, 9)										5	2	3	1	0	0	2					
Carl Yastrzemski, L OBP: 0.489, SLG: 0.662 (7, 7)										4	2	2	3	0	0	2					
Joe Lahoud, L OBP: 0.429, SLG: 0.273 (7, 7)										1	0	0	0	0	0	0					
Rico Petrocelli, R OBP: 0.386, SLG: 0.359 (1, 5)										4	2	1	2	1	0	1					
George Scott, R OBP: 0.363, SLG: 0.452 (1, 3)										4	0	3	0	1	1	1					
Don Pavletich, R OBP: 0.545, SLG: 0.375 (1, 2)										4	0	1	2	1	1	3					
Billy Conigliaro, R OBP: 0.339, SLG: 0.452 (1, 8)										4	0	1	1	0	0	5					
Doug Griffin, R OBP: 0.309, SLG: 0.293 (1, 4)										4	0	1	0	0	1	2					
Sonny Siebert, R OBP: 0.286, SLG: 0.692 (1, 1)										2	1	1	1	0	1	0					
Ken Tatum, R (6, 1)										1	1	0	0	1	0	1					
Inning Stats	R: 3 E: 1 K: 1 S: 8	H: 3 LOB: 2 BB: 2 P: 16	R: 1 E: 0 K: 1 S: 7	H: 2 LOB: 1 BB: 0 P: 7	R: 0 E: 0 K: 0 S: 3	H: 1 LOB: 0 BB: 0 P: 3	R: 1 E: 0 K: 0 S: 4	H: 1 LOB: 1 BB: 1 P: 8	R: 0 E: 0 K: 0 S: 4	H: 1 LOB: 1 BB: 0 P: 4	R: 5 E: 1 K: 1 S: 9	H: 5 LOB: 2 BB: 2 P: 17	R: 0 E: 0 K: 0 S: 4	H: 1 LOB: 1 BB: 0 P: 4	R: 0 E: 0 K: 1 S: 6	H: 1 LOB: 1 BB: 0 P: 6	1B: 8 2B: 5 3B: 1 HR: 2	SF: 0 SAC: 0 DP: 0 HBP: 0	WP: 0 PB: 0 SB: 0 CS: 0	PA: 42	
PITCHER	IP	WLS	BF	H	R	ER	SO	BB	IBB	HBP	BLK	WP	HR	S	P	ERA	WHIP				
Bill Parsons, R ERA: 2.76 (1, 1)	4.0	L	21	7	5	5	2	3	0	0	0	0	2	22	34	11.25	2.500				
John Geinar, R ERA: (5, 1)	1.0		4	1	0	0	0	0	0	0	0	0	0	4	4	0.00	1.000				
Larry Bearnarth, R ERA: 15.0 (6, 1)	3.0		17	7	5	5	2	2	0	0	0	0	0	19	27	15.00	3.000				

Batter	1	2	3	4	5	6	7	8	9	AB	R	H	RBI	BB	SO	LOB	TOP				
Cesar Tovar, R OBP: 0.394, SLG: 0.386 (1, 8)	F9		1B BB	4-3			K		1-3 2B	4	1	1	0	1	1	1	Minnesota Twins @ Boston Red Sox Fenway Park, Boston, MA Fri Apr 30 1971, 7:05 PM EDT Att: 18,108 - Unknown livebaseballscorecards.com				
Steve Braun, L OBP: 0.333, SLG: 0.222 (1, 4)	F8		F6	F9			G3		F9	4	0	0	0	0	0	2					
Rick Renick, R OBP: 0.400, SLG: 0.333 (9, PH)	F8		F6	F9			G3		F9	1	0	0	0	0	0	2					
Tony Oliva, L OBP: 0.434, SLG: 0.769 (1, 9)	BB 1B		L8 1B	1B			G3		1-4-3	5	2	2	0	0	1	2					
Harmon Killebrew, R OBP: 0.396, SLG: 0.506 (1, 5)	1B BB		1B	K			K		FC1-6 BB	2	0	1	1	2	1	0					
Rich Reese, L OBP: 0.254, SLG: 0.200 (1, 3)	1-2 2H 1B		L8	3-1			3-1		FC1-6 S	4	0	1	1	0	0	3					
Brant Aalvea, R OBP: 0.360, SLG: 0.391 (1, 7)	F9		1-2 3H 1B	1B			FC5-4 1B		K	3	0	2	1	0	0	2					
Paul Powell, R OBP: 0.348, SLG: 0.400 (7, 8)	F9		1-2 3H 1B	1B			FC5-4 1B		K	1	0	0	0	0	1	1					
Leo Cardenas, R OBP: 0.306, SLG: 0.284 (1, 6)		6-3	1-3				FC5-4 1-2		6-3	4	0	0	0	0	0	4					
George Mitterwald, R OBP: 0.231, SLG: 0.188 (9, PH)	F6		4-3 SH5-4 1B				F6		6-3	3	0	1	0	0	0	1					
Paul Raffill, L OBP: 0.250, SLG: 0.385 (9, PH)	F6		4-3 SH5-4 1B				F6		6-3	1	0	0	0	0	0	0					
Jim Kaat, L OBP: 0.333, SLG: 0.467 (8, 1)	2-3		SH5-4				K		E3 2B	2	0	0	0	0	1	1					
Ray Corbin, R OBP: 0.273, SLG: 0.309 (9, PH)	2-3		SH5-4				K		E3 2B	0	0	0	0	0	0	0					
Jim Holt, L OBP: 0.273, SLG: 0.309 (9, PH)	2-3		SH5-4				K		E3 2B	1	0	0	0	0	0	0					
Inning Stats	R: 1 E: 0 K: 0 S: 5	H: 2 LOB: 2 BB: 1 P: 9	R: 0 E: 0 K: 0 S: 3	H: 0 LOB: 0 BB: 0 P: 3	R: 2 E: 0 K: 0 S: 6	H: 3 LOB: 2 BB: 1 P: 10	R: 0 E: 0 K: 0 S: 4	H: 1 LOB: 1 BB: 0 P: 4	R: 0 E: 0 K: 1 S: 5	H: 0 LOB: 0 BB: 0 P: 5	R: 0 E: 0 K: 2 S: 7	H: 0 LOB: 0 BB: 0 P: 7	R: 0 E: 0 K: 1 S: 5	H: 0 LOB: 1 BB: 1 P: 9	R: 0 E: 1 K: 0 S: 5	H: 1 LOB: 2 BB: 0 P: 5	1B: 7 2B: 1 3B: 0 HR: 0	SF: 0 SAC: 1 DP: 0 HBP: 0	WP: 0 PB: 0 SB: 1 CS: 0	PA: 39	
PITCHER	IP	WLS	BF	H	R	ER	SO	BB	IBB	HBP	BLK	WP	HR	S	P	ERA	WHIP				
Mike Nagy, R ERA: 3.67 (1, 1)	6.0		27	7	3	3	2	2	0	0	0	0	0	29	37	4.50	1.500				
Bill Lee, L ERA: 2.99 (7, 1)	2.0	W	7	0	0	0	3	1	0	0	0	0	0	12	16	0.00	0.500				
Bobby Bolin, R ERA: 5.63 (9, 1)	0.1		3	1	0	0	0	0	0	0	0	0	0	3	3	0.00	3.000				
Sparky Lyle, L ERA: (9, 1)	0.2	S	2	0	0	0	0	0	0	0	0	0	0	2	2	0.00	0.000				

Batter	1	2	3	4	5	6	7	8	9	AB	R	H	RBI	BB	SO	LOB	BOTTOM				
Luis Aparicio, R OBP: 0.310, SLG: 0.365 (1, 6)	5-3		F9			F8		SH 2B		3	1	0	0	0	0	2	Minnesota Twins @ Boston Red Sox Fenway Park, Boston, MA Fri Apr 30 1971, 7:05 PM EDT Att: 18,108 - Unknown livebaseballscorecards.com				
Reggie Smith, S OBP: 0.395, SLG: 0.480 (1, 9)	F9			1B		E5		SH1-4 2B		4	0	2	2	0	0	1					
Carl Yastrzemski, L OBP: 0.499, SLG: 0.642 (1, 7)	F8			F5		SF7		G5-3 SH1-4 HBP		2	0	0	1	0	0	1					
Rico Petrocelli, R OBP: 0.372, SLG: 0.343 (1, 5)		4-3		F9		6-3		SH1-4		3	0	0	0	0	0	2					
George Scott, R OBP: 0.369, SLG: 0.447 (1, 3)		G6-4-3 1B		K		6-3		6-3		3	0	1	0	1	1	1					
Duane Josephson, R OBP: 0.329, SLG: 0.323 (1, 2)		G6-4-3				5-3		6-3		4	0	0	0	0	0	4					
Billy Conigliaro, R OBP: 0.339, SLG: 0.462 (1, 8)			6-3 2B			F9		5-3		3	0	1	0	0	0	0					
Doug Griffin, R OBP: 0.310, SLG: 0.295 (1, 4)			L3			L8		1B SH 1B		3	1	1	0	0	0	1					
Mike Nagy, R OBP: 0.300, SLG: 0.200 (9, PH)			6-3					1B SH 1B		1	0	0	0	0	0	1					
Phil Cioffredo, R OBP: 1.000, SLG: 1.000 (7, 1)			6-3					1B SH 2B 1B		1	1	1	0	0	0	0					
Don Pavletich, R OBP: 0.360, SLG: 0.444 (8, PH)								1B SH 2B 1B		1	0	1	0	0	0	0					
John Kennedy, R OBP: 0.170, SLG: 0.538 (9, 1)								1B SH 2B 1B		0	1	0	0	0	0	0					
Bobby Bolin, R (9, 1)								1B SH 2B 1B		0	0	0	0	0	0	0					
Sparky Lyle, L (9, 1)								1B SH 2B 1B		0	0	0	0	0	0	0					
Inning Stats	R: 0 E: 0 K: 0 S: 3	H: 0 LOB: 0 BB: 0 P: 3	R: 0 E: 0 K: 0 S: 3	H: 1 LOB: 0 BB: 0 P: 3	R: 0 E: 0 K: 0 S: 4	H: 1 LOB: 1 BB: 0 P: 4	R: 0 E: 0 K: 1 S: 6	H: 1 LOB: 1 BB: 0 P: 6	R: 0 E: 0 K: 0 S: 3	H: 0 LOB: 0 BB: 0 P: 3	R: 1 E: 1 K: 0 S: 5	H: 1 LOB: 1 BB: 0 P: 5	R: 0 E: 0 K: 0 S: 3	H: 0 LOB: 0 BB: 0 P: 3	R: 3 E: 1 K: 0 S: 6	H: 3 LOB: 2 BB: 1 P: 11	1B: 5 2B: 2 3B: 0 HR: 0	SF: 1 SAC: 2 DP: 2 HBP: 1	WP: 1 PB: 0 SB: 0 CS: 0	PA: 33	
PITCHER	IP	WLS	BF	H	R	ER	SO	BB	IBB	HBP	BLK	WP	HR	S	P	ERA	WHIP				
Jim Kaat, L ERA: 3.09 (8, 1)	1.0	L	3	0	0	0	0	0	1	0	0	0	0	2	6	0.00	0.000				

Minnesota Twins @ Boston Red Sox
Fenway Park, Boston, MA
Fri Apr 30 1971, 7:05 PM EDT
Att: 18,108 - Unknown

AB	35
R	3
H	8
RBI	3
BB	3
SO	5
LOB	19



Minnesota Twins @ Boston Red Sox
Fenway Park, Boston, MA
Fri Apr 30 1971, 7:05 PM EDT
Att: 18,108 - Unknown

AB	28
R	4
H	7
RBI	3
BB	1
SO	1
LOB	13



Batter	1	2	3	4	5	6	7	8	9	AB	R	H	RBI	BB	SO	LOB	TOP								
Cesar Tovar, R OBP: 0.390, SLG: 0.376 (1, 5)	L8		F9	FC5 1B 1-2 3-H	1B 1-2 BB		4-1		6-3	5	0	1	2	1	0	2									
Leo Cardenas, R OBP: 0.311, SLG: 0.282 (1, 6)	BB		F9	F9	1-2 2-H 1B		6-3			4	0	1	1	1	0	4									
Harmon Killebrew, R OBP: 0.490, SLG: 0.590 Rich Reese, L OBP: 0.254, SLG: 0.200 (1, 3) (9, 3)	K		BB 1B 1-2 BB	1-2 2-H 1B	4-3			BB 1B BB		3	0	1	1	2	1	3									
Tony Oliva, L OBP: 0.432, SLG: 0.747 (1, 9)	3-1		BB	FC5 2-3			L3	G5-3 BB 1-2 1B		5	0	2	0	0	0	3									
Brant Aylea, R OBP: 0.433, SLG: 0.440 Jim Holt, L OBP: 0.273, SLG: 0.309 (8, PR) (8, 7)			FC5-4 BB	2B BB			F7	1-2 2-3 BB		2	1	1	1	3	0	0									
Paul Powell, R OBP: 0.286, SLG: 0.320 (1, 8)	6-3		FC5-4 1-2	K	K			K		5	0	0	0	0	3	8									
George Mitterwald, R OBP: 0.229, SLG: 0.189 (1, 2)	F2			5-3	F5			2B FC1-2 1B	G5-3	5	0	1	0	0	0	5									
Steve Braun, L OBP: 0.385, SLG: 0.391 (1, 4)	K			1B 1B	1-1 1B 2B			FC1-2 1-3 4-1 2B	F8	5	3	3	1	0	1	1									
Jim Perry, S OBP: 0.421, SLG: 0.313 (1, 1)			1B BB 1B	1-3 1B 1B	2-H 1B 1B			FC1-2 4-1	6-3	5	3	3	1	0	0	2									
Inning Stats	R: 0 E: 0 K: 1 S: 5	H: 0 LOB: 1 BB: 1 P: 9	R: 0 E: 0 K: 1 S: 6	H: 1 LOB: 1 BB: 0 P: 6	R: 1 E: 0 K: 0 S: 5	H: 2 LOB: 3 BB: 2 P: 13	R: 2 E: 0 K: 0 S: 7	H: 4 LOB: 2 BB: 0 P: 7	R: 3 E: 0 K: 1 S: 8	H: 3 LOB: 1 BB: 0 P: 16	R: 0 E: 0 K: 0 S: 5	H: 0 LOB: 0 BB: 0 P: 5	R: 1 E: 0 K: 0 S: 5	H: 2 LOB: 1 BB: 0 P: 5	R: 0 E: 0 K: 1 S: 5	H: 1 LOB: 2 BB: 2 P: 13	R: 0 E: 0 K: 0 S: 3	H: 0 LOB: 0 BB: 0 P: 3	1B: 10 2B: 3 3B: 0 HR: 0	SF: 0 SAC: 0 DP: 1 HBP: 0	WP: 0 PB: 0 SB: 0 CS: 0	PA: 46			
PITCHER	IP	WLS	BF	H	R	ER	SO	BB	IBB	HBP	BLK	WP	HR	S	P	ERA	WHIP								
Gary Peters, L ERA: 5.23 (1, 1)	4.2	L	27	9	6	6	3	4	0	0	0	0	0	29	45	11.57	2.786								
Cal Koonce, R ERA: 10.13 (5, 1)	2.1		11	3	1	1	1	1	0	0	0	0	0	12	16	3.86	1.714								
Ken Brett, L ERA: 5.06 (8, 1)	2.0		8	1	0	0	1	2	0	0	0	0	0	8	16	0.00	1.500								

Minnesota Twins @ Boston Red Sox
Fenway Park, Boston, MA
Sat May 01 1971, 3:33 AM EDT
Att: 16,494 - Unknown

AB 39
R 7
H 13
RBI 7
BB 7
SO 5
LOB 28



Batter	1	2	3	4	5	6	7	8	9	AB	R	H	RBI	BB	SO	LOB	BOTTOM								
Luis Aparicio, R OBP: 0.307, SLG: 0.403 (1, 6)	HR	F2		4-3			F4			4	1	1	1	0	0	2									
Reggie Smith, S OBP: 0.389, SLG: 0.506 (1, 9)	HR	K					F4		F8	4	1	1	1	0	1	1									
Carl Yastrzemski, L OBP: 0.460, SLG: 0.634 (1, 7)	E5 BB G6-4-3 1B		L8		F7			G6-4-3 1B		4	1	2	0	0	0	0									
Rico Petrocelli, R OBP: 0.378, SLG: 0.343 (1, 5)	G6-4-3 BB BB		L5		1B			L7		3	0	1	0	1	0	1									
George Scott, R OBP: 0.375, SLG: 0.436 (1, 3)	G6-4-3 BB		FC6-4 BB		F9			G6-4-3		2	0	0	0	2	0	2									
Duane Josephson, R OBP: 0.312, SLG: 0.304 (1, 2)	G6-4-3		FC6-4		5-3			F9		4	0	0	0	0	0	3									
Billy Conigliaro, R OBP: 0.333, SLG: 0.449 (1, 8)	L8				F8		F9			4	0	1	0	0	0	1									
Doug Griffin, R OBP: 0.320, SLG: 0.308 (1, 4)		SH3-4 1B		4-3 1B			6-3		F8	4	0	2	0	0	0	1									
Gary Peters, L OBP: 0.375, SLG: 0.400 Cal Koonce, R (5, 1)	SH3-4			4-3			F7		L9	1	0	0	0	0	0	1									
Joe Lahoud, L OBP: 0.400, SLG: 0.250 Ken Brett, L (8, 1)										1	0	0	0	0	0	0									
Mike Fiore, L (9, PH)										1	0	0	0	0	0	1									
Inning Stats	R: 3 E: 1 K: 0 S: 5	H: 3 LOB: 1 BB: 2 P: 13	R: 0 E: 0 K: 1 S: 6	H: 1 LOB: 1 BB: 0 P: 6	R: 0 E: 0 K: 0 S: 3	H: 0 LOB: 1 BB: 1 P: 7	R: 0 E: 0 K: 0 S: 4	H: 1 LOB: 1 BB: 0 P: 4	R: 0 E: 0 K: 0 S: 3	H: 0 LOB: 0 BB: 0 P: 3	R: 0 E: 0 K: 0 S: 3	H: 0 LOB: 0 BB: 0 P: 3	R: 0 E: 0 K: 0 S: 3	H: 1 LOB: 0 BB: 0 P: 3	R: 0 E: 0 K: 0 S: 4	H: 1 LOB: 1 BB: 0 P: 4	1B: 6 2B: 0 3B: 0 HR: 2	SF: 0 SAC: 1 DP: 2 HBP: 0	WP: 0 PB: 0 SB: 0 CS: 0	PA: 36					
PITCHER	IP	WLS	BF	H	R	ER	SO	BB	IBB	HBP	BLK	WP	HR	S	P	ERA	WHIP								
Jim Perry, R ERA: 3.65 (1, 1)	9.0	W	36	8	3	3	1	3	0	0	0	0	2	35	47	3.00	1.222								

Minnesota Twins @ Boston Red Sox
Fenway Park, Boston, MA
Sat May 01 1971, 3:33 AM EDT
Att: 16,494 - Unknown

AB 32
R 3
H 8
RBI 2
BB 3
SO 1
LOB 13



Batter	1	2	3	4	5	6	7	8	9	AB	R	H	RBI	BB	SO	LOB	TOP
Cesar Tovar , R (1, 8) OBP: 0.385, SLG: 0.381										4	0	1	0	0	0	1	Minnesota Twins @ Boston Red Sox Fenway Park, Boston, MA Sun May 02 1971, 3:33 AM EDT Unknown
Steve Braun , L (1, 4) OBP: 0.397, SLG: 0.346										3	0	0	0	1	0	2	
Tony Oliva , L (1, 9) OBP: 0.413, SLG: 0.713										4	0	0	0	0	0	2	
Harmon Killebrew , R (1, 5) OBP: 0.394, SLG: 0.483										3	0	0	0	0	1	1	
Rich Reese , L (1, 3)										3	0	0	0	0	0	0	
Brant Aleva , R (1, 7) OBP: 0.394, SLG: 0.393										3	0	0	0	0	1	0	
Paul Ratliff , L (1, 2) OBP: 0.211, SLG: 0.313										3	0	0	0	0	1	0	
Leo Cardenas , R (1, 6) OBP: 0.312, SLG: 0.296										3	0	1	0	0	0	0	
Bert Blyleven , R (1, 1) OBP: 0.200, SLG: 0.143										2	0	0	0	0	0	1	
Jim Holt , L (9, PH) OBP: 0.268, SLG: 0.304										1	0	0	0	0	0	0	
Inning Stats	R: 0 E: 0 K: 1 S: 6	H: 1 LOB: 1 BB: 0 P: 6	R: 0 E: 0 K: 0 S: 3	H: 0 LOB: 0 BB: 0 P: 3	R: 0 E: 0 K: 0 S: 3	H: 0 LOB: 0 BB: 0 P: 3	R: 0 E: 0 K: 1 S: 5	H: 0 LOB: 0 BB: 0 P: 5	R: 0 E: 0 K: 0 S: 3	H: 0 LOB: 0 BB: 0 P: 3	R: 0 E: 0 K: 1 S: 5	H: 0 LOB: 0 BB: 0 P: 5	R: 0 E: 0 K: 0 S: 3	H: 0 LOB: 1 BB: 1 P: 7	1B: 0 2B: 2 3B: 0 HR: 0	SF: 0 SAC: 0 DP: 0 HBP: 0	WP: 0 PA: 30 PB: 0 SB: 0 CS: 0
PITCHER Ray Culp , R (1, 1) ERA: 4.89	IP: 9.0 WLS: W BF: 30 H: 2 R: 0 ER: 0 SO: 3 BB: 1 IBB: 0 HBP: 0 BLK: 0 WP: 0 HR: 0 S: 35 P: 39 ERA: 0.00 WHIP: 0.333															PITCHER IP: WLS: BF: H: R: ER: SO: BB: IBB: HBP: BLK: WP: HR: S: P: ERA: WHIP:	

Batter	1	2	3	4	5	6	7	8	9	AB	R	H	RBI	BB	SO	LOB	BOTTOM		
Luis Aparicio , R (1, 6) OBP: 0.304, SLG: 0.408										4	1	1	0	0	0	1	Minnesota Twins @ Boston Red Sox Fenway Park, Boston, MA Sun May 02 1971, 3:33 AM EDT Unknown		
Reggie Smith , S (1, 8) OBP: 0.372, SLG: 0.482										4	0	0	0	0	1	1			
Carl Yastrzemski , L (1, 7) OBP: 0.491, SLG: 0.668										3	0	0	0	1	0	0			
Rico Petrocelli , R (1, 5) OBP: 0.383, SLG: 0.351										4	0	2	0	0	1	1			
George Scott , R (1, 3) OBP: 0.370, SLG: 0.427										4	0	1	0	0	1	2			
Duane Josephson , R (1, 2) OBP: 0.309, SLG: 0.301										4	0	1	0	0	0	2			
Joe Lahoud , L (1, 9) OBP: 0.389, SLG: 0.333										3	0	1	0	0	0	1			
Doug Griffin , R (1, 4) OBP: 0.321, SLG: 0.299										2	0	0	0	1	0	2			
Ray Culp , R (1, 1) OBP: 0.167, SLG: 0.167										2	0	0	0	0	2	1			
Inning Stats	R: 0 E: 0 K: 1 S: 5	H: 0 LOB: 1 BB: 1 P: 9	R: 0 E: 0 K: 0 S: 4	H: 1 LOB: 1 BB: 0 P: 4	R: 1 E: 1 K: 2 S: 10	H: 2 LOB: 2 BB: 0 P: 10	R: 0 E: 0 K: 1 S: 6	H: 1 LOB: 1 BB: 0 P: 6	R: 0 E: 0 K: 0 S: 3	H: 0 LOB: 0 BB: 0 P: 3	R: 0 E: 0 K: 1 S: 5	H: 0 LOB: 0 BB: 0 P: 5	R: 0 E: 0 K: 0 S: 3	H: 0 LOB: 1 BB: 1 P: 7	R: 0 E: 0 K: 0 S: 5	H: 2 LOB: 2 BB: 0 P: 5		1B: 4 2B: 2 3B: 0 HR: 0	SF: 0 SAC: 1 DP: 0 HBP: 0
PITCHER Bert Blyleven , R (1, 1) ERA: 2.15	IP: 8.0 WLS: L BF: 33 H: 6 R: 1 ER: 0 SO: 5 BB: 2 IBB: 0 HBP: 0 BLK: 0 WP: 0 HR: 0 S: 41 P: 49 ERA: 0.00 WHIP: 1.000															PITCHER IP: WLS: BF: H: R: ER: SO: BB: IBB: HBP: BLK: WP: HR: S: P: ERA: WHIP:			

Batter	1	2	3	4	5	6	7	8	9	AB	R	H	RBI	BB	SO	LOB	TOP					
Cesar Tovar, R OBP: 0.386, SLG: 0.376 (1, 8) (7, 5)	F9		3-1 S BB		K		1B 2B 1B	K		4	1	1	0	1	2	1	Minnesota Twins @ Boston Red Sox Fenway Park, Boston, MA Sun May 02 1971, 3:38 AM EDT Att: 23,163 - Unknown					
Steve Braun, L OBP: 0.371, SLG: 0.333 (1, 4)	6-3		3-1		4-3		2B 1B		1B HBP	4	2	1	1	0	0	2						
Tony Oliva, L OBP: 0.423, SLG: 0.728 (1, 9)	G3		F7			1B SF8 2B	1B 2B		1B 1B	5	2	3	1	0	0	1						
Harmon Killebrew, R OBP: 0.423, SLG: 0.516 (1, 5) (7, 3)		BB E SF8 1B		4-3 SF9 2B		2B 1B	2B FC5-2 IBB		1B G6-4-3 1B	4	2	4	1	1	0	0						
Rich Reese, L OBP: 0.234, SLG: 0.183 (1, 3)		E9		4-3		F5	FC5-2 2B		G6-4-3	3	0	0	0	0	0	4						
Rick Renick, R OBP: 0.400, SLG: 0.333 (7, PH)		SF8 BB					1-3 2-H 3-H		1-2	0	0	0	0	0	0	0						
Jim Holt, R OBP: 0.276, SLG: 0.328 (7, PH)		1-2								2	0	1	2	0	0	2						
Brant Aleva, R OBP: 0.378, SLG: 0.379 (1, 7)		CS BB		SF9		SF8	FC5-2		K	1	0	0	2	1	0	2						
Paul Powell, R OBP: 0.276, SLG: 0.308 (7, PR)		1-2 2-3					2-3 3-H			1	0	0	0	0	1	1						
Leo Cardenas, R OBP: 0.299, SLG: 0.286 (1, 6)		SF8		6-3		L9	6-3			3	0	0	1	0	0	3						
George Mitterwald, R OBP: 0.246, SLG: 0.246 (1, 2)		2-3 3-H						5-3		4	1	2	0	0	1	2						
Steve Barber, R (1, 1)										1	0	0	0	0	0	0						
Ray Corbin, R (3, 1)										0	0	0	0	0	0	0						
Charlie Manuel, L OBP: 0.333, SLG: 0.200 (5, PH)										1	0	0	0	0	1	1						
Stan Williams, R (5, 1)										1	0	0	0	0	1	1						
Tom Hall, L OBP: 0.333, SLG: 0.364 (7, 1)										0	0	0	0	0	0	0						
Ron Ferranowski, L (7, 1)										1	0	0	0	0	1	0						
Inning Stats	R: 0 E: 0 K: 0 S: 3	H: 0 LOB: 0 BB: 0 P: 3	R: 1 E: 1 K: 1 S: 6	H: 1 LOB: 2 BB: 1 P: 10	R: 0 E: 0 K: 0 S: 3	H: 0 LOB: 1 BB: 1 P: 7	R: 1 E: 0 K: 0 S: 4	H: 1 LOB: 0 BB: 0 P: 4	R: 0 E: 0 K: 2 S: 8	H: 1 LOB: 1 BB: 0 P: 8	R: 1 E: 0 K: 0 S: 5	H: 2 LOB: 1 BB: 0 P: 5	R: 4 E: 0 K: 1 S: 10	H: 5 LOB: 2 BB: 1 P: 14	R: 0 E: 0 K: 2 S: 7	H: 0 LOB: 0 BB: 0 P: 7	R: 1 E: 0 K: 1 S: 6	H: 2 LOB: 1 BB: 0 P: 7	1B: 6 2B: 7 3B: 0 HR: 0	SF: 3 SAC: 0 DP: 2 HBP: 1	WP: 0 PB: 0 SB: 1 CS: 1	PA: 42
PITCHER	IP	WLS	BF	H	R	ER	SO	BB	IBB	HBP	BLK	WP	HR	S	P	ERA	WHIP					
Sonny Siebert, R ERA: 1.99	(1, 1)	6.1	29	8	6	5	4	2	0	0	0	0	0	35	43	7.11	1.579					
Bill Lee, L ERA: 3.96	(7, 1)	0.0	2	1	0	0	0	0	1	0	0	0	0	1	5	∞	∞					
Bobby Bolin, R ERA: 5.19	(7, 1)	0.2	3	1	1	1	0	0	0	0	0	0	0	3	3	13.50	1.500					
Sparky Lyle, L ERA:	(8, 1)	1.0	3	0	0	0	2	0	0	0	0	0	0	7	7	0.00	0.000					
Ken Tatum, R ERA: 2.51	(9, 1)	1.0	W	5	2	1	1	1	0	0	1	0	0	6	7	9.00	2.000					

Batter	1	2	3	4	5	6	7	8	9	AB	R	H	RBI	BB	SO	LOB	BOTTOM					
Luis Aparicio, R OBP: 0.298, SLG: 0.395 (1, 6)	F5	6-3		F8		K	1B HR	SH5-3		5	1	1	1	0	1	1	Minnesota Twins @ Boston Red Sox Fenway Park, Boston, MA Sun May 02 1971, 3:38 AM EDT Att: 23,163 - Unknown					
Reggie Smith, S OBP: 0.390, SLG: 0.539 (1, 9)	BB 1B	F3		FC6 1B		2B	1B HR	F8		6	2	4	3	0	0	1						
Carl Yastrzemski, L OBP: 0.474, SLG: 0.605 (1, 7)	1B E BB		BB S 1B	FC6		IBB	BB BB	SH3-4 BB		2	2	1	0	4	0	1						
Rico Petrocelli, R OBP: 0.394, SLG: 0.342 (1, 5)	E BB		BB BB	L7		F3	BB BB	SH3-4		2	0	0	0	3	0	3						
George Scott, R OBP: 0.378, SLG: 0.448 (1, 3)	K		F8	CS 1B		F7	FC5-4 BB	1B 3B		5	1	2	1	1	1	8						
Billy Conigliano, R OBP: 0.357, SLG: 0.452 (1, 8)	E2 1B		FC6-4 BB	WP S 1B		E6 1B	FC5-4	1B IBB		4	1	2	1	2	0	3						
Don Pavletich, R OBP: 0.588, SLG: 0.500 (1, 2)			F8			F9		1B BB		3	0	1	0	2	0	4						
John Kennedy, R OBP: 0.471, SLG: 0.538 (8, PR)			FC6-4							0	1	0	0	0	0	0						
Ken Tatum, R (9, 1)										0	0	0	0	0	0	0						
Phil Gagliano, R OBP: 1.000, SLG: 1.000 (9, PH)										0	0	0	0	1	0	0						
Doug Griffin, R OBP: 0.301, SLG: 0.278 (1, 4)	FC6-4		FC6-4			5-3		E1 FC1-6		5	0	0	0	0	0	9						
George Thomas, R OBP: 0.143, SLG: 0.143 (9, PH)	1-2		1-2					1B		1	0	1	1	0	0	0						
Sonny Siebert, R ERA: 1.99	(1, 1)									3	0	1	0	0	1	0						
Bill Lee, L ERA: 3.96	(7, 1)									0	0	0	0	0	0	0						
Bobby Bolin, R ERA: 5.19	(7, 1)									0	0	0	0	0	0	0						
Joe Lachoud, L OBP: 0.333, SLG: 0.333 (7, PH)										0	1	0	0	0	0	0						
Sparky Lyle, L ERA:	(8, 1)									0	0	0	0	0	0	0						
Duane Josephson, R OBP: 0.300, SLG: 0.297 (8, PH)										0	0	0	0	0	0	0						
Ron Ferranowski, L ERA: 5.11	(9, 2)									1	0	0	0	0	0	2						
Inning Stats	R: 2 E: 1 K: 1 S: 7	H: 2 LOB: 3 BB: 3 P: 19	R: 0 E: 0 K: 0 S: 3	H: 0 LOB: 0 BB: 0 P: 3	R: 0 E: 0 K: 0 S: 4	H: 1 LOB: 3 BB: 2 P: 12	R: 0 E: 0 K: 1 S: 6	H: 1 LOB: 1 BB: 0 P: 6	R: 0 E: 0 K: 0 S: 4	H: 2 LOB: 3 BB: 1 P: 8	R: 0 E: 0 K: 1 S: 7	H: 2 LOB: 3 BB: 1 P: 11	R: 4 E: 1 K: 0 S: 6	H: 2 LOB: 3 BB: 3 P: 19	R: 1 E: 1 K: 0 S: 5	H: 1 LOB: 1 BB: 0 P: 5	R: 2 E: 0 K: 0 S: 3	H: 2 LOB: 3 BB: 3 P: 15	1B: 9 2B: 2 3B: 1 HR: 1	SF: 0 SAC: 2 DP: 0 HBP: 1	WP: 2 PB: 0 SB: 3 CS: 1	PA: 53
PITCHER	IP	WLS	BF	H	R	ER	SO	BB	IBB	HBP	BLK	WP	HR	S	P	ERA	WHIP					
Steve Barber, R ERA: 6.17	(1, 1)	2.1	15	3	2	1	1	5	0	0	0	0	0	8	8	3.86	3.429					
Ray Corbin, R ERA: 1.23	(3, 1)	1.2	6	1	0	0	1	0	0	0	0	0	0	8	8	0.00	0.600					
Stan Williams, R ERA: 3.93	(5, 1)	2.2	16	5	3	1	1	1	1	1	0	1	0	15	24	3.38	2.250					
Tom Hall, L ERA: 3.69	(7, 1)	0.0	4	1	1	0	0	3	0	0	0	0	1	1	13	∞	∞					
Ron Ferranowski, L ERA: 5.11	(7, 1)	1.2	L	12	3	3	2	2	1	0	0	1	0	9	21	10.80	3.000					

AB	35
R	8
H	12
RBI	8
BB	3
SO	7
LOB	20



AB	37
R	9
H	13
RBI	7
BB	13
SO	3
LOB	32



Batter	1	2	3	4	5	6	7	8	9	AB	R	H	RBI	BB	SO	LOB	TOP								
Luis Aparicio, R OBP: 0.287, SLG: 0.384 (1, 6)										5	2	2	2	0	0	1	Boston Red Sox @ Chicago White Sox Comiskey Park, Chicago, IL Thu May 06 1971, 4:33 AM EDT Att: 511 - Unknown								
Reggie Smith, S OBP: 0.385, SLG: 0.510 (1, 9)										3	1	0	0	2	2	1									
Carl Yastrzemski, L OBP: 0.472, SLG: 0.578 (1, 7)										3	1	1	1	2	0	0									
Rico Petrocelli, R OBP: 0.389, SLG: 0.345 (1, 5)										5	0	1	3	0	1	3									
George Scott, R OBP: 0.390, SLG: 0.495 Mike Fiore, L (6, 3)										2	1	1	1	1	1	0									
Billy Conigliaro, R OBP: 0.366, SLG: 0.463 (1, 8)										5	1	2	0	0	1	4									
Duane Josephson, R OBP: 0.297, SLG: 0.337 (1, 2)										5	1	0	0	0	0	4									
Doug Griffin, R OBP: 0.311, SLG: 0.304 (1, 4)										5	2	3	1	0	2	1									
Gary Peters, L OBP: 0.368, SLG: 0.389 (1, 1)										3	1	1	0	0	0	2									
Inning Stats	R: 2 E: 0 K: 2 S: 8	H: 2 LOB: 0 BB: 1 P: 12	R: 0 E: 2 K: 1 S: 6	H: 0 LOB: 1 BB: 0 P: 6	R: 0 E: 0 K: 0 S: 3	H: 0 LOB: 0 BB: 0 P: 3	R: 2 E: 0 K: 1 S: 8	H: 3 LOB: 1 BB: 0 P: 8	R: 0 E: 0 K: 1 S: 5	H: 0 LOB: 0 BB: 1 P: 5	R: 0 E: 0 K: 1 S: 5	H: 0 LOB: 0 BB: 1 P: 9	R: 2 E: 3 K: 1 S: 8	H: 2 LOB: 2 BB: 2 P: 16	R: 4 E: 1 K: 0 S: 7	H: 3 LOB: 1 BB: 1 P: 11	R: 0 E: 0 K: 1 S: 5	H: 1 LOB: 0 BB: 0 P: 5	1B: 7 2B: 3 3B: 0 HR: 1	SF: 0 SAC: 1 DP: 1 HBP: 0	WP: 0 PB: 0 SB: 1 CS: 0	PA: 44			
PITCHER	IP WLS BF H R ER SO BB IBB HBP BLK WP HR S P ERA WHIP	IP WLS BF H R ER SO BB IBB HBP BLK WP HR S P ERA WHIP	IP WLS BF H R ER SO BB IBB HBP BLK WP HR S P ERA WHIP	IP WLS BF H R ER SO BB IBB HBP BLK WP HR S P ERA WHIP	IP WLS BF H R ER SO BB IBB HBP BLK WP HR S P ERA WHIP	IP WLS BF H R ER SO BB IBB HBP BLK WP HR S P ERA WHIP	IP WLS BF H R ER SO BB IBB HBP BLK WP HR S P ERA WHIP	IP WLS BF H R ER SO BB IBB HBP BLK WP HR S P ERA WHIP	IP WLS BF H R ER SO BB IBB HBP BLK WP HR S P ERA WHIP	IP WLS BF H R ER SO BB IBB HBP BLK WP HR S P ERA WHIP	IP WLS BF H R ER SO BB IBB HBP BLK WP HR S P ERA WHIP	IP WLS BF H R ER SO BB IBB HBP BLK WP HR S P ERA WHIP	IP WLS BF H R ER SO BB IBB HBP BLK WP HR S P ERA WHIP	IP WLS BF H R ER SO BB IBB HBP BLK WP HR S P ERA WHIP	IP WLS BF H R ER SO BB IBB HBP BLK WP HR S P ERA WHIP	IP WLS BF H R ER SO BB IBB HBP BLK WP HR S P ERA WHIP	IP WLS BF H R ER SO BB IBB HBP BLK WP HR S P ERA WHIP	IP WLS BF H R ER SO BB IBB HBP BLK WP HR S P ERA WHIP	IP WLS BF H R ER SO BB IBB HBP BLK WP HR S P ERA WHIP	IP WLS BF H R ER SO BB IBB HBP BLK WP HR S P ERA WHIP	IP WLS BF H R ER SO BB IBB HBP BLK WP HR S P ERA WHIP	IP WLS BF H R ER SO BB IBB HBP BLK WP HR S P ERA WHIP	IP WLS BF H R ER SO BB IBB HBP BLK WP HR S P ERA WHIP	IP WLS BF H R ER SO BB IBB HBP BLK WP HR S P ERA WHIP	IP WLS BF H R ER SO BB IBB HBP BLK WP HR S P ERA WHIP

AB	38
R	10
H	11
RBI	8
BB	5
SO	8
LOB	20




Batter	1	2	3	4	5	6	7	8	9	AB	R	H	RBI	BB	SO	LOB	BOTTOM								
Lee Richard, R OBP: 0.307, SLG: 0.333 (1, 6)										4	0	2	0	0	0	0	Boston Red Sox @ Chicago White Sox Comiskey Park, Chicago, IL Thu May 06 1971, 4:33 AM EDT Att: 511 - Unknown								
Walt Williams, R OBP: 0.298, SLG: 0.349 (1, 9)										3	1	1	0	0	0	1									
Carlos May, L OBP: 0.352, SLG: 0.406 (1, 3)										4	0	0	0	0	1	3									
Rick Reichardt, R OBP: 0.293, SLG: 0.416 (1, 7)										3	0	1	0	1	2	2									
Bill Melton, R OBP: 0.360, SLG: 0.432 (1, 5)										4	0	1	0	0	1	1									
Mike Andrews, R OBP: 0.383, SLG: 0.414 (1, 4)										3	0	1	1	1	0	2									
Tom Egan, R OBP: 0.300, SLG: 0.500 (1, 2)										3	0	0	0	1	1	3									
Jay Johnstone, L OBP: 0.315, SLG: 0.383 (1, 8)										4	0	0	0	0	0	2									
Bart Johnson, R OBP: 0.211, SLG: 0.263 Joe Horlen, R (7, 1)										2	0	1	0	0	0	0									
Luis Alvarado, R OBP: 0.207, SLG: 0.179 Steve Kealey, R (8, 1)										1	0	0	0	0	0	0									
Don Eddy, R (8, 1)										0	0	0	0	0	0	0									
Inning Stats	R: 0 E: 0 K: 0 S: 3	H: 1 LOB: 0 BB: 0 P: 3	R: 0 E: 0 K: 1 S: 6	H: 1 LOB: 2 BB: 1 P: 10	R: 0 E: 0 K: 2 S: 9	H: 2 LOB: 0 BB: 0 P: 9	R: 0 E: 0 K: 0 S: 2	H: 0 LOB: 0 BB: 1 P: 6	R: 0 E: 0 K: 0 S: 3	H: 0 LOB: 0 BB: 0 P: 3	R: 1 E: 0 K: 1 S: 8	H: 3 LOB: 2 BB: 0 P: 8	R: 0 E: 0 K: 0 S: 3	H: 0 LOB: 0 BB: 0 P: 3	R: 0 E: 0 K: 1 S: 5	H: 0 LOB: 1 BB: 1 P: 9	R: 0 E: 0 K: 0 S: 3	H: 0 LOB: 0 BB: 0 P: 3	1B: 7 2B: 1 3B: 0 HR: 0	SF: 0 SAC: 1 DP: 2 HBP: 0	WP: 0 PB: 0 SB: 0 CS: 0	PA: 35			
PITCHER	IP WLS BF H R ER SO BB IBB HBP BLK WP HR S P ERA WHIP	IP WLS BF H R ER SO BB IBB HBP BLK WP HR S P ERA WHIP	IP WLS BF H R ER SO BB IBB HBP BLK WP HR S P ERA WHIP	IP WLS BF H R ER SO BB IBB HBP BLK WP HR S P ERA WHIP	IP WLS BF H R ER SO BB IBB HBP BLK WP HR S P ERA WHIP	IP WLS BF H R ER SO BB IBB HBP BLK WP HR S P ERA WHIP	IP WLS BF H R ER SO BB IBB HBP BLK WP HR S P ERA WHIP	IP WLS BF H R ER SO BB IBB HBP BLK WP HR S P ERA WHIP	IP WLS BF H R ER SO BB IBB HBP BLK WP HR S P ERA WHIP	IP WLS BF H R ER SO BB IBB HBP BLK WP HR S P ERA WHIP	IP WLS BF H R ER SO BB IBB HBP BLK WP HR S P ERA WHIP	IP WLS BF H R ER SO BB IBB HBP BLK WP HR S P ERA WHIP	IP WLS BF H R ER SO BB IBB HBP BLK WP HR S P ERA WHIP	IP WLS BF H R ER SO BB IBB HBP BLK WP HR S P ERA WHIP	IP WLS BF H R ER SO BB IBB HBP BLK WP HR S P ERA WHIP	IP WLS BF H R ER SO BB IBB HBP BLK WP HR S P ERA WHIP	IP WLS BF H R ER SO BB IBB HBP BLK WP HR S P ERA WHIP	IP WLS BF H R ER SO BB IBB HBP BLK WP HR S P ERA WHIP	IP WLS BF H R ER SO BB IBB HBP BLK WP HR S P ERA WHIP	IP WLS BF H R ER SO BB IBB HBP BLK WP HR S P ERA WHIP	IP WLS BF H R ER SO BB IBB HBP BLK WP HR S P ERA WHIP	IP WLS BF H R ER SO BB IBB HBP BLK WP HR S P ERA WHIP	IP WLS BF H R ER SO BB IBB HBP BLK WP HR S P ERA WHIP	IP WLS BF H R ER SO BB IBB HBP BLK WP HR S P ERA WHIP	IP WLS BF H R ER SO BB IBB HBP BLK WP HR S P ERA WHIP

AB	31
R	1
H	7
RBI	1
BB	3
SO	5
LOB	14



Batter	1	2	3	4	5	6	7	8	9	AB	R	H	RBI	BB	SO	LOB	TOP														
Luis Aparicio, R OBP: 0.283, SLG: 0.374 (1, 6)	0-0 6-3	0-0 F5			0-0 BB 1B		0-0 6-3		0-0 5-3	5	0	1	0	0	0	1	Boston Red Sox @ Milwaukee Brewers Milwaukee County Stadium, Milwaukee, WI Fri May 07 1971, 8:05 PM EDT Att: 7,713 - Unknown														
Reggie Smith, S OBP: 0.386, SLG: 0.495 (1, 9)	0-0 1-6-3	0-3 K			4-0 BB		0-0 G3		1-0 HBP	3	0	0	0	1	1																
Carl Yastrzemski, L OBP: 0.469, SLG: 0.575 (1, 7)	0-0 HR 2B		0-0 4-3		0-0 F7		4-0 IBB		0-0 F8	4	1	1	0	1	0	3															
Rico Petrocelli, R OBP: 0.375, SLG: 0.330 (1, 5)	0-0 E6 HR 2-3		0-0 F8		0-3 K		0-0 L7			4	1	0	0	0	1	5															
Billy Conigliaro, R OBP: 0.371, SLG: 0.512 (1, 8)	0-0 HR		0-3 K		0-0 4-3			0-0 4-3 SF7 2B		4	2	2	3	0	1	0															
Mike Fiore, L (1, 3)	4-0 1B BB			0-0 4-3		0-0 F8		0-0 4-3		3	0	0	0	1	0	1															
Duane Josephson, R OBP: 0.295, SLG: 0.337 (1, 2)	0-0 1-3 1B			0-0 L7		0-0 L7		0-0 SF7		3	0	1	1	0	0	0															
Doug Griffin, R OBP: 0.309, SLG: 0.301 (1, 4)	0-0 F8			0-0 5-3			0-0 2B 1B	0-0 6-3		4	1	1	0	0	0	2															
Ray Culp, R OBP: 0.143, SLG: 0.143 Bobby Bolin, R (6, 1)		0-0 6-3			0-3 K		0-0 G3 2B		0-3 K	2	0	0	0	0	1	0															
Joe Lahoud, L OBP: 0.450, SLG: 0.438 Bill Lee, L Sparky Lyle, L (7, 1) (7, 1) (9, 1)										0	0	0	0	0	0	0															
Inning Stats	R: 3 E: 1 K: 0 S: 7	H: 3 LOB: 2 BB: 1 P: 11	R: 0 E: 0 K: 1 S: 5	H: 0 LOB: 0 BB: 0 P: 5	R: 0 E: 0 K: 1 S: 5	H: 0 LOB: 0 BB: 0 P: 5	R: 0 E: 0 K: 0 S: 3	H: 1 LOB: 2 BB: 1 P: 12	R: 0 E: 0 K: 0 S: 3	H: 0 LOB: 0 BB: 0 P: 3	R: 1 E: 0 K: 0 S: 5	H: 2 LOB: 2 BB: 1 P: 9	R: 1 E: 0 K: 0 S: 4	H: 1 LOB: 0 BB: 0 P: 4	R: 0 E: 0 K: 1 S: 5	H: 0 LOB: 1 BB: 0 P: 6	1B: 3 2B: 3 3B: 0 HR: 1	SF: 1 SAC: 0 DP: 0 HBP: 1	WP: 0 PA: 39												
PITCHER	IP WLS BF H R ER SO BB IBB HBP BLK WP HR S P ERA WHIP																														
Marty Pattin, R ERA: 2.4 Ken Sanders, R ERA: 2.49	(1, 1) (8, 1)	7.0 L	31 8	6 1	4 1	1 1	4 1	2 0	1 0	0 0	0 0	0 9	1 10	1.29 4.50	1.143 0.500																

Batter	1	2	3	4	5	6	7	8	9	AB	R	H	RBI	BB	SO	LOB	BOTTOM																	
Tommy Harper, R OBP: 0.239, SLG: 0.206 (1, 5) (8, 9) (9, 5)	0-0 4-3			0-0 FC5		0-3 K			0-3 K	5	0	0	0	0	2	6	Boston Red Sox @ Milwaukee Brewers Milwaukee County Stadium, Milwaukee, WI Fri May 07 1971, 8:05 PM EDT Att: 7,713 - Unknown																	
Mike Hegan, L OBP: 0.342, SLG: 0.400 Ron Theobald, R OBP: 0.500, SLG: 0.333 (1, 3) (9, PH)	0-0 1-3		0-0 F8		0-0 G3		0-3 K		0-0 1B BB G1-2-3 1B	4	0	0	0	0	1	1																		
John Briggs, L OBP: 0.324, SLG: 0.305 Ted Savage, R OBP: 0.391, SLG: 0.188 (1, 7) (7, PH) (8, 7)	0-0 G3		0-0 4-3		4-0 G3 1B BB		0-0 1-3		4-0 1B BB 1-2 BB	2	1	0	0	1	0	0																		
Dave May, L OBP: 0.313, SLG: 0.389 (1, 8)		4-0 BB 1B BB		0-0 F5		0-0 G3		0-0 G3		0-0 1B 2-3	4	1	1	0	1	0																		
Bill Voss, L OBP: 0.257, SLG: 0.313 Ken Sanders, R (8, 1)		0-3 K			0-0 G6-4-3 1B 1B		0-0 K		0-0 G1-2-3	4	1	2	1	0	2	1																		
Floyd Wicker, L OBP: 0.400, SLG: 0.250 (9, PH)				0-0 G6-4-3 1B 1B		0-0 2H 1B			0-0 3H 1B	1	0	0	0	0	0	3																		
Ted Kubiak, S OBP: 0.301, SLG: 0.289 (1, 4)		4-0 BB 1B BB		4-0 G6-4-3 BB		0-0 G3		0-0 6-3		2	0	0	0	2	0	1																		
Elie Rodriguez, R OBP: 0.311, SLG: 0.310 Danny Walton, R OBP: 0.378, SLG: 0.467 Skip Lockwood, R OBP: 0.267, SLG: 0.154 Phil Roof, R OBP: 0.271, SLG: 0.227 (1, 2) (8, PH) (8, PR) (9, 2)		0-0 BB 1B BB		0-0 G6-4-3		0-0 1B SH3-4 1B		4-0 BB		3	1	2	1	0	0	2																		
Rick Auerbach, R OBP: 0.298, SLG: 0.256 Andy Kosco, R OBP: 0.300, SLG: 0.361 (1, 6) (8, PH) (9, 9)		4-0 1-2 2-3 BB		0-0 FC5 1B 1B		0-0 SH3-4		0-3 K		1	0	1	1	1	0	0																		
Marty Pattin, R OBP: 0.316, SLG: 0.188 Roberto Pena, R OBP: 0.306, SLG: 0.341 (1, 1) (8, 5) (9, 6)		0-3 K		0-0 1-2 1B		0-0 E 1B		0-0 L9		3	0	2	0	0	1	3																		
Inning Stats	R: 0 E: 0 K: 0 S: 3	H: 0 LOB: 0 BB: 0 P: 3	R: 1 E: 0 K: 2 S: 8	H: 1 LOB: 3 BB: 3 P: 20	R: 0 E: 0 K: 0 S: 3	H: 0 LOB: 0 BB: 0 P: 3	R: 1 E: 0 K: 0 S: 5	H: 3 LOB: 2 BB: 1 P: 9	R: 1 E: 0 K: 0 S: 4	H: 1 LOB: 1 BB: 1 P: 8	R: 1 E: 1 K: 2 S: 9	H: 2 LOB: 1 BB: 0 P: 9	R: 0 E: 0 K: 1 S: 5	H: 0 LOB: 0 BB: 0 P: 5	R: 0 E: 0 K: 1 S: 5	H: 0 LOB: 2 BB: 1 P: 10	1B: 9 2B: 0 3B: 0 HR: 0	SF: 0 SAC: 1 DP: 2 HBP: 0	WP: 0 PA: 41															
PITCHER	IP WLS BF H R ER SO BB IBB HBP BLK WP HR S P ERA WHIP																																	
Ray Culp, R ERA: 4.91 Bobby Bolin, R ERA: 4.82 Bill Lee, L ERA: 3.0 Sparky Lyle, L ERA:	(1, 1) (6, 1) (7, 1) (9, 1)	5.1 0.2 2.1 0.2	WLS 2 W S	BF 27 10 2	H 7 1 0	R 4 0 0	ER 3 0 0	SO 2 3 0	BB 5 0 2	IBB 0 0 0	HBP 0 0 0	BLK 0 0 0	WP 0 0 0	HR 0 6 14	S 26 6 22	P 4 6 22	ERA 5.06 0.00 0.00 0.00	WHIP 2.250 0.000 1.286 1.500																

Batter	1	2	3	4	5	6	7	8	9	AB	R	H	RBI	BB	SO	LOB	TOP			
Luis Aparicio, R (1, 6) OBP: 0.279, SLG: 0.375	0-0 5-3	0-0 F3		0-0 2B			0-0 4-3	0-0 1-3		5	0	1	0	0	0	4	Boston Red Sox @ Milwaukee Brewers Milwaukee County Stadium, Milwaukee, WI Sat May 08 1971, 4:33 AM EDT Att: 11,684 - Unknown livebaseballscorecards.com			
Reggie Smith, S (1, 9) OBP: 0.395, SLG: 0.529	0-0 HR	0-0 1B		0-0 3B			0-0 F9	0-0 1B		5	1	3	4	0	0	1				
Carl Yastrzemski, L (1, 7) OBP: 0.466, SLG: 0.556	0-0 6-3	0-0 1B			0-0 3-1		4-0 2B	0-0 L6		3	0	0	0	2	0	1				
Rico Petrocelli, R (1, 5) OBP: 0.376, SLG: 0.337	4-0 1B	0-0 F8			0-0 F2		0-0 1-3	0-0 F5		4	0	1	0	1	0	3				
Billy Conigliaro, R (1, 8) OBP: 0.373, SLG: 0.500	0-0 1-2		0-0 F7		0-0 5-3		4-0 2B	0-0 F9		4	0	1	0	1	0	0				
Mike Fiore, L (1, 3) OBP: 0.313, SLG: 0.360	0-0 3-1		0-0 1-3			0-0 G3	0-0 5-3	0-0 K		5	0	0	0	0	1	5				
Duane Josephson, R (1, 2) OBP: 0.306, SLG: 0.299		4-0 1B	0-0 5-3			0-0 FC6-5		0-0 FC3-6		3	1	2	0	1	0	0				
Doug Griffin, R (1, 4) OBP: 0.306, SLG: 0.299		0-0 1B		0-0 L8		0-0 FC6-5		0-0 FC3-6		4	1	1	0	0	0	2				
Sonny Siebert, R (1, 1) OBP: 0.250, SLG: 0.526 (8, PH)	0-3 K	0-3 K		0-3 K		0-3 K		0-0 1-3		3	0	0	0	0	3	3	AB 37 R 4 H 10 RBI 4 BB 5 SO 4 LOB 19 			
Joe Lahoud, L (8, PH) OBP: 0.476, SLG: 0.471										1	1	1	0	0	0	0				
Ken Tatum, R (8, 1)										0	0	0	0	0	0	0				
Inning Stats	R: 1 E: 0 K: 0 S: 5	H: 2 LOB: 2 BB: 1 P: 9	R: 1 E: 0 K: 1 S: 7	H: 2 LOB: 3 BB: 2 P: 15	R: 0 E: 0 K: 0 S: 3	H: 0 LOB: 0 BB: 0 P: 3	R: 0 E: 0 K: 1 S: 6	H: 1 LOB: 1 BB: 0 P: 6	R: 0 E: 0 K: 0 S: 3	H: 0 LOB: 0 BB: 0 P: 3	R: 0 E: 0 K: 0 S: 4	H: 1 LOB: 3 BB: 2 P: 12	R: 2 E: 0 K: 0 S: 6	H: 3 LOB: 1 BB: 0 P: 6	R: 0 E: 0 K: 1 S: 5	H: 0 LOB: 0 BB: 0 P: 5	1B: 6 2B: 3 3B: 0 HR: 1	SF: 0 SAC: 0 DP: 0 HBP: 0	WP: 0 PB: 0 SB: 0 CS: 0	PA: 42
PITCHER	IP WLS BF H R ER SO BB IBB HBP BLK WP HR S P ERA WHIP																			
Lew Krausse, R (1, 1) ERA: 2.56	7.0 L 33 7 2 2 3 4 1 0 0 0 1 34 54 2.57 1.571																			
Ken Sanders, R (8, 1) ERA: 3.22	0.2 4 2 2 2 0 0 0 0 0 0 0 4 4 27.00 3.000																			
Marcelino Lopez, L (8, 1) ERA: 1.13	1.1 5 1 0 0 1 0 0 0 0 0 0 7 7 0.00 0.750																			

Batter	1	2	3	4	5	6	7	8	9	AB	R	H	RBI	BB	SO	LOB	BOTTOM			
Mike Hegan, L (1, 3) OBP: 0.325, SLG: 0.378	0-3 K		0-0 4-3			0-3 K		0-0 5-3		4	0	0	0	0	2	0	Boston Red Sox @ Milwaukee Brewers Milwaukee County Stadium, Milwaukee, WI Sat May 08 1971, 4:33 AM EDT Att: 11,684 - Unknown livebaseballscorecards.com			
Ron Theobald, R (1, 4) OBP: 0.500, SLG: 0.333	0-0 FC1-6		0-0 L8			4-0 1B		0-0 5-3		3	1	1	0	1	0	0				
John Briggs, L (1, 9) OBP: 0.319, SLG: 0.302	0-0 FC1-6		0-0 F8			0-0 1B		0-3 K		4	0	1	0	0	1	1				
Danny Walton, R (1, 7) OBP: 0.366, SLG: 0.441	0-0 F6		0-0 G2			0-0 1-3		0-3 K		4	0	1	1	0	1	1				
Bill Voss, L (1, 8) OBP: 0.257, SLG: 0.352		0-0 F7		0-3 K		0-0 F7		0-0 HR		4	1	1	1	0	1	0				
Roberto Pena, R (1, 5) OBP: 0.302, SLG: 0.333 (8, 6)		0-0 1B		0-0 L9		0-3 K		0-0 G3		4	0	1	0	0	1	0				
Elie Rodriguez, R (1, 2) OBP: 0.313, SLG: 0.333		0-0 L8		0-0 L8		0-0 2B		0-0 L9		3	0	1	0	0	0	1				
Tommy Harper, R (7, PR) OBP: 0.237, SLG: 0.204 (8, 5)										1	0	0	0	0	0	0				
Rick Auerbach, R (1, 6) OBP: 0.286, SLG: 0.244 (7, PH)		0-0 F7		0-0 F8		4-0 BB				2	0	0	0	0	0	1				
Floyd Wicker, L (7, PH) OBP: 0.500, SLG: 0.250										0	0	0	0	1	0	0				
Phil Roof, R (8, 2) OBP: 0.271, SLG: 0.227										0	0	0	0	0	0	0				
Lew Krausse, R (1, 1)			0-3 K			0-3 K				2	0	0	0	0	2	0				
Ted Savage, R (7, PH) OBP: 0.364, SLG: 0.176										1	0	0	0	0	1	2				
Ken Sanders, R (8, 1) ERA: 1.89										0	0	0	0	0	0	0				
Marcelino Lopez, R (8, 1) OBP: 0.500, SLG: 0.500										0	0	0	0	0	0	0				
Inning Stats	R: 0 E: 0 K: 1 S: 6	H: 1 LOB: 1 BB: 0 P: 6	R: 0 E: 0 K: 0 S: 4	H: 1 LOB: 1 BB: 0 P: 4	R: 0 E: 0 K: 1 S: 5	H: 0 LOB: 0 BB: 0 P: 5	R: 0 E: 0 K: 1 S: 5	H: 0 LOB: 0 BB: 0 P: 5	R: 0 E: 0 K: 2 S: 8	H: 2 LOB: 2 BB: 1 P: 12	R: 0 E: 0 K: 2 S: 8	H: 1 LOB: 2 BB: 1 P: 12	R: 0 E: 0 K: 1 S: 5	H: 0 LOB: 0 BB: 0 P: 5	R: 1 E: 0 K: 1 S: 6	H: 1 LOB: 0 BB: 0 P: 6	1B: 4 2B: 1 3B: 0 HR: 1	SF: 0 SAC: 0 DP: 0 HBP: 0	WP: 0 PB: 0 SB: 1 CS: 0	PA: 34
PITCHER	IP WLS BF H R ER SO BB IBB HBP BLK WP HR S P ERA WHIP																			
Sonny Siebert, R (1, 1) ERA: 1.89	7.0 W 27 5 1 1 7 2 0 0 0 0 0 39 47 1.29 1.000																			
Ken Tatum, R (8, 1) ERA: 2.76	2.0 S 7 1 1 1 2 0 0 0 0 0 1 11 11 4.50 0.500																			

Batter	1	2	3	4	5	6	7	8	9	AB	R	H	RBI	BB	SO	LOB	TOP		
Luis Aparicio, R OBP: 0.278, SLG: 0.364 (1, 6)	L9		1B BB			F4			4-3	3	0	0	0	1	0	0	Boston Red Sox @ Milwaukee Brewers Milwaukee County Stadium, Milwaukee, WI Sun May 09 1971, 4:33 AM EDT Att: 9,050 - Sunny - 49 F		
Reggie Smith, S OBP: 0.390, SLG: 0.519 (1, 9)	F4		1-2 1B			4-3			L9	4	0	1	0	0	0	0			
Carl Yastrzemski, L OBP: 0.487, SLG: 0.543 (1, 7)						F5			1B BB BB	2	1	0	0	2	0	2			
Rico Petrocelli, R OBP: 0.372, SLG: 0.333 (1, 5)	L7					F9			BB 1B	4	0	1	0	0	0	1			
Billy Conigliaro, R OBP: 0.368, SLG: 0.489 (1, 8)		6-3				F4			BB	4	0	1	0	0	1	0			
Mike Fiore, L (1, 3)		BB				K			1-2 2-3 1B	2	0	0	1	2	2	0			
Duane Josephson, R OBP: 0.310, SLG: 0.356 Don Pavletich, R OBP: 0.500, SLG: 0.400 (1, 2) (4, 2)		G1-4-6-3				5-3			F8	1	0	0	0	0	0	1			
Doug Griffin, R OBP: 0.297, SLG: 0.289 (1, 4)						F4			F8	3	0	0	0	0	0	0			
Mike Nagy, R OBP: 0.083, SLG: 0.167 Ken Brett, L (1, 1) Joe Lahoud, L OBP: 0.455, SLG: 0.444 Cal Koonce, R (8, 1) (8, 1)						L9			F8	0	0	0	0	0	0	0			
						1-3				2	0	0	0	0	0	0			
										1	0	0	0	0	0	0			
Inning Stats	R: 0 E: 0 K: 0 S: 3	H: 0 LOB: 1 BB: 1 P: 7	R: 0 E: 0 K: 0 S: 2	H: 0 LOB: 0 BB: 1 P: 6	R: 0 E: 0 K: 0 S: 4	H: 1 LOB: 2 BB: 1 P: 8	R: 0 E: 0 K: 1 S: 5	H: 0 LOB: 0 BB: 0 P: 5	R: 0 E: 0 K: 0 S: 3	H: 0 LOB: 0 BB: 0 P: 3	R: 0 E: 0 K: 2 S: 7	H: 0 LOB: 0 BB: 0 P: 7	R: 0 E: 0 K: 0 S: 3	H: 0 LOB: 0 BB: 0 P: 3	R: 1 E: 0 K: 0 S: 5	H: 2 LOB: 2 BB: 2 P: 13	1B: 3 2B: 0 3B: 0 HR: 0	SF: 0 SAC: 0 DP: 1 HBP: 0	WP: 0 PA: 34
PITCHER Bill Parsons, R ERA: 1.9 (1, 1)	IP: 9.0 WLS: W BF: 34 H: 3 R: 1 ER: 1 SO: 3 BB: 5 IBB: 0 HBP: 0 BLK: 0 WP: 0 HR: 0 S: 35 P: 55 ERA: 1.00 WHIP: 0.889																		

Batter	1	2	3	4	5	6	7	8	9	AB	R	H	RBI	BB	SO	LOB	BOTTOM
Ron Theobald, R OBP: 0.500, SLG: 0.400 (1, 4)	1B			5-3		K				4	1	2	1	0	1	1	Boston Red Sox @ Milwaukee Brewers Milwaukee County Stadium, Milwaukee, WI Sun May 09 1971, 4:33 AM EDT Att: 9,050 - Sunny - 49 F
Roberto Pena, R OBP: 0.281, SLG: 0.308 (1, 5)	F8			6-3					6-3	4	0	0	0	0	0	3	
John Briggs, L OBP: 0.329, SLG: 0.328 (1, 9) (8, 7)	1-3 1B								K	4	1	2	0	0	1	0	
Danny Walton, R OBP: 0.356, SLG: 0.421 Dave May, L OBP: 0.313, SLG: 0.389 (1, 7) (8, 8)	BB			4-3		K			6-3	4	1	1	2	0	1	1	
Bill Voss, L OBP: 0.256, SLG: 0.338 (1, 8) (8, 9)	2H 3H			3B		K			6-3	3	1	0	0	1	2	1	
Andy Kosco, R OBP: 0.316, SLG: 0.410 (1, 3)	1-2 3B					K			F7	3	1	1	2	1	1	1	
Phil Roof, R OBP: 0.288, SLG: 0.234 (1, 2)	1H 2H			1B		K			1B	3	1	1	0	1	1	1	
Rick Auerbach, R OBP: 0.283, SLG: 0.245 (1, 6)	1-2 3H			1B		K			4-3	4	0	1	1	0	1	2	
Bill Parsons, R OBP: 0.083, SLG: 0.083 (1, 1)	3H			1B		K			1-3	3	0	0	0	0	3	3	
										3	0	0	0	0	3	3	
Inning Stats	R: 6 E: 0 K: 1 S: 11	H: 6 LOB: 2 BB: 2 P: 19	R: 0 E: 0 K: 1 S: 5	H: 0 LOB: 0 BB: 0 P: 5	R: 0 E: 0 K: 1 S: 5	H: 0 LOB: 0 BB: 0 P: 5	R: 0 E: 0 K: 3 S: 10	H: 0 LOB: 0 BB: 0 P: 5	R: 0 E: 0 K: 3 S: 10	H: 1 LOB: 1 BB: 0 P: 10	R: 0 E: 0 K: 0 S: 3	H: 0 LOB: 0 BB: 0 P: 3	R: 0 E: 0 K: 1 S: 5	H: 0 LOB: 1 BB: 1 P: 9	1B: 6 2B: 1 3B: 1 HR: 0	SF: 0 SAC: 0 DP: 0 HBP: 0	WP: 0 PA: 35
PITCHER Mike Nagy, R ERA: 5.18 Ken Brett, L ERA: 3.63 Cal Koonce, R ERA: 8.53 (1, 1) (1, 1) (8, 1)	IP: 0.1 WLS: L BF: 25 H: 4 R: 1 ER: 1 SO: 10 BB: 1 IBB: 0 HBP: 0 BLK: 0 WP: 0 HR: 0 S: 44 P: 48 ERA: 1.35 WHIP: 0.750																

Batter	1	2	3	4	5	6	7	8	9	AB	R	H	RBI	BB	SO	LOB	TOP										
Luis Aparicio, R OBP: 0.274, SLG: 0.356 (1, 6)										5	0	1	0	0	0	1											
Reggie Smith, S OBP: 0.386, SLG: 0.518 (1, 9)										4	1	1	0	0	1	1											
Carl Yastrzemski, L OBP: 0.460, SLG: 0.563 (1, 7)										4	1	1	2	0	1	1											
Rico Petrocelli, R OBP: 0.376, SLG: 0.333 (1, 5)										3	1	1	0	1	0	1											
George Scott, R OBP: 0.385, SLG: 0.479 (1, 3)										3	0	0	0	0	1	1											
Billy Conigliaro, R OBP: 0.364, SLG: 0.474 (1, 8)										3	1	0	0	1	1	3											
Duane Josephson, R OBP: 0.308, SLG: 0.383 (1, 2)										4	1	1	2	0	0	2											
Doug Griffin, R OBP: 0.295, SLG: 0.287 (1, 4)										4	0	1	0	0	1	1											
Gary Peters, L OBP: 0.333, SLG: 0.350 (1, 1)										2	0	0	0	0	0	1											
Bill Lee, L (6, 1)										2	0	0	0	0	2	0											
Inning Stats	R: 0 E: 0 K: 0 S: 4	H: 1 LOB: 1 BB: 0 P: 4	R: 2 E: 0 K: 1 S: 7	H: 2 LOB: 1 BB: 1 P: 11	R: 0 E: 0 K: 1 S: 5	H: 0 LOB: 0 BB: 0 P: 5	R: 0 E: 0 K: 1 S: 5	H: 0 LOB: 0 BB: 0 P: 5	R: 3 E: 1 K: 0 S: 7	H: 3 LOB: 1 BB: 0 P: 7	R: 0 E: 0 K: 0 S: 3	H: 0 LOB: 2 BB: 1 P: 8	R: 0 E: 0 K: 0 S: 3	H: 0 LOB: 0 BB: 0 P: 7	R: 0 E: 0 K: 1 S: 5	H: 0 LOB: 0 BB: 0 P: 5	1B: 3 2B: 1 3B: 0 HR: 2	SF: 0 SAC: 0 DP: 0 HBP: 1	WP: 0 PB: 0 SB: 0 CS: 0	PA: 37							
PITCHER	IP	WLS	BF	H	R	ER	SO	BB	IBB	HBP	BLK	WP	HR	S	P	ERA	WHIP										
Tom Hall, L ERA: 3.94 (1, 1)	6.0	L	26	6	5	4	4	1	0	0	0	0	2	33	37	6.00	1.167										
Stan Williams, R ERA: 3.55 (7, 1)	3.0	S	11	0	0	0	3	1	0	1	0	0	0	15	20	0.00	0.333										

Boston Red Sox @ Minnesota Twins
 Metropolitan Stadium, Bloomington, MI
 Tue May 11 1971, 8:05 PM EDT
 Att. 6,549 - Unknown - 55 F

livebaseballscores.com

AB 34
 R 5
 H 6
 RBI 4
 BB 2
 SO 7
 LOB 12

Batter	1	2	3	4	5	6	7	8	9	AB	R	H	RBI	BB	SO	LOB	BOTTOM										
Cesar Tovar, R OBP: 0.384, SLG: 0.382 (1, 9)										4	1	3	0	1	0	2											
Rod Carew, L OBP: 0.266, SLG: 0.305 (1, 4)										5	0	0	0	0	1	5											
Harmon Killebrew, R OBP: 0.421, SLG: 0.590 (1, 3)										3	0	1	1	1	0	2											
Brant Aleya, R OBP: 0.375, SLG: 0.392 (1, 7)										3	1	0	0	1	0	2											
Leo Cardenas, R OBP: 0.331, SLG: 0.384 (1, 6)										4	1	1	0	0	0	1											
Rick Renick, R OBP: 0.438, SLG: 0.500 (1, 5)										4	0	2	1	0	0	0											
Jim Holt, L OBP: 0.338, SLG: 0.458 (1, 8)										3	0	0	0	0	0	1											
George Mitterwald, R OBP: 0.300, SLG: 0.268 (1, 2)										3	1	1	1	0	1	0											
Tom Hall, L OBP: 0.375, SLG: 0.400 (1, 1)										2	0	1	0	0	0	0											
Danny Thompson, R OBP: 0.298, SLG: 0.222 (6, PH)										0	0	0	0	1	0	0											
Stan Williams, R (7, 1)										0	0	0	0	0	0	0											
Paul Powell, R OBP: 0.242, SLG: 0.267 (8, PH)										1	0	0	0	0	0	0											
Inning Stats	R: 1 E: 0 K: 1 S: 7	H: 2 LOB: 1 BB: 0 P: 7	R: 0 E: 0 K: 1 S: 5	H: 0 LOB: 0 BB: 0 P: 5	R: 0 E: 0 K: 0 S: 4	H: 1 LOB: 1 BB: 0 P: 4	R: 0 E: 0 K: 0 S: 4	H: 1 LOB: 1 BB: 0 P: 4	R: 1 E: 0 K: 0 S: 5	H: 3 LOB: 1 BB: 0 P: 5	R: 2 E: 0 K: 0 S: 5	H: 2 LOB: 0 BB: 2 P: 13	R: 0 E: 0 K: 0 S: 2	H: 0 LOB: 0 BB: 1 P: 6	R: 0 E: 0 K: 0 S: 3	H: 0 LOB: 0 BB: 0 P: 3	R: 0 E: 0 K: 0 S: 3	H: 0 LOB: 1 BB: 1 P: 7	1B: 6 2B: 2 3B: 1 HR: 0	SF: 1 SAC: 1 DP: 2 HBP: 0	WP: 1 PB: 0 SB: 0 CS: 0	PA: 38					
PITCHER	IP	WLS	BF	H	R	ER	SO	BB	IBB	HBP	BLK	WP	HR	S	P	ERA	WHIP										
Gary Peters, L ERA: 4.63 (1, 1)	5.0	W	24	9	4	4	2	1	0	0	0	0	0	27	31	7.20	2.000										
Bill Lee, L ERA: 2.25 (6, 1)	4.0	S	14	0	0	0	0	3	0	0	0	0	0	11	23	0.00	0.750										

Boston Red Sox @ Minnesota Twins
 Metropolitan Stadium, Bloomington, MI
 Tue May 11 1971, 8:05 PM EDT
 Att. 6,549 - Unknown - 55 F


livebaseballscores.com

AB 32
 R 4
 H 9
 RBI 3
 BB 4
 SO 2
 LOB 13

Batter	1	2	3	4	5	6	7	8	9	AB	R	H	RBI	BB	SO	LOB	TOP								
Doug Griffin, R (1,4) OBP: 0.312, SLG: 0.306										4	0	3	0	0	0	0									
Luis Aparicio, R (1,6) OBP: 0.265, SLG: 0.343										4	0	0	0	0	1	3									
Reggie Smith, S (1,9) OBP: 0.382, SLG: 0.509										4	0	1	0	0	1	2									
Carl Yastrzemski, L (1,7) OBP: 0.453, SLG: 0.550										4	0	1	0	0	1	2									
George Scott, R (1,3) OBP: 0.372, SLG: 0.460										4	0	0	0	0	3	2									
Billy Conigliaro, R (1,8) OBP: 0.350, SLG: 0.465										4	0	1	0	0	0	1									
Duane Josephson, R (1,2) OBP: 0.308, SLG: 0.391										3	0	1	0	0	1	2									
John Kennedy, R (1,5) OBP: 0.400, SLG: 0.438										2	0	0	0	0	0	1									
Joe Lahoud, L (7, PH) OBP: 0.435, SLG: 0.421										1	0	0	0	0	1	1									
Phil Gagliano, R (7,5) OBP: 1.000, SLG: 1.000										0	0	0	0	0	0	0									
Ray Culp, R (1,1) OBP: 0.125, SLG: 0.125										2	0	0	0	0	2	1									
Mike Fiore, L (8, PH)										1	0	0	0	0	1	0									
Bobby Bolin, R (8,1)										0	0	0	0	0	0	0									
Inning Stats	R: 0 E: 0 K: 1 S: 5	H: 1 LOB: 0 BB: 0 P: 5	R: 0 E: 0 K: 0 S: 4	H: 1 LOB: 1 BB: 0 P: 4	R: 0 E: 0 K: 1 S: 5	H: 1 LOB: 0 BB: 0 P: 5	R: 0 E: 0 K: 3 S: 10	H: 3 LOB: 1 BB: 0 P: 10	R: 0 E: 0 K: 1 S: 6	H: 1 LOB: 1 BB: 0 P: 6	R: 0 E: 1 K: 0 S: 4	H: 0 LOB: 1 BB: 0 P: 4	R: 0 E: 0 K: 3 S: 10	H: 1 LOB: 1 BB: 0 P: 10	R: 0 E: 0 K: 1 S: 6	H: 1 LOB: 0 BB: 0 P: 5	R: 0 E: 0 K: 1 S: 5	H: 0 LOB: 0 BB: 0 P: 5	1B: 7 2B: 0 3B: 0 HR: 0	SF: 0 SAC: 0 DP: 1 HBP: 0	WP: 0 PB: 0 SB: 2 CS: 1	PA: 34			
PITCHER Bert Blyleven, R (1,1) ERA: 2.26	IP: 9.0 WLS: W BF: 33 H: 7 R: 0 ER: 0 SO: 11 BB: 0 IBB: 0 HBP: 0 BLK: 0 WP: 0 HR: 0 S: 55 P: 55 ERA: 0.00 WHIP: 0.778																								

Boston Red Sox @ Minnesota Twins
Metropolitan Stadium, Bloomington, MI
Wed May 12 1971, 8:05 PM EDT
Att. 8,643 - Unknown - 61 F


AB 33
R 0
H 7
RBI 0
BB 0
SO 11
LOB 15





Batter	1	2	3	4	5	6	7	8	9	AB	R	H	RBI	BB	SO	LOB	BOTTOM							
Cesar Tovar, R (1,9) OBP: 0.380, SLG: 0.378										4	0	1	0	0	0	1								
Rod Carew, L (1,4) OBP: 0.265, SLG: 0.321										4	1	1	0	0	0	0								
Harmon Killebrew, R (1,3) OBP: 0.411, SLG: 0.487										3	0	0	0	0	1	1								
Jim Holt, L (1,8) OBP: 0.364, SLG: 0.473										2	0	2	1	1	0	0								
Brant Aylea, R (1,7) OBP: 0.373, SLG: 0.389										3	0	1	0	0	0	2								
Paul Powell, R (7,8) OBP: 0.242, SLG: 0.267										0	0	0	0	0	0	0								
Rick Renick, R (1,5) OBP: 0.398, SLG: 0.400										3	0	0	0	0	2	3								
Leo Cardenas, R (1,6) OBP: 0.323, SLG: 0.374										3	0	0	0	0	2									
George Mitterwald, R (1,2) OBP: 0.301, SLG: 0.270										3	0	1	0	0	0	0								
Bert Blyleven, R (1,1) OBP: 0.190, SLG: 0.150										2	0	0	0	0	1	0								
Inning Stats	R: 0 E: 0 K: 0 S: 3	H: 0 LOB: 0 BB: 0 P: 3	R: 0 E: 0 K: 0 S: 3	H: 1 LOB: 0 BB: 0 P: 3	R: 0 E: 0 K: 0 S: 4	H: 1 LOB: 1 BB: 0 P: 4	R: 1 E: 0 K: 2 S: 10	H: 3 LOB: 2 BB: 0 P: 10	R: 0 E: 0 K: 1 S: 5	H: 1 LOB: 0 BB: 0 P: 5	R: 0 E: 0 K: 0 S: 3	H: 0 LOB: 1 BB: 1 P: 7	R: 0 E: 0 K: 1 S: 5	H: 0 LOB: 0 BB: 0 P: 5	R: 0 E: 0 K: 0 S: 3	H: 0 LOB: 0 BB: 0 P: 3	R: 0 E: 0 K: 0 S: 3	H: 0 LOB: 0 BB: 0 P: 3	1B: 5 2B: 0 3B: 1 HR: 0	SF: 0 SAC: 1 DP: 1 HBP: 0	WP: 0 PB: 0 SB: 0 CS: 1	PA: 30		
PITCHER Ray Culp, R (1,1) ERA: 4.41	IP: 7.0 WLS: L BF: 26 H: 6 R: 1 ER: 1 SO: 4 BB: 1 IBB: 0 HBP: 0 BLK: 0 WP: 0 HR: 0 S: 33 P: 37 ERA: 1.29 WHIP: 1.000																							
Bobby Bolin, R (8,1) ERA: 4.35	IP: 1.0 WLS: L BF: 3 H: 0 R: 0 ER: 0 SO: 0 BB: 0 IBB: 0 HBP: 0 BLK: 0 WP: 0 HR: 0 S: 3 P: 3 ERA: 0.00 WHIP: 0.000																							

Boston Red Sox @ Minnesota Twins
Metropolitan Stadium, Bloomington, MI
Wed May 12 1971, 8:05 PM EDT
Att. 8,643 - Unknown - 61 F

AB 27
R 1
H 6
RBI 1
BB 1
SO 4
LOB 9




Batter	1	2	3	4	5	6	7	8	9	AB	R	H	RBI	BB	SO	LOB	TOP					
Merv Rettenmund, R OBP: 0.405, SLG: 0.391	0-0 WP 1B		0-0 6-3		0-0 4-3		0-0 6-3			4	0	1	0	0	0	3	<p>Baltimore Orioles @ Boston Red Sox Fenway Park, Boston, MA Fri May 14 1971, 7:05 PM EDT Att: 33,941 - Unknown</p> <p>livebaseballscores.com</p> <p>AB 34 R 0 H 8 RBI 0 BB 2 SO 7 LOB 24</p> 					
Davey Johnson, R OBP: 0.358, SLG: 0.482	0-0 WP 1B		0-0 4-3		0-0 G4-6-3 1B		0-0 1B			4	0	3	0	0	0	0						
Boog Powell, L OBP: 0.333, SLG: 0.436	0-3 K			4-0 BB		0-0 G4-6-3 1-2 1B		0-0 F7		3	0	0	0	1	1	4						
Frank Robinson, R OBP: 0.367, SLG: 0.357	0-0 F9			0-0 F8		4-0 WP BB		0-0 F8		3	0	0	0	1	0	4						
Paul Blair, R OBP: 0.285, SLG: 0.322	0-3 K			0-3 K		0-0 4-3		0-3 K		4	0	0	0	0	3	5						
Brooks Robinson, R OBP: 0.356, SLG: 0.345		0-0 1-3		0-0 F3			0-0 FC3-6 1B		0-0 2B	4	0	2	0	0	0	1						
Eliot Hendricks, L OBP: 0.205, SLG: 0.197	0-0 F9				0-0 P6		0-0 FC3-6 2B 1-2 1B		0-3 K	4	0	0	0	0	1	2						
Mark Belanger, R OBP: 0.375, SLG: 0.340 (9, PH)	0-0 5-3				0-0 E 1B		0-0 1-3 2B		0-0 F7	3	0	2	0	0	0	0						
Tom Shopay, L OBP: 0.286, SLG: 0.231 (9, PH)					0-0 1B				0-0 F7	1	0	0	0	0	0	1						
Jim Palmer, R OBP: 0.200, SLG: 0.167 Don Buford, S OBP: 0.400, SLG: 0.430 (9, PH)			0-0 P4		0-0 6-3		0-3 K		0-3 K	3	0	0	0	0	1	3						
					1-2 1B				0-0 K	1	0	0	0	0	1	1						
Inning Stats	R: 0 E: 0 K: 2 S: 9	H: 2 LOB: 2 BB: 0 P: 9	R: 0 E: 0 K: 0 S: 3	H: 0 LOB: 0 BB: 0 P: 3	R: 0 E: 0 K: 0 S: 3	H: 0 LOB: 0 BB: 0 P: 3	R: 0 E: 0 K: 1 S: 5	H: 0 LOB: 1 BB: 1 P: 9	R: 0 E: 1 K: 0 S: 4	H: 1 LOB: 1 BB: 0 P: 4	R: 0 E: 0 K: 0 S: 3	H: 1 LOB: 1 BB: 1 P: 7	R: 0 E: 0 K: 1 S: 7	H: 2 LOB: 2 BB: 0 P: 7	R: 0 E: 0 K: 2 S: 6	H: 1 LOB: 1 BB: 0 P: 6	R: 0 E: 0 K: 2 S: 8	H: 1 LOB: 1 BB: 0 P: 8	1B: 6 2B: 2 3B: 0 HR: 0	SF: 0 SAC: 0 DP: 1 HBP: 0	WP: 2 PB: 0 SB: 0 CS: 0	PA: 36
PITCHER Sonny Siebert, R ERA: 1.61	IP: 9.0 WLS: W BF: 36 H: 8 R: 0 ER: 0 SO: 7 BB: 2 IBB: 0 HBP: 0 BLK: 0 WP: 2 HR: 0 S: 48 P: 56 ERA: 0.00 WHIP: 1.111															PITCHER	IP: 9.0 WLS: W BF: 36 H: 8 R: 0 ER: 0 SO: 7 BB: 2 IBB: 0 HBP: 0 BLK: 0 WP: 2 HR: 0 S: 48 P: 56 ERA: 0.00 WHIP: 1.111					

Batter	1	2	3	4	5	6	7	8	9	AB	R	H	RBI	BB	SO	LOB	BOTTOM
Luis Aparicio, R OBP: 0.256, SLG: 0.330	0-0 F8		0-0 6-3		0-0 6-3		0-0 FC6-4 1-2 1B			4	0	0	0	0	0	2	<p>Baltimore Orioles @ Boston Red Sox Fenway Park, Boston, MA Fri May 14 1971, 7:05 PM EDT Att: 33,941 - Unknown</p> <p>livebaseballscores.com</p> <p>AB 25 R 2 H 5 RBI 2 BB 4 SO 2 LOB 12</p> 
Reggie Smith, S OBP: 0.378, SLG: 0.500	0-0 F8			0-0 6-3 BB 1B		0-0 F9		0-0 F8		4	0	1	0	0	0	0	
Carl Yastrzemski, L OBP: 0.482, SLG: 0.545	4-0 FC6-4 BB			4-0 6-3 1-2 BB		4-0 CS BB		0-0 6-3		1	0	0	0	3	0	0	
Rico Petrocelli, R OBP: 0.364, SLG: 0.320	0-0 FC6-4 1-2 1B			0-3 K		0-3 K		0-0 F2		4	0	0	0	0	2	4	
George Scott, R OBP: 0.371, SLG: 0.456		0-0 F9		0-0 6-3 1-2 2-3 1B		0-0 6-3		0-0 SH1-4 1B 1B		3	1	1	0	0	0	2	
Billy Conigliaro, R OBP: 0.553, SLG: 0.456		0-0 P3		0-0 6-3		0-0 6-3		0-0 SH1-4 1-2 1B		2	0	0	0	0	0	2	
Duane Josephson, R OBP: 0.309, SLG: 0.400		0-0 6-3			0-0 SF7 3B		0-0 F9			3	1	1	0	0	0	1	
Doug Griffin, R OBP: 0.321, SLG: 0.313			0-0 B1-6-4 1B		0-0 SF7 3-H 1B		4-0 1B IBB			1	0	1	1	1	0	0	
Sonny Siebert, R OBP: 0.261, SLG: 0.500			0-0 B1-6-4 1-2 1B		0-0 F9		0-0 FC6-4 1-3 2-H 1B			3	0	1	1	0	0	1	
										1B: 4 2B: 1 3B: 1 HR: 0	SF: 1 SAC: 1 DP: 2 HBP: 0	WP: 0 PB: 0 SB: 0 CS: 1	PA: 31				
PITCHER Jim Palmer, R ERA: 2.35	IP: 8.0 WLS: L BF: 31 H: 5 R: 2 ER: 2 SO: 2 BB: 3 IBB: 1 HBP: 0 BLK: 0 WP: 0 HR: 0 S: 31 P: 47 ERA: 2.25 WHIP: 1.000															PITCHER	IP: 8.0 WLS: L BF: 31 H: 5 R: 2 ER: 2 SO: 2 BB: 3 IBB: 1 HBP: 0 BLK: 0 WP: 0 HR: 0 S: 31 P: 47 ERA: 2.25 WHIP: 1.000

Batter	1	2	3	4	5	6	7	8	9	AB	R	H	RBI	BB	SO	LOB	TOP										
Mickey Stanley, R (1, 8) OBP: 0.289, SLG: 0.360	L8		5-3		F8		E5		L6	5	0	0	0	0	0	2											
Dick McAuliffe, L (1, 4) OBP: 0.270, SLG: 0.331	K			HR	1B		F2		FC5-2 IBB	3	1	1	0	2	1	1											
Willie Horton, R (1, 7) OBP: 0.279, SLG: 0.439	K			HR	1B		L7		FC5-2 1-2 2-3 3-H	5	1	2	2	0	1	4											
Jim Northrup, L (1, 9) OBP: 0.373, SLG: 0.437		4-3			FC6-4 1B		G3		F5	5	0	1	0	0	0	5											
Norm Cash, L (1, 3) OBP: 0.391, SLG: 0.636 Cesar Gutierrez, R (8, PR)					K		4-3			3	0	1	0	1	1	1											
Al Kaline, R (8, 9) OBP: 0.429, SLG: 0.330					K					0	0	0	0	0	0	0											
Bill Freehan, R (1, 2) OBP: 0.333, SLG: 0.445		BB			FC6-4 1B				2B	4	0	2	0	0	1	2											
Aurelio Rodriguez, R (1, 5) OBP: 0.290, SLG: 0.331					FC6-4 1-2 2-3		F4		4-3	4	0	0	0	0	1	5											
Ed Brinkman, R (1, 6) OBP: 0.265, SLG: 0.233 Gates Brown, L (9, PH) OBP: 0.333, SLG: 0.273				F5	1-3		F2		2B FC5-2 1B	3	0	0	0	0	0	3											
Dean Chance, R (1, 1) Dalton Jones, L (7, PH) OBP: 0.444, SLG: 0.412 Tom Timmermann, R (7, 1) Kevin Collins, L (9, PH) OBP: 0.333, SLG: 0.667				K			B1-3		FC5-2 1-3 2B	2	0	0	0	0	1	0											
Inning Stats	R: 0 E: 0 K: 2 S: 7	H: 0 LOB: 0 BB: 0 P: 7	R: 0 E: 0 K: 2 S: 7	H: 0 LOB: 1 BB: 1 P: 11	R: 0 E: 0 K: 1 S: 5	H: 0 LOB: 0 BB: 0 P: 5	R: 2 E: 0 K: 1 S: 9	H: 4 LOB: 2 BB: 0 P: 9	R: 0 E: 0 K: 0 S: 4	H: 1 LOB: 1 BB: 0 P: 8	R: 0 E: 0 K: 0 S: 4	H: 0 LOB: 1 BB: 0 P: 4	R: 0 E: 0 K: 0 S: 4	H: 1 LOB: 1 BB: 0 P: 4	R: 0 E: 0 K: 0 S: 5	H: 2 LOB: 3 BB: 1 P: 9	1B: 6 2B: 2 3B: 0 HR: 1	SF: 0 SAC: 0 DP: 0 HBP: 0	WP: 0 PB: 0 SB: 0 CS: 0	PA: 40							
PITCHER	IP	WLS	BF	H	R	ER	SO	BB	IBB	HBP	BLK	WP	HR	S	P	ERA	WHIP										
Ray Culp, R (1, 1) ERA: 4.17	7.1	W	32	7	2	2	6	2	0	0	0	0	1	42	50	2.46	1.227										
Ken Tatum, R (8, 1) ERA: 2.5	1.1		7	2	0	0	0	0	1	0	0	0	0	6	10	0.00	1.500										
Sparky Lyle, L (9, 1) ERA: 1.35	0.1	S	1	0	0	0	0	0	0	0	0	0	0	1	1	0.00	0.000										

Detroit Tigers @ Boston Red Sox
Fenway Park, Boston, MA
Mon May 17 1971, 7:05 PM EDT
Att: 14,001 - Unknown


AB 37
R 2
H 9
RBI 2
BB 3
SO 6
LOB 23



Batter	1	2	3	4	5	6	7	8	9	AB	R	H	RBI	BB	SO	LOB	BOTTOM										
Luis Aparicio, R (1, 6) OBP: 0.267, SLG: 0.344	BB FC6-4-5 2B				F8 BB 2B		K		FC6-4 1-2	5	2	2	0	0	1	5											
Reggie Smith, S (1, 9) OBP: 0.389, SLG: 0.500	FC6-4 BB		4-3		1-2 2B BB		S BB			1	1	0	0	3	0	0											
Carl Yastrzemski, L (1, 7) OBP: 0.469, SLG: 0.537	1-2 2-3 BB				K		F8			2	0	0	0	2	1	3											
Rico Petrocelli, R (1, 5) OBP: 0.365, SLG: 0.343	FC6-4-5				F8		K			3	0	0	1	1	1	5											
George Scott, R (1, 3) OBP: 0.371, SLG: 0.455	5-3				1-2 2B		L8			4	0	1	2	0	1	3											
Billy Conigliaro, R (1, 8) OBP: 0.339, SLG: 0.441					K		5-3			4	0	1	0	0	1	1											
Duane Josephson, R (1, 2) OBP: 0.297, SLG: 0.389					K		5-3			4	0	0	0	0	1	1											
Doug Griffin, R (1, 4) OBP: 0.336, SLG: 0.349					2B		E5			4	0	3	0	0	0	0											
Ray Culp, R (1, 1) OBP: 0.105, SLG: 0.105 Ken Tatum, R (8, 1) Sparky Lyle, L (9, 1)					1B		K		FC6-4 BB	3	0	0	0	0	2	4											
Inning Stats	R: 1 E: 0 K: 0 S: 3	H: 1 LOB: 1 BB: 2 P: 11	R: 0 E: 0 K: 1 S: 7	H: 2 LOB: 2 BB: 0 P: 7	R: 0 E: 0 K: 1 S: 4	H: 0 LOB: 1 BB: 2 P: 12	R: 0 E: 0 K: 2 S: 8	H: 1 LOB: 1 BB: 0 P: 8	R: 2 E: 0 K: 1 S: 7	H: 2 LOB: 1 BB: 1 P: 11	R: 0 E: 1 K: 2 S: 8	H: 0 LOB: 1 BB: 0 P: 8	R: 0 E: 0 K: 1 S: 5	H: 0 LOB: 1 BB: 1 P: 9	R: 0 E: 1 K: 0 S: 4	H: 1 LOB: 2 BB: 1 P: 8	1B: 3 2B: 5 3B: 0 HR: 0	SF: 0 SAC: 0 DP: 1 HBP: 0	WP: 0 PB: 0 SB: 2 CS: 1	PA: 37							
PITCHER	IP	WLS	BF	H	R	ER	SO	BB	IBB	HBP	BLK	WP	HR	S	P	ERA	WHIP										
Dean Chance, R (1, 1) ERA: 3.18	6.0	L	28	6	3	3	7	5	0	0	1	0	0	37	57	4.50	1.833										
Tom Timmermann, R (7, 1) ERA: 2.95	2.0		9	1	0	0	1	2	0	0	0	0	0	9	17	0.00	1.500										

Detroit Tigers @ Boston Red Sox
Fenway Park, Boston, MA
Mon May 17 1971, 7:05 PM EDT
Att: 14,001 - Unknown

AB 30
R 3
H 7
RBI 3
BB 7
SO 8
LOB 22



Batter	1	2	3	4	5	6	7	8	9	AB	R	H	RBI	BB	SO	LOB	TOP										
Ike Brown, R (1, 4) OBP: 0.529, SLG: 0.933	4-0			0-0		0-0		0-0		2	1	2	0	1	0	0	Detroit Tigers @ Boston Red Sox Fenway Park, Boston, MA Tue May 18 1971, 7:05 PM EDT Att: 13,021 - Unknown										
Bill Denehy, S (6, 1)				0-0		0-0		F9		0	0	0	0	0	0	0											
Tom Timmermann, R (7, 1)	G6-4-3			0-0		0-0				0	0	0	0	0	0	0											
Dalton Jones, L (8, PH) OBP: 0.421, SLG: 0.389				0-0		0-0				0	0	0	0	0	0	0											
Joe Niekro, R (8, 1) OBP: 0.298, SLG: 0.182				0-0		0-0				0	0	0	0	0	0	0											
Mickey Stanley, R (1, 8) OBP: 0.298, SLG: 0.367				0-0		0-0				4	1	2	0	0	1	1											
Willie Horton, R (1, 7) OBP: 0.278, SLG: 0.441	G6-4-3			0-0		0-0				4	1	1	1	0	0	2											
Al Kaline, R (1, 9) OBP: 0.431, SLG: 0.340				0-0		0-0				3	0	1	2	1	0	0											
Jim Northrup, L (1, 3) OBP: 0.369, SLG: 0.428				0-0		0-3				3	0	0	0	1	1	1											
Bill Freehan, R (1, 2) OBP: 0.331, SLG: 0.447				0-0		0-0				4	0	1	0	0	0	3											
Aurelio Rodriguez, R (1, 5) OBP: 0.282, SLG: 0.321				0-0		0-3				4	0	0	0	0	1	2											
Ed Brinkman, R (1, 6) OBP: 0.259, SLG: 0.228				0-0		0-0				3	0	0	0	0	1	0											
Bill Zepp, R (1, 1)				0-0		0-0				1	0	0	0	0	0	0											
Cesar Gutierrez, R (6, PH)				0-0		0-0				1	0	0	0	0	0	0											
Dick McAuliffe, L (6, 4) OBP: 0.268, SLG: 0.328				0-0		0-0				1	0	0	0	0	1	0											
Inning Stats	R: 0 E: 0 K: 1 S: 4	H: 0 LOB: 0 BB: 1 P: 8	R: 0 E: 0 K: 0 S: 3	H: 0 LOB: 0 BB: 0 P: 3	R: 0 E: 0 K: 0 S: 3	H: 2 LOB: 0 BB: 0 P: 3	R: 0 E: 0 K: 0 S: 8	H: 1 LOB: 1 BB: 0 P: 8	R: 3 E: 0 K: 0 S: 7	H: 4 LOB: 2 BB: 1 P: 11	R: 0 E: 0 K: 0 S: 7	H: 0 LOB: 0 BB: 0 P: 7	R: 0 E: 0 K: 0 S: 3	H: 0 LOB: 1 BB: 1 P: 7	1B: 4 2B: 3 3B: 0 HR: 0	SF: 0 SAC: 0 DP: 1 HBP: 0	WP: 0 PB: 0 SB: 0 CS: 1	PA: 34									
PITCHER	IP	WLS	BF	H	R	ER	SO	BB	IBB	HBP	BLK	WP	HR	S	P	ERA	WHIP										
Gary Peters, L (1, 1) ERA: 4.64	5.2		21	6	3	3	3	1	0	0	0	0	0	26	30	4.76	1.235										
Bobby Bolin, R (6, 1) ERA: 4.39	0.1		3	1	0	0	0	0	1	0	0	0	0	2	6	0.00	3.000										
Jim Lonborg, R (7, 1) ERA:	3.0	W	10	0	0	0	2	1	0	0	0	0	0	13	17	0.00	0.333										


Batter	1	2	3	4	5	6	7	8	9	AB	R	H	RBI	BB	SO	LOB	BOTTOM										
Luis Aparicio, R (1, 6) OBP: 0.257, SLG: 0.331	0-0		0-3		0-0		0-0		0-0	5	0	0	0	0	1	2	Detroit Tigers @ Boston Red Sox Fenway Park, Boston, MA Tue May 18 1971, 7:05 PM EDT Att: 13,021 - Unknown										
Reggie Smith, S (1, 9) OBP: 0.399, SLG: 0.508	0-0		0-0		0-0		0-0		0-0	4	1	3	1	0	0	0											
Carl Yastrzemski, L (1, 7) OBP: 0.469, SLG: 0.545	0-0				0-0		0-0		0-0	4	1	2	0	0	0	1											
Rico Petrocelli, R (1, 5) OBP: 0.376, SLG: 0.387	0-0				0-0		0-0		0-0	3	2	2	3	1	0	2											
George Scott, R (1, 3) OBP: 0.367, SLG: 0.447	0-0				0-0		0-0		0-0	4	0	1	0	0	0	4											
Billy Conigliaro, R (1, 8) OBP: 0.336, SLG: 0.435					0-0		0-0		0-3	4	0	1	1	0	1	0											
Duane Josephson, R (1, 2) OBP: 0.287, SLG: 0.375					0-0		0-0		0-0	4	0	0	0	0	0	1											
Doug Griffin, R (1, 4) OBP: 0.341, SLG: 0.349					0-0		0-0		0-0	3	1	1	0	1	0	0											
Gary Peters, L (1, 1) ERA: 5.99	5.0		23	6	2	2	1	0	0	0	0	0	0	0	0	0											
Bobby Bolin, R (6, 1) ERA: 3.24	1.1	L	7	3	2	2	1	0	0	0	0	9	9	13.50	2.250												
Tom Timmermann, R (7, 1) ERA: 3.27	0.2		3	1	1	1	0	0	0	0	1	3	3	13.50	1.500												
Joe Niekro, R (8, 1) ERA: 5.44	1.0		4	1	0	0	0	0	0	0	0	4	4	0.00	1.000												
Inning Stats	R: 0 E: 1 K: 0 S: 5	H: 2 LOB: 2 BB: 0 P: 5	R: 0 E: 0 K: 0 S: 3	H: 0 LOB: 0 BB: 0 P: 3	R: 0 E: 0 K: 1 S: 5	H: 0 LOB: 0 BB: 0 P: 5	R: 1 E: 0 K: 0 S: 5	H: 2 LOB: 1 BB: 0 P: 5	R: 1 E: 0 K: 0 S: 5	H: 2 LOB: 3 BB: 2 P: 13	R: 0 E: 1 K: 1 S: 6	H: 1 LOB: 1 BB: 0 P: 6	R: 3 E: 0 K: 0 S: 6	H: 3 LOB: 0 BB: 0 P: 6	R: 0 E: 0 K: 0 S: 4	H: 1 LOB: 1 BB: 0 P: 4	1B: 8 2B: 2 3B: 0 HR: 1	SF: 0 SAC: 1 DP: 0 HBP: 0	WP: 0 PB: 0 SB: 0 CS: 0	PA: 37							
PITCHER	IP	WLS	BF	H	R	ER	SO	BB	IBB	HBP	BLK	WP	HR	S	P	ERA	WHIP										
Bill Denehy, R (6, 1) ERA: 3.24	1.1	L	7	3	2	2	1	0	0	0	0	0	0	9	9	13.50	2.250										



Batter	1	2	3	4	5	6	7	8	9	AB	R	H	RBI	BB	SO	LOB	TOP				
Horace Clarke, S (1,4) OBP: 0.390, SLG: 0.361	F5		E 1B BB	4-3			SF9 1B		K	4	0	1	0	1	1	3					
Thurman Munson, R (1,2) OBP: 0.330, SLG: 0.329	F9		E6 1B		FC4-6 BB		K		BB BB	3	0	1	0	2	1	2					
Roy White, S (1,7) OBP: 0.341, SLG: 0.518	K		K		FC4-6 1-2		SF9		F4	4	0	0	1	0	2	4					
Bobby Murcer, L (1,8) OBP: 0.463, SLG: 0.577		FC6-4 1B		F3	F7		FC6-4 IBB		1-2 BB	3	0	1	0	2	0	1					
Danny Cater, R (1,3) OBP: 0.255, SLG: 0.293	F9		1-3 BB 1B		F9		FC6-4 1-2		K	5	1	1	0	0	1	6					
Felipe Alou, R (1,9) OBP: 0.298, SLG: 0.381	F5		BB 1-2 1B			G4-6-3 1B		5-3		4	0	2	0	0	0	1					
Jerry Kenney, L (1,5) OBP: 0.273, SLG: 0.169	FC6-4 1-2		1-3		1-3	G4-6-3 1-2		L8		4	0	0	0	0	0	4					
Gene Michael, S (1,6) OBP: 0.356, SLG: 0.290			F6		BB HBP	L7				3	0	1	0	0	0	0					
Steve Kline, R (1,1) OBP: 0.250, SLG: 0.211			L1-3							1	0	0	1	1	0	0					
Curt Blefary, L (7,PH) OBP: 0.290, SLG: 0.321										1	1	1	0	0	0	0					
Lindy McDaniel, R (7,1) OBP: 0.333, SLG: 0.333										0	0	0	0	0	0	0					
Jake Gibbs, L (8,PH) OBP: 0.206, SLG: 0.300										1	0	0	0	0	0	1					
Gary Waslewski, R (8,1) OBP: 0.206, SLG: 0.300					1-2 2-3 3-H		1B SF9 1B		F8	0	0	0	0	0	0	0					
Inning Stats	R: 0 E: 0 K: 1 S: 5	H: 0 LOB: 0 BB: 0 P: 5	R: 0 E: 0 K: 0 S: 4	H: 1 LOB: 1 BB: 0 P: 4	R: 0 E: 1 K: 1 S: 6	H: 1 LOB: 2 BB: 1 P: 10	R: 1 E: 0 K: 0 S: 5	H: 2 LOB: 3 BB: 1 P: 10	R: 0 E: 0 K: 0 S: 3	H: 0 LOB: 1 BB: 1 P: 7	R: 0 E: 0 K: 0 S: 3	H: 1 LOB: 0 BB: 0 P: 3	R: 1 E: 0 K: 1 S: 7	H: 2 LOB: 2 BB: 1 P: 11	R: 0 E: 0 K: 0 S: 4	H: 1 LOB: 1 BB: 0 P: 4	R: 0 E: 0 K: 2 S: 7	H: 0 LOB: 2 BB: 2 P: 15	1B: 8 2B: 0 3B: 0 HR: 0	SF: 1 SAC: 0 DP: 1 HBP: 1	WP: 0 PA: 41
PITCHER	IP	WLS	BF	H	R	ER	SO	BB	IBB	HBP	BLK	WP	HR	S	P	ERA	WHIP				
Sonny Siebert, R (1,1) ERA: 1.69	8.0	W	36	8	2	2	3	3	1	1	0	0	0	37	54	2.25	1.375				
Sparky Lyle, L (9,1) ERA: 1.26	1.0	S	5	0	0	0	2	2	0	0	0	0	0	7	15	0.00	2.000				

New York Yankees @ Boston Red Sox
Fenway Park, Boston, MA
Wed May 19 1971, 7:05 PM EDT
Att: 21,077 - Unknown - 64 F

AB 33
R 2
H 8
RBI 2
BB 6
SO 5
LOB 22



Batter	1	2	3	4	5	6	7	8	9	AB	R	H	RBI	BB	SO	LOB	BOTTOM				
Luis Aparicio, R (1,6) OBP: 0.257, SLG: 0.336	K			F9			SH3-4			4	0	1	2	0	1	3					
Reggie Smith, S (1,9) OBP: 0.405, SLG: 0.533	E 2B 1B		K		G4-6-3 1B		HR		4-3 2B	5	2	3	2	0	1	1					
Carl Yastrzemski, L (1,7) OBP: 0.460, SLG: 0.526	E6 2B		4-3		G4-6-3 1-2		L6		FC5-4 IBB	4	1	0	0	1	0	2					
Rico Petrocelli, R (1,5) OBP: 0.390, SLG: 0.398			FC6-4 BB		WP BB		FC6-4 BB		FC5-4 1-2	2	0	1	2	3	0	2					
George Scott, R (1,3) OBP: 0.356, SLG: 0.432	K		FC6-4 1-2		5-3		FC6-4 1-2			4	0	0	0	0	1	4					
Billy Conigliano, R (1,8) OBP: 0.333, SLG: 0.454	F8			4-3			F4		HR	4	1	1	1	0	0	1					
Duane Josephson, R (1,2) OBP: 0.286, SLG: 0.371		K		SH3-4 1B			K		F2	4	0	1	0	0	2	0					
Doug Griffin, R (1,4) OBP: 0.346, SLG: 0.372		K		SH3-4 1B			6-3		2B 3B	4	1	2	0	0	1	0					
Sonny Siebert, R (1,1) OBP: 0.320, SLG: 0.542				SH3-4						2	1	2	0	0	0	0					
Joe Lahoud, L (8,PH) OBP: 0.423, SLG: 0.381										0	1	0	0	1	0	0					
Sparky Lyle, L (9,1) ERA: 3.86					1-2 2-3		HR 1B		2B BB	0	0	0	0	0	0	0					
Inning Stats	R: 2 E: 1 K: 2 S: 10	H: 2 LOB: 1 BB: 0 P: 10	R: 0 E: 0 K: 2 S: 8	H: 1 LOB: 1 BB: 0 P: 8	R: 0 E: 0 K: 1 S: 5	H: 0 LOB: 1 BB: 1 P: 9	R: 0 E: 0 K: 0 S: 5	H: 2 LOB: 2 BB: 0 P: 5	R: 0 E: 0 K: 0 S: 3	H: 1 LOB: 1 BB: 1 P: 7	R: 0 E: 0 K: 1 S: 5	H: 0 LOB: 0 BB: 0 P: 5	R: 2 E: 0 K: 0 S: 5	H: 2 LOB: 1 BB: 1 P: 9	R: 3 E: 0 K: 0 S: 6	H: 3 LOB: 2 BB: 2 P: 14	1B: 6 2B: 2 3B: 1 HR: 2	SF: 0 SAC: 2 DP: 1 HBP: 0	WP: 2 PA: 40		
PITCHER	IP	WLS	BF	H	R	ER	SO	BB	IBB	HBP	BLK	WP	HR	S	P	ERA	WHIP				
Steve Kline, R (1,1) ERA: 1.94	6.0	L	26	6	2	1	6	2	0	0	0	0	1	36	44	1.50	1.333				
Lindy McDaniel, R (7,1) ERA: 3.93	1.0	L	6	2	2	2	0	1	0	0	0	0	1	5	9	18.00	3.000				
Gary Waslewski, R (8,1) ERA: 3.86	1.0		8	3	3	3	0	1	1	0	0	0	1	6	14	27.00	4.000				

New York Yankees @ Boston Red Sox
Fenway Park, Boston, MA
Wed May 19 1971, 7:05 PM EDT
Att: 21,077 - Unknown - 64 F

AB 33
R 7
H 11
RBI 7
BB 5
SO 6
LOB 13



Batter	1	2	3	4	5	6	7	8	9	AB	R	H	RBI	BB	SO	LOB	TOP					
Horace Clarke, S (1,4) OBP: 0.384, SLG: 0.350	F8		6-3		G4-3		6-3										4 0 0 0 1 0 1					
Thurman Munson, R (1,2) OBP: 0.333, SLG: 0.325	B3 BB		6-3			FC5-4 1B	4-3		F9								4 0 1 0 1 0 1					
Roy White, S (1,7) OBP: 0.336, SLG: 0.500	B3 1-2		6-3			FC5-4 2B 6-3 1-2	WP BB		L8								4 1 0 0 1 0 3					
Bobby Murcer, L (1,8) OBP: 0.305, SLG: 0.579	BB			4-3		1B 2B	F4										3 1 1 0 1 0 1					
Danny Cater, R (1,3) OBP: 0.255, SLG: 0.292	1-6-3			1-3		6-3											4 0 1 1 0 0 3					
Felipe Alou, R (1,9) OBP: 0.291, SLG: 0.394		6-3				3H BB BB 1B	K										4 0 2 1 0 1 1					
Ron Hansen, R (1,5) OBP: 0.314, SLG: 0.290				5-3		2B 1B	K										3 0 1 0 1 1 2					
Gene Michael, S (1,6) OBP: 0.361, SLG: 0.291						1B BB	1-3										3 0 1 0 1 1 2					
Stan Bahnsen, R (1,1) OBP: 0.133, SLG: 0.267						1B BB											2 0 0 0 0 1 2					
Curt Blefary, L (6,PH) OBP: 0.291, SLG: 0.310	F7						F8										1 0 0 0 0 0 3					
Lindy McDaniel, R (6,1) OBP: 0.333, SLG: 0.333																	0 0 0 0 0 0 0					
Jake Gibbs, L (9,PH) OBP: 0.203, SLG: 0.295																	1 0 0 0 0 1 0					
Inning Stats	R: 0 E: 0 K: 0 S: 3	H: 0 LOB: 2 BB: 2 P: 11	R: 0 E: 0 K: 1 S: 6	H: 1 LOB: 1 BB: 0 P: 6	R: 0 E: 0 K: 0 S: 3	H: 0 LOB: 0 BB: 0 P: 3	R: 0 E: 0 K: 0 S: 4	H: 1 LOB: 1 BB: 0 P: 4	R: 0 E: 0 K: 1 S: 5	H: 1 LOB: 0 BB: 0 P: 5	R: 2 E: 0 K: 0 S: 6	H: 3 LOB: 3 BB: 2 P: 14	R: 0 E: 0 K: 2 S: 8	H: 0 LOB: 1 BB: 1 P: 7	R: 0 E: 0 K: 2 S: 8	H: 1 LOB: 1 BB: 0 P: 8	R: 0 E: 0 K: 1 S: 5	H: 0 LOB: 1 BB: 1 P: 9	1B: 5 2B: 2 3B: 0 HR: 0	SF: 0 SAC: 0 DP: 1 HBP: 0	WP: 1 PB: 0 CS: 0	PA: 39
PITCHER	IP WLS BF H R ER SO BB IBB HBP BLK WP HR S P ERA WHIP																					
Bill Lee, L (1,1) ERA: 2.49	5.2 W 26 6 2 2 2 4 0 0 0 0 0 26 42 3.18 1.765																					
Bobby Bolin, R (6,1) ERA: 3.45	3.1 S 13 1 0 0 3 2 0 0 0 1 0 17 25 0.00 0.900																					

New York Yankees @ Boston Red Sox
 Fenway Park, Boston, MA
 Thu May 20 1971, 7:05 PM EDT
 Att: 20,334 - Cloudy - 55 F

AB	33
R	2
H	7
RBI	2
BB	6
SO	5
LOB	19



Batter	1	2	3	4	5	6	7	8	9	AB	R	H	RBI	BB	SO	LOB	BOTTOM					
Luis Aparicio, R (1,6) OBP: 0.250, SLG: 0.326	K	4-3		FC4-6			FC4-6										4 0 0 0 0 1 3					
Reggie Smith, S (1,9) OBP: 0.401, SLG: 0.522	2B BB	3-1			4-3		F8										3 1 0 0 1 0 2					
Carl Yastrzemski, L (1,7) OBP: 0.469, SLG: 0.542	1H HR 2B			F7		G1-4-3 1B	4-3 WP HR 1B										4 2 3 1 0 0 0					
Rico Petrocelli, R (1,5) OBP: 0.393, SLG: 0.422	2H HR				G1-4-3		4-3										3 1 1 2 1 0 2					
George Scott, R (1,3) OBP: 0.360, SLG: 0.459	FC5-4 1B			F4		5-3			HR								4 1 2 2 0 0 1					
Billy Conigliaro, R (1,8) OBP: 0.324, SLG: 0.439	F8			L9		5-3			F8								4 0 0 0 0 0 2					
Duane Josephson, R (1,2) OBP: 0.277, SLG: 0.358	FC5-4				6-3		5-3		F9								4 0 0 0 0 0 1					
John Kennedy, R (1,4) OBP: 0.478, SLG: 0.471				4-3 SH1-4 1B		FC1-6 HBP	FC4-6 BB										1 0 1 0 1 0 0					
Bill Lee, L (1,1) Bobby Bolin, R (6,1)		SH1-4			FC1-6 FC4-6		K										1 0 0 0 0 0 1 1 0 0 0 0 1 1					
Inning Stats	R: 3 E: 0 K: 1 S: 8	H: 3 LOB: 1 BB: 1 P: 12	R: 0 E: 0 K: 0 S: 4	H: 1 LOB: 1 BB: 0 P: 4	R: 0 E: 0 K: 0 S: 3	H: 0 LOB: 1 BB: 1 P: 7	R: 0 E: 0 K: 0 S: 3	H: 0 LOB: 0 BB: 0 P: 4	R: 0 E: 0 K: 0 S: 3	H: 1 LOB: 0 BB: 0 P: 3	R: 0 E: 0 K: 0 S: 3	H: 0 LOB: 0 BB: 0 P: 3	R: 0 E: 0 K: 1 S: 5	H: 0 LOB: 1 BB: 1 P: 9	R: 2 E: 0 K: 0 S: 5	H: 2 LOB: 0 BB: 0 P: 5	R: 0 E: 0 K: 0 S: 5	H: 0 LOB: 0 BB: 0 P: 5	1B: 4 2B: 1 3B: 0 HR: 2	SF: 0 SAC: 1 DP: 1 HBP: 1	WP: 1 PB: 0 CS: 0	PA: 34
PITCHER	IP WLS BF H R ER SO BB IBB HBP BLK WP HR S P ERA WHIP																					
Stan Bahnsen, R (1,1) ERA: 4.91	5.0 L 22 5 3 3 1 2 0 0 0 1 1 21 30 5.40 1.400																					
Lindy McDaniel, R (6,1) ERA: 4.22	3.0 2 2 2 1 1 0 0 0 1 1 13 17 6.00 1.000																					

New York Yankees @ Boston Red Sox
 Fenway Park, Boston, MA
 Thu May 20 1971, 7:05 PM EDT
 Att: 20,334 - Cloudy - 55 F

AB	29
R	5
H	7
RBI	5
BB	3
SO	2
LOB	13



Batter	1	2	3	4	5	6	7	8	9	AB	R	H	RBI	BB	SO	LOB	TOP					
Luis Aparicio, R (1, 6) OBP: 0.242, SLG: 0.308	0-0 6-3		0-0 6-3		0-0 G5-4-3			0-0 5-3		4	0	0	0	0	0	3	Boston Red Sox @ Baltimore Orioles Memorial Stadium, Baltimore, MD Sat May 22 1971, 3:33 AM EDT Att: 9,855 - Unknown livebaseballscorecards.com					
Reggie Smith, S (1, 9) OBP: 0.398, SLG: 0.531	0-0 E1		0-0 HR			0-0 F7		0-0 1B		4	1	2	2	0	0	0						
Carl Yastrzemski, L (1, 7) OBP: 0.460, SLG: 0.547	0-0 F6		0-0 F9			0-0 4-3		0-0 1B		4	0	1	0	0	0	1						
Rico Petrocelli, R (1, 5) OBP: 0.384, SLG: 0.416	0-0 5-3			0-0 F8		0-0 P4		0-0 F9		4	0	0	0	0	0	3						
George Scott, R (1, 3) OBP: 0.352, SLG: 0.434		0-0 F9		0-0 F8			0-0 F8		0-0 G6-4-3		4	0	0	0	0	2						
Billy Conigliaro, R (1, 8) OBP: 0.513, SLG: 0.443		0-3 K		0-3 K			0-3 K				3	0	0	0	0	3						
Duane Josephson, R (1, 2) OBP: 0.283, SLG: 0.406		0-0 6-3			0-0 5-3		0-0 5-3				3	0	0	0	0	0						
Doug Griffin, R (1, 4) OBP: 0.348, SLG: 0.361			4-0 SH1-4 HR BB		4-0 1B BB			0-0 F7		1	1	0	0	2	0	0						
Ray Culp, R (1, 1) OBP: 0.150, SLG: 0.150			0-0 SH1-4		0-0 G5-4-3 1B			0-0 F8		1	0	1	0	0	0	0						
Mike Nagy, R (7, 1) OBP: 0.063, SLG: 0.167										0	0	0	0	0	0	0						
George Thomas, R (6, PH) OBP: 0.125, SLG: 0.125										1	0	0	0	0	0	0						
Ken Brett, L (8, 1) OBP: 0.125, SLG: 0.125										0	0	0	0	0	0	0						
Inning Stats	R: 0 E: 1 K: 0 S: 4	H: 0 LOB: 1 BB: 0 P: 4	R: 0 E: 0 K: 1 S: 5	H: 0 LOB: 0 BB: 0 P: 5	R: 2 E: 0 K: 0 S: 4	H: 1 LOB: 0 BB: 1 P: 8	R: 0 E: 0 K: 1 S: 5	H: 0 LOB: 0 BB: 0 P: 5	R: 0 E: 0 K: 0 S: 3	H: 1 LOB: 1 BB: 1 P: 7	R: 0 E: 0 K: 1 S: 5	H: 0 LOB: 0 BB: 0 P: 5	R: 0 E: 0 K: 0 S: 3	H: 0 LOB: 0 BB: 0 P: 3	R: 0 E: 0 K: 0 S: 3	H: 0 LOB: 0 BB: 0 P: 3	R: 0 E: 0 K: 0 S: 4	H: 2 LOB: 1 BB: 0 P: 4	1B: 3 2B: 0 3B: 0 HR: 1	SF: 0 SAC: 1 DP: 2 HBP: 0	WP: 0 PB: 0 SB: 1 CS: 0	PA: 32
PITCHER Mike Cuellar, L (1, 1) ERA: 3.42	IP: 9.0 WLS: W BF: 32 H: 4 R: 2 ER: 2 SO: 3 BB: 2 IBB: 0 HBP: 0 BLK: 0 WP: 0 HR: 1 S: 36 P: 44 ERA: 2.00 WHIP: 0.667															PITCHER						

Batter	1	2	3	4	5	6	7	8	9	AB	R	H	RBI	BB	SO	LOB	BOTTOM												
Don Buford, S (1, 7) OBP: 0.388, SLG: 0.416	0-3 K		0-0 1B		0-0 HR		0-0 F8			4	1	2	1	0	1	0	Boston Red Sox @ Baltimore Orioles Memorial Stadium, Baltimore, MD Sat May 22 1971, 3:33 AM EDT Att: 9,855 - Unknown livebaseballscorecards.com												
Davey Johnson, R (1, 4) OBP: 0.364, SLG: 0.459	0-0 4-3 1B		0-0 F8		0-0 F8		0-0 1B		0-0 2B	4	1	2	0	0	0	1													
Boog Powell, L (1, 3) OBP: 0.346, SLG: 0.408	0-0 4-3 1-2		0-0 F9		0-3 K		0-0 K		0-0 1B	4	0	1	1	0	1	2													
Brooks Robinson, R (1, 5) OBP: 0.367, SLG: 0.416	0-0 L5			0-0 HR		0-0 1B		0-0 F9		4	1	2	1	0	0	2													
Paul Blair, R (1, 8) OBP: 0.286, SLG: 0.358		0-0 1B 2B		0-0 1B SF8 1B		0-3 K		0-0 P4		4	2	2	0	0	1	2													
Mery Rettenmund, R (1, 9) OBP: 0.410, SLG: 0.378		0-0 G4-6-3 1B		0-0 F8		0-3 K		0-0 6-3		4	0	1	1	0	1	1													
Eliot Hendricks, L (1, 2) OBP: 0.239, SLG: 0.278		0-0 G4-6-3 1-2		0-0 1B		0-3 K		0-0 G3		4	0	1	0	0	1	1													
Mark Belanger, R (1, 6) OBP: 0.383, SLG: 0.339		0-0 1-3		0-0 SF8		0-0 1B		0-0 F3		3	0	1	1	0	0	0													
Mike Cuellar, L (1, 1) OBP: 0.138, SLG: 0.185			0-3 K		0-3 K		0-0 F8			3	0	0	0	0	2	2													
Inning Stats	R: 0 E: 0 K: 1 S: 6	H: 1 LOB: 1 BB: 0 P: 6	R: 1 E: 0 K: 0 S: 4	H: 2 LOB: 0 BB: 0 P: 4	R: 0 E: 0 K: 1 S: 6	H: 1 LOB: 1 BB: 0 P: 6	R: 2 E: 0 K: 1 S: 8	H: 3 LOB: 1 BB: 0 P: 8	R: 1 E: 0 K: 2 S: 9	H: 2 LOB: 1 BB: 0 P: 9	R: 0 E: 0 K: 2 S: 8	H: 1 LOB: 1 BB: 0 P: 8	R: 1 E: 0 K: 0 S: 5	H: 2 LOB: 1 BB: 0 P: 5	R: 0 E: 0 K: 0 S: 3	H: 0 LOB: 0 BB: 0 P: 3		R: 0 E: 0 K: 0 S: 6	H: 0 LOB: 0 BB: 0 P: 4	1B: 8 2B: 2 3B: 0 HR: 2	SF: 1 SAC: 0 DP: 1 HBP: 0	WP: 0 PB: 0 SB: 0 CS: 0	PA: 35						
PITCHER Ray Culp, R (1, 1) ERA: 4.45	IP: 6.1 WLS: L BF: 30 H: 12 R: 5 ER: 5 SO: 7 BB: 0 IBB: 0 HBP: 0 BLK: 0 WP: 0 HR: 2 S: 44 P: 44 ERA: 7.11 WHIP: 1.895															PITCHER													
Mike Nagy, R (7, 1) ERA: 5.5	0.2	2	0	0	0	0	0	0	0	0	0	2	2	0.00	0.000														
Ken Brett, L (8, 1) ERA: 3.0	1.0	3	0	0	0	0	0	0	0	0	0	3	3	0.00	0.000														

Batter	1	2	3	4	5	6	7	8	9	AB	R	H	RBI	BB	SO	LOB	TOP			
Luis Aparicio, R OBP: 0.237, SLG: 0.301 Cal Koonce, R (5, 1)	6-3		5-3		F7		K			3	0	0	0	0	0	2				
Reggie Smith, S OBP: 0.394, SLG: 0.523 (1, 8)	1B		4-3		P4			4-3		4	0	1	0	0	0	2				
Carl Yastrzemski, L OBP: 0.492, SLG: 0.534 George Thomas, R OBP: 0.111, SLG: 0.111 (1, 7) (6, 7)	F8			4-3	F7			5-3		3	0	0	0	0	0	3				
Rico Petrocelli, R OBP: 0.380, SLG: 0.411 (1, 5)	K			1B FC6-4	1B		P4	K		4	1	1	0	0	2	1				
George Scott, R OBP: 0.356, SLG: 0.459 (1, 3)		HR		1B FC6-4			F8		F8	4	1	2	1	0	0	0				
Joe Lahoud, L OBP: 0.400, SLG: 0.360 (1, 9)	F8			1B FC6-4					3-1	4	0	1	1	0	0	1				
Don Pavletich, R OBP: 0.456, SLG: 0.526 (1, 2)	K			K			F8			4	1	1	1	0	2	2				
Doug Griffin, R OBP: 0.345, SLG: 0.358 (1, 4)	F3				1B			F9		4	0	1	0	0	0	0				
Gary Peters, L OBP: 0.304, SLG: 0.318 Mike Nagy, R OBP: 0.063, SLG: 0.167 John Kennedy, R OBP: 0.480, SLG: 0.474 (5, PH) (5, 6)			K		1B		P4			1	0	0	0	0	1	0				
					1B					0	0	0	0	0	0	0				
					1B					2	0	1	0	0	0	0				
Inning Stats	R: 0 E: 0 K: 1 S: 6	H: 1 LOB: 1 BB: 0 P: 6	R: 1 E: 0 K: 1 S: 6	H: 1 LOB: 0 BB: 0 P: 6	R: 0 E: 0 K: 1 S: 5	H: 0 LOB: 0 BB: 0 P: 5	R: 1 E: 0 K: 1 S: 7	H: 2 LOB: 1 BB: 0 P: 7	R: 0 E: 0 K: 0 S: 5	H: 1 LOB: 1 BB: 0 P: 4	R: 0 E: 0 K: 1 S: 5	H: 0 LOB: 0 BB: 0 P: 5	R: 0 E: 0 K: 1 S: 5	H: 0 LOB: 0 BB: 0 P: 5	R: 1 E: 0 K: 0 S: 4	H: 1 LOB: 0 BB: 0 P: 4	1B: 6 2B: 0 3B: 0 HR: 2	SF: 0 SAC: 0 DP: 0 HBP: 0	WP: 0 PB: 0 SB: 0 CS: 0	PA: 35
PITCHER Jim Palmer, R ERA: 2.28 (1, 1)	IP: 9.0 WLS: W BF: 35 H: 8 R: 3 ER: 3 SO: 6 BB: 0 IBB: 0 HBP: 0 BLK: 0 WP: 0 HR: 2 S: 47 P: 47 ERA: 3.00 WHIP: 0.889															PITCHER				

Boston Red Sox @ Baltimore Orioles
Memorial Stadium, Baltimore, MD
Sun May 23 1971, 3:33 AM EDT
Unknown

AB 35
R 3
H 8
RBI 3
BB 0
SO 6
LOB 11



Batter	1	2	3	4	5	6	7	8	9	AB	R	H	RBI	BB	SO	LOB	BOTTOM			
Mark Belanger, R OBP: 0.390, SLG: 0.361 (1, 6)	1B HR	F7		1B S	5-3			FC5-4		4	2	2	1	1	0	1				
Paul Blair, R OBP: 0.289, SLG: 0.359 (1, 8)	S HR		K	S 1B		G3		F9		5	2	2	1	0	1	2				
Brooks Robinson, R OBP: 0.368, SLG: 0.415 (1, 5)	P4		P4	HR 1B				FC5-4		5	1	2	1	0	0	4				
Frank Robinson, R OBP: 0.373, SLG: 0.440 (1, 9)	HR		5-3	HR		G5-4-3		1B		4	2	2	5	0	0	1				
Boog Powell, L OBP: 0.337, SLG: 0.396 (1, 3)	4-3			HR		G5-4-3				4	0	0	0	0	0	0				
Mery Rettenmund, R OBP: 0.404, SLG: 0.365 (1, 7)	K			F8	HR			1-3		3	1	0	0	1	1	0				
Davey Johnson, R OBP: 0.368, SLG: 0.478 (1, 4)		K		1B BB	HR			F7		3	2	1	2	1	1	0				
Andy Etchebarren, R OBP: 0.321, SLG: 0.354 (1, 2)				1B BB	4-3			F8		4	1	2	0	0	0	0				
Jim Palmer, R OBP: 0.250, SLG: 0.226 (1, 1)	K			1B BB	K					4	1	2	1	0	2	1				
Inning Stats	R: 3 E: 0 K: 1 S: 8	H: 3 LOB: 0 BB: 0 P: 8	R: 0 E: 0 K: 2 S: 8	H: 1 LOB: 1 BB: 0 P: 8	R: 0 E: 0 K: 1 S: 5	H: 0 LOB: 0 BB: 0 P: 5	R: 7 E: 0 K: 0 S: 9	H: 6 LOB: 1 BB: 1 P: 13	R: 2 E: 0 K: 1 S: 6	H: 1 LOB: 0 BB: 1 P: 10	R: 0 E: 0 K: 0 S: 3	H: 1 LOB: 0 BB: 0 P: 3	R: 0 E: 0 K: 0 S: 3	H: 0 LOB: 0 BB: 0 P: 3	R: 0 E: 0 K: 0 S: 4	H: 1 LOB: 2 BB: 1 P: 8	1B: 8 2B: 2 3B: 0 HR: 3	SF: 0 SAC: 0 DP: 1 HBP: 0	WP: 0 PB: 0 SB: 3 CS: 0	PA: 39
PITCHER Gary Peters, L ERA: 5.46 Mike Nagy, R ERA: 6.19 Cal Koonce, R ERA: 6.97 (1, 1) (4, 1) (5, 1)	IP: 3.2 WLS: L BF: 19 H: 7 R: 7 ER: 7 SO: 4 BB: 1 IBB: 0 HBP: 0 BLK: 0 WP: 0 HR: 1 S: 26 P: 30 ERA: 17.18 WHIP: 2.182															PITCHER				

Boston Red Sox @ Baltimore Orioles
Memorial Stadium, Baltimore, MD
Sun May 23 1971, 3:33 AM EDT
Unknown

AB 36
R 12
H 13
RBI 11
BB 3
SO 5
LOB 9



Batter	1	2	3	4	5	6	7	8	9	AB	R	H	RBI	BB	SO	LOB	TOP			
Luis Aparicio, R OBP: 0.231, SLG: 0.293 (1, 6)	0-0 6-3		0-0 F7		0-0 F8			0-3 K		4	0	0	0	0	1	0				
Reggie Smith, S OBP: 0.391, SLG: 0.516 (1, 8)	0-3 K			0-0 G6-4-3 BB 1B		0-0 5-3		0-0 G3		4	0	1	0	0	1	0				
Carl Yastrzemski, L OBP: 0.453, SLG: 0.530 (1, 7)	0-0 1B			4-0 G6-4-3 BB 1-2		0-0 4-3			0-0 F8	3	0	1	0	1	0	0				
Rico Petrocelli, R OBP: 0.377, SLG: 0.402 (1, 5)	0-0 F4			0-0 G6-4-3 1-2 2-3		4-0 BB			0-0 6-3	3	0	0	0	1	0	3				
George Scott, R OBP: 0.346, SLG: 0.445 (1, 3)		0-0 5-3		0-0 K		0-0 5-3			0-0 P4	4	0	0	0	0	1	2				
Duane Josephson, R OBP: 0.277, SLG: 0.397 (1, 2)	0-3 K				0-0 F9				0-0 P6	3	0	0	0	0	1	0				
George Thomas, R OBP: 0.167, SLG: 0.091 (1, 9)		0-0 5-3			4-0 FC4-6 BB			0-3 K		2	0	0	0	1	1	0				
Doug Griffin, R OBP: 0.336, SLG: 0.349 (1, 4)			0-0 5-3		0-0 FC4-6 HR			0-0 5-3		3	1	0	0	0	0	1				
Sonny Siebert, R OBP: 0.321, SLG: 0.630 Sparky Lyle, L (9, 1)			0-3 K		0-0 HR			0-0 F8		3	1	1	2	0	1	0				
										0	0	0	0	0	0	0				
Inning Stats	R: 0 E: 0 K: 1 S: 6	H: 1 LOB: 1 BB: 0 P: 6	R: 0 E: 0 K: 1 S: 5	H: 0 LOB: 0 BB: 0 P: 5	R: 0 E: 0 K: 1 S: 5	H: 0 LOB: 0 BB: 0 P: 5	R: 0 E: 0 K: 1 S: 5	H: 1 LOB: 1 BB: 1 P: 9	R: 2 E: 0 K: 0 S: 4	H: 1 LOB: 0 BB: 1 P: 8	R: 0 E: 0 K: 0 S: 3	H: 0 LOB: 0 BB: 0 P: 7	R: 0 E: 0 K: 1 S: 5	H: 0 LOB: 0 BB: 0 P: 5	R: 0 E: 0 K: 0 S: 3	H: 0 LOB: 0 BB: 0 P: 3	1B: 2 2B: 0 3B: 0 HR: 1	SF: 0 SAC: 0 DP: 1 HBP: 0	WP: 0 PA: 32 PB: 0 SB: 0 CS: 0	
PITCHER	IP WLS BF H R ER SO BB IBB HBP BLK WP HR S P ERA WHIP																			
Dave McNally, L ERA: 2.81 Dick Hall, R ERA: 3.39	(1, 1) (8, 1)	7.0 L 26	3 2 2 5	2 2 0 1	3 0 0 0	0 0 0 0	0 0 0 0	0 0 0 0	0 0 0 0	1 33 45	2.57 0.857									

Boston Red Sox @ Baltimore Orioles
Memorial Stadium, Baltimore, MD
Sun May 23 1971, 3:38 AM EDT
Att: 40,267 - Unknown

AB	29
R	2
H	3
RBI	2
BB	3
SO	6
LOB	6



Batter	1	2	3	4	5	6	7	8	9	AB	R	H	RBI	BB	SO	LOB	BOTTOM				
Tom Shopay, L OBP: 0.368, SLG: 0.333 Paul Blair, R OBP: 0.288, SLG: 0.357 (6, PR) (7, 8)	0-0 F5		0-0 6-3			0-0 1B 2B 1B		0-0 4-3		3	0	1	0	0	0	0					
Don Buford, S OBP: 0.391, SLG: 0.419 (1, 7)	0-0 3-1			0-0 4-3 S 1B		0-0 2B 1-3 1B		0-0 F7		4	0	2	0	0	0	0					
Merv Rettenmund, R OBP: 0.407, SLG: 0.375 (7, 9)	4-0 BB			0-0 4-3 1-3		0-0 1-3 3-H 2B		0-0 6-3		3	0	1	1	1	0	1					
Boog Powell, L OBP: 0.335, SLG: 0.387 (1, 3)	0-0 4-1			4-0 G5-4-3 BB		0-0 FC3-5-2-5-3 3-H			0-0 6-3	3	0	0	0	1	0	4					
Brooks Robinson, R OBP: 0.365, SLG: 0.418 Jerry Davanon, R OBP: 0.600, SLG: 0.333 (9, PR)		0-0 P6		0-0 G5-4-3 1-2		0-0 F9			0-0 F8 2B	4	0	1	0	0	0	4					
Davey Johnson, R OBP: 0.358, SLG: 0.465 (1, 4)		0-0 F8			0-0 6-3				0-0 F8	4	0	0	0	0	0	1					
Mark Belanger, R OBP: 0.385, SLG: 0.352 Frank Robinson, R OBP: 0.370, SLG: 0.436 (9, PH)		0-0 1-3			0-0 6-3				0-0 F8	3	0	0	0	0	0	0					
Clay Dalrymple, L OBP: 0.308, SLG: 0.100 Curt Motton, R (7, PR) Dick Hall, R OBP: 0.500, SLG: 0.500 (8, 1)			0-3 K		0-0 4-3			4-0 BB		2	0	0	0	1	1	0					
Dave McNally, R OBP: 0.192, SLG: 0.160 Elrod Hendricks, L OBP: 0.236, SLG: 0.275 (7, PH) (8, 2)			0-0 6-3			0-3 K			0-0 P3	2	0	0	0	0	1	0					
Inning Stats	R: 0 E: 0 K: 0 S: 3	H: 0 LOB: 1 BB: 1 P: 7	R: 0 E: 0 K: 0 S: 3	H: 0 LOB: 0 BB: 0 P: 3	R: 0 E: 0 K: 1 S: 5	H: 0 LOB: 0 BB: 0 P: 5	R: 0 E: 0 K: 0 S: 3	H: 1 LOB: 1 BB: 1 P: 7	R: 0 E: 0 K: 0 S: 3	H: 0 LOB: 0 BB: 0 P: 3	R: 1 E: 0 K: 1 S: 8	H: 3 LOB: 2 BB: 0 P: 8	R: 0 E: 0 K: 0 S: 3	H: 0 LOB: 1 BB: 1 P: 7	R: 0 E: 0 K: 0 S: 3	H: 0 LOB: 0 BB: 0 P: 3	R: 0 E: 0 K: 1 S: 6	H: 1 LOB: 2 BB: 0 P: 6	1B: 3 2B: 2 3B: 0 HR: 0	SF: 0 SAC: 0 DP: 1 HBP: 0	WP: 0 PA: 34 PB: 0 SB: 1 CS: 0
PITCHER	IP WLS BF H R ER SO BB IBB HBP BLK WP HR S P ERA WHIP																				
Sonny Siebert, R ERA: 1.62 Sparky Lyle, L ERA: 1.2	(1, 1) (9, 1)	8.1 S 2	5 1 2	1 1 0 1	3 0 0 0	0 0 0 0	0 0 0 0	0 0 0 0	0 0 4 4	0 0 4 4	1.08 0.960										

Boston Red Sox @ Baltimore Orioles
Memorial Stadium, Baltimore, MD
Sun May 23 1971, 3:38 AM EDT
Att: 40,267 - Unknown

AB	31
R	1
H	5
RBI	1
BB	3
SO	3
LOB	13



Batter	1	2	3	4	5	6	7	8	9	AB	R	H	RBI	BB	SO	LOB	TOP											
Toby Harrah, R OBP: 0.288, SLG: 0.272	0-3 K	0-0 1B		0-0 6-3		0-0 2B		0-0 6-3		5	0	2	1	0	1	0												
Elliott Maddox, R OBP: 0.285, SLG: 0.186	4-0 HR	0-0 F3		0-0 5-3		0-0 F9		0-0 5-3		4	1	0	0	1	0	2												
Frank Howard, R OBP: 0.385, SLG: 0.493	0-0 HR	0-0 FC5-4		0-0 1B		0-3 K		0-0 4-3		5	1	3	2	0	1	1												
Joe Foy, R OBP: 0.350, SLG: 0.282	0-0 2B	0-0 FC5-4		0-0 1B		0-0 1B		0-0 2B		4	3	3	0	1	0	2												
Dick Billings, R OBP: 0.238, SLG: 0.268	0-0 E		0-0 P3		0-0 1B		0-0 1-3		0-0 CS	5	1	3	1	0	0	1												
Paul Casanova, R OBP: 0.274, SLG: 0.396	0-0 SF9		0-0 P5		0-3 K		0-0 2B		0-0 F3	5	1	1	1	0	1	5												
Del Unser, L OBP: 0.345, SLG: 0.431	0-0 SF9		0-3 K		0-0 F8		4-0 IBB		4-0 BB	2	0	0	1	2	1	3												
Tim Cullen, R OBP: 0.213, SLG: 0.205	0-0 F2		0-0 F7		0-0 SH3-4		0-0 P4		0-0 6-3	5	1	1	0	0	0	4												
Casey Cox, R OBP: 0.200, SLG: 0.143		0-0 E4		0-0 6-3		0-0 SH3-4		0-0 G3		1	0	1	0	0	0	0												
Larry Bittner, L OBP: 0.214, SLG: 0.083										1	0	0	0	0	0	0												
Joe Grzenda, R OBP: 0.399, SLG: 0.451										0	0	0	0	0	0	0												
Don Mincher, L OBP: 0.399, SLG: 0.451										1	0	0	0	0	0	2												
Paul Lindblad, L OBP: 0.200, SLG: 0.200										0	0	0	0	0	0	0												
Inning Stats	R: 5 E: 1 K: 1 S: 9	H: 3 LOB: 0 BB: 1 P: 13	R: 0 E: 1 K: 0 S: 5	H: 3 LOB: 2 BB: 0 P: 5	R: 0 E: 0 K: 1 S: 5	H: 0 LOB: 0 BB: 0 P: 5	R: 0 E: 0 K: 0 S: 3	H: 0 LOB: 0 BB: 0 P: 3	R: 0 E: 0 K: 1 S: 8	H: 3 LOB: 3 BB: 0 P: 8	R: 1 E: 0 K: 1 S: 7	H: 2 LOB: 1 BB: 0 P: 7	R: 1 E: 0 K: 0 S: 5	H: 2 LOB: 2 BB: 1 P: 9	R: 0 E: 0 K: 0 S: 3	H: 0 LOB: 0 BB: 0 P: 3	R: 1 E: 0 K: 0 S: 3	H: 1 LOB: 1 BB: 2 P: 11	1B: 9 2B: 4 3B: 0 HR: 1	SF: 1 SAC: 1 DP: 0 HBP: 0	WP: 1 PB: 1 CS: 1 PA: 44							
PITCHER	IP	WLS	BF	H	R	ER	SO	BB	IBB	HBP	BLK	WP	HR	S	P	ERA	WHIP											
Bill Lee, L ERA: 3.12	(1, 1)	4.1		23	9	5	3	2	1	0	0	0	0	1	26	30	6.23	2.308										
Bobby Bolin, R ERA: 4.0	(5, 1)	2.1	L	12	4	2	2	2	0	1	0	0	0	0	15	19	7.71	1.714										
Sparky Lyle, L ERA: 1.62	(7, 1)	1.2		8	1	1	1	0	2	0	0	0	1	0	6	14	5.40	1.800										
Mike Nagy, R ERA: 6.08	(9, 1)	0.2		1	0	0	0	0	0	0	0	0	0	0	1	1	0.00	0.000										

Washington Senators @ Boston Red Sox
Fenway Park, Boston, MA
Mon May 24 1971, 7:05 PM EDT
Att: 14,331 - Unknown

AB	38
R	8
H	14
RBI	6
BB	4
SO	4
LOB	20



Batter	1	2	3	4	5	6	7	8	9	AB	R	H	RBI	BB	SO	LOB	BOTTOM											
Luis Aparicio, R OBP: 0.230, SLG: 0.286	4-0 BB		0-0 6-3	0-0 P4		0-0 FC6-4			0-0 L6	4	1	0	0	1	0	1												
Reggie Smith, S OBP: 0.393, SLG: 0.510	0-0 L9		1-0 HR	0-0 6-3		4-0 BB		0-0 G1-6-3		2	1	0	0	1	0	1												
Carl Yastrzemski, L OBP: 0.494, SLG: 0.547	4-0 1B		0-0 HR		0-0 P6		0-0 G1-6-3		0-0 BB	3	1	1	2	1	0	1												
Rico Petrocelli, R OBP: 0.380, SLG: 0.400	0-0 F8		0-0 HR		4-0 BB		0-0 P3			3	1	1	0	1	0	2												
George Scott, R OBP: 0.350, SLG: 0.447	0-0 1B		0-0 HR		0-3 K			0-0 1-3		4	1	2	1	0	1	1												
Billy Conigliano, R OBP: 0.511, SLG: 0.459	0-3 K		0-0 HR		0-0 F9			0-3 K		4	1	1	3	0	2	3												
Duane Josephson, R OBP: 0.269, SLG: 0.385		0-0 F8	0-0 L6		0-0 5-3			0-0 P4		4	0	0	0	0	0	0												
Doug Griffin, R OBP: 0.329, SLG: 0.338		0-0 5-3	0-3 K		0-0 F9			0-0 5-3		4	0	0	0	0	1	0												
Bill Lee, L		0-0 4-3		0-3 K		0-0 FC6-4			0-0 6-3	2	0	0	0	0	1	0												
Bobby Bolin, R OBP: 0.500, SLG: 0.500										1	0	1	0	0	0	0												
Sparky Lyle, L										0	0	0	0	0	0	0												
Mike Nagy, R OBP: 0.083, SLG: 0.167										0	0	0	0	0	0	0												
Phil Gagliano, R OBP: 0.533, SLG: 1.000										1	0	0	0	0	0	0												
Inning Stats	R: 1 E: 0 K: 1 S: 6	H: 1 LOB: 2 BB: 2 P: 14	R: 0 E: 0 K: 0 S: 3	H: 0 LOB: 0 BB: 0 P: 3	R: 5 E: 0 K: 1 S: 9	H: 4 LOB: 0 BB: 0 P: 10	R: 0 E: 0 K: 1 S: 5	H: 0 LOB: 0 BB: 0 P: 5	R: 0 E: 0 K: 0 S: 4	H: 1 LOB: 1 BB: 0 P: 4	R: 0 E: 0 K: 0 S: 2	H: 0 LOB: 0 BB: 1 P: 6	R: 0 E: 0 K: 1 S: 5	H: 0 LOB: 0 BB: 0 P: 5	R: 0 E: 0 K: 0 S: 3	H: 0 LOB: 0 BB: 0 P: 3	1B: 4 2B: 0 3B: 0 HR: 2	SF: 0 SAC: 0 DP: 1 HBP: 1	WP: 0 PB: 0 CS: 0 PA: 37									
PITCHER	IP	WLS	BF	H	R	ER	SO	BB	IBB	HBP	BLK	WP	HR	S	P	ERA	WHIP											
Casey Cox, R ERA: 4.5	(1, 1)	3.0		17	5	6	6	2	2	0	0	0	0	2	18	27	18.00	2.333										
Joe Grzenda, L ERA: 1.02	(4, 1)	3.0	W	11	1	0	0	2	1	0	0	0	0	0	14	18	0.00	0.667										
Paul Lindblad, L ERA: 2.36	(7, 1)	3.0	S	9	0	0	0	1	1	0	0	0	0	0	10	14	0.00	0.333										

Washington Senators @ Boston Red Sox
Fenway Park, Boston, MA
Mon May 24 1971, 7:05 PM EDT
Att: 14,331 - Unknown

AB	32
R	6
H	6
RBI	6
BB	4
SO	5
LOB	9



Batter	1	2	3	4	5	6	7	8	9	AB	R	H	RBI	BB	SO	LOB	TOP			
Del Unser, L OBP: 0.356, SLG: 0.423 (1, 8)										3	0	2	1	1	0	0	Washington Senators @ Boston Red Sox Fenway Park, Boston, MA Wed May 26 1971, 7:05 PM EDT Att: 13,526 - Unknown			
Joe Foy, R OBP: 0.359, SLG: 0.302 (1, 5)										4	0	0	0	0	1	3				
Don Mincher, L OBP: 0.382, SLG: 0.423 (1, 3)										4	0	0	0	0	1	2				
Frank Howard, R OBP: 0.380, SLG: 0.487 (8, PR)										4	1	2	0	0	1	0				
Elliott Maddox, R OBP: 0.292, SLG: 0.183 (8, 7)										0	0	0	0	0	0	0				
Larry Bittner, L OBP: 0.364, SLG: 0.300 (1, 9)										4	0	2	1	0	0	1				
Paul Casanova, R OBP: 0.278, SLG: 0.392 (1, 2)										4	0	1	0	0	1	2				
Toby Harrah, R OBP: 0.291, SLG: 0.278 (1, 6)										4	0	1	0	0	1	2				
Tim Cullen, R OBP: 0.214, SLG: 0.203 (9, PH)										3	1	1	0	0	1	1				
Bernie Allen, L OBP: 0.316, SLG: 0.396 (7, 1)										1	0	0	0	0	0	0				
Gerry Janeski, R OBP: 0.125, SLG: 0.125 (7, PH)										1	0	0	0	0	0	0				
Tom McCraw, L OBP: 0.286, SLG: 0.459 (7, 1)										1	0	0	0	0	1	0				
Jim Shellenback, L (7, 1)										0	0	0	0	0	0	0				
Inning Stats	R: 0 E: 0 K: 0 S: 3	H: 0 LOB: 0 BB: 0 P: 3	R: 1 E: 0 K: 1 S: 7	H: 2 LOB: 1 BB: 0 P: 7	R: 0 E: 0 K: 2 S: 8	H: 1 LOB: 1 BB: 0 P: 8	R: 0 E: 0 K: 1 S: 6	H: 1 LOB: 1 BB: 0 P: 6	R: 1 E: 0 K: 0 S: 5	H: 2 LOB: 2 BB: 0 P: 5	R: 0 E: 0 K: 1 S: 6	H: 2 LOB: 1 BB: 1 P: 9	R: 0 E: 0 K: 0 S: 3	H: 1 LOB: 1 BB: 0 P: 3	R: 0 E: 0 K: 1 S: 5	H: 0 LOB: 0 BB: 0 P: 5	1B: 7 2B: 2 3B: 0 HR: 0	SF: 0 SAC: 1 DP: 1 HBP: 0	WP: 0 PB: 1 SB: 2 CS: 0	PA: 35
PITCHER Ray Culp, R ERA: 4.15 (1, 1)	IP: 9.0 WLS: W BF: 35 H: 9 R: 2 ER: 2 SO: 7 BB: 1 IBB: 0 HBP: 0 BLK: 0 WP: 0 HR: 0 S: 48 P: 52 ERA: 2.00 WHIP: 1.111															PITCHER				

Batter	1	2	3	4	5	6	7	8	9	AB	R	H	RBI	BB	SO	LOB	BOTTOM			
Luis Aparicio, R OBP: 0.223, SLG: 0.270 (1, 6)										3	0	0	0	1	0	3	Washington Senators @ Boston Red Sox Fenway Park, Boston, MA Wed May 26 1971, 7:05 PM EDT Att: 13,526 - Unknown			
Reggie Smith, S OBP: 0.383, SLG: 0.515 (1, 9)										4	1	1	0	0	1	2				
Carl Yastrzemski, L OBP: 0.473, SLG: 0.553 (1, 7)										3	0	1	0	1	1	1				
Rico Petrocelli, R OBP: 0.378, SLG: 0.413 (1, 5)										3	0	1	1	0	0	2				
George Scott, R OBP: 0.337, SLG: 0.433 (1, 3)										4	0	1	0	0	1	3				
Billy Conigliaro, R OBP: 0.325, SLG: 0.500 (1, 8)										4	2	2	0	0	1	2				
Doug Griffin, R OBP: 0.331, SLG: 0.343 (1, 4)										3	0	1	1	0	1	0				
Bob Montgomery, R OBP: 0.750, SLG: 0.750 (1, 2)										4	0	3	1	0	0	0				
Ray Culp, R OBP: 0.136, SLG: 0.136 (1, 1)										2	0	0	0	0	1	2				
Inning Stats	R: 0 E: 0 K: 0 S: 3	H: 0 LOB: 1 BB: 1 P: 7	R: 1 E: 0 K: 1 S: 8	H: 3 LOB: 2 BB: 0 P: 8	R: 1 E: 0 K: 1 S: 7	H: 2 LOB: 1 BB: 0 P: 7	R: 0 E: 0 K: 0 S: 4	H: 1 LOB: 1 BB: 0 P: 4	R: 0 E: 0 K: 0 S: 4	H: 1 LOB: 1 BB: 0 P: 4	R: 1 E: 0 K: 1 S: 7	H: 2 LOB: 2 BB: 1 P: 11	R: 0 E: 0 K: 2 S: 8	H: 1 LOB: 1 BB: 0 P: 8	R: 0 E: 0 K: 1 S: 5	H: 0 LOB: 0 BB: 0 P: 5		1B: 5 2B: 5 3B: 0 HR: 0	SF: 1 SAC: 3 DP: 1 HBP: 0	WP: 0 PB: 0 SB: 0 CS: 0
PITCHER Gerry Janeski, R ERA: 3.7 (1, 1)	IP: 6.0 WLS: L BF: 29 H: 9 R: 3 ER: 3 SO: 3 BB: 2 IBB: 0 HBP: 0 BLK: 0 WP: 0 HR: 0 S: 33 P: 41 ERA: 4.50 WHIP: 1.833															PITCHER				
Jim Shellenback, L ERA: 4.63 (7, 1)	IP: 2.0 WLS: 7 BF: 1 H: 0 R: 0 ER: 0 SO: 3 BB: 0 IBB: 0 HBP: 0 BLK: 0 WP: 0 HR: 0 S: 13 P: 13 ERA: 0.00 WHIP: 0.500															PITCHER				

Batter	1	2	3	4	5	6	7	8	9	AB	R	H	RBI	BB	SO	LOB	TOP					
Toby Harrah, R OBP: 0.288, SLG: 0.290 (1, 6)										5	1	1	0	0	0	3	Washington Senators @ Boston Red Sox Fenway Park, Boston, MA Thu May 27 1971, 3:33 AM EDT Att: 14,995 - Unknown livebaseballscorecards.com					
Elliott Maddox, R OBP: 0.289, SLG: 0.211 (1, 8)										5	0	2	0	0	2	1						
Frank Howard, R OBP: 0.375, SLG: 0.481 (1, 3)										4	0	1	1	0	1	2						
Joe Foy, R OBP: 0.363, SLG: 0.297 (6, 4)										2	0	0	0	2	1	0						
Bernie Allen, L OBP: 0.310, SLG: 0.389 (7, 4)										1	0	0	0	0	0	1						
Dick Billings, R OBP: 0.283, SLG: 0.311 (1, 7)										4	1	3	0	0	1	1						
Paul Casanova, R OBP: 0.277, SLG: 0.387 (1, 2)										4	0	1	0	0	1	2						
Del Unser, L OBP: 0.359, SLG: 0.421 (1, 9)										3	0	1	0	1	0	1						
Tim Cullen, R OBP: 0.212, SLG: 0.200 (6, PH)										2	0	0	0	0	0	2						
Frank Fernandez, R OBP: 0.190, SLG: 0.056 (6, PH)										1	0	1	1	0	0	0						
Joe Grzenda, R (6, 1)										0	0	0	0	0	0	0						
Lary Blittner, L OBP: 0.391, SLG: 0.333 (6, PH)										1	0	1	0	0	0	0						
Horacio Pina, R (8, 1)										0	0	0	0	0	0	0						
Dick Bosman, R OBP: 0.240, SLG: 0.136 (6, PH)										2	0	0	0	0	0	1						
Don Wert, R OBP: 0.214, SLG: 0.125 (6, 5)										1	0	0	0	1	1	2						
Inning Stats	R: 0 E: 0 K: 0 S: 4	H: 2 LOB: 3 BB: 1 P: 8	R: 0 E: 0 K: 0 S: 4	H: 2 LOB: 1 BB: 0 P: 4	R: 1 E: 0 K: 2 S: 8	H: 1 LOB: 1 BB: 1 P: 12	R: 0 E: 0 K: 0 S: 3	H: 0 LOB: 0 BB: 0 P: 3	R: 0 E: 0 K: 0 S: 4	H: 1 LOB: 1 BB: 0 P: 4	R: 1 E: 0 K: 1 S: 7	H: 2 LOB: 3 BB: 2 P: 15	R: 0 E: 0 K: 1 S: 5	H: 0 LOB: 0 BB: 0 P: 5	R: 0 E: 0 K: 2 S: 9	H: 2 LOB: 2 BB: 0 P: 9	R: 0 E: 0 K: 1 S: 6	H: 1 LOB: 1 BB: 0 P: 6	1B: 9 2B: 1 3B: 1 HR: 0	SF: 1 SAC: 0 DP: 1 HBP: 0	WP: 0 PB: 0 SB: 0 CS: 0	PA: 40
PITCHER	IP	WLS	BF	H	R	ER	SO	BB	IBB	HBP	BLK	WP	HR	S	P	ERA	WHIP					
Gary Peters, L ERA: 5.25 (1, 1)	5.2	W	27	8	2	2	3	4	0	0	0	0	0	29	45	3.18	2.118					
Bill Lee, L ERA: 2.76 (6, 1)	3.1	S	13	3	0	0	4	0	0	0	0	0	0	21	21	0.00	0.900					

Batter	1	2	3	4	5	6	7	8	9	AB	R	H	RBI	BB	SO	LOB	BOTTOM					
Doug Griffin, R OBP: 0.327, SLG: 0.333 (1, 4)										4	0	0	0	1	0	1	Washington Senators @ Boston Red Sox Fenway Park, Boston, MA Thu May 27 1971, 3:33 AM EDT Att: 14,995 - Unknown livebaseballscorecards.com					
Reggie Smith, S OBP: 0.378, SLG: 0.523 (1, 9)										5	1	1	1	0	1	4						
Carl Yastrzemski, L OBP: 0.485, SLG: 0.542 (6, 7)										3	0	0	0	0	0	0						
Joe Lahoud, L OBP: 0.438, SLG: 0.385 (6, 7)										1	0	1	0	0	0	0						
Rico Petrocelli, R OBP: 0.375, SLG: 0.429 (1, 5)										4	1	1	1	0	0	1						
George Scott, R OBP: 0.341, SLG: 0.435 (1, 3)										4	1	2	0	0	1	0						
Billy Conigliaro, R OBP: 0.335, SLG: 0.510 (1, 8)										3	1	2	0	1	1	1						
John Kennedy, R OBP: 0.483, SLG: 0.500 (1, 6)										3	2	1	1	1	1	3						
Bob Montgomery, R OBP: 0.500, SLG: 0.429 (1, 2)										3	0	0	0	1	0	0						
Gary Peters, L OBP: 0.296, SLG: 0.320 (1, 1)										3	0	1	2	0	0	1						
Bill Lee, L (6, 1)										0	0	0	0	0	0	0						
Inning Stats	R: 0 E: 0 K: 0 S: 3	H: 0 LOB: 0 BB: 0 P: 3	R: 2 E: 0 K: 2 S: 9	H: 2 LOB: 3 BB: 3 P: 21	R: 0 E: 0 K: 1 S: 6	H: 1 LOB: 2 BB: 1 P: 10	R: 0 E: 0 K: 0 S: 3	H: 0 LOB: 0 BB: 0 P: 3	R: 4 E: 1 K: 1 S: 10	H: 4 LOB: 1 BB: 0 P: 10	R: 0 E: 0 K: 0 S: 4	H: 1 LOB: 1 BB: 0 P: 4	R: 0 E: 0 K: 0 S: 3	H: 1 LOB: 0 BB: 0 P: 3	R: 0 E: 1 K: 0 S: 4	H: 0 LOB: 1 BB: 0 P: 4	R: 0 E: 1 K: 0 S: 4	H: 0 LOB: 1 BB: 0 P: 4	1B: 5 2B: 3 3B: 0 HR: 2	SF: 0 SAC: 1 DP: 1 HBP: 0	WP: 1 PB: 0 SB: 0 CS: 0	PA: 38
PITCHER	IP	WLS	BF	H	R	ER	SO	BB	IBB	HBP	BLK	WP	HR	S	P	ERA	WHIP					
Dick Bosman, R ERA: 4.33 (1, 1)	5.0	L	27	7	6	5	4	4	0	0	0	0	0	31	47	9.00	2.200					
Joe Grzenda, L ERA: 0.92 (6, 1)	2.0		7	2	0	0	0	0	0	0	0	1	0	7	7	0.00	1.000					
Horacio Pina, R ERA: 3.0 (8, 1)	1.0		4	0	0	0	0	0	0	0	0	0	0	4	4	0.00	0.000					

Batter	1	2	3	4	5	6	7	8	9	AB	R	H	RBI	BB	SO	LOB	TOP																			
Bert Campaneris, R OBP: 0.286, SLG: 0.333	6-3		FC4-6 1B					F8		4	0	1	0	0	1	0	Oakland Athletics @ Boston Red Sox Fenway Park, Boston, MA Fri May 28 1971, 7:05 PM EDT Att: 35,714 - Unknown																			
Joe Rudi, R OBP: 0.308, SLG: 0.374	F8		FC4-6 1B				L4	6-3		4	0	1	0	0	0	0																				
Reggie Jackson, L OBP: 0.361, SLG: 0.480	HR		FC4-6 1-2 2-3				BB	L8		3	1	1	1	1	0	2																				
Mike Epstein, L OBP: 0.370, SLG: 0.386	2B		4-3				F7	6-3		4	0	1	0	0	0	3																				
Sal Bando, R OBP: 0.397, SLG: 0.462	4-3			L8			F9	HR		4	1	1	1	0	0	2																				
Rick Monday, L OBP: 0.356, SLG: 0.395		F7		F7			F8	F3		4	0	0	0	0	0	0																				
Dave Duncan, R OBP: 0.282, SLG: 0.378		K		5-3			HR	K		4	1	1	1	0	2	0																				
Dick Green, R OBP: 0.341, SLG: 0.349		5-3					6-3	K		3	0	0	0	0	1	0																				
Vida Blue, S OBP: 0.171, SLG: 0.176							K			3	0	0	0	0	3	0																				
Bob Locker, S							K			0	0	0	0	0	0	0																				
Inning Stats	R: 1 E: 0 K: 0 S: 5	H: 2 LOB: 1 BB: 0 P: 5	R: 0 E: 0 K: 1 S: 5	H: 0 LOB: 0 BB: 0 P: 5	R: 0 E: 0 K: 1 S: 7	H: 2 LOB: 2 BB: 0 P: 7	R: 0 E: 0 K: 0 S: 3	H: 0 LOB: 0 BB: 0 P: 3	R: 0 E: 0 K: 2 S: 7	H: 0 LOB: 0 BB: 1 P: 7	R: 1 E: 0 K: 2 S: 8	H: 1 LOB: 0 BB: 0 P: 8	R: 0 E: 0 K: 0 S: 3	H: 0 LOB: 0 BB: 0 P: 3	R: 1 E: 0 K: 1 S: 6	H: 1 LOB: 0 BB: 0 P: 6	1B: 2 2B: 1 3B: 0 HR: 3	SF: 0 SAC: 0 DP: 0 HBP: 0	WP: 0 PB: 0 SB: 1 CS: 0	PA: 34																
PITCHER	IP	WLS	BF	H	R	ER	SO	BB	IBB	HBP	BLK	WP	HR	S	P	ERA	WHIP	PITCHER		IP	WLS	BF	H	R	ER	SO	BB	IBB	HBP	BLK	WP	HR	S	P	ERA	WHIP
Sonny Siebert, R ERA: 1.77	(1, 1)	8.2	W	33	6	3	3	6	1	0	0	0	0	3	44	48	3.12	0.808																		
Bobby Bolin, R ERA: 3.54	(9, 1)	0.1	S	1	0	0	0	1	0	0	0	0	0	0	3	3	0.00	0.000																		

AB	33
R	3
H	6
RBI	3
BB	1
SO	7
LOB	7



Batter	1	2	3	4	5	6	7	8	9	AB	R	H	RBI	BB	SO	LOB	BOTTOM																				
Luis Aparicio, R OBP: 0.218, SLG: 0.263	K		K					F3		4	0	0	0	0	2	0	Oakland Athletics @ Boston Red Sox Fenway Park, Boston, MA Fri May 28 1971, 7:05 PM EDT Att: 35,714 - Unknown																				
Reggie Smith, S OBP: 0.386, SLG: 0.526	HR		BB				6-3	G3 1B		3	2	2	0	1	0	0																					
Carl Yastrzemski, L OBP: 0.455, SLG: 0.527	F7		K				F8	G3		4	0	0	0	0	1	3																					
Rico Petrocelli, R OBP: 0.383, SLG: 0.473	HR		K				HR	1B IBB		3	2	2	3	1	1	1																					
George Scott, R OBP: 0.351, SLG: 0.443	1B		G6-3 1B				6-3	1-3 2-H 1B		4	0	3	1	0	0	0																					
Billy Conigliaro, R OBP: 0.333, SLG: 0.503	K		G6-3 1-2				G6-3 1B	5-3		4	0	1	0	0	1	4																					
Duane Josephson, R OBP: 0.268, SLG: 0.373		K		6-3			G6-3 1-2			3	0	0	0	0	1	1																					
Doug Griffin, R OBP: 0.327, SLG: 0.333	F6						F6	1B		3	0	1	0	0	0	0																					
Sonny Siebert, R OBP: 0.290, SLG: 0.567							K			3	0	0	0	0	1	1																					
Bobby Bolin, R OBP: 0.500, SLG: 0.500	4-3						K	L9		0	0	0	0	0	0	0																					
Inning Stats	R: 2 E: 0 K: 2 S: 10	H: 3 LOB: 1 BB: 0 P: 10	R: 0 E: 0 K: 1 S: 5	H: 0 LOB: 0 BB: 0 P: 5	R: 0 E: 0 K: 3 S: 9	H: 0 LOB: 1 BB: 1 P: 13	R: 0 E: 0 K: 0 S: 3	H: 1 LOB: 0 BB: 0 P: 3	R: 0 E: 0 K: 1 S: 5	H: 0 LOB: 0 BB: 0 P: 5	R: 1 E: 0 K: 0 S: 4	H: 1 LOB: 0 BB: 0 P: 4	R: 0 E: 0 K: 0 S: 4	H: 2 LOB: 1 BB: 0 P: 4	R: 1 E: 0 K: 0 S: 5	H: 2 LOB: 2 BB: 1 P: 9	1B: 7 2B: 0 3B: 0 HR: 2	SF: 0 SAC: 0 DP: 2 HBP: 0	WP: 0 PB: 0 SB: 0 CS: 0	PA: 33																	
PITCHER	IP	WLS	BF	H	R	ER	SO	BB	IBB	HBP	BLK	WP	HR	S	P	ERA	WHIP	PITCHER		IP	WLS	BF	H	R	ER	SO	BB	IBB	HBP	BLK	WP	HR	S	P	ERA	WHIP	
Vida Blue, L ERA: 1.31	(1, 1)	7.2	L	31	8	4	4	7	1	1	0	0	0	2	43	51	4.70	1.174																			
Bob Locker, R ERA: 3.35	(8, 1)	0.1	2	1	0	0	0	0	0	0	0	0	0	2	2	0.00	3.000																				


AB	31
R	4
H	9
RBI	4
BB	2
SO	7
LOB	10



Batter	1	2	3	4	5	6	7	8	9	AB	R	H	RBI	BB	SO	LOB	TOP						
Freddie Patek, R OBP: 0.303, SLG: 0.305 (1, 6)										5	1	1	0	0	3	2							
Paul Schaaf, R OBP: 0.405, SLG: 0.452 (1, 5)										4	0	1	0	0	0	1							
Amos Otis, R OBP: 0.342, SLG: 0.520 (1, 8)										4	1	1	2	0	0	1							
Ed Kirkpatrick, L OBP: 0.353, SLG: 0.353 (1, 7)										3	0	1	0	1	0	0							
Cookie Rojas, R OBP: 0.379, SLG: 0.423 (1, 4)											4	1	2	0	0	1							
Bob Oliver, R OBP: 0.282, SLG: 0.336 (1, 3)											3	1	1	0	0	0							
Joe Keough, L OBP: 0.336, SLG: 0.281 (1, 9)											4	0	1	1	0	3							
Jerry May, R OBP: 0.333, SLG: 0.375 (1, 2)											3	0	0	1	0	3							
Mike Hedlund, R OBP: 0.083, SLG: 0.043 (1, 1)										3	0	0	0	0	2	0							
Inning Stats	R: 0 E: 0 K: 1 S: 5	H: 1 LOB: 0 BB: 0 P: 5	R: 0 E: 0 K: 0 S: 3	H: 0 LOB: 0 BB: 0 P: 3	R: 0 E: 1 K: 1 S: 6	H: 0 LOB: 1 BB: 0 P: 6	R: 0 E: 0 K: 0 S: 3	H: 0 LOB: 0 BB: 0 P: 3	R: 2 E: 0 K: 1 S: 7	H: 2 LOB: 1 BB: 0 P: 8	R: 0 E: 0 K: 0 S: 4	H: 1 LOB: 0 BB: 0 P: 4	R: 0 E: 0 K: 1 S: 5	H: 0 LOB: 0 BB: 0 P: 5	R: 2 E: 0 K: 1 S: 9	H: 4 LOB: 3 BB: 1 P: 13	R: 0 E: 0 K: 3 S: 9	H: 0 LOB: 0 BB: 0 P: 9	1B: 5 2B: 2 3B: 0 HR: 1	SF: 1 SAC: 1 DP: 1 HBP: 1	WP: 0 PB: 0 SB: 0 CS: 0	PA: 37	
PITCHER	IP	WLS	BF	H	R	ER	SO	BB	IBB	HBP	BLK	WP	HR	S	P	ERA	WHIP					ERA	WHIP
Jim Lonborg, R ERA: 5.11 (1, 1)	7.2	L	32	7	4	4	5	1	0	1	0	0	1	40	45	4.70	1.043						
Bobby Bolin, R ERA: 3.22 (8, 1)	0.1		2	1	0	0	0	0	0	0	0	0	0	2	2	0.00	3.000						
Sparky Lyle, L ERA: 1.74 (9, 1)	1.0		3	0	0	0	3	0	0	0	0	0	0	9	9	0.00	0.000						

Kansas City Royals @ Boston Red Sox
Fenway Park, Boston, MA
Tue Jun 01 1971, 3:33 AM EDT
Alt. 9:816 - Unknown - 62 F


AB 33
R 4
H 8
RBI 4
BB 1
SO 8
LOB 8



Batter	1	2	3	4	5	6	7	8	9	AB	R	H	RBI	BB	SO	LOB	BOTTOM						
Doug Griffin, R OBP: 0.324, SLG: 0.329 (1, 4)										4	0	2	0	0	0	0							
Reggie Smith, S OBP: 0.383, SLG: 0.511 (1, 9)										3	1	2	0	1	0	1							
Carl Yastrzemski, L OBP: 0.442, SLG: 0.512 (1, 7)										4	0	0	0	0	0	4							
Rico Petrocelli, R OBP: 0.376, SLG: 0.473 (1, 5)										4	0	0	0	0	3								
George Scott, R OBP: 0.346, SLG: 0.463 (1, 3)										4	1	2	2	0	0								
Billy Conigliano, R OBP: 0.348, SLG: 0.521 (1, 8)										4	0	0	0	0	2	1							
Luis Aparicio, R OBP: 0.211, SLG: 0.253 (1, 6)										3	0	1	0	0	0	0							
Duane Josephson, R OBP: 0.268, SLG: 0.358 (1, 2)										3	0	0	0	0	0	1							
Jim Lonborg, R OBP: 0.250, SLG: 0.143 (1, 1)										2	0	0	0	0	1	0							
Bobby Bolin, R OBP: 0.500, SLG: 0.500 (8, 1)										0	0	0	0	0	0	0							
Joe Lahoud, L OBP: 0.428, SLG: 0.414 (6, PH)										1	0	0	0	0	0	0							
Sparky Lyle, L (9, 1)										0	0	0	0	0	0	0							
Inning Stats	R: 0 E: 0 K: 0 S: 4	H: 2 LOB: 1 BB: 0 P: 4	R: 0 E: 0 K: 1 S: 6	H: 1 LOB: 0 BB: 0 P: 6	R: 0 E: 0 K: 0 S: 3	H: 1 LOB: 0 BB: 0 P: 3	R: 0 E: 0 K: 0 S: 4	H: 1 LOB: 0 BB: 0 P: 4	R: 0 E: 0 K: 1 S: 5	H: 0 LOB: 0 BB: 0 P: 5	R: 0 E: 0 K: 0 S: 3	H: 0 LOB: 1 BB: 1 P: 7	R: 0 E: 0 K: 1 S: 5	H: 0 LOB: 0 BB: 0 P: 5	R: 0 E: 0 K: 0 S: 3	H: 0 LOB: 0 BB: 0 P: 3	R: 2 E: 0 K: 0 S: 5	H: 2 LOB: 0 BB: 0 P: 5	1B: 6 2B: 1 3B: 0 HR: 1	SF: 0 SAC: 0 DP: 1 HBP: 0	WP: 0 PB: 0 SB: 0 CS: 1	PA: 34	
PITCHER	IP	WLS	BF	H	R	ER	SO	BB	IBB	HBP	BLK	WP	HR	S	P	ERA	WHIP					ERA	WHIP
Mike Hedlund, R ERA: 2.5 (1, 1)	9.0	W	33	7	2	2	3	1	0	0	0	0	1	38	42	2.00	0.889						

Kansas City Royals @ Boston Red Sox
Fenway Park, Boston, MA
Tue Jun 01 1971, 3:33 AM EDT
Alt. 9:816 - Unknown - 62 F

AB 32
R 2
H 7
RBI 2
BB 1
SO 3
LOB 10



Batter	1	2	3	4	5	6	7	8	9	AB	R	H	RBI	BB	SO	LOB	TOP		
Doug Griffin, R (1,4) OBP: 0.317, SLG: 0.321	1-3		F4			F8			1-3	4	0	0	0	0	0	1			
Reggie Smith, S (1,9) OBP: 0.381, SLG: 0.505	4-3 1B			G3		G1-6-3			F8	4	0	1	0	0	0	1			
Carl Yastrzemski, L (1,7) OBP: 0.434, SLG: 0.500	4-3 1-2			F8				4-3	E3 2B	4	1	0	0	0	0	1			
Rico Petrocelli, R (1,5) OBP: 0.383, SLG: 0.491	L8									4	0	3	1	0	0	1			
George Scott, R (1,3) OBP: 0.338, SLG: 0.453				F8					F7	4	0	0	0	0	1	3			
Billy Conigliaro, R (1,8) OBP: 0.342, SLG: 0.512				K						3	0	0	0	0	1	1			
Luis Aparicio, R (1,6) OBP: 0.207, SLG: 0.249				L8						3	0	0	0	0	0	0			
Duane Josephson, R (1,2) OBP: 0.269, SLG: 0.357				5-3						3	0	1	0	0	0	0			
Sonny Siebert, R (1,1) OBP: 0.281, SLG: 0.548				6-3						1	0	0	0	0	0	0			
Gary Peters, L (6,PH) OBP: 0.333, SLG: 0.393				6-3						1	0	1	0	0	0	0			
Bill Lee, L (6,1) OBP: 0.143, SLG: 0.143										0	0	0	0	0	0	0			
Joe Lahoud, L (8,PH) OBP: 0.417, SLG: 0.400										1	0	0	0	0	0	1			
Roger Moret, S (8,1) OBP: 0.417, SLG: 0.400										0	0	0	0	0	0	0			
Inning Stats	R: 0 E: 0 K: 0 S: 4	H: 1 LOB: 1 BB: 0 P: 4	R: 0 E: 0 K: 1 S: 5	H: 0 LOB: 0 BB: 0 P: 5	R: 0 E: 0 K: 0 S: 3	H: 0 LOB: 0 BB: 0 P: 3	R: 0 E: 0 K: 0 S: 4	H: 1 LOB: 1 BB: 0 P: 4	R: 0 E: 0 K: 0 S: 3	H: 0 LOB: 0 BB: 0 P: 3	R: 0 E: 0 K: 0 S: 6	H: 1 LOB: 1 BB: 0 P: 6	R: 0 E: 0 K: 0 S: 3	H: 1 LOB: 0 BB: 0 P: 3	R: 1 E: 1 K: 0 S: 5	H: 1 LOB: 1 BB: 0 P: 5	1B: 4 2B: 2 3B: 0 HR: 0	SF: 0 SAC: 0 DP: 2 HBP: 0	WP: 0 PA: 32
PITCHER Stan Bahnsen, R (1,1) ERA: 3.88	IP: 9.0 WLS: W BF: 32 H: 6 R: 1 ER: 0 SO: 2 BB: 0 IBB: 0 HBP: 0 BLK: 0 WP: 0 HR: 0 S: 36 P: 36 ERA: 0.00 WHIP: 0.667															PITCHER			

Boston Red Sox @ New York Yankees
Yankee Stadium, Bronx, NY
Wed Jun 02 1971, 3:33 AM EDT
Att: 9,306 - Unknown - 69 F


AB 32
R 1
H 6
RBI 1
BB 0
SO 2
LOB 9



Batter	1	2	3	4	5	6	7	8	9	AB	R	H	RBI	BB	SO	LOB	BOTTOM		
Horace Clarke, S (1,4) OBP: 0.371, SLG: 0.330	4-3							4-3		5	1	3	2	0	0	0			
Jake Gibbs, L (1,2) OBP: 0.236, SLG: 0.259	F6									4	0	0	0	1	1	2			
Roy White, S (1,7) OBP: 0.359, SLG: 0.491	E S BB									3	1	0	0	1	1	4			
Bobby Murcer, L (1,8) OBP: 0.472, SLG: 0.613	E8 1-H									3	2	2	2	1	0	0			
John Ellis, R (1,3) OBP: 0.480, SLG: 0.607	F8									4	0	2	1	0	0	1			
Jim Lytle, L (1,9) OBP: 0.216, SLG: 0.333										4	0	0	0	0	1	3			
Jerry Kenney, L (1,5) OBP: 0.311, SLG: 0.275										4	0	1	0	0	1	1			
Frank Baker, L (1,6) OBP: 0.375, SLG: 0.278	F7									2	1	0	0	2	1	2			
Stan Bahnsen, R (1,1) OBP: 0.091, SLG: 0.182	K									3	1	0	0	0	2	2			
Inning Stats	R: 1 E: 1 K: 0 S: 4	H: 0 LOB: 1 BB: 1 P: 8	R: 0 E: 0 K: 1 S: 6	H: 1 LOB: 1 BB: 0 P: 6	R: 1 E: 0 K: 1 S: 7	H: 2 LOB: 2 BB: 1 P: 11	R: 1 E: 0 K: 0 S: 4	H: 1 LOB: 2 BB: 2 P: 12	R: 1 E: 0 K: 0 S: 6	H: 1 LOB: 0 BB: 0 P: 6	R: 1 E: 0 K: 0 S: 4	H: 1 LOB: 1 BB: 1 P: 8	R: 1 E: 0 K: 2 S: 9	H: 2 LOB: 1 BB: 0 P: 9	R: 0 E: 0 K: 2 S: 7	H: 0 LOB: 0 BB: 0 P: 7	1B: 3 2B: 2 3B: 1 HR: 2	SF: 0 SAC: 1 DP: 0 HBP: 0	WP: 1 PA: 38
PITCHER Sonny Siebert, R (1,1) ERA: 1.97	IP: 5.0 WLS: L BF: 25 H: 5 R: 4 ER: 3 SO: 3 BB: 3 IBB: 1 HBP: 0 BLK: 0 WP: 1 HR: 1 S: 27 P: 43 ERA: 5.40 WHIP: 1.600															PITCHER			
Bill Lee, L (6,1) ERA: 3.5	2.0 3 2 2 2 1 0 0 0 0 0 1 13 17 9.00 2.000																		
Roger Moret, L (8,1) ERA: 3.0	1.0 3 0 0 0 2 0 0 0 0 0 0 7 7 0.00 0.000																		

Boston Red Sox @ New York Yankees
Yankee Stadium, Bronx, NY
Wed Jun 02 1971, 3:33 AM EDT
Att: 9,306 - Unknown - 69 F

AB 32
R 6
H 8
RBI 5
BB 5
SO 7
LOB 15



Batter	1	2	3	4	5	6	7	8	9	AB	R	H	RBI	BB	SO	LOB	TOP										
Doug Griffin, R (1,4) OBP: 0.312, SLG: 0.315	K			K		G1-6-3		F2		3	0	0	0	0	2	1	Boston Red Sox @ New York Yankees Yankee Stadium, Bronx, NY Thu Jun 03 1971, 7:05 PM EDT Att: 15,010 - Cloudy - 79 F										
Joe Lahoud, L (8,PH) OBP: 0.405, SLG: 0.387										1	0	0	0	0	0	1											
John Kennedy, R (8,4) OBP: 0.500, SLG: 0.556										1	0	1	0	0	0	0											
Reggie Smith, S (1,9) OBP: 0.381, SLG: 0.515	F2			K						4	1	1	1	1	1	2											
Carl Yastrzemski, L (1,7) OBP: 0.435, SLG: 0.506	6-3									4	0	2	1	0	0	0											
Rico Petrocelli, R (1,5) OBP: 0.385, SLG: 0.485		K								2	0	0	0	2	1	1											
George Scott, R (1,3) OBP: 0.337, SLG: 0.448		4-3								4	0	1	0	0	0	4											
Billy Conigliaro, R (1,8) OBP: 0.360, SLG: 0.503		F8								3	0	0	0	1	0	1											
Luis Aparicio, R (1,6) OBP: 0.203, SLG: 0.243				4-3						4	0	0	0	0	0	3											
Duane Josephson, R (1,2) OBP: 0.275, SLG: 0.367				6-3						4	2	2	0	0	0	0											
Ray Culp, R (1,1) OBP: 0.200, SLG: 0.200										3	0	2	1	0	1	0											
Sparky Lyle, L (9,1)										0	0	0	0	0	0	0											
Bobby Bolin, R (9,1) OBP: 0.500, SLG: 0.500				K						0	0	0	0	0	0	0											
Inning Stats	R: 0 E: 0 K: 1 S: 5	H: 0 LOB: 0 BB: 0 P: 5	R: 0 E: 0 K: 1 S: 5	H: 0 LOB: 0 BB: 0 P: 5	R: 0 E: 0 K: 1 S: 5	H: 0 LOB: 0 BB: 0 P: 5	R: 0 E: 0 K: 2 S: 8	H: 1 LOB: 1 BB: 0 P: 8	R: 0 E: 0 K: 0 S: 3	H: 1 LOB: 0 BB: 0 P: 3	R: 0 E: 0 K: 0 S: 3	H: 1 LOB: 2 BB: 0 P: 12	R: 1 E: 0 K: 0 S: 5	H: 2 LOB: 3 BB: 2 P: 13	R: 1 E: 0 K: 0 S: 6	H: 3 LOB: 2 BB: 0 P: 6	1B: 5 2B: 3 3B: 0 HR: 1	SF: 0 SAC: 1 DP: 1 HBP: 0	WP: 2 PB: 0 SB: 0 CS: 1	PA: 39							
PITCHER	IP	WLS	BF	H	R	ER	SO	BB	IBB	HBP	BLK	WP	HR	S	P	ERA	WHIP										
Mel Stottlemyre, R (1,1) ERA: 2.59	8.0	L	32	6	2	2	5	3	1	0	0	2	1	38	54	2.25	1.125										
Jack Aker, R (9,1) ERA: 2.35	0.2		5	3	1	1	0	0	0	0	0	0	0	5	5	13.50	4.500										
Lindy McDaniel, R (9,1) ERA: 6.17	0.1		1	0	0	0	0	0	0	0	0	0	0	1	1	0.00	0.000										

AB	33
R	3
H	9
RBI	3
BB	4
SO	5
LOB	13



Batter	1	2	3	4	5	6	7	8	9	AB	R	H	RBI	BB	SO	LOB	BOTTOM										
Horace Clarke, S (1,4) OBP: 0.369, SLG: 0.333	F7		6-3			L7		CS		4	1	1	0	0	0	0	Boston Red Sox @ New York Yankees Yankee Stadium, Bronx, NY Thu Jun 03 1971, 7:05 PM EDT Att: 15,010 - Cloudy - 79 F										
Thurman Munson, R (1,2) OBP: 0.356, SLG: 0.366										3	1	1	1	1	1	1											
Bobby Murcer, L (1,8) OBP: 0.477, SLG: 0.621										4	0	3	1	0	0	0											
Roy White, S (1,7) OBP: 0.357, SLG: 0.486										4	0	1	0	0	1	2											
John Ellis, R (1,3) OBP: 0.468, SLG: 0.583										4	0	1	0	0	1	3											
Jerry Kenney, L (9,PR) OBP: 0.311, SLG: 0.275										0	0	0	0	0	0	0											
Felipe Alou, R (1,9) OBP: 0.304, SLG: 0.359										4	0	0	0	0	1	3											
Danny Cater, R (1,5) OBP: 0.242, SLG: 0.263										3	0	1	0	0	1	0											
Frank Baker, L (1,6) OBP: 0.346, SLG: 0.250										2	0	0	0	0	1	0											
Jim Lytle, L (8,PH) OBP: 0.211, SLG: 0.324										1	0	0	0	0	0	0											
Gene Michael, S (9,6) OBP: 0.374, SLG: 0.315										0	0	0	0	0	0	0											
Mel Stottlemyre, R (1,1) OBP: 0.235, SLG: 0.194										2	0	0	0	0	0	0											
Jake Gibbs, L (8,PH) OBP: 0.244, SLG: 0.268										1	0	1	0	0	0	0											
Jack Aker, R (9,1) ERA: 1.71										0	0	0	0	0	0	0											
Lindy McDaniel, R (9,1) OBP: 0.333, SLG: 0.333										0	0	0	0	0	0	0											
Inning Stats	R: 0 E: 0 K: 1 S: 6	H: 1 LOB: 1 BB: 0 P: 6	R: 0 E: 0 K: 0 S: 3	H: 2 LOB: 0 BB: 0 P: 3	R: 0 E: 0 K: 1 S: 5	H: 0 LOB: 0 BB: 0 P: 5	R: 0 E: 0 K: 1 S: 5	H: 1 LOB: 1 BB: 0 P: 9	R: 0 E: 0 K: 0 S: 4	H: 1 LOB: 0 BB: 0 P: 4	R: 0 E: 0 K: 1 S: 5	H: 0 LOB: 0 BB: 0 P: 5	R: 0 E: 0 K: 0 S: 3	H: 1 LOB: 2 BB: 0 P: 3	R: 1 E: 0 K: 1 S: 8	H: 3 LOB: 2 BB: 0 P: 8	1B: 6 2B: 2 3B: 0 HR: 1	SF: 0 SAC: 0 DP: 1 HBP: 0	WP: 0 PB: 0 SB: 1 CS: 2	PA: 35							
PITCHER	IP	WLS	BF	H	R	ER	SO	BB	IBB	HBP	BLK	WP	HR	S	P	ERA	WHIP										
Ray Culp, R (1,1) ERA: 4.32	8.0	W	28	7	2	2	5	1	0	0	0	0	0	37	41	2.25	1.000										
Sparky Lyle, L (9,1) ERA: 1.71	0.1		3	2	0	0	1	0	0	0	0	0	0	5	5	0.00	6.000										
Bobby Bolin, R (9,1) ERA: 3.13	0.2	S	2	0	0	0	0	0	0	0	0	0	0	2	2	0.00	0.000										



Batter	1	2	3	4	5	6	7	8	9	AB	R	H	RBI	BB	SO	LOB	TOP						
Sandy Alomar Sr. S OBP: 0.267, SLG: 0.269	0-0 5-3 1B		0-0 6-3		0-0 F6			0-0 G4-6-3 1B		4	0	2	0	0	0	0							
Alex Johnson R OBP: 0.306, SLG: 0.311 Billy Cowan R OBP: 0.273, SLG: 0.286	0-0 5-3 1-2		0-3 K			0-0 G6-4-3 2B		0-0 L9		1	0	0	0	0	0	1							
Jim Fregosi R OBP: 0.319, SLG: 0.316 Jim Spencer L OBP: 0.258, SLG: 0.339	0-0 F8		0-3 K			4-0 G6-4-3 BB		0-0 G4-6-3 1-2		2	0	0	0	1	1	1							
Ken McMullen R OBP: 0.307, SLG: 0.419	0-0 L7			0-0 G5-4-3 1B		0-0 G6-4-3 1-2 2-3			0-0 F9	4	0	1	0	0	0	3							
Tony Conigliaro R OBP: 0.317, SLG: 0.385		0-0 F6		0-0 G5-4-3 1-2		0-0 L7			0-0 G5-4-3 1B	4	0	1	0	0	0	2							
Syd O'Brien R OBP: 0.267, SLG: 0.368	0-0 4-3			0-0 2B			0-0 F8		0-0 G5-4-3 1-2	4	0	1	0	0	0	1							
Ken Berry R OBP: 0.267, SLG: 0.347		0-0 HR		0-0 1-3			0-0 FC6-4 1B			3	1	2	1	0	0	1							
Jerry Moses R OBP: 0.247, SLG: 0.374		0-0 2B			0-0 6-3		0-0 FC6-4 1-2			3	0	1	0	0	0	1							
Andy Messersmith R OBP: 0.214, SLG: 0.269 Andy Hassler L ERA: 3.6 Tony Gonzalez L OBP: 0.267, SLG: 0.306 Lloyd Allen R ERA: 6.15 Archie Reynolds R ERA: 5.4 Jeff Torborg R OBP: 0.267, SLG: 0.293 Eddie Fisher R ERA: 5.27	0-0 F8		0-3 K		0-3 K		0-0 6-3			1	0	0	0	0	0	1							
Inning Stats	R: 0 E: 0 K: 0 S: 4	H: 1 LOB: 1 BB: 0 P: 4	R: 1 E: 0 K: 0 S: 5	H: 2 LOB: 1 BB: 0 P: 5	R: 0 E: 0 K: 2 S: 7	H: 0 LOB: 0 BB: 0 P: 7	R: 0 E: 0 K: 0 S: 4	H: 2 LOB: 1 BB: 0 P: 4	R: 0 E: 0 K: 1 S: 5	H: 0 LOB: 0 BB: 0 P: 5	R: 0 E: 0 K: 0 S: 3	H: 1 LOB: 1 BB: 1 P: 7	R: 0 E: 1 K: 0 S: 4	H: 1 LOB: 1 BB: 0 P: 4	R: 0 E: 0 K: 0 S: 3	H: 1 LOB: 0 BB: 0 P: 3	R: 0 E: 0 K: 0 S: 3	H: 1 LOB: 0 BB: 0 P: 3	1B: 5 2B: 3 3B: 0 HR: 1	SF: 0 SAC: 0 DP: 4 HBP: 0	WP: 0 PB: 0 SB: 0 CS: 0	PA: 33	
PITCHER Gary Peters, L ERA: 4.98	IP: 9.0 WLS: W BF: 33 H: 9 R: 1 ER: 1 SO: 3 BB: 1 IBB: 0 HBP: 0 BLK: 0 WP: 0 HR: 1 S: 38 P: 42 ERA: 1.00 WHIP: 1.111											PITCHER	IP: 9.0 WLS: W BF: 33 H: 9 R: 1 ER: 1 SO: 3 BB: 1 IBB: 0 HBP: 0 BLK: 0 WP: 0 HR: 1 S: 38 P: 42 ERA: 1.00 WHIP: 1.111										

California Angels @ Boston Red Sox
Fenway Park, Boston, MA
Fri Jun 04 1971, 7:05 PM EDT
Att: 31,375 - Unknown

AB	32
R	1
H	9
RBI	1
BB	1
SO	3
LOB	14



Batter	1	2	3	4	5	6	7	8	9	AB	R	H	RBI	BB	SO	LOB	BOTTOM						
Doug Griffin R OBP: 0.323, SLG: 0.324	0-0 5-3		0-3 K		4-0 FC5-4 BB	0-0 1B 1-2 1B	0-0 1B 1-2 3-H 1B	0-0 1B 1-2	0-0 6-3	5	1	3	1	1	1	2							
Reggie Smith S OBP: 0.382, SLG: 0.512 George Thomas R OBP: 0.143, SLG: 0.077	0-0 1B	0-0 4-3		0-0 FC5-4 1-2	0-0 1B 1-3 2-H 1B	0-0 1B 1-3 3-H 1B	0-0 F7	0-0 6-3		5	1	2	1	0	0	5							
Carl Yastrzemski L OBP: 0.446, SLG: 0.514 Joe Lahoud L OBP: 0.395, SLG: 0.375	0-0 1B		0-0 G5-4-3 1B	4-0 G6-4-3 2-3 BB	0-0 1B 1-3 2-H 1B	0-0 1B 1-3 3-H 1B	0-0 4-3		0-0 4-3	3	0	3	1	1	0	0							
Rico Petrocelli R OBP: 0.376, SLG: 0.472	0-3 K		0-0 G5-4-3 1-2	0-0 G6-4-3 1-2	0-0 E6 1-2 3-H		0-0 4-3		0-0 4-3	5	0	0	0	0	1	6							
George Scott R OBP: 0.343, SLG: 0.449	0-0 F7		4-0 BB 2B BB		0-0 1B K		0-0 1B		0-0 1B	4	2	2	0	1	1	4							
Billy Conigliaro R OBP: 0.347, SLG: 0.503		4-0 FC1-5 WP BB	0-0 2B 1B		0-0 1B 1B	0-0 3-1	0-0 F8			4	2	2	0	1	0	1							
Luis Aparicio R ERA: 4.05 John Kennedy R OBP: 0.472, SLG: 0.517		4-0 FC1-5 2B BB	4-0 2B BB	0-0 2B BB	0-0 1B 1B	0-3 K		0-3 K		1	3	1	2	2	0	0							
Duane Josephson R OBP: 0.284, SLG: 0.377		0-0 FC1-5 2B 1-2 2-3	0-0 2B	0-0 2B	0-0 F7 1-3 2-H 3-H	0-0 1B 1B	0-0 1B	4-0 1B BB		4	1	2	3	1	0	3							
Gary Peters L OBP: 0.343, SLG: 0.424	0-0 1-3 2-H 2B		0-0 G3		0-0 F7 1-3	0-0 1B	0-0 1B	0-3 K		5	0	2	1	0	1	3							
Inning Stats	R: 0 E: 0 K: 1 S: 7	H: 2 LOB: 2 BB: 0 P: 7	R: 1 E: 0 K: 1 S: 6	H: 1 LOB: 2 BB: 2 P: 14	R: 3 E: 0 K: 0 S: 5	H: 3 LOB: 1 BB: 2 P: 13	R: 0 E: 1 K: 0 S: 2	H: 0 LOB: 1 BB: 2 P: 10	R: 5 E: 1 K: 1 S: 12	H: 6 LOB: 2 BB: 0 P: 12	R: 1 E: 0 K: 1 S: 8	H: 3 LOB: 2 BB: 0 P: 8	R: 0 E: 0 K: 0 S: 4	H: 1 LOB: 1 BB: 0 P: 4	R: 0 E: 0 K: 2 S: 8	H: 1 LOB: 2 BB: 1 P: 12	1B: 15 2B: 2 3B: 0 HR: 0	SF: 0 SAC: 0 DP: 2 HBP: 0	WP: 1 PB: 0 SB: 2 CS: 0	PA: 47			
PITCHER Andy Messersmith R ERA: 4.05 Andy Hassler L ERA: 3.6 Lloyd Allen R ERA: 6.15 Archie Reynolds R ERA: 5.4 Eddie Fisher R ERA: 5.27	IP: 3.0 WLS: L BF: 19 H: 6 R: 4 ER: 4 SO: 2 BB: 4 IBB: 4 HBP: 2 BLK: 0 WP: 1 HR: 0 S: 18 P: 38 ERA: 12.00 WHIP: 3.667											PITCHER	IP: 3.0 WLS: L BF: 19 H: 6 R: 4 ER: 4 SO: 2 BB: 4 IBB: 4 HBP: 2 BLK: 0 WP: 1 HR: 0 S: 18 P: 38 ERA: 12.00 WHIP: 3.667										

California Angels @ Boston Red Sox
Fenway Park, Boston, MA
Fri Jun 04 1971, 7:05 PM EDT
Att: 31,375 - Unknown

AB	40
R	10
H	17
RBI	9
BB	7
SO	6
LOB	26



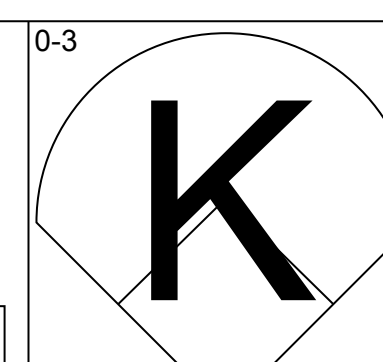
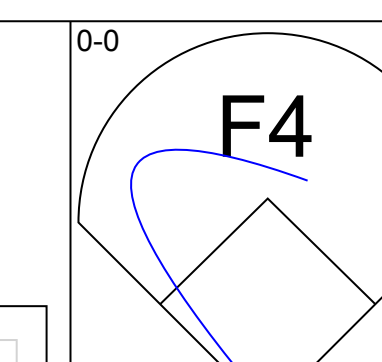
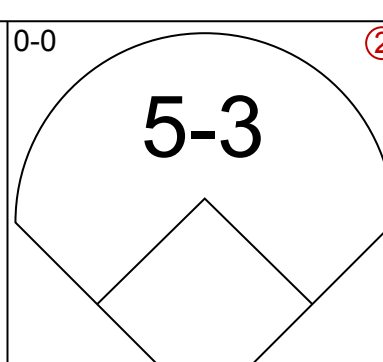
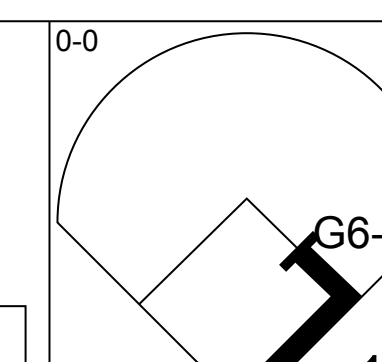
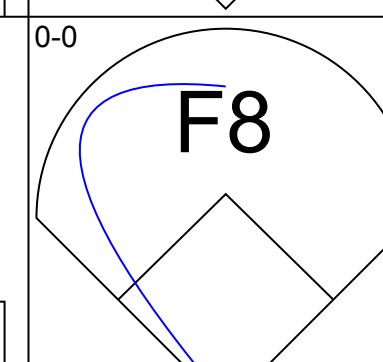
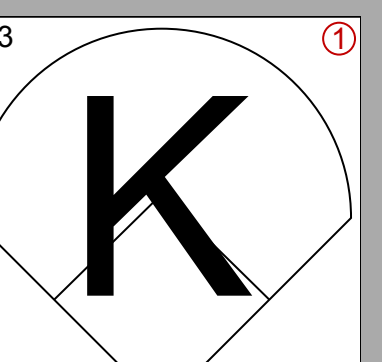
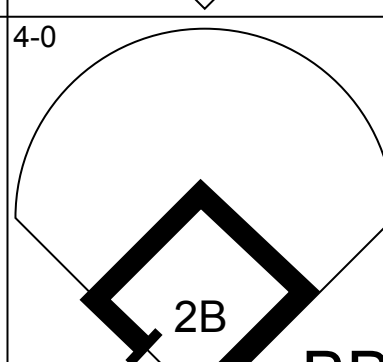
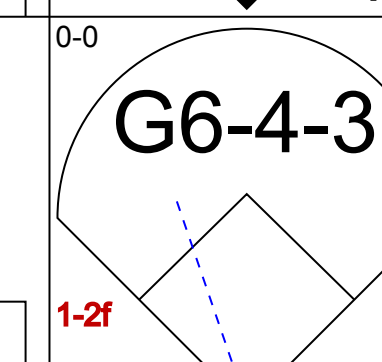
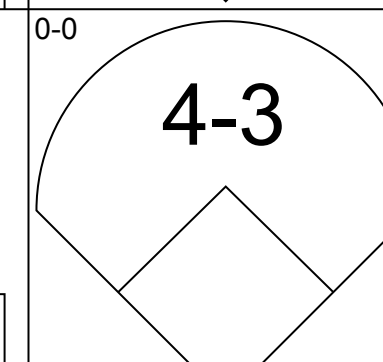
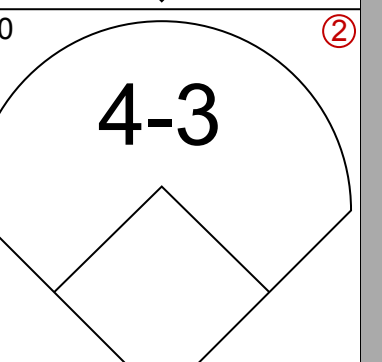
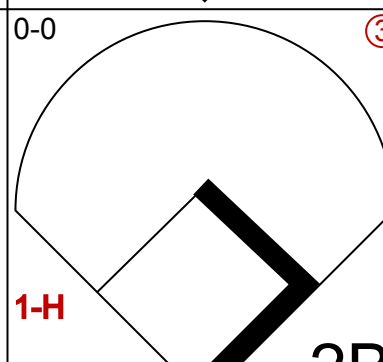
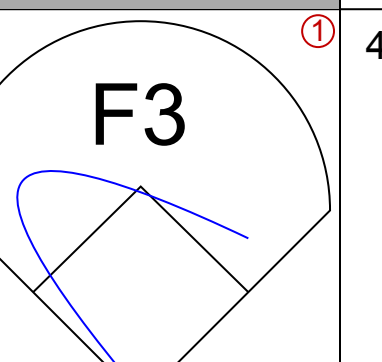
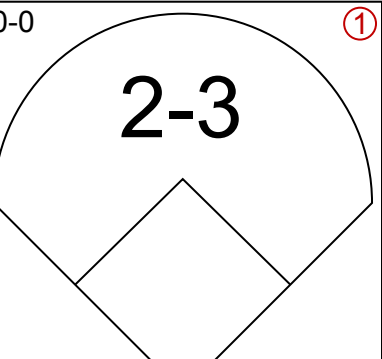
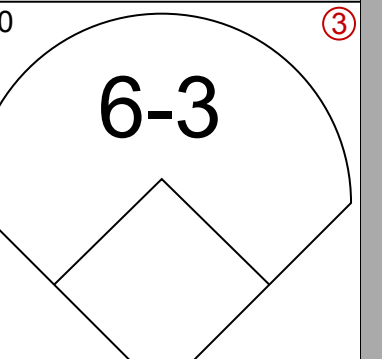
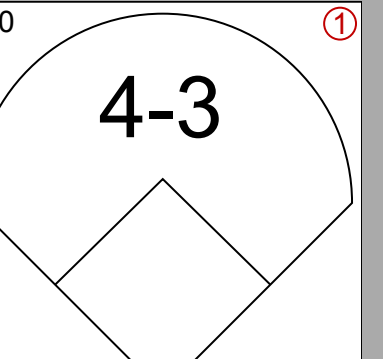
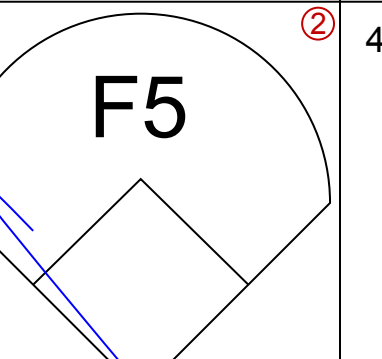
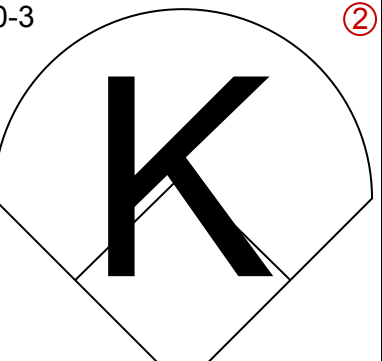
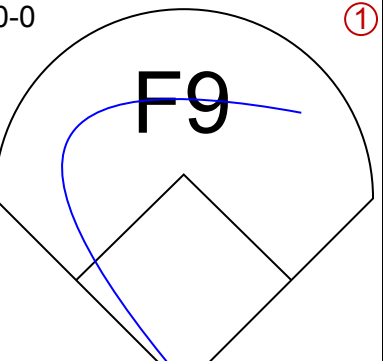
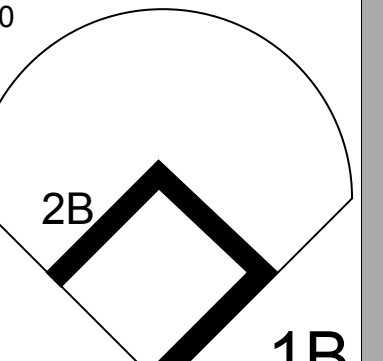
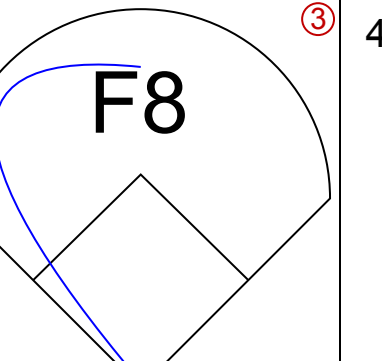
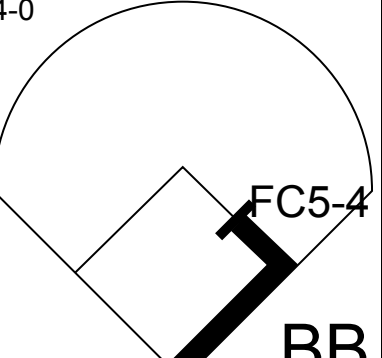
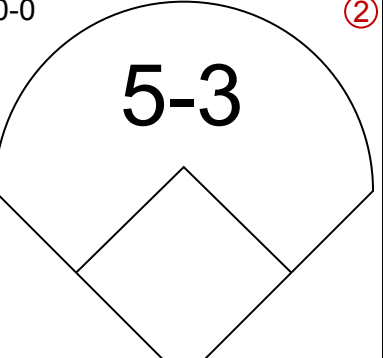
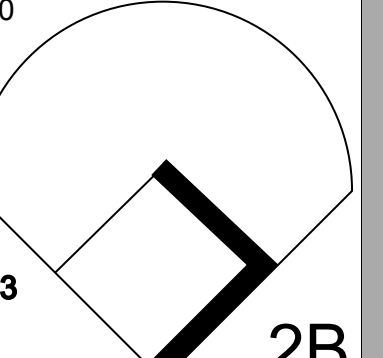
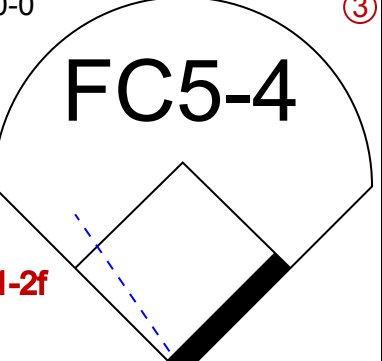
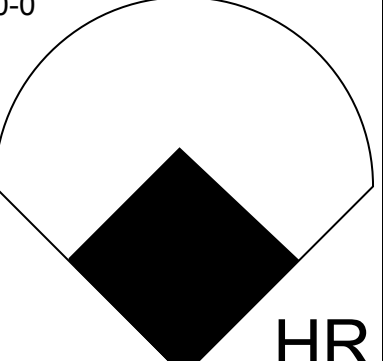

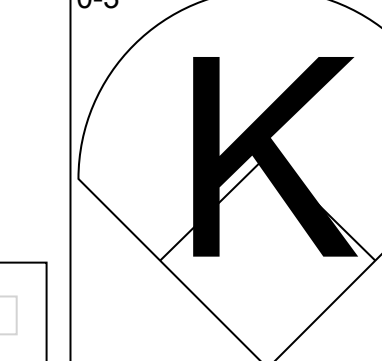
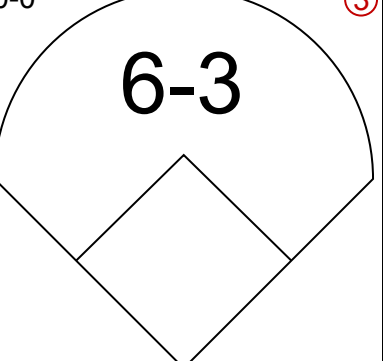

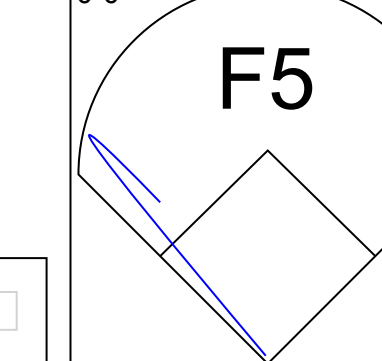
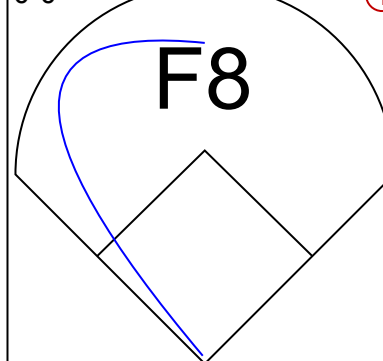
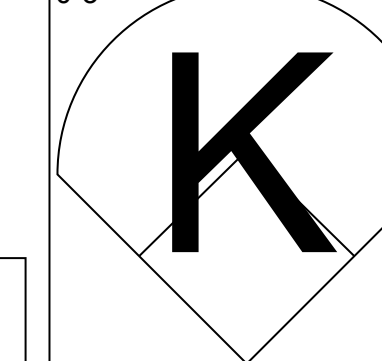
Batter	1	2	3	4	5	6	7	8	9	AB	R	H	RBI	BB	SO	LOB	TOP																					
Doug Griffin, R OBP: 0.307, SLG: 0.306 (1, 4)	6-3		K	F8		5-3		F9		5	0	0	0	0	1	1	Boston Red Sox @ Oakland Athletics Oakland-Alameda County Coliseum, Oakland, CA Tue Jun 08 1971, 7:05 PM PDT Att: 11,115 - Unknown livebaseballscorecards.com																					
Luis Aparicio, R OBP: 0.216, SLG: 0.242 (1, 6)	BB		E9 BB	6-3		5-3		4-3		4	0	1	0	1	0	0																						
Reggie Smith, S OBP: 0.379, SLG: 0.509 (1, 9)	F6		K		F7		SF8 3B			4	1	1	0	0	1	3																						
Carl Yastrzemski, L OBP: 0.440, SLG: 0.508 (1, 7)	F8		BB IBB		1B SF8 2B		SF8			2	1	1	1	1	0	1																						
Rico Petrocelli, R OBP: 0.374, SLG: 0.462 (1, 5)		F7		1-2 2-3 3-H	BB		F9			3	0	1	1	1	0	0																						
George Scott, R OBP: 0.338, SLG: 0.437 (1, 3)		FC1-4 1B	K		SF8		K			3	0	1	1	0	2	3																						
Billy Conigliaro, R OBP: 0.341, SLG: 0.492 (1, 8)	FC1-4 1-2			HR	1B		F7			4	1	1	0	0	0	2																						
Duane Josephson, R OBP: 0.283, SLG: 0.393 (1, 2)	L4			HR		6-3		5-3		4	1	1	2	0	0	1																						
Ray Culp, R OBP: 0.207, SLG: 0.179 (1, 1)			BB BB	F6		6-3		L3		3	1	0	0	1	0	0																						
Inning Stats	R: 0 E: 0 K: 0 S: 3	H: 0 LOB: 1 BB: 1 P: 7	R: 0 E: 0 K: 0 S: 4	H: 1 LOB: 1 BB: 0 P: 4	R: 1 E: 1 K: 3 S: 10	H: 1 LOB: 3 BB: 3 P: 22	R: 2 E: 0 K: 0 S: 5	H: 2 LOB: 0 BB: 0 P: 5	R: 1 E: 0 K: 0 S: 5	H: 2 LOB: 1 BB: 0 P: 5	R: 0 E: 0 K: 0 S: 3	H: 0 LOB: 0 BB: 0 P: 3	R: 1 E: 0 K: 0 S: 4	H: 1 LOB: 0 BB: 0 P: 4	R: 0 E: 0 K: 1 S: 5	H: 0 LOB: 0 BB: 0 P: 5	R: 0 E: 0 K: 0 S: 3	H: 0 LOB: 0 BB: 0 P: 3	1B: 4 2B: 1 3B: 1 HR: 1	SF: 2 SAC: 0 DP: 0 HBP: 0	WP: 0 PB: 0 SB: 0 CS: 0	PA: 38																
PITCHER	IP	WLS	BF	H	R	ER	SO	BB	IBB	HBP	BLK	WP	HR	S	P	ERA	WHIP	PITCHER				IP	WLS	BF	H	R	ER	SO	BB	IBB	HBP	BLK	WP	HR	S	P	ERA	WHIP
Blue Moon Odom, R ERA: 6.19 (1, 1)	4.1	L	23	6	4	4	3	3	1	0	0	0	1	25	41	8.31	2.077																					
Diego Segui, R ERA: 2.95 (5, 1)	1.2		5	0	0	0	0	0	0	0	0	0	0	5	5	0.00	0.000																					
Darold Knowles, L ERA: 6.94 (7, 1)	2.0		7	1	1	1	1	0	0	0	0	0	0	9	9	4.50	0.500																					
Daryll Patterson, R ERA: 4.61 (9, 1)	1.0		3	0	0	0	0	0	0	0	0	0	0	3	3	0.00	0.000																					

AB 32
R 5
H 7
RBI 5
BB 4
SO 4
LOB 11



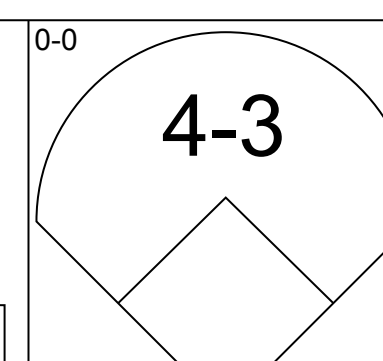
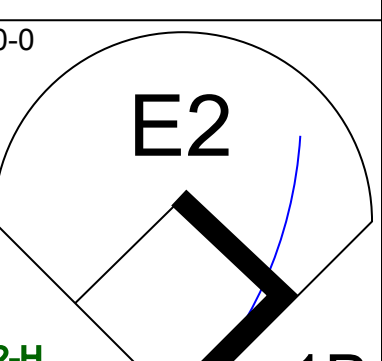
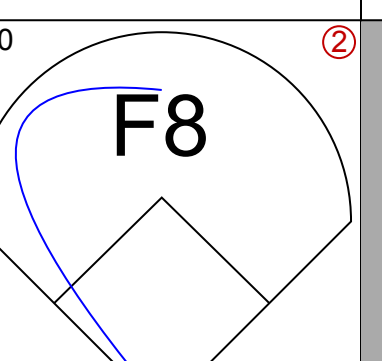
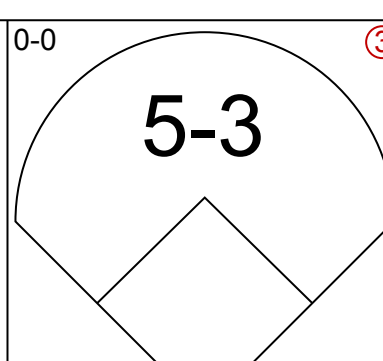
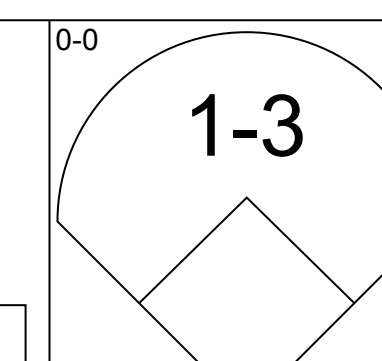
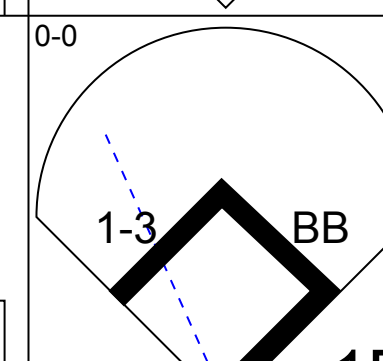
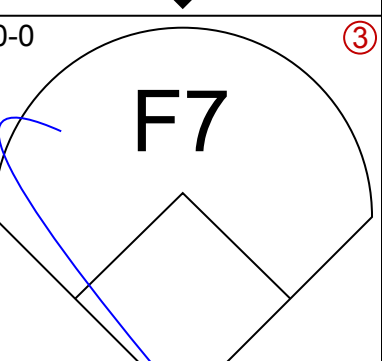
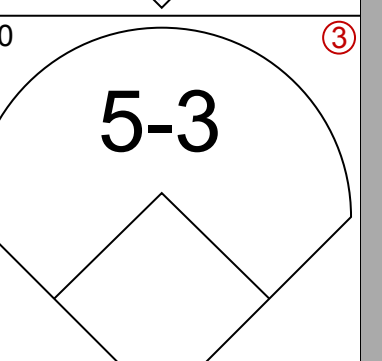
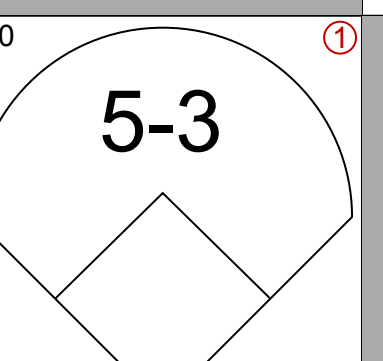
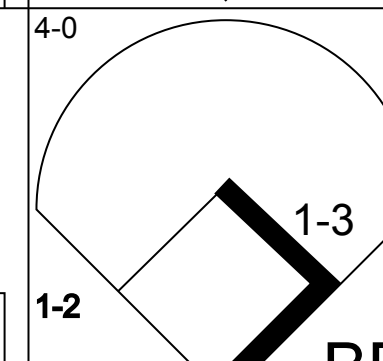
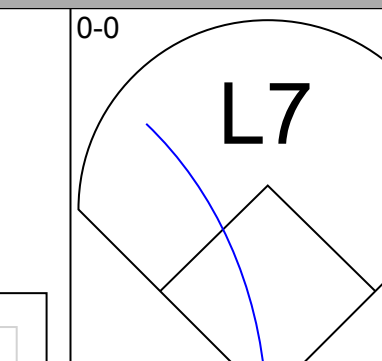
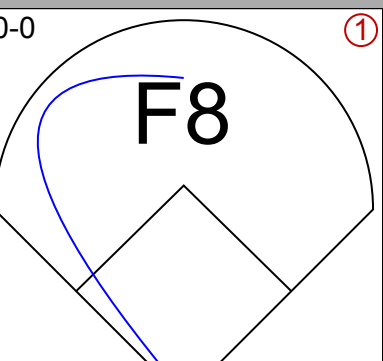
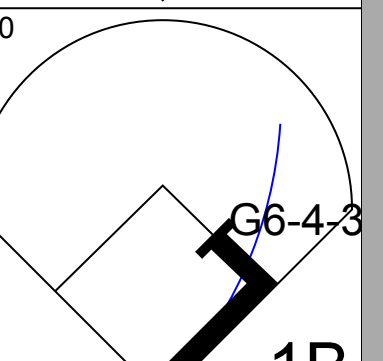
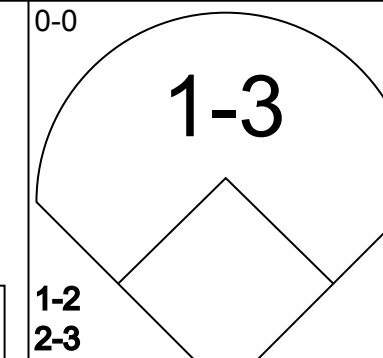
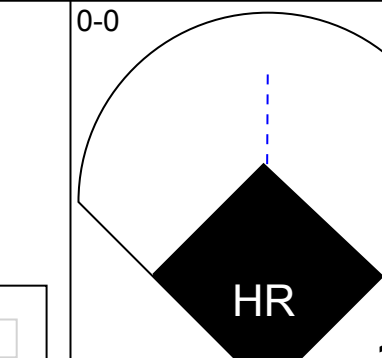
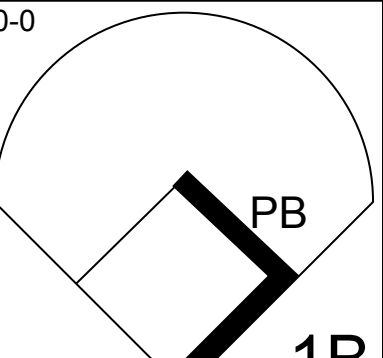
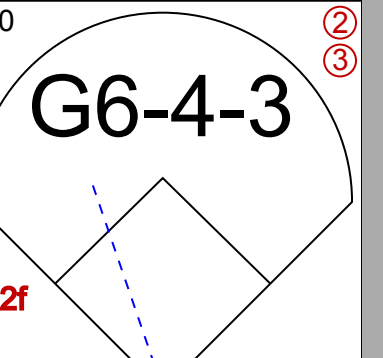
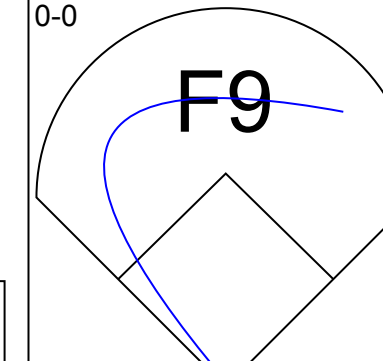
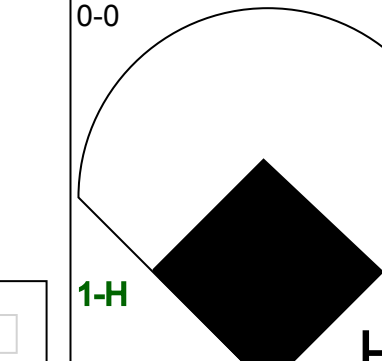
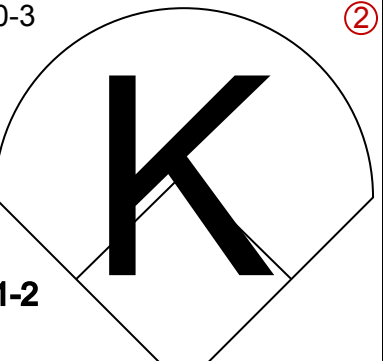

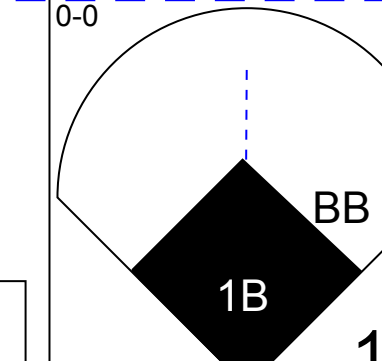
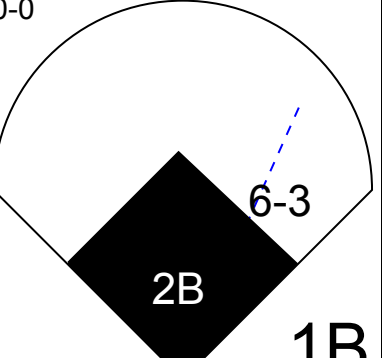
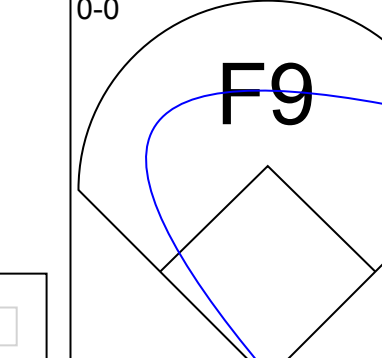
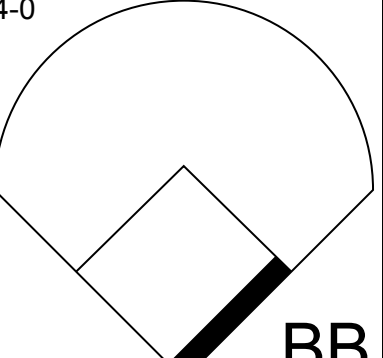
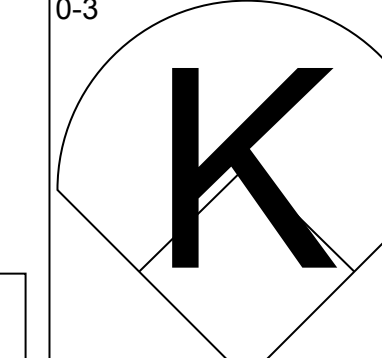
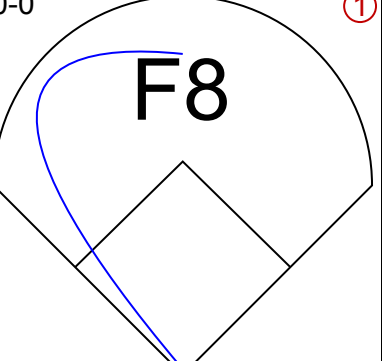
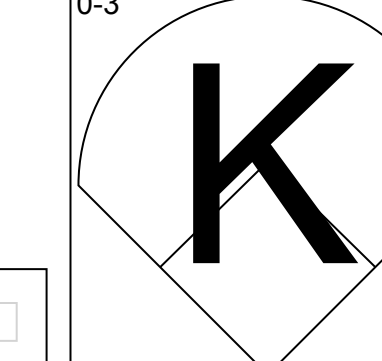
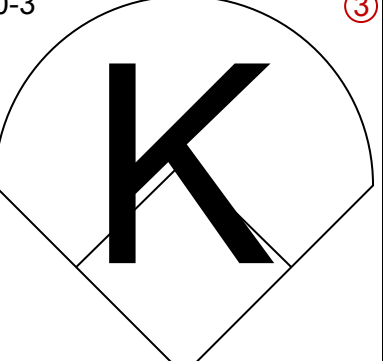
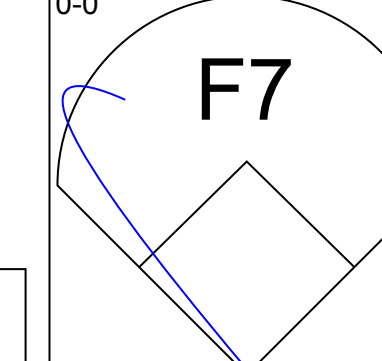
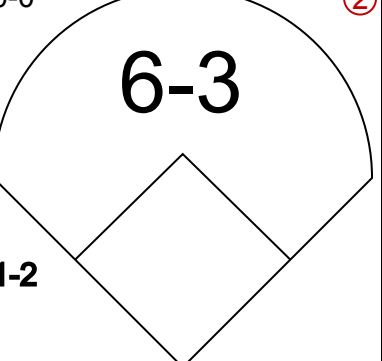

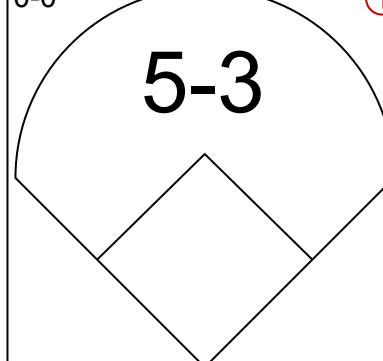
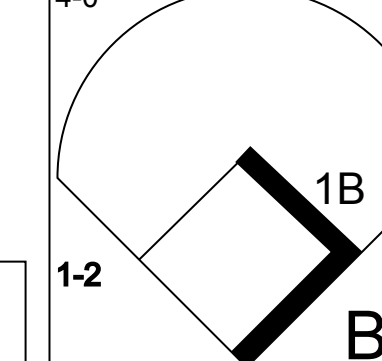
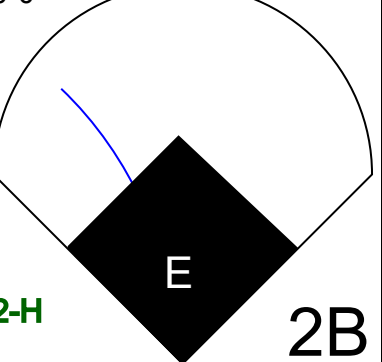


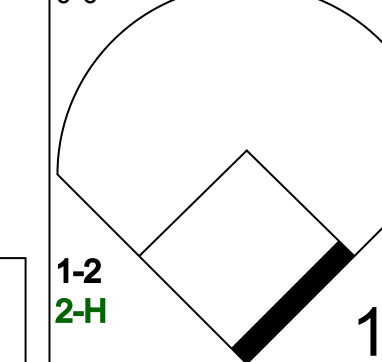
Batter	1	2	3	4	5	6	7	8	9	AB	R	H	RBI	BB	SO	LOB	BOTTOM																					
Bert Campaneris, R OBP: 0.268, SLG: 0.325 (1, 6)	L7			K		K		F7		4	0	0	0	0	2	0	Boston Red Sox @ Oakland Athletics Oakland-Alameda County Coliseum, Oakland, CA Tue Jun 08 1971, 7:05 PM PDT Att: 11,115 - Unknown livebaseballscorecards.com																					
Joe Rudi, R OBP: 0.317, SLG: 0.407 (1, 7)	L7			6-3		1B		B2		4	0	1	0	0	0	0																						
Reggie Jackson, L OBP: 0.352, SLG: 0.486 (1, 9)	K			K		K		F6		4	0	0	0	0	3	1																						
Mike Epstein, L OBP: 0.359, SLG: 0.376 (1, 3)		K			FC6-4 BB 1B		K		K	4	0	1	0	0	3	0																						
Sal Bando, R OBP: 0.391, SLG: 0.469 (1, 5)		F4			FC6-4 BB		F8			2	0	0	0	1	0	0																						
Rick Monday, L OBP: 0.345, SLG: 0.416 (1, 8)		4-3			FC6-4 1-2 2-3		K			3	0	0	0	0	1	2																						
Dave Duncan, R OBP: 0.291, SLG: 0.399 (1, 2)				K		F8		HR		3	1	1	1	0	1	2																						
Dick Green, R OBP: 0.365, SLG: 0.430 (1, 4)				5-3		F3		F2		3	0	0	0	0	0	2																						
Blue Moon Odom, R ERA: 6.19 (1, 1)										1	0	0	0	0	0	0																						
Diego Segui, R ERA: 2.95 (5, 1)										0	0	0	0	0	0	0																						
Ray Yastreski, L ERA: 6.94 (7, 1)										1	0	0	0	0	1	0																						
Darold Knowles, L ERA: 6.94 (7, 1)										0	0	0	0	0	0	0																						
Curt Blefary, L ERA: 4.61 (9, 1)										1	0	0	0	0	0	0																						
Daryll Patterson, L ERA: 4.61 (9, 1)										0	0	0	0	0	0	0																						
Inning Stats	R: 0 E: 0 K: 1 S: 5	H: 0 LOB: 0 BB: 0 P: 5	R: 0 E: 0 K: 1 S: 5	H: 0 LOB: 0 BB: 0 P: 5	R: 0 E: 0 K: 2 S: 7	H: 0 LOB: 0 BB: 0 P: 7	R: 0 E: 0 K: 0 S: 4	H: 1 LOB: 2 BB: 1 P: 8	R: 0 E: 0 K: 3 S: 10	H: 1 LOB: 1 BB: 0 P: 10	R: 0 E: 0 K: 2 S: 7	H: 0 LOB: 0 BB: 0 P: 7	R: 1 E: 0 K: 0 S: 4	H: 1 LOB: 0 BB: 0 P: 4	R: 0 E: 0 K: 1 S: 5	H: 0 LOB: 0 BB: 0 P: 5	1B: 2 2B: 0 3B: 0 HR: 1	SF: 0 SAC: 0 DP: 0 HBP: 0	WP: 0 PB: 0 SB: 0 CS: 0	PA: 31																		
PITCHER	IP	WLS	BF	H	R	ER	SO	BB	IBB	HBP	BLK	WP	HR	S	P	ERA	WHIP	PITCHER				IP	WLS	BF	H	R	ER	SO	BB	IBB	HBP	BLK	WP	HR	S	P	ERA	WHIP
Ray Culp, R ERA: 4.0 (1, 1)	9.0	W	31	3	1	1	11	1	0	0	0	0	1	52	56	1.00	0.444																					



Batter	1	2	3	4	5	6	7	8	9	AB	R	H	RBI	BB	SO	LOB	TOP	
Doug Griffin, R OBP: 0.306, SLG: 0.305 (1, 4)										4	0	1	0	0	1	0	Boston Red Sox @ Oakland Athletics Oakland-Alameda County Coliseum, Oakland, CA Wed Jun 09 1971, 7:05 PM PDT Att: 8,570 - Unknown	
Luis Aparicio, R OBP: 0.217, SLG: 0.239 (1, 6)										3	0	0	0	1	1			
Reggie Smith, S OBP: 0.377, SLG: 0.509 (1, 9)										4	0	1	0	0	0	0		
Carl Yastrzemski, L OBP: 0.432, SLG: 0.497 (1, 7)											4	0	0	0	0	0		
Rico Petrocelli, R OBP: 0.372, SLG: 0.458 (1, 5)											4	0	1	0	0	1		0
George Scott, R OBP: 0.342, SLG: 0.442 (1, 3)										2	0	1	0	1	0	0		
Billy Conigliaro, R OBP: 0.341, SLG: 0.505 (1, 8)										3	1	1	1	0	1	3		
Duane Josephson, R OBP: 0.282, SLG: 0.391 Bob Montgomery, R OBP: 0.286, SLG: 0.231 (1, 2) (3, 2)										1	0	0	0	0	1	0		
Gary Peters, L Bill Lee, L Mike Florio, L Bobby Bolin, R Joe Leland, L Sparky Lyle, L (1, 1) (4, 1) (6, PH) (6, 1) (8, PH) (8, 1)										1	0	0	0	0	0	0		
Inning Stats	R: 0 E: 0 K: 1 S: 5	H: 0 LOB: 0 BB: 0 P: 5	R: 0 E: 0 K: 1 S: 5	H: 0 LOB: 1 BB: 1 P: 9	R: 0 E: 0 K: 1 S: 5	H: 0 LOB: 0 BB: 0 P: 5	R: 1 E: 0 K: 0 S: 4	H: 1 LOB: 2 BB: 1 P: 7	R: 0 E: 0 K: 2 S: 9	H: 2 LOB: 2 BB: 0 P: 9	R: 0 E: 0 K: 1 S: 5	H: 1 LOB: 0 BB: 0 P: 3	R: 0 E: 0 K: 0 S: 3	H: 0 LOB: 0 BB: 0 P: 3	1B: 2 2B: 2 3B: 0 HR: 1	SF: 0 SAC: 0 DP: 1 HBP: 0		WP: 0 PA: 32 PB: 0 SB: 0 CS: 0
PITCHER Chuck Dobson, R ERA: 2.57 (1, 1)	IP: 9.0 WLS: W BF: 32 H: 5 R: 1 ER: 1 SO: 7 BB: 2 IBB: 0 HBP: 0 BLK: 0 WP: 0 HR: 1 S: 44 P: 52 ERA: 1.00 WHIP: 0.778											PITCHER	IP: 9.0 WLS: W BF: 32 H: 5 R: 1 ER: 1 SO: 7 BB: 2 IBB: 0 HBP: 0 BLK: 0 WP: 0 HR: 1 S: 44 P: 52 ERA: 1.00 WHIP: 0.778					

AB	30
R	1
H	5
RBI	1
BB	2
SO	7
LOB	6



Batter	1	2	3	4	5	6	7	8	9	AB	R	H	RBI	BB	SO	LOB	BOTTOM		
Bert Campaneris, R OBP: 0.267, SLG: 0.323 (1, 6)										5	0	1	0	0	0	2	Boston Red Sox @ Oakland Athletics Oakland-Alameda County Coliseum, Oakland, CA Wed Jun 09 1971, 7:05 PM PDT Att: 8,570 - Unknown		
Joe Rudi, R OBP: 0.316, SLG: 0.404 (1, 7)										4	0	1	0	0	0	1			
Reggie Jackson, L OBP: 0.355, SLG: 0.484 (1, 9)										3	0	1	0	1	0	0			
Tommy Davis, R OBP: 0.387, SLG: 0.448 (1, 3)										4	1	2	0	0	0	3			
Sal Bando, R OBP: 0.393, SLG: 0.483 (1, 5)										4	2	2	2	0	1	3			
Angel Mangual, R OBP: 0.337, SLG: 0.432 Rick Monday, L OBP: 0.345, SLG: 0.416 (1, 8) (9, 8)										3	1	1	0	1	1	1			
Dave Duncan, R OBP: 0.284, SLG: 0.389 (1, 2)										4	0	0	0	0	2	4			
Dick Green, R OBP: 0.368, SLG: 0.445 (1, 4)										3	1	1	1	1	0	1			
Chuck Dobson, R OBP: 0.350, SLG: 0.474 (1, 1)										4	1	2	2	0	2	0			
Inning Stats	R: 0 E: 0 K: 0 S: 4	H: 1 LOB: 2 BB: 1 P: 8	R: 2 E: 1 K: 0 S: 6	H: 3 LOB: 1 BB: 0 P: 6	R: 2 E: 0 K: 1 S: 7	H: 2 LOB: 0 BB: 0 P: 7	R: 1 E: 0 K: 1 S: 6	H: 1 LOB: 0 BB: 0 P: 6	R: 0 E: 0 K: 2 S: 8	H: 1 LOB: 2 BB: 1 P: 12	R: 0 E: 0 K: 1 S: 5	H: 0 LOB: 0 BB: 0 P: 5	R: 0 E: 0 K: 0 S: 3	H: 1 LOB: 0 BB: 0 P: 3	R: 1 E: 0 K: 1 S: 7	H: 2 LOB: 2 BB: 1 P: 11		1B: 8 2B: 1 3B: 0 HR: 2	SF: 0 SAC: 0 DP: 1 HBP: 0
PITCHER Gary Peters, L ERA: 5.24 Bill Lee, L ERA: 3.35 Bobby Bolin, R ERA: 2.81 Sparky Lyle, L ERA: 1.88 (1, 1) (4, 1) (6, 1) (8, 1)	IP: 3.0 WLS: L BF: 17 H: 7 R: 5 ER: 4 SO: 1 BB: 1 IBB: 0 HBP: 0 BLK: 0 WP: 0 HR: 2 S: 18 P: 22 ERA: 12.00 WHIP: 2.667											PITCHER	IP: 3.0 WLS: L BF: 17 H: 7 R: 5 ER: 4 SO: 1 BB: 1 IBB: 0 HBP: 0 BLK: 0 WP: 0 HR: 2 S: 18 P: 22 ERA: 12.00 WHIP: 2.667						



Batter	1	2	3	4	5	6	7	8	9	AB	R	H	RBI	BB	SO	LOB	TOP			
Doug Griffin, R OBP: 0.299, SLG: 0.297 (1, 4)	0-0 4-3		0-0 6-3		0-0 6-3		0-0 5-3		0-0 F7	5	0	0	0	0	0	2				
Luis Aparicio, R OBP: 0.217, SLG: 0.239 (1, 6)	0-0 F7			0-0 6-3	0-0 1-6-3			0-0 FC6-4 1B		4	0	1	0	0	0	1				
Reggie Smith, S OBP: 0.379, SLG: 0.523 (1, 9)	0-0 F7			0-0 HR		0-0 BB 1B		0-3 K		4	1	2	1	0	1	1				
Carl Yastrzemski, L OBP: 0.429, SLG: 0.492 (1, 7)		0-0 6-3		0-0 F7		0-0 L7		0-0 FC6-4 1B		4	0	1	0	0	0	1				
Rico Petrocelli, R OBP: 0.370, SLG: 0.451 (1, 5)		0-0 5-3		4-0 HR BB		0-0 F7		0-0 FC6-4 1B		3	1	0	0	1	0	3				
George Scott, R OBP: 0.350, SLG: 0.460 (1, 3)		0-0 1B		0-0 HR		4-0 BB		0-0 F3		3	1	2	2	1	0	2				
Billy Conigliaro, R OBP: 0.335, SLG: 0.495 (1, 8)		0-0 F6		0-0 F9		0-3 K		0-0 1-3		4	0	0	0	0	1	3				
Bob Montgomery, R OBP: 0.294, SLG: 0.250 (1, 2)			0-0 5-3		0-0 SH1-4 1B		0-3 K		0-3 K	3	0	1	0	0	1	0				
Gary Peters, L OBP: 0.324, SLG: 0.400 (9, PH)										1	0	0	0	0	1	0				
Luis Tiant, R (1, 1)			0-0 6-3		0-0 SH1-4		0-3 K		0-0 1B	0	0	0	0	0	0	0				
Ken Brett, L OBP: 0.222, SLG: 0.222 (2, 1)										1	0	0	0	0	0	0				
Joe Lahoud, L OBP: 0.390, SLG: 0.457 (7, PH)										1	0	0	0	0	1	0				
Bill Lee, L OBP: 0.143, SLG: 0.143 (7, 1)										0	0	0	0	0	0	0				
Mike Fiore, L OBP: 0.250, SLG: 0.045 (9, PH)										1	0	1	0	0	0	0				
Inning Stats	R: 0 E: 0 K: 0 S: 3	H: 0 LOB: 0 BB: 0 P: 3	R: 0 E: 0 K: 0 S: 4	H: 1 LOB: 1 BB: 0 P: 4	R: 0 E: 0 K: 0 S: 3	H: 0 LOB: 0 BB: 0 P: 3	R: 3 E: 0 K: 0 S: 5	H: 2 LOB: 0 BB: 1 P: 9	R: 0 E: 0 K: 1 S: 4	H: 1 LOB: 2 BB: 1 P: 10	R: 0 E: 0 K: 2 S: 6	H: 0 LOB: 0 BB: 0 P: 7	R: 0 E: 0 K: 1 S: 7	H: 2 LOB: 2 BB: 0 P: 7	R: 0 E: 0 K: 1 S: 6	H: 1 LOB: 1 BB: 0 P: 6	1B: 6 2B: 0 3B: 0 HR: 2	SF: 0 SAC: 1 DP: 0 HBP: 0	WP: 0 PB: 0 SB: 0 CS: 0	PA: 37
PITCHER	IP WLS BF H R ER SO BB IBB HBP BLK WP HR S P ERA WHIP	7.1 W 31 7 3 3 4 2 0 0 0 0 2 37 45 3.68 1.227	1.2 S 6 1 0 0 1 0 0 0 0 0 0 8 8 0.00 0.600																	

Boston Red Sox @ Kansas City Royals
Municipal Stadium, Kansas City, MO
Fri Jun 11 1971, 8:05 PM EDT
Att: 15,827 - Unknown - 84 F

AB 34
R 3
H 8
RBI 3
BB 2
SO 5
LOB 13



Batter	1	2	3	4	5	6	7	8	9	AB	R	H	RBI	BB	SO	LOB	BOTTOM			
Freddie Patek, R OBP: 0.315, SLG: 0.315 (1, 6)	4-0 WP 3B	0-0 G4-3			0-3 K		0-0 5-3			3	1	0	0	1	1	1				
Paul Schaaf, R OBP: 0.392, SLG: 0.441 (1, 5)	0-0 F9	0-0 BB			0-0 F7		0-0 5-3			3	0	0	0	1	0	1				
Amos Otis, R OBP: 0.347, SLG: 0.528 (1, 8)	4-0 BB 3B	0-0 L8			0-0 F6		0-0 1-3			3	1	0	0	1	0	1				
Ed Kirkpatrick, L OBP: 0.367, SLG: 0.404 (1, 7)	4-0 BB 3B				0-0 G6-4-3 1B		0-0 HR		0-0 4-3	3	2	2	1	1	0	0				
Cookie Rojas, R OBP: 0.367, SLG: 0.440 (1, 4)	0-0 SF8 3B				0-0 G6-4-3		0-3 K		0-0 5-3	4	1	1	3	0	1	1				
Chuck Harrison, R OBP: 0.333, SLG: 0.625 (1, 3)	0-0 SF8				0-3 K		0-0 2B		0-0 F3	3	0	1	1	0	1	0				
Joe Keough, L OBP: 0.314, SLG: 0.265 (1, 9)	0-0 6-3				0-0 5-3		0-3 K			3	0	0	0	0	1	1				
Jerry May, R OBP: 0.348, SLG: 0.390 (1, 2)		0-0 1B G4-3 2B			0-0 F9		4-0 FC6-4 1B			2	1	1	0	1	0	0				
Bruce Dal Canton, R OBP: 0.074, SLG: 0.074 (1, 1)		0-0 G4-3 1B			0-3 K		0-0 FC6-4			3	0	1	0	0	1	2				
Inning Stats	R: 4 E: 0 K: 0 S: 4	H: 1 LOB: 0 BB: 3 P: 16	R: 1 E: 0 K: 0 S: 4	H: 2 LOB: 1 BB: 1 P: 8	R: 0 E: 0 K: 1 S: 5	H: 1 LOB: 0 BB: 0 P: 5	R: 0 E: 0 K: 1 S: 5	H: 0 LOB: 0 BB: 0 P: 5	R: 0 E: 0 K: 2 S: 9	H: 2 LOB: 2 BB: 1 P: 13	R: 0 E: 0 K: 0 S: 3	H: 0 LOB: 0 BB: 0 P: 3	R: 0 E: 0 K: 0 S: 3	H: 0 LOB: 0 BB: 0 P: 3	R: 0 E: 0 K: 0 S: 3	H: 0 LOB: 0 BB: 0 P: 3	1B: 2 2B: 2 3B: 1 HR: 1	SF: 1 SAC: 0 DP: 2 HBP: 0	WP: 1 PB: 0 SB: 1 CS: 0	PA: 33
PITCHER	IP WLS BF H R ER SO BB IBB HBP BLK WP HR S P ERA WHIP	1.0 L 9 3 1 1 5 1 1 0 0 0 1 26 34 1.80 0.800	2.0 6 0 0 0 0 0 0 0 0 0 0 0 6 6 0.00 0.000																	

Boston Red Sox @ Kansas City Royals
Municipal Stadium, Kansas City, MO
Fri Jun 11 1971, 8:05 PM EDT
Att: 15,827 - Unknown - 84 F

AB 27
R 6
H 6
RBI 5
BB 5
SO 5
LOB 7



Batter	1	2	3	4	5	6	7	8	9	AB	R	H	RBI	BB	SO	LOB	TOP				
Doug Griffin, R OBP: 0.296, SLG: 0.291	0-0 6-3	0-0 L9		4-0 WP BB		0-0 4-3			0-0 F8	4	0	0	0	1	0	0					
John Kennedy, R OBP: 0.497, SLG: 0.500	0-0 BB 1B 1B		0-0 F8	0-3 K		0-0 F6			0-0 1B	5	1	2	0	0	1	2					
Reggie Smith, S OBP: 0.374, SLG: 0.511	0-0 BB 1B		0-0 1B		0-0 4-3				0-0 1-3	5	1	2	0	0	0	1					
Carl Yastrzemski, L OBP: 0.431, SLG: 0.482	4-0 1B BB		0-0 L7		4-0 1B BB					1	0	0	0	3	0	1					
Rico Petrocelli, R OBP: 0.367, SLG: 0.445	0-0 FC5-4 1B		0-0 F8		0-0 1B BB				0-0 L6	4	0	2	2	0	0	2					
George Scott, R OBP: 0.348, SLG: 0.455	0-0 F8			0-0 1-3	0-0 5-3				0-0 6-3	4	0	0	0	0	0	4					
Billy Conigliaro, R OBP: 0.324, SLG: 0.478	0-0 FC5-4		0-3 K		0-0 F7				0-0 5-3	4	0	0	0	0	1	4					
Duane Josephson, R OBP: 0.281, SLG: 0.388		0-0 F3		0-0 BB WP 1B		0-0 5-3			0-0 1-3	4	1	1	0	0	0	0					
Sonny Siebert, R OBP: 0.270, SLG: 0.500		0-3 K		0-0 WP BB 1B		0-0 F5			0-0 F9	3	0	1	0	0	1	0					
Bobby Bolin, R OBP: 0.500, SLG: 0.500										0	0	0	0	0	0	0					
Don Pavletich, R OBP: 0.423, SLG: 0.476				1-2 WP BB 1B						1	0	0	0	0	0	0					
Inning Stats	R: 2 E: 0 K: 0 S: 6	H: 3 LOB: 2 BB: 1 P: 10	R: 0 E: 0 K: 1 S: 5	H: 0 LOB: 0 BB: 0 P: 5	R: 0 E: 0 K: 0 S: 4	H: 1 LOB: 1 BB: 0 P: 4	R: 1 E: 0 K: 2 S: 9	H: 2 LOB: 2 BB: 1 P: 13	R: 0 E: 0 K: 0 S: 4	H: 0 LOB: 0 BB: 0 P: 3	R: 0 E: 0 K: 0 S: 3	H: 0 LOB: 1 BB: 1 P: 7	R: 0 E: 0 K: 0 S: 3	H: 0 LOB: 0 BB: 0 P: 3	R: 0 E: 0 K: 0 S: 4	H: 1 LOB: 1 BB: 0 P: 4	1B: 8 2B: 0 3B: 0 HR: 0	SF: 0 SAC: 0 DP: 0 HBP: 0	WP: 1 PA: 39		
PITCHER	IP WLS BF H R ER SO BB IBB HBP BLK WP HR S P ERA WHIP	IP WLS BF H R ER SO BB IBB HBP BLK WP HR S P ERA WHIP																			
Paul Spittorf, L ERA: 3.18	(1, 1) 3.2 19 6 3 3 2 2 0 0 0 0 0 0 21 29 7.36 2.182	(4, 1) 1.1 6 1 0 0 1 1 0 0 0 0 1 0 7 11 0.00 1.500	(6, 1) 1.0 W 3 0 0 0 0 0 0 0 0 0 0 3 3 0.00 0.000	(7, 1) 3.0 S 11 1 0 0 0 1 0 0 0 0 0 10 14 0.00 0.667																	

Boston Red Sox @ Kansas City Royals
Municipal Stadium, Kansas City, MO
Sun Jun 13 1971, 4:33 AM EDT
Att: 15,631 - Unknown

AB 35
R 3
H 8
RBI 2
BB 4
SO 3
LOB 14



Batter	1	2	3	4	5	6	7	8	9	AB	R	H	RBI	BB	SO	LOB	BOTTOM				
Freddie Patek, R OBP: 0.320, SLG: 0.317	0-0 S SF7 1B		0-3 K		0-0 1B G6-4-3 1B	0-0 F5				4	2	2	0	0	1	2					
Paul Schaaf, R OBP: 0.395, SLG: 0.446	0-3 K		0-0 2B		0-0 1B G6-4-3 1B		0-0 F8			4	0	2	1	0	1	1					
Amos Otis, R OBP: 0.353, SLG: 0.534	4-0 SF7 2-3 BB		0-0 6-3		0-0 G6-4-3 1B		0-0 F9			3	0	0	0	1	0	2					
Ed Kirkpatrick, L OBP: 0.357, SLG: 0.389	0-0 SF7		0-0 L3		0-0 F7		0-0 4-3			3	0	0	1	0	0	1					
Cookie Rojas, R OBP: 0.362, SLG: 0.427	4-0 BB			0-0 4-3		0-3 K			0-0 6-3	3	0	0	0	1	1	0					
Chuck Harrison, R OBP: 0.529, SLG: 0.714	0-0 5-3			0-0 1B		0-0 BB 1B			0-0 1B	4	1	3	0	0	0	2					
Joe Keough, L OBP: 0.317, SLG: 0.281		0-0 4-3		0-3 K		4-0 1B BB			0-0 F7	3	0	0	0	1	1	2					
Jerry May, R OBP: 0.333, SLG: 0.370		0-0 F3		0-0 F8		0-0 1B			0-0 G3	4	0	1	1	0	0	2					
Paul Spittorf, L ERA: 3.18	(1, 1) 3.2 19 6 3 3 2 2 0 0 0 0 0 0 21 29 7.36 2.182	(4, 1) 1.1 6 1 0 0 1 1 0 0 0 0 1 0 7 11 0.00 1.500	(6, 1) 1.0 W 3 0 0 0 0 0 0 0 0 0 0 3 3 0.00 0.000	(7, 1) 3.0 S 11 1 0 0 0 1 0 0 0 0 0 10 14 0.00 0.667																	
Inning Stats	R: 1 E: 0 K: 1 S: 6	H: 1 LOB: 2 BB: 2 P: 14	R: 0 E: 0 K: 1 S: 5	H: 0 LOB: 0 BB: 0 P: 5	R: 0 E: 0 K: 1 S: 6	H: 1 LOB: 1 BB: 0 P: 6	R: 0 E: 0 K: 1 S: 6	H: 1 LOB: 1 BB: 0 P: 6	R: 2 E: 0 K: 0 S: 4	H: 2 LOB: 0 BB: 1 P: 8	R: 1 E: 0 K: 1 S: 7	H: 2 LOB: 2 BB: 1 P: 11	R: 0 E: 0 K: 0 S: 4	H: 1 LOB: 1 BB: 0 P: 4	R: 0 E: 0 K: 0 S: 4	H: 1 LOB: 1 BB: 0 P: 4	1B: 7 2B: 1 3B: 0 HR: 0	SF: 1 SAC: 0 DP: 1 HBP: 0	WP: 0 PA: 35		
PITCHER	IP WLS BF H R ER SO BB IBB HBP BLK WP HR S P ERA WHIP	IP WLS BF H R ER SO BB IBB HBP BLK WP HR S P ERA WHIP																			
Sonny Siebert, R ERA: 2.45	(1, 1) 5.1 L 26 7 4 4 4 5 4 0 0 0 0 0 0 32 48 6.75 2.062	(6, 1) 2.2 9 1 0 0 0 0 0 0 0 0 0 0 9 9 0.00 0.375																			

Boston Red Sox @ Kansas City Royals
Municipal Stadium, Kansas City, MO
Sun Jun 13 1971, 4:33 AM EDT
Att: 15,631 - Unknown

AB 30
R 4
H 8
RBI 3
BB 4
SO 5
LOB 14



Batter	1	2	3	4	5	6	7	8	9	10	11	12	13	14	15	AB	R	H	RBI	BB	SO	LOB	TOP					
John Kennedy, R OBP: 0.423, SLG: 0.444 (1.9)	5-3	E2 1B		5-3			FC1-5		F7			L9		K		7	0	1	2	0	1	4						
Joe Lahoud, L OBP: 0.429, SLG: 0.548 (1.9)		K					F3							1-3		6	1	3	1	1	1	4						
Reggie Smith, S OBP: 0.387, SLG: 0.498 (1.8)	3-1						FC4-6 1B							1B		6	0	0	0	1	0	5						
Carl Yastrzemski, L OBP: 0.424, SLG: 0.463 (1.7)	L7						F6									6	0	0	0	1	1	3						
Rico Petrocelli, R OBP: 0.369, SLG: 0.444 (1.5)							F9									7	0	3	0	0	1	3						
Luis Aparicio, R OBP: 0.277, SLG: 0.239 (15. PR)	6-3															0	1	0	0	0	0	0						
Phil Cagliano, R OBP: 0.556, SLG: 0.571 (15.5)																0	0	0	0	0	0	0						
George Scott, R OBP: 0.346, SLG: 0.447 (1.3)																6	0	1	0	1	2	2						
Doug Griffin, R OBP: 0.296, SLG: 0.290 (1.4)																7	1	2	1	0	2	1						
Duane Josephson, R OBP: 0.286, SLG: 0.386 (1.2)																6	1	2	0	1	1	2						
Ray Culp, R OBP: 0.250, SLG: 0.200 (1.1)																2	0	1	0	1	0	1						
Gary Peters, L OBP: 0.316, SLG: 0.389 (11. PH)																1	0	0	0	0	0	0						
Bill Lee, L OBP: 0.143, SLG: 0.143 (11.1)																0	0	0	0	0	0	0						
Mike Fiore, L OBP: 0.287, SLG: 0.083 (14. PH)																1	0	1	0	0	0	0						
Sparky Lyle, L (14.1)																0	0	0	0	0	0	0						
Inning Stats	R: 1 E: 0 K: 0 S: 4	H: 1 LOB: 0 BB: 0 P: 4	R: 2 E: 1 K: 2 S: 9	H: 2 LOB: 2 BB: 2 P: 17	R: 0 E: 0 K: 1 S: 6	H: 1 LOB: 1 BB: 0 P: 6	R: 0 E: 0 K: 0 S: 4	H: 1 LOB: 1 BB: 0 P: 4	R: 0 E: 0 K: 0 S: 4	H: 0 LOB: 0 BB: 0 P: 4	R: 0 E: 0 K: 1 S: 3	H: 0 LOB: 0 BB: 0 P: 3	R: 0 E: 0 K: 1 S: 6	H: 1 LOB: 2 BB: 1 P: 10	R: 0 E: 0 K: 2 S: 7	H: 0 LOB: 0 BB: 0 P: 7	R: 0 E: 0 K: 1 S: 6	H: 1 LOB: 1 BB: 0 P: 6	R: 1 E: 0 K: 0 S: 3	H: 2 LOB: 3 BB: 2 P: 11	1B: 13 2B: 0 3B: 0 HR: 1	SF: 0 SAC: 1 DP: 1 HBP: 0	WP: 0 PB: 1 SB: 3 CS: 0	PA: 62				
PITCHER	IP 10.0	WLS 42	BF 10	H 3	R 3	ER 4	SO 4	BB 2	IBB 1	HBP 0	BLK 0	WP 2	HR 1	S 47	P 59	ERA 2.70	WHIP 1.200											
Andy Messersmith, R ERA: 3.78 (1.1)	10.0	42	10	3	3	4	4	2	1	0	0	2	1	0	7	59	2.70	1.200										
Lloyd Allen, R ERA: 5.12 (11.1)	1.1	6	1	0	0	1	1	0	0	0	0	0	0	0	7	11	0.00	1.500										
Dave LaRoche, L ERA: 1.52 (12.1)	0.2	2	0	0	0	1	0	0	0	0	0	0	0	4	4	0.00	0.000											
Eddie Fisher, R ERA: 2.86 (13.1)	3.0	L	13	3	1	0	3	2	0	0	0	0	0	16	24	0.00	1.667											

Boston Red Sox @ California Angels
 Anaheim Stadium, Anaheim, CA
 Mon Jun 14 1971, 10:05 PM EDT
 Att: 8,410 - Unknown

AB 55
R 4
H 14
RBI 4
BB 6
SO 9
LOB 25



Batter	1	2	3	4	5	6	7	8	9	10	11	12	13	14	15	AB	R	H	RBI	BB	SO	LOB	BOTTOM				
Sandy Alomar Sr., S OBP: 0.288, SLG: 0.285 (1.4)	4-3															6	1	1	0	1	0	0					
Jim Spencer, L OBP: 0.276, SLG: 0.353 (1.3)																6	1	1	1	0	1	2					
Syd O'Brien, R OBP: 0.266, SLG: 0.364 (15. PH)	K															1	0	0	0	0	0	0					
Jim Fregosi, R OBP: 0.307, SLG: 0.336 (1.6)																6	0	1	1	0	1	0					
Tony Gonzalez, L OBP: 0.324, SLG: 0.286 (1.7)																6	0	1	1	0	1	2					
Ken McMullen, R OBP: 0.287, SLG: 0.400 (1.5)																6	0	0	0	0	4	3					
Roger Repoz, L OBP: 0.361, SLG: 0.338 (1.9)																4	0	0	0	2	1	1					
Jerry Moses, R OBP: 0.282, SLG: 0.359 (1.2)																6	0	1	0	0	0	5					
Ken Berry, R OBP: 0.275, SLG: 0.336 (1.8)																3	1	0	0	0	0	0					
Alex Johnson, R OBP: 0.305, SLG: 0.303 (10.7)																2	0	0	0	1	0	2					
Andy Messersmith, R OBP: 0.398, SLG: 0.495 (10. PR)																3	0	1	0	0	1	1					
Lloyd Allen, R OBP: 0.270, SLG: 0.271 (11.1)																1	0	0	0	0	0	0					
Dave LaRoche, L OBP: 0.287, SLG: 0.286 (12.1)																1	0	0	0	0	0	1					
Eddie Fisher, R OBP: 0.287, SLG: 0.083 (13.1)																0	0	0	0	0	0	0					
Grady Sizemore, R OBP: 0.286, SLG: 0.286 (15. PR)																1	0	0	0	0	1	0					
Inning Stats	R: 0 E: 0 K: 2 S: 7	H: 0 LOB: 0 BB: 0 P: 7	R: 0 E: 0 K: 1 S: 6	H: 1 LOB: 1 BB: 0 P: 6	R: 3 E: 2 K: 2 S: 11	H: 2 LOB: 3 BB: 2 P: 19	R: 0 E: 0 K: 1 S: 3	H: 0 LOB: 0 BB: 0 P: 3	R: 0 E: 0 K: 0 S: 5	H: 0 LOB: 0 BB: 0 P: 5	R: 0 E: 0 K: 1 S: 3	H: 1 LOB: 0 BB: 0 P: 3	R: 0 E: 0 K: 0 S: 5	H: 0 LOB: 0 BB: 0 P: 5	R: 0 E: 0 K: 1 S: 5	H: 0 LOB: 1 BB: 1 P: 9	R: 0 E: 0 K: 3 S: 3	H: 0 LOB: 1 BB: 1 P: 4	R: 0 E: 0 K: 1 S: 5	H: 0 LOB: 1 BB: 0 P: 7	R: 0 E: 0 K: 1 S: 5	H: 0 LOB: 0 BB: 0 P: 5	1B: 5 2B: 1 3B: 0 HR: 0	SF: 0 SAC: 0 DP: 2 HBP: 0	WP: 1 PB: 1 SB: 0 CS: 0	PA: 56	
PITCHER	IP 10.0	WLS 36	BF 36	H 6	R 3	ER 1	SO 7	BB 2	IBB 0	HBP 0	BLK 0	WP 1	HR 0	S 50	P 58	ERA 0.90	WHIP 0.800										
Ray Culp, R ERA: 3.69 (1.1)	10.0	36	36	6	3	1	7	2	0	0	0	1	0	50	58	0.90	0.800										
Bill Lee, L ERA: 2.166 (11.1)	3.0	11	0	0	0	2	1	0	0	0	0	0	0	14	18	0.00	0.333										
Sparky Lyle, L ERA: 1.67 (14.1)	2.0	W	7	0	0	0	1	1	0	0	0	0	0	8	12	0.00	0.500										

Boston Red Sox @ California Angels
 Anaheim Stadium, Anaheim, CA
 Mon Jun 14 1971, 10:05 PM EDT
 Att: 8,410 - Unknown

AB 52
R 3
H 6
RBI 3
BB 4
SO 10
LOB 17



Batter	1	2	3	4	5	6	7	8	9	AB	R	H	RBI	BB	SO	LOB	TOP																					
Doug Griffin, R OBP: 0.290, SLG: 0.284	5-3	F8			5-3			6-3		4	0	0	0	0	0	2																						
John Kennedy, R OBP: 0.426, SLG: 0.434	6-3		1-3			5-3			HR	4	1	1	0	0	0	0																						
Reggie Smith, S OBP: 0.364, SLG: 0.500	F4		1-6-3			F9			K	4	0	0	0	0	1	1																						
Carl Yastrzemski, L OBP: 0.426, SLG: 0.478		FC6-4 E PB BB	4-3			F8			HR	3	2	1	2	1	0	0																						
Rico Petrocelli, R OBP: 0.358, SLG: 0.428	F8				6-3			F8		4	0	0	0	0	0	1																						
George Scott, R OBP: 0.335, SLG: 0.430	E6 FC6-4 1-2				6-3			F8		4	0	0	0	0	0	1																						
Billy Conigliaro, R OBP: 0.320, SLG: 0.471	FC6-4 PB 1B 1-2 2-3				6-3					3	1	0	0	0	0	2																						
Duane Josephson, R OBP: 0.286, SLG: 0.376		1B IBB 3-H				F9		4-3		2	0	0	0	1	0	0																						
Jim Lonborg, R OBP: 0.288, SLG: 0.167						K			K	3	0	1	1	0	2	0																						
Inning Stats	R: 0 E: 0 K: 0 S: 3	H: 0 LOB: 0 BB: 0 P: 3	R: 2 E: 1 K: 0 S: 5	H: 1 LOB: 2 BB: 2 P: 13	R: 0 E: 0 K: 0 S: 3	H: 0 LOB: 0 BB: 0 P: 3	R: 0 E: 0 K: 0 S: 3	H: 0 LOB: 0 BB: 0 P: 3	R: 0 E: 0 K: 1 S: 5	H: 0 LOB: 0 BB: 0 P: 5	R: 0 E: 0 K: 0 S: 3	H: 0 LOB: 0 BB: 0 P: 3	R: 0 E: 0 K: 1 S: 5	H: 0 LOB: 0 BB: 0 P: 5	R: 2 E: 0 K: 1 S: 7	H: 2 LOB: 2 BB: 0 P: 7	1B: 2 2B: 0 3B: 0 HR: 1	SF: 0 SAC: 0 DP: 0 HBP: 0	WP: 0 PB: 1 SB: 0 CS: 0	PA: 33																		
PITCHER	IP	WLS	BF	H	R	ER	SO	BB	IBB	HBP	BLK	WP	HR	S	P	ERA	WHIP	PITCHER				IP	WLS	BF	H	R	ER	SO	BB	IBB	HBP	BLK	WP	HR	S	P	ERA	WHIP
Clyde Wright, L ERA: 2.6	(1, 1)	8.0	L	28	1	2	0	2	1	1	0	0	0	0	30	38	0.00	0.250																				
Dave LaRoche, L ERA: 1.93	(9, 1)	1.0		5	2	2	2	1	0	0	0	0	0	1	7	7	18.00	2.000																				

Boston Red Sox @ California Angels
Anaheim Stadium, Anaheim, CA
Wed Jun 16 1971, 10:05 PM EDT
Att: 10,801 - Unknown

AB 31
R 4
H 3
RBI 3
BB 2
SO 3
LOB 7



Batter	1	2	3	4	5	6	7	8	9	AB	R	H	RBI	BB	SO	LOB	BOTTOM																					
Sandy Alomar Sr., S OBP: 0.274, SLG: 0.269	1B BB	FC5 1-3 1B		3-1		F7		FC1-6 S 1-2		4	0	1	0	1	0	1																						
Tony Gonzalez, L OBP: 0.338, SLG: 0.286	1-2 1B			F8				F6		4	0	2	0	1	0	1																						
Jim Fregosi, R OBP: 0.308, SLG: 0.331	F5	FC5 2-3f				F7			K	5	0	1	0	0	1	7																						
Alex Johnson, R OBP: 0.311, SLG: 0.309	L9		HBP 1B	L4					F8	5	0	1	0	0	0	3																						
Ken McMullen, R OBP: 0.298, SLG: 0.395	L7		F8			F7			K	5	0	1	0	0	1	3																						
Jim Spencer, L OBP: 0.278, SLG: 0.351		G6-4-3 BB WP 1B		F9					3-1	4	1	1	0	1	0	2																						
John Stephenson, L OBP: 0.362, SLG: 0.421		G6-4-3 BB 1-2		HBP 1B		F9				3	0	2	0	1	0	1																						
Ken Berry, R OBP: 0.277, SLG: 0.323		G6-4-3 1-2 2-3				K		G3		3	0	0	0	0	1	5																						
Clyde Wright, R OBP: 0.222, SLG: 0.286										2	0	0	0	1	0	3																						
Roger Repoz, L OBP: 0.369, SLG: 0.338										0	0	0	0	1	0	0																						
Giraldo Ruiz, S OBP: 0.333, SLG: 0.250										0	0	0	0	0	0	0																						
Dave LaRoche, L OBP: 0.400, SLG: 0.250		1B BB 3-H						FC1-6 BB		0	0	0	0	0	0	0																						
Inning Stats	R: 0 E: 0 K: 0 S: 4	H: 1 LOB: 2 BB: 1 P: 8	R: 1 E: 0 K: 0 S: 4	H: 2 LOB: 3 BB: 3 P: 16	R: 0 E: 0 K: 0 S: 5	H: 2 LOB: 3 BB: 0 P: 6	R: 0 E: 0 K: 0 S: 4	H: 1 LOB: 1 BB: 0 P: 4	R: 0 E: 0 K: 1 S: 5	H: 0 LOB: 1 BB: 1 P: 9	R: 0 E: 0 K: 0 S: 4	H: 1 LOB: 2 BB: 0 P: 5	R: 0 E: 0 K: 1 S: 5	H: 0 LOB: 2 BB: 1 P: 9	R: 0 E: 0 K: 1 S: 5	H: 0 LOB: 0 BB: 0 P: 5	1B: 9 2B: 0 3B: 0 HR: 0	SF: 0 SAC: 0 DP: 1 HBP: 1	WP: 1 PB: 0 SB: 1 CS: 0	PA: 42																		
PITCHER	IP	WLS	BF	H	R	ER	SO	BB	IBB	HBP	BLK	WP	HR	S	P	ERA	WHIP	PITCHER				IP	WLS	BF	H	R	ER	SO	BB	IBB	HBP	BLK	WP	HR	S	P	ERA	WHIP
Jim Lonborg, R ERA: 4.44	(1, 1)	9.0	W	42	9	1	1	3	5	1	1	0	1	0	41	66	1.00	1.556																				

Boston Red Sox @ California Angels
Anaheim Stadium, Anaheim, CA
Wed Jun 16 1971, 10:05 PM EDT
Att: 10,801 - Unknown

AB 35
R 1
H 9
RBI 0
BB 6
SO 3
LOB 26



Batter	1	2	3	4	5	6	7	8	9	AB	R	H	RBI	BB	SO	LOB	TOP										
John Kennedy, R OBP: 0.424, SLG: 0.431 (1, 6)										5	1	2	1	0	1	2	Boston Red Sox @ Washington Senators Robert F. Kennedy Memorial Stadium, Washington, DC Fri Jun 18 1971, 7:05 PM EDT Att: 9,420 - Unknown										
Joe Lahoud, L OBP: 0.404, SLG: 0.620 (1, 9)										4	1	1	3	0	0	1											
Reggie Smith, S OBP: 0.362, SLG: 0.496 (1, 8)										4	0	1	0	0	0	1											
Carl Yastrzemski, L OBP: 0.423, SLG: 0.471 (1, 7)										3	0	0	0	1	0	1											
Rico Petrocelli, R OBP: 0.356, SLG: 0.425 (1, 5)										4	0	1	0	0	2	1											
George Scott, R OBP: 0.329, SLG: 0.423 (1, 3)										4	0	0	0	0	1	3											
Doug Griffin, R OBP: 0.293, SLG: 0.288 (1, 4)										4	1	2	0	0	0	1											
Duane Josephson, R OBP: 0.290, SLG: 0.378 (1, 2)										4	1	2	0	0	0	1											
Sonny Siebert, R OBP: 0.263, SLG: 0.486 (5, PH) Cal Koonce, R OBP: 0.330, SLG: 0.375 (5, 1) Luis Tiant, R OBP: 0.326, SLG: 0.120 (8, PH) Mike Ejere, L OBP: 0.246, SLG: 0.120 (8, 1) Phil Gagliano, R OBP: 0.100, SLG: 0.625 (8, PH)										1	0	0	0	0	1	0											
Inning Stats	R: 0 E: 0 K: 0 S: 3	H: 0 LOB: 0 BB: 0 P: 3	R: 0 E: 1 K: 1 S: 6	H: 0 LOB: 1 BB: 0 P: 6	R: 0 E: 0 K: 1 S: 5	H: 0 LOB: 0 BB: 0 P: 5	R: 0 E: 0 K: 1 S: 6	H: 1 LOB: 2 BB: 1 P: 10	R: 0 E: 0 K: 0 S: 3	H: 1 LOB: 0 BB: 0 P: 3	R: 0 E: 0 K: 1 S: 5	H: 0 LOB: 0 BB: 0 P: 5	R: 4 E: 0 K: 0 S: 7	H: 5 LOB: 0 BB: 0 P: 7	R: 1 E: 0 K: 1 S: 8	H: 3 LOB: 2 BB: 0 P: 8			1B: 10 2B: 0 3B: 0 HR: 1	SF: 0 SAC: 0 DP: 3 HBP: 0	WP: 0 PB: 0 SB: 0 CS: 0	PA: 37					
PITCHER	IP	WLS	BF	H	R	ER	SO	BB	IBB	HBP	BLK	WP	HR	S	P	ERA	WHIP										
Dick Bosman, R ERA: 4.28 (1, 1)	7.1	W	30	8	4	4	4	1	0	0	0	0	1	37	41	4.91	1.227										
Denny Riddleberger, L ERA: 4.99 (8, 1)	0.2		1	0	0	0	0	0	0	0	0	0	0	1	1	0.00	0.000										
Horacio Pina, R ERA: 3.2 (9, 1)	1.0	S	6	3	1	1	1	0	0	0	0	0	0	8	8	9.00	3.000										

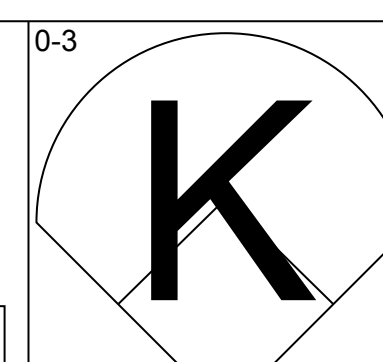
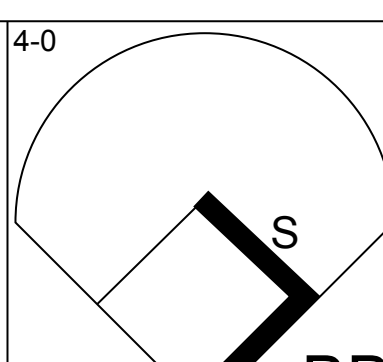
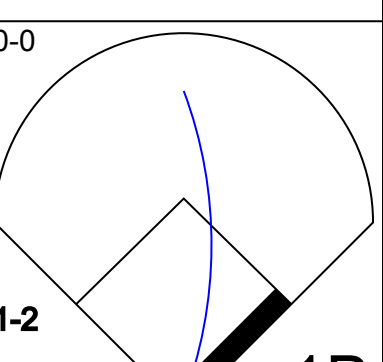
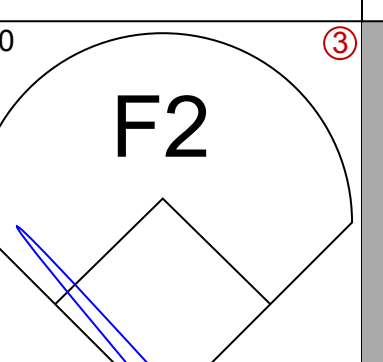
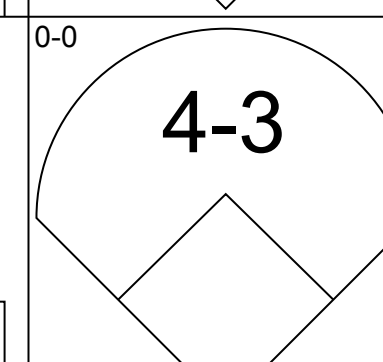
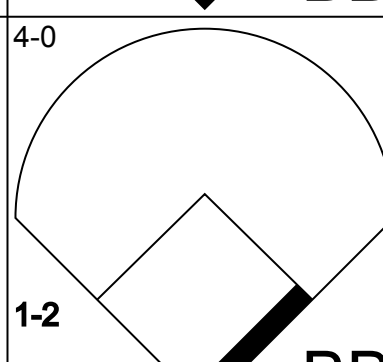
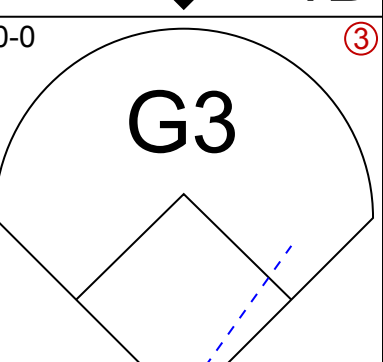
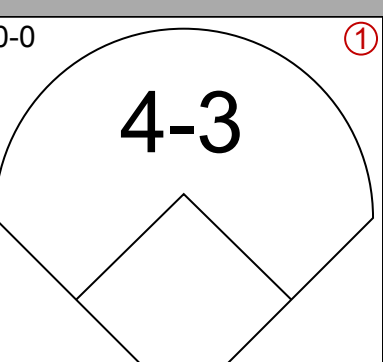
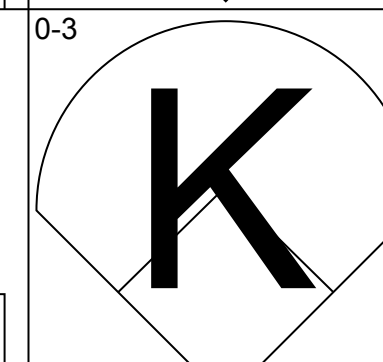
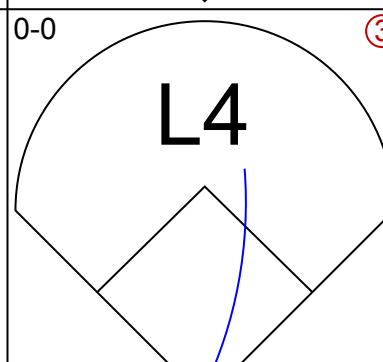
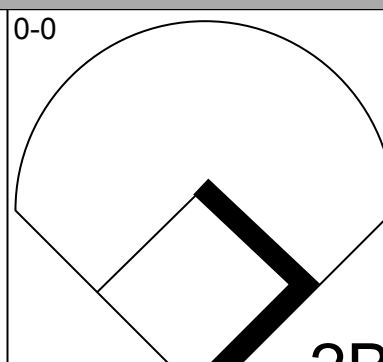
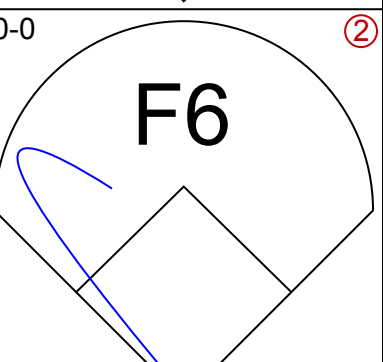
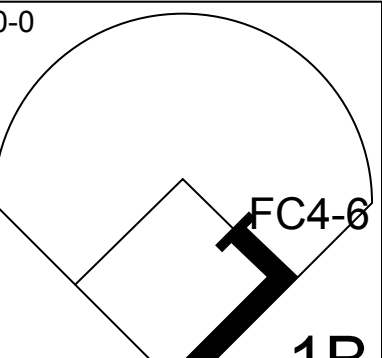
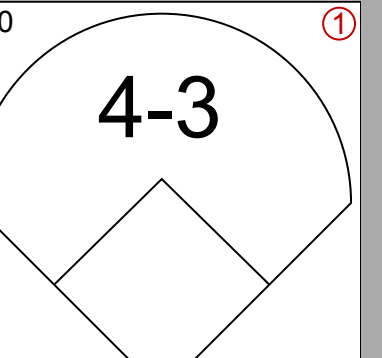
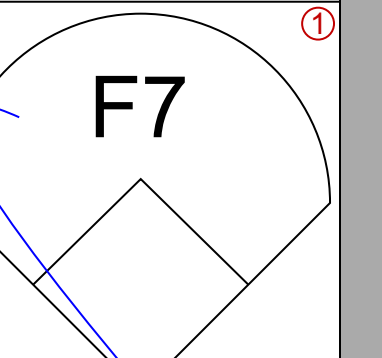
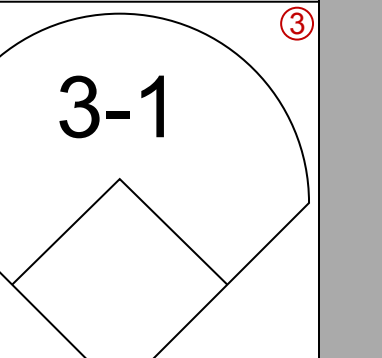
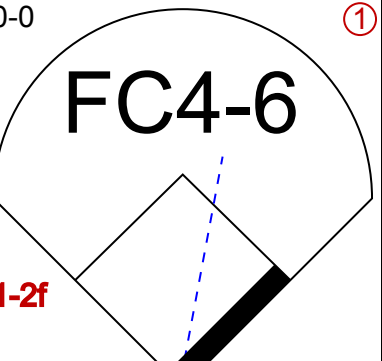
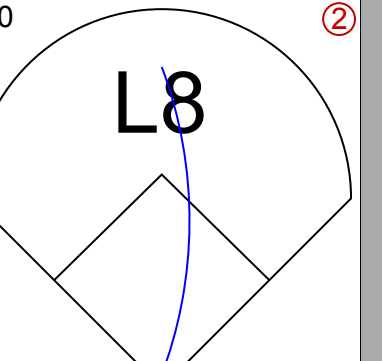
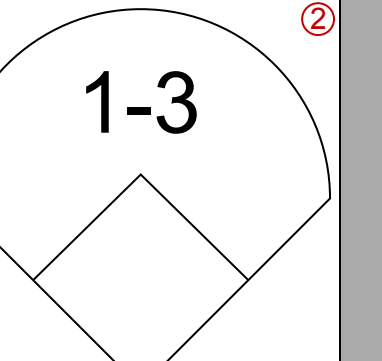

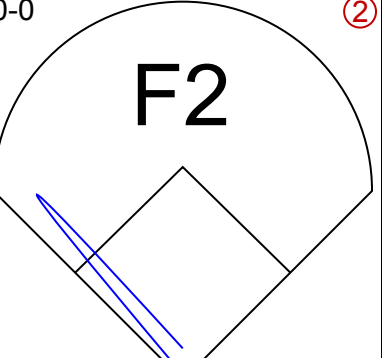
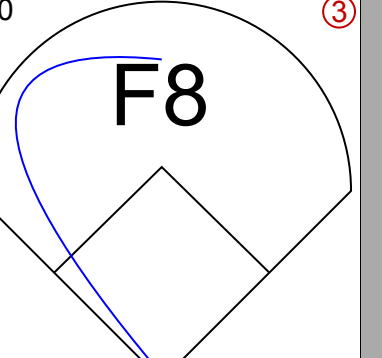
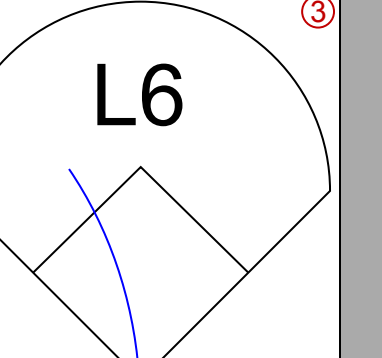

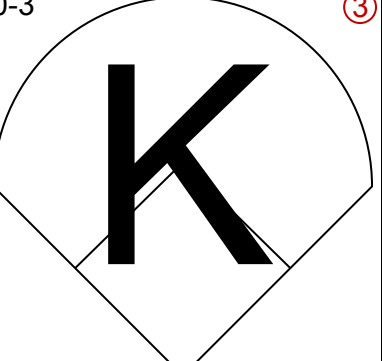
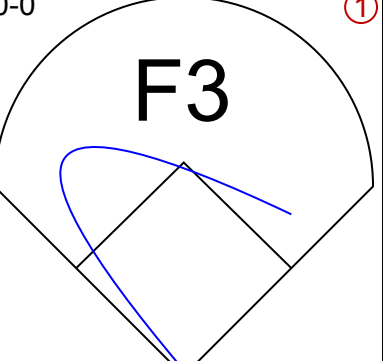
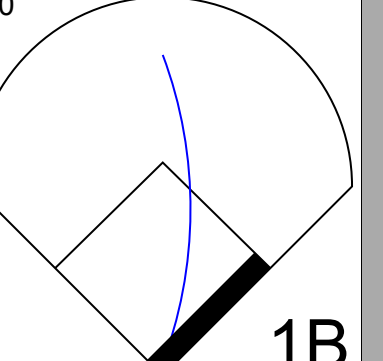
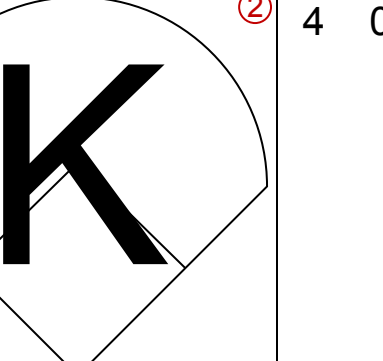
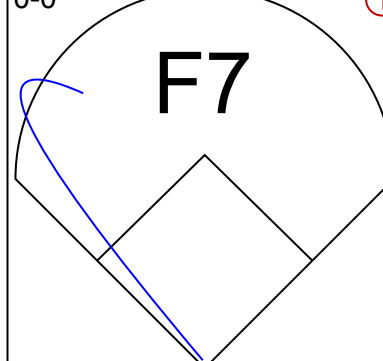
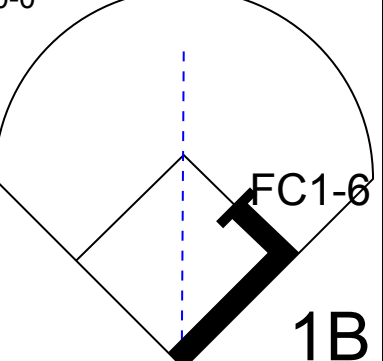
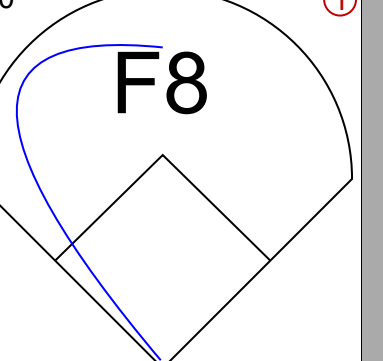
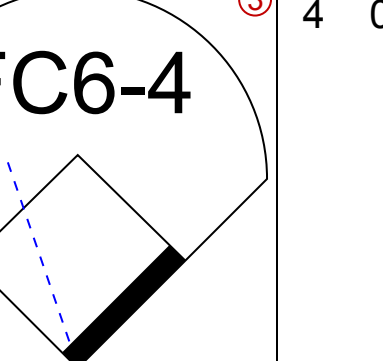

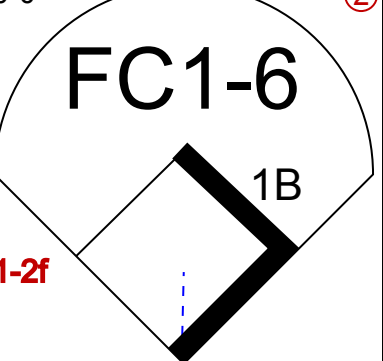
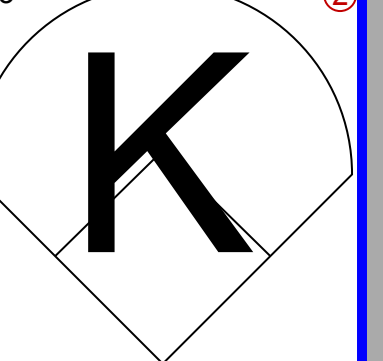
Batter	1	2	3	4	5	6	7	8	9	AB	R	H	RBI	BB	SO	LOB	BOTTOM										
Del Unser, L OBP: 0.355, SLG: 0.392 (1, 8)										5	1	2	1	0	1	1	Boston Red Sox @ Washington Senators Robert F. Kennedy Memorial Stadium, Washington, DC Fri Jun 18 1971, 7:05 PM EDT Att: 9,420 - Unknown										
Davey Nelson, R OBP: 0.222, SLG: 0.500 (1, 5)										5	2	1	3	0	0	3											
Don Mincher, L OBP: 0.401, SLG: 0.419 (1, 3) Elliott Maddox, R OBP: 0.291, SLG: 0.257 (7, PR) (8, 7)										3	1	2	0	1	0	1											
Frank Howard, R OBP: 0.371, SLG: 0.468 (1, 7) (8, 3)										3	0	1	1	1	0	2											
Tom McCraw, L OBP: 0.286, SLG: 0.459 (1, 9)										4	0	1	1	0	2	2											
Paul Casanova, R OBP: 0.253, SLG: 0.322 (1, 2)										4	1	1	1	0	1	2											
Lenny Randle, S OBP: 0.375, SLG: 0.375 (1, 4)										4	1	2	1	0	0	0											
Tim Cullen, R OBP: 0.241, SLG: 0.220 (1, 6)										3	0	0	0	1	1	2											
Dick Bosman, R OBP: 0.222, SLG: 0.097 (1, 1) Denny Riddleberger, R (8, 1) Bernie Allen, L OBP: 0.350, SLG: 0.436 (8, PH) Horacio Pina, R (9, 1)										2	1	0	0	1	1	1											
Inning Stats	R: 1 E: 1 K: 1 S: 7	H: 2 LOB: 2 BB: 1 P: 11	R: 0 E: 0 K: 1 S: 5	H: 0 LOB: 0 BB: 0 P: 5	R: 1 E: 0 K: 2 S: 9	H: 2 LOB: 1 BB: 0 P: 9	R: 4 E: 0 K: 0 S: 7	H: 4 LOB: 1 BB: 1 P: 11	R: 0 E: 1 K: 0 S: 3	H: 0 LOB: 1 BB: 1 P: 7	R: 2 E: 0 K: 2 S: 9	H: 2 LOB: 1 BB: 1 P: 13	R: 0 E: 0 K: 0 S: 3	H: 0 LOB: 0 BB: 0 P: 3	1B: 7 2B: 3 3B: 0 HR: 1	SF: 0 SAC: 0 DP: 1 HBP: 0			WP: 1 PB: 0 SB: 0 CS: 0	PA: 38							
PITCHER	IP	WLS	BF	H	R	ER	SO	BB	IBB	HBP	BLK	WP	HR	S	P	ERA	WHIP										
Sonny Siebert, R ERA: 2.86 (1, 1)	4.0	L	22	8	6	6	4	2	0	0	0	0	1	28	36	13.50	2.500										
Luis Tiant, R ERA: 15.75 (5, 1)	3.0		13	2	2	2	2	2	0	0	0	1	0	15	23	6.00	1.333										
Cal Koonce, R ERA: 6.28 (8, 1)	1.0		3	0	0	0	0	0	0	0	0	0	0	3	3	0.00	0.000										

Batter	1	2	3	4	5	6	7	8	9	AB	R	H	RBI	BB	SO	LOB	TOP								
John Kennedy, R OBP: 0.408, SLG: 0.403 (1, 6)										5	0	1	1	0	1	2	Boston Red Sox @ Washington Senators Robert F. Kennedy Memorial Stadium, Washington, DC Sun Jun 20 1971, 3:33 AM EDT Att: 19,884 - Unknown livebaseballscorecards.com								
Joe Lahoud, L OBP: 0.375, SLG: 0.554 (1, 9)										3	0	0	0	0	1	1									
Phil Gagliano, R OBP: 0.636, SLG: 0.667 (7, PH)										1	0	1	1	0	0	0									
Bobby Bolin, R OBP: 0.500, SLG: 0.500 (7, 1)										1	0	0	0	0	1	1									
Reggie Smith, S OBP: 0.359, SLG: 0.488 (1, 8) (7, 9)										4	0	1	0	0	0	1									
Carl Yastrzemski, L OBP: 0.425, SLG: 0.468 (1, 7)										3	0	1	0	1	2	0									
Rico Petrocelli, R OBP: 0.357, SLG: 0.415 (1, 5)										3	0	0	0	1	0	2									
George Scott, R OBP: 0.327, SLG: 0.415 (1, 3)										3	1	0	0	0	2	2									
Doug Griffin, R OBP: 0.300, SLG: 0.289 (1, 4)										3	1	1	0	1	1	1									
Bob Montgomery, R OBP: 0.308, SLG: 0.280 (1, 2)										3	1	1	0	0	1	4									
Gary Peters, L OBP: 0.333, SLG: 0.405 (1, 1)										1	0	0	0	1	0	0									
Billy Conigliaro, R OBP: 0.321, SLG: 0.476 (7, PH) (7, 8)										2	1	1	2	0	0	1									
Inning Stats	R: 0 E: 0 K: 1 S: 5	H: 0 LOB: 0 BB: 0 P: 5	R: 0 E: 0 K: 3 S: 9	H: 0 LOB: 2 BB: 2 P: 17	R: 0 E: 0 K: 1 S: 5	H: 0 LOB: 1 BB: 1 P: 9	R: 0 E: 0 K: 1 S: 6	H: 1 LOB: 2 BB: 1 P: 10	R: 0 E: 0 K: 0 S: 3	H: 0 LOB: 0 BB: 0 P: 3	R: 0 E: 0 K: 0 S: 3	H: 1 LOB: 0 BB: 0 P: 3	R: 3 E: 0 K: 1 S: 8	H: 4 LOB: 2 BB: 0 P: 9	R: 0 E: 0 K: 1 S: 5	H: 0 LOB: 0 BB: 0 P: 5	R: 1 E: 1 K: 1 S: 7	H: 1 LOB: 1 BB: 0 P: 7	1B: 6 2B: 1 3B: 0 HR: 0	SF: 0 SAC: 1 DP: 1 HBP: 1	WP: 0 PB: 0 SB: 0 CS: 0	PA: 38			
PITCHER	IP	WLS	BF	H	R	ER	SO	BB	IBB	HBP	BLK	WP	HR	S	P	ERA	WHIP								
Pete Broberg, R ERA: 2.84 (1, 1)	6.1		26	3	2	2	7	4	0	1	1	0	0	35	52	2.84	1.105								
Paul Lindblad, L ERA: 2.72 (7, 1)	0.2		4	3	1	1	0	0	0	0	0	0	0	4	4	13.50	4.500								
Joe Grzenda, L ERA: 1.85 (8, 1)	0.1		1	0	0	0	1	0	0	0	0	0	0	3	3	0.00	0.000								
Horacio Pina, R ERA: 3.0 (8, 1)	1.2	L	7	1	1	0	1	0	0	0	0	0	0	9	9	0.00	0.600								

Batter	1	2	3	4	5	6	7	8	9	AB	R	H	RBI	BB	SO	LOB	BOTTOM								
Toby Harrah, R OBP: 0.327, SLG: 0.328 (1, 6)										3	1	0	0	1	0	1	Boston Red Sox @ Washington Senators Robert F. Kennedy Memorial Stadium, Washington, DC Sun Jun 20 1971, 3:33 AM EDT Att: 19,884 - Unknown livebaseballscorecards.com								
Davey Nelson, R OBP: 0.250, SLG: 0.455 (1, 5)										3	1	1	0	0	0	1									
Frank Howard, R OBP: 0.372, SLG: 0.485 (1, 3)										4	1	3	3	0	0	1									
Dick Billings, R OBP: 0.244, SLG: 0.253 (1, 7)										4	0	0	0	0	1	3									
Paul Casanova, R OBP: 0.247, SLG: 0.316 (1, 2)										4	0	0	0	0	0	1									
Del Unser, L OBP: 0.361, SLG: 0.397 (1, 9)										4	0	2	0	0	0	0									
Elliott Maddox, R OBP: 0.282, SLG: 0.248 (1, 8)										4	0	0	0	0	0	1									
Lenny Randle, S OBP: 0.286, SLG: 0.286 (1, 4)										3	0	1	0	0	1	1									
Pete Broberg, R (1, 1)										1	0	0	0	0	0	1									
Paul Lindblad, L OBP: 0.143, SLG: 0.143 (7, 1)										0	0	0	0	0	0	0									
Don Mincher, L OBP: 0.398, SLG: 0.426 (7, PH)										1	0	0	0	0	0	0									
Joe Grzenda, R (8, 1)										0	0	0	0	0	0	0									
Horacio Pina, R (8, 1)										0	0	0	0	0	0	0									
Inning Stats	R: 0 E: 0 K: 0 S: 4	H: 1 LOB: 1 BB: 0 P: 4	R: 0 E: 0 K: 0 S: 3	H: 0 LOB: 0 BB: 0 P: 3	R: 0 E: 0 K: 0 S: 4	H: 1 LOB: 1 BB: 0 P: 4	R: 0 E: 0 K: 0 S: 3	H: 1 LOB: 0 BB: 0 P: 3	R: 0 E: 0 K: 1 S: 6	H: 1 LOB: 0 BB: 0 P: 6	R: 3 E: 0 K: 1 S: 7	H: 2 LOB: 0 BB: 1 P: 11	R: 0 E: 0 K: 0 S: 3	H: 0 LOB: 0 BB: 0 P: 3	R: 0 E: 0 K: 0 S: 4	H: 1 LOB: 1 BB: 0 P: 4	R: 0 E: 0 K: 0 S: 3	H: 0 LOB: 0 BB: 0 P: 3	1B: 5 2B: 1 3B: 0 HR: 1	SF: 0 SAC: 2 DP: 1 HBP: 0	WP: 0 PB: 0 SB: 0 CS: 1	PA: 35			
PITCHER	IP	WLS	BF	H	R	ER	SO	BB	IBB	HBP	BLK	WP	HR	S	P	ERA	WHIP								
Gary Peters, L ERA: 5.09 (1, 1)	6.0		24	6	3	3	2	1	0	0	0	0	0	10	10	4.50	1.167								
Bobby Bolin, R ERA: 2.45 (7, 1)	3.0	W	10	1	0	0	0	0	0	0	0	0	0	10	10	0.00	0.333								

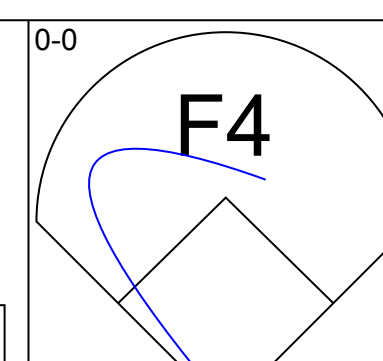
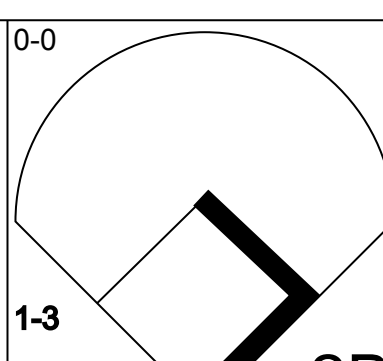
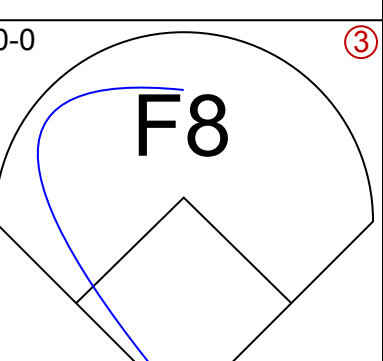
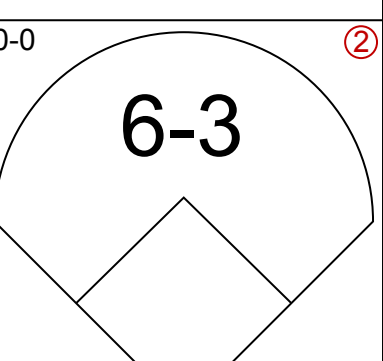
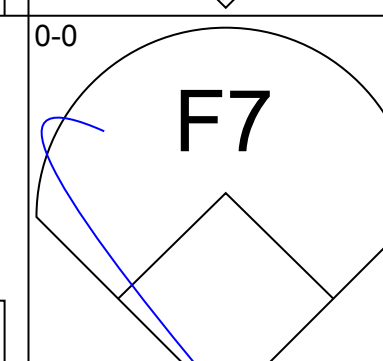
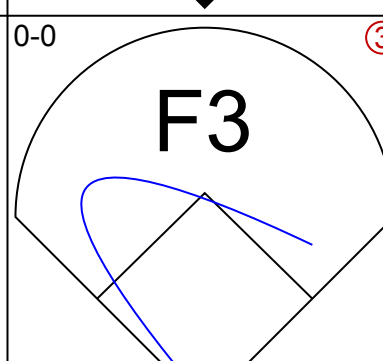
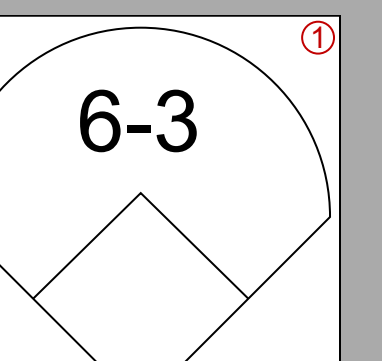
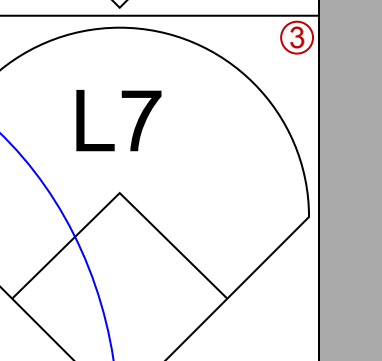
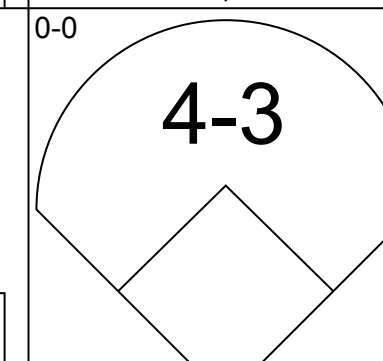
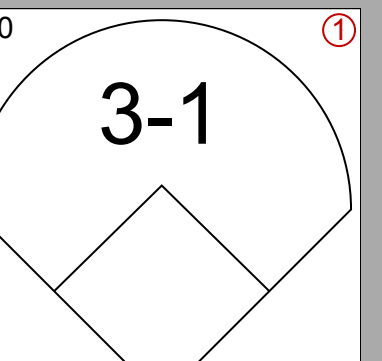
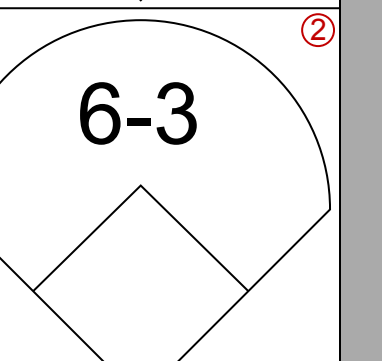
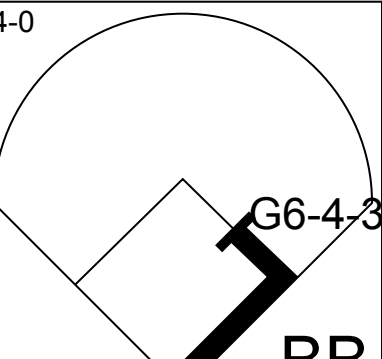
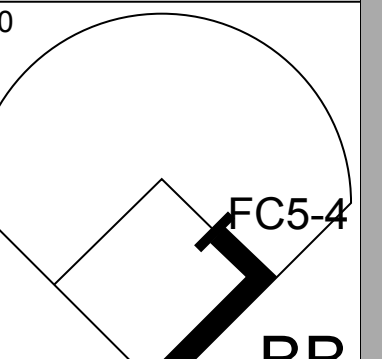
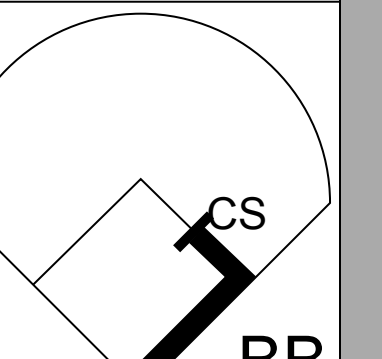
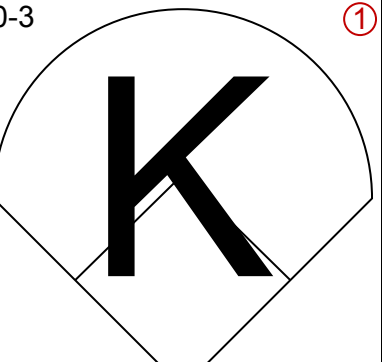
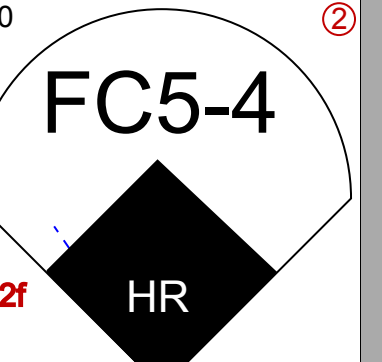
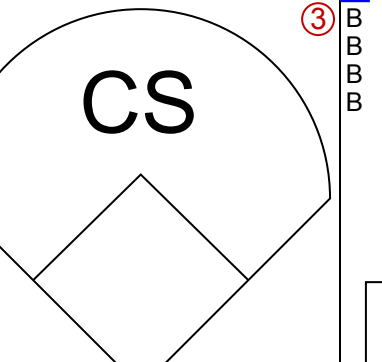
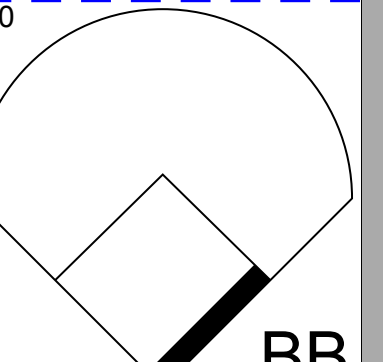

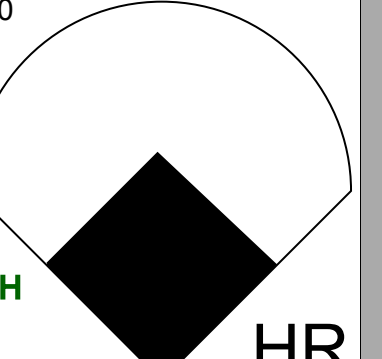
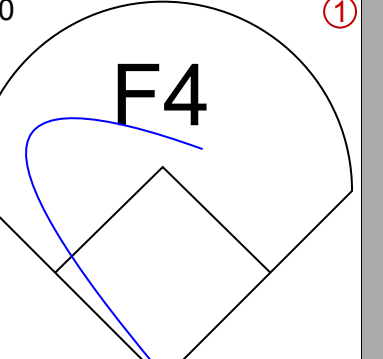
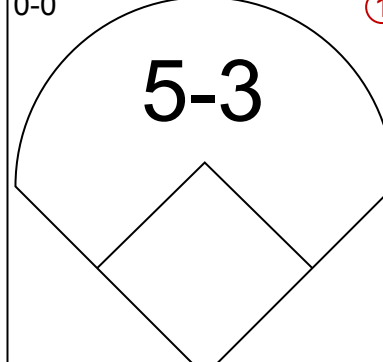


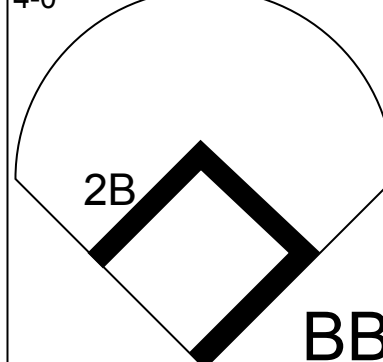
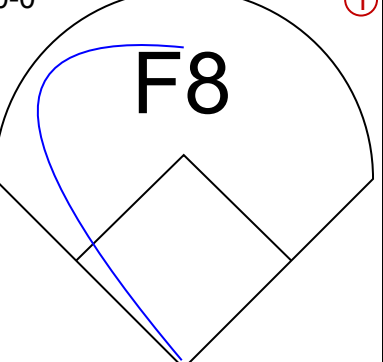

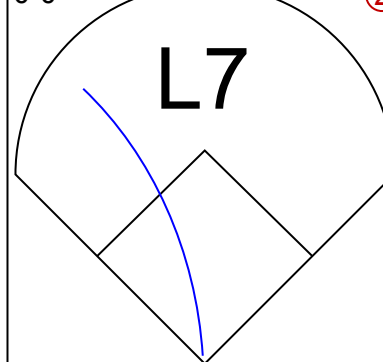
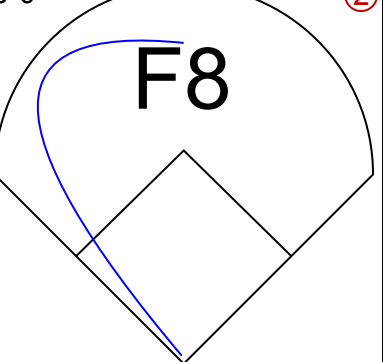

Batter	1	2	3	4	5	6	7	8	9	AB	R	H	RBI	BB	SO	LOB	TOP										
Graig Nettles, L OBP: 0.365, SLG: 0.430 (1, 5)	0-0 4-3		0-0 4-3		0-0 2B	0-0 E8		0-0 4-3	0-3 K	6	1	2	3	0	1	3	Cleveland Indians @ Boston Red Sox Fenway Park, Boston, MA Tue Jun 22 1971, 7:05 PM EDT Unknown										
Jack Heidemann, R OBP: 0.236, SLG: 0.205 (1, 6)	0-0 6-3		0-0 4-3		0-0 1B	0-0 5-3		0-0 L8		5	0	1	0	0	0	1											
Roy Foster, R OBP: 0.337, SLG: 0.493 (1, 9) (6, 7)	0-0 1B			0-0 F6	0-0 6-3	4-0 E		0-0 1B		4	1	2	0	1	0	2											
Chris Chambliss, L OBP: 0.434, SLG: 0.578 (1, 3)	0-3 K			0-0 4-3		0-0 1B		0-0 4-3		5	1	2	2	0	1	2											
Chuck Hinton, R OBP: 0.364, SLG: 0.456 Phil Hennigan, R (6, 1)		4-0 FC6-4 BB		0-0 6-3		0-0 1B		0-0 5-3	4-0 1B BB	3	1	1	0	1	0	1											
Ted Ford, R OBP: 0.238, SLG: 0.271 (1, 8)	0-0 F3				0-0 F3	0-0 E3	0-3 K		0-3 K	5	1	0	0	0	2	4											
Kurt Bevacqua, R OBP: 0.500, SLG: 0.500 Frank Baker, L OBP: 0.286, SLG: 0.467 Fred Stanley, R OBP: 0.462, SLG: 0.192 (6, PH) (6, 4)	0-0 FC6-4				0-0 2B 1B	0-0 1B	0-0 1B	4-0 1B BB	2	1	1	0	0	0	1	AB 41 R 9 H 13 RBI 8 BB 5 SO 7 LOB 23											
Ken Suarez, R OBP: 0.375, SLG: 0.346 (1, 2)	0-3 K				0-0 1B 2B	0-0 5-3	0-0 F3		0-0 1B	5	1	2	0	0	1	3											
Steve Hargan, R OBP: 0.083, SLG: 0.083 Ted Uhlhaender, L OBP: 0.320, SLG: 0.318 (6, PH) (6, 9)			0-3 K		0-3 K	4-0 1B IBB	0-0 F8		0-0 F6	2	0	0	0	0	2	2											
Inning Stats	R: 0 E: 0 K: 1 S: 6	H: 1 LOB: 1 BB: 0 P: 6	R: 0 E: 0 K: 1 S: 5	H: 0 LOB: 1 BB: 1 P: 9	R: 0 E: 0 K: 1 S: 5	H: 0 LOB: 0 BB: 0 P: 5	R: 0 E: 0 K: 0 S: 3	H: 0 LOB: 0 BB: 0 P: 3	R: 2 E: 0 K: 1 S: 9	H: 4 LOB: 2 BB: 0 P: 9	R: 7 E: 3 K: 0 S: 9	H: 5 LOB: 1 BB: 2 P: 17	R: 0 E: 0 K: 1 S: 6	H: 1 LOB: 1 BB: 0 P: 6	R: 0 E: 0 K: 0 S: 4	H: 1 LOB: 1 BB: 0 P: 4		R: 0 E: 0 K: 2 S: 8	H: 1 LOB: 3 BB: 2 P: 16	1B: 9 2B: 4 3B: 0 HR: 0	SF: 0 SAC: 0 DP: 0 HBP: 0	WP: 0 PB: 0 SB: 0 CS: 0	PA: 46				
PITCHER	IP	WLS	BF	H	R	ER	SO	BB	IBB	HBP	BLK	WP	HR	S	P	ERA	WHIP										
Bill Lee, L ERA: 3.4 Bobby Bolin, R ERA: 3.27 Ken Tatum, R ERA: 2.7 Ken Brett, L ERA: 3.5	(1, 1) (6, 1) (6, 1) (7, 1)	5.0 0.1 0.2 3.0	L 4 4 14	24 2 1 3	7 2 2 0	5 1 2 0	4 0 2 3	1 0 1 2	0 1 0 0	0 0 0 0	0 0 0 0	0 0 0 0	0 0 3 0	0 3 7 18	35 7 3 26	9.00 27.00 27.00 0.00	1.600 6.000 3.000 1.667										

Batter	1	2	3	4	5	6	7	8	9	AB	R	H	RBI	BB	SO	LOB	BOTTOM										
Luis Aparicio, R OBP: 0.221, SLG: 0.252 (1, 6)	0-0 G3 1B	0-0 1H 2B			0-0 F9	0-0 F8			0-0 1-3	5	1	2	0	0	0	2	Cleveland Indians @ Boston Red Sox Fenway Park, Boston, MA Tue Jun 22 1971, 7:05 PM EDT Unknown										
Joe Lahoud, L OBP: 0.377, SLG: 0.533 (1, 9)	0-0 G3	0-0 F5			4-0 WP 1B BB		0-3 K		0-0 2B 1B	4	1	1	0	1	1	2											
Reggie Smith, S OBP: 0.363, SLG: 0.490 (1, 8)	4-0 1B BB			0-0 G3	4-0 1B 1-2 BB		0-0 4-3		0-0 1-3 2B	3	0	1	0	2	0	0											
Carl Yastrzemski, L OBP: 0.425, SLG: 0.466 (1, 7)	0-0 1-3 3H 1B			0-0 4-3	0-0 FC5-4 1B		0-0 F8		0-3 K	5	0	2	2	0	1	2											
Rico Petrocelli, R OBP: 0.351, SLG: 0.408 (1, 5)	0-0 F3			0-0 F3	0-0 FC5-4 1-2 1B		0-3 K			4	0	0	0	0	1	4											
George Scott, R OBP: 0.326, SLG: 0.412 (1, 3)	0-0 F8			0-0 6-3	0-0 6-3	0-0 5-3		0-0 1B		4	0	1	0	0	0	2											
Doug Griffin, R OBP: 0.303, SLG: 0.302 (1, 4)		0-0 E 2B		0-0 6-3	0-0 6-3	0-0 1B 2B		0-0 F7		4	1	2	0	0	0	1											
Duane Josephson, R OBP: 0.290, SLG: 0.376 (1, 2)		0-0 5-3		0-3 K	0-0 K	0-0 1B		0-0 F3		4	0	1	0	0	1	2											
Bill Lee, L OBP: 0.222, SLG: 0.222 Bobby Bolin, R OBP: 0.209, SLG: 0.500 Ken Tatum, R OBP: 0.400, SLG: 0.333 Gary Peters, R OBP: 0.222, SLG: 0.396 Ken Brett, L OBP: 0.222, SLG: 0.222 Mike Filice, L OBP: 0.273, SLG: 0.111 (6, PH) (6, 1) (6, 1) (6, PH) (7, 1) (6, PH)	(1, 1) (6, 1) (6, 1) (6, PH) (7, 1) (6, PH)	5.0 4.0 4.0 4.0 4.0 4.0	W S S S S S	23 17 17 17 17 17	6 5 5 5 5 5	3 0 0 0 0 0	2 0 0 0 0 0	1 0 0 0 0 0	0 0 0 0 0 0	0 0 0 0 0 0	0 0 0 0 0 0	0 0 0 0 0 0	0 0 0 0 0 0	0 0 0 0 0 0	0 0 0 0 0 0	AB 37 R 3 H 11 RBI 2 BB 3 SO 5 LOB 17											
Inning Stats	R: 1 E: 0 K: 0 S: 5	H: 2 LOB: 2 BB: 1 P: 9	R: 1 E: 1 K: 0 S: 5	H: 3 LOB: 1 BB: 0 P: 5	R: 0 E: 0 K: 0 S: 3	H: 0 LOB: 0 BB: 0 P: 3	R: 0 E: 0 K: 1 S: 5	H: 0 LOB: 0 BB: 0 P: 5	R: 1 E: 0 K: 0 S: 4	H: 1 LOB: 2 BB: 2 P: 12	R: 0 E: 0 K: 1 S: 7	H: 2 LOB: 2 BB: 0 P: 7	R: 0 E: 0 K: 1 S: 5	H: 0 LOB: 0 BB: 0 P: 5	R: 0 E: 0 K: 1 S: 6	H: 1 LOB: 1 BB: 0 P: 6		R: 0 E: 0 K: 1 S: 7	H: 2 LOB: 2 BB: 0 P: 7	1B: 6 2B: 5 3B: 0 HR: 0	SF: 0 SAC: 0 DP: 0 HBP: 0	WP: 1 PB: 0 SB: 0 CS: 0	PA: 40				
PITCHER	IP	WLS	BF	H	R	ER	SO	BB	IBB	HBP	BLK	WP	HR	S	P	ERA	WHIP										
Steve Hargan, R ERA: 7.22 Phil Hennigan, R ERA: 1.55	(1, 1) (6, 1)	5.0 4.0	W S	23 17	6 5	3 0	2 0	1 0	0 0	0 0	0 0	0 0	0 0	22 25	34 25	3.60 0.00	1.800 1.250										

Batter	1	2	3	4	5	6	7	8	9	AB	R	H	RBI	BB	SO	LOB	TOP			
Graig Nettles, L OBP: 0.366, SLG: 0.429 (1, 5)										3	0	1	0	1	1	1	Cleveland Indians @ Boston Red Sox Fenway Park, Boston, MA Tue Jun 22 1971, 7:05 PM EDT Att: 25,578 - Unknown			
Vada Pinson, L OBP: 0.318, SLG: 0.403 (1, 8)										3	0	0	0	1	0	2				
Frank Baker, L OBP: 0.282, SLG: 0.471 (1, 7)										4	0	1	0	0	1	2				
Chris Chambliss, L OBP: 0.427, SLG: 0.564 (1, 3)										4	0	1	0	0	0	1				
Ted Uhlhaender, L OBP: 0.312, SLG: 0.310 (1, 9)										4	0	0	0	0	0	2				
Kurt Bevacqua, R OBP: 0.333, SLG: 0.333 (1, 4)										4	0	1	0	0	0	2				
Jack Heidemann, R OBP: 0.237, SLG: 0.207 (1, 6)										4	0	1	0	0	2	2				
Ken Suarez, R OBP: 0.361, SLG: 0.333 (1, 2)										4	0	1	0	0	0	2				
Rich Hand, R (7, PH) Chuck Hinton, R OBP: 0.358, SLG: 0.448 Ed Farmer, R (7, 1)										2	0	0	0	0	1	1				
Inning Stats	R: 0 E: 0 K: 2 S: 7	H: 0 LOB: 0 BB: 0 P: 7	R: 0 E: 0 K: 1 S: 6	H: 1 LOB: 1 BB: 0 P: 6	R: 0 E: 0 K: 1 S: 5	H: 0 LOB: 2 BB: 2 P: 13	R: 0 E: 0 K: 0 S: 3	H: 0 LOB: 0 BB: 0 P: 3	R: 0 E: 0 K: 0 S: 5	H: 2 LOB: 2 BB: 0 P: 5	R: 0 E: 0 K: 0 S: 4	H: 1 LOB: 1 BB: 0 P: 4	R: 0 E: 0 K: 1 S: 6	H: 1 LOB: 1 BB: 0 P: 6	R: 0 E: 0 K: 0 S: 3	H: 1 LOB: 1 BB: 0 P: 6	1B: 5 2B: 1 3B: 0 HR: 0	SF: 0 SAC: 0 DP: 0 HBP: 0	WP: 0 PB: 0 SB: 1 CS: 0	PA: 35
PITCHER Sonny Siebert, R ERA: 2.64 (1, 1)	IP: 9.0 WLS: W BF: 35 H: 6 R: 0 ER: 0 SO: 6 BB: 2 IBB: 0 HBP: 0 BLK: 0 WP: 0 HR: 0 S: 45 P: 53 ERA: 0.00 WHIP: 0.889																PITCHER Sonny Siebert, R ERA: 2.64 (1, 1)			

AB 33
R 0
H 6
RBI 0
BB 2
SO 6
LOB 16



Batter	1	2	3	4	5	6	7	8	9	AB	R	H	RBI	BB	SO	LOB	BOTTOM	
Doug Griffin, R OBP: 0.302, SLG: 0.305 (1, 4)										4	0	1	0	0	0	0	Cleveland Indians @ Boston Red Sox Fenway Park, Boston, MA Tue Jun 22 1971, 7:05 PM EDT Att: 25,578 - Unknown	
Luis Aparicio, R OBP: 0.217, SLG: 0.248 (1, 6)										4	0	0	0	0	0	2		
Reggie Smith, S OBP: 0.360, SLG: 0.485 (1, 9)										3	0	0	0	0	0	0		
Carl Yastrzemski, L OBP: 0.431, SLG: 0.466 (1, 7)										0	0	0	0	3	0	0		
Rico Petrocelli, R OBP: 0.351, SLG: 0.404 (1, 5)										2	1	0	0	1	1	2		
George Scott, R OBP: 0.326, SLG: 0.423 (1, 3)										3	1	1	2	0	0	2		
Billy Conigliaro, R OBP: 0.317, SLG: 0.469 (1, 8)										3	0	0	0	0	2	1		
Bob Montgomery, R OBP: 0.310, SLG: 0.259 (1, 2)										2	0	0	0	1	1	1		
Sonny Siebert, R OBP: 0.244, SLG: 0.450 (1, 1)										3	0	0	0	0	1	1		
Inning Stats	R: 0 E: 0 K: 0 S: 3	H: 0 LOB: 0 BB: 0 P: 3	R: 0 E: 0 K: 1 S: 4	H: 0 LOB: 1 BB: 1 P: 8	R: 0 E: 0 K: 0 S: 4	H: 1 LOB: 2 BB: 1 P: 8	R: 2 E: 0 K: 1 S: 6	H: 1 LOB: 0 BB: 1 P: 10	R: 0 E: 0 K: 0 S: 2	H: 0 LOB: 0 BB: 1 P: 6	R: 0 E: 0 K: 2 S: 7	H: 0 LOB: 1 BB: 1 P: 11	R: 0 E: 0 K: 1 S: 5	H: 0 LOB: 0 BB: 0 P: 5	1B: 0 2B: 1 3B: 0 HR: 1	SF: 0 SAC: 0 DP: 1 HBP: 0	WP: 0 PB: 0 SB: 0 CS: 1	PA: 30
PITCHER Rich Hand, R ERA: 4.88 Ed Farmer, R ERA: 3.72 (7, 1)	IP: 6.0 WLS: L BF: 22 H: 2 R: 2 ER: 2 SO: 2 BB: 2 IBB: 2 HBP: 2 BLK: 2 WP: 0 HR: 1 S: 22 P: 38 ERA: 3.00 WHIP: 1.000																PITCHER Sonny Siebert, R ERA: 2.64 (1, 1)	

AB 24
R 2
H 2
RBI 2
BB 5
SO 5
LOB 9



Batter	1	2	3	4	5	6	7	8	9	AB	R	H	RBI	BB	SO	LOB	TOP					
Graig Nettles, L (1, 5) OBP: 0.361, SLG: 0.422										4	0	0	0	0	1	3						
Vada Pinson, L (1, 8) OBP: 0.317, SLG: 0.397										3	0	0	0	1	1	1						
Roy Foster, R (1, 7) OBP: 0.341, SLG: 0.493										4	0	2	0	0	0	0						
Chris Chambliss, L (1, 3) OBP: 0.411, SLG: 0.541										4	0	0	0	0	1	2						
Frank Baker, L (1, 9) OBP: 0.256, SLG: 0.421										4	0	0	0	0	1	1						
Kurt Bevacqua, R (1, 4) OBP: 0.333, SLG: 0.444										3	1	1	0	0	1	1						
Ray Fosse, R (9, PH) OBP: 0.327, SLG: 0.382										1	0	0	0	0	1	0						
Jack Heidemann, R (1, 6) OBP: 0.231, SLG: 0.202										3	0	0	0	0	2	1						
Ken Suarez, R (1, 2) OBP: 0.359, SLG: 0.313										2	0	0	0	1	0	0						
Sam McDowell, L (1, 1) OBP: 0.250, SLG: 0.233										3	0	2	1	0	0	0						
Inning Stats	R: 0 E: 0 K: 2 S: 7	H: 1 LOB: 1 BB: 1 P: 11	R: 1 E: 1 K: 0 S: 5	H: 2 LOB: 2 BB: 1 P: 9	R: 0 E: 0 K: 1 S: 5	H: 0 LOB: 0 BB: 0 P: 5	R: 0 E: 0 K: 1 S: 5	H: 0 LOB: 0 BB: 0 P: 5	R: 0 E: 0 K: 0 S: 4	H: 1 LOB: 1 BB: 0 P: 4	R: 0 E: 0 K: 2 S: 8	H: 1 LOB: 1 BB: 0 P: 8	R: 0 E: 0 K: 1 S: 5	H: 0 LOB: 0 BB: 0 P: 5	R: 0 E: 0 K: 0 S: 3	H: 0 LOB: 0 BB: 0 P: 3	R: 0 E: 0 K: 1 S: 5	H: 0 LOB: 0 BB: 0 P: 5	1B: 4 2B: 1 3B: 0 HR: 0	SF: 0 SAC: 0 DP: 0 HBP: 0	WP: 0 PB: 0 SB: 0 CS: 0	PA: 33
PITCHER Ray Culp, R (1, 1) ERA: 3.39	IP: 9.0 WLS: W BF: 33 H: 5 R: 1 ER: 1 SO: 8 BB: 2 IBB: 0 HBP: 0 BLK: 0 WP: 0 HR: 0 S: 47 P: 55 ERA: 1.00 WHIP: 0.778															PITCHER						

Cleveland Indians @ Boston Red Sox
Fenway Park, Boston, MA
Wed Jun 23 1971, 3:33 AM EDT
Att: 17,513 - Unknown

AB 31
R 1
H 5
RBI 1
BB 2
SO 8
LOB 9

Batter	1	2	3	4	5	6	7	8	9	AB	R	H	RBI	BB	SO	LOB	BOTTOM			
Doug Griffin, R (1, 4) OBP: 0.302, SLG: 0.301										3	0	0	0	1	2	0				
Luis Aparicio, R (1, 6) OBP: 0.222, SLG: 0.245										2	1	0	0	2	1	1				
Reggie Smith, S (1, 9) OBP: 0.358, SLG: 0.479										3	0	0	0	1	2	1				
George Scott, R (1, 3) OBP: 0.321, SLG: 0.416										4	0	0	0	0	3	3				
Billy Conigliaro, R (1, 8) OBP: 0.325, SLG: 0.493										4	0	3	1	0	0	2				
Duane Josephson, R (1, 2) OBP: 0.289, SLG: 0.370										3	0	0	0	1	1	2				
Joe Lahoud, L (1, 7) OBP: 0.370, SLG: 0.563										4	1	1	1	0	1	3				
John Kennedy, R (1, 5) OBP: 0.405, SLG: 0.400										3	0	1	0	0	1	0				
Ray Culp, R (1, 1) OBP: 0.216, SLG: 0.171										3	0	0	0	0	3	1				
Inning Stats	R: 0 E: 0 K: 1 S: 5	H: 0 LOB: 2 BB: 2 P: 13	R: 0 E: 0 K: 2 S: 8	H: 1 LOB: 0 BB: 0 P: 8	R: 0 E: 0 K: 3 S: 9	H: 0 LOB: 0 BB: 0 P: 9	R: 0 E: 0 K: 1 S: 6	H: 1 LOB: 1 BB: 0 P: 6	R: 0 E: 0 K: 1 S: 5	H: 0 LOB: 0 BB: 0 P: 5	R: 1 E: 0 K: 2 S: 8	H: 1 LOB: 1 BB: 1 P: 12	R: 1 E: 0 K: 2 S: 8	H: 1 LOB: 1 BB: 1 P: 12	R: 0 E: 0 K: 2 S: 8	H: 1 LOB: 2 BB: 1 P: 12	1B: 1 2B: 2 3B: 1 HR: 1	SF: 0 SAC: 0 DP: 0 HBP: 0	WP: 0 PB: 0 SB: 0 CS: 0	PA: 34
PITCHER Sam McDowell, L (1, 1) ERA: 2.9	IP: 8.0 WLS: L BF: 34 H: 5 R: 2 ER: 2 SO: 14 BB: 4 IBB: 1 HBP: 0 BLK: 0 WP: 0 HR: 1 S: 57 P: 77 ERA: 2.25 WHIP: 1.125															PITCHER				

Cleveland Indians @ Boston Red Sox
Fenway Park, Boston, MA
Wed Jun 23 1971, 3:33 AM EDT
Att: 17,513 - Unknown

AB 29
R 2
H 5
RBI 2
BB 5
SO 14
LOB 13

Batter	1	2	3	4	5	6	7	8	9	AB	R	H	RBI	BB	SO	LOB	TOP								
Don Buford, S OBP: 0.431, SLG: 0.529 (1, 7)										4	1	1	0	1	2	1	Baltimore Orioles @ Boston Red Sox Fenway Park, Boston, MA Fri Jun 25 1971, 7:05 PM EDT Att: 31,505 - Unknown								
Paul Blair, R OBP: 0.294, SLG: 0.385 (1, 8)										4	1	1	2	0	2	1									
Frank Robinson, R OBP: 0.402, SLG: 0.510 (1, 9)										4	1	1	1	0	0	2									
Boog Powell, L OBP: 0.371, SLG: 0.421 (1, 3)										4	3	3	2	1	1	0									
Brooks Robinson, R OBP: 0.357, SLG: 0.397 (1, 5)										5	0	1	0	0	0	5									
Eliot Hendricks, L OBP: 0.347, SLG: 0.393 (1, 2)										3	0	1	1	2	0	0									
Davey Johnson, R OBP: 0.369, SLG: 0.430 (1, 4)										5	0	1	1	0	0	5									
Mark Belanger, R OBP: 0.385, SLG: 0.348 (1, 6)										4	0	1	0	0	0	3									
Pat Dobson, R OBP: 0.184, SLG: 0.139 (1, 1)										3	0	2	0	0	0	1									
Merv Rettenmund, R OBP: 0.415, SLG: 0.385 (9, PH)										0	1	0	0	1	0	0									
Tom Dukes, R OBP: 0.167, SLG: 0.333 (9, 1)										0	0	0	0	0	0	0									
Inning Stats	R: 0 E: 0 K: 2 S: 7	H: 0 LOB: 0 BB: 0 P: 7	R: 1 E: 0 K: 0 S: 4	H: 1 LOB: 0 BB: 0 P: 4	R: 0 E: 0 K: 1 S: 6	H: 1 LOB: 1 BB: 0 P: 6	R: 1 E: 0 K: 0 S: 5	H: 2 LOB: 2 BB: 1 P: 9	R: 0 E: 0 K: 0 S: 4	H: 1 LOB: 2 BB: 2 P: 12	R: 0 E: 0 K: 0 S: 4	H: 2 LOB: 2 BB: 0 P: 4	R: 1 E: 0 K: 2 S: 8	H: 1 LOB: 0 BB: 0 P: 8	R: 0 E: 0 K: 0 S: 2	H: 0 LOB: 0 BB: 1 P: 6	R: 4 E: 0 K: 0 S: 7	H: 4 LOB: 2 BB: 1 P: 12	1B: 6 2B: 3 3B: 1 HR: 2	SF: 0 SAC: 1 DP: 1 HBP: 1	WP: 0 PB: 0 SB: 0 CS: 0	PA: 43			
PITCHER	IP	WLS	BF	H	R	ER	SO	BB	IBB	HBP	BLK	WP	HR	S	P	ERA	WHIP								
Jim Lonborg, R ERA: 4.36 (1, 1)	7.0		31	8	3	3	5	1	2	0	0	0	2	38	50	3.86	1.286								
Sparky Lyle, L ERA: 2.56 (8, 1)	1.1	L	7	2	3	3	0	2	0	0	0	0	0	5	13	20.25	3.000								
Ken Tatum, R ERA: 3.05 (9, 1)	0.2		5	2	1	1	0	0	0	1	0	0	0	4	5	13.50	3.000								

Batter	1	2	3	4	5	6	7	8	9	AB	R	H	RBI	BB	SO	LOB	BOTTOM								
Doug Griffin, R OBP: 0.300, SLG: 0.299 (1, 4)										5	1	1	0	0	0	1	Baltimore Orioles @ Boston Red Sox Fenway Park, Boston, MA Fri Jun 25 1971, 7:05 PM EDT Att: 31,505 - Unknown								
Luis Aparicio, R OBP: 0.222, SLG: 0.244 (1, 6)										5	0	1	0	0	1	1									
Reggie Smith, S OBP: 0.360, SLG: 0.489 (1, 8)										3	1	1	1	1	0	0									
Carl Yastrzemski, L OBP: 0.429, SLG: 0.464 (1, 7)										3	0	1	1	0	0	0									
Rico Petrocelli, R OBP: 0.351, SLG: 0.416 (1, 5)										3	1	1	1	0	0	2									
George Scott, R OBP: 0.324, SLG: 0.415 (1, 3)										3	0	1	0	0	1	3									
Joe Lahoud, L OBP: 0.377, SLG: 0.552 (1, 9)										3	0	1	0	1	1	1									
Duane Josephson, R OBP: 0.291, SLG: 0.376 (1, 2)										2	0	1	0	0	0	0									
Bob Montgomery, R OBP: 0.293, SLG: 0.241 (6, PH) (7, 2)										2	0	0	0	0	0	4									
Jim Lonborg, R OBP: 0.250, SLG: 0.143 (1, 1)										2	0	0	0	0	1	1									
Gary Peters, L OBP: 0.319, SLG: 0.386 (7, PH)										1	0	0	0	0	1	0									
Sparky Lyle, L (8, 1)										0	0	0	0	0	0	0									
Ken Tatum, R OBP: 0.600, SLG: 0.333 (9, 1)										0	0	0	0	0	0	0									
Phil Gagliano, R OBP: 0.283, SLG: 0.660 (9, PH)										1	0	0	0	0	0	0									
Inning Stats	R: 1 E: 0 K: 1 S: 7	H: 2 LOB: 2 BB: 1 P: 11	R: 0 E: 0 K: 1 S: 5	H: 0 LOB: 0 BB: 0 P: 5	R: 0 E: 0 K: 0 S: 3	H: 0 LOB: 0 BB: 0 P: 3	R: 0 E: 0 K: 0 S: 4	H: 1 LOB: 1 BB: 0 P: 4	R: 0 E: 0 K: 2 S: 8	H: 1 LOB: 2 BB: 0 P: 8	R: 1 E: 0 K: 0 S: 5	H: 2 LOB: 2 BB: 0 P: 6	R: 0 E: 0 K: 1 S: 5	H: 0 LOB: 0 BB: 0 P: 5	R: 1 E: 0 K: 0 S: 5	H: 2 LOB: 2 BB: 1 P: 9	R: 0 E: 0 K: 0 S: 3	H: 0 LOB: 0 BB: 0 P: 3	1B: 5 2B: 1 3B: 0 HR: 2	SF: 1 SAC: 1 DP: 0 HBP: 1	WP: 0 PB: 0 SB: 0 CS: 0	PA: 38			
PITCHER	IP	WLS	BF	H	R	ER	SO	BB	IBB	HBP	BLK	WP	HR	S	P	ERA	WHIP								
Pat Dobson, R ERA: 3.34 (1, 1)	8.0		35	8	3	3	5	1	1	1	0	0	2	42	51	3.38	1.125								
Tom Dukes, R ERA: 2.77 (9, 1)	1.0	S	3	0	0	0	0	0	0	0	0	0	0	3	3	0.00	0.000								

Batter	1	2	3	4	5	6	7	8	9	10	AB	R	H	RBI	BB	SO	LOB	TOP				
Paul Blair, R OBP: 0.297, SLG: 0.387 (1, 8)											4	0	2	0	0	0	1					
Mark Belanger, R OBP: 0.387, SLG: 0.351 (1, 6)											4	1	1	0	0	0	2					
Frank Robinson, R OBP: 0.395, SLG: 0.500 (1, 9)											4	0	0	0	0	0	3					
Brooks Robinson, R OBP: 0.352, SLG: 0.391 (1, 5)											4	0	0	0	0	0	1					
Boog Powell, L OBP: 0.373, SLG: 0.436 (1, 3)											4	1	2	2	0	1	0					
Merv Rettenmund, R OBP: 0.417, SLG: 0.393 (1, 7)											4	0	2	0	0	0	0					
Davey Johnson, R OBP: 0.364, SLG: 0.423 (1, 4)											4	0	0	0	0	0	3					
Andy Etchebarren, R OBP: 0.275, SLG: 0.302 (1, 2)											4	0	0	0	0	1	2					
Mike Cuellar, L OBP: 0.109, SLG: 0.132 Curt Motton, R OBP: 0.313, SLG: 0.083 Eddie Watt, R (8, 1) Chico Salmon, R OBP: 0.155, SLG: 0.154 Dick Hall, R OBP: 0.333, SLG: 0.333 (10, 1)											2	0	1	0	0	1	2					
Inning Stats	R: 0 E: 0 K: 0 S: 3	H: 1 LOB: 0 BB: 0 P: 3	R: 0 E: 0 K: 1 S: 5	H: 0 LOB: 0 BB: 0 P: 5	R: 0 E: 0 K: 1 S: 4	H: 1 LOB: 1 BB: 0 P: 4	R: 0 E: 0 K: 0 S: 3	H: 0 LOB: 0 BB: 0 P: 3	R: 0 E: 0 K: 1 S: 7	H: 2 LOB: 2 BB: 0 P: 7	R: 0 E: 0 K: 0 S: 3	H: 1 LOB: 1 BB: 0 P: 4	R: 0 E: 0 K: 0 S: 3	H: 0 LOB: 0 BB: 0 P: 3	R: 2 E: 0 K: 1 S: 5	H: 2 LOB: 0 BB: 0 P: 5	R: 0 E: 0 K: 1 S: 5	H: 0 LOB: 0 BB: 0 P: 5	1B: 5 2B: 2 3B: 0 HR: 1	SF: 0 SAC: 0 DP: 2 HBP: 0	WP: 0 PB: 0 SB: 0 CS: 0	PA: 36
PITCHER Gary Peters, L ERA: 4.77 (1, 1)	IP 10.0	WLS W 36	BF H 8	R ER 2 3	SO BB 0 0	IBB HBP 0 0	BLK WP 0 0	HR S 1 42	P S 42	ERA 1.80	WHIP 0.800											

Baltimore Orioles @ Boston Red Sox
Fenway Park, Boston, MA
Sat Jun 26 1971, 3:33 AM EDT
Att: 27,298 - Unknown

AB 36
R 2
H 8
RBI 2
BB 0
SO 3
LOB 14



Batter	1	2	3	4	5	6	7	8	9	10	AB	R	H	RBI	BB	SO	LOB	BOTTOM						
Doug Griffin, R OBP: 0.295, SLG: 0.294 Joe Lahoud, L OBP: 0.355, SLG: 0.552 (10, PH)											4	0	0	0	0	2	2							
Luis Aparicio, R OBP: 0.238, SLG: 0.258 (1, 6)											4	1	4	2	1	0	0							
Reggie Smith, S OBP: 0.360, SLG: 0.487 (1, 9)											3	0	1	0	0	2	3							
Carl Yastrzemski, L OBP: 0.426, SLG: 0.461 (1, 7)											4	0	1	0	0	0	3							
Rico Petrocelli, R OBP: 0.333, SLG: 0.415 (1, 5)											3	0	1	1	1	0	1							
George Scott, R OBP: 0.322, SLG: 0.413 (1, 3)											4	0	1	0	0	0	3							
Billy Conigliaro, R OBP: 0.323, SLG: 0.488 (1, 8)											4	0	1	0	0	1	1							
Don Pavletich, R OBP: 0.400, SLG: 0.440 (1, 2)											4	2	1	0	0	0	1							
Gary Peters, L OBP: 0.320, SLG: 0.383 (1, 1)											3	0	1	0	0	1	0							
Inning Stats	R: 0 E: 0 K: 1 S: 5	H: 1 LOB: 0 BB: 0 P: 5	R: 0 E: 0 K: 0 S: 2	H: 0 LOB: 0 BB: 1 P: 6	R: 0 E: 0 K: 1 S: 5	H: 0 LOB: 0 BB: 0 P: 5	R: 0 E: 0 K: 0 S: 3	H: 1 LOB: 1 BB: 0 P: 7	R: 0 E: 0 K: 0 S: 3	H: 1 LOB: 0 BB: 0 P: 3	R: 0 E: 0 K: 2 S: 7	H: 0 LOB: 0 BB: 0 P: 7	R: 1 E: 0 K: 0 S: 5	H: 2 LOB: 1 BB: 0 P: 5	R: 1 E: 0 K: 2 S: 10	H: 3 LOB: 2 BB: 0 P: 10	R: 0 E: 0 K: 0 S: 3	H: 1 LOB: 0 BB: 0 P: 3	R: 1 E: 0 K: 0 S: 4	H: 2 LOB: 2 BB: 1 P: 8	1B: 11 2B: 1 3B: 0 HR: 0	SF: 0 SAC: 2 DP: 3 HBP: 0	WP: 0 PB: 0 SB: 0 CS: 2	PA: 39
PITCHER Mike Cuellar, L ERA: 2.87 (1, 1) Eddie Watt, R ERA: 2.06 (8, 1) Dick Hall, R ERA: 6.38 (10, 1)	IP 7.0	WLS W 24	BF H 24	R ER 1 1	SO BB 1 4	IBB HBP 0 0	BLK WP 0 0	HR S 0 30	P S 38	ERA 1.29	WHIP 1.000													

Baltimore Orioles @ Boston Red Sox
Fenway Park, Boston, MA
Sat Jun 26 1971, 3:33 AM EDT
Att: 27,298 - Unknown

AB 33
R 3
H 11
RBI 3
BB 3
SO 6
LOB 14



Batter	1	2	3	4	5	6	7	8	9	AB	R	H	RBI	BB	SO	LOB	TOP			
Don Buford, S OBP: 0.427, SLG: 0.521 (1, 7)										5	0	1	0	0	1	3				
Chico Salmon, R OBP: 0.186, SLG: 0.258 (1, 4) (6, 5)										5	1	1	2	0	1	4				
Boog Powell, L OBP: 0.375, SLG: 0.432 (1, 3)										2	0	0	0	2	0	0				
Brooks Robinson, R OBP: 0.349, SLG: 0.387 Pete Richert, L (8, 1)										3	0	0	0	0	1	1				
Eliot Hendricks, L OBP: 0.351, SLG: 0.392 (1, 2)										3	0	1	0	1	0	0				
Mery Rettenmund, R OBP: 0.414, SLG: 0.390 (1, 8)										4	0	1	0	0	0	4				
Terry Crowley, L OBP: 0.214, SLG: 0.083 (1, 9)										4	0	0	0	0	1	3				
Mark Belanger, R OBP: 0.388, SLG: 0.350 (1, 6)										3	0	1	0	1	0	1				
Grant Jackson, S (1, 1) Curt Motton, R (3, PH) Dave Boswell, R (3, 1) Dick Hall, R (6, 1) Jerry Davanson, R (6, 4) Davey Johnson, R (6, PH)										0	0	0	0	0	0	0				
Inning Stats	R: 0 E: 0 K: 1 S: 5	H: 0 LOB: 0 BB: 0 P: 5	R: 0 E: 0 K: 0 S: 3	H: 0 LOB: 0 BB: 0 P: 3	R: 0 E: 0 K: 0 S: 4	H: 1 LOB: 2 BB: 1 P: 8	R: 0 E: 0 K: 0 S: 3	H: 0 LOB: 2 BB: 2 P: 11	R: 0 E: 0 K: 1 S: 5	H: 0 LOB: 0 BB: 0 P: 5	R: 0 E: 1 K: 1 S: 6	H: 1 LOB: 1 BB: 0 P: 6	R: 2 E: 0 K: 0 S: 6	H: 3 LOB: 2 BB: 1 P: 10	R: 0 E: 0 K: 1 S: 6	H: 1 LOB: 2 BB: 1 P: 10	1B: 5 2B: 0 3B: 0 HR: 1	SF: 0 SAC: 0 DP: 0 HBP: 0	WP: 0 PB: 0 SB: 0 CS: 0	PA: 38
PITCHER Sonny Siebert, R ERA: 2.59 (1, 1)	IP: 9.0 WLS: W BF: 38 H: 6 R: 2 ER: 2 SO: 5 BB: 5 IBB: 0 HBP: 0 BLK: 0 WP: 0 HR: 1 S: 43 P: 63 ERA: 2.00 WHIP: 1.222															PITCHER Sonny Siebert, R ERA: 2.59 (1, 1)	IP: 9.0 WLS: W BF: 38 H: 6 R: 2 ER: 2 SO: 5 BB: 5 IBB: 0 HBP: 0 BLK: 0 WP: 0 HR: 1 S: 43 P: 63 ERA: 2.00 WHIP: 1.222			

Baltimore Orioles @ Boston Red Sox
Fenway Park, Boston, MA
Sat Jun 26 1971, 7:05 PM EDT
Att: 24,531 - Unknown

AB 33
R 2
H 6
RBI 2
BB 5
SO 5
LOB 18



Batter	1	2	3	4	5	6	7	8	9	AB	R	H	RBI	BB	SO	LOB	BOTTOM			
Doug Griffin, R OBP: 0.293, SLG: 0.292 (1, 4)										5	1	1	0	0	0	4				
Luis Aparicio, R OBP: 0.238, SLG: 0.258 (1, 6)										4	1	1	0	0	0	1				
Reggie Smith, S OBP: 0.362, SLG: 0.509 (1, 9)										4	2	2	2	0	0	2				
Carl Yastrzemski, L OBP: 0.424, SLG: 0.461 (1, 7)										4	0	1	2	0	0	0				
Rico Petrocelli, R OBP: 0.352, SLG: 0.410 (1, 5)										3	1	0	0	1	1	0				
George Scott, R OBP: 0.325, SLG: 0.424 (1, 3)										3	2	1	1	1	1	0				
Billy Conigliaro, R OBP: 0.326, SLG: 0.493 (1, 8)										4	2	2	0	0	1	2				
Bob Montgomery, R OBP: 0.314, SLG: 0.273 (1, 2)										4	0	2	0	0	1	3				
Sonny Siebert, R OBP: 0.267, SLG: 0.545 (1, 1)										4	1	2	5	0	1	2				
Inning Stats	R: 2 E: 0 K: 0 S: 5	H: 3 LOB: 0 BB: 0 P: 5	R: 2 E: 0 K: 2 S: 9	H: 2 LOB: 0 BB: 0 P: 9	R: 0 E: 0 K: 0 S: 3	H: 0 LOB: 0 BB: 0 P: 3	R: 2 E: 0 K: 1 S: 6	H: 1 LOB: 1 BB: 2 P: 14	R: 1 E: 0 K: 0 S: 4	H: 1 LOB: 0 BB: 0 P: 4	R: 2 E: 1 K: 0 S: 6	H: 3 LOB: 1 BB: 0 P: 6	R: 1 E: 0 K: 1 S: 6	H: 1 LOB: 1 BB: 0 P: 6	R: 0 E: 0 K: 1 S: 6	H: 1 LOB: 1 BB: 0 P: 6	1B: 5 2B: 4 3B: 0 HR: 4	SF: 0 SAC: 0 DP: 1 HBP: 0	WP: 0 PB: 0 SB: 0 CS: 0	PA: 37
PITCHER Grant Jackson, L ERA: 2.38 (1, 1) Dave Boswell, R ERA: 9.64 (3, 1) Dick Hall, R ERA: 6.2 (6, 1) Pete Richert, L ERA: 3.0 (8, 1)	IP: 2.0 WLS: L BF: 10 H: 5 R: 4 ER: 4 SO: 4 BB: 2 IBB: 0 HBP: 0 BLK: 0 WP: 0 HR: 1 S: 14 P: 14 ERA: 18.00 WHIP: 2.500															PITCHER Grant Jackson, L ERA: 2.38 (1, 1) Dave Boswell, R ERA: 9.64 (3, 1) Dick Hall, R ERA: 6.2 (6, 1) Pete Richert, L ERA: 3.0 (8, 1)	IP: 2.0 WLS: L BF: 10 H: 5 R: 4 ER: 4 SO: 4 BB: 2 IBB: 0 HBP: 0 BLK: 0 WP: 0 HR: 1 S: 14 P: 14 ERA: 18.00 WHIP: 2.500			

Baltimore Orioles @ Boston Red Sox
Fenway Park, Boston, MA
Sat Jun 26 1971, 7:05 PM EDT
Att: 24,531 - Unknown

AB 35
R 10
H 12
RBI 10
BB 2
SO 5
LOB 14



Batter	1	2	3	4	5	6	7	8	9	AB	R	H	RBI	BB	SO	LOB	TOP					
Don Buford, S OBP: 0.420, SLG: 0.512 (1,7)	G3		4-3		P4			F8		4	0	0	0	0	0	2	Baltimore Orioles @ Boston Red Sox Fenway Park, Boston, MA Sun Jun 27 1971, 3:33 AM EDT Att: 29,362 - Unknown					
Paul Blair, R OBP: 0.297, SLG: 0.382 (1,8)	K				F8			K		3	0	0	0	1	2	1						
Boog Powell, L OBP: 0.373, SLG: 0.426 (1,3)	F8				1B			3-1		3	1	0	0	1	0	2						
Frank Robinson, R OBP: 0.393, SLG: 0.495 (1,9)					1B			6-3		4	0	1	0	0	1	2						
Eliot Hendricks, L OBP: 0.349, SLG: 0.388 (1,2)					F7			3-1		4	0	1	0	0	0	2						
Brooks Robinson, R OBP: 0.347, SLG: 0.385 (1,5)					1B			F8		4	0	1	1	0	0	1						
Davey Johnson, R OBP: 0.365, SLG: 0.422 (1,4)					1B			1B		4	0	2	0	0	0	1						
Mark Belanger, R OBP: 0.386, SLG: 0.349 (1,6)					1B			F7		4	0	1	0	0	0	1						
Jim Palmer, R OBP: 0.212, SLG: 0.196 (1,1)					SH1-4					1	0	0	0	0	1	0						
Terry Crowley, L OBP: 0.267, SLG: 0.154 (8,PH)					SH1-4					1	0	1	0	0	0	0						
Eddie Watt, R (8,1)					1-2			3-1		0	0	0	0	0	0	0						
Inning Stats	R: 0 E: 0 K: 1 S: 5	H: 0 LOB: 0 BB: 0 P: 5	R: 0 E: 0 K: 1 S: 6	H: 1 LOB: 1 BB: 0 P: 6	R: 0 E: 0 K: 1 S: 5	H: 0 LOB: 0 BB: 0 P: 5	R: 1 E: 0 K: 0 S: 5	H: 3 LOB: 3 BB: 1 P: 9	R: 0 E: 0 K: 1 S: 6	H: 1 LOB: 1 BB: 0 P: 6	R: 0 E: 0 K: 0 S: 3	H: 0 LOB: 0 BB: 0 P: 3	R: 0 E: 0 K: 0 S: 3	H: 0 LOB: 0 BB: 0 P: 3	R: 0 E: 0 K: 0 S: 4	H: 1 LOB: 2 BB: 1 P: 8	R: 0 E: 0 K: 0 S: 4	H: 1 LOB: 1 BB: 0 P: 4	1B: 7 2B: 0 3B: 0 HR: 0	SF: 0 SAC: 1 DP: 0 HBP: 0	WP: 0 PB: 0 SB: 0 CS: 0	PA: 35
PITCHER Ray Culp, R ERA: 3.23 (1,1)	IP: 9.0 WLS: W BF: 35 H: 7 R: 1 ER: 1 SO: 4 BB: 2 IBB: 0 HBP: 0 BLK: 0 WP: 0 HR: 0 S: 41 P: 49 ERA: 1.00 WHIP: 1.000															PITCHER Ray Culp, R ERA: 3.23 (1,1)	IP: 9.0 WLS: W BF: 35 H: 7 R: 1 ER: 1 SO: 4 BB: 2 IBB: 0 HBP: 0 BLK: 0 WP: 0 HR: 0 S: 41 P: 49 ERA: 1.00 WHIP: 1.000					

Batter	1	2	3	4	5	6	7	8	9	AB	R	H	RBI	BB	SO	LOB	BOTTOM			
Doug Griffin, R OBP: 0.300, SLG: 0.304 (1,4)	2B	F7		1B						4	1	3	1	0	0	0	Baltimore Orioles @ Boston Red Sox Fenway Park, Boston, MA Sun Jun 27 1971, 3:33 AM EDT Att: 29,362 - Unknown			
Luis Aparicio, R OBP: 0.242, SLG: 0.266 (1,6)	2B			1B				F3		4	1	2	0	0	1	1				
Reggie Smith, S OBP: 0.363, SLG: 0.511 (1,8)	F8			1B				4-3		3	0	1	2	1	1	1				
Carl Yastrzemski, L OBP: 0.418, SLG: 0.453 (1,7)	K			K				3-1		4	0	0	0	0	3	4				
Rico Petrocelli, R OBP: 0.350, SLG: 0.407 (1,5)	F8			K				F8		4	0	1	0	0	1	2				
George Scott, R OBP: 0.324, SLG: 0.419 (1,3)	BB			F8				F8		3	0	0	0	1	1	1				
Joe Lahoud, L OBP: 0.366, SLG: 0.521 (1,9)	K			P5				K2-3		4	0	0	0	0	2	3				
Bob Montgomery, R OBP: 0.316, SLG: 0.257 (1,2)				PB				FC6-4		2	1	0	0	1	1	1				
Ray Culp, R OBP: 0.225, SLG: 0.162 (1,1)	K			1B				K		2	0	0	0	1	2	0				
Inning Stats	R: 2 E: 0 K: 2 S: 10	H: 3 LOB: 2 BB: 1 P: 14	R: 0 E: 0 K: 2 S: 7	H: 0 LOB: 0 BB: 0 P: 7	R: 0 E: 0 K: 3 S: 10	H: 1 LOB: 1 BB: 0 P: 10	R: 1 E: 0 K: 0 S: 3	H: 1 LOB: 2 BB: 2 P: 11	R: 0 E: 0 K: 0 S: 5	H: 0 LOB: 0 BB: 0 P: 5	R: 0 E: 0 K: 0 S: 4	H: 1 LOB: 1 BB: 0 P: 4	R: 0 E: 0 K: 2 S: 8	H: 1 LOB: 2 BB: 1 P: 12	R: 0 E: 0 K: 2 S: 7	H: 0 LOB: 0 BB: 0 P: 7		1B: 4 2B: 3 3B: 0 HR: 0	SF: 0 SAC: 0 DP: 0 HBP: 0	WP: 0 PB: 1 SB: 0 CS: 0
PITCHER Jim Palmer, R ERA: 2.69 (8,1)	IP: 7.0 WLS: L BF: 31 H: 7 R: 3 ER: 3 SO: 10 BB: 4 IBB: 0 HBP: 0 BLK: 0 WP: 0 HR: 0 S: 47 P: 63 ERA: 3.86 WHIP: 1.571															PITCHER Eddie Watt, R ERA: 1.96 (8,1)	IP: 1.0 WLS: 3 BF: 3 H: 0 R: 0 ER: 0 SO: 2 BB: 0 IBB: 0 HBP: 0 BLK: 0 WP: 0 HR: 0 S: 7 P: 7 ERA: 0.00 WHIP: 0.000			

AB	32
R	1
H	7
RBI	1
BB	2
SO	4
LOB	12



AB	30
R	3
H	7
RBI	3
BB	4
SO	12
LOB	13



Batter	1	2	3	4	5	6	7	8	9	AB	R	H	RBI	BB	SO	LOB	TOP									
Del Unser, L OBP: 0.347, SLG: 0.378 (1, 9)	4-0 BB		0-0 1B		0-0 P4		0-0 F9		0-0 1B	4	0	2	0	1	0	1	Washington Senators @ Boston Red Sox Fenway Park, Boston, MA Mon Jun 28 1971, 7:05 PM EDT Att: 21,000 - Unknown									
Elliott Maddox, R OBP: 0.283, SLG: 0.248 (1, 8)	0-0 F9		0-0 G6-4-3		0-3 K		0-0 F8		0-0 F8	5	0	0	0	0	1	5										
Don Mincher, L OBP: 0.406, SLG: 0.433 (1, 3)	0-3 K			4-0 1B BB	0-0 4-3			0-0 P6		3	1	0	0	1	1	1										
Frank Howard, R OBP: 0.365, SLG: 0.479 (1, 7)	0-0 F3			0-0 1B 2B 1B	0-0 4-3			0-3 K		4	1	1	0	0	1	1										
Bernie Allen, L OBP: 0.327, SLG: 0.373 (1, 5)		0-0 P5		0-0 2B 1B	0-0 6-3 1B			0-0 F9		4	1	2	1	0	0	0										
Dick Billings, R OBP: 0.283, SLG: 0.256 (1, 2)		0-0 P6		0-3 K	0-0 6-3 1B			1-6 WP 1B SF8 HBP		3	1	0	0	0	1	3										
Lenny Randle, S OBP: 0.283, SLG: 0.311 (1, 4)		0-0 2B		0-0 2B	0-0 1-3			0-0 1B WP 1B		4	0	3	2	0	0	1										
Tim Cullen, R OBP: 0.242, SLG: 0.234 (9, PH)		0-0 P6		0-0 6-3				0-0 SF8		3	0	1	0	0	0	2										
Larry Blittner, L OBP: 0.288, SLG: 0.253 (9, PH)					0-0 FC1-6 1B			1-2 2H F9		0	0	0	1	0	0	0										
Jackie Brown, R (1, 1)			0-3 K		0-0 6-3			0-0 F9		3	0	0	0	0	1	2										
Denny Riddleberger, R (7, 1)				0-3 K				0-0 FC1-6		0	0	0	0	0	0	0										
Casey Cox, R OBP: 0.193, SLG: 0.105 (8, 1)										0	0	0	0	0	0	0										
Paul Lindblad, L OBP: 0.200, SLG: 0.300 (9, PH)										0	0	0	0	0	0	0										
Tom McCraw, L OBP: 0.289, SLG: 0.429 (9, PH)										1	0	0	0	0	0	1										
Inning Stats	R: 0 E: 0 K: 1 S: 5	H: 0 LOB: 1 BB: 1 P: 9	R: 0 E: 0 K: 0 S: 4	H: 1 LOB: 1 BB: 0 P: 4	R: 0 E: 0 K: 1 S: 5	H: 1 LOB: 0 BB: 0 P: 5	R: 3 E: 0 K: 1 S: 8	H: 3 LOB: 1 BB: 1 P: 12	R: 0 E: 0 K: 1 S: 4	H: 0 LOB: 0 BB: 0 P: 5	R: 0 E: 0 K: 0 S: 4	H: 1 LOB: 1 BB: 0 P: 4	R: 0 E: 0 K: 0 S: 4	H: 1 LOB: 0 BB: 0 P: 4	R: 0 E: 0 K: 1 S: 5	H: 0 LOB: 0 BB: 0 P: 5	R: 1 E: 0 K: 0 S: 5	H: 2 LOB: 2 BB: 0 P: 6	1B: 7 2B: 2 3B: 0 HR: 0	SF: 1 SAC: 0 DP: 1 HBP: 1	WP: 1 PB: 0 SB: 1 CS: 0	PA: 38				
PITCHER	IP WLS BF H R ER SO BB IBB HBP BLK WP HR S P ERA WHIP																									
Luis Tiant, R ERA: 11.25	4.0	18	5	3	3	3	2	0	0	0	0	0	0	0	22	30	6.75	1.750								
Bill Lee, L ERA: 3.26	2.0	7	1	0	0	1	0	0	0	0	0	0	0	9	9	0.00	0.500									
Bobby Bolin, R ERA: 3.09	2.0	W	7	1	0	0	1	0	0	0	0	0	0	9	9	0.00	0.500									
Ken Tatum, R ERA: 3.32	1.0	S	6	2	1	1	0	0	0	1	0	0	5	6	9.00	2.000										

Batter	1	2	3	4	5	6	7	8	9	AB	R	H	RBI	BB	SO	LOB	BOTTOM									
Doug Griffin, R OBP: 0.305, SLG: 0.318 (1, 4)	4-0 SH1-3 1B BB		0-0 HR		0-0 F9		0-0 HR	0-0 SH 2B 1B		1	2	1	1	1	0	0	Washington Senators @ Boston Red Sox Fenway Park, Boston, MA Mon Jun 28 1971, 7:05 PM EDT Att: 21,000 - Unknown									
John Kennedy, R OBP: 0.407, SLG: 0.444 (5, 4)			0-0 6-3		0-0 FC5 2B		0-0 4-3	0-0 1B 2B		4	1	2	1	0	0	0										
Luis Aparicio, R OBP: 0.246, SLG: 0.278 (1, 6)	0-0 SH1-3		0-0 6-3		0-0 FC5 2B		0-0 4-3	0-0 1B 2B		5	0	2	1	0	1	3										
Reggie Smith, S OBP: 0.364, SLG: 0.509 (1, 8)	0-0 2B 1B		0-0 F8		0-0 P5		0-0 BB 1B	0-3 K		5	0	2	1	0	1	3										
Carl Yastrzemski, L OBP: 0.421, SLG: 0.452 (1, 7)	0-0 F7		0-0 G3		4-0 BB		4-0 BB 1B	0-0 HR 1B		3	1	1	2	2	0	1										
Rico Petrocelli, R OBP: 0.351, SLG: 0.423 (1, 5)	0-0 2B		0-0 F4		0-0 FC5		0-0 G6-4-3	0-0 HR		5	1	2	2	0	0	4										
George Scott, R OBP: 0.322, SLG: 0.414 (1, 3)		0-0 F8		0-0 BB 1B		0-3 K		E6 SH1-4 5-3		5	1	1	0	0	1	0										
Joe Lahoud, L OBP: 0.365, SLG: 0.507 (1, 9)		0-0 F8		4-0 BB		0-0 6-3		0-0 SH1-4		2	0	0	0	1	0	0										
Bob Montgomery, R OBP: 0.357, SLG: 0.289 (1, 2)		0-0 1B		0-0 F9		0-0 1B		4-0 1B SH IBB		3	1	2	0	1	0	2										
Luis Tiant, R ERA: 3.65	6.1	30	3	3	2	3	0	0	0	0	0	0	0	0	1	2										
Gary Peters, L OBP: 0.314, SLG: 0.375 (4, PH)										1	0	0	0	0	0	1										
Bill Lee, L ERA: 4.66	0.0	1	0	0	0	0	1	0	0	0	0	0	0	0	0	0										
Mike Eruzione, L ERA: 4.66	1.1	L	8	2	5	2	1	0	1	0	0	0	0	0	1	1										
Bobby Bolin, R ERA: 3.09	0.1	3	2	2	0	0	0	0	0	0	0	0	0	0	0	0										
Phil Gagliano, R ERA: 3.06										1	1	1	0	0	0	0										
Ken Tatum, R ERA: 3.32										0	0	0	0	0	0	0										
Inning Stats	R: 1 E: 0 K: 0 S: 4	H: 2 LOB: 2 BB: 1 P: 8	R: 0 E: 0 K: 0 S: 4	H: 1 LOB: 1 BB: 0 P: 4	R: 1 E: 0 K: 0 S: 4	H: 1 LOB: 0 BB: 0 P: 4	R: 0 E: 0 K: 1 S: 6	H: 1 LOB: 2 BB: 1 P: 10	R: 0 E: 0 K: 1 S: 4	H: 1 LOB: 1 BB: 0 P: 8	R: 0 E: 0 K: 1 S: 6	H: 1 LOB: 1 BB: 0 P: 6	R: 1 E: 0 K: 0 S: 4	H: 2 LOB: 1 BB: 1 P: 8	R: 7 E: 1 K: 1 S: 11	H: 4 LOB: 0 BB: 1 P: 15	1B: 7 2B: 3 3B: 0 HR: 3	SF: 0 SAC: 3 DP: 1 HBP: 0	WP: 0 PB: 0 SB: 1 CS: 0	PA: 42						
PITCHER	IP WLS BF H R ER SO BB IBB HBP BLK WP HR S P ERA WHIP																									
Jackie Brown, R ERA: 3.65	6.1	30	3	3	2	3	0	0	0	0	0	0	0	0	4	4	4.26	1.895								
Denny Riddleberger, L ERA: 4.66	0.0	1	0	0	0	0	1	0	0	0	0	0	0	0	0	0	4	4.66								
Casey Cox, R ERA: 3.65	1.1	L	8	2	5	2	1	0	1	0	0	0	0	0	9	13	13.50	1.500								
Paul Lindblad, L ERA: 3.06	0.1	3	2	2	0	0	0	0	0	0	0	1	3	3	0.00	6.000										


Batter	1	2	3	4	5	6	7	8	9	AB	R	H	RBI	BB	SO	LOB	TOP									
Del Unser, L OBP: 0.348, SLG: 0.378 (1, 8)										5	0	2	0	0	0	1	Washington Senators @ Boston Red Sox Fenway Park, Boston, MA Tue Jun 29 1971, 7:05 PM EDT Att: 25,024 - Unknown AB 35 R 2 H 9 RBI 2 BB 3 SO 10 LOB 22									
Lenny Randle, S OBP: 0.294, SLG: 0.340 (1, 4)										5	0	2	0	0	2	2										
Don Mincher, L OBP: 0.406, SLG: 0.436 (1, 3)										3	1	1	1	1	0	1										
Frank Howard, R OBP: 0.363, SLG: 0.474 (1, 7)										3	0	0	0	1	2	5										
Bernie Allen, L OBP: 0.328, SLG: 0.365 Elliott Maddox, R OBP: 0.281, SLG: 0.246 (8, PH) (8, 5)										2	0	0	0	1	0	0										
Larry Bittner, L OBP: 0.277, SLG: 0.244 Dick Billings, R OBP: 0.260, SLG: 0.264 (8, PH) (8, 9)										3	0	0	0	0	1	3										
Paul Casanova, R OBP: 0.236, SLG: 0.307 (1, 2)										4	0	1	1	0	1	0										
Tim Cullen, R OBP: 0.246, SLG: 0.238 (1, 6)										4	1	2	0	0	0	3										
Pete Broberg, R Tom McCraw, L OBP: 0.237, SLG: 0.425 Denny Riddleberger, R Rick Stelmazek, L Gerry Janeski, R OBP: 0.297, SLG: 0.214 (7, PH) (7, 1) (8, PH) (8, 1)										2	0	0	0	0	2	1										
Inning Stats	R: 0 E: 0 K: 2 S: 9	H: 2 LOB: 3 BB: 1 P: 13	R: 0 E: 0 K: 1 S: 5	H: 0 LOB: 0 BB: 0 P: 5	R: 0 E: 0 K: 0 S: 4	H: 1 LOB: 1 BB: 0 P: 4	R: 0 E: 0 K: 0 S: 3	H: 0 LOB: 0 BB: 0 P: 3	R: 1 E: 0 K: 2 S: 10	H: 3 LOB: 2 BB: 0 P: 10	R: 0 E: 0 K: 2 S: 7	H: 0 LOB: 0 BB: 0 P: 7	R: 0 E: 0 K: 2 S: 8	H: 1 LOB: 1 BB: 0 P: 8	R: 1 E: 0 K: 1 S: 7	H: 2 LOB: 2 BB: 2 P: 15		R: 0 E: 0 K: 0 S: 3	H: 0 LOB: 0 BB: 0 P: 3	1B: 7 2B: 2 3B: 0 HR: 0	SF: 1 SAC: 0 DP: 0 HBP: 0	WP: 0 PB: 0 SB: 0 CS: 0	PA: 39			
PITCHER	IP	WLS	BF	H	R	ER	SO	BB	IBB	HBP	BLK	WP	HR	S	P	ERA		WHIP								
Jim Lonborg, R ERA: 4.15 Sparky Lyle, L ERA: 2.67	(1, 1) (8, 1)	7.0 S	31 8	7 2	2 0	2 0	9 1	3 0	0 0	0 0	0 0	0 0	0 0	46 10	58 10	2.57 0.00		1.429 1.000								

Batter	1	2	3	4	5	6	7	8	9	AB	R	H	RBI	BB	SO	LOB	BOTTOM									
John Kennedy, R OBP: 0.407, SLG: 0.506 (1, 4)										5	1	2	2	0	0	3	Washington Senators @ Boston Red Sox Fenway Park, Boston, MA Tue Jun 29 1971, 7:05 PM EDT Att: 25,024 - Unknown AB 32 R 6 H 9 RBI 5 BB 4 SO 6 LOB 16									
Luis Aparicio, R OBP: 0.245, SLG: 0.277 (1, 6)										5	0	1	0	0	1	4										
Reggie Smith, S OBP: 0.359, SLG: 0.502 (1, 9)										4	0	0	0	0	2	0										
Carl Yastrzemski, L OBP: 0.422, SLG: 0.455 (1, 7)										3	1	1	0	1	1	0										
Rico Petrocelli, R OBP: 0.356, SLG: 0.428 (1, 5)										2	1	1	0	2	0	1										
George Scott, R OBP: 0.321, SLG: 0.412 (1, 3)										4	1	1	1	0	1	4										
Billy Conigliaro, R OBP: 0.325, SLG: 0.487 (1, 8)										3	1	0	0	1	0	3										
Bob Montgomery, R OBP: 0.391, SLG: 0.341 (1, 2)										3	1	2	2	0	0	0										
Jim Lonborg, R OBP: 0.222, SLG: 0.125 Sparky Lyle, L OBP: 1.000, SLG: 1.000 (1, 1) (8, 1)										2	0	0	0	0	1	1										
Inning Stats	R: 0 E: 0 K: 1 S: 5	H: 1 LOB: 0 BB: 0 P: 5	R: 5 E: 1 K: 2 S: 10	H: 2 LOB: 0 BB: 2 P: 18	R: 1 E: 0 K: 1 S: 7	H: 2 LOB: 1 BB: 0 P: 7	R: 0 E: 0 K: 0 S: 4	H: 1 LOB: 1 BB: 0 P: 4	R: 0 E: 0 K: 0 S: 3	H: 0 LOB: 1 BB: 0 P: 4	R: 0 E: 0 K: 2 S: 7	H: 0 LOB: 1 BB: 1 P: 11	R: 0 E: 0 K: 0 S: 5	H: 2 LOB: 2 BB: 0 P: 5	R: 0 E: 0 K: 0 S: 3	H: 0 LOB: 0 BB: 0 P: 3		1B: 4 2B: 3 3B: 1 HR: 1	SF: 0 SAC: 1 DP: 0 HBP: 1	WP: 0 PB: 0 SB: 0 CS: 0	PA: 38					
PITCHER	IP	WLS	BF	H	R	ER	SO	BB	IBB	HBP	BLK	WP	HR	S	P	ERA		WHIP								
Pete Broberg, R ERA: 6.28 Denny Riddleberger, L ERA: 4.54 Gerry Janeski, R ERA: 4.96	(1, 1) (7, 1) (8, 1)	6.0 L	29 4	7 0	3 0	3 0	4 2	3 1	0 0	0 0	0 0	0 0	0 0	33 7	46 11	6.00 0.00		1.667 1.000								

Batter	1	2	3	4	5	6	7	8	9	AB	R	H	RBI	BB	SO	LOB	TOP					
John Kennedy, R OBP: 0.396, SLG: 0.488 (1, 4)										5	0	1	0	0	1	3						
Luis Aparicio, R OBP: 0.292, SLG: 0.275 (1, 6)										2	1	0	0	3	0	1						
Reggie Smith, S OBP: 0.393, SLG: 0.502 Billy Conigliaro, R OBP: 0.328, SLG: 0.487 (1, 8), (8, 8)										4	1	1	0	0	1	2						
Carl Yastrzemski, L OBP: 0.425, SLG: 0.470 (1, 7)										5	2	3	3	0	1	3						
Rico Petrocelli, R OBP: 0.354, SLG: 0.421 (1, 5)										4	1	0	0	1	2	3						
George Scott, R OBP: 0.319, SLG: 0.419 (1, 3)										5	1	1	2	0	1	3						
Joe Lahoud, L OBP: 0.382, SLG: 0.507 (1, 9)										2	0	1	0	2	1	0						
Bob Montgomery, R OBP: 0.380, SLG: 0.333 (1, 2)										4	0	1	1	0	0	2						
Gary Peters, L OBP: 0.309, SLG: 0.365 Bobby Bolin, R OBP: 0.500, SLG: 0.500 (1, 1), (9, 1)										4	0	1	0	0	0	0						
Inning Stats	R: 0 E: 0 K: 1 S: 5	H: 0 LOB: 1 BB: 1 P: 9	R: 0 E: 0 K: 1 S: 6	H: 1 LOB: 1 BB: 0 P: 6	R: 0 E: 0 K: 0 S: 3	H: 0 LOB: 0 BB: 0 P: 3	R: 2 E: 0 K: 2 S: 9	H: 2 LOB: 0 BB: 0 P: 9	R: 0 E: 0 K: 0 S: 3	H: 0 LOB: 0 BB: 0 P: 3	R: 3 E: 1 K: 0 S: 5	H: 2 LOB: 1 BB: 2 P: 13	R: 0 E: 0 K: 1 S: 6	H: 1 LOB: 1 BB: 0 P: 6	R: 1 E: 0 K: 1 S: 7	H: 3 LOB: 3 BB: 2 P: 15	R: 0 E: 0 K: 1 S: 5	H: 0 LOB: 2 BB: 2 P: 13	1B: 6 2B: 1 3B: 0 HR: 2	SF: 0 SAC: 0 DP: 0 HBP: 0	WP: 0 PB: 0 SB: 1 CS: 0	PA: 42
PITCHER	IP	WLS	BF	H	R	ER	SO	BB	IBB	HBP	BLK	WP	HR	S	P	ERA	WHIP					
Joe Coleman, R ERA: 3.98 (1, 1)	5.0	L	22	5	5	5	4	2	0	0	0	0	2	28	36	9.00	1.400					
Dean Chance, R ERA: 3.44 (6, 1)	2.0		8	1	0	0	1	1	0	0	0	0	0	9	13	0.00	1.000					
Mike Kikenny, L ERA: 5.24 (8, 1)	0.2		6	3	1	1	0	2	0	0	0	0	0	4	12	13.50	7.500					
Bill Denehy, R ERA: 2.77 (8, 1)	1.1		6	0	0	0	2	2	0	0	0	0	0	8	16	0.00	1.500					

Boston Red Sox @ Detroit Tigers
Tiger Stadium, Detroit, MI
Wed Jun 30 1971, 7:05 PM EDT
Att: 20,528 - Unknown


AB 35
R 6
H 9
RBI 6
BB 7
SO 7
LOB 17



Batter	1	2	3	4	5	6	7	8	9	AB	R	H	RBI	BB	SO	LOB	BOTTOM					
Ike Brown, R OBP: 0.378, SLG: 0.556 (1, 3)										5	0	0	0	0	2	5						
Tony Taylor, R OBP: 0.294, SLG: 0.302 (1, 4)										5	1	2	0	0	0	0						
Al Kaline, R OBP: 0.470, SLG: 0.505 (1, 9)										3	0	0	0	2	1	2						
Willie Horton, R OBP: 0.341, SLG: 0.500 (1, 7)										4	0	2	0	0	0	1						
Bill Freehan, R OBP: 0.330, SLG: 0.427 (1, 2)										4	1	1	2	0	0	4						
Aurelio Rodriguez, R OBP: 0.285, SLG: 0.375 (1, 5)										4	0	1	0	0	0	2						
Mickey Stanley, R OBP: 0.340, SLG: 0.387 (1, 8)										4	0	1	0	0	0	3						
Ed Brinkman, R OBP: 0.272, SLG: 0.255 (1, 6)										4	1	3	0	0	0	1						
Joe Coleman, R OBP: 0.171, SLG: 0.132 (6, 1) Dean Chance, R OBP: 0.286, SLG: 0.469 (7, PH) Dalton Jones, L OBP: 0.286, SLG: 0.469 (8, 1) Mike Kikenny, R OBP: 0.286, SLG: 0.469 (9, 1) Bill Denehy, S OBP: 0.286, SLG: 0.469 (9, PH) Jim Northrup, L OBP: 0.286, SLG: 0.469 (9, PH)										1	0	0	0	0	0	2						
Inning Stats	R: 0 E: 0 K: 1 S: 6	H: 1 LOB: 2 BB: 1 P: 10	R: 0 E: 0 K: 0 S: 5	H: 2 LOB: 0 BB: 0 P: 5	R: 2 E: 0 K: 0 S: 5	H: 2 LOB: 0 BB: 0 P: 5	R: 0 E: 0 K: 0 S: 4	H: 1 LOB: 1 BB: 0 P: 4	R: 0 E: 0 K: 0 S: 4	H: 0 LOB: 0 BB: 0 P: 5	R: 0 E: 0 K: 0 S: 5	H: 1 LOB: 1 BB: 0 P: 4	R: 0 E: 0 K: 1 S: 5	H: 0 LOB: 0 BB: 0 P: 5	R: 0 E: 0 K: 0 S: 4	H: 1 LOB: 2 BB: 1 P: 8	R: 2 E: 0 K: 1 S: 7	H: 3 LOB: 0 BB: 0 P: 7	1B: 8 2B: 2 3B: 0 HR: 1	SF: 0 SAC: 1 DP: 1 HBP: 0	WP: 0 PB: 0 SB: 0 CS: 0	PA: 39
PITCHER	IP	WLS	BF	H	R	ER	SO	BB	IBB	HBP	BLK	WP	HR	S	P	ERA	WHIP					
Gary Peters, L ERA: 4.74 (1, 1)	8.1		38	11	4	4	4	2	0	0	0	0	0	1	52	4.32	1.560					
Bobby Bolin, R ERA: 3.03 (9, 1)	0.2	S	1	0	0	0	0	0	0	0	0	0	0	1	1	0.00	0.000					

Boston Red Sox @ Detroit Tigers
Tiger Stadium, Detroit, MI
Wed Jun 30 1971, 7:05 PM EDT
Att: 20,528 - Unknown

AB 36
R 4
H 11
RBI 2
BB 2
SO 4
LOB 20



Batter	1	2	3	4	5	6	7	8	9	AB	R	H	RBI	BB	SO	LOB	TOP								
John Kennedy, R OBP: 0.396, SLG: 0.483 (1, 4)	1-3		FC5 SH1-3 1-2 1B		4-3		FC6-4 E 1B	F6		5	0	2	0	0	0	2									
Luis Aparicio, R OBP: 0.256, SLG: 0.275 Buddy Hunter, R (9, FR) (9, 4)	L9		SH1-3				E1 FC6-4 1-2 1B		1-0 HR HBP 1B	3	0	1	1	0	0	1									
Reggie Smith, S OBP: 0.356, SLG: 0.497 (1, 9)	6-3		5-3		F3		FC6-4 G4-6-3 1-2 2-3 1B		1-2 HR 1B	5	1	1	0	0	0	5									
Carl Yastrzemski, L OBP: 0.421, SLG: 0.462 (1, 7)		L8			L9		G4-6-3 1-2 1B		0-3 K	4	0	0	0	1	1	5									
Rico Petrocelli, R OBP: 0.355, SLG: 0.436 (1, 5)		HR 2B	FC5 2-3f			F7		5-3	HR	5	2	2	3	0	0	3									
George Scott, R OBP: 0.323, SLG: 0.429 (1, 3)		HR 2H			K	BB BB		2B 6-3 BB	F3	3	2	1	2	2	1	1									
Billy Conigliaro, R OBP: 0.337, SLG: 0.493 (1, 8)		G6-4-3 BB			G6-4-3 1B			1B 2B	F4	3	1	2	0	2	0	1									
Bob Montgomery, R OBP: 0.352, SLG: 0.306 (1, 2)		G6-4-3 1-2f			G6-4-3 1-2f			6-3		4	0	0	1	0	1	5									
Sonny Siebert, R OBP: 0.298, SLG: 0.565 (6, PH) Mike Florio, L OBP: 0.227, SLG: 0.103 (6, 1) Ken Brett, L OBP: 0.222, SLG: 0.222 (6, PH) Phil Gasparis, C OBP: 0.160, SLG: 0.333 (8, 1) Ken Tatum, R OBP: 0.160, SLG: 0.333 (8, 1) Bill Lee, L OBP: 0.222, SLG: 0.222 (8, 1)			SH1-3 1B		4-3 WP 1B			2H 1B		2	1	2	0	0	0	0									
Inning Stats	R: 0 E: 0 K: 0 S: 3	H: 0 LOB: 0 BB: 0 P: 3	R: 2 E: 0 K: 0 S: 4	H: 2 LOB: 3 BB: 1 P: 8	R: 0 E: 0 K: 0 S: 5	H: 2 LOB: 3 BB: 1 P: 9	R: 0 E: 1 K: 1 S: 5	H: 0 LOB: 1 BB: 0 P: 5	R: 1 E: 0 K: 0 S: 5	H: 2 LOB: 1 BB: 0 P: 5	R: 0 E: 0 K: 0 S: 5	H: 0 LOB: 0 BB: 2 P: 13	R: 0 E: 1 K: 0 S: 4	H: 1 LOB: 1 BB: 0 P: 4	R: 2 E: 0 K: 0 S: 5	H: 2 LOB: 1 BB: 1 P: 9	R: 3 E: 0 K: 1 S: 7	H: 2 LOB: 1 BB: 0 P: 8	1B: 8 2B: 2 3B: 0 HR: 2	SF: 0 SAC: 1 DP: 3 HBP: 1	WP: 1 PB: 0 SB: 0 CS: 0	PA: 43			
PITCHER	IP	WLS	BF	H	R	ER	SO	BB	IBB	HBP	BLK	WP	HR	S	P	ERA	WHIP								
Bill Gilbreth, L ERA: 2.51 (1, 1)	5.1		24	7	3	3	1	3	0	0	0	1	1	23	35	5.06	1.875								
Dean Chance, R ERA: 3.41 (6, 1)	0.2		5	1	0	0	1	1	0	0	0	0	0	6	10	0.00	3.000								
Fred Scherman, L ERA: 2.73 (7, 1)	3.0	L	14	4	5	5	1	1	0	1	0	0	1	14	19	15.00	1.667								

Boston Red Sox @ Detroit Tigers
Tiger Stadium, Detroit, MI
Thu Jul 01 1971, 7:05 PM EDT
Att: 16,961 - Unknown

AB 36
R 8
H 12
RBI 8
BB 5
SO 3
LOB 25



Batter	1	2	3	4	5	6	7	8	9	AB	R	H	RBI	BB	SO	LOB	BOTTOM								
Dick McAuliffe, L OBP: 0.274, SLG: 0.352 (1, 4)	F6	G3		E1 L5-4-3		K		1B 1-2 2H 1B		5	0	1	1	0	1	0									
Al Kaline, R OBP: 0.473, SLG: 0.509 (1, 9)	2B	BB		L5-4-3 1-2		L7		1B 1-2 2H 1B		4	1	2	1	1	0	1									
Jim Northrup, L OBP: 0.367, SLG: 0.463 (1, 8) (7, 7)	1B 2H 2B	4-3		1B		F4		3-1		5	1	2	1	0	0	3									
Willie Horton, R OBP: 0.338, SLG: 0.495 Mickey Stanley, R OBP: 0.336, SLG: 0.383 (7, 8)	K		F8	5-3		F4		K		3	0	0	0	0	1	2									
Norm Cash, L OBP: 0.398, SLG: 0.612 (1, 3)	1B 2H 1B		3-1		4-3 SF9 2B		K		K	5	2	2	1	0	2	0									
Aurelio Rodriguez, R OBP: 0.291, SLG: 0.383 (1, 5)	FC5-6 1-2 1B		1B		4-3		K		FC6-4 1B	5	1	3	0	0	1	1									
Bill Freehan, R OBP: 0.335, SLG: 0.430 (1, 2)	1-2 2H 1B		E		SF9		FC6-4 BB		FC6-4 1-2f	3	0	2	3	1	0	1									
Ed Brinkman, R OBP: 0.269, SLG: 0.251 (1, 6)	FC5-6 2-3f		E6		6-3		FC6-4 1B 1-2f			4	1	0	0	0	0	4									
Bill Gilbreth, L OBP: 0.333, SLG: 0.333 Dean Chance, R (6, 1) Fred Scherman, L OBP: 0.364, SLG: 0.300 (7, 1)			K		K		K		1B 1-2 1B	2	0	0	0	0	2	2									
Inning Stats	R: 3 E: 0 K: 1 S: 10	H: 5 LOB: 2 BB: 0 P: 10	R: 0 E: 0 K: 1 S: 5	H: 0 LOB: 1 BB: 1 P: 9	R: 1 E: 1 K: 1 S: 8	H: 2 LOB: 2 BB: 0 P: 8	R: 0 E: 1 K: 0 S: 4	H: 1 LOB: 1 BB: 0 P: 4	R: 1 E: 0 K: 0 S: 4	H: 1 LOB: 0 BB: 0 P: 4	R: 0 E: 0 K: 2 S: 7	H: 0 LOB: 0 BB: 0 P: 7	R: 0 E: 0 K: 1 S: 5	H: 0 LOB: 0 BB: 0 P: 5	R: 2 E: 0 K: 1 S: 8	H: 3 LOB: 2 BB: 1 P: 12	R: 0 E: 0 K: 2 S: 8	H: 1 LOB: 1 BB: 0 P: 8	1B: 9 2B: 4 3B: 0 HR: 0	SF: 1 SAC: 0 DP: 1 HBP: 0	WP: 0 PB: 0 SB: 0 CS: 0	PA: 43			
PITCHER	IP	WLS	BF	H	R	ER	SO	BB	IBB	HBP	BLK	WP	HR	S	P	ERA	WHIP								
Sonny Siebert, R ERA: 2.84 (1, 1)	5.0		26	9	5	5	3	1	0	0	0	0	0	31	35	9.00	2.000								
Ken Brett, L ERA: 3.32 (6, 1)	2.0		6	0	0	0	3	0	0	0	0	0	0	12	12	0.00	0.000								
Ken Tatum, R ERA: 4.03 (8, 1)	0.2		6	3	2	2	1	1	0	0	0	0	0	7	11	27.00	6.000								
Bill Lee, L ERA: 3.18 (8, 1)	1.1	W	5	1	0	0	2	0	0	0	0	0	0	9	9	0.00	0.750								

Boston Red Sox @ Detroit Tigers
Tiger Stadium, Detroit, MI
Thu Jul 01 1971, 7:05 PM EDT
Att: 16,961 - Unknown

AB 40
R 7
H 13
RBI 7
BB 2
SO 9
LOB 14



Batter	1	2	3	4	5	6	7	8	9	AB	R	H	RBI	BB	SO	LOB	TOP																										
Horace Clarke, S OBP: 0.330, SLG: 0.315 (1, 4)	0-0 6-3		0-0 6-3		0-0 F6			0-0 F7		4	0	0	0	0	0	0																											
Jerry Kenney, L OBP: 0.377, SLG: 0.313 (1, 5)	0-0 6-3			4-0 2B BB		4-0 HR BB		4-0 WP BB		1	1	0	0	3	0	0																											
Bobby Murcer, L OBP: 0.446, SLG: 0.574 (1, 8)	0-0 3-1			0-0 1-3 2B		0-3 K		0-0 F7		4	0	1	0	0	1	2																											
Roy White, S OBP: 0.374, SLG: 0.513 (1, 7)		0-0 F7		0-3 K		0-0 1-H HR		0-0 6-3		4	1	1	2	0	1	3																											
Ron Blomberg, L OBP: 0.475, SLG: 0.545 Danny Cater, R OBP: 0.270, SLG: 0.307 (9, PH) (9, 3)		0-0 3-1		4-0 IBB		0-0 4-3			0-0 6-3	2	0	0	0	1	0	0																											
Thurman Munson, R OBP: 0.348, SLG: 0.376 (1, 2)		0-0 FC5-4 1B		0-0 L4		0-3 K			4-0 PB BB	3	0	1	0	1	1	3																											
Felipe Alou, R OBP: 0.294, SLG: 0.353 (9, 9)		0-0 FC5-4 1-2		0-0 F7			0-0 F6		0-0 5-3 1-2	4	0	0	0	0	0	5																											
Gene Michael, S OBP: 0.332, SLG: 0.291 (1, 6)			0-0 F8		0-0 6-3		0-3 K		4-0 IBB	3	0	0	0	1	1	0																											
Fritz Peterson, S OBP: 0.186, SLG: 0.054 (1, 1)			0-0 F7		0-3 K		0-0 6-3		0-0 L6	4	0	0	0	0	1	2																											
Inning Stats	R: 0 E: 0 K: 0 S: 3	H: 0 LOB: 0 BB: 0 P: 3	R: 0 E: 0 K: 0 S: 4	H: 1 LOB: 1 BB: 0 P: 4	R: 0 E: 0 K: 0 S: 3	H: 0 LOB: 0 BB: 0 P: 3	R: 0 E: 0 K: 1 S: 6	H: 1 LOB: 3 BB: 2 P: 14	R: 0 E: 0 K: 1 S: 5	H: 0 LOB: 0 BB: 0 P: 5	R: 2 E: 0 K: 2 S: 8	H: 1 LOB: 0 BB: 1 P: 12	R: 0 E: 0 K: 1 S: 5	H: 0 LOB: 0 BB: 0 P: 5	R: 0 E: 0 K: 0 S: 3	H: 0 LOB: 1 BB: 2 P: 7	R: 0 E: 0 K: 0 S: 3	H: 0 LOB: 2 BB: 2 P: 11	1B: 1 2B: 1 3B: 0 HR: 1	SF: 0 SAC: 0 DP: 0 HBP: 0	WP: 1 PB: 1 CS: 0	PA: 36																					
PITCHER	IP	WLS	BF	H	R	ER	SO	BB	IBB	HBP	BLK	WP	HR	S	P	ERA	WHIP	PITCHER								IP	WLS	BF	H	R	ER	SO	BB	IBB	HBP	BLK	WP	HR	S	P	ERA	WHIP	
Luis Tiant, R ERA: 7.2 Sparky Lyle, L ERA: 2.51	(1, 1)	7.0	L	27	3	2	2	5	2	1	0	0	0	1	34	46	2.57	0.714									(8, 1)	2.0	9	0	0	0	0	2	1	0	0	1	0	6	18	0.00	1.000

New York Yankees @ Boston Red Sox
Fenway Park, Boston, MA
Sat Jul 03 1971, 7:05 PM EDT
Att: 28,878 - Unknown

AB	30
R	2
H	3
RBI	2
BB	6
SO	5
LOB	15



Batter	1	2	3	4	5	6	7	8	9	AB	R	H	RBI	BB	SO	LOB	BOTTOM																										
John Kennedy, R OBP: 0.365, SLG: 0.442 (1, 4)	0-0 F8		0-0 1-3		0-0 L8		0-0 6-3			4	0	0	0	0	0	2																											
Luis Aparicio, R OBP: 0.280, SLG: 0.280 (1, 6)	0-0 F8		0-0 1B		0-0 4-3			0-0 6-3		4	0	1	0	0	0	1																											
Reggie Smith, S OBP: 0.356, SLG: 0.492 (1, 9)	0-0 1B		0-3 K		0-0 P4			0-0 F8		4	0	1	0	0	1	1																											
Carl Yastrzemski, L OBP: 0.414, SLG: 0.452 (1, 7)	0-0 G3		0-0 L4		0-0 F2			0-0 FC5-4 1B		4	0	1	0	0	0	2																											
Rico Petrocelli, R OBP: 0.355, SLG: 0.436 (1, 5)		0-0 G5-3 1B 1B		0-0 6-3		4-0 BB		0-0 FC5-4 1-2		3	0	1	0	1	0	1																											
George Scott, R OBP: 0.318, SLG: 0.420 (1, 3)		0-0 G5-3 1B 1B		0-0 5-3		0-0 1-3			0-0 5-3	4	1	1	0	0	0	1																											
Billy Conigliaro, R OBP: 0.331, SLG: 0.481 (1, 8)		0-0 G5-3 1-2 2-3		0-0 5-3			0-0 5-3		0-0 6-3	4	0	0	0	0	0	2																											
Bob Montgomery, R OBP: 0.387, SLG: 0.357 (1, 2)		4-0 1B BB			0-0 F9				0-0 1B	3	0	2	0	1	0	0																											
Luis Tiant, R OBP: 0.667, SLG: 1.000 Phil Gagliano, R OBP: 0.600, SLG: 0.615 Sparky Lyle, L OBP: 1.000, SLG: 1.000 Duane Josephson, R OBP: 0.290, SLG: 0.374 (8, PH) (8, PH)		0-0 1-3 2-H 1B			0-0 2B			0-0 5-3		2	0	2	1	0	0	0																											
Inning Stats	R: 0 E: 0 K: 0 S: 4	H: 1 LOB: 2 BB: 1 P: 4	R: 1 E: 0 K: 0 S: 4	H: 3 LOB: 2 BB: 1 P: 8	R: 0 E: 0 K: 1 S: 6	H: 1 LOB: 1 BB: 0 P: 6	R: 0 E: 0 K: 0 S: 3	H: 0 LOB: 0 BB: 0 P: 3	R: 0 E: 0 K: 0 S: 4	H: 1 LOB: 1 BB: 0 P: 4	R: 0 E: 0 K: 0 S: 3	H: 0 LOB: 1 BB: 1 P: 7	R: 0 E: 0 K: 0 S: 4	H: 1 LOB: 1 BB: 0 P: 4	R: 0 E: 0 K: 0 S: 4	H: 1 LOB: 1 BB: 0 P: 4	R: 0 E: 0 K: 0 S: 4	H: 1 LOB: 1 BB: 0 P: 4	1B: 7 2B: 2 3B: 0 HR: 0	SF: 0 SAC: 0 DP: 1 HBP: 0	WP: 0 PB: 0 CS: 0	PA: 36																					
PITCHER	IP	WLS	BF	H	R	ER	SO	BB	IBB	HBP	BLK	WP	HR	S	P	ERA	WHIP	PITCHER								IP	WLS	BF	H	R	ER	SO	BB	IBB	HBP	BLK	WP	HR	S	P	ERA	WHIP	
Fritz Peterson, L ERA: 3.46	(1, 1)	9.0	W	36	9	1	1	1	2	0	0	0	0	0	36	44	1.00	1.222									(1, 1)	9.0	W	36	9	1	1	1	2	0	0	0	0	36	44	1.00	1.222

New York Yankees @ Boston Red Sox
Fenway Park, Boston, MA
Sat Jul 03 1971, 7:05 PM EDT
Att: 28,878 - Unknown

AB	34
R	1
H	9
RBI	1
BB	2
SO	1
LOB	12



Batter	1	2	3	4	5	6	7	8	9	AB	R	H	RBI	BB	SO	LOB	TOP								
Horace Clarke, S OBP: 0.335, SLG: 0.317 (1, 4)	4-0 SH5-3 PB BB		4-0 1B BB	0-0 FC1-6 1B		0-0 BB 1B		0-0 F7	0-0 G5-4-3	4	1	2	0	2	0	2									
Jerry Kenney, L OBP: 0.376, SLG: 0.309 (1, 5)	0-0 SH5-3		4-0 1B BB	0-0 FC1-6		0-0 P6		4-0 FC6-4 1B BB		2	2	0	0	2	0	3									
Bobby Murcer, L OBP: 0.449, SLG: 0.573 (1, 8)	0-3 K		0-0 1B	0-0 L4		4-0 BB		0-0 FC6-4 1B		4	1	2	0	1	1	2									
Roy White, S OBP: 0.371, SLG: 0.506 (1, 7)	0-0 F5		0-0 1B			0-0 G3		0-0 FC6-4 1B		5	0	1	2	0	0	6									
Ron Blomberg, L OBP: 0.488, SLG: 0.559 Ron Swoboda, R OBP: 0.377, SLG: 0.353 (3, PH) (3, 9)		0-0 9-3 1B	0-0 F8			4-0 G5-3 HBP BB		0-0 1B	0-0 1B	1	0	1	0	0	0	0									
Jake Gibbs, L OBP: 0.280, SLG: 0.301 (1, 2)	0-0 9-3		0-3 K			1-0 HBP		0-0 K	0-3 K	4	0	1	0	0	2	5									
Danny Cater, R OBP: 0.272, SLG: 0.308 (1, 3)	0-0 BB 1B		0-0 1B			0-0 G5-3		0-0 L5	0-0 G3	5	0	2	1	0	0	4									
Gene Michael, S OBP: 0.337, SLG: 0.292 (1, 6)	4-0 1-2 BB		0-3 K			4-0 BB 1B BB		0-0 F8	0-0 E 1B	3	0	1	0	2	1	4									
Steve Stone, G Felipe Alou, R Alan Hansen, R Ron Ripken, R Gary Washewski, R Lee Bommer, R Mike Kekich, L Thurman Munson, R Jack Aker, R John Ellis, R	0-0 P6		0-0 6-3			0-0 F8		0-3 K	0-0 E4	0	0	0	0	0	0	0									
Inning Stats	R: 0 E: 0 K: 1 S: 5	H: 0 LOB: 1 BB: 1 P: 9	R: 0 E: 0 K: 0 S: 4	H: 2 LOB: 2 BB: 1 P: 8	R: 3 E: 0 K: 2 S: 10	H: 3 LOB: 2 BB: 2 P: 18	R: 0 E: 0 K: 0 S: 4	H: 1 LOB: 1 BB: 0 P: 4	R: 0 E: 0 K: 0 S: 2	H: 0 LOB: 1 BB: 1 P: 7	R: 0 E: 0 K: 1 S: 4	H: 1 LOB: 3 BB: 2 P: 12	R: 0 E: 0 K: 1 S: 7	H: 2 LOB: 2 BB: 0 P: 7	R: 1 E: 0 K: 1 S: 7	H: 2 LOB: 2 BB: 1 P: 11	R: 0 E: 1 K: 0 S: 4	H: 1 LOB: 1 BB: 0 P: 4	1B: 12 2B: 1 3B: 0 HR: 0	SF: 0 SAC: 1 DP: 3 HBP: 1	WP: 0 PB: 1 SB: 0 CS: 0	PA: 46			
PITCHER	IP	WLS	BF	H	R	ER	SO	BB	IBB	HBP	BLK	WP	HR	S	P	ERA	WHIP								
Jim Lonborg, R ERA: 4.45 (1, 1)	2.0		13	4	3	3	1	4	0	0	0	0	0	11	27	13.50	4.000								
Bill Lee, L ERA: 2.98 (3, 1)	6.1	W	32	8	1	1	4	4	0	1	0	0	0	35	52	1.42	1.895								
Sparky Lyle, L ERA: 2.45 (9, 1)	0.2	S	1	0	0	0	0	0	0	0	0	0	0	1	1	0.00	0.000								
Batter	1	2	3	4	5	6	7	8	9	AB	R	H	RBI	BB	SO	LOB	BOTTOM								
John Kennedy, R OBP: 0.376, SLG: 0.490 (1, 4)	0-0 HR	0-0 5-3		0-0 1B		0-0 2B		0-0 6-3		5	1	3	1	0	0	0									
Luis Aparicio, R OBP: 0.283, SLG: 0.280 (1, 6)	0-0 F7		0-0 HR 1B	0-0 F8		4-0 BB				3	1	1	0	1	0	2									
Joe Lahoud, L OBP: 0.394, SLG: 0.582 (1, 7)	0-0 HR		0-0 HR	0-0 F7		0-3 K				4	2	2	3	0	1	4									
Reggie Smith, S OBP: 0.355, SLG: 0.492 (1, 9)	0-0 P4		0-0 SF7 2B	0-0 P6		0-0 3-1				4	1	1	0	0	0	0									
Rico Petrocelli, R OBP: 0.360, SLG: 0.439 (1, 5)	0-0 HR 1B		0-0 4-3	0-0 BB		4-0 BB		0-0 3-1 1B		3	1	2	0	1	0	1									
George Scott, R OBP: 0.317, SLG: 0.430 Mike Fiore, L OBP: 0.257, SLG: 0.103 (8, 3)	0-0 HR		0-0 SF7	0-0 F8		0-0 3-1		0-0 3-1		3	1	1	3	0	0	2									
Billy Conigliaro, R OBP: 0.329, SLG: 0.473 (1, 8)	0-0 F5		0-0 F8	0-0 5-3		0-0 6-3				4	0	0	0	0	0	2									
Bob Montgomery, R OBP: 0.364, SLG: 0.333 (1, 2)		0-0 F2		0-0 F9		0-0 F8		0-3 K		4	0	0	0	0	1	0									
Jim Lonborg, R OBP: 0.211, SLG: 0.118 Bill Lee, L OBP: 0.250, SLG: 0.182 Sparky Lyle, L OBP: 1.000, SLG: 1.000 (9, 1)		0-3 K		4-0 BB		0-0 5-3		0-0 3-1		1	0	0	0	0	1	0									
Inning Stats	R: 4 E: 0 K: 0 S: 7	H: 4 LOB: 0 BB: 0 P: 7	R: 0 E: 0 K: 1 S: 5	H: 0 LOB: 0 BB: 0 P: 5	R: 3 E: 0 K: 0 S: 6	H: 3 LOB: 0 BB: 0 P: 6	R: 0 E: 0 K: 0 S: 4	H: 1 LOB: 2 BB: 1 P: 8	R: 0 E: 0 K: 1 S: 3	H: 0 LOB: 1 BB: 1 P: 7	R: 0 E: 0 K: 1 S: 6	H: 1 LOB: 1 BB: 1 P: 10	R: 0 E: 0 K: 0 S: 4	H: 1 LOB: 0 BB: 0 P: 4	R: 0 E: 0 K: 1 S: 5	H: 0 LOB: 0 BB: 0 P: 5	1B: 4 2B: 2 3B: 0 HR: 4	SF: 1 SAC: 0 DP: 0 HBP: 0	WP: 0 PB: 0 SB: 0 CS: 0	PA: 37					
PITCHER	IP	WLS	BF	H	R	ER	SO	BB	IBB	HBP	BLK	WP	HR	S	P	ERA	WHIP								
Steve Kline, R ERA: 3.25 (1, 1)	1.0	L	7	4	4	4	0	0	0	0	0	0	1	11	11	13.50	1.500								
Jim Hardin, R ERA: 4.57 (4, 1)	2.0		9	3	3	3	1	0	0	0	0	0	0	7	15	0.00	1.500								
Gary Waslewski, R ERA: 2.97 (6, 1)	1.0		5	1	0	0	1	1	0	0	0	0	0	6	10	0.00	2.000								
Jack Aker, R ERA: 2.41 (7, 1)	2.0		7	1	0	0	1	0	0	0	0	0	0	9	9	0.00	0.500								

New York Yankees @ Boston Red Sox
Fenway Park, Boston, MA
Sun Jul 04 1971, 3:33 AM EDT
Att: 23,108 - Sunny - 88 F

AB 36
R 4
H 12
RBI 4
BB 8
SO 5
LOB 34



New York Yankees @ Boston Red Sox
Fenway Park, Boston, MA
Sun Jul 04 1971, 3:33 AM EDT
Att: 23,108 - Sunny - 88 F

AB 33
R 7
H 10
RBI 7
BB 3
SO 3
LOB 11



Batter	1	2	3	4	5	6	7	8	9	AB	R	H	RBI	BB	SO	LOB	TOP																
Gene Michael, S (1, 6) OBP: 0.335, SLG: 0.303										5	1	1	1	0	0	2	New York Yankees @ Boston Red Sox Fenway Park, Boston, MA Mon Jul 05 1971, 3:33 AM EDT Att: 23,364 - Sunny - 88 F																
Thurman Munson, R (1, 2) OBP: 0.344, SLG: 0.370										5	1	1	0	0	2	0																	
Bobby Murcer, L (1, 8) OBP: 0.451, SLG: 0.584										5	2	3	1	0	1	0																	
Roy White, S (1, 7) OBP: 0.375, SLG: 0.506										4	1	2	1	0	0	0																	
Felipe Alou, R (1, 3) OBP: 0.299, SLG: 0.373										5	1	3	3	0	0	2																	
Danny Cater, R (1, 5) OBP: 0.275, SLG: 0.311										4	1	1	0	0	1	2																	
Ron Swoboda, R (1, 9) OBP: 0.394, SLG: 0.393										5	0	4	0	0	0	0																	
Ron Hansen, R (1, 4) OBP: 0.203, SLG: 0.186										3	0	0	0	0	2	3																	
Horace Clarke, S (5, 4) OBP: 0.333, SLG: 0.315										2	0	0	0	0	0	4																	
Mel Stottlemyre, R (1, 1) Lindy McDaniel, R (6, 1) Ron Blomberg, L (7, PH) Mike Kekich, L (7, 1) Gary Jones, L (8, 1) Jim Lytle, L (9, PH) OBP: 0.296, SLG: 0.311										3	0	1	1	0	2	0																	
Inning Stats	R: 5 E: 0 K: 2 S: 13	H: 6 LOB: 2 BB: 0 P: 14	R: 0 E: 0 K: 0 S: 5	H: 2 LOB: 2 BB: 0 P: 5	R: 0 E: 0 K: 2 S: 7	H: 0 LOB: 0 BB: 0 P: 7	R: 1 E: 0 K: 1 S: 6	H: 1 LOB: 1 BB: 0 P: 6	R: 0 E: 0 K: 0 S: 4	H: 1 LOB: 1 BB: 0 P: 4	R: 1 E: 0 K: 1 S: 8	H: 3 LOB: 2 BB: 0 P: 8	R: 0 E: 0 K: 1 S: 6	H: 1 LOB: 1 BB: 0 P: 6	R: 0 E: 0 K: 1 S: 5	H: 0 LOB: 0 BB: 0 P: 5	R: 0 E: 0 K: 0 S: 5	H: 2 LOB: 3 BB: 0 P: 6	1B: 10 2B: 2 3B: 1 HR: 3	SF: 0 SAC: 0 DP: 0 HBP: 2	WP: 0 PB: 0 SB: 0 CS: 0	PA: 45											
PITCHER	IP WLS BF H R ER SO BB IBB HBP BLK WP HR S P ERA WHIP																																
Gary Peters, L (1, 1) ERA: 5.13	0.1	6	4	5	5	1	0	0	0	0	0	2	7	8	135.00	12.000																	
Bobby Bolin, R (1, 1) ERA: 3.05	5.2	W	26	9	2	2	5	0	0	0	0	1	36	36	3.18	1.588																	
Ken Tatum, R (7, 1) ERA: 3.51	3.0	S	13	3	0	0	2	0	0	1	0	0	0	16	17	0.00	1.000																

Batter	1	2	3	4	5	6	7	8	9	AB	R	H	RBI	BB	SO	LOB	BOTTOM															
John Kennedy, R (1, 4) OBP: 0.395, SLG: 0.500										4	3	3	0	1	1	0	New York Yankees @ Boston Red Sox Fenway Park, Boston, MA Mon Jul 05 1971, 3:33 AM EDT Att: 23,364 - Sunny - 88 F															
Luis Aparicio, R (1, 6) OBP: 0.273, SLG: 0.290										5	3	4	0	0	0	1																
Buddy Hunter, R (7, PR) (8, 4)										0	0	0	0	0	0	0																
Reggie Smith, S (1, 8) OBP: 0.358, SLG: 0.500										3	1	1	3	1	1	3																
Carl Yastrzemski, L (1, 7) OBP: 0.415, SLG: 0.450										3	1	1	2	1	0	1																
Ken Tatum, R (7, 1) OBP: 0.500, SLG: 0.250										1	0	0	0	0	1	2																
Rico Petrocelli, R (1, 5) OBP: 0.361, SLG: 0.456										5	2	2	4	0	1	2																
George Scott, R (1, 3) OBP: 0.322, SLG: 0.447										5	1	3	2	0	1	0																
Joe Lahoud, L (1, 9) OBP: 0.394, SLG: 0.619										5	1	2	1	0	0	2																
Duane Josephson, R (1, 2) OBP: 0.283, SLG: 0.365										5	0	0	0	0	0	2																
Gary Peters, L (1, 1) OBP: 0.309, SLG: 0.365										0	0	0	0	0	0	0																
Bobby Bolin, R (1, 1) OBP: 0.333, SLG: 0.333										2	0	0	0	0	0	1																
Phil Gagliano, R (6, PH) OBP: 0.583, SLG: 0.571										1	0	0	0	0	0	0																
Billy Conigliaro, R (7, 8) OBP: 0.324, SLG: 0.471										1	0	0	0	0	0	0																
Inning Stats	R: 3 E: 0 K: 0 S: 6	H: 3 LOB: 1 BB: 1 P: 10	R: 2 E: 0 K: 1 S: 8	H: 3 LOB: 0 BB: 0 P: 9	R: 0 E: 0 K: 0 S: 4	H: 1 LOB: 1 BB: 0 P: 4	R: 0 E: 0 K: 0 S: 4	H: 1 LOB: 1 BB: 0 P: 4	R: 1 E: 0 K: 1 S: 6	H: 1 LOB: 0 BB: 0 P: 6	R: 6 E: 0 K: 1 S: 10	H: 5 LOB: 0 BB: 1 P: 14	R: 0 E: 0 K: 2 S: 8	H: 1 LOB: 2 BB: 1 P: 12	R: 0 E: 0 K: 0 S: 4	H: 1 LOB: 1 BB: 0 P: 4	R: 0 E: 0 K: 0 S: 4	H: 1 LOB: 1 BB: 0 P: 4	1B: 9 2B: 2 3B: 1 HR: 4	SF: 0 SAC: 0 DP: 0 HBP: 1	WP: 0 PB: 0 SB: 0 CS: 0	PA: 44										
PITCHER	IP WLS BF H R ER SO BB IBB HBP BLK WP HR S P ERA WHIP																															
Mel Stottlemyre, R (1, 1) ERA: 3.03	5.1	L	28	10	7	7	2	1	0	0	0	2	30	35	67.50	7.500																
Lindy McDaniel, R (6, 1) ERA: 6.6	0.2	L	7	4	5	5	1	1	0	0	0	2	8	12	0.00	2.000																
Mike Kekich, L (7, 1) ERA: 4.48	1.0		5	1	0	0	2	1	0	0	0	0	8	12	0.00	2.000																
Gary Jones, L (8, 1) ERA: 7.62	1.0		4	1	0	0	0	0	0	0	0	0	4	4	0.00	1.000																



Batter	1	2	3	4	5	6	7	8	9	AB	R	H	RBI	BB	SO	LOB	TOP										
John Kennedy, R OBP: 0.403, SLG: 0.519 (1, 6)	0-0 BB 1-3 1B	1-0 HBP		0-0 6-3		0-0 E6 2H 3B			0-0 5-3	4	1	2	1	0	0	1											
Joe Lahoud, L OBP: 0.375, SLG: 0.584 (1, 9)	0-0 F7	0-3 K		0-0 G3		0-0 F4			0-0 4-3	5	0	0	0	0	1	4											
Reggie Smith, S OBP: 0.356, SLG: 0.505 (1, 8)	0-0 1-3		0-0 F7		0-0 HR				0-3 K	5	1	1	1	0	1	1											
Carl Yastrzemski, L OBP: 0.419, SLG: 0.451 (1, 7)	4-0 BB		0-0 F7		0-0 G6-4-3 1B			4-0 CS F8 BB		2	0	1	0	2	0	0											
Rico Petrocelli, R OBP: 0.362, SLG: 0.453 (1, 5)	4-0 BB		4-0 2B		0-0 G6-4-3 1-2			0-0 F8		2	0	0	0	2	0	2											
George Scott, R OBP: 0.324, SLG: 0.449 (1, 3)	0-0 F6		0-0 2B		4-0 BB			0-3 K		3	0	1	0	1	1	4											
Bob Montgomery, R OBP: 0.357, SLG: 0.328 (1, 2)		0-0 HBP 1B	0-3 K		0-0 1-3			0-3 K		4	0	1	0	0	2	3											
Buddy Hunter, R OBP: 0.600, SLG: 0.333 (1, 4)	0-0 F6		4-0 6-3 SH1-4 BB		4-0 SH5-4 E BB			0-0 G3-6-3 1B		2	1	1	0	2	0	1											
Sonny Siebert, R OBP: 0.292, SLG: 0.553 (1, 1)	0-3 K		0-0 SH1-4		0-0 SH5-4			0-0 G3-6-3		1	0	0	0	0	1	1											
Gary Peters, L OBP: 0.304, SLG: 0.358 (7, 1)			1-2		1-2			1-2		1	0	0	0	0	0	1											
Inning Stats	R: 0 E: 0 K: 0 S: 4	H: 1 LOB: 3 BB: 2 P: 12	R: 0 E: 0 K: 2 S: 8	H: 1 LOB: 2 BB: 0 P: 9	R: 0 E: 0 K: 1 S: 6	H: 1 LOB: 1 BB: 1 P: 10	R: 0 E: 0 K: 0 S: 3	H: 0 LOB: 1 BB: 1 P: 7	R: 1 E: 0 K: 0 S: 4	H: 2 LOB: 1 BB: 1 P: 8	R: 0 E: 0 K: 1 S: 4	H: 0 LOB: 1 BB: 1 P: 8	R: 0 E: 0 K: 1 S: 5	H: 1 LOB: 0 BB: 0 P: 5	R: 0 E: 0 K: 1 S: 5	H: 0 LOB: 0 BB: 0 P: 5	1B: 4 2B: 2 3B: 1 HR: 1	SF: 0 SAC: 2 DP: 3 HBP: 1	WP: 0 PB: 0 SB: 0 CS: 1	PA: 39							
PITCHER	IP	WLS	BF	H	R	ER	SO	BB	IBB	HBP	BLK	WP	HR	S	P	ERA	WHIP										
Ray Lamb, R ERA: 2.33 (1, 1)	6.0	L	30	6	3	2	3	6	0	1	0	0	1	29	54	3.00	2.000										
Ed Farmer, R ERA: 2.12 (7, 1)	2.0		6	1	0	0	2	1	0	0	0	0	0	9	13	0.00	1.000										
Steve Mingo, L ERA: 2.23 (9, 1)	1.0		3	0	0	0	1	0	0	0	0	0	0	5	5	0.00	0.000										

Boston Red Sox @ Cleveland Indians
Cleveland Municipal Stadium, Cleveland, OH

Tue Jul 06 1971, 7:05 PM EDT
Alt: 9,309 - Unknown - 81 F

AB 29
R 3
H 7
RBI 2
BB 7
SO 6
LOB 18



Batter	1	2	3	4	5	6	7	8	9	AB	R	H	RBI	BB	SO	LOB	BOTTOM										
Vada Pinson, L OBP: 0.307, SLG: 0.402 (1, 8)	0-0 HR		0-0 SH1-3 1B	0-0 FC6-4 1-2		0-0 1-2 2H 1B			0-3 K	5	2	3	1	0	1	1											
Eddie Leon, R OBP: 0.332, SLG: 0.323 (1, 4)	0-0 6-3		0-0 SH1-3 1-2		0-0 S 1B			4-0 BB		3	0	1	0	1	0	0											
Graig Nettles, L OBP: 0.354, SLG: 0.412 (1, 5)	0-0 G3		0-0 FC5 2H 1B		0-3 K 1-2			0-0 FC5-4 1B		5	0	2	1	0	2	2											
Chris Chambliss, L OBP: 0.393, SLG: 0.490 (1, 3)	0-0 G3		0-0 FC5 S 2-3		0-0 F7			0-3 K		5	0	0	0	0	1	4											
Frank Baker, L OBP: 0.309, SLG: 0.394 (1, 9)		4-0 F9 FC5-2 BB	4-0 BB		0-3 K			0-0 FC5-4 1-2		1	0	0	0	2	1	1											
Roy Foster, R OBP: 0.349, SLG: 0.464 (7, PH) (8, 9)			1-2 BB					0-0 FC5-4 1-2		1	0	0	0	0	0	1											
Ted Uhlhaender, L OBP: 0.333, SLG: 0.328 (1, 7)		0-0 FC5-2 1B	0-0 G3			0-0 SH3 1B 1B		0-3 K		3	0	2	0	0	0	2											
Kurt Bevacqua, R OBP: 0.200, SLG: 0.209 (8, PH)										1	0	0	0	0	1	0											
Steve Mingo, L OBP: 0.500, SLG: 0.500 (9, 1)										0	0	0	0	0	0	0											
Jack Heidemann, R OBP: 0.247, SLG: 0.228 (1, 6)		0-0 F9 2-3		0-3 K		0-0 SH3 1-2		0-0 1B		3	0	1	0	0	1	2											
Ken Suarez, R OBP: 0.292, SLG: 0.244 (1, 2)		0-0 FC5-2 1-2 3H		0-0 F9		0-0 F8		0-0 L8		4	0	0	0	0	0	4											
Ray Lamb, R OBP: 0.156, SLG: 0.129 (1, 1)								0-0 6-3		2	0	1	0	0	1	2											
Gomer Hodge, S OBP: 0.302, SLG: 0.298 (6, PH)										0	0	0	0	0	0	0											
Ed Farmer, R (7, 1)										0	0	0	0	0	0	0											
Chuck Hinton, R OBP: 0.353, SLG: 0.411 (8, PH) (9, 7)						0-0 FC6-4 1B		0-0 HBP		1	0	0	0	0	0	1											
Inning Stats	R: 1 E: 0 K: 0 S: 4	H: 1 LOB: 0 BB: 0 P: 4	R: 0 E: 0 K: 1 S: 6	H: 1 LOB: 1 BB: 1 P: 10	R: 1 E: 0 K: 0 S: 5	H: 2 LOB: 2 BB: 1 P: 9	R: 0 E: 0 K: 1 S: 6	H: 1 LOB: 1 BB: 0 P: 6	R: 0 E: 0 K: 2 S: 8	H: 1 LOB: 1 BB: 0 P: 8	R: 0 E: 0 K: 0 S: 4	H: 1 LOB: 2 BB: 0 P: 5	R: 0 E: 0 K: 1 S: 6	H: 1 LOB: 1 BB: 0 P: 6	R: 0 E: 0 K: 1 S: 6	H: 1 LOB: 1 BB: 0 P: 6	R: 0 E: 0 K: 2 S: 7	H: 0 LOB: 1 BB: 1 P: 11	1B: 9 2B: 0 3B: 0 HR: 1	SF: 0 SAC: 2 DP: 0 HBP: 1	WP: 0 PB: 0 SB: 3 CS: 0	PA: 40					
PITCHER	IP	WLS	BF	H	R	ER	SO	BB	IBB	HBP	BLK	WP	HR	S	P	ERA	WHIP										
Sonny Siebert, R ERA: 2.85 (1, 1)	6.0	W	28	8	2	2	4	2	0	1	0	0	1	33	42	3.00	1.667										
Gary Peters, L ERA: 4.99 (7, 1)	3.0	S	12	2	0	0	4	1	0	0	0	0	0	19	23	0.00	1.000										

Boston Red Sox @ Cleveland Indians
Cleveland Municipal Stadium, Cleveland, OH

Tue Jul 06 1971, 7:05 PM EDT
Alt: 9,309 - Unknown - 81 F

AB 34
R 2
H 10
RBI 2
BB 3
SO 8
LOB 20



Batter	1	2	3	4	5	6	7	8	9	AB	R	H	RBI	BB	SO	LOB	TOP		
John Kennedy, R OBP: 0.390, SLG: 0.500 (1, 6)	F2		6-3		L9			5-3		4	0	0	0	0	0	1			
Joe Lahoud, L OBP: 0.370, SLG: 0.570 (1, 9)	BB HR 1B		G3		F9			F9		4	1	1	0	0	0	0			
Reggie Smith, S OBP: 0.358, SLG: 0.513 (1, 8)	HR BB		F6		G3			HR		3	2	1	1	1	0	0			
Carl Yastrzemski, L OBP: 0.420, SLG: 0.463 (1, 7)	HR		F7		G3			4-3		4	1	2	3	0	0	0			
Rico Petrocelli, R OBP: 0.358, SLG: 0.446 (1, 5)	K		K		K			F8		4	0	0	0	0	3	1			
George Scott, R OBP: 0.323, SLG: 0.446 (1, 3)	K		K		K			4-3		4	0	1	0	0	2	0			
Bob Montgomery, R OBP: 0.356, SLG: 0.343 (1, 2)			K		2B			5-3		3	0	1	0	0	1	1			
Buddy Hunter, R OBP: 0.375, SLG: 0.167 (1, 4)			G3		F3			K		3	0	0	0	0	1	1			
Ray Culp, R OBP: 0.200, SLG: 0.143 (1, 1)			K		K			K		3	0	0	0	0	3	1			
Inning Stats	R: 3 H: 2 E: 0 K: 2 S: 9	H: 2 LOB: 0 BB: 1 P: 13	R: 0 H: 0 E: 0 K: 2 S: 7	H: 0 LOB: 0 BB: 0 P: 7	R: 0 H: 0 E: 0 K: 0 S: 3	H: 0 LOB: 0 BB: 0 P: 3	R: 0 H: 0 E: 0 K: 2 S: 7	H: 0 LOB: 0 BB: 0 P: 7	R: 0 H: 1 E: 0 K: 1 S: 6	H: 1 LOB: 1 BB: 0 P: 6	R: 0 H: 1 E: 0 K: 1 S: 5	H: 1 LOB: 0 BB: 0 P: 5	R: 0 H: 0 E: 0 K: 1 S: 5	H: 0 LOB: 0 BB: 0 P: 5	R: 1 H: 1 E: 0 K: 0 S: 4	H: 1 LOB: 0 BB: 0 P: 4	1B: 3 2B: 1 3B: 0 HR: 2	SF: 0 SAC: 0 DP: 0 HBP: 0	WP: 0 PA: 33 PB: 0 SB: 1 CS: 1
PITCHER	IP	WLS	BF	H	R	ER	SO	BB	IBB	HBP	BLK	WP	HR	S	P	ERA	WHIP		
Alan Foster, R ERA: 3.74 (1, 1)	8.0	L	29	5	3	3	10	1	0	0	0	0	1	48	52	3.38	0.750		
Vince Colbert, R ERA: 4.13 (9, 1)	1.0		4	1	1	1	0	0	0	0	0	0	1	4	4	9.00	1.000		

Boston Red Sox @ Cleveland Indians
Cleveland Municipal Stadium, Cleveland, OH
Wed Jul 07 1971, 7:05 PM EDT
Unknown - 87 F

AB 32
R 4
H 6
RBI 4
BB 1
SO 10
LOB 5



Batter	1	2	3	4	5	6	7	8	9	AB	R	H	RBI	BB	SO	LOB	BOTTOM		
Vada Pinson, L OBP: 0.306, SLG: 0.398 (1, 8)	BB HBP		G3			F9		F4		3	0	0	0	0	0	0			
Eddie Leon, R OBP: 0.331, SLG: 0.322 (1, 4)	F3		L8			F4		1B		4	0	1	0	0	0	1			
Graig Nettles, L OBP: 0.356, SLG: 0.412 (1, 5)	BB		G3			1B		G1		3	0	1	0	1	0	1			
Chris Chambliss, L OBP: 0.384, SLG: 0.477 (1, 3)	F5		K			F5		5-3		4	0	0	0	0	1	3			
Roy Foster, R OBP: 0.347, SLG: 0.457 (1, 9)	K		F3			BB		5-3		3	0	0	0	1	1	2			
Ted Uhlhaender, L OBP: 0.332, SLG: 0.322 (1, 7)			G4-6-3 BB			4-3		F8		3	0	0	0	1	1	1			
Jack Heidemann, R OBP: 0.244, SLG: 0.226 (1, 6)			F9			4-3		F8		2	0	0	0	0	0	1			
Frank Baker, L OBP: 0.305, SLG: 0.389 (7, PH)			F9			4-3		F8		1	0	0	0	0	0	1			
Fred Stanley, R OBP: 0.477, SLG: 0.207 (8, 6)			F9			4-3		F8		0	0	0	0	0	0	0			
Ken Suarez, R OBP: 0.294, SLG: 0.233 (1, 2)			G4-6-3			BB		K		2	0	0	0	1	1	2			
Alan Foster, R OBP: 0.094, SLG: 0.100 (1, 1)			K			K		3-1		2	0	0	0	0	2	1			
Gomer Hodge, S OBP: 0.296, SLG: 0.292 (8, PH)			K			K		3-1		1	0	0	0	0	0	0			
Vince Colbert, R OBP: 0.250, SLG: 0.375 (9, 1)			K			K		3-1		0	0	0	0	0	0	0			
Inning Stats	R: 0 H: 0 E: 0 K: 1 S: 5	H: 0 LOB: 2 BB: 1 P: 10	R: 0 H: 0 E: 0 K: 0 S: 2	H: 0 LOB: 0 BB: 1 P: 6	R: 0 H: 0 E: 0 K: 1 S: 5	H: 0 LOB: 0 BB: 0 P: 5	R: 0 H: 0 E: 0 K: 1 S: 5	H: 0 LOB: 0 BB: 0 P: 5	R: 0 H: 1 E: 0 K: 0 S: 4	H: 1 LOB: 1 BB: 0 P: 4	R: 0 H: 0 E: 0 K: 1 S: 5	H: 0 LOB: 0 BB: 1 P: 9	R: 0 H: 1 E: 0 K: 0 S: 4	H: 1 LOB: 1 BB: 0 P: 4	R: 0 H: 0 E: 0 K: 1 S: 5	H: 0 LOB: 0 BB: 0 P: 5	1B: 2 2B: 0 3B: 0 HR: 0	SF: 0 SAC: 0 DP: 1 HBP: 1	WP: 0 PA: 33 PB: 0 SB: 0 CS: 0
PITCHER	IP	WLS	BF	H	R	ER	SO	BB	IBB	HBP	BLK	WP	HR	S	P	ERA	WHIP		
Ray Culp, R ERA: 3.06 (1, 1)	9.0	W	33	2	0	0	6	4	0	1	0	0	0	40	57	0.00	0.667		

Boston Red Sox @ Cleveland Indians
Cleveland Municipal Stadium, Cleveland, OH
Wed Jul 07 1971, 7:05 PM EDT
Unknown - 87 F

AB 28
R 0
H 2
RBI 0
BB 4
SO 6
LOB 13



Batter	1	2	3	4	5	6	7	8	9	AB	R	H	RBI	BB	SO	LOB	TOP			
John Kennedy, R OBP: 0.386, SLG: 0.491 (1, 6)	4-3		4-3		L7		5-3			4	1	1	0	0	0	0	Boston Red Sox @ Cleveland Indians Cleveland Municipal Stadium, Cleveland, OH Wed Jul 07 1971, 7:05 PM EDT Att: 8,582 - Unknown			
Billy Conigliaro, R OBP: 0.377, SLG: 0.475 (1, 8)	F4		4-3		1-3			1B SF9		4	1	2	0	0	0	0				
Reggie Smith, S OBP: 0.354, SLG: 0.506 (1, 9)	K		4-3					L7		4	0	0	1	0	2	2				
Carl Yastrzemski, L OBP: 0.421, SLG: 0.463 (1, 7)		G4-6-3	G3		4-3			1B		4	1	2	0	0	0	1				
Rico Petrocelli, R OBP: 0.360, SLG: 0.445 (1, 5)		G4-6-3	5-3		BB			SF9		1	0	0	1	2	0	1				
George Scott, R OBP: 0.322, SLG: 0.442 (1, 3)		G4-6-3			6-3			K		3	0	0	0	1	1	3				
Duane Josephson, R OBP: 0.283, SLG: 0.363 (1, 2)		2B			K			L8		4	0	1	1	0	2	2				
Buddy Hunter, R OBP: 0.400, SLG: 0.375 (1, 4)		3H			6-3			6-3		2	0	1	0	0	0	0				
Mike Fiers, L OBP: 0.250, SLG: 0.100 (7, PH)					6-3			L8		1	0	0	0	0	0	0				
Phil Gagliano, R OBP: 0.529, SLG: 0.533 (7, 4)								K		1	0	0	0	0	0	0				
Luis Tiant, R OBP: 0.400, SLG: 0.600 (1, 1)					L7			K		2	0	0	0	0	0	2				
Joe Lahoud, L OBP: 0.367, SLG: 0.564 (7, PH)										1	0	0	0	0	1	0				
Ken Brett, L OBP: 0.222, SLG: 0.222 (7, 1)										0	0	0	0	0	0	0				
Gary Peters, L OBP: 0.298, SLG: 0.352 (9, PH)										1	0	0	0	0	1	0				
Inning Stats	R: 0 E: 0 K: 1 S: 5	H: 0 LOB: 0 BB: 0 P: 5	R: 1 E: 0 K: 0 S: 5	H: 3 LOB: 2 BB: 1 P: 9	R: 1 E: 0 K: 0 S: 5	H: 2 LOB: 1 BB: 0 P: 5	R: 0 E: 0 K: 1 S: 5	H: 0 LOB: 0 BB: 0 P: 5	R: 0 E: 0 K: 0 S: 3	H: 0 LOB: 2 BB: 2 P: 13	R: 0 E: 0 K: 1 S: 5	H: 0 LOB: 1 BB: 0 P: 5	R: 1 E: 0 K: 1 S: 7	H: 2 LOB: 1 BB: 0 P: 7	R: 0 E: 0 K: 2 S: 7	H: 0 LOB: 0 BB: 0 P: 7	1B: 5 2B: 2 3B: 0 HR: 0	SF: 1 SAC: 0 DP: 1 HBP: 0	WP: 0 PB: 0 SB: 0 CS: 0	PA: 36
PITCHER	IP WLS BF H R ER SO BB IBB HBP BLK WP HR S P ERA WHIP																			
Rich Hand, R ERA: 4.65 (1, 1)	2.0	11	5	2	2	1	1	0	0	0	0	0	0	12	16	9.00	3.000			
Ed Farmer, R ERA: 1.71 (3, 1)	4.0	W	14	0	0	0	2	2	0	0	0	0	0	16	24	0.00	0.500			
Phil Hennigan, R ERA: 4.17 (7, 1)	3.0	S	11	2	1	1	4	0	0	0	0	0	0	19	19	3.00	0.667			



Batter	1	2	3	4	5	6	7	8	9	AB	R	H	RBI	BB	SO	LOB	BOTTOM			
Ted Uhlhaender, L OBP: 0.330, SLG: 0.317 (1, 7)	BB	F9			F8		F6			3	1	0	0	1	0	0	Boston Red Sox @ Cleveland Indians Cleveland Municipal Stadium, Cleveland, OH Wed Jul 07 1971, 7:05 PM EDT Att: 8,582 - Unknown			
Vada Pinson, L OBP: 0.305, SLG: 0.396 (1, 8)	F7		F9		1B		4-3			4	0	1	0	0	0	1				
Frank Baker, L OBP: 0.291, SLG: 0.368 (1, 9)	K		F3		6-3			K		4	0	0	0	0	2	2				
Chris Chambliss, L OBP: 0.381, SLG: 0.468 (1, 3)	2B	HR	F9				K	F7		3	1	0	0	1	1	0				
Graig Nettles, L OBP: 0.360, SLG: 0.419 (1, 5)	HR				L9		2B	1B		4	1	3	1	0	0	0				
Chuck Hinton, R OBP: 0.384, SLG: 0.474 (1, 2)					5-3			1B		3	1	2	3	0	0	0				
Ray Fosse, R OBP: 0.313, SLG: 0.354 (6, FR)								K		0	0	0	0	0	0	0				
Ken Suarez, R OBP: 0.286, SLG: 0.227 (7, 2)	HR							K		1	0	0	0	0	1	1				
Eddie Leon, R OBP: 0.331, SLG: 0.322 (1, 4)	F5				1B		F3			3	0	1	0	0	0	2				
Fred Stanley, R OBP: 0.457, SLG: 0.194 (1, 6)			5-3		F6		K			2	0	0	0	0	0	1				
Roy Foster, R OBP: 0.346, SLG: 0.455 (6, PH)										1	0	0	0	0	1	2				
Phil Hennigan, R ERA: 4.17 (7, 1)										0	0	0	0	0	0	0				
Rich Hand, R OBP: 0.231, SLG: 0.167 (1, 1)								K		1	0	0	0	0	1	0				
Ed Farmer, R ERA: 1.71 (3, 1)										1	0	0	0	0	1	0				
Jack Heidemann, R OBP: 0.243, SLG: 0.224 (7, 6)								K		1	0	0	0	0	1	0				
Inning Stats	R: 4 E: 0 K: 1 S: 7	H: 2 LOB: 0 BB: 2 P: 15	R: 0 E: 0 K: 1 S: 5	H: 0 LOB: 0 BB: 0 P: 5	R: 0 E: 0 K: 0 S: 3	H: 0 LOB: 0 BB: 0 P: 3	R: 0 E: 0 K: 0 S: 4	H: 1 LOB: 1 BB: 0 P: 4	R: 0 E: 0 K: 1 S: 6	H: 1 LOB: 1 BB: 0 P: 6	R: 0 E: 0 K: 2 S: 9	H: 2 LOB: 2 BB: 0 P: 9	R: 0 E: 0 K: 1 S: 5	H: 0 LOB: 0 BB: 0 P: 5	R: 0 E: 0 K: 2 S: 8	H: 1 LOB: 1 BB: 0 P: 8	1B: 4 2B: 2 3B: 0 HR: 1	SF: 0 SAC: 0 DP: 0 HBP: 0	WP: 0 PB: 0 SB: 0 CS: 0	PA: 33
PITCHER	IP WLS BF H R ER SO BB IBB HBP BLK WP HR S P ERA WHIP																			
Luis Tiant, R ERA: 6.86 (1, 1)	6.0	L	26	6	4	4	5	2	0	0	0	0	0	1	34	42	6.00	1.333		
Ken Brett, L ERA: 3.67 (7, 1)	2.0		7	1	0	0	3	0	0	0	0	0	0	13	13	0.00	0.500			



Batter	1	2	3	4	5	6	7	8	9	AB	R	H	RBI	BB	SO	LOB	TOP					
John Kennedy, R OBP: 0.382, SLG: 0.500 (1, 6)										4	1	1	0	0	0	3	Boston Red Sox @ Cleveland Indians Cleveland Municipal Stadium, Cleveland, OH Thu Jul 08 1971, 7:05 PM EDT Alt: 8,305 - Unknown - 86 F					
Phil Gaigliano, R OBP: 0.524, SLG: 0.556 (1, 4)										3	0	2	1	0	0	0						
Reggie Smith, S OBP: 0.353, SLG: 0.503 (1, 9)										4	0	1	0	0	1	1						
Carl Yastrzemski, L OBP: 0.416, SLG: 0.457 (1, 7)										4	0	0	0	0	0	3						
Rico Petrocelli, R OBP: 0.358, SLG: 0.453 (1, 5)										4	1	1	1	0	1	0						
George Scott, R OBP: 0.321, SLG: 0.439 (1, 3)										4	1	1	0	0	1	0						
Billy Conigliaro, R OBP: 0.353, SLG: 0.480 (1, 8)										4	1	3	0	0	1	0						
Duane Josephson, R OBP: 0.283, SLG: 0.363 (1, 2)										3	0	1	1	0	0	1						
Luis Aparicio, R OBP: 0.273, SLG: 0.290 (7, PR)										0	0	0	0	0	0	0						
Bob Montgomery, R OBP: 0.385, SLG: 0.397 (7, 2)										1	1	1	2	0	0	0						
Jim Lonborg, R OBP: 0.190, SLG: 0.105 (1, 1)										2	0	0	0	0	1	0						
Joe Lahoud, L OBP: 0.373, SLG: 0.564 (7, PH)										0	0	0	0	1	0	0						
Bill Lee, L OBP: 0.231, SLG: 0.167 (7, 1)										1	0	0	0	0	1	0						
Sparky Lyle, L OBP: 1.000, SLG: 1.000 (9, 1)										0	0	0	0	0	0	0						
Inning Stats	R: 0 E: 0 K: 0 S: 4	H: 2 LOB: 1 BB: 0 P: 4	R: 0 E: 0 K: 2 S: 7	H: 0 LOB: 0 BB: 0 P: 7	R: 0 E: 0 K: 0 S: 3	H: 0 LOB: 0 BB: 0 P: 3	R: 0 E: 0 K: 0 S: 3	H: 1 LOB: 0 BB: 0 P: 3	R: 0 E: 0 K: 0 S: 4	H: 1 LOB: 1 BB: 0 P: 4	R: 1 E: 0 K: 2 S: 8	H: 1 LOB: 0 BB: 0 P: 8	R: 2 E: 0 K: 0 S: 6	H: 4 LOB: 3 BB: 1 P: 10	R: 0 E: 0 K: 0 S: 3	H: 0 LOB: 0 BB: 0 P: 3	R: 2 E: 0 K: 2 S: 9	H: 2 LOB: 2 BB: 0 P: 9	1B: 8 2B: 0 3B: 1 HR: 2	SF: 1 SAC: 0 DP: 3 HBP: 0	WP: 0 PB: 0 SB: 0 CS: 0	PA: 36
PITCHER	IP	WLS	BF	H	R	ER	SO	BB	IBB	HBP	BLK	WP	HR	S	P	ERA	WHIP					
Steve Hargan, R ERA: 5.9	6.1	L	25	8	3	3	4	0	0	0	0	0	1	33	33	4.26	1.263					
Vince Colbert, R ERA: 4.25	7.1	L	11	3	2	2	2	1	0	0	0	0	1	14	18	6.75	1.500					

Batter	1	2	3	4	5	6	7	8	9	AB	R	H	RBI	BB	SO	LOB	BOTTOM				
Ted Uhlhaender, L OBP: 0.336, SLG: 0.321 (1, 7) (9, 8)										4	0	2	0	1	1	1	Boston Red Sox @ Cleveland Indians Cleveland Municipal Stadium, Cleveland, OH Thu Jul 08 1971, 7:05 PM EDT Alt: 8,305 - Unknown - 86 F				
Eddie Leon, R OBP: 0.336, SLG: 0.328 (1, 4)										5	0	3	2	0	2	1					
Vada Pinson, L OBP: 0.304, SLG: 0.392 (1, 8) (9, 9)										5	0	1	0	0	1	4					
Chris Chambliss, L OBP: 0.389, SLG: 0.472 (1, 3)										3	0	2	0	1	1	1					
Graig Nettles, L OBP: 0.356, SLG: 0.414 (1, 5)										4	0	0	0	0	0	5					
Frank Baker, L OBP: 0.292, SLG: 0.380 (1, 9)										3	1	1	0	0	0	0					
Roy Foster, R OBP: 0.344, SLG: 0.452 (8, PH) (9, 7)										1	0	0	0	0	1	0					
Chuck Hinton, R OBP: 0.380, SLG: 0.525 (1, 2)										4	2	3	1	0	0	0					
Jack Heidemann, R OBP: 0.243, SLG: 0.225 (1, 6)										4	0	1	0	0	1	3					
Steve Hargan, R OBP: 0.091, SLG: 0.091 (1, 1)										3	0	0	0	0	1	3					
Vince Colbert, R OBP: 0.250, SLG: 0.375 (7, 1)										0	0	0	0	0	0	0					
Kurt Bevacqua, R OBP: 0.217, SLG: 0.227 (9, PH)										1	0	1	0	0	0	0					
Inning Stats	R: 0 E: 0 K: 0 S: 5	H: 3 LOB: 2 BB: 0 P: 5	R: 2 E: 0 K: 2 S: 9	H: 3 LOB: 1 BB: 1 P: 13	R: 0 E: 0 K: 0 S: 3	H: 1 LOB: 0 BB: 0 P: 3	R: 1 E: 0 K: 0 S: 4	H: 1 LOB: 0 BB: 0 P: 4	R: 0 E: 0 K: 2 S: 8	H: 1 LOB: 1 BB: 0 P: 8	R: 0 E: 0 K: 1 S: 6	H: 1 LOB: 1 BB: 0 P: 6	R: 0 E: 0 K: 1 S: 6	H: 2 LOB: 1 BB: 0 P: 6	R: 0 E: 0 K: 1 S: 6	H: 2 LOB: 1 BB: 0 P: 6	1B: 12 2B: 1 3B: 0 HR: 1	SF: 0 SAC: 0 DP: 2 HBP: 0	WP: 0 PB: 0 SB: 0 CS: 0	PA: 39	
PITCHER	IP	WLS	BF	H	R	ER	SO	BB	IBB	HBP	BLK	WP	HR	S	P	ERA	WHIP				
Jim Lonborg, R ERA: 4.46	6.0	W	27	10	3	3	4	2	0	0	0	0	0	19	19	0.00	1.714				
Bill Lee, L ERA: 2.87	7.1	S	11	4	0	0	4	0	0	0	0	0	0	19	19	0.00	0.000				
Sparky Lyle, L ERA: 2.41	9.1	S	1	0	0	0	0	0	0	0	0	0	0	1	1	0.00	0.000				

Batter	1	2	3	4	5	6	7	8	9	AB	R	H	RBI	BB	SO	LOB	TOP		
John Kennedy, R OBP: 0.370, SLG: 0.484 (1, 4)	F9		6-3		F8			F8		4	0	0	0	0	0	1	Boston Red Sox @ New York Yankees Yankee Stadium, Bronx, NY Fri Jul 09 1971, 7:05 PM EDT Att: 19,016 - Overcast - 88 F		
Luis Aparicio, R OBP: 0.272, SLG: 0.289 (1, 6)	6-3		4-3			4-3		FC4-6 1B		4	0	1	0	0	0	0			
Reggie Smith, S OBP: 0.351, SLG: 0.498 (1, 9)			4-3			F7		FC4-6 BB 1-2		3	0	0	0	1	0	1			
Carl Yastrzemski, L OBP: 0.414, SLG: 0.452 (1, 7)	K				F7				BB 1-2	3	0	0	0	1	1	1			
Rico Petrocelli, R OBP: 0.357, SLG: 0.450 (1, 5)		K			F2			5-3 1B		4	1	1	0	0	1	2			
George Scott, R OBP: 0.321, SLG: 0.435 (1, 3)		E SF8 BB			5-3				K	3	1	0	0	1	1	1			
Billy Conigliaro, R OBP: 0.332, SLG: 0.476 (1, 8)		E5 SF8 1-3			5-3				5-3	4	0	1	1	0	0	1			
Bob Montgomery, R OBP: 0.351, SLG: 0.386 (1, 2)		SF8			G3				6-3	2	0	0	1	0	1	1			
Joe Lahoud, L OBP: 0.369, SLG: 0.558 (9, PH)		2-3 3-H								1	0	0	0	0	0	0			
Gary Peters, L OBP: 0.300, SLG: 0.351 (1, 1)		G1								3	0	1	0	0	0	2			
Bobby Bolin, R OBP: 0.333, SLG: 0.333 (8, 1)										0	0	0	0	0	0	0			
Inning Stats	R: 0 E: 0 K: 1 S: 5	H: 0 LOB: 1 BB: 1 P: 9	R: 1 E: 1 K: 1 S: 6	H: 0 LOB: 1 BB: 1 P: 10	R: 0 E: 0 K: 0 S: 3	H: 0 LOB: 0 BB: 0 P: 3	R: 0 E: 0 K: 0 S: 3	H: 1 LOB: 1 BB: 0 P: 4	R: 0 E: 0 K: 0 S: 3	H: 0 LOB: 0 BB: 0 P: 3	R: 1 E: 0 K: 1 S: 7	H: 2 LOB: 1 BB: 0 P: 7	R: 0 E: 0 K: 0 S: 4	H: 1 LOB: 2 BB: 1 P: 8	R: 0 E: 0 K: 1 S: 5	H: 0 LOB: 0 BB: 0 P: 5	1B: 4 2B: 0 3B: 0 HR: 0	SF: 1 SAC: 0 DP: 0 HBP: 0	WP: 0 PA: 35 CS: 0
PITCHER Mel Stottlemyre, R ERA: 2.91 (1, 1)	IP: 9.0 WLS: W BF: 35 H: 4 R: 2 ER: 1 SO: 4 BB: 3 IBB: 0 HBP: 0 BLK: 0 WP: 0 HR: 0 S: 40 P: 52 ERA: 1.00 WHIP: 0.778															PITCHER			

Batter	1	2	3	4	5	6	7	8	9	AB	R	H	RBI	BB	SO	LOB	BOTTOM		
Horace Clarke, S OBP: 0.327, SLG: 0.313 (1, 4)	F7		F3		E9			F8		4	0	0	0	0	0	0	Boston Red Sox @ New York Yankees Yankee Stadium, Bronx, NY Fri Jul 09 1971, 7:05 PM EDT Att: 19,016 - Overcast - 88 F		
Thurman Munson, R OBP: 0.342, SLG: 0.376 (1, 2)	L7				P4			5-3		4	0	0	0	0	1				
Bobby Murcer, L OBP: 0.449, SLG: 0.581 (1, 8)	F8									3	2	1	0	1	0				
Roy White, S OBP: 0.368, SLG: 0.504 (1, 7)		F6			F3					4	1	1	1	0	0				
Felipe Alou, R OBP: 0.310, SLG: 0.393 (1, 3)		BB BB								3	0	3	2	1	0				
Ron Swoboda, R OBP: 0.399, SLG: 0.383 (1, 9)		BB BB			1-H 3B					3	0	0	0	1	3				
Gene Michael, S OBP: 0.331, SLG: 0.304 (1, 6)		G6-4-3 BB 1-2			F8					3	0	0	0	0	2				
Jerry Kenney, L OBP: 0.367, SLG: 0.299 (1, 5)			K							3	1	1	0	0	1				
Mel Stottlemyre, R OBP: 0.246, SLG: 0.269 (1, 1)					F8					3	1	1	1	0	0				
Inning Stats	R: 0 E: 0 K: 0 S: 3	H: 0 LOB: 0 BB: 0 P: 3	R: 0 E: 0 K: 0 S: 2	H: 0 LOB: 2 BB: 2 P: 10	R: 0 E: 0 K: 1 S: 5	H: 0 LOB: 0 BB: 0 P: 5	R: 1 E: 0 K: 0 S: 5	H: 2 LOB: 1 BB: 0 P: 5	R: 1 E: 2 K: 0 S: 5	H: 1 LOB: 1 BB: 0 P: 5	R: 0 E: 0 K: 1 S: 6	H: 1 LOB: 1 BB: 0 P: 6	R: 1 E: 0 K: 0 S: 4	H: 1 LOB: 0 BB: 0 P: 4	R: 2 E: 0 K: 0 S: 4	H: 2 LOB: 0 BB: 1 P: 8		1B: 3 2B: 0 3B: 3 HR: 1	SF: 0 SAC: 0 DP: 2 HBP: 0
PITCHER Gary Peters, L ERA: 4.99 (1, 1)	IP: 7.1 WLS: L BF: 31 H: 6 R: 5 ER: 4 SO: 2 BB: 3 IBB: 0 HBP: 0 BLK: 0 WP: 0 HR: 1 S: 32 P: 44 ERA: 4.91 WHIP: 1.227															PITCHER			
Bobby Bolin, R ERA: 3.0 (8, 1)	IP: 0.2 WLS: L BF: 2 H: 1 R: 0 ER: 0 SO: 0 BB: 0 IBB: 0 HBP: 0 BLK: 0 WP: 0 HR: 0 S: 2 P: 2 ERA: 0.00 WHIP: 1.500															PITCHER			

Batter	1	2	3	4	5	6	7	8	9	AB	R	H	RBI	BB	SO	LOB	TOP										
John Kennedy, R OBP: 0.374, SLG: 0.492 (1, 4)										4	1	2	0	0	1	1	Boston Red Sox @ New York Yankees Yankee Stadium, Bronx, NY Sat Jul 10 1971, 3:33 AM EDT Att: 43,433 - Sunny - 90 F										
Luis Aparicio, R OBP: 0.276, SLG: 0.291 (1, 6)										2	1	1	0	1	0	1											
Reggie Smith, S OBP: 0.353, SLG: 0.502 (1, 9)										4	1	2	2	0	0	1											
Carl Yastrzemski, L OBP: 0.415, SLG: 0.450 (1, 7)										3	0	1	0	1	0	0											
Rico Petrocelli, R OBP: 0.353, SLG: 0.445 (1, 5)										3	0	0	1	0	1	2											
George Scott, R OBP: 0.317, SLG: 0.429 (1, 3)										4	0	0	0	0	1	3											
Billy Conigliaro, R OBP: 0.327, SLG: 0.499 (1, 8)										4	0	0	0	0	0	0											
Bob Montgomery, R OBP: 0.338, SLG: 0.370 (1, 2)										3	0	0	0	0	1	0											
Sonny Siebert, R OBP: 0.294, SLG: 0.540 Sparky Lyle, L OBP: 1.000, SLG: 1.000 Bobby Bolin, R OBP: 0.333, SLG: 0.333 (1, 1)										3	0	1	0	0	0	0											
Inning Stats	R: 2 E: 1 K: 2 S: 10	H: 3 LOB: 1 BB: 0 P: 10	R: 0 E: 0 K: 1 S: 5	H: 0 LOB: 0 BB: 0 P: 5	R: 1 E: 0 K: 0 S: 5	H: 2 LOB: 2 BB: 1 P: 9	R: 0 E: 0 K: 0 S: 3	H: 0 LOB: 0 BB: 0 P: 3	R: 0 E: 0 K: 1 S: 5	H: 1 LOB: 1 BB: 0 P: 4	R: 0 E: 0 K: 0 S: 4	H: 0 LOB: 0 BB: 0 P: 5	R: 0 E: 0 K: 0 S: 2	H: 0 LOB: 0 BB: 1 P: 6	R: 0 E: 0 K: 0 S: 3	H: 0 LOB: 0 BB: 0 P: 3		1B: 5 2B: 2 3B: 0 HR: 0	SF: 1 SAC: 1 DP: 2 HBP: 0	WP: 0 PB: 0 SB: 0 CS: 0	PA: 34						
PITCHER	IP	WLS	BF	H	R	ER	SO	BB	IBB	HBP	BLK	WP	HR	S	P	ERA	WHIP										
Stan Bahnsen, R ERA: 3.08 Mike Kekich, L ERA: 4.04	(1, 1)	7.0	28	7	3	3	4	0	1	0	0	0	0	35	39	3.86	1.000										

Batter	1	2	3	4	5	6	7	8	9	AB	R	H	RBI	BB	SO	LOB	BOTTOM										
Horace Clarke, S OBP: 0.326, SLG: 0.312 (1, 4)										4	1	1	0	0	0	1	Boston Red Sox @ New York Yankees Yankee Stadium, Bronx, NY Sat Jul 10 1971, 3:33 AM EDT Att: 43,433 - Sunny - 90 F										
Jerry Kenney, L OBP: 0.382, SLG: 0.294 (1, 5)										3	0	0	0	0	0	2											
Bobby Murcer, L OBP: 0.450, SLG: 0.589 (1, 8)										3	2	1	1	1	0	0											
Roy White, S OBP: 0.369, SLG: 0.502 (1, 7)										3	0	1	0	1	1	2											
Ron Blomberg, L OBP: 0.392, SLG: 0.432 Ron Swoboda, R OBP: 0.341, SLG: 0.383 (8, PH) (9, 9)										3	0	0	0	0	0	2											
Felipe Alou, R OBP: 0.309, SLG: 0.388 (1, 3)										3	0	0	0	1	0	1											
Jake Gibbs, L OBP: 0.328, SLG: 0.328 Danny Cater, R OBP: 0.277, SLG: 0.313 John Ellis, R OBP: 0.352, SLG: 0.394 (1, 2) (6, PH) (9, 2)										3	1	1	1	0	0	1											
Gene Michael, S OBP: 0.330, SLG: 0.304 (1, 6)										4	0	1	0	0	2	2											
Stan Bahnsen, R OBP: 0.190, SLG: 0.268 Thurman Munson, R OBP: 0.341, SLG: 0.374 Mike Kekich, R OBP: 0.222, SLG: 0.222 (1, 1) (7, PH) (8, 1)										2	0	1	0	0	1	0											
Inning Stats	R: 1 E: 1 K: 0 S: 5	H: 2 LOB: 1 BB: 0 P: 5	R: 1 E: 0 K: 2 S: 8	H: 1 LOB: 0 BB: 0 P: 8	R: 0 E: 0 K: 0 S: 3	H: 0 LOB: 1 BB: 1 P: 3	R: 0 E: 0 K: 0 S: 3	H: 0 LOB: 0 BB: 0 P: 3	R: 0 E: 0 K: 0 S: 4	H: 1 LOB: 1 BB: 0 P: 4	R: 0 E: 0 K: 0 S: 4	H: 0 LOB: 0 BB: 0 P: 3	R: 0 E: 0 K: 0 S: 4	H: 1 LOB: 1 BB: 0 P: 4	R: 3 E: 0 K: 2 S: 9	H: 2 LOB: 2 BB: 3 P: 21		1B: 5 2B: 0 3B: 0 HR: 2	SF: 0 SAC: 1 DP: 1 HBP: 0	WP: 1 PB: 0 SB: 0 CS: 0	PA: 35						
PITCHER	IP	WLS	BF	H	R	ER	SO	BB	IBB	HBP	BLK	WP	HR	S	P	ERA	WHIP										
Sonny Siebert, R ERA: 2.9 Sparky Lyle, L ERA: 2.98 Bobby Bolin, R ERA: 2.98	(1, 1)	0.2	L 5	0	0	0	1	2	1	0	0	1	0	4	16	0.00	3.000										
Bobby Bolin, R ERA: 2.98	(8, 1)	0.1	2	1	2	2	1	0	0	0	0	0	0	4	4	54.00	3.000										

Batter	1	2	3	4	5	6	7	8	9	AB	R	H	RBI	BB	SO	LOB	TOP								
John Kennedy, R OBP: 0.373, SLG: 0.489 (1, 4)	0-3 K		0-3 K		0-0 2H 3H 1B			0-0 SH1-4		3	0	1	2	0	2	0	Boston Red Sox @ New York Yankees Yankee Stadium, Bronx, NY Sun Jul 11 1971, 3:33 AM EDT Att: 23,104 - Overcast - 76 F								
Luis Aparicio, R OBP: 0.273, SLG: 0.287 (1, 6)	0-0 6-3		0-0 6-3			0-0 F8		0-0 F9		4	0	0	0	0	0	1									
Reggie Smith, S OBP: 0.355, SLG: 0.501 (1, 8)	0-0 1B			0-0 6-3		0-0 FC1-6 1B		0-0 1-3		4	0	2	0	0	0	1									
Carl Yastrzemski, L OBP: 0.411, SLG: 0.444 (1, 7)	0-3 K			0-0 4-3		0-0 FC1-6 1-2			0-0 1-3	4	0	0	0	0	1	2									
Rico Petrocelli, R OBP: 0.349, SLG: 0.439 (1, 5)		0-0 F8		0-0 6-3		0-0 F7			0-3 K	4	0	0	0	0	1	1									
George Scott, R OBP: 0.319, SLG: 0.430 (1, 3)		0-0 1B			0-0 2B 1B		0-0 F9		0-0 5-3	4	1	2	0	0	0	0									
Joe Lahoud, L OBP: 0.368, SLG: 0.561 (1, 9)	0-3 K				0-0 1-3 1B 2B		0-0 4-3			3	1	1	0	0	1	1									
Duane Josephson, R OBP: 0.280, SLG: 0.358 (1, 2)	0-3 K				0-3 K		0-0 F4			3	0	0	0	0	2	3									
Ray Culp, R OBP: 0.208, SLG: 0.156 (1, 1)			0-0 4-3		0-3 K			0-0 F9 SH1-4 1B		3	0	1	0	0	1	2									
Inning Stats	R: 0 E: 0 K: 2 S: 8	H: 1 LOB: 1 BB: 0 P: 8	R: 0 E: 0 K: 2 S: 8	H: 1 LOB: 1 BB: 0 P: 8	R: 0 E: 0 K: 1 S: 5	H: 0 LOB: 0 BB: 0 P: 5	R: 0 E: 0 K: 0 S: 3	H: 0 LOB: 0 BB: 0 P: 3	R: 2 E: 0 K: 2 S: 9	H: 3 LOB: 1 BB: 0 P: 9	R: 0 E: 0 K: 0 S: 4	H: 1 LOB: 1 BB: 0 P: 4	R: 0 E: 0 K: 0 S: 3	H: 0 LOB: 0 BB: 0 P: 3	R: 0 E: 0 K: 0 S: 4	H: 1 LOB: 1 BB: 0 P: 4	R: 0 E: 0 K: 1 S: 5	H: 0 LOB: 0 BB: 0 P: 5	1B: 6 2B: 1 3B: 0 HR: 0	SF: 0 SAC: 1 DP: 0 HBP: 0	WP: 0 PB: 0 SB: 1 CS: 0	PA: 33			
PITCHER	IP	WLS	BF	H	R	ER	SO	BB	IBB	HBP	BLK	WP	HR	S	P	ERA	WHIP								
Fritz Peterson, L ERA: 3.46 (1, 1)	7.0		26	6	2	2	7	0	0	0	0	0	0	40	40	2.57	0.857								
Lindy McDaniel, R ERA: 6.2 (8, 1)	2.0	W	7	1	0	0	1	0	0	0	0	0	0	9	9	0.00	0.500								

Batter	1	2	3	4	5	6	7	8	9	AB	R	H	RBI	BB	SO	LOB	BOTTOM								
Horace Clarke, S OBP: 0.327, SLG: 0.313 (1, 4)	0-0 2B 1B		0-0 G3		0-0 F9		0-0 F7		0-0 2H 1B	5	1	2	1	0	0	0	Boston Red Sox @ New York Yankees Yankee Stadium, Bronx, NY Sun Jul 11 1971, 3:33 AM EDT Att: 23,104 - Overcast - 76 F								
Jerry Kenney, L OBP: 0.385, SLG: 0.304 (1, 5)	0-0 L8		0-0 2B		0-0 G4-6-3 1B		0-0 4-3			4	0	2	0	0	0	1									
Bobby Murcer, L OBP: 0.448, SLG: 0.583 (1, 8)	0-0 F8 1-2		4-0 BB		0-0 G4-6-3 1-2		0-0 G3			3	0	0	0	1	0	2									
Roy White, S OBP: 0.371, SLG: 0.506 (1, 7)	0-0 2H 2B		0-0 F7		0-0 F9		0-0 1B 1B			4	1	2	1	0	0	2									
Ron Blomberg, L OBP: 0.400, SLG: 0.438 (1, 9)	0-0 3-1		0-0 G3		0-0 6-3 1B		0-0 1B 1B			4	0	2	0	0	0	3									
Thurman Munson, R OBP: 0.339, SLG: 0.372 (1, 2)		0-0 F3		0-3 K		0-0 6-3		0-0 1-2 FC6-4 1B		4	0	1	1	0	1	1									
Danny Cater, R OBP: 0.277, SLG: 0.313 (1, 3)		0-0 5-3		0-0 1-3 1B		0-0 6-3		0-0 FC6-4 1-2		4	0	1	0	0	0	3									
Gene Michael, S OBP: 0.332, SLG: 0.307 (1, 6)		0-0 1B		0-0 1-3		0-0 F5		0-0 SH2-4 1B		4	1	2	0	0	0	1									
Fritz Peterson, S OBP: 0.167, SLG: 0.048 (1, 1)	0-3 K		0-3 K		0-0 F8			0-0 SH2-4		2	0	0	0	0	2	2									
Jake Gibbs, L (7, PH)										1	0	0	0	0	0	0									
Lindy McDaniel, R OBP: 0.200, SLG: 0.200 (8, 1)									0-0 1-2	0	0	0	0	0	0	0									
Inning Stats	R: 1 E: 0 K: 0 S: 5	H: 2 LOB: 1 BB: 0 P: 5	R: 0 E: 0 K: 1 S: 6	H: 1 LOB: 1 BB: 0 P: 6	R: 0 E: 0 K: 2 S: 8	H: 1 LOB: 2 BB: 1 P: 8	R: 0 E: 0 K: 2 S: 8	H: 1 LOB: 1 BB: 0 P: 8	R: 0 E: 0 K: 0 S: 3	H: 1 LOB: 0 BB: 0 P: 3	R: 0 E: 0 K: 0 S: 4	H: 1 LOB: 1 BB: 0 P: 4	R: 0 E: 0 K: 0 S: 3	H: 0 LOB: 0 BB: 0 P: 3	R: 0 E: 0 K: 0 S: 6	H: 3 LOB: 2 BB: 0 P: 6	R: 1 E: 0 K: 0 S: 3	H: 2 LOB: 1 BB: 0 P: 3	1B: 10 2B: 2 3B: 0 HR: 0	SF: 0 SAC: 1 DP: 1 HBP: 0	WP: 0 PB: 0 SB: 1 CS: 0	PA: 37			
PITCHER	IP	WLS	BF	H	R	ER	SO	BB	IBB	HBP	BLK	WP	HR	S	P	ERA	WHIP								
Ray Culp, R ERA: 3.07 (1, 1)	8.1	L	37	12	3	3	3	1	0	0	0	0	0	42	46	3.24	1.560								

Batter	1	2	3	4	5	6	7	8	9	10	11	12	13	AB	R	H	RBI	BB	SO	LOB							
Steve Braun, L OBP: 0.356, SLG: 0.367 (1, 5)	F8	F6		1B			1-3		K		4-3			6	0	1	0	0	1	4							
Cesar Tovar, R OBP: 0.354, SLG: 0.356 (1, 9)	CS BB		5-3	K			F9		4-3			1-3		5	0	0	0	1	1	2							
Harmon Killebrew, R OBP: 0.377, SLG: 0.425 (1, 3)	FC6-4 BB		1B	1B			F9		K		FC6-4 BB			4	0	2	0	2	1	0							
Rod Carew, L OBP: 0.324, SLG: 0.366 (1, 4)	FC6-4		1B	1B			L9		L9		3B		K	6	0	2	0	0	1	3							
Leo Cardenas, R OBP: 0.342, SLG: 0.452 (1, 6)		1B BB	F8				1B		K		K		FC6-4	5	0	2	0	1	1	4							
Jim Nettles, L OBP: 0.351, SLG: 0.556 (1, 8)	1-2 1B		F7				F9		B1		K			6	0	1	0	0	1	5							
Jim Holt, L OBP: 0.292, SLG: 0.333 (1, 7)	1-2 2-3 1B		F9				4-3		L8		F7			6	0	1	0	0	0	1							
George Mitterwald, R OBP: 0.320, SLG: 0.343 (1, 2)	K		K				K		F7		6-3			6	0	0	0	0	3	4							
Jim Perry, S OBP: 0.254, SLG: 0.185 Brant Alyea, R (11, PH) OBP: 0.293, SLG: 0.274 Danny Thompson, R (11, PH) OBP: 0.302, SLG: 0.237 Tom Hall, L (11, 1) OBP: 0.333, SLG: 0.350 Stan Williams, R (11, 1)	K		K				G3		F9		BB			4	0	1	0	0	1	3							
Inning Stats	R: 0 E: 0 K: 0 S: 2	H: 0 LOB: 1 BB: 2 P: 10	R: 0 E: 0 K: 2 S: 9	H: 2 LOB: 3 BB: 1 P: 13	R: 0 E: 0 K: 0 S: 5	H: 2 LOB: 2 BB: 0 P: 5	R: 0 E: 0 K: 2 S: 9	H: 2 LOB: 2 BB: 0 P: 9	R: 0 E: 0 K: 1 S: 5	H: 1 LOB: 0 BB: 0 P: 5	R: 0 E: 0 K: 1 S: 5	H: 0 LOB: 0 BB: 0 P: 5	R: 0 E: 0 K: 3 S: 10	H: 1 LOB: 1 BB: 0 P: 10	R: 0 E: 0 K: 0 S: 3	H: 0 LOB: 1 BB: 1 P: 7	R: 0 E: 0 K: 1 S: 5	H: 0 LOB: 1 BB: 1 P: 9	R: 0 E: 0 K: 0 S: 3	H: 0 LOB: 0 BB: 0 P: 3	1B: 9 2B: 0 3B: 1 HR: 0	SF: 0 SAC: 0 DP: 0 HBP: 0	W/P: 0 P/B: 0 SB: 0 CS: 1	PA: 53			
PITCHER	IP 10.0	WLS 42	BF 10	H 0	R 0	ER 0	SO 9	BB 3	IBB 0	HBP 0	BLK 0	WP 0	HR 0	S 57	P 69	ERA 0.00	WHIP 1.300										
Luis Tiant, R ERA: 4.65 Bill Lee, L ERA: 2.73	(1, 1)	(11, 1)	(11, 1)	(11, 1)	(11, 1)	(11, 1)	(11, 1)	(11, 1)	(11, 1)	(11, 1)	(11, 1)	(11, 1)	(11, 1)	(11, 1)	(11, 1)	(11, 1)	(11, 1)	(11, 1)	(11, 1)	(11, 1)	(11, 1)	(11, 1)	(11, 1)	(11, 1)	(11, 1)		

Minnesota Twins @ Boston Red Sox
Fenway Park, Boston, MA
Thu Jul 15 1971, 7:05 PM EDT
Att. 27,673 - Unknown - 83 F

AB 48
R 0
H 10
RBI 0
BB 5
SO 10
LOB 26



Batter	1	2	3	4	5	6	7	8	9	10	11	12	13	AB	R	H	RBI	BB	SO	LOB							
John Kennedy, R OBP: 0.360, SLG: 0.471 (1, 4)	K			L7		1B BB		K			K		F8	5	0	0	0	1	3	1							
Luis Aparicio, R OBP: 0.274, SLG: 0.291 (1, 6)	L8			4-3		1-2 1B		F7			BB 2B		F5	6	0	2	0	0	0	1							
Reggie Smith, S OBP: 0.354, SLG: 0.496 (1, 9)	4-3			1-3		F6		F2			BB IBB		HR BB	4	1	0	0	2	0	2							
Carl Yastrzemski, L OBP: 0.409, SLG: 0.438 (1, 7)		4-3			3-1		G3		3-1		1-2 2-3 BB		HR IBB	4	1	0	0	2	0	0							
Rico Petrocelli, R OBP: 0.354, SLG: 0.448 (1, 5)	F4				BB		BB		BB		K		HR IBB	3	1	1	3	3	1	3							
George Scott, R OBP: 0.314, SLG: 0.424 (1, 3)	F8				F8		K		K		F2			5	0	0	0	0	2	6							
Billy Conigliaro, R OBP: 0.325, SLG: 0.464 (1, 8)			4-3		F3		4-3				G6-4-3 1B		K	5	0	1	0	0	1	2							
Duane Josephson, R OBP: 0.278, SLG: 0.359 (1, 2)			F6			6-3		2B			G6-4-3 1-2		L1	5	0	1	0	0	0	1							
Luis Tiant, R OBP: 0.250, SLG: 0.375 Joe Lahoud, L (10, PH) OBP: 0.365, SLG: 0.556 Bill Lee, L (11, 1) OBP: 0.214, SLG: 0.154	(1, 1)	(10, PH)	(11, 1)	(11, 1)	(11, 1)	(11, 1)	(11, 1)	(11, 1)	(11, 1)	(11, 1)	(11, 1)	(11, 1)	(11, 1)	(11, 1)	(11, 1)	(11, 1)	(11, 1)	(11, 1)	(11, 1)	(11, 1)	(11, 1)	(11, 1)	(11, 1)	(11, 1)	(11, 1)		
Inning Stats	R: 0 E: 0 K: 1 S: 5	H: 0 LOB: 0 BB: 0 P: 5	R: 0 E: 0 K: 0 S: 3	H: 0 LOB: 0 BB: 0 P: 3	R: 0 E: 0 K: 0 S: 3	H: 0 LOB: 0 BB: 0 P: 3	R: 0 E: 0 K: 1 S: 6	H: 1 LOB: 1 BB: 1 P: 10	R: 0 E: 0 K: 1 S: 5	H: 0 LOB: 1 BB: 1 P: 9	R: 0 E: 0 K: 1 S: 5	H: 1 LOB: 1 BB: 0 P: 9	R: 0 E: 0 K: 2 S: 8	H: 1 LOB: 3 BB: 2 P: 16	R: 0 E: 0 K: 0 S: 7	H: 0 LOB: 0 BB: 0 P: 7	R: 3 E: 0 K: 0 S: 3	H: 1 LOB: 0 BB: 2 P: 11	1B: 2 2B: 2 3B: 0 HR: 1	SF: 0 SAC: 0 DP: 1 HBP: 0	W/P: 0 P/B: 0 SB: 1 CS: 0	PA: 50					
PITCHER	IP 10.0	WLS 36	BF 3	H 0	R 0	ER 0	SO 5	BB 4	IBB 0	HBP 0	BLK 0	WP 0	HR 0	S 42	P 58	ERA 0.00	WHIP 0.700										
Jim Perry, R ERA: 3.84 Tom Hall, L ERA: 3.04 Stan Williams, R ERA: 3.7	(1, 1)	(11, 1)	(11, 1)	(11, 1)	(11, 1)	(11, 1)	(11, 1)	(11, 1)	(11, 1)	(11, 1)	(11, 1)	(11, 1)	(11, 1)	(11, 1)	(11, 1)	(11, 1)	(11, 1)	(11, 1)	(11, 1)	(11, 1)	(11, 1)	(11, 1)	(11, 1)	(11, 1)	(11, 1)		

Minnesota Twins @ Boston Red Sox
Fenway Park, Boston, MA
Thu Jul 15 1971, 7:05 PM EDT
Att. 27,673 - Unknown - 83 F

AB 42
R 3
H 5
RBI 3
BB 8
SO 9
LOB 17



Batter	1	2	3	4	5	6	7	8	9	AB	R	H	RBI	BB	SO	LOB	TOP	
Steve Braun, L (1,5) OBP: 0.353, SLG: 0.364	F5		4-3			F9		1B		4	0	1	0	0	0	1	Minnesota Twins @ Boston Red Sox Fenway Park, Boston, MA Fri Jul 16 1971, 7:05 PM EDT Att: 29,293 - Unknown	
Cesar Tovar, R (1,9) OBP: 0.353, SLG: 0.355	3-1			5-3				4-3		4	0	1	0	0	0	1		
Tom Hall, L (8,1) OBP: 0.333, SLG: 0.350										0	0	0	0	0	0	0		
Harmon Killebrew, R (1,3) OBP: 0.370, SLG: 0.433	F9			4-3		L8			WP	4	1	2	0	0	0	1		
Rod Carew, L (1,4) OBP: 0.324, SLG: 0.368		G3		4-3					2B	4	1	1	1	0	1	1		
Leo Cardenas, R (1,6) OBP: 0.341, SLG: 0.459	F9			3-1					HR	4	1	1	2	0	0	1		
Jim Nettles, L (1,8) OBP: 0.366, SLG: 0.625	3-1								HR	4	1	2	1	0	0	0		
Jim Holt, L (1,7) OBP: 0.289, SLG: 0.329			CI			F7			HR	3	0	0	0	0	0	1		
Phil Roof, R (1,2) OBP: 0.254, SLG: 0.264			F8							3	0	0	0	0	2	1		
Tony Oliva, L (9,PH) OBP: 0.403, SLG: 0.649						K			4-3	1	0	0	0	0	0	0		
Bert Blyleven, R (11,1) OBP: 0.289, SLG: 0.280										0	0	0	0	0	0	0		
Hal Haydel, R (4,1) OBP: 0.244, SLG: 0.316										0	0	0	0	0	0	0		
Rich Reese, L (6,PH) OBP: 0.244, SLG: 0.316			SH3							0	0	0	0	0	0	0		
Jim Strickland, L (6,1) OBP: 0.244, SLG: 0.316										0	0	0	0	0	0	0		
Brant Alyea, R (8,PH) OBP: 0.271, SLG: 0.270						3-1			5-3	2	0	0	0	0	1	0		
Inning Stats	R: 0 E: 0 K: 0 S: 3	H: 0 LOB: 0 BB: 0 P: 3	R: 0 E: 0 K: 0 S: 3	H: 0 LOB: 0 BB: 0 P: 3	R: 0 E: 1 K: 0 S: 4	H: 0 LOB: 1 BB: 0 P: 4	R: 0 E: 0 K: 0 S: 4	H: 1 LOB: 0 BB: 0 P: 5	R: 0 E: 0 K: 1 S: 6	H: 1 LOB: 1 BB: 0 P: 6	R: 0 E: 0 K: 2 S: 8	H: 1 LOB: 1 BB: 0 P: 8	R: 4 E: 0 K: 0 S: 7	H: 4 LOB: 0 BB: 0 P: 7	1B: 3 2B: 3 3B: 0 HR: 2	SF: 0 SAC: 1 DP: 0 HBP: 0	WP: 1 PB: 0 SB: 0 CS: 0	PA: 36
PITCHER Sonny Siebert, R (1,1) ERA: 2.96	IP: 9.0 WLS: W BF: 36 H: 8 R: 4 ER: 4 SO: 4 BB: 0 IBB: 0 HBP: 0 BLK: 0 WP: 1 HR: 2 S: 44 P: 44 ERA: 4.00 WHIP: 0.889																	

AB	34
R	4
H	8
RBI	4
BB	0
SO	4
LOB	7



Batter	1	2	3	4	5	6	7	8	9	AB	R	H	RBI	BB	SO	LOB	BOTTOM			
John Kennedy, R (1,4) OBP: 0.366, SLG: 0.468	WP		1B			F8		6-3		5	2	2	0	0	1	1	Minnesota Twins @ Boston Red Sox Fenway Park, Boston, MA Fri Jul 16 1971, 7:05 PM EDT Att: 29,293 - Unknown			
Luis Aparicio, R (1,6) OBP: 0.286, SLG: 0.301	2B							HR		4	3	4	0	1	0	0				
Reggie Smith, S (1,8) OBP: 0.355, SLG: 0.503	K		SF9			F8				3	1	1	3	1	1	4				
Carl Yastrzemski, L (1,7) OBP: 0.407, SLG: 0.437			L7							5	0	1	2	0	2	3				
Rico Petrocelli, R (1,5) OBP: 0.353, SLG: 0.455	K									4	1	1	2	0	2	1				
George Scott, R (1,3) OBP: 0.317, SLG: 0.423	L8									3	1	1	0	1	0	1				
Joe Lahoud, L (1,9) OBP: 0.370, SLG: 0.578			F9			G3				3	1	1	2	1	0	1				
Bob Montgomery, R (1,2) OBP: 0.345, SLG: 0.390										4	0	2	0	0	1	1				
Sonny Siebert, R (1,1) OBP: 0.273, SLG: 0.500			G5-4-3			FC1-5				4	0	0	0	0	1	2				
Inning Stats	R: 2 E: 0 K: 2 S: 10	H: 3 LOB: 1 BB: 0 P: 10	R: 0 E: 0 K: 0 S: 3	H: 1 LOB: 0 BB: 0 P: 3	R: 3 E: 0 K: 0 S: 7	H: 4 LOB: 1 BB: 0 P: 7	R: 0 E: 0 K: 1 S: 7	H: 2 LOB: 0 BB: 0 P: 7	R: 2 E: 0 K: 3 S: 10	H: 1 LOB: 0 BB: 1 P: 14	R: 0 E: 0 K: 0 S: 4	H: 1 LOB: 2 BB: 1 P: 8	R: 0 E: 0 K: 0 S: 3	H: 0 LOB: 1 BB: 1 P: 7	R: 2 E: 0 K: 2 S: 8	H: 1 LOB: 0 BB: 1 P: 12		1B: 8 2B: 2 3B: 0 HR: 3	SF: 1 SAC: 0 DP: 1 HBP: 0	WP: 1 PB: 0 SB: 0 CS: 0
PITCHER Bert Blyleven, R (1,1) ERA: 3.37	IP: 3.0 WLS: L BF: 17 H: 9 R: 5 ER: 5 SO: 2 BB: 0 IBB: 0 HBP: 0 BLK: 0 WP: 1 HR: 1 S: 21 P: 21 ERA: 15.00 WHIP: 3.000																			
PITCHER Hal Haydel, R (4,1) ERA: 5.66	IP: 2.0 WLS: L BF: 9 H: 2 R: 2 ER: 2 SO: 4 BB: 1 IBB: 0 HBP: 0 BLK: 0 WP: 0 HR: 1 S: 16 P: 20 ERA: 9.00 WHIP: 1.500																			
PITCHER Jim Strickland, L (6,1) ERA: 0.00	IP: 2.0 WLS: L BF: 9 H: 1 R: 0 ER: 0 SO: 0 BB: 0 IBB: 0 HBP: 0 BLK: 0 WP: 0 HR: 0 S: 7 P: 15 ERA: 0.00 WHIP: 1.500																			
PITCHER Tom Hall, L (8,1) ERA: 3.21	IP: 1.0 WLS: L BF: 5 H: 2 R: 2 ER: 2 SO: 2 BB: 1 IBB: 0 HBP: 0 BLK: 0 WP: 0 HR: 1 S: 8 P: 12 ERA: 18.00 WHIP: 2.000																			



Batter	1	2	3	4	5	6	7	8	9	AB	R	H	RBI	BB	SO	LOB	TOP										
Tommy Harper, R OBP: 0.296, SLG: 0.345	1-3		6-3		5-3	F8			1-3	5	0	0	0	0	0	1											
Ron Theobald, R OBP: 0.353, SLG: 0.344	4-3		BB S 1B		K	K			1B HR	5	1	2	0	0	2	1											
Dave May, L OBP: 0.360, SLG: 0.436	F8		BB 1-2 BB			HR 1B		G3	1B HR	4	2	2	0	1	0	0											
John Briggs, L OBP: 0.386, SLG: 0.464		G3	1-2 2-3 BB			1-H HR		F9	1-H HR	4	2	2	5	1	0	0											
Rob Ellis, R OBP: 0.326, SLG: 0.300	6-3		K			1B HR		F2	5-3	4	1	1	0	0	1	3											
John Morris, R OBP: 0.167, SLG: 0.200										0	0	0	0	0	0	0											
Bill Voss, L OBP: 0.310, SLG: 0.379										0	0	0	0	0	0	0											
Al Yates, R OBP: 0.313, SLG: 0.395										1	0	0	0	0	0	0											
Frank Tenedino, L OBP: 0.208, SLG: 0.340				4-3		1-2 HR			F4	4	3	3	1	0	0	0											
Bobby Mitchell, R OBP: 0.313, SLG: 0.395	WP HR 1B									1	0	0	0	0	0	0											
Paul Ratliff, L OBP: 0.226, SLG: 0.375				4-3		1-H 2-H HR		4-3		2	1	1	2	0	0	0											
Andy Kosco, R OBP: 0.305, SLG: 0.338										1	1	1	3	0	0	0											
Jim Hannan, R OBP: 0.305, SLG: 0.338										0	0	0	0	0	0	0											
Ted Kubiak, S OBP: 0.333, SLG: 0.296	1-H HR									1	0	0	0	0	0	0											
Bob Heise, R OBP: 0.135, SLG: 0.162										2	0	0	0	0	0	0											
Floyd Weaver, R OBP: 0.275, SLG: 0.227	F3			F9						0	0	0	0	0	0	0											
Eliee Rodriguez, R OBP: 0.275, SLG: 0.227										2	0	0	0	0	1	0											
Skip Lockwood, R OBP: 0.222, SLG: 0.156										1	0	0	0	0	0	0											
Roberto Pena, R OBP: 0.288, SLG: 0.369				F2						3	0	1	0	0	1	0											
Inning Stats	R: 0 E: 0 K: 0 S: 3	H: 0 LOB: 0 BB: 0 P: 3	R: 2 E: 0 K: 0 S: 5	H: 2 LOB: 0 BB: 5 P: 5	R: 0 E: 0 K: 1 S: 6	H: 1 LOB: 3 BB: 2 P: 14	R: 0 E: 0 K: 0 S: 3	H: 0 LOB: 0 BB: 0 P: 3	R: 0 E: 0 K: 1 S: 5	H: 0 LOB: 0 BB: 0 P: 5	R: 5 E: 0 K: 1 S: 11	H: 6 LOB: 1 BB: 0 P: 11	R: 0 E: 0 K: 0 S: 3	H: 0 LOB: 0 BB: 0 P: 3	R: 1 E: 0 K: 0 S: 8	H: 1 LOB: 0 BB: 0 P: 8	R: 3 E: 0 K: 0 S: 6	H: 3 LOB: 0 BB: 0 P: 6	1B: 8 2B: 3 3B: 0 HR: 5	SF: 0 SAC: 0 DP: 0 HBP: 0	WP: 1 PB: 0 SB: 1 CS: 0	PA: 42					
PITCHER	IP	WLS	BF	H	R	ER	SO	BB	IBB	HBP	BLK	WP	HR	S	P	ERA	WHIP										
Jim Lonborg, R ERA: 4.89	5.0	W	24	7	6	6	2	2	0	0	0	1	2	26	34	10.80	1.800										
Ken Brett, L ERA: 3.95	0.1		3	2	1	1	0	0	0	0	0	0	1	3	3	27.00	6.000										
Bobby Bolin, R ERA: 3.57	3.0	S	13	4	4	4	3	0	0	0	0	0	2	19	19	12.00	1.333										
Sparky Lyle, L ERA: 2.83	0.2	S	2	0	0	0	0	0	0	0	0	0	0	2	2	0.00	0.000										

Milwaukee Brewers @ Boston Red Sox
Fenway Park, Boston, MA
Sat Jul 17 1971, 3:33 AM EDT
Unknown - 81 F

AB	40
R	11
H	13
RBI	11
BB	2
SO	5
LOB	5



Batter	1	2	3	4	5	6	7	8	9	AB	R	H	RBI	BB	SO	LOB	BOTTOM										
John Kennedy, R OBP: 0.365, SLG: 0.463	BB 1B	F6		F8	K		FC6-4 1B	6-3		6	1	2	0	0	1	3											
Luis Aparicio, R OBP: 0.288, SLG: 0.302	BB 1B			K	FC6-4		FC6-4 1B			3	1	1	0	1	1	1											
Phil Gagliano, R OBP: 0.545, SLG: 0.579	E BB	BB 1B			1-2 2-3		1-2 2-3			1	0	1	0	0	0	0											
Reggie Smith, S OBP: 0.355, SLG: 0.499	F7			HR BB		F7	FC6-4			3	1	0	1	2	0	4											
Carl Yastrzemski, L OBP: 0.409, SLG: 0.460	E9 SF8 1B	L6		HR			4-3			5	3	3	4	0	0	5											
Rico Petrocelli, R OBP: 0.354, SLG: 0.456	SF8		4-3	2B 1B		FC5 BB 1B		F8		4	1	2	1	0	0	0											
George Scott, R OBP: 0.318, SLG: 0.429	6-3		HR 2B	1-H 2B		K		E4 BB 2B		5	2	2	1	0	1	1											
Joe Lahoud, L OBP: 0.379, SLG: 0.600		F8		HR	3-1		BB	2B BB		3	2	1	2	2	0	1											
Duane Josephson, R OBP: 0.285, SLG: 0.366		1B E BB 1B	K		FC5-4 BB	FC5		1-H 2-H BLK 2B		4	2	2	2	1	1	2											
Jim Lonborg, R OBP: 0.208, SLG: 0.095					FC5-4					2	0	0	0	1	1	1											
Ken Brett, L OBP: 0.222, SLG: 0.222					FC5-4					0	0	0	0	0	0	0											
Bobby Bolin, R OBP: 0.250, SLG: 0.250		BB 1B	K		FC6-4					2	0	0	0	0	1	0											
Sparky Lyle, L OBP: 1.000, SLG: 1.000		1-2 BB								0	0	0	0	0	0	0											
Inning Stats	R: 3 E: 1 K: 0 S: 5	H: 2 LOB: 1 BB: 1 P: 9	R: 1 E: 1 K: 0 S: 5	H: 2 LOB: 2 BB: 2 P: 13	R: 2 E: 0 K: 2 S: 9	H: 2 LOB: 0 BB: 0 P: 9	R: 3 E: 0 K: 1 S: 8	H: 3 LOB: 1 BB: 1 P: 12	R: 0 E: 0 K: 1 S: 5	H: 0 LOB: 1 BB: 1 P: 9	R: 1 E: 0 K: 1 S: 7	H: 2 LOB: 2 BB: 1 P: 11	R: 0 E: 0 K: 1 S: 7	H: 2 LOB: 2 BB: 0 P: 7	R: 3 E: 1 K: 0 S: 5	H: 1 LOB: 0 BB: 1 P: 9	1B: 8 2B: 3 3B: 0 HR: 3	SF: 1 SAC: 0 DP: 0 HBP: 0	WP: 0 PB: 0 SB: 0 CS: 0	PA: 46							
PITCHER	IP	WLS	BF	H	R	ER	SO	BB	IBB	HBP	BLK	WP	HR	S	P	ERA	WHIP										
Skip Lockwood, R ERA: 3.19	3.2	L	22	7	8	7	3	4	0	0	0	0	0	8	12	6.75	2.250										
Floyd Weaver, R ERA: 6.23	1.1		7	2	1	1	1	1	0	0	0	0	0	8	12	6.75	2.250										
Jim Hannan, R ERA: 3.93	1.2		10	4	1	1	2	1	0	0	0	0	1	13	17	5.40	3.000										
John Morris, L ERA: 3.38	1.1		7	1	3	2	0	1	0	0	1	0	0	6	10	13.50	1.500										

Milwaukee Brewers @ Boston Red Sox
Fenway Park, Boston, MA
Sat Jul 17 1971, 3:33 AM EDT
Unknown - 81 F

AB	38
R	13
H	14
RBI	11
BB	7
SO	6
LOB	18



Batter	1	2	3	4	5	6	7	8	9	AB	R	H	RBI	BB	SO	LOB	TOP
Tommy Harper, R OBP: 0.300, SLG: 0.349 (1, 8)										2	1	2	0	0	0	0	Milwaukee Brewers @ Boston Red Sox Fenway Park, Boston, MA Sat Jul 17 1971, 7:05 PM EDT Att: 27,791 - Unknown
Ron Theobald, R OBP: 0.354, SLG: 0.346 (1, 4)										2	1	1	0	0	1		
Dave May, L OBP: 0.357, SLG: 0.432 (1, 9)										3	0	0	1	0	1	4	
John Briggs, L OBP: 0.390, SLG: 0.464 (1, 7)										2	0	1	1	1	0	1	
Rob Ellis, R OBP: 0.315, SLG: 0.289 (1, 5)										3	0	0	0	0	1	4	
Frank Tenedino, L OBP: 0.216, SLG: 0.340 (1, 3)										3	0	1	0	0	0	0	
Paul Ratliff, L OBP: 0.232, SLG: 0.431 (1, 2)										3	1	1	1	0	0	1	
Ted Kubiak, S OBP: 0.330, SLG: 0.292 (1, 6)										3	0	0	0	0	2	2	
Bill Parsons, R OBP: 0.209, SLG: 0.211 (1, 1)										1	0	0	0	1	1	0	
Inning Stats	R: 0 E: 0 K: 1 S: 6	H: 1 LOB: 1 BB: 0 P: 6	R: 0 E: 0 K: 1 S: 6	H: 1 LOB: 1 BB: 0 P: 6	R: 0 E: 1 K: 1 S: 6	H: 0 LOB: 3 BB: 2 P: 14	R: 1 E: 0 K: 2 S: 8	H: 1 LOB: 0 BB: 0 P: 8	R: 2 E: 1 K: 0 S: 5	H: 3 LOB: 0 BB: 0 P: 5	R: 0 E: 1 K: 1 S: 5	H: 0 LOB: 1 BB: 0 P: 5	1B: 5 2B: 0 3B: 0 HR: 1	SF: 0 SAC: 2 DP: 1 HBP: 0	WP: 1 PB: 0 SB: 1 CS: 0	PA: 26	
PITCHER Ray Culp, R ERA: 3.13 (1, 1)	IP: 5.2 WLS: W BF: 26 H: 6 R: 3 ER: 3 SO: 6 BB: 1 IBB: 1 HBP: 0 BLK: 0 WP: 1 HR: 1 S: 36 P: 44 ERA: 4.76 WHIP: 1.235											PITCHER	IP: WLS: BF: H: R: ER: SO: BB: IBB: HBP: BLK: WP: HR: S: P: ERA: WHIP:				

Batter	1	2	3	4	5	6	7	8	9	AB	R	H	RBI	BB	SO	LOB	BOTTOM
John Kennedy, R OBP: 0.364, SLG: 0.470 (1, 4)										2	1	1	1	0	0	0	Milwaukee Brewers @ Boston Red Sox Fenway Park, Boston, MA Sat Jul 17 1971, 7:05 PM EDT Att: 27,791 - Unknown
Luis Aparicio, R OBP: 0.289, SLG: 0.303 (1, 6)										2	1	1	1	0	0	0	
Reggie Smith, S OBP: 0.360, SLG: 0.514 (1, 8)										3	1	3	2	0	0	0	
Carl Yastrzemski, L OBP: 0.408, SLG: 0.459 (1, 7)										3	0	1	0	0	1	2	
Rico Petrocelli, R OBP: 0.351, SLG: 0.452 (1, 5)										3	0	0	0	0	0	1	
George Scott, R OBP: 0.319, SLG: 0.429 (1, 3)										2	0	1	0	0	1	0	
Joe Lahoud, L OBP: 0.373, SLG: 0.589 (1, 9)										2	0	0	0	0	1	0	
Bob Montgomery, R OBP: 0.349, SLG: 0.405 (1, 2)										2	1	1	0	0	1	0	
Ray Culp, R OBP: 0.224, SLG: 0.156 (1, 1)										0	1	0	0	1	0	0	
Inning Stats	R: 0 E: 0 K: 1 S: 6	H: 1 LOB: 1 BB: 0 P: 6	R: 0 E: 0 K: 1 S: 5	H: 0 LOB: 0 BB: 0 P: 5	R: 2 E: 1 K: 0 S: 6	H: 3 LOB: 1 BB: 0 P: 6	R: 0 E: 0 K: 1 S: 5	H: 1 LOB: 0 BB: 0 P: 5	R: 3 E: 0 K: 1 S: 8	H: 3 LOB: 1 BB: 1 P: 12	1B: 4 2B: 3 3B: 0 HR: 1	SF: 2 SAC: 1 DP: 0 HBP: 0	WP: 0 PB: 0 SB: 0 CS: 0	PA: 23			
PITCHER Bill Parsons, R ERA: 2.44 (1, 1)	IP: 5.0 WLS: L BF: 23 H: 8 R: 5 ER: 4 SO: 4 BB: 1 IBB: 0 HBP: 0 BLK: 0 WP: 0 HR: 1 S: 30 P: 34 ERA: 7.20 WHIP: 1.800											PITCHER	IP: WLS: BF: H: R: ER: SO: BB: IBB: HBP: BLK: WP: HR: S: P: ERA: WHIP:				

Batter	1	2	3	4	5	6	7	8	9	AB	R	H	RBI	BB	SO	LOB	TOP										
Tommy Harper, R OBP: 0.304, SLG: 0.356 (1, 7)										5	2	3	1	0	0	1											
Ron Theobald, R OBP: 0.350, SLG: 0.342 (1, 4)										5	1	1	1	1	0	0	3										
Roberto Pena, R OBP: 0.302, SLG: 0.384 (1, 3)										4	0	3	1	0	1	0											
Andy Kosco, R OBP: 0.307, SLG: 0.358 (1, 9)										5	1	2	2	0	2	4											
Rob Ellis, R OBP: 0.299, SLG: 0.273 (1, 5)										5	0	0	0	0	0	4											
Bobby Mitchell, R (1, 8)										3	0	0	0	1	1	1											
Elie Rodriguez, R OBP: 0.274, SLG: 0.223 (1, 2)										3	0	0	0	1	2	0											
Bob Heise, R OBP: 0.175, SLG: 0.200 (1, 6)										3	0	2	0	0	0	1											
Ken Sanders, R (6, 1)										0	1	0	0	1	0	0											
Jim Slaton, R OBP: 0.188, SLG: 0.071 (1, 1)										1	0	0	0	0	1	1											
Ted Kubiak, S OBP: 0.332, SLG: 0.300 (6, 6)										1	0	1	0	0	0	0											
Inning Stats	R: 2 E: 0 K: 2 S: 10	H: 3 LOB: 1 BB: 0 P: 10	R: 0 E: 0 K: 1 S: 6	H: 1 LOB: 1 BB: 0 P: 6	R: 0 E: 0 K: 1 S: 6	H: 1 LOB: 1 BB: 0 P: 6	R: 0 E: 0 K: 1 S: 5	H: 0 LOB: 0 BB: 0 P: 5	R: 1 E: 0 K: 0 S: 3	H: 1 LOB: 1 BB: 2 P: 11	R: 0 E: 0 K: 0 S: 5	H: 3 LOB: 2 BB: 0 P: 5	R: 0 E: 0 K: 1 S: 5	H: 0 LOB: 0 BB: 0 P: 5	R: 2 E: 0 K: 0 S: 5	H: 2 LOB: 2 BB: 1 P: 10	1B: 8 2B: 3 3B: 0 HR: 1	SF: 0 SAC: 2 DP: 0 HBP: 1	WP: 0 PB: 0 SB: 2 CS: 1	PA: 41							
PITCHER	IP	WLS	BF	H	R	ER	SO	BB	IBB	HBP	BLK	WP	HR	S	P	ERA	WHIP										
Gary Peters, L ERA: 4.95 (1, 1)	8.1	L	36	10	4	4	7	3	0	0	0	0	1	47	59	4.32	1.560										
Ken Tatum, R ERA: 3.75 (9, 1)	0.2		5	2	1	1	0	0	0	1	0	0	0	4	5	13.50	3.000										

Milwaukee Brewers @ Boston Red Sox
Fenway Park, Boston, MA
Sun Jul 18 1971, 3:33 AM EDT
Att: 22,602 - Unknown

AB 35
R 5
H 12
RBI 5
BB 3
SO 7
LOB 15



Batter	1	2	3	4	5	6	7	8	9	AB	R	H	RBI	BB	SO	LOB	BOTTOM										
John Kennedy, R OBP: 0.355, SLG: 0.458 (1, 4)										4	0	0	0	0	1	1											
Luis Aparicio, R OBP: 0.295, SLG: 0.304 (1, 6)										2	1	1	0	2	0	0											
Reggie Smith, S OBP: 0.364, SLG: 0.520 (1, 8)										4	0	3	0	0	1	1											
Carl Yastrzemski, L OBP: 0.407, SLG: 0.456 (1, 7)										4	0	1	1	0	0	3											
Rico Petrocelli, R OBP: 0.350, SLG: 0.459 (1, 5)										4	1	1	1	0	1	2											
George Scott, R OBP: 0.318, SLG: 0.436 (1, 3)										4	1	1	1	0	1	0											
Joe Lahoud, L OBP: 0.362, SLG: 0.568 (1, 9)										4	0	0	0	0	2	0											
Duane Josephson, R OBP: 0.284, SLG: 0.364 (1, 2)										4	1	1	0	0	0	0											
Buddy Hunter, R OBP: 0.400, SLG: 0.375 (9, PR)										0	0	0	0	0	0	0											
Gary Peters, L OBP: 0.302, SLG: 0.350 (1, 1)										3	0	1	0	0	1	0											
Ken Tatum, R OBP: 0.500, SLG: 0.250 (9, 1)										0	0	0	0	0	0	0											
Mike Fiore, L OBP: 0.243, SLG: 0.097 (9, PH)										1	0	0	0	0	0	1											
Inning Stats	R: 0 E: 0 K: 1 S: 6	H: 2 LOB: 1 BB: 0 P: 6	R: 0 E: 0 K: 1 S: 5	H: 0 LOB: 0 BB: 0 P: 5	R: 0 E: 0 K: 0 S: 3	H: 0 LOB: 0 BB: 0 P: 3	R: 0 E: 0 K: 0 S: 3	H: 1 LOB: 0 BB: 0 P: 3	R: 0 E: 0 K: 2 S: 7	H: 0 LOB: 0 BB: 0 P: 7	R: 2 E: 0 K: 0 S: 6	H: 4 LOB: 2 BB: 1 P: 10	R: 0 E: 0 K: 0 S: 3	H: 0 LOB: 0 BB: 0 P: 3	R: 0 E: 0 K: 2 S: 7	H: 0 LOB: 1 BB: 1 P: 11	R: 2 E: 1 K: 1 S: 8	H: 2 LOB: 1 BB: 0 P: 8	1B: 6 2B: 2 3B: 0 HR: 2	SF: 0 SAC: 0 DP: 3 HBP: 0	WP: 0 PB: 0 SB: 0 CS: 0	PA: 36					
PITCHER	IP	WLS	BF	H	R	ER	SO	BB	IBB	HBP	BLK	WP	HR	S	P	ERA	WHIP										
Jim Slaton, R ERA: 4.06 (1, 1)	5.2	W	22	7	2	2	4	1	0	0	0	0	0	29	33	3.18	1.412										
Ken Sanders, R ERA: 1.92 (6, 1)	3.1	S	14	2	2	2	3	1	0	0	0	0	2	19	23	5.40	0.900										

Milwaukee Brewers @ Boston Red Sox
Fenway Park, Boston, MA
Sun Jul 18 1971, 3:33 AM EDT
Att: 22,602 - Unknown

AB 34
R 4
H 9
RBI 3
BB 2
SO 7
LOB 8



Batter	1	2	3	4	5	6	7	8	9	AB	R	H	RBI	BB	SO	LOB	TOP			
Pat Kelly, L OBP: 0.426, SLG: 0.341 (1, 9)										4	0	2	0	0	0	0	Chicago White Sox @ Boston Red Sox Fenway Park, Boston, MA Wed Jul 21 1971, 7:05 PM EDT Att: 24,946 - Unknown			
Rich McKinney, R OBP: 0.356, SLG: 0.439 (1, 4)										4	1	1	1	0	0	2				
Carlos May, L OBP: 0.366, SLG: 0.382 (1, 7)										3	0	0	0	1	0	1				
Bill Melton, R OBP: 0.351, SLG: 0.520 (1, 5)										4	0	0	0	0	1	3				
Rick Reichardt, R OBP: 0.343, SLG: 0.456 (1, 8)										4	0	2	0	0	0	0				
Ed Herrmann, L OBP: 0.317, SLG: 0.377 Luis Alvarado, R OBP: 0.226, SLG: 0.268 (9, PR)										3	0	0	0	1	0	1				
Bob Spence, L OBP: 0.278, SLG: 0.133 (1, 3)										2	0	0	0	2	0	2				
Rich Morales, R OBP: 0.383, SLG: 0.389 (1, 6)										3	0	1	0	0	0	1				
Joe Horlen, R OBP: 0.042, SLG: 0.043 Vicente Romo, R OBP: 0.286, SLG: 0.167 Jay Johnstone, L OBP: 0.314, SLG: 0.358 Rich Hinton, L (8, 1)										2	0	0	0	0	0	0				
Inning Stats	R: 0 E: 1 K: 1 S: 6	H: 1 LOB: 1 BB: 0 P: 6	R: 0 E: 0 K: 0 S: 3	H: 0 LOB: 1 BB: 1 P: 7	R: 0 E: 0 K: 0 S: 4	H: 1 LOB: 2 BB: 1 P: 8	R: 0 E: 0 K: 0 S: 3	H: 0 LOB: 0 BB: 0 P: 3	R: 0 E: 0 K: 0 S: 3	H: 0 LOB: 0 BB: 0 P: 3	R: 0 E: 0 K: 0 S: 3	H: 2 LOB: 2 BB: 1 P: 7	R: 1 E: 0 K: 0 S: 4	H: 1 LOB: 2 BB: 1 P: 4	R: 0 E: 0 K: 0 S: 3	H: 1 LOB: 2 BB: 1 P: 7		1B: 5 2B: 0 3B: 0 HR: 1	SF: 0 SAC: 0 DP: 2 HBP: 0	WP: 0 PB: 0 SB: 0 CS: 0
PITCHER Sonny Siebert, R ERA: 2.85 (1, 1)	IP: 9.0 WLS: W BF: 34 H: 6 R: 1 ER: 1 SO: 1 BB: 4 IBB: 0 HBP: 0 BLK: 0 WP: 0 HR: 1 S: 32 P: 48 ERA: 1.00 WHIP: 1.111															PITCHER				

Batter	1	2	3	4	5	6	7	8	9	AB	R	H	RBI	BB	SO	LOB	BOTTOM			
Phil Gagliano, R OBP: 0.500, SLG: 0.519 (1, 4)										4	0	0	0	1	0	3	Chicago White Sox @ Boston Red Sox Fenway Park, Boston, MA Wed Jul 21 1971, 7:05 PM EDT Att: 24,946 - Unknown			
Luis Aparicio, R OBP: 0.290, SLG: 0.296 (1, 6)										4	1	0	0	1	0	3				
Reggie Smith, S OBP: 0.361, SLG: 0.514 (1, 8)										3	1	1	0	1	0	0				
Carl Yastrzemski, L OBP: 0.410, SLG: 0.454 (1, 7)										4	1	2	1	0	0	1				
Rico Petrocelli, R OBP: 0.357, SLG: 0.478 (1, 5)										3	2	2	0	1	0	1				
George Scott, R OBP: 0.324, SLG: 0.440 (1, 3)										3	1	3	2	0	0	0				
Joe Lahoud, L OBP: 0.355, SLG: 0.546 (1, 9)										4	0	1	1	0	0	3				
Bob Montgomery, R OBP: 0.356, SLG: 0.415 (1, 2)										3	0	2	1	0	0	0				
Sonny Siebert, R OBP: 0.259, SLG: 0.474 (1, 1)										3	0	0	0	0	1	3				
Inning Stats	R: 0 E: 1 K: 0 S: 4	H: 1 LOB: 1 BB: 0 P: 4	R: 1 E: 0 K: 1 S: 8	H: 3 LOB: 2 BB: 0 P: 8	R: 2 E: 0 K: 0 S: 4	H: 2 LOB: 1 BB: 2 P: 12	R: 0 E: 0 K: 0 S: 3	H: 0 LOB: 0 BB: 0 P: 3	R: 0 E: 0 K: 0 S: 3	H: 0 LOB: 0 BB: 0 P: 3	R: 2 E: 1 K: 0 S: 5	H: 2 LOB: 2 BB: 2 P: 13	R: 1 E: 0 K: 0 S: 5	H: 2 LOB: 1 BB: 0 P: 5	R: 0 E: 0 K: 0 S: 4	H: 1 LOB: 1 BB: 0 P: 4		1B: 9 2B: 2 3B: 0 HR: 0	SF: 2 SAC: 1 DP: 1 HBP: 0	WP: 0 PB: 0 SB: 0 CS: 0
PITCHER Joe Horlen, R ERA: 4.06 Vicente Romo, R ERA: 4.5 Rich Hinton, L ERA:	IP: 6.1 WLS: L BF: 32 H: 10 R: 6 ER: 5 SO: 1 BB: 4 IBB: 0 HBP: 0 BLK: 0 WP: 0 HR: 0 S: 30 P: 46 ERA: 7.11 WHIP: 2.211															PITCHER				

Batter	1	2	3	4	5	6	7	8	9	AB	R	H	RBI	BB	SO	LOB	TOP								
John Kennedy, R OBP: 0.354, SLG: 0.451 (1,4)										4	1	2	0	0	0	2									
Luis Aparicio, R OBP: 0.290, SLG: 0.294 (1,6)										5	0	1	0	0	2	4									
Reggie Smith, S OBP: 0.357, SLG: 0.513 (1,8)										5	1	1	3	0	1	2									
Carl Yastrzemski, L OBP: 0.400, SLG: 0.440 (1,7)										5	0	0	0	0	2	3									
Rico Petrocelli, R OBP: 0.353, SLG: 0.468 (1,5)										3	1	0	0	1	0	1									
George Scott, R OBP: 0.328, SLG: 0.448 (1,3)										3	2	1	2	1	0	0									
Joe Lahoud, L OBP: 0.357, SLG: 0.537 (1,9)										3	0	1	0	1	1	0									
Bob Montgomery, R OBP: 0.351, SLG: 0.414 (1,2)										3	1	1	1	0	1	1									
Ray Culp, R OBP: 0.250, SLG: 0.170 (1,1)										2	1	1	1	1	1	0									
Bobby Bolin, R OBP: 0.250, SLG: 0.250 (7,1)										0	0	0	0	0	0	0									
Sparky Lyle, L OBP: 1.000, SLG: 1.000 (8,1)										1	1	1	0	0	0	0									
Inning Stats	R: 0 E: 0 K: 1 S: 6	H: 1 LOB: 1 BB: 0 P: 6	R: 0 E: 0 K: 1 S: 5	H: 0 LOB: 0 BB: 0 P: 5	R: 6 E: 0 K: 0 S: 8	H: 5 LOB: 0 BB: 1 P: 12	R: 0 E: 0 K: 2 S: 7	H: 0 LOB: 0 BB: 0 P: 7	R: 0 E: 0 K: 0 S: 7	H: 0 LOB: 0 BB: 0 P: 7	R: 1 E: 0 K: 0 S: 4	H: 1 LOB: 2 BB: 2 P: 12	R: 0 E: 0 K: 0 S: 4	H: 1 LOB: 1 BB: 0 P: 4	R: 0 E: 0 K: 0 S: 2	H: 0 LOB: 0 BB: 1 P: 6	R: 1 E: 1 K: 2 S: 9	H: 1 LOB: 1 BB: 0 P: 9	1B: 6 2B: 1 3B: 0 HR: 2	SF: 1 SAC: 1 DP: 1 HBP: 0	WP: 0 PB: 0 SB: 1 CS: 0	PA: 40			
PITCHER	IP	WLS	BF	H	R	ER	SO	BB	IBB	HBP	BLK	WP	HR	S	P	ERA	WHIP								
Steve Luebber, R ERA: 7.15 (1,1)	2.2	L	15	6	6	6	2	1	0	0	0	0	2	18	22	20.25	2.625								
Tom Hall, L ERA: 3.24 (3,1)	3.1		13	1	1	1	4	2	0	0	0	0	0	19	27	2.70	0.900								
Ray Corbin, R ERA: 3.2 (7,1)	2.0		7	1	0	0	0	1	0	0	0	0	0	6	10	0.00	1.000								
Ron Perranoski, L ERA: 6.38 (9,1)	1.0		5	1	1	0	2	0	0	0	0	0	0	9	9	0.00	1.000								


Boston Red Sox @ Minnesota Twins
Metropolitan Stadium, Bloomington, MI
Fri Jul 23 1971, 8:05 PM EDT
Att: 19,505 - Unknown - 76 F

AB 34
R 8
H 9
RBI 7
BB 4
SO 8
LOB 13

Batter	1	2	3	4	5	6	7	8	9	AB	R	H	RBI	BB	SO	LOB	BOTTOM								
Cesar Tovar, R OBP: 0.358, SLG: 0.356 (1,7)										4	3	1	0	1	0	1									
Rod Carew, L OBP: 0.318, SLG: 0.354 (1,4)										3	2	1	0	2	0	1									
Tony Oliva, L OBP: 0.399, SLG: 0.625 (1,9)										4	0	1	1	1	0	5									
Ron Perranoski, L OBP: 0.352, SLG: 0.348 (9,1)										0	0	0	0	0	0	0									
Harmon Killebrew, R OBP: 0.375, SLG: 0.425 (1,3)										1	0	0	2	2	1	2									
Leo Cardenas, R OBP: 0.339, SLG: 0.448 (1,6)										5	0	3	1	0	0	4									
Jim Nettles, L OBP: 0.343, SLG: 0.582 (1,8)										4	0	2	2	0	0	0									
George Thomas, R OBP: 0.207, SLG: 0.148 (9, PH)										1	0	0	0	0	0	0									
Steve Braun, L OBP: 0.352, SLG: 0.348 (1,5)										4	0	0	0	0	1	5									
Danny Thompson, R OBP: 0.304, SLG: 0.225 (9, PH)										1	0	0	0	0	0	0									
George Mitterwald, R OBP: 0.325, SLG: 0.373 (1,2)										5	0	1	0	0	0	3									
Steve Luebber, R OBP: 0.348, SLG: 0.364 (1,1)										0	0	0	0	0	0	0									
Tom Hall, L OBP: 0.248, SLG: 0.294 (3,1)										2	0	1	0	0	0	1									
Jim Holt, L OBP: 0.329, SLG: 0.327 (6, PH)										1	0	0	0	0	0	0									
Ray Corbin, R OBP: 0.304, SLG: 0.225 (7,1)										0	0	0	0	0	0	0									
Rich Reese, L OBP: 0.255, SLG: 0.323 (8, PH)										1	1	1	0	0	0	0									
Inning Stats	R: 0 E: 1 K: 0 S: 4	H: 0 LOB: 2 BB: 1 P: 8	R: 0 E: 0 K: 0 S: 3	H: 0 LOB: 0 BB: 0 P: 3	R: 1 E: 0 K: 0 S: 5	H: 2 LOB: 2 BB: 1 P: 9	R: 0 E: 0 K: 0 S: 4	H: 1 LOB: 1 BB: 0 P: 4	R: 2 E: 0 K: 0 S: 6	H: 3 LOB: 2 BB: 1 P: 10	R: 0 E: 0 K: 0 S: 3	H: 0 LOB: 0 BB: 0 P: 3	R: 1 E: 0 K: 2 S: 9	H: 2 LOB: 3 BB: 2 P: 17	R: 2 E: 0 K: 0 S: 5	H: 3 LOB: 2 BB: 1 P: 9	R: 0 E: 0 K: 0 S: 3	H: 0 LOB: 0 BB: 0 P: 3	1B: 11 2B: 0 3B: 0 HR: 0	SF: 2 SAC: 0 DP: 0 HBP: 0	WP: 0 PB: 0 SB: 0 CS: 0	PA: 44			
PITCHER	IP	WLS	BF	H	R	ER	SO	BB	IBB	HBP	BLK	WP	HR	S	P	ERA	WHIP								
Ray Culp, R ERA: 3.23 (1,1)	6.0	W	30	6	4	4	0	5	0	0	0	0	0	25	45	6.00	1.833								
Bobby Bolin, R ERA: 3.5 (7,1)	1.0		8	4	2	2	2	1	0	0	0	0	0	11	15	18.00	5.000								
Sparky Lyle, L ERA: 2.61 (8,1)	2.0	S	6	1	0	0	0	0	0	0	0	0	0	6	6	0.00	0.500								

Boston Red Sox @ Minnesota Twins
Metropolitan Stadium, Bloomington, MI
Fri Jul 23 1971, 8:05 PM EDT
Att: 19,505 - Unknown - 76 F

AB 36
R 6
H 11
RBI 6
BB 6
SO 2
LOB 22

Batter	1	2	3	4	5	6	7	8	9	AB	R	H	RBI	BB	SO	LOB	TOP								
John Kennedy, R OBP: 0.358, SLG: 0.470 (1.4)	0-0 1-3		0-0 E5 1B			0-0 4-3		0-0 HR		4	1	2	2	0	0	0									
Luis Aparicio, R OBP: 0.287, SLG: 0.290 (1.6)	0-0 4-3		0-0 F2			0-0 4-3		0-0 F7		4	0	0	0	0	0	1									
Reggie Smith, S OBP: 0.356, SLG: 0.513 (1.8)	0-0 4-3			0-0 4-3			0-0 G3		0-0 4-3 1B 2B	4	1	1	0	0	0	0									
Carl Yastrzemski, L OBP: 0.396, SLG: 0.434 (1.7)		0-0 F8		0-0 4-3			0-0 F7		0-0 4-3 2B	4	0	0	0	0	0	1									
Rico Petrocelli, R OBP: 0.352, SLG: 0.464 (1.5)		0-0 F3		0-0 5-3			0-0 F4		4-0 1B 3B BB	3	1	0	0	1	0	0									
George Scott, R OBP: 0.335, SLG: 0.456 (1.3)		4-0 BB			0-0 G6-4-3 1B			0-0 1B SF7 2B	0-0 1-3 3B 1B	3	2	3	1	1	0	0									
Joe Lahoud, L OBP: 0.354, SLG: 0.543 (1.9)		0-0 F2			0-0 F5			0-0 F7	0-0 2-3 3H 3B	4	0	1	2	0	0	3									
Duane Josephson, R OBP: 0.287, SLG: 0.366 (1.2)			0-0 L4		0-0 G6-4-3 1-2			0-0 HR 1B	0-0 1-3 2B	4	1	1	0	0	0	2									
Gary Peters, L OBP: 0.299, SLG: 0.349 (1.1)			0-0 E 1B 1B			0-3 K		0-0 SF7 3H	0-3 K	3	0	1	1	0	2	1									
Inning Stats	R: 0 E: 0 K: 0 S: 3	H: 0 LOB: 0 BB: 0 P: 3	R: 0 E: 0 K: 0 S: 3	H: 0 LOB: 1 BB: 1 P: 7	R: 0 E: 1 K: 0 S: 4	H: 2 LOB: 1 BB: 0 P: 4	R: 0 E: 0 K: 0 S: 3	H: 0 LOB: 0 BB: 0 P: 3	R: 0 E: 0 K: 0 S: 3	H: 0 LOB: 0 BB: 0 P: 3	R: 0 E: 0 K: 0 S: 5	H: 0 LOB: 0 BB: 0 P: 5	R: 0 E: 0 K: 0 S: 3	H: 0 LOB: 0 BB: 0 P: 3	R: 3 E: 0 K: 0 S: 6	H: 3 LOB: 0 BB: 0 P: 6	R: 3 E: 0 K: 1 S: 8	H: 3 LOB: 1 BB: 1 P: 12	1B: 5 2B: 2 3B: 1 HR: 1	SF: 1 SAC: 0 DP: 1 HBP: 0	WP: 0 PB: 0 SB: 0 CS: 0	PA: 36			
PITCHER	IP	WLS	BF	H	R	ER	SO	BB	IBB	HBP	BLK	WP	HR	S	P	ERA	WHIP								
Jim Perry, R ERA: 3.97 (1.1)	8.0	L	30	7	4	4	1	1	0	0	0	0	1	31	35	4.50	1.000								
Ron Perranoski, L ERA: 6.75 (9.1)	0.1		4	2	2	2	0	1	0	0	0	0	0	3	7	54.00	9.000								
Ray Corbin, R ERA: 3.18 (9.1)	0.2		2	0	0	0	1	0	0	0	0	0	0	4	4	0.00	0.000								

Boston Red Sox @ Minnesota Twins
Metropolitan Stadium, Bloomington, MI
Sat Jul 24 1971, 8:05 PM EDT
Att: 17,487 - Unknown - 78 F

AB 33
R 6
H 9
RBI 6
BB 2
SO 2
LOB 8




Batter	1	2	3	4	5	6	7	8	9	AB	R	H	RBI	BB	SO	LOB	BOTTOM								
Cesar Tovar, R OBP: 0.360, SLG: 0.359 (1.7)	0-0 4-3		0-0 SH3-4 1B	0-0 2B 1B		0-0 G6-3 1B		0-0 F4		5	1	3	0	0	0	1									
Danny Thompson, R OBP: 0.306, SLG: 0.256 (1.5)	0-3 K		0-0 SH3-4	0-0 2B		0-0 G6-3		0-0 L9		3	0	1	2	0	1	1									
Rod Carew, L OBP: 0.317, SLG: 0.353 (7.4)			1-2 2-3	1-2 2H		1-2				1	0	0	0	0	0	0									
Harmon Killebrew, R OBP: 0.379, SLG: 0.422 (1.3)	4-0 2B BB		4-0 IBB	4-0 IBB			0-0 6-3		0-0 F7	2	0	0	0	3	0	0									
Tony Oliva, L OBP: 0.396, SLG: 0.622 (1.9)	0-0 K		0-3 K	0-0 G3		0-3 K		0-0 3-1		5	0	1	0	0	2	5									
Leo Cardenas, R OBP: 0.338, SLG: 0.444 (1.6)	0-3 K		0-0 F8		0-0 5-3		4-0 BB			3	0	0	0	1	1	5									
Steve Braun, L OBP: 0.347, SLG: 0.341 (1.4)		0-0 6-3		0-3 K	0-0 L3		0-0 4-3			4	0	0	0	0	1	1									
George Mitterwald, R OBP: 0.329, SLG: 0.391 (1.2)		0-0 F3		0-0 HR	0-0 2B			0-0 5-3		4	1	2	1	0	0	0									
Jim Nettles, L OBP: 0.324, SLG: 0.549 (1.8)		0-3 K		0-0 F8	0-0 F9			0-0 F7		4	0	0	0	0	1	1									
Jim Perry, S OBP: 0.281, SLG: 0.207 (1.1)			0-0 SH3-4 1B	4-0 1B 2B BB		0-3 K		0-0 K		3	1	2	0	1	1	0									
Ron Perranoski, L OBP: 0.231, SLG: 0.231 (9.1)										0	0	0	0	0	0	0									
Ray Corbin, R OBP: 0.231, SLG: 0.231 (9.1)										0	0	0	0	0	0	0									
Inning Stats	R: 0 E: 0 K: 2 S: 8	H: 1 LOB: 2 BB: 1 P: 12	R: 0 E: 0 K: 1 S: 5	H: 0 LOB: 0 BB: 0 P: 5	R: 0 E: 0 K: 1 S: 7	H: 2 LOB: 3 BB: 1 P: 11	R: 3 E: 0 K: 1 S: 8	H: 3 LOB: 2 BB: 2 P: 16	R: 0 E: 0 K: 0 S: 4	H: 1 LOB: 1 BB: 0 P: 4	R: 0 E: 0 K: 1 S: 5	H: 1 LOB: 0 BB: 0 P: 5	R: 0 E: 0 K: 1 S: 5	H: 0 LOB: 1 BB: 1 P: 9	R: 0 E: 0 K: 0 S: 4	H: 1 LOB: 1 BB: 0 P: 4	R: 0 E: 0 K: 0 S: 3	H: 0 LOB: 0 BB: 0 P: 3	1B: 5 2B: 3 3B: 0 HR: 1	SF: 0 SAC: 1 DP: 1 HBP: 0	WP: 0 PB: 0 SB: 0 CS: 0	PA: 40			
PITCHER	IP	WLS	BF	H	R	ER	SO	BB	IBB	HBP	BLK	WP	HR	S	P	ERA	WHIP								
Gary Peters, L ERA: 4.82 (1.1)	9.0	W	40	9	3	3	7	3	2	0	0	0	1	49	69	3.00	1.333								

Boston Red Sox @ Minnesota Twins
Metropolitan Stadium, Bloomington, MI
Sat Jul 24 1971, 8:05 PM EDT
Att: 17,487 - Unknown - 78 F

AB 34
R 3
H 9
RBI 3
BB 5
SO 7
LOB 14




Batter	1	2	3	4	5	6	7	8	9	AB	R	H	RBI	BB	SO	LOB	TOP					
John Kennedy, R OBP: 0.351, SLG: 0.463 (1.4)	L3		4-3		2B		6-3		F9	5	1	1	0	0	0	1	Boston Red Sox @ Minnesota Twins Metropolitan Stadium, Bloomington, MI Mon Jul 26 1971, 8:05 PM EDT Att: 12,681 - Unknown - 70 F					
Luis Aparicio, R OBP: 0.291, SLG: 0.293 (1.6)	1B HBP		1B		K		1B		F4	4	0	2	0	0	1	2						
Reggie Smith, S OBP: 0.360, SLG: 0.516 (1.9)	1B		K		2B		1B			4	0	3	1	0	1	1						
Carl Yastrzemski, L OBP: 0.396, SLG: 0.431 (1.7)	K				6-3		FC6		4-3	3	0	1	0	1	1	4						
Rico Petrocelli, R OBP: 0.347, SLG: 0.456 (1.5)	4-3				6-3		FC6		F8	4	0	0	0	0	0	5						
George Scott, R OBP: 0.331, SLG: 0.447 (1.3)					FC6-4		6-3		F9	3	0	0	0	1	0	0						
Billy Conigliaro, R OBP: 0.322, SLG: 0.456 (1.8)					L8		F9		6-3	4	0	0	0	0	0	2						
Bob Montgomery, R OBP: 0.340, SLG: 0.391 (1.2)					FC6-4		L7		6-3	4	0	0	0	0	0	2						
Sonny Siebert, R OBP: 0.242, SLG: 0.443 (1.1)			K		4-3		6-3		E5	4	0	0	0	0	1	0						
Inning Stats	R: 0 E: 0 K: 1 S: 6	H: 1 LOB: 2 BB: 0 P: 7	R: 0 E: 0 K: 0 S: 3	H: 0 LOB: 0 BB: 0 P: 3	R: 0 E: 0 K: 2 S: 8	H: 1 LOB: 1 BB: 0 P: 8	R: 0 E: 0 K: 0 S: 4	H: 1 LOB: 2 BB: 1 P: 8	R: 1 E: 0 K: 1 S: 7	H: 2 LOB: 2 BB: 1 P: 11	R: 0 E: 0 K: 0 S: 3	H: 0 LOB: 0 BB: 0 P: 3	R: 0 E: 0 K: 0 S: 5	H: 2 LOB: 2 BB: 0 P: 5	R: 0 E: 0 K: 0 S: 3	H: 0 LOB: 0 BB: 0 P: 3		R: 0 E: 1 K: 0 S: 4	H: 0 LOB: 1 BB: 0 P: 4	1B: 6 2B: 1 3B: 0 HR: 0	SF: 0 SAC: 0 DP: 0 HBP: 1	WP: 0 PB: 0 SB: 0 CS: 0
PITCHER Jim Kaat, L ERA: 3.32 (1.1)	IP: 9.0 WLS: W BF: 38 H: 7 R: 1 ER: 1 SO: 4 BB: 2 IBB: 0 HBP: 1 BLK: 0 WP: 0 HR: 0 S: 43 P: 52 ERA: 1.00 WHIP: 1.000															PITCHER						

Batter	1	2	3	4	5	6	7	8	9	AB	R	H	RBI	BB	SO	LOB	BOTTOM						
Cesar Tovar, R OBP: 0.361, SLG: 0.359 (1.7)	6-3				F8		5-3			4	0	1	0	0	0	0	Boston Red Sox @ Minnesota Twins Metropolitan Stadium, Bloomington, MI Mon Jul 26 1971, 8:05 PM EDT Att: 12,681 - Unknown - 70 F						
Rod Carew, L OBP: 0.316, SLG: 0.351 (1.4)	L7		1B				L8		4-3	4	0	0	0	0	0	1							
Tony Oliva, L OBP: 0.389, SLG: 0.609 (1.9)	F8		4-3				G3		K	4	0	0	0	0	1	1							
Harmon Killebrew, R OBP: 0.378, SLG: 0.429 (1.5)					F9		BB		5-3	3	0	0	0	1	1	0							
Rich Reese, L OBP: 0.257, SLG: 0.330 (1.3)					F8		BB		SF8	3	1	2	0	1	0	0							
Leo Cardenas, R OBP: 0.342, SLG: 0.442 (1.6)					L6		F9		IBB	2	0	0	0	2	0	3							
Jim Nettles, L OBP: 0.317, SLG: 0.506 (1.8)					E6		F5		IBB	3	0	0	0	1	0	2							
George Mitterwald, R OBP: 0.326, SLG: 0.398 (1.2)					K		L9-3		F7	4	1	2	1	0	1	5							
Jim Kaat, L OBP: 0.233, SLG: 0.254 (1.1)					F8		L9-3		SF8	3	0	0	0	0	0	1							
Jim Holt, L OBP: 0.286, SLG: 0.327 (0, PH)							6-3			0	0	0	1	0	0	0							
Inning Stats	R: 0 E: 0 K: 0 S: 3	H: 0 LOB: 0 BB: 0 P: 3	R: 0 E: 2 K: 2 S: 9	H: 1 LOB: 2 BB: 0 P: 9	R: 0 E: 0 K: 0 S: 4	H: 1 LOB: 1 BB: 0 P: 4	R: 0 E: 0 K: 0 S: 3	H: 0 LOB: 1 BB: 1 P: 7	R: 0 E: 0 K: 0 S: 3	H: 1 LOB: 0 BB: 0 P: 3	R: 0 E: 0 K: 0 S: 3	H: 0 LOB: 2 BB: 2 P: 11	R: 1 E: 0 K: 0 S: 4	H: 1 LOB: 0 BB: 0 P: 4	R: 0 E: 0 K: 1 S: 5	H: 0 LOB: 0 BB: 0 P: 5		R: 0 E: 0 K: 0 S: 3	H: 1 LOB: 2 BB: 2 P: 11	1B: 3 2B: 1 3B: 1 HR: 1	SF: 1 SAC: 0 DP: 1 HBP: 0	WP: 0 PB: 0 SB: 0 CS: 0	PA: 36
PITCHER Sonny Siebert, R ERA: 2.81 (1.1)	IP: 8.2 WLS: L BF: 36 H: 5 R: 2 ER: 2 SO: 3 BB: 3 IBB: 2 HBP: 0 BLK: 0 WP: 0 HR: 1 S: 37 P: 57 ERA: 2.08 WHIP: 0.923															PITCHER							




Batter	1	2	3	4	5	6	7	8	9	AB	R	H	RBI	BB	SO	LOB	TOP															
John Kennedy, R OBP: 0.347, SLG: 0.456 (1, 4)	5-3		K			F9		BB 1B G3	K	5	1	1	0	0	2	1	Boston Red Sox @ Milwaukee Brewers Milwaukee County Stadium, Milwaukee, WI Tue Jul 27 1971, 8:05 PM EDT Unknown - 72 F															
Luis Aparicio, R OBP: 0.288, SLG: 0.289 (1, 6)	F7		4-3			F9		G3		4	0	0	1	0	0	2																
Reggie Smith, S OBP: 0.391, SLG: 0.513 (1, 8)	4-0		L5			5-3		BB 1B		2	1	0	0	2	0	0																
Billy Conigliaro, R OBP: 0.322, SLG: 0.456 (8, 8)	BB BB							BB 1B		0	0	0	0	0	0	0																
Carl Yastrzemski, L OBP: 0.399, SLG: 0.432 (1, 7)	4-0			6-3				BB 1B		2	0	1	1	2	0	0																
Rico Petrocelli, R OBP: 0.349, SLG: 0.455 (1, 5)	4-0			F9				BB 1B		3	0	1	2	1	0	1																
George Scott, R OBP: 0.328, SLG: 0.442 (1, 3)	0-3			5-3				G3		4	0	0	0	0	1	6																
Joe Lahoud, L OBP: 0.348, SLG: 0.522 (1, 9)		F2				E4		4-3	L4	4	0	0	0	0	0	0																
Duane Josephson, R OBP: 0.285, SLG: 0.362 (1, 2)		0-3	K			F3		1B 1B G3	1-3	3	1	1	0	0	1	1																
Bob Montgomery, R OBP: 0.337, SLG: 0.387 (8, 2)								1B 1B		1	0	0	0	0	0	0																
Jim Lonborg, R OBP: 0.222, SLG: 0.125 (1, 1)		0-3	K			G6-4-3		G3 1B		2	0	0	0	0	1	1																
Mike Fiore, L OBP: 0.250, SLG: 0.118 (8, PH)								G3 1B		1	1	1	0	0	0	0																
Sparky Lyle, L OBP: 1.000, SLG: 1.000 (8, 1)								1-2 BB 1B	1B	1	0	1	0	0	0	0																
Inning Stats	R: 0 E: 0 K: 1 S: 5	H: 0 LOB: 3 BB: 3 P: 17	R: 0 E: 0 K: 2 S: 7	H: 0 LOB: 0 BB: 0 P: 7	R: 0 E: 0 K: 1 S: 5	H: 0 LOB: 0 BB: 0 P: 5	R: 0 E: 0 K: 0 S: 3	H: 0 LOB: 0 BB: 0 P: 3	R: 0 E: 0 K: 0 S: 3	H: 0 LOB: 0 BB: 0 P: 3	R: 0 E: 0 K: 0 S: 3	H: 1 LOB: 0 BB: 0 P: 3	R: 4 E: 0 K: 0 S: 7	H: 4 LOB: 2 BB: 2 P: 15	R: 0 E: 0 K: 1 S: 6	H: 1 LOB: 1 BB: 0 P: 6	1B: 6 2B: 0 3B: 0 HR: 0	SF: 0 SAC: 0 DP: 2 HBP: 0	WP: 0 PB: 0 SB: 0 CS: 0	PA: 37												
PITCHER	IP WLS BF H R ER SO BB IBB HBP BLK WP HR S P ERA WHIP																															
Skip Lockwood, R ERA: 3.08 (1, 1)	7.1	28	4	3	3	4	3	0	0	0	0	0	33	45	3.68	0.955																
Ken Sanders, R ERA: 2.15 (8, 1)	1.2	L 9	2	1	1	1	2	0	0	0	0	0	9	17	5.40	2.400																

AB 32
R 4
H 6
RBI 4
BB 5
SO 5
LOB 12



Batter	1	2	3	4	5	6	7	8	9	AB	R	H	RBI	BB	SO	LOB	BOTTOM															
Tommy Harper, R OBP: 0.308, SLG: 0.369 (1, 7)	5-3		4-3	1B		5-3			F6	5	0	2	0	0	0	1	Boston Red Sox @ Milwaukee Brewers Milwaukee County Stadium, Milwaukee, WI Tue Jul 27 1971, 8:05 PM EDT Unknown - 72 F															
Ron Theobald, R OBP: 0.337, SLG: 0.324 (1, 4)	K		4-3			1-3		F8		4	0	0	0	0	1	2																
John Briggs, L OBP: 0.395, SLG: 0.470 (1, 9)	0-0							1B		3	0	1	0	1	1	0																
Ken Sanders, R OBP: 0.334, SLG: 0.324 (8, 1)	F7							K		0	0	0	0	0	0	0																
Bill Voss, L OBP: 0.314, SLG: 0.386 (1, 8)								4-3		4	1	2	1	0	0	3																
Frank Tepedino, L OBP: 0.205, SLG: 0.282 (1, 3)								4-3		2	1	0	0	1	0	2																
Andy Kosco, R OBP: 0.304, SLG: 0.343 (8, PH)	3-1							5-3		1	0	0	0	0	0	0																
Ted Kubiak, S OBP: 0.334, SLG: 0.324 (1, 6)								5-3		4	1	1	0	0	0	2																
Paul Ratliff, L OBP: 0.211, SLG: 0.357 (1, 2)								1-3		3	0	1	1	0	1	0																
Al Yates, R OBP: 0.308, SLG: 0.383 (8, PH)								1-3		1	0	0	0	0	0	0																
Ellie Rodriguez, R OBP: 0.286, SLG: 0.224 (9, 2)								1-3		0	0	0	0	0	0	0																
Rob Ellis, R OBP: 0.281, SLG: 0.224 (1, 5)								5-3		2	0	0	0	2	0	2																
Skip Lockwood, R OBP: 0.200, SLG: 0.139 (1, 1)										2	0	0	1	0	0	2																
Bobby Mitchell, R OBP: 0.308, SLG: 0.182 (8, 8)										1	0	0	0	0	0	0																
Inning Stats	R: 0 E: 0 K: 1 S: 5	H: 0 LOB: 0 BB: 0 P: 5	R: 1 E: 0 K: 1 S: 6	H: 1 LOB: 0 BB: 0 P: 6	R: 0 E: 0 K: 0 S: 4	H: 1 LOB: 3 BB: 2 P: 12	R: 2 E: 0 K: 0 S: 5	H: 3 LOB: 2 BB: 1 P: 9	R: 0 E: 0 K: 0 S: 3	H: 0 LOB: 1 BB: 1 P: 7	R: 0 E: 0 K: 1 S: 5	H: 0 LOB: 0 BB: 0 P: 5	R: 0 E: 0 K: 0 S: 3	H: 0 LOB: 0 BB: 0 P: 3	R: 0 E: 0 K: 0 S: 3	H: 0 LOB: 0 BB: 0 P: 3	1B: 5 2B: 1 3B: 0 HR: 1	SF: 0 SAC: 1 DP: 0 HBP: 0	WP: 0 PB: 0 SB: 0 CS: 0	PA: 37												
PITCHER	IP WLS BF H R ER SO BB IBB HBP BLK WP HR S P ERA WHIP																															
Jim Lonborg, R ERA: 4.76 (1, 1)	7.0	31	7	3	3	3	4	0	0	0	0	0	33	49	3.86	1.571																
Sparky Lyle, L ERA: 2.49 (8, 1)	2.0	S 6	0	0	0	0	0	0	0	0	0	0	6	6	0.00	0.000																

AB 32
R 3
H 7
RBI 3
BB 4
SO 3
LOB 14



Batter	1	2	3	4	5	6	7	8	9	AB	R	H	RBI	BB	SO	LOB	TOP			
John Kennedy, R OBP: 0.345, SLG: 0.451 (1, 4)	F2		6-3			6-3 1B		5-3		4	0	1	0	0	0	0	Boston Red Sox @ Milwaukee Brewers Milwaukee County Stadium, Milwaukee, WI Tue Jul 27 1971, 8:05 PM EDT Att: 12,179 - Unknown - 66 F livebaseballscores.com			
Luis Aparicio, R OBP: 0.295, SLG: 0.286 (1, 6)	K		F8			6-3 1-2		6-3		4	0	0	0	0	1	1				
Reggie Smith, S OBP: 0.362, SLG: 0.513 (1, 8)	1B					K		K		4	0	2	0	0	2	1				
Carl Yastrzemski, L OBP: 0.398, SLG: 0.428 (1, 7)	1-2 BB					F5				3	0	0	0	1	0	2				
Rico Petrocelli, R OBP: 0.350, SLG: 0.464 (1, 5)	K							6-3		4	1	2	1	0	1	2				
George Scott, R OBP: 0.324, SLG: 0.437 (1, 3)								6-3		4	0	0	0	0	1	1				
Joe Lahoud, L OBP: 0.354, SLG: 0.519 (1, 9)										1	0	0	0	2	0	0				
Bob Montgomery, R OBP: 0.327, SLG: 0.375 (1, 2)								L9		3	0	0	0	0	2	3				
Ray Culp, R OBP: 0.241, SLG: 0.163 Mike Fiore, L (7, PH) OBP: 0.244, SLG: 0.114 Bill Lee, L OBP: 0.188, SLG: 0.133 Ken Tatum, R OBP: 0.500, SLG: 0.250 (7, 1)								F9		2	0	0	0	0	2	0				
										1	0	0	0	0	0	2				
										0	0	0	0	0	0	0				
										0	0	0	0	0	0	0				
Inning Stats	R: 0 E: 0 K: 2 S: 8	H: 1 LOB: 2 BB: 1 P: 12	R: 0 E: 0 K: 1 S: 4	H: 0 LOB: 0 BB: 1 P: 8	R: 0 E: 0 K: 1 S: 5	H: 0 LOB: 0 BB: 0 P: 5	R: 1 E: 0 K: 0 S: 4	H: 2 LOB: 0 BB: 0 P: 4	R: 0 E: 0 K: 1 S: 6	H: 1 LOB: 1 BB: 0 P: 6	R: 0 E: 1 K: 0 S: 4	H: 1 LOB: 2 BB: 1 P: 8	R: 0 E: 0 K: 1 S: 5	H: 0 LOB: 0 BB: 0 P: 5	R: 0 E: 0 K: 1 S: 5	H: 0 LOB: 0 BB: 0 P: 5	1B: 4 2B: 0 3B: 0 HR: 1	SF: 0 SAC: 0 DP: 1 HBP: 0	WP: 0 PB: 0 SB: 0 CS: 1	PA: 33
PITCHER Bill Parsons, R ERA: 2.51 (1, 1)	IP: 9.0 WLS: W BF: 33 H: 5 R: 1 ER: 1 SO: 9 BB: 3 IBB: 0 HBP: 0 BLK: 0 WP: 0 HR: 1 S: 48 P: 60 ERA: 1.00 WHIP: 0.889															PITCHER IP: WLS: BF: H: R: ER: SO: BB: IBB: HBP: BLK: WP: HR: S: P: ERA: WHIP				

Batter	1	2	3	4	5	6	7	8	9	AB	R	H	RBI	BB	SO	LOB	BOTTOM			
Tommy Harper, R OBP: 0.310, SLG: 0.370 (1, 7)	K									4	1	2	1	0	1	0	Boston Red Sox @ Milwaukee Brewers Milwaukee County Stadium, Milwaukee, WI Tue Jul 27 1971, 8:05 PM EDT Att: 12,179 - Unknown - 66 F livebaseballscores.com			
Ron Theobald, R OBP: 0.344, SLG: 0.326 (1, 4)										2	0	1	0	2	0	0				
John Briggs, L OBP: 0.390, SLG: 0.464 Andy Kosco, R (7, PH) OBP: 0.302, SLG: 0.341 (8, 9)										3	0	0	0	0	1	4				
Bill Voss, L OBP: 0.317, SLG: 0.385 (1, 8)										3	0	1	0	1	0	1				
Frank Tepedino, L OBP: 0.211, SLG: 0.274 Bob Heise, R (7, PH) OBP: 0.216, SLG: 0.235 (8, 5)										2	2	0	0	1	0	1				
Ted Kubiak, S OBP: 0.330, SLG: 0.319 (1, 6)										4	1	0	0	0	1	5				
Roberto Pena, R OBP: 0.288, SLG: 0.359 (8, 3)										4	0	1	1	0	0	1				
Ellie Rodriguez, R OBP: 0.286, SLG: 0.222 (1, 2)										2	1	0	1	1	0	0				
Bill Parsons, R OBP: 0.208, SLG: 0.209 (1, 1)										4	0	1	1	0	3	0				
										1B: 7 2B: 1 3B: 0 HR: 0	SF: 1 SAC: 0 DP: 1 HBP: 0	WP: 1 PB: 0 SB: 1 CS: 0	PA: 36							
Inning Stats	R: 0 E: 0 K: 2 S: 7	H: 0 LOB: 1 BB: 1 P: 11	R: 2 E: 0 K: 1 S: 7	H: 2 LOB: 3 BB: 3 P: 19	R: 2 E: 0 K: 0 S: 4	H: 1 LOB: 0 BB: 1 P: 8	R: 0 E: 0 K: 1 S: 5	H: 0 LOB: 0 BB: 0 P: 5	R: 0 E: 0 K: 0 S: 3	H: 0 LOB: 0 BB: 0 P: 3	R: 1 E: 0 K: 2 S: 11	H: 4 LOB: 3 BB: 0 P: 11	R: 0 E: 0 K: 1 S: 5	H: 0 LOB: 0 BB: 0 P: 5	R: 0 E: 0 K: 1 S: 5	H: 0 LOB: 0 BB: 0 P: 5	1B: 7 2B: 1 3B: 0 HR: 0	SF: 1 SAC: 0 DP: 1 HBP: 0	WP: 1 PB: 0 SB: 1 CS: 0	PA: 36
PITCHER Ray Culp, R ERA: 3.33 Bill Lee, L ERA: 2.71 Ken Tatum, R ERA: 3.45 (7, 1)	IP: 6.0 WLS: L BF: 26 H: 3 R: 4 ER: 4 SO: 4 BB: 4 IBB: 4 HBP: 0 BLK: 0 WP: 0 HR: 0 S: 10 P: 10 ERA: 6.00 WHIP: 1.167															PITCHER IP: WLS: BF: H: R: ER: SO: BB: IBB: HBP: BLK: WP: HR: S: P: ERA: WHIP				

Batter	1	2	3	4	5	6	7	8	9	AB	R	H	RBI	BB	SO	LOB	TOP
Doug Griffin, R OBP: 0.304, SLG: 0.314 (1, 4)			6-3 		K 			F8 		3	0	0	0	1	1	0	Boston Red Sox @ Milwaukee Brewers Milwaukee County Stadium, Milwaukee, WI Wed Jul 28 1971, 8:05 PM EDT Att: 8,310 - Unknown - 68 F
Luis Aparicio, R OBP: 0.294, SLG: 0.283 (1, 6)	F4 		F9 		F4 			BB 		3	0	0	0	1	0	1	
Reggie Smith, S OBP: 0.364, SLG: 0.512 (1, 8)	1B BB 		BB 		F9 			F7 		3	0	1	0	1	0	1	
Carl Yastrzemski, L OBP: 0.396, SLG: 0.424 (1, 7)	1B BB 		F8 		4-3 			F8 		3	0	0	0	1	0	1	
Rico Petrocelli, R OBP: 0.349, SLG: 0.462 (1, 5)	1B BB 				F6 			F9 		4	0	1	0	0	0	0	
George Scott, R OBP: 0.324, SLG: 0.435 (1, 3)	F4 				WP 1B 			5-3 		4	0	1	0	0	0	3	
Joe Lahoud, L OBP: 0.348, SLG: 0.507 (1, 9)		K 			F8 			F9 		3	0	0	0	0	1	1	
Bob Montgomery, R OBP: 0.318, SLG: 0.364 (1, 2)		F9 			1-3 			F9 		3	0	0	0	0	0	1	
Gary Peters, L OBP: 0.282, SLG: 0.328 Bobby Bolin, R OBP: 0.250, SLG: 0.250 (1, 1) (8, 1)		4-3 			4-3 			4-3 		3	0	0	0	0	0	0	 AB 29 R 0 H 3 RBI 0 BB 4 SO 2 LOB 8
Inning Stats	R: 0 H: 2 E: 0 LOB: 3 K: 0 BB: 2 S: 4 P: 12	R: 0 H: 0 E: 0 LOB: 0 K: 1 BB: 0 S: 5 P: 5	R: 0 H: 0 E: 0 LOB: 1 K: 0 BB: 1 S: 3 P: 7	R: 0 H: 1 E: 0 LOB: 1 K: 0 BB: 0 S: 4 P: 4	R: 0 H: 0 E: 0 LOB: 0 K: 1 BB: 0 S: 5 P: 5	R: 0 H: 0 E: 0 LOB: 0 K: 0 BB: 0 S: 3 P: 3	R: 0 H: 0 E: 0 LOB: 0 K: 0 BB: 0 S: 3 P: 3	R: 0 H: 0 E: 0 LOB: 1 K: 0 BB: 1 S: 3 P: 7	R: 0 H: 0 E: 0 LOB: 0 K: 0 BB: 0 S: 3 P: 3	1B: 3 SF: 0 2B: 0 SAC: 0 3B: 0 DP: 0 HR: 0 HBP: 0	WP: 1 PA: 33 SB: 0 CS: 1						
PITCHER Jim Slaton, R ERA: 3.74 (1, 1)	IP WLS BF H R ER SO BB IBB HBP BLK WP HR S P ERA WHIP	PITCHER IP WLS BF H R ER SO BB IBB HBP BLK WP HR S P ERA WHIP															

Batter	1	2	3	4	5	6	7	8	9	AB	R	H	RBI	BB	SO	LOB	BOTTOM
Tommy Harper, R OBP: 0.310, SLG: 0.377 (1, 7)	L6 		F7 			5-3 		HR 		4	1	1	2	0	0	1	Boston Red Sox @ Milwaukee Brewers Milwaukee County Stadium, Milwaukee, WI Wed Jul 28 1971, 8:05 PM EDT Att: 8,310 - Unknown - 68 F
Ron Theobald, R OBP: 0.343, SLG: 0.325 (1, 4)	K 				F4 			FC6-4 2B 		4	1	1	0	0	1	0	
Roberto Pena, R OBP: 0.283, SLG: 0.351 (1, 3)	6-3 				6-3 			F8 		4	0	0	0	0	0	1	
Andy Kosco, R OBP: 0.303, SLG: 0.341 John Briggs, L OBP: 0.302, SLG: 0.464 (1, 9) (8, PH) (9, 9)		F2 			CS 1B 			FC6-4 BB 		3	0	1	0	0	1	0	
Bobby Mitchell, R OBP: 0.294, SLG: 0.200 (1, 8)		6-3 			CS 			FC6-4 2B 		4	2	1	0	0	0	2	
Ted Kubiak, S OBP: 0.333, SLG: 0.327 (1, 6)		5-3 			SH1-4 			BB 1B 		3	0	2	2	0	0	0	
Ellie Rodriguez, R OBP: 0.285, SLG: 0.219 (1, 2)			L9 			5-3 		F9 		3	0	0	0	1	0	2	
Bob Heise, R OBP: 0.222, SLG: 0.259 (1, 5)			4-3 			2B 				3	0	1	1	0	0	3	
Jim Slaton, R OBP: 0.250, SLG: 0.167 (1, 1)					F4 			HR 1B 		3	1	2	0	0	0	1	 AB 31 R 5 H 9 RBI 5 BB 2 SO 2 LOB 10
Inning Stats	R: 0 H: 0 E: 0 LOB: 0 K: 1 BB: 0 S: 5 P: 5	R: 0 H: 0 E: 0 LOB: 0 K: 0 BB: 0 S: 3 P: 3	R: 0 H: 1 E: 0 LOB: 1 K: 0 BB: 0 S: 4 P: 4	R: 0 H: 1 E: 0 LOB: 0 K: 0 BB: 0 S: 3 P: 3	R: 1 H: 1 E: 1 LOB: 1 K: 0 BB: 0 S: 5 P: 5	R: 0 H: 0 E: 0 LOB: 0 K: 0 BB: 0 S: 3 P: 3	R: 0 H: 2 E: 0 LOB: 2 K: 1 BB: 1 S: 6 P: 10	R: 4 H: 4 E: 0 LOB: 1 K: 0 BB: 1 S: 7 P: 11	R: 0 H: 0 E: 0 LOB: 1 K: 0 BB: 1 S: 7 P: 11	1B: 6 SF: 0 2B: 3 SAC: 1 3B: 0 DP: 1 HR: 1 HBP: 0	WP: 0 PA: 35 SB: 0 CS: 1						
PITCHER Gary Peters, L ERA: 4.78 Bobby Bolin, R ERA: 3.91 (1, 1) (8, 1)	IP WLS BF H R ER SO BB IBB HBP BLK WP HR S P ERA WHIP	PITCHER IP WLS BF H R ER SO BB IBB HBP BLK WP HR S P ERA WHIP															

Batter	1	2	3	4	5	6	7	8	9	AB	R	H	RBI	BB	SO	LOB	TOP		
Doug Griffin, R OBP: 0.300, SLG: 0.309	0-3 K			0-0 F8		0-0 6-3			0-0 6-3	4	0	0	0	0	1	1			
Luis Aparicio, R OBP: 0.287, SLG: 0.286	0-0 5-3			0-0 L9-3 1B			0-0 G4-6-3 1B		0-0 F9	4	0	2	0	0	0	0			
Reggie Smith, S OBP: 0.361, SLG: 0.508	0-0 F9			0-0 L9-3 1-2			0-0 G4-6-3 1-2			3	0	0	0	0	0	2			
Carl Yastrzemski, L OBP: 0.393, SLG: 0.420		0-0 3-1			0-0 F9				0-0 L7	3	0	0	0	0	0	0			
Rico Petrocelli, R OBP: 0.347, SLG: 0.458		0-0 5-3			0-0 K				0-0 5-3	3	0	0	0	0	1	0			
George Scott, R OBP: 0.321, SLG: 0.432		0-3 K			0-3 K				0-0 2-3	3	0	0	0	0	2	0			
Joe Lahoud, L OBP: 0.354, SLG: 0.507				0-0 CS 1B		0-0 1-3			4-0 BB	2	0	1	0	1	0	0			
Bob Montgomery, R OBP: 0.319, SLG: 0.373				0-0 F8 1-2		0-0 2B			0-3 K	3	0	1	0	0	1	2			
Luis Tiant, R OBP: 0.154, SLG: 0.231				0-0 6-3		0-3 K				2	0	0	0	0	1	1			
Mike Fiore, L OBP: 0.238, SLG: 0.111									0-0 F3	1	0	0	0	0	0	0			
Inning Stats	R: 0 E: 0 K: 1 S: 5	H: 0 LOB: 0 BB: 0 P: 5	R: 0 E: 0 K: 1 S: 5	H: 0 LOB: 0 BB: 0 P: 5	R: 0 E: 0 K: 0 S: 3	H: 1 LOB: 0 BB: 0 P: 3	R: 0 E: 0 K: 0 S: 3	H: 1 LOB: 0 BB: 0 P: 3	R: 0 E: 0 K: 2 S: 7	H: 0 LOB: 0 BB: 0 P: 7	R: 0 E: 0 K: 0 S: 3	H: 1 LOB: 0 BB: 0 P: 3	R: 0 E: 0 K: 1 S: 5	H: 0 LOB: 1 BB: 1 P: 9	R: 0 E: 0 K: 0 S: 3	H: 0 LOB: 0 BB: 0 P: 3	1B: 3 2B: 2 3B: 0 HR: 0	SF: 0 SAC: 0 DP: 2 HBP: 0	WP: 0 PA: 29
PITCHER Marty Pattin, R ERA: 2.88	IP: 9.0 WLS: W BF: 29 H: 4 R: 0 ER: 0 SO: 6 BB: 1 IBB: 0 HBP: 0 BLK: 0 WP: 0 HR: 0 S: 40 P: 44 ERA: 0.00 WHIP: 0.556																		

Boston Red Sox @ Milwaukee Brewers
Milwaukee County Stadium, Milwaukee, WI

AB 28
R 0
H 4
RBI 0
BB 1
SO 6
LOB 6



Thu Jul 29 1971, 4:33 AM EDT
Att: 15,568 - Unknown - 70 F

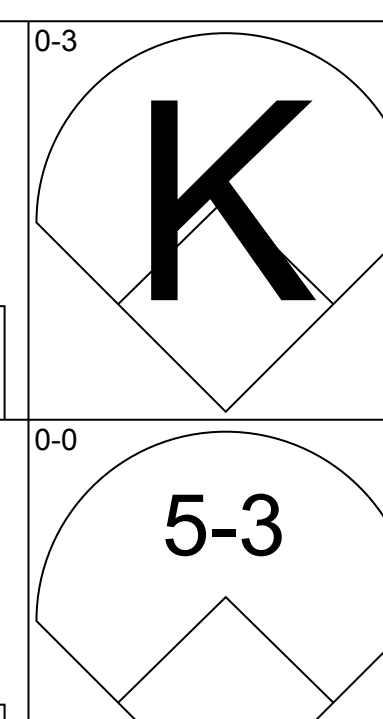
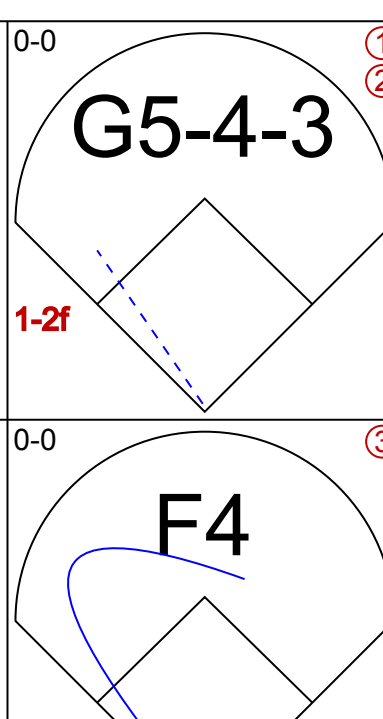
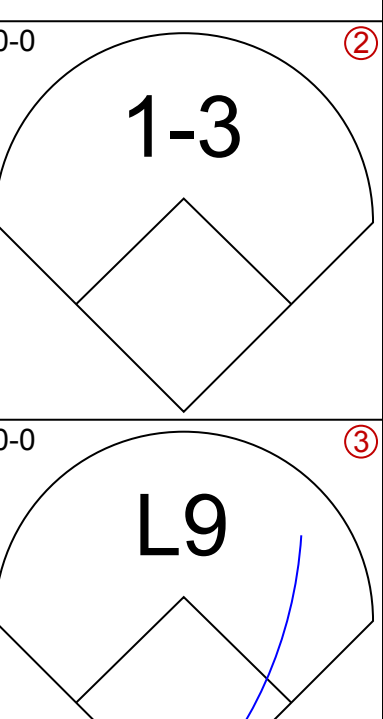
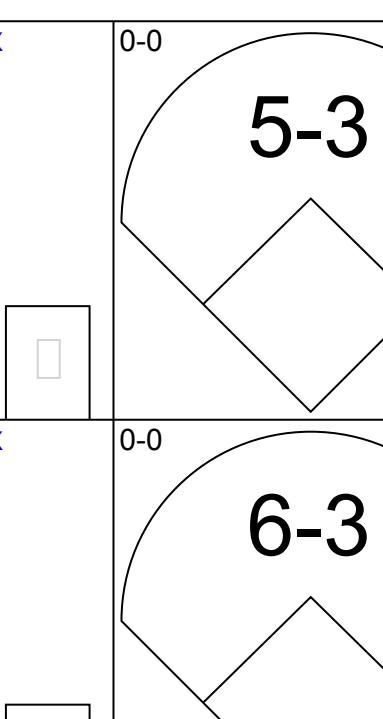
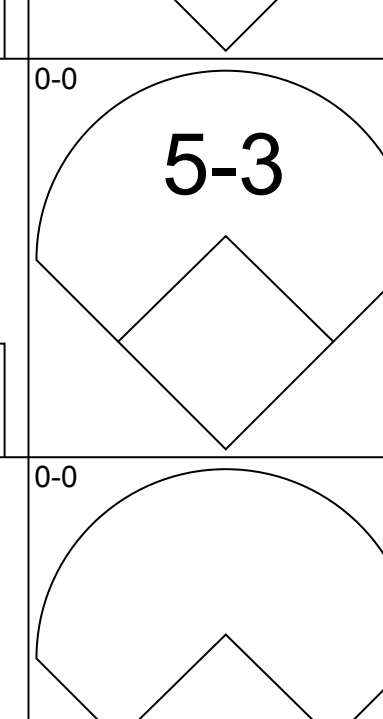
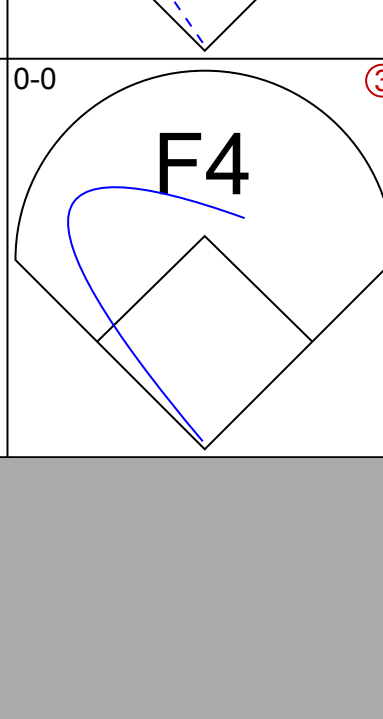
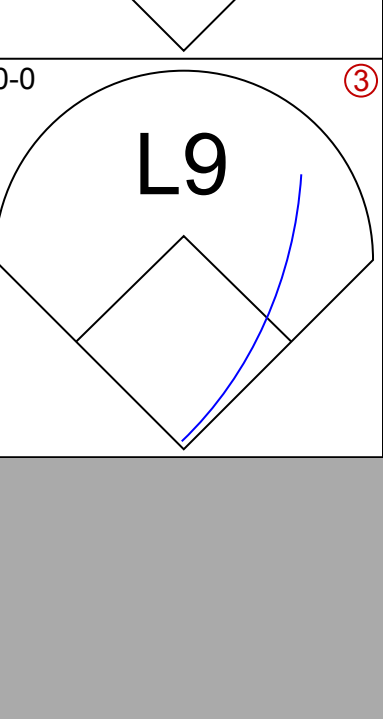
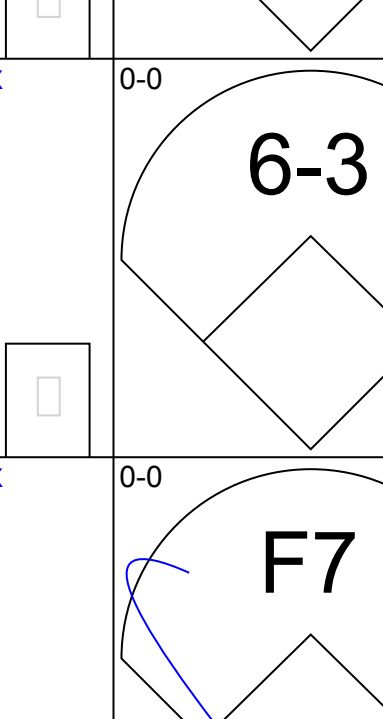
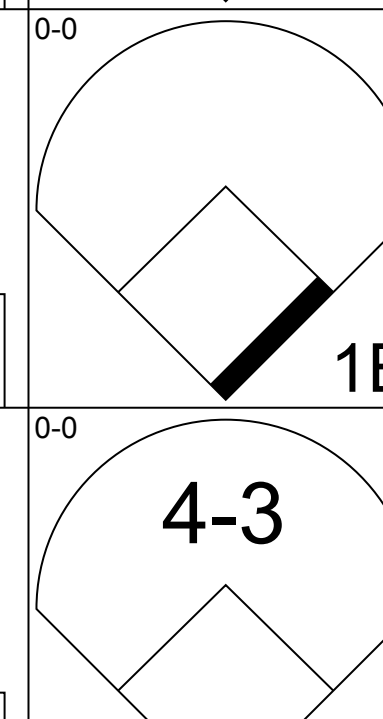
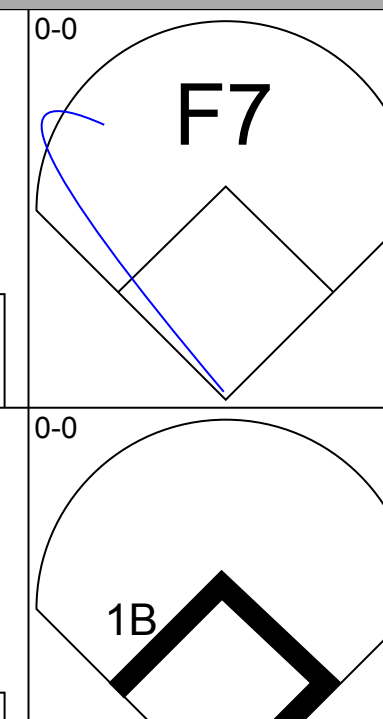
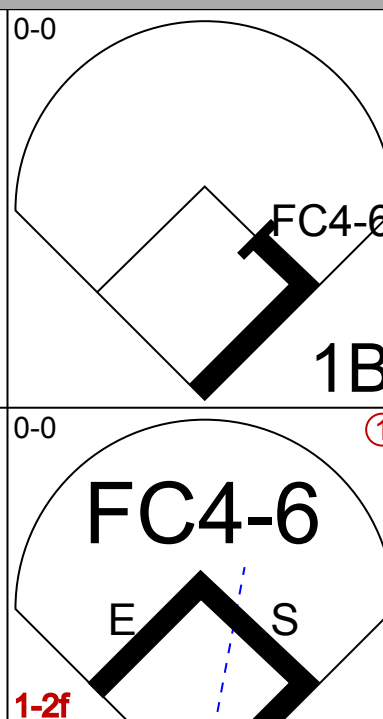
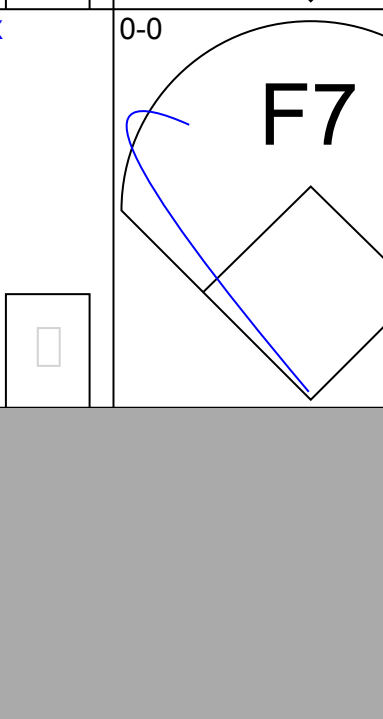
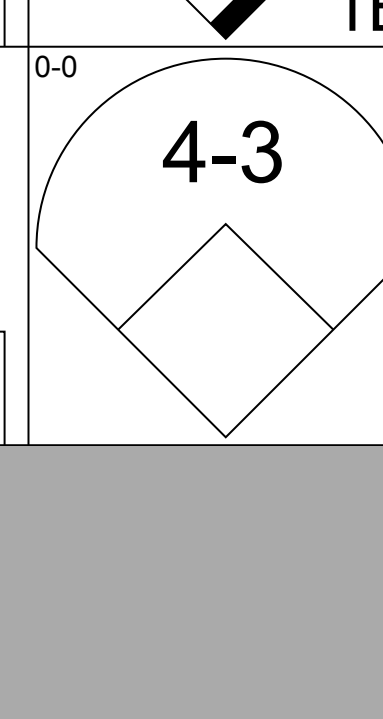
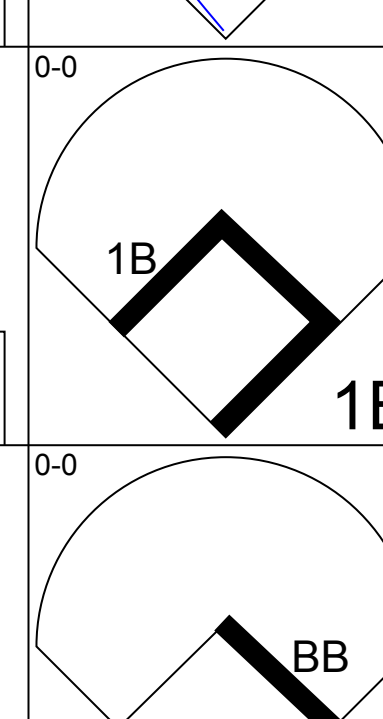
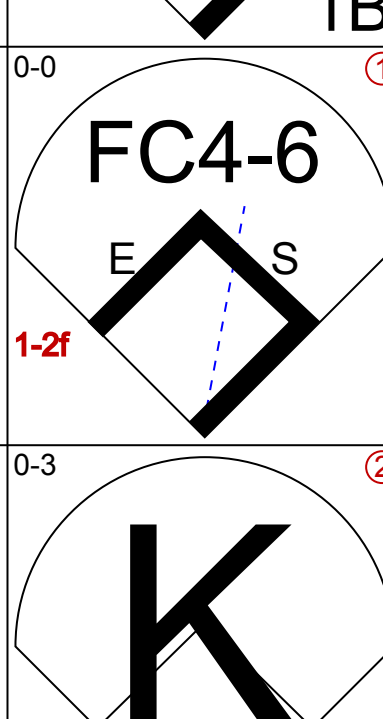
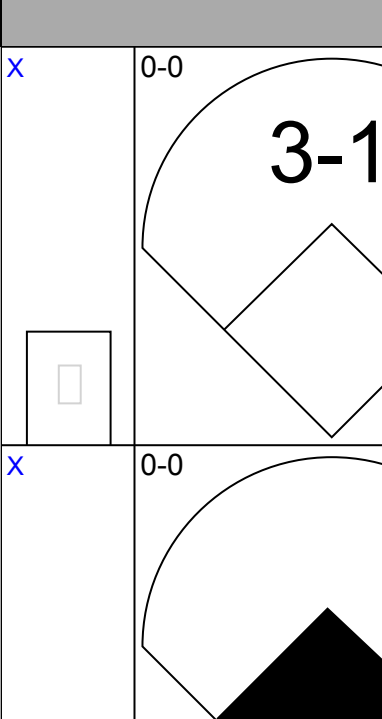
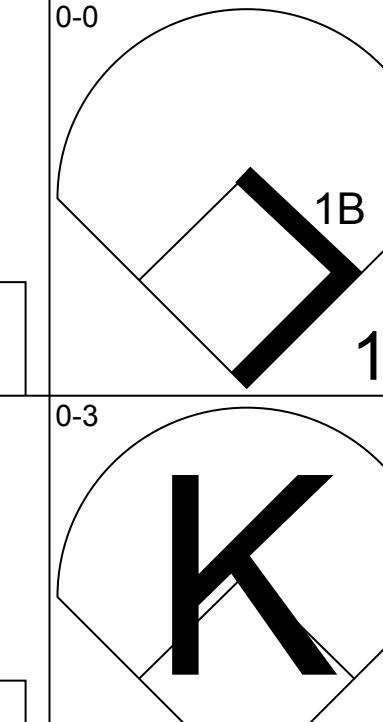
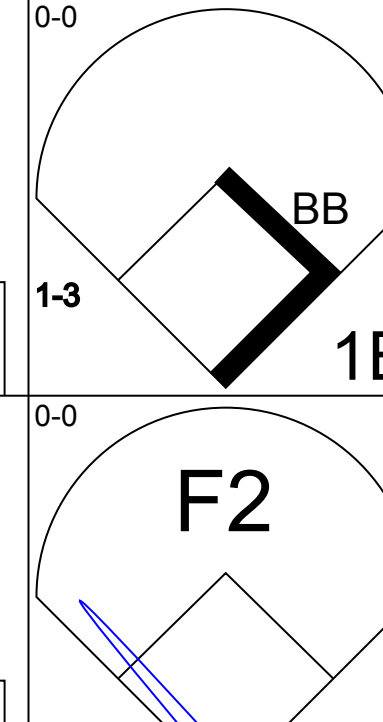
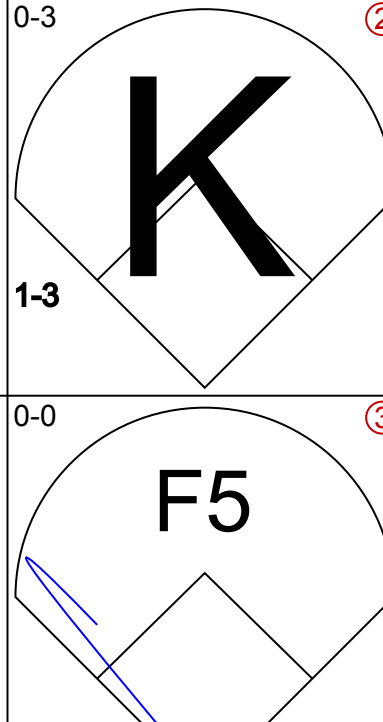
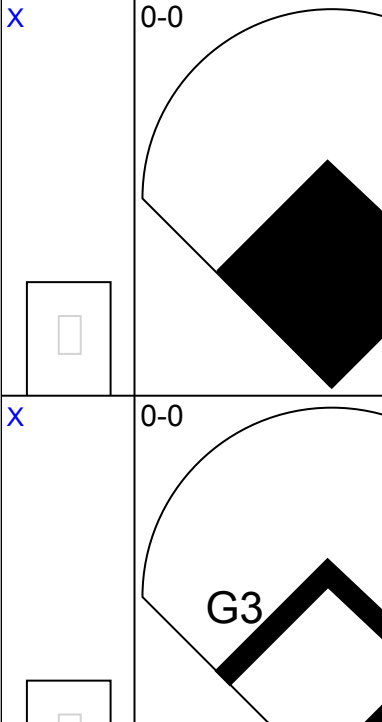

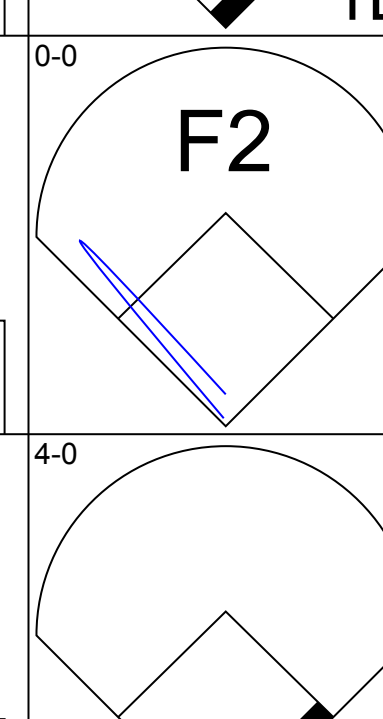
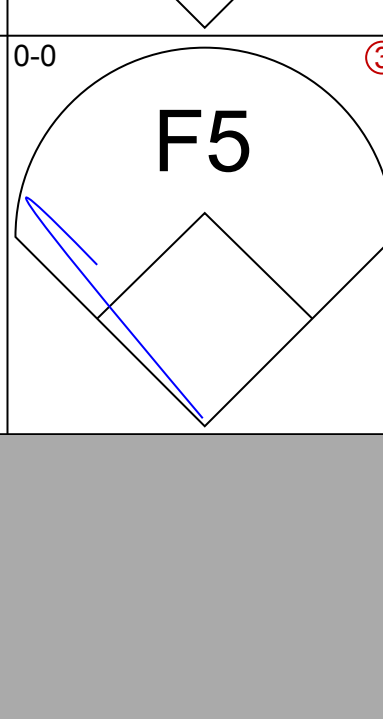
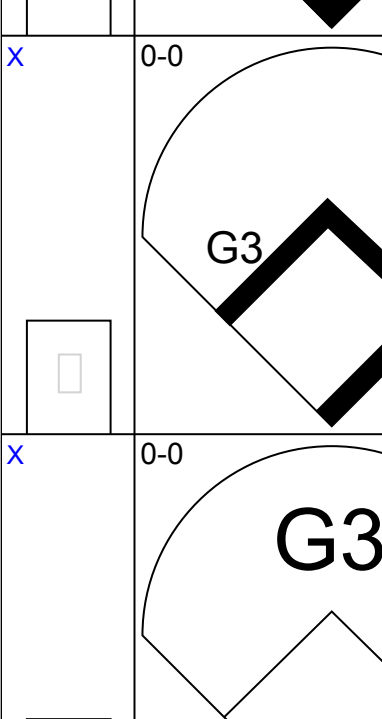

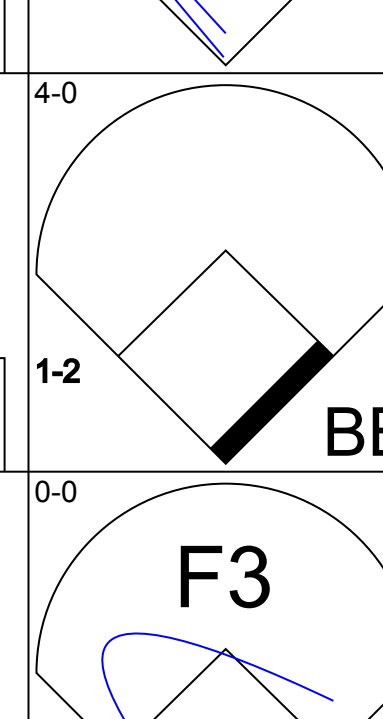

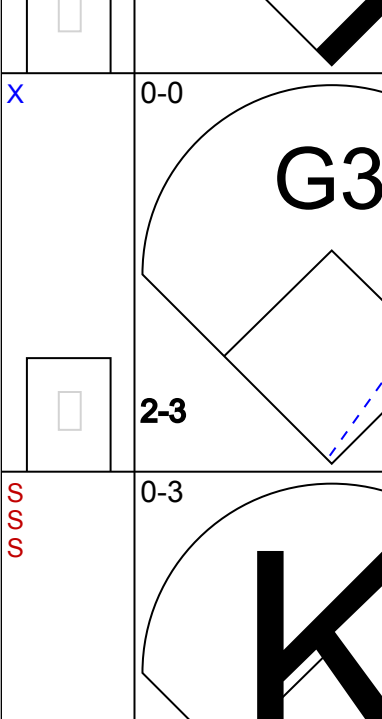

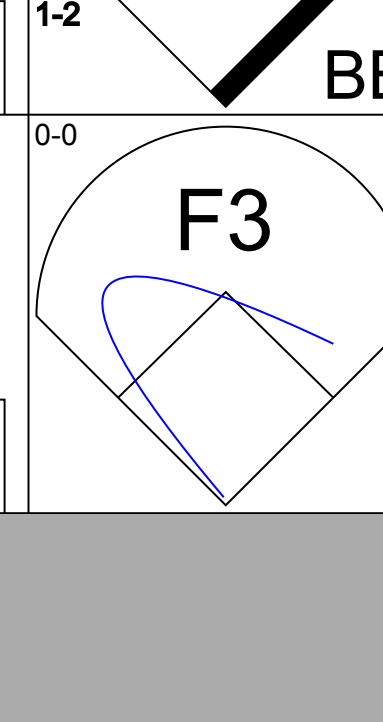

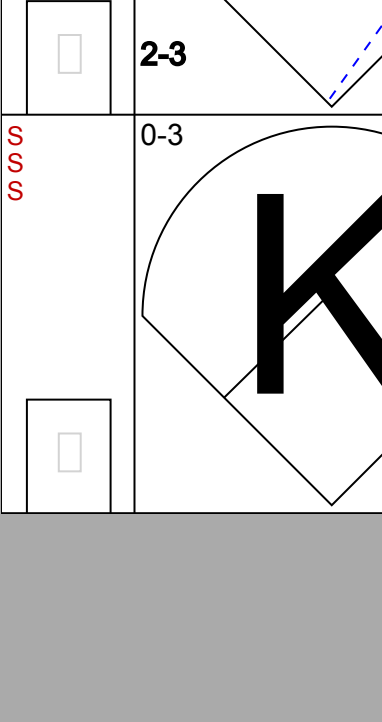
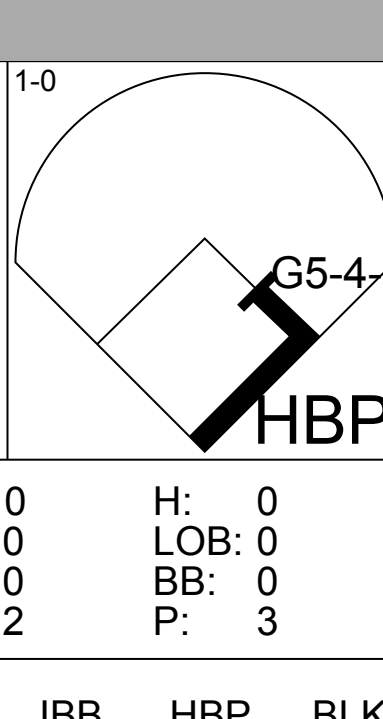
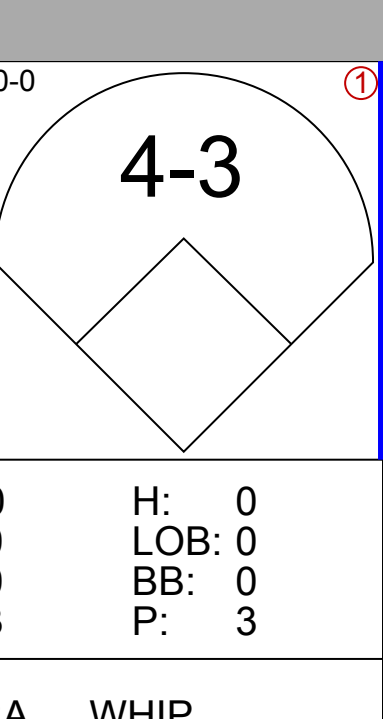
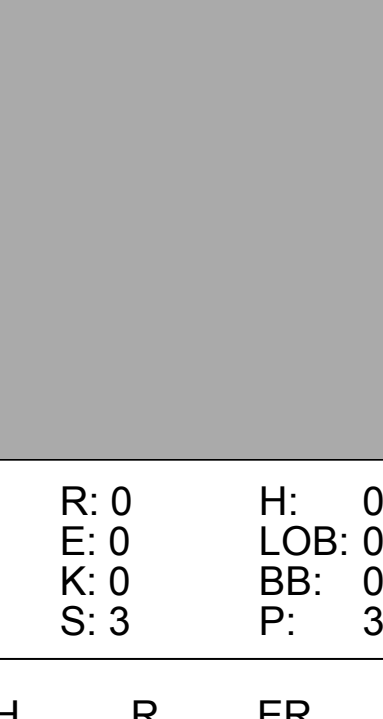
Batter	1	2	3	4	5	6	7	8	9	AB	R	H	RBI	BB	SO	LOB	BOTTOM		
Tommy Harper, R OBP: 0.311, SLG: 0.376	0-0 SH1-4 1B		0-0 L7		0-0 5-3		4-0 G6-4-3 BB			3	0	1	0	1	0	0			
Bob Heise, R OBP: 0.228, SLG: 0.263	0-0 SH1-4 1-2		0-0 1B		0-0 F8		0-0 G6-4-3 1-2			3	0	1	0	0	0	1			
Dave May, L OBP: 0.353, SLG: 0.421	4-0 BB		0-0 4-3		0-0 4-3			0-0 P6		3	0	0	0	1	0	1			
Bill Voss, L OBP: 0.316, SLG: 0.395	0-0 F8			0-0 HR		0-0 3-1		0-0 L4		4	1	1	1	0	0	2			
Frank Tepedino, L OBP: 0.225, SLG: 0.286	0-3 K			0-0 S 1B		0-0 1B		0-0 G3		4	0	2	0	0	1	2			
Ted Kubiak, S OBP: 0.330, SLG: 0.323		0-0 F2		0-3 K		0-0 6-3				3	0	0	0	0	1	2			
Ron Theobald, R OBP: 0.343, SLG: 0.325		0-0 5-3		0-0 P4			0-0 SH 1B			3	1	1	0	0	0	1			
Ellie Rodriguez, R OBP: 0.283, SLG: 0.217		0-0 1-3		0-0 5-3 1-2			0-0 SH WP			2	1	0	0	0	0	1			
Marty Pattin, R OBP: 0.200, SLG: 0.164			0-0 F4		0-0 5-3		0-0 5-3			3	0	0	0	0	0	1			
Inning Stats	R: 0 E: 0 K: 1 S: 6	H: 1 LOB: 2 BB: 1 P: 10	R: 0 E: 0 K: 0 S: 3	H: 0 LOB: 0 BB: 0 P: 3	R: 0 E: 0 K: 0 S: 4	H: 1 LOB: 1 BB: 0 P: 4	R: 1 E: 0 K: 1 S: 7	H: 2 LOB: 1 BB: 0 P: 7	R: 0 E: 0 K: 0 S: 3	H: 0 LOB: 0 BB: 0 P: 3	R: 0 E: 0 K: 0 S: 4	H: 1 LOB: 1 BB: 0 P: 4	R: 2 E: 1 K: 0 S: 4	H: 1 LOB: 0 BB: 1 P: 8	R: 0 E: 0 K: 0 S: 3	H: 0 LOB: 0 BB: 0 P: 3	1B: 5 2B: 0 3B: 0 HR: 1	SF: 0 SAC: 2 DP: 1 HBP: 0	WP: 1 PA: 32
PITCHER Luis Tiant, R ERA: 5.21	IP: 8.0 WLS: L BF: 32 H: 6 R: 3 ER: 1 SO: 2 BB: 2 IBB: 0 HBP: 0 BLK: 0 WP: 1 HR: 1 S: 34 P: 42 ERA: 1.12 WHIP: 1.000																		

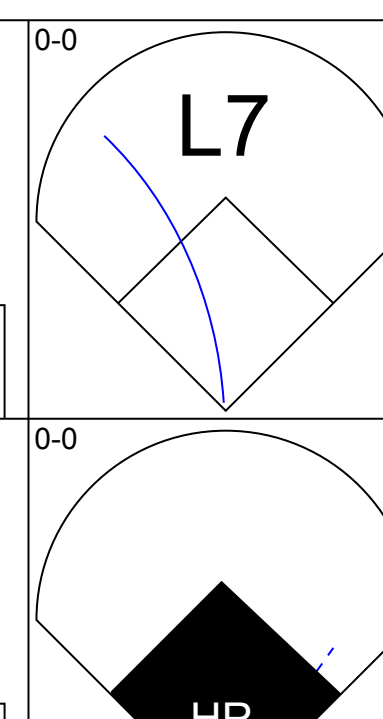
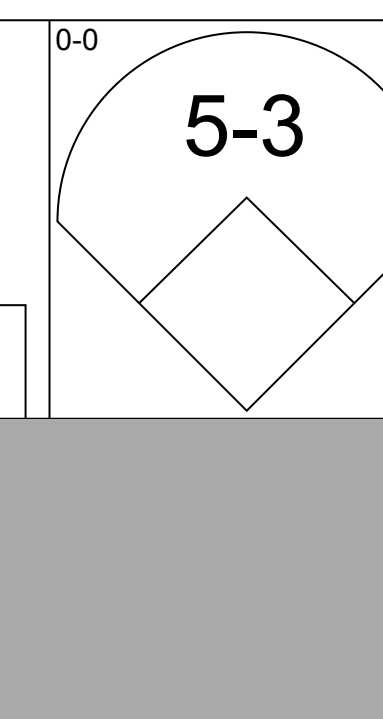
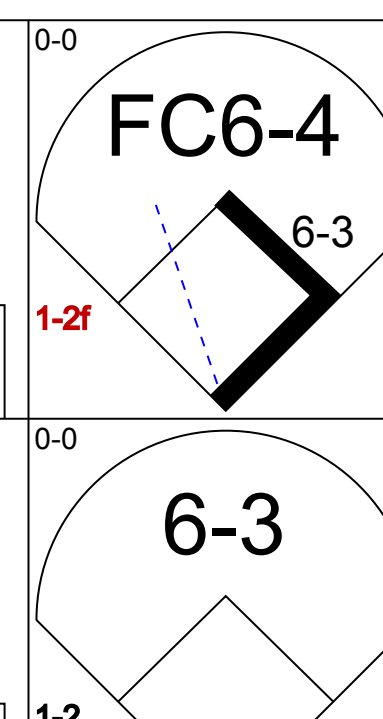
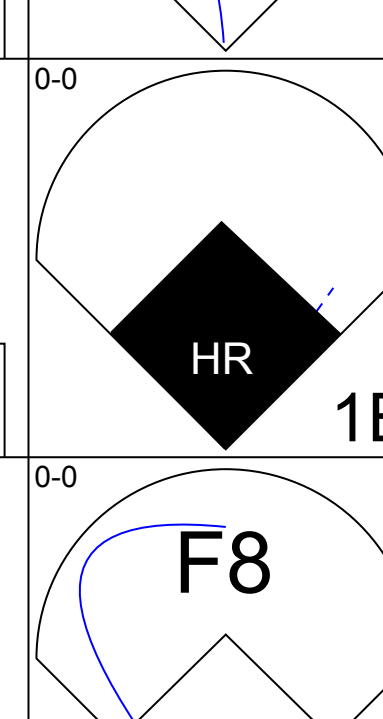
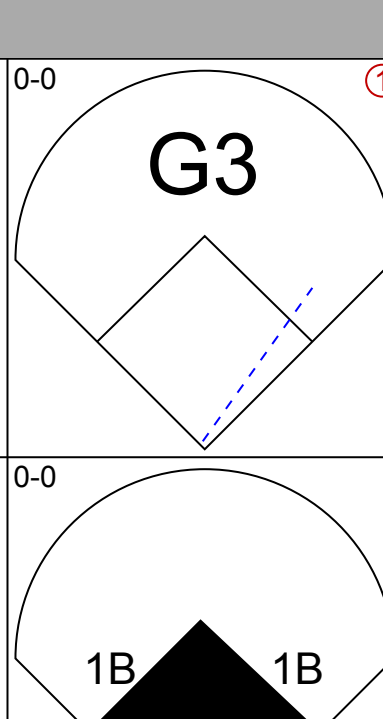
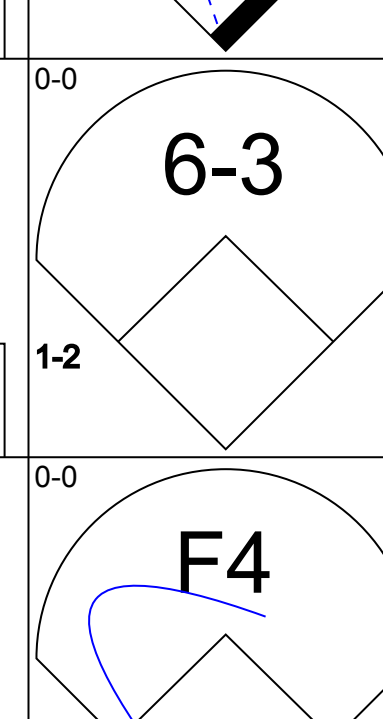

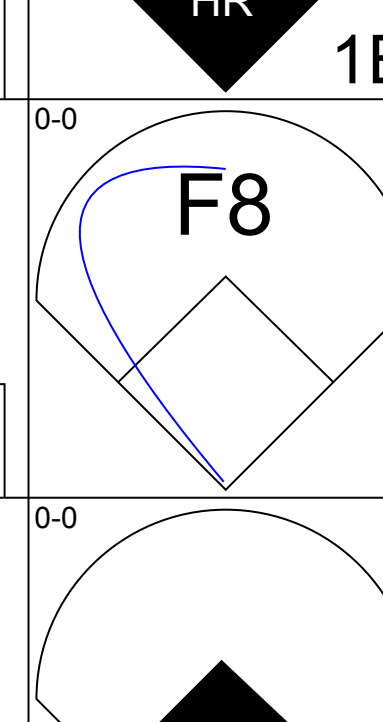
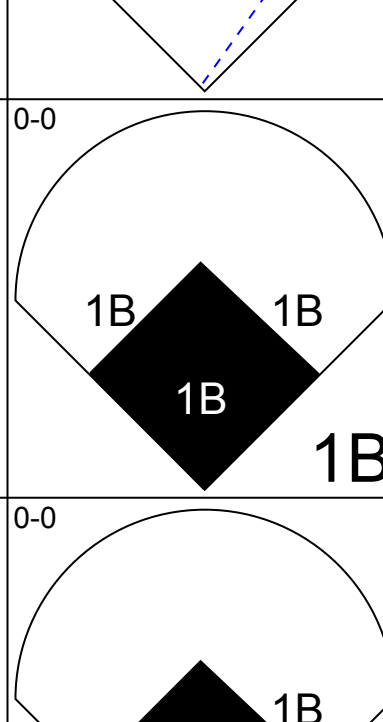
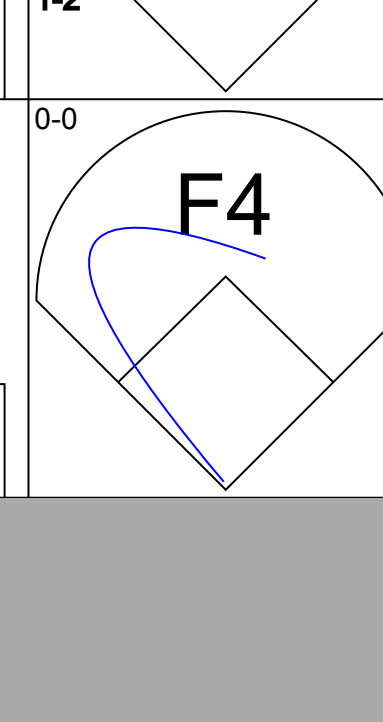

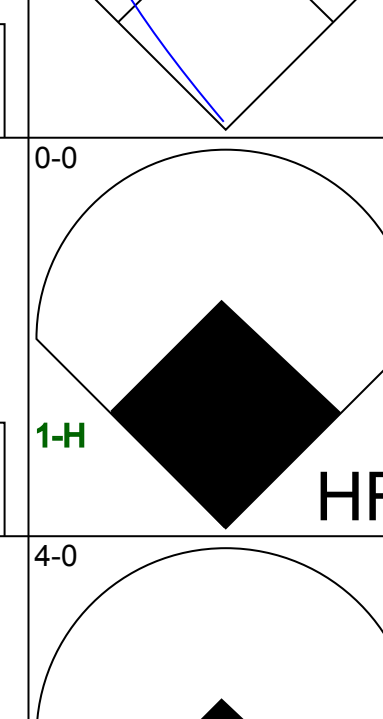
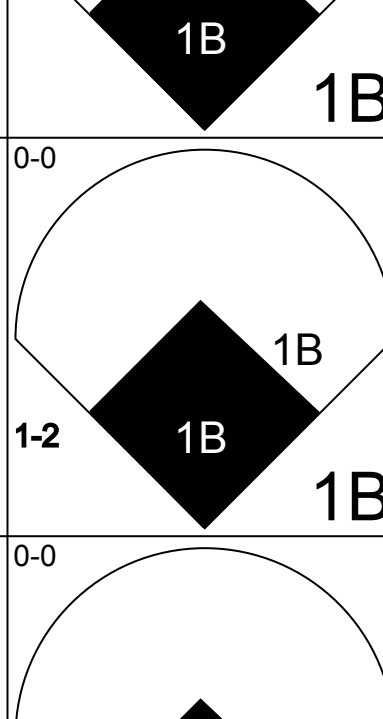


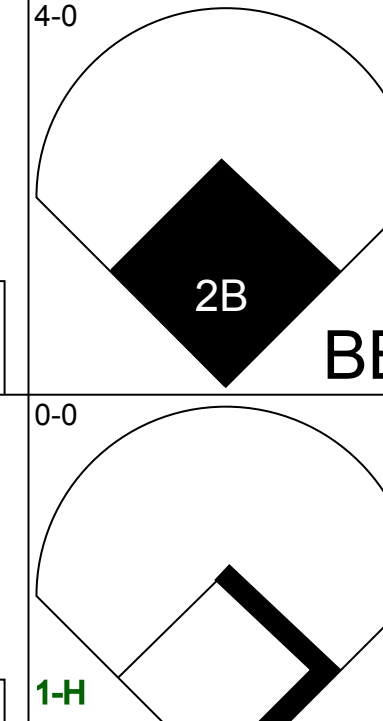
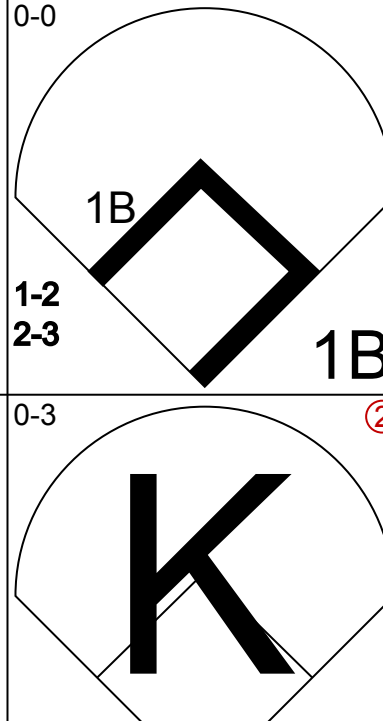

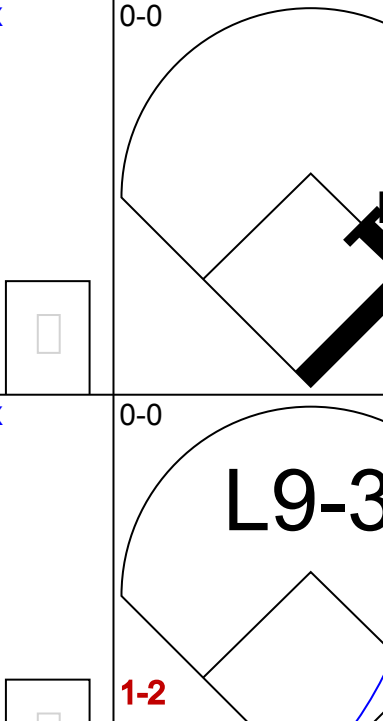
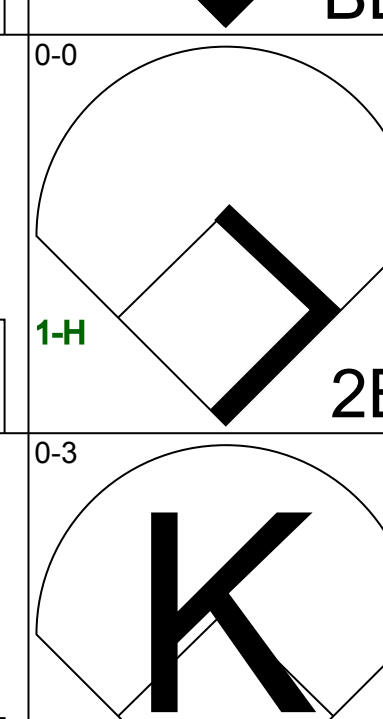
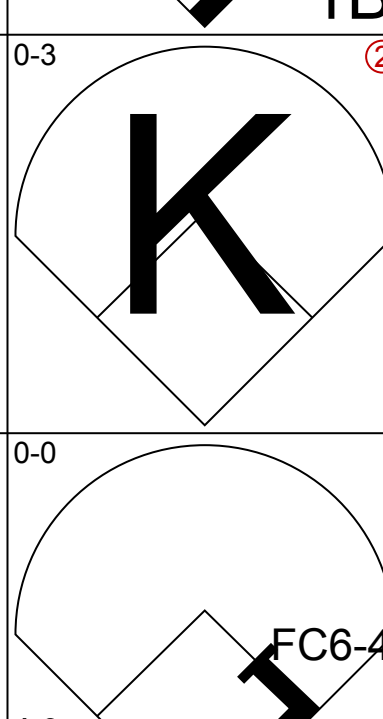

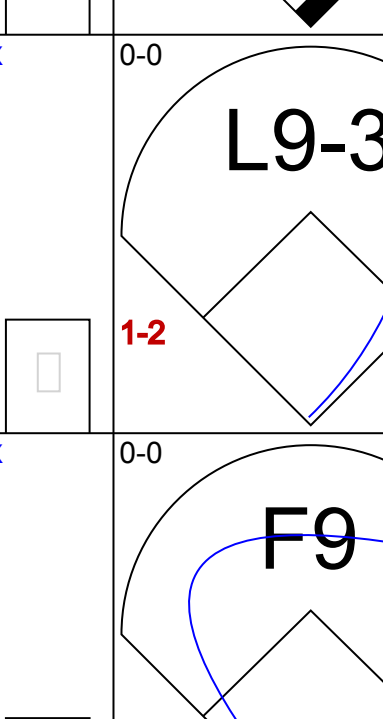
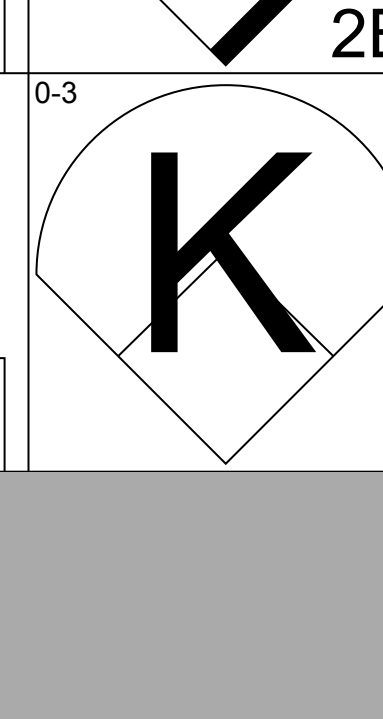
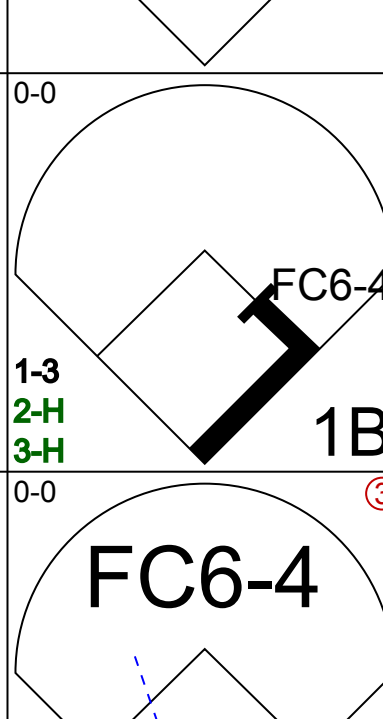
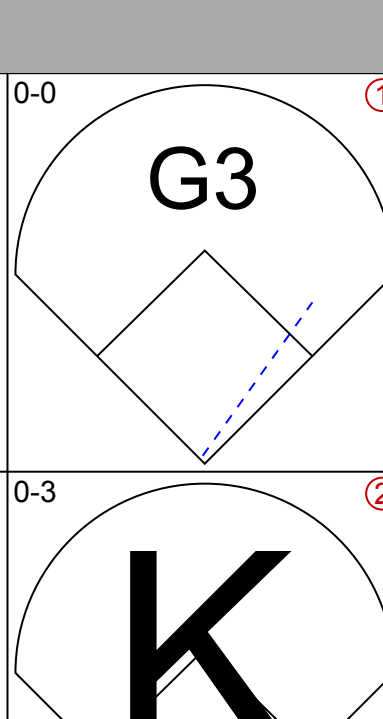
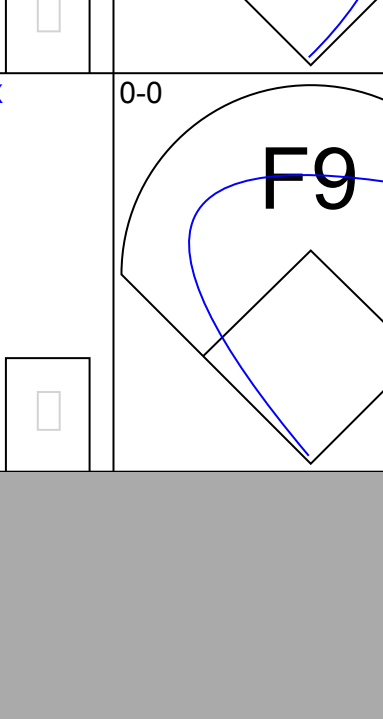
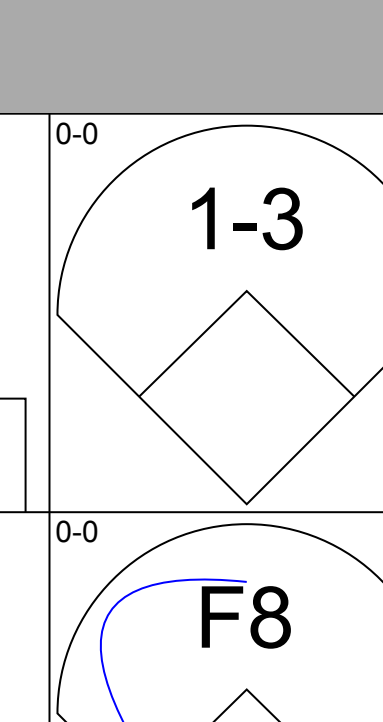
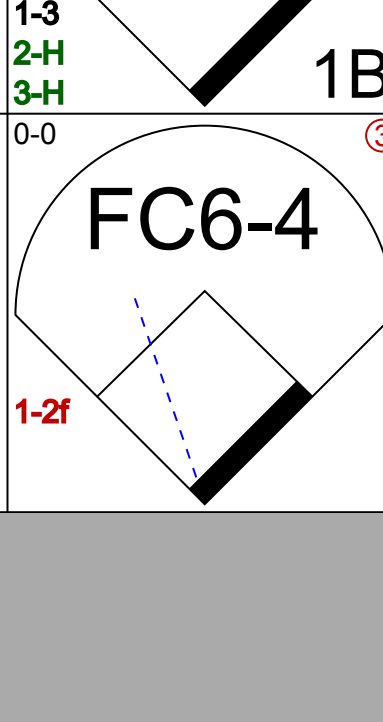
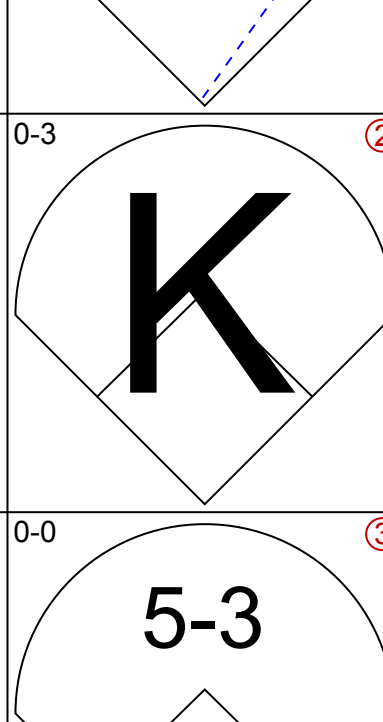

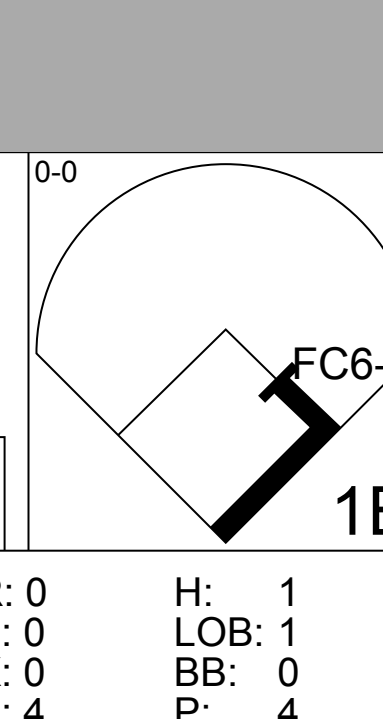
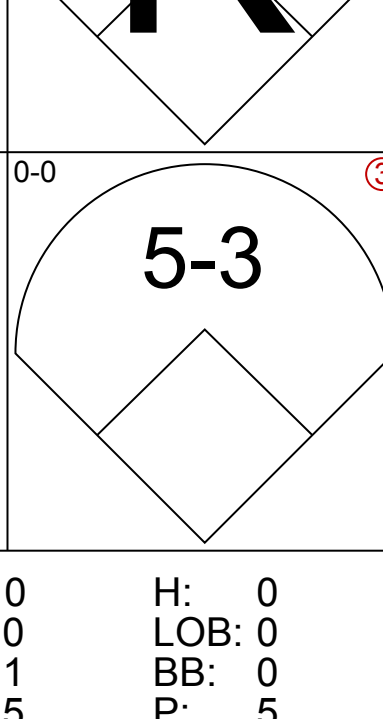
Boston Red Sox @ Milwaukee Brewers
Milwaukee County Stadium, Milwaukee, WI

AB 28
R 3
H 6
RBI 1
BB 2
SO 2
LOB 11



Thu Jul 29 1971, 4:33 AM EDT
Att: 15,568 - Unknown - 70 F


Batter	1	2	3	4	5	6	7	8	9	AB	R	H	RBI	BB	SO	LOB	TOP					
John Kennedy, R OBP: 0.338, SLG: 0.441 (1, 4)										4	0	0	0	0	1	1	Boston Red Sox @ Chicago White Sox Comiskey Park, Chicago, IL Fri Jul 30 1971, 8:05 PM EDT Att: 19,693 - Unknown					
Luis Aparicio, R OBP: 0.283, SLG: 0.282 (1, 6)										4	0	0	0	0	0	0						
Reggie Smith, S OBP: 0.362, SLG: 0.508 (1, 8)										4	0	2	0	0	0	0						
Carl Yastrzemski, L OBP: 0.392, SLG: 0.418 (1, 7)										4	0	1	0	0	0	2						
Rico Petrocelli, R OBP: 0.350, SLG: 0.469 (1, 5)										4	1	3	1	0	1	1						
Joe Lahoud, L OBP: 0.351, SLG: 0.507 (1, 9)										4	0	1	0	0	1	4						
Mike Fiore, L OBP: 0.261, SLG: 0.128 (1, 3)										3	0	1	0	1	0	1						
Bob Montgomery, R OBP: 0.308, SLG: 0.358 (1, 2)										4	0	0	0	0	1	6						
Sonny Siebert, R OBP: 0.254, SLG: 0.443 (5, PH)										0	0	0	0	0	0	0						
Cal Koonce, R OBP: 0.320, SLG: 0.430 (7, PH)										1	0	0	0	0	0	0						
Inning Stats	R: 0 E: 0 K: 1 S: 6	H: 1 LOB: 1 BB: 0 P: 6	R: 0 E: 0 K: 1 S: 6	H: 2 LOB: 1 BB: 0 P: 6	R: 0 E: 0 K: 0 S: 2	H: 0 LOB: 0 BB: 0 P: 3	R: 0 E: 0 K: 0 S: 5	H: 2 LOB: 3 BB: 1 P: 9	R: 0 E: 0 K: 1 S: 3	H: 0 LOB: 0 BB: 0 P: 3	R: 0 E: 0 K: 1 S: 6	H: 1 LOB: 1 BB: 0 P: 6	R: 0 E: 0 K: 1 S: 5	H: 0 LOB: 0 BB: 0 P: 5	R: 0 E: 0 K: 0 S: 3	H: 0 LOB: 0 BB: 0 P: 3	R: 1 E: 0 K: 1 S: 7	H: 2 LOB: 1 BB: 0 P: 7	1B: 6 2B: 1 3B: 0 HR: 1	SF: 0 SAC: 0 DP: 2 HBP: 1	WP: 0 PB: 0 SB: 1 CS: 0	PA: 35
PITCHER Joe Horlen, R ERA: 3.82 (1, 1)	IP: 9.0 WLS: W BF: 35 H: 8 R: 1 ER: 1 SO: 5 BB: 1 IBB: 0 HBP: 1 BLK: 0 WP: 0 HR: 1 S: 43 P: 48 ERA: 1.00 WHIP: 1.000															PITCHER						

Batter	1	2	3	4	5	6	7	8	9	AB	R	H	RBI	BB	SO	LOB	BOTTOM			
Walt Williams, R OBP: 0.367, SLG: 0.468 (1, 7)										4	0	1	0	0	0	1	Boston Red Sox @ Chicago White Sox Comiskey Park, Chicago, IL Fri Jul 30 1971, 8:05 PM EDT Att: 19,693 - Unknown			
Pat Kelly, L OBP: 0.379, SLG: 0.333 (1, 9)										4	1	1	0	0	1	2				
Rich McKinney, R OBP: 0.352, SLG: 0.418 (1, 4)										4	1	2	0	0	0	2				
Bill Melton, R OBP: 0.356, SLG: 0.544 (1, 5)										4	2	2	2	0	0	2				
Carlos May, L OBP: 0.367, SLG: 0.379 (1, 3)										3	1	2	0	1	1	0				
Ed Herrmann, L OBP: 0.335, SLG: 0.403 (1, 2)										4	0	1	1	0	1	4				
Jay Johnstone, L OBP: 0.338, SLG: 0.396 (1, 8)										4	0	1	2	0	1	1				
Rich Morales, R OBP: 0.400, SLG: 0.357 (1, 6)										3	0	0	0	0	1	2				
Joe Horlen, R OBP: 0.071, SLG: 0.074 (1, 1)										3	0	1	0	0	0	0				
Inning Stats	R: 3 E: 0 K: 1 S: 8	H: 3 LOB: 1 BB: 1 P: 12	R: 0 E: 0 K: 0 S: 3	H: 0 LOB: 0 BB: 0 P: 3	R: 2 E: 0 K: 1 S: 9	H: 4 LOB: 2 BB: 0 P: 9	R: 0 E: 0 K: 0 S: 4	H: 1 LOB: 1 BB: 0 P: 4	R: 0 E: 0 K: 1 S: 5	H: 0 LOB: 0 BB: 0 P: 5	R: 0 E: 0 K: 1 S: 6	H: 2 LOB: 1 BB: 0 P: 6	R: 0 E: 0 K: 0 S: 3	H: 1 LOB: 0 BB: 0 P: 3	R: 0 E: 0 K: 0 S: 3	H: 0 LOB: 0 BB: 0 P: 3		1B: 9 2B: 2 3B: 0 HR: 1	SF: 0 SAC: 0 DP: 2 HBP: 0	WP: 0 PB: 0 SB: 0 CS: 0
PITCHER Sonny Siebert, R ERA: 3.01 (1, 1)	IP: 4.0 WLS: L BF: 21 H: 8 R: 5 ER: 5 SO: 2 BB: 1 IBB: 0 HBP: 0 BLK: 0 WP: 0 HR: 1 S: 24 P: 28 ERA: 11.25 WHIP: 2.250															PITCHER				
Bill Lee, L ERA: 2.54 (5, 1)	IP: 2.0 WLS: L BF: 6 H: 0 R: 0 ER: 0 SO: 2 BB: 0 IBB: 0 HBP: 0 BLK: 0 WP: 0 HR: 0 S: 10 P: 10 ERA: 0.00 WHIP: 0.000															PITCHER				
Cal Koonce, R ERA: 4.91 (7, 1)	IP: 2.0 WLS: L BF: 7 H: 3 R: 0 ER: 0 SO: 1 BB: 0 IBB: 0 HBP: 0 BLK: 0 WP: 0 HR: 0 S: 9 P: 9 ERA: 0.00 WHIP: 1.500															PITCHER				

Batter	1	2	3	4	5	6	7	8	9	AB	R	H	RBI	BB	SO	LOB	TOP					
John Kennedy, R OBP: 0.340, SLG: 0.440 (1, 4)	5-3		G3						K2-3	5	1	2	0	0	1	0						
Luis Aparicio, R OBP: 0.280, SLG: 0.279 (1, 6)	6-3		K						5-3	4	0	0	1	0	1	1						
Reggie Smith, S OBP: 0.369, SLG: 0.515 (1, 8)	PB 1B									4	0	4	1	1	0	0						
Rico Petrocelli, R OBP: 0.349, SLG: 0.466 (1, 5)	PB 1B		G6-4-3						K	5	0	1	0	0	2	5						
George Scott, R OBP: 0.317, SLG: 0.426 (1, 3)	K		K						4-3	4	0	0	0	0	2	4						
Phil Gaetano, R OBP: 0.483, SLG: 0.441 (1, 7)		5-3							F7	3	1	0	0	1	0	0						
Joe Lahoud, L OBP: 0.355, SLG: 0.500 (1, 9)	K								F2	2	2	0	0	1	1	0						
Duane Josephson, R OBP: 0.288, SLG: 0.381 (1, 2)	5-3									4	1	2	4	0	0	0						
Jim Lonborg, R OBP: 0.226, SLG: 0.143 (1, 1)			K						F9	4	1	1	0	0	1	1						
Inning Stats	R: 0 E: 0 K: 1 S: 7	H: 2 LOB: 2 BB: 0 P: 7	R: 0 E: 0 K: 1 S: 5	H: 0 LOB: 0 BB: 0 P: 5	R: 0 E: 0 K: 2 S: 7	H: 0 LOB: 0 BB: 0 P: 7	R: 0 E: 0 K: 1 S: 5	H: 1 LOB: 0 BB: 0 P: 5	R: 4 E: 0 K: 1 S: 9	H: 4 LOB: 2 BB: 2 P: 17	R: 0 E: 0 K: 0 S: 3	H: 0 LOB: 0 BB: 0 P: 3	R: 1 E: 0 K: 0 S: 5	H: 2 LOB: 1 BB: 0 P: 5	R: 1 E: 0 K: 0 S: 4	H: 1 LOB: 1 BB: 0 P: 5	R: 0 E: 0 K: 2 S: 7	H: 0 LOB: 1 BB: 1 P: 11	1B: 7 2B: 2 3B: 0 HR: 1	SF: 1 SAC: 0 DP: 1 HBP: 1	WP: 0 PB: 1 SB: 0 CS: 0	PA: 40
PITCHER	IP	WLS	BF	H	R	ER	SO	BB	IBB	HBP	BLK	WP	HR	S	P	ERA	WHIP					
Tommy John, L ERA: 3.15 (1, 1)	4.1	L	21	7	4	4	5	2	0	0	0	0	1	29	37	8.31	2.077					
Steve Kealey, R ERA: 4.5 (5, 1)	1.2		5	0	0	0	1	0	0	0	0	0	0	7	7	0.00	0.000					
Jim Magnuson, L ERA: 4.3 (7, 1)	2.0		10	3	2	2	0	0	0	1	0	0	0	9	10	9.00	1.500					
Terry Forster, L ERA: 4.75 (9, 1)	1.0		4	0	0	0	2	1	0	0	0	0	0	7	11	0.00	1.000					

Boston Red Sox @ Chicago White Sox
Comiskey Park, Chicago, IL
Sat Jul 31 1971, 4:33 AM EDT
Att: 9,618 - Unknown


AB 35
R 6
H 10
RBI 6
BB 3
SO 8
LOB 11



Batter	1	2	3	4	5	6	7	8	9	AB	R	H	RBI	BB	SO	LOB	BOTTOM					
Walt Williams, R OBP: 0.360, SLG: 0.459 (1, 7)	1-3		F8						5-3	4	0	0	0	0	0	0						
Pat Kelly, L OBP: 0.374, SLG: 0.329 (1, 9)	1-3								G5-4-3 1B	4	0	1	0	0	1	0						
Mike Andrews, R OBP: 0.379, SLG: 0.398 (1, 4)	BB								G5-4-3	3	0	0	0	1	1	1						
Bill Melton, R OBP: 0.356, SLG: 0.543 (1, 5)	F4								1B	3	0	1	0	0	0	1						
Bob Spence, L OBP: 0.286, SLG: 0.174 (1, 3)		K							K	3	0	0	0	0	2	1						
Ed Herrmann, L OBP: 0.330, SLG: 0.397 (1, 2)		F5							3-1	3	0	0	0	0	0	0						
Jay Johnstone, L OBP: 0.335, SLG: 0.391 (1, 8)		F6							F4	3	0	0	0	0	0	0						
Rich Morales, R OBP: 0.398, SLG: 0.356 (1, 6)			F9						1B	3	0	1	0	0	0	0						
Tommy John, R OBP: 0.122, SLG: 0.085 (5, 1)									F7	1	0	0	0	0	0	0						
Luis Alvarado, R OBP: 0.218, SLG: 0.259 (6, PH)										0	0	0	0	0	0	0						
Jim Magnuson, R OBP: 0.346, SLG: 0.339 (7, 1)										0	0	0	0	0	0	0						
Mike Harshberger, R OBP: 0.262, SLG: 0.329 (8, PH)										0	0	0	0	0	0	1						
Terry Forster, L (9, 1)										0	0	0	0	0	0	0						
Inning Stats	R: 0 E: 0 K: 0 S: 3	H: 0 LOB: 1 BB: 1 P: 7	R: 0 E: 0 K: 1 S: 5	H: 0 LOB: 0 BB: 0 P: 5	R: 0 E: 0 K: 1 S: 5	H: 0 LOB: 0 BB: 0 P: 5	R: 0 E: 0 K: 0 S: 3	H: 0 LOB: 0 BB: 0 P: 3	R: 0 E: 0 K: 2 S: 8	H: 1 LOB: 1 BB: 0 P: 8	R: 0 E: 0 K: 0 S: 4	H: 1 LOB: 1 BB: 0 P: 4	R: 0 E: 0 K: 0 S: 3	H: 1 LOB: 0 BB: 0 P: 3	1B: 3 2B: 0 3B: 0 HR: 0	SF: 0 SAC: 0 DP: 1 HBP: 0	WP: 0 PB: 0 SB: 0 CS: 0	PA: 30				
PITCHER	IP	WLS	BF	H	R	ER	SO	BB	IBB	HBP	BLK	WP	HR	S	P	ERA	WHIP					
Jim Lonborg, R ERA: 4.31 (1, 1)	9.0	W	30	3	0	0	4	1	0	0	0	0	0	37	41	0.00	0.444					

Boston Red Sox @ Chicago White Sox
Comiskey Park, Chicago, IL
Sat Jul 31 1971, 4:33 AM EDT
Att: 9,618 - Unknown

AB 29
R 0
H 3
RBI 0
BB 1
SO 4
LOB 4



Batter	1	2	3	4	5	6	7	8	9	AB	R	H	RBI	BB	SO	LOB	TOP										
John Kennedy, R OBP: 0.336, SLG: 0.439 (1, 6)										5	1	1	0	0	0	2											
Doug Griffin, R OBP: 0.295, SLG: 0.304 (1, 4)										4	1	0	0	0	0	1											
Reggie Smith, S OBP: 0.370, SLG: 0.512 (1, 8)										4	0	1	0	1	0	1											
Rico Petrocelli, R OBP: 0.353, SLG: 0.470 Carl Yasitzemski, L OBP: 0.390, SLG: 0.416 (1, 5) (6, 7)										3	2	3	0	0	0	0											
George Scott, R OBP: 0.319, SLG: 0.432 (1, 3)										4	1	2	2	0	2	2											
Phil Gagliano, R OBP: 0.444, SLG: 0.421 (1, 7) (6, 5)										4	0	1	1	0	1	1											
Joe Lahoud, L OBP: 0.352, SLG: 0.493 (1, 9)										4	0	1	0	0	0	2											
Bob Montgomery, R OBP: 0.314, SLG: 0.364 (1, 2)										4	0	2	0	0	1	1											
Ray Culp, R OBP: 0.232, SLG: 0.157 (1, 1)										2	0	0	0	0	0	1											
Inning Stats	R: 4 E: 2 K: 0 S: 7	H: 3 LOB: 0 BB: 0 P: 7	R: 0 E: 0 K: 0 S: 3	H: 0 LOB: 0 BB: 0 P: 3	R: 1 E: 0 K: 0 S: 6	H: 3 LOB: 2 BB: 0 P: 6	R: 0 E: 0 K: 0 S: 4	H: 1 LOB: 1 BB: 0 P: 4	R: 0 E: 0 K: 1 S: 6	H: 1 LOB: 1 BB: 0 P: 6	R: 0 E: 0 K: 2 S: 8	H: 1 LOB: 1 BB: 0 P: 8	R: 0 E: 0 K: 2 S: 8	H: 1 LOB: 1 BB: 0 P: 8	R: 0 E: 0 K: 1 S: 5	H: 0 LOB: 1 BB: 1 P: 9	1B: 9 2B: 1 3B: 1 HR: 0	SF: 0 SAC: 0 DP: 0 HBP: 0	WP: 0 PB: 0 SB: 0 CS: 0	PA: 40							
PITCHER	IP	WLS	BF	H	R	ER	SO	BB	IBB	HBP	BLK	WP	HR	S	P	ERA	WHIP										
Wilbur Wood, L ERA: 2.03 (1, 1)	7.0	L	32	10	5	3	3	0	0	0	0	0	0	38	38	3.86	1.429										
Terry Forster, L ERA: 4.45 (8, 1)	2.0		8	1	0	0	3	1	0	0	0	0	0	13	17	0.00	1.000										

Boston Red Sox @ Chicago White Sox
Comiskey Park, Chicago, IL
Sun Aug 01 1971, 4:33 AM EDT
Unknown

AB	36
R	5
H	11
RBI	3
BB	1
SO	6
LOB	13

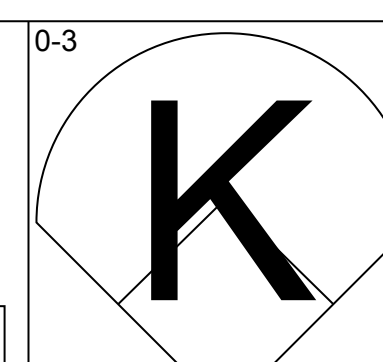
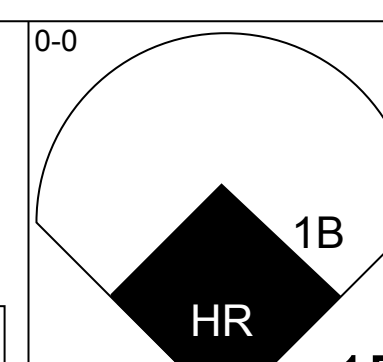
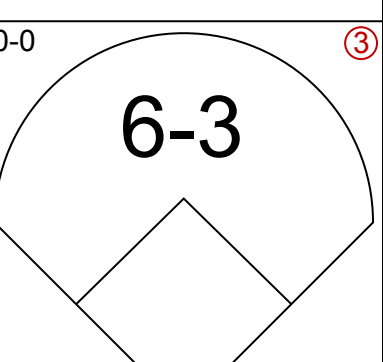
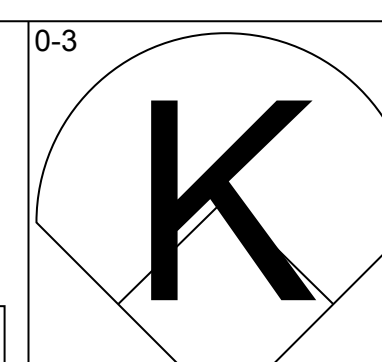
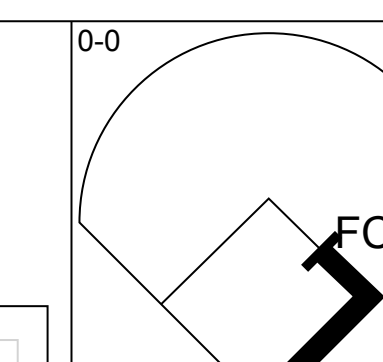
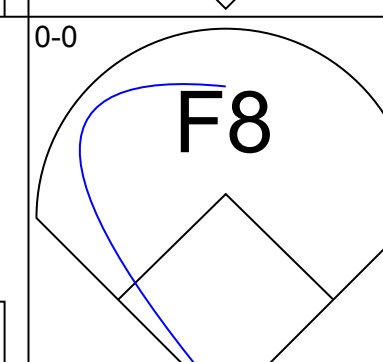
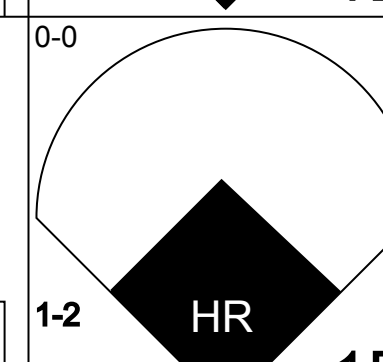
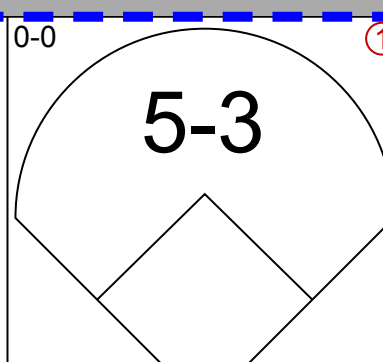
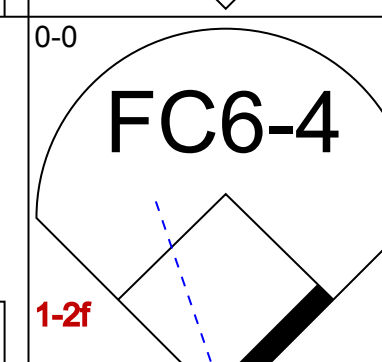
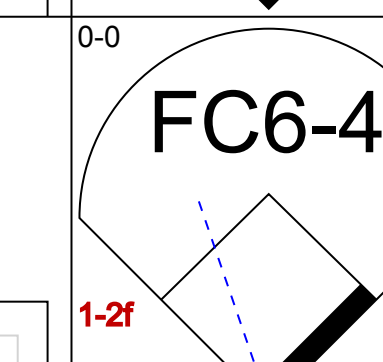
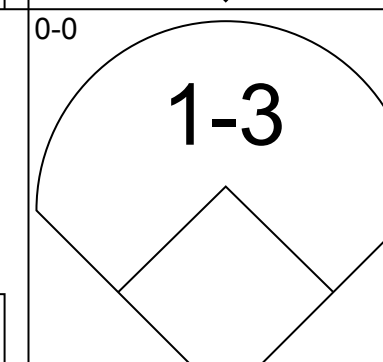
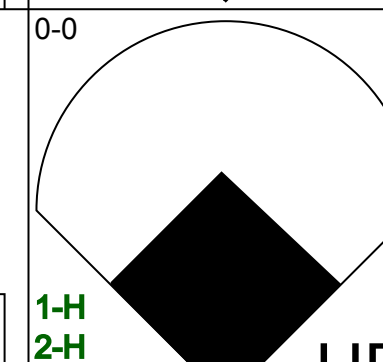
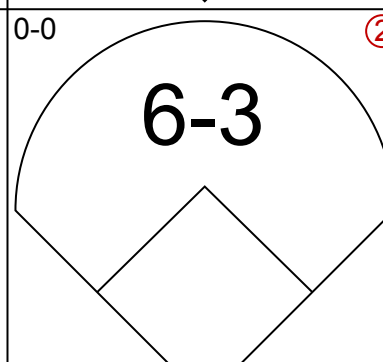
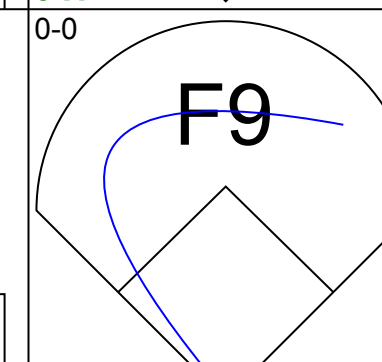
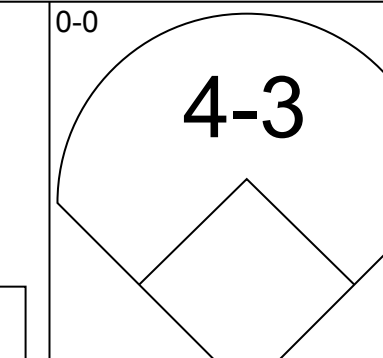
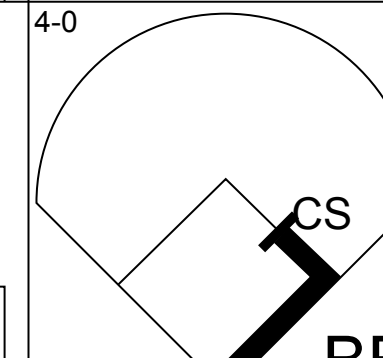
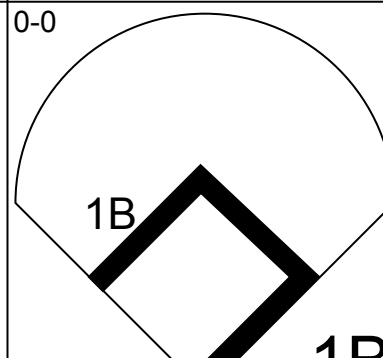
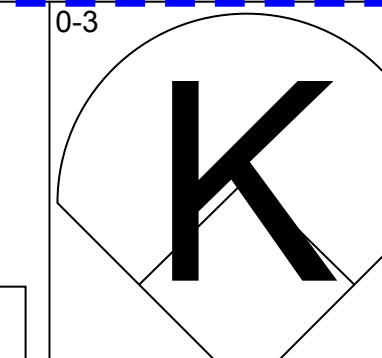
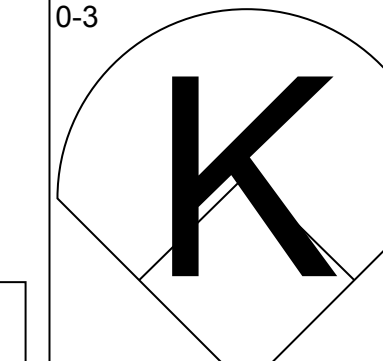
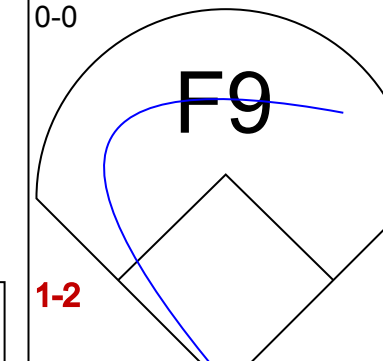
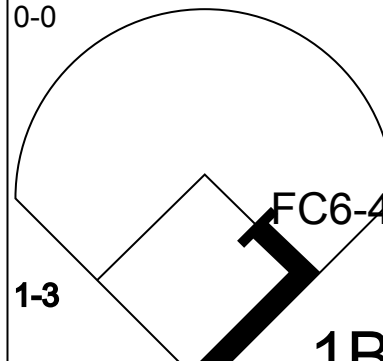
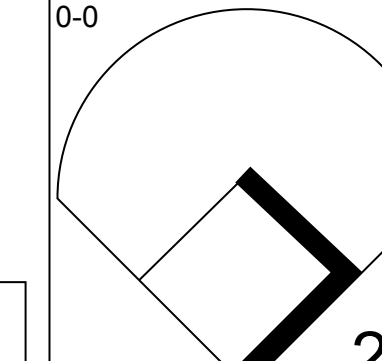
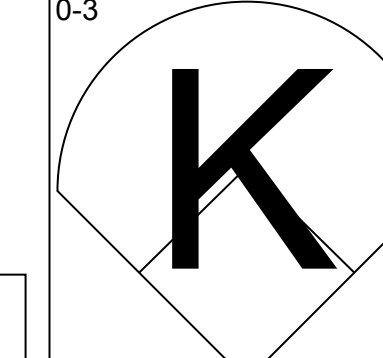
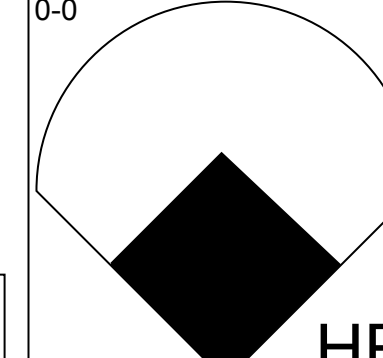
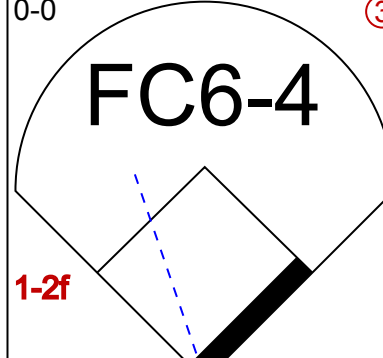
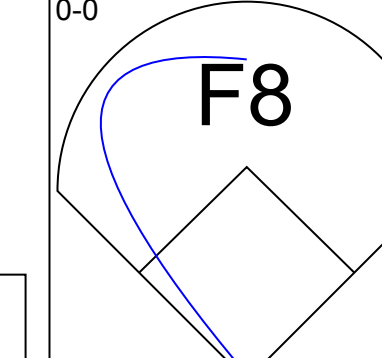
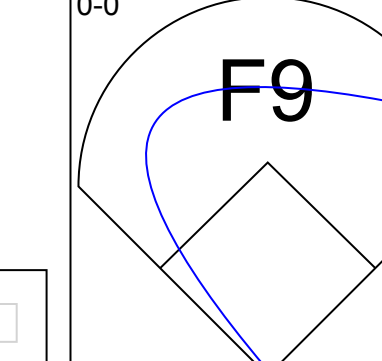
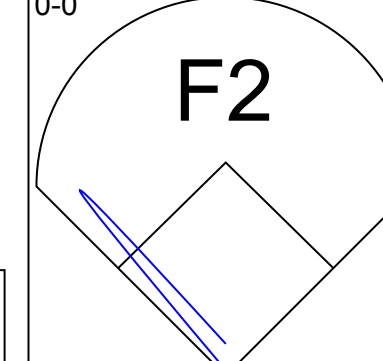
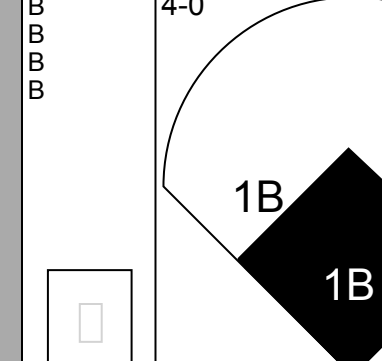
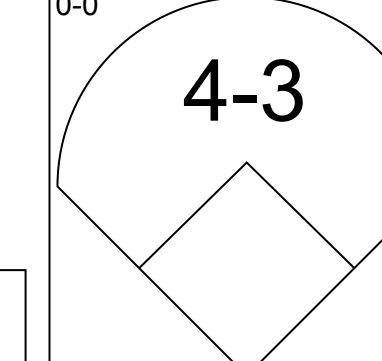
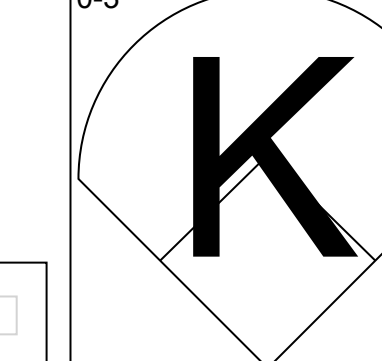
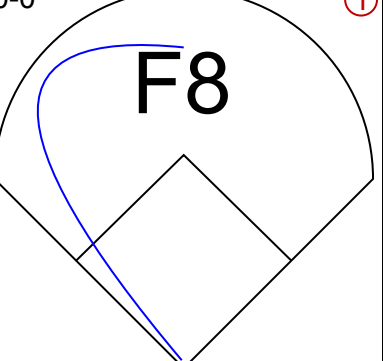
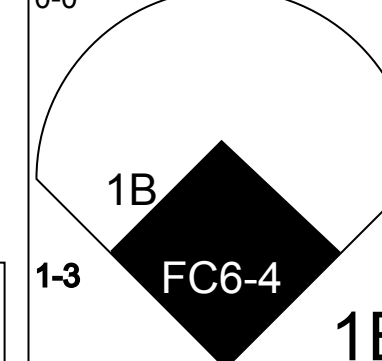
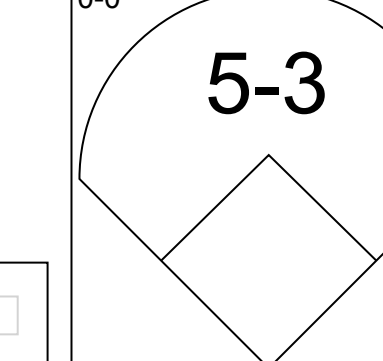
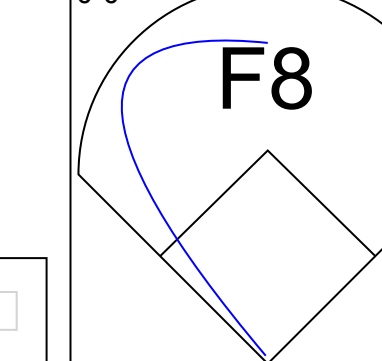
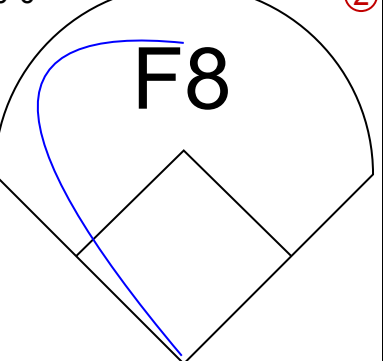
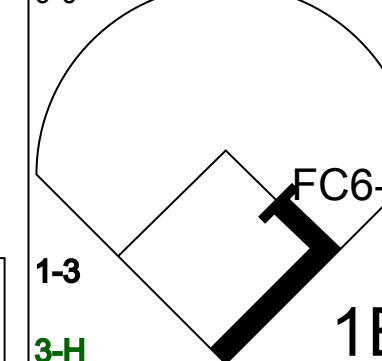
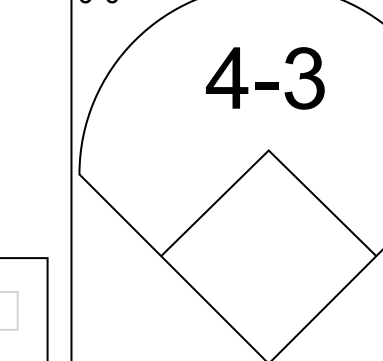


Batter	1	2	3	4	5	6	7	8	9	AB	R	H	RBI	BB	SO	LOB	BOTTOM										
Walt Williams, R OBP: 0.358, SLG: 0.455 (1, 7)										4	0	1	0	0	0	0											
Pat Kelly, L OBP: 0.389, SLG: 0.341 (1, 9)										3	0	2	0	1	0	0											
Rick Reichardt, R OBP: 0.352, SLG: 0.483 (1, 3)										4	1	1	1	0	1	4											
Bill Melton, R OBP: 0.355, SLG: 0.540 (1, 5)										4	0	1	0	0	1	4											
Mike Andrews, R OBP: 0.377, SLG: 0.394 (1, 4)										3	0	0	0	1	2	2											
Ed Herrmann, L OBP: 0.324, SLG: 0.388 (1, 2)										4	0	0	0	0	1	3											
Jay Johnstone, L OBP: 0.330, SLG: 0.385 (1, 8)										4	0	0	0	0	1	0											
Rich Morales, R OBP: 0.402, SLG: 0.371 (1, 6)										4	0	2	0	0	0	0											
Wilbur Wood, R OBP: 0.136, SLG: 0.034 Mike Hershberger, R OBP: 0.391, SLG: 0.356 Terry Forster, L (8, 1) Bob Spence, L OBP: 0.276, SLG: 0.167 (9, PH)										2	0	0	0	0	0	1											
Inning Stats	R: 0 E: 0 K: 0 S: 4	H: 1 LOB: 3 BB: 2 P: 12	R: 0 E: 0 K: 0 S: 3	H: 0 LOB: 0 BB: 0 P: 3	R: 1 E: 0 K: 1 S: 7	H: 2 LOB: 1 BB: 0 P: 7	R: 0 E: 0 K: 0 S: 4	H: 1 LOB: 1 BB: 0 P: 4	R: 0 E: 0 K: 1 S: 6	H: 1 LOB: 1 BB: 0 P: 6	R: 0 E: 0 K: 1 S: 5	H: 0 LOB: 0 BB: 0 P: 5	R: 0 E: 0 K: 2 S: 8	H: 1 LOB: 1 BB: 0 P: 8	R: 0 E: 0 K: 1 S: 6	H: 1 LOB: 1 BB: 0 P: 6	1B: 5 2B: 1 3B: 0 HR: 1	SF: 0 SAC: 0 DP: 0 HBP: 0	WP: 1 PB: 0 SB: 0 CS: 0	PA: 36							
PITCHER	IP	WLS	BF	H	R	ER	SO	BB	IBB	HBP	BLK	WP	HR	S	P	ERA	WHIP										
Ray Culp, R ERA: 3.21 (1, 1)	9.0	W	36	7	1	1	6	2	0	0	0	1	1	46	54	1.00	1.000										

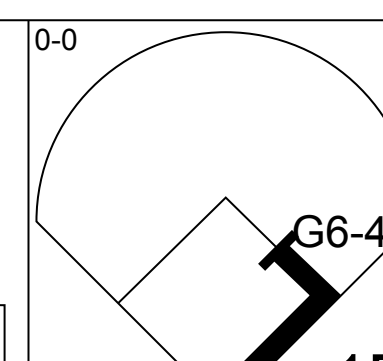
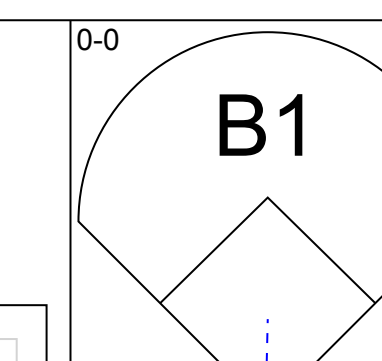
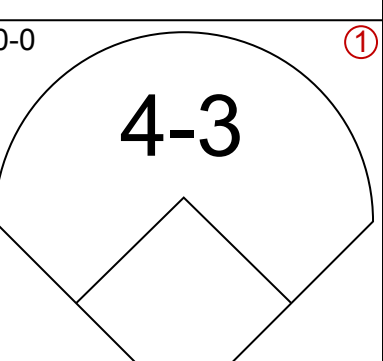
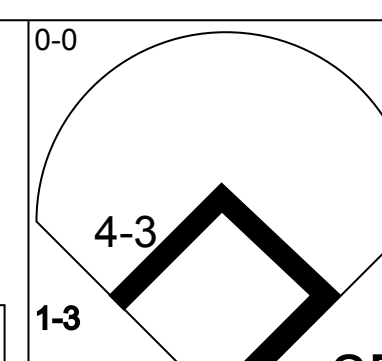
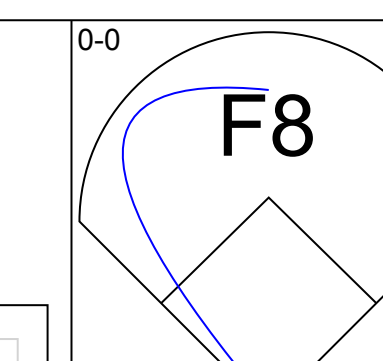
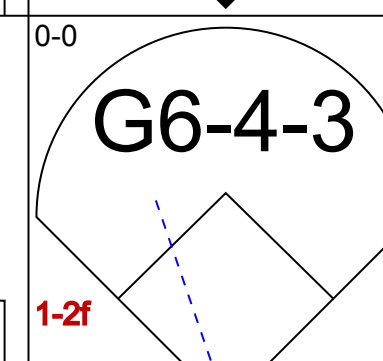
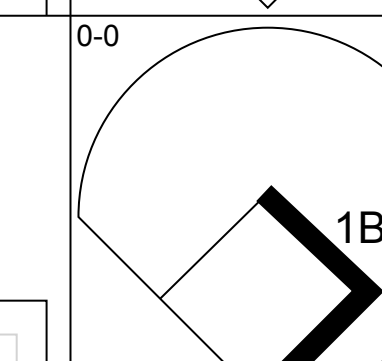
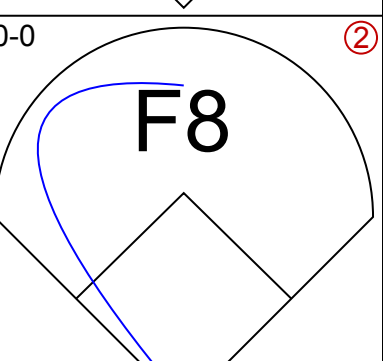
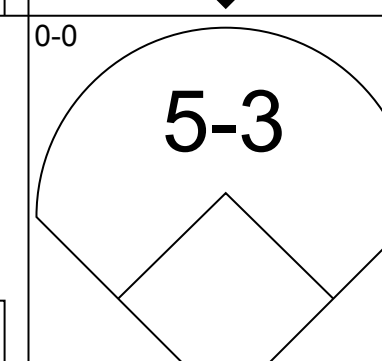
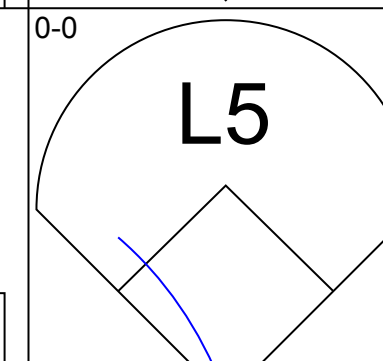
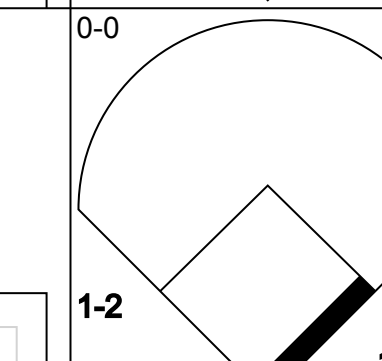
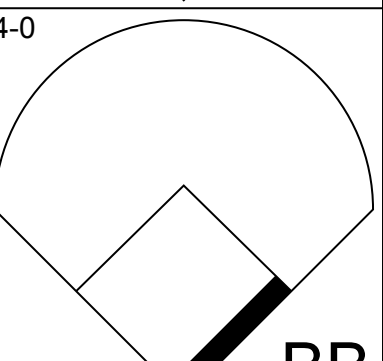
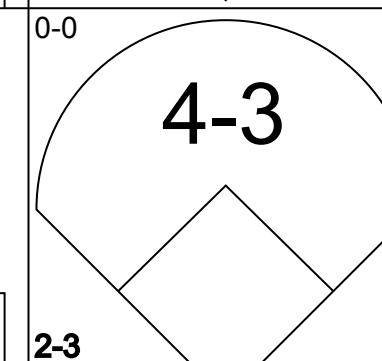
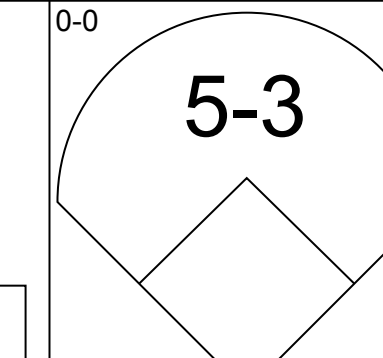
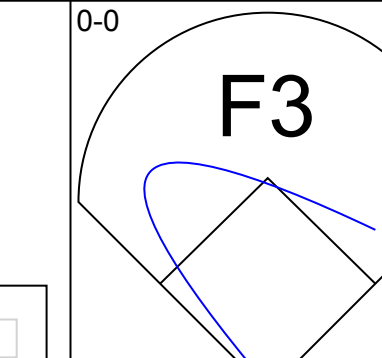
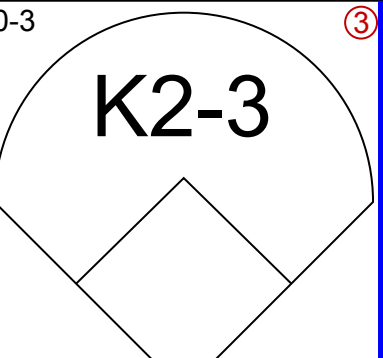
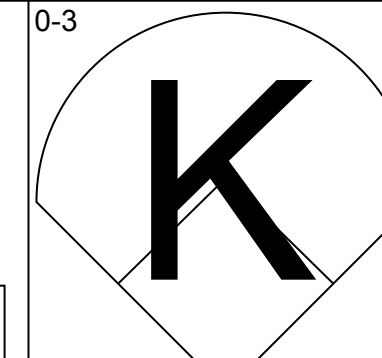
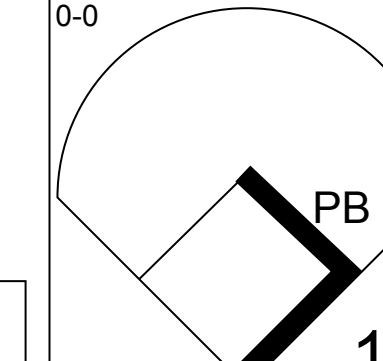
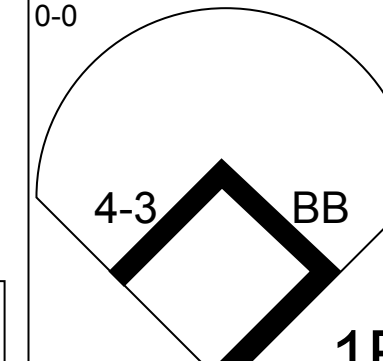
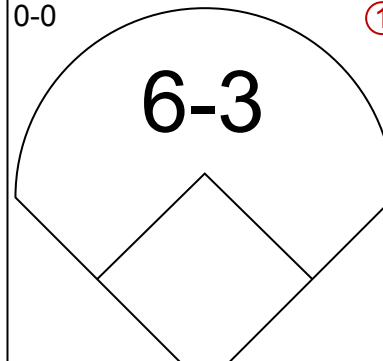
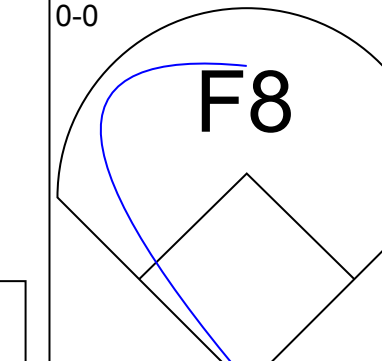
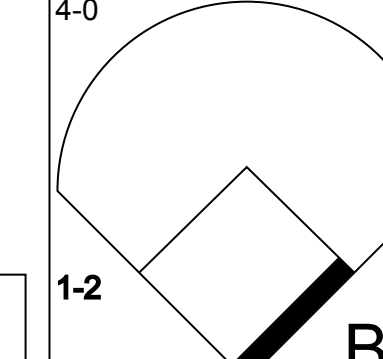
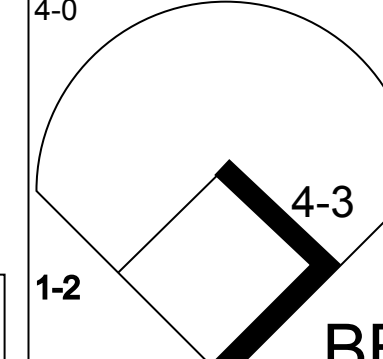
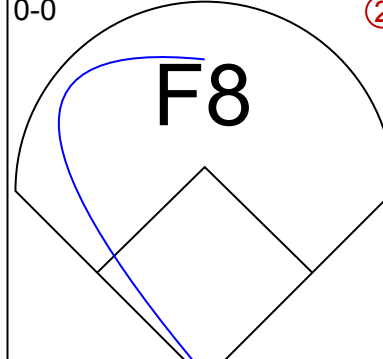
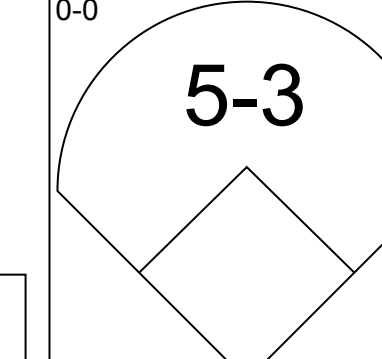
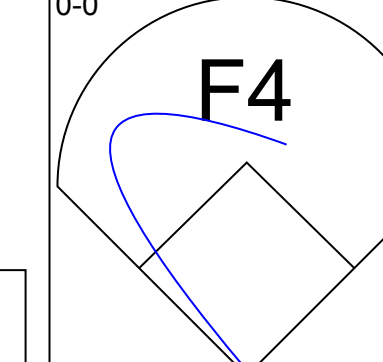


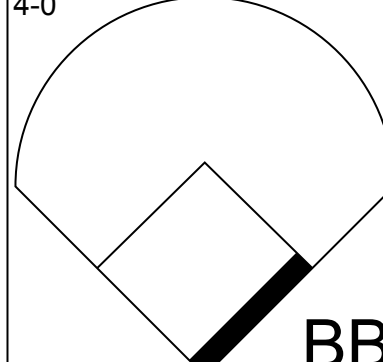
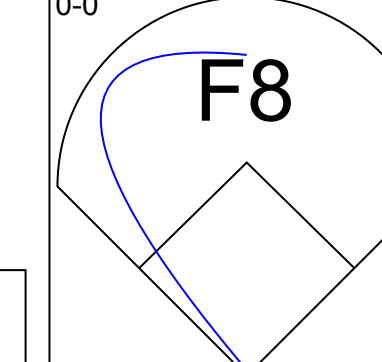
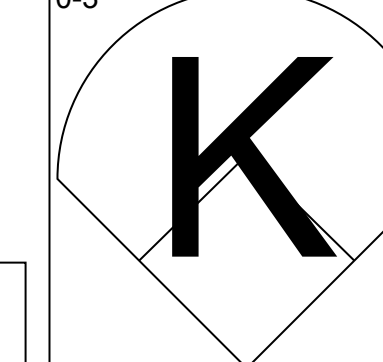
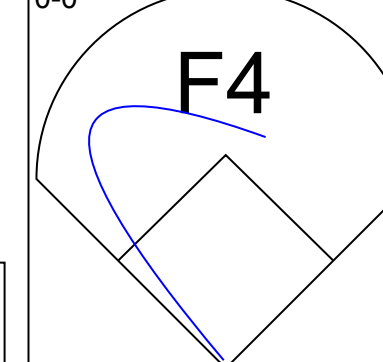
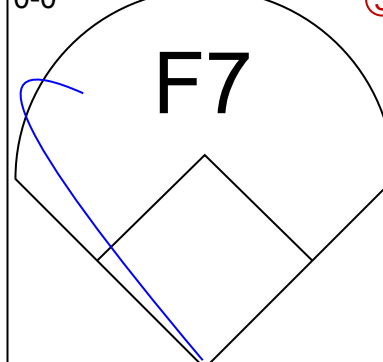
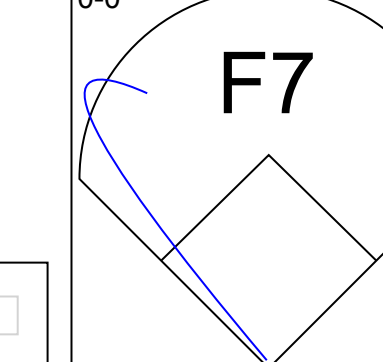
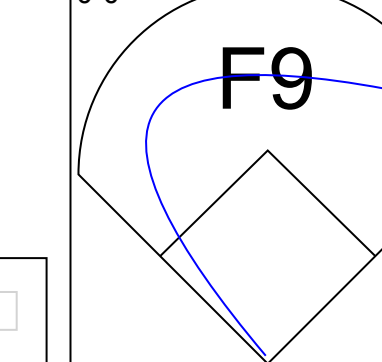

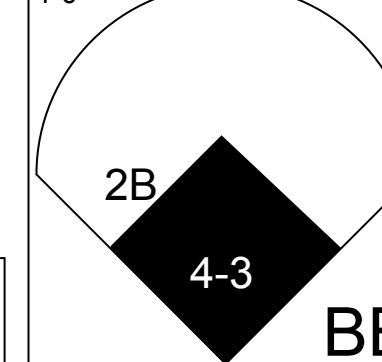
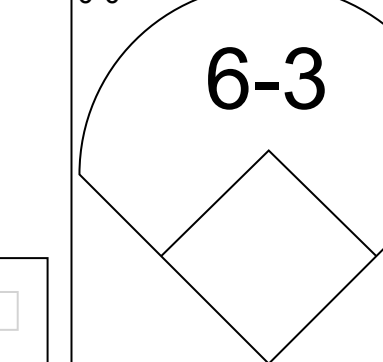
Boston Red Sox @ Chicago White Sox
Comiskey Park, Chicago, IL
Sun Aug 01 1971, 4:33 AM EDT
Unknown

AB	34
R	1
H	7
RBI	1
BB	2
SO	6
LOB	15



Batter	1	2	3	4	5	6	7	8	9	AB	R	H	RBI	BB	SO	LOB	TOP			
John Kennedy, R OBP: 0.338, SLG: 0.438 (1, 6)										5	1	2	0	0	2	2	Boston Red Sox @ Chicago White Sox Comiskey Park, Chicago, IL Sun Aug 01 1971, 4:38 AM EDT Att: 19,354 - Unknown			
Doug Griffin, R OBP: 0.293, SLG: 0.302 (1, 4)										5	1	1	1	0	0	2				
Reggie Smith, S OBP: 0.369, SLG: 0.517 (1, 8)										4	1	1	3	0	0	1				
Carl Yastrzemski, L OBP: 0.391, SLG: 0.415 (1, 7)										3	0	1	0	1	1	0				
Rico Petrocelli, R OBP: 0.355, SLG: 0.473 (1, 5)										4	0	2	0	0	1	1				
George Scott, R OBP: 0.318, SLG: 0.438 (1, 3)										4	1	1	1	0	1	3				
Joe Lahoud, L OBP: 0.350, SLG: 0.484 (1, 9)										3	1	0	0	1	0	1				
Duane Josephson, R OBP: 0.288, SLG: 0.378 (1, 2)										4	1	1	0	0	1	0				
Gary Peters, L OBP: 0.280, SLG: 0.324 (1, 1)										4	0	1	1	0	0	0				
Inning Stats	R: 0 E: 0 K: 1 S: 5	H: 0 LOB: 0 BB: 0 P: 5	R: 0 E: 0 K: 2 S: 7	H: 0 LOB: 0 BB: 0 P: 7	R: 0 E: 0 K: 1 S: 5	H: 0 LOB: 0 BB: 0 P: 5	R: 4 E: 0 K: 0 S: 6	H: 4 LOB: 0 BB: 1 P: 10	R: 0 E: 0 K: 0 S: 3	H: 2 LOB: 2 BB: 0 P: 5	R: 2 E: 0 K: 1 S: 7	H: 2 LOB: 1 BB: 1 P: 11	R: 0 E: 0 K: 1 S: 6	H: 1 LOB: 1 BB: 0 P: 6	R: 0 E: 0 K: 0 S: 4	H: 1 LOB: 1 BB: 0 P: 4	1B: 7 2B: 1 3B: 0 HR: 2	SF: 0 SAC: 0 DP: 0 HBP: 0	WP: 0 PB: 0 SB: 0 CS: 1	PA: 38
PITCHER	IP WLS BF H R ER SO BB IBB HBP BLK WP HR S P ERA WHIP																			
Vicente Romo, R ERA: 4.65 (1, 1)	4.0 L 16 4 4 4 4 1 0 0 0 0 0 2 23 27 9.00 1.250																			
Steve Kestley, R ERA: 4.41 (5, 1)	1.0 3 0 0 0 0 0 0 0 0 0 0 0 3 3 0.00 0.000																			
Jim Magnuson, L ERA: 4.68 (6, 1)	2.0 11 4 2 2 1 1 0 0 0 0 0 0 12 16 9.00 2.500																			
Rich Hinton, L ERA: 1.74 (8, 1)	2.0 8 2 0 0 0 1 0 0 0 0 0 0 10 10 0.00 1.000																			



Batter	1	2	3	4	5	6	7	8	9	AB	R	H	RBI	BB	SO	LOB	BOTTOM			
Luis Alvarado, R OBP: 0.223, SLG: 0.269 (1, 4) (8, 6)										5	0	2	0	0	0	0	Boston Red Sox @ Chicago White Sox Comiskey Park, Chicago, IL Sun Aug 01 1971, 4:38 AM EDT Att: 19,354 - Unknown			
Mike Herzberger, R OBP: 0.307, SLG: 0.333 Rich Hinton, L (8, 1)										4	0	1	0	0	0	3				
Walt Williams, R OBP: 0.361, SLG: 0.453 (1, 9)										3	0	1	1	1	0	1				
Bill Melton, R OBP: 0.264, SLG: 0.537 Steve Kestley, R Chuck Brinkman, R Jim Magnuson, R Rich McKinney, R (5, 5) (8, 1) (7, PH) (8, 4)										2	0	0	0	0	0	2				
Rick Reichardt, R OBP: 0.354, SLG: 0.483 (1, 7)										4	0	2	0	0	0	0				
Mike Andrews, R OBP: 0.379, SLG: 0.391 (1, 3)										2	0	0	0	2	0	0				
Tom Egan, R OBP: 0.351, SLG: 0.486 (1, 2)										3	0	0	0	1	0	4				
Rich Morales, R OBP: 0.389, SLG: 0.358 (5, 5)										4	0	0	0	0	1	5				
Vicente Romo, R OBP: 0.250, SLG: 0.143 Lee Richard, R (4, PH) (5, 6) (8, 8)										1	0	0	0	0	0	0				
Inning Stats	R: 0 E: 0 K: 0 S: 3	H: 1 LOB: 0 BB: 0 P: 3	R: 0 E: 0 K: 1 S: 6	H: 1 LOB: 2 BB: 1 P: 10	R: 0 E: 0 K: 0 S: 4	H: 2 LOB: 2 BB: 0 P: 5	R: 0 E: 0 K: 0 S: 4	H: 1 LOB: 2 BB: 1 P: 8	R: 0 E: 0 K: 0 S: 3	H: 0 LOB: 1 BB: 1 P: 7	R: 1 E: 0 K: 1 S: 6	H: 1 LOB: 1 BB: 1 P: 10	R: 0 E: 0 K: 0 S: 3	H: 0 LOB: 0 BB: 0 P: 3	R: 0 E: 0 K: 0 S: 3	H: 0 LOB: 0 BB: 0 P: 3	1B: 5 2B: 1 3B: 0 HR: 0	SF: 0 SAC: 0 DP: 1 HBP: 0	WP: 0 PB: 1 SB: 0 CS: 0	PA: 37
PITCHER	IP WLS BF H R ER SO BB IBB HBP BLK WP HR S P ERA WHIP																			
Gary Peters, L ERA: 4.56 (1, 1)	9.0 W 37 6 1 1 3 5 0 0 0 0 0 0 38 58 1.00 1.222																			



Batter	1	2	3	4	5	6	7	8	9	AB	R	H	RBI	BB	SO	LOB	TOP				
John Kennedy, R OBP: 0.330, SLG: 0.428 (1, 6)	6-3	F9			K	F7		K		5	0	0	0	0	2	4	Boston Red Sox @ Baltimore Orioles Memorial Stadium, Baltimore, MD Mon Aug 02 1971, 7:05 PM EDT Att: 11,709 - Unknown livebaseballscorecards.com				
Doug Griffin, R OBP: 0.298, SLG: 0.308 (1, 4)	F7		4-3		BB			F8	1B	4	2	2	0	1	0	0					
Reggie Smith, S OBP: 0.371, SLG: 0.525 (1, 8)	1B		G3		SF8			1B	BB	3	1	2	3	1	0	0					
Carl Yastrzemski, L OBP: 0.394, SLG: 0.425 (1, 7)	1B		F8		3H			F8	2B	4	1	2	1	1	0	2					
Rico Petrocelli, R OBP: 0.353, SLG: 0.469 (1, 5)	K			G6-4-3	P5			F8	F3	5	0	1	0	0	1	7					
George Scott, R OBP: 0.319, SLG: 0.436 (1, 3)		F9		G6-4-3		WP		F7		4	1	1	1	1	0	1					
Joe Lahoud, L OBP: 0.341, SLG: 0.468 (1, 9)		F3		4-3		BB		1B	4-3	5	0	0	0	0	0	3					
Bob Montgomery, R OBP: 0.320, SLG: 0.386 (1, 2)		1B			BB	SF8		6-3		4	2	2	1	0	0	0					
Luis Tiant, R OBP: 0.154, SLG: 0.231 (1, 1)					BB	BB		5-3		0	0	0	0	0	0	0					
Bill Lee, L OBP: 0.300, SLG: 0.263 (1, 1)		1B			BB	BB				4	0	3	1	0	0	0					
Inning Stats	R: 0 E: 0 K: 1 S: 7	H: 2 LOB: 2 BB: 0 P: 7	R: 1 E: 0 K: 0 S: 5	H: 2 LOB: 1 BB: 0 P: 5	R: 0 E: 0 K: 0 S: 3	H: 0 LOB: 0 BB: 0 P: 3	R: 0 E: 0 K: 0 S: 3	H: 1 LOB: 0 BB: 0 P: 3	R: 1 E: 0 K: 1 S: 7	H: 2 LOB: 3 BB: 2 P: 15	R: 1 E: 0 K: 0 S: 4	H: 1 LOB: 1 BB: 1 P: 8	R: 3 E: 0 K: 0 S: 6	H: 3 LOB: 0 BB: 0 P: 6	R: 0 E: 0 K: 1 S: 5	H: 0 LOB: 0 BB: 0 P: 5	R: 1 E: 0 K: 0 S: 5	H: 2 LOB: 2 BB: 1 P: 9	1B: 9 2B: 1 3B: 1 HR: 2	SF: 1 SAC: 0 DP: 1 HBP: 0	WP: 2 PA: 43
PITCHER	IP	WLS	BF	H	R	ER	SO	BB	IBB	HBP	BLK	WP	HR	S	P	ERA	WHIP				
Dave Leonhard, R ERA: 2.03 (1, 1)	5.0		24	7	3	3	2	3	0	0	0	0	0	25	37	5.40	2.000				
Tom Dukes, R ERA: 3.77 (6, 1)	1.0	L	7	4	3	3	0	0	0	0	0	1	2	7	7	27.00	4.000				
Orlando Pena, R ERA: 3.55 (7, 1)	3.0		12	2	1	1	1	1	0	0	0	0	0	13	17	3.00	1.000				


Batter	1	2	3	4	5	6	7	8	9	AB	R	H	RBI	BB	SO	LOB	BOTTOM				
Don Buford, S OBP: 0.415, SLG: 0.467 (1, 7)	K	BB		6-3			K		6-3	5	0	1	0	0	2	0	Boston Red Sox @ Baltimore Orioles Memorial Stadium, Baltimore, MD Mon Aug 02 1971, 7:05 PM EDT Att: 11,709 - Unknown livebaseballscorecards.com				
Paul Blair, R OBP: 0.291, SLG: 0.367 (1, 8)	1-3	F8		F2			K			1	0	0	0	0	0	0					
Curt Motton, R OBP: 0.281, SLG: 0.370 (2, 9)										3	0	0	0	0	1	1					
Boog Powell, L OBP: 0.370, SLG: 0.443 (1, 3)	HR	K		F8			6-3			4	1	1	1	0	1	1					
Brooks Robinson, R OBP: 0.356, SLG: 0.430 (1, 5)	BB	HR		4-3				F9		2	1	0	0	2	0	0					
Merv Rettenmund, R OBP: 0.422, SLG: 0.434 (1, 9) (2, 8)	HR	F7		F9				E6		3	1	0	0	1	0	2					
Davey Johnson, R OBP: 0.354, SLG: 0.443 (1, 4)	HR			L4			F8		K	4	1	1	3	0	1	1					
Mark Belanger, R OBP: 0.373, SLG: 0.322 (1, 6)	1B			F9			F8		4-3	3	0	0	0	1	0	1					
Andy Etchebarren, R OBP: 0.291, SLG: 0.302 (1, 2)					FC4-8		P6		K	4	0	2	0	0	1	0					
Dave Leonhard, R OBP: 0.300, SLG: 0.300 (1, 1)									F8	2	0	0	0	0	0	3					
Tom Dukes, R OBP: 0.143, SLG: 0.286 (6, 1)	4-3			FC4-6			K			1	0	0	0	0	1	0					
Frank Robinson, R OBP: 0.396, SLG: 0.515 (8, PH)										0	0	0	0	0	0	0					
Inning Stats	R: 4 E: 0 K: 1 S: 8	H: 3 LOB: 3 BB: 3 P: 20	R: 0 E: 0 K: 1 S: 6	H: 1 LOB: 2 BB: 1 P: 10	R: 0 E: 0 K: 0 S: 4	H: 1 LOB: 1 BB: 0 P: 4	R: 0 E: 0 K: 0 S: 3	H: 0 LOB: 0 BB: 0 P: 3	R: 0 E: 0 K: 1 S: 5	H: 0 LOB: 0 BB: 0 P: 5	R: 0 E: 0 K: 2 S: 7	H: 0 LOB: 0 BB: 0 P: 7	R: 0 E: 1 K: 1 S: 6	H: 0 LOB: 1 BB: 0 P: 6	R: 0 E: 0 K: 1 S: 5	H: 0 LOB: 0 BB: 0 P: 5	1B: 3 2B: 0 3B: 0 HR: 2	SF: 0 SAC: 0 DP: 0 HBP: 0	WP: 0 PA: 37		
PITCHER	IP	WLS	BF	H	R	ER	SO	BB	IBB	HBP	BLK	WP	HR	S	P	ERA	WHIP				
Luis Tiant, R ERA: 5.89 (1, 1)	0.2		8	3	4	4	1	3	0	0	0	0	0	7	19	54.00	9.000				
Bill Lee, L ERA: 2.36 (1, 1)	8.1	W	29	2	0	0	6	1	0	0	0	0	0	40	44	0.00	0.360				

Batter	1	2	3	4	5	6	7	8	9	10	AB	R	H	RBI	BB	SO	LOB	TOP								
Doug Griffin, R OBP: 0.297, SLG: 0.306 (1, 4)	0-0 2B 1B		0-0 6-3	0-0 FC6-4 1-2f		0-0 G5-4-3 1-2f		0-0 P4			5	1	1	0	0	0	4									
Luis Aparicio, R OBP: 0.279, SLG: 0.278 (1, 6)	0-3 K		0-0 E4 WP	0-0 4-3			0-0 F9	0-0 1B			5	0	1	0	0	1	2									
Reggie Smith, S OBP: 0.369, SLG: 0.520 Billy Conigliaro, R OBP: 0.322, SLG: 0.456 (1, 8) (8, 8)	0-3 K		0-0 F9		4-0 BB		0-3 K	0-0 F5			4	0	0	0	1	2	4									
Carl Yastrzemski, L OBP: 0.395, SLG: 0.428 (1, 7)	0-0 2B		4-0 BB		0-0 FC1-4-6 S		0-0 1B 1B		0-0 3-1		4	1	2	1	1	0	1									
Rico Petrocelli, R OBP: 0.353, SLG: 0.467 (1, 5)	4-0 BB		0-3 K		0-0 P4		0-0 1B 1B		0-3 K		4	0	1	0	1	2	3									
George Scott, R OBP: 0.318, SLG: 0.433 (1, 3)	0-3 K			0-0 F8	0-0 F8		0-0 1B		0-0 6-3		5	0	1	1	0	1	3									
Joe Lahoud, L OBP: 0.342, SLG: 0.463 (1, 9)		0-0 3-1		0-0 3B 1B		4-0 FC5-4 1B BB	0-3 K		0-0 P4		4	1	1	0	1	1	2	AB 41								
Bob Montgomery, R OBP: 0.323, SLG: 0.403 (1, 2)		0-3 K		0-0 1B 3B		0-0 FC5-4 1B		0-0 F9		0-0 F8	5	1	2	1	0	1	0	R 4								
Jim Lonborg, R OBP: 0.235, SLG: 0.181 Bobby Bolin, R OBP: 0.333, SLG: 0.333 Sparky Lytle, L OBP: 1.000, SLG: 1.000 Ken Tatum, R OBP: 0.429, SLG: 0.200 (1, 1) (6, 1) (9, 1) (9, 1)		0-0 P6		0-0 FC6-4 1B		0-0 FC5-4 G5-4-3 1-2f 2-3		0-0 1B 1B		0-3 K	3	0	1	1	0	0	2	H 11								
Inning Stats	R: 1 E: 0 K: 3 S: 11	H: 2 LOB: 2 BB: 1 P: 15	R: 0 E: 0 K: 1 S: 5	H: 0 LOB: 0 BB: 0 P: 5	R: 0 E: 1 K: 1 S: 6	H: 0 LOB: 2 BB: 1 P: 10	R: 2 E: 0 K: 0 S: 6	H: 3 LOB: 1 BB: 0 P: 6	R: 0 E: 0 K: 0 S: 3	H: 1 LOB: 2 BB: 1 P: 7	R: 1 E: 0 K: 2 S: 10	H: 3 LOB: 2 BB: 0 P: 10	R: 0 E: 0 K: 0 S: 5	H: 2 LOB: 2 BB: 0 P: 5	R: 0 E: 0 K: 1 S: 5	H: 0 LOB: 0 BB: 0 P: 5	R: 0 E: 0 K: 1 S: 5	H: 0 LOB: 0 BB: 0 P: 5	1B: 9 2B: 1 3B: 1 HR: 0	SF: 0 SAC: 0 DP: 1 HBP: 0	WP: 1 PB: 0 SB: 1 CS: 0	PA: 45				
PITCHER	IP 5.0	WLS 24	H 5	R 3	ER 3	SO 5	BB 3	IBB 0	HBP 0	BLK 0	WP 1	HR 0	S 31	P 43	ERA 5.40	WHIP 1.600										
Jim Palmer, R ERA: 3.01 Dave Boswell, R ERA: 4.98 Grant Jackson, L ERA: 3.06 Dave Leonhard, R ERA: 1.95 Pete Richert, L ERA: 5.11 (1, 1) (6, 1) (7, 1) (8, 1) (9, 1)	1.2	9	4	1	1	1	1	0	0	0	0	0	10	14	5.40	3.000										

Boston Red Sox @ Baltimore Orioles
 Memorial Stadium, Baltimore, MD
 Wed Aug 04 1971, 7:05 PM EDT
 Att: 26,849 - Unknown

livebaseballscorecards.com

AB 41
R 4
H 11
RBI 4
BB 4
SO 9
LOB 21




Batter	1	2	3	4	5	6	7	8	9	10	AB	R	H	RBI	BB	SO	LOB	BOTTOM								
Don Buford, S OBP: 0.414, SLG: 0.463 (1, 7)	0-0 F7		0-0 F7		0-0 G3 1B		0-0 G3		0-0 P4	4-0 1B S	5	0	1	0	1	0	1									
Merv Rettenmund, R OBP: 0.426, SLG: 0.449 (1, 8)	0-0 F8		0-0 FC1-6 FC6-4 1-2f		0-0 G3 1B		0-0 2B 2B		0-0 1B 3B	0-0 1B IBB	6	2	4	2	0	0	1									
Frank Robinson, R OBP: 0.396, SLG: 0.515 (1, 9)	4-0 BB		0-0 FC6-4 1-2f		0-0 G3		0-0 2B		0-3 K		4	0	1	1	1	1	4									
Boog Powell, L OBP: 0.370, SLG: 0.440 Jerry Davanon, R OBP: 0.359, SLG: 0.296 (1, 3) (9, PR) (10, 3)	0-0 1-3			0-0 4-3	0-0 4-3		4-0 BB		0-0 1B 1B		4	0	1	1	1	0	3									
Brooks Robinson, R OBP: 0.357, SLG: 0.428 (1, 5)		0-0 5-3		0-3 K		1-0 F9 BB HBP	0-0 F8		0-0 1B 1B		4	0	1	0	0	1	2									
Davey Johnson, R OBP: 0.360, SLG: 0.445 (1, 4)		0-0 1B		4-0 BB		4-0 BB		0-3 K	0-0 1B 1B		3	0	2	1	2	1	0									
Eliud Hendricks, L OBP: 0.329, SLG: 0.359 (1, 2)		0-0 L4		0-0 F8		0-0 F9		0-0 2B	0-0 P6		5	0	1	0	0	0	6	AB 38								
Mark Belanger, R OBP: 0.373, SLG: 0.319 (1, 6)		0-3 K		4-0 1B 1B BB		0-0 F8		0-0 6-3		1-0 S SH1-4 1B HBP	3	2	0	0	1	1	3	R 5								
Jim Palmer, R OBP: 0.297, SLG: 0.283 Tom Shroyer, L OBP: 0.287, SLG: 0.324 Dave Boswell, R ERA: 4.98 Grant Jackson, L ERA: 3.06 Clay Dalrymple, L OBP: 0.250, SLG: 0.287 Dave Leonhard, R ERA: 1.95 Carl Watson, R OBP: 0.273, SLG: 0.357 Pete Richert, L ERA: 5.11 (1, 1) (5, PR) (6, 1) (7, 1) (7, PR) (8, 1) (8, PR) (9, 1)	5.0	24	4	1	1	3	4	1	0	0	1	0	0	0	0	0	0	0	H 12							
Inning Stats	R: 0 E: 0 K: 0 S: 3	H: 0 LOB: 1 BB: 1 P: 7	R: 0 E: 0 K: 1 S: 6	H: 1 LOB: 1 BB: 0 P: 6	R: 0 E: 0 K: 0 S: 4	H: 1 LOB: 1 BB: 0 P: 4	R: 0 E: 0 K: 1 S: 5	H: 2 LOB: 2 BB: 1 P: 9	R: 1 E: 0 K: 1 S: 7	H: 2 LOB: 2 BB: 1 P: 11	R: 0 E: 0 K: 0 S: 2	H: 0 LOB: 1 BB: 1 P: 7	R: 1 E: 0 K: 0 S: 5	H: 2 LOB: 2 BB: 1 P: 9	R: 0 E: 0 K: 1 S: 6	H: 1 LOB: 1 BB: 0 P: 6	R: 2 E: 0 K: 1 S: 9	H: 4 LOB: 2 BB: 0 P: 9	R: 1 E: 0 K: 0 S: 2	H: 1 LOB: 2 BB: 1 P: 7	1B: 8 2B: 3 3B: 1 HR: 0	SF: 0 SAC: 1 DP: 0 HBP: 2	WP: 0 PB: 0 SB: 2 CS: 0	PA: 47		
PITCHER	IP 5.0	WLS 24	H 4	R 1	ER 2	SO 3	BB 4	IBB 0	HBP 1	BLK 0	WP 0	HR 0	S 25	P 42	ERA 1.80	WHIP 1.600										
Jim Lonborg, R ERA: 4.18 Bobby Bolin, R ERA: 3.98 Sparky Lytle, L ERA: 2.7 Ken Tatum, R ERA: 3.68 (1, 1) (6, 1) (9, 1) (9, 1)	3.2	15	4	2	2	2	1	0	0	0	0	0	18	22	4.91	1.364										

Boston Red Sox @ Baltimore Orioles
 Memorial Stadium, Baltimore, MD
 Wed Aug 04 1971, 7:05 PM EDT
 Att: 26,849 - Unknown

livebaseballscorecards.com


AB 38
R 5
H 12
RBI 5
BB 6
SO 5
LOB 22



Batter	1	2	3	4	5	6	7	8	9	AB	R	H	RBI	BB	SO	LOB	TOP					
Dick McAuliffe, L (1.4)	F5		F6		G3		L9		CS	4	0	0	0	0	0	0						
Al Kaline, R (1.9)	K				L5-3			L9		4	0	1	0	0	1	0						
Willie Horton, R (1.7)	F5		F8		1-3			HR		4	1	1	0	0	0	1						
Norm Cash, L (1.3)		F9		1B	1B	BB		HR		3	1	1	2	1	0	0						
Jim Northrup, L (1.8)		4-3	BB	BB	1B	1B		4-3		3	0	2	0	1	0	0						
Bill Freehan, R (1.2)		4-3	BB	1B	1B		F9			3	0	1	0	1	1	1						
Aurelio Rodriguez, R (1.5)		4-3		K			FC5-4			4	0	1	0	0	1	6						
Ed Brinkman, R (1.6)		6-3		F2			F9			4	0	0	0	0	0	6						
Joe Coleman, R (1.1)			K	L8			K		F9	4	0	0	0	0	2	4						
Inning Stats	R: 0 E: 0 K: 1 S: 5	H: 0 LOB: 0 BB: 0 P: 5	R: 0 E: 0 K: 0 S: 3	H: 0 LOB: 2 BB: 2 P: 11	R: 0 E: 0 K: 1 S: 6	H: 1 LOB: 1 BB: 0 P: 6	R: 0 E: 0 K: 1 S: 7	H: 2 LOB: 3 BB: 1 P: 11	R: 0 E: 0 K: 0 S: 3	H: 0 LOB: 0 BB: 0 P: 3	R: 0 E: 0 K: 0 S: 4	H: 1 LOB: 1 BB: 0 P: 4	R: 0 E: 0 K: 1 S: 5	H: 0 LOB: 0 BB: 0 P: 5	R: 2 E: 0 K: 1 S: 7	H: 2 LOB: 0 BB: 0 P: 7	R: 0 E: 0 K: 0 S: 3	H: 1 LOB: 0 BB: 0 P: 3	1B: 5 2B: 1 3B: 0 HR: 1	SF: 0 SAC: 0 DP: 0 HBP: 0	WP: 0 PB: 0 SB: 0 CS: 1	PA: 37
PITCHER	IP	WLS	BF	H	R	ER	SO	BB	IBB	HBP	BLK	WP	HR	S	P	ERA	WHIP					
Ray Culp, R (1.1)	8.0	L	33	6	2	2	5	3	0	0	0	0	1	40	52	2.25	1.125					
Bill Lee, L (9.1)	1.0		3	1	0	0	0	0	0	0	0	0	0	3	3	0.00	1.000					

Detroit Tigers @ Boston Red Sox
Fenway Park, Boston, MA
Fri Aug 06 1971, 7:05 PM EDT
Att: 32,108 - Unknown


AB 33
R 2
H 7
RBI 2
BB 3
SO 5
LOB 18



Batter	1	2	3	4	5	6	7	8	9	AB	R	H	RBI	BB	SO	LOB	BOTTOM					
Doug Griffin, R (1.4)	F6		K			K			F4	4	0	0	0	0	2	1						
Luis Aparicio, R (1.6)	L5			K		1B			G3	4	0	1	0	0	1	0						
Reggie Smith, S (1.8)				K		K			G3	4	0	1	0	0	2	1						
Carl Yastrzemski, L (1.7)		G6-4-3	BB		K		K			2	0	0	0	1	2	0						
Rico Petrocelli, R (1.5)		G6-4-3			F8		F6			3	0	0	0	0	0	1						
George Scott, R (1.3)		CS	BB		1B		L9			2	0	1	0	1	0	0						
Joe Lahoud, L (1.9)		CS	F2		L9			F4		3	0	0	0	0	0	1						
Bob Montgomery, R (1.2)			SH3-4	1B		L9		5-3		3	0	1	0	0	0	1						
Ray Culp, R (1.1)			SH3-4			K				1	0	0	0	0	1	0						
Mike Fiore, L (8, PH)										1	0	0	0	0	1	0						
Bill Lee, L (9.1)										0	0	0	0	0	0	0						
Inning Stats	R: 0 E: 0 K: 0 S: 3	H: 1 LOB: 1 BB: 0 P: 3	R: 0 E: 0 K: 0 S: 1	H: 0 LOB: 0 BB: 2 P: 9	R: 0 E: 0 K: 1 S: 6	H: 1 LOB: 1 BB: 0 P: 6	R: 0 E: 0 K: 3 S: 9	H: 0 LOB: 0 BB: 0 P: 9	R: 0 E: 0 K: 3 S: 4	H: 1 LOB: 1 BB: 0 P: 4	R: 0 E: 0 K: 3 S: 10	H: 1 LOB: 1 BB: 0 P: 10	R: 0 E: 0 K: 1 S: 5	H: 0 LOB: 0 BB: 0 P: 5	R: 0 E: 0 K: 1 S: 5	H: 0 LOB: 0 BB: 0 P: 5	R: 0 E: 0 K: 0 S: 3	H: 0 LOB: 0 BB: 0 P: 3	1B: 4 2B: 0 3B: 0 HR: 0	SF: 0 SAC: 1 DP: 1 HBP: 0	WP: 0 PB: 0 SB: 0 CS: 1	PA: 31
PITCHER	IP	WLS	BF	H	R	ER	SO	BB	IBB	HBP	BLK	WP	HR	S	P	ERA	WHIP					
Joe Coleman, R (1.1)	9.0	W	30	4	0	0	9	2	0	0	0	0	0	46	54	0.00	0.667					

Detroit Tigers @ Boston Red Sox
Fenway Park, Boston, MA
Fri Aug 06 1971, 7:05 PM EDT
Att: 32,108 - Unknown

AB 27
R 0
H 4
RBI 0
BB 2
SO 9
LOB 5



Batter	1	2	3	4	5	6	7	8	9	AB	R	H	RBI	BB	SO	LOB	TOP															
Bert Campaneris, R OBP: 0.361, SLG: 0.333 (1, 6)										5	1	2	0	0	0	3																
Joe Rudi, R OBP: 0.295, SLG: 0.409 (1, 7)										5	1	2	1	0	1	2																
Reggie Jackson, L OBP: 0.351, SLG: 0.465 (1, 9)										3	0	0	0	2	1	2																
Tommy Davis, R OBP: 0.361, SLG: 0.406 (9, 3)											5	2	2	3	0	0	2															
Sal Bando, R OBP: 0.390, SLG: 0.462 (1, 5)											3	0	3	0	1	0	0															
Gene Tenace, R OBP: 0.410, SLG: 0.496 (1, 2)											4	0	1	1	0	0	4															
George Hendrick, R OBP: 0.288, SLG: 0.342 (1, 8)											4	0	1	0	0	5																
Dick Green, R OBP: 0.335, SLG: 0.368 (1, 4)										4	1	2	1	0	0	1																
Caffish Hunter, R OBP: 0.368, SLG: 0.432 (8, PH)											3	1	1	0	0	0	1															
Mike Epstein, L OBP: 0.368, SLG: 0.425 (8, PH)										1	0	0	0	0	0	0																
Rolie Fingers, R OBP: 0.226, SLG: 0.200 (8, 1)										0	0	0	0	0	0	0																
Inning Stats	R: 1 E: 0 K: 1 S: 6	H: 1 LOB: 2 BB: 1 P: 11	R: 0 E: 0 K: 0 S: 4	H: 2 LOB: 1 BB: 0 P: 4	R: 2 E: 0 K: 1 S: 8	H: 3 LOB: 1 BB: 0 P: 8	R: 1 E: 0 K: 0 S: 4	H: 2 LOB: 0 BB: 0 P: 4	R: 0 E: 0 K: 0 S: 4	H: 1 LOB: 1 BB: 0 P: 5	R: 0 E: 0 K: 0 S: 3	H: 0 LOB: 0 BB: 2 P: 3	R: 1 E: 0 K: 0 S: 3	H: 1 LOB: 2 BB: 2 P: 11	1B: 11 2B: 1 3B: 1 HR: 2	SF: 0 SAC: 0 DP: 3 HBP: 2	WP: 1 PB: 0 SB: 3 CS: 0	PA: 42														
PITCHER	IP WLS BF H R ER SO BB IBB HBP BLK WP HR S P ERA WHIP																															
Gary Peters, L ERA: 4.64 (1, 1)	4.1	24	10	4	4	2	1	0	2	0	0	2	25	31	8.31	2.538																
Ken Tatum, R ERA: 3.53 (5, 1)	2.2	10	3	1	1	0	0	0	0	0	1	0	10	10	3.38	1.125																
Luis Tiant, R ERA: 6.31 (8, 1)	1.0	3	0	0	0	0	0	0	0	0	0	0	3	3	0.00	0.000																
Sparky Lyle, L ERA: 2.86 (9, 1)	1.0	L	5	1	1	0	2	0	0	0	0	0	3	11	9.00	3.000																

Oakland Athletics @ Boston Red Sox
Fenway Park, Boston, MA
Tue Aug 10 1971, 3:33 AM EDT
Unknown

AB 37
R 6
H 14
RBI 6
BB 3
SO 2
LOB 20





Batter	1	2	3	4	5	6	7	8	9	AB	R	H	RBI	BB	SO	LOB	BOTTOM															
Doug Griffin, R OBP: 0.299, SLG: 0.317 (1, 4)											4	1	1	0	0	1																
Luis Aparicio, R OBP: 0.276, SLG: 0.282 (1, 6)											5	1	1	0	0	2																
Reggie Smith, S OBP: 0.371, SLG: 0.515 (1, 8)											5	0	2	2	0	2	1															
Carl Yastrzemski, L OBP: 0.398, SLG: 0.424 (1, 7)											3	1	3	1	1	0	0															
George Scott, R OBP: 0.325, SLG: 0.444 (1, 3)											4	0	0	0	0	6																
Joe Lahoud, L OBP: 0.345, SLG: 0.483 (1, 9)										4	1	2	2	0	0	1																
John Kennedy, R OBP: 0.335, SLG: 0.427 (1, 5)										3	0	0	0	0	0	1																
Duane Josephson, R OBP: 0.294, SLG: 0.381 (1, 2)										3	0	0	0	1	0	0																
Gary Peters, L OBP: 0.288, SLG: 0.320 (1, 1)										1	0	1	0	0	0	0																
Ken Tatum, R OBP: 0.444, SLG: 0.286 (7, PH)										1	0	0	0	0	0	0																
Mike Epstein, L OBP: 0.368, SLG: 0.425 (8, PH)										0	0	0	0	0	0	0																
Luis Tiant, R OBP: 0.226, SLG: 0.200 (8, PH)										0	0	0	0	0	0	0																
Rico Petrocelli, R OBP: 0.302, SLG: 0.458 (9, 1)											0	0	0	0	0	0	2															
Sparky Lyle, L OBP: 1.000, SLG: 1.000 (9, 1)										0	0	0	0	0	0	0																
Inning Stats	R: 0 E: 0 K: 1 S: 5	H: 0 LOB: 0 BB: 0 P: 5	R: 0 E: 0 K: 0 S: 4	H: 1 LOB: 1 BB: 0 P: 4	R: 2 E: 0 K: 0 S: 7	H: 4 LOB: 2 BB: 0 P: 7	R: 0 E: 0 K: 0 S: 3	H: 0 LOB: 0 BB: 0 P: 3	R: 0 E: 0 K: 1 S: 6	H: 1 LOB: 1 BB: 0 P: 6	R: 2 E: 0 K: 0 S: 5	H: 2 LOB: 2 BB: 0 P: 5	R: 1 E: 0 K: 0 S: 5	H: 2 LOB: 1 BB: 1 P: 9	R: 0 E: 0 K: 0 S: 3	H: 1 LOB: 1 BB: 1 P: 7	R: 0 E: 0 K: 1 S: 5	H: 0 LOB: 0 BB: 0 P: 5	1B: 8 2B: 2 3B: 0 HR: 1	SF: 0 SAC: 2 DP: 1 HBP: 0	WP: 0 PB: 0 SB: 0 CS: 0	PA: 39										
PITCHER	IP WLS BF H R ER SO BB IBB HBP BLK WP HR S P ERA WHIP																															
Caffish Hunter, R ERA: 3.54 (1, 1)	7.0	32	10	5	5	2	0	0	0	0	0	1	35	39	6.43	1.429																
Rolie Fingers, R ERA: 2.69 (8, 1)	2.0	W	7	1	0	0	1	0	0	0	0	0	8	12	0.00	1.000																

Oakland Athletics @ Boston Red Sox
Fenway Park, Boston, MA
Tue Aug 10 1971, 3:33 AM EDT
Unknown

AB 35
R 5
H 11
RBI 5
BB 2
SO 3
LOB 14



Batter	1	2	3	4	5	6	7	8	9	AB	R	H	RBI	BB	SO	LOB	TOP								
Bert Campaneris, R OBP: 0.280, SLG: 0.332 (1, 6)	0-0 6-3		0-0 FC5-4		0-0 1B 2B	0-0 SF9		0-0 F9		4	1	1	2	0	0	2	Oakland Athletics @ Boston Red Sox Fenway Park, Boston, MA Tue Aug 10 1971, 7:05 PM EDT Att: 30,004 - Unknown 								
Joe Rudi, R OBP: 0.293, SLG: 0.406 (1, 7)	0-0 F7		0-0 F2		0-0 1B 2B	0-0 4-3		0-0 6-3		5	1	1	0	0	0	4									
Reggie Jackson, L OBP: 0.354, SLG: 0.475 (1, 9)	4-0 BB			0-0 F8	0-0 2B			0-0 HR	0-3 K	4	1	2	3	1	1	0									
Mike Epstein, L OBP: 0.369, SLG: 0.423 (7, PR)	0-3 K			0-0 4-3	0-0 IBB		4-0 G4-6-3 BB		0-0 4-3	2	0	0	0	2	1	1									
Mike Hegan, L OBP: 0.359, SLG: 0.367 (7, 3)										1	0	0	0	0	0	0									
Sal Bando, R OBP: 0.388, SLG: 0.466 (1, 5)		0-0 1-3		0-0 HR	0-0 F2		0-0 F7		0-0 L5	5	1	1	1	0	0	3									
George Hendrick, R OBP: 0.286, SLG: 0.337 (1, 8)	0-0 6-3			0-0 F9		0-0 1B E SF9	0-0 G4-6-3			4	1	1	0	0	0	1									
Dave Duncan, R OBP: 0.297, SLG: 0.425 (1, 2)	0-3 K					0-3 K		0-0 HR		4	1	1	1	0	3	1									
Larry Brown, R OBP: 0.246, SLG: 0.244 (1, 4)			0-0 F7		0-0 1B 2B	0-0 E6 SF9 1B		0-0 SH1-4 1B		4	1	2	0	0	0	1									
Blue Moon Odom, R OBP: 0.162, SLG: 0.222 (1, 1)										3	0	2	0	0	0	1									
Mudcat Grant, R OBP: 0.333, SLG: 0.375 (6, 1)			0-0 FC5-4 1B		0-0 6-3	0-0 1B		0-0 SH1-4		0	0	0	0	0	0	0									
Inning Stats	R: 0 E: 0 K: 1 S: 5	H: 0 LOB: 1 BB: 1 P: 9	R: 0 E: 0 K: 1 S: 5	H: 0 LOB: 0 BB: 0 P: 5	R: 0 E: 0 K: 0 S: 4	H: 1 LOB: 1 BB: 0 P: 4	R: 1 E: 0 K: 0 S: 4	H: 1 LOB: 0 BB: 0 P: 4	R: 3 E: 0 K: 1 S: 9	H: 4 LOB: 2 BB: 1 P: 13	R: 1 E: 1 K: 1 S: 8	H: 2 LOB: 2 BB: 0 P: 8	R: 1 E: 0 K: 0 S: 3	H: 1 LOB: 1 BB: 1 P: 7	R: 1 E: 0 K: 0 S: 5	H: 2 LOB: 1 BB: 0 P: 5	R: 0 E: 0 K: 1 S: 5	H: 0 LOB: 0 BB: 0 P: 5	1B: 6 2B: 2 3B: 0 HR: 3	SF: 1 SAC: 1 DP: 1 HBP: 0	WP: 0 PB: 0 SB: 0 CS: 0	PA: 41			
PITCHER	IP	WLS	BF	H	R	ER	SO	BB	IBB	HBP	BLK	WP	HR	S	P	ERA	WHIP								
Ray Culp, R ERA: 3.26 (1, 1)	6.0	L	29	8	5	4	4	1	1	0	0	0	1	35	43	6.00	1.500								
Bill Lee, L ERA: 2.41 (7, 1)	2.0		9	3	2	2	0	1	0	0	0	0	2	8	12	9.00	2.000								
Roger Moret, L ERA: 2.57 (9, 1)	1.0		3	0	0	0	1	0	0	0	0	0	0	5	5	0.00	0.000								

Batter	1	2	3	4	5	6	7	8	9	AB	R	H	RBI	BB	SO	LOB	BOTTOM								
Doug Griffin, R OBP: 0.294, SLG: 0.312 (1, 4)	0-0 6-3		0-3 K		0-0 5-3	0-0 F3			0-0 5-3	5	0	0	0	0	1	0	Oakland Athletics @ Boston Red Sox Fenway Park, Boston, MA Tue Aug 10 1971, 7:05 PM EDT Att: 30,004 - Unknown 								
John Kennedy, R OBP: 0.332, SLG: 0.422 (1, 6)	0-0 G6-4-3 1B		0-0 6-3		0-0 F8		0-0 4-3		0-3 K	5	0	1	0	0	1	0									
Reggie Smith, S OBP: 0.376, SLG: 0.525 (1, 8)	0-0 G6-4-3								0-0 HR	5	1	4	1	0	0	1									
Carl Yastrzemski, L OBP: 0.396, SLG: 0.421 (1, 7)		0-0 BB 1B	0-3 K		0-0 E1		0-0 1-3		0-0 4-3	5	1	1	0	0	1	3									
Rico Petrocelli, R OBP: 0.352, SLG: 0.455 (1, 5)		0-3 K		4-0 4-3 5-3 1B BB	0-0 L5		0-3 K			3	1	0	0	1	2	4									
George Scott, R OBP: 0.326, SLG: 0.447 (1, 3)		0-0 BB 1B		0-0 5-3		0-3 K		0-0 2B		4	0	2	0	0	1	1									
Joe Lahoud, L OBP: 0.343, SLG: 0.474 (1, 9)		4-0 BB		0-0 4-3		0-0 F6		0-0 4-3		3	0	0	0	1	0	2									
Bob Montgomery, R OBP: 0.338, SLG: 0.431 (1, 2)		4-0 BB		0-0 G6-4-3 BB		4-0 HR BB		0-3 K		2	1	1	2	2	1	1									
Ray Culp, R OBP: 0.220, SLG: 0.148 (1, 1)										2	0	0	0	0	1	4									
Mike Fiore, L OBP: 0.286, SLG: 0.238 (6, PH)										1	1	1	2	0	0	0									
Bill Lee, L OBP: 0.286, SLG: 0.250 (7, 1)										0	0	0	0	0	0	0									
Gary Peters, L OBP: 0.284, SLG: 0.325 (8, PH)										1	0	0	0	0	1	1									
Roger Moret, S (9, 1)										0	0	0	0	0	0	0									
Inning Stats	R: 0 E: 0 K: 0 S: 3	H: 1 LOB: 0 BB: 0 P: 3	R: 1 E: 0 K: 1 S: 6	H: 2 LOB: 2 BB: 2 P: 14	R: 0 E: 0 K: 2 S: 8	H: 1 LOB: 1 BB: 0 P: 8	R: 1 E: 0 K: 1 S: 6	H: 1 LOB: 1 BB: 1 P: 10	R: 0 E: 0 K: 1 S: 5	H: 1 LOB: 2 BB: 0 P: 5	R: 2 E: 0 K: 1 S: 6	H: 1 LOB: 0 BB: 1 P: 10	R: 0 E: 0 K: 1 S: 6	H: 1 LOB: 1 BB: 0 P: 6	R: 0 E: 0 K: 2 S: 8	H: 1 LOB: 1 BB: 0 P: 8	R: 1 E: 0 K: 1 S: 6	H: 1 LOB: 0 BB: 0 P: 6	1B: 7 2B: 1 3B: 0 HR: 2	SF: 0 SAC: 0 DP: 2 HBP: 0	WP: 0 PB: 0 SB: 0 CS: 0	PA: 40			
PITCHER	IP	WLS	BF	H	R	ER	SO	BB	IBB	HBP	BLK	WP	HR	S	P	ERA	WHIP								
Blue Moon Odom, R ERA: 3.54 (1, 1)	5.2	W	27	7	4	4	5	4	0	0	0	0	1	33	49	6.35	1.941								
Mudcat Grant, R ERA: 3.56 (6, 1)	3.1	S	13	3	1	1	4	0	0	0	0	0	1	21	21	2.70	0.900								

Batter	1	2	3	4	5	6	7	8	9	AB	R	H	RBI	BB	SO	LOB	TOP						
Bert Campaneris, R OBP: 0.285, SLG: 0.336 (1, 6)										5	2	3	2	0	0	0	Oakland Athletics @ Boston Red Sox Fenway Park, Boston, MA Thu Aug 12 1971, 3:33 AM EDT Att: 23,827 - Unknown						
Joe Rudi, R OBP: 0.292, SLG: 0.400 (1, 7)										4	0	1	1	0	2	1							
Reggie Jackson, L OBP: 0.360, SLG: 0.478 Curt Blefary, L OBP: 0.317, SLG: 0.382 (1, 9) (7, 9)										2	1	1	1	2	1	0							
Tommy Davis, R OBP: 0.362, SLG: 0.421 Mike Hegan, L OBP: 0.360, SLG: 0.369 (1, 3) (6, 3)										4	0	1	3	0	0	4							
Sal Bando, R OBP: 0.387, SLG: 0.464 Larry Brown, R OBP: 0.245, SLG: 0.243 (1, 5) (7, 5)										3	0	1	1	1	0	4							
Angel Mangual, R OBP: 0.332, SLG: 0.370 (1, 8)											5	0	0	0	0	1		2					
Dave Duncan, R OBP: 0.302, SLG: 0.437 (1, 2)										4	2	2	1	1	0	1							
Dick Green, R OBP: 0.335, SLG: 0.369 (1, 4)										3	2	1	0	2	0	1							
Diego Segui, R OBP: 0.135, SLG: 0.171 (1, 1)										3	2	1	0	1	0	1							
Inning Stats	R: 2 E: 0 K: 2 S: 10	H: 4 LOB: 1 BB: 0 P: 10	R: 4 E: 0 K: 0 S: 6	H: 4 LOB: 1 BB: 2 P: 14	R: 0 E: 0 K: 0 S: 3	H: 0 LOB: 1 BB: 1 P: 7	R: 0 E: 0 K: 2 S: 7	H: 0 LOB: 0 BB: 0 P: 7	R: 0 E: 0 K: 0 S: 3	H: 0 LOB: 1 BB: 1 P: 7	R: 0 E: 0 K: 0 S: 5	H: 2 LOB: 2 BB: 2 P: 13	R: 1 E: 0 K: 0 S: 4	H: 1 LOB: 0 BB: 0 P: 4	R: 0 E: 0 K: 0 S: 4	H: 1 LOB: 2 BB: 1 P: 8		R: 0 E: 0 K: 0 S: 2	H: 0 LOB: 0 BB: 1 P: 6	1B: 9 2B: 1 3B: 1 HR: 1	SF: 0 SAC: 1 DP: 2 HBP: 0	WP: 0 PB: 0 SB: 1 CS: 1	PA: 44
PITCHER	IP WLS BF	H R ER SO	BB IBB HBP BLK	WP HR S P	ERA WHIP	PITCHER										IP WLS BF	H R ER SO	BB IBB HBP BLK	WP HR S P	ERA WHIP			
Ken Brett, L ERA: 5.1 (1, 1)	1.0 L	7 6 6 2	1 0 0 0	0 0 13 17	54.00 8.000																		
Ken Tatum, R ERA: 4.02 (2, 1)	6.0	26 4 3 3 2	4 1 0 0	0 1 25 45	4.50 1.333																		
Bill Lee, L ERA: 2.35 (8, 1)	2.0	8 1 0 0 0	2 0 0 0	0 0 6 14	0.00 1.500																		
Doug Griffin, R OBP: 0.297, SLG: 0.322 (1, 4)											4	0	1	0	1	1	1	Oakland Athletics @ Boston Red Sox Fenway Park, Boston, MA Thu Aug 12 1971, 3:33 AM EDT Att: 23,827 - Unknown					
Luis Aparicio, R OBP: 0.281, SLG: 0.286 (1, 6)											4	0	1	0	0	3							
Reggie Smith, S OBP: 0.371, SLG: 0.519 (1, 8)											4	0	0	0	0	1	2						
Carl Yastrzemski, L OBP: 0.393, SLG: 0.419 (1, 7)										4	0	2	0	0	0	0							
Rico Petrocelli, R OBP: 0.352, SLG: 0.459 (1, 5)										4	0	1	0	0	1	2							
George Scott, R OBP: 0.325, SLG: 0.449 (1, 3)										3	1	1	1	1	1	2							
Joe Lahoud, L OBP: 0.337, SLG: 0.464 (1, 9)										4	0	0	0	0	0	3							
Bob Montgomery, R OBP: 0.333, SLG: 0.413 (1, 2)											3	0	0	0	1	1	0						
Ken Brett, L OBP: 0.222, SLG: 0.222 (1, 1)											0	0	0	0	0	0	0						
Ken Tatum, R OBP: 0.455, SLG: 0.667 (2, 1)											2	1	1	1	0	0	1						
Mike Fiore, L OBP: 0.300, SLG: 0.238 (7, PH)											0	0	0	0	1	0	0						
Bill Lee, L OBP: 0.286, SLG: 0.250 (8, 1)											0	0	0	0	0	0	0						
Phil Gagliano, R OBP: 0.449, SLG: 0.439 (8, PH)											1	0	0	0	0	0	0						
Inning Stats	R: 0 E: 0 K: 1 S: 5	H: 0 LOB: 0 BB: 0 P: 5	R: 0 E: 0 K: 2 S: 8	H: 1 LOB: 1 BB: 0 P: 8	R: 0 E: 0 K: 1 S: 6	H: 1 LOB: 2 BB: 1 P: 10	R: 0 E: 0 K: 0 S: 3	H: 1 LOB: 0 BB: 0 P: 3	R: 1 E: 0 K: 0 S: 5	H: 2 LOB: 1 BB: 0 P: 5	R: 0 E: 0 K: 0 S: 3	H: 0 LOB: 0 BB: 0 P: 3	R: 1 E: 0 K: 0 S: 4	H: 1 LOB: 2 BB: 2 P: 12	R: 0 E: 0 K: 0 S: 4	H: 1 LOB: 2 BB: 1 P: 8	R: 0 E: 0 K: 1 S: 5	H: 0 LOB: 0 BB: 0 P: 5	1B: 4 2B: 1 3B: 0 HR: 2	SF: 0 SAC: 0 DP: 1 HBP: 0	WP: 0 PB: 0 SB: 1 CS: 0	PA: 37	
PITCHER	IP WLS BF	H R ER SO	BB IBB HBP BLK	WP HR S P	ERA WHIP	PITCHER										IP WLS BF	H R ER SO	BB IBB HBP BLK	WP HR S P	ERA WHIP			
Diego Segui, R ERA: 3.24 (1, 1)	9.0 W	7 2 2 5	4 0 0 0	0 2 43 59	2.00 1.222																		

Batter	1	2	3	4	5	6	7	8	9	AB R H RBI BB SO LOB	TOP									
Freddie Patek, R OBP: 0.326, SLG: 0.373	0-0 HR		0-0 CS 1B		0-3 K			0-0 6-3		4 1 2 1 0 1 0	Kansas City Royals @ Boston Red Sox Fenway Park, Boston, MA Fri Aug 13 1971, 7:05 PM EDT Att: 22,700 - Unknown - 84 F									
Joe Keough, L OBP: 0.333, SLG: 0.319	4-0 G6-4-3 BB		0-0 CS	4-0 G1 1B BB	0-0 F5			0-0 F8		2 1 0 0 2 0 0										
Amos Otis, R OBP: 0.365, SLG: 0.488	0-0 G6-4-3			0-0 G1		0-0 F9		0-0 1-3		4 0 0 0 0 0 2										
Gail Hopkins, L OBP: 0.385, SLG: 0.464 Bob Oliver, R OBP: 0.291, SLG: 0.335	0-0 L9			4-0 1B 1B BB		0-3 K		0-0 3-1		2 1 0 0 1 1 0 1 0 0 0 0 0 0										
Cookie Rojas, R OBP: 0.367, SLG: 0.418		0-0 5-3		0-0 1B 1B		0-0 1-6-3		0-0 F7		4 1 1 1 0 0 0										
Lou Piniella, R OBP: 0.301, SLG: 0.376		0-0 4-3		0-0 1B			0-0 6-3		0-0 HR	4 1 2 3 0 0 0										
Paul Schaal, R OBP: 0.383, SLG: 0.378		0-0 F5		0-0 F7			0-0 2B		0-0 F8	4 0 1 0 0 0 1										
Dennis Paepke, R OBP: 0.265, SLG: 0.327			0-3 K		0-0 F8			0-0 F7		3 0 0 0 0 1 2										
Dick Drago, R OBP: 0.210, SLG: 0.164			0-0 L9			0-0 F9		0-0 6-3		3 0 0 0 0 0 1										
Inning Stats	R: 1 E: 0 K: 0 S: 3	H: 1 LOB: 0 BB: 1 P: 7	R: 0 E: 0 K: 0 S: 3	H: 0 LOB: 0 BB: 0 P: 3	R: 0 E: 0 K: 1 S: 5	H: 1 LOB: 0 BB: 0 P: 5	R: 3 E: 0 K: 0 S: 5	H: 2 LOB: 1 BB: 2 P: 13	R: 0 E: 0 K: 1 S: 5	H: 0 LOB: 0 BB: 0 P: 5	R: 0 E: 0 K: 0 S: 4	H: 1 LOB: 1 BB: 0 P: 4	R: 0 E: 0 K: 0 S: 3	H: 0 LOB: 0 BB: 0 P: 3	R: 1 E: 0 K: 0 S: 4	H: 1 LOB: 0 BB: 0 P: 4	1B: 3 2B: 1 3B: 0 HR: 2	SF: 0 SAC: 0 DP: 1 HBP: 0	WP: 0 PB: 0 SB: 0 CS: 1	PA: 35
PITCHER	IP WLS BF H R ER SO BB IBB HBP BLK WP HR S P ERA WHIP																			
Jim Lonborg, R ERA: 4.62	(1, 1) 8.0 L 30 5 4 4 3 3 0 0 0 0 0 1 33 45 4.50 1.000																			
Sparky Lyle, L ERA: 3.0	(9, 1) 1.0 4 1 1 1 0 0 0 0 0 0 0 1 4 4 9.00 1.000																			

Batter	1	2	3	4	5	6	7	8	9	AB R H RBI BB SO LOB	BOTTOM									
Doug Griffin, R OBP: 0.299, SLG: 0.324	0-0 1B		0-3 K			0-0 1B			0-0 F9	4 0 2 0 0 1 0	Kansas City Royals @ Boston Red Sox Fenway Park, Boston, MA Fri Aug 13 1971, 7:05 PM EDT Att: 22,700 - Unknown - 84 F									
Luis Aparicio, R OBP: 0.281, SLG: 0.286	0-0 8-3			0-0 G1-6-3 1B		0-0 F7			0-0 6-3	4 0 1 0 0 0 2										
Reggie Smith, S OBP: 0.372, SLG: 0.527	0-0 HR			0-0 G1-6-3			0-0 4-3		0-0 2B	4 1 2 1 0 0 1										
Carl Yastrzemski, L OBP: 0.390, SLG: 0.415	0-0 F6		0-3 K				0-0 1-3		0-0 L8	4 0 0 0 0 1 1										
Rico Petrocelli, R OBP: 0.354, SLG: 0.461		0-0 6-3			0-0 G5-4-3 1B		0-0 1B			3 0 2 0 0 0 0										
George Scott, R OBP: 0.325, SLG: 0.448		0-0 G4-6-3 1B			0-0 G5-4-3		0-0 1-3			3 0 1 0 0 0 2										
Joe Lahoud, L OBP: 0.336, SLG: 0.462	0-0 G4-6-3				0-3 K			0-0 L4-3 1B		3 0 1 0 0 1 1										
Bob Montgomery, R OBP: 0.327, SLG: 0.404			0-0 4-3			0-0 6-3		0-0 L4-3		3 0 0 0 0 0 1										
Jim Lonborg, R OBP: 0.216, SLG: 0.147 Mike Fiore, L OBP: 0.294, SLG: 0.233 Sparky Lyle, L OBP: 1.000, SLG: 1.000			0-3 K			0-0 F3		0-0 F9		2 0 0 0 0 1 0 1 0 0 0 0 0 0 0 0 0 0 0 0 0										
Inning Stats	R: 1 E: 0 K: 0 S: 4	H: 2 LOB: 0 BB: 0 P: 4	R: 0 E: 0 K: 0 S: 3	H: 1 LOB: 0 BB: 0 P: 3	R: 0 E: 0 K: 2 S: 7	H: 0 LOB: 0 BB: 0 P: 7	R: 0 E: 0 K: 1 S: 5	H: 1 LOB: 0 BB: 0 P: 5	R: 0 E: 0 K: 0 S: 4	H: 1 LOB: 1 BB: 0 P: 4	R: 0 E: 0 K: 0 S: 4	H: 1 LOB: 1 BB: 0 P: 4	R: 0 E: 0 K: 0 S: 3	H: 1 LOB: 0 BB: 0 P: 3	R: 0 E: 0 K: 0 S: 4	H: 1 LOB: 1 BB: 0 P: 4	1B: 7 2B: 3 3B: 0 HR: 1	SF: 0 SAC: 0 DP: 5 HBP: 0	WP: 0 PB: 0 SB: 0 CS: 0	PA: 31
PITCHER	IP WLS BF H R ER SO BB IBB HBP BLK WP HR S P ERA WHIP																			
Dick Drago, R ERA: 2.77	(1, 1) 9.0 W 31 9 1 1 4 0 0 0 0 0 0 1 39 39 1.00 1.000																			

Batter	1	2	3	4	5	6	7	8	9	AB	R	H	RBI	BB	SO	LOB	TOP					
Freddie Patek, R OBP: 0.327, SLG: 0.370 (1, 6)										3	2	0	0	2	0	1						
Paul Schaaf, R OBP: 0.384, SLG: 0.379 (1, 5)										4	1	1	0	1	2	1						
Amos Otis, R OBP: 0.361, SLG: 0.483 (1, 8)										5	1	0	0	0	2	4						
Lou Piniella, R OBP: 0.302, SLG: 0.377 (1, 7)										5	1	2	2	0	0	2						
Cookie Rojas, R OBP: 0.367, SLG: 0.419 (1, 4)										4	1	1	1	1	1	3						
Bob Oliver, R OBP: 0.280, SLG: 0.333 (1, 9)										4	0	1	2	0	2	3						
Chuck Harrison, R OBP: 0.291, SLG: 0.337 (1, 3)										4	0	2	0	0	1	2						
Dennis Paepke, R OBP: 0.256, SLG: 0.316 (1, 2)										4	0	0	0	0	1	3						
Al Fitzmorris, S OBP: 0.167, SLG: 0.167 (1, 1)										3	0	0	0	0	2	2						
Jim York, R OBP: 0.188, SLG: 0.400 (7, 1)										1	0	0	0	0	1	1						
Inning Stats	R: 5 E: 1 K: 1 S: 9	H: 3 LOB: 1 BB: 2 P: 17	R: 0 E: 0 K: 2 S: 7	H: 0 LOB: 0 BB: 0 P: 7	R: 0 E: 0 K: 2 S: 7	H: 0 LOB: 1 BB: 1 P: 11	R: 0 E: 0 K: 0 S: 3	H: 0 LOB: 0 BB: 0 P: 3	R: 0 E: 0 K: 1 S: 6	H: 1 LOB: 1 BB: 0 P: 6	R: 0 E: 0 K: 2 S: 8	H: 1 LOB: 1 BB: 0 P: 8	R: 1 E: 0 K: 2 S: 9	H: 0 LOB: 2 BB: 1 P: 13	R: 0 E: 0 K: 1 S: 6	H: 1 LOB: 1 BB: 0 P: 6	R: 0 E: 0 K: 1 S: 6	H: 1 LOB: 1 BB: 0 P: 6	1B: 5 2B: 2 3B: 0 HR: 0	SF: 0 SAC: 0 DP: 0 HBP: 0	WP: 1 PB: 0 SB: 1 CS: 0	PA: 41
PITCHER	IP WLS BF H R ER SO BB IBB HBP BLK WP HR S P ERA WHIP																					
Gary Peters, L ERA: 4.86 (1, 1)	0.0 L 5 2 5 4 0 2 0 0 0 0 0 0 3 11 ∞ ∞																					
Luis Tiant, R ERA: 5.46 (1, 1)	7.0 28 3 1 0 10 2 0 0 0 0 1 0 46 54 0.00 0.714																					
Bobby Bolin, R ERA: 3.97 (8, 1)	2.0 8 2 0 0 2 0 0 0 0 0 0 0 12 12 0.00 1.000																					

Kansas City Royals @ Boston Red Sox
Fenway Park, Boston, MA
Sat Aug 14 1971, 3:33 AM EDT
Att: 21,325 - Unknown - 74 F

livebaseballscores.com

AB 37
R 6
H 7
RBI 5
BB 4
SO 12
LOB 22

Batter	1	2	3	4	5	6	7	8	9	AB	R	H	RBI	BB	SO	LOB	BOTTOM					
Doug Griffin, R OBP: 0.306, SLG: 0.337 (1, 4)										5	0	4	0	0	0	0						
John Kennedy, R OBP: 0.337, SLG: 0.423 (1, 6)										4	0	2	0	1	0	2						
Reggie Smith, S OBP: 0.369, SLG: 0.522 (1, 8)										5	0	0	0	0	3	6						
Carl Yastrzemski, L OBP: 0.391, SLG: 0.418 (1, 7)										4	1	2	0	0	0	3						
Rico Petrocelli, R OBP: 0.355, SLG: 0.459 (1, 5)										2	0	0	0	2	1	1						
George Scott, R OBP: 0.324, SLG: 0.447 (1, 3)										3	0	1	1	0	1	2						
Joe Lahoud, L OBP: 0.340, SLG: 0.459 (1, 9)										3	0	1	0	1	0	2						
Bob Montgomery, R OBP: 0.319, SLG: 0.393 (1, 2)										4	0	0	0	0	3	5						
Gary Peters, L OBP: 0.284, SLG: 0.325 (1, 1)										0	0	0	0	0	0	0						
Luis Tiant, R OBP: 0.153, SLG: 0.188 (1, 1)										2	0	0	0	0	0	2						
Phil Gagliano, R OBP: 0.440, SLG: 0.429 (7, PH)										1	0	0	0	0	1	0						
Bobby Bolin, R OBP: 0.273, SLG: 0.273 (8, 1)										0	0	0	0	0	0	0						
Billy Conigliaro, R OBP: 0.321, SLG: 0.448 (9, PH)										1	0	0	0	0	0	0						
Inning Stats	R: 0 E: 0 K: 0 S: 3	H: 1 LOB: 1 BB: 1 P: 7	R: 0 E: 0 K: 0 S: 5	H: 2 LOB: 2 BB: 0 P: 5	R: 0 E: 0 K: 1 S: 6	H: 1 LOB: 1 BB: 0 P: 6	R: 0 E: 0 K: 2 S: 7	H: 0 LOB: 1 BB: 1 P: 11	R: 0 E: 0 K: 0 S: 3	H: 1 LOB: 0 BB: 0 P: 3	R: 1 E: 0 K: 0 S: 4	H: 1 LOB: 1 BB: 1 P: 8	R: 0 E: 0 K: 3 S: 11	H: 2 LOB: 2 BB: 0 P: 11	R: 0 E: 0 K: 2 S: 8	H: 1 LOB: 2 BB: 1 P: 12	R: 0 E: 0 K: 1 S: 6	H: 1 LOB: 1 BB: 0 P: 6	1B: 7 2B: 3 3B: 0 HR: 0	SF: 1 SAC: 0 DP: 2 HBP: 0	WP: 1 PB: 0 SB: 0 CS: 0	PA: 39
PITCHER	IP WLS BF H R ER SO BB IBB HBP BLK WP HR S P ERA WHIP																					
Al Fitzmorris, R ERA: 3.54 (1, 1)	6.0 W 25 6 1 1 3 3 0 0 0 0 0 0 28 40 1.50 1.500																					
Jim York, R ERA: 2.67 (7, 1)	3.0 S 14 4 0 0 6 1 0 0 0 0 0 0 25 29 0.00 1.667																					

Kansas City Royals @ Boston Red Sox
Fenway Park, Boston, MA
Sat Aug 14 1971, 3:33 AM EDT
Att: 21,325 - Unknown - 74 F

livebaseballscores.com

AB 34
R 1
H 10
RBI 1
BB 4
SO 9
LOB 23

Batter	1	2	3	4	5	6	7	8	9	AB	R	H	RBI	BB	SO	LOB	TOP										
Freddie Patek, R OBP: 0.326, SLG: 0.369 (1, 6)	0-3 K		0-0 L6		0-0 E6		0-0 6-3		0-0 1B FC1-2 1B	5	0	1	0	0	1	0	Kansas City Royals @ Boston Red Sox Fenway Park, Boston, MA Sun Aug 15 1971, 3:33 AM EDT Att: 22,453 - Unknown - 70 F										
Joe Keough, L OBP: 0.336, SLG: 0.324 (1, 9)	0-0 HBP 1B		0-0 5-3 1B		0-0 G3		0-0 E6 G4-6-3		0-0 FC1-2 1B	5	0	3	0	0	0	1											
Cookie Rojas, R OBP: 0.363, SLG: 0.414 (1, 4)	0-0 L9		0-0 5-3		0-0 F7		0-0 G4-6-3		0-0 FC1-2	5	0	0	0	0	0	6											
Gail Hopkins, L OBP: 0.389, SLG: 0.464 Bob Oliver, R OBP: 0.276, SLG: 0.331 (8, PH) (8, 3)	1-0 HBP		0-0 F6		0-0 FC3-6 1B HR		0-0 F9		0-0 L9	2	1	1	0	0	0	1											
Lou Piniella, R OBP: 0.302, SLG: 0.375 (1, 7)	0-3 K		0-0 5-3		0-0 FC3-6 1B		0-0 F8			4	0	1	0	0	1	2											
Ed Kirkpatrick, L OBP: 0.307, SLG: 0.349 (1, 8)		0-0 2B	4-0 3B BB		0-0 FC3-6 HR		0-0 WP 1B BB			2	3	1	0	2	0	2											
Paul Schaal, R OBP: 0.387, SLG: 0.396 (1, 5)	0-0 F4		0-0 1-H 9-2 3B		0-0 1-H 3-H HR		0-0 FC4-6 1B			4	1	3	5	0	0	1											
Dennis Paepke, R OBP: 0.246, SLG: 0.305 (1, 2)	0-0 F8		0-0 9-2		0-0 F9		0-0 FC4-6			4	0	0	0	0	0	3											
Mike Hedlund, R OBP: 0.128, SLG: 0.089 Tom Burgmeier, L OBP: 0.250, SLG: 0.267 (8, 1)	0-3 K		0-0 6-3		0-0 F8		0-3 K			3	0	0	0	0	1	1											
Inning Stats	R: 0 E: 0 K: 2 S: 8	H: 1 LOB: 2 BB: 0 P: 9	R: 0 E: 0 K: 1 S: 6	H: 1 LOB: 1 BB: 0 P: 6	R: 0 E: 0 K: 0 S: 4	H: 1 LOB: 0 BB: 1 P: 7	R: 1 E: 0 K: 0 S: 3	H: 1 LOB: 0 BB: 1 P: 7	R: 0 E: 1 K: 0 S: 4	H: 0 LOB: 1 BB: 0 P: 4	R: 3 E: 0 K: 0 S: 6	H: 3 LOB: 1 BB: 0 P: 6	R: 0 E: 1 K: 0 S: 3	H: 0 LOB: 0 BB: 0 P: 3	R: 1 E: 0 K: 0 S: 4	H: 1 LOB: 1 BB: 1 P: 8		R: 0 E: 0 K: 1 S: 7	H: 2 LOB: 2 BB: 0 P: 7	1B: 7 2B: 2 3B: 1 HR: 1	SF: 0 SAC: 0 DP: 2 HBP: 1	WP: 1 PB: 0 SB: 1 CS: 0	PA: 40				
PITCHER	IP	WLS	BF	H	R	ER	SO	BB	IBB	HBP	BLK	WP	HR	S	P	ERA	WHIP										
Ray Culp, R ERA: 3.32 Bill Lee, L ERA: 2.4	(1, 1)	7.0	L	30	7	4	4	3	1	0	1	0	1	34	39	5.14	1.143										
(8, 1)	2.0		10	3	1	1	1	1	0	0	0	1	0	11	15	4.50	2.000										

Batter	1	2	3	4	5	6	7	8	9	AB	R	H	RBI	BB	SO	LOB	BOTTOM										
Doug Griffin, R OBP: 0.306, SLG: 0.339 (1, 4)	0-0 F2		0-0 1B 2H 2B		0-0 5-3		0-0 L8			4	0	1	1	0	0	1	Kansas City Royals @ Boston Red Sox Fenway Park, Boston, MA Sun Aug 15 1971, 3:33 AM EDT Att: 22,453 - Unknown - 70 F										
Luis Aparicio, R OBP: 0.283, SLG: 0.291 (1, 6)	0-0 1-3		0-0 2-3 1B		0-0 F8		0-0 F9 2B			4	0	2	0	0	0	0											
Reggie Smith, S OBP: 0.366, SLG: 0.517 (1, 8)	0-0 F9		0-3 K		0-0 F7		0-0 F9		0-0 2-3	4	0	0	0	0	1	3											
Carl Yastrzemski, L OBP: 0.390, SLG: 0.416 (1, 7)		0-0 5-3	0-0 6-3		0-0 E 1B		0-0 6-3		0-0 6-3	4	0	1	0	0	0	3											
Rico Petrocelli, R OBP: 0.354, SLG: 0.457 (1, 5)	0-3 K		0-3 K		0-0 E7 1B		0-0 6-3			4	0	1	0	0	2	1											
George Scott, R OBP: 0.324, SLG: 0.444 (1, 3)	4-0 BB		0-0 F9		0-0 L8		0-0 F8			3	0	0	0	1	0	2											
Joe Lahoud, L OBP: 0.335, SLG: 0.452 Phil Gagliano, R OBP: 0.431, SLG: 0.419 (9, PH)	0-0 F9		0-3 K		0-0 3-1		0-0 F7		0-0 F9	3	0	0	0	0	1	1											
Bob Montgomery, R OBP: 0.324, SLG: 0.392 (1, 2)			4-0 SH1-4 2B BB		0-0 F9		0-0 F9		0-0 F9	3	1	1	0	1	0	0											
Ray Culp, R OBP: 0.217, SLG: 0.145 Gary Peters, L OBP: 0.280, SLG: 0.321 Bill Lee, L OBP: 0.286, SLG: 0.250 (8, 1)	0-0 SH1-4		0-0 6-3		0-0 F9		0-0 F9			1	0	0	0	0	0	0											
Inning Stats	R: 0 E: 0 K: 0 S: 3	H: 0 LOB: 0 BB: 0 P: 3	R: 0 E: 0 K: 1 S: 5	H: 0 LOB: 1 BB: 1 P: 9	R: 1 E: 0 K: 1 S: 7	H: 2 LOB: 2 BB: 1 P: 11	R: 0 E: 0 K: 2 S: 7	H: 0 LOB: 0 BB: 0 P: 7	R: 0 E: 0 K: 0 S: 3	H: 0 LOB: 0 BB: 0 P: 3	R: 0 E: 0 K: 0 S: 5	H: 2 LOB: 2 BB: 0 P: 5	R: 0 E: 0 K: 0 S: 4	H: 1 LOB: 1 BB: 0 P: 4	R: 0 E: 0 K: 0 S: 4	H: 1 LOB: 1 BB: 0 P: 4		R: 0 E: 0 K: 0 S: 3	H: 0 LOB: 0 BB: 0 P: 3	1B: 4 2B: 2 3B: 0 HR: 0	SF: 0 SAC: 1 DP: 0 HBP: 0	WP: 0 PB: 0 SB: 0 CS: 0	PA: 35				
PITCHER	IP	WLS	BF	H	R	ER	SO	BB	IBB	HBP	BLK	WP	HR	S	P	ERA	WHIP										
Mike Hedlund, R ERA: 2.95 Tom Burgmeier, L ERA: 1.69	(1, 1)	7.0	W	28	5	1	1	4	2	0	0	0	0	34	42	1.29	1.000										
(8, 1)	2.0	S	7	1	0	0	0	0	0	0	0	0	0	7	7	0.00	0.500										



Batter	1	2	3	4	5	6	7	8	9	AB	R	H	RBI	BB	SO	LOB	TOP								
Sandy Alomar Sr. S OBP: 0.308, SLG: 0.321 (1.4)	L4		5-3		FC4			E6	1-3	5	1	0	0	0	0	2									
Mickey Rivers L OBP: 0.323, SLG: 0.361 (1.9)	E			3-1		4-3		1B		4	1	2	0	0	0	0									
Tony Gonzalez L OBP: 0.331, SLG: 0.345 (1.7)	FC1-5-4-2			F2		G3		1B	BB	4	1	1	1	0	0	1									
Ken McMullen R OBP: 0.314, SLG: 0.389 (1.5)	6-3			K				SF9	1B	2	1	0	0	2	1	1									
Jim Spencer L OBP: 0.310, SLG: 0.400 Billy Cowan R OBP: 0.328, SLG: 0.459 Rudy May L OBP: 0.204, SLG: 0.191 (1.3)		F3				G3	6-3	1B	1B	3	1	1	0	0	0	1									
Jim Fregosi R OBP: 0.274, SLG: 0.287 (1.6)		F8				6-3			F9	1-2	3	0	0	1	0	1									
John Stephenson L OBP: 0.293, SLG: 0.338 Jerry Moses R OBP: 0.273, SLG: 0.369 (1.2)			K			G3			4-3	3	0	0	0	0	1	1									
Ken Berry R OBP: 0.263, SLG: 0.300 (1.8)			1-3						3-1	4	0	1	1	0	0	0									
Tom Murphy R OBP: 0.190, SLG: 0.213 Lloyd Allen R OBP: 0.357, SLG: 0.571 Tommie Reynolds R OBP: 0.323, SLG: 0.288 Roger Repoz L OBP: 0.357, SLG: 0.392 (1.1)			K						K	2	0	1	0	0	1	0									
Inning Stats	R: 0 E: 1 K: 0 S: 4	H: 1 LOB: 1 BB: 0 P: 4	R: 0 E: 0 K: 1 S: 5	H: 0 LOB: 0 BB: 0 P: 5	R: 0 E: 0 K: 1 S: 5	H: 0 LOB: 0 BB: 0 P: 5	R: 0 E: 0 K: 1 S: 5	H: 0 LOB: 0 BB: 0 P: 5	R: 1 E: 0 K: 0 S: 6	H: 3 LOB: 2 BB: 0 P: 6	R: 0 E: 0 K: 0 S: 3	H: 0 LOB: 1 BB: 1 P: 7	R: 0 E: 0 K: 0 S: 3	H: 0 LOB: 0 BB: 0 P: 3	R: 4 E: 1 K: 1 S: 9	H: 3 LOB: 1 BB: 1 P: 13	R: 0 E: 0 K: 1 S: 5	H: 0 LOB: 0 BB: 0 P: 5	1B: 7 2B: 0 3B: 0 HR: 0	SF: 1 SAC: 0 DP: 0 HBP: 0	WP: 1 PB: 0 SB: 0 CS: 0	PA: 37			
PITCHER	IP	WLS	BF	H	R	ER	SO	BB	IBB	HBP	BLK	WP	HR	S	P	ERA	WHIP								
Sonny Siebert R ERA: 3.11 (1.1)	7.1		30	6	4	3	4	1	0	0	0	0	0	37	41	3.68	0.955								
Bobby Bolin R ERA: 4.12 (8.1)	0.0		1	0	0	0	0	1	0	0	0	0	0	4	4	∞	∞								
Sparky Lyle L ERA: 2.89 (8.1)	1.2	W	6	1	1	0	1	0	0	0	0	1	0	8	8	0.00	0.600								

California Angels @ Boston Red Sox
Fenway Park, Boston, MA
Mon Aug 16 1971, 7:05 PM EDT
Att: 17,877 - Unknown

AB 34
R 5
H 7
RBI 4
BB 2
SO 5
LOB 8



Batter	1	2	3	4	5	6	7	8	9	AB	R	H	RBI	BB	SO	LOB	BOTTOM								
Luis Aparicio R OBP: 0.280, SLG: 0.288 (1.6)	K		5-3			4-3		1-3		4	0	0	0	0	1	0									
Joe Lohoud L OBP: 0.335, SLG: 0.466 Phil Gagliano R OBP: 0.423, SLG: 0.409 (1.9)	G3			K				5-3		3	1	1	1	0	1	0									
Carl Yastrzemski L OBP: 0.389, SLG: 0.413 (1.7)	4-3			1-3				F8		3	1	0	0	1	0	0									
Rico Petrocelli R OBP: 0.356, SLG: 0.458 (1.5)				F7				SH1-4		3	1	2	0	0	0	0									
George Scott R OBP: 0.325, SLG: 0.451 (1.3)								1B	1B	4	2	2	2	0	0	1									
Billy Conigliano R OBP: 0.323, SLG: 0.463 (1.8)				5-3				HR	1B	4	1	2	3	0	0	1									
Doug Griffin R OBP: 0.306, SLG: 0.337 (1.4)				F9				2B		2	0	0	0	1	0	1									
Bob Montgomery R OBP: 0.318, SLG: 0.385 (1.2)				6-3						3	0	0	0	0	1	2									
Sonny Siebert R OBP: 0.257, SLG: 0.433 Bobby Bolin R OBP: 0.273, SLG: 0.273 Sparky Lyle L OBP: 1.000, SLG: 1.000 (1.1)				L4						3	0	0	0	0	1	2									
Inning Stats	R: 0 E: 0 K: 1 S: 5	H: 0 LOB: 0 BB: 0 P: 5	R: 0 E: 0 K: 0 S: 4	H: 1 LOB: 1 BB: 0 P: 4	R: 0 E: 0 K: 0 S: 3	H: 0 LOB: 0 BB: 0 P: 3	R: 0 E: 0 K: 1 S: 5	H: 0 LOB: 0 BB: 0 P: 5	R: 0 E: 0 K: 0 S: 3	H: 0 LOB: 0 BB: 0 P: 3	R: 3 E: 0 K: 1 S: 8	H: 3 LOB: 2 BB: 2 P: 16	R: 0 E: 0 K: 0 S: 3	H: 0 LOB: 0 BB: 0 P: 3	R: 3 E: 0 K: 0 S: 3	H: 3 LOB: 0 BB: 0 P: 3	1B: 3 2B: 1 3B: 0 HR: 3	SF: 0 SAC: 1 DP: 0 HBP: 0	WP: 0 PB: 0 SB: 0 CS: 0	PA: 33					
PITCHER	IP	WLS	BF	H	R	ER	SO	BB	IBB	HBP	BLK	WP	HR	S	P	ERA	WHIP								
Tom Murphy R ERA: 3.88 (7.1)	0.2		3	0	0	0	1	0	1	0	0	0	0	4	8	0.00	0.000								
Lloyd Allen R ERA: 2.51 (8.1)	1.0	L	6	3	3	3	0	0	0	0	0	0	1	6	6	27.00	3.000								

California Angels @ Boston Red Sox
Fenway Park, Boston, MA
Mon Aug 16 1971, 7:05 PM EDT
Att: 17,877 - Unknown

AB 30
R 6
H 7
RBI 6
BB 2
SO 4
LOB 7



Batter	1	2	3	4	5	6	7	8	9	AB	R	H	RBI	BB	SO	LOB	TOP																	
Sandy Alomar Sr. S OBP: 0.307, SLG: 0.319										5	1	1	0	0	1	1	California Angels @ Boston Red Sox Fenway Park, Boston, MA Tue Aug 17 1971, 7:05 PM EDT Att: 19,953 - Unknown																	
Mickey Rivers L OBP: 0.323, SLG: 0.356 Jeff Torborg R OBP: 0.169, SLG: 0.196										2	0	0	0	1	1	1																		
Tony Gonzalez L OBP: 0.333, SLG: 0.351										4	1	2	0	0	0	1																		
Ken McMullen R OBP: 0.317, SLG: 0.389										2	1	1	0	2	1	1																		
Jim Spencer L OBP: 0.310, SLG: 0.402										2	1	1	3	0	0	1																		
Jim Fregosi R OBP: 0.286, SLG: 0.294										2	0	2	0	1	0	0																		
John Stephenson L OBP: 0.281, SLG: 0.333 Billy Cowan R OBP: 0.326, SLG: 0.455										2	0	0	0	0	1	1																		
Roger Repoz L OBP: 0.355, SLG: 0.390										1	0	0	0	0	0	2																		
Ken Berry R OBP: 0.266, SLG: 0.303									4	0	2	0	0	0	2																			
Andy Messersmith R OBP: 0.203, SLG: 0.215										4	0	0	0	0	3	4																		
Inning Stats	R: 4 E: 1 K: 0 S: 6	H: 4 LOB: 0 BB: 1 P: 10	R: 0 E: 0 K: 0 S: 3	H: 1 LOB: 0 BB: 0 P: 3	R: 0 E: 0 K: 2 S: 8	H: 1 LOB: 1 BB: 0 P: 8	R: 0 E: 0 K: 1 S: 5	H: 1 LOB: 0 BB: 0 P: 5	R: 0 E: 0 K: 2 S: 7	H: 0 LOB: 1 BB: 1 P: 16	R: 0 E: 0 K: 0 S: 3	H: 0 LOB: 0 BB: 0 P: 3	R: 0 E: 0 K: 0 S: 4	H: 1 LOB: 2 BB: 0 P: 5	R: 0 E: 0 K: 1 S: 5	H: 0 LOB: 0 BB: 0 P: 5	1B: 7 2B: 2 3B: 0 HR: 0	SF: 0 SAC: 0 DP: 2 HBP: 1	WP: 0 PB: 0 SB: 0 CS: 0	PA: 38														
PITCHER	IP WLS BF H R ER SO BB IBB HBP BLK WP HR S P ERA WHIP																																	
Ken Tatum R ERA: 4.65	(1, 1)	0.1	L	6	4	4	3	0	1	0	0	0	0	0	5	9	81.00	15.000																
Roger Moret L ERA: 2.51	(1, 1)	6.2		24	4	0	0	7	2	1	0	0	0	0	35	47	0.00	0.900																
Luis Tiant R ERA: 5.28	(8, 1)	2.0		8	1	0	0	1	0	0	1	0	0	0	9	10	0.00	0.500																

AB	31
R	4
H	9
RBI	3
BB	4
SO	8
LOB	16



Batter	1	2	3	4	5	6	7	8	9	AB	R	H	RBI	BB	SO	LOB	BOTTOM																		
Doug Griffin R OBP: 0.305, SLG: 0.338										5	0	1	0	0	0	1	California Angels @ Boston Red Sox Fenway Park, Boston, MA Tue Aug 17 1971, 7:05 PM EDT Att: 19,953 - Unknown																		
Luis Aparicio R OBP: 0.280, SLG: 0.287										4	1	1	0	0	0	1																			
Joe Lahoud L OBP: 0.333, SLG: 0.459										3	0	0	0	1	2	3																			
Reggie Smith S OBP: 0.367, SLG: 0.517										4	0	2	0	0	0	0																			
Rico Petrocelli R OBP: 0.357, SLG: 0.466										4	1	2	2	0	1	2																			
George Scott R OBP: 0.322, SLG: 0.447										4	0	0	0	0	0	3																			
Billy Conigliaro R OBP: 0.319, SLG: 0.456										4	0	0	0	0	2	0																			
Duane Josephson R OBP: 0.296, SLG: 0.393										4	1	2	1	0	1	0																			
Ken Tatum R OBP: 0.455, SLG: 0.667 Roger Moret S	(1, 1)									0	0	0	0	0	0	0																			
Mike Fiore L OBP: 0.288, SLG: 0.227 Luis Tiant R OBP: 0.125, SLG: 0.188 Carl Yastrzemski L OBP: 0.300, SLG: 0.415	(7, PH) (8, 1) (9, PH)									2	0	0	0	0	0	0																			
Inning Stats	R: 0 E: 0 K: 1 S: 5	H: 0 LOB: 0 BB: 0 P: 5	R: 1 E: 0 K: 1 S: 6	H: 1 LOB: 0 BB: 0 P: 6	R: 1 E: 0 K: 1 S: 7	H: 2 LOB: 1 BB: 0 P: 7	R: 0 E: 0 K: 0 S: 3	H: 0 LOB: 0 BB: 0 P: 3	R: 0 E: 0 K: 0 S: 3	H: 0 LOB: 0 BB: 0 P: 3	R: 0 E: 0 K: 1 S: 6	H: 1 LOB: 2 BB: 1 P: 10	R: 0 E: 0 K: 1 S: 6	H: 1 LOB: 1 BB: 0 P: 6	R: 1 E: 1 K: 0 S: 6	H: 3 LOB: 2 BB: 0 P: 6	R: 0 E: 0 K: 1 S: 6	H: 1 LOB: 1 BB: 0 P: 6	1B: 6 2B: 1 3B: 0 HR: 2	SF: 0 SAC: 0 DP: 1 HBP: 0	WP: 0 PB: 0 SB: 0 CS: 0	PA: 37													
PITCHER	IP WLS BF H R ER SO BB IBB HBP BLK WP HR S P ERA WHIP																																		
Andy Messersmith R ERA: 3.56	(1, 1)	9.0	W	37	9	3	3	6	1	0	0	0	0	0	2	48	52	3.00	1.111																

AB	36
R	3
H	9
RBI	3
BB	1
SO	6
LOB	11



Batter	1	2	3	4	5	6	7	8	9	AB	R	H	RBI	BB	SO	LOB	TOP
Sandy Alomar Sr. S OBP: 0.305, SLG: 0.317 (1, 4)	4-3	F9			4-3			F9		4	0	0	0	0	0	1	California Angels @ Boston Red Sox Fenway Park, Boston, MA Wed Aug 18 1971, 3:33 AM EDT Att: 25,507 - Unknown
Mickey Rivers L OBP: 0.323, SLG: 0.351 Ken Berry R OBP: 0.265, SLG: 0.302 (1, 8)	4-0	0-3			4-3			6-3		2	1	0	0	1	1	1	
Tony Gonzalez L OBP: 0.333, SLG: 0.349 Billy Cowan R OBP: 0.331, SLG: 0.455 (1, 7)	4-0				F8			6-3		2	1	0	0	1	0	0	
Ken McMullen R OBP: 0.315, SLG: 0.386 (1, 5)	0-0				5-3			F6		4	1	0	0	0	0	2	
Jim Spencer L OBP: 0.311, SLG: 0.402 Jim Fregosi R OBP: 0.289, SLG: 0.297 (1, 3)	0-0				F9			F2		3	0	1	1	0	0	0	
Roger Repoz L OBP: 0.351, SLG: 0.385 Syd O'Brien R OBP: 0.245, SLG: 0.301 (1, 9)	0-0				4-3			G3		3	0	0	1	0	0	1	
John Stephenson L OBP: 0.278, SLG: 0.329 Jerry Moses R OBP: 0.271, SLG: 0.367 (1, 2)	0-0				4-3			3-1		3	0	0	0	0	0	1	
Bruce Christensen L OBP: 0.321, SLG: 0.255 (1, 6)					F7			F6		4	0	1	0	0	0	3	
Clyde Wright R OBP: 0.221, SLG: 0.225 Lloyd Allen R OBP: 0.357, SLG: 0.571 Tommy Reynolds R OBP: 0.317, SLG: 0.283 Dave LaRoche L OBP: 0.200, SLG: 0.111 (1, 1)								F8		1	0	0	0	0	0	0	
Inning Stats	R: 3 E: 1 K: 0 S: 5	H: 1 LOB: 1 BB: 2 P: 13	R: 0 E: 0 K: 1 S: 6	H: 1 LOB: 1 BB: 0 P: 6	R: 0 E: 0 K: 0 S: 3	H: 0 LOB: 0 BB: 0 P: 3	R: 0 E: 0 K: 0 S: 3	H: 0 LOB: 0 BB: 0 P: 3	R: 0 E: 0 K: 0 S: 3	H: 0 LOB: 0 BB: 0 P: 3	R: 0 E: 0 K: 1 S: 7	H: 2 LOB: 3 BB: 1 P: 11	1B: 4 2B: 0 3B: 0 HR: 0	SF: 0 SAC: 1 DP: 0 HBP: 0	WP: 0 PB: 0 SB: 2 CS: 0	PA: 35	
PITCHER	IP WLS BF H R ER SO BB IBB HBP BLK WP HR S P ERA WHIP																
Jim Lonborg R ERA: 4.42 (1, 1)	7.0 W 26 2 3 1 1 2 0 0 0 0 0 0 26 34 1.29 0.571																
Bill Lee L ERA: 2.36 (8, 1)	1.1 7 2 0 0 0 1 0 0 0 0 0 0 6 10 0.00 2.250																
Bobby Bolin R ERA: 4.07 (9, 1)	0.2 S 2 0 0 0 1 0 0 0 0 0 0 0 4 4 0.00 0.000																

Batter	1	2	3	4	5	6	7	8	9	AB	R	H	RBI	BB	SO	LOB	BOTTOM		
Doug Griffin R OBP: 0.301, SLG: 0.334 (1, 4)	F2					F8	G4-6-3			4	0	0	0	0	0	3	California Angels @ Boston Red Sox Fenway Park, Boston, MA Wed Aug 18 1971, 3:33 AM EDT Att: 25,507 - Unknown		
John Kennedy R OBP: 0.336, SLG: 0.424 (1, 6)	4-3				K	3-1		F8		4	0	1	0	0	1	0			
Billy Conigliaro R OBP: 0.315, SLG: 0.450 (1, 9)	F9				F6	6-3		K		4	0	0	0	0	1	1			
Reggie Smith S OBP: 0.366, SLG: 0.515 (1, 8)					F9			F8		4	1	1	0	0	1	1			
Rico Petrocelli R OBP: 0.357, SLG: 0.462 (1, 5)					5-3			E4		3	2	0	0	1	1	2			
George Scott R OBP: 0.323, SLG: 0.447 (1, 3)					F8			K		3	1	1	0	0	0	1			
Phil Gagliano R OBP: 0.455, SLG: 0.444 Carl Yastrzemski L OBP: 0.390, SLG: 0.415 (1, 7)					SH1-3			1B		1	0	1	2	2	0	0			
Duane Josephson R OBP: 0.293, SLG: 0.389 (1, 2)					F4			2B		3	0	0	0	0	0	5			
Jim Lonborg R OBP: 0.211, SLG: 0.143 Luis Aparicio R OBP: 0.282, SLG: 0.289 Bill Lee L OBP: 0.286, SLG: 0.250 Bobby Bolin R OBP: 0.273, SLG: 0.273 (1, 1)					SH1-3			1B		1	0	0	0	0	0	1			
Inning Stats	R: 0 E: 0 K: 0 S: 3	H: 0 LOB: 0 BB: 0 P: 3	R: 0 E: 0 K: 1 S: 5	H: 0 LOB: 0 BB: 0 P: 5	R: 0 E: 0 K: 1 S: 5	H: 0 LOB: 0 BB: 1 P: 7	R: 1 E: 1 K: 0 S: 3	H: 0 LOB: 1 BB: 2 P: 11	R: 0 E: 0 K: 0 S: 3	H: 0 LOB: 0 BB: 0 P: 3	R: 3 E: 1 K: 0 S: 7	H: 4 LOB: 1 BB: 0 P: 7	R: 0 E: 0 K: 2 S: 8	H: 1 LOB: 1 BB: 0 P: 8	1B: 3 2B: 2 3B: 0 HR: 0	SF: 0 SAC: 1 DP: 2 HBP: 0		WP: 0 PB: 0 SB: 0 CS: 0	PA: 32
PITCHER	IP WLS BF H R ER SO BB IBB HBP BLK WP HR S P ERA WHIP																		
Clyde Wright L ERA: 3.24 (7, 1)	6.1 L 27 4 4 2 2 2 3 0 0 0 0 0 0 28 40 2.84 1.105																		
Lloyd Allen R ERA: 2.58 (8, 1)	0.2 1 0 0 0 0 0 0 0 0 0 0 0 1 1 0.00 0.000																		
Dave LaRoche L ERA: 1.77 (8, 1)	1.0 4 1 0 0 0 2 0 0 0 0 0 0 0 8 8 0.00 1.000																		

Batter	1	2	3	4	5	6	7	8	9	AB	R	H	RBI	BB	SO	LOB	TOP			
Doug Griffin, R OBP: 0.301, SLG: 0.333 (1, 4)	F4		F3			F3		PB 2-H 3-H 1B		4	0	1	1	0	0	0	Boston Red Sox @ Oakland Athletics Oakland-Alameda County Coliseum, Oakland, CA Fri Aug 20 1971, 7:05 PM PDT Att: 31,494 - Unknown			
Luis Aparicio, R OBP: 0.279, SLG: 0.286 (1, 6)	L5			K		F8		L8		4	0	0	0	0	1	1				
Carl Yastrzemski, L OBP: 0.389, SLG: 0.412 (1, 7)	F8			K			K		FC5-4 BB	3	0	0	0	1	2	0				
Reggie Smith, S OBP: 0.365, SLG: 0.513 (1, 8)		E S 1B		K			F8		FC5-4 1-2	4	0	1	0	0	1	1				
Rico Petrocelli, R OBP: 0.356, SLG: 0.459 (1, 5)	F9			K					K	3	0	0	0	1	2	2				
George Scott, R OBP: 0.320, SLG: 0.443 (1, 3)	F8			K			BB		F8	4	0	0	0	0	1	3				
Billy Conigliaro, R OBP: 0.310, SLG: 0.452 (1, 9)	L5							SH3-4 1B		3	1	2	0	0	0	1				
Duane Josephson, R OBP: 0.291, SLG: 0.386 (1, 2)			L4					SH 1-2 1B SH3-4		2	0	0	0	0	0	1				
Gary Peters, L OBP: 0.274, SLG: 0.313 (1, 1)			K			K		SH3-4 1-2 2-3		2	0	0	0	0	2	0				
Inning Stats	R: 0 E: 0 X: 0 S: 3	H: 0 LOB: 0 BB: 0 P: 3	R: 0 E: 0 X: 0 S: 4	H: 1 LOB: 1 BB: 0 P: 4	R: 0 E: 0 X: 1 S: 5	H: 0 LOB: 0 BB: 0 P: 5	R: 0 E: 0 X: 3 S: 9	H: 0 LOB: 0 BB: 0 P: 9	R: 0 E: 0 X: 2 S: 8	H: 1 LOB: 1 BB: 0 P: 8	R: 0 E: 0 X: 1 S: 5	H: 0 LOB: 1 BB: 1 P: 9	R: 0 E: 1 X: 0 S: 5	H: 2 LOB: 1 BB: 0 P: 5	R: 0 E: 0 X: 1 S: 5	H: 0 LOB: 1 BB: 1 P: 9	1B: 4 2B: 0 3B: 0 HR: 0	SF: 0 SAC: 2 DP: 0 HBP: 0	WP: 0 PB: 1 SB: 1 CS: 0	PA: 33
PITCHER Vida Blue, L ERA: 1.68 (1, 1)	IP: 9.0 WLS: L BF: 33	H: 4 R: 1 ER: 1 SO: 9	BB: 2 IBB: 0 HBP: 0 BLK: 0	WP: 0 HR: 0 S: 49 P: 57	ERA: 1.00 WHIP: 0.667															

Batter	1	2	3	4	5	6	7	8	9	AB	R	H	RBI	BB	SO	LOB	BOTTOM			
Bert Campaneris, R OBP: 0.290, SLG: 0.340 (1, 6)	4-3		4-3			1B S 1B		F8		4	0	1	0	0	0	0	Boston Red Sox @ Oakland Athletics Oakland-Alameda County Coliseum, Oakland, CA Fri Aug 20 1971, 7:05 PM PDT Att: 31,494 - Unknown			
Joe Rudi, R OBP: 0.290, SLG: 0.389 (1, 7)	F8		6-3			K		L9		4	0	0	0	0	1	1				
Reggie Jackson, L OBP: 0.354, SLG: 0.466 (1, 9)	K			G6-4-3 1B		K			P2	4	0	1	0	0	2	1				
Tommy Davis, R OBP: 0.372, SLG: 0.426 (1, 3)		FC1-4 1B		G6-4-3 1-2		FC6-4 1B		4-3		4	0	2	0	0	0	1				
Sal Bando, R OBP: 0.383, SLG: 0.457 (1, 5)		FC1-4 1B 1-2		4-3		FC6-4 1-2		F9		4	0	0	0	0	0	3				
Angel Mangual, R OBP: 0.324, SLG: 0.355 (1, 8)	F8									3	0	0	0	0	0	1				
Dave Duncan, R OBP: 0.303, SLG: 0.433 (1, 2)										3	0	2	0	0	0	0				
Dick Green, R OBP: 0.332, SLG: 0.366 (1, 4)										3	0	0	0	0	1	3				
Vida Blue, S OBP: 0.194, SLG: 0.149 (1, 1)			K			K		K		3	0	0	0	0	3	1				
Inning Stats	R: 0 E: 0 X: 1 S: 5	H: 2 LOB: 2 BB: 0 P: 7	R: 0 E: 0 X: 1 S: 5	H: 0 LOB: 0 BB: 0 P: 5	R: 0 E: 0 X: 0 S: 3	H: 1 LOB: 0 BB: 0 P: 3	R: 0 E: 0 X: 2 S: 9	H: 2 LOB: 2 BB: 0 P: 9	R: 0 E: 0 X: 0 S: 3	H: 0 LOB: 0 BB: 0 P: 3	R: 0 E: 0 X: 1 S: 5	H: 0 LOB: 0 BB: 0 P: 5	R: 0 E: 0 X: 0 S: 3	H: 0 LOB: 0 BB: 0 P: 3	R: 0 E: 0 X: 1 S: 3	H: 0 LOB: 0 BB: 0 P: 3	1B: 5 2B: 1 3B: 0 HR: 0	SF: 0 SAC: 0 DP: 1 HBP: 0	WP: 0 PB: 0 SB: 1 CS: 0	PA: 32
PITCHER Gary Peters, L ERA: 4.61 (1, 1)	IP: 9.0 WLS: W BF: 32	H: 6 R: 0 ER: 0 SO: 7	BB: 0 IBB: 0 HBP: 0 BLK: 0	WP: 0 HR: 0 S: 46 P: 46	ERA: 0.00 WHIP: 0.667															

AB	29
R	1
H	4
RBI	1
BB	2
SO	9
LOB	9



AB	32
R	0
H	6
RBI	0
BB	0
SO	7
LOB	11



livebaseballscores.com

livebaseballscores.com

Batter	1	2	3	4	5	6	7	8	9	AB	R	H	RBI	BB	SO	LOB	TOP					
John Kennedy, R OBP: 0.335, SLG: 0.426 (1,4)	F9		L6			1B 2B		F8		4	1	1	0	0	0	1	Boston Red Sox @ Oakland Athletics Oakland-Alameda County Coliseum, Oakland, CA Sat Aug 21 1971, 3:33 AM PDT Att: 14,987 - Unknown					
Luis Aparicio, R OBP: 0.279, SLG: 0.286 (1,6)	F8			L8		F4				4	0	1	0	0	0	1						
Carl Yastrzemski, L OBP: 0.386, SLG: 0.408 (1,7)	4-3			6-3		F7		1B		4	0	0	0	0	1	2						
Reggie Smith, S OBP: 0.364, SLG: 0.510 (1,8)		G3		6-3					F8	4	0	1	1	0	0	0						
Rico Petrocelli, R OBP: 0.355, SLG: 0.456 (1,5)		K			E BB	K			F3	3	0	0	0	1	2	1						
George Scott, R OBP: 0.317, SLG: 0.439 (1,3)		K			E9 1-2				5-3	4	0	0	0	0	1	1						
Billy Conigliaro, R OBP: 0.319, SLG: 0.451 (1,9)					L8				F9	3	0	1	0	0	0	2						
Bob Montgomery, R OBP: 0.313, SLG: 0.377 (1,2)				K		K			F3	3	0	0	0	0	2	3						
Ray Culp, R OBP: 0.210, SLG: 0.140 (1,1)						K				2	0	0	0	0	1	3						
Mike Fiore, L OBP: 0.263, SLG: 0.222 (8, PH)										1	0	0	0	0	1	0						
Luis Tiant, R OBP: 0.125, SLG: 0.188 (8,1)										0	0	0	0	0	0	0						
Inning Stats	R: 0 E: 0 K: 0 S: 3	H: 0 LOB: 0 BB: 0 P: 3	R: 0 E: 0 K: 2 S: 7	H: 0 LOB: 0 BB: 0 P: 7	R: 0 E: 0 K: 1 S: 6	H: 1 LOB: 1 BB: 0 P: 6	R: 0 E: 0 K: 0 S: 3	H: 0 LOB: 0 BB: 0 P: 3	R: 0 E: 1 K: 2 S: 8	H: 0 LOB: 2 BB: 1 P: 12	R: 1 E: 0 K: 1 S: 7	H: 2 LOB: 1 BB: 0 P: 7	R: 0 E: 0 K: 0 S: 3	H: 0 LOB: 0 BB: 0 P: 3	R: 0 E: 0 K: 2 S: 8	H: 1 LOB: 1 BB: 0 P: 8	R: 0 E: 0 K: 0 S: 3	H: 0 LOB: 0 BB: 0 P: 3	1B: 3 2B: 1 3B: 0 HR: 0	SF: 0 SAC: 0 DP: 0 HBP: 0	WP: 0 PB: 0 SB: 0 CS: 0	PA: 33
PITCHER Catfish Hunter, R ERA: 3.28 (1,1)	IP: 9.0 WLS: W BF: 33 H: 4 R: 1 ER: 1 SO: 8 BB: 1 IBB: 0 HBP: 0 BLK: 0 WP: 0 HR: 0 S: 48 P: 52 ERA: 1.00 WHIP: 0.556															PITCHER						

AB	32
R	1
H	4
RBI	1
BB	1
SO	8
LOB	14




Batter	1	2	3	4	5	6	7	8	9	AB	R	H	RBI	BB	SO	LOB	BOTTOM			
Bert Campaneris, R OBP: 0.290, SLG: 0.339 (1,6)	5-3	F5						5-3		4	0	1	0	0	0	1	Boston Red Sox @ Oakland Athletics Oakland-Alameda County Coliseum, Oakland, CA Sat Aug 21 1971, 3:33 AM PDT Att: 14,987 - Unknown			
Joe Rudi, R OBP: 0.289, SLG: 0.388 (1,7)	F9							F8		4	1	1	0	0	0	1				
Reggie Jackson, L OBP: 0.357, SLG: 0.484 (1,9)										4	2	3	3	0	0	0				
Mike Epstein, L OBP: 0.374, SLG: 0.418 (1,3)										2	0	1	0	1	0	0				
Blue Moon Odom, R OBP: 0.179, SLG: 0.237 (6, PR)										0	0	0	0	0	0	0				
Mike Hegan, L OBP: 0.358, SLG: 0.367 (7,3)										1	0	0	0	0	1	0				
Sal Bando, R OBP: 0.381, SLG: 0.454 (1,5)	4-3									3	0	0	0	0	0	2				
Angel Mangual, R OBP: 0.324, SLG: 0.369 (1,8)										3	1	1	1	0	1	2				
Dave Duncan, R OBP: 0.300, SLG: 0.429 (1,2)										3	0	0	0	0	0	2				
Dick Green, R OBP: 0.330, SLG: 0.364 (1,4)										3	0	0	0	0	0	0				
Catfish Hunter, R OBP: 0.366, SLG: 0.425 (1,1)										3	0	1	0	0	0	0				
Inning Stats	R: 0 E: 0 K: 0 S: 4	H: 1 LOB: 2 BB: 1 P: 8	R: 1 E: 0 K: 0 S: 5	H: 2 LOB: 1 BB: 0 P: 5	R: 2 E: 0 K: 1 S: 7	H: 2 LOB: 0 BB: 0 P: 7	R: 0 E: 0 K: 0 S: 3	H: 0 LOB: 0 BB: 0 P: 3	R: 0 E: 0 K: 0 S: 4	H: 1 LOB: 2 BB: 0 P: 4	R: 0 E: 0 K: 0 S: 3	H: 0 LOB: 0 BB: 0 P: 3	R: 0 E: 0 K: 1 S: 6	H: 1 LOB: 0 BB: 0 P: 6	R: 1 E: 0 K: 0 S: 3	H: 1 LOB: 0 BB: 0 P: 6	1B: 4 2B: 1 3B: 0 HR: 3	SF: 0 SAC: 1 DP: 0 HBP: 0	WP: 1 PB: 0 SB: 0 CS: 0	PA: 32
PITCHER Ray Culp, R ERA: 3.34 (1,1)	IP: 7.0 WLS: L BF: 28 H: 7 R: 3 ER: 3 SO: 3 BB: 1 IBB: 0 HBP: 0 BLK: 0 WP: 1 HR: 2 S: 29 P: 33 ERA: 3.86 WHIP: 1.143															PITCHER				
Luis Tiant, R ERA: 5.34 (8,1)	IP: 1.0 WLS: L BF: 4 H: 1 R: 1 ER: 1 SO: 1 BB: 0 IBB: 0 HBP: 0 BLK: 0 WP: 0 HR: 1 S: 6 P: 6 ERA: 9.00 WHIP: 1.000															PITCHER				



Batter	1	2	3	4	5	6	7	8	9	AB	R	H	RBI	BB	SO	LOB	TOP					
John Kennedy, R OBP: 0.327, SLG: 0.412 (1,4)	6-3	FC6-4			K			F7		4	0	0	0	0	1	3						
Luis Aparicio, R OBP: 0.275, SLG: 0.284 (1,6)	F6				K			5-3		4	0	1	1	0	1	0						
Carl Yastrzemski, L OBP: 0.389, SLG: 0.408 (1,7)	FC5	BB		4-3	F2					3	0	1	0	1	0	1						
Rico Petrocelli, R OBP: 0.355, SLG: 0.452 (1,5)	1-2	BB		K				F8		3	0	0	0	1	2	1						
Billy Conigliaro, R OBP: 0.320, SLG: 0.449 (1,8)	FC5				L7			F8		3	0	0	0	1	0	2						
Mike Fiore, L OBP: 0.279, SLG: 0.196 (1,3)				4-1				K		3	0	0	0	1	2	1						
Phil Gagliano, R OBP: 0.424, SLG: 0.408 (1,9)				F9	F8			5-3		4	0	0	0	0	0	1						
Bob Montgomery, R OBP: 0.318, SLG: 0.375 (1,2)				1B	BB			F9		1	1	0	0	2	0	0						
Sonny Siebert, R OBP: 0.264, SLG: 0.435 (1,1)				FC6-4	1B			6-3		2	0	1	0	0	0	0						
Inning Stats	R: 0 E: 0 K: 0 S: 3	H: 0 LOB: 2 BB: 2 P: 11	R: 0 E: 0 K: 0 S: 4	H: 1 LOB: 2 BB: 1 P: 8	R: 0 E: 0 K: 2 S: 7	H: 0 LOB: 0 BB: 0 P: 7	R: 0 E: 0 K: 0 S: 2	H: 0 LOB: 0 BB: 1 P: 6	R: 1 E: 0 K: 1 S: 6	H: 1 LOB: 1 BB: 1 P: 10	R: 0 E: 0 K: 2 S: 6	H: 0 LOB: 0 BB: 0 P: 10	R: 0 E: 0 K: 0 S: 3	H: 0 LOB: 0 BB: 0 P: 3	R: 0 E: 0 K: 1 S: 4	H: 1 LOB: 1 BB: 0 P: 4	R: 0 E: 0 K: 1 S: 5	H: 0 LOB: 0 BB: 0 P: 5	1B: 2 2B: 2 3B: 0 HR: 0	SF: 0 SAC: 1 DP: 1 HBP: 0	WP: 0 PB: 0 SB: 0 CS: 2	PA: 34
PITCHER Diego Segui, R ERA: 3.07 (1,1)	IP: 9.0 WLS: W BF: 34 H: 3 R: 1 ER: 1 SO: 6 BB: 6 IBB: 0 HBP: 0 BLK: 0 WP: 0 HR: 0 S: 40 P: 64 ERA: 1.00 WHIP: 1.000															PITCHER						

Boston Red Sox @ Oakland Athletics
Oakland-Alameda County Coliseum, Oakland, CA
Sun Aug 22 1971, 3:38 AM PDT
Att: 22,923 - Unknown


AB	27
R	1
H	3
RBI	1
BB	6
SO	6
LOB	9



Batter	1	2	3	4	5	6	7	8	9	AB	R	H	RBI	BB	SO	LOB	BOTTOM					
Bert Campaneris, R OBP: 0.293, SLG: 0.344 (1,6)	HR		F8			L5		B3		4	1	1	1	0	0	0						
Curt Blefary, L OBP: 0.316, SLG: 0.411 (1,7)	L5-4	PB	F6			G3		F9		4	0	1	0	0	0	0						
Reggie Jackson, L OBP: 0.359, SLG: 0.488 (1,9)	F7			3-1		K		IHR		4	1	1	1	0	1	1						
Gene Tenace, R OBP: 0.405, SLG: 0.473 (1,2)		BB		L7		F6				2	0	0	0	1	0	0						
Sal Bando, R OBP: 0.382, SLG: 0.453 (1,5)	L5-4					G3				3	0	1	0	0	2							
Mike Hegan, L OBP: 0.385, SLG: 0.364 (1,3)			G4-6-3		K			4-3		3	0	1	0	0	1	1						
George Hendrick, R OBP: 0.269, SLG: 0.319 (1,8)			G4-6-3		F7			F8		3	0	0	0	0	1							
Larry Brown, R OBP: 0.235, SLG: 0.232 (1,4)			1-3		F6			6-3		3	0	0	0	0	0	0						
Diego Segui, R OBP: 0.125, SLG: 0.158 (1,1)			K		K			F3		3	0	0	0	0	2	0						
Inning Stats	R: 1 E: 0 K: 0 S: 4	H: 2 LOB: 1 BB: 1 P: 8	R: 0 E: 0 K: 0 S: 3	H: 1 LOB: 0 BB: 0 P: 3	R: 0 E: 0 K: 1 S: 5	H: 0 LOB: 0 BB: 0 P: 5	R: 0 E: 0 K: 1 S: 6	H: 1 LOB: 0 BB: 0 P: 6	R: 0 E: 0 K: 1 S: 5	H: 0 LOB: 0 BB: 0 P: 5	R: 0 E: 0 K: 0 S: 3	H: 0 LOB: 0 BB: 0 P: 3	R: 0 E: 0 K: 0 S: 3	H: 0 LOB: 0 BB: 0 P: 3	R: 1 E: 0 K: 0 S: 3	H: 1 LOB: 0 BB: 0 P: 3	R: 0 E: 0 K: 0 S: 3	H: 1 LOB: 0 BB: 0 P: 3	1B: 3 2B: 1 3B: 0 HR: 2	SF: 0 SAC: 0 DP: 2 HBP: 0	WP: 0 PB: 1 SB: 0 CS: 0	PA: 30
PITCHER Sonny Siebert, R ERA: 3.06 (1,1)	IP: 8.2 WLS: L BF: 30 H: 5 R: 2 ER: 2 SO: 4 BB: 1 IBB: 0 HBP: 0 BLK: 0 WP: 0 HR: 1 S: 37 P: 41 ERA: 2.08 WHIP: 0.692															PITCHER						

Boston Red Sox @ Oakland Athletics
Oakland-Alameda County Coliseum, Oakland, CA
Sun Aug 22 1971, 3:38 AM PDT
Att: 22,923 - Unknown

AB	29
R	2
H	5
RBI	2
BB	1
SO	4
LOB	5





Batter	1	2	3	4	5	6	7	8	9	AB	R	H	RBI	BB	SO	LOB	TOP																					
John Kennedy, R OBP: 0.327, SLG: 0.417 (1, 4)	L6	K							6-3	4	0	1	0	1	1	1	Boston Red Sox @ Kansas City Royals Municipal Stadium, Kansas City, MO Wed Aug 25 1971, 8:05 PM EDT Att: 8,101 - Unknown - 88 F																					
Luis Aparicio, R OBP: 0.275, SLG: 0.285 (1, 6)	6-3		F7				SF8			3	0	0	1	0	1	2																						
Carl Yastrzemski, L OBP: 0.386, SLG: 0.410 (1, 7)	4-3						G3			4	0	1	0	0	1	3																						
Reggie Smith, S OBP: 0.357, SLG: 0.497 (1, 8)		F8	G4-6-3				F9			4	0	0	0	0	1	1																						
Rico Petrocelli, R OBP: 0.353, SLG: 0.449 (1, 5)		F9					K			4	0	0	0	0	2	0																						
George Scott, R OBP: 0.317, SLG: 0.438 Mike Fiore, L OBP: 0.290, SLG: 0.196 (8, 3)										4	1	2	0	0	1	0																						
Joe Lahoud, L OBP: 0.336, SLG: 0.458 (1, 9)										3	1	0	0	1	0	1																						
Bob Montgomery, R OBP: 0.328, SLG: 0.385 (1, 2)										3	1	2	1	1	0	0																						
Gary Peters, L OBP: 0.287, SLG: 0.398 Ken Tatum, R OBP: 0.417, SLG: 0.600 Phil Gagliano, R OBP: 0.433, SLG: 0.408 Ken Brett, L OBP: 0.222, SLG: 0.222 Duane Josephson, R OBP: 0.269, SLG: 0.352 (9, PH)										1	1	1	3	0	0	0																						
Inning Stats	R: 0 E: 0 K: 0 S: 3	H: 0 LOB: 0 BB: 0 P: 3	R: 4 E: 1 K: 1 S: 8	H: 3 LOB: 0 BB: 1 P: 12	R: 0 E: 0 K: 0 S: 3	H: 1 LOB: 0 BB: 0 P: 3	R: 0 E: 0 K: 0 S: 3	H: 0 LOB: 0 BB: 0 P: 3	R: 0 E: 0 K: 1 S: 6	H: 1 LOB: 1 BB: 0 P: 6	R: 1 E: 0 K: 0 S: 4	H: 1 LOB: 1 BB: 1 P: 8	R: 0 E: 0 K: 3 S: 9	H: 0 LOB: 0 BB: 0 P: 9	R: 0 E: 0 K: 0 S: 3	H: 0 LOB: 1 BB: 1 P: 7		1B: 4 2B: 2 3B: 0 HR: 1	SF: 1 SAC: 0 DP: 1 HBP: 0	WP: 0 PB: 0 SB: 0 CS: 0	PA: 37																	
PITCHER	IP	WLS	BF	H	R	ER	SO	BB	IBB	HBP	BLK	WP	HR	S	P	ERA	WHIP	PITCHER				IP	WLS	BF	H	R	ER	SO	BB	IBB	HBP	BLK	WP	HR	S	P	ERA	WHIP
Al Fitzmorris, R ERA: 4.31 Lance Clemons, L ERA: 2.77 (5, 1)	4.1		19	5	4	4	1	2	0	0	0	0	1	19	27	8.31	1.615					4.2	W	18	2	1	1	6	2	0	0	0	0	0	28	36	1.93	0.857



Batter	1	2	3	4	5	6	7	8	9	AB	R	H	RBI	BB	SO	LOB	BOTTOM																					
Freddie Patek, R OBP: 0.335, SLG: 0.384 (1, 6)	F9								6-3	4	2	2	0	0	0	0	Boston Red Sox @ Kansas City Royals Municipal Stadium, Kansas City, MO Wed Aug 25 1971, 8:05 PM EDT Att: 8,101 - Unknown - 88 F																					
Paul Schaaf, R OBP: 0.383, SLG: 0.389 (1, 5)	4-3									4	2	2	1	0	0	1																						
Amos Otis, R OBP: 0.357, SLG: 0.471 (1, 8)	L4									3	1	1	1	1	0	1																						
Lou Piniella, R OBP: 0.295, SLG: 0.362 (1, 7)										4	0	1	2	0	1	2																						
Bob Oliver, R OBP: 0.281, SLG: 0.343 (1, 9)										3	0	1	2	0	0	0																						
Chuck Harrison, R OBP: 0.296, SLG: 0.333 (1, 3)										3	0	0	0	1	0	1																						
Bobby Knoop, R OBP: 0.276, SLG: 0.282 (1, 4)										4	1	1	0	0	2	2																						
Buck Martinez, R OBP: 0.238, SLG: 0.278 (1, 2)										3	1	1	0	0	0	0																						
Al Fitzmorris, S OBP: 0.185, SLG: 0.192 Lance Clemons, L OBP: 0.250, SLG: 0.750 (5, 1)										1	0	0	1	0	1	0																						
Inning Stats	R: 0 E: 0 K: 0 S: 3	H: 0 LOB: 0 BB: 0 P: 3	R: 0 E: 0 K: 0 S: 3	H: 0 LOB: 0 BB: 0 P: 3	R: 5 E: 0 K: 0 S: 8	H: 5 LOB: 1 BB: 1 P: 12	R: 0 E: 0 K: 2 S: 7	H: 0 LOB: 0 BB: 0 P: 7	R: 1 E: 0 K: 0 S: 4	H: 2 LOB: 0 BB: 0 P: 4	R: 0 E: 0 K: 1 S: 5	H: 0 LOB: 0 BB: 0 P: 5	R: 0 E: 0 K: 1 S: 5	H: 0 LOB: 0 BB: 0 P: 5	R: 1 E: 0 K: 1 S: 7	H: 2 LOB: 2 BB: 1 P: 11		1B: 7 2B: 2 3B: 0 HR: 0	SF: 2 SAC: 0 DP: 1 HBP: 0	WP: 0 PB: 0 SB: 1 CS: 0	PA: 34																	
PITCHER	IP	WLS	BF	H	R	ER	SO	BB	IBB	HBP	BLK	WP	HR	S	P	ERA	WHIP	PITCHER				IP	WLS	BF	H	R	ER	SO	BB	IBB	HBP	BLK	WP	HR	S	P	ERA	WHIP
Gary Peters, L ERA: 4.8 Ken Tatum, R ERA: 4.47 Ken Brett, L ERA: 4.97 (7, 1)	2.1	L	13	5	5	5	0	1	0	0	0	0	0	18	18	2.46	0.545					2.0		9	2	1	1	2	0	1	0	0	0	12	16	4.50	1.000	



Batter	1	2	3	4	5	6	7	8	9	AB	R	H	RBI	BB	SO	LOB	TOP					
Doug Griffin, R (1,4) OBP: 0.302, SLG: 0.334	5-3	1-2 2-H 1B			F3	FC3-6 1B		K		5	0	2	1	0	1	0	Boston Red Sox @ Kansas City Royals Municipal Stadium, Kansas City, MO Thu Aug 26 1971, 8:05 PM EDT Alt. 9:2:16 - Unknown - 84 F AB 38 R 7 H 11 RBI 7 BB 4 SO 5 LOB 15 					
Luis Aparicio, R (1,6) OBP: 0.277, SLG: 0.284	1-3	6-3			HR BB	FC3-6 1B		1-3		4	1	1	0	1	0	2						
Carl Yastrzemski, L (1,7) OBP: 0.386, SLG: 0.499	1B		6-3		HR BB	FC3-6		1-3		4	1	1	0	1	0	2						
Reggie Smith, S (1,8) OBP: 0.358, SLG: 0.502	1-3 1B		6-3		HR	FC4-6		G3		5	1	2	3	0	0	2						
Rico Petrocelli, R (1,5) OBP: 0.354, SLG: 0.458	L6		E5		1B	3B		K		5	2	2	0	0	1	2						
Joe Lahoud, L (1,9) OBP: 0.342, SLG: 0.468		BB 1B	FC4-6		E S	2B		L3		4	2	2	2	1	0	1						
Mike Fiore, L (1,3) OBP: 0.288, SLG: 0.218	F6		6-3		F4	2B				4	0	1	1	0	0	2						
Bob Montgomery, R (1,2) OBP: 0.321, SLG: 0.376	F9		L9		4-3			4-3		4	0	0	0	0	0	3						
Ray Culp, R (1,1) OBP: 0.212, SLG: 0.133	1-2 1B BB		K		K			K		3	0	0	0	1	3	1						
Inning Stats	R: 0 E: 0 K: 0 S: 5	H: 2 LOB: 2 BB: 0 P: 5	R: 1 E: 0 K: 0 S: 4	H: 1 LOB: 2 BB: 12 P: 12	R: 0 E: 1 K: 0 S: 4	H: 0 LOB: 0 BB: 0 P: 4	R: 0 E: 0 K: 1 S: 5	H: 0 LOB: 0 BB: 0 P: 5	R: 4 E: 0 K: 0 S: 6	H: 3 LOB: 1 BB: 2 P: 14	R: 0 E: 0 K: 1 S: 7	H: 2 LOB: 0 BB: 0 P: 7	R: 2 E: 0 K: 1 S: 7	H: 3 LOB: 0 BB: 0 P: 7	R: 0 E: 0 K: 1 S: 5	H: 0 LOB: 0 BB: 0 P: 5	R: 0 E: 0 K: 1 S: 5	H: 0 LOB: 0 BB: 0 P: 5	1B: 6 2B: 1 3B: 3 HR: 1	SF: 0 SAC: 0 DP: 0 HBP: 0	WP: 0 PB: 0 SB: 1 CS: 0	PA: 42
PITCHER	IP WLS BF H R ER SO BB IBB HBP BLK WP HR S P ERA WHIP																					
Ken Wright, R (1,1) ERA: 3.38	4.1 L 23 5 5 5 1 4 0 0 0 0 0 1 21 37 10.38 2.077																					
Bill Butler, L (5,1) ERA: 4.55	1.2 8 3 0 0 1 0 0 0 0 0 0 0 10 10 0.00 1.800																					
Roger Nelson, R (7,1) ERA: 5.88	2.0 8 3 2 2 2 0 0 0 0 0 0 0 12 12 9.00 1.500																					
Ted Abernathy, R (9,1) ERA: 2.59	1.0 3 0 0 0 1 0 0 0 0 0 0 0 5 5 0.00 0.000																					

Batter	1	2	3	4	5	6	7	8	9	AB	R	H	RBI	BB	SO	LOB	BOTTOM			
Freddie Patek, R (1,6) OBP: 0.336, SLG: 0.384	5-3		1-2 1B			S 1B		F9		4	0	2	0	0	0	1	Boston Red Sox @ Kansas City Royals Municipal Stadium, Kansas City, MO Thu Aug 26 1971, 8:05 PM EDT Alt. 9:2:16 - Unknown - 84 F AB 33 R 0 H 6 RBI 0 BB 0 SO 5 LOB 10 			
Joe Keough, L (1,9) OBP: 0.341, SLG: 0.338	6-3		4-3			K		FC3-6 1B		4	0	1	0	0	1	3				
Amos Otis, R (1,8) OBP: 0.354, SLG: 0.467	K		F6			K		FC3-6 1B		4	0	0	0	0	2	2				
Gail Hopkins, L (1,3) OBP: 0.369, SLG: 0.439		F7		6-3		F9		F3		4	0	0	0	0	0	1				
Lou Piniella, R (1,7) OBP: 0.295, SLG: 0.360		6-3		5-3		F9		FC5-4 1B		4	0	1	0	0	0	0				
Paul Scheal, R (1,5) OBP: 0.380, SLG: 0.386		F5		L7		6-3		FC5-4		4	0	0	0	0	0	2				
Bobby Knoop, R (1,4) OBP: 0.267, SLG: 0.272			6-3		L8			F8		3	0	0	0	0	0	0				
Ed Kirkpatrick, L (1,2) OBP: 0.306, SLG: 0.338			K		1-3					2	0	0	0	0	1	0				
Roger Nelson, R (7,1) OBP: 0.400, SLG: 0.250										0	0	0	0	0	0	0				
Bob Oliver, R (8, PH) OBP: 0.283, SLG: 0.345										1	0	1	0	0	0	0				
Ted Abernathy, R (9,1) OBP: 0.111, SLG: 0.111								1B		0	0	0	0	0	0	0				
Ken Wright, R (1,1) OBP: 0.130, SLG: 0.091										1	0	1	0	0	0	0				
Bill Butler, L (5,1) OBP: 0.091, SLG: 0.100										0	0	0	0	0	0	0				
Jerry May, R (6, PH) OBP: 0.329, SLG: 0.351										2	0	0	0	0	1	1				
Inning Stats	R: 0 E: 0 K: 1 S: 5	H: 0 LOB: 0 BB: 0 P: 5	R: 0 E: 0 K: 0 S: 3	H: 0 LOB: 0 BB: 0 P: 3	R: 0 E: 0 K: 1 S: 7	H: 2 LOB: 2 BB: 0 P: 7	R: 0 E: 0 K: 0 S: 3	H: 0 LOB: 0 BB: 0 P: 3	R: 0 E: 0 K: 3 S: 10	H: 1 LOB: 1 BB: 0 P: 10	R: 0 E: 0 K: 0 S: 3	H: 0 LOB: 0 BB: 0 P: 3	R: 0 E: 0 K: 0 S: 4	H: 1 LOB: 1 BB: 0 P: 4	R: 0 E: 0 K: 0 S: 5	H: 2 LOB: 2 BB: 0 P: 5	1B: 6 2B: 0 3B: 0 HR: 0	SF: 0 SAC: 0 DP: 0 HBP: 0	WP: 0 PB: 0 SB: 1 CS: 0	PA: 33
PITCHER	IP WLS BF H R ER SO BB IBB HBP BLK WP HR S P ERA WHIP																			
Ray Culp, R (1,1) ERA: 3.2	9.0 W 33 6 0 0 5 0 0 0 0 0 0 0 43 43 0.00 0.667																			

Batter	1	2	3	4	5	6	7	8	9	AB	R	H	RBI	BB	SO	LOB	TOP								
Doug Griffin, R (1, 4) OBP: 0.302, SLG: 0.333	5-3			FC6-4 1B		K		PO	1-3	4	0	1	0	0	1	0									
Luis Aparicio, R (1, 6) OBP: 0.274, SLG: 0.282	5-3			FC6-4 4-3 1-2			K		6-3	4	0	0	0	0	1	1									
Carl Yastrzemski, L (1, 7) OBP: 0.385, SLG: 0.410	L3			4-3					L8	4	0	1	0	0	0	1									
Reggie Smith, S (1, 8) OBP: 0.358, SLG: 0.500		G5-4-3 BB		2-3			F7			2	0	0	0	1	0	2									
Rico Petrocelli, R (1, 5) OBP: 0.352, SLG: 0.455	P3				5-3					3	0	0	0	0	0	2									
George Scott, R (1, 3) OBP: 0.315, SLG: 0.435	G5-4-3				K				6-3	3	0	0	0	0	1	1									
Joe Lahoud, L (1, 9) OBP: 0.337, SLG: 0.462			P6		K				4-1	3	0	0	0	0	1	0									
Bob Montgomery, R (1, 2) OBP: 0.321, SLG: 0.375			L8			K				3	0	1	0	0	1	0									
Sonny Siebert, R (1, 1) OBP: 0.267, SLG: 0.444			6-3			K			2B 1B	3	0	1	0	0	1	0									
									PO 2B	3	0	1	0	0	1	0									
Inning Stats	R: 0 E: 0 K: 0 S: 3	H: 0 LOB: 0 BB: 0 P: 3	R: 0 E: 0 K: 0 S: 2	H: 0 LOB: 0 BB: 1 P: 6	R: 0 E: 0 K: 0 S: 3	H: 0 LOB: 0 BB: 0 P: 3	R: 0 E: 0 K: 0 S: 4	H: 1 LOB: 1 BB: 0 P: 4	R: 0 E: 0 K: 2 S: 7	H: 0 LOB: 0 BB: 0 P: 7	R: 0 E: 0 K: 3 S: 9	H: 0 LOB: 0 BB: 0 P: 9	R: 0 E: 0 K: 1 S: 6	H: 1 LOB: 1 BB: 0 P: 6	R: 0 E: 0 K: 0 S: 4	H: 2 LOB: 1 BB: 0 P: 4	R: 0 E: 0 K: 0 S: 3	H: 0 LOB: 0 BB: 0 P: 3	1B: 2 2B: 2 3B: 0 HR: 0	SF: 0 SAC: 0 DP: 1 HBP: 0	WP: 0 PB: 0 SB: 1 CS: 0	PA: 31			
PITCHER	IP	WLS	BF	H	R	ER	SO	BB	IBB	HBP	BLK	WP	HR	S	P	ERA	WHIP								
Andy Messersmith, R (1, 1) ERA: 3.25	7.2	W	27	4	0	0	6	1	0	0	0	0	0	38	42	0.00	0.652								
Lloyd Allen, R (8, 1) ERA: 2.61	1.1	S	3	0	0	0	0	0	0	0	0	0	0	3	3	0.00	0.000								

Boston Red Sox @ California Angels
Anaheim Stadium, Anaheim, CA

AB 29
R 0
H 4
RBI 0
BB 1
SO 6
LOB 7



WP: 0 PA: 31
PB: 0
SB: 1
CS: 0

Batter	1	2	3	4	5	6	7	8	9	AB	R	H	RBI	BB	SO	LOB	BOTTOM								
Sandy Alomar Sr., S (1, 4) OBP: 0.306, SLG: 0.319	1B G6-4-3		K		4-3			E1 SH1-3		4	1	1	0	0	1	3									
Mickey Rivers, L (1, 8) OBP: 0.323, SLG: 0.339	G6-4-3 1B					F7		SH1-3		3	0	2	0	0	0	0									
Tony Gonzalez, L (1, 7) OBP: 0.318, SLG: 0.330	G6-4-3		F8			4-3		4-3		4	0	0	0	0	0	5									
Jim Fregosi, R (1, 6) OBP: 0.298, SLG: 0.310	F9				5-3			6-3		3	0	0	0	0	0	0									
Jim Spencer, L (1, 3) OBP: 0.312, SLG: 0.415		P6		F2			G4-6-3 1B			3	0	1	0	0	0	0									
Ken McMullen, R (1, 5) OBP: 0.311, SLG: 0.378		F8		6-3			G4-6-3			3	0	0	0	0	0	1									
Roger Repoz, L (1, 9) OBP: 0.341, SLG: 0.376		L3						F8		3	0	0	0	0	0	0									
Jeff Torborg, R (1, 2) OBP: 0.200, SLG: 0.226										3	0	2	0	0	0	0									
Andy Messersmith, R (1, 1) OBP: 0.216, SLG: 0.243										2	0	1	0	0	0	1									
Lloyd Allen, R (8, 1) OBP: 0.333, SLG: 0.533			B1					FC1-6 SH1-3		1	0	0	0	0	0	1									
Inning Stats	R: 1 E: 0 K: 0 S: 4	H: 2 LOB: 0 BB: 0 P: 4	R: 0 E: 0 K: 0 S: 3	H: 0 LOB: 0 BB: 0 P: 3	R: 0 E: 0 K: 1 S: 7	H: 2 LOB: 2 BB: 0 P: 7	R: 0 E: 0 K: 0 S: 3	H: 0 LOB: 0 BB: 0 P: 3	R: 0 E: 0 K: 0 S: 3	H: 1 LOB: 1 BB: 0 P: 4	R: 0 E: 0 K: 0 S: 3	H: 0 LOB: 0 BB: 0 P: 3	R: 0 E: 0 K: 0 S: 3	H: 1 LOB: 2 BB: 0 P: 3	R: 0 E: 1 K: 0 S: 5	H: 1 LOB: 2 BB: 0 P: 5	1B: 7 2B: 0 3B: 0 HR: 0	SF: 0 SAC: 1 DP: 2 HBP: 0	WP: 0 PB: 0 SB: 0 CS: 0	PA: 30					
PITCHER	IP	WLS	BF	H	R	ER	SO	BB	IBB	HBP	BLK	WP	HR	S	P	ERA	WHIP								
Sonny Siebert, R (1, 1) ERA: 2.99	8.0	L	30	7	1	1	1	0	0	0	0	0	0	32	32	1.12	0.875								

Boston Red Sox @ California Angels
Anaheim Stadium, Anaheim, CA

AB 29
R 1
H 7
RBI 0
BB 0
SO 1
LOB 11



WP: 0 PA: 30
PB: 0
SB: 0
CS: 0

Batter	1	2	3	4	5	6	7	8	9	AB	R	H	RBI	BB	SO	LOB	TOP			
Doug Griffin, R OBP: 0.303, SLG: 0.334 (1, 4)										5	1	2	0	0	0	0				
Luis Aparicio, R OBP: 0.276, SLG: 0.283 (1, 6)										5	2	2	1	0	0	1				
Carl Yastrzemski, L OBP: 0.389, SLG: 0.410 (1, 7)										2	1	1	1	3	0	0				
Reggie Smith, S OBP: 0.361, SLG: 0.508 (1, 8)									4	1	3	4	1	1	3					
Rico Petrocelli, R OBP: 0.351, SLG: 0.451 (1, 5)									4	0	0	0	1	0	4					
George Scott, R OBP: 0.316, SLG: 0.435 (1, 3)									5	0	2	0	0	0	2					
Billy Conigliaro, R OBP: 0.316, SLG: 0.443 Joe Lahoud, L OBP: 0.340, SLG: 0.462 (7, 9)									4	0	0	0	0	0	2					
Bob Montgomery, R OBP: 0.323, SLG: 0.372 (1, 2)									4	1	1	0	1	0	3					
Roger Moret, S (1, 1)									4	0	0	0	0	3	3					
Inning Stats	R: 2 E: 1 K: 0 S: 6	H: 3 LOB: 1 BB: 0 P: 6	R: 1 E: 0 K: 2 S: 10	H: 3 LOB: 3 BB: 1 P: 14	R: 0 E: 0 K: 1 S: 6	H: 1 LOB: 2 BB: 1 P: 10	R: 3 E: 0 K: 0 S: 5	H: 2 LOB: 1 BB: 2 P: 13	R: 0 E: 0 K: 0 S: 3	H: 0 LOB: 0 BB: 0 P: 3	R: 0 E: 0 K: 0 S: 3	H: 0 LOB: 0 BB: 0 P: 7	R: 0 E: 0 K: 1 S: 5	H: 0 LOB: 0 BB: 0 P: 5	R: 0 E: 0 K: 0 S: 4	H: 1 LOB: 3 BB: 2 P: 12	1B: 10 2B: 1 3B: 0 HR: 1	SF: 0 SAC: 0 DP: 1 HBP: 0	WP: 2 PB: 0 SB: 1 CS: 0	PA: 44
PITCHER	IP WLS BF H R ER SO BB IBB HBP BLK WP HR S P ERA WHIP	IP WLS BF H R ER SO BB IBB HBP BLK WP HR S P ERA WHIP																		
Clyde Wright, L ERA: 3.2 (1, 1)	1.2 L 12 6 3 2 1 1 0 0 0 1 0 13 17 10.80 4.200																			
Mel Queen, R ERA: 1.88 (2, 1)	3.1 3 3 3 2 2 1 0 0 0 1 1 17 29 8.10 1.500																			
Eddie Fisher, R ERA: 2.68 (6, 1)	2.0 7 1 0 0 0 1 0 0 0 0 0 6 10 0.00 1.000																			
Jim Maloney, R ERA: 5.6 (8, 1)	2.0 9 1 0 0 1 2 0 0 0 0 0 9 17 0.00 1.500																			

Boston Red Sox @ California Angels
Anaheim Stadium, Anaheim, CA
Sat Aug 28 1971, 10:05 PM EDT
Att: 13,042 - Unknown

AB 37
R 6
H 11
RBI 6
BB 7
SO 4
LOB 18



Batter	1	2	3	4	5	6	7	8	9	AB	R	H	RBI	BB	SO	LOB	BOTTOM					
Sandy Alomar Sr., S OBP: 0.304, SLG: 0.316 (1, 4)										5	0	0	0	0	2	3						
Ken Berry, R OBP: 0.259, SLG: 0.294 (1, 8)										4	0	0	0	0	0	2						
Jim Fregosi, R OBP: 0.308, SLG: 0.320 (1, 6)										2	1	2	0	1	0	0						
Billy Cowan, R OBP: 0.311, SLG: 0.421 (1, 7)										4	0	0	0	0	2	4						
Ken McMullen, R OBP: 0.312, SLG: 0.384 (1, 5)										3	1	1	2	1	0	1						
Jim Spencer, L OBP: 0.312, SLG: 0.413 (1, 3)										4	0	1	0	0	0	2						
Tommie Reynolds, R OBP: 0.329, SLG: 0.339 (8, 1)										3	0	1	0	1	0	0						
Jeff Torborg, R OBP: 0.217, SLG: 0.258 (1, 2)										4	0	2	0	0	0	2						
Clyde Wright, R OBP: 0.271, SLG: 0.216 (2, 1)										0	0	0	0	0	0	0						
Mel Queen, L OBP: 0.291, SLG: 0.337 (5, PH)										1	0	0	0	0	0	0						
Eddie Fisher, R OBP: 0.282, SLG: 0.300 (8, 1)										1	0	0	0	0	0	0						
Syd O'Brien, R OBP: 0.242, SLG: 0.300 (7, PH)										1	0	0	0	0	0	2						
Jim Maloney, L OBP: 0.205, SLG: 0.200 (8, 1)										0	0	0	0	0	0	0						
Jerry Moses, R OBP: 0.201, SLG: 0.361 (9, PH)										1	0	0	0	0	0	1						
Inning Stats	R: 0 E: 0 K: 1 S: 6	H: 1 LOB: 1 BB: 0 P: 6	R: 0 E: 0 K: 0 S: 3	H: 0 LOB: 0 BB: 0 P: 3	R: 0 E: 0 K: 1 S: 5	H: 0 LOB: 0 BB: 0 P: 5	R: 2 E: 0 K: 1 S: 9	H: 4 LOB: 2 BB: 0 P: 9	R: 0 E: 0 K: 2 S: 7	H: 0 LOB: 0 BB: 0 P: 7	R: 0 E: 0 K: 0 S: 2	H: 0 LOB: 1 BB: 1 P: 7	R: 0 E: 0 K: 0 S: 4	H: 1 LOB: 2 BB: 1 P: 8	R: 0 E: 0 K: 0 S: 3	H: 0 LOB: 1 BB: 1 P: 7	R: 0 E: 0 K: 0 S: 4	H: 1 LOB: 1 BB: 0 P: 4	1B: 4 2B: 3 3B: 0 HR: 1	SF: 0 SAC: 0 DP: 1 HBP: 1	WP: 0 PB: 0 SB: 0 CS: 0	PA: 37
PITCHER	IP WLS BF H R ER SO BB IBB HBP BLK WP HR S P ERA WHIP	IP WLS BF H R ER SO BB IBB HBP BLK WP HR S P ERA WHIP																				
Roger Moret, L ERA: 3.64 (1, 1)	9.0 W 37 7 2 2 5 3 0 1 0 0 1 43 56 2.00 1.111																					

Boston Red Sox @ California Angels
Anaheim Stadium, Anaheim, CA
Sat Aug 28 1971, 10:05 PM EDT
Att: 13,042 - Unknown

AB 33
R 2
H 7
RBI 2
BB 3
SO 5
LOB 17



Batter	1	2	3	4	5	6	7	8	9	AB	R	H	RBI	BB	SO	LOB	TOP					
Paul Blair, R OBP: 0.299, SLG: 0.387 (1, 8)	F8		FC4 1B		1B 2B	FC5-4			G6-4-3 BB	4	1	2	0	1	0	2						
Mery Rettenmund, R OBP: 0.419, SLG: 0.446 (1, 7)	K		F8		F9				F8	4	0	0	0	1	1	3						
Frank Robinson, R OBP: 0.389, SLG: 0.497 (1, 9)			FC4		2B				G6-4-3	4	1	2	0	1	0	2						
Boog Powell, L OBP: 0.376, SLG: 0.439 (1, 3)	1-3				K					4	0	2	2	0	1	1						
Brooks Robinson, R OBP: 0.346, SLG: 0.397 (1, 5)		F5		F7	F9				K	4	0	0	0	0	1	3						
Andy Etchebarren, R OBP: 0.350, SLG: 0.430 (1, 2)		1B		HR		FC8-5 1B			K	3	1	2	1	1	1	2						
Davey Johnson, R OBP: 0.350, SLG: 0.438 (1, 4)		K		E5		FC8-5 1B			F8	4	0	1	0	0	1	1						
Mark Belanger, R OBP: 0.366, SLG: 0.314 (1, 6)		F9		F8		K			G3	4	0	0	0	0	1	4						
Jim Palmer, R OBP: 0.241, SLG: 0.214 (1, 1)			F4		4-3	FC8-5 FC5-4			5-3	4	0	0	0	0	0	2						
Inning Stats	R: 0 E: 0 K: 1 S: 5	H: 0 LOB: 1 BB: 1 P: 9	R: 0 E: 0 K: 1 S: 6	H: 1 LOB: 1 BB: 0 P: 6	R: 0 E: 0 K: 0 S: 4	H: 1 LOB: 1 BB: 0 P: 4	R: 1 E: 1 K: 1 S: 7	H: 1 LOB: 1 BB: 0 P: 8	R: 2 E: 0 K: 0 S: 6	H: 3 LOB: 2 BB: 0 P: 7	R: 0 E: 0 K: 1 S: 6	H: 1 LOB: 2 BB: 1 P: 10	R: 0 E: 0 K: 2 S: 8	H: 2 LOB: 2 BB: 1 P: 12	R: 0 E: 0 K: 0 S: 3	H: 0 LOB: 0 BB: 0 P: 3	R: 0 E: 0 K: 0 S: 2	H: 0 LOB: 0 BB: 1 P: 6	1B: 7 2B: 1 3B: 0 HR: 1	SF: 0 SAC: 0 DP: 1 HBP: 0	WP: 0 PB: 0 SB: 0 CS: 0	PA: 39
PITCHER	IP	WLS	BF	H	R	ER	SO	BB	IBB	HBP	BLK	WP	HR	S	P	ERA	WHIP					
Gary Peters, L ERA: 4.78 (1, 1)	6.1		31	9	3	3	4	3	0	0	0	0	1	36	50	4.26	1.895					
Luis Tiant, R ERA: 5.03 (7, 1)	2.2	W	8	0	0	0	2	1	0	0	0	0	0	11	15	0.00	0.375					

Baltimore Orioles @ Boston Red Sox
Fenway Park, Boston, MA
Tue Aug 31 1971, 7:05 PM EDT
Att: 26,040 - Unknown

AB 35
R 3
H 9
RBI 3
BB 4
SO 6
LOB 20



Batter	1	2	3	4	5	6	7	8	9	AB	R	H	RBI	BB	SO	LOB	BOTTOM					
Doug Griffin, R OBP: 0.303, SLG: 0.332 (1, 4)	2B 1B	F3			FC4-6 BB		E6		1B	4	1	2	0	1	0	1						
Luis Aparicio, R OBP: 0.273, SLG: 0.282 (1, 6)	1B		F7		FC4-6 1B		F9		F6	5	1	1	0	0	0	6						
Carl Yastrzemski, L OBP: 0.386, SLG: 0.406 (1, 7)	F7		F7		1B		K			5	0	2	1	0	1	4						
Reggie Smith, S OBP: 0.358, SLG: 0.502 (1, 8)	1B		F7		F8				4-3	4	1	1	2	0	0	2						
Rico Petrocelli, R OBP: 0.357, SLG: 0.455 (1, 5)	E S 1B				G5-4-3 1B		K		BB	3	0	2	0	1	1	0						
George Scott, R OBP: 0.314, SLG: 0.430 (1, 3)	K		G5-4-3		K		K		F8	4	0	0	0	0	2	3						
Joe Lahoud, L OBP: 0.339, SLG: 0.455 (1, 9)	K				FC4-6 BB		F5		5-3	3	0	0	0	1	1	2						
Bob Montgomery, R OBP: 0.317, SLG: 0.364 (1, 2)		F3		FC4-6			E 1B		F3	4	0	1	0	0	0	1						
Gary Peters, L OBP: 0.292, SLG: 0.393 (1, 1)		F6					K			1	0	0	0	1	0	0						
Luis Tiant, R OBP: 0.167, SLG: 0.222 (7, 1)										1	0	0	0	0	1	1						
Mike Fiore, L OBP: 0.299, SLG: 0.218 (9, PH)					CS BB				1B	0	1	0	0	1	0	0						
Inning Stats	R: 3 E: 0 K: 2 S: 11	H: 4 LOB: 1 BB: 0 P: 11	R: 0 E: 0 K: 0 S: 3	H: 0 LOB: 0 BB: 0 P: 3	R: 0 E: 0 K: 0 S: 3	H: 0 LOB: 0 BB: 0 P: 4	R: 0 E: 0 K: 0 S: 3	H: 1 LOB: 1 BB: 1 P: 8	R: 0 E: 0 K: 0 S: 3	H: 1 LOB: 2 BB: 2 P: 11	R: 0 E: 1 K: 2 S: 9	H: 0 LOB: 0 BB: 0 P: 7	R: 0 E: 0 K: 0 S: 3	H: 1 LOB: 2 BB: 1 P: 7	R: 0 E: 0 K: 0 S: 3	H: 0 LOB: 1 BB: 1 P: 7	R: 1 E: 0 K: 0 S: 4	H: 2 LOB: 2 BB: 1 P: 11	1B: 8 2B: 1 3B: 0 HR: 0	SF: 0 SAC: 0 DP: 1 HBP: 0	WP: 0 PB: 0 SB: 2 CS: 1	PA: 39
PITCHER	IP	WLS	BF	H	R	ER	SO	BB	IBB	HBP	BLK	WP	HR	S	P	ERA	WHIP					
Jim Palmer, R ERA: 2.82 (1, 1)	8.2	L	39	9	4	4	6	5	0	0	0	0	0	46	73	4.15	1.615					

Baltimore Orioles @ Boston Red Sox
Fenway Park, Boston, MA
Tue Aug 31 1971, 7:05 PM EDT
Att: 26,040 - Unknown

AB 34
R 4
H 9
RBI 3
BB 5
SO 6
LOB 20



Batter	1	2	3	4	5	6	7	8	9	AB	R	H	RBI	BB	SO	LOB	TOP										
Don Buford, S OBP: 0.417, SLG: 0.485 Curt Motton, R OBP: 0.222, SLG: 0.256	4-0 2B G3 BB	0-0 SF8 3-H	4-0 1-2 BB		0-0 6-3			0-0 6-3	0-0 F6	1	1	0	1	2	0	1											
Paul Blair, R OBP: 0.303, SLG: 0.394	0-0 G3 2B	0-0 F9	0-3 K			0-0 4-3 1B		0-0 2B		5	1	3	1	0	1	3											
Boog Powell, L OBP: 0.376, SLG: 0.437	1-0 G3	0-0 HR 1B		0-0 G3		0-0 4-3 1B		4-0 1B		4	1	1	1	1	0	2											
Merv Rettenmund, R OBP: 0.419, SLG: 0.453	1-0 6-3	0-0 HR		0-0 1B		0-0 4-3		0-0 F8		5	1	2	3	0	0	4											
Eliud Hendricks, L OBP: 0.336, SLG: 0.379	0-0 2B	0-0 2B		0-3 K		0-0 F7		0-3 K		5	0	2	1	0	2	4											
Brooks Robinson, R OBP: 0.346, SLG: 0.396	0-0 F7	0-0 F8		0-0 6-3				0-0 G5-4-3 BB	0-0 1B	4	0	1	0	1	0	3											
Davey Johnson, R OBP: 0.350, SLG: 0.438		0-0 1B SH 1B	0-0 F8		0-0 F4			0-0 G5-4-3 1-2	0-0 1B	5	1	2	0	0	0	1	AB 40										
Mark Belanger, R OBP: 0.366, SLG: 0.315		0-0 SH SF8 1B	0-0 6-3		0-0 1B			0-0 F9	0-0 5-3	5	1	2	0	0	0	2	R 8										
Mike Cuellar, L OBP: 0.100, SLG: 0.125	0-0 SH HR 1B	0-0 SH 1B	0-0 BB 1B		0-3 K			0-0 2B	0-0 F5	4	2	2	1	0	1	3	H 15										
Inning Stats	R: 2 E: 0 K: 0 S: 5	H: 2 LOB: 1 BB: 1 P: 11	R: 5 E: 1 K: 0 S: 9	H: 5 LOB: 1 BB: 0 P: 9	R: 0 E: 0 K: 1 S: 6	H: 1 LOB: 2 BB: 1 P: 10	R: 0 E: 0 K: 1 S: 6	H: 1 LOB: 1 BB: 0 P: 6	R: 0 E: 0 K: 0 S: 4	H: 1 LOB: 0 BB: 1 P: 6	R: 0 E: 0 K: 0 S: 2	H: 0 LOB: 0 BB: 1 P: 6	R: 1 E: 0 K: 1 S: 7	H: 2 LOB: 2 BB: 1 P: 11	R: 0 E: 0 K: 0 S: 5	H: 2 LOB: 2 BB: 0 P: 5	1B: 9 2B: 5 3B: 0 HR: 1	SF: 1 SAC: 1 DP: 1 HBP: 0	WP: 0 PB: 0 SB: 0 CS: 0	PA: 46							
PITCHER	IP	WLS	BF	H	R	ER	SO	BB	IBB	HBP	BLK	WP	HR	S	P	ERA	WHIP										
Ray Culp, R ERA: 3.47	1.2	L	13	6	7	7	0	1	0	0	0	0	1	12	18	37.80	4.200										
Bill Lee, L ERA: 2.4	3.1		15	4	0	0	3	1	0	0	0	0	0	20	24	0.00	1.500										
Ken Tatum, R ERA: 4.37	3.0		13	3	1	1	1	1	1	0	0	0	0	13	21	3.00	1.333										
Sparky Lyle, L ERA: 2.83	1.0		5	2	0	0	0	0	0	0	0	0	0	5	5	0.00	2.000										

Baltimore Orioles @ Boston Red Sox
Fenway Park, Boston, MA
Wed Sep 01 1971, 7:05 PM EDT
Att: 23,676 - Unknown

AB 40
R 8
H 15
RBI 8
BB 4
SO 4
LOB 26



Batter	1	2	3	4	5	6	7	8	9	AB	R	H	RBI	BB	SO	LOB	BOTTOM										
Doug Griffin, R OBP: 0.300, SLG: 0.329	0-0 L6		0-0 5-3		0-0 F8			0-0 F3		4	0	0	0	0	0	0											
Luis Aparicio, R OBP: 0.274, SLG: 0.284	4-0 FC3-6 BB		0-0 1B 2B		0-0 F7			0-0 6-3		3	1	1	0	1	0	0											
Carl Yastrzemski, L OBP: 0.387, SLG: 0.409	0-0 FC3-6 1-2		0-0 2-H 1B		0-3 K			0-0 1B G1-4-3 2B		4	1	2	1	0	1	1											
Reggie Smith, S OBP: 0.359, SLG: 0.501	4-0 1-2 BB		0-0 F5		0-0 F7			0-0 G1-4-3 1B		3	0	1	0	1	0	1											
Rico Petrocelli, R OBP: 0.354, SLG: 0.451	0-0 1-3		0-3 K		0-0 F8			0-0 G1-4-3 1-2 3-H		4	0	0	0	0	1	4											
George Scott, R OBP: 0.313, SLG: 0.429		0-0 2-3		0-0 F8		0-0 6-3		0-0 1B		4	0	1	0	0	0	0											
Phil Gagliano, R OBP: 0.403, SLG: 0.375		0-0 1B		0-0 6-3		0-0 1-3		0-0 F9		4	0	1	0	0	0	1	AB 32										
Bob Montgomery, R OBP: 0.313, SLG: 0.358		0-0 F9		0-0 5-3		0-3 K				3	0	0	0	0	1	1	R 2										
Ray Culp, R ERA: 3.47	9.0	W	34	6	2	2	3	2	0	0	0	0	0	0	0	0	H 6										
Bill Lee, L ERA: 2.4	3.1		15	4	0	0	3	1	0	0	0	0	0	20	24	0.00	1.500	RBI 1									
Ken Tatum, R ERA: 4.37	3.0		13	3	1	1	1	1	1	0	0	0	0	13	21	3.00	1.333	BB 2									
Sparky Lyle, L ERA: 2.83	1.0		5	2	0	0	0	0	0	0	0	0	0	5	5	0.00	2.000	SO 3									
Inning Stats	R: 0 E: 0 K: 0 S: 3	H: 0 LOB: 2 BB: 2 P: 11	R: 0 E: 0 K: 0 S: 4	H: 1 LOB: 1 BB: 0 P: 4	R: 1 E: 0 K: 1 S: 7	H: 2 LOB: 1 BB: 0 P: 7	R: 0 E: 0 K: 0 S: 3	H: 0 LOB: 0 BB: 0 P: 3	R: 0 E: 0 K: 0 S: 3	H: 0 LOB: 0 BB: 0 P: 3	R: 0 E: 0 K: 1 S: 5	H: 0 LOB: 0 BB: 0 P: 5	R: 0 E: 0 K: 0 S: 3	H: 0 LOB: 0 BB: 0 P: 3	R: 1 E: 0 K: 0 S: 5	H: 3 LOB: 1 BB: 0 P: 5	1B: 4 2B: 2 3B: 0 HR: 0	SF: 0 SAC: 0 DP: 1 HBP: 0	WP: 0 PB: 0 SB: 0 CS: 0	PA: 34							
PITCHER	IP	WLS	BF	H	R	ER	SO	BB	IBB	HBP	BLK	WP	HR	S	P	ERA	WHIP										
Mike Cuellar, L ERA: 3.17	9.0		34	6	2	2	3	2	0	0	0	0	0	38	46	2.00	0.889										

Baltimore Orioles @ Boston Red Sox
Fenway Park, Boston, MA
Wed Sep 01 1971, 7:05 PM EDT
Att: 23,676 - Unknown

AB 32
R 2
H 6
RBI 1
BB 2
SO 3
LOB 9



Batter	1	2	3	4	5	6	7	8	9	AB	R	H	RBI	BB	SO	LOB	TOP			
Tom Shopay, L (1,7) OBP: 0.250, SLG: 0.226	F6		G3			1-3			F8	4	0	0	0	0	0	0				
Paul Blair, R (1,8) OBP: 0.302, SLG: 0.391	F9			K		K			BB BB	3	0	0	0	1	2	0				
Boog Powell, L (1,3) OBP: 0.373, SLG: 0.432	F3			F5		4-3			F8	4	0	0	0	0	0	1				
Merv Rettenmund, R (1,9) OBP: 0.421, SLG: 0.455		S 1B		1B		1-3			FC4 BB	3	0	2	0	1	0	0				
Eliot Hendricks, L (1,2) OBP: 0.331, SLG: 0.373	F7			F8		G3			FC4	4	0	0	0	0	0	4				
Brooks Robinson, R (1,5) OBP: 0.345, SLG: 0.394	F9				F8		F3			3	0	0	0	0	0	1				
Davey Johnson, R (1,4) OBP: 0.350, SLG: 0.439	F7				2B				F7	3	0	1	0	0	0	1				
Mark Belanger, R (1,6) OBP: 0.364, SLG: 0.313			K		F8				K	3	0	0	0	0	2	1				
Pat Dobson, R (1,1) OBP: 0.150, SLG: 0.117			K		K				K	2	0	0	0	0	2	1				
Chico Salmon, R (8,PH) OBP: 0.176, SLG: 0.258										1	0	0	0	0	1	0				
Pete Richert, L (8,1)										0	0	0	0	0	0	0				
Inning Stats	R: 0 E: 0 K: 0 S: 3	H: 0 LOB: 0 BB: 0 P: 3	R: 0 E: 0 K: 0 S: 4	H: 1 LOB: 1 BB: 0 P: 4	R: 0 E: 0 K: 2 S: 7	H: 0 LOB: 0 BB: 0 P: 7	R: 0 E: 0 K: 1 S: 6	H: 1 LOB: 1 BB: 0 P: 6	R: 0 E: 0 K: 1 S: 5	H: 0 LOB: 0 BB: 0 P: 5	R: 0 E: 0 K: 0 S: 3	H: 0 LOB: 0 BB: 0 P: 3	R: 0 E: 0 K: 2 S: 7	H: 0 LOB: 2 BB: 2 P: 7	R: 0 E: 0 K: 0 S: 3	H: 0 LOB: 0 BB: 11 P: 11	1B: 2 2B: 1 3B: 0 HR: 0	SF: 0 SAC: 0 DP: 0 HBP: 0	WP: 0 PB: 0 SB: 1 CS: 0	PA: 32
PITCHER Sonny Siebert, R (1,1) ERA: 2.87	IP: 9.0 WLS: W BF: 32 H: 3 R: 0 ER: 0 SO: 7 BB: 2 IBB: 0 HBP: 0 BLK: 0 WP: 0 HR: 0 S: 44 P: 52 ERA: 0.00 WHIP: 0.556															PITCHER				

Baltimore Orioles @ Boston Red Sox
Fenway Park, Boston, MA
Thu Sep 02 1971, 3:33 AM EDT
Att: 19,676 - Unknown

AB 30
R 0
H 3
RBI 0
BB 2
SO 7
LOB 9



Batter	1	2	3	4	5	6	7	8	9	AB	R	H	RBI	BB	SO	LOB	BOTTOM			
Doug Griffin, R (1,4) OBP: 0.300, SLG: 0.331	5-3		F3		2B		K			4	0	1	0	0	1	1				
John Kennedy, R (1,6) OBP: 0.325, SLG: 0.411	F9		5-3		BB				F8	3	0	0	0	1	0	0				
Carl Yastrzemski, L (1,7) OBP: 0.384, SLG: 0.406	4-3			F7	6-3				4-3	4	0	0	0	0	0	2				
Reggie Smith, S (1,8) OBP: 0.360, SLG: 0.501		F8		F9		CS 1B			1B	4	0	2	0	0	0	0				
Rico Petrocelli, R (1,5) OBP: 0.352, SLG: 0.447		K		6-3		K			K	4	0	0	0	0	3	2				
George Scott, R (1,3) OBP: 0.313, SLG: 0.428		1B			F8	L5				3	0	1	0	0	0	0				
Joe Lahoud, L (1,9) OBP: 0.335, SLG: 0.449		K			F4		4-3			3	0	0	0	0	1	1				
Duane Josephson, R (1,2) OBP: 0.295, SLG: 0.385			F5		HR 1B		5-3 BB			2	1	1	0	1	0	0				
Sonny Siebert, R (1,1) OBP: 0.282, SLG: 0.533			HR		HR		5-3			3	2	2	3	0	0	1				
Inning Stats	R: 0 E: 0 K: 0 S: 3	H: 0 LOB: 0 BB: 0 P: 3	R: 0 E: 0 K: 2 S: 8	H: 1 LOB: 1 BB: 0 P: 8	R: 1 E: 0 K: 0 S: 4	H: 1 LOB: 0 BB: 0 P: 4	R: 0 E: 0 K: 0 S: 3	H: 0 LOB: 0 BB: 0 P: 3	R: 2 E: 0 K: 0 S: 6	H: 3 LOB: 2 BB: 1 P: 10	R: 0 E: 0 K: 1 S: 5	H: 1 LOB: 0 BB: 0 P: 5	R: 0 E: 0 K: 1 S: 5	H: 0 LOB: 1 BB: 1 P: 9	R: 0 E: 0 K: 1 S: 6	H: 1 LOB: 1 BB: 0 P: 6	1B: 4 2B: 2 3B: 0 HR: 2	SF: 0 SAC: 0 DP: 1 HBP: 0	WP: 0 PB: 0 SB: 0 CS: 1	PA: 32
PITCHER Pat Dobson, R (1,1) ERA: 2.95	IP: 7.0 WLS: L BF: 28 H: 6 R: 3 ER: 3 SO: 4 BB: 2 IBB: 0 HBP: 0 BLK: 0 WP: 0 HR: 2 S: 34 P: 42 ERA: 3.86 WHIP: 1.143															PITCHER				
Pete Richert, L (8,1) ERA: 4.4	IP: 1.0 WLS: L BF: 4 H: 1 R: 0 ER: 0 SO: 1 BB: 0 IBB: 0 HBP: 0 BLK: 0 WP: 0 HR: 0 S: 6 P: 6 ERA: 0.00 WHIP: 1.000															PITCHER				

Baltimore Orioles @ Boston Red Sox
Fenway Park, Boston, MA
Thu Sep 02 1971, 3:33 AM EDT
Att: 19,676 - Unknown

AB 30
R 3
H 7
RBI 3
BB 2
SO 5
LOB 7

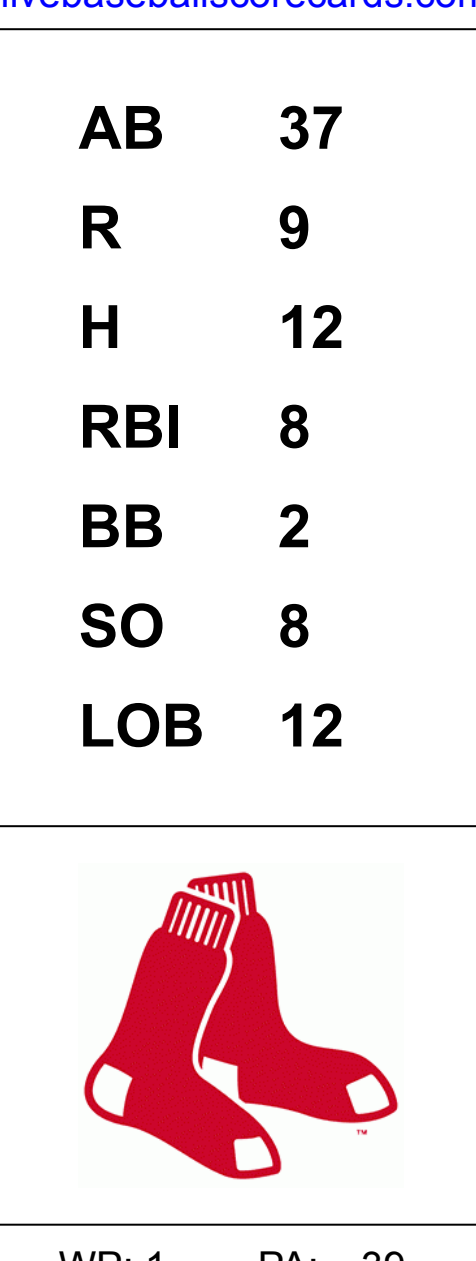


Batter	1	2	3	4	5	6	7	8	9	AB	R	H	RBI	BB	SO	LOB	TOP			
Ted Ford, R OBP: 0.230, SLG: 0.253 (1, 9)	0-0 4-3		0-0 5-3		0-3 K		0-3 K		0-3 K	5	0	0	0	0	3	2	Cleveland Indians @ Boston Red Sox Fenway Park, Boston, MA Fri Sep 03 1971, 7:05 PM EDT Att: 16,086 - Unknown			
Vada Pinson, L OBP: 0.292, SLG: 0.376 (1, 8)	0-0 F9		0-0 1B		0-3 K		G5-4-3 1B		0-0 E3	5	0	2	0	0	1	2				
Ray Fosse, R OBP: 0.311, SLG: 0.356 (1, 2)	0-0 4-3		0-0 F9		4-0 BB		G5-4-3 1-2		0-0 FC5	4	0	0	0	1	0	5				
Graig Nettles, L OBP: 0.369, SLG: 0.452 (1, 5)		0-0 6-3		0-3 K		0-0 P3		0-0 G3		4	0	0	0	0	1	1				
Chris Chambliss, L OBP: 0.367, SLG: 0.440 (1, 3)		0-0 E		0-0 4-3		0-0 FC1-6 1B		0-3 K		4	1	2	0	0	1	0				
Kurt Bevacqua, R OBP: 0.219, SLG: 0.296 (1, 7)		0-0 E6		0-0 BB		0-0 FC1-6 FC5-4 1-2		0-0 F9		4	0	1	1	0	0	1				
Lou Camilli, S OBP: 0.179, SLG: 0.080 (1, 4)		0-0 FC4-6		4-0 BB		0-0 P4		0-0 5-3		3	0	0	0	1	0	2				
Fred Stanley, R OBP: 0.388, SLG: 0.267 (1, 6)		0-3 K		4-0 BB		0-0 FC5-4 1-2		4-0 E		2	0	0	0	2	1	2				
Sam McDowell, L OBP: 0.194, SLG: 0.182 (4, PH)				0-0 K		0-0 F8		4-0 FC5		1	0	0	0	0	1	0				
Roy Foster, R OBP: 0.312, SLG: 0.444 (4, PH)				0-0 E				4-0 E		1	0	0	0	0	0	3				
Steve Hargan, R OBP: 0.288, SLG: 0.394 (7, PH)				0-0 K				0-0 BB		0	0	0	0	0	0	0				
Gomer Hodgson, S OBP: 0.287, SLG: 0.394 (7, PH)				0-0 K				0-0 BB		1	1	1	1	0	0	0				
Mark Ballinger, R OBP: 0.287, SLG: 0.394 (7, PH)				0-0 K				0-0 BB		0	0	0	0	0	0	0				
Bob Kaiser, S OBP: 0.287, SLG: 0.394 (8, PH)				0-0 K				0-0 BB		0	0	0	0	0	0	0				
Chuck Hinton, R OBP: 0.326, SLG: 0.427 (9, PH)				0-0 K				0-0 HR		0	0	0	0	1	0	0				
Inning Stats	R: 0 E: 0 K: 0 S: 3	H: 0 LOB: 0 BB: 0 P: 3	R: 1 E: 1 K: 1 S: 7	H: 1 LOB: 0 BB: 0 P: 7	R: 0 E: 0 K: 1 S: 6	H: 1 LOB: 1 BB: 0 P: 6	R: 0 E: 0 K: 1 S: 6	H: 1 LOB: 3 BB: 1 P: 14	R: 0 E: 0 K: 2 S: 4	H: 0 LOB: 1 BB: 0 P: 4	R: 1 E: 0 K: 1 S: 6	H: 2 LOB: 0 BB: 0 P: 6	R: 0 E: 0 K: 1 S: 5	H: 0 LOB: 0 BB: 0 P: 5	R: 0 E: 1 K: 1 S: 6	H: 0 LOB: 3 BB: 2 P: 14	1B: 4 2B: 0 3B: 1 HR: 1	SF: 0 SAC: 0 DP: 1 HBP: 0	WP: 0 PB: 0 SB: 0 CS: 0	PA: 39
PITCHER	IP	WLS	BF	H	R	ER	SO	BB	IBB	HBP	BLK	WP	HR	S	P	ERA	WHIP			
Roger Moret, L ERA: 3.26 (1, 1)	9.0	W	39	6	2	2	8	5	0	0	0	0	1	50	70	2.00	1.222			

AB	34
R	2
H	6
RBI	2
BB	5
SO	8
LOB	18



Batter	1	2	3	4	5	6	7	8	9	AB	R	H	RBI	BB	SO	LOB	BOTTOM			
Doug Griffin, R OBP: 0.301, SLG: 0.337 (1, 4)	0-0 1B		0-3 K		0-0 4-3		0-0 G6-3		0-0 WP	5	1	2	0	0	1	1	Cleveland Indians @ Boston Red Sox Fenway Park, Boston, MA Fri Sep 03 1971, 7:05 PM EDT Att: 16,086 - Unknown			
Luis Aparicio, R OBP: 0.278, SLG: 0.288 (1, 6)	0-0 1B		0-0 E1		0-0 1B		0-0 HR		0-0 5-3	5	2	3	1	0	0	1				
Carl Yastrzemski, L OBP: 0.384, SLG: 0.412 (1, 7)	0-0 BB		0-3 K		0-0 F8		0-0 HR		0-3 K	5	1	2	3	0	2	3				
Reggie Smith, S OBP: 0.359, SLG: 0.501 (1, 8)	0-3 K		0-0 E		0-0 F9		0-0 F8		0-0 F8	4	1	1	0	0	1	2				
Rico Petrocelli, R OBP: 0.349, SLG: 0.443 (1, 5)	0-0 6-3		0-0 E1		0-3 K		0-0 4-3		0-0 4-3	4	1	0	0	0	1	1				
George Scott, R OBP: 0.317, SLG: 0.442 (1, 3)	4-0 BB		0-0 HR		0-0 F9		0-0 HR		0-0 HR	3	2	2	3	1	0	0				
Billy Conigliaro, R OBP: 0.315, SLG: 0.439 (1, 9)	4-0 FC5-4		0-3 K		0-0 4-3		0-0 2-3		0-0 2-3	3	0	0	0	1	1	0				
Duane Josephson, R OBP: 0.298, SLG: 0.398 (1, 2)	0-0 FC5-4		0-0 P4		0-0 P4		0-0 FC3-6		0-0 HR	4	1	2	1	0	0	3				
Roger Moret, S (1, 1)		0-0 5-3		0-3 K		0-0 FC3-6		0-3 K		4	0	0	0	0	2	1				
Inning Stats	R: 2 E: 0 K: 1 S: 8	H: 3 LOB: 3 BB: 2 P: 16	R: 0 E: 1 K: 2 S: 8	H: 0 LOB: 0 BB: 0 P: 8	R: 3 E: 1 K: 2 S: 10	H: 2 LOB: 0 BB: 0 P: 10	R: 0 E: 0 K: 0 S: 4	H: 1 LOB: 0 BB: 0 P: 4	R: 0 E: 0 K: 0 S: 3	H: 1 LOB: 0 BB: 0 P: 3	R: 3 E: 0 K: 0 S: 6	H: 3 LOB: 0 BB: 0 P: 6	R: 1 E: 0 K: 2 S: 9	H: 2 LOB: 1 BB: 0 P: 9	1B: 5 2B: 3 3B: 0 HR: 4	SF: 0 SAC: 0 DP: 1 HBP: 0		WP: 1 PB: 0 SB: 1 CS: 0	PA: 39	
PITCHER	IP	WLS	BF	H	R	ER	SO	BB	IBB	HBP	BLK	WP	HR	S	P	ERA	WHIP			
Sam McDowell, L ERA: 3.22 (1, 1)	3.0	L	18	5	5	4	5	2	0	0	0	0	0	12	12	0.00	0.667			
Steve Hargan, R ERA: 7.04 (4, 1)	3.0		10	2	0	0	1	0	0	0	0	0	0	6	6	27.00	3.000			
Mark Ballinger, R ERA: 4.07 (7, 1)	1.0		6	3	3	3	0	0	0	0	0	0	2	6	6	9.00	2.000			
Bob Kaiser, L ERA: 9.0 (8, 1)	1.0		5	2	1	1	2	0	0	0	0	1	1	9	9	9.00	2.000			



Batter	1	2	3	4	5	6	7	8	9	AB	R	H	RBI	BB	SO	LOB	TOP					
Ted Uhlhaender, L (1.9) OBP: 0.339, SLG: 0.342	F8		K			2B	1B	F8		5	2	2	1	0	1	0	Cleveland Indians @ Boston Red Sox Fenway Park, Boston, MA Sat Sep 04 1971, 3:33 AM EDT Att: 16,506 - Unknown					
Vada Pinson, L (1.8) OBP: 0.295, SLG: 0.384	3B				F8	HR	2B	1-3		5	2	3	2	0	0	0						
Roy Foster, R (1.7) OBP: 0.314, SLG: 0.457	5-3				K			F9		4	1	2	3	0	1	1						
Ted Ford, R (7.7) OBP: 0.228, SLG: 0.251					K					1	1	0	0	0	0	0						
Graig Nettles, L (1.5) OBP: 0.368, SLG: 0.450	F9				L9			K		5	1	1	1	0	1	1						
Chris Chambliss, L (1.3) OBP: 0.374, SLG: 0.453		G1-6-3 BB								2	2	2	1	2	0	0						
Ray Fosse, R (1.2) OBP: 0.311, SLG: 0.362	F7				5-3					4	1	1	3	0	0	2						
Ken Suarez, R (7.2) OBP: 0.299, SLG: 0.259					5-3	P4				0	0	0	0	0	0	0						
Eddie Leon, R (1.4) OBP: 0.309, SLG: 0.317	G1-6-3				5-3					4	0	0	0	0	0	3						
Fred Stanley, R (1.6) OBP: 0.383, SLG: 0.277			5-3		K			5-3		4	1	1	0	0	1	1						
Rich Hand, R (1.1) OBP: 0.200, SLG: 0.143					K			5-3		2	0	0	0	0	1	0						
Phil Hennigan, R (6.1) OBP: 0.200, SLG: 0.143						F7		5-3		2	0	0	0	0	0	1						
Inning Stats	R: 0 E: 0 K: 0 S: 4	H: 1 LOB: 1 BB: 0 P: 4	R: 0 E: 0 K: 0 S: 2	H: 0 LOB: 0 BB: 1 P: 6	R: 0 E: 0 K: 2 S: 7	H: 0 LOB: 0 BB: 0 P: 7	R: 0 E: 0 K: 1 S: 5	H: 0 LOB: 0 BB: 1 P: 5	R: 0 E: 0 K: 0 S: 5	H: 0 LOB: 1 BB: 1 P: 9	R: 4 E: 0 K: 0 S: 7	H: 4 LOB: 0 BB: 0 P: 7	R: 7 E: 0 K: 0 S: 10	H: 7 LOB: 1 BB: 0 P: 10	R: 0 E: 0 K: 0 S: 3	H: 0 LOB: 0 BB: 0 P: 3	R: 0 E: 0 K: 1 S: 5	H: 0 LOB: 0 BB: 0 P: 5	1B: 4 2B: 4 3B: 1 HR: 3	SF: 0 2B: 4 3B: 1 HR: 3	WP: 0 PB: 1 SB: 1 CS: 0	PA: 40
PITCHER	IP WLS BF H R ER SO BB IBB HBP BLK WP HR S P ERA WHIP																					
Jim Lonborg, R (1.1) ERA: 4.5	6.0 L 24 5 4 4 4 4 2 0 0 0 0 0 2 30 38 6.00 1.167																					
Bobby Bolin, R (7.1) ERA: 4.55	0.2 6 4 4 4 0 0 0 0 0 0 0 0 0 6 6 54.00 6.000																					
Bill Lee, L (7.1) ERA: 2.68	0.0 3 3 3 3 0 0 0 0 0 0 0 1 3 3 3 ∞ ∞																					
Ken Tatum, R (7.1) ERA: 4.25	1.1 4 0 0 0 0 0 0 0 0 0 0 0 4 4 0.00 0.000																					
Sparky Lyle, L (9.1) ERA: 2.77	1.0 3 0 0 0 1 0 0 0 0 0 0 0 5 5 0.00 0.000																					

Batter	1	2	3	4	5	6	7	8	9	AB	R	H	RBI	BB	SO	LOB	BOTTOM					
Doug Griffin, R (1.4) OBP: 0.300, SLG: 0.338	5-3		G4-6-3			G6-4-3		F2		5	0	1	0	0	0	3	Cleveland Indians @ Boston Red Sox Fenway Park, Boston, MA Sat Sep 04 1971, 3:33 AM EDT Att: 16,506 - Unknown					
Luis Aparicio, R (1.6) OBP: 0.280, SLG: 0.290					FC6-5					4	0	2	0	0	0	1						
Juan Beniquez, R (8.6) OBP: 0.280, SLG: 0.290	CS				FC6-5		P6		6-3	1	0	0	0	0	0	0						
Carl Yastrzemski, L (1.7) OBP: 0.394, SLG: 0.409										3	0	0	0	1	1	3						
Phil Gagliano, R (7.7) OBP: 0.412, SLG: 0.375	K		G3		F4		1B		2B	0	2	0	0	1	0	0						
Reggie Smith, S (1.8) OBP: 0.362, SLG: 0.505										4	1	3	0	0	0	0						
Rick Miller, L (7.7) OBP: 1.000, SLG: 2.000	F9				FC3-6		1B		HR	1	2	1	0	0	0	0						
George Scott, R (1.3) OBP: 0.320, SLG: 0.455										3	2	2	4	1	0	2						
Sparky Lyle, L (9.1) OBP: 1.000, SLG: 1.000										0	0	0	0	0	0	0						
Gary Peters, L (9.7) OBP: 0.300, SLG: 0.435	HR				FC3-6					1	1	1	3	0	0	0						
Joe Lahoud, L (1.9) OBP: 0.336, SLG: 0.452					FC3-6					5	1	2	0	0	1	3						
John Kennedy, R (1.5) OBP: 0.319, SLG: 0.403	5-3				K				6-3	5	0	0	0	0	1	5						
Bob Montgomery, R (1.2) OBP: 0.316, SLG: 0.363	4-1									3	0	1	1	0	1	1						
Jim Lonborg, R (1.1) OBP: 0.265, SLG: 0.146										2	0	1	0	0	0	2						
Ben Ciglaric, L (6.7) OBP: 0.265, SLG: 0.146										1	0	0	1	0	0	1						
Bobby Bolin, R (7.1) OBP: 0.279, SLG: 0.279										0	0	0	0	0	0	0						
Bill Lee, L (7.1) OBP: 0.279, SLG: 0.279										0	0	0	0	0	0	0						
Ken Tatum, R (7.1) OBP: 0.417, SLG: 0.600										0	0	0	0	0	0	0						
Mike Flicke, L (8.7) OBP: 0.234, SLG: 0.214										1	0	0	0	0	1	0						
Inning Stats	R: 0 E: 0 K: 1 S: 5	H: 1 LOB: 1 BB: 0 P: 5	R: 1 E: 0 K: 0 S: 5	H: 2 LOB: 1 BB: 0 P: 5	R: 0 E: 0 K: 0 S: 4	H: 2 LOB: 1 BB: 0 P: 4	R: 1 E: 0 K: 1 S: 7	H: 2 LOB: 2 BB: 1 P: 11	R: 0 E: 0 K: 0 S: 5	H: 2 LOB: 2 BB: 0 P: 5	R: 1 E: 1 K: 0 S: 4	H: 1 LOB: 1 BB: 0 P: 5	R: 3 E: 0 K: 0 S: 5	H: 2 LOB: 1 BB: 1 P: 9	R: 0 E: 0 K: 2 S: 7	H: 0 LOB: 0 BB: 0 P: 7	R: 3 E: 0 K: 1 S: 7	H: 2 LOB: 0 BB: 1 P: 11	1B: 6 2B: 6 3B: 0 HR: 3	SF: 0 2B: 6 3B: 0 HR: 3	WP: 0 PB: 0 SB: 0 CS: 1	PA: 43
PITCHER	IP WLS BF H R ER SO BB IBB HBP BLK WP HR S P ERA WHIP																					
Rich Hand, R (1.1) ERA: 4.7	5.1 W 27 10 3 3 2 3 1 0 0 0 0 1 29 34 5.06 2.062																					
Phil Hennigan, R (6.1) ERA: 4.56	3.2 S 16 4 6 6 3 2 0 0 0 0 0 2 20 28 14.73 1.636																					

Batter	1	2	3	4	5	6	7	8	9	AB	R	H	RBI	BB	SO	LOB	TOP					
Ted Uhlhaender, L (1.8) OBP: 0.340, SLG: 0.343	F8		FC4-6 1B		6-3 1B			6-3		4	0	2	0	0	0	0	Cleveland Indians @ Boston Red Sox Fenway Park, Boston, MA Sun Sep 05 1971, 3:33 AM EDT Att: 22,820 - Unknown					
Chris Chambliss, L (1.3) OBP: 0.370, SLG: 0.447	K		FC4-6 FC5-4 1-2		6-3			F7		4	0	0	0	0	1	2						
Roy Foster, R (1.7) OBP: 0.316, SLG: 0.466	1B		FC5-4 1-2		F8			HR		4	1	2	1	0	0	1						
Graig Nettles, L (1.5) OBP: 0.365, SLG: 0.446	4-3		F7		G3			L9		4	0	0	0	0	0	2						
Ray Fosse, R (1.2) OBP: 0.310, SLG: 0.361		L7		F2				G6-4-3 1B		4	0	1	0	0	0	0						
Eddie Leon, R (1.4) OBP: 0.311, SLG: 0.319		FC4-6 1B		F8			G6-4-3 1B	G6-4-3 1B		4	0	2	0	0	0	1						
Ted Ford, R (1.9) OBP: 0.234, SLG: 0.263		FC4-6 1B 1-2		4-3			G6-4-3 1B	2B		4	0	2	0	0	0	1						
Lou Camilli, S (1.6) OBP: 0.188, SLG: 0.103				F8			G6-4-3 1-2 2-3	6-3		4	0	1	0	0	0	3						
Ed Farmer, R (1.1) OBP: 0.143, SLG: 0.077				F7			4-3			0	0	0	0	0	0	0						
Alan Foster, R (1.1) OBP: 0.064, SLG: 0.067										2	0	0	0	0	0	2						
Gomer Hodge, S (7, PH) OBP: 0.263, SLG: 0.290										1	0	0	0	0	0	1						
Ray Lamb, R (7.1) OBP: 0.136, SLG: 0.095										0	0	0	0	0	0	0						
Inning Stats	R: 0 E: 0 K: 1 S: 6	H: 1 LOB: 1 BB: 0 P: 6	R: 0 E: 0 K: 0 S: 5	H: 2 LOB: 2 BB: 0 P: 5	R: 0 E: 0 K: 0 S: 4	H: 1 LOB: 1 BB: 0 P: 4	R: 0 E: 0 K: 0 S: 3	H: 0 LOB: 0 BB: 0 P: 3	R: 0 E: 0 K: 0 S: 4	H: 1 LOB: 1 BB: 0 P: 4	R: 0 E: 0 K: 0 S: 3	H: 0 LOB: 0 BB: 0 P: 3	R: 0 E: 0 K: 0 S: 4	H: 2 LOB: 1 BB: 0 P: 4	R: 1 E: 0 K: 0 S: 4	H: 1 LOB: 0 BB: 0 P: 4	R: 0 E: 0 K: 0 S: 4	H: 2 LOB: 1 BB: 0 P: 4	1B: 8 2B: 1 3B: 0 HR: 1	SF: 0 SAC: 0 DP: 2 HBP: 0	WP: 0 PB: 0 SB: 0 CS: 0	PA: 35
PITCHER Gary Peters, L (1.1) ERA: 4.61	IP: 9.0 WLS: W BF: 35 H: 10 R: 1 ER: 1 SO: 1 BB: 0 IBB: 0 HBP: 0 BLK: 0 WP: 0 HR: 1 S: 37 P: 37 ERA: 1.00 WHIP: 1.111															PITCHER						

Batter	1	2	3	4	5	6	7	8	9	AB	R	H	RBI	BB	SO	LOB	BOTTOM			
Doug Griffin, R (1.4) OBP: 0.299, SLG: 0.336	L7			F8		5-3		4-3		5	0	1	0	0	0	0	Cleveland Indians @ Boston Red Sox Fenway Park, Boston, MA Sun Sep 05 1971, 3:33 AM EDT Att: 22,820 - Unknown			
Joe Lahoud, L (1.9) OBP: 0.333, SLG: 0.444	BB 2B 4-3			4-3		5-3		4-1		4	1	0	0	1	0	2				
Carl Yastrzemski, L (1.7) OBP: 0.394, SLG: 0.499	4-0 BB 1-2 2B BB		F6	L7				1B 2B 1B		3	2	1	0	1	0	0				
Reggie Smith, S (1.8) OBP: 0.361, SLG: 0.505	0-0 E 1-H 2-H 2B		3-1		F8		F4			4	1	1	2	0	0	1				
Rico Petrocelli, R (1.5) OBP: 0.350, SLG: 0.442	4-0 FC5-4 E 2B BB		F7		F3		1-2 2B 1B			3	2	1	0	1	0	0				
George Scott, R (1.3) OBP: 0.319, SLG: 0.453	0-0 E6 1-2 3-H FC5-4		5-3		2B HBP		F8			3	0	0	1	0	0	3				
Juan Beniquez, R (1.6) OBP: 0.600, SLG: 1.000	0-0 FC5-4 1-2 2-3 2B			FC5-4 1B			1-3 2B			4	1	3	2	0	0	2				
Duane Josephson, R (1.2) OBP: 0.297, SLG: 0.399	0-0 1-H 3-H 1B 2B		FC5-4		6-3		F8			4	1	1	2	0	0	4				
Gary Peters, L (1.1) OBP: 0.298, SLG: 0.427	0-0 2-H 1B		F5		L9			F7		4	0	1	1	0	0	1				
Inning Stats	R: 6 E: 1 K: 0 S: 8	H: 4 LOB: 2 BB: 3 P: 20	R: 0 E: 0 K: 0 S: 3	H: 0 LOB: 0 BB: 0 P: 3	R: 0 E: 0 K: 0 S: 4	H: 1 LOB: 1 BB: 0 P: 4	R: 0 E: 0 K: 0 S: 3	H: 0 LOB: 0 BB: 0 P: 3	R: 0 E: 0 K: 0 S: 4	H: 1 LOB: 2 BB: 0 P: 5	R: 0 E: 0 K: 0 S: 3	H: 0 LOB: 0 BB: 0 P: 3	R: 2 E: 0 K: 0 S: 6	H: 3 LOB: 1 BB: 0 P: 6	R: 0 E: 0 K: 0 S: 3	H: 0 LOB: 0 BB: 0 P: 3		1B: 5 2B: 4 3B: 0 HR: 0	SF: 0 SAC: 0 DP: 0 HBP: 1	WP: 0 PB: 0 SB: 0 CS: 0
PITCHER Ed Farmer, R (1.1) ERA: 3.25	IP: 0.2 WLS: L BF: 20 H: 3 R: 6 ER: 3 SO: 0 BB: 3 IBB: 0 HBP: 0 BLK: 0 WP: 0 HR: 0 S: 6 P: 18 ERA: 40.50 WHIP: 9.000															PITCHER				
Alan Foster, R (1.1) ERA: 4.13	IP: 5.1 WLS: L BF: 20 H: 3 R: 0 ER: 0 SO: 0 BB: 0 IBB: 0 HBP: 1 BLK: 0 WP: 0 HR: 0 S: 19 P: 20 ERA: 0.00 WHIP: 0.562															PITCHER				
Ray Lamb, R (7.1) ERA: 3.28	IP: 2.0 WLS: L BF: 9 H: 3 R: 2 ER: 2 SO: 0 BB: 0 IBB: 0 HBP: 0 BLK: 0 WP: 0 HR: 0 S: 9 P: 9 ERA: 9.00 WHIP: 1.500															PITCHER				

Batter	1	2	3	4	5	6	7	8	9	AB	R	H	RBI	BB	SO	LOB	TOP		
John Kennedy, R OBP: 0.322, SLG: 0.416 (1, 4)										4	2	2	1	0	0	0	Boston Red Sox @ New York Yankees Yankee Stadium, Bronx, NY Mon Sep 06 1971, 3:33AM EDT Overcast - 87 F		
Luis Aparicio, R OBP: 0.277, SLG: 0.287 (1, 6)										4	0	0	0	0	0	1			
Carl Yastrzemski, L OBP: 0.385, SLG: 0.408 (1, 7)										3	0	1	0	1	0	0			
Reggie Smith, S OBP: 0.360, SLG: 0.504 (1, 8)										3	1	1	1	0	1	1			
Billy Conigliaro, R OBP: 0.314, SLG: 0.437 (1, 9)										4	0	1	0	0	0	2			
Mike Fiore, L OBP: 0.292, SLG: 0.217 (1, 3)											4	0	1	0	0	1		3	
Phil Gagliano, R OBP: 0.423, SLG: 0.390 (1, 5)										3	0	2	1	0	0	0			
Bob Montgomery, R OBP: 0.312, SLG: 0.357 (1, 2)										3	0	0	0	0	1	2			
Ray Culp, R OBP: 0.203, SLG: 0.127 (1, 1)										3	0	0	0	0	3	0			
Bill Lee, L OBP: 0.261, SLG: 0.227 (8, 1)										0	0	0	0	0	0	0			
Inning Stats	R: 0 E: 0 K: 0 S: 3	H: 0 LOB: 0 BB: 0 P: 3	R: 1 E: 0 K: 0 S: 5	H: 3 LOB: 1 BB: 0 P: 5	R: 1 E: 0 K: 1 S: 6	H: 1 LOB: 0 BB: 0 P: 6	R: 0 E: 0 K: 1 S: 5	H: 1 LOB: 0 BB: 0 P: 5	R: 0 E: 0 K: 0 S: 5	H: 2 LOB: 1 BB: 0 P: 5	R: 0 E: 0 K: 1 S: 5	H: 0 LOB: 0 BB: 0 P: 5	R: 0 E: 0 K: 1 S: 5	H: 0 LOB: 1 BB: 1 P: 9	1B: 7 2B: 0 3B: 0 HR: 1	SF: 1 SAC: 0 DP: 2 HBP: 0	WP: 0 PB: 0 SB: 0 CS: 1	PA: 34	
PITCHER	IP WLS BF H R ER SO BB IBB HBP BLK WP HR S P ERA WHIP																		
Steve Kline, R ERA: 2.92 (1, 1)	7.0		26	8	3	3	4	0	0	0	0	0	0	0	1	34	34	3.86	1.143
Roger Hambright, R ERA: 4.12 (8, 1)	2.0	W	7	0	0	0	2	1	0	0	0	0	0	0	0	10	14	0.00	0.500

AB 31
R 3
H 8
RBI 3
BB 1
SO 6
LOB 9



Batter	1	2	3	4	5	6	7	8	9	AB	R	H	RBI	BB	SO	LOB	BOTTOM			
Jerry Kenney, L OBP: 0.359, SLG: 0.301 (1, 5)										4	0	1	1	0	1	1	Boston Red Sox @ New York Yankees Yankee Stadium, Bronx, NY Mon Sep 06 1971, 3:33AM EDT Overcast - 87 F			
Jake Gibbs, L OBP: 0.281, SLG: 0.321 (1, 2)										4	2	2	1	0	0	1				
Felipe Alou, R OBP: 0.326, SLG: 0.397 (1, 8)										4	1	2	0	0	1	0				
Roy White, S OBP: 0.374, SLG: 0.453 (1, 7)										4	1	1	0	0	0	2				
Ron Blomberg, L OBP: 0.358, SLG: 0.481 (1, 9)										3	0	0	0	0	0	2				
Ron Swoboda, R OBP: 0.386, SLG: 0.354 (8, 9)										1	0	1	2	0	0	0				
Danny Cater, R OBP: 0.310, SLG: 0.370 (1, 3)										4	1	4	1	0	0	0				
Horace Clarke, S OBP: 0.323, SLG: 0.313 (1, 4)										4	0	2	0	0	0	4				
Frank Baker, L OBP: 0.278, SLG: 0.169 (1, 6)										2	0	1	0	0	1	0				
Steve Kline, R OBP: 0.200, SLG: 0.164 (1, 1)										2	0	0	0	0	1	1				
Thurman Munson, R OBP: 0.339, SLG: 0.377 (7, 9)										1	0	0	0	0	1	2				
Roger Hambright, R OBP: 0.500, SLG: 0.500 (8, 1)										0	0	0	0	0	0	0				
Inning Stats	R: 0 E: 0 K: 1 S: 5	H: 0 LOB: 0 BB: 0 P: 5	R: 0 E: 0 K: 0 S: 4	H: 2 LOB: 2 BB: 0 P: 4	R: 0 E: 0 K: 3 S: 9	H: 0 LOB: 0 BB: 0 P: 9	R: 0 E: 0 K: 0 S: 6	H: 3 LOB: 2 BB: 0 P: 6	R: 0 E: 0 K: 0 S: 4	H: 1 LOB: 1 BB: 0 P: 4	R: 0 E: 0 K: 0 S: 3	H: 0 LOB: 0 BB: 0 P: 3	R: 1 E: 0 K: 1 S: 7	H: 3 LOB: 2 BB: 0 P: 7	R: 3 E: 1 K: 0 S: 6	H: 5 LOB: 0 BB: 0 P: 6	1B: 11 2B: 2 3B: 0 HR: 1	SF: 0 SAC: 1 DP: 0 HBP: 0	WP: 0 PB: 0 SB: 0 CS: 0	PA: 35
PITCHER	IP WLS BF H R ER SO BB IBB HBP BLK WP HR S P ERA WHIP																			
Ray Culp, R ERA: 3.56 (1, 1)	7.0	L	31	12	5	5	5	0	0	0	0	0	0	0	0	41	41	6.43	1.714	
Bill Lee, L ERA: 2.65 (8, 1)	1.0		3	2	0	0	0	0	0	0	0	0	0	0	3	3	0.00	2.000		

AB 33
R 5
H 14
RBI 5
BB 0
SO 5
LOB 13



Batter	1	2	3	4	5	6	7	8	9	AB	R	H	RBI	BB	SO	LOB	TOP			
Doug Griffin, R OBP: 0.298, SLG: 0.333 (1, 4)										3	0	0	0	1	0	0	Boston Red Sox @ New York Yankees Yankee Stadium, Bronx, NY Mon Sep 06 1971, 3:38 AM EDT Att: 21,490 - Overcast - 82 F livebaseballscorecards.com			
Rick Miller, L OBP: 0.600, SLG: 1.000 (1, 8)										3	0	1	0	1	2	1				
Joe Lahoud, L OBP: 0.332, SLG: 0.441 (1, 9)										4	0	1	0	0	1	2				
Rico Petrocelli, R OBP: 0.348, SLG: 0.439 (1, 5)										4	0	0	0	0	2	3				
George Scott, R OBP: 0.321, SLG: 0.452 (1, 3)										3	0	1	0	1	0	2				
Ben Oglivie, L OBP: 0.400, SLG: 0.400 (1, 7)										4	0	2	0	0	1	1				
Juan Beniquez, R OBP: 0.500, SLG: 0.750 (1, 6)										3	0	1	0	0	0	3				
Carlton Fisk, R (1, 2)										3	0	0	0	0	1	2				
John Curtis, L (1, 1)										3	0	0	0	0	1	1				
Luis Tiant, R OBP: 0.167, SLG: 0.222 (8, 1)										0	0	0	0	0	0	0				
Inning Stats	R: 0 E: 0 K: 1 S: 7	H: 2 LOB: 2 BB: 0 P: 7	R: 0 E: 0 K: 0 S: 4	H: 1 LOB: 1 BB: 0 P: 4	R: 0 E: 0 K: 1 S: 4	H: 0 LOB: 0 BB: 1 P: 8	R: 0 E: 0 K: 0 S: 3	H: 1 LOB: 0 BB: 1 P: 7	R: 0 E: 0 K: 1 S: 5	H: 0 LOB: 0 BB: 0 P: 5	R: 0 E: 0 K: 0 S: 4	H: 1 LOB: 1 BB: 0 P: 4	R: 0 E: 0 K: 2 S: 7	H: 0 LOB: 0 BB: 0 P: 7	R: 0 E: 0 K: 2 S: 8	H: 1 LOB: 1 BB: 0 P: 8	1B: 5 2B: 1 3B: 0 HR: 0	SF: 0 SAC: 0 DP: 2 HBP: 0	WP: 0 PB: 0 SB: 0 CS: 1	PA: 33
PITCHER Stan Bahnsen, R ERA: 3.41 (1, 1)	IP: 9.0 WLS: W BF: 33 H: 6 R: 0 ER: 0 SO: 8 BB: 3 IBB: 0 HBP: 0 BLK: 0 WP: 0 HR: 0 S: 46 P: 58 ERA: 0.00 WHIP: 1.000															PITCHER IP: 9.0 WLS: W BF: 33 H: 6 R: 0 ER: 0 SO: 8 BB: 3 IBB: 0 HBP: 0 BLK: 0 WP: 0 HR: 0 S: 46 P: 58 ERA: 0.00 WHIP: 1.000				

Batter	1	2	3	4	5	6	7	8	9	AB	R	H	RBI	BB	SO	LOB	BOTTOM	
Gene Michael, S OBP: 0.311, SLG: 0.294 Horace Clarke, S OBP: 0.323, SLG: 0.317 (6, FH) (7, 4)										2	0	0	0	0	1	0	Boston Red Sox @ New York Yankees Yankee Stadium, Bronx, NY Mon Sep 06 1971, 3:38 AM EDT Att: 21,490 - Overcast - 82 F livebaseballscorecards.com	
Thurman Munson, R OBP: 0.341, SLG: 0.377 (1, 2)										3	0	1	0	1	0	0		
Roy White, S OBP: 0.377, SLG: 0.459 (1, 7)										3	0	3	1	0	0	0		
Felipe Alou, R OBP: 0.325, SLG: 0.396 (1, 8)										4	0	1	0	0	0	4		
John Ellis, R OBP: 0.322, SLG: 0.347 (1, 3)										4	0	1	0	0	0	3		
Danny Cater, R OBP: 0.308, SLG: 0.367 (1, 5)										3	0	0	0	0	0	2		
Ron Swoboda, R OBP: 0.381, SLG: 0.348 (1, 9)										3	0	0	0	0	2	0		
Ron Hansen, R OBP: 0.247, SLG: 0.261 (7, 6)										3	0	1	0	0	0	0		
Frank Baker, L OBP: 0.278, SLG: 0.169 (8, PR) (9, 6)										0	1	0	0	0	0	0		
Stan Bahnsen, R OBP: 0.132, SLG: 0.179 (1, 1)										2	1	0	0	0	1	0		
Inning Stats	R: 0 E: 0 K: 1 S: 6	H: 2 LOB: 1 BB: 0 P: 6	R: 0 E: 0 K: 0 S: 3	H: 0 LOB: 0 BB: 0 P: 3	R: 0 E: 0 K: 0 S: 3	H: 0 LOB: 0 BB: 0 P: 3	R: 0 E: 0 K: 0 S: 4	H: 1 LOB: 0 BB: 0 P: 4	R: 0 E: 0 K: 1 S: 5	H: 0 LOB: 0 BB: 0 P: 5	R: 0 E: 0 K: 0 S: 4	H: 2 LOB: 1 BB: 0 P: 4	R: 3 E: 0 K: 1 S: 9	H: 3 LOB: 2 BB: 1 P: 13	1B: 6 2B: 1 3B: 1 HR: 0	SF: 1 SAC: 1 DP: 2 HBP: 0	WP: 0 PB: 0 SB: 0 CS: 0	PA: 32
PITCHER John Curtis, L ERA: 3.68 Luis Tiant, R ERA: 4.98 (1, 1) (8, 1)	IP: 7.1 WLS: L BF: 28 H: 7 R: 3 ER: 3 SO: 3 BB: 0 IBB: 0 HBP: 0 BLK: 0 WP: 0 HR: 0 S: 36 P: 36 ERA: 3.68 WHIP: 0.955															PITCHER IP: 0.2 WLS: L BF: 4 H: 1 R: 0 ER: 0 SO: 0 BB: 1 IBB: 0 HBP: 0 BLK: 0 WP: 0 HR: 0 S: 3 P: 7 ERA: 0.00 WHIP: 3.000		

Batter	1	2	3	4	5	6	7	8	9	AB R H RBI BB SO LOB	TOP								
Doug Griffin, R OBP: 0.297, SLG: 0.334 (1, 4)	4-3		F7			F3		1B E 2B	K	5 1 1 2 0 1 0	Boston Red Sox @ New York Yankees Yankee Stadium, Bronx, NY Tue Sep 07 1971, 7:05 PM EDT Att: 14,527 - Overcast - 75 F								
Juan Beniquez, R OBP: 0.482, SLG: 0.583 (1, 6)	F9			1B		K		6-3	BB	4 1 1 0 1 1 3									
Carl Yastrzemski, L OBP: 0.385, SLG: 0.497 (1, 7)	4-3			E8 1B		F9		1B E IBB	F4	4 2 1 0 1 0 1									
Reggie Smith, S OBP: 0.362, SLG: 0.506 (8, 9)		4-3 SF9 2B		G6-4-3 1B			P4	E SF8 1B	1-3	5 2 3 3 0 0 1									
Rico Petrocelli, R OBP: 0.346, SLG: 0.435 (1, 5)	4-3		G6-4-3 1B			K		E3 SF8		4 0 0 0 0 1 3									
George Scott, R OBP: 0.320, SLG: 0.450 (1, 3)	SF9		4-3			L4		1-3 2-H 3-H 4-0 SF8 IBB		2 0 0 1 1 0 0									
Billy Conigliaro, R OBP: 0.514, SLG: 0.436 (8, PR)	5-3				F4			1B SF8		3 0 1 0 0 0 0									
Rick Miller, L OBP: 0.500, SLG: 1.000 (8, 8)								1B SF8		0 1 0 1 0 0 0									
Duane Josephson, R OBP: 0.300, SLG: 0.399 (1, 2)			5-3			6-3		1B IBB		3 1 1 0 1 0 0									
Sonny Siebert, R OBP: 0.272, SLG: 0.513 (1, 1)			F8			1-3		SH 1B F8		3 1 0 0 0 0 3									
Inning Stats	R: 0 E: 0 K: 0 S: 3	H: 0 LOB: 0 BB: 0 P: 3	R: 1 E: 0 K: 0 S: 4	H: 1 LOB: 0 BB: 0 P: 4	R: 0 E: 0 K: 0 S: 3	H: 0 LOB: 0 BB: 0 P: 3	R: 2 E: 1 K: 0 S: 5	H: 3 LOB: 0 BB: 0 P: 5	R: 0 E: 0 K: 1 S: 5	H: 0 LOB: 0 BB: 0 P: 5	R: 0 E: 0 K: 1 S: 5	H: 0 LOB: 0 BB: 0 P: 5	R: 6 E: 1 K: 0 S: 9	H: 4 LOB: 3 BB: 3 P: 21	R: 0 E: 0 K: 1 S: 5	H: 0 LOB: 1 BB: 1 P: 9	1B: 6 2B: 2 3B: 0 HR: 0	SF: 2 SAC: 1 DP: 1 HBP: 0	WP: 0 PA: 40 SB: 0 CS: 0
PITCHER	IP WLS BF H R ER SO BB IBB HBP BLK WP HR S P ERA WHIP											IP WLS BF H R ER SO BB IBB HBP BLK WP HR S P ERA WHIP							
Fritz Peterson, L ERA: 3.15 (1, 1)	7.0 L 28 7 8 7 2 0 0 0 0 0 0 0 32 32 9.00 1.000																		
Al Closter, L ERA: 3.46 (8, 1)	1.0 8 1 1 0 0 0 3 0 0 0 0 0 5 17 0.00 1.000																		
Terry Ley, L ERA: 1.29 (9, 1)	1.0 4 0 0 0 0 1 1 0 0 0 0 0 0 5 9 0.00 1.000																		

Batter	1	2	3	4	5	6	7	8	9	AB R H RBI BB SO LOB	BOTTOM										
Jerry Kenney, L OBP: 0.360, SLG: 0.302 (1, 5)	1B 1B		F7		L7		6-3		1B	5 1 2 0 0 0 0	Boston Red Sox @ New York Yankees Yankee Stadium, Bronx, NY Tue Sep 07 1971, 7:05 PM EDT Att: 14,527 - Overcast - 75 F										
Horace Clarke, S OBP: 0.324, SLG: 0.318 (1, 4)	G3 1B		4-3		S 1B		F7		4-3	5 0 2 0 0 0 1											
Felipe Alou, R OBP: 0.327, SLG: 0.397 (1, 8)	G3 1B		S 1B		6-3		F8			4 1 2 1 0 0 1											
Roy White, S OBP: 0.376, SLG: 0.457 (1, 7)	F4		1B		K			1-3		4 0 1 1 0 1 3											
Ron Blomberg, L OBP: 0.356, SLG: 0.488 (1, 9)	G3		G3		F9			6-3 3B		4 1 1 0 0 0 3											
Thurman Munson, R OBP: 0.338, SLG: 0.373 (1, 2)	F9				F7		1-3	6-3		4 0 0 1 0 0 2											
John Ellis, R OBP: 0.320, SLG: 0.345 (1, 3)			F7		4-3		1B 1B	F9		4 0 1 0 0 0 0											
Frank Baker, L OBP: 0.289, SLG: 0.190 (1, 6)	L6								2-3	4 0 2 0 0 0 0											
Fritz Peterson, S OBP: 0.138, SLG: 0.082 (8, 1)	K				L4				L9	3 0 0 0 0 2 3											
Terry Ley, L (9, 1)										0 0 0 0 0 0 0											
Jake Gibbs, L OBP: 0.260, SLG: 0.319 (9, PH)										1 0 0 0 0 0 0											
Inning Stats	R: 1 E: 0 K: 0 S: 6	H: 3 LOB: 2 BB: 0 P: 6	R: 0 E: 0 K: 1 S: 5	H: 0 LOB: 0 BB: 0 P: 5	R: 1 E: 0 K: 0 S: 5	H: 2 LOB: 1 BB: 0 P: 5	R: 0 E: 0 K: 0 S: 4	H: 1 LOB: 1 BB: 0 P: 4	R: 0 E: 0 K: 1 S: 6	H: 1 LOB: 1 BB: 0 P: 6	R: 0 E: 0 K: 1 S: 7	H: 2 LOB: 2 BB: 0 P: 7	R: 0 E: 0 K: 0 S: 3	H: 0 LOB: 0 BB: 0 P: 3	R: 1 E: 0 K: 0 S: 4	H: 1 LOB: 0 BB: 0 P: 4	R: 0 E: 0 K: 0 S: 4	H: 1 LOB: 1 BB: 0 P: 4	1B: 10 2B: 0 3B: 1 HR: 0	SF: 0 SAC: 0 DP: 0 HBP: 0	WP: 0 PA: 38 SB: 0 CS: 0
PITCHER	IP WLS BF H R ER SO BB IBB HBP BLK WP HR S P ERA WHIP											IP WLS BF H R ER SO BB IBB HBP BLK WP HR S P ERA WHIP									
Sonny Siebert, R ERA: 2.87 (1, 1)	9.0 W 38 11 3 3 3 0 0 0 0 0 0 0 44 44 3.00 1.222																				

Batter	1	2	3	4	5	6	7	8	9	10	11	AB	R	H	RBI	BB	SO	LOB	TOP						
Doug Griffin, R OBP: 0.296, SLG: 0.335 (1, 4)	1-3		L9			F8 1B 2B		E1 G6-3			6-3	5	1	1	0	0	0	0							
Juan Beniquez, R OBP: 0.369, SLG: 0.471 (1, 6)	6-3					5-3		G6-3 1-2f			4-3	5	0	1	0	0	0	2							
Carl Yastrzemski, L OBP: 0.385, SLG: 0.405 (1, 7)												3	0	0	0	2	0	2							
Reggie Smith, S OBP: 0.363, SLG: 0.505 (1, 8)												5	0	2	1	0	1	2							
Rico Petrocelli, R OBP: 0.343, SLG: 0.431 (1, 5)												4	0	0	0	0	0	2							
George Scott, R OBP: 0.319, SLG: 0.447 (1, 3)												4	0	0	0	0	3	1							
Ben Oglivie, L OBP: 0.333, SLG: 0.333 (1, 9)												4	0	1	0	0	0	0							
Carlton Fisk, R (1, 2)												4	0	0	0	0	2	1							
Roger Moret, S Cecil Cooper, L (10, PH) Bobby Bolin, R OBP: 0.273, SLG: 0.273 (10, 1)												3	0	0	0	0	0	0							
												1	0	0	0	0	0	0							
												0	0	0	0	0	0	0							
Inning Stats	R: 0 E: 0 K: 0 S: 3	H: 0 LOB: 1 BB: 1 P: 7	R: 0 E: 0 K: 0 S: 4	H: 1 LOB: 1 BB: 0 P: 4	R: 0 E: 0 K: 0 S: 4	H: 1 LOB: 1 BB: 0 P: 4	R: 0 E: 0 K: 2 S: 7	H: 0 LOB: 0 BB: 0 P: 7	R: 0 E: 0 K: 1 S: 5	H: 0 LOB: 0 BB: 0 P: 5	R: 0 E: 0 K: 1 S: 5	H: 0 LOB: 1 BB: 0 P: 5	R: 0 E: 1 K: 0 S: 3	H: 0 LOB: 1 BB: 0 P: 3	R: 0 E: 0 K: 1 S: 6	H: 1 LOB: 1 BB: 0 P: 6	R: 0 E: 0 K: 1 S: 5	H: 0 LOB: 0 BB: 0 P: 5	R: 0 E: 0 K: 0 S: 3	H: 0 LOB: 1 BB: 1 P: 7	1B: 4 2B: 1 3B: 0 HR: 0	SF: 0 SAC: 0 DP: 1 HBP: 0	WP: 0 PB: 0 SB: 0 CS: 0	PA: 40	
PITCHER	IP 7.0	WLS 26	BF 10	H 1	R 0	ER 0	SO 2	BB 0	IBB 0	HBP 0	BLK 0	WP 0	HR 0	S 14	P 14	ERA 0.00	WHIP 0.333								
Mel Stottlemyre, R ERA: 2.82 Jack Aker, R ERA: 2.42 Roger Hambright, R ERA: 3.92																									

Boston Red Sox @ New York Yankees
 Yankee Stadium, Bronx, NY
 Wed Sep 08 1971, 3:33 AM EDT
 Att: 6,154 - Cloudy - 84 F

AB	38
R	1
H	5
RBI	1
BB	2
SO	6
LOB	10



Batter	1	2	3	4	5	6	7	8	9	10	11	AB	R	H	RBI	BB	SO	LOB	BOTTOM						
Horace Clarke, S OBP: 0.325, SLG: 0.319 (1, 4)	F3											5	0	2	0	0	0	0							
Thurman Munson, R OBP: 0.341, SLG: 0.379 Roger Hambright, R OBP: 0.500, SLG: 0.500 (11, 1)	6-3											5	0	3	0	0	0	0							
Felipe Alou, R OBP: 0.323, SLG: 0.392 (1, 8)	F7											5	0	0	0	0	0	4							
Roy White, S OBP: 0.376, SLG: 0.454 (1, 7)												3	1	0	0	2	0	3							
Danny Cater, R OBP: 0.306, SLG: 0.364 (1, 5)												3	0	0	0	0	0	0							
Ron Swoboda, R OBP: 0.388, SLG: 0.369 (1, 9)												3	1	2	1	1	1	0							
John Ellis, R OBP: 0.322, SLG: 0.344 (1, 3)												3	0	1	1	1	0	2							
Frank Baker, L OBP: 0.291, SLG: 0.185 Ron Blomberg, L OBP: 0.354, SLG: 0.485 Jerry Kenney, L OBP: 0.360, SLG: 0.302 (10, 6)												2	0	0	0	1	1	2							
Mel Stottlemyre, R OBP: 0.212, SLG: 0.215 Ron Hansen, R OBP: 0.245, SLG: 0.258 Jack Aker, R (8, 1) Jake Gibbs, L OBP: 0.259, SLG: 0.317 (10, PH) (11, 2)												1	0	0	0	0	0	1							
												0	0	0	0	0	0	0							
												1	0	0	0	0	0	0							
Inning Stats	R: 0 E: 0 K: 0 S: 3	H: 0 LOB: 0 BB: 0 P: 3	R: 0 E: 0 K: 1 S: 5	H: 0 LOB: 0 BB: 0 P: 5	R: 0 E: 0 K: 0 S: 2	H: 0 LOB: 0 BB: 1 P: 6	R: 0 E: 0 K: 0 S: 4	H: 1 LOB: 1 BB: 0 P: 4	R: 0 E: 0 K: 1 S: 6	H: 2 LOB: 1 BB: 0 P: 6	R: 0 E: 0 K: 1 S: 7	H: 2 LOB: 2 BB: 1 P: 7	R: 1 E: 0 K: 0 S: 4	H: 1 LOB: 1 BB: 0 P: 8	R: 0 E: 0 K: 0 S: 3	H: 0 LOB: 0 BB: 2 P: 11	R: 0 E: 0 K: 0 S: 4	H: 2 LOB: 1 BB: 0 P: 4	R: 1 E: 0 K: 0 S: 3	H: 0 LOB: 1 BB: 1 P: 7	1B: 6 2B: 2 3B: 0 HR: 1	SF: 1 SAC: 3 DP: 1 HBP: 0	WP: 0 PB: 0 SB: 0 CS: 1	PA: 43	
PITCHER	IP 9.0	WLS 35	BF 16	H 6	R 1	ER 1	SO 3	BB 3	IBB 1	HBP 0	BLK 0	WP 0	HR 1	S 37	P 53	ERA 1.00	WHIP 1.000								
Roger Moret, L ERA: 2.83 Bobby Bolin, R ERA: 4.57																									

Boston Red Sox @ New York Yankees
 Yankee Stadium, Bronx, NY
 Wed Sep 08 1971, 3:33 AM EDT
 Att: 6,154 - Cloudy - 84 F

AB	34
R	2
H	8
RBI	2
BB	5
SO	3
LOB	15




Batter	1	2	3	4	5	6	7	8	9	AB	R	H	RBI	BB	SO	LOB	TOP					
Doug Griffin, R OBP: 0.297, SLG: 0.334 (1, 4)	F9	1B			4-3		G4-3	1B		4	2	1	1	1	0	1	Boston Red Sox @ Detroit Tigers Tiger Stadium, Detroit, MI Thu Sep 09 1971, 7:05 PM EDT Att: 13,775 - Unknown					
Luis Aparicio, R OBP: 0.263, SLG: 0.299 (1, 6)	HR	1B			5-3			1B		5	2	4	5	0	0	0						
Carl Yastrzemski, L OBP: 0.387, SLG: 0.404 Rick Miller, L OBP: 0.500, SLG: 1.000 (1, 7) (9, 7)	F8	F7			L5			BB		3	1	1	1	2	0	1						
Reggie Smith, S OBP: 0.360, SLG: 0.501 (1, 8)	F8			F4				K		5	0	0	0	0	1	5						
Rico Petrocelli, R OBP: 0.342, SLG: 0.429 (1, 5)	K			K				1B	F8	5	1	1	1	0	2	1						
George Scott, R OBP: 0.319, SLG: 0.448 (1, 3)		1B		6-3				1B	6-3	5	2	2	1	0	0	0						
Billy Conigliaro, R OBP: 0.310, SLG: 0.446 (1, 9)		F6		6-3			HR	1B		4	2	2	3	1	0	1						
Duane Josephson, R OBP: 0.302, SLG: 0.399 (1, 2)		1B		6-3			K	1B	F9	5	2	2	0	0	1	1						
Jim Lonborg, R OBP: 0.208, SLG: 0.156 (1, 1)		K		L6			G4-3	F9		4	0	1	0	0	1	4						
Inning Stats	R: 1 E: 0 K: 1 S: 6	H: 1 LOB: 1 BB: 1 P: 10	R: 3 E: 0 K: 1 S: 9	H: 4 LOB: 1 BB: 0 P: 9	R: 0 E: 0 K: 1 S: 5	H: 0 LOB: 0 BB: 0 P: 5	R: 0 E: 0 K: 0 S: 3	H: 0 LOB: 0 BB: 0 P: 3	R: 0 E: 0 K: 0 S: 3	H: 0 LOB: 0 BB: 0 P: 3	R: 1 E: 0 K: 1 S: 6	H: 2 LOB: 0 BB: 0 P: 6	R: 7 E: 0 K: 1 S: 12	H: 7 LOB: 2 BB: 2 P: 20	R: 0 E: 0 K: 0 S: 3	H: 0 LOB: 1 BB: 1 P: 7	1B: 11 2B: 1 3B: 0 HR: 2	SF: 0 SAC: 0 DP: 1 HBP: 0	WP: 1 PB: 0 SB: 0 CS: 0	PA: 44		
PITCHER	IP WLS BF H R ER SO BB IBB HBP BLK WP HR S P ERA WHIP	IP WLS BF H R ER SO BB IBB HBP BLK WP HR S P ERA WHIP	IP WLS BF H R ER SO BB IBB HBP BLK WP HR S P ERA WHIP	IP WLS BF H R ER SO BB IBB HBP BLK WP HR S P ERA WHIP	IP WLS BF H R ER SO BB IBB HBP BLK WP HR S P ERA WHIP	IP WLS BF H R ER SO BB IBB HBP BLK WP HR S P ERA WHIP	IP WLS BF H R ER SO BB IBB HBP BLK WP HR S P ERA WHIP	IP WLS BF H R ER SO BB IBB HBP BLK WP HR S P ERA WHIP	IP WLS BF H R ER SO BB IBB HBP BLK WP HR S P ERA WHIP	IP WLS BF H R ER SO BB IBB HBP BLK WP HR S P ERA WHIP	IP WLS BF H R ER SO BB IBB HBP BLK WP HR S P ERA WHIP	IP WLS BF H R ER SO BB IBB HBP BLK WP HR S P ERA WHIP	IP WLS BF H R ER SO BB IBB HBP BLK WP HR S P ERA WHIP	IP WLS BF H R ER SO BB IBB HBP BLK WP HR S P ERA WHIP	IP WLS BF H R ER SO BB IBB HBP BLK WP HR S P ERA WHIP	IP WLS BF H R ER SO BB IBB HBP BLK WP HR S P ERA WHIP	IP WLS BF H R ER SO BB IBB HBP BLK WP HR S P ERA WHIP	IP WLS BF H R ER SO BB IBB HBP BLK WP HR S P ERA WHIP	IP WLS BF H R ER SO BB IBB HBP BLK WP HR S P ERA WHIP	IP WLS BF H R ER SO BB IBB HBP BLK WP HR S P ERA WHIP	IP WLS BF H R ER SO BB IBB HBP BLK WP HR S P ERA WHIP	IP WLS BF H R ER SO BB IBB HBP BLK WP HR S P ERA WHIP


AB	40
R	12
H	14
RBI	12
BB	4
SO	5
LOB	14



Batter	1	2	3	4	5	6	7	8	9	AB	R	H	RBI	BB	SO	LOB	BOTTOM					
Dick McAuliffe, L OBP: 0.296, SLG: 0.382 (1, 4)	K	4-3			1B		F9		F8	5	1	1	0	0	1	0	Boston Red Sox @ Detroit Tigers Tiger Stadium, Detroit, MI Thu Sep 09 1971, 7:05 PM EDT Att: 13,775 - Unknown					
Aurelio Rodriguez, R OBP: 0.276, SLG: 0.300 (1, 5)	5-3	6-3			3B					4	1	2	1	0	0	0						
Gates Brown, L OBP: 0.441, SLG: 0.577 (1, 7)	1B	BB		F7	FC4-6		1-3			3	1	0	1	1	0	1						
Norm Cash, L OBP: 0.377, SLG: 0.550 (1, 3)	1B	1B		K	G3		F4			4	1	1	0	0	1	1						
Bill Freehan, R OBP: 0.353, SLG: 0.475 (1, 2)	1B	1B		5-3		FC6-4 HBP		5-3		3	1	1	0	0	0	0						
Jim Northrup, L OBP: 0.357, SLG: 0.435 (1, 9)	E6			F7	F5		F8			4	0	0	0	0	0	3						
Mickey Stanley, R OBP: 0.336, SLG: 0.388 (1, 8)	1B			L5-3	1B		FC6-4	F8		4	0	2	2	0	0	1						
Ed Brinkman, R OBP: 0.287, SLG: 0.271 John Young, L (9, PH)	F7			L5-3	F9		F9		5-3	3	0	0	0	0	0	4						
Bill Gilbreth, L OBP: 0.182, SLG: 0.182 Joe Niekro, R OBP: 0.188, SLG: 0.187 Dalton Jones, L OBP: 0.256, SLG: 0.396 Jack Whillock, R OBP: 0.188, SLG: 0.187 Chuck Seelbach, R OBP: 0.188, SLG: 0.187 Bill Denehy, S OBP: 0.188, SLG: 0.187 Kevin Collins, L OBP: 0.220, SLG: 0.400 (1, 1) (2, 1) (7, PH) (8, 1) (8, 1) (9, PH)	L8			F4			HR	F7		0	0	0	0	0	0	0						
Inning Stats	R: 3 E: 1 K: 1 S: 9	H: 3 LOB: 2 BB: 1 P: 13	R: 0 E: 0 K: 0 S: 3	H: 0 LOB: 0 BB: 0 P: 3	R: 0 E: 0 K: 1 S: 5	H: 0 LOB: 0 BB: 0 P: 5	R: 0 E: 0 K: 0 S: 3	H: 1 LOB: 0 BB: 0 P: 3	R: 1 E: 0 K: 0 S: 5	H: 2 LOB: 1 BB: 0 P: 5	R: 0 E: 0 K: 0 S: 3	H: 0 LOB: 1 BB: 0 P: 4	R: 2 E: 0 K: 0 S: 5	H: 2 LOB: 0 BB: 0 P: 5	R: 0 E: 0 K: 0 S: 3	H: 0 LOB: 0 BB: 0 P: 3	1B: 5 2B: 1 3B: 2 HR: 1	SF: 0 SAC: 0 DP: 1 HBP: 1	WP: 0 PB: 0 SB: 0 CS: 0	PA: 37		
PITCHER	IP WLS BF H R ER SO BB IBB HBP BLK WP HR S P ERA WHIP	IP WLS BF H R ER SO BB IBB HBP BLK WP HR S P ERA WHIP	IP WLS BF H R ER SO BB IBB HBP BLK WP HR S P ERA WHIP	IP WLS BF H R ER SO BB IBB HBP BLK WP HR S P ERA WHIP	IP WLS BF H R ER SO BB IBB HBP BLK WP HR S P ERA WHIP	IP WLS BF H R ER SO BB IBB HBP BLK WP HR S P ERA WHIP	IP WLS BF H R ER SO BB IBB HBP BLK WP HR S P ERA WHIP	IP WLS BF H R ER SO BB IBB HBP BLK WP HR S P ERA WHIP	IP WLS BF H R ER SO BB IBB HBP BLK WP HR S P ERA WHIP	IP WLS BF H R ER SO BB IBB HBP BLK WP HR S P ERA WHIP	IP WLS BF H R ER SO BB IBB HBP BLK WP HR S P ERA WHIP	IP WLS BF H R ER SO BB IBB HBP BLK WP HR S P ERA WHIP	IP WLS BF H R ER SO BB IBB HBP BLK WP HR S P ERA WHIP	IP WLS BF H R ER SO BB IBB HBP BLK WP HR S P ERA WHIP	IP WLS BF H R ER SO BB IBB HBP BLK WP HR S P ERA WHIP	IP WLS BF H R ER SO BB IBB HBP BLK WP HR S P ERA WHIP	IP WLS BF H R ER SO BB IBB HBP BLK WP HR S P ERA WHIP	IP WLS BF H R ER SO BB IBB HBP BLK WP HR S P ERA WHIP	IP WLS BF H R ER SO BB IBB HBP BLK WP HR S P ERA WHIP	IP WLS BF H R ER SO BB IBB HBP BLK WP HR S P ERA WHIP	IP WLS BF H R ER SO BB IBB HBP BLK WP HR S P ERA WHIP	IP WLS BF H R ER SO BB IBB HBP BLK WP HR S P ERA WHIP



Batter	1	2	3	4	5	6	7	8	9	AB	R	H	RBI	BB	SO	LOB	TOP										
Doug Griffin, R OBP: 0.295, SLG: 0.331 (1, 4)	1-3	FC6-4			F8		6-3			4	0	0	0	0	0	1	Boston Red Sox @ Detroit Tigers Tiger Stadium, Detroit, MI Fri Sep 10 1971, 7:05 PM EDT Att: 18,251 - Unknown										
Luis Aparicio, R OBP: 0.296, SLG: 0.305 (1, 6)	5-3		FC4				1B			4	0	3	0	0	0	0											
Carl Yastrzemski, L OBP: 0.385, SLG: 0.491 (1, 7)	G3		FC4		3-1		G3-6-3			4	0	0	0	0	0	3											
Reggie Smith, S OBP: 0.359, SLG: 0.503 (1, 8)		F5	8-4			2B		4-3		4	1	1	0	0	0	1											
Rico Petrocelli, R OBP: 0.343, SLG: 0.438 (1, 5)		HR		K		3B		L7		4	2	2	0	1	0												
George Scott, R OBP: 0.320, SLG: 0.452 (1, 3)		E5		6-3		2B		6-3		4	1	2	1	0	0	0											
Billy Conigliaro, R OBP: 0.319, SLG: 0.452 (1, 9)		HR		5-3		K		6-3		4	1	1	2	0	1	1											
Duane Josephson, R OBP: 0.301, SLG: 0.407 (1, 2)		6-3				K		4-3		4	1	1	1	0	1	1											
Gary Peters, L OBP: 0.296, SLG: 0.413 (1, 1)			FC6-4		L9		K		K	3	0	0	0	0	2	1											
Inning Stats	R: 0 E: 0 K: 0 S: 3	H: 0 LOB: 0 BB: 0 P: 3	R: 3 E: 1 K: 0 S: 6	H: 3 LOB: 1 BB: 0 P: 7	R: 0 E: 0 K: 1 S: 3	H: 1 LOB: 0 BB: 0 P: 3	R: 0 E: 0 K: 1 S: 5	H: 0 LOB: 0 BB: 0 P: 5	R: 1 E: 0 K: 0 S: 5	H: 2 LOB: 1 BB: 0 P: 5	R: 2 E: 0 K: 3 S: 12	H: 3 LOB: 1 BB: 0 P: 12	R: 0 E: 0 K: 0 S: 3	H: 1 LOB: 0 BB: 0 P: 3	R: 0 E: 0 K: 0 S: 3	H: 0 LOB: 0 BB: 0 P: 3		R: 0 E: 0 K: 1 S: 5	H: 0 LOB: 0 BB: 0 P: 5	1B: 3 2B: 3 3B: 2 HR: 3	SF: 0 SAC: 0 DP: 2 HBP: 1	WP: 0 PB: 0 SB: 0 CS: 0	PA: 36				
PITCHER	IP	WLS	BF	H	R	ER	SO	BB	IBB	HBP	BLK	WP	HR	S	P	ERA	WHIP										
Mickey Lolich, L ERA: 3.05 (1, 1)	5.0	L	24	9	6	6	1	0	0	0	0	0	3	25	26	10.80	1.800										
Tom Timmermann, R ERA: 4.09 (6, 1)	1.0		3	0	0	0	3	0	0	0	0	0	0	9	9	0.00	0.000										
Jack Whillock, R ERA: 5.4 (7, 1)	2.0		6	1	0	0	0	0	0	0	0	0	0	6	6	0.00	0.500										
Ron Perranoski, L ERA: 5.91 (9, 1)	1.0		3	0	0	0	1	0	0	0	0	0	0	5	5	0.00	0.000										

Batter	1	2	3	4	5	6	7	8	9	AB	R	H	RBI	BB	SO	LOB	BOTTOM										
Aurelio Rodriguez, R OBP: 0.278, SLG: 0.389 (1, 5)	K		F6			FC6		L7		4	0	1	0	0	1	1	Boston Red Sox @ Detroit Tigers Tiger Stadium, Detroit, MI Fri Sep 10 1971, 7:05 PM EDT Att: 18,251 - Unknown										
Tony Taylor, R OBP: 0.311, SLG: 0.338 (1, 4)	4-3			P4		FC6		5-3		4	0	0	0	0	0	1											
Al Kaline, R OBP: 0.421, SLG: 0.465 (1, 9)	L7			L8		L6		L5-3		4	0	0	0	0	0	1											
Bill Freehan, R OBP: 0.350, SLG: 0.471 (1, 2)		5-3		K		F9		6-3		4	0	0	0	0	1	0											
Ike Brown, R OBP: 0.368, SLG: 0.525 (1, 7)		6-3			FC6-4	BB		HR		2	1	1	1	2	0	0											
Norm Cash, L OBP: 0.376, SLG: 0.545 (1, 3)		F8			F8			G3		3	0	0	0	1	0	1											
Mickey Stanley, R OBP: 0.336, SLG: 0.387 (1, 8)			SH5-4		FC6-4		L3			3	0	1	0	0	0	3											
Ed Brinkman, R OBP: 0.286, SLG: 0.269 (1, 6)			F7		F8		1-3			3	0	0	0	0	0	4											
Mickey Lolich, S OBP: 0.233, SLG: 0.193 (6, 1) Tom Timmermann, R OBP: 0.147, SLG: 0.091 (6, 10) Tim Lincecum, R OBP: 0.147, SLG: 0.091 (6, 10) Jack Whillock, R OBP: 0.230, SLG: 0.230 (6, 10) Marvin Lane, R OBP: 0.230, SLG: 0.230 (6, 10) Ron Perranoski, L OBP: 0.230, SLG: 0.230 (6, 10)			SH5-4			F8		6-3		0	0	0	0	0	0	0											
Inning Stats	R: 0 E: 0 K: 1 S: 5	H: 0 LOB: 0 BB: 0 P: 5	R: 0 E: 0 K: 0 S: 3	H: 0 LOB: 0 BB: 0 P: 3	R: 0 E: 0 K: 0 S: 4	H: 1 LOB: 1 BB: 0 P: 4	R: 0 E: 0 K: 1 S: 5	H: 0 LOB: 0 BB: 0 P: 5	R: 0 E: 0 K: 1 S: 3	H: 0 LOB: 0 BB: 0 P: 3	R: 0 E: 0 K: 0 S: 3	H: 0 LOB: 0 BB: 0 P: 3	R: 0 E: 0 K: 0 S: 3	H: 0 LOB: 0 BB: 0 P: 3	R: 1 E: 0 K: 0 S: 4	H: 1 LOB: 0 BB: 0 P: 4		1B: 2 2B: 0 3B: 0 HR: 1	SF: 0 SAC: 1 DP: 0 HBP: 0	WP: 0 PB: 0 SB: 0 CS: 0	PA: 33						
PITCHER	IP	WLS	BF	H	R	ER	SO	BB	IBB	HBP	BLK	WP	HR	S	P	ERA	WHIP										
Gary Peters, L ERA: 4.45 (1, 1)	9.0	W	33	3	1	1	2	3	0	0	0	0	1	34	46	1.00	0.667										

Batter	1	2	3	4	5	6	7	8	9	AB	R	H	RBI	BB	SO	LOB	TOP			
Doug Griffin, R (1,4) OBP: 0.294, SLG: 0.329	1-3		HBP			5-3		P4		3	0	0	0	0	0	1	Boston Red Sox @ Detroit Tigers Tiger Stadium, Detroit, MI Sat Sep 11 1971, 4:33 AM EDT Att: 14,694 - Unknown			
Luis Aparicio, R (1,6) OBP: 0.294, SLG: 0.303	6-3		6-3			F9		K		4	0	0	0	0	1	2				
Carl Yastrzemski, L (1,7) OBP: 0.384, SLG: 0.400	K				F7		P6		SH1-3 1B	4	0	1	0	0	1	0				
Reggie Smith, S (1,8) OBP: 0.358, SLG: 0.501		6-3			K		K		SH1-3 1B	4	0	1	0	0	2	0				
Rico Petrocelli, R (1,5) OBP: 0.341, SLG: 0.435		5-3			F7		6-3		SH1-3	3	0	0	0	0	0	0				
George Scott, R (1,3) OBP: 0.319, SLG: 0.450		K					BB		L9	3	0	0	0	1	2	2				
Billy Conigliaro, R (1,9) Joe Lahoud, L (9,PH) OBP: 0.331, SLG: 0.439	K				BB		K		5-3	2	0	0	0	1	2	2				
Bob Montgomery, R (1,2) Cecil Cooper, L (8,PH) Bill Lee, L (8,1) OBP: 0.261, SLG: 0.227			6-3			K				2	0	0	0	0	1	1				
Ray Culp, R (1,1) Ben Oglivie, L (8,PH) Carlton Fisk, R (8,2)			K			K			L6	1	0	0	0	0	0	1				
										0	0	0	0	0	0	0				
Inning Stats	R: 0 E: 0 K: 1 S: 5	H: 0 LOB: 0 BB: 0 P: 5	R: 0 E: 0 K: 2 S: 8	H: 0 LOB: 1 BB: 0 P: 8	R: 0 E: 0 K: 1 S: 5	H: 0 LOB: 0 BB: 0 P: 6	R: 0 E: 0 K: 1 S: 5	H: 0 LOB: 0 BB: 0 P: 5	R: 0 E: 0 K: 3 S: 9	H: 0 LOB: 1 BB: 1 P: 13	R: 0 E: 0 K: 0 S: 3	H: 0 LOB: 1 BB: 1 P: 11	R: 0 E: 0 K: 1 S: 6	H: 1 LOB: 1 BB: 0 P: 6	R: 0 E: 0 K: 0 S: 5	H: 2 LOB: 2 BB: 0 P: 5	1B: 3 2B: 0 3B: 0 HR: 0	SF: 0 SAC: 1 DP: 0 HBP: 1	WP: 0 PB: 1 SB: 1 CS: 0	PA: 34
PITCHER Joe Coleman, R (1,1) ERA: 3.12	IP: 9.0 WLS: W BF: 34 H: 3 R: 0 ER: 0 SO: 11 BB: 2 IBB: 0 HBP: 1 BLK: 0 WP: 0 HR: 0 S: 53 P: 62 ERA: 0.00 WHIP: 0.556											PITCHER	IP: 9.0 WLS: W BF: 34 H: 3 R: 0 ER: 0 SO: 11 BB: 2 IBB: 0 HBP: 1 BLK: 0 WP: 0 HR: 0 S: 53 P: 62 ERA: 0.00 WHIP: 0.556							

AB 30
R 0
H 3
RBI 0
BB 2
SO 11
LOB 12



Batter	1	2	3	4	5	6	7	8	9	AB	R	H	RBI	BB	SO	LOB	BOTTOM	
Dick McAuliffe, L (1,4) OBP: 0.298, SLG: 0.383	5-3		FC4 1B					4-3		4	0	2	0	0	0	0	Boston Red Sox @ Detroit Tigers Tiger Stadium, Detroit, MI Sat Sep 11 1971, 4:33 AM EDT Att: 14,694 - Unknown	
Aurelio Rodriguez, R (1,5) OBP: 0.276, SLG: 0.388	F8		FC4 1-2		F6		FC6-4 1B			4	0	1	0	0	0	2		
Gates Brown, L (1,7) Al Kaline, R (8,PH) OBP: 0.420, SLG: 0.464	K				HR		F2	FC6-4 CS		3	1	1	1	0	1	0		
Norm Cash, L (1,3) OBP: 0.376, SLG: 0.543		L8			P3		BB	L		3	0	0	0	1	0	1		
Bill Freehan, R (1,2) OBP: 0.348, SLG: 0.468		F2			F2		F8			3	0	0	0	0	0	1		
Jim Northrup, L (1,9) OBP: 0.356, SLG: 0.436		FC6-4 1B			E BB		L7			2	0	1	0	1	0	1		
Mickey Stanley, R (1,8) OBP: 0.333, SLG: 0.384		FC6-4 1-2			6-3		F8			3	0	0	0	0	0	2		
Ed Brinkman, R (1,6) OBP: 0.286, SLG: 0.270			F3		1-3		1B			3	0	1	0	0	0	0		
Joe Coleman, R (1,1) OBP: 0.147, SLG: 0.114			4-3		G3		L6			3	0	0	0	0	0	0		
Inning Stats	R: 0 E: 0 K: 1 S: 5	H: 1 LOB: 1 BB: 0 P: 4	R: 0 E: 0 K: 0 S: 4	H: 1 LOB: 1 BB: 0 P: 4	R: 1 E: 1 K: 0 S: 4	H: 1 LOB: 1 BB: 1 P: 8	R: 0 E: 0 K: 0 S: 3	H: 0 LOB: 1 BB: 1 P: 7	R: 0 E: 0 K: 0 S: 3	H: 1 LOB: 0 BB: 0 P: 3	R: 0 E: 0 K: 0 S: 3	H: 1 LOB: 0 BB: 0 P: 3	R: 0 E: 0 K: 0 S: 3	H: 1 LOB: 0 BB: 0 P: 3	1B: 5 2B: 0 3B: 0 HR: 1	SF: 0 SAC: 0 DP: 0 HBP: 0	WP: 0 PB: 0 SB: 0 CS: 1	PA: 31
PITCHER Ray Culp, R (1,1) ERA: 3.49	IP: 7.0 WLS: L BF: 27 H: 5 R: 1 ER: 1 SO: 1 BB: 1 IBB: 0 HBP: 0 BLK: 0 WP: 0 HR: 1 S: 27 P: 35 ERA: 1.29 WHIP: 1.000											PITCHER	IP: 7.0 WLS: L BF: 27 H: 5 R: 1 ER: 1 SO: 1 BB: 1 IBB: 0 HBP: 0 BLK: 0 WP: 0 HR: 1 S: 27 P: 35 ERA: 1.29 WHIP: 1.000					
Bill Lee, L (8,1) ERA: 2.63	IP: 1.0 WLS: L BF: 4 H: 1 R: 0 ER: 0 SO: 0 BB: 0 IBB: 0 HBP: 0 BLK: 0 WP: 0 HR: 0 S: 3 P: 3 ERA: 0.00 WHIP: 1.000											PITCHER	IP: 1.0 WLS: L BF: 4 H: 1 R: 0 ER: 0 SO: 0 BB: 0 IBB: 0 HBP: 0 BLK: 0 WP: 0 HR: 0 S: 3 P: 3 ERA: 0.00 WHIP: 1.000					



Batter	1	2	3	4	5	6	7	8	9	AB	R	H	RBI	BB	SO	LOB	TOP					
Jerry Kenney, L (1.5)	1-3		F4		CS		FC5-4		K	5	0	2	0	0	1	0						
Thurman Munson, R (1.2)	1B		K		K		FC5-4		F7	5	2	1	0	0	2	3						
Felipe Alou, R (1.8)	1B		6-3		CS		5-3		F8	5	0	2	0	0	0	0						
Roy White, S (1.7)	1B				F5		FC4-6			4	0	3	2	0	0	0						
Ron Blomberg, L (1.9)	K				1B		FC4-6		4-3	4	2	1	0	0	1	5						
John Ellis, R (1.3)	K				FC4-6		E		HBP	3	0	2	1	0	1	2						
Horace Clarke, S (1.4)		1-3			FC4-6		E6		F8	4	0	0	0	0	0	3						
Gene Michael, S (1.6)		1-3			4-3		K		F7	4	0	0	0	0	1	4						
Stan Bahnsen, R (1.1)		F8					K		K	4	0	1	0	0	2	1						
Inning Stats	R: 1 E: 0 K: 2 S: 10	H: 3 LOB: 2 BB: 0 P: 10	R: 0 E: 0 K: 0 S: 3	H: 0 LOB: 0 BB: 0 P: 3	R: 0 E: 0 K: 0 S: 5	H: 0 LOB: 0 BB: 0 P: 5	R: 1 E: 0 K: 0 S: 5	H: 2 LOB: 1 BB: 0 P: 5	R: 0 E: 0 K: 2 S: 7	H: 1 LOB: 0 BB: 0 P: 7	R: 1 E: 1 K: 1 S: 8	H: 2 LOB: 2 BB: 0 P: 8	R: 1 E: 0 K: 0 S: 6	H: 4 LOB: 2 BB: 0 P: 6	R: 0 E: 0 K: 1 S: 5	H: 0 LOB: 0 BB: 0 P: 6	R: 0 E: 0 K: 1 S: 5	H: 0 LOB: 0 BB: 0 P: 5	1B: 11 2B: 1 3B: 0 HR: 0	SF: 0 SAC: 0 DP: 1 HBP: 1	WP: 0 PB: 0 SB: 0 CS: 1	PA: 40
PITCHER	IP	WLS	BF	H	R	ER	SO	BB	IBB	HBP	BLK	WP	HR	S	P	ERA	WHIP					
Sonny Siebert, R (1.1)	6.2	L	31	12	4	3	6	0	0	0	0	0	0	43	43	4.05	1.800					
Ken Brett, L (7.1)	0.1		1	0	0	0	0	0	0	0	0	0	0	1	1	0.00	0.000					
Ken Tatum, R (8.1)	2.0		7	0	0	0	2	0	0	1	0	0	0	10	11	0.00	0.000					

New York Yankees @ Boston Red Sox
 Fenway Park, Boston, MA
 Mon Sep 13 1971, 7:05 PM EDT
 Att. 12,272 - Overcast - 78 F


AB 38
R 4
H 12
RBI 3
BB 0
SO 8
LOB 18



Batter	1	2	3	4	5	6	7	8	9	AB	R	H	RBI	BB	SO	LOB	BOTTOM					
Doug Griffin, R (1.4)	P3		SH1-4		G3				1-3	3	0	0	0	1	0	1						
Juan Beniquez, R (1.6)	6-3		SH1-4		K				K2-3	3	0	0	0	0	2	1						
Billy Conigliaro, R (1.9)	K		9-2-5		K				K	4	0	0	0	0	3	3						
Reggie Smith, S (1.8)		6-3			4-3		F7		F8	4	0	1	0	0	0	0						
Rico Petrocelli, R (1.5)		F9			6-3		K		K	4	0	0	0	0	2	1						
Cecil Cooper, L (1.3)		BB			4-3		4-3		G3	4	0	1	0	0	0	1						
Rick Miller, L (1.7)		1B			BB		K			1	0	0	0	2	1	0						
Carlton Fisk, R (1.2)		FC5-4			BB		F7			3	0	0	0	0	0	4						
Sonny Siebert, R (1.1)							3-1			1	0	1	0	1	0	0						
Ken Brett, L (7.1)										0	0	0	0	0	0	0						
Joe Lahoud, L (7, PH)										1	0	0	0	0	0	0						
Ken Tatum, R (8.1)										0	0	0	0	0	0	0						
Inning Stats	R: 0 E: 0 K: 1 S: 5	H: 0 LOB: 0 BB: 0 P: 5	R: 0 E: 0 K: 0 S: 4	H: 1 LOB: 2 BB: 1 P: 8	R: 0 E: 0 K: 0 S: 2	H: 0 LOB: 1 BB: 2 P: 10	R: 0 E: 0 K: 0 S: 4	H: 1 LOB: 2 BB: 1 P: 8	R: 0 E: 0 K: 2 S: 8	H: 1 LOB: 0 BB: 0 P: 8	R: 0 E: 0 K: 1 S: 5	H: 0 LOB: 0 BB: 0 P: 5	R: 0 E: 0 K: 1 S: 5	H: 0 LOB: 0 BB: 0 P: 5	R: 0 E: 0 K: 2 S: 7	H: 0 LOB: 0 BB: 0 P: 7	R: 0 E: 0 K: 1 S: 5	H: 0 LOB: 0 BB: 0 P: 5	1B: 2 2B: 2 3B: 0 HR: 0	SF: 0 SAC: 1 DP: 1 HBP: 0	WP: 0 PB: 0 SB: 0 CS: 0	PA: 33
PITCHER	IP	WLS	BF	H	R	ER	SO	BB	IBB	HBP	BLK	WP	HR	S	P	ERA	WHIP					
Stan Bahnsen, R (1.1)	9.0	W	33	3	0	0	8	4	0	0	0	0	0	45	61	0.00	0.778					


New York Yankees @ Boston Red Sox
 Fenway Park, Boston, MA
 Mon Sep 13 1971, 7:05 PM EDT
 Att. 12,272 - Overcast - 78 F


AB 28
R 0
H 3
RBI 0
BB 4
SO 8
LOB 11



Batter	1	2	3	4	5	6	7	8	9	AB	R	H	RBI	BB	SO	LOB	TOP					
Horace Clarke, S (1.4)	F3			6-3	F6	L7		2B		5	0	1	0	0	0	3	New York Yankees @ Boston Red Sox Fenway Park, Boston, MA Tue Sep 14 1971, 7:05 PM EDT Att: 12,492 - Unknown - 70 F					
Thurman Munson, R (1.2)	G4-6-3 BB			1B		BB		L9		2	2	1	1	3	0	1						
Roy White, S (1.7)	G4-6-3 1-2			E5		BB			K	4	1	0	0	1	1	5						
Felipe Alou, R (1.8)		F4		1B		SF7 1B	P6		L8	5	1	2	2	0	0	0						
John Ellis, R (1.3)	L9			1B		1B			6-3	3	1	0	0	2	0	0						
Ron Swoboda, R (1.9)	K			K		1B				3	1	1	1	1	2	3						
Ron Hansen, R (1.5)				F5	FC4	SF7			K	3	0	0	1	0	1	4						
Gene Michael, S (1.6)				L4		BB			6-3	4	0	1	0	0	0	0						
Mel Stottlemyre, R (1.1)	K			K		F7			K	4	0	1	1	0	2	0						
Inning Stats	R: 0 E: 0 K: 0 S: 2	H: 0 LOB: 0 BB: 1 P: 6	R: 0 E: 0 K: 1 S: 5	H: 0 LOB: 0 BB: 0 P: 5	R: 0 E: 0 K: 1 S: 5	H: 0 LOB: 0 BB: 0 P: 5	R: 1 E: 1 K: 1 S: 8	H: 2 LOB: 3 BB: 1 P: 12	R: 0 E: 0 K: 0 S: 3	H: 0 LOB: 0 BB: 0 P: 3	R: 5 E: 0 K: 0 S: 7	H: 4 LOB: 3 BB: 4 P: 23	R: 0 E: 0 K: 1 S: 5	H: 0 LOB: 1 BB: 1 P: 9	R: 0 E: 0 K: 1 S: 6	H: 1 LOB: 1 BB: 0 P: 6	R: 0 E: 0 K: 1 S: 5	H: 0 LOB: 0 BB: 0 P: 5	1B: 5 2B: 2 3B: 0 HR: 0	SF: 1 SAC: 0 DP: 1 HBP: 0	WP: 0 PB: 0 SB: 0 CS: 0	PA: 41
PITCHER	IP	WLS	BF	H	R	ER	SO	BB	IBB	HBP	BLK	WP	HR	S	P	ERA	WHIP					
Roger Moret, L (1.1)	5.1	L	27	6	6	5	3	3	2	0	0	0	0	28	48	8.44	1.688					
Luis Tiant, R (6.1)	2.2		11	1	0	0	2	2	0	0	0	0	0	13	21	0.00	1.125					
Bobby Bolin, R (9.1)	1.0		3	0	0	0	1	0	0	0	0	0	0	5	5	0.00	0.000					

Batter	1	2	3	4	5	6	7	8	9	AB	R	H	RBI	BB	SO	LOB	BOTTOM					
Doug Griffin, R (1.4)	G3			5-3		6-3				4	0	1	0	0	0	1	New York Yankees @ Boston Red Sox Fenway Park, Boston, MA Tue Sep 14 1971, 7:05 PM EDT Att: 12,492 - Unknown - 70 F					
Luis Aparicio, R (1.6)	G6-3 1B			F7		L8		SF7		3	0	1	1	0	0	1						
Joe Lahoud, L (1.9)	G6-3 1-2			L6		4-3		L8		4	0	0	0	0	0	2						
Reggie Smith, S (1.8)		G3		F7		K		L7		4	0	0	0	0	1	1						
Rico Petrocelli, R (1.5)		2B BB		F7		6-3		F9		3	0	0	0	1	0	0						
Ben Oglivie, L (1.7)		L6-4 2B		F9				4-3		4	0	2	0	0	0	0						
Cecil Cooper, L (1.3)				1B		L7		E5		3	1	1	0	1	0	1						
Carlton Fisk, R (1.2)		L6-4 2-3		E		G4-6-3 1B		6-3		4	1	1	0	0	0	5						
Roger Moret, S (1.1)				F7		E6				2	0	0	1	0	0	0						
Luis Tiant, R (6.1)								1B SF7		0	0	0	0	0	0	0						
Mike Fiore, L (6. PH)										1	1	1	0	0	0	0						
Bobby Bolin, R (9.1)										0	0	0	0	0	0	0						
Inning Stats	R: 0 E: 0 K: 0 S: 3	H: 1 LOB: 0 BB: 0 P: 3	R: 0 E: 0 K: 0 S: 3	H: 1 LOB: 2 BB: 2 P: 11	R: 0 E: 0 K: 0 S: 3	H: 0 LOB: 0 BB: 0 P: 3	R: 0 E: 0 K: 0 S: 3	H: 0 LOB: 0 BB: 0 P: 3	R: 2 E: 1 K: 0 S: 6	H: 2 LOB: 1 BB: 0 P: 6	R: 0 E: 0 K: 1 S: 5	H: 0 LOB: 0 BB: 0 P: 5	R: 0 E: 0 K: 0 S: 3	H: 1 LOB: 0 BB: 0 P: 3	R: 1 E: 0 K: 0 S: 5	H: 2 LOB: 1 BB: 0 P: 5	R: 0 E: 1 K: 0 S: 4	H: 0 LOB: 1 BB: 0 P: 4	1B: 6 2B: 2 3B: 0 HR: 0	SF: 1 SAC: 0 DP: 3 HBP: 0	WP: 0 PB: 0 SB: 0 CS: 0	PA: 35
PITCHER	IP	WLS	BF	H	R	ER	SO	BB	IBB	HBP	BLK	WP	HR	S	P	ERA	WHIP					
Mel Stottlemyre, R (1.1)	9.0	W	35	7	3	2	1	1	1	0	0	0	0	35	43	2.00	0.889					

Batter	1	2	3	4	5	6	7	8	9	AB	R	H	RBI	BB	SO	LOB	TOP				
Doug Griffin, R OBP: 0.290, SLG: 0.321	6-3		FC6-4		FC6-4		6-3			5	0	1	0	0	0	2	Boston Red Sox @ Cleveland Indians Cleveland Municipal Stadium, Cleveland, OH Wed Sep 15 1971, 7:05 PM EDT Att. 2,449 - Unknown - 69 F				
Juan Beniquez, R OBP: 0.269, SLG: 0.320	F9			F8	5-3		3-1		F4	5	0	0	0	0	3						
Joe Lahoud, L OBP: 0.332, SLG: 0.435	F6			HR		WP		WP		3	3	2	1	2	0						
Reggie Smith, S OBP: 0.358, SLG: 0.492		F8		F4		WP		F8		3	0	0	0	2	2						
Rico Petrocelli, R OBP: 0.338, SLG: 0.431	K			HR		F8		1B	FC6-4	4	1	1	2	0	1						
Ben Oglivie, L OBP: 0.286, SLG: 0.333	3-1			K		F4				4	0	1	1	0	1						
Cecil Cooper, L OBP: 0.429, SLG: 0.462			F8			1B		7-2		4	1	2	1	0	2						
Carlton Fisk, R OBP: 0.238, SLG: 0.381			F7			FC6-4			1B	4	1	2	1	0	2						
Jim Lonborg, R Bill Lee, L Bobby Bolin, R Sparky Lyle, L Mike Figue, L Ken Brett, L			FC6-4		FC6-4		K		SH2-4	1 0 0 0 0 1 0 1 1 0 0 0 0 0 1 0											
Inning Stats	R: 0 E: 0 K: 0 S: 3	H: 0 LOB: 0 BB: 0 P: 3	R: 0 E: 0 K: 1 S: 5	H: 0 LOB: 0 BB: 0 P: 5	R: 0 E: 0 K: 0 S: 3	H: 0 LOB: 1 BB: 1 P: 7	R: 2 E: 0 K: 1 S: 6	H: 1 LOB: 0 BB: 1 P: 10	R: 1 E: 0 K: 0 S: 5	H: 2 LOB: 1 BB: 0 P: 5	R: 1 E: 0 K: 0 S: 5	H: 2 LOB: 2 BB: 1 P: 9	R: 0 E: 0 K: 1 S: 5	H: 0 LOB: 0 BB: 0 P: 5	R: 1 E: 0 K: 0 S: 6	H: 1 LOB: 1 BB: 1 P: 8	R: 1 E: 0 K: 0 S: 6	H: 3 LOB: 3 BB: 1 P: 10	1B: 6 2B: 3 3B: 0 HR: 1	SF: 0 SAC: 1 DP: 1 HBP: 1	WP: 3 PA: 41 PB: 0 SB: 1 CS: 0
PITCHER	IP WLS BF H R ER SO BB IBB HBP BLK WP HR S P ERA WHIP																				
Alan Foster, R ERA: 4.2	(1, 1) 5.2 0 25 5 4 4 2 3 0 0 0 1 1 26 38 6.35 1.412																				
Ray Lamb, R ERA: 3.24	(6, 1) 0.1 1 0 0 0 0 0 0 0 0 0 1 0 1 1 0.00 0.000																				
Mark Ballinger, R ERA: 4.66	(7, 1) 2.0 8 1 1 1 1 1 0 0 1 0 1 0 8 13 4.50 1.000																				
Ed Farmer, R ERA: 3.96	(9, 1) 1.0 L 7 3 1 1 0 0 0 1 0 0 0 0 6 10 9.00 3.000																				

Batter	1	2	3	4	5	6	7	8	9	AB	R	H	RBI	BB	SO	LOB	BOTTOM				
Ted Uhlhaender, L OBP: 0.344, SLG: 0.348	1B		1-3	4-3		1B		1B		4	1	3	3	1	0	1	Boston Red Sox @ Cleveland Indians Cleveland Municipal Stadium, Cleveland, OH Wed Sep 15 1971, 7:05 PM EDT Att. 2,449 - Unknown - 69 F				
Vada Pinson, L OBP: 0.300, SLG: 0.386	1B		1-3		F8	1B		1B		5	0	3	0	0	1						
Roy Foster, R OBP: 0.322, SLG: 0.459	E5		1-3		6-3	1B		F7		4	0	1	1	0	5						
Graig Nettles, L OBP: 0.358, SLG: 0.443	F8		1-3		4-3	G3		7-2		5	0	0	0	0	9						
Chris Chambliss, L OBP: 0.356, SLG: 0.428	F7					1B	K		K	3	0	0	0	2	2						
Ray Fosse, R OBP: 0.325, SLG: 0.388		4-3	K			1B	F7		L4	5	1	2	0	0	1						
John Lowenstein, L OBP: 0.261, SLG: 0.312		1-3		P6		1B	5-3			3	1	1	0	0	1						
Kurt Bevacqua, R OBP: 0.218, SLG: 0.315						E			1B	2	0	1	0	0	0						
Lou Camilli, S OBP: 0.293, SLG: 0.250		4-3		SH1		K		SH		4	1	2	0	0	1						
Chuck Hinton, R OBP: 0.321, SLG: 0.396				1B				1B		1	0	0	0	0	1						
Alan Foster, R Ray Lamb, R Frank Baker, R Mark Ballinger, R Eddie Leon, R Rich Hand, R Ed Farmer, R		L4		SH1		FC1-2		SH		1 0 0 0 0 0 0 1 0 0 0 0 0 0 0 0 1 1 0 0 0 0 0 2 0											
Inning Stats	R: 0 E: 1 K: 0 S: 5	H: 2 LOB: 2 BB: 0 P: 5	R: 0 E: 0 K: 0 S: 4	H: 1 LOB: 1 BB: 0 P: 4	R: 0 E: 0 K: 1 S: 5	H: 0 LOB: 2 BB: 2 P: 14	R: 0 E: 0 K: 0 S: 4	H: 1 LOB: 1 BB: 0 P: 4	R: 0 E: 0 K: 0 S: 3	H: 0 LOB: 0 BB: 0 P: 3	R: 4 E: 1 K: 1 S: 10	H: 5 LOB: 2 BB: 1 P: 14	R: 0 E: 0 K: 1 S: 5	H: 0 LOB: 0 BB: 0 P: 5	R: 1 E: 1 K: 0 S: 6	H: 3 LOB: 2 BB: 0 P: 6	R: 0 E: 0 K: 1 S: 6	H: 1 LOB: 1 BB: 0 P: 6	1B: 13 2B: 1 3B: 0 HR: 0	SF: 0 SAC: 2 DP: 1 HBP: 1	WP: 0 PA: 44 PB: 0 SB: 0 CS: 0
PITCHER	IP WLS BF H R ER SO BB IBB HBP BLK WP HR S P ERA WHIP																				
Jim Lonborg, R ERA: 4.48	(1, 1) 5.2 0 28 7 4 4 2 2 0 0 0 0 0 28 41 6.35 1.588																				
Bill Lee, L ERA: 2.68	(6, 1) 1.1 10 5 1 1 1 0 0 0 0 0 0 0 12 12 6.75 3.750																				
Bobby Bolin, R ERA: 4.48	(8, 1) 0.1 1 0 0 0 0 0 0 0 0 0 0 1 1 0.00 0.000																				
Sparky Lyle, L ERA: 2.68	(8, 1) 0.2 W 1 0 0 0 0 0 0 0 0 0 0 1 1 0.00 0.000																				
Ken Brett, L ERA: 4.65	(9, 1) 1.0 S 4 1 0 0 1 0 0 0 0 0 0 0 6 6 0.00 1.000																				


Batter	1	2	3	4	5	6	7	8	9	AB	R	H	RBI	BB	SO	LOB	TOP																	
Doug Griffin, R (1.4)	F8					K				3	0	1	1	2	1	0	Boston Red Sox @ Cleveland Indians Cleveland Municipal Stadium, Cleveland, OH Thu Sep 16 1971, 7:05 PM EDT Att. 2,301 - Unknown - 65 F																	
Juan Beniquez, R (1.6)	F8	6-3					F8	F4		5	0	1	1	0	0	3																		
Joe Lahoud, L (1.9)	K						F9		HR	5	1	1	1	0	2	0																		
Reggie Smith, S (1.8)		4-3	P4				6-3		6-3	5	0	0	0	0	0	0																		
Rico Petrocelli, R (1.5)								1B	F7	2	3	1	1	3	0	0																		
Cecil Cooper, L (1.3)		E3						K	WP	5	2	2	0	0	2	3																		
Rick Miller, L (1.7)								K	G3	4	2	2	4	1	1	2																		
Carlton Fisk, R (1.2)										4	1	2	0	0	0	1																		
Mike Garman, R (1.1)										2	0	0	0	0	2	2																		
Gary Peters, L (4.1)										1	0	0	0	0	0	0																		
John Curtis, L (6.1)										0	0	0	0	0	0	0																		
Mike Fiore, L (8. PH)										1	1	1	2	0	0	0																		
Sparky Lyle, L (8.1)										0	0	0	0	0	0	0																		
Inning Stats	R: 0 E: 0 K: 1 S: 5	H: 0 LOB: 0 BB: 0 P: 5	R: 3 E: 1 K: 1 S: 8	H: 2 LOB: 2 BB: 2 P: 16	R: 0 E: 0 K: 2 S: 7	H: 0 LOB: 1 BB: 1 P: 11	R: 1 E: 0 K: 1 S: 5	H: 1 LOB: 2 BB: 2 P: 13	R: 2 E: 0 K: 0 S: 5	H: 3 LOB: 0 BB: 0 P: 5	R: 0 E: 0 K: 1 S: 5	H: 0 LOB: 0 BB: 0 P: 5	R: 0 E: 0 K: 0 S: 3	H: 0 LOB: 0 BB: 0 P: 3	R: 3 E: 0 K: 2 S: 10	H: 3 LOB: 1 BB: 1 P: 14	R: 1 E: 0 K: 0 S: 5	H: 2 LOB: 1 BB: 0 P: 5	1B: 4 2B: 3 HR: 3	SF: 0 SAC: 0 DP: 0 HBP: 0	WP: 3 PB: 1 SB: 0 CS: 1	PA: 44												
PITCHER	IP WLS BF H R ER SO BB IBB HBP BLK WP HR S P ERA WHIP																																	
Rich Hand, R (1.1)	6.0	L	28	6	6	5	6	5	0	0	0	0	1	2	35	55	7.50	1.833																
Ray Lamb, R (7.1)	2.0	L	10	3	3	3	2	1	0	0	0	0	0	0	13	17	13.50	2.000																
Bob Kaiser, L (9.1)	1.0		5	2	1	1	0	0	0	0	0	0	1	1	5	5	9.00	2.000																

AB	37
R	10
H	11
RBI	10
BB	6
SO	8
LOB	11



Batter	1	2	3	4	5	6	7	8	9	AB	R	H	RBI	BB	SO	LOB	BOTTOM																	
Ted Uhlhaender, L (1.9)	G3					K				5	1	2	2	0	1	3	Boston Red Sox @ Cleveland Indians Cleveland Municipal Stadium, Cleveland, OH Thu Sep 16 1971, 7:05 PM EDT Att. 2,301 - Unknown - 65 F																	
Vada Pinson, L (1.8)										5	1	2	2	0	0	3																		
Roy Foster, R (1.7)										5	1	2	0	0	1	2																		
Graig Nettles, L (1.5)										5	1	2	0	0	0	1																		
Chris Chambliss, L (1.3)										5	0	1	0	0	1	4																		
Ray Fosse, R (1.2)										5	1	2	3	0	0	2																		
John Lowenstein, L (1.4)										1	1	1	0	1	0	0																		
Kurt Bevacqua, R (6. PH)										3	0	1	0	0	0	3																		
Lou Camilli, S (1.6)										2	1	1	0	2	0	2																		
Rich Hand, R (1.1)										2	0	0	0	0	0	3																		
Gomer Hodge, S (6. PH)										1	0	1	0	0	0	0																		
Ray Lamb, R (7.1)										0	0	0	0	0	0	0																		
Ted Ford, R (8. PH)										1	0	0	0	0	1	0																		
Bob Kaiser, S (9.1)										0	0	0	0	0	0	0																		
Inning Stats	R: 1 E: 0 K: 0 S: 4	H: 1 LOB: 0 BB: 0 P: 4	R: 0 E: 0 K: 0 S: 2	H: 0 LOB: 0 BB: 1 P: 6	R: 0 E: 0 K: 0 S: 3	H: 0 LOB: 1 BB: 1 P: 7	R: 4 E: 0 K: 0 S: 8	H: 5 LOB: 2 BB: 1 P: 12	R: 0 E: 0 K: 0 S: 4	H: 1 LOB: 1 BB: 0 P: 4	R: 1 E: 0 K: 1 S: 8	H: 4 LOB: 2 BB: 0 P: 8	R: 0 E: 0 K: 1 S: 7	H: 2 LOB: 2 BB: 0 P: 7	R: 1 E: 0 K: 2 S: 8	H: 1 LOB: 0 BB: 0 P: 8	R: 0 E: 0 K: 0 S: 4	H: 1 LOB: 1 BB: 0 P: 4	1B: 10 2B: 2 3B: 0 HR: 3	SF: 0 SAC: 0 DP: 0 HBP: 0	WP: 0 PB: 0 SB: 0 CS: 1	PA: 44												
PITCHER	IP WLS BF H R ER SO BB IBB HBP BLK WP HR S P ERA WHIP																																	
Mike Garman, R (1.1)	3.2		19	6	5	5	0	0	0	0	0	0	0	0	8	8	5.40	2.455																
Gary Peters, L (4.1)	1.2	W	8	4	1	1	0	0	0	0	0	0	0	0	8	8	5.40	2.400																
John Curtis, L (6.1)	1.2	W	8	3	0	0	2	0	0	0	0	0	0	0	12	12	0.00	1.800																
Sparky Lyle, L (8.1)	2.0	S	8	2	1	1	2	0	0	0	0	0	0	1	12	12	4.50	1.000																

AB	40
R	7
H	15
RBI	7
BB	3
SO	4
LOB	23



Batter	1	2	3	4	5	6	7	8	9	AB	R	H	RBI	BB	SO	LOB	TOP			
Doug Griffin, R (1,4) OBP: 0.298, SLG: 0.326										4	1	2	0	0	0	1	Boston Red Sox @ Washington Senators Robert F. Kennedy Memorial Stadium, Washington, DC Sat Sep 18 1971, 7:05 PM EDT Att: 3,671 - Unknown livebaseballscorecards.com			
Luis Aparicio, R (1,6) OBP: 0.283, SLG: 0.299										3	0	0	0	1	0	3				
Joe Lahoud, L (1,9) OBP: 0.329, SLG: 0.432										4	0	0	0	0	1	2				
Reggie Smith, S (1,8) OBP: 0.358, SLG: 0.496										4	0	1	1	0	1	0				
Rico Petrocelli, R (1,5) OBP: 0.346, SLG: 0.442										3	0	0	0	1	1	1				
Cecil Cooper, L (1,3) OBP: 0.429, SLG: 0.500										3	0	0	0	0	0	1				
Ben Ogilvie, L (1,7) OBP: 0.292, SLG: 0.333										3	0	1	0	0	0	1				
Bob Montgomery, R (1,2) OBP: 0.305, SLG: 0.348										3	0	0	0	0	0	1				
Ken Brett, L (1,1) OBP: 0.200, SLG: 0.200										1	0	0	0	0	0	0				
Phil Gagliano, R (6, PH) OBP: 0.411, SLG: 0.377										1	0	0	0	0	0	0				
Ken Tatum, R (6, PH) OBP: 0.417, SLG: 0.600										0	0	0	0	0	0	0				
George Scott, R (8, PH) OBP: 0.322, SLG: 0.450										1	0	1	0	0	0	0				
John Curtis, L (8,1) OBP: 0.322, SLG: 0.450										0	0	0	0	0	0	0				
Inning Stats	R: 1 E: 0 K: 0 S: 5	H: 2 LOB: 1 BB: 0 P: 5	R: 0 E: 0 K: 0 S: 3	H: 1 LOB: 0 BB: 0 P: 3	R: 0 E: 0 K: 0 S: 3	H: 0 LOB: 0 BB: 0 P: 3	R: 0 E: 0 K: 0 S: 3	H: 0 LOB: 0 BB: 0 P: 3	R: 0 E: 0 K: 0 S: 3	H: 0 LOB: 1 BB: 1 P: 7	R: 0 E: 0 K: 0 S: 3	H: 0 LOB: 1 BB: 1 P: 7	R: 0 E: 0 K: 0 S: 4	H: 1 LOB: 1 BB: 0 P: 4	R: 0 E: 0 K: 3 S: 9	H: 0 LOB: 0 BB: 0 P: 9	1B: 5 2B: 0 3B: 0 HR: 0	SF: 0 SAC: 0 DP: 2 HBP: 0	WP: 0 PB: 0 SB: 1 CS: 0	PA: 32
PITCHER	IP WLS BF H R ER SO BB IBB HBP BLK WP HR S P ERA WHIP	IP WLS BF H R ER SO BB IBB HBP BLK WP HR S P ERA WHIP																		
Bill Gogolewski, R (1,1) ERA: 2.75	5.0 W 17 4 1 1 0 0 0 0 0 0 0 17 17 1.80 0.800																			
Joe Grzenda, L (6,1) ERA: 2.09	4.0 S 15 1 0 0 3 2 0 0 0 0 0 0 19 27 0.00 0.750																			

Batter	1	2	3	4	5	6	7	8	9	AB	R	H	RBI	BB	SO	LOB	BOTTOM			
Elliott Maddox, R (1,8) OBP: 0.351, SLG: 0.274										3	1	1	0	1	1	1	Boston Red Sox @ Washington Senators Robert F. Kennedy Memorial Stadium, Washington, DC Sat Sep 18 1971, 7:05 PM EDT Att: 3,671 - Unknown livebaseballscorecards.com			
Davey Nelson, R (1,5) OBP: 0.315, SLG: 0.357										4	2	1	0	0	0	3				
Frank Howard, R (1,3) OBP: 0.387, SLG: 0.472										4	1	3	4	0	1	1				
Tom McCraw, L (7, PR) OBP: 0.283, SLG: 0.383										0	1	0	0	0	0	0				
Dick Billings, R (1,2) OBP: 0.280, SLG: 0.333										2	1	0	1	1	0	1				
Jeff Burroughs, R (1,7) OBP: 0.339, SLG: 0.418										4	0	1	1	0	1	2				
Toby Harrah, R (1,6) OBP: 0.292, SLG: 0.277										4	0	2	0	0	0	1				
Del Unser, L (1,9) OBP: 0.330, SLG: 0.367										4	0	2	0	0	1	3				
Tim Cullen, R (1,4) OBP: 0.252, SLG: 0.258										2	0	0	0	2	1	3				
Bill Gogolewski, L (1,1) OBP: 0.194, SLG: 0.138										2	0	0	0	0	1	3				
Joe Grzenda, R (6,1) OBP: 0.167, SLG: 0.167										2	0	0	0	0	2	1				
Inning Stats	R: 2 E: 1 K: 2 S: 11	H: 3 LOB: 2 BB: 0 P: 11	R: 0 E: 0 K: 0 S: 3	H: 0 LOB: 1 BB: 1 P: 7	R: 2 E: 0 K: 1 S: 7	H: 2 LOB: 2 BB: 2 P: 15	R: 0 E: 0 K: 1 S: 4	H: 0 LOB: 0 BB: 1 P: 8	R: 0 E: 0 K: 0 S: 3	H: 0 LOB: 0 BB: 0 P: 3	R: 0 E: 0 K: 1 S: 5	H: 1 LOB: 0 BB: 0 P: 5	R: 2 E: 0 K: 1 S: 7	H: 2 LOB: 1 BB: 0 P: 7	R: 0 E: 0 K: 2 S: 8	H: 2 LOB: 1 BB: 0 P: 8	1B: 6 2B: 2 3B: 1 HR: 1	SF: 1 SAC: 0 DP: 1 HBP: 0	WP: 0 PB: 0 SB: 2 CS: 3	PA: 36
PITCHER	IP WLS BF H R ER SO BB IBB HBP BLK WP HR S P ERA WHIP	IP WLS BF H R ER SO BB IBB HBP BLK WP HR S P ERA WHIP																		
Ken Brett, L (1,1) ERA: 4.89	5.0 L 24 5 4 3 4 4 0 0 0 0 0 0 28 44 5.40 1.800																			
Ken Tatum, R (6,1) ERA: 4.27	2.0 8 3 2 2 2 0 0 0 0 0 0 0 12 12 9.00 1.500																			
John Curtis, L (8,1) ERA: 3.18	1.0 4 2 0 0 2 0 0 0 0 0 0 0 8 8 0.00 2.000																			

Batter	1	2	3	4	5	6	7	8	9	AB	R	H	RBI	BB	SO	LOB	TOP			
Doug Griffin, R OBP: 0.294, SLG: 0.322 (1, 4)	0-0 6-3		0-0 F9		0-3 K		0-3 K		0-0 G4-6-3	5	0	0	0	0	2	2				
Luis Aparicio, R OBP: 0.283, SLG: 0.301 (1, 6)	0-0 F9		0-0 BLK 2B		0-0 5-3		0-0 F2			4	0	1	0	0	0	0				
Carl Yastrzemski, L OBP: 0.383, SLG: 0.397 (1, 7)	0-3 K		0-0 F5		0-0 4-3			4-0 3-1 S BB		3	0	0	0	1	1	1				
Reggie Smith, S OBP: 0.358, SLG: 0.496 Rick Miller, L OBP: 0.474, SLG: 0.714 (1, 8) (4, 8)		0-3 K		0-0 S 2B 1B		0-0 3-1		0-0 3-1		2	1	1	0	0	1	0				
Rico Petrocelli, R OBP: 0.349, SLG: 0.451 (1, 5)		4-0 PB HR BB		0-0 1-H 2B		0-0 HR		0-3 K		3	2	2	2	1	1	1				
Cecil Cooper, L OBP: 0.406, SLG: 0.444 (1, 3)		0-0 F8		1-0 HBP		0-0 P6		0-0 4-3		3	0	0	0	0	0	2				
Joe Lahoud, L OBP: 0.334, SLG: 0.444 (1, 9)		0-0 HR		0-0 L8		1-0 HBP		4-0 1B BB		2	1	1	2	1	0	2				
Bob Montgomery, R OBP: 0.300, SLG: 0.341 (1, 2)		0-0 6-3		0-0 F9		0-0 3-4-3		0-0 F8		4	0	0	0	0	0	4				
Roger Moret, S OBP: 0.091, SLG: 0.048 (1, 1)			0-3 K		0-3 K		0-0 F8		0-0 G4-6-3 1-2 1B	4	0	1	0	0	2	2				
Inning Stats	R: 0 E: 0 K: 1 S: 5	H: 0 LOB: 0 BB: 0 P: 5	R: 2 E: 0 K: 1 S: 6	H: 1 LOB: 0 BB: 1 P: 10	R: 0 E: 0 K: 1 S: 6	H: 1 LOB: 1 BB: 0 P: 6	R: 1 E: 0 K: 1 S: 7	H: 2 LOB: 2 BB: 0 P: 8	R: 0 E: 0 K: 0 S: 5	H: 0 LOB: 0 BB: 0 P: 5	R: 0 E: 0 K: 1 S: 5	H: 0 LOB: 0 BB: 0 P: 5	R: 0 E: 0 K: 0 S: 5	H: 0 LOB: 1 BB: 1 P: 9	R: 0 E: 0 K: 0 S: 3	H: 1 LOB: 1 BB: 1 P: 7	1B: 2 2B: 2 3B: 0 HR: 2	SF: 0 SAC: 0 DP: 1 HBP: 2	WP: 0 PB: 1 SB: 2 CS: 0	PA: 37
PITCHER Pete Broberg, R ERA: 3.22 (1, 1)	IP: 9.0 WLS: L BF: 37	H: 6 R: 4 ER: 4 SO: 7	BB: 3 IBB: 0 HBP: 2 BLK: 1	WP: 0 HR: 2 S: 46 P: 60	ERA: 4.00 WHIP: 1.000	PITCHER IP: WLS: BF: H: R: ER: SO: BB: IBB: HBP: BLK: WP: HR: S: P: ERA: WHIP														

Boston Red Sox @ Washington Senators
Robert F. Kennedy Memorial Stadium, Washington, DC
Sun Sep 19 1971, 3:33 AM EDT
Att: 4,834 - Unknown

AB 32
R 4
H 6
RBI 4
BB 3
SO 7
LOB 15



Batter	1	2	3	4	5	6	7	8	9	AB	R	H	RBI	BB	SO	LOB	BOTTOM			
Elliott Maddox, R OBP: 0.353, SLG: 0.272 (1, 8)	0-3 K		4-0 BB		4-0 CS BB			0-0 F3		2	0	0	0	2	1	0				
Davey Nelson, R OBP: 0.317, SLG: 0.360 (1, 5)	0-0 S 1B 2B		0-0 1-3		4-0 1-2 BB			0-0 4-3		3	1	1	0	1	0	1				
Frank Howard, R OBP: 0.388, SLG: 0.474 Tom McCraw, L OBP: 0.283, SLG: 0.383 (1, 3) (9, 3)	0-0 L4-3 1B		0-0 G5-4-3 1B 2B		0-0 P4			0-0 F2		4	1	2	1	0	0	1				
Dick Billings, R OBP: 0.280, SLG: 0.332 (1, 2)	0-0 L4-3		0-0 G5-4-3 1B		0-0 F7			0-0 F8		4	0	1	0	0	0	1				
Jeff Burroughs, R OBP: 0.331, SLG: 0.407 (1, 7)		0-3 K		0-0 G5-4-3		0-0 5-3		0-3 K		4	0	0	0	0	2	2				
Toby Harrah, R OBP: 0.292, SLG: 0.276 (1, 6)		0-3 K		0-0 1B		0-0 F8		0-0 G3		4	0	1	1	0	1	0				
Del Unser, L OBP: 0.330, SLG: 0.366 (1, 9)		4-0 CS BB		0-0 F7				0-0 6-3		2	0	0	0	1	0	1				
Lenny Randle, S OBP: 0.288, SLG: 0.284 (1, 4)		0-0 CS		0-0 F5		0-0 5-3		0-0 L7		3	0	0	0	0	0	0				
Pete Broberg, R OBP: 0.140, SLG: 0.238 (1, 1)			0-0 F9		0-0 HR			0-0 1-3		3	1	1	1	0	0	0				
Inning Stats	R: 1 E: 0 K: 1 S: 6	H: 2 LOB: 0 BB: 0 P: 6	R: 0 E: 0 K: 2 S: 6	H: 0 LOB: 1 BB: 1 P: 10	R: 0 E: 0 K: 0 S: 3	H: 0 LOB: 1 BB: 1 P: 7	R: 1 E: 0 K: 0 S: 5	H: 3 LOB: 1 BB: 0 P: 5	R: 1 E: 0 K: 0 S: 3	H: 1 LOB: 1 BB: 2 P: 11	R: 0 E: 0 K: 0 S: 3	H: 0 LOB: 0 BB: 0 P: 3	R: 0 E: 0 K: 0 S: 3	H: 0 LOB: 0 BB: 0 P: 3	R: 0 E: 0 K: 1 S: 5	H: 0 LOB: 0 BB: 0 P: 5	1B: 3 2B: 3 3B: 0 HR: 1	SF: 0 SAC: 0 DP: 2 HBP: 0	WP: 0 PB: 0 SB: 1 CS: 2	PA: 34
PITCHER Roger Moret, L ERA: 3.34 (1, 1)	IP: 9.0 WLS: W BF: 33	H: 6 R: 3 ER: 3 SO: 4	BB: 4 IBB: 0 HBP: 0 BLK: 0	WP: 0 HR: 1 S: 37 P: 53	ERA: 3.00 WHIP: 1.111	PITCHER IP: WLS: BF: H: R: ER: SO: BB: IBB: HBP: BLK: WP: HR: S: P: ERA: WHIP														

Boston Red Sox @ Washington Senators
Robert F. Kennedy Memorial Stadium, Washington, DC
Sun Sep 19 1971, 3:33 AM EDT
Att: 4,834 - Unknown

AB 29
R 3
H 6
RBI 3
BB 4
SO 4
LOB 6



Batter	1	2	3	4	5	6	7	8	9	10	AB	R	H	RBI	BB	SO	LOB	TOP																				
Dick McAuliffe, L (1.4) OBP: 0.294, SLG: 0.381 (9, 6)	G3			L9		F8		FC4-6	F9		5	0	0	0	0	0	4																					
Aurelio Rodriguez, R (1.5) OBP: 0.287, SLG: 0.404	K			F7				F3			5	0	2	0	0	1	2																					
Gates Brown, L (1.7) OBP: 0.421, SLG: 0.561	4-3			F3				F4			5	0	0	0	0	1	4																					
Al Kaline, R (1.9) OBP: 0.419, SLG: 0.464		L6			F2				L5-3	K	5	0	1	0	0	1	1																					
Bill Freehan, R (1.2) OBP: 0.354, SLG: 0.463		F9				G5-3	BB	1B		F1	4	1	2	0	1	0	1																					
Jim Northrup, L (1.3) OBP: 0.359, SLG: 0.448											3	0	1	0	1	1	3																					
Mickey Stanley, R (1.8) OBP: 0.330, SLG: 0.400											4	1	0	0	0	0	7																					
Ed Brinkman, R (1.6) OBP: 0.292, SLG: 0.273 Kevin Collins, L (9, PH) OBP: 0.259, SLG: 0.417 Jack Whitlock, R (9, 1)											2	0	0	0	1	0	0																					
											1	0	1	1	0	0	0																					
											0	0	0	0	0	0	0																					
Tom Timmermann, R (1.1) OBP: 0.106, SLG: 0.063 Dalton Jones, L (8, PH) OBP: 0.205, SLG: 0.490 Cesar Gutierrez, R (8, PH) OBP: 0.147, SLG: 0.176 Fred Scherman, L (8, 1) OBP: 0.201, SLG: 0.288 Tony Taylor, R (8, PH) OBP: 0.019, SLG: 0.367											2	0	0	0	0	2	0																					
											0	0	0	0	0	0	0																					
											0	0	0	0	0	0	0																					
											1	0	1	1	0	0	0																					
Inning Stats	R: 0 E: 0 K: 1 S: 5	H: 0 LOB: 0 BB: 0 P: 5	R: 0 E: 0 K: 0 S: 3	H: 0 LOB: 0 BB: 0 P: 3	R: 0 E: 0 K: 1 S: 5	H: 0 LOB: 0 BB: 0 P: 3	R: 0 E: 0 K: 0 S: 3	H: 1 LOB: 1 BB: 0 P: 7	R: 0 E: 0 K: 1 S: 5	H: 0 LOB: 0 BB: 0 P: 5	R: 0 E: 0 K: 2 S: 9	H: 2 LOB: 3 BB: 1 P: 13	R: 0 E: 0 K: 0 S: 4	H: 1 LOB: 2 BB: 1 P: 8	R: 2 E: 0 K: 0 S: 7	H: 4 LOB: 2 BB: 0 P: 7	R: 0 E: 0 K: 1 S: 6	H: 1 LOB: 1 BB: 0 P: 6	1B: 8 2B: 1 3B: 0 HR: 0	SF: 0 SAC: 0 DP: 1 HBP: 0	WP: 0 PA: 41																	
PITCHER Jim Lonborg, R (1.1) ERA: 4.31	IP	WLS	BF	H	R	ER	SO	BB	IBB	HBP	BLK	WP	HR	S	P	ERA	WHIP																					
	10.0	W	41	9	2	2	6	3	0	0	0	0	0	50	62	1.80	1.200																					
											PITCHER	IP	WLS	BF	H	R	ER	SO	BB	IBB	HBP	BLK	WP	HR	S	P	ERA	WHIP										

Detroit Tigers @ Boston Red Sox
 Fenway Park, Boston, MA
 Tue Sep 21 1971, 7:05 PM EDT
 Att. 11,323 - Unknown

AB	38
R	2
H	9
RBI	2
BB	3
SO	6
LOB	22



Batter	1	2	3	4	5	6	7	8	9	10	AB	R	H	RBI	BB	SO	LOB	BOTTOM																				
Doug Griffin, R (1.4) OBP: 0.294, SLG: 0.322	F4										4	0	1	0	0	0	2																					
Luis Aparicio, R (1.6) OBP: 0.284, SLG: 0.302	5-3										5	0	2	1	0	0	1																					
Carl Yastrzemski, L (1.7) OBP: 0.382, SLG: 0.396	F2										4	1	1	0	0	0	3																					
Reggie Smith, S (1.8) OBP: 0.356, SLG: 0.492		L9									4	0	0	0	0	2	1																					
Rico Petrocelli, R (1.5) OBP: 0.350, SLG: 0.453											4	1	2	0	0	0	0																					
George Scott, R (1.3) OBP: 0.321, SLG: 0.449											4	0	1	2	0	1	1																					
Joe Lahoud, L (1.9) OBP: 0.330, SLG: 0.438											4	0	0	0	0	2	2																					
Duane Josephson, R (1.2) OBP: 0.297, SLG: 0.401											4	0	0	0	0	0	0																					
Jim Lonborg, R (1.1) OBP: 0.245, SLG: 0.184 Cecil Cooper, L (10, PH) OBP: 0.424, SLG: 0.464											3	0	2	0	0	0	0																					
											1	1	1	0	0	0	0																					
Inning Stats	R: 0 E: 0 K: 0 S: 3	H: 0 LOB: 0 BB: 0 P: 3	R: 0 E: 0 K: 1 S: 6	H: 1 LOB: 1 BB: 0 P: 6	R: 0 E: 0 K: 0 S: 5	H: 3 LOB: 2 BB: 0 P: 5	R: 0 E: 0 K: 0 S: 3	H: 0 LOB: 0 BB: 0 P: 3	R: 0 E: 1 K: 1 S: 6	H: 0 LOB: 1 BB: 0 P: 6	R: 2 E: 0 K: 1 S: 8	H: 3 LOB: 1 BB: 0 P: 8	R: 0 E: 0 K: 0 S: 4	H: 1 LOB: 1 BB: 0 P: 4	R: 0 E: 0 K: 1 S: 5	H: 0 LOB: 0 BB: 0 P: 5	R: 0 E: 0 K: 1 S: 5	H: 0 LOB: 0 BB: 0 P: 5	R: 1 E: 0 K: 0 S: 3	H: 2 LOB: 1 BB: 0 P: 3	1B: 9 2B: 1 3B: 0 HR: 0	SF: 0 SAC: 1 DP: 1 HBP: 0	WP: 0 PA: 38															
PITCHER Tom Timmermann, R (1.1) ERA: 3.78 Fred Scherman, L (8, 1) ERA: 2.76 Jack Whitlock, R (9, 1) ERA: 5.63	IP	WLS	BF	H	R	ER	SO	BB	IBB	HBP	BLK	WP	HR	S	P	ERA	WHIP																					
	7.0		29	8	2	2	3	0	0	0	0	0	0	35	35	2.57	1.143																					
	1.0		3	0	0	0	1	0	0	0	0	0	0	5	5	0.00	0.000																					
	1.1	L	6	2	1	1	1	0	0	0	0	0	0	8	8	6.75	1.500																					
											PITCHER	IP	WLS	BF	H	R	ER	SO	BB	IBB	HBP	BLK	WP	HR	S	P	ERA	WHIP										

Detroit Tigers @ Boston Red Sox
 Fenway Park, Boston, MA
 Tue Sep 21 1971, 7:05 PM EDT
 Att. 11,323 - Unknown


AB	37
R	3
H	10
RBI	3
BB	0
SO	5
LOB	10



Batter	1	2	3	4	5	6	7	8	9	AB	R	H	RBI	BB	SO	LOB	TOP								
Dick McAuliffe, L (1, 4) X OBP: 0.295, SLG: 0.380	F9		F7			1B	G4-3		3-1	4	1	1	0	1	0	0									
Aurelio Rodriguez, R (1, 5) X OBP: 0.287, SLG: 0.403	F8		F8			1B	G4-3			4	1	1	0	0	0	2									
Al Kaline, R (1, 9) X OBP: 0.418, SLG: 0.462	L5			L6		1B			L5-3	4	0	1	1	0	0	0									
Gates Brown, L (1, 7) X OBP: 0.417, SLG: 0.552		E3		6-3		4-3			F9	3	0	0	0	1	0	2									
Bill Freehan, R (1, 2) X OBP: 0.356, SLG: 0.464		K		6-3		4-3				3	0	1	0	1	1	2									
Jim Northrup, L (1, 3) X OBP: 0.355, SLG: 0.446		K		4-3		SF7				2	0	0	1	1	1	2									
Mickey Stanley, R (1, 8) X OBP: 0.327, SLG: 0.396		E6			5-3	F8			F8	4	0	0	0	0	0	5									
Ed Brinkman, R (1, 6) X OBP: 0.291, SLG: 0.271 (9, PH)		F9			6-3				F8	3	0	0	0	0	0	2									
Dalton Jones, L (9, PH) X OBP: 0.301, SLG: 0.397										1	0	0	0	0	0	0									
Mickey Lolich, S (1, 1) X OBP: 0.254, SLG: 0.156										3	0	1	0	0	0	0									
Kevin Collins, L (9, PH) X OBP: 0.243, SLG: 0.405			G3		4-3				K	1	0	0	0	0	1	0									
Inning Stats	R: 0 E: 0 K: 0 S: 3	H: 0 LOB: 0 BB: 0 P: 3	R: 0 E: 2 K: 2 S: 9	H: 0 LOB: 2 BB: 0 P: 9	R: 0 E: 0 K: 0 S: 3	H: 0 LOB: 0 BB: 0 P: 3	R: 0 E: 0 K: 0 S: 3	H: 0 LOB: 1 BB: 1 P: 7	R: 0 E: 0 K: 0 S: 3	H: 0 LOB: 0 BB: 0 P: 3	R: 2 E: 0 K: 0 S: 6	H: 3 LOB: 2 BB: 1 P: 10	R: 0 E: 0 K: 0 S: 3	H: 1 LOB: 1 BB: 1 P: 7	R: 0 E: 0 K: 0 S: 4	H: 1 LOB: 2 BB: 1 P: 8	R: 0 E: 0 K: 1 S: 5	H: 0 LOB: 0 BB: 0 P: 5	1B: 4 2B: 1 3B: 0 HR: 0	SF: 1 SAC: 0 DP: 1 HBP: 0	WP: 1 PB: 0 SB: 0 CS: 0	PA: 37			
PITCHER	IP	WLS	BF	H	R	ER	SO	BB	IBB	HBP	BLK	WP	HR	S	P	ERA	WHIP								
Mike Garman, R (1, 1) ERA: 5.4	8.0	W	34	5	2	2	2	3	1	0	0	1	0	34	50	2.25	1.000								
Ken Tatum, R (9, 1) ERA: 4.19	1.0	S	3	0	0	0	1	0	0	0	0	0	0	5	5	0.00	0.000								

Detroit Tigers @ Boston Red Sox
Fenway Park, Boston, MA
Wed Sep 22 1971, 7:05 PM EDT
Att: 10,554 - Unknown


AB 32
R 2
H 5
RBI 2
BB 4
SO 3
LOB 15

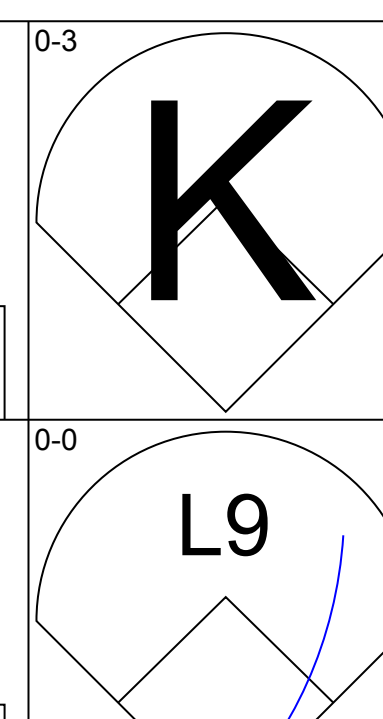
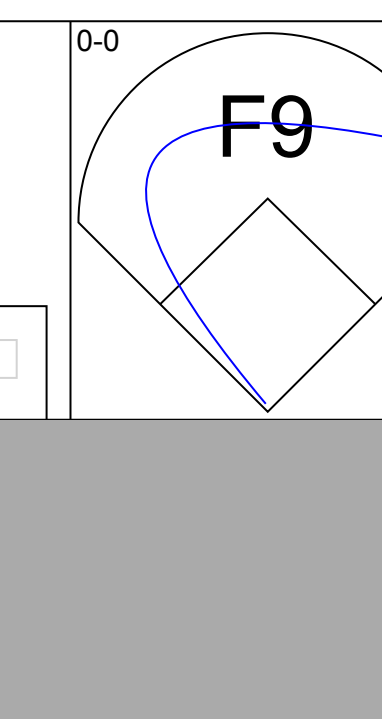
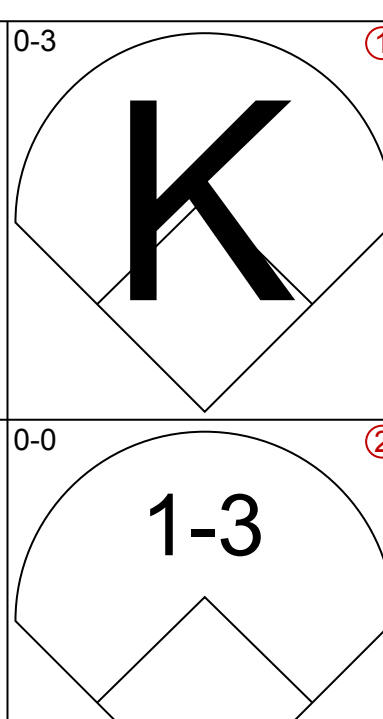
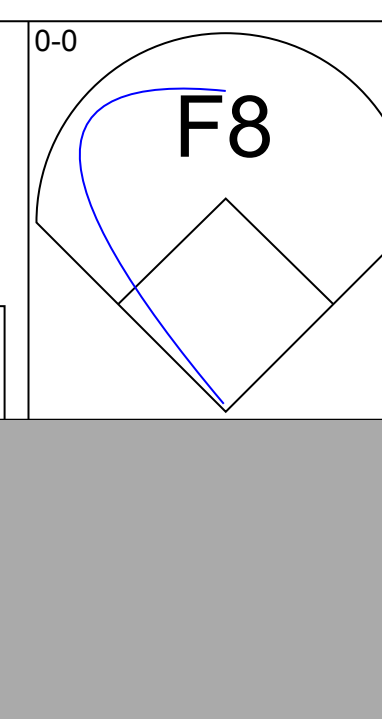
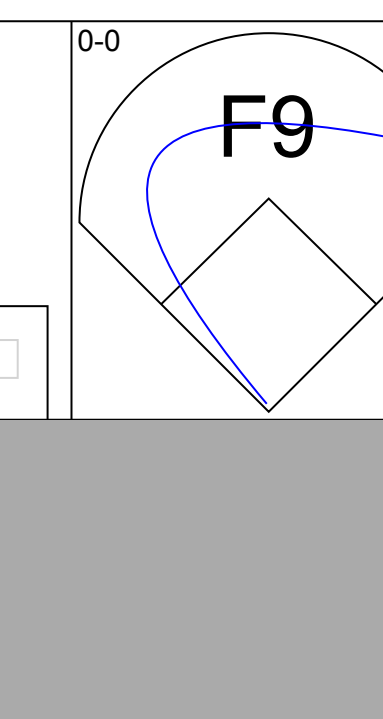
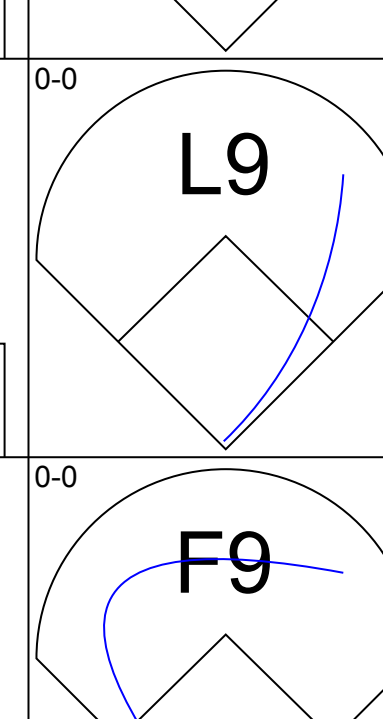
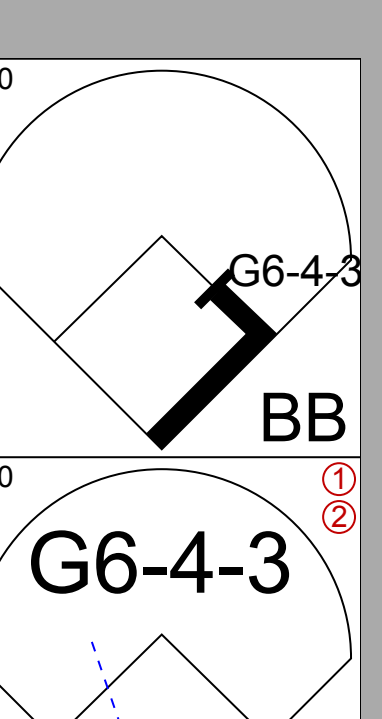
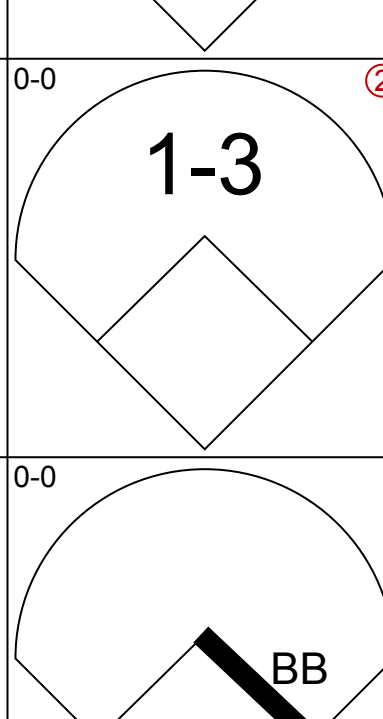
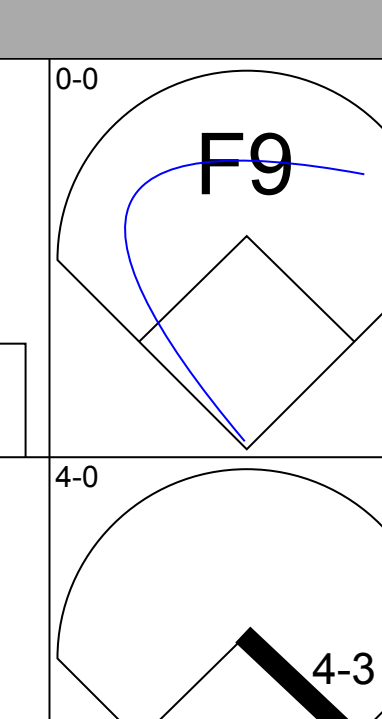
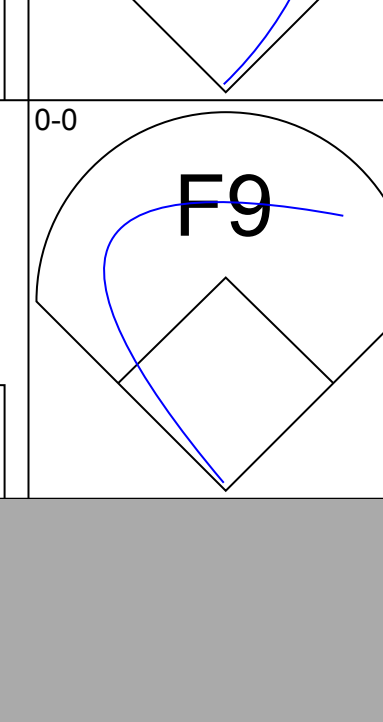
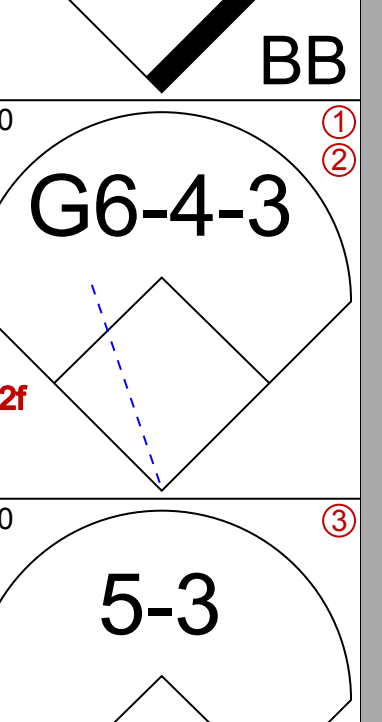
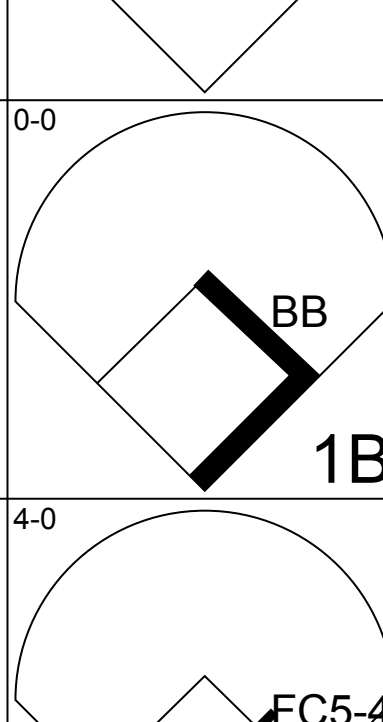
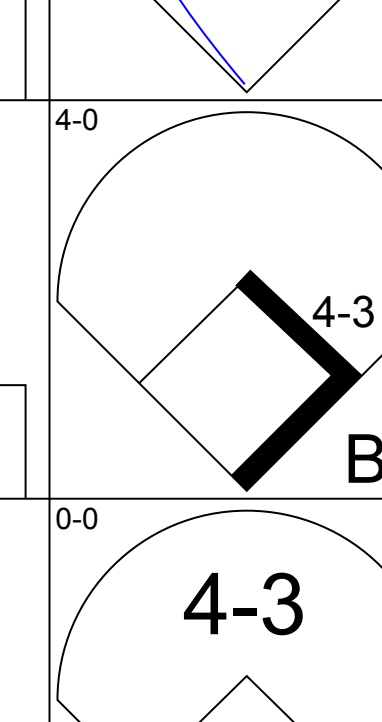

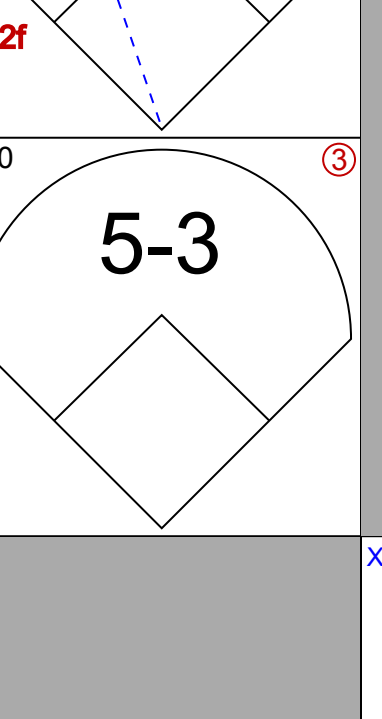
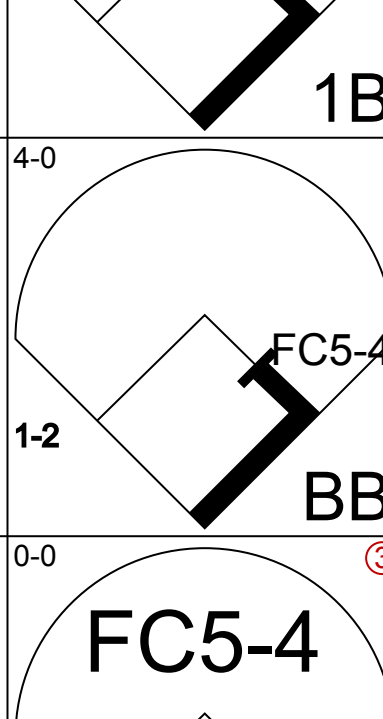
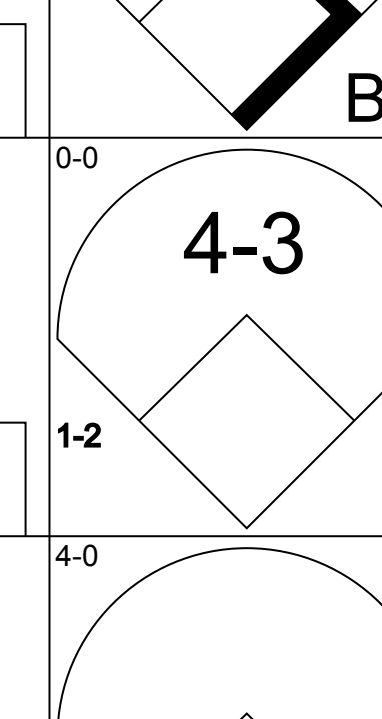
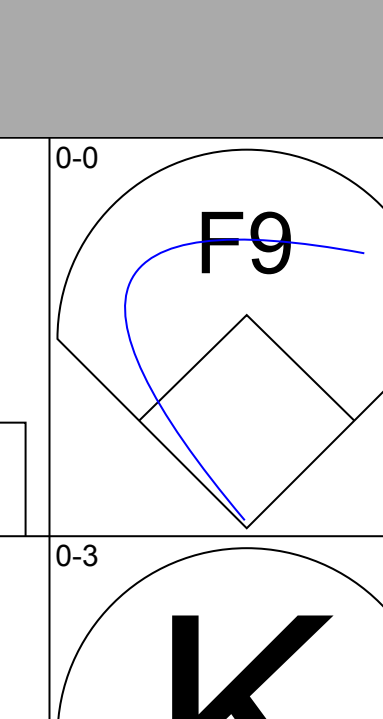
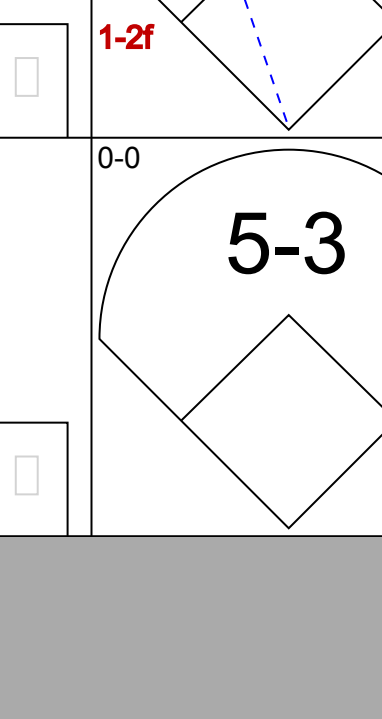
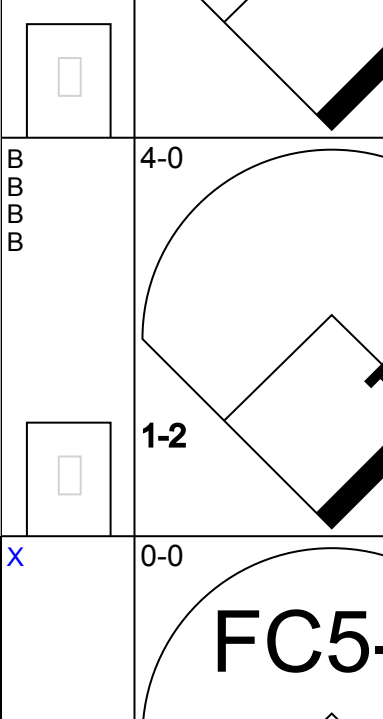
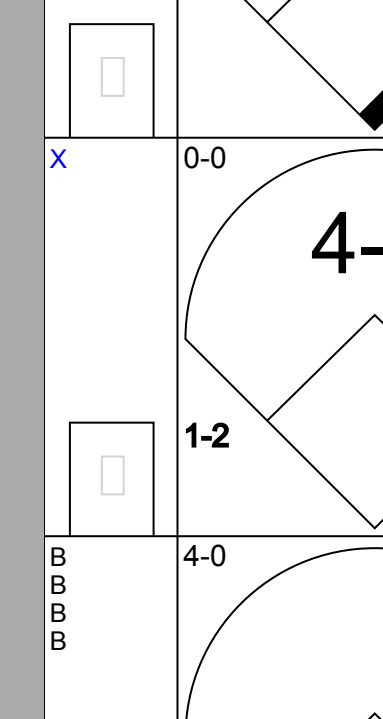

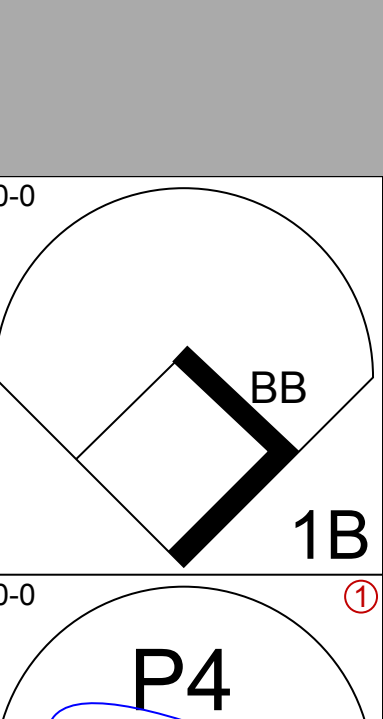
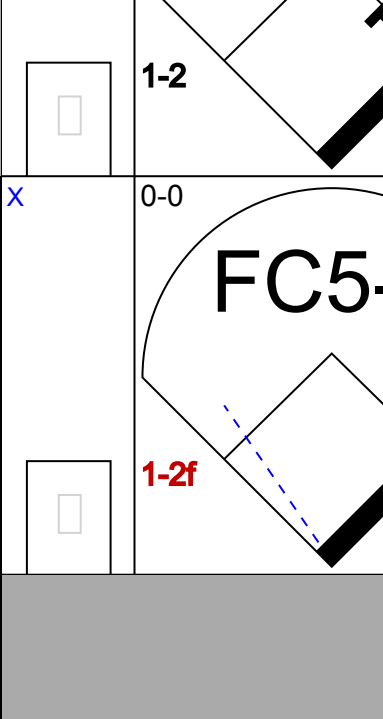
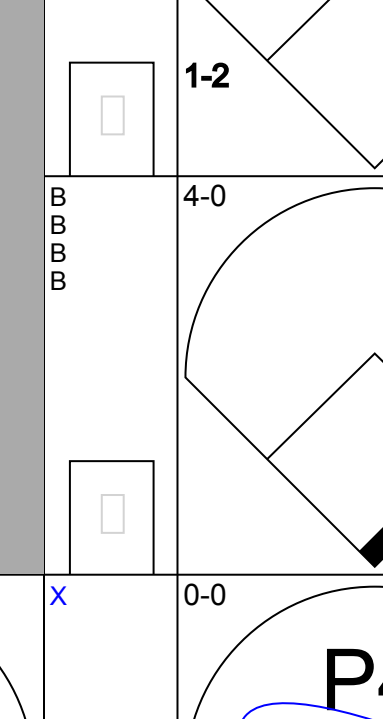

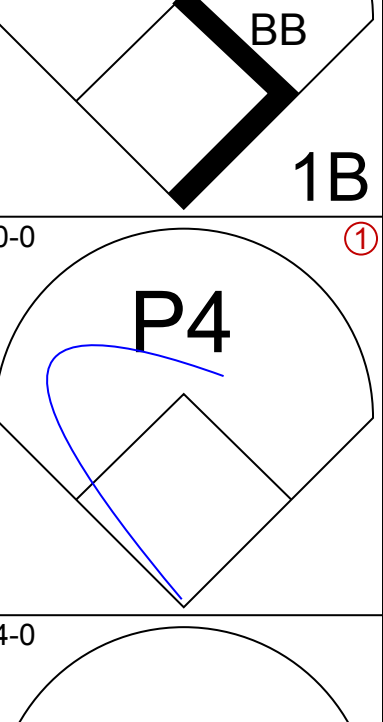
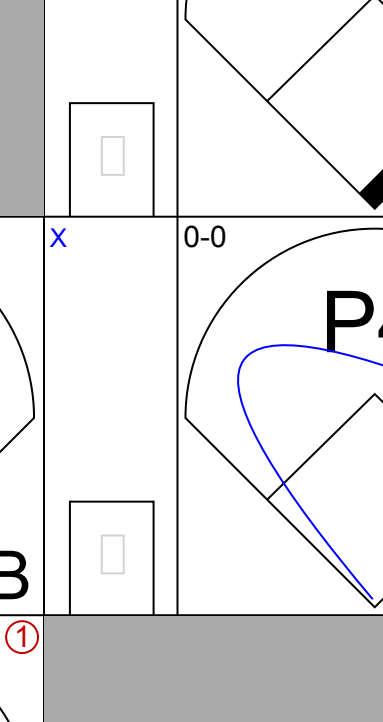
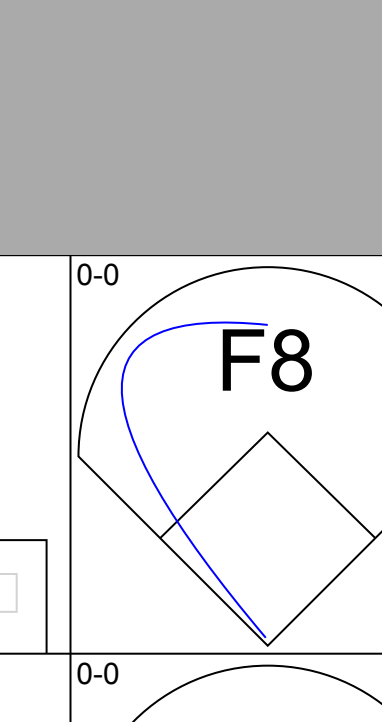
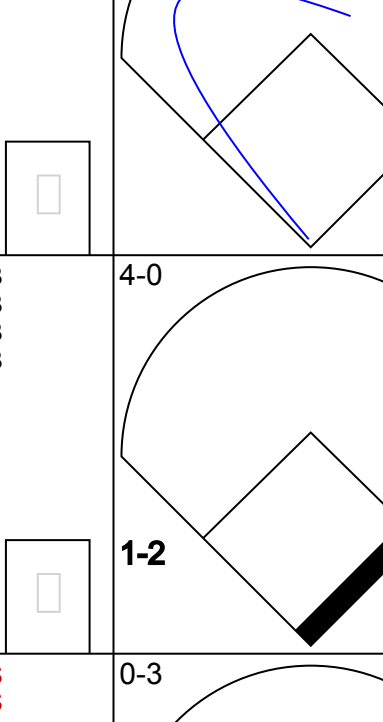
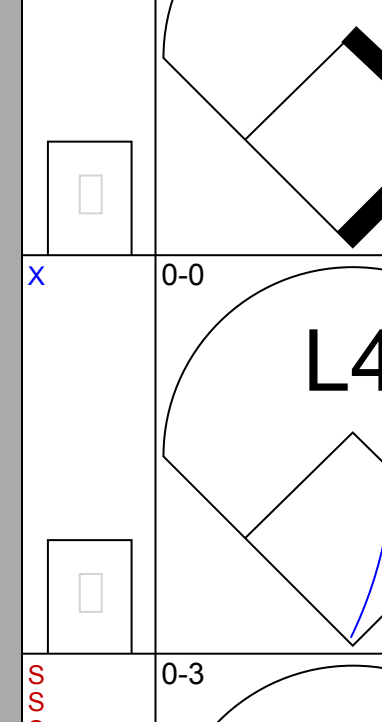
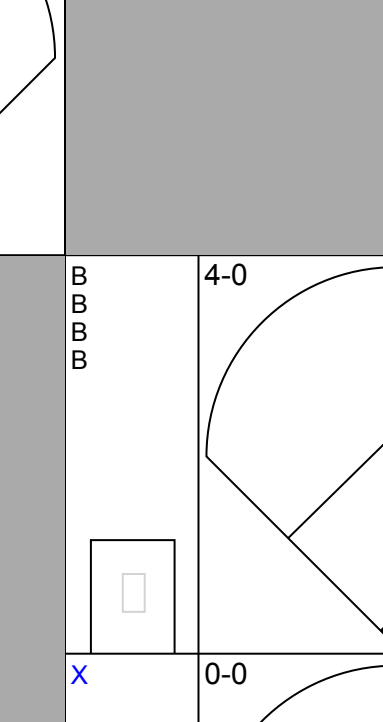
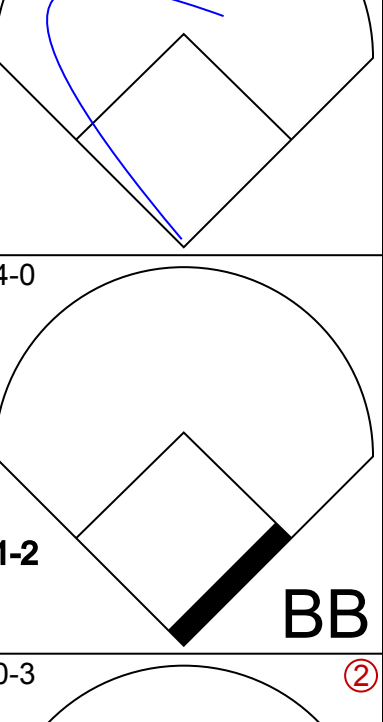
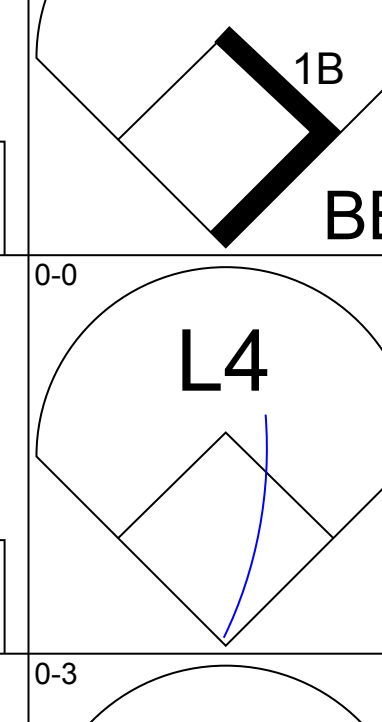
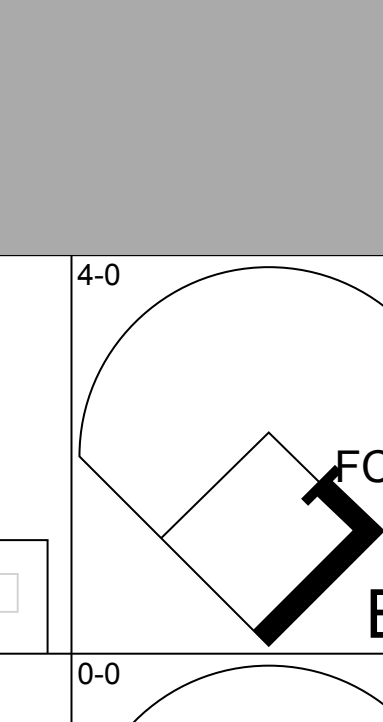
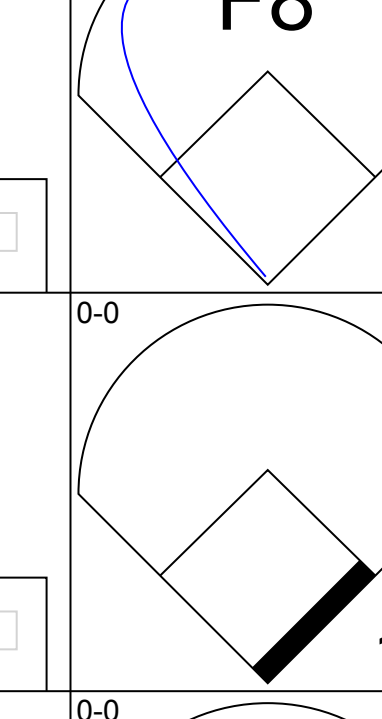
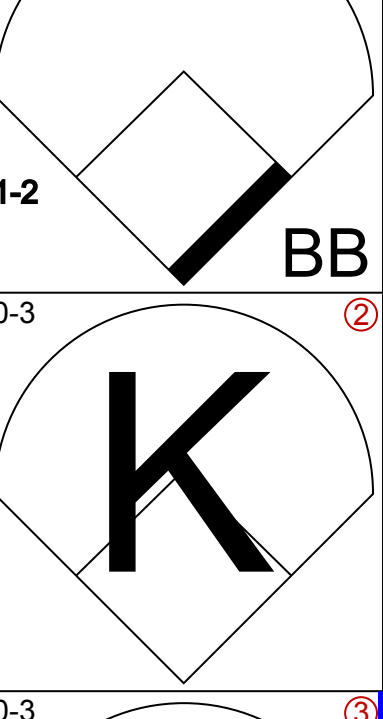
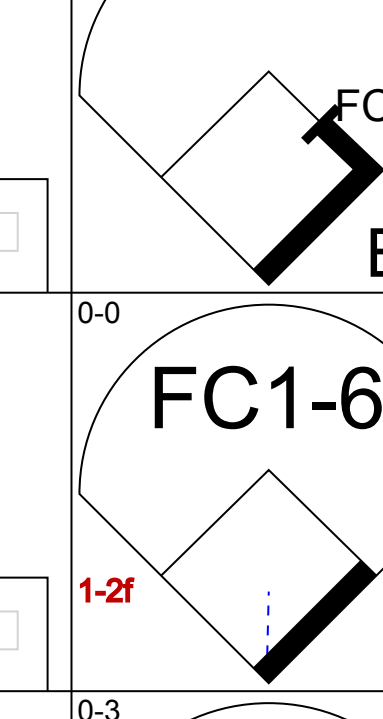
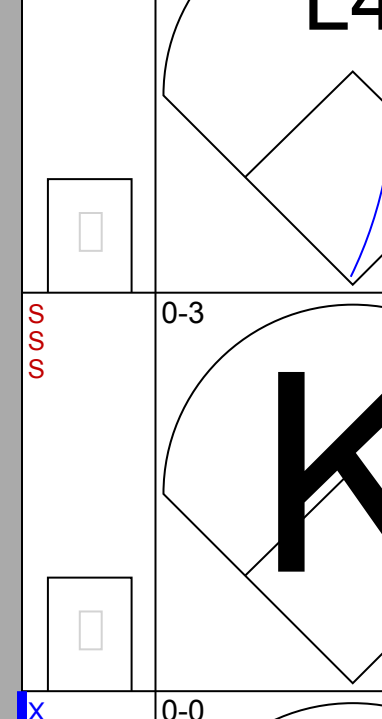


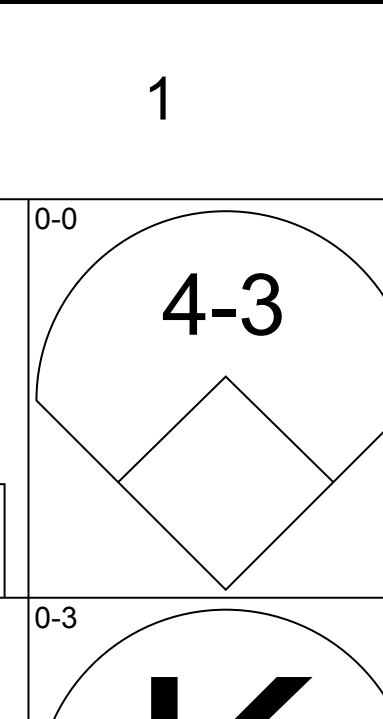
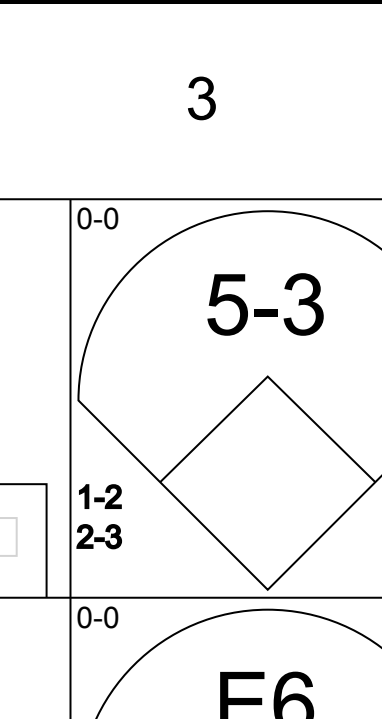
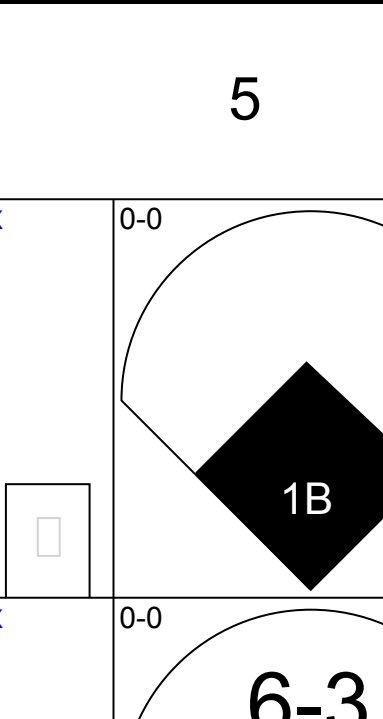
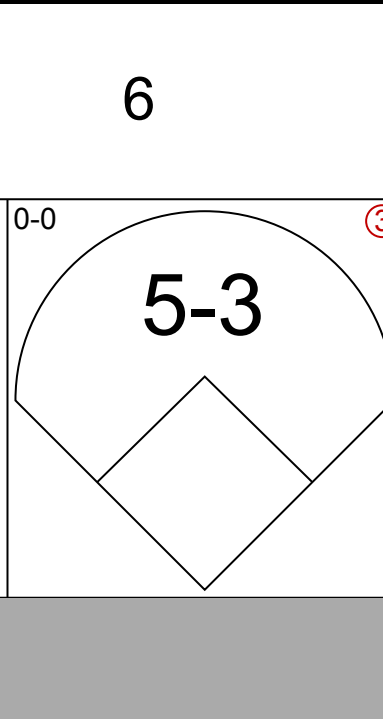
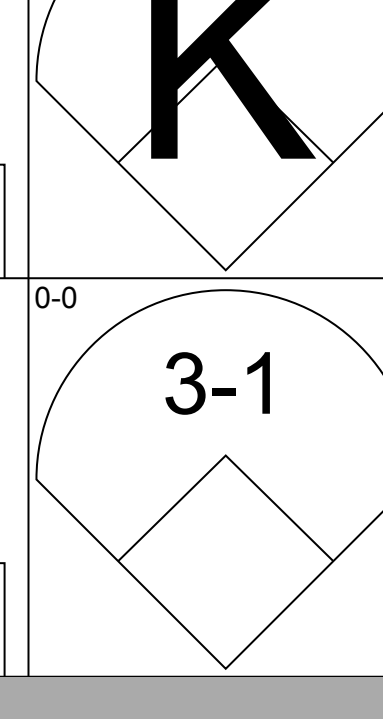
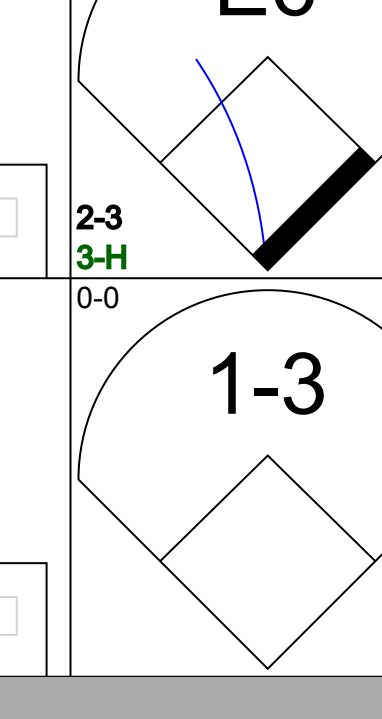
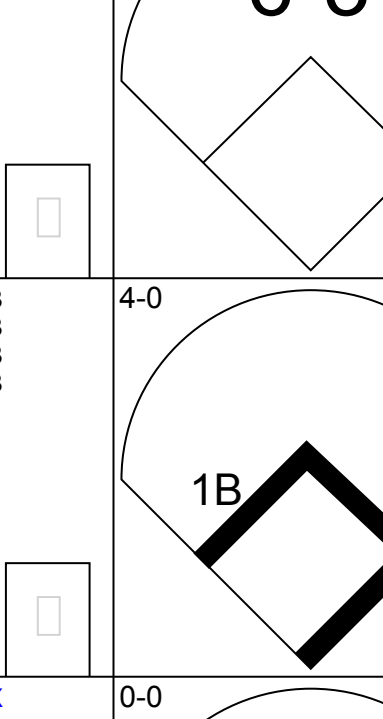
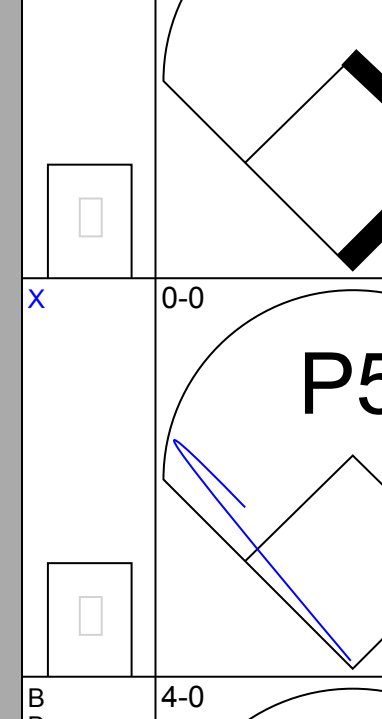


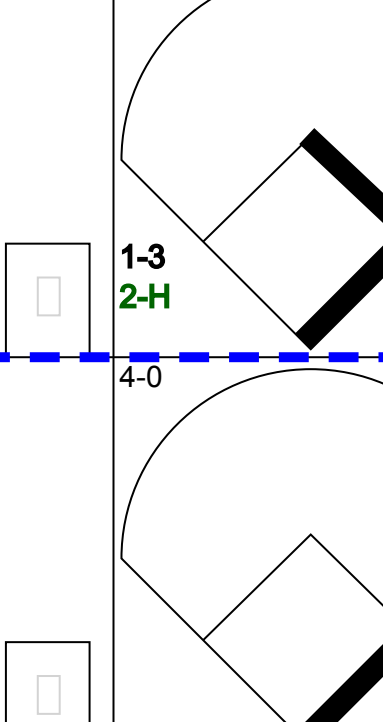
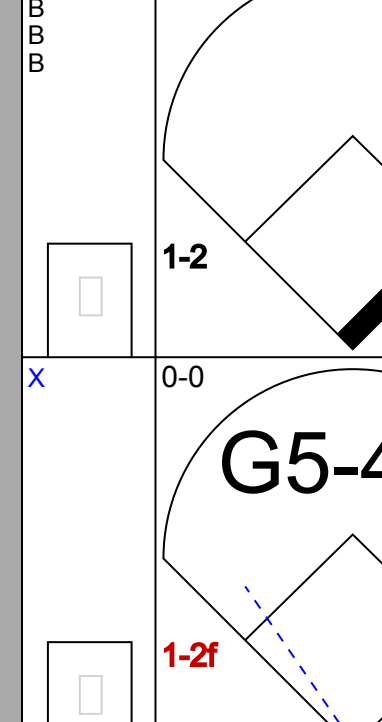

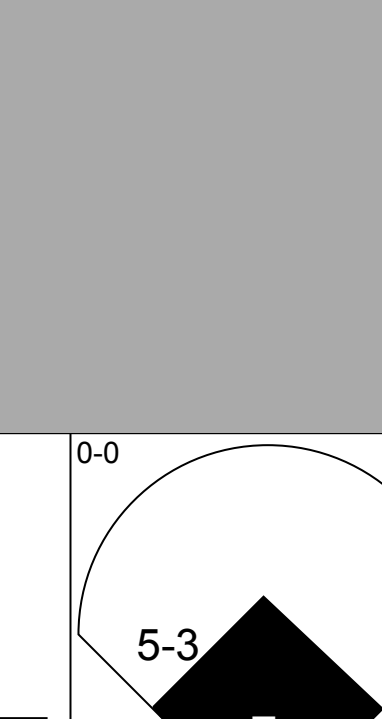
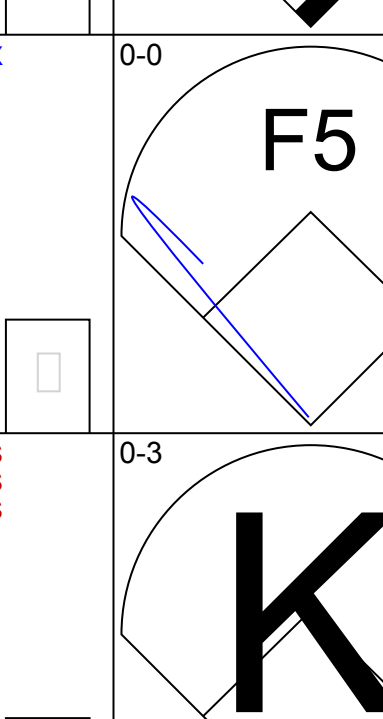

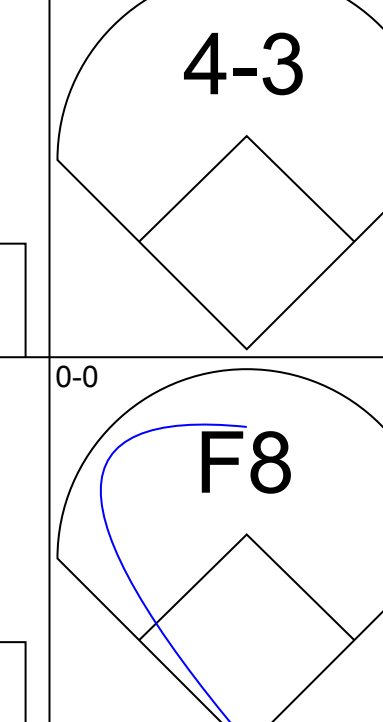
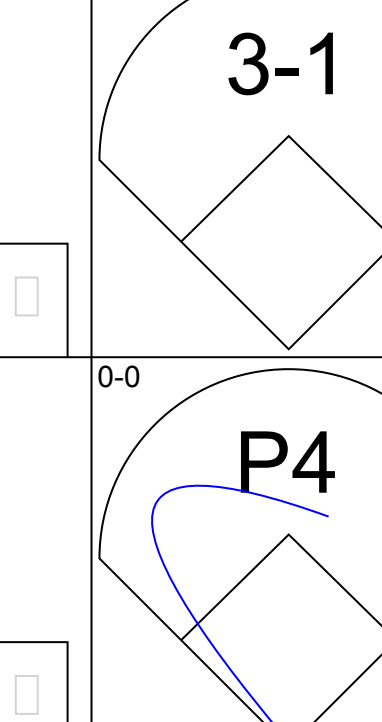


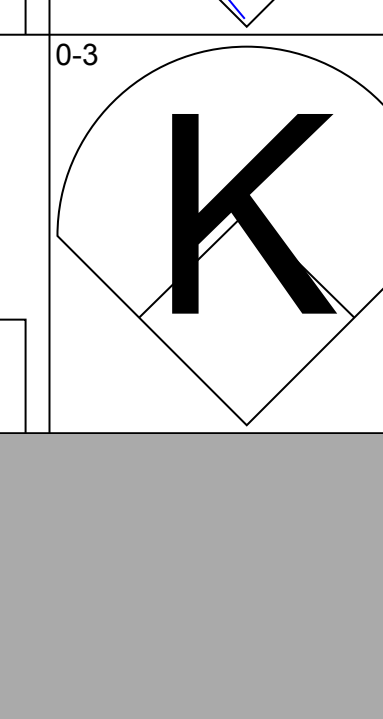
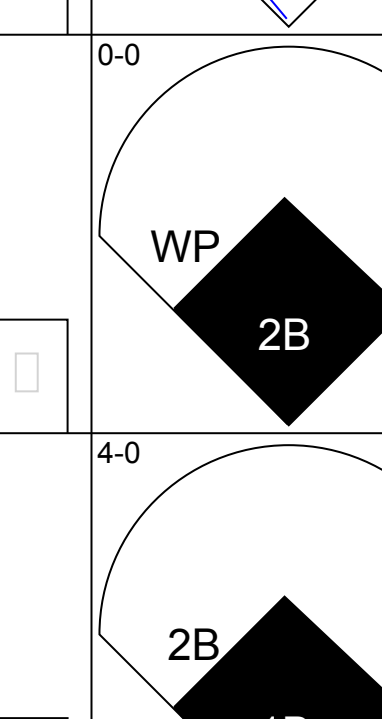

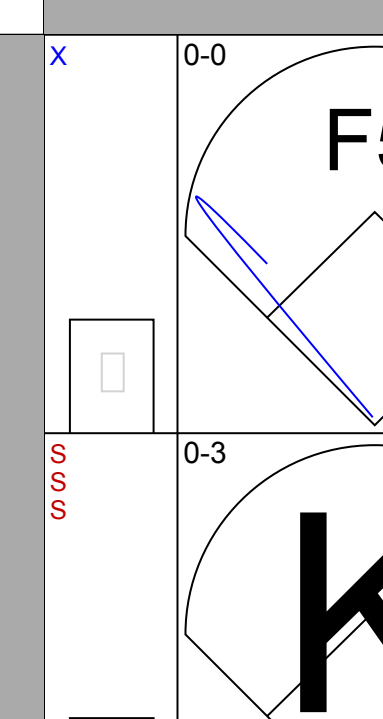

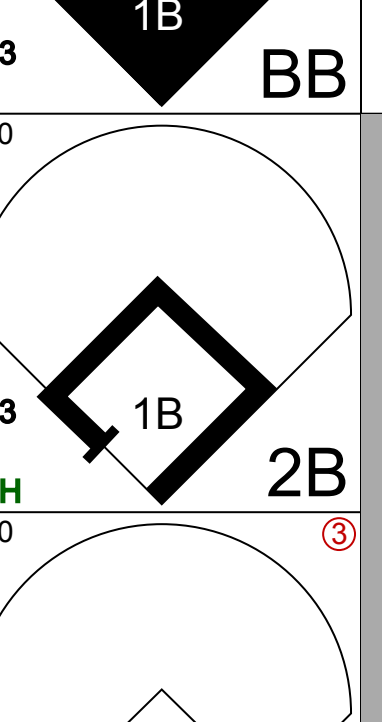

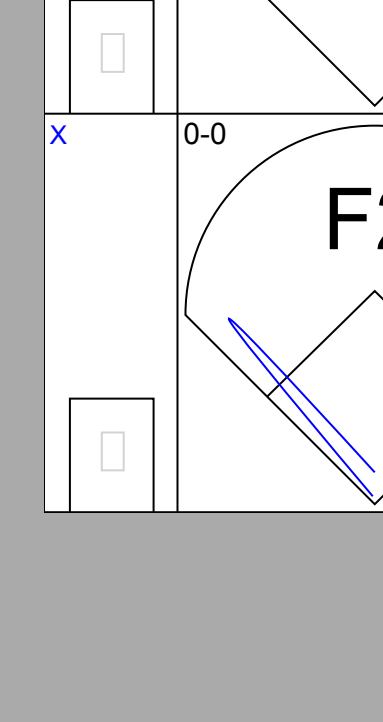
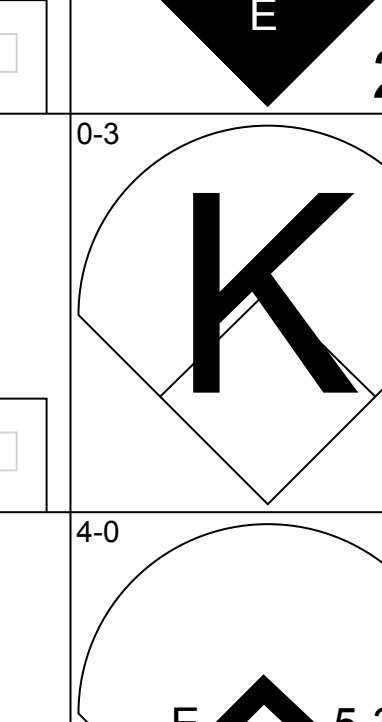
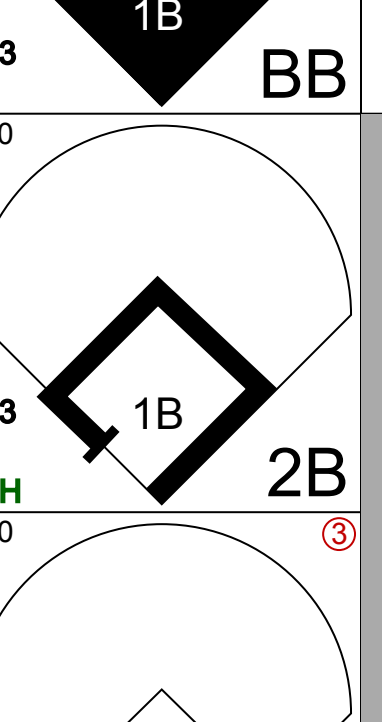

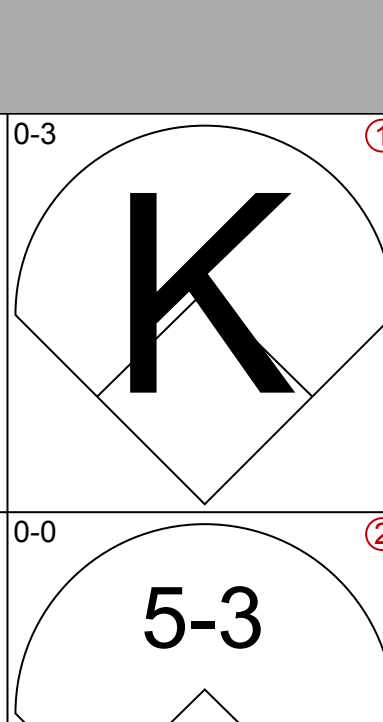
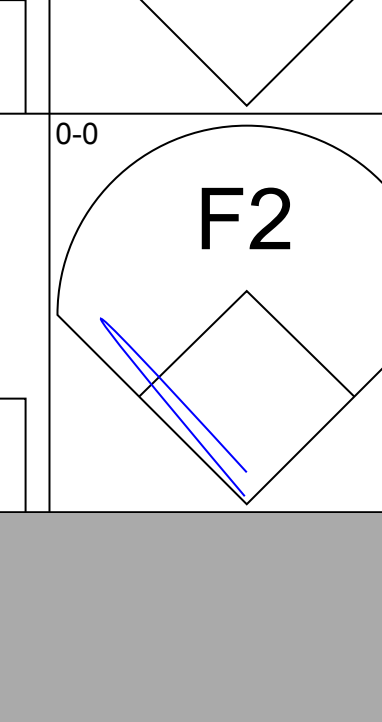
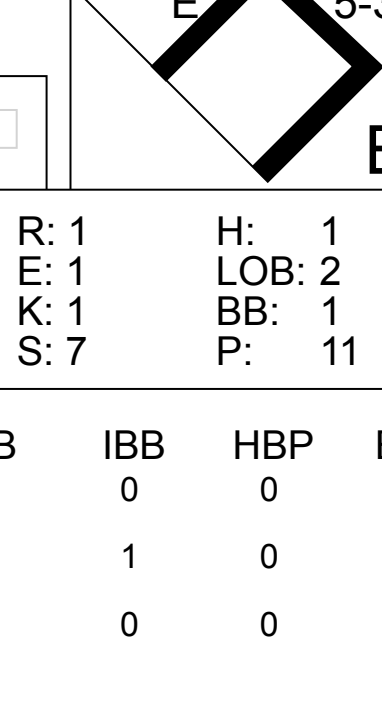
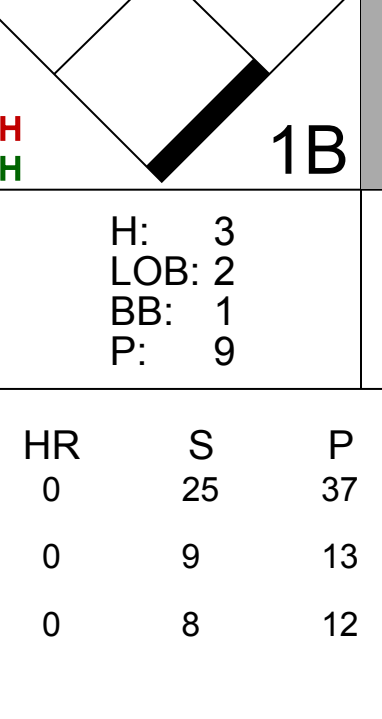
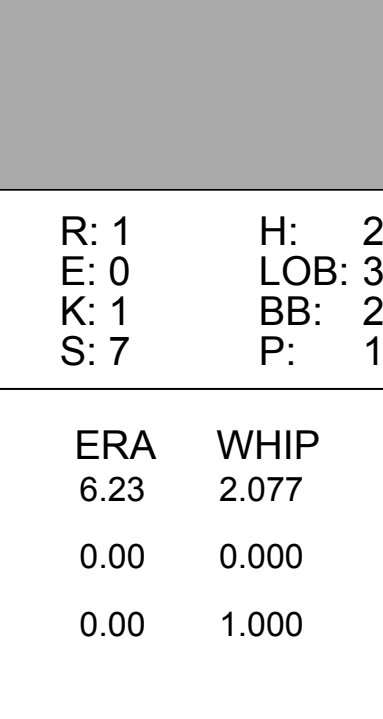
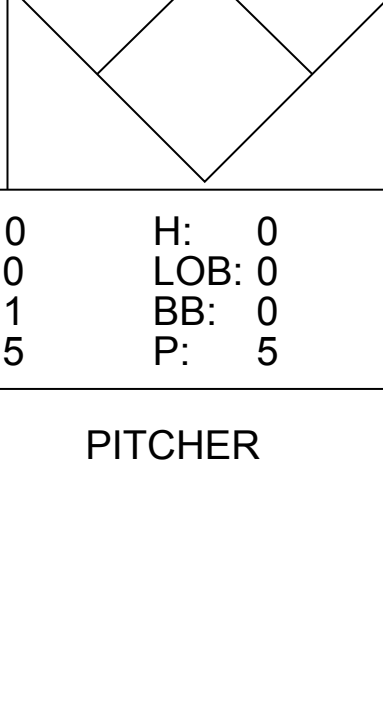
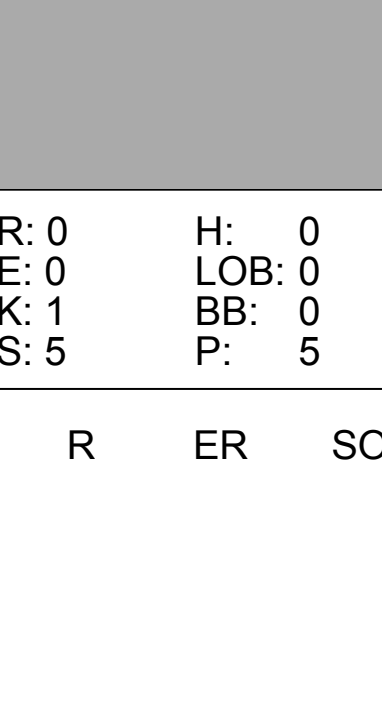




Batter	1	2	3	4	5	6	7	8	9	AB	R	H	RBI	BB	SO	LOB	BOTTOM								
Doug Griffin, R (1, 4) X OBP: 0.292, SLG: 0.319	K			6-3		F8		FC6-4		4	1	0	1	0	1	3									
Luis Aparicio, R (1, 6) X OBP: 0.294, SLG: 0.303	5-3			L9		K		F8		4	0	1	2	0	1	1									
Carl Yastrzemski, L (1, 7) X OBP: 0.381, SLG: 0.394	1-3			6-3			BB	F8		3	0	0	0	1	0	2									
Reggie Smith, S (1, 8) X OBP: 0.354, SLG: 0.489		4-3			5-3			F8	K	4	0	0	0	0	1	4									
Rico Petrocelli, R (1, 5) X OBP: 0.350, SLG: 0.454		F8			G5-3		F3			3	0	1	0	0	0	1									
George Scott, R (1, 3) X OBP: 0.321, SLG: 0.448		5-3					F8			3	0	1	0	0	0	1									
Billy Conigliaro, R (1, 9) X OBP: 0.310, SLG: 0.436			K		G5-3			SH	FC6-4	3	1	1	0	0	1	2									
Duane Josephson, R (1, 2) X OBP: 0.298, SLG: 0.401				6-3		F8		FC6-4	SH	3	0	1	0	0	0	0									
Juan Beniquez, R (8, PR) X OBP: 0.297, SLG: 0.314								FC6-4	SH	0	0	0	0	0	0	0									
Rick Miller, L (8, PR) X OBP: 0.474, SLG: 0.714								FC6-4	SH	0	1	0	0	0	0	0									
Bob Montgomery, R (9, 2) X OBP: 0.300, SLG: 0.341								FC6-4	SH	0	0	0	0	0	0	0									
Mike Garman, R (1, 1) X OBP: 0.250, SLG: 0.250				6-3				SH	FC6-4	2	0	1	0	0	0	0									
Phil Gagliano, R (8, PH) X OBP: 0.411, SLG: 0.377										0	0	0	0	0	0	0									
Ken Tatum, R (9, 1) X OBP: 0.417, SLG: 0.600										0	0	0	0	0	0	0									
Inning Stats	R: 0 E: 0 K: 1 S: 5	H: 0 LOB: 0 BB: 0 P: 5	R: 0 E: 0 K: 0 S: 3	H: 0 LOB: 0 BB: 0 P: 3	R: 0 E: 0 K: 1 S: 5	H: 0 LOB: 0 BB: 0 P: 5	R: 0 E: 0 K: 0 S: 3	H: 0 LOB: 0 BB: 0 P: 3	R: 0 E: 0 K: 0 S: 4	H: 2 LOB: 1 BB: 0 P: 4	R: 0 E: 1 K: 1 S: 6	H: 1 LOB: 1 BB: 0 P: 6	R: 0 E: 0 K: 0 S: 3	H: 0 LOB: 1 BB: 1 P: 7	R: 3 E: 0 K: 1 S: 9	H: 3 LOB: 3 BB: 0 P: 9	1B: 4 2B: 2 3B: 0 HR: 0	SF: 0 SAC: 1 DP: 1 HBP: 0	WP: 0 PB: 0 SB: 0 CS: 0	PA: 31					
PITCHER	IP	WLS	BF	H	R	ER	SO	BB	IBB	HBP	BLK	WP	HR	S	P	ERA	WHIP								
Mickey Lolich, L (1, 1) ERA: 2.96	8.0	L	31	6	3	3	4	1	0	0	0	0	0	38	42	3.38	0.875								

Detroit Tigers @ Boston Red Sox
Fenway Park, Boston, MA
Wed Sep 22 1971, 7:05 PM EDT
Att: 10,554 - Unknown

AB 29
R 3
H 6
RBI 3
BB 1
SO 4
LOB 14



Batter	1	2	3	4	5	6	7	8	9	AB	R	H	RBI	BB	SO	LOB	TOP			
Elliott Maddox, R OBP: 0.347, SLG: 0.266 (1, 8)										5	0	0	0	0	2	4	Washington Senators @ Boston Red Sox Fenway Park, Boston, MA Fri Sep 24 1971, 7:05 PM EDT Att: 14,351 - Unknown			
Davey Nelson, R OBP: 0.325, SLG: 0.375 (1, 5)										3	0	0	0	1	0	0				
Frank Howard, R OBP: 0.367, SLG: 0.466 (1, 3)										3	0	1	0	1	0	1				
Tom McCraw, L OBP: 0.288, SLG: 0.384 (8, PR) (8, 3)										0	0	0	0	0	0	0				
Dick Billings, R OBP: 0.283, SLG: 0.325 (1, 2)										3	0	0	0	1	0	1				
Jeff Burroughs, R OBP: 0.319, SLG: 0.378 (1, 7)										3	0	1	0	1	1	2				
Del Unser, L OBP: 0.332, SLG: 0.364 (1, 9)										3	0	0	0	1	1	3				
Toby Harrah, R OBP: 0.296, SLG: 0.276 (1, 6)										2	0	0	0	2	0	1				
Tom Ragland, R OBP: 0.167, SLG: 0.167 (1, 4)										4	0	1	0	0	2	4				
Pete Broberg, R OBP: 0.133, SLG: 0.227 (1, 1)										2	0	0	0	0	1	3				
Denny Riddleberger, R OBP: 0.236, SLG: 0.267 (7, PH)										0	0	0	0	0	0	0				
Paul Casanova, R OBP: 0.182, SLG: 0.273 (7, 1)										1	0	1	0	0	0	0				
Paul Lindblad, L OBP: 0.182, SLG: 0.273 (7, 1)										0	0	0	0	0	0	0				
Larry Blitzer, L OBP: 0.322, SLG: 0.295 (8, PH)										1	0	0	0	0	1	1				
Inning Stats	R: 0 E: 0 K: 1 S: 5	H: 0 LOB: 0 BB: 0 P: 5	R: 0 E: 0 K: 2 S: 7	H: 0 LOB: 0 BB: 0 P: 7	R: 0 E: 0 K: 0 S: 4	H: 1 LOB: 1 BB: 0 P: 4	R: 0 E: 0 K: 0 S: 2	H: 0 LOB: 0 BB: 1 P: 6	R: 0 E: 0 K: 2 S: 8	H: 1 LOB: 2 BB: 1 P: 12	R: 0 E: 0 K: 1 S: 6	H: 1 LOB: 2 BB: 1 P: 10	R: 0 E: 0 K: 0 S: 3	H: 0 LOB: 2 BB: 2 P: 11	R: 0 E: 0 K: 1 S: 5	H: 0 LOB: 1 BB: 1 P: 9	1B: 4 2B: 0 3B: 0 HR: 0	SF: 0 SAC: 0 DP: 1 HBP: 0	WP: 0 PB: 0 SB: 0 CS: 0	PA: 37
PITCHER Roger Moret, L ERA: 2.92 (1, 1)	IP: 9.0 WLS: W BF: 37 H: 4 R: 0 ER: 0 SO: 8 BB: 7 IBB: 0 HBP: 0 BLK: 0 WP: 0 HR: 0 S: 46 P: 74 ERA: 0.00 WHIP: 1.222															PITCHER IP: WLS: BF: H: R: ER: SO: BB: IBB: HBP: BLK: WP: HR: S: P: ERA: WHIP				

Batter	1	2	3	4	5	6	7	8	9	AB	R	H	RBI	BB	SO	LOB	BOTTOM			
Doug Griffin, R OBP: 0.291, SLG: 0.320 (1, 4)										4	1	1	0	0	0	2	Washington Senators @ Boston Red Sox Fenway Park, Boston, MA Fri Sep 24 1971, 7:05 PM EDT Att: 14,351 - Unknown			
Juan Beniquez, R OBP: 0.283, SLG: 0.308 (1, 6)										4	0	1	0	0	1	2				
Carl Yastrzemski, L OBP: 0.380, SLG: 0.391 (1, 7)										3	0	0	0	1	0	3				
Ben Oglivie, L OBP: 0.292, SLG: 0.333 (8, 7)										0	0	0	0	0	0	0				
Reggie Smith, S OBP: 0.355, SLG: 0.488 (1, 8)										3	0	1	1	1	0	0				
Rico Petrocelli, R OBP: 0.349, SLG: 0.451 (1, 5)										3	0	0	0	1	0	2				
Cecil Cooper, L OBP: 0.405, SLG: 0.469 (1, 3)										4	1	1	0	0	1	3				
Rick Miller, L OBP: 0.478, SLG: 0.706 (1, 9)										3	2	1	0	1	2	3				
Carlton Fisk, R OBP: 0.294, SLG: 0.559 (1, 2)										4	0	1	1	0	2	1				
Roger Moret, S OBP: 0.160, SLG: 0.087 (1, 1)										2	0	1	1	1	0	0				
Inning Stats	R: 0 E: 0 K: 1 S: 5	H: 0 LOB: 0 BB: 0 P: 5	R: 0 E: 0 K: 1 S: 5	H: 0 LOB: 0 BB: 0 P: 5	R: 1 E: 1 K: 1 S: 7	H: 1 LOB: 2 BB: 1 P: 11	R: 2 E: 0 K: 0 S: 5	H: 3 LOB: 2 BB: 1 P: 9	R: 1 E: 0 K: 1 S: 7	H: 2 LOB: 3 BB: 2 P: 15	R: 0 E: 0 K: 1 S: 5	H: 0 LOB: 0 BB: 0 P: 5	R: 0 E: 0 K: 0 S: 3	H: 1 LOB: 1 BB: 1 P: 7	R: 0 E: 0 K: 1 S: 5	H: 0 LOB: 0 BB: 0 P: 5	1B: 3 2B: 4 3B: 0 HR: 0	SF: 0 SAC: 0 DP: 1 HBP: 0	WP: 1 PB: 0 SB: 0 CS: 0	PA: 35
PITCHER Pete Broberg, R ERA: 3.32 (1, 1)	IP: 4.1 WLS: L BF: 22 H: 6 R: 4 ER: 3 SO: 3 BB: 3 IBB: 0 HBP: 0 BLK: 0 WP: 1 HR: 0 S: 25 P: 37 ERA: 6.23 WHIP: 2.077															PITCHER IP: WLS: BF: H: R: ER: SO: BB: IBB: HBP: BLK: WP: HR: S: P: ERA: WHIP				
Denny Riddleberger, L ERA: 3.24 (5, 1)	1.2 6 0 0 0 2 0 1 0 0 0 0 9 13 0.00 0.000																			
Paul Lindblad, L ERA: 2.88 (7, 1)	2.0 7 1 0 0 1 1 0 0 0 0 0 8 12 0.00 1.000																			

AB	30
R	0
H	4
RBI	0
BB	7
SO	8
LOB	20



AB	30
R	4
H	7
RBI	3
BB	5
SO	6
LOB	16



Batter	1	2	3	4	5	6	7	8	9	AB	R	H	RBI	BB	SO	LOB	TOP			
Elliott Maddox, R OBP: 0.348, SLG: 0.273 (1, 8)										5	1	2	0	0	1	4	Washington Senators @ Boston Red Sox Fenway Park, Boston, MA Sat Sep 25 1971, 3:33 AM EDT Att: 19,126 - Unknown			
Davey Nelson, R OBP: 0.326, SLG: 0.375 (1, 5)										5	0	2	0	0	0	3				
Frank Howard, R OBP: 0.367, SLG: 0.470 (1, 3)										4	1	1	2	0	1	2				
Dick Billings, R OBP: 0.286, SLG: 0.326 (1, 2)										3	1	1	0	1	0	1				
Jeff Burroughs, R OBP: 0.323, SLG: 0.377 (1, 7)										3	0	1	0	1	0	1				
Del Unser, L OBP: 0.330, SLG: 0.362 (1, 9)										4	0	0	0	0	3	4				
Toby Harrah, R OBP: 0.293, SLG: 0.273 (1, 6)										4	0	0	0	0	0	4				
Tom Ragland, R OBP: 0.200, SLG: 0.200 (1, 4)										4	0	1	0	0	1	2				
Denny McLain, R OBP: 0.161, SLG: 0.155 Denny Riddleberger, R OBP: 0.233, SLG: 0.266 Paul Casanova, R OBP: 0.200, SLG: 0.207 Jim Shellenback, L OBP: 0.200, SLG: 0.207 Larry Bittner, L OBP: 0.295, SLG: 0.295 (1, 1)										1	0	0	1	1	0	0				
Inning Stats	R: 0 E: 0 K: 1 S: 5	H: 1 LOB: 0 BB: 0 P: 5	R: 1 E: 0 K: 2 S: 9	H: 2 LOB: 3 BB: 2 P: 17	R: 0 E: 0 K: 0 S: 4	H: 1 LOB: 1 BB: 0 P: 4	R: 0 E: 0 K: 1 S: 5	H: 0 LOB: 0 BB: 0 P: 5	R: 0 E: 0 K: 0 S: 4	H: 1 LOB: 2 BB: 1 P: 10	R: 2 E: 0 K: 0 S: 5	H: 2 LOB: 0 BB: 0 P: 5	R: 0 E: 0 K: 1 S: 5	H: 0 LOB: 0 BB: 1 P: 7	R: 0 E: 0 K: 0 S: 3	H: 0 LOB: 1 BB: 1 P: 7		1B: 6 2B: 1 3B: 0 HR: 1	SF: 0 SAC: 0 DP: 1 HBP: 0	WP: 0 PB: 0 SB: 1 CS: 0
PITCHER John Curtis, L ERA: 3.12 (1, 1)	IP: 9.0 WLS: W BF: 38 H: 8 R: 3 ER: 3 SO: 6 BB: 4 IBB: 0 HBP: 0 BLK: 0 WP: 0 HR: 1 S: 46 P: 62 ERA: 3.00 WHIP: 1.333															PITCHER John Curtis, L ERA: 3.12 (1, 1)	IP: 9.0 WLS: W BF: 38 H: 8 R: 3 ER: 3 SO: 6 BB: 4 IBB: 0 HBP: 0 BLK: 0 WP: 0 HR: 1 S: 46 P: 62 ERA: 3.00 WHIP: 1.333			
Batter	1	2	3	4	5	6	7	8	9	AB	R	H	RBI	BB	SO	LOB	BOTTOM			
Doug Griffin, R OBP: 0.291, SLG: 0.319 (1, 4)										5	1	1	0	0	0	4	Washington Senators @ Boston Red Sox Fenway Park, Boston, MA Sat Sep 25 1971, 3:33 AM EDT Att: 19,126 - Unknown			
Juan Beniquez, R OBP: 0.333, SLG: 0.333 (1, 6)										3	1	2	1	1	0	0				
Ben Ogilvie, L OBP: 0.250, SLG: 0.286 (1, 7)										4	0	0	0	0	1	2				
Reggie Smith, S OBP: 0.354, SLG: 0.486 (1, 8)										3	1	0	1	1	0	1				
Rico Petrocelli, R OBP: 0.352, SLG: 0.453 (1, 5)										3	2	2	0	1	0	0				
Cecil Cooper, L OBP: 0.415, SLG: 0.486 (1, 3)										3	1	2	1	0	0	2				
Rick Miller, L OBP: 0.519, SLG: 0.800 (1, 9)										3	0	2	1	1	0	1				
Carlton Fisk, R OBP: 0.316, SLG: 0.553 (1, 2)										4	0	2	1	0	0	2				
John Curtis, L OBP: 0.111, SLG: 0.111 (1, 1)										4	0	1	0	0	3	4				
Inning Stats	R: 0 E: 0 K: 0 S: 3	H: 0 LOB: 0 BB: 0 P: 3	R: 2 E: 0 K: 1 S: 7	H: 2 LOB: 2 BB: 2 P: 15	R: 1 E: 0 K: 0 S: 3	H: 0 LOB: 1 BB: 1 P: 7	R: 0 E: 0 K: 1 S: 6	H: 2 LOB: 1 BB: 0 P: 6	R: 1 E: 0 K: 1 S: 6	H: 2 LOB: 0 BB: 0 P: 6	R: 2 E: 0 K: 1 S: 8	H: 3 LOB: 1 BB: 0 P: 8	R: 0 E: 0 K: 0 S: 4	H: 1 LOB: 2 BB: 1 P: 8	R: 0 E: 0 K: 0 S: 4	H: 2 LOB: 1 BB: 0 P: 4		1B: 10 2B: 2 3B: 0 HR: 0	SF: 1 SAC: 0 DP: 0 HBP: 0	WP: 0 PB: 1 SB: 3 CS: 0
PITCHER Denny McLain, R ERA: 4.28 Denny Riddleberger, L ERA: 3.19 Jim Shellenback, L ERA: 3.36 (1, 1)	IP: 5.0 WLS: L BF: 23 H: 7 R: 5 ER: 5 SO: 3 BB: 3 IBB: 0 HBP: 0 BLK: 0 WP: 0 HR: 0 S: 26 P: 38 ERA: 9.00 WHIP: 2.000															PITCHER Denny McLain, R ERA: 4.28 Denny Riddleberger, L ERA: 3.19 Jim Shellenback, L ERA: 3.36 (1, 1)	IP: 5.0 WLS: L BF: 23 H: 7 R: 5 ER: 5 SO: 3 BB: 3 IBB: 0 HBP: 0 BLK: 0 WP: 0 HR: 0 S: 26 P: 38 ERA: 9.00 WHIP: 2.000			

Batter	1	2	3	4	5	6	7	8	9	AB	R	H	RBI	BB	SO	LOB	TOP					
Del Unser, L OBP: 0.328, SLG: 0.359 (1, 8)										5	0	0	0	0	0	4						
Toby Harrah, R OBP: 0.295, SLG: 0.283 (1, 5)										5	1	2	1	0	0	2						
Don Mincher, L OBP: 0.385, SLG: 0.427 (1, 3)										2	0	1	0	2	1	1						
Tom McCraw, L OBP: 0.288, SLG: 0.379 (1, 9)										3	0	0	0	1	0	2						
Jeff Burroughs, R OBP: 0.321, SLG: 0.371 (1, 7)										3	0	0	0	1	2	3						
Jim Mason, L (1, 6)										3	0	0	0	1	1	0						
Bill Fahey, L (1, 2)										4	0	0	0	0	0	3						
Tom Ragland, R OBP: 0.214, SLG: 0.154 (1, 4)										3	0	0	0	0	0	0						
Dick Bosman, R OBP: 0.183, SLG: 0.108 (1, 1)										2	0	0	0	0	1	3						
Bernie Allen, L OBP: 0.360, SLG: 0.377 (7, PH)										1	0	0	0	0	0	0						
Jackie Brown, R OBP: 0.133, SLG: 0.133 (7, 1)										0	0	0	0	0	0	0						
Jim Shellenback, L OBP: 0.200, SLG: 0.207 (7, 1)										0	0	0	0	0	0	0						
Dick Billings, R OBP: 0.298, SLG: 0.327 (9, PH)										1	0	1	0	0	0	0						
Inning Stats	R: 0 E: 0 K: 1 S: 5	H: 1 LOB: 2 BB: 2 P: 13	R: 0 E: 0 K: 1 S: 5	H: 0 LOB: 0 BB: 0 P: 5	R: 1 E: 0 K: 0 S: 5	H: 2 LOB: 1 BB: 0 P: 5	R: 0 E: 0 K: 1 S: 5	H: 0 LOB: 3 BB: 2 P: 14	R: 0 E: 0 K: 0 S: 3	H: 0 LOB: 0 BB: 0 P: 7	R: 0 E: 0 K: 0 S: 3	H: 0 LOB: 0 BB: 0 P: 3	R: 0 E: 1 K: 1 S: 6	H: 0 LOB: 1 BB: 0 P: 6	R: 0 E: 1 K: 1 S: 6	H: 0 LOB: 1 BB: 0 P: 6	R: 0 E: 0 K: 0 S: 4	H: 1 LOB: 1 BB: 0 P: 4	1B: 3 2B: 0 3B: 0 HR: 1	SF: 0 SAC: 0 DP: 0 HBP: 1	WP: 0 PB: 0 SB: 0 CS: 1	PA: 38
PITCHER Jim Lonborg, R ERA: 4.13 (1, 1)	IP: 9.0 WLS: W BF: 38 H: 4 R: 1 ER: 1 SO: 5 BB: 5 IBB: 0 HBP: 1 BLK: 0 WP: 0 HR: 1 S: 42 P: 63 ERA: 1.00 WHIP: 1.000															PITCHER						

Washington Senators @ Boston Red Sox
Fenway Park, Boston, MA
Sun Sep 26 1971, 3:33 AM EDT
Att: 15,240 - Unknown

AB 32
R 1
H 4
RBI 1
BB 5
SO 5
LOB 18



Batter	1	2	3	4	5	6	7	8	9	AB	R	H	RBI	BB	SO	LOB	BOTTOM			
Doug Griffin, R OBP: 0.295, SLG: 0.324 (1, 4)										5	1	4	1	0	0	0				
Juan Beniquez, R OBP: 0.313, SLG: 0.311 (1, 6)										3	0	0	0	0	0	1				
Carl Yastrzemski, L OBP: 0.380, SLG: 0.391 (1, 7)										1	0	0	0	0	0	1				
Ben Oglivie, L OBP: 0.290, SLG: 0.355 (2, 7)										3	1	2	2	0	0	0				
Reggie Smith, S OBP: 0.355, SLG: 0.490 (1, 8)										3	1	1	2	1	1	1				
Rico Petrocelli, R OBP: 0.354, SLG: 0.462 (1, 5)										4	2	3	1	0	0	2				
Cecil Cooper, L OBP: 0.422, SLG: 0.500 (1, 3)										3	1	1	0	1	0	1				
Rick Miller, L OBP: 0.484, SLG: 0.696 (1, 9)										3	0	0	1	1	1	3				
Carlton Fisk, R OBP: 0.333, SLG: 0.561 (1, 2)										3	1	1	0	1	1	2				
Jim Lonborg, R OBP: 0.228, SLG: 0.170 (1, 1)										4	1	0	1	0	1	3				
Inning Stats	R: 0 E: 0 K: 0 S: 4	H: 1 LOB: 1 BB: 0 P: 4	R: 1 E: 0 K: 1 S: 7	H: 2 LOB: 1 BB: 0 P: 7	R: 0 E: 0 K: 0 S: 4	H: 1 LOB: 2 BB: 1 P: 8	R: 1 E: 0 K: 0 S: 3	H: 1 LOB: 2 BB: 2 P: 11	R: 0 E: 0 K: 1 S: 5	H: 0 LOB: 0 BB: 0 P: 5	R: 1 E: 0 K: 1 S: 5	H: 1 LOB: 0 BB: 1 P: 9	R: 4 E: 1 K: 1 S: 10	H: 4 LOB: 1 BB: 0 P: 10	R: 1 E: 0 K: 0 S: 4	H: 2 LOB: 0 BB: 0 P: 4	1B: 6 2B: 4 3B: 0 HR: 2	SF: 0 SAC: 2 DP: 1 HBP: 0	WP: 0 PB: 0 SB: 1 CS: 1	PA: 38
PITCHER Dick Bosman, R ERA: 3.61 (1, 1)	IP: 6.0 WLS: L BF: 26 H: 6 R: 3 ER: 3 SO: 3 BB: 4 IBB: 0 HBP: 0 BLK: 0 WP: 0 HR: 1 S: 28 P: 44 ERA: 4.50 WHIP: 1.667															PITCHER				
Jackie Brown, R ERA: 5.94 (7, 1)	0.1 6 4 4 3 0 0 0 0 0 0 1 6 6 81.00 12.000															PITCHER				
Jim Shellenback, L ERA: 3.42 (7, 1)	1.2 6 2 1 1 1 0 0 0 0 0 0 8 8 5.40 1.200															PITCHER				

Washington Senators @ Boston Red Sox
Fenway Park, Boston, MA
Sun Sep 26 1971, 3:33 AM EDT
Att: 15,240 - Unknown

AB 32
R 8
H 12
RBI 8
BB 4
SO 4
LOB 14



Batter	1	2	3	4	5	6	7	8	9	AB	R	H	RBI	BB	SO	LOB	TOP										
John Kennedy, R OBP: 0.320, SLG: 0.412 (1, 4)	0-0 1-3	0-0 F9		0-0 FC6-4 1B			0-0 F7		0-0 4-3	5	0	1	1	0	0	2											
Juan Beniquez, R OBP: 0.339, SLG: 0.340 (1, 6)	0-0 SF7 1B	0-0 FC5-4		0-0 FC6-4 1B			0-0 CS 1B			4	1	2	0	0	0	4											
George Scott, R OBP: 0.319, SLG: 0.444 (1, 3)	0-0 E7 1-3		0-0 4-3	0-0 F5			0-0 F7			4	0	0	0	0	0	4											
Reggie Smith, S OBP: 0.354, SLG: 0.492 (1, 8)	0-0 SF7		0-0 HR		0-0 F5			0-0 6-3		3	1	1	2	0	0	0											
Rico Petrocelli, R OBP: 0.353, SLG: 0.460 (1, 5)	0-0 F9		0-0 F4		0-0 F8			0-0 1B		4	0	1	0	0	0	1											
Rick Miller, L OBP: 0.487, SLG: 0.633 (1, 9)		4-0 1B BB	0-0 F9		0-0 1-3			0-0 F7		3	1	0	0	1	0	1											
Ben Oglivie, L OBP: 0.278, SLG: 0.361 (1, 7)		0-0 4-3		0-0 1B 2B		0-0 4-3		0-0 4-3		4	1	1	0	0	0	2											
Carlton Fisk, R OBP: 0.348, SLG: 0.556 (1, 2)		0-0 F9 1B		0-0 FC6-4 1B		0-0 F7		0-0 F8		4	0	2	1	0	0	0											
Gary Peters, L OBP: 0.294, SLG: 0.406 (1, 1)		0-0 FC5-4 1B		0-3 K		0-0 4-3		0-3 K		3	0	1	0	0	1	2											
Phil Gagliano, R OBP: 0.423, SLG: 0.409 (9, PH)										1	0	0	0	0	1	0											
Inning Stats	R: 1 E: 1 K: 0 S: 5	H: 1 LOB: 1 BB: 0 P: 5	R: 1 E: 0 K: 0 S: 5	H: 2 LOB: 2 BB: 1 P: 9	R: 1 E: 0 K: 0 S: 4	H: 1 LOB: 0 BB: 0 P: 4	R: 1 E: 0 K: 1 S: 8	H: 3 LOB: 2 BB: 0 P: 8	R: 0 E: 0 K: 0 S: 3	H: 0 LOB: 0 BB: 0 P: 3	R: 0 E: 0 K: 0 S: 3	H: 1 LOB: 0 BB: 0 P: 3	R: 0 E: 0 K: 0 S: 4	H: 1 LOB: 1 BB: 0 P: 4	R: 0 E: 0 K: 1 S: 5	H: 0 LOB: 0 BB: 0 P: 5	1B: 7 2B: 1 3B: 0 HR: 1	SF: 1 SAC: 0 DP: 0 HBP: 0	WP: 0 PB: 0 SB: 0 CS: 1	PA: 37							
PITCHER	IP	WLS	BF	H	R	ER	SO	BB	IBB	HBP	BLK	WP	HR	S	P	ERA	WHIP										
Mike Cuellar, L ERA: 3.08 (1, 1)	7.0		30	8	4	3	1	1	0	0	0	0	1	31	35	3.86	1.286										
Pete Richert, L ERA: 3.47 (8, 1)	2.0	W	7	1	0	0	1	0	0	0	0	0	0	9	9	0.00	0.500										

Boston Red Sox @ Baltimore Orioles
Memorial Stadium, Baltimore, MD
Tue Sep 28 1971, 7:05 PM EDT
Att: 18,195 - Unknown

AB 35
R 4
H 9
RBI 4
BB 1
SO 2
LOB 16



Batter	1	2	3	4	5	6	7	8	9	AB	R	H	RBI	BB	SO	LOB	BOTTOM										
Paul Blair, R OBP: 0.306, SLG: 0.398 (1, 8)	0-0 5-3	0-0 F8		0-0 2H 2B			0-0 F7			4	0	1	1	0	0	0											
Bobby Grich, R OBP: 0.400, SLG: 0.400 (1, 6)	0-0 E7 1B	0-0 F9		0-0 F6			0-0 F8			4	1	0	0	0	0	1											
Merv Rettenmund, R OBP: 0.425, SLG: 0.452 (1, 7)	0-0 5-3			0-0 F9			0-0 4-3			4	0	1	0	0	0	2											
Frank Robinson, R OBP: 0.383, SLG: 0.511 (1, 9)	4-0 1B WP 1B BB	0-3 K		0-0 F8			1-0 E 1B SF8 HBP			2	2	0	0	1	1	1											
Brooks Robinson, R OBP: 0.341, SLG: 0.408 (1, 5)	4-0 1B 1B BB		0-0 G6-4-3 1B	0-0 F8			0-0 F7			3	1	1	0	1	0	1											
Andy Etchebarren, R OBP: 0.321, SLG: 0.428 (1, 2)	0-0 BB 1B		0-3 K	0-0 F8			0-0 E8 2B 1B			4	0	2	1	0	1	1											
Chico Salmon, R OBP: 0.205, SLG: 0.262 (1, 3)	0-0 1B		0-0 G6-4-3	0-0 F9			0-0 SF8			3	0	1	3	0	0	1											
Jerry Davanon, R OBP: 0.337, SLG: 0.291 (1, 4)	4-0 1B		0-0 PB SH5-4 2B 1B	0-0 K			0-0 K			3	1	2	0	1	1	0											
Mike Cuellar, L OBP: 0.119, SLG: 0.140 (1, 1)	0-3 K		0-0 SH5-4	0-0 F8			0-3 K			2	0	0	0	0	1	3											
Pete Richert, L ERA: 4.37 (8, 1)										1	0	0	0	0	1	2											
Inning Stats	R: 3 E: 1 K: 1 S: 8	H: 2 LOB: 3 BB: 3 P: 20	R: 0 E: 0 K: 1 S: 6	H: 1 LOB: 0 BB: 0 P: 6	R: 0 E: 0 K: 1 S: 5	H: 1 LOB: 0 BB: 0 P: 5	R: 1 E: 0 K: 0 S: 5	H: 2 LOB: 1 BB: 0 P: 5	R: 0 E: 0 K: 0 S: 3	H: 0 LOB: 0 BB: 0 P: 3	R: 0 E: 0 K: 1 S: 5	H: 0 LOB: 0 BB: 0 P: 5	R: 0 E: 0 K: 0 S: 3	R: 1 E: 1 K: 1 S: 7	H: 2 LOB: 2 BB: 0 P: 8	1B: 6 2B: 2 3B: 0 HR: 0	SF: 1 SAC: 1 DP: 1 HBP: 1	WP: 1 PB: 1 SB: 0 CS: 0	PA: 36								
PITCHER	IP	WLS	BF	H	R	ER	SO	BB	IBB	HBP	BLK	WP	HR	S	P	ERA	WHIP										
Gary Peters, L ERA: 4.37 (1, 1)	8.0	L	36	8	5	2	5	3	0	1	0	1	0	42	55	2.25	1.375										

Boston Red Sox @ Baltimore Orioles
Memorial Stadium, Baltimore, MD
Tue Sep 28 1971, 7:05 PM EDT
Att: 18,195 - Unknown

AB 30
R 5
H 8
RBI 5
BB 3
SO 5
LOB 12



Batter	1	2	3	4	5	6	7	8	9	AB	R	H	RBI	BB	SO	LOB	TOP										
Doug Griffin, R OBP: 0.291, SLG: 0.319 (1, 4)										4	0	0	0	0	2	2											
Juan Beniquez, R OBP: 0.333, SLG: 0.333 (1, 6)										4	0	1	0	0	0	1											
Phil Gagliano, R OBP: 0.413, SLG: 0.397 Ben Ogilvie, L OBP: 0.263, SLG: 0.342 (6, PH) (6, 7)										2	0	0	0	0	0	1											
Reggie Smith, S OBP: 0.352, SLG: 0.489 (1, 8)										4	0	0	0	0	0	0											
Rico Petrocelli, R OBP: 0.354, SLG: 0.461 (1, 5)										3	0	2	0	0	0	0											
George Scott, R OBP: 0.317, SLG: 0.441 (1, 3)										3	0	0	0	0	0	2											
Rick Miller, L OBP: 0.452, SLG: 0.576 (1, 9)										3	0	0	0	0	0	1											
Carlton Fisk, R OBP: 0.327, SLG: 0.521 (1, 2)										3	0	0	0	0	1	0											
Mike Garman, R OBP: 0.333, SLG: 0.333 Carl Yastrzemski, L OBP: 0.351, SLG: 0.392 Bobby Bolin, R OBP: 0.250, SLG: 0.250 (8, PH) (8, 1)										2	0	1	0	0	0	0											
Inning Stats	R: 0 E: 0 K: 0 S: 3	H: 1 LOB: 0 BB: 0 P: 3	R: 0 E: 0 K: 0 S: 4	H: 1 LOB: 1 BB: 0 P: 4	R: 0 E: 0 K: 1 S: 5	H: 0 LOB: 0 BB: 0 P: 5	R: 0 E: 0 K: 0 S: 3	H: 0 LOB: 0 BB: 0 P: 3	R: 0 E: 0 K: 3 S: 11	H: 1 LOB: 2 BB: 0 P: 11	R: 0 E: 0 K: 0 S: 3	H: 0 LOB: 0 BB: 0 P: 3	R: 0 E: 0 K: 0 S: 4	H: 1 LOB: 1 BB: 0 P: 4	R: 0 E: 0 K: 0 S: 3	H: 0 LOB: 0 BB: 0 P: 3	1B: 5 2B: 1 3B: 0 HR: 0	SF: 0 SAC: 0 DP: 2 HBP: 0	WP: 0 PB: 0 SB: 0 CS: 0	PA: 31							
PITCHER	IP	WLS	BF	H	R	ER	SO	BB	IBB	HBP	BLK	WP	HR	S	P	ERA	WHIP										
Grant Jackson, L ERA: 3.13 (1, 1)	5.0	W	16	3	0	0	1	0	0	0	0	0	0	18	18	0.00	0.600										
Tom Dukes, R ERA: 3.52 (6, 1)	2.0		8	1	0	0	3	0	0	0	0	0	0	14	14	0.00	0.500										
Eddie Watt, R ERA: 1.82 (8, 1)	2.0	S	7	1	0	0	0	0	0	0	0	0	0	7	7	0.00	0.500										

Boston Red Sox @ Baltimore Orioles
Memorial Stadium, Baltimore, MD
Wed Sep 29 1971, 7:05 PM EDT
Att: 21,028 - Unknown

AB 31
R 0
H 5
RBI 0
BB 0
SO 4
LOB 9



Batter	1	2	3	4	5	6	7	8	9	AB	R	H	RBI	BB	SO	LOB	BOTTOM										
Paul Blair, R OBP: 0.306, SLG: 0.397 (1, 8)										4	0	1	0	0	1	0											
Merv Rettenmund, R OBP: 0.422, SLG: 0.448 (1, 7)										4	0	0	0	0	1	1											
Boog Powell, L OBP: 0.379, SLG: 0.459 (1, 3)										3	0	1	0	1	0	1											
Frank Robinson, R OBP: 0.384, SLG: 0.510 (1, 9)										3	0	1	0	1	0	2											
Eliud Hendricks, L OBP: 0.334, SLG: 0.386 (1, 2)										3	0	0	0	0	0	3											
Brooks Robinson, R OBP: 0.341, SLG: 0.413 Chico Salmon, R OBP: 0.205, SLG: 0.262 (8, 5)										3	1	1	1	0	0	1											
Davey Johnson, R OBP: 0.351, SLG: 0.443 (1, 4)										3	0	0	0	0	0	0											
Mark Belanger, R OBP: 0.365, SLG: 0.320 Jerry Davanon, R OBP: 0.340, SLG: 0.296 (3, 6)										0	0	0	0	0	0	0											
Grant Jackson, S OBP: 0.167, SLG: 0.227 Tom Shopay, L OBP: 0.286, SLG: 0.284 Tom Dukes, R OBP: 0.143, SLG: 0.286 Terry Crowley, L OBP: 0.269, SLG: 0.174 Eddie Watt, R (8, 1)										1	0	0	0	0	1	1											
Inning Stats	R: 0 E: 0 K: 1 S: 5	H: 0 LOB: 1 BB: 1 P: 9	R: 1 E: 0 K: 1 S: 6	H: 1 LOB: 1 BB: 0 P: 7	R: 0 E: 0 K: 0 S: 3	H: 0 LOB: 0 BB: 0 P: 3	R: 0 E: 0 K: 0 S: 2	H: 0 LOB: 0 BB: 1 P: 6	R: 0 E: 0 K: 1 S: 5	H: 0 LOB: 0 BB: 0 P: 5	R: 0 E: 0 K: 1 S: 7	H: 2 LOB: 2 BB: 0 P: 7	R: 0 E: 1 K: 0 S: 4	H: 1 LOB: 1 BB: 0 P: 4	R: 0 E: 0 K: 0 S: 4	H: 1 LOB: 1 BB: 0 P: 4	1B: 4 2B: 0 3B: 0 HR: 1	SF: 0 SAC: 0 DP: 1 HBP: 1	WP: 0 PB: 0 SB: 0 CS: 0	PA: 31							
PITCHER	IP	WLS	BF	H	R	ER	SO	BB	IBB	HBP	BLK	WP	HR	S	P	ERA	WHIP										
Mike Garman, R ERA: 3.86 (1, 1)	7.0	L	27	4	1	1	4	2	0	1	0	0	0	32	41	1.29	0.857										
Bobby Bolin, R ERA: 4.26 (8, 1)	1.0		4	1	0	0	0	0	0	0	0	0	0	4	4	0.00	1.000										

Boston Red Sox @ Baltimore Orioles
Memorial Stadium, Baltimore, MD
Wed Sep 29 1971, 7:05 PM EDT
Att: 21,028 - Unknown

AB 28
R 1
H 5
RBI 1
BB 2
SO 4
LOB 10

