


Boston Red Sox - 1973

Batter	1	2	3	4	5	6	7	8	9	AB	R	H	RBI	BB	SO	LOB	TOP			
Horace Clarke, S OBP: 0.200, SLG: 0.200										5	0	1	0	0	0	1				
Roy White, S OBP: 0.177, SLG: 0.167										5	0	0	0	0	1	1				
Matty Alou, L OBP: 0.400, SLG: 0.800										5	2	2	0	0	0	0				
Bobby Murcer, L OBP: 0.177, SLG: 0.167										3	1	0	0	1	0	1				
Graig Nettles, L OBP: 0.750, SLG: 2.000										2	2	1	2	2	0	0				
Ron Blomberg, L OBP: 0.500, SLG: 0.333										3	0	1	1	1	0	1				
Felipe Alou, R OBP: 0.750, SLG: 1.000										4	0	3	2	0	0	0				
Thurman Munson, R OBP: 0.177, SLG: 0.167										3	0	0	0	1	1	6				
Gene Michael, S OBP: 0.177, SLG: 0.167										4	0	0	0	0	0	3				
Inning Stats	R: 3 E: 0 K: 1 S: 7	H: 3 LOB: 2 BB: 3 P: 19	R: 0 E: 0 K: 0 S: 3	H: 0 LOB: 0 BB: 0 P: 3	R: 1 E: 0 K: 0 S: 6	H: 3 LOB: 2 BB: 0 P: 6	R: 0 E: 0 K: 0 S: 3	H: 0 LOB: 0 BB: 0 P: 3	R: 1 E: 0 K: 0 S: 4	H: 1 LOB: 0 BB: 0 P: 4	R: 0 E: 0 K: 0 S: 3	H: 0 LOB: 0 BB: 0 P: 3	R: 0 E: 0 K: 1 S: 6	H: 1 LOB: 2 BB: 1 P: 10	R: 0 E: 0 K: 0 S: 3	H: 0 LOB: 0 BB: 0 P: 3	1B: 4 2B: 4 3B: 0 HR: 1	SF: 0 SAC: 0 DP: 1 HBP: 0	WP: 0 PB: 0 SB: 0 CS: 1	PA: 39
PITCHER Luis Tiant, R ERA: 5.0	IP: 9.0 WLS: W BF: 39 H: 8 R: 5 ER: 5 SO: 2 BB: 5 IBB: 0 HBP: 0 BLK: 0 WP: 0 HR: 1 S: 38 P: 58 ERA: 5.00 WHIP: 1.444															PITCHER				

New York Yankees @ Boston Red Sox
Fenway Park, Boston, MA
Fri Apr 06 1973, 3:33 AM EST
Att: 32,862 - Sunny - 55 F


AB 34
R 5
H 8
RBI 5
BB 5
SO 2
LOB 13



Batter	1	2	3	4	5	6	7	8	9	AB	R	H	RBI	BB	SO	LOB	BOTTOM			
Tommy Harper, R OBP: 0.500, SLG: 0.667										6	1	3	1	0	1	2				
Luis Aparicio, R OBP: 0.167, SLG: 0.167										6	0	1	1	0	0	8				
Carl Yastrzemski, L OBP: 0.500, SLG: 1.250										4	2	2	2	1	0	1				
Reggie Smith, S OBP: 0.500, SLG: 0.600										5	2	2	0	0	0	2				
Rick Miller, L (8, PR)										0	0	0	0	0	0	0				
Orlando Cepeda, R OBP: 0.500, SLG: 1.250										6	0	0	0	0	2	6				
Rico Petrocelli, R OBP: 0.800, SLG: 0.750										4	3	3	0	1	0	1				
Carlton Fisk, R OBP: 0.800, SLG: 2.500										4	4	3	6	0	0	1				
Doug Griffin, R OBP: 0.800, SLG: 0.800										5	2	4	2	0	0	1				
Dwight Evans, R OBP: 0.400, SLG: 0.600										5	1	2	1	0	0	3				
Inning Stats	R: 1 E: 0 K: 0 S: 4	H: 1 LOB: 0 BB: 0 P: 4	R: 4 E: 1 K: 1 S: 10	H: 4 LOB: 1 BB: 0 P: 10	R: 3 E: 0 K: 0 S: 8	H: 5 LOB: 2 BB: 0 P: 8	R: 4 E: 0 K: 2 S: 12	H: 5 LOB: 2 BB: 1 P: 16	R: 0 E: 0 K: 0 S: 3	H: 0 LOB: 0 BB: 0 P: 3	R: 3 E: 1 K: 0 S: 7	H: 3 LOB: 0 BB: 0 P: 8	R: 0 E: 0 K: 0 S: 4	H: 1 LOB: 1 BB: 0 P: 4	R: 0 E: 0 K: 0 S: 4	H: 1 LOB: 3 BB: 1 P: 9	1B: 13 2B: 4 3B: 0 HR: 3	SF: 1 SAC: 0 DP: 0 HBP: 2	WP: 0 PB: 0 SB: 0 CS: 0	PA: 50
PITCHER Mel Stottlemyre, R ERA: 20.25	IP: 2.2 WLS: L BF: 17 H: 8 R: 8 ER: 6 SO: 1 BB: 0 IBB: 0 HBP: 0 BLK: 0 WP: 0 HR: 2 S: 19 P: 19 ERA: 20.25 WHIP: 3.000															PITCHER				
Lindy McDaniel, R ERA: 15.43	IP: 3.1 WLS: L BF: 15 H: 7 R: 4 ER: 4 SO: 2 BB: 0 IBB: 0 HBP: 0 BLK: 0 WP: 0 HR: 1 S: 18 P: 22 ERA: 15.43 WHIP: 3.000															PITCHER				
Casey Cox, R ERA: 6.0	IP: 6.1 WLS: L BF: 18 H: 5 R: 3 ER: 2 SO: 0 BB: 1 IBB: 0 HBP: 2 BLK: 0 WP: 0 HR: 0 S: 15 P: 21 ERA: 6.00 WHIP: 2.000															PITCHER				

New York Yankees @ Boston Red Sox
Fenway Park, Boston, MA
Fri Apr 06 1973, 3:33 AM EST
Att: 32,862 - Sunny - 55 F

AB 45
R 15
H 20
RBI 13
BB 2
SO 3
LOB 25



Batter	1	2	3	4	5	6	7	8	9	AB	R	H	RBI	BB	SO	LOB	TOP								
Horace Clarke, S OBP: 0.300, SLG: 0.300 (1,4)	1-3		4-3			1B FC6-4 1B		4-3		5	1	2	0	0	0	1									
Roy White, S OBP: 0.200, SLG: 0.200 (1,7)	K		G3			1B FC6-4 1B			K	5	0	2	0	0	2	2									
Matty Alou, L OBP: 0.333, SLG: 0.556 (1,9)	1B 1B				K	1-2 FC6-4 1-2 3-H 0-3		K		4	0	1	1	0	2	3									
Bobby Murcer, L OBP: 0.375, SLG: 0.167 (1,8)	1-3 1B			6-3		K			HR BB	3	1	1	0	1	1	1									
Graig Nettles, L OBP: 0.500, SLG: 1.333 (1,5)		4-3		4-3			F7		HR	4	1	1	2	0	0	0									
Ron Blomberg, L OBP: 0.250, SLG: 0.143 (1,10)		P4			B2		K		4-3	4	0	0	0	0	1	0									
Felipe Alou, R OBP: 0.375, SLG: 0.500 (1,3)		6-3			F7		6-3		5-3	4	0	0	0	0	0	0									
Thurman Munson, R OBP: 0.250, SLG: 0.286 (1,2)			5-3		1-3			K	E 2B	4	1	1	0	0	1	0									
Gene Michael, S OBP: 0.250, SLG: 0.625 (1,6)			HR			P9		1B 4-3 1B	E4 2-H 1B	4	1	2	1	0	0	0									
Inning Stats	R: 0 E: 0 K: 1 S: 6	H: 2 LOB: 2 BB: 0 P: 6	R: 0 E: 0 K: 0 S: 3	H: 0 LOB: 0 BB: 0 P: 3	R: 1 E: 0 K: 0 S: 4	H: 1 LOB: 0 BB: 0 P: 4	R: 0 E: 0 K: 1 S: 5	H: 0 LOB: 0 BB: 0 P: 5	R: 0 E: 0 K: 0 S: 3	H: 0 LOB: 0 BB: 0 P: 3	R: 1 E: 0 K: 1 S: 7	H: 2 LOB: 1 BB: 0 P: 7	R: 0 E: 0 K: 1 S: 5	H: 0 LOB: 0 BB: 0 P: 5	R: 0 E: 0 K: 2 S: 9	H: 2 LOB: 2 BB: 0 P: 9	R: 3 E: 1 K: 1 S: 9	H: 3 LOB: 2 BB: 1 P: 13	1B: 7 2B: 1 3B: 0 HR: 2	SF: 0 SAC: 0 DP: 0 HBP: 0	WP: 0 PB: 0 SB: 0 CS: 0	PA: 38			
PITCHER	IP	WLS	BF	H	R	ER	SO	BB	IBB	HBP	BLK	WP	HR	S	P	ERA	WHIP								
Marty Pattin, R ERA: 4.15 (1,1)	8.2	W	37	10	5	4	6	1	0	0	0	0	2	48	52	4.15	1.269								
Bob Veale, L ERA: (9,1)	0.1	S	1	0	0	0	1	0	0	0	0	0	0	3	3	0.00	0.000								

New York Yankees @ Boston Red Sox
Fenway Park, Boston, MA
Sat Apr 07 1973, 3:33 AM EST
Att: 19,236 - Unknown - 61 F

AB 37
R 5
H 10
RBI 4
BB 1
SO 7
LOB 7



Batter	1	2	3	4	5	6	7	8	9	AB	R	H	RBI	BB	SO	LOB	BOTTOM								
Tommy Harper, R OBP: 0.273, SLG: 0.364 (1,7)	F2	6-3			P3	1B SH 1B	FC6-4			5	1	0	0	0	0	3									
Luis Aparicio, R OBP: 0.200, SLG: 0.111 (1,6)	E SF7 BB		5-3		5-3	1B SH 1B SF7		6-3		3	2	0	0	1	0	0									
Carl Yastrzemski, L OBP: 0.727, SLG: 1.625 (1,3)	E9 1-3 1B		HR		BB 2B	SF7 1B 1B		HR BB		4	2	4	2	1	0	0									
Reggie Smith, S OBP: 0.636, SLG: 0.625 (1,8)	FC6-4 IBB		6-3		BB IBB	SF7 1B		HR 1B		3	1	2	1	2	0	0									
Orlando Cepeda, R (1,10)	SF7		5-3		BB	SF7		K		2	0	0	2	1	1	2									
Rico Petrocelli, R OBP: 0.500, SLG: 0.778 (1,5)	FC6-4			6-3	F7	F5		HR		5	1	1	3	0	0	7									
Carlton Fisk, R OBP: 0.800, SLG: 1.750 (1,2)			SH1-3 1B 1B		FC3-6 BB	1B 1B 2B		5-3		4	2	3	0	1	0	0									
Doug Griffin, R OBP: 0.556, SLG: 0.556 (1,4)		SH1-3		FC3-6 FC6-4	FC1-5 1B 1B		5-3	1-3		4	0	1	0	0	0	2									
Dwight Evans, R OBP: 0.556, SLG: 0.625 (1,9)				FC6-4	FC6-4	SH FC1-5 1B 1B	FC6-4			3	1	2	2	1	0	1									
Inning Stats	R: 1 E: 1 K: 0 S: 4	H: 1 LOB: 2 BB: 2 P: 12	R: 1 E: 0 K: 0 S: 4	H: 2 LOB: 0 BB: 0 P: 4	R: 1 E: 0 K: 0 S: 4	H: 1 LOB: 0 BB: 0 P: 4	R: 0 E: 0 K: 0 S: 3	H: 0 LOB: 1 BB: 1 P: 7	R: 0 E: 0 K: 0 S: 4	H: 1 LOB: 3 BB: 2 P: 12	R: 4 E: 0 K: 0 S: 9	H: 5 LOB: 2 BB: 0 P: 9	R: 0 E: 0 K: 0 S: 3	H: 0 LOB: 1 BB: 1 P: 7	R: 3 E: 0 K: 1 S: 8	H: 3 LOB: 1 BB: 1 P: 12	1B: 9 2B: 2 3B: 0 HR: 2	SF: 2 SAC: 2 DP: 0 HBP: 0	WP: 0 PB: 0 SB: 0 CS: 0	PA: 44					
PITCHER	IP	WLS	BF	H	R	ER	SO	BB	IBB	HBP	BLK	WP	HR	S	P	ERA	WHIP								
Steve Kline, R ERA: 11.81 (1,1)	5.1	L	29	8	7	7	0	3	2	0	0	0	1	24	44	11.81	2.062								
Jim Magnuson, L ERA: 10.13 (6,1)	2.2		15	5	3	3	1	2	0	0	0	0	1	15	23	10.12	2.625								

New York Yankees @ Boston Red Sox
Fenway Park, Boston, MA
Sat Apr 07 1973, 3:33 AM EST
Att: 19,236 - Unknown - 61 F

AB 33
R 10
H 13
RBI 10
BB 7
SO 1
LOB 15



Batter	1	2	3	4	5	6	7	8	9	AB	R	H	RBI	BB	SO	LOB	TOP		
Horace Clarke, S OBP: 0.267, SLG: 0.214	L4	G4-6-3 BB			6-3		F9		F3	4	0	0	0	1	0	1			
Roy White, S OBP: 0.143, SLG: 0.143	F7	G4-6-3			5-3		F9			4	0	0	0	0	0	2			
Matty Alou, L OBP: 0.308, SLG: 0.417	1B BB			1-3	G3			K		3	1	0	0	1	1	0			
Bobby Murcer, L OBP: 0.417, SLG: 0.300	1B 1B					F7		F8		4	0	2	0	0	0	0			
Graig Nettles, L OBP: 0.417, SLG: 0.900	1B					1-3		L3		4	0	1	1	0	0	1			
Felipe Alou, R OBP: 0.333, SLG: 0.417	K				P5		E6 WP		1B FC6-4 1B	4	1	1	0	0	1	3			
Thurman Munson, R OBP: 0.333, SLG: 0.636					F9		E6 FC6-4		1B FC6-4 1B	4	1	2	1	0	0	1			
Ron Swoboda, R (1, 10)		K			F9		FC6-4		F2	4	0	0	0	0	1	4			
Gene Michael, S OBP: 0.250, SLG: 0.500					5-3		F9		FC6-4	4	0	1	0	0	0	1			
Inning Stats	R: 1 E: 0 K: 1 S: 7	H: 2 LOB: 2 BB: 1 P: 11	R: 1 E: 0 K: 1 S: 6	H: 2 LOB: 1 BB: 1 P: 10	R: 0 E: 0 K: 0 S: 4	H: 1 LOB: 1 BB: 0 P: 4	R: 0 E: 0 K: 0 S: 3	H: 0 LOB: 0 BB: 0 P: 3	R: 0 E: 0 K: 0 S: 5	H: 0 LOB: 0 BB: 0 P: 5	R: 0 E: 0 K: 0 S: 5	H: 0 LOB: 0 BB: 0 P: 5	R: 0 E: 0 K: 1 S: 5	H: 2 LOB: 1 BB: 0 P: 5	R: 1 E: 1 K: 0 S: 5	H: 2 LOB: 1 BB: 0 P: 5	1B: 6 2B: 0 3B: 0 HR: 1	SF: 0 SAC: 0 DP: 1 HBP: 0	WP: 1 PA: 37 CS: 0
PITCHER	IP	WLS	BF	H	R	ER	SO	BB	IBB	HBP	BLK	WP	HR	S	P	ERA	WHIP		
John Curtis, L ERA: 2.25	8.0		34	7	3	2	3	2	0	0	0	1	1	38	46	2.25	1.125		
Bob Veale, L ERA:	1.0	W	3	0	0	0	0	0	0	0	0	0	0	3	3	0.00	0.000		

New York Yankees @ Boston Red Sox
 Fenway Park, Boston, MA
 Sun Apr 08 1973, 3:33 AM EST
 Att: 12,754 - Overcast - 45 F

AB	35
R	3
H	7
RBI	2
BB	2
SO	3
LOB	13



Batter	1	2	3	4	5	6	7	8	9	AB	R	H	RBI	BB	SO	LOB	BOTTOM		
Tommy Harper, R OBP: 0.333, SLG: 0.357	4-3									3	1	1	0	1	0	0			
Rick Miller, L (9, 7)			F8			4-3 1B E 1B		S 1B FC4-2 BB		0	0	0	0	0	0	0			
Luis Aparicio, R OBP: 0.273, SLG: 0.200					1-3					1	0	1	0	0	0	0			
Mario Guerrero, R OBP: 0.667, SLG: 0.667						1-2 2-3 E 1B		FC4-2 S 1B		3	1	2	0	0	0	0			
Carl Yastrzemski, L OBP: 0.533, SLG: 1.063	F7				4-3	4-3		FC4-2		4	0	0	1	0	0	5			
Reggie Smith, S OBP: 0.533, SLG: 0.583	K				4-3	E5		F7		4	0	1	2	0	1	3			
Orlando Cepeda, R OBP: 0.133, SLG: 0.333			5-3			4-3				4	1	1	1	0	0	1			
Rico Petrocelli, R OBP: 0.385, SLG: 0.583			F8			6-3				3	0	0	0	0	0	0			
Carlton Fisk, R OBP: 0.615, SLG: 1.273			F8			K		P6		3	0	0	0	0	1	0			
Doug Griffin, R OBP: 0.500, SLG: 0.500					K					3	1	1	0	0	1	0			
Dwight Evans, R OBP: 0.417, SLG: 0.455					5-3	1B 4-3 1B		6-3		3	0	0	0	0	0	1			
Inning Stats	R: 0 E: 0 K: 1 S: 6	H: 1 LOB: 1 BB: 0 P: 6	R: 0 E: 0 K: 0 S: 3	H: 0 LOB: 0 BB: 0 P: 3	R: 0 E: 0 K: 1 S: 5	H: 0 LOB: 0 BB: 0 P: 5	R: 0 E: 0 K: 0 S: 3	H: 0 LOB: 0 BB: 0 P: 3	R: 0 E: 1 K: 0 S: 7	H: 4 LOB: 1 BB: 0 P: 7	R: 0 E: 0 K: 0 S: 3	H: 0 LOB: 0 BB: 0 P: 3	R: 0 E: 0 K: 0 S: 4	H: 1 LOB: 2 BB: 1 P: 8	R: 1 E: 0 K: 0 S: 1	H: 1 LOB: 0 BB: 0 P: 1	1B: 5 2B: 1 3B: 0 HR: 1	SF: 0 SAC: 0 DP: 0 HBP: 0	WP: 0 PA: 32 CS: 0
PITCHER	IP	WLS	BF	H	R	ER	SO	BB	IBB	HBP	BLK	WP	HR	S	P	ERA	WHIP		
Doc Medich, R ERA: 5.06	5.1		20	4	3	3	3	0	0	0	0	0	0	26	26	5.06	0.750		
Sparky Lyle, L ERA: 3.36	2.2	L	12	3	1	1	0	1	0	0	0	0	1	11	15	3.36	1.500		

New York Yankees @ Boston Red Sox
 Fenway Park, Boston, MA
 Sun Apr 08 1973, 3:33 AM EST
 Att: 12,754 - Overcast - 45 F

AB	31
R	4
H	7
RBI	4
BB	1
SO	3
LOB	10



Batter	1	2	3	4	5	6	7	8	9	AB	R	H	RBI	BB	SO	LOB	TOP			
Tommy Harper, R OBP: 0.435, SLG: 0.500										2	1	1	0	2	0	0	Boston Red Sox @ New York Yankees Yankee Stadium, Bronx, NY Sun Apr 15 1973, 3:33 AM EST Att: 35,700 - Unknown - 66 F			
Luis Aparicio, R OBP: 0.368, SLG: 0.250										2	0	0	0	1	0	1				
Carl Yastrzemski, L OBP: 0.333, SLG: 0.650										3	0	0	1	0	0	1				
Reggie Smith, S OBP: 0.500, SLG: 0.474										4	0	1	1	0	0	1				
Rico Petrocelli, R OBP: 0.273, SLG: 0.400										4	0	1	0	0	0	2				
Carlton Fisk, R OBP: 0.600, SLG: 1.000										3	0	1	0	0	0	1				
Ben Oglivie, L (1, 10)										3	0	0	0	0	0	1				
Doug Griffin, R OBP: 0.579, SLG: 0.722										2	1	0	0	1	0	0				
Dwight Evans, R OBP: 0.263, SLG: 0.278										3	0	0	0	0	3	1				
Inning Stats	R: 0 E: 0 K: 0 S: 3	H: 0 LOB: 1 BB: 1 P: 7	R: 0 E: 0 K: 0 S: 3	H: 0 LOB: 0 BB: 0 P: 3	R: 0 E: 0 K: 1 S: 5	H: 0 LOB: 0 BB: 0 P: 5	R: 0 E: 0 K: 0 S: 3	H: 0 LOB: 0 BB: 0 P: 3	R: 0 E: 0 K: 1 S: 6	H: 1 LOB: 2 BB: 3 P: 18	R: 0 E: 0 K: 0 S: 3	H: 1 LOB: 0 BB: 0 P: 3	R: 0 E: 0 K: 1 S: 5	H: 1 LOB: 0 BB: 0 P: 5	R: 0 E: 0 K: 0 S: 3	H: 0 LOB: 0 BB: 0 P: 3	1B: 4 2B: 0 3B: 0 HR: 0	SF: 1 SAC: 1 DP: 3 HBP: 0	WP: 0 PB: 0 SB: 0 CS: 0	PA: 32
PITCHER Mel Stottlemyre, R ERA: 3.48	IP: 9.0 WLS: W BF: 32	H: 4 R: 2 ER: 2 SO: 3	BB: 4 IBB: 0 HBP: 0 BLK: 0	WP: 0 HR: 0 S: 34 P: 50	ERA: 2.00 WHIP: 0.889											ERA: 2.00 WHIP: 0.889				

Batter	1	2	3	4	5	6	7	8	9	AB	R	H	RBI	BB	SO	LOB	BOTTOM			
Horace Clarke, S OBP: 0.314, SLG: 0.273										4	0	1	2	0	0	2	Boston Red Sox @ New York Yankees Yankee Stadium, Bronx, NY Sun Apr 15 1973, 3:33 AM EST Att: 35,700 - Unknown - 66 F			
Roy White, S OBP: 0.285, SLG: 0.194										4	0	0	0	0	1	1				
Thurman Munson, R OBP: 0.267, SLG: 0.429										4	1	1	0	0	0	0				
Bobby Murcer, L OBP: 0.375, SLG: 0.379										4	1	1	0	0	2	1				
Graig Nettles, L OBP: 0.281, SLG: 0.464										4	1	1	1	0	2	1				
Felipe Alou, R OBP: 0.308, SLG: 0.478										3	0	0	0	1	1	1				
Celerino Sanchez, R OBP: 0.250, SLG: 0.500										4	1	1	1	0	1	2				
Ron Swoboda, R OBP: 0.167, SLG: 0.091										2	1	0	0	1	1	1				
Gene Michael, S OBP: 0.269, SLG: 0.400										2	1	1	1	0	1					
Inning Stats	R: 0 E: 0 K: 0 S: 3	H: 0 LOB: 0 BB: 0 P: 3	R: 0 E: 0 K: 1 S: 5	H: 0 LOB: 0 BB: 0 P: 5	R: 0 E: 0 K: 1 S: 4	H: 1 LOB: 1 BB: 0 P: 4	R: 0 E: 0 K: 3 S: 10	H: 1 LOB: 1 BB: 0 P: 10	R: 0 E: 0 K: 1 S: 6	H: 1 LOB: 0 BB: 0 P: 6	R: 0 E: 0 K: 1 S: 5	H: 0 LOB: 0 BB: 0 P: 5	R: 0 E: 0 K: 1 S: 5	H: 0 LOB: 0 BB: 0 P: 5	R: 0 E: 0 K: 0 S: 3	H: 0 LOB: 0 BB: 0 P: 3	1B: 4 2B: 2 3B: 0 HR: 0	SF: 0 SAC: 0 DP: 0 HBP: 0	WP: 1 PB: 1 SB: 0 CS: 0	PA: 34
PITCHER John Curtis, L ERA: 2.31	IP: 3.2 WLS: L BF: 19	H: 4 R: 6 ER: 1 SO: 2	BB: 2 IBB: 1 HBP: 0 BLK: 0	WP: 0 HR: 0 S: 20 P: 32	ERA: 2.46 WHIP: 1.636											ERA: 2.46 WHIP: 1.636				
Roger Moret, L ERA:	IP: 4.1 WLS: L BF: 15	H: 2 R: 0 ER: 0 SO: 6	BB: 0 IBB: 0 HBP: 0 BLK: 0	WP: 1 HR: 0 S: 27 P: 27	ERA: 0.00 WHIP: 0.462											ERA: 0.00 WHIP: 0.462				

Batter	1	2	3	4	5	6	7	8	9	AB	R	H	RBI	BB	SO	LOB	TOP					
Dick McAuliffe, L OBP: 0.227, SLG: 0.238 Tony Taylor, R OBP: 0.333, SLG: 0.500	L5-3 E 1B	L9		F7	1-3			HR		3	1	1	0	0	0	0	Detroit Tigers @ Boston Red Sox Fenway Park, Boston, MA Mon Apr 16 1973, 3:33 AM EST Att: 29,006 - Unknown - 70 F					
Bill Freehan, R OBP: 0.323, SLG: 0.222	F7	1-3		5-3			6-3	P4		5	0	0	0	0	0	1						
Al Kaline, R OBP: 0.192, SLG: 0.167	L5-3	1B		2B			F7	F9		5	1	2	0	0	0	1						
Norm Cash, L OBP: 0.214, SLG: 0.500 Rich Reese, L OBP: 0.333, SLG: 0.500	E8 1B	BB 1B		HR 2B			K	1-3		3	2	3	2	0	0	0						
Gates Brown, L OBP: 0.455, SLG: 0.353 Frank Howard, R OBP: 0.333, SLG: 0.500	HBP 1B	1-3 BB 1B		HR IBB			P4	6-3		1	2	1	1	2	0	0						
Willie Horton, R OBP: 0.308, SLG: 0.500	1B HBP	K		HR			1B	F2		4	2	2	3	0	1	3						
Aurelio Rodriguez, R OBP: 0.161, SLG: 0.290	1B			F5	P4		P6			4	0	1	1	0	0	1						
Mickey Stanley, R OBP: 0.355, SLG: 0.400	1B			G5-4-3 BB	4-3		6-3			3	0	1	1	1	0	1						
Ed Brinkman, R OBP: 0.333, SLG: 0.500	P9			G5-4-3 1-2	3-1		5-3			4	0	0	0	0	0	3						
Inning Stats	R: 4 E: 1 K: 0 S: 8	H: 5 LOB: 2 BB: 0 P: 9	R: 0 E: 0 K: 1 S: 7	H: 2 LOB: 3 BB: 1 P: 11	R: 0 E: 0 K: 0 S: 2	H: 0 LOB: 0 BB: 1 P: 6	R: 4 E: 0 K: 0 S: 6	H: 3 LOB: 0 BB: 1 P: 10	R: 0 E: 0 K: 0 S: 3	H: 0 LOB: 0 BB: 0 P: 3	R: 0 E: 0 K: 1 S: 5	H: 1 LOB: 1 BB: 0 P: 5	R: 0 E: 0 K: 0 S: 4	H: 1 LOB: 0 BB: 0 P: 4	R: 1 E: 0 K: 0 S: 4	H: 1 LOB: 0 BB: 0 P: 4	R: 0 E: 0 K: 0 S: 3	H: 0 LOB: 0 BB: 0 P: 3	1B: 8 2B: 2 3B: 0 HR: 2	SF: 0 SAC: 0 DP: 1 HBP: 1	WP: 0 PB: 0 SB: 0 CS: 0	PA: 42
PITCHER	IP WLS BF H R ER SO BB IBB HBP BLK WP HR S P ERA WHIP	IP WLS BF H R ER SO BB IBB HBP BLK WP HR S P ERA WHIP																				
Marty Pattin, R ERA: 8.76	(1, 1) 3.2 L 24 10 8 8 1 2 1 1 0 0 1 22 35 19.64 3.273	(4, 1) 4.1 15 2 1 1 1 0 0 0 0 0 1 17 17 2.08 0.462	(9, 1) 1.0 3 0 0 0 0 0 0 0 0 0 0 0 3 3 0.00 0.000																			

Batter	1	2	3	4	5	6	7	8	9	AB	R	H	RBI	BB	SO	LOB	BOTTOM					
Tommy Harper, R OBP: 0.426, SLG: 0.542	5-3				1-3		K			4	0	1	0	1	1	0	Detroit Tigers @ Boston Red Sox Fenway Park, Boston, MA Mon Apr 16 1973, 3:33 AM EST Att: 29,006 - Unknown - 70 F					
Luis Aparicio, R OBP: 0.333, SLG: 0.200	6-3			3B		6-3		F3	F9	4	0	0	0	1	0	2						
Carl Yastrzemski, L OBP: 0.399, SLG: 0.591 Danny Cater, R OBP: 0.333, SLG: 0.333	K			F8		HR 1B		4-3	6-3	2	0	0	0	0	1	2						
Reggie Smith, S OBP: 0.500, SLG: 0.739	K			6-3		HR		HR		4	2	2	3	0	1	0						
Orlando Cepeda, R OBP: 0.167, SLG: 0.333				6-3		K		F8		4	0	1	0	0	1	0						
Rico Petrocelli, R OBP: 0.308, SLG: 0.522	5-3			HR		K				3	2	1	1	1	1	1						
Carlton Fisk, R OBP: 0.593, SLG: 1.091	F9			P4				G3 SF8 2B		4	2	2	2	0	0	1						
Doug Griffin, R OBP: 0.478, SLG: 0.591				K				G3		4	0	0	0	0	1	1						
Dwight Evans, R OBP: 0.261, SLG: 0.250	L9				F7			SF8		2	0	0	1	1	0	0						
Inning Stats	R: 0 E: 0 K: 1 S: 5	H: 0 LOB: 0 BB: 0 P: 5	R: 0 E: 0 K: 1 S: 6	H: 1 LOB: 1 BB: 0 P: 6	R: 0 E: 0 K: 1 S: 6	H: 1 LOB: 2 BB: 1 P: 10	R: 1 E: 0 K: 0 S: 4	H: 1 LOB: 0 BB: 0 P: 4	R: 0 E: 0 K: 0 S: 3	H: 0 LOB: 0 BB: 0 P: 3	R: 2 E: 0 K: 2 S: 9	H: 2 LOB: 0 BB: 0 P: 9	R: 1 E: 0 K: 1 S: 6	H: 1 LOB: 0 BB: 0 P: 6	R: 1 E: 0 K: 0 S: 4	H: 1 LOB: 2 BB: 3 P: 16	R: 2 E: 0 K: 0 S: 4	H: 1 LOB: 2 BB: 3 P: 16	1B: 1 2B: 2 3B: 1 HR: 4	SF: 1 SAC: 0 DP: 0 HBP: 0	WP: 0 PB: 0 SB: 0 CS: 0	PA: 39
PITCHER	IP WLS BF H R ER SO BB IBB HBP BLK WP HR S P ERA WHIP	IP WLS BF H R ER SO BB IBB HBP BLK WP HR S P ERA WHIP																				
Mickey Lolich, L ERA: 1.88	(1, 1) 6.0 W 24 5 3 3 3 1 3 0 0 0 0 2 33 37 4.50 1.000	(7, 1) 3.0 S 15 3 4 4 1 3 0 0 0 0 2 14 26 12.00 2.000																				

Batter	1	2	3	4	5	6	7	8	9	AB	R	H	RBI	BB	SO	LOB	TOP					
Dick McAuliffe, L (1,4) OBP: 0.192, SLG: 0.200 Tony Taylor, R (8,PH) OBP: 0.313, SLG: 0.467	K		FC4-6	G3		P4		P3		4	0	0	0	0	1	3						
Bill Freehan, R (1,2) OBP: 0.361, SLG: 0.258	BB		K					4-3		4	1	2	0	1	1	1						
Al Kaline, R (1,9) OBP: 0.226, SLG: 0.286	K		L6						L3	4	1	1	2	1	1	2						
Norm Cash, L (1,3)	4-3								G3	5	1	1	1	0	1	4						
Gates Brown, L (1,10) OBP: 0.480, SLG: 0.450 Frank Howard, R (7,PH) OBP: 0.214, SLG: 0.083										3	2	2	0	0	0	0						
Willie Horton, R (1,7) OBP: 0.389, SLG: 0.467										2	0	1	0	0	0	0						
Aurelio Rodriguez, R (1,5)										3	0	1	1	2	0	2						
Mickey Stanley, R (1,8) OBP: 0.371, SLG: 0.393										4	1	1	1	0	0	3						
Ed Brinkman, R (1,6) OBP: 0.323, SLG: 0.444										3	0	1	1	0	1							
Inning Stats	R: 0 E: 0 K: 2 S: 7	H: 0 LOB: 1 BB: 1 P: 11	R: 1 E: 0 K: 0 S: 4	H: 2 LOB: 0 BB: 0 P: 4	R: 0 E: 0 K: 1 S: 5	H: 0 LOB: 1 BB: 1 P: 9	R: 3 E: 0 K: 0 S: 7	H: 4 LOB: 1 BB: 0 P: 7	R: 2 E: 0 K: 0 S: 5	H: 2 LOB: 1 BB: 1 P: 9	R: 0 E: 0 K: 2 S: 8	H: 1 LOB: 3 BB: 2 P: 16	R: 0 E: 0 K: 0 S: 3	H: 0 LOB: 1 BB: 1 P: 7	R: 0 E: 0 K: 0 S: 3	H: 0 LOB: 0 BB: 0 P: 3	R: 0 E: 0 K: 0 S: 4	H: 1 LOB: 1 BB: 0 P: 4	1B: 6 2B: 2 3B: 0 HR: 2	SF: 0 SAC: 0 DP: 0 HBP: 0	WP: 0 PB: 0 SB: 0 CS: 1	PA: 42
PITCHER	IP	WLS	BF	H	R	ER	SO	BB	IBB	HBP	BLK	WP	HR	S	P	ERA	WHIP					
Lynn McGlothen, R (1,1) ERA: 13.5	4.0	L	21	8	6	6	3	2	0	0	0	0	2	25	33	13.50	2.500					
Roger Moret, L (5,1) ERA	4.2		20	2	0	0	2	3	1	0	0	0	0	20	36	0.00	1.071					
Bobby Bolin, R (9,1) ERA	0.1		1	0	0	0	0	0	0	0	0	0	0	1	1	0.00	0.000					

Detroit Tigers @ Boston Red Sox
Fenway Park, Boston, MA
Tue Apr 17 1973, 3:33 AM EST
Att: 11,298 - Unknown - 71 F

AB	36
R	6
H	10
RBI	6
BB	6
SO	5
LOB	18

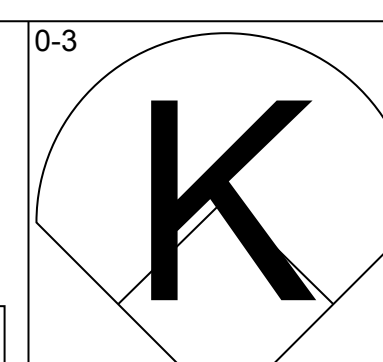
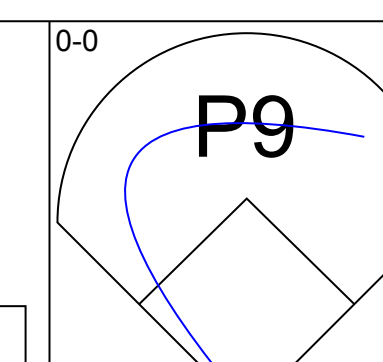
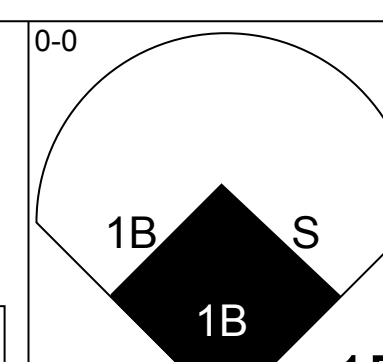
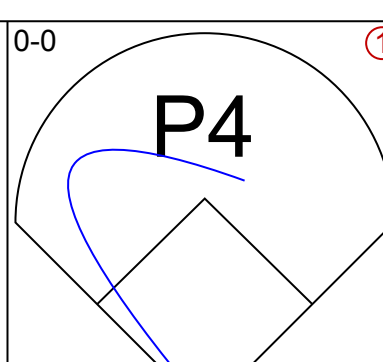
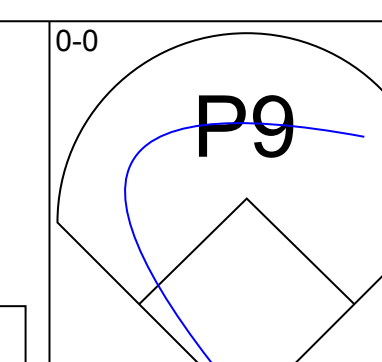
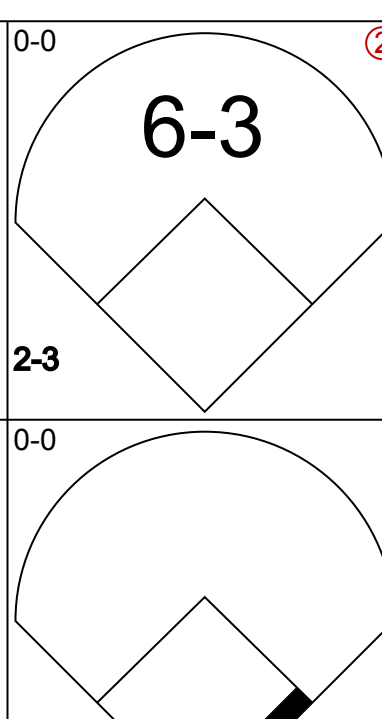
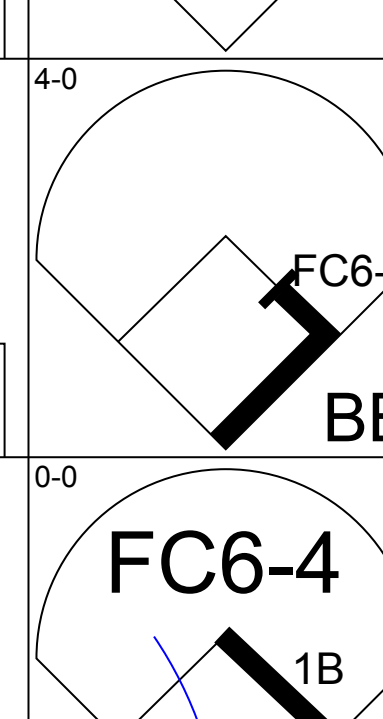
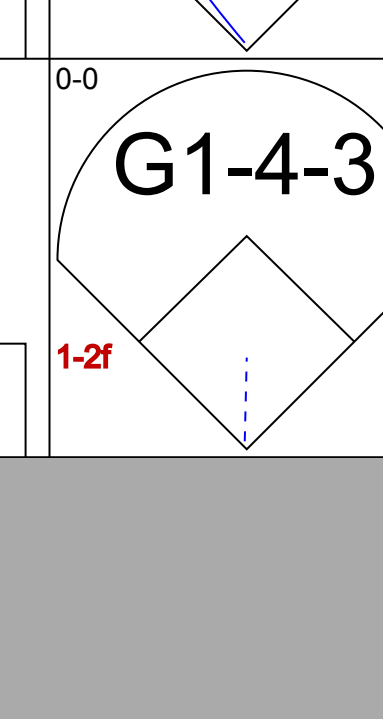
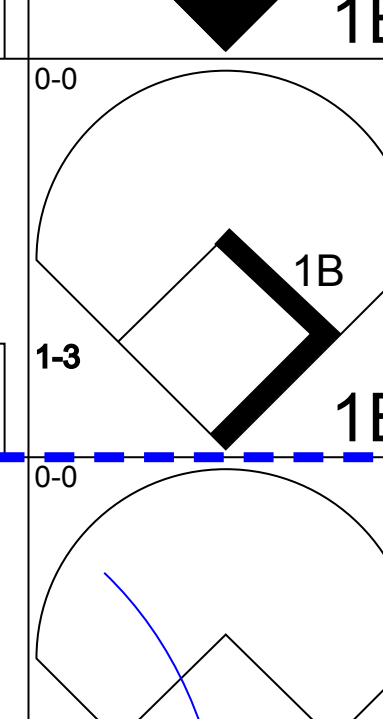
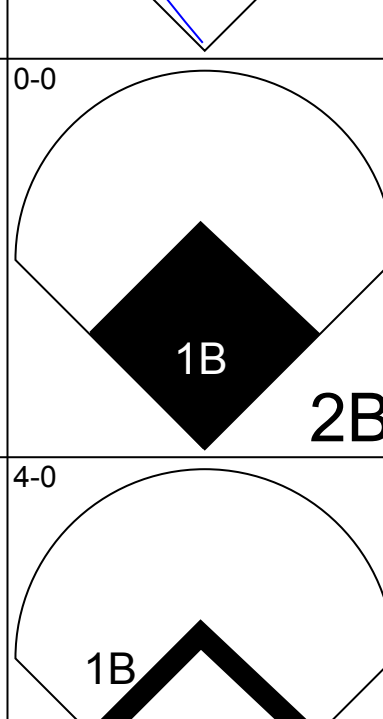
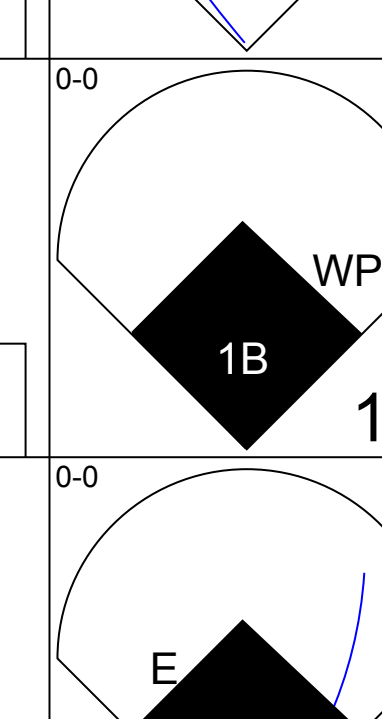
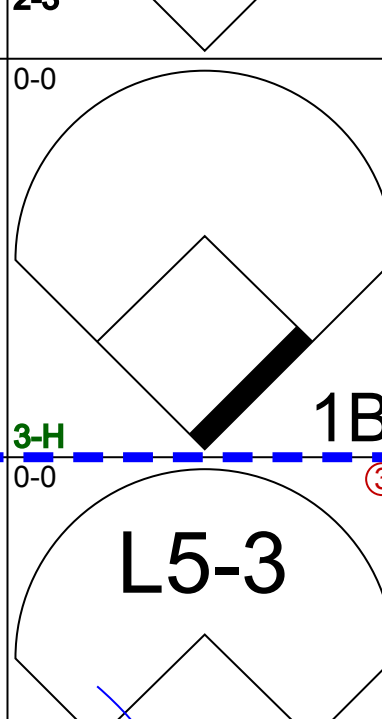
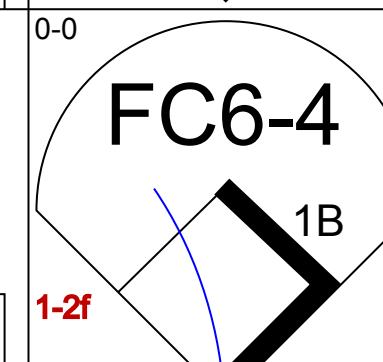
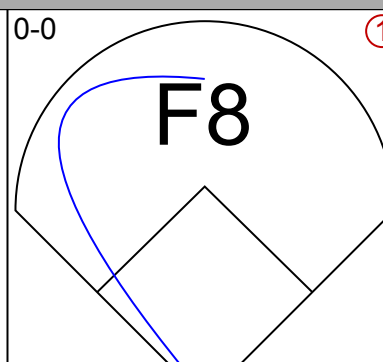
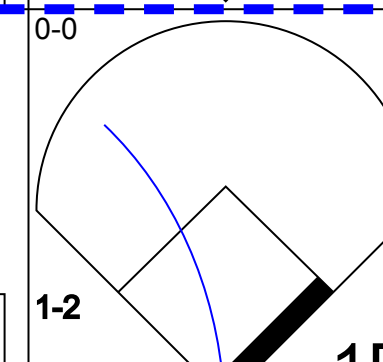
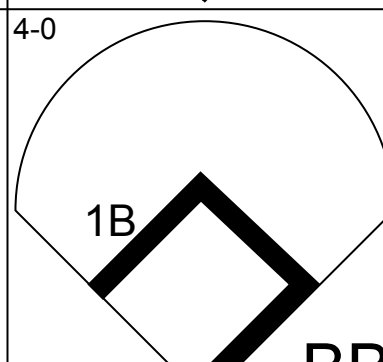
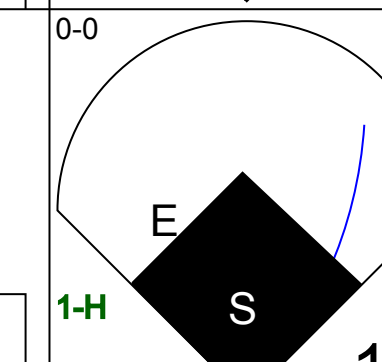
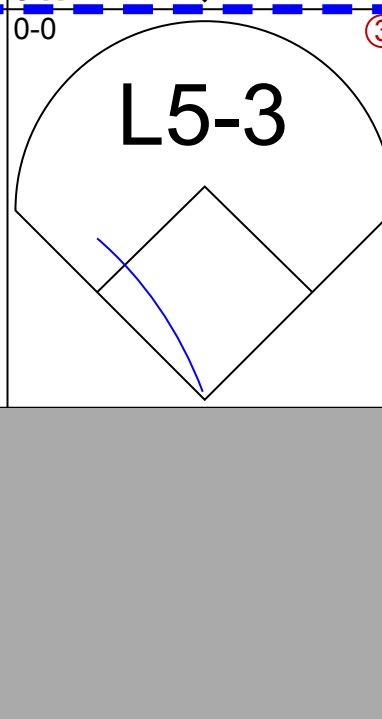
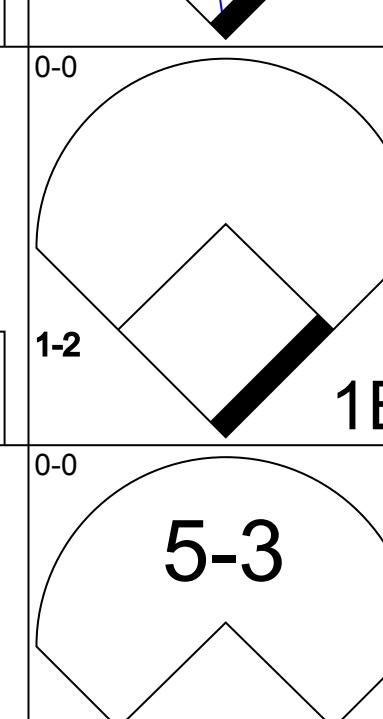
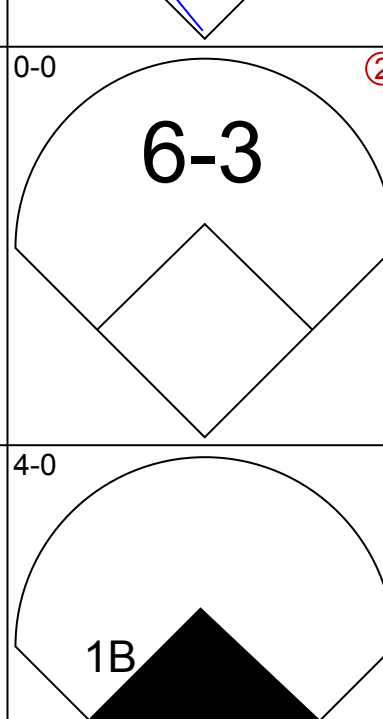
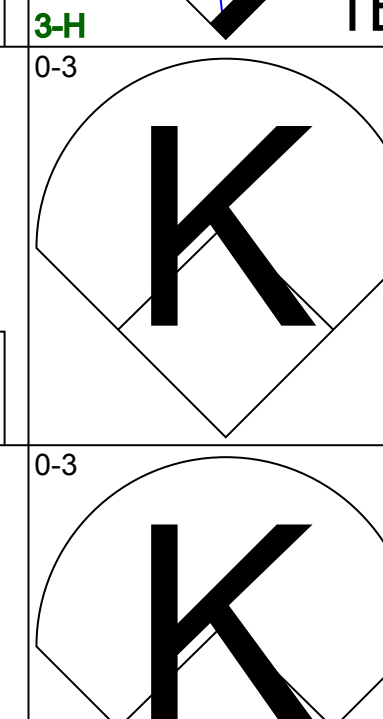
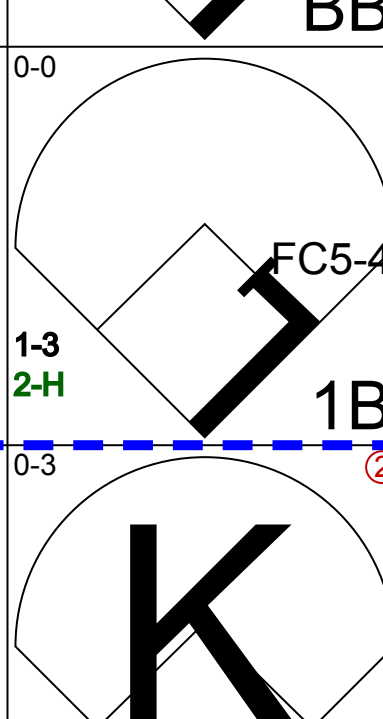
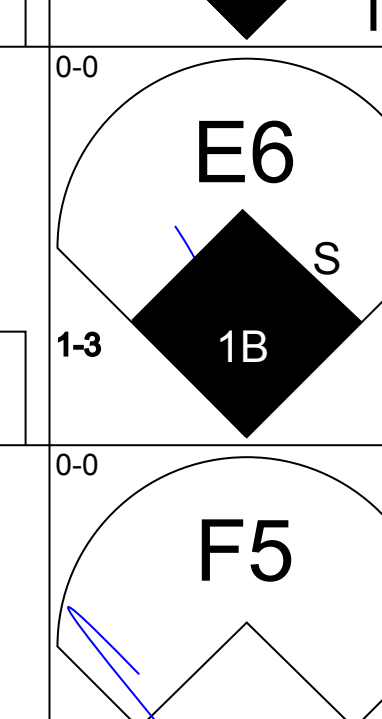
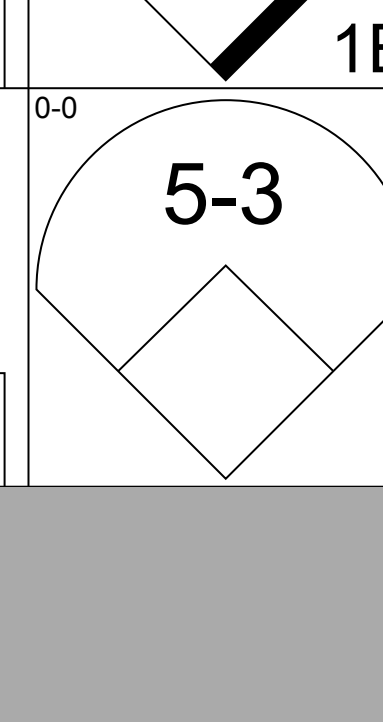
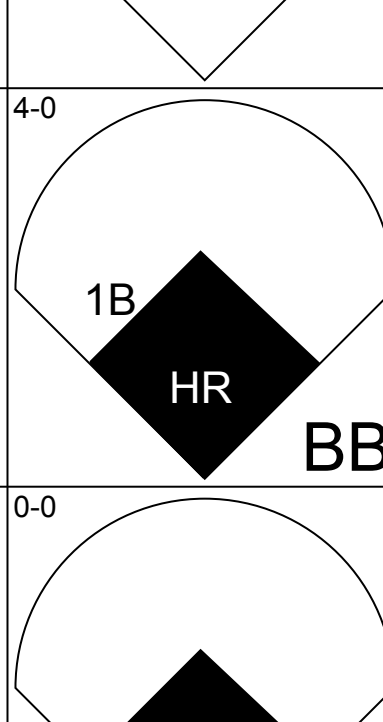
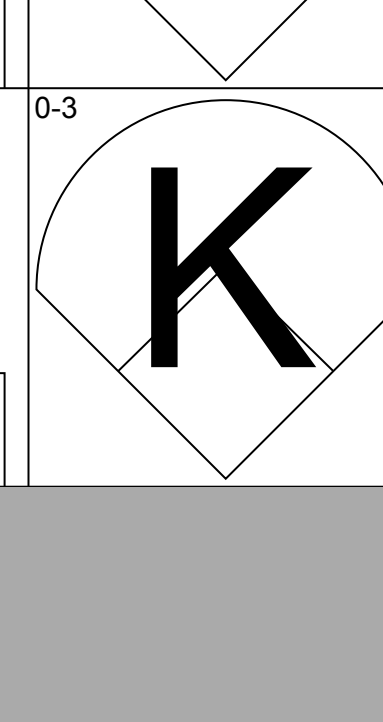
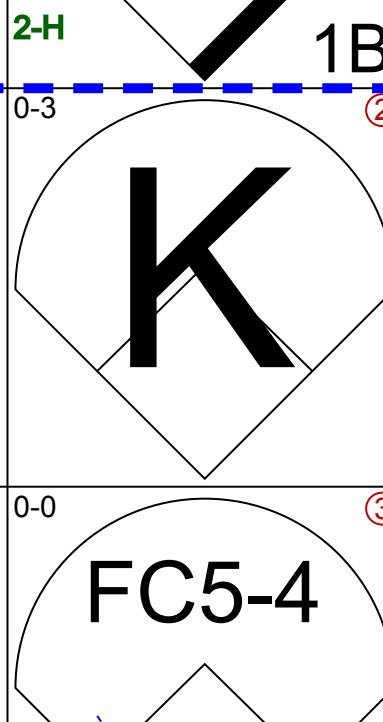
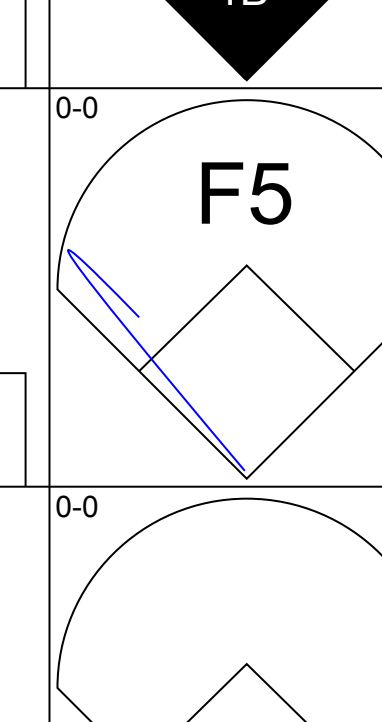
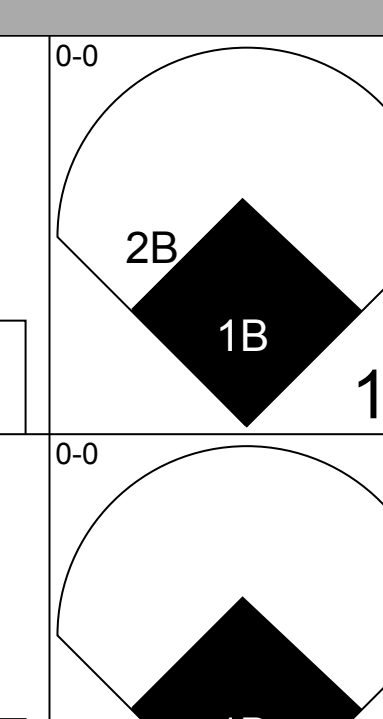
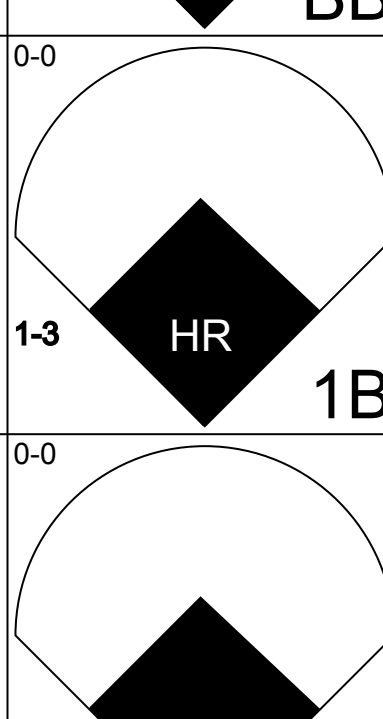
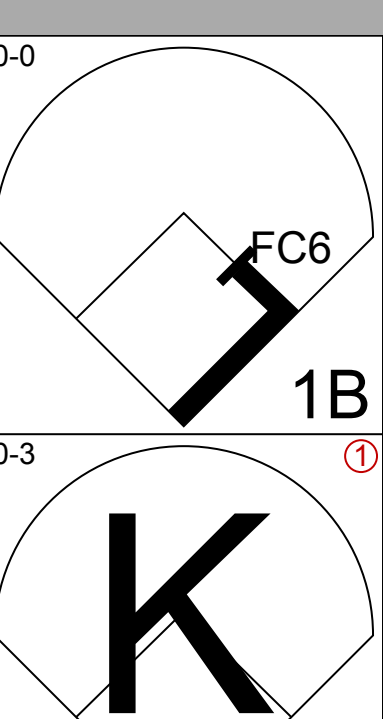
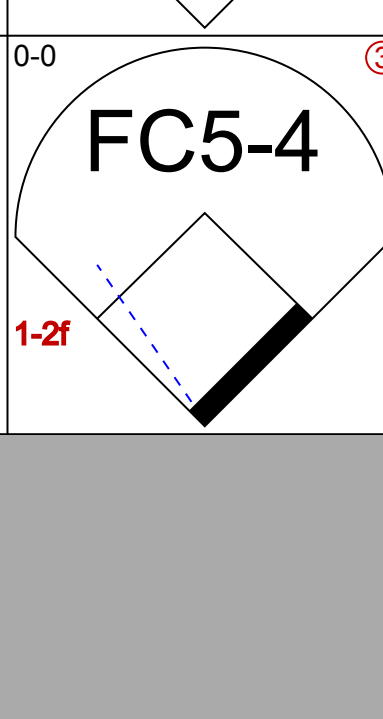
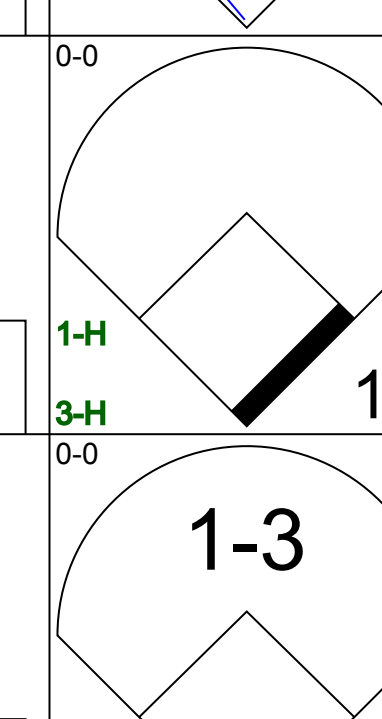
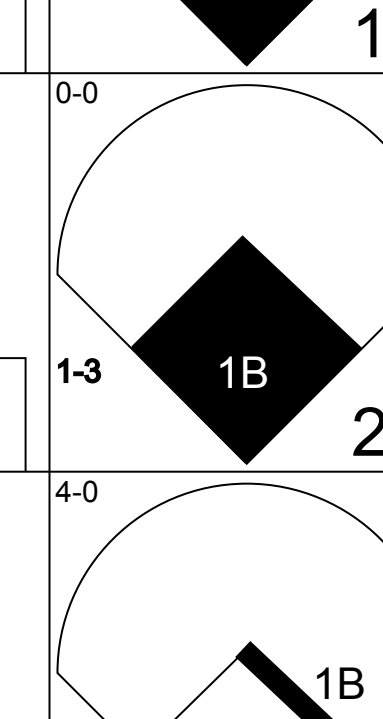
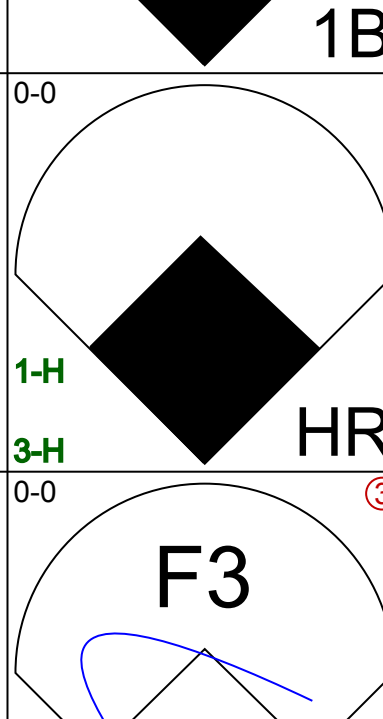
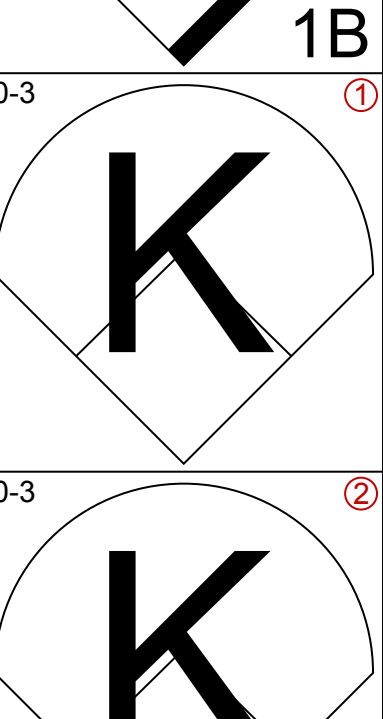
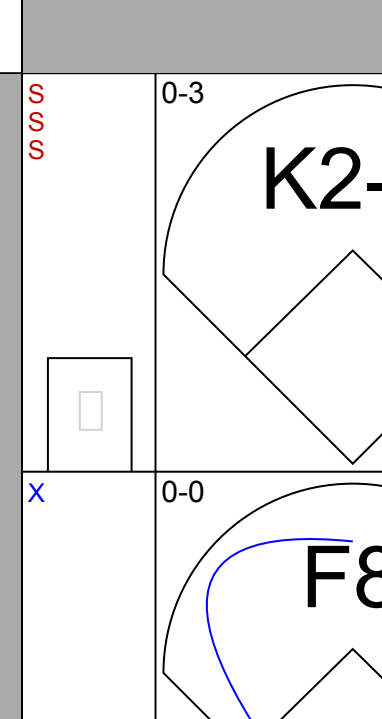
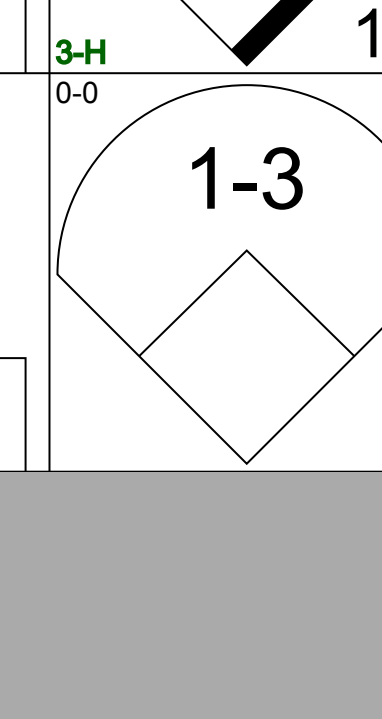
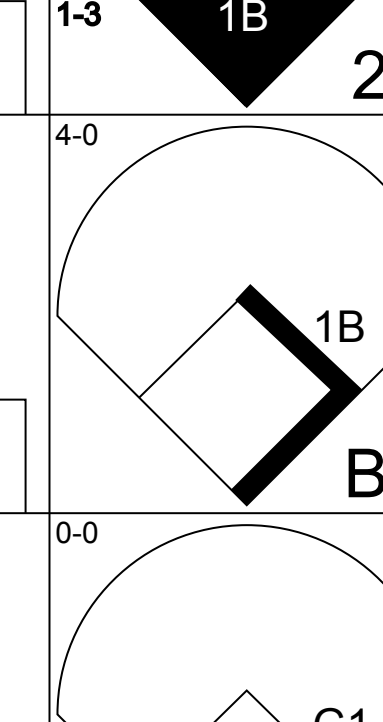
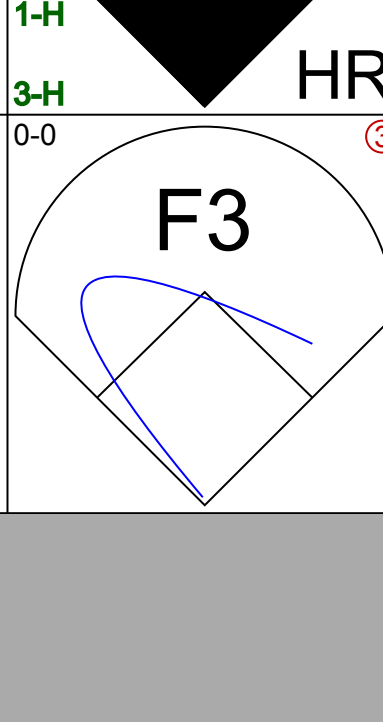
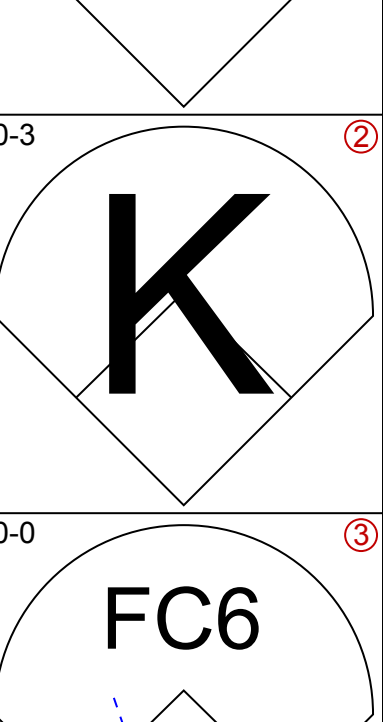
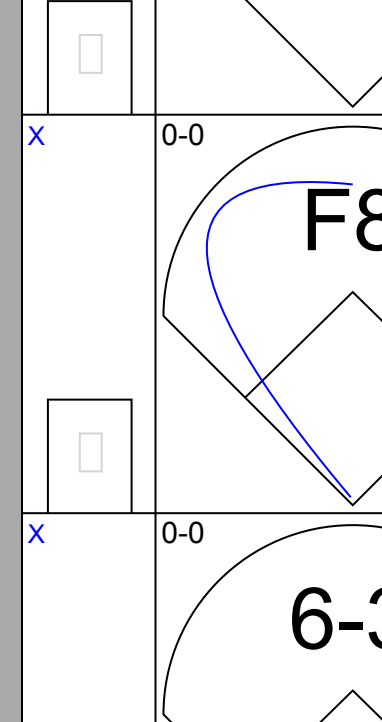
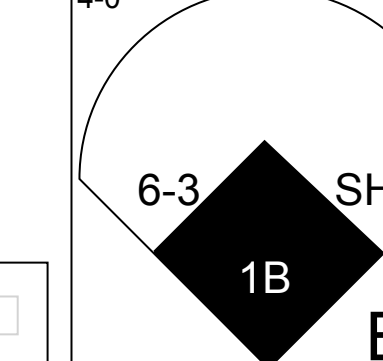


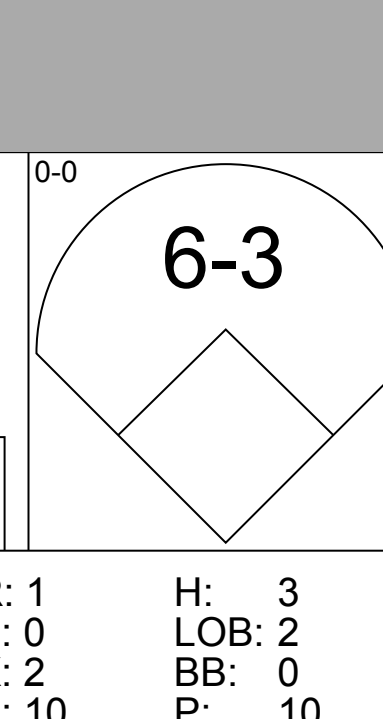
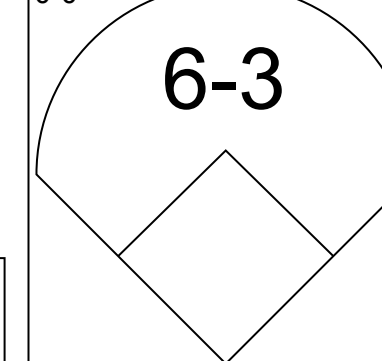
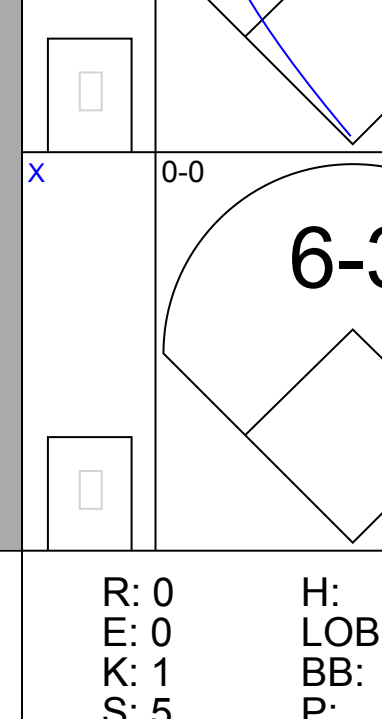
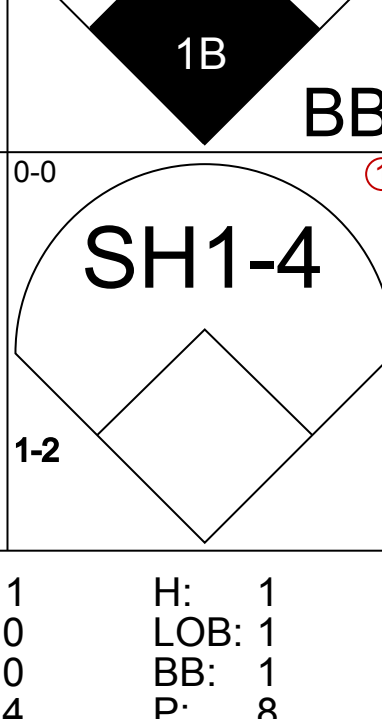

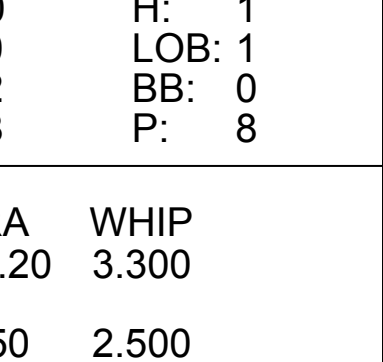
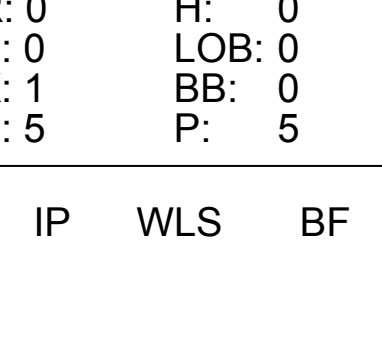
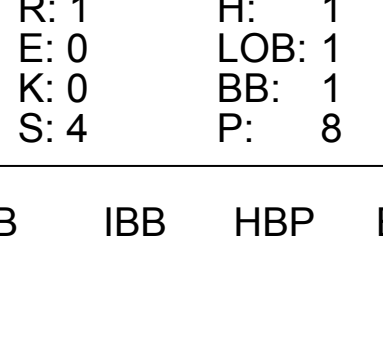


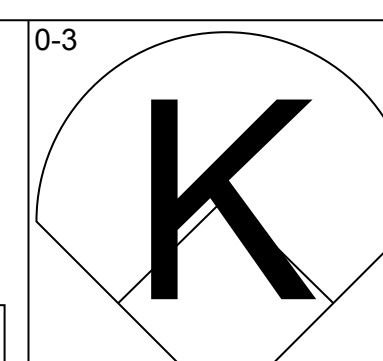
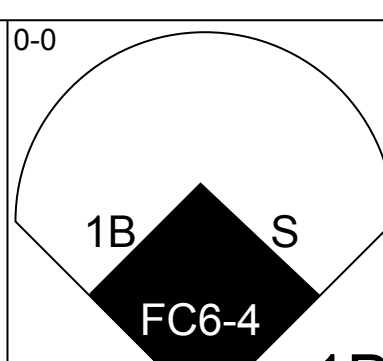
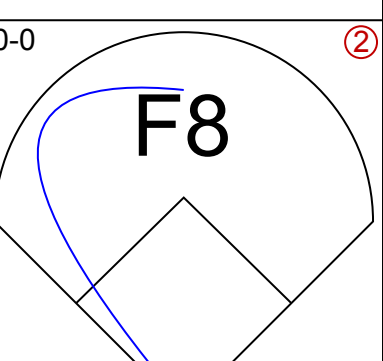
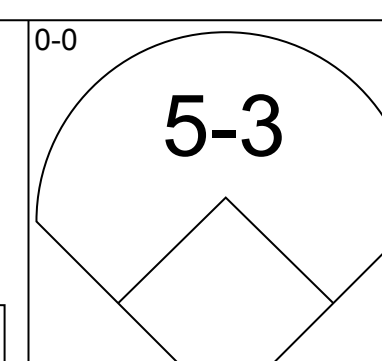
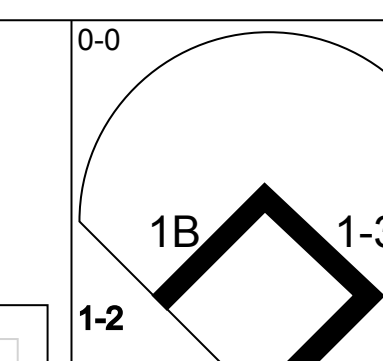
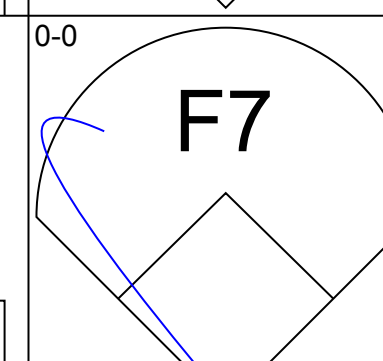
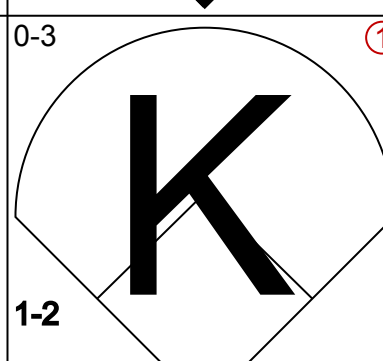
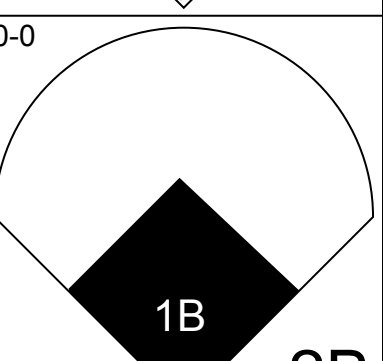
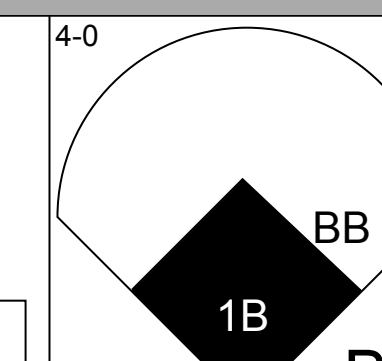
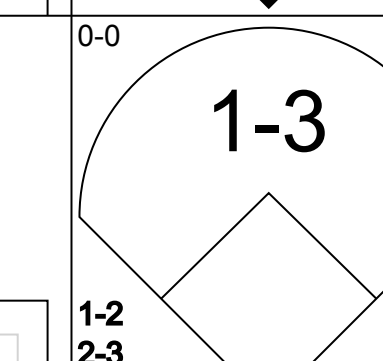
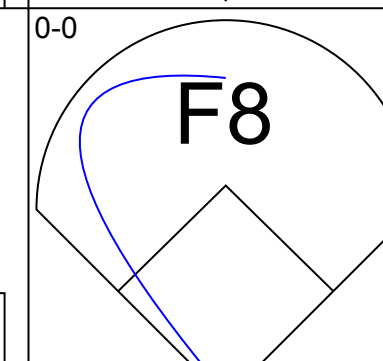
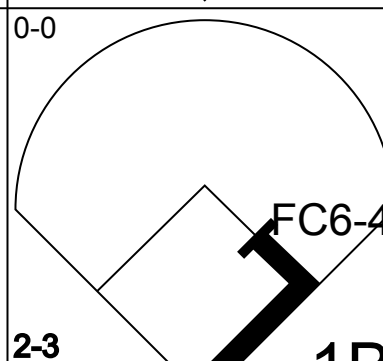
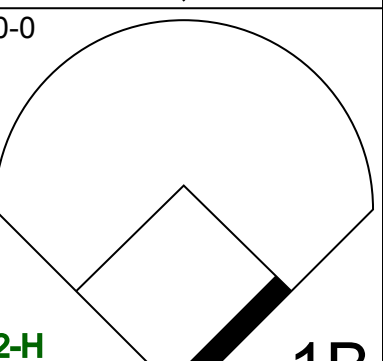

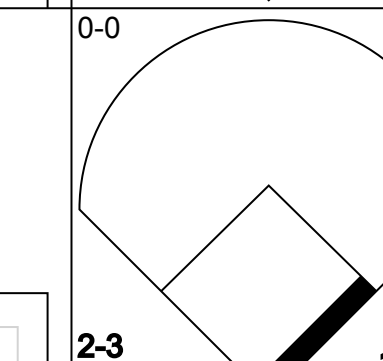
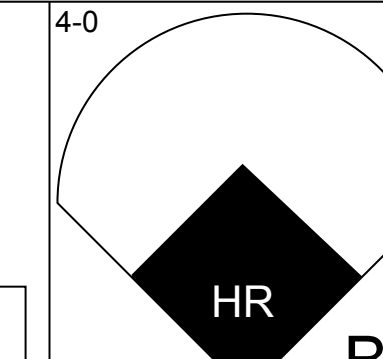
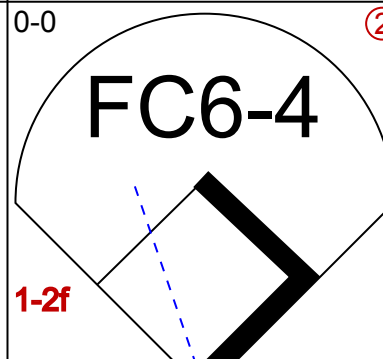
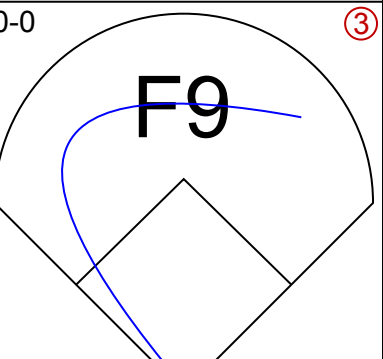

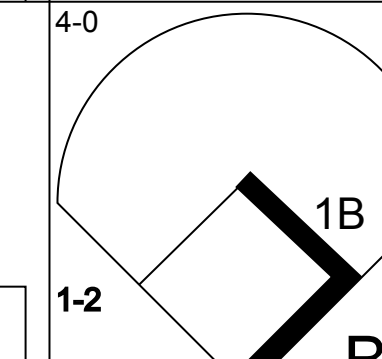
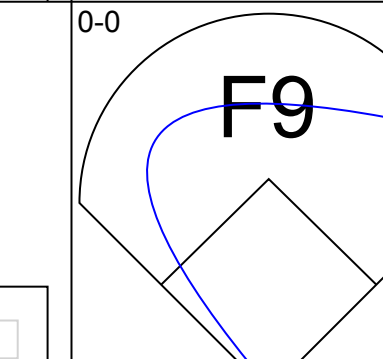
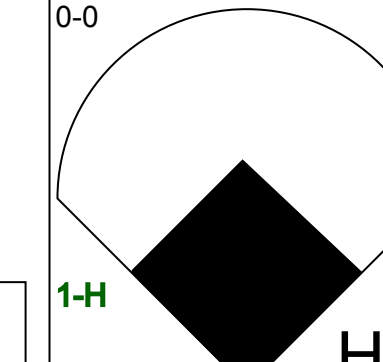
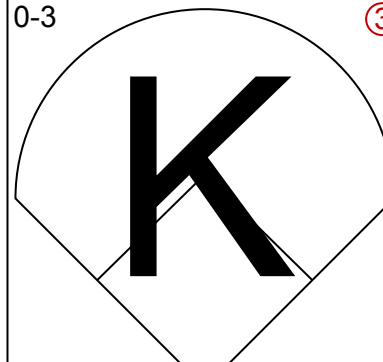



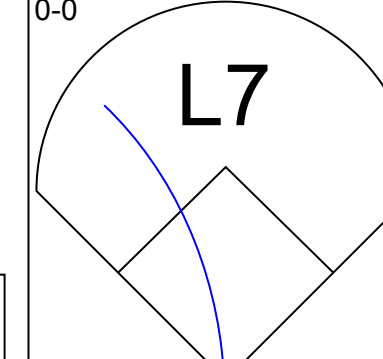
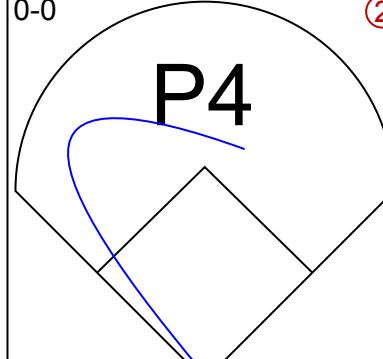
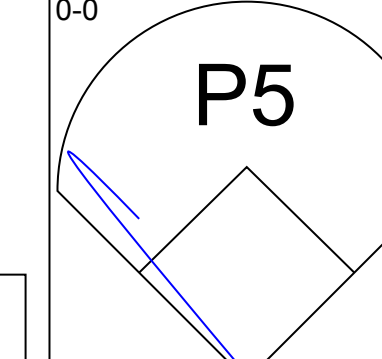

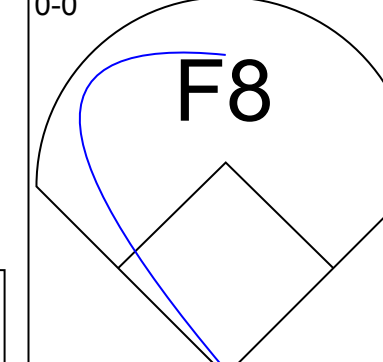
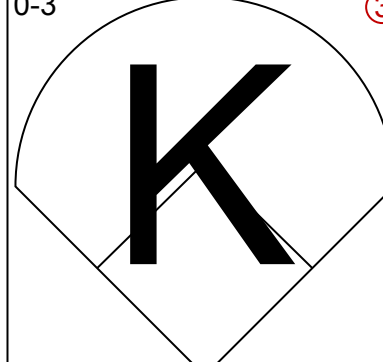
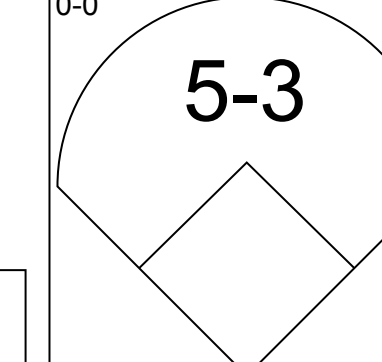

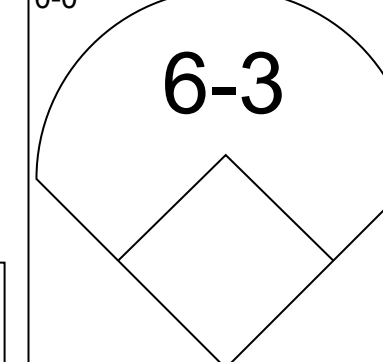
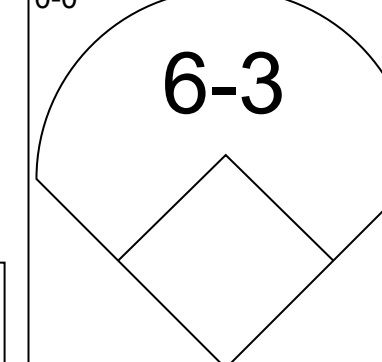

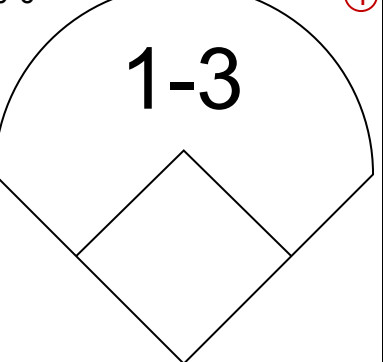
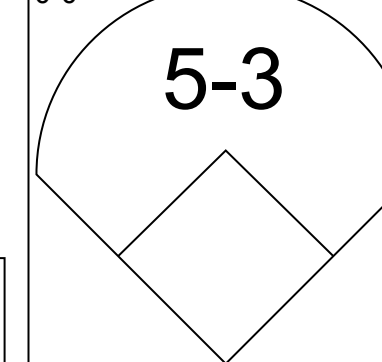
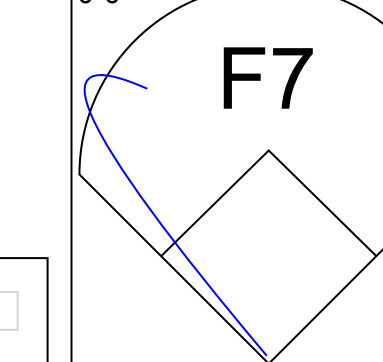
Batter	1	2	3	4	5	6	7	8	9	AB	R	H	RBI	BB	SO	LOB	BOTTOM				
Tommy Harper, R (1,7) OBP: 0.375, SLG: 0.464	P5	FC6-4								4	0	0	0	0	0	3					
Luis Aparicio, R (1,6) OBP: 0.357, SLG: 0.292										4	0	2	0	0	0	1					
Carl Yastrzemski, L (1,3) OBP: 0.287, SLG: 0.500										4	0	0	0	0	0	2					
Reggie Smith, S (1,8) OBP: 0.469, SLG: 0.667										4	0	1	0	0	1	1					
Orlando Cepeda, R (1,10) OBP: 0.143, SLG: 0.280										4	0	0	0	0	0	1					
Rico Petrocelli, R (1,5) OBP: 0.300, SLG: 0.593										4	1	1	1	0	0	0					
Carlton Fisk, R (1,2) OBP: 0.571, SLG: 1.231										4	2	2	2	0	0	0					
Doug Griffin, R (1,4) OBP: 0.481, SLG: 0.577										4	0	2	0	0	0	0					
Dwight Evans, R (1,9) OBP: 0.296, SLG: 0.261										3	0	1	0	1	0	1					
Inning Stats	R: 0 E: 0 K: 0 S: 4	H: 1 LOB: 1 BB: 0 P: 4	R: 1 E: 0 K: 0 S: 6	H: 3 LOB: 2 BB: 0 P: 6	R: 0 E: 0 K: 0 S: 4	H: 2 LOB: 1 BB: 0 P: 4	R: 0 E: 0 K: 0 S: 3	H: 0 LOB: 0 BB: 0 P: 3	R: 0 E: 0 K: 0 S: 3	H: 0 LOB: 0 BB: 0 P: 3	R: 2 E: 0 K: 0 S: 5	H: 2 LOB: 1 BB: 1 P: 9	R: 0 E: 0 K: 1 S: 5	H: 0 LOB: 0 BB: 0 P: 5	R: 0 E: 1 K: 0 S: 4	H: 1 LOB: 1 BB: 0 P: 4	1B: 5 2B: 1 3B: 0 HR: 3	SF: 0 SAC: 0 DP: 0 HBP: 0	WP: 0 PB: 0 SB: 0 CS: 0	PA: 36	
PITCHER	IP	WLS	BF	H	R	ER	SO	BB	IBB	HBP	BLK	WP	HR	S	P	ERA	WHIP				
Joe Coleman, R (1,1) ERA: 2.25	7.0	W	29	8	3	3	0	1	0	0	0	0	3	28	32	3.86	1.286				
John Hiller, L (8,1) ERA	2.0	S	7	1	0	0	1	0	0	0	0	0	0	9	9	0.00	0.500				

Detroit Tigers @ Boston Red Sox
Fenway Park, Boston, MA
Tue Apr 17 1973, 3:33 AM EST
Att: 11,298 - Unknown - 71 F

AB	35
R	3
H	9
RBI	3
BB	1
SO	1
LOB	9



Batter	1	2	3	4	5	6	7	8	9	AB	R	H	RBI	BB	SO	LOB	TOP					
Tony Taylor, R OBP: 0.273, SLG: 0.381 (1, 4)										6	1	1	0	0	1	3	Detroit Tigers @ Boston Red Sox Fenway Park, Boston, MA Thu Apr 19 1973, 3:33 AM EST Att: 13,572 - Unknown - 71 F					
Bill Freehan, R OBP: 0.396, SLG: 0.333 (1, 2)										5	2	4	1	1	0	2						
Al Kaline, R OBP: 0.302, SLG: 0.410 (1, 9)										5	1	2	2	1	0	2						
Willie Horton, R OBP: 0.500, SLG: 0.667 (1, 7)										5	1	2	1	0	1	3						
Frank Howard, R OBP: 0.211, SLG: 0.063 Gates Brown, L (4, PH) OBP: 0.400, SLG: 0.360 (1, 10)										1	1	0	0	1	0	2						
Aurelio Rodriguez, R OBP: 0.287, SLG: 0.364 (1, 5)										5	2	4	1	0	0	2						
Mickey Stanley, R OBP: 0.381, SLG: 0.514 (1, 8)										5	2	2	3	0	2	2						
Ike Brown, R (1, 3)										1	0	0	0	1	0	0						
Norm Cash, L OBP: 0.250, SLG: 0.500 (4, 3)										2	1	0	0	1	1	1						
Ed Brinkman, R OBP: 0.375, SLG: 0.543 (1, 6)										4	0	1	2	0	0	1						
Inning Stats	R: 0 E: 0 K: 1 S: 6	H: 1 LOB: 2 BB: 1 P: 10	R: 2 E: 0 K: 0 S: 5	H: 3 LOB: 1 BB: 1 P: 9	R: 3 E: 0 K: 0 S: 5	H: 2 LOB: 0 BB: 1 P: 9	R: 1 E: 0 K: 2 S: 10	H: 3 LOB: 2 BB: 0 P: 10	R: 0 E: 0 K: 2 S: 8	H: 1 LOB: 1 BB: 0 P: 8	R: 1 E: 0 K: 1 S: 7	H: 2 LOB: 2 BB: 1 P: 11	R: 0 E: 0 K: 1 S: 5	H: 0 LOB: 0 BB: 0 P: 5	R: 3 E: 1 K: 0 S: 7	H: 3 LOB: 1 BB: 0 P: 7	R: 1 E: 0 K: 0 S: 4	H: 1 LOB: 1 BB: 1 P: 8	1B: 13 2B: 2 3B: 0 HR: 1	SF: 0 SAC: 1 DP: 1 HBP: 0	WP: 1 PB: 0 SB: 3 CS: 0	PA: 48
PITCHER	IP	WLS	BF	H	R	ER	SO	BB	IBB	HBP	BLK	WP	HR	S	P	ERA	WHIP					
John Curtis, L ERA: 5.4 (1, 1)	3.1	L	20	8	6	6	1	3	0	0	0	0	1	19	31	16.20	3.300					
Sonny Siebert, R ERA: 4.5 (4, 1)	2.0		11	4	1	1	4	1	0	0	0	0	0	18	22	4.50	2.500					
Bob Veale, L ERA: 3.18 (6, 1)	3.1		16	4	4	2	2	1	0	0	0	1	0	19	23	5.40	1.500					
Bobby Bolin, R ERA: (9, 1)	0.1		1	0	0	0	0	0	0	0	0	0	0	1	1	0.00	0.000					

Batter	1	2	3	4	5	6	7	8	9	AB	R	H	RBI	BB	SO	LOB	BOTTOM				
Tommy Harper, R OBP: 0.366, SLG: 0.432 (1, 7)										5	1	2	0	0	1	0	Detroit Tigers @ Boston Red Sox Fenway Park, Boston, MA Thu Apr 19 1973, 3:33 AM EST Att: 13,572 - Unknown - 71 F				
Luis Aparicio, R OBP: 0.351, SLG: 0.313 (1, 6)										4	2	1	0	1	1	3					
Carl Yastrzemski, L OBP: 0.333, SLG: 0.500 (1, 3)										5	0	3	2	0	1	1					
Reggie Smith, S OBP: 0.415, SLG: 0.529 (1, 8)										3	1	0	1	2	0	4					
Orlando Cepeda, R OBP: 0.222, SLG: 0.424 Ben Oglivie, L (8, PR) (1, 10)										4	1	2	3	0	1	1					
Rico Petrocelli, R OBP: 0.237, SLG: 0.457 (1, 5)										4	0	0	0	0	0	2					
Carlton Fisk, R OBP: 0.457, SLG: 0.970 (1, 2)										4	0	0	0	0	1	2					
Doug Griffin, R OBP: 0.412, SLG: 0.485 (1, 4)										4	1	1	0	0	1	0					
Dwight Evans, R OBP: 0.265, SLG: 0.333 (1, 9)										4	1	1	1	0	0	1					
Inning Stats	R: 0 E: 0 K: 1 S: 5	H: 0 LOB: 0 BB: 0 P: 5	R: 2 E: 0 K: 1 S: 6	H: 1 LOB: 0 BB: 1 P: 10	R: 2 E: 1 K: 2 S: 10	H: 3 LOB: 1 BB: 0 P: 10	R: 0 E: 0 K: 0 S: 3	H: 0 LOB: 0 BB: 0 P: 3	R: 1 E: 0 K: 1 S: 5	H: 2 LOB: 1 BB: 0 P: 5	R: 0 E: 0 K: 1 S: 5	H: 0 LOB: 0 BB: 0 P: 5	R: 0 E: 0 K: 1 S: 6	H: 1 LOB: 2 BB: 2 P: 14	R: 1 E: 0 K: 0 S: 6	H: 3 LOB: 2 BB: 0 P: 6		1B: 7 2B: 1 3B: 0 HR: 2	SF: 0 SAC: 0 DP: 0 HBP: 0	WP: 0 PB: 0 SB: 1 CS: 0	PA: 40
PITCHER	IP	WLS	BF	H	R	ER	SO	BB	IBB	HBP	BLK	WP	HR	S	P	ERA	WHIP				
Woodie Fryman, L ERA: 4.15 (1, 1)	5.0	W	22	6	5	5	4	1	0	0	0	0	2	29	33	9.00	1.400				
Tom Timmermann, R ERA: 5.4 (6, 1)	4.0	S	18	4	2	2	2	2	0	0	0	0	0	20	28	4.50	1.500				

Batter	1	2	3	4	5	6	7	8	9	AB	R	H	RBI	BB	SO	LOB	TOP	
Tommy Harper, R OBP: 0.356, SLG: 0.439	SH3 FC3-2 2B		K		F5			FC6-4		4	0	1	0	0	1	2	Boston Red Sox @ Cleveland Indians Cleveland Municipal Stadium, Cleveland, OH Fri Apr 20 1973, 6:05 PM EST Att: 12,185 - Unknown - 77 F livebaseballscorecards.com	
Luis Aparicio, R OBP: 0.375, SLG: 0.353	SH3							G3-4		2	0	1	0	1	0	1		
Carl Yastrzemski, L OBP: 0.392, SLG: 0.447	FC3-2 FC5-4		K					G4-6-3 BB		4	0	0	0	0	1	3		
Reggie Smith, S OBP: 0.400, SLG: 0.526	FC5-4				K			F9		4	0	1	0	0	1	1		
Orlando Cepeda, R OBP: 0.225, SLG: 0.486		HR			L8			F7		4	1	1	1	0	0	1		
Rico Petrocelli, R OBP: 0.214, SLG: 0.410			K		F9			K		4	0	0	0	0	3	1		
Carlton Fisk, R OBP: 0.421, SLG: 0.889					F7			K		3	0	0	0	0	1	0		
Ben Oglivie, L OBP: 0.167, SLG: 0.667			K					K		3	1	1	1	0	2	0		
Doug Griffin, R OBP: 0.432, SLG: 0.514					B1					2	0	1	0	1	0	0		
Inning Stats	R: 0 E: 0 K: 0 S: 4	H: 1 LOB: 1 BB: 0 P: 4	R: 1 E: 0 K: 2 S: 8	H: 1 LOB: 0 BB: 0 P: 8	R: 0 E: 0 K: 1 S: 5	H: 0 LOB: 0 BB: 0 P: 5	R: 0 E: 0 K: 1 S: 6	H: 1 LOB: 1 BB: 0 P: 6	R: 0 E: 0 K: 2 S: 7	H: 0 LOB: 0 BB: 0 P: 7	R: 1 E: 0 K: 0 S: 3	H: 1 LOB: 0 BB: 1 P: 7	R: 0 E: 0 K: 1 S: 6	H: 1 LOB: 1 BB: 0 P: 6	1B: 0 2B: 4 3B: 0 HR: 2	SF: 0 SAC: 1 DP: 2 HBP: 0	WP: 0 PB: 0 SB: 0 CS: 0	PA: 33
PITCHER Gaylord Perry, R ERA: 1.54	IP: 9.0 WLS: W BF: 33 H: 6 R: 2 ER: 2 SO: 9 BB: 2 IBB: 0 HBP: 0 BLK: 0 WP: 0 HR: 2 S: 49 P: 57 ERA: 2.00 WHIP: 0.889																	

Batter	1	2	3	4	5	6	7	8	9	AB	R	H	RBI	BB	SO	LOB	BOTTOM	
Oscar Gamble, L OBP: 0.333, SLG: 0.423	FC4-6 1B	FC6-4			1-3			FC5 SH1-3 1B		4	0	2	0	0	0	2	Boston Red Sox @ Cleveland Indians Cleveland Municipal Stadium, Cleveland, OH Fri Apr 20 1973, 6:05 PM EST Att: 12,185 - Unknown - 77 F livebaseballscorecards.com	
Rusty Torres, S OBP: 0.285, SLG: 0.207	FC4-6 G3 1B		G3		L9			SH1-3		3	1	0	0	0	0	1		
Chris Chambliss, L OBP: 0.306, SLG: 0.286	G3							F7		2	0	0	0	2	0	1		
Charlie Spikes, R OBP: 0.304, SLG: 0.488	FC5-4 1B		K					FC5 IBB		4	1	2	2	0	1	3		
George Hendrick, R OBP: 0.311, SLG: 0.444	FC5-4		K					FC5 1B		4	1	1	0	0	1	4		
Dave Duncan, R OBP: 0.289, SLG: 0.262					K			FC6-4 1B		3	0	1	0	1	1	0		
Buddy Bell, R OBP: 0.233, SLG: 0.220	FC5-4 FC1-5 1B				F3			FC6-4 1B		4	0	0	0	0	0	3		
Jack Brohamer, L OBP: 0.222, SLG: 0.125	FC1-5 1B				2-3					3	0	2	1	1	0	0		
Leo Cardenas, R OBP: 0.184, SLG: 0.171	FC1-5 FC6-4				1-3			K		4	0	0	0	0	2	5		
Inning Stats	R: 1 E: 0 K: 0 S: 5	H: 2 LOB: 1 BB: 0 P: 5	R: 0 E: 0 K: 0 S: 4	H: 1 LOB: 2 BB: 1 P: 8	R: 0 E: 0 K: 2 S: 7	H: 0 LOB: 0 BB: 0 P: 11	R: 0 E: 0 K: 1 S: 5	H: 0 LOB: 0 BB: 0 P: 5	R: 0 E: 0 K: 1 S: 9	H: 4 LOB: 2 BB: 0 P: 9	R: 0 E: 0 K: 0 S: 4	H: 1 LOB: 2 BB: 1 P: 8	R: 0 E: 0 K: 1 S: 5	H: 0 LOB: 1 BB: 1 P: 9	1B: 7 2B: 0 3B: 0 HR: 1	SF: 0 SAC: 1 DP: 0 HBP: 0	WP: 0 PB: 0 SB: 0 CS: 0	PA: 36
PITCHER Marty Pattin, R ERA: 7.5 Bobby Bolin, R ERA:	IP: 5.2 WLS: L BF: 26 H: 7 R: 3 ER: 3 SO: 3 BB: 2 IBB: 0 HBP: 0 BLK: 0 WP: 0 HR: 1 S: 30 P: 38 ERA: 4.76 WHIP: 1.588																	

Batter	1	2	3	4	5	6	7	8	9	AB	R	H	RBI	BB	SO	LOB	TOP			
Tommy Harper, R (1, 7) OBP: 0.380, SLG: 0.522 Rick Miller, L (8, 7) OBP: 1.000, SLG: 1.000	0-0 5-3 E HR 1B	0-0 6-3		0-0 1B		0-0 F3		0-0 HR		5	2	3	2	0	0	1				
Luis Aparicio, R (1, 6) OBP: 0.333, SLG: 0.308	0-0 5-3 1-3	0-0 4-3		0-0 F2		0-0 6-3		0-0 1-3		5	0	0	0	0	0	3				
Carl Yastrzemski, L (1, 3) OBP: 0.292, SLG: 0.405	0-0 L3	4-0 2B BB		0-0 L8			0-3 K	0-0 4-3		4	1	0	0	1	1	2				
Reggie Smith, S (1, 8) OBP: 0.400, SLG: 0.524	4-0 HR BB	0-0 2B		0-3 K			0-3 K	0-0 F3		4	1	1	1	1	2	1				
Orlando Cepeda, R (1, 10) OBP: 0.267, SLG: 0.643 Dwight Evans, R (9, PR) OBP: 0.265, SLG: 0.333	0-0 1-H 3-H HR	0-3 K		0-0 4-3			0-0 HR	0-0 FC6-4 1B		5	2	3	4	0	1	1				
Rico Petrocelli, R (1, 5) OBP: 0.255, SLG: 0.476	4-0 WP 2B BB		4-0 WP BB		0-0 P3		0-0 HR	0-0 FC6-4 1B		3	2	1	1	2	0	1				
Carlton Fisk, R (1, 2) OBP: 0.419, SLG: 0.825	4-0 1-2 2B BB		0-3 K		0-3 K		0-0 6-3	0-0 FC6-4 1B		4	1	1	0	1	2	1				
Ben Oglivie, L (1, 9) OBP: 0.364, SLG: 0.727	0-0 1-H 2-H 2B		0-0 P5		0-0 1-3 1B		0-0 SH 1B	0-3 K		5	1	3	2	0	1	3				
Doug Griffin, R (1, 4) OBP: 0.390, SLG: 0.462	0-3 K		0-0 4-3		0-0 1-3		0-0 SH HR	0-0 FC6-4		4	1	0	0	0	1	5				
Inning Stats	R: 5 E: 1 K: 1 S: 8	H: 3 LOB: 1 BB: 3 P: 20	R: 1 E: 0 K: 1 S: 6	H: 1 LOB: 1 BB: 1 P: 10	R: 0 E: 0 K: 1 S: 5	H: 0 LOB: 1 BB: 1 P: 9	R: 0 E: 0 K: 1 S: 6	H: 1 LOB: 1 BB: 0 P: 6	R: 0 E: 0 K: 2 S: 4	H: 1 LOB: 0 BB: 0 P: 4	R: 2 E: 0 K: 2 S: 9	H: 2 LOB: 0 BB: 0 P: 9	R: 3 E: 1 K: 0 S: 6	H: 2 LOB: 0 BB: 0 P: 6	R: 0 E: 0 K: 1 S: 7	H: 2 LOB: 2 BB: 0 P: 7	1B: 6 2B: 2 3B: 0 HR: 4	SF: 0 SAC: 1 DP: 0 HBP: 0	WP: 2 PB: 0 SB: 0 CS: 0	PA: 45
PITCHER	IP WLS BF H R ER SO BB IBB HBP BLK WP HR S P ERA WHIP																			
Dick Tidrow, R (1, 1) ERA: 8.05	0.2 L 8 3 5 5 0 3 0 0 0 0 1 1 5 17 67.50 9.000																			
Milt Wilcox, R (1, 1) ERA: 7.35	5.1 21 3 1 1 5 2 0 0 0 0 1 0 29 37 1.69 0.938																			
Mike Kilkenny, L (7, 1) ERA: 18.0	0.2 3 1 1 1 2 0 0 0 0 0 0 1 7 7 13.50 1.500																			
Ed Farmer, R (7, 1) ERA: 16.88	0.1 5 3 4 3 0 0 0 0 0 0 2 5 5 81.00 9.000																			
Tom Hilgendorf, L (8, 1) ERA: 1.5	2.0 8 2 0 0 1 0 0 0 0 0 0 0 10 10 0.00 1.000																			
Batter	1	2	3	4	5	6	7	8	9	AB	R	H	RBI	BB	SO	LOB	BOTTOM			
Rusty Torres, S (1, 9) OBP: 0.256, SLG: 0.294	0-0 F7		0-0 HR		0-0 3-1		0-3 K		0-0 F9	5	1	1	1	0	1	0				
Jack Brohamer, L (1, 4) OBP: 0.194, SLG: 0.107	0-0 1-3		0-0 F7		0-0 L8		0-0 4-3			4	0	0	0	0	0	0				
Chris Chambliss, L (1, 3) OBP: 0.302, SLG: 0.267	0-0 F7		0-0 4-3		0-0 L8		4-0 BB			3	0	0	0	1	0	0				
Charlie Spikes, R (1, 7) OBP: 0.320, SLG: 0.489		0-0 BB FC5-4 1B	0-0 F2		0-0 1B HR 1B		0-3 K			4	2	2	0	0	1	1				
Dave Duncan, R (1, 2) OBP: 0.306, SLG: 0.283		0-0 FC5-4 1-2 1B		0-0 F8		0-0 1-2 HR 1B		0-0 6-3		4	1	2	0	0	0	0				
Oscar Gamble, L (1, 10) OBP: 0.367, SLG: 0.536 Walt Williams, R (8, PH) OBP: 0.333, SLG: 0.667		4-0 FC5-4 1-2 2-3 BB		0-0 P8		0-0 1-H 2-H HR		0-0 F9		2	1	1	3	1	0	0				
George Hendrick, R (1, 8) OBP: 0.306, SLG: 0.417		0-0 FC5-4 1-2 2-3 3-H		4-0 BB		0-0 P3		0-0 6-3		3	0	0	1	1	0	2				
Buddy Bell, R (1, 5) OBP: 0.234, SLG: 0.205		0-0 F2		0-0 F3		4-0 BB		0-0 5-3		3	0	0	0	1	0	3				
Leo Cardenas, R (1, 6) OBP: 0.167, SLG: 0.154		0-0 L8		0-0 F9		0-3 K		0-0 F8		4	0	0	0	0	1	3				
Inning Stats	R: 0 E: 0 K: 0 S: 3	H: 0 LOB: 0 BB: 0 P: 3	R: 1 E: 0 K: 0 S: 5	H: 2 LOB: 2 BB: 1 P: 9	R: 1 E: 0 K: 0 S: 4	H: 1 LOB: 0 BB: 0 P: 4	R: 0 E: 0 K: 0 S: 3	H: 0 LOB: 0 BB: 1 P: 7	R: 0 E: 0 K: 1 S: 8	H: 3 LOB: 1 BB: 1 P: 12	R: 0 E: 0 K: 2 S: 7	H: 0 LOB: 1 BB: 1 P: 11	R: 0 E: 0 K: 0 S: 3	H: 0 LOB: 0 BB: 0 P: 3	R: 0 E: 0 K: 0 S: 3	H: 0 LOB: 0 BB: 0 P: 3	1B: 4 2B: 0 3B: 0 HR: 2	SF: 0 SAC: 0 DP: 0 HBP: 0	WP: 0 PB: 0 SB: 0 CS: 0	PA: 37
PITCHER	IP WLS BF H R ER SO BB IBB HBP BLK WP HR S P ERA WHIP																			
Lynn McGlothen, R (1, 1) ERA: 10.61	5.1 W 24 4 5 5 0 2 0 0 0 0 2 2 22 30 8.44 1.500																			
Bill Lee, L (6, 1) ERA: 1.98	3.2 S 13 0 0 0 3 2 0 0 0 0 0 0 17 25 0.00 0.545																			

Boston Red Sox @ Cleveland Indians
Cleveland Municipal Stadium, Cleveland, OH
Sat Apr 21 1973, 6:05 PM EST
Alt. 9,202 - Unknown - 77 F

AB 39
R 11
H 12
RBI 10
BB 5
SO 8
LOB 18



Boston Red Sox @ Cleveland Indians
Cleveland Municipal Stadium, Cleveland, OH
Sat Apr 21 1973, 6:05 PM EST
Alt. 9,202 - Unknown - 77 F

AB 33
R 5
H 6
RBI 5
BB 4
SO 3
LOB 9



Batter	1	2	3	4	5	6	7	8	9	AB	R	H	RBI	BB	SO	LOB	TOP					
Tommy Harper, R (1, 7) Rick Miller, L (9, 7) OBP: 0.364, SLG: 0.480 OBP: 1.000, SLG: 1.000	F5		K				F9		4-3	4	0	0	0	1	1	1						
Luis Aparicio, R (1, 6) OBP: 0.340, SLG: 0.341	5-3		6-3				L6		BB	5	1	2	1	0	0	2						
Carl Yastrzemski, L (1, 3) OBP: 0.283, SLG: 0.447	K			4-3			P6		K	5	1	1	2	0	2	1						
Reggie Smith, S (1, 8) OBP: 0.436, SLG: 0.609		K			G4-3		HR		BB	4	1	3	1	1	1	0						
Orlando Cepeda, R (1, 10) OBP: 0.280, SLG: 0.638		HR		G4-3			K		F3	5	1	2	0	0	1	3						
Rico Petrocelli, R (1, 5) OBP: 0.294, SLG: 0.556		HR				E3				3	2	2	2	1	0	0						
Carlton Fisk, R (1, 2) OBP: 0.413, SLG: 0.791				SH1-3			L9		L5	3	0	1	0	0	0	4						
Doug Griffin, R (1, 4) OBP: 0.400, SLG: 0.476							L8			3	1	1	1	1	0	1						
Dwight Evans, R (1, 9) Ben Ogilvie, L (9, PH) (9, 9) OBP: 0.243, SLG: 0.303 OBP: 0.364, SLG: 0.727			K				F9		SH3-4	3	0	0	0	0	2	1						
Inning Stats	R: 0 E: 0 K: 1 S: 5	H: 0 LOB: 0 BB: 0 P: 5	R: 2 E: 0 K: 1 S: 7	H: 3 LOB: 0 BB: 0 P: 7	R: 0 E: 0 K: 2 S: 7	H: 0 LOB: 0 BB: 0 P: 7	R: 0 E: 0 K: 0 S: 3	H: 1 LOB: 0 BB: 0 P: 3	R: 1 E: 1 K: 0 S: 5	H: 1 LOB: 2 BB: 1 P: 9	R: 1 E: 0 K: 1 S: 7	H: 2 LOB: 1 BB: 0 P: 7	R: 0 E: 0 K: 1 S: 5	H: 0 LOB: 0 BB: 0 P: 5	R: 0 E: 0 K: 1 S: 7	H: 2 LOB: 3 BB: 1 P: 11	R: 3 E: 0 K: 0 S: 5	H: 3 LOB: 2 BB: 2 P: 13	1B: 6 2B: 3 3B: 0 HR: 3	SF: 0 SAC: 2 DP: 1 HBP: 0	WP: 0 PB: 0 SB: 0 CS: 1	PA: 41
PITCHER	IP	WLS	BF	H	R	ER	SO	BB	IBB	HBP	BLK	WP	HR	S	P	ERA	WHIP					
Brent Strom, L (1, 1) ERA: 2.7	7.0		29	8	4	3	6	1	0	0	0	0	2	40	44	3.86	1.286					
Jerry Johnson, R (8, 1) ERA: 5.68	2.0	W	12	4	3	3	1	3	0	0	0	0	1	11	23	13.50	3.500					

Boston Red Sox @ Cleveland Indians
Cleveland Municipal Stadium, Cleveland, OH
Sun Apr 22 1973, 3:33 AM EST
Unknown - 68 F

AB 35
R 7
H 12
RBI 7
BB 4
SO 7
LOB 13



Batter	1	2	3	4	5	6	7	8	9	AB	R	H	RBI	BB	SO	LOB	BOTTOM					
Rusty Torres, S (1, 9) OBP: 0.295, SLG: 0.324	G3				4-3				F8	3	0	1	0	2	0	1						
Jack Brohamer, L (1, 4) Walt Williams, R (7, PH) (7, PH) Tom Ragland, R (8, 4) OBP: 0.235, SLG: 0.258 OBP: 0.500, SLG: 0.750 OBP: 1.000, SLG: 1.000	G3									3	1	2	1	0	0	1						
Chris Chambliss, L (1, 3) OBP: 0.310, SLG: 0.250	P4									1	0	1	1	0	0	0						
Charlie Spikes, R (1, 7) OBP: 0.327, SLG: 0.469	5-3									1	1	1	0	0	0							
Oscar Gamble, L (1, 10) Ron Litch, R (7, PH) (7, PH) OBP: 0.364, SLG: 0.613 OBP: 0.333, SLG: 1.333		HR			4-3					3	1	1	1	0	0	1						
Dave Duncan, R (1, 2) OBP: 0.283, SLG: 0.260		K								2	1	1	4	0	0	3						
George Hendrick, R (1, 8) OBP: 0.302, SLG: 0.404		F3								4	1	1	0	0	0	0						
John Lowenstein, L (1, 5) Buddy Bell, R (7, PH) (8, 5) OBP: 0.333, SLG: 0.200 OBP: 0.245, SLG: 0.200										2	0	0	0	0	1	0						
Leo Cardenas, R (1, 6) OBP: 0.156, SLG: 0.143										1	1	0	0	1	0	0						
Inning Stats	R: 0 E: 0 K: 0 S: 4	H: 1 LOB: 1 BB: 0 P: 4	R: 1 E: 0 K: 2 S: 8	H: 1 LOB: 0 BB: 0 P: 8	R: 0 E: 0 K: 0 S: 3	H: 0 LOB: 0 BB: 2 P: 11	R: 0 E: 0 K: 0 S: 3	H: 0 LOB: 0 BB: 0 P: 3	R: 0 E: 0 K: 1 S: 5	H: 0 LOB: 0 BB: 0 P: 5	R: 1 E: 0 K: 0 S: 4	H: 1 LOB: 1 BB: 1 P: 8	R: 2 E: 0 K: 0 S: 6	H: 3 LOB: 3 BB: 2 P: 14	R: 0 E: 0 K: 0 S: 3	H: 0 LOB: 0 BB: 0 P: 3	R: 4 E: 1 K: 1 S: 7	H: 2 LOB: 0 BB: 1 P: 11	1B: 5 2B: 1 3B: 0 HR: 3	SF: 0 SAC: 1 DP: 0 HBP: 0	WP: 0 PB: 0 SB: 0 CS: 0	PA: 41
PITCHER	IP	WLS	BF	H	R	ER	SO	BB	IBB	HBP	BLK	WP	HR	S	P	ERA	WHIP					
Luis Tiant, R (1, 1) ERA: 4.74	6.0		25	5	3	3	3	3	0	0	0	0	2	28	40	4.50	1.333					
Bob Veale, L (7, 1) ERA: 4.28	0.2		5	1	0	0	0	2	0	0	0	0	0	3	11	0.00	4.500					
Bobby Bolin, R (7, 1) ERA: 4.86	0.0		1	1	1	1	0	0	0	0	0	0	0	1	1	∞	∞					
John Curtis, L (7, 1) ERA: 4.86	1.2		8	1	3	1	0	1	0	0	0	0	0	7	11	5.40	1.200					
Sonny Siebert, R (9, 1) ERA: 7.71	0.1	L	2	1	1	0	1	0	0	0	0	0	1	4	4	0.00	3.000					

Boston Red Sox @ Cleveland Indians
Cleveland Municipal Stadium, Cleveland, OH
Sun Apr 22 1973, 3:33 AM EST
Unknown - 68 F

AB 34
R 8
H 9
RBI 8
BB 6
SO 4
LOB 17



Batter	1	2	3	4	5	6	7	8	9	AB	R	H	RBI	BB	SO	LOB	TOP								
Larry Hisle, R OBP: 0.362, SLG: 0.642 (1, 8)	G3		K			1B		P3		5	1	2	1	0	1	4	Minnesota Twins @ Boston Red Sox Fenway Park, Boston, MA Tue Apr 24 1973, 6:05 PM EST Att: 10,859 - Unknown - 66 F								
Rod Carew, L OBP: 0.338, SLG: 0.413 (1, 4)	FC6-4 1B		1B	K		1B		1B	BB	3	1	2	0	2	1	0									
Harmon Killebrew, R OBP: 0.294, SLG: 0.310 (1, 3)	FC6-4		F2	BB		G6-4-3		1B	BB	4	0	1	1	1	0	4									
Tony Oliva, L OBP: 0.318, SLG: 0.350 (1, 10)	P4		1B	K				6-3	P3	5	1	1	0	0	1	5									
Bobby Darwin, R OBP: 0.273, SLG: 0.320 (1, 9)		4-3	1B	FC5-4				L7	L8	5	1	1	1	0	0	1									
Steve Braun, L OBP: 0.412, SLG: 0.452 (1, 5)		1B	1B			G6-4-3		4-3	1B	4	1	3	1	1	0	0									
Danny Thompson, R OBP: 0.295, SLG: 0.209 (1, 6)	FC6 1B		1B			P4		BB	G4-6-3	4	1	2	1	1	0	2									
Phil Roof, R OBP: 0.176, SLG: 0.125 (1, 2)	K		4-3			G6-4-3		F8		4	0	0	1	0	1	5									
Jim Holt, L OBP: 0.450, SLG: 0.649 (1, 7)	FC6					4-3		1B	BB	3	0	1	0	1	0	2									
Inning Stats	R: 0 E: 0 K: 0 S: 4	H: 1 LOB: 1 BB: 0 P: 4	R: 0 E: 0 K: 1 S: 6	H: 1 LOB: 2 BB: 1 P: 10	R: 5 E: 0 K: 1 S: 11	H: 6 LOB: 2 BB: 1 P: 15	R: 0 E: 0 K: 2 S: 7	H: 0 LOB: 1 BB: 1 P: 11	R: 0 E: 0 K: 0 S: 3	H: 1 LOB: 0 BB: 0 P: 3	R: 0 E: 0 K: 0 S: 4	H: 2 LOB: 1 BB: 0 P: 4	R: 0 E: 0 K: 0 S: 3	H: 0 LOB: 0 BB: 0 P: 3	R: 1 E: 0 K: 0 S: 4	H: 1 LOB: 3 BB: 3 P: 16		R: 0 E: 0 K: 0 S: 3	H: 1 LOB: 0 BB: 0 P: 3	1B: 12 2B: 0 3B: 0 HR: 1	SF: 0 SAC: 0 DP: 3 HBP: 0	WP: 0 PB: 0 SB: 0 CS: 0	PA: 43		
PITCHER	IP	WLS	BF	H	R	ER	SO	BB	IBB	HBP	BLK	WP	HR	S	P	ERA	WHIP								
Marty Pattin, R ERA: 8.85 (1, 1)	2.1	L	16	7	5	5	1	2	0	0	0	0	1	16	24	19.29	3.857								
John Curtis, L ERA: 4.15 (3, 1)	5.0		20	4	1	1	3	3	0	0	0	0	0	23	35	1.80	1.400								
Bobby Bolin, R ERA: (8, 1)	0.1		3	1	0	0	0	1	0	0	0	0	0	2	6	0.00	6.000								
Bob Veale, L ERA: 3.27 (8, 1)	1.1		4	1	0	0	0	0	0	0	0	0	0	4	4	0.00	0.750								

Batter	1	2	3	4	5	6	7	8	9	AB	R	H	RBI	BB	SO	LOB	BOTTOM								
Doug Griffin, R OBP: 0.358, SLG: 0.429 (1, 4)	1-6-3		K						K	3	0	0	2	0	2	1	Minnesota Twins @ Boston Red Sox Fenway Park, Boston, MA Tue Apr 24 1973, 6:05 PM EST Att: 10,859 - Unknown - 66 F								
Luis Aparicio, R OBP: 0.327, SLG: 0.327 (1, 6)	G3 1B			4-3	1-3			F9	F9	5	0	1	0	0	0	5									
Carl Yastrzemski, L OBP: 0.280, SLG: 0.436 (1, 3)	G3			L8		3-1			2B	4	0	1	0	1	0	1									
Reggie Smith, S OBP: 0.375, SLG: 0.509 (1, 8)	F9			F5		6-3	1-3		P4	5	0	0	0	0	0	6									
Orlando Cepeda, R OBP: 0.328, SLG: 0.636 (1, 10)		F2			2B			F8		4	1	2	0	0	0	0									
Rico Petrocelli, R OBP: 0.304, SLG: 0.521 (1, 5)		5-3			K	L4		K		1	0	0	0	0	0	0									
John Kennedy, R ERA: 3.39 (3, 5)								K		3	0	0	0	0	2	2									
Carlton Fisk, R OBP: 0.420, SLG: 0.783 (1, 2)		F8			BB			K		3	2	1	0	0	1	0									
Ben Oglivie, L OBP: 0.421, SLG: 0.722 (1, 7)			G3		SF9				1B	3	1	2	0	1	0	0									
Dwight Evans, R OBP: 0.268, SLG: 0.306 (1, 9)			F9						2B	3	0	1	2	1	0	2									
Inning Stats	R: 0 E: 0 K: 0 S: 4	H: 1 LOB: 1 BB: 0 P: 4	R: 0 E: 0 K: 0 S: 3	H: 0 LOB: 0 BB: 0 P: 3	R: 0 E: 0 K: 1 S: 5	H: 0 LOB: 0 BB: 0 P: 5	R: 0 E: 0 K: 0 S: 3	H: 0 LOB: 0 BB: 0 P: 3	R: 2 E: 1 K: 1 S: 7	H: 2 LOB: 2 BB: 2 P: 15	R: 0 E: 0 K: 0 S: 4	H: 1 LOB: 1 BB: 0 P: 4	R: 1 E: 0 K: 0 S: 5	H: 1 LOB: 3 BB: 1 P: 10	R: 0 E: 0 K: 2 S: 7	H: 0 LOB: 0 BB: 0 P: 7	R: 1 E: 0 K: 1 S: 8	H: 3 LOB: 2 BB: 0 P: 8	1B: 4 2B: 4 3B: 0 HR: 0	SF: 1 SAC: 1 DP: 0 HBP: 1	WP: 0 PB: 0 SB: 0 CS: 0	PA: 40			
PITCHER	IP	WLS	BF	H	R	ER	SO	BB	IBB	HBP	BLK	WP	HR	S	P	ERA	WHIP								
Dick Woodson, R ERA: 3.6 (1, 1)	5.0	W	20	3	2	2	2	2	0	0	0	0	0	22	30	3.60	1.000								
Dave Goltz, R ERA: 3.39 (6, 1)	1.2		9	2	1	1	0	0	0	1	0	0	0	8	9	5.40	1.200								
Ken Sanders, R ERA: 5.68 (7, 1)	2.1	S	11	3	1	1	3	1	0	0	0	0	0	16	20	3.86	1.714								



Batter	1	2	3	4	5	6	7	8	9	AB	R	H	RBI	BB	SO	LOB	TOP					
Pat Kelly, L OBP: 0.538, SLG: 0.571 Johnny Jeter, R OBP: 0.345, SLG: 0.586	0-0 SH1-3 6-3 2B		0-0 2B 2B		0-0 FC5 2B		4-0 1B BB		0-0 F7	3	2	3	0	1	0	0						
Carlos May, L OBP: 0.367, SLG: 0.500	0-0 SH1-3 2-3		0-0 P8		4-0 IBB		0-0 1B		0-0 F8	3	0	1	0	1	0	1						
Dick Allen, R OBP: 0.367, SLG: 0.611	0-0 6-3		0-3 K		0-3 K		0-3 K			4	0	0	1	0	3	5						
Bill Melton, R OBP: 0.417, SLG: 0.686	0-0 2B		0-0 2B		0-0 FC5		0-0 F9			4	0	2	1	0	0	4						
Ken Henderson, S OBP: 0.361, SLG: 0.377	0-3 K		0-3 K						0-0 L5	4	0	0	0	0	2	2						
Mike Andrews, R OBP: 0.458, SLG: 0.463		0-0 P4		0-3 K		0-0 SH1-3		4-0 BB		2	0	0	0	1	1	0						
Ed Herrmann, L OBP: 0.200, SLG: 0.156		0-0 1B		0-0 4-3		0-0 F4		0-0 F8		4	0	1	0	0	0	2						
Jorge Orta, L OBP: 0.393, SLG: 0.326		0-3 K		0-3 K		0-3 K		0-0 1-3		4	0	0	0	0	3	3						
Eddie Leon, R OBP: 0.302, SLG: 0.304		0-3 K				0-3 K		0-0 F3		4	0	0	0	0	2	1						
Inning Stats	R: 1 E: 0 K: 1 S: 7	H: 2 LOB: 1 BB: 0 P: 7	R: 0 E: 0 K: 2 S: 8	H: 1 LOB: 1 BB: 0 P: 8	R: 1 E: 0 K: 2 S: 9	H: 2 LOB: 1 BB: 0 P: 9	R: 0 E: 0 K: 2 S: 7	H: 0 LOB: 0 BB: 0 P: 7	R: 0 E: 0 K: 1 S: 6	H: 1 LOB: 2 BB: 1 P: 12	R: 0 E: 1 K: 1 S: 6	H: 0 LOB: 1 BB: 0 P: 6	R: 0 E: 0 K: 1 S: 6	H: 1 LOB: 2 BB: 1 P: 10	R: 0 E: 0 K: 0 S: 3	H: 0 LOB: 1 BB: 1 P: 7	R: 0 E: 0 K: 0 S: 3	H: 0 LOB: 0 BB: 0 P: 3	1B: 2 2B: 5 3B: 0 HR: 0	SF: 0 SAC: 0 DP: 0 HBP: 0	WP: 0 PB: 0 SB: 0 CS: 0	PA: 38
PITCHER Luis Tiant, R ERA: 4.01	IP: 9.0 WLS: L BF: 38	H: 7 R: 2 ER: 2 SO: 11	BB: 2 IBB: 1 HBP: 0 BLK: 0	WP: 0 HR: 0 S: 57 P: 69	ERA: 2.00 WHIP: 1.000	PITCHER										IP: 9.0 WLS: L BF: 38	H: 7 R: 2 ER: 2 SO: 11	BB: 2 IBB: 1 HBP: 0 BLK: 0	WP: 0 HR: 0 S: 57 P: 69	ERA: 2.00 WHIP: 1.000		

Chicago White Sox @ Boston Red Sox
Fenway Park, Boston, MA
Sat Apr 28 1973, 3:33 AM EST
Att: 18,888 - Unknown - 68 F

AB 33
R 2
H 7
RBI 2
BB 3
SO 11
LOB 18



Batter	1	2	3	4	5	6	7	8	9	AB	R	H	RBI	BB	SO	LOB	BOTTOM					
Tommy Harper, R OBP: 0.406, SLG: 0.491	0-0 5-3		4-0 G5-3 BB	4-0 1-2 BB		4-0 BB		0-0 1B 2B		2	0	1	0	3	0	0						
Luis Aparicio, R OBP: 0.328, SLG: 0.316	0-0 6-3		4-0 G5-3 2B BB	0-0 P8		0-0 F7		0-0 BB 1B		4	1	1	0	1	0	3						
Carl Yastrzemski, L OBP: 0.296, SLG: 0.444	0-0 3B		0-0 G5-3	0-0 4-3		0-0 G3		4-0 BB		4	0	1	0	1	0	2						
Orlando Cepeda, R OBP: 0.364, SLG: 0.645 Danny Cater, R OBP: 0.250, SLG: 0.250	0-3 K		4-0 2B BB	0-0 HBP 1B		0-0 HBP 1B		0-3 K		3	0	2	0	1	1	1						
Carlton Fisk, R OBP: 0.441, SLG: 0.815		0-0 L7	0-0 1-3 2-H 2B	1-0 HBP		0-0 1B		0-0 FC6-4 1B		4	0	3	1	0	0	0						
Ben Oglivie, L OBP: 0.385, SLG: 0.640 Dwight Evans, R OBP: 0.261, SLG: 0.293	0-0 SH5-3 2B		0-0 3-1	0-0 L8		0-3 K		0-0 F5		3	0	1	0	0	0	4						
John Kennedy, R OBP: 0.182, SLG: 0.273	0-0 SH5-3 1B		0-0 F9	0-0 1-3		0-3 K		0-0 FC6-4		5	0	1	0	0	1	5						
Doug Griffin, R OBP: 0.333, SLG: 0.393 Rico Petrocelli, R OBP: 0.236, SLG: 0.510	0-0 SH5-3		0-0 6-3	0-0 K		0-3 K		0-0 K		3	0	0	0	0	2	0						
Rick Miller, L OBP: 0.333, SLG: 0.333	0-0 1-3		0-0 BB 1B	0-0 L4		0-0 K		0-3 K		4	0	1	0	0	1	2						
Inning Stats	R: 0 E: 0 K: 1 S: 6	H: 1 LOB: 1 BB: 0 P: 6	R: 0 E: 0 K: 0 S: 5	H: 2 LOB: 2 BB: 0 P: 5	R: 1 E: 0 K: 0 S: 3	H: 1 LOB: 2 BB: 3 P: 15	R: 0 E: 0 K: 0 S: 4	H: 1 LOB: 2 BB: 1 P: 8	R: 0 E: 0 K: 1 S: 5	H: 1 LOB: 2 BB: 0 P: 5	R: 0 E: 0 K: 1 S: 5	H: 0 LOB: 1 BB: 1 P: 9	R: 0 E: 0 K: 2 S: 9	H: 2 LOB: 2 BB: 0 P: 9	R: 0 E: 0 K: 3 S: 11	H: 2 LOB: 3 BB: 1 P: 15	R: 0 E: 0 K: 0 S: 4	H: 1 LOB: 1 BB: 0 P: 4	1B: 7 2B: 3 3B: 1 HR: 0	SF: 0 SAC: 1 DP: 1 HBP: 1	WP: 0 PB: 0 SB: 0 CS: 0	PA: 44
PITCHER Stan Bahnsen, R ERA: 3.82 Terry Forster, L ERA:	IP: 6.1 WLS: W BF: 31	H: 7 R: 1 ER: 1 SO: 2	BB: 5 IBB: 0 HBP: 1 BLK: 0	WP: 0 HR: 0 S: 29 P: 50	ERA: 1.42 WHIP: 1.895	PITCHER										IP: 2.2 WLS: S BF: 13	H: 4 R: 0 ER: 0 SO: 5	BB: 1 IBB: 0 HBP: 0 BLK: 0	WP: 0 HR: 0 S: 22 P: 26	ERA: 0.00 WHIP: 1.875		

Chicago White Sox @ Boston Red Sox
Fenway Park, Boston, MA
Sat Apr 28 1973, 3:33 AM EST
Att: 18,888 - Unknown - 68 F

AB 36
R 1
H 11
RBI 1
BB 6
SO 7
LOB 24



Batter	1	2	3	4	5	6	7	8	9	AB	R	H	RBI	BB	SO	LOB	TOP			
Davey Nelson, R OBP: 0.299, SLG: 0.400 (1, 4)										4	0	1	0	0	1	2				
Toby Harrah, R OBP: 0.338, SLG: 0.338 (1, 6)										4	0	0	0	0	2	3				
Alex Johnson, R OBP: 0.361, SLG: 0.443 (1, 7)										4	0	0	0	0	2	1				
Mike Epstein, L OBP: 0.345, SLG: 0.319 (1, 3)										4	1	1	1	0	1	1				
Rico Carty, R OBP: 0.254, SLG: 0.254 (1, 10)										4	0	1	0	0	1	0				
Jeff Burroughs, R OBP: 0.343, SLG: 0.524 (1, 9)										4	0	2	0	0	0	0				
Vic Harris, S OBP: 0.200, SLG: 0.182 (1, 5)										4	0	1	0	0	0	3				
Elliott Maddox, R OBP: 0.400, SLG: 0.373 (1, 8)										2	0	0	0	0	1	2				
Ken Suarez, R OBP: 0.400, SLG: 0.650 (1, 2)										3	1	1	1	0	0	2				
Inning Stats	R: 0 E: 0 K: 1 S: 5	H: 0 LOB: 0 BB: 0 P: 5	R: 0 E: 0 K: 1 S: 7	H: 2 LOB: 2 BB: 0 P: 7	R: 0 E: 0 K: 0 S: 3	H: 0 LOB: 0 BB: 0 P: 3	R: 1 E: 0 K: 1 S: 6	H: 1 LOB: 0 BB: 0 P: 6	R: 0 E: 0 K: 2 S: 8	H: 0 LOB: 0 BB: 0 P: 7	R: 0 E: 0 K: 0 S: 3	H: 0 LOB: 0 BB: 0 P: 3	R: 1 E: 0 K: 1 S: 7	H: 2 LOB: 1 BB: 0 P: 7	R: 0 E: 0 K: 0 S: 3	H: 1 LOB: 0 BB: 0 P: 3	1B: 5 2B: 0 3B: 0 HR: 2	SF: 0 SAC: 0 DP: 1 HBP: 1	WP: 0 PB: 0 SB: 0 CS: 0	PA: 34
PITCHER Luis Tiant, R ERA: 3.59 (1, 1)	IP: 9.0 WLS: W BF: 34 H: 7 R: 2 ER: 2 SO: 8 BB: 0 IBB: 0 HBP: 1 BLK: 0 WP: 0 HR: 2 S: 49 P: 50 ERA: 2.00 WHIP: 0.778																			

Texas Rangers @ Boston Red Sox
Fenway Park, Boston, MA
Wed May 02 1973, 7:05 PM EDT
Att: 8,247 - Unknown - 60 F

AB 33
R 2
H 7
RBI 2
BB 0
SO 8
LOB 14



Batter	1	2	3	4	5	6	7	8	9	AB	R	H	RBI	BB	SO	LOB	BOTTOM			
Tommy Harper, R OBP: 0.377, SLG: 0.433 (1, 7)										3	0	0	0	1	1	3				
Luis Aparicio, R OBP: 0.299, SLG: 0.300 (1, 6)										4	1	0	0	0	0	6				
Carl Yastrzemski, L OBP: 0.310, SLG: 0.425 (1, 3)										3	1	0	0	1	1	1				
Reggie Smith, S OBP: 0.395, SLG: 0.485 (1, 8)										1	1	0	1	3	1	0				
Orlando Cepeda, R OBP: 0.380, SLG: 0.653 (1, 10)										4	1	2	4	0	0	2				
Rico Petrocelli, R OBP: 0.313, SLG: 0.500 John Kennedy, R OBP: 0.125, SLG: 0.188 (6, FR) (7, 5)										3	0	1	0	0	0	2				
Carlton Fisk, R OBP: 0.403, SLG: 0.708 (1, 2)										3	0	0	0	0	1	1				
Ben Oglivie, L OBP: 0.412, SLG: 0.656 Dwight Evans, R OBP: 0.280, SLG: 0.295 (8, 9)										3	0	0	0	0	0	2				
Doug Griffin, R OBP: 0.319, SLG: 0.382 (1, 4)										4	1	2	1	0	0	1				
Inning Stats	R: 0 E: 0 K: 0 S: 3	H: 0 LOB: 0 BB: 0 P: 3	R: 0 E: 0 K: 0 S: 3	H: 1 LOB: 1 BB: 1 P: 7	R: 5 E: 0 K: 0 S: 5	H: 2 LOB: 0 BB: 3 P: 17	R: 0 E: 0 K: 0 S: 3	H: 0 LOB: 0 BB: 0 P: 3	R: 0 E: 1 K: 0 S: 4	H: 0 LOB: 2 BB: 1 P: 8	R: 1 E: 0 K: 1 S: 7	H: 2 LOB: 3 BB: 0 P: 8	R: 0 E: 0 K: 2 S: 7	H: 0 LOB: 0 BB: 0 P: 7	R: 0 E: 0 K: 2 S: 7	H: 0 LOB: 1 BB: 1 P: 11	1B: 3 2B: 1 3B: 0 HR: 1	SF: 0 SAC: 0 DP: 1 HBP: 1	WP: 0 PB: 0 SB: 1 CS: 0	PA: 36
PITCHER Pete Broberg, R ERA: 6.93 Charlie Hudson, L ERA: 2.7 (6, 1)	IP: 5.1 WLS: L BF: 27 H: 5 R: 6 ER: 6 SO: 5 BB: 5 IBB: 1 HBP: 0 BLK: 0 WP: 0 HR: 1 S: 21 P: 42 ERA: 10.12 WHIP: 1.875																			

Texas Rangers @ Boston Red Sox
Fenway Park, Boston, MA
Wed May 02 1973, 7:05 PM EDT
Att: 8,247 - Unknown - 60 F

AB 29
R 6
H 5
RBI 6
BB 6
SO 5
LOB 18



Batter	1	2	3	4	5	6	7	8	9	AB	R	H	RBI	BB	SO	LOB	TOP																					
Tommy Harper, R OBP: 0.366, SLG: 0.444 (1, 7)	0-3 K		0-0 6-3		0-3 K		0-0 FC6-4 SF8		0-0 3B	5	1	1	1	0	2	2	Boston Red Sox @ Minnesota Twins Metropolitan Stadium, Bloomington, MI Fri May 04 1973, 8:05 PM EDT Att. 7,285 - Unknown - 58 F																					
Luis Aparicio, R OBP: 0.305, SLG: 0.311 (1, 6)	0-0 1B		0-0 1B			0-0 L7	0-0 SF8		0-0 F9	4	0	2	2	0	0	1																						
Carl Yastrzemski, L OBP: 0.315, SLG: 0.408 (1, 3)	0-3 K			0-0 F5		4-0 1-4-3 HR 1B BB	0-0 F8		4-0 FC6 BB	3	1	0	0	2	1	1																						
Reggie Smith, S OBP: 0.395, SLG: 0.472 (1, 8)	0-0 F9			0-0 F9		0-0 1-4-3 HR 1B		4-0 FC4 BB	0-0 FC6	4	1	1	0	1	0	3																						
Orlando Cepeda, R OBP: 0.373, SLG: 0.632 Rick Miller, L OBP: 0.333, SLG: 0.333 (8, PR)	0-3 K			0-0 1B 1B		0-0 1-4-3		0-0 FC4 FC4		4	0	1	0	0	1	3																						
Rico Petrocelli, R OBP: 0.324, SLG: 0.550 (1, 5)	0-0 F9			0-0 1B 1B		0-0 1-2 2-3		0-0 FC4		4	1	2	3	0	0	1																						
Carlton Fisk, R OBP: 0.395, SLG: 0.681 (1, 2)	0-3 K			0-0 F8		0-0 2-H 3-H HR		0-0 F8		4	0	1	0	0	1	3																						
Doug Griffin, R OBP: 0.303, SLG: 0.361 (1, 4)			0-0 E6 1B		0-0 3-1		0-0 G3		0-0 1-3	4	1	0	0	0	0	1																						
Dwight Evans, R OBP: 0.296, SLG: 0.313 (1, 9)			0-3 K		0-0 F8		0-0 FC6-4 1B		0-0 3B 1B	4	1	2	0	0	1	1																						
Inning Stats	R: 0 E: 0 K: 2 S: 8	H: 1 LOB: 1 BB: 0 P: 8	R: 0 E: 0 K: 2 S: 7	H: 0 LOB: 0 BB: 0 P: 7	R: 1 E: 1 K: 1 S: 6	H: 1 LOB: 1 BB: 0 P: 6	R: 0 E: 0 K: 0 S: 5	H: 2 LOB: 2 BB: 0 P: 5	R: 0 E: 0 K: 1 S: 5	H: 0 LOB: 0 BB: 0 P: 5	R: 3 E: 0 K: 0 S: 6	H: 3 LOB: 1 BB: 1 P: 10	R: 1 E: 0 K: 0 S: 4	H: 1 LOB: 0 BB: 0 P: 4	R: 0 E: 0 K: 0 S: 3	H: 0 LOB: 1 BB: 1 P: 7	R: 1 E: 0 K: 0 S: 5	H: 2 LOB: 2 BB: 1 P: 9	1B: 8 2B: 0 3B: 1 HR: 1	SF: 1 SAC: 0 DP: 0 HBP: 0	WP: 0 PB: 0 SB: 2 CS: 0	PA: 40																
PITCHER	IP	WLS	BF	H	R	ER	SO	BB	IBB	HBP	BLK	WP	HR	S	P	ERA	WHIP	PITCHER				IP	WLS	BF	H	R	ER	SO	BB	IBB	HBP	BLK	WP	HR	S	P	ERA	WHIP
Jim Kaat, L ERA: 4.7 (1, 1)	7.0	W	30	8	5	4	6	1	0	0	0	0	1	41	45	5.14	1.286																					
Ken Sanders, R ERA: 7.53 (8, 1)	2.0	S	10	2	1	1	0	2	0	0	0	0	0	8	16	4.50	2.000																					

AB 36
R 6
H 10
RBI 6
BB 3
SO 6
LOB 16



Batter	1	2	3	4	5	6	7	8	9	AB	R	H	RBI	BB	SO	LOB	BOTTOM																					
Rod Carew, L OBP: 0.320, SLG: 0.355 (1, 4)	0-0 G3			0-0 1B			0-3 K	0-3 K		5	1	1	0	0	2	2	Boston Red Sox @ Minnesota Twins Metropolitan Stadium, Bloomington, MI Fri May 04 1973, 8:05 PM EDT Att. 7,285 - Unknown - 58 F																					
Steve Braun, L OBP: 0.389, SLG: 0.508 (1, 5)	0-0 4-3			0-0 E3 1B	4-0 1B FC1-4 BB		0-0 E 2B	0-0 P4		4	3	1	0	1	0	1																						
Harmon Killebrew, R OBP: 0.286, SLG: 0.286 Joe Lis, R OBP: 0.192, SLG: 0.130 (9, 3)	0-0 2-3			0-0 1B 2B	0-0 F9		4-0 E 1B IBB			3	2	1	1	1	0	1																						
Tony Oliva, L OBP: 0.317, SLG: 0.339 (1, 10)		0-0 L7		0-0 BB SF7 1B	0-0 FC1-4 1B		0-0 E9 1B SF9 1B			4	2	3	2	0	0	0																						
Bobby Darwin, R OBP: 0.289, SLG: 0.319 (1, 9)	0-3 K			0-0 F9 1B 1B	0-0 FC1-4		0-0 1B 1B			4	1	2	3	0	1	1																						
Larry Hise, R OBP: 0.397, SLG: 0.573 (1, 8)	0-0 CS 1B			0-0 F9 1B 1B	0-0 FC1-4		0-0 SF9			2	0	1	1	1	1	1																						
Jim Holt, L OBP: 0.407, SLG: 0.560 (1, 7)	0-0 CS		0-0 F7	0-0 SF7		0-0 4-3	0-0 1B			3	0	1	1	0	0	0																						
Danny Thompson, R OBP: 0.282, SLG: 0.277 (1, 6)			0-0 6-3	0-0 F9		0-0 G6-4-3 1B	0-3 K			4	0	1	0	0	1	4																						
Phil Roof, R OBP: 0.240, SLG: 0.174 (1, 2)			0-3 K	0-0 1B		0-0 G6-4-3		0-0 P4		4	0	1	1	0	1	1																						
Inning Stats	R: 0 E: 0 K: 0 S: 3	H: 0 LOB: 0 BB: 0 P: 3	R: 0 E: 0 K: 1 S: 5	H: 1 LOB: 0 BB: 0 P: 5	R: 0 E: 0 K: 1 S: 5	H: 0 LOB: 0 BB: 0 P: 5	R: 5 E: 1 K: 0 S: 9	H: 5 LOB: 2 BB: 1 P: 13	R: 1 E: 0 K: 1 S: 6	H: 1 LOB: 1 BB: 1 P: 10	R: 0 E: 0 K: 0 S: 3	H: 1 LOB: 0 BB: 0 P: 3	R: 3 E: 1 K: 2 S: 11	H: 4 LOB: 2 BB: 1 P: 15	R: 0 E: 0 K: 1 S: 5	H: 0 LOB: 0 BB: 0 P: 5	R: 0 E: 0 K: 1 S: 5	H: 0 LOB: 0 BB: 0 P: 5	1B: 10 2B: 2 3B: 0 HR: 0	SF: 2 SAC: 0 DP: 1 HBP: 0	WP: 0 PB: 0 SB: 0 CS: 1	PA: 39																
PITCHER	IP	WLS	BF	H	R	ER	SO	BB	IBB	HBP	BLK	WP	HR	S	P	ERA	WHIP	PITCHER				IP	WLS	BF	H	R	ER	SO	BB	IBB	HBP	BLK	WP	HR	S	P	ERA	WHIP
Marty Pattin, R ERA: 9.0 (1, 1)	3.0	L	15	5	5	3	2	1	0	0	0	0	0	18	22	9.00	2.000																					
Craig Skok, L ERA: 10.8 (4, 1)	3.1		16	5	4	4	2	1	1	0	0	0	0	18	26	10.80	1.800																					
Bobby Bolin, R ERA: (7, 1)	1.2		7	2	0	0	2	0	0	0	0	0	0	11	11	0.00	1.200																					


AB 33
R 9
H 12
RBI 9
BB 3
SO 6
LOB 11



Batter	1	2	3	4	5	6	7	8	9	AB	R	H	RBI	BB	SO	LOB	TOP					
Tommy Harper, R (1, 7) Rick Miller, L (7, 7) OBP: 0.360, SLG: 0.434 OBP: 0.286, SLG: 0.286	F8		1B	G5-4-3			6-3		L8	4	0	1	0	0	0	2						
Luis Aparicio, R (1, 6) OBP: 0.310, SLG: 0.321	E4		SF7		F8		G4-6-3		1B	4	1	2	1	0	0	0						
Carl Yastrzemski, L (1, 3) OBP: 0.330, SLG: 0.413	2B		1B	1B	1B		G4-6-3		L8	4	2	2	0	1	0	2						
Reggie Smith, S (1, 8) OBP: 0.411, SLG: 0.500	2B		K		1B					4	1	3	2	0	1	2						
Orlando Cepeda, R (1, 10) OBP: 0.368, SLG: 0.608	6-3		1B		1B					3	0	0	1	1	0	2						
Rico Petrocelli, R (1, 5) John Kennedy, R (9, 5) OBP: 0.306, SLG: 0.516 OBP: 0.125, SLG: 0.188		L4	F5		L6				K	4	0	0	0	0	1	5						
Carlton Fisk, R (1, 2) OBP: 0.388, SLG: 0.671		L7		L5		P6				4	0	1	1	0	0	0						
Ben Oglivie, L (1, 9) OBP: 0.395, SLG: 0.611		K		1B		4-3			P4	4	0	1	0	0	1	1						
Doug Griffin, R (1, 4) OBP: 0.313, SLG: 0.382			1B	1B		4-3			K	4	1	2	0	0	1	0						
Inning Stats	R: 2 E: 1 K: 0 S: 4	H: 1 LOB: 0 BB: 1 P: 8	R: 0 E: 0 K: 1 S: 5	H: 0 LOB: 0 BB: 0 P: 5	R: 1 E: 0 K: 1 S: 8	H: 3 LOB: 3 BB: 1 P: 12	R: 0 E: 0 K: 0 S: 4	H: 2 LOB: 1 BB: 0 P: 4	R: 1 E: 0 K: 0 S: 5	H: 2 LOB: 1 BB: 0 P: 5	R: 0 E: 0 K: 0 S: 3	H: 0 LOB: 0 BB: 0 P: 3	R: 0 E: 0 K: 0 S: 3	H: 1 LOB: 0 BB: 0 P: 3	R: 1 E: 0 K: 1 S: 7	H: 2 LOB: 1 BB: 0 P: 7	R: 0 E: 0 K: 1 S: 6	H: 1 LOB: 1 BB: 0 P: 6	1B: 9 2B: 3 3B: 0 HR: 0	SF: 1 SAC: 0 DP: 2 HBP: 0	WP: 0 PB: 0 SB: 1 CS: 0	PA: 39
PITCHER	IP	WLS	BF	H	R	ER	SO	BB	IBB	HBP	BLK	WP	HR	S	P	ERA	WHIP					
Bert Blyleven, R (1, 1) ERA: 3.35	4.1	L	22	8	4	3	2	2	0	0	0	0	0	24	32	6.23	2.308					
Ray Corbin, R (5, 1) ERA: 2.55	4.2		17	4	1	1	2	0	0	0	0	0	0	21	21	1.93	0.857					

Boston Red Sox @ Minnesota Twins
 Metropolitan Stadium, Bloomington, MI
 Sat May 05 1973, 4:33 AM EDT
 Alt. 6,996 - Unknown - 55 F


AB 36
R 5
H 12
RBI 5
BB 2
SO 4
LOB 14



Batter	1	2	3	4	5	6	7	8	9	AB	R	H	RBI	BB	SO	LOB	BOTTOM					
Larry Hise, R (1, 8) OBP: 0.360, SLG: 0.557	L8		1B		P4		FC4-6	FC5-4		4	0	1	0	1	0	3						
Rod Carew, L (1, 4) OBP: 0.325, SLG: 0.348	1B		K		1B		FC4-6	4-3		4	0	1	0	1	1	3						
Harmon Killebrew, R (1, 3) OBP: 0.295, SLG: 0.283	K		P6		1B		FC6-4	P9		4	0	1	0	0	1	3						
Bobby Darwin, R (1, 9) OBP: 0.272, SLG: 0.297	4-3		1-3		K		FC6-4	E6		5	0	0	0	0	1	7						
Tony Oliva, L (1, 10) Steve Brye, R (8, PR) OBP: 0.328, SLG: 0.350 OBP: 0.375, SLG: 0.286		1B		F7	4-3			1B	1B	4	0	2	0	0	0	2						
Danny Walton, R (1, 7) OBP: 0.294, SLG: 0.483	F7		1B	4-3		K		F3	FC6-4	4	1	0	0	1	1	4						
Steve Braun, L (1, 5) OBP: 0.382, SLG: 0.492	K		4-3		1B		G5-4-3	K		4	0	1	0	0	2	3						
Phil Roof, R (1, 2) OBP: 0.276, SLG: 0.192	F8		1B		FC5-4		G5-4-3	1B		3	0	1	1	1	0	2						
Jerry Terrell, R (1, 6) OBP: 0.368, SLG: 0.421			1B	FC5-4			F3	FC5-4		4	0	2	0	0	0	1						
Inning Stats	R: 0 E: 0 K: 1 S: 6	H: 1 LOB: 1 BB: 0 P: 6	R: 0 E: 0 K: 1 S: 6	H: 1 LOB: 1 BB: 0 P: 6	R: 0 E: 0 K: 1 S: 6	H: 1 LOB: 2 BB: 1 P: 10	R: 1 E: 0 K: 0 S: 4	H: 1 LOB: 1 BB: 1 P: 8	R: 0 E: 0 K: 1 S: 6	H: 1 LOB: 2 BB: 1 P: 10	R: 0 E: 0 K: 1 S: 5	H: 1 LOB: 0 BB: 0 P: 5	R: 0 E: 0 K: 0 S: 4	H: 1 LOB: 2 BB: 0 P: 5	R: 0 E: 0 K: 1 S: 7	H: 2 LOB: 3 BB: 1 P: 11	R: 0 E: 1 K: 0 S: 5	H: 1 LOB: 2 BB: 0 P: 5	1B: 10 2B: 0 3B: 0 HR: 0	SF: 0 SAC: 0 DP: 1 HBP: 1	WP: 0 PB: 0 SB: 0 CS: 0	PA: 42
PITCHER	IP	WLS	BF	H	R	ER	SO	BB	IBB	HBP	BLK	WP	HR	S	P	ERA	WHIP					
Bill Lee, L (1, 1) ERA: 2.81	7.2		36	9	1	1	6	4	0	1	0	0	0	43	60	0.00	0.750					
Bob Veale, L (8, 1) ERA: 2.84	1.1	S	6	1	0	0	0	0	0	0	0	0	0	6	6	0.00	0.750					

Boston Red Sox @ Minnesota Twins
 Metropolitan Stadium, Bloomington, MI
 Sat May 05 1973, 4:33 AM EDT
 Alt. 6,996 - Unknown - 55 F


AB 37
R 1
H 10
RBI 1
BB 4
SO 6
LOB 28



Batter	1	2	3	4	5	6	7	8	9	AB	R	H	RBI	BB	SO	LOB	TOP			
Tommy Harper, R OBP: 0.363, SLG: 0.432 (1, 7)										5	1	2	0	0	1	1				
Luis Aparicio, R OBP: 0.304, SLG: 0.313 (1, 6)										5	1	1	0	0	0	3				
Carl Yastrzemski, L OBP: 0.343, SLG: 0.440 (1, 3)										4	0	2	0	1	1	3				
Reggie Smith, S OBP: 0.421, SLG: 0.494 (1, 8)										3	0	1	1	2	1	3				
Orlando Cepeda, R OBP: 0.363, SLG: 0.590 (1, 10)										4	0	1	0	0	1	4				
Carlton Fisk, R OBP: 0.393, SLG: 0.658 (1, 2)										3	0	1	0	1	0	2				
Ben Oglivie, L OBP: 0.381, SLG: 0.575 (1, 9)										4	1	1	0	0	0	3				
Doug Griffin, R OBP: 0.301, SLG: 0.367 (1, 4)										3	0	0	0	0	0	1				
John Kennedy, R OBP: 0.200, SLG: 0.211 (1, 5)										3	0	1	1	1	0	0				
Inning Stats	R: 2 E: 1 K: 0 S: 6	H: 3 LOB: 2 BB: 1 P: 10	R: 0 E: 0 K: 0 S: 3	H: 0 LOB: 0 BB: 0 P: 3	R: 0 E: 0 K: 0 S: 4	H: 1 LOB: 2 BB: 1 P: 8	R: 1 E: 1 K: 1 S: 8	H: 3 LOB: 2 BB: 0 P: 8	R: 0 E: 0 K: 0 S: 2	H: 0 LOB: 0 BB: 1 P: 6	R: 0 E: 0 K: 1 S: 6	H: 1 LOB: 2 BB: 1 P: 10	R: 0 E: 0 K: 0 S: 3	H: 1 LOB: 0 BB: 0 P: 3	R: 0 E: 0 K: 2 S: 8	H: 1 LOB: 2 BB: 1 P: 12	1B: 8 2B: 2 3B: 0 HR: 0	SF: 0 SAC: 1 DP: 2 HBP: 0	WP: 0 PB: 0 SB: 0 CS: 0	PA: 40
PITCHER Bill Hands, R ERA: 3.51 (1, 1)	IP: 9.0 WLS: W BF: 40	H: 10 R: 3 ER: 2 SO: 4	BB: 5 IBB: 0 HBP: 0 BLK: 0	WP: 0 HR: 0 S: 43 P: 63	ERA: 2.00 WHIP: 1.667															

Boston Red Sox @ Minnesota Twins
Metropolitan Stadium, Bloomington, MI
Sun May 06 1973, 4:33 AM EDT
Att. 7,431 - Unknown - 60 F


AB 34
R 3
H 10
RBI 2
BB 5
SO 4
LOB 20



Batter	1	2	3	4	5	6	7	8	9	AB	R	H	RBI	BB	SO	LOB	BOTTOM			
Larry Hise, R OBP: 0.362, SLG: 0.595 (1, 8)										5	2	2	1	0	1	3				
Rod Carew, L OBP: 0.341, SLG: 0.394 (1, 4)										5	2	3	1	0	0	2				
Harmon Killebrew, R OBP: 0.339, SLG: 0.296 (1, 3)										4	1	2	1	0	1	1				
Joe Lis, R OBP: 0.222, SLG: 0.292 (8, 3)										1	1	1	1	0	0	0				
Tony Oliva, L OBP: 0.333, SLG: 0.333 (1, 10)										3	1	0	0	2	1	2				
Bobby Darwin, R OBP: 0.279, SLG: 0.333 (1, 9)										4	2	1	2	1	1	3				
Steve Braun, L OBP: 0.383, SLG: 0.478 (1, 5)										4	0	1	0	1	1	1				
Danny Thompson, R OBP: 0.280, SLG: 0.290 (1, 6)										4	0	1	2	0	0	1				
Phil Roof, R OBP: 0.303, SLG: 0.207 (1, 2)										3	0	1	0	1	0	2				
Jim Holt, L OBP: 0.414, SLG: 0.574 (1, 7)										4	1	2	0	0	0	3				
Inning Stats	R: 0 E: 0 K: 0 S: 3	H: 0 LOB: 0 BB: 0 P: 3	R: 2 E: 0 K: 0 S: 4	H: 2 LOB: 0 BB: 1 P: 8	R: 1 E: 0 K: 2 S: 9	H: 2 LOB: 1 BB: 1 P: 13	R: 0 E: 0 K: 0 S: 3	H: 0 LOB: 1 BB: 1 P: 7	R: 4 E: 1 K: 0 S: 7	H: 4 LOB: 2 BB: 2 P: 15	R: 2 E: 1 K: 3 S: 12	H: 3 LOB: 1 BB: 0 P: 12	R: 0 E: 0 K: 0 S: 5	H: 2 LOB: 2 BB: 0 P: 5	R: 1 E: 0 K: 0 S: 4	H: 1 LOB: 0 BB: 0 P: 4	1B: 7 2B: 3 3B: 1 HR: 3	SF: 0 SAC: 0 DP: 1 HBP: 0	WP: 0 PB: 0 SB: 0 CS: 0	PA: 42
PITCHER Luis Tiant, R ERA: 4.4 (1, 1)	IP: 4.1 WLS: L	BF: 23	H: 7 R: 6 ER: 2 SO: 6	BB: 3 IBB: 1 HBP: 0 BLK: 0	WP: 0 HR: 2 S: 23 P: 39	ERA: 12.46 WHIP: 2.308														
Lynn McGlothen, R ERA: 7.79 (5, 1)	IP: 3.2	WLS: 19	H: 7 R: 3 ER: 2 SO: 3	BB: 1 IBB: 0 HBP: 0 BLK: 0	WP: 0 HR: 1 S: 24 P: 28	ERA: 4.91 WHIP: 2.182														

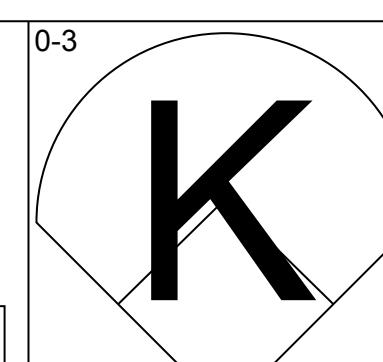
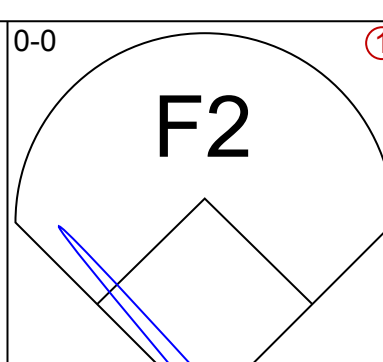
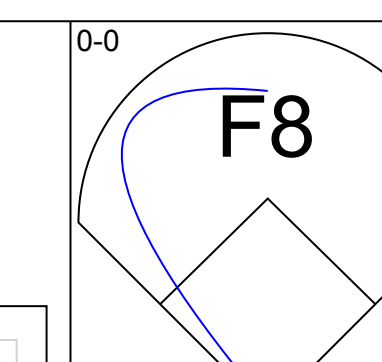
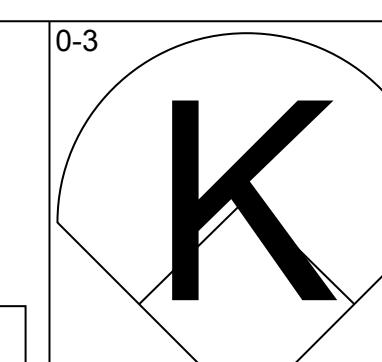
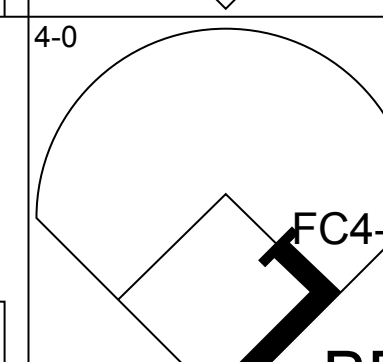
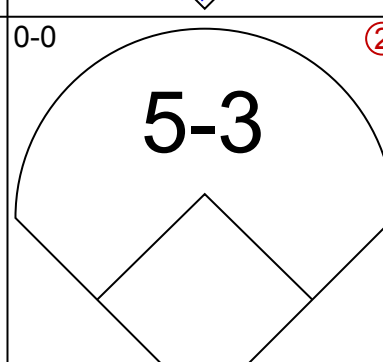
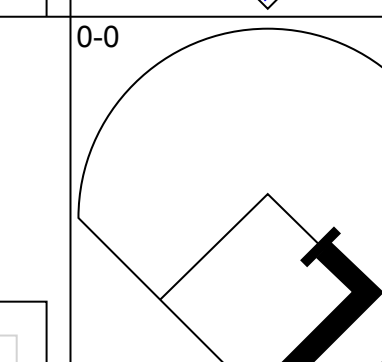
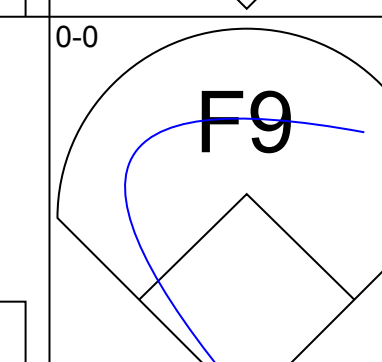
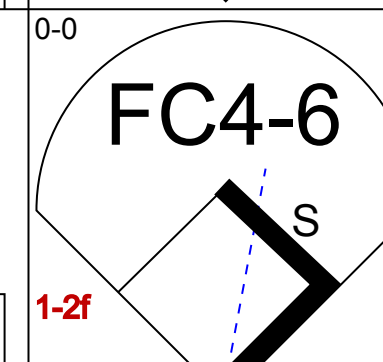
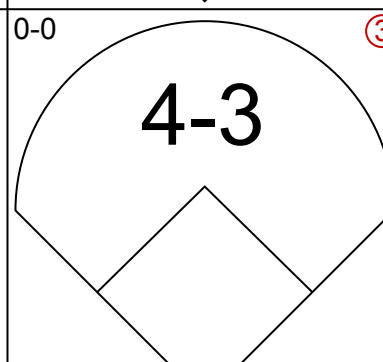
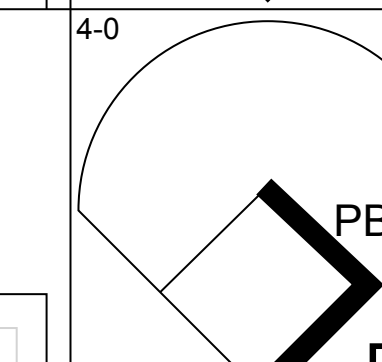
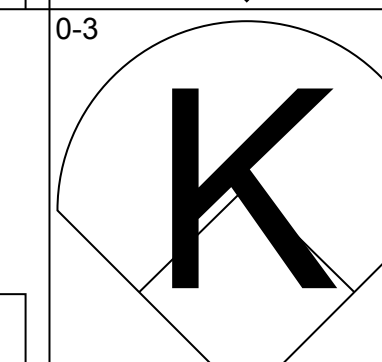
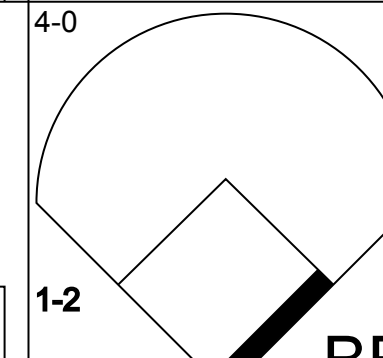
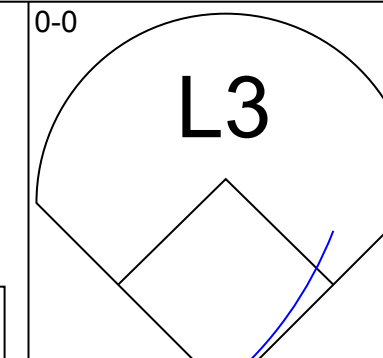
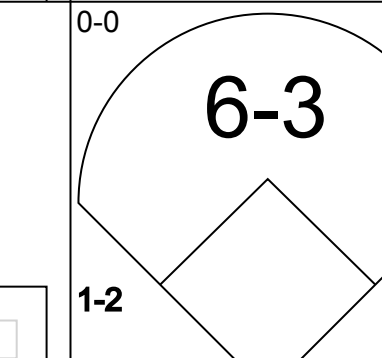
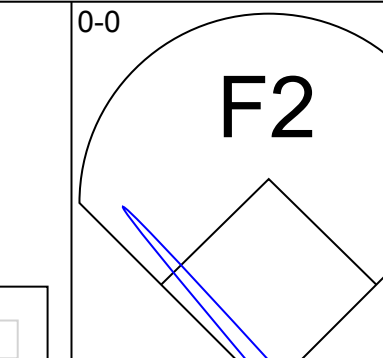
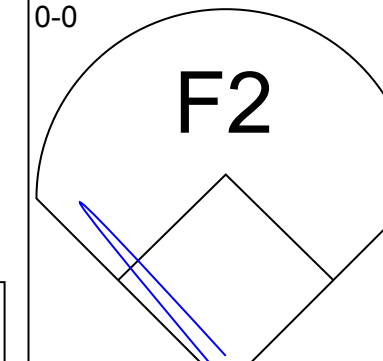
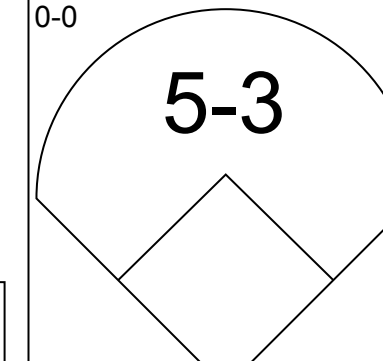
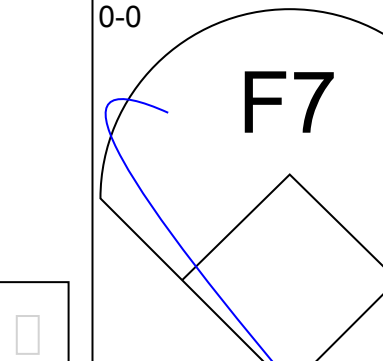
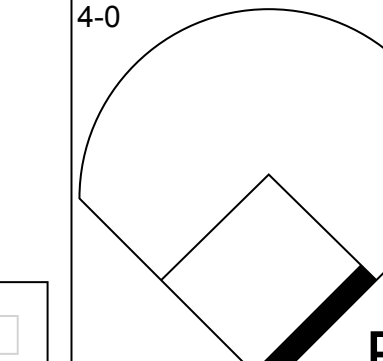
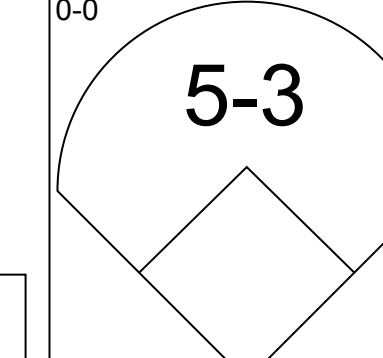
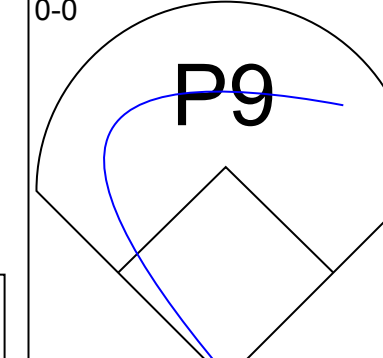
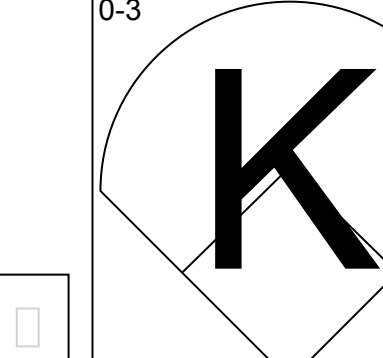
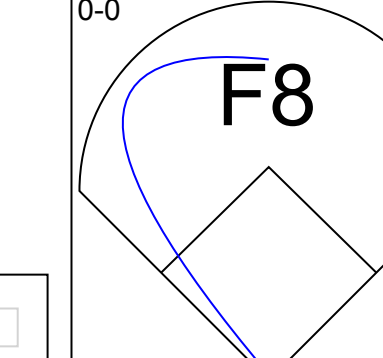
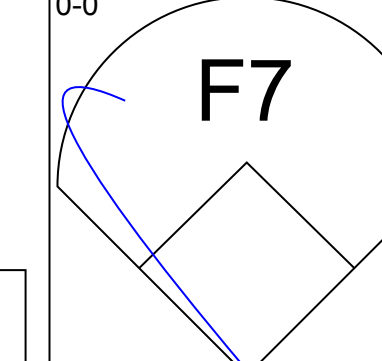
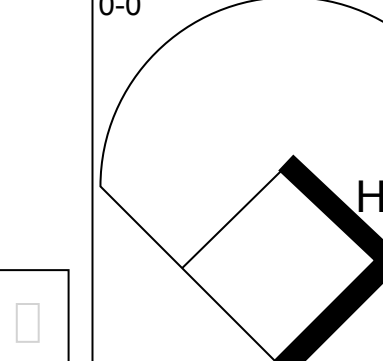
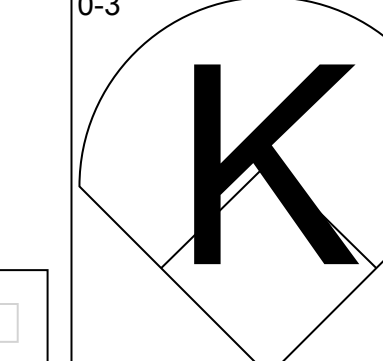
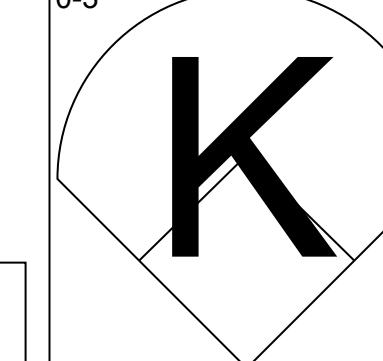
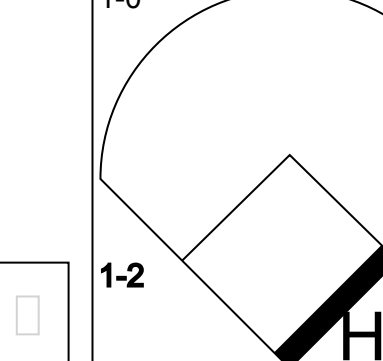
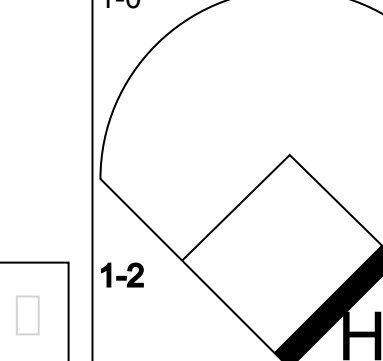
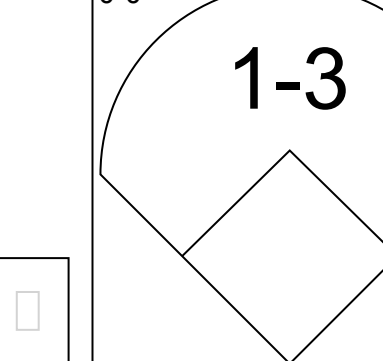
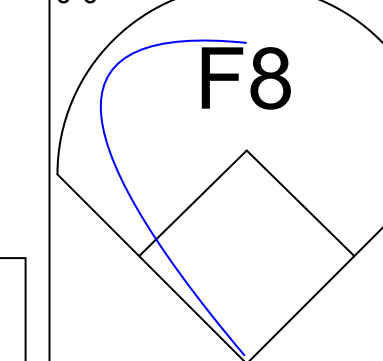
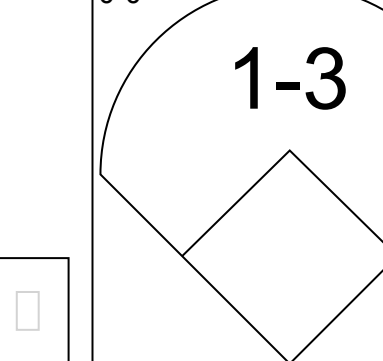
Boston Red Sox @ Minnesota Twins
Metropolitan Stadium, Bloomington, MI
Sun May 06 1973, 4:33 AM EDT
Att. 7,431 - Unknown - 60 F

AB 37
R 10
H 14
RBI 8
BB 5
SO 5
LOB 18



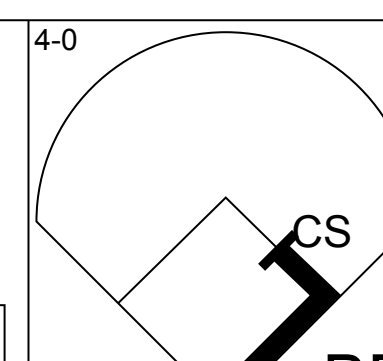
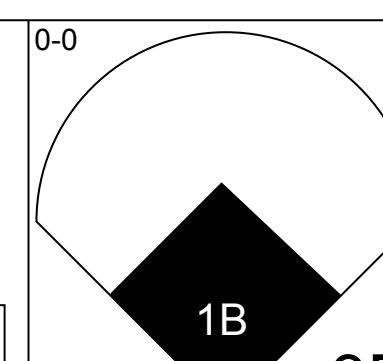
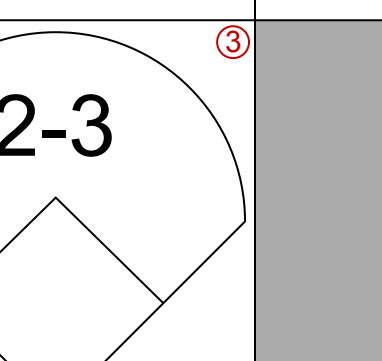
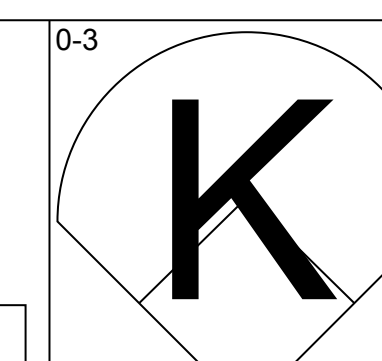
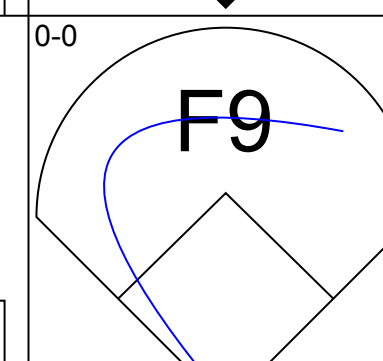
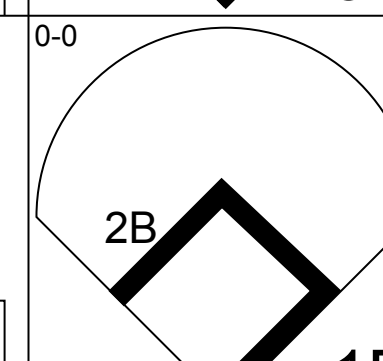
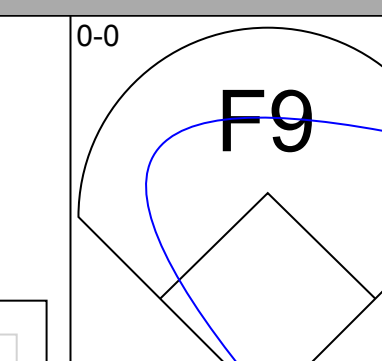
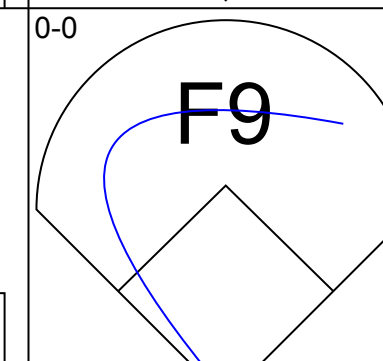
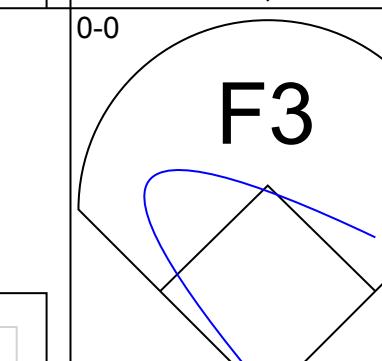
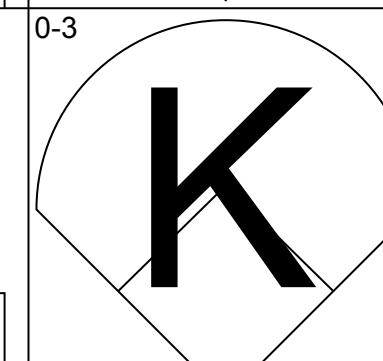
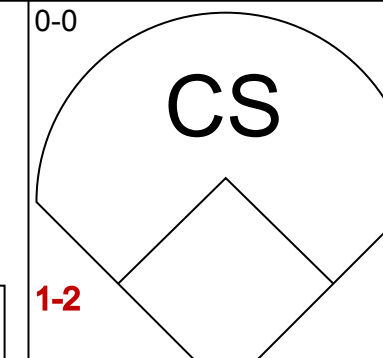
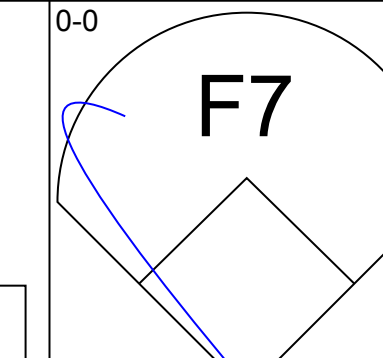
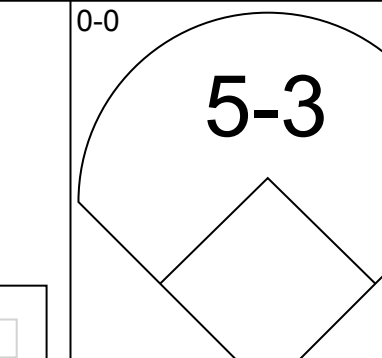
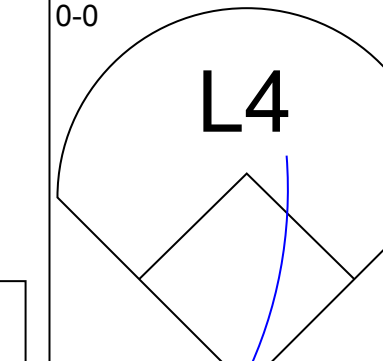
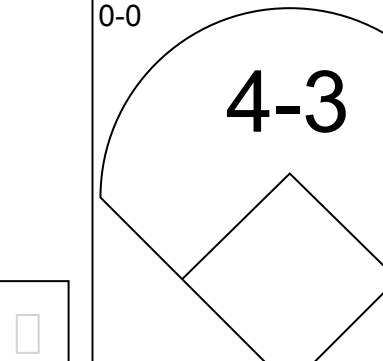
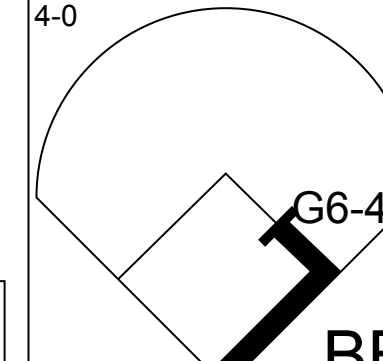
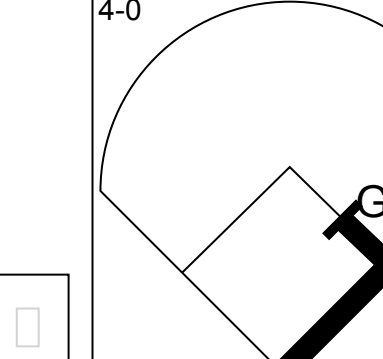
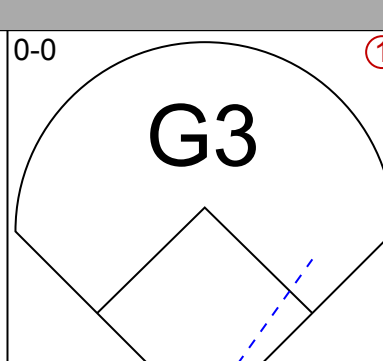
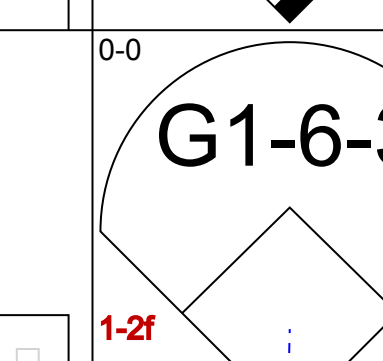
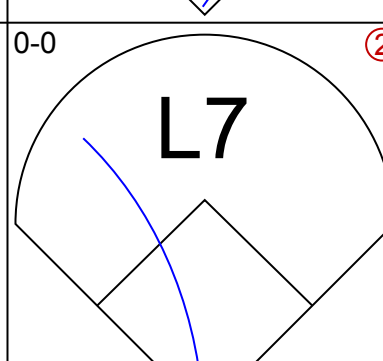
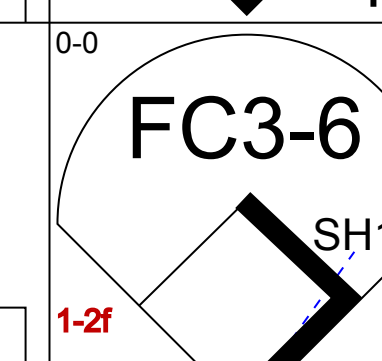
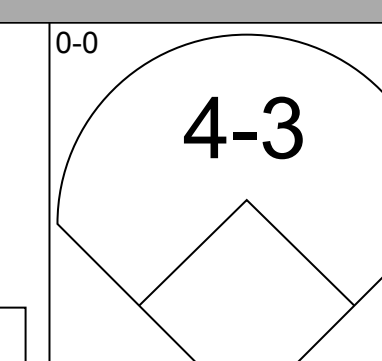
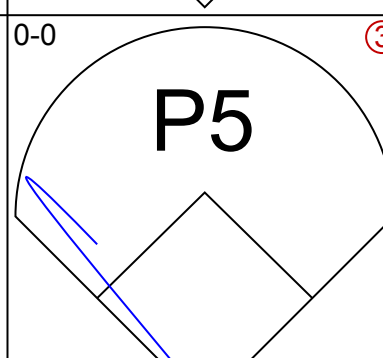
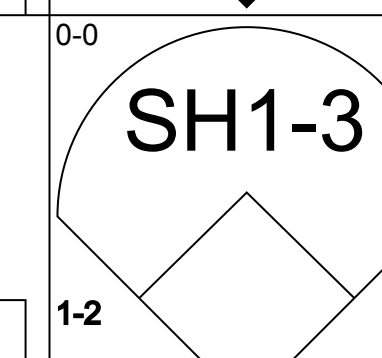
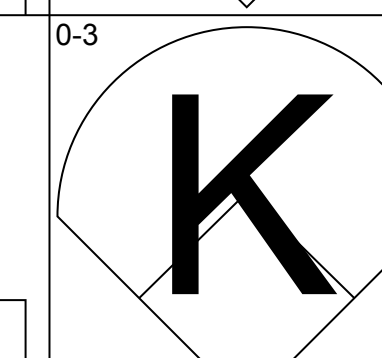
Batter	1	2	3	4	5	6	7	8	9	AB	R	H	RBI	BB	SO	LOB	TOP					
Tommy Harper, R (1, 7) Dwight Evans, R (8, 7) OBP: 0.368, SLG: 0.429 OBP: 0.309, SLG: 0.327										3	0	1	0	1	0	2	Boston Red Sox @ Chicago White Sox Comiskey Park, Chicago, IL Mon May 07 1973, 8:05 PM EDT Att. 6,489 - Unknown - 56 F					
Luis Aparicio, R (1, 6) OBP: 0.299, SLG: 0.310										4	0	1	1	0	0	2						
Carl Yastrzemski, L (1, 3) OBP: 0.337, SLG: 0.420										4	0	0	0	1	1	3						
Reggie Smith, S (1, 8) Rick Miller, L (4, 8) OBP: 0.412, SLG: 0.481 OBP: 0.444, SLG: 0.375										2	0	0	0	1	1	0						
Orlando Cepeda, R (1, 10) OBP: 0.358, SLG: 0.586										4	1	1	0	0	1	3						
Carlton Fisk, R (1, 2) OBP: 0.386, SLG: 0.633										3	0	0	0	1	1	3						
Ben Oglivie, L (1, 9) OBP: 0.348, SLG: 0.523										4	1	0	0	0	2	2						
Doug Griffin, R (1, 4) OBP: 0.302, SLG: 0.390										3	2	1	0	0	0	2						
John Kennedy, R (1, 5) OBP: 0.292, SLG: 0.364										3	0	2	2	1	1	0						
Inning Stats	R: 0 E: 0 K: 0 S: 3	H: 1 LOB: 0 BB: 0 P: 3	R: 0 E: 0 K: 2 S: 7	H: 0 LOB: 0 BB: 0 P: 7	R: 0 E: 0 K: 1 S: 4	H: 1 LOB: 1 BB: 0 P: 4	R: 0 E: 0 K: 1 S: 5	H: 1 LOB: 0 BB: 0 P: 5	R: 2 E: 0 K: 1 S: 7	H: 2 LOB: 1 BB: 1 P: 11	R: 0 E: 0 K: 1 S: 6	H: 1 LOB: 2 BB: 1 P: 10	R: 1 E: 0 K: 2 S: 8	H: 1 LOB: 1 BB: 1 P: 12	R: 0 E: 0 K: 0 S: 3	H: 0 LOB: 1 BB: 1 P: 7		R: 1 E: 1 K: 0 S: 5	H: 1 LOB: 2 BB: 1 P: 9	1B: 5 2B: 2 3B: 2 HR: 0	SF: 1 SAC: 1 DP: 1 HBP: 0	WP: 1 PB: 0 CS: 2
PITCHER Stan Bahnsen, R (1, 1) ERA: 3.19	IP: 9.0 WLS: L BF: 39 H: 8 R: 4 ER: 3 SO: 7 BB: 5 IBB: 0 HBP: 0 BLK: 0 WP: 1 HR: 0 S: 48 P: 68 ERA: 3.00 WHIP: 1.444															PITCHER						

Batter	1	2	3	4	5	6	7	8	9	AB	R	H	RBI	BB	SO	LOB	BOTTOM					
Johnny Jeter, R (1, 9) Chuck Brinkman, R (8, 2) OBP: 0.372, SLG: 0.537 OBP: 0.333, SLG: 0.235										4	0	1	0	0	0	1	Boston Red Sox @ Chicago White Sox Comiskey Park, Chicago, IL Mon May 07 1973, 8:05 PM EDT Att. 6,489 - Unknown - 56 F					
Carlos May, L (1, 7) OBP: 0.330, SLG: 0.398										4	1	1	0	0	1	1						
Dick Allen, R (1, 3) OBP: 0.402, SLG: 0.697										2	0	1	0	2	0	1						
Bill Melton, R (1, 5) OBP: 0.416, SLG: 0.618										3	0	0	0	1	0	3						
Ken Henderson, S (1, 8) OBP: 0.396, SLG: 0.451										4	0	1	1	0	1	2						
Mike Andrews, R (1, 10) OBP: 0.426, SLG: 0.397										4	0	1	0	0	0	3						
Ed Herrmann, L (1, 2) Rich Morales, R (7, PH) (8, 4) OBP: 0.279, SLG: 0.426										2	0	0	0	1	0	0						
Luis Alvarado, R (1, 6) Hank Allen, R (9, PH)										3	0	0	0	0	1	1						
Jorge Orta, L (1, 4) Rick Reichardt, R (7, PH) (8, 9) OBP: 0.354, SLG: 0.288 OBP: 0.421, SLG: 0.389										2	0	0	0	0	0	0						
Inning Stats	R: 0 E: 0 K: 0 S: 3	H: 0 LOB: 1 BB: 1 P: 7	R: 0 E: 0 K: 0 S: 3	H: 0 LOB: 0 BB: 0 P: 3	R: 0 E: 0 K: 1 S: 6	H: 1 LOB: 0 BB: 0 P: 6	R: 0 E: 0 K: 1 S: 6	H: 1 LOB: 0 BB: 0 P: 6	R: 0 E: 0 K: 0 S: 3	H: 0 LOB: 0 BB: 0 P: 3	R: 1 E: 0 K: 0 S: 5	H: 2 LOB: 2 BB: 1 P: 9	R: 0 E: 0 K: 1 S: 5	H: 0 LOB: 1 BB: 1 P: 9	R: 0 E: 0 K: 0 S: 3	H: 0 LOB: 1 BB: 1 P: 7		R: 0 E: 0 K: 0 S: 3	H: 1 LOB: 0 BB: 0 P: 3	1B: 3 2B: 2 3B: 0 HR: 0	SF: 0 SAC: 0 DP: 1 HBP: 0	WP: 1 PB: 0 SB: 0 CS: 0
PITCHER John Curtis, L (1, 1) ERA: 2.83	IP: 9.0 WLS: W BF: 35 H: 5 R: 1 ER: 1 SO: 3 BB: 4 IBB: 0 HBP: 0 BLK: 0 WP: 1 HR: 0 S: 37 P: 53 ERA: 1.00 WHIP: 1.000															PITCHER						

Batter	1	2	3	4	5	6	7	8	9	AB	R	H	RBI	BB	SO	LOB	TOP			
Tommy Harper, R OBP: 0.354, SLG: 0.409 (1, 7)										4	0	0	0	0	2	0	Boston Red Sox @ Chicago White Sox Comiskey Park, Chicago, IL Tue May 08 1973, 8:05 PM EDT Att. 9,234 - Unknown - 60 F			
Luis Aparicio, R OBP: 0.307, SLG: 0.311 (1, 6)										3	0	1	0	1	0	0				
Carl Yastrzemski, L OBP: 0.333, SLG: 0.407 (1, 3)										3	0	0	0	1	1	1				
Orlando Cepeda, R OBP: 0.354, SLG: 0.567 (1, 10)										3	0	0	0	1	0	1				
Carlton Fisk, R OBP: 0.380, SLG: 0.610 (1, 2)										3	0	0	0	1	0	2				
Ben Oglivie, L OBP: 0.320, SLG: 0.479 (1, 9)										4	0	0	0	0	1	1				
Doug Griffin, R OBP: 0.311, SLG: 0.395 (1, 4)										4	0	2	0	0	1	1				
John Kennedy, R OBP: 0.296, SLG: 0.333 (1, 5)										2	0	0	0	0	1	1				
Rick Miller, L OBP: 0.364, SLG: 0.300 (1, 8)										2	0	0	0	0	1	1				
Danny Cater, R OBP: 0.200, SLG: 0.200 (7, PH)										1	0	0	0	0	0	2				
Dwight Evans, R OBP: 0.309, SLG: 0.327 (7, 8)										0	0	0	0	0	0	0				
Inning Stats	R: 0 E: 0 K: 1 S: 5	H: 0 LOB: 2 BB: 2 P: 13	R: 0 E: 0 K: 1 S: 6	H: 1 LOB: 1 BB: 0 P: 6	R: 0 E: 0 K: 0 S: 3	H: 0 LOB: 0 BB: 0 P: 3	R: 0 E: 0 K: 0 S: 3	H: 0 LOB: 0 BB: 0 P: 3	R: 0 E: 0 K: 1 S: 5	H: 1 LOB: 2 BB: 1 P: 5	R: 0 E: 0 K: 0 S: 3	H: 1 LOB: 1 BB: 1 P: 7	R: 0 E: 0 K: 2 S: 7	H: 0 LOB: 0 BB: 0 P: 7	R: 0 E: 0 K: 1 S: 5	H: 0 LOB: 1 BB: 1 P: 9	1B: 3 2B: 0 3B: 0 HR: 0	SF: 0 SAC: 0 DP: 0 HBP: 1	WP: 0 PB: 1 SB: 1 CS: 0	PA: 34
PITCHER	IP	WLS	BF	H	R	ER	SO	BB	IBB	HBP	BLK	WP	HR	S	P	ERA	WHIP			
Eddie Fisher, R ERA: 3.1 (1, 1)	6.2	W	26	3	0	0	4	3	0	1	0	0	0	30	43	0.00	0.900			
Terry Forster, L ERA: 0.64 (7, 1)	2.1	S	8	0	0	0	3	1	0	0	0	0	0	13	17	0.00	0.429			

AB	29
R	0
H	3
RBI	0
BB	4
SO	7
LOB	10



Batter	1	2	3	4	5	6	7	8	9	AB	R	H	RBI	BB	SO	LOB	BOTTOM			
Pat Kelly, L OBP: 0.533, SLG: 0.600 (1, 9)										3	1	1	0	1	1	1	Boston Red Sox @ Chicago White Sox Comiskey Park, Chicago, IL Tue May 08 1973, 8:05 PM EDT Att. 9,234 - Unknown - 60 F			
Carlos May, L OBP: 0.330, SLG: 0.395 (1, 7)										3	0	1	1	0	0	1				
Dick Allen, R OBP: 0.389, SLG: 0.671 (1, 3)										3	0	0	0	0	1	2				
Tony Musser, L OBP: 0.231, SLG: 0.091 (8, 3)										0	0	0	0	0	0	0				
Bill Melton, R OBP: 0.413, SLG: 0.620 (1, 5)										3	0	1	0	0	0	0				
Ken Henderson, S OBP: 0.394, SLG: 0.440 (1, 8)										2	0	0	0	1	0	0				
Mike Andrews, R OBP: 0.423, SLG: 0.383 (1, 10)										2	0	0	0	1	0	3				
Ed Herrmann, L OBP: 0.281, SLG: 0.421 (1, 2)										3	0	1	0	0	0	1				
Jorge Orta, L OBP: 0.341, SLG: 0.275 (1, 4)										3	0	0	0	0	0	1				
Luis Alvarado, R OBP: 0.341, SLG: 0.275 (1, 6)										2	0	0	0	0	1	0				
Inning Stats	R: 0 E: 0 K: 1 S: 4	H: 0 LOB: 0 BB: 1 P: 8	R: 0 E: 0 K: 0 S: 3	H: 0 LOB: 0 BB: 0 P: 3	R: 0 E: 0 K: 0 S: 3	H: 3 LOB: 2 BB: 1 P: 9	R: 0 E: 0 K: 0 S: 5	H: 1 LOB: 1 BB: 0 P: 4	R: 0 E: 0 K: 0 S: 3	H: 0 LOB: 0 BB: 0 P: 3	R: 0 E: 0 K: 0 S: 2	H: 0 LOB: 0 BB: 1 P: 6	R: 0 E: 0 K: 2 S: 7	H: 0 LOB: 0 BB: 0 P: 7	R: 0 E: 0 K: 1 S: 5	H: 0 LOB: 0 BB: 0 P: 9	1B: 2 2B: 1 3B: 1 HR: 0	SF: 0 SAC: 1 DP: 2 HBP: 0	WP: 0 PB: 0 SB: 0 CS: 1	PA: 29
PITCHER	IP	WLS	BF	H	R	ER	SO	BB	IBB	HBP	BLK	WP	HR	S	P	ERA	WHIP			
Marty Pattin, R ERA: 7.25 (1, 1)	8.0	L	28	4	1	1	3	3	0	0	0	0	0	31	43	1.12	0.875			


AB	24
R	1
H	4
RBI	1
BB	3
SO	3
LOB	9



Batter	1	2	3	4	5	6	7	8	9	AB	R	H	RBI	BB	SO	LOB	TOP									
Walt Williams, R OBP: 0.286, SLG: 0.314	0-0 4-3			0-0 2B 1B	0-0 P9			0-0 B1-3		4	0	1	0	0	0	1										
Rusty Torres, S OBP: 0.266, SLG: 0.254	0-0 6-3			0-0 WP SF8 1-2 2B	0-0 L8			0-0 1-3		4	1	1	0	0	0	1										
George Hendrick, R OBP: 0.259, SLG: 0.376	0-3 K			4-0 SF8 WP BB		0-0 5-3		0-0 F2		3	0	0	0	1	1	0										
Charlie Spikes, R OBP: 0.311, SLG: 0.479		0-0 F8		0-0 SF8		0-3 K		0-0 4-3		3	0	0	1	0	1	0										
Dave Duncan, R OBP: 0.288, SLG: 0.320		0-0 6-3		0-3 1-3 2H K		0-0 6-3		0-0 1B		4	0	1	0	0	1	1										
Buddy Bell, R OBP: 0.301, SLG: 0.239		0-0 6-3			4-0 1B BB		0-0 G4-3 1B		0-3 K	3	1	1	0	1	1	1										
Chris Chambliss, L OBP: 0.262, SLG: 0.245			0-0 G3		0-0 4-3		0-0 F8			3	0	0	0	0	0	2										
Frank Duffy, R OBP: 0.429, SLG: 0.333			0-3 K		0-0 2B 1B		0-0 G4-3 1-2			3	1	1	1	0	1	1										
Tom Ragland, R OBP: 0.385, SLG: 0.417			0-0 1-3		0-0 2H 2B		0-0 5-3			3	0	1	1	0	0	0										
Inning Stats	R: 0 E: 0 K: 1 S: 5	H: 0 LOB: 0 BB: 0 P: 5	R: 0 E: 0 K: 0 S: 3	H: 0 LOB: 0 BB: 0 P: 3	R: 0 E: 0 K: 1 S: 5	H: 0 LOB: 0 BB: 0 P: 5	R: 1 E: 0 K: 1 S: 6	H: 2 LOB: 1 BB: 1 P: 10	R: 2 E: 0 K: 0 S: 5	H: 2 LOB: 1 BB: 1 P: 9	R: 0 E: 0 K: 1 S: 5	H: 0 LOB: 0 BB: 0 P: 5	R: 0 E: 0 K: 0 S: 3	H: 1 LOB: 0 BB: 0 P: 3	R: 0 E: 0 K: 0 S: 3	H: 0 LOB: 0 BB: 0 P: 3	R: 0 E: 0 K: 1 S: 6	H: 1 LOB: 1 BB: 0 P: 6	1B: 4 2B: 2 3B: 0 HR: 0	SF: 1 SAC: 0 DP: 1 HBP: 0	WP: 1 PB: 0 SB: 0 CS: 0	PA: 33				
PITCHER	IP	WLS	BF	H	R	ER	SO	BB	IBB	HBP	BLK	WP	HR	S	P	ERA	WHIP									
Bill Lee, L ERA: 2.85	(1, 1)	9.0	W	33	6	3	3	5	2	0	0	0	1	0	41	49	3.00	0.889								
Bill Lee, L ERA: 2.85	(9, 1)	9.0	W	33	6	3	3	5	2	0	0	0	1	0	41	49	3.00	0.889								

Cleveland Indians @ Boston Red Sox
Fenway Park, Boston, MA
Thu May 10 1973, 7:05 PM EDT
Att: 8,640 - Unknown - 56 F


AB 30
R 3
H 6
RBI 3
BB 2
SO 5
LOB 7



Batter	1	2	3	4	5	6	7	8	9	AB	R	H	RBI	BB	SO	LOB	BOTTOM									
Tommy Harper, R OBP: 0.340, SLG: 0.391	0-0 P5			0-0 L7		0-0 P9		0-3 K		4	0	0	0	0	1	3										
Bill Lee, L	(9, 1)									0	0	0	0	0	0	0										
Luis Aparicio, R OBP: 0.314, SLG: 0.312	0-0 6-3			0-3 K			4-0 1B BB	0-0 1B E		3	2	1	1	1	1	0										
Carl Yastrzemski, L OBP: 0.339, SLG: 0.411	0-0 P7			0-0 4-3			0-0 1B 1-2	0-0 E 1B		4	0	2	1	0	0	0										
Orlando Cepeda, R OBP: 0.340, SLG: 0.543		0-0 6-3			0-0 5-3		0-3 K	0-0 E5		4	0	0	0	0	1	3										
Dwight Evans, R OBP: 0.309, SLG: 0.327								1-3 3H FC6-4		0	0	0	0	0	0	0										
Carlton Fisk, R OBP: 0.375, SLG: 0.593		0-0 5-3			0-3 K		0-0 G4-6-3 1B	0-0 FC6-4		4	0	1	1	0	1	2										
Ben Oglivie, L OBP: 0.302, SLG: 0.451		0-0 P6			0-0 4-3		1-2 2H 1B	0-0 G4-6-3		3	0	0	0	0	0	2										
Doug Griffin, R OBP: 0.312, SLG: 0.404			0-0 L4			0-0 4-3		0-0 SH1-4 1B		3	1	1	0	0	0	0										
John Kennedy, R OBP: 0.300, SLG: 0.308			0-0 5-3			0-3 K		4-0 1B SH1-4 1B BB		2	1	0	0	1	1	0										
Rick Miller, L OBP: 0.385, SLG: 0.333			0-3 K			0-0 PB 1B		0-0 SH1-4		2	0	1	0	0	1	0										
Inning Stats	R: 0 E: 0 K: 0 S: 3	H: 0 LOB: 0 BB: 0 P: 3	R: 0 E: 0 K: 0 S: 3	H: 0 LOB: 0 BB: 0 P: 3	R: 0 E: 0 K: 1 S: 5	H: 0 LOB: 0 BB: 0 P: 5	R: 0 E: 0 K: 1 S: 5	H: 0 LOB: 0 BB: 0 P: 5	R: 0 E: 0 K: 1 S: 6	H: 1 LOB: 1 BB: 0 P: 6	R: 1 E: 0 K: 1 S: 6	H: 2 LOB: 1 BB: 1 P: 10	R: 3 E: 1 K: 1 S: 9	H: 3 LOB: 2 BB: 1 P: 13	R: 0 E: 0 K: 0 S: 3	H: 0 LOB: 0 BB: 0 P: 3	R: 0 E: 0 K: 1 S: 6	H: 1 LOB: 1 BB: 0 P: 6	1B: 5 2B: 1 3B: 0 HR: 0	SF: 0 SAC: 1 DP: 1 HBP: 0	WP: 0 PB: 1 SB: 0 CS: 0	PA: 32				
PITCHER	IP	WLS	BF	H	R	ER	SO	BB	IBB	HBP	BLK	WP	HR	S	P	ERA	WHIP									
Dick Tidrow, R ERA: 4.43	(1, 1)	6.1	L	23	3	1	1	5	1	0	0	0	0	0	32	36	1.42	0.632								
Jerry Johnson, R ERA: 5.79	(7, 1)	1.2	L	9	3	3	2	1	1	0	0	0	0	10	14	10.80	2.400									

Cleveland Indians @ Boston Red Sox
Fenway Park, Boston, MA
Thu May 10 1973, 7:05 PM EDT
Att: 8,640 - Unknown - 56 F

AB 29
R 4
H 6
RBI 3
BB 2
SO 6
LOB 10



Batter	1	2	3	4	5	6	7	8	9	AB	R	H	RBI	BB	SO	LOB	TOP			
John Lowenstein, L (1, 7) OBP: 0.367, SLG: 0.250										3	1	1	0	1	1	1	Cleveland Indians @ Boston Red Sox Fenway Park, Boston, MA Fri May 11 1973, 7:05 PM EDT Att: 12,803 - Unknown - 58 F			
Rusty Torres, S (1, 9) OBP: 0.287, SLG: 0.267 Leo Cardenas, R (8, 6) OBP: 0.235, SLG: 0.213										4	0	1	0	0	0	2				
George Hendrick, R (1, 8) OBP: 0.250, SLG: 0.366										3	0	0	1	0	1	2				
Charlie Spikes, R (1, 10) OBP: 0.300, SLG: 0.460										4	0	0	0	0	2	1				
Chris Chambliss, L (1, 3) OBP: 0.252, SLG: 0.235										4	0	0	0	0	0	1				
Dave Duncan, R (1, 2) OBP: 0.287, SLG: 0.347										4	1	1	1	0	2	0				
Buddy Bell, R (1, 5) OBP: 0.302, SLG: 0.253										3	0	1	0	0	0	0				
Frank Duffy, R (1, 6) OBP: 0.375, SLG: 0.286 (8, PH) Jack Brohamer, L (8, PH) OBP: 0.273, SLG: 0.286 (8, 4)										2	0	0	0	0	1	0				
Tom Ragland, R (1, 4) OBP: 0.400, SLG: 0.385 (8, PH) Oscar Gamble, L (8, 9) OBP: 0.322, SLG: 0.500 (8, 9)										1	0	0	0	1	1	0				
Inning Stats	R: 1 E: 0 K: 1 S: 7	H: 2 LOB: 1 BB: 0 P: 7	R: 1 E: 0 K: 1 S: 6	H: 2 LOB: 0 BB: 0 P: 6	R: 0 E: 0 K: 1 S: 5	H: 0 LOB: 0 BB: 0 P: 5	R: 0 E: 0 K: 1 S: 5	H: 0 LOB: 0 BB: 0 P: 5	R: 0 E: 0 K: 0 S: 3	H: 0 LOB: 0 BB: 0 P: 3	R: 0 E: 0 K: 1 S: 5	H: 0 LOB: 0 BB: 0 P: 5	R: 0 E: 0 K: 1 S: 5	H: 0 LOB: 0 BB: 0 P: 5	R: 0 E: 0 K: 1 S: 5	H: 0 LOB: 0 BB: 0 P: 5		1B: 1 2B: 2 3B: 0 HR: 1	SF: 1 SAC: 0 DP: 0 HBP: 0	WP: 0 PB: 0 SB: 0 CS: 0
PITCHER Luis Tiant, R (1, 1) ERA: 4.02	IP: 9.0 WLS: W BF: 33	H: 4 R: 2 ER: 2 SO: 8	BB: 3 IBB: 0 HBP: 0 BLK: 0	WP: 0 HR: 1 S: 46 P: 58	ERA: 2.00 WHIP: 0.778	PITCHER										IP: 9.0 WLS: W BF: 33	H: 4 R: 2 ER: 2 SO: 8	BB: 3 IBB: 0 HBP: 0 BLK: 0	WP: 0 HR: 1 S: 46 P: 58	ERA: 2.00 WHIP: 0.778

AB	29
R	2
H	4
RBI	2
BB	3
SO	8
LOB	7



Batter	1	2	3	4	5	6	7	8	9	AB	R	H	RBI	BB	SO	LOB	BOTTOM			
Tommy Harper, R (1, 7) OBP: 0.346, SLG: 0.389										3	1	1	0	1	1	1	Cleveland Indians @ Boston Red Sox Fenway Park, Boston, MA Fri May 11 1973, 7:05 PM EDT Att: 12,803 - Unknown - 58 F			
Luis Aparicio, R (1, 6) OBP: 0.321, SLG: 0.320										4	1	2	0	0	0	2				
Carl Yastrzemski, L (1, 3) OBP: 0.336, SLG: 0.398										3	0	0	1	1	0	2				
Carlton Fisk, R (1, 2) OBP: 0.370, SLG: 0.578										4	0	1	0	0	2	4				
Danny Cater, R (1, 10) OBP: 0.333, SLG: 0.375										3	1	1	1	0	1	2				
John Kennedy, R (1, 5) OBP: 0.294, SLG: 0.400										4	1	1	2	0	1	3				
Doug Griffin, R (1, 4) OBP: 0.313, SLG: 0.402										3	0	1	0	0	0	0				
Rick Miller, L (1, 8) OBP: 0.313, SLG: 0.267										3	0	0	0	0	0	1				
Dwight Evans, R (1, 9) OBP: 0.310, SLG: 0.314										2	0	0	0	1	0	0				
Inning Stats	R: 0 E: 0 K: 0 S: 4	H: 1 LOB: 1 BB: 0 P: 4	R: 2 E: 0 K: 0 S: 4	H: 1 LOB: 0 BB: 0 P: 5	R: 1 E: 1 K: 1 S: 6	H: 1 LOB: 1 BB: 1 P: 10	R: 0 E: 0 K: 0 S: 3	H: 1 LOB: 0 BB: 0 P: 3	R: 0 E: 0 K: 2 S: 8	H: 1 LOB: 1 BB: 0 P: 8	R: 0 E: 0 K: 0 S: 3	H: 0 LOB: 0 BB: 0 P: 3	R: 1 E: 0 K: 1 S: 7	H: 2 LOB: 2 BB: 1 P: 11	1B: 5 2B: 2 3B: 0 HR: 1	SF: 0 SAC: 0 DP: 2 HBP: 1		WP: 0 PB: 0 SB: 2 CS: 0	PA: 33	
PITCHER Brent Strom, L (1, 1) ERA: 4.09 Ray Lamb, R (5, 1) ERA: 1.17	IP: 4.0 WLS: L BF: 18	H: 4 R: 3 ER: 2 SO: 1	BB: 2 IBB: 0 HBP: 1 BLK: 0	WP: 0 HR: 1 S: 17 P: 26	ERA: 4.50 WHIP: 1.500	PITCHER										IP: 4.0 WLS: L BF: 15	H: 3 R: 1 ER: 1 SO: 4	BB: 1 IBB: 0 HBP: 0 BLK: 0	WP: 0 HR: 1 S: 22 P: 26	ERA: 2.25 WHIP: 1.000

AB	29
R	4
H	7
RBI	4
BB	3
SO	5
LOB	15



Batter	1	2	3	4	5	6	7	8	9	AB	R	H	RBI	BB	SO	LOB	TOP										
Buddy Bell, R OBP: 0.330, SLG: 0.310 (1, 5)										5	3	4	1	0	0	2	Cleveland Indians @ Boston Red Sox Fenway Park, Boston, MA Sat May 12 1973, 3:33 AM EDT Att: 15,510 - Unknown - 73 F										
Rusty Torres, S OBP: 0.272, SLG: 0.284 (1, 9)										6	1	2	1	0	2	3											
George Hendrick, R OBP: 0.284, SLG: 0.371 (1, 8)										4	2	2	1	1	0	0											
Charlie Spikes, R OBP: 0.313, SLG: 0.486 (1, 10)										5	1	3	2	0	2	1											
Dave Duncan, R OBP: 0.295, SLG: 0.381 (1, 2)										4	2	2	2	0	1	1											
John Ellis, R OBP: 0.288, SLG: 0.250 (1, 3)										4	0	0	1	0	0	5											
Ron Lolich, R OBP: 0.324, SLG: 0.500 (1, 7)										5	1	2	0	0	2	2											
Frank Duffy, R OBP: 0.333, SLG: 0.263 (1, 6)										5	0	1	1	0	0	2											
Tom Ragland, R OBP: 0.400, SLG: 0.389 (1, 4)										5	0	2	1	0	2	1											
Inning Stats	R: 1 E: 0 K: 1 S: 6	H: 1 LOB: 0 BB: 0 P: 6	R: 1 E: 1 K: 0 S: 6	H: 2 LOB: 2 BB: 0 P: 6	R: 0 E: 0 K: 1 S: 7	H: 2 LOB: 2 BB: 0 P: 7	R: 0 E: 0 K: 1 S: 7	H: 2 LOB: 1 BB: 1 P: 7	R: 3 E: 0 K: 1 S: 8	H: 3 LOB: 1 BB: 1 P: 12	R: 2 E: 0 K: 1 S: 9	H: 4 LOB: 2 BB: 0 P: 9	R: 0 E: 0 K: 1 S: 5	H: 0 LOB: 1 BB: 0 P: 6	R: 2 E: 0 K: 2 S: 9	H: 2 LOB: 0 BB: 0 P: 9		R: 1 E: 0 K: 1 S: 6	H: 2 LOB: 1 BB: 0 P: 6	1B: 14 2B: 1 3B: 1 HR: 2	SF: 1 SAC: 1 DP: 0 HBP: 1	WP: 0 PB: 0 SB: 0 CS: 1	PA: 47				
PITCHER	IP	WLS	BF	H	R	ER	SO	BB	IBB	HBP	BLK	WP	HR	S	P	ERA	WHIP										
John Curtis, L ERA: 3.23 (1, 1)	4.0	L	22	8	4	3	3	1	0	0	0	0	1	27	31	6.75	2.250										
Lynn McGlothen, R ERA: 8.22 (5, 1)	3.1		19	8	5	4	4	0	0	1	0	0	1	26	27	10.80	2.400										
Mike Garman, R ERA: 5.4 (8, 1)	1.2		6	2	1	1	2	0	0	0	0	0	0	10	10	5.40	1.200										
Batter	1	2	3	4	5	6	7	8	9	AB	R	H	RBI	BB	SO	LOB	BOTTOM										
Tommy Harper, R OBP: 0.342, SLG: 0.378 (1, 7)										3	1	0	0	1	0	2	Cleveland Indians @ Boston Red Sox Fenway Park, Boston, MA Sat May 12 1973, 3:33 AM EDT Att: 15,510 - Unknown - 73 F										
Luis Aparicio, R OBP: 0.319, SLG: 0.310 (1, 6)										3	0	0	0	1	0	0											
Carl Yastrzemski, L OBP: 0.333, SLG: 0.392 (1, 3)										4	0	1	1	0	0	1											
Reggie Smith, S OBP: 0.406, SLG: 0.506 (1, 10)										4	1	1	1	0	0	2											
Carlton Fisk, R OBP: 0.375, SLG: 0.570 (1, 2)										3	0	1	0	1	0	1											
Ben Oglivie, L OBP: 0.298, SLG: 0.455 (1, 9)										4	0	1	0	0	3	3											
Doug Griffin, R OBP: 0.300, SLG: 0.385 (1, 4)										4	0	0	0	0	1	3											
John Kennedy, R OBP: 0.297, SLG: 0.394 (1, 5)										3	0	1	0	0	0	1											
Rick Miller, L OBP: 0.316, SLG: 0.278 (1, 8)										3	0	1	0	0	1	0											
Inning Stats	R: 1 E: 0 K: 0 S: 3	H: 0 LOB: 1 BB: 2 P: 11	R: 0 E: 0 K: 1 S: 5	H: 0 LOB: 0 BB: 0 P: 5	R: 0 E: 0 K: 0 S: 3	H: 0 LOB: 0 BB: 0 P: 3	R: 1 E: 0 K: 0 S: 4	H: 2 LOB: 1 BB: 0 P: 4	R: 0 E: 0 K: 0 S: 4	H: 2 LOB: 1 BB: 0 P: 4	R: 0 E: 0 K: 0 S: 3	H: 0 LOB: 0 BB: 0 P: 3	R: 0 E: 0 K: 2 S: 7	H: 0 LOB: 1 BB: 1 P: 11	R: 0 E: 0 K: 1 S: 5	H: 0 LOB: 0 BB: 0 P: 5		R: 0 E: 0 K: 1 S: 7	H: 2 LOB: 2 BB: 0 P: 7	1B: 4 2B: 1 3B: 0 HR: 1	SF: 0 SAC: 0 DP: 1 HBP: 0	WP: 1 PB: 0 SB: 0 CS: 0	PA: 34				
PITCHER	IP	WLS	BF	H	R	ER	SO	BB	IBB	HBP	BLK	WP	HR	S	P	ERA	WHIP										
Gaylord Perry, R ERA: 2.25 (1, 1)	9.0	W	34	6	2	2	5	3	0	0	0	1	1	41	53	2.00	1.000										

AB 43
R 10
H 18
RBI 10
BB 1
SO 9
LOB 17



AB 31
R 2
H 6
RBI 2
BB 3
SO 5
LOB 13



Batter	1	2	3	4	5	6	7	8	9	AB	R	H	RBI	BB	SO	LOB	TOP	
Buddy Bell, R OBP: 0.319, SLG: 0.298 (1, 5)										4	0	0	0	0	0	1	Cleveland Indians @ Boston Red Sox Fenway Park, Boston, MA Sun May 13 1973, 3:33 AM EDT Att: 13,711 - Unknown - 68 F	
Rusty Torres, S OBP: 0.281, SLG: 0.306 (1, 9)		2B								4	1	2	0	0	0	0		
George Hendrick, R OBP: 0.264, SLG: 0.367 (1, 8)		1B								4	1	1	0	0	1	2		
Charlie Spikes, R OBP: 0.319, SLG: 0.481 (1, 10)										3	0	1	0	1	1	2		
Dave Duncan, R OBP: 0.293, SLG: 0.404 (1, 2)										4	1	1	3	0	1	4		
Chris Chambliss, L OBP: 0.243, SLG: 0.225 (1, 3)										4	0	0	0	0	1	1		
John Lowenstein, L OBP: 0.353, SLG: 0.222 (1, 7)										3	0	0	0	1	1	0		
Frank Duffy, R OBP: 0.292, SLG: 0.227 (9, PH)										3	0	0	0	0	0	2		
Jack Brohamer, L OBP: 0.292, SLG: 0.296 (9, PH)										1	0	1	0	0	0	0		
Tom Ragland, R OBP: 0.391, SLG: 0.381 (9, PH)										3	0	1	0	0	0	0		
Oscar Gamble, L OBP: 0.317, SLG: 0.491 (9, PH)										1	0	0	0	0	0	1		
Inning Stats	R: 3 E: 0 K: 1 S: 8	H: 3 LOB: 0 BB: 0 P: 8	R: 0 E: 0 K: 1 S: 5	H: 0 LOB: 0 BB: 0 P: 5	R: 0 E: 0 K: 1 S: 5	H: 0 LOB: 2 BB: 0 P: 13	R: 0 E: 0 K: 0 S: 6	H: 3 LOB: 3 BB: 0 P: 6	R: 0 E: 0 K: 0 S: 3	H: 0 LOB: 0 BB: 0 P: 3	R: 0 E: 0 K: 0 S: 3	H: 0 LOB: 0 BB: 0 P: 3	R: 0 E: 0 K: 1 S: 6	H: 1 LOB: 1 BB: 0 P: 6	1B: 5 2B: 1 3B: 0 HR: 1	SF: 0 SAC: 0 DP: 0 HBP: 0	WP: 0 PB: 0 SB: 0 CS: 0	PA: 36
PITCHER Marty Pattin, R ERA: 6.4 (1, 1)	IP: 9.0 WLS: W BF: 36 H: 7 R: 3 ER: 3 SO: 5 BB: 2 IBB: 0 HBP: 0 BLK: 0 WP: 0 HR: 1 S: 44 P: 52 ERA: 3.00 WHIP: 1.000											PITCHER IP: WLS: BF: H: R: ER: SO: BB: IBB: HBP: BLK: WP: HR: S: P: ERA: WHIP						

Batter	1	2	3	4	5	6	7	8	9	AB	R	H	RBI	BB	SO	LOB	BOTTOM			
Tommy Harper, R OBP: 0.345, SLG: 0.417 (1, 7)										5	2	2	4	0	1	2	Cleveland Indians @ Boston Red Sox Fenway Park, Boston, MA Sun May 13 1973, 3:33 AM EDT Att: 13,711 - Unknown - 68 F			
Luis Aparicio, R OBP: 0.314, SLG: 0.305 (1, 6)										5	0	1	0	0	0	1				
Mario Guerrero, R OBP: 0.571, SLG: 0.500 (9, 6)										0	0	0	0	0	0	0				
Carl Yastrzemski, L OBP: 0.352, SLG: 0.472 (1, 3)										4	2	3	3	1	0	0				
Reggie Smith, S OBP: 0.396, SLG: 0.483 (1, 10)										4	0	0	0	1	2	2				
Carlton Fisk, R OBP: 0.376, SLG: 0.571 (1, 2)										5	0	2	0	0	1	4				
John Kennedy, R OBP: 0.310, SLG: 0.405 (1, 5)										4	1	1	0	1	1	1				
Doug Griffin, R OBP: 0.314, SLG: 0.490 (1, 4)										4	1	2	1	0	0	3				
Dwight Evans, R OBP: 0.323, SLG: 0.302 (1, 9)										2	1	0	0	2	1	2				
Rick Miller, L OBP: 0.348, SLG: 0.318 (1, 8)										4	1	2	0	0	0	3				
Inning Stats	R: 0 E: 0 K: 2 S: 8	H: 1 LOB: 2 BB: 1 P: 12	R: 0 E: 0 K: 0 S: 4	H: 1 LOB: 2 BB: 0 P: 5	R: 1 E: 0 K: 0 S: 4	H: 1 LOB: 1 BB: 0 P: 4	R: 0 E: 0 K: 2 S: 8	H: 1 LOB: 1 BB: 0 P: 8	R: 0 E: 0 K: 1 S: 6	H: 1 LOB: 2 BB: 1 P: 10	R: 5 E: 0 K: 1 S: 9	H: 4 LOB: 0 BB: 1 P: 13	R: 0 E: 0 K: 0 S: 4	H: 1 LOB: 2 BB: 1 P: 8	R: 2 E: 0 K: 0 S: 6	H: 3 LOB: 2 BB: 1 P: 10	1B: 5 2B: 5 3B: 0 HR: 3	SF: 0 SAC: 0 DP: 0 HBP: 1	WP: 0 PB: 0 SB: 2 CS: 0	PA: 43
PITCHER Milt Wilcox, R ERA: 4.63 (1, 1)	IP: 5.0 WLS: L BF: 25 H: 7 R: 3 ER: 3 SO: 3 BB: 2 IBB: 0 HBP: 0 BLK: 0 WP: 0 HR: 1 S: 32 P: 41 ERA: 5.40 WHIP: 1.800											PITCHER IP: WLS: BF: H: R: ER: SO: BB: IBB: HBP: BLK: WP: HR: S: P: ERA: WHIP								
Ray Lamb, R ERA: 1.57 (6, 1)	0.0	L	1	0	0	0	0	1	0	0	0	0	0	0	0	4	∞	∞		
Steve Mingori, L ERA: 9.0 (6, 1)	2.0	10	3	3	3	1	1	0	0	0	0	0	1	11	15	13.50	2.000			
Ed Farmer, R ERA: 10.8 (8, 1)	1.0	7	3	2	2	0	1	0	0	0	0	0	1	6	10	18.00	4.000			

Batter	1	2	3	4	5	6	7	8	9	10	11	AB	R	H	RBI	BB	SO	LOB	TOP			
Merv Rettenmund, R OBP: 0.327, SLG: 0.318 (1, 9)	5-3		SH1-3		5-3		G3			F3		4	0	0	0	0	0	1				
Bobby Grich, R OBP: 0.379, SLG: 0.357 (1, 4)	F7		G5-4-3 1B					F7		G3		5	0	2	0	0	0	0				
Tommy Davis, R OBP: 0.273, SLG: 0.301 (1, 10)	K		G5-4-3 1-2		6-3			F8		3-1		5	0	0	0	0	1	3				
Don Baylor, R OBP: 0.317, SLG: 0.366 (1, 7)		1-3		FC4-6 2B		6-3					F9	5	0	2	0	0	0	0				
Earl Williams, R OBP: 0.320, SLG: 0.369 (9, 3)	5-3			E9 FC4-6			F9			P5		4	0	0	0	1	0	2				
Paul Blair, R OBP: 0.288, SLG: 0.242 Rich Coggins, L OBP: 0.222, SLG: 0.400 (11, PH) (11, 8)				F8			L5				K	4	0	1	0	0	1	2				
Brooks Robinson, R OBP: 0.246, SLG: 0.310 (1, 5)				1B								1	0	1	0	0	0	0				
Boog Powell, L OBP: 0.323, SLG: 0.255 Al Bumbry, L OBP: 0.289, SLG: 0.371 Andy Etchebarren, R OBP: 0.250, SLG: 0.429 (9, PR) (9, 2)				L3								3	0	0	0	2	0	4				
Mark Belanger, R OBP: 0.267, SLG: 0.252 (1, 6)				1B SH1-3 BB			G3					3	0	0	0	1	0	2				
Inning Stats	R: 0 E: 0 K: 1 S: 5	H: 0 LOB: 0 BB: 0 P: 5	R: 0 E: 0 K: 0 S: 4	H: 1 LOB: 2 BB: 1 P: 8	R: 0 E: 0 K: 0 S: 3	H: 1 LOB: 1 BB: 1 P: 7	R: 0 E: 1 K: 1 S: 7	H: 1 LOB: 2 BB: 0 P: 7	R: 0 E: 0 K: 0 S: 4	H: 0 LOB: 0 BB: 0 P: 3	R: 0 E: 0 K: 0 S: 3	H: 0 LOB: 1 BB: 1 P: 7	R: 0 E: 0 K: 1 S: 5	H: 0 LOB: 1 BB: 1 P: 9	R: 0 E: 0 K: 0 S: 3	H: 0 LOB: 0 BB: 0 P: 3	R: 0 E: 0 K: 0 S: 3	H: 1 LOB: 1 BB: 1 P: 7	1B: 5 2B: 1 3B: 0 HR: 0	SF: 0 SAC: 2 DP: 2 HBP: 0	WP: 0 PB: 0 SB: 2 CS: 0	PA: 43
PITCHER	IP 9.0	WLS 7	BF 36	H 5	R 0	ER 0	SO 3	BB 4	IBB 0	HBP 0	BLK 0	WP 0	HR 0	S 38	P 54	ERA 0.00	WHIP 1.000					
Bill Lee, L ERA: 2.34 Bobby Bolin, R ERA: (10, 1)	2.0	W	7	1	0	0	0	1	0	0	0	0	0	6	10	0.00	1.000					

Baltimore Orioles @ Boston Red Sox
Fenway Park, Boston, MA
Mon May 14 1973, 7:05 PM EDT
Att: 13,020 - Unknown

AB	36
R	0
H	6
RBI	0
BB	5
SO	3
LOB	18



Batter	1	2	3	4	5	6	7	8	9	10	11	AB	R	H	RBI	BB	SO	LOB	BOTTOM			
Tommy Harper, R OBP: 0.331, SLG: 0.398 (1, 7)	K		K			6-3		K		L6-4		5	0	0	0	0	3	3				
Mario Guerrero, R OBP: 0.500, SLG: 0.455 (1, 6)	4-3							K				5	1	2	0	0	1	0				
Carl Yastrzemski, L OBP: 0.349, SLG: 0.459 (1, 3)								F7				3	0	0	0	1	0	1				
Reggie Smith, S OBP: 0.414, SLG: 0.500 (1, 8)	CS							3-1				3	0	2	0	2	0	0				
Orlando Cepeda, R OBP: 0.352, SLG: 0.536 (1, 10)												3	0	1	1	2	0	2				
Carlton Fisk, R OBP: 0.383, SLG: 0.549 (1, 2)												4	0	0	0	0	2	5				
Doug Griffin, R OBP: 0.321, SLG: 0.398 (1, 4)												3	0	1	0	0	0	1				
John Kennedy, R OBP: 0.289, SLG: 0.375 (1, 5)												3	0	0	0	0	2	1				
Rick Miller, L OBP: 0.333, SLG: 0.280 (1, 9)												3	0	0	0	1	0	1				
Inning Stats	R: 0 E: 0 K: 1 S: 4	H: 0 LOB: 0 BB: 1 P: 8	R: 0 E: 0 K: 1 S: 5	H: 1 LOB: 0 BB: 0 P: 5	R: 0 E: 0 K: 2 S: 7	H: 0 LOB: 0 BB: 0 P: 8	R: 0 E: 0 K: 0 S: 4	H: 1 LOB: 2 BB: 1 P: 8	R: 0 E: 0 K: 1 S: 5	H: 0 LOB: 1 BB: 0 P: 5	R: 0 E: 0 K: 1 S: 5	H: 0 LOB: 0 BB: 0 P: 5	R: 0 E: 0 K: 0 S: 4	H: 1 LOB: 2 BB: 1 P: 8	R: 0 E: 0 K: 0 S: 3	H: 1 LOB: 1 BB: 1 P: 7	R: 1 E: 0 K: 0 S: 3	H: 2 LOB: 2 BB: 1 P: 7	1B: 5 2B: 2 3B: 0 HR: 0	SF: 0 SAC: 2 DP: 1 HBP: 1	WP: 1 PB: 0 SB: 0 CS: 1	PA: 42
PITCHER	IP 10.0	WLS 4	BF 37	H 4	R 0	ER 0	SO 8	BB 3	IBB 2	HBP 1	BLK 0	WP 1	HR 0	S 47	P 68	ERA 0.00	WHIP 0.700					
Doyle Alexander, R ERA: 2.23 Bob Reynolds, R ERA: 2.84 (11, 1)	0.1	L	4	2	1	1	0	0	1	0	0	0	0	3	7	27.00	6.000					

Baltimore Orioles @ Boston Red Sox
Fenway Park, Boston, MA
Mon May 14 1973, 7:05 PM EDT
Att: 13,020 - Unknown


AB	32
R	1
H	6
RBI	1
BB	6
SO	8
LOB	14



Batter	1	2	3	4	5	6	7	8	9	10	AB	R	H	RBI	BB	SO	LOB	TOP										
Tommy Harper, R OBP: 0.325, SLG: 0.389 (1.8, 10.7)	1-3		L7			5-3		FC5-4 1B	K		5	0	1	1	0	1	3											
Mario Guerrero, R OBP: 0.353, SLG: 0.313 (1.6)	F3		F9			6-3		FC5-4 2B		F2	5	1	0	1	0	0	2											
Carl Yastrzemski, L OBP: 0.351, SLG: 0.491 Rick Miller, L OBP: 0.333, SLG: 0.280 (1.7, 10.8)	F5					K				K	5	1	2	2	0	2	0											
Orlando Cepeda, R OBP: 0.354, SLG: 0.525 (1.10)		L9						FC5-4 1B		6-3	4	0	1	0	1	0	0											
Rico Petrocelli, R OBP: 0.289, SLG: 0.485 (1.5)		5-3				F9		FC5-4 1B			4	0	0	0	0	1	3											
Carlton Fisk, R OBP: 0.359, SLG: 0.566 (1.2)						F8				6-3	4	1	1	1	0	0	1											
Danny Cater, R OBP: 0.308, SLG: 0.333 (1.3)		HR				K				6-3	4	1	1	0	0	2	0											
Doug Griffin, R OBP: 0.336, SLG: 0.421 (1.4)						F9		1B 1B		E6 1B	4	1	3	0	0	0	0											
Dwight Evans, R OBP: 0.308, SLG: 0.286 Ben Oglivie, L OBP: 0.293, SLG: 0.446 (1.9, 9.9)						F9		1B FC5-4 1B		K	3	0	0	0	0	2	3											
Inning Stats	R: 0 E: 0 K: 0 S: 3	H: 0 LOB: 0 BB: 0 P: 3	R: 1 E: 0 K: 1 S: 6	H: 1 LOB: 0 BB: 0 P: 6	R: 0 E: 0 K: 1 S: 6	H: 1 LOB: 1 BB: 0 P: 6	R: 1 E: 0 K: 0 S: 4	H: 2 LOB: 0 BB: 0 P: 4	R: 0 E: 0 K: 1 S: 5	H: 0 LOB: 0 BB: 0 P: 5	R: 0 E: 0 K: 1 S: 5	H: 0 LOB: 0 BB: 0 P: 5	R: 0 E: 0 K: 1 S: 5	H: 0 LOB: 0 BB: 0 P: 5	R: 3 E: 0 K: 1 S: 9	H: 4 LOB: 2 BB: 1 P: 13	R: 0 E: 1 K: 2 S: 9	H: 1 LOB: 2 BB: 0 P: 9	R: 0 E: 0 K: 1 S: 5	H: 0 LOB: 0 BB: 0 P: 5	1B: 5 2B: 2 3B: 0 HR: 2	SF: 0 SAC: 0 DP: 0 HBP: 0	WP: 0 PA: 40 PB: 0 SB: 0 CS: 1					
PITCHER	IP	WLS	BF	H	R	ER	SO	BB	IBB	HBP	BLK	WP	HR	S	P	ERA	WHIP											
Mickey Lolich, L ERA: 4.19 (1.1)	7.2		30	8	5	5	6	0	0	0	0	0	0	2	42	5.87	1.043											
Chuck Seelbach, R ERA: (8.1)	0.2		5	1	0	0	0	0	1	0	0	0	0	0	4	8	0.00	1.500										
John Hiller, L ERA: 3.45 (9.1)	1.2	W	5	0	0	0	3	0	0	0	0	0	0	0	11	11	0.00	0.000										

Boston Red Sox @ Detroit Tigers
Tiger Stadium, Detroit, MI
Wed May 16 1973, 7:05 PM EDT
Att: 10,030 - Unknown - 45 F


AB 39
R 5
H 9
RBI 5
BB 1
SO 9
LOB 14



Batter	1	2	3	4	5	6	7	8	9	10	AB	R	H	RBI	BB	SO	LOB	BOTTOM									
Jim Northrup, L OBP: 0.356, SLG: 0.342 (1.9)	HR	4-3			P6	K			B1-6-4		4	1	0	0	1	1	2										
Bill Freehan, R OBP: 0.376, SLG: 0.360 (1.10)	K				5-3			5-3		F9	4	1	0	0	1	1	1										
Gates Brown, L OBP: 0.330, SLG: 0.388 Ike Brown, R OBP: 0.357, SLG: 0.182 John Gamble, R (10. PR)	HR				1-3			1B 2B 1B			4	2	2	2	0	0	0										
Norm Cash, L OBP: 0.305, SLG: 0.435 (1.3)	3-1				P5			K			5	0	0	0	0	2	3										
Duke Sims, L OBP: 0.415, SLG: 0.512 (1.2)	HR							3-1			4	1	3	2	1	0	0										
Dick McAuliffe, L OBP: 0.327, SLG: 0.337 (1.4)	6-3				K			L8			4	0	1	1	1	1	1										
Mickey Stanley, R OBP: 0.321, SLG: 0.404 (1.8)					F7			P5		SF9	3	0	1	1	1	0	3										
Aurelio Rodriguez, R OBP: 0.228, SLG: 0.302 (1.5)		F7						6-3			3	0	0	0	0	1	2										
Ed Brinkman, R OBP: 0.342, SLG: 0.381 (1.6)					P9			F7		B1-6-4 1B	4	0	2	0	0	0	2										
Inning Stats	R: 3 E: 0 K: 1 S: 7	H: 2 LOB: 0 BB: 1 P: 11	R: 0 E: 0 K: 0 S: 3	H: 1 LOB: 1 BB: 1 P: 7	R: 0 E: 0 K: 0 S: 3	H: 0 LOB: 0 BB: 0 P: 3	R: 0 E: 0 K: 1 S: 5	H: 0 LOB: 2 BB: 1 P: 10	R: 2 E: 0 K: 1 S: 8	H: 3 LOB: 2 BB: 1 P: 12	R: 0 E: 0 K: 1 S: 5	H: 0 LOB: 0 BB: 0 P: 5	R: 0 E: 0 K: 1 S: 5	H: 0 LOB: 0 BB: 0 P: 5	R: 0 E: 0 K: 1 S: 6	H: 1 LOB: 1 BB: 0 P: 6	R: 0 E: 0 K: 0 S: 3	H: 1 LOB: 0 BB: 0 P: 3	R: 1 E: 0 K: 0 S: 3	H: 1 LOB: 2 BB: 2 P: 11	1B: 6 2B: 1 3B: 0 HR: 2	SF: 1 SAC: 0 DP: 1 HBP: 1	WP: 0 PA: 43 PB: 0 SB: 1 CS: 1				
PITCHER	IP	WLS	BF	H	R	ER	SO	BB	IBB	HBP	BLK	WP	HR	S	P	ERA	WHIP										
Luis Tiant, R ERA: 4.25 (1.1)	9.2	L	43	9	6	6	6	6	0	1	0	0	0	2	48	5.59	1.552										

Boston Red Sox @ Detroit Tigers
Tiger Stadium, Detroit, MI
Wed May 16 1973, 7:05 PM EDT
Att: 10,030 - Unknown - 45 F

AB 35
R 6
H 9
RBI 6
BB 6
SO 6
LOB 14



Batter	1	2	3	4	5	6	7	8	9	AB	R	H	RBI	BB	SO	LOB	TOP			
Tommy Harper, R OBP: 0.323, SLG: 0.379 (1, 7)	F8		5-3			K		FC6-4 BB		3	0	0	0	1	1	1	Boston Red Sox @ Detroit Tigers Tiger Stadium, Detroit, MI Thu May 17 1973, 7:05 PM EDT Att: 9,236 - Unknown			
Mario Guerrero, R OBP: 0.333, SLG: 0.300 (1, 6)	6-3			6-3		1B		FC1-6 FC6-4		4	0	1	0	0	0	2				
Carl Yastrzemski, L OBP: 0.349, SLG: 0.483 (1, 3)	1B			4-3		L4-6		FC6-4 FC4		4	0	1	0	0	0	4				
Orlando Cepeda, R OBP: 0.350, SLG: 0.524 (1, 10)	F9			WP 2B			F9	FC4		4	0	1	0	0	0	3				
Rico Petrocelli, R OBP: 0.275, SLG: 0.458 (1, 5)		6-3		5-3		K			P8	4	0	0	0	0	1	1				
Carlton Fisk, R OBP: 0.355, SLG: 0.555 (1, 2)	F5				K		1B		F8	4	0	1	0	0	1	0				
Doug Griffin, R OBP: 0.333, SLG: 0.414 (1, 4)	L3			4-3		1B			E6 BB	4	0	1	0	0	0	0				
Rick Miller, L OBP: 0.323, SLG: 0.250 (1, 8)			G3		F8		3-1		BB	3	0	0	0	1	0	2				
Dwight Evans, R OBP: 0.324, SLG: 0.293 (1, 9)			K2-3			L4-6 BB		FC1-6 BB	4-3	2	0	1	0	1	1	0				
Reggie Smith, S OBP: 0.411, SLG: 0.495 (9, PH)								1B		1	0	0	0	0	0	2				
Inning Stats	R: 0 E: 0 K: 0 S: 4	H: 1 LOB: 1 BB: 0 P: 4	R: 0 E: 0 K: 0 S: 3	H: 0 LOB: 0 BB: 0 P: 3	R: 0 E: 0 K: 1 S: 5	H: 0 LOB: 0 BB: 0 P: 5	R: 0 E: 0 K: 0 S: 4	H: 1 LOB: 1 BB: 0 P: 4	R: 0 E: 0 K: 1 S: 5	H: 0 LOB: 0 BB: 0 P: 5	R: 0 E: 0 K: 1 S: 7	H: 2 LOB: 2 BB: 0 P: 7	R: 0 E: 0 K: 0 S: 4	H: 1 LOB: 2 BB: 1 P: 8	R: 0 E: 1 K: 0 S: 4	H: 0 LOB: 2 BB: 1 P: 8	1B: 5 2B: 2 3B: 0 HR: 0	SF: 0 SAC: 0 DP: 1 HBP: 0	WP: 1 PB: 0 SB: 0 CS: 0	PA: 36
PITCHER Jim Perry, R ERA: 1.87 (1, 1)	IP: 9.0 WLS: W BF: 36	H: 6 R: 0 ER: 0	SO: 4	BB: 3	IBB: 0	HBP: 0	BLK: 0	WP: 1	HR: 0	S: 41	P: 53	ERA: 0.00	WHIP: 1.000							

Batter	1	2	3	4	5	6	7	8	9	AB	R	H	RBI	BB	SO	LOB	BOTTOM	
Tony Taylor, R OBP: 0.211, SLG: 0.304 (1, 4)	6-3		5-3		S 1B					4	1	2	1	0	0	0	Boston Red Sox @ Detroit Tigers Tiger Stadium, Detroit, MI Thu May 17 1973, 7:05 PM EDT Att: 9,236 - Unknown	
Aurelio Rodriguez, R OBP: 0.221, SLG: 0.293 (1, 5)	L4		F3		6-3			F8		4	0	0	0	0	0	1		
Al Kaline, R OBP: 0.350, SLG: 0.400 (1, 9)			L5-3			1B		1B		4	0	3	0	0	0	0		
John Gamble, R OBP: 0.356, SLG: 0.342 (9, 9)	2B					1B		1B		0	0	0	0	0	0	0		
Bill Freehan, R OBP: 0.380, SLG: 0.359 (1, 3)	BB			F9		G4-6-3		P6		3	0	1	0	1	0	1		
Frank Howard, R OBP: 0.288, SLG: 0.283 (1, 10)	F7			G3		K		4-3		4	0	0	0	0	1	5		
Duke Sims, L OBP: 0.429, SLG: 0.522 (1, 2)		FC6-4 1B		FC5-4 1B		G4-6-3				3	0	2	0	0	0	2		
Mickey Stanley, R OBP: 0.313, SLG: 0.392 (1, 8)	F7			FC5-4			P7			3	0	0	0	0	0	2		
Ike Brown, R OBP: 0.353, SLG: 0.214 (1, 7)		FC6-4			4-3			G5-4-3 1B		3	0	1	0	0	0	1		
Ed Brinkman, R OBP: 0.333, SLG: 0.370 (1, 6)	F2				5-3		G5-4-3			3	0	0	0	0	0	2		
Inning Stats	R: 0 E: 0 K: 0 S: 4	H: 1 LOB: 2 BB: 1 P: 8	R: 0 E: 0 K: 0 S: 4	H: 1 LOB: 1 BB: 0 P: 4	R: 0 E: 0 K: 0 S: 3	H: 0 LOB: 0 BB: 0 P: 3	R: 0 E: 0 K: 0 S: 4	H: 1 LOB: 1 BB: 0 P: 4	R: 0 E: 0 K: 1 S: 6	H: 2 LOB: 1 BB: 0 P: 6	R: 0 E: 0 K: 0 S: 3	H: 1 LOB: 0 BB: 0 P: 3	R: 1 E: 0 K: 0 S: 5	H: 2 LOB: 1 BB: 0 P: 5	1B: 7 2B: 1 3B: 0 HR: 1	SF: 0 SAC: 0 DP: 2 HBP: 0	WP: 0 PB: 0 SB: 1 CS: 0	PA: 32
PITCHER John Curtis, L ERA: 2.87 (1, 1)	IP: 8.0 WLS: L BF: 32	H: 9 R: 1 ER: 1	SO: 1	BB: 1	IBB: 0	HBP: 0	BLK: 0	WP: 0	HR: 1	S: 33	P: 37	ERA: 1.12	WHIP: 1.250					

Batter	1	2	3	4	5	6	7	8	9	AB	R	H	RBI	BB	SO	LOB	TOP										
Tommy Harper, R OBP: 0.321, SLG: 0.370 (1, 8)										3	0	0	0	1	1	2											
Luis Aparicio, R OBP: 0.309, SLG: 0.300 (1, 6)										5	0	1	1	0	0	5											
Carl Yastrzemski, L OBP: 0.343, SLG: 0.467 (1, 7)										4	0	0	0	1	0	2											
Orlando Cepeda, R OBP: 0.344, SLG: 0.505 Rick Miller, L OBP: 0.323, SLG: 0.250 (9, PR)										4	0	0	0	1	1	3											
Rico Petrocelli, R OBP: 0.274, SLG: 0.447 John Kennedy, R OBP: 0.283, SLG: 0.366 (8, PR)										4	0	1	0	0	0	2											
Carlton Fisk, R OBP: 0.376, SLG: 0.596 (1, 2)										4	2	4	1	0	0	0											
Danny Cater, R OBP: 0.294, SLG: 0.313 (1, 3)										4	1	1	0	0	0	3											
Doug Griffin, R OBP: 0.331, SLG: 0.409 (1, 4)										4	0	1	1	0	0	3											
Dwight Evans, R OBP: 0.333, SLG: 0.295 (1, 9)										3	1	1	0	1	1	1											
Inning Stats	R: 0 E: 0 K: 1 S: 5	H: 0 LOB: 2 BB: 2 P: 13	R: 1 E: 0 K: 0 S: 4	H: 1 LOB: 0 BB: 0 P: 4	R: 0 E: 0 K: 0 S: 4	H: 1 LOB: 1 BB: 0 P: 4	R: 2 E: 1 K: 0 S: 6	H: 3 LOB: 2 BB: 1 P: 10	R: 0 E: 0 K: 0 S: 3	H: 0 LOB: 0 BB: 0 P: 3	R: 0 E: 0 K: 1 S: 6	H: 1 LOB: 1 BB: 0 P: 6	R: 0 E: 0 K: 0 S: 5	H: 0 LOB: 0 BB: 0 P: 5	R: 0 E: 1 K: 0 S: 5	H: 2 LOB: 2 BB: 0 P: 5	R: 1 E: 1 K: 1 S: 7	H: 1 LOB: 2 BB: 1 P: 11	1B: 8 2B: 0 3B: 0 HR: 1	SF: 0 SAC: 1 DP: 1 HBP: 0	WP: 1 PA: 41 PB: 0 SB: 1 CS: 0						
PITCHER	IP	WLS	BF	H	R	ER	SO	BB	IBB	HBP	BLK	WP	HR	S	P	ERA	WHIP										
Woodie Fryman, L ERA: 5.82 (1, 1)	3.1		18	5	3	2	1	3	0	0	0	0	1	17	29	5.40	2.400										
Tom Timmermann, R ERA: 3.38 (4, 1)	5.0	W	20	4	1	0	2	0	0	0	0	1	0	24	24	0.00	0.800										
John Hiller, L ERA: 3.31 (9, 1)	0.2	S	3	0	0	0	1	0	1	0	0	0	0	4	8	0.00	0.000										

Boston Red Sox @ Detroit Tigers
Tiger Stadium, Detroit, MI
Fri May 18 1973, 7:05 PM EDT
Att: 21,845 - Unknown

AB 36
R 4
H 9
RBI 3
BB 4
SO 4
LOB 23



Batter	1	2	3	4	5	6	7	8	9	AB	R	H	RBI	BB	SO	LOB	BOTTOM										
Jim Northrup, L OBP: 0.352, SLG: 0.375 (1, 9)										4	1	1	1	0	1	0											
Bill Freehan, R OBP: 0.383, SLG: 0.367 (1, 2)										3	1	1	0	0	0	0											
Gates Brown, L OBP: 0.337, SLG: 0.393 (1, 10)										4	1	2	0	0	0	1											
Duke Sims, L OBP: 0.433, SLG: 0.510 (1, 7)										3	0	1	0	1	0	2											
Norm Cash, L OBP: 0.303, SLG: 0.421 (1, 3)										3	1	0	1	1	0	3											
Dick McAuliffe, L OBP: 0.333, SLG: 0.337 (1, 4)										3	0	1	0	1	0	0											
Mickey Stanley, R OBP: 0.310, SLG: 0.420 (1, 8)										3	1	1	2	0	0	2											
Aurelio Rodriguez, R OBP: 0.215, SLG: 0.285 (1, 5)										4	0	0	0	0	1	1											
Ed Brinkman, R OBP: 0.325, SLG: 0.360 (1, 6)										3	0	0	0	0	0	1											
Inning Stats	R: 0 E: 0 K: 0 S: 4	H: 1 LOB: 1 BB: 0 P: 4	R: 1 E: 0 K: 0 S: 4	H: 1 LOB: 1 BB: 1 P: 8	R: 2 E: 1 K: 0 S: 5	H: 2 LOB: 2 BB: 1 P: 10	R: 0 E: 0 K: 1 S: 5	H: 0 LOB: 0 BB: 0 P: 5	R: 0 E: 0 K: 0 S: 4	H: 1 LOB: 1 BB: 0 P: 4	R: 1 E: 0 K: 0 S: 4	H: 1 LOB: 0 BB: 0 P: 4	R: 1 E: 0 K: 0 S: 4	H: 1 LOB: 1 BB: 1 P: 8	R: 0 E: 0 K: 1 S: 5	H: 0 LOB: 0 BB: 0 P: 5	R: 0 E: 0 K: 1 S: 5	H: 0 LOB: 0 BB: 0 P: 5	1B: 4 2B: 1 3B: 0 HR: 2	SF: 1 SAC: 0 DP: 0 HBP: 1	WP: 0 PA: 35 PB: 0 SB: 0 CS: 0						
PITCHER	IP	WLS	BF	H	R	ER	SO	BB	IBB	HBP	BLK	WP	HR	S	P	ERA	WHIP										
Marty Pattin, R ERA: 6.27 (1, 1)	6.2	L	31	7	5	4	1	2	1	1	0	0	2	29	42	5.40	1.350										
Bob Veale, L ERA: 2.57 (7, 1)	1.1		4	0	0	0	1	0	0	0	0	0	0	6	6	0.00	0.000										

Boston Red Sox @ Detroit Tigers
Tiger Stadium, Detroit, MI
Fri May 18 1973, 7:05 PM EDT
Att: 21,845 - Unknown

AB 30
R 5
H 7
RBI 4
BB 3
SO 2
LOB 10

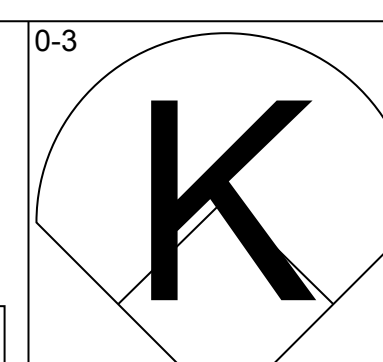
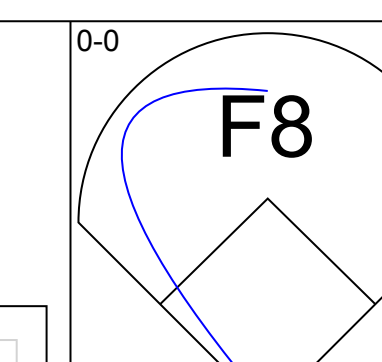
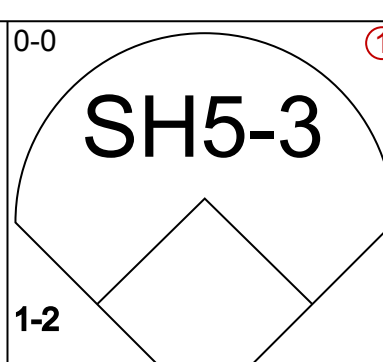
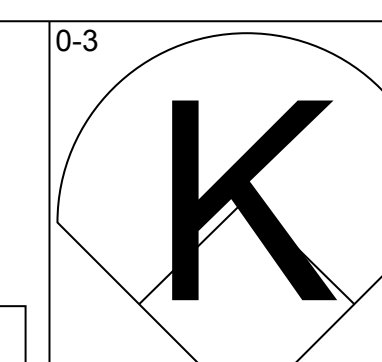
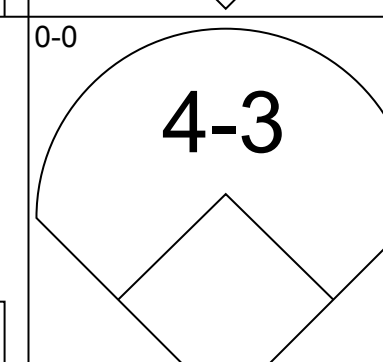
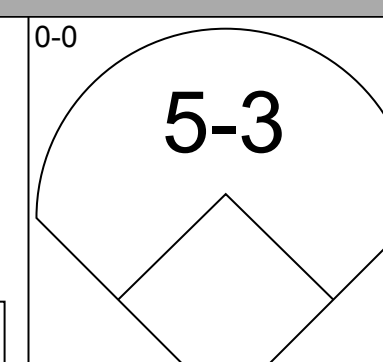
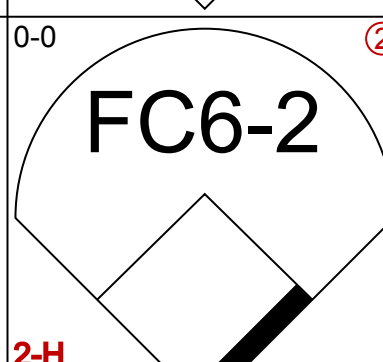
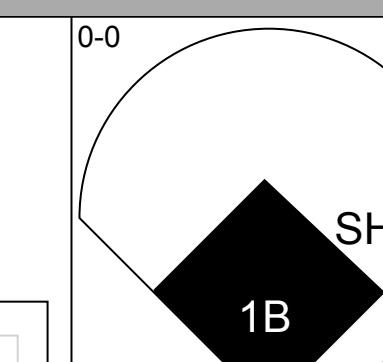
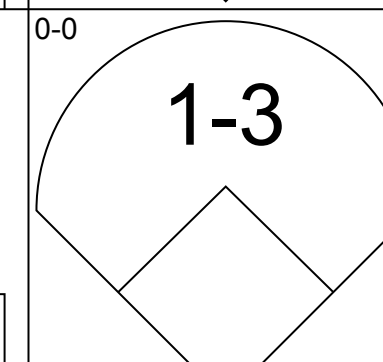
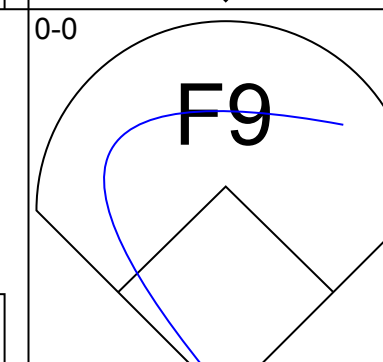
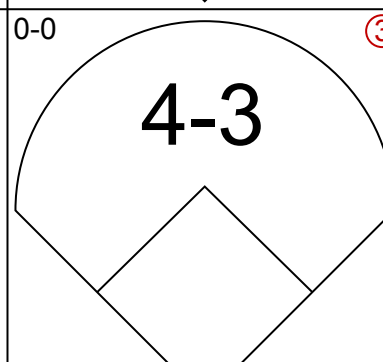
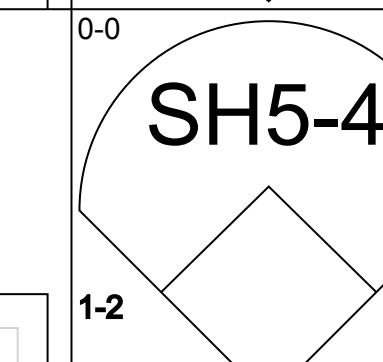
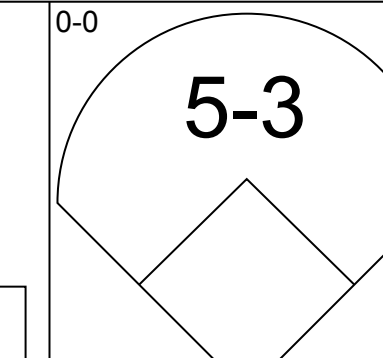
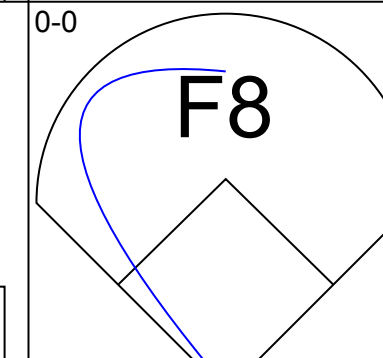
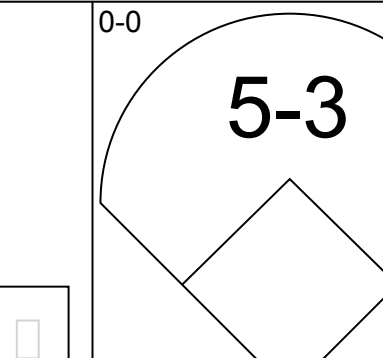
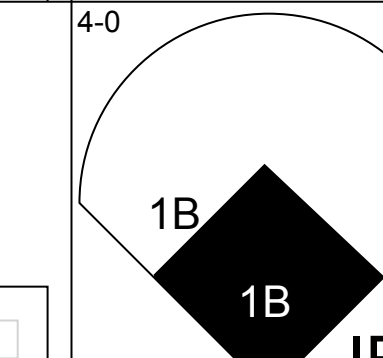
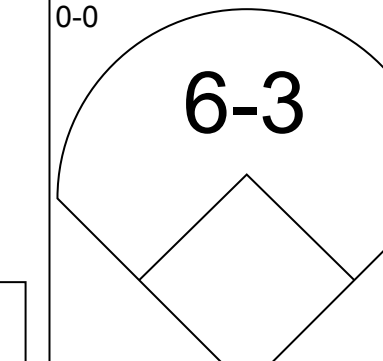
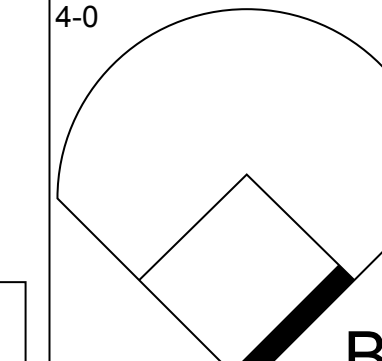
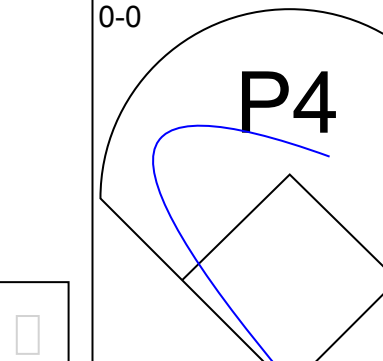
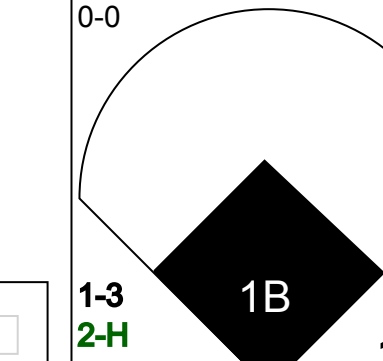
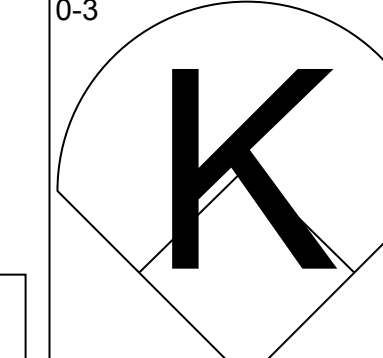
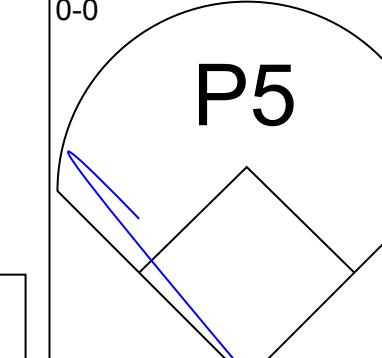
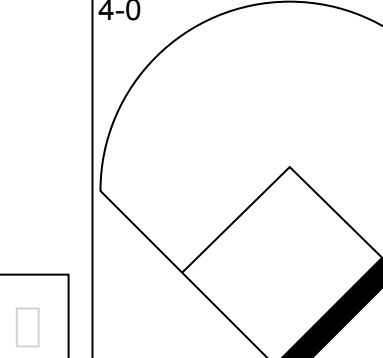
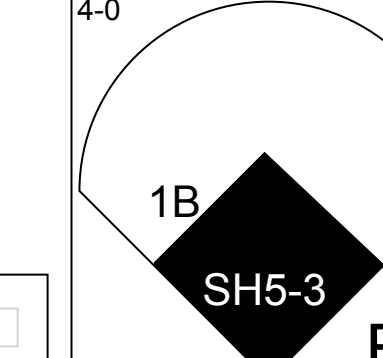
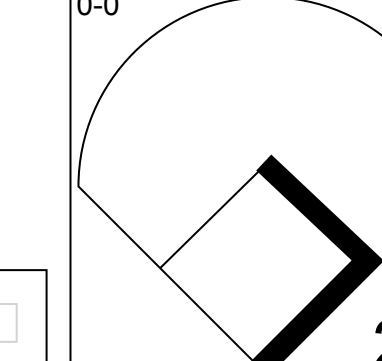
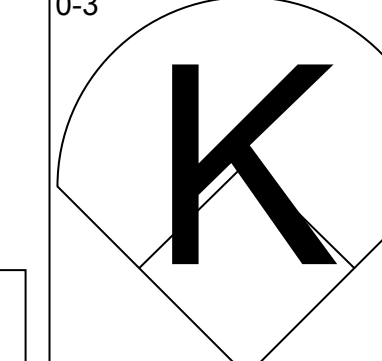
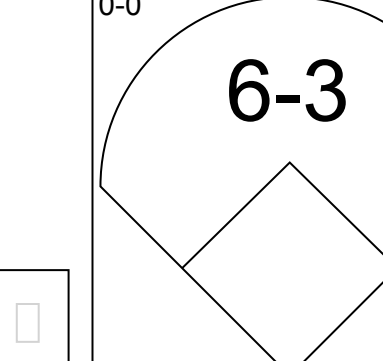
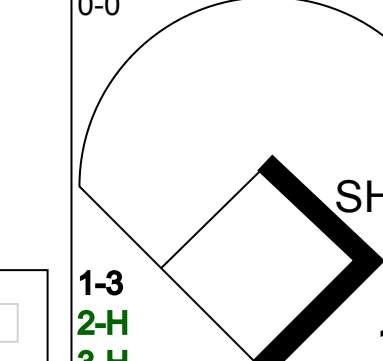
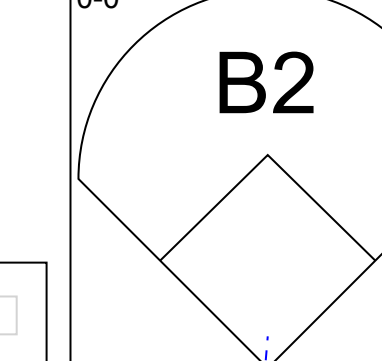
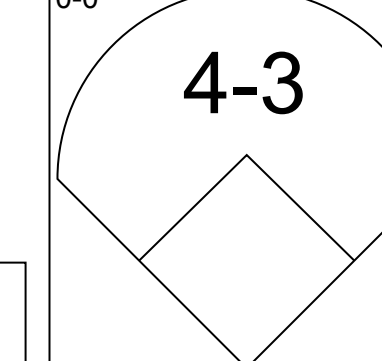
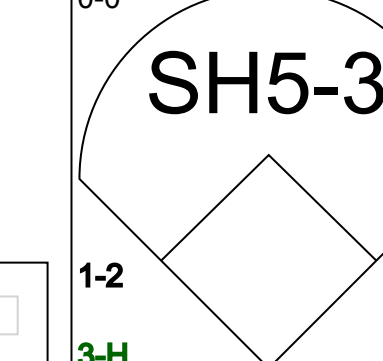
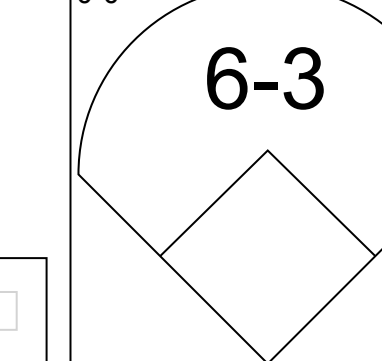
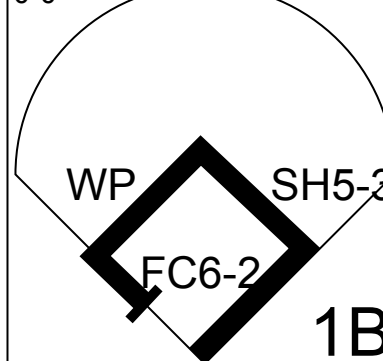
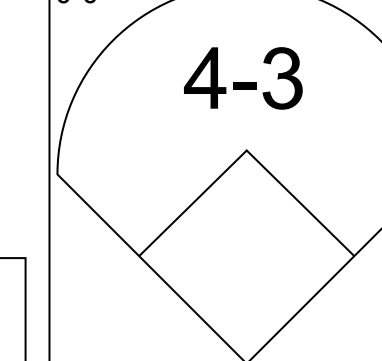
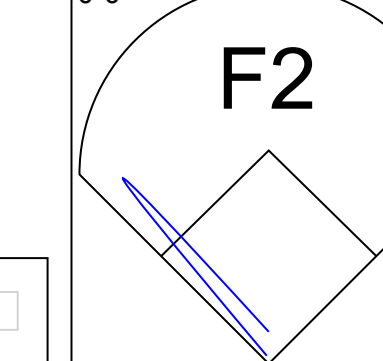


Batter	1	2	3	4	5	6	7	8	9	AB	R	H	RBI	BB	SO	LOB	TOP			
Tommy Harper, R OBP: 0.324, SLG: 0.374	4-0 1B 5-3 2B BB	0-0 2B					0-3 K		0-0 F8	4	1	1	0	1	1	0	Boston Red Sox @ Baltimore Orioles Memorial Stadium, Baltimore, MD Sat May 19 1973, 7:05 PM EDT Att: 12,801 - Unknown			
Luis Aparicio, R OBP: 0.315, SLG: 0.301	0-0 5-3	0-0 3-1				4-0 F8 1B BB		0-0 1B		3	0	1	0	1	0	2				
Carl Yastrzemski, L OBP: 0.354, SLG: 0.476	0-0 2B 2-3 1B		0-3 K			0-0 FC5-4 1B		0-0 1-3 1B		4	0	3	0	0	1	0				
Orlando Cepeda, R OBP: 0.341, SLG: 0.504	0-0 1-3 3-H 2B		0-0 P3			0-0 F8		0-0 1-2 G5-4-3		4	0	1	1	0	0	4				
Rico Petrocelli, R OBP: 0.273, SLG: 0.430	0-0 4-0 IBB		0-3 K			0-0 FC5-4		0-0 F4		3	0	0	0	1	1	2				
Carlton Fisk, R OBP: 0.380, SLG: 0.586	0-0 F8		4-0 SH3-4 BB			4-0 SH3 BB		0-0 6-3		2	0	0	0	2	0	3				
Doug Griffin, R OBP: 0.325, SLG: 0.402	0-3 K		0-0 SH3-4			0-0 SH3		0-3 K		2	0	0	0	0	2	3				
Rick Miller, L OBP: 0.314, SLG: 0.226		0-0 G3		4-0 BB		0-0 F7		0-0 6-3		3	0	0	0	1	0	1				
Dwight Evans, R OBP: 0.320, SLG: 0.281		0-0 F9		0-0 FC6-4-2		0-0 5-3		0-3 K		3	0	0	0	0	0	3				
Ben Oglivie, L OBP: 0.288, SLG: 0.439			1-2 2-H							1	0	0	0	0	1	0				
Inning Stats	R: 1 E: 0 K: 1 S: 7	H: 2 LOB: 3 BB: 2 P: 15	R: 0 E: 0 K: 0 S: 4	H: 1 LOB: 1 BB: 0 P: 4	R: 0 E: 0 K: 2 S: 7	H: 0 LOB: 0 BB: 2 P: 7	R: 0 E: 0 K: 0 S: 2	H: 0 LOB: 1 BB: 2 P: 10	R: 0 E: 0 K: 1 S: 6	H: 1 LOB: 2 BB: 1 P: 10	R: 0 E: 0 K: 0 S: 4	H: 2 LOB: 1 BB: 0 P: 4	R: 0 E: 0 K: 1 S: 5	H: 0 LOB: 0 BB: 0 P: 5	R: 0 E: 0 K: 1 S: 5	H: 0 LOB: 0 BB: 0 P: 5	1B: 4 2B: 3 3B: 0 HR: 0	SF: 0 SAC: 2 DP: 2 HBP: 0	WP: 0 PB: 0 SB: 0 CS: 0	PA: 37
PITCHER Doyle Alexander, R ERA: 2.03	IP: 9.0 WLS: W BF: 37 H: 6 R: 1 ER: 1 SO: 6 BB: 5 IBB: 1 HBP: 0 BLK: 0 WP: 0 HR: 0 S: 43 P: 67 ERA: 1.00 WHIP: 1.222															PITCHER				

Batter	1	2	3	4	5	6	7	8	9	AB	R	H	RBI	BB	SO	LOB	BOTTOM			
Merv Rettenmund, R OBP: 0.314, SLG: 0.304	0-0 5-3		0-0 F9				0-0 5-3		0-0 F7	4	0	0	0	0	0	0	Boston Red Sox @ Baltimore Orioles Memorial Stadium, Baltimore, MD Sat May 19 1973, 7:05 PM EDT Att: 12,801 - Unknown			
Bobby Grich, R OBP: 0.396, SLG: 0.379	0-0 4-3		4-0 1B SF8 BB			0-3 K		4-0 BB		2	1	0	0	2	1	0				
Tommy Davis, R OBP: 0.298, SLG: 0.338	0-0 FC5-4 1B		0-0 BB			0-0 P3		0-0 F9		4	0	2	0	0	0	1				
Don Baylor, R OBP: 0.319, SLG: 0.361	0-0 FC5-4		0-0 SF8			0-0 F8		0-0 1B		3	0	1	1	0	0	1				
Brooks Robinson, R OBP: 0.252, SLG: 0.298		0-0 G3		4-0 BB		0-3 K		0-0 F5		3	0	0	0	1	1	1				
Paul Blair, R OBP: 0.269, SLG: 0.276		0-0 HR		0-3 K		0-0 2B 1B		0-0 F7		4	2	2	1	0	1	3				
Boog Powell, L OBP: 0.331, SLG: 0.267		0-0 F2		0-0 F4		0-0 1-H 2B		0-0 4-3		4	0	1	1	0	0	1				
Andy Etchebarren, R OBP: 0.333, SLG: 0.455		0-0 FC6-4 1B		0-0 5-3		0-0 6-3				3	0	1	0	0	0	1				
Mark Belanger, R OBP: 0.282, SLG: 0.252		0-0 FC6-4		0-0 4-3				0-0 5-3		3	0	0	0	0	0	1				
Inning Stats	R: 0 E: 0 K: 0 S: 4	H: 1 LOB: 1 BB: 0 P: 4	R: 1 E: 0 K: 0 S: 5	H: 2 LOB: 1 BB: 0 P: 5	R: 1 E: 0 K: 1 S: 6	H: 1 LOB: 2 BB: 2 P: 14	R: 0 E: 0 K: 0 S: 3	H: 0 LOB: 0 BB: 0 P: 3	R: 0 E: 0 K: 1 S: 5	H: 0 LOB: 0 BB: 0 P: 5	R: 1 E: 0 K: 1 S: 7	H: 2 LOB: 1 BB: 0 P: 7	R: 0 E: 0 K: 0 S: 3	H: 0 LOB: 1 BB: 1 P: 7	R: 0 E: 0 K: 0 S: 4	H: 1 LOB: 1 BB: 0 P: 4	1B: 5 2B: 1 3B: 0 HR: 1	SF: 1 SAC: 0 DP: 0 HBP: 0	WP: 0 PB: 0 SB: 0 CS: 0	PA: 34
PITCHER Bill Lee, L ERA: 2.48	IP: 8.0 WLS: L BF: 34 H: 7 R: 3 ER: 3 SO: 3 BB: 3 IBB: 0 HBP: 0 BLK: 0 WP: 0 HR: 1 S: 37 P: 49 ERA: 3.38 WHIP: 1.250															PITCHER				

Batter	1	2	3	4	5	6	7	8	9	AB	R	H	RBI	BB	SO	LOB	TOP				
Tommy Harper, R OBP: 0.322, SLG: 0.365 (1, 7)										3	1	0	0	1	2	1	Boston Red Sox @ Baltimore Orioles Memorial Stadium, Baltimore, MD Mon May 21 1973, 7:05 PM EDT Att. 7,105 - Unknown - 67 F				
Luis Aparicio, R OBP: 0.311, SLG: 0.297 (1, 6)	5-3									5	0	1	2	0	0	3					
Carl Yastrzemski, L OBP: 0.362, SLG: 0.485 (1, 3)										4	0	2	2	1	0	0					
Orlando Cepeda, R OBP: 0.344, SLG: 0.496 (1, 10)										4	0	1	0	1	2	4					
Rico Petrocelli, R OBP: 0.269, SLG: 0.410 (1, 5)										4	0	0	0	1	1	3					
Carlton Fisk, R OBP: 0.376, SLG: 0.575 (1, 2)										4	0	1	0	0	3	0					
Doug Griffin, R OBP: 0.331, SLG: 0.400 (1, 4)										3	0	1	0	1	0	2					
Rick Miller, L OBP: 0.333, SLG: 0.286 (1, 8)										4	1	2	0	0	0	2					
Dwight Evans, R OBP: 0.342, SLG: 0.299 (1, 9)										3	2	2	0	1	0	1					
Inning Stats	R: 0 E: 0 K: 2 S: 9	H: 2 LOB: 2 BB: 0 P: 9	R: 0 E: 0 K: 1 S: 6	H: 1 LOB: 1 BB: 0 P: 6	R: 0 E: 0 K: 0 S: 3	H: 0 LOB: 0 BB: 0 P: 3	R: 0 E: 0 K: 0 S: 2	H: 1 LOB: 1 BB: 2 P: 10	R: 0 E: 0 K: 1 S: 6	H: 2 LOB: 1 BB: 0 P: 6	R: 0 E: 0 K: 1 S: 5	H: 0 LOB: 0 BB: 0 P: 5	R: 2 E: 0 K: 1 S: 7	H: 2 LOB: 3 BB: 3 P: 19	R: 0 E: 0 K: 1 S: 5	H: 0 LOB: 1 BB: 1 P: 9	R: 2 E: 0 K: 1 S: 8	H: 2 LOB: 1 BB: 0 P: 8	1B: 8 2B: 2 HR: 0	SF: 0 SAC: 1 DP: 1 HBP: 0	WP: 0 PA: 41 PB: 0 SB: 1 CS: 0
PITCHER	IP	WLS	BF	H	R	ER	SO	BB	IBB	HBP	BLK	WP	HR	S	P	ERA	WHIP				
Jim Palmer, R ERA: 2.22 (1, 1)	8.1	L	39	10	4	4	7	5	1	0	0	0	0	47	71	4.32	1.800				
Eddie Watt, R ERA: 1.64 (9, 1)	0.2		2	0	0	0	1	0	0	0	0	0	0	4	4	0.00	0.000				

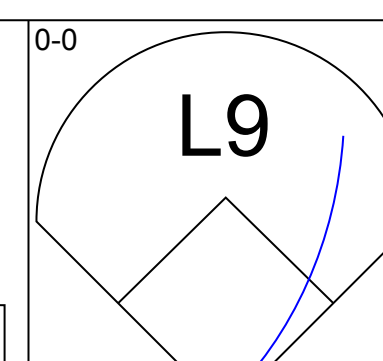
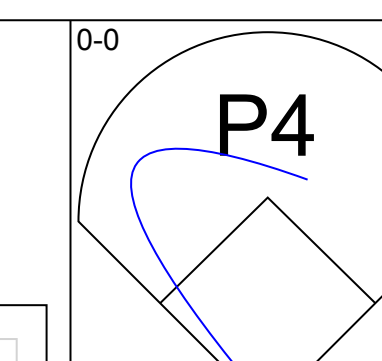
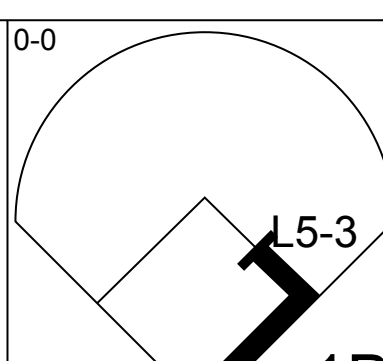
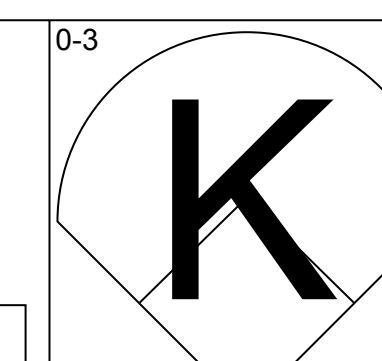
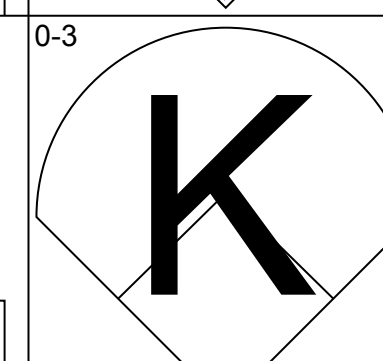
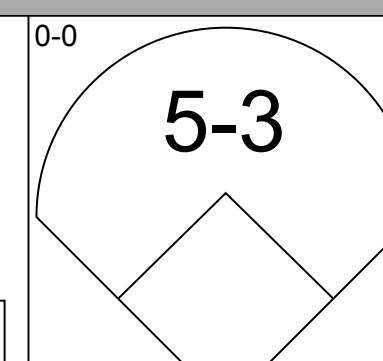
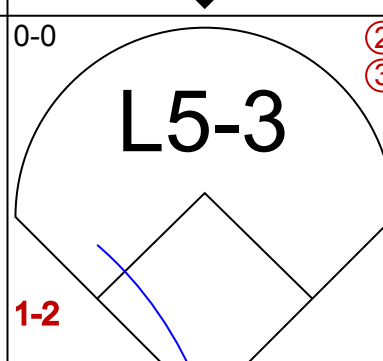
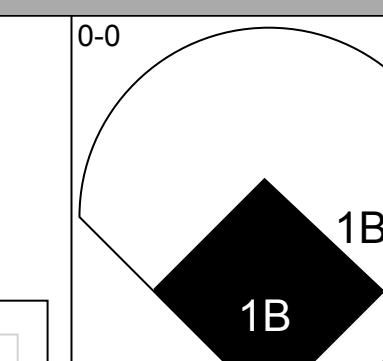
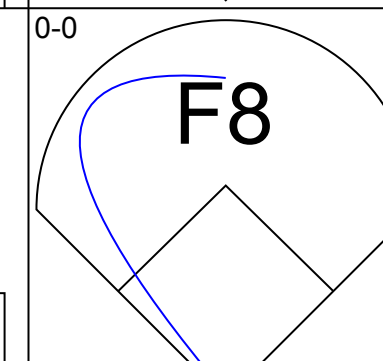
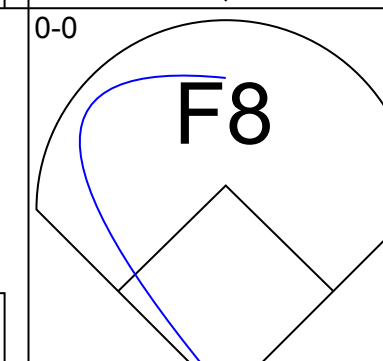
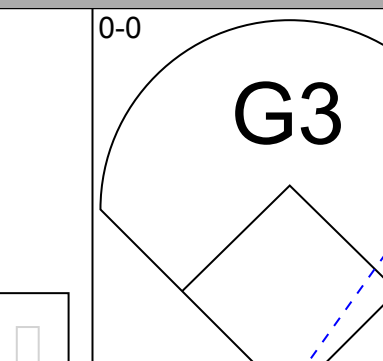
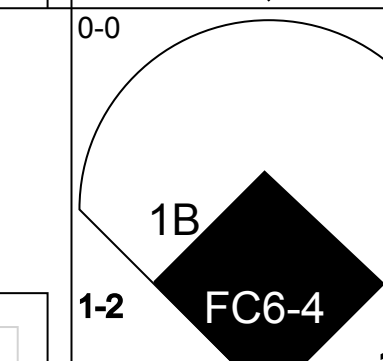
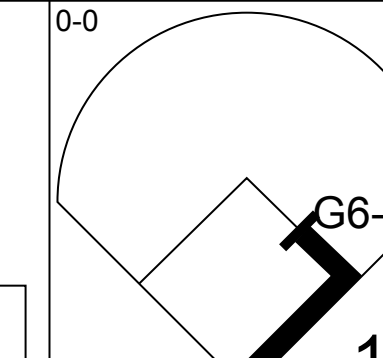
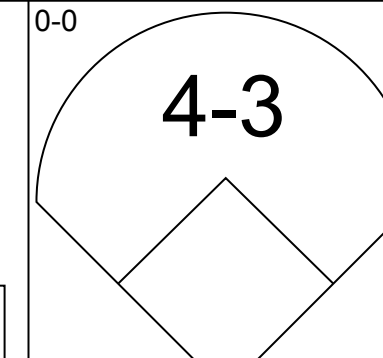
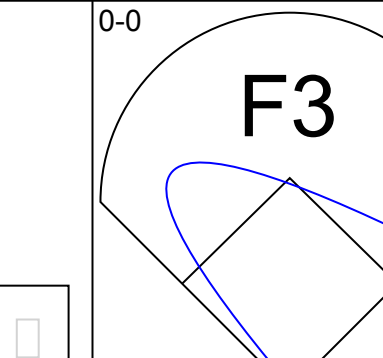
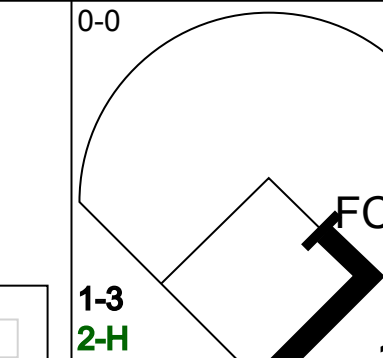
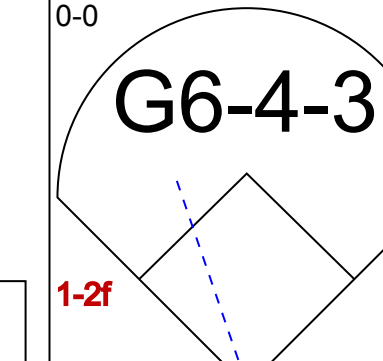
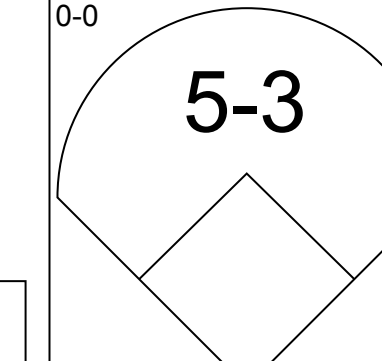
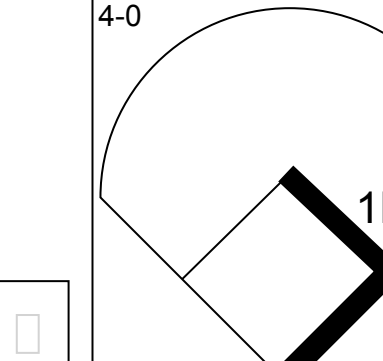
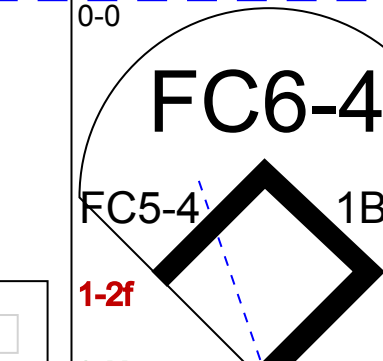
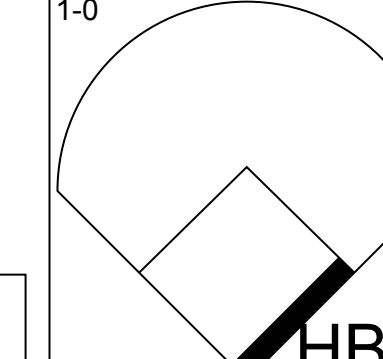
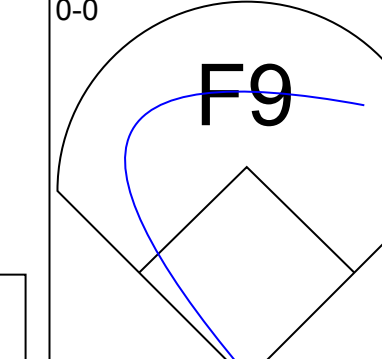
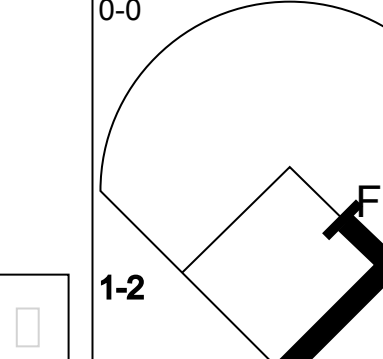
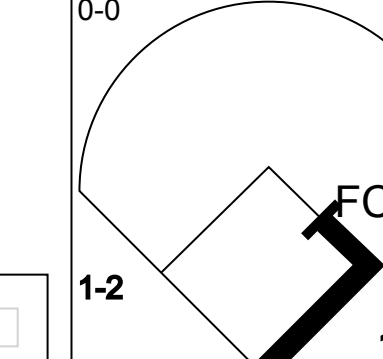
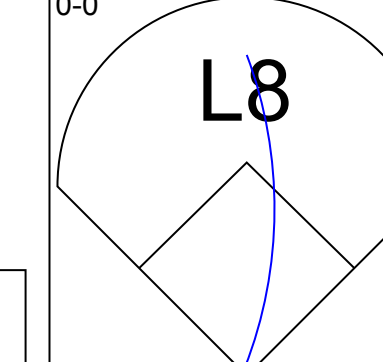

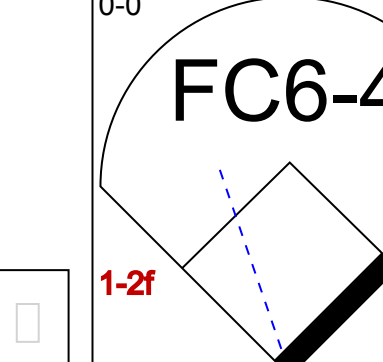
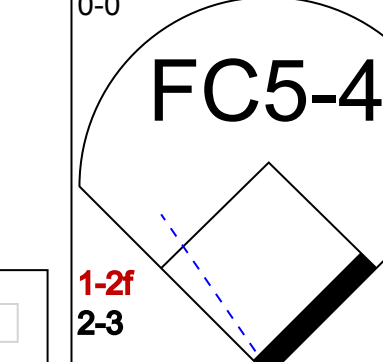
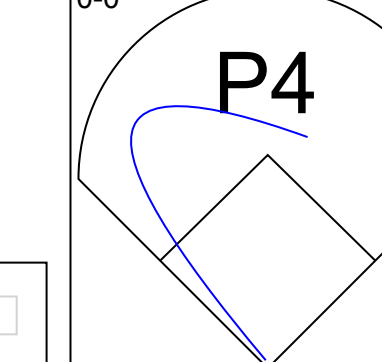
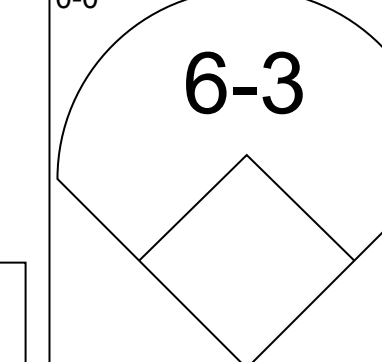
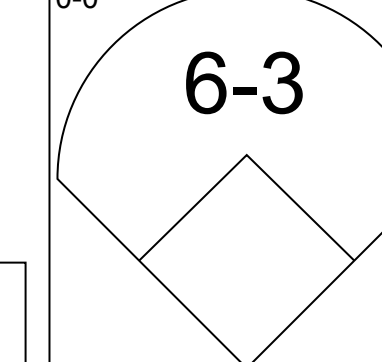
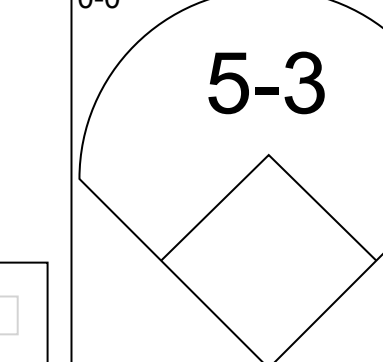
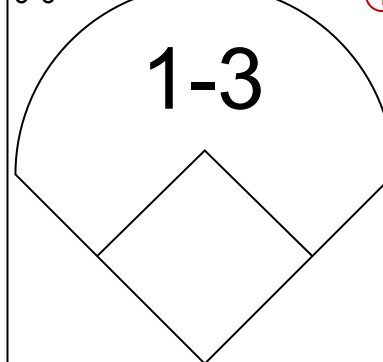
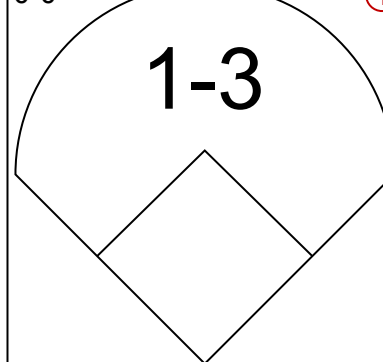
Batter	1	2	3	4	5	6	7	8	9	AB	R	H	RBI	BB	SO	LOB	BOTTOM			
Al Bumbry, L OBP: 0.306, SLG: 0.391 (1, 9)										3	1	1	0	0	1	1	Boston Red Sox @ Baltimore Orioles Memorial Stadium, Baltimore, MD Mon May 21 1973, 7:05 PM EDT Att. 7,105 - Unknown - 67 F			
Rich Coggins, L OBP: 0.286, SLG: 0.413 (1, 8)	4-3		4-3							4	0	0	0	0	1	3				
Bobby Grich, R OBP: 0.392, SLG: 0.370 (1, 4)	3-4									3	0	0	0	1	1	1				
Boog Powell, L OBP: 0.329, SLG: 0.266 (1, 3)										4	0	1	1	0	0	2				
Tommy Davis, R OBP: 0.284, SLG: 0.321 (1, 10)										4	0	0	0	0	0	1				
Don Baylor, R OBP: 0.312, SLG: 0.352 (1, 7)										3	0	0	0	0	1	0				
Brooks Robinson, R OBP: 0.246, SLG: 0.291 (1, 5)										3	0	0	0	0	1	0				
Eliot Hendricks, L OBP: 0.167, SLG: 0.389 (1, 2)										3	0	1	0	0	0	0				
Mark Belanger, R OBP: 0.286, SLG: 0.257 (1, 6)										2	0	1	0	0	1	0				
Inning Stats	R: 1 E: 0 K: 0 S: 5	H: 2 LOB: 1 BB: 0 P: 5	R: 0 E: 0 K: 0 S: 3	H: 0 LOB: 0 BB: 0 P: 3	R: 0 E: 0 K: 2 S: 7	H: 0 LOB: 0 BB: 0 P: 7	R: 0 E: 0 K: 1 S: 5	H: 0 LOB: 0 BB: 0 P: 5	R: 0 E: 0 K: 1 S: 5	H: 1 LOB: 2 BB: 1 P: 10	R: 0 E: 0 K: 1 S: 5	H: 0 LOB: 0 BB: 0 P: 5	R: 0 E: 0 K: 0 S: 4	H: 1 LOB: 1 BB: 0 P: 4	R: 0 E: 0 K: 0 S: 3	H: 0 LOB: 0 BB: 0 P: 3	1B: 2 2B: 2 HR: 0	SF: 0 SAC: 2 DP: 0 HBP: 0	WP: 0 PA: 32 PB: 0 SB: 0 CS: 0	
PITCHER	IP	WLS	BF	H	R	ER	SO	BB	IBB	HBP	BLK	WP	HR	S	P	ERA	WHIP			
Luis Tiant, R ERA: 3.86 (1, 1)	9.0	W	32	4	1	1	6	1	0	0	0	0	0	43	47	1.00	0.556			

Batter	1	2	3	4	5	6	7	8	9	AB	R	H	RBI	BB	SO	LOB	TOP				
Bob Coluccio, R (1, 9) OBP: 0.211, SLG: 0.343										3	0	0	0	0	2	1					
Elie Rodriguez, R (1, 2) OBP: 0.288, SLG: 0.268 Gorman Thomas, R (9, PR) OBP: 0.299, SLG: 0.314 Darrell Porter, L (9, 2) OBP: 0.330, SLG: 0.359										4	0	1	0	0	0	0	1				
Dave May, L (1, 8) OBP: 0.309, SLG: 0.500										3	0	0	0	0	0	1					
George Scott, R (1, 3) OBP: 0.340, SLG: 0.372										3	1	0	0	1	0	0					
Don Money, R (1, 5) OBP: 0.268, SLG: 0.328										3	1	1	1	1	0	0					
John Briggs, L (1, 7) OBP: 0.320, SLG: 0.383										2	1	0	0	2	1	1					
Ollie Brown, R (1, 10) OBP: 0.274, SLG: 0.322 Joe Lahoud, L (9, PH) OBP: 0.213, SLG: 0.111										3	0	1	0	0	1	2					
Tim Johnson, L (1, 6) OBP: 0.270, SLG: 0.309										3	0	0	1	0	0	2					
Pedro Garcia, R (1, 4) OBP: 0.294, SLG: 0.449										4	0	1	0	0	0	3					
Inning Stats	R: 0 E: 0 K: 1 S: 5	H: 0 LOB: 0 BB: 0 P: 5	R: 0 E: 0 K: 1 S: 5	H: 0 LOB: 0 BB: 0 P: 5	R: 0 E: 0 K: 0 S: 4	H: 1 LOB: 1 BB: 0 P: 4	R: 0 E: 0 K: 0 S: 3	H: 0 LOB: 0 BB: 0 P: 3	R: 0 E: 0 K: 1 S: 5	H: 0 LOB: 1 BB: 1 P: 9	R: 0 E: 0 K: 0 S: 4	H: 1 LOB: 1 BB: 0 P: 4	R: 0 E: 0 K: 0 S: 3	H: 0 LOB: 1 BB: 1 P: 7	R: 0 E: 0 K: 1 S: 5	H: 0 LOB: 0 BB: 0 P: 5	R: 4 E: 0 K: 0 S: 6	H: 3 LOB: 2 BB: 2 P: 14	1B: 4 2B: 1 3B: 0 HR: 0	SF: 0 SAC: 3 DP: 0 HBP: 0	WP: 1 PA: 36 PB: 0 CS: 0
PITCHER	IP	WLS	BF	H	R	ER	SO	BB	IBB	HBP	BLK	WP	HR	S	P	ERA	WHIP				
John Curtis, L (1, 1) ERA: 3.09	8.1	L	33	4	4	4	4	3	1	0	0	1	0	37	53	4.32	0.840				
Bobby Bolin, R (9, 1) ERA:	0.2	S	3	1	0	0	0	0	0	0	0	0	0	3	3	0.00	1.500				

Milwaukee Brewers @ Boston Red Sox
Fenway Park, Boston, MA
Tue May 22 1973, 7:05 PM EDT
Att: 10,554 - Unknown - 63 F

AB 29
R 4
H 5
RBI 4
BB 4
SO 4
LOB 11



Batter	1	2	3	4	5	6	7	8	9	AB	R	H	RBI	BB	SO	LOB	BOTTOM				
Tommy Harper, R (1, 7) OBP: 0.320, SLG: 0.362										4	0	1	0	0	1	0					
Luis Aparicio, R (1, 6) OBP: 0.309, SLG: 0.295										4	1	1	0	0	1	1					
Carl Yastrzemski, L (1, 3) OBP: 0.399, SLG: 0.478										4	1	1	0	0	0	0					
Orlando Cepeda, R (1, 10) OBP: 0.348, SLG: 0.496 Ben Oglivie, L (9, PR) OBP: 0.286, SLG: 0.439										4	0	2	1	0	0	0					
Rico Petrocelli, R (1, 5) OBP: 0.268, SLG: 0.395 John Kennedy, R (9, PR) OBP: 0.283, SLG: 0.366										3	0	0	1	1	0	2					
Carlton Fisk, R (1, 2) OBP: 0.387, SLG: 0.577										3	0	2	0	0	0	0					
Doug Griffin, R (1, 4) OBP: 0.328, SLG: 0.395										4	0	1	0	0	0	5					
Rick Miller, L (1, 8) OBP: 0.302, SLG: 0.256										4	0	0	0	0	1	3					
Dwight Evans, R (1, 9) OBP: 0.329, SLG: 0.286										3	0	0	0	0	1	0					
Inning Stats	R: 0 E: 0 K: 1 S: 5	H: 0 LOB: 0 BB: 0 P: 5	R: 0 E: 0 K: 0 S: 3	H: 1 LOB: 1 BB: 0 P: 4	R: 0 E: 0 K: 1 S: 5	H: 0 LOB: 0 BB: 0 P: 5	R: 0 E: 0 K: 0 S: 3	H: 0 LOB: 0 BB: 0 P: 3	R: 0 E: 0 K: 0 S: 4	H: 1 LOB: 2 BB: 1 P: 8	R: 0 E: 0 K: 1 S: 5	H: 0 LOB: 0 BB: 0 P: 5	R: 2 E: 0 K: 0 S: 7	H: 4 LOB: 2 BB: 0 P: 7	1B: 8 2B: 1 3B: 0 HR: 0	SF: 0 SAC: 0 DP: 2 HBP: 1	WP: 0 PA: 35 PB: 0 CS: 0				
PITCHER	IP	WLS	BF	H	R	ER	SO	BB	IBB	HBP	BLK	WP	HR	S	P	ERA	WHIP				
Jim Colborn, R (1, 1) ERA: 2.38	8.0	W	31	7	2	2	4	1	0	0	0	0	0	37	42	2.25	1.000				
Frank Linzy, R (9, 1) ERA: 2.67	1.0	S	4	1	0	0	0	0	0	0	0	0	0	4	4	0.00	1.000				

Milwaukee Brewers @ Boston Red Sox
Fenway Park, Boston, MA
Tue May 22 1973, 7:05 PM EDT
Att: 10,554 - Unknown - 63 F

AB 33
R 2
H 8
RBI 2
BB 1
SO 4
LOB 11



Batter	1	2	3	4	5	6	7	8	9	AB	R	H	RBI	BB	SO	LOB	TOP					
Tim Johnson, L (1, 6) <small>OBP: 0.276, SLG: 0.314</small> Bob Heise, R (4, 6) <small>OBP: 0.286, SLG: 0.357</small>										2	0	1	0	0	1	0	Milwaukee Brewers @ Boston Red Sox Fenway Park, Boston, MA Wed May 23 1973, 7:05 PM EDT Att: 10,464 - Unknown - 65 F					
Bob Coluccio, R (1, 9) <small>OBP: 0.213, SLG: 0.352</small>										4	1	1	0	0	0	1						
Dave May, L (1, 8) <small>OBP: 0.313, SLG: 0.500</small>										4	1	2	0	0	0	1						
George Scott, R (1, 3) <small>OBP: 0.344, SLG: 0.367</small>										2	0	0	0	2	0	1						
John Briggs, L (1, 7) <small>OBP: 0.325, SLG: 0.389</small>										3	0	1	1	1	2	2						
Don Money, R (1, 5) <small>OBP: 0.286, SLG: 0.319</small>										4	0	0	0	0	1	5						
Ollie Brown, R (1, 10) <small>OBP: 0.283, SLG: 0.322</small>										3	0	1	0	1	0	1						
Darrell Porter, L (1, 2) <small>OBP: 0.330, SLG: 0.395</small> Elie Rodriguez, R (9, PH) <small>OBP: 0.286, SLG: 0.286</small>										3	1	1	1	0	0	3						
Pedro Garcia, R (1, 4) <small>OBP: 0.286, SLG: 0.435</small>										4	0	0	0	0	3	2						
Inning Stats	R: 0 E: 0 K: 0 S: 3	H: 1 LOB: 0 BB: 0 P: 3	R: 0 E: 0 K: 0 S: 2	H: 0 LOB: 2 BB: 3 P: 14	R: 0 E: 0 K: 2 S: 7	H: 0 LOB: 0 BB: 0 P: 7	R: 0 E: 0 K: 1 S: 5	H: 0 LOB: 0 BB: 0 P: 5	R: 0 E: 1 K: 0 S: 5	H: 1 LOB: 2 BB: 1 P: 5	R: 0 E: 0 K: 2 S: 8	H: 1 LOB: 2 BB: 1 P: 12	R: 1 E: 0 K: 1 S: 6	H: 1 LOB: 0 BB: 0 P: 6	R: 2 E: 1 K: 0 S: 6	H: 3 LOB: 1 BB: 0 P: 6		R: 0 E: 0 K: 1 S: 5	H: 1 LOB: 0 BB: 0 P: 5	1B: 5 2B: 2 3B: 0 HR: 1	SF: 0 SAC: 0 DP: 3 HBP: 0	WP: 1 PB: 0 CS: 0
PITCHER	IP WLS BF H R ER SO BB IBB HBP BLK WP HR S P ERA WHIP																					
Marty Pattin, R (1, 1) <small>ERA: 5.95</small> Bob Veale, L (8, 1) <small>ERA: 2.3</small>	7.1 W 31 6 3 3 6 4 0 0 0 1 1 39 55 3.68 1.364																					

Batter	1	2	3	4	5	6	7	8	9	AB	R	H	RBI	BB	SO	LOB	BOTTOM			
Doug Griffin, R (1, 4) <small>OBP: 0.319, SLG: 0.383</small>										4	0	0	0	0	1	0	Milwaukee Brewers @ Boston Red Sox Fenway Park, Boston, MA Wed May 23 1973, 7:05 PM EDT Att: 10,464 - Unknown - 65 F			
Rick Miller, L (1, 8) <small>OBP: 0.298, SLG: 0.256</small>										4	1	1	0	0	1	0				
Carlton Fisk, R (1, 2) <small>OBP: 0.383, SLG: 0.563</small>										3	0	0	0	1	0	1				
Carl Yastrzemski, L (1, 3) <small>OBP: 0.369, SLG: 0.486</small>										4	2	3	0	0	0	0				
Orlando Cepeda, R (1, 10) <small>OBP: 0.355, SLG: 0.496</small>										2	1	1	0	0	0	0				
Rico Petrocelli, R (1, 5) <small>OBP: 0.270, SLG: 0.393</small>										3	1	1	2	0	1	1				
Tommy Harper, R (1, 7) <small>OBP: 0.320, SLG: 0.356</small>										2	0	0	0	1	0	0				
Luis Aparicio, R (1, 6) <small>OBP: 0.309, SLG: 0.296</small>										3	0	1	1	0	0	1				
Dwight Evans, R (1, 9) <small>OBP: 0.318, SLG: 0.274</small>										3	0	0	0	0	1	1				
Inning Stats	R: 0 E: 0 K: 1 S: 5	H: 0 LOB: 0 BB: 0 P: 5	R: 1 E: 0 K: 0 S: 4	H: 2 LOB: 0 BB: 0 P: 4	R: 0 E: 0 K: 0 S: 3	H: 0 LOB: 0 BB: 0 P: 3	R: 4 E: 1 K: 0 S: 5	H: 3 LOB: 0 BB: 1 P: 10	R: 0 E: 0 K: 1 S: 5	H: 0 LOB: 0 BB: 0 P: 5	R: 0 E: 0 K: 0 S: 3	H: 0 LOB: 0 BB: 0 P: 3	R: 0 E: 0 K: 2 S: 8	H: 1 LOB: 1 BB: 0 P: 8	R: 0 E: 0 K: 0 S: 3	H: 1 LOB: 2 BB: 1 P: 7		1B: 7 2B: 0 3B: 0 HR: 0	SF: 0 SAC: 0 DP: 1 HBP: 1	WP: 0 PB: 0 CS: 0
PITCHER	IP WLS BF H R ER SO BB IBB HBP BLK WP HR S P ERA WHIP																			
Jerry Bell, R (1, 1) <small>ERA: 3.63</small> Skip Lockwood, R (4, 1) <small>ERA: 2.41</small>	3.1 L 16 5 5 4 1 1 0 0 0 0 0 20 24 0.00 0.643																			

Batter	1	2	3	4	5	6	7	8	9	AB	R	H	RBI	BB	SO	LOB	TOP			
Bob Coluccio, R OBP: 0.215, SLG: 0.360 (1, 9)	F9		L8					6-3		4	0	1	0	0	0	1	Milwaukee Brewers @ Boston Red Sox Fenway Park, Boston, MA Thu May 24 1973, 3:33 AM EDT Att: 8,416 - Unknown - 60 F			
Elie Rodriguez, R OBP: 0.293, SLG: 0.267 (1, 2)	6-3		HBP				1-3	5-3		3	0	0	0	0	0	1				
Dave May, L OBP: 0.312, SLG: 0.494 (1, 8)	K		4-3							4	0	1	0	0	2	2				
George Scott, R OBP: 0.344, SLG: 0.362 John Vukovich, R OBP: 0.190, SLG: 0.175 (7, 3)	6-3			5-3						2	0	0	0	1	0	0				
Don Money, R OBP: 0.260, SLG: 0.317 (1, 5)	F8			BB						4	0	1	0	0	0	2				
John Briggs, L OBP: 0.327, SLG: 0.386 Gorman Thomas, R OBP: 0.293, SLG: 0.307 (7, 7)	3-1			P4						1	0	0	0	1	0	0				
Ollie Brown, R OBP: 0.284, SLG: 0.323 (1, 10)			SH1-3	P4						3	1	1	0	0	0	2				
Tim Johnson, L OBP: 0.269, SLG: 0.306 (1, 6)			SH1-3							2	0	0	0	0	1	0				
Pedro Garcia, R OBP: 0.287, SLG: 0.440 (1, 4)										3	0	1	1	0	2	0				
Inning Stats	R: 0 E: 0 K: 1 S: 5	H: 0 LOB: 0 BB: 0 P: 5	R: 0 E: 0 K: 0 S: 3	H: 0 LOB: 0 BB: 0 P: 3	R: 1 E: 0 K: 0 S: 5	H: 2 LOB: 2 BB: 0 P: 6	R: 0 E: 0 K: 0 S: 3	H: 1 LOB: 1 BB: 1 P: 7	R: 0 E: 0 K: 2 S: 8	H: 1 LOB: 1 BB: 0 P: 8	R: 0 E: 0 K: 0 S: 3	H: 0 LOB: 0 BB: 0 P: 3	R: 0 E: 0 K: 1 S: 5	H: 0 LOB: 0 BB: 0 P: 5	R: 0 E: 0 K: 1 S: 6	H: 1 LOB: 1 BB: 0 P: 6		1B: 3 2B: 2 3B: 0 HR: 0	SF: 0 SAC: 1 DP: 1 HBP: 1	WP: 0 PB: 0 CS: 0
PITCHER Bill Lee, L ERA: 2.28 (1, 1)	IP: 9.0 WLS: W BF: 33 H: 5 R: 1 ER: 1 SO: 6 BB: 2 IBB: 0 HBP: 1 BLK: 0 WP: 0 HR: 0 S: 42 P: 51 ERA: 1.00 WHIP: 0.778																			

Batter	1	2	3	4	5	6	7	8	9	AB	R	H	RBI	BB	SO	LOB	BOTTOM			
Doug Griffin, R OBP: 0.324, SLG: 0.383 John Kennedy, R OBP: 0.280, SLG: 0.378 (1, 4)	HBP	P3		1B	P3			F9		0	0	0	0	0	0	0	Milwaukee Brewers @ Boston Red Sox Fenway Park, Boston, MA Thu May 24 1973, 3:33 AM EDT Att: 8,416 - Unknown - 60 F			
Rick Miller, L OBP: 0.327, SLG: 0.277 (1, 8)	F8			1B	L8					4	1	2	1	1	0	1				
Carl Yastrzemski, L OBP: 0.364, SLG: 0.476 (1, 3)	P4	G3		K						5	1	1	0	0	2	6				
Orlando Cepeda, R OBP: 0.350, SLG: 0.484 (1, 10)	P4		P3	F7						5	1	1	1	0	0	3				
Rico Petrocelli, R OBP: 0.295, SLG: 0.447 (1, 5)		WP	1B	HR	1B					5	3	4	3	0	0	0				
Tommy Harper, R OBP: 0.325, SLG: 0.360 (1, 7)		1B	5-3	1B						4	2	2	0	1	0	2				
Luis Aparicio, R OBP: 0.326, SLG: 0.318 (1, 6)		1B								4	0	4	2	0	0	0				
Bob Montgomery, R OBP: 0.111, SLG: 0.250 (1, 2)		K	K							4	0	0	1	0	2	5				
Dwight Evans, R OBP: 0.326, SLG: 0.276 (1, 9)				BLK	FC5-4					3	1	1	0	1	0	2				
Inning Stats	R: 0 E: 0 K: 0 S: 3	H: 0 LOB: 1 BB: 0 P: 4	R: 2 E: 0 K: 1 S: 9	H: 4 LOB: 3 BB: 1 P: 13	R: 1 E: 0 K: 1 S: 7	H: 2 LOB: 1 BB: 0 P: 7	R: 2 E: 0 K: 1 S: 7	H: 3 LOB: 2 BB: 1 P: 11	R: 1 E: 0 K: 0 S: 5	H: 2 LOB: 1 BB: 0 P: 5	R: 4 E: 1 K: 0 S: 8	H: 4 LOB: 1 BB: 0 P: 8	R: 0 E: 0 K: 1 S: 5	H: 0 LOB: 0 BB: 0 P: 5	R: 0 E: 0 K: 0 S: 4	H: 1 LOB: 2 BB: 1 P: 8		1B: 14 2B: 1 3B: 0 HR: 1	SF: 2 SAC: 0 DP: 0 HBP: 1	WP: 1 PB: 0 CS: 0
PITCHER Bill Champion, R ERA: 4.43 Chris Short, L ERA: 3.94 Gary Ryerson, L ERA: 6.98 Ray Newman, L ERA: 2.95	IP: 3.0 WLS: L BF: 19 H: 8 R: 5 ER: 5 SO: 2 BB: 0 IBB: 1 HBP: 0 BLK: 0 WP: 0 HR: 1 S: 21 P: 26 ERA: 15.00 WHIP: 2.667																			



Batter	1	2	3	4	5	6	7	8	9	AB	R	H	RBI	BB	SO	LOB	TOP			
Rick Miller, L OBP: 0.351, SLG: 0.314 (1, 9)										4	1	2	0	1	0	0	Boston Red Sox @ Kansas City Royals Royals Stadium, Kansas City, MO Sun May 27 1973, 4:33 AM EDT Unknown - 57 F			
Reggie Smith, S OBP: 0.402, SLG: 0.474 (1, 8)										4	0	0	0	1	2	3				
Carlton Fisk, R OBP: 0.393, SLG: 0.577 (1, 2)										4	1	3	1	0	0	1				
Carl Yastrzemski, L OBP: 0.367, SLG: 0.473 (1, 3) Danny Cater, R OBP: 0.294, SLG: 0.313 (8, 3)										3	1	1	1	1	0	2				
Orlando Cepeda, R OBP: 0.340, SLG: 0.470 (1, 10)										4	0	0	0	0	2	4				
Rico Petrocelli, R OBP: 0.296, SLG: 0.454 (1, 5) Buddy Hunter, R OBP: 1.000, SLG: 1.000 (7, 5)										3	0	1	0	0	0	0				
Tommy Harper, R OBP: 0.353, SLG: 0.353 (1, 7) Dwight Evans, R OBP: 0.322, SLG: 0.273 (7, 7)										3	0	0	0	0	0	1				
Luis Aparicio, R OBP: 0.333, SLG: 0.326 (1, 6) Mario Guerrero, R OBP: 0.316, SLG: 0.286 (7, 6)										3	0	2	0	0	0	1				
John Kennedy, R OBP: 0.259, SLG: 0.347 (1, 4)										4	0	0	0	0	1	2				
Inning Stats	R: 0 E: 0 K: 0 S: 3	H: 1 LOB: 1 BB: 1 P: 7	R: 0 E: 0 K: 1 S: 6	H: 1 LOB: 1 BB: 0 P: 6	R: 0 E: 0 K: 2 S: 7	H: 0 LOB: 0 BB: 0 P: 7	R: 0 E: 0 K: 0 S: 3	H: 1 LOB: 0 BB: 0 P: 3	R: 0 E: 0 K: 0 S: 4	H: 1 LOB: 0 BB: 2 P: 4	R: 0 E: 0 K: 0 S: 3	H: 0 LOB: 2 BB: 2 P: 11	R: 0 E: 0 K: 1 S: 9	H: 1 LOB: 1 BB: 0 P: 9	R: 0 E: 0 K: 1 S: 6	H: 1 LOB: 1 BB: 0 P: 6		1B: 7 2B: 3 3B: 0 HR: 0	SF: 0 SAC: 0 DP: 2 HBP: 0	WP: 0 PB: 0 SB: 0 CS: 0
PITCHER Gene Garber, R ERA: 1.94 (1, 1)	IP: 9.0 WLS: W BF: 38 H: 10 R: 3 ER: 3 SO: 5 BB: 3 IBB: 0 HBP: 0 BLK: 0 WP: 0 HR: 0 S: 45 P: 57 ERA: 3.00 WHIP: 1.444																			

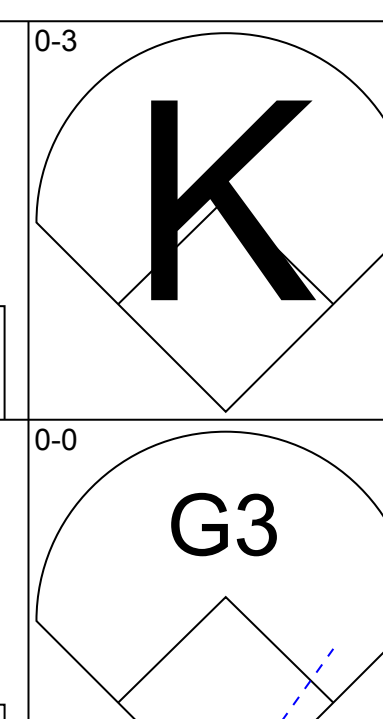
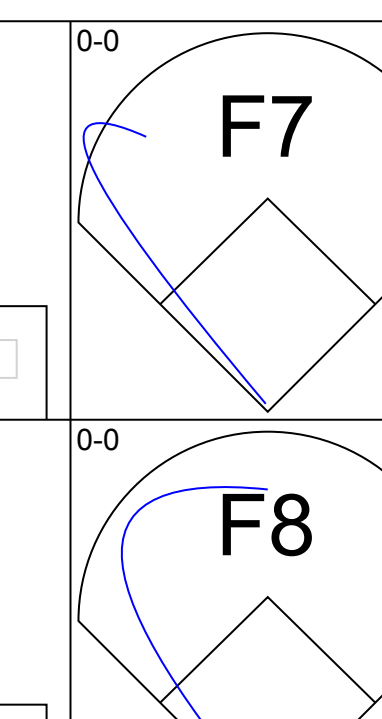
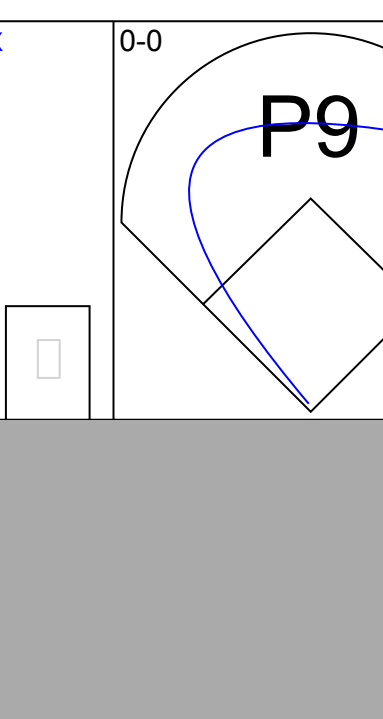
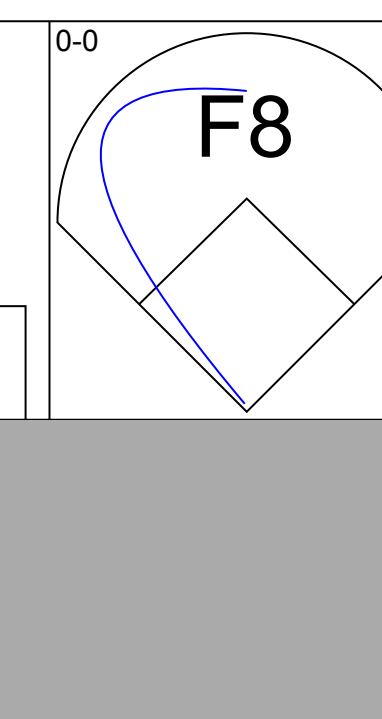
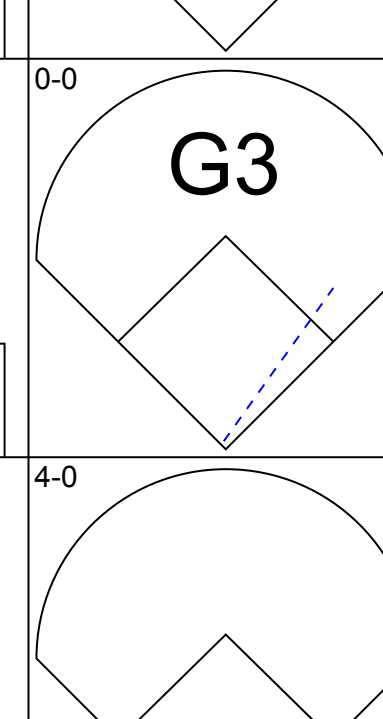
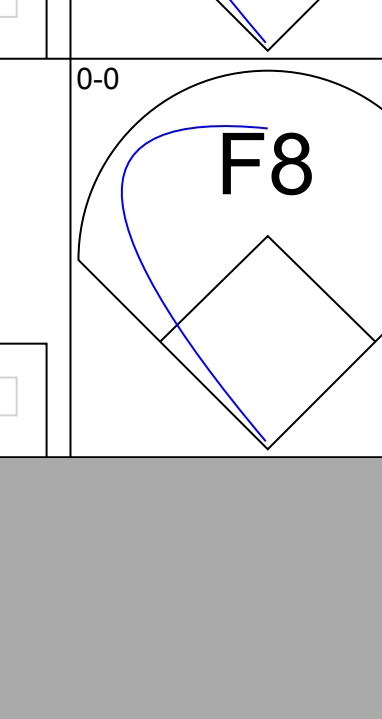
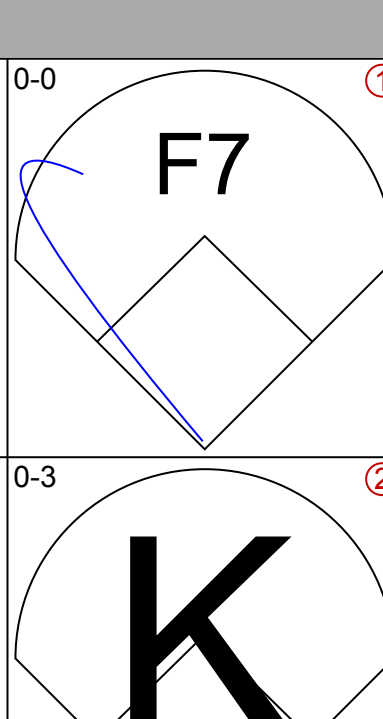
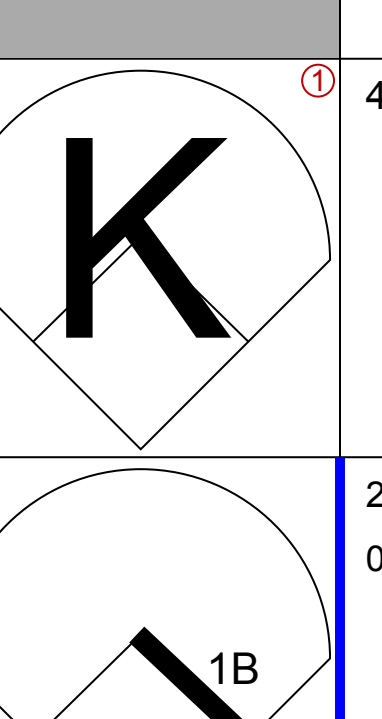
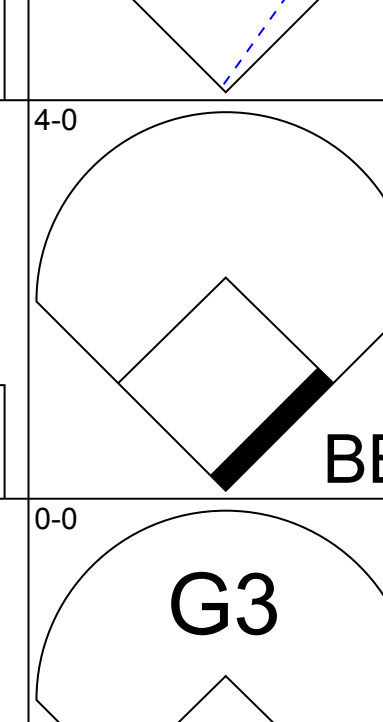
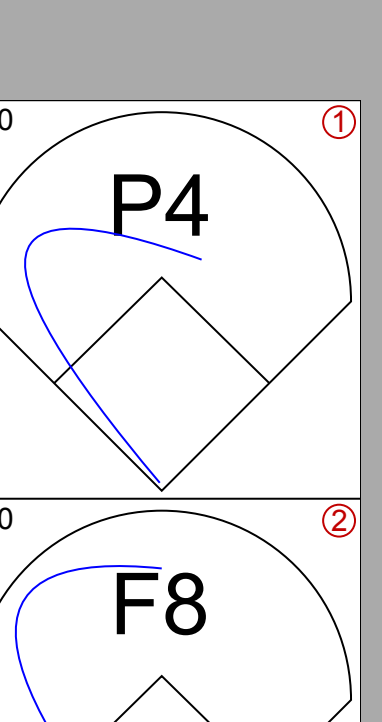
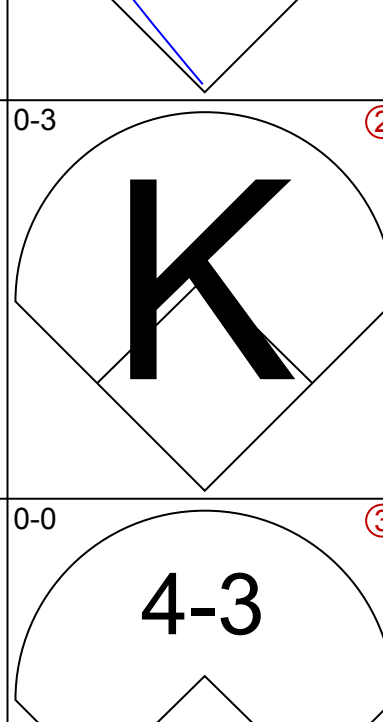
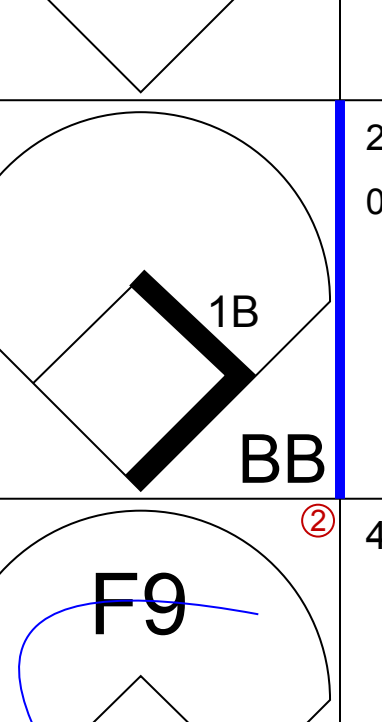
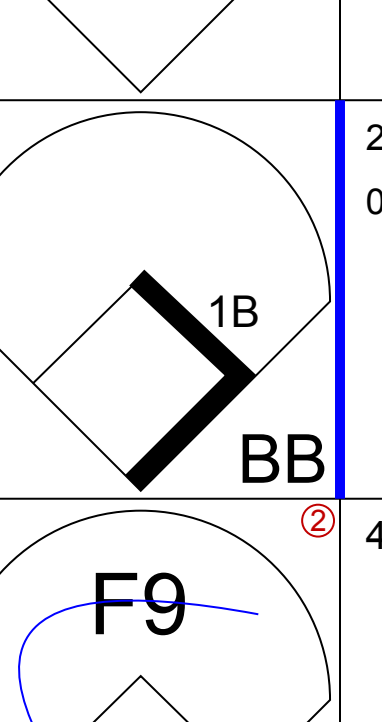
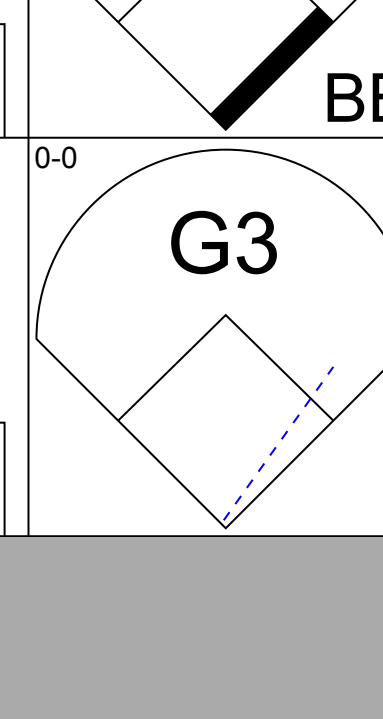
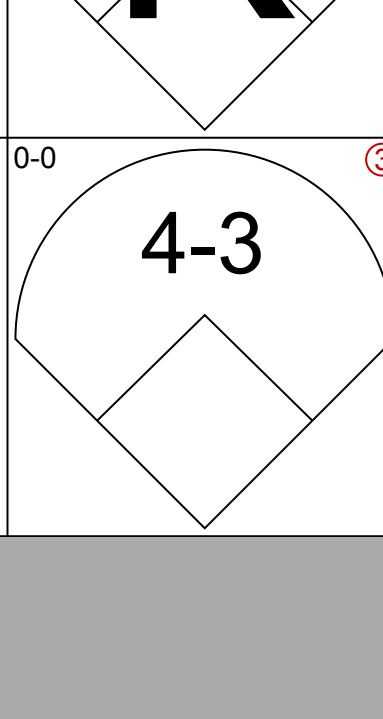
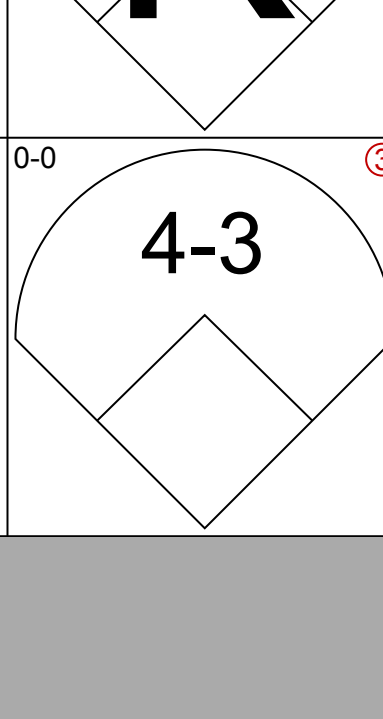
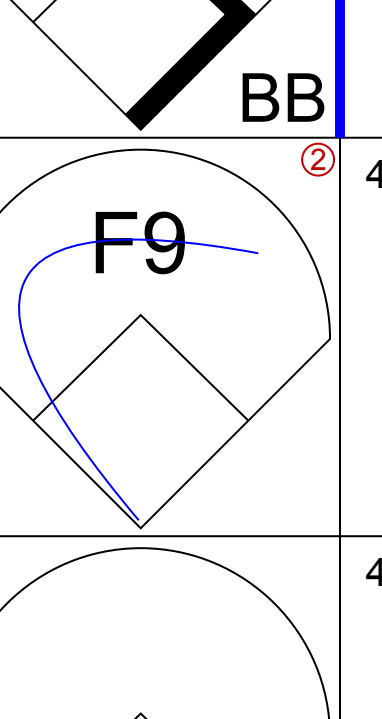
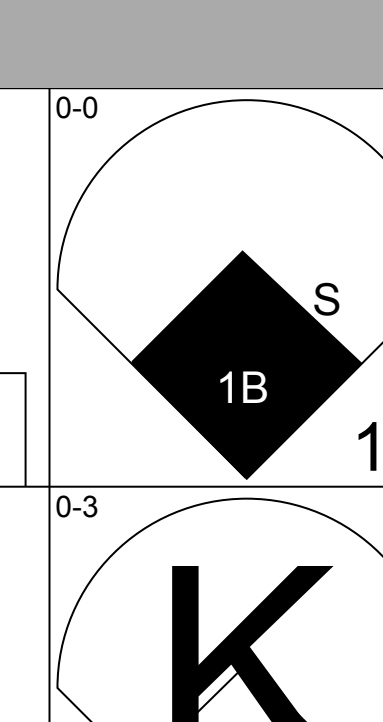
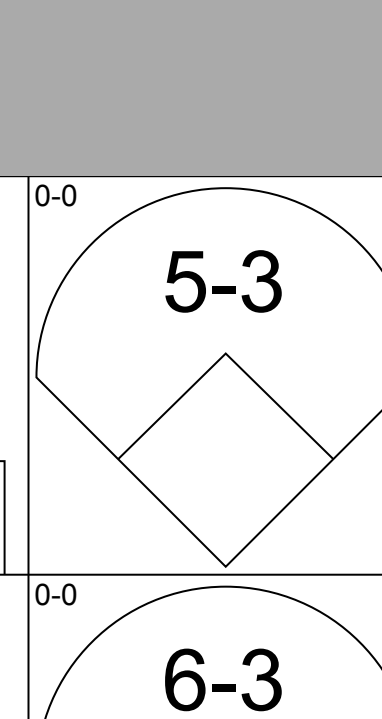
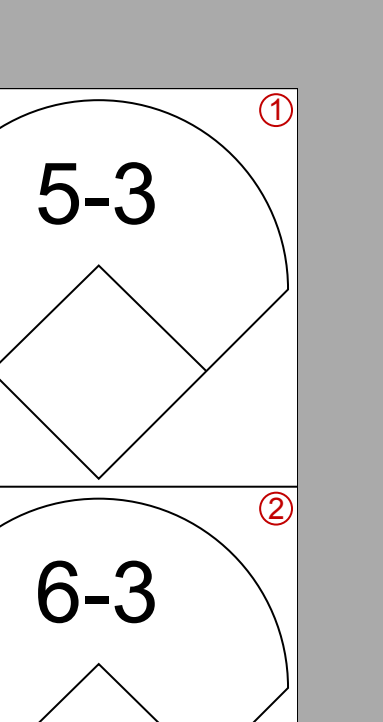
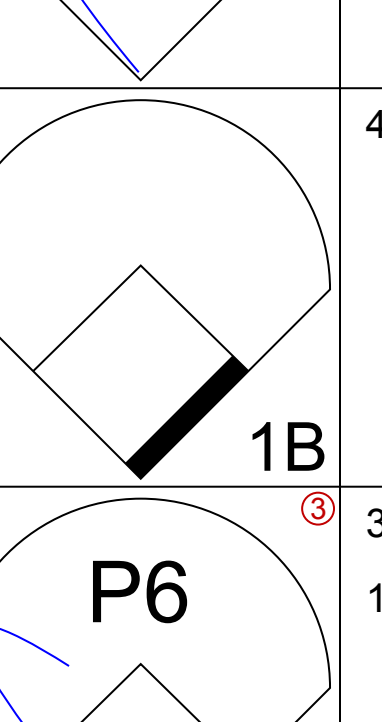
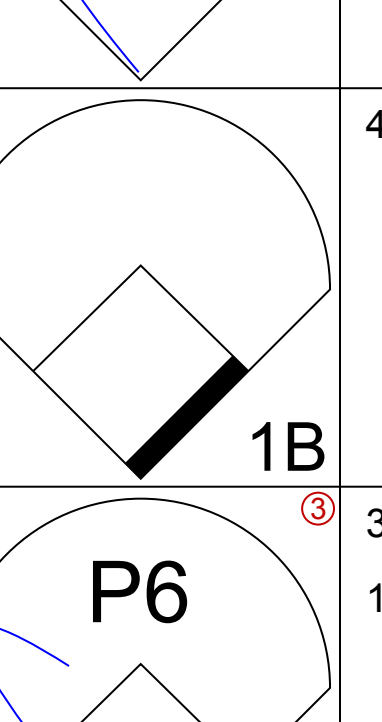
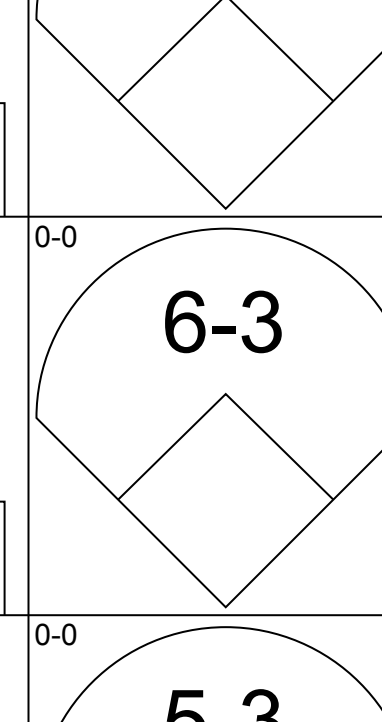
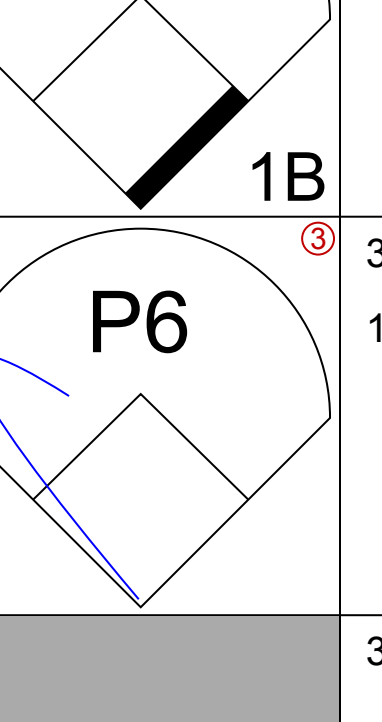
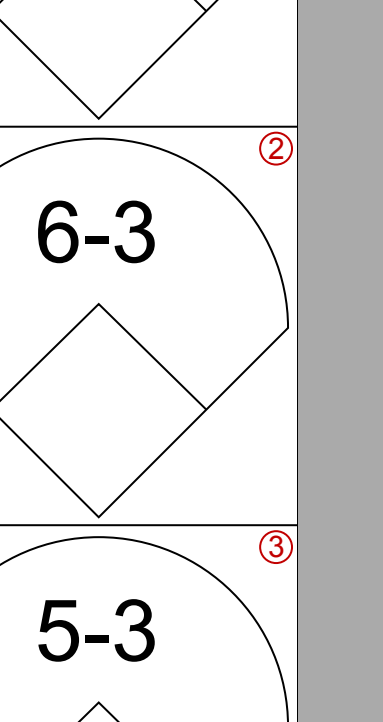
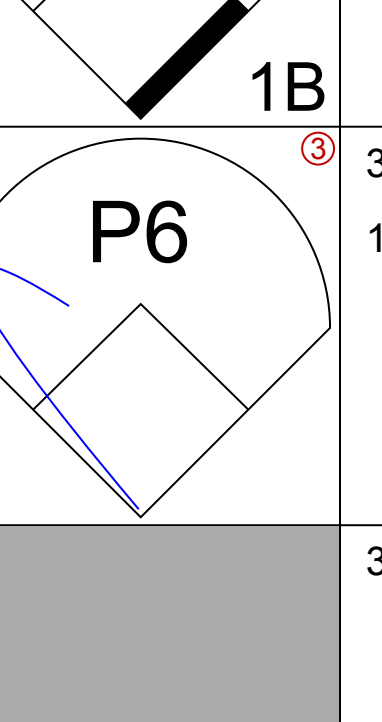
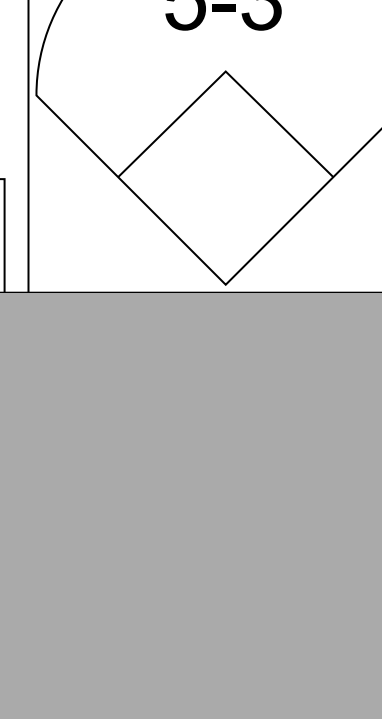

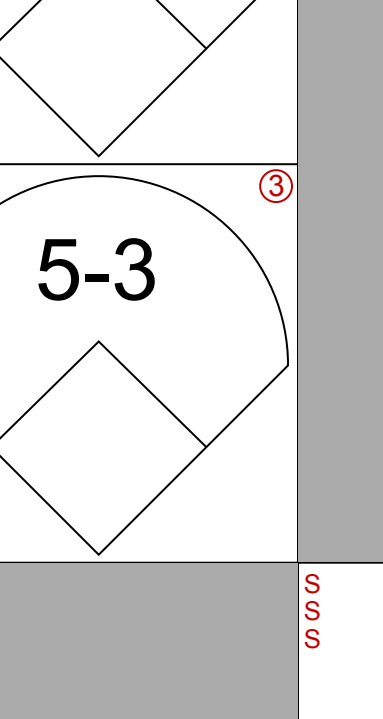
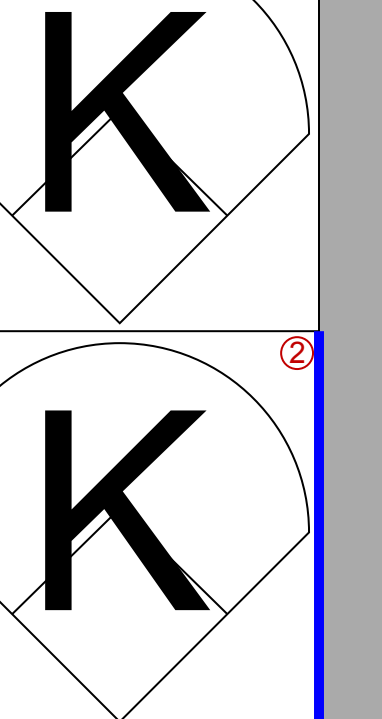


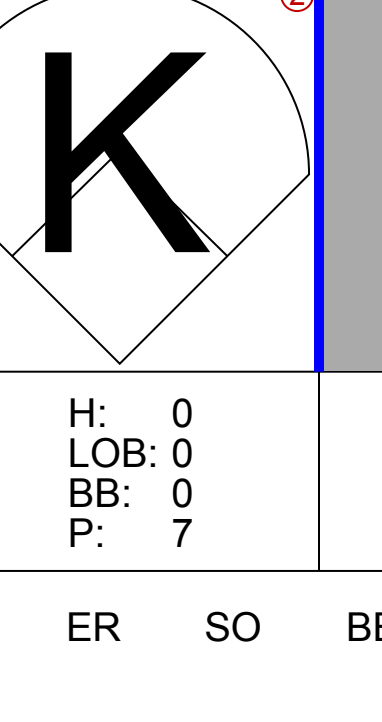
Batter	1	2	3	4	5	6	7	8	9	AB	R	H	RBI	BB	SO	LOB	BOTTOM			
Freddie Patek, R OBP: 0.320, SLG: 0.308 (1, 6)										4	2	1	0	1	0	2	Boston Red Sox @ Kansas City Royals Royals Stadium, Kansas City, MO Sun May 27 1973, 4:33 AM EDT Unknown - 57 F			
Cookie Rojas, R OBP: 0.322, SLG: 0.382 (1, 4) Bobby Floyd, R OBP: 0.188, SLG: 0.188 (6, FR) (7, 4)										3	1	2	1	0	0	0				
Amos Otis, R OBP: 0.355, SLG: 0.497 (1, 8) Steve Hovley, L OBP: 0.354, SLG: 0.338 (8, 8)										4	2	2	1	0	1	2				
John Mayberry, L OBP: 0.423, SLG: 0.604 (1, 3) Gail Hopkins, L OBP: 0.351, SLG: 0.429 (8, 3)										4	1	4	5	0	0	0				
Ed Kirkpatrick, L OBP: 0.397, SLG: 0.567 (1, 9)										5	1	2	3	0	2	4				
Lou Piniella, R OBP: 0.282, SLG: 0.360 (1, 7)										5	0	0	0	0	2	3				
Hal McRae, R OBP: 0.254, SLG: 0.262 (1, 10)										3	0	0	0	1	0	2				
Paul Schaal, R OBP: 0.370, SLG: 0.348 (1, 5) Kurt Bevacqua, R OBP: 0.375, SLG: 0.320 (6, 5)										2	1	1	0	0	0	1				
Carl Taylor, R OBP: 0.380, SLG: 0.263 (1, 2)										4	1	1	0	0	0	2				
Inning Stats	R: 0 E: 0 K: 1 S: 5	H: 0 LOB: 0 BB: 0 P: 5	R: 0 E: 0 K: 1 S: 6	H: 1 LOB: 1 BB: 0 P: 6	R: 5 E: 0 K: 0 S: 8	H: 5 LOB: 0 BB: 0 P: 8	R: 0 E: 0 K: 0 S: 3	H: 0 LOB: 1 BB: 1 P: 7	R: 2 E: 0 K: 2 S: 10	H: 3 LOB: 1 BB: 0 P: 10	R: 3 E: 1 K: 0 S: 6	H: 3 LOB: 2 BB: 1 P: 10	R: 0 E: 0 K: 1 S: 5	H: 0 LOB: 0 BB: 0 P: 5	R: 3 E: 0 K: 0 S: 6	H: 3 LOB: 1 BB: 1 P: 10		1B: 11 2B: 2 3B: 0 HR: 2	SF: 2 SAC: 0 DP: 0 HBP: 0	WP: 0 PB: 0 SB: 0 CS: 0
PITCHER Luis Tiant, R ERA: 4.46 (1, 1) Roger Moret, L ERA: 2.89 (5, 1)	IP: 4.0 WLS: L BF: 21 H: 8 R: 7 ER: 6 SO: 3 BB: 2 IBB: 0 HBP: 0 BLK: 0 WP: 0 HR: 1 S: 24 P: 33 ERA: 15.75 WHIP: 2.250																			

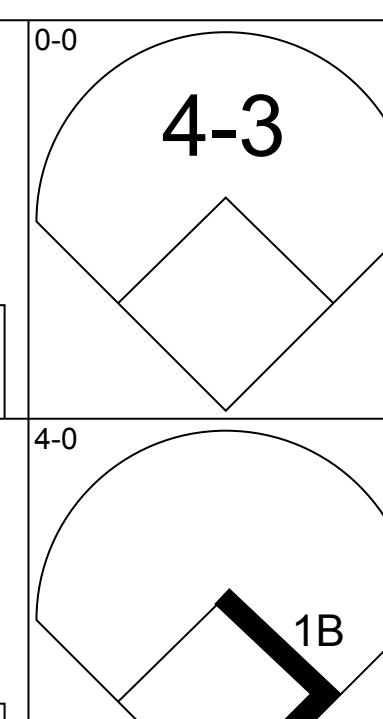
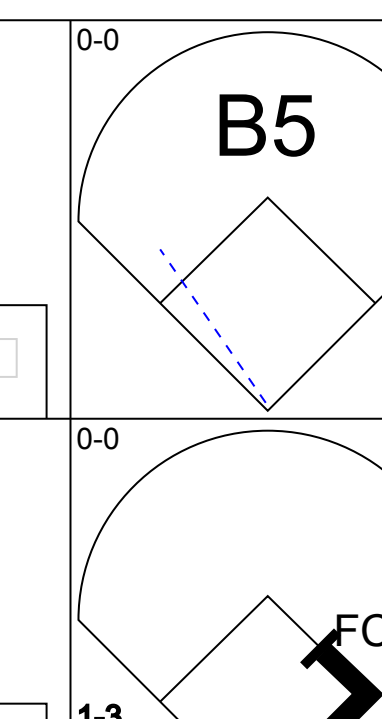
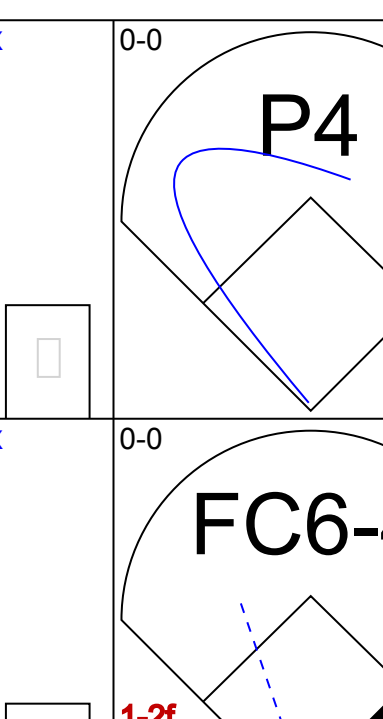
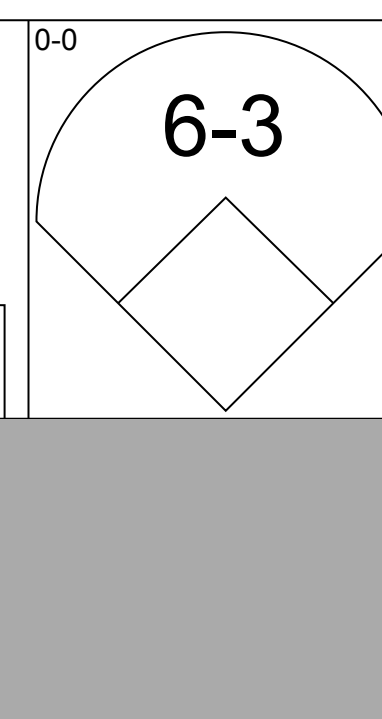
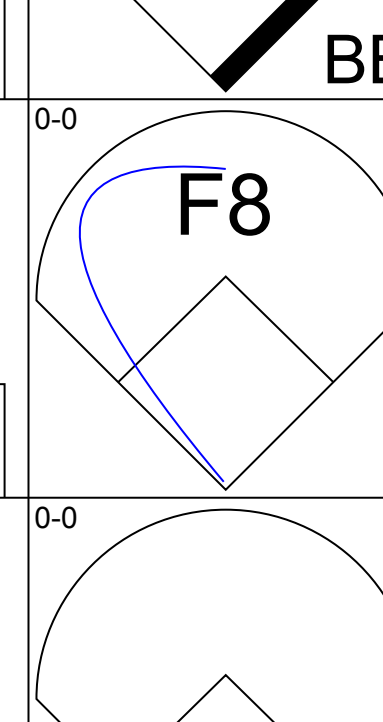
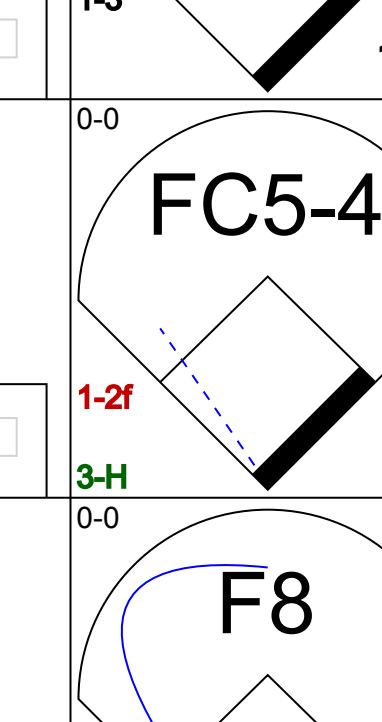
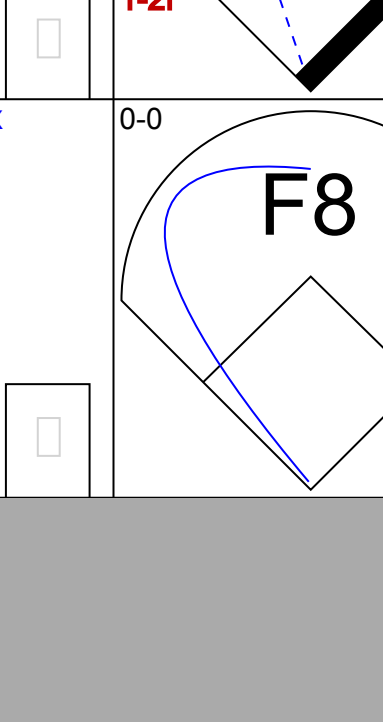
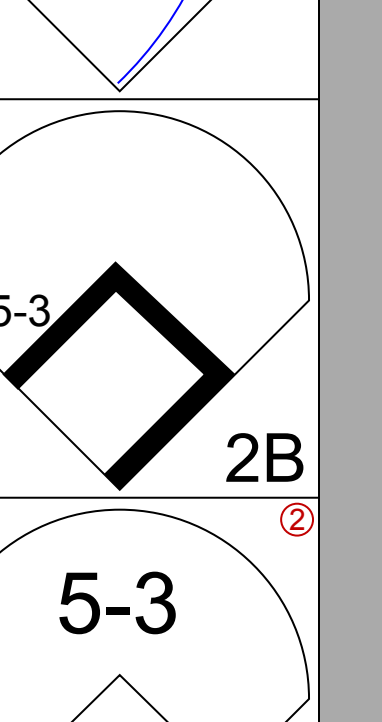
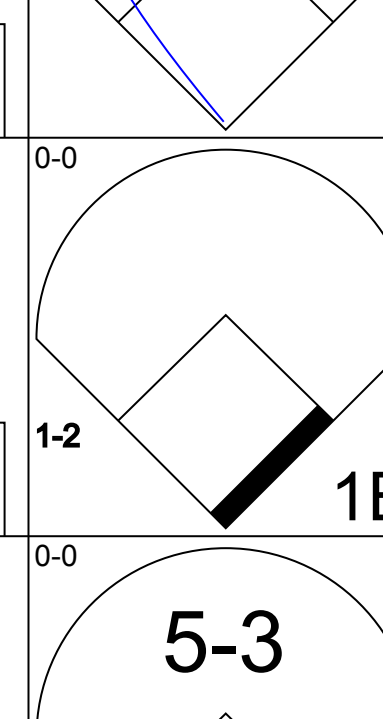
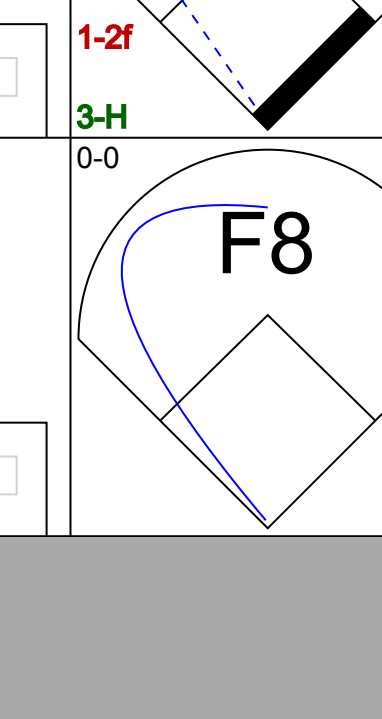

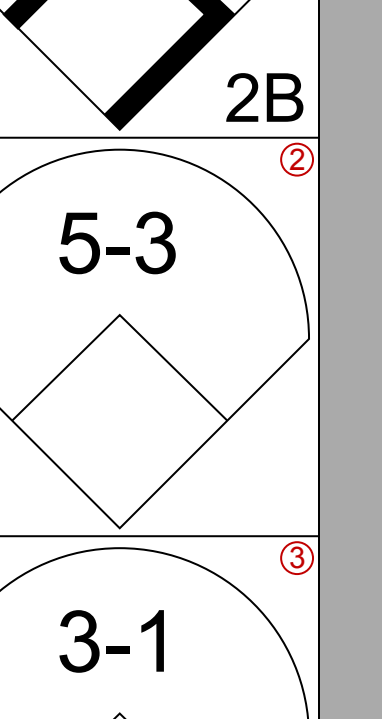
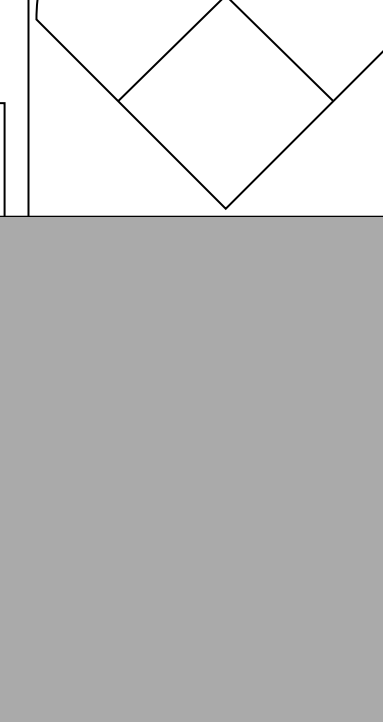

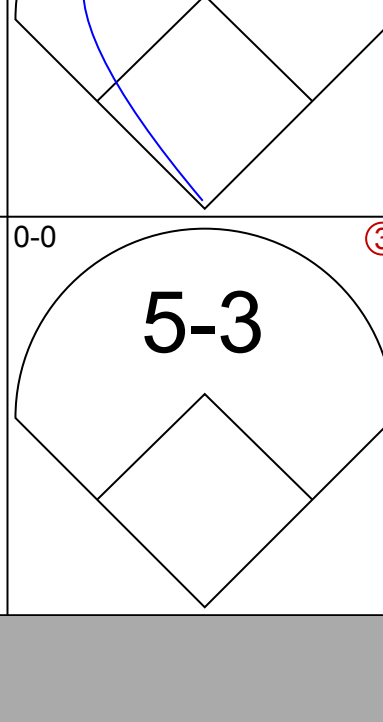


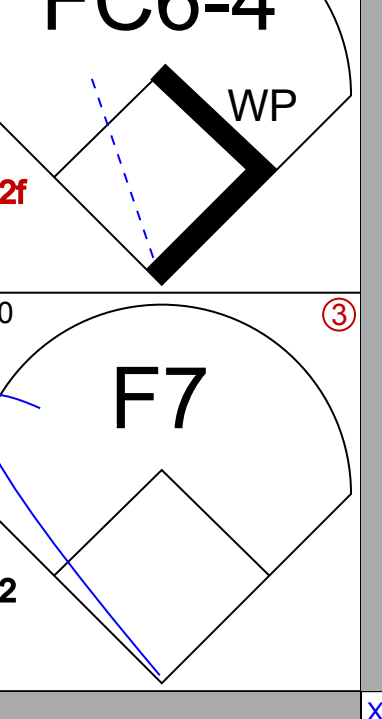



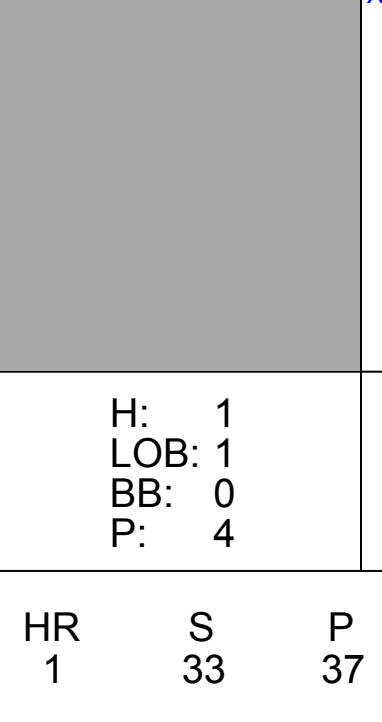
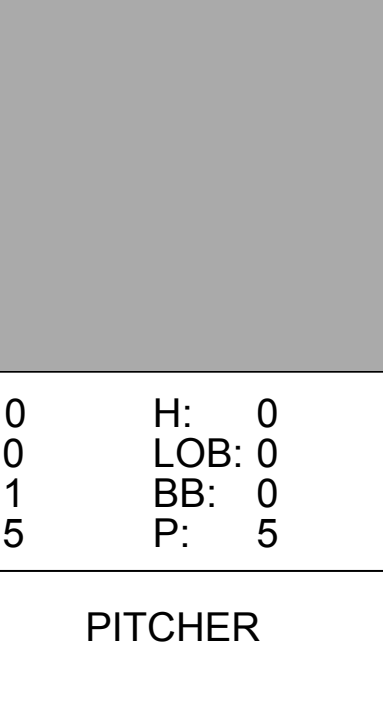



Batter	1	2	3	4	5	6	7	8	9	AB	R	H	RBI	BB	SO	LOB	TOP										
Rick Miller, L OBP: 0.387, SLG: 0.308 (1, 9)										1	2	0	0	4	1	1	Boston Red Sox @ Kansas City Royals Royals Stadium, Kansas City, MO Sun May 27 1973, 4:38 AM EDT Att: 23,952 - Unknown										
Reggie Smith, S OBP: 0.402, SLG: 0.471 (1, 8)										5	1	2	0	0	0	6											
Carlton Fisk, R OBP: 0.400, SLG: 0.571 (1, 2)										3	2	1	0	2	0	3											
Carl Yastrzemski, L OBP: 0.368, SLG: 0.467 (1, 3)										4	1	1	2	1	0	4											
Orlando Cepeda, R OBP: 0.342, SLG: 0.467 (1, 10)										5	0	2	1	0	2	3											
Rico Petrocelli, R OBP: 0.292, SLG: 0.451 (1, 5)										5	1	1	1	0	2	3											
Tommy Harper, R OBP: 0.319, SLG: 0.347 (1, 7)										5	0	1	0	0	2	5											
Luis Aparicio, R OBP: 0.336, SLG: 0.324 (1, 6)										4	0	1	1	1	1	2											
John Kennedy, R OBP: 0.281, SLG: 0.373 (1, 4)										2	0	1	1	1	0	0											
Inning Stats	R: 1 E: 1 K: 1 S: 6	H: 1 LOB: 1 BB: 1 P: 10	R: 0 E: 0 K: 0 S: 3	H: 1 LOB: 0 BB: 0 P: 3	R: 3 E: 0 K: 1 S: 8	H: 3 LOB: 2 BB: 2 P: 16	R: 0 E: 0 K: 1 S: 5	H: 0 LOB: 1 BB: 1 P: 9	R: 3 E: 0 K: 0 S: 6	H: 3 LOB: 3 BB: 3 P: 18	R: 0 E: 0 K: 3 S: 9	H: 0 LOB: 0 BB: 0 P: 9	R: 0 E: 0 K: 0 S: 3	H: 0 LOB: 2 BB: 2 P: 11	R: 0 E: 0 K: 1 S: 6	H: 1 LOB: 1 BB: 0 P: 6		1B: 8 2B: 2 3B: 0 HR: 0	SF: 0 SAC: 1 DP: 2 HBP: 0	WP: 0 PB: 0 SB: 0 CS: 0	PA: 44						
PITCHER	IP	WLS	BF	H	R	ER	SO	BB	IBB	HBP	BLK	WP	HR	S	P	ERA	WHIP										
Steve Busby, R ERA: 5.92 (1, 1)	2.1	L	12	3	4	4	1	3	0	0	0	0	0	11	23	15.43	2.571										
Bruce Dal Canton, R ERA: 2.91 (3, 1)	2.0		12	3	3	3	2	3	0	0	0	0	0	13	25	13.50	3.000										
Ken Wright, R ERA: 4.05 (5, 1)	3.2		16	3	0	0	4	3	0	0	0	0	0	21	33	0.00	1.636										
Wayne Simpson, R ERA: 5.28 (9, 1)	1.0		4	1	0	0	1	0	0	0	0	0	0	6	6	0.00	1.000										

Batter	1	2	3	4	5	6	7	8	9	AB	R	H	RBI	BB	SO	LOB	BOTTOM										
Freddie Patek, R OBP: 0.313, SLG: 0.301 (1, 6)										4	0	0	0	0	2	2	Boston Red Sox @ Kansas City Royals Royals Stadium, Kansas City, MO Sun May 27 1973, 4:38 AM EDT Att: 23,952 - Unknown										
Cookie Rojas, R OBP: 0.321, SLG: 0.376 (1, 4)										3	0	0	0	1	0	1											
Amos Otis, R OBP: 0.353, SLG: 0.492 (1, 8)										4	1	1	0	0	0	1											
John Mayberry, L OBP: 0.427, SLG: 0.602 ERA: 4.05 (6, PR)										2	0	1	0	1	0	1											
Carl Taylor, R OBP: 0.375, SLG: 0.259 (7, 3)										1	0	0	0	0	0	0											
Lou Piniella, R OBP: 0.281, SLG: 0.364 (1, 7)										4	0	1	1	0	0	2											
Jim Wehlford, R OBP: 0.291, SLG: 0.478 (1, 10)										4	0	1	0	0	0	3											
Hal McRae, R OBP: 0.246, SLG: 0.252 (1, 9)										4	0	0	0	0	1	1											
Paul Schaal, R OBP: 0.379, SLG: 0.361 (1, 5)										3	1	2	0	1	0	1											
Fran Healy, R OBP: 0.302, SLG: 0.281 (1, 2)										4	0	1	1	0	2	3											
Inning Stats	R: 0 E: 0 K: 0 S: 3	H: 0 LOB: 0 BB: 0 P: 3	R: 0 E: 0 K: 0 S: 2	H: 0 LOB: 0 BB: 1 P: 6	R: 0 E: 0 K: 1 S: 5	H: 0 LOB: 1 BB: 1 P: 9	R: 0 E: 0 K: 0 S: 3	H: 0 LOB: 1 BB: 1 P: 7	R: 0 E: 0 K: 0 S: 6	H: 1 LOB: 0 BB: 0 P: 6	R: 1 E: 0 K: 1 S: 8	H: 3 LOB: 3 BB: 0 P: 8	R: 1 E: 0 K: 1 S: 7	H: 2 LOB: 1 BB: 0 P: 7	R: 0 E: 0 K: 0 S: 3	H: 0 LOB: 0 BB: 0 P: 3	R: 0 E: 0 K: 1 S: 6	H: 1 LOB: 1 BB: 0 P: 6	1B: 4 2B: 3 3B: 0 HR: 0	SF: 0 SAC: 0 DP: 1 HBP: 0	WP: 0 PB: 0 SB: 0 CS: 0	PA: 36					
PITCHER	IP	WLS	BF	H	R	ER	SO	BB	IBB	HBP	BLK	WP	HR	S	P	ERA	WHIP										
John Curtis, L ERA: 2.94 (1, 1)	9.0	W	36	7	2	2	5	3	0	0	0	0	0	43	55	2.00	1.111										

Batter	1	2	3	4	5	6	7	8	9	AB	R	H	RBI	BB	SO	LOB	TOP					
Rick Miller, L OBP: 0.418, SLG: 0.368 (1, 9)										5	1	4	0	0	0	0	Boston Red Sox @ Kansas City Royals Royals Stadium, Kansas City, MO Mon May 28 1973, 8:05 PM EDT Att: 10,176 - Unknown - 65 F					
Reggie Smith, S OBP: 0.394, SLG: 0.453 (1, 8)										4	0	0	1	1	0	4						
Carlton Fisk, R OBP: 0.400, SLG: 0.562 (1, 2)										4	0	1	1	0	1	3						
Carl Yastrzemski, L OBP: 0.369, SLG: 0.484 (1, 3)										5	1	2	1	0	1	5						
Orlando Cepeda, R OBP: 0.340, SLG: 0.461 (1, 10)										4	0	1	0	0	0	5						
Rico Petrocelli, R OBP: 0.291, SLG: 0.438 (1, 5)										3	0	0	0	1	2	1						
Tommy Harper, R OBP: 0.319, SLG: 0.347 (1, 7)										3	1	1	0	0	0	1						
Dwight Evans, R OBP: 0.322, SLG: 0.273 (8, 7)										4	0	1	0	0	0	1						
Luis Aparicio, R OBP: 0.333, SLG: 0.321 (1, 6)										4	1	2	0	0	0	2						
John Kennedy, R OBP: 0.295, SLG: 0.400 (1, 4)										4	1	2	0	0	0	2						
Inning Stats	R: 0 E: 0 K: 0 S: 3	H: 1 LOB: 1 BB: 1 P: 7	R: 0 E: 0 K: 1 S: 5	H: 1 LOB: 0 BB: 0 P: 5	R: 2 E: 1 K: 0 S: 7	H: 4 LOB: 2 BB: 0 P: 7	R: 0 E: 0 K: 0 S: 3	H: 0 LOB: 1 BB: 1 P: 7	R: 0 E: 0 K: 1 S: 5	H: 0 LOB: 0 BB: 0 P: 5	R: 2 E: 0 K: 0 S: 5	H: 2 LOB: 2 BB: 0 P: 5	R: 0 E: 0 K: 1 S: 7	H: 2 LOB: 3 BB: 0 P: 8	R: 0 E: 0 K: 1 S: 6	H: 1 LOB: 1 BB: 0 P: 6	R: 0 E: 0 K: 0 S: 4	H: 1 LOB: 1 BB: 0 P: 4	1B: 9 2B: 2 3B: 0 HR: 1	SF: 0 SAC: 1 DP: 2 HBP: 1	WP: 0 PB: 0 SB: 4 CS: 0	PA: 40
PITCHER	IP	WLS	BF	H	R	ER	SO	BB	IBB	HBP	BLK	WP	HR	S	P	ERA	WHIP					
Dick Drago, R ERA: 4.35 (1, 1)	6.1		30	10	4	3	2	2	0	1	0	0	1	31	40	4.26	1.895					
Norm Angelini, L ERA: (7, 1)	0.1		1	0	0	0	1	0	0	0	0	0	0	3	3	0.00	0.000					
Doug Bird, R ERA: 1.93 (7, 1)	2.1	W	9	2	0	0	1	0	0	0	0	0	0	11	11	0.00	0.857					

Batter	1	2	3	4	5	6	7	8	9	AB	R	H	RBI	BB	SO	LOB	BOTTOM					
Steve Hovley, L OBP: 0.357, SLG: 0.324 (1, 9)										3	0	0	0	2	0	0	Boston Red Sox @ Kansas City Royals Royals Stadium, Kansas City, MO Mon May 28 1973, 8:05 PM EDT Att: 10,176 - Unknown - 65 F					
Cookie Rojas, R OBP: 0.318, SLG: 0.371 (1, 4)										5	0	1	1	0	0	1						
Amos Otis, R OBP: 0.355, SLG: 0.503 (1, 8)										4	0	2	0	0	0	0						
John Mayberry, L OBP: 0.424, SLG: 0.594 (1, 3)										4	0	1	0	0	0	1						
Ed Kirkpatrick, L OBP: 0.413, SLG: 0.580 (1, 7)										4	1	4	0	0	0	0						
Paul Schaaf, R OBP: 0.382, SLG: 0.361 (1, 5)										3	1	1	0	1	0	3						
Bobby Floyd, R OBP: 0.188, SLG: 0.188 (9, FR)										0	1	0	0	0	0	0						
Hal McRae, R OBP: 0.246, SLG: 0.252 (1, 10)										4	1	1	0	0	1	5						
Freddie Patek, R OBP: 0.319, SLG: 0.313 (1, 6)										3	0	2	2	0	0	0						
Gail Hopkins, L OBP: 0.381, SLG: 0.429 (9, PH)										0	0	0	0	0	0	0						
Lou Piniella, R OBP: 0.286, SLG: 0.364 (9, PH)										0	0	0	0	1	0	0						
Gene Garber, R OBP: 0.286, SLG: 0.364 (9, PR)										0	1	0	0	0	0	0						
Carl Taylor, R OBP: 0.360, SLG: 0.246 (1, 2)										3	0	0	0	0	1	2						
Kurt Bevacqua, R OBP: 0.386, SLG: 0.333 (9, PH)										1	0	1	2	0	0	0						
Inning Stats	R: 0 E: 0 K: 0 S: 4	H: 1 LOB: 1 BB: 0 P: 4	R: 1 E: 0 K: 0 S: 4	H: 2 LOB: 1 BB: 1 P: 8	R: 0 E: 0 K: 0 S: 2	H: 0 LOB: 0 BB: 1 P: 6	R: 0 E: 0 K: 1 S: 6	H: 1 LOB: 1 BB: 0 P: 6	R: 0 E: 0 K: 1 S: 5	H: 0 LOB: 0 BB: 0 P: 5	R: 0 E: 0 K: 0 S: 5	H: 3 LOB: 2 BB: 0 P: 5	R: 1 E: 0 K: 0 S: 4	H: 2 LOB: 0 BB: 0 P: 4	R: 0 E: 0 K: 0 S: 3	H: 0 LOB: 0 BB: 0 P: 3	R: 3 E: 0 K: 0 S: 5	H: 4 LOB: 3 BB: 2 P: 13	1B: 11 2B: 1 3B: 1 HR: 0	SF: 0 SAC: 0 DP: 2 HBP: 0	WP: 0 PB: 0 SB: 0 CS: 0	PA: 38
PITCHER	IP	WLS	BF	H	R	ER	SO	BB	IBB	HBP	BLK	WP	HR	S	P	ERA	WHIP					
Marty Pattin, R ERA: 5.64 (1, 1)	8.0		32	10	3	3	2	2	0	0	0	0	0	2	2	0.00	3.000					
Bobby Bolin, R ERA: 0.96 (9, 1)	0.1		2	1	0	0	0	0	0	0	0	0	0	2	2	0.00	3.000					
Bob Veale, L ERA: 2.87 (9, 1)	0.0	L	2	1	1	1	0	1	0	0	0	0	0	1	5	∞	∞					
Don Newhauser, R ERA: (9, 1)	0.0		2	1	1	1	0	0	1	0	0	0	0	1	5	∞	∞					

Batter	1	2	3	4	5	6	7	8	9	AB	R	H	RBI	BB	SO	LOB	TOP			
Sandy Alomar Sr. S OBP: 0.215, SLG: 0.192 (1, 4)										4	0	0	0	0	1	2	California Angels @ Boston Red Sox Fenway Park, Boston, MA Wed May 30 1973, 7:05 PM EDT Att: 11,809 - Unknown - 72 F			
Vada Pinson L OBP: 0.265, SLG: 0.320 (1, 7)										4	0	0	0	0	1	0				
Frank Robinson R OBP: 0.363, SLG: 0.481 Billy Grabarkewitz R OBP: 0.293, SLG: 0.286 (9, PR)									2	0	0	0	2	1	0					
Mike Epstein L OBP: 0.326, SLG: 0.263 (1, 3)									4	0	0	0	0	0	2					
Bob Oliver R OBP: 0.310, SLG: 0.459 (1, 9)									4	1	2	0	0	1	0					
Al Gallacher R OBP: 0.356, SLG: 0.304 Winston Lenas R OBP: 0.273, SLG: 0.300 (9, PH)									3	0	1	0	0	1	1					
Ken Berry R OBP: 0.348, SLG: 0.368 (1, 8)									3	0	2	1	0	0	0					
Rudy Meoli L OBP: 0.346, SLG: 0.284 (1, 6)									3	0	0	0	0	1	3					
Jeff Torborg R OBP: 0.247, SLG: 0.257 Tom McCraw L OBP: 0.314, SLG: 0.306 Art Kusnyer R OBP: 0.258, SLG: 0.310 (8, 2)									2	0	0	0	0	2	2					
Inning Stats	R: 0 E: 0 K: 1 S: 5	H: 0 LOB: 1 BB: 1 P: 9	R: 1 E: 0 K: 1 S: 6	H: 2 LOB: 0 BB: 0 P: 6	R: 0 E: 0 K: 1 S: 5	H: 0 LOB: 0 BB: 0 P: 5	R: 0 E: 0 K: 1 S: 5	H: 2 LOB: 2 BB: 0 P: 7	R: 0 E: 0 K: 2 S: 5	H: 0 LOB: 0 BB: 0 P: 5	R: 0 E: 0 K: 0 S: 3	H: 0 LOB: 0 BB: 0 P: 3	R: 0 E: 0 K: 1 S: 7	H: 0 LOB: 0 BB: 0 P: 7	R: 0 E: 0 K: 1 S: 6	H: 1 LOB: 2 BB: 1 P: 10		1B: 4 2B: 2 3B: 0 HR: 0	SF: 0 SAC: 0 DP: 1 HBP: 0	WP: 0 PB: 0 SB: 1 CS: 0
PITCHER Luis Tiant R ERA: 4.11 (1, 1)	IP: 9.0 WLS: W BF: 33	H: 5 R: 1 ER: 1 SO: 9	BB: 2 IBB: 0 HBP: 0 BLK: 0	WP: 0 HR: 0 S: 49 P: 57	ERA: 1.00 WHIP: 0.778	PITCHER										IP: WLS: BF: H: R: ER: SO: BB: IBB: HBP: BLK: WP: HR: S: P: ERA: WHIP				

Batter	1	2	3	4	5	6	7	8	9	AB	R	H	RBI	BB	SO	LOB	BOTTOM			
Tommy Harper R OBP: 0.318, SLG: 0.344 Rick Miller L OBP: 0.408, SLG: 0.350 (8, 7)										4	0	0	0	0	0	2	California Angels @ Boston Red Sox Fenway Park, Boston, MA Wed May 30 1973, 7:05 PM EDT Att: 11,809 - Unknown - 72 F			
Luis Aparicio R OBP: 0.341, SLG: 0.322 (1, 6)									3	0	1	0	1	0	1					
Carlton Fisk R OBP: 0.393, SLG: 0.559 (1, 2)									4	0	1	1	0	0	3					
Reggie Smith S OBP: 0.385, SLG: 0.434 (1, 8)									4	0	1	0	0	1	2					
Orlando Cepeda R OBP: 0.335, SLG: 0.470 (1, 10)									4	0	1	0	0	0	3					
Rico Petrocelli R OBP: 0.282, SLG: 0.414 (1, 5)									3	0	0	0	0	0	1					
Danny Cater R OBP: 0.261, SLG: 0.238 (1, 3)									3	0	0	0	0	0	1					
John Kennedy R OBP: 0.269, SLG: 0.361 (1, 4)									3	0	0	0	0	0	1					
Dwight Evans R OBP: 0.340, SLG: 0.333 (1, 9)									3	2	3	1	0	0	0					
Inning Stats	R: 0 E: 0 K: 0 S: 4	H: 1 LOB: 2 BB: 1 P: 8	R: 0 E: 0 K: 0 S: 3	H: 0 LOB: 0 BB: 0 P: 3	R: 1 E: 0 K: 0 S: 5	H: 2 LOB: 1 BB: 0 P: 5	R: 0 E: 0 K: 0 S: 4	H: 1 LOB: 1 BB: 0 P: 4	R: 0 E: 0 K: 1 S: 5	H: 0 LOB: 0 BB: 0 P: 5	R: 1 E: 0 K: 0 S: 4	H: 1 LOB: 1 BB: 0 P: 4	R: 0 E: 0 K: 0 S: 4	H: 1 LOB: 1 BB: 0 P: 4	R: 0 E: 0 K: 0 S: 4	H: 1 LOB: 1 BB: 0 P: 4		1B: 5 2B: 1 3B: 0 HR: 1	SF: 0 SAC: 0 DP: 0 HBP: 0	WP: 1 PB: 0 SB: 0 CS: 0
PITCHER Clyde Wright L ERA: 3.65 (1, 1)	IP: 8.0 WLS: L BF: 32	H: 7 R: 2 ER: 2 SO: 1	BB: 1 IBB: 0 HBP: 0 BLK: 0	WP: 1 HR: 1 S: 33 P: 37	ERA: 2.25 WHIP: 1.000	PITCHER										IP: WLS: BF: H: R: ER: SO: BB: IBB: HBP: BLK: WP: HR: S: P: ERA: WHIP				

Batter	1	2	3	4	5	6	7	8	9	AB	R	H	RBI	BB	SO	LOB	TOP								
Billy Grabarkewitz, R (1,4) OBP: 0.291, SLG: 0.324 Ken Berry, R (8,7) OBP: 0.345, SLG: 0.364	0-0 1-3		0-0 1-3		0-0 2H HR			0-3 K	0-3 K	4	1	1	2	0	1	0									
Vada Pinson, L (1,8) OBP: 0.270, SLG: 0.323	0-0 1-3			0-0 1B	0-0 F5			0-0 1B	0-0 F8	5	1	2	0	0	0	1									
Leroy Stanton, R (1,7) OBP: 0.291, SLG: 0.338	0-0 5-3			0-3 K		0-0 6-3		0-0 1B		4	1	1	0	0	1	1									
Frank Robinson, R (1,10) OBP: 0.369, SLG: 0.482		0-0 G6-4-3 1B		0-0 F8		0-0 6-3		0-0 1B		4	1	2	1	0	0	1									
Bob Oliver, R (1,9) OBP: 0.315, SLG: 0.482 Sandy Alomar Sr., S (8,4) OBP: 0.215, SLG: 0.192		0-0 G6-4-3		0-0 F7				0-0 1B		4	1	2	3	0	0	2									
Mike Epstein, L (1,3) OBP: 0.331, SLG: 0.265		4-0 BB		0-0 2B SF7		0-0 6-3		0-3 K		3	1	1	0	1	1										
Art Kusnyer, R (1,2) OBP: 0.229, SLG: 0.273		0-0 L8		0-0 F9		0-0 6-3		0-3 K		4	0	0	0	0	1	2									
Jerry Davanon, R (1,5) OBP: 0.200, SLG: 0.400			0-3 K		0-0 1-3 HR		0-0 5-3		0-0 6-3	4	1	1	0	0	1	0									
Rudy Meoli, L (1,6) OBP: 0.341, SLG: 0.286			0-0 4-3		0-0 SF7		0-3 K			3	0	1	1	0	1	0									
Inning Stats	R: 0 E: 0 K: 0 S: 3	H: 0 LOB: 0 BB: 0 P: 3	R: 0 E: 0 K: 0 S: 3	H: 1 LOB: 1 BB: 1 P: 7	R: 0 E: 0 K: 1 S: 5	H: 0 LOB: 0 BB: 0 P: 5	R: 0 E: 0 K: 1 S: 6	H: 1 LOB: 1 BB: 0 P: 6	R: 3 E: 0 K: 0 S: 6	H: 3 LOB: 0 BB: 0 P: 6	R: 0 E: 0 K: 0 S: 4	H: 1 LOB: 0 BB: 0 P: 4	R: 0 E: 0 K: 1 S: 5	H: 0 LOB: 0 BB: 0 P: 5	R: 4 E: 0 K: 3 S: 13	H: 4 LOB: 0 BB: 0 P: 13	R: 0 E: 0 K: 1 S: 6	H: 1 LOB: 1 BB: 0 P: 6	1B: 8 2B: 1 3B: 0 HR: 2	SF: 1 SAC: 0 DP: 1 HBP: 0	WP: 0 PB: 0 SB: 0 CS: 0	PA: 38			
PITCHER	IP	WLS	BF	H	R	ER	SO	BB	IBB	HBP	BLK	WP	HR	S	P	ERA	WHIP								
John Curtis, L (1,1) ERA: 3.27	7.1		30	8	5	5	4	1	0	0	0	0	1	37	41	6.14	1.227								
Bobby Bolin, R (8,1) ERA: 2.53	0.0	L	2	2	2	2	0	0	0	0	0	0	1	2	2	∞	∞								
Bob Veale, L (8,1) ERA: 2.6	1.2		6	1	0	0	3	0	0	0	0	0	0	12	12	0.00	0.600								

California Angels @ Boston Red Sox
Fenway Park, Boston, MA
Thu May 31 1973, 3:33 AM EDT
Att: 10,600 - Unknown - 79 F

AB	36
R	7
H	11
RBI	7
BB	1
SO	7
LOB	9



Batter	1	2	3	4	5	6	7	8	9	AB	R	H	RBI	BB	SO	LOB	BOTTOM								
Tommy Harper, R (1,7) OBP: 0.330, SLG: 0.353 Rick Miller, L (5,7) OBP: 0.411, SLG: 0.355	0-0 S 1B	0-0 CS 1B		4-0 2B BB		0-0 G6-4-3 1B		0-3 K2-3		2	1	2	2	1	0	0									
Luis Aparicio, R (1,6) OBP: 0.343, SLG: 0.331	0-0 S 1B	0-0 CS 1B		0-0 BB	0-0 G6-4-3			0-0 4-3		5	0	2	2	0	0	2									
Carlton Fisk, R (1,2) OBP: 0.393, SLG: 0.550	0-0 P5 1-2		4-0 E5 BB	0-3 K		0-0 4-3		0-0 E 1B		4	0	1	0	1	1	3									
Reggie Smith, S (1,8) OBP: 0.384, SLG: 0.431 Ben Oglivie, L (5, PR) OBP: 0.311, SLG: 0.475	0-3 K		0-0 E5		0-0 1B S G6-4-3 1B		0-0 6-3 2B		0-0 E 1B	3	0	1	0	0	1	2									
Orlando Cepeda, R (1,10) OBP: 0.331, SLG: 0.461 Buddy Hunter, R (9, PR) OBP: 1.000, SLG: 1.000	0-3 K		0-0 F7		0-0 G6-4-3 1B		0-0 6-3		0-0 E6	5	0	1	0	0	1	5									
Rico Petrocelli, R (1,5) OBP: 0.271, SLG: 0.397		0-0 P3		0-0 P4	0-0 G6-4-3		0-0 F8		0-0 G6-4-3	5	0	0	0	0	0	5									
Danny Cater, R (1,3) OBP: 0.333, SLG: 0.292		0-0 2-3 1B 1B		4-0 2B SF9 BB		0-0 F8		0-0 FC1-4 1B		3	2	2	0	1	0	1									
John Kennedy, R (1,4) OBP: 0.282, SLG: 0.385		0-0 2-3 1B 1B		0-0 SF9 2B 2B		0-0 F8		0-3 K		4	2	2	0	0	1	1									
Dwight Evans, R (1,9) OBP: 0.337, SLG: 0.325		0-0 2-3		0-0 SF9		4-0 1B BB		0-0 FC1-4		2	0	0	1	1	0	3									
Inning Stats	R: 1 E: 0 K: 2 S: 9	H: 2 LOB: 1 BB: 0 P: 9	R: 2 E: 0 K: 0 S: 5	H: 3 LOB: 0 BB: 0 P: 5	R: 0 E: 1 K: 0 S: 3	H: 0 LOB: 1 BB: 1 P: 7	R: 2 E: 0 K: 1 S: 7	H: 2 LOB: 2 BB: 2 P: 15	R: 1 E: 0 K: 0 S: 4	H: 2 LOB: 1 BB: 0 P: 4	R: 0 E: 0 K: 0 S: 3	H: 1 LOB: 1 BB: 1 P: 7	R: 0 E: 0 K: 0 S: 4	H: 1 LOB: 0 BB: 0 P: 4	R: 0 E: 0 K: 2 S: 8	H: 1 LOB: 1 BB: 0 P: 8	R: 0 E: 1 K: 0 S: 5	H: 2 LOB: 3 BB: 0 P: 5	1B: 11 2B: 3 3B: 0 HR: 0	SF: 1 SAC: 0 DP: 3 HBP: 0	WP: 0 PB: 0 SB: 3 CS: 1	PA: 43			
PITCHER	IP	WLS	BF	H	R	ER	SO	BB	IBB	HBP	BLK	WP	HR	S	P	ERA	WHIP								
Rudy May, L (1,1) ERA: 3.31	4.0		21	7	5	5	3	3	0	0	0	0	0	24	36	11.25	2.500								
Rich Hand, R (5,1) ERA: 5.44	4.1	W	18	6	1	1	2	1	0	0	0	0	0	21	25	2.08	1.615								
Steve Barber, L (9,1) ERA: 2.51	0.0		1	1	0	0	0	0	0	0	0	0	0	1	1	∞	∞								
Dave Sells, R (9,1) ERA: 1.08	0.2	S	2	0	0	0	0	0	0	0	0	0	0	2	2	0.00	0.000								

California Angels @ Boston Red Sox
Fenway Park, Boston, MA
Thu May 31 1973, 3:33 AM EDT
Att: 10,600 - Unknown - 79 F

AB	37
R	6
H	14
RBI	5
BB	4
SO	5
LOB	23

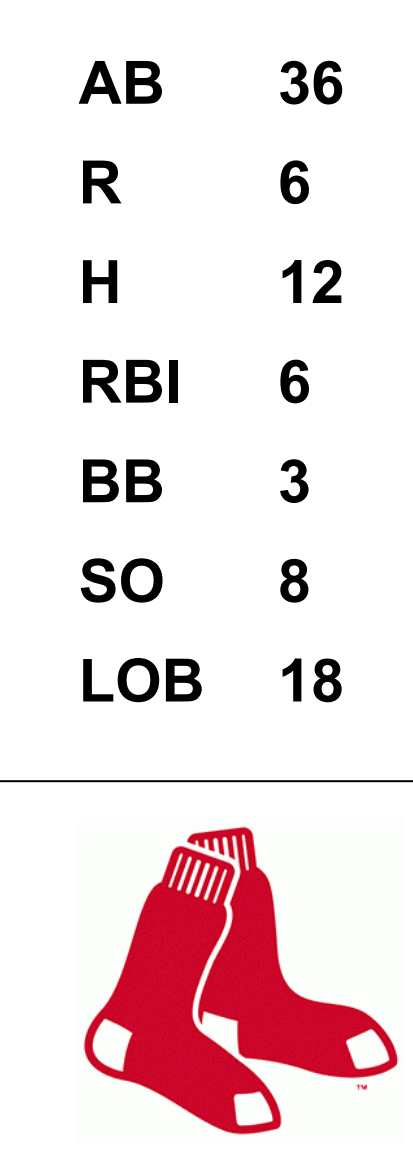


Batter	1	2	3	4	5	6	7	8	9	AB	R	H	RBI	BB	SO	LOB	TOP					
Bill North, S OBP: 0.376, SLG: 0.346 (1, 8)	1-3		K		K			1B		4	0	1	0	0	2	0	Oakland Athletics @ Boston Red Sox Fenway Park, Boston, MA Fri Jun 01 1973, 7:05 PM EDT Att: 28,063 - Unknown - 76 F					
Ted Kubiak, S OBP: 0.324, SLG: 0.400 (1, 6) (8, 4)	4-3		BB		K			1B		4	0	2	0	0	1	0						
Sal Bando, R OBP: 0.351, SLG: 0.469 (1, 5)	HR		1B		5-3			K		3	1	1	1	1	2							
Reggie Jackson, L OBP: 0.353, SLG: 0.466 (1, 9)	K		F8		1B			K		4	0	1	0	0	2	4						
Deron Johnson, R OBP: 0.302, SLG: 0.431 (1, 3)	L6				K			6-3		4	0	0	0	0	1	1						
Gene Tenace, R OBP: 0.386, SLG: 0.466 (1, 10)	P7				K			2B		4	0	1	0	0	1	0						
Angel Mangual, R OBP: 0.207, SLG: 0.279 (1, 7)	HR				5-3			6-3		4	1	1	1	0	0	1						
Ray Fosse, R OBP: 0.286, SLG: 0.352 (1, 2)	F8				K			6-3		4	0	0	0	0	1	1						
Dick Green, R OBP: 0.261, SLG: 0.314 (1, 4) (8, PH)			K		K			6-3		2	0	0	0	0	2	0						
Gonzalo Marquez, L OBP: 0.273, SLG: 0.318 (8, 6) Dal Maxvill, R OBP: 0.313, SLG: 0.267 (8, 6)										1	0	0	0	0	0	0						
										0	0	0	0	0	0	0						
Inning Stats	R: 1 E: 0 K: 1 S: 6	H: 1 LOB: 0 BB: 0 P: 6	R: 1 E: 0 K: 0 S: 4	H: 1 LOB: 0 BB: 4	R: 0 E: 0 K: 2 S: 8	H: 1 LOB: 2 BB: 1 P: 12	R: 0 E: 0 K: 2 S: 7	H: 0 LOB: 0 BB: 0 P: 7	R: 0 E: 0 K: 3 S: 9	H: 0 LOB: 0 BB: 0 P: 9	R: 0 E: 0 K: 1 S: 6	H: 1 LOB: 1 BB: 0 P: 6	R: 0 E: 0 K: 0 S: 3	H: 0 LOB: 0 BB: 0 P: 3	R: 0 E: 0 K: 2 S: 9	H: 2 LOB: 2 BB: 0 P: 9	R: 0 E: 0 K: 0 S: 4	H: 1 LOB: 1 BB: 0 P: 4	1B: 4 2B: 1 3B: 0 HR: 2	SF: 0 SAC: 0 DP: 0 HBP: 0	WP: 0 PB: 0 SB: 0 CS: 0	PA: 35
PITCHER Marty Pattin, R ERA: 5.21 (1, 1)	IP: 9.0 WLS: W BF: 35 H: 7 R: 2 ER: 2 SO: 11 BB: 1 IBB: 0 HBP: 0 BLK: 0 WP: 0 HR: 2 S: 56 P: 60 ERA: 2.00 WHIP: 0.889															PITCHER						

AB	34
R	2
H	7
RBI	2
BB	1
SO	11
LOB	9



Batter	1	2	3	4	5	6	7	8	9	AB	R	H	RBI	BB	SO	LOB	BOTTOM					
John Kennedy, R OBP: 0.303, SLG: 0.400 (1, 4)	HR	K		FC5		F8		1B		5	1	3	1	0	1	1	Oakland Athletics @ Boston Red Sox Fenway Park, Boston, MA Fri Jun 01 1973, 7:05 PM EDT Att: 28,063 - Unknown - 76 F					
Luis Aparicio, R OBP: 0.345, SLG: 0.333 (1, 6)	F7	1B		B1		1-3		1B		5	0	2	1	0	0	3						
Carlton Fisk, R OBP: 0.387, SLG: 0.558 (1, 2)	HR	P6		FC5		F7		K		5	1	1	2	0	1	6						
Carl Yastrzemski, L OBP: 0.361, SLG: 0.472 (1, 7)	4-3	K		K		P6				4	0	0	0	0	2	4						
Orlando Cepeda, R OBP: 0.329, SLG: 0.452 (1, 10)	2B	BB		L9		F8				3	1	0	0	1	1	0						
Rico Petrocelli, R OBP: 0.276, SLG: 0.433 (1, 5)	1B	HR		HR		P5		K		4	1	2	1	0	1	0						
Danny Cater, R OBP: 0.387, SLG: 0.429 (1, 3)	1B	HR		K		2B		1B		4	1	3	1	0	1	0						
Dwight Evans, R OBP: 0.324, SLG: 0.310 (1, 9)	F9			5-3		F9		F5		4	0	0	0	0	0	4						
Rick Miller, L OBP: 0.429, SLG: 0.359 (1, 8)		1B		FC5		K		1B		2	1	1	0	2	1	0						
		1B		BB				IBB														
Inning Stats	R: 3 E: 0 K: 0 S: 7	H: 4 LOB: 2 BB: 1 P: 11	R: 0 E: 0 K: 2 S: 9	H: 2 LOB: 0 BB: 0 P: 9	R: 1 E: 0 K: 1 S: 6	H: 1 LOB: 0 BB: 0 P: 6	R: 0 E: 0 K: 1 S: 6	H: 1 LOB: 2 BB: 1 P: 10	R: 0 E: 0 K: 1 S: 6	H: 1 LOB: 1 BB: 0 P: 6	R: 0 E: 0 K: 1 S: 5	H: 0 LOB: 0 BB: 0 P: 5	R: 0 E: 0 K: 0 S: 3	H: 0 LOB: 0 BB: 0 P: 3	R: 2 E: 0 K: 2 S: 10	H: 3 LOB: 2 BB: 1 P: 14	R: 0 E: 0 K: 0 S: 4	H: 1 LOB: 1 BB: 0 P: 4	1B: 7 2B: 3 3B: 0 HR: 2	SF: 0 SAC: 0 DP: 0 HBP: 0	WP: 0 PB: 0 SB: 0 CS: 0	PA: 39
PITCHER Dave Hamilton, L ERA: 6.14 (1, 1) Rollie Fingers, R ERA: 1.73 (8, 1)	IP: 7.1 WLS: L BF: 34 H: 10 R: 5 ER: 5 SO: 7 BB: 2 IBB: 0 HBP: 0 BLK: 0 WP: 0 HR: 2 S: 46 P: 54 ERA: 6.14 WHIP: 1.636															PITCHER						



Batter	1	2	3	4	5	6	7	8	9	AB	R	H	RBI	BB	SO	LOB	TOP					
Bert Campaneris, R OBP: 0.341, SLG: 0.360 (1, 6)										4	1	1	0	0	0	1	Oakland Athletics @ Boston Red Sox Fenway Park, Boston, MA Sat Jun 02 1973, 7:05 PM EDT Att: 27,692 - Unknown - 68 F					
Bill North, S OBP: 0.369, SLG: 0.340 (1, 8)										3	0	0	0	0	0	0						
Sal Bando, R OBP: 0.345, SLG: 0.458 (1, 5)										4	0	0	0	0	1	1						
Reggie Jackson, L OBP: 0.361, SLG: 0.477 (1, 9)										4	0	3	0	0	1	0						
Deron Johnson, R OBP: 0.294, SLG: 0.419 (1, 3)										4	0	0	0	0	0	3						
Gene Tenace, R OBP: 0.390, SLG: 0.485 (1, 10)										2	1	1	1	1	1	0						
Angel Mangual, R OBP: 0.232, SLG: 0.326 (1, 7)										3	1	3	0	0	0	0						
Ray Fosse, R OBP: 0.281, SLG: 0.346 (1, 2)										3	0	0	0	0	1	4						
Dick Green, R OBP: 0.263, SLG: 0.315 (1, 4)										3	0	1	1	0	0	2						
Inning Stats	R: 0 E: 0 K: 1 S: 5	H: 0 LOB: 0 BB: 0 P: 5	R: 0 E: 0 K: 1 S: 5	H: 1 LOB: 0 BB: 0 P: 5	R: 0 E: 0 K: 1 S: 6	H: 2 LOB: 0 BB: 0 P: 6	R: 0 E: 0 K: 0 S: 4	H: 1 LOB: 1 BB: 0 P: 4	R: 0 E: 0 K: 0 S: 3	H: 1 LOB: 1 BB: 1 P: 7	R: 1 E: 0 K: 1 S: 6	H: 1 LOB: 0 BB: 0 P: 6	R: 1 E: 0 K: 0 S: 4	H: 2 LOB: 0 BB: 0 P: 4	R: 0 E: 0 K: 0 S: 3	H: 0 LOB: 0 BB: 0 P: 3	R: 0 E: 0 K: 0 S: 3	H: 1 LOB: 0 BB: 0 P: 3	1B: 6 2B: 1 3B: 1 HR: 1	SF: 0 SAC: 1 DP: 5 HBP: 0	WP: 0 PB: 1 SB: 0 CS: 0	PA: 32
PITCHER Bill Lee, L ERA: 2.15 (1, 1)	IP: 9.0 WLS: L BF: 32	H: 9 R: 3 ER: 2 SO: 4	BB: 1 IBB: 0 HBP: 0 BLK: 0	WP: 0 HR: 1 S: 39 P: 43	ERA: 2.00 WHIP: 1.111											PITCHER Bill Lee, L ERA: 2.15 (1, 1)	IP: 9.0 WLS: L BF: 32	H: 9 R: 3 ER: 2 SO: 4	BB: 1 IBB: 0 HBP: 0 BLK: 0	WP: 0 HR: 1 S: 39 P: 43	ERA: 2.00 WHIP: 1.111	

AB	30
R	3
H	9
RBI	2
BB	1
SO	4
LOB	11



Batter	1	2	3	4	5	6	7	8	9	AB	R	H	RBI	BB	SO	LOB	BOTTOM					
Rick Miller, L OBP: 0.420, SLG: 0.353 (1, 9)										4	0	1	0	0	2	2	Oakland Athletics @ Boston Red Sox Fenway Park, Boston, MA Sat Jun 02 1973, 7:05 PM EDT Att: 27,692 - Unknown - 68 F					
Mario Guerrero, R OBP: 0.269, SLG: 0.240 (1, 6)										4	0	0	0	0	2	1						
Carlton Fisk, R OBP: 0.384, SLG: 0.548 (1, 2)										3	0	0	0	1	1	0						
Carl Yastrzemski, L OBP: 0.353, SLG: 0.460 (1, 7)										4	0	0	0	0	0	1						
Orlando Cepeda, R OBP: 0.326, SLG: 0.447 (1, 10)										4	1	1	0	0	0	0						
Rico Petrocelli, R OBP: 0.272, SLG: 0.423 (1, 5)										3	0	0	0	0	2	1						
Danny Cater, R OBP: 0.382, SLG: 0.419 (1, 3)										3	0	1	0	0	0	0						
Tommy Harper, R OBP: 0.330, SLG: 0.348 (1, 8)										2	0	0	0	1	0	0						
John Kennedy, R OBP: 0.291, SLG: 0.389 (1, 4)										2	0	0	1	0	0	0						
Inning Stats	R: 0 E: 0 K: 2 S: 7	H: 0 LOB: 1 BB: 1 P: 11	R: 0 E: 0 K: 2 S: 9	H: 2 LOB: 2 BB: 1 P: 13	R: 0 E: 0 K: 1 S: 5	H: 0 LOB: 0 BB: 0 P: 5	R: 0 E: 0 K: 1 S: 5	H: 0 LOB: 0 BB: 0 P: 5	R: 0 E: 0 K: 1 S: 5	H: 1 LOB: 1 BB: 0 P: 4	R: 0 E: 0 K: 1 S: 5	H: 0 LOB: 0 BB: 0 P: 5	R: 0 E: 0 K: 0 S: 3	H: 0 LOB: 0 BB: 0 P: 3	R: 0 E: 0 K: 0 S: 3	H: 0 LOB: 0 BB: 0 P: 3	R: 0 E: 0 K: 0 S: 3	H: 0 LOB: 0 BB: 0 P: 3	1B: 3 2B: 0 3B: 0 HR: 0	SF: 1 SAC: 0 DP: 0 HBP: 0	WP: 0 PB: 0 SB: 0 CS: 0	PA: 32
PITCHER Catfish Hunter, R ERA: 3.24 (1, 1)	IP: 9.0 WLS: W BF: 32	H: 3 R: 1 ER: 1 SO: 7	BB: 2 IBB: 0 HBP: 0 BLK: 0	WP: 0 HR: 0 S: 44 P: 52	ERA: 1.00 WHIP: 0.556											PITCHER Catfish Hunter, R ERA: 3.24 (1, 1)	IP: 9.0 WLS: W BF: 32	H: 3 R: 1 ER: 1 SO: 7	BB: 2 IBB: 0 HBP: 0 BLK: 0	WP: 0 HR: 0 S: 44 P: 52	ERA: 1.00 WHIP: 0.556	

AB	29
R	1
H	3
RBI	1
BB	2
SO	7
LOB	5



Batter	1	2	3	4	5	6	7	8	9	AB	R	H	RBI	BB	SO	LOB	TOP								
Bert Campaneris, R OBP: 0.345, SLG: 0.364 Dal Maxvill, R OBP: 0.294, SLG: 0.250	F3		L5			WP G3 1B	1B 1B	F7		4	2	2	1	0	0	2									
Ted Kubiak, S OBP: 0.316, SLG: 0.392	P7		SF8			G3	1B 4-3	L8		4	1	1	3	0	0	1									
Sal Bando, R OBP: 0.355, SLG: 0.484	HR		K				1B 4-3	BB 1B 1B		5	2	4	3	0	1	1									
Reggie Jackson, L OBP: 0.354, SLG: 0.467 Rich McKinney, R OBP: 0.299, SLG: 0.371	F7			F2		P7	4-3	P4		4	0	0	1	0	0	2									
Deron Johnson, R OBP: 0.292, SLG: 0.412		K		L9		K	5-3	BB 1B		5	1	1	0	0	2	2									
Gene Tenace, R OBP: 0.389, SLG: 0.482 Tim Hosley, R OBP: 0.429, SLG: 0.333	G3			K			SH1-4 1B	P6	1B E BB	3	1	1	0	0	1	0									
Angel Mangual, R OBP: 0.242, SLG: 0.333	K						SH 1B	E4	1B E BB	4	2	2	2	0	1	0									
Mike Hegan, L OBP: 0.280, SLG: 0.364							SH1-4 1B	K	G3	4	1	1	0	0	1	2									
Bill North, S OBP: 0.372, SLG: 0.340							L8			3	1	1	1	1	0	1									
Inning Stats	R: 1 E: 0 K: 0 S: 4	H: 1 LOB: 0 BB: 0 P: 4	R: 0 E: 0 K: 2 S: 7	H: 0 LOB: 0 BB: 0 P: 7	R: 1 E: 1 K: 1 S: 7	H: 1 LOB: 1 BB: 0 P: 7	R: 0 E: 0 K: 1 S: 5	H: 0 LOB: 0 BB: 0 P: 5	R: 0 E: 0 K: 0 S: 3	H: 0 LOB: 0 BB: 0 P: 3	R: 1 E: 0 K: 1 S: 7	H: 2 LOB: 1 BB: 0 P: 7	R: 5 E: 1 K: 0 S: 8	H: 4 LOB: 1 BB: 1 P: 12	R: 1 E: 0 K: 1 S: 7	H: 2 LOB: 1 BB: 0 P: 7	R: 3 E: 1 K: 0 S: 6	H: 3 LOB: 1 BB: 1 P: 10	1B: 12 2B: 0 3B: 0 HR: 1	SF: 1 SAC: 2 3B: 0 DP: 0 HBP: 0	WP: 2 PB: 0 SB: 0 CS: 0	PA: 44			
PITCHER	IP	WLS	BF	H	R	ER	SO	BB	IBB	HBP	BLK	WP	HR	S	P	ERA	WHIP								
Luis Tiant, R ERA: 4.07	3.0	L	12	2	2	1	3	0	0	0	0	0	1	18	10	3.00	0.667								
Roger Moret, L ERA: 3.0	2.1		8	1	1	1	1	0	0	0	0	0	0	10	10	3.86	0.429								
Mike Garman, R ERA: 10.38	1.0		10	5	5	3	1	0	1	0	0	1	0	11	15	27.00	5.000								
Craig Skok, L ERA: 10.5	2.2		14	5	4	3	1	1	0	0	0	1	0	15	19	10.12	2.250								

Oakland Athletics @ Boston Red Sox
Fenway Park, Boston, MA
Sun Jun 03 1973, 3:33 AM EDT
Att: 31,497 - Unknown - 70 F

AB 39
R 12
H 13
RBI 11
BB 2
SO 6
LOB 13



Batter	1	2	3	4	5	6	7	8	9	AB	R	H	RBI	BB	SO	LOB	BOTTOM								
Tommy Harper, R OBP: 0.337, SLG: 0.348	PB S BB	K			K				FC1-6 BB	3	0	1	0	2	2	3									
Mario Guerrero, R OBP: 0.226, SLG: 0.200	F8		5-3		F8		FC5	FC1-6		5	0	0	0	0	0	7									
Carlton Fisk, R OBP: 0.374, SLG: 0.531	K		L6			P8		E5	K	5	1	0	0	0	2	3									
Carl Yastrzemski, L OBP: 0.351, SLG: 0.452	FC4-6 BB		4-1			4-3		E3		3	0	0	0	1	0	1									
Orlando Cepeda, R OBP: 0.326, SLG: 0.442	FC4-6			6-3		6-3		G6-4-3 1B		4	0	1	1	0	0	2									
Rico Petrocelli, R OBP: 0.271, SLG: 0.417		FC1-4 E 1B		6-3			F8	G6-4-3		4	0	1	0	0	0	2									
Danny Cater, R OBP: 0.342, SLG: 0.371		F8		6-3			F9	L7		4	0	0	0	0	0	2									
John Kennedy, R OBP: 0.301, SLG: 0.400		FC6 FC1-4			K		1B 1B BB	FC1-6 2B		3	0	1	0	1	1	1									
Dwight Evans, R OBP: 0.330, SLG: 0.311		FC1-4					FC5 1B	6-3		3	0	1	0	1	0	3									
Inning Stats	R: 0 E: 0 K: 1 S: 5	H: 0 LOB: 2 BB: 2 P: 13	R: 0 E: 1 K: 1 S: 7	H: 1 LOB: 2 BB: 0 P: 7	R: 0 E: 0 K: 0 S: 3	H: 0 LOB: 0 BB: 0 P: 3	R: 0 E: 0 K: 0 S: 3	H: 0 LOB: 0 BB: 0 P: 3	R: 0 E: 0 K: 2 S: 7	H: 0 LOB: 1 BB: 1 P: 11	R: 0 E: 0 K: 0 S: 3	H: 0 LOB: 0 BB: 0 P: 3	R: 0 E: 0 K: 0 S: 5	H: 2 LOB: 3 BB: 1 P: 9	R: 1 E: 2 K: 0 S: 5	H: 1 LOB: 1 BB: 0 P: 5	R: 0 E: 0 K: 1 S: 6	H: 1 LOB: 2 BB: 1 P: 10	1B: 4 2B: 1 3B: 0 HR: 0	SF: 0 SAC: 0 3B: 0 DP: 1 HBP: 0	WP: 0 PB: 1 SB: 1 CS: 0	PA: 39			
PITCHER	IP	WLS	BF	H	R	ER	SO	BB	IBB	HBP	BLK	WP	HR	S	P	ERA	WHIP								
Vida Blue, L ERA: 4.36	8.0	W	34	4	1	0	4	4	0	0	0	0	0	6	10	0.00	1.000								
Horacio Pina, R ERA: 2.84	1.0	S	5	1	0	0	1	1	0	0	0	0	0	6	10	0.00	2.000								

Oakland Athletics @ Boston Red Sox
Fenway Park, Boston, MA
Sun Jun 03 1973, 3:33 AM EDT
Att: 31,497 - Unknown - 70 F


AB 34
R 1
H 5
RBI 1
BB 5
SO 5
LOB 24



Batter	1	2	3	4	5	6	7	8	9	AB	R	H	RBI	BB	SO	LOB	TOP		
Freddie Patek, R OBP: 0.336, SLG: 0.327	F8		FC5-4 1B		1-3		3B		4-3	5	0	1	1	0	0	4			
Steve Hoyley, L OBP: 0.336, SLG: 0.298	F5		P4		P7		F7			4	0	0	0	0	0	3			
John Mayberry, L OBP: 0.430, SLG: 0.557	FC5-4 1B		1B		P8			4-3		4	0	2	1	0	0	0			
Amos Otis, R OBP: 0.350, SLG: 0.477	FC5-4		F7			5-3		6-3		1	0	0	0	0	0	1			
Kurt Bevacqua, R OBP: 0.395, SLG: 0.425	FC5-4									3	0	0	0	0	0	2			
Ed Kirkpatrick, L OBP: 0.385, SLG: 0.506		F5				F9		F8		4	0	1	0	0	0	0			
Cookie Rojas, R OBP: 0.314, SLG: 0.372	F8				K		K		BB 1B	4	0	1	0	0	2	1			
Lou Piniella, R OBP: 0.274, SLG: 0.341	4-3				1B			5-3	F8	4	0	1	0	0	0	1			
Gail Hopkins, L OBP: 0.466, SLG: 0.511			FC5-4 1B BB		L8		3B 1B		F8	3	2	1	0	1	0	3			
Paul Schaaf, R OBP: 0.385, SLG: 0.394			FC1 FC5-4		K		K		BB 1-2	3	0	0	0	1	2	4			
Inning Stats	R: 0 E: 0 K: 0 S: 4	H: 1 LOB: 1 BB: 0 P: 4	R: 0 E: 0 K: 0 S: 3	H: 0 LOB: 0 BB: 0 P: 3	R: 1 E: 1 K: 0 S: 5	H: 1 LOB: 2 BB: 1 P: 9	R: 0 E: 0 K: 2 S: 9	H: 2 LOB: 2 BB: 0 P: 9	R: 0 E: 0 K: 1 S: 5	H: 0 LOB: 0 BB: 0 P: 5	R: 1 E: 0 K: 1 S: 7	H: 2 LOB: 1 BB: 0 P: 7	R: 0 E: 0 K: 0 S: 3	H: 0 LOB: 0 BB: 0 P: 3	R: 0 E: 0 K: 0 S: 4	H: 1 LOB: 2 BB: 1 P: 8	1B: 6 2B: 0 3B: 1 HR: 0	SF: 0 SAC: 0 DP: 0 HBP: 0	WP: 0 PA: 37 PB: 0 SB: 0 CS: 0
PITCHER Marty Pattin, R ERA: 4.76	IP: 9.0 WLS: W BF: 37 H: 7 R: 2 ER: 1 SO: 4 BB: 2 IBB: 0 HBP: 0 BLK: 0 WP: 0 HR: 0 S: 43 P: 51 ERA: 1.00 WHIP: 1.000															PITCHER			

Kansas City Royals @ Boston Red Sox
Fenway Park, Boston, MA
Tue Jun 05 1973, 7:05 PM EDT
Att: 10,966 - Unknown - 59 F


AB 35
R 2
H 7
RBI 2
BB 2
SO 4
LOB 19



Batter	1	2	3	4	5	6	7	8	9	AB	R	H	RBI	BB	SO	LOB	BOTTOM		
Rick Miller, L OBP: 0.433, SLG: 0.408	HR 1B BB				6-3	E8 1B		1B WP		3	1	1	1	1	0	1			
Dwight Evans, R OBP: 0.333, SLG: 0.315		L4				3-1 1B		2B WP 1B		1	1	1	0	0	0	0			
Reggie Smith, S OBP: 0.388, SLG: 0.423	HR 1B		K			K		1B WP 1B		5	2	2	0	0	2	2			
Carlton Fisk, R OBP: 0.385, SLG: 0.571	HR		1B		K		K	1B 2B		5	1	3	4	0	2	0			
Carl Yastrzemski, L OBP: 0.355, SLG: 0.444	K		G6-4-3 1B			1B BB	6-3 1B BB	K		2	2	1	0	2	1	0			
Danny Cater, R OBP: 0.333, SLG: 0.361										1	0	0	0	0	1	1			
Orlando Cepeda, R OBP: 0.330, SLG: 0.434	F9		G6-4-3			1B	6-3	F9		5	0	1	1	0	0	4			
Rico Petrocelli, R OBP: 0.282, SLG: 0.422	K				6-3 1B	2B 2B	1B BB			3	1	2	0	1	1	0			
Tommy Harper, R OBP: 0.339, SLG: 0.351		6-3			6-3	FC6-4 E 2B	1-2 1B			4	1	2	2	0	0	1			
Mario Guerrero, R OBP: 0.256, SLG: 0.216		F2			6-3	FC6-4 BB	F9			3	0	0	0	1	0	3			
John Kennedy, R OBP: 0.297, SLG: 0.398					K	FC6-4 E	6-3			4	0	1	0	0	1	3			
Inning Stats	R: 3 E: 0 K: 2 S: 9	H: 2 LOB: 0 BB: 1 P: 13	R: 0 E: 0 K: 0 S: 4	H: 1 LOB: 1 BB: 0 P: 4	R: 0 E: 0 K: 1 S: 6	H: 2 LOB: 1 BB: 0 P: 6	R: 0 E: 0 K: 1 S: 6	H: 1 LOB: 1 BB: 0 P: 6	R: 0 E: 0 K: 1 S: 5	H: 0 LOB: 0 BB: 0 P: 5	R: 3 E: 1 K: 1 S: 8	H: 4 LOB: 2 BB: 2 P: 16	R: 1 E: 0 K: 1 S: 6	H: 1 LOB: 2 BB: 2 P: 14	R: 2 E: 0 K: 1 S: 8	H: 3 LOB: 1 BB: 0 P: 8	1B: 10 2B: 3 3B: 0 HR: 1	SF: 0 SAC: 0 DP: 1 HBP: 0	WP: 1 PA: 41 PB: 0 SB: 0 CS: 0
PITCHER Dick Drago, R ERA: 4.66	IP: 5.2 WLS: L BF: 28 H: 10 R: 6 ER: 6 SO: 10 BB: 3 IBB: 0 HBP: 0 BLK: 0 WP: 0 HR: 1 S: 35 P: 47 ERA: 9.53 WHIP: 2.294															PITCHER			
Wayne Simpson, R ERA: 5.74	IP: 2.1 WLS: L BF: 13 H: 4 R: 3 ER: 3 SO: 3 BB: 2 IBB: 0 HBP: 0 BLK: 0 WP: 1 HR: 0 S: 17 P: 25 ERA: 11.57 WHIP: 2.571															PITCHER			

Kansas City Royals @ Boston Red Sox
Fenway Park, Boston, MA
Tue Jun 05 1973, 7:05 PM EDT
Att: 10,966 - Unknown - 59 F

AB 36
R 9
H 14
RBI 8
BB 5
SO 8
LOB 15



Batter	1	2	3	4	5	6	7	8	9	10	AB	R	H	RBI	BB	SO	LOB	TOP				
Freddie Patek, R OBP: 0.331, SLG: 0.321 Bobby Floyd, R OBP: 0.235, SLG: 0.235	(1, 6) X 0-0 5-3		(1, 6) X 0-0 F9		(1, 6) X 0-0 F7			(1, 6) X 0-0 F9		(1, 6) X 0-0 4-3 1B	4	0	0	0	0	0	0					
Cookie Rojas, R OBP: 0.321, SLG: 0.372	(1, 4) X 0-0 C4-6-3 1B			(1, 4) X 4-0 CS SF9 1B BB		(1, 4) X 0-0 6-3		(1, 4) X 4-0 BB		(1, 4) X 0-0 4-3 1-2	3	1	1	0	2	0	1					
Lou Piniella, R OBP: 0.272, SLG: 0.337	(1, 7) X 0-0 G4-6-3 1-2			(1, 7) X 0-0 SF9 CS 2B 1B		(1, 7) X 0-3 K		(1, 7) X 0-0 4-3		(1, 7) X 0-0 6-3	5	1	1	0	0	1	3					
John Mayberry, L OBP: 0.427, SLG: 0.551	(1, 3) X 0-0 4-3			(1, 3) X 0-0 P3		(1, 3) X 0-0 1B		(1, 3) X 0-0 3-1			4	0	1	0	0	0	2					
Kurt Bevacqua, R OBP: 0.388, SLG: 0.413	(1, 9) X 4-0 E BB			(1, 9) X 0-0 SF9 1-3 2-H		(1, 9) X 0-0 F9		(1, 9) X 0-0 6-3			2	0	0	1	1	0	1					
Paul Schaaf, R OBP: 0.388, SLG: 0.399	(1, 5) X 0-0 P7 1-3			(1, 5) X 0-0 BB 2B		(1, 5) X 0-0 2B		(1, 5) X 0-0 1-3		(1, 5) X 4-0 HR BB	3	1	1	1	1	0	1					
Jim Wohlford, R OBP: 0.250, SLG: 0.484	(1, 10) X 0-0 5-3			(1, 10) X 0-3 3-H K		(1, 10) X 0-3 K		(1, 10) X 0-0 B1-3		(1, 10) X 0-0 HR	4	1	1	2	0	1	2					
Steve Hovley, L OBP: 0.324, SLG: 0.286	(1, 8) X 0-0 4-3			(1, 8) X 0-0 P6		(1, 8) X 0-0 F8		(1, 8) X 0-0 4-3		(1, 8) X 0-3 K	4	0	0	0	0	1	0					
Fran Healy, R OBP: 0.264, SLG: 0.242 Hal McRae, R OBP: 0.239, SLG: 0.244 Carl Taylor, R OBP: 0.354, SLG: 0.227	(1, 2) X 0-0 5-3			(1, 2) X 0-0 P6				(1, 2) X 0-0 4-3		(1, 2) X 0-0 P9	3	0	0	0	0	0	0					
Inning Stats	R: 0 E: 0 K: 0 S: 3	H: 1 LOB: 0 BB: 0 P: 3	R: 0 E: 1 K: 0 S: 3	H: 0 LOB: 1 BB: 1 P: 7	R: 0 E: 0 K: 0 S: 3	H: 0 LOB: 0 BB: 0 P: 3	R: 2 E: 0 K: 1 S: 7	H: 2 LOB: 1 BB: 1 P: 11	R: 0 E: 0 K: 0 S: 6	H: 0 LOB: 0 BB: 0 P: 3	R: 0 E: 0 K: 0 S: 3	H: 0 LOB: 0 BB: 0 P: 3	R: 0 E: 0 K: 0 S: 3	H: 0 LOB: 1 BB: 1 P: 7	R: 2 E: 0 K: 1 S: 6	H: 1 LOB: 0 BB: 10 P: 10	R: 0 E: 0 K: 0 S: 4	H: 1 LOB: 1 BB: 0 P: 4	1B: 4 2B: 1 3B: 0 HR: 1	SF: 1 SAC: 0 DP: 1 HBP: 0	WP: 0 PB: 0 SB: 0 CS: 2	PA: 39
PITCHER Bill Lee, L ERA: 2.11	(1, 1) IP: 10.0 WLS: W BF: 39 H: 6 R: 4 ER: 2 SO: 3 BB: 4 IBB: 0 HBP: 0 BLK: 0 WP: 0 HR: 1 S: 41 P: 57 ERA: 1.80 WHIP: 1.000																					

Kansas City Royals @ Boston Red Sox
Fenway Park, Boston, MA
Wed Jun 06 1973, 3:33 AM EDT
Att: 12,488 - Unknown - 68 F

AB	34
R	4
H	6
RBI	4
BB	4
SO	3
LOB	10



Batter	1	2	3	4	5	6	7	8	9	10	AB	R	H	RBI	BB	SO	LOB	BOTTOM						
Tommy Harper, R OBP: 0.342, SLG: 0.347 Rick Miller, L OBP: 0.433, SLG: 0.408	(1, 7) X 4-0 CS BB		(1, 7) X 0-3 K		(1, 7) X 4-0 1-2 2-3 BB		(1, 7) X 0-0 5-3				2	0	0	0	2	1	0							
Luis Aparicio, R OBP: 0.337, SLG: 0.327	(1, 6) X 0-0 L5 1-2			(1, 6) X 0-0 F9	(1, 6) X 0-0 SF8			(1, 6) X 0-0 4-3			3	0	0	1	0	0	1							
Reggie Smith, S OBP: 0.377, SLG: 0.409	(1, 8) X 0-0 5-3			(1, 8) X 0-3 K	(1, 8) X 0-0 P4			(1, 8) X 0-3 K			4	0	0	0	0	2	2							
Carl Yastrzemski, L OBP: 0.398, SLG: 0.443	(1, 3) X 0-0 P7			(1, 3) X 4-0 HR BB		(1, 3) X 0-3 K		(1, 3) X 0-0 S 1B			3	1	1	0	1	1	0							
Orlando Cepeda, R OBP: 0.333, SLG: 0.458	(1, 10) X 0-0 2B			(1, 10) X 0-0 HR 1-H		(1, 10) X 0-0 6-3		(1, 10) X 0-0 L9 1-2			4	1	2	2	0	0	1							
Rico Petrocelli, R OBP: 0.275, SLG: 0.410	(1, 5) X 0-3 K			(1, 5) X 0-3 K		(1, 5) X 0-3 K				(1, 5) X 0-3 K	4	0	0	0	0	4	1							
Dwight Evans, R OBP: 0.321, SLG: 0.302	(1, 9) X 0-3 K				(1, 9) X 0-3 K		(1, 9) X 0-0 5-3		(1, 9) X 0-0 F9		4	0	0	0	0	2	1							
John Kennedy, R OBP: 0.295, SLG: 0.384	(1, 4) X 0-3 K			(1, 4) X 0-0 BB BB SF8 BB		(1, 4) X 4-0 P8		(1, 4) X 0-0 6-3			3	1	0	0	1	1	0							
Bob Montgomery, R OBP: 0.308, SLG: 0.909	(1, 2) X 0-3 K			(1, 2) X 4-0 BB BB		(1, 2) X 0-0 HR				(1, 2) X 0-0 HR	3	2	2	2	1	1	0							
Inning Stats	R: 0 E: 0 K: 0 S: 2	H: 0 LOB: 0 BB: 1 P: 6	R: 0 E: 0 K: 2 S: 8	H: 1 LOB: 1 BB: 0 P: 8	R: 0 E: 0 K: 3 S: 9	H: 0 LOB: 0 BB: 0 P: 9	R: 2 E: 0 K: 2 S: 8	H: 1 LOB: 0 BB: 1 P: 12	R: 1 E: 0 K: 1 S: 5	H: 0 LOB: 2 BB: 3 P: 17	R: 0 E: 0 K: 2 S: 7	H: 0 LOB: 0 BB: 0 P: 7	R: 1 E: 0 K: 0 S: 4	H: 1 LOB: 0 BB: 0 P: 4	R: 0 E: 0 K: 1 S: 6	H: 1 LOB: 1 BB: 0 P: 6	R: 0 E: 0 K: 1 S: 5	H: 0 LOB: 0 BB: 0 P: 5	R: 1 E: 0 K: 0 S: 1	H: 1 LOB: 0 BB: 0 P: 1	1B: 1 2B: 1 3B: 0 HR: 3	SF: 1 SAC: 0 DP: 0 HBP: 0	WP: 0 PB: 0 SB: 1 CS: 1	PA: 36
PITCHER Ken Wright, R ERA: 4.35 Doug Bird, R ERA: 1.99	(1, 1) IP: 4.1 WLS: L BF: 19 H: 3 R: 2 ER: 2 SO: 4 BB: 2 IBB: 0 HBP: 0 BLK: 0 WP: 0 HR: 2 S: 25 P: 33 ERA: 6.23 WHIP: 1.071																							

Kansas City Royals @ Boston Red Sox
Fenway Park, Boston, MA
Wed Jun 06 1973, 3:33 AM EDT
Att: 12,488 - Unknown - 68 F

AB	30
R	5
H	5
RBI	5
BB	5
SO	12
LOB	6



Batter	1	2	3	4	5	6	7	8	9	AB	R	H	RBI	BB	SO	LOB	TOP							
Rick Miller, L OBP: 0.410, SLG: 0.389 (1, 9)	6-3		4-3		F7		WP E 1B	E4 FC3		5	1	1	0	0	0	2								
Reggie Smith, S OBP: 0.370, SLG: 0.433 (1, 8)	P6			1B 2B	E4 HR		E3 2B	FC3		5	3	1	0	0	0	3								
Carlton Fisk, R OBP: 0.383, SLG: 0.588 (1, 2)	K			1B 1B	HR		K	SF8		4	2	2	4	0	2	1								
Carl Yastrzemski, L OBP: 0.359, SLG: 0.441 (1, 3)				1B 1B	F9		2B	4-3		4	2	2	1	1	0	2								
Orlando Cepeda, R OBP: 0.330, SLG: 0.463 (1, 10)	F9			1B 1B	F4		FC6-4 BB	L9		4	0	1	2	1	0	3								
Rico Petrocelli, R OBP: 0.301, SLG: 0.440 (1, 5)	6-3			1B 1B	K		6-3	BB		4	0	1	2	1	1	3								
Tommy Harper, R OBP: 0.335, SLG: 0.352 (1, 7)	5-3			CS 1B	FC6-4 1B		4-3	F8		5	0	1	0	0	0	4								
Luis Aparicio, R OBP: 0.335, SLG: 0.318 (1, 6)			F9	CS	6-3		FC6-4 1B	FC3 E SF8 1B	F5	5	1	2	0	0	0	1								
John Kennedy, R OBP: 0.299, SLG: 0.371 (1, 4)	K			HR HBP	FC6-4		K			3	1	0	0	0	2	3								
Inning Stats	R: 0 E: 0 K: 1 S: 5	H: 0 LOB: 0 BB: 0 P: 5	R: 0 E: 0 K: 0 S: 4	H: 1 LOB: 1 BB: 0 P: 4	R: 0 E: 0 K: 1 S: 5	H: 0 LOB: 0 BB: 0 P: 5	R: 3 E: 0 K: 0 S: 6	H: 5 LOB: 0 BB: 0 P: 6	R: 3 E: 1 K: 0 S: 5	H: 1 LOB: 0 BB: 0 P: 6	R: 0 E: 0 K: 1 S: 6	H: 1 LOB: 2 BB: 1 P: 10	R: 3 E: 1 K: 1 S: 8	H: 2 LOB: 1 BB: 1 P: 12	R: 1 E: 1 K: 1 S: 8	H: 1 LOB: 2 BB: 0 P: 8	R: 0 E: 0 K: 0 S: 3	H: 0 LOB: 1 BB: 1 P: 7	1B: 7 2B: 3 3B: 0 HR: 1	SF: 1 SAC: 0 DP: 0 HBP: 1	WP: 1 PB: 0 SB: 1 CS: 1	PA: 45		
PITCHER	IP	WLS	BF	H	R	ER	SO	BB	IBB	HBP	BLK	WP	HR	S	P	ERA	WHIP							
Sonny Siebert, R ERA: 3.32 (1, 1)	4.2	L	21	7	6	3	2	0	0	1	0	0	1	24	25	5.79	1.500							
Don Stanhouse, R ERA: 4.45 (5, 1)	2.1		13	3	3	2	2	1	1	0	0	1	0	15	23	7.71	1.714							
Steve Foucault, R ERA: 3.73 (8, 1)	2.0		10	1	1	0	1	1	0	0	0	0	0	11	15	0.00	1.000							

Boston Red Sox @ Texas Rangers
Arlington Stadium, Arlington, TX
Sun Jun 10 1973, 8:05 PM EDT
Att: 9,729 - Unknown

AB 39
R 10
H 11
RBI 9
BB 3
SO 5
LOB 22



Batter	1	2	3	4	5	6	7	8	9	AB	R	H	RBI	BB	SO	LOB	BOTTOM							
Davey Nelson, R OBP: 0.331, SLG: 0.418 (1, 4)	F9			5-3		FC5-4 1B		G5-3		3	0	1	0	0	0	0								
Elliott Maddox, R OBP: 0.362, SLG: 0.300 (8, 8)								2-3f		1	0	0	0	0	0	2								
Toby Harrah, R OBP: 0.301, SLG: 0.301 (1, 5)	F8			1-3		FC5-4 PO		G4-6-3 1B		3	0	0	0	0	0	1								
Joe Lovitto, S OBP: 0.224, SLG: 0.159 (8, 5)						1-2f				1	0	1	0	0	0	0								
Rico Carty, R OBP: 0.369, SLG: 0.295 (1, 7)	5-3			FC6-4 BB		F9		K		2	0	0	0	1	0	1								
Tom Grieve, R OBP: 0.111, SLG: 0.111 (8, 7)										1	0	0	0	0	1	1								
Alex Johnson, R OBP: 0.330, SLG: 0.393 (1, 10)				FC6-4		PO	5-3	G4-6-3		4	0	1	0	0	0	2								
Dick Billings, R OBP: 0.293, SLG: 0.250 (1, 3)	K					FC4 BB	6-3			2	0	0	0	1	1	1								
Jeff Burroughs, R OBP: 0.322, SLG: 0.401 (1, 9)	F9					F8	5-3			3	0	0	0	0	0	1								
Vic Harris, S OBP: 0.294, SLG: 0.331 (8, 4)				4-3		FC4 E 2B		G5-3 BB 1B		3	1	1	0	0	0	1								
Ken Suarez, R OBP: 0.393, SLG: 0.417 (1, 2)	L8			L8				L7		3	0	1	1	0	0	1								
Jim Mason, L OBP: 0.352, SLG: 0.367 (1, 6)	K					G3		BB		2	0	0	0	1	1	1								
Inning Stats	R: 0 E: 0 K: 0 S: 3	H: 0 LOB: 0 BB: 0 P: 3	R: 0 E: 0 K: 1 S: 5	H: 1 LOB: 0 BB: 0 P: 5	R: 0 E: 0 K: 1 S: 5	H: 0 LOB: 0 BB: 0 P: 5	R: 0 E: 0 K: 0 S: 3	H: 0 LOB: 1 BB: 1 P: 7	R: 1 E: 1 K: 0 S: 4	H: 1 LOB: 1 BB: 1 P: 8	R: 0 E: 0 K: 0 S: 3	H: 1 LOB: 0 BB: 0 P: 3	R: 0 E: 0 K: 0 S: 3	H: 0 LOB: 0 BB: 0 P: 3	R: 0 E: 0 K: 0 S: 3	H: 1 LOB: 1 BB: 1 P: 7	R: 0 E: 0 K: 1 S: 5	H: 1 LOB: 0 BB: 0 P: 5	1B: 4 2B: 1 3B: 0 HR: 0	SF: 0 SAC: 0 DP: 2 HBP: 0	WP: 0 PB: 0 SB: 0 CS: 0	PA: 32		
PITCHER	IP	WLS	BF	H	R	ER	SO	BB	IBB	HBP	BLK	WP	HR	S	P	ERA	WHIP							
Bill Lee, L ERA: 1.93 (1, 1)	9.0	W	31	5	1	0	3	3	0	0	0	0	0	34	46	0.00	0.889							

Boston Red Sox @ Texas Rangers
Arlington Stadium, Arlington, TX
Sun Jun 10 1973, 8:05 PM EDT
Att: 9,729 - Unknown

AB 28
R 1
H 5
RBI 1
BB 3
SO 3
LOB 12



Batter	1	2	3	4	5	6	7	8	9	AB	R	H	RBI	BB	SO	LOB	TOP			
Rick Miller, L OBP: 0.418, SLG: 0.394 (1, 9)	WP HR 1B	BB 1B			K		6-3		HBP	4	1	2	0	0	1	1	Boston Red Sox @ California Angels Anaheim Stadium, Anaheim, CA Tue Jun 12 1973, 10:05 PM EDT Att: 11,120 - Unknown			
Reggie Smith, S OBP: 0.376, SLG: 0.427 (1, 8)	HR BB	BB			CS BB		F9		K	2	1	0	0	3	1	2				
Carlton Fisk, R OBP: 0.376, SLG: 0.575 (1, 2)	P5	P4			K				K	4	0	0	0	0	2	5				
Carl Yastrzemski, L OBP: 0.362, SLG: 0.463 (1, 3)	HR				F9				S SF9 2B	4	2	2	3	0	1	0				
Orlando Cepeda, R OBP: 0.329, SLG: 0.477 (1, 10)	P4				4-3				SF9 2H	3	1	1	2	0	0	0				
Rico Petrocelli, R OBP: 0.300, SLG: 0.431 (1, 5)	HBP				K				F8	3	0	0	0	0	1	0				
Tommy Harper, R OBP: 0.329, SLG: 0.344 Dwight Evans, R OBP: 0.327, SLG: 0.309 (1, 7) (9, 7)	1-3				6-3				K	4	0	0	0	0	1	1				
Luis Aparicio, R OBP: 0.335, SLG: 0.318 (1, 6)					6-3				SH1	3	1	1	0	0	1	0				
John Kennedy, R OBP: 0.291, SLG: 0.360 (1, 4)	6-3				K				F8	3	0	0	0	0	1	1				
Inning Stats	R: 3 E: 0 K: 0 S: 5	H: 2 LOB: 1 BB: 1 P: 10	R: 0 E: 0 K: 1 S: 6	H: 1 LOB: 2 BB: 1 P: 10	R: 0 E: 0 K: 1 S: 5	H: 0 LOB: 0 BB: 0 P: 5	R: 0 E: 0 K: 1 S: 5	H: 0 LOB: 0 BB: 0 P: 5	R: 0 E: 0 K: 2 S: 6	H: 1 LOB: 0 BB: 0 P: 8	R: 1 E: 0 K: 0 S: 4	H: 1 LOB: 0 BB: 0 P: 4	R: 1 E: 0 K: 1 S: 6	H: 1 LOB: 0 BB: 0 P: 6	R: 0 E: 1 K: 1 S: 6	H: 0 LOB: 0 BB: 0 P: 7	1B: 3 2B: 1 3B: 0 HR: 2	SF: 1 SAC: 2 DP: 0 HBP: 2	WP: 2 PB: 0 SB: 1 CS: 1	PA: 38
PITCHER Nolan Ryan, R ERA: 2.69 (1, 1)	IP: 9.0 WLS: L BF: 38 H: 6 R: 6 ER: 6 SO: 9 BB: 3 IBB: 0 HBP: 2 BLK: 0 WP: 2 HR: 2 S: 51 P: 65 ERA: 6.00 WHIP: 1.000															PITCHER				

Batter	1	2	3	4	5	6	7	8	9	AB	R	H	RBI	BB	SO	LOB	BOTTOM			
Sandy Alomar Sr., S OBP: 0.241, SLG: 0.226 (1, 4)	HR 1B				F9				HR 1B	5	3	3	0	0	0	1	Boston Red Sox @ California Angels Anaheim Stadium, Anaheim, CA Tue Jun 12 1973, 10:05 PM EDT Att: 11,120 - Unknown			
Vada Pinson, L OBP: 0.275, SLG: 0.359 (1, 7)	K				P4				HR	5	1	2	2	0	1	2				
Frank Robinson, R OBP: 0.375, SLG: 0.485 (1, 10)	HR				BB				F8	4	1	1	2	1	1	1				
Mike Epstein, L OBP: 0.326, SLG: 0.262 (1, 3)	4-3				1B				K	4	0	1	1	0	1	1				
Bob Oliver, R OBP: 0.291, SLG: 0.419 (1, 9)	2B				K				K	4	0	1	0	0	2	2				
Ken Berry, R OBP: 0.336, SLG: 0.369 (1, 8)	6-3				4-3				L1	4	0	0	0	0	0	3				
Al Gallagher, R OBP: 0.365, SLG: 0.319 (1, 5)					1B				1-3	4	0	2	0	0	1	0				
Rudy Meoli, L OBP: 0.300, SLG: 0.274 (1, 6)	F8				P6				1-3	4	0	1	0	0	0	1				
Jeff Torborg, R OBP: 0.244, SLG: 0.253 Winston Lienas, R OBP: 0.318, SLG: 0.333 John Stephenson, L OBP: 0.263, SLG: 0.270 (1, 2) (6, PH) (7, 2)	6-3				K				F8	2	0	0	0	0	1	1				
Inning Stats	R: 2 E: 0 K: 1 S: 8	H: 3 LOB: 1 BB: 0 P: 8	R: 0 E: 0 K: 1 S: 5	H: 0 LOB: 0 BB: 0 P: 5	R: 1 E: 0 K: 1 S: 7	H: 2 LOB: 2 BB: 1 P: 11	R: 0 E: 0 K: 1 S: 6	H: 1 LOB: 1 BB: 0 P: 6	R: 0 E: 0 K: 0 S: 3	H: 0 LOB: 0 BB: 0 P: 3	R: 0 E: 0 K: 1 S: 7	H: 2 LOB: 2 BB: 0 P: 7	R: 0 E: 0 K: 2 S: 8	H: 1 LOB: 1 BB: 0 P: 8	R: 0 E: 0 K: 1 S: 5	H: 0 LOB: 0 BB: 0 P: 5	1B: 8 2B: 1 3B: 0 HR: 2	SF: 0 SAC: 0 DP: 0 HBP: 0	WP: 0 PB: 0 SB: 1 CS: 0	PA: 39
PITCHER Luis Tiant, R ERA: 4.1 Bobby Bolin, R ERA: 3.29 (1, 1) (7, 1)	IP: 6.0 WLS: W BF: 27 H: 8 R: 3 ER: 3 SO: 3 BB: 1 IBB: 0 HBP: 0 BLK: 0 WP: 1 HR: 1 S: 36 P: 40 ERA: 4.50 WHIP: 1.500															PITCHER				

Batter	1	2	3	4	5	6	7	8	9	AB	R	H	RBI	BB	SO	LOB	TOP					
John Kennedy, R OBP: 0.278, SLG: 0.343 (1, 4)	F9		P4		K			6-3	K	5	0	0	0	0	2	1	Boston Red Sox @ California Angels Anaheim Stadium, Anaheim, CA Wed Jun 13 1973, 10:05 PM EDT Att: 8,775 - Unknown					
Reggie Smith, S OBP: 0.377, SLG: 0.422 (1, 8)	1B BB		4-3		F8			1B HR 1B	4-3	4	1	1	0	1	0	1						
Carlton Fisk, R OBP: 0.377, SLG: 0.571 (1, 2)	F9		BB 1B		5-3			1B HR 1B	5-3	5	1	2	0	0	0	2						
Carl Yastrzemski, L OBP: 0.369, SLG: 0.482 (1, 3)	1B		BB 1B		3-1			HR		3	1	2	3	1	0	0						
Orlando Cepeda, R OBP: 0.332, SLG: 0.474 Ben Oglivie, L (8, PR) OBP: 0.311, SLG: 0.475 (1, 10)	6-3		5-3		G6-4-3 1B			E BB 1B BB		3	0	1	0	1	0	4						
Rico Petrocelli, R OBP: 0.299, SLG: 0.423 (1, 5)		6-3			F9			1B E BB		3	0	0	0	1	0	1						
Tommy Harper, R OBP: 0.323, SLG: 0.337 (1, 7)	E5 G1-6-3		F8		5-3			E1 1B		4	0	0	0	0	0	2						
Luis Aparicio, R OBP: 0.333, SLG: 0.316 (1, 6)	G1-6-3		F8		K			G6-4-3 1B		4	0	1	1	0	1	1						
Dwight Evans, R OBP: 0.333, SLG: 0.340 (1, 9)			HR		K			G6-4-3		3	1	1	1	1	1	3						
Inning Stats	R: 0 E: 0 K: 0 S: 4	H: 1 LOB: 2 BB: 1 P: 8	R: 0 E: 1 K: 0 S: 3	H: 0 LOB: 0 BB: 0 P: 3	R: 1 E: 0 K: 0 S: 5	H: 2 LOB: 2 BB: 1 P: 9	R: 0 E: 0 K: 0 S: 3	H: 0 LOB: 0 BB: 0 P: 3	R: 0 E: 0 K: 1 S: 5	H: 0 LOB: 1 BB: 1 P: 9	R: 0 E: 0 K: 0 S: 3	H: 1 LOB: 0 BB: 0 P: 3	R: 0 E: 0 K: 2 S: 7	H: 0 LOB: 0 BB: 0 P: 7	R: 4 E: 1 K: 0 S: 7	H: 4 LOB: 3 BB: 2 P: 15	R: 0 E: 0 K: 1 S: 5	H: 0 LOB: 0 BB: 0 P: 5	1B: 6 2B: 0 3B: 0 HR: 2	SF: 0 SAC: 0 DP: 3 HBP: 0	WP: 0 PB: 0 SB: 0 CS: 0	PA: 39
PITCHER	IP	WLS	BF	H	R	ER	SO	BB	IBB	HBP	BLK	WP	HR	S	P	ERA	WHIP					
Clyde Wright, L ERA: 3.89 Dave Sells, R ERA: 1.59	(1, 1)	7.1	W	31	7	4	4	3	3	0	0	0	0	2	34	46	4.91	1.364				
(8, 1)	1.2	S	8	1	1	1	1	2	0	0	0	0	0	8	16	5.40	1.800					

Batter	1	2	3	4	5	6	7	8	9	AB	R	H	RBI	BB	SO	LOB	BOTTOM					
Sandy Alomar Sr., S OBP: 0.246, SLG: 0.222 (1, 4)	G3				FC4-6 BB			FC3 SH1-4	K	3	1	0	0	2	1	4	Boston Red Sox @ California Angels Anaheim Stadium, Anaheim, CA Wed Jun 13 1973, 10:05 PM EDT Att: 8,775 - Unknown					
Vada Pinson, L OBP: 0.280, SLG: 0.376 (1, 7)	HR		2B BB		FC4-6 FC5-4			SH1-4	4-3	3	2	1	2	1	0	2						
Frank Robinson, R OBP: 0.365, SLG: 0.500 Jerry Davanor, R (6, PR) OBP: 0.300, SLG: 0.400 (1, 10)	CS 2B		E7		FC5-4			G4-6-3 IBB	1B E HBP	3	0	2	2	1	0	2						
Mike Epstein, L OBP: 0.323, SLG: 0.255 (1, 3)	FC5-4 BB		2B		FC5-4			G4-6-3	K	4	0	0	0	1	1	5						
Bob Oliver, R OBP: 0.291, SLG: 0.418 Leroy Stanton, R (5, PR) OBP: 0.294, SLG: 0.338 (6, 9)	FC5-4		K		FC6-4 1B			K	E 1B	3	0	1	0	0	1	1						
Ken Berry, R OBP: 0.331, SLG: 0.363 (1, 8)			F8		FC6-4			BB 1B	E6	5	0	1	0	0	0	2						
Al Gallagher, R OBP: 0.360, SLG: 0.315 (1, 5)		6-3	4-3		5-3			BB 1B	6-3	5	0	1	0	0	0	3						
Jeff Torborg, R OBP: 0.267, SLG: 0.267 (1, 2)		BB BB 1B			FC4-6 SH1-3 1B			E 1B BB	F9	3	2	2	0	1	0	2						
Rudy Meoli, L OBP: 0.317, SLG: 0.280 (1, 6)		BB BB 2B BB			SH1-3			E1 SH1-4 1B	BB	1	1	1	0	2	0	0						
Inning Stats	R: 1 E: 0 K: 0 S: 4	H: 2 LOB: 1 BB: 1 P: 8	R: 4 E: 1 K: 0 S: 5	H: 2 LOB: 1 BB: 3 P: 17	R: 0 E: 0 K: 1 S: 5	H: 0 LOB: 0 BB: 0 P: 5	R: 0 E: 0 K: 0 S: 4	H: 1 LOB: 2 BB: 1 P: 8	R: 0 E: 2 K: 0 S: 4	H: 1 LOB: 2 BB: 2 P: 12	R: 0 E: 0 K: 2 S: 9	H: 2 LOB: 3 BB: 1 P: 13	R: 1 E: 1 K: 1 S: 7	H: 1 LOB: 2 BB: 0 P: 8	1B: 7 2B: 2 3B: 0 HR: 1	SF: 0 SAC: 2 DP: 1 HBP: 1	WP: 0 PB: 0 SB: 0 CS: 1	PA: 43				
PITCHER	IP	WLS	BF	H	R	ER	SO	BB	IBB	HBP	BLK	WP	HR	S	P	ERA	WHIP					
Ray Culp, R ERA: 21.6 Roger Moret, L ERA: 2.33 Don Newhauser, R ERA:	(1, 1)	1.2	L	12	4	5	4	0	0	0	0	0	0	0	32	49	0.00	1.500				
(8, 1)	0.1	2	0	0	0	0	0	0	0	0	0	0	0	2	2	0.00	0.000					

Batter	1	2	3	4	5	6	7	8	9	AB	R	H	RBI	BB	SO	LOB	TOP								
John Kennedy, R OBP: 0.289, SLG: 0.330	0-0 5-3		0-0 5-3			0-0 4-3	0-3 K			4	0	0	0	0	1	1									
Reggie Smith, S OBP: 0.374, SLG: 0.417	0-0 F3		0-0 6-3			0-0 1B HR	0-0 F9			4	1	1	0	0	0	1									
Carlton Fisk, R OBP: 0.374, SLG: 0.564	0-0 P4			0-3 K		0-0 1-2 HR		0-0 5-3		4	1	1	0	0	1	0									
Carl Yastrzemski, L OBP: 0.371, SLG: 0.495		0-0 F8		4-0 F9 BB		0-0 1-2 HR		0-0 P5		3	1	1	3	1	0	0									
Orlando Cepeda, R OBP: 0.330, SLG: 0.475		0-0 2B		0-0 F9		0-0 5-3		0-0 5-3		4	0	1	0	0	0	1									
Rico Petrocelli, R OBP: 0.309, SLG: 0.434		0-3 K			0-0 1B				4-0 BB	3	0	2	0	1	1	1									
Rick Miller, L OBP: 0.418, SLG: 0.394										0	0	0	0	0	0	0									
Tommy Harper, R OBP: 0.326, SLG: 0.337		4-0 BB			0-0 1B	0-0 F8			0-3 K	3	0	1	0	1	1	2									
Luis Aparicio, R OBP: 0.337, SLG: 0.320		0-0 L7			0-0 1B				0-3 K	4	0	2	0	0	1	3									
Dwight Evans, R OBP: 0.328, SLG: 0.333			0-0 F9							2	0	0	0	0	0	2									
Ben Oglivie, L OBP: 0.306, SLG: 0.467				0-0 F9		0-0 G5-4-3		0-0 SH2-4		1	0	0	0	0	0	1									
Inning Stats	R: 0 E: 0 K: 0 S: 3	H: 0 LOB: 0 BB: 0 P: 3	R: 0 E: 0 K: 1 S: 6	H: 1 LOB: 2 BB: 1 P: 10	R: 0 E: 0 K: 0 S: 3	H: 0 LOB: 0 BB: 0 P: 3	R: 0 E: 0 K: 1 S: 4	H: 0 LOB: 0 BB: 1 P: 8	R: 0 E: 0 K: 0 S: 4	H: 3 LOB: 1 BB: 0 P: 4	R: 3 E: 0 K: 0 S: 7	H: 4 LOB: 1 BB: 0 P: 7	R: 0 E: 0 K: 1 S: 6	H: 1 LOB: 0 BB: 0 P: 6	R: 0 E: 0 K: 2 S: 3	H: 0 LOB: 0 BB: 0 P: 3	R: 0 E: 0 K: 2 S: 7	H: 0 LOB: 1 BB: 1 P: 11	1B: 6 2B: 2 3B: 0 HR: 1	SF: 0 SAC: 1 DP: 1 HBP: 0	WP: 0 PB: 0 SB: 0 CS: 0	PA: 36			
PITCHER	IP	WLS	BF	H	R	ER	SO	BB	IBB	HBP	BLK	WP	HR	S	P	ERA	WHIP								
Rudy May, L ERA: 3.0	(1, 1)	8.0	W	33	9	3	3	3	3	0	0	0	1	36	48	3.38	1.500								
Dave Sells, R ERA: 1.52	(9, 1)	1.0	S	3	0	0	0	2	0	0	0	0	0	7	7	0.00	0.000								

Boston Red Sox @ California Angels
Anaheim Stadium, Anaheim, CA
Thu Jun 14 1973, 10:05 PM EDT
Att: 10,216 - Unknown

AB 32
R 3
H 9
RBI 3
BB 3
SO 5
LOB 12



Batter	1	2	3	4	5	6	7	8	9	AB	R	H	RBI	BB	SO	LOB	BOTTOM								
Sandy Alomar Sr., S OBP: 0.246, SLG: 0.222	0-0 E6 SH1		0-0 E5		0-0 F3		0-0 WP 1B			4	0	1	0	0	0	0									
Vada Pinson, L OBP: 0.286, SLG: 0.382	0-0 SH1		0-0 4-3			0-0 HR	0-0 WP 1B			3	1	2	1	0	0	1									
Frank Robinson, R OBP: 0.388, SLG: 0.523	0-3 K			0-0 1B 2B		0-0 1-2 HR	0-0 5-3			4	2	2	2	0	1	3									
Bob Oliver, R OBP: 0.286, SLG: 0.410	0-0 4-3			0-3 K		0-0 5-3		0-0 E4 1B SF7		3	0	0	0	0	1	2									
Leroy Stanton, R OBP: 0.291, SLG: 0.333										1	1	0	0	0	0	0									
Mike Epstein, L OBP: 0.321, SLG: 0.255		0-3 K		0-0 F7		0-3 K		0-0 1B		4	0	1	0	0	2	1									
Ken Berry, R OBP: 0.329, SLG: 0.362		0-0 L9		0-0 1B		0-0 P9		0-0 SF7		3	0	1	2	0	0	0									
Al Gallagher, R OBP: 0.351, SLG: 0.307		0-0 F8		0-0 P9			0-0 1-3	0-0 F7		4	0	0	0	0	0	2									
Jeff Torborg, R OBP: 0.266, SLG: 0.258			0-0 P4		4-0 CS BB		0-0 6-3	0-0 P6		3	0	0	0	1	0	1									
Rudy Meoli, L OBP: 0.317, SLG: 0.282			0-0 6-3		0-3 K		0-0 1B 1B			3	1	1	0	0	1	1									
Inning Stats	R: 0 E: 1 K: 1 S: 6	H: 0 LOB: 1 BB: 0 P: 6	R: 0 E: 0 K: 1 S: 5	H: 0 LOB: 0 BB: 0 P: 5	R: 0 E: 1 K: 0 S: 4	H: 0 LOB: 1 BB: 0 P: 4	R: 1 E: 0 K: 1 S: 7	H: 2 LOB: 1 BB: 0 P: 7	R: 0 E: 0 K: 1 S: 4	H: 0 LOB: 0 BB: 1 P: 8	R: 2 E: 0 K: 0 S: 7	H: 2 LOB: 0 BB: 0 P: 7	R: 1 E: 1 K: 0 S: 6	H: 3 LOB: 2 BB: 0 P: 6	R: 1 E: 1 K: 0 S: 5	H: 1 LOB: 1 BB: 0 P: 5	1B: 6 2B: 1 3B: 0 HR: 1	SF: 1 SAC: 1 DP: 0 HBP: 0	WP: 1 PB: 0 SB: 1 CS: 1	PA: 35					
PITCHER	IP	WLS	BF	H	R	ER	SO	BB	IBB	HBP	BLK	WP	HR	S	P	ERA	WHIP								
John Curtis, L ERA: 3.74	(1, 1)	6.2	L	29	7	4	4	5	1	0	0	0	1	38	42	5.40	1.200								
Don Newhauser, R ERA:	(7, 1)	1.1		6	1	1	0	0	0	0	0	1	0	6	6	0.00	0.750								

Boston Red Sox @ California Angels
Anaheim Stadium, Anaheim, CA
Thu Jun 14 1973, 10:05 PM EDT
Att: 10,216 - Unknown

AB 32
R 5
H 8
RBI 5
BB 1
SO 5
LOB 11



Batter	1	2	3	4	5	6	7	8	9	AB	R	H	RBI	BB	SO	LOB	TOP			
Rick Miller, L OBP: 0.400, SLG: 0.374 (1, 9)	F9	K		L9		F7			F7	5	0	0	0	0	1	3	Boston Red Sox @ Oakland Athletics Oakland-Alameda County Coliseum, Oakland, CA Fri Jun 15 1973, 7:05 PM PDT Att: 8,196 - Unknown livebaseballscorecards.com			
Reggie Smith, S OBP: 0.380, SLG: 0.439 (1, 8)	HR	F9		F9			1B BB		1B	4	1	2	1	1	0	2				
Carlton Fisk, R OBP: 0.379, SLG: 0.563 (1, 2)	F8			1B 2B		BB		1-2 1B	F2	4	1	2	0	1	0	1				
Carl Yastrzemski, L OBP: 0.372, SLG: 0.493 (1, 3)	S 1B			K		F7			FC6-4 1B	5	0	2	0	0	1	4				
Orlando Cepeda, R OBP: 0.323, SLG: 0.463 (1, 10)	K			K		F8			F8	5	0	0	0	0	2	7				
Rico Petrocelli, R OBP: 0.308, SLG: 0.429 (1, 5)		E5 1B E		2B 1-2 1B		K			F7	4	1	1	0	0	1	3				
Tommy Harper, R OBP: 0.324, SLG: 0.340 (1, 7)		K		1-3 2-H 2B		K			P3	4	0	1	1	0	2	1				
Luis Aparicio, R OBP: 0.340, SLG: 0.324 (1, 6)		E 1-2 1B		4-3					L8	4	0	2	0	0	0	2				
Mario Guerrero, R OBP: 0.250, SLG: 0.214 (1, 4)		E6 1-3 2-H				P6			P5	4	0	0	0	0	0	2				
Inning Stats	R: 1 E: 0 K: 1 S: 7	H: 2 LOB: 1 BB: 0 P: 7	R: 1 E: 2 K: 2 S: 10	H: 1 LOB: 2 BB: 0 P: 10	R: 1 E: 0 K: 2 S: 10	H: 3 LOB: 2 BB: 0 P: 10	R: 0 E: 0 K: 0 S: 3	H: 0 LOB: 0 BB: 0 P: 3	R: 0 E: 0 K: 1 S: 5	H: 1 LOB: 1 BB: 1 P: 9	R: 0 E: 0 K: 0 S: 4	H: 1 LOB: 2 BB: 1 P: 8	R: 0 E: 0 K: 0 S: 3	H: 0 LOB: 0 BB: 0 P: 3	R: 0 E: 0 K: 0 S: 5	H: 2 LOB: 2 BB: 0 P: 5	1B: 8 2B: 1 3B: 0 HR: 1	SF: 0 SAC: 0 DP: 0 HBP: 0	WP: 0 PB: 0 SB: 1 CS: 0	PA: 41
PITCHER Catfish Hunter, R ERA: 2.81 (1, 1)	IP: 9.0 WLS: W BF: 41 H: 10 R: 3 ER: 2 SO: 7 BB: 2 IBB: 0 HBP: 0 BLK: 0 WP: 0 HR: 1 S: 53 P: 61 ERA: 2.00 WHIP: 1.333															PITCHER IP: WLS: BF: H: R: ER: SO: BB: IBB: HBP: BLK: WP: HR: S: P: ERA: WHIP:				

Batter	1	2	3	4	5	6	7	8	9	AB	R	H	RBI	BB	SO	LOB	BOTTOM			
Bert Campaneris, R OBP: 0.338, SLG: 0.340 (1, 6)	K			K	SF8		6-3 1B		6-3	4	0	1	1	0	2	1	Boston Red Sox @ Oakland Athletics Oakland-Alameda County Coliseum, Oakland, CA Fri Jun 15 1973, 7:05 PM PDT Att: 8,196 - Unknown livebaseballscorecards.com			
Bill North, S OBP: 0.373, SLG: 0.326 (1, 8)	6-3			F7	FC4-6		6-3		6-3	4	0	0	0	0	0	3				
Sal Bando, R OBP: 0.344, SLG: 0.459 (1, 5)	F8			HR 1B	L7		2B			4	1	2	0	0	0	2				
Reggie Jackson, L OBP: 0.354, SLG: 0.502 (1, 9)		4-3		HR 1-H		F2	P7			4	1	1	2	0	0	1				
Deron Johnson, R OBP: 0.319, SLG: 0.441 (1, 10)		G3		6-3		HR BB		2B 2B		3	2	1	0	1	0	0				
Gene Tenace, R OBP: 0.394, SLG: 0.500 (1, 3)		5-3				HR BB	P6	6-3 1B 2B		4	2	2	2	0	0	1				
Joe Rudi, R OBP: 0.275, SLG: 0.355 (1, 7)			K		BB SF8 2B	HR 1-H		L7		4	2	2	2	0	1	1				
Ray Fosse, R OBP: 0.277, SLG: 0.335 (1, 2)			F8		FC4-6 BB 1B		2B	6-3		4	0	2	0	0	0	1				
Ted Kubiak, S OBP: 0.330, SLG: 0.419 (1, 4)			P5		FC4-6 BB 1-2 2-3		F8	3-H 1B		3	0	1	1	1	0	1				
Inning Stats	R: 0 E: 0 K: 1 S: 5	H: 0 LOB: 0 BB: 0 P: 5	R: 0 E: 0 K: 0 S: 3	H: 0 LOB: 0 BB: 0 P: 3	R: 0 E: 0 K: 1 S: 5	H: 0 LOB: 0 BB: 0 P: 5	R: 2 E: 0 K: 1 S: 7	H: 2 LOB: 0 BB: 0 P: 7	R: 2 E: 0 K: 0 S: 6	H: 3 LOB: 2 BB: 1 P: 10	R: 2 E: 0 K: 0 S: 5	H: 2 LOB: 1 BB: 1 P: 9	R: 0 E: 0 K: 0 S: 4	H: 2 LOB: 1 BB: 0 P: 4	R: 2 E: 0 K: 0 S: 6	H: 3 LOB: 1 BB: 0 P: 6	1B: 4 2B: 5 3B: 0 HR: 3	SF: 1 SAC: 0 DP: 0 HBP: 0	WP: 0 PB: 0 SB: 0 CS: 0	PA: 37
PITCHER Marty Pattin, R ERA: 4.74 Roger Moret, L ERA: 2.22 Bob Veale, L ERA: 3.26	IP: 5.2 WLS: L BF: 26 H: 7 R: 6 ER: 6 SO: 3 BB: 2 IBB: 0 HBP: 0 BLK: 0 WP: 0 HR: 3 S: 30 P: 38 ERA: 9.53 WHIP: 1.588															PITCHER IP: WLS: BF: H: R: ER: SO: BB: IBB: HBP: BLK: WP: HR: S: P: ERA: WHIP:				

Batter	1	2	3	4	5	6	7	8	9	AB	R	H	RBI	BB	SO	LOB	TOP										
Tommy Harper, R OBP: 0.322, SLG: 0.337 (1, 7)	0-0 4-3		0-0 L5-4			0-0 F9	0-0 SF9 HBP 1B		0-0 F7	5	0	1	1	0	0	2											
Luis Aparicio, R OBP: 0.340, SLG: 0.321 Ben Oglivie, L OBP: 0.317, SLG: 0.467 John Kennedy, R OBP: 0.267, SLG: 0.327 (1, 6) (7, PH) (7, 4)	0-0 F8		0-0 FC4-6			4-0 1B BB	1-0 1-2 2-3 HBP		0-0 6-3	2	1	0	0	1	0	1											
Reggie Smith, S OBP: 0.378, SLG: 0.433 (1, 8)	0-3 K			0-0 6-3		4-0 1B BB	0-0 SF9			2	0	0	1	1	1	0											
Carlton Fisk, R OBP: 0.373, SLG: 0.552 (1, 2)		0-0 F8		0-0 F9		0-0 F3	0-0 F9			4	0	0	0	0	0	4											
Orlando Cepeda, R OBP: 0.330, SLG: 0.469 Buddy Hunter, R OBP: 0.500, SLG: 0.500 (1, 10) (8, PR)				0-0 F8		0-0 F8		0-0 FC5-4 BB 1B		4	0	3	1	0	0	0											
Rico Petrocelli, R OBP: 0.306, SLG: 0.422 (1, 5)	0-0 F8				0-0 L7	0-0 P4		4-0 FC5-4 BB		3	0	0	0	1	0	3											
Danny Cater, R OBP: 0.318, SLG: 0.341 (1, 3)	0-3 K			0-0 F8		0-0 6-3	0-0 FC5-4 1-2 2-3			4	0	0	0	0	1	3											
Mario Guerrero, R OBP: 0.292, SLG: 0.261 (1, 4) (7, 6)			0-0 L5-4 BB 1B		0-0 1B	0-0 1B	0-0 F8			4	1	3	0	0	0	1											
Dwight Evans, R OBP: 0.333, SLG: 0.333 (1, 9)			4-0 FC4-6 BB		0-0 F8	0-0 HBP 1B SF9 1B		0-0 6-3		3	1	1	0	1	0	1											
Inning Stats	R: 0 E: 0 K: 1 S: 5	H: 0 LOB: 0 BB: 0 P: 5	R: 0 E: 0 K: 1 S: 6	H: 1 LOB: 1 BB: 0 P: 6	R: 0 E: 0 K: 0 S: 3	H: 1 LOB: 1 BB: 1 P: 7	R: 0 E: 0 K: 0 S: 3	H: 0 LOB: 0 BB: 0 P: 3	R: 0 E: 0 K: 0 S: 4	H: 1 LOB: 1 BB: 0 P: 4	R: 1 E: 0 K: 0 S: 4	H: 1 LOB: 2 BB: 2 P: 12	R: 2 E: 0 K: 0 S: 6	H: 3 LOB: 2 BB: 0 P: 7	R: 0 E: 0 K: 0 S: 3	H: 1 LOB: 1 BB: 1 P: 7	R: 0 E: 0 K: 0 S: 3	H: 0 LOB: 0 BB: 0 P: 3	1B: 8 2B: 1 3B: 0 HR: 0	SF: 1 SAC: 0 DP: 2 HBP: 1	WP: 0 PA: 38 PB: 0 SB: 0 CS: 0						
PITCHER	IP	WLS	BF	H	R	ER	SO	BB	IBB	HBP	BLK	WP	HR	S	P	ERA	WHIP										
Vida Blue, L ERA: 4.2 (1, 1)	6.1		27	6	3	3	2	3	0	0	0	0	0	28	40	4.26	1.421										
Horacio Pina, R ERA: 2.73 (7, 1)	0.0		2	1	0	0	0	0	0	1	0	0	0	1	2	∞	∞										
Darold Knowles, L ERA: 2.1 (7, 1)	2.2	W	9	1	0	0	0	1	0	0	0	0	0	8	12	0.00	0.750										

Boston Red Sox @ Oakland Athletics
Oakland-Alameda County Coliseum, Oakland, CA

AB 32
R 3
H 8
RBI 3
BB 4
SO 2
LOB 15



WP: 0 PA: 38
PB: 0
SB: 0
CS: 0

Boston Red Sox @ Oakland Athletics
Oakland-Alameda County Coliseum, Oakland, CA

AB 31
R 4
H 10
RBI 4
BB 2
SO 7
LOB 11



Batter	1	2	3	4	5	6	7	8	9	AB	R	H	RBI	BB	SO	LOB	BOTTOM										
Bert Campaneris, R OBP: 0.336, SLG: 0.343 (1, 6)	0-0 B3		0-0 6-4		0-0 1B 2B	0-3 K				4	1	1	1	0	1	3											
Bill North, S OBP: 0.371, SLG: 0.325 (1, 8)	0-3 K			0-0 5-3	0-0 5-3		0-0 S 1B			4	1	1	0	0	1	1											
Sal Bando, R OBP: 0.342, SLG: 0.456 (1, 5)	0-0 6-3			0-3 K	0-0 BB 1B 2H	0-0 K	0-3 K			4	0	1	1	0	2	1											
Reggie Jackson, L OBP: 0.356, SLG: 0.500 (1, 9)		0-0 6-3		4-0 1B BB	0-0 1B	0-0 F9	1-2 1B			3	1	1	0	1	0	1											
Deron Johnson, R OBP: 0.327, SLG: 0.445 (1, 3)		0-0 6-3		0-0 HBP 1B	4-0 1B BB	0-0 1B	0-0 1B			3	0	2	2	1	0	0											
Gene Tenace, R OBP: 0.392, SLG: 0.492 (1, 2)		0-0 6-3		1-0 HBP 1B	0-3 K		0-0 F7			3	0	0	0	0	1	3											
Joe Rudi, R OBP: 0.271, SLG: 0.348 (1, 7)			0-0 4-3	0-0 4-3		0-3 K	0-0 F3			4	0	0	0	0	1	2											
Rich McKinney, R OBP: 0.289, SLG: 0.357 (1, 10)			0-0 6-4 1B 1B		0-0 SH2-3 2B 1B	0-3 K	0-0 F7			4	1	2	0	0	1	0											
Ted Kubiak, S OBP: 0.342, SLG: 0.439 (1, 4)			0-0 1-2 1B		0-0 SH2-3	0-0 2B				2	0	2	0	0	0	0											
Inning Stats	R: 0 E: 0 K: 1 S: 5	H: 0 LOB: 0 BB: 0 P: 5	R: 0 E: 0 K: 0 S: 3	H: 0 LOB: 0 BB: 0 P: 3	R: 0 E: 0 K: 0 S: 4	H: 2 LOB: 1 BB: 0 P: 4	R: 1 E: 1 K: 1 S: 6	H: 1 LOB: 2 BB: 1 P: 11	R: 2 E: 0 K: 1 S: 9	H: 4 LOB: 3 BB: 1 P: 13	R: 0 E: 0 K: 3 S: 10	H: 1 LOB: 1 BB: 0 P: 10	R: 1 E: 0 K: 1 S: 6	H: 2 LOB: 1 BB: 0 P: 6	R: 0 E: 0 K: 0 S: 3	H: 0 LOB: 0 BB: 0 P: 3	1B: 8 2B: 3 3B: 0 HR: 0	SF: 0 SAC: 1 DP: 1 HBP: 1	WP: 0 PA: 35 PB: 0 SB: 1 CS: 0								
PITCHER	IP	WLS	BF	H	R	ER	SO	BB	IBB	HBP	BLK	WP	HR	S	P	ERA	WHIP										
Bill Lee, L ERA: 2.01 (1, 1)	4.2		23	7	3	2	2	2	0	0	0	0	0	24	33	3.86	1.929										
Bobby Bolin, R ERA: 3.18 (5, 1)	3.1	L	12	3	1	1	5	0	0	0	0	0	0	22	22	2.70	0.900										

WP: 0 PA: 35
PB: 0
SB: 1
CS: 0

Batter	1	2	3	4	5	6	7	8	9	AB	R	H	RBI	BB	SO	LOB	TOP								
Tommy Harper, R (1, 7) Rick Miller, L (7, 7) OBP: 0.316, SLG: 0.330 OBP: 0.405, SLG: 0.374	1-3		5-3		L8		F3		BB	4	0	0	0	0	0	2									
Luis Aparicio, R (1, 6) OBP: 0.332, SLG: 0.313	4-3		6-3				6-3		F3	5	0	0	0	0	0	2									
Reggie Smith, S (1, 8) OBP: 0.373, SLG: 0.426	4-3				K				K	5	1	1	0	0	2	2									
Carlton Fisk, R (1, 2) OBP: 0.369, SLG: 0.543			5-3		F9				K	5	0	1	0	0	1	2									
Orlando Cepeda, R (1, 10) Buddy Hunter, R (8, PR) OBP: 0.333, SLG: 0.484 OBP: 0.500, SLG: 0.500			HR		6-3		FC6-4		K	4	2	2	1	0	0	2									
Rico Petrocelli, R (1, 5) OBP: 0.311, SLG: 0.424			E6				F8			4	0	2	1	0	0	0									
Danny Cater, R (1, 3) OBP: 0.375, SLG: 0.422										4	0	4	2	0	0	0									
Mario Guerrero, R (1, 4) OBP: 0.288, SLG: 0.260			4-3							4	0	1	0	0	0	5									
Dwight Evans, R (1, 9) OBP: 0.331, SLG: 0.349			F9							4	0	1	0	0	2	2									
Inning Stats	R: 0 E: 0 K: 0 S: 3	H: 0 LOB: 0 BB: 0 P: 3	R: 1 E: 1 K: 0 S: 5	H: 2 LOB: 1 BB: 0 P: 5	R: 0 E: 0 K: 0 S: 3	H: 0 LOB: 0 BB: 0 P: 3	R: 0 E: 0 K: 1 S: 5	H: 0 LOB: 0 BB: 0 P: 5	R: 0 E: 0 K: 1 S: 7	H: 2 LOB: 2 BB: 0 P: 7	R: 2 E: 0 K: 0 S: 7	H: 4 LOB: 2 BB: 0 P: 7	R: 0 E: 0 K: 1 S: 5	H: 0 LOB: 0 BB: 0 P: 5	R: 1 E: 0 K: 0 S: 6	H: 3 LOB: 3 BB: 0 P: 6	R: 0 E: 0 K: 2 S: 8	H: 1 LOB: 2 BB: 1 P: 12	1B: 9 2B: 1 3B: 1 HR: 1	SF: 0 SAC: 0 DP: 0 HBP: 0	WP: 0 PB: 0 SB: 0 CS: 0	PA: 40			
PITCHER	IP	WLS	BF	H	R	ER	SO	BB	IBB	HBP	BLK	WP	HR	S	P	ERA	WHIP								
Ken Holtzman, L (1, 1) ERA: 1.83	8.0	L	37	12	4	4	3	1	0	0	0	0	1	42	46	4.50	1.625								
Rollie Fingers, R (9, 1) ERA: 1.65	1.0		3	0	0	0	2	0	0	0	0	0	0	7	7	0.00	0.000								

Boston Red Sox @ Oakland Athletics
Oakland-Alameda County Coliseum, Oakland, CA
Sun Jun 17 1973, 3:33 AM PDT
Att: 15,172 - Unknown

AB	39
R	4
H	12
RBI	4
BB	1
SO	5
LOB	17



Batter	1	2	3	4	5	6	7	8	9	AB	R	H	RBI	BB	SO	LOB	BOTTOM								
Bert Campaneris, R (1, 6) OBP: 0.330, SLG: 0.336	B3		1-3		P7					4	0	0	0	0	1	3									
Bill North, S (1, 8) OBP: 0.368, SLG: 0.320	F7									3	0	0	0	1	0	0									
Sal Bando, R (1, 5) OBP: 0.337, SLG: 0.448	K				P6					4	0	0	0	0	2	2									
Reggie Jackson, L (1, 9) OBP: 0.358, SLG: 0.525			4-3							4	2	2	2	0	1	1									
Deron Johnson, R (1, 10) OBP: 0.321, SLG: 0.436			6-3							4	0	0	0	0	3	0									
Gene Tenace, R (1, 3) OBP: 0.389, SLG: 0.485										3	0	0	0	0	1	0									
Joe Rudi, R (1, 7) OBP: 0.275, SLG: 0.348			FC6-4							3	0	1	0	1	0	1									
Ray Fosse, R (1, 2) Mike Hegan, L (7, PH) OBP: 0.279, SLG: 0.336 OBP: 0.256, SLG: 0.286					F9					2	0	1	0	0	0	0									
Ted Kubiak, S (1, 4) OBP: 0.342, SLG: 0.431										2	0	0	0	1	1	0									
Inning Stats	R: 0 E: 0 K: 1 S: 5	H: 0 LOB: 0 BB: 0 P: 5	R: 0 E: 0 K: 0 S: 3	H: 0 LOB: 1 BB: 0 P: 4	R: 0 E: 0 K: 1 S: 5	H: 0 LOB: 0 BB: 0 P: 5	R: 0 E: 0 K: 1 S: 4	H: 0 LOB: 1 BB: 1 P: 8	R: 0 E: 0 K: 1 S: 6	H: 1 LOB: 3 BB: 2 P: 14	R: 1 E: 0 K: 1 S: 6	H: 1 LOB: 0 BB: 0 P: 6	R: 0 E: 0 K: 2 S: 7	H: 0 LOB: 0 BB: 0 P: 7	R: 0 E: 1 K: 2 S: 8	H: 0 LOB: 1 BB: 0 P: 8	R: 1 E: 0 K: 1 S: 7	H: 2 LOB: 1 BB: 0 P: 7	1B: 2 2B: 0 3B: 0 HR: 2	SF: 0 SAC: 0 DP: 0 HBP: 1	WP: 0 PB: 0 SB: 0 CS: 1	PA: 35			
PITCHER	IP	WLS	BF	H	R	ER	SO	BB	IBB	HBP	BLK	WP	HR	S	P	ERA	WHIP								
Luis Tiant, R (1, 1) ERA: 3.92	9.0	W	35	4	2	2	10	3	0	1	0	0	2	51	64	2.00	0.778								

Boston Red Sox @ Oakland Athletics
Oakland-Alameda County Coliseum, Oakland, CA
Sun Jun 17 1973, 3:33 AM PDT
Att: 15,172 - Unknown

AB	31
R	2
H	4
RBI	2
BB	3
SO	10
LOB	8



Batter	1	2	3	4	5	6	7	8	9	AB	R	H	RBI	BB	SO	LOB	TOP
Rick Miller, L OBP: 0.392, SLG: 0.359 (1, 9)	6-3	4-3			P6			L7		4	0	0	0	0	0	2	Boston Red Sox @ Milwaukee Brewers Milwaukee County Stadium, Milwaukee, WI Mon Jun 18 1973, 8:05 PM EDT Att: 22,796 - Unknown - 73 F
Reggie Smith, S OBP: 0.385, SLG: 0.416 (1, 8)	4-3		F8			G3		F7		4	0	0	0	0	0		
Carlton Fisk, R OBP: 0.367, SLG: 0.552 (1, 2)	P6		5-3			L8			HR	4	1	1	1	0	0		
Carl Yastrzemski, L OBP: 0.374, SLG: 0.493 (1, 3)		1B BB 1B	CS 1B			4-3		F7		4	1	2	0	0	0		
Orlando Cepeda, R OBP: 0.336, SLG: 0.484 (1, 10)		BB FC5-2 1B	CS 1B		P8	G5-3 BB 1B		K		4	0	2	0	0	1	0	
Rico Petrocelli, R OBP: 0.314, SLG: 0.422 (1, 5)		FC5-2 BB 1B			5-3			F7		3	1	1	0	1	0	0	
Tommy Harper, R OBP: 0.316, SLG: 0.327 (1, 7)		6-3 FC5-2 BB			6-3			F5		2	0	0	1	1	0	2	
Luis Aparicio, R OBP: 0.327, SLG: 0.308 (1, 6)		FC5-2 6-3 1B			4-3			G5-3		3	0	0	0	0	0	5	
Mario Guerrero, R OBP: 0.273, SLG: 0.245 (1, 4)		6-3			6-3			1-3		3	0	0	1	0	0	2	
Inning Stats	R: 0 E: 0 K: 0 S: 3	H: 0 LOB: 0 BB: 0 P: 3	R: 2 E: 0 K: 0 S: 6	H: 3 LOB: 2 BB: 1 P: 10	R: 0 E: 0 K: 0 S: 3	H: 1 LOB: 0 BB: 0 P: 3	R: 0 E: 0 K: 0 S: 3	H: 0 LOB: 0 BB: 0 P: 3	R: 0 E: 0 K: 0 S: 3	H: 1 LOB: 1 BB: 1 P: 7	R: 0 E: 0 K: 0 S: 3	H: 0 LOB: 0 BB: 0 P: 3	R: 1 E: 0 K: 1 S: 6	H: 1 LOB: 0 BB: 0 P: 6	1B: 5 2B: 0 3B: 0 HR: 1	SF: 0 SAC: 0 DP: 1 HBP: 0	WP: 0 PA: 34 PB: 0 SB: 0 CS: 1
PITCHER Jim Colborn, R ERA: 2.01 (1, 1)	IP: 9.0 WLS: W BF: 33 H: 6 R: 3 ER: 3 SO: 1 BB: 2 IBB: 0 HBP: 0 BLK: 0 WP: 0 HR: 1 S: 33 P: 41 ERA: 3.00 WHIP: 0.889											PITCHER	IP: WLS: BF: H: R: ER: SO: BB: IBB: HBP: BLK: WP: HR: S: P: ERA: WHIP:				


Batter	1	2	3	4	5	6	7	8	9	AB	R	H	RBI	BB	SO	LOB	BOTTOM		
Tim Johnson, L OBP: 0.298, SLG: 0.304 (1, 6)	4-3		E1 HR		6-3	BB BB		G5-4-3 BB		3	1	0	1	2	0	1	Boston Red Sox @ Milwaukee Brewers Milwaukee County Stadium, Milwaukee, WI Mon Jun 18 1973, 8:05 PM EDT Att: 22,796 - Unknown - 73 F		
Don Money, R OBP: 0.284, SLG: 0.310 (1, 5)	P8		F2		K	BB BB		G5-4-3 BB		4	0	0	1	1	1	4			
Dave May, L OBP: 0.338, SLG: 0.466 (1, 8)	K		SF8		P7			P6		3	0	0	1	0	1	3			
George Scott, R OBP: 0.352, SLG: 0.421 (1, 3)		P6	HR			FC3-5 1B		HR		4	2	3	3	0	0	0			
John Briggs, L OBP: 0.352, SLG: 0.406 (1, 7)		G3 S BB	K			BB FC3-5 1B		F7		3	1	1	0	1	1	0			
Joe Lahoud, L OBP: 0.256, SLG: 0.253 (1, 9) Gorman Thomas, R OBP: 0.286, SLG: 0.313 (6, FH) (7, 9)		G3			F7			F9		2	0	0	0	0	0	1			
Darrell Porter, L OBP: 0.340, SLG: 0.439 (1, 10)		K			P4			F8		4	0	0	0	0	2	3			
Ellie Rodriguez, R OBP: 0.374, SLG: 0.309 (1, 2)			1B E BB			BB BB BB		F2		2	2	1	0	2	0	0			
Pedro Garcia, R OBP: 0.333, SLG: 0.460 (1, 4)			E SF8 1B		4-3			BB BB		3	1	2	1	1	0	1			
Inning Stats	R: 0 E: 0 K: 1 S: 5	H: 0 LOB: 0 BB: 0 P: 5	R: 0 E: 0 K: 1 S: 5	H: 0 LOB: 1 BB: 1 P: 9	R: 4 E: 1 K: 1 S: 8	H: 2 LOB: 0 BB: 1 P: 12	R: 0 E: 0 K: 0 S: 4	H: 1 LOB: 0 BB: 0 P: 4	R: 0 E: 0 K: 1 S: 5	H: 0 LOB: 0 BB: 0 P: 5	R: 3 E: 0 K: 0 S: 4	H: 2 LOB: 3 BB: 4 P: 23	R: 1 E: 0 K: 0 S: 4	H: 1 LOB: 0 BB: 0 P: 4	R: 0 E: 0 K: 0 S: 3	H: 1 LOB: 1 BB: 1 P: 7	1B: 5 2B: 0 3B: 0 HR: 2	SF: 1 SAC: 0 DP: 1 HBP: 0	WP: 0 PA: 38 PB: 0 SB: 1 CS: 0
PITCHER Ray Culp, R ERA: 8.31 (1, 1) Roger Moret, L ERA: 2.97 (3, 1) Don Newhauser, R ERA: (6, 1) Mike Garman, R ERA: 8.1 (6, 1)	IP: 2.2 WLS: L BF: 13 H: 2 R: 4 ER: 0 SO: 2 BB: 2 IBB: 0 HBP: 0 BLK: 0 WP: 0 HR: 1 S: 15 P: 23 ERA: 0.00 WHIP: 1.500											PITCHER	IP: WLS: BF: H: R: ER: SO: BB: IBB: HBP: BLK: WP: HR: S: P: ERA: WHIP:						



Batter	1	2	3	4	5	6	7	8	9	AB	R	H	RBI	BB	SO	LOB	TOP										
Rick Miller, L OBP: 0.389, SLG: 0.376 (1, 9)	0-0 6-3	0-0 L6		0-0 L7		0-0 G3		0-0 E	0-0 E6	6	2	2	1	0	0	4											
Reggie Smith, S OBP: 0.389, SLG: 0.418 (1, 8)	0-0 1B SF9	4-0 2B			0-0 F8		0-0 G3	0-0 E4	4-0 1B	4	3	1	1	2	0	0											
Carlton Fisk, R OBP: 0.370, SLG: 0.564 (1, 2)	0-0 1B	0-3 K			0-0 P5		0-0 P6	0-0 1B	0-0 1B	6	1	3	3	0	1	2											
Carl Yastrzemski, L OBP: 0.371, SLG: 0.490 Danny Gator, R OBP: 0.404, SLG: 0.449 (1, 3) (3, 3)	0-0 SF9		0-3 K		0-0 1B		0-0 2B	0-0 FC5-4	0-0 4-3	1	0	0	1	0	1	0											
Orlando Cepeda, R OBP: 0.339, SLG: 0.489 Dwight Evans, R (7, PR) OBP: 0.328, SLG: 0.345 (1, 10)	0-0 1B		0-3 K		0-0 4-3		0-0 1B	0-3 K		4	0	2	0	0	1	1											
Rico Petrocelli, R OBP: 0.317, SLG: 0.415 (1, 5)	4-0 1B		0-0 F3		0-0 L5		4-0 2B	0-0 FC5-4		3	0	0	0	2	0	2											
Ben Oglivie, L OBP: 0.294, SLG: 0.431 (1, 7)	0-3 K		0-0 6-3		0-0 4-3		0-0 4-3		0-0 4-3	5	0	0	0	0	1	6											
Luis Aparicio, R OBP: 0.320, SLG: 0.300 (1, 6)		0-0 F9		0-0 5-3		0-0 E6		0-0 6-3	0-0 F7	5	0	0	0	0	0	0											
Mario Guerrero, R OBP: 0.317, SLG: 0.293 (1, 4)		0-0 WP		0-0 1B		0-0 1B		0-0 3B	0-0 E1	5	2	4	0	0	0	0											
Inning Stats	R: 1 E: 0 K: 1 S: 8	H: 3 LOB: 3 BB: 1 P: 12	R: 0 E: 0 K: 1 S: 6	H: 1 LOB: 2 BB: 1 P: 10	R: 0 E: 0 K: 2 S: 7	H: 0 LOB: 0 BB: 0 P: 7	R: 0 E: 0 K: 0 S: 4	H: 1 LOB: 1 BB: 0 P: 4	R: 0 E: 0 K: 0 S: 5	H: 1 LOB: 2 BB: 0 P: 5	R: 0 E: 0 K: 0 S: 5	H: 2 LOB: 3 BB: 1 P: 9	R: 3 E: 1 K: 1 S: 10	H: 4 LOB: 2 BB: 0 P: 10	R: 4 E: 2 K: 0 S: 6	H: 2 LOB: 0 BB: 1 P: 10	1B: 11 2B: 2 3B: 1 HR: 1	SF: 1 SAC: 0 DP: 0 HBP: 0	WP: 1 PB: 0 SB: 0 CS: 0	PA: 49							
PITCHER	IP	WLS	BF	H	R	ER	SO	BB	IBB	HBP	BLK	WP	HR	S	P	ERA	WHIP										
Jim Slaton, R ERA: 2.95 Frank Linzy, R ERA: 2.45	(1, 1) (8, 1)	7.1 L	37 12	11 4	3 5	3 0	4 1	3 1	0 0	0 0	0 0	1 0	0 1	42 13	54 17	3.68 0.00	1.909 3.000										

Boston Red Sox @ Milwaukee Brewers
Milwaukee County Stadium, Milwaukee, WI
Tue Jun 19 1973, 8:05 PM EDT
Unknown - 82 F


AB 44
R 8
H 15
RBI 7
BB 4
SO 5
LOB 17



Batter	1	2	3	4	5	6	7	8	9	AB	R	H	RBI	BB	SO	LOB	BOTTOM										
Tim Johnson, L OBP: 0.303, SLG: 0.308 (1, 6)	0-0 6-3		0-0 1B		0-0 P1-3			0-0 B1		4	1	2	0	0	0	0											
Don Money, R OBP: 0.294, SLG: 0.309 (1, 5)	0-0 5-3		0-0 2B		0-0 P1-3		0-0 F8			4	0	1	0	0	0	1											
Dave May, L OBP: 0.333, SLG: 0.458 (1, 8)	0-0 P5		0-0 F7		0-0 F8		0-0 F9			4	0	0	0	0	0	2											
George Scott, R OBP: 0.351, SLG: 0.423 (1, 3)		0-0 5-3	0-0 2B		0-3 K			0-0 F9		4	0	1	1	0	1	0											
John Briggs, L OBP: 0.355, SLG: 0.420 (1, 7)		0-0 IHR	4-0 2B		0-0 F3			0-0 L9		3	1	1	1	1	0	0											
Joe Lahoud, L OBP: 0.255, SLG: 0.244 (1, 9)		1-0 HR	0-0 L3		0-0 F9			0-0 P3		3	1	0	0	0	0	3											
Darrell Porter, L OBP: 0.347, SLG: 0.464 (1, 10)		0-0 HR		4-0 BB	0-0 G5-4-3		0-0 F6			2	1	1	2	1	0	0											
Ellie Rodriguez, R OBP: 0.365, SLG: 0.301 (1, 2)	0-0 F8		0-0 F8		0-0 F8		0-0 6-3			3	0	0	0	0	0	1											
Pedro Garcia, R OBP: 0.329, SLG: 0.454 (1, 4)	0-3 K		0-0 G5-4-3		0-0 F8					3	0	0	0	0	1	1											
Inning Stats	R: 0 E: 0 K: 0 S: 3	H: 0 LOB: 0 BB: 0 P: 3	R: 3 E: 0 K: 1 S: 7	H: 2 LOB: 0 BB: 0 P: 8	R: 1 E: 0 K: 0 S: 5	H: 3 LOB: 2 BB: 1 P: 9	R: 0 E: 0 K: 0 S: 2	H: 0 LOB: 0 BB: 1 P: 6	R: 0 E: 0 K: 0 S: 3	H: 1 LOB: 0 BB: 0 P: 3	R: 0 E: 0 K: 1 S: 5	H: 0 LOB: 0 BB: 0 P: 5	R: 0 E: 0 K: 0 S: 3	H: 0 LOB: 0 BB: 0 P: 3	R: 0 E: 0 K: 0 S: 3	H: 0 LOB: 0 BB: 0 P: 3	1B: 3 2B: 3 3B: 0 HR: 2	SF: 0 SAC: 0 DP: 3 HBP: 1	WP: 0 PB: 0 SB: 0 CS: 0	PA: 33							
PITCHER	IP	WLS	BF	H	R	ER	SO	BB	IBB	HBP	BLK	WP	HR	S	P	ERA	WHIP										
Marty Pattin, R ERA: 4.68	(1, 1)	9.0 W	33 33	6 6	4 4	4 4	2 2	1 1	1 1	1 1	0 0	0 0	1 1	34 34	43 43	4.00 4.00	0.778 0.778										

Boston Red Sox @ Milwaukee Brewers
Milwaukee County Stadium, Milwaukee, WI
Tue Jun 19 1973, 8:05 PM EDT
Unknown - 82 F

AB 30
R 4
H 6
RBI 4
BB 2
SO 2
LOB 8



Batter	1	2	3	4	5	6	7	8	9	AB	R	H	RBI	BB	SO	LOB	TOP					
Al Bumby, L OBP: 0.356, SLG: 0.462 (1, 7)	0-0 4-3		4-0 SH1-3 1B BB	0-0 L1-3			0-0 4-3			3	1	0	0	1	0	2	Baltimore Orioles @ Boston Red Sox Fenway Park, Boston, MA Thu Jun 21 1973, 7:05 PM EDT Att: 21,876 - Unknown					
Rich Coggins, L OBP: 0.308, SLG: 0.439 (1, 9)	4-0 E HR BB		0-0 SH1-3		0-0 P2		0-0 CS 1B			2	1	1	0	1	0	0						
Paul Blair, R OBP: 0.346, SLG: 0.406 (1, 8)	0-0 1-H HR		0-0 1B		0-0 1B		0-0 P5			4	1	3	3	0	0	1						
Tommy Davis, R OBP: 0.294, SLG: 0.356 (1, 10)	0-3 K		0-0 6-3		0-0 P4			0-0 F9		4	0	0	0	0	1	2						
Earl Williams, R OBP: 0.317, SLG: 0.386 (1, 2)	0-3 K			0-0 F7	0-0 6-3			0-0 F8		4	0	0	0	0	1	1						
Don Baylor, R OBP: 0.314, SLG: 0.345 (1, 3)		0-3 K		0-0 S 2B 1B		0-0 CS 1B		0-0 F9		3	1	2	0	0	1	0						
Terry Crowley, L OBP: 0.293, SLG: 0.250 (7, 3)										1	0	0	0	0	0	0						
Bobby Grich, R OBP: 0.382, SLG: 0.397 (1, 4)		0-3 K		0-0 1B 1B 2B		0-0 SF7 3B		0-0 F8		4	2	2	1	0	1	0						
Brooks Robinson, R OBP: 0.278, SLG: 0.295 (1, 5)		0-0 F2		0-0 1B 1B		0-0 SF7		0-0 5-3		3	0	1	1	0	0	0						
Mark Belanger, R OBP: 0.309, SLG: 0.243 (1, 6)			0-3 K	0-0 L1-3 1B		0-0 5-3		0-0 F8		4	0	1	1	0	1	0						
Inning Stats	R: 2 E: 1 K: 2 S: 8	H: 1 LOB: 0 BB: 1 P: 12	R: 0 E: 0 K: 2 S: 7	H: 0 LOB: 0 BB: 0 P: 7	R: 1 E: 0 K: 1 S: 6	H: 1 LOB: 1 BB: 1 P: 10	R: 2 E: 0 K: 0 S: 6	H: 4 LOB: 1 BB: 0 P: 6	R: 0 E: 0 K: 0 S: 4	H: 1 LOB: 1 BB: 0 P: 4	R: 1 E: 0 K: 0 S: 4	H: 2 LOB: 0 BB: 0 P: 4	R: 0 E: 0 K: 0 S: 3	H: 1 LOB: 0 BB: 0 P: 3	R: 0 E: 0 K: 0 S: 3	H: 0 LOB: 0 BB: 0 P: 3	R: 0 E: 0 K: 0 S: 3	H: 0 LOB: 0 BB: 0 P: 3	1B: 7 2B: 2 3B: 1 HR: 1	SF: 1 SAC: 1 DP: 1 HBP: 0	WP: 0 PB: 0 SB: 1 CS: 2	PA: 36
PITCHER Luis Tiant, R ERA: 4.08 (1, 1)	IP: 9.0 WLS: L BF: 36	H: 10 R: 6 ER: 6 SO: 5	BB: 2 IBB: 0 HBP: 0 BLK: 0	WP: 0 HR: 1 S: 44 P: 52	ERA: 6.00 WHIP: 1.333	PITCHER														IP: WLS: BF: H: R: ER: SO: BB: IBB: HBP: BLK: WP: HR: S: P: ERA: WHIP		

AB	32
R	6
H	10
RBI	6
BB	2
SO	5
LOB	6



Batter	1	2	3	4	5	6	7	8	9	AB	R	H	RBI	BB	SO	LOB	BOTTOM												
Rick Miller, L OBP: 0.394, SLG: 0.415 (1, 9)	0-0 F7	0-3 K		0-0 F7		4-0 E BB		4-0 G4-6-3 BB		3	0	0	0	2	1	1	Baltimore Orioles @ Boston Red Sox Fenway Park, Boston, MA Thu Jun 21 1973, 7:05 PM EDT Att: 21,876 - Unknown												
Mario Guerrero, R OBP: 0.320, SLG: 0.333 (1, 4)	0-0 2B		4-0 F8 BB BB	0-0 L4		0-0 E3		0-0 G4-6-3		4	0	1	0	1	0	3													
Reggie Smith, S OBP: 0.381, SLG: 0.434 (1, 8)	0-0 F9		4-0 BB BB	0-0 1B		0-0 P4		0-0 F9		4	0	1	0	1	0	4													
Carl Yastrzemski, L OBP: 0.365, SLG: 0.468 (1, 7)	4-0 BB		0-0 F8	0-0 P5		0-0 P4		0-0 P4		4	0	0	0	1	0	6													
Rico Petrocelli, R OBP: 0.329, SLG: 0.414 (1, 5)	0-0 F7		4-0 BB		0-3 K		0-0 2B		0-3 K	4	0	1	0	1	2	2													
Danny Cater, R OBP: 0.369, SLG: 0.393 (1, 3)		0-0 G3-6-3 1B	0-0 F8		0-3 K		0-3 K		0-3 K	4	0	1	0	0	2	4													
Ben Oglivie, L OBP: 0.278, SLG: 0.406 (1, 10)		0-0 G3-6-3	0-0 F2		0-3 K		0-3 K		0-3 K	3	0	0	0	0	1	4													
Carlton Fisk, R OBP: 0.369, SLG: 0.556 (7, PH)		0-0 G3-6-3	0-0 F2		0-3 K		0-3 K		0-3 K	1	0	0	0	0	1	1													
Luis Aparicio, R OBP: 0.320, SLG: 0.295 (1, 6)		4-0 3B BB		4-0 HR BB		0-3 K		0-0 P4		2	2	0	0	2	1	1													
Bob Montgomery, R OBP: 0.384, SLG: 0.947 (1, 2)		0-0 1-H 3B		0-0 1-H HR		4-0 E BB BB		0-0 F8		3	1	2	3	1	0	0													
Inning Stats	R: 0 E: 0 K: 0 S: 4	H: 1 LOB: 2 BB: 1 P: 8	R: 1 E: 0 K: 1 S: 6	H: 2 LOB: 1 BB: 1 P: 10	R: 0 E: 0 K: 0 S: 3	H: 0 LOB: 3 BB: 3 P: 15	R: 2 E: 0 K: 0 S: 5	H: 2 LOB: 1 BB: 1 P: 9	R: 0 E: 0 K: 3 S: 9	H: 0 LOB: 0 BB: 0 P: 9	R: 0 E: 1 K: 1 S: 6	H: 0 LOB: 3 BB: 2 P: 14	R: 0 E: 0 K: 2 S: 8	H: 1 LOB: 1 BB: 0 P: 8	R: 0 E: 0 K: 0 S: 2	H: 0 LOB: 0 BB: 1 P: 6	R: 0 E: 0 K: 1 S: 5	H: 0 LOB: 0 BB: 0 P: 5	1B: 2 2B: 2 3B: 1 HR: 1	SF: 0 SAC: 0 DP: 2 HBP: 0	WP: 0 PB: 0 SB: 0 CS: 0	PA: 41							
PITCHER Jim Palmer, R ERA: 2.56 (1, 1)	IP: 3.0 WLS: W BF: 18	H: 4 R: 3 ER: 3 SO: 1	BB: 6 IBB: 0 HBP: 0 BLK: 0	WP: 0 HR: 1 S: 14 P: 38	ERA: 9.00 WHIP: 3.333	PITCHER														IP: WLS: BF: H: R: ER: SO: BB: IBB: HBP: BLK: WP: HR: S: P: ERA: WHIP									
Bob Reynolds, R ERA: 1.93 (4, 1)	2.2 W	1	0	0	4	2	0	0	0	0	0	18	26	0.00	1.125														
Grant Jackson, L ERA: 1.19 (6, 1)	3.1 S	1	0	0	3	1	0	0	0	0	0	16	20	0.00	0.600														

AB	32
R	3
H	6
RBI	3
BB	9
SO	8
LOB	26



Batter	1	2	3	4	5	6	7	8	9	AB	R	H	RBI	BB	SO	LOB	TOP										
Al Bumbry, L OBP: 0.353, SLG: 0.471 (1, 9)	0-0 4-3		0-0 G3		0-0 6-3			0-0 SF7 3B		4	1	1	0	0	0	2	Baltimore Orioles @ Boston Red Sox Fenway Park, Boston, MA Sat Jun 23 1973, 7:05 PM EDT Unknown										
Bobby Grich, R OBP: 0.397, SLG: 0.401 (1, 4)	0-0 1B		0-0 F7			0-0 4-3 1B		4-0 S BB		3	0	2	0	1	0	0											
Paul Blair, R OBP: 0.344, SLG: 0.401 (1, 8)	0-3 K			4-0 G6-3 BB		0-3 K		0-0 SF7		2	0	0	1	1	2	2											
Boog Powell, L OBP: 0.368, SLG: 0.310 (1, 3)	0-0 4-3			0-0 G6-3 1-2		0-0 4-3		4-0 G4-6-3 BB		3	0	0	0	1	0	3											
Tommy Davis, R OBP: 0.288, SLG: 0.348 (1, 10)		0-0 F8		0-0 G3		0-0 F9		0-0 G4-6-3		4	0	0	0	0	0	3											
Don Baylor, R OBP: 0.323, SLG: 0.351 (1, 7)		4-0 E S BB			0-0 FC3-6 1B		0-0 F8		0-0 1B	3	0	2	0	1	0	0											
Earl Williams, R OBP: 0.316, SLG: 0.380 (1, 2)		0-3 K		4-0 FC3-6 1-2 BB		0-3 K		0-0 F7		3	0	0	0	1	2	2											
Brooks Robinson, R OBP: 0.278, SLG: 0.294 (1, 5)		0-3 K		0-0 F7		0-0 1B		0-0 F8		4	0	1	0	0	1	4											
Frank Baker, L (1, 6)			0-0 G3		0-0 FC3-6		0-0 G3		0-0 F8	2	0	0	0	0	0	2											
Terry Crowley, L OBP: 0.289, SLG: 0.246 (7, PH)					1-2 2-3					1	0	0	0	0	0	1											
Mark Belanger, R OBP: 0.305, SLG: 0.243 (7, 6)										0	0	0	0	0	0	0											
Rich Coggins, L OBP: 0.305, SLG: 0.435 (9, PH)										1	0	0	0	0	0	1											
Inning Stats	R: 0 E: 0 K: 1 S: 6	H: 1 LOB: 1 BB: 0 P: 6	R: 0 E: 0 K: 2 S: 7	H: 0 LOB: 1 BB: 1 P: 11	R: 0 E: 0 K: 0 S: 3	H: 0 LOB: 0 BB: 0 P: 3	R: 0 E: 0 K: 0 S: 2	H: 0 LOB: 0 BB: 1 P: 6	R: 0 E: 0 K: 0 S: 4	H: 1 LOB: 2 BB: 1 P: 8	R: 0 E: 0 K: 1 S: 6	H: 1 LOB: 1 BB: 0 P: 6	R: 0 E: 0 K: 1 S: 6	H: 1 LOB: 1 BB: 0 P: 6	R: 1 E: 0 K: 0 S: 3	H: 1 LOB: 1 BB: 2 P: 11	R: 0 E: 0 K: 0 S: 4	H: 1 LOB: 1 BB: 0 P: 4	1B: 5 2B: 0 3B: 1 HR: 0	SF: 1 SAC: 0 DP: 2 HBP: 0	WP: 0 PB: 0 SB: 2 CS: 0	PA: 36					
PITCHER	IP	WLS	BF	H	R	ER	SO	BB	IBB	HBP	BLK	WP	HR	S	P	ERA	WHIP										
Ray Culp, R ERA: 3.86 (1, 1)	7.1	W	31	5	1	1	5	5	0	0	0	0	0	36	56	1.23	1.364										
Bobby Bolin, R ERA: 2.89 (8, 1)	1.2	S	5	1	0	0	0	0	0	0	0	0	0	5	5	0.00	0.600										

AB	30
R	1
H	6
RBI	1
BB	5
SO	5
LOB	20



Batter	1	2	3	4	5	6	7	8	9	AB	R	H	RBI	BB	SO	LOB	BOTTOM										
Mario Guerrero, R OBP: 0.325, SLG: 0.338 (1, 4)	0-0 5-3	0-0 5-3		0-0 1-3		0-0 CS 1B		0-0 1B		5	0	2	1	0	0	2	Baltimore Orioles @ Boston Red Sox Fenway Park, Boston, MA Sat Jun 23 1973, 7:05 PM EDT Unknown										
Reggie Smith, S OBP: 0.384, SLG: 0.437 (1, 8)	0-0 1B		0-0 3-1		0-3 K		0-3 K		0-0 F7	1	0	1	0	0	0	0											
Rick Miller, L OBP: 0.383, SLG: 0.402 (2, 8)						0-3 K				4	0	0	0	0	2	4											
Carlton Fisk, R OBP: 0.368, SLG: 0.555 (1, 2)	0-0 1B 2B		0-0 6-3		0-3 K		0-3 K			4	1	1	0	0	2	0											
Carl Yastrzemski, L OBP: 0.375, SLG: 0.482 (1, 7)	4-0 1B BB		4-0 2B 1B BB		0-0 G5-4-3 1B		0-0 1B 3B			2	2	2	0	2	0	0											
Rico Petrocelli, R OBP: 0.341, SLG: 0.432 (1, 5)	0-0 1-3 2-H 1B		0-0 1-3 6-3 2B		0-0 1-2 1B		0-0 3-H 1B			4	1	4	2	0	0	0											
Danny Cater, R OBP: 0.382, SLG: 0.375 (1, 3)	0-0 6-3		4-0 6-3 1B IBB		0-0 G5-4-3		0-0 P6			3	0	0	0	1	0	5											
Tommy Harper, R OBP: 0.320, SLG: 0.327 (1, 10)		4-0 FC1-6 BB	0-0 1-2 2-3 3-H 1B		0-0 5-3		0-0 6-3			3	0	1	1	1	0	2											
Luis Aparicio, R OBP: 0.319, SLG: 0.294 (1, 6)		0-0 FC1-6 2B	0-0 6-3		0-0 SH3-4 1B		0-0 6-3			4	1	1	1	0	0	3											
Dwight Evans, R OBP: 0.326, SLG: 0.350 (1, 9)		0-0 1-3 2B	0-0 F9		0-0 SH3-4		0-0 6-3			3	0	1	0	0	0	2											
Inning Stats	R: 1 E: 0 K: 0 S: 5	H: 3 LOB: 2 BB: 1 P: 9	R: 0 E: 0 K: 0 S: 4	H: 1 LOB: 2 BB: 1 P: 8	R: 2 E: 0 K: 0 S: 5	H: 2 LOB: 2 BB: 2 P: 13	R: 0 E: 0 K: 2 S: 7	H: 0 LOB: 0 BB: 0 P: 7	R: 0 E: 0 K: 0 S: 4	H: 2 LOB: 1 BB: 0 P: 4	R: 1 E: 0 K: 1 S: 6	H: 2 LOB: 0 BB: 0 P: 6	R: 1 E: 0 K: 1 S: 7	H: 2 LOB: 1 BB: 0 P: 7	R: 0 E: 0 K: 0 S: 4	H: 1 LOB: 1 BB: 0 P: 4	1B: 9 2B: 3 3B: 1 HR: 0	SF: 0 SAC: 1 DP: 1 HBP: 0	WP: 0 PB: 0 SB: 0 CS: 1	PA: 38							
PITCHER	IP	WLS	BF	H	R	ER	SO	BB	IBB	HBP	BLK	WP	HR	S	P	ERA	WHIP										
Dave McNally, L ERA: 2.78 (1, 1)	2.1	L	16	6	3	3	0	3	0	0	0	0	0	12	28	11.57	3.857										
Bob Reynolds, R ERA: 2.11 (3, 1)	5.2		22	7	2	2	4	0	0	0	0	0	0	30	30	3.18	1.235										




Batter	1	2	3	4	5	6	7	8	9	10	AB	R	H	RBI	BB	SO	LOB	TOP								
Merv Rettenmund, R OBP: 0.311, SLG: 0.303 (1, 7)	6-3		1-3			5-3	F9											5	0	1	0	0	0	2		
Rich Coggins, L OBP: 0.301, SLG: 0.426 (1, 9)	F9						F9												5	0	1	0	0	0	2	
Paul Blair, R OBP: 0.356, SLG: 0.429 (1, 8)																										
Earl Williams, R OBP: 0.318, SLG: 0.380 (1, 3)	F2																									
Don Baylor, R OBP: 0.320, SLG: 0.343 (1, 10)																										
Bobby Grich, R OBP: 0.384, SLG: 0.394 (1, 4)																										
Eliot Hendricks, L OBP: 0.262, SLG: 0.368 (1, 2)																										
Mark Belanger, R OBP: 0.303, SLG: 0.238 (1, 6)																										
Larry Brown, R OBP: 0.308, SLG: 0.538 Brooks Robinson, R OBP: 0.281, SLG: 0.297 (7, 5)																										
Inning Stats	R: 0 E: 0 K: 0 S: 4	H: 1 LOB: 1 BB: 0 P: 4	R: 0 E: 0 K: 1 S: 4	H: 0 LOB: 0 BB: 1 P: 8	R: 0 E: 0 K: 0 S: 3	H: 0 LOB: 0 BB: 0 P: 3	R: 0 E: 0 K: 2 S: 8	H: 1 LOB: 1 BB: 0 P: 8	R: 0 E: 0 K: 0 S: 4	H: 1 LOB: 1 BB: 0 P: 4	R: 0 E: 0 K: 0 S: 5	H: 2 LOB: 2 BB: 0 P: 5	R: 0 E: 0 K: 1 S: 7	H: 2 LOB: 2 BB: 0 P: 7	R: 1 E: 0 K: 1 S: 6	H: 2 LOB: 0 BB: 0 P: 6	1B: 8 2B: 2 3B: 1 HR: 0	SF: 0 SAC: 0 DP: 1 HBP: 1	WP: 0 PA: 42							
PITCHER	IP WLS BF H R ER SO BB IBB HBP BLK WP HR S P ERA WHIP	IP WLS BF H R ER SO BB IBB HBP BLK WP HR S P ERA WHIP																								
Marty Pattin, R ERA: 4.47 Don Newhauser, R ERA:	(1, 1) 9.0 1.0	(1, 1) 40 2	(1, 1) 11 0	(1, 1) 2 0	(1, 1) 5 0	(1, 1) 1 0	(1, 1) 0 0	(1, 1) 0 0	(1, 1) 0 0	(1, 1) 0 0	(1, 1) 0 0	(1, 1) 0 0	(1, 1) 0 0	(1, 1) 0 0	(1, 1) 0 0	(1, 1) 0 0	(1, 1) 0 0	(1, 1) 0 0	(1, 1) 0 0	(1, 1) 0 0	(1, 1) 0 0	(1, 1) 0 0	(1, 1) 0 0	(1, 1) 0 0	(1, 1) 0 0	

Baltimore Orioles @ Boston Red Sox
Fenway Park, Boston, MA
Sat Jun 23 1973, 7:05 PM EDT
Att: 30,676 - Unknown

livebaseballscorecards.com

AB 39
R 2
H 11
RBI 2
BB 2
SO 6
LOB 20

WP: 0 PA: 42
PB: 0
SB: 0
CS: 1




Batter	1	2	3	4	5	6	7	8	9	10	AB	R	H	RBI	BB	SO	LOB	BOTTOM								
Rick Miller, L OBP: 0.377, SLG: 0.409 (1, 9)	1-3																	5	0	1	0	0	0	1		
Mario Guerrero, R OBP: 0.329, SLG: 0.325 (9, 4)																										
Carlton Fisk, R OBP: 0.366, SLG: 0.554 (1, 10)																										
Carl Yastrzemski, L OBP: 0.399, SLG: 0.473 (1, 7)																										
Reggie Smith, S OBP: 0.351, SLG: 0.433 (1, 8)																										
Rico Petrocelli, R OBP: 0.344, SLG: 0.446 (1, 5)																										
Danny Cater, R OBP: 0.356, SLG: 0.368 (1, 3)																										
Bob Montgomery, R OBP: 0.346, SLG: 0.826 (1, 2)																										
John Kennedy, R OBP: 0.256, SLG: 0.313 Ben Ogilvie, R OBP: 0.274, SLG: 0.400 Luis Aparicio, R OBP: 0.322, SLG: 0.297 (8, PH) (9, 6)																										
Inning Stats	R: 0 E: 0 K: 0 S: 3	H: 1 LOB: 1 BB: 1 P: 7	R: 0 E: 0 K: 0 S: 3	H: 0 LOB: 0 BB: 0 P: 3	R: 0 E: 0 K: 0 S: 4	H: 2 LOB: 1 BB: 0 P: 4	R: 0 E: 0 K: 1 S: 5	H: 0 LOB: 0 BB: 0 P: 5	R: 0 E: 0 K: 0 S: 3	H: 0 LOB: 0 BB: 0 P: 3	R: 0 E: 0 K: 0 S: 3	H: 0 LOB: 1 BB: 1 P: 7	R: 0 E: 0 K: 0 S: 4	H: 2 LOB: 2 BB: 1 P: 8	R: 0 E: 1 K: 0 S: 4	H: 0 LOB: 1 BB: 0 P: 4	R: 1 E: 0 K: 0 S: 4	H: 1 LOB: 0 BB: 0 P: 4	R: 0 E: 0 K: 0 S: 4	H: 1 LOB: 1 BB: 0 P: 4	1B: 4 2B: 3 3B: 1 HR: 1	SF: 0 SAC: 0 DP: 3 HBP: 0	WP: 0 PA: 38			
PITCHER	IP WLS BF H R ER SO BB IBB HBP BLK WP HR S P ERA WHIP	IP WLS BF H R ER SO BB IBB HBP BLK WP HR S P ERA WHIP																								
Jesse Jefferson, R ERA: 0.9	(1, 1) 10.0	(1, 1) 38	(1, 1) 7	(1, 1) 1	(1, 1) 1	(1, 1) 1	(1, 1) 3	(1, 1) 0	(1, 1) 0	(1, 1) 0	(1, 1) 0	(1, 1) 0	(1, 1) 0	(1, 1) 0	(1, 1) 0	(1, 1) 0	(1, 1) 0	(1, 1) 0	(1, 1) 0	(1, 1) 0	(1, 1) 0	(1, 1) 0	(1, 1) 0	(1, 1) 0	(1, 1) 0	

Baltimore Orioles @ Boston Red Sox
Fenway Park, Boston, MA
Sat Jun 23 1973, 7:05 PM EDT
Att: 30,676 - Unknown

livebaseballscorecards.com

AB 35
R 1
H 7
RBI 1
BB 3
SO 1
LOB 11



Batter	1	2	3	4	5	6	7	8	9	AB	R	H	RBI	BB	SO	LOB	TOP			
Mery Rettenmund, R OBP: 0.292, SLG: 0.293	E4		F8		4-3			6-3		4	0	0	0	0	0	2	Baltimore Orioles @ Boston Red Sox Fenway Park, Boston, MA Sun Jun 24 1973, 3:33 AM EDT Att: 26,244 - Unknown			
Enos Cabell, R OBP: 0.200, SLG: 0.214	6-3				6-3			6-3		4	0	1	0	0	0	1				
Paul Blair, R OBP: 0.359, SLG: 0.436	6-3		F9							4	0	2	0	0	0	2				
Tommy Davis, R OBP: 0.292, SLG: 0.351					5-3			5-3		4	0	2	0	0	0	1				
Don Baylor, R OBP: 0.314, SLG: 0.335		K	F8							4	0	0	0	0	1	2				
Bobby Grich, R OBP: 0.382, SLG: 0.389										3	0	0	0	1	0	2				
Andy Etchebarren, R OBP: 0.259, SLG: 0.379										4	0	0	0	0	1	2				
Brooks Robinson, R OBP: 0.277, SLG: 0.293			6-3		6-3			F3		3	0	0	0	0	0	0				
Mark Belanger, R OBP: 0.308, SLG: 0.245								P4		3	0	2	0	0	0	0				
Inning Stats	R: 0 E: 1 K: 0 S: 3	H: 0 LOB: 0 BB: 0 P: 3	R: 0 E: 0 K: 1 S: 6	H: 1 LOB: 1 BB: 0 P: 6	R: 0 E: 0 K: 0 S: 5	H: 2 LOB: 2 BB: 0 P: 5	R: 0 E: 0 K: 0 S: 3	H: 0 LOB: 1 BB: 1 P: 7	R: 0 E: 0 K: 0 S: 4	H: 1 LOB: 1 BB: 0 P: 4	R: 0 E: 0 K: 1 S: 5	H: 0 LOB: 0 BB: 0 P: 5	R: 0 E: 0 K: 0 S: 4	H: 1 LOB: 1 BB: 0 P: 4	R: 0 E: 0 K: 0 S: 3	H: 0 LOB: 0 BB: 0 P: 3	1B: 6 2B: 1 3B: 0 HR: 0	SF: 0 SAC: 0 DP: 0 HBP: 0	WP: 0 PB: 0 SB: 0 CS: 1	PA: 34
PITCHER John Curtis, L ERA: 3.17	IP: 9.0 WLS: W BF: 34 H: 7 R: 0 ER: 0 SO: 2 BB: 1 IBB: 0 HBP: 0 BLK: 0 WP: 0 HR: 0 S: 37 P: 41 ERA: 0.00 WHIP: 0.889																			

AB	33
R	0
H	7
RBI	0
BB	1
SO	2
LOB	12



Batter	1	2	3	4	5	6	7	8	9	AB	R	H	RBI	BB	SO	LOB	BOTTOM			
Rick Miller, L OBP: 0.367, SLG: 0.397	P6		6-3		1-3			F7		4	0	0	0	0	0	0	Baltimore Orioles @ Boston Red Sox Fenway Park, Boston, MA Sun Jun 24 1973, 3:33 AM EDT Att: 26,244 - Unknown			
Reggie Smith, S OBP: 0.388, SLG: 0.437	F9									3	0	2	0	1	0	0				
Carlton Fisk, R OBP: 0.360, SLG: 0.545	5-3		1-3					G6-4-3		4	0	0	0	0	0	3				
Carl Yastrzemski, L OBP: 0.365, SLG: 0.467					3-1					3	0	0	0	0	0	1				
Orlando Cepeda, R OBP: 0.346, SLG: 0.504										3	1	3	1	0	0	0				
Rico Petrocelli, R OBP: 0.344, SLG: 0.444										3	0	1	0	0	0	3				
Danny Cater, R OBP: 0.342, SLG: 0.352										3	0	0	0	0	0	2				
Luis Aparicio, R OBP: 0.318, SLG: 0.293										3	0	0	0	0	0	2				
Mario Guerrero, R OBP: 0.318, SLG: 0.313			6-3		5-3			F6		3	0	0	0	0	0	0				
Inning Stats	R: 0 E: 0 K: 0 S: 3	H: 0 LOB: 0 BB: 0 P: 3	R: 1 E: 1 K: 0 S: 5	H: 2 LOB: 1 BB: 0 P: 5	R: 0 E: 0 K: 0 S: 4	H: 1 LOB: 1 BB: 0 P: 4	R: 0 E: 0 K: 0 S: 4	H: 1 LOB: 2 BB: 1 P: 8	R: 0 E: 0 K: 0 S: 3	H: 0 LOB: 0 BB: 0 P: 3	R: 0 E: 0 K: 0 S: 3	H: 1 LOB: 0 BB: 0 P: 3	R: 0 E: 0 K: 0 S: 3	H: 0 LOB: 0 BB: 0 P: 3	R: 0 E: 0 K: 0 S: 3	H: 1 LOB: 0 BB: 0 P: 3	1B: 4 2B: 1 3B: 0 HR: 1	SF: 0 SAC: 0 DP: 2 HBP: 0	WP: 0 PB: 0 SB: 0 CS: 0	PA: 30
PITCHER Doyle Alexander, R ERA: 3.55	IP: 8.0 WLS: L BF: 30 H: 6 R: 1 ER: 1 SO: 0 BB: 1 IBB: 0 HBP: 0 BLK: 0 WP: 0 HR: 1 S: 29 P: 33 ERA: 1.12 WHIP: 0.875																			




Batter	1	2	3	4	5	6	7	8	9	AB	R	H	RBI	BB	SO	LOB	TOP			
Mickey Stanley, R OBP: 0.307, SLG: 0.398 (1, 8)	0-0 5-3		0-0 5-3			0-3 K			0-0 F9	4	0	0	0	0	1	0	Detroit Tigers @ Boston Red Sox Fenway Park, Boston, MA Mon Jun 25 1973, 7:05 PM EDT Att: 20,837 - Unknown - 66 F			
Tony Taylor, R OBP: 0.231, SLG: 0.259 (1, 4)	0-0 S 1B		0-0 4-3			0-0 F7			0-0 6-3	4	0	1	0	0	0	0				
Al Kaline, R OBP: 0.295, SLG: 0.342 (1, 3)	0-0 F7			0-0 HR		0-0 L1-3			0-0 L6-3	4	1	1	1	0	0	1				
Willie Horton, R OBP: 0.411, SLG: 0.586 (1, 7)	0-3 K 1-2			0-0 F8					0-0 G6-4-3 1B	3	0	1	0	0	1	1				
Bill Freehan, R OBP: 0.330, SLG: 0.333 (1, 2)		0-0 6-3		0-0 6-3					0-0 G6-4-3 1-2	3	0	0	0	0	0	1				
Frank Howard, R OBP: 0.290, SLG: 0.303 (1, 10)		0-0 1B		0-0 5-3					0-0 6-3	3	0	1	0	0	0	0				
Dick Sharon, R OBP: 0.231, SLG: 0.436 (1, 9)		0-3 K			0-0 F7				0-0 G6-4-3 1B	3	0	1	0	0	1	1				
Aurelio Rodriguez, R OBP: 0.243, SLG: 0.348 (1, 5)		0-0 F8			0-0 P8			0-3 K		3	0	0	0	0	1	2				
Ed Brinkman, R OBP: 0.310, SLG: 0.376 (1, 6)			0-0 F3		0-3 K			0-0 G6-4-3 1-2		3	0	0	0	0	1	1				
Inning Stats	R: 0 E: 0 K: 1 S: 6	H: 1 LOB: 1 BB: 0 P: 6	R: 0 E: 0 K: 1 S: 6	H: 1 LOB: 1 BB: 0 P: 6	R: 0 E: 0 K: 0 S: 3	H: 0 LOB: 0 BB: 0 P: 3	R: 1 E: 0 K: 0 S: 4	H: 1 LOB: 0 BB: 0 P: 4	R: 0 E: 0 K: 1 S: 5	H: 0 LOB: 0 BB: 0 P: 5	R: 0 E: 0 K: 0 S: 3	H: 1 LOB: 0 BB: 0 P: 3	R: 0 E: 0 K: 1 S: 5	H: 1 LOB: 0 BB: 0 P: 5	R: 0 E: 0 K: 0 S: 3	H: 0 LOB: 0 BB: 0 P: 3	1B: 4 2B: 0 3B: 0 HR: 1	SF: 0 SAC: 0 DP: 2 HBP: 0	WP: 0 PB: 0 SB: 1 CS: 0	PA: 30
PITCHER Bill Lee, L ERA: 1.94 (1, 1)	IP: 9.0 WLS: W BF: 30	H: 5 R: 1 ER: 1 SO: 5	BB: 0 IBB: 0 HBP: 0 BLK: 0	WP: 0 HR: 1 S: 40 P: 40	ERA: 1.00 WHIP: 0.556															

Batter	1	2	3	4	5	6	7	8	9	AB	R	H	RBI	BB	SO	LOB	BOTTOM			
Rick Miller, L OBP: 0.370, SLG: 0.400 (1, 9)	0-3 K		0-0 FC6 1B			0-0 L4-6-3 1-2 3-H 1B			0-0 P9	4	0	2	1	0	1	2	Detroit Tigers @ Boston Red Sox Fenway Park, Boston, MA Mon Jun 25 1973, 7:05 PM EDT Att: 20,837 - Unknown - 66 F			
Reggie Smith, S OBP: 0.381, SLG: 0.428 (1, 8)	0-0 L3-1		0-0 FC6 1-2		0-0 L4-6-3 1-2			0-0 F2		4	0	0	0	0	0	3				
Carlton Fisk, R OBP: 0.358, SLG: 0.552 (1, 2)	0-0 L5-3			0-0 P4		0-0 F5		0-0 HR		4	1	1	1	0	0	0				
Carl Yastrzemski, L OBP: 0.370, SLG: 0.465 (1, 7)		4-0 1B BB		4-0 FC6-4 BB		0-0 L4-3		4-0 L9-3 BB		1	0	0	0	3	0	0				
Orlando Cepeda, R OBP: 0.345, SLG: 0.500 (1, 10)		0-0 L4-6-3 1-3 1B		0-0 P8		0-0 L1-3		0-0 L9-3 1-2		4	0	1	0	0	0	2				
Rico Petrocelli, R OBP: 0.339, SLG: 0.437 (1, 5)		0-0 L3		0-0 FC6-4 1-2			0-3 K			3	0	0	0	0	1	3				
Danny Cater, R OBP: 0.354, SLG: 0.365 (1, 3)		0-0 L4-6-3 1-2			0-0 F6 1B 1B			0-0 2B FC6-2 1B		3	1	2	0	0	0	2				
Luis Aparicio, R OBP: 0.322, SLG: 0.303 (1, 6)			0-0 L4-3		0-0 1B 1-2 1B			0-0 FC6-2 1-3 2B		3	0	2	0	0	0	0				
Mario Guerrero, R OBP: 0.308, SLG: 0.302 (1, 4)			0-0 P9		0-0 F8 2-3			0-0 FC6-2 2-3 3-H		3	0	0	0	0	0	4				
Inning Stats	R: 0 E: 0 K: 1 S: 5	H: 0 LOB: 0 BB: 0 P: 5	R: 0 E: 0 K: 0 S: 3	H: 1 LOB: 1 BB: 1 P: 7	R: 0 E: 0 K: 0 S: 3	H: 0 LOB: 1 BB: 1 P: 7	R: 1 E: 0 K: 0 S: 5	H: 3 LOB: 1 BB: 0 P: 5	R: 0 E: 0 K: 0 S: 3	H: 0 LOB: 0 BB: 0 P: 3	R: 0 E: 0 K: 1 S: 7	H: 2 LOB: 2 BB: 0 P: 7	R: 1 E: 0 K: 0 S: 3	H: 1 LOB: 0 BB: 1 P: 7	R: 0 E: 0 K: 0 S: 3	H: 0 LOB: 0 BB: 0 P: 7	1B: 6 2B: 2 3B: 0 HR: 1	SF: 0 SAC: 0 DP: 3 HBP: 0	WP: 0 PB: 0 SB: 0 CS: 0	PA: 32
PITCHER Jim Perry, R ERA: 2.74 (1, 1)	IP: 8.0 WLS: L BF: 32	H: 8 R: 2 ER: 2 SO: 2	BB: 3 IBB: 0 HBP: 0 BLK: 0	WP: 0 HR: 1 S: 33 P: 45	ERA: 2.25 WHIP: 1.375															

Batter	1	2	3	4	5	6	7	8	9	AB	R	H	RBI	BB	SO	LOB	TOP			
Gates Brown, L OBP: 0.317, SLG: 0.337 (1, 10)	0-0 1B		0-0 1-H 3B		0-0 1-2 SF8 1B		4-0 L6-4-3 BB			3	1	3	1	1	0	0				
Al Kaline, R OBP: 0.294, SLG: 0.340 (1, 9)	0-0 L2		0-3 K		0-0 1-3 2-H 1B		0-0 L6-4-3			4	0	1	1	0	1	4				
Norm Cash, L OBP: 0.326, SLG: 0.464 (1, 3)	0-0 F9		0-0 5-3		0-0 SF8		0-0 P4			3	0	0	1	0	0	3				
Willie Horton, R OBP: 0.413, SLG: 0.602 (1, 7)	0-0 L8			0-0 HR		0-3 3-H 0-3 K		0-0 G6-4-3 1B		4	1	2	1	0	1	2				
Duke Sims, L OBP: 0.345, SLG: 0.403 (1, 2)		0-0 F8		0-0 P8		0-0 F8		0-0 F8		4	0	0	0	0	0	1				
Mickey Stanley, R OBP: 0.302, SLG: 0.391 (1, 8)		0-0 F8		0-3 K		0-3 K		0-0 G6-4-3		4	0	0	0	0	2	1				
Dick McAuliffe, L OBP: 0.351, SLG: 0.400 (1, 4)		0-0 6-3		0-0 4-3						4	0	1	0	0	0	0				
Ed Brinkman, R OBP: 0.309, SLG: 0.374 (1, 6)			0-0 F5		0-0 1B 1B		0-0 6-3			4	1	1	0	0	0	1				
Aurelio Rodriguez, R OBP: 0.246, SLG: 0.354 (1, 5)			0-0 3B 1B		0-3 K		0-0 L6-4-3 2B			4	1	2	0	0	1	1				
Inning Stats	R: 0 E: 0 K: 0 S: 4	H: 1 LOB: 1 BB: 0 P: 4	R: 0 E: 0 K: 0 S: 3	H: 0 LOB: 0 BB: 0 P: 3	R: 1 E: 0 K: 1 S: 7	H: 2 LOB: 1 BB: 0 P: 7	R: 1 E: 0 K: 1 S: 6	H: 1 LOB: 0 BB: 0 P: 6	R: 2 E: 0 K: 2 S: 10	H: 3 LOB: 1 BB: 0 P: 10	R: 0 E: 0 K: 0 S: 6	H: 1 LOB: 1 BB: 1 P: 6	R: 0 E: 0 K: 0 S: 3	H: 1 LOB: 0 BB: 0 P: 3	R: 0 E: 0 K: 0 S: 3	H: 0 LOB: 0 BB: 0 P: 3	1B: 6 2B: 2 3B: 1 HR: 1	SF: 1 SAC: 0 DP: 2 HBP: 0	WP: 0 PB: 0 SB: 0 CS: 0	PA: 36
PITCHER Luis Tiant, R ERA: 4.08 (1, 1)	IP: 9.0 WLS: L BF: 36 H: 10 R: 4 ER: 4 SO: 5 BB: 1 IBB: 0 HBP: 0 BLK: 0 WP: 0 HR: 1 S: 45 P: 49 ERA: 4.00 WHIP: 1.222															PITCHER IP: WLS: BF: H: R: ER: SO: BB: IBB: HBP: BLK: WP: HR: S: P: ERA: WHIP:				

Detroit Tigers @ Boston Red Sox
Fenway Park, Boston, MA
Tue Jun 26 1973, 7:05 PM EDT
Att: 20,152 - Unknown - 67 F


AB 34
R 4
H 10
RBI 4
BB 1
SO 5
LOB 13



Batter	1	2	3	4	5	6	7	8	9	AB	R	H	RBI	BB	SO	LOB	BOTTOM					
Rick Miller, L OBP: 0.371, SLG: 0.396 (1, 9)	0-0 P7		0-0 L7		0-0 1-2 1B		0-0 L8		4-0 BB	4	0	1	0	1	0	1						
Reggie Smith, S OBP: 0.386, SLG: 0.431 (1, 8)	4-0 BB		0-0 2B		0-3 K		4-0 1-2 BB		0-0 P3	3	0	1	0	2	1	3						
Carlton Fisk, R OBP: 0.357, SLG: 0.545 (1, 2)	0-3 K		0-0 F7		4-0 E BB		0-0 L9			3	0	0	0	1	1	4						
Carl Yastrzemski, L OBP: 0.366, SLG: 0.459 Dwight Evans, R OBP: 0.331, SLG: 0.356 (1, 7) (7, 7)	0-0 F2		0-3 K		0-0 F8		0-0 1B WP 1B			3	0	0	0	0	1	2						
Orlando Cepeda, R OBP: 0.344, SLG: 0.496 (1, 10)		0-0 L9		0-0 G6-4-3 1B		0-0 E4 FC6-4		0-3 K		4	0	1	0	0	1	2						
Rico Petrocelli, R OBP: 0.342, SLG: 0.438 (1, 5)		0-0 1B		0-0 G6-4-3		0-3 K		0-0 1-3 1B		4	0	2	0	0	1	3						
Danny Cater, R OBP: 0.337, SLG: 0.346 (1, 3)		0-0 P4		0-0 1-3		0-0 FC6-4		0-0 1-3		4	0	0	0	0	0	3						
Luis Aparicio, R OBP: 0.317, SLG: 0.297 (1, 6)		0-0 F7		0-0 6-3		0-0 6-3		0-0 5-3		4	0	0	0	0	0	1						
Mario Guerrero, R OBP: 0.319, SLG: 0.307 John Kennedy, R OBP: 0.254, SLG: 0.310 (1, 4) (7, PR) (8, 4)			0-0 1-3		0-0 1B 1B		1-0 BB HBP		0-0 5-3	2	0	1	0	0	0	0						
Inning Stats	R: 0 E: 0 K: 1 S: 5	H: 0 LOB: 1 BB: 1 P: 9	R: 0 E: 0 K: 0 S: 4	H: 1 LOB: 1 BB: 0 P: 4	R: 0 E: 0 K: 0 S: 4	H: 1 LOB: 1 BB: 0 P: 4	R: 0 E: 0 K: 1 S: 5	H: 1 LOB: 0 BB: 0 P: 5	R: 0 E: 0 K: 1 S: 7	H: 2 LOB: 2 BB: 0 P: 7	R: 0 E: 1 K: 1 S: 6	H: 0 LOB: 2 BB: 1 P: 10	R: 0 E: 0 K: 0 S: 3	H: 0 LOB: 2 BB: 1 P: 8	R: 0 E: 0 K: 0 S: 6	H: 2 LOB: 0 BB: 0 P: 6	R: 0 E: 0 K: 0 S: 3	H: 0 LOB: 1 BB: 1 P: 7	1B: 6 2B: 1 3B: 0 HR: 0	SF: 0 SAC: 0 DP: 1 HBP: 1	WP: 1 PB: 0 SB: 0 CS: 0	PA: 38
PITCHER Mike Strahler, R ERA: 3.38 John Hiller, L ERA: 1.72 (1, 1) (9, 1)	IP: 8.2 WLS: W BF: 37 H: 7 R: 1 ER: 1 SO: 5 BB: 4 IBB: 0 HBP: 1 BLK: 0 WP: 1 HR: 0 S: 42 P: 59 ERA: 1.04 WHIP: 1.269															PITCHER IP: WLS: BF: H: R: ER: SO: BB: IBB: HBP: BLK: WP: HR: S: P: ERA: WHIP:						

Detroit Tigers @ Boston Red Sox
Fenway Park, Boston, MA
Tue Jun 26 1973, 7:05 PM EDT
Att: 20,152 - Unknown - 67 F

AB 33
R 1
H 7
RBI 0
BB 4
SO 5
LOB 19



Batter	1	2	3	4	5	6	7	8	9	AB	R	H	RBI	BB	SO	LOB	TOP								
John Lowenstein, L (1, 5) OBP: 0.353, SLG: 0.387	0-3 K			4-0 FC4-6 BB	0-0 1B		0-0 E4		0-3 K	4	0	1	0	1	2	2	Cleveland Indians @ Boston Red Sox Fenway Park, Boston, MA Thu Jun 28 1973, 3:33 AM EDT Unknown - 82 F								
Oscar Gamble, L (1, 9) OBP: 0.335, SLG: 0.521 Rusty Torres, S (7, 9) OBP: 0.314, SLG: 0.291	0-0 P9			0-0 FC4-6 HBP HR	0-0 4-3			0-3 K		3	1	0	0	0	0	2									
George Hendrick, R (1, 8) OBP: 0.310, SLG: 0.468	0-3 K			1-0 HR HBP		0-0 6-3		0-0 2B		3	1	1	0	0	1	0									
John Ellis, R (1, 10) OBP: 0.343, SLG: 0.439		0-0 5-3		0-0 HR		0-3 K		4-0 BB		3	1	1	3	1	1	0									
Charlie Spikes, R (1, 7) OBP: 0.290, SLG: 0.424	0-3 K			4-0 HR		0-0 F8		0-0 P3		3	0	0	0	1	1	2									
Chris Chambliss, L (1, 3) OBP: 0.277, SLG: 0.254	0-0 1-3			0-0 P7				0-0 4-3		4	0	0	0	0	0	3									
Dave Duncan, R (1, 2) OBP: 0.266, SLG: 0.374			0-0 5-3	0-3 K		4-0 1B CS BB		1-0 1B HBP		2	0	0	0	1	1	1									
Jack Brohamer, L (1, 4) OBP: 0.271, SLG: 0.288			0-0 G3		0-3 K		0-0 CS E 1B		0-0 L7	4	1	1	0	0	1	1									
Leo Cardenas, R (1, 6) OBP: 0.257, SLG: 0.217			0-0 5-3		0-3 K		4-0 E4 3-H BB		0-0 1B	3	0	1	0	1	1	0									
Inning Stats	R: 0 E: 0 K: 2 S: 7	H: 0 LOB: 0 BB: 0 P: 7	R: 0 E: 0 K: 1 S: 5	H: 0 LOB: 0 BB: 0 P: 5	R: 0 E: 0 K: 0 S: 3	H: 0 LOB: 0 BB: 0 P: 3	R: 3 E: 0 K: 1 S: 6	H: 1 LOB: 1 BB: 2 P: 15	R: 0 E: 0 K: 2 S: 8	H: 1 LOB: 1 BB: 0 P: 8	R: 0 E: 0 K: 1 S: 5	H: 0 LOB: 0 BB: 0 P: 5	R: 1 E: 1 K: 0 S: 3	H: 1 LOB: 1 BB: 2 P: 11	R: 0 E: 0 K: 1 S: 6	H: 1 LOB: 2 BB: 1 P: 10	R: 0 E: 0 K: 1 S: 5	H: 1 LOB: 1 BB: 0 P: 6	1B: 3 2B: 1 3B: 0 HR: 1	SF: 0 SAC: 0 DP: 0 HBP: 2	WP: 0 PB: 0 SB: 0 CS: 2	PA: 37			
PITCHER	IP	WLS	BF	H	R	ER	SO	BB	IBB	HBP	BLK	WP	HR	S	P	ERA	WHIP								
Ray Culp, R (1, 1) ERA: 3.79	7.1	L	30	4	4	3	8	4	0	1	0	0	1	41	58	3.68	1.091								
Don Newhauser, R (8, 1) ERA:	1.2		7	1	0	0	1	1	0	1	0	0	0	7	12	0.00	1.200								

AB	30
R	4
H	5
RBI	3
BB	5
SO	9
LOB	11



Batter	1	2	3	4	5	6	7	8	9	AB	R	H	RBI	BB	SO	LOB	BOTTOM								
Rick Miller, L (1, 9) OBP: 0.374, SLG: 0.401	0-0 4-3		0-0 1B 2B			0-0 L8		4-0 1B BB		3	1	1	0	1	0	0	Cleveland Indians @ Boston Red Sox Fenway Park, Boston, MA Thu Jun 28 1973, 3:33 AM EDT Unknown - 82 F								
Reggie Smith, S (1, 8) OBP: 0.392, SLG: 0.438	0-0 FC5-4 1B		0-0 2-H 1B			0-0 P5		1-3 1B		4	0	3	1	0	0	0									
Carlton Fisk, R (1, 2) OBP: 0.352, SLG: 0.537	0-0 FC5-4 1-2		0-3 K			0-0 P6		0-3 K		4	0	0	0	0	2	3									
Carl Yastrzemski, L (1, 7) OBP: 0.365, SLG: 0.455 Tommy Harper, R (9, PR) OBP: 0.320, SLG: 0.327	0-0 P7			0-0 P5			0-0 3-1		0-0 1B 1B	4	0	1	0	0	0	1									
Orlando Cepeda, R (1, 10) OBP: 0.338, SLG: 0.488		0-0 6-3		0-0 L7		0-3 K		0-0 L5		4	0	0	0	0	1	1									
Rico Petrocelli, R (1, 5) OBP: 0.345, SLG: 0.451		0-0 HR		0-0 6-3		4-0 BB		0-3 K		3	1	1	1	1	1	1									
Danny Cater, R (1, 3) OBP: 0.333, SLG: 0.341		0-0 5-3			0-0 P5		0-0 F8		1-3 FC6 1B	4	0	1	0	0	0	1									
Luis Aparicio, R (1, 6) OBP: 0.316, SLG: 0.293	0-3 K				0-0 4-3			4-0 BB	0-0 FC6	3	0	0	0	1	1	2									
Mario Guerrero, R (1, 4) OBP: 0.309, SLG: 0.297			0-0 6-3		0-0 5-3			0-0 G4-3-6-4 1-2		3	0	0	0	0	0	1									
Inning Stats	R: 0 E: 0 K: 0 S: 4	H: 1 LOB: 1 BB: 0 P: 4	R: 1 E: 0 K: 1 S: 6	H: 1 LOB: 0 BB: 0 P: 6	R: 1 E: 0 K: 1 S: 6	H: 2 LOB: 0 BB: 0 P: 6	R: 0 E: 0 K: 0 S: 3	H: 0 LOB: 0 BB: 0 P: 3	R: 0 E: 0 K: 0 S: 3	H: 0 LOB: 0 BB: 0 P: 3	R: 0 E: 0 K: 1 S: 5	H: 0 LOB: 1 BB: 1 P: 9	R: 0 E: 0 K: 1 S: 5	H: 1 LOB: 2 BB: 2 P: 13	R: 0 E: 0 K: 1 S: 7	H: 2 LOB: 2 BB: 0 P: 7	1B: 5 2B: 1 3B: 0 HR: 1	SF: 0 SAC: 0 DP: 1 HBP: 0	WP: 0 PB: 0 SB: 0 CS: 0	PA: 35					
PITCHER	IP	WLS	BF	H	R	ER	SO	BB	IBB	HBP	BLK	WP	HR	S	P	ERA	WHIP								
Dick Tidrow, R (1, 1) ERA: 4.51	7.0	W	26	4	2	2	3	2	0	0	0	0	0	30	38	2.57	0.857								
Tom Timmermann, R (8, 1) ERA: 3.94	2.0	S	9	3	0	0	2	1	0	0	0	0	0	12	16	0.00	2.000								

AB	32
R	2
H	7
RBI	2
BB	3
SO	5
LOB	10



Batter	1	2	3	4	5	6	7	8	9	AB	R	H	RBI	BB	SO	LOB	TOP					
John Lowenstein, L (1,5) OBP: 0.358, SLG: 0.400 Walt Williams, R (9, PH) OBP: 0.241, SLG: 0.279										4	1	2	0	0	2	0	Cleveland Indians @ Boston Red Sox Fenway Park, Boston, MA Thu Jun 28 1973, 7:05 PM EDT Att: 15,139 - Unknown					
Oscar Gamble, L (1,10) OBP: 0.335, SLG: 0.517 Ron Lolich, R (7, PH) OBP: 0.226, SLG: 0.305										3	0	1	0	0	0	2						
George Hendrick, R (1,8) OBP: 0.308, SLG: 0.465										4	0	1	2	0	0	2						
John Ellis, R (1,2) OBP: 0.350, SLG: 0.444										5	2	3	0	0	0	0						
Charlie Spikes, R (1,7) OBP: 0.296, SLG: 0.429										4	2	2	0	1	1	3						
Chris Chambliss, L (1,3) OBP: 0.288, SLG: 0.264										3	1	3	2	1	0	0						
Jack Brohamer, L (1,4) OBP: 0.291, SLG: 0.291 Tom Ragland, R (6, PH) OBP: 0.296, SLG: 0.317										2	0	1	1	0	0	1						
Rusty Torres, S (1,9) OBP: 0.307, SLG: 0.283										2	0	0	0	0	1	3						
Frank Duffy, R (1,6) OBP: 0.225, SLG: 0.216										4	0	0	0	0	1	4						
										4	1	1	0	0	0	4						
Inning Stats	R: 0 E: 0 K: 1 S: 5	H: 1 LOB: 0 BB: 0 P: 5	R: 2 E: 0 K: 0 S: 5	H: 2 LOB: 0 BB: 0 P: 5	R: 0 E: 0 K: 0 S: 4	H: 1 LOB: 1 BB: 0 P: 4	R: 1 E: 0 K: 1 S: 7	H: 2 LOB: 2 BB: 1 P: 11	R: 1 E: 0 K: 0 S: 4	H: 1 LOB: 0 BB: 0 P: 4	R: 0 E: 0 K: 1 S: 6	H: 1 LOB: 2 BB: 2 P: 10	R: 0 E: 0 K: 1 S: 5	H: 0 LOB: 0 BB: 0 P: 5	R: 2 E: 0 K: 0 S: 5	H: 3 LOB: 0 BB: 0 P: 5	R: 1 E: 0 K: 2 S: 10	H: 3 LOB: 2 BB: 0 P: 10	1B: 11 2B: 3 3B: 0 HR: 0	SF: 1 SAC: 0 DP: 2 HBP: 0	WP: 2 PB: 0 SB: 1 CS: 0	PA: 41
PITCHER	IP WLS BF H R ER SO BB IBB HBP BLK WP HR S P ERA WHIP																					
Marty Pattin, R (1,1) ERA: 4.59	5.0 W 22 7 4 4 2 1 0 0 0 2 0 25 29 7.20 1.600																					
Roger Moret, L (6,1) ERA: 3.31	4.0 S 19 7 3 3 4 1 0 0 0 0 0 26 30 6.75 2.000																					

Batter	1	2	3	4	5	6	7	8	9	AB	R	H	RBI	BB	SO	LOB	BOTTOM			
Tommy Harper, R (1,7) OBP: 0.320, SLG: 0.327										6	1	2	1	0	2	2	Cleveland Indians @ Boston Red Sox Fenway Park, Boston, MA Thu Jun 28 1973, 7:05 PM EDT Att: 15,139 - Unknown			
Luis Aparicio, R (1,6) OBP: 0.323, SLG: 0.303 Mario Guerrero, R (7,6) OBP: 0.303, SLG: 0.293										3	3	2	1	1	0	2				
Reggie Smith, S (1,8) OBP: 0.398, SLG: 0.453 Dwight Evans, R (7,9) OBP: 0.341, SLG: 0.367										2	2	1	2	2	0	2				
Orlando Cepeda, R (1,10) OBP: 0.339, SLG: 0.486 Ben Oglivie, L (6, PH) OBP: 0.270, SLG: 0.394										5	1	2	1	0	0	4				
Rico Petrocelli, R (1,5) OBP: 0.351, SLG: 0.452 Buddy Hunter, R (7,5) OBP: 0.333, SLG: 0.333										1	0	0	0	0	1	2				
Danny Cater, R (1,3) OBP: 0.337, SLG: 0.360										4	2	2	2	0	0	3				
Rick Miller, L (1,9) OBP: 0.381, SLG: 0.411										4	3	2	1	1	0	3				
Bob Montgomery, R (1,2) OBP: 0.387, SLG: 0.857										5	3	3	4	0	0	1				
John Kennedy, R (1,4) OBP: 0.267, SLG: 0.328										3	1	2	2	1	0	0				
										1B: 13 2B: 4 3B: 1 HR: 1	SF: 3 SAC: 0 DP: 1 HBP: 0	WP: 0 PB: 0 SB: 0 CS: 0	PA: 49							
Inning Stats	R: 2 E: 1 K: 0 S: 5	H: 2 LOB: 1 BB: 1 P: 9	R: 1 E: 1 K: 0 S: 6	H: 3 LOB: 2 BB: 0 P: 6	R: 0 E: 0 K: 0 S: 3	H: 1 LOB: 1 BB: 1 P: 7	R: 4 E: 0 K: 0 S: 7	H: 4 LOB: 2 BB: 2 P: 15	R: 0 E: 0 K: 1 S: 5	H: 0 LOB: 0 BB: 0 P: 5	R: 6 E: 0 K: 1 S: 9	H: 4 LOB: 0 BB: 2 P: 17	R: 0 E: 0 K: 0 S: 4	H: 1 LOB: 1 BB: 0 P: 4	R: 3 E: 0 K: 1 S: 9	H: 4 LOB: 2 BB: 1 P: 13	1B: 13 2B: 4 3B: 1 HR: 1	SF: 3 SAC: 0 DP: 1 HBP: 0	WP: 0 PB: 0 SB: 0 CS: 0	PA: 49
PITCHER	IP WLS BF H R ER SO BB IBB HBP BLK WP HR S P ERA WHIP																			
Dick Bosman, R (1,1) ERA: 5.18	3.0 L 18 8 5 4 0 2 0 0 0 0 0 1 16 24 12.00 3.333																			
Ray Lamb, R (4,1) ERA: 4.5	2.1 15 5 6 6 1 3 0 0 0 0 0 0 14 26 23.14 3.429																			
Mike Kekich, L (6,1) ERA: 10.08	1.2 8 2 2 2 1 1 0 0 0 0 0 0 9 13 10.80 1.800																			
Jerry Johnson, R (8,1) ERA: 5.03	1.0 8 4 3 3 1 1 0 0 0 0 0 0 9 13 27.00 5.000																			

Batter	1	2	3	4	5	6	7	8	9	AB	R	H	RBI	BB	SO	LOB	TOP						
Don Money, R OBP: 0.291, SLG: 0.324 (1, 5)										5	2	2	0	0	0	2							
Dave May, L OBP: 0.338, SLG: 0.473 (1, 8)										5	3	3	2	0	0	0							
George Scott, R OBP: 0.336, SLG: 0.402 (1, 3)										4	1	1	1	1	0	1							
Ollie Brown, R OBP: 0.341, SLG: 0.420 (1, 10)										5	1	2	1	0	0	1							
Elie Rodriguez, R OBP: 0.379, SLG: 0.309 (1, 2)										5	0	2	2	0	1	0							
John Briggs, L OBP: 0.346, SLG: 0.408 (1, 7)										4	1	1	0	1	1	4							
Bob Coluccio, R OBP: 0.288, SLG: 0.395 (1, 9)										3	0	0	0	0	0	2	AB 38						
Bob Heise, R OBP: 0.290, SLG: 0.300 (1, 6)										3	1	1	1	1	0	1	R 9						
Pedro Garcia, R OBP: 0.314, SLG: 0.430 (1, 4)										4	0	1	1	0	2	2	H 13						
Inning Stats	R: 2 E: 0 K: 0 S: 5	H: 3 LOB: 0 BB: 0 P: 5	R: 1 E: 0 K: 0 S: 5	H: 2 LOB: 1 BB: 0 P: 5	R: 2 E: 0 K: 2 S: 6	H: 3 LOB: 1 BB: 0 P: 6	R: 3 E: 0 K: 2 S: 11	H: 4 LOB: 2 BB: 1 P: 15	R: 0 E: 0 K: 0 S: 3	H: 0 LOB: 1 BB: 1 P: 7	R: 0 E: 0 K: 0 S: 3	H: 0 LOB: 0 BB: 0 P: 3	R: 1 E: 0 K: 2 S: 8	H: 1 LOB: 1 BB: 1 P: 12	R: 0 E: 0 K: 0 S: 3	H: 0 LOB: 0 BB: 0 P: 3	R: 0 E: 0 K: 0 S: 3	H: 0 LOB: 0 BB: 0 P: 3	1B: 10 2B: 2 3B: 1 HR: 0	SF: 0 SAC: 1 DP: 1 HBP: 0	WP: 0 PB: 0 SB: 3 CS: 0	PA: 42	
PITCHER	IP WLS BF H R ER SO BB IBB HBP BLK WP HR S P ERA WHIP	IP WLS BF H R ER SO BB IBB HBP BLK WP HR S P ERA WHIP	IP WLS BF H R ER SO BB IBB HBP BLK WP HR S P ERA WHIP	IP WLS BF H R ER SO BB IBB HBP BLK WP HR S P ERA WHIP	IP WLS BF H R ER SO BB IBB HBP BLK WP HR S P ERA WHIP	IP WLS BF H R ER SO BB IBB HBP BLK WP HR S P ERA WHIP	IP WLS BF H R ER SO BB IBB HBP BLK WP HR S P ERA WHIP	IP WLS BF H R ER SO BB IBB HBP BLK WP HR S P ERA WHIP	IP WLS BF H R ER SO BB IBB HBP BLK WP HR S P ERA WHIP	IP WLS BF H R ER SO BB IBB HBP BLK WP HR S P ERA WHIP	IP WLS BF H R ER SO BB IBB HBP BLK WP HR S P ERA WHIP	IP WLS BF H R ER SO BB IBB HBP BLK WP HR S P ERA WHIP	IP WLS BF H R ER SO BB IBB HBP BLK WP HR S P ERA WHIP	IP WLS BF H R ER SO BB IBB HBP BLK WP HR S P ERA WHIP	IP WLS BF H R ER SO BB IBB HBP BLK WP HR S P ERA WHIP	IP WLS BF H R ER SO BB IBB HBP BLK WP HR S P ERA WHIP	IP WLS BF H R ER SO BB IBB HBP BLK WP HR S P ERA WHIP	IP WLS BF H R ER SO BB IBB HBP BLK WP HR S P ERA WHIP	IP WLS BF H R ER SO BB IBB HBP BLK WP HR S P ERA WHIP	IP WLS BF H R ER SO BB IBB HBP BLK WP HR S P ERA WHIP	IP WLS BF H R ER SO BB IBB HBP BLK WP HR S P ERA WHIP	IP WLS BF H R ER SO BB IBB HBP BLK WP HR S P ERA WHIP	IP WLS BF H R ER SO BB IBB HBP BLK WP HR S P ERA WHIP

Milwaukee Brewers @ Boston Red Sox
Fenway Park, Boston, MA
Sun Jul 01 1973, 3:33 AM EDT
Unknown - 81 F

AB 38
R 9
H 13
RBI 8
BB 3
SO 4
LOB 13

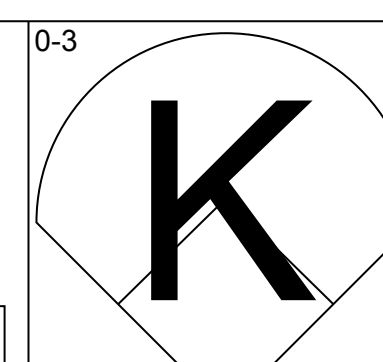
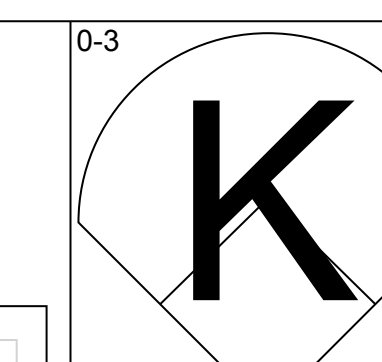
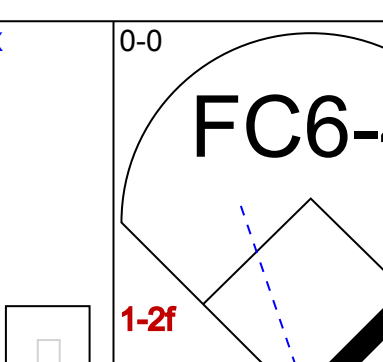
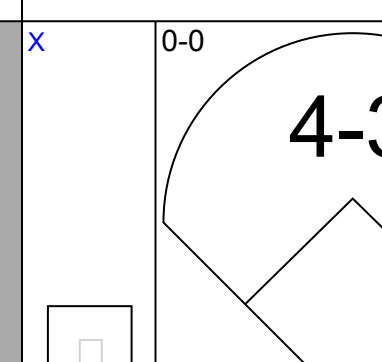
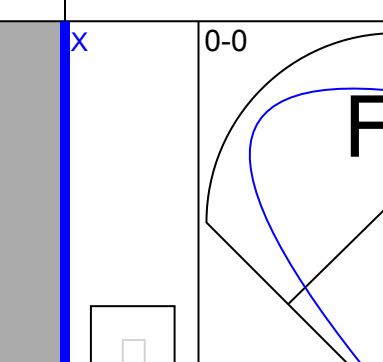
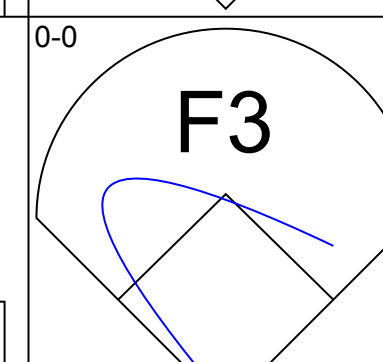
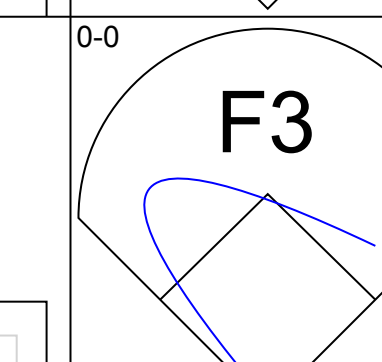
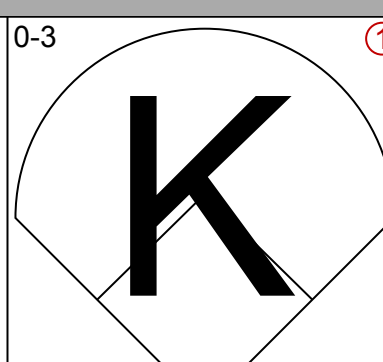
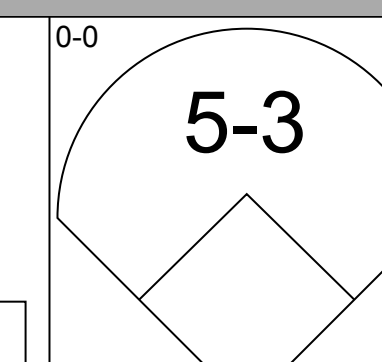
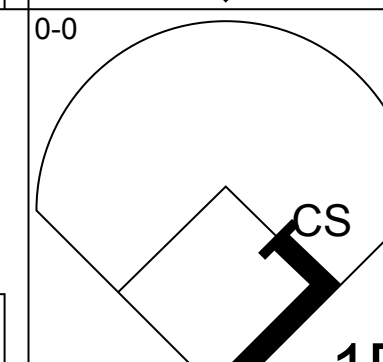
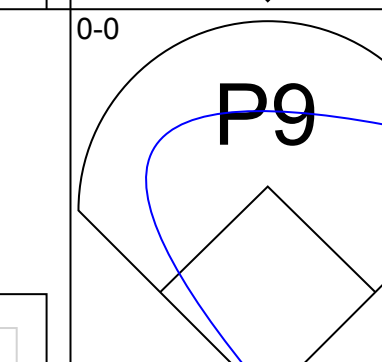
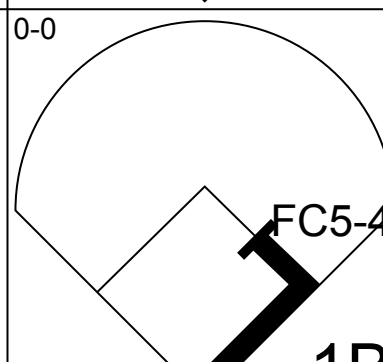
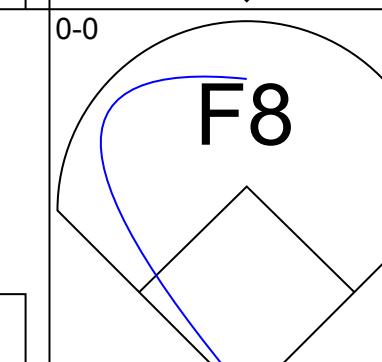
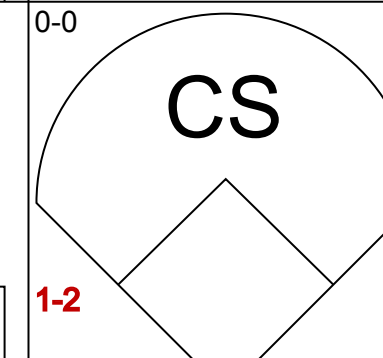
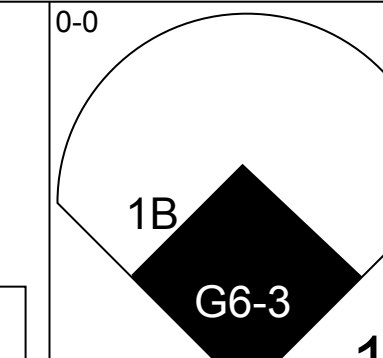
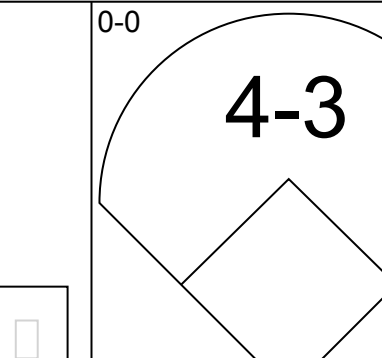
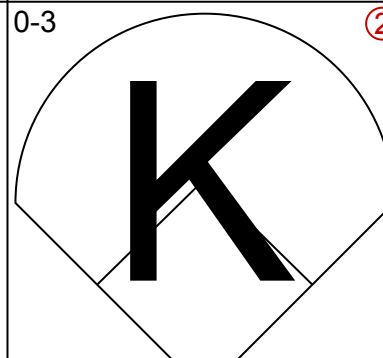
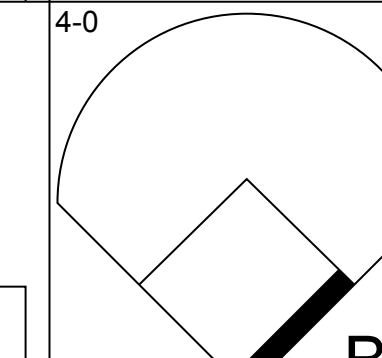
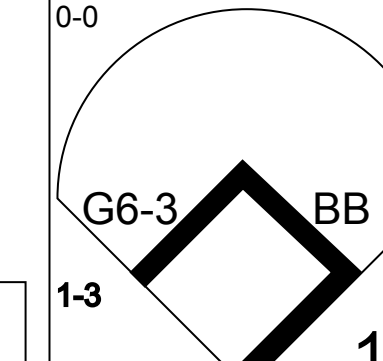
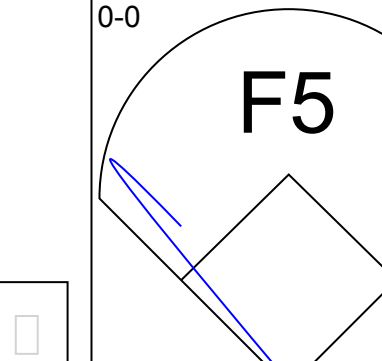
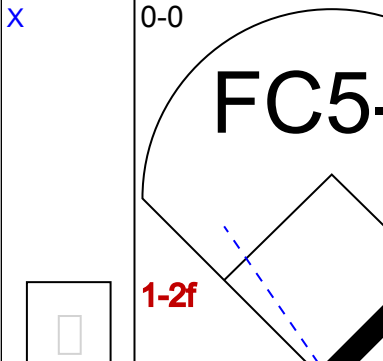
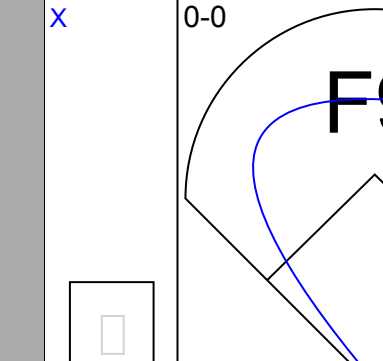
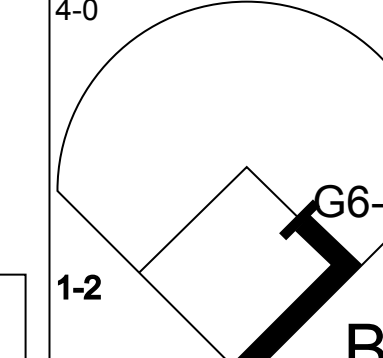
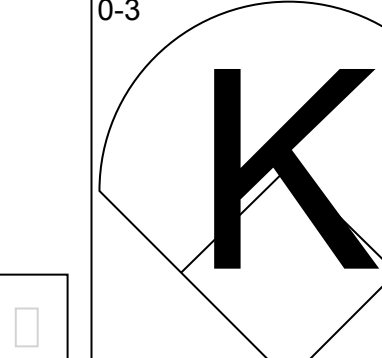
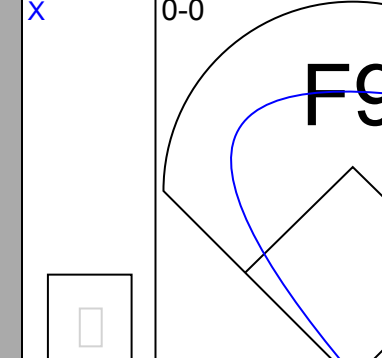
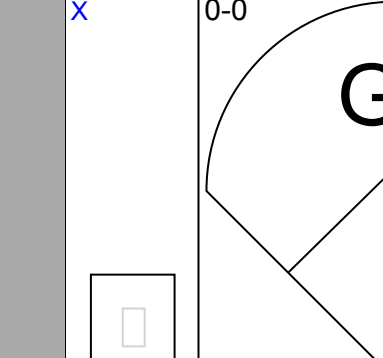
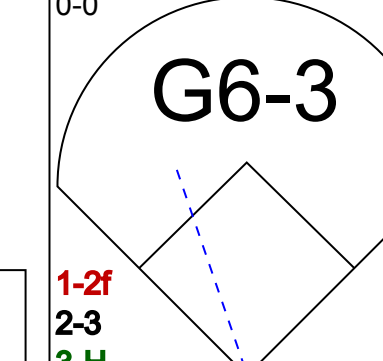
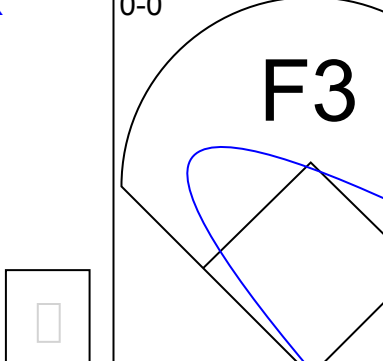
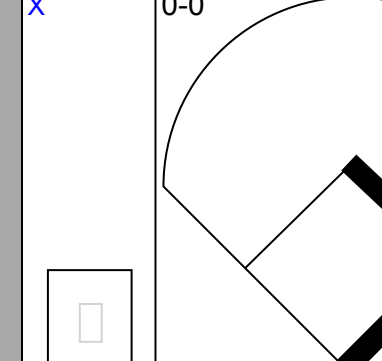
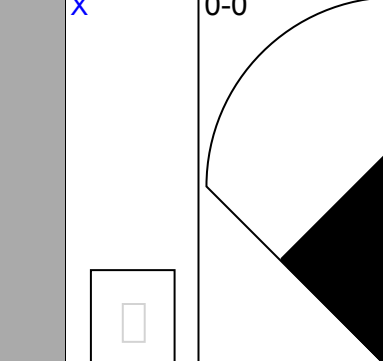
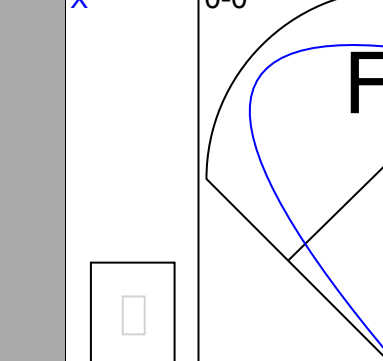
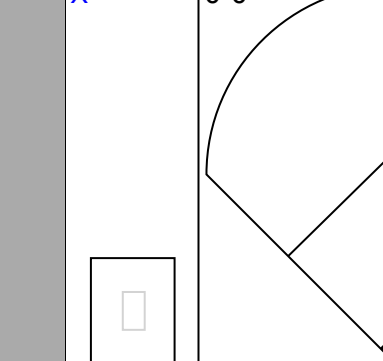
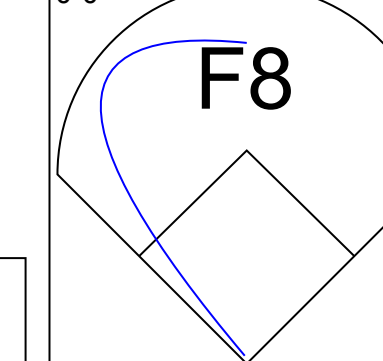
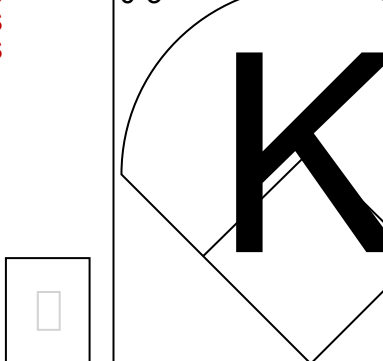
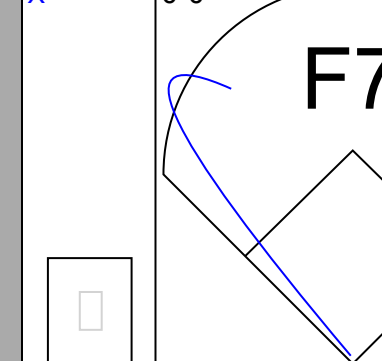
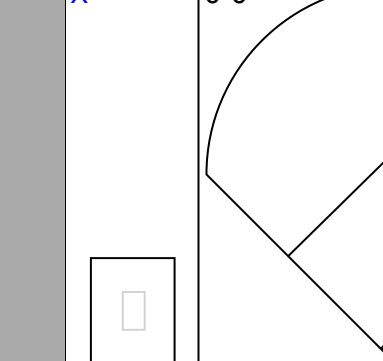


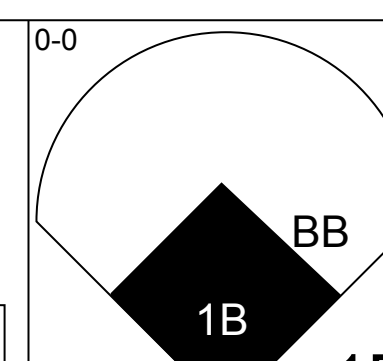
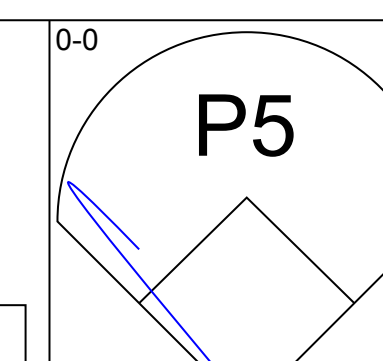
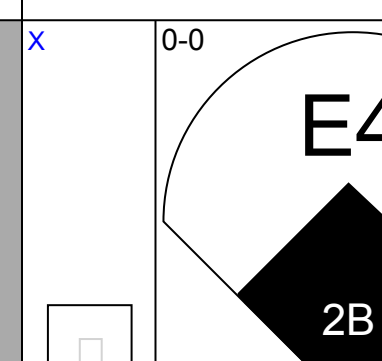
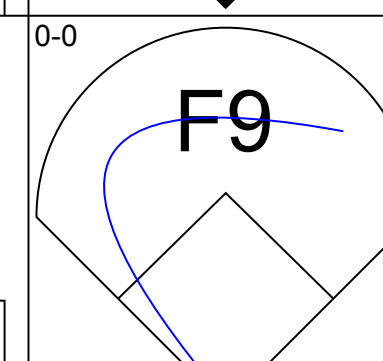
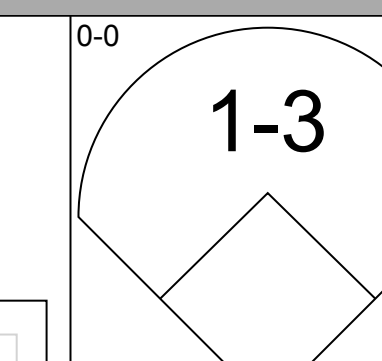
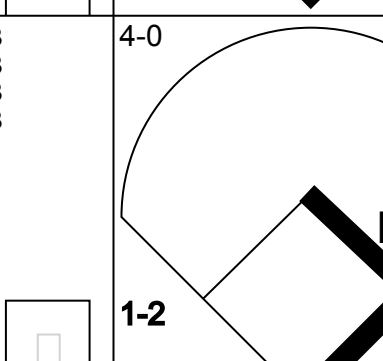
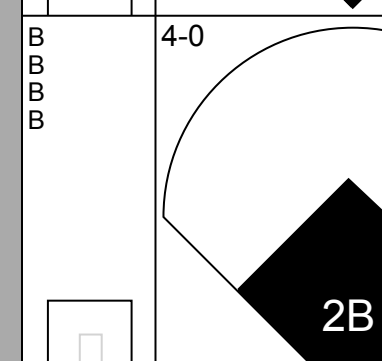

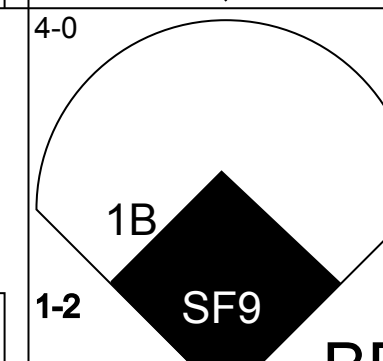
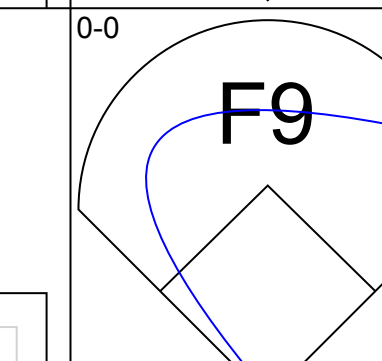
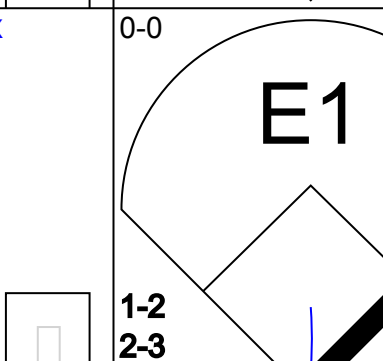
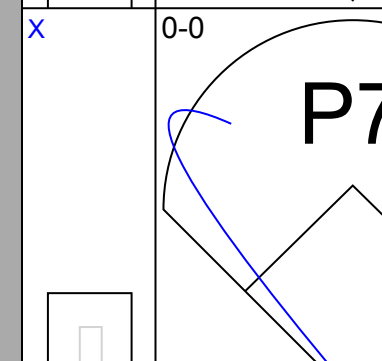
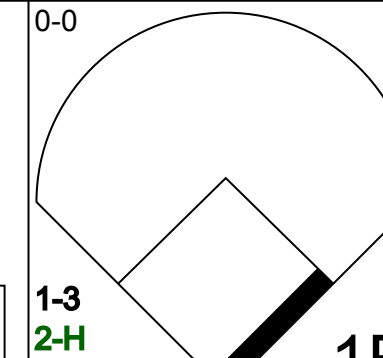
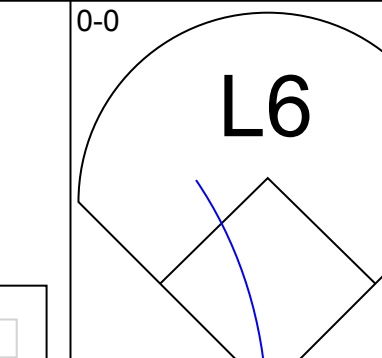
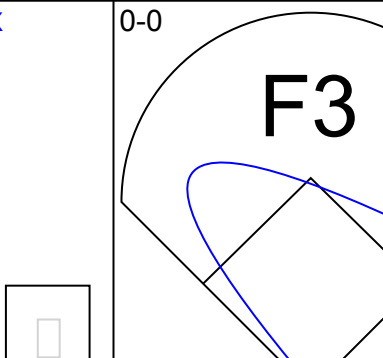
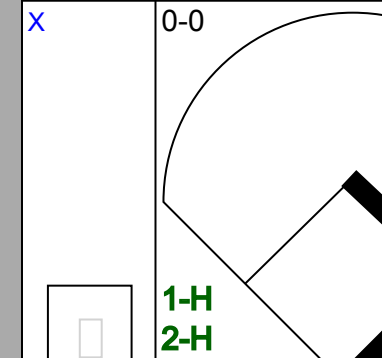
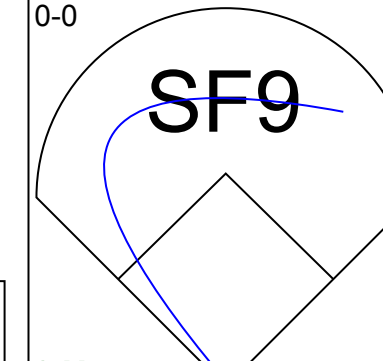
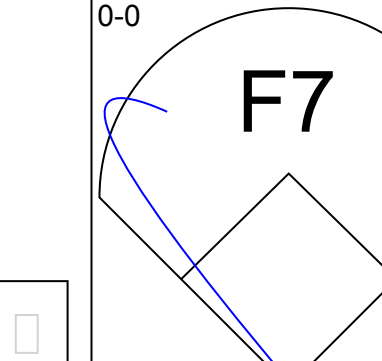
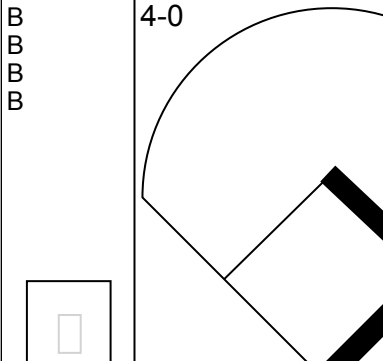
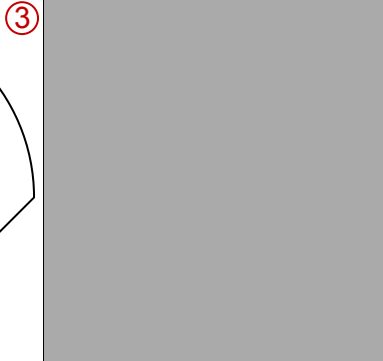
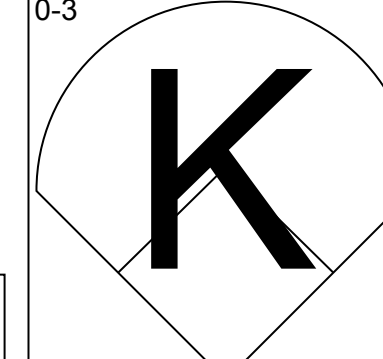
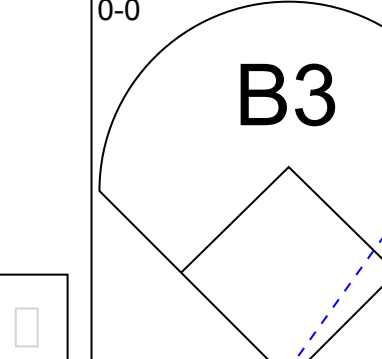
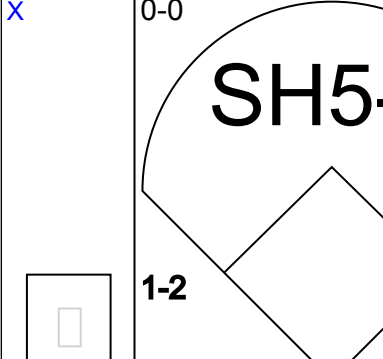
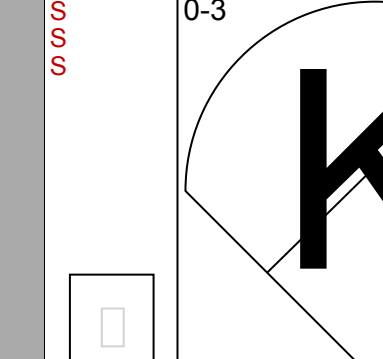
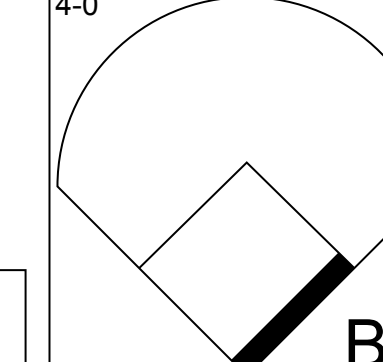
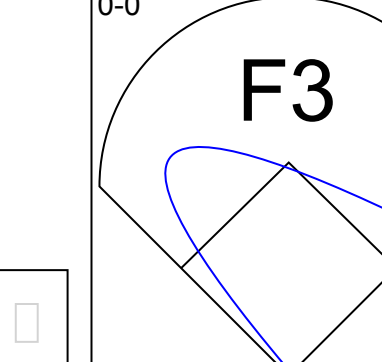
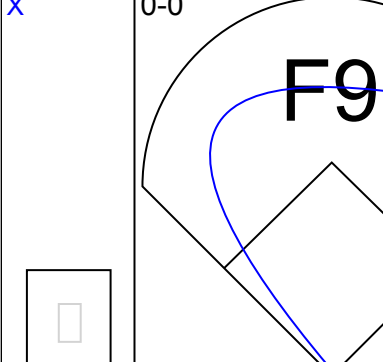
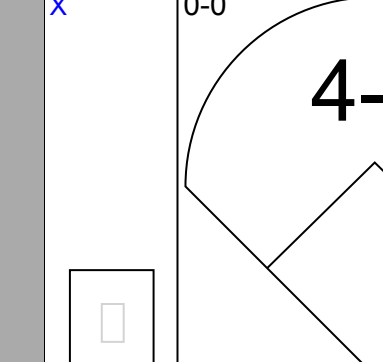
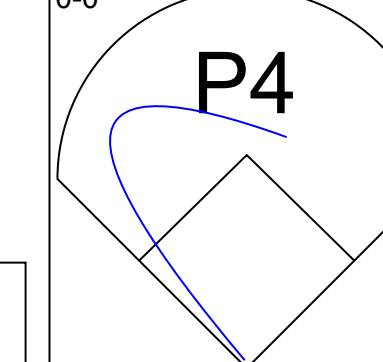
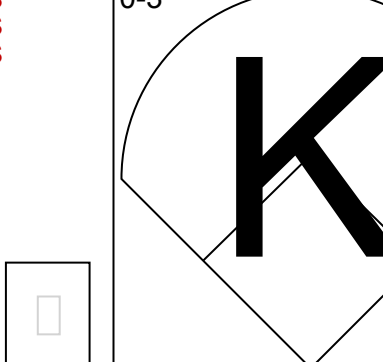
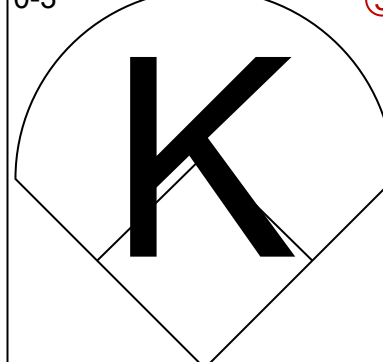
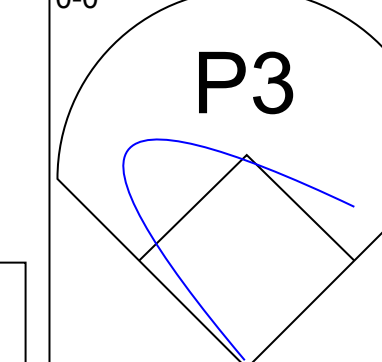
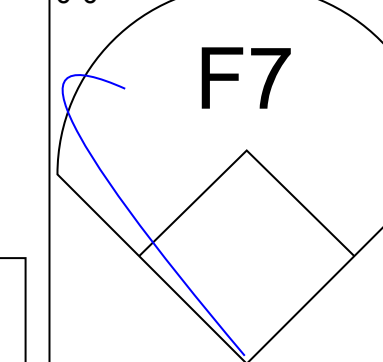
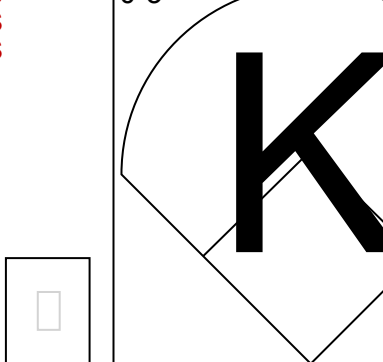
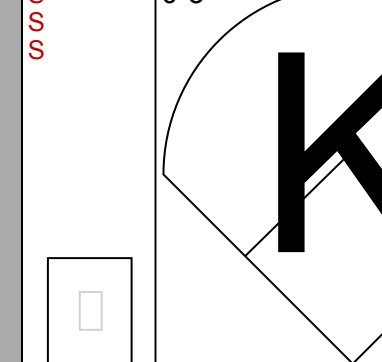
Batter	1	2	3	4	5	6	7	8	9	AB	R	H	RBI	BB	SO	LOB	BOTTOM						
Rick Miller, L OBP: 0.382, SLG: 0.411 (1, 9)										5	0	2	0	0	0	0							
Reggie Smith, S OBP: 0.398, SLG: 0.452 (1, 8)										5	1	2	0	0	0	3							
Carlton Fisk, R OBP: 0.356, SLG: 0.542 (1, 2)										5	1	3	1	0	1	1							
Carl Yastrzemski, L OBP: 0.365, SLG: 0.452 (1, 7)										4	0	1	1	1	0	3							
Orlando Cepeda, R OBP: 0.341, SLG: 0.482 Dwight Evans, R OBP: 0.341, SLG: 0.367 (9, PR)										4	1	1	0	1	1	4							
Rico Petrocelli, R OBP: 0.348, SLG: 0.443 (1, 5)										4	1	0	0	1	0	2							
Danny Cater, R OBP: 0.340, SLG: 0.374 (1, 3)										5	0	2	1	0	0	2	AB 40						
Luis Aparicio, R OBP: 0.326, SLG: 0.306 (1, 6)										4	0	2	1	0	0	1	R 5						
John Kennedy, R OBP: 0.267, SLG: 0.325 (1, 4)										4	1	1	0	0	2	3	H 14						
Inning Stats	R: 0 E: 0 K: 1 S: 6	H: 1 LOB: 2 BB: 1 P: 10	R: 0 E: 0 K: 0 S: 3	H: 0 LOB: 0 BB: 0 P: 3	R: 1 E: 0 K: 0 S: 5	H: 3 LOB: 1 BB: 0 P: 5	R: 0 E: 0 K: 0 S: 4	H: 1 LOB: 1 BB: 0 P: 4	R: 0 E: 0 K: 1 S: 5	H: 0 LOB: 0 BB: 0 P: 5	R: 2 E: 0 K: 2 S: 10	H: 3 LOB: 2 BB: 1 P: 14	R: 0 E: 0 K: 0 S: 4	H: 1 LOB: 1 BB: 0 P: 4	R: 2 E: 0 K: 0 S: 6	H: 3 LOB: 2 BB: 1 P: 10	1B: 12 2B: 2 3B: 0 HR: 0	SF: 0 SAC: 0 DP: 1 HBP: 0	WP: 1 PB: 0 SB: 1 CS: 0	PA: 43			
PITCHER	IP WLS BF H R ER SO BB IBB HBP BLK WP HR S P ERA WHIP	IP WLS BF H R ER SO BB IBB HBP BLK WP HR S P ERA WHIP	IP WLS BF H R ER SO BB IBB HBP BLK WP HR S P ERA WHIP	IP WLS BF H R ER SO BB IBB HBP BLK WP HR S P ERA WHIP	IP WLS BF H R ER SO BB IBB HBP BLK WP HR S P ERA WHIP	IP WLS BF H R ER SO BB IBB HBP BLK WP HR S P ERA WHIP	IP WLS BF H R ER SO BB IBB HBP BLK WP HR S P ERA WHIP	IP WLS BF H R ER SO BB IBB HBP BLK WP HR S P ERA WHIP	IP WLS BF H R ER SO BB IBB HBP BLK WP HR S P ERA WHIP	IP WLS BF H R ER SO BB IBB HBP BLK WP HR S P ERA WHIP	IP WLS BF H R ER SO BB IBB HBP BLK WP HR S P ERA WHIP	IP WLS BF H R ER SO BB IBB HBP BLK WP HR S P ERA WHIP	IP WLS BF H R ER SO BB IBB HBP BLK WP HR S P ERA WHIP	IP WLS BF H R ER SO BB IBB HBP BLK WP HR S P ERA WHIP	IP WLS BF H R ER SO BB IBB HBP BLK WP HR S P ERA WHIP	IP WLS BF H R ER SO BB IBB HBP BLK WP HR S P ERA WHIP	IP WLS BF H R ER SO BB IBB HBP BLK WP HR S P ERA WHIP	IP WLS BF H R ER SO BB IBB HBP BLK WP HR S P ERA WHIP	IP WLS BF H R ER SO BB IBB HBP BLK WP HR S P ERA WHIP	IP WLS BF H R ER SO BB IBB HBP BLK WP HR S P ERA WHIP	IP WLS BF H R ER SO BB IBB HBP BLK WP HR S P ERA WHIP	IP WLS BF H R ER SO BB IBB HBP BLK WP HR S P ERA WHIP	IP WLS BF H R ER SO BB IBB HBP BLK WP HR S P ERA WHIP

Milwaukee Brewers @ Boston Red Sox
Fenway Park, Boston, MA
Sun Jul 01 1973, 3:33 AM EDT
Unknown - 81 F

AB 40
R 5
H 14
RBI 4
BB 3
SO 4
LOB 19



Batter	1	2	3	4	5	6	7	8	9	AB	R	H	RBI	BB	SO	LOB	TOP					
Tim Johnson, L (1, 6) OBP: 0.286, SLG: 0.286 Ollie Brown, R (9, FH) OBP: 0.339, SLG: 0.417										4	0	0	0	0	2	3	Milwaukee Brewers @ Boston Red Sox Fenway Park, Boston, MA Sun Jul 01 1973, 7:05 PM EDT Att: 25,754 - Unknown - 79 F					
Don Money, R (1, 5) OBP: 0.287, SLG: 0.319										4	0	0	0	0	1	0						
Dave May, L (1, 8) OBP: 0.340, SLG: 0.473										4	0	2	0	0	0	0						
John Briggs, L (1, 7) OBP: 0.348, SLG: 0.407										3	1	1	0	1	1	1						
George Scott, R (1, 3)										4	0	1	0	0	0	2						
Darrell Porter, L (1, 10) OBP: 0.341, SLG: 0.429											3	0	0	0	1	1		0				
Joe Lahoud, L (1, 9) OBP: 0.273, SLG: 0.292											4	1	2	1	0	0		2				
Ellie Rodriguez, R (1, 2) OBP: 0.387, SLG: 0.311										2	0	1	0	1	0	0						
Pedro Garcia, R (1, 4) OBP: 0.313, SLG: 0.427										4	0	1	0	0	1	5						
Inning Stats	R: 0 E: 0 K: 1 S: 5	H: 1 LOB: 0 BB: 0 P: 5	R: 1 E: 0 K: 0 S: 4	H: 2 LOB: 2 BB: 1 P: 9	R: 0 E: 0 K: 1 S: 5	H: 0 LOB: 0 BB: 0 P: 5	R: 0 E: 0 K: 1 S: 5	H: 0 LOB: 0 BB: 0 P: 5	R: 0 E: 0 K: 2 S: 6	H: 1 LOB: 1 BB: 0 P: 6	R: 0 E: 0 K: 2 S: 8	H: 1 LOB: 1 BB: 0 P: 8	R: 0 E: 0 K: 0 S: 4	H: 1 LOB: 2 BB: 1 P: 8	R: 0 E: 0 K: 0 S: 3	H: 0 LOB: 1 BB: 1 P: 7	R: 1 E: 0 K: 0 S: 5	H: 2 LOB: 1 BB: 0 P: 5	1B: 7 2B: 0 3B: 0 HR: 1	SF: 0 SAC: 0 DP: 1 HBP: 1	WP: 0 PB: 0 SB: 1 CS: 1	PA: 38
PITCHER Luis Tiant, R (1, 1) ERA: 3.93	IP: 9.0 WLS: W BF: 37 H: 8 R: 2 ER: 2 SO: 6 BB: 3 IBB: 0 HBP: 1 BLK: 0 WP: 0 HR: 1 S: 45 P: 58 ERA: 2.00 WHIP: 1.222															PITCHER						

Batter	1	2	3	4	5	6	7	8	9	AB	R	H	RBI	BB	SO	LOB	BOTTOM			
Rick Miller, L (1, 9) OBP: 0.384, SLG: 0.413										4	2	2	0	0	0	1	Milwaukee Brewers @ Boston Red Sox Fenway Park, Boston, MA Sun Jul 01 1973, 7:05 PM EDT Att: 25,754 - Unknown - 79 F			
Reggie Smith, S (1, 8) OBP: 0.399, SLG: 0.448										2	1	0	0	2	0	1				
Carl Yastrzemski, L (1, 3) OBP: 0.364, SLG: 0.446										3	1	0	0	1	0	4				
Orlando Cepeda, R (1, 10) OBP: 0.343, SLG: 0.486 Buddy Hunter, R (7, PR) OBP: 0.333, SLG: 0.333										4	0	2	3	0	0	3				
Rico Petrocelli, R (1, 5) OBP: 0.347, SLG: 0.439										2	0	0	1	1	0	1				
Tommy Harper, R (1, 7) OBP: 0.316, SLG: 0.323										3	0	0	0	0	2	1				
Luis Aparicio, R (1, 6) OBP: 0.324, SLG: 0.302										3	0	0	0	1	0	1				
Bob Montgomery, R (1, 2) OBP: 0.343, SLG: 0.750										4	0	0	0	0	2	2				
John Kennedy, R (1, 4) OBP: 0.281, SLG: 0.317										3	0	0	0	0	2	1				
Inning Stats	R: 2 E: 0 K: 1 S: 7	H: 2 LOB: 1 BB: 1 P: 11	R: 0 E: 0 K: 0 S: 3	H: 0 LOB: 1 BB: 1 P: 7	R: 0 E: 0 K: 0 S: 3	H: 0 LOB: 0 BB: 0 P: 3	R: 0 E: 0 K: 0 S: 3	H: 0 LOB: 0 BB: 0 P: 3	R: 0 E: 1 K: 2 S: 9	H: 1 LOB: 3 BB: 1 P: 13	R: 0 E: 0 K: 1 S: 5	H: 0 LOB: 1 BB: 1 P: 9	R: 2 E: 1 K: 1 S: 7	H: 1 LOB: 1 BB: 1 P: 11	R: 0 E: 0 K: 1 S: 5	H: 0 LOB: 0 BB: 0 P: 5	1B: 3 2B: 1 3B: 0 HR: 0	SF: 1 SAC: 1 DP: 0 HBP: 0	WP: 0 PB: 0 SB: 0 CS: 0	PA: 35
PITCHER Jim Slaton, R (1, 1) ERA: 2.95	IP: 8.0 WLS: L BF: 35 H: 4 R: 4 ER: 2 SO: 6 BB: 5 IBB: 0 HBP: 0 BLK: 0 WP: 0 HR: 0 S: 42 P: 62 ERA: 2.25 WHIP: 1.125															PITCHER				

Batter	1	2	3	4	5	6	7	8	9	AB	R	H	RBI	BB	SO	LOB	TOP			
Tommy Harper, R OBP: 0.315, SLG: 0.318 (1, 7)	FC1-6 BB		5-3			P4			5-3	3	0	0	0	1	0	0				
Luis Aparicio, R OBP: 0.323, SLG: 0.298 (1, 6)	FC1-6 FC5-4			L8					5-3	3	0	0	0	1	0	1				
Carlton Fisk, R OBP: 0.351, SLG: 0.533 (1, 2)	FC5-4			P3		F7			F8	4	0	0	0	0	0	2				
Carl Yastrzemski, L OBP: 0.360, SLG: 0.441 (1, 3)	L4			3-1					F9	3	0	0	0	0	0	1				
Orlando Cepeda, R OBP: 0.339, SLG: 0.481 (1, 10)		K				6-3			6-3	3	0	0	0	0	1	0				
Rico Petrocelli, R OBP: 0.347, SLG: 0.438 (1, 5)				G5-4-3 1B		F7			5-3	3	0	1	0	0	0	0				
Dwight Evans, R OBP: 0.340, SLG: 0.390 (1, 9)		G5-4-3							F7	3	1	1	1	0	0	1				
John Kennedy, R OBP: 0.255, SLG: 0.310 (1, 4)				F7		4-3			4-3	3	0	0	0	0	0	0				
Rick Miller, L OBP: 0.378, SLG: 0.405 (1, 8)				4-3					F9	3	0	0	0	0	0	0				
Inning Stats	R: 0 E: 0 K: 0 S: 3	H: 0 LOB: 1 BB: 1 P: 7	R: 0 E: 0 K: 1 S: 5	H: 1 LOB: 0 BB: 0 P: 5	R: 0 E: 0 K: 0 S: 3	H: 0 LOB: 0 BB: 0 P: 3	R: 0 E: 0 K: 0 S: 3	H: 0 LOB: 0 BB: 0 P: 3	R: 1 E: 0 K: 0 S: 4	H: 1 LOB: 0 BB: 0 P: 4	R: 0 E: 0 K: 0 S: 3	H: 0 LOB: 0 BB: 0 P: 3	R: 0 E: 0 K: 0 S: 3	H: 0 LOB: 0 BB: 0 P: 3	R: 0 E: 0 K: 0 S: 3	H: 0 LOB: 0 BB: 0 P: 3	1B: 1 2B: 0 3B: 0 HR: 1	SF: 0 SAC: 0 DP: 1 HBP: 0	WP: 0 PB: 0 SB: 0 CS: 0	PA: 30
PITCHER Fritz Peterson, L ERA: 3.87 (1, 1)	IP: 9.0 WLS: L BF: 30	H: 2 R: 1 ER: 1 SO: 1	BB: 2 IBB: 0 HBP: 0 BLK: 0	WP: 0 HR: 1 S: 30 P: 38	ERA: 1.00 WHIP: 0.444															

Boston Red Sox @ New York Yankees
Yankee Stadium, Bronx, NY
Mon Jul 02 1973, 7:05 PM EDT
Att: 23,453 - Unknown - 78 F

AB 28
R 1
H 2
RBI 1
BB 2
SO 1
LOB 5



Batter	1	2	3	4	5	6	7	8	9	AB	R	H	RBI	BB	SO	LOB	BOTTOM			
Horace Clarke, S OBP: 0.323, SLG: 0.303 (1, 4)	F7		G5-4-3			E4 1B G3			G6-3 1B	4	0	1	0	0	0	2				
Roy White, S OBP: 0.348, SLG: 0.368 (1, 7)	6-3			6-3		G3			G6-3	4	0	0	0	0	0	2				
Matty Alou, L OBP: 0.334, SLG: 0.348 (1, 9)	1-3			1-3		5-3			L8	4	0	0	0	0	0	1				
Bobby Murcer, L OBP: 0.343, SLG: 0.481 (1, 8)				F8					BB 1B	3	0	2	0	0	0	0				
Jim Ray Hart, R OBP: 0.311, SLG: 0.385 Ron Swoboda, R OBP: 0.185, SLG: 0.083 (9, PR)		G6-4-3				P8			BB 1B	4	0	1	0	0	0	3				
Graig Nettles, L OBP: 0.395, SLG: 0.428 (1, 5)		F3				K			F9	4	0	0	0	0	1	2				
Thurman Munson, R OBP: 0.346, SLG: 0.481 (1, 2)				K					F9	3	0	1	0	1	1	0				
Felipe Alou, R OBP: 0.267, SLG: 0.340 (1, 3)				1B					BB	4	0	2	0	0	0	3				
Gene Michael, S OBP: 0.296, SLG: 0.322 (1, 6)				1B		L4			P3	3	0	1	0	0	0	2				
Inning Stats	R: 0 E: 0 K: 0 S: 3	H: 0 LOB: 0 BB: 0 P: 3	R: 0 E: 0 K: 1 S: 6	H: 2 LOB: 1 BB: 0 P: 6	R: 0 E: 0 K: 0 S: 3	H: 0 LOB: 0 BB: 0 P: 3	R: 0 E: 0 K: 1 S: 7	H: 2 LOB: 2 BB: 0 P: 7	R: 0 E: 1 K: 0 S: 5	H: 1 LOB: 2 BB: 0 P: 5	R: 0 E: 0 K: 0 S: 3	H: 0 LOB: 0 BB: 0 P: 3	R: 0 E: 0 K: 0 S: 3	H: 1 LOB: 0 BB: 0 P: 3	R: 0 E: 0 K: 0 S: 5	H: 2 LOB: 3 BB: 1 P: 9	1B: 8 2B: 0 3B: 0 HR: 0	SF: 0 SAC: 0 DP: 3 HBP: 1	WP: 0 PB: 0 SB: 0 CS: 0	PA: 35
PITCHER John Curtis, L ERA: 2.93 (1, 1)	IP: 9.0 WLS: W BF: 35	H: 8 R: 0 ER: 0 SO: 2	BB: 1 IBB: 0 HBP: 1 BLK: 0	WP: 0 HR: 0 S: 37 P: 42	ERA: 0.00 WHIP: 1.000															

Boston Red Sox @ New York Yankees
Yankee Stadium, Bronx, NY
Mon Jul 02 1973, 7:05 PM EDT
Att: 23,453 - Unknown - 78 F

AB 33
R 0
H 8
RBI 0
BB 1
SO 2
LOB 15



Batter	1	2	3	4	5	6	7	8	9	AB	R	H	RBI	BB	SO	LOB	TOP			
Luis Aparicio, R (1,6) OBP: 0.326, SLG: 0.299 Danny Cater, R (9, PH) OBP: 0.337, SLG: 0.370	F3		F8						F3	3	0	1	0	1	0	3	Boston Red Sox @ New York Yankees Yankee Stadium, Bronx, NY Tue Jul 03 1973, 3:33 AM EDT Att: 14,499 - Unknown - 82 F			
Reggie Smith, S (1,8) OBP: 0.399, SLG: 0.444	K		FC5-4						F8	4	0	1	0	1	1					
Carlton Fisk, R (1,2) OBP: 0.346, SLG: 0.525	K		FC5-4							4	0	0	0	0	2	4				
Carl Yastrzemski, L (1,3) OBP: 0.358, SLG: 0.442		G3								4	1	1	0	0	1	1				
Orlando Cepeda, R (1,10) OBP: 0.341, SLG: 0.477										2	0	0	0	2	2	1				
Rico Petrocelli, R (1,5) OBP: 0.341, SLG: 0.430										4	0	0	0	0	1	3				
Dwight Evans, R (1,9) OBP: 0.338, SLG: 0.381										3	0	0	0	1	0	2				
Tommy Harper, R (1,7) OBP: 0.314, SLG: 0.314										3	0	0	0	1	0	3				
John Kennedy, R (1,4) OBP: 0.255, SLG: 0.303										3	0	0	1	1	2	2				
Inning Stats	R: 0 E: 0 K: 2 S: 7	H: 0 LOB: 0 BB: 7	R: 0 E: 0 K: 0 S: 3	H: 0 LOB: 1 BB: 1 P: 7	R: 0 E: 0 K: 1 S: 7	H: 2 LOB: 2 BB: 0 P: 7	R: 1 E: 0 K: 1 S: 6	H: 1 LOB: 3 BB: 3 P: 18	R: 0 E: 0 K: 1 S: 4	H: 0 LOB: 0 BB: 1 P: 8	R: 0 E: 0 K: 1 S: 5	H: 0 LOB: 1 BB: 1 P: 9	R: 0 E: 1 K: 2 S: 8	H: 0 LOB: 1 BB: 0 P: 8	R: 0 E: 0 K: 0 S: 3	H: 0 LOB: 0 BB: 0 P: 3		1B: 2 2B: 1 3B: 0 HR: 0	SF: 0 SAC: 0 DP: 1 HBP: 0	WP: 0 PB: 0 SB: 0 CS: 0
PITCHER	IP	WLS	BF	H	R	ER	SO	BB	IBB	HBP	BLK	WP	HR	S	P	ERA	WHIP			
Sam McDowell, L (1,1) ERA: 3.65 Sparky Lyle, L (7,1) ERA: 1.89	6.0	W	28	3	1	1	6	7	0	0	0	0	0	33	61	1.50	1.667			
SPARKY LYLE, L (7,1) ERA: 1.89	3.0	S	10	0	0	0	3	0	0	0	0	0	0	16	16	0.00	0.000			

Batter	1	2	3	4	5	6	7	8	9	AB	R	H	RBI	BB	SO	LOB	BOTTOM			
Horace Clarke, S (1,4) OBP: 0.320, SLG: 0.300	4-3	L8								3	0	0	0	0	1	0	Boston Red Sox @ New York Yankees Yankee Stadium, Bronx, NY Tue Jul 03 1973, 3:33 AM EDT Att: 14,499 - Unknown - 82 F			
Roy White, S (1,7) OBP: 0.345, SLG: 0.363	F9									4	0	0	0	0	1					
Matty Alou, L (1,9) OBP: 0.337, SLG: 0.350										4	1	2	0	0	1					
Bobby Murcer, L (1,8) OBP: 0.343, SLG: 0.478										2	1	0	0	1	1					
Ron Blomberg, L (1,3) OBP: 0.474, SLG: 0.550										3	1	1	3	0	0	1				
Graig Nettles, L (1,5) OBP: 0.394, SLG: 0.425										2	0	0	0	1	0	0				
Johnny Callison, L (1,10) OBP: 0.188, SLG: 0.195										3	0	0	0	0	1					
Thurman Munson, R (1,2) OBP: 0.342, SLG: 0.476										3	0	0	0	0	1	0				
Gene Michael, S (1,6) OBP: 0.296, SLG: 0.322										3	0	1	0	0	1	0				
Inning Stats	R: 3 E: 0 K: 0 S: 5	H: 2 LOB: 1 BB: 2 P: 13	R: 0 E: 0 K: 1 S: 5	H: 0 LOB: 0 BB: 0 P: 5	R: 0 E: 0 K: 1 S: 5	H: 0 LOB: 0 BB: 0 P: 5	R: 0 E: 0 K: 0 S: 3	H: 0 LOB: 0 BB: 0 P: 3	R: 0 E: 0 K: 2 S: 7	H: 0 LOB: 0 BB: 0 P: 7	R: 0 E: 0 K: 0 S: 4	H: 1 LOB: 1 BB: 0 P: 4	R: 0 E: 0 K: 0 S: 3	H: 0 LOB: 0 BB: 0 P: 3	R: 0 E: 0 K: 0 S: 4	H: 1 LOB: 1 BB: 0 P: 4		1B: 3 2B: 0 3B: 0 HR: 1	SF: 0 SAC: 1 DP: 0 HBP: 0	WP: 0 PB: 0 SB: 1 CS: 0
PITCHER	IP	WLS	BF	H	R	ER	SO	BB	IBB	HBP	BLK	WP	HR	S	P	ERA	WHIP			
Marty Pattin, R (1,1) ERA: 4.51	8.0	L	30	4	3	3	4	2	0	0	0	0	1	36	44	3.38	0.750			

Batter	1	2	3	4	5	6	7	8	9	AB	R	H	RBI	BB	SO	LOB	TOP				
Rick Miller, L OBP: 0.370, SLG: 0.395 (1, 7)										4	0	0	0	0	0	2					
Reggie Smith, S OBP: 0.401, SLG: 0.445 (1, 8)										4	1	2	0	0	0	1					
Carl Yastrzemski, L OBP: 0.397, SLG: 0.439 (1, 3)										4	1	1	0	0	0	1					
Orlando Cepeda, R OBP: 0.338, SLG: 0.472 Tommy Harper, R OBP: 0.314, SLG: 0.314 (9, PR)										3	0	0	0	0	0	0					
Rico Petrocelli, R OBP: 0.336, SLG: 0.422 (1, 5)										4	0	0	0	0	1	3					
Carlton Fisk, R OBP: 0.345, SLG: 0.521 (1, 2)										4	0	1	1	0	0	1					
Dwight Evans, R OBP: 0.329, SLG: 0.369 (1, 9)										4	0	0	0	0	0	3					
Luis Aparicio, R OBP: 0.326, SLG: 0.303 (1, 6)										3	0	1	0	0	0	0					
Mario Guerrero, R OBP: 0.304, SLG: 0.295 (1, 4)										3	0	1	0	0	1	1					
Inning Stats	R: 0 E: 0 K: 0 S: 3	H: 0 LOB: 0 BB: 0 P: 3	R: 0 E: 0 K: 0 S: 4	H: 1 LOB: 1 BB: 0 P: 4	R: 0 E: 0 K: 1 S: 6	H: 1 LOB: 1 BB: 0 P: 6	R: 0 E: 0 K: 0 S: 3	H: 0 LOB: 0 BB: 0 P: 3	R: 0 E: 0 K: 0 S: 3	H: 1 LOB: 1 BB: 0 P: 4	R: 0 E: 0 K: 0 S: 3	H: 0 LOB: 0 BB: 0 P: 3	R: 0 E: 0 K: 0 S: 4	H: 1 LOB: 1 BB: 0 P: 4	R: 2 E: 2 K: 1 S: 8	H: 2 LOB: 2 BB: 0 P: 8	1B: 5 2B: 1 3B: 0 HR: 0	SF: 0 SAC: 1 DP: 0 HBP: 0	WP: 0 PB: 0 SB: 0 CS: 0	PA: 34	
PITCHER	IP	WLS	BF	H	R	ER	SO	BB	IBB	HBP	BLK	WP	HR	S	P	ERA	WHIP				
Mel Stottlemyre, R ERA: 3.31 Sparky Lyle, L ERA: 1.96	(1, 1)	8.0	29	5	1	0	1	0	0	0	0	0	0	31	31	0.00	0.625				
PITCHER	IP	WLS	BF	H	R	ER	SO	BB	IBB	HBP	BLK	WP	HR	S	P	ERA	WHIP				
	(9, 1)	1.0	5	1	1	0	1	0	0	0	0	0	0	7	7	0.00	1.000				

Boston Red Sox @ New York Yankees
Yankee Stadium, Bronx, NY
Wed Jul 04 1973, 3:33 AM EDT
Overcast - 77 F

AB 33
R 2
H 6
RBI 1
BB 0
SO 2
LOB 12



Batter	1	2	3	4	5	6	7	8	9	AB	R	H	RBI	BB	SO	LOB	BOTTOM					
Bernie Allen, L OBP: 0.333, SLG: 0.333 Horace Clarke, S OBP: 0.322, SLG: 0.302 (9, PH)										3	0	1	0	0	0	1						
Johnny Callison, L OBP: 0.181, SLG: 0.188 Felipe Alou, R OBP: 0.265, SLG: 0.338 (9, PH)										3	0	0	0	0	1	2						
Roy White, S OBP: 0.341, SLG: 0.359 (1, 7)										4	0	0	0	0	1	2						
Bobby Murcer, L OBP: 0.345, SLG: 0.488 (1, 8)										4	1	2	1	0	0	1						
Ron Blomberg, L OBP: 0.466, SLG: 0.539 Celerino Sanchez, R OBP: 0.276, SLG: 0.467 (9, PH)										3	0	0	0	0	1	0						
Graig Nettles, L OBP: 0.361, SLG: 0.420 (1, 5)										3	0	0	0	0	0	0						
Jim Ray Hart, R OBP: 0.311, SLG: 0.384 (1, 10)										3	0	1	0	0	0	0						
Thurman Munson, R OBP: 0.342, SLG: 0.474 (1, 2)										3	0	1	0	0	2	1						
Gene Michael, S OBP: 0.293, SLG: 0.318 (1, 6)										3	0	0	0	0	1	1						
Inning Stats	R: 0 E: 0 K: 0 S: 4	H: 1 LOB: 1 BB: 0 P: 4	R: 0 E: 0 K: 0 S: 3	H: 0 LOB: 0 BB: 0 P: 3	R: 0 E: 0 K: 1 S: 6	H: 1 LOB: 1 BB: 0 P: 6	R: 1 E: 0 K: 1 S: 6	H: 1 LOB: 0 BB: 0 P: 6	R: 0 E: 0 K: 2 S: 7	H: 0 LOB: 0 BB: 0 P: 7	R: 0 E: 0 K: 1 S: 5	H: 0 LOB: 0 BB: 0 P: 5	R: 0 E: 0 K: 0 S: 3	H: 0 LOB: 0 BB: 0 P: 3	R: 0 E: 0 K: 1 S: 5	H: 1 LOB: 0 BB: 0 P: 5	R: 0 E: 0 K: 0 S: 5	H: 2 LOB: 2 BB: 0 P: 5	1B: 5 2B: 1 3B: 0 HR: 1	SF: 0 SAC: 0 DP: 1 HBP: 0	WP: 0 PB: 0 SB: 0 CS: 1	PA: 32
PITCHER	IP	WLS	BF	H	R	ER	SO	BB	IBB	HBP	BLK	WP	HR	S	P	ERA	WHIP					
Ray Culp, R ERA: 3.0 Bob Veale, L ERA: 3.0	(1, 1)	8.0	27	4	1	1	6	0	0	0	0	0	0	39	39	1.12	0.500					
PITCHER	IP	WLS	BF	H	R	ER	SO	BB	IBB	HBP	BLK	WP	HR	S	P	ERA	WHIP					
	(9, 1)	1.0	5	2	0	0	0	0	0	0	0	0	0	5	5	0.00	2.000					

Boston Red Sox @ New York Yankees
Yankee Stadium, Bronx, NY
Wed Jul 04 1973, 3:33 AM EDT
Overcast - 77 F

AB 32
R 1
H 6
RBI 1
BB 0
SO 6
LOB 11



Batter	1	2	3	4	5	6	7	8	9	AB	R	H	RBI	BB	SO	LOB	TOP					
Rick Miller, L OBP: 0.367, SLG: 0.388 (1, 7)	0-3 K		0-0 F8		4-0 S 1B BB		0-0 F7			3	1	0	0	1	1	0						
Reggie Smith, S OBP: 0.395, SLG: 0.437 (1, 8)	0-3 K		0-0 3-1		0-0 F8		0-0 F7			4	0	0	0	0	0	1						
Carl Yastrzemski, L OBP: 0.359, SLG: 0.438 (1, 3)	4-0 S BB		0-0 E4 HBP		0-0 CS 1-H 1B		0-0 P4			3	0	1	1	1	1	0						
Orlando Cepeda, R OBP: 0.340, SLG: 0.470 Tommy Harper, R OBP: 0.314, SLG: 0.314 (8, PR)	0-0 5-3		0-0 HBP		0-0 CS	0-3 K		0-0 1B		3	0	1	0	0	1	1						
Rico Petrocelli, R OBP: 0.331, SLG: 0.415 (1, 5)		0-0 F7	0-0 F9		0-0 5-3		0-0 5-3			4	0	0	0	0	0	3						
Dwight Evans, R OBP: 0.333, SLG: 0.376 (1, 9)		0-0 F9		0-0 F9		0-0 2B		4-0 SH2-4 BB		3	0	1	0	1	0	0						
Bob Montgomery, R OBP: 0.342, SLG: 0.714 (1, 2)		0-0 1B 1B		0-3 K		0-3 K		0-0 SH2-4		3	0	1	0	0	2	1						
Mario Guerrero, R OBP: 0.302, SLG: 0.293 (1, 6)		0-0 1B		0-0 5-3			0-0 4-3		0-0 P3	4	0	1	0	0	0	1						
John Kennedy, R OBP: 0.248, SLG: 0.294 (1, 4)	0-3 K				0-3 K		0-0 5-3		0-0 6-3	4	0	0	0	0	2	3						
Inning Stats	R: 0 E: 0 K: 2 S: 7	H: 0 LOB: 1 BB: 1 P: 11	R: 0 E: 0 K: 1 S: 7	H: 2 LOB: 2 BB: 0 P: 7	R: 0 E: 1 K: 0 S: 4	H: 0 LOB: 2 BB: 0 P: 5	R: 0 E: 0 K: 1 S: 5	H: 0 LOB: 0 BB: 0 P: 5	R: 1 E: 0 K: 1 S: 5	H: 1 LOB: 1 BB: 1 P: 9	R: 0 E: 0 K: 2 S: 8	H: 1 LOB: 1 BB: 0 P: 8	R: 0 E: 0 K: 0 S: 3	H: 0 LOB: 0 BB: 0 P: 3	R: 0 E: 0 K: 0 S: 4	H: 1 LOB: 1 BB: 1 P: 4	R: 0 E: 0 K: 0 S: 3	H: 0 LOB: 1 BB: 1 P: 7	1B: 4 2B: 1 3B: 0 HR: 0	SF: 0 SAC: 1 DP: 0 HBP: 1	WP: 0 PB: 0 SB: 2 CS: 1	PA: 37
PITCHER Doc Medich, R ERA: 2.98 (1, 1)	IP: 9.0 WLS: L BF: 36 H: 5 R: 1 ER: 1 SO: 7 BB: 3 IBB: 0 HBP: 1 BLK: 0 WP: 0 HR: 0 S: 46 P: 59 ERA: 1.00 WHIP: 0.889															PITCHER						

Boston Red Sox @ New York Yankees
Yankee Stadium, Bronx, NY
Wed Jul 04 1973, 3:38 AM EDT
Att: 41,693 - Cloudy - 83 F

AB 31
R 1
H 5
RBI 1
BB 3
SO 7
LOB 10

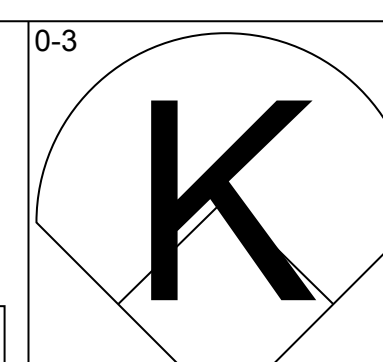
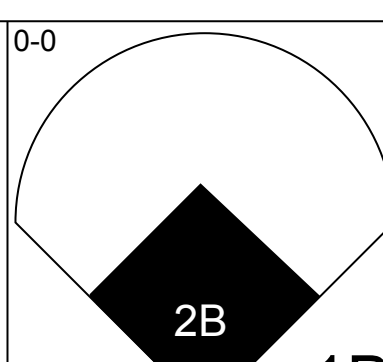
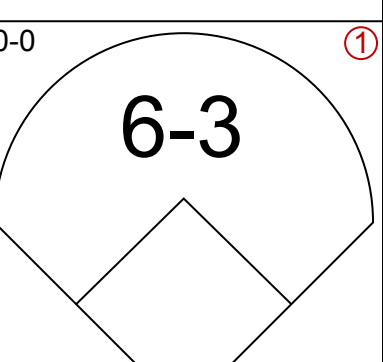
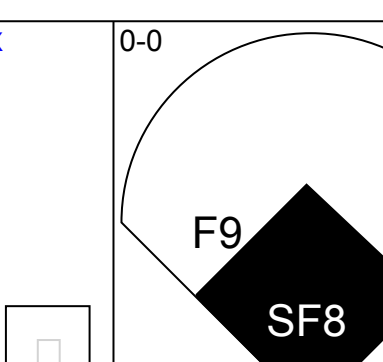
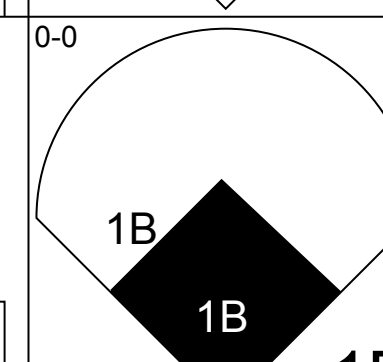
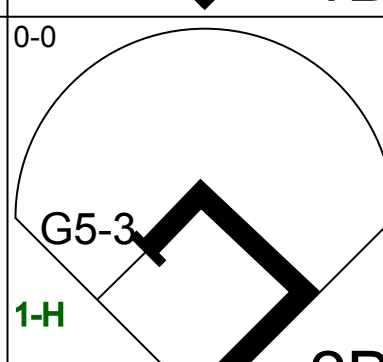
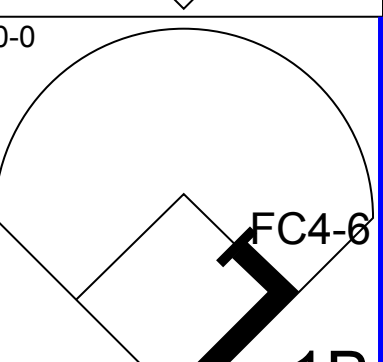
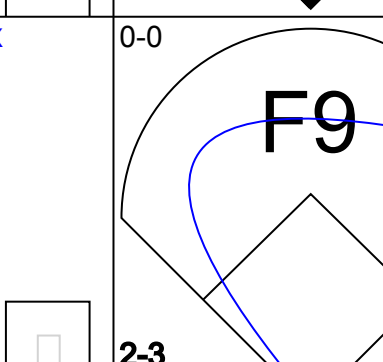
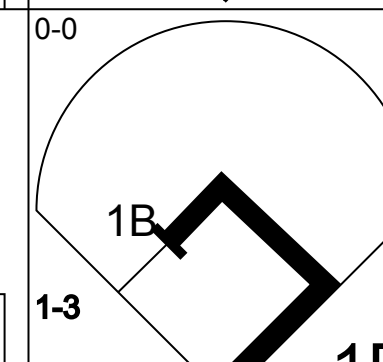
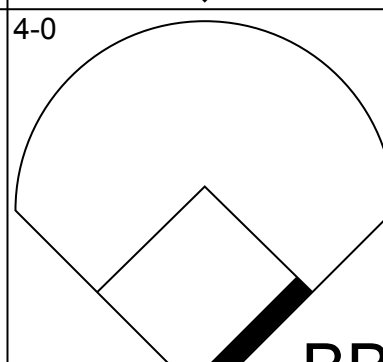
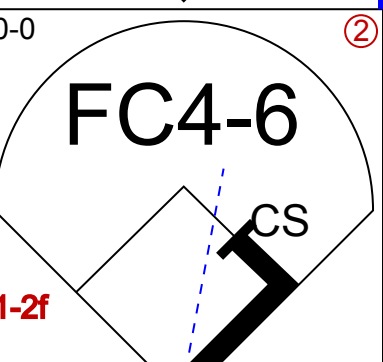
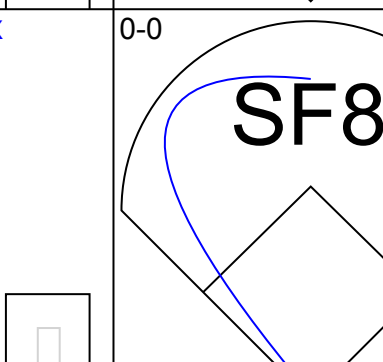
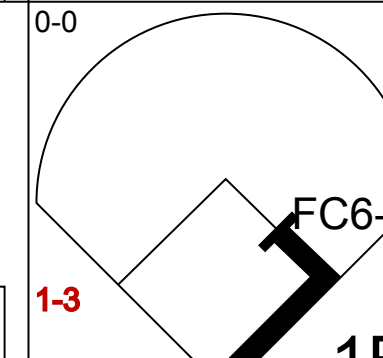
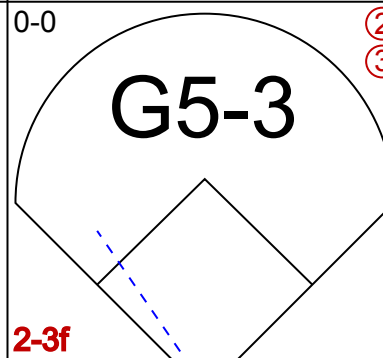
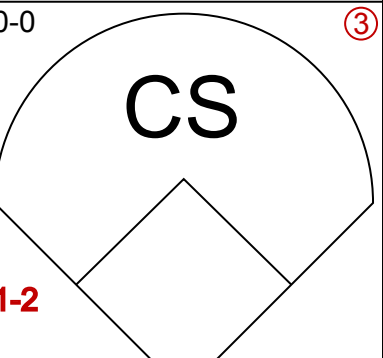
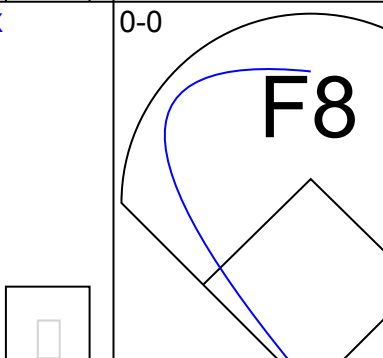
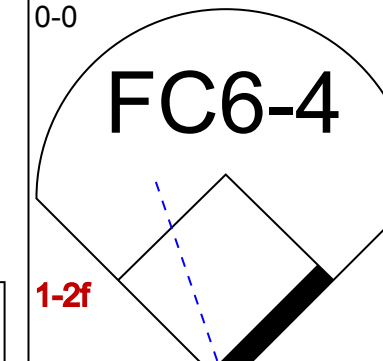


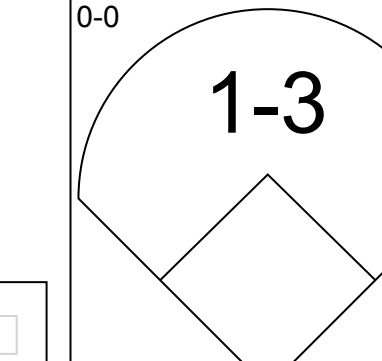


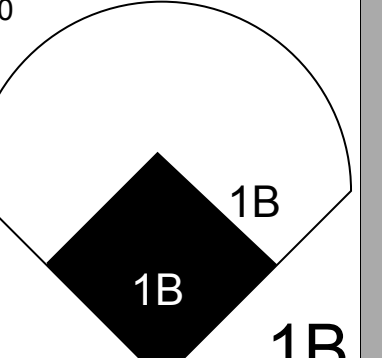
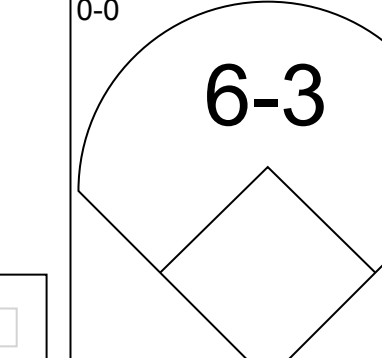
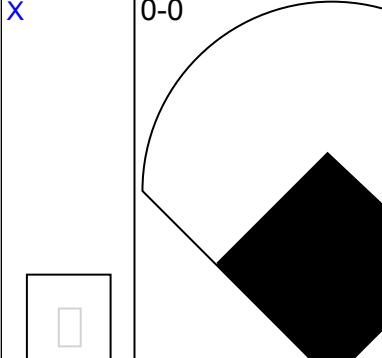
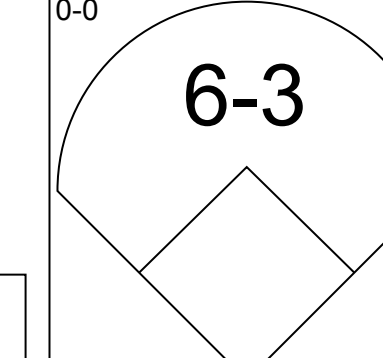
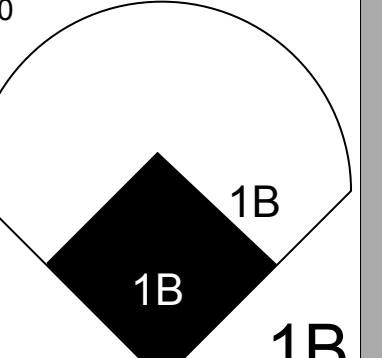
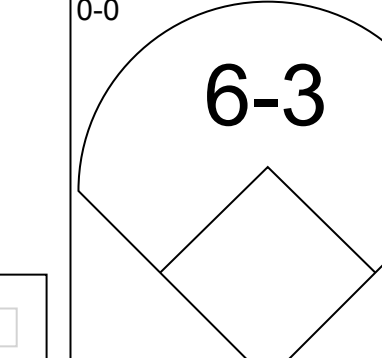
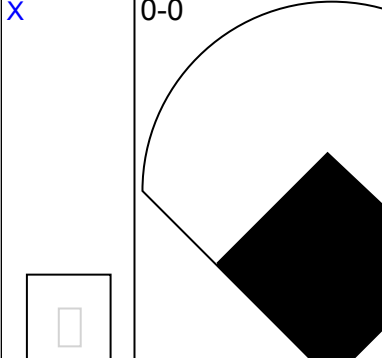
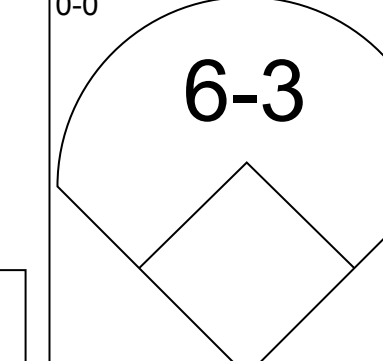
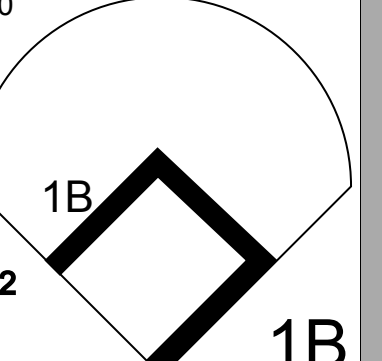
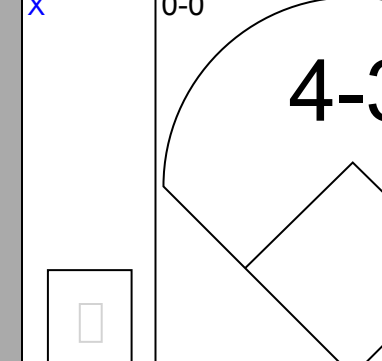
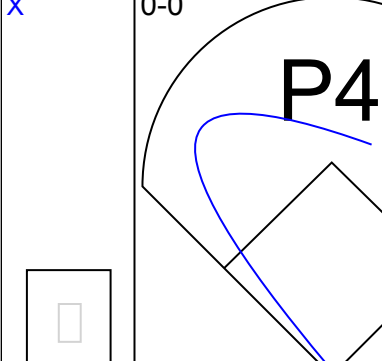
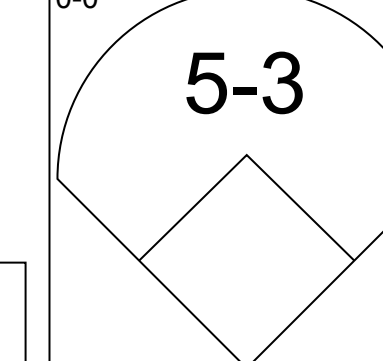
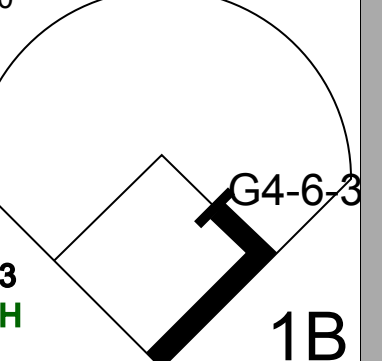
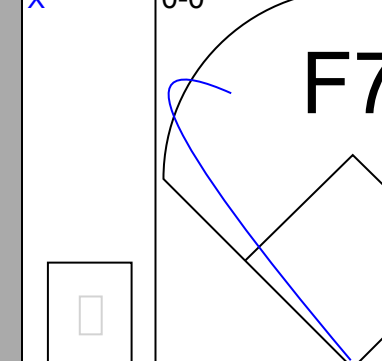
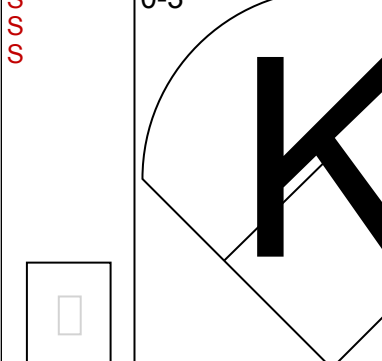
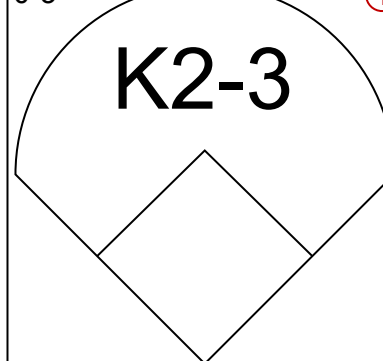
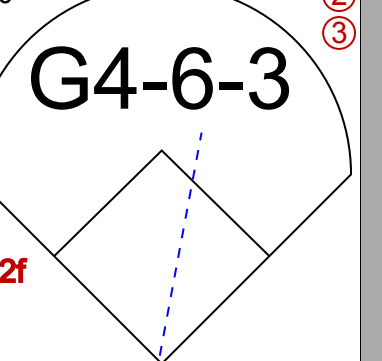
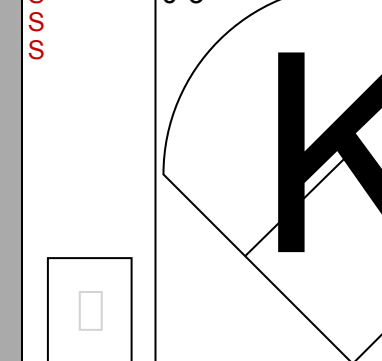


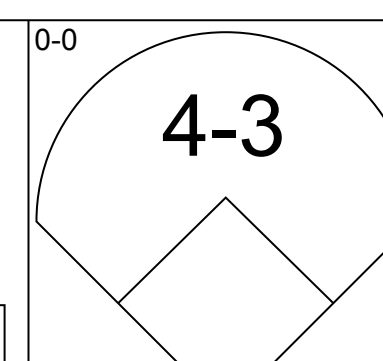
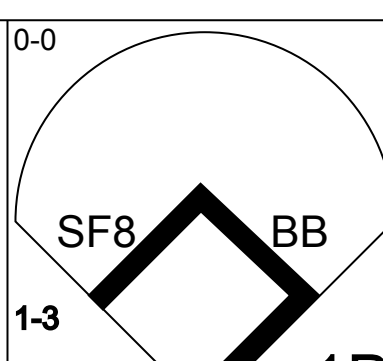
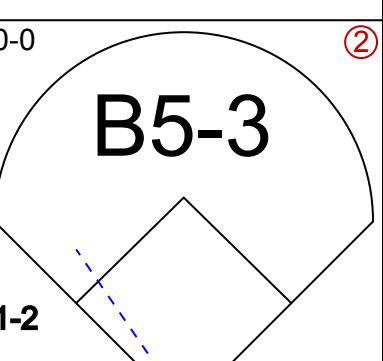
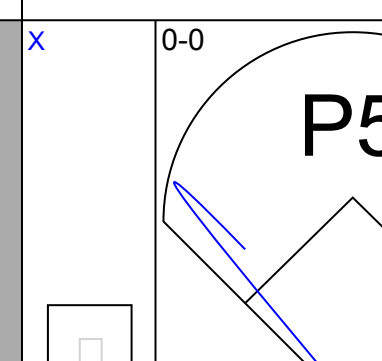
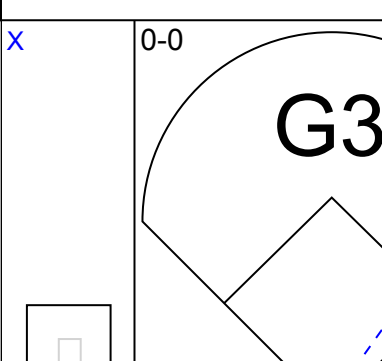
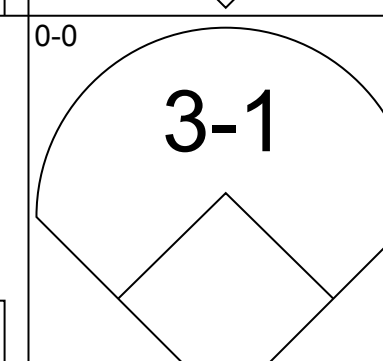
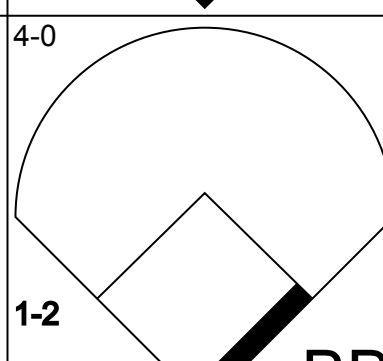
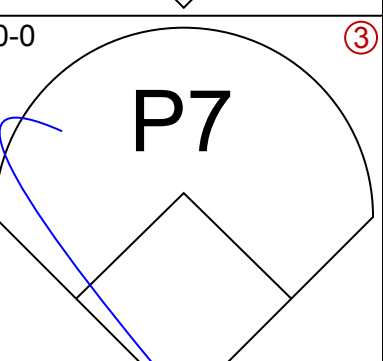
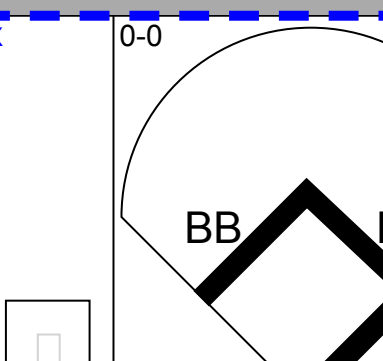
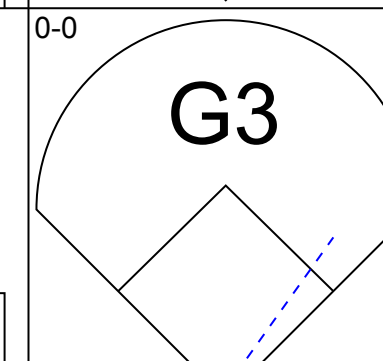
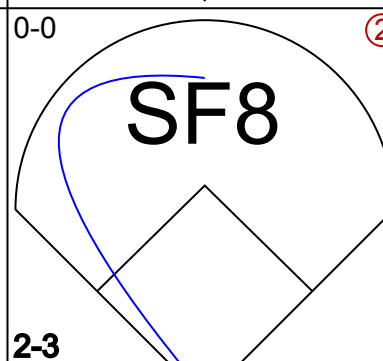
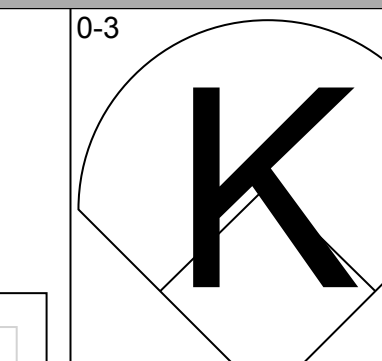
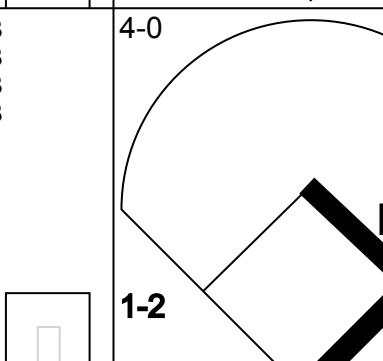
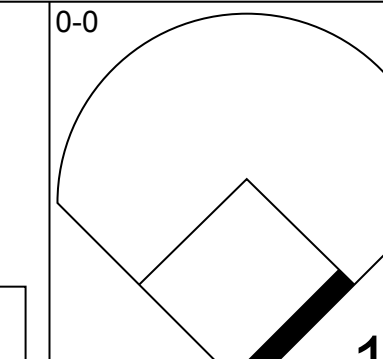
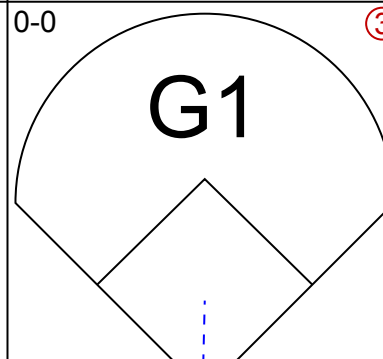
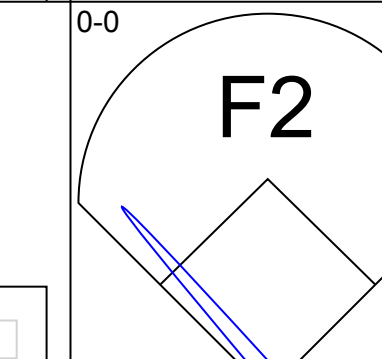
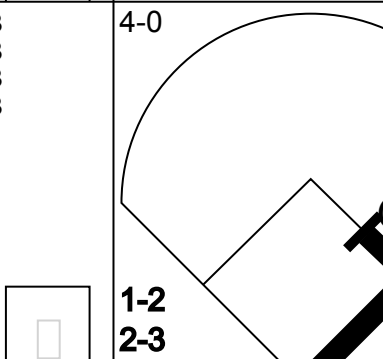
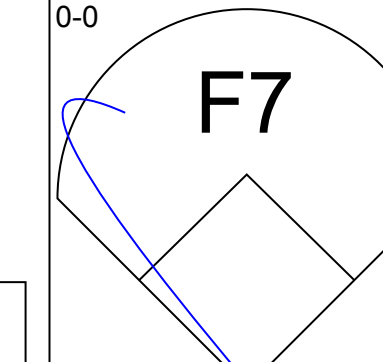
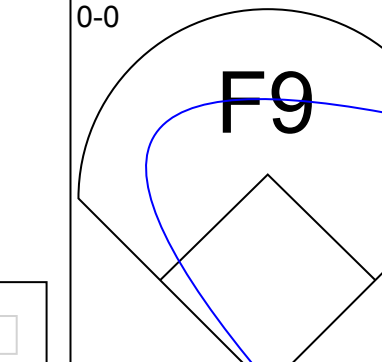
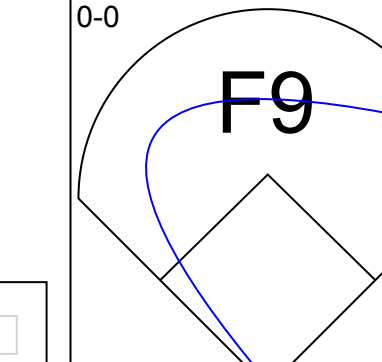
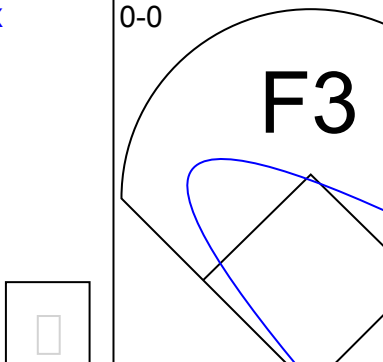
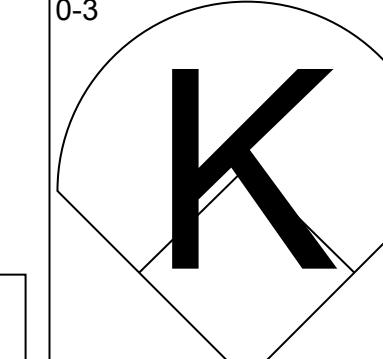


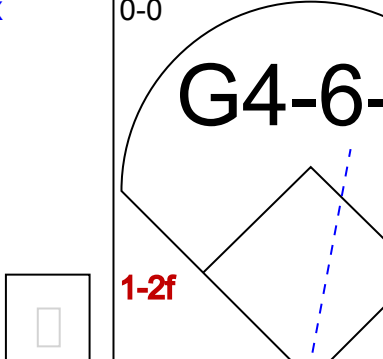
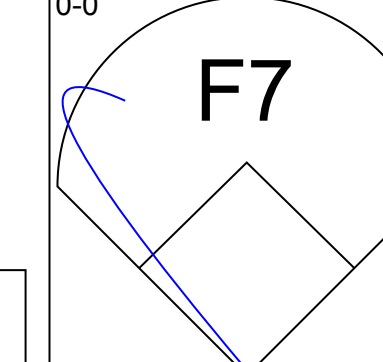

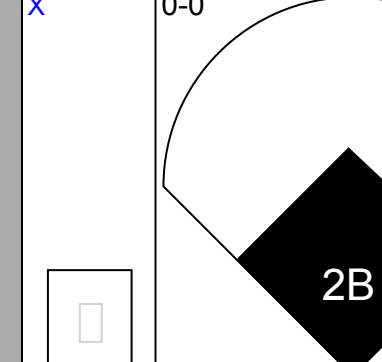

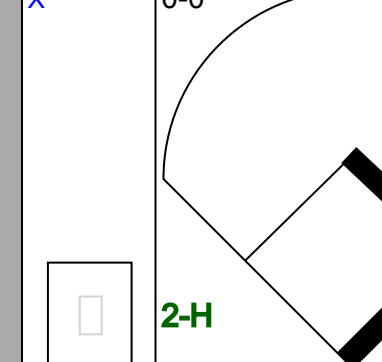
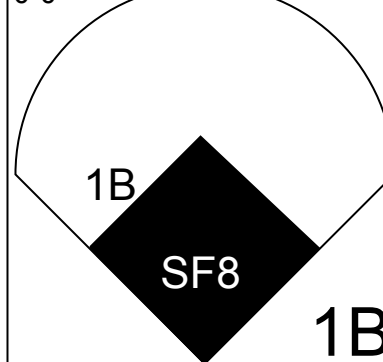
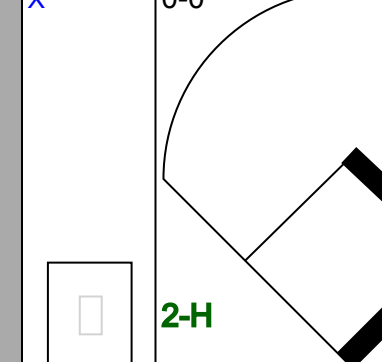
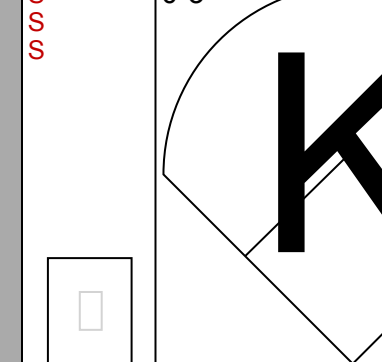
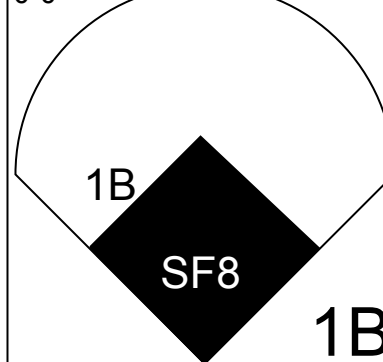
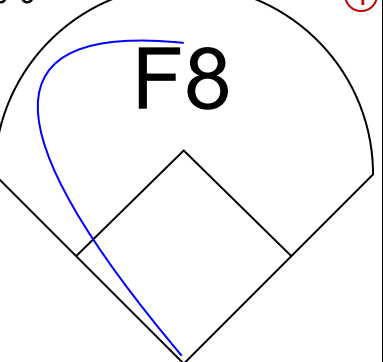
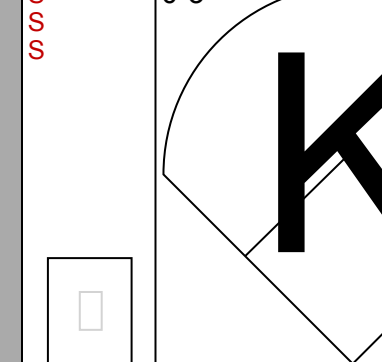
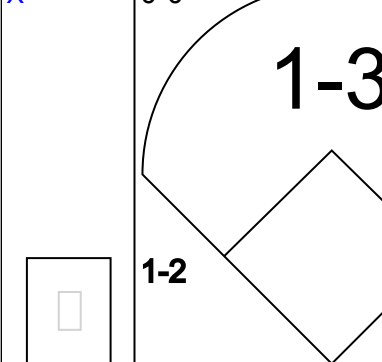
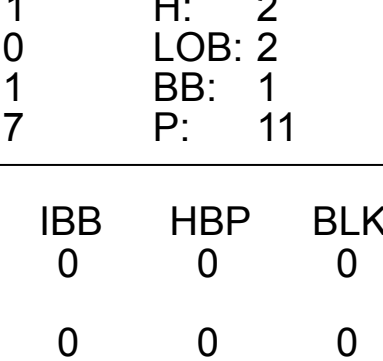
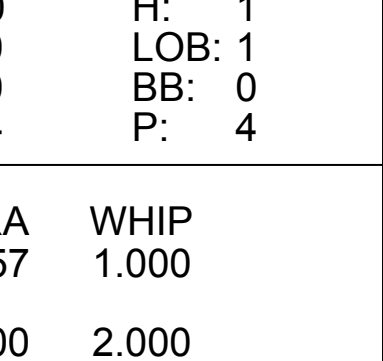
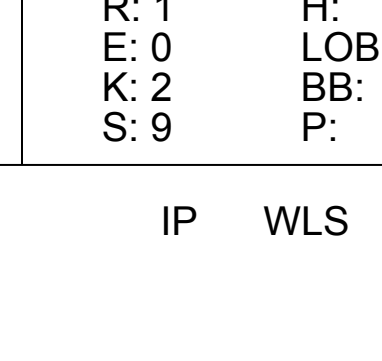
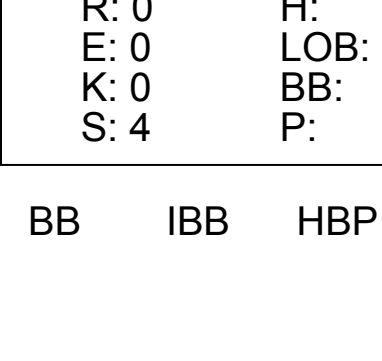
Batter	1	2	3	4	5	6	7	8	9	AB	R	H	RBI	BB	SO	LOB	BOTTOM					
Horace Clarke, S OBP: 0.322, SLG: 0.299 (1, 4)	0-0 F8		4-0 G4-3 1B BB		0-0 6-3		0-0 F7			3	0	0	0	1	0	0						
Roy White, S OBP: 0.342, SLG: 0.361 (1, 7)	0-0 4-3		0-0 G4-3 1B		0-0 S 1B			0-0 F7		4	0	2	0	0	0	0						
Matty Alou, L OBP: 0.339, SLG: 0.352 (1, 9)	0-0 BB S 1B		0-0 G4-3		0-3 K			0-0 1B 1B		4	0	2	0	0	1	3						
Bobby Murcer, L OBP: 0.347, SLG: 0.484 (1, 8)	4-0 BB 1B		4-0 FC6-4 BB		0-3 K			0-0 P6		2	0	0	0	2	1	2						
Jim Ray Hart, R OBP: 0.315, SLG: 0.383 Ron Swoboda, R OBP: 0.185, SLG: 0.083 (8, PR)	4-0 1B		0-0 FC6-4		0-0 1-3			0-0 1B		3	0	1	0	1	0	2						
Graig Nettles, L OBP: 0.356, SLG: 0.414 (1, 5)	0-0 F8		0-0 F2		0-0 F9			0-0 P4		4	0	0	0	0	0	5						
Felipe Alou, R OBP: 0.259, SLG: 0.329 (1, 3)		0-0 P6		0-0 6-3		0-3 K		0-3 K		4	0	0	0	0	2	0						
Jerry Moses, R OBP: 0.318, SLG: 0.381 (1, 2)		0-0 1-3		0-0 2B			0-0 P3		0-0 F9	4	0	1	0	0	0	0						
Hal Lanier, R OBP: 0.176, SLG: 0.206 Thurman Munson, R OBP: 0.341, SLG: 0.472 (8, PH)	0-3 K		0-3 K		0-0 F2			0-0 6-3		3	0	0	0	0	2	1						
Inning Stats	R: 0 E: 0 K: 0 S: 4	H: 1 LOB: 3 BB: 2 P: 12	R: 0 E: 0 K: 1 S: 5	H: 0 LOB: 0 BB: 0 P: 5	R: 0 E: 0 K: 0 S: 3	H: 1 LOB: 2 BB: 2 P: 11	R: 0 E: 0 K: 1 S: 6	H: 1 LOB: 1 BB: 0 P: 6	R: 0 E: 0 K: 2 S: 8	H: 1 LOB: 1 BB: 0 P: 8	R: 0 E: 0 K: 1 S: 5	H: 0 LOB: 0 BB: 0 P: 5	R: 0 E: 0 K: 0 S: 3	H: 0 LOB: 0 BB: 0 P: 3	R: 0 E: 0 K: 0 S: 5	H: 2 LOB: 2 BB: 0 P: 5	R: 0 E: 0 K: 1 S: 5	H: 0 LOB: 0 BB: 0 P: 5	1B: 5 2B: 1 3B: 0 HR: 0	SF: 0 SAC: 0 DP: 1 HBP: 0	WP: 0 PB: 0 SB: 2 CS: 0	PA: 36
PITCHER Roger Moret, L ERA: 2.83 (1, 1)	IP: 9.0 WLS: W BF: 36 H: 6 R: 0 ER: 0 SO: 6 BB: 4 IBB: 0 HBP: 0 BLK: 0 WP: 0 HR: 0 S: 44 P: 60 ERA: 0.00 WHIP: 1.111															PITCHER						

Boston Red Sox @ New York Yankees
Yankee Stadium, Bronx, NY
Wed Jul 04 1973, 3:38 AM EDT
Att: 41,693 - Cloudy - 83 F

AB 32
R 0
H 6
RBI 0
BB 4
SO 6
LOB 13



Batter	1	2	3	4	5	6	7	8	9	AB	R	H	RBI	BB	SO	LOB	TOP			
Tommy Harper, R OBP: 0.317, SLG: 0.322 (1, 7)			 1B					 2B		4	2	2	0	0	1	0	Boston Red Sox @ Chicago White Sox Comiskey Park, Chicago, IL Fri Jul 06 1973, 8:05 PM EDT Att: 28,960 - Unknown - 84 F			
Reggie Smith, S OBP: 0.398, SLG: 0.448 (1, 8)			 2B		 1B			 2-3		3	1	3	1	0	0	0				
Rick Miller, L OBP: 0.361, SLG: 0.382 (5, FR) (5, 8)					 1-2			 3-H		2	0	1	1	1	0	1				
Carl Yastrzemski, L OBP: 0.365, SLG: 0.452 (1, 3)					 1-2			 3-H		4	0	1	1	0	0	2				
Orlando Cepeda, R OBP: 0.340, SLG: 0.466 (1, 10)			 2-3		 1-2					4	0	0	0	0	1	1				
Rico Petrocelli, R OBP: 0.324, SLG: 0.403 (1, 5)											4	2	2	1	0	0				
Carlton Fisk, R OBP: 0.348, SLG: 0.529 (1, 2)				 1B						4	0	1	0	0	0	0				
Luis Aparicio, R OBP: 0.327, SLG: 0.303 (1, 6)				 1-2						4	0	1	0	0	0	0				
Dwight Evans, R OBP: 0.335, SLG: 0.376 (1, 9)				 1-3						4	0	1	1	0	1	0				
Mario Guerrero, R OBP: 0.295, SLG: 0.286 (1, 4)					 1-2					3	0	0	0	0	2	2				
Inning Stats	R: 1 E: 0 K: 1 S: 7	H: 3 LOB: 1 BB: 0 P: 7	R: 0 E: 0 K: 0 S: 3	H: 0 LOB: 0 BB: 0 P: 3	R: 1 E: 0 K: 1 S: 6	H: 2 LOB: 1 BB: 1 P: 10	R: 1 E: 0 K: 0 S: 5	H: 3 LOB: 1 BB: 0 P: 5	R: 0 E: 0 K: 0 S: 3	H: 0 LOB: 0 BB: 0 P: 3	R: 0 E: 0 K: 1 S: 5	H: 0 LOB: 0 BB: 0 P: 5	R: 1 E: 0 K: 0 S: 4	H: 1 LOB: 0 BB: 0 P: 4	R: 1 E: 0 K: 2 S: 8	H: 1 LOB: 0 BB: 0 P: 8	1B: 8 2B: 2 3B: 0 HR: 1	SF: 1 SAC: 0 DP: 2 HBP: 0	WP: 0 PB: 0 SB: 0 CS: 1	PA: 36
PITCHER	IP	WLS	BF	H	R	ER	SO	BB	IBB	HBP	BLK	WP	HR	S	P	ERA	WHIP			
Wilbur Wood, L ERA: 2.64 (1, 1)	8.1	L	33	11	5	5	4	1	0	0	0	0	1	40	44	5.40	1.440			
Cy Acosta, R ERA: 1.91 (9, 1)	0.2		2	0	0	0	1	0	0	0	0	0	0	4	4	0.00	0.000			

Batter	1	2	3	4	5	6	7	8	9	AB	R	H	RBI	BB	SO	LOB	BOTTOM			
Pat Kelly, L OBP: 0.367, SLG: 0.381 (1, 9)			 1-3		 1-2						5	0	1	0	0	0	3			
Tony Muser, L OBP: 0.402, SLG: 0.406 (1, 3)			 1-2					 1B		3	0	1	0	1	0	1				
Carlos May, L OBP: 0.312, SLG: 0.363 (1, 7)			 2-3					 1-2		2	0	0	1	1	1	0				
Bill Melton, R OBP: 0.369, SLG: 0.487 (1, 5)			 2-3					 1-2		3	0	1	0	1	0	2				
Luis Alvarado, R OBP: 0.292, SLG: 0.333 (8, FR) (9, 5)								 2-3		0	0	0	0	0	0	0				
Ken Henderson, S OBP: 0.339, SLG: 0.347 (1, 10)										4	0	0	0	0	0	4				
Ed Herrmann, L OBP: 0.279, SLG: 0.361 (1, 2)								 1-2		4	0	0	0	0	2	4				
Buddy Bradford, R OBP: 0.387, SLG: 0.444 (1, 8)							 2B				4	1	1	0	0	0	1			
Jorge Orta, L OBP: 0.275, SLG: 0.294 (1, 4)					 1B		 2-H		 1B		4	0	3	1	0	1	0			
Eddie Leon, R OBP: 0.324, SLG: 0.321 (1, 6)			 SF8						 1-2		4	1	1	0	0	1	3			
Inning Stats	R: 0 E: 0 K: 0 S: 3	H: 0 LOB: 0 BB: 0 P: 3	R: 0 E: 0 K: 1 S: 6	H: 1 LOB: 0 BB: 0 P: 6	R: 1 E: 0 K: 1 S: 7	H: 2 LOB: 2 BB: 1 P: 11	R: 0 E: 0 K: 0 S: 3	H: 0 LOB: 0 BB: 0 P: 3	R: 0 E: 0 K: 1 S: 5	H: 0 LOB: 0 BB: 0 P: 5	R: 1 E: 0 K: 2 S: 9	H: 2 LOB: 1 BB: 0 P: 9	R: 0 E: 0 K: 0 S: 3	H: 1 LOB: 3 BB: 2 P: 11	R: 0 E: 0 K: 0 S: 4	H: 1 LOB: 1 BB: 0 P: 4	1B: 6 2B: 2 3B: 0 HR: 0	SF: 1 SAC: 0 DP: 1 HBP: 0	WP: 0 PB: 0 SB: 0 CS: 0	PA: 37
PITCHER	IP	WLS	BF	H	R	ER	SO	BB	IBB	HBP	BLK	WP	HR	S	P	ERA	WHIP			
Luis Tiant, R ERA: 3.87 (1, 1)	7.0		28	6	2	2	5	1	0	0	0	0	0	37	41	2.57	1.000			
Bob Veale, L ERA: 2.74 (8, 1)	2.0	S	9	2	0	0	0	2	0	0	0	0	0	7	15	0.00	2.000			

Batter	1	2	3	4	5	6	7	8	9	AB	R	H	RBI	BB	SO	LOB	TOP										
Tommy Harper, R OBP: 0.322, SLG: 0.326 (1, 7)										3	1	2	1	0	1		Boston Red Sox @ Chicago White Sox Comiskey Park, Chicago, IL Sat Jul 07 1973, 4:33 AM EDT Att: 35,681 - Unknown - 86 F										
Luis Aparicio, R OBP: 0.322, SLG: 0.297 (1, 6)										5	0	0	0	0	1	4											
Carl Yastrzemski, L OBP: 0.359, SLG: 0.444 (1, 3)										5	0	0	0	0	2	3											
Orlando Cepeda, R OBP: 0.338, SLG: 0.461 (1, 10)										5	0	1	1	0	1	0											
Rico Petrocelli, R OBP: 0.336, SLG: 0.415 (1, 5)										3	3	3	0	2	0	0											
Carlton Fisk, R OBP: 0.342, SLG: 0.520 (1, 2)										5	0	0	0	0	2	6											
Rick Miller, L OBP: 0.364, SLG: 0.391 (1, 8)										4	1	2	1	0	0	4											
Dwight Evans, R OBP: 0.327, SLG: 0.366 (1, 9)										4	1	0	0	0	0	2											
Mario Guerrero, R OBP: 0.302, SLG: 0.294 (1, 4)										4	1	2	1	0	0	1											
Inning Stats	R: 1 E: 1 K: 1 S: 7	H: 1 LOB: 3 BB: 2 P: 15	R: 0 E: 0 K: 0 S: 3	H: 0 LOB: 0 BB: 0 P: 3	R: 0 E: 0 K: 1 S: 5	H: 0 LOB: 0 BB: 1 P: 5	R: 1 E: 1 K: 0 S: 4	H: 0 LOB: 1 BB: 1 P: 8	R: 0 E: 0 K: 1 S: 4	H: 2 LOB: 1 BB: 0 P: 7	R: 0 E: 0 K: 1 S: 6	H: 1 LOB: 1 BB: 0 P: 6	R: 4 E: 1 K: 0 S: 8	H: 4 LOB: 1 BB: 0 P: 8	R: 0 E: 0 K: 1 S: 6	H: 1 LOB: 1 BB: 0 P: 6	1B: 6 2B: 4 3B: 0 HR: 0	SF: 0 SAC: 0 DP: 1 HBP: 1	WP: 0 PB: 0 SB: 1 CS: 1	PA: 42							
PITCHER	IP	WLS	BF	H	R	ER	SO	BB	IBB	HBP	BLK	WP	HR	S	P	ERA	WHIP										
Stan Bahnsen, R ERA: 3.13 (1, 1)	7.2	L	37	8	7	6	5	3	0	1	0	0	0	43	56	7.04	1.435										
Steve Kealey, R ERA: 10.97 (8, 1)	1.1		5	1	0	0	1	0	0	0	0	0	0	7	7	0.00	0.750										

Batter	1	2	3	4	5	6	7	8	9	AB	R	H	RBI	BB	SO	LOB	BOTTOM										
Johnny Jeter, R OBP: 0.250, SLG: 0.322 (1, 9)										5	0	0	0	0	1	2	Boston Red Sox @ Chicago White Sox Comiskey Park, Chicago, IL Sat Jul 07 1973, 4:33 AM EDT Att: 35,681 - Unknown - 86 F										
Mike Andrews, R OBP: 0.298, SLG: 0.258 (1, 3)										3	0	1	0	1	0	0											
Carlos May, L OBP: 0.308, SLG: 0.358 (1, 7)										4	0	0	0	0	0	2											
Bill Melton, R OBP: 0.374, SLG: 0.489 (1, 5)										3	0	2	0	1	0	0											
Ken Henderson, S OBP: 0.342, SLG: 0.351 (1, 10)										4	0	2	0	0	1	2											
Luis Alvarado, R OBP: 0.280, SLG: 0.320 (1, 4)										4	0	0	0	0	0	4											
Buddy Bradford, R OBP: 0.371, SLG: 0.516 (1, 8)										4	1	1	1	0	0	1											
Eddie Leon, R OBP: 0.330, SLG: 0.325 (1, 6)										3	1	2	0	1	0	0											
Chuck Brinkman, R OBP: 0.221, SLG: 0.242 (1, 2)										3	1	1	0	0	2	1											
Inning Stats	R: 0 E: 0 K: 1 S: 4	H: 0 LOB: 0 BB: 1 P: 8	R: 0 E: 0 K: 0 S: 4	H: 1 LOB: 1 BB: 0 P: 4	R: 0 E: 0 K: 1 S: 5	H: 0 LOB: 0 BB: 0 P: 5	R: 0 E: 0 K: 0 S: 4	H: 1 LOB: 2 BB: 1 P: 8	R: 2 E: 2 K: 0 S: 6	H: 3 LOB: 1 BB: 0 P: 6	R: 0 E: 0 K: 0 S: 3	H: 1 LOB: 0 BB: 0 P: 3	R: 0 E: 0 K: 1 S: 4	H: 1 LOB: 1 BB: 0 P: 4	R: 0 E: 0 K: 1 S: 6	H: 1 LOB: 1 BB: 0 P: 6	R: 1 E: 0 K: 1 S: 6	H: 1 LOB: 1 BB: 1 P: 10	1B: 7 2B: 1 3B: 0 HR: 1	SF: 0 SAC: 1 DP: 2 HBP: 0	WP: 0 PB: 0 SB: 0 CS: 0	PA: 37					
PITCHER	IP	WLS	BF	H	R	ER	SO	BB	IBB	HBP	BLK	WP	HR	S	P	ERA	WHIP										
John Curtis, L ERA: 2.94 (1, 1)	9.0	W	37	9	3	3	4	3	0	0	0	0	1	42	54	3.00	1.333										

Batter	1	2	3	4	5	6	7	8	9	AB	R	H	RBI	BB	SO	LOB	TOP										
Tommy Harper, R OBP: 0.321, SLG: 0.322 (1, 7)	4-0 1B BB		0-0 F2		0-0 FC5			0-0 F3		3	0	0	0	1	0	2											
Luis Aparicio, R OBP: 0.321, SLG: 0.296 (1, 6)	0-0 G6-4-3 1B		0-0 F8					0-0 4-3		4	0	1	0	0	0	0											
Carl Yastrzemski, L OBP: 0.359, SLG: 0.441 Danny Cater, R OBP: 0.343, SLG: 0.376 (1, 3) (6, 3)	0-3 K			4-0 G6-4-3 BB				0-0 P4		2	0	0	0	1	1	2											
Orlando Cepeda, R OBP: 0.337, SLG: 0.458 Buddy Hunter, R OBP: 0.333, SLG: 0.333 (1, 10) (8, PR)	0-0 G6-4-3			0-0 G6-4-3				0-0 F9		3	4	0	1	0	0	3											
Carlton Fisk, R OBP: 0.344, SLG: 0.518 (1, 2)		0-0 1B		0-0 F7				4-0 FC6-4 BB		3	3	0	1	0	1	0											
Rick Miller, L OBP: 0.356, SLG: 0.382 (1, 8)		0-3 K			0-0 F9			0-0 FC6-4 1B		1	4	0	0	0	1	2											
Dwight Evans, R OBP: 0.320, SLG: 0.356 (1, 9)		0-3 K			0-3 K			0-3 K		2	4	0	0	0	3	2											
Mario Guerrero, R OBP: 0.308, SLG: 0.295 (1, 4)		0-0 5-3			1-0 FC5 BB HBP			0-0 1B		3	3	0	1	0	0	1											
John Kennedy, R OBP: 0.250, SLG: 0.290 (1, 5)			0-3 K		4-0 1-2 BB			0-3 K		3	2	0	0	0	1	2											
Inning Stats	R: 0 E: 0 K: 1 S: 5	H: 1 LOB: 1 BB: 1 P: 9	R: 0 E: 0 K: 2 S: 8	H: 1 LOB: 1 BB: 0 P: 8	R: 0 E: 0 K: 1 S: 5	H: 0 LOB: 0 BB: 0 P: 5	R: 0 E: 0 K: 0 S: 2	H: 0 LOB: 0 BB: 1 P: 6	R: 0 E: 0 K: 1 S: 5	H: 0 LOB: 2 BB: 1 P: 10	R: 0 E: 0 K: 0 S: 3	H: 0 LOB: 0 BB: 0 P: 3	R: 0 E: 0 K: 2 S: 8	H: 1 LOB: 2 BB: 1 P: 12	R: 1 E: 0 K: 0 S: 5	H: 2 LOB: 2 BB: 0 P: 5	R: 0 E: 0 K: 0 S: 3	H: 0 LOB: 0 BB: 0 P: 3	1B: 5 2B: 0 3B: 0 HR: 0	SF: 0 SAC: 0 DP: 2 HBP: 1	WP: 1 PB: 0 SB: 0 CS: 0	PA: 35					
PITCHER	IP	WLS	BF	H	R	ER	SO	BB	IBB	HBP	BLK	WP	HR	S	P	ERA	WHIP										
Steve Stone, R ERA: 4.3 (1, 1)	7.2	W	31	5	1	1	7	4	0	1	0	0	0	40	57	1.17	1.174										
Cy Acosta, R ERA: 1.85 (8, 1)	1.1	S	4	0	0	0	0	0	0	0	0	1	0	4	4	0.00	0.000										

Boston Red Sox @ Chicago White Sox
Comiskey Park, Chicago, IL
Sun Jul 08 1973, 4:33 AM EDT
Unknown - 88 F

AB 30
R 1
H 5
RBI 0
BB 4
SO 7
LOB 15



Batter	1	2	3	4	5	6	7	8	9	AB	R	H	RBI	BB	SO	LOB	BOTTOM										
Pat Kelly, L OBP: 0.367, SLG: 0.379 (1, 9)	0-0 S HR 1B		0-0 F8		4-0 SH1-3 2B BB			0-3 K		4	2	1	0	1	1	2											
Tony Muser, L OBP: 0.405, SLG: 0.404 (1, 3)	0-0 F8		0-0 F9		0-0 SH1-3 1-2			0-0 1B 1B		3	0	1	0	1	0	1											
Carlos May, L OBP: 0.310, SLG: 0.374 Bill Sharp, L OBP: 0.293, SLG: 0.329 (1, 7) (7, 7)	0-0 1H HR		0-0 F8		0-0 WP 2B 2B			0-0 F8		2	4	2	2	3	0	0											
Bill Melton, R OBP: 0.374, SLG: 0.489 (1, 5)	0-0 P6		0-0 2B		4-0 2B E BB			0-0 P6		3	4	1	1	0	1	3											
Ken Henderson, S OBP: 0.345, SLG: 0.356 (1, 10)	0-0 F7		0-0 G3		0-0 E 3H 2B			0-0 1B BB		3	0	1	1	1	0	1											
Ed Herrmann, L OBP: 0.278, SLG: 0.356 (1, 2)		0-0 G3		0-0 L5		4-0 E IBB		0-0 P4		1	3	0	0	0	1	0											
Buddy Bradford, R OBP: 0.385, SLG: 0.588 (1, 8)		4-0 CS BB		0-0 HR		0-0 E5 1-2 2-3 3H		0-3 K		2	3	1	1	1	1	3											
Jorge Orta, L OBP: 0.280, SLG: 0.298 (1, 4)		0-0 E 1B		0-0 L3		0-3 K		0-0 1B		3	4	0	2	0	0	1											
Eddie Leon, R OBP: 0.325, SLG: 0.320 (1, 6)		0-0 E5		0-0 F8		0-0 P6		0-3 K		3	4	0	0	0	1	6											
Inning Stats	R: 2 E: 0 K: 0 S: 5	H: 2 LOB: 0 BB: 0 P: 5	R: 0 E: 1 K: 0 S: 4	H: 1 LOB: 2 BB: 1 P: 8	R: 0 E: 0 K: 0 S: 4	H: 1 LOB: 1 BB: 0 P: 4	R: 1 E: 0 K: 0 S: 4	H: 1 LOB: 0 BB: 0 P: 4	R: 3 E: 1 K: 1 S: 8	H: 2 LOB: 3 BB: 3 P: 20	R: 0 E: 0 K: 0 S: 3	H: 0 LOB: 1 BB: 1 P: 7	R: 0 E: 0 K: 2 S: 8	H: 1 LOB: 2 BB: 1 P: 12	R: 0 E: 0 K: 1 S: 6	H: 2 LOB: 1 BB: 0 P: 6	1B: 5 2B: 3 3B: 0 HR: 2	SF: 0 SAC: 1 DP: 1 HBP: 0	WP: 1 PB: 0 SB: 1 CS: 1	PA: 40							
PITCHER	IP	WLS	BF	H	R	ER	SO	BB	IBB	HBP	BLK	WP	HR	S	P	ERA	WHIP										
Marty Pattin, R ERA: 4.7 (1, 1)	4.1	L	21	6	5	5	0	2	0	0	0	0	2	19	27	10.38	1.846										
Don Newhauser, R ERA: (5, 1)	3.2		19	4	1	0	4	3	1	0	0	1	0	23	39	0.00	1.909										

Boston Red Sox @ Chicago White Sox
Comiskey Park, Chicago, IL
Sun Jul 08 1973, 4:33 AM EDT
Unknown - 88 F

AB 33
R 6
H 10
RBI 5
BB 6
SO 4
LOB 21



Batter	1	2	3	4	5	6	7	8	9	10	AB	R	H	RBI	BB	SO	LOB				
Tommy Harper, R OBP: 0.325, SLG: 0.328 (1, 7)	L4	2B		F8				FC6-4		SH1-4	5	0	2	3	1	0	3				
Mario Guerrero, R OBP: 0.299, SLG: 0.286 (1, 6)	P6	1-3			6-3			K			7	1	1	1	0	1	6				
Carl Yastrzemski, L OBP: 0.364, SLG: 0.444 (1, 3)	1B			F9				FC5			5	1	3	0	1	0	2				
Orlando Cepeda, R OBP: 0.356, SLG: 0.455 Ben Oglivie, L OBP: 0.270, SLG: 0.394 (10, PR)	K			F2							6	0	2	0	0	1	2				
Rico Petrocelli, R OBP: 0.325, SLG: 0.413 (1, 5)		HBP 2B		P6				K			6	2	2	2	0	2	3				
Rick Miller, L OBP: 0.365, SLG: 0.381 (1, 8)		P8		P7				E S			3	1	1	0	3	0	1				
Bob Montgomery, R OBP: 0.341, SLG: 0.756 (1, 2)		L8						6-3			6	1	2	4	0	1	7				
Dwight Evans, R OBP: 0.326, SLG: 0.359 (1, 9)		HBP 2B		K				4-3			4	2	1	0	2	1	2				
Buddy Hunter, R OBP: 0.750, SLG: 0.800 (1, 4)		HBP						SH3			2	2	2	1	2	0	0				
Inning Stats	R: 0 E: 0 K: 1 S: 6	H: 1 LOB: 1 BB: 0 P: 6	R: 2 E: 0 K: 0 S: 5	H: 2 LOB: 2 BB: 1 P: 10	R: 0 E: 0 K: 0 S: 3	H: 0 LOB: 0 BB: 0 P: 3	R: 0 E: 0 K: 1 S: 6	H: 1 LOB: 2 BB: 1 P: 10	R: 0 E: 0 K: 0 S: 3	H: 3 LOB: 3 BB: 0 P: 8	R: 0 E: 0 K: 1 S: 5	H: 0 LOB: 1 BB: 1 P: 9	R: 0 E: 0 K: 1 S: 5	H: 0 LOB: 1 BB: 1 P: 9	R: 0 E: 0 K: 1 S: 6	H: 1 LOB: 2 BB: 1 P: 10	R: 9 E: 0 K: 0 S: 11	H: 8 LOB: 1 BB: 2 P: 19	1B: 11 2B: 4 3B: 0 HR: 1	SF: 0 SAC: 2 DP: 0 HBP: 1	WP: 0 PA: 56
PITCHER	IP	WLS	BF	H	R	ER	SO	BB	IBB	HBP	BLK	WP	HR	S	P	ERA	WHIP				
Bart Johnson, R ERA: 3.38 (1, 1)	5.0		26	7	2	2	3	3	0	0	0	0	0	28	41	3.60	2.000				
Rich Gossage, R ERA: 9.09 (6, 1)	0.2		3	0	0	0	0	1	0	0	0	0	0	2	6	0.00	1.500				
Terry Forster, L ERA: 2.11 (6, 1)	3.2	L	18	4	3	3	3	3	0	0	0	0	0	21	33	7.36	1.909				
Steve Kealey, R ERA: 15.09 (10, 1)	0.2		9	5	6	6	0	1	1	0	0	0	1	7	15	81.00	9.000				


TOP

Boston Red Sox @ Chicago White Sox
Comiskey Park, Chicago, IL

Sun Jul 08 1973, 4:38 AM EDT
Att: 19,102 - Unknown - 92 F

livebaseballscorecards.com

AB 44
R 11
H 16
RBI 11
BB 9
SO 6
LOB 26



Batter	1	2	3	4	5	6	7	8	9	10	AB	R	H	RBI	BB	SO	LOB				
Pat Kelly, L OBP: 0.365, SLG: 0.373 (1, 9)	G3			L9				6-3		P6	4	0	0	0	1	0	2				
Tony Muser, L OBP: 0.400, SLG: 0.393 (1, 3)	4-3			F9				G3			3	0	0	0	1	0	4				
Carlos May, L OBP: 0.313, SLG: 0.377 (1, 7)	4-3							F9			3	0	1	0	1	0	1				
Bill Melton, R OBP: 0.370, SLG: 0.482 (1, 5)		F8		5-3				G6-4-3		G5-4-3	4	0	0	0	0	0	3				
Ken Henderson, S OBP: 0.343, SLG: 0.350 (1, 10)		1-3		3-1				HR			3	1	0	0	1	1	1				
Buddy Bradford, R OBP: 0.372, SLG: 0.632 (1, 8)		K		K				HR			4	1	1	2	0	3	1				
Jorge Orta, L OBP: 0.274, SLG: 0.292 (1, 4)				4-3				1-3		4-3	4	0	0	0	0	0	0				
Eddie Leon, R OBP: 0.328, SLG: 0.323 (1, 6)				L9				L8		F9	4	0	2	0	0	0	0				
Chuck Brinkman, R OBP: 0.232, SLG: 0.242 Ed Herrmann, L OBP: 0.275, SLG: 0.351 (5, PH) (6, 2)				F7				F8		F8	0	0	0	0	1	0	0				
Inning Stats	R: 0 E: 0 K: 0 S: 3	H: 0 LOB: 0 BB: 0 P: 3	R: 0 E: 0 K: 1 S: 5	H: 0 LOB: 0 BB: 0 P: 5	R: 0 E: 0 K: 0 S: 4	H: 1 LOB: 2 BB: 1 P: 8	R: 0 E: 0 K: 1 S: 6	H: 1 LOB: 1 BB: 0 P: 6	R: 0 E: 0 K: 0 S: 4	H: 1 LOB: 2 BB: 1 P: 8	R: 2 E: 0 K: 0 S: 3	H: 1 LOB: 0 BB: 2 P: 11	R: 0 E: 0 K: 0 S: 2	H: 0 LOB: 0 BB: 1 P: 6	R: 0 E: 0 K: 2 S: 7	H: 0 LOB: 0 BB: 0 P: 7	R: 0 E: 0 K: 0 S: 3	H: 0 LOB: 0 BB: 0 P: 3	1B: 2 2B: 1 3B: 0 HR: 1	SF: 0 SAC: 0 DP: 2 HBP: 0	WP: 0 PA: 37
PITCHER	IP	WLS	BF	H	R	ER	SO	BB	IBB	HBP	BLK	WP	HR	S	P	ERA	WHIP				
Ray Culp, R ERA: 3.0 (1, 1)	6.0		25	4	2	2	2	4	0	0	0	0	0	25	41	3.00	1.333				
Roger Moret, L ERA: 2.61 (7, 1)	4.0	W	12	0	0	0	2	1	0	0	0	0	0	15	19	0.00	0.250				


BOTTOM

Boston Red Sox @ Chicago White Sox
Comiskey Park, Chicago, IL

Sun Jul 08 1973, 4:38 AM EDT
Att: 19,102 - Unknown - 92 F

livebaseballscorecards.com

AB 32
R 2
H 4
RBI 2
BB 5
SO 4
LOB 13



Batter	1	2	3	4	5	6	7	8	9	AB	R	H	RBI	BB	SO	LOB	TOP			
Tommy Harper, R (1, 7) OBP: 0.324, SLG: 0.327										4	0	1	0	0	1	1				
Luis Aparicio, R (1, 6) OBP: 0.316, SLG: 0.292										4	0	0	0	0	0	1				
Carl Yastrzemski, L (1, 3) OBP: 0.360, SLG: 0.437										4	0	0	0	0	0	1				
Orlando Cepeda, R (1, 10) Buddy Hunter, R (9, PR) OBP: 0.342, SLG: 0.459										4	1	3	0	0	0	0				
Rico Petrocelli, R (1, 5) OBP: 0.338, SLG: 0.426										4	1	2	2	0	0	1				
Carlton Fisk, R (1, 2) OBP: 0.346, SLG: 0.514											2	0	0	0	2	1				
Rick Miller, L (1, 8) OBP: 0.363, SLG: 0.375										3	0	0	0	1	0	4				
Dwight Evans, R (1, 9) OBP: 0.320, SLG: 0.353										3	0	0	0	0	1	2				
Mario Guerrero, R (1, 4) OBP: 0.300, SLG: 0.287										3	0	1	0	0	1	1				
Inning Stats	R: 0 E: 0 K: 0 S: 3	H: 1 LOB: 0 BB: 0 P: 3	R: 2 E: 0 K: 1 S: 6	H: 2 LOB: 0 BB: 1 P: 10	R: 0 E: 0 K: 2 S: 7	H: 0 LOB: 0 BB: 0 P: 7	R: 0 E: 0 K: 0 S: 3	H: 0 LOB: 0 BB: 0 P: 3	R: 0 E: 0 K: 1 S: 5	H: 0 LOB: 1 BB: 1 P: 9	R: 0 E: 0 K: 0 S: 3	H: 1 LOB: 0 BB: 0 P: 3	R: 0 E: 0 K: 0 S: 4	H: 1 LOB: 0 BB: 0 P: 4	R: 0 E: 0 K: 0 S: 5	H: 2 LOB: 3 BB: 1 P: 9	1B: 6 2B: 1 3B: 0 HR: 1	SF: 0 SAC: 0 DP: 2 HBP: 0	WP: 0 PB: 0 SB: 1 CS: 1	PA: 34
PITCHER Joe Decker, R (1, 1) ERA: 4.44	IP: 9.0 WLS: L BF: 34	H: 7 R: 2 ER: 2 SO: 4	BB: 3 IBB: 0 HBP: 0 BLK: 0	WP: 0 HR: 1 S: 39 P: 51	ERA: 2.00 WHIP: 1.111															

Boston Red Sox @ Minnesota Twins
Metropolitan Stadium, Bloomington, MI
Mon Jul 09 1973, 8:05 PM EDT
Att: 13,692 - Unknown - 84 F

AB 31
R 2
H 7
RBI 2
BB 3
SO 4
LOB 12



Batter	1	2	3	4	5	6	7	8	9	AB	R	H	RBI	BB	SO	LOB	BOTTOM					
Jerry Terrell, R (1, 6) OBP: 0.336, SLG: 0.352										4	0	1	0	0	0	1						
Larry Hise, R (1, 8) OBP: 0.342, SLG: 0.419										4	0	1	0	0	2	1						
Bobby Darwin, R (1, 9) OBP: 0.325, SLG: 0.427										4	0	0	0	0	1	2						
Tony Oliva, L (1, 10) Mike Adams, R (9, PR) OBP: 0.348, SLG: 0.388										4	0	3	0	0	0	0						
Joe Lis, R (1, 3) OBP: 0.278, SLG: 0.351										4	0	1	0	0	1	3						
Steve Braun, L (1, 5) OBP: 0.422, SLG: 0.478										3	0	1	0	1	0	1						
Dan Monzon, R (1, 4) OBP: 0.318, SLG: 0.325										3	0	0	0	1	1	5						
George Mitterwald, R (1, 2) OBP: 0.307, SLG: 0.372										3	0	0	0	0	0	3						
Steve Brye, R (1, 7) OBP: 0.250, SLG: 0.172										2	0	0	0	1	0	0						
Inning Stats	R: 0 E: 0 K: 1 S: 5	H: 0 LOB: 0 BB: 0 P: 5	R: 0 E: 0 K: 1 S: 7	H: 2 LOB: 2 BB: 0 P: 7	R: 0 E: 0 K: 0 S: 3	H: 0 LOB: 0 BB: 0 P: 3	R: 0 E: 1 K: 0 S: 4	H: 1 LOB: 2 BB: 1 P: 8	R: 0 E: 0 K: 1 S: 5	H: 0 LOB: 1 BB: 1 P: 9	R: 0 E: 0 K: 1 S: 5	H: 1 LOB: 0 BB: 0 P: 5	R: 0 E: 0 K: 0 S: 2	H: 0 LOB: 0 BB: 1 P: 6	R: 0 E: 0 K: 0 S: 4	H: 2 LOB: 1 BB: 0 P: 4	R: 0 E: 0 K: 1 S: 6	H: 1 LOB: 1 BB: 0 P: 6	1B: 7 2B: 0 3B: 0 HR: 0	SF: 0 SAC: 0 DP: 3 HBP: 0	WP: 0 PB: 0 SB: 0 CS: 0	PA: 34
PITCHER Bill Lee, L (1, 1) ERA: 2.33	IP: 9.0 WLS: W BF: 34	H: 7 R: 0 ER: 0 SO: 5	BB: 3 IBB: 0 HBP: 0 BLK: 0	WP: 0 HR: 0 S: 41 P: 53	ERA: 0.00 WHIP: 1.111																	

Boston Red Sox @ Minnesota Twins
Metropolitan Stadium, Bloomington, MI
Mon Jul 09 1973, 8:05 PM EDT
Att: 13,692 - Unknown - 84 F

AB 31
R 0
H 7
RBI 0
BB 3
SO 5
LOB 16



Batter	1	2	3	4	5	6	7	8	9	AB	R	H	RBI	BB	SO	LOB	TOP			
Tommy Harper, R OBP: 0.323, SLG: 0.329 (1, 7)										4	1	1	1	0	1	0				
Luis Aparicio, R OBP: 0.315, SLG: 0.291 (1, 6)										4	0	1	1	0	0	0				
Carl Yastrzemski, L OBP: 0.355, SLG: 0.431 (1, 3)										4	0	0	0	0	1	1				
Orlando Cepeda, R OBP: 0.337, SLG: 0.453 (1, 10)										4	0	0	0	0	1	0				
Rico Petrocelli, R OBP: 0.337, SLG: 0.424 (1, 5)										4	0	1	0	0	0	0				
Carlton Fisk, R OBP: 0.346, SLG: 0.512 (1, 2)										3	0	1	0	0	1	1				
Rick Miller, L OBP: 0.358, SLG: 0.369 (1, 8)										3	0	0	0	0	2	2				
Dwight Evans, R OBP: 0.320, SLG: 0.358 (1, 9)										3	1	1	0	0	0	1				
Mario Guerrero, R OBP: 0.293, SLG: 0.280 (1, 4)										3	0	0	0	0	0	1				
Inning Stats	R: 0 E: 0 K: 0 S: 3	H: 0 LOB: 0 BB: 0 P: 3	R: 0 E: 0 K: 1 S: 5	H: 0 LOB: 0 BB: 0 P: 5	R: 2 E: 0 K: 1 S: 8	H: 3 LOB: 1 BB: 0 P: 8	R: 0 E: 0 K: 0 S: 4	H: 1 LOB: 1 BB: 0 P: 4	R: 0 E: 0 K: 1 S: 5	H: 0 LOB: 0 BB: 0 P: 5	R: 0 E: 0 K: 1 S: 6	H: 1 LOB: 1 BB: 0 P: 6	R: 0 E: 0 K: 0 S: 3	H: 0 LOB: 0 BB: 0 P: 3	R: 0 E: 0 K: 1 S: 5	H: 0 LOB: 0 BB: 0 P: 5	1B: 3 2B: 2 HR: 0	SF: 0 SAC: 0 DP: 0 HBP: 0	WP: 0 PB: 0 SB: 1 CS: 0	PA: 32
PITCHER Jim Kaat, L ERA: 3.73 (1, 1)	IP: 9.0 WLS: L BF: 32 H: 5 R: 2 ER: 2 SO: 6 BB: 0 IBB: 0 HBP: 0 BLK: 0 WP: 0 HR: 0 S: 44 P: 44 ERA: 2.00 WHIP: 0.556															PITCHER				

Boston Red Sox @ Minnesota Twins
Metropolitan Stadium, Bloomington, MI
Tue Jul 10 1973, 8:05 PM EDT
Att: 11,907 - Unknown - 83 F

AB 32
R 2
H 5
RBI 2
BB 0
SO 6
LOB 6

Batter	1	2	3	4	5	6	7	8	9	AB	R	H	RBI	BB	SO	LOB	BOTTOM					
Jerry Terrell, R OBP: 0.330, SLG: 0.345 (1, 6)										4	0	0	0	0	0	0						
Rod Carew, L OBP: 0.408, SLG: 0.493 (1, 4)										4	0	1	0	0	1	0						
Tony Oliva, L OBP: 0.344, SLG: 0.383 (1, 10)										4	0	0	0	0	0	1						
Bobby Darwin, R OBP: 0.322, SLG: 0.423 (1, 9)										3	0	0	0	0	2	0						
Steve Braun, L OBP: 0.418, SLG: 0.473 (1, 5)										3	0	0	0	0	1	0						
Larry Hise, R OBP: 0.345, SLG: 0.418 (1, 8)										1	1	0	0	2	1	0						
Joe Lis, R OBP: 0.279, SLG: 0.359 (1, 3)										3	0	1	1	0	1	1						
Phil Roof, R OBP: 0.306, SLG: 0.276 (1, 2)										2	0	0	0	0	2	1						
Danny Thompson, R OBP: 0.298, SLG: 0.324 (8, PH)										1	0	0	0	0	0	0						
George Mitterwald, R OBP: 0.307, SLG: 0.312 (9, 2)										0	0	0	0	0	0	0						
Jim Holt, L OBP: 0.320, SLG: 0.454 (1, 7)										3	0	0	0	0	0	0						
Inning Stats	R: 0 E: 0 K: 0 S: 3	H: 0 LOB: 0 BB: 0 P: 3	R: 1 E: 0 K: 2 S: 8	H: 1 LOB: 1 BB: 1 P: 12	R: 0 E: 0 K: 0 S: 3	H: 0 LOB: 0 BB: 0 P: 3	R: 0 E: 0 K: 2 S: 7	H: 0 LOB: 0 BB: 0 P: 7	R: 0 E: 0 K: 1 S: 4	H: 0 LOB: 0 BB: 1 P: 8	R: 0 E: 0 K: 1 S: 5	H: 0 LOB: 0 BB: 0 P: 5	R: 0 E: 0 K: 0 S: 3	H: 0 LOB: 0 BB: 0 P: 3	R: 0 E: 0 K: 2 S: 7	H: 0 LOB: 0 BB: 0 P: 7	R: 0 E: 0 K: 2 S: 4	H: 1 LOB: 1 BB: 0 P: 4	1B: 1 2B: 1 3B: 0 HR: 0	SF: 0 SAC: 0 DP: 1 HBP: 0	WP: 0 PB: 0 SB: 0 CS: 0	PA: 30
PITCHER Luis Tiant, R ERA: 3.69 (1, 1)	IP: 9.0 WLS: W BF: 30 H: 2 R: 1 ER: 1 SO: 8 BB: 2 IBB: 0 HBP: 0 BLK: 0 WP: 0 HR: 0 S: 44 P: 52 ERA: 1.00 WHIP: 0.444															PITCHER						

Boston Red Sox @ Minnesota Twins
Metropolitan Stadium, Bloomington, MI
Tue Jul 10 1973, 8:05 PM EDT
Att: 11,907 - Unknown - 83 F

AB 28
R 1
H 2
RBI 1
BB 2
SO 8
LOB 3

Batter	1	2	3	4	5	6	7	8	9	AB	R	H	RBI	BB	SO	LOB	TOP			
Tommy Harper, R OBP: 0.322, SLG: 0.328 (1, 7)	0-0 6-3		0-0 5-3			0-0 F5		0-0 G4-6-3 1B		4	0	1	0	0	0	1				
Mario Guerrero, R OBP: 0.285, SLG: 0.271 (1, 6)	0-3 K		0-0 5-3			0-0 P9		0-0 G4-6-3 1-2		4	0	0	0	0	1	2				
Carl Yastrzemski, L OBP: 0.354, SLG: 0.429 (1, 3)	0-0 L8			0-0 6-3		0-0 1-2 1B			0-0 G3	4	0	1	0	0	0	0				
Orlando Cepeda, R OBP: 0.336, SLG: 0.451 (1, 10)		0-0 FC5 1B		0-3 K		0-0 F5			0-0 5-3	4	0	1	0	0	1	2				
Rico Petrocelli, R OBP: 0.332, SLG: 0.417 (1, 5)		0-3 K		0-0 F2			0-0 F9		0-0 6-3	4	0	0	0	0	1	1				
Rick Miller, L OBP: 0.358, SLG: 0.368 (1, 8)		0-3 K			0-0 G5-4-3 1B					3	0	1	0	0	1	1				
Bob Montgomery, R OBP: 0.362, SLG: 0.773 (1, 2)		0-0 1-2 1B			0-0 G5-4-3 1-2					3	0	2	0	0	0	1				
Dwight Evans, R OBP: 0.315, SLG: 0.352 (1, 9)		0-0 FC5 2-3			0-0 F9				0-0 L6	3	0	0	0	0	0	3				
Buddy Hunter, R OBP: 0.636, SLG: 0.571 (1, 4)			0-0 L3			4-0 1B BB		0-3 K		2	0	0	0	1	1	0				
Inning Stats	R: 0 E: 0 K: 1 S: 5	H: 0 LOB: 0 BB: 0 P: 5	R: 0 E: 0 K: 2 S: 9	H: 2 LOB: 2 BB: 0 P: 9	R: 0 E: 0 K: 1 S: 3	H: 0 LOB: 0 BB: 0 P: 3	R: 0 E: 0 K: 1 S: 5	H: 0 LOB: 0 BB: 0 P: 5	R: 0 E: 0 K: 0 S: 3	H: 1 LOB: 2 BB: 1 P: 3	R: 0 E: 0 K: 0 S: 4	H: 1 LOB: 1 BB: 0 P: 4	R: 0 E: 0 K: 1 S: 5	H: 1 LOB: 0 BB: 0 P: 5	R: 0 E: 0 K: 0 S: 3	H: 0 LOB: 0 BB: 0 P: 3	1B: 5 2B: 1 3B: 0 HR: 0	SF: 0 SAC: 0 DP: 2 HBP: 0	WP: 0 PB: 0 SB: 0 CS: 0	PA: 32
PITCHER Bert Blyleven, R ERA: 2.29 (1, 1)	IP: 9.0 WLS: W BF: 32 H: 6 R: 0 ER: 0 SO: 5 BB: 1 IBB: 0 HBP: 0 BLK: 0 WP: 0 HR: 0 S: 41 P: 45 ERA: 0.00 WHIP: 0.778															PITCHER				

Boston Red Sox @ Minnesota Twins
Metropolitan Stadium, Bloomington, MI
Wed Jul 11 1973, 4:33 AM EDT
Att: 11,617 - Unknown - 84 F

AB 31
R 0
H 6
RBI 0
BB 1
SO 5
LOB 11





Batter	1	2	3	4	5	6	7	8	9	AB	R	H	RBI	BB	SO	LOB	BOTTOM			
Larry Hise, R OBP: 0.344, SLG: 0.416 (1, 8)	0-0 1B 1B	0-0 FC6-4 1-2		0-3 K		0-3 K				4	0	1	0	0	2	3				
Rod Carew, L OBP: 0.412, SLG: 0.497 (1, 4)	0-0 1B 2B		0-0 F7		0-0 CS 1B		0-0 5-3 2-3 1B			4	1	3	0	0	0	0				
Bobby Darwin, R OBP: 0.321, SLG: 0.421 (1, 9)	0-0 1B 2B		0-3 K		0-3 K		0-0 2-3		0-0 1-2	4	1	1	0	0	2	2				
Tony Oliva, L OBP: 0.349, SLG: 0.389 (1, 10)	0-0 2B		0-0 3-1		0-0 BB 1B		4-0 5-3 IBB			3	0	2	2	1	0	0				
Danny Thompson, R OBP: 0.297, SLG: 0.323 (1, 6)	0-0 6-3			0-3 K		0-0 BB 1B		0-0 5-3		4	0	1	0	0	1	3				
George Mitterwald, R OBP: 0.310, SLG: 0.372 (1, 2)	0-3 K			0-0 1B E		4-0 1-2 2-3 BB		0-0 F7		3	1	1	0	1	1	3				
Joe Lis, R OBP: 0.271, SLG: 0.347 (1, 3)		0-0 6-3		0-0 P4		0-0 FC5-4 1-2		0-0 5-3		4	0	0	0	0	0	4				
Danny Walton, R OBP: 0.307, SLG: 0.370 (1, 7)		0-0 FC6-4 1B		0-0 E 1B		0-0 L3		0-0 P5		3	0	2	0	0	0	0				
Steve Brys, R OBP: 0.242, SLG: 0.167 (7, 7)				1-3 E 1B						1	0	0	0	0	0	0				
Jerry Terrell, R OBP: 0.329, SLG: 0.343 (1, 5)		0-0 P7		0-0 E8 1B		0-0 3-1		0-0 4-3		4	0	1	1	0	0	1				
Inning Stats	R: 2 E: 0 K: 1 S: 8	H: 4 LOB: 1 BB: 0 P: 8	R: 0 E: 0 K: 0 S: 4	H: 1 LOB: 1 BB: 0 P: 4	R: 0 E: 0 K: 1 S: 5	H: 0 LOB: 0 BB: 0 P: 5	R: 1 E: 1 K: 2 S: 10	H: 3 LOB: 2 BB: 0 P: 10	R: 0 E: 0 K: 1 S: 7	H: 3 LOB: 3 BB: 1 P: 11	R: 0 E: 0 K: 1 S: 5	H: 0 LOB: 0 BB: 0 P: 5	R: 0 E: 0 K: 0 S: 4	H: 1 LOB: 2 BB: 1 P: 8	R: 0 E: 0 K: 0 S: 3	H: 0 LOB: 0 BB: 0 P: 3	1B: 11 2B: 2 3B: 0 HR: 0	SF: 0 SAC: 0 DP: 1 HBP: 0	WP: 0 PB: 0 SB: 0 CS: 1	PA: 36
PITCHER John Curtis, L ERA: 3.04 Bobby Bolin, R ERA: 2.45 (5, 1)	IP: 4.2 WLS: L BF: 24 H: 11 R: 3 ER: 3 SO: 3 BB: 1 IBB: 0 HBP: 0 BLK: 0 WP: 0 HR: 0 S: 33 P: 37 ERA: 5.79 WHIP: 2.571															PITCHER				

Boston Red Sox @ Minnesota Twins
Metropolitan Stadium, Bloomington, MI
Wed Jul 11 1973, 4:33 AM EDT
Att: 11,617 - Unknown - 84 F

AB 34
R 3
H 12
RBI 3
BB 2
SO 6
LOB 16




Batter	1	2	3	4	5	6	7	8	9	AB	R	H	RBI	BB	SO	LOB	TOP					
Davey Nelson, R OBP: 0.323, SLG: 0.377 (1, 4)	0-0 5-3		0-0 P5		0-0 3-H 1B			0-3 K		4	0	1	1	0	1	0	Texas Rangers @ Boston Red Sox Fenway Park, Boston, MA Thu Jul 12 1973, 7:05 PM EDT Att: 31,896 - Unknown - 72 F AB 33 R 2 H 6 RBI 2 BB 0 SO 4 LOB 6 					
Vic Harris, S OBP: 0.327, SLG: 0.380 (1, 8)	0-0 1B		0-0 1B		0-0 P4			0-0 F2		4	0	2	0	0	0	1						
Alex Johnson, R OBP: 0.310, SLG: 0.366 (1, 10)	0-0 P3		0-0 F8		0-0 4-3			0-0 P4		4	0	0	0	0	0	2						
Rico Carty, R OBP: 0.310, SLG: 0.308 (1, 7)	0-0 FC6-4 1B			0-0 6-3				0-0 3-1		4	0	1	0	0	0	0						
Jeff Burroughs, R OBP: 0.340, SLG: 0.428 (1, 9)	0-0 FC6-4			0-0 2-3				0-0 4-3		4	1	1	1	0	0	2						
Jim Spencer, L OBP: 0.343, SLG: 0.372 (1, 3)		0-0 F8		0-0 P4				0-0 F8		4	0	0	0	0	0	0						
Bill Sudakis, S OBP: 0.236, SLG: 0.363 (1, 5)		0-0 4-3			0-0 G3			0-3 K		3	0	0	0	0	1	0						
Jim Mason, L OBP: 0.282, SLG: 0.320 (1, 6)		0-3 K			0-0 1B 3B			0-0 1-3		3	1	1	0	0	1	0						
Ken Suarez, R OBP: 0.353, SLG: 0.333 (1, 2)			0-0 F8		0-3 K			0-0 1-3		3	0	0	0	0	1	1						
Inning Stats	R: 0 E: 0 K: 0 S: 5	H: 2 LOB: 2 BB: 0 P: 5	R: 0 E: 0 K: 1 S: 5	H: 0 LOB: 0 BB: 0 P: 5	R: 0 E: 0 K: 0 S: 4	H: 1 LOB: 1 BB: 0 P: 4	R: 0 E: 0 K: 0 S: 3	H: 0 LOB: 0 BB: 0 P: 3	R: 1 E: 0 K: 1 S: 7	H: 2 LOB: 1 BB: 0 P: 7	R: 0 E: 0 K: 0 S: 3	H: 0 LOB: 0 BB: 0 P: 3	R: 0 E: 0 K: 1 S: 5	H: 0 LOB: 0 BB: 0 P: 5	R: 0 E: 0 K: 1 S: 5	H: 0 LOB: 0 BB: 0 P: 5	R: 1 E: 0 K: 0 S: 4	H: 1 LOB: 0 BB: 0 P: 4	1B: 4 2B: 0 3B: 1 HR: 1	SF: 0 SAC: 0 DP: 0 HBP: 0	WP: 0 PB: 0 SB: 0 CS: 0	PA: 33
PITCHER Marty Pattin, R ERA: 4.53 (1, 1)	IP: 9.0 WLS: W BF: 33 H: 6 R: 2 ER: 2 SO: 4 BB: 0 IBB: 0 HBP: 0 BLK: 0 WP: 0 HR: 1 S: 41 P: 41 ERA: 2.00 WHIP: 0.667															PITCHER						

Batter	1	2	3	4	5	6	7	8	9	AB	R	H	RBI	BB	SO	LOB	BOTTOM					
Tommy Harper, R OBP: 0.328, SLG: 0.346 (1, 7)	0-0 1B G6-4-3 1B		0-0 F8		0-0 HR			0-0 1B HR		4	3	3	1	0	0	0	Texas Rangers @ Boston Red Sox Fenway Park, Boston, MA Thu Jul 12 1973, 7:05 PM EDT Att: 31,896 - Unknown - 72 F AB 35 R 5 H 12 RBI 4 BB 0 SO 10 LOB 11 					
Luis Aparicio, R OBP: 0.321, SLG: 0.298 (1, 6)	0-0 G6-4-3 1B		0-0 1B		0-0 6-3			0-0 1B HR		4	1	3	0	0	0	0						
Carl Yastrzemski, L OBP: 0.353, SLG: 0.436 (1, 3)	0-0 G6-4-3		0-3 K		0-0 F9			0-0 1B HR		4	1	1	3	0	1	2						
Orlando Cepeda, R OBP: 0.338, SLG: 0.451 Buddy Hunter, R OBP: 0.636, SLG: 0.571 (8, PR)	0-0 1B		0-3 K		0-3 K			0-0 FC5 1B		4	0	2	0	0	2	1						
Rico Petrocelli, R OBP: 0.328, SLG: 0.411 (1, 5)	0-3 K			0-3 K				0-3 K		4	0	0	0	0	4	2						
Carlton Fisk, R OBP: 0.345, SLG: 0.509 (1, 2)		0-3 K		0-0 F8				0-0 L8		4	0	1	0	0	1	0						
Dwight Evans, R OBP: 0.314, SLG: 0.355 (1, 9)		0-0 P4		0-0 2B				0-3 1B		4	0	1	0	0	1	2						
Mario Guerrero, R OBP: 0.284, SLG: 0.286 (1, 4)		0-0 3B		0-0 F9				0-0 FC5		4	0	1	0	0	0	3						
Rick Miller, L OBP: 0.353, SLG: 0.363 (1, 8)		0-3 K			0-0 1-3			0-0 P5		3	0	0	0	0	1	1						
Inning Stats	R: 1 E: 0 K: 1 S: 7	H: 3 LOB: 1 BB: 0 P: 7	R: 0 E: 0 K: 2 S: 8	H: 1 LOB: 1 BB: 0 P: 8	R: 0 E: 0 K: 1 S: 6	H: 1 LOB: 1 BB: 0 P: 6	R: 0 E: 0 K: 0 S: 4	H: 0 LOB: 0 BB: 0 P: 4	R: 0 E: 0 K: 2 S: 7	H: 0 LOB: 0 BB: 0 P: 7	R: 0 E: 0 K: 0 S: 3	H: 0 LOB: 0 BB: 0 P: 3	R: 3 E: 0 K: 2 S: 12	H: 5 LOB: 2 BB: 0 P: 12	R: 0 E: 0 K: 2 S: 12	H: 0 LOB: 0 BB: 0 P: 12	R: 0 E: 0 K: 2 S: 12	H: 5 LOB: 2 BB: 0 P: 12	1B: 8 2B: 1 3B: 1 HR: 2	SF: 0 SAC: 0 DP: 1 HBP: 0	WP: 0 PB: 0 SB: 0 CS: 0	PA: 35
PITCHER David Clyde, L ERA: 3.74 Bill Gogolewski, R ERA: 3.21 (7, 1)	IP: 6.0 WLS: L BF: 24 H: 7 R: 2 ER: 2 SO: 8 BB: 0 IBB: 0 HBP: 0 BLK: 0 WP: 0 HR: 1 S: 40 P: 40 ERA: 3.00 WHIP: 1.167															PITCHER						

Batter	1	2	3	4	5	6	7	8	9	AB	R	H	RBI	BB	SO	LOB	TOP																			
Davey Nelson, R OBP: 0.322, SLG: 0.379 (1, 4)	B1		L7				P5		SH1-4	4	0	1	1	0	0	4																				
Vic Harris, S OBP: 0.322, SLG: 0.374 (1, 8)	K		1-3		3-1		G3		6-3	5	0	0	0	0	1	4																				
Alex Johnson, R OBP: 0.308, SLG: 0.364 (1, 10)	P9		6-3		F9				K	5	0	1	0	0	1	3																				
Rico Carty, R OBP: 0.351, SLG: 0.304 Elliott Maddox, R OBP: 0.348, SLG: 0.261 (8, PR) (8, 9)		K		P3	F9					3	0	0	0	1	1	0																				
Jeff Burroughs, R OBP: 0.342, SLG: 0.438 (8, 7)		5-3		HR			F8			3	2	1	1	1	0	0																				
Jim Spencer, L OBP: 0.342, SLG: 0.370 (1, 3)		G3		K			F8			4	0	1	0	0	1	0																				
Jim Fregosi, R OBP: 0.351, SLG: 0.323 Pete Mackanin, R OBP: 0.114, SLG: 0.091 (8, 5)			G3	HBP	BB		HR		SF7	3	2	3	2	0	0	0																				
Bill Sudakis, S OBP: 0.237, SLG: 0.349 Jim Mason, L OBP: 0.282, SLG: 0.320 (8, 6)			G3	HBP	BB		L8		6-3	3	0	0	0	1	0	3																				
Ken Suarez, R OBP: 0.366, SLG: 0.337 (1, 2)			2B				G3		SH1-4	1	0	1	0	2	0	0																				
Inning Stats	R: 0 E: 0 K: 1 S: 5	H: 0 LOB: 0 BB: 0 P: 5	R: 0 E: 0 K: 1 S: 5	H: 0 LOB: 0 BB: 0 P: 5	R: 1 E: 0 K: 0 S: 5	H: 2 LOB: 2 BB: 1 P: 9	R: 1 E: 0 K: 1 S: 7	H: 2 LOB: 3 BB: 1 P: 12	R: 0 E: 0 K: 0 S: 3	H: 0 LOB: 0 BB: 0 P: 3	R: 1 E: 0 K: 0 S: 4	H: 1 LOB: 0 BB: 0 P: 4	R: 0 E: 0 K: 0 S: 3	H: 1 LOB: 2 BB: 1 P: 7	R: 1 E: 0 K: 1 S: 6	H: 1 LOB: 1 BB: 0 P: 6	1B: 5 2B: 1 3B: 0 HR: 2	SF: 1 SAC: 1 DP: 0 HBP: 1	WP: 0 PB: 0 SB: 0 CS: 1	PA: 39																
PITCHER	IP	WLS	BF	H	R	ER	SO	BB	IBB	HBP	BLK	WP	HR	S	P	ERA	WHIP	PITCHER		IP	WLS	BF	H	R	ER	SO	BB	IBB	HBP	BLK	WP	HR	S	P	ERA	WHIP
Ray Culp, R ERA: 3.35 (1, 1)	7.1	L	32	6	4	4	3	5	0	1	0	0	2	32	53	4.91	1.500																			
Roger Moret, L ERA: 2.53 (8, 1)	1.2		7	2	0	0	1	0	0	0	0	0	0	9	9	0.00	1.200																			

Texas Rangers @ Boston Red Sox
Fenway Park, Boston, MA
Fri Jul 13, 1973, 7:05 PM EDT
Att: 19,375 - Unknown - 81 F


AB 31
R 4
H 8
RBI 4
BB 5
SO 4
LOB 14



Batter	1	2	3	4	5	6	7	8	9	AB	R	H	RBI	BB	SO	LOB	BOTTOM																			
Tommy Harper, R OBP: 0.330, SLG: 0.349 (1, 7)	F5		F8							4	0	2	0	0	0	1																				
Luis Aparicio, R OBP: 0.317, SLG: 0.293 (1, 6)	5-3		P3							4	0	0	0	0	0	3																				
Carl Yastrzemski, L OBP: 0.352, SLG: 0.432 (1, 3)	P5									3	0	0	0	1	0	3																				
Orlando Cepeda, R OBP: 0.337, SLG: 0.458 (1, 10)		1-3		4-3						4	1	1	1	0	1	1																				
Rico Petrocelli, R OBP: 0.327, SLG: 0.412 (1, 5)		K		K						4	0	1	0	0	3	1																				
Carlton Fisk, R OBP: 0.341, SLG: 0.502 (1, 2)		6-3								4	0	0	0	0	3	1																				
Rick Miller, L OBP: 0.351, SLG: 0.357 (1, 8)										3	0	0	0	1	2	1																				
Dwight Evans, R OBP: 0.309, SLG: 0.349 (1, 9)										3	0	0	0	0	3	1																				
Doug Griffin, R OBP: 0.324, SLG: 0.382 (1, 4)										3	0	1	0	0	1	1																				
Inning Stats	R: 0 E: 0 K: 0 S: 3	H: 0 LOB: 0 BB: 0 P: 3	R: 0 E: 0 K: 1 S: 5	H: 0 LOB: 0 BB: 0 P: 5	R: 0 E: 0 K: 2 S: 7	H: 0 LOB: 1 BB: 1 P: 11	R: 0 E: 0 K: 1 S: 5	H: 0 LOB: 1 BB: 1 P: 9	R: 0 E: 0 K: 3 S: 9	H: 0 LOB: 0 BB: 0 P: 9	R: 0 E: 0 K: 0 S: 4	H: 1 LOB: 1 BB: 0 P: 4	R: 0 E: 0 K: 3 S: 10	H: 1 LOB: 1 BB: 0 P: 10	R: 0 E: 0 K: 1 S: 7	H: 2 LOB: 2 BB: 0 P: 7	R: 1 E: 0 K: 2 S: 8	H: 1 LOB: 0 BB: 0 P: 8	1B: 3 2B: 1 3B: 0 HR: 1	SF: 0 SAC: 0 DP: 0 HBP: 0	WP: 0 PB: 0 SB: 1 CS: 0	PA: 34														
PITCHER	IP	WLS	BF	H	R	ER	SO	BB	IBB	HBP	BLK	WP	HR	S	P	ERA	WHIP	PITCHER		IP	WLS	BF	H	R	ER	SO	BB	IBB	HBP	BLK	WP	HR	S	P	ERA	WHIP
Jim Bibby, R ERA: 4.39 (1, 1)	9.0	W	34	5	1	1	13	2	0	0	0	0	1	58	66	1.00	0.778																			

Texas Rangers @ Boston Red Sox
Fenway Park, Boston, MA
Fri Jul 13, 1973, 7:05 PM EDT
Att: 19,375 - Unknown - 81 F

AB 32
R 1
H 5
RBI 1
BB 2
SO 13
LOB 13



Batter	1	2	3	4	5	6	7	8	9	AB	R	H	RBI	BB	SO	LOB	TOP										
Davey Nelson, R OBP: 0.320, SLG: 0.376 (1, 4)	0-0 6-3		0-0 F8		0-0 F9		0-0 6-3		0-0 1B 1B	5	1	1	0	0	0	2											
Vic Harris, S OBP: 0.323, SLG: 0.375 (1, 8)	0-0 4-3		0-0 1B		0-3 K		0-0 F8		0-0 1B 1B	5	0	2	0	0	1	1											
Alex Johnson, R OBP: 0.312, SLG: 0.370 (1, 10)	0-0 F9		0-0 P4			0-0 1B 2B		0-0 3-1 WP 1B 1-3 2-H	5	2	3	1	0	0	2												
Rico Carty, R OBP: 0.310, SLG: 0.304 (1, 7)		0-0 4-3		4-0 BB BB		0-0 2H HR 1B		0-0 G3 1-2	4	1	1	1	1	0	3												
Jeff Burroughs, R OBP: 0.338, SLG: 0.432 (1, 9)		0-0 4-3		0-0 F2		0-0 F9		0-0 3-1	4	0	0	0	0	0	3												
Jim Fregosi, R OBP: 0.382, SLG: 0.333 (1, 5)		0-0 2B		4-0 G5-4-3 1-2 BB		0-3 K		4-0 BB	2	0	1	0	2	1	1												
Bill Sudakis, S OBP: 0.237, SLG: 0.379 (1, 3)	0-3 K		0-0 G5-4-3 1-2		0-0 1-H HR		0-0 F9		0-0 F9	4	1	1	2	0	1	4											
Dick Billings, R OBP: 0.239, SLG: 0.220 (1, 2)			0-0 FC4 1B		0-0 P9		0-0 6-3		0-0 P4	4	0	1	0	0	0	0											
Pete Mackanin, R OBP: 0.105, SLG: 0.083 Jim Spencer, L OBP: 0.341, SLG: 0.368 (9, PH)			0-0 FC4 1B 1-2		0-0 E6		0-0 F9		0-0 F9	3	0	0	0	0	0	1											
Inning Stats	R: 0 E: 0 K: 0 S: 3	H: 0 LOB: 0 BB: 0 P: 3	R: 0 E: 0 K: 1 S: 6	H: 1 LOB: 1 BB: 0 P: 6	R: 0 E: 0 K: 0 S: 5	H: 2 LOB: 2 BB: 0 P: 5	R: 0 E: 0 K: 0 S: 2	H: 0 LOB: 1 BB: 2 P: 10	R: 0 E: 1 K: 1 S: 6	H: 0 LOB: 1 BB: 0 P: 6	R: 0 E: 0 K: 0 S: 3	H: 0 LOB: 0 BB: 0 P: 3	R: 1 E: 0 K: 0 S: 4	H: 1 LOB: 1 BB: 1 P: 8	R: 1 E: 0 K: 0 S: 6	H: 3 LOB: 2 BB: 0 P: 6	1B: 7 2B: 2 3B: 0 HR: 1	SF: 0 SAC: 0 DP: 1 HBP: 0	WP: 1 PB: 0 SB: 0 CS: 0	PA: 40							
PITCHER	IP	WLS	BF	H	R	ER	SO	BB	IBB	HBP	BLK	WP	HR	S	P	ERA	WHIP										
Bill Lee, L ERA: 2.45 (1, 1)	7.0		30	7	4	4	3	2	0	0	0	0	1	34	42	5.14	1.286										
Bobby Bolin, R ERA: 2.95 (8, 1)	1.2	W	9	3	1	1	0	1	0	0	0	1	0	8	12	5.40	2.400										
Bob Veale, L ERA: 2.7 (9, 1)	0.1	S	1	0	0	0	0	0	0	0	0	0	0	1	1	0.00	0.000										

Texas Rangers @ Boston Red Sox
Fenway Park, Boston, MA
Sat Jul 14 1973, 3:33 AM EDT
Att: 13,253 - Unknown - 91 F

AB	37
R	5
H	10
RBI	4
BB	3
SO	3
LOB	17



Batter	1	2	3	4	5	6	7	8	9	AB	R	H	RBI	BB	SO	LOB	BOTTOM										
Tommy Harper, R OBP: 0.326, SLG: 0.358 (1, 7)	0-0 HR	0-0 6-3			0-0 L6		0-0 6-3			4	1	1	1	0	0	2											
Luis Aparicio, R OBP: 0.316, SLG: 0.293 (1, 6)	0-3 K	0-3 K			0-0 1-6-3			0-0 3B 1B	4	1	1	0	0	2	1												
Carl Yastrzemski, L OBP: 0.391, SLG: 0.436 (1, 3)	0-0 L9		0-3 K		0-0 L8		0-0 1-H 1B 3B		4	1	1	1	0	1	0												
Orlando Cepeda, R OBP: 0.336, SLG: 0.456 Ben Ogilvie, L OBP: 0.270, SLG: 0.394 (8, PR)	0-3 K		0-0 4-3		0-0 F7		0-0 CS 1B		4	0	1	1	0	1	0												
Rico Petrocelli, R OBP: 0.325, SLG: 0.409 John Kennedy, R OBP: 0.253, SLG: 0.288 (5, 5)		0-0 P5	0-3 K		4-0 BB		0-0 K		2	0	0	0	0	1	0												
Bob Montgomery, R OBP: 0.373, SLG: 0.750 (1, 2)		0-0 BB 1B		0-0 G3-6-1 1B		0-0 G3		0-3 K	4	1	2	0	0	1	2												
Rick Miller, L OBP: 0.355, SLG: 0.364 (1, 8)		4-0 1B 2B BB		0-0 G3-6-1 1-2		0-0 4-3 2B			2	1	1	0	1	0	1												
Dwight Evans, R OBP: 0.309, SLG: 0.349 (1, 9)		0-0 2B 1B		0-0 F9		0-3 K			3	1	1	1	0	1	1												
Doug Griffin, R OBP: 0.324, SLG: 0.388 (1, 4)		0-0 1-H 3-H 2B		0-0 P4		0-0 4-3			3	0	1	2	0	0	1												
Inning Stats	R: 1 E: 0 K: 2 S: 8	H: 1 LOB: 0 BB: 0 P: 8	R: 3 E: 0 K: 1 S: 8	H: 3 LOB: 1 BB: 1 P: 12	R: 0 E: 0 K: 2 S: 7	H: 0 LOB: 0 BB: 0 P: 7	R: 0 E: 0 K: 0 S: 3	H: 1 LOB: 0 BB: 0 P: 3	R: 0 E: 0 K: 0 S: 3	H: 0 LOB: 0 BB: 0 P: 3	R: 0 E: 0 K: 0 S: 3	H: 0 LOB: 1 BB: 1 P: 7	R: 0 E: 0 K: 1 S: 6	H: 1 LOB: 1 BB: 0 P: 6	R: 2 E: 0 K: 2 S: 9	H: 3 LOB: 1 BB: 0 P: 9	1B: 5 2B: 2 3B: 1 HR: 1	SF: 0 SAC: 0 DP: 1 HBP: 0	WP: 0 PB: 0 SB: 0 CS: 1	PA: 33							
PITCHER	IP	WLS	BF	H	R	ER	SO	BB	IBB	HBP	BLK	WP	HR	S	P	ERA	WHIP										
Steve Dunning, R ERA: 6.19 (1, 1)	1.1		9	4	4	4	2	1	0	0	0	0	0	0	0	27.00	3.750										
Jackie Brown, R ERA: 2.19 (2, 1)	5.2	L	22	5	2	2	4	1	0	0	0	0	0	29	33	3.18	1.059										
Bill Gogolewski, R ERA: 3.17 (8, 1)	1.0		2	0	0	0	2	0	0	0	0	0	0	6	6	0.00	0.000										

Texas Rangers @ Boston Red Sox
Fenway Park, Boston, MA
Sat Jul 14 1973, 3:33 AM EDT
Att: 13,253 - Unknown - 91 F


AB	31
R	6
H	9
RBI	6
BB	2
SO	8
LOB	9



Batter	1	2	3	4	5	6	7	8	9	AB	R	H	RBI	BB	SO	LOB	TOP			
Davey Nelson, R OBP: 0.318, SLG: 0.373 (1, 4)	0-0 5-3		0-0 SH1-3		0-0 P9					2	0	0	0	0	0	1				
Vic Harris, S OBP: 0.320, SLG: 0.371 (1, 8)	0-0 4-3		0-3 K		0-0 4-3					3	0	0	0	0	1	2				
Alex Johnson, R OBP: 0.315, SLG: 0.372 (1, 10)	0-0 5-3		0-0 1B		0-0 1B					3	0	2	0	0	0	0				
Rico Carty, R OBP: 0.310, SLG: 0.304 (1, 7)		0-0 1B		0-0 1-3		0-0 F7				3	1	1	0	0	0	1				
Jeff Burroughs, R OBP: 0.338, SLG: 0.431 (1, 9)		0-0 1B		0-0 4-3		0-3 K				3	0	1	0	0	1	1				
Jim Spencer, L OBP: 0.345, SLG: 0.371 (1, 3)		0-0 1B		0-0 4-0		0-0 P7				1	0	1	1	1	0	0				
Larry Bittner, L OBP: 0.273, SLG: 0.250 (5, 3)		0-0 1B		0-0 BB						1	0	0	0	0	0	1				
Jim Fregosi, R OBP: 0.357, SLG: 0.328 (1, 5)		0-0 P6		0-0 F8						2	0	0	0	0	0	3				
Dick Billings, R OBP: 0.236, SLG: 0.217 (1, 2)		0-0 F8		0-3 K						2	0	0	0	0	1	2				
Jim Mason, L OBP: 0.289, SLG: 0.320 (1, 6)			0-0 1B	0-0 SH1-3		0-0 BB				0	0	0	0	2	0	0				
Inning Stats	R: 0 E: 0 K: 0 S: 3	H: 0 LOB: 0 BB: 0 P: 3	R: 1 E: 0 K: 0 S: 5	H: 3 LOB: 1 BB: 0 P: 5	R: 0 E: 0 K: 1 S: 5	H: 1 LOB: 2 BB: 1 P: 9	R: 0 E: 0 K: 0 S: 3	H: 0 LOB: 1 BB: 1 P: 7	R: 0 E: 0 K: 1 S: 5	H: 0 LOB: 1 BB: 1 P: 9	R: 0 E: 0 K: 1 S: 6	H: 1 LOB: 1 BB: 0 P: 6					1B: 5 2B: 0 3B: 0 HR: 0	SF: 0 SAC: 1 DP: 0 HBP: 0	WP: 0 PB: 0 SB: 0 CS: 0	PA: 24
PITCHER Luis Tiant, R ERA: 3.61 (1, 1)	IP: 6.0 WLS: W BF: 24 H: 5 R: 1 ER: 1 SO: 3 BB: 3 IBB: 0 HBP: 0 BLK: 0 WP: 0 HR: 0 S: 27 P: 39 ERA: 1.50 WHIP: 1.333																			

Texas Rangers @ Boston Red Sox
Fenway Park, Boston, MA
Sun Jul 15 1973, 3:33 AM EDT
Att: 11,793 - Unknown - 69 F


AB 20
R 1
H 5
RBI 1
BB 3
SO 3
LOB 11

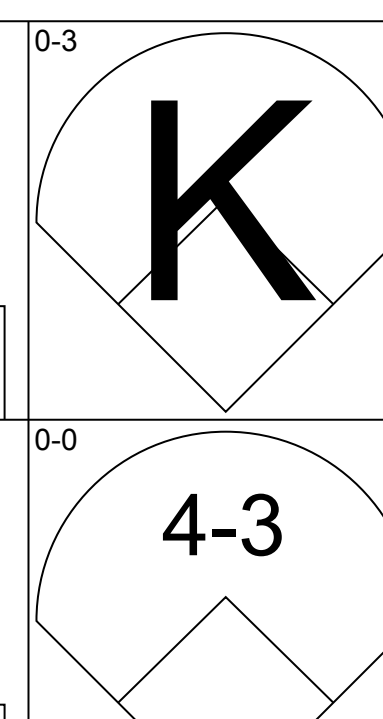
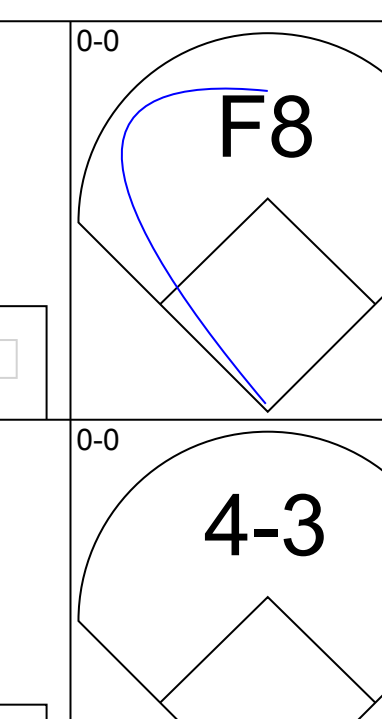
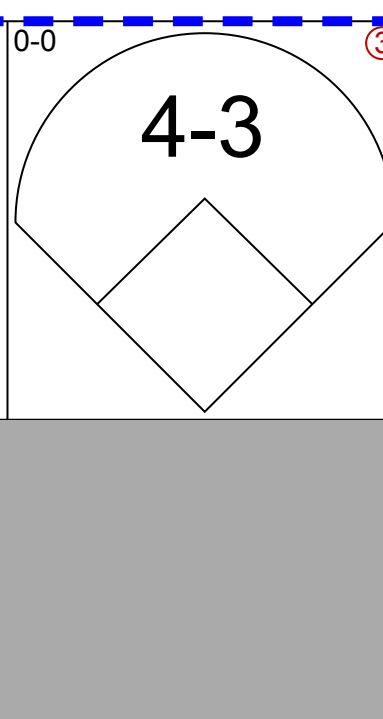
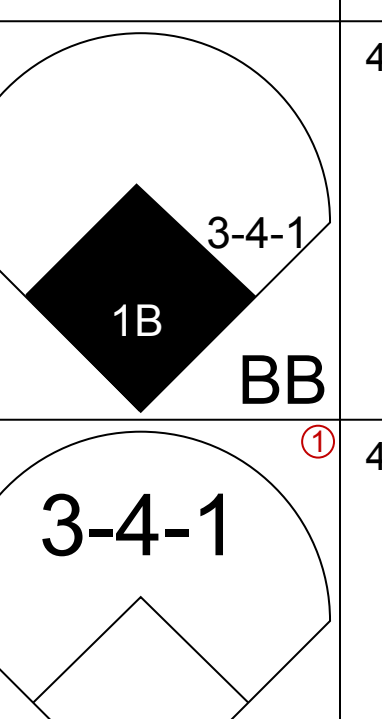
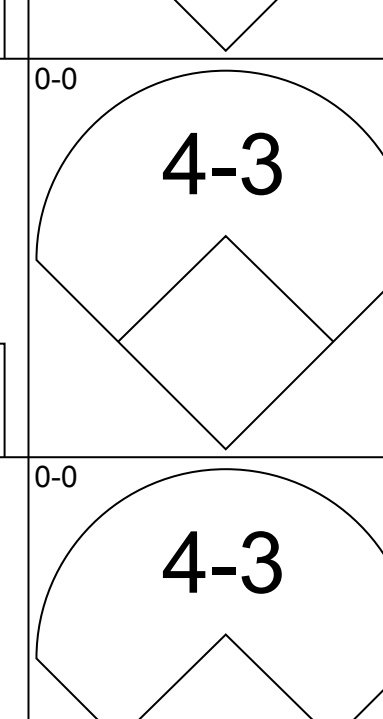
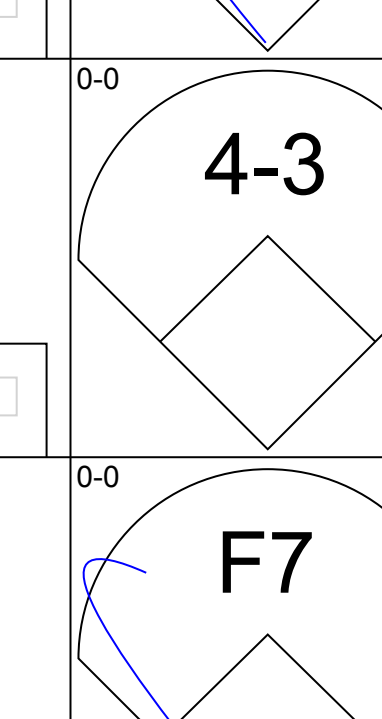
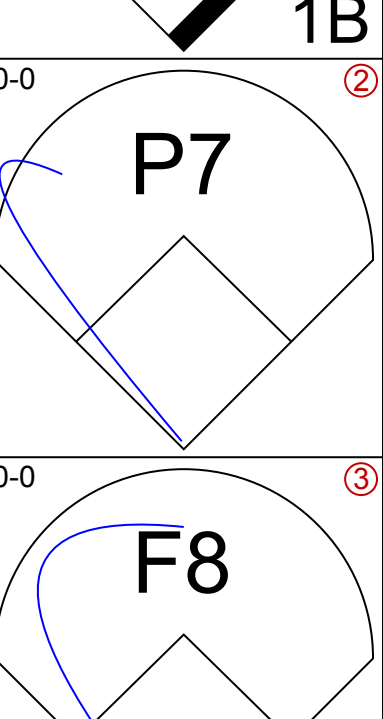
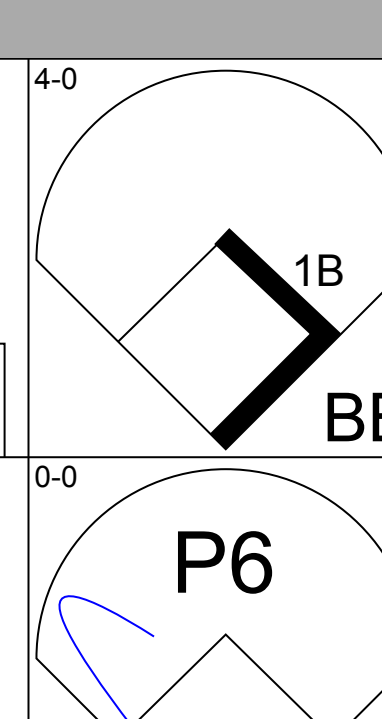
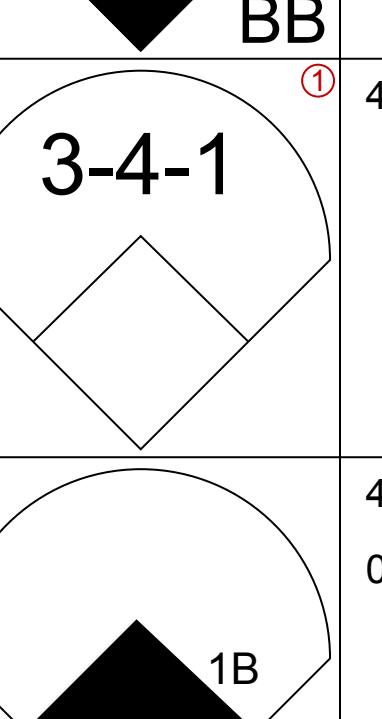
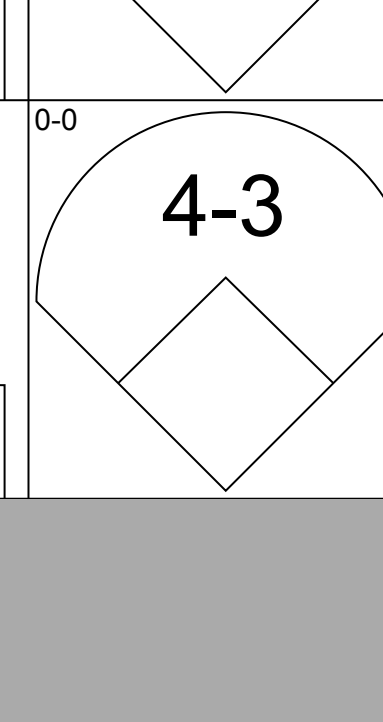
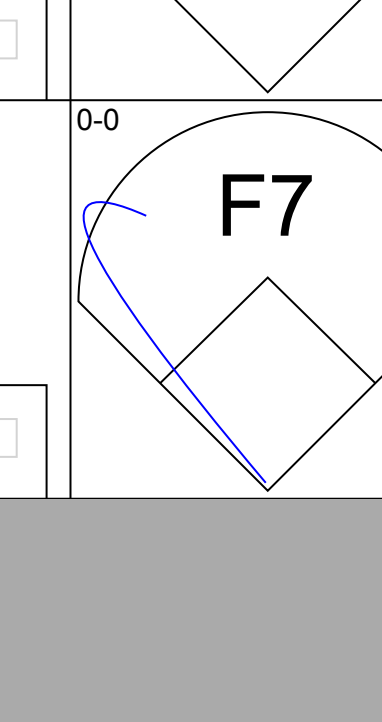
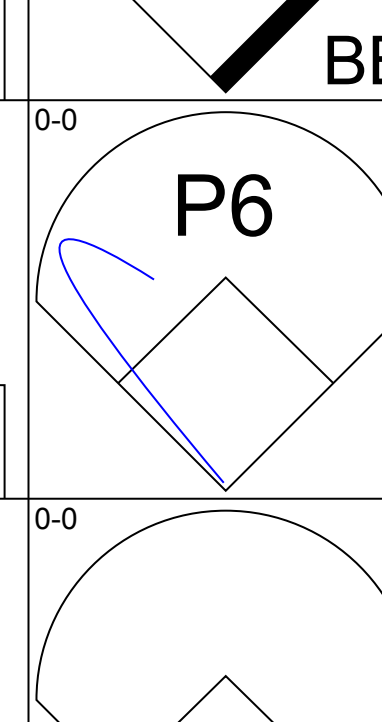
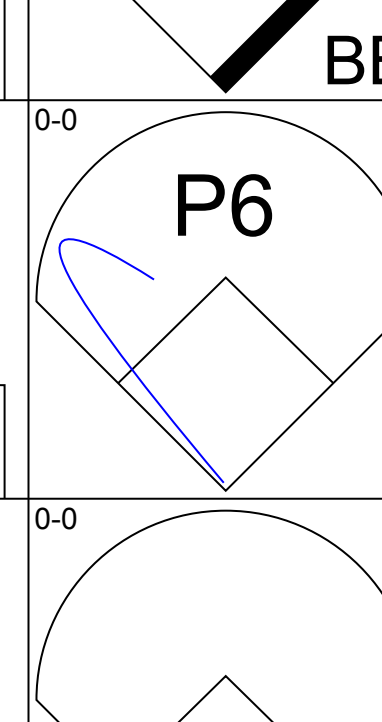
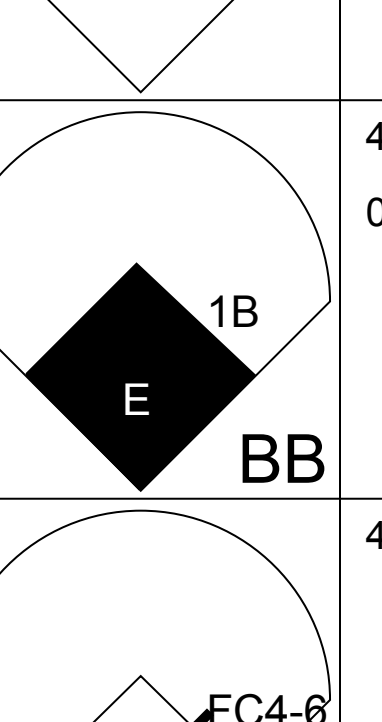
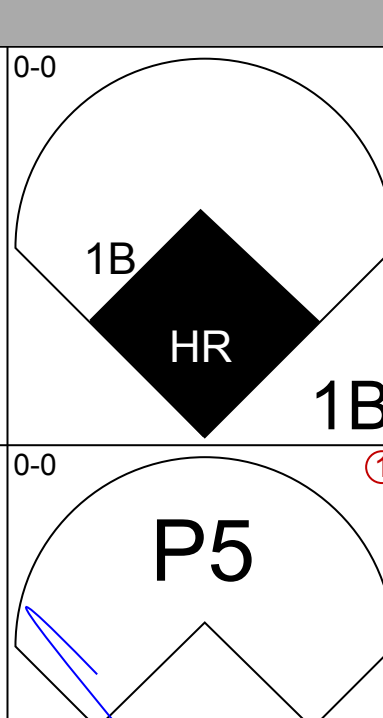
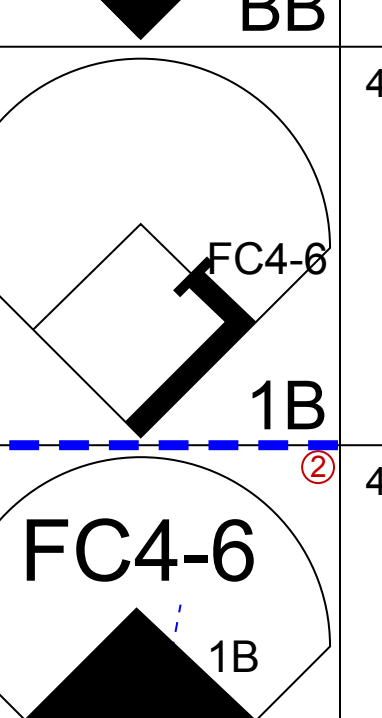
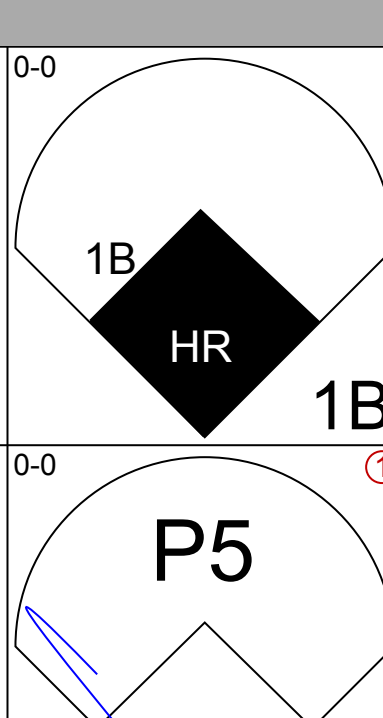

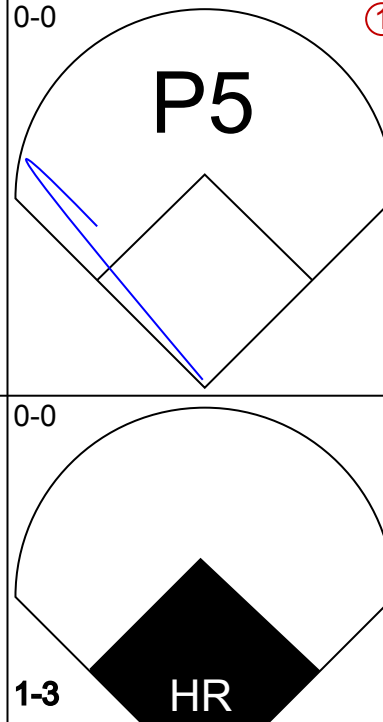
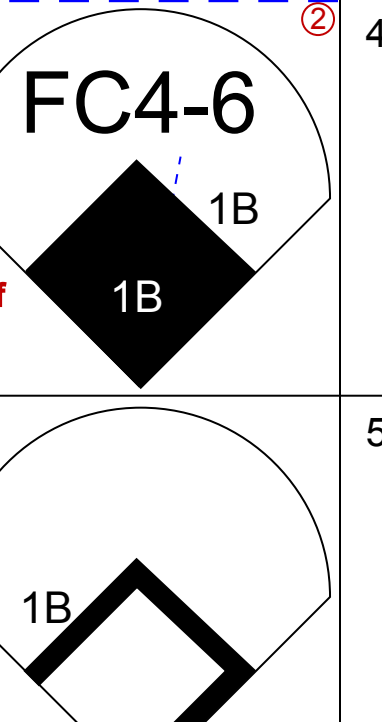
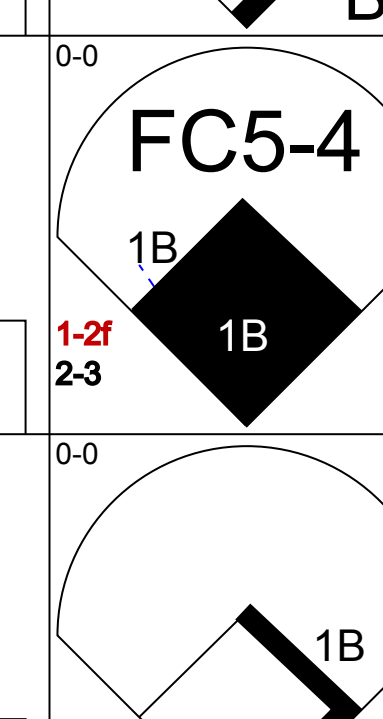
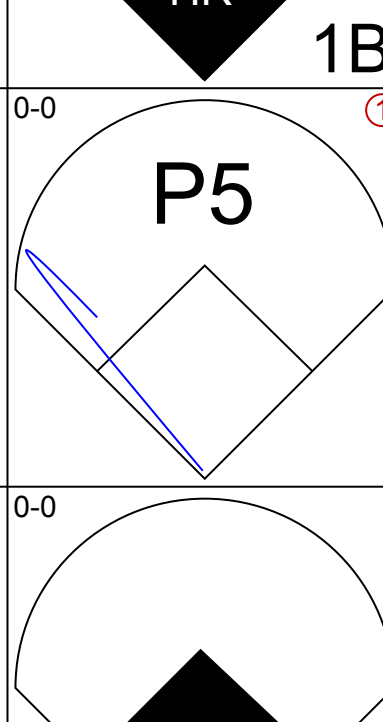
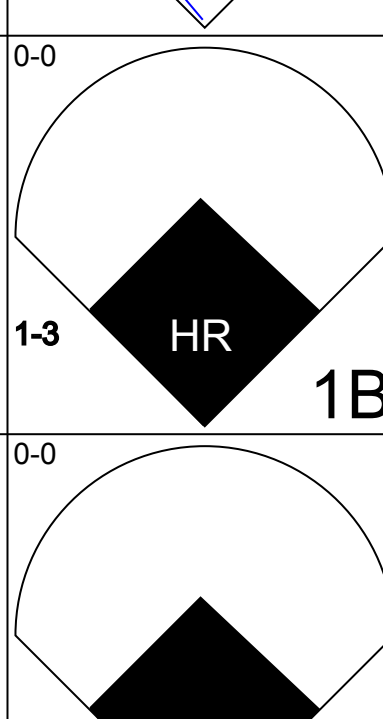
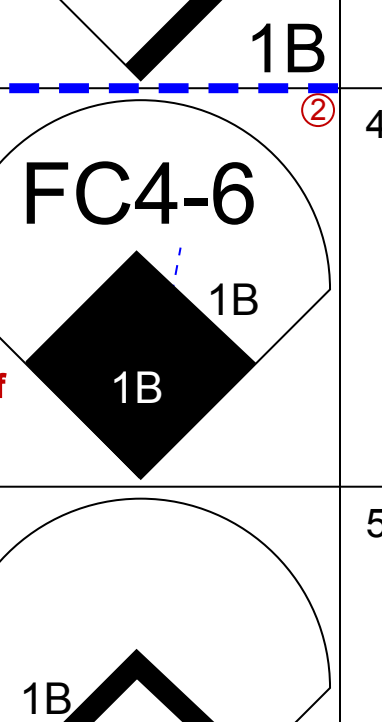
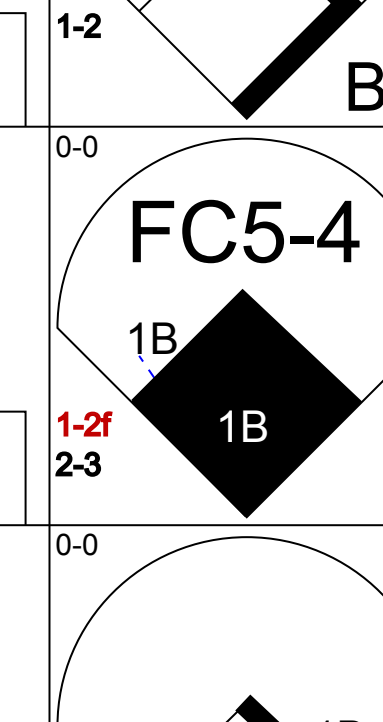
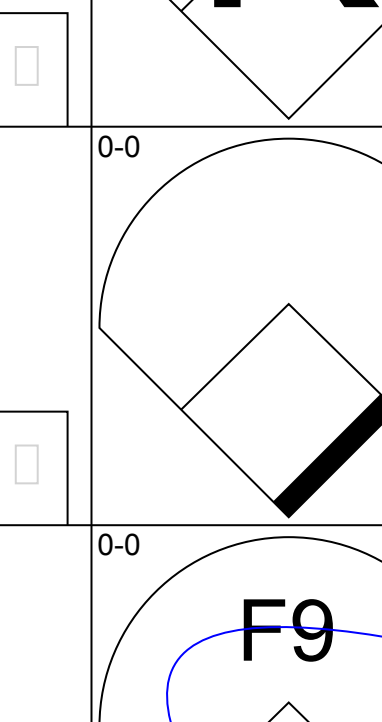
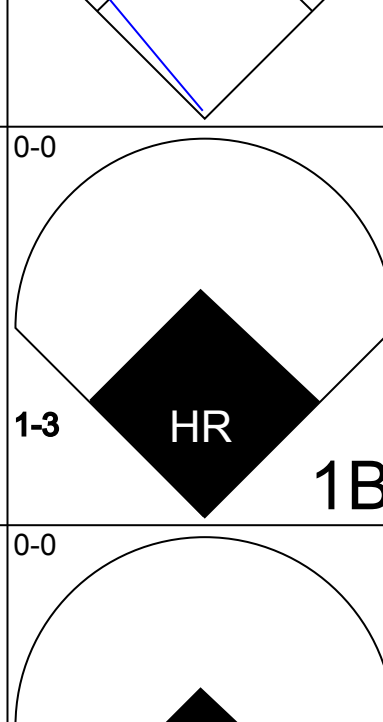

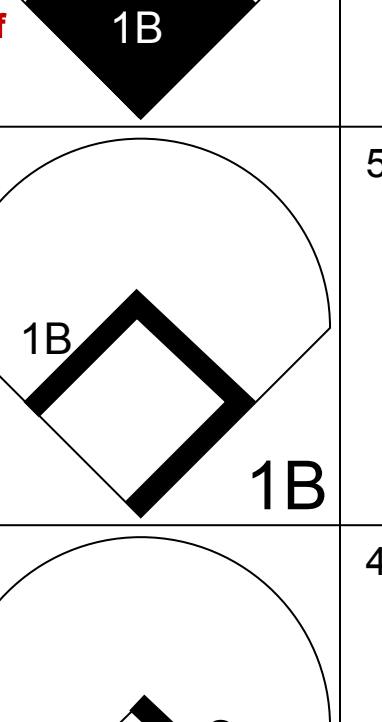
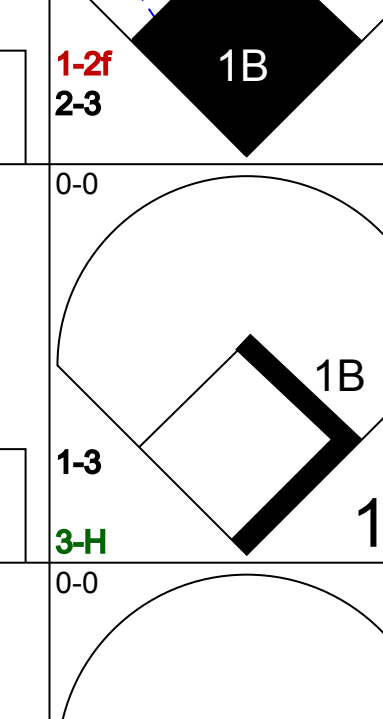
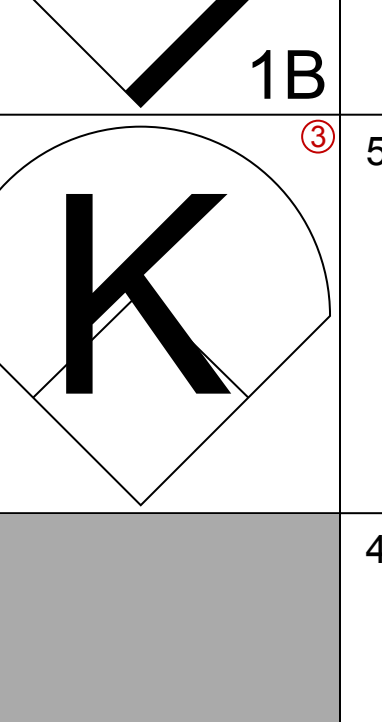
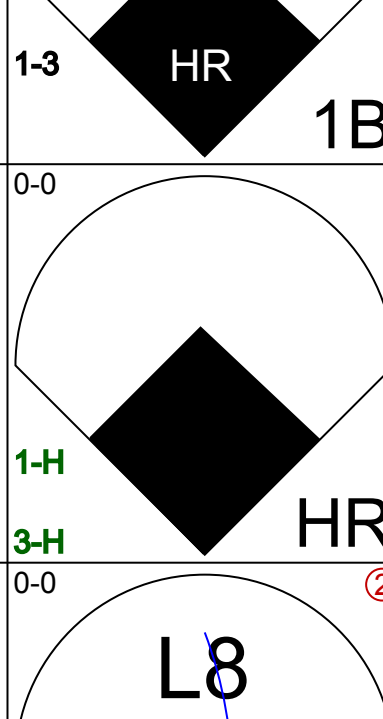
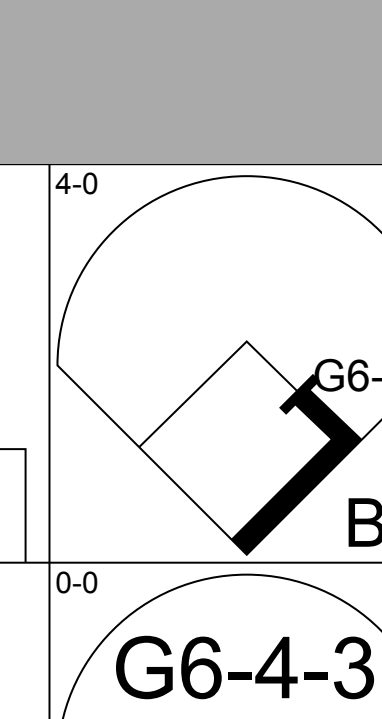


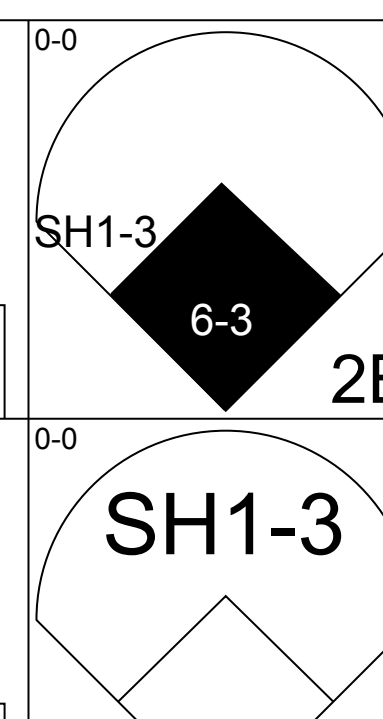
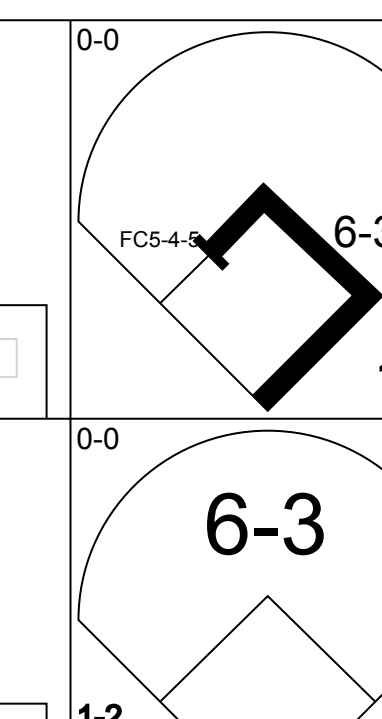
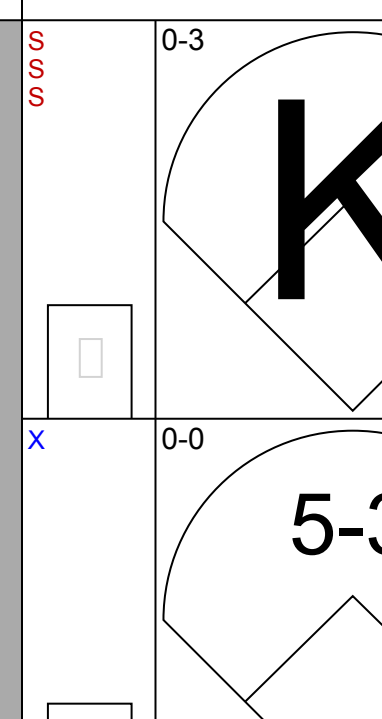
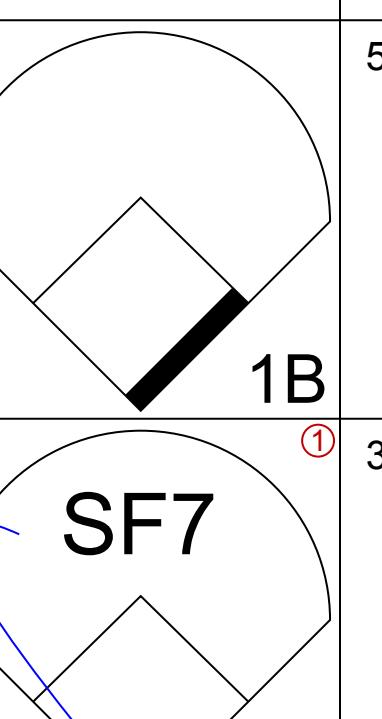
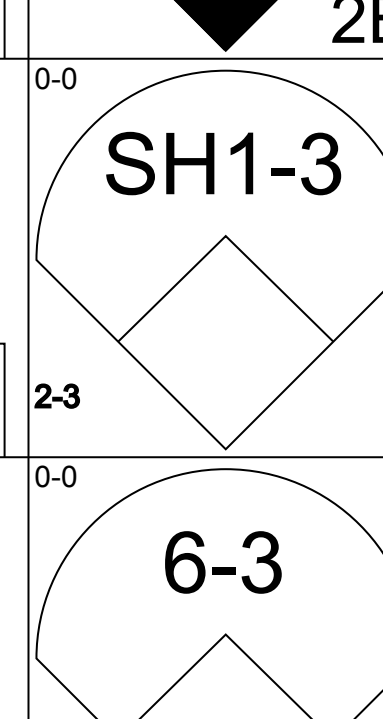
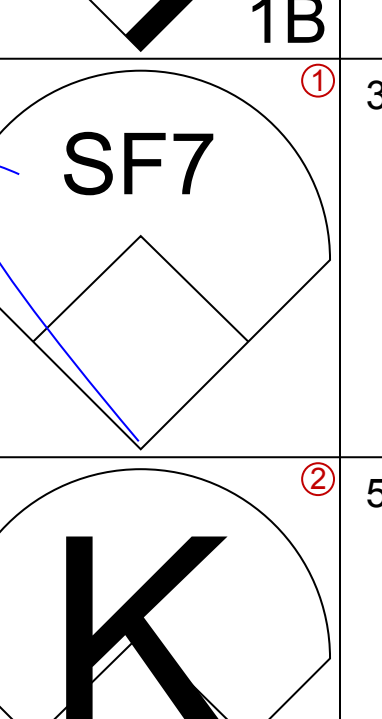
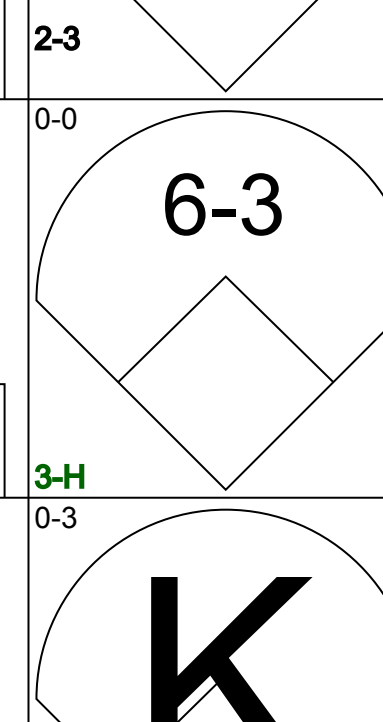
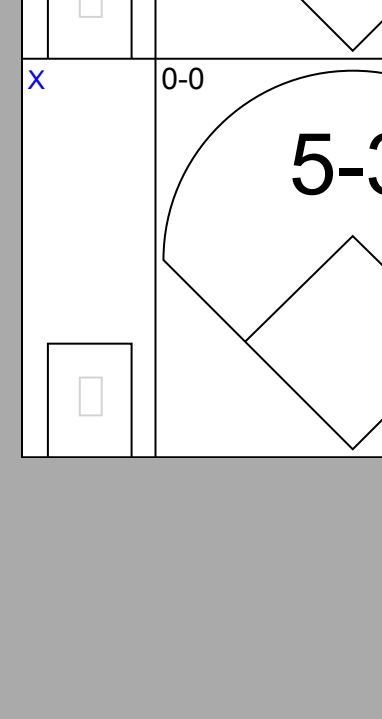
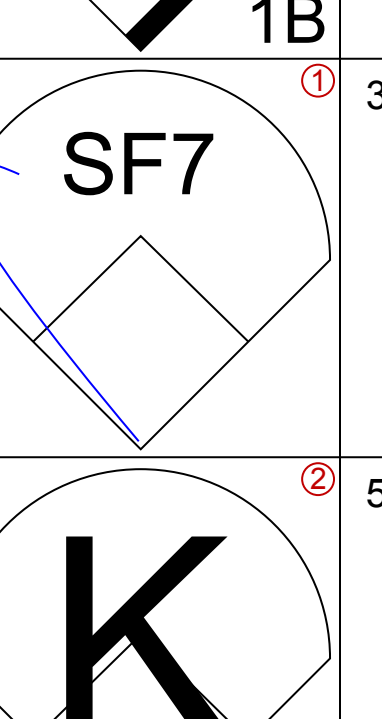
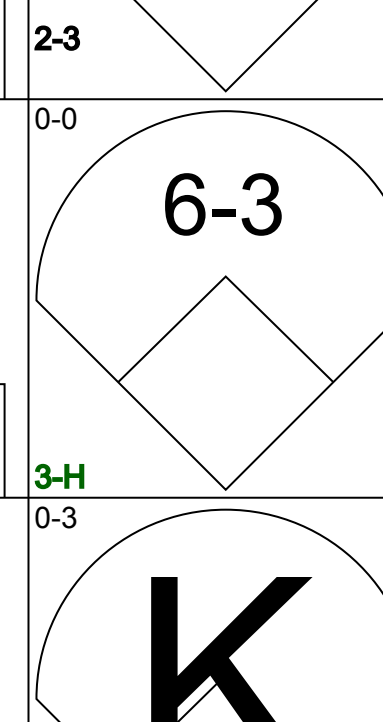
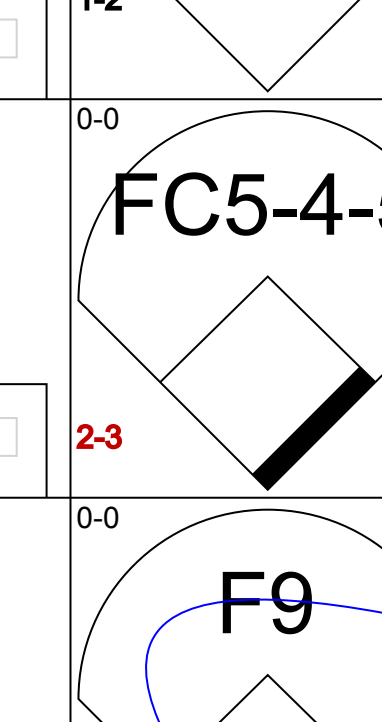
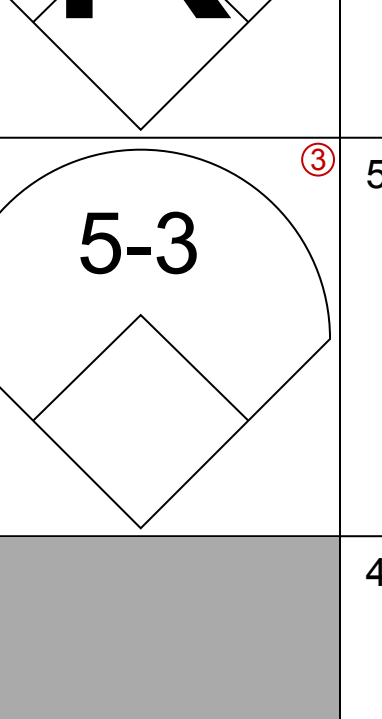
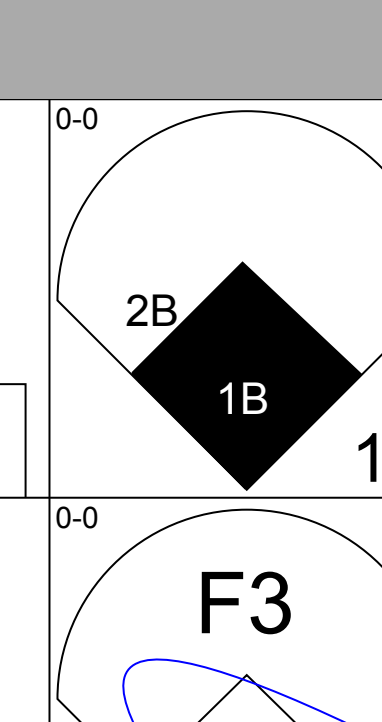
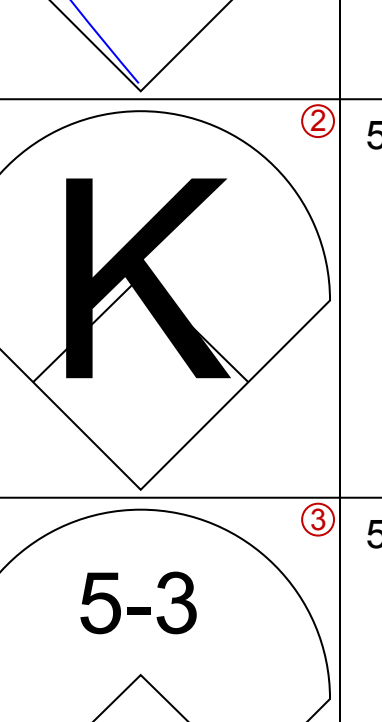
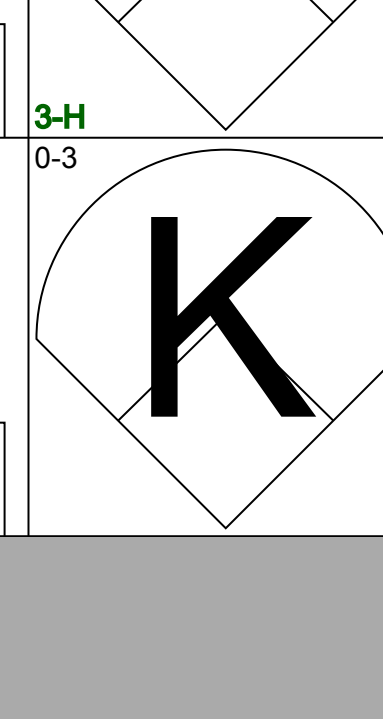

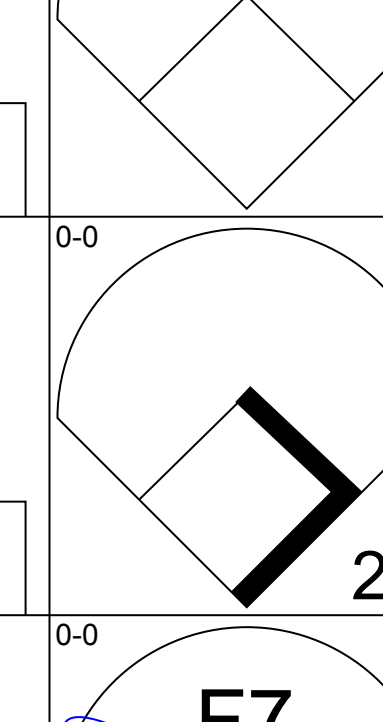
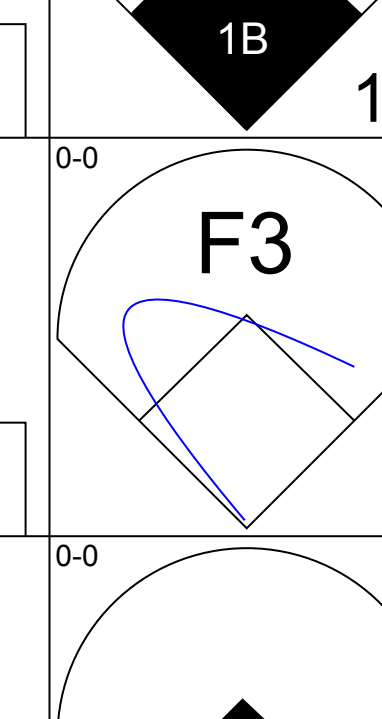
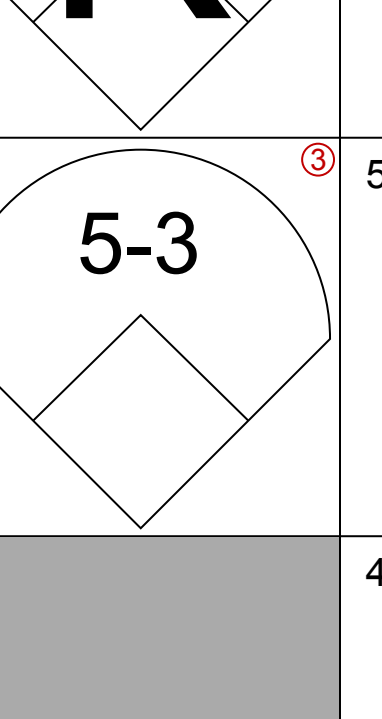
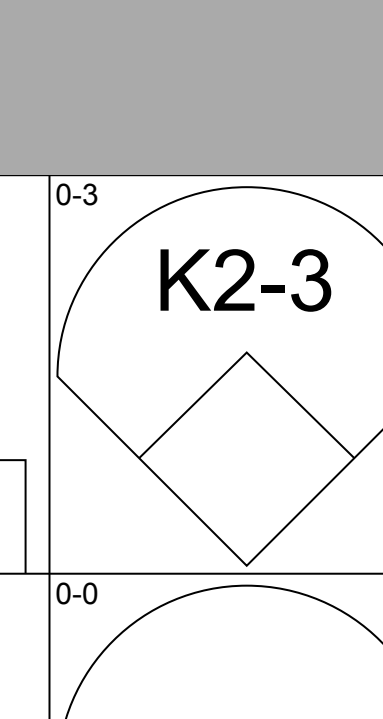
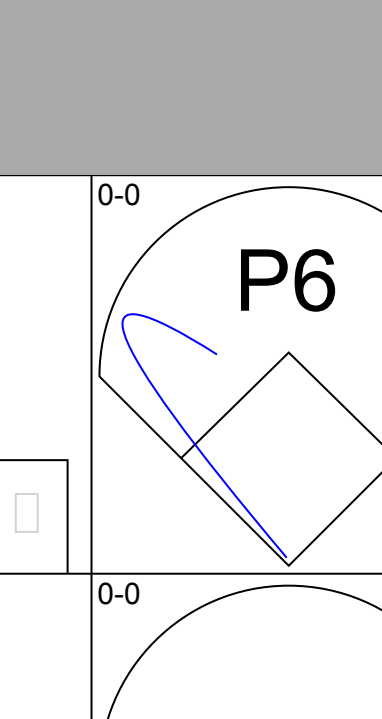
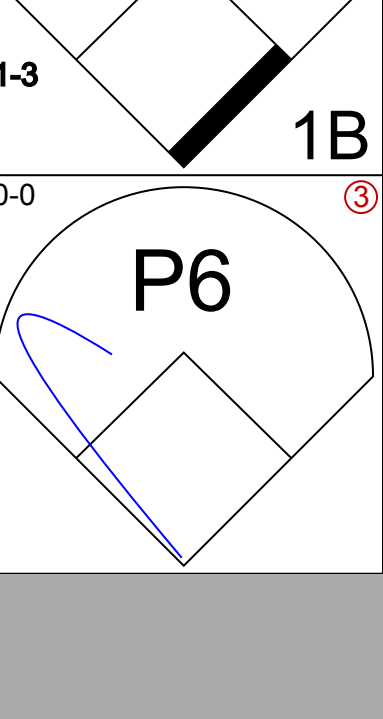
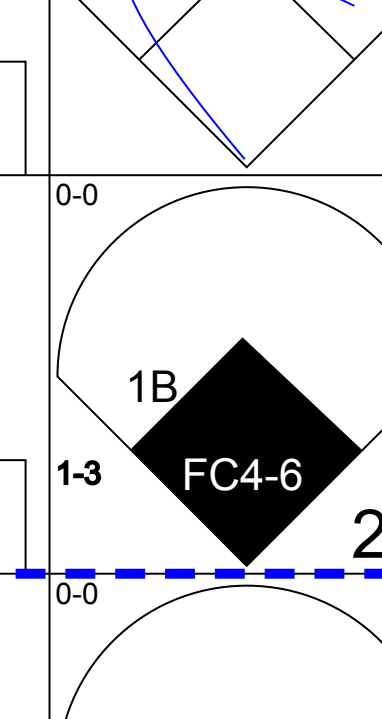

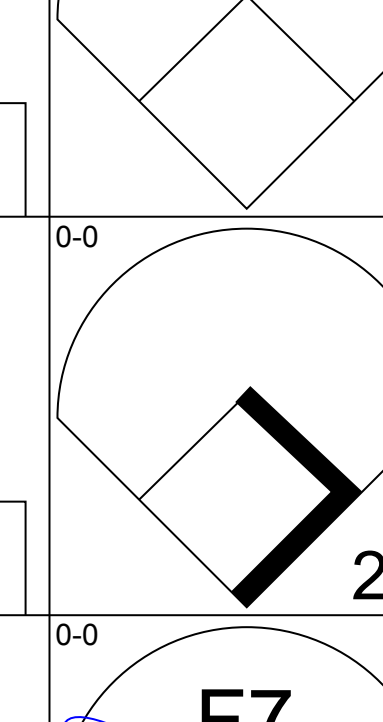
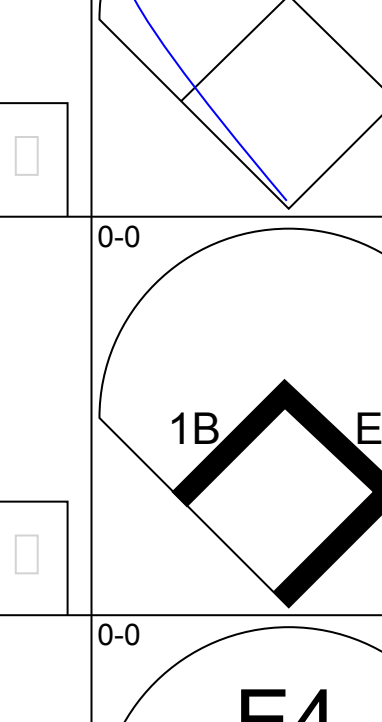

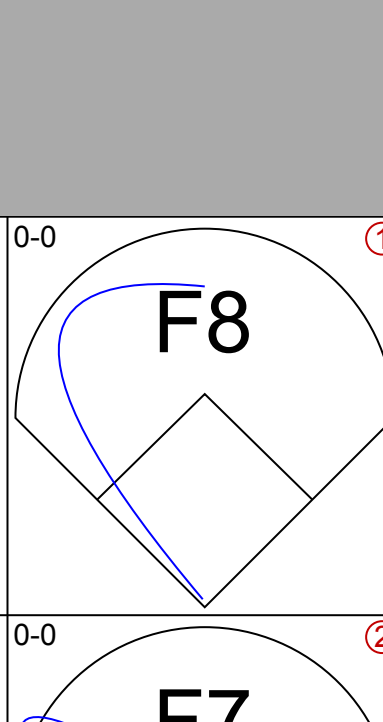
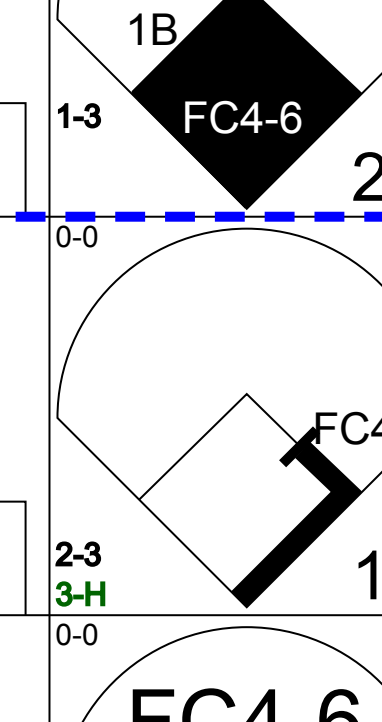

Batter	1	2	3	4	5	6	7	8	9	AB	R	H	RBI	BB	SO	LOB	BOTTOM	
Tommy Harper, R OBP: 0.332, SLG: 0.362 (1, 7)	0-0 P6		0-0 CS		0-0 1B					3	0	2	0	0	0	0		
Luis Aparicio, R OBP: 0.316, SLG: 0.297 (1, 6)	0-0 G1		0-0 6-3		0-0 1-3					3	1	1	0	0	0	2		
Carl Yastrzemski, L OBP: 0.349, SLG: 0.433 (1, 3)	0-0 G1		0-0 3-1							2	0	0	0	0	0	1		
Orlando Cepeda, R OBP: 0.337, SLG: 0.456 (1, 10)	0-0 1B			0-0 F8						2	0	1	1	0	0	0		
Carlton Fisk, R OBP: 0.338, SLG: 0.498 (1, 2)	0-0 G3			0-0 L7						2	0	0	0	0	0	1		
Danny Cater, R OBP: 0.337, SLG: 0.368 (1, 5)		0-0 L7		0-0 F9						2	0	0	0	0	0	0		
Dwight Evans, R OBP: 0.311, SLG: 0.368 (1, 9)		0-0 HR		0-0 F8						2	1	1	1	0	0	0		
Doug Griffin, R OBP: 0.326, SLG: 0.404 (1, 4)		0-0 4-3		0-0 SF8						2	1	1	0	0	0	0		
Rick Miller, L OBP: 0.352, SLG: 0.362 (1, 8)		0-0 F9		0-0 SF8						1	0	0	1	0	0	0		
Inning Stats	R: 1 E: 0 K: 0 S: 5	H: 2 LOB: 1 BB: 0 P: 5	R: 1 E: 0 K: 0 S: 4	H: 1 LOB: 0 BB: 0 P: 4	R: 0 E: 0 K: 0 S: 3	H: 1 LOB: 0 BB: 0 P: 3	R: 0 E: 0 K: 0 S: 3	H: 0 LOB: 0 BB: 0 P: 3	R: 1 E: 0 K: 0 S: 5	H: 2 LOB: 1 BB: 0 P: 5					1B: 3 2B: 1 3B: 1 HR: 1	SF: 1 SAC: 0 DP: 0 HBP: 0	WP: 0 PB: 0 SB: 0 CS: 1	PA: 20
PITCHER Jim Merritt, L ERA: 3.8 (1, 1)	IP: 5.0 WLS: L BF: 20 H: 6 R: 3 ER: 3 SO: 0 BB: 0 IBB: 0 HBP: 0 BLK: 0 WP: 0 HR: 1 S: 20 P: 20 ERA: 5.40 WHIP: 1.200																	

Texas Rangers @ Boston Red Sox
Fenway Park, Boston, MA
Sun Jul 15 1973, 3:33 AM EDT
Att: 11,793 - Unknown - 69 F

AB 19
R 3
H 6
RBI 3
BB 0
SO 0
LOB 4

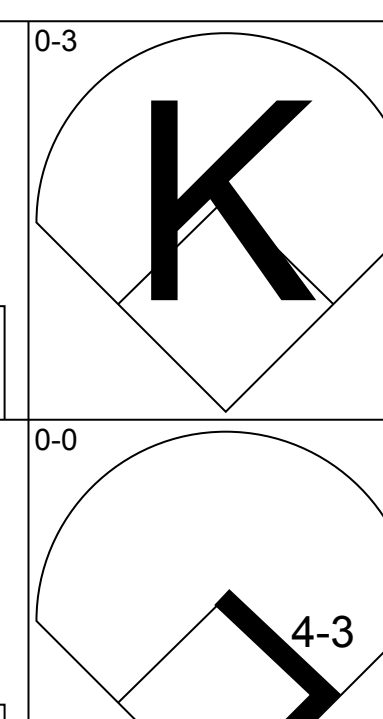
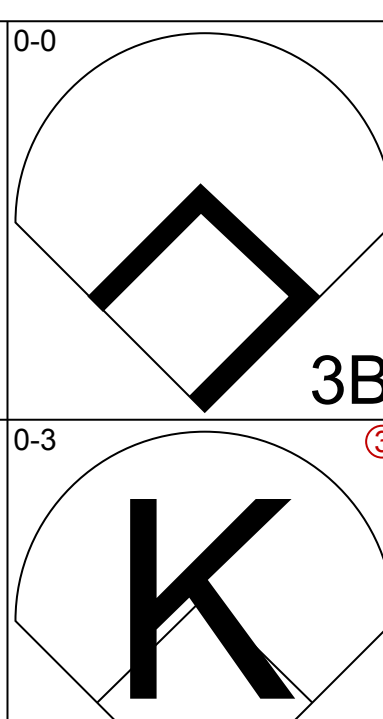
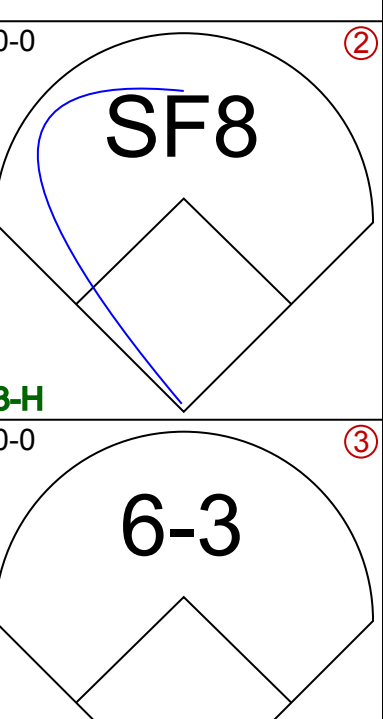
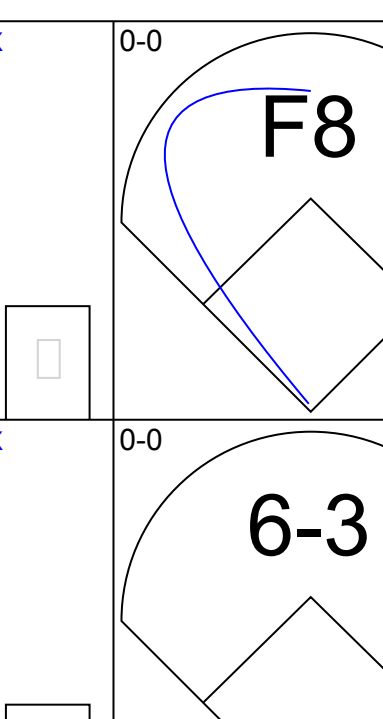
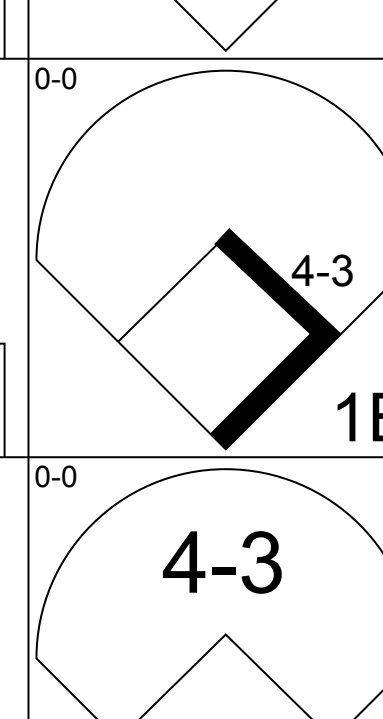

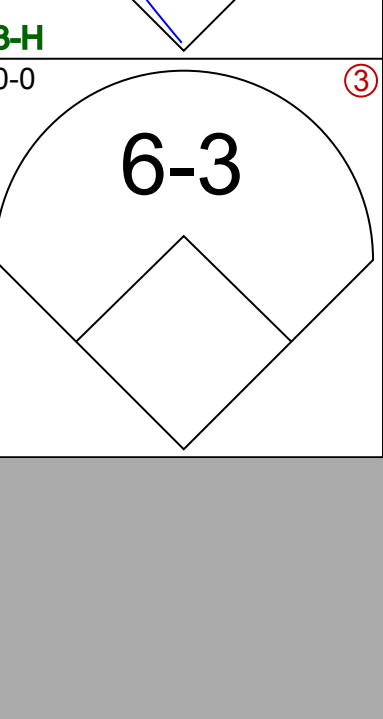
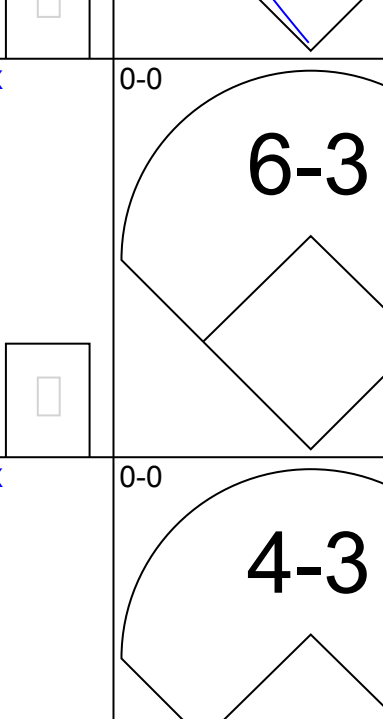
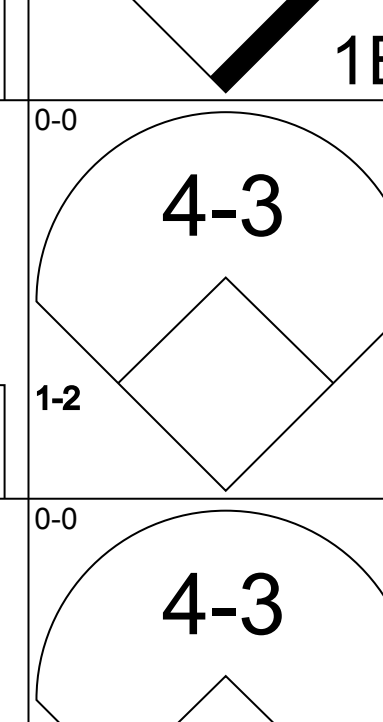
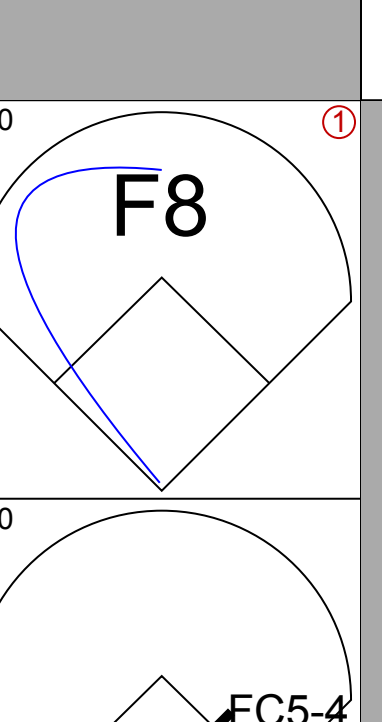
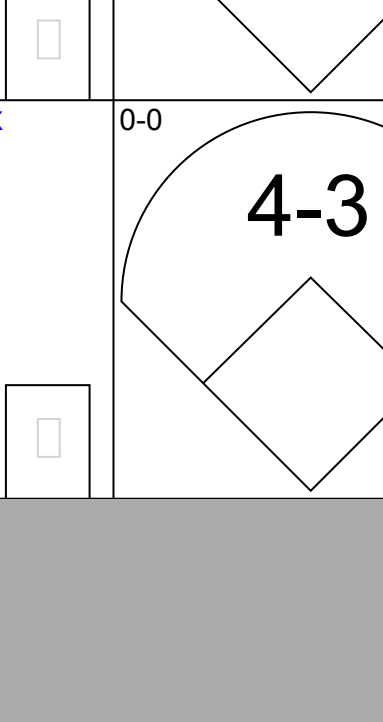
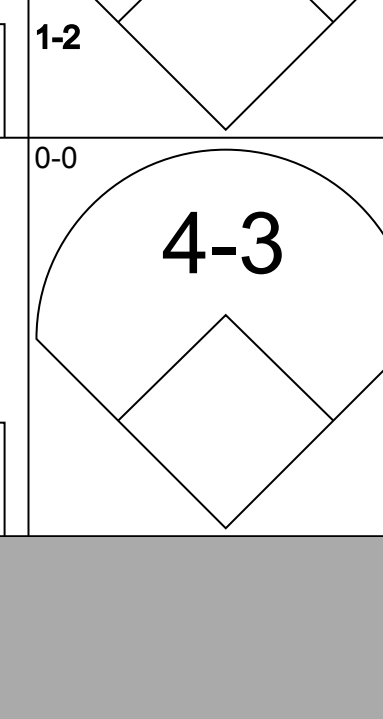
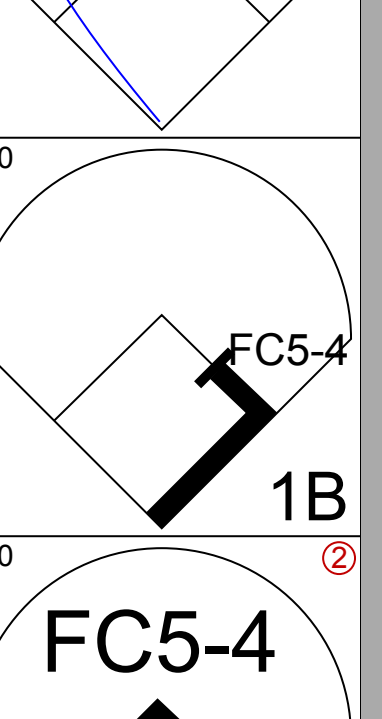


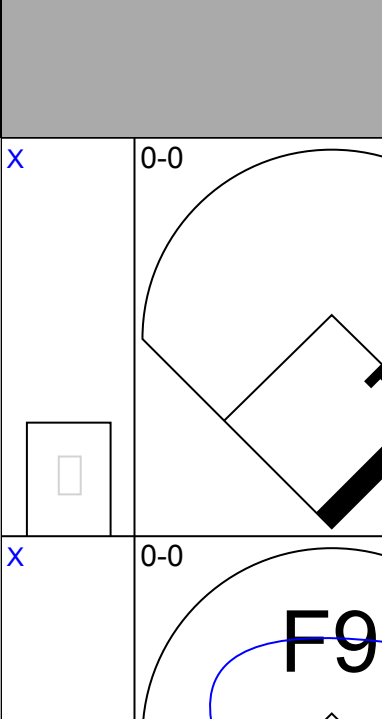
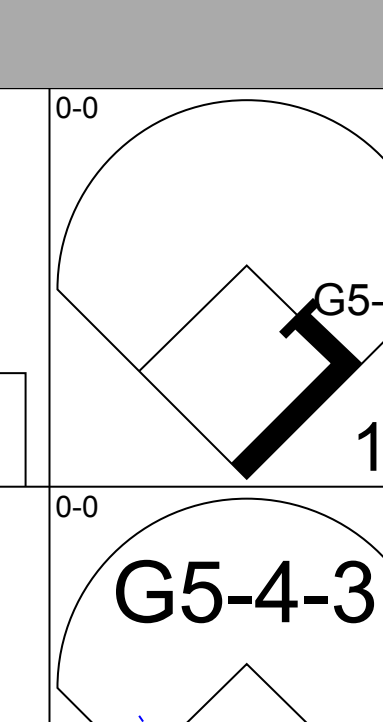

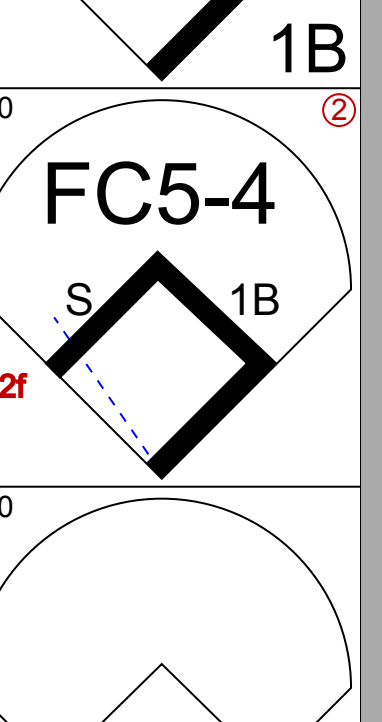


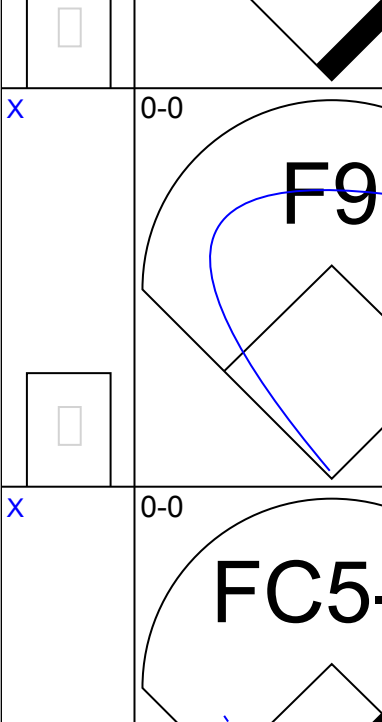
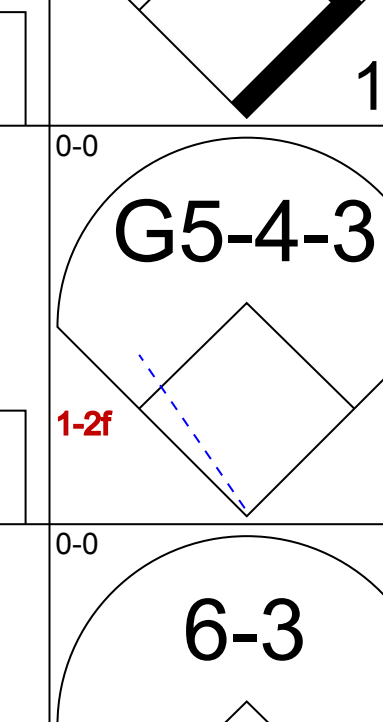

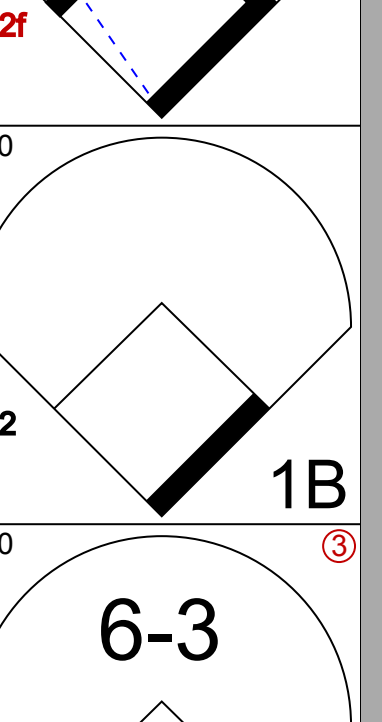


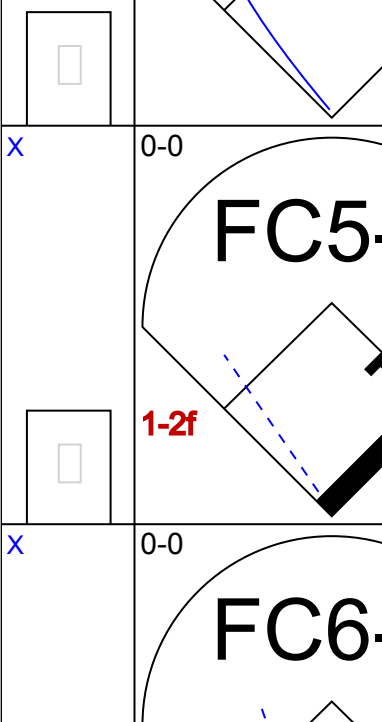
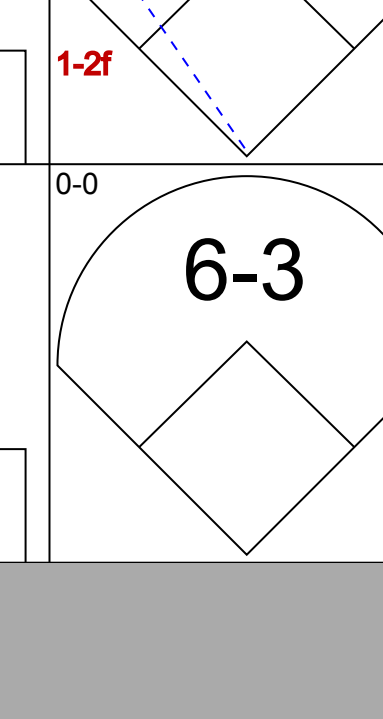
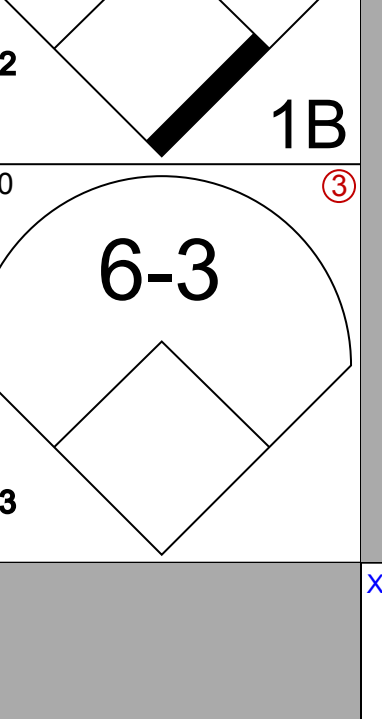

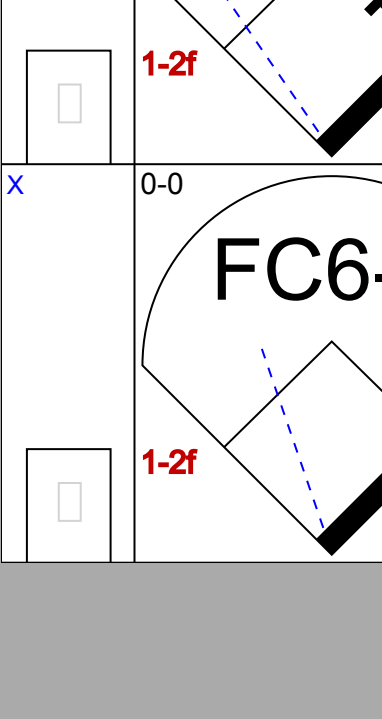
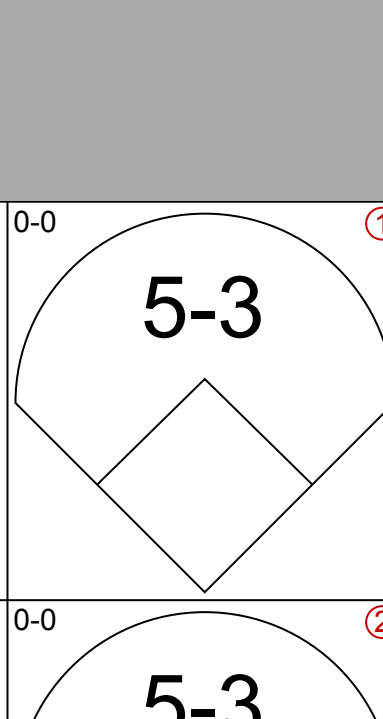
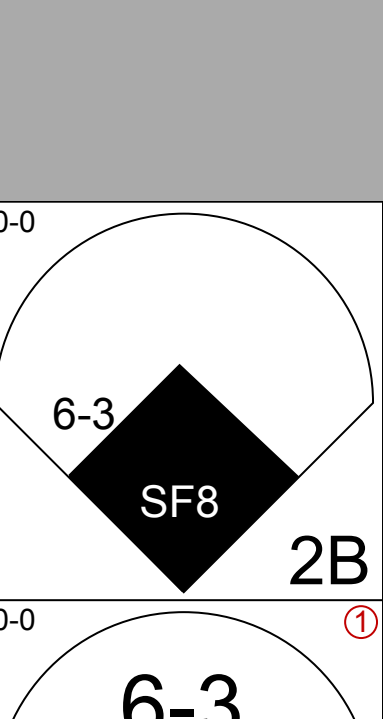
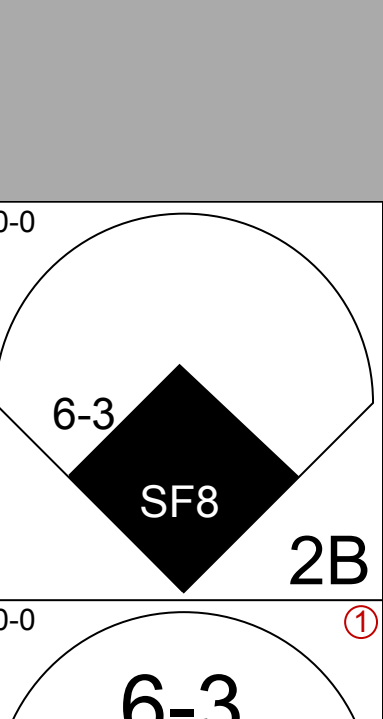

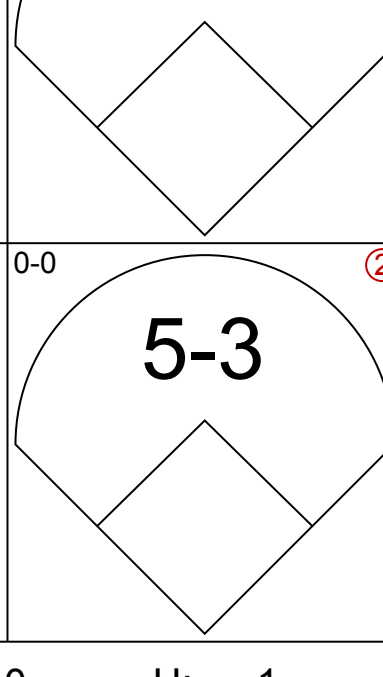
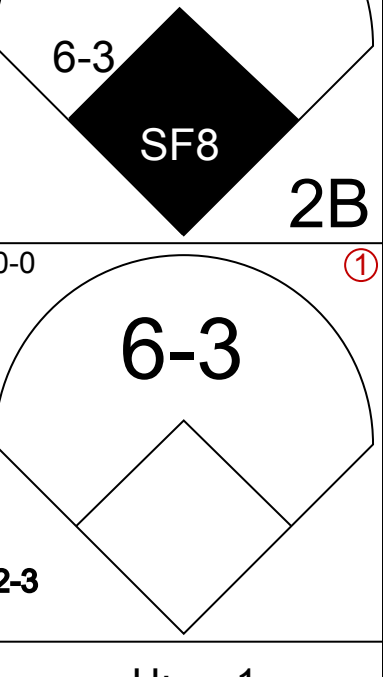



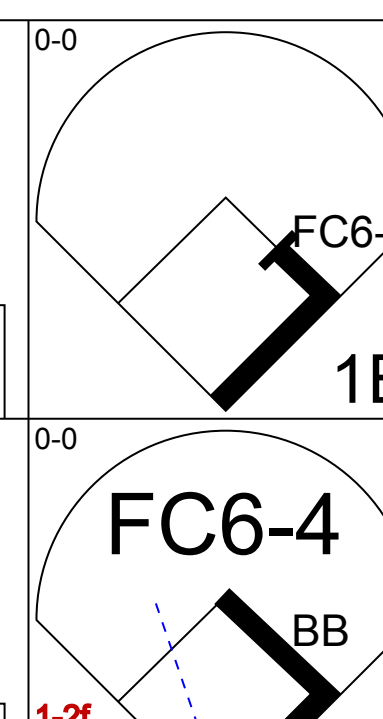
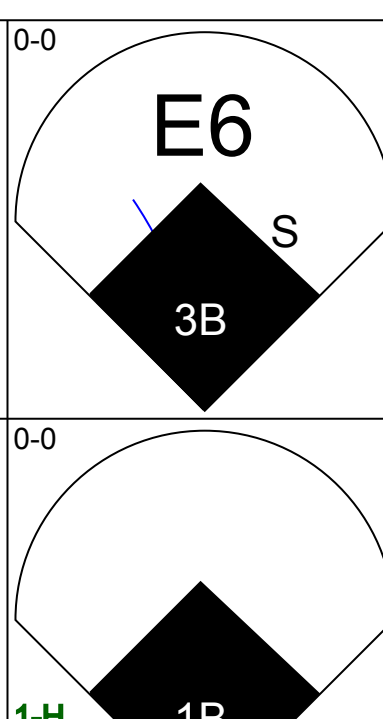
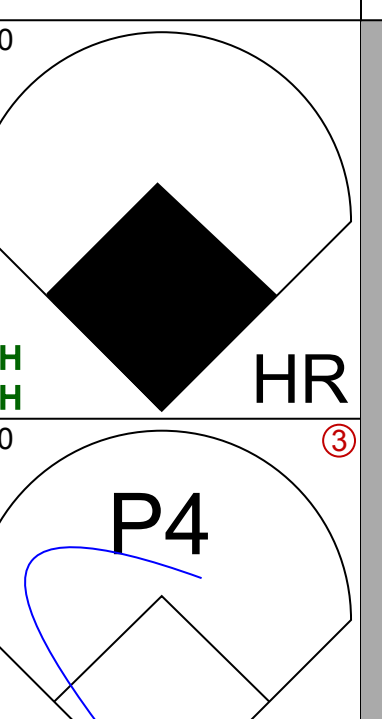
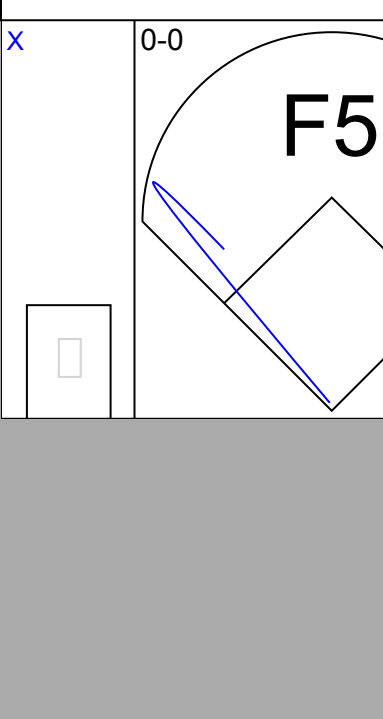
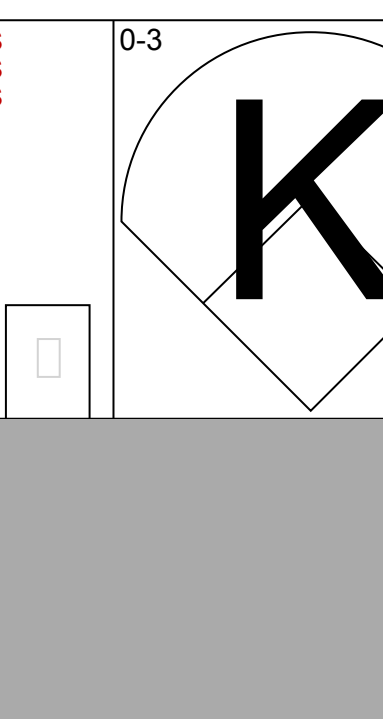
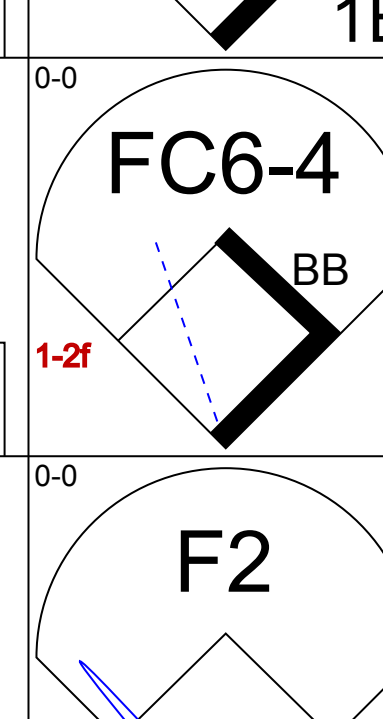
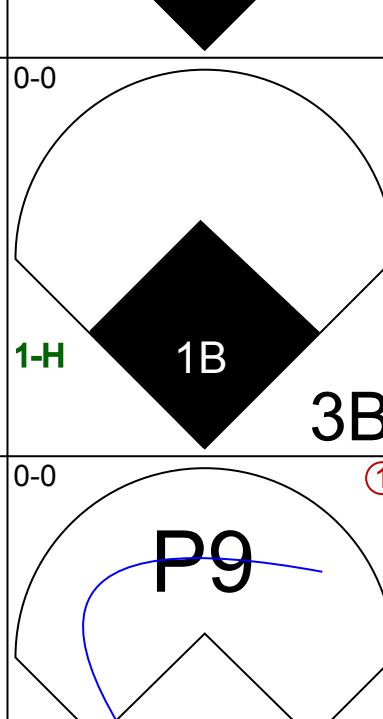
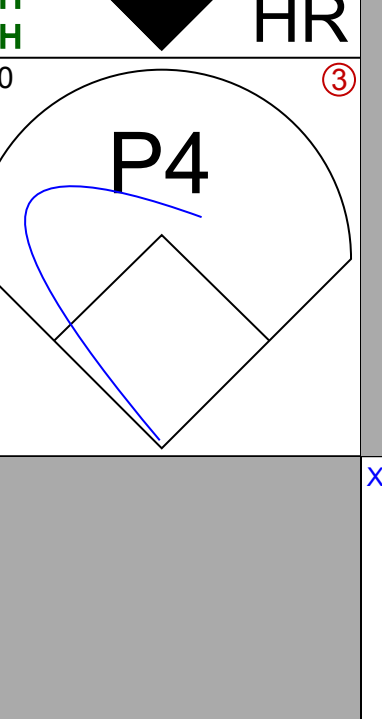

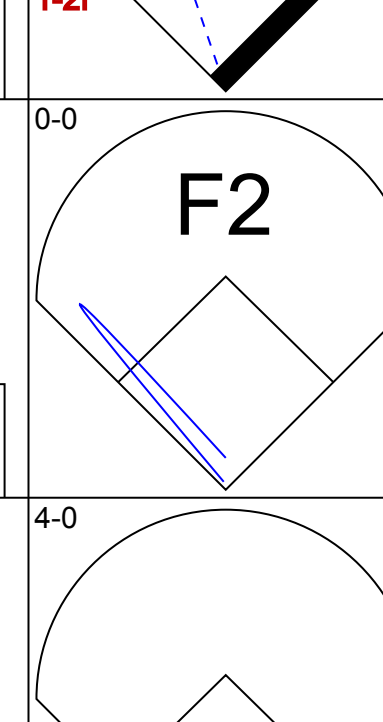
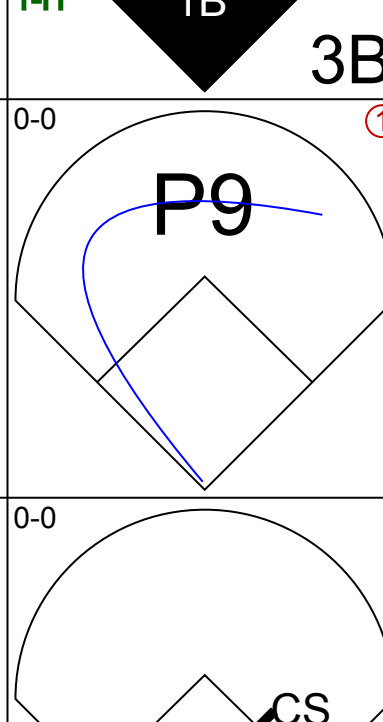
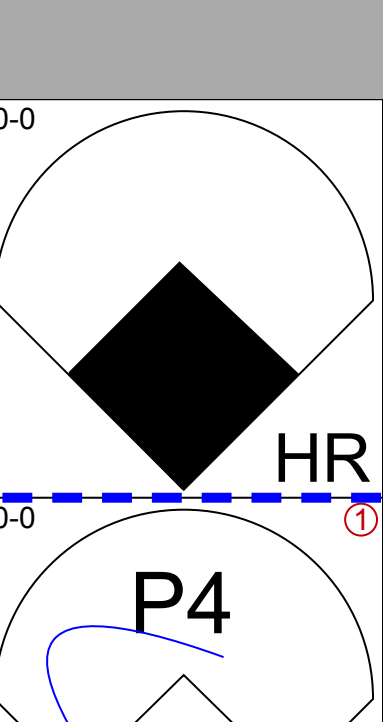

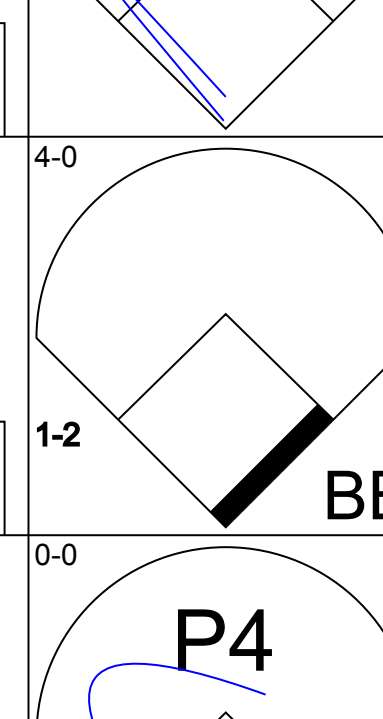
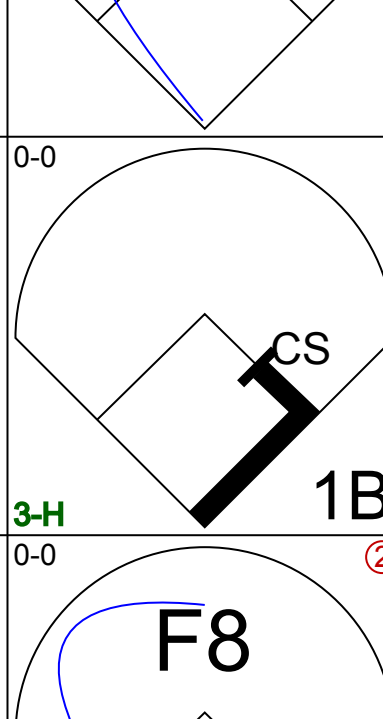

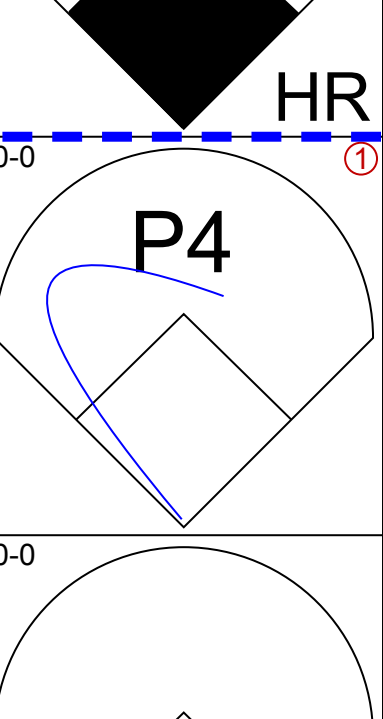

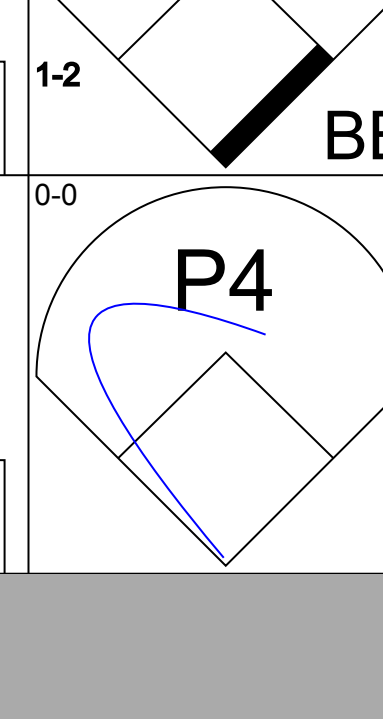
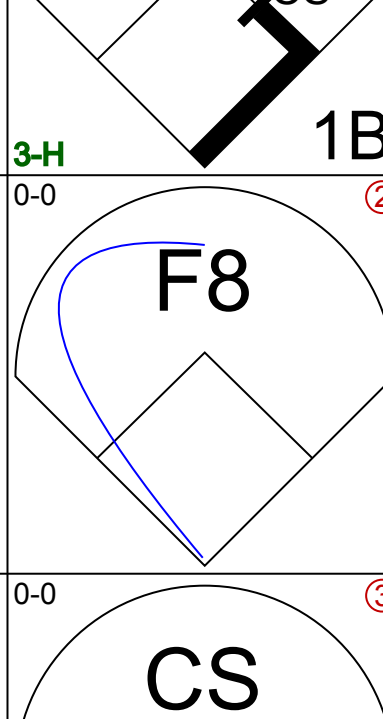
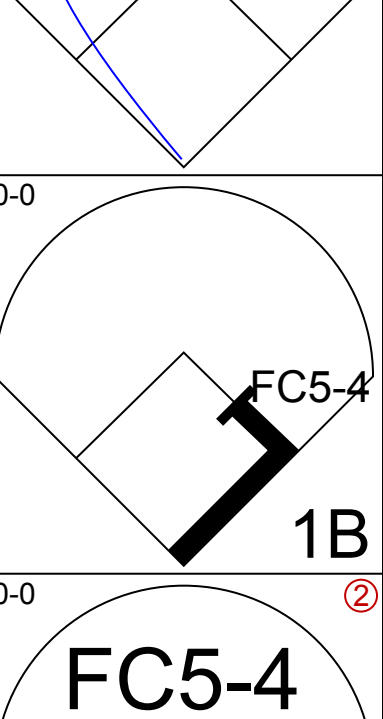

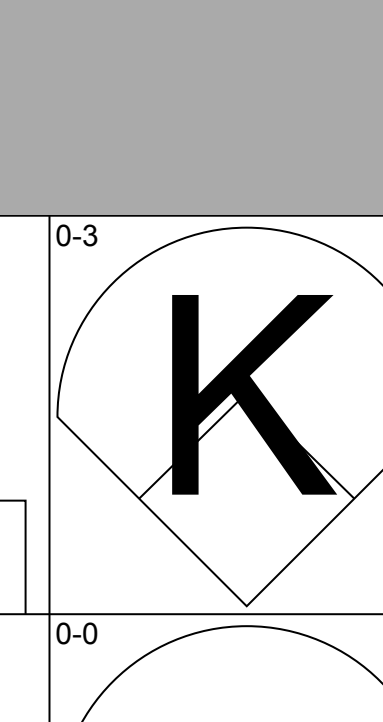
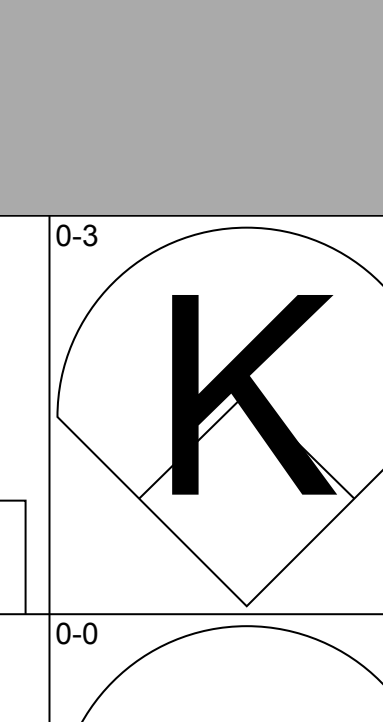
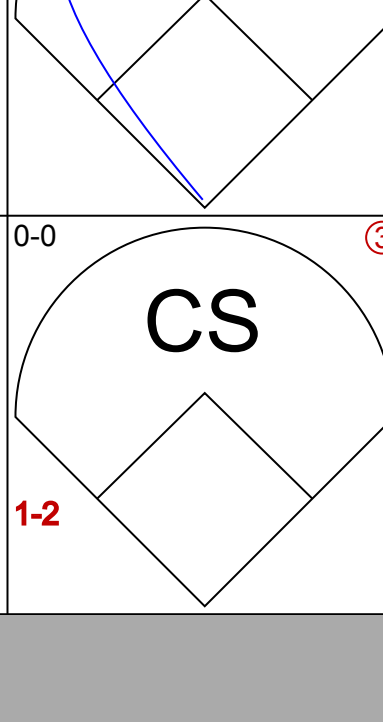
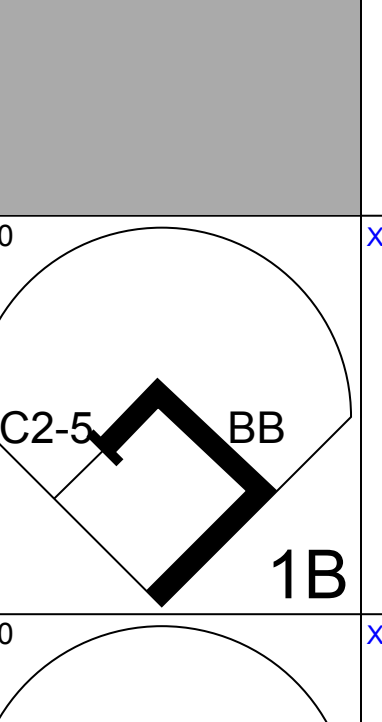
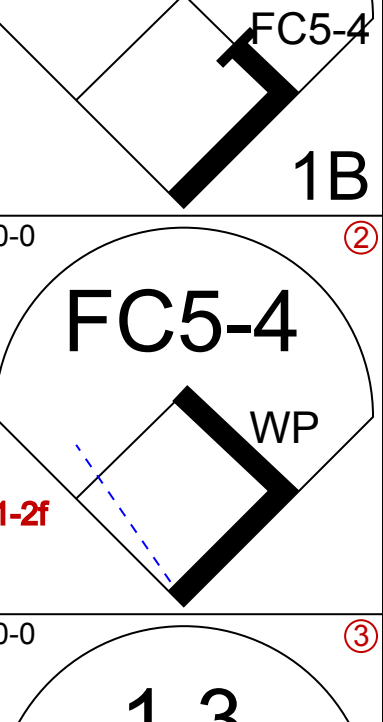


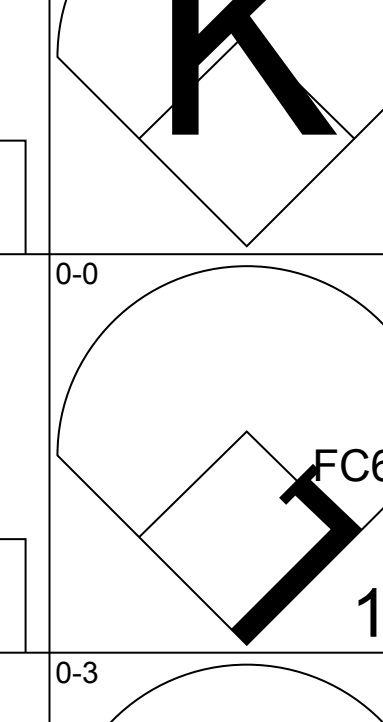
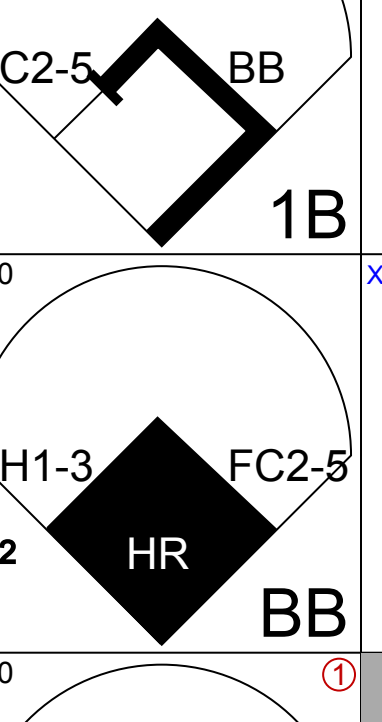
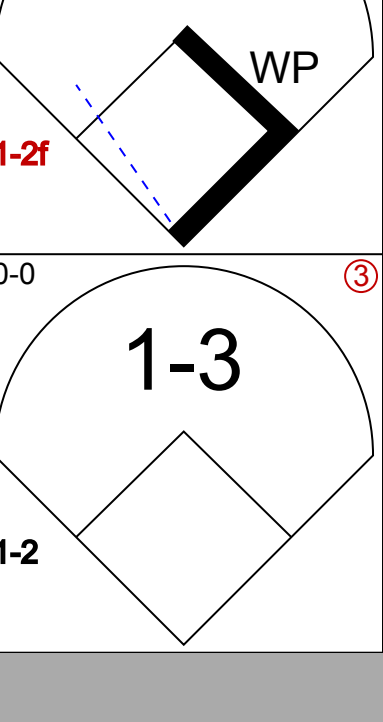

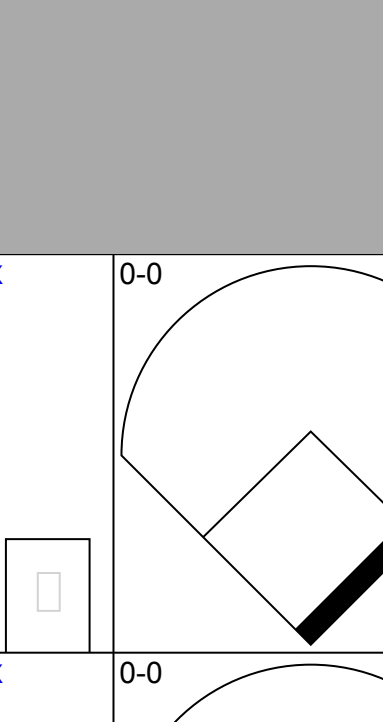
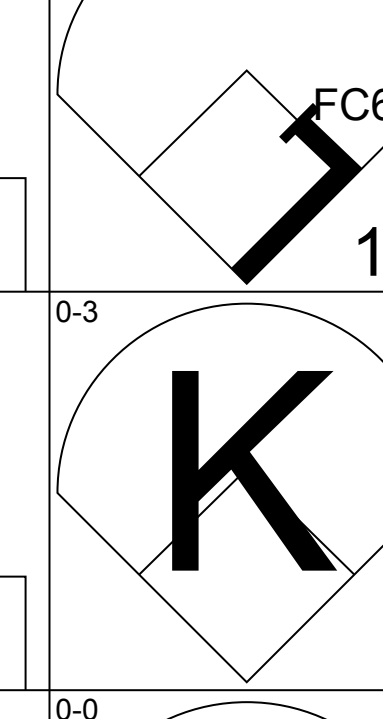
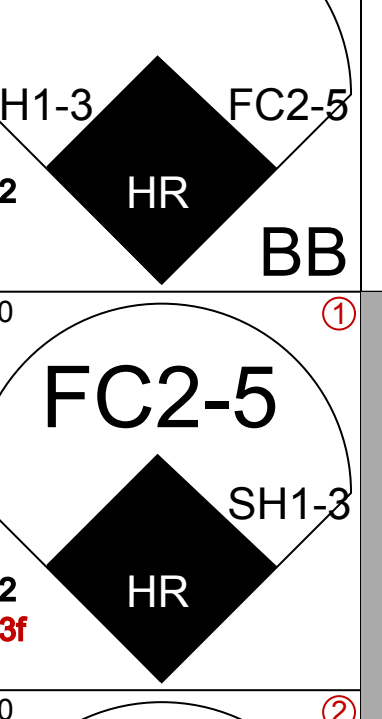
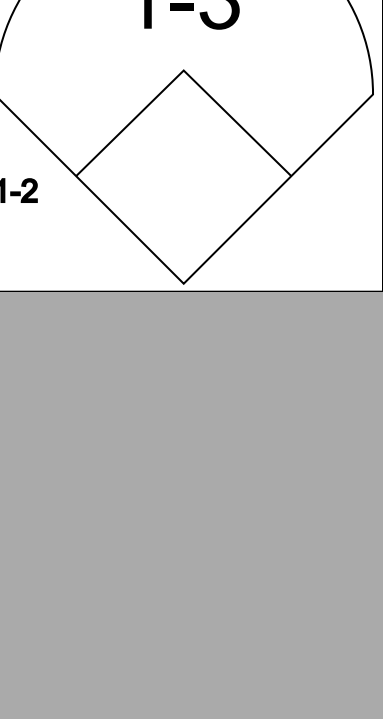
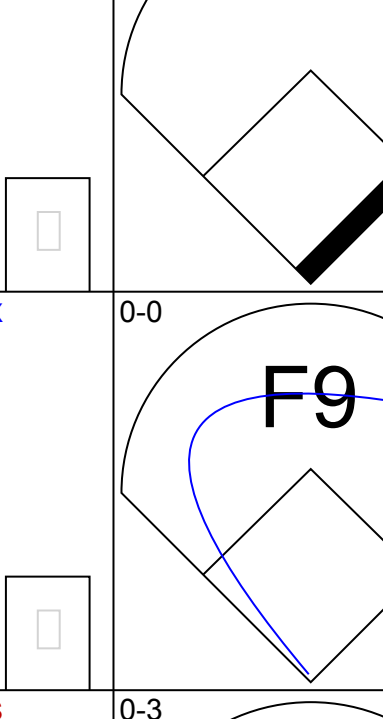
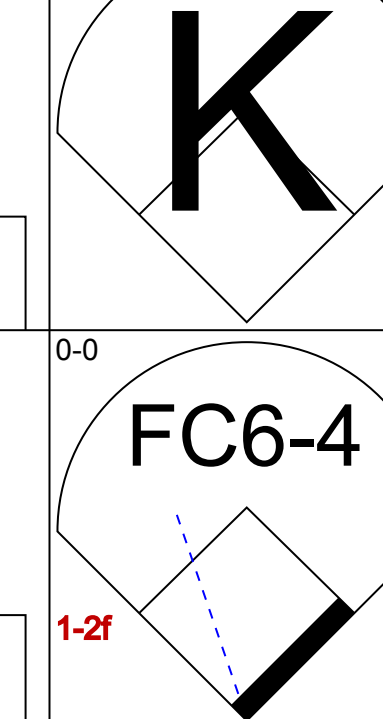
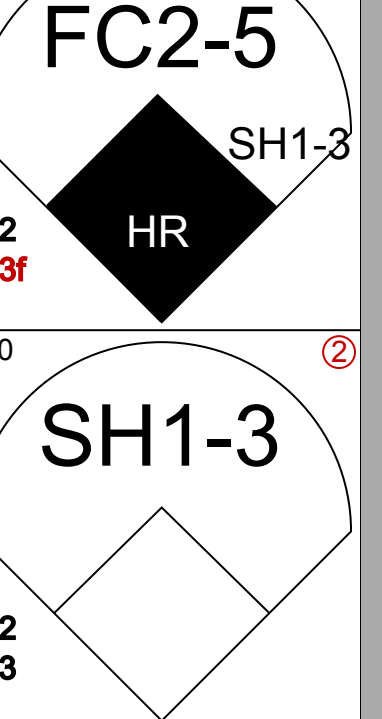
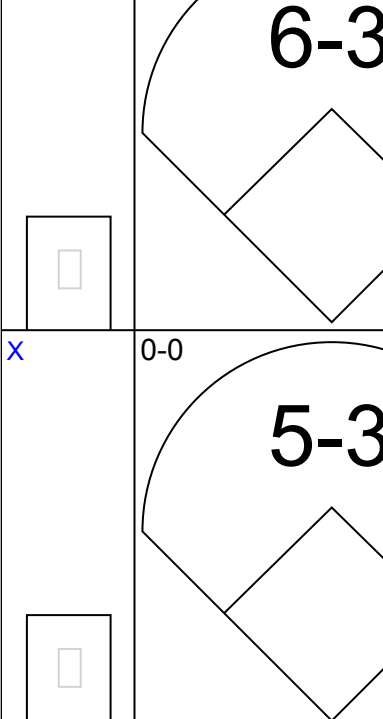
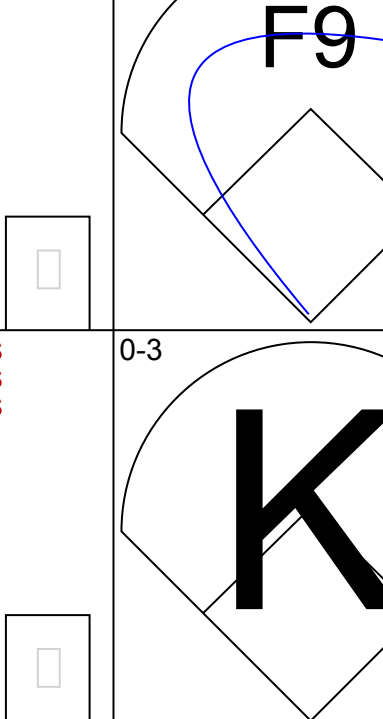
Batter	1	2	3	4	5	6	7	8	9	AB	R	H	RBI	BB	SO	LOB	TOP					
Pat Kelly, L OBP: 0.364, SLG: 0.370 (1, 9)										4	1	1	0	1	1	1	Chicago White Sox @ Boston Red Sox Fenway Park, Boston, MA Tue Jul 17 1973, 3:33 AM EDT Att: 25,517 - Unknown - 76 F					
Tony Muser, L OBP: 0.359, SLG: 0.353 (1, 3)										4	0	0	0	1	0	3						
Carlos May, L OBP: 0.368, SLG: 0.371 Bill Sharp, L OBP: 0.301, SLG: 0.329 (1, 7) (7, 7)										4	0	0	0	0	0	3						
Bill Melton, R OBP: 0.379, SLG: 0.487 (1, 5)										4	2	3	1	1	0	0						
Ken Henderson, S OBP: 0.328, SLG: 0.346 (1, 10)										4	1	0	0	1	2	4						
Buddy Bradford, R OBP: 0.359, SLG: 0.486 (1, 8)										5	2	3	0	0	0	4						
Ed Herrmann, L OBP: 0.284, SLG: 0.372 (1, 2)										4	1	3	5	1	0	1						
Jorge Orta, L OBP: 0.269, SLG: 0.281 (1, 4)										5	0	1	1	0	2	3						
Eddie Leon, R OBP: 0.313, SLG: 0.305 (1, 6)										4	0	2	0	0	1	2						
Inning Stats	R: 0 E: 0 K: 1 S: 5	H: 0 LOB: 0 BB: 0 P: 5	R: 2 E: 0 K: 0 S: 4	H: 2 LOB: 1 BB: 2 P: 12	R: 0 E: 0 K: 0 S: 3	H: 0 LOB: 0 BB: 0 P: 3	R: 0 E: 0 K: 1 S: 6	H: 1 LOB: 1 BB: 0 P: 6	R: 0 E: 0 K: 1 S: 7	H: 2 LOB: 2 BB: 0 P: 7	R: 3 E: 0 K: 0 S: 7	H: 4 LOB: 1 BB: 0 P: 7	R: 0 E: 0 K: 1 S: 6	H: 1 LOB: 2 BB: 1 P: 10	R: 0 E: 0 K: 1 S: 4	H: 0 LOB: 0 BB: 1 P: 8	R: 3 E: 1 K: 1 S: 8	H: 3 LOB: 2 BB: 2 P: 16	1B: 12 2B: 0 3B: 0 HR: 1	SF: 0 SAC: 0 DP: 2 HBP: 0	WP: 0 PB: 0 SB: 2 CS: 0	PA: 44
PITCHER	IP WLS BF H R ER SO BB IBB HBP BLK WP HR S P ERA WHIP	IP WLS BF H R ER SO BB IBB HBP BLK WP HR S P ERA WHIP																				
Marty Pattin, R ERA: 4.66 (1, 1)	5.2 L 27 9 5 5 3 2 0 0 0 0 1 31 39 7.94 1.941																					
Mike Garman, R ERA: 7.15 (6, 1)	2.2 13 2 3 3 2 4 0 0 0 0 0 13 29 10.12 2.250																					
Bob Veale, L ERA: 2.63 (9, 1)	0.2 4 2 0 0 1 0 0 0 0 0 0 6 6 0.00 3.000																					

Batter	1	2	3	4	5	6	7	8	9	AB	R	H	RBI	BB	SO	LOB	BOTTOM	
Tommy Harper, R OBP: 0.341, SLG: 0.383 (1, 7)										5	1	4	0	0	1	0	Chicago White Sox @ Boston Red Sox Fenway Park, Boston, MA Tue Jul 17 1973, 3:33 AM EDT Att: 25,517 - Unknown - 76 F	
Luis Aparicio, R OBP: 0.316, SLG: 0.301 (1, 6)										3	0	0	1	0	2			
Reggie Smith, S OBP: 0.396, SLG: 0.467 (1, 8)										5	1	1	1	0	1	3		
Orlando Cepeda, R OBP: 0.333, SLG: 0.451 (1, 10)										5	0	1	0	0	1	3		
Danny Cater, R OBP: 0.327, SLG: 0.365 (1, 3)										4	1	1	0	0	1	2		
Bob Montgomery, R OBP: 0.400, SLG: 0.769 (1, 2)										4	0	3	1	0	0	0		
Dwight Evans, R OBP: 0.303, SLG: 0.358 (1, 9)										4	0	0	1	0	0	3		
Doug Griffin, R OBP: 0.333, SLG: 0.403 (1, 4)										3	0	1	0	1	0	1		
John Kennedy, R OBP: 0.248, SLG: 0.282 Carlton Fisk, R OBP: 0.341, SLG: 0.500 (9, PH)										3	0	0	0	0	1	5		
Inning Stats	R: 1 E: 0 K: 1 S: 6	H: 1 LOB: 2 BB: 1 P: 12	R: 0 E: 0 K: 0 S: 4	H: 1 LOB: 1 BB: 0 P: 4	R: 0 E: 1 K: 0 S: 5	H: 2 LOB: 2 BB: 0 P: 5	R: 0 E: 0 K: 0 S: 3	H: 0 LOB: 0 BB: 0 P: 3	R: 0 E: 0 K: 1 S: 5	H: 0 LOB: 0 BB: 0 P: 5	R: 2 E: 0 K: 0 S: 6	H: 3 LOB: 1 BB: 0 P: 6	R: 1 E: 0 K: 1 S: 7	H: 2 LOB: 1 BB: 0 P: 7	1B: 8 2B: 4 3B: 0 HR: 0	SF: 1 SAC: 1 DP: 1 HBP: 0	WP: 0 PB: 0 SB: 0 CS: 0	PA: 40
PITCHER	IP WLS BF H R ER SO BB IBB HBP BLK WP HR S P ERA WHIP	IP WLS BF H R ER SO BB IBB HBP BLK WP HR S P ERA WHIP																
Wilbur Wood, L ERA: 2.66 (1, 1)	7.1 W 32 9 3 3 4 1 0 0 0 0 0 39 43 3.68 1.364																	
Terry Forster, L ERA: 2.11 (8, 1)	1.2 S 8 3 1 1 1 0 0 0 0 0 0 10 10 5.40 1.800																	

Batter	1	2	3	4	5	6	7	8	9	AB	R	H	RBI	BB	SO	LOB	TOP			
Pat Kelly, L OBP: 0.370, SLG: 0.375 (1, 9)										4	1	3	0	1	0	0	Chicago White Sox @ Boston Red Sox Fenway Park, Boston, MA Tue Jul 17 1973, 7:05 PM EDT Att: 23,191 - Unknown			
Tony Muser, L OBP: 0.366, SLG: 0.355 (1, 3)										5	0	2	0	0	0	4				
Carlos May, L OBP: 0.307, SLG: 0.369 (1, 10)										2	0	0	1	1	1	4				
Bill Melton, R OBP: 0.377, SLG: 0.488 (1, 5)										4	1	1	0	0	0	2				
Ken Henderson, S OBP: 0.331, SLG: 0.349 Bill Sharp, L OBP: 0.301, SLG: 0.329 (8, PR) (8, 7)										4	0	2	1	0	2	0				
Buddy Bradford, R OBP: 0.366, SLG: 0.521 (1, 8)										3	2	1	1	1	1	1				
Ed Herrmann, L OBP: 0.283, SLG: 0.371 (1, 2)										4	1	1	0	0	0	1				
Jorge Orta, L OBP: 0.266, SLG: 0.278 Luis Alvarado, R OBP: 0.266, SLG: 0.330 (6, FH) (6, 4)										2	0	0	0	0	0	3				
Eddie Leon, R OBP: 0.312, SLG: 0.304 (1, 6)										4	0	1	2	0	1	0				
Inning Stats	R: 0 E: 0 K: 0 S: 3	H: 0 LOB: 1 BB: 1 P: 7	R: 1 E: 0 K: 1 S: 6	H: 1 LOB: 0 BB: 0 P: 6	R: 0 E: 0 K: 0 S: 4	H: 2 LOB: 1 BB: 0 P: 4	R: 3 E: 0 K: 1 S: 9	H: 4 LOB: 3 BB: 2 P: 17	R: 0 E: 0 K: 1 S: 5	H: 0 LOB: 0 BB: 0 P: 5	R: 1 E: 0 K: 0 S: 4	H: 2 LOB: 0 BB: 0 P: 4	R: 0 E: 0 K: 1 S: 5	H: 1 LOB: 1 BB: 0 P: 5	R: 0 E: 0 K: 0 S: 4	H: 1 LOB: 1 BB: 0 P: 4		1B: 9 2B: 3 3B: 0 HR: 1	SF: 1 SAC: 0 DP: 2 HBP: 0	WP: 0 PB: 0 SB: 0 CS: 1
PITCHER	IP WLS BF H R ER SO BB IBB HBP BLK WP HR S P ERA WHIP																			
Ray Culp, R ERA: 3.92 (1, 1)	3.1 L 18 7 4 4 1 2 0 0 0 0 0 1 18 26 10.80 2.700																			
Craig Skok, L ERA: 6.75 (4, 1)	4.2 16 3 1 1 4 1 0 0 0 0 0 0 23 27 1.93 0.857																			
John Curtis, L ERA: 3.28 (9, 1)	1.0 4 1 0 0 0 0 0 0 0 0 0 0 4 4 0.00 1.000																			

Batter	1	2	3	4	5	6	7	8	9	AB	R	H	RBI	BB	SO	LOB	BOTTOM			
Tommy Harper, R OBP: 0.340, SLG: 0.379 (1, 7)										3	0	0	0	1	1	2	Chicago White Sox @ Boston Red Sox Fenway Park, Boston, MA Tue Jul 17 1973, 7:05 PM EDT Att: 23,191 - Unknown			
Mario Guerrero, R OBP: 0.290, SLG: 0.292 (1, 6)										4	0	2	0	0	0	2				
Reggie Smith, S OBP: 0.394, SLG: 0.463 (1, 8)										4	0	1	0	0	0	4				
Carlton Fisk, R OBP: 0.337, SLG: 0.493 (1, 2)										4	0	0	0	0	0	3				
Rico Petrocelli, R OBP: 0.327, SLG: 0.406 (1, 5)										2	0	0	0	2	0	0				
Ben Oglivie, L OBP: 0.256, SLG: 0.373 (1, 10)										4	0	0	0	0	1	4				
Danny Cater, R OBP: 0.325, SLG: 0.355 (1, 3)										3	0	0	0	1	0	4				
Doug Griffin, R OBP: 0.331, SLG: 0.399 (1, 4)										4	0	1	0	0	0	1				
Rick Miller, L OBP: 0.351, SLG: 0.354 (1, 9)										3	0	0	0	1	0	1				
Inning Stats	R: 0 E: 0 K: 0 S: 3	H: 0 LOB: 1 BB: 1 P: 7	R: 0 E: 0 K: 0 S: 3	H: 0 LOB: 1 BB: 1 P: 7	R: 0 E: 0 K: 0 S: 3	H: 0 LOB: 1 BB: 1 P: 7	R: 0 E: 0 K: 1 S: 5	H: 1 LOB: 0 BB: 0 P: 5	R: 0 E: 0 K: 1 S: 7	H: 2 LOB: 3 BB: 1 P: 11	R: 0 E: 1 K: 0 S: 5	H: 1 LOB: 2 BB: 0 P: 5	R: 0 E: 0 K: 0 S: 3	H: 0 LOB: 0 BB: 0 P: 3	R: 0 E: 0 K: 0 S: 3	H: 0 LOB: 0 BB: 0 P: 3		1B: 4 2B: 0 3B: 0 HR: 0	SF: 0 SAC: 0 DP: 0 HBP: 0	WP: 0 PB: 0 SB: 1 CS: 1
PITCHER	IP WLS BF H R ER SO BB IBB HBP BLK WP HR S P ERA WHIP																			
Stan Bahnsen, R ERA: 3.02 (1, 1)	9.0 W 36 4 0 0 2 5 0 0 0 0 0 0 35 55 0.00 1.000																			

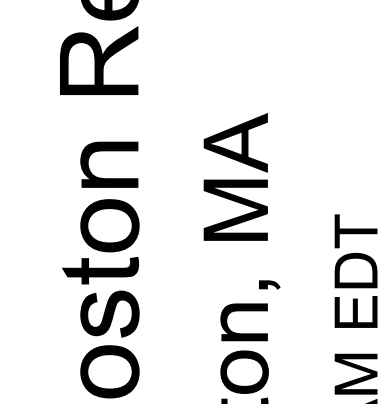
Batter	1	2	3	4	5	6	7	8	9	AB	R	H	RBI	BB	SO	LOB	TOP			
Johnny Jeter, R OBP: 0.250, SLG: 0.357 (1, 9)										3	0	1	1	0	1	0	Chicago White Sox @ Boston Red Sox Fenway Park, Boston, MA Wed Jul 18 1973, 3:33 AM EDT Att: 15,809 - Unknown - 74 F			
Luis Alvarado, R OBP: 0.294, SLG: 0.327 (1, 4)										4	0	1	0	0	1	1				
Carlos May, L OBP: 0.304, SLG: 0.364 (1, 10)										4	0	0	0	0	0	1				
Bill Melton, R OBP: 0.381, SLG: 0.489 (1, 5)										3	0	2	0	1	0	1				
Ken Henderson, S OBP: 0.333, SLG: 0.351 (1, 7)										4	0	2	0	0	0	2				
Buddy Bradford, R OBP: 0.360, SLG: 0.506 (1, 8)										4	0	1	0	0	0	4				
Eddie Leon, R OBP: 0.308, SLG: 0.300 (1, 6)										4	0	0	0	0	0	3				
Hank Allen, R OBP: 0.094, SLG: 0.156 (1, 3)										3	1	1	0	0	0	0				
Chuck Brinkman, R OBP: 0.211, SLG: 0.217 (1, 2)										3	0	0	0	0	0	1				
Inning Stats	R: 0 E: 0 K: 1 S: 6	H: 1 LOB: 1 BB: 0 P: 6	R: 0 E: 0 K: 0 S: 3	H: 1 LOB: 0 BB: 0 P: 3	R: 0 E: 0 K: 1 S: 6	H: 1 LOB: 1 BB: 0 P: 6	R: 0 E: 0 K: 0 S: 5	H: 2 LOB: 2 BB: 0 P: 5	R: 1 E: 0 K: 0 S: 4	H: 1 LOB: 0 BB: 0 P: 4	R: 0 E: 0 K: 0 S: 3	H: 0 LOB: 0 BB: 0 P: 3	R: 0 E: 0 K: 0 S: 3	H: 0 LOB: 0 BB: 0 P: 3	R: 0 E: 0 K: 0 S: 4	H: 1 LOB: 1 BB: 0 P: 4		1B: 6 2B: 1 3B: 1 HR: 0	SF: 1 SAC: 0 DP: 2 HBP: 0	WP: 0 PB: 0 SB: 1 CS: 0
PITCHER Bill Lee, L ERA: 2.37 (1, 1)	IP: 9.0 WLS: W BF: 34 H: 8 R: 1 ER: 1 SO: 2 BB: 1 IBB: 0 HBP: 0 BLK: 0 WP: 0 HR: 0 S: 37 P: 41 ERA: 1.00 WHIP: 1.000																			

Batter	1	2	3	4	5	6	7	8	9	AB	R	H	RBI	BB	SO	LOB	BOTTOM			
Tommy Harper, R OBP: 0.341, SLG: 0.389 (1, 7)										5	2	2	3	0	1	1	Chicago White Sox @ Boston Red Sox Fenway Park, Boston, MA Wed Jul 18 1973, 3:33 AM EDT Att: 15,809 - Unknown - 74 F			
Luis Aparicio, R OBP: 0.318, SLG: 0.308 (1, 6)									3	1	1	1	1	0	1	1				
Reggie Smith, S OBP: 0.392, SLG: 0.472 (1, 8)									4	1	1	1	0	0	3	3				
Orlando Cepeda, R OBP: 0.335, SLG: 0.450 (1, 10)										3	0	1	1	1	0	1				
Rico Petrocelli, R OBP: 0.329, SLG: 0.407 (1, 5)									4	0	2	0	0	0	3	3				
Carlton Fisk, R OBP: 0.336, SLG: 0.490 (1, 2)									4	0	1	0	0	1	3	3				
Danny Cater, R OBP: 0.339, SLG: 0.364 (1, 3)										3	1	2	0	1	0	1				
Rick Miller, L OBP: 0.346, SLG: 0.348 (1, 9)									4	1	0	0	0	1	4	6				
Doug Griffin, R OBP: 0.325, SLG: 0.391 (1, 4)										3	0	0	0	0	1	2				
Inning Stats	R: 0 E: 0 K: 0 S: 4	H: 1 LOB: 2 BB: 1 P: 8	R: 0 E: 0 K: 2 S: 8	H: 1 LOB: 1 BB: 0 P: 8	R: 2 E: 1 K: 0 S: 5	H: 2 LOB: 0 BB: 0 P: 5	R: 3 E: 0 K: 0 S: 5	H: 2 LOB: 0 BB: 1 P: 9	R: 1 E: 0 K: 0 S: 5	H: 2 LOB: 1 BB: 0 P: 5	R: 0 E: 0 K: 0 S: 3	H: 0 LOB: 0 BB: 0 P: 3	R: 0 E: 0 K: 0 S: 4	H: 1 LOB: 2 BB: 1 P: 8	R: 0 E: 0 K: 2 S: 8	H: 1 LOB: 1 BB: 0 P: 8		1B: 7 2B: 0 3B: 1 HR: 2	SF: 0 SAC: 1 DP: 0 HBP: 0	WP: 1 PB: 0 SB: 1 CS: 1
PITCHER Steve Stone, R ERA: 4.39 Eddie Fisher, R ERA: 4.9 (5, 1)	IP: 4.0 WLS: L BF: 16 H: 3 R: 0 ER: 0 SO: 2 BB: 1 IBB: 0 HBP: 0 BLK: 0 WP: 1 HR: 0 S: 19 P: 23 ERA: 0.00 WHIP: 1.000																			

AB 32
R 1
H 8
RBI 1
BB 1
SO 2
LOB 13



AB 33
R 6
H 10
RBI 6
BB 3
SO 4
LOB 19



Batter	1	2	3	4	5	6	7	8	9	AB	R	H	RBI	BB	SO	LOB	TOP					
Jerry Terrell, R (1, 6) OBP: 0.310, SLG: 0.323	0-3 K		0-3 K			0-0 SH3		0-3 K		3	0	0	0	0	0	3	2					
Rod Carew, L (1, 4) OBP: 0.415, SLG: 0.491	0-0 F7		0-0 F9			0-0 CS		0-0 3B		4	1	2	2	0	0	0	0					
Tony Oliva, L (1, 10) OBP: 0.340, SLG: 0.406	0-0 HR				0-0 P6			0-0 3B		3	2	1	1	1	0	1						
Bobby Darwin, R (1, 9) OBP: 0.322, SLG: 0.417	0-0 F8				0-0 L3			0-0 IBB		4	0	1	3	0	0	0	0					
Steve Braun, L (1, 5) OBP: 0.400, SLG: 0.446		0-3 K			0-0 G3			0-0 3B		4	0	0	0	0	1	1						
George Mitterwald, R (1, 2) OBP: 0.330, SLG: 0.413		0-0 2B				0-3 K				4	0	1	0	0	2	0						
Joe Lis, R (1, 3) OBP: 0.300, SLG: 0.401		0-3 K				0-0 P9				4	0	0	0	0	2	1						
Jim Holt, L (1, 7) OBP: 0.327, SLG: 0.458		0-3 K				0-0 F9				4	1	1	0	0	2	1						
Larry Hisle, R (1, 8) OBP: 0.341, SLG: 0.398					0-0 P9			0-0 1B		2	2	1	0	1	0	0						
						0-0 SH3		0-0 1B														
						0-0 1B		0-0 3B														
Inning Stats	R: 1 E: 0 K: 1 S: 6	H: 1 LOB: 0 BB: 0 P: 6	R: 0 E: 0 K: 3 S: 10	H: 1 LOB: 1 BB: 0 P: 10	R: 0 E: 0 K: 1 S: 5	H: 0 LOB: 0 BB: 0 P: 5	R: 0 E: 0 K: 0 S: 3	H: 0 LOB: 0 BB: 0 P: 3	R: 0 E: 0 K: 1 S: 5	H: 0 LOB: 0 BB: 0 P: 5	R: 0 E: 0 K: 0 S: 3	H: 0 LOB: 0 BB: 0 P: 3	R: 0 E: 0 K: 0 S: 3	H: 0 LOB: 0 BB: 0 P: 3	R: 4 E: 0 K: 2 S: 11	H: 4 LOB: 1 BB: 1 P: 15	R: 0 E: 0 K: 2 S: 7	H: 0 LOB: 0 BB: 0 P: 7	1B: 3 2B: 2 3B: 1 HR: 1	SF: 0 SAC: 1 DP: 0 HBP: 0	WP: 0 PB: 0 SB: 0 CS: 1	PA: 36
PITCHER	IP WLS BF H R ER SO BB IBB HBP BLK WP HR S P ERA WHIP																					
Luis Tiant, R (1, 1) ERA: 3.77	7.2 L 31 7 6 6 8 1 1 0 0 0 1 45 53 7.04 1.043																					
Bob Veale, L (8, 1) ERA: 2.49	1.1 4 0 0 0 2 0 0 0 0 0 0 0 8 8 0.00 0.000																					

Minnesota Twins @ Boston Red Sox
Fenway Park, Boston, MA
Thu Jul 19 1973, 7:05 PM EDT
Att: 21,359 - Unknown - 84 F

AB 32
R 6
H 7
RBI 6
BB 2
SO 10
LOB 6



Batter	1	2	3	4	5	6	7	8	9	AB	R	H	RBI	BB	SO	LOB	BOTTOM					
Tommy Harper, R (1, 7) OBP: 0.336, SLG: 0.384	0-3 K	0-0 5-3			0-0 SH		0-0 1-3		0-0 4-3	4	0	0	0	0	1	2						
Luis Aparicio, R (1, 6) OBP: 0.315, SLG: 0.305	0-0 P9		0-3 K		0-0 F2			0-0 5-3		3	0	0	0	0	1	2						
Mario Guerrero, R (7, 6) OBP: 0.288, SLG: 0.290										1	0	0	0	0	0	0						
Reggie Smith, S (1, 8) OBP: 0.394, SLG: 0.484	0-0 HR		0-0 3-1		0-0 FC4-6			0-0 WP		4	1	2	1	0	0	2						
Carl Yastrzemski, L (1, 3) OBP: 0.354, SLG: 0.433	0-0 BB		0-0 FC6-4		0-0 F9			0-0 F7		2	0	0	0	2	0	3						
Orlando Cepeda, R (1, 10) OBP: 0.334, SLG: 0.446	0-0 F9		0-0 FC6-4					0-0 1-3		3	0	0	0	1	0	2						
John Kennedy, R (8, PR) OBP: 0.248, SLG: 0.282								0-0 BB		0	0	0	0	0	0	0						
Rico Petrocelli, R (1, 5) OBP: 0.325, SLG: 0.401		0-3 K			0-0 5-3			0-0 F8		4	0	0	0	0	1	2						
Carlton Fisk, R (1, 2) OBP: 0.332, SLG: 0.484		0-0 6-3			0-3 K			0-0 P7		4	0	0	0	0	1	0						
Rick Miller, L (1, 9) OBP: 0.344, SLG: 0.346		0-0 1B			0-0 L6			0-0 F8		4	1	1	0	0	0	0						
Doug Griffin, R (1, 4) OBP: 0.335, SLG: 0.396		0-0 S			0-0 FC4-6			0-0 4-3		3	0	2	0	1	0	0						
								0-0 4-3														
								0-0 1B														
Inning Stats	R: 1 E: 0 K: 1 S: 6	H: 1 LOB: 1 BB: 1 P: 10	R: 1 E: 0 K: 1 S: 7	H: 2 LOB: 1 BB: 0 P: 7	R: 0 E: 0 K: 1 S: 5	H: 0 LOB: 1 BB: 1 P: 9	R: 0 E: 0 K: 1 S: 5	H: 0 LOB: 0 BB: 0 P: 5	R: 0 E: 0 K: 0 S: 4	H: 0 LOB: 2 BB: 1 P: 8	R: 0 E: 0 K: 0 S: 3	H: 0 LOB: 0 BB: 0 P: 3	R: 0 E: 0 K: 0 S: 3	H: 0 LOB: 0 BB: 0 P: 3	R: 0 E: 0 K: 0 S: 4	H: 1 LOB: 2 BB: 1 P: 8	R: 0 E: 0 K: 0 S: 4	H: 1 LOB: 1 BB: 0 P: 4	1B: 4 2B: 0 3B: 0 HR: 1	SF: 0 SAC: 1 DP: 0 HBP: 0	WP: 1 PB: 0 SB: 2 CS: 0	PA: 37
PITCHER	IP WLS BF H R ER SO BB IBB HBP BLK WP HR S P ERA WHIP																					
Joe Decker, R (1, 1) ERA: 4.47	9.0 W 37 5 2 1 4 4 0 0 0 1 1 41 57 1.00 1.000																					

Minnesota Twins @ Boston Red Sox
Fenway Park, Boston, MA
Thu Jul 19 1973, 7:05 PM EDT
Att: 21,359 - Unknown - 84 F

AB 32
R 2
H 5
RBI 1
BB 4
SO 4
LOB 13



Batter	1	2	3	4	5	6	7	8	9	AB	R	H	RBI	BB	SO	LOB	TOP			
Larry Hise, R OBP: 0.340, SLG: 0.395 (1, 8)	5-3		FC1-4 BB	6-3			F8			3	0	0	0	1	0	2				
Rod Carew, L OBP: 0.413, SLG: 0.488 (1, 4)	F S 1B		FC1-4 4-3 1-2			K		4-3		4	0	1	0	0	1	1				
Bobby Darwin, R OBP: 0.321, SLG: 0.415 (1, 9)	K		4-3			K				4	0	1	0	0	2	2				
Tony Oliva, L OBP: 0.341, SLG: 0.404 (1, 10)	BB		BB			4-3				2	0	0	0	2	0	0				
George Mitterwald, R OBP: 0.325, SLG: 0.406 (1, 2)	K		4-3				F8			4	0	0	0	0	1	4				
Joe Lis, R OBP: 0.299, SLG: 0.394 (1, 3)		F8		K			L7			3	0	0	0	1	1	0				
Jerry Terrell, R OBP: 0.309, SLG: 0.322 (1, 5)				P9			G3			4	0	1	0	0	0	1				
Danny Walton, R OBP: 0.303, SLG: 0.341 (1, 7)				2B BB				G4-3 1B		3	0	1	0	1	2	2				
Danny Thompson, R OBP: 0.277, SLG: 0.301 (1, 6)								G4-3 1-2		3	0	1	0	0	0	2				
Inning Stats	R: 0 E: 0 K: 2 S: 8	H: 1 LOB: 2 BB: 1 P: 12	R: 0 E: 0 K: 1 S: 6	H: 1 LOB: 1 BB: 0 P: 6	R: 0 E: 0 K: 0 S: 3	H: 0 LOB: 2 BB: 2 P: 11	R: 0 E: 0 K: 1 S: 6	H: 1 LOB: 2 BB: 1 P: 10	R: 0 E: 0 K: 0 S: 3	H: 0 LOB: 0 BB: 0 P: 3	R: 0 E: 0 K: 0 S: 3	H: 1 LOB: 0 BB: 0 P: 3	R: 0 E: 0 K: 0 S: 3	H: 1 LOB: 0 BB: 0 P: 3	R: 0 E: 0 K: 1 S: 5	H: 0 LOB: 1 BB: 1 P: 9	1B: 4 2B: 1 3B: 0 HR: 0	SF: 0 SAC: 0 DP: 1 HBP: 0	WP: 0 PB: 0 SB: 1 CS: 0	PA: 35
PITCHER John Curtis, L ERA: 3.08 (1, 1)	IP: 9.0 WLS: W BF: 35 H: 5 R: 0 ER: 0 SO: 7 BB: 5 IBB: 0 HBP: 0 BLK: 0 WP: 0 HR: 0 S: 44 P: 64 ERA: 0.00 WHIP: 1.111															PITCHER				

Minnesota Twins @ Boston Red Sox
Fenway Park, Boston, MA
Fri Jul 20 1973, 7:05 PM EDT
Att: 22,996 - Unknown - 75 F

AB 30
R 0
H 5
RBI 0
BB 5
SO 7
LOB 14



Batter	1	2	3	4	5	6	7	8	9	AB	R	H	RBI	BB	SO	LOB	BOTTOM			
Tommy Harper, R OBP: 0.341, SLG: 0.399 (1, 7)	HR		FC5-4 S 1-2			4-3 2H 1B				4	1	3	3	0	0	1				
Dwight Evans, R OBP: 0.303, SLG: 0.358 (7, 7)										0	0	0	0	0	0	0				
Reggie Smith, S OBP: 0.389, SLG: 0.477 (1, 8)	P7		F9			6-3 1-2		1-3		4	0	0	0	0	0	4				
Carl Yastrzemski, L OBP: 0.353, SLG: 0.430 (1, 3)	F8		4-3 1-2			4-3 2-3				4	0	1	0	0	0	2				
Orlando Cepeda, R OBP: 0.331, SLG: 0.441 (1, 10)	4-3			F9		4-3		P4		4	0	0	0	0	0	2				
Rico Petrocelli, R OBP: 0.327, SLG: 0.406 (1, 5)								FC4-6 FC5-4 1B 2B		4	1	2	0	0	1	1				
Carlton Fisk, R OBP: 0.337, SLG: 0.497 (1, 2)								FC5-4 1B 1B		4	2	3	2	0	0	1				
Rick Miller, L OBP: 0.339, SLG: 0.339 (1, 9)										4	0	0	0	0	0	3				
Doug Griffin, R OBP: 0.327, SLG: 0.386 (1, 4)										4	0	0	0	0	2	3				
Mario Guerrero, R OBP: 0.300, SLG: 0.305 (1, 6)										3	1	2	0	1	0	0				
Inning Stats	R: 1 E: 0 K: 0 S: 4	H: 1 LOB: 0 BB: 0 P: 4	R: 1 E: 0 K: 2 S: 8	H: 1 LOB: 0 BB: 0 P: 8	R: 0 E: 0 K: 0 S: 3	H: 0 LOB: 1 BB: 1 P: 7	R: 0 E: 0 K: 0 S: 5	H: 2 LOB: 2 BB: 0 P: 5	R: 1 E: 0 K: 0 S: 5	H: 2 LOB: 1 BB: 0 P: 5	R: 2 E: 0 K: 1 S: 9	H: 4 LOB: 2 BB: 0 P: 9	R: 0 E: 0 K: 0 S: 4	H: 1 LOB: 0 BB: 0 P: 4	R: 0 E: 0 K: 0 S: 3	H: 0 LOB: 0 BB: 0 P: 3	1B: 7 2B: 2 3B: 0 HR: 2	SF: 0 SAC: 0 DP: 0 HBP: 0	WP: 0 PB: 0 SB: 1 CS: 0	PA: 36
PITCHER Bert Blyleven, R ERA: 2.59 (1, 1)	IP: 5.2 WLS: L BF: 27 H: 9 R: 5 ER: 5 SO: 3 BB: 1 IBB: 0 HBP: 0 BLK: 0 WP: 0 HR: 2 S: 32 P: 36 ERA: 7.94 WHIP: 1.765															PITCHER				
Ray Corbin, R ERA: 2.55 (6, 1)	0.1	2	1	0	0	0	0	0	0	0	0	2	2	0.00	3.000					
Bill Hands, R ERA: 4.4 (7, 1)	2.0	7	1	0	0	0	0	0	0	0	0	7	7	0.00	0.500					

Minnesota Twins @ Boston Red Sox
Fenway Park, Boston, MA
Fri Jul 20 1973, 7:05 PM EDT
Att: 22,996 - Unknown - 75 F

AB 35
R 5
H 11
RBI 5
BB 1
SO 3
LOB 17




Batter	1	2	3	4	5	6	7	8	9	AB	R	H	RBI	BB	SO	LOB	TOP			
Larry Hisle, R OBP: 0.339, SLG: 0.390	F8		K		HBP		F8		K	4	0	0	0	0	2	1	Minnesota Twins @ Boston Red Sox Fenway Park, Boston, MA Sat Jul 21 1973, 3:33 AM EDT Att: 19,492 - Unknown - 75 F			
Rod Carew, L OBP: 0.413, SLG: 0.485	4-3		BB		G6-4-3		F9		1B	4	0	1	0	1	0	2				
Tony Oliva, L OBP: 0.345, SLG: 0.406	1B		L8		1B		1B		K	5	0	3	0	0	1	2				
Bobby Darwin, R OBP: 0.317, SLG: 0.409	P4				L5		P4		5-3	5	0	0	0	0	0	5				
Steve Braun, L OBP: 0.404, SLG: 0.450					3-1		F8		1B	2	0	1	0	2	0	0				
George Mitterwald, R OBP: 0.354, SLG: 0.462					G6-4-3		F8		F3	3	1	0	0	1	0	3				
Jim Holt, L OBP: 0.333, SLG: 0.472					1B		G6-4-3		P7	3	1	2	2	1	0	1				
Joe Lis, R OBP: 0.303, SLG: 0.392					1B		G6-4-3			3	0	1	0	1	0	2				
Danny Thompson, R OBP: 0.276, SLG: 0.300					6-3		1B		P7	4	0	1	0	0	0	4				
Inning Stats	R: 0 E: 0 K: 0 S: 4	H: 1 LOB: 1 BB: 0 P: 4	R: 1 E: 0 K: 0 S: 3	H: 1 LOB: 0 BB: 1 P: 7	R: 0 E: 0 K: 1 S: 5	H: 0 LOB: 1 BB: 1 P: 9	R: 1 E: 0 K: 0 S: 4	H: 1 LOB: 2 BB: 2 P: 12	R: 0 E: 0 K: 0 S: 3	H: 1 LOB: 1 BB: 1 P: 7	R: 0 E: 0 K: 0 S: 5	H: 2 LOB: 2 BB: 0 P: 5	R: 0 E: 0 K: 0 S: 4	H: 1 LOB: 2 BB: 1 P: 8	R: 0 E: 0 K: 2 S: 8	H: 1 LOB: 1 BB: 0 P: 8	1B: 7 2B: 1 3B: 0 HR: 1	SF: 0 SAC: 0 DP: 3 HBP: 1	WP: 0 PB: 0 SB: 1 CS: 0	PA: 40
PITCHER	IP	WLS	BF	H	R	ER	SO	BB	IBB	HBP	BLK	WP	HR	S	P	ERA	WHIP			
Marty Pattin, R ERA: 4.53	(1, 1)	8.1	W	38	9	2	2	2	5	1	1	0	0	1	35	60	2.16	1.680		
Roger Moret, L ERA: 2.45	(9, 1)	0.2	S	2	0	0	0	1	0	0	0	0	0	4	4	0.00	0.000			

Batter	1	2	3	4	5	6	7	8	9	AB	R	H	RBI	BB	SO	LOB	BOTTOM			
Tommy Harper, R OBP: 0.342, SLG: 0.409	F5		HR		5-3		6-3		1B	5	1	2	2	0	0	0	Minnesota Twins @ Boston Red Sox Fenway Park, Boston, MA Sat Jul 21 1973, 3:33 AM EDT Att: 19,492 - Unknown - 75 F			
Reggie Smith, S OBP: 0.392, SLG: 0.483	2B		1B		P6		E		F7	5	0	3	0	0	0	2				
Carl Yastrzemski, L OBP: 0.354, SLG: 0.429	1-6-3		1B		4-3		4-3		1B	3	0	1	0	1	0	2				
Orlando Cepeda, R OBP: 0.327, SLG: 0.436	F8		F9		5-3		E6			4	0	0	0	0	0	5				
Rico Petrocelli, R OBP: 0.329, SLG: 0.416			5-3		BB		K			3	1	1	1	1	1	2				
Carlton Fisk, R OBP: 0.333, SLG: 0.491			6-3		F7		F8		L5	4	0	0	0	0	0	3				
Rick Miller, L OBP: 0.341, SLG: 0.339			BB		K		G3		FC6-4	3	1	1	0	1	1	0				
Doug Griffin, R OBP: 0.331, SLG: 0.395			P4		F3		2B		FC6-4	4	0	2	0	0	0	1				
Mario Guerrero, R OBP: 0.292, SLG: 0.297			1-3		F8		6-3		FC6-4	4	0	0	0	0	0	3				
Inning Stats	R: 0 E: 0 K: 0 S: 4	H: 1 LOB: 1 BB: 0 P: 4	R: 0 E: 0 K: 0 S: 3	H: 0 LOB: 1 BB: 1 P: 7	R: 1 E: 0 K: 1 S: 6	H: 3 LOB: 3 BB: 1 P: 10	R: 0 E: 0 K: 1 S: 5	H: 0 LOB: 0 BB: 0 P: 5	R: 0 E: 0 K: 0 S: 3	H: 0 LOB: 1 BB: 1 P: 7	R: 1 E: 0 K: 0 S: 5	H: 2 LOB: 1 BB: 0 P: 5	R: 0 E: 1 K: 1 S: 7	H: 1 LOB: 2 BB: 0 P: 7	R: 1 E: 0 K: 0 S: 6	H: 3 LOB: 2 BB: 0 P: 6	1B: 6 2B: 2 3B: 0 HR: 2	SF: 0 SAC: 0 DP: 0 HBP: 0	WP: 0 PB: 0 SB: 1 CS: 0	PA: 38
PITCHER	IP	WLS	BF	H	R	ER	SO	BB	IBB	HBP	BLK	WP	HR	S	P	ERA	WHIP			
Dick Woodson, R ERA: 3.83	(1, 1)	8.0	L	38	10	3	3	2	3	0	0	0	0	2	39	51	3.38	1.625		

Batter	1	2	3	4	5	6	7	8	9	AB	R	H	RBI	BB	SO	LOB	TOP																		
Jerry Terrell, R OBP: 0.317, SLG: 0.331 (1, 5)										6	2	4	0	0	1	2																			
Rod Carew, L OBP: 0.413, SLG: 0.487 (1, 4)										5	2	2	1	0	0	4																			
Bobby Darwin, R OBP: 0.321, SLG: 0.410 (1, 9)										4	1	2	1	1	0	3																			
Tony Oliva, L OBP: 0.346, SLG: 0.406 (1, 10)										5	1	2	4	0	0	4																			
George Mitterwald, R OBP: 0.325, SLG: 0.411 (1, 2)										4	1	1	3	1	0	3																			
Danny Walton, R OBP: 0.304, SLG: 0.341 Larry Hisle, R OBP: 0.339, SLG: 0.394 (6, PR) (6, 7)										3	0	1	0	0	1	0																			
Jim Holt, L OBP: 0.338, SLG: 0.476 (1, 3)										4	1	2	1	1	0	0																			
Danny Thompson, R OBP: 0.275, SLG: 0.295 (1, 6)										4	1	0	0	1	1	3																			
Steve Brye, R OBP: 0.214, SLG: 0.154 (1, 8)											5	0	0	0	1	4																			
Inning Stats	R: 4 E: 0 K: 0 S: 7	H: 4 LOB: 0 BB: 0 P: 7	R: 0 E: 0 K: 0 S: 3	H: 0 LOB: 0 BB: 0 P: 3	R: 0 E: 0 K: 0 S: 3	H: 1 LOB: 0 BB: 0 P: 3	R: 0 E: 0 K: 1 S: 6	H: 1 LOB: 1 BB: 0 P: 6	R: 2 E: 1 K: 0 S: 5	H: 1 LOB: 1 BB: 1 P: 9	R: 4 E: 0 K: 1 S: 10	H: 5 LOB: 3 BB: 2 P: 18	R: 0 E: 0 K: 0 S: 3	H: 0 LOB: 0 BB: 0 P: 3	R: 0 E: 0 K: 2 S: 8	H: 2 LOB: 2 BB: 0 P: 5	R: 0 E: 0 K: 2 S: 8	H: 1 LOB: 2 BB: 1 P: 12	1B: 11 2B: 3 3B: 0 HR: 1	SF: 0 SAC: 0 DP: 0 HBP: 0	WP: 1 PB: 0 SB: 0 CS: 0	PA: 47													
PITCHER	IP WLS BF H R ER SO BB IBB HBP BLK WP HR S P ERA WHIP	IP WLS BF H R ER SO BB IBB HBP BLK WP HR S P ERA WHIP																																	
Bill Lee, L ERA: 2.63 Mike Garman, R ERA: 7.43 Bobby Bolin, R ERA: 2.76	(1, 1) (6, 1) (8, 1)	5.0 2.0 2.0	L 13 8	25 5 1	9 2 0	8 2 0	6 1 0	1 1 0	0 2 2	0 0 1	0 0 0	0 0 0	0 0 0	1 13 11	26 21 15	30 21 15	10.80 9.00 0.00	1.800 3.500 1.000																	

Minnesota Twins @ Boston Red Sox
Fenway Park, Boston, MA
Sun Jul 22 1973, 3:33 AM EDT
Att: 28,656 - Unknown - 80 F


AB 42
R 10
H 15
RBI 10
BB 4
SO 4
LOB 26



Batter	1	2	3	4	5	6	7	8	9	AB	R	H	RBI	BB	SO	LOB	BOTTOM																	
Tommy Harper, R OBP: 0.340, SLG: 0.407 Rick Miller, L OBP: 0.341, SLG: 0.339 (1, 7) (4, 7)										2	0	0	0	0	0	0																		
Reggie Smith, S OBP: 0.395, SLG: 0.500 (1, 8)										5	2	3	4	0	1	0																		
Carl Yastrzemski, L OBP: 0.355, SLG: 0.429 (1, 3)										5	0	2	1	0	0	1																		
Orlando Cepeda, R OBP: 0.331, SLG: 0.447 (1, 10)										5	1	3	1	0	2	1																		
Rico Petrocelli, R OBP: 0.331, SLG: 0.417 (1, 5)										4	0	2	0	0	0	2																		
Carlton Fisk, R OBP: 0.332, SLG: 0.488 (1, 2)										4	0	1	0	0	1	5																		
Doug Griffin, R OBP: 0.330, SLG: 0.392 (1, 4)										4	1	1	0	0	1	3																		
Mario Guerrero, R OBP: 0.297, SLG: 0.309 (1, 6)										4	1	2	0	0	0	1																		
Dwight Evans, R OBP: 0.302, SLG: 0.352 (1, 9)										3	1	0	0	1	0	2																		
Inning Stats	R: 0 E: 0 K: 0 S: 3	H: 0 LOB: 0 BB: 0 P: 3	R: 0 E: 0 K: 1 S: 6	H: 2 LOB: 1 BB: 0 P: 6	R: 0 E: 0 K: 0 S: 3	H: 0 LOB: 0 BB: 0 P: 3	R: 0 E: 0 K: 1 S: 7	H: 2 LOB: 2 BB: 0 P: 7	R: 0 E: 0 K: 0 S: 3	H: 1 LOB: 0 BB: 0 P: 3	R: 2 E: 0 K: 0 S: 6	H: 4 LOB: 1 BB: 0 P: 6	R: 3 E: 0 K: 1 S: 7	H: 2 LOB: 1 BB: 1 P: 11	R: 0 E: 0 K: 2 S: 8	H: 1 LOB: 1 BB: 0 P: 8	R: 2 E: 0 K: 1 S: 8	H: 3 LOB: 1 BB: 0 P: 8	1B: 11 2B: 3 3B: 0 HR: 2	SF: 0 SAC: 0 DP: 3 HBP: 0	WP: 0 PB: 0 SB: 0 CS: 0	PA: 40												
PITCHER	IP WLS BF H R ER SO BB IBB HBP BLK WP HR S P ERA WHIP	IP WLS BF H R ER SO BB IBB HBP BLK WP HR S P ERA WHIP																																
Jim Kaat, L ERA: 3.63 Eddie Bane, L ERA: 3.71 Ray Corbin, R ERA: 2.54	(1, 1) (7, 1) (9, 1)	6.2 2.0 0.1	W 10 S	29 4 1	29 2 0	5 2 0	3 2 0	3 2 0	0 0 0	0 0 0	0 0 0	0 0 0	0 0 0	0 14 3	14 14 3	6.75 9.00 0.00	1.800 2.000 0.000																	

Minnesota Twins @ Boston Red Sox
Fenway Park, Boston, MA
Sun Jul 22 1973, 3:33 AM EDT
Att: 28,656 - Unknown - 80 F


AB 39
R 7
H 15
RBI 6
BB 1
SO 6
LOB 18



Batter	1	2	3	4	5	6	7	8	9	AB	R	H	RBI	BB	SO	LOB	TOP										
Tommy Harper, R OBP: 0.342, SLG: 0.408 Rick Miller, L OBP: 0.344, SLG: 0.339	0-3 K	0-0 1-3 2-H 1B				0-0 BB 1B	0-0 5-3	4-0 BB 1-3 BB		4	0	2	1	0	1	2											
Luis Aparicio, R OBP: 0.313, SLG: 0.307	0-0 HR 2B	0-0 P6				0-0 F7	0-0 6-3	0-0 L4		5	1	1	0	0	0	5											
Reggie Smith, S OBP: 0.396, SLG: 0.507	0-0 HR 2-H		0-0 F2			4-0 1-2 BB	0-0 4-3	0-0 L7		4	1	1	2	1	0	0											
Carl Yastrzemski, L OBP: 0.358, SLG: 0.432	0-0 CS 1B		0-0 WP 1B			0-3 K	0-0 HR 1B	0-0 F8		5	1	3	0	0	1	2											
Orlando Cepeda, R OBP: 0.329, SLG: 0.452	0-3 K 1-2		0-0 P4			0-0 F8	0-0 HR	0-0 F8		5	1	1	2	0	1	4											
Rico Petrocelli, R OBP: 0.332, SLG: 0.415		0-0 F9	0-0 F2			0-0 FC6-4 1B	0-0 1-3			4	0	1	0	0	0	1											
Carlton Fisk, R OBP: 0.329, SLG: 0.482	0-3 K		0-0 P6			0-3 K	0-0 F9			4	0	0	0	0	2	1											
Doug Griffin, R OBP: 0.328, SLG: 0.388	0-0 S 1B		0-3 K			0-0 FC6-4 1B 1-2	0-0 L3-1			4	1	1	0	0	1	1											
Dwight Evans, R OBP: 0.311, SLG: 0.353	4-0 1B 1-2 BB		0-0 4-3			0-0 1-3 1B	4-0 E S BB			2	0	1	0	2	0	0											
Inning Stats	R: 2 E: 0 K: 2 S: 9	H: 3 LOB: 1 BB: 0 P: 9	R: 1 E: 0 K: 1 S: 7	H: 2 LOB: 2 BB: 1 P: 11	R: 0 E: 0 K: 0 S: 4	H: 1 LOB: 1 BB: 0 P: 4	R: 0 E: 0 K: 1 S: 5	H: 0 LOB: 0 BB: 0 P: 5	R: 0 E: 0 K: 1 S: 6	H: 2 LOB: 2 BB: 0 P: 7	R: 2 E: 0 K: 0 S: 5	H: 2 LOB: 0 BB: 0 P: 5	R: 0 E: 0 K: 0 S: 3	H: 0 LOB: 2 BB: 2 P: 11	R: 0 E: 0 K: 0 S: 3	H: 0 LOB: 0 BB: 0 P: 3	1B: 8 2B: 2 3B: 0 HR: 2	SF: 0 SAC: 0 DP: 1 HBP: 0	WP: 1 PA: 41 PB: 0 SB: 2 CS: 1								
PITCHER	IP	WLS	BF	H	R	ER	SO	BB	IBB	HBP	BLK	WP	HR	S	P	ERA	WHIP										
Mickey Lolich, L ERA: 3.56	(1, 1)	7.0	33	11	5	5	6	2	0	0	0	1	2	43	51	6.43	1.857										
Ed Farmer, R ERA: 3.38	(8, 1)	1.1	6	0	0	0	0	2	0	0	0	0	0	4	12	0.00	1.500										
John Hiller, L ERA: 1.5	(9, 1)	0.2	W	2	0	0	0	0	0	0	0	0	0	2	2	0.00	0.000										

Boston Red Sox @ Detroit Tigers
Tiger Stadium, Detroit, MI
Thu Jul 26 1973, 7:05 PM EDT
Att: 22,364 - Unknown - 76 F


AB 37
R 5
H 11
RBI 5
BB 4
SO 6
LOB 16

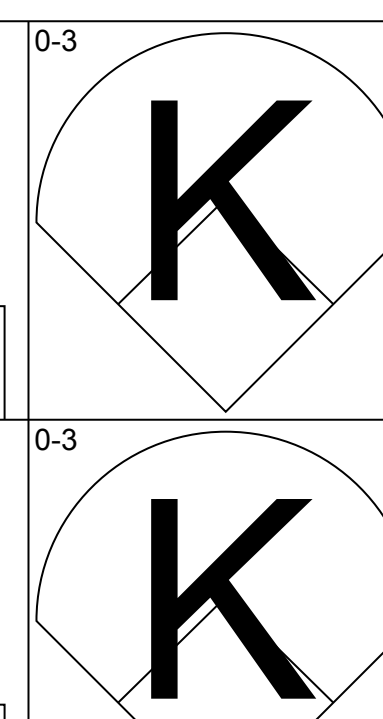
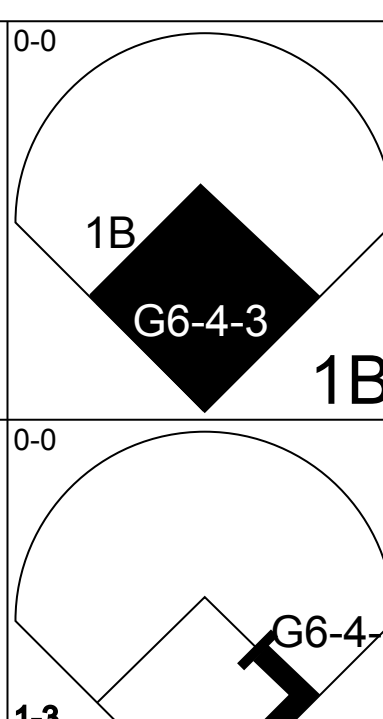
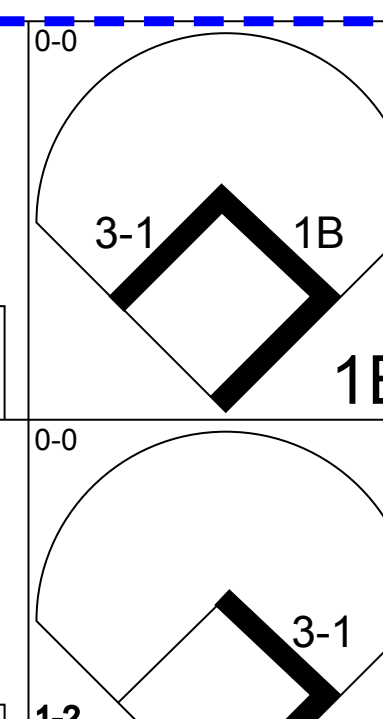
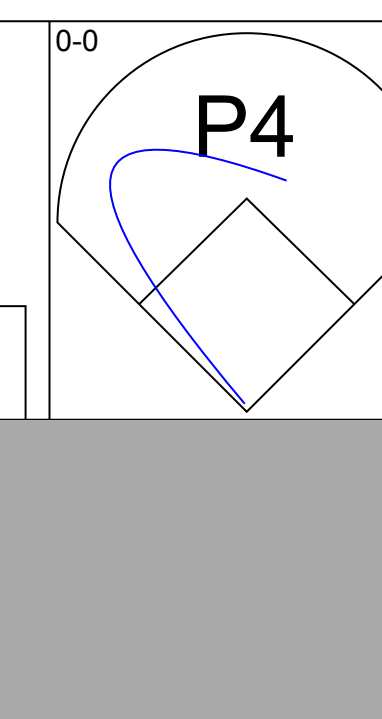
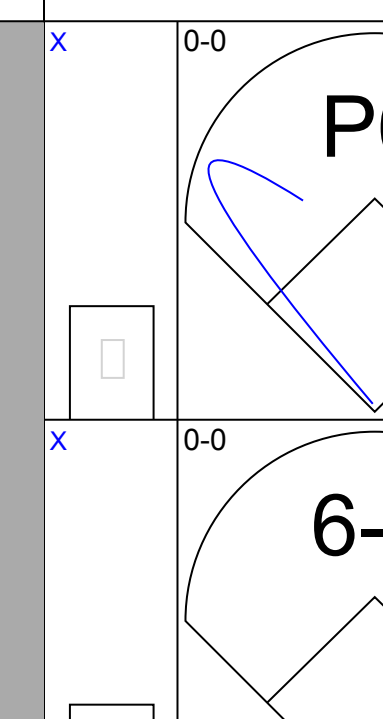
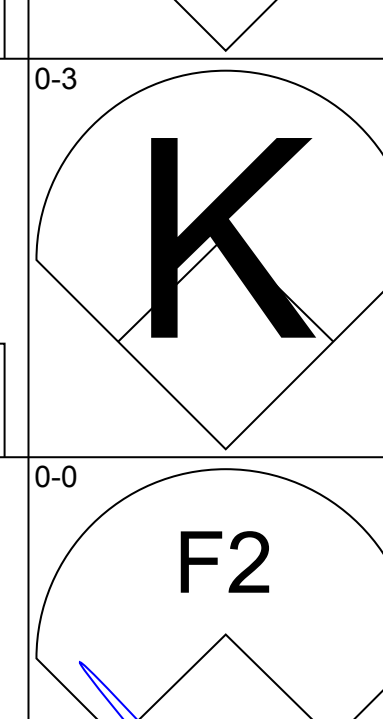
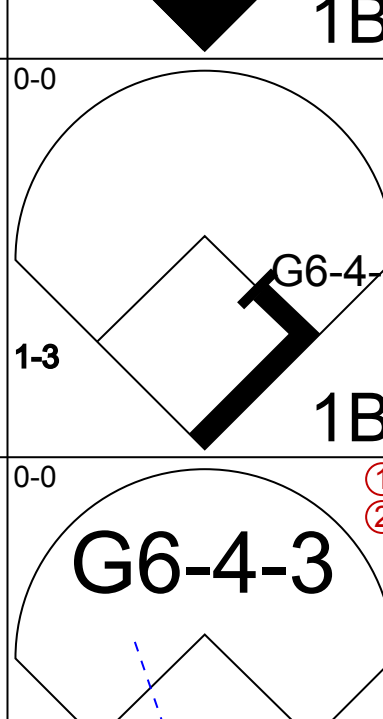
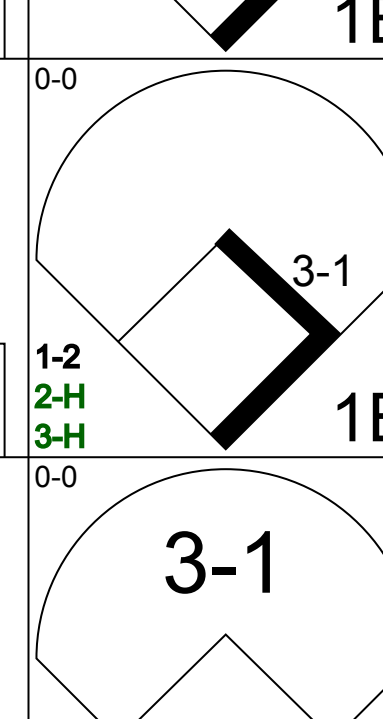
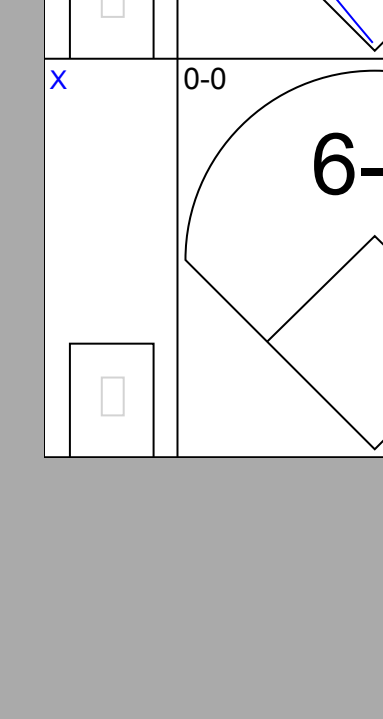
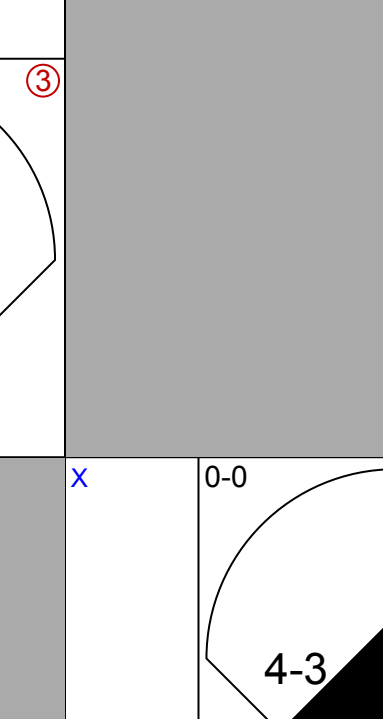
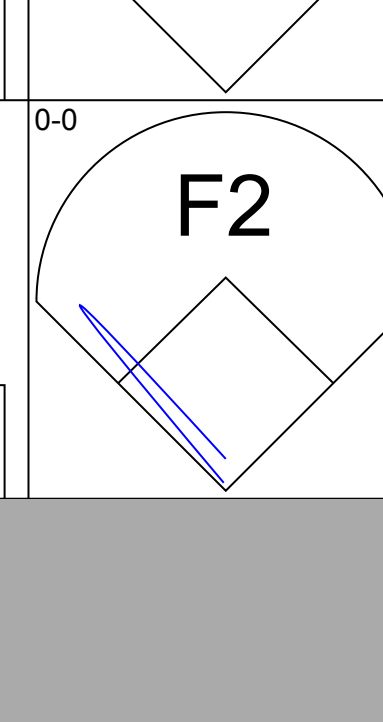
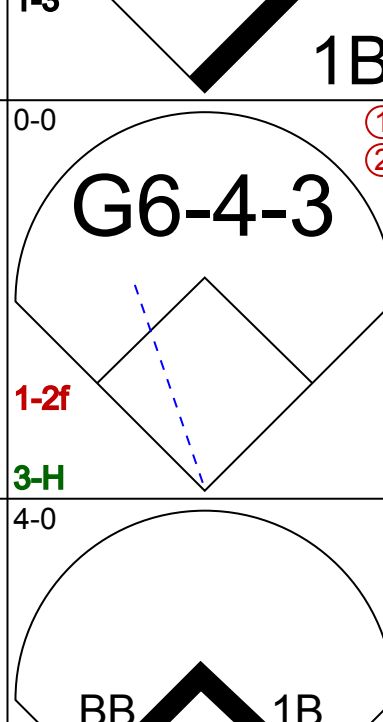
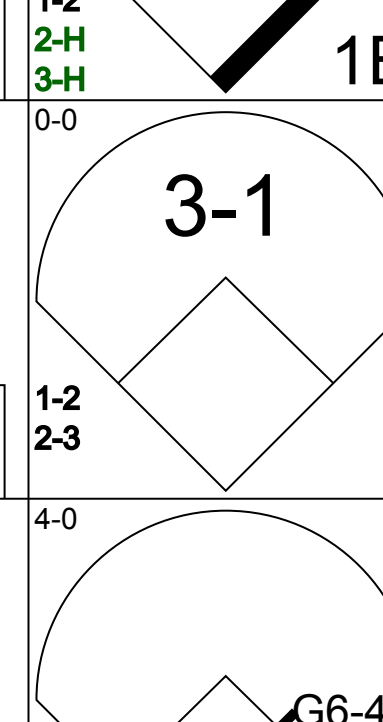

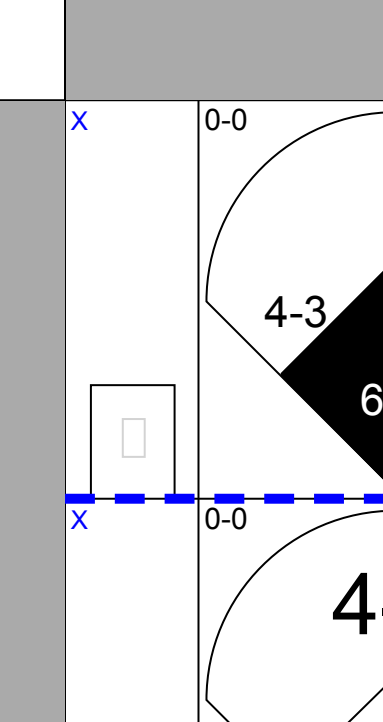
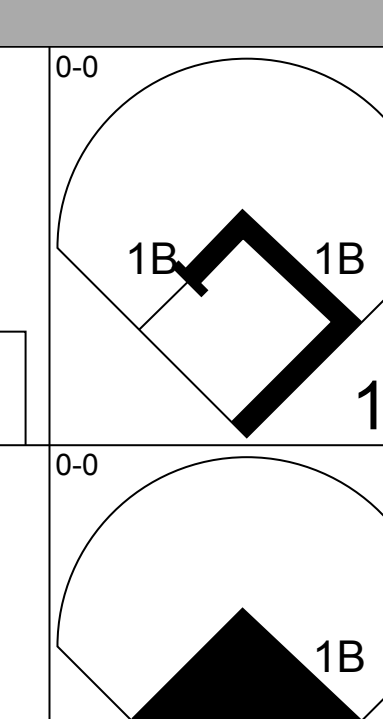
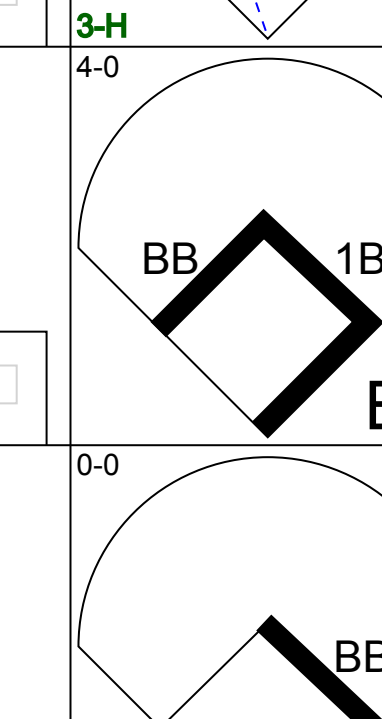
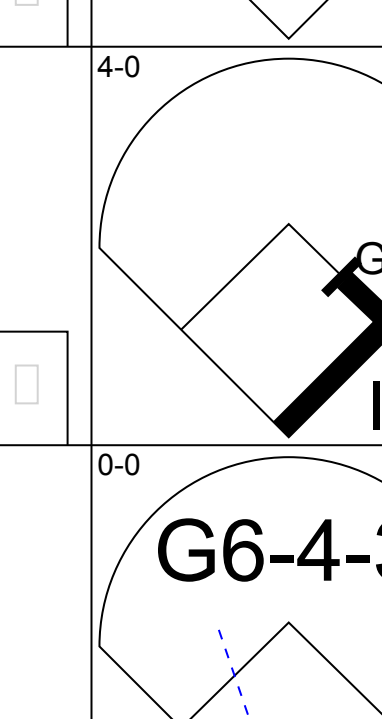

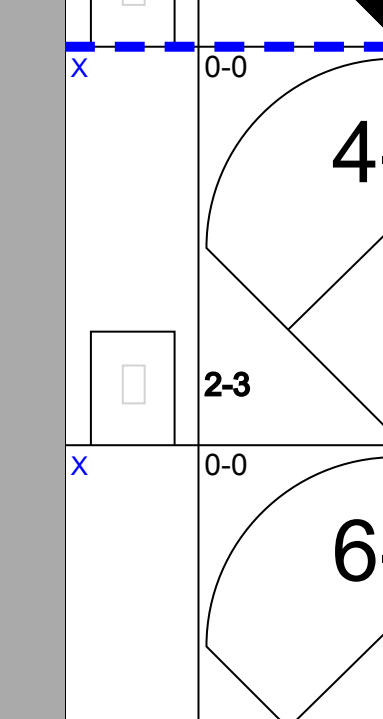
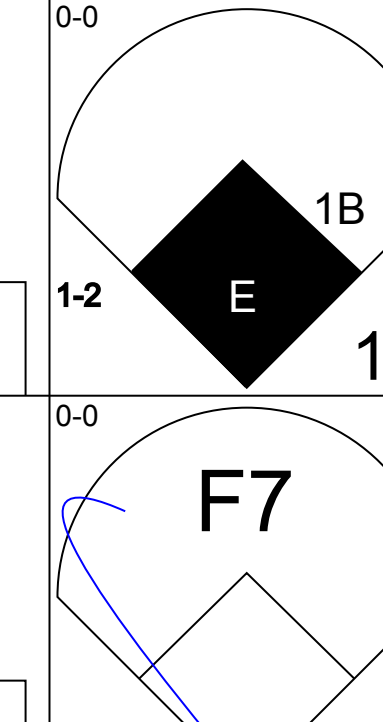
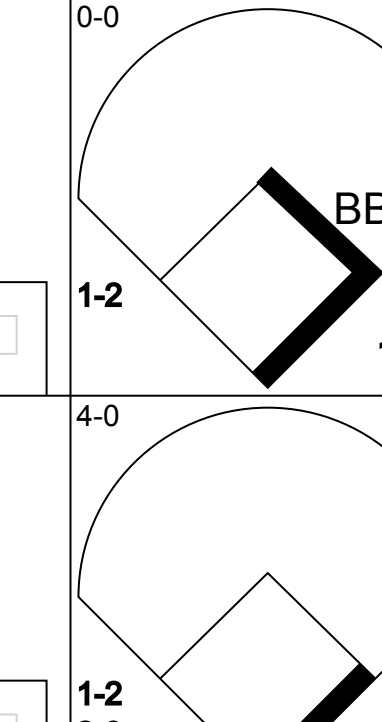
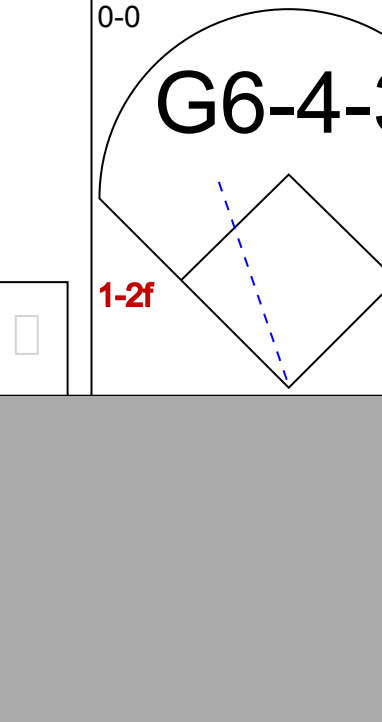
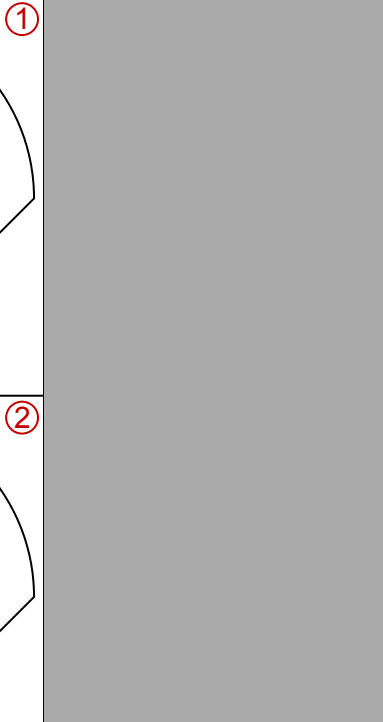
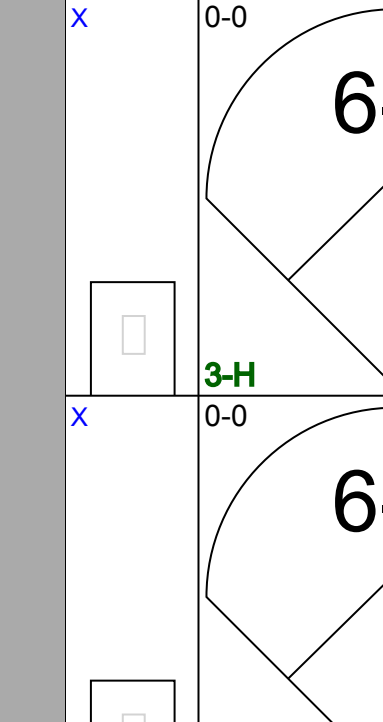

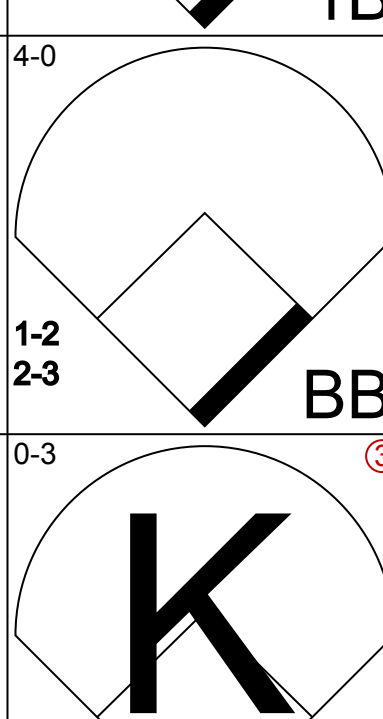
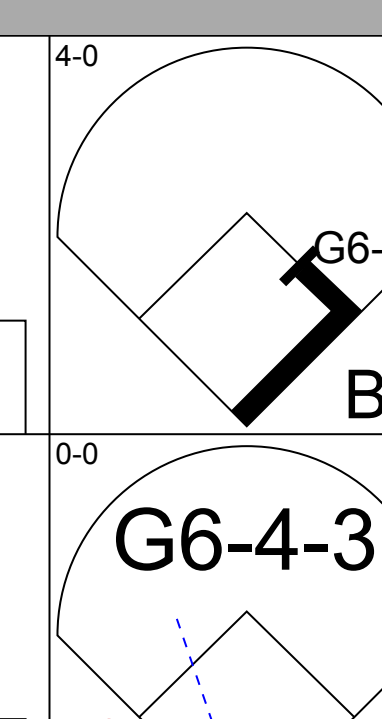
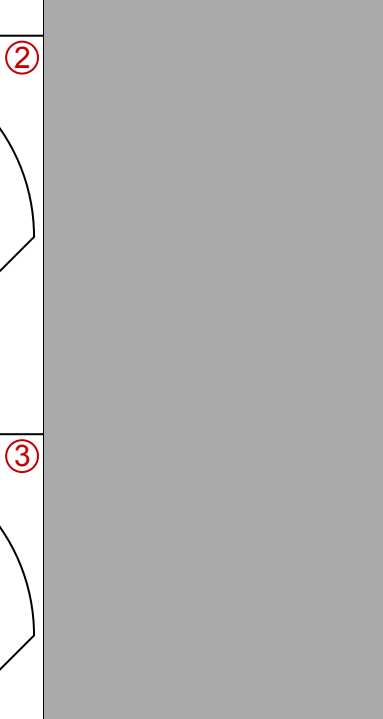
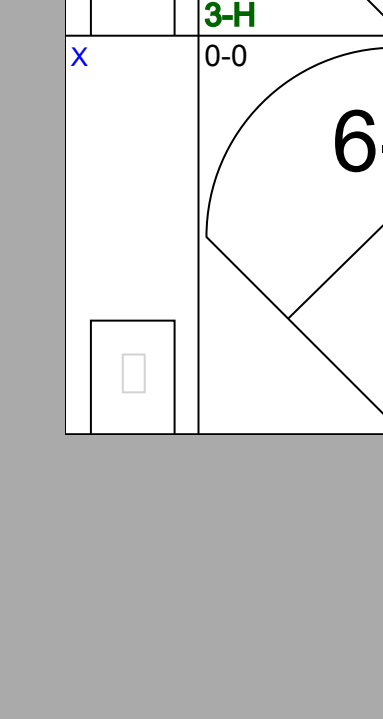

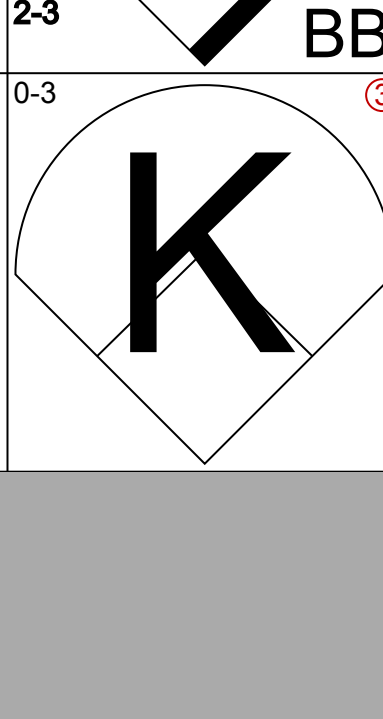
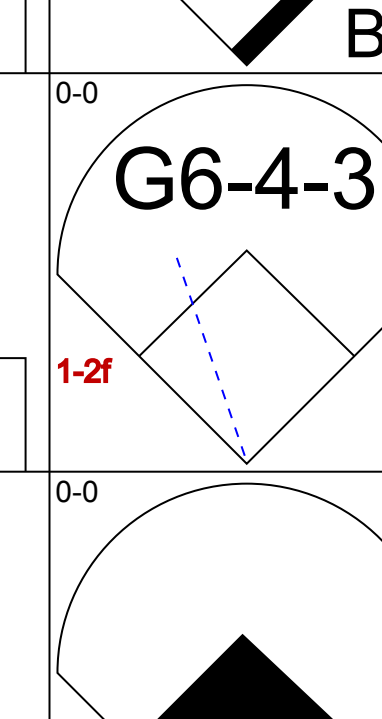
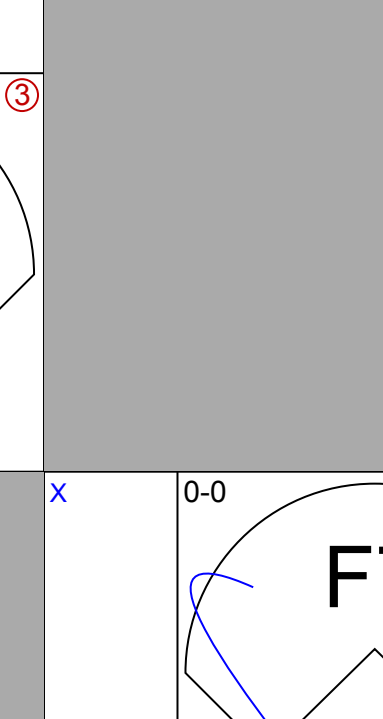

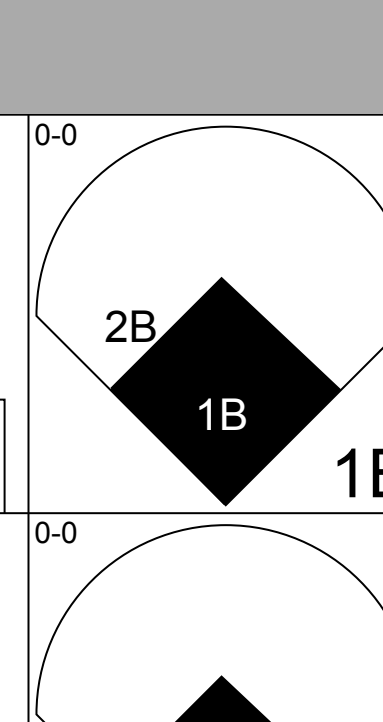
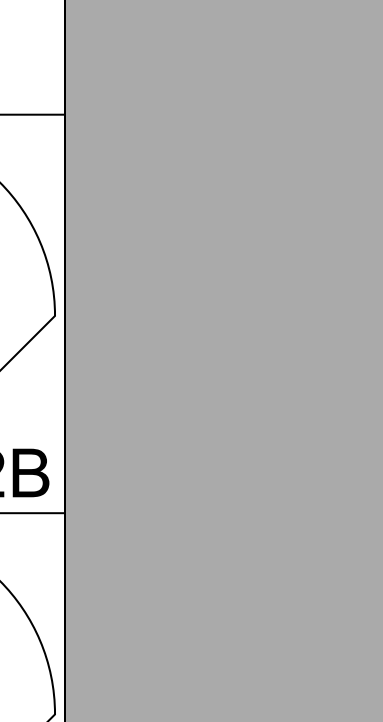
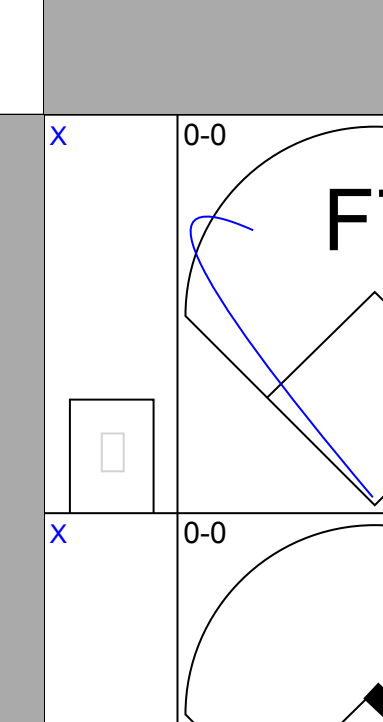

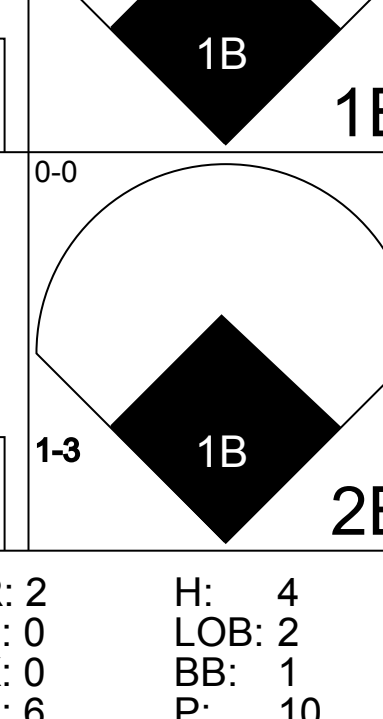
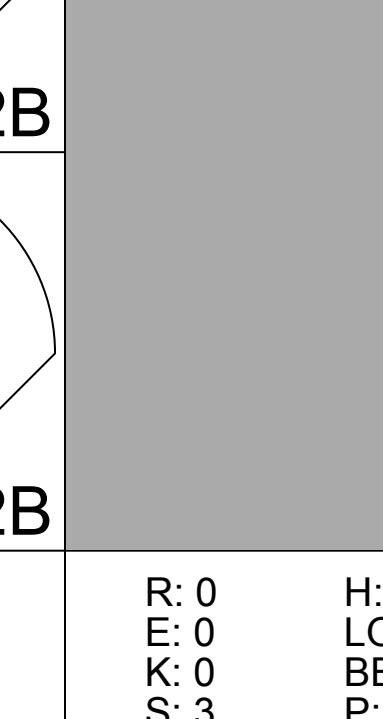
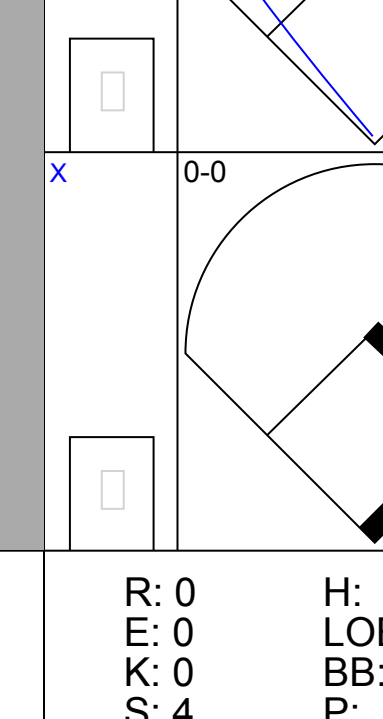


Batter	1	2	3	4	5	6	7	8	9	AB	R	H	RBI	BB	SO	LOB	BOTTOM										
Jim Northrup, L OBP: 0.333, SLG: 0.398 Dick Sharon, R OBP: 0.296, SLG: 0.474	0-0 F7			0-0 BB 1B	0-0 1-H 2-H 2B		0-3 K			3	0	2	2	0	0	0											
Mickey Stanley, R OBP: 0.284, SLG: 0.370	0-0 F8			0-3 K	0-0 F8		0-3 K			4	0	0	0	0	2	4											
Gates Brown, L OBP: 0.352, SLG: 0.399 Frank Howard, R OBP: 0.342, SLG: 0.438	0-0 3-1			4-0 1-2 BB		0-0 HR		0-0 HR		1	0	0	0	1	0	0											
Willie Horton, R OBP: 0.407, SLG: 0.587 Rich Reese, L OBP: 0.200, SLG: 0.214		0-0 5-3		0-3 K		0-0 F9		4-0 SH1-3 BB		3	0	0	0	1	1	2											
Duke Sims, L OBP: 0.354, SLG: 0.424	0-3 K			0-0 F2		4-0 G6-4-3 BB		0-0 SH1-3		2	0	0	0	1	1	2											
Dick McAuliffe, L OBP: 0.367, SLG: 0.435 Tony Taylor, R OBP: 0.259, SLG: 0.315	0-0 F8			0-0 F8		0-0 G6-4-3 1-2		4-0 1B BB		2	0	0	0	0	0	0											
Norm Cash, L OBP: 0.327, SLG: 0.494 Al Kaline, R OBP: 0.289, SLG: 0.327			0-3 K		0-0 1B 2B 1B		0-0 L8	0-0 G5-4-3 1-3 2-H 1B		2	1	1	0	0	1	0											
Aurelio Rodriguez, R OBP: 0.269, SLG: 0.363			0-0 P3		0-0 2B 1B		4-0 1B BB	0-0 G5-4-3 1-2		3	1	1	0	1	0	2											
Ed Brinkman, R OBP: 0.307, SLG: 0.367			0-3 K		0-0 F8		0-0 1-2 1B		0-0 HR	4	1	2	1	0	1	2											
Inning Stats	R: 0 E: 0 K: 0 S: 3	H: 0 LOB: 0 BB: 0 P: 3	R: 0 E: 0 K: 1 S: 5	H: 0 LOB: 0 BB: 0 P: 5	R: 0 E: 0 K: 2 S: 7	H: 0 LOB: 0 BB: 0 P: 7	R: 0 E: 0 K: 2 S: 8	H: 1 LOB: 2 BB: 1 P: 12	R: 2 E: 0 K: 0 S: 6	H: 3 LOB: 1 BB: 0 P: 6	R: 1 E: 0 K: 0 S: 3	H: 1 LOB: 0 BB: 1 P: 7	R: 0 E: 0 K: 2 S: 8	H: 1 LOB: 2 BB: 1 P: 12	R: 2 E: 0 K: 0 S: 4	H: 2 LOB: 2 BB: 2 P: 12	R: 1 E: 0 K: 0 S: 1	H: 1 LOB: 0 BB: 0 P: 1	1B: 5 2B: 1 3B: 0 HR: 3	SF: 0 SAC: 1 DP: 2 HBP: 0	WP: 0 PA: 36 PB: 0 SB: 0 CS: 0						
PITCHER	IP	WLS	BF	H	R	ER	SO	BB	IBB	HBP	BLK	WP	HR	S	P	ERA	WHIP										
Luis Tiant, R ERA: 3.76	(1, 1)							1	0	0	0	0	0	29	33	3.60	1.000										
Roger Moret, L ERA: 2.5	(6, 1)	2.1	12	3	3	3	2	3	0	0	0	0	2	13	25	11.57	2.571										
Bobby Bolin, R ERA: 3.0	(8, 1)	0.2	L	4	2	1	1	0	1	0	0	0	1	3	7	13.50	4.500										

Boston Red Sox @ Detroit Tigers
Tiger Stadium, Detroit, MI
Thu Jul 26 1973, 7:05 PM EDT
Att: 22,364 - Unknown - 76 F

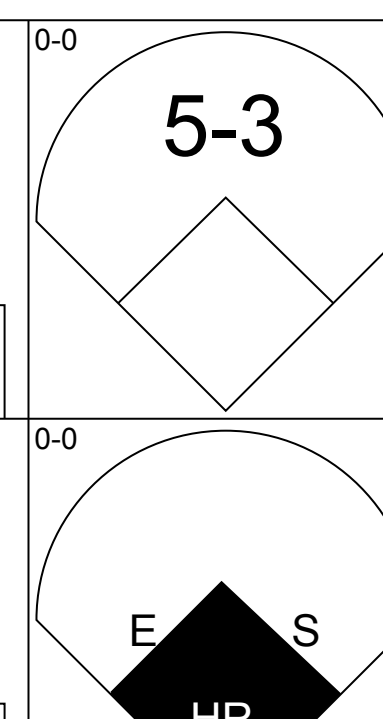
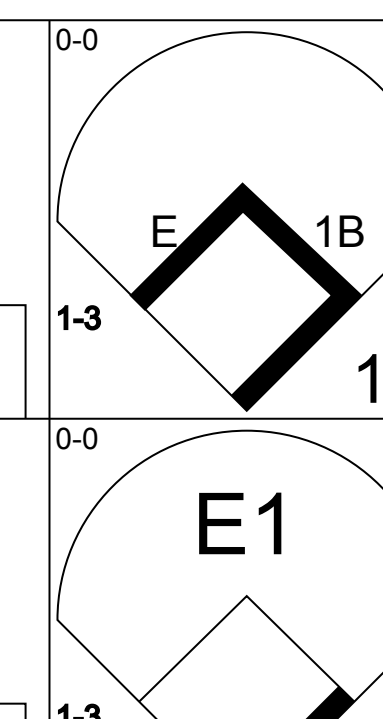
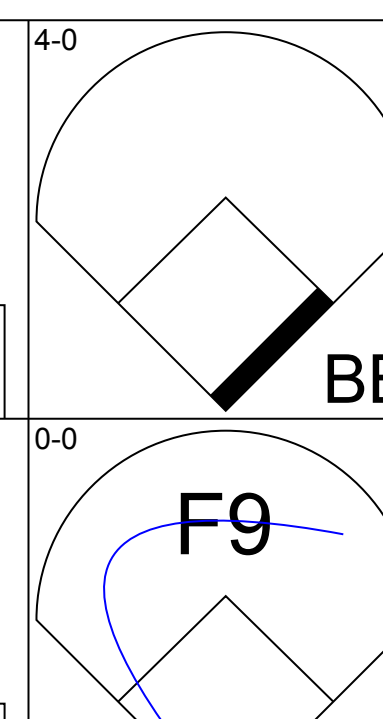
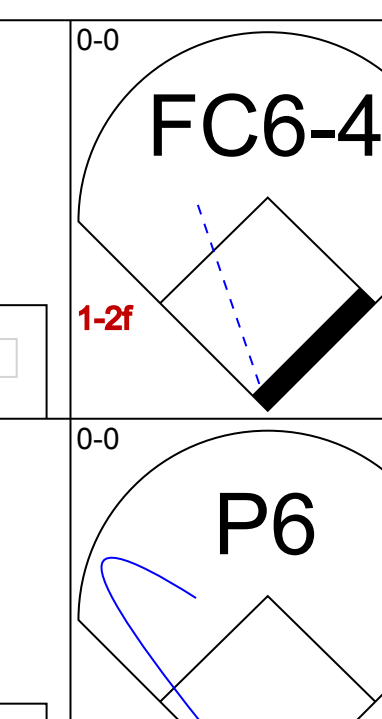
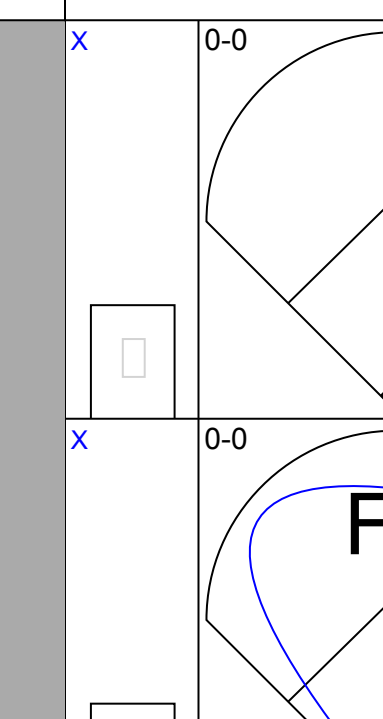
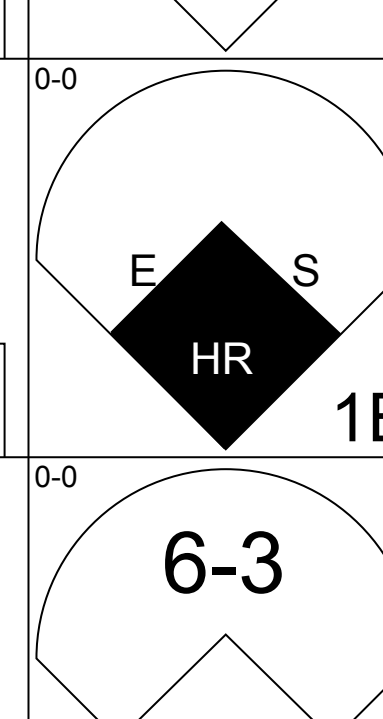
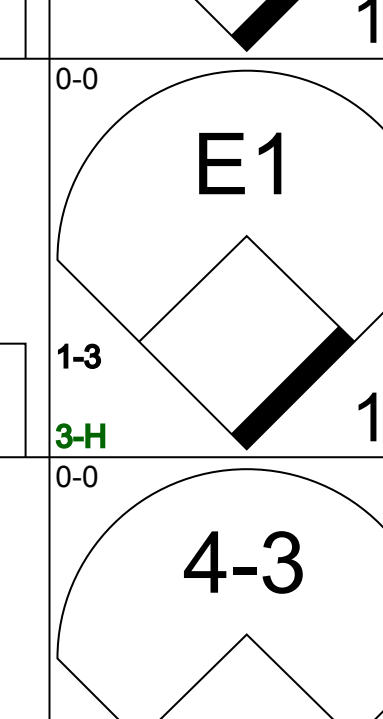
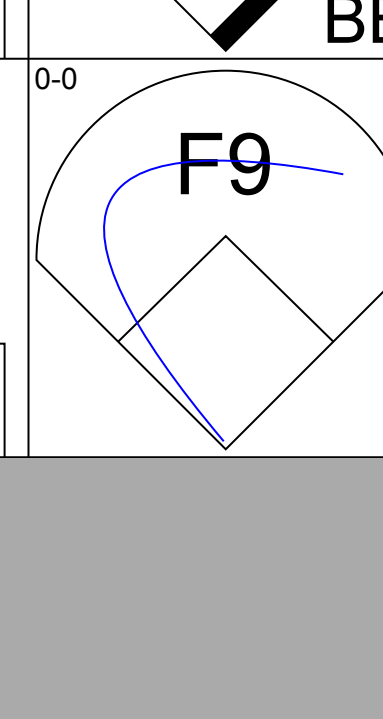
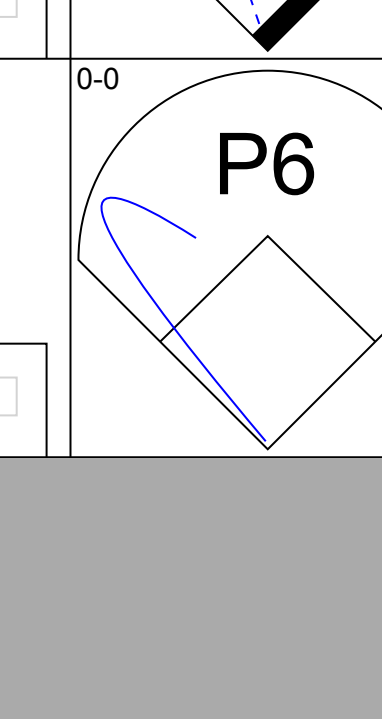
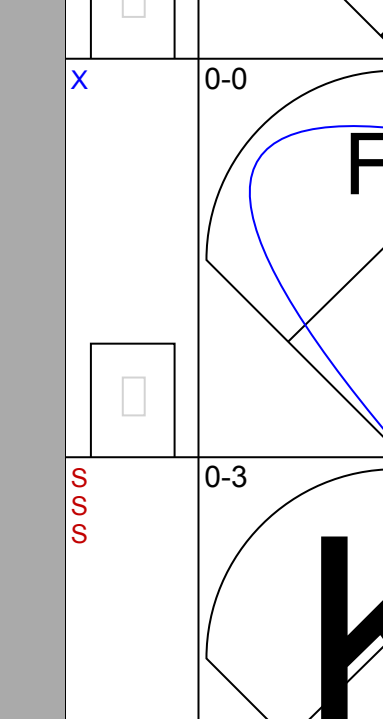
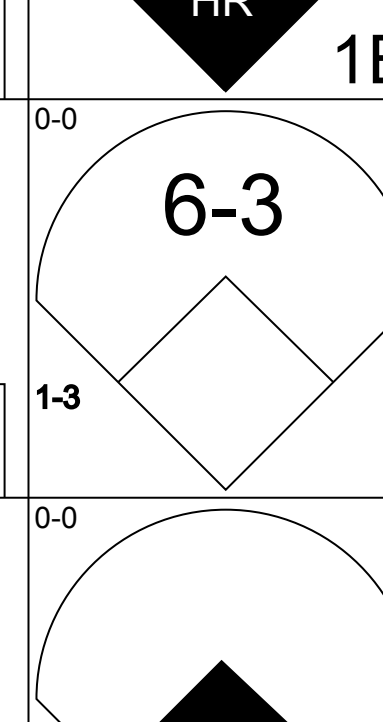
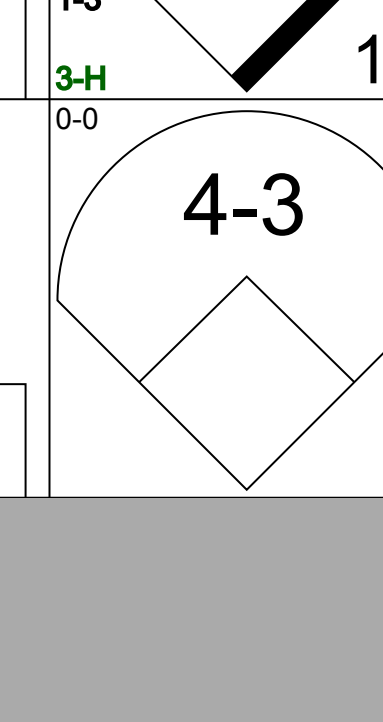
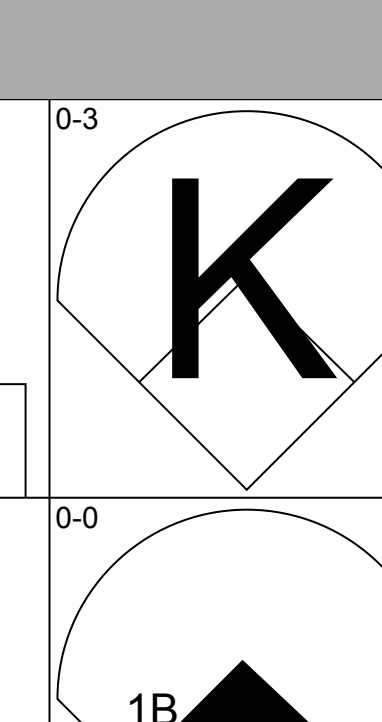

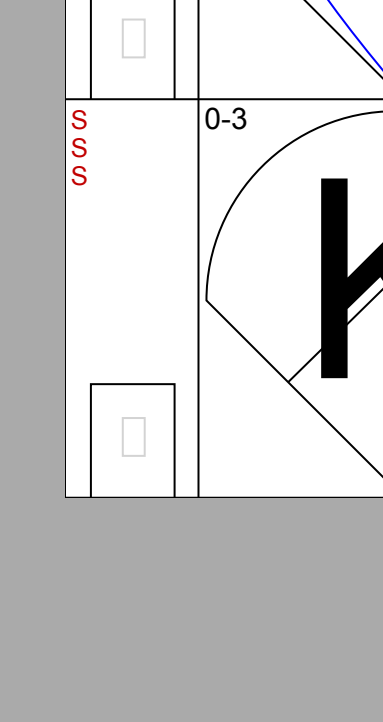
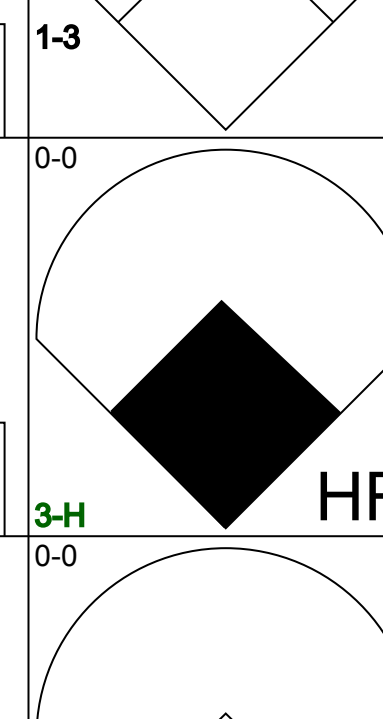
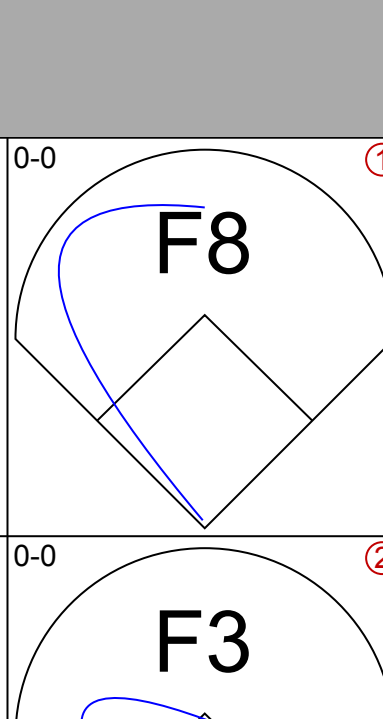
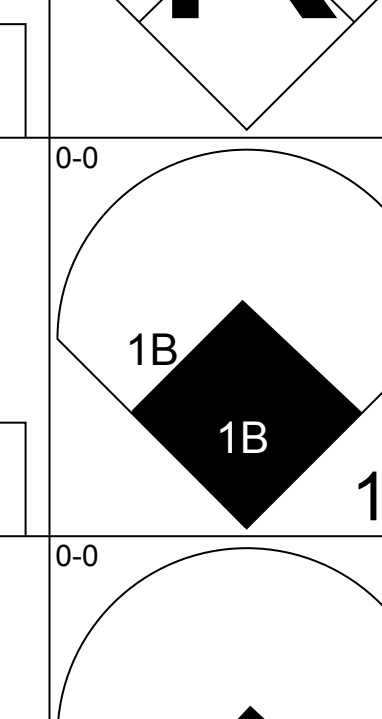
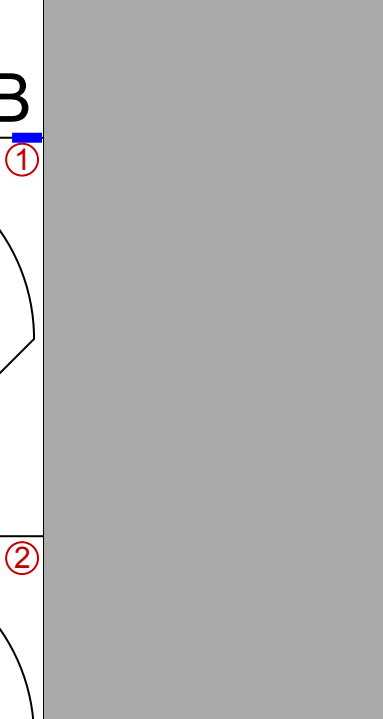
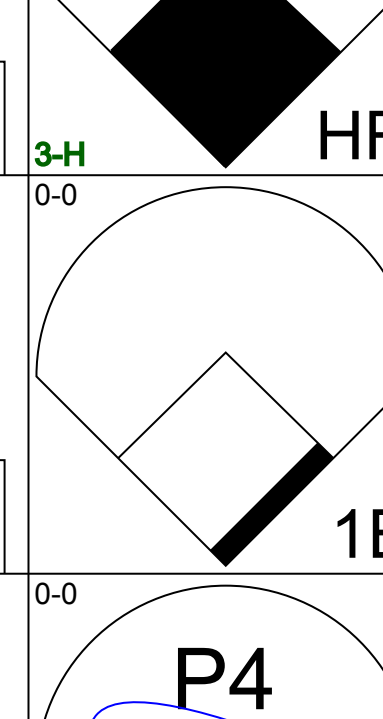
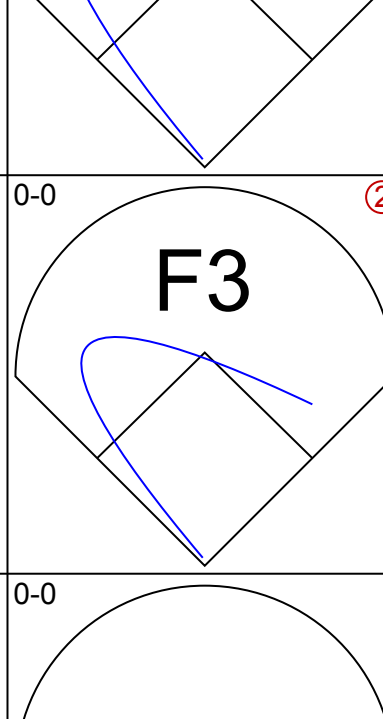
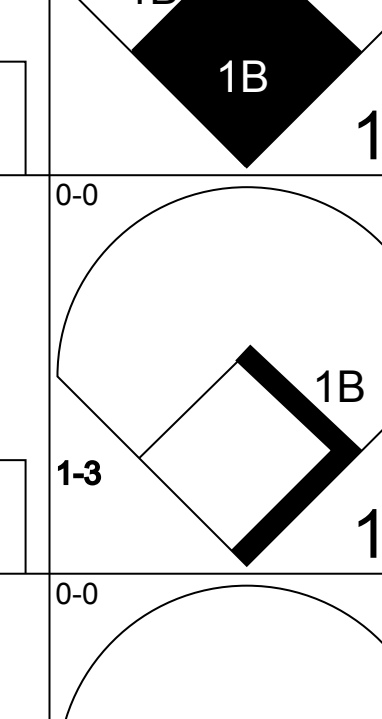
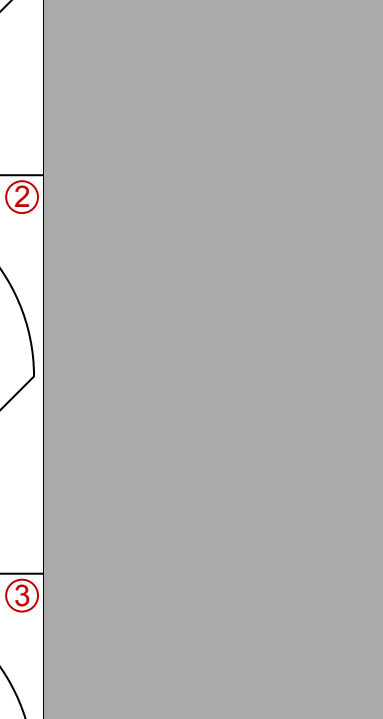
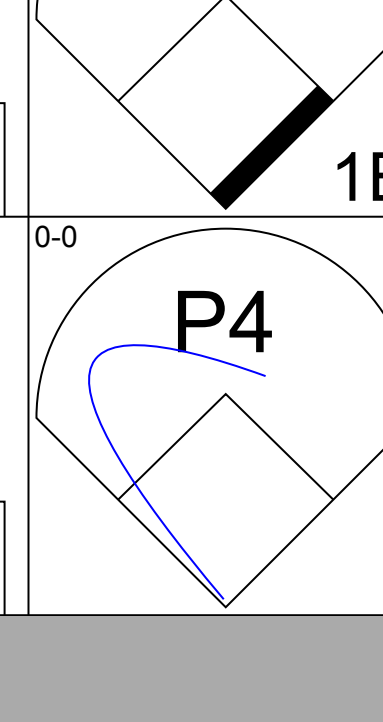
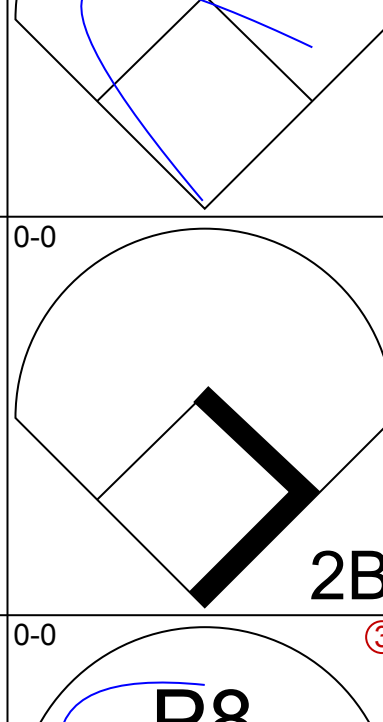
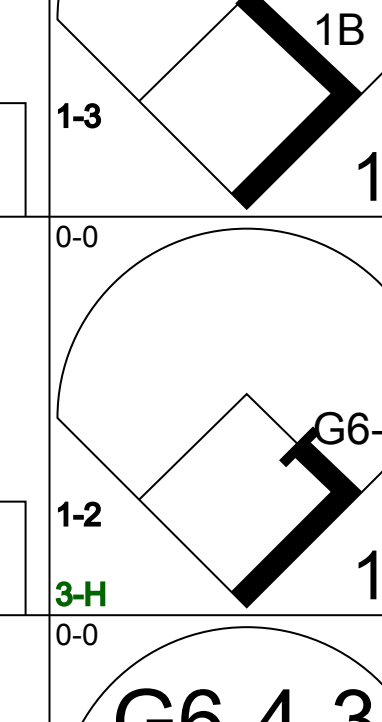
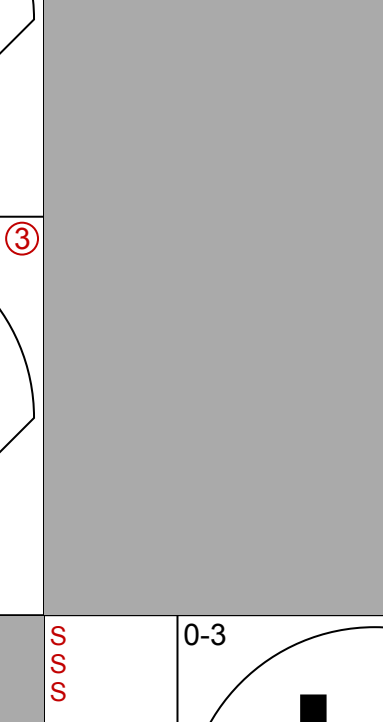
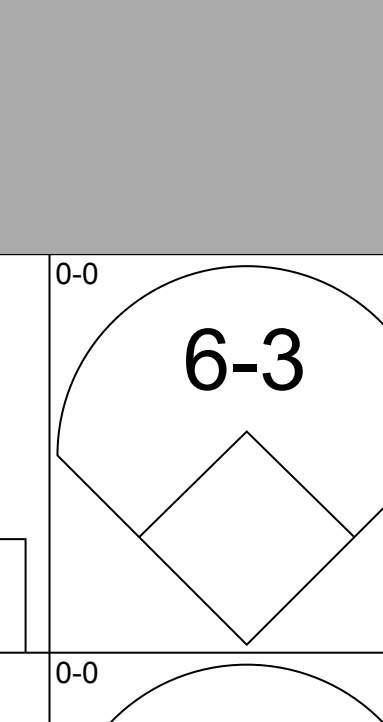
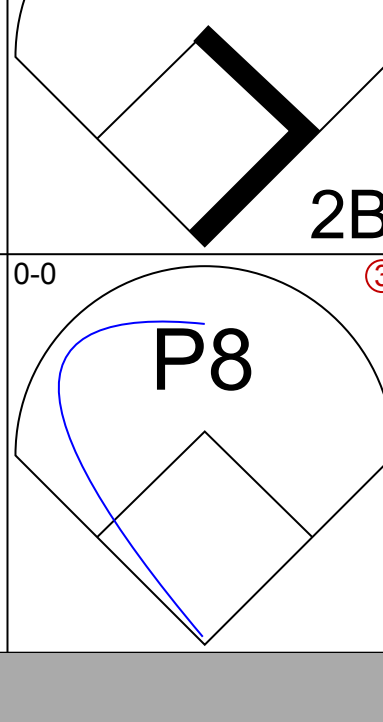
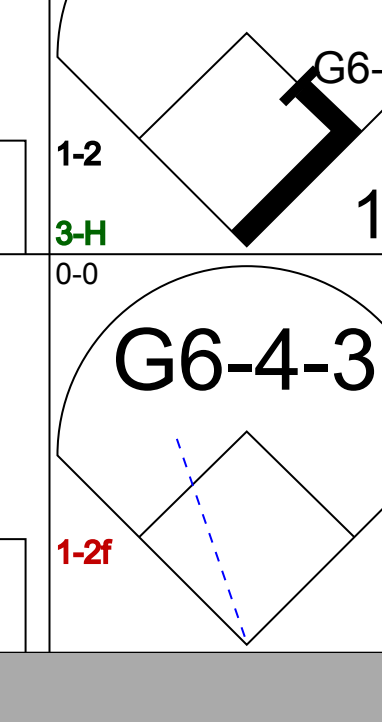
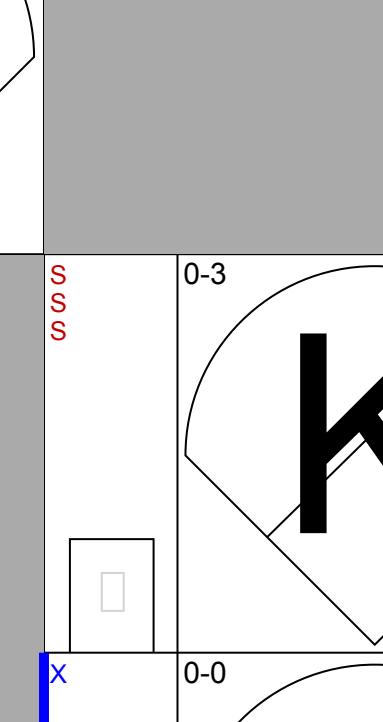

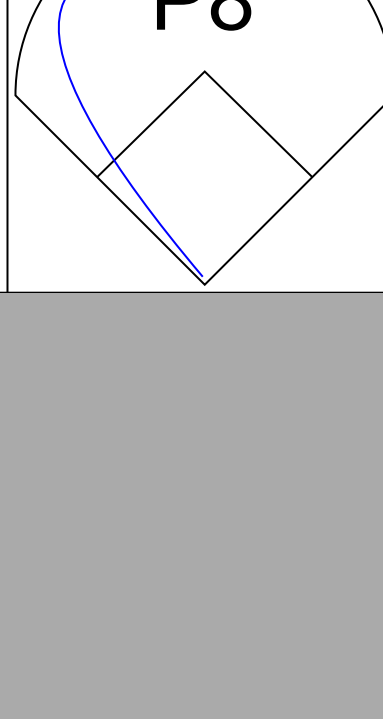
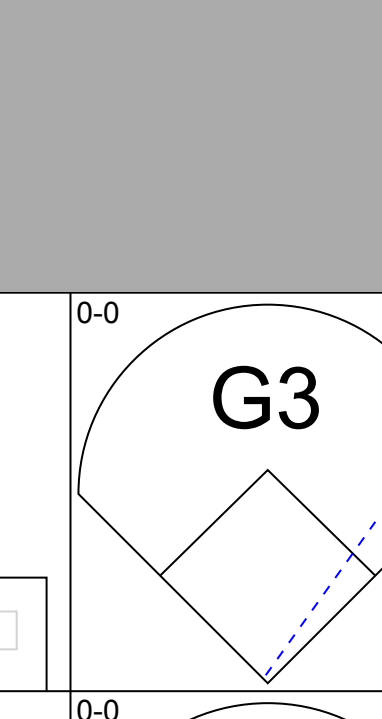
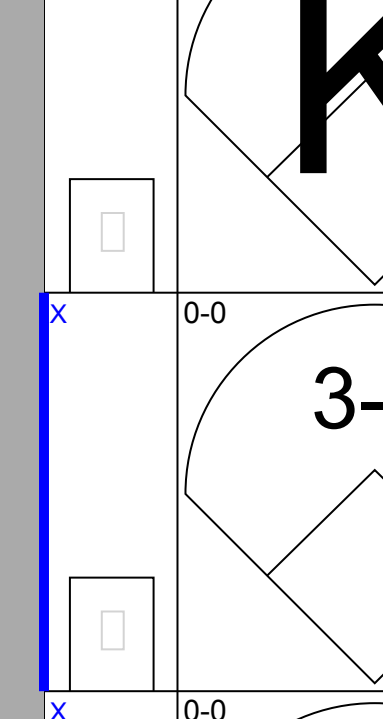


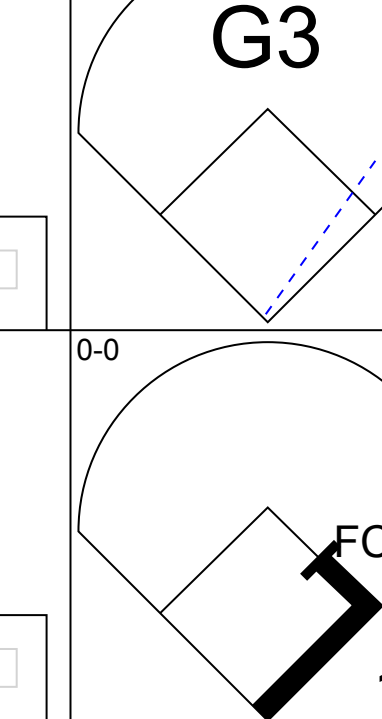
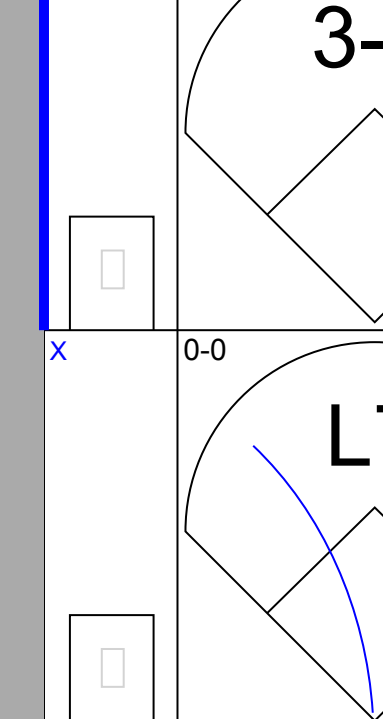
AB 30
R 6
H 9
RBI 6
BB 5
SO 7
LOB 15



Batter	1	2	3	4	5	6	7	8	9	AB	R	H	RBI	BB	SO	LOB	TOP																					
Tommy Harper, R OBP: 0.344, SLG: 0.417 (1, 7)										5	1	2	0	0	1	2	Boston Red Sox @ Cleveland Indians Cleveland Municipal Stadium, Cleveland, OH Sat Jul 28 1973, 7:05 PM EDT Att. 7,865 - Unknown - 81 F																					
Luis Aparicio, R OBP: 0.322, SLG: 0.316 (1, 6)										5	0	2	2	0	1	1																						
Reggie Smith, S OBP: 0.388, SLG: 0.495 Rick Miller, L OBP: 0.344, SLG: 0.344 (6, 8)										4	0	0	0	0	0	3																						
Carl Yastrzemski, L OBP: 0.363, SLG: 0.430 (1, 3)										3	0	1	0	2	0	1																						
Orlando Cepeda, R OBP: 0.329, SLG: 0.447 (1, 10)										5	1	2	1	0	0	3																						
Rico Petrocelli, R OBP: 0.330, SLG: 0.407 (1, 5)										3	0	0	0	2	0	2																						
Carlton Fisk, R OBP: 0.327, SLG: 0.479 (1, 2)										4	1	1	0	0	1	4																						
Doug Griffin, R OBP: 0.330, SLG: 0.393 (1, 4)										4	2	2	0	0	0	0																						
Dwight Evans, R OBP: 0.318, SLG: 0.376 (1, 9)										4	1	3	1	0	0	1																						
Inning Stats	R: 0 E: 0 K: 2 S: 7	H: 0 LOB: 0 BB: 0 P: 7	R: 2 E: 1 K: 0 S: 6	H: 3 LOB: 1 BB: 0 P: 6	R: 1 E: 0 K: 1 S: 7	H: 3 LOB: 3 BB: 2 P: 15	R: 2 E: 0 K: 0 S: 6	H: 4 LOB: 2 BB: 1 P: 10	R: 1 E: 0 K: 0 S: 4	H: 2 LOB: 1 BB: 1 P: 8	R: 0 E: 0 K: 0 S: 3	H: 0 LOB: 0 BB: 0 P: 3	R: 0 E: 0 K: 0 S: 3	H: 0 LOB: 0 BB: 0 P: 3	R: 0 E: 0 K: 0 S: 4	H: 1 LOB: 1 BB: 0 P: 4	R: 1 E: 0 K: 0 S: 4	H: 1 LOB: 0 BB: 0 P: 4	1B: 9 2B: 5 3B: 0 HR: 0	SF: 0 SAC: 0 DP: 3 HBP: 0	WP: 0 PB: 0 SB: 0 CS: 0	PA: 42																
PITCHER	IP	WLS	BF	H	R	ER	SO	BB	IBB	HBP	BLK	WP	HR	S	P	ERA	WHIP	PITCHER				IP	WLS	BF	H	R	ER	SO	BB	IBB	HBP	BLK	WP	HR	S	P	ERA	WHIP
Mike Kekich, L ERA: 8.75 (1, 1)	3.0	L	18	8	5	3	3	2	0	0	0	0	0	22	30	9.00	3.333																					
Ray Lamb, R ERA: 4.41 (4, 1)	5.0		21	6	2	2	0	1	1	0	0	0	0	19	27	3.60	1.400																					
Tom Hilgendorf, L ERA: 3.51 (9, 1)	1.0		3	0	0	0	0	0	0	0	0	0	0	3	3	0.00	0.000																					

AB 38
R 7
H 14
RBI 4
BB 4
SO 3
LOB 17



Batter	1	2	3	4	5	6	7	8	9	AB	R	H	RBI	BB	SO	LOB	BOTTOM																					
Buddy Bell, R OBP: 0.339, SLG: 0.379 (1, 5)										4	0	2	0	1	0	1	Boston Red Sox @ Cleveland Indians Cleveland Municipal Stadium, Cleveland, OH Sat Jul 28 1973, 7:05 PM EDT Att. 7,865 - Unknown - 81 F																					
Walt Williams, R OBP: 0.281, SLG: 0.335 (1, 10)									5	1	2	1	0	0	2																							
Chris Chambliss, L OBP: 0.320, SLG: 0.327 (1, 3)										5	0	1	0	0	2	3																						
John Ellis, R OBP: 0.336, SLG: 0.416 (1, 2)										4	2	2	2	0	0	1																						
Charlie Spikes, R OBP: 0.296, SLG: 0.420 (1, 7)										4	0	2	0	0	0	1																						
George Hendrick, R OBP: 0.298, SLG: 0.453 (1, 8)										4	0	2	1	0	0	2																						
Rusty Torres, S OBP: 0.317, SLG: 0.305 (1, 9)									4	0	0	0	0	1	3																							
Jack Brohamer, L OBP: 0.267, SLG: 0.290 Ron Lolich, R OBP: 0.238, SLG: 0.299 Tom Ragland, R OBP: 0.290, SLG: 0.308 (8, PH) (9, 4)										3	0	0	0	0	0	0																						
Frank Duffy, R OBP: 0.271, SLG: 0.257 (1, 6)										3	1	1	0	1	0	0																						
Inning Stats	R: 2 E: 0 K: 0 S: 6	H: 3 LOB: 1 BB: 0 P: 6	R: 1 E: 1 K: 0 S: 5	H: 2 LOB: 2 BB: 1 P: 9	R: 0 E: 0 K: 0 S: 4	H: 1 LOB: 1 BB: 0 P: 4	R: 0 E: 0 K: 0 S: 3	H: 0 LOB: 1 BB: 1 P: 7	R: 1 E: 0 K: 1 S: 7	H: 3 LOB: 1 BB: 0 P: 7	R: 0 E: 0 K: 0 S: 4	H: 1 LOB: 1 BB: 0 P: 4	R: 0 E: 0 K: 0 S: 4	H: 1 LOB: 1 BB: 0 P: 4	R: 0 E: 0 K: 1 S: 5	H: 0 LOB: 0 BB: 0 P: 5	R: 0 E: 0 K: 1 S: 5	H: 1 LOB: 0 BB: 0 P: 5	1B: 10 2B: 1 3B: 0 HR: 1	SF: 0 SAC: 0 DP: 1 HBP: 0	WP: 1 PB: 0 SB: 1 CS: 0	PA: 39																
PITCHER	IP	WLS	BF	H	R	ER	SO	BB	IBB	HBP	BLK	WP	HR	S	P	ERA	WHIP	PITCHER				IP	WLS	BF	H	R	ER	SO	BB	IBB	HBP	BLK	WP	HR	S	P	ERA	WHIP
John Curtis, L ERA: 3.2 (1, 1)	6.0	W	30	11	4	4	4	2	0	0	0	0	0	13	30	6.00	2.167																					
Roger Moret, L ERA: 2.07 (7, 1)	3.0	S	9	1	0	0	2	0	0	0	0	1	0	13	13	0.00	0.333																					

AB 37
R 4
H 12
RBI 4
BB 2
SO 3
LOB 13



Batter	1	2	3	4	5	6	7	8	9	AB	R	H	RBI	BB	SO	LOB	TOP			
Tommy Harper, R OBP: 0.343, SLG: 0.415 (1, 7)										4	0	1	0	0	1	1	Boston Red Sox @ Cleveland Indians Cleveland Municipal Stadium, Cleveland, OH Sun Jul 29 1973, 3:33 AM EDT Unknown - 71 F			
Luis Aparicio, R OBP: 0.324, SLG: 0.316 (1, 6)										3	0	1	0	1	0	0				
Reggie Smith, S OBP: 0.386, SLG: 0.491 (1, 8)										4	0	1	0	0	0	2				
Carl Yastrzemski, L OBP: 0.359, SLG: 0.425 (1, 3)										4	0	0	0	0	0	3				
Orlando Cepeda, R OBP: 0.328, SLG: 0.444 (1, 10)										3	0	0	0	1	0	2				
Rico Petrocelli, R OBP: 0.329, SLG: 0.405 (1, 5)										4	0	1	0	0	0	0				
Carlton Fisk, R OBP: 0.326, SLG: 0.476 (1, 2)										4	1	1	0	0	0	2				
Doug Griffin, R OBP: 0.330, SLG: 0.392 (1, 4)										3	0	1	0	0	0	2				
Rick Miller, L OBP: 0.343, SLG: 0.357 (1, 9)										3	1	1	2	0	0	1				
Inning Stats	R: 0 E: 0 K: 0 S: 3	H: 1 LOB: 1 BB: 1 P: 7	R: 0 E: 0 K: 0 S: 3	H: 1 LOB: 1 BB: 1 P: 7	R: 1 E: 0 K: 1 S: 8	H: 3 LOB: 2 BB: 0 P: 8	R: 1 E: 0 K: 0 S: 5	H: 2 LOB: 1 BB: 0 P: 5	R: 0 E: 0 K: 0 S: 3	H: 0 LOB: 0 BB: 0 P: 3	R: 0 E: 0 K: 0 S: 3	H: 0 LOB: 0 BB: 0 P: 3	R: 0 E: 0 K: 0 S: 3	H: 0 LOB: 0 BB: 0 P: 3	R: 0 E: 0 K: 0 S: 3	H: 0 LOB: 0 BB: 0 P: 3	1B: 6 2B: 0 3B: 0 HR: 1	SF: 0 SAC: 0 DP: 2 HBP: 0	WP: 0 PB: 0 SB: 1 CS: 0	PA: 34
PITCHER Gaylord Perry, R ERA: 3.72 (1, 1)	IP: 9.0 WLS: W BF: 34 H: 7 R: 2 ER: 2 SO: 1 BB: 2 IBB: 0 HBP: 0 BLK: 0 WP: 0 HR: 1 S: 34 P: 42 ERA: 2.00 WHIP: 1.000															PITCHER				

Batter	1	2	3	4	5	6	7	8	9	AB	R	H	RBI	BB	SO	LOB	BOTTOM			
Buddy Bell, R OBP: 0.339, SLG: 0.378 (1, 5)										4	0	1	0	0	0	5	Boston Red Sox @ Cleveland Indians Cleveland Municipal Stadium, Cleveland, OH Sun Jul 29 1973, 3:33 AM EDT Unknown - 71 F			
Oscar Gamble, L OBP: 0.341, SLG: 0.467 (1, 10)										3	1	1	0	2	0	2				
Chris Chambliss, L OBP: 0.316, SLG: 0.323 (1, 3)										5	0	0	0	0	0	4				
John Ellis, R OBP: 0.333, SLG: 0.412 (1, 2)										5	1	1	1	0	0	3				
Charlie Spikes, R OBP: 0.301, SLG: 0.421 (1, 7)										3	3	2	0	1	1	0				
George Hendrick, R OBP: 0.300, SLG: 0.456 (1, 8)										4	1	2	1	0	1	1				
John Lowenstein, L OBP: 0.360, SLG: 0.426 (1, 9)										3	2	2	1	0	0	2				
Rusty Torres, S OBP: 0.317, SLG: 0.305 (8, 9)										0	0	0	0	0	0	0				
Jack Brohamer, L OBP: 0.276, SLG: 0.294 (1, 4)										1	0	1	1	2	0	0				
Frank Duffy, R OBP: 0.282, SLG: 0.265 (1, 6)										3	0	2	3	1	0	0				
Inning Stats	R: 0 E: 0 K: 0 S: 3	H: 0 LOB: 1 BB: 1 P: 7	R: 2 E: 1 K: 0 S: 4	H: 1 LOB: 0 BB: 1 P: 8	R: 0 E: 0 K: 0 S: 3	H: 0 LOB: 1 BB: 0 P: 4	R: 1 E: 0 K: 2 S: 9	H: 3 LOB: 2 BB: 0 P: 9	R: 0 E: 0 K: 0 S: 3	H: 1 LOB: 0 BB: 0 P: 3	R: 2 E: 0 K: 0 S: 6	H: 3 LOB: 2 BB: 1 P: 10	R: 3 E: 0 K: 0 S: 7	H: 4 LOB: 3 BB: 2 P: 15	R: 0 E: 0 K: 0 S: 2	H: 0 LOB: 0 BB: 1 P: 6	1B: 11 2B: 1 3B: 0 HR: 0	SF: 2 SAC: 0 DP: 1 HBP: 1	WP: 0 PB: 0 SB: 0 CS: 1	PA: 40
PITCHER Marty Pattin, R ERA: 4.68 (1, 1)	IP: 6.1 WLS: L BF: 31 H: 10 R: 7 ER: 6 SO: 2 BB: 2 IBB: 1 HBP: 1 BLK: 0 WP: 0 HR: 0 S: 31 P: 44 ERA: 8.53 WHIP: 1.895															PITCHER				
Mike Garman, R ERA: 6.89 (7, 1)	IP: 1.2 WLS: 9 BF: 2 H: 1 R: 1 ER: 1 SO: 0 BB: 2 IBB: 1 HBP: 0 BLK: 0 WP: 0 HR: 0 S: 6 P: 18 ERA: 5.40 WHIP: 2.400															PITCHER				

AB 32
R 2
H 7
RBI 2
BB 2
SO 1
LOB 13



AB 31
R 8
H 12
RBI 7
BB 6
SO 2
LOB 17



Batter	1	2	3	4	5	6	7	8	9	AB	R	H	RBI	BB	SO	LOB	TOP			
Tommy Harper, R OBP: 0.339, SLG: 0.410 (1, 7)	0-0 4-3			0-3 K		0-0 E1		0-0 6-3		4	0	0	0	0	1	0	Boston Red Sox @ Cleveland Indians Cleveland Municipal Stadium, Cleveland, OH Sun Jul 29 1973, 3:38 AM EDT Att: 26,868 - Unknown livebaseballscorecards.com			
Mario Guerrero, R OBP: 0.280, SLG: 0.301 (1, 6)	0-0 F9			0-0 6-3		0-0 F9		0-0 F9		4	0	0	0	0	0	1				
Carl Yastrzemski, L OBP: 0.360, SLG: 0.422 (1, 3)	4-0 CS BB			4-0 BB BB		0-0 P7		0-0 G3		2	0	0	0	2	0	1				
Orlando Cepeda, R OBP: 0.330, SLG: 0.443 John Kennedy, R OBP: 0.246, SLG: 0.282 (9, PR)	0-0 CS 1-2	0-3 K		4-0 BB BB		0-0 F8		0-0 3B 1B		3	0	1	0	1	1	1				
Danny Cater, R OBP: 0.333, SLG: 0.357 (1, 5)		0-0 F8		0-0 3-1		0-0 WP 1B 1B		0-3 K		4	1	1	0	0	1	3				
Rick Miller, L OBP: 0.346, SLG: 0.365 (1, 8)		0-3 K		4-0 BB BB		0-3 K 1-2		0-0 3B		3	0	1	1	1	2	1				
Bob Montgomery, R OBP: 0.390, SLG: 0.732 (1, 2)			0-3 K		0-0 G6-4-3 BB 1-2		0-0 FC6-4 1B		0-0 P8		4	0	1	1	0	1		3		
Doug Griffin, R OBP: 0.328, SLG: 0.386 (1, 4)			0-0 6-3		4-0 WP BB		0-0 FC6-4 1-2		0-0 F3		3	0	0	0	1	0		3		
Dwight Evans, R OBP: 0.313, SLG: 0.370 (1, 9)			0-0 G3		0-3 K 1-2		0-0 F3				3	0	0	0	0	1	2			
Inning Stats	R: 0 E: 0 K: 0 S: 2	H: 0 LOB: 0 BB: 1 P: 6	R: 0 E: 0 K: 2 S: 7	H: 0 LOB: 0 BB: 0 P: 7	R: 0 E: 0 K: 1 S: 5	H: 0 LOB: 0 BB: 0 P: 5	R: 0 E: 0 K: 1 S: 5	H: 0 LOB: 2 BB: 2 P: 13	R: 0 E: 0 K: 1 S: 4	H: 0 LOB: 1 BB: 2 P: 12	R: 1 E: 0 K: 1 S: 7	H: 2 LOB: 1 BB: 0 P: 7	R: 0 E: 0 K: 0 S: 3	H: 0 LOB: 0 BB: 0 P: 3	R: 1 E: 0 K: 1 S: 7	H: 2 LOB: 2 BB: 0 P: 7	1B: 3 2B: 0 3B: 1 HR: 0	SF: 0 SAC: 0 DP: 1 HBP: 0	WP: 2 PB: 0 SB: 0 CS: 1	PA: 36
PITCHER Tom Timmermann, R ERA: 4.64 (1, 1)	IP: 9.0 WLS: W BF: 35 H: 4 R: 2 ER: 2 SO: 7 BB: 5 IBB: 0 HBP: 0 BLK: 0 WP: 2 HR: 0 S: 44 P: 64 ERA: 2.00 WHIP: 1.000																PITCHER IP: WLS: BF: H: R: ER: SO: BB: IBB: HBP: BLK: WP: HR: S: P: ERA: WHIP:			

Batter	1	2	3	4	5	6	7	8	9	AB	R	H	RBI	BB	SO	LOB	BOTTOM				
Buddy Bell, R OBP: 0.345, SLG: 0.393 (1, 5)	4-0 G4-6-3 BB		0-0 CS 1B		0-0 BB 1B 2B		0-0 1-H HR			3	2	3	2	1	0	0	Boston Red Sox @ Cleveland Indians Cleveland Municipal Stadium, Cleveland, OH Sun Jul 29 1973, 3:38 AM EDT Att: 26,868 - Unknown livebaseballscorecards.com				
Oscar Gamble, L OBP: 0.339, SLG: 0.462 (1, 10)	0-3 K		0-0 F8		4-0 BB BB		0-0 4-3			3	1	0	0	1	1	2					
Chris Chambliss, L OBP: 0.318, SLG: 0.323 (1, 3)	0-0 G4-6-3 1-2		0-0 CS		0-0 1B E 1B		4-0 1-2 2-3 BB		0-3 K		3	1	1	0	1	1					
John Ellis, R OBP: 0.339, SLG: 0.415 (1, 2)		4-0 FC4 BB		0-0 E FC3-2 1B		0-0 1-2 2-3 3-H 1B		0-3 K		3	0	2	2	1	1	0					
Charlie Spikes, R OBP: 0.300, SLG: 0.420 (1, 7)		0-3 K		0-0 FC3-2 E 1B		0-0 F8		0-0 3-1		4	0	1	0	0	1	3					
John Lowenstein, L OBP: 0.353, SLG: 0.417 (1, 9)		0-0 FC4 WP		0-0 FC3 FC3-2		0-0 F9		0-3 K		4	1	0	0	0	1	5					
Jack Brohamer, L OBP: 0.275, SLG: 0.289 (1, 4)		4-0 1-H BB		0-0 FC3-2 PO		0-3 K		0-3 K		3	0	0	0	1	2	3					
Rusty Torres, S OBP: 0.316, SLG: 0.301 (1, 8)		0-0 G3		0-3 K		4-0 HR BB		0-3 K		3	1	0	0	1	2	4					
Frank Duffy, R OBP: 0.277, SLG: 0.259 (1, 6)			0-0 P5		0-0 PO		0-0 6-3		0-3 K		3	0	0	0	0	1		1			
Inning Stats	R: 0 E: 0 K: 1 S: 4	H: 0 LOB: 1 BB: 1 P: 8	R: 1 E: 0 K: 1 S: 5	H: 0 LOB: 2 BB: 2 P: 13	R: 0 E: 0 K: 0 S: 3	H: 1 LOB: 0 BB: 0 P: 3	R: 1 E: 1 K: 1 S: 8	H: 3 LOB: 2 BB: 0 P: 8	R: 2 E: 0 K: 0 S: 5	H: 2 LOB: 2 BB: 2 P: 13	R: 2 E: 0 K: 2 S: 8	H: 1 LOB: 0 BB: 1 P: 12	R: 0 E: 0 K: 2 S: 7	H: 0 LOB: 0 BB: 0 P: 7	R: 0 E: 0 K: 3 S: 9	H: 0 LOB: 0 BB: 0 P: 9		1B: 5 2B: 1 3B: 0 HR: 1	SF: 0 SAC: 0 DP: 1 HBP: 0	WP: 3 PB: 0 SB: 0 CS: 1	PA: 37
PITCHER Ray Culp, R ERA: 4.38 Craig Skok, L ERA: 5.54 (1, 1) (6, 1)	IP: 5.2 WLS: L BF: 28 H: 7 R: 6 ER: 5 SO: 5 BB: 6 IBB: 0 HBP: 0 BLK: 0 WP: 1 HR: 1 S: 32 P: 56 ERA: 7.94 WHIP: 2.294																	PITCHER IP: WLS: BF: H: R: ER: SO: BB: IBB: HBP: BLK: WP: HR: S: P: ERA: WHIP:			

Batter	1	2	3	4	5	6	7	8	9	AB	R	H	RBI	BB	SO	LOB	TOP			
Horace Clarke, S OBP: 0.317, SLG: 0.299 Jim Ray Hart, R OBP: 0.312, SLG: 0.395 Hal Lanier, R OBP: 0.250, SLG: 0.259	4-0 BB G6-4-3		0-0 P6		0-0 6-3		0-0 P7		0-0 HR	3	0	0	0	1	0	2	New York Yankees @ Boston Red Sox Fenway Park, Boston, MA Mon Jul 30 1973, 7:05 PM EDT Att: 31,700 - Unknown - 75 F			
Matty Alou, L OBP: 0.337, SLG: 0.348	0-0 G6-4-3 1-2f		0-0 FC3-6 BB 1B		4-0 BB BB		0-0 6-3 1-2		0-0 G3	4	0	1	0	1	0	2				
Roy White, S OBP: 0.345, SLG: 0.371	0-3 K		4-0 FC3-6 BB		4-0 BB BB		0-0 G3		0-0 P7	3	0	0	0	2	1	1				
Bobby Murcer, L OBP: 0.359, SLG: 0.481		0-0 FC4-6 BB 1B	0-0 FC3-6 BB 1-2f 2-3 3-H		0-3 K		0-0 G3			4	0	1	1	0	1	4				
Ron Blomberg, L OBP: 0.406, SLG: 0.493		0-0 FC4-6 BB 1-2f	4-0 BB 1-2		0-0 4-3				0-0 2B	3	0	1	0	1	0	3				
Graig Nettles, L OBP: 0.348, SLG: 0.395		0-0 P3	0-0 F8				0-0 P9		0-0 1-3	4	0	0	0	0	0	5				
Thurman Munson, R OBP: 0.362, SLG: 0.497		4-0 BB 1-2		0-0 F9		0-0 4-3		0-0 F8		3	0	0	0	1	0	1				
Felipe Alou, R OBP: 0.269, SLG: 0.330		0-0 F7		0-0 5-3		0-0 6-3			0-0 L5	4	0	0	0	0	0	2				
Gene Michael, S OBP: 0.277, SLG: 0.296			0-0 BB FC3-6 1B	0-3 K		4-0 6-3 BB			0-0 HR 1B	3	2	2	0	1	1	0				
Inning Stats	R: 0 E: 0 K: 1 S: 4	H: 0 LOB: 0 BB: 1 P: 8	R: 0 E: 0 K: 0 S: 4	H: 1 LOB: 2 BB: 1 P: 8	R: 1 E: 0 K: 0 S: 5	H: 2 LOB: 3 BB: 2 P: 13	R: 0 E: 0 K: 1 S: 5	H: 0 LOB: 0 BB: 0 P: 5	R: 0 E: 0 K: 0 S: 3	H: 0 LOB: 2 BB: 2 P: 3	R: 0 E: 0 K: 0 S: 3	H: 0 LOB: 1 BB: 1 P: 7	R: 0 E: 0 K: 0 S: 4	H: 1 LOB: 2 BB: 0 P: 4	R: 2 E: 0 K: 0 S: 5	H: 2 LOB: 0 BB: 0 P: 5	1B: 4 2B: 1 3B: 0 HR: 1	SF: 0 SAC: 0 DP: 1 HBP: 0	WP: 0 PA: 39 CS: 0	
PITCHER Luis Tiant, R ERA: 3.73	IP: 9.0 WLS: W BF: 39	H: 6 R: 3 ER: 3 SO: 3	BB: 7 IBB: 0 HBP: 0 BLK: 0	WP: 0 HR: 1 S: 38 P: 66	ERA: 3.00 WHIP: 1.444	PITCHER										IP: 9.0 WLS: W BF: 39	H: 6 R: 3 ER: 3 SO: 3	BB: 7 IBB: 0 HBP: 0 BLK: 0	WP: 0 HR: 1 S: 38 P: 66	ERA: 3.00 WHIP: 1.444

Batter	1	2	3	4	5	6	7	8	9	AB	R	H	RBI	BB	SO	LOB	BOTTOM		
Tommy Harper, R OBP: 0.341, SLG: 0.420	0-0 E S 1B		0-0 1-3		0-0 HR		0-0 P3			4	1	2	1	0	0	0	New York Yankees @ Boston Red Sox Fenway Park, Boston, MA Mon Jul 30 1973, 7:05 PM EDT Att: 31,700 - Unknown - 75 F		
Luis Aparicio, R OBP: 0.323, SLG: 0.313	0-3 K 1-3		0-0 1-3		4-0 E BB		0-0 5-3			3	0	0	0	1	1	1			
Reggie Smith, S OBP: 0.387, SLG: 0.490 Dwight Evans, R OBP: 0.313, SLG: 0.370	0-0 G3		0-0 BB 1B		0-0 E5 G4-6-3 1-2		0-0 BB BB		4-0 BB BB	3	0	1	0	1	0	2			
Carl Yastrzemski, L OBP: 0.362, SLG: 0.420	0-0 F9		4-0 BB 1-2		0-0 G4-6-3 1-2f		0-0 BB BB		4-0 G6-4-3 1-2	2	0	0	0	2	0	3			
Orlando Cepeda, R OBP: 0.332, SLG: 0.446		0-0 HR 2B	0-0 1-3				0-0 G6-4-3 1B		0-0 G6-4-3 1-2f	4	1	2	0	0	0	4			
Rico Petrocelli, R OBP: 0.331, SLG: 0.416		0-0 HR 2-H		0-0 5-3		0-0 P4		0-0 5-3 WP 1B		4	2	2	2	0	0	1			
Carlton Fisk, R OBP: 0.325, SLG: 0.474		0-0 G6-4-3 1B		0-0 5-3		0-0 G6-4-3 1-2f		0-0 5-3 1-2		4	0	1	0	0	0	2			
Doug Griffin, R OBP: 0.322, SLG: 0.378		0-0 G6-4-3 1-2f		0-0 5-3			0-0 5-3		0-0 5-3 2-3	4	0	0	0	0	0	2			
Rick Miller, L OBP: 0.344, SLG: 0.363		0-0 4-3			0-0 1-3		0-0 F7		0-0 1B 3-H	4	0	1	1	0	0	0			
Inning Stats	R: 0 E: 0 K: 1 S: 6	H: 1 LOB: 1 BB: 0 P: 6	R: 2 E: 0 K: 0 S: 5	H: 3 LOB: 0 BB: 0 P: 5	R: 0 E: 0 K: 0 S: 4	H: 1 LOB: 2 BB: 1 P: 8	R: 0 E: 0 K: 0 S: 3	H: 0 LOB: 0 BB: 0 P: 3	R: 1 E: 1 K: 0 S: 4	H: 1 LOB: 1 BB: 1 P: 8	R: 0 E: 0 K: 0 S: 3	H: 0 LOB: 0 BB: 0 P: 3	R: 0 E: 0 K: 0 S: 2	H: 0 LOB: 2 BB: 2 P: 10	R: 1 E: 0 K: 0 S: 4	H: 2 LOB: 1 BB: 0 P: 4	1B: 6 2B: 1 3B: 0 HR: 2	SF: 0 SAC: 0 DP: 4 HBP: 0	WP: 1 PA: 36 CS: 0
PITCHER Fred Beene, R ERA: 1.67 Sparky Lyle, L ERA: 2.0	IP: 8.0 WLS: L BF: 4	H: 2 R: 1 ER: 1 SO: 1	BB: 4 IBB: 0 HBP: 0 BLK: 0	WP: 1 HR: 0 S: 30 P: 46	ERA: 3.38 WHIP: 1.375	PITCHER										IP: 8.0 WLS: L BF: 4	H: 2 R: 1 ER: 1 SO: 1	BB: 4 IBB: 0 HBP: 0 BLK: 0	WP: 1 PA: 36 CS: 0

Batter	1	2	3	4	5	6	7	8	9	AB	R	H	RBI	BB	SO	LOB	TOP
Horace Clarke, S OBP: 0.313, SLG: 0.295 (1, 4)	5-3	P3		5-3			6-3		K	5	0	0	0	0	1	4	
Matty Alou, L OBP: 0.341, SLG: 0.352 (1, 3)	F 1B S 1B	F7			F9				1B 1-2 1B	5	2	3	0	0	0	3	
Roy White, S OBP: 0.346, SLG: 0.373 (1, 7)	F9			1B FC6-4 2B	6-3		L7		1B 1-2 2-3 1B	5	1	2	0	0	0	2	
Bobby Murcer, L OBP: 0.362, SLG: 0.482 (1, 8)	1B			1B FC6-4	L9			6-3	1B 1-2 2-3 1B	5	0	3	3	0	0	0	
Jim Ray Hart, R OBP: 0.311, SLG: 0.393 Ron Blomberg, L OBP: 0.404, SLG: 0.491 (9, PH)	4-3			FC6-4 FC4-6		6-3		1B	7-2 1B	4	0	1	1	0	0	2	
Thurman Munson, R OBP: 0.356, SLG: 0.491 (1, 2)		2-3		FC4-6		6-3		L7		4	0	0	0	0	0	2	
Graig Nettles, L OBP: 0.347, SLG: 0.396 (1, 5)		E3 1B 1B		P4				G3		4	0	1	0	0	0	2	
Felipe Alou, R OBP: 0.273, SLG: 0.348 (1, 9)					6-3				HR	4	1	2	1	0	0	1	
Gene Michael, S OBP: 0.280, SLG: 0.299 (1, 6)					5-3				1B 1B	4	1	2	0	0	0	0	
Inning Stats	R: 1 E: 0 K: 0 S: 5	H: 2 LOB: 1 BB: 0 P: 5	R: 0 E: 1 K: 0 S: 6	H: 2 LOB: 3 BB: 0 P: 6	R: 1 E: 0 K: 0 S: 5	H: 2 LOB: 1 BB: 0 P: 5	R: 0 E: 0 K: 0 S: 3	H: 0 LOB: 0 BB: 0 P: 3	R: 0 E: 0 K: 0 S: 4	H: 1 LOB: 1 BB: 0 P: 4	R: 0 E: 0 K: 0 S: 4	H: 1 LOB: 1 BB: 0 P: 4	R: 0 E: 0 K: 1 S: 9	H: 5 LOB: 1 BB: 0 P: 9	1B: 11 2B: 3 3B: 0 HR: 1	SF: 0 SAC: 0 DP: 1 HBP: 0	WP: 0 PA: 41 CS: 0
PITCHER	IP WLS BF H R ER SO BB IBB HBP BLK WP HR S P ERA WHIP																
Bill Lee, L ERA: 2.75 (1, 1)	8.0	36	11	4	4	0	0	0	0	0	1	36	36	4.50	1.375		
Bob Veale, L ERA: 2.51 (9, 1)	0.1	L 4	3	1	1	1	0	0	0	0	0	6	6	27.00	9.000		
Bobby Bolin, R ERA: 2.93 (9, 1)	0.2	1	0	0	0	0	0	0	0	0	0	1	1	0.00	0.000		

New York Yankees @ Boston Red Sox
Fenway Park, Boston, MA
Tue Jul 31 1973, 7:05 PM EDT
Att: 33,084 - Unknown

AB 41
R 5
H 14
RBI 5
BB 0
SO 1
LOB 18



Batter	1	2	3	4	5	6	7	8	9	AB	R	H	RBI	BB	SO	LOB	BOTTOM				
Tommy Harper, R OBP: 0.341, SLG: 0.429 (1, 7)	6-3		6-3		HR		S SH1-3 G1-2-3 1B		K	5	1	2	3	0	1	0					
Luis Aparicio, R OBP: 0.322, SLG: 0.313 (1, 6)	K		K				SH1-3		5-3	4	0	1	0	0	2	0					
Reggie Smith, S OBP: 0.389, SLG: 0.490 Dwight Evans, R OBP: 0.313, SLG: 0.370 (7, PR)					K		K			4	0	2	0	0	2	1					
Carl Yastrzemski, L OBP: 0.361, SLG: 0.416 (1, 3)	4-3						1B			0	0	0	0	0	0	0					
Orlando Cepeda, R OBP: 0.331, SLG: 0.444 (1, 10)										3	0	0	0	1	0	1					
Rico Petrocelli, R OBP: 0.331, SLG: 0.413 (1, 5)										4	0	1	0	0	1	1					
Carlton Fisk, R OBP: 0.327, SLG: 0.481 (1, 2)										3	1	1	1	1	0	1					
Doug Griffin, R OBP: 0.315, SLG: 0.370 (1, 4)										4	0	0	0	0	0	3					
Rick Miller, L OBP: 0.347, SLG: 0.369 (8, 8)										4	2	2	0	0	1	0					
Inning Stats	R: 0 E: 0 K: 1 S: 6	H: 1 LOB: 1 BB: 0 P: 6	R: 0 E: 0 K: 0 S: 4	H: 1 LOB: 1 BB: 0 P: 4	R: 0 E: 0 K: 1 S: 5	H: 0 LOB: 0 BB: 0 P: 5	R: 0 E: 0 K: 2 S: 7	H: 0 LOB: 0 BB: 0 P: 7	R: 3 E: 0 K: 1 S: 9	H: 4 LOB: 1 BB: 0 P: 9	R: 0 E: 0 K: 0 S: 4	H: 1 LOB: 2 BB: 1 P: 8	R: 1 E: 0 K: 0 S: 5	H: 3 LOB: 2 BB: 1 P: 9	R: 0 E: 0 K: 1 S: 5	H: 0 LOB: 0 BB: 0 P: 5	R: 0 E: 0 K: 2 S: 7	H: 0 LOB: 0 BB: 0 P: 7	1B: 7 2B: 1 3B: 0 HR: 2	SF: 0 SAC: 1 DP: 1 HBP: 0	WP: 1 PA: 38 CS: 0
PITCHER	IP WLS BF H R ER SO BB IBB HBP BLK WP HR S P ERA WHIP																				
Pat Dobson, R ERA: 3.9 (6, 1)	5.2	25	7	3	3	5	0	1	0	0	0	18	22	2.70	0.900						
Lindy McDaniel, R ERA: 2.45 (6, 1)	3.1	W 13	3	1	1	3	0	1	0	0	0	0	0	0	0	0					

New York Yankees @ Boston Red Sox
Fenway Park, Boston, MA
Tue Jul 31 1973, 7:05 PM EDT
Att: 33,084 - Unknown

AB 35
R 4
H 10
RBI 4
BB 2
SO 8
LOB 10



Batter	1	2	3	4	5	6	7	8	9	AB	R	H	RBI	BB	SO	LOB	TOP					
Horace Clarke, S OBP: 0.320, SLG: 0.300										3	0	3	0	1	0	0	New York Yankees @ Boston Red Sox Fenway Park, Boston, MA Wed Aug 01 1973, 3:33 AM EDT Att: 30,689 - Overcast - 74 F					
Matty Alou, L OBP: 0.337, SLG: 0.348										4	0	0	0	0	1	7						
Roy White, S OBP: 0.345, SLG: 0.372										4	2	1	0	0	0	1						
Bobby Murcer, L OBP: 0.361, SLG: 0.480										4	0	1	1	0	2	1						
Jim Ray Hart, R OBP: 0.310, SLG: 0.390										4	0	1	0	0	1	1						
Thurman Munson, R OBP: 0.360, SLG: 0.494										4	0	2	1	0	0	1						
Jerry Moses, R OBP: 0.260, SLG: 0.261										0	0	0	0	0	0	0						
Graig Nettles, L OBP: 0.344, SLG: 0.392										4	0	0	0	0	0	3						
Felipe Alou, R OBP: 0.277, SLG: 0.344										2	0	0	0	2	0	0						
Gene Michael, S OBP: 0.277, SLG: 0.295										4	0	0	0	0	0	5						
Inning Stats	R: 1 E: 0 K: 1 S: 7	H: 2 LOB: 1 BB: 0 P: 7	R: 0 E: 0 K: 0 S: 3	H: 0 LOB: 0 BB: 0 P: 3	R: 0 E: 0 K: 1 S: 3	H: 1 LOB: 1 BB: 0 P: 3	R: 1 E: 0 K: 1 S: 7	H: 2 LOB: 1 BB: 0 P: 7	R: 0 E: 1 K: 0 S: 4	H: 1 LOB: 1 BB: 0 P: 4	R: 0 E: 0 K: 0 S: 3	H: 0 LOB: 0 BB: 0 P: 3	R: 0 E: 0 K: 1 S: 6	H: 1 LOB: 3 BB: 2 P: 14	R: 0 E: 0 K: 1 S: 5	H: 0 LOB: 0 BB: 1 P: 5	R: 0 E: 0 K: 0 S: 3	H: 1 LOB: 1 BB: 1 P: 7	1B: 7 2B: 1 3B: 0 HR: 0	SF: 0 SAC: 0 DP: 1 HBP: 0	WP: 0 PB: 0 SB: 1 CS: 2	PA: 36
PITCHER John Curtis, L ERA: 3.13	IP: 9.0 WLS: W BF: 37 H: 8 R: 2 ER: 2 SO: 4 BB: 1 IBB: 2 HBP: 0 BLK: 0 WP: 0 HR: 0 S: 41 P: 53 ERA: 2.00 WHIP: 1.000																					

Batter	1	2	3	4	5	6	7	8	9	AB	R	H	RBI	BB	SO	LOB	BOTTOM					
Tommy Harper, R OBP: 0.343, SLG: 0.433										4	1	2	0	0	0	0	New York Yankees @ Boston Red Sox Fenway Park, Boston, MA Wed Aug 01 1973, 3:33 AM EDT Att: 30,689 - Overcast - 74 F					
Doug Griffin, R OBP: 0.319, SLG: 0.372										4	0	2	0	0	0	1						
Reggie Smith, S OBP: 0.387, SLG: 0.486										4	0	1	0	0	1	3						
Carl Yastrzemski, L OBP: 0.357, SLG: 0.411										4	0	0	0	0	1	4						
Orlando Cepeda, R OBP: 0.333, SLG: 0.443										3	0	1	1	1	0	0						
Rico Petrocelli, R OBP: 0.330, SLG: 0.411										4	0	1	0	0	0	4						
Carlton Fisk, R OBP: 0.327, SLG: 0.479										2	1	0	0	0	0	1						
Bob Montgomery, R OBP: 0.400, SLG: 0.737										1	1	1	0	0	0	0						
Rick Miller, L OBP: 0.349, SLG: 0.373										3	0	1	1	1	0	1						
Mario Guerrero, R OBP: 0.289, SLG: 0.299										4	0	1	1	0	0	0						
Inning Stats	R: 1 E: 0 K: 0 S: 6	H: 3 LOB: 2 BB: 0 P: 6	R: 1 E: 0 K: 0 S: 4	H: 2 LOB: 1 BB: 0 P: 5	R: 0 E: 0 K: 1 S: 5	H: 0 LOB: 0 BB: 0 P: 5	R: 0 E: 0 K: 0 S: 3	H: 1 LOB: 0 BB: 0 P: 3	R: 0 E: 0 K: 0 S: 3	H: 0 LOB: 0 BB: 0 P: 3	R: 0 E: 1 K: 0 S: 3	H: 1 LOB: 1 BB: 1 P: 7	R: 0 E: 0 K: 0 S: 3	H: 0 LOB: 0 BB: 0 P: 3	R: 0 E: 0 K: 1 S: 6	H: 1 LOB: 1 BB: 0 P: 6	R: 0 E: 0 K: 0 S: 4	H: 2 LOB: 2 BB: 1 P: 8	1B: 8 2B: 3 3B: 0 HR: 0	SF: 0 SAC: 0 DP: 2 HBP: 1	WP: 0 PB: 0 SB: 0 CS: 0	PA: 36
PITCHER Mel Stottlemyre, R ERA: 3.21 Sparky Lyle, L ERA: 2.09	IP: 7.1 WLS: L BF: 29 H: 8 R: 2 ER: 2 SO: 1 BB: 1 IBB: 0 HBP: 1 BLK: 0 WP: 0 HR: 0 S: 29 P: 34 ERA: 2.46 WHIP: 1.227																					

Batter	1	2	3	4	5	6	7	8	9	AB	R	H	RBI	BB	SO	LOB	TOP		
Horace Clarke, S OBP: 0.317, SLG: 0.297 (1, 4)	F8		F7		K			6-3		4	0	0	0	0	1	1	New York Yankees @ Boston Red Sox Fenway Park, Boston, MA Thu Aug 02 1973, 7:05 PM EDT Att: 30,393 - Unknown - 77 F		
Matty Alou, L OBP: 0.339, SLG: 0.350 (1, 3)	5-3		FC6-4 1B		F7			1B		4	0	2	0	0	0	0			
Roy White, S OBP: 0.344, SLG: 0.371 (1, 7)			FC6-4 1-2 1B					K		4	0	1	0	0	1	3			
Bobby Murcer, L OBP: 0.359, SLG: 0.477 Ron Swoboda, R OBP: 0.156, SLG: 0.069 (1, 8) (6, 8)	P3				F9			3-1		3	0	0	0	0	0	1			
Jim Ray Hart, R OBP: 0.309, SLG: 0.386 (1, 10)					1B BB			L5		3	0	0	0	1	0	0			
Thurman Munson, R OBP: 0.359, SLG: 0.491 (1, 2)										4	0	1	0	0	2	0			
Graig Nettles, L OBP: 0.342, SLG: 0.389 (1, 5)								K		3	0	0	0	0	1	2			
Felipe Alou, R OBP: 0.274, SLG: 0.340 (1, 9)					4-3			F8		3	0	0	0	0	0	2			
Gene Michael, S OBP: 0.277, SLG: 0.293 (1, 6)					1B BB					2	0	0	0	1	2	0			
Inning Stats	R: 0 E: 0 K: 0 S: 4	H: 1 LOB: 1 BB: 0 P: 4	R: 0 E: 0 K: 0 S: 3	H: 0 LOB: 0 BB: 0 P: 3	R: 0 E: 0 K: 0 S: 4	H: 1 LOB: 2 BB: 1 P: 8	R: 0 E: 0 K: 1 S: 6	H: 0 LOB: 0 BB: 0 P: 7	R: 0 E: 0 K: 2 S: 3	H: 0 LOB: 0 BB: 0 P: 3	R: 0 E: 0 K: 1 S: 5	H: 0 LOB: 0 BB: 0 P: 5	R: 0 E: 0 K: 2 S: 8	H: 1 LOB: 1 BB: 0 P: 8	R: 0 E: 0 K: 2 S: 7	H: 0 LOB: 0 BB: 0 P: 7	1B: 4 2B: 0 3B: 0 HR: 0	SF: 0 SAC: 0 DP: 0 HBP: 0	WP: 0 PA: 33 CS: 0
PITCHER Roger Moret, L ERA: 2.34 (1, 1)	IP: 9.0 WLS: W BF: 33 H: 4 R: 0 ER: 0 SO: 8 BB: 2 IBB: 0 HBP: 0 BLK: 0 WP: 0 HR: 0 S: 47 P: 55 ERA: 0.00 WHIP: 0.667															PITCHER IP: 9.0 WLS: W BF: 33 H: 4 R: 0 ER: 0 SO: 8 BB: 2 IBB: 0 HBP: 0 BLK: 0 WP: 0 HR: 0 S: 47 P: 55 ERA: 0.00 WHIP: 0.667			

AB	31
R	0
H	4
RBI	0
BB	2
SO	8
LOB	9



Batter	1	2	3	4	5	6	7	8	9	AB	R	H	RBI	BB	SO	LOB	BOTTOM		
Tommy Harper, R OBP: 0.341, SLG: 0.429 (1, 7)	5-3			G6-4-3 1-2		1B BB 1B		E6 1B		5	1	1	0	0	1	1	New York Yankees @ Boston Red Sox Fenway Park, Boston, MA Thu Aug 02 1973, 7:05 PM EDT Att: 30,393 - Unknown - 77 F		
Luis Aparicio, R OBP: 0.323, SLG: 0.314 (1, 6)	6-3					2B WP 1B		F3 1-2 1B		5	1	2	0	0	0	1			
Reggie Smith, S OBP: 0.386, SLG: 0.483 Dwight Evans, R OBP: 0.312, SLG: 0.368 (1, 8) (7, 9)						1B HR 1B		L9		4	1	1	0	0	1	2			
Carl Yastrzemski, L OBP: 0.365, SLG: 0.424 (1, 3)										4	3	4	0	1	0	0			
Orlando Cepeda, R OBP: 0.337, SLG: 0.451 Ben Oglivie, L OBP: 0.253, SLG: 0.368 (1, 10) (6, PR)						1B HR BB		F8		2	2	1	3	2	0	1			
Rico Petrocelli, R OBP: 0.333, SLG: 0.411 (1, 5)						1B SF9 1B		FC6-4 1-2		3	1	1	2	2	0	1			
Carlton Fisk, R OBP: 0.328, SLG: 0.484 (1, 2)						SF9 BB 1B		1B HR BB		4	1	1	2	1	0	5			
Doug Griffin, R OBP: 0.316, SLG: 0.375 (1, 4)						1-2 HR BB		F2		4	1	1	2	1	0	5			
Steve Kline, R OBP: 0.347, SLG: 0.371 (1, 9) (7, 8)										4	0	1	1	0	1	1			
Inning Stats	R: 5 E: 0 K: 0 S: 7	H: 4 LOB: 1 BB: 2 P: 15	R: 0 E: 0 K: 1 S: 5	H: 0 LOB: 0 BB: 0 P: 5	R: 0 E: 0 K: 0 S: 4	H: 1 LOB: 1 BB: 0 P: 4	R: 0 E: 0 K: 0 S: 3	H: 1 LOB: 0 BB: 0 P: 3	R: 3 E: 0 K: 0 S: 6	H: 3 LOB: 2 BB: 2 P: 14	R: 1 E: 0 K: 1 S: 7	H: 2 LOB: 2 BB: 2 P: 15	R: 0 E: 1 K: 1 S: 7	H: 1 LOB: 1 BB: 0 P: 7	R: 1 E: 1 K: 1 S: 7	H: 1 LOB: 1 BB: 0 P: 7	1B: 8 2B: 3 3B: 0 HR: 2	SF: 1 SAC: 0 DP: 1 HBP: 0	WP: 1 PA: 44 CS: 0
PITCHER Steve Kline, R ERA: 4.01 Doc Medich, R ERA: 3.45 (1, 1) (1, 1)	IP: 7.1 WLS: L BF: 38 H: 11 R: 6 ER: 5 SO: 4 BB: 3 IBB: 1 HBP: 0 BLK: 0 WP: 1 HR: 1 S: 42 P: 58 ERA: 6.14 WHIP: 1.909															PITCHER IP: 7.1 WLS: L BF: 38 H: 11 R: 6 ER: 5 SO: 4 BB: 3 IBB: 1 HBP: 0 BLK: 0 WP: 1 HR: 1 S: 42 P: 58 ERA: 6.14 WHIP: 1.909			

AB	37
R	10
H	13
RBI	8
BB	6
SO	4
LOB	18



Batter	1	2	3	4	5	6	7	8	9	AB	R	H	RBI	BB	SO	LOB	TOP			
Tommy Harper, R OBP: 0.339, SLG: 0.433 (1, 7)										4	1	1	1	0	1	1				
Mario Guerrero, R OBP: 0.294, SLG: 0.296 (1, 6)										2	1	0	0	2	1	0				
Carl Yastrzemski, L OBP: 0.364, SLG: 0.420 (1, 3)										4	0	1	0	0	0	1				
Orlando Cepeda, R OBP: 0.339, SLG: 0.452 (1, 10)										4	0	1	1	0	0	1				
Rico Petrocelli, R OBP: 0.339, SLG: 0.407 (1, 5)										2	0	0	0	2	2	1				
Bob Montgomery, R OBP: 0.391, SLG: 0.705 (1, 2)										4	0	1	0	0	1	4				
Rick Miller, L OBP: 0.347, SLG: 0.374 (1, 8)										4	0	1	0	0	1	5				
Doug Griffin, R OBP: 0.303, SLG: 0.359 (1, 4)										4	0	0	0	0	1	3				
Dwight Evans, R OBP: 0.305, SLG: 0.358 (1, 9)										4	0	0	0	0	2	3				
Inning Stats	R: 2 E: 0 K: 2 S: 9	H: 2 LOB: 1 BB: 1 P: 13	R: 0 E: 0 K: 1 S: 6	H: 1 LOB: 1 BB: 0 P: 6	R: 0 E: 0 K: 0 S: 4	H: 1 LOB: 3 BB: 2 P: 12	R: 0 E: 0 K: 2 S: 7	H: 0 LOB: 0 BB: 0 P: 7	R: 0 E: 0 K: 1 S: 5	H: 0 LOB: 0 BB: 0 P: 5	R: 0 E: 0 K: 0 S: 3	H: 0 LOB: 0 BB: 0 P: 3	R: 0 E: 0 K: 0 S: 3	H: 0 LOB: 0 BB: 0 P: 3	R: 0 E: 0 K: 1 S: 6	H: 1 LOB: 2 BB: 1 P: 10	1B: 4 2B: 0 3B: 0 HR: 1	SF: 0 SAC: 0 DP: 0 HBP: 0	WP: 1 PB: 0 SB: 1 CS: 0	PA: 36
PITCHER Jesse Jefferson, R ERA: 3.77 (1, 1)	IP: 9.0 WLS: W BF: 36	H: 5 R: 2 ER: 2 SO: 9	BB: 4 IBB: 0 HBP: 0 BLK: 0	WP: 1 HR: 1 S: 50 P: 66	ERA: 2.00 WHIP: 1.000															

Boston Red Sox @ Baltimore Orioles
Memorial Stadium, Baltimore, MD
Fri Aug 03 1973, 7:05 PM EDT
Att: 16,712 - Unknown

AB 32
R 2
H 5
RBI 2
BB 4
SO 9
LOB 19

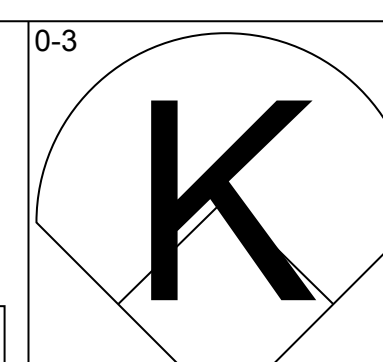
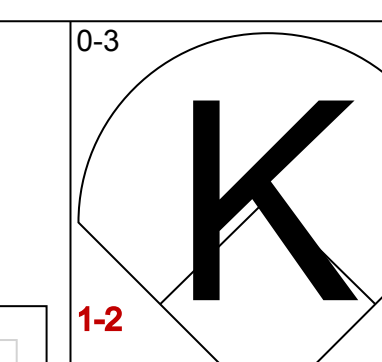
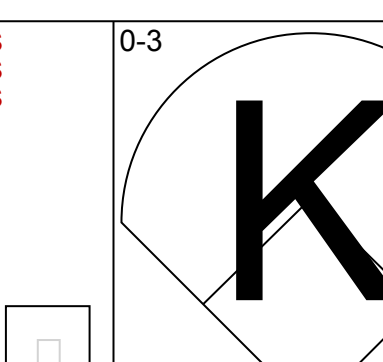
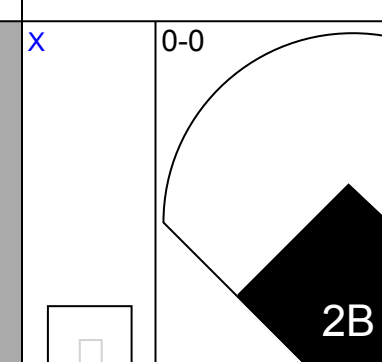
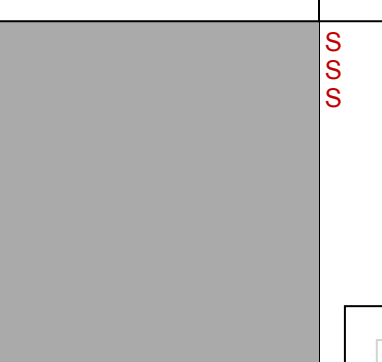
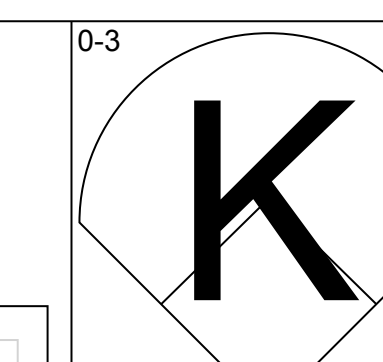
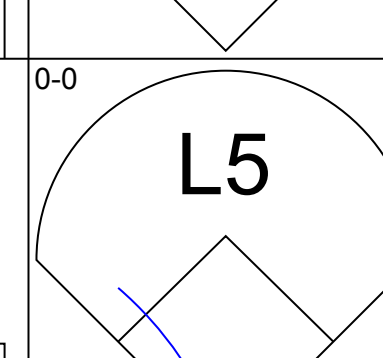
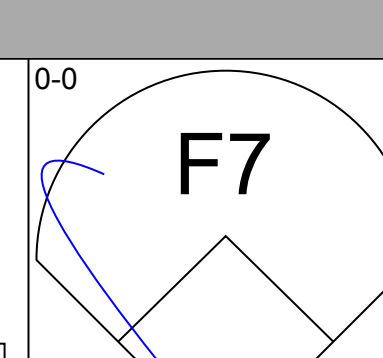
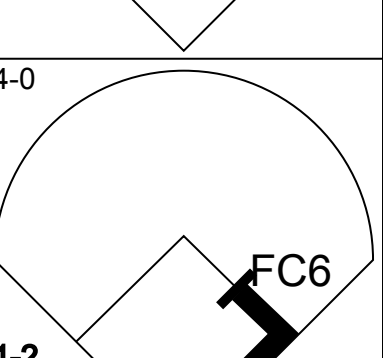
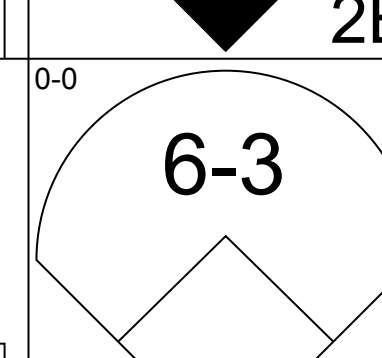
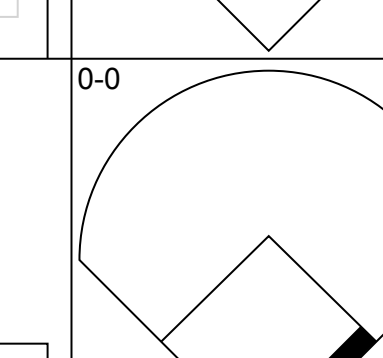
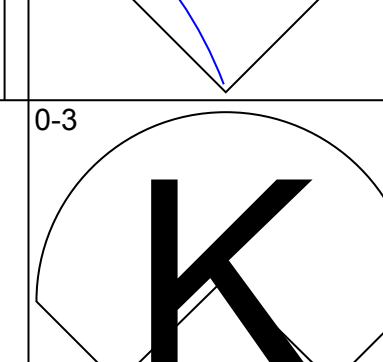
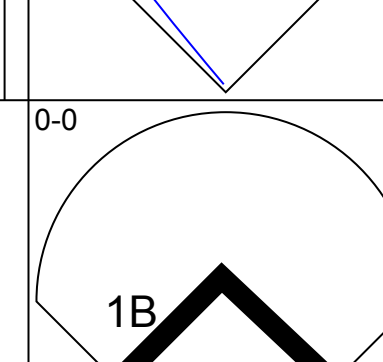
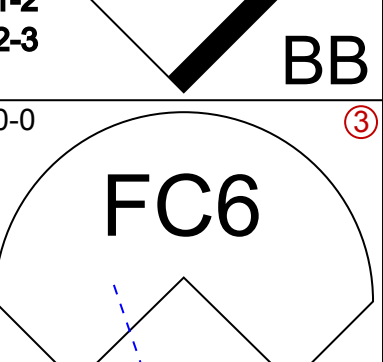
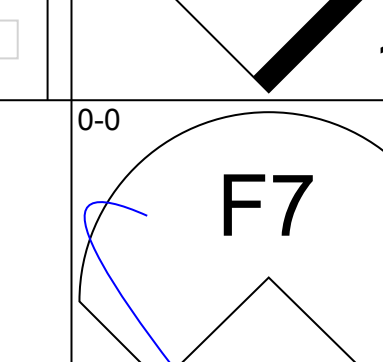
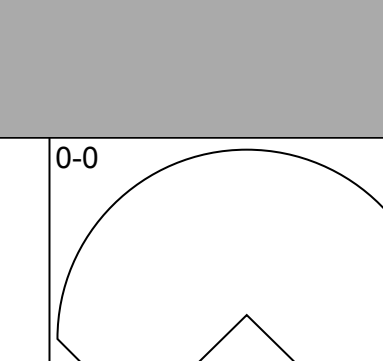
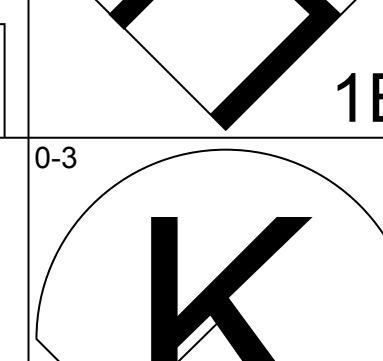
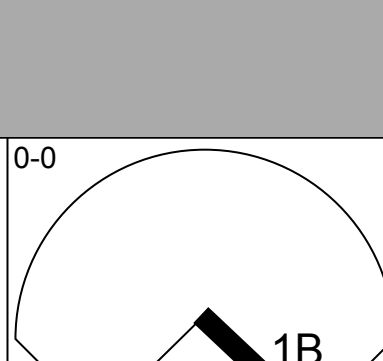
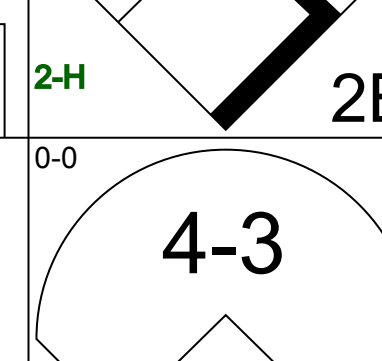
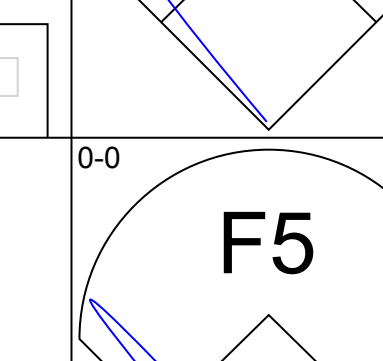
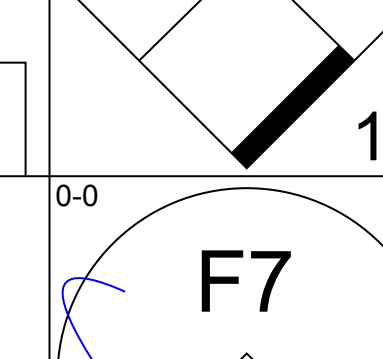
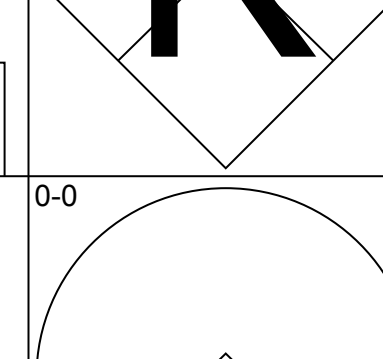
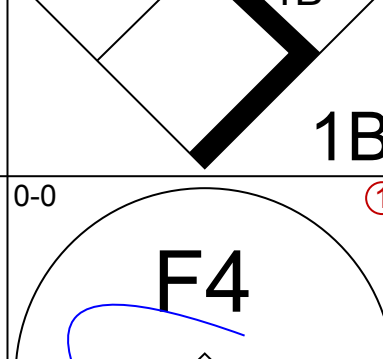
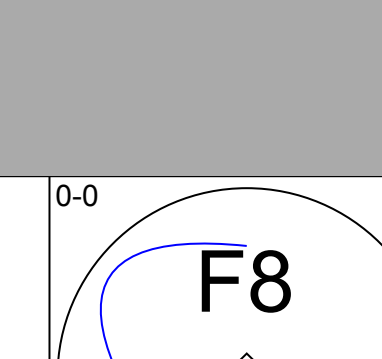
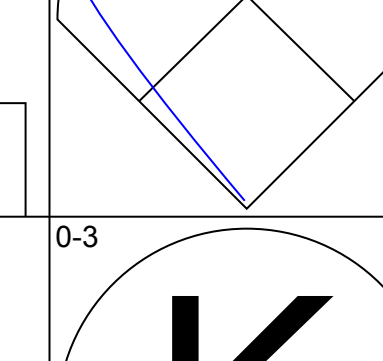
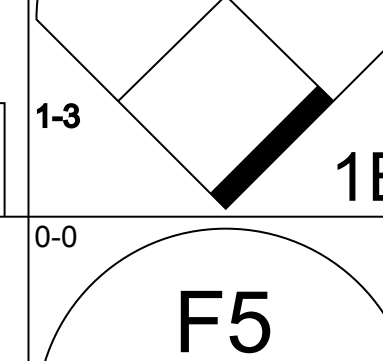
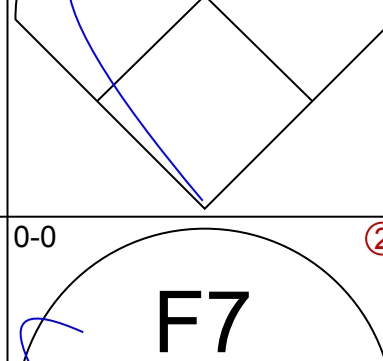
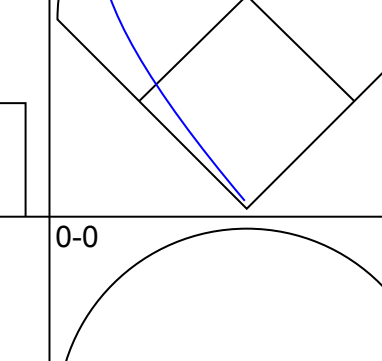
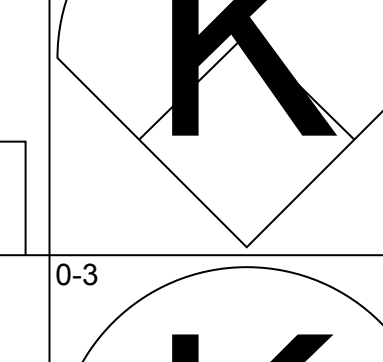
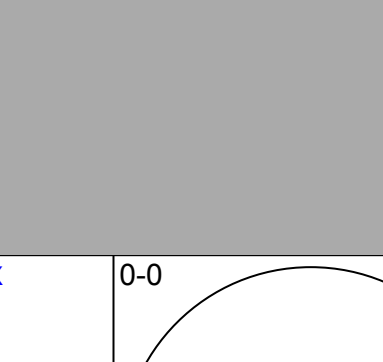
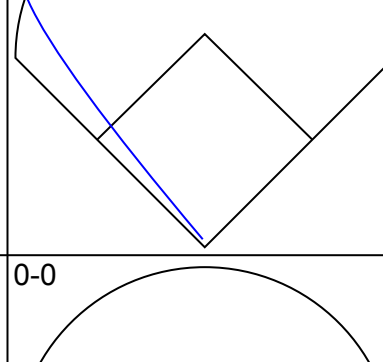
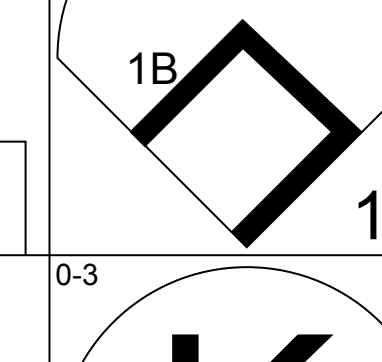
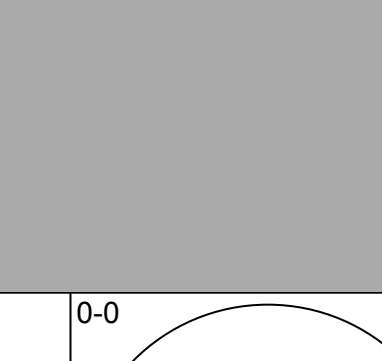
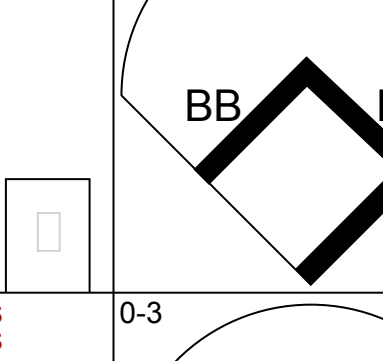
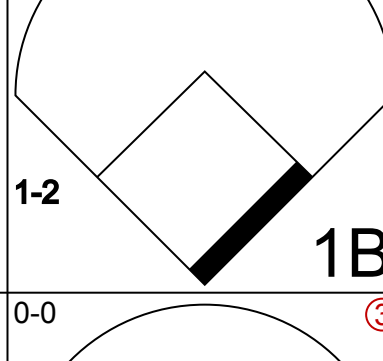
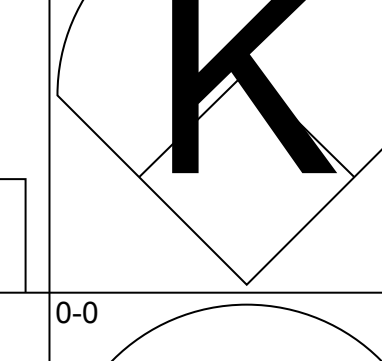
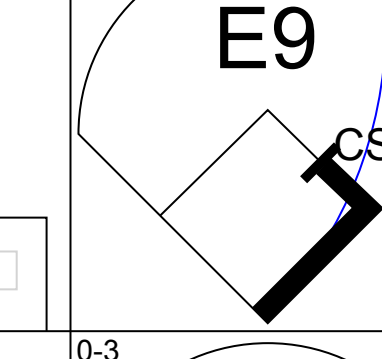
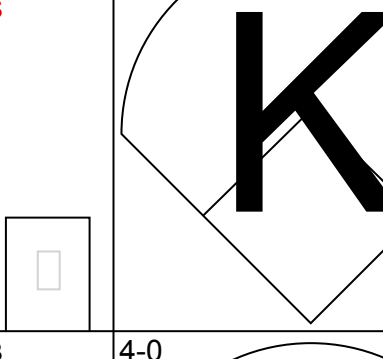
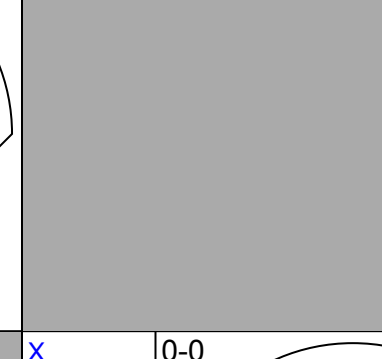



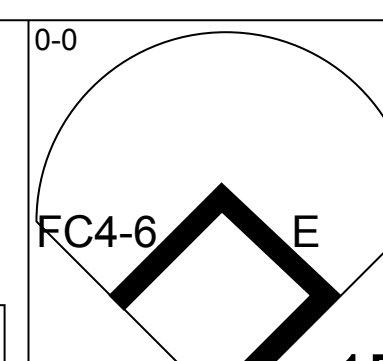
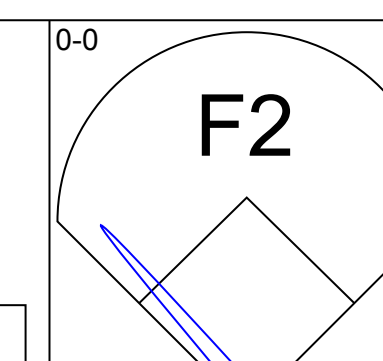
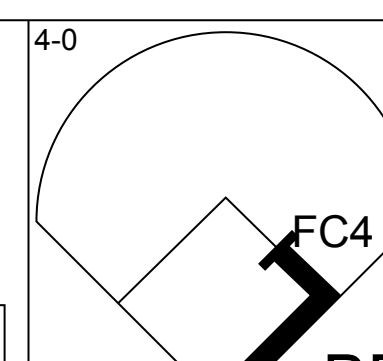
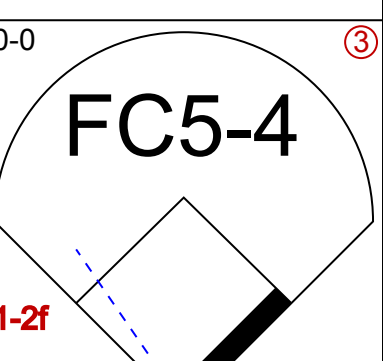
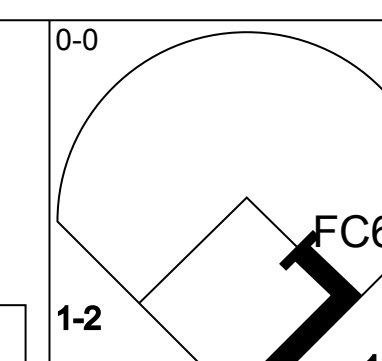
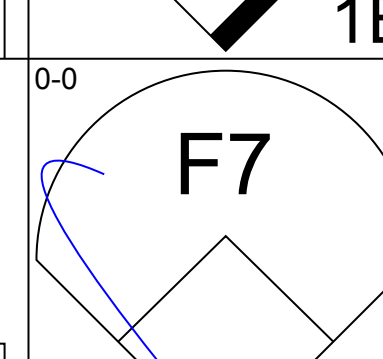
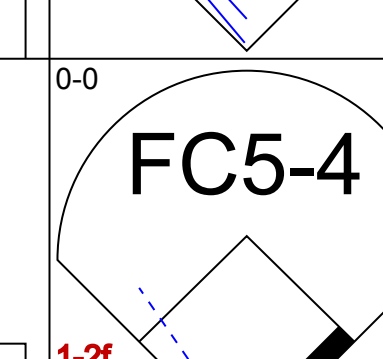
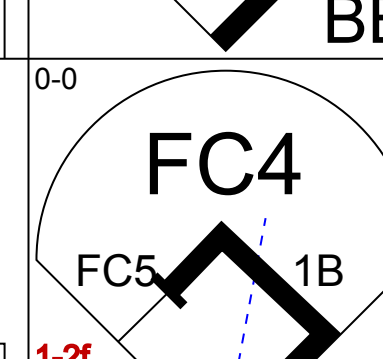
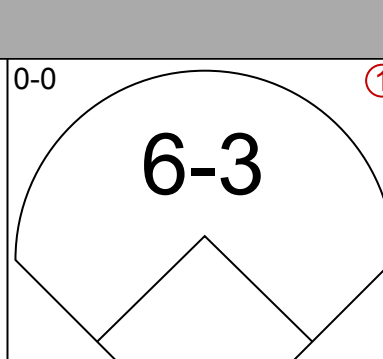
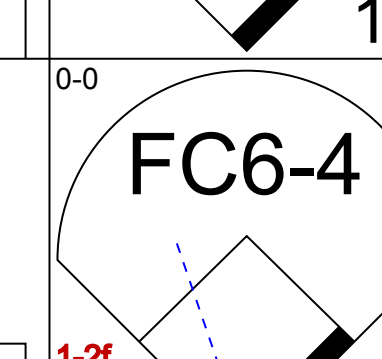
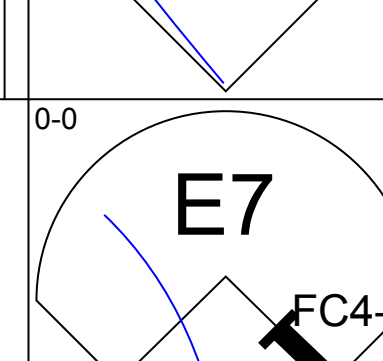
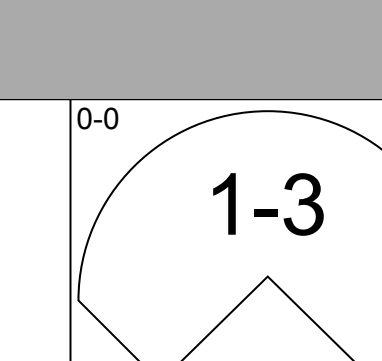
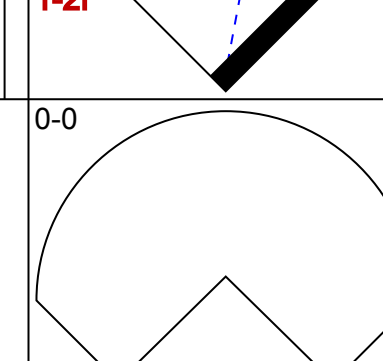
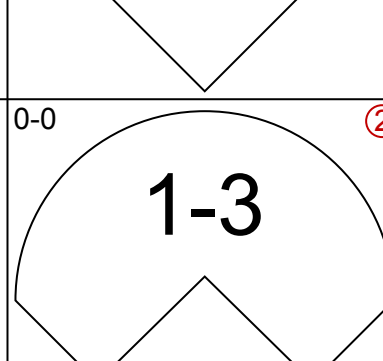
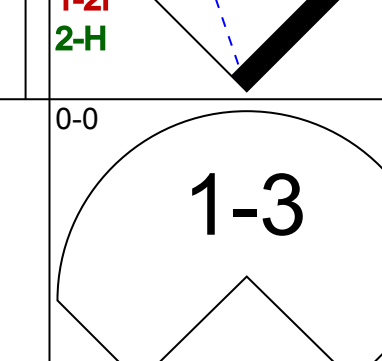
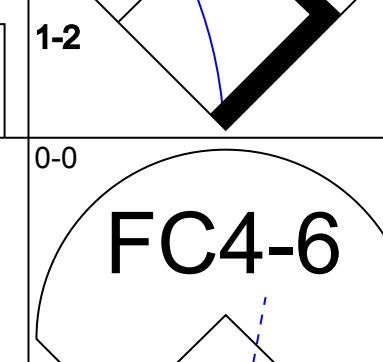
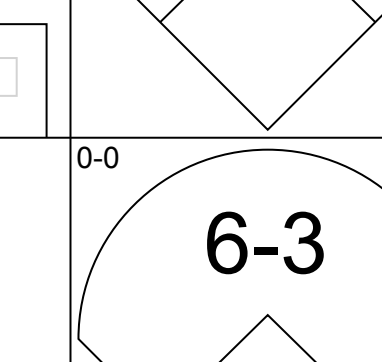
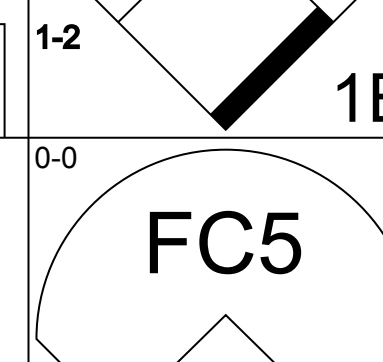
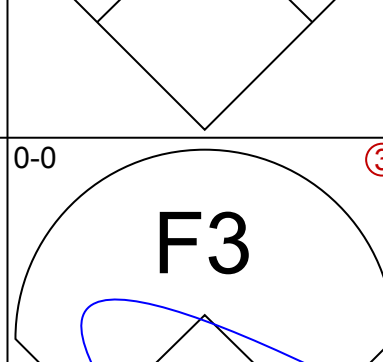
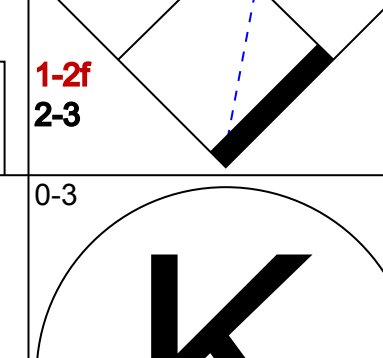
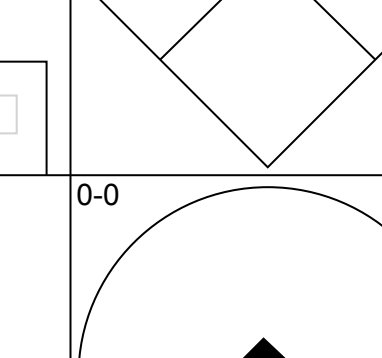
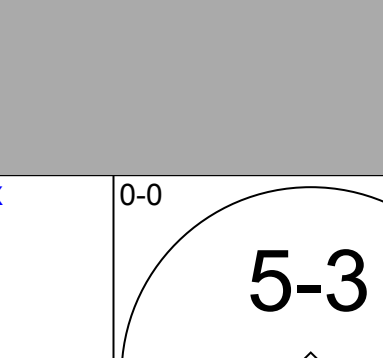
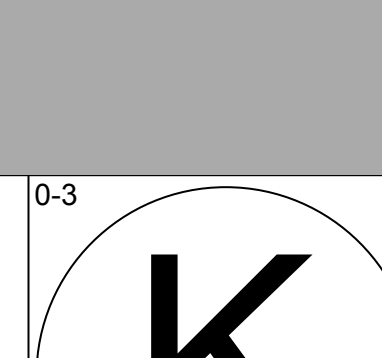
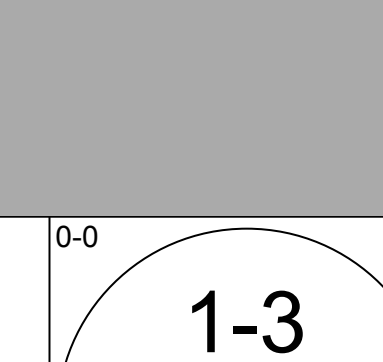
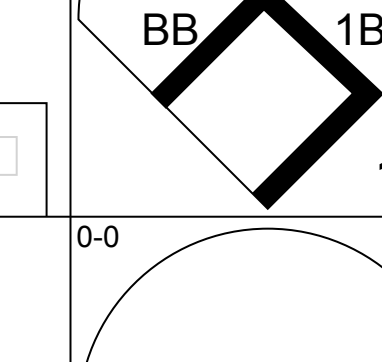

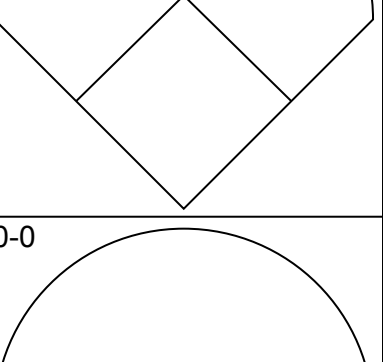
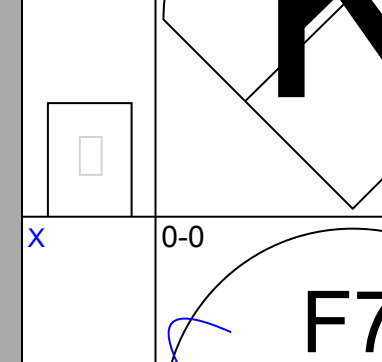
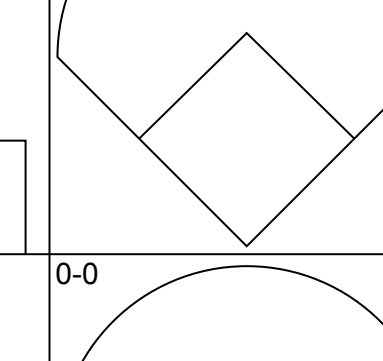
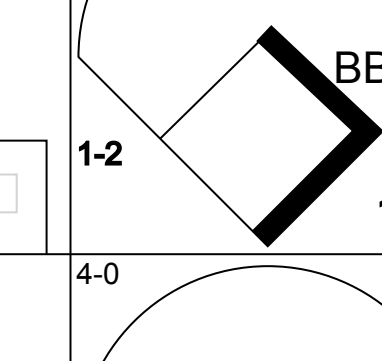

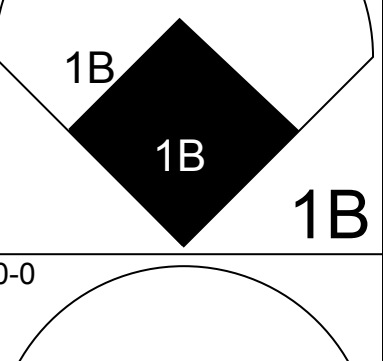
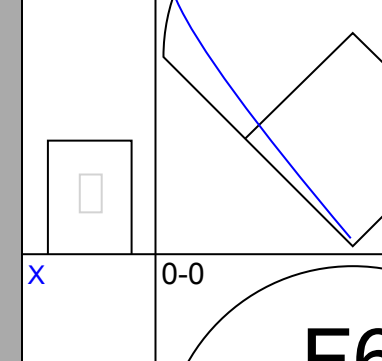
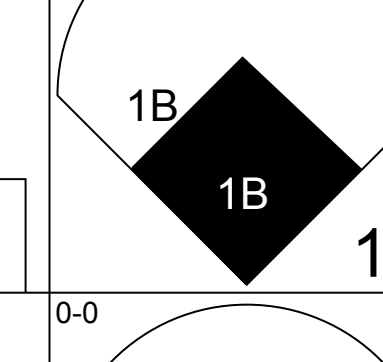
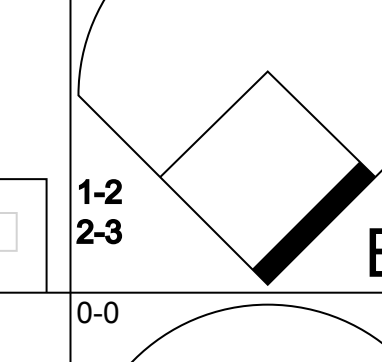
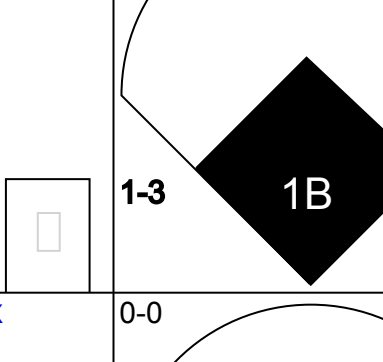
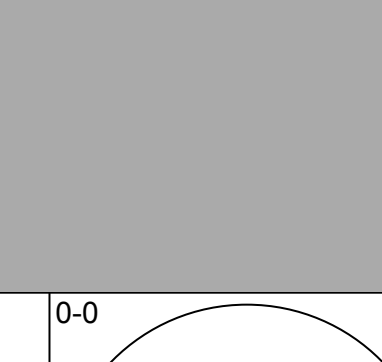
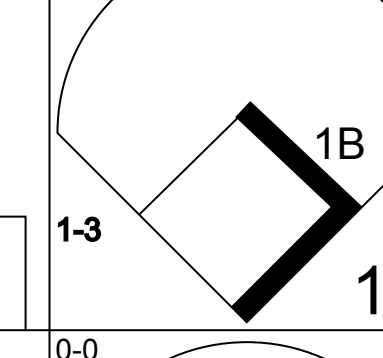

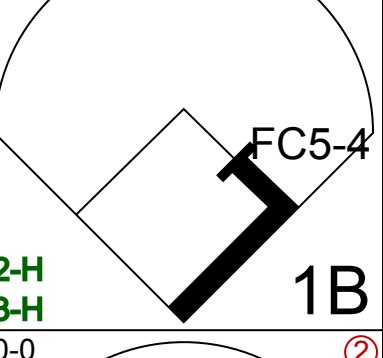
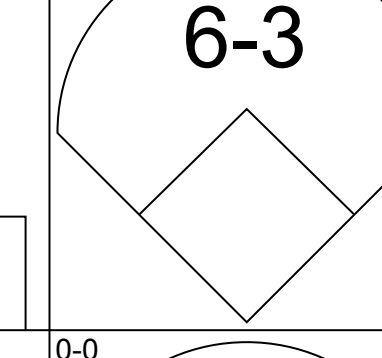
Batter	1	2	3	4	5	6	7	8	9	AB	R	H	RBI	BB	SO	LOB	BOTTOM			
Mark Belanger, R OBP: 0.305, SLG: 0.261 (1, 6)										4	3	3	0	1	1	0				
Rich Coggins, L OBP: 0.332, SLG: 0.417 (1, 9)										2	1	1	0	0	1	1				
Merv Rettenmund, R OBP: 0.330, SLG: 0.350 (4, FH) (5, 9)										3	0	1	2	0	2	1				
Tommy Davis, R OBP: 0.341, SLG: 0.398 (1, 10)										3	1	3	2	1	0	0				
Boog Powell, L OBP: 0.362, SLG: 0.369 (1, 3)										5	1	2	1	0	1	3				
Paul Blair, R OBP: 0.358, SLG: 0.425 (1, 8)										4	1	3	1	0	0	2				
Terry Crowley, L OBP: 0.315, SLG: 0.284 (1, 7)										2	0	1	1	0	0	2				
Don Baylor, R OBP: 0.317, SLG: 0.350 (6, 7)										2	0	2	1	0	0	0				
Bobby Grich, R OBP: 0.357, SLG: 0.371 (1, 4)										4	0	0	0	0	1	3				
Eliud Hendricks, L OBP: 0.253, SLG: 0.358 (1, 2)										4	0	0	0	0	1	3				
Larry Brown, R OBP: 0.292, SLG: 0.391 (1, 5)										4	1	1	0	0	0	3				
Inning Stats	R: 2 E: 0 K: 0 S: 6	H: 4 LOB: 1 BB: 0 P: 6	R: 0 E: 0 K: 1 S: 5	H: 0 LOB: 0 BB: 0 P: 5	R: 2 E: 0 K: 1 S: 7	H: 4 LOB: 1 BB: 1 P: 11	R: 2 E: 0 K: 0 S: 6	H: 3 LOB: 2 BB: 1 P: 10	R: 0 E: 0 K: 0 S: 5	H: 2 LOB: 2 BB: 0 P: 5	R: 1 E: 0 K: 1 S: 6	H: 1 LOB: 0 BB: 0 P: 6	R: 1 E: 0 K: 1 S: 7	H: 2 LOB: 1 BB: 0 P: 7	R: 0 E: 0 K: 3 S: 10	H: 1 LOB: 1 BB: 0 P: 13	1B: 14 2B: 2 3B: 1 HR: 0	SF: 1 SAC: 0 DP: 1 HBP: 0	WP: 0 PB: 0 SB: 0 CS: 2	PA: 41
PITCHER Dick Pole, R ERA: 14.73 (1, 1)	IP: 3.2 WLS: L BF: 19	H: 10 R: 6 ER: 6 SO: 2	BB: 1 IBB: 0 HBP: 0 BLK: 0	WP: 0 HR: 0 S: 30 P: 37	ERA: 14.73 WHIP: 3.000															
PITCHER Craig Skok, L ERA: 5.19 (4, 1)	IP: 4.1 WLS: L BF: 21	H: 7 R: 2 ER: 2 SO: 5	BB: 0 IBB: 1 HBP: 0 BLK: 0	WP: 0 HR: 0 S: 30 P: 37	ERA: 4.15 WHIP: 1.615															

Boston Red Sox @ Baltimore Orioles
Memorial Stadium, Baltimore, MD
Fri Aug 03 1973, 7:05 PM EDT
Att: 16,712 - Unknown

AB 37
R 8
H 17
RBI 8
BB 2
SO 7
LOB 18



Batter	1	2	3	4	5	6	7	8	9	AB	R	H	RBI	BB	SO	LOB	TOP					
Tommy Harper, R OBP: 0.337, SLG: 0.432 (1, 7)										5	1	1	0	0	4	3	Boston Red Sox @ Baltimore Orioles Memorial Stadium, Baltimore, MD Sat Aug 04 1973, 7:05 PM EDT Att: 20,029 - Unknown - 80 F					
Luis Aparicio, R OBP: 0.325, SLG: 0.315 (1, 6)										4	0	1	0	1	0	1						
Carl Yastrzemski, L OBP: 0.365, SLG: 0.422 (1, 3)										5	0	2	1	0	1	4						
Orlando Cepeda, R OBP: 0.340, SLG: 0.452 (1, 10)										5	0	2	0	0	1	3						
Rico Petrocelli, R OBP: 0.338, SLG: 0.405 (1, 5)										4	0	1	0	0	0	2						
Carlton Fisk, R OBP: 0.328, SLG: 0.483 (1, 2)										4	0	1	0	0	1	4						
Rick Miller, L OBP: 0.349, SLG: 0.376 (1, 8)										4	0	2	0	0	2	2						
Doug Griffin, R OBP: 0.302, SLG: 0.357 (1, 4)										4	0	1	0	0	1	3						
Dwight Evans, R OBP: 0.304, SLG: 0.353 (1, 9)										3	0	0	0	1	1	3						
Inning Stats	R: 0 E: 0 K: 2 S: 7	H: 0 LOB: 0 BB: 0 P: 7	R: 0 E: 0 K: 2 S: 8	H: 1 LOB: 1 BB: 0 P: 8	R: 0 E: 1 K: 2 S: 7	H: 0 LOB: 1 BB: 0 P: 7	R: 0 E: 0 K: 1 S: 7	H: 2 LOB: 2 BB: 0 P: 7	R: 0 E: 0 K: 1 S: 5	H: 1 LOB: 3 BB: 2 P: 16	R: 0 E: 0 K: 0 S: 5	H: 2 LOB: 1 BB: 0 P: 5	R: 1 E: 0 K: 0 S: 5	H: 2 LOB: 1 BB: 0 P: 5	R: 0 E: 0 K: 1 S: 7	H: 2 LOB: 2 BB: 0 P: 7	R: 0 E: 0 K: 1 S: 6	H: 1 LOB: 1 BB: 0 P: 6	1B: 9 2B: 3 3B: 0 HR: 0	SF: 0 SAC: 0 DP: 1 HBP: 0	WP: 0 PB: 0 SB: 0 CS: 1	PA: 40
PITCHER Jim Palmer, R ERA: 2.56 (1, 1)	IP: 9.0 WLS: W BF: 40	H: 11 R: 1 ER: 1 SO: 11	BB: 2 IBB: 0 HBP: 0 BLK: 0	WP: 0 HR: 0 S: 60 P: 68	ERA: 1.00 WHIP: 1.444												ERA: 1.00 WHIP: 1.444					

Batter	1	2	3	4	5	6	7	8	9	AB	R	H	RBI	BB	SO	LOB	BOTTOM			
Merv Rettenmund, R OBP: 0.336, SLG: 0.353 (1, 9)										4	0	2	0	1	0	3	Boston Red Sox @ Baltimore Orioles Memorial Stadium, Baltimore, MD Sat Aug 04 1973, 7:05 PM EDT Att: 20,029 - Unknown - 80 F			
Bobby Grich, R OBP: 0.353, SLG: 0.366 (1, 4)										5	0	0	0	0	0	5				
Paul Blair, R OBP: 0.356, SLG: 0.422 (1, 8)										5	0	1	0	0	0	2				
Tommy Davis, R OBP: 0.338, SLG: 0.393 (1, 10)										4	0	0	0	0	0	4				
Earl Williams, R OBP: 0.327, SLG: 0.402 (1, 3)										4	0	1	0	0	2	2				
Don Baylor, R OBP: 0.319, SLG: 0.352 (1, 7)										4	1	2	0	0	0	0				
Brooks Robinson, R OBP: 0.313, SLG: 0.322 (1, 5)										3	2	2	0	1	0	0				
Andy Etchebarren, R OBP: 0.288, SLG: 0.388 (1, 2)										4	0	2	2	0	0	3				
Mark Belanger, R OBP: 0.307, SLG: 0.264 (1, 6)										4	1	2	1	0	0	1				
Inning Stats	R: 0 E: 1 K: 1 S: 7	H: 1 LOB: 2 BB: 0 P: 7	R: 1 E: 0 K: 0 S: 6	H: 3 LOB: 2 BB: 0 P: 6	R: 0 E: 0 K: 0 S: 5	H: 2 LOB: 3 BB: 1 P: 9	R: 0 E: 0 K: 0 S: 4	H: 1 LOB: 2 BB: 1 P: 8	R: 2 E: 0 K: 0 S: 6	H: 3 LOB: 1 BB: 0 P: 6	R: 0 E: 0 K: 0 S: 3	H: 0 LOB: 0 BB: 0 P: 3	R: 0 E: 0 K: 1 S: 5	H: 0 LOB: 0 BB: 0 P: 5	R: 1 E: 1 K: 0 S: 5	H: 2 LOB: 1 BB: 0 P: 5	1B: 12 2B: 0 3B: 0 HR: 0	SF: 0 SAC: 0 DP: 0 HBP: 0	WP: 0 PB: 0 SB: 0 CS: 0	PA: 39
PITCHER Bill Lee, L ERA: 2.78 (1, 1)	IP: 8.0 WLS: L BF: 39	H: 12 R: 4 ER: 3 SO: 2	BB: 2 IBB: 0 HBP: 0 BLK: 0	WP: 0 HR: 0 S: 41 P: 49	ERA: 3.38 WHIP: 1.750												ERA: 3.38 WHIP: 1.750			

Batter	1	2	3	4	5	6	7	8	9	AB	R	H	RBI	BB	SO	LOB	TOP				
Tommy Harper, R OBP: 0.338, SLG: 0.434 (1, 7)										3	2	1	3	1	1	0					
Luis Aparicio, R OBP: 0.322, SLG: 0.311 Mario Guerrero, R OBP: 0.294, SLG: 0.296 (1, 6) (7, 6)										4	0	0	0	0	0	1					
Carl Yastrzemski, L OBP: 0.364, SLG: 0.423 (1, 3)										4	1	1	1	0	1	0					
Orlando Cepeda, R OBP: 0.339, SLG: 0.449 (1, 10)										4	0	1	1	0	0	0					
Rico Petrocelli, R OBP: 0.337, SLG: 0.404 (1, 5)										4	1	1	0	0	0	1					
Carlton Fisk, R OBP: 0.325, SLG: 0.478 (1, 2)										4	0	0	0	0	1	2					
Rick Miller, L OBP: 0.348, SLG: 0.372 (1, 8)										3	1	0	0	1	1	1					
Doug Griffin, R OBP: 0.306, SLG: 0.359 (1, 4)										4	1	2	1	0	0	1					
Dwight Evans, R OBP: 0.305, SLG: 0.350 (1, 9)										2	1	0	0	1	0	1					
Inning Stats	R: 2 E: 0 K: 1 S: 7	H: 2 LOB: 1 BB: 1 P: 11	R: 0 E: 0 K: 1 S: 5	H: 1 LOB: 0 BB: 0 P: 5	R: 0 E: 0 K: 1 S: 5	H: 0 LOB: 0 BB: 0 P: 5	R: 0 E: 0 K: 0 S: 3	H: 0 LOB: 0 BB: 0 P: 3	R: 0 E: 0 K: 0 S: 3	H: 0 LOB: 0 BB: 0 P: 3	R: 5 E: 1 K: 0 S: 7	H: 3 LOB: 0 BB: 1 P: 11	R: 0 E: 0 K: 1 S: 5	H: 0 LOB: 0 BB: 0 P: 5	R: 0 E: 0 K: 0 S: 2	H: 0 LOB: 0 BB: 1 P: 6	1B: 4 2B: 2 3B: 0 HR: 0	SF: 0 SAC: 0 DP: 1 HBP: 0	WP: 0 PB: 0 SB: 2 CS: 2	PA: 36	
PITCHER Mike Cuellar, L ERA: 3.5 (1, 1)	IP: 9.0 WLS: L BF: 35	H: 6 R: 7 ER: 2 SO: 5	BB: 3 IBB: 0 HBP: 0 BLK: 0	WP: 0 HR: 0 S: 42 P: 54	ERA: 2.00 WHIP: 1.000											PITCHER Mike Cuellar, L ERA: 3.5 (1, 1)	IP: 9.0 WLS: W BF: 34	H: 5 R: 4 ER: 4 SO: 2	BB: 2 IBB: 0 HBP: 0 BLK: 0	WP: 0 HR: 1 S: 36 P: 44	ERA: 4.00 WHIP: 0.778

Boston Red Sox @ Baltimore Orioles
Memorial Stadium, Baltimore, MD
Sun Aug 05 1973, 7:05 PM EDT
Att: 15,175 - Unknown - 80 F

AB	32
R	7
H	6
RBI	6
BB	3
SO	5
LOB	7



Batter	1	2	3	4	5	6	7	8	9	AB	R	H	RBI	BB	SO	LOB	BOTTOM				
Merv Rettenmund, R OBP: 0.331, SLG: 0.346 (1, 9)										4	0	0	0	0	0	0					
Bobby Grich, R OBP: 0.352, SLG: 0.365 (1, 4)										4	1	1	0	0	1	0					
Paul Blair, R OBP: 0.355, SLG: 0.418 (1, 8)										3	1	0	0	1	0	0					
Tommy Davis, R OBP: 0.337, SLG: 0.400 (1, 10)										4	1	1	3	0	1	0					
Don Baylor, R OBP: 0.318, SLG: 0.350 (1, 7)										4	0	1	0	0	0	0					
Brooks Robinson, R OBP: 0.313, SLG: 0.321 (1, 5)										4	1	1	0	0	0	1					
Andy Etchebarren, R OBP: 0.267, SLG: 0.371 (1, 2)										3	0	0	0	1	0	1					
Earl Williams, R OBP: 0.327, SLG: 0.401 (1, 3)										3	0	1	1	0	0	1					
Mark Belanger, R OBP: 0.304, SLG: 0.262 (1, 6)										3	0	0	0	0	0	2					
Inning Stats	R: 0 E: 0 K: 1 S: 5	H: 0 LOB: 0 BB: 0 P: 5	R: 1 E: 0 K: 1 S: 7	H: 2 LOB: 2 BB: 1 P: 11	R: 0 E: 0 K: 0 S: 3	H: 0 LOB: 0 BB: 0 P: 3	R: 0 E: 0 K: 0 S: 3	H: 0 LOB: 0 BB: 0 P: 3	R: 0 E: 0 K: 0 S: 3	H: 0 LOB: 0 BB: 0 P: 3	R: 0 E: 0 K: 0 S: 3	H: 0 LOB: 0 BB: 0 P: 3	R: 0 E: 0 K: 0 S: 3	H: 0 LOB: 0 BB: 0 P: 3	R: 3 E: 0 K: 0 S: 6	H: 3 LOB: 1 BB: 1 P: 10	1B: 4 2B: 0 3B: 0 HR: 1	SF: 0 SAC: 0 DP: 1 HBP: 0	WP: 0 PB: 0 SB: 0 CS: 0	PA: 34	
PITCHER John Curtis, L ERA: 3.18 (1, 1)	IP: 9.0 WLS: W BF: 34	H: 5 R: 4 ER: 4 SO: 2	BB: 2 IBB: 0 HBP: 0 BLK: 0	WP: 0 HR: 1 S: 36 P: 44	ERA: 4.00 WHIP: 0.778											PITCHER John Curtis, L ERA: 3.18 (1, 1)	IP: 9.0 WLS: W BF: 34	H: 5 R: 4 ER: 4 SO: 2	BB: 2 IBB: 0 HBP: 0 BLK: 0	WP: 0 HR: 1 S: 36 P: 44	ERA: 4.00 WHIP: 0.778

Boston Red Sox @ Baltimore Orioles
Memorial Stadium, Baltimore, MD
Sun Aug 05 1973, 7:05 PM EDT
Att: 15,175 - Unknown - 80 F

AB	32
R	4
H	5
RBI	4
BB	2
SO	2
LOB	5



Batter	1	2	3	4	5	6	7	8	9	AB	R	H	RBI	BB	SO	LOB	TOP								
Tommy Harper, R OBP: 0.344, SLG: 0.444 (1, 7)	F6								HR	3	1	2	1	2	0	0	Boston Red Sox @ Baltimore Orioles Memorial Stadium, Baltimore, MD Mon Aug 06 1973, 7:05 PM EDT Att: 12,197 - Unknown								
Luis Aparicio, R OBP: 0.320, SLG: 0.309 (1, 6)	2B	1B		4-3		4-3			F6	5	1	1	0	0	1	4									
Reggie Smith, S OBP: 0.386, SLG: 0.489 Dwight Evans, R OBP: 0.303, SLG: 0.348 (7, PR) (7, 9)	1B	2B		4-3					5-3	4	1	2	1	0	0	1									
Carl Yastrzemski, L OBP: 0.360, SLG: 0.418 (1, 3)	K								5-3	1	0	0	0	0	0	0									
Orlando Cepeda, R OBP: 0.338, SLG: 0.448 (1, 10)	2B	1B								4	0	0	0	0	1	3									
Rico Petrocelli, R OBP: 0.339, SLG: 0.408 (1, 5)	1B	2B								4	1	1	1	0	1	1									
Carlton Fisk, R OBP: 0.329, SLG: 0.478 (1, 2)	1B									4	1	2	0	0	1										
Rick Miller, L OBP: 0.347, SLG: 0.370 (1, 9) (7, 8)	1B									2	0	1	2	2	0	0									
Doug Griffin, R OBP: 0.300, SLG: 0.353 (1, 4)	F2								4-3	4	0	1	0	0	0	3									
Inning Stats	R: 4 E: 0 K: 1 S: 11	H: 6 LOB: 2 BB: 0 P: 11	R: 0 E: 0 K: 1 S: 5	H: 0 LOB: 1 BB: 1 P: 9	R: 0 E: 0 K: 0 S: 4	H: 1 LOB: 2 BB: 1 P: 8	R: 0 E: 0 K: 0 S: 2	H: 0 LOB: 0 BB: 1 P: 6	R: 0 E: 1 K: 0 S: 3	H: 0 LOB: 0 BB: 0 P: 3	R: 0 E: 0 K: 0 S: 4	H: 1 LOB: 2 BB: 1 P: 8	R: 0 E: 0 K: 0 S: 5	H: 1 LOB: 1 BB: 0 P: 5	R: 0 E: 0 K: 0 S: 3	H: 0 LOB: 0 BB: 0 P: 3	R: 1 E: 0 K: 0 S: 4	H: 1 LOB: 0 BB: 0 P: 4	1B: 7 2B: 2 3B: 0 HR: 1	SF: 0 SAC: 0 DP: 2 HBP: 0	WP: 1 PB: 1 SB: 1 CS: 1	PA: 39			
PITCHER	IP	WLS	BF	H	R	ER	SO	BB	IBB	HBP	BLK	WP	HR	S	P	ERA	WHIP								
Doyle Alexander, R ERA: 4.03 (1, 1)	0.2	L	7	5	4	4	1	0	0	0	0	0	0	9	9	54.00	7.500								
Eddie Watt, R ERA: 3.04 (1, 1)	8.1	S	32	5	1	1	2	4	0	0	0	1	1	32	48	1.08	1.080								

Batter	1	2	3	4	5	6	7	8	9	AB	R	H	RBI	BB	SO	LOB	BOTTOM								
Merv Rettenmund, R OBP: 0.336, SLG: 0.366 (1, 9)	F2								1B	5	1	3	2	0	0	0	Boston Red Sox @ Baltimore Orioles Memorial Stadium, Baltimore, MD Mon Aug 06 1973, 7:05 PM EDT Att: 12,197 - Unknown								
Bobby Grich, R OBP: 0.353, SLG: 0.365 Boog Powell, L OBP: 0.364, SLG: 0.371 Frank Baker, L OBP: 0.280, SLG: 0.200 (9, PH) (9, PR)	1B	BB							1B	3	0	1	0	1	1	1									
Paul Blair, R OBP: 0.353, SLG: 0.415 (1, 8)	1B								FC6	1	0	1	1	0	0	0									
Tommy Davis, R OBP: 0.333, SLG: 0.396 (1, 10)	F9								FC6	5	0	1	0	0	0	4									
Earl Williams, R OBP: 0.324, SLG: 0.396 (1, 3)	F8									4	0	0	0	0	0	3									
Don Baylor, R OBP: 0.317, SLG: 0.349 (1, 7)	6-3									4	0	1	0	0	0	0									
Brooks Robinson, R OBP: 0.312, SLG: 0.320 (1, 5)	F2									4	0	1	0	0	1	0									
Andy Etchebarran, R OBP: 0.266, SLG: 0.365 (1, 2)	F6									4	0	1	0	0	0	2									
Mark Belanger, R OBP: 0.307, SLG: 0.263 (1, 6)	F9								1B	3	2	1	0	1	1	1									
Inning Stats	R: 0 E: 0 K: 0 S: 4	H: 1 LOB: 2 BB: 1 P: 8	R: 0 E: 0 K: 0 S: 3	H: 0 LOB: 0 BB: 0 P: 3	R: 0 E: 0 K: 1 S: 6	H: 1 LOB: 0 BB: 0 P: 6	R: 0 E: 0 K: 0 S: 5	H: 2 LOB: 2 BB: 0 P: 5	R: 2 E: 0 K: 0 S: 6	H: 3 LOB: 1 BB: 0 P: 6	R: 0 E: 0 K: 2 S: 8	H: 1 LOB: 1 BB: 0 P: 8	R: 0 E: 0 K: 0 S: 3	H: 0 LOB: 0 BB: 0 P: 3	R: 0 E: 0 K: 0 S: 3	H: 0 LOB: 0 BB: 0 P: 3	R: 1 E: 0 K: 0 S: 5	H: 2 LOB: 2 BB: 1 P: 9	1B: 9 2B: 0 3B: 0 HR: 1	SF: 0 SAC: 0 DP: 0 HBP: 0	WP: 0 PB: 0 SB: 0 CS: 0	PA: 39			
PITCHER	IP	WLS	BF	H	R	ER	SO	BB	IBB	HBP	BLK	WP	HR	S	P	ERA	WHIP								
Roger Moret, L ERA: 2.42 (1, 1)	8.2	W	37	9	3	3	3	2	0	0	0	0	0	41	49	3.12	1.269								
Bobby Bolin, R ERA: 2.9 (9, 1)	0.1	S	2	1	0	0	0	0	0	0	0	0	0	2	2	0.00	3.000								

AB 35
R 5
H 10
RBI 5
BB 4
SO 3
LOB 18



AB 37
R 3
H 10
RBI 3
BB 2
SO 3
LOB 14



Batter	1	2	3	4	5	6	7	8	9	AB	R	H	RBI	BB	SO	LOB	TOP								
Tommy Harper, R OBP: 0.341, SLG: 0.439 (1, 7)	0-0 5-3		0-0 P4			0-3 K		0-0 F6		4	0	0	0	0	1	0	Boston Red Sox @ Kansas City Royals Royals Stadium, Kansas City, MO Thu Aug 09 1973, 8:05 PM EDT Att: 17,167 - Unknown - 84 F livebaseballscorecards.com								
Mario Guerrero, R OBP: 0.293, SLG: 0.294 (1, 6)	0-0 L4		0-0 F9			0-0 BB 1B		0-0 B6-3		4	0	1	0	0	0	0									
Reggie Smith, S OBP: 0.386, SLG: 0.479 (1, 8)	0-3 K			0-0 P6		4-0 BB 1-2 BB		0-0 BB 1B		3	0	1	0	1	1	0									
Carl Yastrzemski, L OBP: 0.367, SLG: 0.420 (1, 3)		0-0 1B WP 1B		0-0 E6 WP 1-3		0-3 K		4-0 BB 1-2 BB		3	1	1	0	1	1	2									
Orlando Cepeda, R OBP: 0.341, SLG: 0.457 (1, 10)		0-0 1-3 WP 1B		0-0 1-3		0-0 F9		0-0 BB L7		4	0	1	0	0	0	5									
Rico Petrocelli, R OBP: 0.337, SLG: 0.404 (1, 5)		0-3 K		0-3 K			0-3 K		0-0 F3	4	0	0	0	0	3	2									
Doug Griffin, R OBP: 0.293, SLG: 0.350 (1, 4)		0-0 6-3			0-0 4-3		0-3 K		0-0 6-3	4	0	0	0	0	1	1									
Bob Montgomery, R OBP: 0.370, SLG: 0.638 (1, 2)		0-3 K			0-3 K		0-0 6-3		0-3 K	4	0	0	0	0	3	1									
Rick Miller, L OBP: 0.349, SLG: 0.381 (1, 9)			0-3 K		0-3 K			0-0 HR		3	1	1	1	0	2	0									
Inning Stats	R: 0 E: 0 K: 1 S: 5	H: 0 LOB: 0 BB: 0 P: 5	R: 1 E: 0 K: 2 S: 9	H: 2 LOB: 1 BB: 0 P: 9	R: 0 E: 0 K: 1 S: 5	H: 0 LOB: 0 BB: 0 P: 5	R: 0 E: 1 K: 1 S: 6	H: 0 LOB: 1 BB: 0 P: 6	R: 0 E: 0 K: 2 S: 7	H: 0 LOB: 0 BB: 0 P: 7	R: 0 E: 0 K: 2 S: 8	H: 1 LOB: 2 BB: 1 P: 12	R: 0 E: 0 K: 2 S: 7	H: 0 LOB: 0 BB: 0 P: 7	R: 1 E: 0 K: 0 S: 5	H: 2 LOB: 2 BB: 1 P: 9	R: 0 E: 0 K: 1 S: 5	H: 0 LOB: 0 BB: 0 P: 5	1B: 4 2B: 0 3B: 0 HR: 1	SF: 0 SAC: 0 DP: 0 HBP: 0	WP: 2 PB: 0 SB: 0 CS: 0	PA: 35			
PITCHER	IP	WLS	BF	H	R	ER	SO	BB	IBB	HBP	BLK	WP	HR	S	P	ERA	WHIP								
Steve Busby, R ERA: 4.33 (1, 1)	7.2	W	31	5	2	2	11	2	0	0	0	2	1	51	59	2.35	0.913								
Doug Bird, R ERA: 2.69 (8, 1)	1.1	S	4	0	0	0	1	0	0	0	0	0	0	6	6	0.00	0.000								

Batter	1	2	3	4	5	6	7	8	9	AB	R	H	RBI	BB	SO	LOB	BOTTOM								
Freddie Patek, R OBP: 0.322, SLG: 0.333 (1, 6)	0-0 F9	0-0 F7			0-0 5-3		0-0 F9			4	0	0	0	0	0	2	Boston Red Sox @ Kansas City Royals Royals Stadium, Kansas City, MO Thu Aug 09 1973, 8:05 PM EDT Att: 17,167 - Unknown - 84 F livebaseballscorecards.com								
Cookie Rojas, R OBP: 0.316, SLG: 0.362 (1, 4)	0-0 1-6-3		0-0 G3		0-0 6-3		0-0 F7			4	0	0	0	0	0	0									
Amos Otis, R OBP: 0.365, SLG: 0.508 (1, 8)	0-0 5-3		0-0 2B		0-0 1B		0-0 F9			4	0	2	0	0	0	0									
John Mayberry, L OBP: 0.434, SLG: 0.529 (1, 3)		0-0 L9	4-0 S BB		0-0 F8		0-0 3-1			3	0	0	0	1	0	1									
Lou Piniella, R OBP: 0.297, SLG: 0.362 (1, 7)		0-0 3B 1B		0-0 6-3		0-0 F8		0-0 1B		4	1	2	0	0	0	1									
Ed Kirkpatrick, L OBP: 0.359, SLG: 0.402 (9, 7)		0-0 3B 1B	1-2			0-0 1-3		0-0 6-3		0	0	0	0	0	0	0									
Hal McRae, R OBP: 0.289, SLG: 0.324 (1, 9)		0-0 1H SF8 3B		0-0 HR		0-0 1-3		0-0 6-3		4	2	2	2	0	0	1									
Steve Hovley, L OBP: 0.346, SLG: 0.323 (9, 9)		0-0 SF8 3B				0-0 FC6 BB				0	0	0	0	0	0	0									
Rick Reichardt, R OBP: 0.293, SLG: 0.354 (1, 10)		0-0 SF8		0-3 K		4-0 FC6 BB				1	0	0	1	1	1	0									
Kurt Bevacqua, R OBP: 0.326, SLG: 0.343 (1, 5)		3H E 1B		4-0 L3-4 S BB		0-0 FC6				2	0	1	0	1	0	1									
Carl Taylor, R OBP: 0.370, SLG: 0.263 (1, 2)		0-0 E5		0-0 L3-4		0-0 6-3				3	0	0	0	0	0	2									
Inning Stats	R: 0 E: 0 K: 0 S: 3	H: 0 LOB: 0 BB: 0 P: 3	R: 2 E: 1 K: 0 S: 7	H: 3 LOB: 2 BB: 0 P: 7	R: 0 E: 0 K: 0 S: 3	H: 1 LOB: 1 BB: 1 P: 7	R: 1 E: 0 K: 1 S: 5	H: 1 LOB: 0 BB: 1 P: 9	R: 0 E: 0 K: 0 S: 4	H: 1 LOB: 1 BB: 0 P: 4	R: 0 E: 0 K: 0 S: 3	H: 0 LOB: 1 BB: 1 P: 7	R: 0 E: 0 K: 0 S: 3	H: 0 LOB: 0 BB: 0 P: 3	R: 0 E: 0 K: 0 S: 4	H: 1 LOB: 1 BB: 0 P: 4		R: 0 E: 0 K: 0 S: 4	H: 1 LOB: 1 BB: 0 P: 4	1B: 4 2B: 2 3B: 1 HR: 1	SF: 1 SAC: 0 DP: 1 HBP: 0	WP: 0 PB: 0 SB: 2 CS: 0	PA: 33		
PITCHER	IP	WLS	BF	H	R	ER	SO	BB	IBB	HBP	BLK	WP	HR	S	P	ERA	WHIP								
Bill Lee, L ERA: 2.8 (1, 1)	8.0	L	33	7	3	3	1	3	0	0	0	0	1	32	44	3.38	1.250								

Batter	1	2	3	4	5	6	7	8	9	AB	R	H	RBI	BB	SO	LOB	TOP				
Sandy Alomar Sr. S OBP: 0.263, SLG: 0.224 (1, 6)	G3	P6					SH1-4		K	3	0	0	0	1	1	2	California Angels @ Boston Red Sox Fenway Park, Boston, MA Fri Aug 10 1973, 7:05 PM EDT Att: 24,856 - Unknown - 88 F				
Ken Berry R OBP: 0.331, SLG: 0.361 (1, 8)	HR	G3					F9		5-3	4	1	1	0	1	0	4					
Frank Robinson R OBP: 0.376, SLG: 0.483 (1, 10)	HR								1B	3	2	3	3	2	0	0					
Bob Oliver R OBP: 0.306, SLG: 0.413 (1, 5)							1-3		1B	5	0	2	0	0	1	5					
Mike Epstein L OBP: 0.305, SLG: 0.309 (1, 3)	K									5	0	1	1	0	1	5					
Leroy Stanton R OBP: 0.281, SLG: 0.367 (1, 7) (8, 9)	K								1-3	5	1	1	0	0	1	4					
Riche Scheinblum S Vada Pinson L OBP: 0.283, SLG: 0.382 (8, PR) (8, 7)										4	0	3	1	0	1	0					
Billy Parker R OBP: 0.074, SLG: 0.040 (1, 4)										3	0	0	0	0	0	2					
Jeff Torborg R OBP: 0.272, SLG: 0.248 (7, PR) Tom McCraw L OBP: 0.331, SLG: 0.307 (7, PR) John Stephenson L OBP: 0.311, SLG: 0.343 (7, 2)										3	0	2	0	0	0	0					
Inning Stats	R: 2 E: 0 K: 2 S: 9	H: 2 LOB: 1 BB: 1 P: 13	R: 0 E: 0 K: 0 S: 5	H: 2 LOB: 2 BB: 0 P: 5	R: 0 E: 0 K: 0 S: 3	H: 0 LOB: 0 BB: 1 P: 7	R: 0 E: 0 K: 0 S: 3	H: 1 LOB: 0 BB: 0 P: 3	R: 0 E: 0 K: 1 S: 5	H: 0 LOB: 0 BB: 0 P: 5	R: 1 E: 0 K: 0 S: 5	H: 2 LOB: 1 BB: 0 P: 5	R: 1 E: 0 K: 0 S: 4	H: 2 LOB: 2 BB: 0 P: 5	R: 1 E: 0 K: 1 S: 8	H: 3 LOB: 2 BB: 0 P: 8		1B: 10 2B: 1 3B: 1 HR: 1	SF: 0 SAC: 1 DP: 3 HBP: 1	WP: 0 PB: 0 SB: 1 CS: 0	PA: 42
PITCHER	IP	WLS	BF	H	R	ER	SO	BB	IBB	HBP	BLK	WP	HR	S	P	ERA	WHIP				
John Curtis L ERA: 3.25 (1, 1)	7.1	L	34	10	4	4	4	3	1	0	0	0	1	38	54	4.91	1.773				
Bobby Bolin R ERA: 3.95 (8, 1)	1.1		6	2	1	1	1	0	0	1	0	0	0	7	8	6.75	1.500				
Bob Veale L ERA: 2.77 (9, 1)	0.1		2	1	0	0	0	0	0	0	0	0	0	2	2	0.00	3.000				

AB	36
R	5
H	13
RBI	5
BB	4
SO	5
LOB	24



Batter	1	2	3	4	5	6	7	8	9	AB	R	H	RBI	BB	SO	LOB	BOTTOM				
Tommy Harper R OBP: 0.344, SLG: 0.440 (1, 7)	P6									3	0	1	0	2	1	0	California Angels @ Boston Red Sox Fenway Park, Boston, MA Fri Aug 10 1973, 7:05 PM EDT Att: 24,856 - Unknown - 88 F				
Luis Aparicio R OBP: 0.316, SLG: 0.303 (1, 6)										4	0	1	0	1	0	4					
Reggie Smith S OBP: 0.385, SLG: 0.478 (1, 8) Dwight Evans R OBP: 0.305, SLG: 0.363 (3, 9) Ben Oglivie L OBP: 0.250, SLG: 0.364 (7, PH) (8, 9)										1	0	0	0	0	0	1					
Carl Yastrzemski L OBP: 0.370, SLG: 0.421 (1, 3)										3	1	2	0	1	1	0					
Orlando Cepeda R OBP: 0.340, SLG: 0.462 (1, 10)										4	1	1	2	0	1	2					
Rico Petrocelli R OBP: 0.336, SLG: 0.401 (1, 5)										3	0	0	0	1	0	1					
Carlton Fisk R OBP: 0.324, SLG: 0.469 (1, 2)										4	0	1	0	0	0	3					
Doug Griffin R OBP: 0.288, SLG: 0.345 (1, 4)										4	0	0	0	0	1	3					
Rick Miller L OBP: 0.345, SLG: 0.375 (1, 9) (3, 8)										4	0	0	0	0	0	1					
Inning Stats	R: 0 E: 0 K: 0 S: 2	H: 0 LOB: 0 BB: 1 P: 6	R: 2 E: 0 K: 1 S: 7	H: 2 LOB: 0 BB: 0 P: 7	R: 0 E: 0 K: 0 S: 4	H: 1 LOB: 1 BB: 0 P: 4	R: 0 E: 0 K: 2 S: 7	H: 0 LOB: 0 BB: 0 P: 7	R: 0 E: 0 K: 0 S: 4	H: 1 LOB: 2 BB: 1 P: 8	R: 1 E: 0 K: 0 S: 4	H: 1 LOB: 1 BB: 2 P: 12	R: 0 E: 0 K: 0 S: 4	H: 1 LOB: 1 BB: 0 P: 4	R: 0 E: 0 K: 0 S: 3	H: 0 LOB: 1 BB: 1 P: 7		1B: 4 2B: 1 3B: 0 HR: 2	SF: 0 SAC: 0 DP: 1 HBP: 0	WP: 0 PB: 0 SB: 1 CS: 0	PA: 38
PITCHER	IP	WLS	BF	H	R	ER	SO	BB	IBB	HBP	BLK	WP	HR	S	P	ERA	WHIP				
Dick Lange R ERA: 5.48 (1, 1)	5.1		24	5	3	3	3	4	0	0	0	0	0	26	42	5.06	1.688				
Dave Sellis R ERA: 2.82 (6, 1)	3.2	W	14	2	0	0	1	1	0	0	0	0	0	15	19	0.00	0.818				



Batter	1	2	3	4	5	6	7	8	9	AB	R	H	RBI	BB	SO	LOB	TOP											
Sandy Alomar Sr. S OBP: 0.262, SLG: 0.227 (1, 6)	0-3 K		0-0 1-3		0-0 2B			0-0 F5		4	0	1	0	0	1	1	California Angels @ Boston Red Sox Fenway Park, Boston, MA Sat Aug 11 1973, 3:33 AM EDT Att: 19,046 - Unknown											
Ken Berry R OBP: 0.333, SLG: 0.361 (1, 8)	0-0 FC5-4 1B		0-0 P6		0-0 F5			4-0 E BB		3	0	1	0	1	0	1												
Frank Robinson R OBP: 0.377, SLG: 0.482 (1, 10)	0-3 K			0-0 F5 1B				4-0 BB		3	0	1	0	1	1	1												
Bob Oliver R OBP: 0.306, SLG: 0.412 (1, 5) (8, 3)	0-0 FC5-4 1-2			0-0 F5 1B				0-3 BB		4	0	1	0	0	1	3												
Mike Epstein L OBP: 0.303, SLG: 0.306 Winston Llenas R OBP: 0.333, SLG: 0.348 Ricky Meoli L OBP: 0.297, SLG: 0.293 (1, 3) (8, PH) (8, 5)		0-0 G3		0-0 F5				0-0 F7		3	0	0	0	0	0	2												
Leroy Stanton R OBP: 0.286, SLG: 0.363 (1, 7)		4-0 FC4-6 BB		4-0 G6-4-3 BB				0-0 6-3		2	0	0	0	2	0	0												
Richie Scheinblum S OBP: 0.379, SLG: 0.365 (1, 9)		0-0 P6		0-0 G6-4-3 1-2				0-0 6-3		4	0	0	0	0	0	4												
Billy Parker R OBP: 0.067, SLG: 0.036 Al Gallagher R OBP: 0.355, SLG: 0.306 (1, 4) (9, PH)		0-0 FC4-6 1-2			0-0 F8			0-3 K		3	0	0	0	0	0	1												
Jeff Torborg R OBP: 0.273, SLG: 0.250 (1, 2)			0-0 P5		0-0 5-3			0-0 E BB WP 1B		3	1	1	0	0	0	0												
Inning Stats	R: 0 E: 0 K: 2 S: 8	H: 1 LOB: 1 BB: 0 P: 8	R: 0 E: 0 K: 0 S: 3	H: 0 LOB: 1 BB: 1 P: 7	R: 0 E: 0 K: 0 S: 3	H: 0 LOB: 0 BB: 0 P: 3	R: 0 E: 0 K: 0 S: 4	H: 2 LOB: 2 BB: 1 P: 8	R: 0 E: 0 K: 0 S: 4	H: 1 LOB: 1 BB: 0 P: 4	R: 0 E: 0 K: 0 S: 3	H: 0 LOB: 0 BB: 0 P: 3	R: 0 E: 0 K: 1 S: 6	H: 1 LOB: 2 BB: 2 P: 14	R: 0 E: 0 K: 1 S: 5	H: 0 LOB: 0 BB: 0 P: 5		1B: 4 2B: 1 3B: 0 HR: 0	SF: 0 SAC: 0 DP: 1 HBP: 0	WP: 1 PB: 0 SB: 0 CS: 0	PA: 35							
PITCHER	IP	WLS	BF	H	R	ER	SO	BB	IBB	HBP	BLK	WP	HR	S	P	ERA		WHIP										
Roger Moret L ERA: 2.22 (1, 1)	7.1	W	30	5	1	0	2	4	0	0	0	1	0	30	46	0.00		1.227										
Bobby Bolin R ERA: 3.03 (8, 1)	0.1		1	0	0	0	1	0	0	0	0	0	0	3	3	0.00	0.000											
Bob Veale L ERA: 2.63 (8, 1)	1.1	S	4	0	0	0	1	0	0	0	0	0	0	6	6	0.00	0.000											

Batter	1	2	3	4	5	6	7	8	9	AB	R	H	RBI	BB	SO	LOB	BOTTOM											
Tommy Harper R OBP: 0.347, SLG: 0.445 (1, 7)	0-0 1B 2B	0-0 1-2 2-H 1B		0-3 K				0-0 SH1-4		3	1	2	1	0	1	1	California Angels @ Boston Red Sox Fenway Park, Boston, MA Sat Aug 11 1973, 3:33 AM EDT Att: 19,046 - Unknown											
Mario Guerrero R OBP: 0.287, SLG: 0.287 (1, 6)	0-3 K	0-0 F9			0-3 K			0-0 4-3		4	0	0	0	0	2	4												
Carl Yastrzemski L OBP: 0.374, SLG: 0.423 (1, 3)	0-0 1B 2-H	0-0 F2			0-0 1B			4-0 IBB		3	0	2	1	1	0	2												
Orlando Cepeda R OBP: 0.341, SLG: 0.462 (1, 10)	0-0 1-2 1B		0-3 K		0-0 G5-4-3 1B			0-0 5-3		4	0	2	0	0	1	2												
Rico Petrocelli R OBP: 0.333, SLG: 0.396 (1, 5)	0-3 K		0-0 F7		0-0 G5-4-3 1-2			0-3 K		4	0	0	0	0	2	4												
Carlton Fisk R OBP: 0.324, SLG: 0.466 (1, 2)	0-3 K		0-3 K			0-3 K		1-0 1B HBP		3	0	0	0	0	3	2												
Rick Miller L OBP: 0.350, SLG: 0.379 (1, 8)		4-0 1B BB		0-0 WP SH3 1B				0-0 F7		3	1	2	0	1	0	0												
Doug Griffin R OBP: 0.289, SLG: 0.344 (1, 4)		0-0 1B 1-2 1B		0-0 SH3				0-0 F9		3	0	1	0	0	1	2												
Ben Oglivie L OBP: 0.250, SLG: 0.358 (1, 9)		0-3 K		0-3 K				0-0 4-3 SH1-4 1B		4	0	1	0	0	2	5												
Inning Stats	R: 1 E: 0 K: 3 S: 12	H: 3 LOB: 2 BB: 0 P: 12	R: 1 E: 0 K: 1 S: 7	H: 2 LOB: 2 BB: 1 P: 11	R: 0 E: 0 K: 2 S: 7	H: 0 LOB: 0 BB: 0 P: 7	R: 0 E: 0 K: 2 S: 8	H: 1 LOB: 1 BB: 0 P: 8	R: 0 E: 0 K: 1 S: 6	H: 2 LOB: 1 BB: 0 P: 6	R: 0 E: 0 K: 1 S: 5	H: 0 LOB: 0 BB: 0 P: 5	R: 0 E: 0 K: 0 S: 4	H: 1 LOB: 2 BB: 1 P: 8	R: 0 E: 0 K: 2 S: 8	H: 1 LOB: 2 BB: 0 P: 9		1B: 9 2B: 1 3B: 0 HR: 0	SF: 0 SAC: 2 DP: 1 HBP: 1	WP: 1 PB: 0 SB: 0 CS: 0	PA: 36							
PITCHER	IP	WLS	BF	H	R	ER	SO	BB	IBB	HBP	BLK	WP	HR	S	P	ERA		WHIP										
Nolan Ryan R ERA: 2.92 (1, 1)	8.0	L	36	10	2	2	12	1	1	1	0	1	0	57	66	2.25		1.375										

Batter	1	2	3	4	5	6	7	8	9	AB	R	H	RBI	BB	SO	LOB	TOP								
Sandy Alomar Sr. S OBP: 0.261, SLG: 0.225 Rudy Meoli, L OBP: 0.300, SLG: 0.296 (6, 6)	G3		FC4-6			1B	G4-6-3		4-3	2	0	0	0	0	0	2	California Angels @ Boston Red Sox Fenway Park, Boston, MA Sun Aug 12 1973, 3:33 AM EDT Att: 20,522 - Unknown - 88 F								
Leroy Stanton, R OBP: 0.289, SLG: 0.367 John Stephenson, L OBP: 0.309, SLG: 0.340 (7, PH)			K			HR	G4-6-3		4-3	1	0	1	2	0	0	0									
Ken Berry, R OBP: 0.334, SLG: 0.361 (1, 8)	G5-4-3					1B	HR		4-3	5	1	2	0	0	1	3									
Frank Robinson, R OBP: 0.382, SLG: 0.504 (1, 10)	G5-4-3					HR			HR	4	3	3	4	1	0	1									
Bob Oliver, R OBP: 0.304, SLG: 0.407 (1, 5)		5-3				HR			HR	4	1	0	0	1	0	1									
Mike Epstein, L OBP: 0.305, SLG: 0.309 (1, 3)	L4					F9			6-3																
Vada Pinson, L OBP: 0.282, SLG: 0.380 (1, 7)	P7					2B				3	0	1	0	1	0	0									
Richie Scheinblum, S OBP: 0.376, SLG: 0.368 (1, 9)			4-3							4	1	1	1	0	0	2									
Billy Parker, R OBP: 0.118, SLG: 0.094 (7, 6)										4	1	2	0	0	0	2									
Jeff Torborg, R OBP: 0.281, SLG: 0.255 Rick Stelmazek, L OBP: 0.267, SLG: 0.192 Winston Llenas, R OBP: 0.327, SLG: 0.341 (7, PH)						HR			F7	1	1	1	0	1	0	0									
Inning Stats	R: 0 E: 0 K: 0 S: 3	H: 1 LOB: 0 BB: 0 P: 3	R: 0 E: 0 K: 0 S: 3	H: 0 LOB: 0 BB: 0 P: 3	R: 0 E: 0 K: 1 S: 7	H: 2 LOB: 2 BB: 0 P: 7	R: 0 E: 0 K: 0 S: 2	H: 0 LOB: 0 BB: 1 P: 6	R: 0 E: 0 K: 0 S: 3	H: 0 LOB: 0 BB: 0 P: 3	R: 3 E: 0 K: 0 S: 6	H: 4 LOB: 1 BB: 1 P: 10	R: 2 E: 0 K: 0 S: 5	H: 3 LOB: 0 BB: 0 P: 5	R: 2 E: 0 K: 0 S: 5	H: 2 LOB: 2 BB: 2 P: 13	R: 1 E: 0 K: 0 S: 4	H: 1 LOB: 0 BB: 0 P: 4	1B: 8 2B: 3 3B: 0 HR: 2	SF: 0 SAC: 0 DP: 3 HBP: 0	WP: 0 PB: 0 SB: 1 CS: 0	PA: 40			
PITCHER	IP	WLS	BF	H	R	ER	SO	BB	IBB	HBP	BLK	WP	HR	S	P	ERA	WHIP								
Dick Pole, R ERA: 9.24 Craig Skok, L ERA: 5.7 Bobby Bolin, R ERA: 3.12	5.2	W	23	7	3	3	1	2	0	0	0	0	1	23	31	4.76	1.588								

Batter	1	2	3	4	5	6	7	8	9	AB	R	H	RBI	BB	SO	LOB	BOTTOM								
Tommy Harper, R OBP: 0.349, SLG: 0.446 (1, 7)	K					FC6				6	0	3	1	0	1	1	California Angels @ Boston Red Sox Fenway Park, Boston, MA Sun Aug 12 1973, 3:33 AM EDT Att: 20,522 - Unknown - 88 F								
Mario Guerrero, R OBP: 0.277, SLG: 0.277 (1, 6)	F8	F8				L4			5-3	6	0	0	0	0	5										
Carl Yastrzemski, L OBP: 0.377, SLG: 0.425 John Kennedy, R OBP: 0.245, SLG: 0.278 (7, 5)	4-3					HR			5-3	3	2	2	0	1	0	0									
Orlando Cepeda, R OBP: 0.348, SLG: 0.478 (1, 10)						HR				5	4	5	1	0	0	0									
Danny Cater, R OBP: 0.352, SLG: 0.408 (7, 3)						HR				5	4	4	4	0	0	2									
Carlton Fisk, R OBP: 0.322, SLG: 0.470 (1, 2)	K					HR				5	2	1	1	0	1	7									
Rick Miller, L OBP: 0.354, SLG: 0.378 (1, 8)						HR				3	1	1	2	2	0	3									
Doug Griffin, R OBP: 0.287, SLG: 0.341 (1, 4)										5	1	1	2	0	0	6									
Ben Oglivie, L OBP: 0.270, SLG: 0.365 (1, 9)										4	0	2	2	1	0	0									
Inning Stats	R: 0 E: 0 K: 1 S: 5	H: 0 LOB: 0 BB: 0 P: 5	R: 3 E: 0 K: 1 S: 9	H: 4 LOB: 2 BB: 1 P: 13	R: 0 E: 1 K: 0 S: 6	H: 2 LOB: 3 BB: 0 P: 6	R: 0 E: 0 K: 0 S: 3	H: 0 LOB: 0 BB: 0 P: 3	R: 4 E: 0 K: 0 S: 6	H: 3 LOB: 1 BB: 2 P: 14	R: 5 E: 1 K: 0 S: 9	H: 6 LOB: 2 BB: 1 P: 13	R: 2 E: 0 K: 0 S: 6	H: 3 LOB: 1 BB: 0 P: 6	R: 0 E: 0 K: 0 S: 4	H: 1 LOB: 1 BB: 0 P: 4		1B: 14 2B: 2 3B: 0 HR: 3	SF: 0 SAC: 0 DP: 0 HBP: 0	WP: 0 PB: 1 SB: 0 CS: 0	PA: 48				
PITCHER	IP	WLS	BF	H	R	ER	SO	BB	IBB	HBP	BLK	WP	HR	S	P	ERA	WHIP								
Bill Singer, R ERA: 3.23 Rich Hand, R ERA: 5.11 Steve Barber, L ERA: 3.97 Dave Sells, R ERA: 3.04	4.0	L	23	4	5	5	0	1	0	0	0	0	1	9	13	33.75	3.750								

Batter	1	2	3	4	5	6	7	8	9	AB	R	H	RBI	BB	SO	LOB	TOP										
Bert Campaneris, R OBP: 0.320, SLG: 0.325 (1, 6)										4	0	2	1	0	0	2											
Bill North, S OBP: 0.368, SLG: 0.347 (1, 8)										4	0	2	1	0	1	1											
Sal Bando, R OBP: 0.349, SLG: 0.445 (1, 5)										4	0	0	0	0	2	3											
Reggie Jackson, L OBP: 0.379, SLG: 0.539 (1, 9)										3	0	1	0	1	1	2											
Deron Johnson, R OBP: 0.342, SLG: 0.436 (1, 3)										4	0	0	0	0	1	4											
Mike Hegan, L OBP: 0.240, SLG: 0.257 (8, 3)										0	0	0	0	0	0	0											
Gene Tenace, R OBP: 0.380, SLG: 0.471 (1, 2)										3	0	0	0	1	2	1											
Vic Davalillo, L OBP: 0.187, SLG: 0.219 (1, 7)										4	1	1	0	0	1	2											
Jose Morales, R OBP: 0.250, SLG: 0.500 (1, 10)										4	0	1	0	0	0	2											
Dick Green, R OBP: 0.303, SLG: 0.330 (1, 4)										3	2	1	1	0	1	3											
Inning Stats	R: 0 E: 1 K: 2 S: 9	H: 2 LOB: 2 BB: 0 P: 9	R: 0 E: 1 K: 2 S: 8	H: 0 LOB: 2 BB: 1 P: 12	R: 0 E: 0 K: 1 S: 6	H: 1 LOB: 1 BB: 0 P: 6	R: 2 E: 0 K: 1 S: 8	H: 3 LOB: 1 BB: 0 P: 8	R: 0 E: 0 K: 0 S: 3	H: 0 LOB: 0 BB: 0 P: 3	R: 0 E: 0 K: 0 S: 3	H: 0 LOB: 0 BB: 0 P: 3	R: 1 E: 0 K: 1 S: 5	H: 1 LOB: 0 BB: 0 P: 6	R: 0 E: 0 K: 2 S: 7	H: 0 LOB: 1 BB: 1 P: 11	R: 0 E: 0 K: 0 S: 3	H: 1 LOB: 0 BB: 0 P: 3	1B: 4 2B: 4 3B: 0 HR: 0	SF: 0 SAC: 1 DP: 0 HBP: 1	WP: 0 PB: 0 SB: 2 CS: 1	PA: 37					
PITCHER	IP	WLS	BF	H	R	ER	SO	BB	IBB	HBP	BLK	WP	HR	S	P	ERA	WHIP										
Luis Tiant, R ERA: 3.76 (1, 1)	9.0	L	37	8	3	3	9	2	0	1	0	0	0	52	61	3.00	1.111										

Oakland Athletics @ Boston Red Sox
Fenway Park, Boston, MA
Mon Aug 13 1973, 7:05 PM EDT
Att: 29,960 - Unknown - 80 F

AB 33
R 3
H 8
RBI 3
BB 2
SO 9
LOB 20



Batter	1	2	3	4	5	6	7	8	9	AB	R	H	RBI	BB	SO	LOB	BOTTOM										
Tommy Harper, R OBP: 0.353, SLG: 0.446 (1, 7)										2	1	1	0	2	0	0											
Luis Aparicio, R OBP: 0.315, SLG: 0.305 (1, 6)										4	0	1	1	0	1	2											
Carl Yastrzemski, L OBP: 0.380, SLG: 0.426 (1, 3)										2	0	1	0	2	0	1											
Orlando Cepeda, R OBP: 0.348, SLG: 0.476 (1, 10)										4	0	1	0	0	2	4											
Danny Cater, R OBP: 0.351, SLG: 0.407 (1, 5)										3	0	1	0	0	0	1											
Carlton Fisk, R OBP: 0.319, SLG: 0.465 (1, 2)										4	0	0	0	0	2	3											
Rick Miller, L OBP: 0.350, SLG: 0.373 (1, 8)										4	0	0	0	0	2	3											
Doug Griffin, R OBP: 0.286, SLG: 0.337 (1, 4)										3	0	0	0	1	0	0											
Ben Oglivie, L OBP: 0.258, SLG: 0.348 (1, 9)										4	0	0	0	0	1	1											
Inning Stats	R: 0 E: 0 K: 1 S: 5	H: 0 LOB: 1 BB: 1 P: 9	R: 0 E: 0 K: 0 S: 3	H: 1 LOB: 0 BB: 0 P: 3	R: 1 E: 0 K: 0 S: 5	H: 2 LOB: 1 BB: 1 P: 9	R: 0 E: 0 K: 2 S: 7	H: 0 LOB: 0 BB: 0 P: 7	R: 0 E: 0 K: 1 S: 5	H: 0 LOB: 1 BB: 1 P: 9	R: 0 E: 0 K: 0 S: 5	H: 2 LOB: 2 BB: 0 P: 5	R: 0 E: 0 K: 0 S: 3	H: 0 LOB: 0 BB: 0 P: 3	R: 0 E: 0 K: 0 S: 3	H: 0 LOB: 1 BB: 1 P: 9	R: 0 E: 0 K: 3 S: 9	H: 0 LOB: 1 BB: 1 P: 13	1B: 4 2B: 2 3B: 0 HR: 0	SF: 0 SAC: 1 DP: 1 HBP: 0	WP: 0 PB: 0 SB: 2 CS: 0	PA: 36					
PITCHER	IP	WLS	BF	H	R	ER	SO	BB	IBB	HBP	BLK	WP	HR	S	P	ERA	WHIP										
Blue Moon Odom, R ERA: 5.4 (1, 1)	7.1	W	30	5	1	1	4	4	0	0	0	0	0	34	50	1.23	1.227										
Rollie Fingers, R ERA: 1.42 (8, 1)	1.2	S	6	0	0	0	4	1	0	0	0	0	0	13	17	0.00	0.600										

Oakland Athletics @ Boston Red Sox
Fenway Park, Boston, MA
Mon Aug 13 1973, 7:05 PM EDT
Att: 29,960 - Unknown - 80 F


AB 30
R 1
H 5
RBI 1
BB 5
SO 8
LOB 15



Batter	1	2	3	4	5	6	7	8	9	AB	R	H	RBI	BB	SO	LOB	TOP			
Bert Campaneris, R OBP: 0.316, SLG: 0.321 (1, 6)	3-4-1	F3		4-3		K			1-3	5	0	0	0	0	1	5				
Jesus Alou, R OBP: 0.311, SLG: 0.329 (1, 7)	F7		E6 BB			5-3			5-3	5	0	2	0	0	0	2				
Sal Bando, R OBP: 0.350, SLG: 0.443 (1, 5)	E6 1B					P4			6-3	4	0	1	0	0	0	1				
Reggie Jackson, L OBP: 0.380, SLG: 0.539 (1, 9)			K			K				4	0	2	0	0	2	3				
Deron Johnson, R OBP: 0.345, SLG: 0.439 (1, 10)	4-3									2	0	1	0	2	0	2				
Gene Tenace, R OBP: 0.381, SLG: 0.470 (1, 3)										3	1	1	0	1	0	4				
Mike Hegan, L OBP: 0.240, SLG: 0.257 (9, 3)			G6-4-3							0	0	0	0	0	0	0				
Billy Conigliaro, R OBP: 0.270, SLG: 0.284 (1, 8)						P4				4	0	0	0	0	2	2				
Ray Fosse, R OBP: 0.297, SLG: 0.366 (1, 2)						SH			1-3	4	0	3	0	0	0	0				
Dick Green, R OBP: 0.299, SLG: 0.326 (1, 4)						SH				3	0	0	1	0	1	3				
Inning Stats	R: 0 E: 1 K: 0 S: 5	H: 1 LOB: 2 BB: 0 P: 5	R: 0 E: 0 K: 1 S: 6	H: 1 LOB: 2 BB: 1 P: 10	R: 0 E: 1 K: 1 S: 5	H: 1 LOB: 1 BB: 0 P: 10	R: 0 E: 0 K: 0 S: 4	H: 1 LOB: 2 BB: 0 P: 4	R: 0 E: 0 K: 1 S: 6	H: 2 LOB: 2 BB: 0 P: 6	R: 0 E: 0 K: 0 S: 3	H: 2 LOB: 1 BB: 1 P: 7	R: 0 E: 0 K: 2 S: 7	H: 0 LOB: 0 BB: 0 P: 7	R: 0 E: 0 K: 0 S: 3	H: 0 LOB: 0 BB: 0 P: 3	1B: 8 2B: 2 3B: 0 HR: 0	SF: 0 SAC: 1 DP: 1 HBP: 1	WP: 0 PB: 0 SB: 0 CS: 1	PA: 39
PITCHER Bill Lee, L ERA: 2.72 (1, 1)	IP: 9.0 WLS: L BF: 39 H: 10 R: 1 ER: 1 SO: 6 BB: 3 IBB: 0 HBP: 1 BLK: 0 WP: 0 HR: 0 S: 47 P: 60 ERA: 1.00 WHIP: 1.444															PITCHER				

Oakland Athletics @ Boston Red Sox
Fenway Park, Boston, MA
Tue Aug 14 1973, 7:05 PM EDT
Att: 29,084 - Unknown - 68 F


AB	34
R	1
H	10
RBI	1
BB	3
SO	6
LOB	22

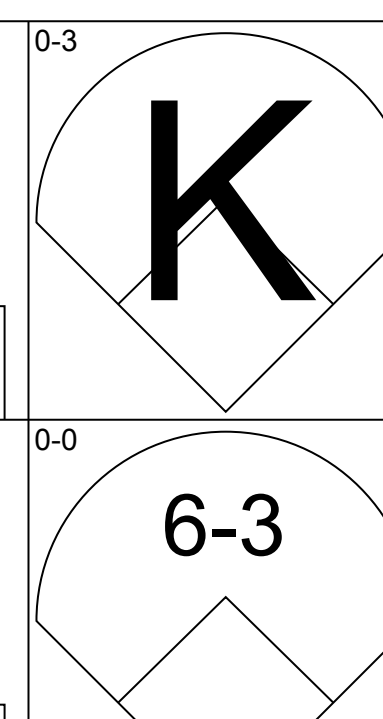
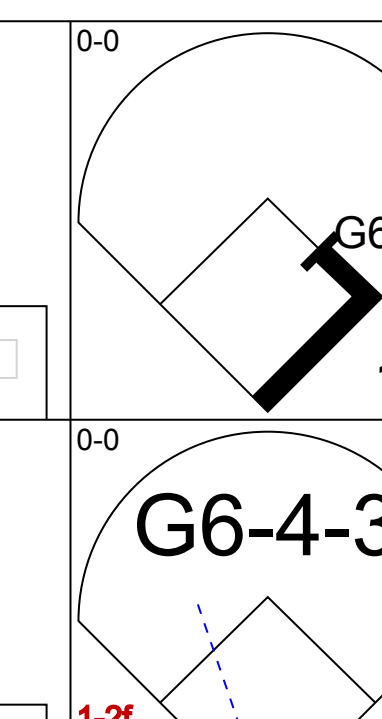
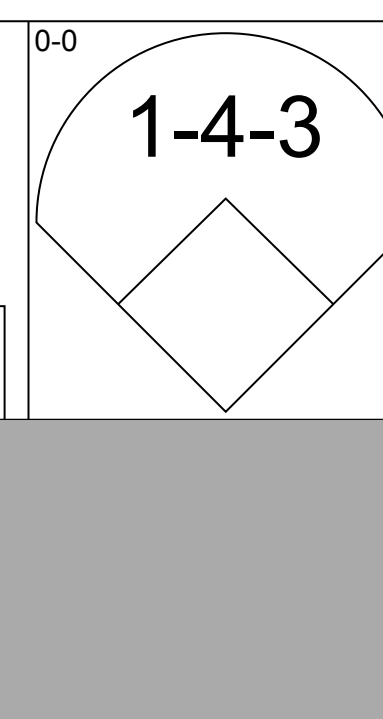
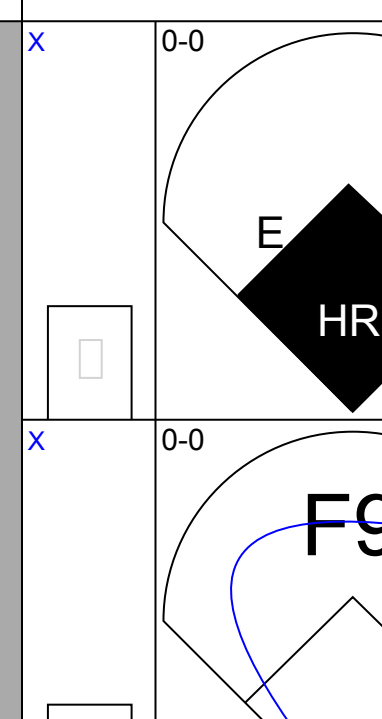
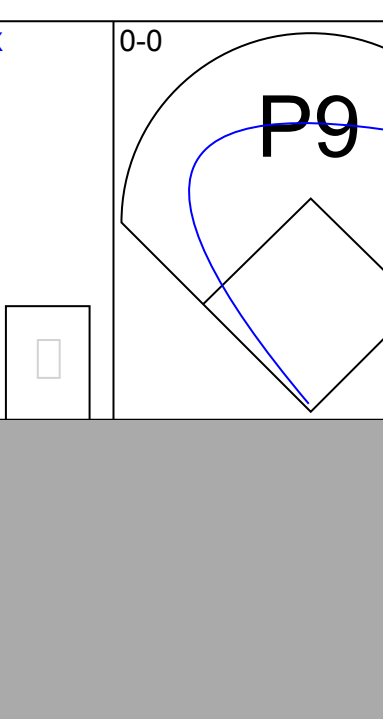
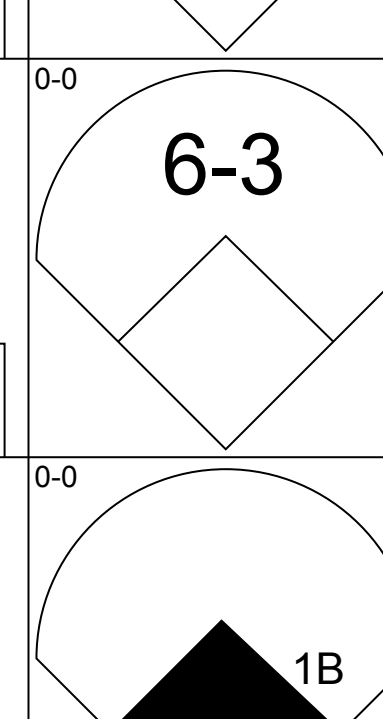
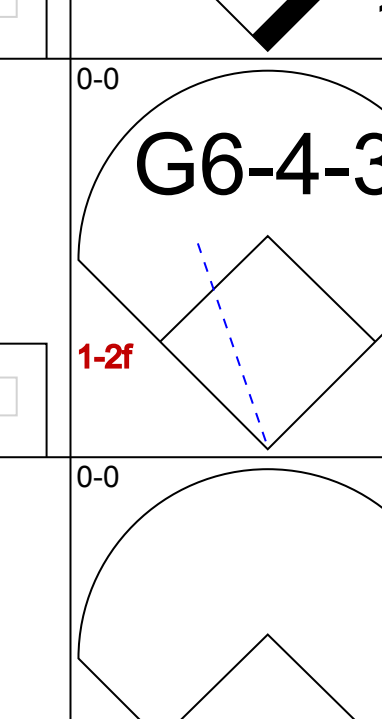
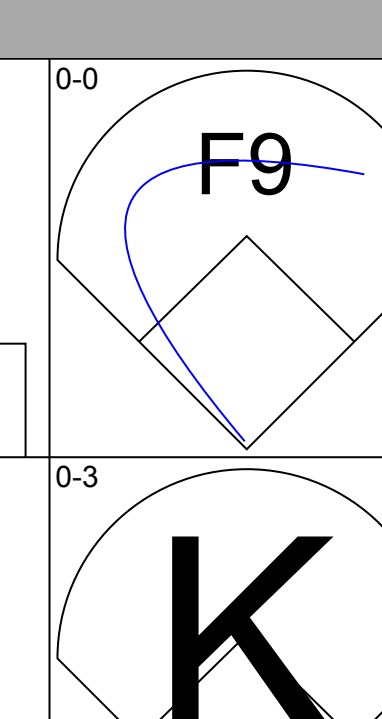
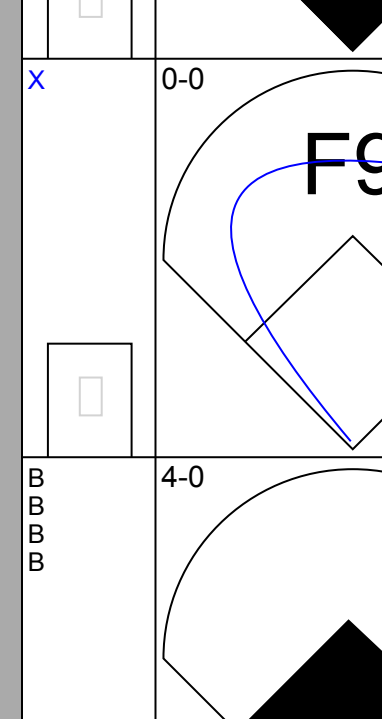
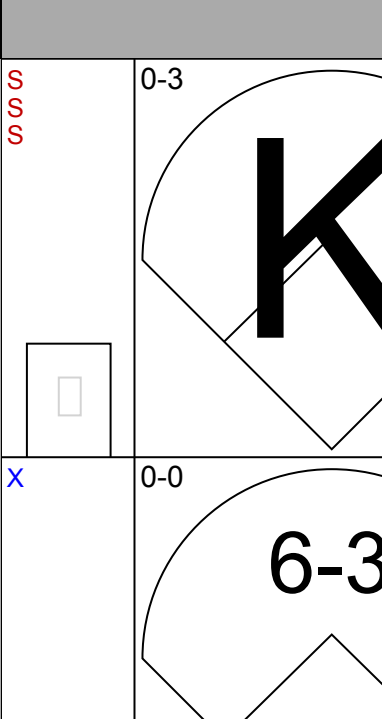
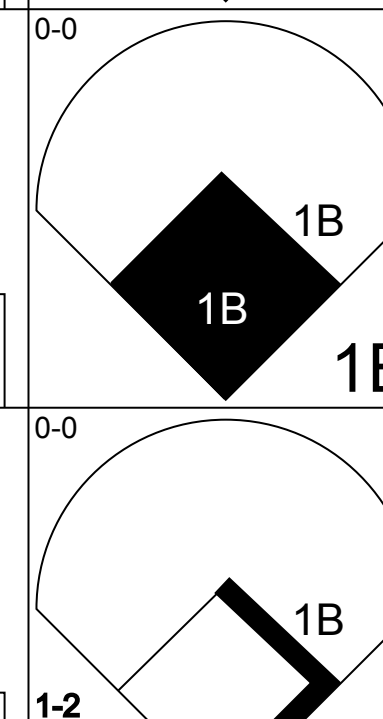
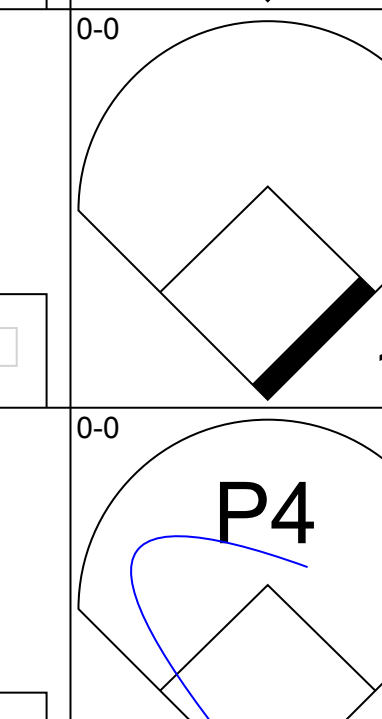
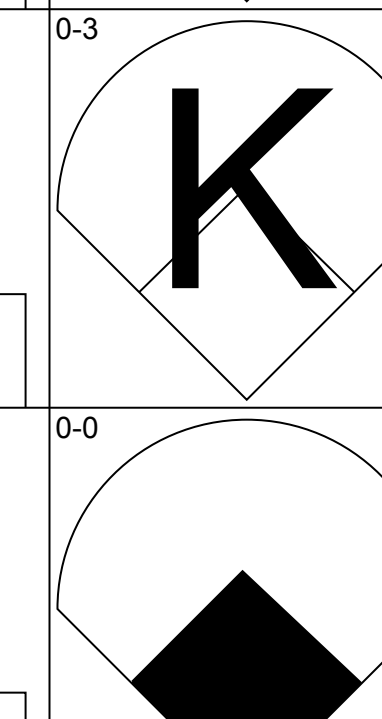
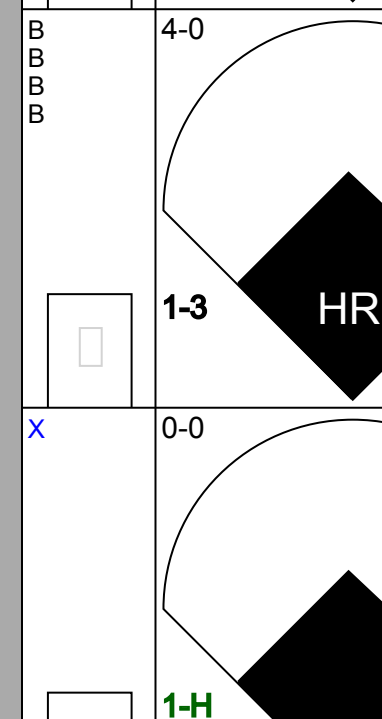
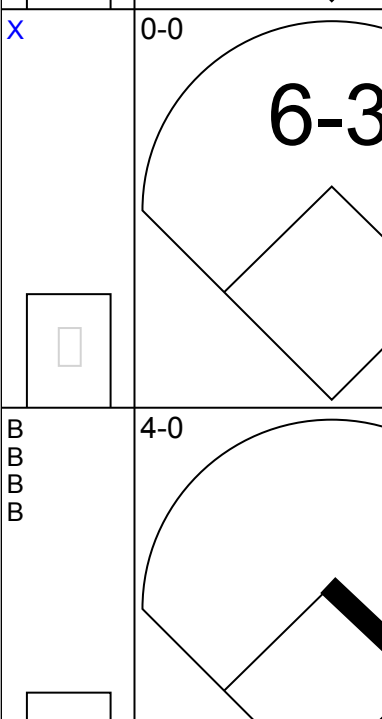
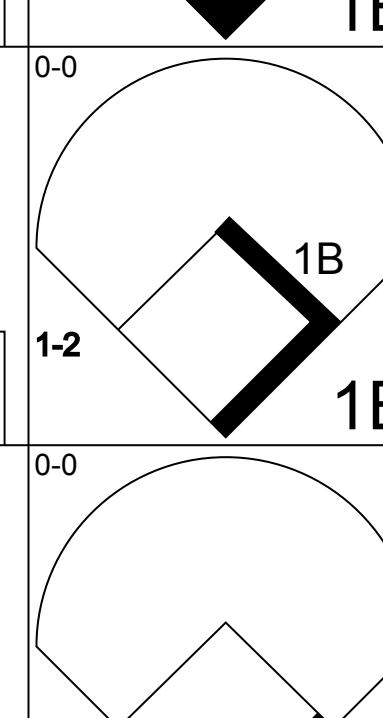
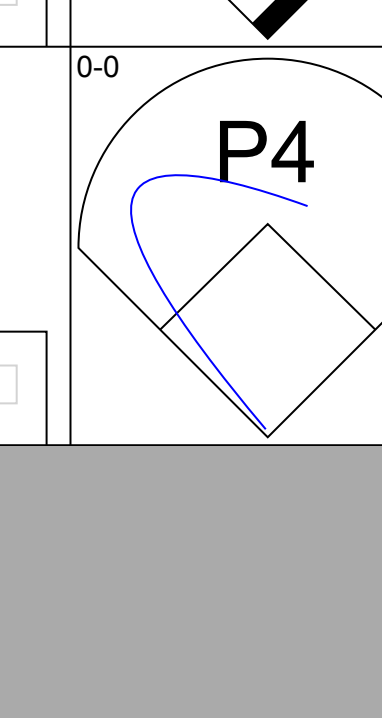
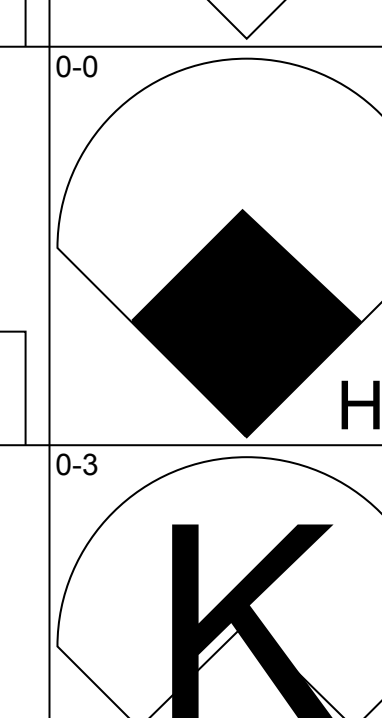
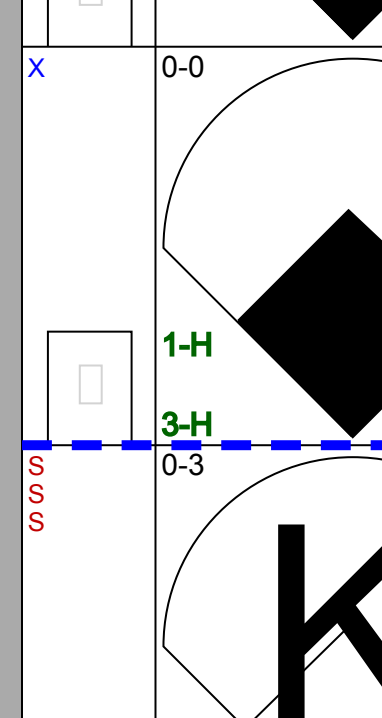
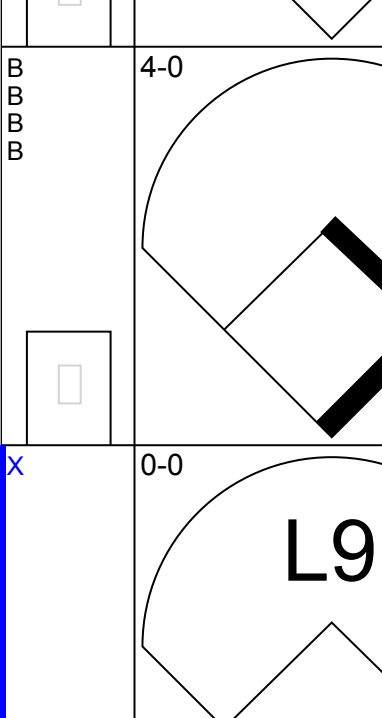
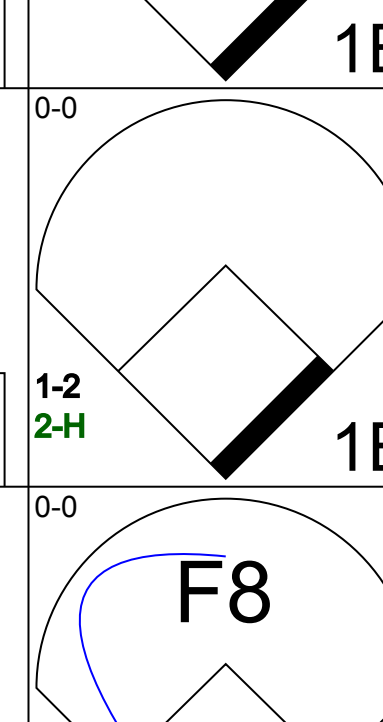
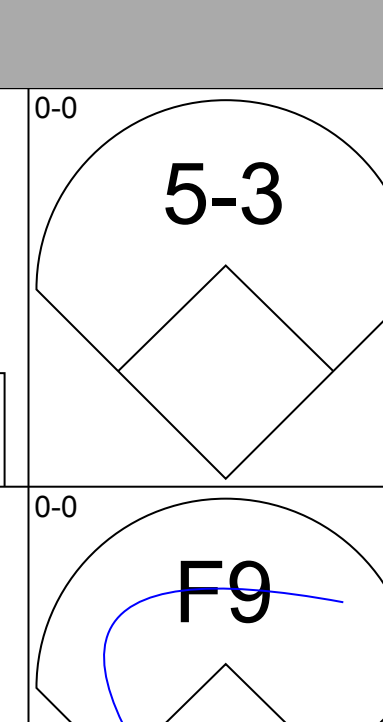
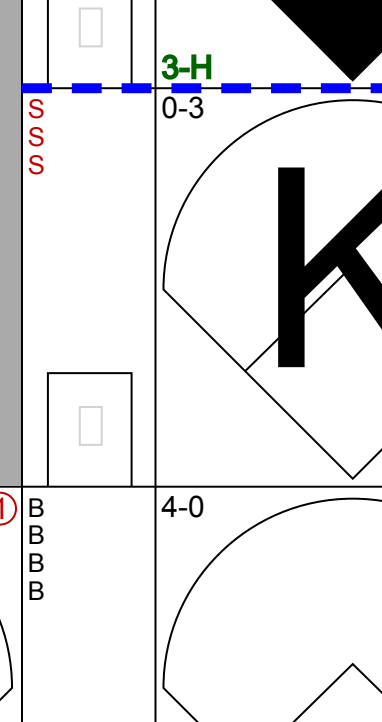
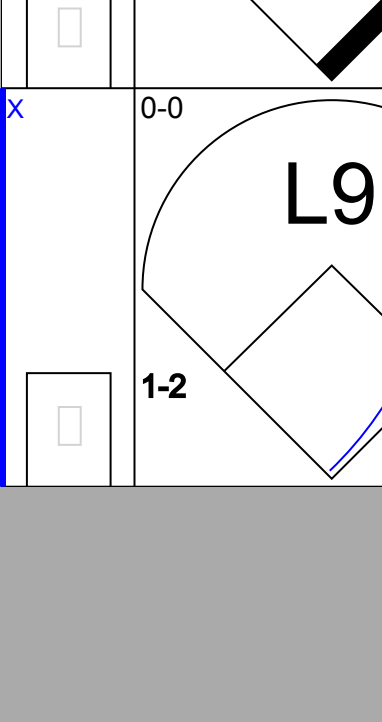
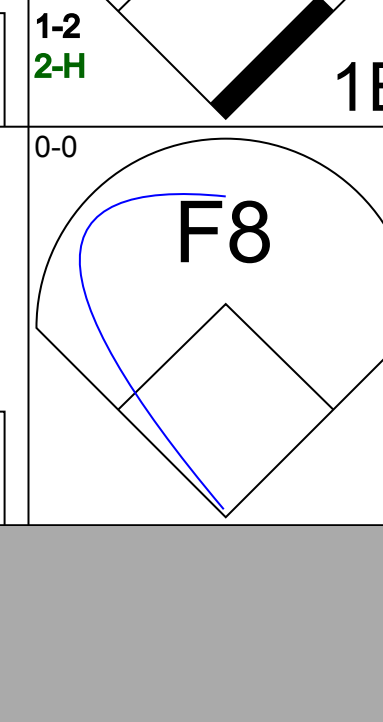



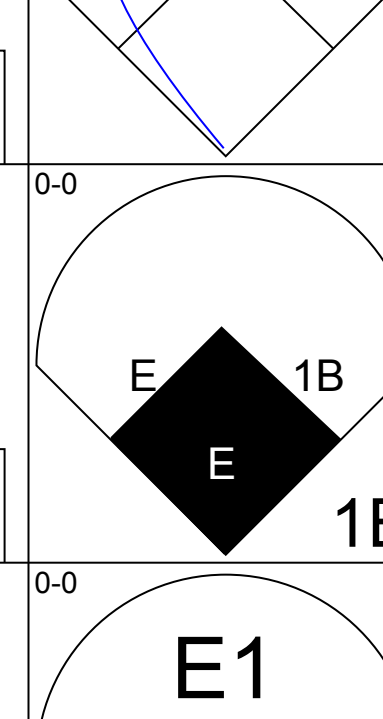
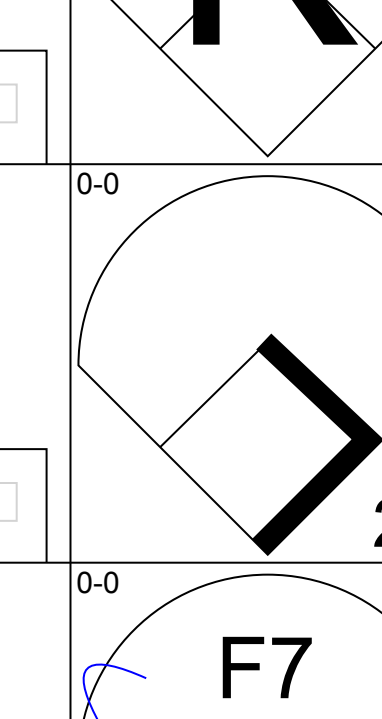

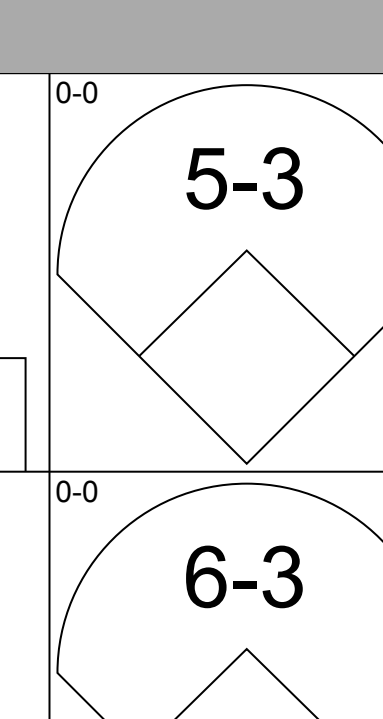
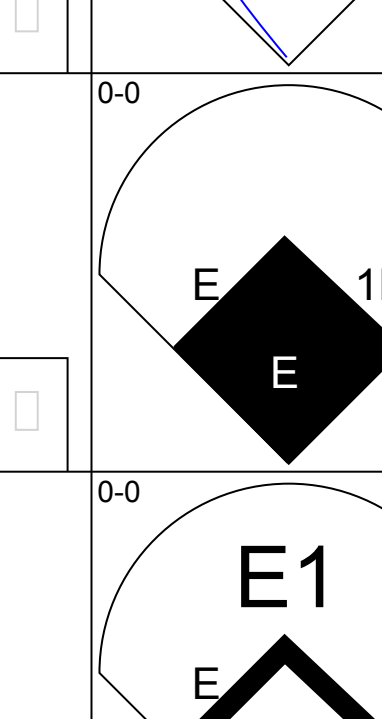
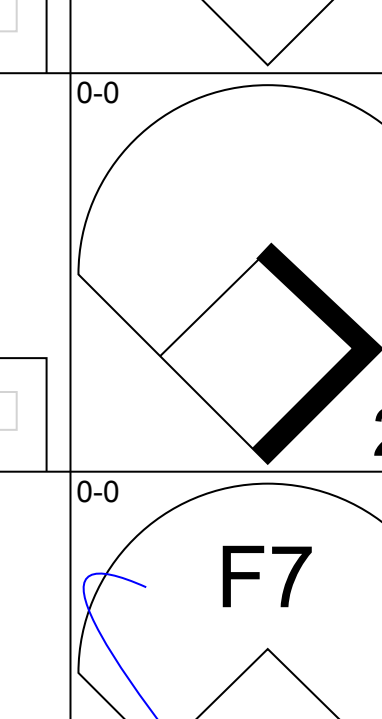

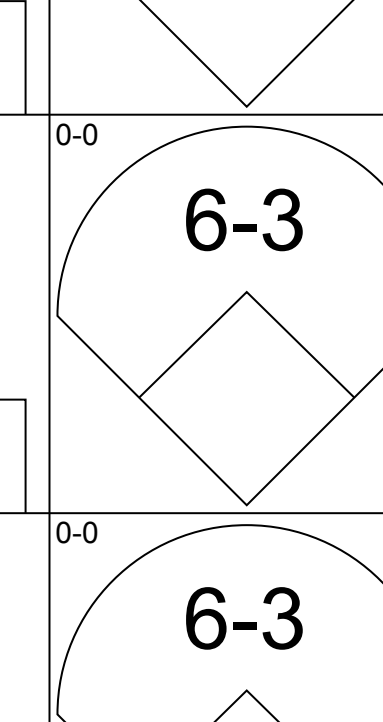
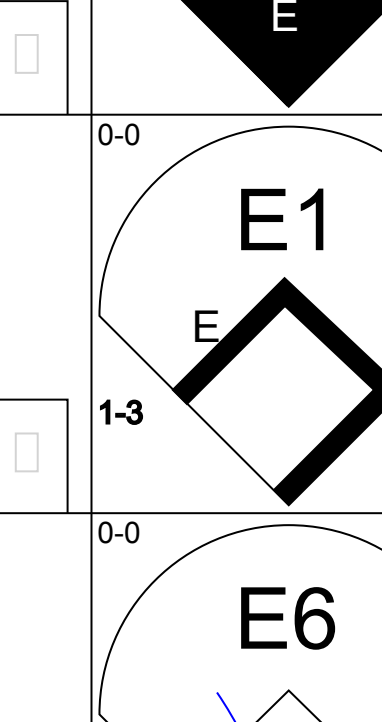
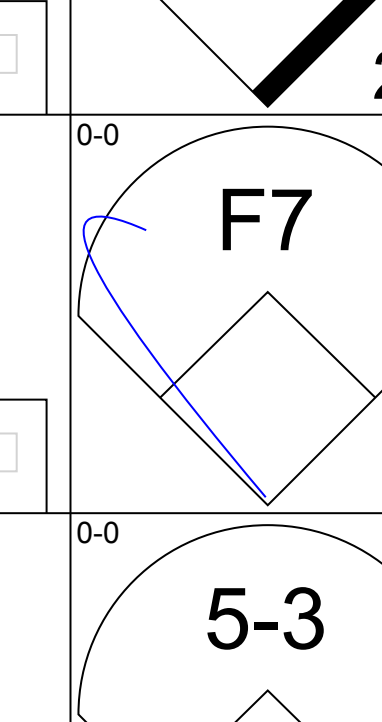
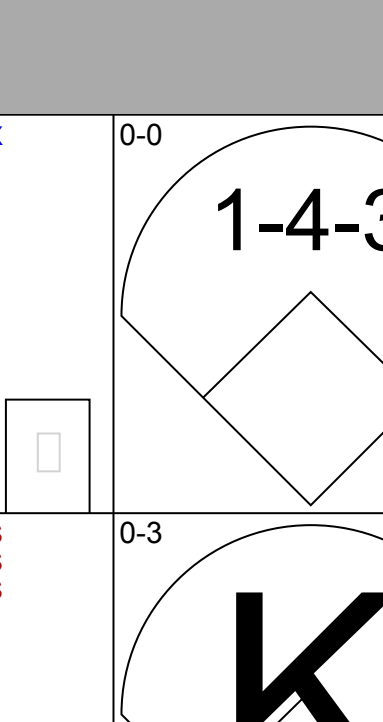
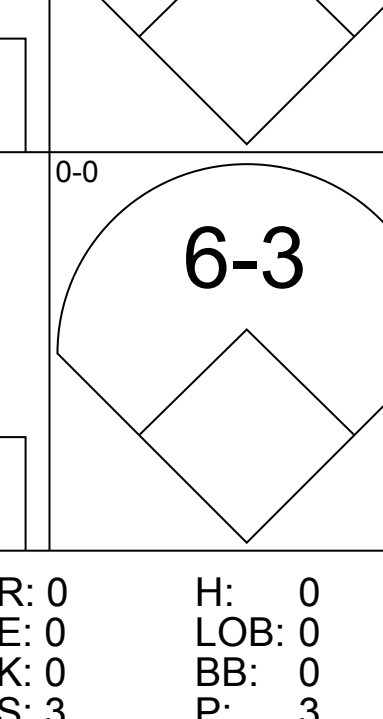
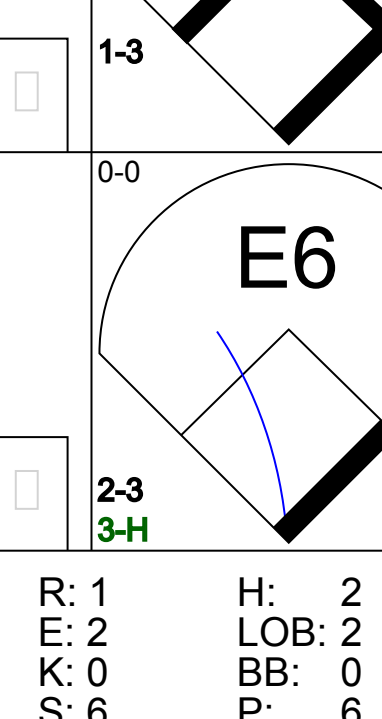
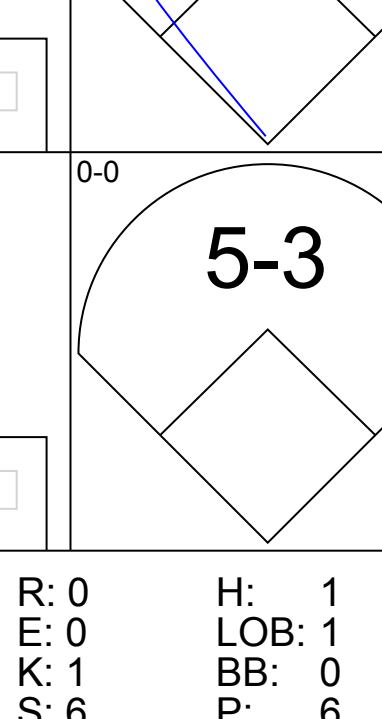
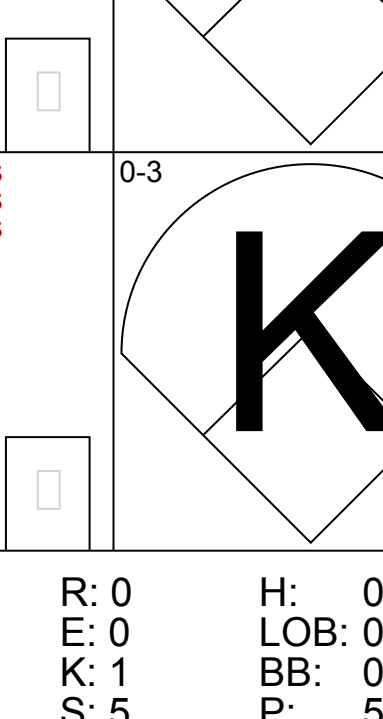


Batter	1	2	3	4	5	6	7	8	9	AB	R	H	RBI	BB	SO	LOB	BOTTOM			
Tommy Harper, R OBP: 0.356, SLG: 0.446 (1, 7)						SH5-4 1B			F9	2	0	1	0	2	0	1				
Luis Aparicio, R OBP: 0.315, SLG: 0.305 (1, 6)	L7		G5-4-3			SH5-4				3	0	1	0	0	0	3				
Carl Yastrzemski, L OBP: 0.379, SLG: 0.422 (1, 3)	FC1-6-5-4-2					K			P6	3	0	0	0	1	1	3				
Orlando Cepeda, R OBP: 0.347, SLG: 0.472 (1, 10)	5-3					G4-6-3				3	0	0	0	1	0	2				
Danny Cater, R OBP: 0.346, SLG: 0.400 (1, 5)										2	0	0	0	0	0	0				
John Kennedy, R OBP: 0.248, SLG: 0.276 (5, 5)						FC6-4				1	0	0	0	1	0	2				
Carlton Fisk, R OBP: 0.321, SLG: 0.468 (1, 2)										4	0	2	0	0	0	1				
Rick Miller, L OBP: 0.346, SLG: 0.369 (1, 8)										3	0	0	0	0	0	2				
Bob Montgomery, R OBP: 0.385, SLG: 0.629 (9, PH)										1	0	0	0	0	0	1				
Doug Griffin, R OBP: 0.287, SLG: 0.341 (1, 4)										3	0	1	0	0	0	1				
Ben Oglivie, L OBP: 0.260, SLG: 0.348 (1, 9)										3	0	1	0	0	0	2				
Inning Stats	R: 0 E: 0 K: 0 S: 3	H: 0 LOB: 1 BB: 1 P: 7	R: 0 E: 0 K: 0 S: 3	H: 1 LOB: 0 BB: 0 P: 3	R: 0 E: 0 K: 0 S: 3	H: 1 LOB: 1 BB: 1 P: 7	R: 0 E: 0 K: 0 S: 2	H: 0 LOB: 0 BB: 1 P: 6	R: 0 E: 0 K: 1 S: 6	H: 1 LOB: 2 BB: 1 P: 10	R: 0 E: 0 K: 0 S: 3	H: 0 LOB: 0 BB: 0 P: 3	R: 0 E: 0 K: 0 S: 4	H: 2 LOB: 1 BB: 0 P: 4	R: 0 E: 0 K: 0 S: 3	H: 0 LOB: 1 BB: 1 P: 7	1B: 4 2B: 2 3B: 0 HR: 0	SF: 0 SAC: 1 DP: 3 HBP: 0	WP: 0 PB: 0 SB: 1 CS: 0	PA: 34
PITCHER Darold Knowles, L ERA: 2.5 (1, 1)	IP: 9.0 WLS: W BF: 34 H: 6 R: 0 ER: 0 SO: 1 BB: 4 IBB: 1 HBP: 0 BLK: 0 WP: 0 HR: 0 S: 31 P: 51 ERA: 0.00 WHIP: 1.111															PITCHER				

Oakland Athletics @ Boston Red Sox
Fenway Park, Boston, MA
Tue Aug 14 1973, 7:05 PM EDT
Att: 29,084 - Unknown - 68 F

AB	28
R	0
H	6
RBI	0
BB	5
SO	1
LOB	18

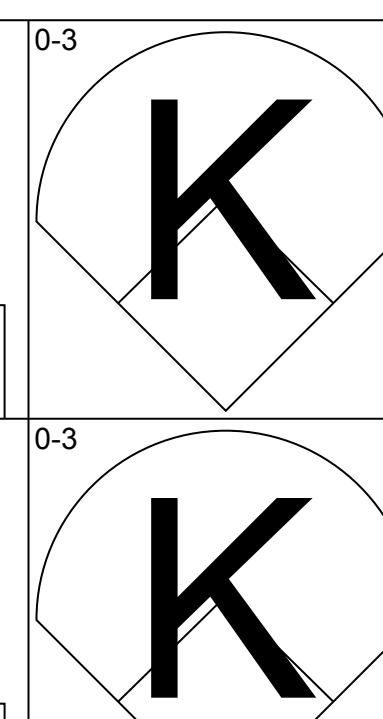
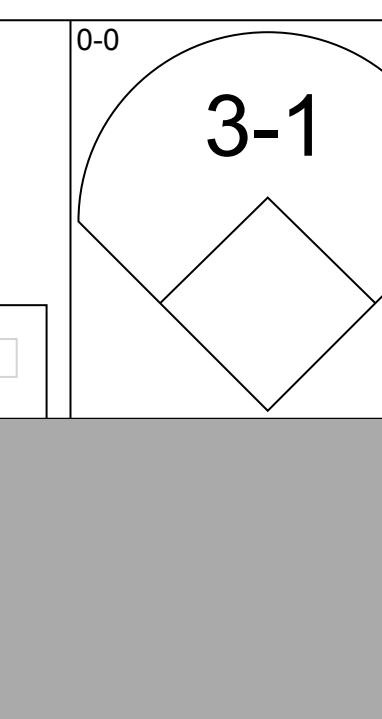
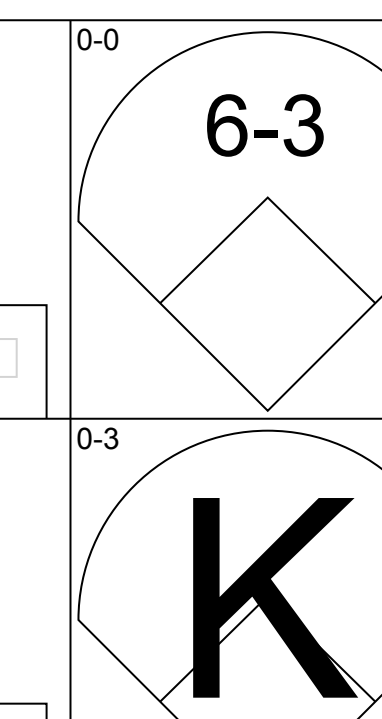
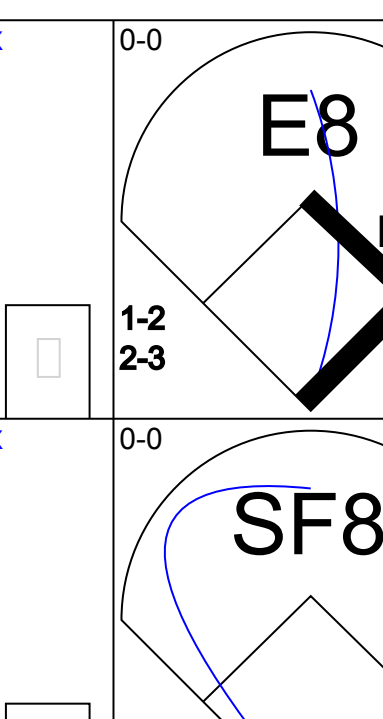
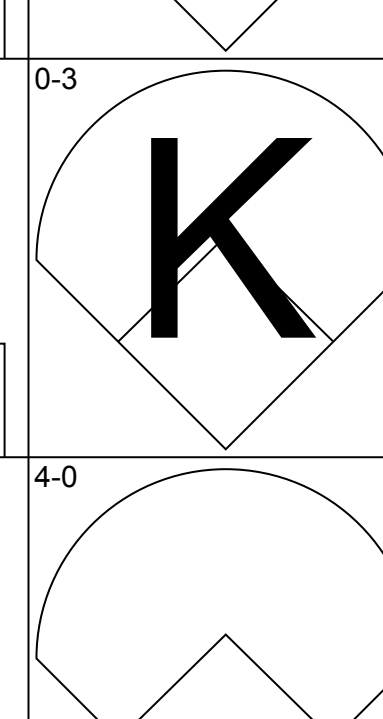
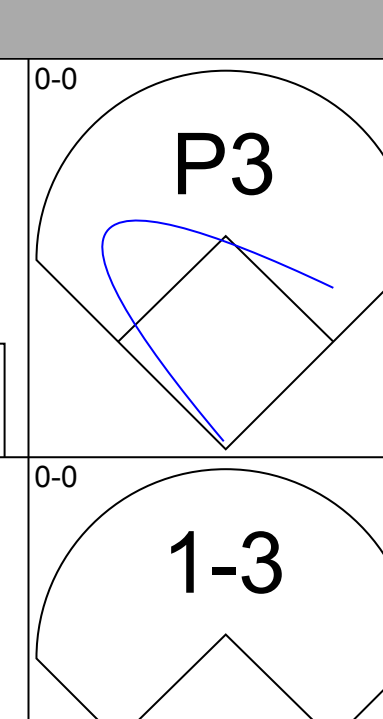
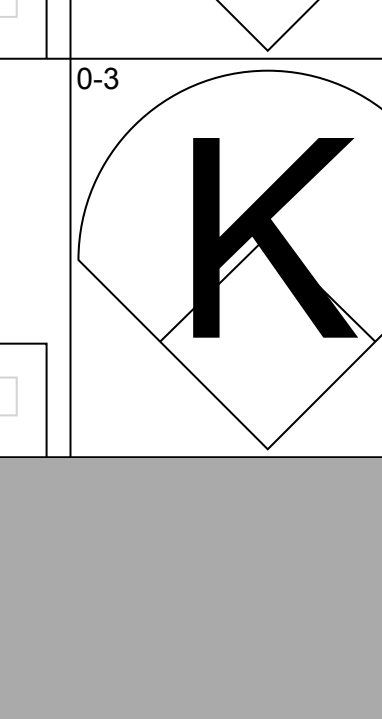
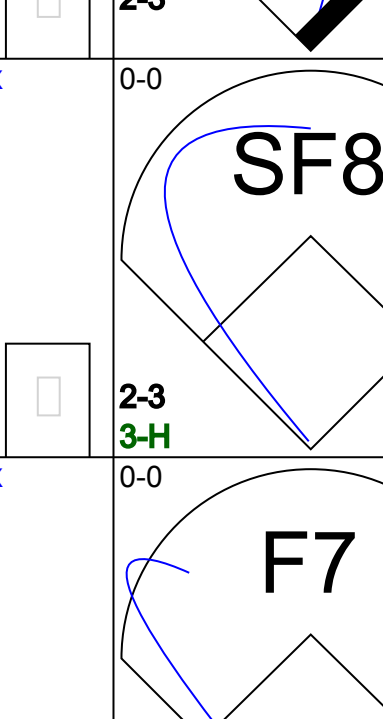
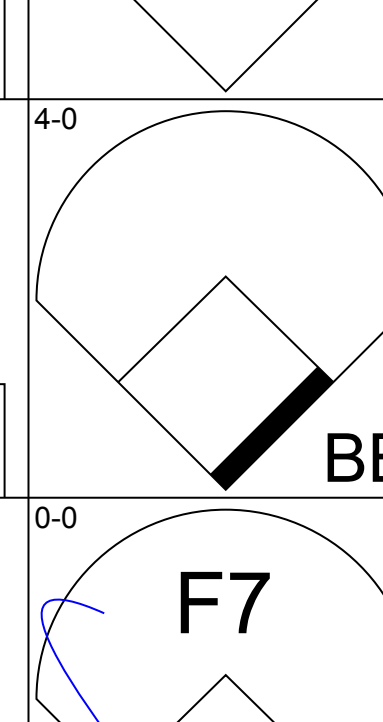
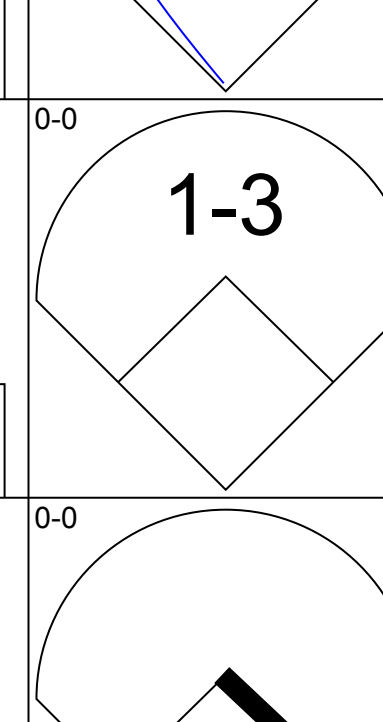
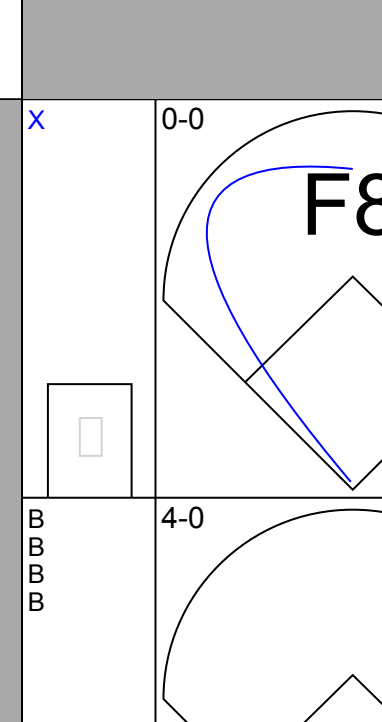
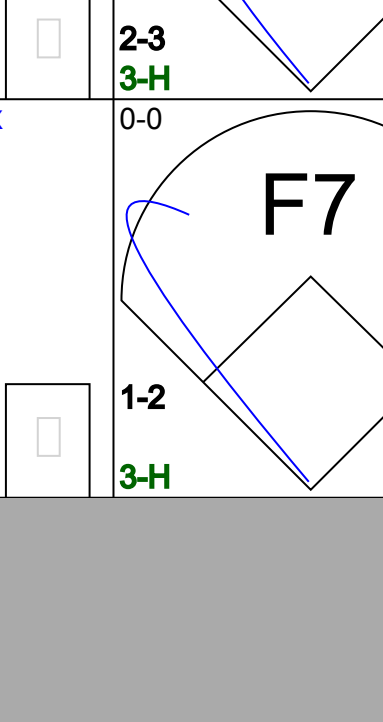
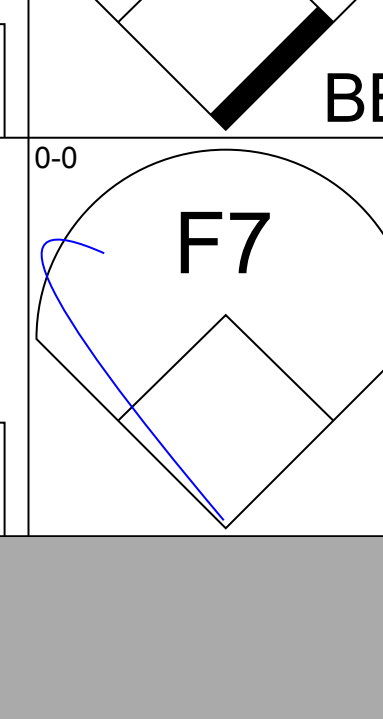
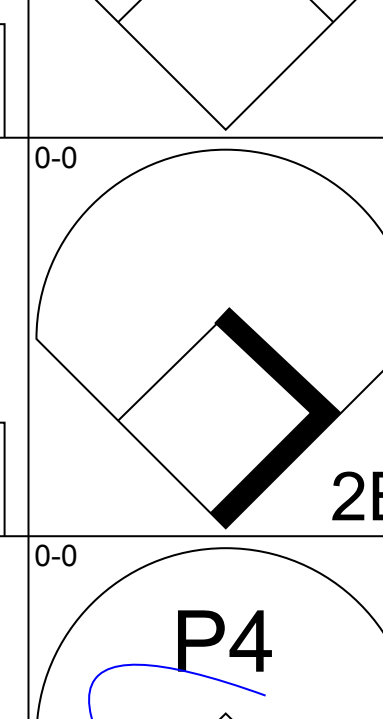
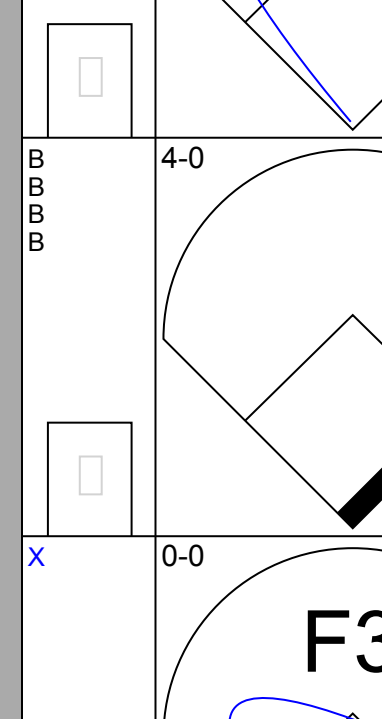
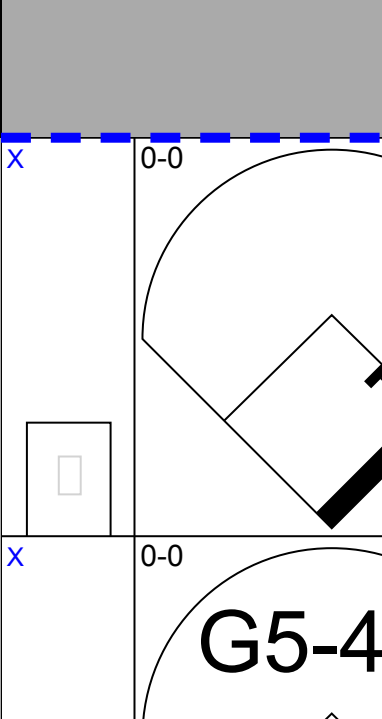
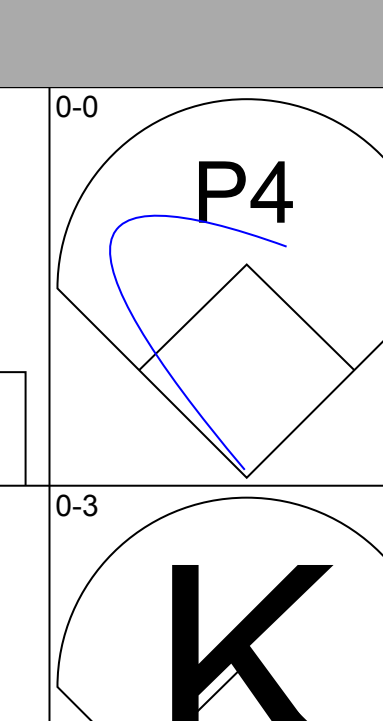
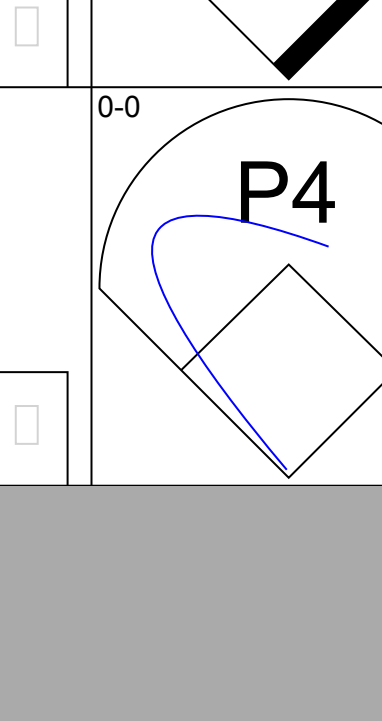
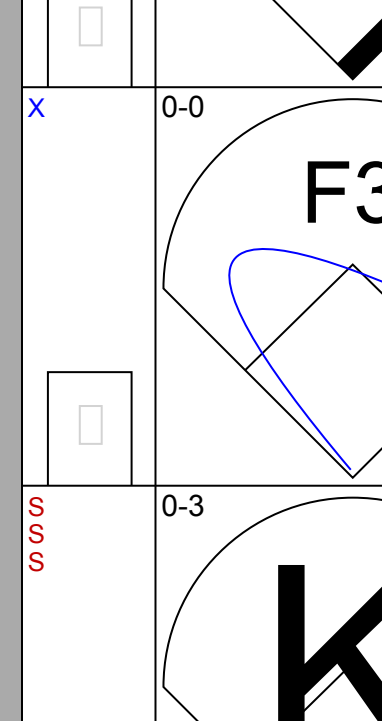
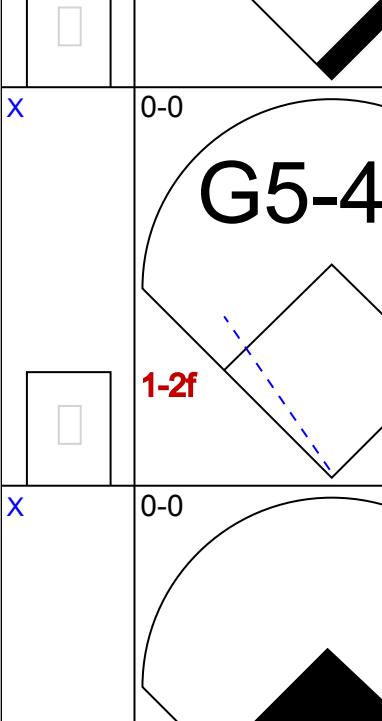
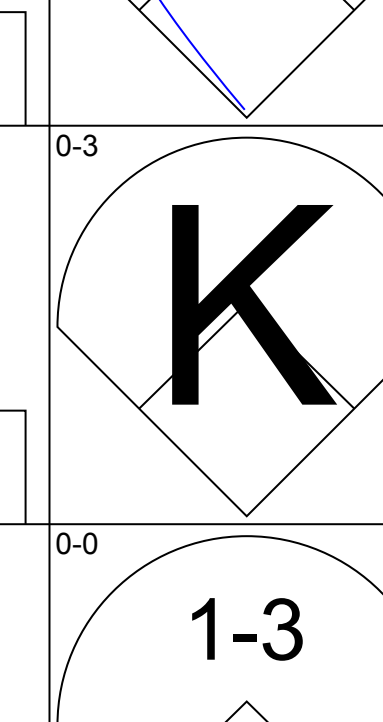
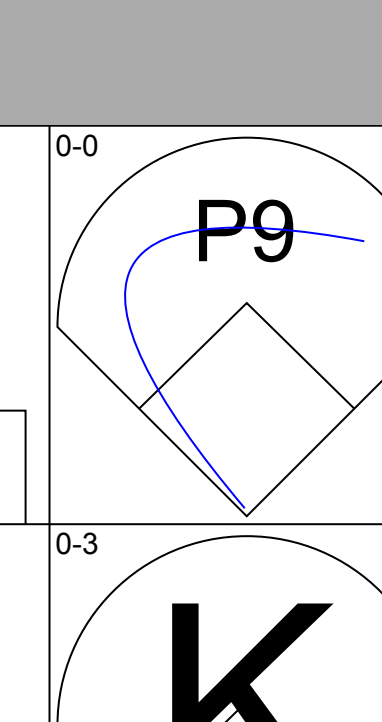
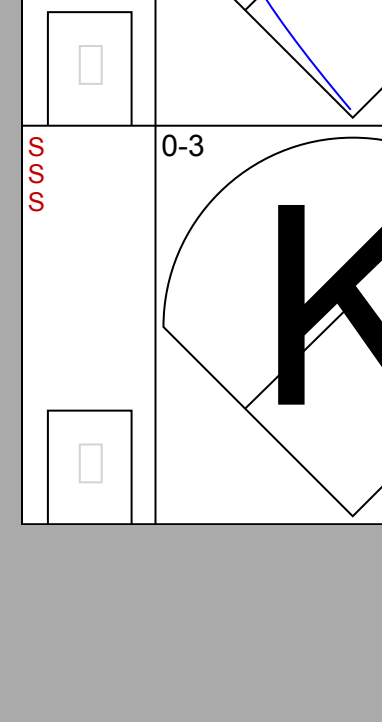
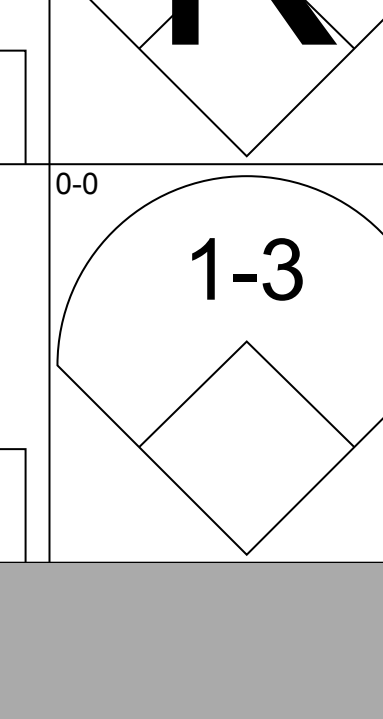
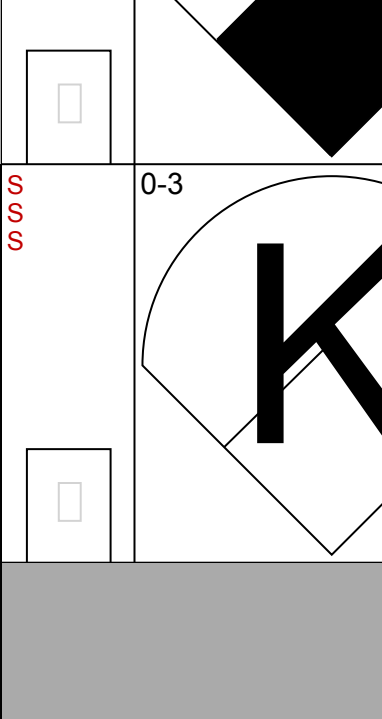
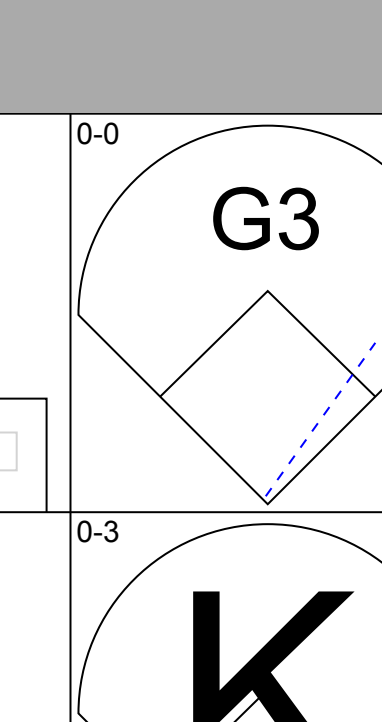
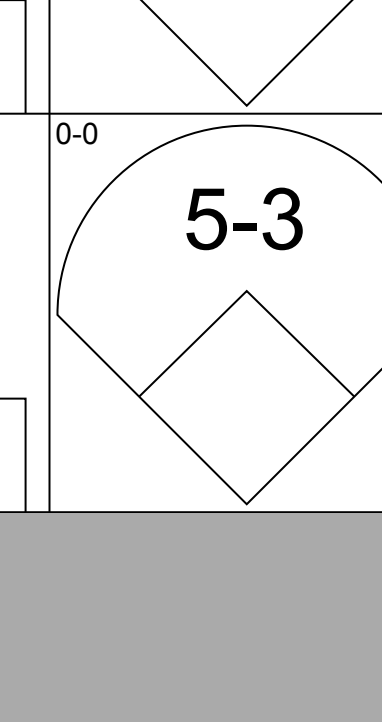
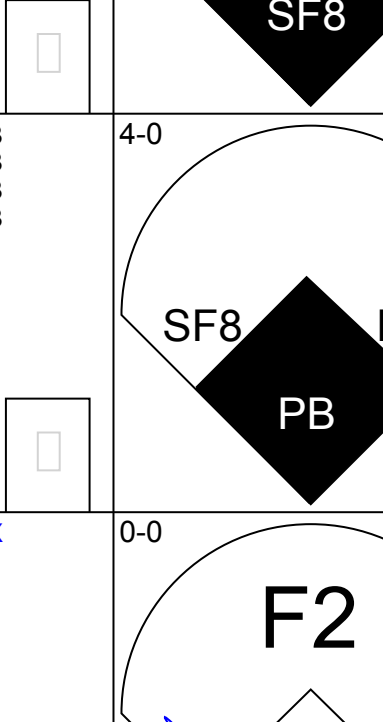
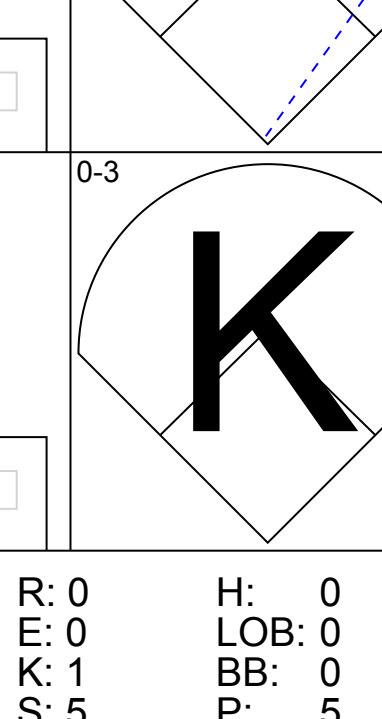
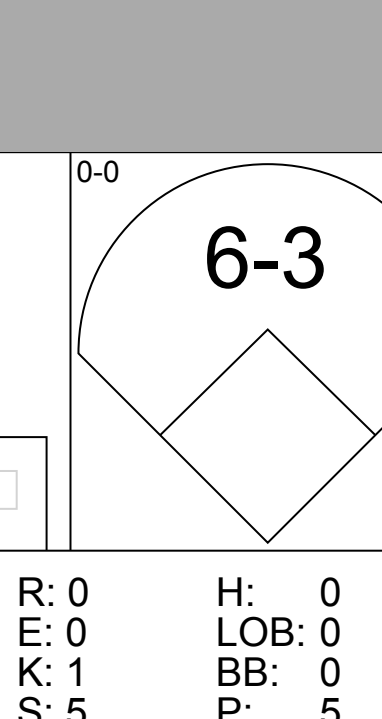
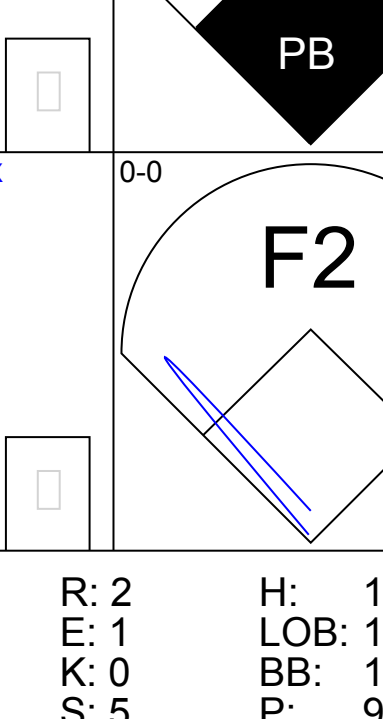


Batter	1	2	3	4	5	6	7	8	9	AB	R	H	RBI	BB	SO	LOB	TOP					
Bert Campaneris, R OBP: 0.317, SLG: 0.322 (1, 6)										5	1	2	0	0	1	2						
Bill North, S OBP: 0.364, SLG: 0.343 (1, 8)										5	0	0	0	0	1	2						
Sal Bando, R OBP: 0.352, SLG: 0.443 (1, 5)										4	2	2	0	1	1	0						
Reggie Jackson, L OBP: 0.384, SLG: 0.554 (1, 9)										4	2	3	4	1	0	1						
Deron Johnson, R OBP: 0.344, SLG: 0.437 (1, 10)										4	0	1	1	1	0	2						
Mike Hegan, L OBP: 0.237, SLG: 0.254 (9, PH)										1	0	0	0	0	0	1						
Gene Tenace, R OBP: 0.380, SLG: 0.466 (1, 3)										3	0	0	0	1	1	2						
Vida Blue, S OBP: 0.380, SLG: 0.466 (9, 1)										0	0	0	0	0	0	0						
Jesus Alou, R OBP: 0.319, SLG: 0.348 (1, 7)										4	1	2	0	0	0	1						
Ray Fosse, R OBP: 0.296, SLG: 0.364 (1, 2)										4	0	1	0	0	0	1						
Dick Green, R OBP: 0.296, SLG: 0.322 (1, 4)										3	0	0	0	0	0	2						
Jose Morales, R OBP: 0.200, SLG: 0.400 (8, PH)										1	0	0	0	0	1	0						
Ted Kubiak, S OBP: 0.269, SLG: 0.313 (8, 4)										0	0	0	0	0	0	0						
Inning Stats	R: 1 E: 0 K: 1 S: 8	H: 3 LOB: 2 BB: 0 P: 8	R: 0 E: 0 K: 0 S: 3	H: 0 LOB: 0 BB: 0 P: 3	R: 0 E: 0 K: 0 S: 4	H: 2 LOB: 1 BB: 0 P: 4	R: 1 E: 2 K: 0 S: 6	H: 2 LOB: 2 BB: 0 P: 6	R: 1 E: 0 K: 1 S: 8	H: 1 LOB: 0 BB: 0 P: 8	R: 0 E: 0 K: 1 S: 6	H: 1 LOB: 1 BB: 0 P: 6	R: 3 E: 0 K: 1 S: 7	H: 2 LOB: 1 BB: 2 P: 15	R: 0 E: 0 K: 1 S: 5	H: 0 LOB: 0 BB: 0 P: 5	R: 0 E: 0 K: 1 S: 5	H: 0 LOB: 1 BB: 1 P: 9	1B: 8 2B: 1 3B: 0 HR: 2	SF: 0 SAC: 0 DP: 1 HBP: 0	WP: 0 PB: 0 SB: 2 CS: 0	PA: 41
PITCHER	IP	WLS	BF	H	R	ER	SO	BB	IBB	HBP	BLK	WP	HR	S	P	ERA	WHIP					
John Curtis, L ERA: 3.38 (1, 1)	6.1	L	31	11	6	5	4	1	0	0	0	0	2	38	42	7.11	1.895					
Dick Pole, R ERA: 7.63 (7, 1)	2.2		10	0	0	0	3	2	0	0	0	0	0	14	22	0.00	0.750					

Oakland Athletics @ Boston Red Sox
Fenway Park, Boston, MA
Thu Aug 16 1973, 3:33 AM EDT
Att: 20,424 - Unknown - 70 F

AB 38
R 6
H 11
RBI 5
BB 3
SO 7
LOB 12



Batter	1	2	3	4	5	6	7	8	9	AB	R	H	RBI	BB	SO	LOB	BOTTOM				
Tommy Harper, R OBP: 0.353, SLG: 0.442 (1, 7)										4	0	0	0	0	1	2					
Luis Aparicio, R OBP: 0.312, SLG: 0.303 (1, 6)										3	0	0	1	0	2	0					
Carl Yastrzemski, L OBP: 0.376, SLG: 0.419 (1, 3)										3	0	0	0	1	0	1					
Orlando Cepeda, R OBP: 0.350, SLG: 0.476 (1, 10)										3	0	2	0	1	0	1					
John Kennedy, R OBP: 0.246, SLG: 0.276 (9, PR)										0	0	0	0	0	0	0					
Danny Cater, R OBP: 0.336, SLG: 0.388 (1, 5)										4	0	0	0	0	0	3					
Carlton Fisk, R OBP: 0.320, SLG: 0.474 (1, 2)										4	1	1	1	0	2	1					
Rick Miller, L OBP: 0.345, SLG: 0.371 (1, 8)										4	1	1	0	0	2	1					
Doug Griffin, R OBP: 0.287, SLG: 0.339 (1, 4)										2	1	0	0	1	0	0					
Dwight Evans, R OBP: 0.301, SLG: 0.358 (1, 9)										3	0	0	0	0	1	2					
Inning Stats	R: 0 E: 0 K: 2 S: 7	H: 0 LOB: 1 BB: 1 P: 11	R: 0 E: 0 K: 1 S: 5	H: 0 LOB: 0 BB: 0 P: 5	R: 0 E: 0 K: 1 S: 5	H: 0 LOB: 0 BB: 0 P: 5	R: 0 E: 0 K: 1 S: 5	H: 1 LOB: 1 BB: 0 P: 4	R: 0 E: 0 K: 1 S: 5	H: 0 LOB: 0 BB: 0 P: 5	R: 0 E: 0 K: 1 S: 5	H: 0 LOB: 1 BB: 1 P: 9	R: 2 E: 1 K: 0 S: 5	H: 1 LOB: 1 BB: 1 P: 9	R: 1 E: 0 K: 1 S: 6	H: 2 LOB: 1 BB: 0 P: 6	1B: 1 2B: 2 3B: 0 HR: 1	SF: 1 SAC: 0 DP: 1 HBP: 0	WP: 0 PB: 1 SB: 0 CS: 0	PA: 34	
PITCHER	IP	WLS	BF	H	R	ER	SO	BB	IBB	HBP	BLK	WP	HR	S	P	ERA	WHIP				
Vida Blue, L ERA: 3.4 (1, 1)	9.0	W	34	4	3	1	8	3	0	0	0	0	1	47	59	1.00	0.778				
Vida Blue, L ERA: 3.4 (9, 1)	9.0	W	34	4	3	1	8	3	0	0	0	0	1	47	59	1.00	0.778				

Oakland Athletics @ Boston Red Sox
Fenway Park, Boston, MA
Thu Aug 16 1973, 3:33 AM EDT
Att: 20,424 - Unknown - 70 F

AB 30
R 3
H 4
RBI 2
BB 3
SO 8
LOB 11



Batter	1	2	3	4	5	6	7	8	9	AB	R	H	RBI	BB	SO	LOB	TOP					
Freddie Patek, R (1,6) OBP: 0.318, SLG: 0.332 Steve Hovley, L (9, PH) OBP: 0.344, SLG: 0.321										4	1	1	0	0	1	3						
Cookie Rojas, R (1,4) OBP: 0.317, SLG: 0.360 Kurt Bevacqua, R (6,4) OBP: 0.323, SLG: 0.347										3	0	1	0	0	2	1						
Amos Otis, R (1,8) OBP: 0.366, SLG: 0.510										3	0	0	0	1	1	0						
John Mayberry, L (1,3) OBP: 0.431, SLG: 0.516										3	1	1	0	1	0	1						
Hal McRae, R (1,9) OBP: 0.294, SLG: 0.359										3	1	1	2	1	1	1						
Lou Piniella, R (1,7) OBP: 0.299, SLG: 0.376										4	1	1	0	0	0	2						
Rick Reichardt, R (1,10) OBP: 0.306, SLG: 0.375										3	0	1	0	1	0	1						
Paul Schaal, R (1,5) OBP: 0.376, SLG: 0.385										4	0	1	0	0	1	2						
Fran Healy, R (1,2) OBP: 0.343, SLG: 0.387										3	0	0	1	1	0	0						
Inning Stats	R: 0 E: 0 K: 2 S: 7	H: 0 LOB: 1 BB: 1 P: 11	R: 0 E: 0 K: 1 S: 5	H: 0 LOB: 1 BB: 1 P: 9	R: 0 E: 0 K: 1 S: 3	H: 1 LOB: 1 BB: 0 P: 3	R: 0 E: 0 K: 1 S: 5	H: 0 LOB: 1 BB: 0 P: 9	R: 0 E: 0 K: 0 S: 3	H: 0 LOB: 0 BB: 0 P: 3	R: 4 E: 1 K: 1 S: 10	H: 5 LOB: 3 BB: 2 P: 18	R: 0 E: 0 K: 0 S: 3	H: 0 LOB: 0 BB: 0 P: 3	R: 0 E: 0 K: 1 S: 6	H: 1 LOB: 1 BB: 0 P: 6	R: 0 E: 0 K: 1 S: 5	H: 0 LOB: 0 BB: 0 P: 5	1B: 5 2B: 1 3B: 0 HR: 1	SF: 0 SAC: 0 DP: 0 HBP: 0	WP: 0 PB: 0 SB: 2 CS: 0	PA: 38
PITCHER	IP WLS BF H R ER SO BB IBB HBP BLK WP HR S P ERA WHIP																					
Roger Moret, L (1,1) ERA: 2.47	5.2 W 26 6 4 4 5 4 0 0 0 0 1 32 48 6.35 1.765																					
Marty Pattin, R (6,1) ERA: 4.63	3.1 S 12 1 0 0 2 1 0 0 0 0 0 0 15 19 0.00 0.600																					

Kansas City Royals @ Boston Red Sox
Fenway Park, Boston, MA
Fri Aug 17 1973, 7:05 PM EDT
Att: 27,224 - Unknown - 80 F

livebaseballscores.com

AB 33
R 4
H 7
RBI 3
BB 5
SO 7
LOB 11

Batter	1	2	3	4	5	6	7	8	9	AB	R	H	RBI	BB	SO	LOB	BOTTOM			
Tommy Harper, R (1,7) OBP: 0.353, SLG: 0.441										5	1	2	0	0	1	1				
Luis Aparicio, R (1,6) OBP: 0.313, SLG: 0.304										5	1	2	0	0	0	2				
Carl Yastrzemski, L (1,3) OBP: 0.379, SLG: 0.423										4	1	2	2	0	0	2				
Orlando Cepeda, R (1,10) OBP: 0.354, SLG: 0.476										2	1	1	0	2	0	1				
Danny Cater, R (1,5) OBP: 0.333, SLG: 0.383										4	1	1	0	0	0	3				
Carlton Fisk, R (1,2) OBP: 0.322, SLG: 0.473										3	1	1	0	1	0	2				
Rick Miller, L (1,8) OBP: 0.350, SLG: 0.372										2	0	1	2	2	0	0				
Doug Griffin, R (1,4) OBP: 0.287, SLG: 0.337										4	0	1	2	0	1	2				
Dwight Evans, R (1,9) OBP: 0.300, SLG: 0.356										4	0	1	0	0	0	4				
Inning Stats	R: 1 E: 0 K: 0 S: 4	H: 2 LOB: 0 BB: 1 P: 8	R: 0 E: 0 K: 0 S: 3	H: 0 LOB: 0 BB: 0 P: 3	R: 0 E: 0 K: 0 S: 4	H: 1 LOB: 1 BB: 0 P: 4	R: 1 E: 0 K: 0 S: 5	H: 2 LOB: 2 BB: 1 P: 9	R: 4 E: 0 K: 1 S: 9	H: 4 LOB: 2 BB: 2 P: 17	R: 0 E: 0 K: 0 S: 4	H: 1 LOB: 1 BB: 0 P: 4	R: 0 E: 0 K: 0 S: 2	H: 1 LOB: 0 BB: 1 P: 6	R: 0 E: 0 K: 1 S: 6	H: 1 LOB: 1 BB: 0 P: 6	1B: 11 2B: 1 3B: 0 HR: 0	SF: 0 SAC: 0 DP: 0 HBP: 0	WP: 0 PB: 0 SB: 2 CS: 2	PA: 39
PITCHER	IP WLS BF H R ER SO BB IBB HBP BLK WP HR S P ERA WHIP																			
Dick Drago, R (1,1) ERA: 4.09	3.1 L 16 5 2 1 0 2 2 1 0 0 0 0 23 35 7.71 1.929																			
Gene Garber, R (4,1) ERA: 4.42	4.2 22 7 4 4 2 2 1 0 0 0 0 0 23 35 7.71 1.929																			

Kansas City Royals @ Boston Red Sox
Fenway Park, Boston, MA
Fri Aug 17 1973, 7:05 PM EDT
Att: 27,224 - Unknown - 80 F

livebaseballscores.com

AB 33
R 6
H 12
RBI 6
BB 5
SO 2
LOB 17

Batter	1	2	3	4	5	6	7	8	9	AB	R	H	RBI	BB	SO	LOB	TOP								
Paul Schaaf, R OBP: 0.382, SLG: 0.391 (1, 5)										5	0	4	1	0	0	1									
Cookie Rojas, R OBP: 0.316, SLG: 0.358 (1, 4)										5	1	1	0	0	0	6									
Amos Otis, R OBP: 0.369, SLG: 0.518 (1, 8)										4	1	3	2	0	0	2									
John Mayberry, L OBP: 0.427, SLG: 0.511 (1, 3)										4	1	0	0	0	0	4									
Hal McRae, R OBP: 0.298, SLG: 0.362 (1, 9)										4	1	2	0	0	0	1									
Lou Piniella, R OBP: 0.300, SLG: 0.377 (1, 7)										4	0	2	1	0	0	1									
Rick Reichardt, R OBP: 0.302, SLG: 0.370 (1, 10)										3	0	0	0	0	1	1									
Ed Kirkpatrick, L OBP: 0.349, SLG: 0.393 (9, PH)										4	0	2	1	0	1	0									
Fran Healy, R OBP: 0.345, SLG: 0.389 (1, 2)										0	0	0	0	0	0	0									
Freddie Patek, R OBP: 0.318, SLG: 0.332 (1, 6)										2	0	0	0	1	0	1									
Bobby Floyd, R OBP: 0.391, SLG: 0.424 (3, PH)										1	0	0	0	0	0	2									
Gail Hopkins, L OBP: 0.377, SLG: 0.370 (9, PH)										1	0	0	0	0	0	2									
Inning Stats	R: 0 E: 1 K: 0 S: 4	H: 1 LOB: 1 BB: 0 P: 4	R: 0 E: 0 K: 0 S: 3	H: 1 LOB: 0 BB: 0 P: 3	R: 0 E: 0 K: 1 S: 5	H: 1 LOB: 1 BB: 1 P: 9	R: 1 E: 1 K: 0 S: 5	H: 2 LOB: 1 BB: 0 P: 5	R: 0 E: 0 K: 0 S: 3	H: 1 LOB: 0 BB: 0 P: 3	R: 2 E: 0 K: 0 S: 5	H: 2 LOB: 0 BB: 0 P: 5	R: 0 E: 0 K: 1 S: 5	H: 0 LOB: 0 BB: 0 P: 5	R: 0 E: 0 K: 0 S: 4	H: 2 LOB: 1 BB: 0 P: 4	R: 2 E: 0 K: 0 S: 7	H: 4 LOB: 2 BB: 0 P: 7	1B: 13 2B: 1 3B: 0 HR: 1	SF: 0 SAC: 0 DP: 5 HBP: 0	WP: 0 PB: 0 SB: 0 CS: 0	PA: 38			
PITCHER	IP	WLS	BF	H	R	ER	SO	BB	IBB	HBP	BLK	WP	HR	S	P	ERA	WHIP								
Dick Pole, R ERA: 6.94 (1, 1)	8.0	W	33	12	5	5	2	1	0	0	0	0	1	36	40	5.62	1.625								
Bobby Bolin, R ERA: 3.03 (9, 1)	1.0	S	5	2	0	0	0	0	0	0	0	0	0	5	5	0.00	2.000								

Kansas City Royals @ Boston Red Sox
Fenway Park, Boston, MA
Sat Aug 18, 1973, 3:33 AM EDT
Att: 20,065 - Unknown - 83 F

livebaseballscorecards.com

AB 37
R 5
H 14
RBI 5
BB 1
SO 2
LOB 21

Batter	1	2	3	4	5	6	7	8	9	AB	R	H	RBI	BB	SO	LOB	BOTTOM								
Tommy Harper, R OBP: 0.354, SLG: 0.439 (1, 7)										4	1	1	0	1	1	1									
Mario Guerrero, R OBP: 0.280, SLG: 0.281 (1, 6)										5	2	2	1	0	0	3									
Carl Yastrzemski, L OBP: 0.380, SLG: 0.423 (1, 3)										4	1	2	2	0	0	0									
Orlando Cepeda, R OBP: 0.355, SLG: 0.474 (1, 10)										2	0	0	0	2	0	1									
Danny Cater, R OBP: 0.331, SLG: 0.380 (1, 5)										4	1	1	1	0	0	4									
Bob Montgomery, R OBP: 0.346, SLG: 0.595 (1, 2)										4	0	0	0	0	0	3									
Doug Griffin, R OBP: 0.290, SLG: 0.344 (1, 4)										4	2	2	0	0	0	0									
Dwight Evans, R OBP: 0.300, SLG: 0.353 (1, 9)										2	0	0	0	1	0	0									
Rick Miller, L OBP: 0.352, SLG: 0.380 (1, 8)										4	1	2	3	0	0	0									
Inning Stats	R: 0 E: 0 K: 0 S: 3	H: 0 LOB: 0 BB: 0 P: 3	R: 0 E: 0 K: 0 S: 2	H: 0 LOB: 0 BB: 1 P: 6	R: 0 E: 0 K: 0 S: 3	H: 0 LOB: 0 BB: 0 P: 3	R: 5 E: 1 K: 0 S: 9	H: 5 LOB: 3 BB: 2 P: 17	R: 0 E: 0 K: 0 S: 4	H: 1 LOB: 1 BB: 0 P: 4	R: 3 E: 1 K: 0 S: 7	H: 4 LOB: 2 BB: 1 P: 11	R: 0 E: 0 K: 0 S: 3	H: 0 LOB: 0 BB: 0 P: 3	R: 0 E: 0 K: 1 S: 5	H: 0 LOB: 0 BB: 0 P: 5	1B: 7 2B: 3 3B: 0 HR: 0	SF: 0 SAC: 1 DP: 1 HBP: 0	WP: 0 PB: 0 SB: 2 CS: 0	PA: 38					
PITCHER	IP	WLS	BF	H	R	ER	SO	BB	IBB	HBP	BLK	WP	HR	S	P	ERA	WHIP								
Paul Splitteroff, L ERA: 3.61 (1, 1)	3.2	L	18	5	5	2	0	1	0	0	0	0	0	8	12	10.80	1.636								
Barry Razzano, R ERA: 10.8 (4, 1)	1.2		9	3	2	2	0	0	1	0	0	0	0	8	12	10.80	1.800								
Doug Bird, R ERA: 2.77 (6, 1)	2.2		11	2	1	1	1	0	1	0	0	0	0	12	16	3.38	0.750								

Kansas City Royals @ Boston Red Sox
Fenway Park, Boston, MA
Sat Aug 18, 1973, 3:33 AM EDT
Att: 20,065 - Unknown - 83 F


livebaseballscorecards.com

AB 33
R 8
H 10
RBI 7
BB 4
SO 1
LOB 12

Batter	1	2	3	4	5	6	7	8	9	AB	R	H	RBI	BB	SO	LOB	TOP
Paul Schaal, R OBP: 0.377, SLG: 0.385	5-3		FC4		L5		K		K	5	0	0	0	0	2	4	
Cookie Rojas, R OBP: 0.313, SLG: 0.355	5-3		F8		6-3			4-3		4	0	0	0	0	0	1	
Amos Otis, R OBP: 0.368, SLG: 0.516	1B		K			L7		F8		4	0	1	0	0	1	1	
Hal McRae, R OBP: 0.293, SLG: 0.355	K			F9		L7		F7		4	0	0	0	0	1	1	
Lou Piniella, R OBP: 0.300, SLG: 0.376		6-3		6-3		6-3			1B	4	0	1	0	0	0	0	
Steve Hovley, L OBP: 0.344, SLG: 0.321									1B	0	1	0	0	0	0	0	
Kurt Bevacqua, R OBP: 0.326, SLG: 0.347	4-3			1B			FC6-4 BB	L7		3	0	1	0	1	0	1	
Rick Reichardt, R OBP: 0.305, SLG: 0.372	1B		4-3			F2		1B		4	0	2	0	0	0	2	
Freddie Patek, R OBP: 0.316, SLG: 0.329								1B									
Carl Taylor, R OBP: 0.392, SLG: 0.324	B1-3				1-3		FC6-4 2B	P2		3	1	0	0	0	0	2	
John Mayberry, L OBP: 0.427, SLG: 0.510										0	0	0	0	0	0	0	
Fran Healy, R OBP: 0.355, SLG: 0.414				FC4 1B			1-H 2B			4	1	4	3	0	0	0	
Inning Stats	R: 0 E: 0 K: 1 S: 6	H: 1 LOB: 1 BB: 0 P: 6	R: 0 E: 0 K: 0 S: 4	H: 1 LOB: 1 BB: 0 P: 4	R: 0 E: 0 K: 1 S: 6	H: 1 LOB: 1 BB: 0 P: 6	R: 0 E: 0 K: 0 S: 4	H: 1 LOB: 0 BB: 0 P: 4	R: 1 E: 0 K: 0 S: 3	H: 1 LOB: 1 BB: 1 P: 10	R: 0 E: 0 K: 0 S: 3	H: 0 LOB: 0 BB: 0 P: 3	R: 0 E: 0 K: 1 S: 8	H: 3 LOB: 2 BB: 0 P: 8	1B: 7 2B: 1 3B: 0 HR: 1	SF: 0 SAC: 0 DP: 0 HBP: 0	WP: 0 PA: 37
PITCHER	IP WLS BF H R ER SO BB IBB HBP BLK WP HR S P ERA WHIP	8.1 W 34 8 3 3 3 1 0 0 0 0 1 39 43 3.24 1.080	0.2 S 3 1 0 0 1 0 0 0 0 0 0 0 5 5 0.00 1.500														

Kansas City Royals @ Boston Red Sox
 Fenway Park, Boston, MA
 Sun Aug 19 1973, 3:33 AM EDT
 Att: 27,356 - Unknown - 73 F


AB 36
 R 3
 H 9
 RBI 3
 BB 1
 SO 4
 LOB 14



Batter	1	2	3	4	5	6	7	8	9	AB	R	H	RBI	BB	SO	LOB	BOTTOM		
Tommy Harper, R OBP: 0.354, SLG: 0.437	1-3		5-3	S BB			SH1 E 1B	F8		4	1	1	0	1	0	2			
Luis Aparicio, R OBP: 0.315, SLG: 0.309	F8		G3 2B	F9			SH1	2B		4	1	2	1	0	0	2			
Carl Yastrzemski, L OBP: 0.382, SLG: 0.421	S BB		G3		F7		5-3 E IBB	BB		2	0	0	0	3	0	1			
Orlando Cepeda, R OBP: 0.355, SLG: 0.471	IBB		2B IBB		6-3		E3 5-3	5-3		3	0	0	0	2	0	4			
Danny Cater, R OBP: 0.329, SLG: 0.383	F9		2B		5-3		5-3			4	0	1	1	0	0	4			
Carlton Fisk, R OBP: 0.324, SLG: 0.471		F9	K			E7 1B	IBB			3	1	1	0	1	1	2			
Rick Miller, L OBP: 0.351, SLG: 0.378		L6		P4		CS 1B	5-3			4	0	1	1	0	0	3			
Doug Griffin, R OBP: 0.293, SLG: 0.346	6-3			FC5-4 1B		1-3		FC6-4 1B		4	0	2	0	0	0	1			
Dwight Evans, R OBP: 0.300, SLG: 0.348			5-3 1B	FC5-4 E S		P5		FC6-4 2B		3	1	0	0	1	0	2			
Inning Stats	R: 0 E: 0 K: 0 S: 3	H: 0 LOB: 2 BB: 2 P: 11	R: 0 E: 0 K: 0 S: 3	H: 0 LOB: 0 BB: 0 P: 3	R: 2 E: 0 K: 1 S: 7	H: 2 LOB: 2 BB: 2 P: 15	R: 0 E: 0 K: 0 S: 4	H: 1 LOB: 2 BB: 1 P: 8	R: 0 E: 0 K: 0 S: 3	H: 0 LOB: 0 BB: 0 P: 3	R: 1 E: 1 K: 0 S: 4	H: 2 LOB: 0 BB: 0 P: 4	R: 1 E: 1 K: 0 S: 5	H: 1 LOB: 3 BB: 2 P: 13	R: 0 E: 0 K: 0 S: 5	H: 2 LOB: 3 BB: 1 P: 9	1B: 6 2B: 2 3B: 0 HR: 0	SF: 0 SAC: 1 DP: 0 HBP: 0	WP: 0 PA: 40
PITCHER	IP WLS BF H R ER SO BB IBB HBP BLK WP HR S P ERA WHIP	5.0 L 25 5 3 2 1 0 0 0 0 0 0 6 14 0.00 0.600	1.2 8 1 1 0 0 0 2 0 0 0 0 0 6 14 0.00 0.600	1.0 6 2 0 0 0 0 1 0 0 0 0 0 5 9 0.00 3.000	0.1 1 0 0 0 0 0 0 0 0 0 0 0 1 1 0.00 0.000														

Kansas City Royals @ Boston Red Sox
 Fenway Park, Boston, MA
 Sun Aug 19 1973, 3:33 AM EDT
 Att: 27,356 - Unknown - 73 F

AB 31
 R 4
 H 8
 RBI 3
 BB 8
 SO 1
 LOB 21



Batter	1	2	3	4	5	6	7	8	9	AB	R	H	RBI	BB	SO	LOB	TOP						
Tommy Harper, R OBP: 0.358, SLG: 0.450 (1, 7)										4	1	3	1	0	1	0	Boston Red Sox @ Texas Rangers Arlington Stadium, Arlington, TX Mon Aug 20 1973, 8:05 PM EDT Att: 4,608 - Unknown						
Luis Aparicio, R OBP: 0.314, SLG: 0.308 (1, 6)										4	0	1	0	0	0	2							
Reggie Smith, S OBP: 0.383, SLG: 0.475 (1, 10)										4	0	1	0	0	0	1							
Carl Yastrzemski, L OBP: 0.381, SLG: 0.420 (1, 3)										4	0	1	0	0	1	1							
Danny Cater, R OBP: 0.327, SLG: 0.375 (1, 5)										3	1	0	0	1	1	1							
Carlton Fisk, R OBP: 0.325, SLG: 0.486 (1, 2)										4	2	2	3	0	0	0							
Rick Miller, L OBP: 0.352, SLG: 0.378 (1, 8)										3	0	1	0	1	0	0							
Doug Griffin, R OBP: 0.289, SLG: 0.341 (1, 4)										4	0	0	0	0	1	2							
Dwight Evans, R OBP: 0.300, SLG: 0.361 (1, 9)										3	1	1	1	0	0	1							
Inning Stats	R: 1 E: 0 K: 1 S: 6	H: 2 LOB: 0 BB: 0 P: 6	R: 0 E: 0 K: 0 S: 3	H: 0 LOB: 0 BB: 0 P: 3	R: 0 E: 0 K: 1 S: 6	H: 1 LOB: 1 BB: 0 P: 6	R: 0 E: 0 K: 1 S: 5	H: 1 LOB: 0 BB: 0 P: 5	R: 2 E: 0 K: 0 S: 5	H: 3 LOB: 1 BB: 1 P: 9	R: 0 E: 0 K: 0 S: 3	H: 1 LOB: 1 BB: 0 P: 3	R: 0 E: 0 K: 1 S: 4	H: 1 LOB: 1 BB: 0 P: 4	R: 0 E: 0 K: 1 S: 5	H: 0 LOB: 0 BB: 0 P: 5	R: 2 E: 0 K: 0 S: 4	H: 1 LOB: 0 BB: 1 P: 8	1B: 5 2B: 1 3B: 0 HR: 4	SF: 0 SAC: 0 DP: 3 HBP: 0	WP: 0 PB: 0 SB: 0 CS: 1	PA: 36	
PITCHER	IP	WLS	BF	H	R	ER	SO	BB	IBB	HBP	BLK	WP	HR	S	P	ERA	WHIP					ERA	WHIP
Jim Bibby, R ERA: 3.61 (1, 1)	6.0		23	8	3	3	3	1	0	0	0	0	3	28	32	4.50	1.500						
Jackie Brown, R ERA: 2.74 (7, 1)	3.0	L	12	2	2	2	1	1	0	0	0	0	1	13	17	6.00	1.000						

AB	33
R	5
H	10
RBI	5
BB	2
SO	4
LOB	8



Batter	1	2	3	4	5	6	7	8	9	AB	R	H	RBI	BB	SO	LOB	BOTTOM						
Davey Nelson, R OBP: 0.313, SLG: 0.363 (1, 4)										4	0	1	1	0	1	1	Boston Red Sox @ Texas Rangers Arlington Stadium, Arlington, TX Mon Aug 20 1973, 8:05 PM EDT Att: 4,608 - Unknown						
Toby Harrah, R OBP: 0.331, SLG: 0.352 (1, 6)										5	1	3	0	0	0	4							
Jeff Burroughs, R OBP: 0.346, SLG: 0.461 (1, 7)										5	1	1	2	0	2	4							
Alex Johnson, R OBP: 0.325, SLG: 0.392 (1, 10)										4	0	2	0	0	0	0							
Bill Sudakis, S OBP: 0.289, SLG: 0.436 (1, 3)										2	0	0	0	0	1	3							
Jim Spencer, L OBP: 0.354, SLG: 0.387 (5, 3)										2	0	0	0	0	0	0							
Vic Harris, S OBP: 0.304, SLG: 0.341 (1, 8)										3	1	0	0	1	0	0							
Tom Grieve, R OBP: 0.341, SLG: 0.444 (1, 9)										3	0	0	0	1	3	0							
Elliott Maddox, R OBP: 0.333, SLG: 0.246 (1, 5)										3	1	1	0	0	0	0							
Ken Suarez, R OBP: 0.370, SLG: 0.338 (1, 2)										3	0	2	1	0	0	0							
Inning Stats	R: 0 E: 0 K: 0 S: 5	H: 2 LOB: 2 BB: 0 P: 5	R: 1 E: 0 K: 1 S: 5	H: 0 LOB: 1 BB: 2 P: 13	R: 2 E: 0 K: 1 S: 7	H: 3 LOB: 0 BB: 0 P: 7	R: 1 E: 0 K: 2 S: 10	H: 2 LOB: 2 BB: 0 P: 10	R: 0 E: 0 K: 1 S: 3	H: 0 LOB: 0 BB: 0 P: 3	R: 0 E: 0 K: 1 S: 3	H: 0 LOB: 0 BB: 0 P: 3	R: 0 E: 0 K: 1 S: 5	H: 0 LOB: 0 BB: 0 P: 5	R: 0 E: 0 K: 1 S: 6	H: 1 LOB: 1 BB: 0 P: 6	1B: 8 2B: 1 3B: 0 HR: 1	SF: 1 SAC: 2 DP: 0 HBP: 0	WP: 0 PB: 0 SB: 0 CS: 1	PA: 39			
PITCHER	IP	WLS	BF	H	R	ER	SO	BB	IBB	HBP	BLK	WP	HR	S	P	ERA	WHIP					ERA	WHIP
John Curtis, L ERA: 3.51 (1, 1)	3.1		18	7	4	4	3	2	0	0	0	0	1	22	30	10.80	2.700						
Marty Pattin, R ERA: 4.45 (4, 1)	5.2	W	21	3	0	0	4	0	0	0	0	0	0	29	29	0.00	0.529						




Batter	1	2	3	4	5	6	7	8	9	AB R H RBI BB SO LOB	TOP									
Tommy Harper, R OBP: 0.360, SLG: 0.451 (1, 7)										6 1 3 1 0 0 4	Boston Red Sox @ Texas Rangers Arlington Stadium, Arlington, TX Tue Aug 21 1973, 8:05 PM EDT Att: 4,233 - Unknown									
Luis Aparicio, R OBP: 0.319, SLG: 0.316 (1, 6)										6 3 4 3 0 0 1										
Reggie Smith, S OBP: 0.388, SLG: 0.497 (1, 10)										6 3 4 5 0 1 2										
Carl Yastrzemski, L OBP: 0.383, SLG: 0.420 (1, 3)										4 0 1 0 2 0 2										
Danny Cater, R OBP: 0.335, SLG: 0.378 (1, 5)										4 0 2 2 1 0 1										
Carlton Fisk, R OBP: 0.324, SLG: 0.482 (1, 2)										4 1 0 0 1 0 6										
Rick Miller, L OBP: 0.353, SLG: 0.376 (1, 8)										4 2 1 0 1 0 1										
Doug Griffin, R OBP: 0.291, SLG: 0.349 (1, 4)										5 2 2 1 0 1 1										
Dwight Evans, R OBP: 0.309, SLG: 0.382 (1, 9)										3 3 2 3 2 0 0										
Inning Stats	R: 0 E: 0 K: 0 S: 4	H: 2 LOB: 3 BB: 2 P: 12	R: 4 E: 0 K: 0 S: 8	H: 5 LOB: 1 BB: 0 P: 8	R: 5 E: 0 K: 1 S: 11	H: 6 LOB: 2 BB: 1 P: 15	R: 0 E: 0 K: 0 S: 3	H: 0 LOB: 0 BB: 0 P: 3	R: 0 E: 0 K: 0 S: 4	H: 1 LOB: 1 BB: 0 P: 3	R: 0 E: 0 K: 0 S: 2	H: 0 LOB: 0 BB: 1 P: 6	R: 0 E: 0 K: 1 S: 5	H: 0 LOB: 0 BB: 0 P: 5	R: 6 E: 0 K: 0 S: 6	H: 3 LOB: 0 BB: 3 P: 18	1B: 12 2B: 4 3B: 1 HR: 3	SF: 0 SAC: 0 DP: 4 HBP: 0	WP: 0 PB: 0 SB: 2 CS: 0	PA: 49
PITCHER	IP WLS BF H R ER SO BB IBB HBP BLK WP HR S P ERA WHIP																			
Steve Dunning, R ERA: 5.94 (1, 1)	1.2 L 12 6 4 4 0 2 0 0 0 0 0 2 10 18 21.60 4.800																			
Bill Gogolewski, R ERA: 3.75 (2, 1)	1.0 9 6 5 5 1 0 0 0 0 0 0 0 11 11 45.00 6.000																			
Jim Merritt, L ERA: 4.31 (3, 1)	4.1 16 4 0 0 0 2 0 0 0 0 0 0 14 22 0.00 1.385																			
Sonny Siebert, R ERA: 3.98 (8, 1)	2.0 12 3 6 6 1 3 0 0 0 0 0 1 11 23 27.00 3.000																			

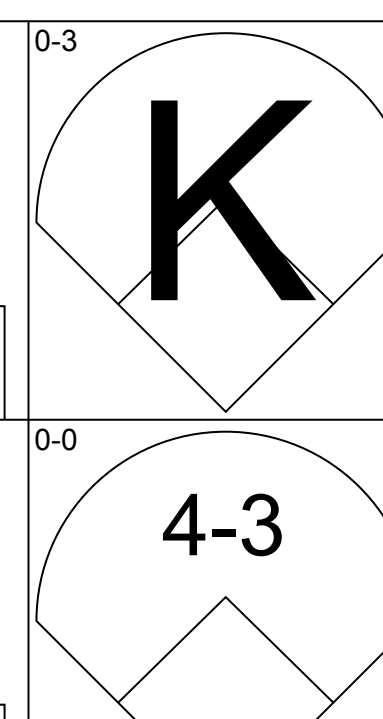
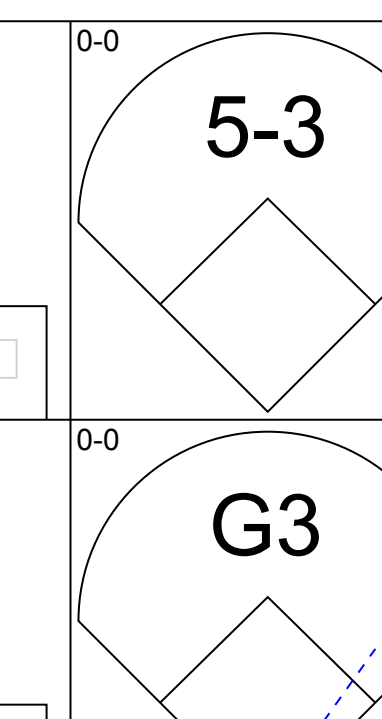
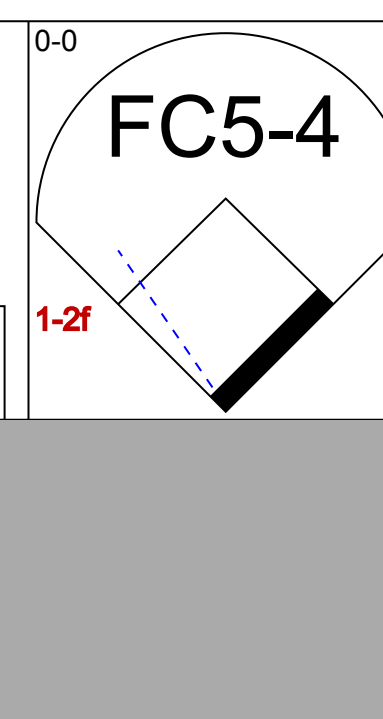
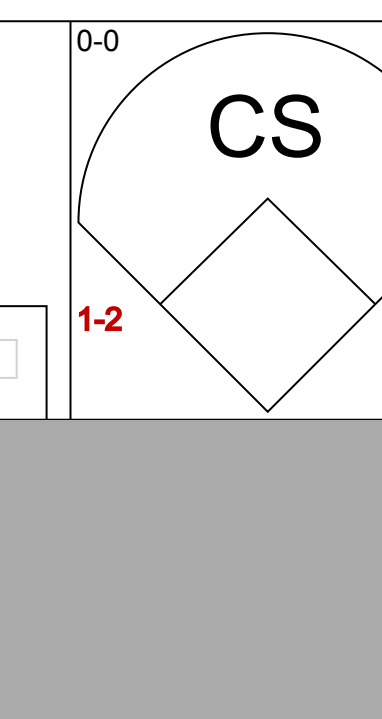
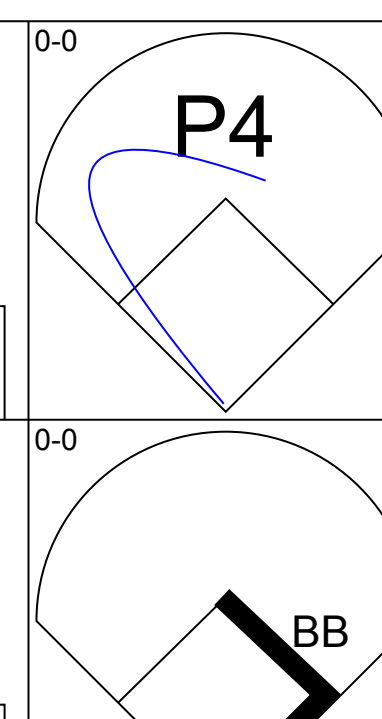
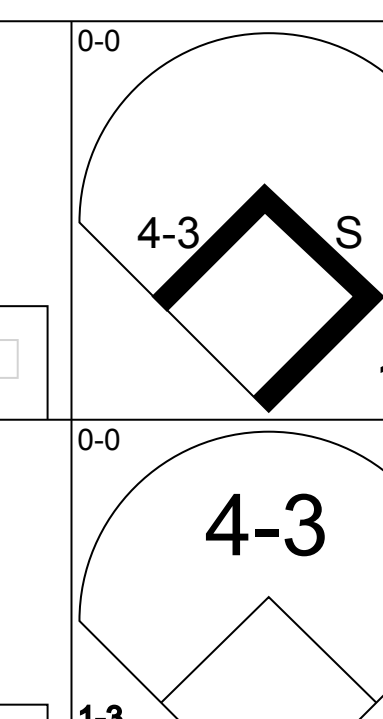
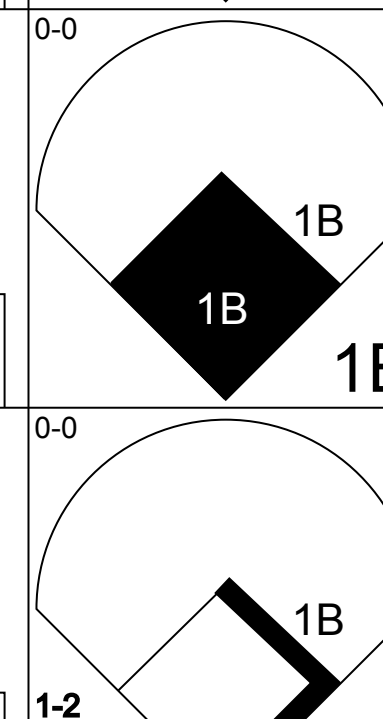
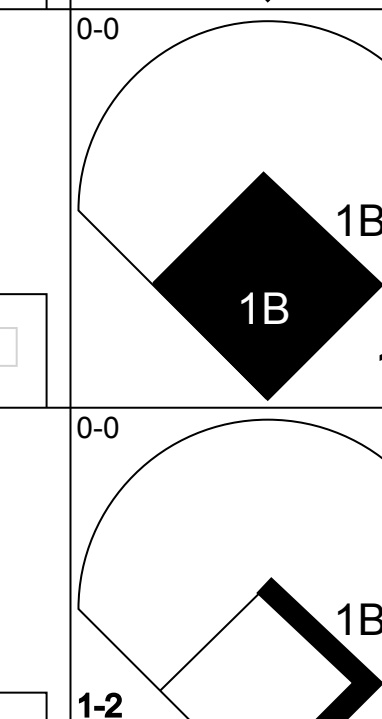
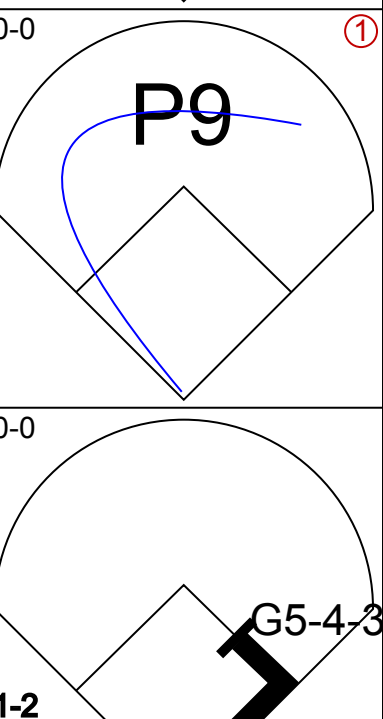
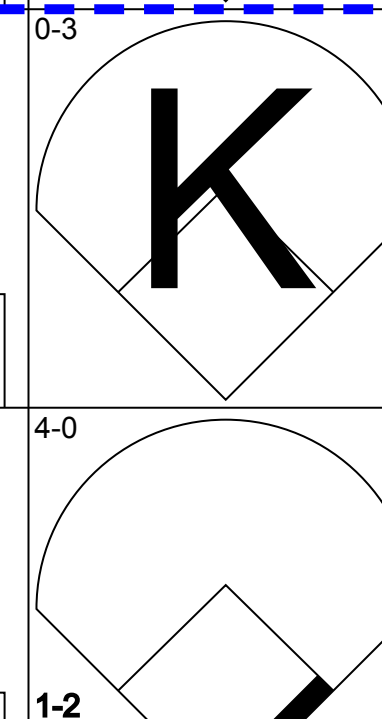
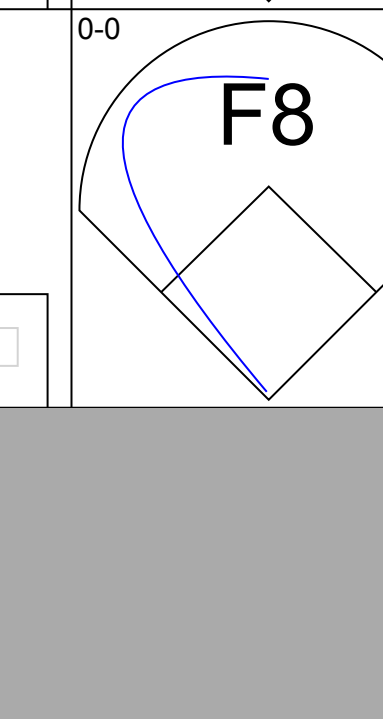
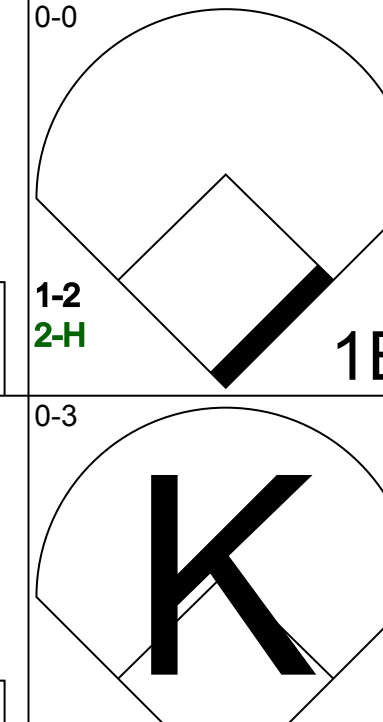
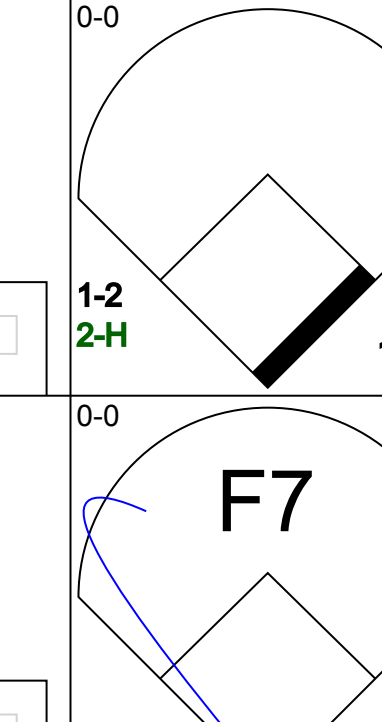
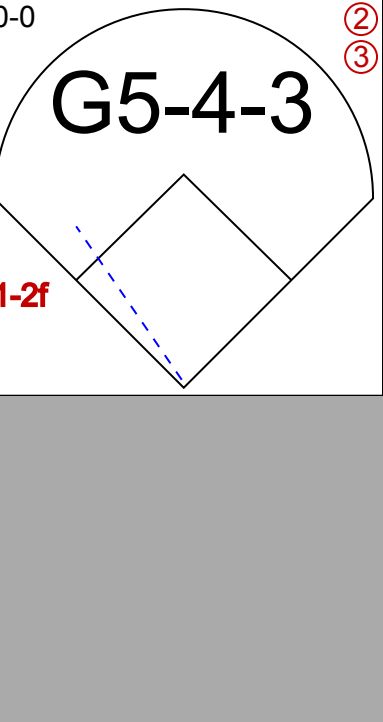







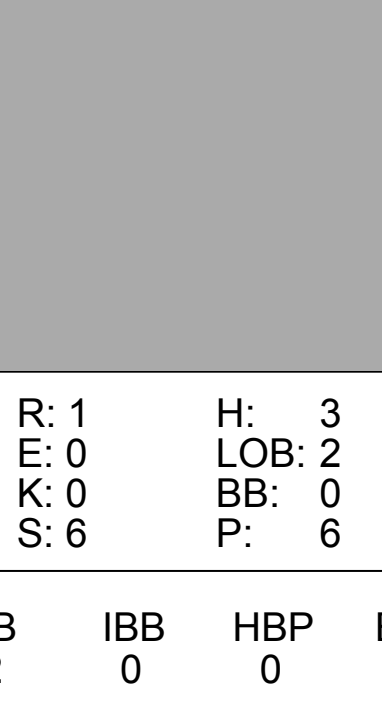
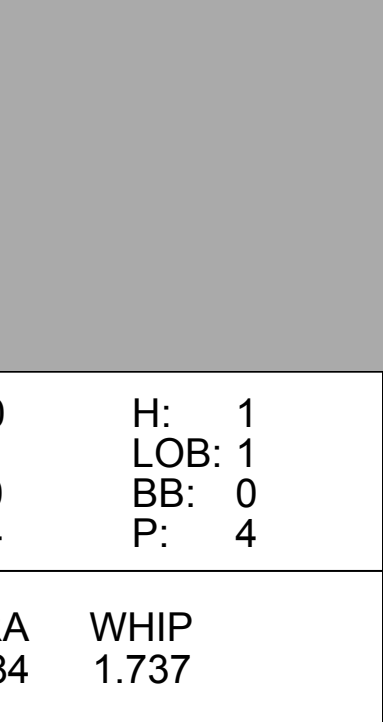
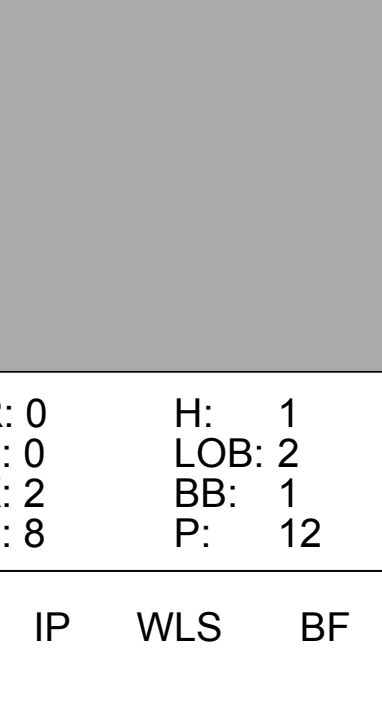
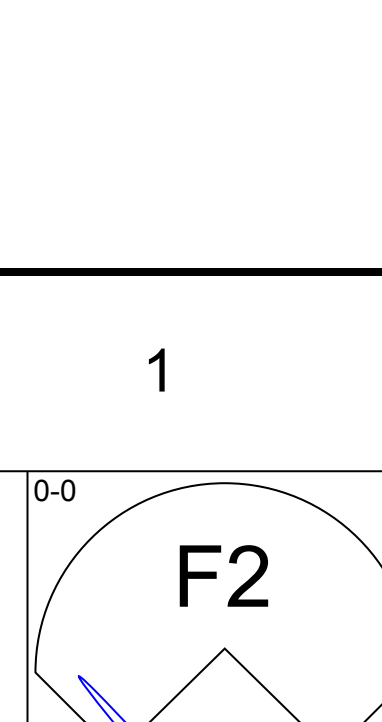
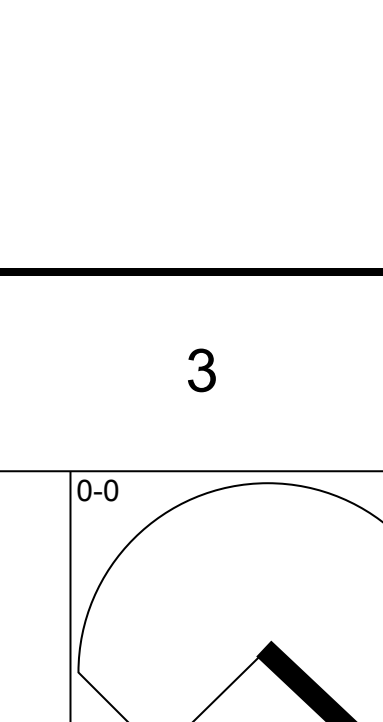
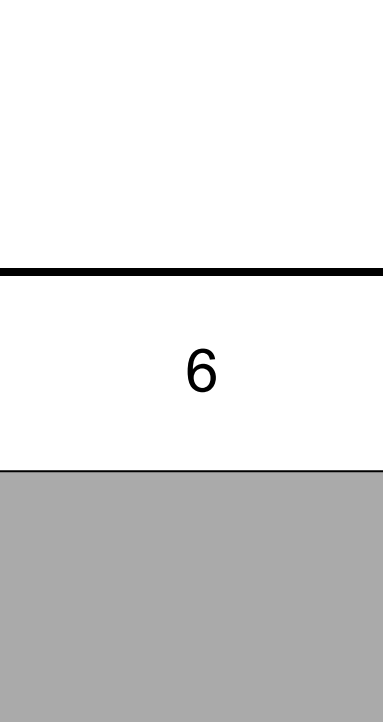
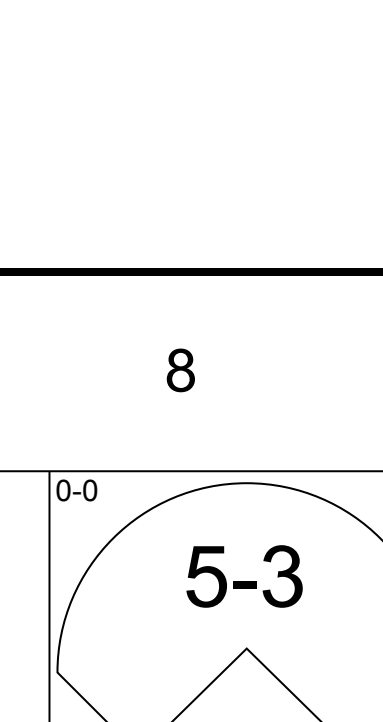

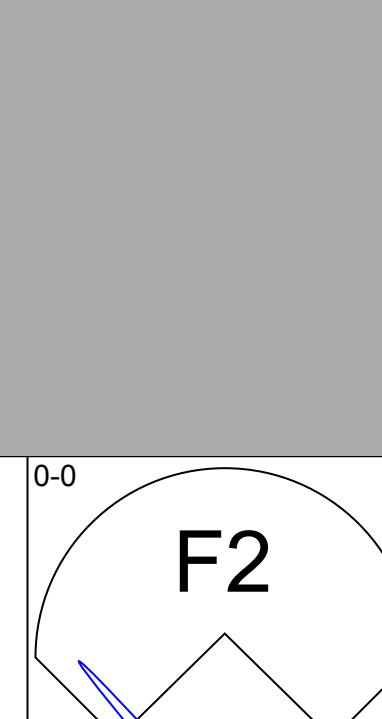

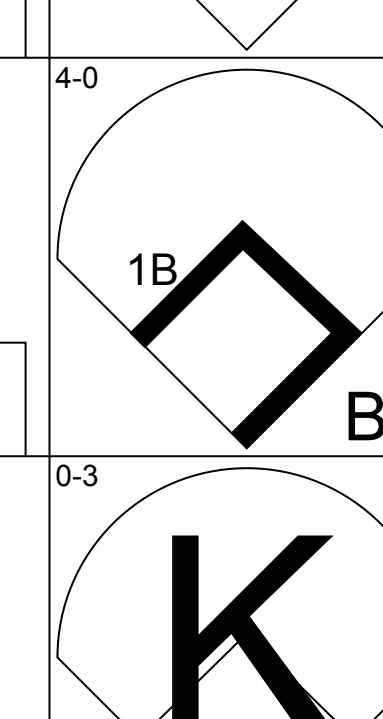
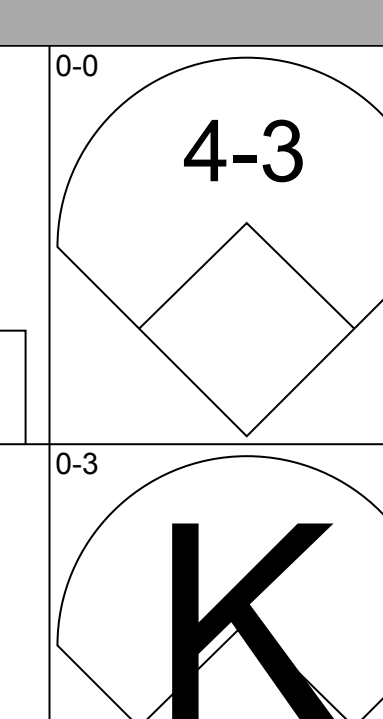
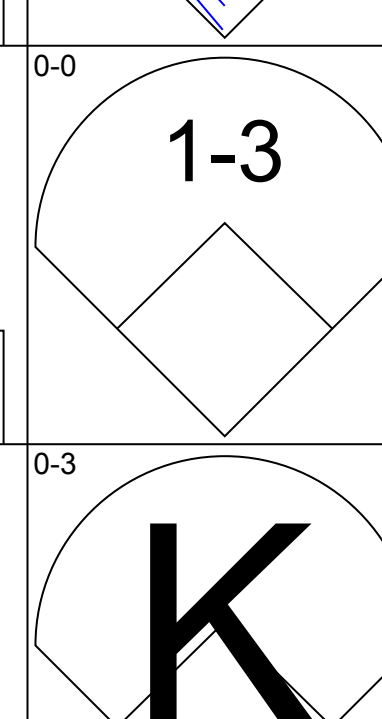
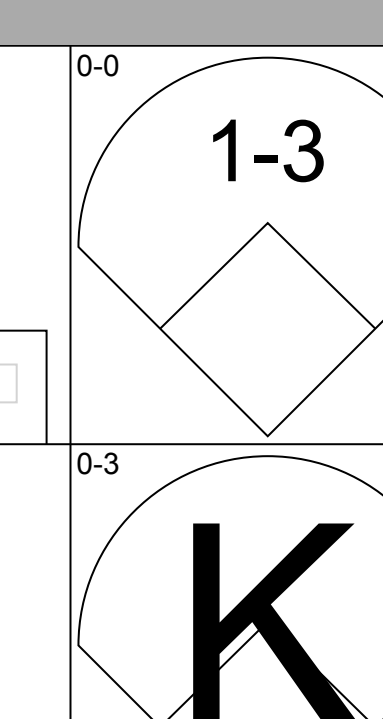
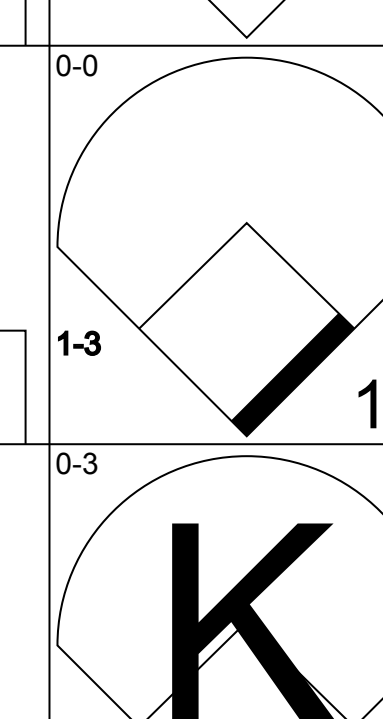
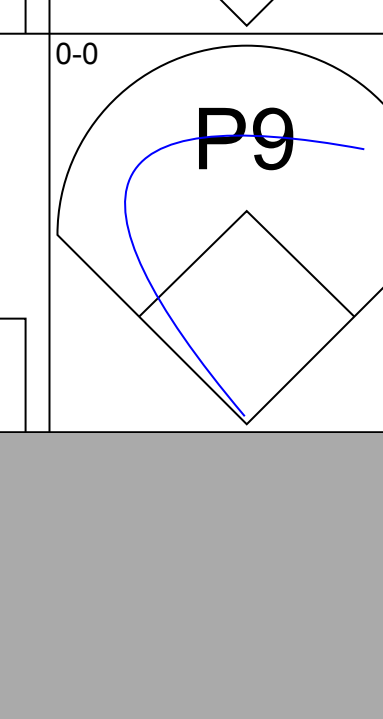

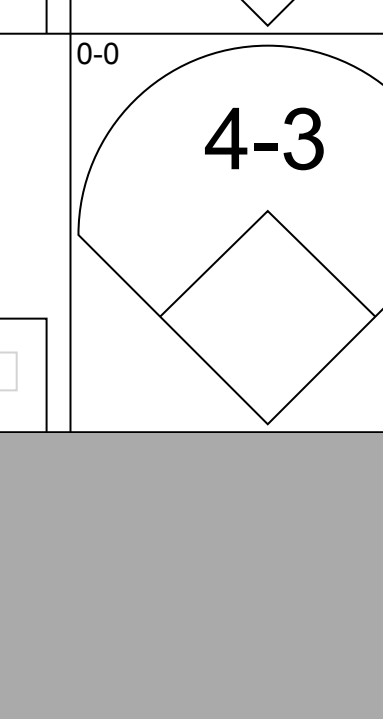

Batter	1	2	3	4	5	6	7	8	9	AB R H RBI BB SO LOB	BOTTOM									
Davey Nelson, R OBP: 0.311, SLG: 0.361 (1, 4)										5 0 1 0 0 0 3	Boston Red Sox @ Texas Rangers Arlington Stadium, Arlington, TX Tue Aug 21 1973, 8:05 PM EDT Att: 4,233 - Unknown									
Toby Harrah, R OBP: 0.332, SLG: 0.366 (1, 6)										5 2 2 1 0 0 4										
Jeff Burroughs, R OBP: 0.344, SLG: 0.457 (1, 7)										5 1 1 1 0 2 0										
Alex Johnson, R OBP: 0.326, SLG: 0.390 (1, 10)										4 1 1 0 1 0 1										
Bill Sudakis, S OBP: 0.297, SLG: 0.455 (1, 3)										4 3 2 2 1 1 1										
Vic Harris, S OBP: 0.305, SLG: 0.340 (1, 8)										4 1 1 0 1 1 1										
Tom Grieve, R OBP: 0.348, SLG: 0.482 (1, 9)										4 1 2 5 0 0 1										
Elliott Maddox, R OBP: 0.337, SLG: 0.243 (1, 5)										2 0 0 0 2 0 3										
Ken Suarez, R OBP: 0.364, SLG: 0.332 (1, 2)										4 0 0 0 0 0 3										
Inning Stats	R: 0 E: 0 K: 0 S: 3	H: 1 LOB: 0 BB: 0 P: 3	R: 0 E: 0 K: 1 S: 5	H: 0 LOB: 1 BB: 1 P: 9	R: 0 E: 0 K: 1 S: 3	H: 0 LOB: 1 BB: 1 P: 7	R: 2 E: 0 K: 1 S: 6	H: 2 LOB: 1 BB: 2 P: 14	R: 1 E: 0 K: 0 S: 4	H: 1 LOB: 0 BB: 0 P: 4	R: 3 E: 1 K: 0 S: 7	H: 3 LOB: 2 BB: 1 P: 11	R: 0 E: 0 K: 1 S: 5	H: 0 LOB: 0 BB: 0 P: 5	R: 0 E: 1 K: 1 S: 6	H: 0 LOB: 1 BB: 0 P: 6	1B: 6 2B: 1 3B: 0 HR: 3	SF: 0 SAC: 0 DP: 1 HBP: 0	WP: 0 PB: 0 SB: 0 CS: 1	PA: 42
PITCHER	IP WLS BF H R ER SO BB IBB HBP BLK WP HR S P ERA WHIP																			
Roger Moret, L ERA: 2.88 (1, 1)	5.1 W 25 7 6 6 2 4 0 0 0 0 0 1 25 41 10.12 2.062																			
Craig Skok, L ERA: 5.93 (6, 1)	3.2 S 17 3 3 3 2 1 0 0 0 0 0 1 20 24 7.36 1.091																			

Batter	1	2	3	4	5	6	7	8	9	AB	R	H	RBI	BB	SO	LOB	TOP										
Tommy Harper, R OBP: 0.360, SLG: 0.450 (1, 7)	0-3 K	0-0 1B	0-3 K		0-0 1B			0-0 4-3		5	1	2	3	0	2	1	Boston Red Sox @ Texas Rangers Arlington Stadium, Arlington, TX Wed Aug 22 1973, 8:05 PM EDT Att: 7,787 - Unknown										
Luis Aparicio, R OBP: 0.322, SLG: 0.317 Mario Guerrero, R OBP: 0.277, SLG: 0.278 (1, 6) (4, 6)	4-0 FC6-4 BB	0-0 1B		0-0 6-3		0-0 6-3		0-0 6-3		2	0	1	2	1	0	0											
Reggie Smith, S OBP: 0.385, SLG: 0.492 (1, 3)	0-3 K	0-0 F8		0-0 G6-4-3 1B		0-0 5-3		0-0 6-3		5	0	1	0	0	1	2											
Orlando Cepeda, R OBP: 0.352, SLG: 0.465 (1, 10)	0-0 FC6-4 1-2		0-0 F8	0-0 G6-4-3		0-3 K		0-3 K		5	0	0	0	0	2	2											
Danny Cater, R OBP: 0.344, SLG: 0.386 (1, 5)		0-0 1B WP	0-0 2B 1B		0-0 FC5 1B		0-0 6-3		0-0 P9		5	2	3	0	0	0											
Carlton Fisk, R OBP: 0.325, SLG: 0.481 (1, 2)		0-0 P5	4-0 2B 2B BB		0-0 BB FC5 1B		0-0 P3				3	2	1	0	1	0											
Dwight Evans, R OBP: 0.351, SLG: 0.390 Ben Oglivie, L OBP: 0.260, SLG: 0.348 (7, PR) (7, 9)		0-0 WP 1B	0-0 2B 2B		0-0 FC5 BB 1B		1-0 HBP				3	3	2	1	0	0											
Doug Griffin, R OBP: 0.294, SLG: 0.353 (1, 4)		0-0 L4	0-0 G3 2B		4-0 1B BB		0-0 F9				3	0	1	2	1	0											
Rick Miller, L OBP: 0.352, SLG: 0.373 (1, 8)	4-0 1B BB		0-0 G3		0-3 K		0-0 F8				3	1	0	0	1	1											
Inning Stats	R: 0 E: 0 K: 2 S: 7	H: 0 LOB: 1 BB: 1 P: 11	R: 4 E: 0 K: 0 S: 7	H: 4 LOB: 1 BB: 1 P: 11	R: 3 E: 0 K: 1 S: 8	H: 3 LOB: 1 BB: 1 P: 12	R: 0 E: 0 K: 0 S: 3	H: 1 LOB: 0 BB: 0 P: 3	R: 2 E: 0 K: 1 S: 7	H: 3 LOB: 2 BB: 1 P: 11	R: 0 E: 0 K: 0 S: 5	H: 0 LOB: 1 BB: 0 P: 5	R: 0 E: 0 K: 0 S: 3	H: 0 LOB: 0 BB: 0 P: 4	R: 0 E: 0 K: 0 S: 3	H: 0 LOB: 0 BB: 0 P: 3		R: 0 E: 0 K: 1 S: 5	H: 0 LOB: 0 BB: 0 P: 5	1B: 9 2B: 2 3B: 0 HR: 0	SF: 0 SAC: 0 DP: 1 HBP: 1	WP: 1 PB: 0 SB: 0 CS: 0	PA: 41				
PITCHER	IP	WLS	BF	H	R	ER	SO	BB	IBB	HBP	BLK	WP	HR	S	P	ERA	WHIP										
David Clyde, L ERA: 4.08	2.1	L	16	6	7	7	2	3	0	0	0	1	0	17	29	27.00	3.857										
Jackie Brown, R ERA: 3.0	2.0		10	4	2	2	1	1	0	0	0	0	0	11	15	9.00	2.500										
Charlie Hudson, L ERA: 4.2	1.2		5	1	0	0	2	0	0	0	0	0	0	9	9	0.00	0.600										
Mike Paul, L ERA: 5.35	3.0		10	0	0	0	1	0	0	1	0	0	0	11	12	0.00	0.000										

Batter	1	2	3	4	5	6	7	8	9	AB	R	H	RBI	BB	SO	LOB	BOTTOM										
Davey Nelson, R OBP: 0.310, SLG: 0.359 (1, 4)	0-3 K		0-0 6-3			0-0 FC6-4 1-2		0-0 K		5	1	1	0	0	2	3	Boston Red Sox @ Texas Rangers Arlington Stadium, Arlington, TX Wed Aug 22 1973, 8:05 PM EDT Att: 7,787 - Unknown										
Toby Harrah, R OBP: 0.336, SLG: 0.369 (1, 6)	0-0 4-3			0-0 G6-4-3 1B		0-3 K		0-0 K	0-0 SH1-4 1B	5	1	3	1	0	1	1											
Jim Spencer, L OBP: 0.351, SLG: 0.384 Bill Sudakis, S OBP: 0.301, SLG: 0.475 (1, 3) (6, PH) (9, 3)	0-0 G3			0-3 K		0-0 P6		0-0 P6	0-0 SH1-4 1B	3	0	0	0	0	1	1											
Alex Johnson, R OBP: 0.327, SLG: 0.391 (1, 10)		0-3 K		0-0 G6-4-3 1-2		0-0 FC6-4 1B		0-0 E9 2B 1B	0-0 F8	5	1	2	0	0	1	2											
Jeff Burroughs, R OBP: 0.342, SLG: 0.454 (1, 7)		0-0 FC4-6 1B			0-0 P6		0-0 FC6-4 1-2	0-3 K	0-0 1-3	5	0	1	0	0	1	3											
Vic Harris, S OBP: 0.305, SLG: 0.338 (1, 8)		0-0 FC4-6 1-2			0-3 K		0-3 K	4-0 2B BB		3	1	0	0	1	2	2											
Larry Blittner, L OBP: 0.280, SLG: 0.275 Tom Grieve, R OBP: 0.355, SLG: 0.500 (1, 9) (6, PH) (9, 9)		0-0 FC6-4 1-2			0-0 F8			0-0 K	0-0 2B	3	1	1	0	0	0	1											
Elliott Maddox, R OBP: 0.341, SLG: 0.245 (1, 5)			0-0 6-3			4-0 FC5-4 BB		0-0 6-3	0-0 FC5-4 BB	3	0	1	1	1	0	1											
Ken Suarez, R OBP: 0.366, SLG: 0.335 Don Durham, R (8, PR)				0-0 F7				0-0 FC5-4 FC6-4	0-0 FC5-4 FC6-4	4	1	2	1	0	0	1											
Dick Billings, R OBP: 0.232, SLG: 0.216 (9, 2)								0-0 K	0-0 K	0	0	0	0	0	0	0											
Inning Stats	R: 0 E: 0 K: 1 S: 5	H: 0 LOB: 0 BB: 0 P: 5	R: 0 E: 0 K: 1 S: 6	H: 1 LOB: 1 BB: 0 P: 6	R: 0 E: 0 K: 0 S: 3	H: 0 LOB: 0 BB: 0 P: 3	R: 0 E: 0 K: 1 S: 5	H: 1 LOB: 0 BB: 0 P: 5	R: 0 E: 0 K: 1 S: 5	H: 0 LOB: 1 BB: 1 P: 9	R: 0 E: 0 K: 1 S: 6	H: 1 LOB: 1 BB: 0 P: 6	R: 0 E: 1 K: 2 S: 16	H: 9 LOB: 2 BB: 1 P: 20	R: 0 E: 0 K: 0 S: 4	H: 1 LOB: 1 BB: 0 P: 4	1B: 11 2B: 1 3B: 0 HR: 1	SF: 0 SAC: 1 DP: 1 HBP: 0	WP: 0 PB: 0 SB: 1 CS: 0	PA: 41							
PITCHER	IP	WLS	BF	H	R	ER	SO	BB	IBB	HBP	BLK	WP	HR	S	P	ERA	WHIP										
Dick Pole, R ERA: 6.46	7.1	W	29	7	4	4	6	7	0	0	0	0	1	6	44	81.00	12.000										
Bob Veale, L ERA: 3.5	0.1		5	3	3	3	1	1	0	0	0	0	1	6	10	81.00	12.000										
Bobby Bolin, R ERA: 2.87	1.1	S	7	3	1	1	1	0	0	0	0	0	0	9	9	6.75	2.250										

AB	36
R	9
H	11
RBI	8
BB	4
SO	6
LOB	15

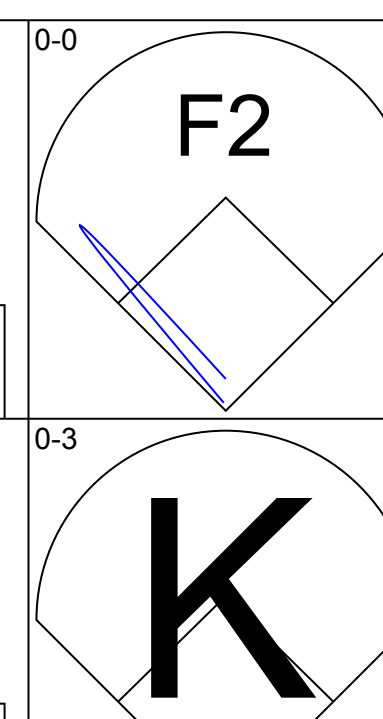
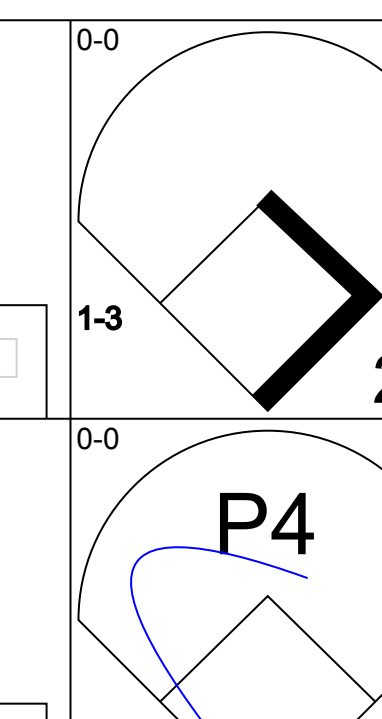
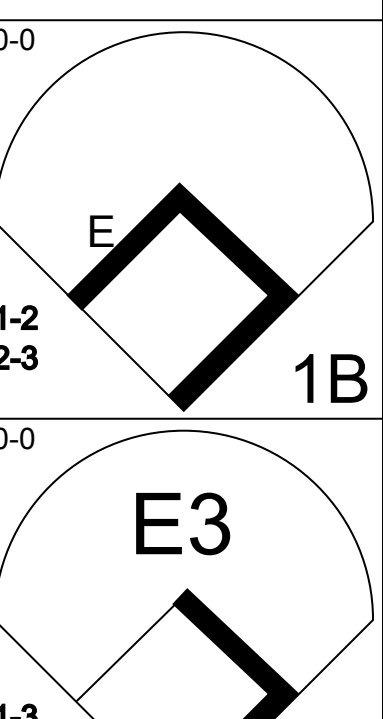
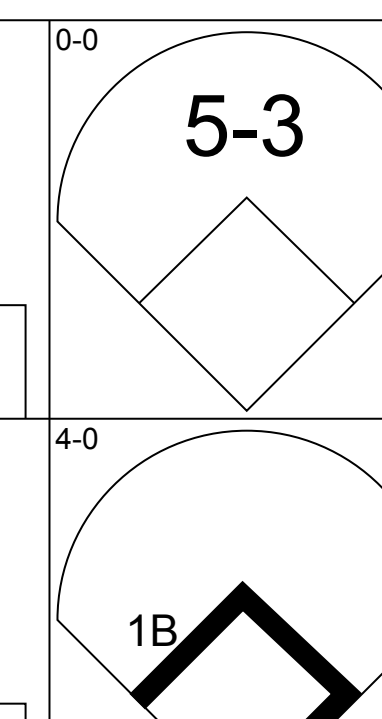
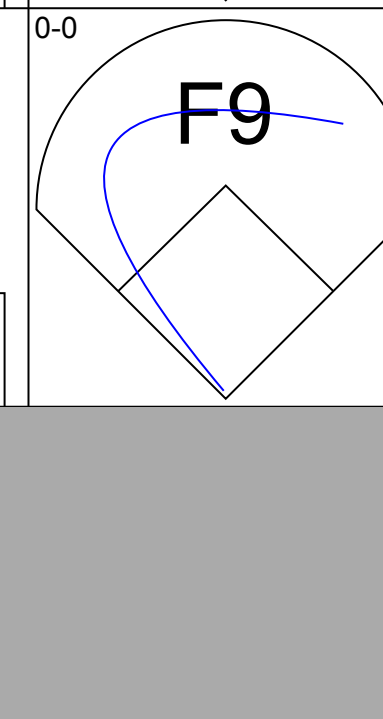


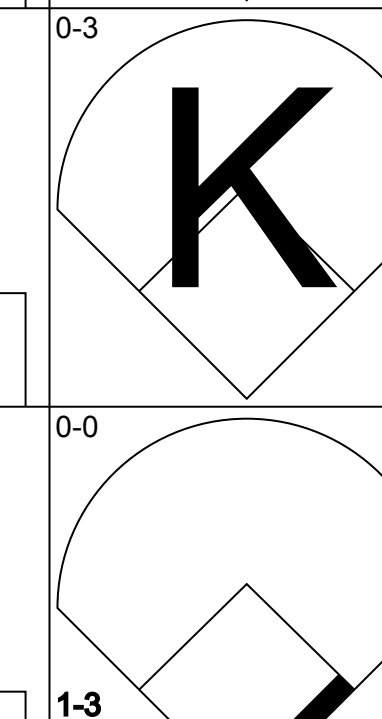


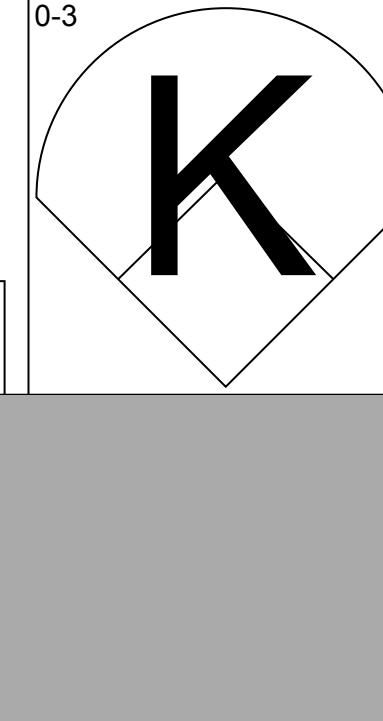
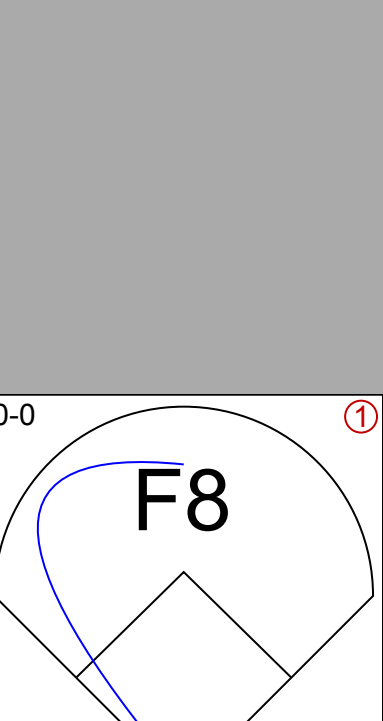


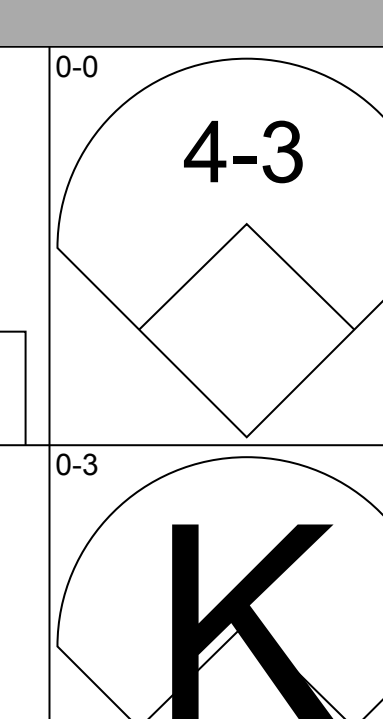
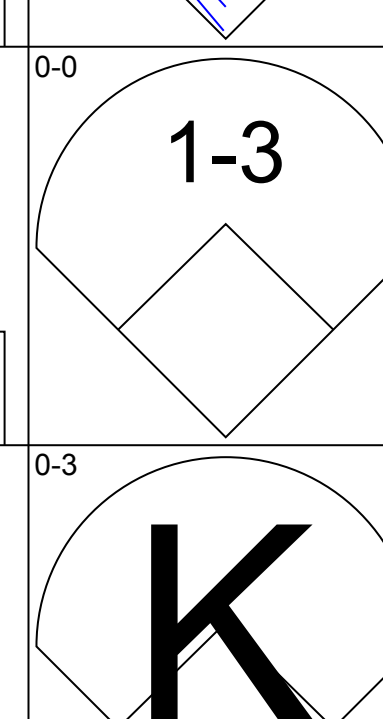
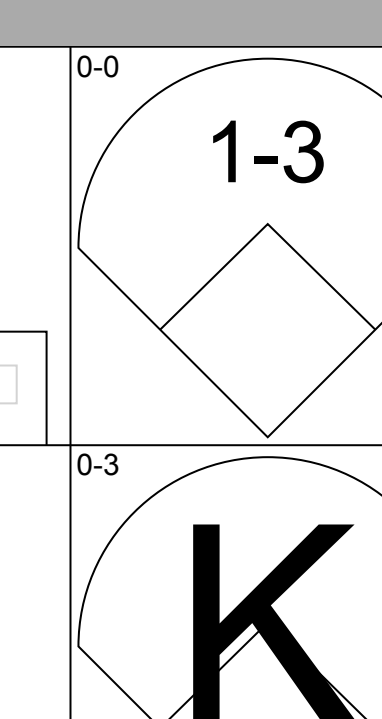
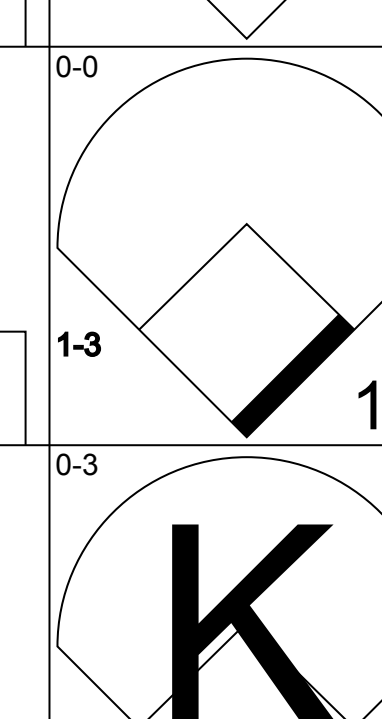
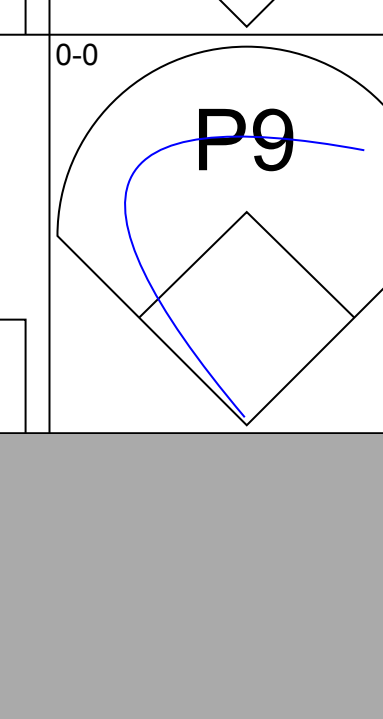

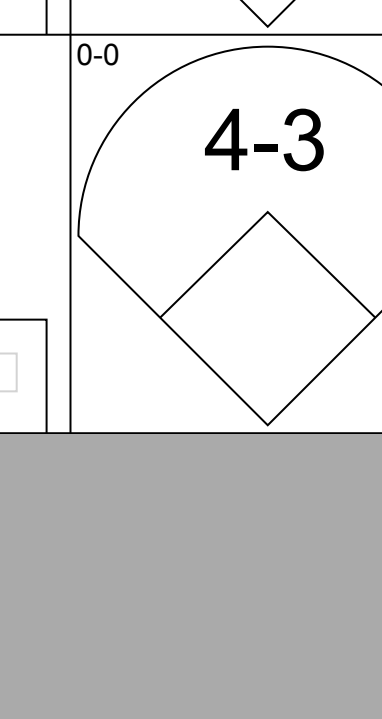


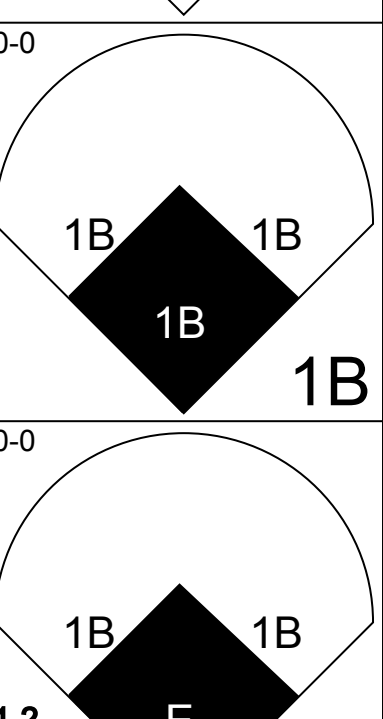

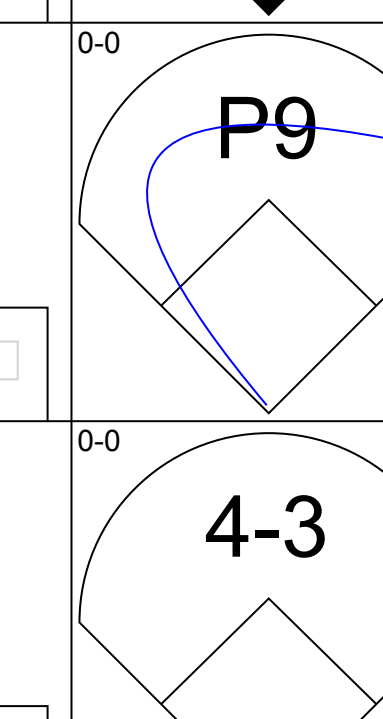
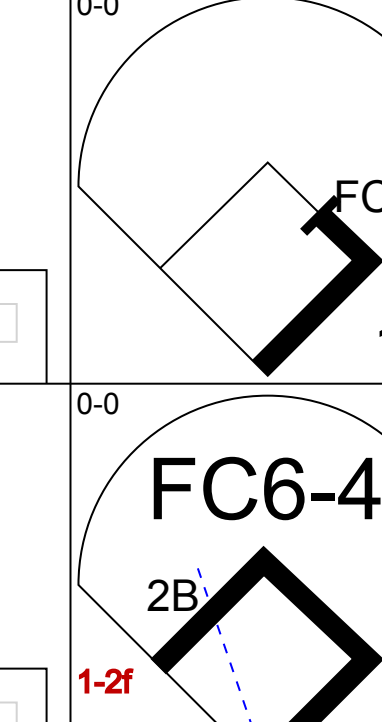
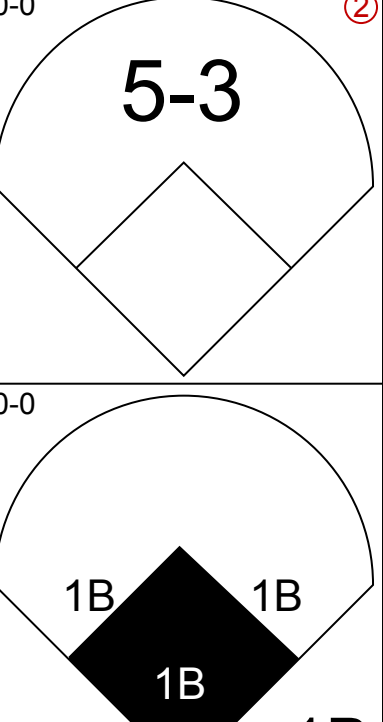
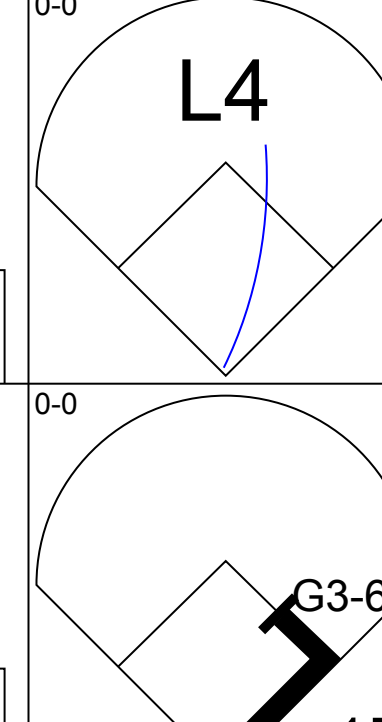
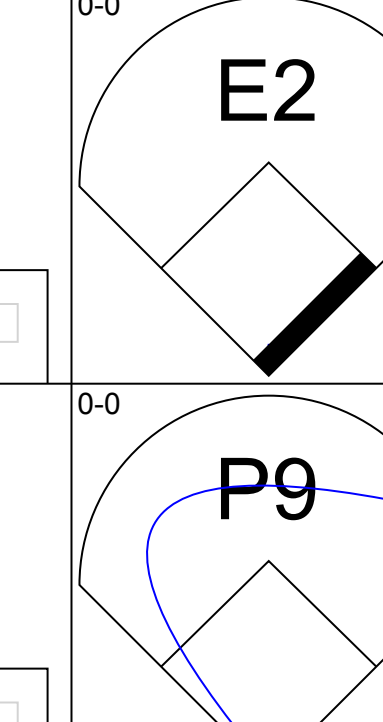
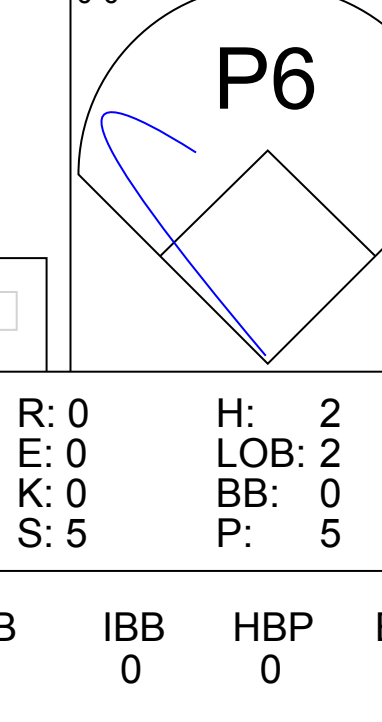
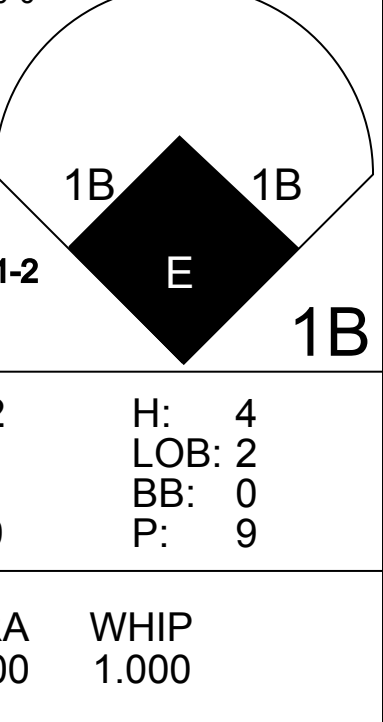
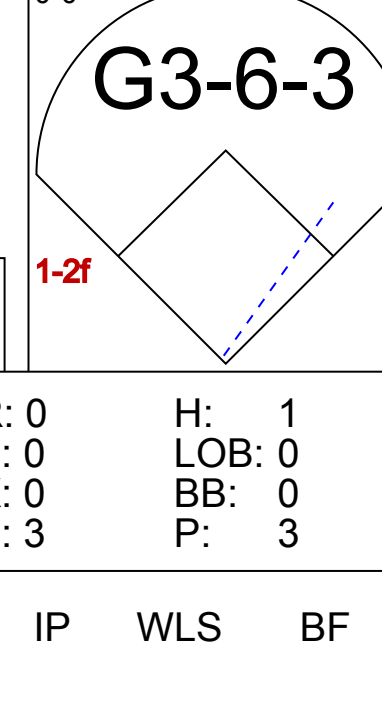
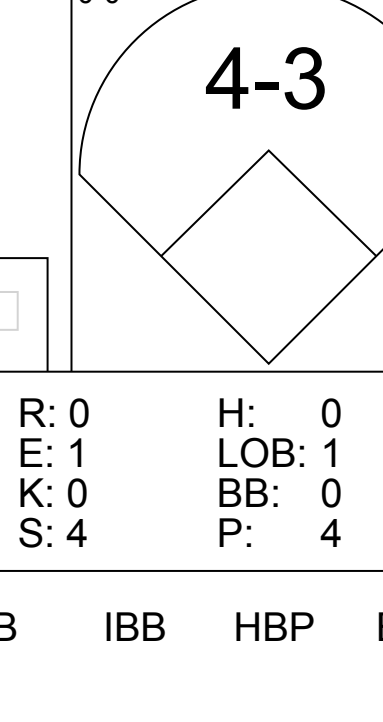






Batter	1	2	3	4	5	6	7	8	9	AB	R	H	RBI	BB	SO	LOB	TOP					
Tommy Harper, R (1, 7) OBP: 0.358, SLG: 0.447 Dwight Evans, R (9, 7) OBP: 0.316, SLG: 0.390										5	0	1	0	0	1	1						
Rick Miller, L (1, 8) OBP: 0.350, SLG: 0.370										5	0	1	0	0	0	1						
Carl Yastrzemski, L (1, 5) OBP: 0.383, SLG: 0.420										5	2	2	0	0	1	3						
Orlando Cepeda, R (1, 10) OBP: 0.357, SLG: 0.469										3	0	3	0	1	0	0						
Carlton Fisk, R (1, 2) OBP: 0.327, SLG: 0.481										4	0	2	2	0	1	4						
Cecil Cooper, L (1, 3) OBP: 0.350, SLG: 0.370										3	1	0	0	1	1	4						
Doug Griffin, R (1, 4) OBP: 0.297, SLG: 0.354										2	0	1	0	1	0	0						
Ben Oglivie, L (1, 9) OBP: 0.260, SLG: 0.347										3	0	1	1	0	0	2						
Mario Guerrero, R (1, 6) OBP: 0.272, SLG: 0.272										4	0	0	0	0	1	2						
Inning Stats	R: 1 E: 0 K: 2 S: 10	H: 3 LOB: 2 BB: 0 P: 10	R: 0 E: 0 K: 0 S: 2	H: 0 LOB: 0 BB: 1 P: 6	R: 1 E: 0 K: 0 S: 6	H: 3 LOB: 2 BB: 0 P: 6	R: 0 E: 0 K: 1 S: 6	H: 1 LOB: 1 BB: 0 P: 6	R: 0 E: 1 K: 0 S: 4	H: 1 LOB: 1 BB: 0 P: 4	R: 0 E: 1 K: 0 S: 3	H: 0 LOB: 0 BB: 1 P: 7	R: 0 E: 0 K: 2 S: 8	H: 1 LOB: 2 BB: 1 P: 12	R: 0 E: 0 K: 0 S: 3	H: 1 LOB: 0 BB: 0 P: 3	R: 0 E: 0 K: 0 S: 4	H: 1 LOB: 1 BB: 0 P: 4	1B: 11 2B: 1 3B: 0 HR: 0	SF: 1 SAC: 1 DP: 3 HBP: 0	WP: 0 PB: 0 SB: 1 CS: 1	PA: 40
PITCHER	IP	WLS	BF	H	R	ER	SO	BB	IBB	HBP	BLK	WP	HR	S	P	ERA	WHIP					
Dick Lange, R (1, 1) ERA: 4.37	6.1	L	29	9	3	2	3	2	0	0	0	0	0	33	41	2.84	1.737					
Steve Barber, L (7, 1) ERA: 3.59	2.2		10	2	0	0	2	1	0	0	0	0	0	13	17	0.00	1.125					

Boston Red Sox @ California Angels
Anaheim Stadium, Anaheim, CA
Fri Aug 24, 1973, 10:05 PM EDT
Att: 11,334 - Unknown - 67 F

AB 34
R 3
H 11
RBI 3
BB 3
SO 5
LOB 17



Batter	1	2	3	4	5	6	7	8	9	AB	R	H	RBI	BB	SO	LOB	BOTTOM				
Sandy Alomar Sr., S (1, 4) OBP: 0.263, SLG: 0.230										4	0	2	0	0	0	0					
Vada Pinson, L (1, 7) OBP: 0.283, SLG: 0.375										3	0	1	1	1	1	2					
Frank Robinson, R (1, 10) OBP: 0.377, SLG: 0.501										4	0	0	0	0	2	3					
Bob Oliver, R (1, 5) OBP: 0.302, SLG: 0.393										4	0	1	0	0	0	0					
Mike Epstein, L (1, 3) OBP: 0.306, SLG: 0.324										4	0	0	0	0	4	2					
Leroy Stanton, R (1, 9) OBP: 0.300, SLG: 0.387										4	0	0	0	0	0	0					
Ken Berry, R (1, 8) OBP: 0.334, SLG: 0.361										4	0	1	0	0	0	0					
Jeff Torborg, R (1, 2) OBP: 0.281, SLG: 0.264										4	1	2	0	0	0	2					
Rudy Meoli, L (1, 6) OBP: 0.293, SLG: 0.290 Winston Lienas, R (9, PH) OBP: 0.321, SLG: 0.320										3	1	1	0	0	0	2					
Inning Stats	R: 0 E: 0 K: 1 S: 5	H: 0 LOB: 0 BB: 0 P: 5	R: 0 E: 0 K: 1 S: 5	H: 0 LOB: 0 BB: 0 P: 5	R: 0 E: 0 K: 1 S: 5	H: 0 LOB: 0 BB: 0 P: 5	R: 2 E: 1 K: 1 S: 9	H: 4 LOB: 2 BB: 0 P: 9	R: 0 E: 0 K: 1 S: 5	H: 0 LOB: 0 BB: 0 P: 5	R: 0 E: 0 K: 0 S: 3	H: 1 LOB: 0 BB: 0 P: 3	R: 0 E: 0 K: 2 S: 8	H: 1 LOB: 2 BB: 1 P: 12	R: 0 E: 1 K: 0 S: 4	H: 0 LOB: 1 BB: 0 P: 4	1B: 7 2B: 1 3B: 0 HR: 0	SF: 0 SAC: 0 DP: 1 HBP: 0	WP: 0 PB: 0 SB: 0 CS: 0	PA: 36	
PITCHER	IP	WLS	BF	H	R	ER	SO	BB	IBB	HBP	BLK	WP	HR	S	P	ERA	WHIP				
Bill Lee, L (1, 1) ERA: 2.67	9.0	W	36	8	2	1	7	1	0	0	0	0	0	49	53	1.00	1.000				

Boston Red Sox @ California Angels
Anaheim Stadium, Anaheim, CA
Fri Aug 24, 1973, 10:05 PM EDT
Att: 11,334 - Unknown - 67 F

AB 35
R 2
H 8
RBI 1
BB 1
SO 7
LOB 12



Batter	1	2	3	4	5	6	7	8	9	AB	R	H	RBI	BB	SO	LOB	TOP										
Rick Miller, L OBP: 0.348, SLG: 0.373 (1, 8)	0-3 K		0-0 1-H 3B			0-0 F9		0-0 F7	0-0 1-3	5	0	1	1	0	1	3											
Mario Guerrero, R OBP: 0.271, SLG: 0.271 (1, 6)	0-3 K		0-0 6-3			0-0 1B 2B		0-3 K		4	1	1	0	0	2	1											
Carl Yastrzemski, L OBP: 0.382, SLG: 0.418 (1, 5)	0-0 F8			0-0 P6		0-0 1-2 2B		0-0 F5		4	1	1	0	0	0	0											
Orlando Cepeda, R OBP: 0.356, SLG: 0.469 (1, 10)		0-3 K		0-0 F7		0-0 1-H 2H 2B			0-0 P4	4	0	1	2	0	1	0											
Carlton Fisk, R OBP: 0.326, SLG: 0.477 (1, 2)		0-3 K		0-0 F8		0-0 5-3			1-0 1B 4-3 E HBP	3	1	0	0	0	1	1											
Ben Oglivie, L OBP: 0.260, SLG: 0.337 (1, 9)		0-3 K			4-0 FC3-6 BB	0-0 4-3			0-0 4-3	3	0	0	0	1	1	2											
Doug Griffin, R OBP: 0.300, SLG: 0.353 (1, 4)			4-0 3B BB		0-0 FC3-6 WP			0-3 K	0-0 BB E 1B	3	1	1	0	1	1	1	AB 33										
Cecil Cooper, L (1, 3)			0-0 F9		0-3 K	0-0 F7		0-0 F7	0-0 E6 BB	4	0	0	0	0	1	3	R 4										
Dwight Evans, R OBP: 0.315, SLG: 0.385 (1, 7)			0-0 F9		0-0 6-3	0-0 F8		0-0 F8	1-2 3-H 4-0 BB	3	0	0	0	1	0	2	H 5										
Inning Stats	R: 0 E: 0 K: 2 S: 7	H: 0 LOB: 0 BB: 0 P: 7	R: 0 E: 0 K: 3 S: 9	H: 0 LOB: 0 BB: 0 P: 9	R: 1 E: 0 K: 0 S: 4	H: 1 LOB: 1 BB: 1 P: 8	R: 0 E: 0 K: 0 S: 3	H: 0 LOB: 0 BB: 0 P: 3	R: 0 E: 0 K: 1 S: 5	H: 0 LOB: 1 BB: 1 P: 9	R: 2 E: 0 K: 0 S: 6	H: 3 LOB: 1 BB: 0 P: 6	R: 0 E: 0 K: 1 S: 5	H: 0 LOB: 0 BB: 0 P: 5	R: 0 E: 0 K: 1 S: 5	H: 0 LOB: 0 BB: 0 P: 5	R: 1 E: 1 K: 0 S: 5	H: 1 LOB: 3 BB: 1 P: 10	1B: 3 2B: 1 3B: 1 HR: 0	SF: 0 SAC: 0 DP: 0 HBP: 1	WP: 1 PA: 37 PB: 0 SB: 0 CS: 0						
PITCHER	IP	WLS	BF	H	R	ER	SO	BB	IBB	HBP	BLK	WP	HR	S	P	ERA	WHIP										
Nolan Ryan, R ERA: 3.1	(1, 1)	8.2	L	36	5	4	3	8	3	0	1	0	0	48	61	3.12	0.923										
Dave Sellis, R ERA: 2.64	(9, 1)	0.1		1	0	0	0	0	0	0	0	0	0	1	1	0.00	0.000										

Boston Red Sox @ California Angels
Anaheim Stadium, Anaheim, CA
Sat Aug 25 1973, 10:05 PM EDT
Att: 13,679 - Unknown

AB	33
R	4
H	5
RBI	3
BB	3
SO	8
LOB	13



Batter	1	2	3	4	5	6	7	8	9	AB	R	H	RBI	BB	SO	LOB	BOTTOM										
Sandy Alomar Sr., S OBP: 0.265, SLG: 0.231 (9, 6)	0-3 K		0-0 F8			4-0 G4-6-3 BB		0-0 1B		3	0	1	0	1	1	0											
Vada Pinson, L OBP: 0.282, SLG: 0.373 (1, 7)	0-0 1B		0-0 4-3			0-0 G4-6-3		0-0 6-3		4	0	1	0	0	0	2											
Frank Robinson, R OBP: 0.373, SLG: 0.496 (1, 10)	0-0 P4			0-0 5-3		0-0 F9		0-0 F7	0-0 F7	4	0	0	0	0	0	1											
Bob Oliver, R OBP: 0.299, SLG: 0.389 (1, 5)	0-0 4-3			0-3 K		0-0 4-3		0-0 4-3	0-0 F7	4	0	0	0	0	1	1											
Mike Epstein, L OBP: 0.307, SLG: 0.322 Winston Lienas, R (9, PH) OBP: 0.319, SLG: 0.317		0-3 K		0-0 6-3		4-0 1B BB		0-3 K	0-3 K	2	0	0	0	1	1	0											
Leroy Stanton, R OBP: 0.300, SLG: 0.386 (1, 9)		0-0 6-3			0-0 6-3	0-0 1-2 1B				3	0	1	0	0	0	0											
Ken Berry, R OBP: 0.334, SLG: 0.361 (1, 8)		0-0 FC6-4 1B			0-0 4-3	0-0 P6				3	0	1	0	0	0	2	AB 30										
Jeff Torborg, R OBP: 0.277, SLG: 0.260 (1, 2)		0-0 FC6-4			0-0 F8	0-0 P6		0-0 P6	0-0 P6	3	0	0	0	0	0	1	R 0										
Rudy Meoli, L OBP: 0.291, SLG: 0.288 Billy Parker, R (8, PH) OBP: 0.154, SLG: 0.086 (9, 4)			0-0 F8			0-0 4-3		0-0 4-3		2	0	0	0	0	0	0	BB 2										
Inning Stats	R: 0 E: 0 K: 1 S: 6	H: 1 LOB: 1 BB: 0 P: 6	R: 0 E: 0 K: 1 S: 6	H: 1 LOB: 1 BB: 0 P: 6	R: 0 E: 0 K: 0 S: 3	H: 0 LOB: 0 BB: 0 P: 3	R: 0 E: 0 K: 1 S: 5	H: 0 LOB: 0 BB: 0 P: 5	R: 0 E: 0 K: 0 S: 3	H: 0 LOB: 0 BB: 0 P: 3	R: 0 E: 0 K: 0 S: 2	H: 0 LOB: 0 BB: 1 P: 6	R: 0 E: 0 K: 0 S: 4	H: 1 LOB: 2 BB: 1 P: 8	R: 0 E: 0 K: 0 S: 4	H: 1 LOB: 1 BB: 0 P: 4	R: 0 E: 0 K: 1 S: 5	H: 0 LOB: 0 BB: 0 P: 5	1B: 4 2B: 0 3B: 0 HR: 0	SF: 0 SAC: 0 DP: 1 HBP: 0	WP: 0 PA: 32 PB: 0 SB: 0 CS: 0						
PITCHER	IP	WLS	BF	H	R	ER	SO	BB	IBB	HBP	BLK	WP	HR	S	P	ERA	WHIP										
John Curtis, L ERA: 3.35	(1, 1)	9.0	W	32	4	0	0	4	2	0	0	0	0	38	46	0.00	0.667										

Boston Red Sox @ California Angels
Anaheim Stadium, Anaheim, CA
Sat Aug 25 1973, 10:05 PM EDT
Att: 13,679 - Unknown

AB	30
R	0
H	4
RBI	0
BB	2
SO	4
LOB	7



Batter	1	2	3	4	5	6	7	8	9	AB	R	H	RBI	BB	SO	LOB	TOP			
Rick Miller, L OBP: 0.347, SLG: 0.372 (1, 8)	0-0 4-3		0-0 G3		0-0 1-2 1B		0-0 7-4			4	0	1	0	0	0	2	Boston Red Sox @ California Angels Anaheim Stadium, Anaheim, CA Sun Aug 26 1973, 10:05 PM EDT Alt. 8, 132 - Unknown - 67 F livebaseballscorecards.com			
Mario Guerrero, R OBP: 0.271, SLG: 0.267 (1, 6)	4-0 BB BB		0-0 4-3		0-3 K			0-3 K		3	0	0	0	1	2	2				
Carl Yastrzemski, L OBP: 0.383, SLG: 0.416 (1, 5)	4-0 1-2 BB		0-0 1-3		4-0 BLK BB			0-0 F7		2	0	0	0	2	0	0				
Orlando Cepeda, R OBP: 0.355, SLG: 0.466 (1, 10) John Kennedy, R OBP: 0.246, SLG: 0.276 (8, PR)	0-3 K		0-0 F8		0-0 F4			4-0 1B BB		3	0	0	0	1	1	3				
Ben Oglivie, L OBP: 0.259, SLG: 0.333 (1, 9)	0-0 F7		0-0 L8		0-3 K			0-0 1-2 1B		4	0	1	0	0	1	3				
Bob Montgomery, R OBP: 0.329, SLG: 0.564 (1, 2)		0-3 K		0-0 6-3		0-3 K		0-0 3-1		4	0	0	0	0	2	3				
Cecil Cooper, L OBP: 0.250, SLG: 0.182 (1, 3)		0-0 SH3 1B		0-0 6-3		0-0 7-4 1B 1B		0-0 P4		4	0	2	0	0	0	0				
Doug Griffin, R OBP: 0.297, SLG: 0.350 (1, 4)		0-0 SH3		0-0 P4		0-0 P4		0-0 F8		3	0	0	0	0	0	1				
Dwight Evans, R OBP: 0.318, SLG: 0.387 (1, 7)		0-3 K		0-0 1B 1B		0-0 1-2 1B		0-3 K		4	0	2	0	0	2	1				
Inning Stats	R: 0 E: 0 K: 1 S: 5	H: 0 LOB: 2 BB: 2 P: 13	R: 0 E: 0 K: 2 S: 8	H: 1 LOB: 1 BB: 0 P: 8	R: 0 E: 0 K: 0 S: 3	H: 0 LOB: 0 BB: 0 P: 3	R: 0 E: 0 K: 0 S: 3	H: 2 LOB: 2 BB: 0 P: 3	R: 0 E: 0 K: 2 S: 7	H: 0 LOB: 1 BB: 1 P: 11	R: 0 E: 0 K: 0 S: 4	H: 2 LOB: 1 BB: 0 P: 4	R: 0 E: 0 K: 1 S: 6	H: 1 LOB: 2 BB: 1 P: 10	R: 0 E: 0 K: 1 S: 5	H: 0 LOB: 0 BB: 0 P: 5	1B: 6 2B: 1 3B: 0 HR: 0	SF: 0 SAC: 1 DP: 1 HBP: 0	WP: 0 PB: 0 SB: 0 CS: 0	PA: 36
PITCHER Bill Singer, R ERA: 3.0 (1, 1)	IP: 9.0 WLS: W BF: 36 H: 6 R: 0 ER: 0 SO: 8 BB: 4 IBB: 0 HBP: 0 BLK: 1 WP: 0 HR: 0 S: 48 P: 64 ERA: 0.00 WHIP: 1.111															PITCHER				

Batter	1	2	3	4	5	6	7	8	9	AB	R	H	RBI	BB	SO	LOB	BOTTOM			
Vada Pinson, L OBP: 0.279, SLG: 0.369 (1, 7)	0-0 P6		0-0 F7		0-0 G3			0-0 FC1-5 BB		4	0	0	0	0	0	2	Boston Red Sox @ California Angels Anaheim Stadium, Anaheim, CA Sun Aug 26 1973, 10:05 PM EDT Alt. 8, 132 - Unknown - 67 F livebaseballscorecards.com			
Rudy Meoli, L OBP: 0.287, SLG: 0.283 (1, 6)	0-0 F9		0-3 K		0-0 F5		0-0 P5		4	0	0	0	0	1	2					
Frank Robinson, R OBP: 0.374, SLG: 0.494 (1, 10)	0-3 K		4-0 1B BB		0-0 F9		0-0 1-2 2-3 BB		2	0	0	0	2	1	0					
Bob Oliver, R OBP: 0.296, SLG: 0.385 (1, 5)		0-0 5-3		0-3 K		0-3 K		0-0 6-3		4	0	0	0	0	2	4				
Mike Epstein, L OBP: 0.307, SLG: 0.320 (1, 3)		1-0 G1 1B HBP		0-0 P5		0-0 F2			2	1	0	0	0	0	1					
Ken Berry, R OBP: 0.334, SLG: 0.361 (1, 8)		0-0 G1		0-0 1-2 1B		0-0 4-3			3	0	1	0	0	0	1					
Leroy Stanton, R OBP: 0.300, SLG: 0.385 (1, 9)		0-0 FC6-4 2-H 1B		0-3 K		0-0 F7			3	0	1	1	0	1	2					
Jeff Torborg, R OBP: 0.278, SLG: 0.258 (1, 2)		0-0 FC6-4		0-0 P3		0-0 FC1-5 1B BB			2	0	0	0	1	0	1					
Sandy Alomar Sr., S OBP: 0.266, SLG: 0.231 (1, 4)		0-0 F2		0-0 F7		0-0 BB FC1-5 1B			3	0	1	0	0	0	0					
Inning Stats	R: 0 E: 0 K: 1 S: 5	H: 0 LOB: 0 BB: 0 P: 5	R: 1 E: 0 K: 0 S: 4	H: 1 LOB: 1 BB: 0 P: 5	R: 0 E: 0 K: 1 S: 5	H: 0 LOB: 0 BB: 0 P: 5	R: 0 E: 0 K: 2 S: 8	H: 1 LOB: 2 BB: 1 P: 12	R: 0 E: 0 K: 0 S: 3	H: 0 LOB: 0 BB: 0 P: 3	R: 0 E: 0 K: 1 S: 5	H: 0 LOB: 0 BB: 0 P: 5	R: 0 E: 0 K: 0 S: 3	H: 0 LOB: 0 BB: 0 P: 3	R: 0 E: 0 K: 0 S: 4	H: 1 LOB: 3 BB: 2 P: 12	1B: 3 2B: 0 3B: 0 HR: 0	SF: 0 SAC: 0 DP: 0 HBP: 1	WP: 0 PB: 0 SB: 0 CS: 0	PA: 31
PITCHER Luis Tiant, R ERA: 3.66 (1, 1)	IP: 8.0 WLS: L BF: 31 H: 3 R: 1 ER: 1 SO: 5 BB: 3 IBB: 0 HBP: 1 BLK: 0 WP: 0 HR: 0 S: 37 P: 50 ERA: 1.12 WHIP: 0.750															PITCHER				

Batter	1	2	3	4	5	6	7	8	9	AB	R	H	RBI	BB	SO	LOB	TOP				
Tommy Harper, R OBP: 0.355, SLG: 0.442 (1, 7)	0-3 K	0-0 E5 1B		0-0 5-3		0-3 K		0-0 6-3		5	1	0	0	0	2	1					
Luis Aparicio, R OBP: 0.323, SLG: 0.318 (1, 6)	0-0 BB 1B	0-0 E 2B 1B		0-0 F9		0-0 5-3		0-0 P4		5	2	2	2	0	0	0					
Carl Yastrzemski, L OBP: 0.385, SLG: 0.417 (1, 5)	4-0 HBP 1B BB	0-0 K			0-0 F7		0-0 1B 1B		0-0 5-3 1B	4	0	2	0	1	1	1					
Orlando Cepeda, R OBP: 0.358, SLG: 0.476 (1, 10)	0-0 HBP 1B	0-0 HBP 2B			0-0 HR		0-0 P3		0-0 5-3	5	1	3	3	0	0	2					
Carlton Fisk, R OBP: 0.327, SLG: 0.474 (1, 2)	1-0 HBP	0-3 K			0-0 E6 1B		0-3 K		4-0 BB	3	0	0	0	1	2	2					
Rick Miller, L OBP: 0.347, SLG: 0.372 (1, 8)	0-3 K			0-0 F8		0-0 FC6 1B		0-0 1B		5	0	2	0	0	1	5					
Dwight Evans, R OBP: 0.317, SLG: 0.382 (1, 9)	0-0 P4			4-0 G6-3 BB		0-3 K		0-0 P3		3	0	0	0	1	1	7					
Doug Griffin, R OBP: 0.296, SLG: 0.346 (1, 4)		4-0 E 1B BB		0-0 G6-3		0-0 FC6		0-0 6-3		3	1	0	0	1	0	3					
Cecil Cooper, L OBP: 0.188, SLG: 0.133 (1, 3)		0-0 P6			0-0 P4		0-0 4-3		0-0 F8	4	0	0	0	0	0	1					
Inning Stats	R: 1 E: 0 K: 2 S: 9	H: 2 LOB: 3 BB: 1 P: 14	R: 3 E: 1 K: 2 S: 10	H: 2 LOB: 1 BB: 1 P: 14	R: 0 E: 0 K: 0 S: 2	H: 0 LOB: 0 BB: 1 P: 6	R: 0 E: 0 K: 0 S: 3	H: 0 LOB: 0 BB: 0 P: 3	R: 1 E: 1 K: 1 S: 8	H: 2 LOB: 2 BB: 0 P: 8	R: 0 E: 0 K: 1 S: 7	H: 2 LOB: 2 BB: 0 P: 7	R: 0 E: 0 K: 0 S: 3	H: 0 LOB: 0 BB: 0 P: 3	R: 0 E: 0 K: 0 S: 4	H: 1 LOB: 2 BB: 1 P: 8	1B: 7 2B: 1 3B: 0 HR: 1	SF: 0 SAC: 0 DP: 1 HBP: 1	WP: 0 PB: 0 SB: 2 CS: 0	PA: 42	
PITCHER	IP	WLS	BF	H	R	ER	SO	BB	IBB	HBP	BLK	WP	HR	S	P	ERA	WHIP				
Blue Moon Odom, R ERA: 4.87 (1, 1)	8.2	L	41	9	5	3	7	4	0	1	0	0	1	50	67	3.12	1.500				
Paul Lindblad, L ERA: 4.12 (9, 1)	0.1	1	0	0	0	0	0	0	0	0	0	0	0	1	1	0.00	0.000				

Boston Red Sox @ Oakland Athletics
Oakland-Alameda County Coliseum, Oakland, CA
Mon Aug 27 1973, 7:05 PM PDT
Att: 32,444 - Unknown

AB 37
R 5
H 9
RBI 5
BB 4
SO 7
LOB 22



Batter	1	2	3	4	5	6	7	8	9	AB	R	H	RBI	BB	SO	LOB	BOTTOM				
Bill North, S OBP: 0.368, SLG: 0.353 (1, 8)	0-0 1-3		0-0 BB 1B	0-0 FC6-4			0-0 G6-3 1B		0-0 P8	5	0	2	0	0	0	3					
Bert Campaneris, R OBP: 0.313, SLG: 0.334 (1, 6)	0-0 5-3		0-0 F2		0-0 4-3		0-0 G6-3		0-0 FC6-4	5	0	0	0	0	0	3					
Sal Bando, R OBP: 0.351, SLG: 0.449 (1, 5)	0-3 K		4-0 1-2 BB		0-0 6-3		0-0 P5			3	0	0	0	1	1	0					
Reggie Jackson, L OBP: 0.392, SLG: 0.558 (1, 9)		0-0 6-3	0-0 4-3		4-0 BB BB		0-3 K			3	0	0	0	1	1	2					
Deron Johnson, R OBP: 0.346, SLG: 0.446 (1, 3)		0-0 HR		0-3 K	4-0 BB		0-0 5-3			3	1	1	1	1	1	0					
Gene Tenace, R OBP: 0.380, SLG: 0.465 (1, 2)		0-3 K		4-0 BB 1B SF9 BB	0-0 P5		4-0 BB			2	1	0	0	2	1	2					
Jesus Alou, R OBP: 0.325, SLG: 0.348 (1, 10)		0-0 1B		0-0 BB 1B		0-0 P3		0-0 F7		4	0	2	0	0	0	1					
Joe Rudi, R OBP: 0.292, SLG: 0.371 (1, 7)		0-0 F8		4-0 FC6-4 BB		0-0 6-3		0-0 F8		3	0	0	0	1	0	1					
Dick Green, R OBP: 0.297, SLG: 0.337 (1, 4)			0-3 K		0-0 SF9		0-0 6-3			1	0	0	0	0	1	0					
Jose Morales, R OBP: 0.222, SLG: 0.286 (4, PH)										0	0	0	1	0	0	0					
Ted Kubiak, S OBP: 0.271, SLG: 0.331 (5, 4)										1	0	0	0	0	0	0					
Mike Andrews, R OBP: 0.304, SLG: 0.265 (9, PH)										1	0	1	0	0	0	0					
Inning Stats	R: 0 E: 0 K: 1 S: 5	H: 0 LOB: 0 BB: 0 P: 5	R: 1 E: 0 K: 1 S: 7	H: 2 LOB: 1 BB: 0 P: 7	R: 0 E: 0 K: 1 S: 6	H: 1 LOB: 2 BB: 1 P: 10	R: 0 E: 0 K: 1 S: 6	H: 1 LOB: 2 BB: 2 P: 14	R: 0 E: 0 K: 0 S: 3	H: 0 LOB: 0 BB: 0 P: 3	R: 0 E: 0 K: 0 S: 3	H: 1 LOB: 0 BB: 0 P: 3	R: 0 E: 0 K: 1 S: 5	H: 0 LOB: 1 BB: 1 P: 9	R: 0 E: 0 K: 0 S: 4	H: 1 LOB: 1 BB: 0 P: 4	1B: 5 2B: 0 3B: 0 HR: 1	SF: 1 SAC: 0 DP: 1 HBP: 0	WP: 0 PB: 0 SB: 0 CS: 0	PA: 38	
PITCHER	IP	WLS	BF	H	R	ER	SO	BB	IBB	HBP	BLK	WP	HR	S	P	ERA	WHIP				
Roger Moret, L ERA: 2.81 (1, 1)	9.0	W	38	6	2	2	5	6	0	0	0	0	1	42	66	2.00	1.333				

Boston Red Sox @ Oakland Athletics
Oakland-Alameda County Coliseum, Oakland, CA
Mon Aug 27 1973, 7:05 PM PDT
Att: 32,444 - Unknown


AB 31
R 2
H 6
RBI 2
BB 6
SO 5
LOB 12



Batter	1	2	3	4	5	6	7	8	9	AB	R	H	RBI	BB	SO	LOB	TOP		
Tommy Harper, R OBP: 0.352, SLG: 0.438 (1, 7)	F6			F8		F7		FC6-4		4	0	0	0	0	0	1			
Luis Aparicio, R OBP: 0.322, SLG: 0.318 (1, 6)	F8			P9		F9		CS		4	0	1	0	0	0	0			
Carl Yastrzemski, L OBP: 0.384, SLG: 0.416 (1, 5)	4-3			BB 1B		L7		G4-6-3		4	0	1	0	0	0	1			
Orlando Cepeda, R OBP: 0.359, SLG: 0.474 (1, 10)		F9		BB 1B		FC4-6 BB		K		2	0	0	0	2	1	0			
Carlton Fisk, R OBP: 0.325, SLG: 0.471 (1, 2)	F5			F7		F8				3	0	0	0	0	0	3			
Rick Miller, L OBP: 0.345, SLG: 0.369 (1, 8)	F8				F9	FC4-6				3	0	0	0	0	0	1			
Dwight Evans, R OBP: 0.317, SLG: 0.382 (1, 9)			F2		F7			1B SF9 1B		3	1	1	0	0	0	0			
Cecil Cooper, L OBP: 0.211, SLG: 0.167 (1, 3)			1-3		K			FC6-4 1B		3	0	1	0	0	1	0			
Doug Griffin, R OBP: 0.294, SLG: 0.344 (1, 4)			F9			6-3		SF9		2	0	0	1	0	0	0			
Inning Stats	R: 0 E: 0 K: 0 S: 3	H: 0 LOB: 0 BB: 0 P: 3	R: 0 E: 0 K: 0 S: 3	H: 0 LOB: 0 BB: 0 P: 3	R: 0 E: 0 K: 0 S: 3	H: 1 LOB: 2 BB: 1 P: 8	R: 0 E: 0 K: 1 S: 5	H: 0 LOB: 0 BB: 0 P: 5	R: 0 E: 0 K: 0 S: 3	H: 0 LOB: 1 BB: 1 P: 7	R: 1 E: 0 K: 0 S: 4	H: 2 LOB: 0 BB: 0 P: 4	R: 0 E: 0 K: 1 S: 5	H: 1 LOB: 0 BB: 0 P: 5	1B: 4 2B: 0 3B: 0 HR: 0	SF: 1 SAC: 0 DP: 1 HBP: 0	WP: 0 PB: 0 SB: 0 CS: 1	PA: 32	
PITCHER	IP	WLS	BF	H	R	ER	SO	BB	IBB	HBP	BLK	WP	HR	S	P	ERA	WHIP		
Caffish Hunter, R ERA: 3.18 (1, 1)	7.0	W	24	1	0	0	1	2	0	0	0	0	0	24	32	0.00	0.429		
Rollie Fingers, R ERA: 1.41 (8, 1)	2.0	S	7	3	1	1	1	0	0	0	0	0	0	9	9	4.50	1.500		

Boston Red Sox @ Oakland Athletics
Oakland-Alameda County Coliseum, Oakland, CA
Tue Aug 28 1973, 7:05 PM PDT
Att: 7,284 - Unknown


AB 28
R 1
H 4
RBI 1
BB 2
SO 2
LOB 6

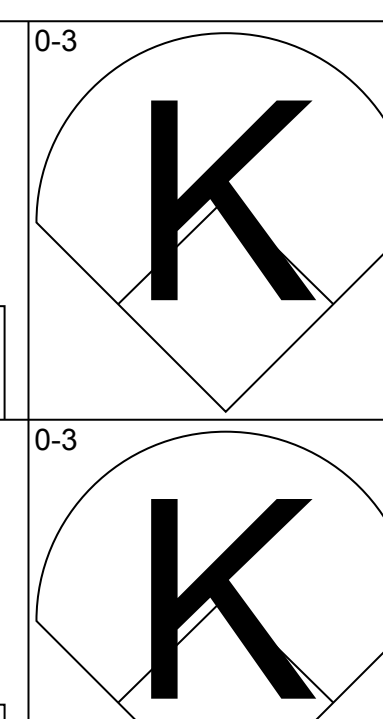
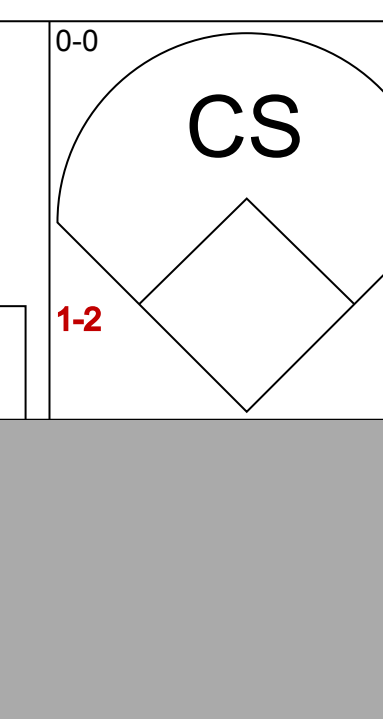
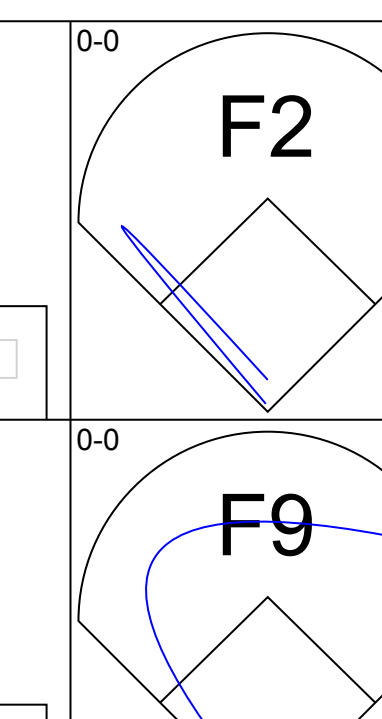
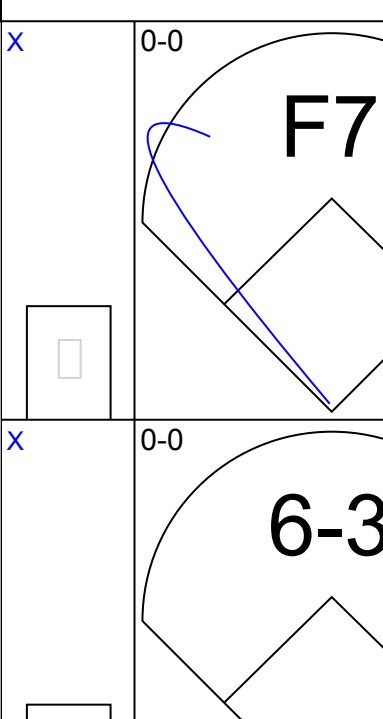
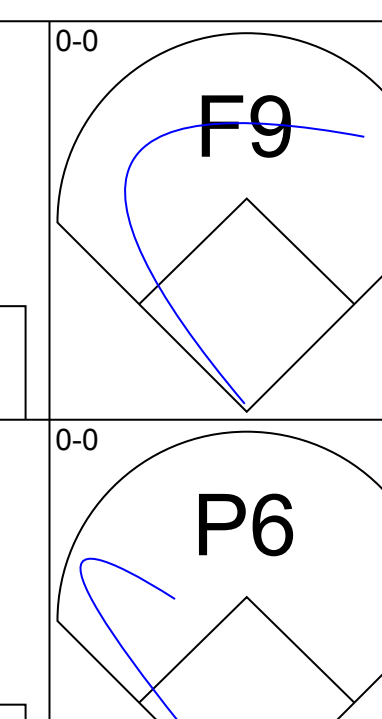
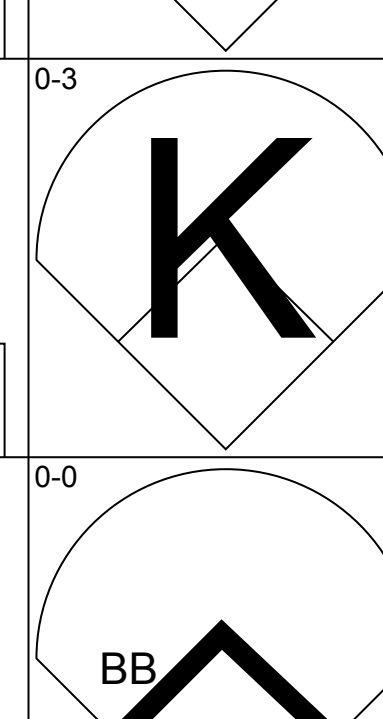
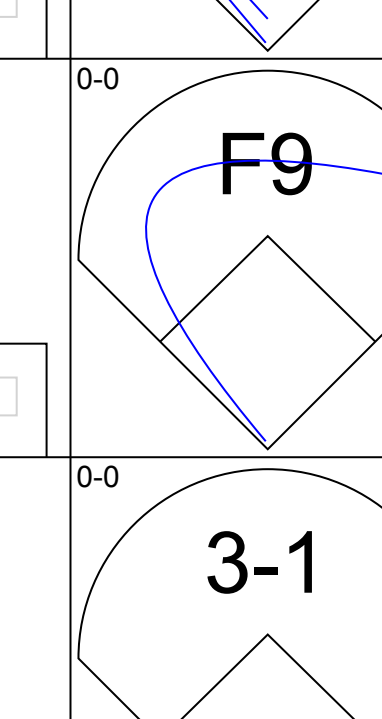
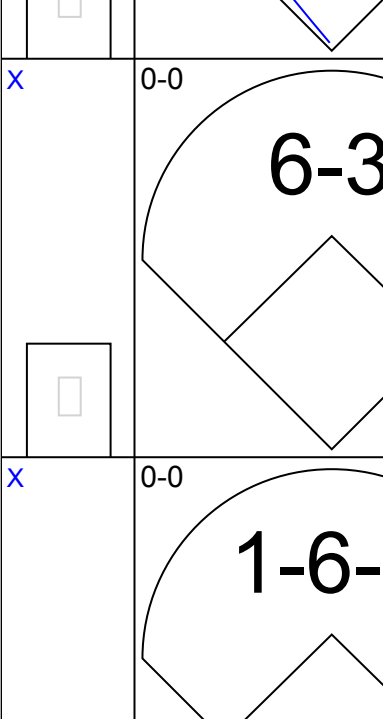
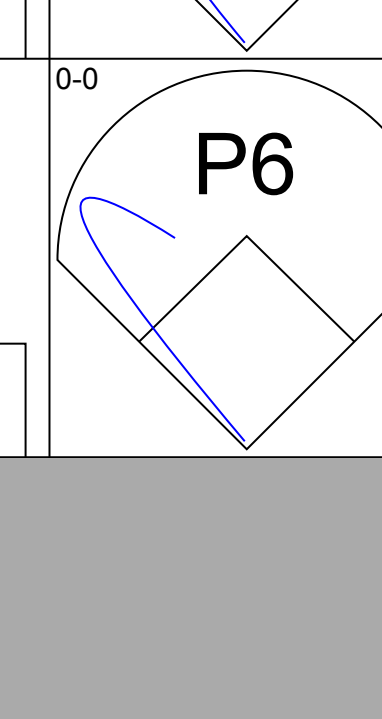
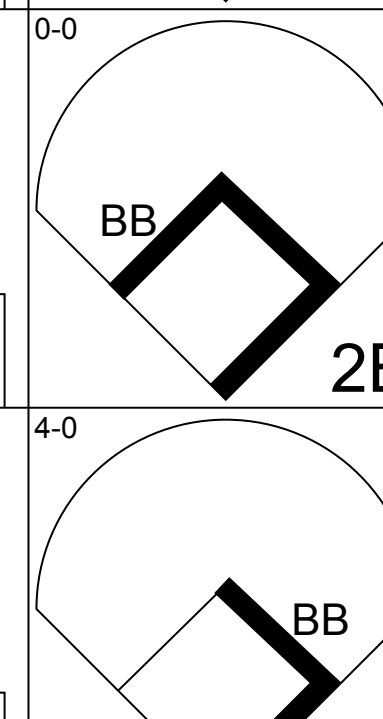
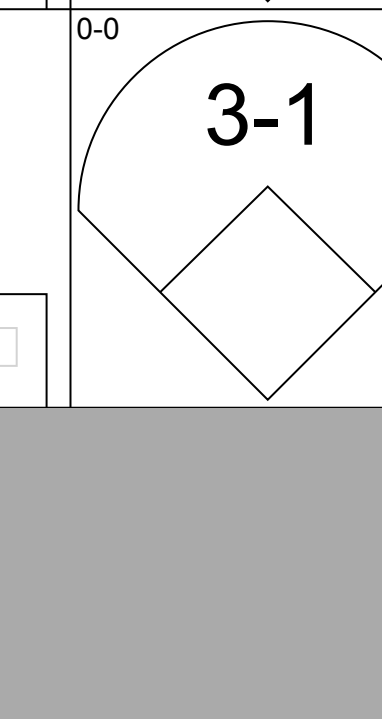
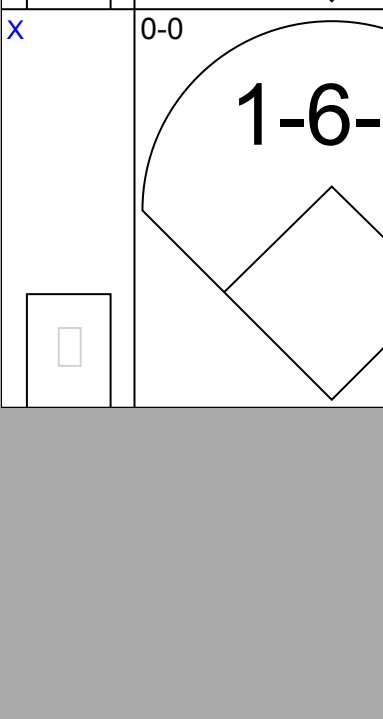
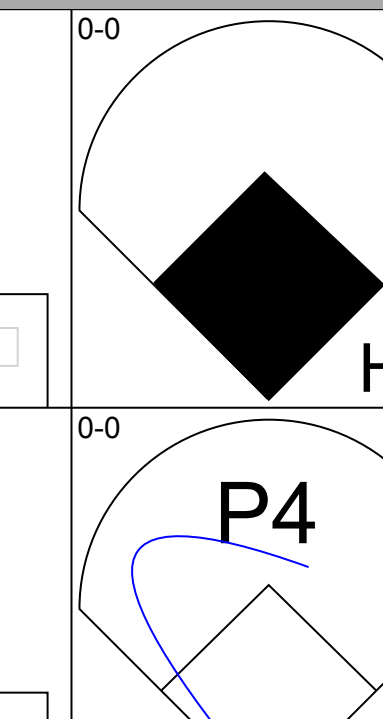
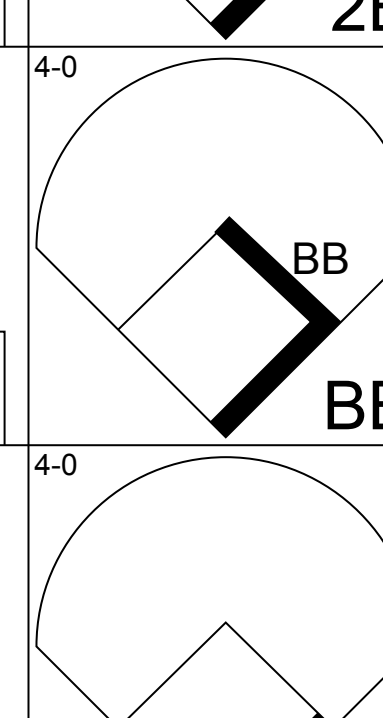
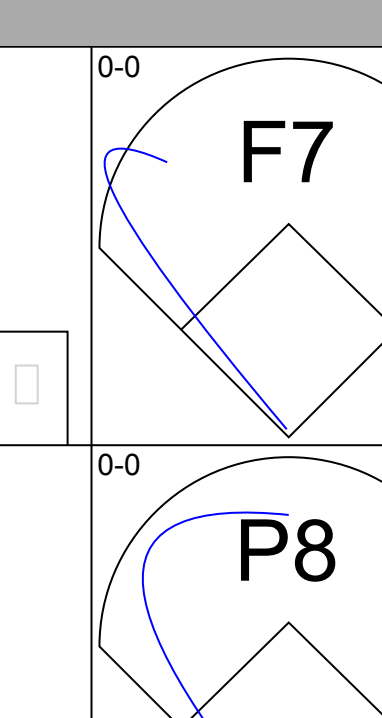
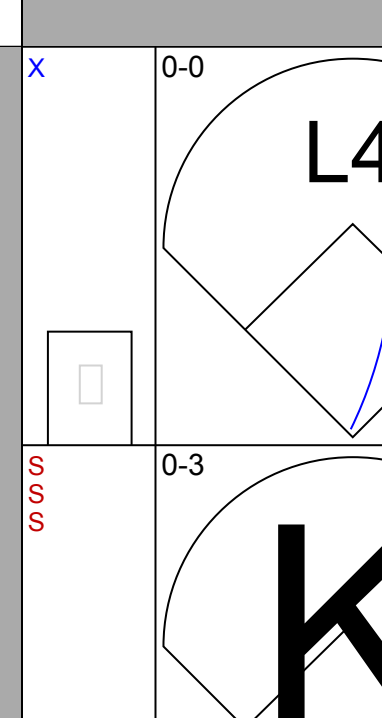
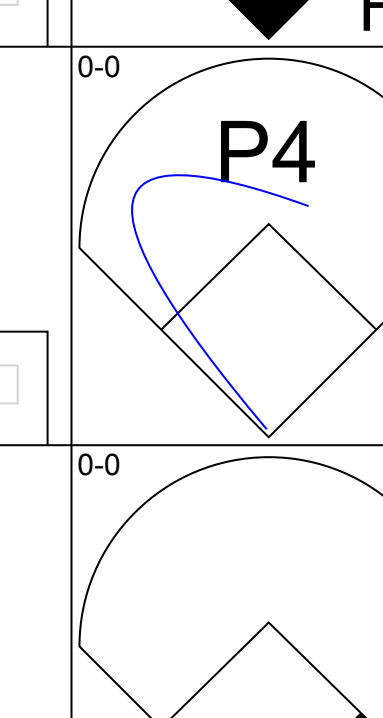
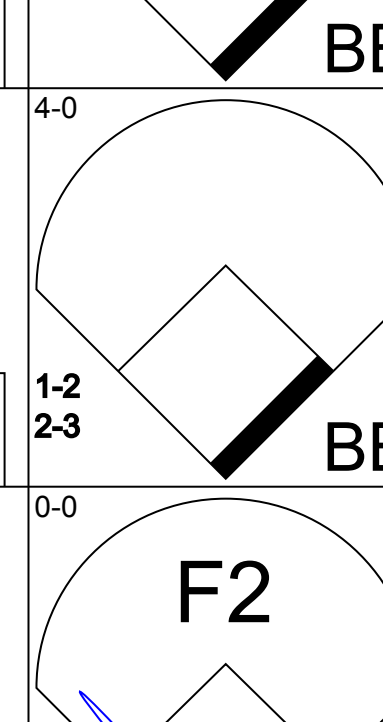
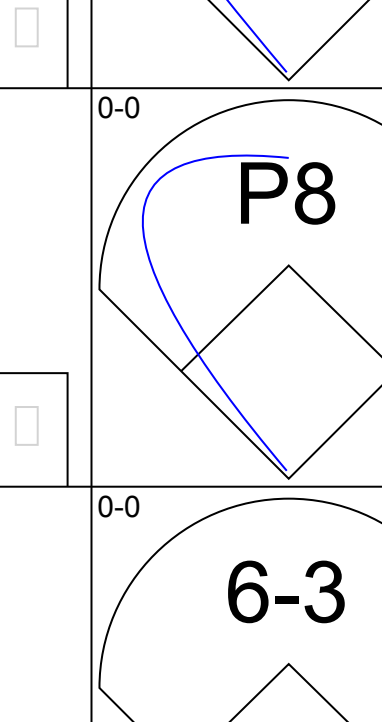
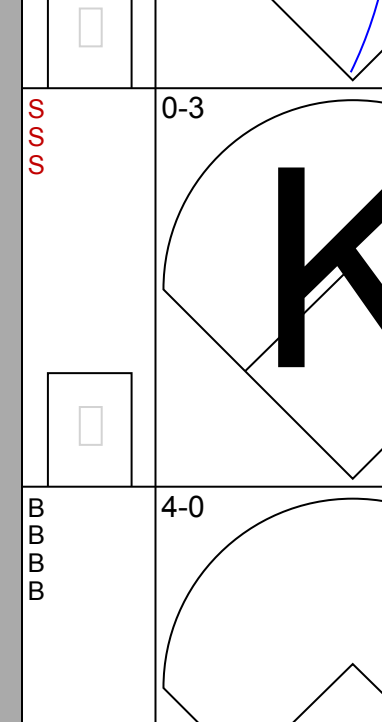
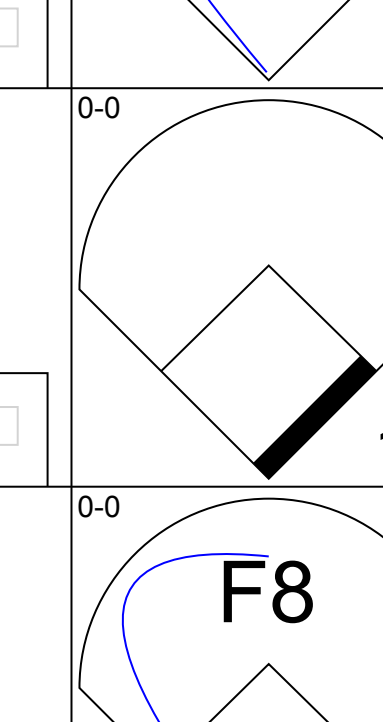
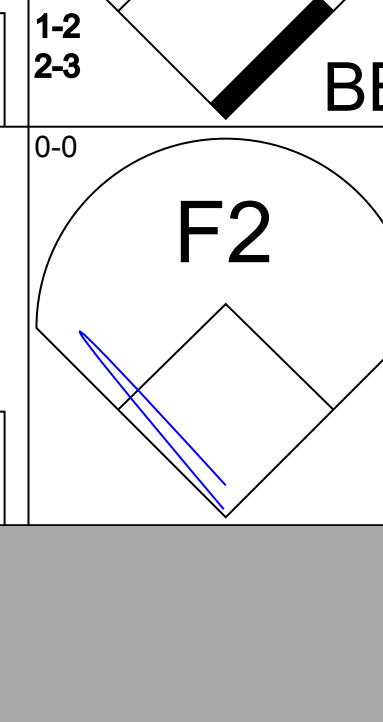
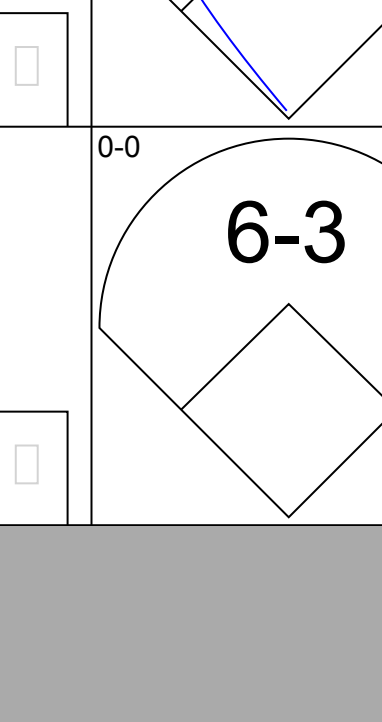
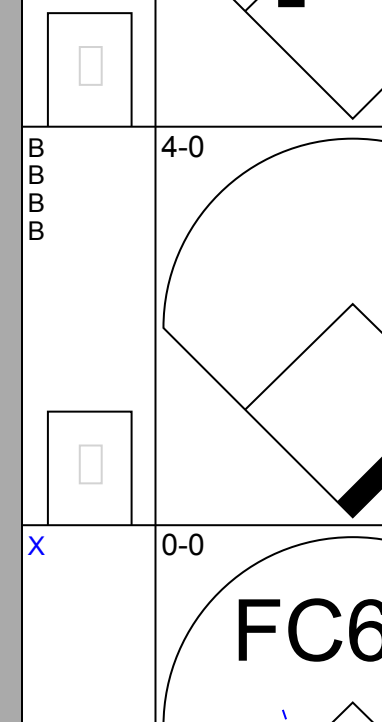
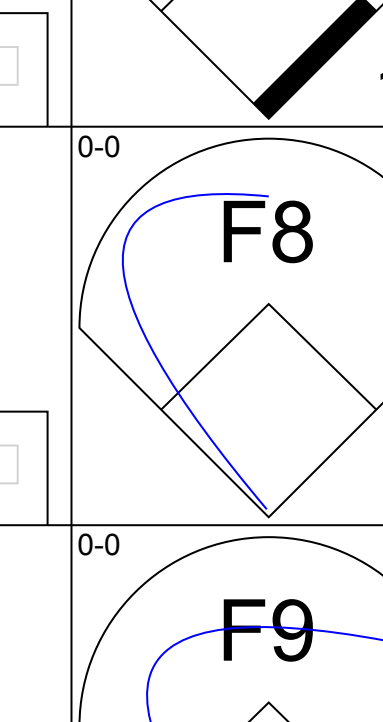
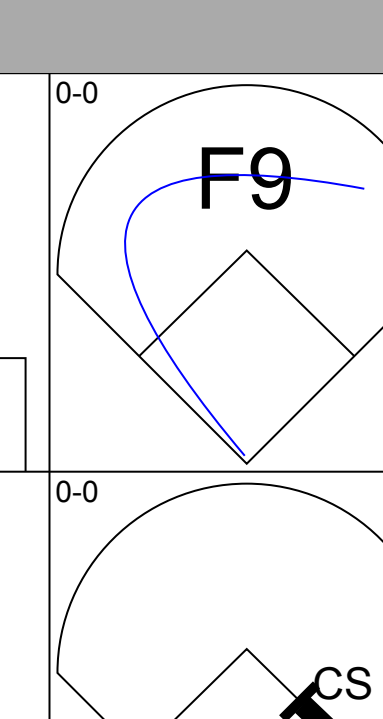
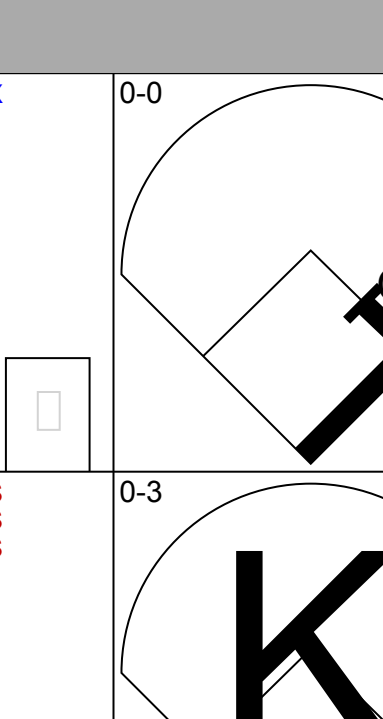
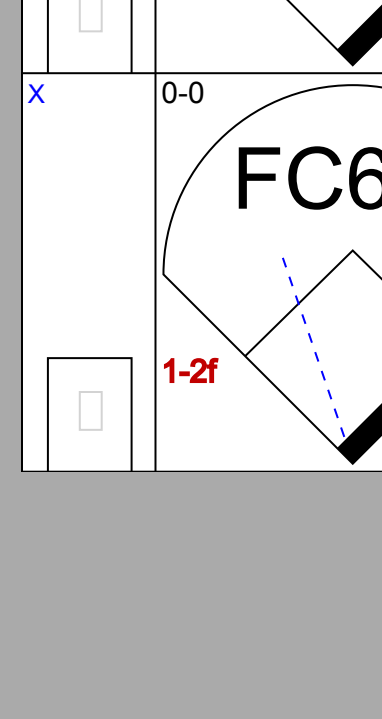
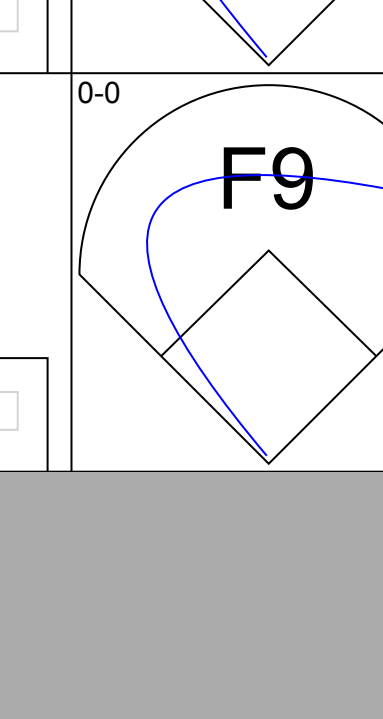
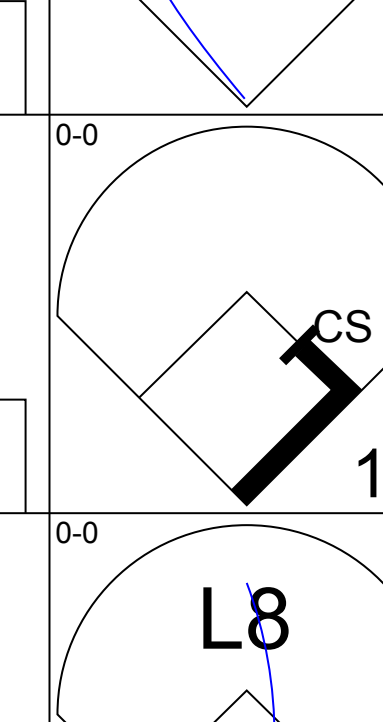
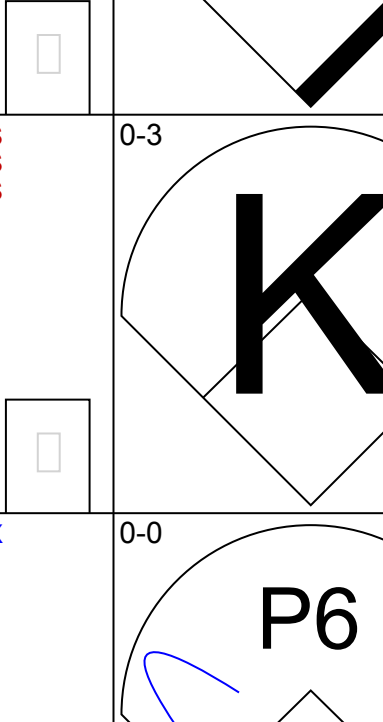
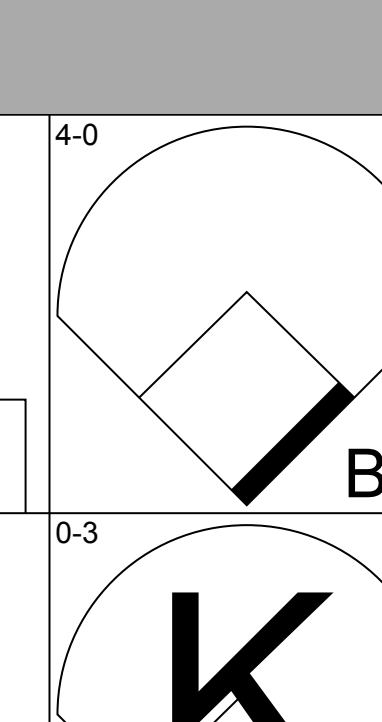
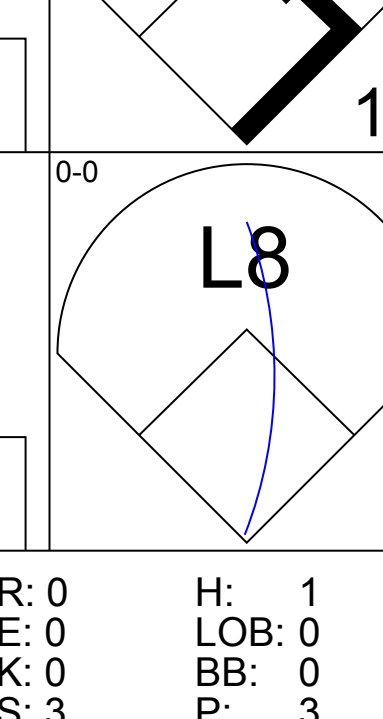
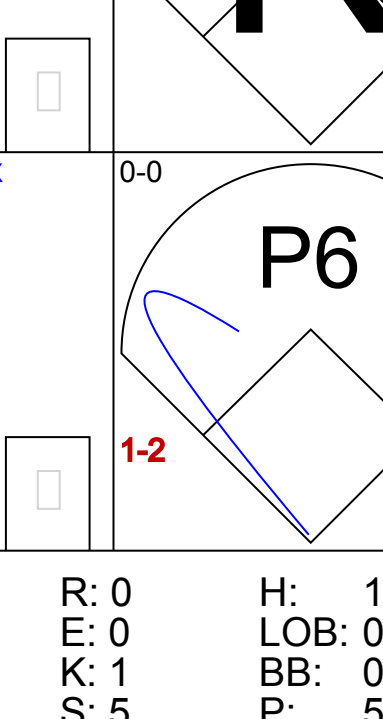
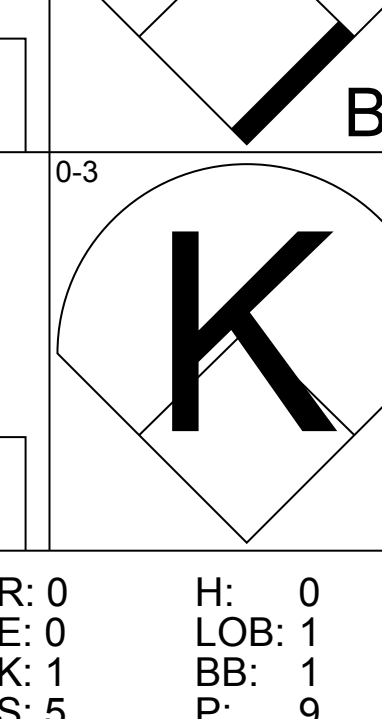


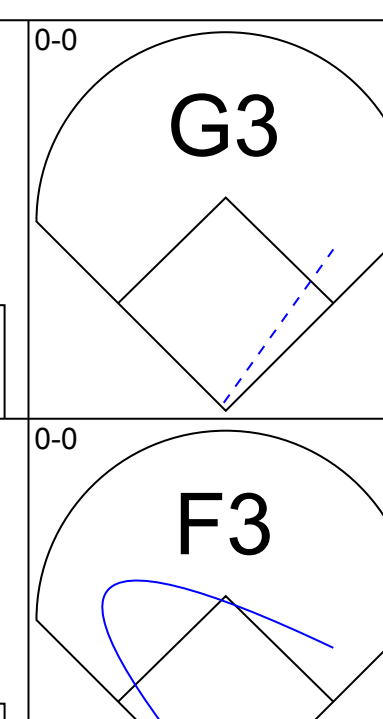
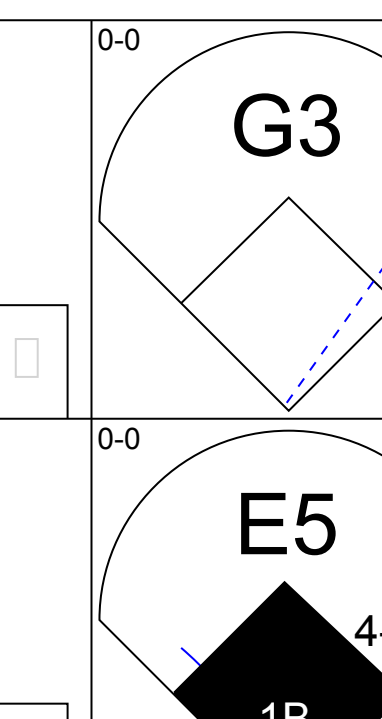
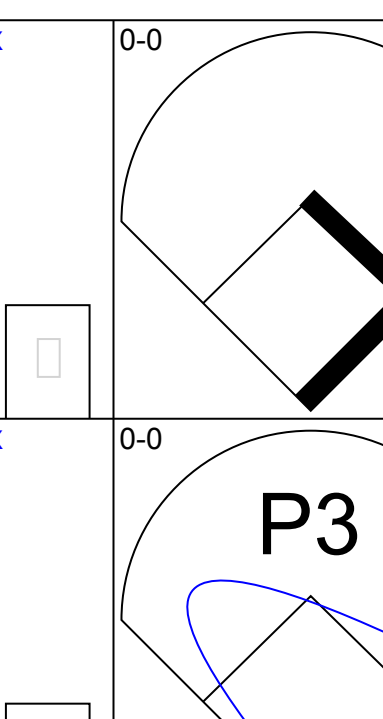
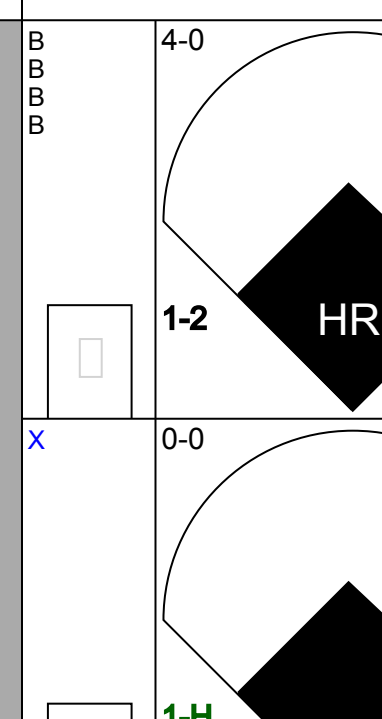
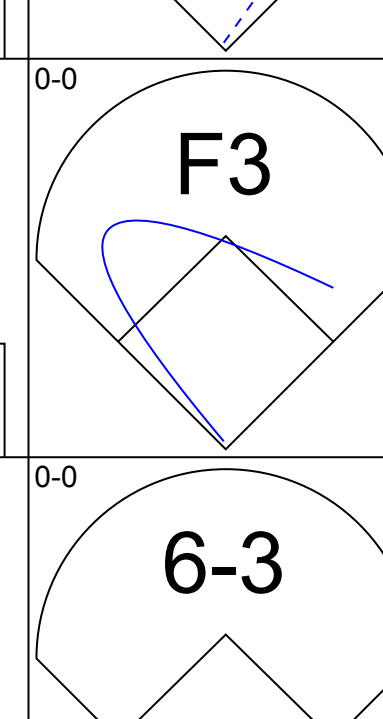
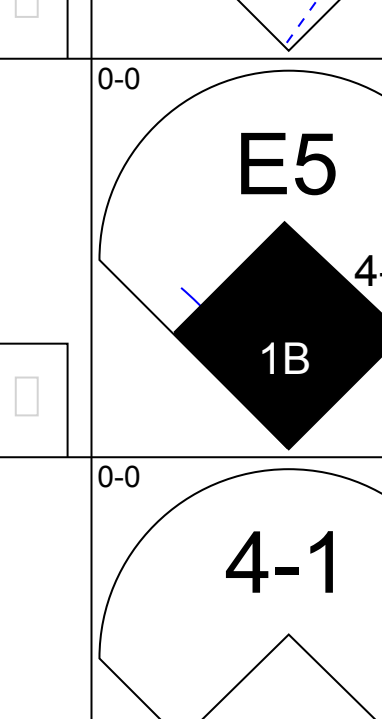
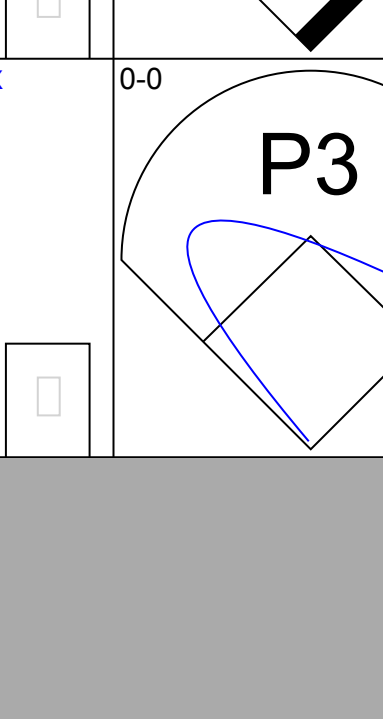
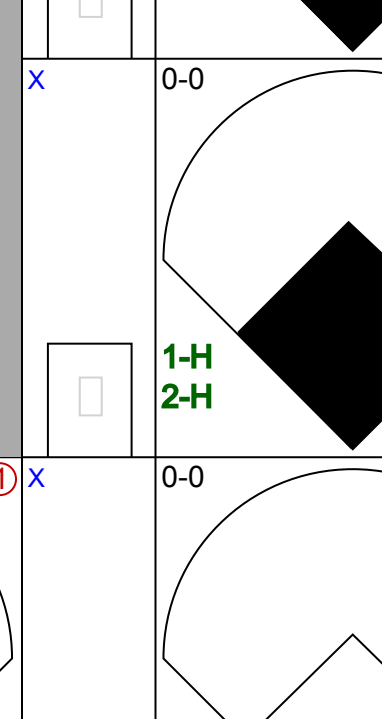
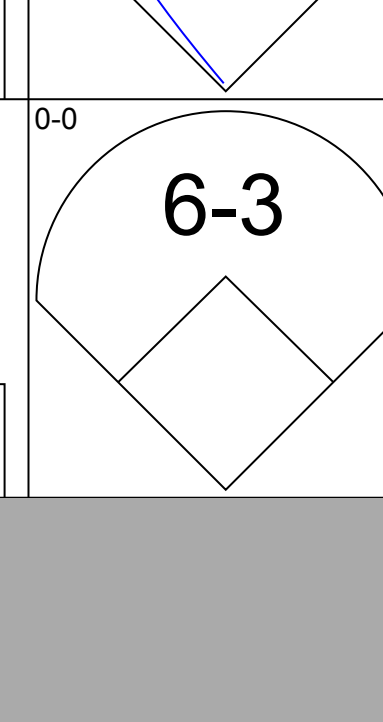
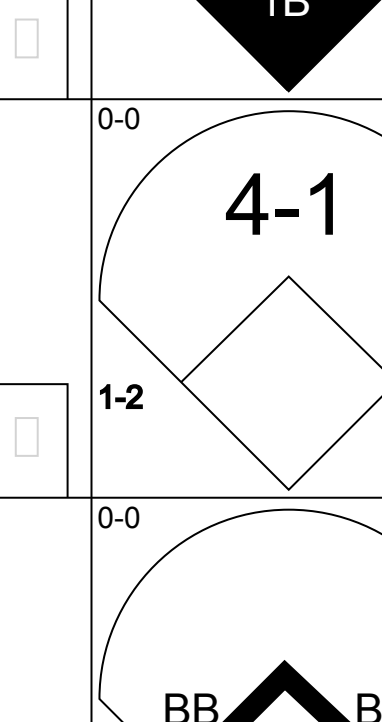
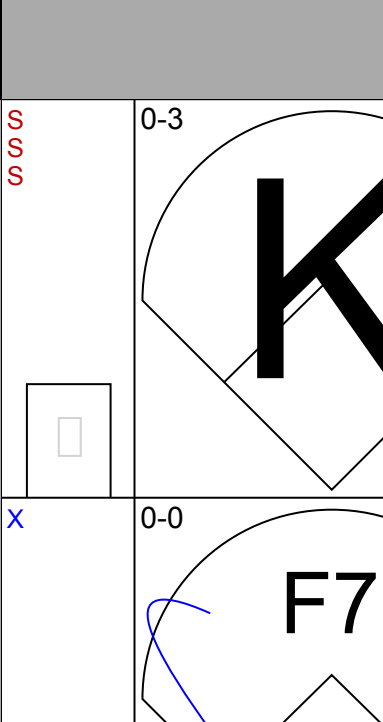
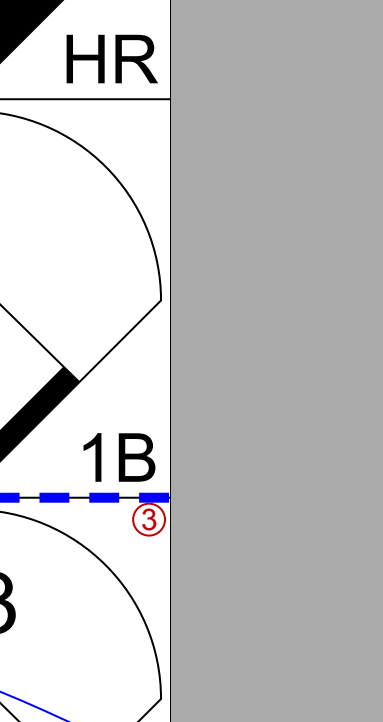
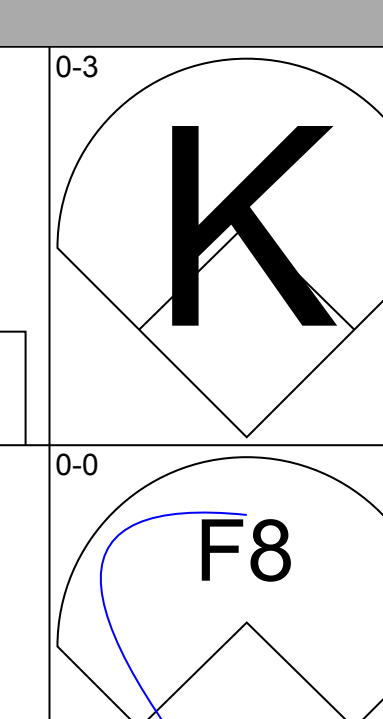
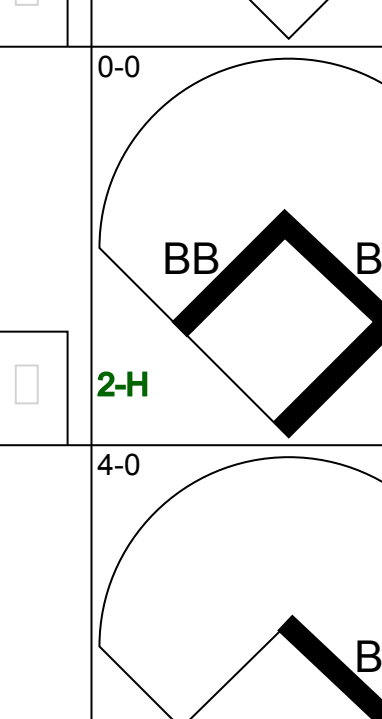

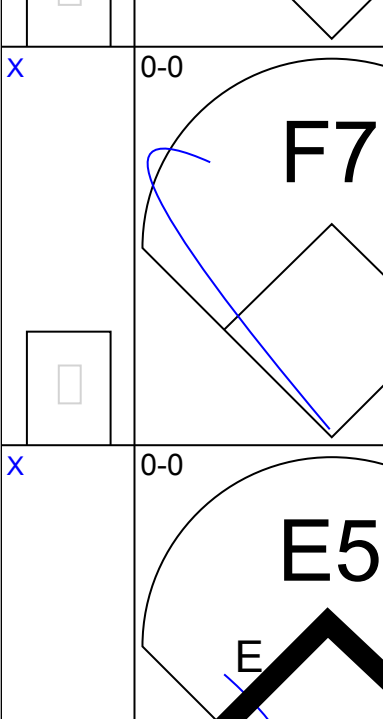
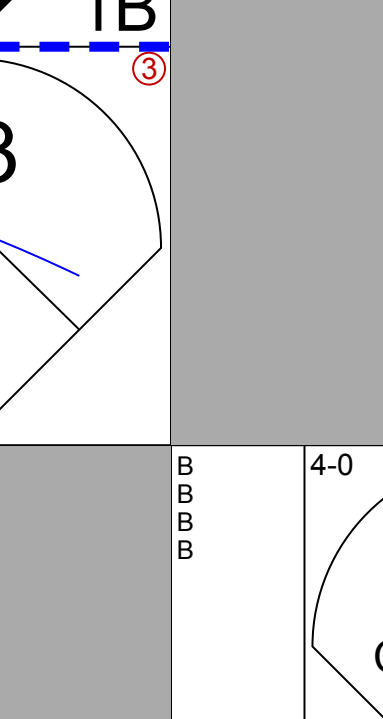
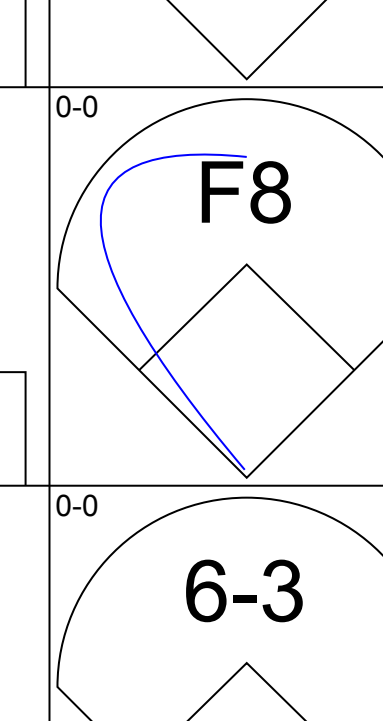
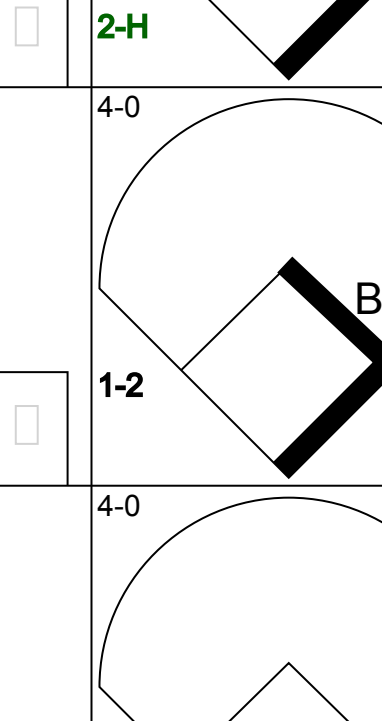

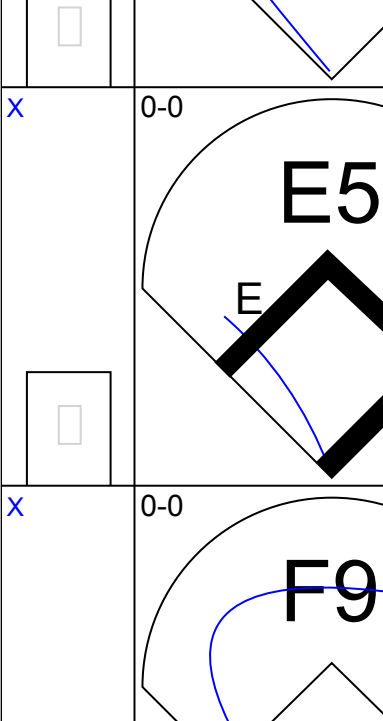
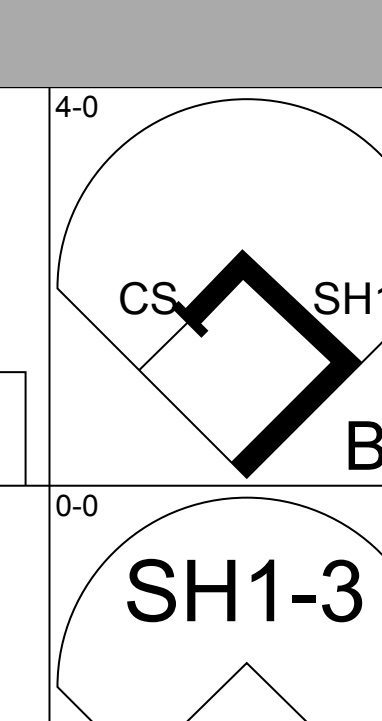

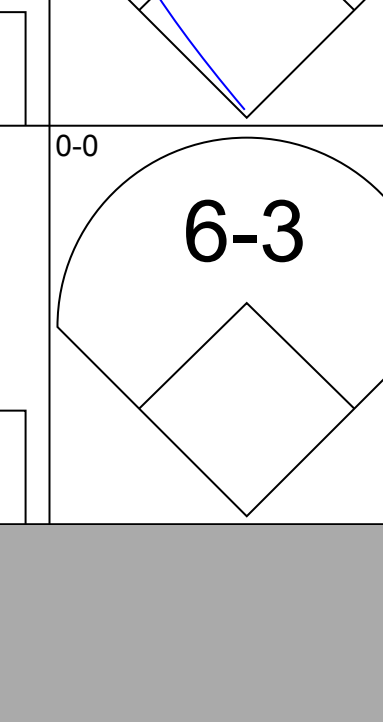
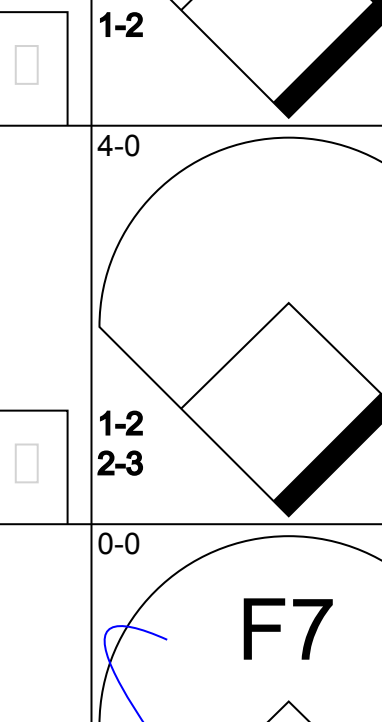

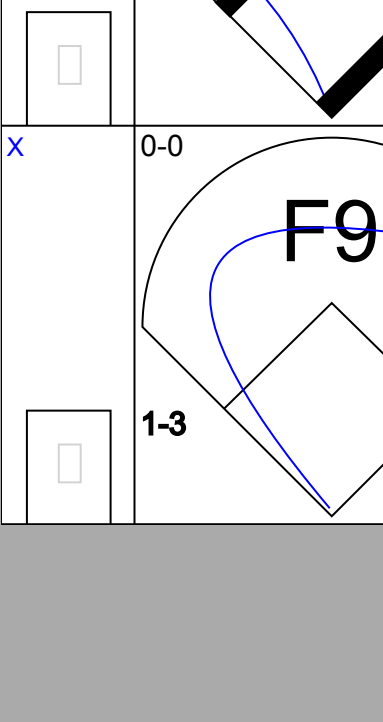
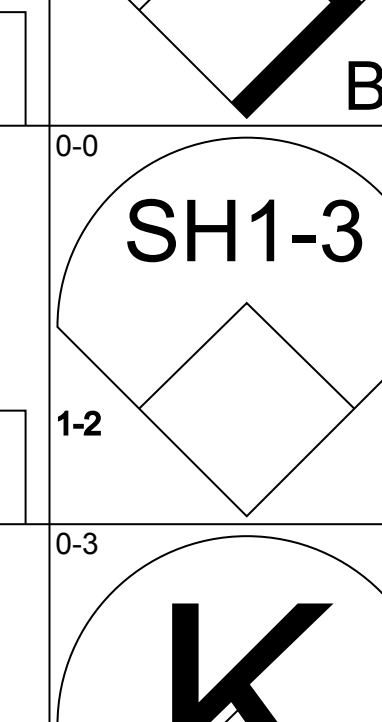
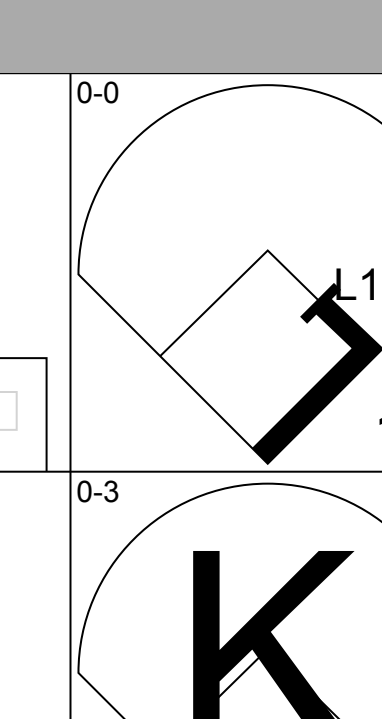
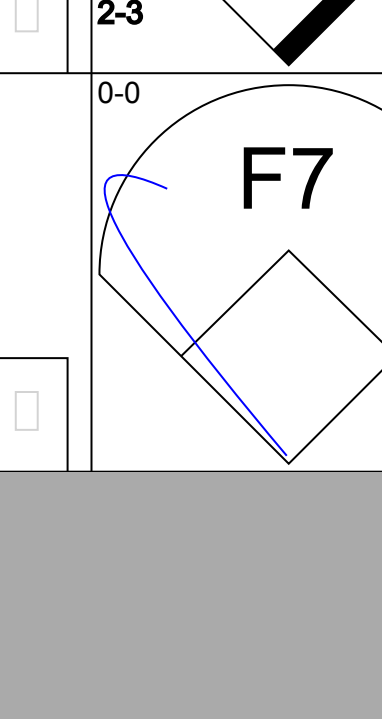

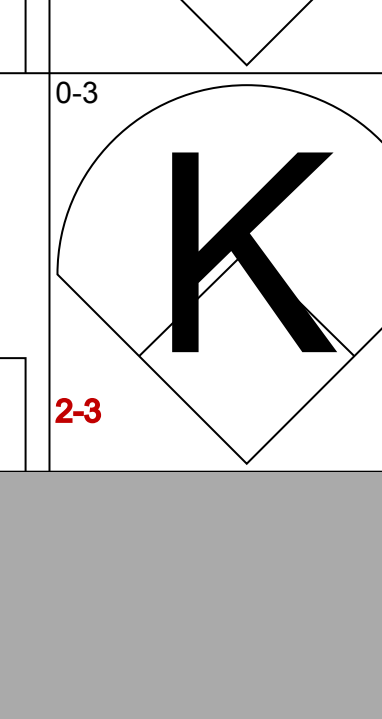
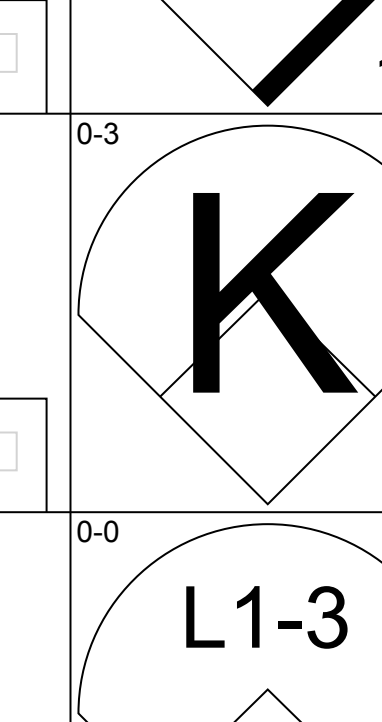
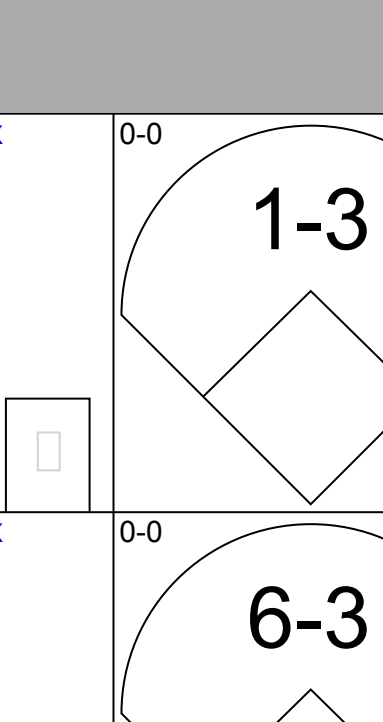
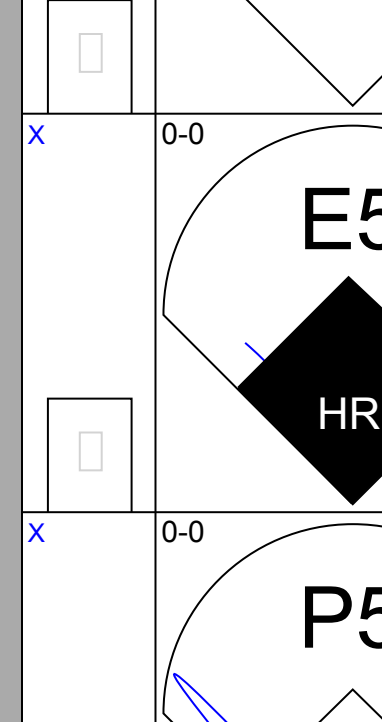
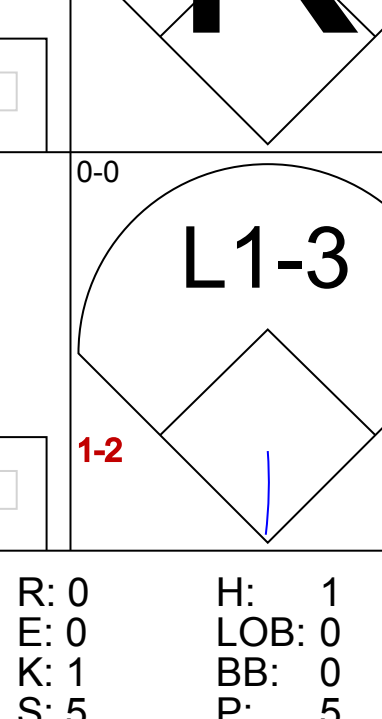
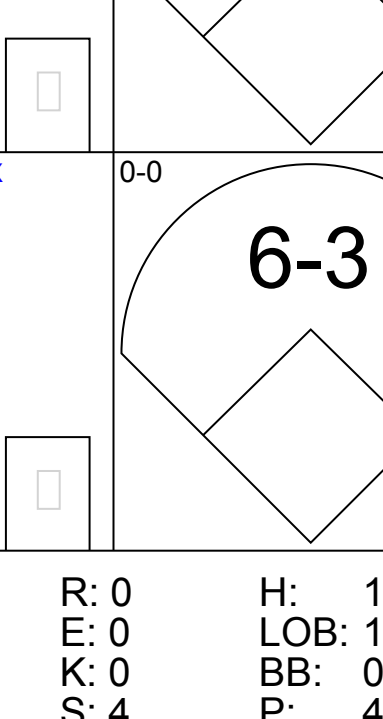
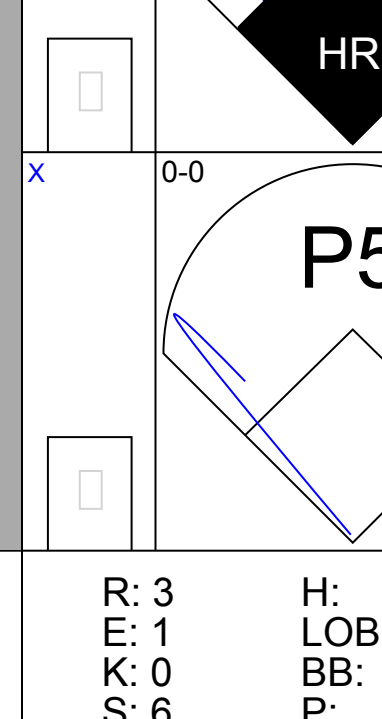
Batter	1	2	3	4	5	6	7	8	9	AB	R	H	RBI	BB	SO	LOB	BOTTOM		
Bill North, S OBP: 0.369, SLG: 0.354 (1, 8)	K	P7			E S CS 1B		E8 1B 1B			4	1	2	1	0	1	1			
Bert Campaneris, R OBP: 0.313, SLG: 0.333 (1, 6)	5-3		F9		F9		1B 1B			4	0	1	1	0	0	1			
Sal Bando, R OBP: 0.350, SLG: 0.447 (1, 5)	5-3			1B		5-3	P6			4	0	1	0	0	0	1			
Reggie Jackson, L OBP: 0.390, SLG: 0.553 (1, 9)		1-3	K			3-1		L9		4	0	0	0	0	1	1			
Deron Johnson, R OBP: 0.343, SLG: 0.442 (1, 10)		F7	P9			K		G3		4	0	0	0	0	1	1			
Gene Tenace, R OBP: 0.383, SLG: 0.466 (1, 3)		1B 3B 1B		6-3			FC5-4 BB 1B	1B 1B		3	1	2	0	1	0	0			
Jesus Alou, R OBP: 0.331, SLG: 0.353 (1, 7)		1B 3B 1B		1-3			P6	1B 1B		4	1	2	0	0	0	1			
Ray Fosse, R OBP: 0.289, SLG: 0.355 (1, 2)		1B 3B		5-3			FC5-4 1B 1B	K		4	2	1	2	0	1	3			
Dick Green, R OBP: 0.301, SLG: 0.341 (1, 4)		1B			5-3		1B E 1B			3	1	2	1	0	0	0			
Inning Stats	R: 0 E: 0 K: 1 S: 5	H: 4 LOB: 1 BB: 0 P: 7	R: 0 E: 0 K: 1 S: 6	H: 1 LOB: 1 BB: 0 P: 6	R: 0 E: 0 K: 0 S: 3	H: 0 LOB: 0 BB: 0 P: 3	R: 0 E: 0 K: 1 S: 5	H: 0 LOB: 0 BB: 0 P: 5	R: 3 E: 1 K: 0 S: 6	H: 3 LOB: 1 BB: 1 P: 10	R: 0 E: 0 K: 1 S: 7	H: 2 LOB: 2 BB: 0 P: 7	1B: 10 2B: 0 3B: 1 HR: 0	SF: 0 SAC: 0 DP: 0 HBP: 0	WP: 0 PB: 0 SB: 1 CS: 1	PA: 35			
PITCHER	IP	WLS	BF	H	R	ER	SO	BB	IBB	HBP	BLK	WP	HR	S	P	ERA	WHIP		
Dick Pole, R ERA: 6.51 (1, 1)	6.2	L	28	8	6	5	3	1	0	0	0	0	0	33	37	6.75	1.350		
Marty Pattin, R ERA: 4.45 (7, 1)	1.1		7	3	0	0	1	0	0	0	0	0	0	9	9	0.00	2.250		

Boston Red Sox @ Oakland Athletics
Oakland-Alameda County Coliseum, Oakland, CA
Tue Aug 28 1973, 7:05 PM PDT
Att: 7,284 - Unknown

AB 34
R 6
H 11
RBI 5
BB 1
SO 4
LOB 9



Batter	1	2	3	4	5	6	7	8	9	AB	R	H	RBI	BB	SO	LOB	TOP
Tommy Harper, R OBP: 0.352, SLG: 0.441 (1, 7)										4	0	0	0	0	1	1	Boston Red Sox @ Milwaukee Brewers Milwaukee County Stadium, Milwaukee, WI Thu Aug 30 1973, 8:05 PM EDT Att: 10,436 - Unknown - 75 F
Luis Aparicio, R OBP: 0.320, SLG: 0.315 (1, 6)										4	0	0	0	0	1	1	
Carl Yastrzemski, L OBP: 0.390, SLG: 0.438 (1, 5)										4	1	2	1	0	0	0	
Orlando Cepeda, R OBP: 0.358, SLG: 0.469 (1, 10)										3	0	0	0	1	0	0	
Carlton Fisk, R OBP: 0.325, SLG: 0.465 (1, 2)										3	0	1	0	1	1	0	
Rick Miller, L OBP: 0.343, SLG: 0.364 (1, 8)										3	0	0	0	1	0	4	
Doug Griffin, R OBP: 0.298, SLG: 0.347 (1, 4)										4	0	1	0	0	0	2	
Cecil Cooper, L OBP: 0.273, SLG: 0.200 (1, 3)										2	0	1	0	1	1	1	
Dwight Evans, R OBP: 0.312, SLG: 0.374 (1, 9)										3	0	0	0	0	1	3	
Inning Stats	R: 0 E: 0 K: 2 S: 8	H: 1 LOB: 3 BB: 2 P: 16	R: 0 E: 0 K: 0 S: 3	H: 1 LOB: 0 BB: 0 P: 3	R: 0 E: 0 K: 0 S: 3	H: 0 LOB: 0 BB: 0 P: 3	R: 0 E: 0 K: 1 S: 5	H: 1 LOB: 0 BB: 0 P: 5	R: 0 E: 0 K: 1 S: 5	H: 0 LOB: 1 BB: 1 P: 9	R: 0 E: 0 K: 1 S: 5	H: 0 LOB: 1 BB: 1 P: 9	R: 1 E: 0 K: 0 S: 5	H: 2 LOB: 1 BB: 0 P: 5	1B: 3 2B: 1 3B: 0 HR: 1	SF: 0 SAC: 0 DP: 0 HBP: 0	WP: 0 PA: 35 CS: 2
PITCHER Jim Slaton, R ERA: 3.91 (1, 1)	IP: 9.0 WLS: W BF: 34 H: 5 R: 1 ER: 1 SO: 5 BB: 4 IBB: 0 HBP: 0 BLK: 0 WP: 0 HR: 1 S: 40 P: 56 ERA: 1.00 WHIP: 1.000											PITCHER IP: WLS: BF: H: R: ER: SO: BB: IBB: HBP: BLK: WP: HR: S: P: ERA: WHIP					

Batter	1	2	3	4	5	6	7	8	9	AB	R	H	RBI	BB	SO	LOB	BOTTOM
John Briggs, L OBP: 0.369, SLG: 0.445 (1, 7)										3	1	1	0	1	0	0	Boston Red Sox @ Milwaukee Brewers Milwaukee County Stadium, Milwaukee, WI Thu Aug 30 1973, 8:05 PM EDT Att: 10,436 - Unknown - 75 F
Bob Coluccio, R OBP: 0.300, SLG: 0.426 (1, 9)										4	2	1	3	0	0	1	
Dave May, L OBP: 0.354, SLG: 0.477 (1, 8)										4	0	1	0	0	1	1	
George Scott, R OBP: 0.372, SLG: 0.477 (1, 3)										4	0	1	1	0	1	1	
Don Money, R OBP: 0.333, SLG: 0.387 (1, 5)										2	0	0	0	2	0	0	
Elie Rodriguez, R OBP: 0.380, SLG: 0.309 (1, 2)										2	0	0	0	1	0	1	
Bobby Mitchell, R OBP: 0.279, SLG: 0.485 (1, 10)										4	0	1	0	0	1	4	
Pedro Garcia, R OBP: 0.311, SLG: 0.404 (1, 4)										3	1	0	0	0	1	1	
Bob Heise, R OBP: 0.185, SLG: 0.188 (1, 6)										3	0	0	0	0	0	2	
Inning Stats	R: 0 E: 0 K: 0 S: 3	H: 0 LOB: 0 BB: 0 P: 3	R: 0 E: 0 K: 1 S: 5	H: 1 LOB: 0 BB: 0 P: 5	R: 1 E: 1 K: 0 S: 5	H: 1 LOB: 3 BB: 2 P: 13	R: 0 E: 0 K: 1 S: 6	H: 0 LOB: 1 BB: 0 P: 6	R: 3 E: 1 K: 0 S: 6	H: 2 LOB: 1 BB: 1 P: 10	R: 0 E: 0 K: 1 S: 4	H: 0 LOB: 0 BB: 1 P: 8	1B: 3 2B: 2 3B: 0 HR: 1	SF: 0 SAC: 1 DP: 1 HBP: 0	WP: 0 PA: 34 CS: 1		
PITCHER John Curtis, L ERA: 3.24 Bob Veale, L ERA: 3.72 (7, 1)	IP: 6.2 WLS: L BF: 30 H: 5 R: 4 ER: 0 SO: 3 BB: 3 IBB: 0 HBP: 0 BLK: 0 WP: 0 HR: 1 S: 33 P: 45 ERA: 0.00 WHIP: 1.200											PITCHER IP: WLS: BF: H: R: ER: SO: BB: IBB: HBP: BLK: WP: HR: S: P: ERA: WHIP					

Batter	1	2	3	4	5	6	7	8	9	AB	R	H	RBI	BB	SO	LOB	TOP			
Tommy Harper, R OBP: 0.352, SLG: 0.441 (1, 7)										5	1	2	0	0	1	3	Boston Red Sox @ Milwaukee Brewers Milwaukee County Stadium, Milwaukee, WI Fri Aug 31 1973, 8:05 PM EDT Unknown - 86 F			
Luis Aparicio, R OBP: 0.319, SLG: 0.314 (1, 6)										5	0	1	0	0	1	4				
Carl Yastrzemski, L OBP: 0.391, SLG: 0.437 (1, 5)										3	0	1	0	1	1	2				
Orlando Cepeda, R OBP: 0.356, SLG: 0.465 (1, 10)										4	0	0	1	0	0	3				
Carlton Fisk, R OBP: 0.322, SLG: 0.461 (1, 2)										4	0	0	0	0	0	5				
Rick Miller, L OBP: 0.344, SLG: 0.373 (1, 8)										3	1	1	1	1	0	0				
Doug Griffin, R OBP: 0.295, SLG: 0.343 Reggie Smith, S OBP: 0.387, SLG: 0.492 John Kennedy, R OBP: 0.248, SLG: 0.276 (9, PH)										3	0	0	0	0	0	1				
Cecil Cooper, L OBP: 0.308, SLG: 0.217 (1, 3)										3	0	1	0	1	0	1				
Dwight Evans, R OBP: 0.312, SLG: 0.377 Ben Oglivie, L OBP: 0.266, SLG: 0.340 (9, PH)										3	0	1	0	0	2	2				
Inning Stats	R: 0 E: 1 K: 1 S: 7	H: 1 LOB: 2 BB: 0 P: 7	R: 0 E: 0 K: 1 S: 5	H: 0 LOB: 1 BB: 1 P: 9	R: 0 E: 0 K: 0 S: 3	H: 1 LOB: 0 BB: 0 P: 3	R: 0 E: 0 K: 0 S: 3	H: 0 LOB: 1 BB: 1 P: 7	R: 0 E: 0 K: 0 S: 4	H: 0 LOB: 0 BB: 0 P: 6	R: 0 E: 0 K: 1 S: 6	H: 1 LOB: 1 BB: 0 P: 6	R: 1 E: 1 K: 1 S: 7	H: 2 LOB: 1 BB: 0 P: 7	R: 1 E: 0 K: 1 S: 7	H: 2 LOB: 2 BB: 1 P: 11	1B: 6 2B: 2 3B: 0 HR: 1	SF: 0 SAC: 0 DP: 2 HBP: 0	WP: 0 PB: 0 SB: 0 CS: 1	PA: 38
PITCHER	IP WLS BF H R ER SO BB IBB HBP BLK WP HR S P ERA WHIP																			
Bill Champion, R ERA: 3.79 (1, 1)	7.0 29 6 1 1 3 3 0 0 0 0 0 0 32 44 1.29 1.286																			
Chris Short, L ERA: 4.8 (8, 1)	0.1 1 0 0 0 1 0 0 0 0 0 0 0 0 3 3 0.00 0.000																			
Carlos Velazquez, R ERA: 1.57 (8, 1)	1.0 W 6 2 1 1 0 1 0 0 0 0 0 1 5 9 9.00 3.000																			
Eduardo Rodriguez, R ERA: 2.62 (9, 1)	0.2 S 2 0 0 0 1 0 0 0 0 0 0 0 0 4 4 0.00 0.000																			

Batter	1	2	3	4	5	6	7	8	9	AB	R	H	RBI	BB	SO	LOB	BOTTOM			
Joe Lahoud, L OBP: 0.272, SLG: 0.282 (1, 9)										4	0	1	0	0	1	0	Boston Red Sox @ Milwaukee Brewers Milwaukee County Stadium, Milwaukee, WI Fri Aug 31 1973, 8:05 PM EDT Unknown - 86 F			
Bob Coluccio, R OBP: 0.302, SLG: 0.425 (1, 7)										3	1	1	0	1	2	2				
Dave May, L OBP: 0.352, SLG: 0.474 (1, 8)										3	0	0	1	0	0	2				
George Scott, R OBP: 0.369, SLG: 0.473 (1, 3)										4	0	0	0	0	2	2				
John Briggs, L OBP: 0.369, SLG: 0.446 (1, 10)										3	0	1	0	0	2	0				
Don Money, R OBP: 0.331, SLG: 0.384 (1, 5)										3	0	0	0	0	0	2				
Darrell Porter, L OBP: 0.357, SLG: 0.475 (1, 2)										3	0	0	0	0	1	2				
Pedro Garcia, R OBP: 0.312, SLG: 0.410 (1, 4)										3	1	1	1	0	0	0				
Tim Johnson, L OBP: 0.270, SLG: 0.256 (1, 6)										2	1	0	0	1	1	0				
Inning Stats	R: 0 E: 0 K: 1 S: 6	H: 1 LOB: 1 BB: 0 P: 6	R: 0 E: 0 K: 2 S: 7	H: 0 LOB: 0 BB: 0 P: 7	R: 0 E: 0 K: 1 S: 5	H: 0 LOB: 0 BB: 0 P: 5	R: 1 E: 1 K: 0 S: 5	H: 1 LOB: 2 BB: 1 P: 9	R: 0 E: 0 K: 0 S: 3	H: 0 LOB: 0 BB: 0 P: 3	R: 0 E: 0 K: 2 S: 7	H: 0 LOB: 0 BB: 0 P: 7	R: 0 E: 0 K: 1 S: 5	H: 0 LOB: 0 BB: 0 P: 5	R: 2 E: 0 K: 2 S: 9	H: 2 LOB: 1 BB: 1 P: 13	1B: 2 2B: 1 3B: 0 HR: 1	SF: 1 SAC: 0 DP: 0 HBP: 0	WP: 0 PB: 0 SB: 1 CS: 0	PA: 31
PITCHER	IP WLS BF H R ER SO BB IBB HBP BLK WP HR S P ERA WHIP																			
Luis Tiant, R ERA: 3.61 (1, 1)	8.0 L 31 4 3 2 9 2 0 0 0 0 0 1 47 55 2.25 0.750																			

Batter	1	2	3	4	5	6	7	8	9	10	11	12	13	AB R H RBI BB SO LOB	TOP														
Tommy Harper, R OBP: 0.354, SLG: 0.442 (1, 7)														4 2 2 0 1 1 1	Boston Red Sox @ Milwaukee Brewers Milwaukee County Stadium, Milwaukee, WI Fri Aug 31 1973, 8:05 PM EDT Att. 22,198 - Unknown - 80 F AB 46 R 4 H 11 RBI 4 BB 5 SO 5 LOB 22 														
Ben Caglave, L OBP: 0.261, SLG: 0.339 (1, 9)														6 1 1 0 0 1 5															
Carl Yastrzemski, L OBP: 0.356, SLG: 0.438 (1, 3)														3 0 2 3 3 0 0															
Orlando Cepeda, R OBP: 0.352, SLG: 0.460 (1, 10)														6 0 0 0 0 2 7															
Danny Cater, R OBP: 0.345, SLG: 0.390 (1, 5)														6 1 3 0 0 0 0															
Rick Miller, L OBP: 0.340, SLG: 0.368 (1, 8)														5 0 0 0 0 0 2															
Bob Montgomery, R OBP: 0.307, SLG: 0.524 (1, 2)														6 0 0 0 0 1 3															
Doug Griffin, R OBP: 0.297, SLG: 0.344 Cecil Cooper, L OBP: 0.296, SLG: 0.206 (13, PH) Luis Aparicio, R OBP: 0.319, SLG: 0.314 (13, 6)														5 0 2 1 0 0 1 1 0 0 0 0 0 1 0 0 0 0 0 0 0															
Mario Guerrero, R OBP: 0.274, SLG: 0.267 (13, 4)														4 0 1 0 1 0 2															
Inning Stats	R: 1 E: 0 K: 0 S: 4	H: 2 LOB: 0 BB: 0 P: 4	R: 0 E: 0 K: 0 S: 4	H: 1 LOB: 1 BB: 0 P: 4	R: 2 E: 0 K: 0 S: 5	H: 3 LOB: 0 BB: 0 P: 5	R: 0 E: 0 K: 0 S: 3	H: 0 LOB: 0 BB: 0 P: 3	R: 0 E: 0 K: 2 S: 8	H: 1 LOB: 3 BB: 2 P: 16	R: 0 E: 0 K: 1 S: 6	H: 0 LOB: 1 BB: 0 P: 7	R: 0 E: 0 K: 0 S: 3	H: 0 LOB: 0 BB: 0 P: 3		R: 0 E: 0 K: 1 S: 5	H: 0 LOB: 2 BB: 2 P: 13	R: 0 E: 0 K: 1 S: 6	H: 1 LOB: 1 BB: 0 P: 6	R: 0 E: 0 K: 0 S: 3	H: 0 LOB: 0 BB: 0 P: 3	R: 0 E: 0 K: 1 S: 5	H: 0 LOB: 2 BB: 2 P: 13	R: 0 E: 0 K: 1 S: 6	H: 1 LOB: 1 BB: 0 P: 6	1B: 9 2B: 2 3B: 0 HR: 0	SF: 0 SAC: 2 DP: 1 HBP: 0	W/P: 2 PB: 0 SB: 1 CS: 0	PA: 53
PITCHER	IP 4.1	WLS 19	BF 7	H 3	R 3	ER 3	SO 6	BB 1	IBB 0	HBP 0	BLK 0	WP 2	HR 18	S 22		P 6.23	ERA 6.23	WHIP 1.846											
Bill Parsons, R ERA: 6.24 (5, 1)	7.1	28	3	1	1	3	3	0	0	0	0	0	0	31		43	1.23	0.818											
Jerry Seal, R ERA: 3.92 (12, 1)	0.0	1	0	0	0	0	1	0	0	0	0	0	0	4		=	=	=											
Chris Short, L ERA: 4.8 (12, 1)	1.1	W	5	1	0	0	2	0	0	0	0	0	0	9	9	0.00	0.750												
Eduardo Rodriguez, R ERA: 2.66																													

Batter	1	2	3	4	5	6	7	8	9	10	11	12	13	AB R H RBI BB SO LOB	BOTTOM														
Bob Coluccio, R OBP: 0.307, SLG: 0.431 (8, 9)														4 1 1 1 3 0 2	Boston Red Sox @ Milwaukee Brewers Milwaukee County Stadium, Milwaukee, WI Fri Aug 31 1973, 8:05 PM EDT Att. 22,198 - Unknown - 80 F AB 49 R 5 H 13 RBI 5 BB 9 SO 9 LOB 37 														
Bob Heise, R OBP: 0.183, SLG: 0.191 (1, 6)														4 0 1 0 0 0 1 0 0 0 0 0 0 0 1 0 0 0 0 0 2 1 0 0 0 0 0 0															
Ollie Brown, R OBP: 0.368, SLG: 0.396 Joe Leland, L OBP: 0.271, SLG: 0.281 (10, PH) Tim Johnson, L OBP: 0.269, SLG: 0.255 (11, 6)														6 1 2 0 1 1 5															
John Briggs, L OBP: 0.370, SLG: 0.445 (1, 7)														6 1 1 0 1 1 5															
George Scott, R OBP: 0.368, SLG: 0.470 (1, 10)														6 1 1 0 1 1 5															
Don Money, R OBP: 0.339, SLG: 0.396 (1, 5)														5 2 4 1 2 0 2															
Eliee Rodriguez, R OBP: 0.386, SLG: 0.312 Dave May, L OBP: 0.353, SLG: 0.474 (7, PH) (8, 8)														1 0 1 0 2 0 0 4 0 2 2 0 0 3															
Bobby Mitchell, R OBP: 0.278, SLG: 0.472 Darrell Porter, L OBP: 0.355, SLG: 0.471 (8, 2)														4 0 1 1 0 2 6 2 0 0 0 0 0 3															
Pedro Garcia, R OBP: 0.308, SLG: 0.404 (1, 4)														6 0 0 0 0 3 5															
John Vukovich, R OBP: 0.167, SLG: 0.145 (1, 3)														5 0 0 0 0 2 3															
Inning Stats	R: 0 E: 0 K: 0 S: 2	H: 0 LOB: 1 BB: 2 P: 10	R: 1 E: 0 K: 2 S: 9	H: 2 LOB: 1 BB: 0 P: 9	R: 0 E: 1 K: 0 S: 7	H: 0 LOB: 1 BB: 1 P: 7	R: 1 E: 0 K: 2 S: 8	H: 1 LOB: 2 BB: 2 P: 16	R: 0 E: 0 K: 1 S: 7	H: 2 LOB: 3 BB: 1 P: 11	R: 1 E: 0 K: 1 S: 6	H: 1 LOB: 0 BB: 0 P: 6	R: 1 E: 0 K: 1 S: 8	H: 3 LOB: 2 BB: 0 P: 8		R: 0 E: 0 K: 0 S: 3	H: 0 LOB: 0 BB: 0 P: 3	R: 0 E: 0 K: 0 S: 4	H: 1 LOB: 2 BB: 1 P: 8	R: 0 E: 0 K: 1 S: 6	H: 0 LOB: 1 BB: 1 P: 10	R: 0 E: 0 K: 0 S: 3	H: 0 LOB: 0 BB: 0 P: 3	R: 1 E: 0 K: 1 S: 6	H: 2 LOB: 2 BB: 1 P: 10	1B: 11 2B: 0 3B: 0 HR: 2	SF: 0 SAC: 2 DP: 2 HBP: 0	W/P: 0 PB: 1 SB: 1 CS: 0	PA: 60
PITCHER	IP 5.2	WLS 28	BF 6	H 3	R 3	ER 3	SO 6	BB 6	IBB 0	HBP 0	BLK 0	WP 0	HR 2	S 34		P 4.76	ERA 4.76	WHIP 2.118											
Roger Moret, L ERA: 2.9 (6, 1)	0.2	4	2	1	1	1	0	0	0	0	0	0	0	6		6	13.50	3.000											
Dick Pole, R ERA: 6.63 (7, 1)	3.0	14	2	0	0	1	0	2	0	0	0	0	0	14	22	0.00	0.667												
Bob Veale, L ERA: 3.38 Bobby Bolin, R ERA: 2.76 (10, 1)	3.1	L	13	2	1	1	1	1	0	0	0	0	0	14	18	2.70	0.900												
Craig Skok, L ERA: 5.93 (13, 1)	0.0	1	1	0	0	0	0	0	0	0	0	0	0	1	1	=	=												

Batter	1	2	3	4	5	6	7	8	9	AB	R	H	RBI	BB	SO	LOB	TOP																			
Tommy Harper, R OBP: 0.356, SLG: 0.441 (1, 7)	0-0 3-1	0-0 CS	0-0 1B SF8		0-0 SH5-3		0-0 5-3		4-0 1B BB	3	1	1	0	1	0	0	Boston Red Sox @ Milwaukee Brewers Milwaukee County Stadium, Milwaukee, WI Sat Sep 01 1973, 4:33 AM EDT Att: 21,410 - Unknown - 84 F																			
Luis Aparicio, R OBP: 0.322, SLG: 0.316 (1, 6)	0-0 P4		0-0 1B		4-0 G6-4-3 BB		0-0 6-3	0-0 S 1B	4	0	2	0	1	0	0																					
Carl Yastrzemski, L OBP: 0.396, SLG: 0.438 (1, 3)	0-3 K		0-0 SF8		0-0 G6-4-3		0-0 BB 2B	4-0 G5-4-3 IBB	3	1	1	1	1	1	2																					
Orlando Cepeda, R OBP: 0.352, SLG: 0.458 (1, 10)		0-0 1B HR 1B	0-3 K		0-0 F7		4-0 2B BB	0-0 G5-4-3	4	1	1	0	1	1	4																					
Danny Cater, R OBP: 0.343, SLG: 0.393 (1, 5)		0-3 K	0-0 F8		0-3 K		0-0 K	0-0 1-3 2-H 2B	4	0	1	1	0	2	2																					
Ben Oglivie, L OBP: 0.269, SLG: 0.354 (1, 9)		0-0 1B HR		0-0 P4		0-0 2B	0-0 G3		4	1	2	0	0	0	2																					
Carlton Fisk, R OBP: 0.324, SLG: 0.467 (1, 2)		0-0 1B HR		0-3 K		0-0 F5	4-0 FC6-4 BB		3	1	1	3	1	1	1																					
Rick Miller, L OBP: 0.339, SLG: 0.364 (1, 8)		4-0 CS BB		0-0 P8		0-0 F8	0-0 FC6-4		3	0	0	0	1	0	3																					
Doug Griffin, R OBP: 0.296, SLG: 0.343 (1, 4)		0-0 F7			0-0 SH5-3 1B		0-0 P7	0-0 4-3	4	0	1	0	0	0	1																					
Inning Stats	R: 0 E: 0 K: 1 S: 5	H: 0 LOB: 0 BB: 0 P: 5	R: 3 E: 0 K: 1 S: 7	H: 3 LOB: 0 BB: 1 P: 11	R: 1 E: 0 K: 1 S: 7	H: 2 LOB: 1 BB: 0 P: 7	R: 0 E: 0 K: 1 S: 5	H: 0 LOB: 0 BB: 0 P: 5	R: 0 E: 0 K: 1 S: 6	H: 1 LOB: 1 BB: 0 P: 6	R: 0 E: 0 K: 0 S: 3	H: 0 LOB: 0 BB: 0 P: 3	R: 1 E: 0 K: 0 S: 5	H: 2 LOB: 2 BB: 2 P: 13	R: 0 E: 0 K: 0 S: 3	H: 1 LOB: 2 BB: 2 P: 11	1B: 7 2B: 2 3B: 0 HR: 1	SF: 1 SAC: 1 DP: 2 HBP: 0	WP: 0 PB: 0 SB: 1 CS: 1	PA: 41																
PITCHER	IP	WLS	BF	H	R	ER	SO	BB	IBB	HBP	BLK	WP	HR	S	P	ERA	WHIP	PITCHER		IP	WLS	BF	H	R	ER	SO	BB	IBB	HBP	BLK	WP	HR	S	P	ERA	WHIP
Skip Lockwood, R ERA: 3.69 (1, 1)	7.2	L	34	9	5	5	5	4	0	0	0	0	1	40	56	5.87	1.696																			
Frank Linzy, R ERA: 4.07 (8, 1)	1.1		6	1	0	0	0	1	1	0	0	0	0	4	12	0.00	1.500																			

AB	32
R	5
H	10
RBI	5
BB	6
SO	5
LOB	15



Batter	1	2	3	4	5	6	7	8	9	AB	R	H	RBI	BB	SO	LOB	BOTTOM																			
Joe Lahoud, L OBP: 0.266, SLG: 0.275 (1, 9)	0-0 F8		0-3 K			0-0 F8		0-0 F7		4	0	0	0	0	1	2	Boston Red Sox @ Milwaukee Brewers Milwaukee County Stadium, Milwaukee, WI Sat Sep 01 1973, 4:33 AM EDT Att: 21,410 - Unknown - 84 F																			
Pedro Garcia, R OBP: 0.309, SLG: 0.404 (1, 4)	1-0		0-0 F7		0-0 F5			0-3 K	0	0	0	0	0	0	0																					
Bob Heise, R OBP: 0.183, SLG: 0.186 (1, FR)									2	0	0	0	0	0	0																					
Bob Coluccio, R OBP: 0.306, SLG: 0.430 (9, PH)	HBP								1	0	0	0	0	1	0																					
Dave May, L OBP: 0.350, SLG: 0.471 (1, 8)	0-0 F2			0-0 4-3		0-0 F5		0-0 4-3	4	0	0	0	0	0	1																					
George Scott, R OBP: 0.367, SLG: 0.468 (1, 3)	0-3 K			0-3 K		0-0 F8		0-0 1B 1B	4	0	1	0	0	2	1																					
John Briggs, L OBP: 0.371, SLG: 0.445 (1, 7)		0-0 CS 1B 1B		0-3 K		0-0 P6		0-0 1B 1B	4	0	2	0	0	1	0																					
Darrell Porter, L OBP: 0.353, SLG: 0.466 (1, 10)		0-3 K			0-0 3-1		4-0 1B BB	0-0 L8	3	0	0	0	1	1	3																					
Elie Rodriguez, R OBP: 0.385, SLG: 0.312 (1, 2)		0-0 1B			0-0 5-3				3	0	1	0	0	0	1																					
Tim Johnson, L OBP: 0.270, SLG: 0.256 (1, 6)		0-3 K			0-0 4-3		0-0 1B		3	0	1	0	0	1	2																					
John Vukovich, R OBP: 0.164, SLG: 0.143 (1, 5)			0-0 P3			0-0 F7		0-3 K	2	0	0	0	0	0	0																					
Don Money, R OBP: 0.338, SLG: 0.395 (8, PH)									1	0	0	0	0	1	2																					
Inning Stats	R: 0 E: 0 K: 1 S: 5	H: 0 LOB: 1 BB: 0 P: 6	R: 0 E: 0 K: 2 S: 8	H: 2 LOB: 2 BB: 0 P: 8	R: 0 E: 0 K: 1 S: 5	H: 0 LOB: 0 BB: 0 P: 5	R: 0 E: 0 K: 2 S: 7	H: 0 LOB: 0 BB: 0 P: 7	R: 0 E: 0 K: 0 S: 3	H: 0 LOB: 0 BB: 0 P: 3	R: 0 E: 0 K: 0 S: 3	H: 0 LOB: 0 BB: 0 P: 3	R: 0 E: 0 K: 1 S: 6	H: 1 LOB: 2 BB: 1 P: 10	R: 0 E: 0 K: 1 S: 7	H: 2 LOB: 2 BB: 0 P: 7	1B: 5 2B: 1 3B: 0 HR: 0	SF: 0 SAC: 0 DP: 1 HBP: 1	WP: 0 PB: 0 SB: 0 CS: 1	PA: 33																
PITCHER	IP	WLS	BF	H	R	ER	SO	BB	IBB	HBP	BLK	WP	HR	S	P	ERA	WHIP	PITCHER		IP	WLS	BF	H	R	ER	SO	BB	IBB	HBP	BLK	WP	HR	S	P	ERA	WHIP
Marty Pattin, R ERA: 4.23 (1, 1)	9.0	W	33	5	0	0	8	1	0	1	0	0	0	47	52	0.00	0.667																			



Batter	1	2	3	4	5	6	7	8	9	AB	R	H	RBI	BB	SO	LOB	TOP			
Merv Rettenmund, R OBP: 0.376, SLG: 0.439	4-0 BB		0-0 1B IHR	0-0 SF8		0-0 1B		0-0 BB	0-0 6-3	4	2	3	1	1	0	1				
Bobby Grich, R OBP: 0.360, SLG: 0.369	0-3 K		0-0 1B IHR	0-0 HR		0-0 1B		0-0 P5	1-0 HBP	4	2	1	1	1	1	5				
Paul Blair, R OBP: 0.333, SLG: 0.398	0-0 F3		0-0 1B IHR	0-0 HR			4-0 BB	4-0 1B BB	0-0 F5	4	3	2	6	2	0	3				
Tommy Davis, R OBP: 0.335, SLG: 0.390	0-0 F8		0-0 F8	0-0 F8			0-0 G6-4-3	0-0 1B BB		5	0	1	2	0	0	2				
Don Baylor, R OBP: 0.360, SLG: 0.442		0-0 5-3	0-0 F9		0-0 F9		4-0 BB	0-0 1B		4	0	1	1	1	0	0				
Brooks Robinson, R OBP: 0.311, SLG: 0.322	0-0 F9		0-0 5-3		0-0 G6-4-3		0-0 F9	0-0 F8		5	0	1	0	0	0	3				
Earl Williams, R OBP: 0.333, SLG: 0.410	0-0 FC6-4			0-0 SH5-4	0-0 G6-4-3		0-0 1B	0-0 HR	1-0 1B HBP	4	3	3	1	0	0	1	AB 39			
Andy Etchebarren, R OBP: 0.300, SLG: 0.378	0-0 FC6-4			0-0 SH5-4		0-0 6-3		0-0 BB	0-0 E5	5	2	3	0	0	0	1	R 13			
Mark Belanger, R OBP: 0.315, SLG: 0.280			0-0 1B	0-0 SH5-4		0-0 L6-4		0-0 K	0-0 6-3	4	1	2	0	0	1	2	H 17			
Inning Stats	R: 0 E: 0 K: 1 S: 5	H: 0 LOB: 1 BB: 1 P: 9	R: 0 E: 0 K: 0 S: 4	H: 1 LOB: 1 BB: 0 P: 4	R: 4 E: 0 K: 0 S: 7	H: 4 LOB: 0 BB: 0 P: 7	R: 4 E: 0 K: 0 S: 6	H: 3 LOB: 0 BB: 1 P: 10	R: 0 E: 0 K: 0 S: 4	H: 2 LOB: 1 BB: 2 P: 4	R: 0 E: 0 K: 0 S: 2	H: 0 LOB: 1 BB: 2 P: 10	R: 4 E: 0 K: 1 S: 10	H: 5 LOB: 2 BB: 1 P: 14	R: 1 E: 1 K: 0 S: 4	H: 1 LOB: 2 BB: 0 P: 6	1B: 14 2B: 1 3B: 0 HR: 3	SF: 1 SAC: 1 DP: 3 HBP: 2	WP: 1 PB: 0 SB: 0 CS: 0	PA: 48
PITCHER	IP WLS BF H R ER SO	IP WLS BF H R ER SO	IP WLS BF H R ER SO	IP WLS BF H R ER SO	IP WLS BF H R ER SO	IP WLS BF H R ER SO	IP WLS BF H R ER SO	IP WLS BF H R ER SO	IP WLS BF H R ER SO	IP WLS BF H R ER SO	IP WLS BF H R ER SO	IP WLS BF H R ER SO	IP WLS BF H R ER SO	IP WLS BF H R ER SO	IP WLS BF H R ER SO	IP WLS BF H R ER SO	ERA WHIP	ERA WHIP		
John Curtis, L ERA: 3.41	3.0 L 16 6 5 5 1	3.0 L 16 6 5 5 1	3.0 L 16 6 5 5 1	3.0 L 16 6 5 5 1	3.0 L 16 6 5 5 1	3.0 L 16 6 5 5 1	3.0 L 16 6 5 5 1	3.0 L 16 6 5 5 1	3.0 L 16 6 5 5 1	3.0 L 16 6 5 5 1	3.0 L 16 6 5 5 1	3.0 L 16 6 5 5 1	3.0 L 16 6 5 5 1	3.0 L 16 6 5 5 1	3.0 L 16 6 5 5 1	3.0 L 16 6 5 5 1	15.00 2.333	15.00 2.333		
Ken Talum, R ERA: 9.0	4.0 18 6 4 4 4 0	4.0 18 6 4 4 4 0	4.0 18 6 4 4 4 0	4.0 18 6 4 4 4 0	4.0 18 6 4 4 4 0	4.0 18 6 4 4 4 0	4.0 18 6 4 4 4 0	4.0 18 6 4 4 4 0	4.0 18 6 4 4 4 0	4.0 18 6 4 4 4 0	4.0 18 6 4 4 4 0	4.0 18 6 4 4 4 0	4.0 18 6 4 4 4 0	4.0 18 6 4 4 4 0	4.0 18 6 4 4 4 0	4.0 18 6 4 4 4 0	9.00 2.250	9.00 2.250		
Bobby Bolin, R ERA: 3.35	0.2 5 2 0 0 1	0.2 5 2 0 0 1	0.2 5 2 0 0 1	0.2 5 2 0 0 1	0.2 5 2 0 0 1	0.2 5 2 0 0 1	0.2 5 2 0 0 1	0.2 5 2 0 0 1	0.2 5 2 0 0 1	0.2 5 2 0 0 1	0.2 5 2 0 0 1	0.2 5 2 0 0 1	0.2 5 2 0 0 1	0.2 5 2 0 0 1	0.2 5 2 0 0 1	0.2 5 2 0 0 1	0.00 4.500	0.00 4.500		
Ray Culp, R ERA: 4.47	1.0 8 3 4 4 0	1.0 8 3 4 4 0	1.0 8 3 4 4 0	1.0 8 3 4 4 0	1.0 8 3 4 4 0	1.0 8 3 4 4 0	1.0 8 3 4 4 0	1.0 8 3 4 4 0	1.0 8 3 4 4 0	1.0 8 3 4 4 0	1.0 8 3 4 4 0	1.0 8 3 4 4 0	1.0 8 3 4 4 0	1.0 8 3 4 4 0	1.0 8 3 4 4 0	1.0 8 3 4 4 0	36.00 3.000	36.00 3.000		
Bob Veale, L ERA: 3.34	0.1 1 0 0 0 0	0.1 1 0 0 0 0	0.1 1 0 0 0 0	0.1 1 0 0 0 0	0.1 1 0 0 0 0	0.1 1 0 0 0 0	0.1 1 0 0 0 0	0.1 1 0 0 0 0	0.1 1 0 0 0 0	0.1 1 0 0 0 0	0.1 1 0 0 0 0	0.1 1 0 0 0 0	0.1 1 0 0 0 0	0.1 1 0 0 0 0	0.1 1 0 0 0 0	0.1 1 0 0 0 0	0.00 0.000	0.00 0.000		

Baltimore Orioles @ Boston Red Sox
Fenway Park, Boston, MA
Mon Sep 03 1973, 3:33 AM EDT
Att: 27,730 - Unknown

AB 39
R 13
H 17
RBI 12
BB 5
SO 2
LOB 18



Batter	1	2	3	4	5	6	7	8	9	AB	R	H	RBI	BB	SO	LOB	BOTTOM					
Tommy Harper, R OBP: 0.355, SLG: 0.438	0-0 SH1	0-0 F9		0-3 K		0-0 F9		0-0 F4		5	1	1	0	0	1	2						
Luis Aparicio, R OBP: 0.320, SLG: 0.315	0-0 SH1		0-0 F6		0-0 6-3	0-0 F8		0-0 F3		4	0	0	0	0	0	1						
Reggie Smith, S OBP: 0.392, SLG: 0.506	4-0 2B		0-0 F7		0-0 F9		0-0 1B BB	4-0 1B BB		3	2	1	0	2	0	0						
Carl Yastrzemski, L OBP: 0.404, SLG: 0.445	0-0 1B		4-0 1B		4-0 1B HR		4-0 1B BB	0-0 1B		2	3	2	1	3	0	0						
Orlando Cepeda, R OBP: 0.356, SLG: 0.460	4-0 1B		0-0 1B		0-0 1B		0-0 F7	0-0 1B		4	1	3	2	1	0	2						
John Kennedy, R OBP: 0.248, SLG: 0.276	0-0 IBB		1-2 1B		1-3 1B		0-0 F7	0-0 1B		0	0	0	0	0	0	0						
Carlton Fisk, R OBP: 0.327, SLG: 0.475	0-0 FC4-6		0-0 F9		0-0 HR		0-0 1B	0-0 F8		5	1	3	3	0	0	3						
Rick Miller, L OBP: 0.333, SLG: 0.358	0-0 FC4-6			0-0 4-3	0-0 4-3		0-0 SF9		0-0 G3	4	0	0	1	0	0	3	AB 37					
Doug Griffin, R OBP: 0.298, SLG: 0.345		0-0 4-3								3	0	2	0	0	0	0	R 8					
Ben Oglivie, L OBP: 0.272, SLG: 0.353										1	0	1	1	0	0	0	H 13					
Mario Guerrero, R OBP: 0.271, SLG: 0.264										1	0	0	0	0	0	0	RBI 8					
Cecil Cooper, L OBP: 0.265, SLG: 0.194										3	0	0	0	0	0	2	BB 6					
Danny Cater, R OBP: 0.343, SLG: 0.392		0-0 F7		0-0 FC3-6		0-0 F2		0-0 FC6-4		2	0	0	0	0	0	2	SO 1					
Inning Stats	R: 1 E: 0 K: 0 S: 5	H: 3 LOB: 3 BB: 2 P: 13	R: 0 E: 0 K: 0 S: 3	H: 0 LOB: 0 BB: 0 P: 3	R: 0 E: 0 K: 0 S: 4	H: 1 LOB: 2 BB: 1 P: 8	R: 0 E: 0 K: 1 S: 6	H: 1 LOB: 1 BB: 0 P: 6	R: 3 E: 0 K: 0 S: 5	H: 2 LOB: 0 BB: 1 P: 9	R: 0 E: 0 K: 0 S: 4	H: 1 LOB: 1 BB: 0 P: 4	R: 2 E: 0 K: 0 S: 6	H: 3 LOB: 2 BB: 1 P: 10	R: 2 E: 0 K: 0 S: 5	H: 2 LOB: 1 BB: 1 P: 9	R: 0 E: 0 K: 0 S: 3	H: 0 LOB: 0 BB: 0 P: 3	1B: 11 2B: 1 3B: 0 HR: 1	SF: 1 SAC: 1 DP: 0 HBP: 0	WP: 0 PB: 0 SB: 1 CS: 0	PA: 45
PITCHER	IP WLS BF H R ER SO	IP WLS BF H R ER SO	IP WLS BF H R ER SO	IP WLS BF H R ER SO	IP WLS BF H R ER SO	IP WLS BF H R ER SO	IP WLS BF H R ER SO	IP WLS BF H R ER SO	IP WLS BF H R ER SO	IP WLS BF H R ER SO	IP WLS BF H R ER SO	IP WLS BF H R ER SO	IP WLS BF H R ER SO	IP WLS BF H R ER SO	IP WLS BF H R ER SO	IP WLS BF H R ER SO	ERA WHIP	ERA WHIP				
Doyle Alexander, R ERA: 3.77	6.0 W 31 9 6 6 1	6.0 W 31 9 6 6 1	6.0 W 31 9 6 6 1	6.0 W 31 9 6 6 1	6.0 W 31 9 6 6 1	6.0 W 31 9 6 6 1	6.0 W 31 9 6 6 1	6.0 W 31 9 6 6 1	6.0 W 31 9 6 6 1	6.0 W 31 9 6 6 1	6.0 W 31 9 6 6 1	6.0 W 31 9 6 6 1	6.0 W 31 9 6 6 1	6.0 W 31 9 6 6 1	6.0 W 31 9 6 6 1	6.0 W 31 9 6 6 1	9.00 2.167	9.00 2.167				
Bob Reynolds, R ERA: 1.99	0.2 4 2 0 0 0	0.2 4 2 0 0 0	0.2 4 2 0 0 0	0.2 4 2 0 0 0	0.2 4 2 0 0 0	0.2 4 2 0 0 0	0.2 4 2 0 0 0	0.2 4 2 0 0 0	0.2 4 2 0 0 0	0.2 4 2 0 0 0	0.2 4 2 0 0 0	0.2 4 2 0 0 0	0.2 4 2 0 0 0	0.2 4 2 0 0 0	0.2 4 2 0 0 0	0.2 4 2 0 0 0	0.00 3.000	0.00 3.000				
Grant Jackson, L ERA: 1.94	1.0 6 2 2 2 0	1.0 6 2 2 2 0	1.0 6 2 2 2 0	1.0 6 2 2 2 0	1.0 6 2 2 2 0	1.0 6 2 2 2 0	1.0 6 2 2 2 0	1.0 6 2 2 2 0	1.0 6 2 2 2 0	1.0 6 2 2 2 0	1.0 6 2 2 2 0	1.0 6 2 2 2 0	1.0 6 2 2 2 0	1.0 6 2 2 2 0	1.0 6 2 2 2 0	1.0 6 2 2 2 0	18.00 3.000	18.00 3.000				
Eddie Watt, R ERA: 3.02	1.1 S 4 0 0 0	1.1 S 4 0 0 0	1.1 S 4 0 0 0	1.1 S 4 0 0 0	1.1 S 4 0 0 0	1.1 S 4 0 0 0	1.1 S 4 0 0 0	1.1 S 4 0 0 0	1.1 S 4 0 0 0	1.1 S 4 0 0 0	1.1 S 4 0 0 0	1.1 S 4 0 0 0	1.1 S 4 0 0 0	1.1 S 4 0 0 0	1.1 S 4 0 0 0	1.1 S 4 0 0 0	0.00 0.000	0.00 0.000				

Baltimore Orioles @ Boston Red Sox
Fenway Park, Boston, MA
Mon Sep 03 1973, 3:33 AM EDT
Att: 27,730 - Unknown

AB 37
R 8
H 13
RBI 8
BB 6
SO 1
LOB 15



Batter	1	2	3	4	5	6	7	8	9	AB	R	H	RBI	BB	SO	LOB	TOP								
Al Bumby, L OBP: 0.381, SLG: 0.472 (1, 7)	0-0 5-3		0-0 1B		0-0 L8	0-0 1-3		0-0 1B 1B		5	1	2	0	0	0	0	Baltimore Orioles @ Boston Red Sox Fenway Park, Boston, MA Mon Sep 03 1973, 7:05 PM EDT Att: 22,267 - Unknown								
Rich Coggins, L OBP: 0.362, SLG: 0.460 (1, 9)	0-0 1B		0-0 G4-6-3 1B		0-0 BB HR	0-0 1B		0-0 1B 1B		5	1	4	0	0	0	1									
Tommy Davis, R OBP: 0.337, SLG: 0.391 (1, 10)	0-0 6-3				0-0 F2	4-0 BB HR	0-0 BB 1B	0-0 G6-4-3 1B		4	1	2	1	1	0	1									
Boog Powell, L OBP: 0.379, SLG: 0.389 (1, 3)		0-0 F7			0-0 HR	4-0 HR BB	4-0 BB 1B	0-0 F5		3	2	1	1	2	0	2									
Earl Williams, R OBP: 0.336, SLG: 0.427 (1, 2)		0-0 1B			0-0 HR	0-0 HR	0-0 FC6-4 BB	0-0 G6-4-3		5	2	3	5	0	0	5									
Elrod Hendricks, L OBP: 0.257, SLG: 0.347 (8, 2)		0-0 1B			0-0 HR	0-0 HR	0-0 FC6-4	0-0 G6-4-3		0	0	0	0	0	0	0									
Paul Blair, R OBP: 0.332, SLG: 0.396 (1, 8)		0-0 F8			0-0 F2	0-0 S E 1B		0-0 F7		5	1	1	0	0	0	1									
Brooks Robinson, R OBP: 0.310, SLG: 0.321 (1, 5)		0-0 1B			0-0 E5 1B	0-0 F7		0-0 F8		5	0	1	0	0	0	0									
Bobby Grich, R OBP: 0.360, SLG: 0.371 (1, 4)		0-3 K			0-0 1B	0-0 4-3		0-0 L3		5	0	2	0	0	1	2									
Mark Belanger, R OBP: 0.312, SLG: 0.277 (1, 6)		0-0 F8			0-3 K			0-0 F9		4	0	0	0	0	1	3									
Inning Stats	R: 0 E: 0 K: 0 S: 3	H: 1 LOB: 0 BB: 0 P: 3	R: 0 E: 0 K: 1 S: 7	H: 2 LOB: 2 BB: 0 P: 7	R: 0 E: 0 K: 0 S: 3	H: 1 LOB: 0 BB: 0 P: 3	R: 2 E: 1 K: 1 S: 9	H: 3 LOB: 2 BB: 0 P: 9	R: 5 E: 0 K: 0 S: 6	H: 3 LOB: 3 BB: 2 P: 14	R: 0 E: 0 K: 0 S: 5	H: 2 LOB: 3 BB: 1 P: 9	R: 0 E: 0 K: 0 S: 4	H: 1 LOB: 1 BB: 0 P: 4	R: 1 E: 0 K: 0 S: 5	H: 3 LOB: 1 BB: 0 P: 5	R: 0 E: 0 K: 0 S: 3	H: 0 LOB: 0 BB: 0 P: 3	1B: 11 2B: 2 3B: 0 HR: 3	SF: 0 SAC: 0 DP: 2 HBP: 0	WP: 0 PB: 0 SB: 1 CS: 1	PA: 44			
PITCHER	IP	WLS	BF	H	R	ER	SO	BB	IBB	HBP	BLK	WP	HR	S	P	ERA	WHIP								
Dick Pole, R ERA: 6.6 (1, 1)	4.1		21	8	4	4	2	1	0	0	0	0	2	24	28	8.31	2.077								
Craig Skok, L ERA: 6.59 (5, 1)	0.0		3	2	2	2	0	1	0	0	0	0	1	2	6	∞	∞								
Mike Garman, R ERA: 6.38 (5, 1)	2.2		15	6	2	1	0	1	0	0	0	0	0	14	18	3.38	2.625								
Bob Veale, L ERA: 3.15 (8, 1)	2.0	W	5	0	0	0	0	0	0	0	0	0	0	5	5	0.00	0.000								

Batter	1	2	3	4	5	6	7	8	9	AB	R	H	RBI	BB	SO	LOB	BOTTOM								
Tommy Harper, R OBP: 0.354, SLG: 0.435 (1, 7)	0-0 F8		0-3 K		0-0 F7		0-0 F5	0-0 1B 1B		5	1	1	0	0	1	1	Baltimore Orioles @ Boston Red Sox Fenway Park, Boston, MA Mon Sep 03 1973, 7:05 PM EDT Att: 22,267 - Unknown								
Ben Oglivie, L OBP: 0.276, SLG: 0.352 (1, 9)	4-0 HR		0-0 1B		0-0 F8		0-0 FC3-6 1B	0-0 3-1 1B 1B		3	1	1	0	1	0	1									
Danny Cater, R OBP: 0.346, SLG: 0.395 (8, FH)			0-0 1B							1	0	1	2	0	0	0									
Dwight Evans, R OBP: 0.311, SLG: 0.375 (9, 9)			0-0 HR							0	0	0	0	0	0	0									
Reggie Smith, S OBP: 0.395, SLG: 0.515 (1, 10)	0-0 HR		0-0 1-3		0-0 FC3-6 1B		0-0 FC3-6 1B	0-0 F9		4	2	2	2	1	0	1									
Carl Yastrzemski, L OBP: 0.403, SLG: 0.443 (1, 5)	0-0 4-3		0-0 F8		0-0 FC3-6 1B		0-0 FC3-6 1B	0-0 E4 1B SF9		4	1	1	0	0	0	1									
Bob Montgomery, R OBP: 0.340, SLG: 0.560 (1, 2)	4-0 BB		0-0 G6-4-3 1B		0-0 K		0-0 K	0-0 1B 1B		3	1	2	0	1	1	2									
Rick Miller, L OBP: 0.335, SLG: 0.358 (1, 8)	4-0 FC6-4 BB		0-0 F7		0-0 FC3-6		0-0 FC3-6	0-0 1B 2B 1B		3	1	1	1	1	0	3									
Doug Griffin, R OBP: 0.294, SLG: 0.342 (1, 4)	0-0 FC6-4		0-0 G6-4-3		0-0 F4		0-0 F4	0-0 SF9		3	0	0	1	0	0	5									
Cecil Cooper, L OBP: 0.263, SLG: 0.200 (1, 3)		0-0 4-3			0-0 6-3		0-3 K	0-0 2B 1B		4	1	1	1	0	1	0									
Mario Guerrero, R OBP: 0.276, SLG: 0.274 (1, 6)		0-0 F8			0-0 1B		0-0 F9	0-0 1B 2B		4	1	2	2	0	0	0									
Inning Stats	R: 2 E: 0 K: 0 S: 4	H: 1 LOB: 2 BB: 3 P: 16	R: 0 E: 0 K: 1 S: 5	H: 0 LOB: 0 BB: 0 P: 5	R: 0 E: 0 K: 0 S: 3	H: 1 LOB: 0 BB: 0 P: 3	R: 0 E: 0 K: 0 S: 3	H: 1 LOB: 1 BB: 0 P: 3	R: 0 E: 0 K: 1 S: 7	H: 2 LOB: 2 BB: 0 P: 7	R: 0 E: 0 K: 1 S: 5	H: 0 LOB: 0 BB: 0 P: 5	R: 0 E: 0 K: 0 S: 10	H: 0 LOB: 0 BB: 0 P: 5	R: 7 E: 1 K: 0 S: 10	H: 6 LOB: 1 BB: 1 P: 14	R: 0 E: 0 K: 0 S: 0	H: 0 LOB: 0 BB: 0 P: 3	1B: 10 2B: 1 3B: 0 HR: 1	SF: 1 SAC: 0 DP: 1 HBP: 0	WP: 0 PB: 0 SB: 0 CS: 0	PA: 39			
PITCHER	IP	WLS	BF	H	R	ER	SO	BB	IBB	HBP	BLK	WP	HR	S	P	ERA	WHIP								
Jesse Jefferson, R ERA: 4.31 (1, 1)	7.2		35	9	7	5	3	4	0	0	0	0	1	37	53	5.87	1.696								
Eddie Watt, R ERA: 3.3 (8, 1)	0.0	L	2	2	0	0	0	0	0	0	0	0	0	2	2	∞	∞								
Grant Jackson, L ERA: 1.93 (8, 1)	0.1		2	1	2	0	0	0	0	0	0	0	0	2	2	0.00	3.000								

Batter	1	2	3	4	5	6	7	8	9	AB	R	H	RBI	BB	SO	LOB	TOP											
Merv Rettenmund, R OBP: 0.373, SLG: 0.435	0-0 FC3-6 1B	0-0 L5			0-0 1-3		0-0 5-3	0-0 6-3		5	0	1	0	0	0	1												
Bobby Grich, R OBP: 0.382, SLG: 0.372	0-0 FC3-6 1B		1-0 F8 5-3 HBP		0-0 F8		0-0 FC6-4 1B	0-0 F6		4	1	1	0	0	0	1												
Paul Blair, R OBP: 0.333, SLG: 0.403	0-0 F9		0-0 5-3 1B		0-0 HR		0-0 FC6-4 1B	0-0 F3		5	2	2	1	0	0	2												
Tommy Davis, R OBP: 0.338, SLG: 0.391	0-0 FC5-4 1B		0-0 F8		0-0 F3		0-0 1B BB	0-0 F9		5	0	2	0	0	0	2												
Earl Williams, R OBP: 0.337, SLG: 0.425	0-0 FC5-4		0-0 5-3		0-0 F3		0-0 FC5-4 1B	0-0 BB		3	0	1	1	1	0	3												
Don Baylor, R OBP: 0.361, SLG: 0.452		0-0 HR	0-0 F3		0-0 FC5-4 2B		0-0 1B	0-0 1B		4	2	2	2	0	0	2												
Brooks Robinson, R OBP: 0.307, SLG: 0.317		0-0 G6-4-3 1B		0-0 F5		0-0 F3	0-0 F8			4	0	1	0	0	0	4												
Andy Etchebarren, R OBP: 0.301, SLG: 0.386		0-0 G6-4-3		0-0 F2		0-0 1B		0-0 1-3		3	0	1	1	0	0	1												
Al Bumby, L OBP: 0.383, SLG: 0.471		0-0 1-2		0-0 F8		0-0 K		0-0 K		1	0	0	0	0	0	0												
Frank Baker, R OBP: 0.290, SLG: 0.133		0-0 1-2		0-0 F8		0-0 K		0-0 K		0	0	0	0	0	0	0												
Mark Belanger, R OBP: 0.311, SLG: 0.277		0-0 1B		0-0 F8		0-0 K		0-0 K		3	0	1	0	0	1	1												
Boog Powell, L OBP: 0.376, SLG: 0.394		0-0 1B		0-0 F8		0-0 K		0-0 K		1	0	0	0	0	1	0												
Inning Stats	R: 0 E: 0 K: 0 S: 5	H: 2 LOB: 2 BB: 0 P: 5	R: 1 E: 0 K: 0 S: 5	H: 3 LOB: 1 BB: 0 P: 5	R: 1 E: 0 K: 0 S: 4	H: 1 LOB: 1 BB: 0 P: 5	R: 0 E: 0 K: 0 S: 3	H: 0 LOB: 0 BB: 0 P: 3	R: 1 E: 0 K: 0 S: 4	H: 2 LOB: 1 BB: 0 P: 7	R: 1 E: 0 K: 0 S: 6	H: 3 LOB: 3 BB: 1 P: 10	R: 0 E: 0 K: 0 S: 5	H: 0 LOB: 0 BB: 0 P: 5	R: 0 E: 0 K: 0 S: 3	H: 0 LOB: 0 BB: 0 P: 3	1B: 9 2B: 1 3B: 0 HR: 2	SF: 0 SAC: 0 DP: 1 HBP: 1	WP: 0 PB: 0 SB: 0 CS: 0	PA: 40								
PITCHER	IP	WLS	BF	H	R	ER	SO	BB	IBB	HBP	BLK	WP	HR	S	P	ERA	WHIP											
Roger Moret, L ERA: 3.07	(1, 1)	5.2	W	26	9	4	4	0	0	0	1	0	0	2	25	26	6.35	1.588										
Bill Lee, L ERA: 2.31	(6, 1)	1.0		6	2	1	1	1	1	0	0	0	0	0	7	11	9.00	3.000										
Bobby Bolin, R ERA: 3.18	(7, 1)	2.1	S	8	1	0	0	1	0	0	0	0	0	0	10	10	0.00	0.429										

Baltimore Orioles @ Boston Red Sox
Fenway Park, Boston, MA
Wed Sep 05 1973, 7:05 PM EDT
Att: 21,758 - Unknown

AB 38
R 5
H 12
RBI 5
BB 1
SO 2
LOB 17



Batter	1	2	3	4	5	6	7	8	9	AB	R	H	RBI	BB	SO	LOB	BOTTOM											
Tommy Harper, R OBP: 0.353, SLG: 0.433	0-3 K	0-3 K	0-0 6-3			0-0 G6-4-3		4-0 BB		4	0	0	0	1	2	1												
Luis Aparicio, R OBP: 0.320, SLG: 0.311	0-0 6-3	4-0 BB 2B		0-0 5-3		0-0 6-3		0-0 F8		4	1	0	0	1	0	3												
Reggie Smith, S OBP: 0.394, SLG: 0.507	0-0 BB 1B	4-0 BB 2B		0-0 F6		0-0 6-3				3	2	1	0	1	0	0												
Carl Yastrzemski, L OBP: 0.406, SLG: 0.445	4-0 1B	0-0 1B 2B		0-3 K		0-0 1B				3	1	2	2	1	1	0												
Danny Cater, R OBP: 0.349, SLG: 0.398	0-0 1B	0-0 BB 2B		0-0 6-3		0-0 F9				4	1	2	2	0	0	1												
Carlton Fisk, R OBP: 0.323, SLG: 0.470	0-3 K	0-0 2B		0-0 F6		0-0 F7				4	0	1	1	0	1	2												
Doug Griffin, R OBP: 0.293, SLG: 0.337		0-0 E9 HR		0-0 K		0-0 5-3		0-0 4-3 PB 1B		4	1	1	0	0	1	1												
Dwight Evans, R OBP: 0.313, SLG: 0.386		0-0 1B HR		0-0 F4		0-3 K		4-0 4-3 BB		3	1	1	2	1	1	0												
Rick Miller, L OBP: 0.333, SLG: 0.356		0-3 K		0-0 F9		0-0 G6-4-3 1B		0-0 4-3		4	0	1	0	0	1	2												
Inning Stats	R: 1 E: 0 K: 2 S: 9	H: 2 LOB: 2 BB: 1 P: 13	R: 6 E: 1 K: 3 S: 14	H: 4 LOB: 1 BB: 2 P: 22	R: 0 E: 0 K: 0 S: 3	H: 0 LOB: 0 BB: 0 P: 3	R: 0 E: 0 K: 1 S: 5	H: 0 LOB: 0 BB: 0 P: 5	R: 0 E: 0 K: 0 S: 3	H: 0 LOB: 0 BB: 0 P: 3	R: 0 E: 0 K: 1 S: 5	H: 1 LOB: 0 BB: 0 P: 5	R: 0 E: 0 K: 0 S: 4	H: 1 LOB: 1 BB: 0 P: 4	R: 0 E: 0 K: 0 S: 4	H: 1 LOB: 3 BB: 2 P: 12	R: 0 E: 0 K: 0 S: 3	H: 0 LOB: 0 BB: 0 P: 3	1B: 6 2B: 2 3B: 0 HR: 1	SF: 0 SAC: 0 DP: 1 HBP: 0	WP: 0 PB: 1 SB: 0 CS: 0	PA: 38						
PITCHER	IP	WLS	BF	H	R	ER	SO	BB	IBB	HBP	BLK	WP	HR	S	P	ERA	WHIP											
Mike Cuellar, L ERA: 3.25	(1, 1)	1.2	L	13	4	6	3	4	0	0	0	0	0	1	18	30	16.20	4.200										
Bob Reynolds, R ERA: 1.95	(2, 1)	6.1		25	5	1	0	3	2	0	0	0	0	0	29	37	0.00	1.105										

Baltimore Orioles @ Boston Red Sox
Fenway Park, Boston, MA
Wed Sep 05 1973, 7:05 PM EDT
Att: 21,758 - Unknown

AB 33
R 7
H 9
RBI 7
BB 5
SO 7
LOB 10




Batter	1	2	3	4	5	6	7	8	9	AB	R	H	RBI	BB	SO	LOB	TOP					
Dick McAuliffe, L (1,4) OBP: 0.373, SLG: 0.450	F7		1B BB		2B		F5		F8	4	1	1	0	1	0	0	Detroit Tigers @ Boston Red Sox Fenway Park, Boston, MA Fri Sep 07 1973, 7:05 PM EDT Att: 29,147 - Unknown - 73 F					
Mickey Stanley, R (1,8) OBP: 0.304, SLG: 0.391	F9		F7		2B		BB		P5	4	0	1	1	1	0	1						
Jim Northrup, L (1,9) OBP: 0.358, SLG: 0.449			1B		6-3		L9		F8	5	0	2	0	0	0	2						
Willie Horton, R (1,7) OBP: 0.368, SLG: 0.525	F8		K		L8				HR	4	1	1	1	0	1	4						
Gates Brown, L (1,10) OBP: 0.340, SLG: 0.396		HR	FC6-4 BB		F9				G3	3	1	1	1	1	0	1						
Bill Freehan, R (1,2) OBP: 0.317, SLG: 0.326	K		FC6-4				6-3		1B	4	0	1	0	0	1	3						
Norm Cash, L (1,3) OBP: 0.348, SLG: 0.486	1B				F8		G3		K	4	0	1	0	0	1	1						
Aurelio Rodriguez, R (1,5) OBP: 0.277, SLG: 0.345			G5-4-3		F8		K			4	0	2	0	0	1	0						
Ed Brinkman, R (1,6) OBP: 0.288, SLG: 0.326			1B						1B	2	0	0	0	0	0	2						
Joe Staton, L (7,PH)	G5-4-3				F8				1-3	1	0	0	0	0	0	0						
Tom Verzyer, R (7,6) OBP: 0.333, SLG: 0.250	1-2						F8			1	0	0	0	0	0	2						
Inning Stats	R: 0 E: 0 K: 0 S: 4	H: 1 LOB: 1 BB: 0 P: 4	R: 1 E: 0 K: 1 S: 7	H: 3 LOB: 1 BB: 0 P: 7	R: 0 E: 0 K: 1 S: 6	H: 1 LOB: 3 BB: 2 P: 14	R: 0 E: 0 K: 0 S: 3	H: 0 LOB: 0 BB: 0 P: 3	R: 1 E: 0 K: 0 S: 5	H: 2 LOB: 1 BB: 0 P: 5	R: 0 E: 0 K: 1 S: 5	H: 0 LOB: 1 BB: 0 P: 5	R: 0 E: 0 K: 0 S: 3	H: 0 LOB: 1 BB: 1 P: 7	R: 1 E: 0 K: 1 S: 8	H: 3 LOB: 2 BB: 0 P: 8	R: 0 E: 0 K: 0 S: 3	H: 0 LOB: 0 BB: 0 P: 3	1B: 6 2B: 2 3B: 0 HR: 2	SF: 0 SAC: 0 DP: 1 HBP: 0	WP: 0 PB: 0 SB: 0 CS: 0	PA: 39
PITCHER Marty Pattin, R (1,1) ERA: 4.18	IP: 9.0 WLS: W BF: 39	H: 10 R: 3 ER: 3 SO: 4	BB: 3 IBB: 0 HBP: 0 BLK: 0	WP: 0 HR: 2 S: 44 P: 56	ERA: 3.00 WHIP: 1.444	PITCHER														ERA: 3.00 WHIP: 1.444		

Batter	1	2	3	4	5	6	7	8	9	AB	R	H	RBI	BB	SO	LOB	BOTTOM					
Tommy Harper, R (1,7) OBP: 0.353, SLG: 0.433	G3 E	1B	F2		P6		4-3			5	1	2	0	0	0	2	Detroit Tigers @ Boston Red Sox Fenway Park, Boston, MA Fri Sep 07 1973, 7:05 PM EDT Att: 29,147 - Unknown - 73 F					
Luis Aparicio, R (1,6) OBP: 0.323, SLG: 0.311	P4	1B		1B	6-3			2B		3	3	1	1	2	0	1						
Reggie Smith, S (1,8) OBP: 0.396, SLG: 0.511	G3	1B		1B			3-1		2B	5	2	3	1	0	0	1						
Carl Yastrzemski, L (1,5) OBP: 0.407, SLG: 0.447		1B		1B	FC4-6		K		2B	3	2	1	3	2	1	1						
Orlando Cepeda, R (1,10) OBP: 0.359, SLG: 0.465	F8			2B				L6		4	0	3	3	0	0	2						
Ben Oglivie, L (6,PR) OBP: 0.274, SLG: 0.367		1B		2B			1B		L8	1	0	0	0	0	0	1						
Rick Miller, L (1,9) OBP: 0.332, SLG: 0.356		2B		F5			4-3		L8	5	1	1	0	0	0	5						
Carlton Fisk, R (1,2) OBP: 0.323, SLG: 0.471	F9	F3		5-3			FC4-6	2B		4	0	1	1	1	0	2						
Cecil Cooper, L (1,3) OBP: 0.255, SLG: 0.273	K			1B			F7	F9		5	1	2	1	0	1	3						
Doug Griffin, R (1,4) OBP: 0.293, SLG: 0.336	1B		4-3		6-3		FC4-6			4	1	1	1	0	0	2						
Inning Stats	R: 0 E: 1 K: 0 S: 4	H: 1 LOB: 2 BB: 1 P: 8	R: 5 E: 0 K: 1 S: 11	H: 6 LOB: 2 BB: 1 P: 15	R: 0 E: 0 K: 0 S: 4	H: 1 LOB: 1 BB: 0 P: 4	R: 2 E: 0 K: 0 S: 5	H: 2 LOB: 1 BB: 1 P: 9	R: 1 E: 0 K: 0 S: 4	H: 1 LOB: 0 BB: 0 P: 4	R: 0 E: 0 K: 1 S: 6	H: 1 LOB: 1 BB: 0 P: 6	R: 0 E: 0 K: 0 S: 3	H: 0 LOB: 1 BB: 1 P: 7	R: 3 E: 0 K: 0 S: 6	H: 3 LOB: 1 BB: 1 P: 10	R: 0 E: 0 K: 0 S: 3	H: 0 LOB: 0 BB: 0 P: 3	1B: 9 2B: 5 3B: 0 HR: 1	SF: 0 SAC: 0 DP: 0 HBP: 0	WP: 0 PB: 0 SB: 0 CS: 0	PA: 44
PITCHER Jim Perry, R (1,1) ERA: 3.98	IP: 1.2 WLS: L BF: 14	H: 7 R: 5 ER: 5 SO: 1	BB: 1 IBB: 0 HBP: 0 BLK: 0	WP: 0 HR: 0 S: 14 P: 22	ERA: 27.00 WHIP: 4.800	PITCHER														ERA: 27.00 WHIP: 4.800		
Fred Scherman, L (2,1) ERA: 4.13	IP: 2.0 WLS: L BF: 10	H: 3 R: 2 ER: 2 SO: 0	BB: 1 IBB: 0 HBP: 0 BLK: 0	WP: 0 HR: 0 S: 9 P: 13	ERA: 9.00 WHIP: 2.000	PITCHER														ERA: 9.00 WHIP: 2.000		
Bob Miller, R (4,1) ERA: 3.49	IP: 2.1 WLS: L BF: 9	H: 2 R: 1 ER: 1 SO: 1	BB: 0 IBB: 0 HBP: 0 BLK: 0	WP: 0 HR: 1 S: 11 P: 11	ERA: 3.86 WHIP: 0.857	PITCHER														ERA: 3.86 WHIP: 0.857		
Ed Farmer, R (7,1) ERA: 4.53	IP: 1.2 WLS: L BF: 10	H: 3 R: 3 ER: 3 SO: 0	BB: 2 IBB: 0 HBP: 0 BLK: 0	WP: 0 HR: 0 S: 8 P: 16	ERA: 16.20 WHIP: 3.000	PITCHER														ERA: 16.20 WHIP: 3.000		
Mike Strahler, R (8,1) ERA: 4.62	IP: 0.1 WLS: L BF: 1	H: 0 R: 0 ER: 0 SO: 0	BB: 0 IBB: 0 HBP: 0 BLK: 0	WP: 0 HR: 0 S: 1 P: 1	ERA: 0.00 WHIP: 0.000	PITCHER														ERA: 0.00 WHIP: 0.000		

Batter	1	2	3	4	5	6	7	8	9	AB	R	H	RBI	BB	SO	LOB	TOP					
Tony Taylor, R OBP: 0.271, SLG: 0.314 (1, 4)										4	0	1	0	1	0	0						
Mickey Stanley, R OBP: 0.303, SLG: 0.390 (1, 8)										5	1	1	0	0	0	2						
Frank Howard, R OBP: 0.332, SLG: 0.483 (1, 10)										4	2	3	1	1	0	0						
Willie Horton, R OBP: 0.364, SLG: 0.519 Jim Northrup, L OBP: 0.357, SLG: 0.448 (7, 7)										4	0	0	0	0	1	4						
Bill Freehan, R OBP: 0.323, SLG: 0.327 (1, 2)										2	0	1	0	3	0	0						
Ike Brown, R OBP: 0.423, SLG: 0.345 (1, 3)										5	0	2	2	0	0	5						
Dick Sharon, R OBP: 0.298, SLG: 0.409 (1, 9)										5	2	2	1	0	1	5						
Aurelio Rodriguez, R OBP: 0.276, SLG: 0.345 (1, 5)										4	0	1	0	0	0	3						
Ed Brinkman, R OBP: 0.285, SLG: 0.324 (1, 6)										3	0	0	1	0	0	1						
Inning Stats	R: 0 E: 0 K: 0 S: 4	H: 1 LOB: 3 BB: 2 P: 12	R: 1 E: 0 K: 0 S: 5	H: 3 LOB: 1 BB: 0 P: 5	R: 0 E: 1 K: 1 S: 6	H: 1 LOB: 2 BB: 1 P: 10	R: 0 E: 0 K: 0 S: 3	H: 0 LOB: 0 BB: 0 P: 3	R: 2 E: 1 K: 0 S: 5	H: 1 LOB: 2 BB: 2 P: 13	R: 0 E: 0 K: 0 S: 3	H: 0 LOB: 0 BB: 0 P: 3	R: 1 E: 0 K: 1 S: 6	H: 1 LOB: 0 BB: 0 P: 6	R: 1 E: 0 K: 0 S: 4	H: 1 LOB: 0 BB: 0 P: 4	R: 1 E: 0 K: 0 S: 6	H: 3 LOB: 2 BB: 0 P: 6	1B: 8 2B: 1 3B: 0 HR: 2	SF: 1 SAC: 0 DP: 1 HBP: 0	WP: 0 PB: 0 SB: 0 CS: 0	PA: 43
PITCHER	IP	WLS	BF	H	R	ER	SO	BB	IBB	HBP	BLK	WP	HR	S	P	ERA	WHIP					
Bill Lee, L ERA: 2.89	(1, 1)	8.2	L	42	11	6	5	2	5	0	0	0	0	2	41	61	5.19	1.846				
Mike Garman, R ERA: 6.27	(9, 1)	0.1		1	0	0	0	0	0	0	0	0	0	1	1	0.00	0.000					

Detroit Tigers @ Boston Red Sox
Fenway Park, Boston, MA
Sat Sep 08 1973, 3:33 AM EDT
Att: 24,694 - Unknown - 73 F


AB 37
R 6
H 11
RBI 5
BB 5
SO 2
LOB 21



Batter	1	2	3	4	5	6	7	8	9	AB	R	H	RBI	BB	SO	LOB	BOTTOM					
Tommy Harper, R OBP: 0.352, SLG: 0.429 (1, 7)										4	0	0	0	1	2	3						
Luis Aparicio, R OBP: 0.326, SLG: 0.313 (1, 6)										4	0	2	0	1	0	1						
Reggie Smith, S OBP: 0.399, SLG: 0.514 (1, 8)										4	0	2	1	1	1	4						
Carl Yastrzemski, L OBP: 0.404, SLG: 0.442 (1, 5)										5	0	0	0	0	1	8						
Orlando Cepeda, R OBP: 0.358, SLG: 0.463 Dwight Evans, R (8, PR) OBP: 0.313, SLG: 0.386										4	0	1	0	0	1	1						
Rick Miller, L OBP: 0.333, SLG: 0.356 (1, 9)										3	0	1	0	0	1	1						
Carlton Fisk, R OBP: 0.321, SLG: 0.467 (1, 2)										4	0	0	0	0	1	4						
Cecil Cooper, L OBP: 0.265, SLG: 0.283 Danny Cater, R (7, PH) OBP: 0.351, SLG: 0.399 (8, 3)										2	0	1	0	0	0	1						
Doug Griffin, R OBP: 0.292, SLG: 0.335 (1, 4)										4	0	1	0	0	1	2						
Inning Stats	R: 0 E: 0 K: 1 S: 5	H: 0 LOB: 1 BB: 1 P: 9	R: 0 E: 0 K: 2 S: 7	H: 0 LOB: 1 BB: 0 P: 8	R: 0 E: 0 K: 2 S: 7	H: 0 LOB: 2 BB: 2 P: 15	R: 0 E: 0 K: 1 S: 5	H: 0 LOB: 0 BB: 0 P: 5	R: 0 E: 0 K: 0 S: 4	H: 1 LOB: 1 BB: 0 P: 4	R: 0 E: 0 K: 0 S: 5	H: 2 LOB: 2 BB: 0 P: 5	R: 1 E: 0 K: 1 S: 8	H: 3 LOB: 2 BB: 0 P: 8	R: 0 E: 0 K: 0 S: 4	H: 1 LOB: 1 BB: 0 P: 4	R: 0 E: 0 K: 1 S: 7	H: 2 LOB: 2 BB: 0 P: 7	1B: 8 2B: 1 3B: 0 HR: 0	SF: 0 SAC: 0 DP: 0 HBP: 1	WP: 0 PB: 0 SB: 4 CS: 0	PA: 40
PITCHER	IP	WLS	BF	H	R	ER	SO	BB	IBB	HBP	BLK	WP	HR	S	P	ERA	WHIP					
Joe Coleman, R ERA: 3.93	(1, 1)	5.2	W	24	3	0	0	6	3	0	1	0	0	20	32	45	0.00	1.059				
John Hiller, L ERA: 1.46	(6, 1)	3.1	S	16	6	1	1	2	0	0	0	0	0	20	20	2.70	1.800					

Detroit Tigers @ Boston Red Sox
Fenway Park, Boston, MA
Sat Sep 08 1973, 3:33 AM EDT
Att: 24,694 - Unknown - 73 F

AB 36
R 1
H 9
RBI 1
BB 3
SO 8
LOB 26



Batter	1	2	3	4	5	6	7	8	9	AB	R	H	RBI	BB	SO	LOB	TOP										
Tony Taylor, R (1, 4) OBP: 0.273, SLG: 0.329	0-0 HR	0-0 SF8		0-0 G5-4-3 1B		0-3 K		0-0 6-3		4	1	2	2	0	1	1											
Mickey Stanley, R (1, 8) OBP: 0.302, SLG: 0.390	0-3 K	0-0 FC6-4		0-0 G5-4-3		0-0 P8		0-0 2B		5	0	1	0	0	1	3											
Frank Howard, R (1, 10) OBP: 0.335, SLG: 0.485				4-0 F5		0-0 5-3		4-0 FC6-4 BB		3	0	1	0	1	0	1											
Gates Brown, L (6, PH) OBP: 0.342, SLG: 0.396	6-3 2B									0	0	0	0	1	0	0											
Willie Horton, R (1, 7) OBP: 0.360, SLG: 0.512	0-0 6-3			0-0 5-3				0-0 FC6-4 BB		5	0	0	0	0	0	4											
Jim Northrup, L (8, 7) OBP: 0.357, SLG: 0.448	0-0 2-3			0-0 F8				0-0 FC6-4		0	0	0	0	0	0	0											
Bill Freehan, R (1, 2) OBP: 0.324, SLG: 0.325	0-0 6-3			4-0 HR BB		4-0 5-3 BB		0-0 E6 FC3-6		3	1	0	0	2	0	1											
Ike Brown, R (1, 3) OBP: 0.416, SLG: 0.393		0-3 K		0-0 HR		0-0 F9		0-0 FC3-6 1B		3	1	1	2	0	1	1											
Norm Cash, L (7, PH) OBP: 0.347, SLG: 0.483								0-0 FC3-6 1B		2	0	0	0	0	0	1											
Dick Sharon, R (1, 9) OBP: 0.275, SLG: 0.418		4-0 E S 1B BB		0-0 1B 1B		0-0 5-3		0-0 1B		4	1	3	0	1	0	1											
Aurelio Rodriguez, R (1, 5) OBP: 0.277, SLG: 0.345		0-0 1B SF8 1B		0-0 FC6-4 1B		0-0 6-3		0-0 L9		5	1	2	1	0	0	4											
Ed Brinkman, R (1, 6) OBP: 0.287, SLG: 0.325		0-0 FC6-4 1B		0-0 FC6-4 1B		0-0 E8 PB 1B		0-0 F8		5	0	2	0	0	0	4											
Inning Stats	R: 1 E: 0 K: 1 S: 7	H: 2 LOB: 1 BB: 0 P: 7	R: 2 E: 0 K: 1 S: 7	H: 2 LOB: 1 BB: 1 P: 11	R: 2 E: 0 K: 0 S: 6	H: 3 LOB: 2 BB: 1 P: 10	R: 0 E: 0 K: 0 S: 3	H: 1 LOB: 1 BB: 1 P: 7	R: 0 E: 0 K: 0 S: 3	H: 0 LOB: 0 BB: 1 P: 7	R: 0 E: 1 K: 1 S: 6	H: 1 LOB: 1 BB: 0 P: 6	R: 0 E: 1 K: 0 S: 5	H: 1 LOB: 2 BB: 0 P: 5	R: 0 E: 0 K: 0 S: 4	H: 1 LOB: 2 BB: 1 P: 8	R: 0 E: 1 K: 0 S: 5	H: 1 LOB: 2 BB: 0 P: 5	1B: 8 2B: 2 3B: 0 HR: 2	SF: 1 SAC: 0 DP: 1 HBP: 0	WP: 0 PB: 1 SB: 2 CS: 0	PA: 45					
PITCHER	IP WLS BF	H R ER SO	BB IBB HBP BLK	WP HR S P	ERA WHIP	PITCHER										IP WLS BF	H R ER SO	BB IBB HBP BLK	WP HR S P	ERA WHIP							
John Curtis, L (1, 1) ERA: 3.59	2.2 L 16	6 5 5 2	2 0 0 0	0 0 2 18	26 16.88 3.000											0 0 28 40	0.00 1.421										
Dick Pole, R (3, 1) ERA: 5.92	6.1 S 29	6 0 0 1	3 0 0 0	0 0 28 40	0.00 1.421																						

Detroit Tigers @ Boston Red Sox
Fenway Park, Boston, MA
Sun Sep 09 1973, 3:33 AM EDT
Att: 25,224 - Unknown - 67 F

AB 39
R 5
H 12
RBI 5
BB 5
SO 3
LOB 21



Batter	1	2	3	4	5	6	7	8	9	AB	R	H	RBI	BB	SO	LOB	BOTTOM										
Tommy Harper, R (1, 7) OBP: 0.349, SLG: 0.425	0-0 F7	0-0 F2			0-0 5-3		0-0 6-3		0-0 F7	5	0	0	0	0	0	5											
Luis Aparicio, R (1, 6) OBP: 0.327, SLG: 0.312	0-0 1B	0-0 F8			0-0 6-3		4-0 1B G4-6-3 BB		0-0 F9	4	1	1	0	1	0	4											
Reggie Smith, S (1, 8) OBP: 0.397, SLG: 0.511	0-0 F8			0-0 P4		0-0 6-3		0-0 G4-6-3 1B		4	0	1	0	0	0	1											
Carl Yastrzemski, L (1, 5) OBP: 0.401, SLG: 0.438	0-0 F9			0-0 P4		0-0 4-3		0-0 G4-6-3 1B		4	0	0	0	0	0	2											
Orlando Cepeda, R (1, 10) OBP: 0.359, SLG: 0.462		0-0 1B 2B 1B		4-0 BB BB		0-0 L8		0-3 K		3	1	1	0	1	1	0											
Danny Cater, R (1, 3) OBP: 0.348, SLG: 0.396		0-0 2B SF8 1B		0-3 K		0-0 5-3		0-0 4-3		4	1	1	0	0	1	1											
Bob Montgomery, R (1, 2) OBP: 0.356, SLG: 0.611		0-0 1-3 2-H 2B		0-0 F8		0-0 B1-3 1B		0-0 HR		4	1	3	2	0	0	0											
Doug Griffin, R (1, 4) OBP: 0.292, SLG: 0.335		0-0 SF8		0-3 K		0-0 B1-3		0-0 BB		3	0	1	1	0	1	1											
Dwight Evans, R (1, 9) OBP: 0.316, SLG: 0.383		3-H 4-0 BB		0-0 5-3		0-3 K		4-0 1-2 BB		2	0	0	0	2	1	1											
Inning Stats	R: 0 E: 0 K: 0 S: 4	H: 1 LOB: 1 BB: 0 P: 4	R: 2 E: 0 K: 0 S: 6	H: 3 LOB: 2 BB: 1 P: 10	R: 0 E: 0 K: 1 S: 5	H: 0 LOB: 0 BB: 1 P: 9	R: 0 E: 0 K: 1 S: 5	H: 0 LOB: 0 BB: 0 P: 5	R: 0 E: 0 K: 0 S: 3	H: 0 LOB: 0 BB: 0 P: 3	R: 0 E: 0 K: 0 S: 3	H: 0 LOB: 0 BB: 0 P: 3	R: 0 E: 0 K: 1 S: 6	H: 1 LOB: 1 BB: 0 P: 6	R: 1 E: 0 K: 1 S: 5	H: 1 LOB: 0 BB: 1 P: 9	R: 1 E: 0 K: 0 S: 5	H: 2 LOB: 2 BB: 1 P: 9	1B: 6 2B: 1 3B: 0 HR: 1	SF: 1 SAC: 0 DP: 1 HBP: 0	WP: 0 PB: 0 SB: 0 CS: 0	PA: 38					
PITCHER	IP WLS BF	H R ER SO	BB IBB HBP BLK	WP HR S P	ERA WHIP	PITCHER										IP WLS BF	H R ER SO	BB IBB HBP BLK	WP HR S P	ERA WHIP							
Mickey Lolich, L (1, 1) ERA: 3.83	8.1 S 35	8 4 4 4	3 1 0 0	0 0 2 6	0.00 1.500											0 0 2 6	0.00 1.500										
John Hiller, L (9, 1) ERA: 1.45	0.2 S 3	0 0 0 0	1 0 0 0	0 0 2 6	0.00 1.500																						

Detroit Tigers @ Boston Red Sox
Fenway Park, Boston, MA
Sun Sep 09 1973, 3:33 AM EDT
Att: 25,224 - Unknown - 67 F

AB 33
R 4
H 8
RBI 3
BB 4
SO 4
LOB 15



Batter	1	2	3	4	5	6	7	8	9	AB	R	H	RBI	BB	SO	LOB	TOP										
Tommy Harper, R (1, 7) OBP: 0.347, SLG: 0.423										5	1	1	0	0	1	2											
Luis Aparicio, R (1, 6) OBP: 0.326, SLG: 0.312										4	0	1	0	0	0	1											
Reggie Smith, S (1, 8) OBP: 0.393, SLG: 0.505										4	0	0	1	0	1	1											
Carl Yastrzemski, L (1, 5) OBP: 0.402, SLG: 0.439										4	1	2	0	0	0	1											
Orlando Cepeda, R (1, 10) OBP: 0.360, SLG: 0.462										4	0	2	0	0	0	2											
John Kennedy, R (8, PR) OBP: 0.248, SLG: 0.276										0	0	0	0	0	0	0											
Rick Miller, L (1, 9) OBP: 0.335, SLG: 0.358										4	2	2	0	0	0	3											
Carlton Fisk, R (1, 2) OBP: 0.322, SLG: 0.467										4	0	2	2	0	0	1											
Cecil Cooper, L (1, 3) OBP: 0.245, SLG: 0.260										4	0	0	1	0	0	2											
Doug Griffin, R (1, 4) OBP: 0.289, SLG: 0.331										4	0	0	0	0	0	3											
Inning Stats	R: 1 E: 0 K: 0 S: 6	H: 3 LOB: 2 BB: 0 P: 6	R: 0 E: 0 K: 0 S: 3	H: 0 LOB: 0 BB: 0 P: 3	R: 0 E: 0 K: 0 S: 3	H: 0 LOB: 0 BB: 0 P: 3	R: 2 E: 1 K: 0 S: 7	H: 3 LOB: 2 BB: 0 P: 7	R: 0 E: 0 K: 2 S: 4	H: 1 LOB: 1 BB: 0 P: 4	R: 1 E: 0 K: 0 S: 4	H: 2 LOB: 0 BB: 0 P: 4	R: 0 E: 0 K: 0 S: 7	H: 0 LOB: 0 BB: 0 P: 7	R: 0 E: 0 K: 0 S: 4	H: 1 LOB: 1 BB: 0 P: 4	R: 0 E: 0 K: 0 S: 3	H: 0 LOB: 0 BB: 0 P: 3	1B: 10 2B: 0 3B: 0 HR: 0	SF: 0 SAC: 0 DP: 1 HBP: 0	WP: 1 PB: 0 SB: 1 CS: 0	PA: 37					
PITCHER	IP	WLS	BF	H	R	ER	SO	BB	IBB	HBP	BLK	WP	HR	S	P	ERA	WHIP										
Jesse Jefferson, R (1, 1) ERA: 4.48	5.0	L	25	9	4	4	0	0	0	0	0	1	0	25	25	7.20	1.800										
Bob Reynolds, R (6, 1) ERA: 1.87	4.0		12	1	0	0	2	0	0	0	0	0	0	16	16	0.00	0.250										

Boston Red Sox @ Baltimore Orioles
Memorial Stadium, Baltimore, MD
Mon Sep 10 1973, 7:05 PM EDT
Att: 18,577 - Unknown

AB 37
R 4
H 10
RBI 4
BB 0
SO 2
LOB 16



Batter	1	2	3	4	5	6	7	8	9	AB	R	H	RBI	BB	SO	LOB	BOTTOM										
Al Bumbry, L (1, 10) OBP: 0.397, SLG: 0.476										4	1	3	0	1	1	1											
Rich Coggins, L (1, 8) OBP: 0.360, SLG: 0.457										4	0	1	0	1	0	3											
Merv Rettenmund, R (1, 9) OBP: 0.379, SLG: 0.441										4	1	1	1	1	0	6											
Boog Powell, L (1, 3) OBP: 0.386, SLG: 0.399										3	0	1	1	1	2	1											
Enos Cabell, R (7, PR) OBP: 0.237, SLG: 0.313										0	0	0	0	0	0	0											
Tommy Davis, R (9, PH) OBP: 0.331, SLG: 0.381										1	0	0	0	0	0	2											
Don Baylor, R (1, 7) OBP: 0.364, SLG: 0.457										3	1	0	0	1	1	4											
Brooks Robinson, R (1, 5) OBP: 0.311, SLG: 0.331										4	0	0	0	0	0	1											
Earl Williams, R (1, 2) OBP: 0.332, SLG: 0.421										3	0	0	1	0	1	0											
Bobby Grich, R (1, 4) OBP: 0.364, SLG: 0.373										4	0	0	0	0	0	1											
Mark Belanger, R (1, 6) OBP: 0.307, SLG: 0.270										3	0	1	0	0	0	0											
Jim Fuller, R (9, PH) OBP: 1.000, SLG: 1.000										1	0	1	0	0	0	0											
Inning Stats	R: 0 E: 0 K: 1 S: 6	H: 1 LOB: 1 BB: 0 P: 6	R: 0 E: 0 K: 1 S: 5	H: 0 LOB: 0 BB: 0 P: 5	R: 0 E: 0 K: 0 S: 4	H: 1 LOB: 1 BB: 1 P: 8	R: 1 E: 1 K: 1 S: 6	H: 0 LOB: 1 BB: 1 P: 10	R: 0 E: 0 K: 2 S: 8	H: 1 LOB: 3 BB: 2 P: 16	R: 0 E: 0 K: 0 S: 3	H: 0 LOB: 0 BB: 0 P: 3	R: 2 E: 0 K: 0 S: 5	H: 2 LOB: 1 BB: 1 P: 9	R: 0 E: 0 K: 0 S: 3	H: 0 LOB: 0 BB: 0 P: 3	R: 0 E: 0 K: 0 S: 5	H: 3 LOB: 2 BB: 0 P: 5	1B: 7 2B: 2 3B: 0 HR: 0	SF: 1 SAC: 0 DP: 1 HBP: 0	WP: 1 PB: 0 SB: 2 CS: 0	PA: 40					
PITCHER	IP	WLS	BF	H	R	ER	SO	BB	IBB	HBP	BLK	WP	HR	S	P	ERA	WHIP										
Luis Tiant, R (1, 1) ERA: 3.44	6.2	W	31	5	3	2	5	5	0	0	0	1	0	36	56	2.70	1.500										
Bobby Bolin, R (7, 1) ERA: 3.02	2.1	S	9	3	0	0	0	0	0	0	0	0	0	9	9	0.00	1.286										

Boston Red Sox @ Baltimore Orioles
Memorial Stadium, Baltimore, MD
Mon Sep 10 1973, 7:05 PM EDT
Att: 18,577 - Unknown

AB 34
R 3
H 8
RBI 3
BB 5
SO 5
LOB 19



Batter	1	2	3	4	5	6	7	8	9	AB	R	H	RBI	BB	SO	LOB	TOP										
Tommy Harper, R (1,7) OBP: 0.343, SLG: 0.417 Dwight Evans, R (7,7) OBP: 0.315, SLG: 0.379	L9			1B S HR	B2		P4		K2-3	4	1	1	0	0	0	0	Boston Red Sox @ New York Yankees Yankee Stadium, Bronx, NY Wed Sep 12 1973, 7:05 PM EDT Att: 12,556 - Unknown - 72 F										
Luis Aparicio, R (1,6) OBP: 0.325, SLG: 0.311 Mario Guerrero, R (7,6) OBP: 0.276, SLG: 0.274	K			1B S HR			P6			4	2	2	0	0	1	0											
Carl Yastrzemski, L (1,5) OBP: 0.409, SLG: 0.453 John Kennedy, R (8,5) OBP: 0.248, SLG: 0.276	4-3			HR			F8			4	2	2	5	0	0	0											
Orlando Cepeda, R (1,10) OBP: 0.359, SLG: 0.459		F7		F7			FC4-6 1B		K	4	0	1	0	0	1	0											
Ben Oglivie, L (1,9) OBP: 0.271, SLG: 0.368	L9			F8 2B			FC4-6 E		K	4	1	1	0	0	1	1											
Rick Miller, L (1,8) OBP: 0.333, SLG: 0.361	4-3			F8 2B			E9 3B		3-1	4	1	1	1	0	0	1											
Carlton Fisk, R (1,2) OBP: 0.320, SLG: 0.463			F7	6-3			F7		F8	4	0	0	0	0	0	1											
Cecil Cooper, L (1,3) OBP: 0.263, SLG: 0.278			K		L8				FC3-6 1B	4	0	2	0	0	1	0											
Doug Griffin, R (1,4) OBP: 0.289, SLG: 0.330	P3				K		K		FC3-6	4	0	0	0	0	2	2											
Inning Stats	R: 0 E: 0 K: 1 S: 5	H: 0 LOB: 0 BB: 0 P: 5	R: 0 E: 0 K: 0 S: 3	H: 0 LOB: 0 BB: 0 P: 3	R: 0 E: 0 K: 1 S: 5	H: 0 LOB: 0 BB: 0 P: 5	R: 3 E: 0 K: 0 S: 7	H: 4 LOB: 1 BB: 0 P: 7	R: 0 E: 0 K: 1 S: 5	H: 0 LOB: 0 BB: 0 P: 5	R: 4 E: 1 K: 1 S: 10	H: 5 LOB: 1 BB: 0 P: 10	R: 0 E: 0 K: 0 S: 3	H: 0 LOB: 0 BB: 0 P: 3	R: 0 E: 0 K: 2 S: 7	H: 0 LOB: 0 BB: 0 P: 7		R: 0 E: 0 K: 1 S: 6	H: 1 LOB: 1 BB: 0 P: 6	1B: 6 2B: 1 3B: 1 HR: 2	SF: 0 SAC: 0 DP: 0 HBP: 0	WP: 1 PB: 0 CS: 0	PA: 37				
PITCHER	IP	WLS	BF	H	R	ER	SO	BB	IBB	HBP	BLK	WP	HR	S	P	ERA	WHIP										
Lindy McDaniel, R (1,1) ERA: 2.61	5.0	L	22	7	6	6	3	0	0	0	0	1	2	28	28	10.80	1.400										
Dave Pagan, R (6,1) ERA: 2.64	4.0		15	3	1	1	4	0	0	0	0	0	0	23	23	2.25	0.750										

AB	37
R	7
H	10
RBI	6
BB	0
SO	7
LOB	6




Batter	1	2	3	4	5	6	7	8	9	AB	R	H	RBI	BB	SO	LOB	BOTTOM										
Horace Clarke, S (1,4) OBP: 0.312, SLG: 0.304	P4			1B				P8		4	0	1	0	0	0	0	Boston Red Sox @ New York Yankees Yankee Stadium, Bronx, NY Wed Sep 12 1973, 7:05 PM EDT Att: 12,556 - Unknown - 72 F										
Roy White, S (1,7) OBP: 0.333, SLG: 0.384				1B			5-3	5-3		4	0	2	0	0	0	0											
Thurman Munson, R (1,2) OBP: 0.366, SLG: 0.503	F8			F9			F2		L7	4	0	0	0	0	0	3											
Jim Ray Hart, R (1,10) OBP: 0.318, SLG: 0.392	F2			F8			6-3		5-3	4	0	0	0	0	0	1											
Celerino Sanchez, R (1,9) OBP: 0.254, SLG: 0.333		5-3					K		L9	4	0	1	0	0	1	0											
Graig Nettles, L (1,5) OBP: 0.343, SLG: 0.394		E6					P8			3	0	0	0	0	0	1											
Ron Swoboda, R (1,8) OBP: 0.220, SLG: 0.216		G1-4-3					F7			3	1	1	1	0	0	2											
Mike Hegan, L (1,3) OBP: 0.272, SLG: 0.380				1-3			F7			3	0	0	0	0	1	0											
Fred Stanley, R (1,6) OBP: 0.333, SLG: 0.522				L7			5-3		4-3	3	0	0	0	0	0	0											
Inning Stats	R: 0 E: 0 K: 0 S: 4	H: 1 LOB: 1 BB: 0 P: 4	R: 0 E: 1 K: 0 S: 3	H: 0 LOB: 0 BB: 0 P: 3	R: 0 E: 0 K: 0 S: 5	H: 2 LOB: 2 BB: 0 P: 5	R: 0 E: 0 K: 0 S: 4	H: 1 LOB: 1 BB: 0 P: 4	R: 0 E: 0 K: 0 S: 3	H: 0 LOB: 0 BB: 0 P: 3	R: 1 E: 0 K: 2 S: 8	H: 1 LOB: 0 BB: 0 P: 8	R: 0 E: 0 K: 0 S: 3	H: 0 LOB: 0 BB: 0 P: 3	R: 0 E: 0 K: 0 S: 3	H: 0 LOB: 0 BB: 0 P: 3		1B: 4 2B: 0 3B: 0 HR: 1	SF: 0 SAC: 0 DP: 1 HBP: 0	WP: 0 PB: 0 CS: 0	PA: 32						
PITCHER	IP	WLS	BF	H	R	ER	SO	BB	IBB	HBP	BLK	WP	HR	S	P	ERA	WHIP										
Roger Moret, L (1,1) ERA: 2.92	9.0	W	32	5	1	1	2	0	0	0	0	0	1	36	36	1.00	0.556										



Batter	1	2	3	4	5	6	7	8	9	10	11	12	AB	R	H	RBI	BB	SO	LOB	TOP						
Tommy Harper, R OBP: 0.340, SLG: 0.413 Dwight Evans, R OBP: 0.315, SLG: 0.379	4-3		K		F7			F8		5-3			5	0	0	0	0	1	2							
Luis Aparicio, R OBP: 0.321, SLG: 0.307	4-3		5-3		4-3			6-3		L9			5	0	0	0	0	0	2							
Reggie Smith, S OBP: 0.392, SLG: 0.504	1-3				4-3			P6				F8	5	0	1	0	0	0	0							
Carl Yastrzemski, L OBP: 0.401, SLG: 0.448		4-3			F8			G6-4-3 1B		4-3		F7	5	0	0	0	0	0	1							
Orlando Cepeda, R OBP: 0.359, SLG: 0.458								5-3		5-3		K	4	0	1	0	1	1	0							
Rick Miller, L OBP: 0.336, SLG: 0.370		F8										K	4	1	2	1	1	1	1							
Carlton Fisk, R OBP: 0.318, SLG: 0.480 Bob Montgomery, R OBP: 0.374, SLG: 0.624	F8				FC5-4							K	3	0	0	0	0	0	4							
Cecil Cooper, L OBP: 0.258, SLG: 0.271										4-3		1-3	5	0	1	0	0	0	2							
Doug Griffin, R OBP: 0.299, SLG: 0.328			K					1-3				1-3	3	0	0	0	1	1	2							
Inning Stats	R: 0 E: 0 K: 0 S: 3	H: 0 LOB: 0 BB: 0 P: 3	R: 0 E: 0 K: 4 S: 4	H: 1 LOB: 1 BB: 0 P: 4	R: 0 E: 0 K: 2 S: 8	H: 1 LOB: 1 BB: 0 P: 8	R: 0 E: 0 K: 0 S: 3	H: 0 LOB: 2 BB: 2 P: 11	R: 0 E: 0 K: 0 S: 3	H: 1 LOB: 0 BB: 0 P: 3	R: 0 E: 0 K: 0 S: 4	H: 1 LOB: 1 BB: 0 P: 4	R: 0 E: 0 K: 0 S: 3	H: 0 LOB: 0 BB: 0 P: 3	R: 1 E: 0 K: 0 S: 5	H: 2 LOB: 1 BB: 0 P: 5	R: 0 E: 0 K: 0 S: 3	H: 0 LOB: 0 BB: 0 P: 3	R: 0 E: 0 K: 1 S: 5	H: 0 LOB: 0 BB: 0 P: 5	R: 0 E: 0 K: 2 S: 7	H: 0 LOB: 0 BB: 0 P: 7	1B: 5 2B: 0 3B: 0 HR: 1	SF: 0 SAC: 0 DP: 1 HBP: 0	WP: 0 PB: 0 SB: 0 CS: 0	PA: 44
PITCHER	IP WLS BF H R ER SO BB IBB HBP BLK WP HR S P ERA WHIP	IP WLS BF H R ER SO BB IBB HBP BLK WP HR S P ERA WHIP																								
Doc Medich, R ERA: 3.08	11.0	41	6	1	1	3	3	0	0	0	0	0	0	0	0	0	0	0	0	0.82	0.818					
Sparky Lyle, L ERA: 2.57	12.1	3	0	0	0	2	0	0	0	0	0	0	0	0	0	0	0	0	0	0.00	0.000					

Boston Red Sox @ New York Yankees
 Yankee Stadium, Bronx, NY
 Thu Sep 13 1973, 7:05 PM EDT
 Att: 9,797 - Unknown - 70 F


AB 41
 R 1
 H 6
 RBI 1
 BB 3
 SO 5
 LOB 14



Batter	1	2	3	4	5	6	7	8	9	10	11	12	AB	R	H	RBI	BB	SO	LOB	BOTTOM				
Horace Clarke, S OBP: 0.314, SLG: 0.307	6-3		6-3					SH1-4 1B		SH1-4		1B	5	2	3	0	0	0	1					
Roy White, S OBP: 0.333, SLG: 0.383	F9		1-3		P9			SH1-4		SH1-4		1B	4	0	1	0	1	0	3					
Thurman Munson, R OBP: 0.368, SLG: 0.502	F3				L6			FC6-4 1B				1B	5	0	2	2	1	0	0					
Bobby Murcer, L OBP: 0.361, SLG: 0.474					F8			F8		F8		P3	5	0	1	0	0	0	4					
Jim Ray Hart, R OBP: 0.319, SLG: 0.393 Ron Swoboda, R OBP: 0.266, SLG: 0.200			5-3					K		FC6-4		F3	2	0	1	0	0	0	1					
Graig Nettles, L OBP: 0.340, SLG: 0.390		F5			L9			K		F8		K	5	0	0	0	0	2	2					
Otto Velez, R OBP: 0.333, SLG: 0.222			K					F8		6-3		K	5	0	0	0	0	3	1					
Mike Hegan, L OBP: 0.276, SLG: 0.383										3-1		K	4	0	1	0	1	2	0					
Fred Stanley, R OBP: 0.345, SLG: 0.462					P9							1B	3	0	0	0	2	1	2					
Inning Stats	R: 0 E: 0 K: 0 S: 3	H: 0 LOB: 0 BB: 0 P: 3	R: 0 E: 0 K: 1 S: 6	H: 1 LOB: 1 BB: 0 P: 6	R: 0 E: 0 K: 0 S: 4	H: 1 LOB: 1 BB: 0 P: 4	R: 0 E: 0 K: 0 S: 3	H: 1 LOB: 2 BB: 1 P: 12	R: 0 E: 0 K: 1 S: 5	H: 0 LOB: 0 BB: 0 P: 5	R: 0 E: 0 K: 0 S: 3	H: 2 LOB: 1 BB: 0 P: 5	R: 0 E: 0 K: 0 S: 3	H: 0 LOB: 0 BB: 0 P: 3	R: 0 E: 0 K: 0 S: 3	H: 0 LOB: 3 BB: 3 P: 15	R: 0 E: 0 K: 1 S: 9	H: 0 LOB: 0 BB: 0 P: 9	R: 0 E: 0 K: 1 S: 6	H: 3 LOB: 2 BB: 0 P: 6	1B: 8 2B: 1 3B: 0 HR: 0	SF: 0 SAC: 2 DP: 0 HBP: 0	WP: 0 PB: 1 SB: 0 CS: 0	PA: 48
PITCHER	IP WLS BF H R ER SO BB IBB HBP BLK WP HR S P ERA WHIP	IP WLS BF H R ER SO BB IBB HBP BLK WP HR S P ERA WHIP																						
Bill Lee, L ERA: 3.22	9.1	39	6	1	1	5	4	1	0	0	0	0	0	0	0	0	0	0	0	0.96	1.071			
Bob Veale, L ERA: 3.22	10.1	9	3	1	1	4	0	0	0	0	0	0	0	0	0	0	0	0	0	4.50	1.500			

Boston Red Sox @ New York Yankees
 Yankee Stadium, Bronx, NY
 Thu Sep 13 1973, 7:05 PM EDT
 Att: 9,797 - Unknown - 70 F

AB 41
 R 2
 H 9
 RBI 2
 BB 5
 SO 9
 LOB 18



Batter	1	2	3	4	5	6	7	8	9	AB	R	H	RBI	BB	SO	LOB	TOP			
Buddy Bell, R OBP: 0.329, SLG: 0.394 (1, 5)	F9			F	1B	BB			F9	4	1	2	0	1	0	1	Cleveland Indians @ Boston Red Sox Fenway Park, Boston, MA Fri Sep 14 1973, 7:05 PM EDT Att: 11,606 - Unknown - 64 F			
Oscar Gamble, L OBP: 0.332, SLG: 0.471 (1, 10)	G1-6-3			L9					K	5	0	2	0	0	2	3				
Chris Chambliss, L OBP: 0.353, SLG: 0.395 (1, 3)	G1-6-3			1B					K	4	0	1	1	0	1	4				
Charlie Spikes, R OBP: 0.302, SLG: 0.412 (1, 9)		F8		1B					F9	4	0	1	0	0	1	0				
John Lowenstein, L OBP: 0.338, SLG: 0.414 (1, 4)		K		1B					F8	4	1	2	0	0	1	0				
Walt Williams, R OBP: 0.311, SLG: 0.382 (1, 7)		2-3		1-2	2-3				F8	4	0	0	0	0	0	4				
Tommy Smith, L OBP: 0.357, SLG: 0.857 (1, 8)			K	L7					1B	4	2	2	2	0	1	3				
Dave Duncan, R OBP: 0.288, SLG: 0.393 Rusty Torres, S OBP: 0.315, SLG: 0.288 (9, PR)			6-3		P4				K	4	0	1	1	0	1	0				
Frank Duffy, R OBP: 0.308, SLG: 0.371 (1, 6)			F7		6-3				P7	4	0	0	0	0	0	1				
Inning Stats	R: 0 E: 0 K: 0 S: 3	H: 1 LOB: 0 BB: 0 P: 3	R: 0 E: 0 K: 1 S: 5	H: 0 LOB: 0 BB: 0 P: 5	R: 0 E: 0 K: 1 S: 5	H: 0 LOB: 0 BB: 0 P: 5	R: 1 E: 1 K: 0 S: 7	H: 4 LOB: 3 BB: 0 P: 7	R: 0 E: 0 K: 1 S: 6	H: 1 LOB: 2 BB: 1 P: 10	R: 2 E: 0 K: 2 S: 9	H: 2 LOB: 1 BB: 0 P: 9	R: 0 E: 0 K: 0 S: 3	H: 0 LOB: 0 BB: 0 P: 3	R: 1 E: 0 K: 1 S: 7	H: 2 LOB: 1 BB: 0 P: 7	1B: 8 2B: 2 3B: 0 HR: 1	SF: 0 SAC: 0 DP: 1 HBP: 0	WP: 0 PB: 0 SB: 0 CS: 0	PA: 38
PITCHER	IP	WLS	BF	H	R	ER	SO	BB	IBB	HBP	BLK	WP	HR	S	P	ERA	WHIP			
Luis Tiant, R ERA: 3.48 Bobby Bolin, R ERA: 2.96	(1, 1)	8.0	W	35	11	4	4	6	1	0	0	0	0	1	46	50	4.50	1.500		
PITCHER	IP	WLS	BF	H	R	ER	SO	BB	IBB	HBP	BLK	WP	HR	S	P	ERA	WHIP			

AB 37
R 4
H 11
RBI 4
BB 1
SO 7
LOB 16




Batter	1	2	3	4	5	6	7	8	9	AB	R	H	RBI	BB	SO	LOB	BOTTOM			
Tommy Harper, R OBP: 0.343, SLG: 0.414 (1, 7)	6-3			FC3-6	1B	HR	BB			3	2	2	0	1	0	0	Cleveland Indians @ Boston Red Sox Fenway Park, Boston, MA Fri Sep 14 1973, 7:05 PM EDT Att: 11,606 - Unknown - 64 F			
Luis Aparicio, R OBP: 0.325, SLG: 0.308 (1, 6)	G1-6-3			FC3-6	1B				1-6-3	2	1	1	0	2	0	1				
Reggie Smith, S OBP: 0.391, SLG: 0.504 (1, 8)	G1-6-3			FC3-6	HR				K	4	2	1	2	0	1	3				
Carl Yastrzemski, L OBP: 0.402, SLG: 0.455 (1, 5)		P7		1-2	2-3	HR			4-3	4	1	2	4	0	0	0				
Ben Oglivie, L OBP: 0.285, SLG: 0.366 (1, 10)		G6-4-3		6-3					4-3	1	0	0	0	2	0	0				
Bob Montgomery, R OBP: 0.380, SLG: 0.600 (1, 2)		G6-4-3		1-3					5-3	4	0	0	0	0	0	3				
Rick Miller, L OBP: 0.334, SLG: 0.367 (1, 9)				F8					6-3	3	0	0	0	0	1	1				
Cecil Cooper, L OBP: 0.246, SLG: 0.258 (1, 3)				5-3					P6	3	0	0	0	0	0	0				
Doug Griffin, R OBP: 0.286, SLG: 0.325 (1, 4)				6-3					6-3	3	0	0	0	0	0	0				
Inning Stats	R: 0 E: 0 K: 0 S: 2	H: 0 LOB: 0 BB: 1 P: 6	R: 0 E: 0 K: 0 S: 2	H: 0 LOB: 0 BB: 1 P: 6	R: 0 E: 0 K: 0 S: 3	H: 0 LOB: 0 BB: 0 P: 3	R: 3 E: 0 K: 0 S: 5	H: 2 LOB: 0 BB: 1 P: 9	R: 0 E: 0 K: 1 S: 5	H: 0 LOB: 0 BB: 0 P: 5	R: 3 E: 0 K: 0 S: 5	H: 3 LOB: 1 BB: 1 P: 10	R: 0 E: 0 K: 0 S: 4	H: 1 LOB: 1 BB: 0 P: 4	R: 0 E: 0 K: 1 S: 5	H: 0 LOB: 1 BB: 1 P: 9	1B: 4 2B: 1 3B: 0 HR: 1	SF: 0 SAC: 0 DP: 2 HBP: 1	WP: 0 PB: 0 SB: 2 CS: 0	PA: 33
PITCHER	IP	WLS	BF	H	R	ER	SO	BB	IBB	HBP	BLK	WP	HR	S	P	ERA	WHIP			
Tom Timmermann, R ERA: 4.89 Tom Hilgendorf, L ERA: 3.06	(1, 1)	5.0	L	21	4	6	6	1	4	0	0	0	0	0	19	35	10.80	1.600		
PITCHER	IP	WLS	BF	H	R	ER	SO	BB	IBB	HBP	BLK	WP	HR	S	P	ERA	WHIP			



Batter	1	2	3	4	5	6	7	8	9	AB	R	H	RBI	BB	SO	LOB	TOP											
Buddy Bell, R OBP: 0.331, SLG: 0.395 (1, 5)	6-3	CS 1-3 2-H HBP				2B 1B			F7	4	2	2	0	0	0	0												
Oscar Gamble, L OBP: 0.333, SLG: 0.479 John Ellis, R OBP: 0.336, SLG: 0.389 (5, FH)	HR	CS	F8		L8 1-H 2-H 3-H	2B			4-3	2	1	1	1	0	0	0												
Chris Chambliss, L OBP: 0.351, SLG: 0.393 (1, 3)	4-3								6-3	5	0	1	0	0	0	1												
Charlie Spikes, R OBP: 0.304, SLG: 0.411 Rusty Torres, S OBP: 0.315, SLG: 0.288 (7, 9)	5-3		G6-4-3							2	0	0	0	2	0	1												
John Lowenstein, L OBP: 0.333, SLG: 0.408 Tom Ragland, R OBP: 0.289, SLG: 0.312 (7, 4)		K			P6	L8			FC1-6	4	0	0	0	0	1	3												
Tommy Smith, L OBP: 0.333, SLG: 0.778 (1, 8)		1B 2B			P4	FC6			L6-3	4	1	1	0	0	0	3												
Walt Williams, R OBP: 0.310, SLG: 0.380 (1, 7)		S E 1B 2-H			K				F8	4	1	1	1	0	1	0												
Dave Duncan, R OBP: 0.294, SLG: 0.399 (1, 2)		S 1-2 1B				1B 2B			L7	3	2	2	0	1	0	0												
Frank Duffy, R OBP: 0.307, SLG: 0.369 (1, 6)		P9				1B 2B 1B			P9	4	1	1	0	0	0	3												
Inning Stats	R: 1 E: 0 K: 0 S: 4	H: 1 LOB: 0 BB: 0 P: 4	R: 2 E: 0 K: 1 S: 7	H: 3 LOB: 1 BB: 0 P: 8	R: 0 E: 0 K: 1 S: 3	H: 1 LOB: 0 BB: 0 P: 3	R: 0 E: 0 K: 1 S: 5	H: 0 LOB: 0 BB: 0 P: 5	R: 3 E: 0 K: 0 S: 7	H: 4 LOB: 2 BB: 1 P: 11	R: 3 E: 0 K: 0 S: 5	H: 2 LOB: 0 BB: 1 P: 9	R: 0 E: 0 K: 0 S: 2	H: 0 LOB: 0 BB: 0 P: 6	R: 0 E: 0 K: 0 S: 3	H: 0 LOB: 0 BB: 0 P: 3	R: 0 E: 0 K: 0 S: 3	H: 0 LOB: 0 BB: 0 P: 3	1B: 6 2B: 4 3B: 0 HR: 2	SF: 0 SAC: 0 DP: 2 HBP: 1	WP: 0 PB: 0 SB: 3 CS: 1	PA: 40						
PITCHER	IP	WLS	BF	H	R	ER	SO	BB	IBB	HBP	BLK	WP	HR	S	P	ERA	WHIP											
Marty Pattin, R ERA: 4.56 John Curtis, L ERA: 3.63	(1, 1)	4.0	L	19	8	6	5	2	0	0	1	0	0	1	22	23	11.25	2.000										
(5, 1)	5.0		20	3	3	3	0	2	1	0	0	0	1	17	29	5.40	1.000											

Cleveland Indians @ Boston Red Sox
Fenway Park, Boston, MA
Sat Sep 15 1973, 3:33 AM EDT
Att: 11,478 - Unknown - 66 F


AB 35
R 9
H 11
RBI 8
BB 3
SO 2
LOB 11



Batter	1	2	3	4	5	6	7	8	9	AB	R	H	RBI	BB	SO	LOB	BOTTOM											
Tommy Harper, R OBP: 0.342, SLG: 0.411 (1, 7)	F9		F7		S 3B BB	L7			K	4	1	0	0	1	1	3												
Rick Miller, L OBP: 0.333, SLG: 0.372 (1, 9)	L1		HR		F7				P6	5	1	1	3	0	0	1												
Reggie Smith, S OBP: 0.391, SLG: 0.508 (1, 8)	1B		4-3		1B				G3	5	1	2	1	0	0	0												
Carl Yastrzemski, L OBP: 0.405, SLG: 0.463 (1, 5)	K		S 1B			1B BB			HR	4	2	3	2	1	1	1												
Bob Montgomery, R OBP: 0.362, SLG: 0.591 (1, 2)		6-3	F2		K				FC5-4	5	0	2	0	0	1	2												
Ben Oglivie, L OBP: 0.279, SLG: 0.358 Dwight Evans, R OBP: 0.316, SLG: 0.380 (7, FH)	6-3				P4				FC5-4	3	0	0	0	0	0	0												
Doug Griffin, R OBP: 0.288, SLG: 0.325 (1, 4)	5-3				6-3					3	1	1	0	1	0	0												
Cecil Cooper, L OBP: 0.246, SLG: 0.273 (1, 3)			E4 1B HR		4-3				P5	4	1	1	1	0	0	0												
Mario Guerrero, R OBP: 0.275, SLG: 0.273 (1, 6)			HR 1B		1-3				6-3	4	1	1	0	0	0	1												
Inning Stats	R: 0 E: 0 K: 1 S: 6	H: 1 LOB: 1 BB: 0 P: 6	R: 0 E: 0 K: 0 S: 3	H: 0 LOB: 0 BB: 0 P: 3	R: 3 E: 1 K: 0 S: 7	H: 3 LOB: 1 BB: 0 P: 7	R: 0 E: 0 K: 0 S: 3	H: 0 LOB: 0 BB: 0 P: 3	R: 2 E: 0 K: 1 S: 7	H: 2 LOB: 1 BB: 1 P: 11	R: 1 E: 0 K: 0 S: 4	H: 1 LOB: 1 BB: 1 P: 8	R: 1 E: 0 K: 0 S: 5	H: 3 LOB: 2 BB: 1 P: 9	R: 0 E: 0 K: 1 S: 5	H: 0 LOB: 0 BB: 0 P: 5	R: 1 E: 0 K: 0 S: 5	H: 2 LOB: 1 BB: 0 P: 5	1B: 8 2B: 1 3B: 1 HR: 2	SF: 0 SAC: 0 DP: 0 HBP: 0	WP: 0 PB: 0 SB: 3 CS: 0	PA: 42						
PITCHER	IP	WLS	BF	H	R	ER	SO	BB	IBB	HBP	BLK	WP	HR	S	P	ERA	WHIP											
Dick Tidrow, R ERA: 4.14 Tom Higendorf, L ERA: 3.14 Ken Sanders, R ERA: 4.48	(1, 1)	6.0	W	28	7	6	5	2	2	0	0	0	0	0	4	8	13.50	4.500										
(7, 1)	0.2		5	2	1	1	0	1	0	0	0	0	0	4	8	13.50	4.500											
(7, 1)	2.1	S	9	3	1	1	1	0	0	0	0	0	1	11	11	3.86	1.286											

Cleveland Indians @ Boston Red Sox
Fenway Park, Boston, MA
Sat Sep 15 1973, 3:33 AM EDT
Att: 11,478 - Unknown - 66 F

AB 39
R 8
H 12
RBI 8
BB 3
SO 3
LOB 9



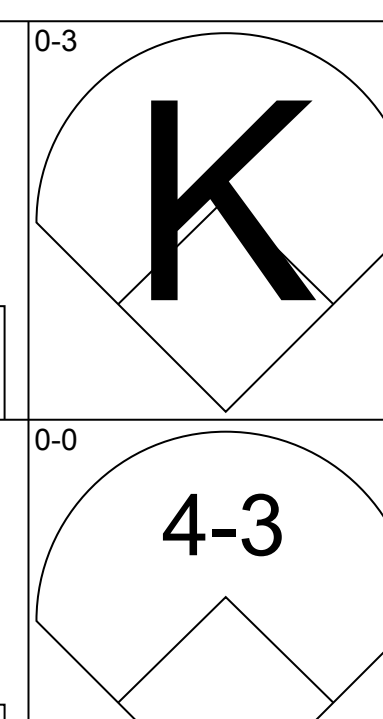
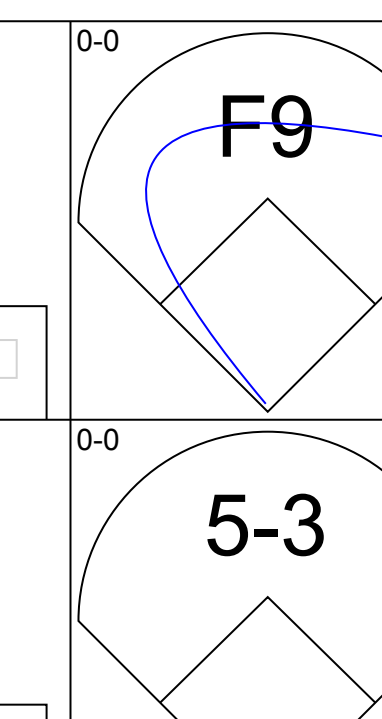
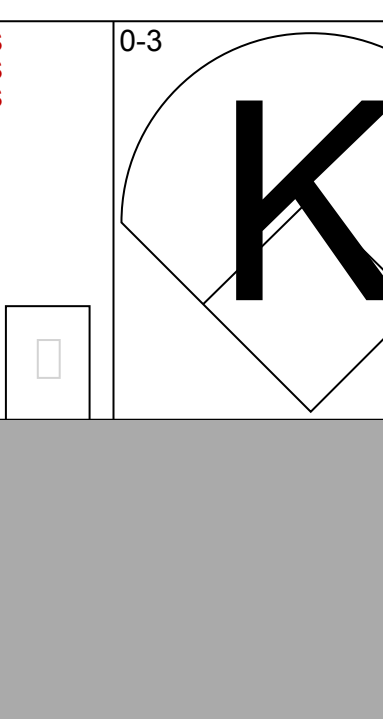
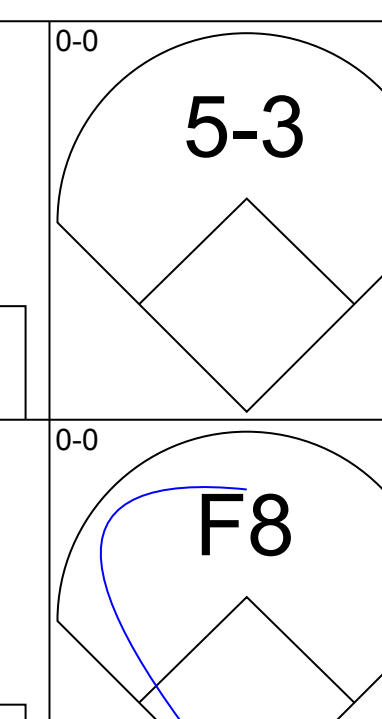
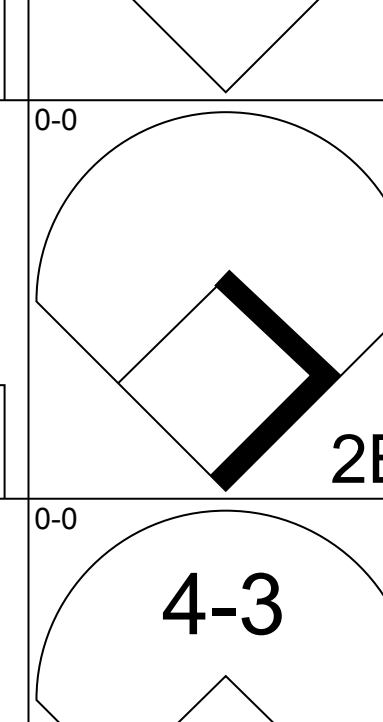

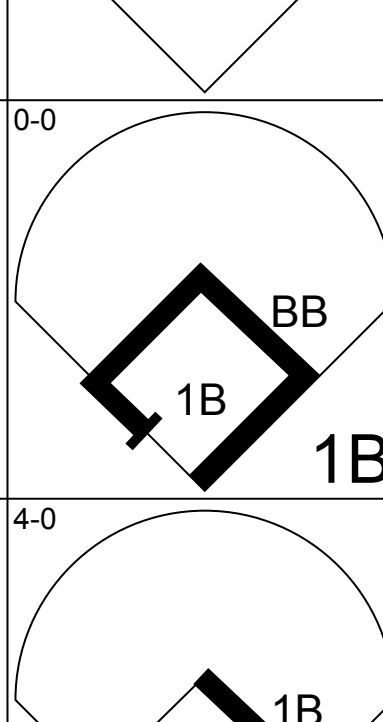
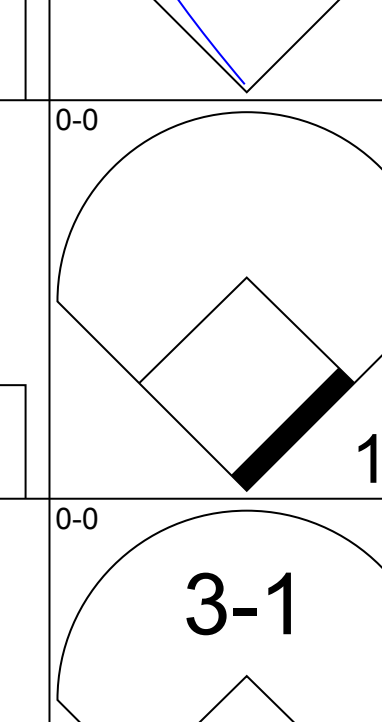

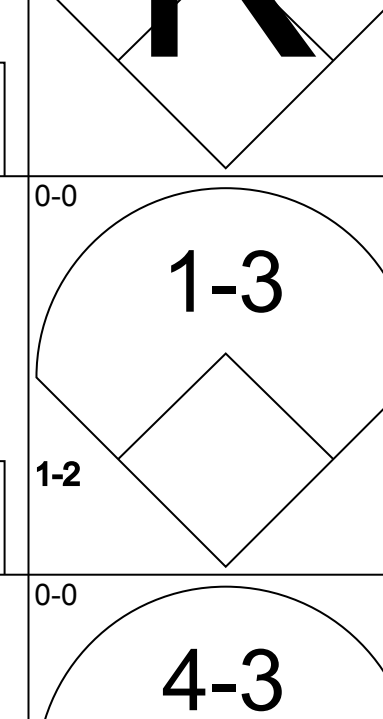
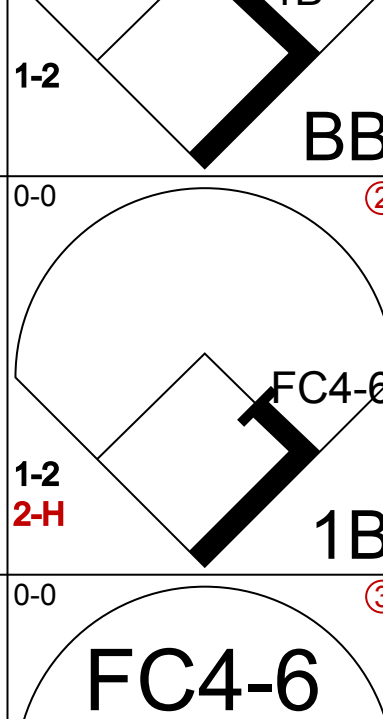


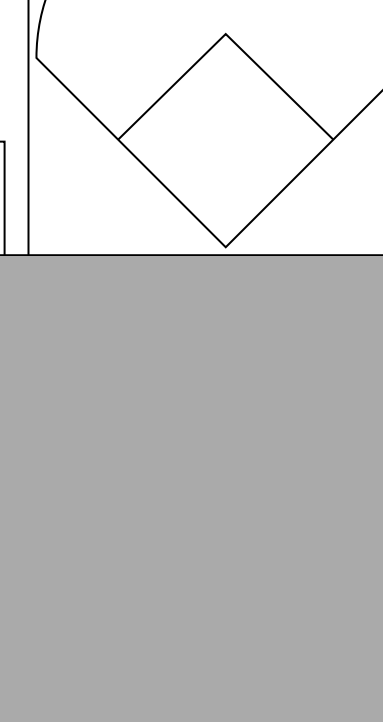
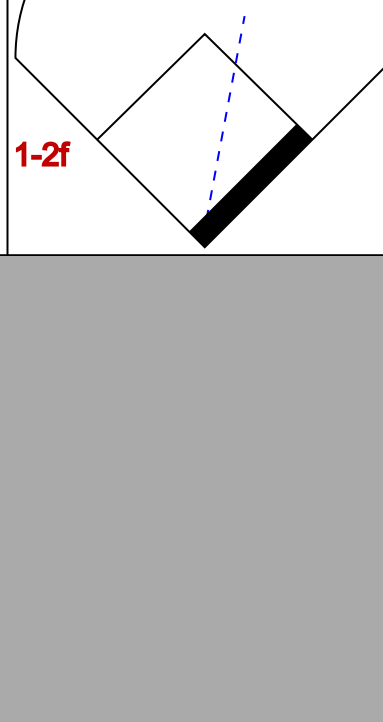

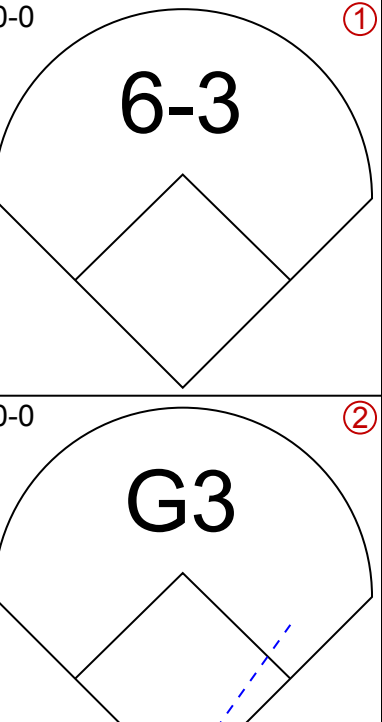
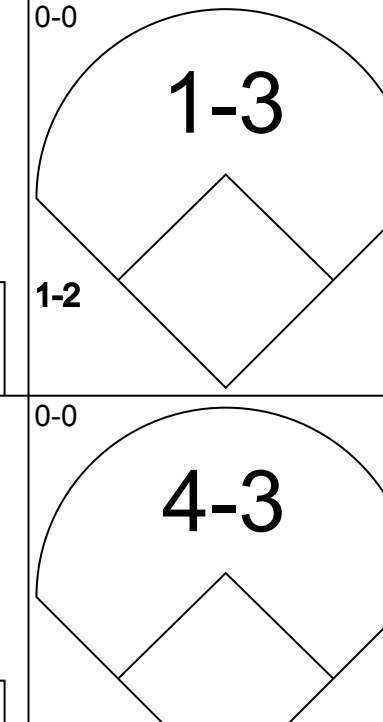
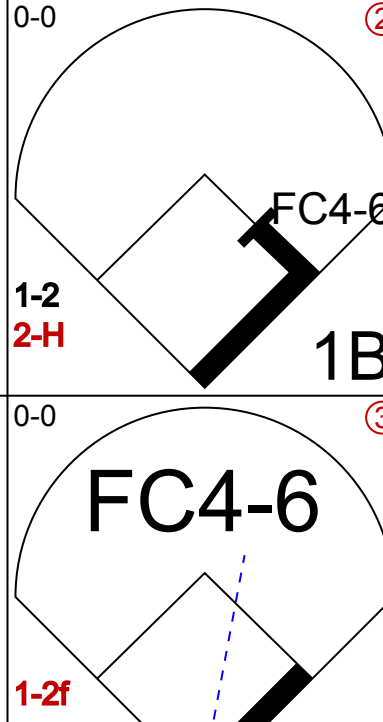
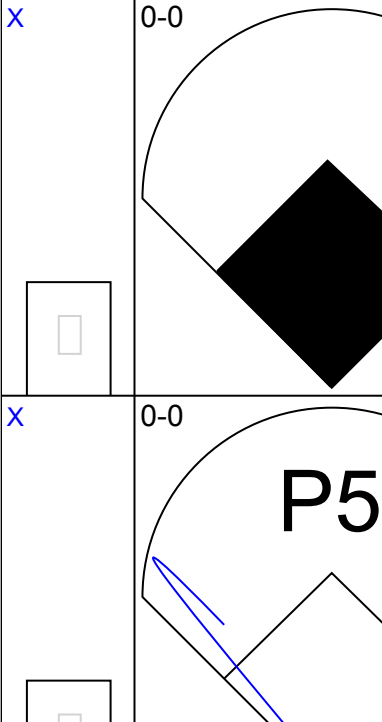
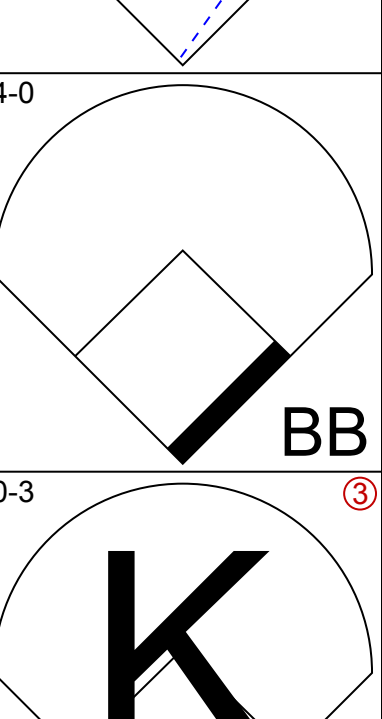


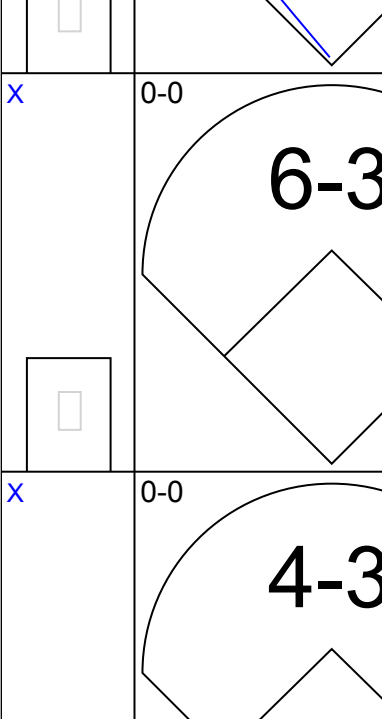

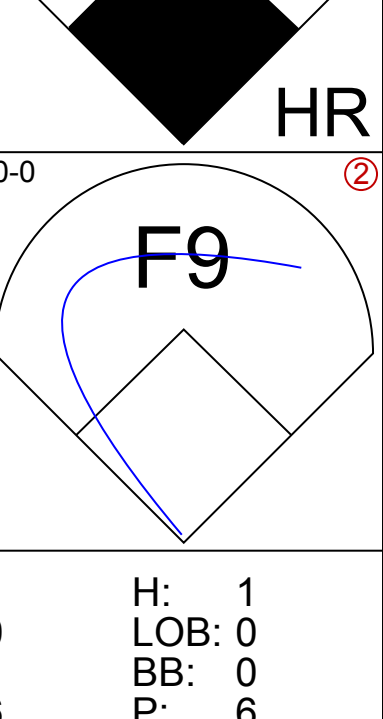
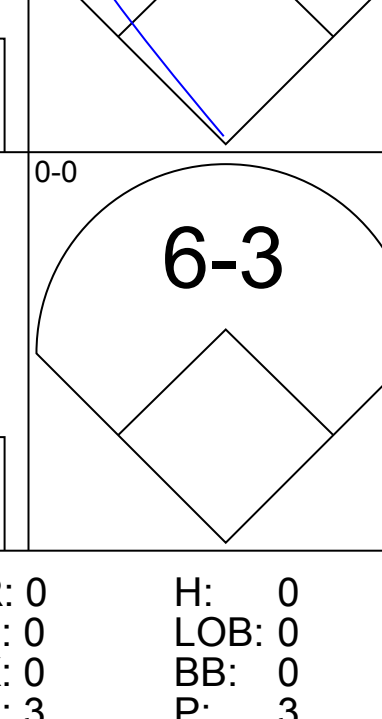
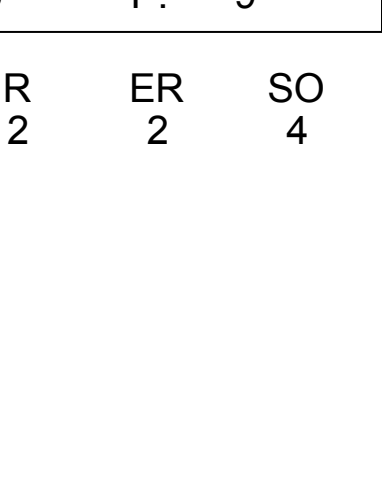
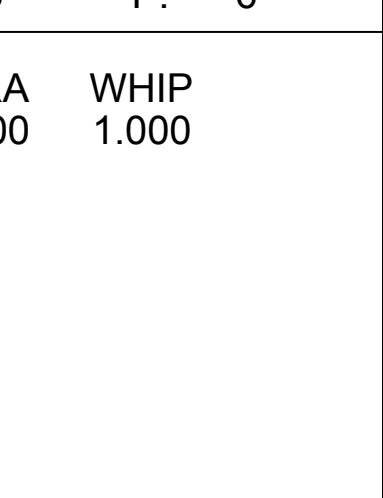


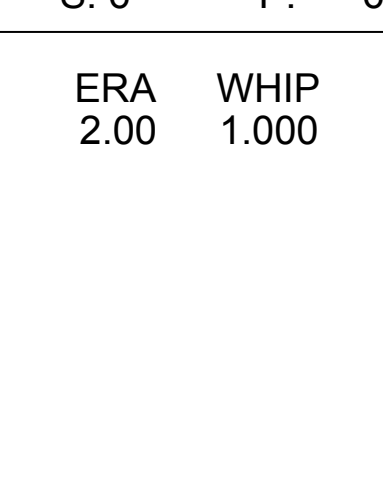

Batter	1	2	3	4	5	6	7	8	9	AB	R	H	RBI	BB	SO	LOB	TOP										
Buddy Bell, R OBP: 0.330, SLG: 0.392 (1, 5)										4	1	0	0	1	0	4	Cleveland Indians @ Boston Red Sox Fenway Park, Boston, MA Sun Sep 16 1973, 3:33 AM EDT Att: 12,743 - Unknown - 75 F										
Walt Williams, R OBP: 0.312, SLG: 0.388 (1, 7)										4	1	1	2	1	1	1											
Chris Chambliss, L OBP: 0.348, SLG: 0.390 (1, 3)										5	0	0	0	0	0	1											
John Ellis, R OBP: 0.335, SLG: 0.388 (1, 10)										4	1	1	0	0	0	1											
Charlie Spikes, R OBP: 0.304, SLG: 0.409 Rusty Torres, S OBP: 0.315, SLG: 0.287 (7, 8)										2	0	0	0	1	2	1											
Dave Duncan, R OBP: 0.299, SLG: 0.403 (1, 2)										4	2	3	0	0	0	0											
Ted Ford, R OBP: 0.333, SLG: 0.400 (7, 9)										3	0	1	0	1	1	2											
Frank Duffy, R OBP: 0.307, SLG: 0.371 (1, 6)										4	0	1	3	0	0	1											
Tom Ragland, R OBP: 0.293, SLG: 0.309 (1, 4)										2	0	0	0	2	0	1											
Inning Stats	R: 2 E: 0 K: 1 S: 7	H: 2 LOB: 2 BB: 2 P: 15	R: 0 E: 0 K: 0 S: 3	H: 0 LOB: 0 BB: 0 P: 3	R: 0 E: 0 K: 1 S: 2	H: 0 LOB: 0 BB: 1 P: 6	R: 0 E: 0 K: 1 S: 5	H: 0 LOB: 0 BB: 0 P: 5	R: 0 E: 0 K: 1 S: 5	H: 0 LOB: 1 BB: 1 P: 9	R: 2 E: 0 K: 1 S: 8	H: 3 LOB: 3 BB: 2 P: 16	R: 0 E: 0 K: 0 S: 3	H: 0 LOB: 0 BB: 0 P: 3	R: 1 E: 1 K: 0 S: 5	H: 2 LOB: 1 BB: 0 P: 5		R: 0 E: 0 K: 0 S: 3	H: 0 LOB: 0 BB: 0 P: 3	1B: 5 2B: 1 3B: 0 HR: 1	SF: 0 SAC: 0 DP: 0 HBP: 0	WP: 0 PB: 0 SB: 1 CS: 1	PA: 39				
PITCHER	IP	WLS	BF	H	R	ER	SO	BB	IBB	HBP	BLK	WP	HR	S	P	ERA	WHIP										
Roger Moret, L ERA: 3.07 (1, 1)	5.2	L	26	5	4	4	4	5	0	0	0	0	1	29	49	6.35	1.765										
Dick Pole, R ERA: 5.71 (6, 1)	3.1		13	2	1	1	0	1	0	0	0	0	0	12	16	2.70	0.900										

AB 33
R 5
H 7
RBI 5
BB 6
SO 4
LOB 12



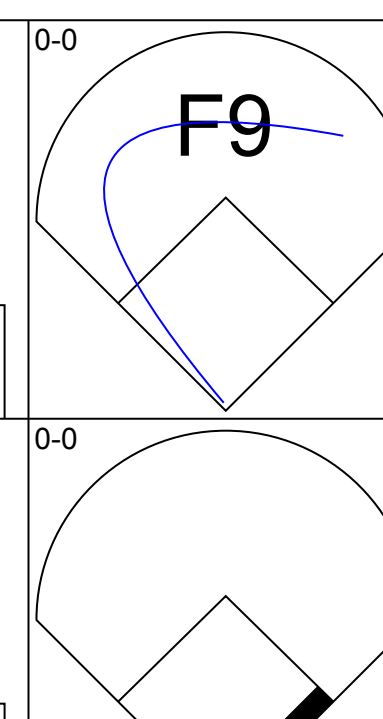
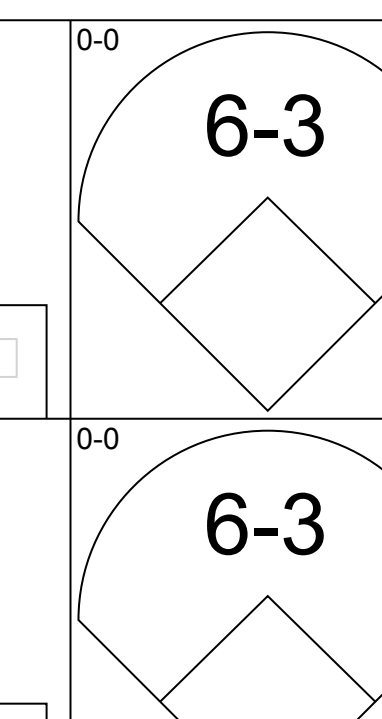
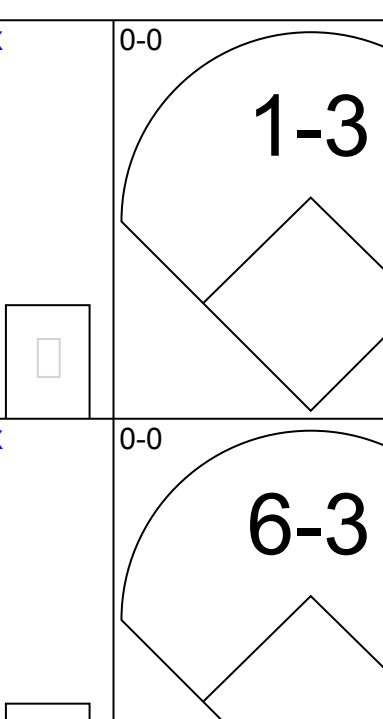
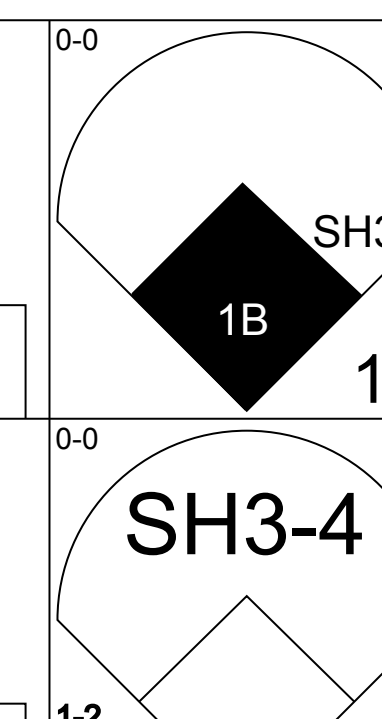
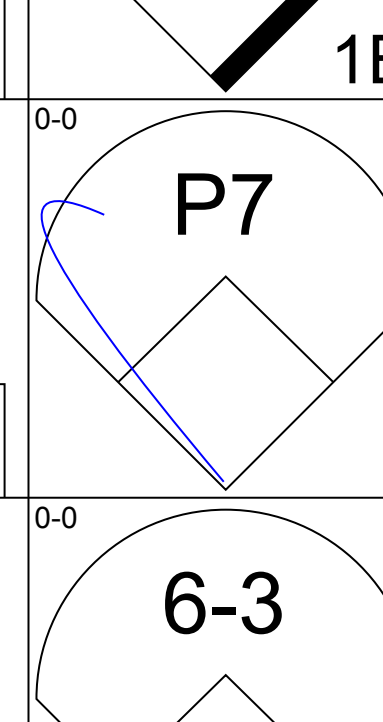
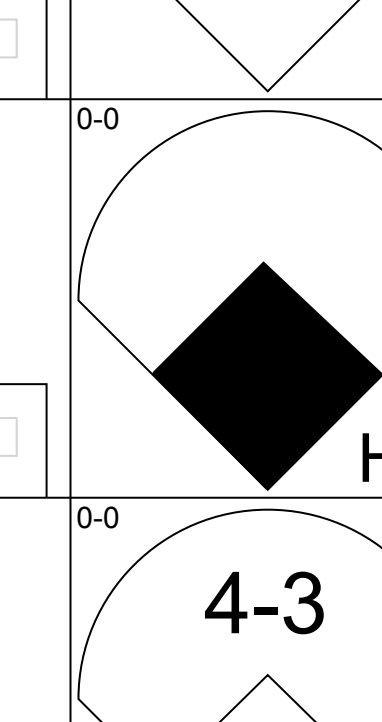

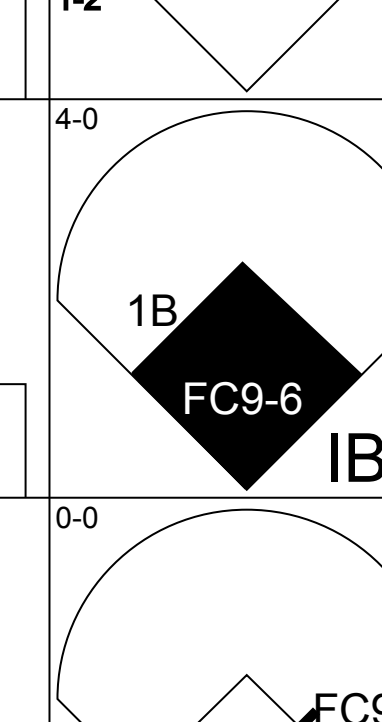


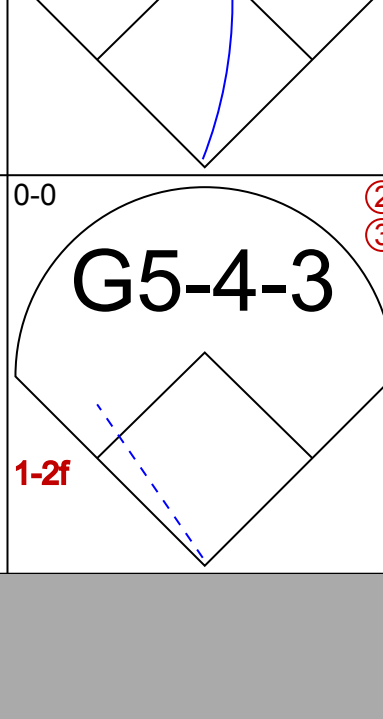
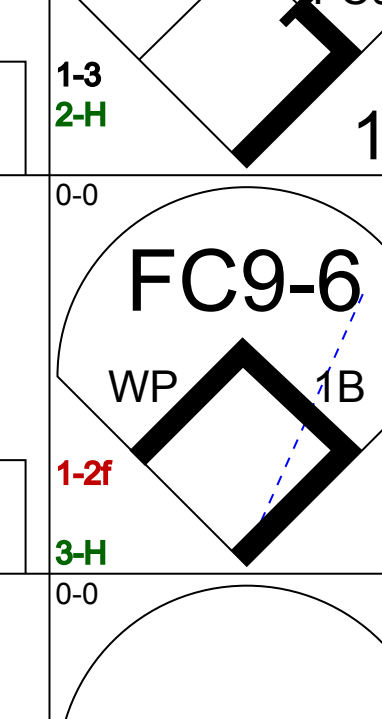



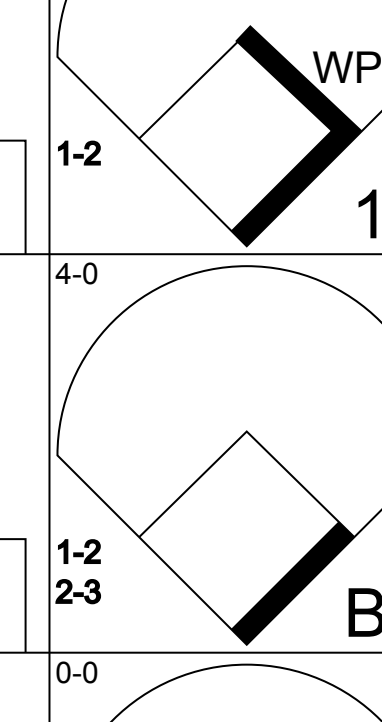
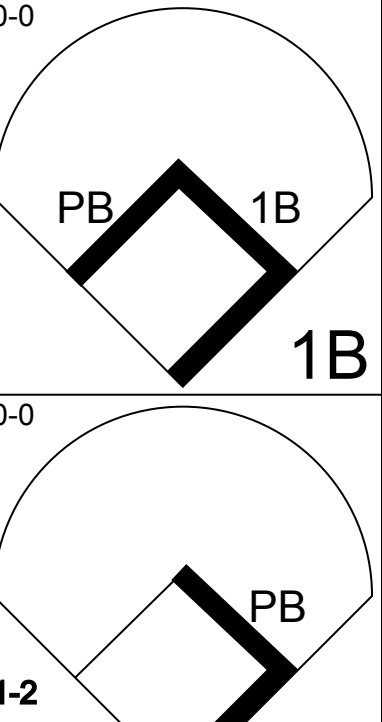
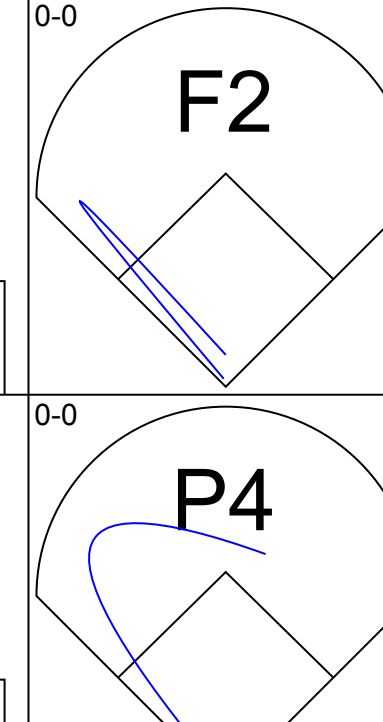
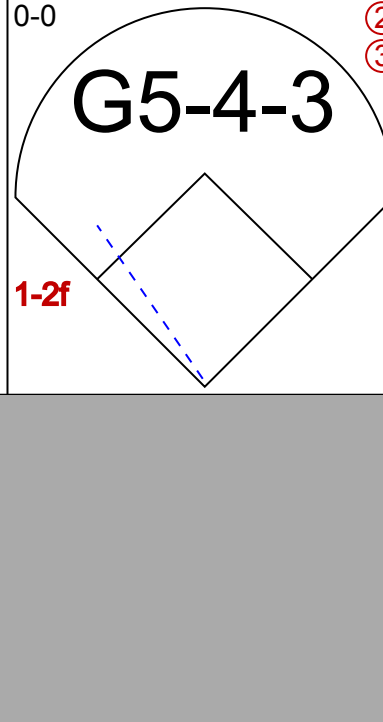
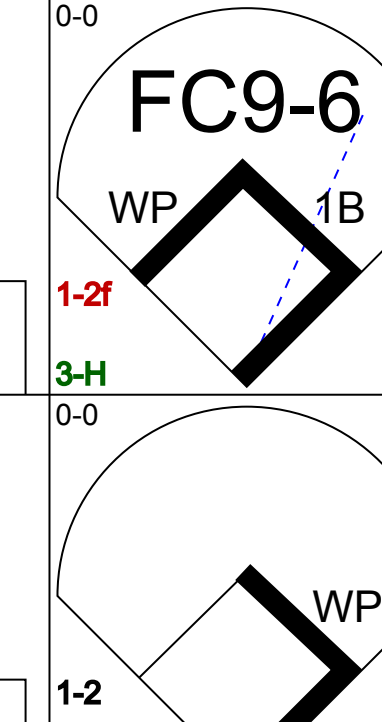
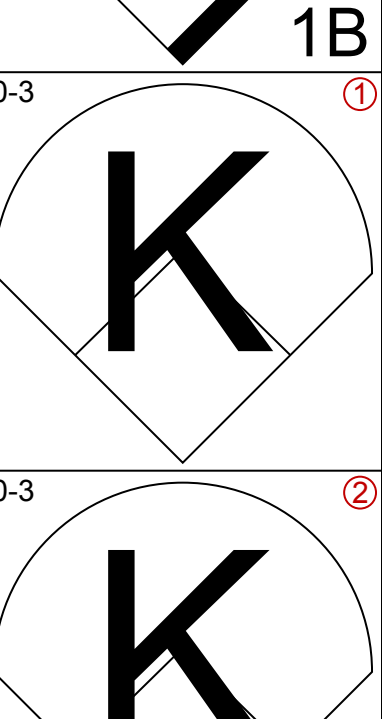
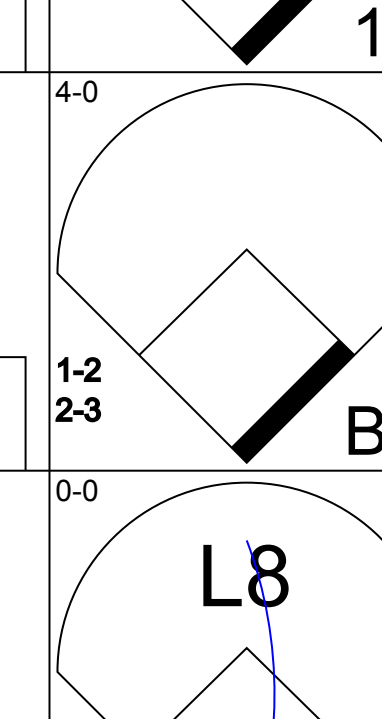


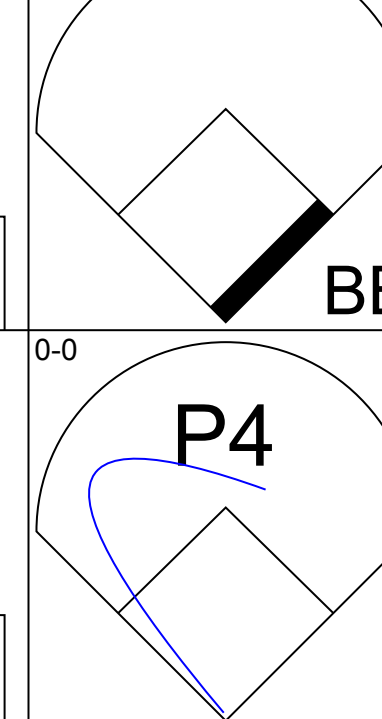
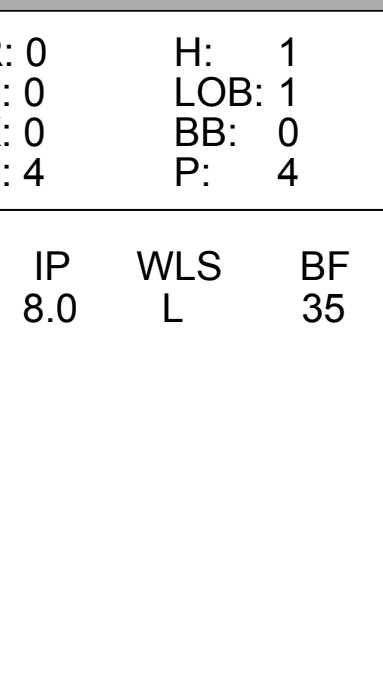
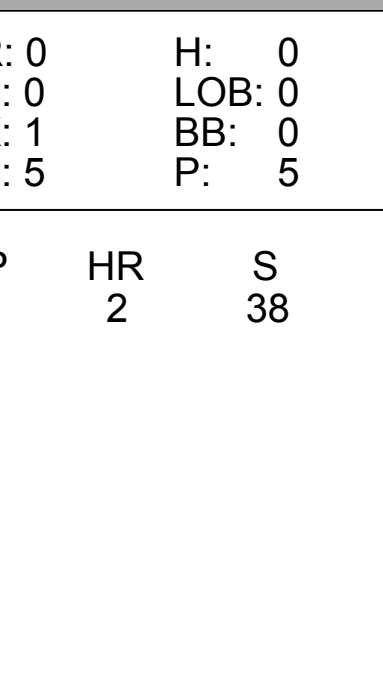
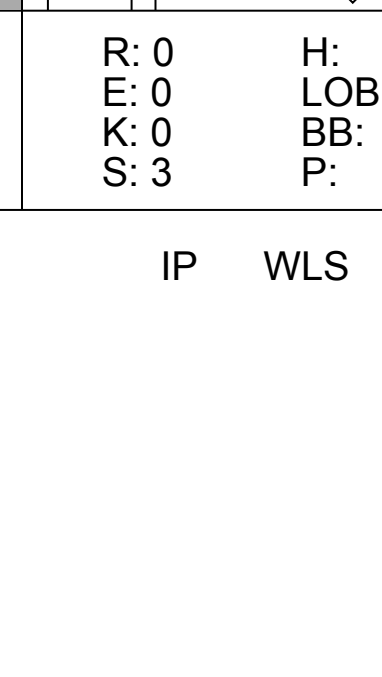
Batter	1	2	3	4	5	6	7	8	9	AB	R	H	RBI	BB	SO	LOB	BOTTOM										
Tommy Harper, R OBP: 0.343, SLG: 0.410 (1, 7)										2	0	0	0	2	0	1	Cleveland Indians @ Boston Red Sox Fenway Park, Boston, MA Sun Sep 16 1973, 3:33 AM EDT Att: 12,743 - Unknown - 75 F										
Luis Aparicio, R OBP: 0.324, SLG: 0.308 (1, 6)										4	0	1	0	0	2	2											
Reggie Smith, S OBP: 0.390, SLG: 0.504 (1, 8)										3	0	0	0	1	0	2											
Carl Yastrzemski, L OBP: 0.406, SLG: 0.461 (1, 5)										2	0	0	0	2	0	1											
Ben Oglivie, L OBP: 0.272, SLG: 0.348 (1, 10)										4	0	0	0	0	2	3											
Bob Montgomery, R OBP: 0.358, SLG: 0.605 (1, 2)										4	1	1	1	0	2	1											
Rick Miller, L OBP: 0.333, SLG: 0.372 (1, 9)										3	0	1	0	0	0	0											
Cecil Cooper, L OBP: 0.236, SLG: 0.261 (1, 3)										3	0	0	0	0	1	1											
Doug Griffin, R OBP: 0.289, SLG: 0.325 (1, 4)										3	0	1	0	0	0	0											
Inning Stats	R: 0 E: 0 K: 1 S: 4	H: 0 LOB: 1 BB: 2 P: 12	R: 0 E: 0 K: 1 S: 5	H: 0 LOB: 0 BB: 0 P: 5	R: 0 E: 0 K: 2 S: 8	H: 1 LOB: 1 BB: 0 P: 8	R: 0 E: 0 K: 1 S: 5	H: 0 LOB: 1 BB: 1 P: 9	R: 0 E: 0 K: 0 S: 3	H: 1 LOB: 0 BB: 0 P: 3	R: 1 E: 0 K: 0 S: 4	H: 1 LOB: 0 BB: 0 P: 4	R: 0 E: 0 K: 0 S: 3	H: 0 LOB: 0 BB: 0 P: 3	R: 0 E: 0 K: 2 S: 7	H: 0 LOB: 0 BB: 0 P: 7		1B: 3 2B: 0 3B: 0 HR: 1	SF: 0 SAC: 0 DP: 2 HBP: 0	WP: 0 PB: 0 SB: 0 CS: 0	PA: 33						
PITCHER	IP	WLS	BF	H	R	ER	SO	BB	IBB	HBP	BLK	WP	HR	S	P	ERA	WHIP										
Gaylord Perry, R ERA: 3.53 (1, 1)	9.0	W	33	4	1	1	7	5	0	0	0	0	1	42	62	1.00	1.000										



Batter	1	2	3	4	5	6	7	8	9	AB	R	H	RBI	BB	SO	LOB	TOP			
Horace Clarke, S (1,4) OBP: 0.318, SLG: 0.312										4	0	0	0	0	2	0	New York Yankees @ Boston Red Sox Fenway Park, Boston, MA Tue Sep 18 1973, 7:05 PM EDT Att: 17,409 - Unknown			
Roy White, S (1,7) OBP: 0.328, SLG: 0.374										4	0	0	0	0	0	0				
Thurman Munson, R (1,2) OBP: 0.369, SLG: 0.499										4	0	4	0	0	0	0				
Bobby Murcer, L (1,8) OBP: 0.360, SLG: 0.467										3	0	0	0	1	1	3				
Jim Ray Hart, R (1,10) OBP: 0.328, SLG: 0.419										4	1	2	1	0	0	1				
Graig Nettles, L (1,5) OBP: 0.333, SLG: 0.379										4	0	0	0	0	0	3				
Otto Velez, R (1,9) OBP: 0.327, SLG: 0.190										3	0	0	0	1	0	0				
Mike Hegan, L (1,3) OBP: 0.266, SLG: 0.383										4	1	1	1	0	1	1				
Fred Stanley, R (1,6) OBP: 0.302, SLG: 0.359										3	0	0	0	0	0	0				
Inning Stats	R: 0 E: 0 K: 1 S: 6	H: 1 LOB: 1 BB: 0 P: 6	R: 0 E: 0 K: 1 S: 5	H: 0 LOB: 1 BB: 1 P: 9	R: 0 E: 0 K: 0 S: 3	H: 0 LOB: 0 BB: 0 P: 3	R: 0 E: 0 K: 1 S: 6	H: 1 LOB: 1 BB: 0 P: 6	R: 1 E: 0 K: 0 S: 4	H: 1 LOB: 0 BB: 0 P: 6	R: 0 E: 0 K: 0 S: 4	H: 0 LOB: 0 BB: 0 P: 3	R: 0 E: 0 K: 0 S: 4	H: 1 LOB: 1 BB: 0 P: 4	R: 1 E: 0 K: 0 S: 4	H: 1 LOB: 0 BB: 0 P: 4	1B: 4 2B: 1 3B: 0 HR: 2	SF: 0 SAC: 0 DP: 0 HBP: 0	WP: 0 PB: 0 SB: 0 CS: 0	PA: 35
PITCHER Bill Lee, L (1,1) ERA: 2.8	IP: 9.0 WLS: W BF: 35 H: 7 R: 2 ER: 2 SO: 4 BB: 2 IBB: 0 HBP: 0 BLK: 0 WP: 0 HR: 2 S: 41 P: 49 ERA: 2.00 WHIP: 1.000															PITCHER				

AB	33
R	2
H	7
RBI	2
BB	2
SO	4
LOB	8



Batter	1	2	3	4	5	6	7	8	9	AB	R	H	RBI	BB	SO	LOB	BOTTOM			
Tommy Harper, R (1,7) OBP: 0.342, SLG: 0.408										4	1	1	0	0	0	0	New York Yankees @ Boston Red Sox Fenway Park, Boston, MA Tue Sep 18 1973, 7:05 PM EDT Att: 17,409 - Unknown			
Luis Aparicio, R (1,6) OBP: 0.324, SLG: 0.308										3	0	1	0	0	0	0				
Reggie Smith, S (1,8) OBP: 0.393, SLG: 0.513										3	2	2	1	1	0	1				
Carl Yastrzemski, L (1,5) OBP: 0.405, SLG: 0.460										4	0	1	1	0	0	2				
Orlando Cepeda, R (1,10) OBP: 0.358, SLG: 0.456										4	0	1	1	0	0	2				
John Kennedy, R (8, PR) OBP: 0.248, SLG: 0.276										0	0	0	0	0	0	0				
Rick Miller, L (1,9) OBP: 0.334, SLG: 0.373										4	0	2	0	0	0	0				
Bob Montgomery, R (1,2) OBP: 0.355, SLG: 0.590										3	0	0	0	1	2	2				
Cecil Cooper, L (1,3) OBP: 0.250, SLG: 0.306										3	1	1	1	1	1	5				
Doug Griffin, R (1,4) OBP: 0.286, SLG: 0.322										3	0	0	0	0	0	3				
Inning Stats	R: 0 E: 0 K: 0 S: 4	H: 1 LOB: 1 BB: 0 P: 4	R: 0 E: 0 K: 2 S: 9	H: 2 LOB: 2 BB: 0 P: 9	R: 1 E: 0 K: 0 S: 4	H: 1 LOB: 0 BB: 0 P: 4	R: 0 E: 0 K: 1 S: 5	H: 0 LOB: 0 BB: 0 P: 5	R: 1 E: 0 K: 0 S: 4	H: 1 LOB: 0 BB: 0 P: 4	R: 0 E: 0 K: 0 S: 3	H: 0 LOB: 0 BB: 0 P: 3	R: 0 E: 0 K: 0 S: 3	H: 0 LOB: 1 BB: 1 P: 7	R: 2 E: 0 K: 0 S: 6	H: 3 LOB: 3 BB: 2 P: 14	1B: 7 2B: 0 3B: 0 HR: 2	SF: 0 SAC: 1 DP: 1 HBP: 0	WP: 1 PB: 1 SB: 0 CS: 0	PA: 35
PITCHER Doc Medich, R (1,1) ERA: 3.13	IP: 8.0 WLS: L BF: 35 H: 9 R: 4 ER: 4 SO: 3 BB: 2 IBB: 1 HBP: 0 BLK: 0 WP: 1 HR: 2 S: 38 P: 50 ERA: 4.50 WHIP: 1.375															PITCHER				



Batter	1	2	3	4	5	6	7	8	9	AB	R	H	RBI	BB	SO	LOB	TOP					
Roy White, S (1,7) X OBP: 0.327, SLG: 0.374	F8			K		K											4 0 1 0 0 2 0					
Mike Hegan, L (1,3) X OBP: 0.266, SLG: 0.380	F2					F5			P5								4 0 1 0 0 0 1					
Thurman Munson, R (1,2) X OBP: 0.366, SLG: 0.495	F9			K					K								4 0 0 0 0 2 2					
Bobby Murcer, L (1,8) X OBP: 0.357, SLG: 0.464		P8							K								4 0 0 0 0 1 2					
Ron Blomberg, L (1,10) X OBP: 0.394, SLG: 0.493																	3 0 1 0 0 1 0					
Graig Nettles, L (1,5) X OBP: 0.333, SLG: 0.385																	3 1 1 1 0 1 1					
Otto Velez, R (1,9) X OBP: 0.309, SLG: 0.178				K													3 0 0 0 0 1 1					
Gene Michael, S (1,6) X OBP: 0.270, SLG: 0.278				6-3													3 0 0 0 0 0 1					
Fred Stanley, R (1,4) X OBP: 0.289, SLG: 0.341																	2 0 0 0 0 2 0					
Jim Ray Hart, R (8, PH) X OBP: 0.327, SLG: 0.418				K													1 0 0 0 0 0 0					
Hal Lanier, R (8,4) X OBP: 0.240, SLG: 0.236																	0 0 0 0 0 0 0					
Inning Stats	R: 0 E: 0 K: 0 S: 3	H: 0 LOB: 0 BB: 0 P: 3	R: 0 E: 0 K: 1 S: 5	H: 0 LOB: 0 BB: 0 P: 5	R: 0 E: 0 K: 2 S: 7	H: 0 LOB: 0 BB: 0 P: 7	R: 0 E: 0 K: 2 S: 8	H: 1 LOB: 1 BB: 0 P: 8	R: 0 E: 0 K: 1 S: 6	H: 1 LOB: 1 BB: 0 P: 6	R: 0 E: 0 K: 2 S: 7	H: 0 LOB: 0 BB: 0 P: 7	R: 0 E: 0 K: 0 S: 3	H: 0 LOB: 0 BB: 0 P: 3	R: 1 E: 0 K: 0 S: 4	H: 1 LOB: 0 BB: 0 P: 4	R: 0 E: 0 K: 2 S: 8	H: 1 LOB: 1 BB: 0 P: 8	1B: 2 2B: 1 3B: 0 HR: 1	SF: 0 SAC: 0 DP: 0 HBP: 0	WP: 0 PB: 0 CS: 0	PA: 31
PITCHER Luis Tiant, R (1,1) ERA: 3.39	IP: 9.0 WLS: W BF: 31 H: 4 R: 1 ER: 1 SO: 10 BB: 0 IBB: 0 HBP: 0 BLK: 0 WP: 0 HR: 1 S: 51 P: 51 ERA: 1.00 WHIP: 0.444															PITCHER Luis Tiant, R (1,1) ERA: 3.39	IP: 9.0 WLS: W BF: 31 H: 4 R: 1 ER: 1 SO: 10 BB: 0 IBB: 0 HBP: 0 BLK: 0 WP: 0 HR: 1 S: 51 P: 51 ERA: 1.00 WHIP: 0.444					

New York Yankees @ Boston Red Sox
Fenway Park, Boston, MA
Wed Sep 19 1973, 7:05 PM EDT
Att: 17,453 - Unknown - 59 F

livebaseballscores.com

AB	31
R	1
H	4
RBI	1
BB	0
SO	10
LOB	8



Batter	1	2	3	4	5	6	7	8	9	AB	R	H	RBI	BB	SO	LOB	BOTTOM					
Tommy Harper, R (1,7) X OBP: 0.345, SLG: 0.414	SH4-3 1B 2B																3 2 2 0 1 0 1					
Luis Aparicio, R (1,6) X OBP: 0.324, SLG: 0.308	SH4-3 2-3																3 0 1 1 0 0 1					
Reggie Smith, S (1,8) X OBP: 0.394, SLG: 0.515	FC5-4 3-H 1B																4 0 2 1 0 0 1					
Carl Yastrzemski, L (1,5) X OBP: 0.406, SLG: 0.461	L8																3 0 1 0 1 0 1					
Orlando Cepeda, R (1,10) X OBP: 0.356, SLG: 0.452	FC5-4 1-2																4 0 0 0 0 1 5					
Rick Miller, L (1,9) X OBP: 0.338, SLG: 0.377																	4 1 3 0 0 0 0					
Carlton Fisk, R (1,2) X OBP: 0.317, SLG: 0.460																	4 0 1 0 0 1 2					
Cecil Cooper, L (1,3) X OBP: 0.238, SLG: 0.293																	3 0 0 1 0 0 0					
Doug Griffin, R (1,4) X OBP: 0.284, SLG: 0.320																	3 0 0 0 0 1 1					
Inning Stats	R: 1 E: 0 K: 0 S: 5	H: 2 LOB: 1 BB: 0 P: 5	R: 0 E: 0 K: 0 S: 3	H: 0 LOB: 0 BB: 0 P: 3	R: 0 E: 0 K: 0 S: 4	H: 1 LOB: 1 BB: 0 P: 4	R: 0 E: 0 K: 2 S: 8	H: 1 LOB: 1 BB: 0 P: 8	R: 1 E: 1 K: 0 S: 5	H: 2 LOB: 3 BB: 2 P: 15	R: 1 E: 1 K: 0 S: 5	H: 2 LOB: 1 BB: 0 P: 5	R: 0 E: 0 K: 0 S: 4	H: 1 LOB: 1 BB: 0 P: 4	R: 0 E: 0 K: 0 S: 3	H: 1 LOB: 0 BB: 0 P: 3	R: 0 E: 0 K: 2 S: 8	H: 1 LOB: 0 BB: 0 P: 8	1B: 5 2B: 5 3B: 0 HR: 0	SF: 1 SAC: 1 DP: 1 HBP: 0	WP: 0 PB: 0 CS: 1	PA: 36
PITCHER Mel Stottlemyre, R (1,1) ERA: 3.25	IP: 8.0 WLS: L BF: 35 H: 10 R: 3 ER: 3 SO: 3 BB: 1 IBB: 1 HBP: 0 BLK: 0 WP: 0 HR: 0 S: 39 P: 47 ERA: 3.38 WHIP: 1.375															PITCHER Mel Stottlemyre, R (1,1) ERA: 3.25	IP: 8.0 WLS: L BF: 35 H: 10 R: 3 ER: 3 SO: 3 BB: 1 IBB: 1 HBP: 0 BLK: 0 WP: 0 HR: 0 S: 39 P: 47 ERA: 3.38 WHIP: 1.375					

New York Yankees @ Boston Red Sox
Fenway Park, Boston, MA
Wed Sep 19 1973, 7:05 PM EDT
Att: 17,453 - Unknown - 59 F

livebaseballscores.com

AB	31
R	3
H	10
RBI	3
BB	2
SO	3
LOB	12



Batter	1	2	3	4	5	6	7	8	9	AB	R	H	RBI	BB	SO	LOB	TOP				
Tommy Harper, R (1, 7) OBP: 0.348, SLG: 0.417 Dwight Evans, R (7, PH) OBP: 0.315, SLG: 0.379	0-0 SH1-3 SF8 1B		0-0 1B			0-0 BB E 1B	0-0 F7			3	1	3	0	0	0	0					
Luis Aparicio, R (1, 6) OBP: 0.324, SLG: 0.308	0-0 SH1-3		0-0 G3-6-3 1B			0-0 F3		0-3 K		3	0	1	0	0	1	1					
Reggie Smith, S (1, 8) OBP: 0.395, SLG: 0.514	0-0 SF8		0-0 G3-6-3 1B			4-0 BB BB		4-0 BB		1	0	0	1	2	0	1					
Carl Yastrzemski, L (1, 5) OBP: 0.406, SLG: 0.462	0-0 2B			0-0 3-1		4-0 BB BB		0-3 K		3	0	1	0	1	1	1					
Orlando Cepeda, R (1, 10) OBP: 0.355, SLG: 0.450	4-0 BB			0-3 K		0-0 BB BB		0-0 F7		3	0	0	0	1	1	4					
Rick Miller, L (1, 9) OBP: 0.337, SLG: 0.374	0-0 F7			0-0 4-3				4-0 1B BB		3	0	0	0	1	0	2					
Carlton Fisk, R (1, 2) OBP: 0.317, SLG: 0.457		0-0 5-3			0-0 6-3			0-3 K		3	0	0	0	1	1	1					
Cecil Cooper, L (1, 3) OBP: 0.229, SLG: 0.282 Danny Cater, R (9, PH) OBP: 0.345, SLG: 0.390		0-0 6-3			0-0 6-3			0-0 F9		3	0	0	0	0	0	1					
Doug Griffin, R (1, 4) OBP: 0.284, SLG: 0.319		0-0 5-3			0-0 5-3			0-0 F3		4	0	1	0	0	0	1					
Inning Stats	R: 1 E: 0 K: 0 S: 5	H: 2 LOB: 2 BB: 1 P: 9	R: 0 E: 0 K: 0 S: 3	H: 0 LOB: 0 BB: 0 P: 3	R: 0 E: 0 K: 1 S: 3	H: 2 LOB: 0 BB: 0 P: 3	R: 0 E: 0 K: 0 S: 5	H: 0 LOB: 0 BB: 0 P: 5	R: 0 E: 0 K: 0 S: 3	H: 1 LOB: 2 BB: 1 P: 11	R: 0 E: 0 K: 1 S: 6	H: 1 LOB: 2 BB: 1 P: 10	R: 0 E: 0 K: 2 S: 7	H: 0 LOB: 1 BB: 1 P: 11	R: 0 E: 0 K: 0 S: 3	H: 0 LOB: 1 BB: 1 P: 7	1B: 5 2B: 1 3B: 0 HR: 0	SF: 1 SAC: 1 DP: 2 HBP: 0	WP: 0 PB: 0 SB: 1 CS: 0	PA: 36	
PITCHER	IP WLS BF H R ER SO BB IBB HBP BLK WP HR S P ERA WHIP	5.1 W 21 5 1 1 1 2 0 0 0 0 0 21 29 1.69 1.312	6.1 S 15 1 0 0 3 4 0 0 0 0 0 17 33 0.00 1.364																		

Boston Red Sox @ Detroit Tigers
Tiger Stadium, Detroit, MI
Fri Sep 21 1973, 7:05 PM EDT
Att: 14,827 - Unknown - 59 F

AB 28
R 1
H 6
RBI 1
BB 6
SO 4
LOB 15



Batter	1	2	3	4	5	6	7	8	9	AB	R	H	RBI	BB	SO	LOB	BOTTOM				
Tony Taylor, R (1, 4) OBP: 0.276, SLG: 0.341	0-0 SF7 3B		0-3 K		0-0 G6-3 1-2		0-0 1-3			4	1	1	0	0	1	2					
Mickey Stanley, R (1, 8) OBP: 0.299, SLG: 0.389	0-0 SF7		0-3 K			0-0 6-3	0-0 F8			3	0	0	1	0	1	1					
Al Kaline, R (1, 9) OBP: 0.321, SLG: 0.394 Norm Cash, L (8, 3) OBP: 0.354, SLG: 0.478	0-0 HR		0-0 L3			1-0 E 1B HBP		0-3 K		2	2	1	1	0	0	0					
Frank Howard, R (1, 10) OBP: 0.336, SLG: 0.481 Gates Brown, L (9, PH) OBP: 0.332, SLG: 0.377	0-0 G6-4-3 1B			0-0 E5 L1-3		0-0 E9 1B 1B		4-0 FC5-4 BB		3	0	2	0	0	0	0					
Bill Freehan, R (1, 2) OBP: 0.324, SLG: 0.322	0-0 G6-4-3			0-0 L1-3		4-0 1B WP BB		0-0 FC5-4		3	1	0	0	1	0	3					
Ike Brown, R (1, 3) OBP: 0.420, SLG: 0.403 Jim Northrup, L (6, PH) OBP: 0.366, SLG: 0.459		0-0 F9		0-0 6-3		0-0 WP 1B		0-0 F7		2	0	0	0	0	0	0					
Dick Sharon, R (1, 7) OBP: 0.275, SLG: 0.423		0-0 F5			0-0 HR		0-0 F2			3	1	1	1	0	0	1					
Aurelio Rodriguez, R (1, 5) OBP: 0.273, SLG: 0.343		0-0 2B			0-0 F8			0-0 5-3		3	0	1	0	0	0	0					
Ed Brinkman, R (1, 6) OBP: 0.289, SLG: 0.333		0-0 5-3			0-0 G6-3 1B			0-0 1-3 1B		3	0	2	0	0	0	1					
Inning Stats	R: 2 E: 0 K: 0 S: 5	H: 3 LOB: 0 BB: 0 P: 5	R: 0 E: 0 K: 0 S: 4	H: 1 LOB: 1 BB: 0 P: 4	R: 0 E: 0 K: 2 S: 7	H: 0 LOB: 0 BB: 0 P: 7	R: 0 E: 0 K: 0 S: 3	H: 0 LOB: 0 BB: 0 P: 3	R: 1 E: 0 K: 0 S: 4	H: 2 LOB: 1 BB: 1 P: 9	R: 0 E: 0 K: 0 S: 4	H: 1 LOB: 1 BB: 0 P: 4	R: 0 E: 0 K: 1 S: 5	H: 0 LOB: 1 BB: 1 P: 9	R: 0 E: 0 K: 0 S: 3	H: 0 LOB: 1 BB: 1 P: 7	1B: 5 2B: 2 3B: 1 HR: 2	SF: 1 SAC: 0 DP: 3 HBP: 1	WP: 1 PB: 0 SB: 0 CS: 0	PA: 33	
PITCHER	IP WLS BF H R ER SO BB IBB HBP BLK WP HR S P ERA WHIP	5.1 L 22 7 5 5 2 0 0 1 0 0 2 25 26 8.44 1.312	6.1 11 2 0 0 1 2 0 0 0 1 0 11 19 0.00 1.500																		

Boston Red Sox @ Detroit Tigers
Tiger Stadium, Detroit, MI
Fri Sep 21 1973, 7:05 PM EDT
Att: 14,827 - Unknown - 59 F

AB 29
R 5
H 9
RBI 4
BB 2
SO 3
LOB 9



Batter	1	2	3	4	5	6	7	8	9	AB	R	H	RBI	BB	SO	LOB	TOP										
Tommy Harper, R OBP: 0.351, SLG: 0.419 (1, 7)										5	1	3	1	0	1	0											
Luis Aparicio, R OBP: 0.324, SLG: 0.308 (1, 6)										4	0	1	0	0	0	3											
Reggie Smith, S OBP: 0.396, SLG: 0.513 (1, 8)										3	0	1	0	1	1	1											
Carl Yastrzemski, L OBP: 0.405, SLG: 0.459 (1, 3)										3	0	0	1	1	0	4											
Orlando Cepeda, R OBP: 0.354, SLG: 0.448 (1, 10)										4	0	1	0	0	2	3											
Danny Cater, R OBP: 0.343, SLG: 0.393 (1, 5)										4	1	1	0	0	2	4											
Carlton Fisk, R OBP: 0.315, SLG: 0.454 (1, 2)										4	0	0	0	0	1	5											
Doug Griffin, R OBP: 0.287, SLG: 0.327 (1, 4)										3	1	2	1	0	0	0											
Rick Miller, L OBP: 0.336, SLG: 0.373 (9, PH)										1	0	0	0	0	0	0											
Dwight Evans, R OBP: 0.315, SLG: 0.376 (1, 9)										2	0	0	0	1	1	1											
Ben Oglivie, L OBP: 0.270, SLG: 0.345 (9, PH)										1	0	0	0	0	0	0											
Inning Stats	R: 0 E: 0 K: 0 S: 4	H: 1 LOB: 1 BB: 0 P: 4	R: 0 E: 0 K: 0 S: 3	H: 1 LOB: 0 BB: 0 P: 3	R: 1 E: 1 K: 0 S: 4	H: 2 LOB: 2 BB: 2 P: 12	R: 0 E: 0 K: 2 S: 7	H: 0 LOB: 0 BB: 0 P: 7	R: 0 E: 0 K: 0 S: 3	H: 0 LOB: 0 BB: 0 P: 3	R: 0 E: 0 K: 1 S: 5	H: 0 LOB: 0 BB: 0 P: 5	R: 1 E: 0 K: 1 S: 7	H: 2 LOB: 1 BB: 0 P: 7	R: 1 E: 0 K: 3 S: 12	H: 3 LOB: 3 BB: 1 P: 16	R: 0 E: 0 K: 1 S: 5	H: 0 LOB: 0 BB: 0 P: 5	1B: 7 2B: 1 3B: 1 HR: 0	SF: 0 SAC: 0 DP: 2 HBP: 0	WP: 0 PB: 1 SB: 1 CS: 0	PA: 37					
PITCHER	IP	WLS	BF	H	R	ER	SO	BB	IBB	HBP	BLK	WP	HR	S	P	ERA	WHIP										
Mickey Lolich, L ERA: 3.83 (1, 1)	7.0	W	31	9	3	3	4	2	1	0	0	0	0	36	48	3.86	1.571										
Lerrin LaGrow, R ERA: 3.83 (8, 1)	2.0	S	6	0	0	0	4	0	0	0	0	0	0	14	14	0.00	0.000										

Boston Red Sox @ Detroit Tigers
Tiger Stadium, Detroit, MI
Sat Sep 22 1973, 3:33 AM EDT
Att: 16,009 - Unknown - 77 F

AB 34
R 3
H 9
RBI 3
BB 3
SO 8
LOB 21



Batter	1	2	3	4	5	6	7	8	9	AB	R	H	RBI	BB	SO	LOB	BOTTOM										
Tony Taylor, R OBP: 0.277, SLG: 0.341 (1, 4)										3	0	1	0	0	1	0											
Mickey Stanley, R OBP: 0.301, SLG: 0.390 (1, 8)										3	1	1	1	1	0	0											
Al Kaline, R OBP: 0.326, SLG: 0.403 (1, 9)										3	1	2	1	1	0	2											
Frank Howard, R OBP: 0.336, SLG: 0.479 (1, 10)										3	1	1	1	0	0	2											
Gates Brown, L OBP: 0.333, SLG: 0.377 (7, PH)										0	0	0	0	1	0	0											
Bill Freehan, R OBP: 0.324, SLG: 0.322 (1, 2)										4	0	1	0	0	0	4											
Ike Brown, R OBP: 0.405, SLG: 0.386 (1, 3)										3	0	0	1	0	0	1											
Jim Northrup, L OBP: 0.365, SLG: 0.457 (8, PH)										1	0	0	0	0	0	0											
Dick Sharon, R OBP: 0.274, SLG: 0.419 (1, 7)										4	0	1	0	0	0	1											
Aurelio Rodriguez, R OBP: 0.271, SLG: 0.341 (1, 5)										4	0	0	0	0	0	1											
Ed Brinkman, R OBP: 0.287, SLG: 0.331 (1, 6)										3	1	0	0	0	0	0											
Inning Stats	R: 0 E: 0 K: 0 S: 3	H: 0 LOB: 1 BB: 1 P: 7	R: 0 E: 0 K: 0 S: 4	H: 1 LOB: 0 BB: 0 P: 4	R: 4 E: 1 K: 0 S: 8	H: 4 LOB: 1 BB: 0 P: 8	R: 0 E: 0 K: 1 S: 5	H: 0 LOB: 0 BB: 0 P: 5	R: 0 E: 0 K: 0 S: 4	H: 1 LOB: 3 BB: 2 P: 12	R: 0 E: 0 K: 0 S: 3	H: 0 LOB: 0 BB: 0 P: 3	R: 0 E: 0 K: 0 S: 3	H: 0 LOB: 0 BB: 0 P: 3	R: 0 E: 0 K: 0 S: 3	H: 0 LOB: 0 BB: 0 P: 3	1B: 4 2B: 3 3B: 0 HR: 0	SF: 0 SAC: 1 DP: 0 HBP: 0	WP: 0 PB: 0 SB: 0 CS: 0	PA: 35							
PITCHER	IP	WLS	BF	H	R	ER	SO	BB	IBB	HBP	BLK	WP	HR	S	P	ERA	WHIP										
Bill Lee, L ERA: 2.8 (1, 1)	6.1	L	29	7	4	2	1	2	0	0	0	0	0	29	37	2.84	1.421										
Bobby Bolin, R ERA: 2.86 (7, 1)	1.2		6	0	0	0	0	1	0	0	0	0	0	5	9	0.00	0.600										

Boston Red Sox @ Detroit Tigers
Tiger Stadium, Detroit, MI
Sat Sep 22 1973, 3:33 AM EDT
Att: 16,009 - Unknown - 77 F

AB 31
R 4
H 7
RBI 4
BB 3
SO 1
LOB 11



Batter	1	2	3	4	5	6	7	8	9	AB	R	H	RBI	BB	SO	LOB	TOP			
Tommy Harper, R OBP: 0.350, SLG: 0.416 (1, 7)	0-0 5-3		4-0 BB			0-3 K			0-0 F7	3	0	0	0	1	1	0	Boston Red Sox @ Detroit Tigers Tiger Stadium, Detroit, MI Sun Sep 23 1973, 3:33 AM EDT Att: 17,324 - Unknown - 65 F			
Luis Aparicio, R OBP: 0.321, SLG: 0.305 (1, 6)	0-0 F7		0-0 4-3			0-0 5-3			0-0 5-3	4	0	0	0	0	0	2				
Reggie Smith, S OBP: 0.392, SLG: 0.508 (1, 8)	0-0 F7			0-0 F8		0-0 F8			0-0 L9	4	0	0	0	0	0	0				
Carl Yastrzemski, L OBP: 0.403, SLG: 0.457 (1, 5)		0-3 K		0-0 F8		0-0 L9			0-0 L9	3	0	0	0	0	1	0				
Orlando Cepeda, R OBP: 0.353, SLG: 0.446 (1, 10)		0-3 K		0-0 L7		0-0 F2			0-0 F2	3	0	0	0	0	1	0				
Rick Miller, L OBP: 0.334, SLG: 0.371 (1, 9)		0-0 L8		0-3 K		0-0 3-1			0-0 3-1	3	0	0	0	0	1	0				
Bob Montgomery, R OBP: 0.354, SLG: 0.583 (1, 2)		0-3 K		0-0 FC5-4 1B		0-0 L7			0-0 L7	3	0	1	0	0	1	0				
Cecil Cooper, L OBP: 0.221, SLG: 0.272 (1, 3)		0-0 P5		0-3 K		0-0 6-3			0-0 6-3	3	0	0	0	0	1	1				
Doug Griffin, R OBP: 0.285, SLG: 0.325 (1, 4)		0-0 E5		0-0 FC5-4		0-0 P7			0-0 P7	3	0	0	0	0	0	1				
Inning Stats	R: 0 E: 0 K: 0 S: 3	H: 0 LOB: 0 BB: 0 P: 3	R: 0 E: 0 K: 2 S: 7	H: 0 LOB: 0 BB: 0 P: 7	R: 0 E: 1 K: 1 S: 6	H: 0 LOB: 2 BB: 1 P: 10	R: 0 E: 0 K: 0 S: 3	H: 0 LOB: 0 BB: 0 P: 3	R: 0 E: 0 K: 2 S: 8	H: 1 LOB: 1 BB: 0 P: 8	R: 0 E: 0 K: 1 S: 5	H: 0 LOB: 0 BB: 0 P: 5	R: 0 E: 0 K: 0 S: 3	H: 0 LOB: 0 BB: 0 P: 3	R: 0 E: 0 K: 0 S: 3	H: 0 LOB: 0 BB: 0 P: 3	1B: 1 2B: 0 3B: 0 HR: 0	SF: 0 SAC: 0 DP: 0 HBP: 0	WP: 0 PB: 0 SB: 1 CS: 0	PA: 30
PITCHER Joe Coleman, R ERA: 3.61 (1, 1)	IP: 9.0 WLS: W BF: 30 H: 1 R: 0 ER: 0 SO: 6 BB: 1 IBB: 0 HBP: 0 BLK: 0 WP: 0 HR: 0 S: 41 P: 45 ERA: 0.00 WHIP: 0.222															PITCHER				

AB	29
R	0
H	1
RBI	0
BB	1
SO	6
LOB	4



Batter	1	2	3	4	5	6	7	8	9	AB	R	H	RBI	BB	SO	LOB	BOTTOM			
John Knox, L OBP: 0.100, SLG: 0.100 (1, 4)	0-3 K		0-0 P6		0-0 SH5-3			0-0 F8		3	0	0	0	0	1	1	Boston Red Sox @ Detroit Tigers Tiger Stadium, Detroit, MI Sun Sep 23 1973, 3:33 AM EDT Att: 17,324 - Unknown - 65 F			
Mickey Stanley, R OBP: 0.300, SLG: 0.389 (1, 8)	0-0 F8		0-0 1B		0-0 F8			0-0 F7		4	0	1	1	0	0	1				
Jim Northrup, L OBP: 0.366, SLG: 0.473 (1, 7)	0-0 F8		0-0 F9			0-0 HR		0-0 HR		4	2	2	2	0	0	1				
Al Kaline, R OBP: 0.323, SLG: 0.398 (1, 9)		0-0 F2		0-3 K		0-3 K		0-0 F9		4	0	0	0	0	2	0				
Gates Brown, L OBP: 0.333, SLG: 0.380 (1, 10)		0-0 G3 2B		0-0 P5		0-0 4-3				3	0	1	0	0	0	0				
Norm Cash, L OBP: 0.354, SLG: 0.476 (1, 3)		0-0 G3		4-0 BB		0-0 F7				2	0	0	0	1	0	1				
Bill Freehan, R OBP: 0.321, SLG: 0.319 (1, 2)		0-0 F9		0-0 P4		0-3 K				3	0	0	0	0	1	2				
Aurelio Rodriguez, R OBP: 0.272, SLG: 0.340 (1, 5)			4-0 SH2-3 1B BB		0-0 F5		0-3 K			2	1	0	0	1	1	0				
Ed Brinkman, R OBP: 0.288, SLG: 0.332 (1, 6)			0-0 SH2-3		0-0 WP SH5-3 1B		0-0 L6			2	0	1	0	0	0	0				
Inning Stats	R: 0 E: 0 K: 1 S: 5	H: 0 LOB: 0 BB: 0 P: 5	R: 0 E: 0 K: 0 S: 4	H: 1 LOB: 1 BB: 0 P: 4	R: 1 E: 0 K: 0 S: 4	H: 1 LOB: 1 BB: 1 P: 8	R: 0 E: 0 K: 1 S: 5	H: 0 LOB: 0 BB: 1 P: 9	R: 0 E: 0 K: 0 S: 4	H: 1 LOB: 1 BB: 0 P: 4	R: 1 E: 0 K: 1 S: 6	H: 1 LOB: 0 BB: 0 P: 6	R: 0 E: 0 K: 2 S: 7	H: 0 LOB: 0 BB: 0 P: 7	R: 1 E: 0 K: 0 S: 4	H: 1 LOB: 0 BB: 0 P: 4	1B: 2 2B: 1 3B: 0 HR: 2	SF: 0 SAC: 2 DP: 0 HBP: 0	WP: 1 PB: 0 SB: 0 CS: 0	PA: 31
PITCHER Luis Tiant, R ERA: 3.39 (1, 1)	IP: 8.0 WLS: L BF: 31 H: 5 R: 3 ER: 3 SO: 5 BB: 2 IBB: 0 HBP: 0 BLK: 0 WP: 1 HR: 2 S: 39 P: 47 ERA: 3.38 WHIP: 0.875															PITCHER				

AB	27
R	3
H	5
RBI	3
BB	2
SO	5
LOB	6



Batter	1	2	3	4	5	6	7	8	9	AB	R	H	RBI	BB	SO	LOB	TOP																					
Tommy Harper, R OBP: 0.391, SLG: 0.423 (1, 7)	F7		F7			HR	6-3			6	2	3	4	0	0	1																						
Luis Aparicio, R OBP: 0.323, SLG: 0.309 Mario Guerrero, R OBP: 0.273, SLG: 0.271 (1, 6) (7, 6)	HR		WP			B1	6-3		F8	4	2	2	0	0	0	2																						
Reggie Smith, S OBP: 0.394, SLG: 0.515 (1, 8)	HR					P6	F7		BB	4	2	2	4	1	0	2																						
Carl Yastrzemski, L OBP: 0.406, SLG: 0.463 Marty Pattin, R (9, 1)	WP		4-3			HR			BB	4	1	2	3	2	1	1																						
Orlando Cepeda, R OBP: 0.352, SLG: 0.443 Danny Cater, R OBP: 0.342, SLG: 0.391 (1, 10) (8, PH) (9, 5)	5-3					K	F9		F8	3	0	0	0	1	1	2																						
Rick Miller, L OBP: 0.334, SLG: 0.370 Dwight Evans, R OBP: 0.320, SLG: 0.376 (1, 9) (6, 9)	K					F7				3	1	1	0	0	1	2																						
Bob Montgomery, R OBP: 0.356, SLG: 0.573 (1, 2)			5-3			K				4	1	1	1	1	2	2																						
Cecil Cooper, L OBP: 0.231, SLG: 0.291 (1, 3)			G3			P3				5	1	2	2	0	0	4																						
Doug Griffin, R OBP: 0.287, SLG: 0.325 John Kennedy, R OBP: 0.252, SLG: 0.279 (1, 4) (7, PH) (7, 4)	F8					HR				2	2	1	0	1	0	0																						
Inning Stats	R: 2 E: 0 K: 1 S: 7	H: 2 LOB: 1 BB: 1 P: 11	R: 0 E: 0 K: 0 S: 3	H: 0 LOB: 0 BB: 0 P: 3	R: 1 E: 0 K: 0 S: 4	H: 2 LOB: 0 BB: 0 P: 4	R: 0 E: 0 K: 1 S: 5	H: 0 LOB: 1 BB: 1 P: 9	R: 3 E: 0 K: 1 S: 8	H: 3 LOB: 0 BB: 0 P: 8	R: 5 E: 0 K: 0 S: 7	H: 4 LOB: 1 BB: 2 P: 15	R: 1 E: 0 K: 1 S: 6	H: 1 LOB: 1 BB: 1 P: 10	R: 1 E: 0 K: 0 S: 4	H: 1 LOB: 3 BB: 3 P: 16	R: 1 E: 0 K: 2 S: 9	H: 2 LOB: 1 BB: 0 P: 9	1B: 10 2B: 2 3B: 0 HR: 3	SF: 1 SAC: 0 DP: 0 HBP: 0	WP: 4 PB: 0 SB: 0 CS: 0	PA: 49																
PITCHER	IP	WLS	BF	H	R	ER	SO	BB	IBB	HBP	BLK	WP	HR	S	P	ERA	WHIP	PITCHER				IP	WLS	BF	H	R	ER	SO	BB	IBB	HBP	BLK	WP	HR	S	P	ERA	WHIP
Fred Holdsworth, R ERA: 7.27 (1, 1)	4.2	L	22	7	6	6	2	2	0	0	0	2	2	24	32	11.57	1.929																					
Woodie Fryman, L ERA: 5.33 (5, 1)	0.1		1	0	0	0	1	0	0	0	0	0	0	3	3	0.00	0.000																					
Ed Farmer, R ERA: 5.25 (6, 1)	0.0		5	4	5	5	0	1	0	0	0	0	1	4	8	∞	∞																					
Mike Strahler, R ERA: 4.42 (6, 1)	2.0		9	1	1	1	1	2	0	0	0	2	0	9	17	4.50	1.500																					
Gary Ignasiak, L ERA: 6.6 (8, 1)	2.0		12	3	2	2	2	3	0	0	0	0	0	13	25	9.00	3.000																					

Boston Red Sox @ Detroit Tigers
Tiger Stadium, Detroit, MI
Mon Sep 24 1973, 7:05 PM EDT
Att: 12,108 - Unknown - 63 F

AB 40
R 14
H 15
RBI 14
BB 8
SO 6
LOB 21



Batter	1	2	3	4	5	6	7	8	9	AB	R	H	RBI	BB	SO	LOB	BOTTOM																						
John Knox, L OBP: 0.333, SLG: 0.231 (1, 4)	1B									3	0	2	0	2	0	2																							
Mickey Stanley, R OBP: 0.300, SLG: 0.388 Dick Sharon, R OBP: 0.277, SLG: 0.417 (1, 8) (7, 8)	P4		L7							2	0	0	0	1	0	1																							
Jim Northrup, L OBP: 0.363, SLG: 0.468 Ron Cash, R OBP: 0.452, SLG: 0.552 (1, 9) (9, 7)	4-3		3-1							4	0	0	0	0	0	5																							
Willie Horton, R OBP: 0.364, SLG: 0.504 Marvin Lane, R (7, 7) (9, 9)			6-3							3	0	1	0	0	0	3																							
Gates Brown, L OBP: 0.333, SLG: 0.376 (1, 10)	F8									3	0	0	0	1	0	5																							
Norm Cash, L OBP: 0.356, SLG: 0.477 Joe Staton, L OBP: 0.222, SLG: 0.222 (1, 3) (6, FR) (7, 3)										3	0	2	0	0	0	1																							
Aurelio Rodriguez, R OBP: 0.270, SLG: 0.337 (1, 5)			K							4	0	0	0	0	2	2																							
Bob Didier, S OBP: 0.688, SLG: 0.692 (1, 2)										4	0	3	0	0	0	1																							
Ed Brinkman, R OBP: 0.287, SLG: 0.331 Tom Verzyer, R OBP: 0.308, SLG: 0.250 (1, 6) (7, 6)										2	0	0	0	0	1	3																							
Inning Stats	R: 0 E: 0 K: 0 S: 4	H: 1 LOB: 2 BB: 1 P: 8	R: 0 E: 0 K: 2 S: 9	H: 2 LOB: 0 BB: 0 P: 9	R: 0 E: 0 K: 1 S: 4	H: 0 LOB: 0 BB: 0 P: 3	R: 0 E: 0 K: 1 S: 4	H: 0 LOB: 1 BB: 1 P: 8	R: 0 E: 0 K: 0 S: 5	H: 2 LOB: 3 BB: 1 P: 9	R: 0 E: 0 K: 0 S: 4	H: 1 LOB: 1 BB: 0 P: 4	R: 0 E: 1 K: 1 S: 7	H: 1 LOB: 3 BB: 1 P: 11	R: 0 E: 0 K: 1 S: 6	H: 1 LOB: 1 BB: 0 P: 6	R: 0 E: 0 K: 0 S: 3	H: 1 LOB: 1 BB: 1 P: 7	1B: 9 2B: 0 3B: 0 HR: 0	SF: 0 SAC: 0 DP: 3 HBP: 0	WP: 0 PB: 0 SB: 0 CS: 0	PA: 40																	
PITCHER	IP	WLS	BF	H	R	ER	SO	BB	IBB	HBP	BLK	WP	HR	S	P	ERA	WHIP	PITCHER				IP	WLS	BF	H	R	ER	SO	BB	IBB	HBP	BLK	WP	HR	S	P	ERA	WHIP	
Marty Pattin, R ERA: 4.36 (1, 1)	9.0	W	40	9	0	0	5	5	0	0	0	0	0	45	65	0.00	1.556																						
Marty Pattin, R ERA: 4.36 (9, 1)	9.0	W	40	9	0	0	5	5	0	0	0	0	0	45	65	0.00	1.556																						

Boston Red Sox @ Detroit Tigers
Tiger Stadium, Detroit, MI
Mon Sep 24 1973, 7:05 PM EDT
Att: 12,108 - Unknown - 63 F

AB 35
R 0
H 9
RBI 0
BB 5
SO 5
LOB 33




Batter	1	2	3	4	5	6	7	8	9	AB	R	H	RBI	BB	SO	LOB	TOP
Tommy Harper, R (1, 7) Dwight Evans, R (9, 7) OBP: 0.352, SLG: 0.423 OBP: 0.320, SLG: 0.376										4	1	2	0	0	0	2	Boston Red Sox @ Cleveland Indians Cleveland Municipal Stadium, Cleveland, OH Tue Sep 25 1973, 7:05 PM EDT Att. 2,283 - Unknown - 82 F
Luis Aparicio, R (1, 6) OBP: 0.306, SLG: 0.306										4	0	0	0	0	2		
Reggie Smith, S (1, 8) OBP: 0.390, SLG: 0.510										4	0	0	0	0	1		
Carl Yastrzemski, L (1, 5) OBP: 0.406, SLG: 0.462										3	1	1	0	1	0		
Orlando Cepeda, R (1, 10) John Kennedy, R (9, PR) OBP: 0.355, SLG: 0.450 OBP: 0.252, SLG: 0.279										3	1	2	3	1	0	2	
Rick Miller, L (1, 9) OBP: 0.334, SLG: 0.370										3	0	1	0	0	0		
Carlton Fisk, R (1, 2) OBP: 0.312, SLG: 0.450										4	0	0	0	0	3	4	
Cecil Cooper, L (1, 3) OBP: 0.242, SLG: 0.292										3	0	1	0	1	1	0	
Doug Griffin, R (1, 4) OBP: 0.290, SLG: 0.326										3	0	1	0	1	0	2	
Inning Stats	R: 3 E: 0 K: 0 S: 5	H: 2 LOB: 0 BB: 1 P: 9	R: 0 E: 0 K: 2 S: 7	H: 0 LOB: 1 BB: 1 P: 11	R: 0 E: 1 K: 0 S: 4	H: 1 LOB: 0 BB: 0 P: 4	R: 0 E: 0 K: 0 S: 3	H: 1 LOB: 0 BB: 0 P: 3	R: 0 E: 0 K: 1 S: 6	H: 1 LOB: 2 BB: 1 P: 10	R: 0 E: 0 K: 0 S: 3	H: 0 LOB: 0 BB: 0 P: 3	R: 0 E: 0 K: 1 S: 6	H: 1 LOB: 2 BB: 1 P: 10	1B: 7 2B: 0 3B: 0 HR: 1	SF: 0 SAC: 1 DP: 1 HBP: 0	
PITCHER Tom Timmermann, R (1, 1) ERA: 4.78	IP: 9.0 WLS: L BF: 36 H: 8 R: 3 ER: 3 SO: 4 BB: 2 IBB: 2 HBP: 0 BLK: 0 WP: 0 HR: 1 S: 40 P: 56 ERA: 3.00 WHIP: 1.111																

Batter	1	2	3	4	5	6	7	8	9	AB	R	H	RBI	BB	SO	LOB	BOTTOM		
Walt Williams, R (1, 7) OBP: 0.318, SLG: 0.402										5	1	3	1	0	0	0	Boston Red Sox @ Cleveland Indians Cleveland Municipal Stadium, Cleveland, OH Tue Sep 25 1973, 7:05 PM EDT Att. 2,283 - Unknown - 82 F		
Ted Ford, R (1, 8) OBP: 0.318, SLG: 0.368										4	0	1	0	0	1	2			
Chris Chambliss, L (1, 3) OBP: 0.344, SLG: 0.391										3	0	0	0	1	0	1			
John Ellis, R (1, 10) Rusty Torres, S (8, PR) OBP: 0.337, SLG: 0.395 OBP: 0.316, SLG: 0.298										4	0	2	0	0	0	3			
Charlie Spikes, R (1, 9) OBP: 0.306, SLG: 0.414										4	0	0	0	0	2				
Buddy Bell, R (1, 5) OBP: 0.327, SLG: 0.390										4	0	1	0	0	1	2			
Dave Duncan, R (1, 2) OBP: 0.305, SLG: 0.409										4	1	2	1	0	2				
John Lowenstein, L (1, 4) OBP: 0.337, SLG: 0.411										4	0	1	0	0	3				
Frank Duffy, R (1, 6) OBP: 0.299, SLG: 0.370										4	0	0	0	1	1				
Inning Stats	R: 0 E: 0 K: 0 S: 3	H: 1 LOB: 0 BB: 0 P: 3	R: 0 E: 0 K: 0 S: 5	H: 2 LOB: 2 BB: 0 P: 5	R: 0 E: 0 K: 0 S: 4	H: 1 LOB: 1 BB: 0 P: 8	R: 1 E: 0 K: 0 S: 5	H: 2 LOB: 1 BB: 0 P: 5	R: 0 E: 0 K: 1 S: 6	H: 1 LOB: 1 BB: 0 P: 6	R: 0 E: 0 K: 0 S: 4	H: 1 LOB: 0 BB: 0 P: 4	R: 1 E: 0 K: 0 S: 4	H: 1 LOB: 0 BB: 0 P: 4	R: 0 E: 0 K: 1 S: 6	H: 1 LOB: 0 BB: 0 P: 6		1B: 8 2B: 0 3B: 0 HR: 2	SF: 0 SAC: 0 DP: 1 HBP: 0
PITCHER Roger Moret, L (1, 1) ERA: 3.18 Bobby Bolin, R (8, 1) ERA: 2.75	IP: 7.0 WLS: W BF: 31 H: 10 R: 2 ER: 2 SO: 1 BB: 1 IBB: 0 HBP: 0 BLK: 0 WP: 0 HR: 2 S: 32 P: 36 ERA: 2.57 WHIP: 1.571																		

Batter	1	2	3	4	5	6	7	8	9	AB	R	H	RBI	BB	SO	LOB	TOP			
Tommy Harper, R OBP: 0.352, SLG: 0.422 (1, 7)										4	0	1	0	0	1	1	Boston Red Sox @ Cleveland Indians Cleveland Municipal Stadium, Cleveland, OH Wed Sep 26 1973, 3:33 AM EDT Att. 1,453 - Unknown - 74 F			
Rick Miller, L OBP: 0.333, SLG: 0.369 (1, 9)										4	0	1	0	0	1	1				
Reggie Smith, S OBP: 0.387, SLG: 0.505 (1, 8)										4	0	0	0	0	2					
Carl Yastrzemski, L OBP: 0.407, SLG: 0.461 (1, 5)										3	0	1	0	1	0	0				
Orlando Cepeda, R OBP: 0.352, SLG: 0.447 (1, 10)										4	0	0	0	0	2	3				
Cecil Cooper, L OBP: 0.245, SLG: 0.293 (1, 3)										3	0	1	0	0	1	0				
Carlton Fisk, R OBP: 0.311, SLG: 0.447 (1, 2)										3	0	0	0	0	1	1				
Doug Griffin, R OBP: 0.290, SLG: 0.324 (1, 4)										2	0	0	0	1	0	0				
Mario Guerrero, R OBP: 0.274, SLG: 0.276 (1, 6)										3	0	1	0	0	1	2				
Inning Stats	R: 0 E: 0 K: 0 S: 3	H: 0 LOB: 0 BB: 0 P: 3	R: 0 E: 0 K: 0 S: 3	H: 1 LOB: 0 BB: 0 P: 3	R: 0 E: 0 K: 0 S: 4	H: 1 LOB: 1 BB: 0 P: 4	R: 0 E: 0 K: 0 S: 3	H: 1 LOB: 0 BB: 0 P: 3	R: 0 E: 0 K: 0 S: 4	H: 1 LOB: 2 BB: 1 P: 8	R: 0 E: 0 K: 2 S: 7	H: 0 LOB: 0 BB: 0 P: 7	R: 0 E: 0 K: 3 S: 9	H: 0 LOB: 0 BB: 0 P: 9	R: 0 E: 0 K: 1 S: 5	H: 0 LOB: 0 BB: 0 P: 5	1B: 4 2B: 1 3B: 0 HR: 0	SF: 0 SAC: 0 DP: 2 HBP: 0	WP: 0 PB: 0 SB: 2 CS: 0	PA: 32
PITCHER Gaylord Perry, R ERA: 3.38 (1, 1)	IP: 9.0 WLS: W BF: 32 H: 5 R: 0 ER: 0 SO: 7 BB: 2 IBB: 0 HBP: 0 BLK: 0 WP: 0 HR: 0 S: 44 P: 52 ERA: 0.00 WHIP: 0.778															PITCHER IP: WLS: BF: H: R: ER: SO: BB: IBB: HBP: BLK: WP: HR: S: P: ERA: WHIP:				

AB	30
R	0
H	5
RBI	0
BB	2
SO	7
LOB	10



Batter	1	2	3	4	5	6	7	8	9	AB	R	H	RBI	BB	SO	LOB	BOTTOM	
Walt Williams, R OBP: 0.317, SLG: 0.401 (1, 7)										4	0	1	0	0	0	0	Boston Red Sox @ Cleveland Indians Cleveland Municipal Stadium, Cleveland, OH Wed Sep 26 1973, 3:33 AM EDT Att. 1,453 - Unknown - 74 F	
Ted Ford, R OBP: 0.308, SLG: 0.348 (1, 8) (8, 9)										4	0	1	0	0	0	0		
Chris Chambliss, L OBP: 0.342, SLG: 0.389 (1, 3)										3	0	0	0	0	1	0		
John Ellis, R OBP: 0.337, SLG: 0.402 (1, 10)										3	1	1	1	0	0	0		
Charlie Spikes, R OBP: 0.304, SLG: 0.411 (1, 9)										3	0	0	0	0	2	0		
Rusty Torres, S OBP: 0.316, SLG: 0.298 (8, 8)										0	0	0	0	0	0	0		
Buddy Bell, R OBP: 0.325, SLG: 0.388 (1, 5)										3	0	0	0	0	0	0		
Dave Duncan, R OBP: 0.308, SLG: 0.411 (1, 2)										3	0	2	0	0	0	0		
John Lowenstein, L OBP: 0.337, SLG: 0.410 (1, 4)										3	0	1	0	0	0	1		
Frank Duffy, R OBP: 0.299, SLG: 0.370 (1, 6)										3	0	1	0	0	0	2		
Inning Stats	R: 0 E: 0 K: 1 S: 5	H: 3 LOB: 2 BB: 0 P: 6	R: 0 E: 0 K: 0 S: 3	H: 0 LOB: 0 BB: 0 P: 3	R: 0 E: 0 K: 1 S: 5	H: 0 LOB: 0 BB: 0 P: 5	R: 0 E: 0 K: 0 S: 5	H: 0 LOB: 0 BB: 0 P: 5	R: 0 E: 0 K: 0 S: 3	H: 1 LOB: 0 BB: 0 P: 3	R: 0 E: 0 K: 0 S: 3	H: 0 LOB: 0 BB: 0 P: 3	R: 0 E: 0 K: 0 S: 3	H: 0 LOB: 0 BB: 0 P: 3	1B: 6 2B: 0 3B: 0 HR: 1	SF: 0 SAC: 0 DP: 1 HBP: 0	WP: 0 PB: 0 SB: 0 CS: 0	PA: 29
PITCHER Bill Lee, L ERA: 2.75 (1, 1)	IP: 8.0 WLS: L BF: 29 H: 7 R: 1 ER: 1 SO: 3 BB: 0 IBB: 0 HBP: 0 BLK: 0 WP: 0 HR: 1 S: 35 P: 35 ERA: 1.12 WHIP: 0.875															PITCHER IP: WLS: BF: H: R: ER: SO: BB: IBB: HBP: BLK: WP: HR: S: P: ERA: WHIP:		

AB	29
R	1
H	7
RBI	1
BB	0
SO	3
LOB	3



Batter	1	2	3	4	5	6	7	8	9	AB	R	H	RBI	BB	SO	LOB	TOP			
Pedro Garcia, R OBP: 0.300, SLG: 0.401 (1, 4)	0-0 SH1-3 1B		0-3 K			0-3 K		0-0 L8		4	0	1	0	0	2	0				
Don Money, R OBP: 0.347, SLG: 0.401 (1, 5)	0-0 SH1-3 1-2		0-0 F9			0-0 6-3			0-0 P5	3	0	0	0	0	0	0				
George Scott, R OBP: 0.367, SLG: 0.474 (1, 3)	0-0 F8			0-0 HR		0-0 6-3			0-0 1B 2B	4	2	2	1	0	0	1				
Dave May, L OBP: 0.351, SLG: 0.474 Gorman Thomas, R OBP: 0.295, SLG: 0.297 (1, 8) (7, 8)	4-0 BB			0-3 K			0-0 F5		0-3 K	2	0	0	0	1	1	0				
John Briggs, L OBP: 0.360, SLG: 0.427 (1, 7)	0-0 F2			0-0 6-3			0-0 F9		0-0 1B	4	0	1	1	0	0	2				
Darrell Porter, L OBP: 0.366, SLG: 0.461 (1, 2)		0-0 F5		0-0 F2			0-0 1B		0-3 K	4	0	1	0	0	1	1				
Joe Lahoud, L OBP: 0.304, SLG: 0.313 (1, 10)		0-0 F8			0-3 K		0-0 F9			3	0	0	0	0	1	1				
Wilbur Howard, S OBP: 0.256, SLG: 0.297 (1, 9)		0-0 P7			0-0 F5			0-3 K		3	0	0	0	0	1	0				
Tim Johnson, L OBP: 0.257, SLG: 0.244 John Vukovich, R OBP: 0.179, SLG: 0.192 (1, 6) (4, 6)			0-3 K			0-3 K		0-0 P8		1	0	0	0	0	1	0				
Inning Stats	R: 0 E: 0 K: 0 S: 4	H: 1 LOB: 2 BB: 1 P: 8	R: 0 E: 0 K: 0 S: 3	H: 0 LOB: 0 BB: 0 P: 3	R: 0 E: 0 K: 2 S: 7	H: 0 LOB: 0 BB: 0 P: 7	R: 1 E: 0 K: 1 S: 6	H: 1 LOB: 0 BB: 0 P: 6	R: 0 E: 0 K: 2 S: 5	H: 0 LOB: 0 BB: 0 P: 7	R: 0 E: 0 K: 0 S: 4	H: 1 LOB: 1 BB: 0 P: 4	R: 0 E: 0 K: 1 S: 5	H: 0 LOB: 0 BB: 0 P: 5	R: 1 E: 0 K: 2 S: 9	H: 2 LOB: 1 BB: 0 P: 9	1B: 3 2B: 1 3B: 0 HR: 1	SF: 0 SAC: 1 DP: 0 HBP: 0	WP: 0 PB: 0 SB: 0 CS: 0	PA: 33
PITCHER Luis Tiant, R ERA: 3.34 (1, 1)	IP: 9.0 WLS: W BF: 33 H: 5 R: 2 ER: 2 SO: 9 BB: 1 IBB: 0 HBP: 0 BLK: 0 WP: 0 HR: 1 S: 50 P: 54 ERA: 2.00 WHIP: 0.667															PITCHER Luis Tiant, R ERA: 3.34 (1, 1)	IP: 9.0 WLS: W BF: 33 H: 5 R: 2 ER: 2 SO: 9 BB: 1 IBB: 0 HBP: 0 BLK: 0 WP: 0 HR: 1 S: 50 P: 54 ERA: 2.00 WHIP: 0.667			

Milwaukee Brewers @ Boston Red Sox
Fenway Park, Boston, MA
Fri Sep 28 1973, 7:05 PM EDT
Unknown - 72 F

AB 31
R 2
H 5
RBI 2
BB 1
SO 9
LOB 6



Batter	1	2	3	4	5	6	7	8	9	AB	R	H	RBI	BB	SO	LOB	BOTTOM			
Tommy Harper, R OBP: 0.352, SLG: 0.422 (1, 7)	0-0 WP PB HR 1B	0-0 2B HR 1B	0-0 5-3		0-0 P8			0-3 K		5	2	2	0	0	1	3				
Luis Aparicio, R OBP: 0.322, SLG: 0.308 Mario Guerrero, R OBP: 0.272, SLG: 0.275 (1, 6) (7, 6)	4-0 HR BB	0-0 HR 2B		0-0 L8	0-0 G1-2-3 3-H			0-0 F7		3	2	1	2	1	0	3				
Reggie Smith, S OBP: 0.368, SLG: 0.511 Dwight Evans, R OBP: 0.322, SLG: 0.378 (1, 8) (7, 9)	4-0 HR BB	0-0 HR 2B		0-0 5-3		0-0 L8		0-0 1B		3	2	1	3	1	0	0				
Carl Yastrzemski, L OBP: 0.409, SLG: 0.467 John Kennedy, R OBP: 0.250, SLG: 0.277 (1, 5) (7, 5)	0-0 HR	0-0 F8		4-0 FC6-4 BB		4-0 G4-6-3 BB		0-0 F7		2	1	1	4	2	0	0				
Orlando Cepeda, R OBP: 0.350, SLG: 0.444 (1, 10)	0-0 P4	0-0 F9		0-0 FC6-4 1-2		0-0 G4-6-3 1-2				4	0	0	0	0	0	2				
Rick Miller, L OBP: 0.335, SLG: 0.369 (1, 9) (7, 8)	0-0 F5	0-0 F9			4-0 BB BB BB		0-0 BB 1B			3	1	1	0	1	0	0				
Carlton Fisk, R OBP: 0.308, SLG: 0.444 (1, 2)	0-0 F8		0-0 5-3		0-0 E5 BB BB G1-2-3		0-0 F3			4	0	0	0	0	0	2				
Cecil Cooper, L OBP: 0.275, SLG: 0.340 (1, 3)		0-0 1B 1B 2B 1B			4-0 BB BB BB 1-2 2-3		4-0 BB BB 1-2 2-3			2	2	2	1	2	0	0				
Doug Griffin, R OBP: 0.292, SLG: 0.324 (1, 4)		0-0 1B 2B 1B	0-3 K		4-0 BB BB 1-2 2-3 3-H		0-0 3-1-5-6 1-2			3	1	1	1	1	1	2				
Inning Stats	R: 4 E: 0 K: 0 S: 5	H: 2 LOB: 0 BB: 2 P: 13	R: 5 E: 0 K: 0 S: 8	H: 5 LOB: 0 BB: 0 P: 8	R: 1 E: 0 K: 1 S: 6	H: 1 LOB: 0 BB: 0 P: 6	R: 0 E: 0 K: 0 S: 3	H: 0 LOB: 1 BB: 1 P: 7	R: 1 E: 1 K: 0 S: 3	H: 0 LOB: 2 BB: 3 P: 15	R: 0 E: 0 K: 0 S: 2	H: 0 LOB: 0 BB: 1 P: 6	R: 0 E: 0 K: 0 S: 3	H: 1 LOB: 1 BB: 1 P: 7	R: 0 E: 0 K: 1 S: 6	H: 1 LOB: 1 BB: 0 P: 6	1B: 6 2B: 2 3B: 0 HR: 3	SF: 0 SAC: 0 DP: 3 HBP: 0	WP: 1 PB: 1 SB: 0 CS: 0	PA: 40
PITCHER Eduardo Rodriguez, R ERA: 3.3 Carlos Velazquez, R ERA: 2.86 Ken Reynolds, L ERA: 7.36 (1, 1) (2, 1) (4, 1)	IP: 1.0 WLS: L BF: 10 H: 5 R: 7 ER: 7 SO: 7 BB: 2 IBB: 0 HBP: 0 BLK: 0 WP: 1 HR: 1 S: 16 P: 16 ERA: 63.00 WHIP: 7.000															PITCHER Eduardo Rodriguez, R ERA: 3.3 Carlos Velazquez, R ERA: 2.86 Ken Reynolds, L ERA: 7.36 (1, 1) (2, 1) (4, 1)	IP: 1.0 WLS: L BF: 10 H: 5 R: 7 ER: 7 SO: 7 BB: 2 IBB: 0 HBP: 0 BLK: 0 WP: 1 HR: 1 S: 16 P: 16 ERA: 63.00 WHIP: 7.000			

Milwaukee Brewers @ Boston Red Sox
Fenway Park, Boston, MA
Fri Sep 28 1973, 7:05 PM EDT
Unknown - 72 F

AB 32
R 11
H 10
RBI 11
BB 8
SO 2
LOB 13



Batter	1	2	3	4	5	6	7	8	9	AB	R	H	RBI	BB	SO	LOB	TOP			
Don Money, R OBP: 0.346, SLG: 0.403 (1, 5)										4	1	2	0	0	0	1	Milwaukee Brewers @ Boston Red Sox Fenway Park, Boston, MA Fri Sep 28 1973, 7:05 PM EDT Att: 13,195 - Unknown			
Bob Coluccio, R OBP: 0.314, SLG: 0.418 (1, 7)										3	1	1	0	1	0	0				
George Scott, R OBP: 0.368, SLG: 0.479 (1, 3)										4	1	2	3	0	1	2				
Dave May, L OBP: 0.352, SLG: 0.473 (1, 8)										2	0	0	0	2	0	0				
Darrell Porter, L OBP: 0.368, SLG: 0.462 (1, 10)										3	0	1	0	1	0	2				
Pedro Garcia, R OBP: 0.299, SLG: 0.399 (1, 4)										4	0	0	0	0	0	3				
Wilbur Howard, S OBP: 0.235, SLG: 0.188 (9, PH)										3	0	0	0	0	3	0				
John Briggs, L OBP: 0.360, SLG: 0.426 (9, PH)										1	0	0	0	0	0	0				
Charlie Moore, R OBP: 0.231, SLG: 0.280 (1, 2)										3	0	1	0	0	0	0				
Tim Johnson, L OBP: 0.255, SLG: 0.242 (1, 6)										3	0	0	0	0	1	1				
Inning Stats	R: 0 E: 0 K: 1 S: 6	H: 2 LOB: 2 BB: 1 P: 10	R: 0 E: 0 K: 1 S: 5	H: 0 LOB: 0 BB: 0 P: 5	R: 3 E: 0 K: 1 S: 6	H: 2 LOB: 1 BB: 3 P: 18	R: 0 E: 0 K: 1 S: 6	H: 1 LOB: 1 BB: 0 P: 6	R: 0 E: 0 K: 0 S: 3	H: 0 LOB: 0 BB: 0 P: 3	R: 0 E: 0 K: 0 S: 3	H: 0 LOB: 0 BB: 0 P: 3	R: 0 E: 0 K: 0 S: 3	H: 1 LOB: 0 BB: 0 P: 3	R: 0 E: 0 K: 0 S: 3	H: 0 LOB: 0 BB: 0 P: 3	1B: 2 2B: 3 3B: 1 HR: 1	SF: 0 SAC: 0 DP: 1 HBP: 0	WP: 0 PB: 0 SB: 1 CS: 0	PA: 34
PITCHER Marty Pattin, R ERA: 4.31 (1, 1)	IP: 9.0 WLS: W BF: 34 H: 7 R: 3 ER: 3 SO: 5 BB: 4 IBB: 0 HBP: 0 BLK: 1 WP: 0 HR: 1 S: 40 P: 56 ERA: 3.00 WHIP: 1.222															PITCHER				

Batter	1	2	3	4	5	6	7	8	9	AB	R	H	RBI	BB	SO	LOB	BOTTOM			
Tommy Harper, R OBP: 0.353, SLG: 0.422 (1, 7)										4	0	2	1	0	0	0	Milwaukee Brewers @ Boston Red Sox Fenway Park, Boston, MA Fri Sep 28 1973, 7:05 PM EDT Att: 13,195 - Unknown			
Luis Aparicio, R OBP: 0.324, SLG: 0.309 (1, 6)										3	1	1	0	2	0	2				
Danny Cater, R OBP: 0.345, SLG: 0.387 (9, 5)										2	1	0	0	2	0	3				
Reggie Smith, S OBP: 0.391, SLG: 0.512 (1, 8)										3	1	2	1	1	0	0				
Bob Montgomery, R OBP: 0.353, SLG: 0.563 (1, 2)										4	0	1	0	0	1	6				
Dwight Evans, R OBP: 0.324, SLG: 0.388 (1, 9)										3	1	1	3	1	0	3				
Carlton Fisk, R OBP: 0.308, SLG: 0.442 (1, 10)										4	1	1	0	0	0	2				
Doug Griffin, R OBP: 0.291, SLG: 0.321 (1, 4)										3	0	0	0	1	0	1				
John Kennedy, R OBP: 0.246, SLG: 0.272 (8, PH)										3	0	0	0	0	1	1				
Carl Yastrzemski, L OBP: 0.469, SLG: 0.466 (9, 3)										1	0	0	0	0	0	2				
Inning Stats	R: 0 E: 0 K: 1 S: 5	H: 1 LOB: 2 BB: 2 P: 13	R: 0 E: 0 K: 1 S: 5	H: 0 LOB: 1 BB: 1 P: 9	R: 4 E: 0 K: 0 S: 5	H: 2 LOB: 0 BB: 2 P: 13	R: 0 E: 0 K: 0 S: 4	H: 1 LOB: 2 BB: 1 P: 8	R: 0 E: 0 K: 0 S: 3	H: 0 LOB: 0 BB: 0 P: 3	R: 0 E: 0 K: 0 S: 5	H: 2 LOB: 2 BB: 0 P: 5	R: 1 E: 0 K: 0 S: 4	H: 1 LOB: 1 BB: 1 P: 8	R: 0 E: 0 K: 0 S: 4	H: 1 LOB: 1 BB: 1 P: 8	1B: 7 2B: 0 3B: 0 HR: 1	SF: 1 SAC: 0 DP: 0 HBP: 0	WP: 1 PB: 0 SB: 1 CS: 1	PA: 38
PITCHER Kevin Kobel, L ERA: 8.64 (7, 1)	IP: 1.2 WLS: L BF: 7 H: 1 R: 1 ER: 1 SO: 0 BB: 1 IBB: 0 HBP: 0 BLK: 0 WP: 0 HR: 0 S: 6 P: 10 ERA: 5.40 WHIP: 1.200															PITCHER				

Batter	1	2	3	4	5	6	7	8	9	AB	R	H	RBI	BB	SO	LOB	TOP					
Pedro Garcia, R OBP: 0.298, SLG: 0.398 (1, 4)										4	1	1	0	0	0	3	Milwaukee Brewers @ Boston Red Sox Fenway Park, Boston, MA Sat Sep 29 1973, 3:33 AM EDT Att: 6,882 - Unknown livebaseballscorecards.com					
Bob Coluccio, R OBP: 0.312, SLG: 0.414 (1, 8)										4	0	0	0	0	1	4						
George Scott, R OBP: 0.369, SLG: 0.483 (1, 3)										4	1	2	1	0	0	2						
Don Money, R OBP: 0.347, SLG: 0.401 (1, 5)										3	1	0	0	1	0	1						
Darrell Porter, L OBP: 0.364, SLG: 0.458 (1, 2)										3	0	0	1	0	0	1						
Bobby Mitchell, R OBP: 0.256, SLG: 0.394 (1, 10)										3	1	1	1	1	1	1						
Gorman Thomas, R OBP: 0.259, SLG: 0.289 (1, 9)										4	0	0	0	0	1	1						
Wilbur Howard, S OBP: 0.237, SLG: 0.194 (1, 7)										4	0	1	0	0	1	0						
Tim Johnson, L OBP: 0.257, SLG: 0.243 (1, 6)										3	0	1	0	1	1	0						
Inning Stats	R: 3 E: 0 K: 1 S: 7	H: 2 LOB: 1 BB: 2 P: 15	R: 0 E: 0 K: 0 S: 5	H: 2 LOB: 0 BB: 0 P: 5	R: 1 E: 0 K: 1 S: 6	H: 1 LOB: 0 BB: 0 P: 6	R: 0 E: 1 K: 0 S: 3	H: 0 LOB: 1 BB: 1 P: 7	R: 0 E: 0 K: 0 S: 4	H: 1 LOB: 1 BB: 0 P: 4	R: 0 E: 0 K: 1 S: 5	H: 0 LOB: 0 BB: 0 P: 5	R: 0 E: 0 K: 1 S: 5	H: 0 LOB: 0 BB: 0 P: 3	R: 0 E: 0 K: 1 S: 5	H: 0 LOB: 0 BB: 0 P: 5		R: 0 E: 0 K: 1 S: 5	H: 0 LOB: 0 BB: 0 P: 5	1B: 4 2B: 0 3B: 1 HR: 1	SF: 1 SAC: 0 DP: 0 HBP: 0	WP: 0 PB: 0 SB: 5 CS: 0
PITCHER Roger Moret, L ERA: 3.17 (1, 1)	IP: 9.0 WLS: W BF: 36 H: 6 R: 4 ER: 3 SO: 5 BB: 3 IBB: 0 HBP: 0 BLK: 0 WP: 0 HR: 1 S: 43 P: 55 ERA: 3.00 WHIP: 1.000															PITCHER	IP: WLS: BF: H: R: ER: SO: BB: IBB: HBP: BLK: WP: HR: S: P: ERA: WHIP:					

Batter	1	2	3	4	5	6	7	8	9	AB	R	H	RBI	BB	SO	LOB	BOTTOM			
Tommy Harper, R OBP: 0.351, SLG: 0.422 (1, 7)										5	1	1	0	0	1	3	Milwaukee Brewers @ Boston Red Sox Fenway Park, Boston, MA Sat Sep 29 1973, 3:33 AM EDT Att: 6,882 - Unknown livebaseballscorecards.com			
Rick Miller, L OBP: 0.337, SLG: 0.371 (1, 9)										3	1	2	3	1	0	0				
Reggie Smith, S OBP: 0.393, SLG: 0.511 (1, 8)										3	2	1	0	2	0	3				
Carl Yastrzemski, L OBP: 0.407, SLG: 0.464 John Kennedy, R OBP: 0.250, SLG: 0.276 (1, 5) (6, 5)										3	0	0	0	1	0	4				
Carlton Fisk, R OBP: 0.311, SLG: 0.444 (1, 2)										4	1	3	2	0	0	0				
Ben Oglivie, L OBP: 0.269, SLG: 0.338 (1, 10)										3	1	0	0	1	1	3				
Doug Griffin, R OBP: 0.293, SLG: 0.323 (1, 4)										4	1	2	0	0	0	1				
Cecil Cooper, L OBP: 0.283, SLG: 0.347 (1, 3)										4	2	2	2	0	0	1				
Mario Guerrero, R OBP: 0.272, SLG: 0.274 (1, 6)										4	0	1	0	0	1	4				
Inning Stats	R: 0 E: 0 K: 0 S: 4	H: 1 LOB: 1 BB: 0 P: 4	R: 6 E: 1 K: 3 S: 14	H: 5 LOB: 2 BB: 3 P: 26	R: 0 E: 0 K: 0 S: 3	H: 1 LOB: 0 BB: 0 P: 3	R: 0 E: 0 K: 0 S: 4	H: 1 LOB: 1 BB: 0 P: 4	R: 0 E: 0 K: 0 S: 4	H: 1 LOB: 2 BB: 1 P: 8	R: 0 E: 0 K: 0 S: 3	H: 1 LOB: 0 BB: 0 P: 3	R: 3 E: 1 K: 0 S: 5	H: 2 LOB: 1 BB: 1 P: 9	R: 0 E: 0 K: 0 S: 5	H: 0 LOB: 0 BB: 0 P: 5		1B: 12 2B: 1 3B: 0 HR: 0	SF: 1 SAC: 0 DP: 2 HBP: 0	WP: 0 PB: 0 SB: 2 CS: 0
PITCHER Skip Lockwood, R ERA: 3.9 Carlos Velazquez, R ERA: 2.58 Frank Linzy, R ERA: 3.57 (1, 1) (2, 1) (6, 1)	IP: 1.2 WLS: L BF: 13 H: 5 R: 6 ER: 6 SO: 2 BB: 3 IBB: 0 HBP: 0 BLK: 0 WP: 0 HR: 0 S: 14 P: 26 ERA: 32.40 WHIP: 4.800															PITCHER	IP: WLS: BF: H: R: ER: SO: BB: IBB: HBP: BLK: WP: HR: S: P: ERA: WHIP:			

Batter	1	2	3	4	5	6	7	8	9	AB	R	H	RBI	BB	SO	LOB	TOP										
Bob Heise, R OBP: 0.235, SLG: 0.224 (1, 3)										4	0	2	0	0	0	1											
Pedro Garcia, R OBP: 0.296, SLG: 0.395 (1, 4)										4	0	0	0	0	0	4											
Bob Coluccio, R OBP: 0.311, SLG: 0.411 (1, 8)										3	0	0	0	1	2	2											
Bobby Mitchell, R OBP: 0.250, SLG: 0.385 Joe Lahoud, L OBP: 0.302, SLG: 0.311 (1, 10)										3	0	0	0	0	1	2											
Gorman Thomas, R OBP: 0.254, SLG: 0.284 John Briggs, L OBP: 0.361, SLG: 0.426 (1, 9)										3	0	0	0	0	0	0											
John Vukovich, R OBP: 0.182, SLG: 0.195 Darrell Porter, L OBP: 0.363, SLG: 0.457 (1, 5)											3	0	1	0	0	0											
Wilbur Howard, S OBP: 0.244, SLG: 0.205 (1, 7)										3	1	1	0	0	0	1											
Charlie Moore, R OBP: 0.241, SLG: 0.259 (1, 2)										2	0	0	0	1	1	1											
Tim Johnson, L OBP: 0.259, SLG: 0.243 George Scott, R OBP: 0.370, SLG: 0.488 (1, 6)										0	0	0	0	1	0	0											
Inning Stats	R: 0 E: 0 K: 0 S: 3	H: 1 LOB: 1 BB: 1 P: 7	R: 0 E: 0 K: 0 S: 3	H: 1 LOB: 0 BB: 0 P: 3	R: 0 E: 0 K: 0 S: 3	H: 0 LOB: 1 BB: 1 P: 7	R: 0 E: 0 K: 1 S: 5	H: 0 LOB: 0 BB: 0 P: 5	R: 0 E: 0 K: 1 S: 5	H: 1 LOB: 1 BB: 1 P: 9	R: 0 E: 0 K: 0 S: 3	H: 0 LOB: 0 BB: 0 P: 3	R: 0 E: 0 K: 0 S: 5	H: 2 LOB: 0 BB: 0 P: 5	R: 0 E: 0 K: 1 S: 5	H: 0 LOB: 1 BB: 1 P: 9	1B: 3 2B: 1 3B: 0 HR: 1	SF: 0 SAC: 1 DP: 0 HBP: 0	WP: 0 PB: 0 SB: 0 CS: 4	PA: 34							
PITCHER	IP	WLS	BF	H	R	ER	SO	BB	IBB	HBP	BLK	WP	HR	S	P	ERA	WHIP										
John Curtis, L ERA: 3.58	8.0	W	29	5	2	2	3	3	0	0	0	0	1	32	44	2.25	1.000										
Bobby Bolin, R ERA: 2.7	1.0	S	4	0	0	0	1	1	0	0	0	0	0	5	9	0.00	1.000										

Milwaukee Brewers @ Boston Red Sox
Fenway Park, Boston, MA
Sun Sep 30 1973, 3:33 AM EDT
Att: 11,675 - Unknown - 65 F

AB	28
R	2
H	5
RBI	2
BB	4
SO	4
LOB	12



Batter	1	2	3	4	5	6	7	8	9	AB	R	H	RBI	BB	SO	LOB	BOTTOM										
Rick Miller, L OBP: 0.339, SLG: 0.372 (1, 9)										4	0	2	1	0	0	0											
Mario Guerrero, R OBP: 0.272, SLG: 0.274 (1, 6)										4	0	1	0	0	0	1											
Reggie Smith, S OBP: 0.398, SLG: 0.515 Tommy Harper, R OBP: 0.351, SLG: 0.422 (1, 8)										2	0	2	0	2	0	0											
Carl Yastrzemski, L OBP: 0.407, SLG: 0.463 Danny Cater, R OBP: 0.348, SLG: 0.390 (1, 5)										3	0	1	0	0	1	3											
Carlton Fisk, R OBP: 0.309, SLG: 0.441 (1, 2)										4	0	0	0	0	0	7											
Ben Oglivie, L OBP: 0.269, SLG: 0.333 (1, 10)										2	0	0	1	1	1	1											
Dwight Evans, R OBP: 0.320, SLG: 0.383 (1, 7)										4	0	0	0	0	0	4											
Cecil Cooper, L OBP: 0.284, SLG: 0.347 (1, 3)										3	1	1	0	0	0	0											
John Kennedy, R OBP: 0.246, SLG: 0.271 (1, 4)										3	0	0	0	0	2	1											
Inning Stats	R: 0 E: 0 K: 0 S: 4	H: 1 LOB: 2 BB: 1 P: 8	R: 0 E: 0 K: 0 S: 3	H: 0 LOB: 0 BB: 0 P: 3	R: 0 E: 0 K: 1 S: 5	H: 0 LOB: 0 BB: 0 P: 5	R: 0 E: 0 K: 1 S: 5	H: 0 LOB: 1 BB: 1 P: 9	R: 1 E: 0 K: 0 S: 4	H: 2 LOB: 0 BB: 0 P: 4	R: 0 E: 0 K: 1 S: 7	H: 2 LOB: 3 BB: 1 P: 11	R: 0 E: 0 K: 1 S: 6	H: 1 LOB: 0 BB: 0 P: 6	R: 2 E: 1 K: 0 S: 5	H: 2 LOB: 1 BB: 0 P: 5	1B: 7 2B: 1 3B: 0 HR: 0	SF: 1 SAC: 0 DP: 0 HBP: 0	WP: 0 PB: 0 SB: 0 CS: 1	PA: 35							
PITCHER	IP	WLS	BF	H	R	ER	SO	BB	IBB	HBP	BLK	WP	HR	S	P	ERA	WHIP										
Jim Colborn, R ERA: 3.18	8.0	L	34	8	3	2	4	2	1	0	0	0	0	39	51	2.25	1.250										

Milwaukee Brewers @ Boston Red Sox
Fenway Park, Boston, MA
Sun Sep 30 1973, 3:33 AM EDT
Att: 11,675 - Unknown - 65 F

AB	30
R	3
H	8
RBI	2
BB	3
SO	4
LOB	17

