

Boston Red Sox - 1974

Batter	1	2	3	4	5	6	7	8	9	AB	R	H	RBI	BB	SO	LOB	TOP	
Tommy Harper, R OBP: 0.222, SLG: 0.125										3	1	0	0	0	0	0		
Juan Beniquez, R OBP: 0.333, SLG: 0.250										4	1	2	0	0	0	0		
Cecil Cooper, L OBP: 0.444, SLG: 0.714										4	1	1	3	0	0	1		
Carl Yastrzemski, L OBP: 0.667, SLG: 1.571										2	1	2	1	2	0	0		
Bob Montgomery, R OBP: 0.286, SLG: 0.714										3	0	0	0	0	2	3		
Bernie Carbo, L OBP: 0.375, SLG: 0.286										4	0	1	0	0	0	1		
Terry Hughes, R Rick Miller, L (9, PR)										3	0	1	0	0	1	1		
Doug Griffin, R OBP: 0.500, SLG: 0.571										4	0	1	0	0	0	2		
Mario Guerrero, R Dick McAuliffe, L (9, PH)										3	0	0	0	0	0	2		
Inning Stats	R: 4 E: 0 K: 2 S: 10	H: 3 LOB: 0 BB: 0 P: 11	R: 0 E: 0 K: 0 S: 3	H: 1 LOB: 0 BB: 0 P: 3	R: 0 E: 0 K: 0 S: 3	H: 1 LOB: 1 BB: 1 P: 7	R: 0 E: 0 K: 0 S: 4	H: 0 LOB: 0 BB: 0 P: 4	R: 0 E: 0 K: 0 S: 3	H: 0 LOB: 0 BB: 0 P: 3	R: 0 E: 0 K: 1 S: 5	H: 0 LOB: 1 BB: 1 P: 9	R: 0 E: 0 K: 1 S: 6	H: 1 LOB: 2 BB: 0 P: 6	1B: 5 2B: 1 3B: 0 HR: 2	SF: 0 SAC: 2 DP: 2 HBP: 1	WP: 1 PA: 36 PB: 0 SB: 1 CS: 0	
PITCHER	IP WLS BF H R ER SO BB IBB HBP BLK WP HR S P ERA WHIP																	
Jim Slaton, R ERA: 4.32	(1, 1)	8.1 W 34 8 4 4 3 1 1 1 0 1 2 37 46 4.32 1.080																
Eduardo Rodriguez, R ERA:	(9, 1)	0.2 S 2 0 0 0 1 0 0 0 0 0 0 4 4 0.00 0.000																

Boston Red Sox @ Milwaukee Brewers
Milwaukee County Stadium, Milwaukee, WI

AB 31
R 4
H 8
RBI 4
BB 2
SO 4
LOB 11



Sat Apr 06 1974, 4:33 AM EDT
Att: 11,458 - Unknown - 52 F

Batter	1	2	3	4	5	6	7	8	9	AB	R	H	RBI	BB	SO	LOB	BOTTOM	
Don Money, R OBP: 0.375, SLG: 0.400										3	1	0	0	1	1	1		
Ken Berry, R OBP: 0.111, SLG: 0.111										4	0	0	0	0	1	3		
Dave May, L										4	0	0	1	0	1	1		
George Scott, R OBP: 0.375, SLG: 0.429										4	1	1	0	0	0	0		
John Briggs, L OBP: 0.250, SLG: 0.571										3	1	0	0	1	0	0		
Bob Coluccio, R OBP: 0.429, SLG: 0.500										3	1	2	2	0	0	0		
Darrell Porter, L										3	0	0	0	0	0	2		
Pedro Garcia, R OBP: 0.429, SLG: 1.167										3	1	1	2	0	0	1		
Robin Yount, R										2	0	0	0	1	0	0		
Inning Stats	R: 1 E: 1 K: 0 S: 4	H: 0 LOB: 0 BB: 0 P: 4	R: 0 E: 0 K: 0 S: 3	H: 1 LOB: 0 BB: 0 P: 4	R: 0 E: 0 K: 0 S: 3	H: 0 LOB: 0 BB: 0 P: 3	R: 0 E: 0 K: 0 S: 3	H: 0 LOB: 0 BB: 0 P: 3	R: 0 E: 0 K: 2 S: 7	H: 0 LOB: 1 BB: 1 P: 11	R: 4 E: 0 K: 0 S: 6	H: 3 LOB: 1 BB: 2 P: 14	R: 0 E: 0 K: 1 S: 5	H: 0 LOB: 0 BB: 0 P: 5	1B: 1 2B: 2 3B: 0 HR: 1	SF: 0 SAC: 0 DP: 0 HBP: 0	WP: 1 PA: 32 PB: 0 SB: 2 CS: 0	
PITCHER	IP WLS BF H R ER SO BB IBB HBP BLK WP HR S P ERA WHIP																	
Bill Lee, L ERA: 5.4	(1, 1)	6.2 L 28 4 5 4 2 3 0 0 0 0 1 1 29 41 5.40 1.050																
Reggie Cleveland, R ERA:	(7, 1)	1.1 4 0 0 0 1 0 0 0 0 0 0 6 6 0.00 0.000																

Boston Red Sox @ Milwaukee Brewers
Milwaukee County Stadium, Milwaukee, WI

AB 29
R 5
H 4
RBI 5
BB 3
SO 3
LOB 8



Sat Apr 06 1974, 4:33 AM EDT
Att: 11,458 - Unknown - 52 F

Batter	1	2	3	4	5	6	7	8	9	10	11	AB	R	H	RBI	BB	SO	LOB	TOP					
Al Bumbry, L OBP: 0.263, SLG: 0.235 Erico Hendricks, L OBP: 0.600, SLG: 0.800	(1, 7) X P3			(1, 7) X HR 2B		(1, 7) X F8		(1, 7) X 1B FC SF7	(1, 7) X IBB		(1, 7) X BB E 1B	4	2	2	0	1	0	0						
Rich Coggins, L OBP: 0.143, SLG: 0.308	(1, 9) X F2			(1, 9) X HR 2H		(1, 9) X L8		(1, 9) X FC SF7 1B	(1, 9) X 4-3		(1, 9) X FC6-4 BB	5	1	1	2	1	0	3						
Bobby Grich, R OBP: 0.583, SLG: 1.000	(1, 4) X F9			(1, 4) X SF9 3B		(1, 4) X CS BB		(1, 4) X SF7 1B		(1, 4) X E6 2B	(1, 4) X FC6-4	5	2	2	0	1	0	1						
Tommy Davis, R OBP: 0.350, SLG: 0.444	(1, 10) X 4-3			(1, 10) X SF9		(1, 10) X CS 1B	(1, 10) X BB 1B	(1, 10) X F4		(1, 10) X 2B	(1, 10) X 4-3	5	1	2	2	0	0	4						
Don Baylor, R OBP: 0.227, SLG: 0.158	(1, 3) X K			(1, 3) X 6-3		(1, 3) X F8	(1, 3) X SF7	(1, 3) X F9				4	0	0	1	0	1	2						
Brooks Robinson, R OBP: 0.381, SLG: 0.400	(1, 5) X F8			(1, 5) X F5		(1, 5) X 1B BB	(1, 5) X F5	(1, 5) X F3				4	0	0	0	1	0	3						
Earl Williams, R Enos Cabell, R	(1, 2) X (9, PR) (9, 3)			(1, 2) X K		(1, 2) X F6	(1, 2) X F8	(1, 2) X S BB	(1, 2) X FC6-4 IBB			3	0	0	0	1	1	2	AB 41 R 7 H 9 RBI 6 BB 6 SO 4 LOB 21					
Paul Blair, R OBP: 0.143, SLG: 0.100	(1, 8) X K			(1, 8) X K		(1, 8) X F8	(1, 8) X 1B	(1, 8) X B3	(1, 8) X FC6-4			5	0	1	1	0	1	3						
Mark Belanger, R OBP: 0.217, SLG: 0.083	(1, 6) X F9			(1, 6) X 6-3		(1, 6) X 5-3	(1, 6) X K	(1, 6) X K			(1, 6) X P3	5	0	0	0	0	1	3						
Inning Stats	R: 0 E: 0 K: 0 S: 3	H: 0 LOB: 0 BB: 0 P: 3	R: 0 E: 0 K: 1 S: 5	H: 0 LOB: 0 BB: 0 P: 5	R: 0 E: 0 K: 2 S: 7	H: 0 LOB: 0 BB: 0 P: 7	R: 3 E: 0 K: 0 S: 6	H: 3 LOB: 0 BB: 0 P: 6	R: 0 E: 0 K: 0 S: 3	H: 0 LOB: 0 BB: 0 P: 3	R: 1 E: 0 K: 0 S: 2	H: 2 LOB: 2 BB: 1 P: 6	R: 1 E: 0 K: 0 S: 6	H: 2 LOB: 2 BB: 0 P: 6	R: 0 E: 0 K: 1 S: 5	H: 0 LOB: 2 BB: 2 P: 13	R: 1 E: 1 K: 0 S: 5	H: 1 LOB: 2 BB: 1 P: 9	R: 1 E: 1 K: 0 S: 4	H: 1 LOB: 1 BB: 1 P: 8	1B: 5 2B: 2 3B: 1 HR: 1	SF: 2 SAC: 0 DP: 0 HBP: 0	WP: 0 PB: 0 SB: 1 CS: 1	PA: 50
PITCHER	IP 6.2	WLS L	BF 21	H 4	R 3	ER 1	SO 1	BB 2	IBB 2	HBP 0	BLK 0	WP 0	HR 0	S 19	P 35	ERA 2.46	WHIP 1.636							
Luis Tiant, R ERA: 8.25	(1, 1)																							
Diego Segui, R ERA: 1.23	(7, 1)																							
Dick Drago, R ERA:	(11, 1)																							

Baltimore Orioles @ Boston Red Sox
Fenway Park, Boston, MA
Thu Apr 11 1974, 3:33 AM EDT
Att: 23,441 - Unknown



Batter	1	2	3	4	5	6	7	8	9	10	11	AB	R	H	RBI	BB	SO	LOB	BOTTOM					
Tommy Harper, R OBP: 0.133, SLG: 0.071	(1, 7) X F8	(1, 7) X E5 1-2 2H		(1, 7) X 6-3		(1, 7) X SH1-4	(1, 7) X K			(1, 7) X F7	(1, 7) X K	6	0	0	0	0	2	6						
Rick Miller, L OBP: 0.364, SLG: 0.600	(1, 8) X BB BB	(1, 8) X F7		(1, 8) X FC1-5-6-2		(1, 8) X BB	(1, 8) X K			(1, 8) X HR		2	0	0	0	2	0	3						
Juan Beniquez, R OBP: 0.364, SLG: 0.600	(7, PH) (8, 8)											2	1	1	1	0	1	2						
Cecil Cooper, L OBP: 0.400, SLG: 0.500	(1, 10) X BB BB	(1, 10) X F6		(1, 10) X K		(1, 10) X K		(1, 10) X K		(1, 10) X 1B		5	0	1	0	1	3	5						
Carl Yastrzemski, L OBP: 0.533, SLG: 1.000	(1, 3) X L8			(1, 3) X F8		(1, 3) X 2B BB	(1, 3) X 1-3	(1, 3) X 1B		(1, 3) X F7		5	0	1	0	1	0	5						
Bob Montgomery, R OBP: 0.308, SLG: 0.615	(1, 2) X 1-3			(1, 2) X 3-1 1B 2B		(1, 2) X F8	(1, 2) X BB BB 1B	(1, 2) X F9		(1, 2) X F8		6	2	2	0	0	0	5						
Bernie Carbo, L OBP: 0.417, SLG: 0.400	(1, 9) X K			(1, 9) X 3-1		(1, 9) X 2B	(1, 9) X BB BB 1B	(1, 9) X F4				3	1	1	0	1	1	1						
Dwight Evans, R OBP: 0.500, SLG: 0.500	(8, 9) X K			(8, 9) X 3-1		(8, 9) X 2B	(8, 9) X BB BB 1B	(8, 9) X F9		(8, 9) X SH3-4 1B		2	0	1	0	0	0	1						
Doug Griffin, R OBP: 0.462, SLG: 0.455	(1, 4) X 1B BB	(1, 4) X 1B BB		(1, 4) X 1B BB		(1, 4) X FC5-2-5-1	(1, 4) X F9	(1, 4) X F6		(1, 4) X SH3-4		4	1	1	1	1	0	4						
Terry Hughes, R OBP: 0.333, SLG: 0.250	(1, 5) X 1B E 1B	(1, 5) X 1B E 1B		(1, 5) X K		(1, 5) X F9	(1, 5) X PB BB BB	(1, 5) X F8		(1, 5) X K		5	1	1	0	1	2	4						
Mario Guerrero, R OBP: 0.462, SLG: 0.455	(1, 6) X 1B E	(1, 6) X 1B E		(1, 6) X 2B		(1, 6) X SH1-4 1B	(1, 6) X PB BB	(1, 6) X K		(1, 6) X HBP		4	0	3	2	1	1	0						
Inning Stats	R: 0 E: 0 K: 0 S: 3	H: 0 LOB: 2 BB: 2 P: 11	R: 2 E: 1 K: 1 S: 8	H: 2 LOB: 2 BB: 1 P: 12	R: 1 E: 0 K: 1 S: 7	H: 2 LOB: 1 BB: 0 P: 7	R: 0 E: 0 K: 1 S: 6	H: 1 LOB: 1 BB: 0 P: 6	R: 0 E: 0 K: 1 S: 4	H: 1 LOB: 2 BB: 1 P: 10	R: 1 E: 0 K: 2 S: 8	H: 1 LOB: 2 BB: 3 P: 20	R: 0 E: 0 K: 1 S: 6	H: 1 LOB: 1 BB: 0 P: 6	R: 0 E: 0 K: 1 S: 5	H: 0 LOB: 0 BB: 0 P: 5	R: 1 E: 0 K: 0 S: 5	H: 2 LOB: 1 BB: 0 P: 5	R: 0 E: 0 K: 2 S: 8	H: 1 LOB: 2 BB: 0 P: 9	1B: 8 2B: 3 3B: 0 HR: 1	SF: 0 SAC: 2 DP: 0 HBP: 1	WP: 0 PB: 1 SB: 0 CS: 0	PA: 55
PITCHER	IP 6.0	WLS 0.2	BF 33	H 8	R 5	ER 3	SO 4	BB 6	IBB 0	HBP 0	BLK 0	WP 0	HR 0	S 35	P 59	ERA 4.50	WHIP 2.333							
Jim Palmer, R ERA: 3.14	(1, 1)																							
Doyle Alexander, R ERA:	(7, 1)																							
Grant Jackson, L ERA: 7.2	(7, 1)																							
Bob Reynolds, R ERA:	(10, 1)																							

Baltimore Orioles @ Boston Red Sox
Fenway Park, Boston, MA
Thu Apr 11 1974, 3:33 AM EDT
Att: 23,441 - Unknown




Batter	1	2	3	4	5	6	7	8	9	AB	R	H	RBI	BB	SO	LOB	TOP			
Ed Brinkman, R (1, 6) OBP: 0.219, SLG: 0.138 Gates Brown, L (9, PH) OBP: 1.000, SLG: 1.000 John Knox, L (9, PR)	0-0 P3		0-0 P7		0-3 K		0-0 FC1-2		4-0 1B BB	4	0	0	0	0	1	3	Detroit Tigers @ Boston Red Sox Fenway Park, Boston, MA Fri Apr 12 1974, 3:33 AM EDT Att: 8,481 - Unknown - 52 F			
Aurelio Rodriguez, R (1, 5) OBP: 0.235, SLG: 0.133	0-0 4-3		0-0 5-3		0-0 F8		0-0 L3		0-3 K	5	0	0	0	0	1	4				
Jim Northrup, L (1, 9) OBP: 0.182, SLG: 0.188	0-0 3-1		0-0 G3			0-0 G3		0-0 HR 1B	0-0 1-2 1B	5	1	2	0	0	0	1				
Al Kaline, R (1, 10) OBP: 0.323, SLG: 0.379		0-0 L9		0-0 L1 2B		0-0 F2		0-0 HR 1B	0-0 L1-3	5	1	1	2	0	0	2				
Willie Horton, R (1, 7) OBP: 0.276, SLG: 0.481		4-0 BB 1B BB		0-0 F3		0-0 5-3		0-0 6-3		3	0	0	0	1	0	1				
Mickey Stanley, R (1, 8) OBP: 0.250, SLG: 0.481		0-0 1-2 BB 1B		0-0 F7			0-0 6-3	0-0 6-3		4	0	1	0	0	0	1				
Bill Freehan, R (1, 2) OBP: 0.625, SLG: 0.824		4-0 1-2 2-3 G6-4-3 BB		0-0 1-3 2B			4-0 1B FC1-2 BB	4-0 BB		1	0	1	0	3	0	0				
Ron Cash, R (1, 3) OBP: 0.353, SLG: 0.412		0-0 G6-4-3 1-2		0-0 6-3			0-0 1-2 E 1B	0-3 K		4	1	1	0	0	1	6				
Gary Sutherland, R (1, 4) OBP: 0.417, SLG: 0.542			0-0 2B		0-0 6-3		0-0 1-2 2-3 1B		0-0 5-3	4	0	2	0	0	0	0				
Inning Stats	R: 0 E: 0 K: 0 S: 3	H: 0 LOB: 0 BB: 0 P: 3	R: 0 E: 0 K: 0 S: 3	H: 1 LOB: 2 BB: 2 P: 11	R: 0 E: 0 K: 0 S: 4	H: 1 LOB: 1 BB: 0 P: 4	R: 0 E: 1 K: 0 S: 5	H: 0 LOB: 0 BB: 0 P: 5	R: 0 E: 0 K: 0 S: 3	H: 0 LOB: 0 BB: 0 P: 3	R: 1 E: 1 K: 0 S: 5	H: 2 LOB: 2 BB: 1 P: 9	R: 2 E: 0 K: 1 S: 7	H: 2 LOB: 1 BB: 1 P: 11	R: 0 E: 0 K: 1 S: 6	H: 1 LOB: 2 BB: 1 P: 10	1B: 5 2B: 2 3B: 0 HR: 1	SF: 0 SAC: 0 DP: 1 HBP: 0	WP: 0 PB: 0 SB: 0 CS: 0	PA: 40
PITCHER	IP WLS BF H R ER SO BB IBB HBP BLK WP HR S P ERA WHIP																			
Bill Lee, L (1, 1) ERA: 2.63	7.0 W 29 5 1 0 1 3 0 0 0 0 0 0 28 40 0.00 1.143																			
Reggie Cleveland, R (8, 1) ERA: 5.4	2.0 11 3 2 2 2 2 0 0 0 0 0 1 13 21 9.00 2.500																			

Batter	1	2	3	4	5	6	7	8	9	AB	R	H	RBI	BB	SO	LOB	BOTTOM			
Tommy Harper, R (1, 10) OBP: 0.158, SLG: 0.167	0-0 4-3 HR 2B	0-0 G6-4-3 1-2		0-0 B1-3 1-2			0-0 F7			4	1	1	0	0	0	2	Detroit Tigers @ Boston Red Sox Fenway Park, Boston, MA Fri Apr 12 1974, 3:33 AM EDT Att: 8,481 - Unknown - 52 F			
Rick Miller, L (1, 8) OBP: 0.375, SLG: 0.167	0-0 F8		0-0 1B 2B	0-3 K		0-0 P5				4	1	1	0	0	1	2				
Cecil Cooper, L (1, 3) OBP: 0.368, SLG: 0.438	0-0 4-3 2-3		0-0 1-3 2B 1B		0-0 6-3		0-3 K			4	1	1	0	0	1	1				
Carl Yastrzemski, L (1, 7) OBP: 0.526, SLG: 0.933	4-0 HR S BB		0-0 3-1 1-H 3-H 2B		0-3 K		0-0 F8			3	1	1	2	1	1	0				
Bob Montgomery, R (1, 2) OBP: 0.353, SLG: 0.563	4-0 1-2 HR BB		0-0 3-1 2-3		0-0 5-3		0-0 1B			3	1	1	0	1	0	1				
Bernie Carbo, L (1, 9) OBP: 0.438, SLG: 0.643	0-0 1-H 2-H 3-H HR		0-0 5-3			0-0 CS 1B		0-0 P9		4	1	2	4	0	0	1				
Dick McAuliffe, L (1, 5) OBP: 0.250, SLG: 0.500	0-0 P5		0-0 P3			0-0 1-2 2B				3	0	1	0	0	0	1				
Doug Griffin, R (1, 4) OBP: 0.375, SLG: 0.357		0-0 1-3		0-0 P6		0-0 P4				3	0	0	0	0	0	1				
Mario Guerrero, R (1, 6) OBP: 0.500, SLG: 0.417		4-0 G6-4-3 BB		4-0 B1-3 BB		0-0 5-3				1	0	0	0	2	0	1				
Inning Stats	R: 4 E: 0 K: 0 S: 5	H: 2 LOB: 0 BB: 2 P: 13	R: 0 E: 0 K: 0 S: 2	H: 0 LOB: 1 BB: 1 P: 6	R: 2 E: 0 K: 0 S: 6	H: 3 LOB: 1 BB: 0 P: 6	R: 0 E: 0 K: 1 S: 5	H: 0 LOB: 1 BB: 1 P: 9	R: 0 E: 0 K: 0 S: 5	H: 2 LOB: 0 BB: 0 P: 4	R: 0 E: 0 K: 1 S: 5	H: 0 LOB: 0 BB: 0 P: 5	R: 0 E: 0 K: 0 S: 3	H: 1 LOB: 0 BB: 0 P: 3	R: 0 E: 0 K: 1 S: 6	H: 1 LOB: 0 BB: 0 P: 3	1B: 4 2B: 3 3B: 0 HR: 1	SF: 0 SAC: 0 DP: 1 HBP: 0	WP: 0 PB: 0 SB: 1 CS: 1	PA: 33
PITCHER	IP WLS BF H R ER SO BB IBB HBP BLK WP HR S P ERA WHIP																			
Lerin LaGrow, R (1, 1) ERA: 8.0	2.0 L 13 3 0 0 0 3 1 0 0 0 0 0 25 29 0.00 0.667																			
Woodie Fryman, L (3, 1) ERA: 6.75	6.0 20 3 0 0 3 1 0 0 0 0 0 0 25 29 0.00 0.667																			

Batter	1	2	3	4	5	6	7	8	9	AB	R	H	RBI	BB	SO	LOB	TOP
Ed Brinkman, R OBP: 0.200, SLG: 0.125 John Knox, L (7.4)	K		F8			5-3		4-3		3	0	0	0	0	1	0	
Aurelio Rodriguez, R OBP: 0.211, SLG: 0.118	4-3					5-3		K		4	0	0	0	0	1	0	
Jim Northrup, L OBP: 0.216, SLG: 0.250	2B		F8			FC5-4 1B		F7		4	0	2	0	0	0	0	
Al Kaline, R OBP: 0.314, SLG: 0.394	L4-3		L9			FC5-4 1-2		2B		4	0	1	0	0	0	2	
Willie Horton, R OBP: 0.290, SLG: 0.433 Ben Oglivie, L (7.7)	K					E6 FC4-6 1B		P6		3	0	0	0	0	1	0	
Norm Cash, L OBP: 0.438, SLG: 0.429	G4-6-3 BB		F8			F8		F5		3	1	1	0	1	0	2	
Mickey Stanley, R OBP: 0.250, SLG: 0.533 Dick Sharon, R (7.8)	G4-6-3 1-2					FC4-6 1B		K		3	0	2	0	0	0	1	
Bill Freehan, R OBP: 0.556, SLG: 0.737			P9			FC4-6 1-2 2-3		SF6		2	0	0	1	0	0	2	
Gary Sutherland, R OBP: 0.370, SLG: 0.481 (7.6)			6-3			P9		K		3	0	0	0	0	1	3	
Inning Stats	R: 0 E: 0 K: 1 S: 6	H: 1 LOB: 1 BB: 0 P: 6	R: 0 E: 0 K: 1 S: 4	H: 0 LOB: 0 BB: 1 P: 8	R: 0 E: 0 K: 0 S: 3	H: 0 LOB: 0 BB: 0 P: 3	R: 0 E: 0 K: 0 S: 3	H: 0 LOB: 0 BB: 0 P: 3	R: 1 E: 0 K: 1 S: 7	H: 2 LOB: 1 BB: 0 P: 7	R: 0 E: 0 K: 2 S: 5	H: 0 LOB: 1 BB: 0 P: 5	R: 0 E: 0 K: 2 S: 8	H: 1 LOB: 1 BB: 0 P: 8	1B: 3 2B: 3 3B: 0 HR: 0	SF: 1 SAC: 0 DP: 1 HBP: 0	WP: 0 PA: 34
PITCHER Rick Wise, R ERA: 1.0	IP: 9.0 WLS: W BF: 34 H: 6 R: 1 ER: 1 SO: 6 BB: 1 IBB: 0 HBP: 0 BLK: 0 WP: 0 HR: 0 S: 45 P: 49 ERA: 1.00 WHIP: 0.778																

Detroit Tigers @ Boston Red Sox
Fenway Park, Boston, MA
Sat Apr 13 1974, 3:33 AM EDT
Att. 8,159 - Overcast - 44 F


AB	32
R	1
H	6
RBI	1
BB	1
SO	6
LOB	12



Batter	1	2	3	4	5	6	7	8	9	AB	R	H	RBI	BB	SO	LOB	BOTTOM		
Tommy Harper, R OBP: 0.250, SLG: 0.348	2B			K				WP 1B		5	1	3	0	0	1	1			
Rick Miller, L OBP: 0.385, SLG: 0.111	2B			4-3				P5		3	2	0	0	2	0	2			
Cecil Cooper, L OBP: 0.333, SLG: 0.381	K		B1	4-3				WP 1B		5	0	1	0	0	1	4			
Carl Yastrzemski, L OBP: 0.545, SLG: 0.889 Juan Beniquez, R OBP: 0.417, SLG: 0.600	P7							1-3 1B		3	0	2	1	0	0	2			
Bob Montgomery, R OBP: 0.381, SLG: 0.550	2B		1-3					F8		4	1	2	1	0	0	4			
Bernie Carbo, L OBP: 0.450, SLG: 0.667	3B		4-3					K		4	1	2	3	0	1	1			
Dick McAuliffe, L OBP: 0.250, SLG: 0.286	3B							P8		3	1	0	0	1	0	1			
Doug Griffin, R OBP: 0.350, SLG: 0.444	1B		6-3					P4		4	1	1	2	0	0	1			
Mario Guerrero, R OBP: 0.450, SLG: 0.375	1B		4-3					F7		4	0	1	1	0	0	0			
Inning Stats	R: 6 E: 0 K: 1 S: 10	H: 5 LOB: 2 BB: 2 P: 18	R: 1 E: 0 K: 0 S: 4	H: 1 LOB: 1 BB: 1 P: 8	R: 0 E: 0 K: 0 S: 3	H: 0 LOB: 0 BB: 0 P: 3	R: 0 E: 0 K: 1 S: 5	H: 0 LOB: 0 BB: 0 P: 5	R: 1 E: 0 K: 0 S: 5	H: 3 LOB: 1 BB: 0 P: 5	R: 0 E: 0 K: 0 S: 5	H: 2 LOB: 3 BB: 1 P: 9	R: 0 E: 0 K: 1 S: 5	H: 0 LOB: 0 BB: 0 P: 5	R: 0 E: 0 K: 0 S: 4	H: 1 LOB: 1 BB: 0 P: 4	1B: 8 2B: 3 3B: 1 HR: 0	SF: 0 SAC: 0 DP: 0 HBP: 0	WP: 2 PA: 39
PITCHER Bill Slayback, R ERA: 6.75 Luke Walker, L ERA: 2.45 Jim Ray, R ERA:	IP: 0.2 WLS: L BF: 9 H: 5 R: 6 ER: 6 SO: 1 BB: 1 IBB: 0 HBP: 0 BLK: 0 WP: 0 HR: 0 S: 9 P: 17 ERA: 81.00 WHIP: 9.000																		

Detroit Tigers @ Boston Red Sox
Fenway Park, Boston, MA
Sat Apr 13 1974, 3:33 AM EDT
Att. 8,159 - Overcast - 44 F


AB	35
R	8
H	12
RBI	8
BB	4
SO	3
LOB	16



Batter	1	2	3	4	5	6	7	8	9	AB	R	H	RBI	BB	SO	LOB	TOP								
Ed Brinkman, R OBP: 0.250, SLG: 0.270 (1, 6)	F9		FC5-4 2H 1B	1H HR		F8			1B 1B 1B	5	1	3	3	0	0	0									
Aurelio Rodriguez, R OBP: 0.233, SLG: 0.154 (1, 5)	P9		FC5-4 BB 1B 1-2	G6-4-3 1B			6-3		1B 1B 1B	5	1	2	0	0	0	1									
Jim Northrup, L OBP: 0.238, SLG: 0.250 (1, 9)	2B BB		BB 1B 1-2	G6-4-3 1-2			1-3		F8 1B	4	1	1	0	1	0	3									
Al Kaline, R OBP: 0.350, SLG: 0.432 (1, 10)	1H 2B		BB 1B 1-2 2-3				L4		L7 1B	4	0	2	1	1	0	2									
Willie Horton, R OBP: 0.270, SLG: 0.429 (1, 7)	5-3		L4				F9		FC6-4 1B 1-2 2-3	5	0	2	0	0	0	5									
Norm Cash, L OBP: 0.381, SLG: 0.333 (1, 3)		F9	1-2 2-3 3-H BB		K			F8	K	4	0	0	1	1	2	5									
Mickey Stanley, R OBP: 0.257, SLG: 0.471 (1, 8)		F3	1-3		G3				FC6-4 1B 1-2	4	0	0	0	0	0	5									
Bill Freehan, R OBP: 0.516, SLG: 0.652 (1, 2)		K			L7		P5		1-2 1B	4	0	1	0	0	1	0									
Gary Sutherland, R OBP: 0.400, SLG: 0.517 (1, 4)									F2	2	2	1	0	1	0	0									
Gates Brown, L OBP: 0.667, SLG: 0.500 (8, PH)										1	0	0	0	0	0	2									
John Knox, L (8, 4)				1B 2B	HR BB					0	0	0	0	0	0	0									
Inning Stats	R: 1 E: 0 K: 0 S: 4	H: 1 LOB: 1 BB: 1 P: 8	R: 0 E: 0 K: 1 S: 5	H: 0 LOB: 0 BB: 0 P: 5	R: 2 E: 0 K: 0 S: 6	H: 3 LOB: 3 BB: 2 P: 14	R: 2 E: 0 K: 0 S: 4	H: 2 LOB: 0 BB: 1 P: 8	R: 0 E: 0 K: 1 S: 6	H: 1 LOB: 1 BB: 0 P: 6	R: 0 E: 0 K: 0 S: 3	H: 0 LOB: 0 BB: 0 P: 3	R: 0 E: 0 K: 0 S: 3	H: 0 LOB: 0 BB: 0 P: 3	R: 0 E: 0 K: 0 S: 5	H: 2 LOB: 2 BB: 0 P: 5	R: 0 E: 0 K: 1 S: 8	H: 3 LOB: 3 BB: 0 P: 8	1B: 9 2B: 2 3B: 0 HR: 1	SF: 0 SAC: 0 DP: 1 HBP: 0	WP: 0 PB: 0 SB: 0 CS: 0	PA: 42			
PITCHER	IP	WLS	BF	H	R	ER	SO	BB	IBB	HBP	BLK	WP	HR	S	P	ERA	WHIP								
Juan Marichal, R ERA: 13.5 (1, 1)	3.1		20	6	5	5	1	4	0	0	0	0	1	18	34	13.50	3.000								
Dick Drago, R ERA (4, 1)	4.2	W	18	5	0	0	1	0	0	0	0	0	0	20	20	0.00	1.071								
Roger Moret, L ERA (9, 1)	0.1		1	0	0	0	0	0	0	0	0	0	0	1	1	0.00	0.000								
Diego Segui, R ERA: 1.13 (9, 1)	0.2	S	3	1	0	0	1	0	0	0	0	0	0	5	5	0.00	1.500								

Detroit Tigers @ Boston Red Sox
Fenway Park, Boston, MA
Sun Apr 14 1974, 3:33 AM EDT
Att: 11,274 - Unknown - 60 F


AB	38
R	5
H	12
RBI	5
BB	4
SO	3
LOB	23



Batter	1	2	3	4	5	6	7	8	9	AB	R	H	RBI	BB	SO	LOB	BOTTOM								
Tommy Harper, R OBP: 0.295, SLG: 0.320 (1, 7)	K	G4-3			SH CS BB		SH1-4			2	0	0	0	1	1	1									
Rick Miller, L OBP: 0.385, SLG: 0.111 (8, 7)										0	0	0	0	0	0	0									
Juan Beniquez, R OBP: 0.533, SLG: 0.667 (1, 8)	1B 2B 1B	CS BB			SH		E 1B			2	1	2	1	1	0	0									
Danny Cater, R OBP: 0.250, SLG: 0.250 (1, 10)	1-2 2B 1B	CS		P3	P4		L5			4	1	1	0	0	0	3									
Carl Yastrzemski, L OBP: 0.538, SLG: 1.000 (1, 3)	1H 2H HR 2B			HR	K		F2			4	2	2	3	0	1	3									
Bob Montgomery, R OBP: 0.320, SLG: 0.458 (1, 2)	6-3						L5		5-3	4	0	0	0	0	0	1									
Dwight Evans, R OBP: 0.590, SLG: 1.000 (1, 9)					F9		PO 1B		F9	4	1	2	2	0	0	0									
Doug Griffin, R OBP: 0.333, SLG: 0.409 (1, 4)	F9				F8		1-2 1B		K	4	0	1	0	0	1	0									
John Kennedy, R OBP: 0.200, SLG: 0.800 (1, 5)					5-3		L7			3	1	1	1	0	0	2									
Dick McAuliffe, L OBP: 0.250, SLG: 0.286 (7, 5)										0	0	0	0	0	0	0									
Mario Guerrero, R OBP: 0.478, SLG: 0.421 (1, 6)					F3		PO		SH1-4 1B	3	1	2	0	0	0	0									
Inning Stats	R: 4 E: 0 K: 1 S: 9	H: 4 LOB: 0 BB: 0 P: 9	R: 1 E: 0 K: 0 S: 3	H: 2 LOB: 0 BB: 1 P: 7	R: 1 E: 0 K: 0 S: 4	H: 1 LOB: 0 BB: 0 P: 4	R: 0 E: 0 K: 0 S: 3	H: 0 LOB: 0 BB: 0 P: 3	R: 0 E: 0 K: 0 S: 4	H: 2 LOB: 1 BB: 0 P: 4	R: 1 E: 1 K: 0 S: 5	H: 2 LOB: 1 BB: 0 P: 5	R: 0 E: 0 K: 1 S: 5	H: 0 LOB: 0 BB: 0 P: 5	1B: 7 2B: 2 3B: 0 HR: 3	SF: 0 SAC: 2 DP: 2 HBP: 0	WP: 0 PB: 0 SB: 0 CS: 2	PA: 36							
PITCHER	IP	WLS	BF	H	R	ER	SO	BB	IBB	HBP	BLK	WP	HR	S	P	ERA	WHIP								
Mickey Lolich, L ERA: 3.86 (1, 1)	6.1	L	29	11	7	7	2	2	0	0	0	0	0	31	39	9.95	2.053								
John Hiller, L ERA (7, 1)	1.2		5	0	0	0	1	0	0	0	0	0	0	7	7	0.00	0.000								

Detroit Tigers @ Boston Red Sox
Fenway Park, Boston, MA
Sun Apr 14 1974, 3:33 AM EDT
Att: 11,274 - Unknown - 60 F

AB	30
R	7
H	11
RBI	7
BB	2
SO	3
LOB	10



Batter	1	2	3	4	5	6	7	8	9	AB	R	H	RBI	BB	SO	LOB	TOP			
Ed Brinkman, R (1, 6) OBP: 0.250, SLG: 0.268										4	0	1	0	0	2	1				
Aurelio Rodriguez, R (1, 5) OBP: 0.213, SLG: 0.140										4	0	0	0	0	0	1				
Jim Northrup, L (1, 9) OBP: 0.222, SLG: 0.233										3	0	0	0	0	0	1				
Al Kaline, R (1, 10) OBP: 0.326, SLG: 0.400										3	0	0	0	0	0	1				
Willie Horton, R (1, 7) OBP: 0.250, SLG: 0.395										3	0	0	0	0	1	0				
Bill Freehan, R (1, 2) OBP: 0.471, SLG: 0.577										3	0	0	0	0	0	0				
Norm Cash, L (1, 3) OBP: 0.375, SLG: 0.476										3	1	1	1	0	0	0				
Mickey Stanley, R (1, 8) OBP: 0.263, SLG: 0.459										3	0	1	0	0	2	0				
Gary Sutherland, R (1, 4) OBP: 0.364, SLG: 0.469										3	0	0	0	0	0	1				
Inning Stats	R: 0 E: 1 K: 0 S: 4	H: 1 LOB: 1 BB: 0 P: 4	R: 0 E: 0 K: 0 S: 3	H: 0 LOB: 0 BB: 0 P: 3	R: 0 E: 0 K: 1 S: 5	H: 1 LOB: 1 BB: 0 P: 5	R: 0 E: 0 K: 0 S: 3	H: 0 LOB: 0 BB: 0 P: 3	R: 1 E: 0 K: 1 S: 6	H: 1 LOB: 0 BB: 0 P: 6	R: 0 E: 0 K: 0 S: 5	H: 0 LOB: 0 BB: 0 P: 5	R: 0 E: 0 K: 1 S: 5	H: 0 LOB: 0 BB: 0 P: 5	R: 0 E: 0 K: 1 S: 5	H: 0 LOB: 0 BB: 0 P: 5	1B: 2 2B: 1 3B: 0 HR: 1	SF: 0 SAC: 0 DP: 1 HBP: 0	WP: 0 PB: 0 SB: 0 CS: 1	PA: 29
PITCHER Reggie Cleveland, R (1, 1) ERA: 2.19	IP: 9.0 WLS: L BF: 29 H: 3 R: 1 ER: 1 SO: 5 BB: 0 IBB: 0 HBP: 0 BLK: 0 WP: 0 HR: 1 S: 39 P: 39 ERA: 1.00 WHIP: 0.333															PITCHER				

Detroit Tigers @ Boston Red Sox
Fenway Park, Boston, MA
Mon Apr 15 1974, 3:33 AM EDT
Att: 23,498 - Unknown

AB 29
R 1
H 3
RBI 1
BB 0
SO 5
LOB 5



Batter	1	2	3	4	5	6	7	8	9	AB	R	H	RBI	BB	SO	LOB	BOTTOM					
Tommy Harper, R (1, 10) OBP: 0.256, SLG: 0.286										3	0	0	0	1	0	2						
Rick Miller, L (1, 8) OBP: 0.412, SLG: 0.167										3	0	1	0	1	1	1						
Cecil Cooper, L (1, 3) OBP: 0.286, SLG: 0.320										4	0	0	0	0	1	3						
Carl Yastrzemski, L (1, 7) OBP: 0.467, SLG: 0.846										4	0	0	0	0	0	1						
Bob Montgomery, R (1, 2) OBP: 0.310, SLG: 0.407										3	0	0	0	1	1	0						
Bernie Carbo, L (1, 9) OBP: 0.500, SLG: 0.632										1	0	0	0	1	0	0						
Dick McAuliffe, L (1, 5) OBP: 0.250, SLG: 0.200										3	0	0	0	1	0	3						
Doug Griffin, R (1, 4) OBP: 0.333, SLG: 0.400										3	0	1	0	0	0	4						
Mario Guerrero, R (1, 6) OBP: 0.462, SLG: 0.409										3	0	1	0	0	1	0						
Inning Stats	R: 0 E: 0 K: 0 S: 4	H: 1 LOB: 1 BB: 0 P: 4	R: 0 E: 0 K: 0 S: 2	H: 0 LOB: 1 BB: 1 P: 7	R: 0 E: 0 K: 1 S: 5	H: 0 LOB: 1 BB: 1 P: 9	R: 0 E: 0 K: 0 S: 3	H: 0 LOB: 2 BB: 2 P: 11	R: 0 E: 0 K: 1 S: 5	H: 0 LOB: 1 BB: 1 P: 9	R: 0 E: 0 K: 1 S: 5	H: 0 LOB: 0 BB: 0 P: 5	R: 0 E: 0 K: 0 S: 4	H: 2 LOB: 1 BB: 0 P: 4	R: 0 E: 0 K: 1 S: 5	H: 0 LOB: 0 BB: 0 P: 5	R: 0 E: 0 K: 0 S: 2	H: 0 LOB: 0 BB: 0 P: 3	1B: 3 2B: 0 3B: 0 HR: 0	SF: 0 SAC: 0 DP: 3 HBP: 2	WP: 1 PB: 0 SB: 2 CS: 0	PA: 34
PITCHER Joe Coleman, R (1, 1) ERA: 1.11	IP: 9.0 WLS: W BF: 34 H: 3 R: 0 ER: 0 SO: 4 BB: 5 IBB: 0 HBP: 2 BLK: 0 WP: 1 HR: 0 S: 35 P: 57 ERA: 0.00 WHIP: 0.889															PITCHER						

Detroit Tigers @ Boston Red Sox
Fenway Park, Boston, MA
Mon Apr 15 1974, 3:33 AM EDT
Att: 23,498 - Unknown

AB 27
R 0
H 3
RBI 0
BB 5
SO 4
LOB 14



Batter	1	2	3	4	5	6	7	8	9	AB	R	H	RBI	BB	SO	LOB	TOP					
Tommy Harper, R OBP: 0.286, SLG: 0.290 (1, 10)										3	0	1	1	1	1	0	Boston Red Sox @ New York Yankees Shea Stadium, Flushing, NY Tue Apr 16 1974, 3:33 AM EDT Att: 10,480 - Sunny - 60 F					
Rick Miller, L OBP: 0.381, SLG: 0.188 (1, 8)										4	0	1	0	0	0	1						
Bernie Carbo, L OBP: 0.464, SLG: 0.545 (1, 9)										3	0	0	0	1	1	1						
Carl Yastrzemski, L OBP: 0.441, SLG: 0.767 (1, 7)										4	0	1	0	0	0	1						
Bob Montgomery, R OBP: 0.273, SLG: 0.355 (1, 2)										4	0	0	0	0	1	2						
Cecil Cooper, L OBP: 0.281, SLG: 0.310 (1, 3)										4	1	1	0	0	0	1						
Dick McAuliffe, L OBP: 0.250, SLG: 0.214 (1, 5)										4	0	1	0	0	0	2						
Doug Griffin, R OBP: 0.367, SLG: 0.429 Juan Benitez, R OBP: 0.500, SLG: 0.615 (9, PH)										3	0	2	0	0	0	0						
Mario Guerrero, R OBP: 0.414, SLG: 0.360 (1, 6)										1	0	0	0	0	0	1						
Inning Stats	R: 0 E: 0 K: 1 S: 5	H: 1 LOB: 0 BB: 0 P: 5	R: 0 E: 1 K: 0 S: 4	H: 0 LOB: 1 BB: 0 P: 4	R: 0 E: 0 K: 0 S: 3	H: 0 LOB: 1 BB: 1 P: 7	R: 0 E: 0 K: 0 S: 3	H: 0 LOB: 0 BB: 0 P: 3	R: 1 E: 0 K: 0 S: 5	H: 3 LOB: 2 BB: 0 P: 5	R: 0 E: 0 K: 2 S: 8	H: 1 LOB: 1 BB: 0 P: 8	R: 0 E: 0 K: 0 S: 4	H: 1 LOB: 1 BB: 0 P: 4	R: 0 E: 0 K: 0 S: 3	H: 0 LOB: 1 BB: 1 P: 7		R: 0 E: 0 K: 0 S: 4	H: 1 LOB: 1 BB: 0 P: 4	1B: 7 2B: 0 3B: 0 HR: 0	SF: 0 SAC: 0 DP: 1 HBP: 0	WP: 0 PB: 0 SB: 0 CS: 0
PITCHER Mel Stottlemyre, R ERA: 2.19 (1, 1)	IP: 9.0 WLS: W BF: 35 H: 7 R: 1 ER: 1 SO: 3 BB: 2 IBB: 0 HBP: 0 BLK: 0 WP: 0 HR: 0 S: 39 P: 47 ERA: 1.00 WHIP: 1.000															PITCHER IP: WLS: BF: H: R: ER: SO: BB: IBB: HBP: BLK: WP: HR: S: P: ERA: WHIP						

Batter	1	2	3	4	5	6	7	8	9	AB	R	H	RBI	BB	SO	LOB	BOTTOM			
Roy White, S OBP: 0.500, SLG: 0.500 (1, 7)										3	0	0	0	0	1	2	Boston Red Sox @ New York Yankees Shea Stadium, Flushing, NY Tue Apr 16 1974, 3:33 AM EDT Att: 10,480 - Sunny - 60 F			
Mike Hegan, L OBP: 0.350, SLG: 0.400 (1, 3)										3	0	1	1	1	1	2				
Thurman Munson, R OBP: 0.256, SLG: 0.490 (1, 2)										4	0	0	0	0	1	6				
Bobby Murcer, L OBP: 0.477, SLG: 0.528 (1, 8)										3	1	2	0	1	0	0				
Ron Blomberg, L OBP: 0.389, SLG: 0.400 (1, 10)										4	0	0	0	0	1	4				
Graig Nettles, L OBP: 0.405, SLG: 0.842 (1, 5)										4	1	3	1	0	0	0				
Lou Piniella, R OBP: 0.333, SLG: 0.364 Elliott Maddox, R OBP: 0.286, SLG: 0.286 (9, 9)										4	0	1	0	0	2	3				
Gene Michael, S OBP: 0.303, SLG: 0.222 (1, 4)										0	0	0	0	0	0	0				
Jim Mason, L OBP: 0.265, SLG: 0.290 (1, 6)										4	0	1	0	0	1	3				
Inning Stats	R: 0 E: 0 K: 2 S: 8	H: 1 LOB: 2 BB: 1 P: 12	R: 1 E: 0 K: 1 S: 7	H: 2 LOB: 3 BB: 1 P: 12	R: 0 E: 0 K: 3 S: 11	H: 2 LOB: 0 BB: 0 P: 11	R: 0 E: 0 K: 0 S: 3	H: 0 LOB: 0 BB: 0 P: 3	R: 1 E: 1 K: 0 S: 5	H: 3 LOB: 2 BB: 0 P: 5	R: 0 E: 0 K: 1 S: 7	H: 1 LOB: 2 BB: 0 P: 7	R: 0 E: 0 K: 0 S: 3	H: 0 LOB: 0 BB: 0 P: 3	R: 0 E: 0 K: 1 S: 5	H: 0 LOB: 0 BB: 0 P: 5		1B: 8 2B: 1 3B: 0 HR: 0	SF: 0 SAC: 1 DP: 0 HBP: 1	WP: 0 PB: 0 SB: 0 CS: 0
PITCHER Luis Tiant, R ERA: 5.85 (1, 1)	IP: 8.0 WLS: L BF: 36 H: 9 R: 2 ER: 2 SO: 8 BB: 2 IBB: 0 HBP: 1 BLK: 0 WP: 0 HR: 0 S: 49 P: 58 ERA: 2.25 WHIP: 1.375															PITCHER IP: WLS: BF: H: R: ER: SO: BB: IBB: HBP: BLK: WP: HR: S: P: ERA: WHIP				

Batter	1	2	3	4	5	6	7	8	9	AB	R	H	RBI	BB	SO	LOB	TOP			
Tommy Harper, R (1, 10) OBP: 0.250, SLG: 0.250										5	0	0	0	0	2	2				
Juan Beniquez, R (1, 8) OBP: 0.450, SLG: 0.588										4	1	1	0	0	0	0				
Bernie Carbo, L (1, 9) OBP: 0.500, SLG: 0.542										2	1	1	1	2	1	0				
Carl Yastrzemski, L (1, 7) OBP: 0.447, SLG: 0.824										4	1	2	1	0	0	2				
Bob Montgomery, R (1, 2) OBP: 0.243, SLG: 0.324										3	0	0	1	0	0	1				
Cecil Cooper, L (1, 3) OBP: 0.333, SLG: 0.344										3	1	2	0	1	1	2				
Dick McAuliffe, L (1, 5) OBP: 0.200, SLG: 0.235										3	0	1	0	0	0	1				
Danny Cater, R (8, PH) OBP: 0.200, SLG: 0.200										1	0	0	0	0	2					
John Kennedy, R (8, 5) OBP: 0.200, SLG: 0.800										0	0	0	0	0	0					
Doug Griffin, R (1, 4) OBP: 0.353, SLG: 0.406										4	0	1	1	0	0	0				
Mario Guerrero, R (1, 6) OBP: 0.364, SLG: 0.310										4	0	0	0	0	3	2				
Inning Stats	R: 0 E: 0 K: 0 S: 3	H: 0 LOB: 1 BB: 1 P: 7	R: 0 E: 0 K: 0 S: 2	H: 0 LOB: 0 BB: 1 P: 6	R: 0 E: 0 K: 1 S: 5	H: 0 LOB: 0 BB: 0 P: 5	R: 0 E: 1 K: 0 S: 6	H: 0 LOB: 2 BB: 1 P: 10	R: 0 E: 0 K: 0 S: 3	H: 0 LOB: 0 BB: 0 P: 3	R: 2 E: 0 K: 2 S: 11	H: 4 LOB: 2 BB: 0 P: 11	R: 2 E: 1 K: 0 S: 6	H: 4 LOB: 1 BB: 0 P: 6	R: 0 E: 0 K: 2 S: 7	H: 0 LOB: 0 BB: 0 P: 7	1B: 6 2B: 1 3B: 0 HR: 1	SF: 1 SAC: 0 DP: 2 HBP: 0	WP: 0 PB: 0 SB: 0 CS: 0	PA: 37
PITCHER	IP WLS BF H R ER SO BB IBB HBP BLK WP HR S P ERA WHIP																			
Pat Dobson, R (1, 1) ERA: 4.58	7.0 L 30 6 4 4 5 3 0 0 0 0 0 1 37 49 5.14 1.286																			
Sparky Lyle, L (8, 1) ERA: 5.06	2.0 7 2 0 0 2 0 0 0 0 0 0 0 11 11 0.00 1.000																			

Boston Red Sox @ New York Yankees
Shea Stadium, Flushing, NY
Wed Apr 17 1974, 3:33 AM EDT
Att: 11,517 - Sunny - 65 F

AB 33
R 4
H 8
RBI 4
BB 3
SO 7
LOB 12



Batter	1	2	3	4	5	6	7	8	9	AB	R	H	RBI	BB	SO	LOB	BOTTOM			
Roy White, S (1, 7) OBP: 0.469, SLG: 0.457										3	0	0	0	0	0	0				
Elliott Maddox, R (8, 9) OBP: 0.250, SLG: 0.250										1	0	0	0	0	1					
Walt Williams, R (1, 9) OBP: 0.200, SLG: 0.143										4	0	0	0	0	0	0				
Bobby Murcer, L (1, 8) OBP: 0.458, SLG: 0.500										4	0	1	0	0	0	0				
Thurman Munson, R (1, 2) OBP: 0.255, SLG: 0.409										4	2	1	0	0	1	2				
Lou Piniella, R (1, 10) OBP: 0.375, SLG: 0.400										4	1	2	0	0	1	0				
Ron Blomberg, L (8, PR) OBP: 0.389, SLG: 0.400										0	0	0	0	0	0	0				
Bill Sudakis, S (1, 3) OBP: 0.308, SLG: 0.292										4	0	1	1	0	0	2				
Graig Nettles, L (1, 5) OBP: 0.370, SLG: 0.762										4	0	0	1	0	0	3				
Gene Michael, S (1, 4) OBP: 0.278, SLG: 0.200										3	0	0	0	0	0	1				
Jim Mason, L (1, 6) OBP: 0.250, SLG: 0.273										2	0	0	0	0	0	1				
Horace Clarke, S (8, PH) OBP: 0.286, SLG: 0.167										0	0	0	0	1	0	0				
Inning Stats	R: 0 E: 0 K: 0 S: 3	H: 2 LOB: 1 BB: 0 P: 6	R: 2 E: 2 K: 0 S: 6	H: 2 LOB: 1 BB: 0 P: 6	R: 0 E: 0 K: 1 S: 5	H: 0 LOB: 0 BB: 0 P: 3	R: 0 E: 0 K: 0 S: 3	H: 0 LOB: 0 BB: 0 P: 3	R: 0 E: 0 K: 0 S: 4	H: 1 LOB: 1 BB: 0 P: 4	R: 0 E: 0 K: 1 S: 5	H: 0 LOB: 0 BB: 0 P: 5	R: 0 E: 0 K: 0 S: 2	H: 0 LOB: 1 BB: 1 P: 6	R: 1 E: 1 K: 0 S: 6	H: 2 LOB: 2 BB: 0 P: 6	1B: 4 2B: 1 3B: 0 HR: 0	SF: 0 SAC: 0 DP: 1 HBP: 0	WP: 0 PB: 0 SB: 0 CS: 0	PA: 34
PITCHER	IP WLS BF H R ER SO BB IBB HBP BLK WP HR S P ERA WHIP																			
Bill Lee, L (1, 1) ERA: 1.99	9.0 W 34 5 3 1 2 1 0 0 0 0 0 0 37 41 1.00 0.667																			

Boston Red Sox @ New York Yankees
Shea Stadium, Flushing, NY
Wed Apr 17 1974, 3:33 AM EDT
Att: 11,517 - Sunny - 65 F

AB 33
R 3
H 5
RBI 2
BB 1
SO 2
LOB 10



Batter	1	2	3	4	5	6	7	8	9	AB	R	H	RBI	BB	SO	LOB	TOP				
Juan Beniquez, R (1.8) OBP: 0.417, SLG: 0.500	4-0 S BB		0-0 6-3			0-3 K			0-3 K	3	0	0	0	1	2	0	Boston Red Sox @ New York Yankees Shea Stadium, Flushing, NY Thu Apr 18 1974, 3:33 AM EDT Att: 10,272 - Sunny - 71 F				
Cecil Cooper, L (1.10) OBP: 0.325, SLG: 0.333	0-3 K		0-0 F8			0-0 CS 1B			0-0 F8	4	0	1	0	0	1	1					
Bernie Carbo, L (1.7) OBP: 0.472, SLG: 0.607	0-3 K		0-0 4-3			0-0 P9			0-0 HR	4	1	1	1	0	1	2					
Carl Yastrzemski, L (1.3) OBP: 0.429, SLG: 0.757	4-0 IBB		0-0 4-3			0-0 F5			0-0 G3	3	0	0	0	1	0	0					
Rico Petrocelli, R (1.5) OBP: 0.200, SLG: 0.200	0-0 F3		0-0 F9			0-0 F7				3	0	0	0	0	0	2					
Dick McAuliffe, L (7.5) OBP: 0.263, SLG: 0.235										0	0	0	0	0	0	0					
Dwight Evans, R (1.9) OBP: 0.333, SLG: 0.667		0-3 K				0-0 F8				3	0	0	0	0	1	0					
Bob Montgomery, R (1.2) OBP: 0.225, SLG: 0.297		0-0 6-3			0-0 1-3				0-0 5-3	3	0	0	0	0	0	0					
Doug Griffin, R (1.4) OBP: 0.376, SLG: 0.429		0-0 1B			0-0 G4-6-3 1B			0-0 F8		3	0	2	0	0	0	0					
Mario Guerrero, R (1.6) OBP: 0.333, SLG: 0.281		0-0 F8			0-0 G4-6-3 1-2			0-0 F3		3	0	0	0	0	0	2					
Inning Stats	R: 0 E: 0 K: 2 S: 7	H: 0 LOB: 2 BB: 2 P: 15	R: 0 E: 0 K: 1 S: 6	H: 1 LOB: 1 BB: 0 P: 6	R: 0 E: 0 K: 0 S: 3	H: 0 LOB: 0 BB: 0 P: 3	R: 0 E: 0 K: 0 S: 3	H: 1 LOB: 0 BB: 0 P: 3	R: 0 E: 0 K: 1 S: 5	H: 1 LOB: 0 BB: 0 P: 5	R: 0 E: 0 K: 0 S: 3	H: 0 LOB: 0 BB: 0 P: 3	R: 0 E: 0 K: 0 S: 3	H: 0 LOB: 0 BB: 0 P: 3	R: 1 E: 0 K: 1 S: 6	H: 1 LOB: 0 BB: 0 P: 6	1B: 3 2B: 0 3B: 0 HR: 1	SF: 0 SAC: 0 DP: 1 HBP: 0	WP: 0 PB: 0 SB: 1 CS: 1	PA: 31	
PITCHER Doc Medich, R (1.1) ERA: 4.19	IP: 9.0 WLS: W BF: 31	H: 4 R: 1 ER: 1 SO: 5	BB: 1 IBB: 1 HBP: 0 BLK: 0	WP: 0 HR: 1 S: 39 P: 47	ERA: 1.00 WHIP: 0.556											PITCHER	IP: 9.0 WLS: W BF: 31	H: 4 R: 1 ER: 1 SO: 5	BB: 1 IBB: 1 HBP: 0 BLK: 0	WP: 0 HR: 1 S: 39 P: 47	ERA: 1.00 WHIP: 0.556

Batter	1	2	3	4	5	6	7	8	9	AB	R	H	RBI	BB	SO	LOB	BOTTOM					
Roy White, S (1.7) OBP: 0.444, SLG: 0.410	0-0 L9		0-0 P4			4-0 L6-4 BB		0-0 4-3		4	0	0	0	1	1	3	Boston Red Sox @ New York Yankees Shea Stadium, Flushing, NY Thu Apr 18 1974, 3:33 AM EDT Att: 10,272 - Sunny - 71 F					
Mike Hegan, L (1.3) OBP: 0.356, SLG: 0.462	0-3 K		0-0 F2		4-0 1-2 2-3 BB	0-0 1-H 2-H HR		0-0 P6		4	1	1	3	1	1	1						
Thurman Munson, R (1.2) OBP: 0.275, SLG: 0.404	4-0 BB		0-0 F8		0-0 L6-4 2-3	0-0 1B				3	0	1	0	1	0	4						
Bobby Murcer, L (1.8) OBP: 0.462, SLG: 0.500	0-0 F7				0-0 G4-6-3 1B	0-0 2B 4-3				4	1	2	0	0	0	2						
Ron Blomberg, L (1.9) OBP: 0.410, SLG: 0.485		0-0 4-3 2B			0-0 G4-6-3 1-2	0-0 SF8 2B 2B		0-3 K2-3		3	1	2	0	0	0	1						
Elliott Maddox, R (7.9) OBP: 0.222, SLG: 0.222										1	0	0	0	0	1	0						
Graig Nettles, L (1.5) OBP: 0.380, SLG: 0.756		0-0 4-3 2-3			0-0 1B	0-0 SF8		0-0 1B		3	0	2	1	0	0	1						
Duke Sims, L (1.10) OBP: 0.250, SLG: 0.500		0-3 K			0-0 F7	0-0 2B 2B		0-3 K		4	1	1	1	0	2	3						
Gene Michael, S (1.4) OBP: 0.275, SLG: 0.235		0-0 4-3				0-0 5-3		0-0 1-3		4	1	1	1	0	0	2						
Jim Mason, L (1.6) OBP: 0.300, SLG: 0.314			4-0 BB			0-0 BB 2B		4-0 HR 2B		2	1	1	0	2	0	0						
Inning Stats	R: 0 E: 0 K: 1 S: 5	H: 0 LOB: 1 BB: 1 P: 9	R: 0 E: 0 K: 1 S: 6	H: 1 LOB: 1 BB: 0 P: 6	R: 0 E: 0 K: 0 S: 3	H: 0 LOB: 1 BB: 1 P: 7	R: 0 E: 0 K: 0 S: 4	H: 2 LOB: 1 BB: 0 P: 4	R: 0 E: 0 K: 0 S: 3	H: 1 LOB: 2 BB: 2 P: 11	R: 6 E: 0 K: 1 S: 11	H: 6 LOB: 1 BB: 1 P: 15	R: 0 E: 0 K: 2 S: 8	H: 1 LOB: 1 BB: 0 P: 8	R: 0 E: 0 K: 0 S: 3	H: 0 LOB: 0 BB: 0 P: 3	1B: 5 2B: 6 3B: 0 HR: 1	SF: 1 SAC: 0 DP: 2 HBP: 0	WP: 0 PB: 0 SB: 0 CS: 0	PA: 38		
PITCHER Rick Wise, R (1.1) ERA: 3.14	IP: 5.1 WLS: L BF: 26	H: 8 R: 4 ER: 4 SO: 2	BB: 4 IBB: 0 HBP: 0 BLK: 0	WP: 0 HR: 0 S: 26 P: 42	ERA: 6.75 WHIP: 2.250											PITCHER	IP: 5.1 WLS: L BF: 26	H: 8 R: 4 ER: 4 SO: 2	BB: 4 IBB: 0 HBP: 0 BLK: 0	WP: 0 HR: 0 S: 26 P: 42	ERA: 6.75 WHIP: 2.250	
Diego Segui, R (6.1) ERA: 2.79	1.2 9 3 2 2 3	1 0 0 0 0	0 0 0 0	0 0 0 0	0 0 1 14 18	10.80 2.400											PITCHER	IP: 1.0 WLS: 3 BF: 0	H: 0 R: 0 ER: 0 SO: 0	BB: 0 IBB: 0 HBP: 0 BLK: 0	WP: 0 HR: 0 S: 3 P: 3	ERA: 0.00 WHIP: 0.000
Lance Clemons, L (8.1) ERA:	1.0 3 0 0 0 0	0 0 0 0 0	0 0 0 0	0 0 0 0	0 0 3 3	0.00 0.000											PITCHER	IP: 1.0 WLS: 3 BF: 0	H: 0 R: 0 ER: 0 SO: 0	BB: 0 IBB: 0 HBP: 0 BLK: 0	WP: 0 HR: 0 S: 3 P: 3	ERA: 0.00 WHIP: 0.000

Batter	1	2	3	4	5	6	7	8	9	AB	R	H	RBI	BB	SO	LOB	TOP					
John Lowenstein, L (1, 7) OBP: 0.368, SLG: 0.292	0-0 6-3 1B		0-0 P3			0-0 1B	0-0 F9			4	0	2	0	0	0	0						
Remy Hermoso, R (1, 4) OBP: 0.239, SLG: 0.220	0-0 6-3			0-0 B5-3		0-0 1B		0-0 4-3		2	0	0	0	0	0	1						
Jack Brohamer, L (6, PH) OBP: 0.429, SLG: 0.333	1-2 6-3					1-3 1B				2	0	1	0	0	0	0						
George Hendrick, R (1, 8) OBP: 0.267, SLG: 0.286	0-3 K			0-0 3-1		0-3 K		0-3 K		4	0	0	0	0	3	2						
John Ellis, R (1, 10) OBP: 0.321, SLG: 0.389		0-0 F2		0-0 P6		0-0 G6-4-3		0-0 F7		4	0	0	0	0	2							
Chris Chambliss, L (1, 3) OBP: 0.429, SLG: 0.442		0-0 1B			0-0 2B		0-0 1B		0-0 4-3	4	1	3	0	0	0	0						
Charlie Spikes, R (1, 9) OBP: 0.585, SLG: 0.612		0-3 K		0-3 K		1-3 1B			0-0 HR	4	2	2	1	0	2	2						
Dave Duncan, R (1, 2) OBP: 0.289, SLG: 0.667		0-0 F2			4-0 BB		0-3 K		0-0 6-3	3	0	0	0	1	1	3						
Buddy Bell, R (1, 5) OBP: 0.264, SLG: 0.440			0-0 5-3		0-3 K		0-0 HR		0-0 F9	4	1	1	3	0	1	2						
Frank Duffy, R (1, 6) OBP: 0.196, SLG: 0.289			0-3 K							2	0	0	0	0	1	2						
Leron Lee, L (7, PH) OBP: 0.200, SLG: 0.300					0-3 F5					1	0	0	0	0	1	0						
Jack Heidemann, R (7, 6)										0	0	0	0	0	0	0						
Inning Stats	R: 0 E: 0 K: 1 S: 5	H: 1 LOB: 0 BB: 0 P: 5	R: 0 E: 0 K: 1 S: 6	H: 1 LOB: 1 BB: 0 P: 6	R: 0 E: 0 K: 1 S: 5	H: 0 LOB: 0 BB: 0 P: 5	R: 0 E: 0 K: 0 S: 3	H: 0 LOB: 0 BB: 0 P: 3	R: 0 E: 0 K: 2 S: 8	H: 1 LOB: 2 BB: 1 P: 12	R: 0 E: 0 K: 1 S: 6	H: 2 LOB: 1 BB: 0 P: 6	R: 3 E: 0 K: 2 S: 10	H: 3 LOB: 0 BB: 0 P: 10	R: 0 E: 0 K: 1 S: 5	H: 0 LOB: 0 BB: 0 P: 5	R: 1 E: 0 K: 0 S: 4	H: 1 LOB: 0 BB: 0 P: 4	1B: 6 2B: 1 3B: 0 HR: 2	SF: 0 SAC: 0 DP: 1 HBP: 0	WP: 0 PB: 0 SB: 0 CS: 0	PA: 35
PITCHER Luis Tiant, R (1, 1) ERA: 5.28	IP: 9.0 WLS: W BF: 35 H: 9 R: 4 ER: 4 SO: 9 BB: 1 IBB: 0 HBP: 0 BLK: 0 WP: 0 HR: 2 S: 52 P: 56 ERA: 4.00 WHIP: 1.111															PITCHER	IP: 9.0 WLS: W BF: 35 H: 9 R: 4 ER: 4 SO: 9 BB: 1 IBB: 0 HBP: 0 BLK: 0 WP: 0 HR: 2 S: 52 P: 56 ERA: 4.00 WHIP: 1.111					

Cleveland Indians @ Boston Red Sox
Fenway Park, Boston, MA
Sat Apr 20 1974, 3:33 AM EDT
Att: 11,667 - Unknown - 52 F

AB	34
R	4
H	9
RBI	4
BB	1
SO	9
LOB	14





Batter	1	2	3	4	5	6	7	8	9	AB	R	H	RBI	BB	SO	LOB	BOTTOM			
Tommy Harper, R (1, 10) OBP: 0.244, SLG: 0.244	0-0 2B	0-0 6-3		0-0 P9			0-0 5-3	0-0 FC6-4		5	1	1	0	0	0	2				
Juan Beniquez, R (1, 8) OBP: 0.375, SLG: 0.407	0-0 5-3	0-0 2-3		0-0 L5			4-0 1B			3	1	0	0	1	0	2				
Bernie Carbo, L (1, 7) OBP: 0.477, SLG: 0.686	0-0 1B			0-3 K			0-3 K			4	1	2	1	0	2	2				
Carl Yastrzemski, L (1, 3) OBP: 0.440, SLG: 0.714	4-0 1B	0-0 L9			0-0 4-3		4-0 1B			2	1	0	0	2	0	1				
Rico Petrocelli, R (1, 5) OBP: 0.231, SLG: 0.231	0-0 2B		0-0 P9		0-0 P6		0-0 1B			4	0	2	2	0	0	0				
Dick McAuliffe, L (7, PR) OBP: 0.263, SLG: 0.235	1-2 2H 1B				0-0 1-3		1-2 2H 1B			0	0	0	0	0	0	0				
Dwight Evans, R (1, 9) OBP: 0.383, SLG: 0.688	0-0 F7		0-0 1B		0-0 1-3		0-0 1-3			4	1	1	0	0	0	4				
Doug Griffin, R (1, 4) OBP: 0.413, SLG: 0.465	0-0 FC5		0-0 1B		0-0 CS		0-0 1B		0-0 5-3	4	0	3	2	0	0	0				
Bob Didier, S (1, 2) OBP: 0.250, SLG: 0.167	4-0 1B		0-0 4-3		0-0 P8		0-0 F3			3	0	0	0	1	0	1				
Mario Guerrero, R (1, 6) OBP: 0.341, SLG: 0.308	0-0 FC5			0-0 2B		0-0 1-2		0-0 FC6-4		4	0	2	0	0	0	4				
Inning Stats	R: 3 E: 0 K: 0 S: 7	H: 4 LOB: 3 BB: 2 P: 15	R: 0 E: 0 K: 0 S: 4	H: 1 LOB: 1 BB: 0 P: 4	R: 1 E: 0 K: 0 S: 4	H: 2 LOB: 0 BB: 0 P: 4	R: 0 E: 0 K: 1 S: 6	H: 1 LOB: 1 BB: 0 P: 6	R: 0 E: 0 K: 0 S: 3	H: 0 LOB: 0 BB: 0 P: 3	R: 0 E: 0 K: 0 S: 3	H: 1 LOB: 0 BB: 0 P: 3	R: 1 E: 0 K: 1 S: 6	H: 1 LOB: 2 BB: 2 P: 14	R: 0 E: 0 K: 0 S: 4	H: 1 LOB: 1 BB: 0 P: 4	1B: 7 2B: 3 3B: 1 HR: 0	SF: 0 SAC: 0 DP: 0 HBP: 0	WP: 0 PB: 0 SB: 1 CS: 1	PA: 37
PITCHER Bob Johnson, R (1, 1) ERA: 4.5	IP: 6.2 WLS: L BF: 32 H: 10 R: 5 ER: 5 SO: 2 BB: 2 IBB: 0 HBP: 0 BLK: 0 WP: 0 HR: 0 S: 32 P: 48 ERA: 6.75 WHIP: 1.800															PITCHER Cecll Upshaw, R (7, 1) ERA: 3.52	IP: 1.1 WLS: 5 BF: 1 H: 0 R: 0 ER: 0 SO: 0 BB: 0 IBB: 0 HBP: 0 BLK: 0 WP: 0 HR: 0 S: 5 P: 5 ERA: 0.00 WHIP: 0.750			

Cleveland Indians @ Boston Red Sox
Fenway Park, Boston, MA
Sat Apr 20 1974, 3:33 AM EDT
Att: 11,667 - Unknown - 52 F

AB	33
R	5
H	11
RBI	5
BB	4
SO	2
LOB	16



Batter	1	2	3	4	5	6	7	8	9	10	AB	R	H	RBI	BB	SO	LOB	TOP			
Remy Hermoso, R OBP: 0.275, SLG: 0.261 (1.4)	1-3		HR						6-3		5	1	3	1	0	0	0	Cleveland Indians @ Boston Red Sox Fenway Park, Boston, MA Sun Apr 21 1974, 3:33 AM EDT Att: 14,954 - Unknown - 76 F AB 40 R 5 H 14 RBI 5 BB 1 SO 1 LOB 21 			
John Lowenstein, L OBP: 0.371, SLG: 0.358 (1.7)	5-3		HR		4-3		L7		CS	1B	5	1	2	2	0	0	5				
Buddy Bell, R OBP: 0.259, SLG: 0.418 (1.5)			F8		5-3		FC4-6		6-3		5	0	1	2	0	0	4				
John Ellis, R OBP: 0.328, SLG: 0.390 (1.10)			FC4-6		F7		FC4-6		CS	L6	5	0	2	0	0	0	1				
Charlie Spikes, R OBP: 0.356, SLG: 0.593 (1.9)		FC4-6		1-3		FC4-6					5	0	2	0	0	0	2				
Chris Chambliss, L OBP: 0.393, SLG: 0.404 (1.3)		F9		K		L4		CS	1B		5	0	0	0	0	1	4				
George Hendrick, R OBP: 0.281, SLG: 0.288 (1.8)		FC4				6-3					3	0	1	0	1	0	2				
Dave Duncan, R OBP: 0.310, SLG: 0.650 (1.2)			P8		E4						4	2	2	0	0	0	1				
Frank Duffy, R OBP: 0.204, SLG: 0.292 (1.6)		5-3			SH		SH		FC6-4		3	1	1	0	0	0	2				
Inning Stats	R: 0 E: 0 K: 0 S: 3	H: 1 LOB: 1 BB: 0 P: 3	R: 0 E: 0 K: 0 S: 4	H: 1 LOB: 1 BB: 0 P: 3	R: 2 E: 1 K: 0 S: 5	H: 2 LOB: 0 BB: 0 P: 5	R: 0 E: 0 K: 1 S: 5	H: 0 LOB: 0 BB: 0 P: 5	R: 1 E: 1 K: 0 S: 5	H: 2 LOB: 2 BB: 1 P: 9	R: 0 E: 0 K: 0 S: 4	H: 1 LOB: 1 BB: 0 P: 4	R: 2 E: 1 K: 0 S: 6	H: 2 LOB: 0 BB: 0 P: 6	R: 0 E: 0 K: 0 S: 3	H: 1 LOB: 0 BB: 0 P: 3	R: 0 E: 0 K: 0 S: 3		H: 1 LOB: 0 BB: 0 P: 3	1B: 13 2B: 0 3B: 0 HR: 1	SF: 0 SAC: 1 DP: 1 HBP: 0
PITCHER	IP 9.0	WLS 39	H 13	R 5	ER 2	SO 1	BB 1	IBB 0	HBP 0	BLK 0	WP 0	HR 1	S 40	P 44	ERA 2.00	WHIP 1.556					
Bill Lee, L ERA: 1.99 (1.1)	1.0	W	3	1	0	0	0	0	0	0	0	0	3	3	0.00	1.000					
Diego Segui, R ERA: 2.53 (10.1)																					

Batter	1	2	3	4	5	6	7	8	9	10	AB	R	H	RBI	BB	SO	LOB	BOTTOM			
Cecil Cooper, L OBP: 0.367, SLG: 0.372 (1.10)	BB	4-3							FC6-4	E1	5	2	2	0	1	1	1	Cleveland Indians @ Boston Red Sox Fenway Park, Boston, MA Sun Apr 21 1974, 3:33 AM EDT Att: 14,954 - Unknown - 76 F AB 37 R 6 H 11 RBI 5 BB 6 SO 5 LOB 25 			
Doug Griffin, R OBP: 0.412, SLG: 0.458 (1.4) (10.6)	4-3		5-3		B1-4		F8		FC6-4		5	0	2	1	0	0	1				
Bernie Carbo, L OBP: 0.469, SLG: 0.641 (1.7) (9, PR)	4-3				4-3				FC6-4	2B	4	0	1	1	1	1	3				
Juan Benitez, R OBP: 0.375, SLG: 0.407 (10.7)	1-2		1B		4-3				2B		0	1	0	0	0	0	0				
Carl Yastrzemski, L OBP: 0.418, SLG: 0.696 (1.3)	4-3		P7		4-3				SF8		4	0	1	2	0	0	4				
Rico Petrocelli, R OBP: 0.333, SLG: 0.353 (1.5)	4-0										4	0	2	1	1	0	2				
Terry Hughes, R OBP: 0.333, SLG: 0.250 (9, PR) (10.5)			F7								0	0	0	0	0	0	0				
Dwight Evans, R OBP: 0.364, SLG: 0.579 (1.9)					P8		G6-4-3				3	0	0	0	1	1	4				
Rick Miller, L OBP: 0.385, SLG: 0.286 (1.8)			P7								5	0	2	0	0	1	7				
Bob Didier, S OBP: 0.182, SLG: 0.111 (1.2)											3	0	0	0	0	0	2				
Dick McAuliffe, L OBP: 0.333, SLG: 0.235 (9, PH) (10.4)		P5			6-3		4-3				0	2	0	0	2	0	0				
Mario Guerrero, R OBP: 0.319, SLG: 0.286 (1.6)											3	0	0	0	0	1	1				
Danny Cater, R OBP: 0.333, SLG: 0.333 (9, PH)		5-3									1	1	1	0	0	0	0				
Bob Montgomery, R OBP: 0.225, SLG: 0.297 (10.2)					K						0	0	0	0	0	0	0				
Inning Stats	R: 1 E: 0 K: 1 S: 6	H: 1 LOB: 3 BB: 3 P: 18	R: 0 E: 0 K: 0 S: 3	H: 0 LOB: 0 BB: 0 P: 3	R: 0 E: 0 K: 0 S: 4	H: 1 LOB: 1 BB: 0 P: 4	R: 0 E: 0 K: 1 S: 6	H: 1 LOB: 1 BB: 0 P: 6	R: 0 E: 0 K: 0 S: 4	H: 2 LOB: 1 BB: 0 P: 4	R: 0 E: 0 K: 1 S: 5	H: 0 LOB: 0 BB: 0 P: 5	R: 0 E: 0 K: 1 S: 6	H: 1 LOB: 2 BB: 0 P: 7	R: 4 E: 0 K: 1 S: 9	H: 4 LOB: 2 BB: 2 P: 17	R: 1 E: 2 K: 0 S: 1	H: 0 LOB: 1 BB: 1 P: 5	1B: 7 2B: 4 3B: 0 HR: 0	SF: 1 SAC: 1 DP: 1 HBP: 1	WP: 0 PA: 46 PB: 0 SB: 0 CS: 0
PITCHER	IP 8.0	WLS 36	H 8	R 3	ER 3	SO 4	BB 3	IBB 1	HBP 1	BLK 0	WP 0	HR 0	S 39	P 56	ERA 3.38	WHIP 1.375					
Ken Sanders, R ERA: 3.28 (9.1)	0.0	2	2	0	0	0	0	0	0	0	2	2	2	2	∞	∞					
Tom Hilgendorf, L ERA: 15.19 (9.1)	0.2	2	0	1	1	0	0	0	0	0	2	2	13.50	0.000							
Cecil Upshaw, R ERA: 3.38 (9.1)	0.1	L	5	1	2	1	2	0	0	0	5	13	27.00	0.000							
Mike Wilcox, R ERA: 5.06 (10.1)	0.0	1	0	0	0	0	0	0	0	0	∞	∞									

Batter	1	2	3	4	5	6	7	8	9	AB	R	H	RBI	BB	SO	LOB	TOP								
Freddie Patek, R OBP: 0.391, SLG: 0.340 (1, 6)	4-0 E S 4-3 BB		0-0 F9			0-0 6-3		0-0 6-3	0-0 1-3	4	1	0	0	1	0	2									
Jim Wohlford, R OBP: 0.443, SLG: 0.434 (1, 9)	0-0 4-3		0-0 6-3			0-0 2B 1B		0-0 BB 1B	0-0 S 1B	5	1	3	2	0	0	0									
John Mayberry, L OBP: 0.467, SLG: 0.600 (1, 3)	0-0 6-3			0-0 G6-4-3 1B		0-3 K 1-2		4-0 FC5-4 BB	0-3 K 1-2	4	0	1	0	1	2	3									
Hal McRae, R OBP: 0.333, SLG: 0.488 (1, 7)	0-0 6-3			0-0 L6		0-0 2B		0-0 FC5-4		4	0	1	1	0	0	3									
Cookie Rojas, R OBP: 0.339, SLG: 0.426 (1, 4)		0-0 F9		0-0 G6-4-3		0-0 4-3			0-0 FC1-6 1B	4	0	1	0	0	0	2									
Vada Pinson, L OBP: 0.245, SLG: 0.271 (1, 8)		0-0 2B			0-0 F6		0-0 L4		0-0 FC1-6 1B S 1B	4	1	1	0	0	0	1									
Tony Solaita, L OBP: 0.412, SLG: 0.571 Al Cowens, R OBP: 0.278, SLG: 0.353 (7, PR)		0-0 L4			0-3 K		4-0 G6-4-3 BB		0-0 1B 1B	2	0	0	0	1	1	1									
Buck Martinez, R OBP: 0.667, SLG: 0.571 (1, 2)		0-0 F7			4-0 FC5-4 BB		0-0 G6-4-3		0-0 1-3 1B 1B	3	1	1	1	1	0	2									
Frank White, R OBP: 0.250, SLG: 0.625 Amos Otis, R OBP: 0.237, SLG: 0.226 Fernando Gonzalez, R OBP: 0.143, SLG: 0.190 (9, PH)			0-0 5-3		0-0 FC5-4		0-0 5-3		0-0 1B 1-3 1B	3	0	0	0	0	0	1									
Inning Stats	R: 1 E: 0 K: 0 S: 3	H: 0 LOB: 0 BB: 1 P: 7	R: 0 E: 0 K: 0 S: 4	H: 1 LOB: 1 BB: 0 P: 4	R: 0 E: 0 K: 0 S: 3	H: 0 LOB: 0 BB: 0 P: 3	R: 0 E: 0 K: 0 S: 3	H: 1 LOB: 0 BB: 0 P: 3	R: 0 E: 0 K: 1 S: 5	H: 0 LOB: 1 BB: 1 P: 9	R: 1 E: 0 K: 1 S: 7	H: 2 LOB: 1 BB: 0 P: 7	R: 0 E: 0 K: 0 S: 2	H: 0 LOB: 1 BB: 1 P: 6	R: 0 E: 0 K: 0 S: 4	H: 1 LOB: 2 BB: 0 P: 8	R: 3 E: 0 K: 1 S: 10	H: 5 LOB: 5 BB: 0 P: 10	1B: 8 2B: 2 3B: 0 HR: 0	SF: 0 SAC: 0 DP: 2 HBP: 0	WP: 0 PB: 0 SB: 4 CS: 0	PA: 39			
PITCHER	IP	WLS	BF	H	R	ER	SO	BB	IBB	HBP	BLK	WP	HR	S	P	ERA	WHIP	PITCHER							
Dick Drago, R ERA: 2.7 (1, 1)	8.1	L	36	9	5	4	2	4	0	0	0	0	0	36	52	4.32	1.560								
Diego Segui, R ERA: 1.89 (9, 1)	0.2		3	1	0	0	1	0	0	0	0	0	0	5	5	0.00	1.500								

Kansas City Royals @ Boston Red Sox
Fenway Park, Boston, MA
Tue Apr 23 1974, 3:33 AM EDT
Att. 5,388 - Unknown - 60 F

AB 35
R 5
H 10
RBI 5
BB 4
SO 3
LOB 15



Batter	1	2	3	4	5	6	7	8	9	AB	R	H	RBI	BB	SO	LOB	BOTTOM								
Tommy Harper, R OBP: 0.278, SLG: 0.306 (1, 10)	0-0 1-3		0-0 WP 3B	0-0 5-3		4-0 BB			0-0 1B	4	1	2	0	1	0	1									
Juan Beniquez, R OBP: 0.351, SLG: 0.406 (1, 8)	0-0 1B 2B		0-0 1-3		0-3 K	0-0 F7			0-0 F7	5	1	1	0	0	1	2									
Cecil Cooper, L OBP: 0.379, SLG: 0.392 (1, 3)	0-0 G3		0-0 F7		0-0 FC5-4 BB 1B		0-0 F8		0-0 F5	5	0	1	0	0	0	2									
Carl Yastrzemski, L OBP: 0.476, SLG: 0.849 (1, 7)	0-0 WP 2H 1B		0-0 2B		4-0 FC5-4 BB		0-0 G4-6-3 1B			3	0	3	1	1	0	0									
Bernie Carbo, L OBP: 0.439, SLG: 0.556 (1, 9)	4-0 1-2 IBB		4-0 IBB		0-0 FC5-4 BB		0-0 G4-6-3			2	0	0	0	2	0	3									
John Kennedy, R OBP: 0.143, SLG: 0.571 Danny Cater, R OBP: 0.429, SLG: 0.333 Terry Hughes, R OBP: 0.300, SLG: 0.222 (6, 5)	0-3 K		0-3 K		4-0 1-2 BB			0-0 F7		2	0	0	0	0	2	4									
Dick McAuliffe, L OBP: 0.250, SLG: 0.167 (1, 4)		0-0 4-3		0-0 1-3	0-0 4-3			0-0 4-3		4	0	0	0	0	0	3									
Bob Didier, S OBP: 0.176, SLG: 0.071 Bob Montgomery, R OBP: 0.220, SLG: 0.289 (9, 2)		0-0 F9		0-3 K		0-0 4-3		0-3 K		3	0	0	0	0	1	0									
Mario Guerrero, R OBP: 0.321, SLG: 0.277 Rick Miller, L OBP: 0.333, SLG: 0.240 (9, PH)		0-0 5-3		0-0 1B		0-0 F9			0-0 G3	3	0	1	0	0	0	0									
Inning Stats	R: 1 E: 0 K: 1 S: 7	H: 2 LOB: 2 BB: 1 P: 11	R: 0 E: 0 K: 0 S: 3	H: 0 LOB: 0 BB: 0 P: 3	R: 1 E: 0 K: 1 S: 7	H: 2 LOB: 2 BB: 1 P: 11	R: 0 E: 0 K: 1 S: 6	H: 1 LOB: 1 BB: 0 P: 6	R: 0 E: 0 K: 1 S: 6	H: 1 LOB: 3 BB: 2 P: 14	R: 0 E: 0 K: 0 S: 3	H: 0 LOB: 0 BB: 1 P: 7	R: 0 E: 0 K: 0 S: 3	H: 1 LOB: 0 BB: 0 P: 3	R: 0 E: 0 K: 1 S: 5	H: 0 LOB: 0 BB: 0 P: 5	R: 0 E: 0 K: 0 S: 4	H: 1 LOB: 1 BB: 0 P: 4	1B: 5 2B: 2 3B: 1 HR: 0	SF: 0 SAC: 0 DP: 1 HBP: 0	WP: 2 PB: 0 SB: 0 CS: 0	PA: 39			
PITCHER	IP	WLS	BF	H	R	ER	SO	BB	IBB	HBP	BLK	WP	HR	S	P	ERA	WHIP	PITCHER							
A Fitzmorris, R ERA: 1.64 (1, 1)	9.0	W	39	8	2	2	5	3	2	0	0	2	0	44	64	2.00	1.222								

Kansas City Royals @ Boston Red Sox
Fenway Park, Boston, MA
Tue Apr 23 1974, 3:33 AM EDT
Att. 5,388 - Unknown - 60 F


AB 34
R 2
H 8
RBI 1
BB 5
SO 5
LOB 15



Batter	1	2	3	4	5	6	7	8	9	AB	R	H	RBI	BB	SO	LOB	TOP			
Tommy Harper, R (1, 10) OBP: 0.295, SLG: 0.283	F7		F3			K		P6		4	0	0	0	0	1	2				
Cecil Cooper, L (1, 3) OBP: 0.371, SLG: 0.400	K				F8		4-3 1B 2B	4-3		4	1	1	0	0	1	2				
Bernie Carbo, L (1, 9) OBP: 0.410, SLG: 0.510	1-3			1-3			4-3		G3	4	0	0	0	0	0	1				
Carl Yastrzemski, L (1, 7) OBP: 0.478, SLG: 0.839				K			4-0 1B IBB		4-3	3	0	1	0	1	1	0				
Rico Petrocelli, R (1, 5) OBP: 0.385, SLG: 0.348				K		F7			K	4	0	1	1	0	2	1				
Juan Beniquez, R (1, 8) OBP: 0.325, SLG: 0.371				F7		F8		1-3 3H 1B	L1	3	0	0	0	0	0	2				
Bob Montgomery, R (1, 2) OBP: 0.227, SLG: 0.293				5-3		L8			1B 1B	3	0	1	0	0	0	1				
Doug Griffin, R (1, 4) OBP: 0.418, SLG: 0.481						P5			P8	3	0	1	0	0	0	1				
Mario Guerrero, R (1, 6) OBP: 0.309, SLG: 0.265										2	0	0	0	0	0	1				
Danny Cater, R (8, PH) OBP: 0.500, SLG: 0.429										1	0	1	0	0	0	0				
Dick McAuliffe, L (8, PR) OBP: 0.250, SLG: 0.167										0	0	0	0	0	0	0				
Inning Stats	R: 0 E: 0 K: 1 S: 5	H: 0 LOB: 0 BB: 0 P: 5	R: 0 E: 0 K: 1 S: 6	H: 1 LOB: 1 BB: 0 P: 6	R: 0 E: 0 K: 0 S: 3	H: 1 LOB: 0 BB: 0 P: 3	R: 0 E: 0 K: 1 S: 5	H: 0 LOB: 0 BB: 0 P: 5	R: 0 E: 0 K: 1 S: 5	H: 0 LOB: 0 BB: 0 P: 5	R: 1 E: 0 K: 0 S: 4	H: 2 LOB: 1 BB: 1 P: 8	R: 0 E: 0 K: 0 S: 5	H: 2 LOB: 2 BB: 0 P: 5	R: 0 E: 0 K: 1 S: 5	H: 0 LOB: 0 BB: 0 P: 5	1B: 4 2B: 2 3B: 0 HR: 0	SF: 0 SAC: 0 DP: 0 HBP: 0	WP: 0 PB: 0 SB: 0 CS: 1	PA: 32
PITCHER Fergie Jenkins, R (1, 1) ERA: 1.21	IP: 9.0 WLS: W BF: 32 H: 6 R: 1 ER: 1 SO: 5 BB: 0 IBB: 1 HBP: 0 BLK: 0 WP: 0 HR: 0 S: 41 P: 45 ERA: 1.00 WHIP: 0.667															PITCHER				

Boston Red Sox @ Texas Rangers
Arlington Stadium, Arlington, TX
Wed Apr 24 1974, 8:05 PM EDT
Att: 15,707 - Unknown


AB 31
R 1
H 6
RBI 1
BB 1
SO 5
LOB 11



Batter	1	2	3	4	5	6	7	8	9	AB	R	H	RBI	BB	SO	LOB	BOTTOM			
Davey Nelson, R (1, 4) OBP: 0.338, SLG: 0.383	PB G3 1B		E 1B			P4		FC3-6 SH2-3 1B		4	1	3	0	0	0	0				
Toby Harrah, R (1, 6) OBP: 0.389, SLG: 0.351	G3		4-3			L6		SH2-3		3	0	0	0	0	0	2				
Alex Johnson, R (1, 7) OBP: 0.323, SLG: 0.283					F8		1-3		FC3-6 BB	3	0	1	1	1	0	0				
Jeff Burroughs, R (1, 9) OBP: 0.313, SLG: 0.576	5-3				4-3			FC3-6		4	0	0	0	0	0	3				
Tom Grieve, R (1, 10) OBP: 0.390, SLG: 0.604			K			6-3		F9		3	0	0	0	1	1	2				
Jim Spencer, L (1, 3) OBP: 0.300, SLG: 0.421			F8			4-3				3	1	1	0	0	0	1				
Joe Lovitto, S (1, 8) OBP: 0.185, SLG: 0.192			1-3			1-3				2	1	0	0	1	0	0				
Lenny Randle, S (1, 5) OBP: 0.500, SLG: 0.600						4-3				3	0	1	2	0	0	0				
Larry Brown, R (8, 5) OBP: 0.333, SLG: 0.286										0	0	0	0	0	0	0				
Jim Sundberg, R (1, 2) OBP: 0.323, SLG: 0.385			4-3			6-3				3	0	0	0	0	0	1				
Inning Stats	R: 1 E: 0 K: 0 S: 4	H: 2 LOB: 0 BB: 0 P: 4	R: 0 E: 0 K: 1 S: 5	H: 0 LOB: 0 BB: 0 P: 5	R: 0 E: 1 K: 0 S: 4	H: 1 LOB: 1 BB: 0 P: 4	R: 0 E: 0 K: 0 S: 3	H: 0 LOB: 1 BB: 1 P: 7	R: 0 E: 0 K: 0 S: 3	H: 0 LOB: 0 BB: 0 P: 3	R: 2 E: 0 K: 0 S: 5	H: 2 LOB: 1 BB: 1 P: 9	R: 0 E: 0 K: 0 S: 4	H: 1 LOB: 2 BB: 1 P: 8	R: 0 E: 0 K: 0 S: 4	H: 0 LOB: 0 BB: 0 P: 5	1B: 4 2B: 2 3B: 0 HR: 0	SF: 0 SAC: 1 DP: 0 HBP: 0	WP: 0 PB: 1 SB: 0 CS: 1	PA: 32
PITCHER Reggie Cleveland, R (1, 1) ERA: 2.39	IP: 8.0 WLS: L BF: 32 H: 6 R: 3 ER: 2 SO: 1 BB: 2 IBB: 1 HBP: 0 BLK: 0 WP: 0 HR: 0 S: 31 P: 43 ERA: 2.25 WHIP: 1.000															PITCHER				

Boston Red Sox @ Texas Rangers
Arlington Stadium, Arlington, TX
Wed Apr 24 1974, 8:05 PM EDT
Att: 15,707 - Unknown

AB 28
R 3
H 6
RBI 3
BB 3
SO 1
LOB 9



Batter	1	2	3	4	5	6	7	8	9	AB	R	H	RBI	BB	SO	LOB	TOP			
Tommy Harper, R OBP: 0.242, SLG: 0.263 (1, 10)	F8		P4		P3		6-3			4	0	0	0	0	0	0				
Doug Griffin, R OBP: 0.431, SLG: 0.491 Dick McAuliffe, L OBP: 0.241, SLG: 0.160 (5, 4)	6-3		FC3-6 1B					1-3		3	0	2	0	0	0	0				
Cecil Cooper, L OBP: 0.348, SLG: 0.373 (1, 3)	E4		FC3-6 BB 1-2		F7			P6		4	0	0	0	0	0	2				
Carl Yastrzemski, L OBP: 0.479, SLG: 0.810 (1, 7)	BB 1-2							G3		2	0	0	0	2	0	0				
Rico Petrocelli, R OBP: 0.379, SLG: 0.346 Terry Hughes, R OBP: 0.273, SLG: 0.200 (6, 5)	F8		G3							3	0	1	0	0	0	4				
Bernie Carbo, L OBP: 0.385, SLG: 0.472 (1, 9)					L7					4	0	0	0	0	2	1				
Bob Montgomery, R OBP: 0.229, SLG: 0.311 (1, 2)					1-3					4	0	1	0	0	0	1				
Juan Beniquez, R OBP: 0.302, SLG: 0.342 (1, 8)			F9							3	0	0	0	0	2	1				
Mario Guerrero, R OBP: 0.293, SLG: 0.250 (1, 6)										3	0	0	0	0	1	1				
Inning Stats	R: 0 E: 2 K: 0 S: 4	H: 0 LOB: 2 BB: 1 P: 8	R: 0 E: 0 K: 2 S: 8	H: 1 LOB: 1 BB: 0 P: 8	R: 0 E: 0 K: 1 S: 4	H: 1 LOB: 2 BB: 1 P: 8	R: 0 E: 0 K: 1 S: 5	H: 0 LOB: 0 BB: 0 P: 5	R: 0 E: 0 K: 0 S: 4	H: 1 LOB: 2 BB: 0 P: 4	R: 0 E: 0 K: 0 S: 5	H: 0 LOB: 0 BB: 0 P: 5	R: 0 E: 0 K: 2 S: 3	H: 0 LOB: 0 BB: 0 P: 3	R: 0 E: 0 K: 2 S: 7	H: 0 LOB: 0 BB: 0 P: 7	1B: 3 2B: 1 3B: 0 HR: 0	SF: 0 SAC: 0 DP: 0 HBP: 0	WP: 1 PB: 0 SB: 0 CS: 0	PA: 34
PITCHER Jim Bibby, R ERA: 3.05 (1, 1)	IP: 9.0 WLS: W BF: 34 H: 4 R: 0 ER: 0 SO: 6 BB: 2 IBB: 0 HBP: 0 BLK: 0 WP: 1 HR: 0 S: 44 P: 52 ERA: 0.00 WHIP: 0.667															PITCHER Jim Bibby, R ERA: 3.05 (1, 1)	IP: 9.0 WLS: W BF: 34 H: 4 R: 0 ER: 0 SO: 6 BB: 2 IBB: 0 HBP: 0 BLK: 0 WP: 1 HR: 0 S: 44 P: 52 ERA: 0.00 WHIP: 0.667			

Boston Red Sox @ Texas Rangers
Arlington Stadium, Arlington, TX
Thu Apr 25 1974, 8:05 PM EDT
Att: 15,100 - Unknown

AB 32
R 0
H 4
RBI 0
BB 2
SO 6
LOB 10



Batter	1	2	3	4	5	6	7	8	9	AB	R	H	RBI	BB	SO	LOB	BOTTOM			
Davey Nelson, R OBP: 0.333, SLG: 0.381 (1, 4)	B5-3		F8							3	1	1	2	0	0	1				
Toby Harrah, R OBP: 0.382, SLG: 0.333 (1, 6)	P6		FC6-4 1-2							3	1	0	0	0	1	3				
Alex Johnson, R OBP: 0.319, SLG: 0.281 (1, 7)	F3									4	0	1	1	0	0	0				
Jeff Burroughs, R OBP: 0.324, SLG: 0.565 (1, 9)										3	0	1	1	1	2	0				
Tom Grieve, R OBP: 0.381, SLG: 0.579 (1, 10)										4	0	1	0	0	0	3				
Jim Spencer, L OBP: 0.292, SLG: 0.391 (1, 3)										4	0	1	0	0	0	2				
Joe Lovitto, S OBP: 0.193, SLG: 0.200 (1, 8)										3	1	1	0	0	1	1				
Lenny Randle, S OBP: 0.538, SLG: 0.615 Larry Brown, R OBP: 0.315, SLG: 0.267 (7, 5)										3	1	2	0	0	0	0				
Dick Billings, R OBP: 0.348, SLG: 0.250 (1, 2)										1	0	0	0	0	0	1				
Inning Stats	R: 0 E: 0 K: 0 S: 3	H: 0 LOB: 0 BB: 0 P: 3	R: 0 E: 0 K: 1 S: 6	H: 1 LOB: 1 BB: 0 P: 6	R: 0 E: 0 K: 0 S: 4	H: 1 LOB: 1 BB: 0 P: 4	R: 0 E: 0 K: 0 S: 3	H: 0 LOB: 1 BB: 1 P: 7	R: 3 E: 0 K: 1 S: 9	H: 4 LOB: 2 BB: 0 P: 10	R: 1 E: 0 K: 1 S: 7	H: 2 LOB: 2 BB: 1 P: 11	R: 0 E: 0 K: 1 S: 5	H: 0 LOB: 0 BB: 0 P: 5	R: 0 E: 0 K: 0 S: 4	H: 1 LOB: 1 BB: 0 P: 4	1B: 9 2B: 0 3B: 0 HR: 0	SF: 1 SAC: 1 DP: 0 HBP: 1	WP: 0 PB: 0 SB: 3 CS: 0	PA: 36
PITCHER Luis Tiant, R ERA: 5.29 Roger Moret, L ERA: 2.7 (6, 1)	IP: 5.0 WLS: L BF: 23 H: 6 R: 3 ER: 3 SO: 3 BB: 1 IBB: 0 HBP: 1 BLK: 0 WP: 0 HR: 0 S: 25 P: 30 ERA: 5.40 WHIP: 1.400															PITCHER Luis Tiant, R ERA: 5.29 Roger Moret, L ERA: 2.7 (6, 1)	IP: 5.0 WLS: L BF: 23 H: 6 R: 3 ER: 3 SO: 3 BB: 1 IBB: 0 HBP: 1 BLK: 0 WP: 0 HR: 0 S: 25 P: 30 ERA: 5.40 WHIP: 1.400			

Boston Red Sox @ Texas Rangers
Arlington Stadium, Arlington, TX
Thu Apr 25 1974, 8:05 PM EDT
Att: 15,100 - Unknown

AB 31
R 4
H 9
RBI 4
BB 2
SO 4
LOB 13



Batter	1	2	3	4	5	6	7	8	9	AB	R	H	RBI	BB	SO	LOB	TOP					
Tommy Harper, R (1, 7) OBP: 0.242, SLG: 0.262	6-3		G4-6-3 1B		P4		G1-6-3			4	0	1	0	0	0	2	Boston Red Sox @ Kansas City Royals Royals Stadium, Kansas City, MO Fri Apr 26 1974, 8:05 PM EDT Att: 13,537 - Unknown - 72 F livebaseballscorecards.com					
Rick Miller, L (1, 8) OBP: 0.353, SLG: 0.286	WP 2B		G4-6-3 1-2		BB		BB	F7		3	0	1	0	1	0	1						
Doug Griffin, R (1, 4) OBP: 0.435, SLG: 0.517	K 2-3		K		BB		BB	SF8 3B		3	1	1	0	1	2	1						
Carl Yastrzemski, L (1, 3) OBP: 0.480, SLG: 0.797	S BB			1B 1-3 BB			F9	SF8		1	0	0	1	2	0	3						
Bernie Carbo, L (1, 9) OBP: 0.362, SLG: 0.439	K 1-2			1-3 1-2			K	F8		4	0	0	0	0	2	3						
Carlton Fisk, R (1, 10) OBP: 0.500, SLG: 0.333		2B BB		G6-3 1B			L7	F5		3	1	1	0	1	0	0						
Bob Montgomery, R (1, 2) OBP: 0.235, SLG: 0.333		FC1-5 1-H 2B		G6-3 1-2			1-3	K		3	0	1	1	0	0	2						
Cecil Cooper, L (9, PH) OBP: 0.343, SLG: 0.367									K	1	0	0	0	0	1	0						
Terry Hughes, R (1, 5) OBP: 0.286, SLG: 0.231		FC1-5						P5		3	0	1	0	0	0	1						
Rico Petrocelli, R (9, PH) OBP: 0.397, SLG: 0.333		G4-6-3 2-3			FC1-5 1B					1	0	0	0	0	0	0						
Mario Guerrero, R (1, 6) OBP: 0.283, SLG: 0.241		G4-6-3			FC1-6 BB BB					2	0	0	0	0	0	2						
Dick McAuliffe, L (7, PH) OBP: 0.267, SLG: 0.160							G1-6-3 BB			0	0	0	0	1	0	0						
Inning Stats	R: 0 E: 0 K: 2 S: 8	H: 1 LOB: 2 BB: 1 P: 12	R: 1 E: 0 K: 0 S: 3	H: 1 LOB: 0 BB: 1 P: 7	R: 0 E: 0 K: 1 S: 5	H: 1 LOB: 1 BB: 0 P: 5	R: 0 E: 0 K: 0 S: 3	H: 1 LOB: 3 BB: 2 P: 7	R: 0 E: 0 K: 0 S: 4	H: 0 LOB: 0 BB: 0 P: 12	R: 0 E: 0 K: 1 S: 5	H: 0 LOB: 0 BB: 0 P: 5	R: 0 E: 0 K: 0 S: 2	H: 0 LOB: 0 BB: 1 P: 6	R: 1 E: 0 K: 0 S: 4	H: 1 LOB: 0 BB: 0 P: 4		R: 0 E: 0 K: 1 S: 5	H: 0 LOB: 0 BB: 0 P: 5	1B: 3 2B: 2 3B: 1 HR: 0	SF: 1 SAC: 0 DP: 4 HBP: 0	WP: 1 PB: 0 SB: 1 CS: 0
PITCHER Steve Busby, R (1, 1) ERA: 4.42	IP: 9.0 WLS: W BF: 35	H: 6 R: 2 ER: 2 SO: 5	BB: 6 IBB: 0 HBP: 0 BLK: 0	WP: 1 HR: 0 S: 39 P: 63	ERA: 2.00 WHIP: 1.333	PITCHER																

Batter	1	2	3	4	5	6	7	8	9	AB	R	H	RBI	BB	SO	LOB	BOTTOM				
Freddie Patek, R (1, 6) OBP: 0.377, SLG: 0.364	G3		P3		1B 3B		E1 G6-4-3 1B	F3		5	1	2	0	0	0	2	Boston Red Sox @ Kansas City Royals Royals Stadium, Kansas City, MO Fri Apr 26 1974, 8:05 PM EDT Att: 13,537 - Unknown - 72 F livebaseballscorecards.com				
Cookie Rojas, R (1, 4) OBP: 0.323, SLG: 0.388	FC5-4 1B		5-3		4-3 1B		G6-4-3 1-2	5-3		5	0	2	1	0	0	3					
Amos Otis, R (1, 8) OBP: 0.380, SLG: 0.405	FC5-4 1-2				4-3 1B		S			4	0	3	0	0	0	1					
John Mayberry, L (1, 3) OBP: 0.411, SLG: 0.482			4-3		4-3 1B					2	0	0	0	1	0	3					
Fran Healy, R (1, 2) OBP: 0.273, SLG: 0.452	K HBP				4-3 2-3		2-3 BB			4	0	0	0	0	2	6					
Jim Wehlford, R (1, 7) OBP: 0.425, SLG: 0.446					4-3		F7			4	1	3	0	0	0	0					
Hal McRae, R (1, 10) OBP: 0.333, SLG: 0.509		SH4-3 1B		L9			FC6-5 S 1B	SH SF8 1B		3	1	2	1	0	0	1					
Paul Schaal, R (1, 5) OBP: 0.333, SLG: 0.407		SH4-3 1-3			HR		FC6-5 CS 1-3	SF8 SH 1B		3	0	0	0	0	1	2					
Al Cowens, R (1, 9) OBP: 0.261, SLG: 0.318		K		6-3			5-3	SH F3		3	0	0	0	0	1	2					
Vada Pinson, L (8, PH) OBP: 0.288, SLG: 0.315					L8			SF8		0	0	0	1	0	0	0					
Inning Stats	R: 0 E: 0 K: 1 S: 6	H: 1 LOB: 2 BB: 0 P: 7	R: 0 E: 0 K: 1 S: 6	H: 1 LOB: 1 BB: 0 P: 6	R: 0 E: 0 K: 0 S: 4	H: 1 LOB: 0 BB: 0 P: 4	R: 1 E: 0 K: 1 S: 6	H: 3 LOB: 2 BB: 0 P: 6	R: 0 E: 0 K: 0 S: 3	H: 1 LOB: 0 BB: 0 P: 3	R: 1 E: 1 K: 0 S: 5	H: 3 LOB: 2 BB: 1 P: 9	R: 1 E: 0 K: 0 S: 6	H: 2 LOB: 2 BB: 0 P: 6	R: 0 E: 0 K: 0 S: 6	H: 0 LOB: 0 BB: 0 P: 6		1B: 9 2B: 1 3B: 2 HR: 1	SF: 1 SAC: 2 DP: 1 HBP: 1	WP: 0 PB: 0 SB: 6 CS: 1	PA: 38
PITCHER Bill Lee, L (1, 1) ERA: 2.35	IP: 6.2 WLS: L BF: 31	H: 11 R: 3 ER: 3 SO: 3	BB: 1 IBB: 0 HBP: 0 BLK: 0	WP: 0 HR: 1 S: 35 P: 40	ERA: 4.05 WHIP: 1.800	PITCHER															
PITCHER Diego Segui, R (7, 1) ERA: 2.3	IP: 1.1 WLS: 7 BF: 2	H: 1 R: 1 ER: 1 SO: 0	BB: 0 IBB: 0 HBP: 0 BLK: 0	WP: 0 HR: 0 S: 7 P: 7	ERA: 6.75 WHIP: 1.500	PITCHER															

Batter	1	2	3	4	5	6	7	8	9	10	11	12	13	AB R H RBI BB SO LOB	TOP											
Rick Miller, L OBP: 0.373, SLG: 0.395 (1, 8)	F8		HR			K	FC6-4 BB			K		1B		5 1 2 1 1 2 1	Boston Red Sox @ Kansas City Royals Royals Stadium, Kansas City, MO Sun Apr 28 1974, 4:33 AM EDT Att. 13,306 - Unknown - 75 F											
Doug Griffin, R OBP: 0.403, SLG: 0.471 (1, 4)	F8		P4			BB	FC6-4			F7		F9		6 0 1 1 0 0 3												
Cecil Cooper, L OBP: 0.325, SLG: 0.388 (1, 3)	K					F7				F7			HR	6 1 1 1 0 1 1												
Carl Yastrzemski, L OBP: 0.459, SLG: 0.716 (1, 7)		FC6-4 1B				F8				F7			HR	5 0 1 0 1 0 0												
Bernie Carbo, L OBP: 0.347, SLG: 0.429 (1, 10)		P6				4-3				G3				6 1 1 0 0 1 3												
Dwight Evans, R OBP: 0.406, SLG: 0.724 (1, 9)		F7												6 1 3 1 0 1 1												
Carlton Fisk, R OBP: 0.333, SLG: 0.143 (1, 2)	FC6-4					5-3								4 0 0 0 1 1 2												
Dick McAuliffe, L OBP: 0.289, SLG: 0.188 (1, 5)			F8			K								4 0 2 0 0 1 0												
Mario Guerrero, R OBP: 0.269, SLG: 0.230 (1, 6)			K											5 1 1 0 0 1 4												
Inning Stats	R: 0 E: 0 K: 1 S: 5	H: 0 LOB: 0 BB: 0 P: 5	R: 0 E: 0 K: 0 S: 4	H: 1 LOB: 1 BB: 0 P: 4	R: 1 E: 0 K: 1 S: 6	H: 1 LOB: 0 BB: 0 P: 6	R: 0 E: 0 K: 0 S: 3	H: 0 LOB: 0 BB: 0 P: 3	R: 0 E: 0 K: 1 S: 5	H: 0 LOB: 0 BB: 0 P: 5	R: 1 E: 0 K: 1 S: 7	H: 2 LOB: 2 BB: 1 P: 11	R: 1 E: 0 K: 0 S: 4	H: 2 LOB: 0 BB: 0 P: 4		R: 0 E: 0 K: 1 S: 5	H: 1 LOB: 0 BB: 0 P: 5	R: 0 E: 0 K: 0 S: 4	H: 1 LOB: 1 BB: 0 P: 4	R: 0 E: 0 K: 2 S: 8	H: 2 LOB: 1 BB: 0 P: 4	R: 1 E: 0 K: 2 S: 8	H: 1 LOB: 0 BB: 0 P: 8	1B: 7 2B: 3 3B: 0 HR: 3	SF: 0 SAC: 1 DP: 3 HBP: 0	W/P: 0 PB: 0 SB: 3 CS: 1
PITCHER	IP WLS BF H R ER SO BB IBB HBP BLK WP HR S P ERA WHIP																									
Marty Pattin, R ERA: 5.84 (1, 1)	7.2	33	7	4	4	4	3	0	0	0	0	0	0	0	1	26	26	1.69	0.938							
Doug Bird, R ERA: 3.97 (8, 1)	5.1	18	5	1	1	4	0	0	0	0	0	0	0	0	1	26	26	1.69	0.938							

Batter	1	2	3	4	5	6	7	8	9	10	11	12	13	AB R H RBI BB SO LOB	BOTTOM										
Freddie Patek, R OBP: 0.368, SLG: 0.347 (1, 6)	F7	P3						F9	F9			SH5-4		5 0 1 0 0 0 2	Boston Red Sox @ Kansas City Royals Royals Stadium, Kansas City, MO Sun Apr 28 1974, 4:33 AM EDT Att. 13,306 - Unknown - 75 F										
Cookie Rojas, R OBP: 0.253, SLG: 0.455 (1, 4)	G4-3 1B				G5-4-3 1B			G3 1B		6-3		4-3		6 0 3 0 0 0 2											
Amos Otis, R OBP: 0.383, SLG: 0.431 (1, 8)	G4-3				G6-4-3 1B			F9		5-3		IBB IBB		5 0 1 0 1 0 2											
John Mayberry, L OBP: 0.410, SLG: 0.469 (1, 3)		HR 1B			L9			F7		G3				4 1 1 0 2 0 2											
Fran Healy, R OBP: 0.276, SLG: 0.558 (1, 2)		HR 1B			6-3			F3		G3		5-3		6 1 1 2 0 1 6											
Jim Wohlford, R OBP: 0.422, SLG: 0.432 (1, 7)		HR 1B			P5			5-3				4-3		6 1 2 0 0 0 0											
Hal McRae, R OBP: 0.358, SLG: 0.557 (1, 10)					K					HR 1B		1-3		5 1 2 2 1 1 1											
Paul Schaal, R OBP: 0.286, SLG: 0.324 (1, 5)					4-3			P4				L9		4 0 0 0 1 0 2											
Tony Solanta, L OBP: 0.450, SLG: 0.647 (13, PH)														1 0 1 0 0 0 0											
Frank White, R OBP: 0.300, SLG: 0.600 (13, PR)														0 0 0 0 0 0 0											
Al Cowens, R OBP: 0.231, SLG: 0.280 (1, 9)														3 0 0 0 0 1 3											
Vada Pinson, L OBP: 0.270, SLG: 0.317 (10, 9)														3 0 1 0 0 2 1											
Inning Stats	R: 0 E: 0 K: 0 S: 3	H: 1 LOB: 0 BB: 0 P: 3	R: 2 E: 0 K: 1 S: 8	H: 3 LOB: 1 BB: 1 P: 12	R: 0 E: 0 K: 0 S: 3	H: 1 LOB: 0 BB: 0 P: 3	R: 0 E: 0 K: 0 S: 3	H: 0 LOB: 0 BB: 0 P: 3	R: 0 E: 0 K: 0 S: 3	H: 0 LOB: 1 BB: 1 P: 7	R: 0 E: 0 K: 0 S: 5	H: 2 LOB: 2 BB: 0 P: 5	R: 2 E: 0 K: 1 S: 7	H: 2 LOB: 0 BB: 0 P: 7	R: 0 E: 0 K: 0 S: 3	H: 0 LOB: 0 BB: 0 P: 3	R: 0 E: 0 K: 1 S: 6	H: 1 LOB: 3 BB: 2 P: 14	R: 0 E: 0 K: 1 S: 6	H: 1 LOB: 1 BB: 0 P: 6	1B: 9 2B: 2 3B: 0 HR: 2	SF: 0 SAC: 1 DP: 3 HBP: 0	W/P: 0 PB: 0 SB: 2 CS: 0	PA: 54	
PITCHER	IP WLS BF H R ER SO BB IBB HBP BLK WP HR S P ERA WHIP																								
Roger Moret, L ERA: 2.53 (1, 1)	7.1	30	9	2	2	2	2	0	0	0	0	0	0	0	1	32	40	2.46	1.500						
Bill Lee, L ERA: 2.33 (8, 1)	0.1	1	0	0	0	0	0	0	0	0	0	0	0	0	1	1	1	0.00	0.000						
Dick Drago, R ERA: 2.86 (8, 1)	5.1	23	4	2	2	3	1	2	0	0	0	0	0	1	26	38	3.38	0.938							



Batter	1	2	3	4	5	6	7	8	9	AB	R	H	RBI	BB	SO	LOB	TOP							
Mickey Rivers, L OBP: 0.281, SLG: 0.304	0-0 5-3 1B		0-0 S 1B	0-0 F5		0-0 F8		0-0 L3		5	1	2	0	0	0	3								
Denny Doyle, L OBP: 0.247, SLG: 0.184	0-0 F9		0-0 F2		0-0 F7		0-0 P8		0-0 4-3	5	0	0	0	0	0	2								
Bobby Valentine, R OBP: 0.344, SLG: 0.455	0-0 5-3		0-0 1B		0-0 6-3		0-0 6-3		0-0 F8	5	0	1	1	0	0	1								
Bob Oliver, R OBP: 0.310, SLG: 0.361	0-0 P7		0-0 K		0-0 1-3		4-0 BB		0-0 F9	4	0	0	0	1	1	2								
Winston Llenas, R OBP: 0.400, SLG: 0.429 Richie Scheinblum, S OBP: 0.155, SLG: 0.154		0-0 F9		0-0 2B SF8 1B		0-0 P6		0-0 F8		2	1	1	0	0	0	0								
Joe Lahoud, L OBP: 0.270, SLG: 0.457 Morris Nettles, L OBP: 0.333, SLG: 0.333		0-0 4-3		0-0 B2		0-0 S 2B 1B		0-0 HR 1B		1	0	0	0	0	0	0								
Tom McCraw, L OBP: 0.500, SLG: 1.182		0-0 HR		0-0 SF8 2B		0-0 1-H 3B 2B		0-0 1-H HR		4	3	4	4	0	0	0								
Ellie Rodriguez, R OBP: 0.370, SLG: 0.352		0-0 5-3		4-0 IBB		0-0 F8		0-0 6-3		3	0	0	0	1	0	1								
Dave Chalk, R OBP: 0.317, SLG: 0.310			0-0 4-3		0-0 SF8		0-0 2-H 3B		0-0 3B	3	0	2	2	0	0	0								
Inning Stats	R: 0 E: 0 K: 0 S: 4	H: 1 LOB: 1 BB: 0 P: 4	R: 1 E: 0 K: 0 S: 4	H: 1 LOB: 0 BB: 0 P: 4	R: 1 E: 0 K: 1 S: 7	H: 2 LOB: 1 BB: 0 P: 7	R: 1 E: 0 K: 0 S: 5	H: 2 LOB: 2 BB: 1 P: 9	R: 0 E: 0 K: 0 S: 3	H: 0 LOB: 0 BB: 0 P: 3	R: 2 E: 0 K: 0 S: 6	H: 3 LOB: 1 BB: 0 P: 6	R: 0 E: 0 K: 0 S: 3	H: 0 LOB: 1 BB: 1 P: 7	R: 2 E: 0 K: 0 S: 5	H: 3 LOB: 3 BB: 0 P: 5	R: 0 E: 0 K: 0 S: 3	H: 0 LOB: 0 BB: 0 P: 3	1B: 6 2B: 2 3B: 2 HR: 2	SF: 1 SAC: 0 DP: 0 HBP: 0	WP: 0 PB: 0 SB: 2 CS: 0	PA: 40		
PITCHER	IP WLS BF H R ER SO BB IBB HBP BLK WP HR S P ERA WHIP	8.0 L 37 12 7 7 1 1 1 0 0 0 0 2 37 45 7.88 1.625	1.0 3 0 0 0 0 0 0 0 0 0 0 0 3 3 0.00 0.000																					

California Angels @ Boston Red Sox
Fenway Park, Boston, MA
Mon Apr 29 1974, 7:05 PM EDT
Alt. 9,674 - Unknown - 53 F

AB 37
R 7
H 12
RBI 7
BB 2
SO 1
LOB 11



Batter	1	2	3	4	5	6	7	8	9	AB	R	H	RBI	BB	SO	LOB	BOTTOM							
Rick Miller, L OBP: 0.360, SLG: 0.372	0-3 K		0-0 FC4-6 5-3		0-0 F8		0-0 4-3		0-0 FC6-4 1B	5	0	1	0	0	1	3								
Doug Griffin, R OBP: 0.390, SLG: 0.444	4-0 1B SF8 BB		0-0 5-3		0-0 6-3		0-0 P6		0-0 FC6-4	4	1	0	0	1	0	2								
Cecil Cooper, L OBP: 0.333, SLG: 0.384	0-0 1-3 1B		0-3 K		0-0 1-3 1B		0-0 1-3 1B BB		4-0 1B BB	3	1	1	0	1	1	1								
Carl Yastrzemski, L OBP: 0.461, SLG: 0.710	0-0 SF8		4-0 2B BB		0-3 K		0-0 1B 1B		0-0 1-2 1B	2	0	1	1	1	1	0								
Dwight Evans, R OBP: 0.361, SLG: 0.636	0-3 K		0-3 K		0-3 K		0-0 F3		0-0 F3	4	0	0	0	0	3	4								
Bernie Carbo, L OBP: 0.342, SLG: 0.418		0-0 6-3		0-3 K		0-0 4-3		0-0 1-3 2-H 1B		4	0	1	1	0	1	1								
Dick McAuliffe, L OBP: 0.286, SLG: 0.222		0-0 1-3		0-0 1-3 2B		0-0 F7		0-0 4-3		4	0	1	0	0	0	2								
Carlton Fisk, R OBP: 0.308, SLG: 0.100		0-0 6-3		0-0 P8		4-0 1B BB		0-0 B2		3	0	0	0	1	0	2								
Mario Guerrero, R OBP: 0.282, SLG: 0.246			0-0 FC4-6 1B		0-0 F9		0-0 1-3 1B		0-0 P7	4	0	2	0	0	0	0								
Inning Stats	R: 1 E: 0 K: 2 S: 8	H: 1 LOB: 1 BB: 1 P: 12	R: 0 E: 0 K: 0 S: 3	H: 0 LOB: 0 BB: 0 P: 3	R: 0 E: 0 K: 1 S: 6	H: 1 LOB: 1 BB: 0 P: 6	R: 0 E: 0 K: 2 S: 8	H: 1 LOB: 2 BB: 1 P: 12	R: 0 E: 0 K: 0 S: 3	H: 0 LOB: 0 BB: 0 P: 3	R: 0 E: 0 K: 2 S: 7	H: 0 LOB: 0 BB: 0 P: 7	R: 0 E: 0 K: 0 S: 4	H: 1 LOB: 2 BB: 1 P: 8	R: 1 E: 0 K: 0 S: 5	H: 2 LOB: 2 BB: 1 P: 9	R: 0 E: 0 K: 0 S: 4	H: 1 LOB: 1 BB: 0 P: 4	1B: 6 2B: 1 3B: 0 HR: 0	SF: 1 SAC: 0 DP: 0 HBP: 0	WP: 0 PB: 0 SB: 0 CS: 0	PA: 38		
PITCHER	IP WLS BF H R ER SO BB IBB HBP BLK WP HR S P ERA WHIP	9.0 W 38 7 2 2 7 4 0 0 0 0 0 48 64 2.00 1.222																						

California Angels @ Boston Red Sox
Fenway Park, Boston, MA
Mon Apr 29 1974, 7:05 PM EDT
Alt. 9,674 - Unknown - 53 F

AB 33
R 2
H 7
RBI 2
BB 4
SO 7
LOB 15



Batter	1	2	3	4	5	6	7	8	9	AB	R	H	RBI	BB	SO	LOB	TOP			
Mickey Rivers, L (1, 8) OBP: 0.299, SLG: 0.333	1-3		G6-4-3 1B	F5			PO 1B		E4	5	0	2	1	0	0	4	California Angels @ Boston Red Sox Fenway Park, Boston, MA Wed May 01 1974, 3:33 AM EDT Alt. 6,534 - Unknown - 72 F			
Dave Chalk, R (1, 6) OBP: 0.315, SLG: 0.363	5-3		G6-4-3 1-2 3-H		K		1B		SF9	4	0	1	1	0	1	1				
Bobby Valentine, R (1, 7) Joe Lahoud, L (8, 7) OBP: 0.244, SLG: 0.410	F9		2B	1-3			PO 2-3	FC6-4 E 1B	1-3	4	0	2	0	0	0	0				
Frank Robinson, R (1, 10) OBP: 0.406, SLG: 0.519		L5	6-3		K			E4 FC6-4 1-2		4	0	0	0	0	1	2				
Bob Oliver, R (1, 5) OBP: 0.309, SLG: 0.391	1-3			5-3			P3	FC6-4 G1-6-3 1-2 2-3		4	0	0	0	0	0	2				
Morris Nettles, L (1, 9) OBP: 0.313, SLG: 0.333				E4 1B SF9			5-3	G1-6-3 1-2		4	1	1	0	0	0	2				
Tom McCraw, L (1, 3) OBP: 0.500, SLG: 0.842				2B 1B			P9			4	0	2	0	0	0	1				
Ellie Rodriguez, R (1, 2) OBP: 0.374, SLG: 0.367				1B 1B	SF9		CS BB	FC1-6 E 1B SF9		2	2	1	1	1	0	1				
Denny Doyle, L (1, 4) OBP: 0.305, SLG: 0.267				1B G6-4-3 1B	2B		K		E 1B	4	1	3	0	0	1	1				
Inning Stats	R: 0 E: 0 K: 0 S: 3	H: 0 LOB: 0 BB: 0 P: 3	R: 0 E: 0 K: 0 S: 4	H: 1 LOB: 1 BB: 0 P: 4	R: 2 E: 0 K: 0 S: 6	H: 4 LOB: 1 BB: 0 P: 6	R: 1 E: 1 K: 0 S: 6	H: 2 LOB: 2 BB: 0 P: 6	R: 0 E: 0 K: 2 S: 7	H: 0 LOB: 0 BB: 0 P: 3	R: 0 E: 0 K: 1 S: 5	H: 2 LOB: 1 BB: 1 P: 9	R: 0 E: 1 K: 0 S: 4	H: 1 LOB: 1 BB: 0 P: 4	R: 1 E: 1 K: 0 S: 6	H: 2 LOB: 2 BB: 0 P: 6		1B: 9 2B: 4 3B: 0 HR: 0	SF: 2 SAC: 0 DP: 3 HBP: 0	WP: 0 PB: 0 SB: 0 CS: 1
PITCHER Bill Lee, L (1, 1) ERA: 2.27	IP: 9.0 WLS: L BF: 39	H: 12 R: 4 ER: 2 SO: 3	BB: 1 IBB: 0 HBP: 0 BLK: 0	WP: 0 HR: 0 S: 44 P: 48	ERA: 2.00 WHIP: 1.444															

AB	36
R	4
H	12
RBI	3
BB	1
SO	3
LOB	16



Batter	1	2	3	4	5	6	7	8	9	AB	R	H	RBI	BB	SO	LOB	BOTTOM			
Tommy Harper, R (1, 7) OBP: 0.295, SLG: 0.246	F7		6-3		FC5-4 S S		1B BB		L8	4	0	0	0	1	0	2	California Angels @ Boston Red Sox Fenway Park, Boston, MA Wed May 01 1974, 3:33 AM EDT Alt. 6,534 - Unknown - 72 F			
Rick Miller, L (1, 8) Bob Montgomery, R (9, PH) OBP: 0.342, SLG: 0.367 OBP: 0.228, SLG: 0.315	G3			BB 1B BB	S BB		1B		K	2	1	1	0	2	0	0				
Dick McAuliffe, L (1, 5) OBP: 0.360, SLG: 0.325				1B BB	L9		P6			2	0	0	0	2	0	4				
Carl Yastrzemski, L (1, 3) OBP: 0.458, SLG: 0.676	F7			K			1B		F5	4	0	1	0	0	1	3				
Rico Petrocelli, R (1, 10) OBP: 0.282, SLG: 0.250				K			F8		K	4	0	0	0	0	2	3				
Dwight Evans, R (1, 9) OBP: 0.384, SLG: 0.575				1B			K		K	4	0	1	1	0	2	1				
Carlton Fisk, R (1, 2) OBP: 0.300, SLG: 0.313				6-3			K			4	1	1	1	0	2	3				
John Kennedy, R (1, 4) Cecil Cooper, L (9, PH) OBP: 0.143, SLG: 0.308 OBP: 0.333, SLG: 0.418				K			K			3	0	0	0	0	2	0				
Mario Guerrero, R (1, 6) Bernie Carbo, L (9, PH) Danny Cater, R (9, PH) OBP: 0.282, SLG: 0.254 OBP: 0.342, SLG: 0.418 OBP: 0.385, SLG: 0.417				P9			FC5-4 1B		6-3	3	0	1	0	0	0	0				
				P9			1-3		P3	3	0	1	0	0	0	0				
Inning Stats	R: 0 E: 0 K: 0 S: 3	H: 0 LOB: 1 BB: 1 P: 7	R: 0 E: 0 K: 1 S: 5	H: 0 LOB: 0 BB: 0 P: 5	R: 0 E: 0 K: 1 S: 5	H: 0 LOB: 0 BB: 0 P: 5	R: 1 E: 0 K: 2 S: 8	H: 1 LOB: 2 BB: 2 P: 16	R: 0 E: 0 K: 1 S: 6	H: 1 LOB: 2 BB: 1 P: 10	R: 0 E: 0 K: 2 S: 8	H: 1 LOB: 1 BB: 0 P: 8	R: 0 E: 0 K: 2 S: 7	H: 0 LOB: 0 BB: 0 P: 7	R: 1 E: 0 K: 1 S: 7	H: 2 LOB: 1 BB: 0 P: 7	1B: 5 2B: 0 3B: 0 HR: 1	SF: 0 SAC: 0 DP: 0 HBP: 0	WP: 0 PB: 0 SB: 3 CS: 0	PA: 38
PITCHER Bill Stoneman, R (1, 1) Rudy May, L (9, 1) ERA: 3.47 ERA: 5.14	IP: 8.0 WLS: W BF: 35	H: 6 R: 2 ER: 2 SO: 9	BB: 5 IBB: 0 HBP: 0 BLK: 0	WP: 0 HR: 1 S: 48 P: 68	ERA: 2.25 WHIP: 1.375															



Batter	1	2	3	4	5	6	7	8	9	AB	R	H	RBI	BB	SO	LOB	TOP										
Davey Nelson, R OBP: 0.350, SLG: 0.360 (1, 4)										4	0	0	0	0	0	2											
Cesar Tovar, R OBP: 0.391, SLG: 0.500 (1, 8)										3	1	0	0	1	0	0											
Alex Johnson, R OBP: 0.330, SLG: 0.299 (1, 7)										4	0	1	0	0	2	0											
Jeff Burroughs, R OBP: 0.333, SLG: 0.537 (1, 9)										4	0	1	0	0	1	3											
Jim Spencer, L OBP: 0.420, SLG: 0.682 (1, 3)										2	0	1	1	1	0	0											
Tom Grieve, R OBP: 0.360, SLG: 0.522 (1, 10)										4	0	0	0	0	1	5											
Toby Harrah, R OBP: 0.323, SLG: 0.295 (1, 6)										4	0	2	0	0	1	2											
Jim Fregosi, R OBP: 0.389, SLG: 0.378 (1, 5)										4	0	0	0	0	0	3											
Jim Sundberg, R OBP: 0.321, SLG: 0.295 (1, 2)										4	0	0	0	0	1	3											
Inning Stats	R: 0 E: 1 K: 1 S: 6	H: 0 LOB: 1 BB: 0 P: 6	R: 0 E: 0 K: 0 S: 3	H: 0 LOB: 0 BB: 0 P: 3	R: 0 E: 0 K: 0 S: 3	H: 0 LOB: 0 BB: 0 P: 3	R: 1 E: 1 K: 1 S: 7	H: 1 LOB: 2 BB: 1 P: 11	R: 0 E: 1 K: 0 S: 3	H: 0 LOB: 0 BB: 0 P: 3	R: 0 E: 0 K: 1 S: 6	H: 1 LOB: 1 BB: 0 P: 6	R: 0 E: 0 K: 1 S: 5	H: 0 LOB: 0 BB: 0 P: 5	R: 0 E: 0 K: 1 S: 7	H: 2 LOB: 2 BB: 0 P: 7	1B: 4 2B: 1 3B: 0 HR: 0	SF: 1 SAC: 0 DP: 1 HBP: 0	WP: 0 PB: 0 SB: 0 CS: 0	PA: 36							
PITCHER	IP	WLS	BF	H	R	ER	SO	BB	IBB	HBP	BLK	WP	HR	S	P	ERA	WHIP										
Rick Wise, R ERA: 2.3 (1, 1)	7.0	L	28	3	1	1	4	1	1	0	0	0	0	34	42	1.29	0.571										
Diego Segui, R ERA: 2.57 (8, 1)	2.0		8	2	0	0	2	0	0	0	0	0	0	12	12	0.00	1.000										

Texas Rangers @ Boston Red Sox
Fenway Park, Boston, MA
Sat May 04 1974, 3:33 AM EDT
Alt. 9,984 - Unknown - 60 F

AB 33
R 1
H 5
RBI 1
BB 2
SO 6
LOB 18



Batter	1	2	3	4	5	6	7	8	9	AB	R	H	RBI	BB	SO	LOB	BOTTOM										
Tommy Harper, R OBP: 0.227, SLG: 0.232 (1, 7)										4	0	0	0	0	2	0											
Rick Miller, L OBP: 0.365, SLG: 0.340 (1, 8)										4	0	0	0	0	0	0											
Cecil Cooper, L OBP: 0.330, SLG: 0.410 (1, 10)										4	0	1	0	0	1	0											
Carl Yastrzemski, L OBP: 0.450, SLG: 0.654 (1, 3)										4	0	1	0	0	0	1											
Rico Petrocelli, R OBP: 0.279, SLG: 0.250 (1, 5)										4	0	1	0	0	1	1											
Dick McAuliffe, L OBP: 0.340, SLG: 0.302 (1, 4)										3	0	0	0	0	1	2											
Dwight Evans, R OBP: 0.362, SLG: 0.558 (1, 9)										3	0	1	0	0	2	1											
Carlton Fisk, R OBP: 0.304, SLG: 0.368 (1, 2)										3	0	1	0	0	0	2											
Rick Burleson, R (1, 6)										2	0	0	0	0	0	2											
Bernie Carbo, L OBP: 0.338, SLG: 0.412 (8, PH)										1	0	0	0	0	0	0											
Mario Guerrero, R OBP: 0.282, SLG: 0.254 (9, 6)										0	0	0	0	0	0	0											
Inning Stats	R: 0 E: 0 K: 0 S: 3	H: 0 LOB: 0 BB: 0 P: 3	R: 0 E: 0 K: 0 S: 3	H: 0 LOB: 0 BB: 0 P: 3	R: 0 E: 0 K: 1 S: 5	H: 0 LOB: 0 BB: 0 P: 5	R: 0 E: 0 K: 0 S: 4	H: 1 LOB: 1 BB: 0 P: 4	R: 0 E: 0 K: 1 S: 7	H: 2 LOB: 2 BB: 0 P: 7	R: 0 E: 0 K: 2 S: 7	H: 0 LOB: 0 BB: 0 P: 7	R: 0 E: 0 K: 1 S: 7	H: 2 LOB: 2 BB: 0 P: 7	R: 0 E: 0 K: 1 S: 5	H: 0 LOB: 0 BB: 0 P: 5	R: 0 E: 0 K: 1 S: 5	H: 0 LOB: 0 BB: 0 P: 5	1B: 4 2B: 1 3B: 0 HR: 0	SF: 0 SAC: 0 DP: 0 HBP: 0	WP: 0 PB: 0 SB: 0 CS: 0	PA: 32					
PITCHER	IP	WLS	BF	H	R	ER	SO	BB	IBB	HBP	BLK	WP	HR	S	P	ERA	WHIP										
Fergie Jenkins, R ERA: 1.58 (1, 1)	9.0	W	32	5	0	0	7	0	0	0	0	0	0	46	46	0.00	0.556										

Texas Rangers @ Boston Red Sox
Fenway Park, Boston, MA
Sat May 04 1974, 3:33 AM EDT
Alt. 9,984 - Unknown - 60 F

AB 32
R 0
H 5
RBI 0
BB 0
SO 7
LOB 9



Batter	1	2	3	4	5	6	7	8	9	AB	R	H	RBI	BB	SO	LOB	TOP					
Davey Nelson, R OBP: 0.333, SLG: 0.340 (1, 4)	F5	F2			P4		6-3		L8	5	0	0	0	0	0	2						
Cesar Tovar, R OBP: 0.321, SLG: 0.407 (1, 8)	P4		K		F8		F9		F8	5	0	0	0	0	1	1						
Alex Johnson, R OBP: 0.333, SLG: 0.304 (1, 7)	1B		5-3		4-3			2B	L4	5	2	2	0	0	0	0						
Jeff Burroughs, R OBP: 0.349, SLG: 0.556 (1, 9)	1B		5-3		1B			1B		4	2	3	1	0	0	0						
Jim Spencer, L OBP: 0.426, SLG: 0.667 (1, 3)	FC6-4				F9		SF8		P1	4	1	2	1	0	0	1						
Toby Harrah, R OBP: 0.311, SLG: 0.286 (1, 6)	FC6-4				F8		SF8		F8	3	0	0	1	0	0	3						
Tom Grieve, R OBP: 0.367, SLG: 0.521 Lenny Randle, S OBP: 0.410, SLG: 0.417 (8, PR)		L8			6-3					4	0	2	2	0	0	0						
Jim Fregosi, R OBP: 0.379, SLG: 0.354 (1, 5)		K			F8		1-3			3	0	0	0	1	1	1						
Jim Sundberg, R OBP: 0.333, SLG: 0.313 (1, 2)							6-3		F8	4	0	2	0	0	0	2						
Inning Stats	R: 1 E: 0 K: 0 S: 6	H: 3 LOB: 2 BB: 0 P: 6	R: 0 E: 0 K: 1 S: 6	H: 1 LOB: 1 BB: 0 P: 6	R: 0 E: 0 K: 1 S: 5	H: 0 LOB: 0 BB: 0 P: 5	R: 0 E: 0 K: 0 S: 3	H: 0 LOB: 0 BB: 0 P: 3	R: 0 E: 0 K: 0 S: 4	H: 1 LOB: 1 BB: 0 P: 4	R: 2 E: 0 K: 0 S: 6	H: 3 LOB: 1 BB: 0 P: 6	R: 0 E: 0 K: 0 S: 3	H: 0 LOB: 0 BB: 0 P: 3	R: 2 E: 0 K: 0 S: 6	H: 3 LOB: 2 BB: 1 P: 10	R: 0 E: 0 K: 0 S: 3	H: 0 LOB: 0 BB: 0 P: 3	1B: 10 2B: 1 3B: 0 HR: 0	SF: 1 SAC: 0 DP: 0 HBP: 0	WP: 0 PB: 0 SB: 1 CS: 0	PA: 39
PITCHER	IP	WLS	BF	H	R	ER	SO	BB	IBB	HBP	BLK	WP	HR	S	P	ERA	WHIP					
Luis Tiant, R ERA: 5.88 (1, 1)	7.0	L	31	10	5	5	2	0	0	0	0	0	0	35	35	6.43	1.429					
Roger Moret, L ERA: 2.39 (8, 1)	0.2		4	1	0	0	0	0	1	0	0	0	0	3	7	0.00	1.500					
Dick Drago, R ERA: 2.82 (8, 1)	0.1		1	0	0	0	0	0	0	0	0	0	0	1	1	0.00	0.000					
Diego Segui, R ERA: 2.45 (9, 1)	1.0		3	0	0	0	0	0	0	0	0	0	0	3	3	0.00	0.000					

Texas Rangers @ Boston Red Sox
Fenway Park, Boston, MA
Sun May 05 1974, 3:33 AM EDT
Unknown - 58 F

AB 37
R 5
H 11
RBI 5
BB 1
SO 2
LOB 10



Batter	1	2	3	4	5	6	7	8	9	AB	R	H	RBI	BB	SO	LOB	BOTTOM				
Tommy Harper, R OBP: 0.226, SLG: 0.233 (1, 10)	F8		P4		G4-6-3		F7			4	0	1	0	0	0	3					
Juan Beniquez, R OBP: 0.286, SLG: 0.386 (1, 8)	1-6-3		G4-6-3		G4-6-3					4	1	1	1	0	0	2					
Bernie Carbo, L OBP: 0.345, SLG: 0.431 (1, 7)	F7									4	0	2	0	0	1	0					
Carl Yastrzemski, L OBP: 0.452, SLG: 0.646 (1, 3)		4-3								4	1	2	0	0	0	1					
Rico Petrocelli, R OBP: 0.255, SLG: 0.227 (1, 5)	F7		F8		F8		8-2		G6-4-3	4	0	0	0	0	0	3					
Dwight Evans, R OBP: 0.373, SLG: 0.533 (1, 9)		BB			BB		4-3		4-3	2	1	0	0	2	0	0					
Carlton Fisk, R OBP: 0.333, SLG: 0.409 (1, 2)		BB			BB		E1		6-3	3	0	1	2	1	0	0					
Dick McAuliffe, L OBP: 0.333, SLG: 0.283 (1, 4)		BB			BB		K			3	0	0	0	1	1	4					
Mario Guerrero, R OBP: 0.296, SLG: 0.270 Cecil Cooper, L OBP: 0.326, SLG: 0.405 (8, PH)			G4-6-3				F7		L9	3	0	2	0	0	0	0					
Inning Stats	R: 0 E: 0 K: 0 S: 3	H: 0 LOB: 0 BB: 0 P: 3	R: 0 E: 0 K: 0 S: 3	H: 0 LOB: 2 BB: 2 P: 11	R: 0 E: 0 K: 0 S: 3	H: 1 LOB: 0 BB: 0 P: 3	R: 2 E: 0 K: 0 S: 5	H: 3 LOB: 1 BB: 1 P: 9	R: 0 E: 0 K: 0 S: 3	H: 1 LOB: 0 BB: 0 P: 3	R: 0 E: 1 K: 1 S: 7	H: 1 LOB: 2 BB: 0 P: 7	R: 1 E: 0 K: 1 S: 6	H: 2 LOB: 0 BB: 0 P: 6	R: 0 E: 0 K: 0 S: 3	H: 0 LOB: 1 BB: 1 P: 7	1B: 6 2B: 3 3B: 0 HR: 1	SF: 0 SAC: 0 DP: 4 HBP: 0	WP: 0 PB: 0 SB: 1 CS: 0	PA: 36	
PITCHER	IP	WLS	BF	H	R	ER	SO	BB	IBB	HBP	BLK	WP	HR	S	P	ERA	WHIP				
Steve Hargan, R ERA: 3.29 (1, 1)	6.2	W	27	7	2	2	1	1	1	0	0	0	0	10	14	3.86	1.286				
Steve Foucault, R ERA: 3.09 (7, 1)	2.1	S	9	2	1	1	1	1	0	0	0	0	1	10	14	3.86	1.286				

Texas Rangers @ Boston Red Sox
Fenway Park, Boston, MA
Sun May 05 1974, 3:33 AM EDT
Unknown - 58 F

AB 32
R 3
H 9
RBI 3
BB 4
SO 2
LOB 14



Batter	1	2	3	4	5	6	7	8	9	AB	R	H	RBI	BB	SO	LOB	TOP
Roy White, S OBP: 0.394, SLG: 0.445 (1, 7)										4	0	2	0	0	0	0	New York Yankees @ Boston Red Sox Fenway Park, Boston, MA Wed May 08 1974, 7:05 PM EDT Att: 13,985 - Unknown - 58 F
Chris Chambliss, L OBP: 0.308, SLG: 0.345 (1, 3)										4	0	0	0	0	0	2	
Thurman Munson, R OBP: 0.276, SLG: 0.395 (1, 2)										3	0	0	0	0	0	0	
Bobby Murcer, L OBP: 0.352, SLG: 0.369 (1, 8)										3	0	1	0	0	0	0	
Lou Piniella, R OBP: 0.368, SLG: 0.390 (1, 9)										3	0	1	0	0	0	1	
Bill Sudakis, S OBP: 0.297, SLG: 0.298 (1, 10)										3	0	1	0	0	0	0	
Graig Nettles, L OBP: 0.347, SLG: 0.602 (1, 5)										2	0	0	0	1	0	2	
Fernando Gonzalez, R OBP: 0.147, SLG: 0.176 (1, 4)										3	0	0	0	0	0	3	
Jim Mason, L OBP: 0.320, SLG: 0.319 (1, 6)										2	0	0	0	0	0	0	
Elliott Maddox, R OBP: 0.259, SLG: 0.240 (9, PH)										1	0	0	0	0	1	0	
Inning Stats	R: 0 E: 0 K: 0 S: 3	H: 0 LOB: 0 BB: 0 P: 3	R: 0 E: 0 K: 0 S: 3	H: 0 LOB: 0 BB: 0 P: 3	R: 0 E: 0 K: 0 S: 3	H: 1 LOB: 0 BB: 0 P: 3	R: 0 E: 0 K: 0 S: 3	H: 1 LOB: 0 BB: 0 P: 3	R: 0 E: 0 K: 0 S: 5	H: 2 LOB: 2 BB: 0 P: 5	R: 0 E: 0 K: 1 S: 5	H: 1 LOB: 0 BB: 0 P: 5	1B: 5 2B: 0 3B: 0 HR: 0	SF: 0 SAC: 0 DP: 4 HBP: 0	WP: 0 PA: 29 CS: 0		
PITCHER Bill Lee, L ERA: 1.91 (1, 1)	IP: 9.0 WLS: W BF: 29 H: 5 R: 0 ER: 0 SO: 1 BB: 1 IBB: 0 HBP: 0 BLK: 0 WP: 0 HR: 0 S: 30 P: 34 ERA: 0.00 WHIP: 0.667																

AB	28
R	0
H	5
RBI	0
BB	1
SO	1
LOB	8



Batter	1	2	3	4	5	6	7	8	9	AB	R	H	RBI	BB	SO	LOB	BOTTOM
Tommy Harper, R OBP: 0.239, SLG: 0.250 (1, 10)										4	1	1	0	0	0	2	New York Yankees @ Boston Red Sox Fenway Park, Boston, MA Wed May 08 1974, 7:05 PM EDT Att: 13,985 - Unknown - 58 F
Bernie Carbo, L OBP: 0.341, SLG: 0.413 (1, 7)										3	1	0	0	1	0	2	
Carlton Fisk, R OBP: 0.375, SLG: 0.400 (1, 2)										2	1	0	0	1	0	2	
Carl Yastrzemski, L OBP: 0.460, SLG: 0.629 (1, 3)										4	0	1	2	0	0	1	
Rico Petrocelli, R OBP: 0.286, SLG: 0.250 (1, 5)										3	0	0	0	1	1	2	
Dwight Evans, R OBP: 0.397, SLG: 0.615 (1, 9)										2	0	1	1	0	0	0	
Cecil Cooper, L OBP: 0.313, SLG: 0.385 (3, FR)										2	0	0	0	0	0	2	
Juan Beniquez, R OBP: 0.259, SLG: 0.327 (1, 8)										3	1	0	0	1	1	1	
Dick McAuliffe, L OBP: 0.364, SLG: 0.333 (1, 4)										4	0	2	1	0	0	0	
Rick Burleson, R OBP: 0.545, SLG: 0.889 (1, 6)										3	0	2	0	1	0	1	
Inning Stats	R: 0 E: 0 K: 0 S: 3	H: 0 LOB: 1 BB: 1 P: 7	R: 1 E: 0 K: 0 S: 4	H: 1 LOB: 1 BB: 1 P: 8	R: 3 E: 0 K: 1 S: 7	H: 3 LOB: 1 BB: 1 P: 12	R: 0 E: 0 K: 0 S: 4	H: 1 LOB: 2 BB: 1 P: 8	R: 0 E: 0 K: 1 S: 6	H: 1 LOB: 0 BB: 0 P: 6	R: 0 E: 1 K: 0 S: 4	H: 0 LOB: 2 BB: 1 P: 8	R: 0 E: 0 K: 0 S: 4	H: 1 LOB: 1 BB: 0 P: 4	1B: 5 2B: 1 3B: 1 HR: 0	SF: 0 SAC: 1 DP: 0 HBP: 1	WP: 1 PA: 37 CS: 0
PITCHER Mel Stottlemyre, R ERA: 3.45 (1, 1)	IP: 3.0 WLS: L BF: 18 H: 5 R: 4 ER: 4 SO: 1 BB: 4 IBB: 0 HBP: 1 BLK: 0 WP: 1 HR: 0 S: 15 P: 32 ERA: 12.00 WHIP: 3.000																
PITCHER Sam McDowell, L ERA: 4.2 (4, 1)	IP: 5.0 WLS: L BF: 19 H: 2 R: 0 ER: 0 SO: 1 BB: 0 IBB: 1 HBP: 0 BLK: 0 WP: 0 HR: 0 S: 20 P: 24 ERA: 0.00 WHIP: 0.400																



Batter	1	2	3	4	5	6	7	8	9	AB	R	H	RBI	BB	SO	LOB	TOP		
Roy White, S OBP: 0.382, SLG: 0.430 (1,7)	G3		F4			F8			P6	4	0	0	0	0	0	1			
Thurman Munson, R OBP: 0.288, SLG: 0.381 (1,2)	F9		FC6-4			F8			K	4	0	0	0	0	1	1			
Chris Chambliss, L OBP: 0.298, SLG: 0.333 (1,3)	P7			4-3		F8			P7	4	0	0	0	0	0				
Bobby Murcer, L OBP: 0.344, SLG: 0.358 (1,8)		2-3		L6					1-3	3	0	0	0	0	0				
Ron Blomberg, L OBP: 0.394, SLG: 0.623 (1,10)				6-3					P4	3	0	1	0	0	0				
Graig Nettles, L OBP: 0.346, SLG: 0.595 (1,5)		1B							1-3	3	0	1	0	0	1	1			
Lou Piniella, R OBP: 0.356, SLG: 0.376 (1,9)		6-3							L4	3	0	0	0	0	2				
Jim Mason, L OBP: 0.311, SLG: 0.309 (1,6)			F7						4-3	3	0	0	0	0	1	1			
Fernando Gonzalez, R OBP: 0.162, SLG: 0.189 (1,4)			FC6-4						P3	3	0	1	0	0	1	1			
Inning Stats	R: 0 E: 0 K: 0 S: 3	H: 0 LOB: 0 BB: 0 P: 3	R: 0 E: 0 K: 1 S: 6	H: 1 LOB: 1 BB: 0 P: 6	R: 0 E: 0 K: 0 S: 4	H: 1 LOB: 0 BB: 0 P: 4	R: 0 E: 0 K: 0 S: 3	H: 0 LOB: 0 BB: 0 P: 3	R: 0 E: 0 K: 2 S: 8	H: 1 LOB: 1 BB: 0 P: 8	R: 0 E: 0 K: 0 S: 3	H: 0 LOB: 0 BB: 0 P: 3	R: 0 E: 0 K: 0 S: 3	H: 0 LOB: 0 BB: 0 P: 3	R: 0 E: 0 K: 1 S: 5	H: 0 LOB: 0 BB: 0 P: 5	1B: 3 2B: 0 3B: 0 HR: 0	SF: 0 SAC: 0 DP: 0 HBP: 0	WP: 0 PA: 30 CS: 0
PITCHER Luis Tiant, R ERA: 4.97 (1,1)	IP: 9.0 WLS: W BF: 30 H: 3 R: 0 ER: 0 SO: 4 BB: 0 IBB: 0 HBP: 0 BLK: 0 WP: 0 HR: 0 S: 38 P: 38 ERA: 0.00 WHIP: 0.333																		

New York Yankees @ Boston Red Sox
Fenway Park, Boston, MA
Thu May 09 1974, 7:05 PM EDT
Att: 12,193 - Unknown - 56 F

AB 30
R 0
H 3
RBI 0
BB 0
SO 4
LOB 7



Batter	1	2	3	4	5	6	7	8	9	AB	R	H	RBI	BB	SO	LOB	BOTTOM
Tommy Harper, R OBP: 0.228, SLG: 0.238 (1,10)	1-3		6-3		F9		P3			4	0	0	0	0	0	1	
Cecil Cooper, L OBP: 0.311, SLG: 0.379 (1,3)	B2-3		1B			6-3		E6		4	0	1	0	0	0	0	
Carlton Fisk, R OBP: 0.361, SLG: 0.379 (1,2)	6-3		1-2			K		L3		4	0	1	0	0	1	1	
Carl Yastrzemski, L OBP: 0.453, SLG: 0.613 (1,7)		S	G3			B5-3		G1		4	0	1	0	0	0	2	
Rico Petrocelli, R OBP: 0.271, SLG: 0.236 (1,5)		K		L5				K		3	0	0	0	0	2	1	
Bernie Carbo, L OBP: 0.352, SLG: 0.455 (1,9)		BB		G3				HR		2	1	1	1	1	0	0	
Juan Beniquez, R OBP: 0.262, SLG: 0.327 (1,8)		F9		K				2B	1B	3	1	1	0	0	1	2	
Dick McAuliffe, L OBP: 0.362, SLG: 0.351 (1,4)		4-3			P7		WP	2B		3	0	1	1	0	0	2	
Rick Burleson, R OBP: 0.429, SLG: 0.667 (1,6)			K		6-3		2-3	K		3	0	0	0	0	2	1	
Inning Stats	R: 0 E: 0 K: 0 S: 3	H: 0 LOB: 0 BB: 0 P: 3	R: 0 E: 0 K: 1 S: 6	H: 1 LOB: 2 BB: 1 P: 10	R: 0 E: 0 K: 1 S: 7	H: 2 LOB: 0 BB: 0 P: 7	R: 0 E: 0 K: 1 S: 5	H: 0 LOB: 0 BB: 0 P: 5	R: 0 E: 0 K: 1 S: 5	H: 0 LOB: 0 BB: 0 P: 5	R: 2 E: 0 K: 2 S: 10	H: 3 LOB: 1 BB: 0 P: 10	R: 0 E: 1 K: 0 S: 3	H: 0 LOB: 0 BB: 0 P: 3	1B: 4 2B: 2 3B: 0 HR: 1	SF: 0 SAC: 0 DP: 1 HBP: 0	WP: 1 PA: 31 CS: 0
PITCHER Pat Dobson, R ERA: 3.91 (1,1)	IP: 8.0 WLS: L BF: 31 H: 6 R: 2 ER: 2 SO: 6 BB: 1 IBB: 0 HBP: 0 BLK: 0 WP: 1 HR: 1 S: 42 P: 46 ERA: 2.25 WHIP: 0.875																

New York Yankees @ Boston Red Sox
Fenway Park, Boston, MA
Thu May 09 1974, 7:05 PM EDT
Att: 12,193 - Unknown - 56 F

AB 30
R 2
H 6
RBI 2
BB 1
SO 6
LOB 10

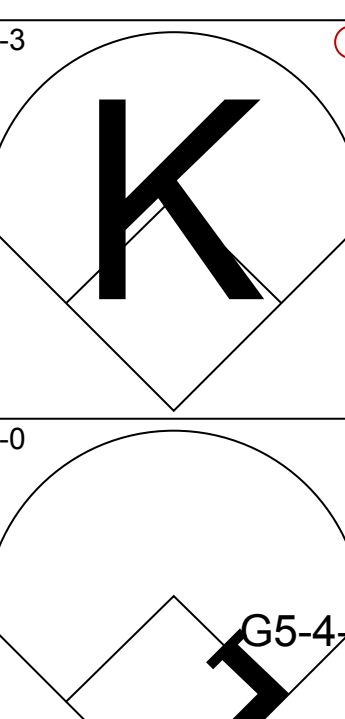
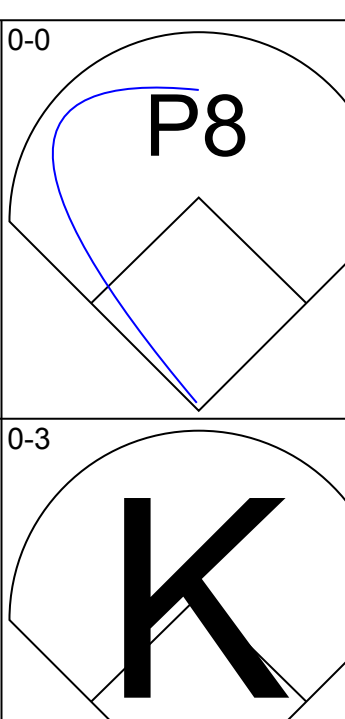
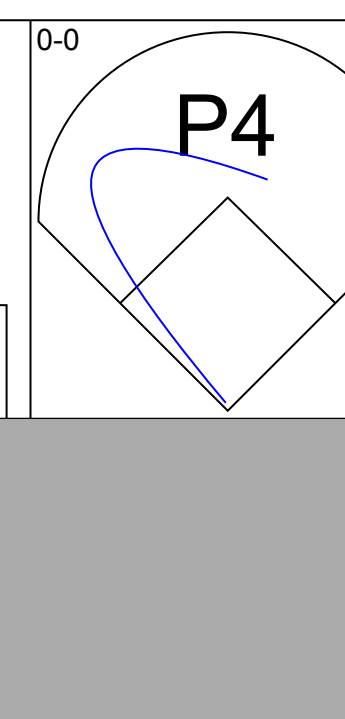
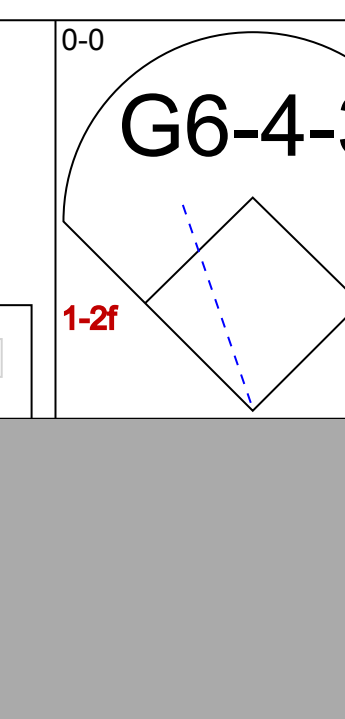
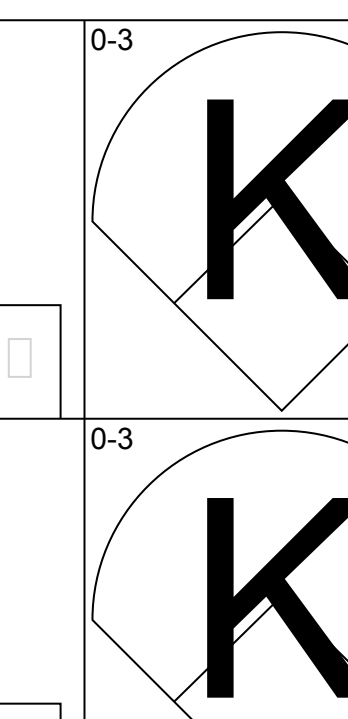
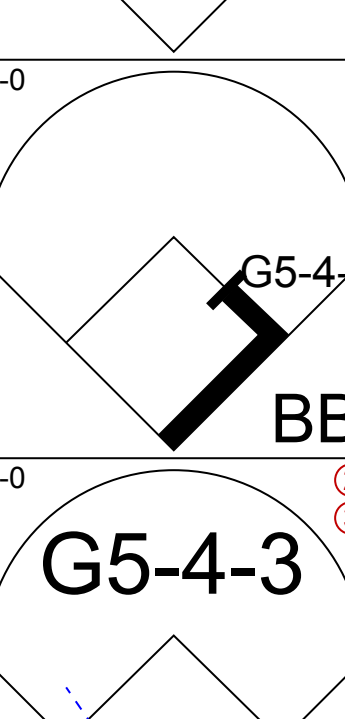

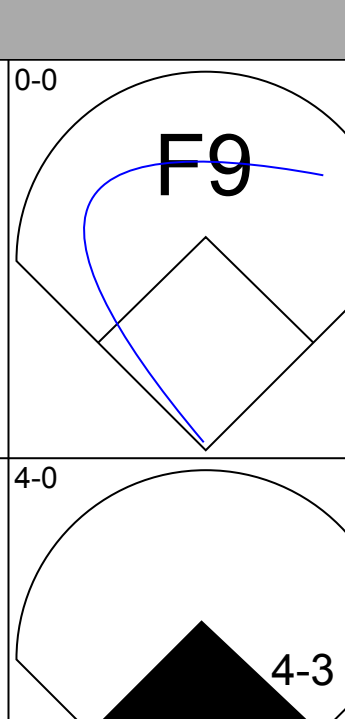
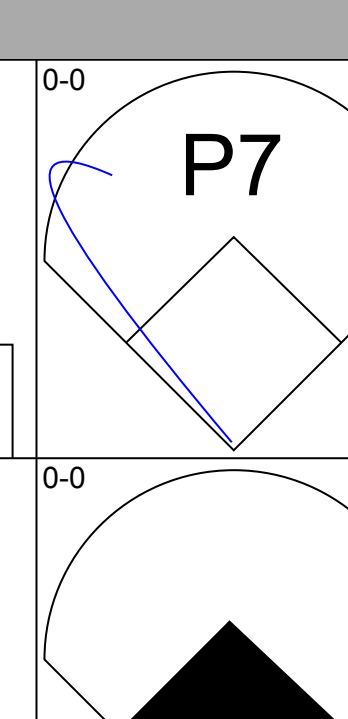
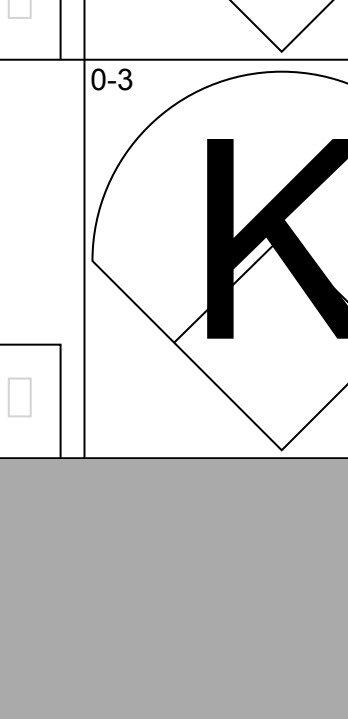
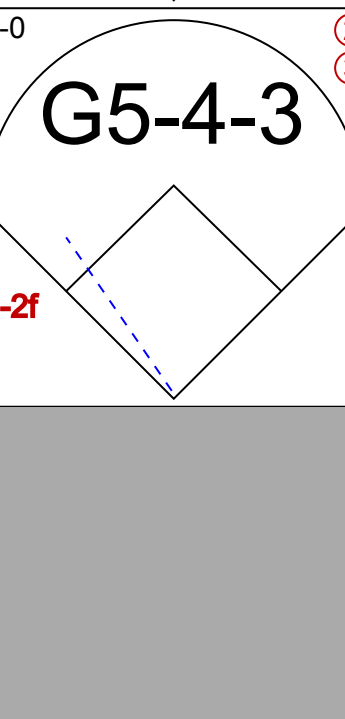
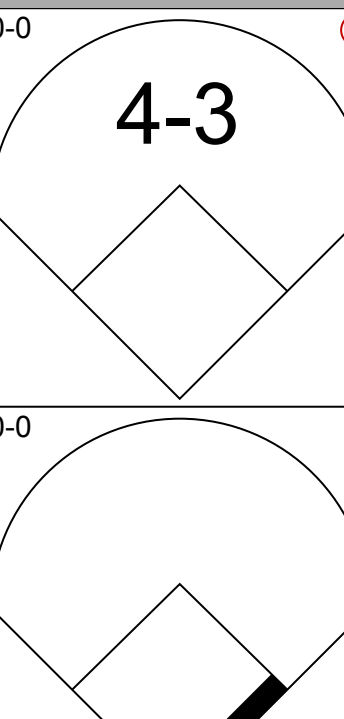
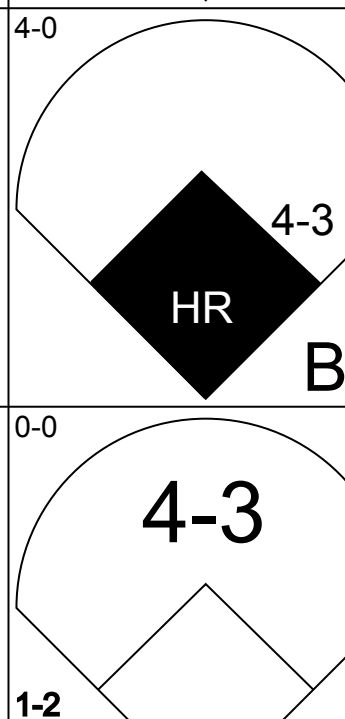
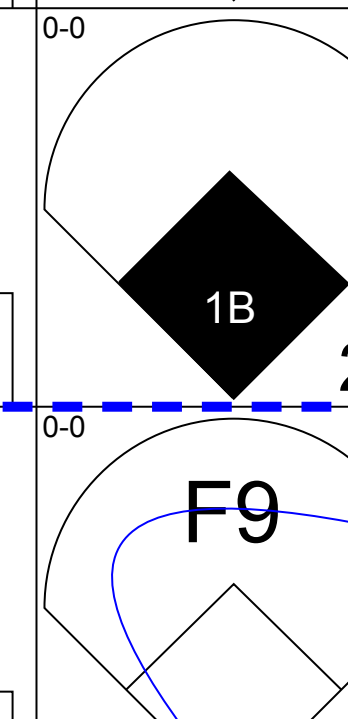

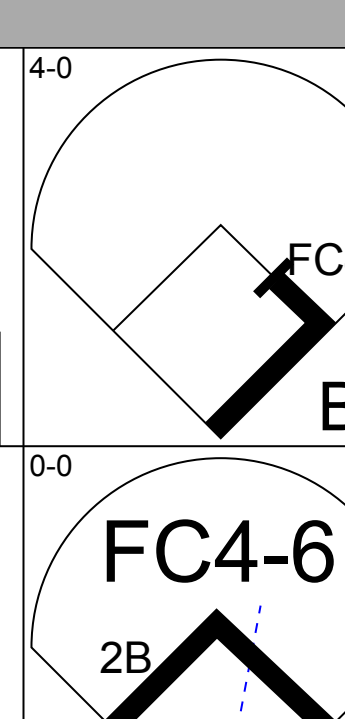
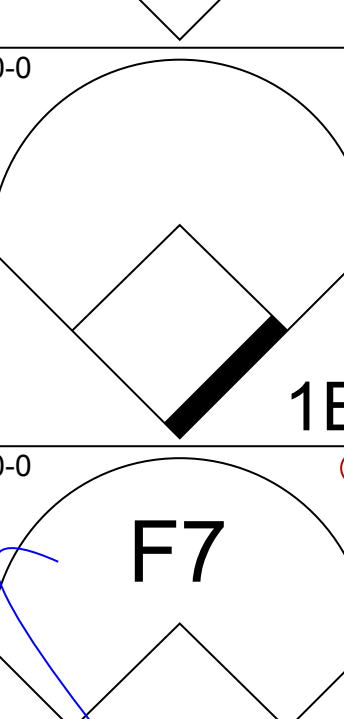
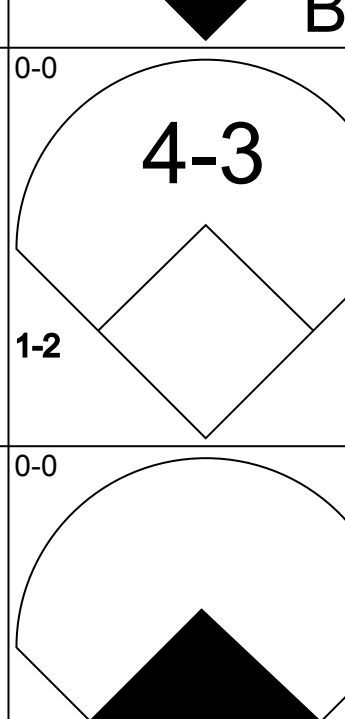
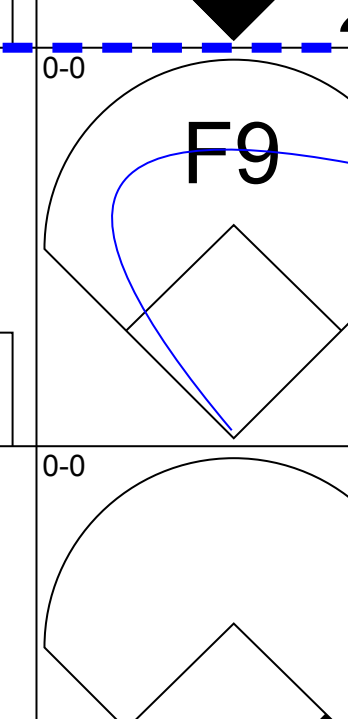

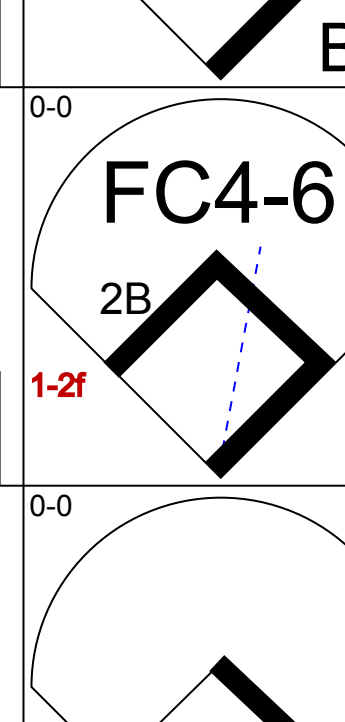
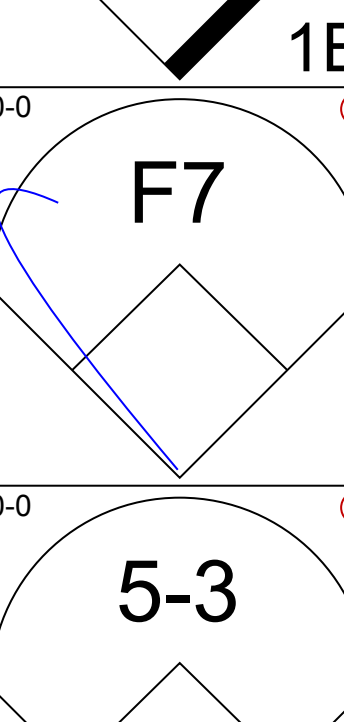
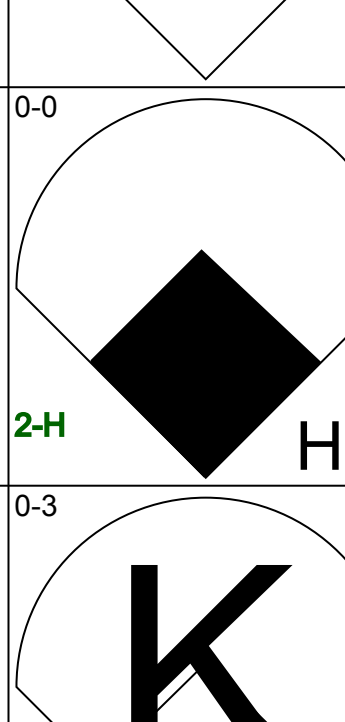
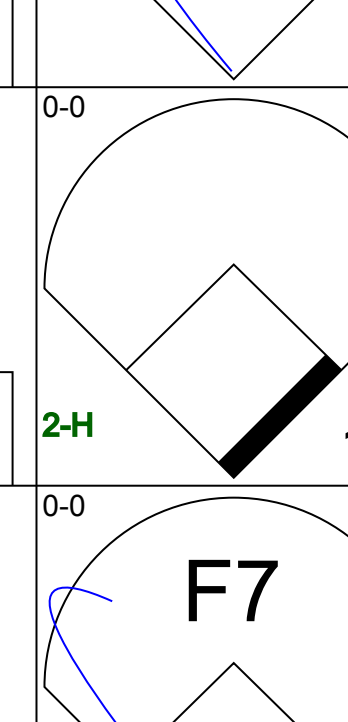

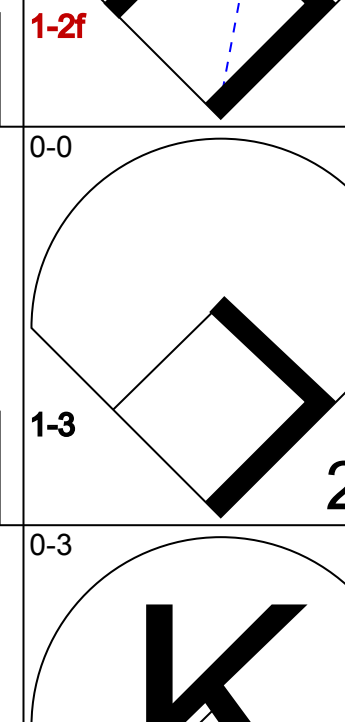
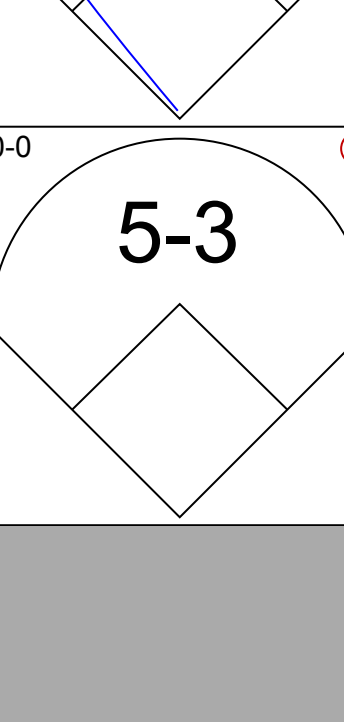

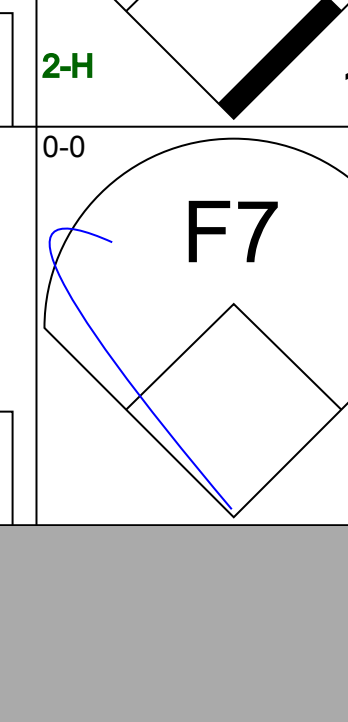

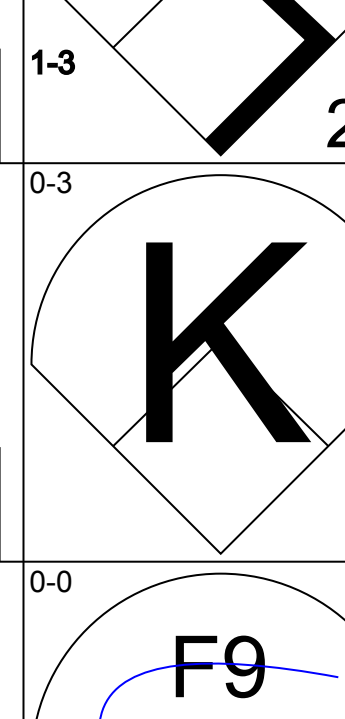
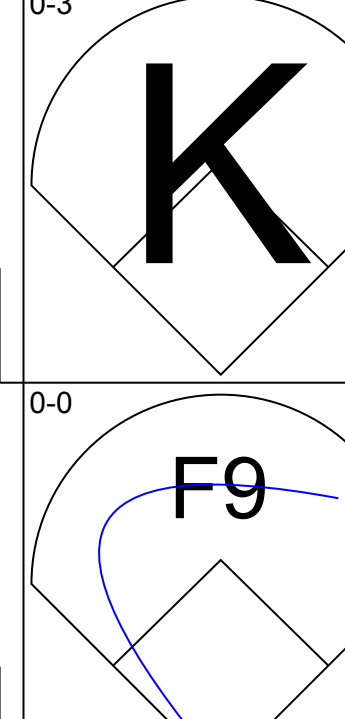

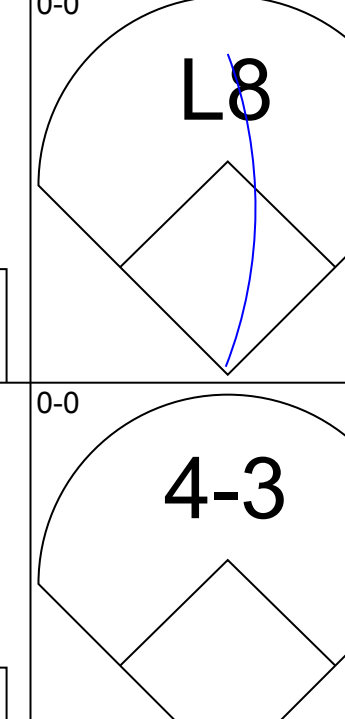
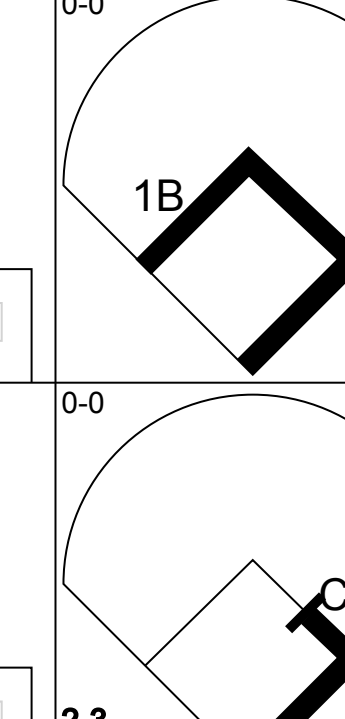
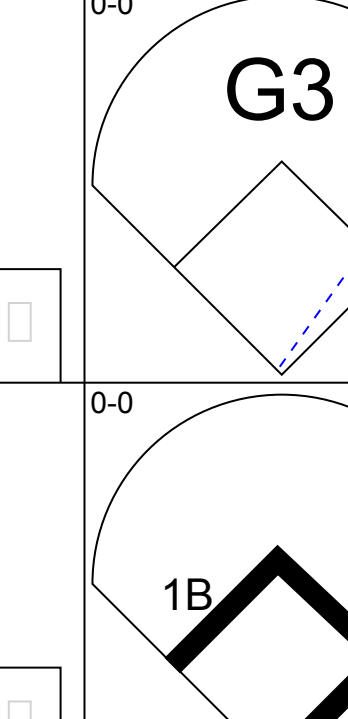
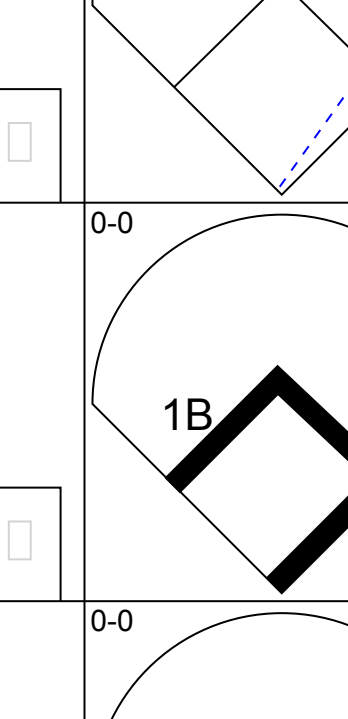
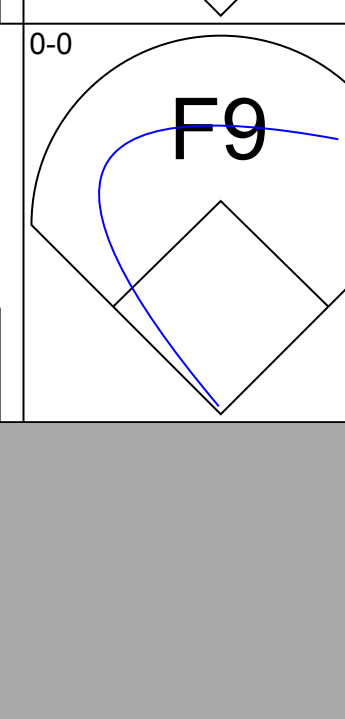
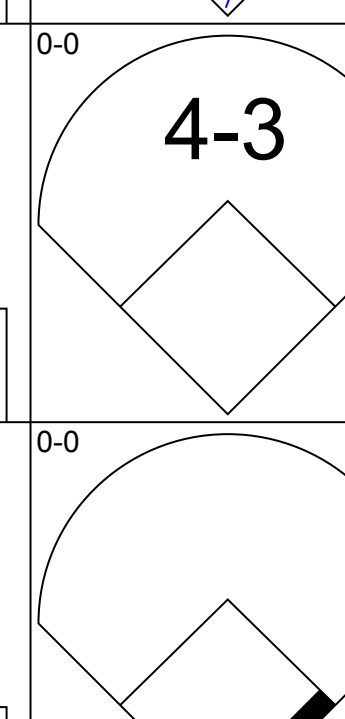
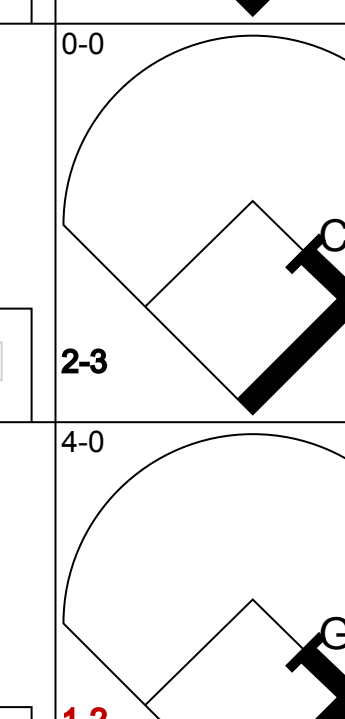
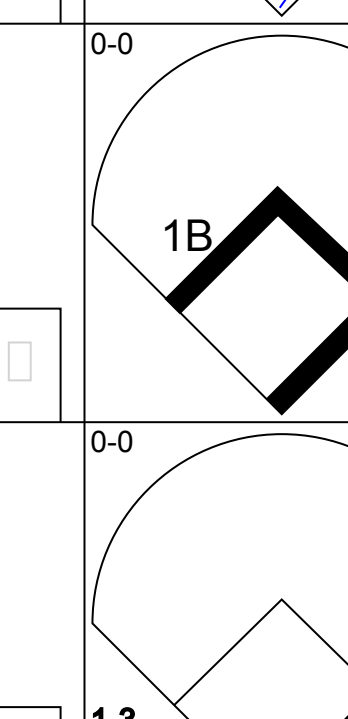
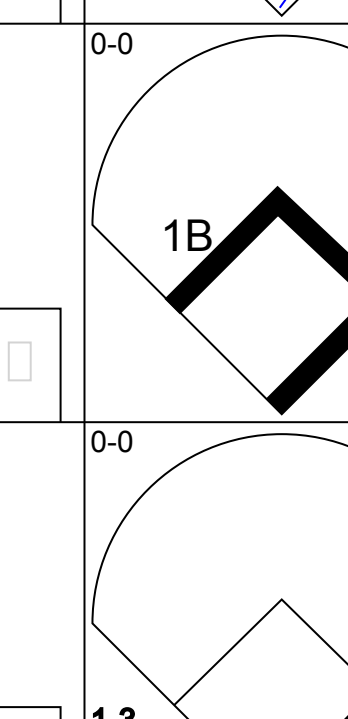
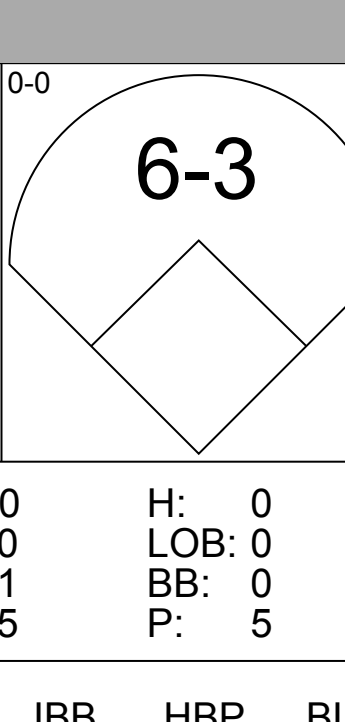
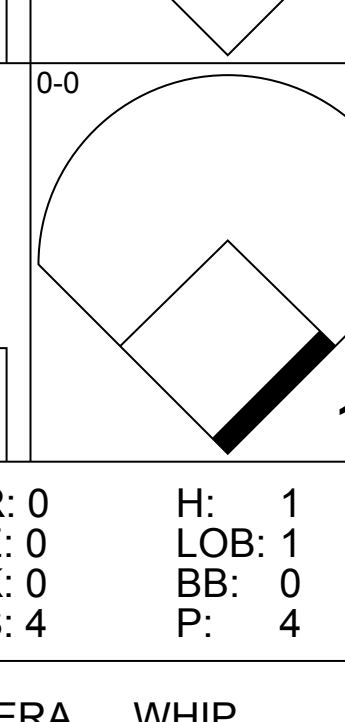
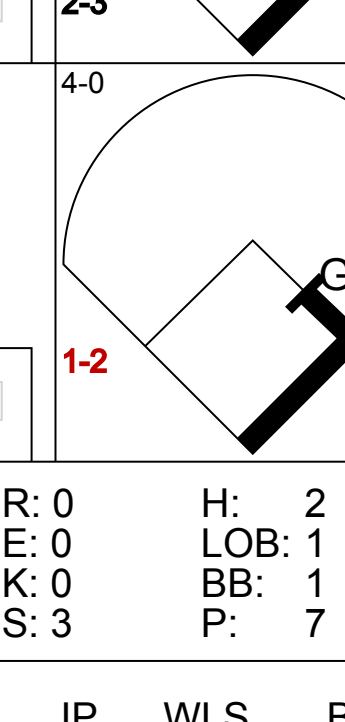
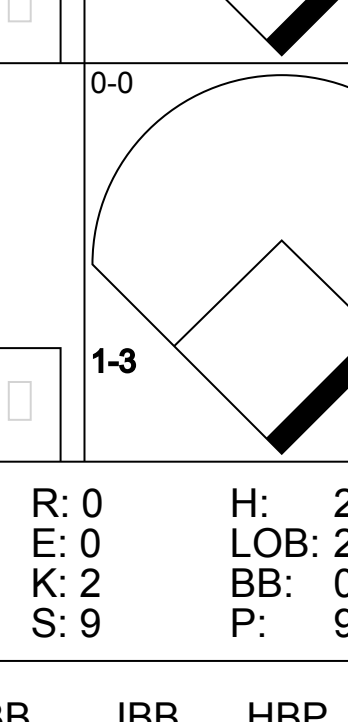


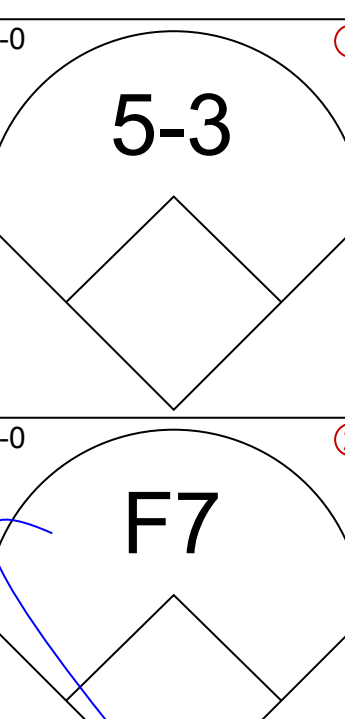
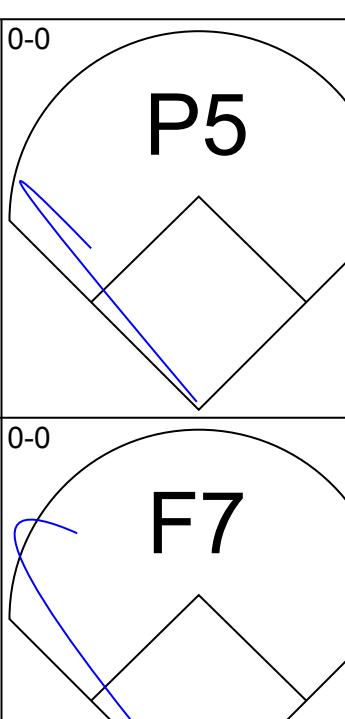
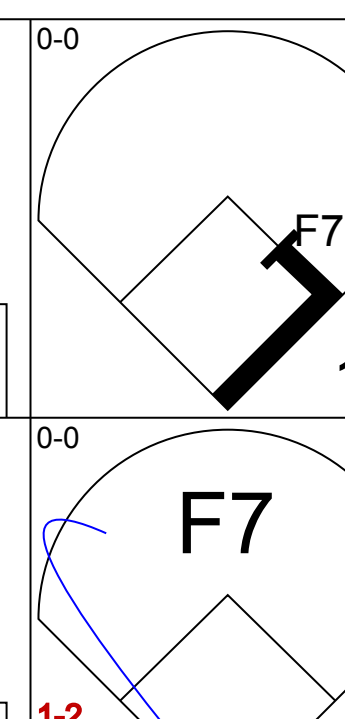
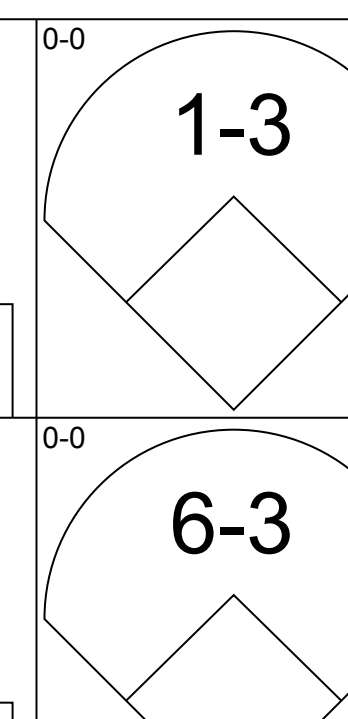
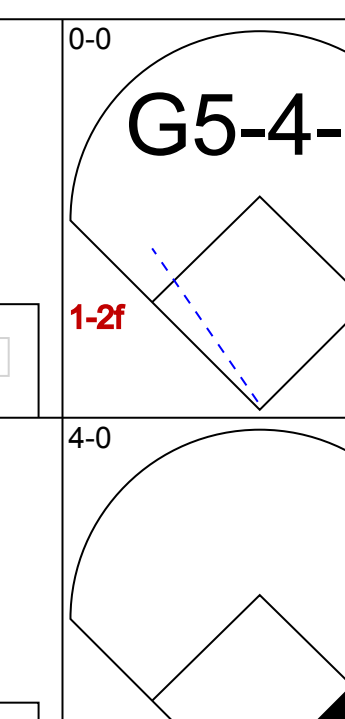
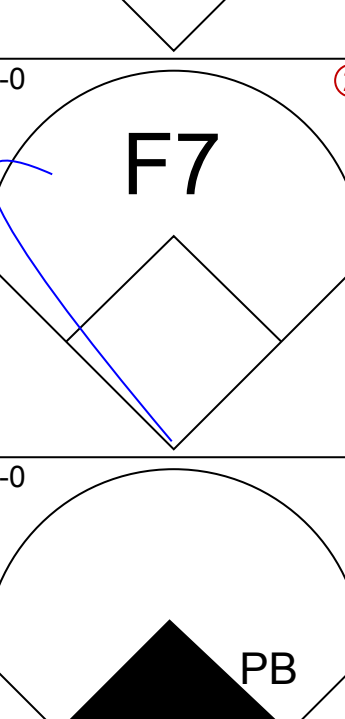
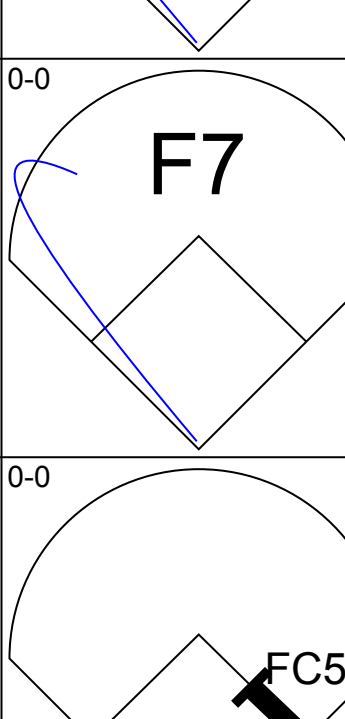
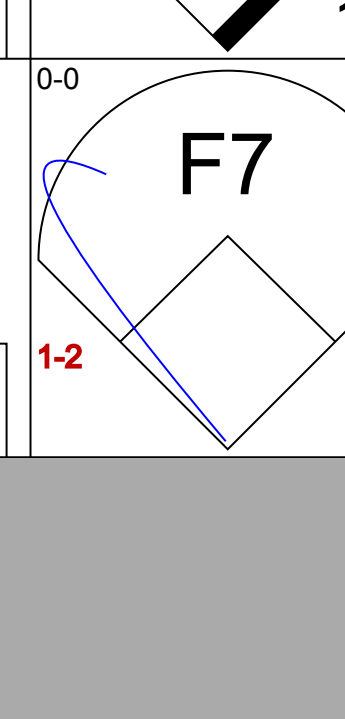
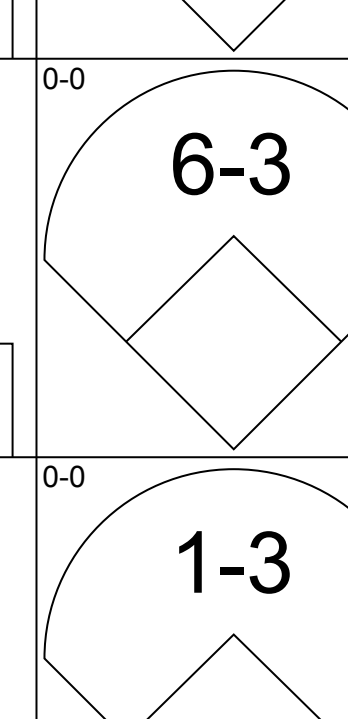
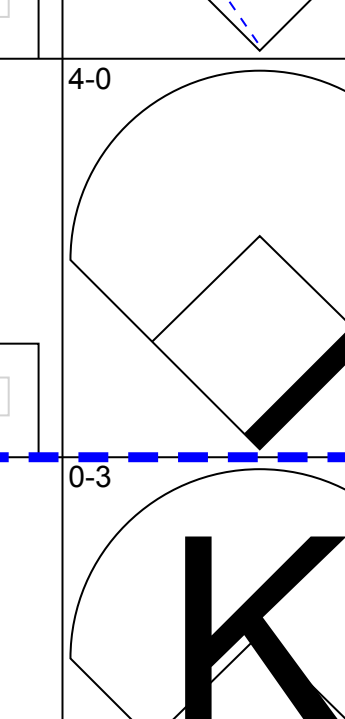
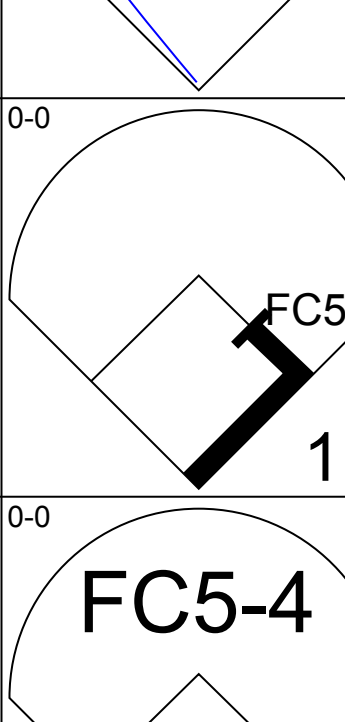
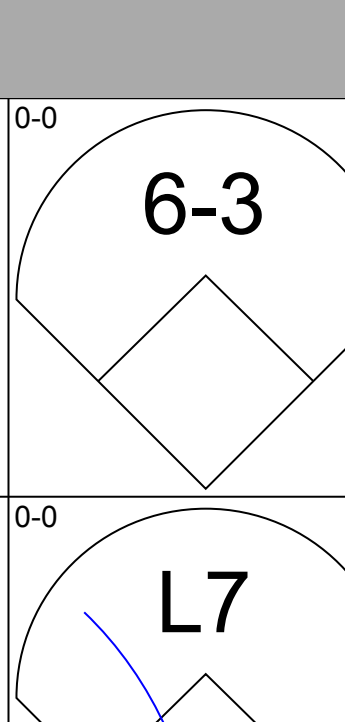
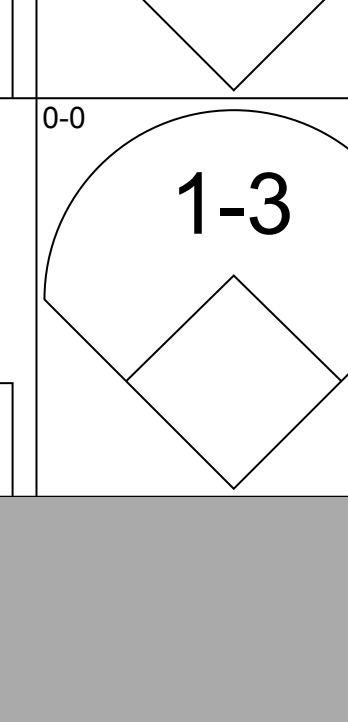
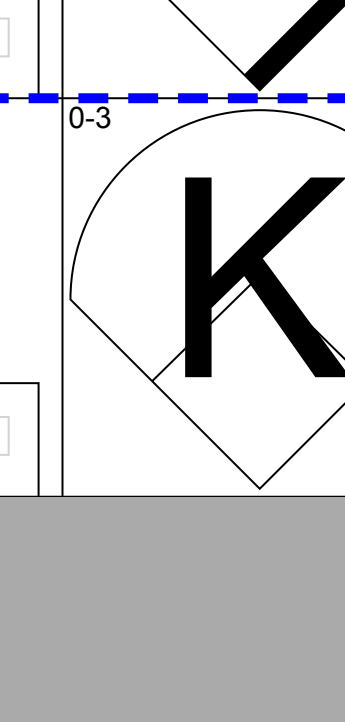
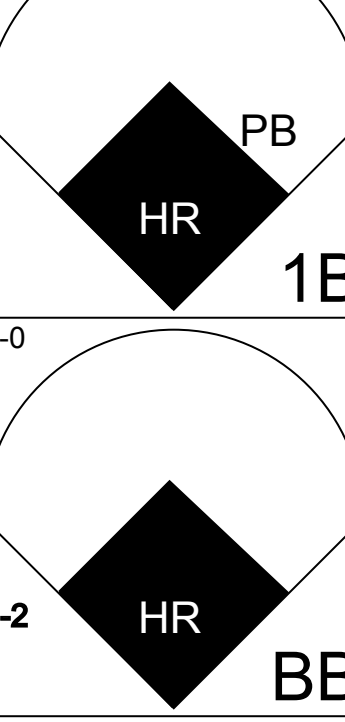
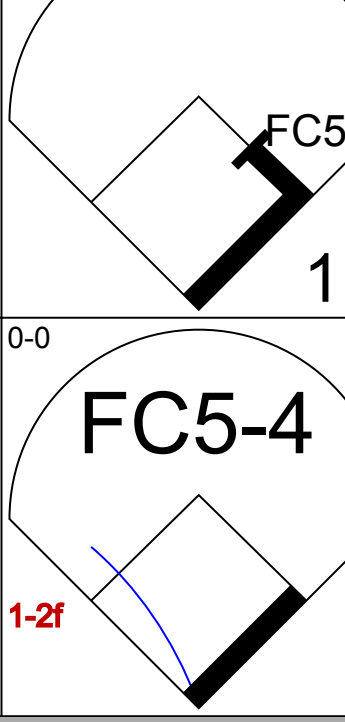
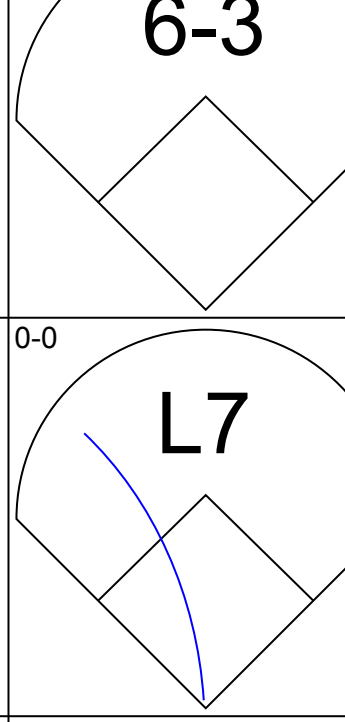
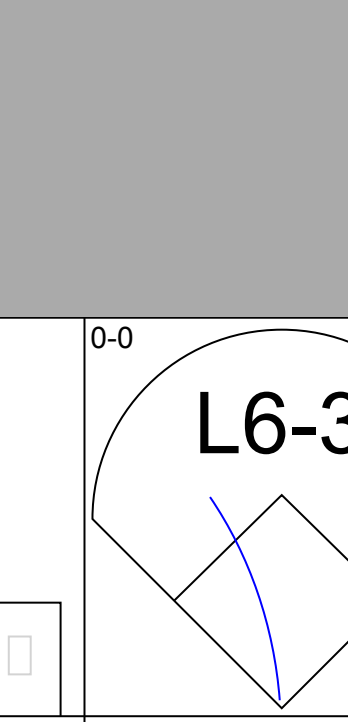
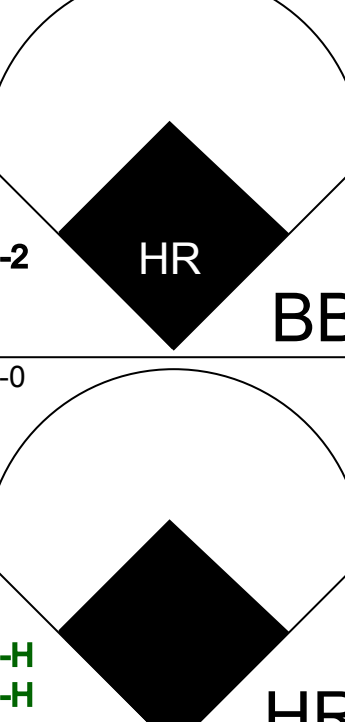
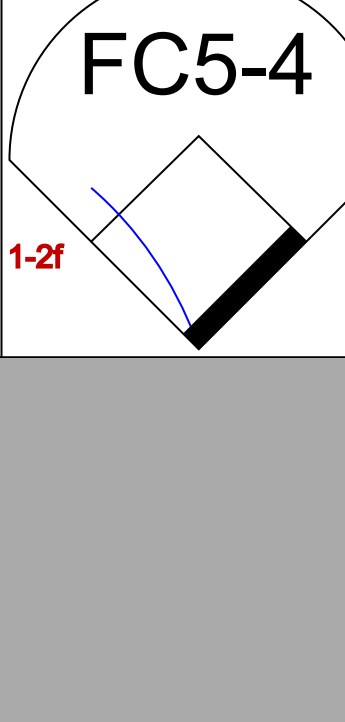
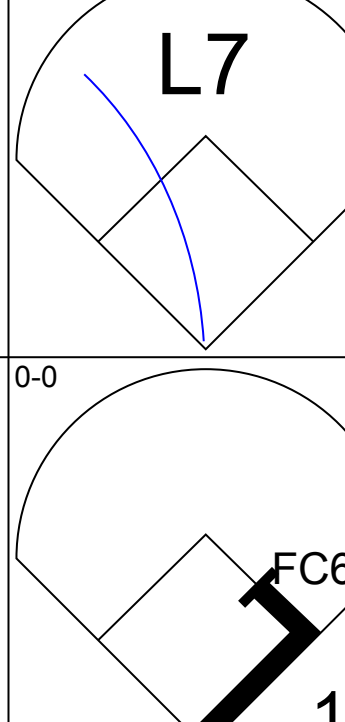
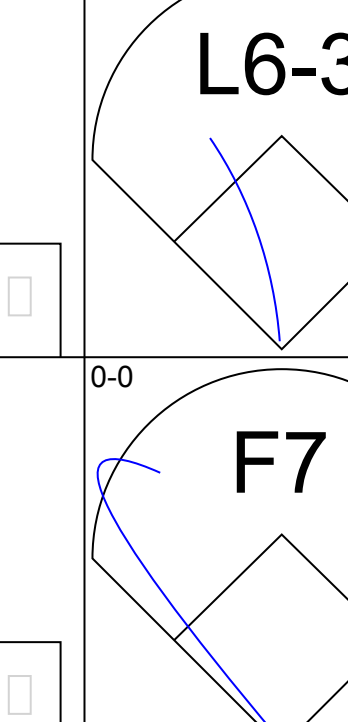
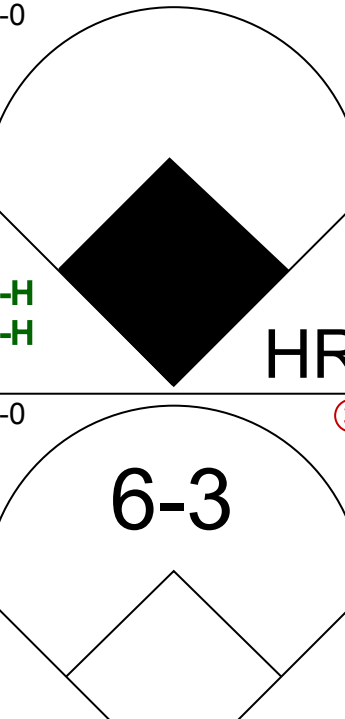
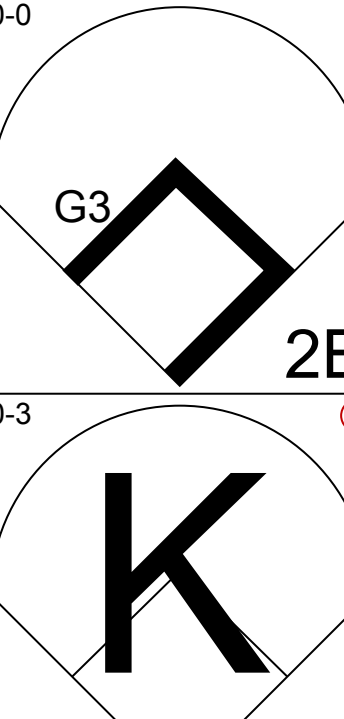
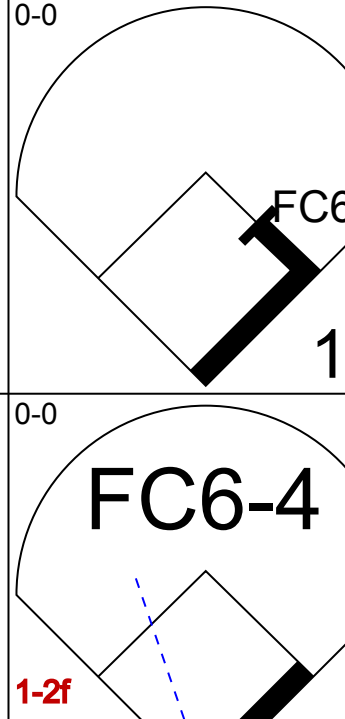
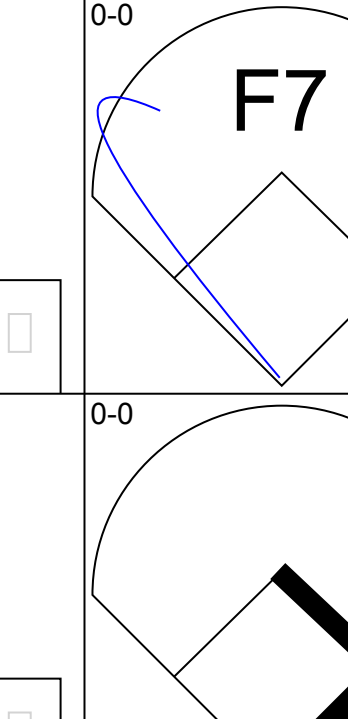
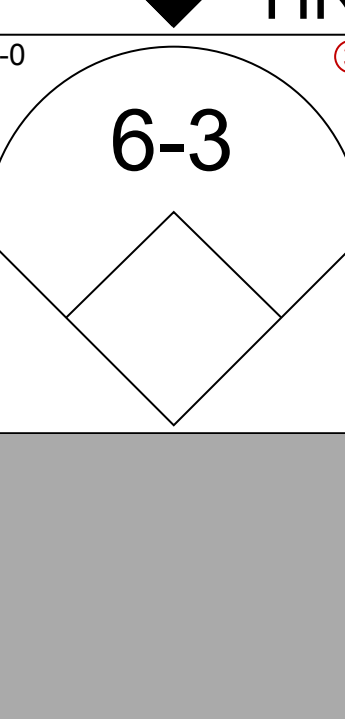

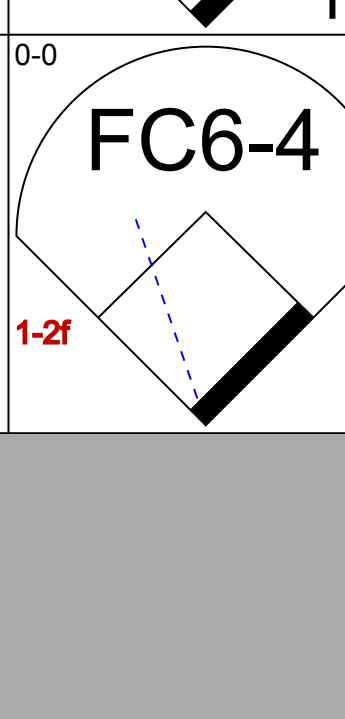
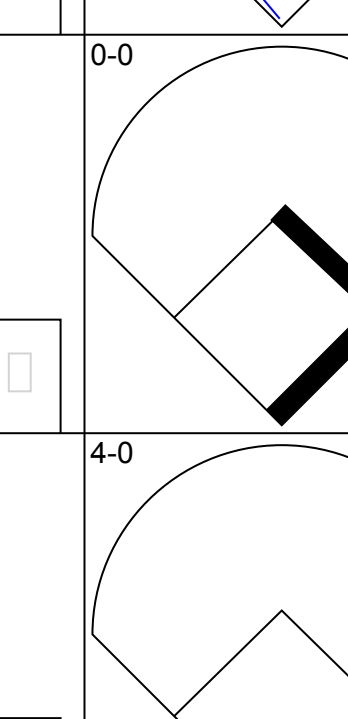
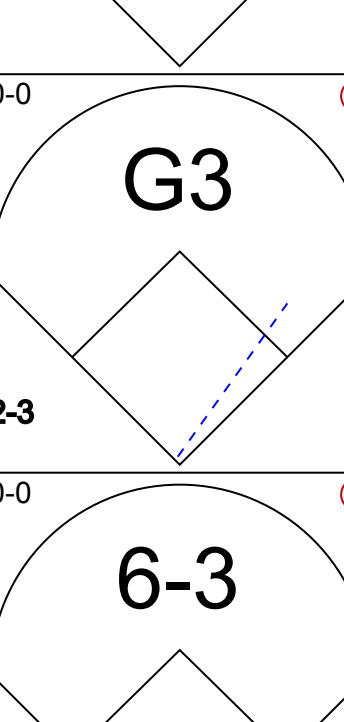

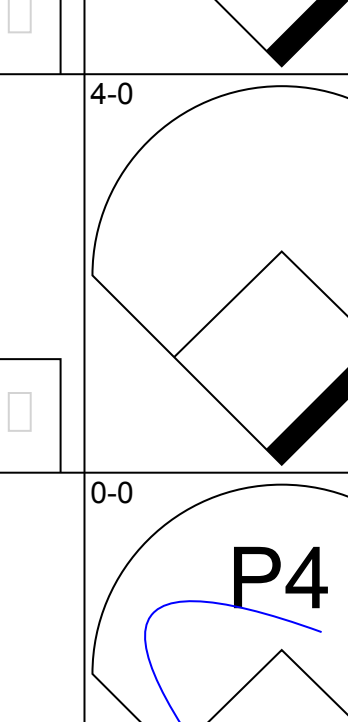
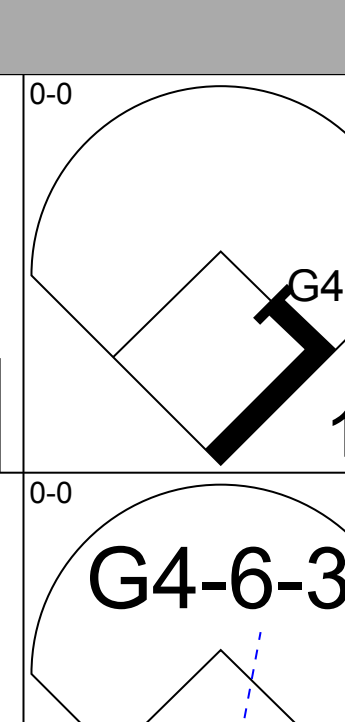
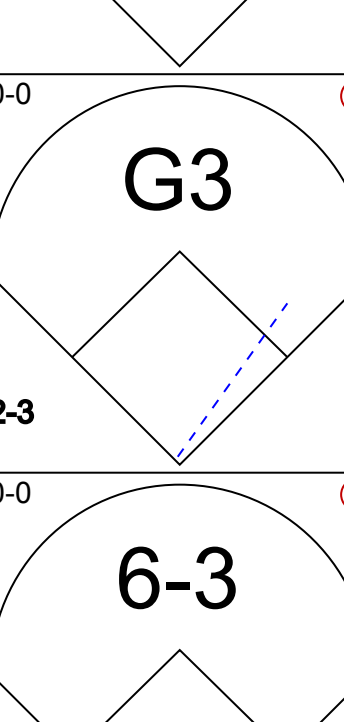
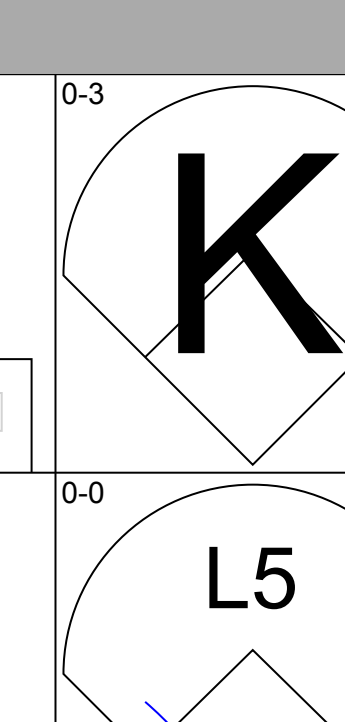
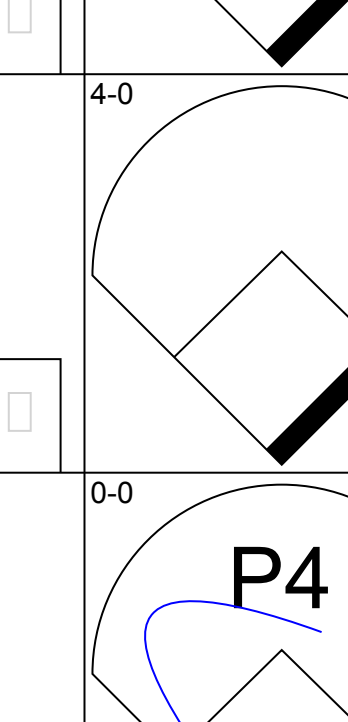
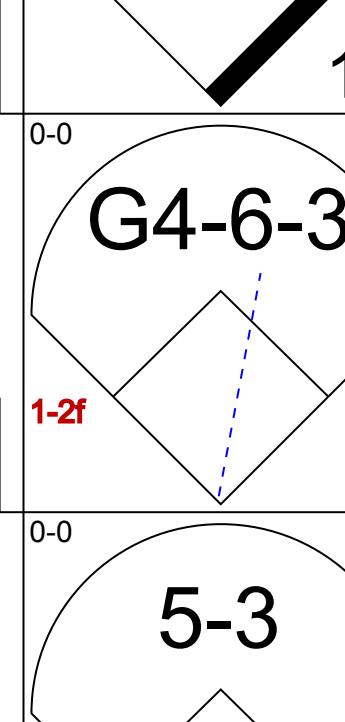
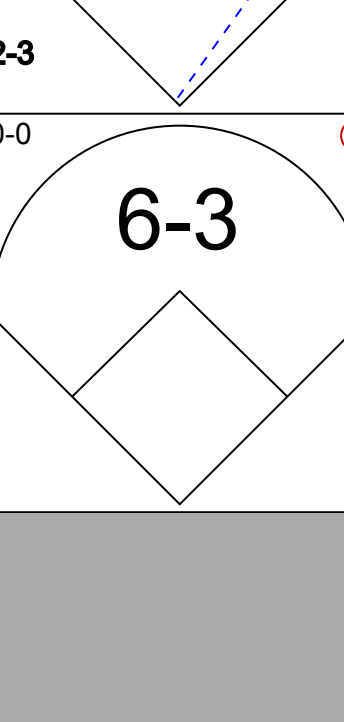
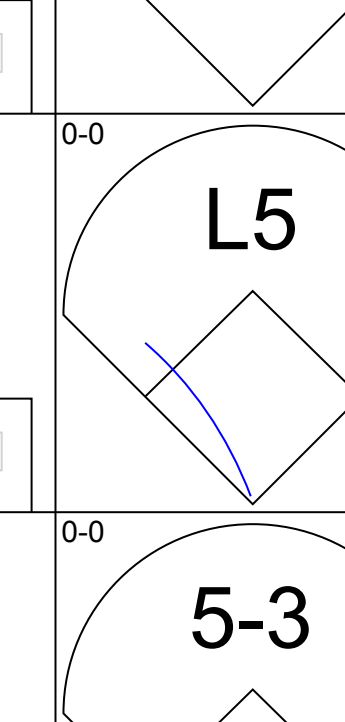
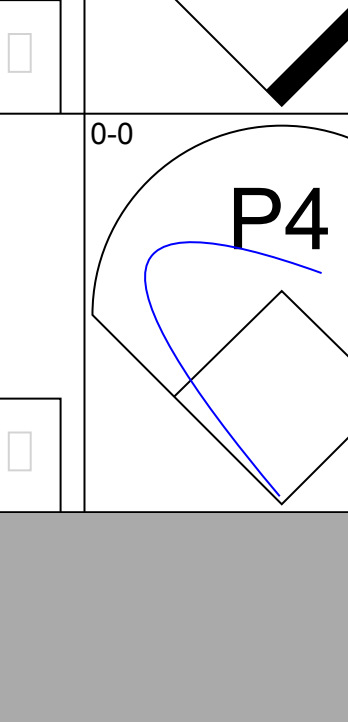
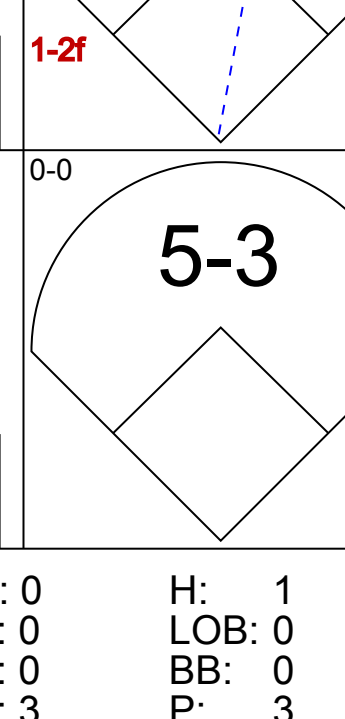
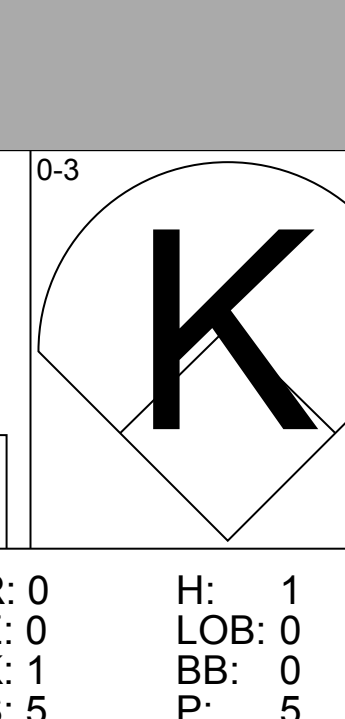
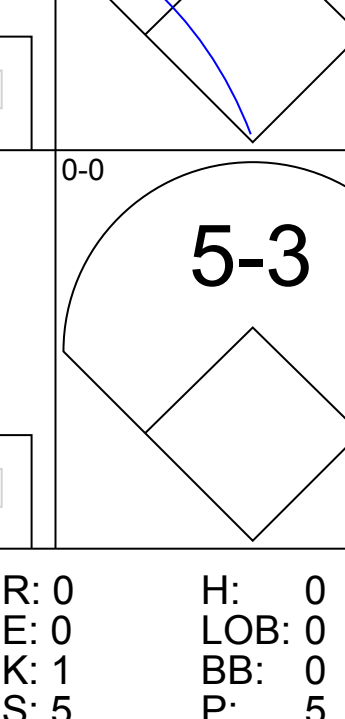

Batter	1	2	3	4	5	6	7	8	9	AB	R	H	RBI	BB	SO	LOB	TOP										
Tommy Harper, R OBP: 0.219, SLG: 0.227 (1, 7)	0-0 6-3		0-3 K						0-3 K	4	0	0	0	0	2	1	Boston Red Sox @ Detroit Tigers Tiger Stadium, Detroit, MI Fri May 10 1974, 7:05 PM EDT Att: 16,322 - Unknown										
Danny Cater, R OBP: 0.353, SLG: 0.563 (1, 10)	0-0 6-3			0-0 HR					0-0 P4	4	1	1	1	0	0	0											
Carlton Fisk, R OBP: 0.375, SLG: 0.394 (1, 2)	0-0 F8			0-0 2B 1B					0-0 HR 1B	4	2	2	0	0	0	0											
Carl Yastrzemski, L OBP: 0.446, SLG: 0.594 (1, 3)		0-0 3-1		0-3 K					4-0 HR BB	3	1	0	0	1	2	1											
Rico Petrocelli, R OBP: 0.286, SLG: 0.322 (1, 5)		0-3 K		0-0 1-H 2B					0-0 HR	4	1	2	4	0	1	0											
Juan Beniquez, R OBP: 0.246, SLG: 0.305 (1, 8)		0-0 5-3		0-0 FC1-5-6-5-3-4-5 2-3					0-0 4-3	4	0	0	0	0	0	1											
Bernie Carbo, L OBP: 0.362, SLG: 0.456 (1, 9)			0-0 CS 1B		4-0 L4-3 BB				0-3 K	2	0	1	0	1	1	0											
Dick McAuliffe, L OBP: 0.347, SLG: 0.333 (1, 4)			0-3 K 1-2		0-0 L4-3				0-0 1-3	3	0	0	0	0	1	2											
Rick Burleson, R OBP: 0.412, SLG: 0.600 (1, 6)			0-0 1B		0-3 K				0-0 P9	3	0	1	0	0	1	0											
Inning Stats	R: 0 E: 0 K: 0 S: 3	H: 0 LOB: 0 BB: 0 P: 3	R: 0 E: 0 K: 1 S: 5	H: 0 LOB: 0 BB: 0 P: 5	R: 0 E: 0 K: 2 S: 8	H: 2 LOB: 1 BB: 0 P: 8	R: 2 E: 0 K: 1 S: 7	H: 3 LOB: 0 BB: 0 P: 7	R: 0 E: 0 K: 1 S: 4	H: 0 LOB: 0 BB: 1 P: 8	R: 0 E: 0 K: 0 S: 3	H: 0 LOB: 0 BB: 0 P: 3	R: 0 E: 0 K: 1 S: 5	H: 0 LOB: 0 BB: 0 P: 5	R: 0 E: 0 K: 1 S: 5	H: 0 LOB: 0 BB: 1 P: 5	R: 3 E: 0 K: 1 S: 7	H: 2 LOB: 0 BB: 1 P: 11	1B: 4 2B: 3 3B: 0 HR: 2	SF: 0 SAC: 0 DP: 2 HBP: 0	WP: 1 PB: 0 SB: 1 CS: 1	PA: 33					
PITCHER	IP	WLS	BF	H	R	ER	SO	BB	IBB	HBP	BLK	WP	HR	S	P	ERA	WHIP										
Mickey Lolich, L ERA: 4.84 John Hiller, L ERA: 0.62 (9, 1)	8.2		31	6	4	4	8	2	0	0	0	1	1	45	53	4.15	0.923										
PITCHER	IP	WLS	BF	H	R	ER	SO	BB	IBB	HBP	BLK	WP	HR	S	P	ERA	WHIP										

Batter	1	2	3	4	5	6	7	8	9	AB	R	H	RBI	BB	SO	LOB	BOTTOM										
Mickey Stanley, R OBP: 0.244, SLG: 0.301 (1, 8)	0-0 P4			0-3 K	4-0 CS BB				0-0 G5-4-3	3	0	0	0	1	1	2	Boston Red Sox @ Detroit Tigers Tiger Stadium, Detroit, MI Fri May 10 1974, 7:05 PM EDT Att: 16,322 - Unknown										
Gary Sutherland, R OBP: 0.301, SLG: 0.349 (1, 4)	0-0 P4			0-0 BB HR 1B	0-0 CS				0-0 F5	4	1	1	0	0	0	0											
Jim Northrup, L OBP: 0.280, SLG: 0.318 (1, 9)	0-3 K			4-0 1-2 HR BB					0-0 G3	3	1	0	0	1	1	0											
Al Kaline, R OBP: 0.327, SLG: 0.365 (1, 10)		0-0 L9		0-0 1-H 2-H HR					0-0 E6 1B	4	1	2	3	0	0	0											
Willie Horton, R OBP: 0.309, SLG: 0.485 (1, 7)		0-0 5-3		0-0 F8					0-0 K	4	1	1	0	0	1	1											
Norm Cash, L OBP: 0.361, SLG: 0.453 (1, 3)		0-0 6-3		0-0 HR					0-0 2B 2B	4	1	1	0	0	1	1											
Jerry Moses, R OBP: 0.342, SLG: 0.441 Gates Brown, L OBP: 0.417, SLG: 0.222 (9, PH)			0-0 P4	0-0 5-3					4-0 L8	3	1	1	1	1	0	0											
Aurelio Rodriguez, R OBP: 0.250, SLG: 0.242 Ben Oglivie, L OBP: 0.286, SLG: 0.429 (9, PH)			0-0 5-3		0-0 1-3				0-3 K	2	1	0	0	0	1	2											
Ed Brinkman, R OBP: 0.243, SLG: 0.292 (1, 6)			0-3 K		0-0 1-3 1B				0-0 E9 G5-4-3 1B	3	0	1	1	0	1	0											
Inning Stats	R: 0 E: 0 K: 1 S: 5	H: 0 LOB: 0 BB: 0 P: 5	R: 0 E: 0 K: 0 S: 3	H: 0 LOB: 0 BB: 0 P: 3	R: 0 E: 0 K: 1 S: 5	H: 0 LOB: 0 BB: 0 P: 5	R: 4 E: 0 K: 1 S: 8	H: 3 LOB: 0 BB: 1 P: 12	R: 0 E: 0 K: 0 S: 2	H: 0 LOB: 0 BB: 1 P: 6	R: 0 E: 1 K: 1 S: 6	H: 1 LOB: 1 BB: 0 P: 6	R: 1 E: 1 K: 0 S: 4	H: 2 LOB: 1 BB: 1 P: 8	R: 0 E: 0 K: 0 S: 3	H: 0 LOB: 0 BB: 0 P: 3	R: 1 E: 0 K: 1 S: 5	H: 2 LOB: 2 BB: 1 P: 9	1B: 4 2B: 2 3B: 0 HR: 2	SF: 0 SAC: 0 DP: 1 HBP: 0	WP: 0 PB: 0 SB: 0 CS: 1	PA: 36					
PITCHER	IP	WLS	BF	H	R	ER	SO	BB	IBB	HBP	BLK	WP	HR	S	P	ERA	WHIP										
Reggie Cleveland, R ERA: 5.38 Diego Segui, R ERA: 2.83 (7, 1)	6.1		27	6	5	5	4	3	0	0	0	0	0	9	13	4.50	1.000										
PITCHER	IP	WLS	BF	H	R	ER	SO	BB	IBB	HBP	BLK	WP	HR	S	P	ERA	WHIP										

Batter	1	2	3	4	5	6	7	8	9	AB	R	H	RBI	BB	SO	LOB	TOP								
Tommy Harper, R OBP: 0.216, SLG: 0.223 (1, 10)										6	2	1	1	0	1	2	Boston Red Sox @ Detroit Tigers Tiger Stadium, Detroit, MI Sat May 11 1974, 3:33 AM EDT Att: 10,487 - Unknown								
Cecil Cooper, L OBP: 0.306, SLG: 0.390 (1, 3)										5	0	1	0	0	1	4									
Carlton Fisk, R OBP: 0.400, SLG: 0.421 (1, 2)										5	1	3	3	0	0	1									
Carl Yastrzemski, L OBP: 0.437, SLG: 0.584 (1, 7)										5	1	1	1	0	2	4									
Bernie Carbo, L OBP: 0.364, SLG: 0.439 (1, 9)										3	0	0	0	2	2	0									
Rico Petrocelli, R OBP: 0.324, SLG: 0.328 (1, 5)										2	0	1	1	3	0	1									
Dick McAuliffe, L OBP: 0.325, SLG: 0.308 (1, 4)										5	0	0	0	0	0	7									
Juan Beniquez, R OBP: 0.286, SLG: 0.359 (1, 8)										5	2	4	0	0	0	0									
Rick Burleson, R OBP: 0.455, SLG: 0.650 (1, 6)										5	2	3	0	0	0	4									
Inning Stats	R: 0 E: 0 K: 0 S: 4	H: 1 LOB: 1 BB: 0 P: 4	R: 0 E: 0 K: 0 S: 4	H: 1 LOB: 2 BB: 1 P: 8	R: 0 E: 0 K: 1 S: 5	H: 0 LOB: 0 BB: 0 P: 5	R: 0 E: 0 K: 2 S: 7	H: 0 LOB: 1 BB: 1 P: 11	R: 3 E: 0 K: 0 S: 7	H: 4 LOB: 3 BB: 2 P: 15	R: 2 E: 1 K: 1 S: 8	H: 2 LOB: 1 BB: 0 P: 8	R: 0 E: 0 K: 0 S: 5	H: 2 LOB: 2 BB: 0 P: 5	R: 2 E: 1 K: 2 S: 9	H: 2 LOB: 0 BB: 0 P: 9	R: 1 E: 1 K: 0 S: 4	H: 2 LOB: 1 BB: 1 P: 8	1B: 10 2B: 3 3B: 1 HR: 0	SF: 0 SAC: 0 DP: 1 HBP: 0	WP: 0 PB: 0 SB: 1 CS: 0	PA: 46			
PITCHER	IP	WLS	BF	H	R	ER	SO	BB	IBB	HBP	BLK	WP	HR	S	P	ERA	WHIP								
Joe Coleman, R ERA: 3.63 (1, 1)	4.1		21	6	3	3	3	2	0	0	0	0	0	25	33	6.23	1.846								
John Hiller, L ERA: 9.99 (5, 1)	3.2	L	20	6	4	1	3	2	0	0	0	0	0	24	32	2.46	2.182								
Woodie Fryman, L ERA: 10.57 (9, 1)	1.0		5	2	1	0	0	1	0	0	0	0	0	4	8	0.00	3.000								

Batter	1	2	3	4	5	6	7	8	9	AB	R	H	RBI	BB	SO	LOB	BOTTOM								
Dick Sharon, R OBP: 0.366, SLG: 0.297 (1, 8)										2	1	0	0	1	0	0	Boston Red Sox @ Detroit Tigers Tiger Stadium, Detroit, MI Sat May 11 1974, 3:33 AM EDT Att: 10,487 - Unknown								
Norm Cash, L OBP: 0.349, SLG: 0.436 (6, FH) (7, 3)										2	0	0	0	0	0	2									
Gary Sutherland, R OBP: 0.314, SLG: 0.360 (1, 4)										5	2	3	1	0	0	0									
Mickey Stanley, R OBP: 0.244, SLG: 0.299 (1, 3) (7, 8)										4	0	1	0	0	0	3									
Al Kaline, R OBP: 0.339, SLG: 0.370 (1, 10)										4	1	2	1	1	0	2									
Willie Horton, R OBP: 0.316, SLG: 0.495 (1, 7)										4	0	2	3	0	0	3									
Jerry Moses, R OBP: 0.317, SLG: 0.405 (1, 2)										3	0	0	0	0	0	2									
Gates Brown, L OBP: 0.462, SLG: 0.300 (7, FH)										1	0	1	0	0	0	0									
John Knox, L OBP: 0.250, SLG: 0.250 (7, FR)										0	0	0	0	0	0	0									
Gene Lamont, L (8, 2)										0	0	0	0	0	0	0									
Jim Northrup, L OBP: 0.279, SLG: 0.310 (1, 9)										3	0	0	0	1	0	3									
Aurelio Rodriguez, R OBP: 0.250, SLG: 0.243 (1, 5)										4	0	1	0	0	1	1									
Ed Brinkman, R OBP: 0.252, SLG: 0.303 (1, 6)										3	1	1	0	0	1	0									
Inning Stats	R: 0 E: 0 K: 0 S: 3	H: 0 LOB: 0 BB: 0 P: 3	R: 0 E: 0 K: 0 S: 3	H: 0 LOB: 1 BB: 1 P: 7	R: 4 E: 0 K: 0 S: 7	H: 4 LOB: 1 BB: 1 P: 11	R: 0 E: 0 K: 0 S: 2	H: 0 LOB: 0 BB: 1 P: 6	R: 0 E: 0 K: 0 S: 5	H: 2 LOB: 2 BB: 0 P: 5	R: 0 E: 0 K: 0 S: 4	H: 3 LOB: 2 BB: 0 P: 5	R: 1 E: 0 K: 0 S: 6	H: 3 LOB: 2 BB: 0 P: 6	R: 0 E: 0 K: 2 S: 7	H: 0 LOB: 0 BB: 0 P: 7	R: 0 E: 0 K: 0 S: 3	H: 1 LOB: 0 BB: 0 P: 3	1B: 9 2B: 3 3B: 0 HR: 0	SF: 0 SAC: 1 DP: 2 HBP: 1	WP: 0 PB: 0 SB: 0 CS: 0	PA: 40			
PITCHER	IP	WLS	BF	H	R	ER	SO	BB	IBB	HBP	BLK	WP	HR	S	P	ERA	WHIP								
Roger Moret, L ERA: 4.4 (1, 1)	3.0		16	4	4	4	0	3	0	0	0	0	0	13	25	12.00	2.333								
Juan Marichal, R ERA: 7.84 (4, 1)	3.2		17	6	1	1	0	0	0	1	0	0	0	16	17	2.46	1.636								
Lance Clemons, L ERA: 11.81 (7, 1)	0.1	W	1	0	0	0	0	0	0	0	0	0	0	1	1	0.00	0.000								
Dick Drago, R ERA: 2.99 (8, 1)	2.0		6	1	0	0	2	0	0	0	0	0	0	10	10	0.00	0.500								

Batter	1	2	3	4	5	6	7	8	9	10	AB	R	H	RBI	BB	SO	LOB	TOP			
Tommy Harper, R OBP: 0.206, SLG: 0.212 (1, 10)											5	0	0	0	0	2	5	Boston Red Sox @ Detroit Tigers Tiger Stadium, Detroit, MI Sun May 12 1974, 3:33 AM EDT Att: 23,686 - Unknown			
Cecil Cooper, L OBP: 0.301, SLG: 0.375 (1, 3)											4	0	0	0	1	2	2				
Carlton Fisk, R OBP: 0.400, SLG: 0.429 (1, 2)											4	2	1	0	1	1	1				
Carl Yastrzemski, L OBP: 0.443, SLG: 0.581 (1, 7)											4	1	2	0	1	0	2				
Bernie Carbo, L OBP: 0.353, SLG: 0.471 (1, 9)											3	1	1	2	0	0	2				
Dwight Evans, R OBP: 0.407, SLG: 0.623 (8, PH)											1	0	1	1	0	0	0				
Rick Miller, L OBP: 0.359, SLG: 0.333 (8, 9)											1	0	0	0	0	1	1				
Rico Petrocelli, R OBP: 0.329, SLG: 0.348 (1, 5)											5	0	2	0	0	1	2				
Dick McAuliffe, L OBP: 0.329, SLG: 0.343 (1, 4)											5	0	2	1	0	1	2				
Juan Beniquez, R OBP: 0.283, SLG: 0.362 (1, 8)											5	0	2	0	0	1	4				
Rick Burleson, R OBP: 0.458, SLG: 0.636 (1, 6)											2	0	1	0	0	0	0				
Danny Cater, R OBP: 0.359, SLG: 0.563 (7, PH)											0	0	0	0	1	0	0				
Mario Guerrero, R OBP: 0.305, SLG: 0.280 (7, 6)											1	0	1	0	0	0	0				
Inning Stats	R: 0 E: 0 K: 1 S: 4	H: 0 LOB: 0 BB: 1 P: 8	R: 0 E: 0 K: 1 S: 6	H: 1 LOB: 2 BB: 1 P: 10	R: 0 E: 0 K: 1 S: 5	H: 0 LOB: 0 BB: 0 P: 5	R: 0 E: 0 K: 0 S: 4	H: 1 LOB: 1 BB: 0 P: 4	R: 0 E: 0 K: 1 S: 6	H: 1 LOB: 0 BB: 1 P: 10	R: 0 E: 0 K: 0 S: 3	H: 2 LOB: 1 BB: 0 P: 7	R: 1 E: 0 K: 0 S: 5	H: 2 LOB: 1 BB: 0 P: 5	R: 0 E: 0 K: 2 S: 9	H: 2 LOB: 2 BB: 0 P: 9	R: 1 E: 0 K: 3 S: 12	H: 3 LOB: 2 BB: 0 P: 12	1B: 8 2B: 4 3B: 0 HR: 1	SF: 0 SAC: 0 DP: 2 HBP: 0	WP: 0 PA: 44 PB: 0 SB: 0 CS: 1
PITCHER	IP	WLS	BF	H	R	ER	SO	BB	IBB	HBP	BLK	WP	HR	S	P	ERA	WHIP				
Lerrin LaGrow, R ERA: 2.75 (1, 1)	7.1		30	7	3	3	4	4	0	0	0	0	0	1	34	50	3.68	1.500			
John Hiller, L ERA: 1.14 (8, 1)	2.2	L	14	6	1	1	5	0	0	0	0	0	0	24	24	3.38	2.250				

Batter	1	2	3	4	5	6	7	8	9	10	AB	R	H	RBI	BB	SO	LOB	BOTTOM			
Dick Sharon, R OBP: 0.348, SLG: 0.286 (1, 8)												5	0	1	0	0	0	1	Boston Red Sox @ Detroit Tigers Tiger Stadium, Detroit, MI Sun May 12 1974, 3:33 AM EDT Att: 23,686 - Unknown		
Gary Sutherland, R OBP: 0.309, SLG: 0.347 (1, 4)											4	0	0	0	1	0	1				
Mickey Stanley, R OBP: 0.252, SLG: 0.306 (1, 3)												4	1	2	0	0	0				
Gates Brown, L OBP: 0.429, SLG: 0.273 (10, PH)												3	1	0	0	1	0				
Al Kaline, R OBP: 0.336, SLG: 0.360 (1, 10)												4	1	3	3	0	0				
Willie Horton, R OBP: 0.331, SLG: 0.541 (1, 7)												4	1	3	3	0	0				
Jerry Moses, R OBP: 0.311, SLG: 0.415 (1, 2)												4	0	1	0	0	1				
John Knox, L OBP: 0.250, SLG: 0.250 (9, PR)												0	0	0	0	0	0				
Gene Lamont, L (10, 2)												0	0	0	0	0	0				
Jim Northrup, L OBP: 0.286, SLG: 0.310 (1, 9)											3	0	1	0	1	1	1				
Aurelio Rodriguez, R OBP: 0.241, SLG: 0.234 (1, 5)											4	0	0	0	0	0	4				
Ed Brinkman, R OBP: 0.252, SLG: 0.301 (1, 6)												4	0	1	0	0	1	0			
Inning Stats	R: 3 E: 0 K: 0 S: 5	H: 2 LOB: 0 BB: 1 P: 9	R: 0 E: 0 K: 0 S: 3	H: 1 LOB: 1 BB: 0 P: 3	R: 0 E: 0 K: 0 S: 4	H: 1 LOB: 1 BB: 0 P: 4	R: 0 E: 0 K: 1 S: 6	H: 1 LOB: 1 BB: 0 P: 6	R: 0 E: 0 K: 1 S: 5	H: 0 LOB: 0 BB: 0 P: 5	R: 0 E: 0 K: 0 S: 3	H: 0 LOB: 0 BB: 0 P: 3	R: 0 E: 0 K: 0 S: 4	H: 1 LOB: 2 BB: 1 P: 8	R: 0 E: 0 K: 1 S: 5	H: 1 LOB: 1 BB: 1 P: 9	1B: 6 2B: 2 3B: 0 HR: 1	SF: 0 SAC: 0 DP: 2 HBP: 0	WP: 0 PA: 39 PB: 1 SB: 0 CS: 0		
PITCHER	IP	WLS	BF	H	R	ER	SO	BB	IBB	HBP	BLK	WP	HR	S	P	ERA	WHIP				
Bill Lee, L ERA: 2.04 (1, 1)	9.2	W	38	9	3	3	3	3	0	0	0	0	0	1	41	53	2.79	1.241			
Diego Segui, R ERA: 2.59 (10, 1)	0.1	S	1	0	0	0	1	0	0	0	0	0	0	3	3	0.00	0.000				

Batter	1	2	3	4	5	6	7	8	9	AB	R	H	RBI	BB	SO	LOB	TOP										
Rick Miller, L OBP: 0.368, SLG: 0.321 (1, 9)	0-0 4-3		4-0 F9 G3 BB		4-0 BB			0-0 E3 BB		2	0	0	0	2	0	0	Boston Red Sox @ Cleveland Indians Cleveland Municipal Stadium, Cleveland, OH Mon May 13 1974, 7:05 PM EDT Att. 4,234 - Unknown - 55 F										
Cecil Cooper, L OBP: 0.308, SLG: 0.374 (1, 3)	0-0 CS 1B		0-0 G3		0-0 F5			4-0 1-2 BB		3	0	1	0	1	0	2											
Carlton Fisk, R OBP: 0.370, SLG: 0.391 (1, 2)	0-0 1-2 5-3		0-0 F9		0-0 2-3 F9		0-0 6-3	0-0 P5		4	0	0	0	0	0	4											
Carl Yastrzemski, L OBP: 0.430, SLG: 0.560 (1, 7)		0-0 4-3	0-0 P6		0-0 1-3			0-0 F7		4	0	0	0	0	0	3											
Bernie Carbo, L OBP: 0.358, SLG: 0.472 (1, 10)		0-0 1B 2B		0-3 K		0-0 F8		0-3 K		4	1	1	0	0	2	2											
Rico Petrocelli, R OBP: 0.325, SLG: 0.343 (1, 5)		0-0 P6		0-0 P4				0-0 F8		4	0	1	0	0	0	1											
Juan Beniquez, R OBP: 0.291, SLG: 0.347 (1, 8)		4-0 1B BB		0-0 5-3			0-0 FC5-4 1B FC6-4	0-0 P6		3	0	0	0	1	0	1											
Dick McAuliffe, L OBP: 0.326, SLG: 0.338 (1, 4)		0-0 1-2 2H 1B		0-3 K			0-3 K	0-0 L8		4	0	1	1	0	2	1											
Rick Burleson, R OBP: 0.407, SLG: 0.560 (1, 6)		0-0 L9		0-0 P6			0-0 FC6-4			3	0	0	0	0	0	3											
Inning Stats	R: 0 E: 0 K: 0 S: 3	H: 1 LOB: 0 BB: 0 P: 3	R: 1 E: 0 K: 0 S: 5	H: 2 LOB: 2 BB: 1 P: 9	R: 0 E: 0 K: 1 S: 5	H: 0 LOB: 0 BB: 1 P: 7	R: 0 E: 0 K: 1 S: 5	H: 0 LOB: 0 BB: 0 P: 5	R: 0 E: 0 K: 1 S: 5	H: 0 LOB: 1 BB: 1 P: 9	R: 0 E: 0 K: 0 S: 3	H: 0 LOB: 0 BB: 0 P: 3	R: 0 E: 0 K: 1 S: 6	H: 1 LOB: 1 BB: 0 P: 6	R: 0 E: 1 K: 0 S: 6	H: 0 LOB: 2 BB: 1 P: 10	R: 0 E: 0 K: 0 S: 3	H: 0 LOB: 0 BB: 0 P: 3	1B: 3 2B: 1 3B: 0 HR: 0	SF: 0 SAC: 0 DP: 0 HBP: 0	WP: 0 PB: 0 SB: 0 CS: 1	PA: 35					
PITCHER	IP	WLS	BF	H	R	ER	SO	BB	IBB	HBP	BLK	WP	HR	S	P	ERA	WHIP										
Jim Perry, R ERA: 2.58 (1, 1)	7.0	W	29	4	1	1	3	4	0	0	0	0	0	31	47	1.29	1.143										
Tom Buskey, R ERA: 3.0 (8, 1)	2.0	S	6	0	0	0	1	0	0	0	0	0	0	8	8	0.00	0.000										

AB	31
R	1
H	4
RBI	1
BB	4
SO	4
LOB	17



Batter	1	2	3	4	5	6	7	8	9	AB	R	H	RBI	BB	SO	LOB	BOTTOM										
John Lowenstein, L OBP: 0.360, SLG: 0.325 (1, 7)	0-0 E HR 1B				0-0 P2					4	1	1	0	0	0	3	Boston Red Sox @ Cleveland Indians Cleveland Municipal Stadium, Cleveland, OH Mon May 13 1974, 7:05 PM EDT Att. 4,234 - Unknown - 55 F										
Rusty Torres, S OBP: 0.286, SLG: 0.167 (9, 7)		0-0 B5-3								0	0	0	0	0	0	0											
Jack Brohamer, L OBP: 0.413, SLG: 0.375 (1, 4)	0-0 P7		0-0 F8		0-0 P3		0-0 F9			4	0	0	0	0	0	3											
Buddy Bell, R OBP: 0.300, SLG: 0.380 (1, 5)	0-0 E4 HR		0-3 K		0-0 1-3 1B			0-0 G6-4-3 1B		4	1	2	0	0	1	1											
John Ellis, R OBP: 0.320, SLG: 0.402 (1, 3)	0-0 HR		0-0 F9		0-0 1-3			0-0 G6-4-3		4	1	1	3	0	0	2											
Oscar Gamble, L OBP: 0.370, SLG: 0.494 (1, 10)	0-0 1-3 1B		0-3 K		0-0 1-3			0-0 F9		4	0	1	0	0	1	1											
Charlie Spikes, R OBP: 0.560, SLG: 0.513 (1, 9)	0-0 4-3		0-0 G5-4-3 1B		0-0 1B SF7			0-0 1B SF7		3	1	2	0	0	0	1											
George Hendrick, R OBP: 0.301, SLG: 0.422 (1, 8)		0-0 F2		0-0 G5-4-3				0-0 1B SF7		3	0	1	0	0	0	1											
Dave Duncan, R OBP: 0.265, SLG: 0.386 (1, 2)		0-3 K			0-0 6-3			0-0 SF7		2	0	0	1	0	1	0											
Frank Duffy, R OBP: 0.232, SLG: 0.330 (1, 6)		0-0 1B			0-0 F5			0-0 1B		3	0	2	0	0	0	0											
Inning Stats	R: 3 E: 1 K: 0 S: 6	H: 3 LOB: 0 BB: 0 P: 6	R: 0 E: 0 K: 1 S: 6	H: 1 LOB: 1 BB: 0 P: 6	R: 0 E: 0 K: 1 S: 5	H: 0 LOB: 0 BB: 0 P: 5	R: 0 E: 0 K: 1 S: 5	H: 1 LOB: 0 BB: 0 P: 5	R: 0 E: 0 K: 0 S: 4	H: 1 LOB: 1 BB: 0 P: 4	R: 1 E: 0 K: 0 S: 6	H: 3 LOB: 2 BB: 0 P: 6	R: 0 E: 0 K: 0 S: 3	H: 1 LOB: 0 BB: 0 P: 3	R: 0 E: 0 K: 0 S: 3	R: 0 E: 0 K: 0 S: 3	1B: 9 2B: 1 3B: 0 HR: 1	SF: 1 SAC: 0 DP: 3 HBP: 0	WP: 0 PB: 0 SB: 1 CS: 0	PA: 32							
PITCHER	IP	WLS	BF	H	R	ER	SO	BB	IBB	HBP	BLK	WP	HR	S	P	ERA	WHIP										
Luis Tiant, R ERA: 4.77 (1, 1)	8.0	L	32	10	4	3	3	0	0	0	0	0	1	38	38	3.38	1.250										

AB	31
R	4
H	10
RBI	4
BB	0
SO	3
LOB	12



Batter	1	2	3	4	5	6	7	8	9	AB	R	H	RBI	BB	SO	LOB	TOP			
Cecil Cooper, L (1, 3) OBP: 0.306, SLG: 0.369	0-0 CS 1B		0-0 P8		0-0 6-3		0-0 G3			4	0	1	0	0	0	1				
Dick McAuliffe, L (1, 4) OBP: 0.322, SLG: 0.372	0-0 P4		0-0 F8					0-0 P5		4	1	1	1	0	0	1				
Carlton Fisk, R (1, 2) OBP: 0.362, SLG: 0.440	0-3 K				0-0 HR			0-0 F3		4	1	1	1	0	1	0				
Carl Yastrzemski, L (1, 7) OBP: 0.417, SLG: 0.540		0-0 F9		0-0 4-3		0-0 F8		0-0 6-3		4	0	0	0	0	0	0				
Bernie Carbo, L (1, 9) OBP: 0.355, SLG: 0.457		0-0 1-3		0-0 4-3		0-0 G3			4-0 F9 1B BB	3	0	0	0	1	0	0				
Rico Petrocelli, R (1, 5) OBP: 0.333, SLG: 0.351		0-0 E2 BB		0-0 BB 1B		0-0 G3			0-0 FC6-4 1B	4	0	2	0	0	0	0				
Bob Montgomery, R (1, 10) OBP: 0.234, SLG: 0.288		4-0 FC6-4 BB		4-0 BB			0-0 4-3		0-0 F9	2	0	0	0	2	0	2				
Rick Miller, L (1, 8) OBP: 0.347, SLG: 0.300		0-0 FC6-4		0-0 F8			0-0 4-3		0-3 K	4	0	0	0	0	1	6				
Rick Burleson, R (1, 6) OBP: 0.400, SLG: 0.519			0-0 6-3		0-0 6-3				0-0 FC6-4	2	0	0	0	1	0	0				
Dwight Evans, R (9, PH) OBP: 0.400, SLG: 0.611									1-2 FC6-4	1	0	0	0	0	0	2				
Inning Stats	R: 0 E: 0 K: 1 S: 5	H: 1 LOB: 0 BB: 0 P: 5	R: 0 E: 1 K: 0 S: 4	H: 0 LOB: 2 BB: 1 P: 8	R: 0 E: 0 K: 0 S: 3	H: 0 LOB: 0 BB: 0 P: 3	R: 1 E: 0 K: 0 S: 5	H: 2 LOB: 2 BB: 1 P: 9	R: 1 E: 0 K: 0 S: 4	H: 1 LOB: 0 BB: 0 P: 4	R: 0 E: 0 K: 0 S: 3	H: 0 LOB: 1 BB: 1 P: 7	R: 0 E: 0 K: 0 S: 3	H: 0 LOB: 0 BB: 0 P: 3	R: 0 E: 0 K: 1 S: 6	H: 1 LOB: 2 BB: 1 P: 10	1B: 3 2B: 0 3B: 0 HR: 2	SF: 0 SAC: 0 DP: 0 HBP: 0	WP: 0 PB: 0 SB: 0 CS: 1	PA: 36
PITCHER Gaylord Perry, R (1, 1) ERA: 1.81	IP: 9.0 WLS: W BF: 36	H: 5 R: 2 ER: 2 SO: 2	BB: 4 IBB: 0 HBP: 0 BLK: 0	WP: 0 HR: 2 S: 36 P: 52	ERA: 2.00 WHIP: 1.000															

Boston Red Sox @ Cleveland Indians
Cleveland Municipal Stadium, Cleveland, OH
Tue May 14 1974, 7:05 PM EDT
Att. 7,150 - Unknown - 83 F

AB 32
R 2
H 5
RBI 2
BB 4
SO 2
LOB 12



Batter	1	2	3	4	5	6	7	8	9	AB	R	H	RBI	BB	SO	LOB	BOTTOM			
John Lowenstein, L (1, 7) OBP: 0.364, SLG: 0.325	0-3 K			4-0 FC4-6 BB		0-0 P6				3	0	1	1	1	1	0				
Rusty Torres, S (7, 7) OBP: 0.375, SLG: 0.286		2-3 3-H 1B								1	0	1	0	0	0	0				
Jack Brohamer, L (1, 4) OBP: 0.392, SLG: 0.364	0-0 E 1B	0-0 SF8		0-0 FC4-6		0-0 L7		0-0 F7		4	0	1	1	0	0	2				
Buddy Bell, R (1, 5) OBP: 0.291, SLG: 0.368	0-0 L6	0-0 F9		0-0 F7		0-0 6-3				4	0	0	0	0	0	3				
John Ellis, R (1, 3) OBP: 0.318, SLG: 0.397	0-0 E 1B		0-0 F8		0-0 F9		0-0 P7			4	0	1	0	0	0	0				
Oscar Gamble, L (1, 10) OBP: 0.365, SLG: 0.481	0-0 E1		0-0 E4 FC4-6		0-0 6-3					4	0	1	0	0	0	2				
Charlie Spikes, R (1, 9) OBP: 0.357, SLG: 0.500	0-3 K		0-0 FC4-6		4-0 HR BB		0-3 K			3	1	0	0	1	2	5				
George Hendrick, R (1, 8) OBP: 0.307, SLG: 0.450		0-0 SH1-4 1B		0-0 5-3		0-0 HR		0-0 F8		4	2	2	2	0	0	2				
Dave Duncan, R (1, 2) OBP: 0.275, SLG: 0.378		4-0 1B SH1-4 SF8 BB		4-0 SH1-4 E BB		0-3 K			0-0 F3	2	2	0	0	2	1	0				
Frank Duffy, R (1, 6) OBP: 0.237, SLG: 0.360		0-0 SH1-4		0-0 SH1-4		0-0 HR			0-0 5-3	2	1	1	1	0	0	0				
Inning Stats	R: 0 E: 1 K: 2 S: 10	H: 2 LOB: 3 BB: 0 P: 10	R: 2 E: 0 K: 0 S: 5	H: 2 LOB: 1 BB: 1 P: 9	R: 0 E: 1 K: 0 S: 4	H: 0 LOB: 1 BB: 0 P: 4	R: 1 E: 1 K: 0 S: 3	H: 0 LOB: 1 BB: 2 P: 11	R: 2 E: 0 K: 1 S: 6	H: 1 LOB: 0 BB: 1 P: 10	R: 1 E: 0 K: 0 S: 4	H: 1 LOB: 0 BB: 0 P: 4	R: 0 E: 0 K: 1 S: 6	H: 1 LOB: 1 BB: 0 P: 6	R: 0 E: 0 K: 0 S: 4	H: 1 LOB: 1 BB: 0 P: 4	1B: 6 2B: 0 3B: 0 HR: 2	SF: 1 SAC: 2 DP: 0 HBP: 0	WP: 0 PB: 0 SB: 2 CS: 0	PA: 38
PITCHER Reggie Cleveland, R (1, 1) ERA: 5.64	IP: 6.0 WLS: L BF: 30	H: 6 R: 6 ER: 5 SO: 3	BB: 4 IBB: 0 HBP: 0 BLK: 0	WP: 0 HR: 2 S: 32 P: 48	ERA: 7.50 WHIP: 1.667															
PITCHER Roger Moret, L (7, 1) ERA: 3.86	IP: 2.0 WLS: L BF: 8	H: 2 R: 0 ER: 0 SO: 1	BB: 0 IBB: 0 HBP: 0 BLK: 0	WP: 0 HR: 0 S: 10 P: 10	ERA: 0.00 WHIP: 1.000															

Boston Red Sox @ Cleveland Indians
Cleveland Municipal Stadium, Cleveland, OH
Tue May 14 1974, 7:05 PM EDT
Att. 7,150 - Unknown - 83 F

AB 31
R 6
H 8
RBI 5
BB 4
SO 4
LOB 14



Batter	1	2	3	4	5	6	7	8	9	AB	R	H	RBI	BB	SO	LOB	TOP				
Cecil Cooper, L OBP: 0.310, SLG: 0.365 (1, 3)	L1-3		1B HR BB		1B SF9 1B		K		L8	4	2	1	0	1	1	1	Boston Red Sox @ Cleveland Indians Cleveland Municipal Stadium, Cleveland, OH Wed May 15 1974, 7:05 PM EDT Att: 7,072 - Unknown - 68 F				
Dick McAuliffe, L OBP: 0.319, SLG: 0.366 (1, 4)	F8		HR 1B		P7		F8			4	1	1	0	0	0	1					
Carlton Fisk, R OBP: 0.371, SLG: 0.500 (1, 2)	5-3		F7		1B				HR	4	1	2	1	0	0	2					
Carl Yastrzemski, L OBP: 0.420, SLG: 0.539 (1, 7)		HR 1B	L9		SF9				CS BB	2	1	1	1	1	0	2					
Bernie Carbo, L OBP: 0.351, SLG: 0.479 (1, 9)	F8		HR		F7				K	4	1	1	3	0	1	3					
Rico Petrocelli, R OBP: 0.329, SLG: 0.385 (1, 5)		HR	F9						F2	4	1	1	2	0	0	0					
Bob Montgomery, R OBP: 0.221, SLG: 0.270 (1, 10)	5-3			1-6-3			K		K	4	0	0	0	0	2	0					
Rick Miller, L OBP: 0.355, SLG: 0.313 (1, 8)				P6			F5			4	0	2	0	0	0	0					
Rick Burleson, R OBP: 0.353, SLG: 0.452 (1, 6)	5-3			F8			6-3		F3	4	0	0	0	0	0	2					
Inning Stats	R: 0 E: 0 K: 0 S: 3	H: 0 LOB: 0 BB: 0 P: 3	R: 2 E: 0 K: 0 S: 6	H: 3 LOB: 1 BB: 0 P: 6	R: 3 E: 0 K: 0 S: 5	H: 2 LOB: 0 BB: 1 P: 9	R: 0 E: 0 K: 0 S: 3	H: 0 LOB: 0 BB: 0 P: 3	R: 1 E: 0 K: 1 S: 5	H: 2 LOB: 1 BB: 0 P: 5	R: 0 E: 0 K: 1 S: 5	H: 0 LOB: 0 BB: 0 P: 5	R: 0 E: 0 K: 1 S: 5	H: 1 LOB: 0 BB: 1 P: 9	R: 0 E: 0 K: 1 S: 6	H: 1 LOB: 1 BB: 0 P: 6	1B: 6 2B: 1 3B: 0 HR: 3	SF: 1 SAC: 0 DP: 1 HBP: 0	WP: 0 PB: 0 SB: 2 CS: 1	PA: 37	
PITCHER	IP	WLS	BF	H	R	ER	SO	BB	IBB	HBP	BLK	WP	HR	S	P	ERA	WHIP				
Steve Kline, R ERA: 3.63 (1, 1)	2.2	L	14	5	5	5	0	1	0	0	0	0	2	13	17	16.88	2.250				
Bob Johnson, R ERA: 3.77 (3, 1)	4.1		15	2	1	1	2	0	0	0	0	0	0	19	19	2.08	0.462				
Milt Wilcox, R ERA: 2.82 (8, 1)	2.0		8	2	1	1	2	1	0	0	0	0	1	11	15	4.50	1.500				

AB	34
R	7
H	9
RBI	7
BB	2
SO	4
LOB	11



Batter	1	2	3	4	5	6	7	8	9	AB	R	H	RBI	BB	SO	LOB	BOTTOM					
John Lowenstein, L OBP: 0.359, SLG: 0.320 (1, 7) (5, 9)	K	G3		CS	1B SF8 1B		K		4-3	5	1	1	0	0	2	1	Boston Red Sox @ Cleveland Indians Cleveland Municipal Stadium, Cleveland, OH Wed May 15 1974, 7:05 PM EDT Att: 7,072 - Unknown - 68 F					
Jack Brohamer, L OBP: 0.411, SLG: 0.408 (1, 4)	1B 1B 1B			2B	1B 1-3 1B		6-3		P7	5	1	3	0	0	0	0						
Buddy Bell, R OBP: 0.290, SLG: 0.367 (1, 5)	1B 1-2 1B		L8		SF8		P5			3	1	1	1	0	0	1						
John Ellis, R OBP: 0.316, SLG: 0.392 (1, 3)	4-3 1B 1-2 2-3 1B		L6		P5		6-3			4	0	1	0	0	0	2						
Oscar Gamble, L OBP: 0.393, SLG: 0.512 (1, 10)	4-3 1B 1-2 2-H 3-H 1B			BB	1B				4-3 1B 2B	3	1	3	2	1	0	0						
Charlie Spikes, R OBP: 0.551, SLG: 0.492 (1, 9)	4-3				K				4-3	2	0	0	0	0	1	4						
Leron Lee, L OBP: 0.200, SLG: 0.167 (5, 7)	4-3				K				4-3	2	0	0	0	0	1	3						
George Hendrick, R OBP: 0.313, SLG: 0.447 (1, 8)	5-3				FC3-6 BB				E6 G5-4-3 1B	3	0	1	1	1	0	2						
Dave Duncan, R OBP: 0.264, SLG: 0.362 (1, 2)		P8			P4				F9 G5-4-3	4	0	0	0	0	0	3						
Frank Duffy, R OBP: 0.229, SLG: 0.348 (1, 6)	F7			FC3-6 CS			L6		1-3	4	0	0	0	0	0	2						
Inning Stats	R: 2 E: 0 K: 1 S: 9	H: 4 LOB: 2 BB: 0 P: 9	R: 0 E: 0 K: 0 S: 3	H: 0 LOB: 0 BB: 0 P: 3	R: 0 E: 0 K: 1 S: 6	H: 1 LOB: 2 BB: 1 P: 10	R: 0 E: 0 K: 0 S: 2	H: 0 LOB: 0 BB: 1 P: 6	R: 1 E: 0 K: 1 S: 8	H: 3 LOB: 2 BB: 0 P: 8	R: 0 E: 1 K: 1 S: 6	H: 0 LOB: 1 BB: 0 P: 6	R: 0 E: 0 K: 0 S: 3	H: 0 LOB: 0 BB: 0 P: 3	R: 1 E: 0 K: 0 S: 4	H: 2 LOB: 0 BB: 0 P: 4	R: 0 E: 0 K: 0 S: 3	H: 0 LOB: 0 BB: 0 P: 3	1B: 8 2B: 2 3B: 0 HR: 0	SF: 1 SAC: 0 DP: 1 HBP: 0	WP: 0 PB: 0 SB: 0 CS: 1	PA: 39
PITCHER	IP	WLS	BF	H	R	ER	SO	BB	IBB	HBP	BLK	WP	HR	S	P	ERA	WHIP					
Juan Marichal, R ERA: 7.16 (1, 1)	7.0	W	32	9	4	4	4	2	0	0	0	0	0	46	46	0.00	0.500					
Dick Drago, R ERA: 2.39 (8, 1)	2.0		6	1	0	0	0	0	0	0	0	0	0	6	6	0.00	0.500					



Batter	1	2	3	4	5	6	7	8	9	AB	R	H	RBI	BB	SO	LOB	TOP
Juan Beniquez, R OBP: 0.305, SLG: 0.360 (1, 8)										3	0	2	0	0	0	1	Boston Red Sox @ Baltimore Orioles Memorial Stadium, Baltimore, MD Fri May 17 1974, 7:05 PM EDT Att: 13,178 - Unknown
Mario Guerrero, R OBP: 0.294, SLG: 0.269 (1, 6)										3	0	0	0	0	2		
Carlton Fisk, R OBP: 0.369, SLG: 0.491 (1, 2)										3	0	1	0	0	0		
Carl Yastrzemski, L OBP: 0.418, SLG: 0.534 (1, 7)										3	0	1	0	0	1		
Rico Petrocelli, R OBP: 0.345, SLG: 0.392 John Kennedy, R OBP: 0.133, SLG: 0.286 (1, 5) (4, 4)										1	0	1	0	1	0		
Dwight Evans, R OBP: 0.397, SLG: 0.596 (1, 10)										3	0	1	0	0	1		
Bernie Carbo, L OBP: 0.353, SLG: 0.474 (1, 9)										1	0	0	0	1	1		
Danny Cater, R OBP: 0.350, SLG: 0.500 (1, 3)										2	0	0	0	0	1		
Dick McAuliffe, L OBP: 0.313, SLG: 0.357 (1, 4) (4, 5)										2	0	0	0	0	1		
Inning Stats	R: 0 E: 0 K: 0 S: 3	H: 1 LOB: 0 BB: 0 P: 3	R: 0 E: 0 K: 2 S: 8	H: 1 LOB: 1 BB: 0 P: 8	R: 0 E: 0 K: 1 S: 4	H: 1 LOB: 1 BB: 0 P: 4	R: 0 E: 0 K: 1 S: 5	H: 0 LOB: 1 BB: 1 P: 9	R: 0 E: 0 K: 1 S: 6	H: 1 LOB: 1 BB: 0 P: 6	R: 0 E: 0 K: 0 S: 1	H: 1 LOB: 1 BB: 0 P: 1					
PITCHER Mike Cuellar, L ERA: 3.38 (1, 1)	IP: 6.0 WLS: W BF: 24 H: 6 R: 0 ER: 0 SO: 5 BB: 2 IBB: 0 HBP: 0 BLK: 0 WP: 0 HR: 0 S: 32 P: 40 ERA: 0.00 WHIP: 1.333																

AB	22
R	0
H	6
RBI	0
BB	2
SO	5
LOB	10



WP	0	PA	24
FB	0		
SB	0		
CS	1		

Batter	1	2	3	4	5	6	7	8	9	AB	R	H	RBI	BB	SO	LOB	BOTTOM
Paul Blair, R OBP: 0.269, SLG: 0.337 (1, 8)										4	1	1	0	0	2	4	Boston Red Sox @ Baltimore Orioles Memorial Stadium, Baltimore, MD Fri May 17 1974, 7:05 PM EDT Att: 13,178 - Unknown
Bobby Grich, R OBP: 0.451, SLG: 0.522 (1, 4)										3	1	1	1	0	0	2	
Tommy Davis, R OBP: 0.308, SLG: 0.403 (1, 10)										3	2	2	4	0	0	1	
Earl Williams, R OBP: 0.328, SLG: 0.271 (1, 3)										3	0	1	0	0	1		
Don Baylor, R OBP: 0.314, SLG: 0.269 (1, 7)										3	1	2	0	0	0	1	
Brooks Robinson, R OBP: 0.388, SLG: 0.418 (1, 5)										3	0	1	0	0	0	1	
Jim Fuller, R OBP: 0.304, SLG: 0.453 (1, 9)										3	0	1	0	0	2	0	
Andy Etchebarren, R OBP: 0.231, SLG: 0.222 (1, 2)										3	0	1	1	0	0	0	
Mark Belanger, R OBP: 0.330, SLG: 0.420 (1, 6)										2	1	1	0	1	0	3	
Inning Stats	R: 0 E: 0 K: 1 S: 6	H: 1 LOB: 1 BB: 0 P: 6	R: 0 E: 0 K: 1 S: 5	H: 1 LOB: 0 BB: 0 P: 5	R: 3 E: 0 K: 1 S: 9	H: 4 LOB: 1 BB: 0 P: 9	R: 0 E: 0 K: 1 S: 5	H: 0 LOB: 0 BB: 0 P: 5	R: 2 E: 0 K: 0 S: 4	H: 1 LOB: 0 BB: 1 P: 8	R: 1 E: 0 K: 0 S: 8	H: 4 LOB: 2 BB: 0 P: 8					
PITCHER Bill Lee, L ERA: 2.65 Diego Segui, R ERA: 2.49 (1, 1) (6, 1)	IP: 5.0 WLS: L BF: 25 H: 10 R: 6 ER: 6 SO: 4 BB: 1 IBB: 0 HBP: 0 BLK: 0 WP: 0 HR: 2 S: 32 P: 36 ERA: 10.80 WHIP: 2.200																

AB	27
R	6
H	11
RBI	6
BB	1
SO	5
LOB	13



WP	0	PA	28
FB	0		
SB	0		
CS	1		

Batter	1	2	3	4	5	6	7	8	9	AB	R	H	RBI	BB	SO	LOB	TOP										
Juan Beniquez, R OBP: 0.307, SLG: 0.350 (1, 8)	F9		F9		F9		FC6-4 1B	G6-4-3 IBB	K	5	1	1	0	1	1	2											
Mario Guerrero, R OBP: 0.300, SLG: 0.268 (1, 6)	5-3		BB			F8	FC6-4 1B	G6-4-3		4	0	1	1	1	0	3											
Carlton Fisk, R OBP: 0.357, SLG: 0.468 (1, 2)	4-3		F9			F9	FC6-4 1B		BB	5	2	1	1	1	0	2											
Carl Yastrzemski, L OBP: 0.417, SLG: 0.525 (1, 7)		G3	F8			K	1B		2B	4	1	1	0	1	1	1											
Rico Petrocelli, R OBP: 0.370, SLG: 0.422 (1, 5)	1B	2B			F9				1B	4	3	3	2	1	0	0											
John Kennedy, R OBP: 0.133, SLG: 0.286 (9, 4)	BB					BB	1B		2B	0	0	0	0	0	0	0											
Dwight Evans, R OBP: 0.412, SLG: 0.590 (1, 10)	2B	1B			CS	1B			F6	4	1	2	0	1	1	4											
Bernie Carbo, L OBP: 0.370, SLG: 0.470 (1, 9)	K				K		SF7 1B	G3	BB	3	1	1	1	2	2	3											
Rick Miller, L OBP: 0.355, SLG: 0.313 (9, 9)					K		1B	BB	IBB	0	0	0	0	0	0	0											
Danny Cater, R OBP: 0.400, SLG: 0.571 (1, 3)					5-3		SF7	G3		3	0	2	4	1	0	0											
Dick McAuliffe, L OBP: 0.307, SLG: 0.348 (1, 4)	4-3				F8		1B	G3	F5	5	1	1	1	0	0	6											
Inning Stats	R: 0 E: 0 K: 0 S: 3	H: 0 LOB: 0 BB: 0 P: 3	R: 1 E: 0 K: 1 S: 7	H: 2 LOB: 2 BB: 1 P: 11	R: 0 E: 0 K: 0 S: 3	H: 0 LOB: 1 BB: 1 P: 7	R: 0 E: 0 K: 1 S: 5	H: 1 LOB: 0 BB: 0 P: 5	R: 0 E: 0 K: 0 S: 3	H: 0 LOB: 0 BB: 0 P: 3	R: 0 E: 0 K: 1 S: 5	H: 0 LOB: 0 BB: 0 P: 5	R: 6 E: 0 K: 1 S: 12	H: 7 LOB: 2 BB: 1 P: 16	R: 0 E: 0 K: 0 S: 2	H: 0 LOB: 2 BB: 3 P: 14	R: 3 E: 0 K: 1 S: 8	H: 3 LOB: 2 BB: 2 P: 16	1B: 11 2B: 2 3B: 0 HR: 0	SF: 1 SAC: 0 DP: 1 HBP: 0	WP: 0 PA: 46 PB: 0 SB: 1 CS: 1						
PITCHER	IP	WLS	BF	H	R	ER	SO	BB	IBB	HBP	BLK	WP	HR	S	P	ERA	WHIP										
Ross Grimsley, L ERA: 3.46 (1, 1)	6.1	L	27	6	5	5	3	3	0	0	0	0	0	30	42	7.11	1.421										
Bob Reynolds, R ERA: 1.29 (7, 1)	0.1		4	3	1	1	0	0	0	0	0	0	0	4	4	27.00	9.000										
Jesse Jefferson, R ERA: 10.8 (7, 1)	1.2		13	4	4	4	1	3	2	0	0	0	0	10	30	21.60	4.200										
Grant Jackson, L ERA: 5.25 (9, 1)	0.2		2	0	0	0	1	0	0	0	0	0	0	4	4	0.00	0.000										

Boston Red Sox @ Baltimore Orioles
Memorial Stadium, Baltimore, MD
Sat May 18 1974, 3:33 AM EDT
Att: 6,081 - Unknown

AB 37
R 10
H 13
RBI 10
BB 8
SO 5
LOB 21



Batter	1	2	3	4	5	6	7	8	9	AB	R	H	RBI	BB	SO	LOB	BOTTOM										
Al Bumbry, L OBP: 0.250, SLG: 0.289 (1, 7)	FC4-6 1B	L4			CS	1B			F8	5	0	3	0	0	0	2											
Rich Coggins, L OBP: 0.245, SLG: 0.241 (1, 9)	FC4-6 1-2				FC5-4 1B		K		F8	5	0	1	0	0	1	4											
Tommy Davis, R OBP: 0.299, SLG: 0.391 (1, 10)	K				K				G3	4	0	0	0	0	3	2											
Boog Powell, L OBP: 0.262, SLG: 0.406 (1, 3)	4-3				F8		G3		HR	4	1	1	1	0	0	2											
Earl Williams, R OBP: 0.333, SLG: 0.273 (1, 2)		2B	1B		FC5-4 1-2		F5		1B	3	1	1	0	1	0	1											
Bobby Grich, R OBP: 0.439, SLG: 0.504 (1, 4)	F4				F8		F8		F8	4	0	0	0	0	0	2											
Brooks Robinson, R OBP: 0.394, SLG: 0.432 (1, 5)							F7			3	0	2	0	0	0	0											
Enos Cabell, R OBP: 0.400, SLG: 0.357 (8, 5)	1B	2B			SH5-3 1B				1B	1	0	1	0	0	0	0											
Paul Blair, R OBP: 0.280, SLG: 0.347 (1, 8)		FC3-6 1B			SH5-3		1B		1-3	3	0	2	1	0	0	2											
Frank Baker, L OBP: 0.091, SLG: 0.091 (1, 6)	FC3-6 1-2				F7		K		G3	4	0	0	0	0	1	4											
Inning Stats	R: 0 E: 0 K: 1 S: 6	H: 1 LOB: 1 BB: 0 P: 6	R: 1 E: 0 K: 0 S: 6	H: 3 LOB: 2 BB: 0 P: 6	R: 0 E: 0 K: 1 S: 6	H: 1 LOB: 1 BB: 0 P: 6	R: 0 E: 0 K: 0 S: 4	H: 1 LOB: 1 BB: 0 P: 4	R: 0 E: 0 K: 1 S: 5	H: 1 LOB: 0 BB: 0 P: 5	R: 0 E: 0 K: 0 S: 3	H: 0 LOB: 0 BB: 0 P: 3	R: 0 E: 0 K: 2 S: 9	H: 2 LOB: 2 BB: 0 P: 9	R: 1 E: 0 K: 0 S: 5	H: 2 LOB: 2 BB: 1 P: 9	R: 0 E: 0 K: 0 S: 3	H: 0 LOB: 0 BB: 0 P: 3	1B: 9 2B: 1 3B: 0 HR: 1	SF: 0 SAC: 1 DP: 0 HBP: 0	WP: 0 PA: 38 PB: 0 SB: 0 CS: 1						
PITCHER	IP	WLS	BF	H	R	ER	SO	BB	IBB	HBP	BLK	WP	HR	S	P	ERA	WHIP										
Luis Tiant, R ERA: 4.44 (1, 1)	9.0	W	38	11	2	2	5	1	0	0	0	0	1	47	51	2.00	1.333										

Boston Red Sox @ Baltimore Orioles
Memorial Stadium, Baltimore, MD
Sat May 18 1974, 3:33 AM EDT
Att: 6,081 - Unknown

AB 36
R 2
H 11
RBI 2
BB 1
SO 5
LOB 19



Batter	1	2	3	4	5	6	7	8	9	AB	R	H	RBI	BB	SO	LOB	TOP								
Juan Beniquez, R OBP: 0.323, SLG: 0.376 (1, 8)										5	1	3	1	0	0	1	Boston Red Sox @ Baltimore Orioles Memorial Stadium, Baltimore, MD Sun May 19 1974, 3:33 AM EDT Unknown								
Mario Guerrero, R OBP: 0.295, SLG: 0.287 (1, 6)										5	1	1	2	0	0	2									
Carlton Fisk, R OBP: 0.333, SLG: 0.433 (1, 2)										5	0	0	0	0	0	3									
Carl Yastrzemski, L OBP: 0.426, SLG: 0.532 Rick Miller, L OBP: 0.364, SLG: 0.313 (6, 7)										4	3	3	1	0	0	2									
Rico Petrocelli, R OBP: 0.396, SLG: 0.448 John Kennedy, R OBP: 0.188, SLG: 0.333 (6, 4)										4	2	4	0	0	0	0									
Dwight Evans, R OBP: 0.411, SLG: 0.576 (1, 10)										5	1	2	3	0	0	3									
Bernie Carbo, L OBP: 0.373, SLG: 0.476 (1, 9)											5	0	3	2	0	1									
Danny Cater, R OBP: 0.407, SLG: 0.545 Cecil Cooper, L OBP: 0.302, SLG: 0.356 (4, FR)											1	0	0	0	0	1									
Dick McAuliffe, L OBP: 0.298, SLG: 0.337 (6, 5)										3	1	0	0	0	1	1									
Inning Stats	R: 0 E: 0 K: 0 S: 3	H: 1 LOB: 0 BB: 0 P: 3	R: 3 E: 2 K: 1 S: 9	H: 4 LOB: 1 BB: 0 P: 9	R: 2 E: 1 K: 0 S: 6	H: 3 LOB: 2 BB: 0 P: 6	R: 2 E: 2 K: 0 S: 5	H: 1 LOB: 1 BB: 0 P: 6	R: 0 E: 0 K: 1 S: 6	H: 0 LOB: 0 BB: 0 P: 5	R: 3 E: 0 K: 0 S: 7	H: 5 LOB: 2 BB: 0 P: 7	R: 0 E: 0 K: 1 S: 5	H: 0 LOB: 0 BB: 0 P: 5	R: 0 E: 0 K: 0 S: 3	H: 0 LOB: 0 BB: 0 P: 3		R: 1 E: 0 K: 0 S: 4	H: 2 LOB: 1 BB: 1 P: 8	1B: 15 2B: 1 3B: 1 HR: 0	SF: 0 SAC: 1 DP: 2 HBP: 1	WP: 0 PB: 0 SB: 0 CS: 0	PA: 44		
PITCHER	IP	WLS	BF	H	R	ER	SO	BB	IBB	HBP	BLK	WP	HR	S	P	ERA	WHIP								
Dave McNally, L ERA: 3.61 Don Hood, L ERA: 3.09	(1, 1) (4, 1)	3.0 6.0	19 25	9 8	7 4	3 4	1 2	0 1	0 0	1 0	0 0	0 0	0 0	20 28	21 32	9.00 6.00	3.000 1.500								

AB	41
R	11
H	17
RBI	9
BB	1
SO	3
LOB	17



Batter	1	2	3	4	5	6	7	8	9	AB	R	H	RBI	BB	SO	LOB	BOTTOM								
Al Bumbry, L OBP: 0.247, SLG: 0.296 (1, 7)										5	1	1	0	0	0	3	Boston Red Sox @ Baltimore Orioles Memorial Stadium, Baltimore, MD Sun May 19 1974, 3:33 AM EDT Unknown								
Rich Coggins, L OBP: 0.232, SLG: 0.228 (1, 9)										5	0	0	0	0	0	3									
Tommy Davis, R OBP: 0.304, SLG: 0.402 (1, 10)										4	0	2	1	0	0	0									
Earl Williams, R OBP: 0.339, SLG: 0.282 (1, 2)										4	1	2	0	0	1	1									
Boog Powell, L OBP: 0.261, SLG: 0.397 Jim Fuller, R OBP: 0.304, SLG: 0.453 (8, 3)										4	0	1	0	0	1	3									
Bobby Grich, R OBP: 0.441, SLG: 0.500 (1, 4)										3	0	1	1	1	2	0									
Brooks Robinson, R OBP: 0.393, SLG: 0.430 Enos Cabell, R OBP: 0.375, SLG: 0.333 (8, 5)										3	0	1	0	0	0	4									
Paul Blair, R OBP: 0.279, SLG: 0.343 (1, 8)										4	0	1	0	0	0	1									
Frank Baker, L OBP: 0.133, SLG: 0.071 (1, 6)										3	0	0	0	1	0	2									
Inning Stats	R: 2 E: 0 K: 0 S: 7	H: 4 LOB: 2 BB: 0 P: 7	R: 0 E: 1 K: 0 S: 4	H: 0 LOB: 1 BB: 0 P: 4	R: 0 E: 0 K: 0 S: 4	H: 1 LOB: 1 BB: 1 P: 7	R: 0 E: 0 K: 1 S: 5	H: 0 LOB: 0 BB: 0 P: 5	R: 0 E: 0 K: 1 S: 6	H: 1 LOB: 1 BB: 0 P: 6	R: 0 E: 0 K: 1 S: 7	H: 2 LOB: 2 BB: 0 P: 7	R: 0 E: 0 K: 1 S: 5	H: 0 LOB: 0 BB: 0 P: 5	R: 0 E: 0 K: 0 S: 3	H: 0 LOB: 0 BB: 0 P: 3		1B: 7 2B: 2 3B: 0 HR: 0	SF: 0 SAC: 0 DP: 1 HBP: 0	WP: 1 PB: 0 SB: 0 CS: 0	PA: 38				
PITCHER	IP	WLS	BF	H	R	ER	SO	BB	IBB	HBP	BLK	WP	HR	S	P	ERA	WHIP								
Reggie Cleveland, R ERA: 5.23 Diego Segui, R ERA: 2.3	(1, 1) (8, 1)	7.0 2.0	32 6	9 0	2 0	2 0	3 1	2 0	0 0	0 0	0 0	0 0	0 0	36 8	44 8	2.57 0.00	1.571 0.000								



Batter	1	2	3	4	5	6	7	8	9	AB	R	H	RBI	BB	SO	LOB	TOP					
Horace Clarke, S OBP: 0.286, SLG: 0.261 (1, 4)	1-3	P7			P6		SF9 1B		E3 2B	5	1	1	0	0	0	3	New York Yankees @ Boston Red Sox Fenway Park, Boston, MA Wed May 22 1974, 7:05 PM EDT Att: 16,466 - Cloudy - 56 F					
Elliott Maddox, R OBP: 0.353, SLG: 0.355 (1, 9)	BB		K		2B 1B		1B		1-3 2B	4	1	3	0	1	1	0						
Bobby Murcer, L OBP: 0.328, SLG: 0.346 (1, 8)	K		K		1B 2B		SF9		F9	4	0	1	1	0	2	3						
Ron Blomberg, L OBP: 0.438, SLG: 0.617 (1, 10)	1-3		4-3		G4-6-3 1B		F8			4	0	1	1	0	0	2						
Graig Nettles, L OBP: 0.305, SLG: 0.468 (1, 5)		4-3			F8 G4-6-3				K	4	0	0	0	0	1	2						
Lou Piniella, R OBP: 0.359, SLG: 0.415 (1, 7)	BB 1B	1B			K		F8		F9	4	0	1	0	0	1	0						
Chris Chambliss, L OBP: 0.314, SLG: 0.354 (1, 3)	1-2 1B	1B			2B		F9		4-3	4	0	2	0	0	0	0						
Rick Dempsey, R OBP: 0.268, SLG: 0.324 (9, PH)	K				5-3		6-3		F2	3	0	0	0	0	1	3						
Jim Ray Hart, R OBP: 0.308, SLG: 0.100 (1, 6)	1-2 2-3 BB						K		6-3	1	0	0	0	0	0	0						
Jim Mason, L OBP: 0.285, SLG: 0.297 (1, 6)					HR					3	1	1	1	1	1	0						
Inning Stats	R: 0 E: 0 K: 1 S: 5	H: 0 LOB: 1 BB: 1 P: 9	R: 0 E: 0 K: 1 S: 7	H: 2 LOB: 3 BB: 1 P: 11	R: 0 E: 0 K: 2 S: 7	H: 0 LOB: 0 BB: 0 P: 7	R: 0 E: 0 K: 1 S: 6	H: 1 LOB: 1 BB: 0 P: 6	R: 2 E: 0 K: 0 S: 6	H: 4 LOB: 1 BB: 0 P: 6	R: 0 E: 0 K: 0 S: 3	H: 0 LOB: 0 BB: 0 P: 3	R: 1 E: 0 K: 1 S: 7	H: 2 LOB: 1 BB: 0 P: 7	R: 0 E: 0 K: 1 S: 5	H: 0 LOB: 0 BB: 0 P: 5	R: 0 E: 1 K: 0 S: 5	H: 1 LOB: 2 BB: 0 P: 5	1B: 6 2B: 3 3B: 0 HR: 1	SF: 1 SAC: 0 DP: 1 HBP: 0	WP: 0 PB: 0 SB: 0 CS: 0	PA: 39
PITCHER Luis Tiant, R ERA: 4.29 (1, 1)	IP: 9.0 WLS: W BF: 39 H: 10 R: 3 ER: 3 SO: 7 BB: 2 IBB: 0 HBP: 0 BLK: 0 WP: 0 HR: 1 S: 51 P: 59 ERA: 3.00 WHIP: 1.333															PITCHER						

Batter	1	2	3	4	5	6	7	8	9	AB	R	H	RBI	BB	SO	LOB	BOTTOM					
Juan Beniquez, R OBP: 0.333, SLG: 0.380 (1, 8)	E 1-3 1B	CS 1B			2B 1B		6-3			4	2	3	0	0	0	0	New York Yankees @ Boston Red Sox Fenway Park, Boston, MA Wed May 22 1974, 7:05 PM EDT Att: 16,466 - Cloudy - 56 F					
Cecil Cooper, L OBP: 0.347, SLG: 0.405 (1, 3)	1-3 1-2	CS		FC4-6 1B	1B 2B		F7			4	1	2	1	0	0	1						
Dwight Evans, R OBP: 0.443, SLG: 0.646 (1, 10)	E2 2H 1B			P7	F7				SF8 3B	4	2	2	1	0	0	2						
Carl Yastrzemski, L OBP: 0.453, SLG: 0.530 (1, 7)	CS 1B			FC4-6 1-2	1B IBB				BB 1B IBB	2	1	1	0	2	0	1						
Bernie Carbo, L OBP: 0.364, SLG: 0.453 (1, 9)	E 1-2 1B			G3					SF8	3	0	2	2	0	0	1						
Rick Miller, L OBP: 0.359, SLG: 0.308 (9, 9)					1-3 2H 1B				3H	0	0	0	0	0	0	0						
Rico Petrocelli, R OBP: 0.396, SLG: 0.470 (1, 5)	E6 1-2			FC4-6 1B			5-3		F3	4	0	1	0	0	0	2						
Dick McAuliffe, L OBP: 0.297, SLG: 0.324 (1, 4)	5-3			FC4-6 G1-6-3 1-2			K		1B BB	3	0	0	0	1	1	3						
Bob Montgomery, R OBP: 0.224, SLG: 0.268 (1, 2)				G1-6-3 1-2			K		FC6-4 1B	4	0	1	1	0	1	1						
Mario Guerrero, R OBP: 0.288, SLG: 0.274 (1, 6)		P4			K				5-3 FC6-4 1-2 2H	4	0	0	0	0	1	2						
Inning Stats	R: 2 E: 2 K: 0 S: 7	H: 4 LOB: 2 BB: 0 P: 7	R: 0 E: 0 K: 0 S: 3	H: 1 LOB: 0 BB: 0 P: 3	R: 0 E: 0 K: 0 S: 4	H: 1 LOB: 1 BB: 0 P: 4	R: 0 E: 0 K: 0 S: 3	H: 1 LOB: 0 BB: 0 P: 3	R: 2 E: 0 K: 1 S: 7	H: 3 LOB: 1 BB: 1 P: 11	R: 0 E: 0 K: 2 S: 7	H: 0 LOB: 0 BB: 0 P: 7	R: 0 E: 0 K: 0 S: 3	H: 0 LOB: 0 BB: 0 P: 3	R: 2 E: 0 K: 0 S: 5	H: 2 LOB: 2 BB: 2 P: 13	R: 0 E: 0 K: 0 S: 5	H: 0 LOB: 0 BB: 0 P: 5	1B: 10 2B: 1 3B: 1 HR: 0	SF: 1 SAC: 0 DP: 1 HBP: 0	WP: 0 PB: 0 SB: 0 CS: 2	PA: 37
PITCHER Doc Medich, R ERA: 3.39 Sparky Lyle, L ERA: 1.79 (8, 1)	IP: 0.1 WLS: L BF: 1 H: 0 R: 0 ER: 0 SO: 0 BB: 0 IBB: 0 HBP: 0 BLK: 0 WP: 0 HR: 0 S: 1 P: 1 ERA: 0.00 WHIP: 0.000															PITCHER						

Batter	1	2	3	4	5	6	7	8	9	AB	R	H	RBI	BB	SO	LOB	TOP					
Don Money, R OBP: 0.311, SLG: 0.422 (1, 5)										5	1	2	0	0	1	0						
Dave May, L OBP: 0.252, SLG: 0.399 (1, 9)										4	0	2	0	1	0	0						
George Scott, R OBP: 0.364, SLG: 0.466 (1, 3)										4	1	1	1	1	2	3						
John Briggs, L OBP: 0.355, SLG: 0.535 (1, 7)										3	1	1	0	2	1	2						
Bob Hansen, L OBP: 0.273, SLG: 0.250 (1, 10)										4	0	0	0	1	0	7						
Darrell Porter, L OBP: 0.390, SLG: 0.422 (1, 2)										4	0	2	2	0	0	1						
Charlie Moore, R OBP: 0.356, SLG: 0.429 (8, PR)										0	0	0	0	0	0	0						
Bob Coluccio, R OBP: 0.321, SLG: 0.350 (1, 8)										4	0	1	0	0	1	3						
Pedro Garcia, R OBP: 0.324, SLG: 0.461 (1, 4)										3	0	0	0	1	1	3						
Robin Yount, R OBP: 0.252, SLG: 0.283 (1, 6)										2	0	0	0	0	2	0						
Mike Hegan, L OBP: 0.308, SLG: 0.351 (7, PH)										1	0	0	0	0	1	0						
Tim Johnson, L OBP: 0.176, SLG: 0.235 (7, 6)										1	0	0	0	0	1	3						
Inning Stats	R: 0 E: 0 K: 0 S: 3	H: 0 LOB: 0 BB: 0 P: 3	R: 0 E: 0 K: 0 S: 4	H: 1 LOB: 2 BB: 1 P: 8	R: 0 E: 0 K: 1 S: 5	H: 0 LOB: 0 BB: 0 P: 5	R: 2 E: 0 K: 0 S: 4	H: 1 LOB: 1 BB: 2 P: 12	R: 1 E: 0 K: 1 S: 8	H: 3 LOB: 2 BB: 0 P: 8	R: 0 E: 0 K: 1 S: 5	H: 0 LOB: 0 BB: 0 P: 5	R: 0 E: 0 K: 2 S: 8	H: 2 LOB: 1 BB: 0 P: 8	R: 0 E: 0 K: 3 S: 10	H: 1 LOB: 3 BB: 2 P: 18	R: 0 E: 0 K: 2 S: 8	H: 1 LOB: 2 BB: 1 P: 12	1B: 8 2B: 1 3B: 0 HR: 0	SF: 0 SAC: 0 DP: 0 HBP: 0	WP: 0 PB: 0 SB: 0 CS: 1	PA: 41
PITCHER	IP	WLS	BF	H	R	ER	SO	BB	IBB	HBP	BLK	WP	HR	S	P	ERA	WHIP					
Rick Wise, R ERA: 2.84 (1, 1)	4.1		21	5	3	3	2	3	0	0	0	0	0	22	34	6.23	1.846					
Dick Drago, R ERA: 2.48 (5, 1)	4.2	W	20	4	0	0	8	3	0	0	0	0	0	33	45	0.00	1.500					

Milwaukee Brewers @ Boston Red Sox
Fenway Park, Boston, MA
Fri May 24 1974, 7:05 PM EDT
Att: 15,951 - Unknown - 48 F

AB 35
R 3
H 9
RBI 3
BB 6
SO 10
LOB 22

Batter	1	2	3	4	5	6	7	8	9	AB	R	H	RBI	BB	SO	LOB	BOTTOM				
Juan Beniquez, R OBP: 0.336, SLG: 0.410 (1, 8)										5	1	2	1	0	0	1					
Cecil Cooper, L OBP: 0.358, SLG: 0.430 (1, 3)										4	1	3	1	0	0	0					
Dwight Evans, R OBP: 0.441, SLG: 0.627 (1, 9)										4	0	1	0	1	0	2					
Carl Yastrzemski, L OBP: 0.443, SLG: 0.514 (1, 7)										4	0	0	0	0	0	7					
Bernie Carbo, L OBP: 0.375, SLG: 0.488 (1, 10)										4	2	3	2	0	1	0					
Rico Petrocelli, R OBP: 0.400, SLG: 0.466 (1, 5)										3	0	1	1	0	0	1					
Carlton Fisk, R OBP: 0.329, SLG: 0.468 (1, 2)										4	0	1	0	0	1	3					
Dick McAuliffe, L OBP: 0.303, SLG: 0.333 (1, 4)										3	1	1	0	1	1	2					
Mario Guerrero, R OBP: 0.287, SLG: 0.265 (1, 6)										3	0	0	0	1	0	4					
Inning Stats	R: 0 E: 0 K: 0 S: 4	H: 1 LOB: 1 BB: 0 P: 4	R: 1 E: 0 K: 0 S: 5	H: 2 LOB: 1 BB: 0 P: 5	R: 3 E: 0 K: 0 S: 7	H: 4 LOB: 1 BB: 0 P: 7	R: 1 E: 0 K: 0 S: 6	H: 3 LOB: 2 BB: 0 P: 6	R: 0 E: 0 K: 1 S: 6	H: 1 LOB: 1 BB: 0 P: 6	R: 0 E: 0 K: 0 S: 3	H: 0 LOB: 2 BB: 2 P: 11	R: 0 E: 0 K: 2 S: 7	H: 0 LOB: 2 BB: 1 P: 12	R: 0 E: 0 K: 0 S: 3	H: 0 LOB: 0 BB: 0 P: 3	1B: 6 2B: 4 3B: 0 HR: 2	SF: 0 SAC: 1 DP: 1 HBP: 1	WP: 0 PB: 1 SB: 0 CS: 0	PA: 39	
PITCHER	IP	WLS	BF	H	R	ER	SO	BB	IBB	HBP	BLK	WP	HR	S	P	ERA	WHIP				
Bill Champion, R ERA: 3.75 (1, 1)	2.2	L	15	7	4	3	0	0	0	0	0	0	0	2	15	10.12	2.625				
Bill Travers, L ERA: 5.0 (3, 1)	4.0		20	5	1	1	3	2	1	1	0	0	0	22	35	2.25	1.750				
Tom Murphy, R ERA: 2.1 (7, 1)	1.1		4	0	0	0	0	0	0	0	0	0	0	4	4	0.00	0.000				

Milwaukee Brewers @ Boston Red Sox
Fenway Park, Boston, MA
Fri May 24 1974, 7:05 PM EDT
Att: 15,951 - Unknown - 48 F

AB 34
R 5
H 12
RBI 5
BB 3
SO 3
LOB 20

Batter	1	2	3	4	5	6	7	8	9	AB	R	H	RBI	BB	SO	LOB	TOP										
Don Money, R OBP: 0.339, SLG: 0.430 (1, 5)	4-0 HR BB	0-0 2B 2B		0-3 K		0-0 P4	0-0 1B			4	2	2	0	1	1	0	Milwaukee Brewers @ Boston Red Sox Fenway Park, Boston, MA Sat May 25 1974, 3:33 AM EDT Att: 19,827 - Unknown - 62 F										
Dave May, L OBP: 0.256, SLG: 0.405 (1, 9)	0-0 P5	0-0 1B 2B		0-0 1B 1B		0-3 K	0-3 K			5	1	2	2	0	2	2											
George Scott, R OBP: 0.371, SLG: 0.477 (1, 3)	0-0 5-3	0-0 BB 1B		0-0 1B		0-0 HR 2B		0-0 F8		5	1	3	1	0	0	1											
John Briggs, L OBP: 0.363, SLG: 0.574 (1, 7)	0-0 HR BB	4-0 BB 1B		0-3 K		0-0 HR		0-0 P6		4	2	2	4	1	1	2											
Darrell Porter, L OBP: 0.382, SLG: 0.411 (1, 2)	0-0 1B	0-0 F8			0-0 F9	0-0 P4		0-3 K		5	0	1	0	0	1	2											
Bob Coluccio, R OBP: 0.324, SLG: 0.360 (1, 8)	0-0 6-3		0-3 K		0-0 S 1B		0-0 4-3 HR 2B		0-3 K	5	1	2	0	0	2	1											
Bobby Mitchell, R OBP: 0.275, SLG: 0.301 Ken Berry, R OBP: 0.254, SLG: 0.190 (9, PH)		0-3 K	0-0 F3		0-3 K		0-0 4-3		0-0 5-3	4	0	0	0	0	2	2											
Pedro Garcia, R OBP: 0.326, SLG: 0.477 (1, 4)		0-0 F8	0-0 P4		4-0 IBB		0-0 HR		0-0 F8	4	1	1	2	1	0	0											
Robin Yount, R OBP: 0.252, SLG: 0.282 (1, 6)		0-0 2B 2B 1B		0-0 B3	0-0 1-3		0-0 F9			4	1	1	0	0	0	2											
Inning Stats	R: 2 E: 0 K: 0 S: 5	H: 2 LOB: 1 BB: 1 P: 9	R: 3 E: 0 K: 1 S: 9	H: 4 LOB: 2 BB: 1 P: 13	R: 0 E: 0 K: 1 S: 5	H: 0 LOB: 0 BB: 0 P: 5	R: 0 E: 0 K: 2 S: 9	H: 2 LOB: 2 BB: 0 P: 9	R: 0 E: 0 K: 1 S: 6	H: 1 LOB: 2 BB: 1 P: 10	R: 2 E: 0 K: 1 S: 7	H: 2 LOB: 0 BB: 0 P: 7	R: 2 E: 0 K: 1 S: 8	H: 3 LOB: 1 BB: 0 P: 8	R: 0 E: 0 K: 1 S: 5	H: 0 LOB: 0 BB: 0 P: 5		R: 0 E: 0 K: 1 S: 5	H: 0 LOB: 0 BB: 0 P: 5	1B: 7 2B: 4 3B: 0 HR: 3	SF: 0 SAC: 0 DP: 0 HBP: 0	WP: 0 PB: 0 SB: 1 CS: 0	PA: 44				
PITCHER	IP	WLS	BF	H	R	ER	SO	BB	IBB	HBP	BLK	WP	HR	S	P	ERA	WHIP										
Reggie Cleveland, R ERA: 5.91 (1, 1)	1.2	L	12	6	5	5	1	1	0	0	0	0	1	13	17	27.00	4.200										
Roger Moret, L ERA: 4.71 (2, 1)	4.2		23	7	4	4	5	1	1	0	0	0	2	31	39	7.71	1.714										
Diego Segui, R ERA: 2.15 (7, 1)	0.2		3	1	0	0	1	0	0	0	0	0	0	5	5	0.00	1.500										
Bob Veale, L ERA: (8, 1)	2.0		6	0	0	0	2	0	0	0	0	0	0	10	10	0.00	0.000										

Batter	1	2	3	4	5	6	7	8	9	AB	R	H	RBI	BB	SO	LOB	BOTTOM										
Juan Beniquez, R OBP: 0.331, SLG: 0.400 (1, 8)	0-0 5-3		0-0 4-3		0-0 BB 1B 1B		0-0 L8		0-0 6-3	5	1	1	0	0	0	0	Milwaukee Brewers @ Boston Red Sox Fenway Park, Boston, MA Sat May 25 1974, 3:33 AM EDT Att: 19,827 - Unknown - 62 F										
Danny Cater, R OBP: 0.375, SLG: 0.462 (1, 3)	0-0 6-3		0-0 6-3		4-0 BB BB BB 1B BB		0-0 5-3		0-0 L4	4	0	0	0	1	0	0											
Dwight Evans, R OBP: 0.429, SLG: 0.602 (1, 9)	0-0 P4		0-0 6-3		0-0 6-3 1B		0-0 5-3		0-0 P4	5	0	1	1	0	0	0											
Carl Yastrzemski, L OBP: 0.444, SLG: 0.511 Rick Miller, L OBP: 0.359, SLG: 0.308 (8, PR) (9, 7)		0-0 4-3		0-0 1B 1B		0-0 L4		4-0 FC6-4 BB		3	1	1	0	1	0	2											
Rico Petrocelli, R OBP: 0.395, SLG: 0.453 Terry Hughes, R OBP: 0.267, SLG: 0.214 (8, PR) (9, 5)		4-0 BB 1B BB		0-0 P8		0-0 6-3		0-0 FC6-4 1B 1B		3	0	0	0	1	0	4											
Carlton Fisk, R OBP: 0.326, SLG: 0.457 (1, 2)		0-0 F8		0-0 1B 1B		0-0 F9		0-0 L7		4	0	1	0	0	0	4											
Tommy Harper, R OBP: 0.216, SLG: 0.223 (1, 10)		0-0 BB 1B		0-0 F9		0-0 F2		0-0 1B 1B		4	0	2	0	0	0	2											
Mario Guerrero, R OBP: 0.313, SLG: 0.287 (1, 6)		4-0 1-2 2-3 BB		0-0 1B		0-0 G6-4-3 1B		0-0 1B 1B		3	0	3	1	1	0	0											
Dick McAuliffe, L OBP: 0.294, SLG: 0.321 (1, 4)		0-3 K		0-0 F9		0-0 G6-4-3		0-0 F8		4	0	0	0	0	1	9											
Inning Stats	R: 0 E: 0 K: 0 S: 3	H: 0 LOB: 0 BB: 0 P: 3	R: 0 E: 0 K: 1 S: 6	H: 1 LOB: 3 BB: 2 P: 14	R: 0 E: 0 K: 0 S: 3	H: 0 LOB: 0 BB: 0 P: 3	R: 1 E: 0 K: 0 S: 6	H: 3 LOB: 2 BB: 0 P: 6	R: 1 E: 0 K: 0 S: 5	H: 2 LOB: 2 BB: 1 P: 9	R: 0 E: 0 K: 0 S: 3	H: 1 LOB: 0 BB: 0 P: 3	R: 0 E: 0 K: 0 S: 3	H: 0 LOB: 0 BB: 0 P: 3	R: 0 E: 0 K: 0 S: 5	H: 2 LOB: 2 BB: 1 P: 9		R: 0 E: 0 K: 0 S: 3	H: 0 LOB: 0 BB: 0 P: 3	1B: 9 2B: 0 3B: 0 HR: 0	SF: 0 SAC: 0 DP: 1 HBP: 0	WP: 0 PB: 0 SB: 0 CS: 0	PA: 39				
PITCHER	IP	WLS	BF	H	R	ER	SO	BB	IBB	HBP	BLK	WP	HR	S	P	ERA	WHIP										
Clyde Wright, L ERA: 3.97 (1, 1)	9.0	W	39	9	2	2	1	4	0	0	0	0	0	37	53	2.00	1.444										

Batter	1	2	3	4	5	6	7	8	9	AB	R	H	RBI	BB	SO	LOB	TOP										
Dave May, L OBP: 0.256, SLG: 0.401 (1, 9)										4	0	1	0	0	1	1	Milwaukee Brewers @ Boston Red Sox Fenway Park, Boston, MA Sun May 26 1974, 3:33 AM EDT Att: 14,412 - Unknown - 52 F										
Don Money, R OBP: 0.343, SLG: 0.429 (1, 5)										3	0	1	0	1	0	2											
John Briggs, L OBP: 0.354, SLG: 0.559 (1, 7)										4	0	0	0	0	1	5											
George Scott, R OBP: 0.374, SLG: 0.477 (1, 3)										4	0	2	1	0	0	1											
Bobby Mitchell, R OBP: 0.286, SLG: 0.303 (1, 10)										3	0	1	0	1	2	2											
Bob Coluccio, R OBP: 0.322, SLG: 0.364 (1, 8)										4	0	1	0	0	1	3											
Charlie Moore, R OBP: 0.347, SLG: 0.400 (1, 2)										3	0	0	0	1	0	3											
Pedro Garcia, R OBP: 0.318, SLG: 0.463 (1, 4)										4	0	0	0	0	0	3											
Robin Yount, R OBP: 0.281, SLG: 0.307 (1, 6)										4	1	2	0	0	0	1											
Inning Stats	R: 0 E: 0 K: 0 S: 3	H: 0 LOB: 1 BB: 1 P: 7	R: 0 E: 0 K: 0 S: 1	H: 0 LOB: 0 BB: 2 P: 9	R: 0 E: 0 K: 0 S: 5	H: 2 LOB: 2 BB: 0 P: 5	R: 0 E: 0 K: 0 S: 5	H: 2 LOB: 2 BB: 0 P: 5	R: 1 E: 0 K: 2 S: 10	H: 3 LOB: 2 BB: 0 P: 10	R: 0 E: 0 K: 0 S: 4	H: 1 LOB: 1 BB: 0 P: 4	R: 0 E: 0 K: 2 S: 7	H: 0 LOB: 0 BB: 0 P: 7	R: 0 E: 0 K: 0 S: 3	H: 0 LOB: 0 BB: 0 P: 3	1B: 6 2B: 1 3B: 1 HR: 0	SF: 0 SAC: 0 DP: 0 HBP: 0	WP: 0 PB: 0 CS: 1	PA: 37							
PITCHER	IP	WLS	BF	H	R	ER	SO	BB	IBB	HBP	BLK	WP	HR	S	P	ERA	WHIP										
Bill Lee, L ERA: 2.86 (1, 1)	9.0	W	36	8	1	1	5	3	0	0	0	0	0	43	55	1.00	1.222										

Batter	1	2	3	4	5	6	7	8	9	AB	R	H	RBI	BB	SO	LOB	BOTTOM										
Juan Beniquez, R OBP: 0.336, SLG: 0.404 (1, 8)										4	0	2	1	0	1	2	Milwaukee Brewers @ Boston Red Sox Fenway Park, Boston, MA Sun May 26 1974, 3:33 AM EDT Att: 14,412 - Unknown - 52 F										
Cecil Cooper, L OBP: 0.362, SLG: 0.432 (1, 3)										4	0	2	0	0	1	1											
Dwight Evans, R OBP: 0.422, SLG: 0.587 (1, 9)										4	0	1	0	0	0	2											
Carl Yastrzemski, L OBP: 0.440, SLG: 0.500 (1, 10)										3	0	0	0	1	1	2											
Bernie Carbo, L OBP: 0.378, SLG: 0.488 (8, PR) (9, 7)										4	1	2	0	0	0	4											
Rick Miller, L OBP: 0.359, SLG: 0.308 (8, PR) (9, 7)										0	0	0	0	0	0	0											
Rico Petrocelli, R OBP: 0.390, SLG: 0.473 (1, 5)										4	1	1	2	0	0	4											
Carlton Fisk, R OBP: 0.344, SLG: 0.518 (1, 2)										4	2	3	1	0	0	1											
Dick McAuliffe, L OBP: 0.285, SLG: 0.310 (1, 4)										4	0	0	0	0	1	3											
Mario Guerrero, R OBP: 0.330, SLG: 0.317 (1, 6)										3	0	3	0	0	0	0											
Inning Stats	R: 0 E: 0 K: 1 S: 6	H: 1 LOB: 1 BB: 0 P: 6	R: 2 E: 0 K: 0 S: 6	H: 4 LOB: 1 BB: 0 P: 6	R: 0 E: 0 K: 0 S: 4	H: 2 LOB: 2 BB: 1 P: 8	R: 1 E: 0 K: 0 S: 4	H: 3 LOB: 0 BB: 0 P: 4	R: 0 E: 0 K: 2 S: 9	H: 1 LOB: 1 BB: 0 P: 9	R: 0 E: 0 K: 1 S: 5	H: 0 LOB: 0 BB: 0 P: 5	R: 0 E: 0 K: 0 S: 4	H: 1 LOB: 1 BB: 0 P: 4	R: 0 E: 0 K: 0 S: 4	H: 1 LOB: 1 BB: 0 P: 4	1B: 10 2B: 2 3B: 0 HR: 2	SF: 0 SAC: 0 DP: 1 HBP: 0	WP: 0 PB: 0 CS: 1	PA: 36							
PITCHER	IP	WLS	BF	H	R	ER	SO	BB	IBB	HBP	BLK	WP	HR	S	P	ERA	WHIP										
Ed Sprague, R ERA: 2.75 (1, 1)	2.0	L	13	7	2	2	1	1	0	0	0	0	1	14	18	9.00	4.000										
Bill Champion, R ERA: 3.95 (3, 1)	3.1		12	5	2	2	0	0	0	0	0	0	1	12	12	5.40	1.500										
Eduardo Rodriguez, R ERA: 1.86 (6, 1)	2.2		10	2	0	0	3	0	0	0	0	0	0	16	16	0.00	0.750										

Batter	1	2	3	4	5	6	7	8	9	10	AB	R	H	RBI	BB	SO	LOB	TOP			
Rod Carew, L OBP: 0.441, SLG: 0.479 (1.4)	L9		G6-3		P7			SH5-3		F7	4	0	0	0	0	0	1				
Steve Braun, L OBP: 0.359, SLG: 0.368 (1.7)	F9			L3		F7		G3-6 1B		1B	5	0	2	1	0	0	0				
Tony Oliva, L OBP: 0.317, SLG: 0.412 (1.10)	K			BB 1B		F8		G3-6 1B		P4	5	1	1	0	0	1	2				
Harmon Killebrew, R OBP: 0.312, SLG: 0.387 (1.3)		G4-6-3 BB		6-3 1B		6-3		F9		1B	3	0	1	0	2	0	0				
Bobby Darwin, R OBP: 0.331, SLG: 0.514 (1.9)		G4-6-3 1B		6-3 BB		6-3 1B		P6		BB 1B	5	0	3	1	0	0	2				
Steve Brye, R OBP: 0.310, SLG: 0.358 (1.8)		G4-6-3 1B		6-3		6-3 1B		4-3 1B		BB 1B	4	0	2	0	0	0	4				
Danny Thompson, R OBP: 0.208, SLG: 0.182 (1.5)		1-2 2-3		6-3		6-3		4-3 1B		BB 1B	3	0	0	0	0	1	4				
Jim Holt, L OBP: 0.297, SLG: 0.268 (9. PH)		1-2 2-3		6-3		6-3		4-3		BB	0	0	0	0	1	0	0				
Eric Soderholm, R OBP: 0.317, SLG: 0.393 (9.5)		1-2 2-3		6-3		6-3		4-3		BB	0	0	0	0	0	0	0				
Randy Hundley, R OBP: 0.288, SLG: 0.224 (1.2)		1-2 2-3		6-3		6-3		4-3		BB	4	0	0	0	0	1	4				
Luis Gomez, R OBP: 0.338, SLG: 0.259 (1.6)		1-2 2-3		6-3		6-3		4-3		BB	2	1	1	0	1	0	0				
Larry Hisle, R OBP: 0.345, SLG: 0.500 (9. PH)		1-2 2-3		6-3		6-3		4-3		BB	1	0	0	0	0	1	3				
Jerry Terrell, R OBP: 0.289, SLG: 0.342 (9.6)		1-2 2-3		6-3		6-3		4-3		BB	0	0	0	0	0	0	0				
Inning Stats	R: 0 E: 0 K: 1 S: 5	H: 0 LOB: 0 BB: 0 P: 5	R: 0 E: 0 K: 0 S: 3	H: 1 LOB: 1 BB: 1 P: 7	R: 0 E: 0 K: 1 S: 3	H: 1 LOB: 0 BB: 0 P: 3	R: 1 E: 0 K: 1 S: 7	H: 2 LOB: 2 BB: 1 P: 11	R: 0 E: 0 K: 0 S: 3	H: 0 LOB: 0 BB: 0 P: 3	R: 0 E: 0 K: 0 S: 4	H: 1 LOB: 1 BB: 0 P: 4	R: 1 E: 0 K: 0 S: 3	H: 1 LOB: 0 BB: 1 P: 7	R: 0 E: 0 K: 2 S: 9	H: 2 LOB: 3 BB: 13 P: 13	R: 0 E: 0 K: 0 S: 5	H: 2 LOB: 2 BB: 0 P: 5	1B: 10 2B: 0 3B: 0 HR: 0	SF: 0 SAC: 1 DP: 3 HBP: 0	WP: 0 PA: 41
PITCHER Luis Tiant, R ERA: 4.02 (1.1)	IP 10.0	WLS W 41	BF H 10	R ER 2 4	SO BB 4	IBB HBP 0 0	BLK WP 0	HR S 0 45	P ERA 61 1.80	WHIP 1.400											

Minnesota Twins @ Boston Red Sox
 Fenway Park, Boston, MA
 Mon May 27 1974, 3:33 AM EDT
 Att: 11,977 - Cloudy - 50 F

livebaseballscorecards.com

AB	36
R	2
H	10
RBI	2
BB	4
SO	4
LOB	20



Batter	1	2	3	4	5	6	7	8	9	10	AB	R	H	RBI	BB	SO	LOB	BOTTOM			
Juan Beniquez, R OBP: 0.331, SLG: 0.395 (1.8)	4-3		K		6-3		6-3			G4-3 1B	5	0	1	0	0	1	0				
Cecil Cooper, L OBP: 0.357, SLG: 0.420 (1.3)	6-3		F9		1B BB		F2			G4-3 1B	4	0	0	0	1	0	1				
Dwight Evans, R OBP: 0.421, SLG: 0.573 (1.9)	P3			5-3	1B		K			BB 1B	4	1	1	0	1	1	0				
Carl Yastrzemski, L OBP: 0.439, SLG: 0.493 (1.10)		F7		S HR 1B	1-3		F7			BB 1B	4	1	1	0	1	0	2				
Bernie Carbo, L OBP: 0.399, SLG: 0.512 (1.7)		6-3 BB		HR		L8		F9		1B	4	1	2	3	1	0	0				
Rico Petrocelli, R OBP: 0.394, SLG: 0.469 (1.5)		6-3 BB		1B		4-3		E7		1B	3	0	1	0	1	0	0				
Carlton Fisk, R OBP: 0.330, SLG: 0.494 (1.2)		6-3		K		P6		F7			4	0	0	0	0	1	4				
Dick McAuliffe, L OBP: 0.284, SLG: 0.303 (1.4)		1-3		P5		L9		F7		FC5-4 IBB	3	0	0	0	1	0	3				
Mario Guerrero, R OBP: 0.319, SLG: 0.306 (1.6)		L4		1-3		F7		FC5-4		1-2 2-3	4	0	0	0	0	0	2				
Inning Stats	R: 0 E: 0 K: 0 S: 3	H: 0 LOB: 0 BB: 0 P: 3	R: 0 E: 0 K: 0 S: 3	H: 0 LOB: 2 BB: 2 P: 11	R: 0 E: 0 K: 1 S: 5	H: 0 LOB: 0 BB: 0 P: 5	R: 2 E: 0 K: 1 S: 8	H: 3 LOB: 1 BB: 0 P: 8	R: 0 E: 0 K: 0 S: 4	H: 0 LOB: 0 BB: 0 P: 3	R: 0 E: 0 K: 0 S: 3	H: 0 LOB: 0 BB: 0 P: 3	R: 0 E: 0 K: 1 S: 5	H: 0 LOB: 0 BB: 1 P: 5	R: 0 E: 1 K: 0 S: 4	H: 0 LOB: 2 BB: 8 P: 8	R: 1 E: 0 K: 0 S: 3	H: 2 LOB: 2 BB: 11 P: 11	1B: 5 2B: 0 3B: 0 HR: 1	SF: 0 SAC: 0 DP: 1 HBP: 0	WP: 0 PA: 41
PITCHER Ray Corbin, R ERA: 4.09 (1.1)	IP 9.0	WLS R 37	BF H 5	R ER 3 3	SO BB 3	IBB HBP 1 0	BLK WP 0	HR S 1 39	P ERA 55 3.00	WHIP 0.889											
PITCHER Tom Burgmeier, L ERA: 6.35 (10.1)	IP 0.2	WLS L 4	BF H 1	R ER 0 0	SO BB 2	IBB HBP 0 0	BLK WP 0	HR S 0 2	P ERA 10 0.00	WHIP 4.500											

Minnesota Twins @ Boston Red Sox
 Fenway Park, Boston, MA
 Mon May 27 1974, 3:33 AM EDT
 Att: 11,977 - Cloudy - 50 F

livebaseballscorecards.com

AB	35
R	3
H	6
RBI	3
BB	6
SO	3
LOB	12



Batter	1	2	3	4	5	6	7	8	9	AB	R	H	RBI	BB	SO	LOB	TOP										
Rod Carew, L OBP: 0.445, SLG: 0.488 (1, 4)	L6							K		5	1	3	0	0	1	1	Minnesota Twins @ Boston Red Sox Fenway Park, Boston, MA Tue May 28 1974, 7:05 PM EDT Att: 10,811 - Unknown - 64 F										
Steve Braun, L OBP: 0.356, SLG: 0.364 Larry Hisle, R OBP: 0.343, SLG: 0.496 (8, PH) (8, 7)		F8		4-3				K		4	1	1	0	0	1	5											
Tony Oliva, L OBP: 0.336, SLG: 0.454 Jerry Terrell, R OBP: 0.289, SLG: 0.342 (1, 10) (6, PR)	HBP			FC5-4		G3				5	1	4	4	0	0	0											
Bobby Darwin, R OBP: 0.333, SLG: 0.510 (1, 9)										5	0	2	1	0	2	2											
Harmon Killebrew, R OBP: 0.300, SLG: 0.371 (1, 3)	P3									5	0	0	0	0	1	4											
Steve Brye, R OBP: 0.324, SLG: 0.357 (1, 8)										3	0	1	0	0	0	1											
Randy Hundley, R OBP: 0.254, SLG: 0.222 (1, 2)	F2									5	0	1	0	0	1	6											
Danny Thompson, R OBP: 0.214, SLG: 0.192 (1, 5)										4	1	1	0	0	1	2											
Luis Gomez, R OBP: 0.333, SLG: 0.274 (1, 6)										4	1	1	0	0	0	2											
Inning Stats	R: 1 E: 0 K: 0 S: 6	H: 3 LOB: 3 BB: 0 P: 7	R: 0 E: 0 K: 1 S: 6	H: 1 LOB: 1 BB: 0 P: 6	R: 0 E: 0 K: 1 S: 6	H: 1 LOB: 1 BB: 0 P: 6	R: 0 E: 0 K: 0 S: 5	H: 2 LOB: 2 BB: 0 P: 5	R: 0 E: 1 K: 2 S: 10	H: 3 LOB: 0 BB: 0 P: 10	R: 0 E: 0 K: 2 S: 7	H: 0 LOB: 1 BB: 0 P: 8	R: 1 E: 0 K: 2 S: 9	H: 2 LOB: 1 BB: 0 P: 9	R: 0 E: 0 K: 0 S: 3	H: 0 LOB: 0 BB: 0 P: 3		1B: 11 2B: 2 3B: 0 HR: 1	SF: 0 SAC: 0 DP: 0 HBP: 2	WP: 0 PB: 0 SB: 0 CS: 0	PA: 43						
PITCHER	IP	WLS	BF	H	R	ER	SO	BB	IBB	HBP	BLK	WP	HR	S	P	ERA	WHIP										
Reggie Cleveland, R ERA: 5.97 (1, 1)	7.0	W	36	13	5	5	6	0	0	2	0	0	1	46	48	6.43	1.857										
Bob Veale, L ERA: (8, 1)	0.2		3	1	0	0	2	0	0	0	0	0	0	7	7	0.00	1.500										
Diego Segui, R ERA: 2.05 (8, 1)	1.1		4	0	0	0	0	0	0	0	0	0	0	4	4	0.00	0.000										

Batter	1	2	3	4	5	6	7	8	9	AB	R	H	RBI	BB	SO	LOB	BOTTOM										
Juan Beniquez, R OBP: 0.328, SLG: 0.390 (1, 8)	K									4	1	1	0	0	2	2	Minnesota Twins @ Boston Red Sox Fenway Park, Boston, MA Tue May 28 1974, 7:05 PM EDT Att: 10,811 - Unknown - 64 F										
Cecil Cooper, L OBP: 0.358, SLG: 0.419 (1, 3)	6-3									5	2	2	1	0	1	2											
Dwight Evans, R OBP: 0.423, SLG: 0.570 (1, 9)	F2									4	1	2	1	0	0	1											
Carl Yastrzemski, L OBP: 0.435, SLG: 0.487 (1, 7)										2	1	0	1	0	0	1											
Bernie Carbo, L OBP: 0.382, SLG: 0.504 (1, 10)										4	1	1	2	0	2	1											
Rico Petrocelli, R OBP: 0.389, SLG: 0.466 (1, 5)										3	0	1	2	0	0	0											
Carlton Fisk, R OBP: 0.327, SLG: 0.484 (1, 2)										4	0	1	1	0	1	1											
Dick McAuliffe, L OBP: 0.290, SLG: 0.333 (1, 4)										4	1	2	1	0	1	2											
Mario Guerrero, R OBP: 0.325, SLG: 0.313 (1, 6)										4	2	2	0	0	1	1											
Inning Stats	R: 0 E: 0 K: 1 S: 5	H: 0 LOB: 0 BB: 0 P: 5	R: 0 E: 0 K: 1 S: 5	H: 0 LOB: 0 BB: 0 P: 5	R: 0 E: 0 K: 2 S: 7	H: 0 LOB: 0 BB: 0 P: 7	R: 3 E: 0 K: 0 S: 7	H: 3 LOB: 1 BB: 0 P: 7	R: 5 E: 0 K: 1 S: 11	H: 6 LOB: 2 BB: 0 P: 12	R: 1 E: 0 K: 2 S: 9	H: 2 LOB: 1 BB: 0 P: 9	R: 0 E: 0 K: 1 S: 5	H: 0 LOB: 0 BB: 0 P: 5	R: 0 E: 0 K: 0 S: 4	H: 1 LOB: 1 BB: 0 P: 4		1B: 11 2B: 0 3B: 0 HR: 1	SF: 2 SAC: 1 DP: 0 HBP: 1	WP: 0 PB: 0 SB: 1 CS: 0	PA: 38						
PITCHER	IP	WLS	BF	H	R	ER	SO	BB	IBB	HBP	BLK	WP	HR	S	P	ERA	WHIP										
Bert Blyleven, R ERA: 2.72 (1, 1)	4.2	L	23	7	8	8	4	0	0	1	0	0	1	30	31	15.43	1.500										
Bill Hands, R ERA: 7.15 (5, 1)	1.1		8	4	1	1	3	0	0	0	0	0	0	14	14	6.75	3.000										
Bill Campbell, R ERA: 2.57 (7, 1)	2.0		7	1	0	0	1	0	0	0	0	0	0	9	9	0.00	0.500										


Batter	1	2	3	4	5	6	7	8	9	10	11	12	13	AB R H RBI BB SO LOB	TOP									
Rod Carew, L OBP: 0.465, SLG: 0.494 (1.4)														4 3 2 0 3 1 1	Minnesota Twins @ Boston Red Sox Fenway Park, Boston, MA Wed May 29 1974, 7:05 PM EDT Att: 9,429 - Unknown -61 F AB 51 R 5 H 13 RBI 4 BB 6 SO 9 LOB 32 livebaseballscorecards.com									
Steve Braun, L OBP: 0.350, SLG: 0.358 Larry Hulse, R OBP: 0.347, SLG: 0.492 (7.7)														2 1 0 0 1 0 1 3 0 1 0 1 1 3										
Tony Oliva, L OBP: 0.341, SLG: 0.455 Jerry Terrell, R OBP: 0.278, SLG: 0.329 (8, PR)														4 0 2 1 0 0 1 3 1 0 0 0 1 6										
Bobby Darwin, R OBP: 0.337, SLG: 0.510 (1.5)														6 0 2 2 0 2 2										
Jim Holt, L OBP: 0.300, SLG: 0.290 (1.3)														6 0 2 1 0 0 4										
Steve Brye, R OBP: 0.315, SLG: 0.346 (1.5)														6 0 1 0 0 1 5										
Danny Thompson, R OBP: 0.194, SLG: 0.172 Harmon Killebrew, R OBP: 0.298, SLG: 0.568 Eric Soderholm, R OBP: 0.320, SLG: 0.396 (8, PR)														3 0 0 0 0 1 3 1 0 0 0 0 1 2 2 0 1 0 0 0 0										
Randy Hundley, R OBP: 0.247, SLG: 0.232 (1.2)														6 0 1 0 0 1 3										
Luis Gomez, R OBP: 0.333, SLG: 0.269 (1.6)														5 0 1 0 1 0 1										
Inning Stats	R: 2 E: 0 K: 1 S: 7	H: 2 LOB: 2 BB: 2 P: 15	R: 0 E: 0 K: 0 S: 2	H: 0 LOB: 0 BB: 1 P: 6	R: 0 E: 0 K: 0 S: 3	H: 1 LOB: 1 BB: 0 P: 6	R: 1 E: 0 K: 0 S: 5	H: 2 LOB: 1 BB: 0 P: 5	R: 0 E: 0 K: 0 S: 3	H: 0 LOB: 0 BB: 0 P: 3	R: 0 E: 0 K: 1 S: 5	H: 1 LOB: 2 BB: 1 P: 8	R: 0 E: 0 K: 1 S: 6	H: 1 LOB: 3 BB: 2 P: 14		R: 0 E: 0 K: 1 S: 7	H: 2 LOB: 2 BB: 0 P: 7	R: 1 E: 0 K: 1 S: 7	H: 2 LOB: 1 BB: 0 P: 7	1B: 9 2B: 4 3B: 0 HR: 0	SF: 0 SAC: 0 DP: 0 HBP: 1	WP: 1 PB: 0 SB: 2 CS: 1	PA: 59	
PITCHER	IP WLS BF H R ER SO BB IBB HBP BLK WP HR S P ERA WHIP	6.1 27 5 3 3 2 3 0 1 0 0 0 27 40 4.26 1.263	0.2 3 1 1 1 1 0 0 0 0 0 0 5 5 13.50 1.500	6.0 L 28 7 1 1 6 1 2 0 1 1 0 37 49 1.50 1.333																				

Batter	1	2	3	4	5	6	7	8	9	10	11	12	13	AB R H RBI BB SO LOB	BOTTOM										
Juan Beniquez, R OBP: 0.321, SLG: 0.388 (1.8)														6 1 1 0 0 1 1	Minnesota Twins @ Boston Red Sox Fenway Park, Boston, MA Wed May 29 1974, 7:05 PM EDT Att: 9,429 - Unknown -61 F AB 46 R 4 H 9 RBI 4 BB 2 SO 3 LOB 17 										
Cecil Cooper, L OBP: 0.553, SLG: 0.429 (1.3)														6 2 3 0 0 0 2											
Dwight Evans, R OBP: 0.419, SLG: 0.557 (1.9)														6 0 2 1 0 0 3											
Carl Yastrzemski, L OBP: 0.426, SLG: 0.474 (1.10)														4 0 0 1 1 1 4											
Bernie Carbo, L OBP: 0.389, SLG: 0.533 (1.7)														4 1 2 2 1 0 2											
Rico Petrocelli, R OBP: 0.375, SLG: 0.446 (1.5)														5 0 0 0 0 0 4											
Carlton Fisk, R OBP: 0.311, SLG: 0.459 (1.2)														5 0 0 0 0 1 1											
Dick McAuliffe, L OBP: 0.280, SLG: 0.320 (1.4)														5 0 0 0 0 0 0											
Mario Guerrero, R OBP: 0.320, SLG: 0.308 (1.6)														5 0 1 0 0 0 0											
Inning Stats	R: 3 E: 1 K: 0 S: 6	H: 3 LOB: 0 BB: 0 P: 6	R: 0 E: 0 K: 1 S: 5	H: 0 LOB: 0 BB: 0 P: 5	R: 1 E: 0 K: 0 S: 9	H: 2 LOB: 2 BB: 1 P: 9	R: 0 E: 0 K: 0 S: 3	H: 0 LOB: 0 BB: 0 P: 3	R: 0 E: 0 K: 0 S: 4	H: 1 LOB: 1 BB: 0 P: 4	R: 0 E: 0 K: 0 S: 3	H: 0 LOB: 0 BB: 0 P: 3	R: 0 E: 0 K: 1 S: 6	H: 1 LOB: 1 BB: 0 P: 6		R: 0 E: 0 K: 0 S: 2	H: 0 LOB: 0 BB: 1 P: 6	R: 0 E: 0 K: 0 S: 3	H: 0 LOB: 0 BB: 0 P: 3	R: 0 E: 0 K: 0 S: 4	H: 1 LOB: 1 BB: 0 P: 4	1B: 5 2B: 3 3B: 0 HR: 1	SF: 1 SAC: 0 DP: 1 HBP: 0	WP: 0 PB: 0 SB: 1 CS: 1	PA: 49
PITCHER	IP WLS BF H R ER SO BB IBB HBP BLK WP HR S P ERA WHIP	7.0 28 6 4 1 1 0 1 0 0 0 1 29 33 1.29 0.857	6.0 W 21 3 0 0 2 1 0 0 0 0 0 24 28 0.00 0.667																						

Batter	1	2	3	4	5	6	7	8	9	AB	R	H	RBI	BB	SO	LOB	TOP					
Dick Allen, R OBP: 0.383, SLG: 0.519 (1, 3)										3	1	2	2	1	0	1						
Bill Melton, R OBP: 0.323, SLG: 0.347 (1, 5)										4	1	3	1	0	0	1						
Ron Santo, R OBP: 0.326, SLG: 0.289 (1, 4)										4	0	0	0	0	1	3						
Ken Henderson, S OBP: 0.365, SLG: 0.453 (1, 8)										4	0	1	0	0	0	1						
Carlos May, L OBP: 0.320, SLG: 0.323 (1, 7)										4	0	1	0	0	1	4						
Brian Downing, R OBP: 0.413, SLG: 0.615 (1, 9)										4	0	1	0	0	1	4						
Ed Herrmann, L OBP: 0.349, SLG: 0.433 (1, 2)										4	0	1	0	0	0	1						
Jerry Hairston, S OBP: 0.178, SLG: 0.182 (1, 10)									3	0	1	0	0	0	0	1						
Lamar Johnson, R OBP: 0.125, SLG: 0.125 (9, PH)										1	0	0	0	0	0	1						
Bucky Dent, R OBP: 0.234, SLG: 0.308 (1, 6)										4	1	1	0	0	0	2						
Inning Stats	R: 0 E: 0 K: 0 S: 3	H: 1 LOB: 0 BB: 0 P: 3	R: 0 E: 0 K: 0 S: 3	H: 1 LOB: 0 BB: 0 P: 3	R: 3 E: 0 K: 1 S: 8	H: 3 LOB: 0 BB: 0 P: 8	R: 0 E: 0 K: 1 S: 5	H: 0 LOB: 0 BB: 0 P: 5	R: 0 E: 0 K: 0 S: 3	H: 1 LOB: 3 BB: 1 P: 3	R: 0 E: 0 K: 0 S: 7	H: 2 LOB: 3 BB: 1 P: 11	R: 0 E: 0 K: 0 S: 4	H: 1 LOB: 1 BB: 0 P: 4	R: 0 E: 0 K: 0 S: 4	H: 1 LOB: 1 BB: 0 P: 4	R: 0 E: 0 K: 0 S: 4	H: 1 LOB: 1 BB: 0 P: 4	1B: 8 2B: 1 3B: 0 HR: 2	SF: 0 SAC: 0 DP: 3 HBP: 0	WP: 0 PB: 0 SB: 0 CS: 0	PA: 36
PITCHER	IP WLS BF H R ER SO BB IBB HBP BLK WP HR S P ERA WHIP																					
Bill Lee, L ERA: 2.88 (1, 1)	9.0 L 36 11 3 3 3 1 0 0 0 0 2 41 45 3.00 1.333																					

Chicago White Sox @ Boston Red Sox
Fenway Park, Boston, MA
Fri May 31 1974, 7:05 PM EDT
Att: 21,398 - Unknown - 65 F


AB 35
R 3
H 11
RBI 3
BB 1
SO 3
LOB 19



Batter	1	2	3	4	5	6	7	8	9	AB	R	H	RBI	BB	SO	LOB	BOTTOM					
Juan Beniquez, R OBP: 0.312, SLG: 0.376 (1, 8)										4	0	0	0	0	1	0						
Mario Guerrero, R OBP: 0.311, SLG: 0.298 (1, 6)										4	0	0	0	0	0	0						
Dwight Evans, R OBP: 0.405, SLG: 0.536 (1, 9)										4	0	0	0	0	1	0						
Carl Yastrzemski, L OBP: 0.423, SLG: 0.468 (1, 7)										4	0	1	0	0	0	0						
Rico Petrocelli, R OBP: 0.379, SLG: 0.444 (1, 5)										3	0	1	0	1	0	0						
Rick Miller, L OBP: 0.359, SLG: 0.308 (9, PR)										0	0	0	0	0	0	0						
Carlton Fisk, R OBP: 0.336, SLG: 0.535 (1, 2)										3	2	3	2	1	0	0						
Tommy Harper, R OBP: 0.209, SLG: 0.215 (1, 10)										4	0	0	0	0	0	5						
Cecil Cooper, L OBP: 0.357, SLG: 0.420 (1, 3)										3	0	0	0	0	1	0						
Rick Burleson, R OBP: 0.341, SLG: 0.500 (1, 4)										3	0	0	0	0	1	0						
Inning Stats	R: 0 E: 0 K: 0 S: 3	H: 0 LOB: 0 BB: 0 P: 3	R: 1 E: 0 K: 0 S: 4	H: 1 LOB: 0 BB: 0 P: 4	R: 0 E: 0 K: 0 S: 3	H: 0 LOB: 0 BB: 0 P: 3	R: 0 E: 0 K: 0 S: 5	H: 2 LOB: 3 BB: 1 P: 9	R: 0 E: 0 K: 3 S: 9	H: 0 LOB: 0 BB: 0 P: 9	R: 0 E: 0 K: 0 S: 3	H: 0 LOB: 0 BB: 0 P: 3	R: 1 E: 0 K: 0 S: 4	H: 1 LOB: 0 BB: 0 P: 4	R: 0 E: 0 K: 0 S: 3	H: 0 LOB: 0 BB: 0 P: 3	R: 0 E: 0 K: 1 S: 6	H: 1 LOB: 2 BB: 1 P: 10	1B: 3 2B: 0 3B: 0 HR: 2	SF: 0 SAC: 0 DP: 0 HBP: 0	WP: 0 PB: 0 SB: 0 CS: 0	PA: 34
PITCHER	IP WLS BF H R ER SO BB IBB HBP BLK WP HR S P ERA WHIP																					
Wilbur Wood, L ERA: 3.53 (1, 1)	8.2 W 32 4 2 2 4 2 0 0 0 0 0 0 2 2 2.08 0.692																					
Terry Forster, L ERA: 3.35 (9, 1)	0.1 S 2 1 0 0 0 0 0 0 0 0 0 0 2 2 0.00 3.000																					

Chicago White Sox @ Boston Red Sox
Fenway Park, Boston, MA
Fri May 31 1974, 7:05 PM EDT
Att: 21,398 - Unknown - 65 F

AB 32
R 2
H 5
RBI 2
BB 2
SO 4
LOB 5



Batter	1	2	3	4	5	6	7	8	9	AB	R	H	RBI	BB	SO	LOB	TOP
Pat Kelly, L OBP: 0.353, SLG: 0.400 (1, 9)										4	0	2	0	0	0	0	
Carlos May, L OBP: 0.316, SLG: 0.321 (1, 7)										4	0	1	0	0	0	2	
Dick Allen, R OBP: 0.375, SLG: 0.506 (1, 3)										4	0	0	0	0	1	1	
Bill Melton, R OBP: 0.323, SLG: 0.347 (1, 5)										3	0	1	0	0	0	0	
Ron Santo, R OBP: 0.321, SLG: 0.284 (1, 4)										3	0	0	0	0	0	1	
Ken Henderson, S OBP: 0.384, SLG: 0.451 (1, 8)										3	0	1	0	0	1	0	
Jorge Orta, L OBP: 0.298, SLG: 0.333 (1, 10)										2	0	0	0	1	0	0	
Ed Herrmann, L OBP: 0.341, SLG: 0.423 (1, 2)										3	0	0	0	0	1	2	
Chuck Brinkman, R OBP: 0.250, SLG: 0.182 (8, 2)										0	0	0	0	0	0	0	
Bucky Dent, R OBP: 0.230, SLG: 0.303 (1, 6)										2	0	0	0	0	1	0	
Tony Muser, L OBP: 0.326, SLG: 0.341 (9, PH)										1	0	0	0	0	0	0	
Inning Stats	R: 0 E: 0 K: 1 S: 5	H: 1 LOB: 0 BB: 0 P: 5	R: 0 E: 0 K: 0 S: 4	H: 1 LOB: 2 BB: 1 P: 8	R: 0 E: 0 K: 1 S: 5	H: 0 LOB: 0 BB: 0 P: 5	R: 0 E: 0 K: 0 S: 3	H: 1 LOB: 0 BB: 0 P: 3	R: 0 E: 0 K: 0 S: 3	H: 0 LOB: 0 BB: 0 P: 3	R: 0 E: 0 K: 0 S: 3	H: 0 LOB: 0 BB: 0 P: 3	R: 0 E: 0 K: 0 S: 4	H: 1 LOB: 1 BB: 0 P: 4	1B: 5 2B: 1 3B: 0 HR: 0	SF: 0 SAC: 0 DP: 3 HBP: 0	WP: 0 PA: 30 PB: 0 SB: 0 CS: 0
PITCHER	IP WLS BF H R ER SO BB IBB HBP BLK WP HR S P ERA WHIP																
Luis Tiant, R ERA: 3.67 (1, 1)	9.0 W 30 5 0 0 4 1 0 0 0 0 0 0 0 0 0.00 0.667																

Chicago White Sox @ Boston Red Sox
 Fenway Park, Boston, MA
 Sat Jun 01 1974, 7:05 PM EDT
 Att: 20,404 - Unknown - 72 F

livebaseballscorecards.com

AB 29
 R 0
 H 5
 RBI 0
 BB 1
 SO 4
 LOB 6

Batter	1	2	3	4	5	6	7	8	9	AB	R	H	RBI	BB	SO	LOB	BOTTOM
Juan Beniquez, R OBP: 0.315, SLG: 0.372 (1, 8)										4	2	1	1	1	0	2	
Cecil Cooper, L OBP: 0.364, SLG: 0.422 (1, 3)										4	2	2	1	1	0	1	
Dwight Evans, R OBP: 0.400, SLG: 0.526 (1, 9)										4	0	1	1	0	2	1	
Carl Yastrzemski, L OBP: 0.434, SLG: 0.497 (1, 7)										3	1	3	3	0	0	0	
Rick Miller, L OBP: 0.359, SLG: 0.308 (7, PR) (8, 7)										0	0	0	0	0	0	0	
Carlton Fisk, R OBP: 0.333, SLG: 0.519 (1, 2)										3	0	0	0	1	1	3	
Rico Petrocelli, R OBP: 0.375, SLG: 0.433 (1, 5)										3	1	0	0	1	0	4	
Tommy Harper, R OBP: 0.218, SLG: 0.218 (1, 10)										3	1	1	0	1	0	3	
Dick McAuliffe, L OBP: 0.279, SLG: 0.318 (1, 4)										4	1	1	0	0	1	2	
Mario Guerrero, R OBP: 0.309, SLG: 0.296 (1, 6)										4	0	1	1	0	1	2	
Inning Stats	R: 2 E: 0 K: 0 S: 5	H: 3 LOB: 1 BB: 1 P: 9	R: 0 E: 0 K: 1 S: 5	H: 0 LOB: 1 BB: 1 P: 9	R: 1 E: 0 K: 1 S: 6	H: 1 LOB: 0 BB: 0 P: 6	R: 2 E: 0 K: 0 S: 5	H: 2 LOB: 1 BB: 1 P: 9	R: 0 E: 0 K: 1 S: 5	H: 0 LOB: 2 BB: 1 P: 8	R: 1 E: 0 K: 1 S: 6	H: 1 LOB: 1 BB: 1 P: 10	R: 2 E: 1 K: 1 S: 8	H: 3 LOB: 1 BB: 0 P: 8	1B: 9 2B: 0 3B: 0 HR: 1	SF: 0 SAC: 1 DP: 1 HBP: 1	WP: 0 PA: 39 PB: 0 SB: 1 CS: 0
PITCHER	IP WLS BF H R ER SO BB IBB HBP BLK WP HR S P ERA WHIP																
Stan Bahnsen, R ERA: 3.87 (1, 1)	4.0 L 20 6 5 5 2 3 0 0 0 0 0 0 0 0 11.25 2.250																
Rich Gossage, R ERA: 3.66 (5, 1)	3.0 13 1 1 1 2 2 0 1 0 0 0 0 14 23 3.00 1.000																
Wayne Granger, R ERA: 9.45 (8, 1)	1.0 6 3 2 1 1 0 0 0 0 0 0 0 8 8 9.00 3.000																

Chicago White Sox @ Boston Red Sox
 Fenway Park, Boston, MA
 Sat Jun 01 1974, 7:05 PM EDT
 Att: 20,404 - Unknown - 72 F


livebaseballscorecards.com

AB 32
 R 8
 H 10
 RBI 7
 BB 5
 SO 5
 LOB 18

Batter	1	2	3	4	5	6	7	8	9	AB	R	H	RBI	BB	SO	LOB	TOP	
Tommy Harper, R (1, 10) OBP: 0.242, SLG: 0.282	4-0 1-3 BB		0-0 4-3		0-0 SH 5-3		0-0 F8		0-0 HR	3	1	1	1	1	0	0		
Juan Beniquez, R (1, 8) OBP: 0.319, SLG: 0.381	0-0 1-3				0-0 5-3		4-0 5-3		0-0 CS 1B	3	1	1	0	0	0	3		
Rick Miller, L (6, 8) OBP: 0.375, SLG: 0.318	1-2			G3 1B 1B	1-2		5-3 BB		0-0 1B	1	0	1	0	1	0	0		
Dwight Evans, R (1, 9) OBP: 0.363, SLG: 0.493	0-0 F4			1B G3 1B	5-3		5-3		0-0 F9	5	1	1	1	0	0	4		
Carl Yastrzemski, L (1, 3) OBP: 0.429, SLG: 0.472	0-0 F7			0-3 K	3-1		0-0 F8		0-3 K	5	0	0	0	0	2	6		
Bernie Carbo, L (1, 7) OBP: 0.381, SLG: 0.507		0-0 6-3		0-0 G3			0-0 G3-6 1B		0-0 4-3	4	1	1	0	0	0	2		
Rico Petrocelli, R (1, 5) OBP: 0.333, SLG: 0.461		0-0 6-3		0-0 1B			0-0 G3-6 1B		0-0 F8	4	0	2	1	0	0	0		
Carlton Fisk, R (1, 2) OBP: 0.348, SLG: 0.529		0-0 F4		2-3 3-H 0-0 1B			0-0 G3-6		4-0 1B BB	3	0	1	1	1	0	2		
Rick Burleson, R (1, 4) OBP: 0.388, SLG: 0.522			0-0 6-3	0-0 F7			0-0 1B		0-0 FC6-4 1B	4	0	2	1	0	0	2		
Mario Guerrero, R (1, 6) OBP: 0.288, SLG: 0.275			0-0 F4		0-0 SH 5-3 1B		0-0 F6		0-0 FC6-4	4	1	1	0	0	0	3		
Inning Stats	R: 0 E: 0 K: 0 S: 3	H: 0 LOB: 1 BB: 1 P: 7	R: 0 E: 0 K: 0 S: 3	H: 0 LOB: 0 BB: 0 P: 3	R: 0 E: 0 K: 1 S: 3	H: 4 LOB: 2 BB: 0 P: 9	R: 1 E: 1 K: 0 S: 5	H: 3 LOB: 1 BB: 0 P: 5	R: 0 E: 0 K: 0 S: 3	H: 1 LOB: 2 BB: 1 P: 8	R: 1 E: 0 K: 1 S: 6	H: 2 LOB: 0 BB: 0 P: 6	1B: 10 2B: 0 3B: 0 HR: 1	SF: 0 SAC: 1 DP: 1 HBP: 0	WP: 0 PB: 0 SB: 1 CS: 1	PA: 40		
PITCHER	IP	WLS	BF	H	R	ER	SO	BB	IBB	HBP	BLK	WP	HR	S	P	ERA	WHIP	
Dave Goltz, R (1, 1) ERA: 2.8	8.1	L	39	11	5	4	1	3	0	0	0	0	1	38	50	4.32	1.680	
Bill Butler, L (9, 1) ERA: 6.97	0.2		1	0	0	0	1	0	0	0	0	0	0	3	3	0.00	0.000	

Boston Red Sox @ Minnesota Twins
Metropolitan Stadium, Bloomington, MI
Wed Jun 05 1974, 8:05 PM EDT
Att: 5,183 - Unknown - 80 F


AB 36
R 5
H 11
RBI 5
BB 3
SO 2
LOB 22



Batter	1	2	3	4	5	6	7	8	9	AB	R	H	RBI	BB	SO	LOB	BOTTOM				
Jerry Terrell, R (1, 4) OBP: 0.290, SLG: 0.341	0-0 1B 1B		0-0 F9		0-0 BB 1B		0-0 4-3			4	2	2	0	0	0	0					
Larry Hise, R (1, 7) OBP: 0.358, SLG: 0.535	0-3 K		0-0 6-3		4-0 1B BB		0-0 HR			3	1	1	1	1	1	1					
Tony Oliva, L (1, 10) OBP: 0.363, SLG: 0.453	0-0 FC5 1B		0-0 F8		0-0 G5-4-3 1B		0-0 F2			4	0	2	1	0	0	0					
Bobby Darwin, R (1, 9) OBP: 0.333, SLG: 0.494	0-0 FC5 1B			0-3 K	0-0 F9				0-0 L1-3 1B	4	0	2	1	0	1	2					
Harmon Killebrew, R (1, 3) OBP: 0.289, SLG: 0.346	0-0 FC5			0-0 6-3	0-0 G5-4-3				0-3 K	4	0	0	0	0	1	5					
Jim Holt, L (9, 3) OBP: 0.318, SLG: 0.338	1-2 2-3F				1-2F				0-0 K	0	0	0	0	0	0	0					
Steve Brye, R (1, 8) OBP: 0.333, SLG: 0.352	0-0 F7			0-0 BB 1B			0-0 F4		0-0 L1-3	4	0	1	0	0	0	3					
Eric Soderholm, R (1, 5) OBP: 0.341, SLG: 0.404		0-0 G6-3 1B		0-0 BB 1B			0-0 F7		0-0 6-3	3	0	2	0	0	0	0					
Rod Carew, L (9, PH) OBP: 0.460, SLG: 0.481				1-2 BB 1B						1	0	0	0	0	0	0					
Glenn Borgmann, R (1, 2) OBP: 0.269, SLG: 0.228		0-0 F9		4-0 BB			0-0 F9		0-0 F6	2	0	0	0	1	0	1					
Steve Braun, L (9, PH) OBP: 0.366, SLG: 0.360				1-2 2-3 BB						1	0	0	0	0	0	0					
Luis Gomez, R (1, 6) OBP: 0.274, SLG: 0.218		0-0 G6-3		0-0 F8					0-3 K	3	0	0	0	0	1	4					
Craig Kusick, R (9, PH)			1-2F							1	0	0	0	0	1	0					
Inning Stats	R: 1 E: 0 K: 1 S: 8	H: 3 LOB: 2 BB: 0 P: 8	R: 0 E: 0 K: 0 S: 3	H: 1 LOB: 0 BB: 0 P: 3	R: 0 E: 0 K: 1 S: 7	H: 2 LOB: 3 BB: 1 P: 11	R: 1 E: 0 K: 0 S: 4	H: 2 LOB: 1 BB: 1 P: 8	R: 0 E: 0 K: 0 S: 3	H: 0 LOB: 0 BB: 0 P: 3	R: 1 E: 0 K: 1 S: 6	H: 1 LOB: 0 BB: 0 P: 6	R: 0 E: 0 K: 1 S: 5	H: 1 LOB: 0 BB: 0 P: 5	R: 0 E: 0 K: 1 S: 5	H: 0 LOB: 0 BB: 0 P: 5	1B: 9 2B: 1 3B: 0 HR: 1	SF: 0 SAC: 0 DP: 3 HBP: 0	WP: 0 PB: 0 SB: 0 CS: 0	PA: 36	
PITCHER	IP	WLS	BF	H	R	ER	SO	BB	IBB	HBP	BLK	WP	HR	S	P	ERA	WHIP				
Luis Tiant, R (1, 1) ERA: 3.62	9.0	W	36	10	3	3	5	2	0	0	0	0	1	44	52	3.00	1.333				

Boston Red Sox @ Minnesota Twins
Metropolitan Stadium, Bloomington, MI
Wed Jun 05 1974, 8:05 PM EDT
Att: 5,183 - Unknown - 80 F

AB 34
R 3
H 10
RBI 3
BB 2
SO 5
LOB 16



Batter	1	2	3	4	5	6	7	8	9	AB	R	H	RBI	BB	SO	LOB	TOP										
Tommy Harper, R (1, 10) OBP: 0.248, SLG: 0.287	5-3		1-3					F8									5 2 2 2 0 0 2										
Juan Beniquez, R (1, 8) OBP: 0.327, SLG: 0.394	F8																5 0 3 1 0 0 0										
Dwight Evans, R (1, 9) OBP: 0.358, SLG: 0.478	5-3		6-3														4 0 0 1 1 0 2										
Carl Yastrzemski, L (1, 3) OBP: 0.419, SLG: 0.461																	4 0 0 1 0 1 1										
Bernie Carbo, L (1, 7) OBP: 0.383, SLG: 0.523																	3 1 1 1 1 1 2										
Rico Petrocelli, R (1, 5) OBP: 0.373, SLG: 0.448																	4 0 0 0 0 0 1										
Carlton Fisk, R (1, 2) OBP: 0.360, SLG: 0.529																	0 1 0 0 3 0 0										
Bob Montgomery, R (6, 2) OBP: 0.221, SLG: 0.264																	1 0 0 0 0 0 0										
Rick Burleson, R (1, 4) OBP: 0.396, SLG: 0.520																	4 1 2 0 0 1 2										
Mario Guerrero, R (1, 6) OBP: 0.287, SLG: 0.274																	4 1 1 0 0 0 3										
Inning Stats	R: 0 E: 0 K: 0 S: 3	H: 0 LOB: 0 BB: 0 P: 3	R: 1 E: 0 K: 1 S: 6	H: 1 LOB: 1 BB: 1 P: 10	R: 0 E: 0 K: 0 S: 4	H: 1 LOB: 1 BB: 0 P: 4	R: 0 E: 0 K: 0 S: 2	H: 0 LOB: 0 BB: 1 P: 6	R: 4 E: 0 K: 0 S: 6	H: 3 LOB: 1 BB: 2 P: 14	R: 0 E: 0 K: 0 S: 3	H: 0 LOB: 1 BB: 1 P: 7	R: 1 E: 0 K: 2 S: 9	H: 2 LOB: 1 BB: 0 P: 9	R: 0 E: 0 K: 0 S: 5	H: 2 LOB: 2 BB: 0 P: 5	R: 0 E: 0 K: 0 S: 3	H: 0 LOB: 0 BB: 0 P: 3	1B: 7 2B: 1 3B: 0 HR: 1	SF: 1 SAC: 0 DP: 1 HBP: 0	WP: 0 PB: 0 SB: 1 CS: 0	PA: 40					
PITCHER	IP	WLS	BF	H	R	ER	SO	BB	IBB	HBP	BLK	WP	HR	S	P	ERA	WHIP										
Joe Henderson, R (1, 1) ERA: 9.0	4.0		20	5	5	4	1	3	0	0	0	0	1	19	31	9.00	2.000										
Bill Moran, R (5, 1) ERA: 3.92	0.0	1	0	0	0	0	0	1	0	0	0	0	0	0	4	∞	∞										
Jim Kaat, L (5, 1) ERA: 4.59	2.0	W	8	2	1	1	0	1	0	0	0	0	0	7	11	4.50	1.500										
Terry Forster, L (7, 1) ERA: 3.03	1.2		7	2	0	0	2	0	0	0	0	0	0	11	11	0.00	1.200										
Cy Acosta, R (8, 1) ERA: 3.38	1.1	S	4	0	0	0	0	0	0	0	0	0	0	4	4	0.00	0.000										

Boston Red Sox @ Chicago White Sox
Comiskey Park, Chicago, IL
Fri Jun 07 1974, 8:05 PM EDT
Att: 15,173 - Unknown - 67 F

AB 34
R 6
H 9
RBI 6
BB 5
SO 3
LOB 13



Batter	1	2	3	4	5	6	7	8	9	AB	R	H	RBI	BB	SO	LOB	BOTTOM										
Jorge Orta, L (1, 10) OBP: 0.338, SLG: 0.367	F7																3 1 0 1 2 2 1										
Carlos May, L (1, 7) OBP: 0.323, SLG: 0.316	3-1																5 1 2 1 0 0 2										
Dick Allen, R (1, 3) OBP: 0.360, SLG: 0.553	6-3																4 1 1 3 0 0 2										
Tony Musser, L (7, 3) OBP: 0.304, SLG: 0.318																	1 0 0 0 0 0 0										
Bill Melton, R (1, 5) OBP: 0.324, SLG: 0.354																	3 2 1 0 2 1 0										
Ken Henderson, S (1, 8) OBP: 0.356, SLG: 0.451																	5 0 1 0 0 2 2										
Ron Santo, R (1, 4) OBP: 0.333, SLG: 0.284																	2 1 1 0 2 1 2										
Bill Sharp, L (1, 9) OBP: 0.368, SLG: 0.308																	2 0 0 0 0 0 3										
Brian Downing, R (6, PH) (6, 9) OBP: 0.412, SLG: 0.575																	1 1 1 1 1 0 0										
Ed Herrmann, L (1, 2) OBP: 0.347, SLG: 0.412																	4 0 0 0 0 2 5										
Bucky Dent, R (1, 6) OBP: 0.244, SLG: 0.331																	4 1 2 0 0 0 2										
Inning Stats	R: 0 E: 0 K: 0 S: 3	H: 0 LOB: 0 BB: 0 P: 3	R: 0 E: 0 K: 2 S: 7	H: 0 LOB: 1 BB: 1 P: 11	R: 4 E: 0 K: 1 S: 10	H: 5 LOB: 2 BB: 1 P: 14	R: 0 E: 0 K: 1 S: 7	H: 2 LOB: 2 BB: 0 P: 7	R: 3 E: 1 K: 1 S: 6	H: 0 LOB: 2 BB: 4 P: 22	R: 1 E: 0 K: 2 S: 9	H: 2 LOB: 2 BB: 1 P: 13	R: 0 E: 0 K: 1 S: 5	H: 0 LOB: 0 BB: 0 P: 5	R: 0 E: 0 K: 0 S: 3	H: 0 LOB: 0 BB: 0 P: 3	1B: 8 2B: 0 3B: 0 HR: 1	SF: 0 SAC: 0 DP: 0 HBP: 0	WP: 1 PB: 0 SB: 1 CS: 0	PA: 41							
PITCHER	IP	WLS	BF	H	R	ER	SO	BB	IBB	HBP	BLK	WP	HR	S	P	ERA	WHIP										
Reggie Cleveland, R (1, 1) ERA: 6.3	2.2		15	5	4	4	3	2	0	0	0	0	1	19	27	13.50	2.625										
Roger Moret, L (3, 1) ERA: 4.13	2.0	L	13	2	3	0	2	4	0	0	0	0	0	13	29	0.00	3.000										
Diego Segui, R (5, 1) ERA: 2.14	1.2		8	2	1	1	2	1	0	0	0	1	0	11	15	5.40	1.800										
Bob Veale, L (7, 1) ERA: 1.8	1.2		5	0	0	0	1	0	0	0	0	0	0	7	7	0.00	0.000										

Boston Red Sox @ Chicago White Sox
Comiskey Park, Chicago, IL
Fri Jun 07 1974, 8:05 PM EDT
Att: 15,173 - Unknown - 67 F

AB 34
R 8
H 9
RBI 6
BB 7
SO 8
LOB 19



Batter	1	2	3	4	5	6	7	8	9	AB	R	H	RBI	BB	SO	LOB	TOP										
Tommy Harper, R OBP: 0.254, SLG: 0.291 (1, 10)	5-3		SH1-3 2H SF8-4-5 1B		L5		FC4-6 1-2 2-3 1B		F3	5	1	2	1	0	0	0	Boston Red Sox @ Chicago White Sox Comiskey Park, Chicago, IL Sat Jun 08 1974, 8:05 PM EDT Att: 42,096 - Unknown - 62 F livebaseballscorecards.com										
Juan Beniquez, R OBP: 0.335, SLG: 0.396 (1, 8)	5-3		SH1-3 1-2 BB				FC4-6 1-2 2-3 1B		K	4	0	2	1	1	1	0											
Carlton Fisk, R OBP: 0.368, SLG: 0.533 Bob Montgomery, R OBP: 0.225, SLG: 0.270 (1, 2) (3, 2)	2B 1B		SH1-3 1-2 2-3		F8		SF8 3H			1	1	1	0	0	0	0											
Carl Yastrzemski, L OBP: 0.416, SLG: 0.464 Danny Cater, R OBP: 0.342, SLG: 0.406 (1, 3) (8, 3)	1H 2B		SF8-6-4-5 2-3 3H			4-3	FC4-6 1-2 2-3 PB		P4	3	0	1	2	0	0	2											
Rico Petrocelli, R OBP: 0.382, SLG: 0.473 Terry Hughes, R OBP: 0.267, SLG: 0.214 (1, 5) (8, 5)	K				F9 BB 1B		HR 1-2 BB			3	1	2	1	1	1	1											
Bernie Carbo, L OBP: 0.380, SLG: 0.513 (1, 7)		6-3			L4-3 BB		5-3		L7	3	0	0	0	1	0	3											
Dwight Evans, R OBP: 0.348, SLG: 0.465 (1, 9)		G3			F9 2-3		P6		L9	4	0	0	0	0	0	2											
Rick Burleson, R OBP: 0.386, SLG: 0.500 (1, 4)		6-3			L4-3 1-2		E6 1B 1B		G6-4-3 1B	4	1	1	0	0	0	2											
Mario Guerrero, R OBP: 0.286, SLG: 0.273 (1, 6)					E6 1B		1-3		G6-4-3 1-2	4	2	1	0	0	0	1											
Inning Stats	R: 1 E: 0 K: 1 S: 7	H: 2 LOB: 1 BB: 0 P: 7	R: 0 E: 0 K: 0 S: 3	H: 0 LOB: 0 BB: 0 P: 3	R: 2 E: 1 K: 0 S: 4	H: 1 LOB: 0 BB: 1 P: 8	R: 0 E: 0 K: 0 S: 3	H: 1 LOB: 1 BB: 0 P: 7	R: 0 E: 0 K: 0 S: 4	H: 1 LOB: 1 BB: 0 P: 4	R: 1 E: 0 K: 0 S: 4	H: 1 LOB: 0 BB: 0 P: 4	R: 2 E: 1 K: 0 S: 7	H: 3 LOB: 3 BB: 1 P: 11	R: 0 E: 0 K: 0 S: 3	H: 1 LOB: 0 BB: 0 P: 3		R: 0 E: 0 K: 1 S: 6	H: 1 LOB: 1 BB: 0 P: 6	1B: 9 2B: 3 3B: 0 HR: 1	SF: 2 SAC: 1 DP: 3 HBP: 0	WP: 0 PB: 1 SB: 1 CS: 0	PA: 40				
PITCHER	IP	WLS	BF	H	R	ER	SO	BB	IBB	HBP	BLK	WP	HR	S	P	ERA	WHIP										
Wilbur Wood, L ERA: 3.46 (1, 1)	6.0	W	29	9	6	3	1	2	0	0	0	0	1	29	37	4.50	1.833										
Terry Forster, L ERA: 2.99 (7, 1)	1.0		4	0	0	0	0	1	0	0	0	0	0	3	7	0.00	1.000										
Cy Acosta, R ERA: 3.09 (8, 1)	2.0		7	2	0	0	1	0	0	0	0	0	0	9	9	0.00	1.000										

Batter	1	2	3	4	5	6	7	8	9	AB	R	H	RBI	BB	SO	LOB	BOTTOM										
Jorge Orta, L OBP: 0.331, SLG: 0.359 Brian Downing, R OBP: 0.432, SLG: 0.600 (1, 10) (6, 7)	K		F8	6-3		2B 1B	2B			3	0	0	0	0	1	1	Boston Red Sox @ Chicago White Sox Comiskey Park, Chicago, IL Sat Jun 08 1974, 8:05 PM EDT Att: 42,096 - Unknown - 62 F livebaseballscorecards.com										
Carlos May, L OBP: 0.325, SLG: 0.323 Cy Acosta, R (1, 7) (8, 1)	BB 1B		4-3		F8	F5	1B		K	5	2	2	2	0	0	2											
Dick Allen, R OBP: 0.362, SLG: 0.557 Tony Muser, L OBP: 0.319, SLG: 0.333 (1, 3) (7, 3)	K				5-3	BB HR 2B	1B			4	1	2	2	0	1	1											
Bill Melton, R OBP: 0.335, SLG: 0.361 (1, 5)	1B BB		K			HR BB				2	1	1	0	3	1	1											
Ken Henderson, S OBP: 0.362, SLG: 0.449 (1, 8)					F7	HR BB			K	3	1	1	1	2	1	1											
Ron Santo, R OBP: 0.335, SLG: 0.305 (1, 4)	5-3				F9	HR BB				5	2	2	4	0	0	5											
Bill Sharp, L OBP: 0.444, SLG: 0.529 (1, 9)		G3								4	2	3	0	1	0	0											
Ed Herrmann, L OBP: 0.351, SLG: 0.414 Chuck Brinkman, R OBP: 0.231, SLG: 0.167 (1, 2) (8, 2)									6-3	4	0	2	2	0	0	2											
Bucky Dent, R OBP: 0.250, SLG: 0.333 (1, 6)	G5-4-3				F8					5	2	2	0	0	0	3											
Inning Stats	R: 1 E: 0 K: 2 S: 9	H: 2 LOB: 2 BB: 1 P: 13	R: 0 E: 0 K: 0 S: 3	H: 1 LOB: 0 BB: 0 P: 3	R: 0 E: 0 K: 1 S: 6	H: 1 LOB: 1 BB: 0 P: 6	R: 2 E: 0 K: 0 S: 6	H: 3 LOB: 1 BB: 0 P: 6	R: 0 E: 0 K: 0 S: 4	H: 1 LOB: 2 BB: 1 P: 8	R: 7 E: 1 K: 0 S: 8	H: 5 LOB: 3 BB: 3 P: 20	R: 3 E: 0 K: 1 S: 8	H: 4 LOB: 1 BB: 1 P: 12	R: 0 E: 0 K: 1 S: 6	H: 1 LOB: 2 BB: 1 P: 10		1B: 11 2B: 6 3B: 0 HR: 1	SF: 0 SAC: 0 DP: 1 HBP: 0	WP: 1 PB: 0 SB: 0 CS: 0	PA: 47						
PITCHER	IP	WLS	BF	H	R	ER	SO	BB	IBB	HBP	BLK	WP	HR	S	P	ERA	WHIP										
Dick Drago, R ERA: 3.43 (1, 1)	5.0		25	9	4	4	3	1	0	0	0	0	0	29	37	7.20	2.000										
Bob Veale, L ERA: 4.76 (6, 1)	0.2	L	4	2	0	0	0	0	0	0	0	0	0	4	4	0.00	3.000										
Diego Segui, R ERA: 2.91 (6, 1)	0.0		4	2	6	6	0	2	0	0	0	0	1	2	10	∞	∞										
Roger Moret, L ERA: 4.78 (6, 1)	2.1		14	5	3	3	2	3	0	0	0	1	0	15	27	11.57	3.429										

Batter	1	2	3	4	5	6	7	8	9	AB	R	H	RBI	BB	SO	LOB	TOP								
Tommy Harper, R (1, 7) OBP: 0.254, SLG: 0.290 Rick Miller, L (6, FR) OBP: 0.370, SLG: 0.313 (6, 7)	F8	K			F7	1B		L4		4	0	1	1	0	1	0	Boston Red Sox @ Chicago White Sox Comiskey Park, Chicago, IL Sun Jun 09 1974, 4:33 AM EDT Att: 16,678 - Unknown								
Juan Beniquez, R (1, 8) OBP: 0.326, SLG: 0.385	F9	3-1			6-3	F8		5-3		5	0	0	0	0	0	2									
Carlton Fisk, R (1, 10) OBP: 0.369, SLG: 0.532	WP 1B	2B		6-3	K	K			F3 S	4	2	1	0	1	2	2									
Carl Yastrzemski, L (1, 3) OBP: 0.420, SLG: 0.468	BB 1B	1B				1B			F3	5	2	3	1	0	0	3									
Rico Petrocelli, R (1, 5) OBP: 0.393, SLG: 0.467	WP 1B	1B			F3	1B BB		F8		2	2	0	1	2	0	1									
Dwight Evans, R (1, 9) OBP: 0.350, SLG: 0.459	WP 1B	1B			K	1B		6-3		4	2	1	1	1	1	1									
Bob Montgomery, R (1, 2) OBP: 0.250, SLG: 0.295	FC6-4	1B			F8	2B 1B				4	1	3	3	0	0	0									
Rick Burleson, R (1, 4) OBP: 0.377, SLG: 0.500	FC6-4				F2	1B 1B		K		4	1	1	2	0	1	2									
Mario Guerrero, R (1, 6) OBP: 0.285, SLG: 0.273		5-3			F8	1B		K		4	0	1	1	0	1	0									
Inning Stats	R: 4 E: 0 K: 0 S: 7	H: 4 LOB: 1 BB: 1 P: 11	R: 0 E: 0 K: 1 S: 5	H: 0 LOB: 0 BB: 0 P: 5	R: 0 E: 0 K: 1 S: 6	H: 1 LOB: 1 BB: 0 P: 6	R: 0 E: 0 K: 0 S: 3	H: 0 LOB: 0 BB: 0 P: 3	R: 0 E: 0 K: 1 S: 5	H: 0 LOB: 0 BB: 0 P: 5	R: 5 E: 0 K: 1 S: 10	H: 5 LOB: 2 BB: 2 P: 18	R: 0 E: 0 K: 1 S: 6	H: 1 LOB: 1 BB: 0 P: 6	R: 0 E: 0 K: 1 S: 5	H: 0 LOB: 0 BB: 0 P: 5	R: 1 E: 0 K: 0 S: 3	H: 0 LOB: 0 BB: 1 P: 7	1B: 9 2B: 2 3B: 0 HR: 0	SF: 1 SAC: 0 DP: 0 HBP: 0	WP: 2 PB: 0 SB: 1 CS: 0	PA: 42			
PITCHER	IP	WLS	BF	H	R	ER	SO	BB	IBB	HBP	BLK	WP	HR	S	P	ERA	WHIP								
Skip Pitlock, L (1, 1) ERA: 5.64	0.2	L	6	3	4	4	0	1	0	0	0	1	0	5	9	54.00	6.000								
Rich Gossage, R (1, 1) ERA: 3.77	4.1		18	3	3	3	3	2	0	0	0	1	0	22	30	6.23	1.154								
Jim Kaat, L (6, 1) ERA: 4.82	0.0		2	2	0	0	0	0	0	0	0	0	0	2	2	∞	∞								
Cy Acosta, R (6, 1) ERA: 2.96	4.0		16	3	3	3	3	1	0	0	0	0	0	21	25	6.75	1.000								

Batter	1	2	3	4	5	6	7	8	9	AB	R	H	RBI	BB	SO	LOB	BOTTOM								
Pat Kelly, L (1, 10) OBP: 0.363, SLG: 0.403	3-1	4-3			4-3					4	0	0	0	0	1	1	Boston Red Sox @ Chicago White Sox Comiskey Park, Chicago, IL Sun Jun 09 1974, 4:33 AM EDT Att: 16,678 - Unknown								
Ron Santo, R (1, 4) OBP: 0.343, SLG: 0.348	HR	1B			6-3	IHR		HR		4	3	3	3	0	0	0									
Dick Allen, R (1, 3) OBP: 0.380, SLG: 0.567	HR	HR			6-3	F8		K		4	1	1	2	0	1	0									
Bill Melton, R (1, 5) OBP: 0.329, SLG: 0.354	F8				5-3			F9		4	0	0	0	0	0	0									
Ken Henderson, S (1, 8) OBP: 0.360, SLG: 0.443	1B	BB			6-3			4-3		3	0	0	0	1	0	0									
Carlos May, L (1, 7) OBP: 0.326, SLG: 0.327						K		4-3		4	0	2	0	0	1	0									
Brian Downing, R (1, 9) OBP: 0.429, SLG: 0.584 Bill Sharp, L (9, PH) OBP: 0.474, SLG: 0.556	K				K				1B 1-3	2	1	0	0	1	2	3									
Ed Herrmann, L (1, 2) OBP: 0.348, SLG: 0.410		3-1			F8				G4-6-3	4	1	1	0	0	0	2									
Bucky Dent, R (1, 6) OBP: 0.245, SLG: 0.326 Jorge Orta, L (9, PH) OBP: 0.329, SLG: 0.356		F8							1B 1-3	3	0	0	1	0	0	1									
Inning Stats	R: 2 E: 0 K: 1 S: 8	H: 3 LOB: 2 BB: 1 P: 12	R: 0 E: 0 K: 0 S: 3	H: 0 LOB: 0 BB: 0 P: 3	R: 0 E: 0 K: 1 S: 6	H: 1 LOB: 1 BB: 0 P: 6	R: 1 E: 0 K: 0 S: 4	H: 1 LOB: 0 BB: 0 P: 4	R: 0 E: 0 K: 1 S: 5	H: 0 LOB: 0 BB: 0 P: 5	R: 3 E: 0 K: 2 S: 9	H: 2 LOB: 0 BB: 1 P: 13	R: 0 E: 0 K: 0 S: 3	H: 0 LOB: 0 BB: 0 P: 3	R: 0 E: 0 K: 0 S: 3	H: 1 LOB: 0 BB: 0 P: 3	1B: 5 2B: 0 3B: 0 HR: 3	SF: 0 SAC: 0 DP: 1 HBP: 0	WP: 0 PB: 0 SB: 0 CS: 0	PA: 36					
PITCHER	IP	WLS	BF	H	R	ER	SO	BB	IBB	HBP	BLK	WP	HR	S	P	ERA	WHIP								
Bill Lee, L (1, 1) ERA: 3.12	6.2	W	29	7	6	6	4	2	0	0	0	0	0	9	9	0.00	0.429								
Reggie Cleveland, R (7, 1) ERA: 6.1	2.1		7	1	0	0	1	0	0	0	0	0	0	9	9	0.00	0.429								

Batter	1	2	3	4	5	6	7	8	9	AB	R	H	RBI	BB	SO	LOB	TOP					
Bill North, S (1, 10) OBP: 0.339, SLG: 0.315										4	0	0	0	0	2	5	Oakland Athletics @ Boston Red Sox Fenway Park, Boston, MA Mon Jun 10 1974, 7:05 PM EDT Att: 28,537 - Unknown - 73 F					
Bert Campaneris, R (1, 6) OBP: 0.340, SLG: 0.353										4	0	0	0	0	1	1						
Sal Bando, R (1, 5) OBP: 0.434, SLG: 0.511										3	1	1	0	1	0	0						
Reggie Jackson, L (1, 9) OBP: 0.455, SLG: 0.706										4	0	1	1	0	0	1						
Joe Rudi, R (1, 7) OBP: 0.343, SLG: 0.505										4	0	0	0	0	1	1						
Deron Johnson, R (1, 3) OBP: 0.287, SLG: 0.381										4	0	1	0	0	0	1						
Gene Tenace, R (1, 2) OBP: 0.385, SLG: 0.372										4	0	1	0	0	1	1						
Angel Mangual, R (1, 8) OBP: 0.261, SLG: 0.404										2	0	0	0	1	1	1						
Dick Green, R (1, 4) OBP: 0.357, SLG: 0.316										2	0	2	0	0	0	0						
Champ Summers, L (7, PH) OBP: 0.160, SLG: 0.167										1	0	0	0	0	1	2						
Dal Maxvill, R (7, 4) OBP: 0.276, SLG: 0.160										0	0	0	0	0	0	0						
Inning Stats	R: 0 E: 0 K: 1 S: 5	H: 0 LOB: 1 BB: 1 P: 9	R: 0 E: 0 K: 0 S: 3	H: 0 LOB: 0 BB: 0 P: 3	R: 0 E: 0 K: 1 S: 6	H: 1 LOB: 1 BB: 0 P: 6	R: 0 E: 0 K: 0 S: 3	H: 0 LOB: 0 BB: 0 P: 3	R: 0 E: 0 K: 2 S: 9	H: 2 LOB: 2 BB: 0 P: 9	R: 1 E: 1 K: 1 S: 7	H: 2 LOB: 1 BB: 0 P: 7	R: 0 E: 0 K: 0 S: 5	H: 1 LOB: 1 BB: 1 P: 9	R: 0 E: 0 K: 0 S: 3	H: 0 LOB: 0 BB: 0 P: 5	R: 0 E: 0 K: 1 S: 5	H: 0 LOB: 0 BB: 0 P: 5	1B: 5 2B: 1 3B: 0 HR: 0	SF: 0 SAC: 0 DP: 1 HBP: 0	WP: 0 PB: 0 SB: 1 CS: 0	PA: 34
PITCHER Luis Tiant, R (1, 1) ERA: 3.35	IP: 9.0 WLS: W BF: 34 H: 6 R: 1 ER: 0 SO: 7 BB: 2 IBB: 0 HBP: 0 BLK: 0 WP: 0 HR: 0 S: 46 P: 54 ERA: 0.00 WHIP: 0.889															PITCHER	IP: 9.0 WLS: W BF: 34 H: 6 R: 1 ER: 0 SO: 7 BB: 2 IBB: 0 HBP: 0 BLK: 0 WP: 0 HR: 0 S: 46 P: 54 ERA: 0.00 WHIP: 0.889					

AB	32
R	1
H	6
RBI	1
BB	2
SO	7
LOB	13



Batter	1	2	3	4	5	6	7	8	9	AB	R	H	RBI	BB	SO	LOB	BOTTOM					
Tommy Harper, R (1, 10) OBP: 0.253, SLG: 0.289										4	0	1	0	0	3	2	Oakland Athletics @ Boston Red Sox Fenway Park, Boston, MA Mon Jun 10 1974, 7:05 PM EDT Att: 28,537 - Unknown - 73 F					
Juan Beniquez, R (1, 8) OBP: 0.319, SLG: 0.376										4	0	0	0	0	2	3						
Carlton Fisk, R (1, 2) OBP: 0.372, SLG: 0.524										2	1	0	0	2	0	0						
Carl Yastrzemski, L (1, 3) OBP: 0.421, SLG: 0.469										4	1	2	0	0	0	2						
Rico Petrocelli, R (1, 5) OBP: 0.397, SLG: 0.480										2	1	2	1	2	0	0						
Bernie Carbo, L (1, 7) OBP: 0.372, SLG: 0.500										4	0	0	0	0	3	8						
Rick Miller, L (8, 7) OBP: 0.370, SLG: 0.313										0	0	0	0	0	0	0						
Dwight Evans, R (1, 9) OBP: 0.354, SLG: 0.477										3	1	1	3	1	0	2						
Rick Burleson, R (1, 4) OBP: 0.354, SLG: 0.468										4	0	0	0	0	1	1						
Mario Guerrero, R (1, 6) OBP: 0.284, SLG: 0.268										3	0	0	0	1	1	0						
Inning Stats	R: 0 E: 0 K: 2 S: 8	H: 1 LOB: 3 BB: 2 P: 16	R: 0 E: 0 K: 2 S: 7	H: 0 LOB: 2 BB: 2 P: 15	R: 0 E: 0 K: 1 S: 7	H: 2 LOB: 2 BB: 0 P: 7	R: 0 E: 0 K: 2 S: 7	H: 0 LOB: 0 BB: 0 P: 7	R: 4 E: 0 K: 1 S: 8	H: 3 LOB: 0 BB: 1 P: 12	R: 0 E: 0 K: 1 S: 5	H: 0 LOB: 0 BB: 0 P: 5	R: 0 E: 0 K: 0 S: 3	H: 0 LOB: 1 BB: 1 P: 7	R: 0 E: 0 K: 1 S: 5	H: 0 LOB: 0 BB: 0 P: 5	R: 0 E: 0 K: 1 S: 5	H: 0 LOB: 0 BB: 0 P: 5	1B: 4 2B: 1 3B: 0 HR: 1	SF: 0 SAC: 0 DP: 0 HBP: 0	WP: 0 PB: 1 SB: 1 CS: 0	PA: 36
PITCHER Vida Blue, L (1, 1) ERA: 3.83	IP: 8.0 WLS: L BF: 36 H: 6 R: 4 ER: 4 SO: 10 BB: 5 IBB: 1 HBP: 0 BLK: 0 WP: 0 HR: 1 S: 50 P: 74 ERA: 4.50 WHIP: 1.375															PITCHER	IP: 8.0 WLS: L BF: 36 H: 6 R: 4 ER: 4 SO: 10 BB: 5 IBB: 1 HBP: 0 BLK: 0 WP: 0 HR: 1 S: 50 P: 74 ERA: 4.50 WHIP: 1.375					

AB	30
R	4
H	6
RBI	4
BB	6
SO	10
LOB	18



Batter	1	2	3	4	5	6	7	8	9	AB	R	H	RBI	BB	SO	LOB	TOP								
Bill North, S OBP: 0.340, SLG: 0.319 (1, 10)	1-3		CS 2B		G3		1B HBP		K	4	0	1	0	0	1	2									
Bert Campaneris, R OBP: 0.341, SLG: 0.354 (1, 6)	F9		K			6-3	1B		1B 1B	5	1	2	2	0	1	1									
Sal Bando, R OBP: 0.433, SLG: 0.529 (1, 5)	6-3				F9	HR	F7		1B BB 1B	5	2	2	2	0	0	3									
Reggie Jackson, L OBP: 0.449, SLG: 0.690 (1, 9)		4-3		E4 2B SF7		4-3	K		1B 1B BB	4	2	0	0	1	1	3									
Joe Rudi, R OBP: 0.353, SLG: 0.525 (1, 7)		1B 2B		1-3 2B					1B 1B	5	1	4	1	0	0	0									
Deron Johnson, R OBP: 0.272, SLG: 0.384 Herb Washington, R (9, PR)				SF7		F8			1B 1B	4	0	2	4	0	0	1									
Gene Tenace, R OBP: 0.377, SLG: 0.362 (1, 2)		2-H 1B		3-H 0-0 L8			F8		1-2 2-3 3-H 1B	5	0	0	0	0	1	4									
Angel Mangual, R OBP: 0.266, SLG: 0.420 (1, 8)					F8		HBP 1B 2B		1B K	5	2	2	0	0	1	3									
Dick Green, R OBP: 0.356, SLG: 0.317 Jesus Alou, R (9, PH)				6-3			1B HBP 1B		FC1 1B	3	0	1	0	0	0	0									
Inning Stats	R: 0 E: 0 K: 0 S: 3	H: 0 LOB: 0 BB: 0 P: 3	R: 1 E: 0 K: 0 S: 5	H: 2 LOB: 1 BB: 0 P: 5	R: 0 E: 0 K: 1 S: 5	H: 1 LOB: 0 BB: 0 P: 5	R: 1 E: 1 K: 0 S: 5	H: 1 LOB: 1 BB: 0 P: 5	R: 0 E: 0 K: 0 S: 3	H: 0 LOB: 0 BB: 0 P: 3	R: 1 E: 0 K: 0 S: 5	H: 2 LOB: 1 BB: 0 P: 5	R: 1 E: 0 K: 1 S: 8	H: 3 LOB: 3 BB: 0 P: 9	R: 0 E: 0 K: 0 S: 3	H: 0 LOB: 0 BB: 0 P: 3	R: 5 E: 1 K: 3 S: 15	H: 5 LOB: 2 BB: 1 P: 19	1B: 7 2B: 6 3B: 0 HR: 1	SF: 1 SAC: 0 DP: 0 HBP: 1	WP: 0 PB: 0 SB: 0 CS: 1	PA: 44			
PITCHER	IP	WLS	BF	H	R	ER	SO	BB	IBB	HBP	BLK	WP	HR	S	P	ERA	WHIP								
Reggie Cleveland, R ERA: 5.95 (1, 1)	6.1		28	8	4	3	1	0	0	1	0	0	1	29	30	4.26	1.263								
Diego Segui, R ERA: 3.72 (7, 1)	2.0	W	13	5	5	5	2	1	0	0	0	0	0	16	20	22.50	3.000								
Bob Veale, L ERA: 4.26 (9, 1)	0.2	S	3	1	0	0	2	0	0	0	0	0	0	7	7	0.00	1.500								

Oakland Athletics @ Boston Red Sox
Fenway Park, Boston, MA
Tue Jun 11 1974, 7:05 PM EDT
Att: 24,762 - Unknown - 70 F

AB 41
R 9
H 14
RBI 9
BB 1
SO 5
LOB 18



Batter	1	2	3	4	5	6	7	8	9	AB	R	H	RBI	BB	SO	LOB	BOTTOM								
Tommy Harper, R OBP: 0.265, SLG: 0.295 (1, 10)	CS BB		P6		K		SF9 1B 1B			4	1	2	1	1	1	0									
Cecil Cooper, L OBP: 0.353, SLG: 0.429 Dwight Evans, R (7, PH)	F9		HR		P8		SF9		P6	3	1	1	1	0	0	1									
Carlton Fisk, R OBP: 0.380, SLG: 0.550 (1, 2)	5-3					HR	1B 1B		K	5	2	3	2	0	1	1									
Carl Yastrzemski, L OBP: 0.423, SLG: 0.469 (1, 7)		HR 1B		F7		F9	1B E 1B			4	2	2	0	0	0	1									
Bernie Carbo, L OBP: 0.370, SLG: 0.494 Mario Guerrero, R (8, 6)		K		F9		L7	E9 BB 1B			4	0	1	1	0	1	2									
Rico Petrocelli, R OBP: 0.396, SLG: 0.477 (1, 5)		K				P1	1-2 BB			3	0	1	0	1	1	1									
Rick Miller, L OBP: 0.365, SLG: 0.352 (1, 8)		1-H HR		B1-3			F8 4-3			4	1	1	2	0	0	2									
Dick McAuliffe, L OBP: 0.298, SLG: 0.317 (1, 4)							S 2B BB		FC6-4 1B	2	1	1	0	2	1	0									
Rick Burleson, R OBP: 0.343, SLG: 0.453 Danny Cater, R (7, PH)							1B SF9 2B		FC6-4 1B	2	0	0	0	0	0	1									
Juan Beniquez, R OBP: 0.317, SLG: 0.374 (8, 7)		1-3					1-H 1B 2B		1B	1	0	1	1	0	0	0									
Inning Stats	R: 0 E: 0 K: 0 S: 2	H: 0 LOB: 0 BB: 1 P: 6	R: 2 E: 0 K: 2 S: 9	H: 2 LOB: 1 BB: 1 P: 13	R: 1 E: 0 K: 0 S: 5	H: 2 LOB: 1 BB: 0 P: 5	R: 0 E: 0 K: 1 S: 5	H: 1 LOB: 0 BB: 0 P: 5	R: 0 E: 0 K: 1 S: 5	H: 0 LOB: 0 BB: 0 P: 5	R: 1 E: 0 K: 0 S: 4	H: 1 LOB: 0 BB: 0 P: 4	R: 5 E: 1 K: 0 S: 8	H: 5 LOB: 2 BB: 2 P: 16	R: 1 E: 0 K: 1 S: 7	H: 2 LOB: 1 BB: 0 P: 7	1B: 9 2B: 1 3B: 0 HR: 3	SF: 1 SAC: 0 DP: 0 HBP: 0	WP: 0 PB: 0 SB: 1 CS: 1	PA: 39					
PITCHER	IP	WLS	BF	H	R	ER	SO	BB	IBB	HBP	BLK	WP	HR	S	P	ERA	WHIP								
Catfish Hunter, R ERA: 2.99 (1, 1)	6.1	L	27	7	6	6	4	3	0	0	0	0	3	32	44	8.53	1.579								
Darold Knowles, L ERA: 4.5 (7, 1)	0.0		1	1	0	0	0	0	0	0	0	0	0	1	1	∞	∞								
Rollie Fingers, R ERA: 3.6 (7, 1)	1.2		11	5	4	3	1	1	0	0	0	0	0	12	16	16.20	3.600								

Oakland Athletics @ Boston Red Sox
Fenway Park, Boston, MA
Tue Jun 11 1974, 7:05 PM EDT
Att: 24,762 - Unknown - 70 F

AB 34
R 10
H 13
RBI 9
BB 4
SO 5
LOB 11



Batter	1	2	3	4	5	6	7	8	9	AB	R	H	RBI	BB	SO	LOB	TOP					
Bill North, S OBP: 0.339, SLG: 0.327 (1, 10)	5-3		K		K												4 0 1 0 0 2 1					
Joe Rudi, R OBP: 0.347, SLG: 0.516 (1, 7)	K		6-3			F5	F8										4 0 0 0 0 1 1					
Sal Bando, R OBP: 0.429, SLG: 0.518 (1, 5)	BB		6-3			6-3		6-3									3 0 0 0 1 0 0					
Reggie Jackson, L OBP: 0.450, SLG: 0.683 (1, 9)	BB			P5		HR		K									2 1 0 0 2 1 0					
Deron Johnson, R OBP: 0.271, SLG: 0.401 (1, 3)	P9		K			HR		F7									4 1 1 2 0 1 2					
Gene Tenace, R OBP: 0.374, SLG: 0.359 (1, 2)		K		P9					5-3								4 0 1 0 0 1 0					
Angel Mangual, R OBP: 0.266, SLG: 0.439 (1, 8)		HR			6-3	K		K									4 1 1 1 0 2 1					
Ted Kubiak, S OBP: 0.289, SLG: 0.268 (1, 6)		6-3					4-3		F8								4 0 1 0 0 0 0					
Dick Green, R OBP: 0.333, SLG: 0.295 (1, 4)		4-3			F9		P4										3 0 0 0 0 0 1					
Inning Stats	R: 0 E: 0 K: 1 S: 5	H: 0 LOB: 2 BB: 2 P: 13	R: 1 E: 0 K: 1 S: 6	H: 1 LOB: 0 BB: 0 P: 6	R: 0 E: 0 K: 1 S: 5	H: 0 LOB: 0 BB: 0 P: 5	R: 0 E: 0 K: 1 S: 5	H: 0 LOB: 0 BB: 0 P: 5	R: 0 E: 0 K: 1 S: 6	H: 1 LOB: 1 BB: 0 P: 6	R: 2 E: 0 K: 1 S: 7	H: 2 LOB: 1 BB: 1 P: 11	R: 0 E: 0 K: 0 S: 4	H: 1 LOB: 0 BB: 0 P: 4	R: 0 E: 0 K: 1 S: 5	H: 0 LOB: 0 BB: 0 P: 5	R: 0 E: 0 K: 1 S: 5	H: 0 LOB: 0 BB: 0 P: 5	1B: 2 2B: 0 3B: 1 HR: 2	SF: 0 SAC: 0 DP: 0 HBP: 0	WP: 0 PB: 0 SB: 1 CS: 0	PA: 35
PITCHER Dick Drago, R ERA: 3.38 (1, 1)	IP: 9.0 WLS: W BF: 35 H: 5 R: 3 ER: 3 SO: 8 BB: 3 IBB: 0 HBP: 0 BLK: 0 WP: 0 HR: 2 S: 48 P: 60 ERA: 3.00 WHIP: 0.889																					

Oakland Athletics @ Boston Red Sox
Fenway Park, Boston, MA
Wed Jun 12 1974, 7:05 PM EDT
Att: 27,079 - Unknown - 72 F

AB	32
R	3
H	5
RBI	3
BB	3
SO	8
LOB	6



Batter	1	2	3	4	5	6	7	8	9	AB	R	H	RBI	BB	SO	LOB	BOTTOM					
Tommy Harper, R OBP: 0.266, SLG: 0.294 (1, 10)	S		P6		5-3			F8									4 0 1 0 1 0 3					
Juan Beniquez, R OBP: 0.321, SLG: 0.369 (1, 8)	K		F8			2B	BB										2 1 0 0 1 1 1					
Carlton Fisk, R OBP: 0.383, SLG: 0.556 (1, 2)	K			L5-4		1B	L9										4 1 2 0 0 1 4					
Carl Yastrzemski, L OBP: 0.424, SLG: 0.470 (1, 7)	4-3			1B		CS		F7									4 0 2 2 0 0 1					
Rico Petrocelli, R OBP: 0.401, SLG: 0.475 Terry Hughes, R OBP: 0.267, SLG: 0.214 (1, 5)		F5		L5-4		2H	BB										3 1 1 0 1 0 2					
Danny Cater, R OBP: 0.348, SLG: 0.432 (1, 3)		K		2-3		BB		BB									0 0 0 0 0 0 0					
Dwight Evans, R OBP: 0.347, SLG: 0.468 (1, 9)		P8		1B		6-3		P9									4 0 1 0 0 1 2					
Rick Burleson, R OBP: 0.366, SLG: 0.493 (1, 4)				P6			4-3										4 1 1 0 0 0 2					
Mario Guerrero, R OBP: 0.289, SLG: 0.273 (1, 6)			1B		P6		BB										3 1 2 0 1 0 0					
Inning Stats	R: 0 E: 0 K: 2 S: 8	H: 1 LOB: 1 BB: 0 P: 8	R: 0 E: 0 K: 1 S: 5	H: 0 LOB: 0 BB: 0 P: 5	R: 1 E: 0 K: 0 S: 4	H: 2 LOB: 0 BB: 0 P: 4	R: 0 E: 0 K: 0 S: 5	H: 3 LOB: 2 BB: 0 P: 5	R: 0 E: 0 K: 0 S: 3	H: 0 LOB: 0 BB: 0 P: 3	R: 2 E: 0 K: 0 S: 3	H: 2 LOB: 0 BB: 1 P: 8	R: 0 E: 0 K: 0 S: 4	H: 1 LOB: 3 BB: 2 P: 12	R: 2 E: 0 K: 0 S: 6	H: 3 LOB: 2 BB: 1 P: 10	R: 2 E: 0 K: 0 S: 6	H: 3 LOB: 2 BB: 1 P: 10	1B: 9 2B: 4 3B: 0 HR: 0	SF: 0 SAC: 0 DP: 1 HBP: 1	WP: 0 PB: 0 SB: 1 CS: 2	PA: 37
PITCHER Dave Hamilton, L ERA: 2.89 Darold Knowles, L ERA: 4.73 Rollie Fingers, R ERA: 3.58 (1, 1)	IP: 5.0 WLS: L BF: 14 H: 4 R: 2 ER: 2 SO: 0 BB: 3 IBB: 1 HBP: 0 BLK: 0 WP: 0 HR: 0 S: 10 P: 26 ERA: 6.75 WHIP: 2.625																					

Oakland Athletics @ Boston Red Sox
Fenway Park, Boston, MA
Wed Jun 12 1974, 7:05 PM EDT
Att: 27,079 - Unknown - 72 F

AB	32
R	5
H	12
RBI	5
BB	4
SO	3
LOB	16



Batter	1	2	3	4	5	6	7	8	9	10	11	12	13	14	15	AB	R	H	RBI	BB	SO	LOB	TOP									
Cecil Cooper, L OBP: 0.338, SLG: 0.410 (1, 3)																8	0	0	0	0	6	8										
Rick Miller, L OBP: 0.348, SLG: 0.325 (1, 8)							6-3									6	1	0	0	1	3	2										
Carlton Fisk, R OBP: 0.385, SLG: 0.549 (1, 2)																7	0	3	0	0	0	2										
Carl Yastrzemski, L OBP: 0.428, SLG: 0.483 (1, 7)																5	2	2	2	2	1	2										
Bernie Carbo, L OBP: 0.367, SLG: 0.479 (1, 9)																5	0	0	0	2	3	5										
Rico Petrocelli, R OBP: 0.401, SLG: 0.466 (8, PR)																3	0	0	0	2	1	2										
Tommy Harper, R OBP: 0.266, SLG: 0.290 (8, PR)																2	0	0	0	0	1	0										
Dick McAuliffe, L OBP: 0.292, SLG: 0.304 (8, 5)																6	0	0	0	1	2	5										
Terry Hughes, R OBP: 0.276, SLG: 0.188 (8, PH)																2	0	0	1	1	1	1										
Danny Cater, R OBP: 0.341, SLG: 0.421 (8, PH)																1	0	0	0	0	0	0										
Rick Burleson, R OBP: 0.351, SLG: 0.471 (8, 4)																3	0	0	0	0	1	2										
Mario Guerrero, R OBP: 0.300, SLG: 0.281 (1, 6)																6	0	3	0	1	1	3										
Inning Stats	R: 0 E: 0 K: 3 S: 10	H: 1 LOB: 2 BB: 1 P: 14	R: 0 E: 0 K: 1 S: 5	H: 0 LOB: 0 BB: 0 P: 5	R: 0 E: 0 K: 2 S: 7	H: 0 LOB: 1 BB: 1 P: 11	R: 1 E: 0 K: 3 S: 9	H: 3 LOB: 4 BB: 4 P: 25	R: 0 E: 1 K: 2 S: 6	H: 0 LOB: 1 BB: 0 P: 8	R: 0 E: 0 K: 1 S: 7	H: 2 LOB: 2 BB: 0 P: 7	R: 0 E: 0 K: 1 S: 6	H: 1 LOB: 1 BB: 0 P: 6	R: 2 E: 0 K: 1 S: 6	H: 1 LOB: 2 BB: 3 P: 18	R: 0 E: 0 K: 1 S: 7	H: 2 LOB: 2 BB: 0 P: 7	R: 0 E: 0 K: 0 S: 3	H: 0 LOB: 0 BB: 0 P: 3	R: 0 E: 0 K: 2 S: 7	H: 0 LOB: 0 BB: 0 P: 7	R: 0 E: 0 K: 1 S: 5	H: 0 LOB: 0 BB: 0 P: 5	R: 0 E: 0 K: 0 S: 3	H: 0 LOB: 0 BB: 0 P: 5	R: 0 E: 0 K: 0 S: 3	H: 0 LOB: 0 BB: 0 P: 3	1B: 7 2B: 0 3B: 0 HR: 1	SF: 0 SAC: 0 DP: 0 HBP: 0	WP: 0 PB: 0 SE: 0 CS: 0	PA: 64
PITCHER ERA: 3.66	IP: 13.0	WLS: 13.0	BF: 58	H: 8	R: 3	ER: 3	SO: 19	BB: 10	IBB: 0	HBP: 0	BLK: 0	WP: 0	HR: 1	S: 86	P: 126	ERA: 2.08	WHIP: 1.385															
Bary Ruziano, R ERA: 0.93 (14, 1)	2.0	W	6	0	0	0	1	0	0	0	0	0	0	0	8	8	0.00	0.000														

Boston Red Sox @ California Angels
Anaheim Stadium, Anaheim, CA
Fri Jun 14 1974, 10:05 PM EDT
Att: 11,083 - Unknown

AB: 54
R: 3
H: 8
RBI: 3
BB: 10
SO: 20
LOB: 32




Batter	1	2	3	4	5	6	7	8	9	10	11	12	13	14	15	AB	R	H	RBI	BB	SO	LOB	BOTTOM					
Mickey Rivers, L OBP: 0.340, SLG: 0.394 (1, 8)																7	2	2	0	0	0	4						
Denny Doyle, L OBP: 0.305, SLG: 0.304 (1, 4)																6	1	3	2	1	0	0						
Leroy Stanton, R OBP: 0.414, SLG: 0.571 (1, 9)																4	0	0	0	1	1	3						
Frank Robinson, R OBP: 0.358, SLG: 0.457 (1, 10)																5	1	1	0	1	3	2						
Joe Lahoud, L OBP: 0.317, SLG: 0.513 (1, 7)																6	0	1	1	0	1	2						
Bob Oliver, R OBP: 0.288, SLG: 0.338 (12, PR)																5	0	1	1	0	0	2						
Paul Schaaf, R OBP: 0.302, SLG: 0.317 (13, 5)																1	0	0	0	0	0	0						
John Doherty, L OBP: 0.360, SLG: 0.318 (1, 3)																6	0	2	0	0	0	1						
Ellie Rodriguez, R OBP: 0.358, SLG: 0.346 (1, 2)																5	0	0	0	1	0	1						
Sandy Alomar Sr., S OBP: 0.298, SLG: 0.324 (10, PR)																3	0	1	0	0	0	0						
Tom Miceli, L OBP: 0.337, SLG: 0.430 (11, 6)																1	0	0	0	0	0	1						
Bobby Valentine, R OBP: 0.293, SLG: 0.387 (11, 6)																2	0	0	0	0	0	3						
Inning Stats	R: 0 E: 0 K: 0 S: 3	H: 0 LOB: 0 BB: 0 P: 3	R: 0 E: 0 K: 1 S: 5	H: 0 LOB: 0 BB: 0 P: 5	R: 0 E: 0 K: 0 S: 3	H: 0 LOB: 0 BB: 0 P: 3	R: 3 E: 1 K: 0 S: 6	H: 3 LOB: 1 BB: 1 P: 10	R: 0 E: 0 K: 1 S: 6	H: 1 LOB: 2 BB: 1 P: 10	R: 0 E: 0 K: 1 S: 5	H: 0 LOB: 0 BB: 0 P: 5	R: 0 E: 0 K: 0 S: 3	H: 0 LOB: 0 BB: 0 P: 3	R: 0 E: 0 K: 0 S: 3	H: 1 LOB: 1 BB: 0 P: 3	R: 0 E: 0 K: 0 S: 3	H: 2 LOB: 3 BB: 1 P: 9	R: 0 E: 0 K: 0 S: 5	H: 1 LOB: 1 BB: 0 P: 8	R: 0 E: 0 K: 0 S: 3	H: 0 LOB: 0 BB: 0 P: 3	R: 1 E: 0 K: 0 S: 3	H: 2 LOB: 1 BB: 0 P: 3	1B: 9 2B: 2 3B: 0 HR: 0	SF: 0 SAC: 1 DP: 1 HBP: 0	WP: 0 PB: 0 SE: 3 CS: 1	PA: 56
PITCHER ERA: 3.26	IP: 14.1	WLS: 14.1	BF: 56	H: 11	R: 4	ER: 4	SO: 5	BB: 4	IBB: 0	HBP: 0	BLK: 0	WP: 0	HR: 0	S: 62	P: 78	ERA: 2.51	WHIP: 1.047											
Luis Tiant, R ERA: 3.26 (1, 1)	14.1	W	14	11	4	4	5	4	0	0	0	0	0	0	62	78	2.51	1.047										

Boston Red Sox @ California Angels
Anaheim Stadium, Anaheim, CA
Fri Jun 14 1974, 10:05 PM EDT
Att: 11,083 - Unknown

AB: 51
R: 4
H: 11
RBI: 4
BB: 5
SO: 5
LOB: 19



Batter	1	2	3	4	5	6	7	8	9	AB	R	H	RBI	BB	SO	LOB	TOP					
Juan Beniquez, R OBP: 0.320, SLG: 0.363 (1, 8)	0-0 6-3		0-0 6-3		4-0 1B BB		0-0 5-3		0-0 SH3-4	3	1	0	0	1	0	0						
Cecil Cooper, L OBP: 0.350, SLG: 0.426 (1, 3)	0-0 2B		0-0 1-3 1B		0-0 1B 1B			0-0 1B 1B	0-0 4-3	5	2	4	0	0	0	1						
Carlton Fisk, R OBP: 0.398, SLG: 0.562 (1, 2)	0-0 2-3 2B		0-0 1-3		0-0 1-3 2-H 1B 1B			0-0 1B FC6 1B	4-0 BB BB BB BB BB	4	2	3	1	1	0	1						
Carl Yastrzemski, L OBP: 0.427, SLG: 0.481 (1, 7)	0-0 P4		0-0 F8		0-0 1B			0-0 FC6 1B	0-0 1-3	5	0	2	3	0	0	5						
Bernie Carbo, L OBP: 0.365, SLG: 0.471 (1, 10)	4-0 BB			0-0 P3		0-3 K		0-0 FC6 2B		3	0	0	1	1	1	1						
Dwight Evans, R OBP: 0.345, SLG: 0.468 (1, 9)	0-3 K			0-0 4-3		0-0 4-3		0-0 1-3 2B		4	0	1	0	0	1	3						
Dick McAuliffe, L OBP: 0.291, SLG: 0.303 (1, 5)		0-0 G6-4-3 1B		0-0 G3		0-0 4-3		0-3 K		4	0	1	0	0	1	2						
Mario Guerrero, R OBP: 0.293, SLG: 0.275 (1, 6)		0-0 P6			0-0 P6		0-0 4-3	0-0 P6		4	0	0	0	0	0	3						
Rick Burleson, R OBP: 0.359, SLG: 0.486 (1, 4)		0-0 G6-4-3			0-0 CS 1B		0-0 5-3		0-0 SH3-4 2B	4	0	2	0	0	0	1						
Inning Stats	R: 0 E: 0 K: 1 S: 7	H: 2 LOB: 3 BB: 1 P: 11	R: 0 E: 0 K: 0 S: 3	H: 1 LOB: 0 BB: 0 P: 3	R: 0 E: 0 K: 0 S: 4	H: 1 LOB: 1 BB: 0 P: 4	R: 0 E: 0 K: 0 S: 3	H: 0 LOB: 0 BB: 0 P: 3	R: 3 E: 0 K: 0 S: 5	H: 4 LOB: 1 BB: 1 P: 9	R: 0 E: 0 K: 1 S: 5	H: 0 LOB: 0 BB: 0 P: 5	R: 0 E: 0 K: 0 S: 3	H: 0 LOB: 0 BB: 0 P: 3	R: 2 E: 0 K: 1 S: 9	H: 4 LOB: 2 BB: 1 P: 9	R: 0 E: 0 K: 0 S: 4	H: 1 LOB: 2 BB: 1 P: 8	1B: 9 2B: 4 3B: 0 HR: 0	SF: 0 SAC: 1 DP: 1 HBP: 0	WP: 0 PB: 0 SB: 0 CS: 1	PA: 40
PITCHER	IP WLS BF H R ER SO BB IBB HBP BLK WP HR S P ERA WHIP	IP WLS BF H R ER SO BB IBB HBP BLK WP HR S P ERA WHIP																				
Bill Stoneman, R ERA: 4.98 (1, 1)	7.0 L 30 10 5 5 2 2 0 0 0 0 0 0 32 40 6.43 1.714																					
John Cumberland, L ERA: 3.89 (8, 1)	0.2 4 2 0 0 1 0 0 0 0 0 0 0 0 6 6 0.00 3.000																					
Skip Lockwood, R ERA: 4.54 (8, 1)	1.0 5 1 0 0 0 1 0 0 0 0 0 0 0 4 8 0.00 2.000																					
Rudy May, L ERA: 7.0 (9, 1)	0.1 1 0 0 0 0 0 0 0 0 0 0 0 0 1 1 0.00 0.000																					

Boston Red Sox @ California Angels
Anaheim Stadium, Anaheim, CA
Sat Jun 15 1974, 10:05 PM EDT
Att: 26,401 - Unknown - 81 F

AB 36
R 5
H 13
RBI 5
BB 3
SO 3
LOB 17

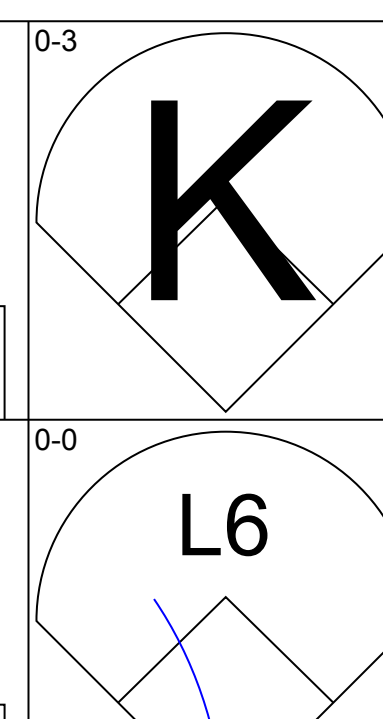
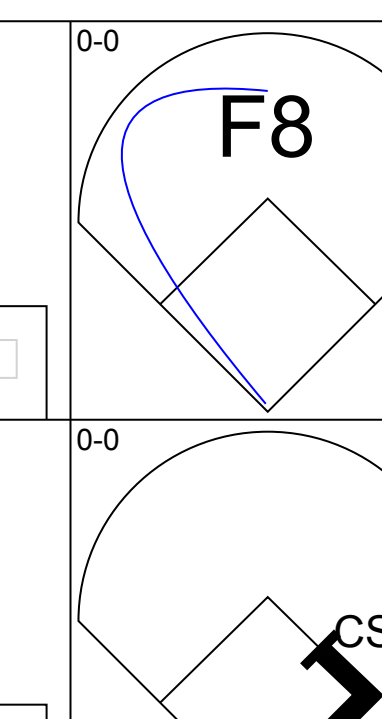
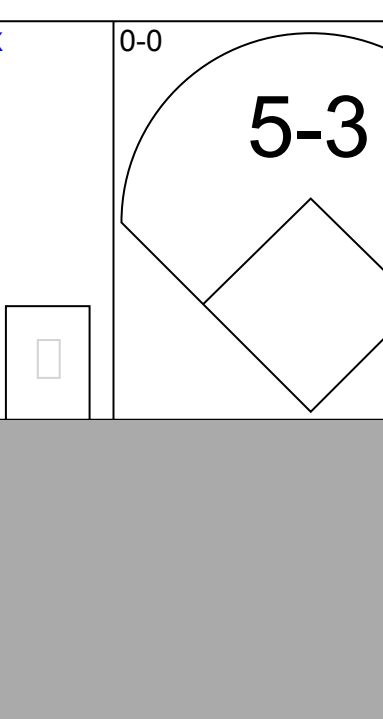
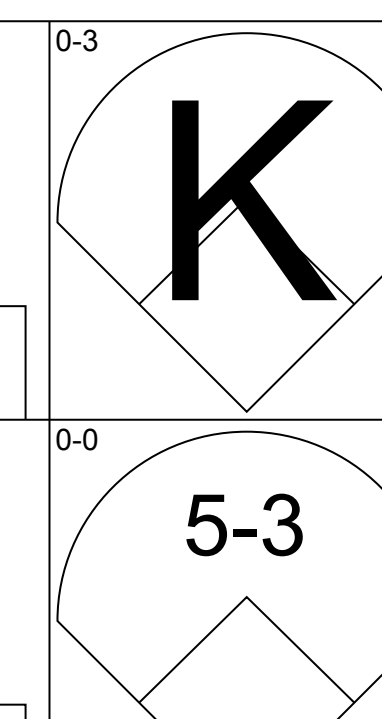
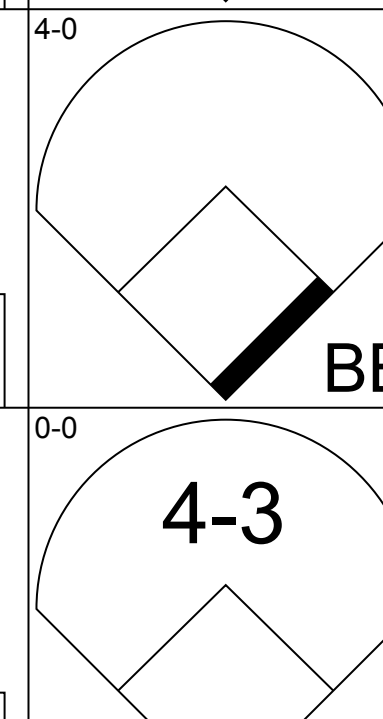
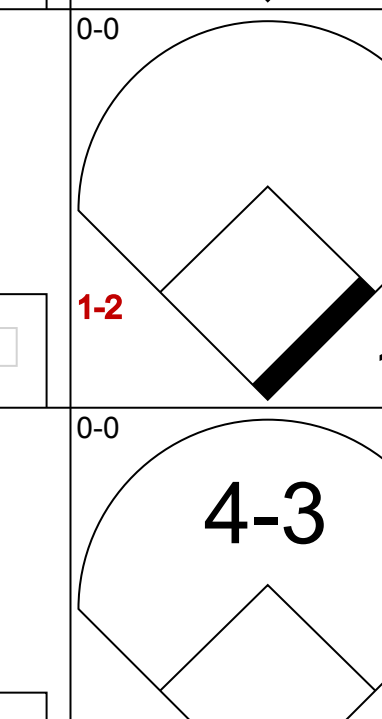
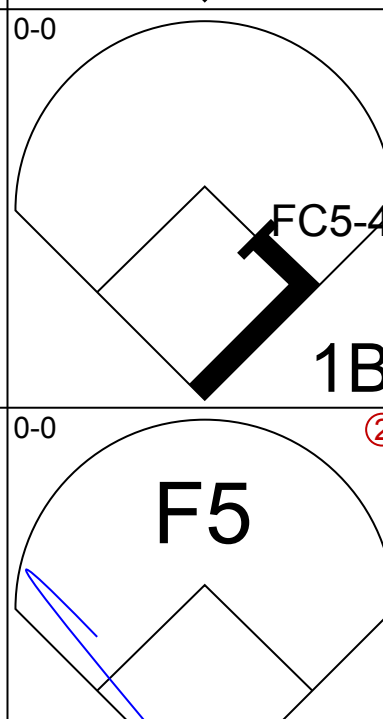



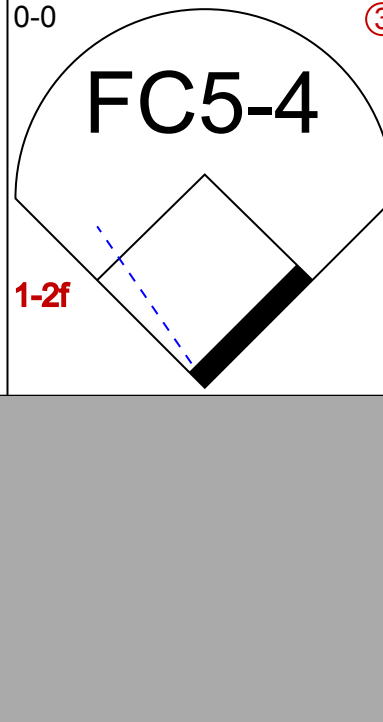
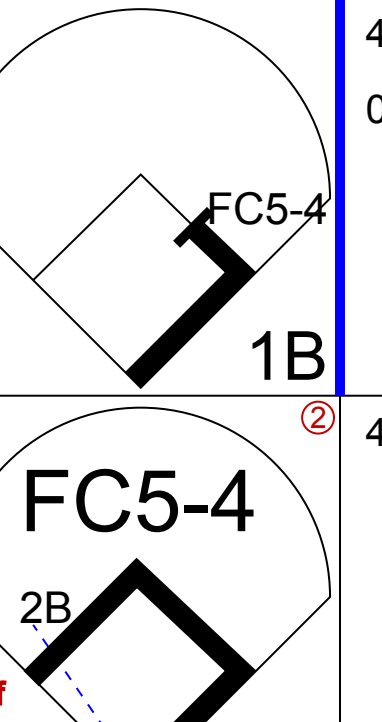



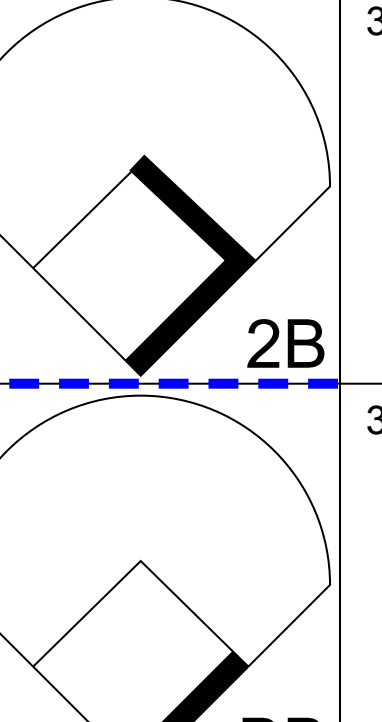
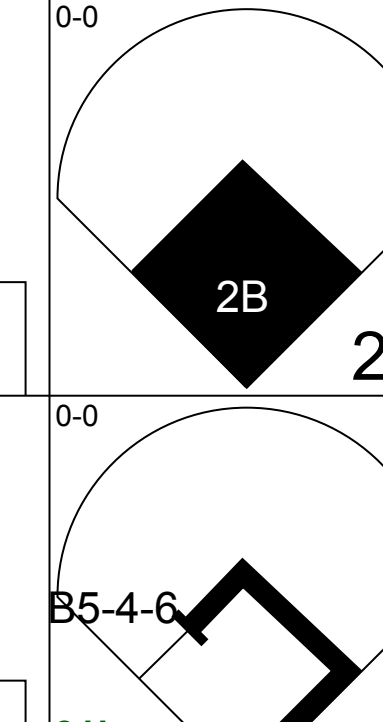
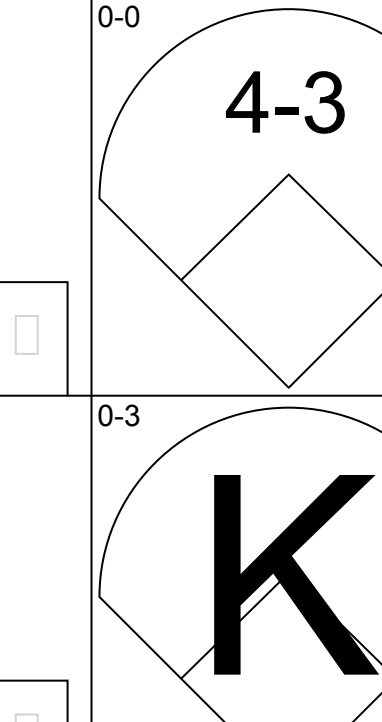
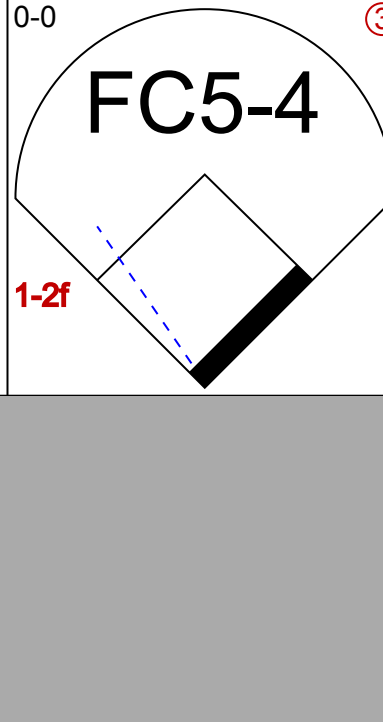
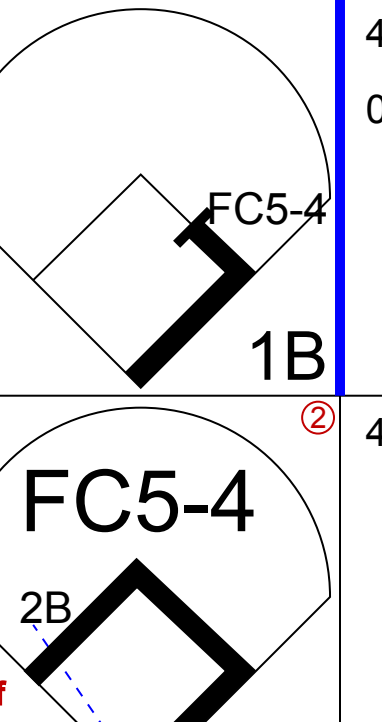
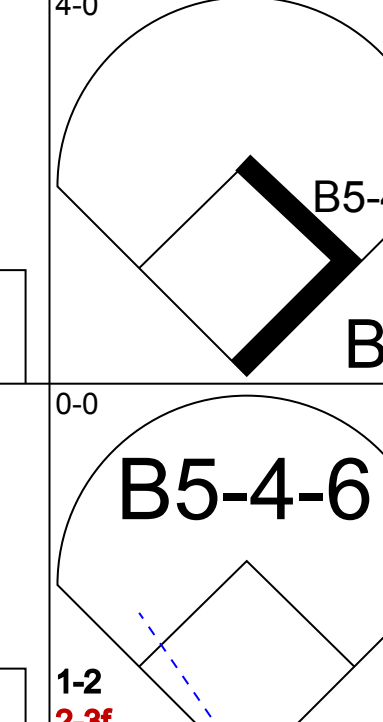
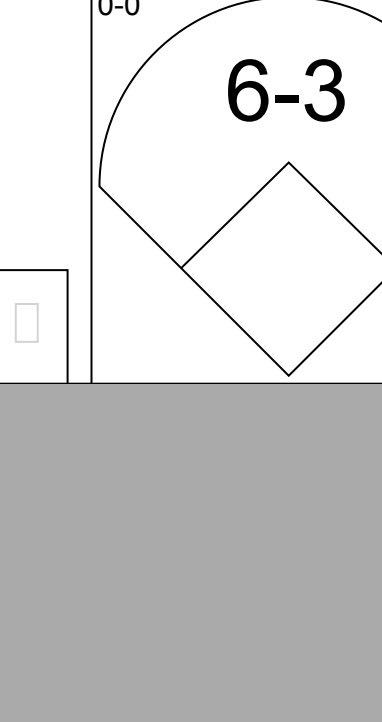
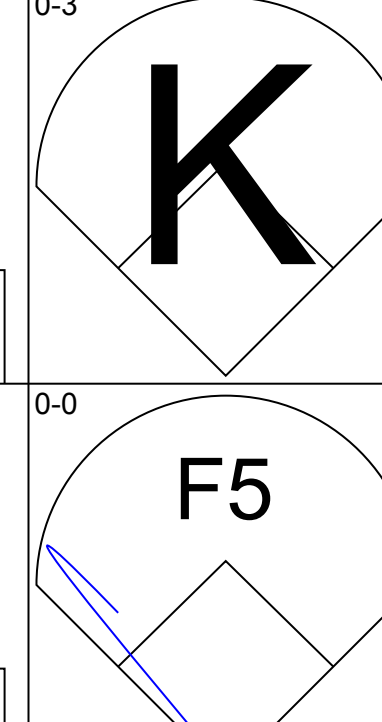
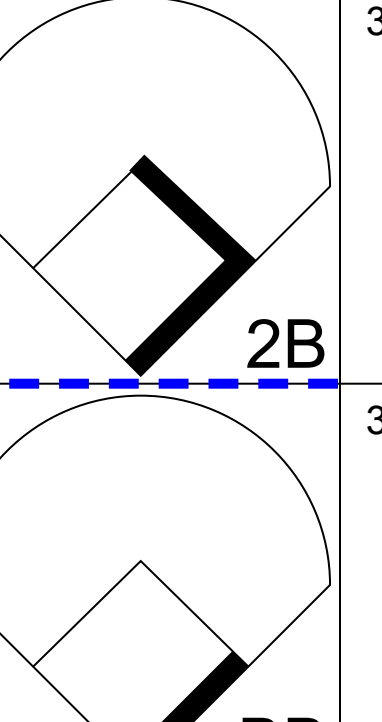
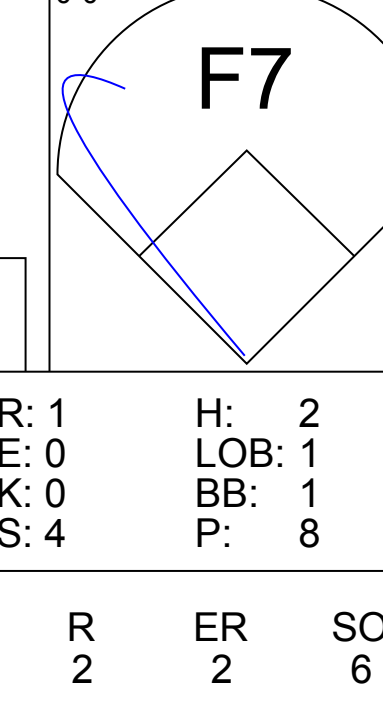
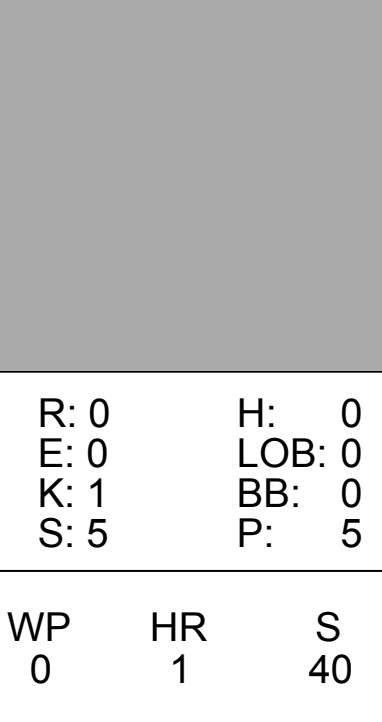

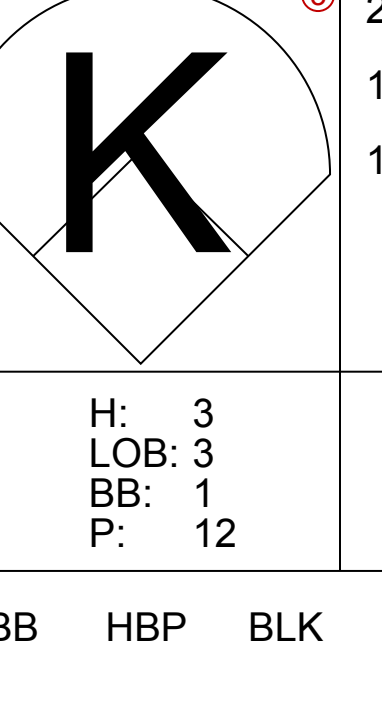
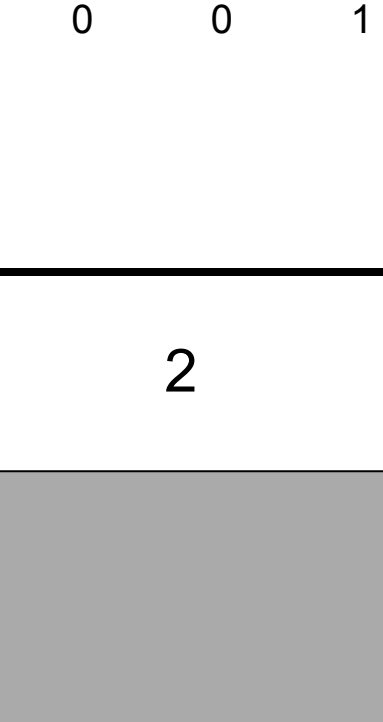
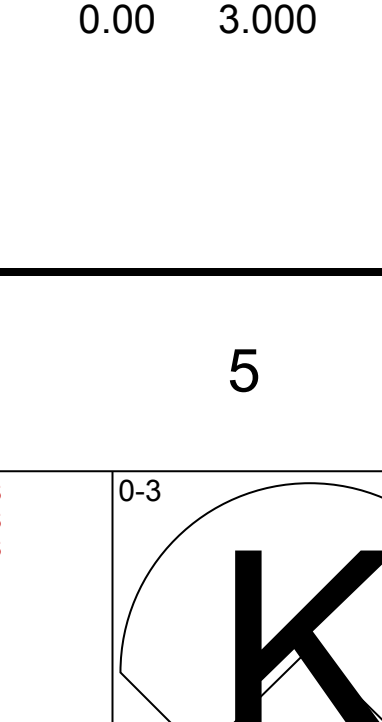
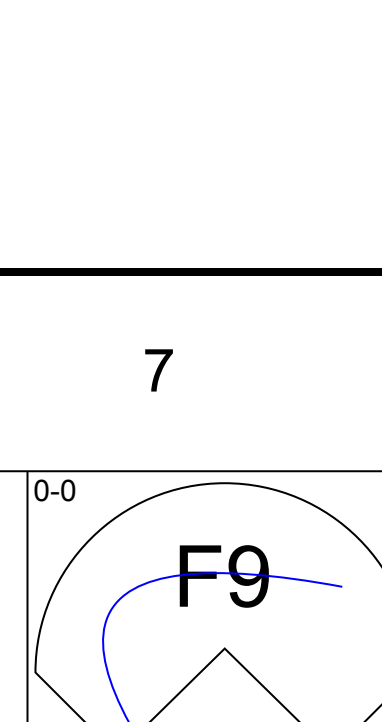
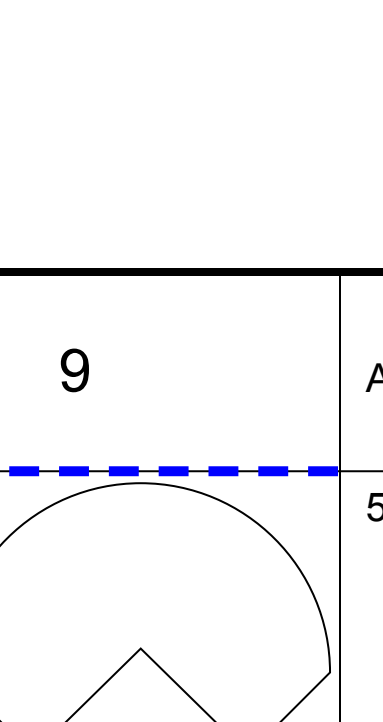

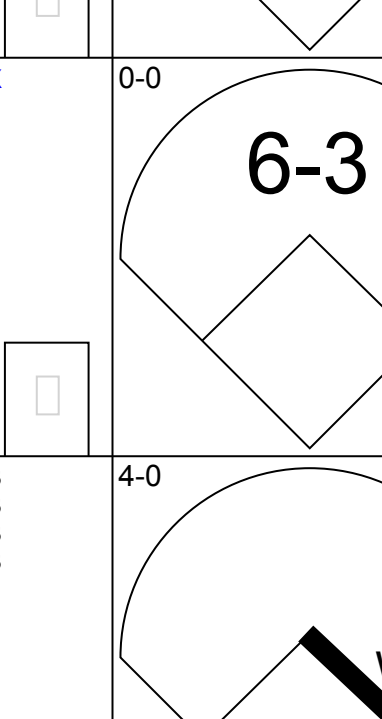

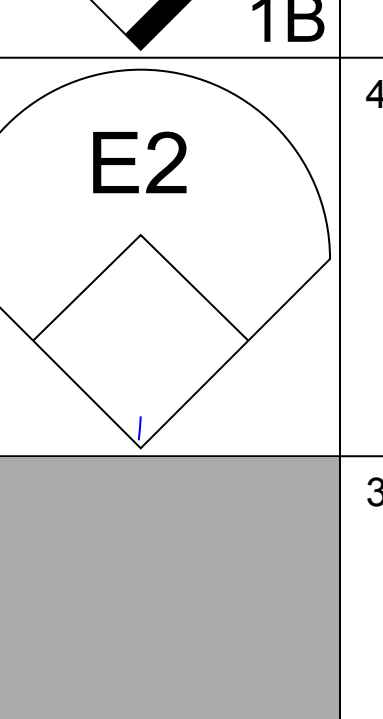


Batter	1	2	3	4	5	6	7	8	9	AB	R	H	RBI	BB	SO	LOB	BOTTOM					
Mickey Rivers, L OBP: 0.341, SLG: 0.394 (1, 8)	0-0 4-3 WP 1B		0-0 G3	0-0 F7		0-3 K		0-0 E 1B		5	0	2	1	0	1	6						
Denny Doyle, L OBP: 0.302, SLG: 0.302 (1, 4) (9, 6)	0-0 F8		0-3 K		0-0 G5-3 1B	0-0 P7		0-0 E4		5	0	1	0	0	1	4						
Leroy Stanton, R OBP: 0.414, SLG: 0.564 (1, 9)	0-0 4-3		0-0 1B 1B		0-0 G5-3 1B		0-0 F8	0-0 F3		5	0	2	0	0	0	3						
Frank Robinson, R OBP: 0.354, SLG: 0.450 (1, 10)	0-3 K		0-0 1B	0-0 1B	0-0 G5-3		0-0 F3		0-3 K	5	0	1	0	0	2	3						
Joe Lahoud, L OBP: 0.313, SLG: 0.500 (1, 7)		0-0 L3		0-0 G4-6-3 1B	0-0 F9		0-3 K		0-3 K	5	0	1	0	0	2	1						
Bob Oliver, R OBP: 0.286, SLG: 0.335 (1, 5)		0-0 F8		0-0 G4-6-3		0-3 K		0-0 4-3 1B 1B	0-0 5-3	5	1	1	0	0	1	1						
John Doherty, L OBP: 0.448, SLG: 0.462 (1, 3)		0-0 1B 1B		0-0 E 1B 1B		0-0 BB WP 2B		0-0 1B 4-3 1B		4	2	4	0	0	0	0						
Ellie Rodriguez, R OBP: 0.367, SLG: 0.353 (8, PH)		0-0 1B		0-0 E 1B		1-0 WP BB HBP		0-0 F8		2	0	2	0	0	0	0						
Tom McCraw, L OBP: 0.333, SLG: 0.425 (9, 2)		1-2 1B		1-2 E 1B		1-2 2-3 BB		1-2 2-3		1	0	0	0	0	0	2						
Sandy Alomar Sr., S OBP: 0.270, SLG: 0.306 (5, PH)		0-0 F8		0-0 E5		4-0 WP BB		0-0 4-3		2	0	0	0	0	0	4						
Charlie Spikes, L OBP: 0.372, SLG: 0.375 (5, PH)						1-2 2-3 BB				0	0	0	0	0	0	0						
Dick Lane, R OBP: 0.250, SLG: 0.100 (7, 6)										0	0	0	0	0	0	0						
Bobby Valentine, R OBP: 0.271, SLG: 0.279 (9, 4)										1	0	0	0	0	0	2						
Inning Stats	R: 0 E: 0 K: 1 S: 6	H: 1 LOB: 1 BB: 0 P: 6	R: 0 E: 0 K: 0 S: 5	H: 2 LOB: 2 BB: 0 P: 5	R: 0 E: 0 K: 1 S: 6	H: 2 LOB: 1 BB: 0 P: 6	R: 0 E: 1 K: 0 S: 6	H: 3 LOB: 3 BB: 0 P: 6	R: 0 E: 0 K: 0 S: 4	H: 2 LOB: 1 BB: 0 P: 4	R: 1 E: 0 K: 2 S: 8	H: 1 LOB: 3 BB: 1 P: 13	R: 0 E: 0 K: 1 S: 5	H: 0 LOB: 0 BB: 0 P: 5	R: 2 E: 1 K: 0 S: 7	H: 3 LOB: 2 BB: 0 P: 7	R: 0 E: 0 K: 2 S: 7	H: 0 LOB: 0 BB: 0 P: 7	1B: 13 2B: 1 3B: 0 HR: 0	SF: 0 SAC: 0 DP: 2 HBP: 1	WP: 2 PB: 0 SB: 0 CS: 0	PA: 42
PITCHER	IP WLS BF H R ER SO BB IBB HBP BLK WP HR S P ERA WHIP	IP WLS BF H R ER SO BB IBB HBP BLK WP HR S P ERA WHIP																				
Bill Lee, L ERA: 2.98 (6, 1)	5.0 W 23 10 3 2 5 1 0 1 0 1 0 27 32 4.50 1.250																					
Diego Segui, R ERA: 3.79 (6, 1)	4.0 S 19 4 3 2 5 1 0 1 0 1 0 27 32 4.50 1.250																					

Boston Red Sox @ California Angels
Anaheim Stadium, Anaheim, CA
Sat Jun 15 1974, 10:05 PM EDT
Att: 26,401 - Unknown - 81 F

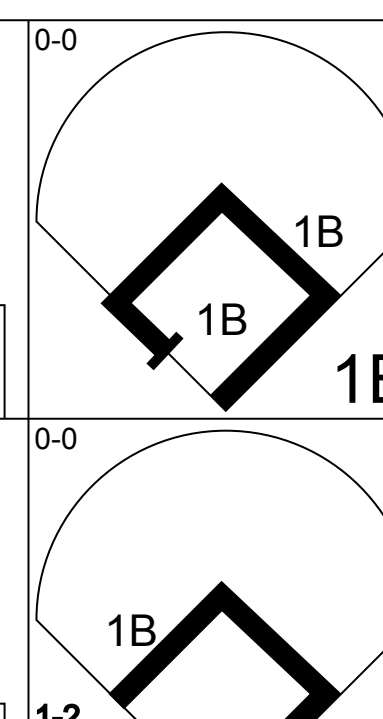
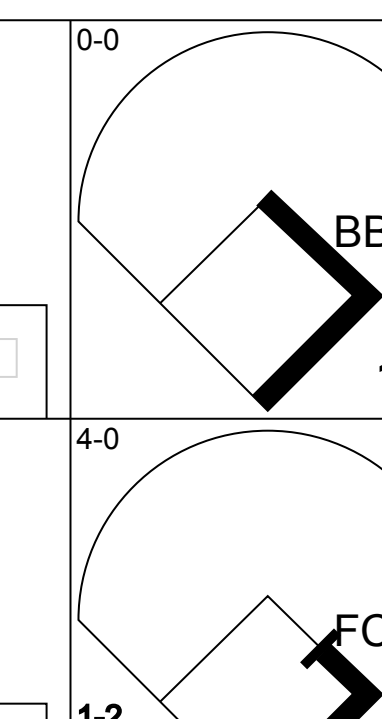
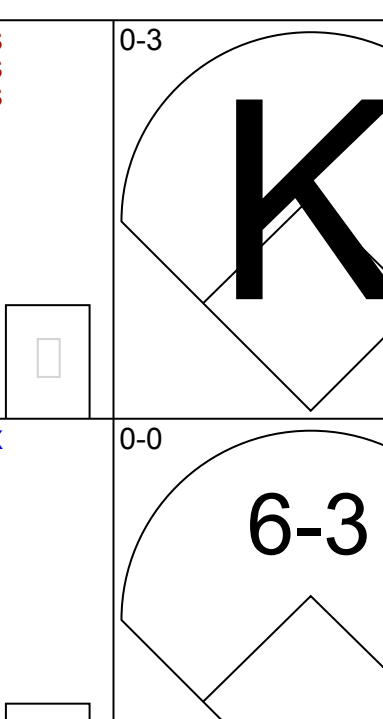
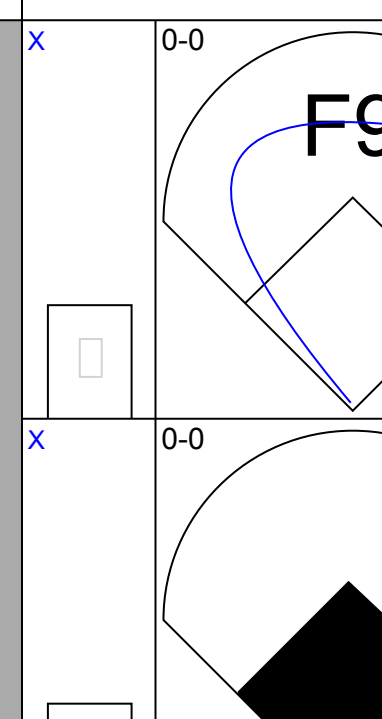
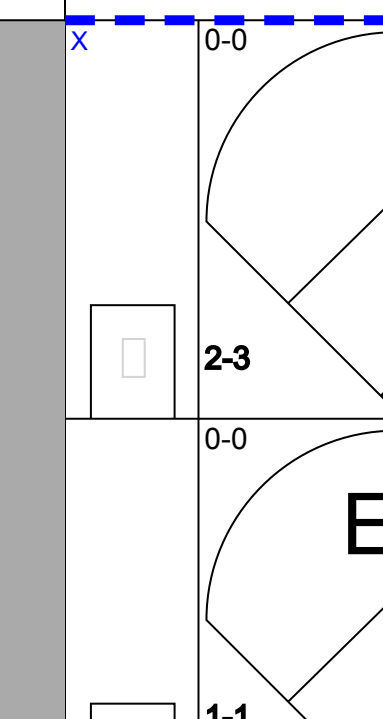
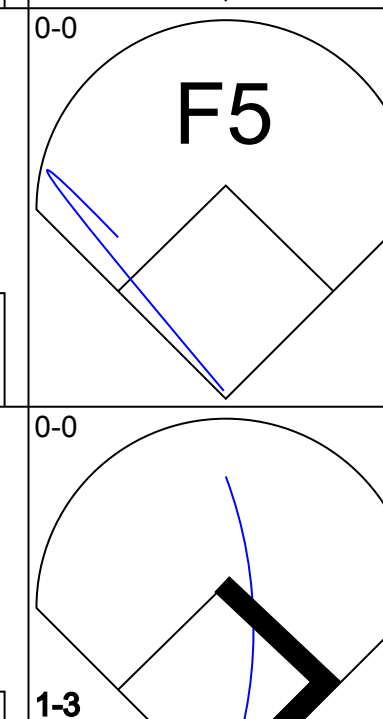
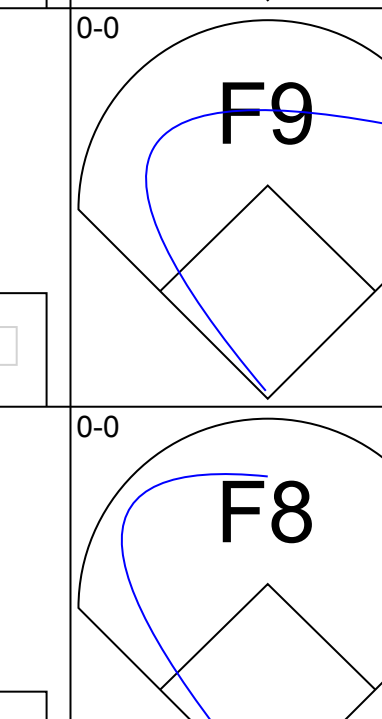
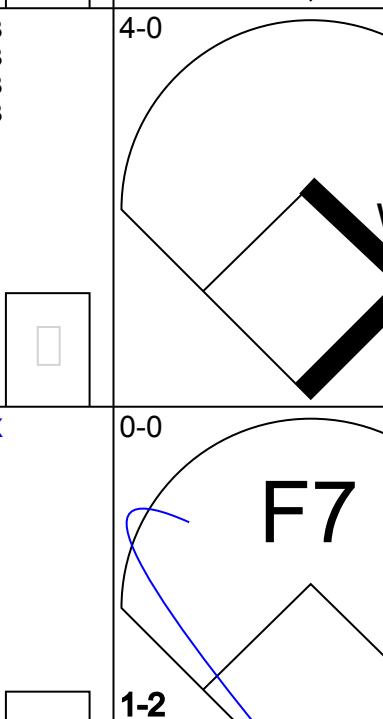
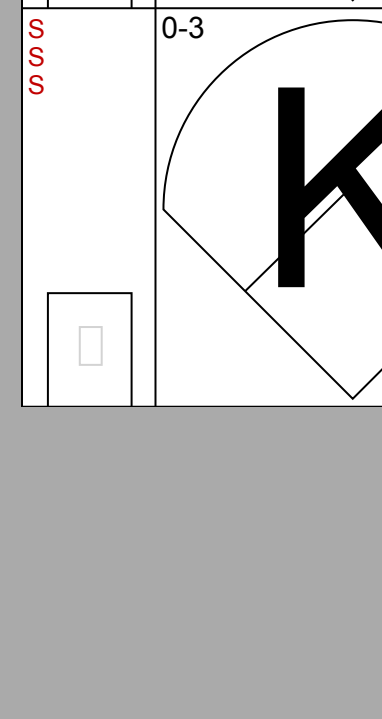
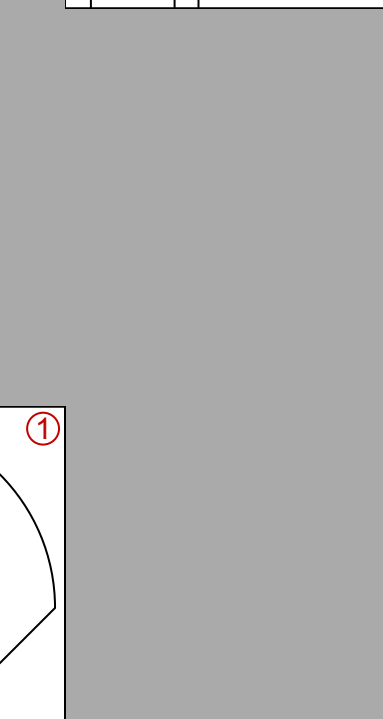
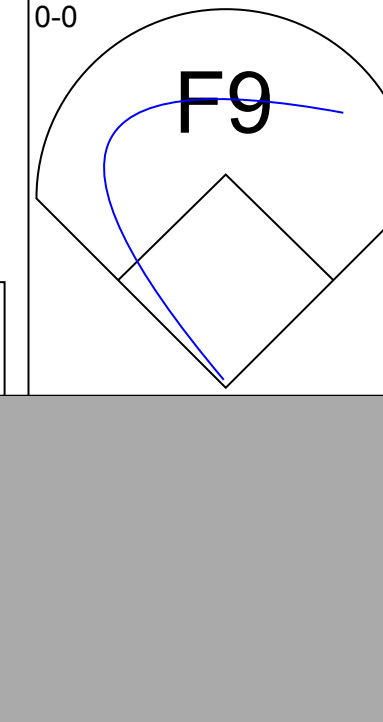
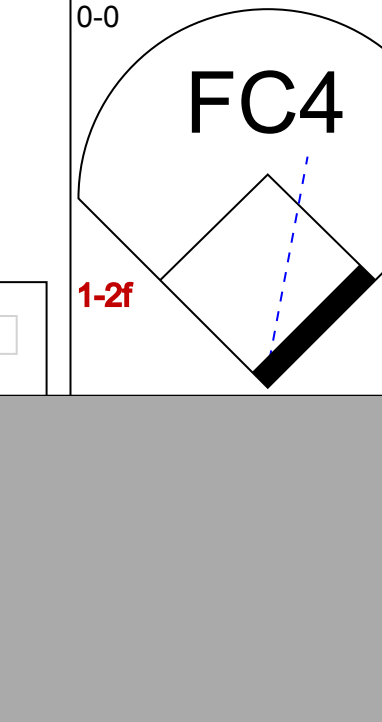





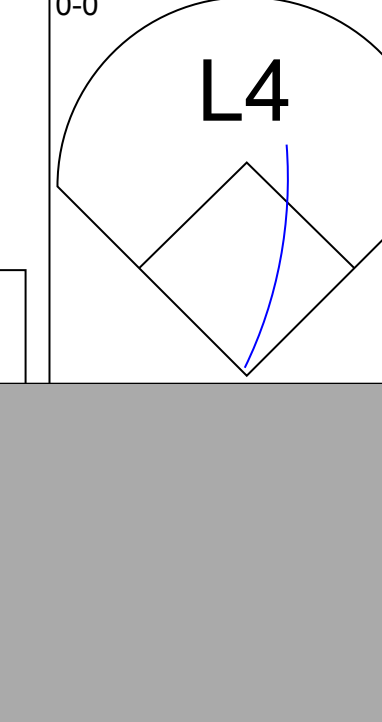

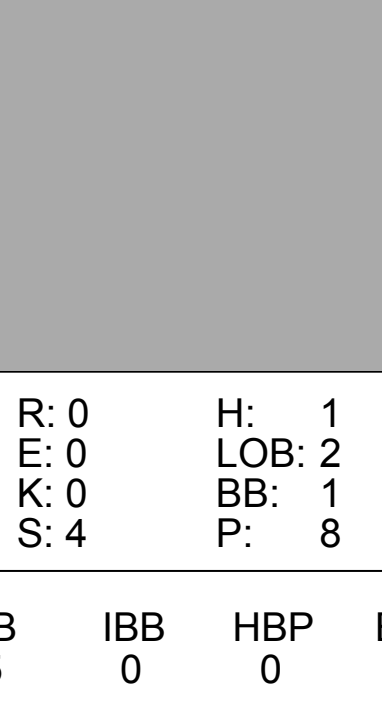
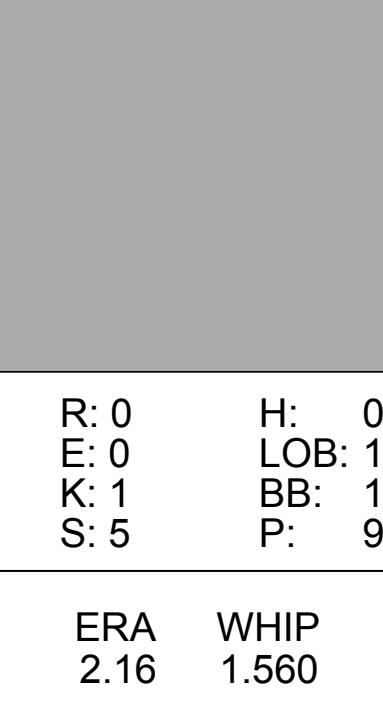
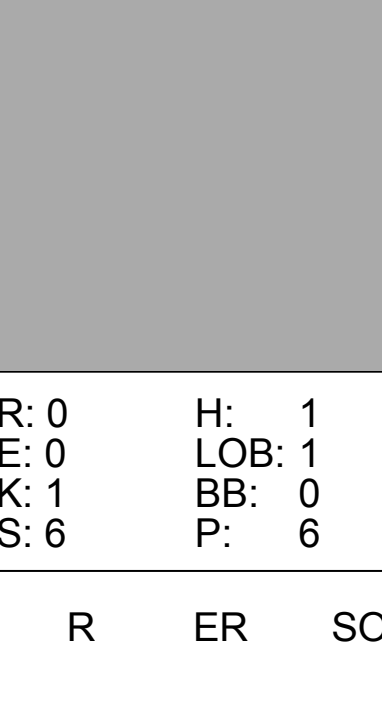
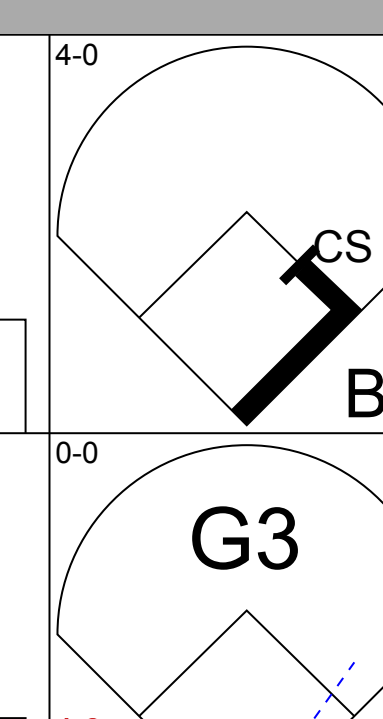
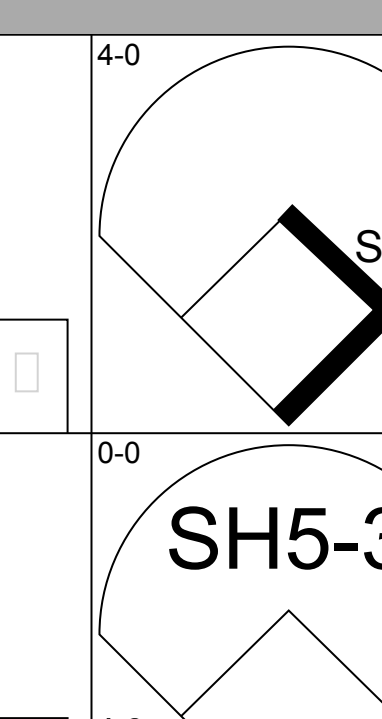
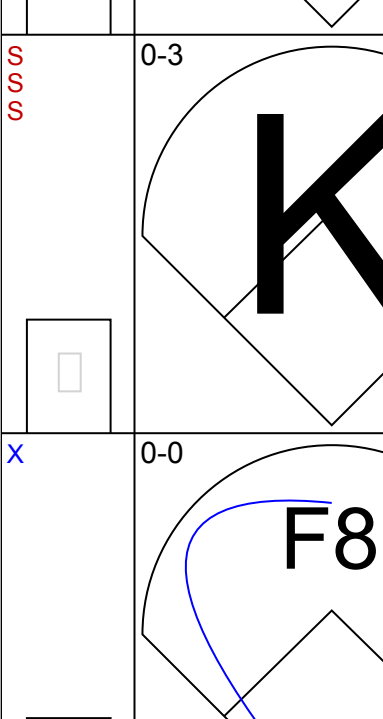
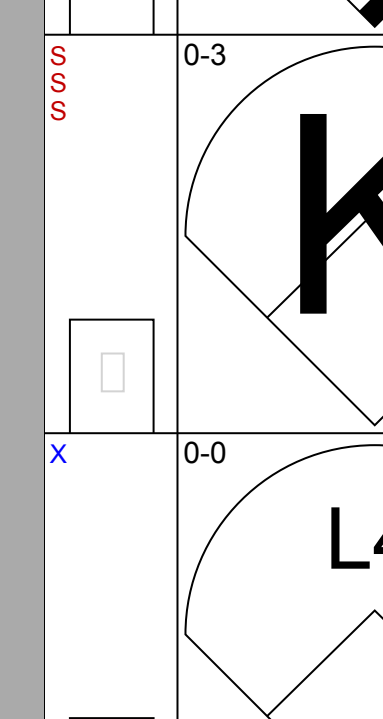
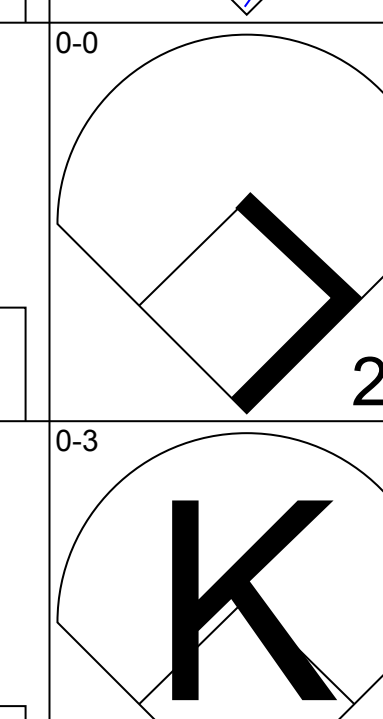
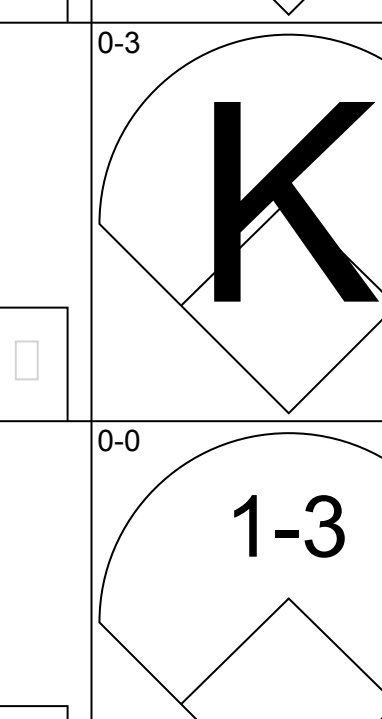

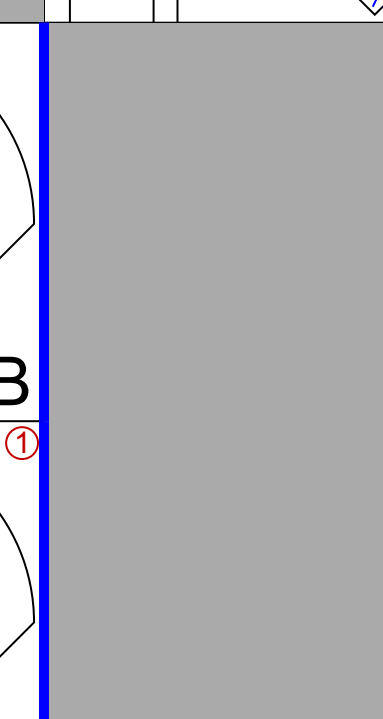
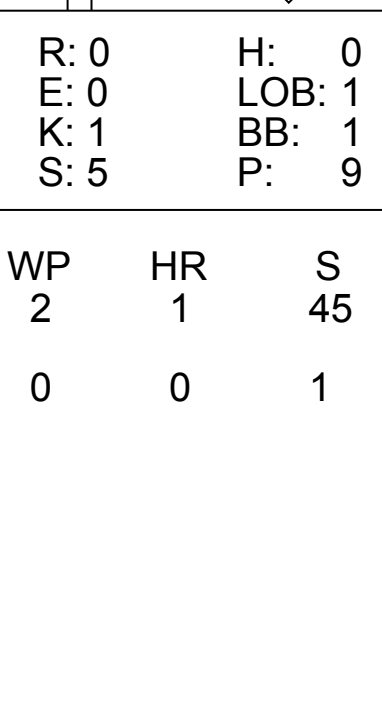
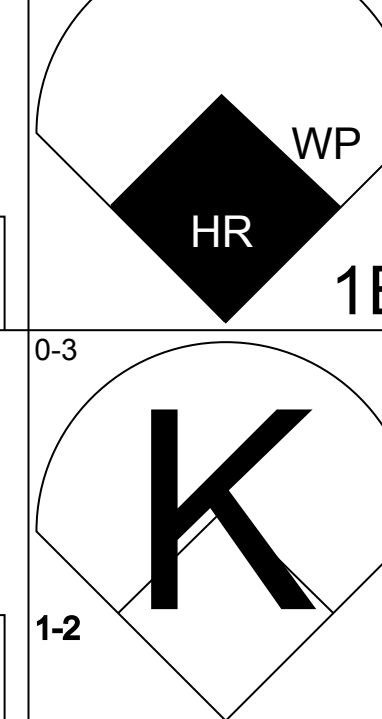
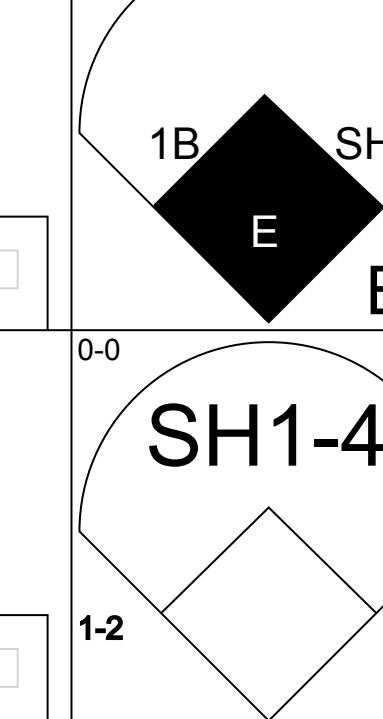
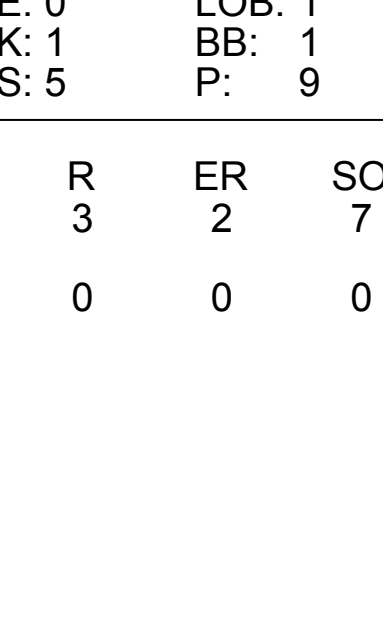
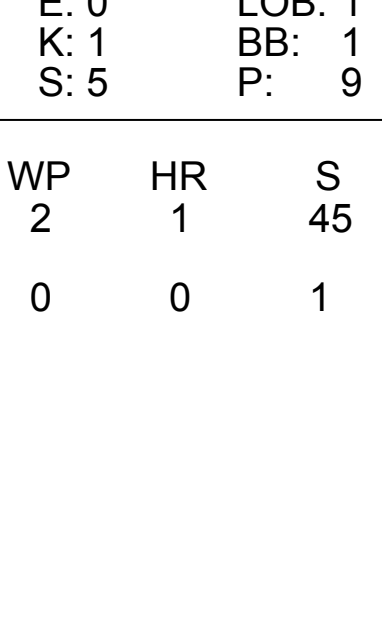



AB 40
R 3
H 14
RBI 1
BB 1
SO 7
LOB 26



Batter	1	2	3	4	5	6	7	8	9	AB	R	H	RBI	BB	SO	LOB	TOP			
Tommy Harper, R OBP: 0.255, SLG: 0.282 (1, 10)										4	0	0	0	0	2	0	Boston Red Sox @ Oakland Athletics Oakland-Alameda County Coliseum, Oakland, CA Mon Jun 17 1974, 7:05 PM PDT Att: 37,095 - Unknown - 60 F			
Juan Beniquez, R OBP: 0.315, SLG: 0.356 (1, 8)			 1B							4	0	1	0	0	0	0				
Carlton Fisk, R OBP: 0.417, SLG: 0.623 (1, 2)						 1B				3	1	3	1	1	0	0				
Carl Yastrzemski, L OBP: 0.417, SLG: 0.470 (1, 7) (9, 3)										4	0	0	0	0	0	3				
Danny Cater, R OBP: 0.367, SLG: 0.465 (9, PR) (9, 7)						 1-2		 1B		4	1	2	0	0	0	1				
Dwight Evans, R OBP: 0.341, SLG: 0.461 (1, 9)		 2B						 2B		4	0	1	1	0	1	1				
Rick Burleson, R OBP: 0.372, SLG: 0.494 (1, 4)		 BB								3	0	1	0	1	1	0				
Mario Guerrero, R OBP: 0.296, SLG: 0.280 (1, 6)		 1-2 2-3								3	0	0	0	1	0	2				
Terry Hughes, R OBP: 0.227, SLG: 0.150 (8, PH) (8, 5)										2	0	0	0	0	1	1				
Rico Petrocelli, R OBP: 0.399, SLG: 0.463 (8, 5) Dick McAuliffe, L OBP: 0.294, SLG: 0.301										1	0	0	0	0	1	0				
										1	0	0	0	0	1	3				
Inning Stats	R: 0 E: 0 K: 1 S: 5	H: 0 LOB: 1 BB: 1 P: 9	R: 1 E: 0 K: 0 S: 4	H: 2 LOB: 1 BB: 1 P: 8	R: 0 E: 0 K: 0 S: 4	H: 2 LOB: 1 BB: 0 P: 4	R: 0 E: 0 K: 1 S: 5	H: 0 LOB: 0 BB: 0 P: 5	R: 0 E: 0 K: 1 S: 5	H: 1 LOB: 1 BB: 0 P: 4	R: 0 E: 0 K: 1 S: 5	H: 0 LOB: 0 BB: 0 P: 5	R: 0 E: 0 K: 2 S: 7	H: 0 LOB: 0 BB: 0 P: 7	R: 1 E: 0 K: 1 S: 8	H: 3 LOB: 3 BB: 1 P: 12	1B: 4 2B: 3 3B: 0 HR: 1	SF: 0 SAC: 0 DP: 1 HBP: 0	WP: 0 PB: 0 SB: 0 CS: 1	PA: 36
PITCHER	IP	WLS	BF	H	R	ER	SO	BB	IBB	HBP	BLK	WP	HR	S	P	ERA	WHIP			
Dave Hamilton, L ERA: 2.81	(1, 1)	8.0	30	6	2	2	6	2	0	0	0	0	1	40	48	2.25	1.000			
Darold Knowles, L ERA: 4.5	(9, 1)	0.2	4	2	0	0	0	0	0	0	0	0	0	4	4	0.00	3.000			
Rollie Fingers, R ERA: 3.55	(9, 1)	0.1	W	2	0	0	1	1	0	0	0	0	0	3	7	0.00	3.000			

AB 33
R 2
H 8
RBI 2
BB 3
SO 7
LOB 11



Batter	1	2	3	4	5	6	7	8	9	AB	R	H	RBI	BB	SO	LOB	BOTTOM			
Jesus Alou, R OBP: 0.270, SLG: 0.279 (1, 9)	 1B		 1B						 2-3	5	0	3	0	0	1	2	Boston Red Sox @ Oakland Athletics Oakland-Alameda County Coliseum, Oakland, CA Mon Jun 17 1974, 7:05 PM PDT Att: 37,095 - Unknown - 60 F			
Angel Mangual, R OBP: 0.292, SLG: 0.464 (1, 8)	 1-2		 BB				 2H	 1-1 3H		4	1	2	2	1	0	1				
Sal Bando, R OBP: 0.429, SLG: 0.519 (1, 5)					 BB					3	0	0	0	1	1	5				
Deron Johnson, R OBP: 0.253, SLG: 0.372 (1, 3)	 1-3 2H				 1-2					4	0	1	0	0	0	3				
Joe Rudi, R OBP: 0.350, SLG: 0.521 (1, 7)			 1-2							4	0	1	0	0	0	4				
Pat Bourque, L OBP: 0.367, SLG: 0.346 (1, 10)		 BB		 BB						2	0	0	0	2	2	1				
Ted Kubiak, S OBP: 0.268, SLG: 0.248 (1, 6)		 1-2		 1-2						3	0	0	0	0	0	2				
Dick Green, R OBP: 0.339, SLG: 0.327 (7, PR) Herb Washington, R OBP: 0.379, SLG: 0.355 (8, 2)								 HR	 E	3	0	2	0	0	1	1				
Larry Haney, R OBP: 0.136, SLG: 0.182 Reggie Jackson, L OBP: 0.433, SLG: 0.646 Dal Maxvill, R OBP: 0.267, SLG: 0.154 (8, 4)							 1-2		 1-2	2	0	0	0	0	1	2				
										1	0	0	0	0	1	1				
										0	0	0	0	0	0	0				
Inning Stats	R: 0 E: 0 K: 0 S: 5	H: 3 LOB: 2 BB: 0 P: 5	R: 0 E: 0 K: 1 S: 5	H: 1 LOB: 1 BB: 1 P: 9	R: 0 E: 0 K: 0 S: 4	H: 0 LOB: 2 BB: 1 P: 8	R: 0 E: 0 K: 1 S: 5	H: 0 LOB: 1 BB: 1 P: 9	R: 0 E: 0 K: 1 S: 6	H: 1 LOB: 1 BB: 0 P: 6	R: 1 E: 2 K: 0 S: 2	H: 1 LOB: 1 BB: 1 P: 6	1B: 7 2B: 1 3B: 0 HR: 1	SF: 0 SAC: 2 DP: 0 HBP: 0	WP: 2 PB: 0 SB: 0 CS: 1	PA: 38				
PITCHER	IP	WLS	BF	H	R	ER	SO	BB	IBB	HBP	BLK	WP	HR	S	P	ERA	WHIP			
Dick Drago, R ERA: 3.24	(1, 1)	8.1	L	36	8	3	2	7	5	0	0	2	1	45	65	2.16	1.560			
Diego Segui, R ERA: 3.79	(9, 1)	0.0	2	1	0	0	0	0	0	0	0	0	0	1	1	∞	∞			


AB 31
R 3
H 9
RBI 2
BB 5
SO 7
LOB 22



Batter	1	2	3	4	5	6	7	8	9	AB	R	H	RBI	BB	SO	LOB	TOP										
Tommy Harper, R (1, 7) Rick Miller, L (8, 7) OBP: 0.263, SLG: 0.281 OBP: 0.348, SLG: 0.325	0-0 S 1B		0-0 F7	4-0 CS BB		0-3 K		0-0 FC6-5 E		4	1	1	0	1	1	2											
Juan Beniquez, R (1, 8) OBP: 0.317, SLG: 0.354	0-3 K		0-0 1B SF7	4-0 S BB		0-0 6-3		0-0 F8		4	1	1	0	1	1	3											
Danny Cater, R (1, 3) Cecil Cooper, L (7, PH) OBP: 0.365, SLG: 0.478 OBP: 0.343, SLG: 0.415	0-0 FC5-4 1B		0-0 1B	0-0 5-3				0-0 F8		3	1	2	1	0	0	1											
Carlton Fisk, R (1, 2) Roger Moret, S (9, 1)	0-0 FC5-4 1-2		0-0 SF7			0-3 K		0-0 F8		4	1	1	1	0	1	1											
Dwight Evans, R (1, 9) OBP: 0.348, SLG: 0.462	0-0 F3		0-0 1B 1B			0-3 K		4-0 BB		4	1	2	1	1	1	1											
Bob Montgomery, R (1, 10) OBP: 0.281, SLG: 0.329		0-0 5-3 1B	0-0 1B			0-0 2B		0-0 G3		4	0	3	1	1	0	1											
Rick Burleson, R (1, 4) OBP: 0.374, SLG: 0.482		0-0 5-3 1-2	0-0 FC6-4 1B			0-0 F9		4-0 2B BB		4	1	1	1	1	0	3											
Mario Guerrero, R (1, 6) OBP: 0.290, SLG: 0.274		0-0 L9	0-0 FC6-4			0-0 E6 SH1-3		0-0 F9		4	0	0	0	0	0	4											
Terry Hughes, R (1, 5) Dick McAuliffe, L (4, PH) OBP: 0.217, SLG: 0.143 OBP: 0.296, SLG: 0.310	0-0 F9					0-0 SH1-3		0-0 FC6-5 1-H 2B		1	0	0	0	0	0	1											
Inning Stats	R: 1 E: 0 K: 1 S: 7	H: 2 LOB: 1 BB: 0 P: 7	R: 0 E: 0 K: 0 S: 4	H: 1 LOB: 1 BB: 0 P: 4	R: 3 E: 0 K: 0 S: 8	H: 5 LOB: 2 BB: 0 P: 8	R: 0 E: 0 K: 0 S: 2	H: 0 LOB: 1 BB: 2 P: 10	R: 0 E: 0 K: 1 S: 6	H: 0 LOB: 1 BB: 0 P: 6	R: 0 E: 0 K: 0 S: 3	H: 0 LOB: 0 BB: 1 P: 7	R: 1 E: 1 K: 0 S: 4	H: 1 LOB: 1 BB: 1 P: 8	R: 1 E: 0 K: 0 S: 4	H: 2 LOB: 1 BB: 1 P: 8	1B: 9 2B: 2 3B: 1 HR: 0	SF: 1 SAC: 1 DP: 0 HBP: 0	WP: 0 PB: 0 SB: 2 CS: 1	PA: 43							
PITCHER	IP	WLS	BF	H	R	ER	SO	BB	IBB	HBP	BLK	WP	HR	S	P	ERA	WHIP										
Ken Holtzman, L (1, 1) ERA: 3.55	2.2	L	15	7	4	4	1	0	0	0	0	0	0	17	17	13.50	2.625										
Glenn Abbott, R (3, 1) ERA: 0.96	2.1		10	2	0	0	2	2	0	0	0	0	0	12	20	0.00	1.714										
Blue Moon Odom, R (6, 1) ERA: 5.92	4.0		18	3	2	2	1	3	0	0	0	0	0	17	29	4.50	1.500										

Boston Red Sox @ Oakland Athletics
Oakland-Alameda County Coliseum, Oakland, CA
Tue Jun 18 1974, 7:05 PM PDT
Att: 3,033 - Unknown - 60 F


AB 36
R 6
H 12
RBI 6
BB 5
SO 4
LOB 17



Batter	1	2	3	4	5	6	7	8	9	AB	R	H	RBI	BB	SO	LOB	BOTTOM										
Jesus Alou, R (1, 9) OBP: 0.294, SLG: 0.318	0-0 2B		0-0 4-3						0-0	5	1	3	0	0	0	2											
Angel Mangual, R (1, 8) OBP: 0.288, SLG: 0.451	0-3 K		0-3 K						0-3	4	0	0	0	1	4	5											
Sal Bando, R (1, 5) OBP: 0.429, SLG: 0.516	0-0 5-3								0-0	5	0	2	1	0	0	3											
Deron Johnson, R (1, 10) OBP: 0.247, SLG: 0.363	0-0 F7								0-0	4	0	0	0	0	1	4											
Joe Rudi, R (1, 7) OBP: 0.349, SLG: 0.516									0-3	4	0	1	0	0	2	1											
Gene Tenace, R (1, 3) OBP: 0.381, SLG: 0.360									0-0	3	0	1	0	0	1	0											
Dick Green, R (1, 4) OBP: 0.317, SLG: 0.305									0-0	4	0	0	0	0	0	4											
Ted Kubiak, S (1, 6) OBP: 0.268, SLG: 0.248									0-0	4	0	1	0	0	2	0											
Larry Haney, R (1, 2) Bill North, S (9, PH) OBP: 0.160, SLG: 0.200 OBP: 0.342, SLG: 0.332									0-0	3	0	1	0	0	0	1											
Inning Stats	R: 0 E: 0 K: 1 S: 6	H: 1 LOB: 0 BB: 0 P: 6	R: 0 E: 0 K: 1 S: 5	H: 0 LOB: 0 BB: 0 P: 5	R: 0 E: 0 K: 1 S: 6	H: 1 LOB: 1 BB: 0 P: 6	R: 0 E: 0 K: 0 S: 4	H: 1 LOB: 2 BB: 0 P: 5	R: 1 E: 0 K: 1 S: 7	H: 2 LOB: 2 BB: 1 P: 11	R: 0 E: 0 K: 1 S: 5	H: 0 LOB: 0 BB: 0 P: 5	R: 0 E: 0 K: 1 S: 6	H: 1 LOB: 1 BB: 0 P: 6	R: 0 E: 0 K: 2 S: 9	H: 2 LOB: 2 BB: 0 P: 9	R: 0 E: 0 K: 2 S: 9	H: 2 LOB: 2 BB: 0 P: 9	1B: 8 2B: 2 3B: 0 HR: 0	SF: 0 SAC: 0 DP: 0 HBP: 1	WP: 0 PB: 0 SB: 0 CS: 0	PA: 39					
PITCHER	IP	WLS	BF	H	R	ER	SO	BB	IBB	HBP	BLK	WP	HR	S	P	ERA	WHIP										
Roger Moret, L (1, 1) ERA: 3.82	9.0	W	39	10	1	1	10	1	0	1	0	0	0	57	62	1.00	1.222										
Roger Moret, L (9, 1) ERA: 3.82	9.0	W	39	10	1	1	10	1	0	1	0	0	0	57	62	1.00	1.222										

Boston Red Sox @ Oakland Athletics
Oakland-Alameda County Coliseum, Oakland, CA
Tue Jun 18 1974, 7:05 PM PDT
Att: 3,033 - Unknown - 60 F

AB 37
R 1
H 10
RBI 1
BB 1
SO 10
LOB 20




Batter	1	2	3	4	5	6	7	8	9	10	11	AB	R	H	RBI	BB	SO	LOB	TOP				
Tommy Harper, R OBP: 0.257, SLG: 0.274 Rick Miller, L OBP: 0.344, SLG: 0.321	F8		6-3			P4		F7		K		4	0	0	0	0	0	1					
Juan Beniquez, R OBP: 0.315, SLG: 0.355	P9			L4		5-3		L4			4-3 SF8 2B	5	1	1	0	0	0	0					
Danny Cater, R OBP: 0.393, SLG: 0.531 Cecil Cooper, L OBP: 0.341, SLG: 0.413	4-3				HR	6-3			FC2-6 BB		4-3	3	1	1	1	1	0	0					
Carlton Fisk, R OBP: 0.411, SLG: 0.617		K							FC2-6 S 1-2		SF8 S IBB	4	0	1	0	1	1	1					
Dwight Evans, R OBP: 0.340, SLG: 0.451 Bernie Carbo, L OBP: 0.368, SLG: 0.466	L9			L7		K			P6			4	0	0	0	0	1	2					
Bob Montgomery, R OBP: 0.277, SLG: 0.326	5-3			L8					6-3		SF8	4	0	1	1	0	0	2					
Rick Burleson, R OBP: 0.375, SLG: 0.478			6-3 G3 1B			K			FC6-4 1B		P9	5	0	2	0	0	1	2					
Mario Guerrero, R OBP: 0.284, SLG: 0.268			G3			K			FC6-4 1-2		F7	4	0	0	0	0	1	3					
Terry Hughes, R OBP: 0.230, SLG: 0.130 Rico Petrocelli, R OBP: 0.397, SLG: 0.460 Dick McAuliffe, L OBP: 0.300, SLG: 0.310	6-3					P4						2	0	0	0	0	0	1					
Inning Stats	R: 0 E: 0 K: 0 S: 3	H: 0 LOB: 0 BB: 0 P: 3	R: 0 E: 0 K: 1 S: 5	H: 0 LOB: 0 BB: 0 P: 5	R: 0 E: 0 K: 0 S: 4	H: 1 LOB: 1 BB: 0 P: 4	R: 1 E: 0 K: 0 S: 5	H: 2 LOB: 1 BB: 0 P: 5	R: 0 E: 0 K: 2 S: 7	H: 0 LOB: 0 BB: 0 P: 7	R: 0 E: 0 K: 1 S: 5	H: 0 LOB: 0 BB: 0 P: 5	R: 0 E: 0 K: 0 S: 3	H: 0 LOB: 2 BB: 1 P: 7	R: 0 E: 0 K: 1 S: 5	H: 0 LOB: 1 BB: 1 P: 9	R: 0 E: 0 K: 1 S: 4	H: 1 LOB: 2 BB: 2 P: 12	1B: 4 2B: 1 3B: 0 HR: 1	SF: 1 SAC: 0 DP: 0 HBP: 0	WP: 1 PB: 0 SB: 2 CS: 0	PA: 43	
PITCHER	IP 10.1	WLS L	BF 39	H 6	R 2	ER 2	SO 6	BB 2	IBB 0	HBP 0	BLK 0	WP 1	HR 1	S 49	P 57	ERA 1.74	WHIP 0.774						
Vida Blue, L ERA: 3.47																							
Rollie Fingers, R ERA: 3.55	0.0		1	0	0	0	0	0	1	0	0	0	0	0	4	∞	∞						
Paul Lindblad, L ERA: 1.38	0.2		3	0	0	0	0	1	0	0	0	0	0	2	6	0.00	1.500						

Boston Red Sox @ Oakland Athletics
Oakland-Alameda County Coliseum, Oakland, CA
Wed Jun 19 1974, 7:05 PM PDT
Att: 7,281 - Unknown

livebaseballscores.com

AB 38
R 2
H 6
RBI 2
BB 4
SO 6
LOB 14




Batter	1	2	3	4	5	6	7	8	9	10	11	AB	R	H	RBI	BB	SO	LOB	BOTTOM			
Jesus Alou, R OBP: 0.288, SLG: 0.310	4-3					F9		4-3			F5	5	0	1	0	0	0	1				
Angel Mangual, R OBP: 0.298, SLG: 0.442	L5					P6			B5-3			5	0	1	0	0	1	2				
Bill North, S OBP: 0.336, SLG: 0.325	E1				B5-3	6-3			3-1		K	5	0	0	0	0	1	2				
Sal Bando, R OBP: 0.423, SLG: 0.503	PO					K			F7		6-3	4	0	0	0	1	1	1				
Joe Rudi, R OBP: 0.347, SLG: 0.510 Bert Campaneris, R OBP: 0.341, SLG: 0.354	F9					K			P4			3	0	0	0	1	1	1				
Deron Johnson, R OBP: 0.243, SLG: 0.356 Reggie Jackson, L OBP: 0.431, SLG: 0.643	K					K			F9			3	0	0	0	0	2	1				
Gene Tenace, R OBP: 0.382, SLG: 0.375	P8					4-3						3	1	1	1	1	0	1				
Ted Kubiak, S OBP: 0.288, SLG: 0.255			1-3			1-3			HR		F8	4	0	1	0	0	0	0				
Dick Green, R OBP: 0.300, SLG: 0.300 Herb Washington, R OBP: 0.187, SLG: 0.154 Pat Spivey, L OBP: 0.361, SLG: 0.340 Gaylen Fells, L OBP: 0.328, SLG: 0.317	F8											1	0	0	0	1	0	0				
Inning Stats	R: 0 E: 1 K: 0 S: 3	H: 0 LOB: 0 BB: 0 P: 3	R: 0 E: 0 K: 1 S: 5	H: 0 LOB: 1 BB: 1 P: 9	R: 0 E: 0 K: 1 S: 6	H: 1 LOB: 1 BB: 0 P: 6	R: 0 E: 0 K: 2 S: 7	H: 0 LOB: 0 BB: 0 P: 7	R: 0 E: 0 K: 1 S: 5	H: 0 LOB: 0 BB: 0 P: 5	R: 1 E: 0 K: 0 S: 6	H: 1 LOB: 1 BB: 0 P: 6	R: 0 E: 0 K: 0 S: 3	H: 0 LOB: 0 BB: 0 P: 3	R: 0 E: 0 K: 1 S: 5	H: 1 LOB: 3 BB: 2 P: 13	R: 0 E: 0 K: 1 S: 6	H: 1 LOB: 1 BB: 0 P: 6	1B: 2 2B: 1 3B: 0 HR: 1	SF: 0 SAC: 0 DP: 0 HBP: 0	WP: 0 PB: 0 SB: 0 CS: 1	PA: 41
PITCHER	IP 10.0	WLS W	BF 36	H 3	R 1	ER 1	SO 7	BB 4	IBB 0	HBP 0	BLK 0	WP 0	HR 1	S 46	P 62	ERA 0.90	WHIP 0.700					
Luis Tiant, R ERA: 3.1																						
Diego Segui, R ERA: 3.71	1.0	S	4	1	0	0	1	0	0	0	0	0	0	6	6	0.00	1.000					

Boston Red Sox @ Oakland Athletics
Oakland-Alameda County Coliseum, Oakland, CA
Wed Jun 19 1974, 7:05 PM PDT
Att: 7,281 - Unknown

livebaseballscores.com


AB 36
R 1
H 4
RBI 1
BB 4
SO 8
LOB 13



Batter	1	2	3	4	5	6	7	8	9	AB	R	H	RBI	BB	SO	LOB	TOP				
Buddy Bell, R OBP: 0.286, SLG: 0.349 (1, 5)	5-3		F8			6-3		1-4-3		4	0	0	0	0	0	0					
Jack Brohamer, L OBP: 0.369, SLG: 0.407 (1, 4)	F5			4-3		F5			F7	4	0	0	0	0	0	0					
John Lowenstein, L OBP: 0.320, SLG: 0.297 (1, 9)				G3		G3			6-3	4	0	1	0	0	0	0					
Joe Lis, R OBP: 0.302, SLG: 0.273 Alan Ashby, S OBP: 0.687, SLG: 0.500 (1, 3) (7, 2)	F9							6-3	1B	3	0	1	0	0	0	0	1				
Oscar Gamble, L OBP: 0.346, SLG: 0.436 (1, 10)		F8		F8					1B	4	0	1	0	0	0	0	1				
Leron Lee, L OBP: 0.319, SLG: 0.438 (1, 7)		1-3				F8			1-3	4	0	1	0	0	0	2					
George Hendrick, R OBP: 0.336, SLG: 0.445 (1, 8)				5-3		F8			1B	3	0	0	0	0	1	1					
Dave Duncan, R OBP: 0.247, SLG: 0.377 (1, 2) (7, 3)						F7			F3	2	0	0	0	1	0	0					
Frank Duffy, R OBP: 0.266, SLG: 0.361 (1, 6)				F4		F2			F8	3	0	0	0	0	0	1					
Inning Stats	R: 0 E: 0 K: 0 S: 4	H: 1 LOB: 1 BB: 0 P: 4	R: 0 E: 0 K: 0 S: 3	H: 0 LOB: 0 BB: 0 P: 3	R: 0 E: 0 K: 0 S: 3	H: 0 LOB: 0 BB: 0 P: 3	R: 0 E: 0 K: 0 S: 4	H: 1 LOB: 1 BB: 0 P: 4	R: 0 E: 0 K: 0 S: 3	H: 0 LOB: 1 BB: 1 P: 7	R: 0 E: 0 K: 1 S: 6	H: 1 LOB: 1 BB: 0 P: 6	R: 0 E: 0 K: 0 S: 3	H: 0 LOB: 0 BB: 0 P: 3	R: 0 E: 0 K: 0 S: 4	H: 1 LOB: 2 BB: 1 P: 8	1B: 4 2B: 0 3B: 0 HR: 0	SF: 0 SAC: 0 DP: 0 HBP: 0	WP: 0 PB: 0 SB: 0 CS: 0	PA: 33	
PITCHER	IP	WLS	BF	H	R	ER	SO	BB	IBB	HBP	BLK	WP	HR	S	P	ERA	WHIP				
Rick Wise, R ERA: 2.45 Dick Drago, R ERA: 3.08	(1, 1)	5.0	W	18	2	0	0	0	1	0	0	0	0	0	17	21	0.00	0.600			
	(6, 1)	4.0	S	15	2	0	0	1	1	0	0	0	0	0	16	20	0.00	0.750			

Cleveland Indians @ Boston Red Sox
Fenway Park, Boston, MA
Sun Jun 23 1974, 3:33 AM EDT
Att: 21,496 - Unknown - 68 F


AB 31
R 0
H 4
RBI 0
BB 2
SO 1
LOB 6



Batter	1	2	3	4	5	6	7	8	9	AB	R	H	RBI	BB	SO	LOB	BOTTOM				
Tommy Harper, R OBP: 0.271, SLG: 0.293 (1, 7)	4-3 SF9 BB		1B	SH3		F8	1-3			3	2	1	0	1	0	1					
Dick McAuliffe, L OBP: 0.320, SLG: 0.321 (1, 5)	4-3 1-3		BB 1B	F8		E BB		1B FC6-4		4	2	2	1	1	0	2					
Bernie Carbo, L OBP: 0.372, SLG: 0.459 (1, 9)	4-0 SF9 BB		2H 1B BB	F7		E4 1B		FC6-4 1B		3	1	2	0	2	0	1					
Carl Yastrzemski, L OBP: 0.423, SLG: 0.467 (1, 3)	0-0 1-2 3-H		0-0 F6			7-4-3 BB		FC6-4 G5-4-3		2	0	0	2	2	0	3					
Carlton Fisk, R OBP: 0.399, SLG: 0.584 (1, 2)	0-0 F4		1-2 2-3 BB	1B BB		7-4-3 1-2		G5-4-3		4	0	0	0	1	1	6					
Rico Petrocelli, R OBP: 0.388, SLG: 0.477 (1, 10)		0-0 HR	0-0 F3			HR		F8		4	2	2	2	0	0	3					
Rick Miller, L OBP: 0.350, SLG: 0.322 (1, 8)		0-0 F6	1-3 2-H 3-H 1B			BB		K		3	0	1	2	1	1	0					
Rick Burleson, R OBP: 0.361, SLG: 0.495 (1, 4)		0-0 F8	2 F7			5-3		2B		4	1	1	0	0	0	3					
Mario Guerrero, R OBP: 0.292, SLG: 0.292 (1, 6)		0-0 L1-3		SH3 1B				F8	2H 2B	4	0	2	1	0	0	0					
Inning Stats	R: 1 E: 0 K: 0 S: 3	H: 0 LOB: 1 BB: 2 P: 11	R: 1 E: 0 K: 0 S: 4	H: 1 LOB: 0 BB: 0 P: 4	R: 3 E: 0 K: 0 S: 6	H: 3 LOB: 2 BB: 2 P: 14	R: 0 E: 0 K: 0 S: 4	H: 1 LOB: 1 BB: 0 P: 4	R: 1 E: 0 K: 1 S: 7	H: 2 LOB: 1 BB: 0 P: 7	R: 1 E: 0 K: 0 S: 4	H: 2 LOB: 0 BB: 0 P: 4	R: 0 E: 0 K: 0 S: 3	H: 0 LOB: 0 BB: 0 P: 4	R: 0 E: 0 K: 0 S: 4	H: 2 LOB: 0 BB: 0 P: 4	1B: 6 2B: 4 3B: 0 HR: 2	SF: 1 SAC: 1 DP: 2 HBP: 0	WP: 0 PB: 0 SB: 2 CS: 0	PA: 41	
PITCHER	IP	WLS	BF	H	R	ER	SO	BB	IBB	HBP	BLK	WP	HR	S	P	ERA	WHIP				
Steve Kline, R ERA: 4.31 Bob Johnson, R ERA: 4.16 Milt Wilcox, R ERA: 3.28	(1, 1)	2.0	L	12	3	5	5	0	3	0	0	0	0	1	9	21	22.50	3.000			
	(3, 1)	4.0		20	4	1	1	1	4	1	0	0	0	1	17	37	2.25	2.000			
	(7, 1)	2.0		9	4	2	2	1	0	0	0	0	0	0	11	11	9.00	2.000			

Cleveland Indians @ Boston Red Sox
Fenway Park, Boston, MA
Sun Jun 23 1974, 3:33 AM EDT
Att: 21,496 - Unknown - 68 F

AB 31
R 8
H 11
RBI 8
BB 8
SO 2
LOB 19



Batter	1	2	3	4	5	6	7	8	9	AB	R	H	RBI	BB	SO	LOB	TOP										
Don Money, R OBP: 0.355, SLG: 0.449 (1, 5)										5	1	3	0	0	1	0											
Dave May, L OBP: 0.259, SLG: 0.360 (1, 8)										5	2	2	0	0	0	2											
George Scott, R OBP: 0.350, SLG: 0.441 (1, 3)										5	1	1	0	0	0	2											
Deron Johnson, R OBP: 0.245, SLG: 0.362 (1, 10)																											
John Briggs, L OBP: 0.355, SLG: 0.538 (1, 7)																											
Bob Coluccio, R OBP: 0.300, SLG: 0.361 (1, 9)										4	1	2	1	0	0	3											
Charlie Moore, R OBP: 0.333, SLG: 0.369 (1, 2)										4	0	0	0	0	2	3											
Robin Yount, R OBP: 0.278, SLG: 0.330 (1, 6)										4	0	2	1	0	0	0											
John Vukovich, R OBP: 0.154, SLG: 0.308 (1, 4)										4	0	0	0	0	2	3											
Inning Stats	R: 5 E: 1 K: 2 S: 13	H: 6 LOB: 1 BB: 0 P: 13	R: 0 E: 0 K: 1 S: 5	H: 1 LOB: 0 BB: 0 P: 5	R: 0 E: 0 K: 1 S: 6	H: 1 LOB: 1 BB: 0 P: 6	R: 0 E: 0 K: 0 S: 3	H: 0 LOB: 0 BB: 0 P: 3	R: 0 E: 0 K: 0 S: 4	H: 1 LOB: 2 BB: 1 P: 8	R: 0 E: 0 K: 1 S: 5	H: 0 LOB: 0 BB: 0 P: 5	R: 2 E: 0 K: 0 S: 5	H: 2 LOB: 0 BB: 0 P: 5	R: 0 E: 0 K: 1 S: 6	H: 2 LOB: 1 BB: 0 P: 6	R: 0 E: 0 K: 0 S: 3	H: 1 LOB: 0 BB: 0 P: 3	1B: 9 2B: 3 3B: 1 HR: 1	SF: 0 SAC: 0 DP: 3 HBP: 0	WP: 0 PB: 0 SB: 0 CS: 0	PA: 39					
PITCHER	IP	WLS	BF	H	R	ER	SO	BB	IBB	HBP	BLK	WP	HR	S	P	ERA	WHIP										
Bill Lee, L ERA: 3.59 (1, 1)	7.0	L	32	11	7	7	5	1	0	0	0	0	1	41	45	9.00	1.714										
Dick Pole, R ERA: 5.4 (8, 1)	1.0		4	2	0	0	1	0	0	0	0	0	0	6	6	0.00	2.000										
Diego Segui, R ERA: 3.64 (9, 1)	1.0		3	1	0	0	0	0	0	0	0	0	0	3	3	0.00	1.000										

Milwaukee Brewers @ Boston Red Sox
Fenway Park, Boston, MA
Wed Jun 26 1974, 3:33 AM EDT
Att: 17,826 - Unknown - 60 F

AB 38
R 7
H 14
RBI 6
BB 1
SO 6
LOB 16

Batter	1	2	3	4	5	6	7	8	9	AB	R	H	RBI	BB	SO	LOB	BOTTOM										
Tommy Harper, R OBP: 0.268, SLG: 0.281 (1, 10)										3	0	0	0	0	1	0											
Dick McAuliffe, L OBP: 0.330, SLG: 0.337 (1, 4)										3	0	0	0	1	1	1											
Cecil Cooper, L OBP: 0.329, SLG: 0.397 (1, 3)										4	0	0	0	0	1	2											
Carl Yastrzemski, L OBP: 0.423, SLG: 0.468 (1, 7)										4	0	1	0	0	0	0											
Carlton Fisk, R OBP: 0.396, SLG: 0.572 (1, 2)										4	1	1	0	0	1	2											
Rico Petrocelli, R OBP: 0.390, SLG: 0.489 (1, 5)										3	0	1	1	0	0	0											
Dwight Evans, R OBP: 0.345, SLG: 0.456 (1, 9)										3	0	1	0	0	0	0											
Juan Beniquez, R OBP: 0.327, SLG: 0.374 (1, 8)										2	0	0	0	1	1	2											
Mario Guerrero, R OBP: 0.296, SLG: 0.295 (1, 6)										3	0	0	0	0	0	3											
Inning Stats	R: 0 E: 0 K: 0 S: 3	H: 0 LOB: 0 BB: 0 P: 3	R: 0 E: 0 K: 0 S: 3	H: 0 LOB: 0 BB: 0 P: 3	R: 0 E: 0 K: 1 S: 5	H: 0 LOB: 0 BB: 0 P: 5	R: 0 E: 0 K: 1 S: 4	H: 0 LOB: 0 BB: 1 P: 8	R: 1 E: 0 K: 0 S: 6	H: 3 LOB: 2 BB: 0 P: 6	R: 0 E: 0 K: 1 S: 5	H: 0 LOB: 0 BB: 0 P: 5	R: 0 E: 0 K: 1 S: 5	H: 0 LOB: 0 BB: 0 P: 5	R: 0 E: 0 K: 0 S: 2	H: 0 LOB: 1 BB: 1 P: 6	R: 0 E: 0 K: 1 S: 6	H: 1 LOB: 2 BB: 0 P: 7	1B: 2 2B: 2 3B: 0 HR: 0	SF: 0 SAC: 0 DP: 2 HBP: 1	WP: 0 PB: 0 SB: 0 CS: 0	PA: 32					
PITCHER	IP	WLS	BF	H	R	ER	SO	BB	IBB	HBP	BLK	WP	HR	S	P	ERA	WHIP										
Ed Sprague, R ERA: 2.2 (1, 1)	9.0	W	32	4	1	1	5	2	0	1	0	0	0	39	48	1.00	0.667										

Milwaukee Brewers @ Boston Red Sox
Fenway Park, Boston, MA
Wed Jun 26 1974, 3:33 AM EDT
Att: 17,826 - Unknown - 60 F

AB 29
R 1
H 4
RBI 1
BB 2
SO 5
LOB 10

Batter	1	2	3	4	5	6	7	8	9	AB	R	H	RBI	BB	SO	LOB	TOP										
Tommy Harper, R (1, 10) OBP: 0.268, SLG: 0.280	5-3		6-3			L4-3 1B			P4	4	0	1	0	0	0	0											
Dick McAuliffe, L (1, 4) OBP: 0.329, SLG: 0.335	3-1		F9			L4-3 1-2			1B	4	0	1	0	0	0	1											
Rick Miller, L (9, FR) OBP: 0.361, SLG: 0.330									1B	0	0	0	0	0	0	0											
Cecil Cooper, L (1, 3) OBP: 0.324, SLG: 0.391					F8				F7	3	0	0	0	0	2	0											
Danny Cater, R (9, PH) OBP: 0.386, SLG: 0.520	K								1-2 1B	1	0	0	0	0	0	1											
Carl Yastrzemski, L (1, 7)		F9			F8				1B 2B	4	0	2	0	0	0	0											
Carlton Fisk, R (1, 2) OBP: 0.389, SLG: 0.560		6-3			5-3				1-2 1B	4	0	0	0	0	0	3											
Rico Petrocelli, R (1, 5) OBP: 0.394, SLG: 0.492						P7			2H 1B	3	1	2	0	0	0	0											
Dwight Evans, R (1, 9) OBP: 0.345, SLG: 0.454					L7				6-3	3	0	1	0	0	0	0											
Juan Beniquez, R (1, 8) OBP: 0.327, SLG: 0.374						K			5-3	3	0	1	1	0	1	0											
Mario Guerrero, R (1, 6) OBP: 0.294, SLG: 0.292					F9				G3	2	0	0	0	0	0	0											
Bernie Carbo, L (8, PH) OBP: 0.366, SLG: 0.450						L8				1	0	0	0	0	0	0											
Rick Burleson, R (8, 6) OBP: 0.363, SLG: 0.481										0	0	0	0	0	0	0											
Inning Stats	R: 0 E: 0 K: 1 S: 5	H: 0 LOB: 0 BB: 0 P: 5	R: 1 E: 0 K: 0 S: 5	H: 3 LOB: 2 BB: 0 P: 5	R: 0 E: 0 K: 0 S: 3	H: 0 LOB: 0 BB: 0 P: 3	R: 0 E: 0 K: 1 S: 5	H: 0 LOB: 0 BB: 0 P: 5	R: 0 E: 0 K: 0 S: 3	H: 1 LOB: 0 BB: 0 P: 3	R: 0 E: 0 K: 1 S: 6	H: 2 LOB: 2 BB: 0 P: 6	R: 0 E: 0 K: 0 S: 3	H: 0 LOB: 0 BB: 0 P: 3	R: 0 E: 0 K: 0 S: 5	H: 2 LOB: 2 BB: 0 P: 5	1B: 7 2B: 2 3B: 0 HR: 0	SF: 0 SAC: 0 DP: 1 HBP: 0	WP: 0 PA: 32 PB: 0 SB: 0 CS: 0								
PITCHER	IP	WLS	BF	H	R	ER	SO	BB	IBB	HBP	BLK	WP	HR	S	P	ERA	WHIP										
Jim Perry, R (1, 1) ERA: 2.62	8.1	W	29	7	1	1	3	0	0	0	0	0	0	35	35	1.08	0.840										
Tom Higendorf, L (9, 1) ERA: 4.29	0.1		2	1	0	0	0	0	0	0	0	0	0	2	2	0.00	3.000										
Tom Buskey, R (9, 1) ERA: 4.1	0.1	S	1	0	0	0	0	0	0	0	0	0	0	1	1	0.00	0.000										

Boston Red Sox @ Cleveland Indians
Cleveland Municipal Stadium, Cleveland, OH

Thu Jun 27 1974, 7:05 PM EDT
Att: 13,426 - Unknown - 73 F

AB 32
R 1
H 8
RBI 1
BB 0
SO 3
LOB 5



Batter	1	2	3	4	5	6	7	8	9	AB	R	H	RBI	BB	SO	LOB	BOTTOM										
Buddy Bell, R (1, 5) OBP: 0.290, SLG: 0.358	FC3-6 BB		P4		1B 3B		L4			3	1	1	1	1	0	1											
Jack Brohamer, L (1, 4) OBP: 0.372, SLG: 0.401	FC3-6 FC6-4 1-2		P3		FC6 1B			F2		4	0	1	1	0	0	1											
John Lowenstein, L (1, 7) OBP: 0.320, SLG: 0.310	F5			CS 1B	FC6 1-2			K		4	0	1	0	0	1	2											
George Hendrick, R (1, 8) OBP: 0.342, SLG: 0.458	FC6-4 1-2			CS 1B		L9		K		4	0	1	0	0	1	1											
Oscar Gamble, L (1, 10) OBP: 0.359, SLG: 0.470		F5			F7			F9		3	0	0	0	0	0	2											
Joe Lis, R (1, 3) OBP: 0.303, SLG: 0.266		FC1-4 BB			K			5-3		2	0	0	0	1	1	2											
Rusty Torres, S (1, 9) OBP: 0.273, SLG: 0.200		FC1-4 1-2			6-3			SH3-4 1B		3	0	1	0	0	0	1											
Dave Duncan, R (1, 2) OBP: 0.239, SLG: 0.362		K			P4			SH3-4 1-2		2	0	0	0	0	1	1											
Frank Duffy, R (1, 6) OBP: 0.273, SLG: 0.356			F7			3B BB		P4		2	1	0	0	1	0	1											
Inning Stats	R: 0 E: 0 K: 0 S: 3	H: 0 LOB: 1 BB: 1 P: 7	R: 0 E: 0 K: 1 S: 5	H: 0 LOB: 1 BB: 1 P: 9	R: 0 E: 0 K: 0 S: 3	H: 0 LOB: 0 BB: 0 P: 3	R: 0 E: 0 K: 1 S: 6	H: 2 LOB: 1 BB: 0 P: 6	R: 2 E: 0 K: 0 S: 5	H: 2 LOB: 1 BB: 1 P: 9	R: 0 E: 0 K: 0 S: 3	H: 0 LOB: 0 BB: 0 P: 3	R: 0 E: 0 K: 0 S: 4	H: 1 LOB: 1 BB: 0 P: 4	R: 0 E: 0 K: 2 S: 7	H: 0 LOB: 0 BB: 0 P: 7	1B: 4 2B: 0 3B: 1 HR: 0	SF: 0 SAC: 1 DP: 0 HBP: 0	WP: 0 PA: 31 PB: 0 SB: 0 CS: 2								
PITCHER	IP	WLS	BF	H	R	ER	SO	BB	IBB	HBP	BLK	WP	HR	S	P	ERA	WHIP										
Roger Moret, L (1, 1) ERA: 3.23	8.0	L	31	5	2	2	4	3	0	0	0	0	0	36	48	2.25	1.000										

Boston Red Sox @ Cleveland Indians
Cleveland Municipal Stadium, Cleveland, OH

Thu Jun 27 1974, 7:05 PM EDT
Att: 13,426 - Unknown - 73 F

AB 27
R 2
H 5
RBI 2
BB 3
SO 4
LOB 12



Batter	1	2	3	4	5	6	7	8	9	AB	R	H	RBI	BB	SO	LOB	TOP			
Cecil Cooper, L (1, 3) OBP: 0.323, SLG: 0.389	F7			F2		6-3 2H 1B		P3		4	0	1	1	0	0	2				
Dick McAuliffe, L (1, 4) OBP: 0.327, SLG: 0.333	E9 1B			K		6-3			3-1	4	0	1	0	0	1	1				
Danny Cater, R (1, 10) OBP: 0.361, SLG: 0.481	6-3			K		K			K	4	0	0	0	0	3	2				
Carl Yastrzemski, L (1, 7) OBP: 0.422, SLG: 0.469		1-3							P6	4	0	1	0	0	0	0				
Carlton Fisk, R (1, 2) OBP: 0.393, SLG: 0.551		K				P6			5-3	3	0	0	0	0	1	1				
Rico Petrocelli, R (1, 5) OBP: 0.388, SLG: 0.484		F3				K			F8	3	0	0	0	0	1	1				
Bernie Carbo, L (1, 9) OBP: 0.366, SLG: 0.445 Tommy Harper, R (8, PR) OBP: 0.268, SLG: 0.280 Mario Guerrero, R (8, 6) OBP: 0.294, SLG: 0.292			4-3			K			SH1-4 BB	2	0	0	0	1	1	1	AB 27			
Rick Miller, L (1, 8) OBP: 0.364, SLG: 0.326		1-3				SH3-4 1B BB			SH1-4	1	1	0	0	1	0	0	R 1			
Rick Burleson, R (1, 6) OBP: 0.360, SLG: 0.476 Dwight Evans, R (8, PH) OBP: 0.343, SLG: 0.451			F9			SH3-4 1-2			K	1	0	0	0	0	0	0	H 3			
Inning Stats	R: 0 E: 1 K: 0 S: 3	H: 1 LOB: 1 BB: 0 P: 3	R: 0 E: 0 K: 1 S: 5	H: 0 LOB: 0 BB: 0 P: 5	R: 0 E: 0 K: 2 S: 7	H: 0 LOB: 0 BB: 0 P: 3	R: 0 E: 0 K: 2 S: 7	H: 0 LOB: 0 BB: 0 P: 7	R: 0 E: 0 K: 1 S: 6	H: 1 LOB: 1 BB: 1 P: 10	R: 0 E: 0 K: 0 S: 3	H: 0 LOB: 0 BB: 0 P: 3	R: 0 E: 0 K: 1 S: 5	H: 0 LOB: 2 BB: 1 P: 9	R: 0 E: 0 K: 1 S: 5	H: 0 LOB: 0 BB: 0 P: 5	1B: 3 2B: 0 3B: 0 HR: 0	SF: 0 SAC: 0 DP: 0 HBP: 0	WP: 0 PB: 0 SB: 0 CS: 0	PA: 31
PITCHER Gaylord Perry, R (1, 1) ERA: 1.27	IP: 9.0 WLS: W BF: 31 H: 3 R: 1 ER: 1 SO: 8 BB: 2 IBB: 0 HBP: 0 BLK: 0 WP: 0 HR: 0 S: 45 P: 53 ERA: 1.00 WHIP: 0.556															PITCHER IP: WLS: BF: H: R: ER: SO: BB: IBB: HBP: BLK: WP: HR: S: P: ERA: WHIP:				

Boston Red Sox @ Cleveland Indians
Cleveland Municipal Stadium, Cleveland, OH

Fri Jun 28 1974, 7:05 PM EDT
Att: 33,020 - Unknown - 71 F

AB 27
R 1
H 3
RBI 1
BB 2
SO 8
LOB 10



Batter	1	2	3	4	5	6	7	8	9	AB	R	H	RBI	BB	SO	LOB	BOTTOM			
Buddy Bell, R (1, 5) OBP: 0.289, SLG: 0.352	6-3			WP BB				6-3		3	0	0	0	1	0	0				
Jack Brohamer, L (1, 4) OBP: 0.380, SLG: 0.406				1-2 BB				P4		3	0	2	0	1	0	0				
John Lowenstein, L (1, 3) OBP: 0.315, SLG: 0.305			F9					F9		4	0	0	0	0	1	4				
Charlie Spikes, R (1, 9) OBP: 0.346, SLG: 0.471 Rusty Torres, S (7, 9) OBP: 0.297, SLG: 0.195	1-3			HR				6-3		3	1	1	1	0	0	1	AB 30			
Oscar Gamble, L (1, 10) OBP: 0.362, SLG: 0.468		G3		G4-6-3 BB				F9		1	0	0	0	0	0	0	R 2			
Leron Lee, L (1, 7) OBP: 0.326, SLG: 0.426		6-3		G4-6-3 1-2				G5-4-3 1B		3	1	0	0	1	0	2	H 6			
George Hendrick, R (1, 8) OBP: 0.345, SLG: 0.483		F9		E4 1B				6-3		4	0	2	1	0	0	0	RBI 2			
Dave Duncan, R (1, 2) OBP: 0.236, SLG: 0.357			F8					K		3	0	0	0	0	2	1	BB 4			
Frank Duffy, R (1, 6) OBP: 0.270, SLG: 0.351			K					F9		3	0	0	0	0	2	0	SO 5			
Inning Stats	R: 0 E: 0 K: 0 S: 4	H: 1 LOB: 0 BB: 0 P: 4	R: 0 E: 0 K: 0 S: 3	H: 0 LOB: 0 BB: 0 P: 3	R: 0 E: 0 K: 2 S: 7	H: 0 LOB: 2 BB: 2 P: 15	R: 1 E: 1 K: 1 S: 6	H: 2 LOB: 1 BB: 1 P: 10	R: 0 E: 0 K: 1 S: 6	H: 1 LOB: 1 BB: 0 P: 6	R: 0 E: 0 K: 0 S: 3	H: 0 LOB: 0 BB: 0 P: 3	R: 0 E: 0 K: 1 S: 5	H: 0 LOB: 0 BB: 0 P: 5	R: 0 E: 0 K: 0 S: 3	H: 0 LOB: 1 BB: 1 P: 7	1B: 4 2B: 1 3B: 0 HR: 1	SF: 0 SAC: 0 DP: 2 HBP: 0	WP: 1 PB: 0 SB: 0 CS: 0	PA: 34
PITCHER Dick Drago, R (1, 1) ERA: 2.98	IP: 8.2 WLS: L BF: 34 H: 6 R: 2 ER: 2 SO: 5 BB: 4 IBB: 0 HBP: 0 BLK: 0 WP: 1 HR: 1 S: 40 P: 56 ERA: 2.08 WHIP: 1.154															PITCHER IP: WLS: BF: H: R: ER: SO: BB: IBB: HBP: BLK: WP: HR: S: P: ERA: WHIP:				

Boston Red Sox @ Cleveland Indians
Cleveland Municipal Stadium, Cleveland, OH

Fri Jun 28 1974, 7:05 PM EDT
Att: 33,020 - Unknown - 71 F

AB 30
R 2
H 6
RBI 2
BB 4
SO 5
LOB 8



Batter	1	2	3	4	5	6	7	8	9	AB	R	H	RBI	BB	SO	LOB	TOP										
Tommy Harper, R OBP: 0.275, SLG: 0.279 (1, 10)										4	1	1	0	2	1	1	Boston Red Sox @ Cleveland Indians Cleveland Municipal Stadium, Cleveland, OH Sat Jun 29 1974, 3:33 AM EDT Att: 10,220 - Unknown - 73 F										
Juan Beniquez, R OBP: 0.332, SLG: 0.406 (1, 8)										6	2	3	5	0	0	3											
Danny Cater, R OBP: 0.375, SLG: 0.544 Cecil Cooper, L OBP: 0.320, SLG: 0.385 (1, 3) (6, 3)										3	1	2	2	0	0	0											
Carl Yastrzemski, L OBP: 0.426, SLG: 0.472 Rick Miller, L OBP: 0.369, SLG: 0.333 (1, 7) (6, PR) (6, 7)										3	0	2	0	1	0	0											
Rico Petrocelli, R OBP: 0.386, SLG: 0.484 Terry Hughes, R OBP: 0.231, SLG: 0.292 (1, 5) (6, PR) (6, 5)										4	0	1	1	0	1	4											
Dwight Evans, R OBP: 0.349, SLG: 0.455 (1, 9)										5	1	3	0	0	0	0											
Bob Montgomery, R OBP: 0.280, SLG: 0.304 (1, 2)										5	1	0	0	0	0	5											
Rick Burleson, R OBP: 0.361, SLG: 0.473 (1, 4)										5	1	2	0	0	0	1											
Mario Guerrero, R OBP: 0.296, SLG: 0.295 (1, 6)										5	2	2	2	0	0	3											
Inning Stats	R: 0 E: 0 K: 0 S: 4	H: 1 LOB: 2 BB: 1 P: 8	R: 6 E: 0 K: 0 S: 8	H: 4 LOB: 0 BB: 1 P: 12	R: 0 E: 0 K: 0 S: 3	H: 0 LOB: 0 BB: 0 P: 3	R: 1 E: 0 K: 2 S: 10	H: 3 LOB: 2 BB: 0 P: 10	R: 0 E: 0 K: 0 S: 3	H: 0 LOB: 0 BB: 0 P: 3	R: 3 E: 0 K: 0 S: 8	H: 5 LOB: 3 BB: 0 P: 8	R: 0 E: 0 K: 0 S: 3	H: 1 LOB: 1 BB: 1 P: 7	R: 2 E: 1 K: 0 S: 7	H: 3 LOB: 2 BB: 0 P: 7		R: 0 E: 0 K: 0 S: 3	H: 1 LOB: 0 BB: 0 P: 3	1B: 13 2B: 1 3B: 0 HR: 4	SF: 0 SAC: 1 DP: 2 HBP: 0	WP: 0 PA: 48 PB: 0 SB: 0 CS: 0					
PITCHER	IP	WLS	BF	H	R	ER	SO	BB	IBB	HBP	BLK	WP	HR	S	P	ERA	WHIP										
Fritz Peterson, L ERA: 4.24 (1, 1)	1.0	L	11	5	6	6	0	2	0	0	0	0	1	9	17	54.00	7.000										
Bob Johnson, R ERA: 4.35 (2, 1)	5.0		23	8	4	4	2	0	0	0	0	0	2	27	27	7.20	1.600										
Milt Wilcox, R ERA: 3.58 (7, 1)	2.0		11	4	2	2	0	1	0	0	0	0	1	10	14	9.00	2.500										
Tom Buskey, R ERA: 3.95 (9, 1)	1.0		3	1	0	0	0	0	0	0	0	0	0	3	3	0.00	1.000										

Batter	1	2	3	4	5	6	7	8	9	AB	R	H	RBI	BB	SO	LOB	BOTTOM										
Buddy Bell, R OBP: 0.294, SLG: 0.355 (1, 5)										4	0	2	0	0	0	0	Boston Red Sox @ Cleveland Indians Cleveland Municipal Stadium, Cleveland, OH Sat Jun 29 1974, 3:33 AM EDT Att: 10,220 - Unknown - 73 F										
Jack Brohamer, L OBP: 0.378, SLG: 0.402 (1, 4)										4	0	1	0	0	1	2											
John Lowenstein, L OBP: 0.312, SLG: 0.301 Alan Ashby, S OBP: 0.500, SLG: 0.333 (1, 3) (8, 2)										3	0	0	0	0	0	2											
Charlie Spikes, R OBP: 0.348, SLG: 0.471 Rusty Torres, S OBP: 0.250, SLG: 0.182 (1, 9) (4, PH) (5, 9)										0	0	0	0	1	0	0											
Oscar Gamble, L OBP: 0.360, SLG: 0.478 (1, 10)										4	1	1	1	0	0	3											
Leron Lee, L OBP: 0.324, SLG: 0.421 (1, 7)										4	0	1	0	0	1	0											
George Hendrick, R OBP: 0.340, SLG: 0.456 (1, 8)										4	0	0	0	0	0	1											
Dave Duncan, R OBP: 0.237, SLG: 0.369 (1, 2) (8, 3)										4	1	1	1	0	0	1											
Frank Duffy, R OBP: 0.268, SLG: 0.350 Luis Alvarado, R OBP: 0.191, SLG: 0.188 (1, 6) (5, 6)										1	0	0	0	0	1	0											
Inning Stats	R: 0 E: 0 K: 0 S: 4	H: 2 LOB: 2 BB: 1 P: 8	R: 0 E: 0 K: 0 S: 3	H: 0 LOB: 0 BB: 0 P: 3	R: 0 E: 0 K: 1 S: 5	H: 0 LOB: 0 BB: 0 P: 5	R: 0 E: 0 K: 0 S: 3	H: 0 LOB: 0 BB: 0 P: 3	R: 1 E: 0 K: 1 S: 6	H: 1 LOB: 0 BB: 0 P: 6	R: 0 E: 0 K: 0 S: 3	H: 0 LOB: 0 BB: 0 P: 3	R: 1 E: 1 K: 1 S: 7	H: 1 LOB: 3 BB: 1 P: 11	R: 0 E: 0 K: 0 S: 4	H: 1 LOB: 1 BB: 0 P: 4		R: 0 E: 0 K: 0 S: 3	H: 1 LOB: 0 BB: 0 P: 4	1B: 4 2B: 0 3B: 0 HR: 2	SF: 0 SAC: 0 DP: 1 HBP: 0	WP: 0 PA: 35 PB: 0 SB: 0 CS: 0					
PITCHER	IP	WLS	BF	H	R	ER	SO	BB	IBB	HBP	BLK	WP	HR	S	P	ERA	WHIP										
Luis Tiant, R ERA: 2.86 (1, 1)	6.0	W	21	3	1	1	2	1	0	0	0	0	1	24	28	1.50	0.667										
Bob Veale, L ERA: 7.0 (7, 1)	1.0		4	1	1	1	1	0	0	0	0	0	1	6	6	9.00	1.000										
Diego Segui, R ERA: 3.51 (8, 1)	2.0		10	2	0	0	1	1	0	0	0	0	0	11	15	0.00	1.500										

Batter	1	2	3	4	5	6	7	8	9	AB	R	H	RBI	BB	SO	LOB	TOP			
Juan Beniquez, R OBP: 0.330, SLG: 0.403	0-0 6-3		0-0 5-3			0-0 FC5-4		0-0 1B	0-0 1B	4	1	1	1	0	0	2	Boston Red Sox @ Cleveland Indians Cleveland Municipal Stadium, Cleveland, OH Sun Jun 30 1974, 3:33 AM EDT Att: 14,974 - Unknown - 72 F livebaseballscorecards.com			
Dick McAuliffe, L OBP: 0.326, SLG: 0.332	0-0 4-3		0-0 L7			0-3 K		0-0 1B	0-0 FC4-6	4	0	1	0	0	1	2				
Dwight Evans, R OBP: 0.347, SLG: 0.451	0-3 K			0-0 5-3		0-3 K		0-0 1B	0-0 FC4-6	4	0	1	1	0	2	1				
Carl Yastrzemski, L OBP: 0.421, SLG: 0.464		0-0 1-3		0-0 F2		0-0 F5		0-0 FC4-6	0-0 FC4-6	4	0	0	0	0	0	2				
Bernie Carbo, L OBP: 0.359, SLG: 0.436		0-3 K		0-0 L3		0-0 5-3		0-0 F5	0-0 F5	4	0	0	0	0	1	2				
Rico Petrocelli, R OBP: 0.379, SLG: 0.474		0-0 5-3			0-0 5-3		0-3 K		0-0 F7	4	0	0	0	0	1	2				
Cecil Cooper, L OBP: 0.320, SLG: 0.384			0-0 1B 5-3		0-0 4-3			0-0 6-3		3	1	1	0	0	0	0				
Bob Montgomery, R OBP: 0.262, SLG: 0.305			0-0 WP 1-3		0-0 F7			0-0 F7		3	0	1	0	0	0	0				
Mario Guerrero, R OBP: 0.296, SLG: 0.295			0-0 1-3			0-0 FC5-4		0-0 F9		3	0	1	0	0	0	2				
Inning Stats	R: 0 E: 0 K: 1 S: 5	H: 0 LOB: 0 BB: 0 P: 5	R: 0 E: 0 K: 1 S: 5	H: 0 LOB: 0 BB: 0 P: 5	R: 1 E: 0 K: 0 S: 5	H: 2 LOB: 1 BB: 0 P: 5	R: 0 E: 0 K: 0 S: 3	H: 0 LOB: 0 BB: 0 P: 3	R: 0 E: 0 K: 0 S: 3	H: 0 LOB: 0 BB: 0 P: 3	R: 0 E: 0 K: 1 S: 5	H: 0 LOB: 0 BB: 0 P: 5	R: 0 E: 0 K: 0 S: 3	H: 0 LOB: 0 BB: 0 P: 3	R: 1 E: 0 K: 0 S: 6	H: 3 LOB: 2 BB: 0 P: 6	1B: 6 2B: 0 3B: 0 HR: 0	SF: 0 SAC: 0 DP: 0 HBP: 0	WP: 1 PB: 0 SB: 0 CS: 0	PA: 33
PITCHER Steve Arlin, R ERA: 5.53	IP: 9.0 WLS: W BF: 33 H: 6 R: 2 ER: 2 SO: 5 BB: 0 IBB: 0 HBP: 0 BLK: 0 WP: 1 HR: 0 S: 43 P: 43 ERA: 2.00 WHIP: 0.667																			

Batter	1	2	3	4	5	6	7	8	9	AB	R	H	RBI	BB	SO	LOB	BOTTOM	
Buddy Bell, R OBP: 0.291, SLG: 0.351	0-0 F2	0-3 K			0-0 6-3		0-0 4-3	0-0 1B		5	0	1	1	0	1	0	Boston Red Sox @ Cleveland Indians Cleveland Municipal Stadium, Cleveland, OH Sun Jun 30 1974, 3:33 AM EDT Att: 14,974 - Unknown - 72 F livebaseballscorecards.com	
Jack Brohamer, L OBP: 0.385, SLG: 0.391	0-0 1-6-3		0-3 K		0-0 F9		0-0 3-1	0-0 F7		5	0	0	0	0	1	2		
John Lowenstein, L OBP: 0.318, SLG: 0.320	0-0 CS		0-0 HR		0-0 4-3		0-0 4-3			4	2	3	1	0	0	0		
Charlie Spikes, R OBP: 0.348, SLG: 0.467	0-0 CS	1-0 1B	0-0 F9		0-0 5-3			0-0 1B		2	1	0	0	0	0	1		
Rusty Torres, S OBP: 0.295, SLG: 0.200	0-0 1-2	0-0 2B	0-0 HBP		1-2 5-3			0-0 E		1	1	1	0	0	0	0		
Oscar Gamble, L OBP: 0.362, SLG: 0.476		0-0 2B	0-0 4-3		4-0 1B			0-0 F8		3	1	1	0	1	0	1		
Leron Lee, L OBP: 0.321, SLG: 0.423		0-0 HR		0-0 F9		0-0 E3		0-0 E4		4	2	1	1	0	0	2		
George Hendrick, R OBP: 0.342, SLG: 0.468		0-0 HR		0-0 6-3		0-0 1B		0-0 F9		4	1	2	4	0	0	1		
Dave Duncan, R OBP: 0.237, SLG: 0.364		0-0 5-3		0-0 F9		0-0 K		4-0 1B		3	1	0	0	1	1	3		
Frank Duffy, R OBP: 0.268, SLG: 0.348		0-0 L1			0-0 F3		0-0 L6	0-0 1B		4	0	1	1	0	0	3		
Inning Stats	R: 0 E: 0 K: 0 S: 3	H: 1 LOB: 0 BB: 0 P: 3	R: 4 E: 0 K: 1 S: 8	H: 3 LOB: 0 BB: 0 P: 9	R: 1 E: 0 K: 1 S: 6	H: 1 LOB: 0 BB: 0 P: 6	R: 0 E: 0 K: 0 S: 3	H: 0 LOB: 0 BB: 0 P: 3	R: 0 E: 0 K: 1 S: 8	H: 2 LOB: 3 BB: 1 P: 12	R: 0 E: 0 K: 0 S: 3	H: 0 LOB: 0 BB: 0 P: 3	R: 3 E: 1 K: 0 S: 7	H: 3 LOB: 2 BB: 1 P: 11	1B: 7 2B: 1 3B: 0 HR: 2	SF: 0 SAC: 0 DP: 0 HBP: 1	WP: 0 PB: 0 SB: 0 CS: 1	PA: 39
PITCHER Rick Wise, R ERA: 3.24 Reggie Cleveland, R ERA: 5.61 Dick Pole, R ERA: 4.5	IP: 11.1 WLS: L BF: 20 H: 5 R: 5 ER: 5 SO: 2 BB: 0 IBB: 0 HBP: 0 BLK: 0 WP: 0 HR: 2 S: 24 P: 24 ERA: 9.00 WHIP: 1.000																	

Batter	1	2	3	4	5	6	7	8	9	AB	R	H	RBI	BB	SO	LOB	TOP																									
Tommy Harper, R OBP: 0.278, SLG: 0.279 (1, 10)										4	2	1	0	1	0	0	Boston Red Sox @ Baltimore Orioles Memorial Stadium, Baltimore, MD Mon Jul 01 1974, 7:05 PM EDT Att: 15,696 - Unknown																									
Rick Miller, L OBP: 0.377, SLG: 0.344 (1, 8)										3	1	2	0	0	1	1																										
Danny Cater, R OBP: 0.379, SLG: 0.542 (7, 7)										2	0	1	1	0	0	0																										
Cecil Cooper, L OBP: 0.321, SLG: 0.397 (1, 3)										3	1	1	2	0	0	2																										
Juan Beniquez, R OBP: 0.332, SLG: 0.404 (7, 7)										2	0	1	1	0	0	1																										
Carl Yastrzemski, L OBP: 0.422, SLG: 0.464 (1, 7)										2	1	1	1	1	0	1																										
Bernie Carbo, L OBP: 0.362, SLG: 0.442 (1, 9)										4	0	2	1	0	1	2																										
Rico Petrocelli, R OBP: 0.372, SLG: 0.465 (1, 5)										4	0	0	0	0	0	3																										
Bob Montgomery, R OBP: 0.282, SLG: 0.313 (1, 2)										4	0	1	0	0	0	2																										
Doug Griffin, R OBP: 0.390, SLG: 0.447 (1, 4)										4	1	1	0	0	0	1																										
Mario Guerrero, R OBP: 0.291, SLG: 0.290 (1, 6)										4	0	0	0	0	0	2																										
Inning Stats	R: 3 E: 0 K: 1 S: 8	H: 3 LOB: 1 BB: 1 P: 12	R: 0 E: 0 K: 0 S: 3	H: 0 LOB: 0 BB: 0 P: 3	R: 1 E: 2 K: 0 S: 5	H: 1 LOB: 1 BB: 0 P: 5	R: 0 E: 0 K: 0 S: 3	H: 0 LOB: 0 BB: 0 P: 3	R: 0 E: 0 K: 0 S: 4	H: 1 LOB: 0 BB: 0 P: 4	R: 0 E: 0 K: 0 S: 3	H: 1 LOB: 0 BB: 0 P: 3	R: 2 E: 0 K: 1 S: 8	H: 3 LOB: 2 BB: 1 P: 12	R: 0 E: 0 K: 0 S: 4	H: 1 LOB: 1 BB: 0 P: 4	R: 0 E: 0 K: 0 S: 3	H: 1 LOB: 0 BB: 0 P: 3	1B: 7 2B: 3 3B: 0 HR: 1	SF: 1 SAC: 0 DP: 1 HBP: 0	WP: 1 PB: 1 SB: 4 CS: 0	PA: 40																				
PITCHER	IP	WLS	BF	H	R	ER	SO	BB	IBB	HBP	BLK	WP	HR	S	P	ERA	WHIP	PITCHER								IP	WLS	BF	H	R	ER	SO	BB	IBB	HBP	BLK	WP	HR	S	P	ERA	WHIP
Doyle Alexander, R ERA: 5.3 (1, 1)	6.1	L	28	7	6	5	1	2	0	0	0	1	1	28	36	7.11	1.421																									
Grant Jackson, L ERA: 3.2 (7, 1)	1.0		6	3	0	0	1	0	0	0	0	0	0	8	8	0.00	3.000																									
Bob Reynolds, R ERA: 2.08 (8, 1)	1.2		5	1	0	0	0	0	0	0	0	0	0	5	5	0.00	0.600																									

Batter	1	2	3	4	5	6	7	8	9	AB	R	H	RBI	BB	SO	LOB	BOTTOM																										
Paul Blair, R OBP: 0.299, SLG: 0.366 (1, 8)										5	0	2	0	0	0	0	Boston Red Sox @ Baltimore Orioles Memorial Stadium, Baltimore, MD Mon Jul 01 1974, 7:05 PM EDT Att: 15,696 - Unknown																										
Bobby Grich, R OBP: 0.399, SLG: 0.498 (1, 4)										4	1	2	0	0	1	3																											
Tommy Davis, R OBP: 0.291, SLG: 0.351 (1, 10)										4	1	1	0	0	0	4																											
Earl Williams, R OBP: 0.344, SLG: 0.355 (1, 2)										3	1	2	1	1	0	0																											
Don Baylor, R OBP: 0.332, SLG: 0.314 (1, 7)										2	0	0	1	2	1	1																											
Brooks Robinson, R OBP: 0.374, SLG: 0.408 (1, 5)										3	0	0	1	0	0	1																											
Jim Fuller, R OBP: 0.306, SLG: 0.449 (1, 9)										3	1	1	0	0	1	2																											
Boog Powell, L OBP: 0.317, SLG: 0.426 (8, 7)										1	0	0	0	0	0	1																											
Enos Cabell, R OBP: 0.268, SLG: 0.308 (9, 9)										3	0	0	0	0	1	1																											
Al Bumbry, L OBP: 0.227, SLG: 0.261 (9, 7)										1	0	0	0	0	0	0																											
Mark Belanger, R OBP: 0.333, SLG: 0.399 (9, 7)										3	0	1	0	0	0	0																											
Rich Coggins, L OBP: 0.249, SLG: 0.253 (9, 7)										1	0	0	0	0	0	0																											
Inning Stats	R: 2 E: 0 K: 0 S: 5	H: 2 LOB: 2 BB: 2 P: 13	R: 0 E: 0 K: 0 S: 3	H: 0 LOB: 0 BB: 0 P: 3	R: 0 E: 0 K: 0 S: 4	H: 2 LOB: 1 BB: 0 P: 4	R: 0 E: 0 K: 1 S: 5	H: 0 LOB: 0 BB: 0 P: 5	R: 0 E: 0 K: 1 S: 5	H: 0 LOB: 0 BB: 0 P: 5	R: 1 E: 1 K: 2 S: 10	H: 3 LOB: 2 BB: 0 P: 10	R: 0 E: 0 K: 0 S: 3	H: 1 LOB: 0 BB: 1 P: 7	R: 0 E: 0 K: 0 S: 3	H: 0 LOB: 0 BB: 0 P: 3	1B: 7 2B: 2 3B: 0 HR: 1	SF: 1 SAC: 0 DP: 2 HBP: 0	WP: 1 PB: 0 SB: 0 CS: 0	PA: 37																							
PITCHER	IP	WLS	BF	H	R	ER	SO	BB	IBB	HBP	BLK	WP	HR	S	P	ERA	WHIP	PITCHER								IP	WLS	BF	H	R	ER	SO	BB	IBB	HBP	BLK	WP	HR	S	P	ERA	WHIP	
Bill Lee, L ERA: 3.62 (1, 1)	6.1	W	28	8	3	3	3	2	0	0	0	1	1	32	40	3.38	0.750																										
Diego Segui, R ERA: 3.51 (7, 1)	2.2	S	9	1	1	1	1	1	0	0	0	1	1	10	14	3.38	0.750																										

AB	36
R	6
H	11
RBI	6
BB	2
SO	2
LOB	15



Batter	1	2	3	4	5	6	7	8	9	AB	R	H	RBI	BB	SO	LOB	TOP										
Tommy Harper, R OBP: 0.281, SLG: 0.293 (1, 10)										5	0	2	1	0	1	6	Boston Red Sox @ Baltimore Orioles Memorial Stadium, Baltimore, MD Tue Jul 02 1974, 7:05 PM EDT Att: 15,316 - Unknown										
Juan Benquez, R OBP: 0.329, SLG: 0.396 (1, 8)										4	1	0	0	1	2												
Danny Cater, R OBP: 0.366, SLG: 0.563 (1, 3)										5	1	1	1	0	2												
Carl Yastrzemski, L OBP: 0.421, SLG: 0.461 (1, 7)										4	2	1	0	1	2												
Rico Petrocelli, R OBP: 0.377, SLG: 0.470 (1, 5)										4	1	2	0	1	2												
Dwight Evans, R OBP: 0.349, SLG: 0.449 (1, 9)										5	1	2	2	0	3												
Bob Montgomery, R OBP: 0.277, SLG: 0.337 (1, 2)										5	2	3	1	0	2												
Doug Griffin, R OBP: 0.407, SLG: 0.468 (1, 4)										3	1	2	2	1	0												
Rick Burleson, R OBP: 0.361, SLG: 0.469 Bernie Carbo, L OBP: 0.364, SLG: 0.442 Mario Guerrero, R OBP: 0.290, SLG: 0.288 (1, 6)										3	0	1	1	0	1												
Inning Stats	R: 0 E: 0 K: 1 S: 5	H: 1 LOB: 0 BB: 0 P: 5	R: 3 E: 0 K: 1 S: 9	H: 4 LOB: 1 BB: 0 P: 9	R: 0 E: 0 K: 2 S: 7	H: 0 LOB: 0 BB: 0 P: 7	R: 0 E: 0 K: 1 S: 7	H: 2 LOB: 3 BB: 1 P: 11	R: 1 E: 0 K: 0 S: 6	H: 1 LOB: 1 BB: 0 P: 10	R: 0 E: 0 K: 0 S: 3	H: 0 LOB: 0 BB: 0 P: 3	R: 0 E: 0 K: 1 S: 6	H: 1 LOB: 2 BB: 2 P: 10	R: 4 E: 0 K: 1 S: 8	H: 3 LOB: 1 BB: 2 P: 16		1B: 9 2B: 3 3B: 1 HR: 1	SF: 0 SAC: 1 DP: 0 HBP: 0	WP: 0 PB: 0 SB: 4 CS: 1	PA: 45						
PITCHER	IP	WLS	BF	H	R	ER	SO	BB	IBB	HBP	BLK	WP	HR	S	P	ERA	WHIP										
Ross Grimsley, L ERA: 3.64 (1, 1)	5.2		28	10	5	5	6	1	1	0	0	0	1	38	46	7.94	1.941										
Dave Johnson, R ERA: 6.75 (6, 1)	2.2	L	12	1	2	2	1	1	2	0	0	0	0	11	23	6.75	0.750										
Bob Reynolds, R ERA: 2.55 (9, 1)	0.2		5	3	2	2	1	0	0	0	0	0	0	7	7	27.00	4.500										

Batter	1	2	3	4	5	6	7	8	9	AB	R	H	RBI	BB	SO	LOB	BOTTOM										
Paul Blair, R OBP: 0.309, SLG: 0.390 (1, 8)										4	1	3	1	1	0	0	Boston Red Sox @ Baltimore Orioles Memorial Stadium, Baltimore, MD Tue Jul 02 1974, 7:05 PM EDT Att: 15,316 - Unknown										
Bobby Grich, R OBP: 0.399, SLG: 0.500 (1, 4)										5	1	2	0	0	3												
Tommy Davis, R OBP: 0.289, SLG: 0.348 (1, 10)										5	0	1	0	0	3												
Earl Williams, R OBP: 0.351, SLG: 0.365 Enos Cabell, R OBP: 0.296, SLG: 0.325 (1, 3)										3	1	2	0	1	0												
Don Baylor, R OBP: 0.325, SLG: 0.306 (1, 7)										5	0	0	0	0	6												
Brooks Robinson, R OBP: 0.374, SLG: 0.409 (1, 5)										4	2	1	0	1	2												
Jim Fuller, R OBP: 0.307, SLG: 0.454 Al Bumbry, L OBP: 0.226, SLG: 0.260 Frank Baker, L OBP: 0.125, SLG: 0.067 (1, 9)										3	0	1	1	0	1												
Andy Etchebarren, R OBP: 0.239, SLG: 0.235 Eliot Hendricks, L OBP: 0.333, SLG: 0.473 (1, 2)										2	0	0	1	0	0												
Mark Belanger, R OBP: 0.333, SLG: 0.398 Boog Powell, L OBP: 0.315, SLG: 0.426 (1, 6)										3	0	1	1	0	0												
Inning Stats	R: 1 E: 0 K: 1 S: 7	H: 2 LOB: 1 BB: 0 P: 7	R: 0 E: 0 K: 0 S: 3	H: 0 LOB: 0 BB: 0 P: 3	R: 0 E: 0 K: 0 S: 4	H: 1 LOB: 1 BB: 0 P: 4	R: 2 E: 0 K: 0 S: 5	H: 2 LOB: 1 BB: 1 P: 9	R: 0 E: 0 K: 1 S: 7	H: 2 LOB: 2 BB: 1 P: 11	R: 0 E: 0 K: 1 S: 5	H: 0 LOB: 0 BB: 1 P: 9	R: 0 E: 0 K: 1 S: 6	H: 2 LOB: 0 BB: 0 P: 6	R: 1 E: 0 K: 0 S: 5	H: 2 LOB: 1 BB: 0 P: 5		1B: 6 2B: 5 3B: 1 HR: 1	SF: 2 SAC: 0 DP: 0 HBP: 0	WP: 2 PB: 0 SB: 1 CS: 1	PA: 43						
PITCHER	IP	WLS	BF	H	R	ER	SO	BB	IBB	HBP	BLK	WP	HR	S	P	ERA	WHIP										
Roger Moret, L ERA: 3.57 (1, 1)	5.2		27	9	4	4	2	1	0	0	0	0	1	30	34	6.35	1.765										
Dick Pole, R ERA: 4.7 (6, 1)	1.2		8	1	1	1	2	2	0	0	0	0	0	10	18	5.40	1.800										
Bob Veale, L ERA: 6.75 (8, 1)	0.1		1	0	0	0	0	0	0	0	0	0	0	1	1	0.00	0.000										
Diego Segui, R ERA: 3.58 (8, 1)	1.1	W	6	3	1	1	0	0	0	0	0	1	0	6	6	6.75	2.250										



Batter	1	2	3	4	5	6	7	8	9	AB	R	H	RBI	BB	SO	LOB	TOP										
Al Bumbry, L OBP: 0.231, SLG: 0.264 (1, 10)	0-3 K		0-0 F8		0-0 1B	0-0 1B		0-0 B1-3		5	0	2	2	0	1	1	Baltimore Orioles @ Boston Red Sox Fenway Park, Boston, MA Wed Jul 03 1974, 7:05 PM EDT Unknown										
Rich Coggins, L OBP: 0.247, SLG: 0.268 (1, 9)	0-0 4-3			0-0 4-3	0-0 F8	0-0 4-3		0-0 HR		5	1	1	1	0	0	2											
Bobby Grich, R OBP: 0.393, SLG: 0.491 (1, 4)	0-0 F8			0-0 6-3	0-0 F8		0-0 5-3	0-0 F9		5	0	0	0	0	0	1											
Boog Powell, L OBP: 0.317, SLG: 0.422 (1, 3)		0-0 G3		0-0 4-3		4-0 1B 2B BB	0-0 1B 1B		0-0 3-1	4	1	1	0	1	0	0											
Earl Williams, R OBP: 0.352, SLG: 0.363 (1, 2)		0-0 F7			4-0 HR BB	0-0 F6	0-0 1B		0-3 K	4	1	1	0	1	1	1											
Don Baylor, R OBP: 0.335, SLG: 0.332 (1, 7)		0-0 F6			0-0 HR	0-0 2B	0-0 1B	0-0 1-2 2-3	0-0 1B	5	2	4	2	0	0	0											
Brooks Robinson, R OBP: 0.368, SLG: 0.402 (1, 5)			0-0 F7		0-0 F9	0-0 F8	0-3 K		0-0 F8	5	0	0	0	0	1	6											
Paul Blair, R OBP: 0.312, SLG: 0.397 (1, 8)			0-0 6-3		0-0 E 1B	0-0 2B	0-0 F8			4	2	2	2	0	0	3											
Mark Belanger, R OBP: 0.340, SLG: 0.409 (1, 6)				0-0 1B	0-0 E2 1B	0-0 1B		0-3 K		4	2	3	1	0	1	0											
Inning Stats	R: 0 E: 0 K: 1 S: 5	H: 0 LOB: 0 BB: 0 P: 5	R: 0 E: 0 K: 0 S: 3	H: 0 LOB: 0 BB: 0 P: 3	R: 0 E: 0 K: 0 S: 4	H: 1 LOB: 1 BB: 0 P: 4	R: 0 E: 0 K: 0 S: 3	H: 0 LOB: 0 BB: 0 P: 3	R: 4 E: 1 K: 0 S: 7	H: 4 LOB: 1 BB: 1 P: 11	R: 4 E: 0 K: 0 S: 7	H: 4 LOB: 1 BB: 1 P: 11	R: 0 E: 0 K: 1 S: 8	H: 3 LOB: 3 BB: 0 P: 8	R: 1 E: 0 K: 1 S: 6	H: 1 LOB: 0 BB: 0 P: 6	R: 0 E: 0 K: 1 S: 6	H: 1 LOB: 1 BB: 0 P: 6	1B: 10 2B: 2 HR: 2	SF: 0 SAC: 0 DP: 0 HBP: 0	WP: 0 PB: 0 SB: 1 CS: 0	PA: 43					
PITCHER	IP	WLS	BF	H	R	ER	SO	BB	IBB	HBP	BLK	WP	HR	S	P	ERA	WHIP										
Dick Drago, R ERA: 3.47 (1, 1)	5.2	L	26	7	7	7	1	2	0	0	0	0	1	26	34	11.12	1.588										
Dick Pole, R ERA: 4.91 (6, 1)	3.1		17	7	2	2	3	0	0	0	0	0	1	23	23	5.40	2.100										

Batter	1	2	3	4	5	6	7	8	9	AB	R	H	RBI	BB	SO	LOB	BOTTOM										
Tommy Harper, R OBP: 0.285, SLG: 0.293 (1, 7)	0-0 SH1-3 1B BLK		0-3 K		4-0 FC5-4 BB		0-0 5-3			3	1	1	0	1	1	0	Baltimore Orioles @ Boston Red Sox Fenway Park, Boston, MA Wed Jul 03 1974, 7:05 PM EDT Unknown										
Juan Beniquez, R OBP: 0.331, SLG: 0.402 (1, 8)	0-0 SH1-3				0-0 FC5-4		0-0 F8			2	0	1	0	0	0	2											
Rick Miller, L OBP: 0.374, SLG: 0.340 (6, 8)	1-3 2B				1-2 2-3					1	0	0	0	0	0	0											
Danny Cater, R OBP: 0.360, SLG: 0.544 (1, 10)	0-0 1B BLK		0-3 K		0-0 F4		0-0 4-3			4	1	1	1	0	1	3											
Carl Yastrzemski, L OBP: 0.424, SLG: 0.461 (1, 3)	0-0 5-3 BLK		4-0 IBB		0-0 4-1		0-3 K			2	0	1	0	1	0	2											
Cecil Cooper, L OBP: 0.319, SLG: 0.395 (6, 3)	1-3 1B						0-0 K			1	0	0	0	0	1	0											
Rico Petrocelli, R OBP: 0.377, SLG: 0.468 (1, 5)	0-0 5-3		0-3 K		0-0 FC6-4 BB		0-0 F7			3	0	1	0	0	1	3											
Dick McAuliffe, L OBP: 0.324, SLG: 0.330 (7, 5)	1-3 3H				0-0 FC6-4 1B					1	0	0	0	0	0	0											
Dwight Evans, R OBP: 0.347, SLG: 0.443 (1, 9)		0-3 K		0-0 5-3		4-0 FC6-4 BB		0-0 F4		3	0	0	0	1	1	0											
Bob Montgomery, R OBP: 0.284, SLG: 0.343 (1, 2)		0-0 FC4-6 1B		0-3 K		0-0 FC6-4		0-0 G1-4-3 1B		4	0	2	0	0	1	2											
Doug Griffin, R OBP: 0.389, SLG: 0.446 (1, 4)		0-0 B1		0-0 F4		0-0 G6-4-3		0-0 G1-4-3		4	0	0	0	0	0	4											
Mario Guerrero, R OBP: 0.291, SLG: 0.289 (1, 6)		0-0 FC4-6			0-0 FC5-4 BB		0-0 F4			3	0	1	0	0	0	1											
Inning Stats	R: 2 E: 0 K: 0 S: 5	H: 3 LOB: 0 BB: 0 P: 5	R: 0 E: 0 K: 1 S: 6	H: 1 LOB: 1 BB: 0 P: 6	R: 0 E: 0 K: 3 S: 10	H: 1 LOB: 2 BB: 1 P: 14	R: 0 E: 0 K: 1 S: 5	H: 0 LOB: 0 BB: 0 P: 5	R: 0 E: 0 K: 0 S: 4	H: 1 LOB: 2 BB: 1 P: 8	R: 0 E: 0 K: 0 S: 3	H: 1 LOB: 1 BB: 1 P: 7	R: 0 E: 0 K: 0 S: 3	H: 0 LOB: 0 BB: 0 P: 3	R: 0 E: 0 K: 1 S: 5	H: 1 LOB: 0 BB: 0 P: 5	R: 0 E: 0 K: 0 S: 3	H: 1 LOB: 0 BB: 0 P: 3	1B: 7 2B: 1 HR: 0	SF: 0 SAC: 1 DP: 2 HBP: 0	WP: 0 PB: 0 SB: 0 CS: 0	PA: 35					
PITCHER	IP	WLS	BF	H	R	ER	SO	BB	IBB	HBP	BLK	WP	HR	S	P	ERA	WHIP										
Dave McNally, L ERA: 4.44 (1, 1)	0.1		4	3	2	2	0	0	0	0	1	0	0	4	4	54.00	9.000										
Doyle Alexander, R ERA: 4.55 (1, 1)	8.2	W	31	5	0	0	6	2	1	0	1	0	0	40	52	0.00	0.808										

Batter	1	2	3	4	5	6	7	8	9	AB	R	H	RBI	BB	SO	LOB	TOP					
Rich Coggins, L OBP: 0.256, SLG: 0.273 (1, 9)										4	1	2	0	1	0	0	Baltimore Orioles @ Boston Red Sox Fenway Park, Boston, MA Wed Jul 03 1974, 7:05 PM EDT Att: 27,730 - Unknown					
Bobby Grich, R OBP: 0.388, SLG: 0.484 (1, 4)										4	0	0	0	0	0	2						
Tommy Davis, R OBP: 0.294, SLG: 0.356 (1, 10)										5	2	3	1	0	0	1						
Boog Powell, L OBP: 0.326, SLG: 0.443 (1, 3)										3	2	2	2	1	0	1						
Earl Williams, R OBP: 0.346, SLG: 0.356 Andy Etchebarren, R OBP: 0.239, SLG: 0.235 (1, 2) (8, 2)										4	0	0	0	0	0	3						
Don Baylor, R OBP: 0.333, SLG: 0.335 (1, 7)										4	1	1	1	0	1	1						
Paul Blair, R OBP: 0.315, SLG: 0.407 (1, 8)										4	0	2	2	0	1	0						
Enos Cabell, R OBP: 0.267, SLG: 0.302 Brooks Robinson, R OBP: 0.366, SLG: 0.400 (1, 5) (7, 5)										3	0	0	0	0	0	1						
Mark Belanger, R OBP: 0.335, SLG: 0.402 (1, 6)										4	0	0	0	0	0	0						
Inning Stats	R: 4 E: 0 K: 0 S: 7	H: 4 LOB: 1 BB: 1 P: 11	R: 0 E: 0 K: 0 S: 3	H: 0 LOB: 0 BB: 0 P: 3	R: 0 E: 0 K: 0 S: 4	H: 1 LOB: 1 BB: 0 P: 4	R: 0 E: 0 K: 0 S: 3	H: 0 LOB: 0 BB: 0 P: 3	R: 0 E: 0 K: 2 S: 4	H: 1 LOB: 1 BB: 0 P: 4	R: 0 E: 0 K: 0 S: 7	H: 0 LOB: 0 BB: 0 P: 7	R: 0 E: 0 K: 0 S: 4	H: 1 LOB: 1 BB: 0 P: 4	R: 2 E: 0 K: 0 S: 6	H: 3 LOB: 1 BB: 0 P: 6		R: 0 E: 1 K: 0 S: 3	H: 0 LOB: 1 BB: 1 P: 7	1B: 5 2B: 4 3B: 0 HR: 1	SF: 0 SAC: 1 DP: 0 HBP: 0	WP: 0 PB: 0 SB: 2 CS: 0
PITCHER Reggie Cleveland, R ERA: 5.64 (1, 1)	IP: 9.0 WLS: L BF: 39 H: 10 R: 6 ER: 6 SO: 2 BB: 2 IBB: 0 HBP: 0 BLK: 0 WP: 0 HR: 1 S: 41 P: 49 ERA: 6.00 WHIP: 1.333															PITCHER						

AB	36
R	6
H	10
RBI	6
BB	2
SO	2
LOB	10



Batter	1	2	3	4	5	6	7	8	9	AB	R	H	RBI	BB	SO	LOB	BOTTOM					
Tommy Harper, R OBP: 0.288, SLG: 0.297 (1, 10)										4	0	2	0	0	1	1	Baltimore Orioles @ Boston Red Sox Fenway Park, Boston, MA Wed Jul 03 1974, 7:05 PM EDT Att: 27,730 - Unknown					
Rick Miller, L OBP: 0.381, SLG: 0.343 Dwight Evans, R OBP: 0.348, SLG: 0.443 (1, 8) (7, PH) (8, 8)										2	0	1	0	1	1	0						
Cecil Cooper, L OBP: 0.315, SLG: 0.390 Danny Cater, R OBP: 0.364, SLG: 0.536 (1, 3) (7, PH) (8, 3)										3	0	0	0	0	0	3						
Doug Griffin, R OBP: 0.389, SLG: 0.446 (9, PR)										5	1	1	0	0	0	6						
Carl Yastrzemski, L OBP: 0.420, SLG: 0.460 (1, 7)										4	1	1	0	1	0	5						
Bernie Carbo, L OBP: 0.365, SLG: 0.438 (1, 9)										4	1	1	0	1	0	5						
Rico Petrocelli, R OBP: 0.374, SLG: 0.481 (1, 5)										3	1	1	3	0	0	1						
Dick McAuliffe, L OBP: 0.324, SLG: 0.330 Bob Montgomery, R OBP: 0.282, SLG: 0.339 Mario Guerrero, R OBP: 0.291, SLG: 0.289 (1, 4) (8, PH) (9, 6)										3	0	1	0	0	0	0						
Rick Burleson, R OBP: 0.357, SLG: 0.462 (1, 6) (9, 4)										4	1	1	0	0	0	1						
Tim Blackwell, S OBP: 0.500, SLG: 0.500 (1, 2)										4	0	2	0	0	0	1						
Inning Stats	R: 0 E: 0 K: 2 S: 7	H: 0 LOB: 0 BB: 0 P: 7	R: 1 E: 0 K: 0 S: 5	H: 2 LOB: 1 BB: 0 P: 5	R: 0 E: 1 K: 0 S: 4	H: 1 LOB: 2 BB: 1 P: 8	R: 2 E: 0 K: 0 S: 5	H: 2 LOB: 1 BB: 1 P: 9	R: 0 E: 0 K: 0 S: 4	H: 1 LOB: 1 BB: 0 P: 4	R: 0 E: 0 K: 1 S: 6	H: 0 LOB: 0 BB: 0 P: 3	R: 0 E: 0 K: 0 S: 4	H: 1 LOB: 1 BB: 0 P: 6	R: 0 E: 0 K: 0 S: 4	H: 1 LOB: 1 BB: 0 P: 4	R: 1 E: 0 K: 0 S: 6	H: 3 LOB: 3 BB: 1 P: 10	1B: 9 2B: 1 3B: 0 HR: 1	SF: 1 SAC: 1 DP: 0 HBP: 0	WP: 0 PB: 1 SB: 2 CS: 0	PA: 41
PITCHER Wayne Garland, R ERA: 2.34 (1, 1)	IP: 6.1 WLS: W BF: 28 H: 7 R: 3 ER: 3 SO: 2 BB: 0 IBB: 0 HBP: 0 BLK: 0 WP: 0 HR: 1 S: 30 P: 38 ERA: 4.26 WHIP: 1.421															PITCHER						
Grant Jackson, L ERA: 3.29 (7, 1)	IP: 2.0 WLS: W BF: 9 H: 3 R: 1 ER: 1 SO: 1 BB: 0 IBB: 0 HBP: 0 BLK: 0 WP: 0 HR: 0 S: 11 P: 11 ERA: 4.50 WHIP: 1.500															PITCHER						
Bob Reynolds, R ERA: 2.55 (9, 1)	IP: 0.0 WLS: S BF: 2 H: 1 R: 0 ER: 0 SO: 0 BB: 1 IBB: 0 HBP: 0 BLK: 0 WP: 0 HR: 0 S: 1 P: 5 ERA: ∞ WHIP: ∞															PITCHER						
Dave McNally, L ERA: 4.41 (9, 1)	IP: 0.2 WLS: S BF: 2 H: 0 R: 0 ER: 0 SO: 0 BB: 0 IBB: 0 HBP: 0 BLK: 0 WP: 0 HR: 0 S: 2 P: 2 ERA: 0.00 WHIP: 0.000															PITCHER						

AB	36
R	4
H	11
RBI	4
BB	3
SO	3
LOB	21



Batter	1	2	3	4	5	6	7	8	9	AB R H RBI BB SO LOB	TOP												
Al Bumbry, L (1, 10) OBP: 0.237, SLG: 0.270 Jim Fuller, R (8, FH) OBP: 0.311, SLG: 0.458	0-0 4-3		0-0 2B 6-3 1B		0-0 1-3		0-0 S SF7 1B	0-0 1B		4 2 2 1 0 0 0 1 0 1 0 0 0 0	Baltimore Orioles @ Boston Red Sox Fenway Park, Boston, MA Thu Jul 04 1974, 3:33 AM EDT Att: 13,622 - Unknown												
Rich Coggins, L (1, 9) OBP: 0.260, SLG: 0.278	0-0 4-3		0-0 WP 1-3 3B 2B		0-3 K		4-0 2H 1-2 1B BB	0-0 F6		4 2 1 0 1 1 1													
Bobby Grich, R (1, 4) OBP: 0.389, SLG: 0.502	0-0 HR		0-0 6-3		0-0 3B		0-0 SF7 1-2 2H		0-0 E4 E WP FC6-4	4 2 2 3 0 0 1													
Boog Powell, L (1, 3) OBP: 0.335, SLG: 0.461 Enos Cabell, R (7, 3) OBP: 0.291, SLG: 0.295	0-0 1B		0-0 3H 0-0 2H 3B		0-0 4-3		0-0 2H HR 1B		0-0 E3 FC6-4	4 1 3 2 0 0 1 1 0 0 0 0 0 1													
Earl Williams, R (1, 2) OBP: 0.344, SLG: 0.368 Andy Etchebarren, R (7, 2) OBP: 0.237, SLG: 0.233	0-0 F8		0-3 K		0-3 K		0-0 1-H HR		0-0 FC6-4 5-3 E	4 1 1 2 0 2 2 1 1 0 1 0 0 1													
Don Baylor, R (1, 7) OBP: 0.331, SLG: 0.332		0-0 F8		0-0 F4		0-0 F3		0-0 1B		0-0 5-3		5 0 1 0 0 0 1											
Brooks Robinson, R (1, 5) OBP: 0.367, SLG: 0.490		0-0 F8		0-0 1B		0-0 6-3		0-0 F2		0-0 E5		5 0 2 0 0 0 1											
Paul Blair, R (1, 8) OBP: 0.309, SLG: 0.398		0-0 F8		0-0 F9		0-3 K		0-0 6-3		0-3 K		5 0 0 0 0 2 2											
Mark Belanger, R (1, 6) OBP: 0.333, SLG: 0.404			0-0 4-3		0-0 L3		0-0 1B 2B		0-0 F9	4 1 1 0 0 0 1													
Inning Stats	R: 1 E: 0 K: 0 S: 5	H: 2 LOB: 1 BB: 0 P: 5	R: 0 E: 0 K: 0 S: 3	H: 0 LOB: 0 BB: 0 P: 3	R: 2 E: 0 K: 1 S: 8	H: 3 LOB: 1 BB: 0 P: 8	R: 0 E: 0 K: 0 S: 4	H: 1 LOB: 1 BB: 0 P: 4	R: 0 E: 0 K: 1 S: 6	H: 0 LOB: 0 BB: 0 P: 6		R: 5 E: 0 K: 1 S: 10	H: 5 LOB: 1 BB: 1 P: 14	R: 0 E: 0 K: 0 S: 4	H: 1 LOB: 1 BB: 0 P: 4	R: 2 E: 3 K: 1 S: 8	H: 1 LOB: 1 BB: 0 P: 8	1B: 8 2B: 2 3B: 2 HR: 2	SF: 1 SAC: 0 DP: 0 HBP: 0	WP: 2 PB: 0 SB: 3 CS: 0	PA: 44		
PITCHER	IP WLS BF H R ER SO BB IBB HBP BLK WP HR S P ERA WHIP											PITCHER	IP WLS BF H R ER SO BB IBB HBP BLK WP HR S P ERA WHIP										
Luis Tiant, R (1, 1) ERA: 3.18	6.2 L 33 12 8 8 4 1 0 0 0 0 1 2 40 44 10.80 1.950																						
Bob Veale, L (7, 1) ERA: 5.91	1.1 5 1 0 0 0 0 0 0 0 0 0 0 5 5 0.00 0.750																						
Dick Pole, R (9, 1) ERA: 4.5	1.0 6 1 2 0 1 0 0 0 0 0 1 0 8 8 0.00 1.000																						

Batter	1	2	3	4	5	6	7	8	9	AB R H RBI BB SO LOB	BOTTOM												
Tommy Harper, R (1, 10) OBP: 0.300, SLG: 0.312	4-0 G6-4-3 BB		0-0 F9		0-0 CS 1B		0-0 FC6-4 1B		0-0 1B 2B	4 1 3 1 1 0 1	Baltimore Orioles @ Boston Red Sox Fenway Park, Boston, MA Thu Jul 04 1974, 3:33 AM EDT Att: 13,622 - Unknown												
Rick Miller, L (1, 8) OBP: 0.374, SLG: 0.337	0-0 G6-4-3 1-2		0-0 4-3		0-3 3H 1-2 K		0-0 F7		0-0 2H HR 1B	5 1 1 1 0 1 4													
Cecil Cooper, L (1, 3) OBP: 0.321, SLG: 0.410	0-0 2B		0-0 F4		4-0 1B BB		0-0 FC6-4 1-2		0-0 1H HR	4 2 2 2 1 0 2													
Carl Yastrzemski, L (1, 7) OBP: 0.421, SLG: 0.459 Dwight Evans, R (9, 7) OBP: 0.347, SLG: 0.441	0-0 F6				4-0 FC6-4 BB BB		0-0 FC3-4-6 1B		0-0 F8	3 0 1 0 1 0 1 1 0 0 0 0 0 0													
Bernie Carbo, L (1, 9) OBP: 0.374, SLG: 0.449		0-0 PB 2B		4-0 FC6-4 1-2 BB		0-0 FC3-4-6 1B		0-0 E 1B	0-0 2B 1B	4 1 3 1 1 0 1													
Rico Petrocelli, R (1, 5) OBP: 0.372, SLG: 0.476 Terry Hughes, R (9, 5) OBP: 0.259, SLG: 0.360		0-0 5-3		0-0 FC6-4		0-0 1B		0-0 F3		0-0 2B		4 0 1 0 0 0 4 1 0 1 0 0 0 0											
Bob Montgomery, R (1, 2) OBP: 0.279, SLG: 0.333		0-0 5-3		0-0 G5-4-3		0-3 K		0-0 E9		0-0 4-3		5 0 1 0 0 1 7											
Doug Griffin, R (1, 4) OBP: 0.394, SLG: 0.460		0-0 F9		0-0 G5-4-3		0-0 4-3 1B 2B		0-0 F4				4 1 2 0 0 0 2											
Mario Guerrero, R (1, 6) OBP: 0.290, SLG: 0.285			4-0 4-3 E BB		0-0 4-3		0-0 6-3		0-0 F8	3 0 0 0 1 0 1													
Inning Stats	R: 0 E: 0 K: 0 S: 3	H: 1 LOB: 1 BB: 1 P: 7	R: 0 E: 0 K: 0 S: 4	H: 1 LOB: 1 BB: 0 P: 4	R: 0 E: 1 K: 0 S: 3	H: 0 LOB: 1 BB: 1 P: 7	R: 0 E: 0 K: 0 S: 2	H: 0 LOB: 1 BB: 2 P: 10	R: 1 E: 0 K: 1 S: 6	H: 2 LOB: 1 BB: 0 P: 6		R: 1 E: 0 K: 1 S: 7	H: 3 LOB: 2 BB: 1 P: 11	R: 0 E: 0 K: 0 S: 4	H: 1 LOB: 1 BB: 0 P: 4	R: 1 E: 1 K: 0 S: 5	H: 2 LOB: 1 BB: 0 P: 5	R: 3 E: 0 K: 0 S: 8	H: 5 LOB: 2 BB: 0 P: 8	1B: 9 2B: 6 3B: 0 HR: 1	SF: 0 SAC: 0 DP: 3 HBP: 0	WP: 0 PB: 1 SB: 0 CS: 1	PA: 43
PITCHER	IP WLS BF H R ER SO BB IBB HBP BLK WP HR S P ERA WHIP											PITCHER	IP WLS BF H R ER SO BB IBB HBP BLK WP HR S P ERA WHIP										
Jesse Jefferson, R (1, 1) ERA: 5.63	5.1 W 23 10 4 3 1 0 0 0 0 0 0 1 21 21 8.10 3.000																						
Bob Reynolds, R (6, 1) ERA: 3.03	3.1 19 10 4 3 1 0 0 0 0 0 0 0 1 21 21 8.10 3.000																						
Dave Johnson, R (9, 1) ERA: 6.0	0.1 1 0 0 0 0 0 0 0 0 0 0 0 1 1 0.00 0.000																						

Batter	1	2	3	4	5	6	7	8	9	10	AB	R	H	RBI	BB	SO	LOB	TOP																																																																																																											
Freddie Patek, R OBP: 0.299, SLG: 0.295 Richie Scheintlum, S OBP: 0.242, SLG: 0.178 George Brett, L OBP: 0.288, SLG: 0.294	0-0 4-3 HR 2B	0-0 FC3-6 2B		0-0 SH 1B		0-0 F9		0-0 FC6-4 1B		4-0 SH1-4 BB	4	2	2	1	0	0	1																																																																																																												
Cookie Rojas, R OBP: 0.326, SLG: 0.384	0-0 4-3	0-0 2B		0-0 SH G5-4-3		0-0 4-3		0-0 FC6-4 1B		0-0 SH1-4	4	1	1	2	0	0	2																																																																																																												
Amos Otis, R OBP: 0.349, SLG: 0.459	0-0 HR	0-0 1-3		0-0 K			0-0 P5	0-0 1B BB		4-0 1B SF9 BB	4	2	1	2	2	1	4																																																																																																												
Hal McRae, R OBP: 0.403, SLG: 0.522	0-0 6-3		0-0 1B FC6-4	0-0 G5-4-3		0-0 P3		0-0 1B		0-0 SF9 1B	6	1	3	2	0	0	3																																																																																																												
John Mayberry, L OBP: 0.408, SLG: 0.525	0-0 BB		0-0 1B FC6-4		4-0 BB		0-0 4-3	0-0 K		4-0 FC6-4 IBB	3	0	1	0	3	1	3																																																																																																												
Fran Healy, R OBP: 0.339, SLG: 0.416	0-0 F9		0-0 FC6-4 1B		0-0 F9			0-0 PB 5-3 2B		0-0 SF9	5	1	2	2	0	0	3																																																																																																												
Jim Wohlford, R OBP: 0.342, SLG: 0.357		0-0 1B FC3-6	0-0 CS 1B	0-0 K		0-0 K		0-0 5-3	0-0 F3	0-0 FC6-4	6	1	2	1	0	1	4	AB 43																																																																																																											
Tony Solaita, L OBP: 0.343, SLG: 0.411		0-0 FC3-6 1B	0-0 K	0-0 F5				0-0 2B 1B	0-0 F9		5	1	2	0	0	1	4	R 11																																																																																																											
Frank White, R OBP: 0.243, SLG: 0.329 Vada Pinson, L OBP: 0.271, SLG: 0.356		0-0 K		0-0 SH 1B		0-0 6-3		0-0 1B FC6-4 2B	0-0 L8		3	0	1	0	0	1	2	H 17																																																																																																											
	R: 2 E: 0 K: 0 S: 5	H: 2 LOB: 1 BB: 1 P: 9	R: 2 E: 0 K: 1 S: 8	H: 3 LOB: 1 BB: 0 P: 8	R: 1 E: 0 K: 1 S: 7	H: 3 LOB: 1 BB: 0 P: 7	R: 0 E: 1 K: 1 S: 5	H: 0 LOB: 1 BB: 0 P: 9	R: 0 E: 0 K: 0 S: 3	H: 0 LOB: 0 BB: 0 P: 3	R: 0 E: 0 K: 0 S: 4	H: 1 LOB: 1 BB: 0 P: 4	R: 2 E: 0 K: 0 S: 4	H: 1 LOB: 2 BB: 3 P: 16	1B: 12 2B: 4 3B: 0 HR: 1	SF: 1 SAC: 2 DP: 1 HBP: 0	WP: 0 PA: 52																																																																																																												
	<table border="1"> <thead> <tr> <th>PITCHER</th> <th>IP</th> <th>WLS</th> <th>BF</th> <th>H</th> <th>R</th> <th>ER</th> <th>SO</th> <th>BB</th> <th>IBB</th> <th>HBP</th> <th>BLK</th> <th>WP</th> <th>HR</th> <th>S</th> <th>P</th> <th>ERA</th> <th>WHIP</th> </tr> </thead> <tbody> <tr> <td>Bill Lee, L ERA: 3.89</td> <td>2.0</td> <td></td> <td>14</td> <td>7</td> <td>5</td> <td>5</td> <td>1</td> <td>1</td> <td>0</td> <td>0</td> <td>0</td> <td>0</td> <td>0</td> <td>15</td> <td>19</td> <td>22.50</td> <td>4.000</td> </tr> <tr> <td>Dick Pole, R ERA: 4.15</td> <td>5.1</td> <td></td> <td>21</td> <td>5</td> <td>2</td> <td>2</td> <td>3</td> <td>1</td> <td>0</td> <td>0</td> <td>0</td> <td>0</td> <td>0</td> <td>26</td> <td>30</td> <td>3.38</td> <td>1.125</td> </tr> <tr> <td>Diego Segui, R ERA: 3.86</td> <td>0.1</td> <td></td> <td>5</td> <td>3</td> <td>2</td> <td>2</td> <td>0</td> <td>1</td> <td>0</td> <td>0</td> <td>0</td> <td>0</td> <td>0</td> <td>4</td> <td>8</td> <td>54.00</td> <td>12.000</td> </tr> <tr> <td>Bob Veale, L ERA: 5.73</td> <td>0.1</td> <td></td> <td>1</td> <td>0</td> <td>0</td> <td>0</td> <td>1</td> <td>0</td> <td>0</td> <td>0</td> <td>0</td> <td>0</td> <td>0</td> <td>3</td> <td>3</td> <td>0.00</td> <td>0.000</td> </tr> <tr> <td>Don Newhauser, R ERA: 9.0</td> <td>2.0</td> <td>L</td> <td>11</td> <td>2</td> <td>2</td> <td>2</td> <td>0</td> <td>2</td> <td>1</td> <td>0</td> <td>0</td> <td>0</td> <td>0</td> <td>8</td> <td>20</td> <td>9.00</td> <td>2.000</td> </tr> </tbody> </table>																	PITCHER	IP	WLS	BF	H	R	ER	SO	BB	IBB	HBP	BLK	WP	HR	S	P	ERA	WHIP	Bill Lee, L ERA: 3.89	2.0		14	7	5	5	1	1	0	0	0	0	0	15	19	22.50	4.000	Dick Pole, R ERA: 4.15	5.1		21	5	2	2	3	1	0	0	0	0	0	26	30	3.38	1.125	Diego Segui, R ERA: 3.86	0.1		5	3	2	2	0	1	0	0	0	0	0	4	8	54.00	12.000	Bob Veale, L ERA: 5.73	0.1		1	0	0	0	1	0	0	0	0	0	0	3	3	0.00	0.000	Don Newhauser, R ERA: 9.0	2.0	L	11	2	2	2	0	2	1	0	0	0	0	8	20	9.00	2.000
PITCHER	IP	WLS	BF	H	R	ER	SO	BB	IBB	HBP	BLK	WP	HR	S	P	ERA	WHIP																																																																																																												
Bill Lee, L ERA: 3.89	2.0		14	7	5	5	1	1	0	0	0	0	0	15	19	22.50	4.000																																																																																																												
Dick Pole, R ERA: 4.15	5.1		21	5	2	2	3	1	0	0	0	0	0	26	30	3.38	1.125																																																																																																												
Diego Segui, R ERA: 3.86	0.1		5	3	2	2	0	1	0	0	0	0	0	4	8	54.00	12.000																																																																																																												
Bob Veale, L ERA: 5.73	0.1		1	0	0	0	1	0	0	0	0	0	0	3	3	0.00	0.000																																																																																																												
Don Newhauser, R ERA: 9.0	2.0	L	11	2	2	2	0	2	1	0	0	0	0	8	20	9.00	2.000																																																																																																												

Kansas City Royals @ Boston Red Sox
Fenway Park, Boston, MA
Sun Jul 07 1974, 3:33 AM EDT
Unknown - 88 F

AB 43
R 11
H 17
RBI 11
BB 6
SO 5
LOB 27



Batter	1	2	3	4	5	6	7	8	9	10	AB	R	H	RBI	BB	SO	LOB	BOTTOM																																																																																																											
Tommy Harper, R OBP: 0.296, SLG: 0.306	0-0 E6 4-3	0-0 1B E 1B		0-0 K		0-0 SH1-3		0-0 G3		0-0 1-3	5	1	1	1	0	1	2																																																																																																												
Doug Griffin, R OBP: 0.385, SLG: 0.443	0-0 4-3	0-0 E2 1B			0-0 F7	0-0 P5		0-0 1B		0-0 F8	6	0	2	1	0	0	2																																																																																																												
Cecil Cooper, L OBP: 0.321, SLG: 0.417 Danny Cater, R OBP: 0.387, SLG: 0.529	4-0 BB	0-0 E2	0-0 K		0-0 G4-6-3 1B	0-0 4-3		4-0 IBB		0-0 F8	4	0	1	0	1	1	2																																																																																																												
Carl Yastrzemski, L OBP: 0.416, SLG: 0.447	0-0 G4-6-3		0-0 BB		0-0 G4-6-3		0-0 F8	0-0 G3			4	0	0	0	1	0	5																																																																																																												
Dwight Evans, R OBP: 0.359, SLG: 0.462		0-0 1B 1B	0-0 L6		4-0 E BB HR BB	0-0 3B		0-0 G5-4-3 1B			4	2	3	0	1	0	1																																																																																																												
Rico Petrocelli, R OBP: 0.371, SLG: 0.482		0-0 1B 1B	0-0 K		4-0 E HR BB	0-0 6-3		0-0 G5-4-3			4	2	1	0	1	1	3																																																																																																												
Bob Montgomery, R OBP: 0.281, SLG: 0.328		0-0 1B 1B		0-0 6-3		0-0 E5 HR	0-0 1-3		4-0 1B BB	4	1	1	1	1	0	3		AB 42																																																																																																											
Rick Miller, L OBP: 0.394, SLG: 0.398		0-0 E S 1B 1B		0-0 F8 2B		0-0 HR		0-0 G3 1B	0-0 1B		5	3	5	5	0	0	0	R 9																																																																																																											
Rick Burleson, R OBP: 0.356, SLG: 0.455	0-0 P6		0-0 F8		0-0 F8	0-0 SH1-3 1B		0-0 F3	0-0 L8		5	0	1	0	0	0	5	H 15																																																																																																											
	R: 0 E: 1 K: 0 S: 3	H: 0 LOB: 1 BB: 1 P: 7	R: 4 E: 2 K: 0 S: 7	H: 6 LOB: 1 BB: 0 P: 7	R: 0 E: 0 K: 2 S: 7	H: 0 LOB: 1 BB: 1 P: 11	R: 0 E: 0 K: 1 S: 6	H: 1 LOB: 1 BB: 0 P: 6	R: 0 E: 0 K: 0 S: 4	H: 1 LOB: 1 BB: 0 P: 4	R: 1 E: 0 K: 0 S: 5	H: 2 LOB: 2 BB: 1 P: 9	R: 0 E: 0 K: 0 S: 4	H: 2 LOB: 2 BB: 1 P: 8	1B: 12 2B: 1 3B: 1 HR: 1	SF: 0 SAC: 1 DP: 3 HBP: 0	WP: 0 PA: 49																																																																																																												
	<table border="1"> <thead> <tr> <th>PITCHER</th> <th>IP</th> <th>WLS</th> <th>BF</th> <th>H</th> <th>R</th> <th>ER</th> <th>SO</th> <th>BB</th> <th>IBB</th> <th>HBP</th> <th>BLK</th> <th>WP</th> <th>HR</th> <th>S</th> <th>P</th> <th>ERA</th> <th>WHIP</th> </tr> </thead> <tbody> <tr> <td>Bruce Dal Canton, R ERA: 3.02</td> <td>1.1</td> <td></td> <td>6</td> <td>4</td> <td>3</td> <td>0</td> <td>1</td> <td>0</td> <td>0</td> <td>0</td> <td>0</td> <td>0</td> <td>0</td> <td>10</td> <td>14</td> <td>16.20</td> <td>4.200</td> </tr> <tr> <td>Steve Mingo, L ERA: 3.53</td> <td>3.1</td> <td></td> <td>13</td> <td>2</td> <td>1</td> <td>1</td> <td>3</td> <td>2</td> <td>0</td> <td>0</td> <td>0</td> <td>0</td> <td>0</td> <td>16</td> <td>24</td> <td>2.70</td> <td>1.200</td> </tr> <tr> <td>Gene Garber, R ERA: 4.82</td> <td>2.0</td> <td></td> <td>11</td> <td>3</td> <td>3</td> <td>2</td> <td>0</td> <td>1</td> <td>0</td> <td>0</td> <td>0</td> <td>0</td> <td>1</td> <td>10</td> <td>14</td> <td>9.00</td> <td>2.000</td> </tr> <tr> <td>Doug Bird, R ERA: 2.84</td> <td>0.0</td> <td></td> <td>1</td> <td>1</td> <td>1</td> <td>0</td> <td>0</td> <td>0</td> <td>0</td> <td>0</td> <td>0</td> <td>0</td> <td>0</td> <td>1</td> <td>1</td> <td>-</td> <td>-</td> </tr> <tr> <td>Al Fitzmorris, R ERA: 3.45</td> <td>0.2</td> <td></td> <td>3</td> <td>1</td> <td>0</td> <td>0</td> <td>0</td> <td>0</td> <td>0</td> <td>0</td> <td>0</td> <td>0</td> <td>0</td> <td>3</td> <td>3</td> <td>0.00</td> <td>1.500</td> </tr> </tbody> </table>																	PITCHER	IP	WLS	BF	H	R	ER	SO	BB	IBB	HBP	BLK	WP	HR	S	P	ERA	WHIP	Bruce Dal Canton, R ERA: 3.02	1.1		6	4	3	0	1	0	0	0	0	0	0	10	14	16.20	4.200	Steve Mingo, L ERA: 3.53	3.1		13	2	1	1	3	2	0	0	0	0	0	16	24	2.70	1.200	Gene Garber, R ERA: 4.82	2.0		11	3	3	2	0	1	0	0	0	0	1	10	14	9.00	2.000	Doug Bird, R ERA: 2.84	0.0		1	1	1	0	0	0	0	0	0	0	0	1	1	-	-	Al Fitzmorris, R ERA: 3.45	0.2		3	1	0	0	0	0	0	0	0	0	0	3	3	0.00	1.500
PITCHER	IP	WLS	BF	H	R	ER	SO	BB	IBB	HBP	BLK	WP	HR	S	P	ERA	WHIP																																																																																																												
Bruce Dal Canton, R ERA: 3.02	1.1		6	4	3	0	1	0	0	0	0	0	0	10	14	16.20	4.200																																																																																																												
Steve Mingo, L ERA: 3.53	3.1		13	2	1	1	3	2	0	0	0	0	0	16	24	2.70	1.200																																																																																																												
Gene Garber, R ERA: 4.82	2.0		11	3	3	2	0	1	0	0	0	0	1	10	14	9.00	2.000																																																																																																												
Doug Bird, R ERA: 2.84	0.0		1	1	1	0	0	0	0	0	0	0	0	1	1	-	-																																																																																																												
Al Fitzmorris, R ERA: 3.45	0.2		3	1	0	0	0	0	0	0	0	0	0	3	3	0.00	1.500																																																																																																												

Kansas City Royals @ Boston Red Sox
Fenway Park, Boston, MA
Sun Jul 07 1974, 3:33 AM EDT
Unknown - 88 F


AB 42
R 9
H 15
RBI 8
BB 6
SO 3
LOB 23



Batter	1	2	3	4	5	6	7	8	9	AB	R	H	RBI	BB	SO	LOB	TOP					
Freddie Patek, R OBP: 0.301, SLG: 0.295 (1, 6)	K		F8					1B		3	1	1	0	1	1	1						
Frank White, R OBP: 0.236, SLG: 0.319 Cookie Rojas, R OBP: 0.330, SLG: 0.388 (6, PH) (6, 4)	F8			K				1B		2	0	0	0	0	1	0						
Amos Otis, R OBP: 0.347, SLG: 0.456 (1, 8)	F8			F9				1B		4	0	1	2	0	0	2						
Hal McRae, R OBP: 0.398, SLG: 0.515 (1, 10)		K		K				1B		4	0	0	0	0	2	4						
Jim Wohlford, R OBP: 0.337, SLG: 0.352 (1, 7) (8, 9)	K				P4			E5		4	0	0	0	0	1	1						
Tony Solaita, L OBP: 0.337, SLG: 0.402 John Mayberry, L OBP: 0.405, SLG: 0.521 (7, PH) (7, 3)	K				K			F7		2	0	0	0	0	2	0						
Al Cowens, R OBP: 0.270, SLG: 0.256 (1, 9) (8, 5)				P6				L8		4	0	1	0	0	0	0						
Buck Martinez, R OBP: 0.333, SLG: 0.229 Fran Healy, R OBP: 0.337, SLG: 0.413 (7, PH) (7, 2)				F9				K		1	1	0	0	1	0	0						
George Brett, L OBP: 0.290, SLG: 0.296 Richie Scheinblum, S OBP: 0.236, SLG: 0.174 (8, PH) (8, 7)								5-3		2	0	1	0	0	0	1						
Inning Stats	R: 0 E: 0 K: 1 S: 5	H: 0 LOB: 0 BB: 0 P: 5	R: 0 E: 0 K: 3 S: 9	H: 0 LOB: 0 BB: 0 P: 9	R: 0 E: 0 K: 0 S: 4	H: 1 LOB: 1 BB: 0 P: 4	R: 0 E: 0 K: 2 S: 7	H: 0 LOB: 0 BB: 0 P: 7	R: 0 E: 0 K: 1 S: 5	H: 0 LOB: 0 BB: 0 P: 5	R: 1 E: 0 K: 0 S: 5	H: 2 LOB: 2 BB: 1 P: 9	R: 0 E: 0 K: 1 S: 6	H: 1 LOB: 1 BB: 0 P: 6	R: 2 E: 1 K: 0 S: 6	H: 2 LOB: 2 BB: 1 P: 10	R: 0 E: 0 K: 1 S: 5	H: 0 LOB: 0 BB: 0 P: 5	1B: 5 2B: 1 3B: 0 HR: 0	SF: 0 SAC: 0 DP: 0 HBP: 0	WP: 0 PB: 0 SB: 0 CS: 0	PA: 36
PITCHER Roger Moret, L ERA: 3.34 (1, 1)	IP: 9.0 WLS: W BF: 36 H: 6 R: 3 ER: 2 SO: 9 BB: 2 IBB: 0 HBP: 0 BLK: 0 WP: 0 HR: 0 S: 52 P: 60 ERA: 2.00 WHIP: 0.889											PITCHER	IP: 9.0 WLS: W BF: 36 H: 6 R: 3 ER: 2 SO: 9 BB: 2 IBB: 0 HBP: 0 BLK: 0 WP: 0 HR: 0 S: 52 P: 60 ERA: 2.00 WHIP: 0.889									

Kansas City Royals @ Boston Red Sox
Fenway Park, Boston, MA
Sun Jul 07 1974, 3:38 AM EDT
Att: 21,146 - Unknown


AB 34
R 3
H 6
RBI 2
BB 2
SO 9
LOB 12



Batter	1	2	3	4	5	6	7	8	9	AB	R	H	RBI	BB	SO	LOB	BOTTOM
Rick Miller, L OBP: 0.387, SLG: 0.385 (1, 8)	K			4-3				4-3		4	0	0	0	1	1	4	
Dick McAuliffe, L OBP: 0.321, SLG: 0.323 (1, 4)	F7				F8			F8		3	0	0	1	1	0	0	
Cecil Cooper, L OBP: 0.320, SLG: 0.414 (1, 3)	P6				F7			2B		4	1	1	0	0	0	3	
Carl Yastrzemski, L OBP: 0.423, SLG: 0.460 (1, 10)		3-1						2B		3	2	3	0	1	0	0	
Dwight Evans, R OBP: 0.353, SLG: 0.456 (1, 9)	K				F8			SF8		3	0	0	1	0	1	3	
Bernie Carbo, L OBP: 0.375, SLG: 0.445 (1, 7)		3-1			F7			2B		3	0	0	0	1	0	2	
Terry Hughes, R OBP: 0.287, SLG: 0.357 Rico Petrocelli, R OBP: 0.374, SLG: 0.489 (8, PH) (9, 5)					K			1B		3	1	1	1	0	1	1	
Tim Blackwell, S OBP: 0.400, SLG: 0.333 (1, 2)		WP						2B		3	1	1	0	1	0	0	
Mario Guerrero, R OBP: 0.295, SLG: 0.291 (1, 6)		BB			F8			K		4	0	2	1	0	1	3	
Inning Stats	R: 0 E: 0 K: 1 S: 5	H: 4 LOB: 3 BB: 2 P: 17	R: 0 E: 0 K: 1 S: 5	H: 0 LOB: 1 BB: 1 P: 9	R: 0 E: 0 K: 0 S: 3	H: 0 LOB: 0 BB: 0 P: 3	R: 0 E: 0 K: 0 S: 3	H: 0 LOB: 0 BB: 0 P: 3	R: 2 E: 0 K: 1 S: 8	H: 3 LOB: 3 BB: 2 P: 16	R: 1B: 6 2B: 3 3B: 0 HR: 0	SF: 1 SAC: 0 DP: 1 HBP: 0	WP: 1 PB: 0 SB: 0 CS: 0	PA: 37			
PITCHER Lindy McDaniel, R ERA: 4.19 Marty Pattin, R ERA: 3.49 Doug Bird, R ERA: 2.79 (1, 1) (2, 1) (8, 1)	IP: 1.2 WLS: L BF: 20 H: 4 R: 2 ER: 2 SO: 1 BB: 1 IBB: 0 HBP: 0 BLK: 0 WP: 0 HR: 0 S: 13 P: 21 ERA: 3.38 WHIP: 0.938											PITCHER	IP: 1.2 WLS: L BF: 20 H: 4 R: 2 ER: 2 SO: 1 BB: 1 IBB: 0 HBP: 0 BLK: 0 WP: 0 HR: 0 S: 13 P: 21 ERA: 3.38 WHIP: 0.938				

Kansas City Royals @ Boston Red Sox
Fenway Park, Boston, MA
Sun Jul 07 1974, 3:38 AM EDT
Att: 21,146 - Unknown

AB 31
R 5
H 9
RBI 5
BB 5
SO 4
LOB 16



Batter	1	2	3	4	5	6	7	8	9	AB	R	H	RBI	BB	SO	LOB	TOP					
Freddie Patek, R OBP: 0.303, SLG: 0.294 (1, 6)	0-3 K		0-0 BB SH1-3 1B		4-0 1B BB	0-0 F5		0-0 6-3		4	1	1	0	1	1	2	Kansas City Royals @ Boston Red Sox Fenway Park, Boston, MA Mon Jul 08 1974, 7:05 PM EDT Att: 19,012 - Unknown - 84 F					
Cookie Rojas, R OBP: 0.329, SLG: 0.386 (1, 4)	0-0 FC6-4 1B		0-0 SH1-3		0-0 5-3	0-0 E6		0-0 6-3		4	0	1	0	0	0	3						
Frank White, R OBP: 0.236, SLG: 0.319 (8, 4)			1-2		1-2	1-2 2-3				0	0	0	0	0	0	0						
Amos Otis, R OBP: 0.351, SLG: 0.457 (1, 8)	0-0 FC6-4 1B		4-0 BB BB		0-0 BB 2B 1B	0-0 L6-4			0-0 L8 1B	4	1	2	1	1	0	4						
John Mayberry, L OBP: 0.409, SLG: 0.519 (1, 10)	0-0 1B		4-0 L1-3 BB		4-0 BB 2B IBB		0-0 G3		0-0 L9	3	1	1	0	2	0	1						
Hal McRae, R OBP: 0.395, SLG: 0.507 (7, 7)	0-3 K		0-0 L1-3		4-0 2B BB		0-0 F9		0-0 L8	4	1	0	0	1	1	6						
Tony Solaita, L OBP: 0.358, SLG: 0.421 (1, 3)		4-0 CS BB		0-0 F9	0-0 2B		0-0 1B		4-0 IBB	3	0	2	3	2	0	0						
Vada Pinson, L OBP: 0.270, SLG: 0.354 (1, 7)		0-3 K		0-0 P6	0-0 4-3		0-0 1B		0-0 L8	4	0	1	0	0	1	2						
Al Cowens, R OBP: 0.268, SLG: 0.254 (7, 9)	1-2 K		1-2		0-0 5-3		0-0 L8		0-0 L8	1	0	0	0	0	0	2						
Fran Healy, R OBP: 0.336, SLG: 0.408 (1, 2)		4-0 CS BB		0-0 5-3		0-0 E5		0-0 L8		3	0	0	0	1	0	2						
Buck Martinez, R OBP: 0.333, SLG: 0.229 (9, 2)										0	0	0	0	0	0	0						
George Brett, L OBP: 0.294, SLG: 0.313 (1, 5)		0-0 CS	0-0 HR		0-0 4-3	4-0 L6-4 E BB		0-0 L4		3	1	1	1	1	0	0						
Inning Stats	R: 0 E: 0 K: 2 S: 9	H: 2 LOB: 2 BB: 0 P: 9	R: 0 E: 0 K: 1 S: 3	H: 0 LOB: 0 BB: 2 P: 11	R: 1 E: 0 K: 0 S: 4	H: 2 LOB: 2 BB: 2 P: 12	R: 0 E: 0 K: 0 S: 3	H: 0 LOB: 0 BB: 0 P: 3	R: 4 E: 0 K: 0 S: 5	H: 2 LOB: 1 BB: 3 P: 17	R: 0 E: 2 K: 0 S: 4	H: 0 LOB: 2 BB: 1 P: 8	R: 0 E: 0 K: 0 S: 5	H: 2 LOB: 2 BB: 0 P: 5	R: 0 E: 0 K: 0 S: 3	H: 0 LOB: 0 BB: 0 P: 3	R: 0 E: 0 K: 0 S: 4	H: 1 LOB: 2 BB: 1 P: 8	1B: 7 2B: 3 3B: 0 HR: 1	SF: 0 SAC: 1 DP: 2 HBP: 0	WP: 0 PB: 1 SB: 0 CS: 2	PA: 44
PITCHER Dick Drago, R ERA: 3.61 (1, 1)	IP: 9.0 WLS: L BF: 43	H: 9 R: 5 ER: 5 SO: 3	BB: 7 IBB: 2 HBP: 0 BLK: 0	WP: 0 HR: 1 S: 40 P: 76	ERA: 5.00 WHIP: 1.778											IP: 9.0 WLS: W BF: 30	H: 3 R: 0 ER: 0 SO: 2	BB: 1 IBB: 0 HBP: 0 BLK: 0	WP: 0 HR: 0 S: 33 P: 37	ERA: 0.00 WHIP: 0.444		

AB	33
R	5
H	9
RBI	5
BB	9
SO	3
LOB	22



Batter	1	2	3	4	5	6	7	8	9	AB	R	H	RBI	BB	SO	LOB	BOTTOM			
Rick Miller, L OBP: 0.376, SLG: 0.372 (1, 8)	0-0 F7			0-0 4-3		0-0 F8			0-0 F2	4	0	0	0	0	0	0	Kansas City Royals @ Boston Red Sox Fenway Park, Boston, MA Mon Jul 08 1974, 7:05 PM EDT Att: 19,012 - Unknown - 84 F			
Doug Griffin, R OBP: 0.380, SLG: 0.430 (1, 4)	0-0 F8			0-0 G1			0-0 5-3		4-0 BB	3	0	0	0	1	0	0				
Cecil Cooper, L OBP: 0.319, SLG: 0.412 (1, 3)	0-0 3-1			0-0 1B			0-0 4-3		0-0 F9	4	0	1	0	0	0	1				
Carl Yastrzemski, L OBP: 0.419, SLG: 0.455 (1, 7)		0-0 1-3		0-0 G3			0-3 K			3	0	0	0	0	1	1				
Dwight Evans, R OBP: 0.357, SLG: 0.463 (1, 9)		0-0 F2			0-0 G4-6-3 1B			0-0 4-3 2B		3	0	2	0	0	0	0				
Rico Petrocelli, R OBP: 0.369, SLG: 0.482 (1, 5)		0-0 P6			0-0 P6			0-0 F8		3	0	0	0	0	0	2				
Bernie Carbo, L OBP: 0.370, SLG: 0.439 (1, 10)			0-3 K		0-0 G4-6-3			0-0 4-3		3	0	0	0	0	1	2				
Rick Burleson, R OBP: 0.348, SLG: 0.444 (1, 6)			0-0 6-3			0-0 F9		0-0 5-3		3	0	0	0	0	0	1				
Tim Blackwell, S OBP: 0.333, SLG: 0.273 (1, 2)			0-0 4-3			0-0 F9			0-0 P4	2	0	0	0	0	0	0				
Dick McAuliffe, L OBP: 0.320, SLG: 0.321 (9, PH)										1	0	0	0	0	0	0				
Inning Stats	R: 0 E: 0 K: 0 S: 3	H: 0 LOB: 0 BB: 0 P: 3	R: 0 E: 0 K: 0 S: 3	H: 0 LOB: 0 BB: 0 P: 3	R: 0 E: 0 K: 1 S: 5	H: 0 LOB: 0 BB: 0 P: 5	R: 0 E: 0 K: 0 S: 4	H: 1 LOB: 1 BB: 0 P: 4	R: 0 E: 0 K: 0 S: 3	H: 1 LOB: 0 BB: 0 P: 3	R: 0 E: 0 K: 0 S: 5	H: 0 LOB: 0 BB: 0 P: 5	R: 0 E: 0 K: 1 S: 4	H: 1 LOB: 1 BB: 0 P: 4	R: 0 E: 0 K: 0 S: 3	H: 0 LOB: 1 BB: 1 P: 7	1B: 2 2B: 1 3B: 0 HR: 0	SF: 0 SAC: 0 DP: 1 HBP: 0	WP: 0 PB: 0 SB: 0 CS: 0	PA: 30
PITCHER Steve Busby, R ERA: 3.2 (1, 1)	IP: 9.0 WLS: W BF: 30	H: 3 R: 0 ER: 0 SO: 2	BB: 1 IBB: 0 HBP: 0 BLK: 0	WP: 0 HR: 0 S: 33 P: 37	ERA: 0.00 WHIP: 0.444											IP: 9.0 WLS: W BF: 30	H: 3 R: 0 ER: 0 SO: 2	BB: 1 IBB: 0 HBP: 0 BLK: 0	WP: 0 HR: 0 S: 33 P: 37	ERA: 0.00 WHIP: 0.444



Batter	1	2	3	4	5	6	7	8	9	AB	R	H	RBI	BB	SO	LOB	TOP								
Cesar Tovar, R OBP: 0.365, SLG: 0.363 (1, 8)										4	1	1	0	0	0	2									
Davey Nelson, R OBP: 0.313, SLG: 0.313 (1, 4)										4	0	1	0	0	0	1									
Alex Johnson, R OBP: 0.332, SLG: 0.351 (1, 7)										4	0	1	0	0	1	2									
Jeff Burroughs, R OBP: 0.361, SLG: 0.488 (1, 9)										3	0	0	1	0	1	1									
Mike Hargrove, L OBP: 0.314, SLG: 0.455 (1, 10)										4	0	0	0	0	1	2									
Jim Spencer, L OBP: 0.350, SLG: 0.470 (1, 3)										3	0	0	0	0	0	1									
Lenny Randle, S OBP: 0.359, SLG: 0.402 (1, 5)										3	0	1	0	0	0	0									
Toby Harrah, R OBP: 0.335, SLG: 0.441 (1, 6)										3	0	0	0	0	0	1									
Jim Sundberg, R OBP: 0.379, SLG: 0.341 (1, 2)										1	0	0	0	2	0	0									
Inning Stats	R: 1 E: 1 K: 2 S: 9	H: 2 LOB: 1 BB: 0 P: 9	R: 0 E: 0 K: 0 S: 3	H: 0 LOB: 0 BB: 0 P: 3	R: 0 E: 0 K: 1 S: 5	H: 0 LOB: 0 BB: 0 P: 5	R: 0 E: 0 K: 0 S: 4	H: 1 LOB: 1 BB: 0 P: 4	R: 0 E: 0 K: 0 S: 3	H: 0 LOB: 0 BB: 0 P: 3	R: 0 E: 0 K: 0 S: 3	H: 0 LOB: 0 BB: 0 P: 3	R: 0 E: 0 K: 0 S: 3	H: 0 LOB: 1 BB: 1 P: 7	R: 0 E: 0 K: 0 S: 3	H: 0 LOB: 0 BB: 0 P: 3	R: 0 E: 0 K: 1 S: 5	H: 0 LOB: 0 BB: 0 P: 5	R: 0 E: 0 K: 1 S: 5	H: 0 LOB: 0 BB: 0 P: 5	1B: 4 2B: 0 3B: 0 HR: 0	SF: 1 SAC: 0 DP: 0 HBP: 0	WP: 0 PB: 0 SB: 1 CS: 1	PA: 32	
PITCHER Luis Tiant, R ERA: 3.02 (1, 1)	IP: 9.0 WLS: W BF: 32	H: 4 R: 1 ER: 0 SO: 4	BB: 2 IBB: 0 HBP: 0 BLK: 0	WP: 0 HR: 0 S: 38 P: 46	ERA: 0.00 WHIP: 0.667																				

Texas Rangers @ Boston Red Sox
Fenway Park, Boston, MA
Tue Jul 09 1974, 7:05 PM EDT
Att: 15,051 - Unknown

AB 29
R 1
H 4
RBI 1
BB 2
SO 4
LOB 10



Batter	1	2	3	4	5	6	7	8	9	AB	R	H	RBI	BB	SO	LOB	BOTTOM								
Tommy Harper, R OBP: 0.295, SLG: 0.302 (1, 10)										3	0	0	0	1	0	3									
Doug Griffin, R OBP: 0.366, SLG: 0.413 (1, 4)										4	0	0	0	0	0	1									
Cecil Cooper, L OBP: 0.326, SLG: 0.423 (1, 3)										3	2	2	0	1	0	0									
Carl Yastrzemski, L OBP: 0.426, SLG: 0.464 (1, 7)										1	0	1	1	3	0	0									
Dwight Evans, R OBP: 0.355, SLG: 0.459 (1, 9)										4	0	1	1	0	0	4									
Rico Petrocelli, R OBP: 0.371, SLG: 0.487 (1, 5)										4	0	2	0	0	1	2									
Rick Miller, L OBP: 0.372, SLG: 0.363 (1, 8)										3	0	0	0	1	0	2									
Rick Burleson, R OBP: 0.341, SLG: 0.434 (1, 6)										3	0	0	0	0	0	2									
Tim Blackwell, S OBP: 0.333, SLG: 0.231 (1, 2)										2	0	0	0	0	0	2									
Inning Stats	R: 1 E: 0 K: 0 S: 3	H: 1 LOB: 2 BB: 3 P: 15	R: 0 E: 0 K: 0 S: 3	H: 0 LOB: 1 BB: 0 P: 4	R: 1 E: 0 K: 0 S: 4	H: 2 LOB: 0 BB: 0 P: 4	R: 0 E: 0 K: 0 S: 4	H: 1 LOB: 2 BB: 1 P: 8	R: 0 E: 0 K: 0 S: 3	H: 0 LOB: 0 BB: 0 P: 7	R: 0 E: 0 K: 1 S: 5	H: 0 LOB: 0 BB: 0 P: 5	R: 0 E: 0 K: 0 S: 3	H: 0 LOB: 0 BB: 0 P: 3	R: 0 E: 0 K: 0 S: 4	H: 1 LOB: 2 BB: 1 P: 8	R: 0 E: 0 K: 0 S: 3	H: 0 LOB: 0 BB: 0 P: 3	R: 0 E: 0 K: 0 S: 4	H: 1 LOB: 2 BB: 1 P: 8	1B: 2 2B: 5 3B: 1 HR: 0	SF: 0 SAC: 0 DP: 3 HBP: 1	WP: 0 PB: 0 SB: 1 CS: 0	PA: 34	
PITCHER Jim Bibby, R ERA: 4.49 (1, 1)	IP: 8.0 WLS: L BF: 34	H: 6 R: 2 ER: 2 SO: 1	BB: 5 IBB: 1 HBP: 1 BLK: 0	WP: 0 HR: 0 S: 29 P: 54	ERA: 2.25 WHIP: 1.375																				

Texas Rangers @ Boston Red Sox
Fenway Park, Boston, MA
Tue Jul 09 1974, 7:05 PM EDT
Att: 15,051 - Unknown

AB 27
R 2
H 6
RBI 2
BB 6
SO 1
LOB 16



Batter	1	2	3	4	5	6	7	8	9	AB	R	H	RBI	BB	SO	LOB	TOP			
Cesar Tovar, R OBP: 0.364, SLG: 0.361 (1, 8)	F3		F2			P8		WP 2H 1B		4	0	1	1	0	0	2				
Davey Nelson, R OBP: 0.309, SLG: 0.308 (1, 4)	5-3			5-3		K		6-3		4	0	0	0	0	1	2				
Toby Harrah, R OBP: 0.331, SLG: 0.435 (1, 6)	5-3			4-3		FC6-4		6-3		4	0	0	0	0	0	2				
Jeff Burroughs, R OBP: 0.362, SLG: 0.486 (1, 9)		G6-3 1B		5-3			BB		K	3	0	1	0	1	1	0				
Mike Hargrove, L OBP: 0.307, SLG: 0.446 (1, 10)		G6-3 1-2			F2		F8		F7	4	0	0	0	0	0	2				
Jim Spencer, L OBP: 0.341, SLG: 0.458 (1, 3)		4-3			F7		F7		K	4	0	0	0	0	1	1				
Tom Grieve, R OBP: 0.325, SLG: 0.483 (1, 7)			3-1				1-3			3	0	1	0	0	0	1				
Lenny Randle, S OBP: 0.359, SLG: 0.405 (1, 5)			P3		4-3				1B 2B	3	1	1	0	0	0	1				
Duke Sims, L OBP: 0.230, SLG: 0.247 (1, 2)						FC6-4 1B		P4		3	0	2	0	0	0	1				
Inning Stats	R: 0 E: 0 K: 0 S: 3	H: 0 LOB: 0 BB: 0 P: 3	R: 0 E: 0 K: 0 S: 3	H: 1 LOB: 0 BB: 0 P: 3	R: 0 E: 0 K: 0 S: 4	H: 1 LOB: 0 BB: 0 P: 4	R: 0 E: 0 K: 0 S: 3	H: 0 LOB: 0 BB: 0 P: 3	R: 0 E: 0 K: 1 S: 4	H: 1 LOB: 1 BB: 0 P: 4	R: 0 E: 0 K: 0 S: 3	H: 0 LOB: 1 BB: 1 P: 7	R: 1 E: 0 K: 0 S: 5	H: 2 LOB: 1 BB: 0 P: 5	R: 0 E: 0 K: 2 S: 7	H: 0 LOB: 0 BB: 0 P: 7	1B: 5 2B: 1 3B: 0 HR: 0	SF: 0 SAC: 0 DP: 1 HBP: 0	WP: 1 PB: 0 SB: 0 CS: 0	PA: 33
PITCHER Reggie Cleveland, R ERA: 5.06 (1, 1)	IP: 9.0 WLS: W BF: 33 H: 6 R: 1 ER: 1 SO: 3 BB: 1 IBB: 0 HBP: 0 BLK: 0 WP: 1 HR: 0 S: 38 P: 42 ERA: 1.00 WHIP: 0.778											PITCHER	IP: 9.0 WLS: W BF: 33 H: 6 R: 1 ER: 1 SO: 3 BB: 1 IBB: 0 HBP: 0 BLK: 0 WP: 1 HR: 0 S: 38 P: 42 ERA: 1.00 WHIP: 0.778							

Texas Rangers @ Boston Red Sox
Fenway Park, Boston, MA
Wed Jul 10 1974, 7:05 PM EDT
Att: 17,190 - Unknown - 85 F

AB 32
R 1
H 6
RBI 1
BB 1
SO 3
LOB 12



Batter	1	2	3	4	5	6	7	8	9	AB	R	H	RBI	BB	SO	LOB	BOTTOM			
Tommy Harper, R OBP: 0.295, SLG: 0.298 (1, 10)	F9		CS BB		K		SH3-4	FC6-4		3	0	0	0	1	1	2				
Doug Griffin, R OBP: 0.362, SLG: 0.402 (1, 4)	F5		K		1B BB		FC1-6-5			3	0	0	0	1	1	2				
Dwight Evans, R OBP: 0.357, SLG: 0.458 (1, 9)	L6			FC5-4 1B S	F8		BB			3	1	1	0	1	0	1				
Carl Yastrzemski, L OBP: 0.429, SLG: 0.466 (1, 7)		1B BB		FC5-4 1B		L9				3	0	2	0	1	0	2				
Rico Petrocelli, R OBP: 0.366, SLG: 0.478 (1, 5)		L8		P8	P3			K		4	0	0	0	0	1	5				
Bob Montgomery, R OBP: 0.280, SLG: 0.350 (1, 2)		K		FC5-4 2B S		4-3		HR		4	2	1	1	0	1	3				
Rick Burleson, R OBP: 0.352, SLG: 0.451 (1, 6)		1B		1-2 2-3	2B	K		1B		4	0	3	1	0	1	0				
Cecil Cooper, L OBP: 0.328, SLG: 0.422 (1, 3)		K		1-2 3-4	BB	5-3		1B		3	0	1	0	1	1	2				
Rick Miller, L OBP: 0.376, SLG: 0.362 (1, 8)			6-3		F5		FC1-4 SH3-4 BB	FC6-4		3	0	1	0	1	0	2				
Inning Stats	R: 0 E: 0 K: 0 S: 3	H: 0 LOB: 0 BB: 0 P: 3	R: 0 E: 0 K: 2 S: 8	H: 1 LOB: 2 BB: 1 P: 12	R: 0 E: 0 K: 1 S: 4	H: 0 LOB: 0 BB: 1 P: 8	R: 2 E: 0 K: 0 S: 6	H: 3 LOB: 2 BB: 1 P: 10	R: 0 E: 0 K: 1 S: 6	H: 1 LOB: 2 BB: 1 P: 10	R: 0 E: 0 K: 1 S: 5	H: 0 LOB: 0 BB: 0 P: 5	R: 0 E: 0 K: 0 S: 3	H: 0 LOB: 2 BB: 2 P: 11	R: 1 E: 0 K: 1 S: 8	H: 4 LOB: 2 BB: 0 P: 8	1B: 7 2B: 1 3B: 0 HR: 1	SF: 0 SAC: 1 DP: 0 HBP: 0	WP: 0 PB: 0 SB: 0 CS: 1	PA: 37
PITCHER David Clyde, L ERA: 4.14 Steve Foucault, R ERA: 2.25 (1, 1) (5, 1)	IP: 4.2 WLS: L BF: 22 H: 5 R: 2 ER: 2 SO: 4 BB: 4 IBB: 0 HBP: 0 BLK: 0 WP: 0 HR: 0 S: 26 P: 42 ERA: 3.86 WHIP: 1.929											PITCHER	IP: 5.1 WLS: L BF: 15 H: 4 R: 1 ER: 1 SO: 2 BB: 2 IBB: 0 HBP: 0 BLK: 0 WP: 0 HR: 1 S: 17 P: 25 ERA: 2.70 WHIP: 1.800							

Texas Rangers @ Boston Red Sox
Fenway Park, Boston, MA
Wed Jul 10 1974, 7:05 PM EDT
Att: 17,190 - Unknown - 85 F

AB 30
R 3
H 9
RBI 2
BB 6
SO 6
LOB 19




Batter	1	2	3	4	5	6	7	8	9	AB	R	H	RBI	BB	SO	LOB	TOP					
Cesar Tovar, R OBP: 0.359, SLG: 0.357 (1, 8)	L4		6-3			L3		SF8		3	0	0	1	0	0	0	Texas Rangers @ Boston Red Sox Fenway Park, Boston, MA Thu Jul 11 1974, 3:33 AM EDT Att: 25,915 - Unknown - 75 F					
Davey Nelson, R OBP: 0.304, SLG: 0.303 (1, 4)	1-3			F8		P6		K		4	0	0	0	0	1	1						
Alex Johnson, R OBP: 0.331, SLG: 0.350 (1, 10)				1-3			F9		1-3	4	0	1	0	0	0	0						
Jeff Burroughs, R OBP: 0.358, SLG: 0.480 (1, 9)	4-3			K			6-3		6-3	4	0	0	0	0	1	1						
Tom Grieve, R OBP: 0.318, SLG: 0.472 (1, 7)		K				L6		F9	4-3	4	0	0	0	0	1	0						
Jim Fregosi, R OBP: 0.359, SLG: 0.486 (1, 3)		4-3				F9			4-3	3	1	1	0	0	0	0						
Toby Harrah, R OBP: 0.334, SLG: 0.445 (1, 6)		6-3							1B	2	2	1	1	1	0	0						
Lenny Randle, S OBP: 0.355, SLG: 0.401 (1, 5)				F7		6-3		4-3	1-2	3	0	0	0	0	0	2						
Jim Sundberg, R OBP: 0.379, SLG: 0.341 (1, 2)			6-3			5-3			2-3	3	0	1	1	0	0	0						
Inning Stats	R: 0 E: 0 K: 0 S: 4	H: 1 LOB: 1 BB: 0 P: 4	R: 0 E: 0 K: 1 S: 5	H: 0 LOB: 0 BB: 0 P: 5	R: 0 E: 0 K: 0 S: 3	H: 0 LOB: 0 BB: 0 P: 3	R: 0 E: 0 K: 1 S: 5	H: 0 LOB: 0 BB: 0 P: 5	R: 1 E: 0 K: 0 S: 4	H: 1 LOB: 0 BB: 0 P: 4	R: 0 E: 0 K: 0 S: 3	H: 0 LOB: 0 BB: 0 P: 3	R: 0 E: 0 K: 0 S: 3	H: 0 LOB: 0 BB: 0 P: 3	R: 2 E: 0 K: 1 S: 7	H: 2 LOB: 1 BB: 1 P: 11		R: 0 E: 0 K: 0 S: 3	H: 0 LOB: 0 BB: 0 P: 3	1B: 2 2B: 1 3B: 0 HR: 1	SF: 1 SAC: 0 DP: 0 HBP: 0	WP: 0 PB: 0 SB: 0 CS: 0
PITCHER Bill Lee, L ERA: 3.84 (1, 1)	IP: 9.0 WLS: W BF: 32 H: 4 R: 3 ER: 3 SO: 3 BB: 1 IBB: 0 HBP: 0 BLK: 0 WP: 0 HR: 1 S: 37 P: 41 ERA: 3.00 WHIP: 0.556																					

Batter	1	2	3	4	5	6	7	8	9	AB	R	H	RBI	BB	SO	LOB	BOTTOM					
Tommy Harper, R OBP: 0.305, SLG: 0.314 (1, 10)	HR			6-3			SH3-4	BB		5	3	4	0	0	0	0	Texas Rangers @ Boston Red Sox Fenway Park, Boston, MA Thu Jul 11 1974, 3:33 AM EDT Att: 25,915 - Unknown - 75 F					
Rick Miller, L OBP: 0.379, SLG: 0.389 (1, 8)	HR	4-3		6-3		SH3-4		FC6-4		4	1	2	3	0	0	1						
Cecil Cooper, L OBP: 0.330, SLG: 0.425 (1, 3)	5-3			P7			2B	SF8		3	2	1	1	1	0	0						
Carl Yastrzemski, L OBP: 0.433, SLG: 0.474 (8, PH) Bernie Carbo, L OBP: 0.373, SLG: 0.439 (9, 7)	SH1-3			2B		P5		FC6-4		4	3	3	3	0	0	0						
Dwight Evans, R OBP: 0.356, SLG: 0.459 (1, 9)	SH1-3			1B		P4		FC6-4		4	0	1	2	0	0	3						
Rico Petrocelli, R OBP: 0.371, SLG: 0.498 (8, PH) Terry Hughes, R OBP: 0.258, SLG: 0.345 (9, 5)	2B			1B		K		F8		3	1	2	3	1	1	0						
Rick Burleson, R OBP: 0.342, SLG: 0.438 (1, 6)	4-3			F9				F8		1	0	0	0	0	0	2						
Doug Griffin, R OBP: 0.367, SLG: 0.400 (1, 4)				F9				1B		4	0	0	0	0	0	3						
Tim Blackwell, S OBP: 0.316, SLG: 0.235 (1, 2)				F9				1B		3	1	1	0	1	0	0						
Inning Stats	R: 3 E: 1 K: 0 S: 7	H: 4 LOB: 1 BB: 0 P: 7	R: 0 E: 0 K: 0 S: 4	H: 1 LOB: 1 BB: 0 P: 4	R: 2 E: 0 K: 0 S: 6	H: 4 LOB: 2 BB: 1 P: 10	R: 0 E: 0 K: 0 S: 3	H: 0 LOB: 0 BB: 0 P: 3	R: 0 E: 0 K: 1 S: 5	H: 0 LOB: 0 BB: 0 P: 5	R: 0 E: 0 K: 0 S: 3	H: 0 LOB: 0 BB: 0 P: 3	R: 4 E: 0 K: 0 S: 6	H: 3 LOB: 1 BB: 1 P: 10	R: 3 E: 0 K: 0 S: 6	H: 3 LOB: 2 BB: 2 P: 14		R: 0 E: 0 K: 0 S: 0	H: 0 LOB: 0 BB: 0 P: 0	1B: 8 2B: 5 3B: 0 HR: 2	SF: 1 SAC: 2 DP: 1 HBP: 0	WP: 0 PB: 0 SB: 0 CS: 0
PITCHER Steve Hargan, R ERA: 3.93 Don Stanhouse, R ERA: 4.07 Pete Broberg, R ERA: 12.15 Stan Thomas, R ERA: 13.5 Jim Merritt, L ERA: 8.58 (1, 1) (3, 1) (3, 1) (7, 1) (8, 1)	IP: 2.0 WLS: L BF: 13 H: 7 R: 5 ER: 5 SO: 0 BB: 0 IBB: 0 HBP: 0 BLK: 0 WP: 0 HR: 1 S: 13 P: 13 ERA: 22.50 WHIP: 3.500																					

Batter	1	2	3	4	5	6	7	8	9	AB	R	H	RBI	BB	SO	LOB	TOP	
Mickey Rivers, L OBP: 0.338, SLG: 0.384 (1, 8)										4	0	2	0	0	0	2		
Dave Chalk, R OBP: 0.331, SLG: 0.351 (1, 5)										4	0	0	0	0	0	4		
Tom McCraw, L OBP: 0.346, SLG: 0.427 (1, 10)										4	0	0	0	0	0	3		
Joe Lahoud, L OBP: 0.342, SLG: 0.497 (1, 9)										4	0	0	0	0	1	0		
Charlie Sands, L OBP: 0.346, SLG: 0.383 (1, 2)										1	0	0	0	1	0	0		
Elie Rodriguez, R OBP: 0.366, SLG: 0.352 (7, PH) (7, 2)										2	0	1	0	0	1	0		
Bobby Valentine, R OBP: 0.287, SLG: 0.342 (1, 7) (8, 6)										3	0	2	0	1	0	1		
John Doherty, L OBP: 0.305, SLG: 0.389 (1, 3)									4	0	1	0	0	0	4			
Denny Doyle, L OBP: 0.287, SLG: 0.290 (1, 4) (9, PH)									3	0	1	0	0	0	3			
Leroy Stanton, R OBP: 0.365, SLG: 0.491 (8, PH)									1	0	0	0	0	1	2			
Orlando Ramirez, R OBP: 0.130, SLG: 0.095 (1, 6)									2	0	0	0	0	0	0			
Frank Robinson, R OBP: 0.346, SLG: 0.443 (8, PH) (8, 7)									0	0	0	0	1	0	0			
Inning Stats	R: 0 E: 0 K: 0 S: 3	H: 0 LOB: 0 BB: 0 P: 3	R: 0 E: 0 K: 0 S: 4	H: 1 LOB: 2 BB: 1 P: 8	R: 0 E: 0 K: 0 S: 3	H: 1 LOB: 0 BB: 0 P: 3	R: 0 E: 0 K: 0 S: 3	H: 0 LOB: 0 BB: 0 P: 3	R: 0 E: 0 K: 1 S: 5	H: 0 LOB: 1 BB: 1 P: 9	R: 0 E: 0 K: 0 S: 4	H: 2 LOB: 2 BB: 0 P: 9	R: 0 E: 0 K: 2 S: 9	H: 2 LOB: 2 BB: 0 P: 9	1B: 5 2B: 2 3B: 0 HR: 0	SF: 0 SAC: 0 DP: 2 HBP: 0	WP: 0 PB: 0 SB: 1 CS: 0	PA: 35
PITCHER Luis Tiant, R ERA: 2.87 (1, 1)	IP: 9.0 WLS: W BF: 35 H: 7 R: 0 ER: 0 SO: 3 BB: 3 IBB: 0 HBP: 0 BLK: 0 WP: 0 HR: 0 S: 38 P: 50 ERA: 0.00 WHIP: 1.111															PITCHER		

California Angels @ Boston Red Sox
Fenway Park, Boston, MA
Sun Jul 14 1974, 3:33 AM EDT
Att: 17,199 - Unknown - 90 F


AB 32
R 0
H 7
RBI 0
BB 3
SO 3
LOB 19



Batter	1	2	3	4	5	6	7	8	9	AB	R	H	RBI	BB	SO	LOB	BOTTOM												
Tommy Harper, R OBP: 0.305, SLG: 0.304 (1, 10)										4	0	0	0	1	1	3													
Rick Miller, L OBP: 0.380, SLG: 0.381 (1, 8)										3	0	1	0	2	1	2													
Cecil Cooper, L OBP: 0.333, SLG: 0.426 (1, 3)										3	1	0	0	1	2	4													
Carl Yastrzemski, L OBP: 0.430, SLG: 0.465 (1, 7)										3	0	1	0	1	1	3													
Bernie Carbo, L OBP: 0.372, SLG: 0.441 (1, 9) (7, PH)										3	0	1	1	0	0	4													
Dwight Evans, R OBP: 0.351, SLG: 0.450 (8, 9)										1	0	0	0	0	0	2													
Rico Petrocelli, R OBP: 0.377, SLG: 0.500 (1, 5)										3	2	1	0	1	0	3													
Dick McAuliffe, L OBP: 0.317, SLG: 0.315 (1, 4)										4	0	0	0	0	1	2													
Rick Burleson, R OBP: 0.333, SLG: 0.424 (1, 6)										4	0	1	0	0	0	1													
Tim Blackwell, S OBP: 0.320, SLG: 0.348 (1, 2)										4	0	2	1	0	0	2													
Inning Stats	R: 0 E: 0 K: 2 S: 8	H: 1 LOB: 2 BB: 1 P: 12	R: 1 E: 0 K: 1 S: 7	H: 2 LOB: 1 BB: 0 P: 7	R: 1 E: 0 K: 0 S: 4	H: 1 LOB: 1 BB: 1 P: 8	R: 0 E: 0 K: 0 S: 4	H: 1 LOB: 1 BB: 0 P: 4	R: 0 E: 0 K: 1 S: 6	H: 1 LOB: 2 BB: 1 P: 10	R: 0 E: 0 K: 0 S: 3	H: 0 LOB: 0 BB: 0 P: 3	R: 0 E: 0 K: 1 S: 5	H: 0 LOB: 2 BB: 2 P: 13	R: 1 E: 1 K: 1 S: 7	H: 1 LOB: 2 BB: 1 P: 11	1B: 5 2B: 1 3B: 1 HR: 0	SF: 0 SAC: 0 DP: 0 HBP: 0	WP: 0 PB: 0 SB: 0 CS: 0	PA: 38									
PITCHER Dick Lange, R ERA: 3.4 (1, 1)	IP: 6.0 WLS: L BF: 28 H: 6 R: 2 ER: 2 SO: 4 BB: 4 IBB: 0 HBP: 0 BLK: 0 WP: 0 HR: 0 S: 32 P: 48 ERA: 3.00 WHIP: 1.667															PITCHER													
Luis Quintana, L ERA (7, 1)	0.2	3	0	0	0	1	1	0	0	0	0	4	8	0.00	1.500														
Dave Sells, R ERA: 2.16 (7, 1)	1.1	7	1	1	0	1	1	0	0	0	0	8	12	0.00	1.500														

California Angels @ Boston Red Sox
Fenway Park, Boston, MA
Sun Jul 14 1974, 3:33 AM EDT
Att: 17,199 - Unknown - 90 F

AB 32
R 3
H 7
RBI 2
BB 6
SO 6
LOB 26



Batter	1	2	3	4	5	6	7	8	9	AB	R	H	RBI	BB	SO	LOB	TOP			
Tommy Harper, R (1, 10) OBP: 0.304, SLG: 0.303	F2		FC6-4			6-3		1B		4	1	1	0	0	0	1	Boston Red Sox @ Kansas City Royals Royals Stadium, Kansas City, MO Mon Jul 15 1974, 8:05 PM EDT Att: 13,380 - Unknown - 88 F			
Rick Miller, L (1, 8) OBP: 0.383, SLG: 0.380	4-3			G4-6-3 BB		L4		1B		3	0	1	1	1	0	0				
Dwight Evans, R (1, 9) OBP: 0.346, SLG: 0.442	5-3			G4-6-3			5-3	4-3		4	0	0	0	0	0	2				
Carl Yastrzemski, L (1, 3) OBP: 0.428, SLG: 0.472		F8		HR		G3		F7		4	1	1	1	0	0	0				
Bernie Carbo, L (1, 7) OBP: 0.371, SLG: 0.439 Danny Cater, R (9, PH) OBP: 0.358, SLG: 0.514	K			G3			1B	P4		3	0	1	0	0	1	0				
Rico Petrocelli, R (1, 5) OBP: 0.382, SLG: 0.504 Terry Hughes, R (9, PR) OBP: 0.258, SLG: 0.345	F8				G4-6-3 1B		FC5-4 1B	1B		4	0	3	0	0	0	0				
Doug Griffin, R (1, 4) OBP: 0.348, SLG: 0.377			F8		F9		FC5-4	L7		4	0	0	0	0	0	4				
Rick Burleson, R (1, 6) OBP: 0.333, SLG: 0.422				G4-6-3 1B			F8			3	0	1	0	0	0	1				
Tim Blackwell, S (1, 2) OBP: 0.296, SLG: 0.320 Cecil Cooper, L (8, PH) OBP: 0.332, SLG: 0.424 Bob Montgomery, R (8, 2) OBP: 0.287, SLG: 0.354	F8					K		F8		2	0	0	0	0	1	1				
Inning Stats	R: 0 E: 0 K: 0 S: 3	H: 0 LOB: 0 BB: 0 P: 3	R: 0 E: 0 K: 1 S: 5	H: 0 LOB: 0 BB: 0 P: 5	R: 0 E: 0 K: 0 S: 4	H: 1 LOB: 1 BB: 0 P: 4	R: 1 E: 0 K: 0 S: 3	H: 1 LOB: 0 BB: 1 P: 7	R: 0 E: 0 K: 1 S: 5	H: 0 LOB: 0 BB: 0 P: 5	R: 0 E: 0 K: 0 S: 5	H: 2 LOB: 2 BB: 0 P: 5	R: 1 E: 0 K: 0 S: 5	H: 2 LOB: 1 BB: 0 P: 5	R: 0 E: 0 K: 0 S: 4	H: 1 LOB: 0 BB: 0 P: 4		1B: 7 2B: 0 3B: 0 HR: 1	SF: 0 SAC: 0 DP: 2 HBP: 0	WP: 0 PB: 0 SB: 1 CS: 0
PITCHER	IP	WLS	BF	H	R	ER	SO	BB	IBB	HBP	BLK	WP	HR	S	P	ERA	WHIP			
Nelson Briles, R (1, 1) ERA: 3.78	8.0	W	30	7	2	2	2	1	0	0	0	0	1	33	37	2.25	1.000			
Steve Mingo, L (9, 1) ERA: 4.21	0.2		3	1	0	0	0	0	0	0	0	0	0	3	3	0.00	1.500			
Doug Bird, R (9, 1) ERA: 2.96	0.1	S	1	0	0	0	0	0	0	0	0	0	0	1	1	0.00	0.000			



Batter	1	2	3	4	5	6	7	8	9	AB	R	H	RBI	BB	SO	LOB	BOTTOM			
Vada Pinson, L (1, 9) OBP: 0.282, SLG: 0.362 Jim Wohlford, R (8, 7) OBP: 0.349, SLG: 0.363	E L8-2 1B	HBP 1B		G3			K			4	0	2	0	0	1	0	Boston Red Sox @ Kansas City Royals Royals Stadium, Kansas City, MO Mon Jul 15 1974, 8:05 PM EDT Att: 13,380 - Unknown - 88 F			
Cookie Rojas, R (1, 4) OBP: 0.328, SLG: 0.379	L8-2 1H	HBP 2-3 1B			6-3		4-3			3	0	0	0	0	0	1				
Amos Otis, R (1, 8) OBP: 0.356, SLG: 0.462	K	L6			6-3		BB			3	0	0	0	1	1	3				
John Mayberry, L (1, 10) OBP: 0.400, SLG: 0.502		1-3	E 1B		1B BB		P5			3	0	1	0	1	0	1				
Hal McRae, R (1, 7) OBP: 0.394, SLG: 0.495 (8, 9)		G3	E5 G6-4-3 1-2 1B		1B		P6			4	0	1	0	0	0	1				
Tony Solaita, L (1, 3) OBP: 0.355, SLG: 0.404		2B 2B BB	K		F8		1B			3	1	1	0	1	1	4				
Fran Healy, R (1, 2) OBP: 0.334, SLG: 0.417		2B 2B	G6-4-3		F8		P5			4	1	1	0	0	0	3				
George Brett, L (1, 5) OBP: 0.286, SLG: 0.308		1B 2B			F8		F7			4	1	2	2	0	0	1				
Frank White, R (1, 6) OBP: 0.238, SLG: 0.301		HBP 1B 1B		K		L7				3	0	1	1	0	1	1				
Inning Stats	R: 0 E: 0 K: 1 S: 5	H: 1 LOB: 0 BB: 0 P: 5	R: 3 E: 0 K: 0 S: 7	H: 4 LOB: 3 BB: 1 P: 12	R: 0 E: 1 K: 1 S: 6	H: 1 LOB: 1 BB: 0 P: 6	R: 0 E: 0 K: 1 S: 5	H: 1 LOB: 0 BB: 0 P: 5	R: 0 E: 0 K: 0 S: 4	H: 0 LOB: 2 BB: 1 P: 8	R: 0 E: 0 K: 0 S: 3	H: 0 LOB: 0 BB: 0 P: 3	R: 0 E: 0 K: 1 S: 5	H: 0 LOB: 1 BB: 1 P: 9	R: 0 E: 0 K: 0 S: 4	H: 1 LOB: 1 BB: 0 P: 4		1B: 7 2B: 4 3B: 0 HR: 0	SF: 0 SAC: 0 DP: 3 HBP: 1	WP: 0 PB: 0 SB: 1 CS: 1
PITCHER	IP	WLS	BF	H	R	ER	SO	BB	IBB	HBP	BLK	WP	HR	S	P	ERA	WHIP			
Reggie Cleveland, R (1, 1) ERA: 4.95	8.0	L	35	9	3	3	4	3	0	1	0	0	0	39	52	3.38	1.500			



Batter	1	2	3	4	5	6	7	8	9	AB	R	H	RBI	BB	SO	LOB	TOP			
Tommy Harper, R OBP: 0.306, SLG: 0.314 (1, 7)										5	1	2	0	0	0	2				
Rick Miller, L OBP: 0.380, SLG: 0.372 (1, 8)										3	1	0	0	1	0	2				
Cecil Cooper, L OBP: 0.328, SLG: 0.418 (1, 10)										4	0	0	0	0	0	2				
Carl Yastrzemski, L OBP: 0.429, SLG: 0.472 (1, 3)										4	2	2	1	0	1	1				
Bernie Carbo, L OBP: 0.373, SLG: 0.445 (1, 9)										4	0	2	2	0	2	1				
Rico Petrocelli, R OBP: 0.380, SLG: 0.500 (1, 5)										4	0	1	1	0	2	2				
Bob Montgomery, R OBP: 0.279, SLG: 0.344 (1, 2)										4	0	0	0	0	2	1				
Doug Griffin, R OBP: 0.341, SLG: 0.368 (1, 4)										3	0	0	0	0	0	0				
Dick McAuliffe, L OBP: 0.316, SLG: 0.313 (9, PH)										1	0	0	0	0	1	0				
Rick Burleson, R OBP: 0.338, SLG: 0.430 (1, 6)										4	0	2	0	0	1	0				
Inning Stats	R: 2 E: 0 K: 0 S: 6	H: 4 LOB: 2 BB: 0 P: 6	R: 0 E: 0 K: 0 S: 4	H: 1 LOB: 1 BB: 0 P: 4	R: 2 E: 1 K: 0 S: 5	H: 1 LOB: 1 BB: 0 P: 9	R: 0 E: 0 K: 0 S: 4	H: 1 LOB: 1 BB: 0 P: 4	R: 0 E: 0 K: 2 S: 8	H: 1 LOB: 1 BB: 0 P: 8	R: 0 E: 0 K: 1 S: 6	H: 0 LOB: 0 BB: 0 P: 5	R: 0 E: 0 K: 3 S: 9	H: 0 LOB: 0 BB: 0 P: 9	R: 0 E: 0 K: 2 S: 7	H: 0 LOB: 0 BB: 0 P: 7	1B: 5 2B: 4 3B: 0 HR: 0	SF: 0 SAC: 0 DP: 0 HBP: 0	WP: 0 PB: 0 SB: 0 CS: 0	PA: 37
PITCHER Steve Busby, R ERA: 3.13 (1, 1)	IP: 9.0 WLS: W BF: 37 H: 9 R: 4 ER: 3 SO: 9 BB: 1 IBB: 0 HBP: 0 BLK: 0 WP: 0 HR: 0 S: 54 P: 58 ERA: 3.00 WHIP: 1.111															PITCHER				

Boston Red Sox @ Kansas City Royals
Royals Stadium, Kansas City, MO
Tue Jul 16 1974, 8:05 PM EDT
Att: 16,852 - Unknown - 89 F

AB 36
R 4
H 9
RBI 4
BB 1
SO 9
LOB 11




Batter	1	2	3	4	5	6	7	8	9	AB	R	H	RBI	BB	SO	LOB	BOTTOM			
Frank White, R OBP: 0.227, SLG: 0.287 (1, 4)										4	0	0	0	0	0	1				
Kurt Bevacqua, R OBP: 0.220, SLG: 0.182 (1, 5)										4	0	1	0	0	1	1				
George Brett, L OBP: 0.286, SLG: 0.308 (8, 5)										0	0	0	0	0	0	0				
Amos Otis, R OBP: 0.352, SLG: 0.455 (1, 8)										4	0	0	0	0	0	1				
John Mayberry, L OBP: 0.404, SLG: 0.515 (1, 3)										3	2	2	1	1	0	0				
Tony Solaita, L OBP: 0.355, SLG: 0.404 (9, 3)										0	0	0	0	0	0	0				
Hal McRae, R OBP: 0.395, SLG: 0.498 (1, 10)										4	1	2	0	0	0	0				
Fran Healy, R OBP: 0.337, SLG: 0.416 (1, 2)										3	1	1	0	1	0	0				
Jim Wohlford, R OBP: 0.349, SLG: 0.366 (1, 7)										3	1	1	2	0	1	2				
Al Cowens, R OBP: 0.267, SLG: 0.259 (1, 9)										3	0	1	2	0	0	2				
Freddie Patek, R OBP: 0.306, SLG: 0.288 (1, 6)										3	0	1	0	0	0	1				
Inning Stats	R: 0 E: 0 K: 1 S: 5	H: 0 LOB: 0 BB: 0 P: 5	R: 1 E: 0 K: 0 S: 5	H: 3 LOB: 1 BB: 0 P: 5	R: 0 E: 0 K: 0 S: 4	H: 1 LOB: 1 BB: 0 P: 4	R: 1 E: 0 K: 1 S: 6	H: 1 LOB: 0 BB: 0 P: 6	R: 0 E: 0 K: 0 S: 4	H: 1 LOB: 1 BB: 0 P: 4	R: 3 E: 0 K: 0 S: 5	H: 3 LOB: 1 BB: 2 P: 13	R: 0 E: 0 K: 0 S: 3	H: 0 LOB: 0 BB: 0 P: 3	R: 0 E: 0 K: 0 S: 3	H: 0 LOB: 0 BB: 0 P: 3	1B: 6 2B: 2 3B: 0 HR: 1	SF: 0 SAC: 0 DP: 1 HBP: 0	WP: 0 PB: 0 SB: 1 CS: 0	PA: 33
PITCHER Bill Lee, L ERA: 3.93 (1, 1)	IP: 8.0 WLS: L BF: 33 H: 9 R: 5 ER: 5 SO: 2 BB: 2 IBB: 0 HBP: 0 BLK: 0 WP: 0 HR: 1 S: 35 P: 43 ERA: 5.62 WHIP: 1.375															PITCHER				

Boston Red Sox @ Kansas City Royals
Royals Stadium, Kansas City, MO
Tue Jul 16 1974, 8:05 PM EDT
Att: 16,852 - Unknown - 89 F

AB 31
R 5
H 9
RBI 5
BB 2
SO 2
LOB 8



Batter	1	2	3	4	5	6	7	8	9	AB	R	H	RBI	BB	SO	LOB	TOP					
Tommy Harper, R OBP: 0.304, SLG: 0.324 (1, 7)	0-0 6-3		0-0 6-3		0-0 HR	0-0 F7		0-3 K	5 1 1 1 0 1 2													
Rick Miller, L OBP: 0.386, SLG: 0.380 (1, 8)	0-0 3-1		0-0 1B		0-0 SH5-4 1B	0-0 1-2 2-H 1B		0-0 E5 L1-4 S	5 0 3 1 0 0 0													
Cecil Cooper, L OBP: 0.324, SLG: 0.413 (1, 10) Danny Cater, R OBP: 0.354, SLG: 0.507 (9, FH)	0-0 P6		0-0 F7		0-0 SH5-4 1-2	0-0 G3		0-0 L1-4	3 0 0 0 0 0 3 1 0 0 0 0 0 1													
Carl Yastrzemski, L OBP: 0.429, SLG: 0.485 (1, 3)		0-0 2B		0-0 HR		0-3 K		0-0 3-1	4 2 2 1 0 1 1													
Bernie Carbo, L OBP: 0.371, SLG: 0.446 (1, 9)		0-0 F9 2-H 2B		0-0 L7		0-0 6-3		0-3 K	4 0 1 1 0 1 1													
Rico Petrocelli, R OBP: 0.382, SLG: 0.504 (1, 5)		0-0 F9 2-3		0-0 1B SF7 1B		0-0 1B 2B		0-0 3-1	4 2 2 0 0 0 1													
Dick McAuliffe, L OBP: 0.319, SLG: 0.317 (1, 4)		0-0 G3		0-0 FC6-4 1B		0-0 2-3 1B 1B		0-3 K	4 1 2 0 0 1 1													
Rick Burleson, R OBP: 0.329, SLG: 0.422 (1, 6)		0-3 K		0-0 SF7		0-0 L4		0-0 L8	3 0 0 1 0 1 3													
Tim Blackwell, S OBP: 0.290, SLG: 0.310 (1, 2)			0-0 F5		0-0 FC6-4 1-2	0-0 1-2 3-H 1B 1B		0-3 K	4 0 1 1 0 1 1													
Inning Stats	R: 0 E: 0 K: 0 S: 3	H: 0 LOB: 0 BB: 0 P: 3	R: 1 E: 0 K: 1 S: 7	H: 2 LOB: 1 BB: 0 P: 7	R: 0 E: 0 K: 0 S: 4	H: 1 LOB: 1 BB: 0 P: 4	R: 2 E: 0 K: 0 S: 6	H: 3 LOB: 1 BB: 0 P: 6	R: 1 E: 0 K: 1 S: 7	H: 2 LOB: 1 BB: 0 P: 7	R: 2 E: 0 K: 0 S: 7	H: 4 LOB: 2 BB: 0 P: 7	R: 0 E: 0 K: 2 S: 5	H: 0 LOB: 0 BB: 0 P: 5	R: 0 E: 0 K: 2 S: 7	H: 0 LOB: 0 BB: 0 P: 7	R: 0 E: 1 K: 1 S: 5	H: 0 LOB: 0 BB: 0 P: 5	1B: 7 2B: 4 3B: 0 HR: 2	SF: 1 SAC: 1 DP: 1 HBP: 0	WP: 0 PB: 0 SB: 1 CS: 0	PA: 39
PITCHER	IP WLS BF H R ER SO BB IBB HBP BLK WP HR S P ERA WHIP																					
Marty Pattin, R ERA: 3.77 (1, 1)	4.0 L 20 8 4 4 1 0 0 0 0 0 0 2 22 2 9.00 2.000																					
Joe Hoerner, L ERA: 8.16 (5, 1)	1.0 5 2 2 2 1 0 0 0 0 0 0 0 7 7 18.00 2.000																					
Al Fitzmorris, R ERA: 3.58 (6, 1)	0.2 4 2 0 0 0 0 0 0 0 0 0 0 4 4 0.00 3.000																					
Steve Mingo, L ERA: 3.86 (6, 1)	3.1 10 0 0 0 4 0 0 0 0 0 0 0 18 18 0.00 0.000																					

Boston Red Sox @ Kansas City Royals
Royals Stadium, Kansas City, MO
Wed Jul 17 1974, 8:05 PM EDT
Att: 15,644 - Unknown - 97 F

AB 37
R 6
H 12
RBI 6
BB 0
SO 6
LOB 14



Batter	1	2	3	4	5	6	7	8	9	AB	R	H	RBI	BB	SO	LOB	BOTTOM						
Frank White, R OBP: 0.239, SLG: 0.289 (1, 4) Cookie Rojas, R OBP: 0.327, SLG: 0.378 (9, FH)	0-0 F8 S 1B	4-0 CS BB			0-0 1-6-3		0-3 K		0-0 F7	3 0 1 0 1 1 1 1 0 0 0 0 0 1													
Kurt Bevacqua, R OBP: 0.222, SLG: 0.172 (1, 5)	0-3 K	0-0 CS	1-0 FC4-6 HBP		0-0 1-3		0-3 K			3 0 0 0 0 2 2													
Amos Otis, R OBP: 0.348, SLG: 0.450 (1, 10)	0-0 F8		0-3 K		0-0 F7			0-0 5-3	4 0 0 0 0 1 2														
John Mayberry, L OBP: 0.402, SLG: 0.509 (1, 3)	4-0 BB		0-0 FC4-6		0-3 K		0-0 L9	3 0 0 0 1 1 1															
Hal McRae, R OBP: 0.391, SLG: 0.492 (1, 9)	0-0 F8		0-0 F9		0-0 5-3		0-0 F8	4 0 0 0 0 0 3															
Fran Healy, R OBP: 0.339, SLG: 0.415 (1, 2)		0-0 3B 1B		0-0 P4		4-0 BB		0-0 1-3	3 1 1 0 1 0 0														
Jim Wohford, R OBP: 0.347, SLG: 0.370 (1, 7)		0-0 3B		0-0 F9		0-0 F9		0-0 F7	4 1 1 1 0 0 1														
Al Cowens, R OBP: 0.267, SLG: 0.281 (1, 8)		0-0 6-3		0-0 E6		0-3 K		0-0 HR	4 1 1 2 0 1 0														
Freddie Patek, R OBP: 0.308, SLG: 0.297 (1, 6)		3-H L6		0-0 P4		0-0 2B		0-0 2B	4 0 2 0 0 0 1														
Inning Stats	R: 0 E: 0 K: 1 S: 6	H: 1 LOB: 2 BB: 1 P: 10	R: 2 E: 0 K: 0 S: 4	H: 2 LOB: 0 BB: 1 P: 8	R: 0 E: 0 K: 1 S: 5	H: 0 LOB: 0 BB: 0 P: 6	R: 0 E: 1 K: 0 S: 4	H: 0 LOB: 1 BB: 0 P: 4	R: 0 E: 0 K: 0 S: 3	H: 0 LOB: 0 BB: 0 P: 3	R: 0 E: 0 K: 1 S: 5	H: 0 LOB: 1 BB: 1 P: 9	R: 0 E: 0 K: 3 S: 10	H: 1 LOB: 1 BB: 0 P: 10	R: 0 E: 0 K: 0 S: 3	R: 0 E: 0 K: 0 S: 5	H: 0 LOB: 0 BB: 0 P: 3	R: 1 E: 0 K: 0 S: 5	H: 2 LOB: 1 BB: 0 P: 5	1B: 2 2B: 2 3B: 1 HR: 1	SF: 0 SAC: 0 DP: 0 HBP: 1	WP: 0 PB: 0 SB: 2 CS: 1	PA: 38
PITCHER	IP WLS BF H R ER SO BB IBB HBP BLK WP HR S P ERA WHIP																						
Roger Moret, L ERA: 3.54 (1, 1)	9.0 W 37 6 3 3 6 3 0 1 0 0 1 45 58 3.00 1.000																						

Boston Red Sox @ Kansas City Royals
Royals Stadium, Kansas City, MO
Wed Jul 17 1974, 8:05 PM EDT
Att: 15,644 - Unknown - 97 F

AB 33
R 3
H 6
RBI 3
BB 3
SO 6
LOB 12



Batter	1	2	3	4	5	6	7	8	9	AB	R	H	RBI	BB	SO	LOB	TOP			
Rick Miller, L OBP: 0.383, SLG: 0.377 (1, 8)	0-0 4-3		0-0 1B		0-0 4-3			0-0 G3		4	0	1	0	0	0	1				
Cecil Cooper, L OBP: 0.320, SLG: 0.407 (1, 3)	0-0 4-3		0-3 K			0-0 3-1		0-0 F7		4	0	0	0	0	0	1				
Dwight Evans, R OBP: 0.344, SLG: 0.437 (1, 9)	0-0 L5			4-0 BB		0-0 6-3		0-3 K		3	0	0	0	1	1	0				
Carl Yastrzemski, L OBP: 0.430, SLG: 0.498 (1, 7)		0-0 HR		0-0 F8		0-0 2B		0-0 F7		4	1	2	1	0	0	1				
Bernie Carbo, L OBP: 0.370, SLG: 0.443 Tommy Harper, R OBP: 0.304, SLG: 0.324 (9, PR)		0-3 K		0-3 K		0-3 K		0-0 CS 1B		4	0	1	0	0	3	2				
Rico Petrocelli, R OBP: 0.380, SLG: 0.500 Terry Hughes, R OBP: 0.258, SLG: 0.345 (9, PR)		0-0 F7		0-0 6-3			0-0 F3		0-0 1-2 1B	4	0	1	0	0	0	1				
Dick McAuliffe, L OBP: 0.314, SLG: 0.311 (1, 4)		0-0 G3			0-3 K		0-0 3-1		0-0 F7	4	0	0	0	0	1	1				
Rick Burleson, R OBP: 0.335, SLG: 0.427 (1, 6)			0-0 1B 1B		0-3 K		0-0 FC4-6 1B			3	0	2	0	0	1	0				
Tim Blackwell, S OBP: 0.294, SLG: 0.313 (1, 2)			0-0 P6		0-0 1B		0-0 FC4-6 1-2			3	0	1	0	0	0	2				
Inning Stats	R: 0 E: 0 K: 0 S: 3	H: 0 LOB: 0 BB: 0 P: 3	R: 1 E: 0 K: 1 S: 6	H: 1 LOB: 0 BB: 0 P: 6	R: 0 E: 0 K: 1 S: 6	H: 2 LOB: 1 BB: 0 P: 6	R: 0 E: 0 K: 1 S: 5	H: 0 LOB: 1 BB: 1 P: 9	R: 0 E: 0 K: 2 S: 8	H: 1 LOB: 1 BB: 0 P: 8	R: 0 E: 0 K: 1 S: 6	H: 1 LOB: 1 BB: 0 P: 6	R: 0 E: 0 K: 0 S: 4	H: 1 LOB: 1 BB: 0 P: 4	R: 0 E: 0 K: 1 S: 5	H: 2 LOB: 1 BB: 0 P: 4	1B: 6 2B: 1 3B: 0 HR: 1	SF: 0 SAC: 0 DP: 0 HBP: 0	WP: 0 PB: 0 SB: 1 CS: 1	PA: 34
PITCHER Fergie Jenkins, R ERA: 3.82 (1, 1)	IP: 9.0 WLS: W BF: 34 H: 8 R: 1 ER: 1 SO: 7 BB: 1 IBB: 0 HBP: 0 BLK: 0 WP: 0 HR: 1 S: 47 P: 51 ERA: 1.00 WHIP: 1.000																			

Boston Red Sox @ Texas Rangers
Arlington Stadium, Arlington, TX
Thu Jul 18 1974, 8:05 PM EDT
Att: 12,350 - Unknown

AB 33
R 1
H 8
RBI 1
BB 1
SO 7
LOB 9



Batter	1	2	3	4	5	6	7	8	9	AB	R	H	RBI	BB	SO	LOB	BOTTOM			
Cesar Tovar, R OBP: 0.352, SLG: 0.357 (1, 7)	0-0 3B	0-0 FC4-6 1-2		0-0 5-3		0-0 1B 3H		0-0 FC4 1B 1-2		5	0	3	1	0	0	4				
Davey Nelson, R OBP: 0.296, SLG: 0.288 (1, 4)	0-0 6-3		0-0 6-3		0-0 2-3	0-0 5-3		0-0 FC4 1-2		5	0	0	0	0	0	4				
Lenny Randle, S OBP: 0.343, SLG: 0.382 Jim Fregosi, R OBP: 0.350, SLG: 0.465 Larry Brown, R OBP: 0.269, SLG: 0.206 (8, 5)		0-3 K		4-0 CS BB		0-0 5-3		0-0 F9		1	0	0	0	1	1	1				
Mike Hargrove, L OBP: 0.306, SLG: 0.449 (1, 3)	0-0 4-3		0-0 1B 2B		1-0 1B HBP		0-0 1B			3	1	2	0	0	0	1				
Jim Spencer, L OBP: 0.354, SLG: 0.455 (1, 10)		0-0 BB FC3-2 1B		0-0 FC6-4 2H 1B		0-0 1B		0-0 F8		4	0	3	1	0	0	1				
Tom Grieve, R OBP: 0.326, SLG: 0.482 (1, 9)		4-0 FC3-2 BB		0-0 FC6-4 1-2		0-3 K		0-3 K		3	0	0	0	1	2	4				
Toby Harrah, R OBP: 0.330, SLG: 0.441 (1, 6)		0-0 F7		0-0 E6 6-3		4-0 F8 1B BB		0-0 F7		3	1	0	0	1	0	2				
Joe Lovitto, S OBP: 0.217, SLG: 0.279 (1, 8)		4-0 FC3-2 BB		0-0 6-3		0-0 5-3		0-0 L7		3	0	0	0	1	0	2				
Duke Sims, L OBP: 0.234, SLG: 0.238 (1, 2)		0-0 FC3-2 FC4-6		0-0 F8		0-0 F8		4-0 1B BB		3	0	0	0	1	0	5				
Inning Stats	R: 0 E: 0 K: 1 S: 6	H: 1 LOB: 1 BB: 0 P: 6	R: 0 E: 0 K: 0 S: 4	H: 1 LOB: 3 BB: 2 P: 12	R: 1 E: 0 K: 0 S: 4	H: 2 LOB: 1 BB: 1 P: 8	R: 0 E: 1 K: 0 S: 4	H: 0 LOB: 1 BB: 0 P: 4	R: 0 E: 0 K: 1 S: 6	H: 1 LOB: 2 BB: 0 P: 7	R: 1 E: 0 K: 0 S: 4	H: 1 LOB: 1 BB: 1 P: 8	R: 0 E: 0 K: 1 S: 6	H: 1 LOB: 1 BB: 0 P: 6	R: 0 E: 0 K: 0 S: 4	H: 1 LOB: 2 BB: 1 P: 8	1B: 6 2B: 1 3B: 1 HR: 0	SF: 0 SAC: 0 DP: 0 HBP: 1	WP: 0 PB: 0 SB: 0 CS: 1	PA: 38
PITCHER Dick Drago, R ERA: 3.75 (1, 1)	IP: 8.0 WLS: L BF: 38 H: 8 R: 2 ER: 2 SO: 3 BB: 5 IBB: 0 HBP: 1 BLK: 0 WP: 0 HR: 0 S: 38 P: 59 ERA: 2.25 WHIP: 1.625																			

Boston Red Sox @ Texas Rangers
Arlington Stadium, Arlington, TX
Thu Jul 18 1974, 8:05 PM EDT
Att: 12,350 - Unknown

AB 32
R 2
H 8
RBI 2
BB 5
SO 3
LOB 24



Batter	1	2	3	4	5	6	7	8	9	AB	R	H	RBI	BB	SO	LOB	TOP								
Tommy Harper, R OBP: 0.306, SLG: 0.325 (1, 7)										5	0	2	0	0	2	1									
Rick Miller, L OBP: 0.375, SLG: 0.367 (1, 8)										4	0	0	0	0	2	3									
Dwight Evans, R OBP: 0.343, SLG: 0.434 (1, 9)										4	1	1	0	0	0	2									
Carl Yastrzemski, L OBP: 0.431, SLG: 0.502 Luis Tiant, R (9, 1)										4	1	2	1	0	0	1									
Cecil Cooper, L OBP: 0.319, SLG: 0.403 (9, 3)										3	0	0	0	1	1	1									
Rico Petrocelli, R OBP: 0.376, SLG: 0.496 (1, 5)										4	0	1	1	0	1	2									
Rick Burleson, R OBP: 0.345, SLG: 0.428 (1, 4)										2	1	1	0	2	0	1									
Mario Guerrero, R OBP: 0.290, SLG: 0.285 (1, 6)										4	0	1	0	0	0	3									
Tim Blackwell, S OBP: 0.289, SLG: 0.306 (1, 2)										4	0	1	1	0	0	2									
Inning Stats	R: 0 E: 0 K: 0 S: 4	H: 1 LOB: 1 BB: 0 P: 4	R: 0 E: 0 K: 0 S: 3	H: 0 LOB: 1 BB: 1 P: 7	R: 0 E: 1 K: 1 S: 6	H: 0 LOB: 1 BB: 0 P: 6	R: 0 E: 0 K: 1 S: 5	H: 0 LOB: 0 BB: 0 P: 5	R: 1 E: 0 K: 1 S: 7	H: 3 LOB: 1 BB: 0 P: 7	R: 2 E: 3 K: 1 S: 8	H: 3 LOB: 1 BB: 0 P: 8	R: 0 E: 0 K: 2 S: 7	H: 0 LOB: 0 BB: 0 P: 7	R: 0 E: 0 K: 0 S: 3	H: 1 LOB: 1 BB: 1 P: 7	R: 0 E: 0 K: 0 S: 3	H: 1 LOB: 1 BB: 1 P: 7	1B: 8 2B: 2 3B: 0 HR: 0	SF: 0 SAC: 0 DP: 2 HBP: 0	WP: 0 PB: 0 SB: 3 CS: 2	PA: 37			
PITCHER	IP	WLS	BF	H	R	ER	SO	BB	IBB	HBP	BLK	WP	HR	S	P	ERA	WHIP								
Jackie Brown, R ERA: 3.62 (1, 1)	8.0	L	35	9	3	2	6	2	1	0	1	0	0	44	56	2.25	1.375								
Jim Merritt, L ERA: 8.16 (9, 1)	0.2	1	0	0	0	0	0	0	0	0	0	0	0	1	1	0.00	0.000								
Stan Thomas, R ERA: 10.8 (9, 1)	0.1	1	0	0	0	0	0	0	0	0	0	0	0	1	1	0.00	0.000								

Boston Red Sox @ Texas Rangers
Arlington Stadium, Arlington, TX
Fri Jul 19 1974, 8:05 PM EDT
Att: 22,387 - Unknown

AB 34
R 3
H 9
RBI 3
BB 3
SO 6
LOB 16



Batter	1	2	3	4	5	6	7	8	9	AB	R	H	RBI	BB	SO	LOB	BOTTOM								
Cesar Tovar, R OBP: 0.351, SLG: 0.356 (1, 7)										4	0	1	0	0	0	0									
Lenny Randle, S OBP: 0.345, SLG: 0.384 (1, 5)										4	0	2	0	0	1	0									
Jeff Burroughs, R OBP: 0.355, SLG: 0.477 (1, 9)										4	0	0	0	0	0	3									
Mike Hargrove, L OBP: 0.304, SLG: 0.450 (1, 3)										4	1	1	0	0	0	2									
Jim Spencer, L OBP: 0.357, SLG: 0.456 (1, 10)										4	0	2	1	0	1	0									
Toby Harrah, R OBP: 0.329, SLG: 0.439 (1, 6)										4	0	1	0	0	0	1									
Davey Nelson, R OBP: 0.299, SLG: 0.289 (1, 4)										3	0	1	0	1	0	1									
Joe Lovitto, S OBP: 0.213, SLG: 0.273 Tom Griever, R OBP: 0.324, SLG: 0.480 (9, PH)										3	0	0	0	0	1	2									
Duke Sims, L OBP: 0.226, SLG: 0.229 (1, 2)										4	0	0	0	0	2	3									
Inning Stats	R: 0 E: 0 K: 1 S: 5	H: 0 LOB: 0 BB: 0 P: 5	R: 0 E: 0 K: 0 S: 3	H: 0 LOB: 0 BB: 0 P: 3	R: 0 E: 0 K: 1 S: 5	H: 0 LOB: 0 BB: 0 P: 5	R: 0 E: 0 K: 0 S: 3	H: 0 LOB: 0 BB: 0 P: 3	R: 1 E: 0 K: 1 S: 7	H: 2 LOB: 1 BB: 0 P: 7	R: 0 E: 0 K: 0 S: 5	H: 2 LOB: 2 BB: 0 P: 5	R: 0 E: 0 K: 1 S: 5	H: 0 LOB: 1 BB: 1 P: 9	R: 0 E: 1 K: 0 S: 4	H: 1 LOB: 1 BB: 0 P: 4	R: 0 E: 0 K: 2 S: 10	H: 3 LOB: 3 BB: 0 P: 10	1B: 7 2B: 1 3B: 0 HR: 0	SF: 0 SAC: 0 DP: 0 HBP: 0	WP: 0 PB: 0 SB: 0 CS: 0	PA: 36			
PITCHER	IP	WLS	BF	H	R	ER	SO	BB	IBB	HBP	BLK	WP	HR	S	P	ERA	WHIP								
Luis Tiant, R ERA: 2.78 (1, 1)	9.0	W	36	8	1	1	6	1	0	0	0	0	0	47	51	1.00	1.000								
Luis Tiant, R ERA: 2.78 (9, 1)	9.0	W	36	8	1	1	6	1	0	0	0	0	0	47	51	1.00	1.000								

Boston Red Sox @ Texas Rangers
Arlington Stadium, Arlington, TX
Fri Jul 19 1974, 8:05 PM EDT
Att: 22,387 - Unknown

AB 35
R 1
H 8
RBI 1
BB 1
SO 6
LOB 15



Batter	1	2	3	4	5	6	7	8	9	AB	R	H	RBI	BB	SO	LOB	TOP					
Tommy Harper, R OBP: 0.301, SLG: 0.320 (1,7)										4	0	0	0	0	0	2						
Rick Miller, L OBP: 0.372, SLG: 0.370 (1,8)										4	0	1	0	0	0	2						
Dwight Evans, R OBP: 0.338, SLG: 0.427 (1,9)										4	0	0	1	0	1	1						
Rico Petrocelli, R OBP: 0.380, SLG: 0.500 (1,5)										4	2	2	0	0	1	1						
Bernie Carbo, L OBP: 0.371, SLG: 0.439 (1,10)										2	1	0	0	2	1	0						
Cecil Cooper, L OBP: 0.315, SLG: 0.397 (1,3)										4	0	0	0	0	2	4						
Rick Burleson, R OBP: 0.349, SLG: 0.429 (1,4)										4	1	2	2	0	1	0						
Mario Guerrero, R OBP: 0.286, SLG: 0.282 (1,6)										3	0	0	0	0	2							
Dick McAuliffe, L OBP: 0.317, SLG: 0.329 (9, PH)										1	1	1	3	0	0							
Tim Blackwell, S OBP: 0.310, SLG: 0.308 (1,2)										3	1	1	0	1	1	0						
Inning Stats	R: 0 E: 1 K: 0 S: 3	H: 0 LOB: 0 BB: 0 P: 3	R: 1 E: 0 K: 1 S: 6	H: 2 LOB: 1 BB: 1 P: 10	R: 1 E: 0 K: 0 S: 4	H: 1 LOB: 1 BB: 1 P: 8	R: 0 E: 0 K: 1 S: 5	H: 0 LOB: 0 BB: 0 P: 5	R: 0 E: 0 K: 0 S: 4	H: 1 LOB: 1 BB: 0 P: 4	R: 0 E: 0 K: 2 S: 7	H: 0 LOB: 0 BB: 0 P: 7	R: 0 E: 0 K: 1 S: 5	H: 0 LOB: 0 BB: 0 P: 5	R: 0 E: 0 K: 0 S: 3	H: 0 LOB: 0 BB: 0 P: 3	R: 4 E: 0 K: 2 S: 10	H: 3 LOB: 0 BB: 1 P: 14	1B: 4 2B: 2 3B: 0 HR: 1	SF: 0 SAC: 0 DP: 1 HBP: 0	WP: 0 PB: 0 SB: 0 CS: 1	PA: 36
PITCHER Jim Bibby, R ERA: 4.44 (1,1)	IP: 9.0 WLS: W BF: 36 H: 7 R: 6 ER: 6 SO: 7 BB: 3 IBB: 0 HBP: 0 BLK: 0 WP: 0 HR: 1 S: 47 P: 59 ERA: 6.00 WHIP: 1.111															PITCHER						

Boston Red Sox @ Texas Rangers
Arlington Stadium, Arlington, TX
Sat Jul 20 1974, 8:05 PM EDT
Att: 20,824 - Unknown - 95 F

AB 33
R 6
H 7
RBI 6
BB 3
SO 7
LOB 12



Batter	1	2	3	4	5	6	7	8	9	AB	R	H	RBI	BB	SO	LOB	BOTTOM			
Cesar Tovar, R OBP: 0.349, SLG: 0.354 (1,8)										5	1	1	0	0	0	2				
Alex Johnson, R OBP: 0.327, SLG: 0.345 (1,7)										3	0	1	0	0	0	2				
Joe Lovitto, S OBP: 0.217, SLG: 0.272 (6,8)										1	0	0	0	1	0	0				
Jeff Burroughs, R OBP: 0.358, SLG: 0.487 (1,9)										5	2	3	1	0	0	1				
Mike Hargrove, L OBP: 0.398, SLG: 0.442 (1,3)										4	1	0	1	0	0	4				
Jim Spencer, L OBP: 0.350, SLG: 0.446 (1,10)										4	0	0	0	0	0	3				
Lenny Randle, S OBP: 0.354, SLG: 0.394 (1,5)										3	2	3	2	1	0	0				
Toby Harrah, R OBP: 0.328, SLG: 0.439 (1,6)										4	1	1	0	0	0	3				
Davey Nelson, R OBP: 0.298, SLG: 0.293 (1,4)										3	1	1	3	0	1	1				
Jim Sundberg, R OBP: 0.379, SLG: 0.340 (1,2)										4	0	1	0	0	0	2				
Inning Stats	R: 0 E: 0 K: 0 S: 4	H: 2 LOB: 1 BB: 0 P: 4	R: 1 E: 0 K: 0 S: 5	H: 2 LOB: 1 BB: 0 P: 5	R: 3 E: 0 K: 0 S: 7	H: 3 LOB: 1 BB: 0 P: 7	R: 0 E: 0 K: 1 S: 6	H: 1 LOB: 1 BB: 0 P: 6	R: 4 E: 2 K: 0 S: 8	H: 3 LOB: 1 BB: 0 P: 8	R: 0 E: 0 K: 0 S: 3	H: 0 LOB: 1 BB: 1 P: 7	R: 0 E: 0 K: 0 S: 3	H: 0 LOB: 0 BB: 1 P: 7	R: 0 E: 0 K: 0 S: 3	H: 0 LOB: 0 BB: 0 P: 3	1B: 7 2B: 3 3B: 0 HR: 1	SF: 1 SAC: 0 DP: 1 HBP: 0	WP: 0 PB: 0 SB: 1 CS: 0	PA: 39
PITCHER Reggie Cleveland, R ERA: 5.12 (1,1)	IP: 4.2 WLS: L BF: 25 H: 10 R: 7 ER: 5 SO: 1 BB: 0 IBB: 0 HBP: 0 BLK: 0 WP: 0 HR: 1 S: 27 P: 27 ERA: 9.64 WHIP: 2.143															PITCHER				
Diego Segui, R ERA: 4.23 (5,1)	IP: 3.1 WLS: L BF: 14 H: 1 R: 1 ER: 0 SO: 0 BB: 2 IBB: 0 HBP: 0 BLK: 0 WP: 0 HR: 0 S: 12 P: 20 ERA: 0.00 WHIP: 0.900															PITCHER				

Boston Red Sox @ Texas Rangers
Arlington Stadium, Arlington, TX
Sat Jul 20 1974, 8:05 PM EDT
Att: 20,824 - Unknown - 95 F

AB 36
R 8
H 11
RBI 7
BB 2
SO 1
LOB 18



Batter	1	2	3	4	5	6	7	8	9	AB	R	H	RBI	BB	SO	LOB	TOP			
Tommy Harper, R OBP: 0.304, SLG: 0.320 (1, 10)										3	0	1	0	0	0	1				
Rick Miller, L OBP: 0.375, SLG: 0.373 (1, 8)										4	1	2	0	0	0	1				
Danny Cater, R OBP: 0.337, SLG: 0.481 (1, 3)										4	0	0	0	0	2	5				
Rico Petrocelli, R OBP: 0.385, SLG: 0.504 (9, PR)										4	0	3	1	0	1	0				
Terry Hughes, R OBP: 0.259, SLG: 0.345 (9, PR)										0	0	0	0	0	0	0				
Bernie Carbo, L OBP: 0.366, SLG: 0.432 (1, 7)										4	0	0	0	0	0	3				
Dwight Evans, R OBP: 0.335, SLG: 0.422 (9, PH)										3	0	0	0	0	2	2				
Dick McAuliffe, L OBP: 0.320, SLG: 0.329 (9, PH)										0	0	0	0	1	0	0				
Rick Burleson, R OBP: 0.352, SLG: 0.431 (1, 6)										4	0	2	0	0	0	0				
Doug Griffin, R OBP: 0.336, SLG: 0.364 (1, 4)										4	0	1	0	0	0	3				
Tim Blackwell, S OBP: 0.289, SLG: 0.286 (1, 2)										3	0	0	0	0	0	2				
Inning Stats	R: 1 E: 3 K: 1 S: 8	H: 2 LOB: 2 BB: 0 P: 8	R: 0 E: 0 K: 0 S: 4	H: 1 LOB: 1 BB: 0 P: 4	R: 0 E: 0 K: 1 S: 5	H: 1 LOB: 0 BB: 0 P: 5	R: 0 E: 0 K: 1 S: 5	H: 0 LOB: 0 BB: 0 P: 5	R: 0 E: 0 K: 1 S: 6	H: 2 LOB: 2 BB: 0 P: 7	R: 0 E: 0 K: 1 S: 5	H: 1 LOB: 0 BB: 0 P: 5	R: 0 E: 0 K: 0 S: 3	H: 0 LOB: 0 BB: 0 P: 3	R: 0 E: 0 K: 0 S: 3	H: 2 LOB: 2 BB: 1 P: 8	1B: 9 2B: 1 3B: 0 HR: 0	SF: 0 SAC: 0 DP: 4 HBP: 1	WP: 0 PB: 0 SB: 0 CS: 2	PA: 35
PITCHER	IP	WLS	BF	H	R	ER	SO	BB	IBB	HBP	BLK	WP	HR	S	P	ERA	WHIP			
Steve Hargan, R ERA: 3.65 (1, 1)	8.1	W	33	8	1	0	5	1	0	1	0	0	0	41	46	0.00	1.080			
Steve Foucault, R ERA: 2.15 (9, 1)	0.2	S	2	1	0	0	0	0	0	0	0	0	0	2	2	0.00	1.500			

Boston Red Sox @ Texas Rangers
Arlington Stadium, Arlington, TX
Sun Jul 21 1974, 8:05 PM EDT
Att: 11,770 - Unknown - 97 F

AB 33
R 1
H 9
RBI 1
BB 1
SO 5
LOB 17



Batter	1	2	3	4	5	6	7	8	9	AB	R	H	RBI	BB	SO	LOB	BOTTOM			
Cesar Tovar, R OBP: 0.347, SLG: 0.352 (1, 8)										4	0	1	0	0	0	1				
Alex Johnson, R OBP: 0.329, SLG: 0.347 (1, 10)										4	0	2	1	0	0	0				
Jeff Burroughs, R OBP: 0.359, SLG: 0.486 (1, 9)										3	0	1	1	1	0	2				
Tom Grieve, R OBP: 0.323, SLG: 0.475 (1, 7)										4	0	1	0	0	0	0				
Lenny Randle, S OBP: 0.356, SLG: 0.395 (4, 4)										4	0	2	0	0	0	2				
Toby Harrah, R OBP: 0.325, SLG: 0.434 (1, 6)										4	0	0	0	0	1	2				
Davey Nelson, R OBP: 0.300, SLG: 0.296 (1, 4)										1	0	1	0	0	0	0				
Leo Cardenas, R OBP: 0.294, SLG: 0.273 (4, 5)										2	0	0	0	0	1	1				
Jim Fregosi, R OBP: 0.356, SLG: 0.465 (1, 3)										2	0	1	0	1	0	0				
Mike Hargrove, L OBP: 0.395, SLG: 0.442 (9, 3)										0	0	0	0	0	0	0				
Jim Sundberg, R OBP: 0.379, SLG: 0.340 (1, 2)										3	2	1	0	0	0	2				
Inning Stats	R: 0 E: 0 K: 0 S: 4	H: 1 LOB: 2 BB: 1 P: 8	R: 0 E: 0 K: 0 S: 4	H: 2 LOB: 1 BB: 0 P: 4	R: 0 E: 0 K: 0 S: 3	H: 0 LOB: 0 BB: 0 P: 3	R: 0 E: 0 K: 0 S: 3	H: 1 LOB: 0 BB: 0 P: 3	R: 1 E: 0 K: 0 S: 5	H: 2 LOB: 2 BB: 1 P: 9	R: 0 E: 0 K: 1 S: 6	H: 1 LOB: 1 BB: 0 P: 6	R: 1 E: 0 K: 0 S: 5	H: 3 LOB: 2 BB: 0 P: 5	R: 0 E: 0 K: 1 S: 5	H: 0 LOB: 0 BB: 0 P: 5	1B: 10 2B: 0 3B: 0 HR: 0	SF: 0 SAC: 0 DP: 1 HBP: 0	WP: 0 PB: 0 SB: 1 CS: 1	PA: 33
PITCHER	IP	WLS	BF	H	R	ER	SO	BB	IBB	HBP	BLK	WP	HR	S	P	ERA	WHIP			
Bill Lee, L ERA: 3.85 (1, 1)	8.0	L	33	10	2	2	2	2	0	0	0	0	0	35	43	2.25	1.500			

Boston Red Sox @ Texas Rangers
Arlington Stadium, Arlington, TX
Sun Jul 21 1974, 8:05 PM EDT
Att: 11,770 - Unknown - 97 F

AB 31
R 2
H 10
RBI 2
BB 2
SO 2
LOB 10



Batter	1	2	3	4	5	6	7	8	9	AB	R	H	RBI	BB	SO	LOB	TOP					
Tommy Harper, R OBP: 0.306, SLG: 0.333 (1, 7)	4-3	5-3		BB 1B 1-2	F8			HR		5	2	2	1	0	0	0	Boston Red Sox @ Detroit Tigers Tiger Stadium, Detroit, MI Thu Jul 25 1974, 7:05 PM EDT Att: 17,005 - Unknown					
Rick Burleson, R OBP: 0.353, SLG: 0.430 (1, 6)	1B PB 1B	5-3		BB 1B 1-2	6-3			4-3		5	2	2	0	0	0	0						
Rico Petrocelli, R OBP: 0.385, SLG: 0.511 (1, 5)	F9	HR		1B BB SF8 BB 1-2 2-3 3-H		K		F2		4	2	1	2	1	1	1						
Carl Yastrzemski, L OBP: 0.437, SLG: 0.516 (1, 3)	1B 1B	HR		SF8 1B 5-3 BB 1-2 2-3 3-H		5-6-3 1B		P8		3	3	3	2	1	0	0						
Cecil Cooper, L OBP: 0.314, SLG: 0.396 (6, PR)	1B 1B	HR		1-2 2-3 3-H						1	0	0	0	0	0	0						
Danny Cater, R OBP: 0.352, SLG: 0.488 (1, 10)	1B 1B	F9		5-3 1B		5-6-3		1B		5	1	3	2	0	0	1						
Bob Montgomery, R OBP: 0.283, SLG: 0.348 (1, 2)	1B 1B			SF8		6-3		F7		4	1	2	3	0	0	3						
Dwight Evans, R OBP: 0.332, SLG: 0.418 (1, 9)	1B 1B			G6-4-3 1B		5-3		F8		5	0	1	1	0	0	3						
Doug Griffin, R OBP: 0.340, SLG: 0.366 (1, 4)	1B 1B			P4		6-3		1-3		5	0	2	1	0	0	1						
Rick Miller, L OBP: 0.371, SLG: 0.368 (1, 8)	K			1B 1B BB		K		F7		5	1	1	0	0	2	4	AB 42 R 12 H 17 RBI 12 BB 2 SO 3 LOB 13					
Inning Stats	R: 4 E: 0 K: 1 S: 11	H: 6 LOB: 2 BB: 0 P: 11	R: 2 E: 0 K: 0 S: 5	H: 2 LOB: 0 BB: 0 P: 5	R: 0 E: 0 K: 0 S: 3	H: 1 LOB: 0 BB: 0 P: 3	R: 5 E: 0 K: 0 S: 7	H: 4 LOB: 1 BB: 2 P: 15	R: 0 E: 0 K: 1 S: 5	H: 0 LOB: 2 BB: 0 P: 5	R: 0 E: 0 K: 1 S: 6	H: 1 LOB: 2 BB: 0 P: 6	R: 0 E: 0 K: 0 S: 3	H: 0 LOB: 0 BB: 0 P: 3	R: 1 E: 0 K: 0 S: 4	H: 1 LOB: 0 BB: 0 P: 4		R: 0 E: 0 K: 0 S: 5	H: 2 LOB: 2 BB: 0 P: 5	1B: 14 2B: 0 3B: 0 HR: 3	SF: 1 SAC: 0 DP: 1 HBP: 0	WP: 0 PB: 1 SB: 0 CS: 0
PITCHER	IP WLS BF H R ER SO BB IBB HBP BLK WP HR S P ERA WHIP																					
Mickey Lolich, L ERA: 3.97 (1, 1)	3.0 L 19 11 8 8 1 0 0 0 0 0 0 2 21 21 24.00 3.667																					
Bill Slayback, R ERA: 4.83 (4, 1)	0.0 4 2 1 1 0 2 0 0 0 0 0 0 2 10 ∞ ∞																					
Dave Lemanczyk, R ERA: 4.54 (4, 1)	6.0 22 4 3 3 2 0 0 0 0 0 0 1 26 26 4.50 0.667																					

Batter	1	2	3	4	5	6	7	8	9	AB	R	H	RBI	BB	SO	LOB	BOTTOM					
Mickey Stanley, R OBP: 0.266, SLG: 0.313 (1, 8)	F9				F7			F9		4	0	0	0	1	0	3	Boston Red Sox @ Detroit Tigers Tiger Stadium, Detroit, MI Thu Jul 25 1974, 7:05 PM EDT Att: 17,005 - Unknown					
Gary Sutherland, R OBP: 0.280, SLG: 0.319 (1, 4)	L5			BB	F5			5-3		5	0	1	1	0	0	2						
Al Kaline, R OBP: 0.329, SLG: 0.351 (1, 10)	L5				HR			L7		5	1	3	1	0	0	2						
Bill Freehan, R OBP: 0.364, SLG: 0.446 (1, 3)					F8			F9		5	0	1	0	0	0	3						
Jim Northrup, L OBP: 0.305, SLG: 0.355 (1, 9)					F7			F9		3	0	0	0	1	1	1						
Marvin Lane, R OBP: 0.346, SLG: 0.349 (1, 7)					F3			F7		4	0	1	0	0	1	1						
Aurelio Rodriguez, R OBP: 0.254, SLG: 0.298 (1, 5)					L6			F8		4	0	0	0	0	1	3						
Ed Brinkman, R OBP: 0.272, SLG: 0.341 (1, 6)					G6-4-3 BB			F8		3	2	2	0	1	0	2						
Jerry Moses, R OBP: 0.283, SLG: 0.343 (1, 2)					G6-4-3			1B		3	1	2	2	1	0	1	AB 36 R 4 H 10 RBI 4 BB 4 SO 3 LOB 18					
Inning Stats	R: 0 E: 0 K: 0 S: 3	H: 0 LOB: 0 BB: 0 P: 3	R: 0 E: 0 K: 1 S: 5	H: 0 LOB: 1 BB: 1 P: 9	R: 0 E: 0 K: 0 S: 2	H: 0 LOB: 2 BB: 2 P: 10	R: 1 E: 0 K: 0 S: 4	H: 1 LOB: 0 BB: 0 P: 4	R: 1 E: 0 K: 1 S: 7	H: 2 LOB: 2 BB: 1 P: 11	R: 0 E: 0 K: 0 S: 5	H: 2 LOB: 2 BB: 0 P: 5	R: 1 E: 0 K: 0 S: 5	H: 2 LOB: 1 BB: 0 P: 5	R: 0 E: 0 K: 1 S: 5	H: 0 LOB: 0 BB: 0 P: 5		R: 1 E: 0 K: 0 S: 6	H: 3 LOB: 2 BB: 0 P: 6	1B: 5 2B: 3 3B: 0 HR: 2	SF: 0 SAC: 0 DP: 1 HBP: 0	WP: 1 PB: 0 SB: 0 CS: 0
PITCHER	IP WLS BF H R ER SO BB IBB HBP BLK WP HR S P ERA WHIP																					
Roger Moret, L ERA: 3.5 (1, 1)	6.0 W 26 5 2 2 2 4 0 0 0 0 0 1 1 26 42 3.00 1.500																					
Dick Drago, R ERA: 3.6 (7, 1)	3.0 S 14 5 2 2 1 0 0 0 0 0 0 1 1 16 16 6.00 1.667																					

Batter	1	2	3	4	5	6	7	8	9	10	11	AB	R	H	RBI	BB	SO	LOB	TOP				
Tommy Harper, R OBP: 0.304, SLG: 0.328 (1, 7)	5-3		K			K		F8			6-3 SH3-4 BB	4	0	0	0	1	2	2					
Rick Miller, L OBP: 0.368, SLG: 0.362 (1, 8)	F7							4-3			SH3-4	3	0	0	0	1	0	1					
Danny Cater, R OBP: 0.344, SLG: 0.471 (1, 3)	F7										6-3	5	0	1	0	0	0	2					
Rico Petrocelli, R OBP: 0.382, SLG: 0.504 (1, 5)		5-3									6-3	4	0	0	0	1	1	3					
Bernie Carbo, L OBP: 0.365, SLG: 0.426 (1, 9)		K									K	3	0	0	0	1	2	2					
Dick McAuliffe, L OBP: 0.314, SLG: 0.322 (1, 10)		K										4	0	0	0	0	1	3					
Rick Burleson, R OBP: 0.351, SLG: 0.426 (1, 6)												4	0	1	0	0	0	0					
Doug Griffin, R OBP: 0.338, SLG: 0.362 (1, 4)												4	0	1	0	0	0	0					
Tim Blackwell, S OBP: 0.266, SLG: 0.283 (1, 2)												4	0	1	0	0	1	1					
Inning Stats	R: 0 E: 0 K: 0 S: 3	H: 0 LOB: 0 BB: 0 P: 3	R: 0 E: 0 K: 2 S: 7	H: 0 LOB: 0 BB: 0 P: 7	R: 0 E: 0 K: 1 S: 6	H: 1 LOB: 1 BB: 0 P: 6	R: 0 E: 0 K: 1 S: 5	H: 0 LOB: 1 BB: 1 P: 9	R: 0 E: 0 K: 0 S: 3	H: 0 LOB: 0 BB: 0 P: 3	R: 0 E: 0 K: 2 S: 7	H: 0 LOB: 0 BB: 0 P: 7	R: 0 E: 0 K: 0 S: 4	H: 1 LOB: 1 BB: 0 P: 4	R: 0 E: 0 K: 0 S: 3	H: 0 LOB: 0 BB: 0 P: 3	R: 0 E: 0 K: 1 S: 5	H: 0 LOB: 1 BB: 1 P: 9	1B: 4 2B: 0 3B: 0 HR: 0	SF: 0 SAC: 1 DP: 0 HBP: 0	WP: 0 PB: 0 SB: 1 CS: 0	PA: 40	
PITCHER Joe Coleman, R ERA: 4.26 (1, 1)	IP: 11.0 WLS: 11.0 BF: 40 H: 4 R: 0 ER: 0 SO: 7 BB: 4 IBB: 0 HBP: 0 BLK: 0 WP: 0 HR: 0 S: 50 P: 66 ERA: 4.26 WHIP: 0.727											PITCHER	IP: 11.0 WLS: 11.0 BF: 40 H: 4 R: 0 ER: 0 SO: 7 BB: 4 IBB: 0 HBP: 0 BLK: 0 WP: 0 HR: 0 S: 50 P: 66 ERA: 4.26 WHIP: 0.727										

Boston Red Sox @ Detroit Tigers
Tiger Stadium, Detroit, MI
Fri Jul 26 1974, 7:05 PM EDT
Att: 26,922 - Unknown

AB 35
R 0
H 4
RBI 0
BB 4
SO 7
LOB 14



Batter	1	2	3	4	5	6	7	8	9	10	11	AB	R	H	RBI	BB	SO	LOB	BOTTOM				
Mickey Stanley, R OBP: 0.265, SLG: 0.310 (1, 8)	1-3		F8			K					G6-4-3	4	0	0	0	1	1	2					
Gary Sutherland, R OBP: 0.279, SLG: 0.316 (1, 4)	F7					4-3					SH2-3	3	1	0	0	1	0	0					
Al Kaline, R OBP: 0.331, SLG: 0.348 (1, 10)	L7										E5	2	0	0	0	2	0	0					
Jim Northrup, L OBP: 0.304, SLG: 0.352 (1, 9)											SH1-4	5	0	1	1	0	1	4					
Jim Nettles, L OBP: 0.400, SLG: 0.667 (1, 7)											1B	2	0	1	0	2	0	1					
Bill Freehan, R OBP: 0.380, SLG: 0.441 (1, 3)												3	0	0	0	0	0	2					
Gates Brown, L OBP: 0.296, SLG: 0.306 (9, PH)												1	0	0	0	0	0	3					
Norm Cash, L OBP: 0.327, SLG: 0.417 (10, 3)												0	0	0	0	0	0	0					
Aurelio Rodriguez, R OBP: 0.254, SLG: 0.288 (1, 5)												4	0	1	0	0	2	1					
Ed Brinkman, R OBP: 0.270, SLG: 0.338 (1, 6)												3	0	0	0	0	1	0					
Jerry Moses, R OBP: 0.380, SLG: 0.337 (1, 2)												3	0	0	0	0	0	0					
Ben Oglivie, L OBP: 0.402, SLG: 0.418 (10, PH)												0	0	0	0	1	0	0					
Gene Lamont, L OBP: 0.250, SLG: 0.259 (11, 2)												0	0	0	0	0	0	0					
Inning Stats	R: 0 E: 0 K: 0 S: 3	H: 0 LOB: 0 BB: 0 P: 3	R: 0 E: 0 K: 1 S: 5	H: 0 LOB: 1 BB: 1 P: 9	R: 0 E: 0 K: 0 S: 3	H: 0 LOB: 0 BB: 0 P: 3	R: 0 E: 0 K: 0 S: 2	H: 0 LOB: 1 BB: 2 P: 10	R: 0 E: 0 K: 2 S: 7	H: 0 LOB: 0 BB: 0 P: 7	R: 0 E: 0 K: 1 S: 5	H: 1 LOB: 1 BB: 0 P: 5	R: 0 E: 0 K: 0 S: 3	H: 0 LOB: 0 BB: 0 P: 3	R: 0 E: 0 K: 0 S: 3	H: 1 LOB: 1 BB: 1 P: 7	R: 1 E: 1 K: 0 S: 3	H: 1 LOB: 1 BB: 0 P: 3	1B: 2 2B: 1 3B: 0 HR: 0	SF: 0 SAC: 3 DP: 2 HBP: 0	WP: 0 PB: 0 SB: 0 CS: 0	PA: 40	
PITCHER Reggie Cleveland, R ERA: 4.75 (1, 1)	IP: 10.1 WLS: 10.1 BF: 40 H: 3 R: 1 ER: 0 SO: 5 BB: 5 IBB: 2 HBP: 0 BLK: 0 WP: 0 HR: 0 S: 43 P: 71 ERA: 4.75 WHIP: 0.774											PITCHER	IP: 10.1 WLS: 10.1 BF: 40 H: 3 R: 1 ER: 0 SO: 5 BB: 5 IBB: 2 HBP: 0 BLK: 0 WP: 0 HR: 0 S: 43 P: 71 ERA: 4.75 WHIP: 0.774										

Boston Red Sox @ Detroit Tigers
Tiger Stadium, Detroit, MI
Fri Jul 26 1974, 7:05 PM EDT
Att: 26,922 - Unknown

AB 30
R 1
H 3
RBI 1
BB 7
SO 5
LOB 13



Batter	1	2	3	4	5	6	7	8	9	AB	R	H	RBI	BB	SO	LOB	TOP					
Sandy Alomar Sr. S OBP: 0.267, SLG: 0.279 (1, 4)	3-1	1-H 1B		FC6			L8		F9	5	0	1	1	0	0	3						
Elliott Maddox R OBP: 0.392, SLG: 0.371 (1, 8)		2B			F7		6-3			5	0	2	0	0	1	1						
Bobby Murcer L OBP: 0.337, SLG: 0.384 (1, 9)	K			F6	F3		4-3		F5	5	0	0	0	0	1	3						
Ron Blomberg L OBP: 0.359, SLG: 0.453 (1, 10)	G3			L9					L8	4	0	1	0	0	0	1						
Graig Nettles L OBP: 0.331, SLG: 0.417 (1, 5)		2B 6-3 1B		K			4-3			4	1	2	0	0	1	1						
Lou Piniella R OBP: 0.342, SLG: 0.389 (1, 7)		6-3 1B 2B		F9					F4	4	2	2	1	0	0	1						
Chris Chambliss L OBP: 0.294, SLG: 0.325 (1, 3)		6-3		F5					4-3	4	0	0	1	0	0	2						
Thurman Munson R OBP: 0.300, SLG: 0.366 (1, 2)		2-3 3-H 1-3		4-0 BB			F9		5-3	3	0	0	0	1	0	1						
Jim Mason L OBP: 0.311, SLG: 0.368 (1, 6)		3-H 1B 1B		E4 FC6			K			3	1	1	1	1	1	1						
Inning Stats	R: 0 E: 0 K: 1 S: 6	H: 1 LOB: 1 BB: 0 P: 6	R: 3 E: 1 K: 1 S: 9	H: 4 LOB: 1 BB: 0 P: 9	R: 0 E: 0 K: 1 S: 5	H: 0 LOB: 0 BB: 0 P: 5	R: 0 E: 1 K: 0 S: 4	H: 0 LOB: 2 BB: 1 P: 8	R: 0 E: 0 K: 0 S: 4	H: 1 LOB: 0 BB: 0 P: 4	R: 1 E: 0 K: 1 S: 6	H: 1 LOB: 0 BB: 0 P: 6	R: 0 E: 0 K: 0 S: 3	H: 0 LOB: 0 BB: 0 P: 3	R: 0 E: 0 K: 0 S: 4	H: 1 LOB: 1 BB: 1 P: 4	R: 0 E: 0 K: 0 S: 4	H: 1 LOB: 2 BB: 1 P: 8	1B: 6 2B: 2 3B: 0 HR: 1	SF: 0 SAC: 0 DP: 0 HBP: 0	WP: 0 PB: 0 SB: 1 CS: 0	PA: 39
PITCHER Luis Tiant R ERA: 2.79 (1, 1)	IP: 9.0 WLS: W BF: 39 H: 9 R: 4 ER: 3 SO: 4 BB: 2 IBB: 0 HBP: 0 BLK: 0 WP: 0 HR: 1 S: 45 P: 53 ERA: 3.00 WHIP: 1.222															PITCHER						

New York Yankees @ Boston Red Sox
Fenway Park, Boston, MA
Sat Jul 27 1974, 7:05 PM EDT
Att: 34,834 - Overcast - 72 F

AB 37
R 4
H 9
RBI 4
BB 2
SO 4
LOB 14



Batter	1	2	3	4	5	6	7	8	9	AB	R	H	RBI	BB	SO	LOB	BOTTOM			
Tommy Harper R OBP: 0.301, SLG: 0.325 (1, 7)	6-3	6-3			SH5-4		K			3	0	0	0	0	1	2				
Rick Miller L OBP: 0.361, SLG: 0.354 (1, 8)	5-3			F8	G3				K	4	0	0	0	0	1	1				
Rico Petrocelli R OBP: 0.380, SLG: 0.500 (1, 5)	5-3				F7				K	4	0	1	0	0	1	1				
Carl Yastrzemski L OBP: 0.432, SLG: 0.509 (1, 3)		F8		F9			F8		3-1	4	0	0	0	0	0	1				
Bernie Carbo L OBP: 0.368, SLG: 0.441 (1, 9)		1B BB 2B 1B		4-3					WP 1B 1B	3	2	2	1	0	0	1				
Dwight Evans R OBP: 0.334, SLG: 0.420 (9, PH)										1	1	1	0	0	0	0				
Danny Cater R OBP: 0.340, SLG: 0.456 (1, 10)		4-0 1B 2B BB			F7		F4		K	3	1	0	0	1	1	1				
Rick Burleson R OBP: 0.359, SLG: 0.433 (1, 6)		2B 4-3 1B		G5-4-3 1B			6-3		1B WP 1B	4	1	3	0	0	0	0				
Doug Griffin R OBP: 0.349, SLG: 0.371 (1, 4)		4-3 2B		G5-4-3					1B 1B	2	0	1	2	2	0	1				
Tim Blackwell S OBP: 0.288, SLG: 0.286 (1, 2)		1-3 2-H 3-H							1B IBB	3	0	1	1	0	1	2				
Bob Montgomery R OBP: 0.288, SLG: 0.353 (9, PH)		2-3 3-H			G3 SH5-4 1B		K		1-2 2-3 3-H 1B	1	0	1	1	0	0	0				
Inning Stats	R: 0 E: 0 K: 0 S: 3	H: 0 LOB: 0 BB: 0 P: 3	R: 3 E: 0 K: 0 S: 6	H: 3 LOB: 1 BB: 1 P: 10	R: 0 E: 0 K: 0 S: 4	H: 1 LOB: 0 BB: 0 P: 4	R: 0 E: 0 K: 0 S: 3	H: 1 LOB: 0 BB: 0 P: 3	R: 0 E: 0 K: 0 S: 4	H: 1 LOB: 1 BB: 0 P: 4	R: 1 E: 0 K: 2 S: 6	H: 1 LOB: 0 BB: 1 P: 4	R: 0 E: 0 K: 2 S: 7	H: 0 LOB: 0 BB: 0 P: 7	R: 0 E: 0 K: 1 S: 6	H: 3 LOB: 3 BB: 1 P: 10	1B: 8 2B: 1 3B: 0 HR: 1	SF: 0 SAC: 1 DP: 1 HBP: 0	WP: 1 PB: 0 SB: 0 CS: 1	PA: 36
PITCHER Dick Tidrow R ERA: 4.83 (1, 1)	IP: 6.0 WLS: 2 BF: 26 H: 7 R: 4 ER: 4 SO: 4 BB: 2 IBB: 0 HBP: 0 BLK: 0 WP: 0 HR: 1 S: 24 P: 32 ERA: 6.00 WHIP: 1.500															PITCHER				
Cecil Upshaw R ERA: 2.91 (7, 1)	1.0 L WLS: L BF: 8 H: 3 R: 1 ER: 1 SO: 3 BB: 0 IBB: 1 HBP: 0 BLK: 0 WP: 0 HR: 0 S: 6 P: 17 ERA: 6.75 WHIP: 2.250															PITCHER				
Sparky Lyle L ERA: 2.18 (8, 1)																				

New York Yankees @ Boston Red Sox
Fenway Park, Boston, MA
Sat Jul 27 1974, 7:05 PM EDT
Att: 34,834 - Overcast - 72 F


AB 32
R 5
H 10
RBI 5
BB 3
SO 5
LOB 10



Batter	1	2	3	4	5	6	7	8	9	AB	R	H	RBI	BB	SO	LOB	TOP										
Sandy Alomar Sr. S OBP: 0.258, SLG: 0.270 (1,4)	L7		F9		F7			6-3		4	0	0	0	0	0	1											
Elliott Maddox R OBP: 0.390, SLG: 0.366 (1,8)	F9		PO BB			F8			F8	3	0	0	0	1	0	0											
Bobby Murcer L OBP: 0.333, SLG: 0.380 (1,9)	F7		PO 1-2	F8		G3			K	4	0	0	0	0	1	0											
Bill Sudakis S OBP: 0.283, SLG: 0.352 (1,10)		P4		F9		6-3			6-3	4	0	0	0	0	0	0											
Otto Velez R OBP: 0.350, SLG: 0.429 (1,3)	F2			4-3					K	3	0	0	0	0	1	0											
Lou Piniella R OBP: 0.342, SLG: 0.398 (1,7)	6-3								4-3	3	1	1	1	0	0	0											
Graig Nettles L OBP: 0.331, SLG: 0.417 (1,5)					L9				G3	3	1	1	0	0	0	0											
Thurman Munson R OBP: 0.303, SLG: 0.375 (1,2)			3B 1B	4-3 3B					5-3	3	1	2	1	0	0	0											
Jim Mason L OBP: 0.308, SLG: 0.366 (1,6)				4-3					5-3	2	0	0	1	0	0	1											
Roy White S OBP: 0.363, SLG: 0.362 (8, PH)				4-3					5-3	1	0	0	0	0	0	0											
Gene Michael S OBP: 0.292, SLG: 0.288 (8,6)					P4					0	0	0	0	0	0	0											
Inning Stats	R: 0 E: 0 K: 0 S: 3	H: 0 LOB: 0 BB: 0 P: 3	R: 0 E: 0 K: 0 S: 3	H: 0 LOB: 0 BB: 0 P: 3	R: 2 E: 0 K: 0 S: 4	H: 2 LOB: 0 BB: 1 P: 8	R: 0 E: 0 K: 0 S: 3	H: 0 LOB: 0 BB: 0 P: 3	R: 1 E: 0 K: 0 S: 5	H: 2 LOB: 1 BB: 0 P: 5	R: 0 E: 0 K: 1 S: 5	H: 0 LOB: 0 BB: 0 P: 5	R: 0 E: 0 K: 1 S: 5	H: 0 LOB: 0 BB: 0 P: 3	R: 0 E: 0 K: 1 S: 5	H: 0 LOB: 0 BB: 0 P: 5	1B: 2 2B: 0 3B: 1 HR: 1	SF: 0 SAC: 0 DP: 0 HBP: 0	WP: 0 PB: 0 SB: 0 CS: 0	PA: 32							
PITCHER	IP	WLS	BF	H	R	ER	SO	BB	IBB	HBP	BLK	WP	HR	S	P	ERA	WHIP										
Bill Lee L ERA: 3.8 (1,1)	9.0	W	31	4	3	3	2	1	0	0	0	0	1	34	38	3.00	0.556										

New York Yankees @ Boston Red Sox
Fenway Park, Boston, MA
Sun Jul 28 1974, 3:33 AM EDT
Att: 33,718 - Unknown - 82 F


AB 30
R 3
H 4
RBI 3
BB 1
SO 2
LOB 2



Batter	1	2	3	4	5	6	7	8	9	AB	R	H	RBI	BB	SO	LOB	BOTTOM										
Tommy Harper R OBP: 0.303, SLG: 0.330 (1,7)	1B 2B	8-3			P3		4-3	WP S 1-3 2-H		5	1	2	1	0	0	1											
Rick Miller L OBP: 0.367, SLG: 0.354 (1,8)	BB 2B 2-3		F8			1B BB	6-3	WP BB 1-2 3-H		3	2	1	0	2	0	0											
Rico Petrocelli R OBP: 0.384, SLG: 0.500 (1,5)	BB 2B 1-2 3-H		5-3			BB FC4 1B	PO BB	K 1-2 2-3		4	2	2	1	1	1	2											
Carl Yastrzemski L OBP: 0.433, SLG: 0.506 (1,3)	2B BB 1-2 2-3		P7			FC4 1B BB				2	0	0	0	2	0	2											
Bernie Carbo L OBP: 0.367, SLG: 0.438 (1,9)	K			4-3			1B	5-3		2	0	0	1	1	1	3											
Dwight Evans R OBP: 0.337, SLG: 0.426 (7, PH) (8,9)	K						PO	1B 2B		1	1	1	0	0	0	0											
Cecil Cooper L OBP: 0.314, SLG: 0.395 (1,10)	K				L5			K		3	0	1	1	0	1	3											
Danny Cater R OBP: 0.337, SLG: 0.451 (8, PH)	K							K		1	0	0	0	0	1	1											
Rick Burleson R OBP: 0.362, SLG: 0.440 (1,6)	1-3 2-H 3-H				1B		P7	5-3		4	0	2	2	0	0	4											
Doug Griffin R OBP: 0.353, SLG: 0.375 (1,4)		F8					F2	BB 1B		4	1	2	1	0	0	3											
Tim Blackwell S OBP: 0.304, SLG: 0.275 (1,2)				4-3			L9	1B S BB		2	1	0	0	2	0	4											
Inning Stats	R: 3 E: 0 K: 2 S: 10	H: 4 LOB: 2 BB: 1 P: 14	R: 0 E: 0 K: 0 S: 2	H: 0 LOB: 0 BB: 1 P: 6	R: 0 E: 0 K: 0 S: 3	H: 0 LOB: 0 BB: 0 P: 3	R: 0 E: 0 K: 0 S: 3	H: 1 LOB: 1 BB: 0 P: 3	R: 0 E: 0 K: 0 S: 3	H: 1 LOB: 0 BB: 0 P: 3	R: 2 E: 0 K: 0 S: 6	H: 2 LOB: 3 BB: 2 P: 14	R: 0 E: 0 K: 0 S: 2	H: 0 LOB: 1 BB: 2 P: 10	R: 3 E: 0 K: 2 S: 10	H: 3 LOB: 2 BB: 2 P: 18	1B: 8 2B: 4 3B: 0 HR: 0	SF: 0 SAC: 0 DP: 1 HBP: 0	WP: 1 PB: 0 SB: 2 CS: 1	PA: 40							
PITCHER	IP	WLS	BF	H	R	ER	SO	BB	IBB	HBP	BLK	WP	HR	S	P	ERA	WHIP										
Dave Pagan R ERA: 4.5 (1,1)	5.0	L	23	7	5	5	2	4	0	0	0	0	0	6	14	9.00	2.200										
Cecil Upshaw R ERA: 2.1 (6,1)	1.2		8	1	0	0	0	2	0	0	0	0	0	6	14	0.00	1.800										
Mike Wallace L ERA: 3.5 (7,1)	1.1		8	3	3	3	2	2	0	0	0	1	0	10	18	20.25	3.750										

New York Yankees @ Boston Red Sox
Fenway Park, Boston, MA
Sun Jul 28 1974, 3:33 AM EDT
Att: 33,718 - Unknown - 82 F


AB 31
R 8
H 11
RBI 7
BB 8
SO 4
LOB 23



Batter	1	2	3	4	5	6	7	8	9	AB	R	H	RBI	BB	SO	LOB	TOP																					
Mickey Stanley, R (1, 8) OBP: 0.270, SLG: 0.325 Marvin Lane, R (4, FR) OBP: 0.361, SLG: 0.373	F3	F9		1B HBP		1B		K		2	0	0	0	0	0	2																						
Gary Sutherland, R (1, 4) OBP: 0.284, SLG: 0.318	F9		E7 PB			P9			1B HR	5	1	2	2	0	0	2																						
Al Kaline, R (1, 10) OBP: 0.336, SLG: 0.365			L8		K				1B HR	4	1	1	2	1	1	5																						
Jim Northrup, L (1, 9) OBP: 0.300, SLG: 0.348	4-3		5-3		E3 1B				F9 E 2B	5	1	1	0	0	0	2																						
Bill Freehan, R (1, 3) OBP: 0.367, SLG: 0.455 Norm Cash, L (3, PH) OBP: 0.327, SLG: 0.407		1B 1B	4-3		1B L3				K	1	1	1	0	0	0	0																						
Jim Nettles, L (1, 7) OBP: 0.323, SLG: 0.462		1B 1B			K				F9 E 2B	4	0	1	0	0	1	2																						
Dick Sharon, R (9, PH) OBP: 0.283, SLG: 0.244 Ben Oglivie, L (9, PH) OBP: 0.395, SLG: 0.402		1B 1B			L3				S E IBB	0	0	0	0	0	0	0																						
Aurelio Rodriguez, R (1, 5) OBP: 0.249, SLG: 0.290		P9			E 1B 1B				F9	5	1	1	0	0	0	5																						
Ed Brinkman, R (1, 6) OBP: 0.272, SLG: 0.349		K			E7 HBP 1B 1B				K	5	1	2	0	0	2	2																						
Jerry Moses, R (1, 2) OBP: 0.284, SLG: 0.352 Gates Brown, L (8, PH) OBP: 0.299, SLG: 0.309 Gene Lamont, L (8, 2) OBP: 0.273, SLG: 0.241		1B			P9				E4 1B	3	0	1	1	0	0	2																						
Inning Stats	R: 0 E: 0 K: 0 S: 3	H: 0 LOB: 1 BB: 1 P: 7	R: 1 E: 0 K: 1 S: 8	H: 3 LOB: 2 BB: 0 P: 8	R: 0 E: 1 K: 0 S: 4	H: 0 LOB: 1 BB: 0 P: 4	R: 2 E: 1 K: 2 S: 10	H: 3 LOB: 2 BB: 0 P: 11	R: 0 E: 1 K: 0 S: 5	H: 1 LOB: 2 BB: 0 P: 5	R: 0 E: 0 K: 0 S: 3	H: 0 LOB: 0 BB: 0 P: 3	R: 0 E: 0 K: 2 S: 8	H: 1 LOB: 1 BB: 0 P: 8	R: 4 E: 0 K: 2 S: 10	H: 3 LOB: 0 BB: 1 P: 14	1B: 10 2B: 2 3B: 0 HR: 1	SF: 0 SAC: 0 DP: 1 HBP: 1	WP: 0 PB: 1 SB: 1 CS: 0	PA: 44																		
PITCHER	IP	WLS	BF	H	R	ER	SO	BB	IBB	HBP	BLK	WP	HR	S	P	ERA	WHIP	PITCHER				IP	WLS	BF	H	R	ER	SO	BB	IBB	HBP	BLK	WP	HR	S	P	ERA	WHIP
Reggie Cleveland, R (1, 1) ERA: 4.79	8.0	L	40	12	6	5	5	1	0	1	0	0	1	48	53	5.62	1.625																					
Bob Veale, L (9, 1) ERA: 6.35	0.1		1	0	0	0	1	0	0	0	0	0	0	3	3	0.00	0.000																					
Diego Segui, R (9, 1) ERA: 4.19	0.2		3	0	1	0	1	0	1	0	0	0	0	4	8	0.00	0.000																					

Detroit Tigers @ Boston Red Sox
Fenway Park, Boston, MA
Tue Jul 30 1974, 7:05 PM EDT
Att: 21,456 - Unknown - 71 F


AB 41
R 7
H 12
RBI 5
BB 2
SO 7
LOB 26



Batter	1	2	3	4	5	6	7	8	9	AB	R	H	RBI	BB	SO	LOB	BOTTOM																					
Rick Miller, L (1, 8) OBP: 0.364, SLG: 0.356 Tommy Harper, R (9, PH) OBP: 0.303, SLG: 0.327	6-3		CS 2H 2B		P7		HR 1B		G3 1B	4	1	2	2	0	0	1																						
Cecil Cooper, L (1, 3) OBP: 0.316, SLG: 0.405 Juan Beniquez, R (9, PH) OBP: 0.323, SLG: 0.391	F8				4-3		HR 1B		G3	3	1	1	3	1	0	1																						
Dwight Evans, R (1, 9) OBP: 0.336, SLG: 0.432					P4		HR K		6-3	5	0	1	0	0	2	4																						
Carl Yastrzemski, L (1, 7) OBP: 0.427, SLG: 0.494	F3				P7				3-1	5	0	0	0	0	0	2																						
Bernie Carbo, L (1, 10) OBP: 0.370, SLG: 0.442 Danny Cater, R (7, PH) OBP: 0.340, SLG: 0.462		K			6-3 2B					2	0	1	0	1	1	0																						
Rick Burleson, R (1, 6) OBP: 0.356, SLG: 0.424		6-3			6-3 2B					4	0	0	0	0	2	3																						
Dick McAuliffe, L (1, 5) OBP: 0.315, SLG: 0.319 Terry Hughes, R (8, 5) OBP: 0.270, SLG: 0.333					P6				P7	2	0	0	0	1	1	1																						
Doug Griffin, R (1, 4) OBP: 0.360, SLG: 0.369					SH1-3 2B BB				F9	3	2	1	0	1	1	2																						
Tim Blackwell, S (1, 2) OBP: 0.322, SLG: 0.283			SH1-3		4-3 BB				6-3	2	1	1	0	1	0	0																						
Inning Stats	R: 0 E: 0 K: 0 S: 4	H: 1 LOB: 1 BB: 0 P: 4	R: 0 E: 0 K: 1 S: 5	H: 0 LOB: 0 BB: 0 P: 5	R: 1 E: 0 K: 1 S: 5	H: 1 LOB: 2 BB: 2 P: 13	R: 0 E: 0 K: 1 S: 6	H: 1 LOB: 2 BB: 1 P: 10	R: 0 E: 0 K: 2 S: 7	H: 0 LOB: 1 BB: 1 P: 11	R: 4 E: 0 K: 2 S: 12	H: 5 LOB: 1 BB: 0 P: 12	R: 0 E: 0 K: 0 S: 3	H: 0 LOB: 0 BB: 0 P: 3	R: 0 E: 0 K: 0 S: 4	H: 1 LOB: 1 BB: 0 P: 4	1B: 5 2B: 4 3B: 0 HR: 1	SF: 0 SAC: 1 DP: 1 HBP: 0	WP: 0 PB: 0 SB: 0 CS: 1	PA: 40																		
PITCHER	IP	WLS	BF	H	R	ER	SO	BB	IBB	HBP	BLK	WP	HR	S	P	ERA	WHIP	PITCHER				IP	WLS	BF	H	R	ER	SO	BB	IBB	HBP	BLK	WP	HR	S	P	ERA	WHIP
Joe Coleman, R (1, 1) ERA: 4.36	6.0		29	7	5	5	5	5	0	0	0	0	0	15	15	7.50	2.000																					
John Hiller, L (7, 1) ERA: 2.53	3.0	W	11	2	0	0	2	0	0	0	0	0	0	15	15	0.00	0.667																					

Detroit Tigers @ Boston Red Sox
Fenway Park, Boston, MA
Tue Jul 30 1974, 7:05 PM EDT
Att: 21,456 - Unknown - 71 F

AB 34
R 5
H 9
RBI 5
BB 5
SO 7
LOB 15



Batter	1	2	3	4	5	6	7	8	9	AB	R	H	RBI	BB	SO	LOB	TOP					
Ben Oglivie, L (1,7) OBP: 0.407, SLG: 0.455										4	1	3	1	0	1	1	Detroit Tigers @ Boston Red Sox Fenway Park, Boston, MA Wed Jul 31 1974, 7:05 PM EDT Att: 24,935 - Unknown - 86 F					
Gary Sutherland, R (1,4) OBP: 0.284, SLG: 0.317										4	1	1	0	0	0	3						
Al Kaline, R (1,10) OBP: 0.335, SLG: 0.367										4	1	1	0	0	1	2						
Jim Northrup, L (1,9) OBP: 0.302, SLG: 0.358										4	1	2	3	0	0	1						
Norm Cash, L (1,3)										4	0	0	0	0	1	1						
Jim Nettles, L (1,8) OBP: 0.286, SLG: 0.400										4	0	0	0	0	1	1						
Aurelio Rodriguez, R (1,5) OBP: 0.251, SLG: 0.292										4	0	2	0	0	0	0						
Ed Brinkman, R (1,6) OBP: 0.269, SLG: 0.345										4	0	0	0	0	0	2						
Jerry Moses, R (1,2) OBP: 0.287, SLG: 0.367										1	0	1	0	0	0	0						
Gene Lamont, L (4,2) OBP: 0.257, SLG: 0.226										2	0	0	0	0	0	1						
Gates Brown, L (9, PH) OBP: 0.295, SLG: 0.304										1	0	0	0	0	0	0						
Inning Stats	R: 0 E: 0 K: 1 S: 6	H: 1 LOB: 1 BB: 0 P: 6	R: 0 E: 0 K: 1 S: 5	H: 0 LOB: 0 BB: 0 P: 5	R: 0 E: 0 K: 1 S: 6	H: 1 LOB: 1 BB: 0 P: 6	R: 0 E: 0 K: 0 S: 3	H: 0 LOB: 0 BB: 0 P: 3	R: 0 E: 0 K: 0 S: 4	H: 1 LOB: 1 BB: 0 P: 4	R: 0 E: 0 K: 0 S: 3	H: 0 LOB: 0 BB: 0 P: 3	R: 1 E: 0 K: 0 S: 5	H: 2 LOB: 1 BB: 0 P: 5	R: 3 E: 0 K: 1 S: 9	H: 4 LOB: 1 BB: 0 P: 9	R: 0 E: 0 K: 0 S: 3	H: 0 LOB: 0 BB: 0 P: 3	1B: 5 2B: 3 3B: 1 HR: 2	SF: 0 SAC: 0 DP: 1 HBP: 0	WP: 0 PB: 0 SB: 0 CS: 0	PA: 36
PITCHER Luis Tiant, R (1,1) ERA: 2.84	IP: 9.0 WLS: W BF: 36 H: 10 R: 4 ER: 4 SO: 4 BB: 0 IBB: 0 HBP: 0 BLK: 0 WP: 0 HR: 2 S: 44 P: 44 ERA: 4.00 WHIP: 1.111															PITCHER						

Batter	1	2	3	4	5	6	7	8	9	AB	R	H	RBI	BB	SO	LOB	BOTTOM			
Tommy Harper, R (1,7) OBP: 0.299, SLG: 0.323										4	0	0	0	0	1	1	Detroit Tigers @ Boston Red Sox Fenway Park, Boston, MA Wed Jul 31 1974, 7:05 PM EDT Att: 24,935 - Unknown - 86 F			
Cecil Cooper, L (1,10) OBP: 0.322, SLG: 0.414										3	1	2	0	1	0	0				
Rico Petrocelli, R (1,5) OBP: 0.379, SLG: 0.493										4	0	0	0	0	0	3				
Carl Yastrzemski, L (1,3) OBP: 0.425, SLG: 0.490										3	1	0	0	1	1	2				
Bernie Carbo, L (1,9) OBP: 0.370, SLG: 0.439										2	0	0	0	1	1	2				
Dwight Evans, R (8, PH) OBP: 0.334, SLG: 0.431										1	0	0	0	0	0	0				
Rick Miller, L (1,8) OBP: 0.359, SLG: 0.351										3	1	0	0	0	1	3				
Rick Burleson, R (1,6) OBP: 0.356, SLG: 0.428										3	1	1	2	0	0	1				
Doug Griffin, R (1,4) OBP: 0.359, SLG: 0.368										3	1	1	2	0	0	1				
Tim Blackwell, S (1,2) OBP: 0.323, SLG: 0.286										3	0	1	1	0	1	0				
Inning Stats	R: 0 E: 0 K: 0 S: 4	H: 1 LOB: 1 BB: 0 P: 4	R: 0 E: 0 K: 0 S: 3	H: 0 LOB: 0 BB: 0 P: 3	R: 0 E: 0 K: 1 S: 5	H: 0 LOB: 0 BB: 0 P: 5	R: 5 E: 0 K: 2 S: 12	H: 4 LOB: 1 BB: 1 P: 16	R: 0 E: 0 K: 0 S: 2	H: 0 LOB: 0 BB: 1 P: 6	R: 0 E: 0 K: 0 S: 3	H: 0 LOB: 1 BB: 1 P: 7	R: 0 E: 0 K: 1 S: 5	H: 0 LOB: 0 BB: 0 P: 5	R: 0 E: 0 K: 1 S: 5	H: 0 LOB: 0 BB: 0 P: 5	1B: 2 2B: 3 3B: 0 HR: 0	SF: 0 SAC: 0 DP: 1 HBP: 0	WP: 0 PB: 1 SB: 1 CS: 0	PA: 32
PITCHER Lerin LaGrow, R (1,1) ERA: 4.02	IP: 3.2 WLS: L BF: 18 H: 5 R: 5 ER: 0 SO: 3 BB: 1 IBB: 0 HBP: 0 BLK: 0 WP: 0 HR: 0 S: 23 P: 27 ERA: 0.00 WHIP: 1.636															PITCHER				
Jim Ray, R (4,1) ERA: 3.04	IP: 2.1 WLS: L BF: 8 H: 0 R: 0 ER: 0 SO: 0 BB: 2 IBB: 0 HBP: 0 BLK: 0 WP: 0 HR: 0 S: 6 P: 14 ERA: 0.00 WHIP: 0.857															PITCHER				
Luke Walker, L (7,1) ERA: 4.74	IP: 2.0 WLS: L BF: 6 H: 0 R: 0 ER: 0 SO: 2 BB: 0 IBB: 0 HBP: 0 BLK: 0 WP: 0 HR: 0 S: 10 P: 10 ERA: 0.00 WHIP: 0.000															PITCHER				

Batter	1	2	3	4	5	6	7	8	9	AB	R	H	RBI	BB	SO	LOB	TOP										
Mark Belanger, R OBP: 0.315, SLG: 0.349 (1, 6)										4	1	0	0	1	0	3											
Paul Blair, R OBP: 0.294, SLG: 0.400 (1, 8)										4	0	0	0	1	2	1											
Tommy Davis, R OBP: 0.307, SLG: 0.368 (1, 10)										3	0	2	1	1	0	0											
Bobby Grich, R OBP: 0.390, SLG: 0.495 (1, 4)										4	0	2	0	0	0	2											
Don Baylor, R OBP: 0.330, SLG: 0.347 (1, 7)										3	0	0	0	1	0	4											
Earl Williams, R OBP: 0.345, SLG: 0.359 (1, 3)										4	1	1	1	0	0	2											
Andy Etchebarren, R OBP: 0.235, SLG: 0.250 (1, 2)										4	1	1	0	0	2	0											
Jim Fuller, R OBP: 0.281, SLG: 0.420 (1, 9)										4	0	1	0	0	1	0											
Enos Cabell, R OBP: 0.284, SLG: 0.321 (1, 5)										4	0	2	1	0	0	1											
Inning Stats	R: 1 E: 0 K: 1 S: 6	H: 1 LOB: 1 BB: 1 P: 10	R: 1 E: 0 K: 0 S: 5	H: 2 LOB: 1 BB: 0 P: 5	R: 0 E: 0 K: 0 S: 2	H: 1 LOB: 1 BB: 2 P: 10	R: 1 E: 0 K: 0 S: 5	H: 2 LOB: 1 BB: 0 P: 5	R: 0 E: 0 K: 1 S: 6	H: 1 LOB: 2 BB: 1 P: 10	R: 0 E: 0 K: 0 S: 4	H: 1 LOB: 1 BB: 0 P: 4	R: 0 E: 0 K: 2 S: 7	H: 0 LOB: 0 BB: 0 P: 7	R: 0 E: 0 K: 0 S: 3	H: 0 LOB: 0 BB: 0 P: 3	1B: 5 2B: 3 3B: 0 HR: 1	SF: 0 SAC: 0 DP: 1 HBP: 0	WP: 0 PB: 0 SB: 0 CS: 1	PA: 38							
PITCHER	IP	WLS	BF	H	R	ER	SO	BB	IBB	HBP	BLK	WP	HR	S	P	ERA	WHIP										
Bill Lee, L ERA: 3.79 (1, 1)	8.0	W	35	9	3	3	5	4	0	0	0	0	1	41	57	3.38	1.625										
Diego Segui, R ERA: 4.12 (9, 1)	1.0		3	0	0	0	0	0	0	0	0	0	0	3	3	0.00	0.000										

Baltimore Orioles @ Boston Red Sox
Fenway Park, Boston, MA
Thu Aug 01 1974, 7:05 PM EDT
Att: 27,596 - Unknown

AB 34
R 3
H 9
RBI 3
BB 4
SO 5
LOB 13



Batter	1	2	3	4	5	6	7	8	9	AB	R	H	RBI	BB	SO	LOB	BOTTOM										
Tommy Harper, R OBP: 0.307, SLG: 0.329 (1, 7)										4	3	3	1	1	0	0											
Cecil Cooper, L OBP: 0.326, SLG: 0.424 (1, 10)										5	2	3	4	0	1	1											
Carl Yastrzemski, L OBP: 0.425, SLG: 0.488 (1, 3)										5	1	2	2	0	1	1											
Rico Petrocelli, R OBP: 0.376, SLG: 0.488 (1, 5)										5	1	1	0	0	0	1											
Bernie Carbo, L OBP: 0.373, SLG: 0.439 (1, 9)										2	0	1	0	1	1	2											
Dwight Evans, R OBP: 0.333, SLG: 0.429 (7, PH) (8, 9)										1	0	0	0	0	0	0											
Rick Miller, L OBP: 0.359, SLG: 0.347 (1, 8)										2	1	0	0	1	0	1											
Rick Burleson, R OBP: 0.363, SLG: 0.439 (1, 6)										4	1	3	3	0	0	0											
Doug Griffin, R OBP: 0.357, SLG: 0.378 (1, 4)										4	1	1	1	0	1	1											
Tim Blackwell, S OBP: 0.318, SLG: 0.283 (1, 2)										4	1	1	0	0	1	2											
Inning Stats	R: 5 E: 0 K: 2 S: 11	H: 4 LOB: 1 BB: 2 P: 19	R: 0 E: 0 K: 0 S: 3	H: 0 LOB: 0 BB: 0 P: 3	R: 0 E: 0 K: 0 S: 2	H: 0 LOB: 0 BB: 1 P: 6	R: 2 E: 0 K: 0 S: 6	H: 3 LOB: 1 BB: 0 P: 6	R: 0 E: 0 K: 0 S: 4	H: 2 LOB: 2 BB: 0 P: 4	R: 0 E: 0 K: 1 S: 6	H: 1 LOB: 0 BB: 0 P: 6	R: 0 E: 0 K: 1 S: 5	H: 0 LOB: 0 BB: 0 P: 5	R: 4 E: 0 K: 1 S: 10	H: 5 LOB: 1 BB: 0 P: 10	1B: 11 2B: 4 3B: 1 HR: 0	SF: 0 SAC: 1 DP: 1 HBP: 0	WP: 0 PB: 0 SB: 1 CS: 0	PA: 40							
PITCHER	IP	WLS	BF	H	R	ER	SO	BB	IBB	HBP	BLK	WP	HR	S	P	ERA	WHIP										
Wayne Garland, R ERA: 3.27 (1, 1)	3.2	L	20	7	7	7	2	3	0	0	0	0	0	21	33	9.00	2.727										
Don Hood, L ERA: 3.13 (4, 1)	4.0		19	8	4	4	3	0	0	0	0	0	0	25	25	9.00	2.000										
Doyle Alexander, R ERA: 4.9 (8, 1)	0.1		1	0	0	0	0	0	0	0	0	0	0	1	1	0.00	0.000										

Baltimore Orioles @ Boston Red Sox
Fenway Park, Boston, MA
Thu Aug 01 1974, 7:05 PM EDT
Att: 27,596 - Unknown

AB 36
R 11
H 15
RBI 11
BB 3
SO 5
LOB 9



Batter	1	2	3	4	5	6	7	8	9	AB	R	H	RBI	BB	SO	LOB	TOP				
Rich Coggins, L OBP: 0.298, SLG: 0.320 (1, 9)	F5		F3	5-3			F8			4	0	0	0	0	0	3					
Paul Blair, R OBP: 0.294, SLG: 0.399 (1, 8)	G1-6-3 1B		SF8		5-3			6-3		3	0	1	1	0	0	0					
Tommy Davis, R OBP: 0.304, SLG: 0.365 (1, 10)	G1-6-3 1-2		5-3				F8	F2		4	0	0	0	0	0	2					
Bobby Grich, R OBP: 0.388, SLG: 0.491 (1, 4)		F9		BB 1B 2B BB	5-3			K		3	1	0	0	1	1	0					
Boog Powell, L OBP: 0.346, SLG: 0.417 (1, 3)	K			BB 1-2 2B 1B			F8		L6	4	1	1	0	0	1	0					
Don Baylor, R OBP: 0.329, SLG: 0.343 (1, 7)	6-3			BB 1-2 2-3 2B BB			K		K	3	1	0	0	1	2	0					
Earl Williams, R OBP: 0.346, SLG: 0.368 (1, 2)			E 2B				6-3		K	4	1	2	3	0	1	0					
Enos Cabell, R OBP: 0.286, SLG: 0.313 (1, 5)			E5 1B SF8 2H		4-3			CS BB		2	1	0	0	1	0	1					
Mark Belanger, R OBP: 0.315, SLG: 0.349 (1, 6)					6-3			6-3 1-2		3	0	1	0	0	0	2					
Inning Stats	R: 0 E: 0 K: 0 S: 3	H: 1 LOB: 0 BB: 0 P: 3	R: 0 E: 0 K: 1 S: 5	H: 0 LOB: 0 BB: 0 P: 5	R: 2 E: 1 K: 0 S: 6	H: 2 LOB: 1 BB: 0 P: 6	R: 3 E: 0 K: 0 S: 5	H: 2 LOB: 1 BB: 0 P: 13	R: 0 E: 0 K: 1 S: 5	H: 0 LOB: 0 BB: 0 P: 5	R: 0 E: 0 K: 0 S: 2	H: 0 LOB: 0 BB: 1 P: 6	R: 0 E: 0 K: 1 S: 7	H: 0 LOB: 0 BB: 0 P: 5	R: 0 E: 0 K: 2 S: 7	H: 0 LOB: 0 BB: 0 P: 7	1B: 3 2B: 2 3B: 0 HR: 0	SF: 1 SAC: 0 DP: 1 HBP: 0	WP: 0 PB: 0 SB: 0 CS: 1	PA: 34	
PITCHER	IP	WLS	BF	H	R	ER	SO	BB	IBB	HBP	BLK	WP	HR	S	P	ERA	WHIP				
Rick Wise, R ERA: 3.86 (1, 1)	3.0		13	3	3	1	1	1	0	0	0	0	0	14	18	3.00	1.333				
Juan Marchal, R ERA: 6.42 (4, 1)	6.0	W	21	2	2	2	4	2	0	0	0	0	0	27	35	3.00	0.667				

Baltimore Orioles @ Boston Red Sox
Fenway Park, Boston, MA
Fri Aug 02 1974, 3:33 AM EDT
Att: 25,046 - Unknown

AB 30
R 5
H 5
RBI 4
BB 3
SO 5
LOB 8



Batter	1	2	3	4	5	6	7	8	9	AB	R	H	RBI	BB	SO	LOB	BOTTOM				
Tommy Harper, R OBP: 0.302, SLG: 0.323 (1, 7)	L7	B1-3		4-3			F8	K		5	0	0	0	0	1	2					
Cecil Cooper, L OBP: 0.328, SLG: 0.429 (1, 10)	1B 2B			L4			F6			4	2	2	0	0	0	0					
Carl Yastrzemski, L OBP: 0.431, SLG: 0.496 (1, 3)	S 1B 2H		SH1-3 1B SF9 BB		WP SF9 2B		3B 1B			3	3	3	1	1	0	0					
Rico Petrocelli, R OBP: 0.378, SLG: 0.487 (1, 5)	F8		SH1-3 1B		6-3		3B BB			3	1	1	1	1	0	2					
Dwight Evans, R OBP: 0.333, SLG: 0.437 (1, 9)	F9		SH1-3		SF9		1-1 2H 3B			2	0	1	3	0	0	1					
Rick Miller, L OBP: 0.397, SLG: 0.342 (1, 8)		F7		IBB	1-3		K			3	0	0	0	1	1	1					
Rick Burleson, R OBP: 0.366, SLG: 0.448 (1, 6)		1B 2B	SF9			G4-6-3 1B		6-3		3	1	2	1	0	0	0					
Doug Griffin, R OBP: 0.358, SLG: 0.380 (1, 4)										2	0	1	1	0	0	2					
Dick McAuliffe, L OBP: 0.312, SLG: 0.317 (4, 4)		2H 1B	4-3			G4-6-3 1-2		K		2	0	0	0	0	1	1					
Tim Blackwell, S OBP: 0.314, SLG: 0.270 (1, 2)		F8						BB		3	0	0	0	1	1	1					
Inning Stats	R: 1 E: 0 K: 0 S: 5	H: 2 LOB: 1 BB: 0 P: 5	R: 1 E: 0 K: 0 S: 5	H: 2 LOB: 1 BB: 0 P: 5	R: 2 E: 0 K: 0 S: 5	H: 2 LOB: 2 BB: 2 P: 13	R: 0 E: 0 K: 1 S: 5	H: 0 LOB: 0 BB: 0 P: 5	R: 1 E: 0 K: 0 S: 4	H: 1 LOB: 0 BB: 0 P: 4	R: 0 E: 0 K: 0 S: 3	H: 1 LOB: 0 BB: 0 P: 3	R: 2 E: 0 K: 1 S: 7	H: 2 LOB: 1 BB: 1 P: 11	R: 0 E: 0 K: 2 S: 7	H: 0 LOB: 1 BB: 1 P: 11	1B: 6 2B: 3 3B: 1 HR: 0	SF: 2 SAC: 1 DP: 1 HBP: 0	WP: 2 PB: 0 SB: 1 CS: 0	PA: 37	
PITCHER	IP	WLS	BF	H	R	ER	SO	BB	IBB	HBP	BLK	WP	HR	S	P	ERA	WHIP				
Jesse Jefferson, R ERA: 5.19 (1, 1)	2.0		13	4	4	4	0	1	0	0	0	2	0	19	27	5.79	1.071				
Doyle Alexander, R ERA: 4.95 (3, 1)	4.2	L	19	4	3	3	1	1	1	0	0	0	0	19	27	5.79	1.071				
Grant Jackson, L ERA: 2.89 (7, 1)	1.1		5	0	0	0	3	1	0	0	0	0	0	10	14	0.00	0.750				

Baltimore Orioles @ Boston Red Sox
Fenway Park, Boston, MA
Fri Aug 02 1974, 3:33 AM EDT
Att: 25,046 - Unknown

AB 30
R 7
H 10
RBI 7
BB 4
SO 4
LOB 10



Batter	1	2	3	4	5	6	7	8	9	AB	R	H	RBI	BB	SO	LOB	TOP					
Tommy Harper, R OBP: 0.302, SLG: 0.322 (1, 7)	FC6 1B 5-3 1B		K		FC5-4 1-2		K			4	1	1	0	0	2	3	Boston Red Sox @ New York Yankees Shea Stadium, Flushing, NY Sat Aug 03 1974, 3:33 AM EDT Att: 51,906 - Unknown - 84 F					
Cecil Cooper, L OBP: 0.327, SLG: 0.426 (1, 10)	FC6 1-2 1B		3-1			F8		F2		4	0	1	0	0	0	0						
Carl Yastrzemski, L OBP: 0.431, SLG: 0.496 (1, 3)	FC6 1-2 2-3					G6-4-3 1B		5-3		4	0	2	0	0	0	2						
Rico Petrocelli, R OBP: 0.374, SLG: 0.480 (1, 5)	5-3 1-2 3-H				P5	G6-4-3 1-2		K2-3		4	0	0	1	0	1	3						
Dwight Evans, R OBP: 0.329, SLG: 0.431 (1, 9)	P7				F5			F8		4	0	0	0	0	1	2						
Rick Miller, L OBP: 0.351, SLG: 0.335 (1, 8)			L7		K			F8		4	0	0	0	0	1	1						
Rick Burleson, R OBP: 0.364, SLG: 0.444 (1, 6)			6-3			L8		BB 1B		4	1	1	0	0	0	0						
Dick McAuliffe, L OBP: 0.312, SLG: 0.314 (1, 4)			K			F7		1B BB		2	0	0	0	1	1	0						
Tim Blackwell, S OBP: 0.319, SLG: 0.277 (1, 2)										2	0	1	0	0	1	0						
Bernie Carbo, L OBP: 0.375, SLG: 0.441 (7, PH)										1	0	1	1	0	0	0						
Bob Montgomery, R OBP: 0.287, SLG: 0.345 (7, 2)			K					FC5-4 1B		0	0	0	0	0	0	0						
Inning Stats	R: 1 E: 0 K: 0 S: 5	H: 2 LOB: 1 BB: 0 P: 5	R: 0 E: 0 K: 1 S: 5	H: 0 LOB: 0 BB: 0 P: 5	R: 0 E: 0 K: 2 S: 7	H: 0 LOB: 0 BB: 0 P: 7	R: 0 E: 0 K: 1 S: 6	H: 1 LOB: 1 BB: 0 P: 6	R: 0 E: 0 K: 0 S: 4	H: 1 LOB: 1 BB: 0 P: 4	R: 0 E: 0 K: 0 S: 3	H: 1 LOB: 0 BB: 0 P: 3	R: 1 E: 0 K: 1 S: 7	H: 2 LOB: 2 BB: 1 P: 11	R: 0 E: 0 K: 1 S: 5	H: 0 LOB: 0 BB: 0 P: 5	R: 0 E: 0 K: 1 S: 5	H: 0 LOB: 0 BB: 0 P: 5	1B: 7 2B: 0 3B: 0 HR: 0	SF: 0 SAC: 0 DP: 1 HBP: 0	WP: 0 PB: 0 SB: 0 CS: 0	PA: 34
PITCHER Pat Dobson, R ERA: 3.32 (1, 1)	IP: 9.0 WLS: W BF: 34 H: 7 R: 2 ER: 2 SO: 7 BB: 1 IBB: 0 HBP: 0 BLK: 0 WP: 0 HR: 0 S: 47 P: 51 ERA: 2.00 WHIP: 0.889															PITCHER						

Batter	1	2	3	4	5	6	7	8	9	AB	R	H	RBI	BB	SO	LOB	BOTTOM			
Roy White, S OBP: 0.366, SLG: 0.362 (1, 10)	6-3	P6				S BB		P4		4	0	1	0	1	0	1	Boston Red Sox @ New York Yankees Shea Stadium, Flushing, NY Sat Aug 03 1974, 3:33 AM EDT Att: 51,906 - Unknown - 84 F			
Elliott Maddox, R OBP: 0.384, SLG: 0.350 (1, 8)	F8		F9 SH5-3 2B	F8		F8				4	1	1	0	0	0	3				
Bobby Murcer, L OBP: 0.335, SLG: 0.389 (1, 9)	F8		SH5-3 1-2 1B			6-3 1B		F7		3	0	1	0	0	0	0				
Lou Piniella, R OBP: 0.341, SLG: 0.392 (1, 7)		E6 1B 2B	F9			6-3		5-3		4	1	0	0	0	0	2				
Bill Sudakis, S OBP: 0.293, SLG: 0.371 (1, 3)		BB 2B		F9		F9		K		4	1	2	1	0	1	1				
Thurman Munson, R OBP: 0.299, SLG: 0.364 (1, 2)		BB 2B	P6			IBB		6-3		2	1	0	0	2	0	1				
Graig Nettles, L OBP: 0.323, SLG: 0.400 (1, 5)	F3			FC5-4 BB		3-1		F7		3	0	0	0	1	0	5				
Sandy Alomar Sr., S OBP: 0.271, SLG: 0.295 (1, 4)				P6		6-3		HR 1B		4	1	2	3	0	0	1				
Jim Mason, L OBP: 0.307, SLG: 0.372 (1, 6)	F9			FC5-4 1B		F8		HR		4	1	1	2	0	0	2				
Inning Stats	R: 0 E: 0 K: 0 S: 3	H: 0 LOB: 0 BB: 0 P: 3	R: 3 E: 1 K: 0 S: 6	H: 2 LOB: 1 BB: 1 P: 10	R: 1 E: 0 K: 0 S: 5	H: 2 LOB: 1 BB: 0 P: 5	R: 0 E: 0 K: 0 S: 4	H: 1 LOB: 2 BB: 1 P: 8	R: 0 E: 0 K: 0 S: 3	H: 0 LOB: 1 BB: 1 P: 7	R: 0 E: 0 K: 1 S: 5	H: 0 LOB: 0 BB: 0 P: 5	R: 2 E: 0 K: 0 S: 5	H: 2 LOB: 2 BB: 0 P: 5	R: 0 E: 0 K: 0 S: 5	H: 0 LOB: 0 BB: 0 P: 5	1B: 5 2B: 2 3B: 0 HR: 1	SF: 0 SAC: 1 DP: 0 HBP: 0	WP: 0 PB: 0 SB: 1 CS: 0	PA: 37
PITCHER Roger Moret, L ERA: 3.38 (1, 1)	IP: 8.0 WLS: L BF: 37 H: 8 R: 6 ER: 5 SO: 1 BB: 3 IBB: 1 HBP: 0 BLK: 0 WP: 0 HR: 1 S: 35 P: 51 ERA: 5.62 WHIP: 1.375															PITCHER				

Batter	1	2	3	4	5	6	7	8	9	AB	R	H	RBI	BB	SO	LOB	TOP								
Tommy Harper, R OBP: 0.300, SLG: 0.321 (1, 7)										4	1	1	1	0	1	0									
Cecil Cooper, L OBP: 0.326, SLG: 0.425 (1, 10)										1	0	0	0	0	1	1									
Dick McAuliffe, L OBP: 0.315, SLG: 0.317 (4, FH)										1	0	1	0	0	0	0									
Juan Beniquez, R OBP: 0.327, SLG: 0.392 (4, FR)										2	1	1	0	1	0	1									
Carl Yastrzemski, L OBP: 0.430, SLG: 0.493 (1, 3)										4	1	1	1	0	0	2									
Rico Petrocelli, R OBP: 0.375, SLG: 0.487 (1, 5)										4	2	2	2	0	1	1									
Bernie Carbo, L OBP: 0.375, SLG: 0.444 (1, 9)										3	0	1	2	0	2	1									
Rick Miller, L OBP: 0.349, SLG: 0.348 (1, 8)										4	1	1	1	0	0	3									
Rick Burleson, R OBP: 0.357, SLG: 0.435 (1, 6)										4	0	0	0	0	0	1									
Doug Griffin, R OBP: 0.362, SLG: 0.375 (1, 4)										2	1	0	0	2	1	0									
Tim Blackwell, S OBP: 0.316, SLG: 0.275 (1, 2)										4	0	1	0	0	0	1									
Inning Stats	R: 1 E: 0 K: 1 S: 6	H: 1 LOB: 0 BB: 0 P: 6	R: 0 E: 0 K: 1 S: 5	H: 0 LOB: 0 BB: 0 P: 5	R: 0 E: 0 K: 1 S: 4	H: 0 LOB: 0 BB: 1 P: 8	R: 1 E: 0 K: 0 S: 5	H: 3 LOB: 2 BB: 0 P: 5	R: 0 E: 0 K: 1 S: 5	H: 0 LOB: 0 BB: 0 P: 5	R: 3 E: 1 K: 0 S: 7	H: 3 LOB: 1 BB: 0 P: 7	R: 0 E: 0 K: 0 S: 3	H: 0 LOB: 1 BB: 0 P: 3	R: 0 E: 0 K: 2 S: 7	H: 0 LOB: 1 BB: 1 P: 11	R: 2 E: 0 K: 0 S: 5	H: 2 LOB: 1 BB: 1 P: 9	1B: 6 2B: 2 3B: 1 HR: 1	SF: 1 SAC: 1 DP: 2 HBP: 0	WP: 0 PB: 0 SB: 1 CS: 0	PA: 38			
PITCHER	IP	WLS	BF	H	R	ER	SO	BB	IBB	HBP	BLK	WP	HR	S	P	ERA	WHIP								
Doc Medich, R ERA: 3.33 (1, 1)	7.0	L	28	7	5	4	4	1	0	0	0	0	0	35	39	5.14	1.143								
Mel Stottlemyre, R ERA: 3.55 (8, 1)	2.0		10	2	2	2	2	2	0	0	0	0	1	12	20	9.00	2.000								

Boston Red Sox @ New York Yankees
Shea Stadium, Flushing, NY
Sun Aug 04 1974, 3:33 AM EDT
Att: 21,147 - Unknown - 88 F

AB 33
R 7
H 9
RBI 7
BB 3
SO 6
LOB 11

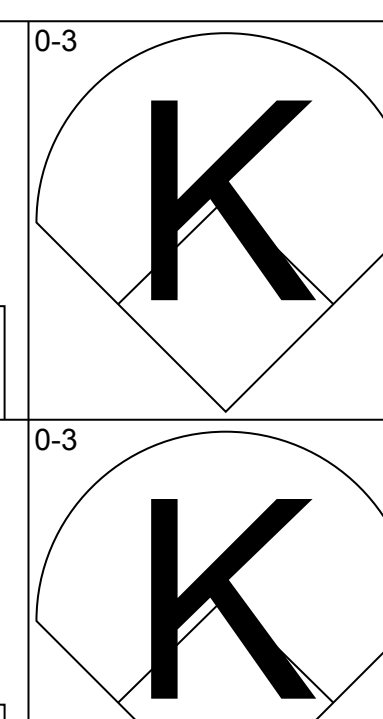
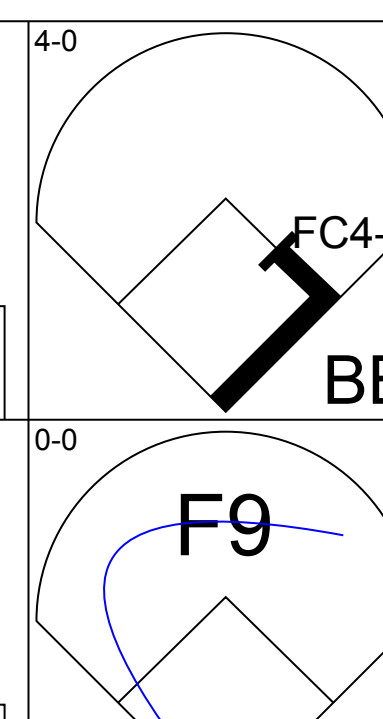
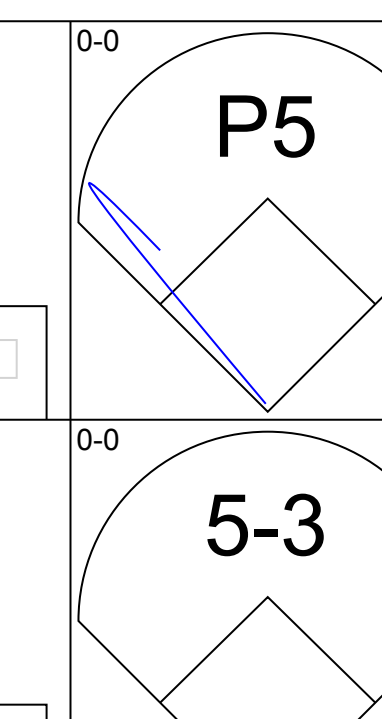
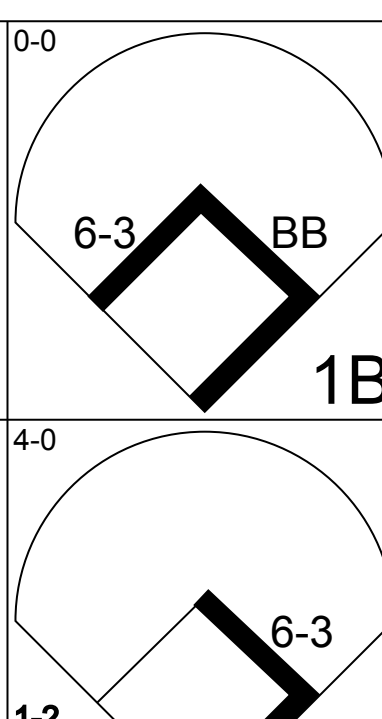
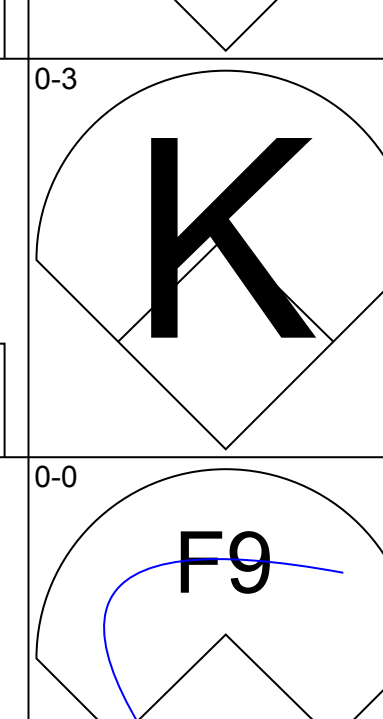
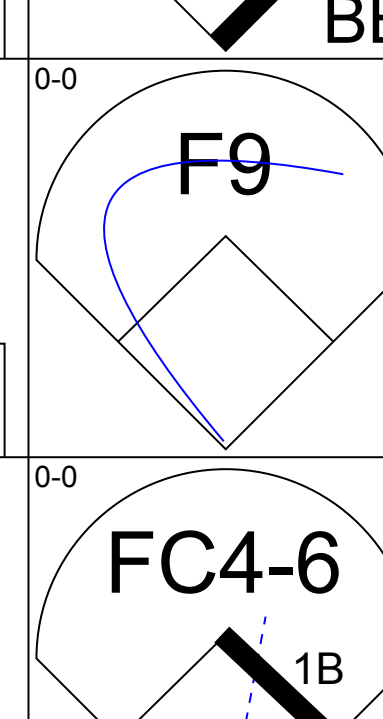
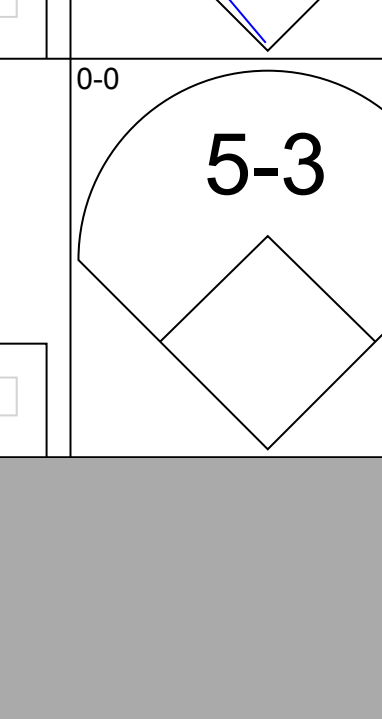
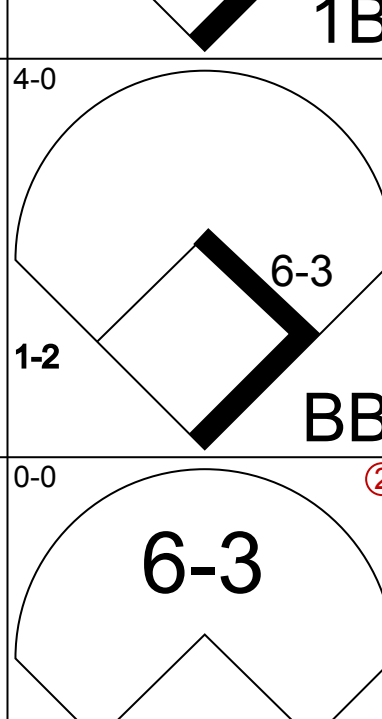
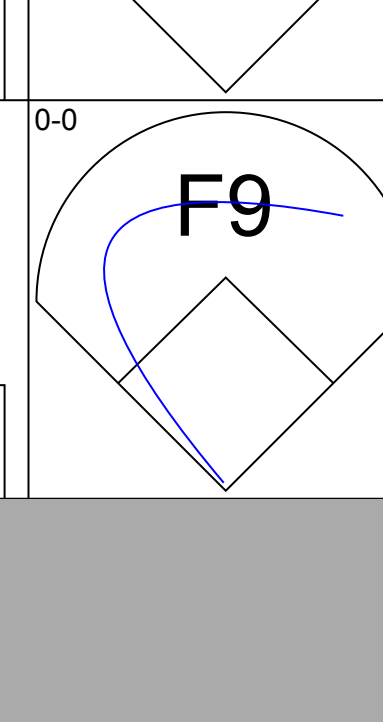
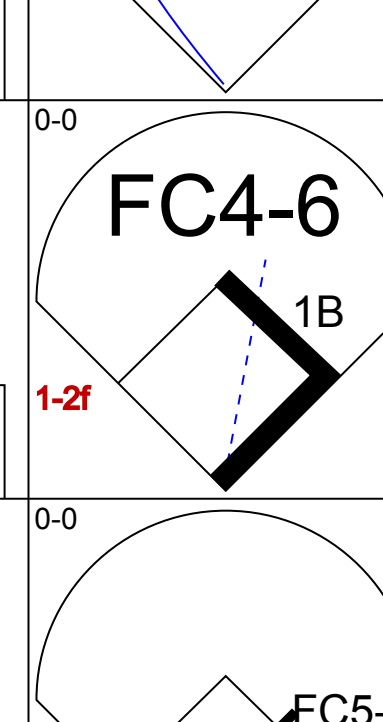
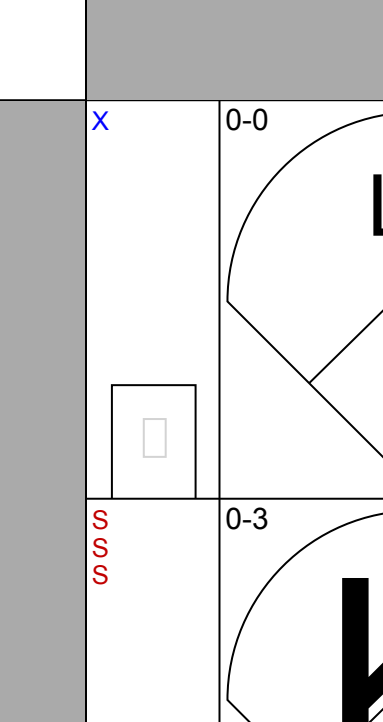
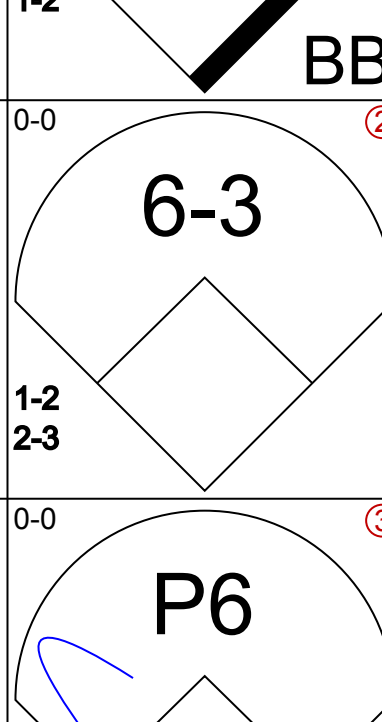
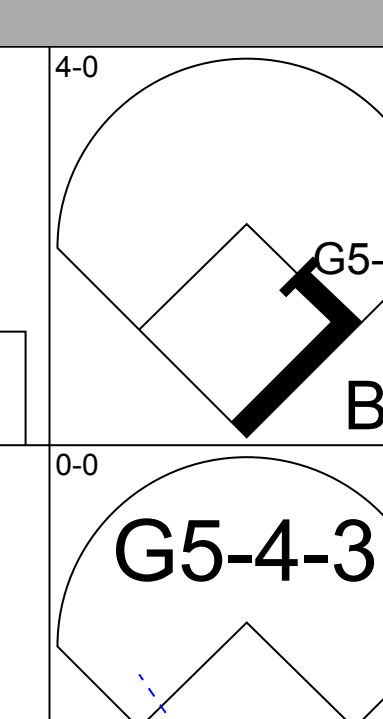
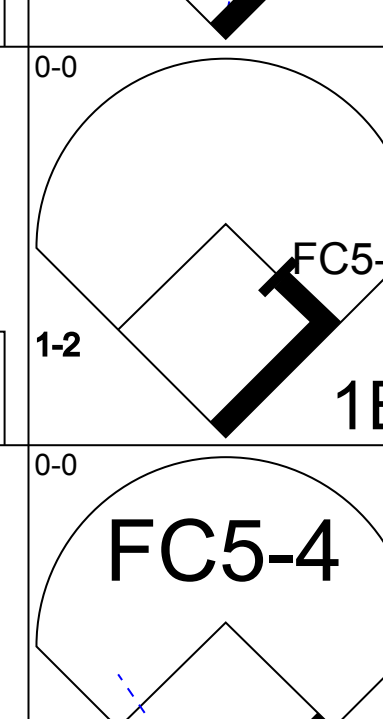
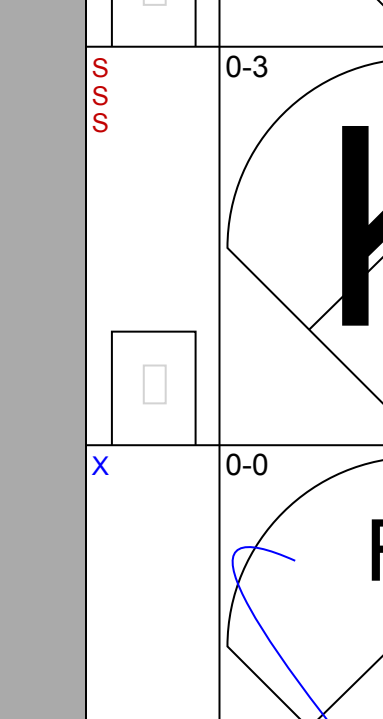
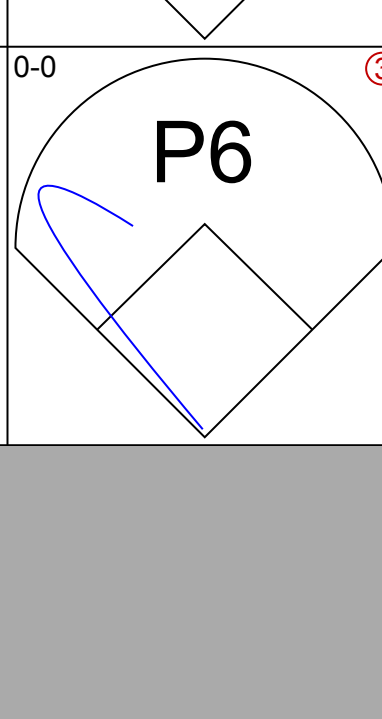
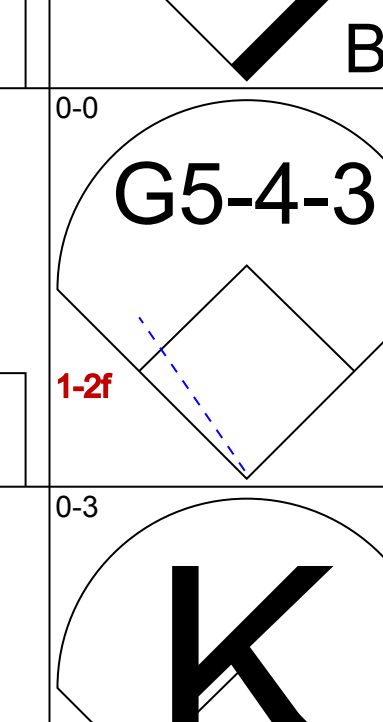
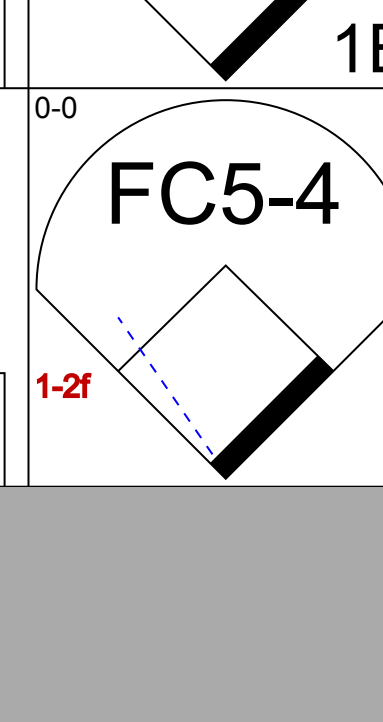
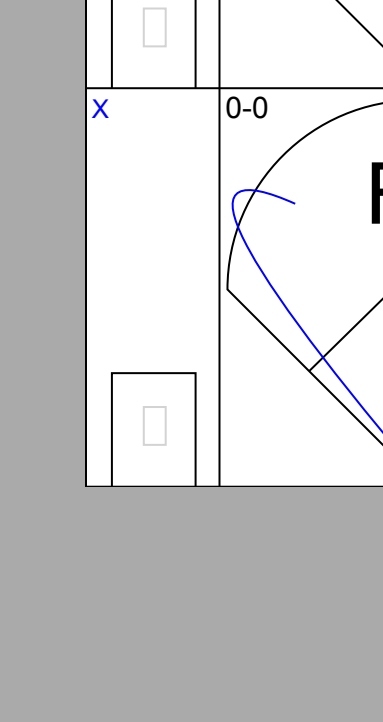
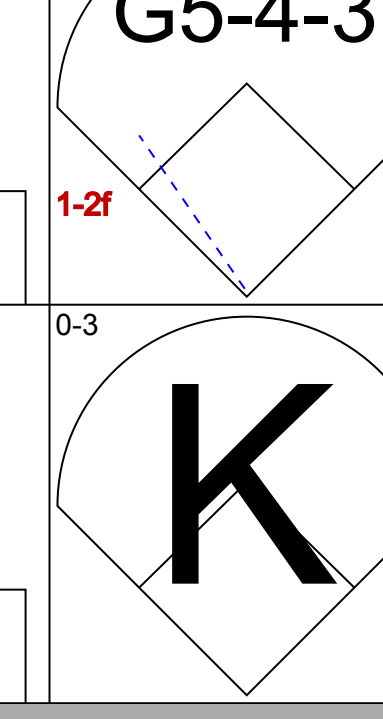
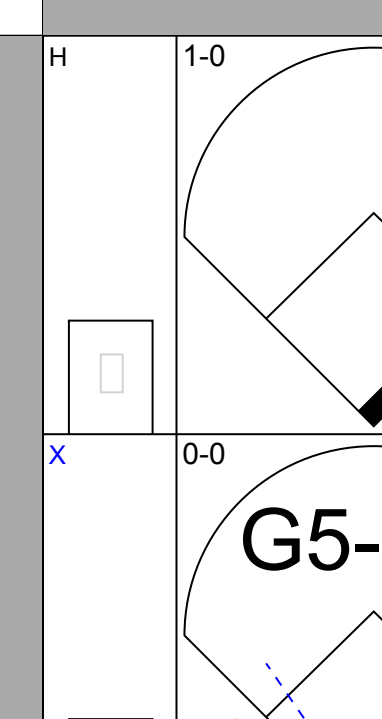
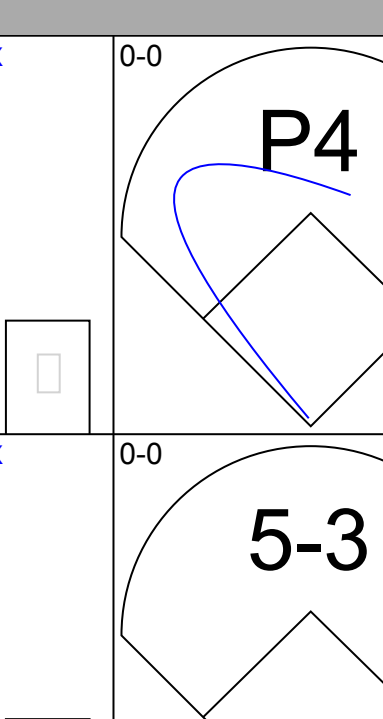
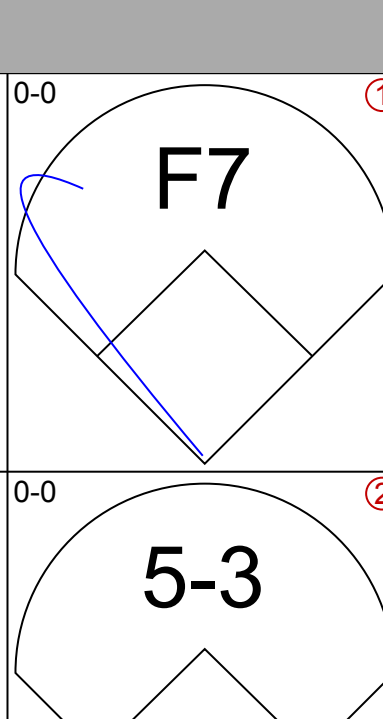
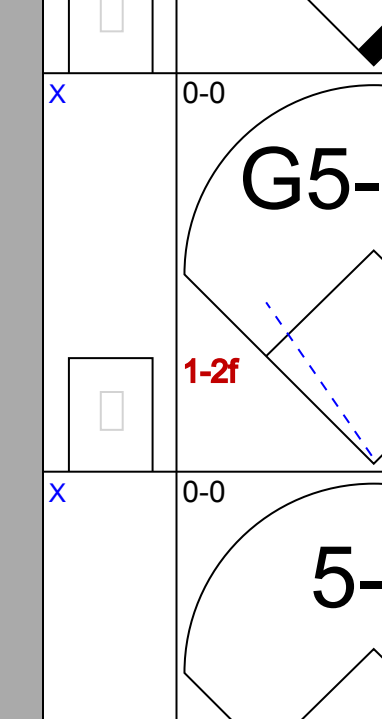
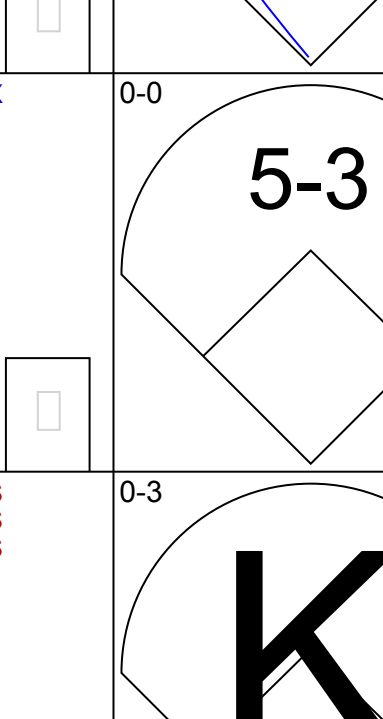
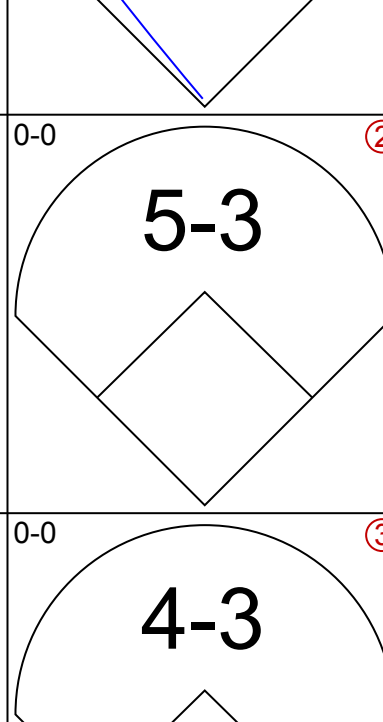
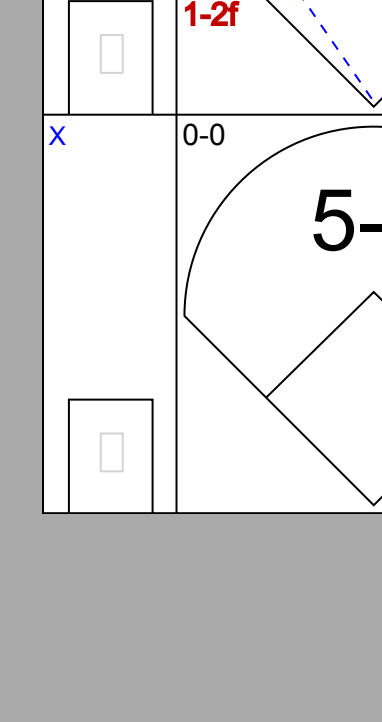
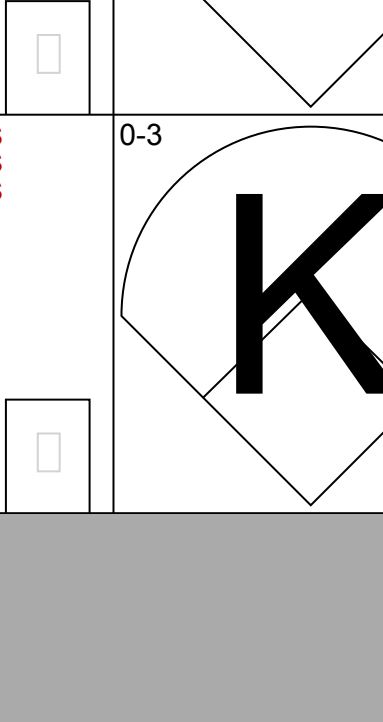
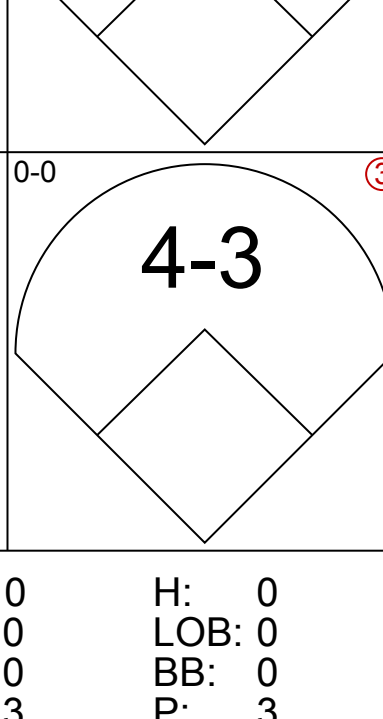
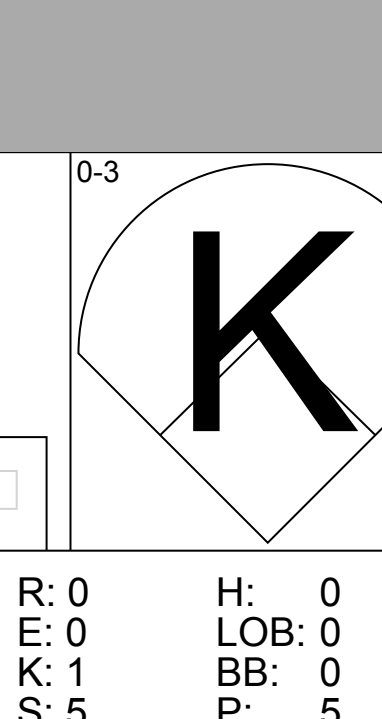
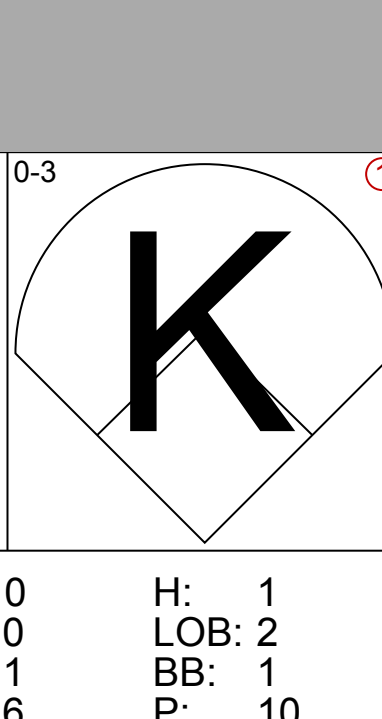


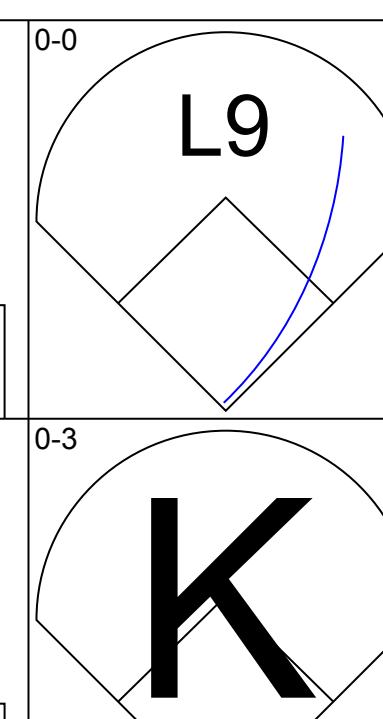
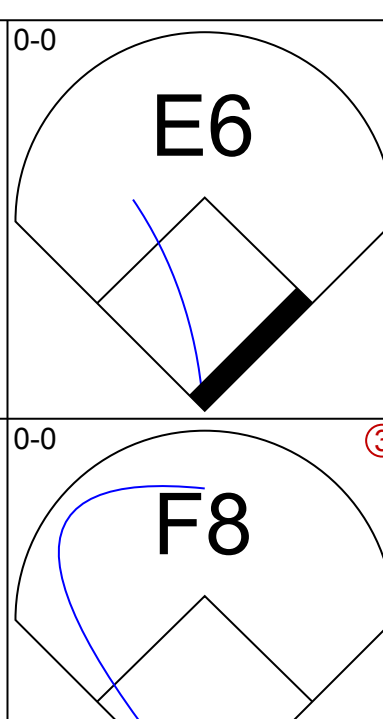
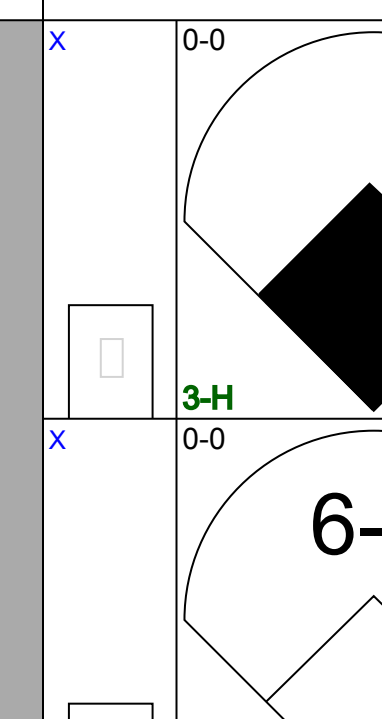
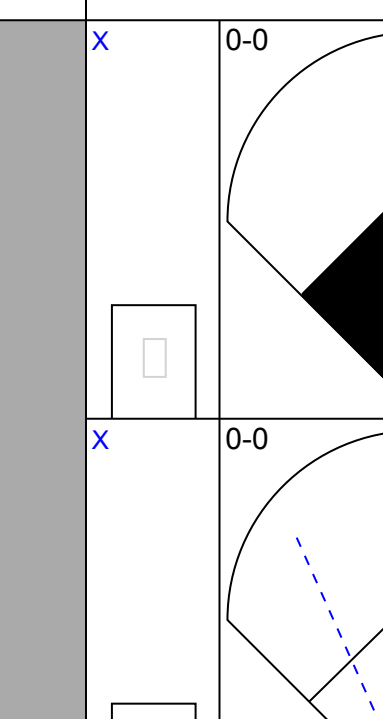
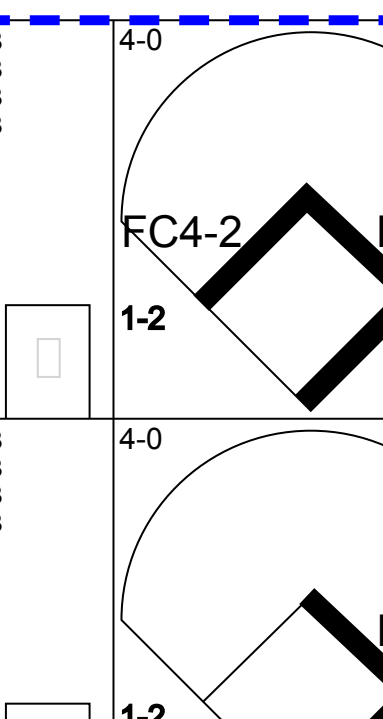
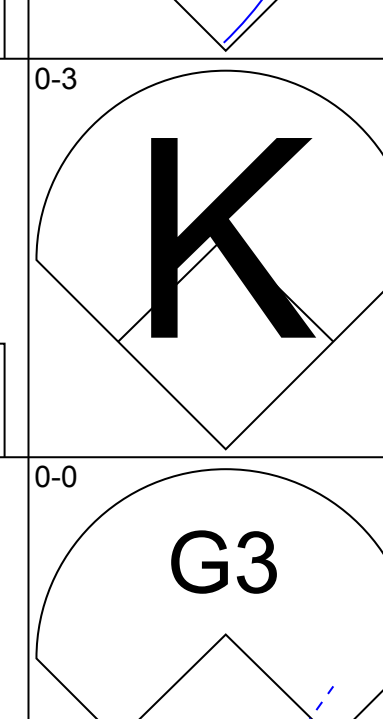
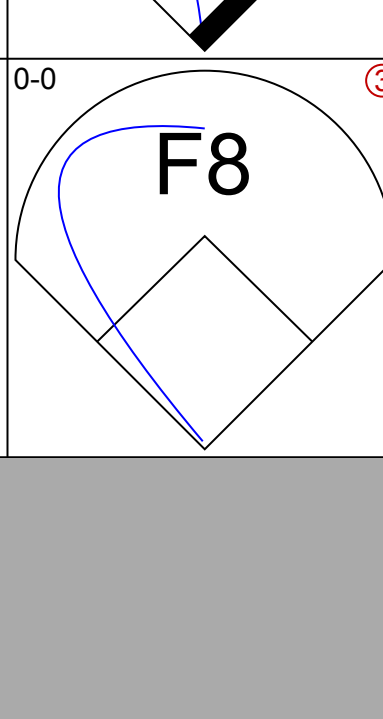
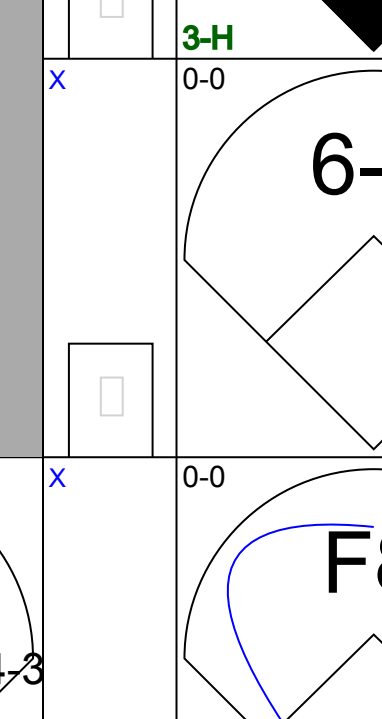
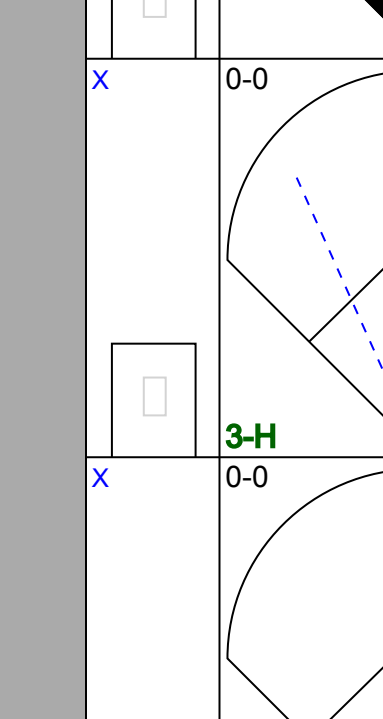
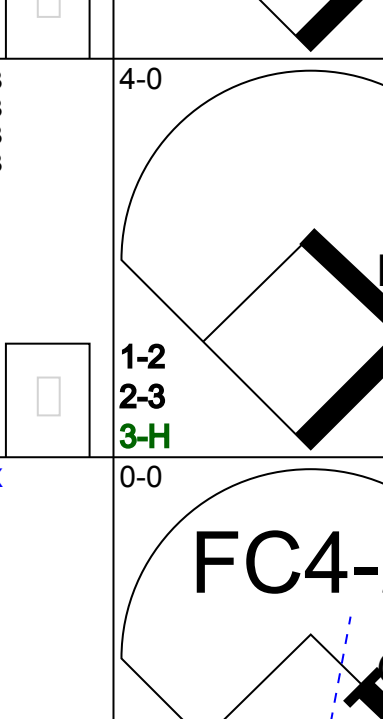
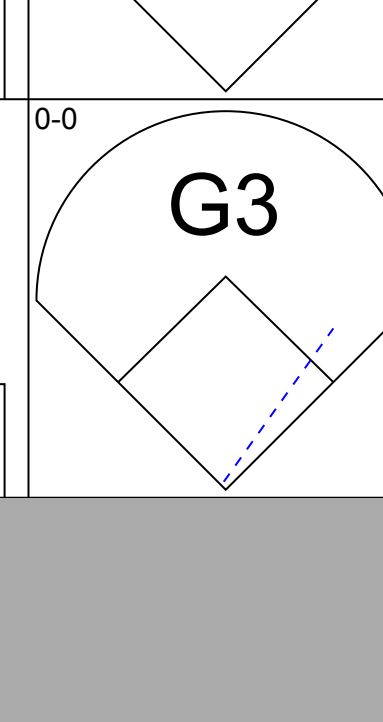
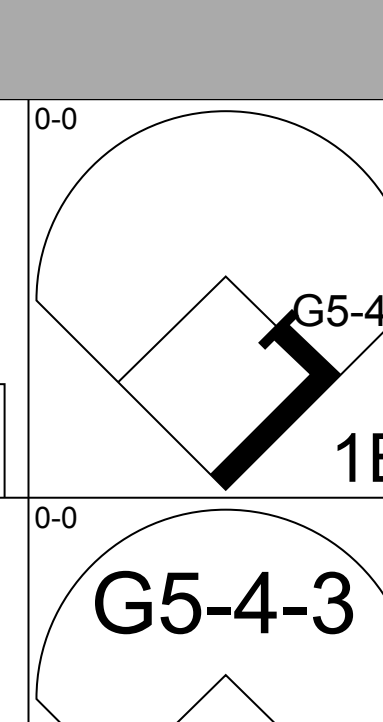
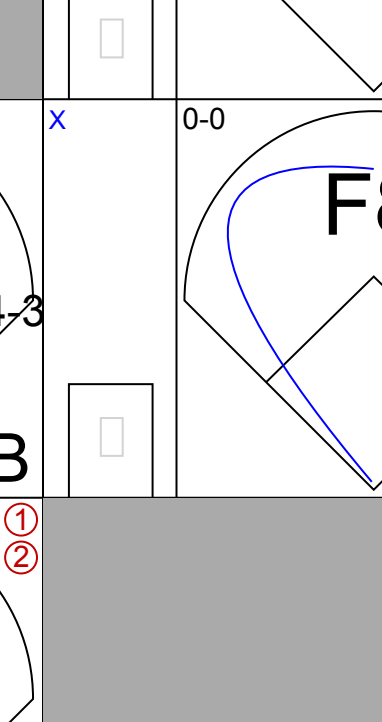
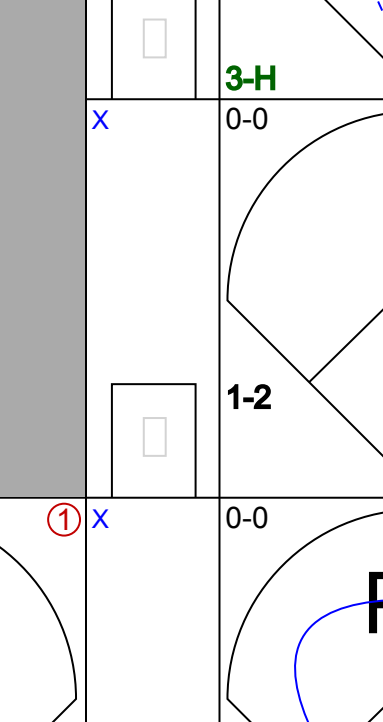
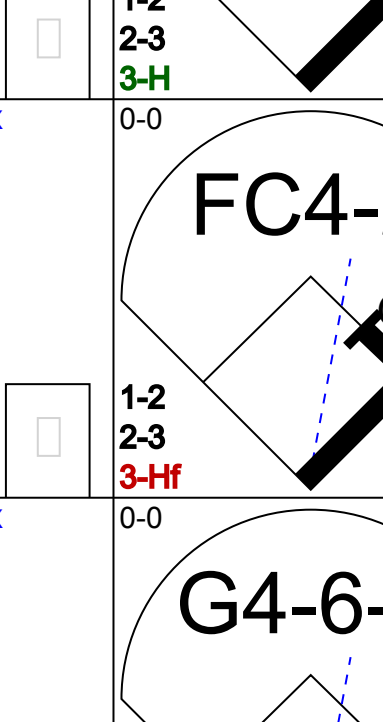
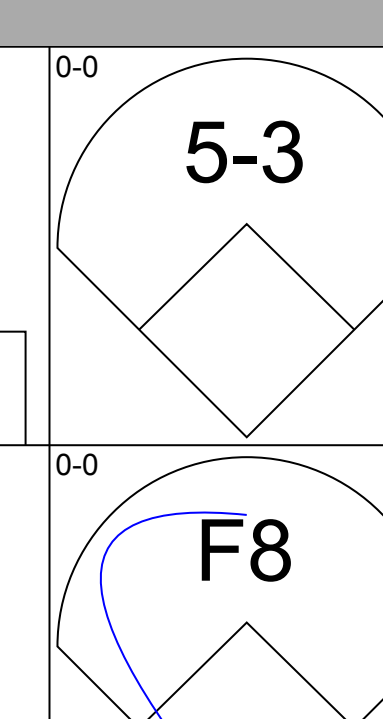
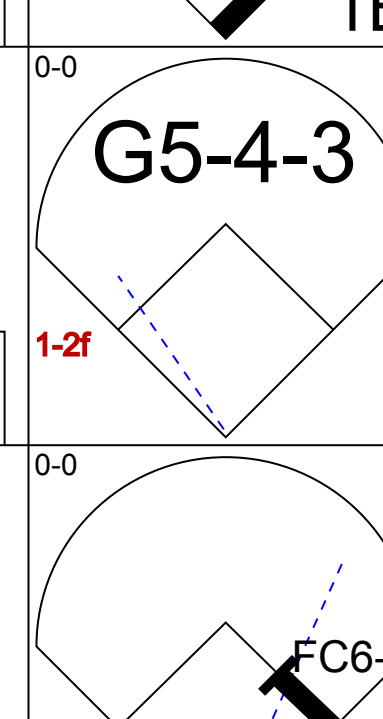
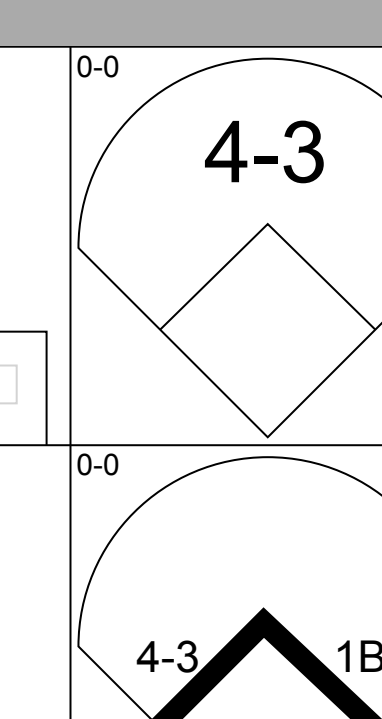
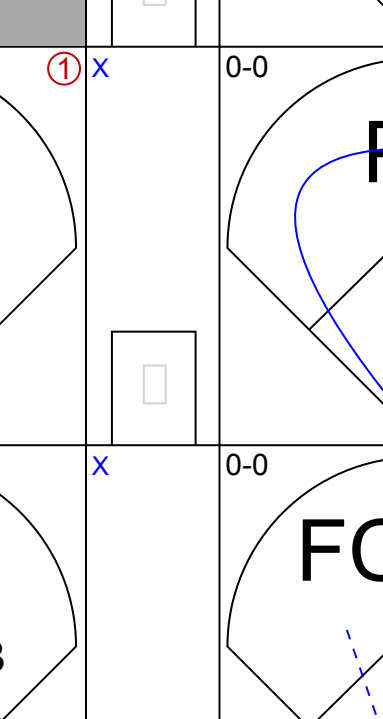
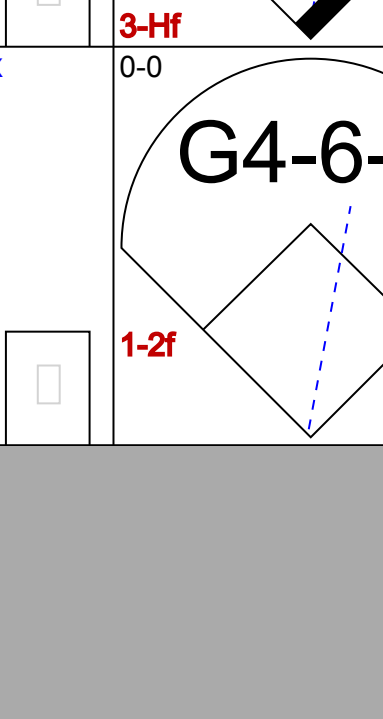
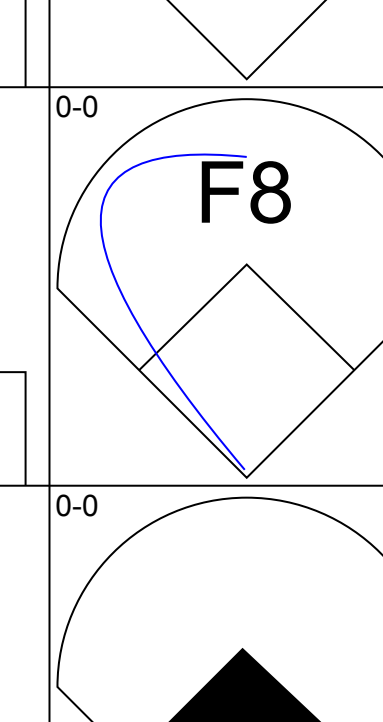
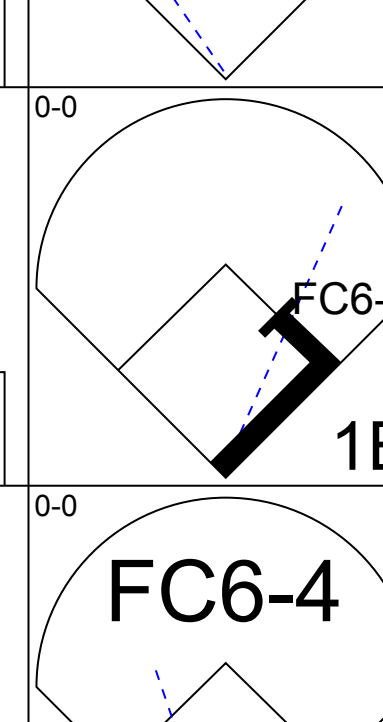
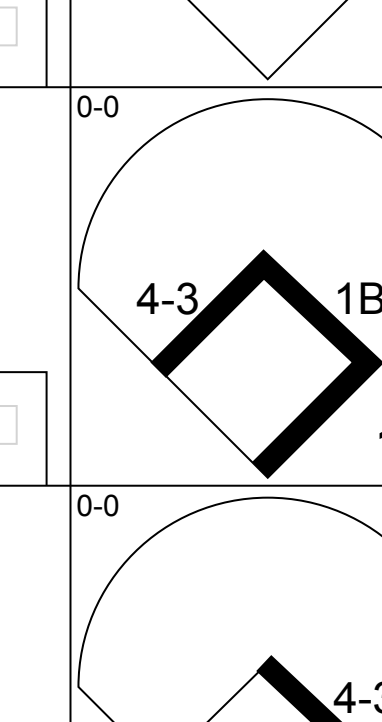
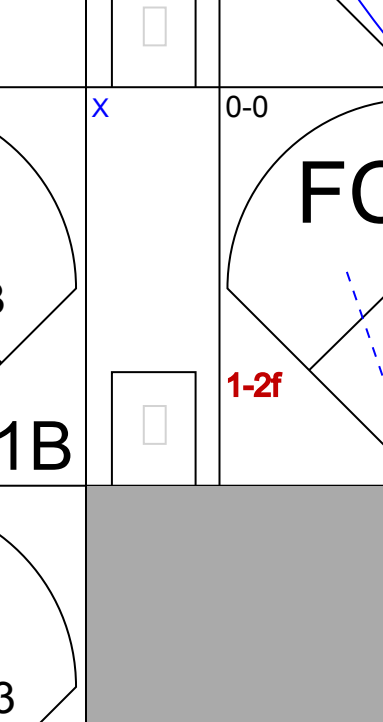
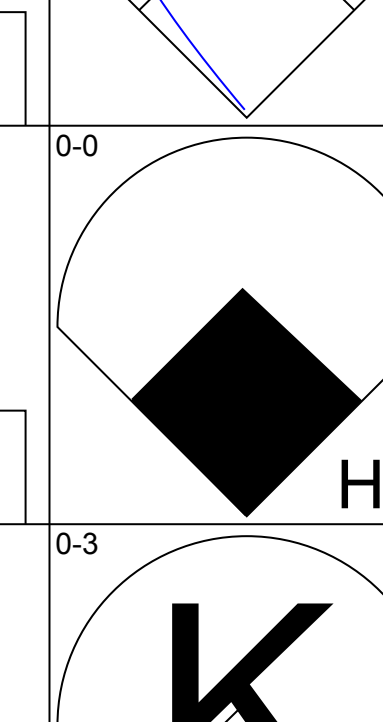
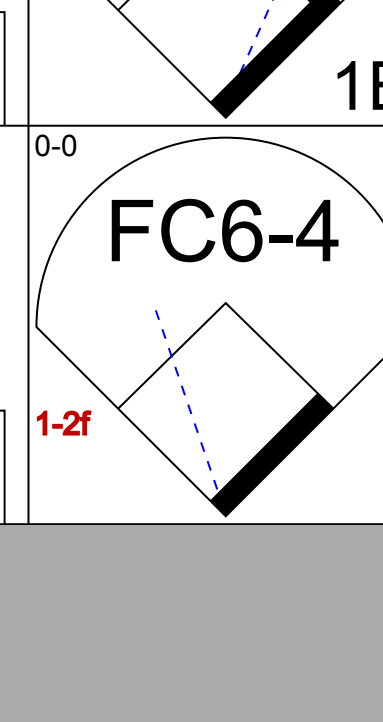
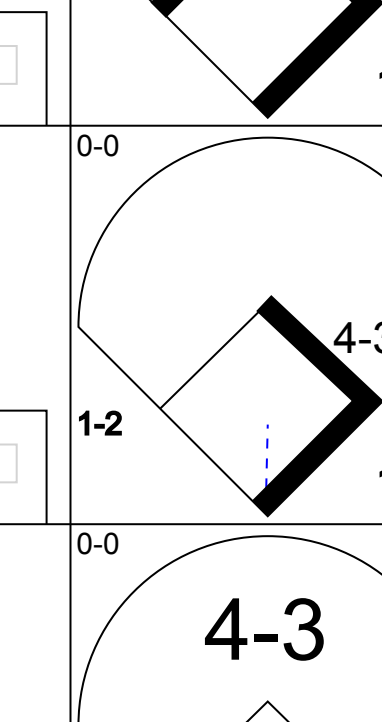
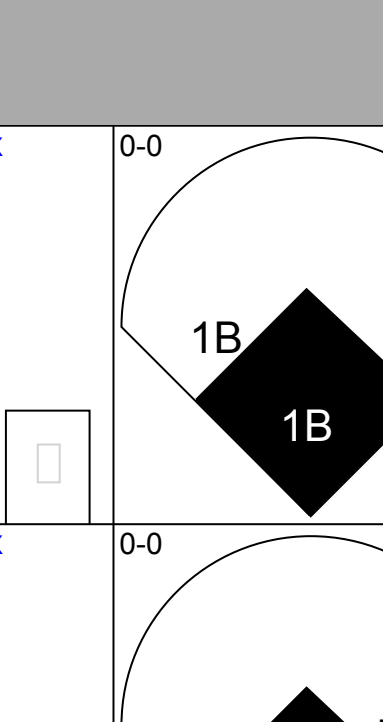
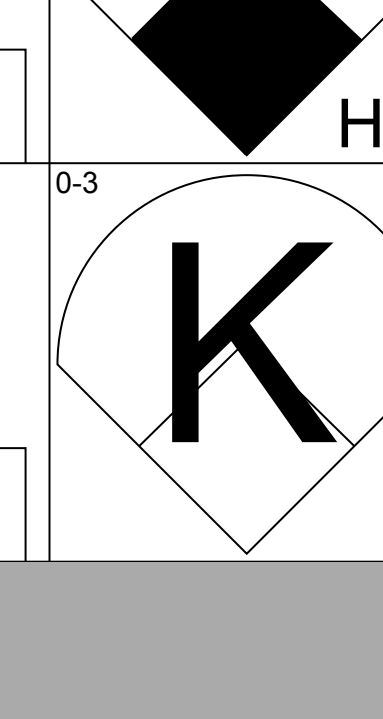
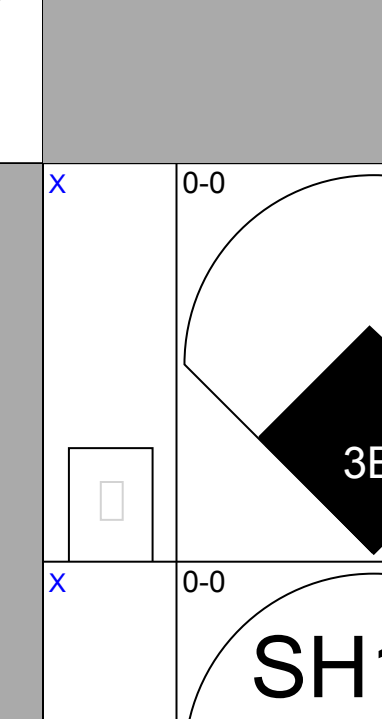
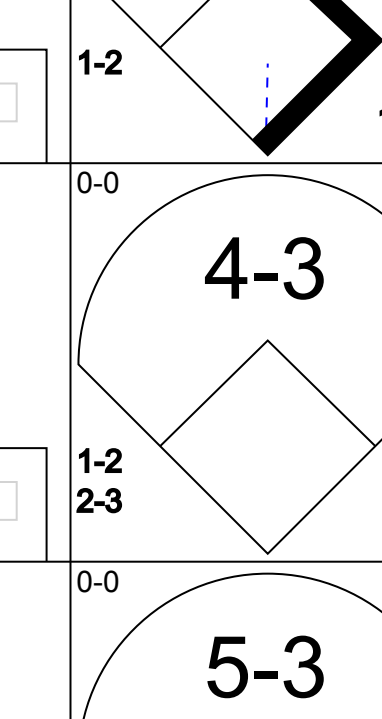
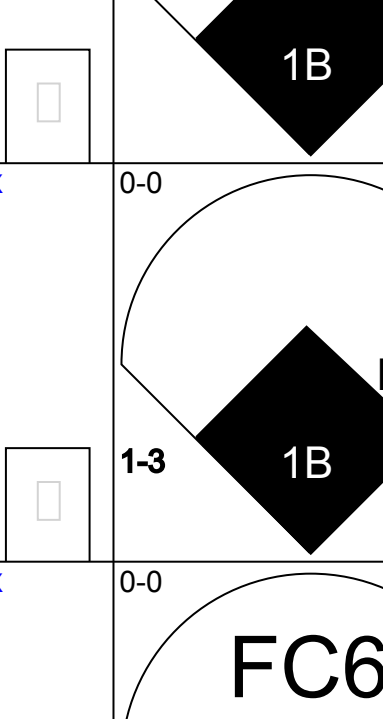
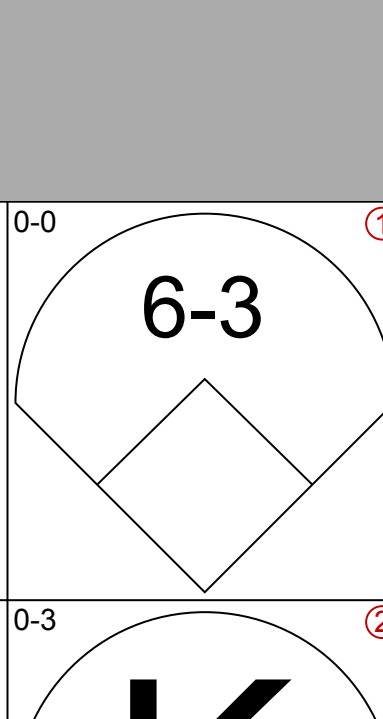
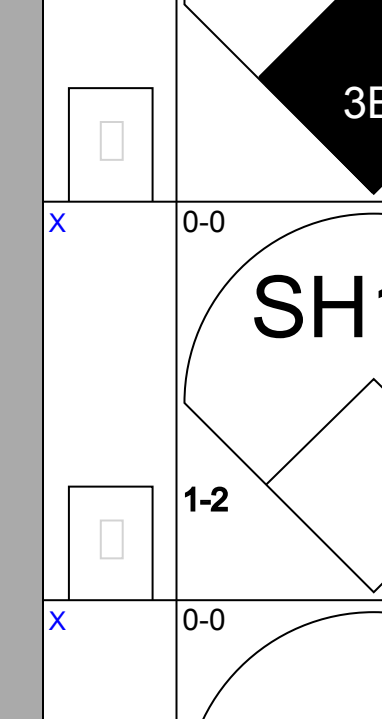
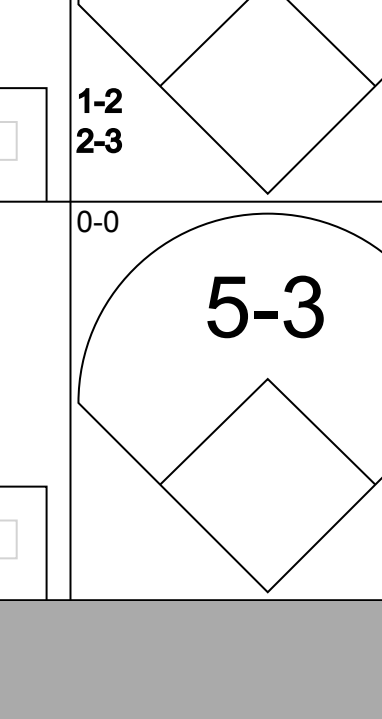
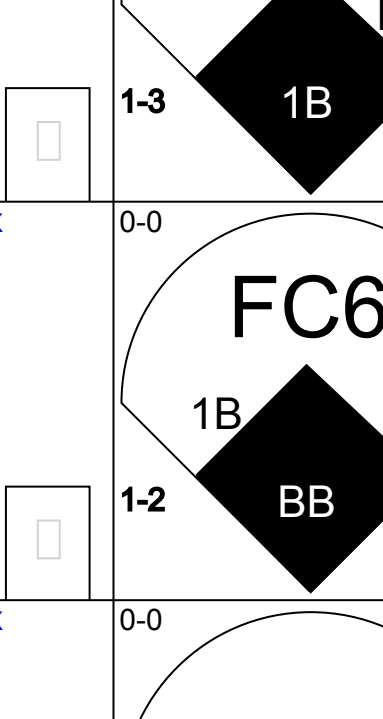
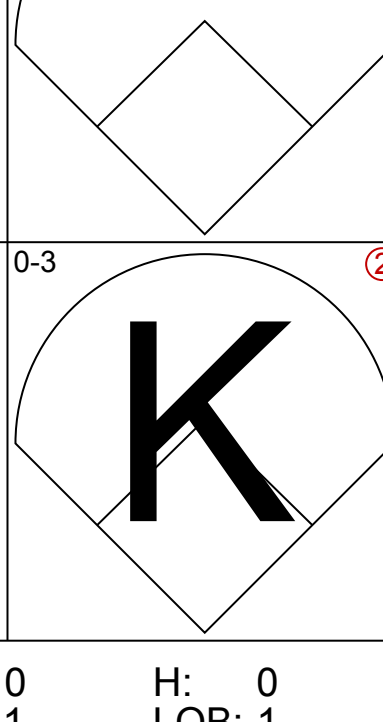
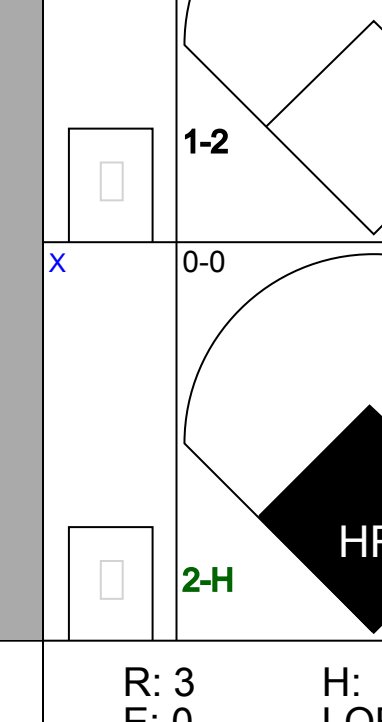
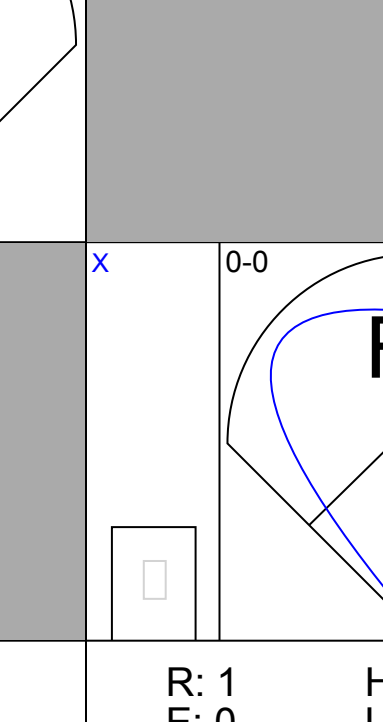
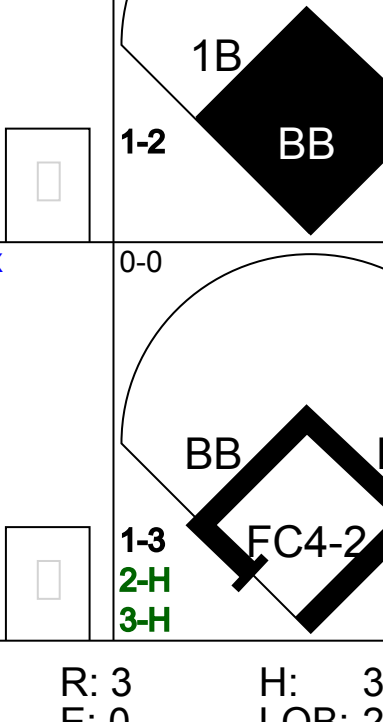
Batter	1	2	3	4	5	6	7	8	9	AB	R	H	RBI	BB	SO	LOB	BOTTOM								
Roy White, S OBP: 0.364, SLG: 0.359 (1, 7)										5	0	1	1	0	0	3									
Elliott Maddox, R OBP: 0.381, SLG: 0.355 (1, 8)										5	0	1	0	0	0	2									
Bobby Murcer, L OBP: 0.338, SLG: 0.394 (1, 9)										5	0	3	1	0	0	1									
Bill Sudakis, S OBP: 0.295, SLG: 0.366 (1, 10)										3	0	0	0	2	1	3									
Graig Nettles, L OBP: 0.321, SLG: 0.397 (1, 5)										5	0	1	0	0	1	4									
Chris Chambliss, L OBP: 0.291, SLG: 0.326 (1, 3)										4	0	1	0	0	0	2									
Jim Mason, L OBP: 0.310, SLG: 0.372 (1, 6)										3	1	1	0	1	0	1									
Rick Dempsey, R OBP: 0.265, SLG: 0.313 (1, 2)										2	0	1	0	1	0	0									
Lou Piniella, R OBP: 0.343, SLG: 0.393 (9, PH)										1	1	1	0	0	0	0									
Sandy Alomar Sr., S OBP: 0.265, SLG: 0.289 (1, 4)										3	0	0	0	0	1	5									
Ron Blomberg, L OBP: 0.355, SLG: 0.441 (9, PH)										0	1	0	0	1	0	0									
Inning Stats	R: 0 E: 0 K: 0 S: 4	H: 1 LOB: 1 BB: 0 P: 4	R: 0 E: 0 K: 2 S: 9	H: 2 LOB: 2 BB: 0 P: 9	R: 0 E: 0 K: 0 S: 4	H: 1 LOB: 1 BB: 0 P: 4	R: 0 E: 0 K: 0 S: 5	H: 2 LOB: 3 BB: 1 P: 9	R: 0 E: 0 K: 1 S: 6	H: 1 LOB: 1 BB: 0 P: 6	R: 0 E: 0 K: 0 S: 3	H: 0 LOB: 0 BB: 0 P: 3	R: 0 E: 0 K: 0 S: 3	H: 0 LOB: 1 BB: 0 P: 3	R: 0 E: 0 K: 0 S: 3	H: 0 LOB: 1 BB: 1 P: 7	R: 3 E: 0 K: 0 S: 5	H: 3 LOB: 2 BB: 3 P: 17	1B: 8 2B: 1 3B: 1 HR: 0	SF: 0 SAC: 0 DP: 1 HBP: 0	WP: 0 PB: 0 SB: 0 CS: 0	PA: 41			
PITCHER	IP	WLS	BF	H	R	ER	SO	BB	IBB	HBP	BLK	WP	HR	S	P	ERA	WHIP								
Luis Tiant, R ERA: 2.85 (1, 1)	9.0	W	41	10	3	3	3	5	0	0	0	0	0	42	62	3.00	1.667								

Boston Red Sox @ New York Yankees
Shea Stadium, Flushing, NY
Sun Aug 04 1974, 3:33 AM EDT
Att: 21,147 - Unknown - 88 F

AB 36
R 3
H 10
RBI 2
BB 5
SO 3
LOB 21



Batter	1	2	3	4	5	6	7	8	9	AB	R	H	RBI	BB	SO	LOB	TOP			
Tommy Harper, R OBP: 0.303, SLG: 0.321 (1, 7)										3	0	1	0	1	1	0	Boston Red Sox @ New York Yankees Shea Stadium, Flushing, NY Mon Aug 05 1974, 7:05 PM EDT Att: 21,147 - Unknown - 77 F			
Rick Burleson, R OBP: 0.355, SLG: 0.429 (1, 6)										3	0	0	0	1	1	1				
Carl Yastrzemski, L OBP: 0.426, SLG: 0.467 (1, 3)										4	0	0	0	0	0	3				
Rico Petrocelli, R OBP: 0.376, SLG: 0.486 (1, 5)										3	0	1	0	1	1	2				
Bob Montgomery, R OBP: 0.281, SLG: 0.338 (1, 2)										3	0	0	0	0	0	3				
Dwight Evans, R OBP: 0.325, SLG: 0.428 (1, 9)										2	0	0	0	0	1	0				
Danny Cater, R OBP: 0.330, SLG: 0.448 (1, 10)										3	0	0	0	0	0	1				
Doug Griffin, R OBP: 0.356, SLG: 0.368 (1, 4)										3	0	0	0	0	1	0				
Rick Miller, L OBP: 0.346, SLG: 0.345 Juan Beniquez, R OBP: 0.325, SLG: 0.391 (9, PH)										2	0	0	0	0	1	0				
Inning Stats	R: 0 E: 0 K: 2 S: 7	H: 0 LOB: 0 BB: 0 P: 7	R: 0 E: 0 K: 1 S: 4	H: 0 LOB: 0 BB: 1 P: 8	R: 0 E: 0 K: 0 S: 3	H: 0 LOB: 2 BB: 1 P: 3	R: 0 E: 0 K: 0 S: 4	H: 1 LOB: 0 BB: 1 P: 8	R: 0 E: 0 K: 1 S: 5	H: 0 LOB: 0 BB: 0 P: 5	R: 0 E: 0 K: 1 S: 5	H: 0 LOB: 0 BB: 0 P: 5	R: 0 E: 0 K: 1 S: 5	H: 0 LOB: 2 BB: 1 P: 5	R: 0 E: 0 K: 1 S: 6	H: 1 LOB: 2 BB: 1 P: 10	1B: 2 2B: 0 3B: 0 HR: 0	SF: 0 SAC: 0 DP: 2 HBP: 1	WP: 0 PB: 0 SB: 0 CS: 0	PA: 31
PITCHER Rudy May, L ERA: 3.99 (1, 1)	IP: 9.0 WLS: W BF: 31 H: 2 R: 0 ER: 0 SO: 7 BB: 3 IBB: 0 HBP: 1 BLK: 0 WP: 0 HR: 0 S: 41 P: 54 ERA: 0.00 WHIP: 0.556															PITCHER				

Batter	1	2	3	4	5	6	7	8	9	AB	R	H	RBI	BB	SO	LOB	BOTTOM			
Roy White, S OBP: 0.367, SLG: 0.379 (1, 10)										4	2	2	2	1	0	0	Boston Red Sox @ New York Yankees Shea Stadium, Flushing, NY Mon Aug 05 1974, 7:05 PM EDT Att: 21,147 - Unknown - 77 F			
Elliott Maddox, R OBP: 0.381, SLG: 0.353 (1, 8)										4	0	1	2	1	1	1				
Bobby Murcer, L OBP: 0.338, SLG: 0.394 (1, 9)										5	0	2	0	0	0	3				
Lou Piniella, R OBP: 0.338, SLG: 0.388 (1, 7)										5	0	0	0	0	0	6				
Bill Sudakis, S OBP: 0.299, SLG: 0.369 (1, 3)										4	0	2	0	0	0	2				
Thurman Munson, R OBP: 0.304, SLG: 0.378 (1, 2)										4	2	3	1	0	0	1				
Graig Nettles, L OBP: 0.323, SLG: 0.398 (1, 5)										4	2	2	0	0	1	2				
Sandy Alomar Sr., S OBP: 0.260, SLG: 0.283 (1, 4)										3	1	0	0	0	0	4				
Jim Mason, L OBP: 0.312, SLG: 0.380 (1, 6)										4	1	2	3	0	1	0				
Inning Stats	R: 0 E: 0 K: 1 S: 5	H: 0 LOB: 0 BB: 0 P: 5	R: 1 E: 0 K: 1 S: 6	H: 1 LOB: 0 BB: 0 P: 6	R: 0 E: 1 K: 1 S: 6	H: 0 LOB: 1 BB: 0 P: 6	R: 0 E: 0 K: 0 S: 4	H: 2 LOB: 0 BB: 0 P: 4	R: 3 E: 0 K: 0 S: 6	H: 3 LOB: 0 BB: 0 P: 6	R: 0 E: 0 K: 0 S: 5	H: 2 LOB: 2 BB: 0 P: 5	R: 1 E: 0 K: 0 S: 6	H: 3 LOB: 2 BB: 0 P: 6	R: 3 E: 0 K: 0 S: 6	H: 3 LOB: 2 BB: 2 P: 14	1B: 10 2B: 0 3B: 2 HR: 2	SF: 0 SAC: 1 DP: 2 HBP: 0	WP: 0 PB: 0 SB: 0 CS: 0	PA: 40
PITCHER Bill Lee, L ERA: 4.03 Diego Segui, R ERA: 4.06 (8, 1)	IP: 7.0 WLS: L BF: 36 H: 14 R: 8 ER: 8 SO: 3 BB: 0 IBB: 0 HBP: 0 BLK: 0 WP: 0 HR: 2 S: 42 P: 42 ERA: 10.29 WHIP: 2.000															PITCHER				

AB 27
R 0
H 2
RBI 0
BB 3
SO 7
LOB 10



AB 37
R 8
H 14
RBI 8
BB 2
SO 3
LOB 19



Batter	1	2	3	4	5	6	7	8	9	AB	R	H	RBI	BB	SO	LOB	TOP					
Rick Miller, L OBP: 0.343, SLG: 0.341 Juan Beniquez, R OBP: 0.322, SLG: 0.386 (4, PH)	L8		4-3	G6-4-3		6-3			5-3	2	0	0	0	0	0	1	Boston Red Sox @ Milwaukee Brewers Milwaukee County Stadium, Milwaukee, WI Tue Aug 06 1974, 8:05 PM EDT Unknown					
Cecil Cooper, L OBP: 0.330, SLG: 0.428 (1, 10)	F3				WP 1B		K		S 1B	5	2	3	1	0	1	0						
Carl Yastrzemski, L OBP: 0.425, SLG: 0.485 (1, 3)			F8		1B		3-1		F3	4	0	1	0	1	0	3						
Rico Petrocelli, R OBP: 0.377, SLG: 0.483 (1, 5)	F3			WP BB	K					4	1	1	2	1	1	3						
Bernie Carbo, L OBP: 0.372, SLG: 0.437 (1, 7)		4-3		BB WP	F7				F6	4	1	0	0	1	0	3						
Dwight Evans, R OBP: 0.331, SLG: 0.427 (1, 9)	F3			BB SF8					F9	3	0	1	1	1	0	0						
Rick Burleson, R OBP: 0.358, SLG: 0.428 (1, 6)				BB SF8						3	0	1	1	1	1	2						
Doug Griffin, R OBP: 0.348, SLG: 0.361 (1, 4)			F3	BB SF8					1-3	3	0	0	1	0	0	1						
Tim Blackwell, S OBP: 0.325, SLG: 0.275 Bob Montgomery, R OBP: 0.288, SLG: 0.340 (4, PH)				BB G6-4-3					1B S 1B	0	1	0	0	1	0	0						
Inning Stats	R: 0 E: 0 K: 0 S: 4	H: 1 LOB: 1 BB: 0 P: 4	R: 0 E: 0 K: 1 S: 5	H: 0 LOB: 0 BB: 0 P: 5	R: 1 E: 0 K: 0 S: 4	H: 1 LOB: 1 BB: 1 P: 8	R: 2 E: 1 K: 0 S: 2	H: 0 LOB: 2 BB: 5 P: 22	R: 1 E: 0 K: 1 S: 7	H: 2 LOB: 2 BB: 1 P: 11	R: 0 E: 0 K: 0 S: 3	H: 0 LOB: 0 BB: 0 P: 3	R: 0 E: 0 K: 1 S: 5	H: 0 LOB: 0 BB: 0 P: 5	R: 0 E: 0 K: 0 S: 4	H: 1 LOB: 1 BB: 0 P: 4		R: 2 E: 0 K: 0 S: 6	H: 3 LOB: 1 BB: 0 P: 6	1B: 8 2B: 0 3B: 0 HR: 0	SF: 1 SAC: 0 DP: 1 HBP: 0	WP: 2 PA: 41
PITCHER	IP	WLS	BF	H	R	ER	SO	BB	IBB	HBP	BLK	WP	HR	S	P	ERA	WHIP					
Jim Slaton, R ERA: 4.35 Bill Travers, L ERA: 4.53 Tom Murphy, R ERA: 1.57	(1, 1)	3.0	L	16	2	3	3	1	5	0	0	0	1	0	13	33	9.00	2.333				
	(4, 1)	5.2		23	5	3	3	2	1	1	0	0	1	0	25	33	4.76	1.059				
	(9, 1)	0.1		2	1	0	0	0	0	0	0	0	0	0	2	2	0.00	3.000				

Batter	1	2	3	4	5	6	7	8	9	AB	R	H	RBI	BB	SO	LOB	BOTTOM					
Don Money, R OBP: 0.341, SLG: 0.419 (1, 5)	F8					F7			F9	4	0	1	1	0	0	0	Boston Red Sox @ Milwaukee Brewers Milwaukee County Stadium, Milwaukee, WI Tue Aug 06 1974, 8:05 PM EDT Unknown					
Dave May, L OBP: 0.274, SLG: 0.340 (1, 9)					2B	F7			K	4	0	1	0	0	1	1						
George Scott, R OBP: 0.359, SLG: 0.473 (1, 3)						F8			F3	4	0	0	0	0	0	2						
John Briggs, L OBP: 0.354, SLG: 0.483 (1, 7)	F5					F7			L6	4	1	1	0	0	0	1						
Darrell Porter, L OBP: 0.348, SLG: 0.392 (1, 10)						F9			1B	4	1	2	2	0	0	0						
Charlie Moore, R OBP: 0.331, SLG: 0.372 Bob Hansen, L OBP: 0.304, SLG: 0.318 (9, PH)						K			HR	3	0	0	0	0	0	2						
Ken Berry, R OBP: 0.259, SLG: 0.235 Bob Coluccio, R OBP: 0.309, SLG: 0.344 (7, PH)									F7	1	0	0	0	0	0	1						
Mike Hegan, L OBP: 0.305, SLG: 0.424 (9, PH)						6-3				2	0	0	0	1	0	0						
Tim Johnson, L OBP: 0.272, SLG: 0.370 (1, 4)									1B	1	0	1	0	0	0	0						
Robin Yount, R OBP: 0.275, SLG: 0.349 (1, 6)									K	3	1	0	0	1	1	3						
Inning Stats	R: 0 E: 0 K: 0 S: 4	H: 1 LOB: 1 BB: 0 P: 4	R: 0 E: 0 K: 1 S: 5	H: 0 LOB: 0 BB: 0 P: 5	R: 1 E: 0 K: 0 S: 4	H: 1 LOB: 1 BB: 1 P: 8	R: 0 E: 0 K: 1 S: 5	H: 0 LOB: 0 BB: 0 P: 5	R: 0 E: 0 K: 0 S: 3	H: 0 LOB: 0 BB: 0 P: 3	R: 2 E: 0 K: 1 S: 7	H: 2 LOB: 2 BB: 1 P: 11	R: 0 E: 0 K: 1 S: 5	H: 0 LOB: 0 BB: 0 P: 5	R: 0 E: 0 K: 1 S: 7	H: 2 LOB: 2 BB: 0 P: 7	1B: 3 2B: 2 3B: 0 HR: 1	SF: 0 SAC: 0 DP: 0 HBP: 0	WP: 0 PA: 35			
PITCHER	IP	WLS	BF	H	R	ER	SO	BB	IBB	HBP	BLK	WP	HR	S	P	ERA	WHIP					
Reggie Cleveland, R ERA: 4.77 Diego Segui, R ERA: 3.91	(1, 1)	6.1	W	25	4	3	3	2	2	0	0	0	0	1	27	35	4.26	0.947				
	(7, 1)	2.2	S	10	2	0	0	3	0	0	0	0	0	16	16	0.00	0.750					

Batter	1	2	3	4	5	6	7	8	9	AB	R	H	RBI	BB	SO	LOB	TOP										
Tommy Harper, R (1, 7) OBP: 0.307, SLG: 0.326 Rick Miller, L (9, 7) OBP: 0.343, SLG: 0.341	5-3		1-2 1B		1-2 1B		1-2 HR 1B		F7	5	2	3	0	0	0	0	0										
Juan Beniquez, R (1, 8) OBP: 0.315, SLG: 0.378	F9		L5		F3		F9		K	5	0	0	0	0	0	1	6										
Dwight Evans, R (1, 9) OBP: 0.336, SLG: 0.445	5-3			1B 5-6-3 2B	PB 1-2 2-H 1B		1-H 2-H HR			4	2	3	4	0	0	0	0										
Rico Petrocelli, R (1, 5) OBP: 0.378, SLG: 0.483		F4		5-6-3 1B	PB 1-2 2-H 1B		F7			4	0	2	1	0	0	0	0										
Bob Montgomery, R (1, 2) OBP: 0.288, SLG: 0.338		G4-6-3 1B		5-6-3	4-3		K			4	0	1	1	0	1	3	0										
Danny Cater, R (1, 3) OBP: 0.318, SLG: 0.430		G4-6-3 1-2		F3		5-3		F3		4	0	0	0	0	0	2	0										
Terry Hughes, R (1, 10) OBP: 0.244, SLG: 0.297			L6	5-3		K		K		4	0	0	0	0	2	1	0										
Rick Burleson, R (1, 6) OBP: 0.352, SLG: 0.420			F7		1-3		F8		K	4	0	0	0	0	1	0	0										
Doug Griffin, R (1, 4) OBP: 0.351, SLG: 0.365			E5 1B		1B 1B		HR 1B		6-3	4	2	2	0	0	0	0	0										
Inning Stats	R: 0 E: 0 K: 0 S: 3	H: 0 LOB: 0 BB: 0 P: 3	R: 0 E: 0 K: 0 S: 3	H: 1 LOB: 0 BB: 0 P: 3	R: 0 E: 1 K: 0 S: 5	H: 1 LOB: 2 BB: 0 P: 5	R: 1 E: 0 K: 0 S: 5	H: 2 LOB: 1 BB: 0 P: 5	R: 2 E: 0 K: 0 S: 7	H: 4 LOB: 2 BB: 0 P: 7	R: 0 E: 0 K: 1 S: 5	H: 0 LOB: 0 BB: 0 P: 5	R: 3 E: 0 K: 1 S: 8	H: 3 LOB: 0 BB: 0 P: 8	R: 0 E: 0 K: 2 S: 7	H: 0 LOB: 0 BB: 0 P: 7	R: 0 E: 0 K: 1 S: 5	H: 0 LOB: 0 BB: 0 P: 5	1B: 9 2B: 1 3B: 0 HR: 1	SF: 0 SAC: 0 DP: 1 HBP: 0	WP: 0 PB: 1 SB: 0 CS: 0	PA: 38					
PITCHER	IP	WLS	BF	H	R	ER	SO	BB	IBB	HBP	BLK	WP	HR	S	P	ERA	WHIP										
Clyde Wright, L (1, 1) ERA: 4.83	6.1	L	30	11	6	6	1	0	0	0	0	0	1	32	32	8.53	1.737										
Eduardo Rodriguez, R (7, 1) ERA: 3.3	1.2		5	0	0	0	3	0	0	0	0	0	0	11	11	0.00	0.000										
Dick Selma, R (9, 1) ERA: 4.88	1.0		3	0	0	0	1	0	0	0	0	0	0	5	5	0.00	0.000										

Boston Red Sox @ Milwaukee Brewers
Milwaukee County Stadium, Milwaukee, WI
Tue Aug 06 1974, 8:05 PM EDT
Att: 22,756 - Unknown


AB 38
R 6
H 11
RBI 6
BB 0
SO 5
LOB 12



Batter	1	2	3	4	5	6	7	8	9	AB	R	H	RBI	BB	SO	LOB	BOTTOM										
Don Money, R (1, 10) OBP: 0.340, SLG: 0.416	F3		F5			F6		BB		3	0	0	0	1	0	0	0										
Tim Johnson, L (1, 6) OBP: 0.283, SLG: 0.357	1-3		6-3			4-3		5-3		4	0	0	0	0	0	2	0										
George Scott, R (1, 3) OBP: 0.358, SLG: 0.471	6-3			5-3			FC3-6 1B		F9	4	0	1	0	0	0	0	0										
Darrell Porter, L (1, 2) OBP: 0.344, SLG: 0.386		F8		1-3		FC3-6 1-2	FC3-6		G3	4	0	0	0	0	0	1	0										
Mike Hegan, L (1, 9) OBP: 0.309, SLG: 0.422		HBP 1B		K		FC3-6 1-2	FC3-6		FC6-4 BB	3	0	1	0	1	1	1	0										
John Briggs, L (1, 7) OBP: 0.351, SLG: 0.478		F7			L8		F8		FC6-4 1-2	4	0	0	0	0	0	3	0										
Dave May, L (1, 8) OBP: 0.277, SLG: 0.341		1-2 HBP			L7			FC5-4 1B		2	0	1	0	0	0	0	0										
John Vukovich, R (1, 5) OBP: 0.208, SLG: 0.400		F9			F3			F8		3	0	0	0	0	0	3	0										
Pedro Garcia, R (1, 4) OBP: 0.260, SLG: 0.372			6-3			F8		FC5-4 1-2		3	0	0	0	0	0	1	0										
Inning Stats	R: 0 E: 0 K: 0 S: 3	H: 0 LOB: 0 BB: 0 P: 3	R: 0 E: 0 K: 0 S: 4	H: 1 LOB: 2 BB: 0 P: 5	R: 0 E: 0 K: 0 S: 3	H: 0 LOB: 0 BB: 0 P: 3	R: 0 E: 0 K: 1 S: 5	H: 0 LOB: 0 BB: 0 P: 5	R: 0 E: 0 K: 0 S: 3	H: 0 LOB: 0 BB: 0 P: 3	R: 0 E: 0 K: 0 S: 4	H: 1 LOB: 1 BB: 0 P: 4	R: 0 E: 0 K: 0 S: 4	H: 1 LOB: 2 BB: 1 P: 8	R: 0 E: 0 K: 0 S: 3	H: 0 LOB: 1 BB: 1 P: 7	1B: 3 2B: 0 3B: 0 HR: 0	SF: 0 SAC: 0 DP: 0 HBP: 1	WP: 0 PB: 0 SB: 0 CS: 0	PA: 33							
PITCHER	IP	WLS	BF	H	R	ER	SO	BB	IBB	HBP	BLK	WP	HR	S	P	ERA	WHIP										
Juan Marichal, R (1, 1) ERA: 5.31	7.0	W	24	2	0	0	0	0	0	1	0	0	0	25	26	0.00	0.286										
Diego Segui, R (8, 1) ERA: 3.6	2.0		9	1	0	0	0	2	0	0	0	0	0	7	15	0.00	1.500										

Boston Red Sox @ Milwaukee Brewers
Milwaukee County Stadium, Milwaukee, WI
Tue Aug 06 1974, 8:05 PM EDT
Att: 22,756 - Unknown

AB 30
R 0
H 3
RBI 0
BB 2
SO 1
LOB 11



Batter	1	2	3	4	5	6	7	8	9	AB	R	H	RBI	BB	SO	LOB	TOP			
Rick Miller, L OBP: 0.342, SLG: 0.344 (1, 8)										4	0	1	0	0	0	3	Boston Red Sox @ Milwaukee Brewers Milwaukee County Stadium, Milwaukee, WI Wed Aug 07 1974, 8:05 PM EDT Att: 14,956 - Unknown			
Cecil Cooper, L OBP: 0.326, SLG: 0.422 (1, 10)										4	0	0	0	0	1	2				
Carl Yastrzemski, L OBP: 0.424, SLG: 0.461 (1, 3)										3	0	0	0	1	0	1				
Rico Petrocelli, R OBP: 0.379, SLG: 0.486 (1, 5)										4	0	2	0	0	0	1				
Bernie Carbo, L OBP: 0.370, SLG: 0.432 (1, 7)										3	0	0	0	1	0	1				
Dwight Evans, R OBP: 0.339, SLG: 0.446 (1, 9)										4	0	2	0	0	0	2				
Bob Montgomery, R OBP: 0.287, SLG: 0.336 (1, 2)										4	0	1	0	0	0	1				
Doug Griffin, R OBP: 0.356, SLG: 0.378 (1, 4)										2	1	1	0	1	0	2				
Rick Burleson, R OBP: 0.356, SLG: 0.423 (1, 6)										3	0	2	1	0	0	1				
Inning Stats	R: 0 E: 0 K: 0 S: 3	H: 1 LOB: 0 BB: 0 P: 3	R: 0 E: 0 K: 0 S: 3	H: 1 LOB: 0 BB: 0 P: 3	R: 1 E: 0 K: 1 S: 7	H: 2 LOB: 1 BB: 0 P: 7	R: 0 E: 0 K: 0 S: 2	H: 0 LOB: 0 BB: 1 P: 6	R: 0 E: 0 K: 0 S: 5	H: 3 LOB: 2 BB: 0 P: 5	R: 0 E: 0 K: 0 S: 4	H: 1 LOB: 2 BB: 1 P: 8	R: 0 E: 0 K: 0 S: 2	H: 0 LOB: 0 BB: 1 P: 6	R: 0 E: 0 K: 0 S: 3	H: 1 LOB: 0 BB: 0 P: 4	1B: 6 2B: 3 3B: 1 HR: 0	SF: 0 SAC: 0 DP: 4 HBP: 0	WP: 0 PB: 0 SB: 1 CS: 1	PA: 34
PITCHER Jim Colborn, R ERA: 5.03 (1, 1)	IP: 9.0 WLS: L BF: 34 H: 9 R: 1 ER: 1 SO: 1 BB: 3 IBB: 0 HBP: 0 BLK: 0 WP: 0 HR: 0 S: 33 P: 45 ERA: 1.00 WHIP: 1.333															PITCHER Jim Colborn, R ERA: 5.03 (1, 1)	IP: 9.0 WLS: L BF: 34 H: 9 R: 1 ER: 1 SO: 1 BB: 3 IBB: 0 HBP: 0 BLK: 0 WP: 0 HR: 0 S: 33 P: 45 ERA: 1.00 WHIP: 1.333			

Batter	1	2	3	4	5	6	7	8	9	AB	R	H	RBI	BB	SO	LOB	BOTTOM					
Don Money, R OBP: 0.337, SLG: 0.412 (1, 5)										4	0	0	0	0	1	2	Boston Red Sox @ Milwaukee Brewers Milwaukee County Stadium, Milwaukee, WI Wed Aug 07 1974, 8:05 PM EDT Att: 14,956 - Unknown					
Ken Berry, R OBP: 0.255, SLG: 0.230 (1, 8)										3	0	0	0	0	0	0						
Mike Hegan, L OBP: 0.313, SLG: 0.426 (9, PH)										1	0	1	0	0	0	0						
Tim Johnson, L OBP: 0.263, SLG: 0.357 (9, PR)										0	0	0	0	0	0	0						
George Scott, R OBP: 0.355, SLG: 0.467 (1, 3)										4	0	0	0	0	1	1						
Deron Johnson, R OBP: 0.250, SLG: 0.353 (9, PH)										3	0	0	0	0	1	0						
Dave May, L OBP: 0.277, SLG: 0.341 (9, PH)										0	0	0	0	0	0	0						
Charlie Moore, R OBP: 0.329, SLG: 0.369 (9, PH)										1	0	0	0	0	1	1						
Bobby Mitchell, R OBP: 0.297, SLG: 0.362 (8, 7)										3	0	0	0	0	2	0						
John Briggs, L OBP: 0.350, SLG: 0.477 (8, 7)										1	0	0	0	0	0	1						
Darrell Porter, L OBP: 0.344, SLG: 0.384 (1, 2)										2	0	0	0	1	1	0						
Bob Coluccio, R OBP: 0.312, SLG: 0.343 (1, 9)										1	0	0	0	2	0	1						
Robin Yount, R OBP: 0.272, SLG: 0.345 (1, 6)										3	0	0	0	0	0	2						
Pedro Garcia, R OBP: 0.261, SLG: 0.372 (1, 4)										3	0	1	0	0	0	0						
Inning Stats	R: 0 E: 0 K: 0 S: 3	H: 0 LOB: 0 BB: 0 P: 3	R: 0 E: 0 K: 2 S: 7	H: 0 LOB: 1 BB: 1 P: 11	R: 0 E: 0 K: 0 S: 3	H: 0 LOB: 0 BB: 0 P: 3	R: 0 E: 0 K: 0 S: 3	H: 0 LOB: 0 BB: 0 P: 3	R: 0 E: 0 K: 1 S: 5	H: 0 LOB: 0 BB: 1 P: 9	R: 0 E: 0 K: 1 S: 5	H: 0 LOB: 0 BB: 0 P: 5	R: 0 E: 0 K: 2 S: 7	H: 0 LOB: 0 BB: 0 P: 7	R: 0 E: 0 K: 0 S: 4	H: 1 LOB: 2 BB: 1 P: 8	R: 0 E: 0 K: 1 S: 6	H: 1 LOB: 1 BB: 0 P: 6	1B: 2 2B: 0 3B: 0 HR: 0	SF: 0 SAC: 0 DP: 0 HBP: 0	WP: 0 PB: 1 SB: 0 CS: 1	PA: 32
PITCHER Roger Moret, L ERA: 3.14 (1, 1)	IP: 7.2 WLS: W BF: 27 H: 1 R: 0 ER: 0 SO: 6 BB: 3 IBB: 0 HBP: 0 BLK: 0 WP: 0 HR: 0 S: 36 P: 48 ERA: 0.00 WHIP: 0.522															PITCHER Roger Moret, L ERA: 3.14 (1, 1)	IP: 7.2 WLS: W BF: 27 H: 1 R: 0 ER: 0 SO: 6 BB: 3 IBB: 0 HBP: 0 BLK: 0 WP: 0 HR: 0 S: 36 P: 48 ERA: 0.00 WHIP: 0.522					
Dick Drago, R ERA: 3.19 (8, 1)	0.2	3	1	0	0	0	0	0	0	0	0	3	3	0.00	1.500							
Bob Veale, L ERA: 6.0 (9, 1)	0.2	S	2	0	0	0	1	0	0	0	0	4	4	0.00	0.000							

Batter	1	2	3	4	5	6	7	8	9	AB	R	H	RBI	BB	SO	LOB	TOP	
Tommy Harper, R OBP: 0.303, SLG: 0.321 (1, 7)	F7		L7			4-3		F3	1-3	5	0	0	0	0	0	4		
Cecil Cooper, L OBP: 0.328, SLG: 0.423 (1, 10)	G3-6-3 1B					K		F9		4	0	2	0	0	1	0		
Carl Yastrzemski, L OBP: 0.422, SLG: 0.477 (1, 3)	G3-6-3 1-2			L9		BB		F9		3	0	0	0	1	0	2		
Rico Petrocelli, R OBP: 0.378, SLG: 0.482 (1, 5)		F4		F7		5-3		1B BB 1B		3	1	0	0	1	0	2		
Dwight Evans, R OBP: 0.340, SLG: 0.446 (1, 9)		L5-3 1B		F7			L6	BB 1B BB 1B		4	1	2	0	0	0	1		
Rick Miller, L OBP: 0.344, SLG: 0.356 (1, 8)	L5-3 1-2				3-1		6-3 3B	BB BB 1B		4	1	2	0	0	0	1		
Bob Montgomery, R OBP: 0.280, SLG: 0.327 (1, 2)			G3		6-3		6-3	K		4	0	0	1	0	1	3		
Doug Griffin, R OBP: 0.356, SLG: 0.377 (1, 4)				F6			L7	BB BB		3	0	1	0	0	0	0		
Bernie Carbo, L OBP: 0.372, SLG: 0.432 (9, PH)				FC6-4 1B				BB		0	0	0	1	1	0	0		
Rick Burleson, R OBP: 0.355, SLG: 0.427 (1, 6)					FC6-4 1-2			BB		3	0	1	0	0	0	1		
Dick McAuliffe, L OBP: 0.318, SLG: 0.317 (9, PH)								BB		0	0	0	1	1	0	0		
Inning Stats	R: 0 E: 0 K: 0 S: 3	H: 1 LOB: 0 BB: 0 P: 3	R: 0 E: 0 K: 0 S: 3	H: 1 LOB: 0 BB: 0 P: 3	R: 0 E: 0 K: 0 S: 4	H: 1 LOB: 1 BB: 0 P: 4	R: 0 E: 0 K: 0 S: 4	H: 0 LOB: 1 BB: 1 P: 9	R: 1 E: 0 K: 0 S: 4	H: 1 LOB: 0 BB: 0 P: 4	R: 0 E: 0 K: 0 S: 3	H: 0 LOB: 3 BB: 3 P: 19	R: 2 E: 0 K: 1 S: 7	H: 2 LOB: 3 BB: 3 P: 19	1B: 6 2B: 2 3B: 1 HR: 0	SF: 0 SAC: 0 DP: 2 HBP: 0	WP: 0 PA: 37	
PITCHER	IP	WLS	BF	H	R	ER	SO	BB	IBB	HBP	BLK	WP	HR	S	P	ERA	WHIP	
Bill Champion, R ERA: 3.48 (1, 1)	8.1	W	32	7	3	3	1	2	0	0	0	0	0	32	40	3.24	1.080	
Tom Murphy, R ERA: 1.55 (9, 1)	0.2		5	1	0	0	1	2	0	0	0	0	0	5	13	0.00	4.500	

Boston Red Sox @ Milwaukee Brewers
Milwaukee County Stadium, Milwaukee, WI

AB 33
R 3
H 8
RBI 3
BB 4
SO 2
LOB 14



Thu Aug 08 1974, 4:33 AM EDT
Att: 22,339 - Unknown - 75 F

Batter	1	2	3	4	5	6	7	8	9	AB	R	H	RBI	BB	SO	LOB	BOTTOM	
Dave May, L OBP: 0.282, SLG: 0.344 (1, 8) (6, 9)	4-3 1B		2B 1B 1B	K		F8		1B		5	1	3	0	0	1	1		
Don Money, R OBP: 0.340, SLG: 0.415 (1, 5)	F8		1B 2B	1B		BB		F9		4	1	2	1	1	0	2		
John Briggs, L OBP: 0.350, SLG: 0.475 (1, 7)	4-3 1-2		1B 4-1 1B	F9		F7				4	1	1	1	0	0	4		
George Scott, R OBP: 0.354, SLG: 0.464 (1, 3)	6-3		BB 4-1 1B	5-3		6-3				4	0	1	1	0	0	1		
Darrell Porter, L OBP: 0.346, SLG: 0.393 (1, 2)		BB	4-1	K		HR				3	1	1	2	1	1	1		
Deron Johnson, R OBP: 0.253, SLG: 0.351 (1, 10)		K	G5-3 BB BB	S BB		F8				2	0	0	0	2	1	1		
Mike Hegan, L OBP: 0.314, SLG: 0.421 (1, 9)		F7	BB	L7		K				2	0	0	0	1	0	2		
Bob Coluccio, R OBP: 0.311, SLG: 0.342 (6, 8)			1-2 2-3 BB							1	0	0	0	0	1	0		
Pedro Garcia, R OBP: 0.258, SLG: 0.367 (1, 4)	1-3		G5-3 2-3	F5		K				4	0	0	0	0	1	4		
Robin Yount, R OBP: 0.275, SLG: 0.347 (1, 6)			1B 2B 1B	K		S 1B		4-3		4	1	2	0	0	1	0		
Inning Stats	R: 0 E: 0 K: 0 S: 4	H: 1 LOB: 1 BB: 0 P: 4	R: 0 E: 0 K: 1 S: 5	H: 0 LOB: 1 BB: 1 P: 9	R: 4 E: 0 K: 0 S: 7	H: 5 LOB: 2 BB: 2 P: 15	R: 0 E: 0 K: 2 S: 8	H: 1 LOB: 1 BB: 0 P: 8	R: 0 E: 0 K: 0 S: 4	H: 1 LOB: 2 BB: 1 P: 8	R: 1 E: 0 K: 1 S: 6	H: 1 LOB: 0 BB: 0 P: 6	R: 0 E: 0 K: 1 S: 6	H: 1 LOB: 1 BB: 0 P: 6	1B: 8 2B: 1 3B: 0 HR: 1	SF: 0 SAC: 0 DP: 1 HBP: 0	WP: 0 PA: 38	
PITCHER	IP	WLS	BF	H	R	ER	SO	BB	IBB	HBP	BLK	WP	HR	S	P	ERA	WHIP	
Luis Tiant, R ERA: 2.93 (1, 1)	6.0	L	30	8	4	4	4	5	0	0	0	0	0	33	53	6.00	2.167	
Dick Drago, R ERA: 3.79 (7, 1)	2.0		8	2	1	1	2	0	0	0	0	0	1	12	12	4.50	1.000	

Boston Red Sox @ Milwaukee Brewers
Milwaukee County Stadium, Milwaukee, WI

AB 33
R 5
H 10
RBI 5
BB 5
SO 6
LOB 16



Thu Aug 08 1974, 4:33 AM EDT
Att: 22,339 - Unknown - 75 F

Batter	1	2	3	4	5	6	7	8	9	AB	R	H	RBI	BB	SO	LOB	TOP										
Juan Beniquez, R (1, 7) OBP: 0.317, SLG: 0.381										4	0	1	0	0	0	2	Boston Red Sox @ Oakland Athletics Oakland-Alameda County Coliseum, Oakland, CA Sun Aug 11 1974, 3:33 AM PDT Att: 14,291 - Unknown livebaseballscorecards.com										
Cecil Cooper, L (1, 10) OBP: 0.328, SLG: 0.424										4	0	1	1	0	0	2											
Rico Petrocelli, R (1, 5) OBP: 0.374, SLG: 0.482										3	0	0	0	1	0	2											
Carl Yastrzemski, L (1, 3) OBP: 0.413, SLG: 0.463										3	0	0	0	1	0	3											
Dwight Evans, R (1, 9) OBP: 0.337, SLG: 0.448										4	0	0	0	0	1	1											
Rick Miller, L (1, 8) OBP: 0.343, SLG: 0.352										3	1	0	0	1	2	0											
Doug Griffin, R (1, 4) OBP: 0.366, SLG: 0.387										3	0	2	1	0	0	0											
Rick Burleson, R (1, 6) OBP: 0.344, SLG: 0.409										3	0	0	0	0	0	2											
Tim Blackwell, S (1, 2) OBP: 0.338, SLG: 0.292										3	0	2	0	0	0	0											
Tommy Harper, R (8, PR) OBP: 0.306, SLG: 0.320										0	1	0	0	0	0	0											
Bob Montgomery, R (8, 2) OBP: 0.278, SLG: 0.319										0	0	0	0	0	0	0											
Inning Stats	R: 0 E: 0 K: 0 S: 4	H: 1 LOB: 1 BB: 0 P: 4	R: 1 E: 0 K: 0 S: 3	H: 1 LOB: 0 BB: 1 P: 7	R: 0 E: 0 K: 0 S: 3	H: 0 LOB: 0 BB: 0 P: 3	R: 0 E: 0 K: 0 S: 3	H: 0 LOB: 0 BB: 0 P: 3	R: 0 E: 0 K: 0 S: 4	H: 1 LOB: 2 BB: 1 P: 8	R: 0 E: 0 K: 1 S: 6	H: 1 LOB: 1 BB: 0 P: 6	R: 1 E: 0 K: 0 S: 4	H: 2 LOB: 1 BB: 0 P: 4	R: 0 E: 0 K: 2 S: 6	H: 0 LOB: 0 BB: 1 P: 10	1B: 5 2B: 1 3B: 0 HR: 0	SF: 0 SAC: 0 DP: 0 HBP: 0	WP: 0 PB: 0 SB: 1 CS: 2	PA: 33							
PITCHER	IP	WLS	BF	H	R	ER	SO	BB	IBB	HBP	BLK	WP	HR	S	P	ERA	WHIP										
Glenn Abbott, R (1, 1) ERA: 2.81	7.0	L	27	5	2	2	1	2	0	0	0	0	0	27	35	2.57	1.000										
Darold Knowles, L (8, 1) ERA: 4.1	1.0		4	1	0	0	0	1	0	0	0	0	0	3	7	0.00	2.000										
Rollie Fingers, R (9, 1) ERA: 2.5	1.0		2	0	0	0	2	0	0	0	0	0	0	6	6	0.00	0.000										



Batter	1	2	3	4	5	6	7	8	9	AB	R	H	RBI	BB	SO	LOB	BOTTOM										
Bill North, S (1, 8) OBP: 0.349, SLG: 0.350										4	1	2	0	0	1	0	Boston Red Sox @ Oakland Athletics Oakland-Alameda County Coliseum, Oakland, CA Sun Aug 11 1974, 3:33 AM PDT Att: 14,291 - Unknown livebaseballscorecards.com										
Jesus Alou, R (1, 10) OBP: 0.312, SLG: 0.348										3	0	0	1	0	0	1											
Sal Bando, R (1, 5) Herb Washington, R (9, PR)										4	0	1	0	0	0	1											
Reggie Jackson, L (1, 9) OBP: 0.404, SLG: 0.548										4	0	1	0	0	2	2											
Joe Rudi, R (1, 3) OBP: 0.346, SLG: 0.500										3	0	1	0	0	1	1											
Gene Tenace, R (1, 2) OBP: 0.383, SLG: 0.407										2	0	0	0	1	0	1											
Angel Mangual, R (1, 7) Claudell Washington, L (8, 7) OBP: 0.284, SLG: 0.339										2	0	0	0	0	0	0											
Dick Green, R (1, 4) OBP: 0.313, SLG: 0.337										3	0	0	0	0	1	1											
Dal Maxvill, R (1, 6) Pat Bourque, L (8, PH) Phil Garner, R (9, 6)										2	0	0	0	0	0	0											
Inning Stats	R: 0 E: 0 K: 0 S: 3	H: 1 LOB: 0 BB: 0 P: 3	R: 0 E: 0 K: 1 S: 5	H: 0 LOB: 0 BB: 0 P: 5	R: 0 E: 0 K: 1 S: 5	H: 0 LOB: 0 BB: 0 P: 5	R: 0 E: 0 K: 2 S: 8	H: 0 LOB: 1 BB: 0 P: 8	R: 0 E: 0 K: 0 S: 3	H: 1 LOB: 1 BB: 0 P: 3	R: 0 E: 0 K: 1 S: 6	H: 1 LOB: 1 BB: 0 P: 6	R: 0 E: 0 K: 1 S: 5	H: 0 LOB: 1 BB: 1 P: 9	R: 1 E: 1 K: 0 S: 4	H: 2 LOB: 1 BB: 0 P: 4		1B: 5 2B: 0 3B: 0 HR: 0	SF: 1 SAC: 0 DP: 1 HBP: 0	WP: 0 PB: 0 SB: 0 CS: 1	PA: 31						
PITCHER	IP	WLS	BF	H	R	ER	SO	BB	IBB	HBP	BLK	WP	HR	S	P	ERA	WHIP										
Juan Marichal, R (1, 1) ERA: 4.44	8.0	W	27	3	0	0	6	1	0	0	0	0	0	38	42	0.00	0.500										
Diego Segui, R (9, 1) ERA: 3.75	1.0		4	2	1	0	0	0	0	0	0	0	0	4	4	0.00	2.000										



Batter	1	2	3	4	5	6	7	8	9	AB	R	H	RBI	BB	SO	LOB	TOP			
Juan Beniquez, R (1, 7) OBP: 0.324, SLG: 0.395										4	0	3	1	0	1	0	Boston Red Sox @ California Angels Anaheim Stadium, Anaheim, CA Mon Aug 12 1974, 10:05 PM EDT Att: 9,345 - Unknown - 68 F			
Cecil Cooper, L (1, 10) OBP: 0.324, SLG: 0.419										4	0	0	0	0	2	3				
Rico Petrocelli, R (1, 5) OBP: 0.370, SLG: 0.477										4	0	0	0	0	4	1				
Carl Yastrzemski, L (1, 3) OBP: 0.414, SLG: 0.462										3	1	1	0	1	1	0				
Dwight Evans, R (1, 9) OBP: 0.336, SLG: 0.446										4	0	1	0	0	3	1				
Rick Miller, L (1, 8) OBP: 0.341, SLG: 0.347										3	0	0	0	1	3	3				
Doug Griffin, R (1, 4) OBP: 0.368, SLG: 0.389										4	1	2	1	0	1	2				
Bob Montgomery, R (1, 2) OBP: 0.274, SLG: 0.313										3	0	0	0	0	3	2				
Bernie Carbo, L (9, PH) OBP: 0.371, SLG: 0.431										1	0	0	0	0	1	2				
Rick Burleson, R (1, 6) OBP: 0.339, SLG: 0.402										4	0	0	0	0	0	4				
Inning Stats	R: 0 E: 0 K: 2 S: 7	H: 1 LOB: 0 BB: 0 P: 7	R: 0 E: 0 K: 3 S: 9	H: 0 LOB: 1 BB: 1 P: 13	R: 0 E: 0 K: 1 S: 6	H: 1 LOB: 1 BB: 0 P: 6	R: 0 E: 0 K: 3 S: 10	H: 1 LOB: 1 BB: 0 P: 10	R: 1 E: 0 K: 1 S: 7	H: 2 LOB: 1 BB: 0 P: 7	R: 0 E: 0 K: 2 S: 8	H: 1 LOB: 1 BB: 0 P: 8	R: 0 E: 0 K: 3 S: 9	H: 0 LOB: 0 BB: 0 P: 9	R: 1 E: 1 K: 2 S: 9	H: 1 LOB: 2 BB: 1 P: 13	1B: 6 2B: 0 3B: 1 HR: 0	SF: 0 SAC: 0 DP: 0 HBP: 0	WP: 1 PB: 1 CS: 1	PA: 36
PITCHER Nolan Ryan, R (1, 1) ERA: 3.24	IP: 9.0 WLS: W BF: 36 H: 7 R: 2 ER: 2 SO: 19 BB: 2 IBB: 0 HBP: 0 BLK: 0 WP: 1 HR: 0 S: 72 P: 80 ERA: 2.00 WHIP: 1.000															PITCHER				

Batter	1	2	3	4	5	6	7	8	9	AB	R	H	RBI	BB	SO	LOB	BOTTOM			
Mickey Rivers, L (1, 8) OBP: 0.343, SLG: 0.395										4	0	2	0	0	0	0	Boston Red Sox @ California Angels Anaheim Stadium, Anaheim, CA Mon Aug 12 1974, 10:05 PM EDT Att: 9,345 - Unknown - 68 F			
Elie Rodriguez, R (1, 2) OBP: 0.379, SLG: 0.359										3	1	0	0	1	1	3				
Leroy Stanton, R (1, 9) OBP: 0.340, SLG: 0.447										4	0	0	0	0	3	4				
Frank Robinson, R (1, 10) OBP: 0.366, SLG: 0.460										0	1	0	0	4	0	0				
Bobby Valentine, R (1, 6) OBP: 0.312, SLG: 0.364										2	0	1	1	2	0	2				
Bruce Bochte, L (1, 7) OBP: 0.420, SLG: 0.438										4	1	0	0	0	0	6				
Bob Oliver, R (1, 3) OBP: 0.272, SLG: 0.333										4	1	2	3	0	0	2				
Denny Doyle, L (1, 4) OBP: 0.290, SLG: 0.297										4	0	0	0	0	1	3				
Bob Heise, R (1, 5) OBP: 0.200, SLG: 0.200										3	0	2	0	0	0	0				
Inning Stats	R: 0 E: 0 K: 1 S: 5	H: 0 LOB: 0 BB: 0 P: 5	R: 0 E: 0 K: 1 S: 5	H: 0 LOB: 2 BB: 2 P: 13	R: 0 E: 0 K: 1 S: 6	H: 2 LOB: 1 BB: 0 P: 6	R: 3 E: 0 K: 0 S: 4	H: 1 LOB: 0 BB: 2 P: 12	R: 1 E: 0 K: 1 S: 6	H: 1 LOB: 2 BB: 2 P: 14	R: 0 E: 0 K: 1 S: 6	H: 1 LOB: 2 BB: 1 P: 10	R: 0 E: 0 K: 0 S: 3	H: 0 LOB: 0 BB: 0 P: 3	R: 0 E: 0 K: 0 S: 3	H: 0 LOB: 0 BB: 0 P: 3	1B: 6 2B: 0 3B: 0 HR: 1	SF: 0 SAC: 0 DP: 1 HBP: 0	WP: 0 PB: 0 SB: 2 CS: 2	PA: 36
PITCHER Roger Moret, L (1, 1) ERA: 3.23	IP: 8.0 WLS: L BF: 35 H: 7 R: 4 ER: 4 SO: 5 BB: 7 IBB: 0 HBP: 0 BLK: 0 WP: 0 HR: 1 S: 38 P: 66 ERA: 4.50 WHIP: 1.750															PITCHER				

Batter	1	2	3	4	5	6	7	8	9	AB	R	H	RBI	BB	SO	LOB	TOP										
Juan Beniquez, R OBP: 0.318, SLG: 0.387 (1, 7)	0-0 4-3		0-0 4-3		0-3 K		0-0 F8		0-0 F8	5	0	0	0	0	1	2											
Cecil Cooper, L OBP: 0.325, SLG: 0.417 (1, 10)	0-0 6-3		0-0 6-3 1B		0-0 F9		4-0 IBB		0-0 F8	4	0	1	0	1	0	1											
Rico Petrocelli, R OBP: 0.368, SLG: 0.471 (1, 5)	0-0 6-3		0-0 6-3 1-2		0-0 6-3		0-0 F3		4-0 BB	4	0	0	0	1	0	3											
Carl Yastrzemski, L OBP: 0.414, SLG: 0.460 (1, 3)		0-0 5-3	0-3 K		0-0 1B 1B		4-0 1B BB		0-0 G3	4	1	1	0	1	1	2											
Dwight Evans, R OBP: 0.338, SLG: 0.447 (1, 9)		0-0 BB 2B 1B		0-0 6-3		0-3 K		0-0 PB 1B FC5-2 1B		4	1	2	0	0	1	1											
Rick Miller, L OBP: 0.345, SLG: 0.348 (8, PH)		4-0 BB BB BB		0-0 F7		0-0 FC6-4 1B		0-0 FC5-2 1B		2	0	1	0	1	0	0											
Tommy Harper, R OBP: 0.302, SLG: 0.322 (8, 7)		1-2 BB		0-0 F7		0-0 FC6-4 1B		0-0 FC5-2 1B		1	0	1	1	0	0	0											
Doug Griffin, R OBP: 0.366, SLG: 0.392 (1, 4)		0-0 1B 2B		0-0 F7		0-0 FC6-4 1-2		0-0 F9		4	1	1	1	0	0	4											
Rick Burleson, R OBP: 0.341, SLG: 0.401 (1, 6)		0-0 2H 1B		0-0 F8		1-0 SH1-4 HBP		0-0 FC5-2		3	0	1	1	0	0	2											
Tim Blackwell, S OBP: 0.337, SLG: 0.293 (1, 2)		0-0 F6		0-0 F7		0-0 SH1-4 1-2		0-0 F7		3	0	1	0	0	0	3											
Inning Stats	R: 0 E: 0 K: 0 S: 3	H: 0 LOB: 0 BB: 0 P: 3	R: 2 E: 0 K: 0 S: 5	H: 3 LOB: 1 BB: 1 P: 9	R: 0 E: 0 K: 1 S: 6	H: 1 LOB: 1 BB: 0 P: 6	R: 0 E: 0 K: 0 S: 3	H: 0 LOB: 0 BB: 0 P: 3	R: 0 E: 0 K: 1 S: 6	H: 1 LOB: 1 BB: 0 P: 6	R: 0 E: 0 K: 1 S: 7	H: 2 LOB: 2 BB: 0 P: 7	R: 0 E: 0 K: 0 S: 3	H: 0 LOB: 2 BB: 1 P: 8	R: 1 E: 0 K: 0 S: 5	H: 2 LOB: 2 BB: 1 P: 9	R: 0 E: 0 K: 0 S: 3	H: 0 LOB: 1 BB: 1 P: 7	1B: 8 2B: 1 3B: 0 HR: 0	SF: 0 SAC: 1 DP: 0 HBP: 1	WP: 0 PB: 1 SB: 0 CS: 0	PA: 40					
PITCHER	IP	WLS	BF	H	R	ER	SO	BB	IBB	HBP	BLK	WP	HR	S	P	ERA	WHIP										
Ed Figueroa, R ERA: 3.54 (1, 1)	7.0	L	32	8	3	3	3	2	1	1	0	0	0	34	47	3.86	1.429										
Luis Quintana, L ERA: 5.59 (8, 1)	0.0		1	1	0	0	0	0	0	0	0	0	0	1	1	∞	∞										
Ken Sanders, R ERA: 8.31 (8, 1)	2.0		7	0	0	0	0	1	0	0	0	0	0	6	10	0.00	0.500										

Boston Red Sox @ California Angels
Anaheim Stadium, Anaheim, CA
Tue Aug 13 1974, 10:05 PM EDT
Alt. 8,873 - Unknown - 68 F

AB	34
R	3
H	9
RBI	3
BB	4
SO	3
LOB	18



Batter	1	2	3	4	5	6	7	8	9	AB	R	H	RBI	BB	SO	LOB	BOTTOM										
Mickey Rivers, L OBP: 0.341, SLG: 0.393 (1, 8)	0-0 6-3			0-0 4-3		0-0 F5		0-0 6-3		3	0	0	0	0	0	0											
Doug Howard, R OBP: 0.357, SLG: 0.250 (7, 8)				0-0 4-3		0-0 L4		0-0 6-3		1	0	0	0	0	0	1											
Rudy Meoli, L OBP: 0.318, SLG: 0.326 (1, 5)	0-0 F8			0-0 CS 1B		0-0 L4		0-0 4-3		4	0	1	0	0	0	0											
Bruce Bochte, L OBP: 0.400, SLG: 0.416 (1, 7)	0-0 F5			0-3 K		0-0 G3		0-0 F7		4	0	0	0	0	1	1											
Frank Robinson, R OBP: 0.365, SLG: 0.456 (1, 10)		0-3 K		0-3 K		0-0 F8		4-0 1B BB		3	0	0	0	1	2	0											
Joe Lahoud, L OBP: 0.377, SLG: 0.496 (1, 9)		4-0 G4-6-3 BB		0-0 1B 1B		4-0 BB		0-0 FC6-4 1B		2	0	2	0	2	0	0											
Bobby Valentine, R OBP: 0.311, SLG: 0.363 (1, 6)		0-0 G4-6-3		0-0 1B		0-3 K		0-0 FC6-4		4	0	1	0	0	1	4											
John Doherty, L OBP: 0.265, SLG: 0.338 (1, 3)			0-0 1-3		0-0 F6		0-0 F9			3	0	0	0	0	0	2											
Ellie Rodriguez, R OBP: 0.376, SLG: 0.356 (1, 2)			0-0 F7		0-0 F8		0-3 K			3	0	0	0	0	1	2											
Denny Doyle, L OBP: 0.280, SLG: 0.295 (1, 4)			0-0 G3		0-0 F7		4-0 BB			2	0	0	0	1	0	0											
Inning Stats	R: 0 E: 0 K: 0 S: 3	H: 0 LOB: 0 BB: 0 P: 3	R: 0 E: 0 K: 1 S: 4	H: 0 LOB: 0 BB: 1 P: 8	R: 0 E: 0 K: 0 S: 3	H: 0 LOB: 0 BB: 0 P: 3	R: 0 E: 0 K: 1 S: 5	H: 1 LOB: 1 BB: 0 P: 5	R: 0 E: 0 K: 1 S: 7	H: 2 LOB: 2 BB: 0 P: 7	R: 0 E: 0 K: 0 S: 3	H: 0 LOB: 0 BB: 0 P: 3	R: 0 E: 0 K: 1 S: 5	H: 0 LOB: 1 BB: 1 P: 9	R: 0 E: 0 K: 1 S: 5	H: 0 LOB: 1 BB: 1 P: 9	R: 0 E: 0 K: 0 S: 4	H: 1 LOB: 2 BB: 1 P: 8	1B: 4 2B: 1 3B: 0 HR: 0	SF: 0 SAC: 0 DP: 2 HBP: 0	WP: 0 PB: 0 SB: 0 CS: 1	PA: 33					
PITCHER	IP	WLS	BF	H	R	ER	SO	BB	IBB	HBP	BLK	WP	HR	S	P	ERA	WHIP										
Luis Tiant, R ERA: 2.82 (1, 1)	9.0	W	33	4	0	0	5	4	0	0	0	0	0	39	55	0.00	0.889										

Boston Red Sox @ California Angels
Anaheim Stadium, Anaheim, CA
Tue Aug 13 1974, 10:05 PM EDT
Alt. 8,873 - Unknown - 68 F

AB	29
R	0
H	4
RBI	0
BB	4
SO	5
LOB	10



Batter	1	2	3	4	5	6	7	8	9	AB	R	H	RBI	BB	SO	LOB	TOP			
Tommy Harper, R OBP: 0.301, SLG: 0.321 (1, 7)										4	0	1	0	0	1	1	Boston Red Sox @ California Angels Anaheim Stadium, Anaheim, CA Wed Aug 14 1974, 10:05 PM EDT Att: 8,043 - Unknown			
Doug Griffin, R OBP: 0.359, SLG: 0.384 (1, 4)										4	0	0	0	0	0	2				
Juan Beniquez, R OBP: 0.324, SLG: 0.392 (1, 8)										4	0	3	0	0	0	2				
Rico Petrocelli, R OBP: 0.367, SLG: 0.469 (1, 10)										4	0	1	0	0	0	3				
Dwight Evans, R OBP: 0.337, SLG: 0.442 (1, 9)										3	0	0	0	1	1	4				
Danny Cater, R OBP: 0.320, SLG: 0.414 (1, 3)										4	0	1	0	0	0	2				
Rick Burleson, R OBP: 0.337, SLG: 0.396 (1, 6)										3	0	0	0	0	0	2				
Bob Montgomery, R OBP: 0.269, SLG: 0.308 (1, 2)										3	0	0	0	0	1	2				
Terry Hughes, R OBP: 0.250, SLG: 0.300 (1, 5)										3	0	1	0	0	0	0				
Inning Stats	R: 0 E: 0 K: 1 S: 5	H: 1 LOB: 1 BB: 0 P: 5	R: 0 E: 0 K: 2 S: 9	H: 2 LOB: 2 BB: 0 P: 9	R: 0 E: 1 K: 0 S: 4	H: 1 LOB: 1 BB: 0 P: 4	R: 0 E: 0 K: 0 S: 2	H: 0 LOB: 0 BB: 1 P: 6	R: 0 E: 0 K: 0 S: 3	H: 0 LOB: 0 BB: 0 P: 3	R: 0 E: 0 K: 0 S: 5	H: 2 LOB: 2 BB: 0 P: 5	R: 0 E: 0 K: 0 S: 3	H: 0 LOB: 0 BB: 0 P: 3	R: 0 E: 0 K: 0 S: 4	H: 1 LOB: 1 BB: 0 P: 4	1B: 7 2B: 0 3B: 0 HR: 0	SF: 0 SAC: 0 DP: 2 HBP: 0	WP: 0 PB: 0 SB: 0 CS: 0	PA: 33
PITCHER Frank Tanana, L ERA: 3.71 (1, 1)	IP: 9.0 WLS: W BF: 33 H: 7 R: 0 ER: 0 SO: 3 BB: 1 IBB: 0 HBP: 0 BLK: 0 WP: 0 HR: 0 S: 38 P: 42 ERA: 0.00 WHIP: 0.889																			

Batter	1	2	3	4	5	6	7	8	9	AB	R	H	RBI	BB	SO	LOB	BOTTOM			
Bob Heise, R OBP: 0.211, SLG: 0.211 (1, 5)										4	1	1	0	0	1	2	Boston Red Sox @ California Angels Anaheim Stadium, Anaheim, CA Wed Aug 14 1974, 10:05 PM EDT Att: 8,043 - Unknown			
Bruce Bochte, L OBP: 0.411, SLG: 0.413 (1, 7) (6, 3)										3	0	1	0	2	0	1				
Leroy Stanton, R OBP: 0.336, SLG: 0.442 (1, 8)										4	0	0	0	0	1	4				
Frank Robinson, R OBP: 0.369, SLG: 0.458 (1, 10)										3	2	2	0	1	0	1				
Winston Lienes, R OBP: 0.308, SLG: 0.375 (1, 9)										3	2	1	1	1	0	3				
Bobby Valentine, R OBP: 0.311, SLG: 0.362 (1, 6)										3	0	1	1	0	0	0				
Bob Oliver, R OBP: 0.273, SLG: 0.332 (1, 3)										1	0	0	0	1	0	1				
Joe Lahoud, L OBP: 0.378, SLG: 0.493 (5, PH) (6, 7)										1	0	0	0	1	0	0				
Ellie Rodriguez, R OBP: 0.375, SLG: 0.352 (1, 2)										3	0	0	1	1	0	3				
Denny Doyle, L OBP: 0.280, SLG: 0.293 (1, 4)										3	0	0	1	1	1	3				
Inning Stats	R: 0 E: 1 K: 2 S: 7	H: 0 LOB: 2 BB: 2 P: 15	R: 0 E: 0 K: 1 S: 5	H: 0 LOB: 1 BB: 1 P: 9	R: 3 E: 1 K: 0 S: 8	H: 4 LOB: 2 BB: 0 P: 8	R: 0 E: 0 K: 0 S: 3	H: 1 LOB: 1 BB: 1 P: 7	R: 2 E: 0 K: 0 S: 4	H: 1 LOB: 2 BB: 3 P: 16	R: 0 E: 0 K: 0 S: 3	H: 0 LOB: 1 BB: 1 P: 7	R: 0 E: 0 K: 0 S: 3	H: 0 LOB: 0 BB: 0 P: 3	R: 0 E: 0 K: 0 S: 3	H: 0 LOB: 0 BB: 0 P: 3	1B: 6 2B: 0 3B: 0 HR: 0	SF: 0 SAC: 2 DP: 0 HBP: 0	WP: 0 PB: 0 SB: 0 CS: 0	PA: 38
PITCHER Bill Lee, L ERA: 4.64 Reggie Cleveland, R ERA: 4.64 (1, 1) (5, 1)	IP: 4.0 WLS: L BF: 15 H: 6 R: 5 ER: 4 SO: 3 BB: 5 IBB: 0 HBP: 0 BLK: 0 WP: 0 HR: 0 S: 24 P: 44 ERA: 9.00 WHIP: 2.750																			

Batter	1	2	3	4	5	6	7	8	9	AB	R	H	RBI	BB	SO	LOB	TOP																	
Steve Bue, R OBP: 0.316, SLG: 0.364 (1, 8)										5	1	3	0	0	0	0																		
Rod Carew, L OBP: 0.413, SLG: 0.438 (1, 4)										5	0	0	0	0	1	4																		
Tony Oliva, L OBP: 0.314, SLG: 0.419 (1, 10)										4	0	1	1	0	2	1																		
Harmon Killebrew, R OBP: 0.331, SLG: 0.385 Jerry Terrell, R OBP: 0.290, SLG: 0.319 Craig Kusick, R OBP: 0.354, SLG: 0.372 (1, 3) (8, PR) (8, 3)										3	0	1	0	1	1	1																		
Larry Hisle, R OBP: 0.365, SLG: 0.504 (1, 7)										4	0	1	0	0	0	3																		
Bobby Darwin, R OBP: 0.334, SLG: 0.475 (1, 9)										4	1	2	0	0	0	1																		
Steve Braun, L OBP: 0.372, SLG: 0.379 (1, 5)										3	0	1	0	1	0	1																		
Danny Thompson, R OBP: 0.331, SLG: 0.386 Eric Soderholm, R OBP: 0.338, SLG: 0.393 Luis Gomez, R OBP: 0.257, SLG: 0.206 (1, 6) (9, PH) (9, 6)										3	0	1	0	0	0	3																		
Phil Roof, R OBP: 0.282, SLG: 0.268 Jim Holt, L OBP: 0.302, SLG: 0.310 Glenn Borgmann, R OBP: 0.326, SLG: 0.323 (1, 2) (7, PH) (7, 2)										2	0	0	0	0	0	3																		
Inning Stats	R: 1 E: 0 K: 1 S: 6	H: 2 LOB: 1 BB: 0 P: 6	R: 0 E: 1 K: 0 S: 4	H: 1 LOB: 2 BB: 1 P: 8	R: 0 E: 0 K: 1 S: 5	H: 0 LOB: 0 BB: 0 P: 5	R: 0 E: 0 K: 0 S: 5	H: 3 LOB: 2 BB: 0 P: 5	R: 0 E: 0 K: 0 S: 3	H: 0 LOB: 1 BB: 0 P: 4	R: 0 E: 0 K: 1 S: 5	H: 0 LOB: 0 BB: 0 P: 5	R: 0 E: 0 K: 2 S: 8	H: 1 LOB: 2 BB: 1 P: 12	R: 0 E: 0 K: 0 S: 6	H: 3 LOB: 3 BB: 0 P: 6	1B: 8 2B: 4 3B: 0 HR: 0	SF: 0 SAC: 0 DP: 3 HBP: 0	WP: 1 PB: 0 SB: 0 CS: 1	PA: 38														
PITCHER	IP WLS BF H R ER SO BB IBB HBP BLK WP HR S P ERA WHIP																																	
Juan Marichal, R ERA: 4.12 (1, 1)	6.0	24	7	1	1	2	1	0	0	0	0	0	0	0	27	31	1.50	1.333																
Dick Drago, R ERA: 3.75 (7, 1)	1.0	4	1	0	0	1	0	0	0	0	0	0	0	0	6	6	0.00	1.000																
Bob Veale, L ERA: 5.68 (8, 1)	0.2	2	0	0	0	2	0	0	0	0	1	0	6	6	0.00	0.000																		
Diego Segui, R ERA: 3.81 (8, 1)	1.1	W	8	3	1	1	0	1	0	0	0	0	7	11	6.75	3.000																		

Minnesota Twins @ Boston Red Sox
Fenway Park, Boston, MA
Fri Aug 16 1974, 7:05 PM EDT
Att: 33,218 - Unknown - 84 F

livebaseballscores.com

AB 36
R 2
H 11
RBI 2
BB 2
SO 5
LOB 18

Batter	1	2	3	4	5	6	7	8	9	AB	R	H	RBI	BB	SO	LOB	BOTTOM															
Juan Benitez, R OBP: 0.325, SLG: 0.393 (1, 8)										5	1	2	1	0	0	2																
Cecil Cooper, L OBP: 0.327, SLG: 0.418 (1, 10)										4	0	2	0	0	1	1																
Rico Petrocelli, R OBP: 0.368, SLG: 0.472 (1, 5)										4	0	2	1	0	1	1																
Carl Yastrzemski, L OBP: 0.413, SLG: 0.458 (1, 3)										4	0	1	0	0	2	3																
Dwight Evans, R OBP: 0.336, SLG: 0.443 (1, 9)										4	1	1	0	0	0	3																
Bernie Carbo, L OBP: 0.376, SLG: 0.433 (1, 7)										3	0	2	1	1	1	0																
Doug Griffin, R OBP: 0.359, SLG: 0.380 (1, 4)										2	1	0	0	1	0	2																
Rick Burleson, R OBP: 0.340, SLG: 0.399 (1, 6)										3	0	1	0	1	0	2																
Tim Blackwell, S OBP: 0.326, SLG: 0.282 Rick Miller, L OBP: 0.347, SLG: 0.348 (1, 2) (9, PH)										3	0	0	0	0	1	2																
Inning Stats	R: 0 E: 1 K: 1 S: 7	H: 2 LOB: 2 BB: 0 P: 7	R: 0 E: 0 K: 0 S: 2	H: 0 LOB: 0 BB: 1 P: 6	R: 1 E: 0 K: 2 S: 9	H: 2 LOB: 1 BB: 0 P: 9	R: 1 E: 0 K: 1 S: 7	H: 2 LOB: 2 BB: 1 P: 11	R: 0 E: 0 K: 0 S: 4	H: 1 LOB: 1 BB: 0 P: 4	R: 0 E: 0 K: 1 S: 6	H: 1 LOB: 1 BB: 0 P: 6	R: 0 E: 0 K: 1 S: 5	H: 0 LOB: 0 BB: 0 P: 5	R: 0 E: 0 K: 0 S: 2	H: 2 LOB: 3 BB: 2 P: 10	1B: 8 2B: 3 3B: 0 HR: 0	SF: 0 SAC: 1 DP: 2 HBP: 0	WP: 0 PB: 0 SB: 1 CS: 0	PA: 37												
PITCHER	IP WLS BF H R ER SO BB IBB HBP BLK WP HR S P ERA WHIP																															
Bill Hands, R ERA: 4.42 (1, 1)	8.0	33	9	2	2	6	2	0	0	0	0	0	43	51	2.25	1.375																
Bill Campbell, R ERA: 2.87 (9, 1)	0.0	L	4	2	1	1	0	1	1	0	0	0	2	10	∞	∞																

Minnesota Twins @ Boston Red Sox
Fenway Park, Boston, MA
Fri Aug 16 1974, 7:05 PM EDT
Att: 33,218 - Unknown - 84 F

livebaseballscores.com

AB 32
R 3
H 11
RBI 3
BB 4
SO 6
LOB 16

Batter	1	2	3	4	5	6	7	8	9	AB	R	H	RBI	BB	SO	LOB	TOP								
Steve Blye, R OBP: 0.315, SLG: 0.365	F8	FC5-4			F8	5-3			E	5	1	1	0	0	0	1									
Larry Hisle, R OBP: 0.393, SLG: 0.500	P4		4-3		F9	5-3			E8	5	1	1	0	0	0	0									
Bobby Darwin, R OBP: 0.337, SLG: 0.477	1B		P9		HR				G6-4-3	5	1	3	1	0	0	0									
Harmon Killebrew, R OBP: 0.332, SLG: 0.396	1-2		K		HR				G6-4-3	5	1	2	2	0	1	1									
Eric Soderholm, R OBP: 0.339, SLG: 0.394	K			S	1B				K	4	1	1	0	1	2	2									
Craig Kusick, R OBP: 0.358, SLG: 0.400		HR		BB	F8	3B			L7	4	2	2	2	0	0	1									
Jerry Terrell, R OBP: 0.289, SLG: 0.328		L9			L8	3B			5-3	4	0	1	1	0	0	1									
Danny Thompson, R OBP: 0.341, SLG: 0.394		FC5-4		BB	F7					2	0	1	0	2	0	1									
Glenn Borgmann, R OBP: 0.324, SLG: 0.318		F9			P9				F9	4	0	0	0	0	0	4									
Inning Stats	R: 0 E: 0 K: 1 S: 7	H: 2 LOB: 2 BB: 0 P: 7	R: 1 E: 0 K: 0 S: 4	H: 1 LOB: 1 BB: 1 P: 8	R: 0 E: 0 K: 1 S: 5	H: 0 LOB: 0 BB: 0 P: 5	R: 0 E: 0 K: 0 S: 3	H: 0 LOB: 2 BB: 2 P: 11	R: 4 E: 0 K: 0 S: 8	H: 5 LOB: 1 BB: 0 P: 8	R: 0 E: 0 K: 0 S: 3	H: 0 LOB: 0 BB: 0 P: 3	R: 0 E: 0 K: 0 S: 3	H: 0 LOB: 0 BB: 0 P: 3	R: 0 E: 0 K: 0 S: 4	H: 1 LOB: 1 BB: 0 P: 4	R: 2 E: 1 K: 1 S: 7	H: 3 LOB: 0 BB: 0 P: 7	1B: 6 2B: 3 3B: 1 HR: 2	SF: 0 SAC: 0 DP: 1 HBP: 0	WP: 0 PB: 0 SB: 1 CS: 0	PA: 41			
PITCHER	IP	WLS	BF	H	R	ER	SO	BB	IBB	HBP	BLK	WP	HR	S	P	ERA	WHIP								
Roger Moret, L ERA: 3.4	4.2		23	6	4	4	2	3	0	0	0	0	2	24	36	7.71	1.929								
Reggie Cleveland, R ERA: 4.66	3.1	L	16	6	3	2	0	0	0	0	0	0	0	16	16	5.40	1.800								
Dick Drago, R ERA: 5.73	1.0		2	0	0	0	1	0	0	0	0	0	0	4	4	0.00	0.000								

Minnesota Twins @ Boston Red Sox
Fenway Park, Boston, MA
Sat Aug 17 1974, 3:33 AM EDT
Att: 27,979 - Sunny - 84 F

AB 38
R 7
H 12
RBI 6
BB 3
SO 3
LOB 11



Batter	1	2	3	4	5	6	7	8	9	AB	R	H	RBI	BB	SO	LOB	BOTTOM								
Juan Beniquez, R OBP: 0.323, SLG: 0.389	1B		K	K			G6-4-3		4-1	5	1	1	0	0	2	5									
Cecil Cooper, L OBP: 0.326, SLG: 0.416	1B		F7		L6		K			4	0	1	0	0	1	1									
Rico Petrocelli, R OBP: 0.365, SLG: 0.466	K		6-3		5-3				6-3	4	0	0	0	0	1	2									
Carl Yastrzemski, L OBP: 0.413, SLG: 0.458	1B			1B	P6				3-1	4	1	2	1	0	0	0									
Dwight Evans, R OBP: 0.338, SLG: 0.444	1B			4-3			F8		6-3	4	1	2	0	0	0	0									
Bernie Carbo, L OBP: 0.372, SLG: 0.429	4-3			1B			F7			3	0	0	0	0	1	4									
Bob Montgomery, R OBP: 0.273, SLG: 0.318				K					2B	1	0	1	0	0	0	0									
Rick Burleson, R OBP: 0.335, SLG: 0.393			F8	4-3			F8		5-3	4	0	0	0	0	0	2									
Doug Griffin, R OBP: 0.366, SLG: 0.384	L5			1B						3	1	2	1	1	0	0									
Tim Blackwell, S OBP: 0.337, SLG: 0.296	P6			1B						3	0	2	1	0	0	0									
Danny Cater, R OBP: 0.317, SLG: 0.411							G6-4-3		F3	1	0	0	0	0	0	2									
Inning Stats	R: 1 E: 0 K: 1 S: 8	H: 4 LOB: 2 BB: 0 P: 8	R: 0 E: 0 K: 0 S: 3	H: 0 LOB: 0 BB: 0 P: 3	R: 0 E: 0 K: 1 S: 5	H: 0 LOB: 0 BB: 0 P: 5	R: 3 E: 0 K: 2 S: 11	H: 4 LOB: 1 BB: 0 P: 11	R: 0 E: 0 K: 0 S: 3	H: 0 LOB: 0 BB: 0 P: 3	R: 0 E: 0 K: 1 S: 6	H: 2 LOB: 1 BB: 0 P: 6	R: 0 E: 0 K: 0 S: 3	H: 0 LOB: 0 BB: 0 P: 3	R: 0 E: 0 K: 0 S: 4	H: 1 LOB: 2 BB: 1 P: 8	R: 0 E: 0 K: 0 S: 4	H: 1 LOB: 2 BB: 1 P: 8	1B: 10 2B: 1 3B: 0 HR: 0	SF: 0 SAC: 0 DP: 1 HBP: 0	WP: 0 PB: 0 SB: 0 CS: 0	PA: 37			
PITCHER	IP	WLS	BF	H	R	ER	SO	BB	IBB	HBP	BLK	WP	HR	S	P	ERA	WHIP								
Dave Goltz, R ERA: 3.87	6.0		27	10	4	4	4	0	0	0	0	0	0	35	35	6.00	1.667								
Tom Burgmeier, L ERA: 4.52	3.0	S	10	1	0	0	1	1	0	0	0	0	0	11	15	0.00	0.667								

Minnesota Twins @ Boston Red Sox
Fenway Park, Boston, MA
Sat Aug 17 1974, 3:33 AM EDT
Att: 27,979 - Sunny - 84 F


AB 36
R 4
H 11
RBI 3
BB 1
SO 5
LOB 16



Batter	1	2	3	4	5	6	7	8	9	AB	R	H	RBI	BB	SO	LOB	TOP										
Dick Allen, R OBP: 0.378, SLG: 0.597 (1, 3)	F3			1B			L8	G5-4-3		4	0	1	0	0	0	2											
Bill Melton, R OBP: 0.311, SLG: 0.399 (1, 5)	5-3			K			BB			4	0	1	0	0	1	1											
Carlos May, L OBP: 0.329, SLG: 0.363 (1, 7)	K			K			BB			3	0	0	0	1	2	0											
Ken Henderson, S OBP: 0.358, SLG: 0.455 (1, 8)		5-3			G4-6-3		K			4	0	1	0	0	1	2											
Brian Downing, R OBP: 0.371, SLG: 0.429 (1, 9) (8, 2)		5-3			K		F8			3	0	0	0	0	1	3											
Ron Santo, R OBP: 0.298, SLG: 0.299 (1, 10)		6-3			G4-6-3			F8		3	0	0	0	0	0	1											
Jorge Orta, L OBP: 0.361, SLG: 0.453 (1, 4)			K			G3		1B	BB	2	1	0	0	1	1	0											
Pete Varney, R OBP: 0.286, SLG: 0.286 (8, FR)			P4			5-3				3	0	1	0	0	0	0											
Pat Kelly, L OBP: 0.350, SLG: 0.365 (8, 9)								1B		0	0	0	0	0	0	0											
Bucky Dent, R OBP: 0.295, SLG: 0.319 (1, 6)			F7			6-3		G5-4-3	1B	3	0	1	1	0	0	0											
Inning Stats	R: 0 E: 0 K: 1 S: 5	H: 0 LOB: 0 BB: 0 P: 5	R: 0 E: 0 K: 0 S: 3	H: 0 LOB: 0 BB: 0 P: 3	R: 0 E: 0 K: 1 S: 5	H: 0 LOB: 0 BB: 0 P: 5	R: 0 E: 0 K: 2 S: 7	H: 1 LOB: 0 BB: 0 P: 7	R: 0 E: 0 K: 1 S: 5	H: 1 LOB: 0 BB: 0 P: 5	R: 0 E: 0 K: 0 S: 3	H: 0 LOB: 0 BB: 0 P: 3	R: 0 E: 0 K: 1 S: 6	H: 1 LOB: 2 BB: 1 P: 10	R: 1 E: 0 K: 0 S: 4	H: 2 LOB: 2 BB: 1 P: 8	R: 0 E: 0 K: 0 S: 3	H: 0 LOB: 0 BB: 0 P: 3	1B: 5 2B: 0 3B: 0 HR: 0	SF: 0 SAC: 0 DP: 2 HBP: 0	WP: 0 PB: 0 SB: 0 CS: 0	PA: 31					
PITCHER	IP	WLS	BF	H	R	ER	SO	BB	IBB	HBP	BLK	WP	HR	S	P	ERA	WHIP										
Bill Lee, L ERA: 3.94 (1, 1)	7.1	W	27	5	1	1	6	2	0	0	0	0	0	37	45	1.23	0.955										
Diego Segui, R ERA: 3.65 (8, 1)	1.2	S	4	0	0	0	0	0	0	0	0	0	0	4	4	0.00	0.000										

Chicago White Sox @ Boston Red Sox
Fenway Park, Boston, MA
Mon Aug 19 1974, 7:05 PM EDT
Att: 23,923 - Unknown - 82 F


AB	29
R	1
H	5
RBI	1
BB	2
SO	6
LOB	9



Batter	1	2	3	4	5	6	7	8	9	AB	R	H	RBI	BB	SO	LOB	BOTTOM										
Tommy Harper, R OBP: 0.299, SLG: 0.318 (1, 7)	K							SH1-3		3	0	0	0	0	2	2											
Rick Miller, L OBP: 0.347, SLG: 0.348 (9, 7)			L8							0	0	0	0	0	0	0											
Juan Beniquez, R OBP: 0.323, SLG: 0.389 (1, 8)	F8		FC6		B1			1B	2B	4	1	1	1	0	0	2											
Dwight Evans, R OBP: 0.336, SLG: 0.439 (1, 9)	F8			1B	SF9			6-3	2B	4	1	1	0	0	0	1											
Carl Yastrzemski, L OBP: 0.417, SLG: 0.463 (1, 3)		F9		SF9	SF9			HBP	1B	4	2	2	1	0	1	0											
Rico Petrocelli, R OBP: 0.363, SLG: 0.465 (1, 5)		K		SF9			F7	BB	HBP	3	0	1	1	0	1	0											
Jim Rice, R (1, 10)		3-1		SF9				BB	HBP	2	0	0	1	0	0	0											
Doug Griffin, R OBP: 0.366, SLG: 0.383 (1, 4)				1B	2B			CS	BB	2	1	1	1	2	0	0											
Rick Burleson, R OBP: 0.339, SLG: 0.412 (1, 6)			6-3					F7	F8	4	0	1	0	0	0	5											
Bob Montgomery, R OBP: 0.280, SLG: 0.324 (1, 2)					FC6			SH1-3	2B	3	1	2	1	0	0	1											
Inning Stats	R: 0 E: 0 K: 1 S: 5	H: 0 LOB: 0 BB: 0 P: 5	R: 0 E: 0 K: 1 S: 5	H: 0 LOB: 0 BB: 0 P: 5	R: 1 E: 0 K: 0 S: 5	H: 2 LOB: 1 BB: 0 P: 5	R: 2 E: 0 K: 0 S: 5	H: 2 LOB: 0 BB: 0 P: 5	R: 0 E: 0 K: 1 S: 6	H: 1 LOB: 1 BB: 0 P: 6	R: 0 E: 0 K: 1 S: 5	H: 0 LOB: 0 BB: 0 P: 5	R: 0 E: 0 K: 0 S: 2	H: 0 LOB: 0 BB: 1 P: 6	R: 3 E: 0 K: 0 S: 7	H: 4 LOB: 3 BB: 1 P: 12	R: 0 E: 0 K: 0 S: 3	H: 0 LOB: 0 BB: 0 P: 3	1B: 6 2B: 3 3B: 0 HR: 0	SF: 2 SAC: 1 DP: 0 HBP: 1	WP: 0 PB: 0 SB: 0 CS: 1	PA: 35					
PITCHER	IP	WLS	BF	H	R	ER	SO	BB	IBB	HBP	BLK	WP	HR	S	P	ERA	WHIP										
Jim Kaat, L ERA: 3.58 (1, 1)	7.1	L	29	7	5	5	4	1	0	0	0	0	0	36	40	6.14	1.091										
Rich Gossage, R ERA: 4.66 (8, 1)	0.1		1	0	0	0	0	0	0	0	0	0	0	1	1	0.00	0.000										
Terry Forster, L ERA: 3.89 (8, 1)	0.1		5	2	1	1	0	1	0	1	0	0	0	3	8	27.00	9.000										

Chicago White Sox @ Boston Red Sox
Fenway Park, Boston, MA
Mon Aug 19 1974, 7:05 PM EDT
Att: 23,923 - Unknown - 82 F


AB	29
R	6
H	9
RBI	6
BB	2
SO	4
LOB	11



Batter	1	2	3	4	5	6	7	8	9	AB	R	H	RBI	BB	SO	LOB	TOP					
Pat Kelly, L OBP: 0.348, SLG: 0.363 (1, 10)										5	0	1	0	0	0	2						
Jorge Orta, L OBP: 0.362, SLG: 0.456 (1, 4)										4	1	2	1	0	1	0						
Dick Allen, R OBP: 0.379, SLG: 0.598 Tony Muser, L OBP: 0.321, SLG: 0.344 (8, 3)										3	0	1	1	1	0	0						
Carlos May, L OBP: 0.327, SLG: 0.359 (1, 7)										4	0	0	0	0	0	4						
Ken Henderson, S OBP: 0.356, SLG: 0.451 (1, 8)										4	0	0	0	0	0	0						
Bill Melton, R OBP: 0.311, SLG: 0.400 (1, 5)										4	1	1	0	0	0	0						
Bill Sharp, L OBP: 0.325, SLG: 0.381 (1, 9)										4	0	2	1	0	0	0						
Ed Herrmann, L OBP: 0.306, SLG: 0.390 (1, 2)										4	0	0	0	0	1	2						
Bucky Dent, R OBP: 0.297, SLG: 0.319 (1, 6)										3	1	1	0	1	0	0						
Inning Stats	R: 0 E: 0 K: 1 S: 5	H: 0 LOB: 0 BB: 0 P: 5	R: 0 E: 0 K: 0 S: 3	H: 0 LOB: 0 BB: 0 P: 3	R: 1 E: 0 K: 1 S: 7	H: 2 LOB: 3 BB: 2 P: 15	R: 0 E: 0 K: 0 S: 4	H: 1 LOB: 1 BB: 0 P: 4	R: 0 E: 0 K: 0 S: 3	H: 0 LOB: 0 BB: 0 P: 3	R: 0 E: 0 K: 0 S: 3	H: 0 LOB: 0 BB: 0 P: 3	R: 0 E: 0 K: 0 S: 3	H: 0 LOB: 0 BB: 0 P: 3	R: 1 E: 0 K: 0 S: 5	H: 2 LOB: 1 BB: 0 P: 5	R: 1 E: 0 K: 0 S: 6	H: 3 LOB: 2 BB: 0 P: 6	1B: 3 2B: 5 3B: 0 HR: 0	SF: 0 SAC: 0 DP: 0 HBP: 0	WP: 0 PB: 0 SB: 0 CS: 0	PA: 37
PITCHER Dick Drago, R ERA: 3.88 (1, 1)	IP: 9.0 WLS: W BF: 37 H: 8 R: 3 ER: 3 SO: 2 BB: 2 IBB: 0 HBP: 0 BLK: 0 WP: 0 HR: 0 S: 39 P: 47 ERA: 3.00 WHIP: 1.111															PITCHER	IP: 9.0 WLS: W BF: 37 H: 8 R: 3 ER: 3 SO: 2 BB: 2 IBB: 0 HBP: 0 BLK: 0 WP: 0 HR: 0 S: 39 P: 47 ERA: 3.00 WHIP: 1.111					

Chicago White Sox @ Boston Red Sox
Fenway Park, Boston, MA
Tue Aug 20 1974, 7:05 PM EDT
Att: 27,881 - Unknown - 69 F


AB 35
R 3
H 8
RBI 3
BB 2
SO 2
LOB 8



Batter	1	2	3	4	5	6	7	8	9	AB	R	H	RBI	BB	SO	LOB	BOTTOM			
Rick Miller, L OBP: 0.356, SLG: 0.358 (1, 8)										5	2	4	0	0	0	0				
Cecil Cooper, L OBP: 0.328, SLG: 0.413 (1, 10)										3	1	1	1	1	1	3				
Dwight Evans, R OBP: 0.334, SLG: 0.439 (1, 9)										5	0	1	3	0	0	4				
Carl Yastrzemski, L OBP: 0.418, SLG: 0.462 Danny Cater, R OBP: 0.317, SLG: 0.411 (8, 3)										3	0	1	1	1	0	1				
Rico Petrocelli, R OBP: 0.365, SLG: 0.466 Dick McAuliffe, L OBP: 0.324, SLG: 0.330 (8, 5)										4	1	2	0	0	2	2				
Bernie Carbo, L OBP: 0.372, SLG: 0.425 (1, 7)										3	0	0	0	1	1	3				
Doug Griffin, R OBP: 0.370, SLG: 0.389 (1, 4)										2	1	1	0	1	0	0				
Rick Burleson, R OBP: 0.342, SLG: 0.414 (1, 6)										3	2	2	2	0	0	1				
Tim Blackwell, S OBP: 0.340, SLG: 0.307 (1, 2)										3	1	1	0	1	0	2				
Inning Stats	R: 0 E: 0 K: 0 S: 3	H: 1 LOB: 0 BB: 0 P: 3	R: 0 E: 0 K: 1 S: 5	H: 0 LOB: 0 BB: 0 P: 5	R: 3 E: 0 K: 0 S: 4	H: 2 LOB: 1 BB: 3 P: 16	R: 1 E: 0 K: 0 S: 4	H: 1 LOB: 1 BB: 1 P: 8	R: 1 E: 0 K: 1 S: 7	H: 2 LOB: 1 BB: 0 P: 7	R: 2 E: 1 K: 2 S: 10	H: 3 LOB: 1 BB: 0 P: 10	R: 0 E: 0 K: 0 S: 3	H: 1 LOB: 1 BB: 1 P: 7	R: 1 E: 0 K: 0 S: 6	H: 3 LOB: 2 BB: 0 P: 6	1B: 11 2B: 2 3B: 0 HR: 0	SF: 1 SAC: 2 DP: 3 HBP: 0	WP: 0 PB: 1 SB: 0 CS: 2	PA: 40
PITCHER Stan Bahnsen, R ERA: 4.69 Jack Kucek, R ERA: 4.32 (5, 1)	IP: 4.1 WLS: L BF: 22 H: 6 R: 5 ER: 5 SO: 1 BB: 4 IBB: 0 HBP: 0 BLK: 0 WP: 0 HR: 0 S: 20 P: 36 ERA: 10.38 WHIP: 2.308															PITCHER	IP: 4.1 WLS: L BF: 22 H: 6 R: 5 ER: 5 SO: 1 BB: 4 IBB: 0 HBP: 0 BLK: 0 WP: 0 HR: 0 S: 20 P: 36 ERA: 10.38 WHIP: 2.308			

Chicago White Sox @ Boston Red Sox
Fenway Park, Boston, MA
Tue Aug 20 1974, 7:05 PM EDT
Att: 27,881 - Unknown - 69 F


AB 31
R 8
H 13
RBI 7
BB 5
SO 4
LOB 16



Batter	1	2	3	4	5	6	7	8	9	AB	R	H	RBI	BB	SO	LOB	TOP		
Brian Downing, R OBP: 0.369, SLG: 0.423	F9			SH5-3 BB		K			K	3	0	0	0	1	2	1			
Jorge Orta, L OBP: 0.360, SLG: 0.454	F8			SH5-3					L1-3	2	0	0	0	0	1	0			
Buddy Bradford, R OBP: 0.418, SLG: 0.516	F8			SH5-3					L1-3	1	0	0	0	0	0	1			
Dick Allen, R OBP: 0.379, SLG: 0.596	4-3			F7						3	0	1	0	0	0	1			
Bill Melton, R OBP: 0.309, SLG: 0.398										2	0	0	0	0	2	1			
Lee Richard, R OBP: 0.171, SLG: 0.121										1	0	0	0	0	0	1			
Ken Henderson, S OBP: 0.354, SLG: 0.448										3	0	0	0	0	2	1			
Carlos May, L OBP: 0.325, SLG: 0.357										3	0	0	0	0	0	0			
Ron Santo, R OBP: 0.295, SLG: 0.296				F3						3	0	0	0	0	2	0			
Ed Herrmann, L OBP: 0.304, SLG: 0.387				K						3	0	0	0	0	3	0			
Bucky Dent, R OBP: 0.297, SLG: 0.317				F8						2	0	0	0	1	0	0			
Inning Stats	R: 0 H: 0 E: 0 K: 0 S: 3	H: 0 LOB: 0 BB: 0 P: 3	R: 0 H: 0 E: 0 K: 2 S: 7	H: 0 LOB: 0 BB: 0 P: 7	R: 0 H: 0 E: 0 K: 1 S: 5	H: 0 LOB: 0 BB: 0 P: 5	R: 0 H: 0 E: 0 K: 1 S: 5	H: 0 LOB: 1 BB: 1 P: 9	R: 0 H: 0 E: 0 K: 2 S: 7	H: 0 LOB: 0 BB: 0 P: 7	R: 0 H: 1 E: 0 K: 1 S: 6	H: 1 LOB: 1 BB: 0 P: 6	R: 0 H: 0 E: 0 K: 2 S: 7	H: 0 LOB: 0 BB: 1 P: 7	R: 0 H: 0 E: 0 K: 1 S: 4	H: 0 LOB: 0 BB: 1 P: 8	1B: 1 2B: 1 3B: 0 HR: 0	SF: 0 SAC: 1 DP: 1 HBP: 0	WP: 0 PA: 29 PB: 0 SB: 0 CS: 0
PITCHER Rogier Moret, L ERA: 3.17	IP: 9.0 WLS: W BF: 29 H: 1 R: 0 ER: 0 SO: 12 BB: 2 IBB: 0 HBP: 0 BLK: 0 WP: 0 HR: 0 S: 51 P: 59 ERA: 0.00 WHIP: 0.333															PITCHER			

Chicago White Sox @ Boston Red Sox
Fenway Park, Boston, MA
Wed Aug 21 1974, 3:33 AM EDT
Att: 32,395 - Unknown

AB 26
R 0
H 1
RBI 0
BB 2
SO 12
LOB 6



Batter	1	2	3	4	5	6	7	8	9	AB	R	H	RBI	BB	SO	LOB	BOTTOM
Tommy Harper, R OBP: 0.295, SLG: 0.314	5-3		F8			F9		5-3		4	0	0	0	0	0	0	
Juan Beniquez, R OBP: 0.326, SLG: 0.390	L8			PB SF8 1B		F4		CS 1B		4	1	2	0	0	0	0	
Dwight Evans, R OBP: 0.333, SLG: 0.435	5-3			6-3		E5 BB		IBB 1B BB		3	1	0	0	1	0	1	
Carl Yastrzemski, L OBP: 0.418, SLG: 0.462			F2		SF8			IBB 1B		2	1	1	1	1	0	0	
Rico Petrocelli, R OBP: 0.366, SLG: 0.467				K		K		1B IBB		3	0	1	0	1	2	2	
Jim Rice, R OBP: 0.375, SLG: 0.333			5-3			FC5-6 1B		K		4	0	2	2	0	1	1	
Doug Griffin, R OBP: 0.366, SLG: 0.383			K			FC5-6 1B		F8		3	1	0	0	0	1	2	
Rick Burleson, R OBP: 0.341, SLG: 0.414			F4			K				3	0	1	0	0	1	1	
Bob Montgomery, R OBP: 0.280, SLG: 0.324			F7					5-3		3	0	1	1	0	0	1	
Inning Stats	R: 0 H: 0 E: 0 K: 0 S: 3	H: 1 LOB: 1 BB: 0 P: 6	R: 0 H: 0 E: 0 K: 1 S: 3	H: 0 LOB: 0 BB: 0 P: 3	R: 1 H: 1 E: 0 K: 1 S: 6	H: 1 LOB: 0 BB: 0 P: 6	R: 1 H: 2 E: 0 K: 1 S: 6	H: 2 LOB: 1 BB: 0 P: 6	R: 0 H: 0 E: 1 K: 1 S: 6	H: 0 LOB: 2 BB: 1 P: 10	R: 0 H: 1 E: 0 K: 1 S: 6	H: 1 LOB: 1 BB: 0 P: 6	R: 2 H: 3 E: 0 K: 0 S: 4	H: 3 LOB: 3 BB: 2 P: 12	1B: 7 2B: 1 3B: 0 HR: 0	SF: 1 SAC: 0 DP: 0 HBP: 0	WP: 0 PA: 33 PB: 1 SB: 2 CS: 1
PITCHER Wilbur Wood, L ERA: 3.69	IP: 8.0 WLS: L BF: 33 H: 8 R: 4 ER: 3 SO: 5 BB: 2 IBB: 1 HBP: 0 BLK: 0 WP: 0 HR: 0 S: 40 P: 52 ERA: 3.38 WHIP: 1.250															PITCHER	

Chicago White Sox @ Boston Red Sox
Fenway Park, Boston, MA
Wed Aug 21 1974, 3:33 AM EDT
Att: 32,395 - Unknown

AB 29
R 4
H 8
RBI 4
BB 3
SO 5
LOB 8



Batter	1	2	3	4	5	6	7	8	9	AB	R	H	RBI	BB	SO	LOB	TOP	
Bill North, S OBP: 0.350, SLG: 0.350 (1, 8)	4-0 1B BB		0-0 2B		0-3 K		0-0 2B			3	0	2	0	1	1	1		
Bert Campaneris, R OBP: 0.355, SLG: 0.373 (1, 6)	0-0 1B		0-3 K		0-0 FC4-6		0-0 F9			4	0	1	0	0	1	3		
Reggie Jackson, L OBP: 0.406, SLG: 0.553 (1, 9)	4-0 BB		0-3 K		0-0 F7			0-0 F8		3	0	0	0	1	1	2		
Sal Bando, R OBP: 0.366, SLG: 0.437 (1, 5)	0-3 K		0-0 F8			0-0 1B		0-3 K		4	0	1	0	0	2	3		
Joe Rudi, R OBP: 0.330, SLG: 0.471 (1, 7)	0-0 F3			0-0 2B		0-0 L8		0-0 4-3		4	0	1	0	0	0	3		
Gene Tenace, R OBP: 0.379, SLG: 0.433 (1, 2)		0-0 F7		0-0 F9		0-0 F7			0-0 5-3	4	0	0	0	0	0	2		
Jim Holt, L OBP: 0.295, SLG: 0.301 (1, 3)		0-0 E4		0-3 K		0-0 F8			0-0 4-3	4	0	0	0	0	1	2		
Angel Mangual, R OBP: 0.260, SLG: 0.371 (1, 10)		0-0 F4		0-0 F7			0-0 F9		0-0 4-3	4	0	0	0	0	0	2		
Dick Green, R OBP: 0.302, SLG: 0.318 (1, 4)		0-0 F9			0-0 FC4-6 1B			0-0 5-3		3	0	1	0	0	0	1		
Inning Stats	R: 0 E: 0 K: 1 S: 5	H: 1 LOB: 2 BB: 2 P: 13	R: 0 E: 1 K: 0 S: 4	H: 0 LOB: 1 BB: 0 P: 4	R: 0 E: 0 K: 2 S: 8	H: 1 LOB: 1 BB: 0 P: 8	R: 0 E: 0 K: 1 S: 6	H: 1 LOB: 1 BB: 0 P: 6	R: 0 E: 0 K: 0 S: 4	H: 1 LOB: 1 BB: 0 P: 4	R: 0 E: 0 K: 0 S: 4	H: 1 LOB: 0 BB: 0 P: 5	R: 0 E: 0 K: 0 S: 3	H: 0 LOB: 0 BB: 0 P: 3	1B: 3 2B: 3 3B: 0 HR: 0	SF: 0 SAC: 0 DP: 0 HBP: 0	WP: 0 PB: 0 SB: 0 CS: 0	PA: 35
PITCHER Luis Tiant, R ERA: 2.85 (1, 1)	IP: 9.0 WLS: W BF: 35 H: 6 R: 0 ER: 0 SO: 6 BB: 2 IBB: 0 HBP: 0 BLK: 0 WP: 0 HR: 0 S: 45 P: 53 ERA: 0.00 WHIP: 0.889																	

Oakland Athletics @ Boston Red Sox
Fenway Park, Boston, MA
Fri Aug 23, 1974, 7:05 PM EDT
Att: 35,866 - Unknown - 80 F

AB 33
R 0
H 6
RBI 0
BB 2
SO 6
LOB 19



Batter	1	2	3	4	5	6	7	8	9	AB	R	H	RBI	BB	SO	LOB	BOTTOM			
Tommy Harper, R OBP: 0.295, SLG: 0.322 (1, 7)	0-0 HR		0-0 F2		0-0 F8		0-0 E5			4	1	1	1	0	0	1				
Juan Beniquez, R OBP: 0.325, SLG: 0.388 (1, 8)	0-0 L5		0-0 F7			0-0 1B	0-3 K			4	1	1	0	0	1	1				
Dwight Evans, R OBP: 0.332, SLG: 0.433 (1, 9)	0-0 6-3		0-0 F8			0-0 1B	0-0 5-3			4	1	1	0	0	0	0				
Carl Yastrzemski, L OBP: 0.421, SLG: 0.467 (1, 3)	0-0 F7			0-0 G4-6-3 1B		0-0 SF4 1B		0-0 2B		4	0	3	1	0	0	0				
Rico Petrocelli, R OBP: 0.365, SLG: 0.464 (1, 5)		4-0 G6-4-3 BB		0-0 F8		0-3 K		0-0 F7		3	0	0	0	1	1	4				
Jim Rice, R OBP: 0.250, SLG: 0.222 (1, 10)		0-0 G6-4-3		0-0 G4-6-3		0-0 SF4		0-0 6-3		3	0	0	1	0	0	3				
Doug Griffin, R OBP: 0.365, SLG: 0.382 (1, 4)		0-0 1B			0-0 5-3		0-0 L5			3	0	1	0	0	0	1				
Rick Burleson, R OBP: 0.345, SLG: 0.416 (1, 6)		0-0 1B		0-0 5-3			0-0 CS 1B			3	0	2	0	0	0	0				
Bob Montgomery, R OBP: 0.281, SLG: 0.324 (1, 2)		0-3 K			0-0 1B		0-0 F1			3	0	1	0	0	1	3				
Inning Stats	R: 1 E: 0 K: 0 S: 4	H: 1 LOB: 0 BB: 0 P: 4	R: 0 E: 0 K: 1 S: 6	H: 2 LOB: 1 BB: 1 P: 10	R: 0 E: 0 K: 0 S: 3	H: 0 LOB: 0 BB: 0 P: 3	R: 0 E: 0 K: 0 S: 3	H: 1 LOB: 0 BB: 0 P: 3	R: 0 E: 0 K: 0 S: 4	H: 1 LOB: 1 BB: 0 P: 4	R: 2 E: 0 K: 1 S: 8	H: 3 LOB: 1 BB: 0 P: 8	R: 0 E: 1 K: 1 S: 6	H: 1 LOB: 1 BB: 0 P: 6	R: 0 E: 0 K: 0 S: 4	H: 1 LOB: 1 BB: 0 P: 4	1B: 8 2B: 1 3B: 0 HR: 1	SF: 1 SAC: 0 DP: 2 HBP: 0	WP: 0 PB: 0 SB: 0 CS: 1	PA: 33
PITCHER Vida Blue, L ERA: 3.22 Rolie Fingers, R ERA: 2.33 (6, 1)	IP: 3.0 WLS: L BF: 11 H: 2 R: 0 ER: 0 SO: 2 BB: 0 IBB: 0 HBP: 0 BLK: 0 WP: 0 HR: 0 S: 15 P: 15 ERA: 0.00 WHIP: 0.667																			

Oakland Athletics @ Boston Red Sox
Fenway Park, Boston, MA
Fri Aug 23, 1974, 7:05 PM EDT
Att: 35,866 - Unknown - 80 F

AB 31
R 3
H 10
RBI 3
BB 1
SO 3
LOB 13



Batter	1	2	3	4	5	6	7	8	9	AB	R	H	RBI	BB	SO	LOB	TOP						
Bert Campaneris, R (1, 6) OBP: 0.353, SLG: 0.370										5	0	1	0	0	1	1	Oakland Athletics @ Boston Red Sox Fenway Park, Boston, MA Sat Aug 24 1974, 7:05 PM EDT Att: 34,693 - Unknown - 84 F						
Jesus Alou, R (1, 10) OBP: 0.295, SLG: 0.325 Blue Moon Odom, R (9, FR)										5	0	2	0	0	0	1							
Reggie Jackson, L (1, 9) OBP: 0.408, SLG: 0.551										3	0	1	1	1	0	1							
Sal Bando, R (1, 5) OBP: 0.365, SLG: 0.434										5	1	1	1	0	1	4							
Joe Rudi, R (1, 7) OBP: 0.329, SLG: 0.468										5	0	1	1	0	0	4							
Gene Tenace, R (1, 3) OBP: 0.380, SLG: 0.432 Herb Washington, R (8, FR)										3	0	1	0	1	0	0							
Jim Holt, L (8, 3) OBP: 0.293, SLG: 0.300										0	0	0	0	0	0	0							
Angel Mangual, R (1, 8) OBP: 0.263, SLG: 0.373										4	0	2	0	0	0	1							
Dick Green, R (1, 4) OBP: 0.301, SLG: 0.317										4	0	1	0	0	0	4							
Larry Haney, R (1, 2) OBP: 0.186, SLG: 0.252 Claudell Washington, L (9, PH) Bill North, S (9, FR) Ray Fosse, R (9, 2) OBP: 0.238, SLG: 0.374										3	1	1	1	0	1	4							
Inning Stats	R: 0 E: 1 K: 0 S: 4	H: 1 LOB: 2 BB: 1 P: 8	R: 0 E: 0 K: 1 S: 6	H: 1 LOB: 1 BB: 0 P: 6	R: 0 E: 0 K: 0 S: 3	H: 0 LOB: 0 BB: 0 P: 3	R: 0 E: 1 K: 1 S: 7	H: 1 LOB: 3 BB: 1 P: 11	R: 0 E: 0 K: 0 S: 5	H: 2 LOB: 2 BB: 0 P: 5	R: 0 E: 0 K: 0 S: 3	H: 1 LOB: 1 BB: 0 P: 3	R: 1 E: 0 K: 0 S: 4	H: 1 LOB: 1 BB: 0 P: 5	R: 0 E: 0 K: 0 S: 4	H: 1 LOB: 2 BB: 0 P: 4		R: 3 E: 1 K: 1 S: 9	H: 4 LOB: 1 BB: 0 P: 9	1B: 11 2B: 0 3B: 0 HR: 1	SF: 0 SAC: 0 DP: 1 HBP: 1	WP: 0 PB: 0 SB: 3 CS: 0	PA: 42
PITCHER	IP WLS BF H R ER SO BB IBB HBP BLK WP HR S P ERA WHIP	8.0 35 8 1 1 2 2 0 1 0 0 0 1 36 45 1.12 1.250	1.0 L 7 4 3 3 1 0 0 0 0 0 0 0 9 9 27.00 4.000																				

AB	39
R	4
H	12
RBI	4
BB	2
SO	3
LOB	21



Batter	1	2	3	4	5	6	7	8	9	AB	R	H	RBI	BB	SO	LOB	BOTTOM				
Rick Miller, L (1, 8) OBP: 0.354, SLG: 0.353										3	0	0	0	1	1	2	Oakland Athletics @ Boston Red Sox Fenway Park, Boston, MA Sat Aug 24 1974, 7:05 PM EDT Att: 34,693 - Unknown - 84 F				
Cecil Cooper, L (1, 10) OBP: 0.325, SLG: 0.409										4	0	0	0	0	1	2					
Dwight Evans, R (1, 9) OBP: 0.329, SLG: 0.428										4	0	0	0	0	2	0					
Carl Yastrzemski, L (1, 3) OBP: 0.417, SLG: 0.462										4	0	0	0	0	1	0					
Rico Petrocelli, R (1, 5) OBP: 0.362, SLG: 0.459										4	0	0	0	0	1	0					
Bernie Carbo, L (1, 7) OBP: 0.368, SLG: 0.419										4	1	0	0	0	1	0					
Doug Griffin, R (1, 4) OBP: 0.365, SLG: 0.386										3	0	1	0	0	0	0					
Rick Burleson, R (1, 6) OBP: 0.348, SLG: 0.421										2	0	2	1	0	0	0					
Tim Blackwell, S (1, 2) OBP: 0.340, SLG: 0.308										3	0	1	0	0	0	2					
Inning Stats	R: 0 E: 0 K: 2 S: 7	H: 0 LOB: 0 BB: 0 P: 7	R: 0 E: 0 K: 1 S: 5	H: 0 LOB: 0 BB: 0 P: 5	R: 0 E: 0 K: 1 S: 6	H: 1 LOB: 2 BB: 1 P: 10	R: 0 E: 0 K: 1 S: 5	H: 0 LOB: 0 BB: 0 P: 5	R: 0 E: 0 K: 1 S: 5	H: 0 LOB: 2 BB: 0 P: 5	R: 1 E: 1 K: 0 S: 5	H: 1 LOB: 1 BB: 0 P: 5	R: 0 E: 0 K: 0 S: 3	H: 0 LOB: 0 BB: 0 P: 3	R: 0 E: 0 K: 1 S: 5	H: 0 LOB: 0 BB: 0 P: 5		1B: 3 2B: 1 3B: 0 HR: 0	SF: 1 SAC: 0 DP: 0 HBP: 0	WP: 0 PB: 0 SB: 0 CS: 0	PA: 33
PITCHER	IP WLS BF H R ER SO BB IBB HBP BLK WP HR S P ERA WHIP	9.0 W 33 4 1 0 7 1 0 0 0 0 0 0 46 50 0.00 0.556																			


AB	31
R	1
H	4
RBI	1
BB	1
SO	7
LOB	6



Batter	1	2	3	4	5	6	7	8	9	AB	R	H	RBI	BB	SO	LOB	TOP										
Bert Campaneris, R (1, 6) Dal Maxvill, R (9, 6) OBP: 0.391, SLG: 0.368 OBP: 0.271, SLG: 0.177	5-3		K			6-3			F8	5	0	1	1	0	1	0											
Jesus Aloy, R (1, 10) Herb Washington, R (4, FR) Ted Kubiak, S (5, PH) OBP: 0.297, SLG: 0.323 OBP: 0.282, SLG: 0.238	5-3				E7				3-1	1	0	0	0	1	0	0											
Reggie Jackson, L (1, 9) OBP: 0.403, SLG: 0.544	F5				FC6-2-5				F8	5	1	0	0	0	1	3											
Sal Bando, R (1, 5) OBP: 0.366, SLG: 0.432		F4			F6					2	2	0	0	2	0	2											
Joe Rudi, R (1, 7) OBP: 0.332, SLG: 0.478	F9									3	1	2	5	1	0	0											
Gene Tenace, R (1, 3) OBP: 0.379, SLG: 0.429										3	0	0	0	1	0	3											
Angel Mangual, R (1, 8) OBP: 0.263, SLG: 0.371			K							4	1	1	0	0	3	2											
Dick Green, R (1, 4) OBP: 0.298, SLG: 0.313					F9					3	0	0	0	0	1	0											
Larry Haney, R (1, 2) Jim Holt, L (6, PH) Ray Fosse, R (6, 2) OBP: 0.192, SLG: 0.256 OBP: 0.292, SLG: 0.298 OBP: 0.237, SLG: 0.371	F6									2	1	1	0	0	0	0											
										1	0	0	0	0	0	0											
										1	0	0	0	0	0	0											
Inning Stats	R: 0 E: 0 K: 0 S: 3	H: 0 LOB: 0 BB: 0 P: 3	R: 0 E: 0 K: 1 S: 5	H: 0 LOB: 1 BB: 1 P: 9	R: 0 E: 0 K: 1 S: 5	H: 0 LOB: 0 BB: 0 P: 5	R: 0 E: 0 K: 0 S: 3	H: 0 LOB: 2 BB: 2 P: 11	R: 6 E: 2 K: 1 S: 11	H: 5 LOB: 1 BB: 1 P: 15	R: 0 E: 0 K: 0 S: 3	H: 0 LOB: 0 BB: 0 P: 3	R: 1 E: 0 K: 1 S: 6	H: 1 LOB: 1 BB: 1 P: 10	R: 0 E: 0 K: 2 S: 7	H: 0 LOB: 0 BB: 0 P: 7	R: 0 E: 0 K: 0 S: 3	H: 0 LOB: 0 BB: 0 P: 3	1B: 4 2B: 1 3B: 0 HR: 1	SF: 0 SAC: 1 DP: 0 HBP: 0	WP: 0 PB: 0 SB: 1 CS: 0	PA: 39					
PITCHER	IP	WLS	BF	H	R	ER	SO	BB	IBB	HBP	BLK	WP	HR	S	P	ERA	WHIP										
Roger Moret, L (1, 1) ERA: 3.45	5.0	L	25	5	6	6	3	4	0	0	0	0	1	27	43	10.80	1.800										
Reggie Cleveland, R (6, 1) ERA: 4.66	2.0		8	1	1	1	1	1	0	0	0	0	0	9	13	4.50	1.000										
Diego Segui, R (8, 1) ERA: 3.84	2.0		6	0	0	0	2	0	0	0	0	0	0	10	10	0.00	0.000										

Oakland Athletics @ Boston Red Sox
Fenway Park, Boston, MA
Sun Aug 25 1974, 3:33 AM EDT
Att: 34,293 - Unknown - 72 F


AB 33
R 7
H 6
RBI 7
BB 5
SO 6
LOB 10



Batter	1	2	3	4	5	6	7	8	9	AB	R	H	RBI	BB	SO	LOB	BOTTOM										
Juan Beniquez, R (1, 8) OBP: 0.330, SLG: 0.389	5-3									2	0	1	0	2	0	0											
Doug Griffin, R (1, 4) OBP: 0.359, SLG: 0.379	5-3									4	0	0	0	0	0	4											
Dwight Evans, R (1, 9) OBP: 0.331, SLG: 0.433	1B									3	0	1	0	1	1	1											
Jim Rice, R (1, 7) OBP: 0.313, SLG: 0.308										4	0	2	0	0	2	1											
Rico Petrocelli, R (1, 10) OBP: 0.358, SLG: 0.454	L5									4	0	0	0	0	0	3											
Rick Burleson, R (1, 6) OBP: 0.343, SLG: 0.415										4	0	0	0	0	0	1											
Bob Montgomery, R (1, 2) OBP: 0.276, SLG: 0.317										4	0	0	0	0	1	0											
Danny Cater, R (1, 3) OBP: 0.317, SLG: 0.409										3	0	1	0	0	0	0											
Terry Hughes, R (1, 5) OBP: 0.234, SLG: 0.279										3	0	0	0	0	0	2											
Inning Stats	R: 0 E: 0 K: 0 S: 4	H: 1 LOB: 2 BB: 1 P: 8	R: 0 E: 0 K: 0 S: 3	H: 0 LOB: 0 BB: 0 P: 3	R: 0 E: 0 K: 0 S: 3	H: 0 LOB: 1 BB: 1 P: 7	R: 0 E: 0 K: 0 S: 3	H: 1 LOB: 0 BB: 0 P: 3	R: 0 E: 1 K: 0 S: 4	H: 0 LOB: 2 BB: 1 P: 8	R: 0 E: 0 K: 2 S: 7	H: 0 LOB: 0 BB: 0 P: 7	R: 0 E: 0 K: 0 S: 4	H: 1 LOB: 1 BB: 0 P: 4	R: 0 E: 0 K: 1 S: 6	H: 2 LOB: 1 BB: 0 P: 6	R: 0 E: 0 K: 1 S: 5	H: 0 LOB: 0 BB: 0 P: 5	1B: 4 2B: 0 3B: 1 HR: 0	SF: 0 SAC: 0 DP: 1 HBP: 0	WP: 1 PB: 0 SB: 0 CS: 1	PA: 35					
PITCHER	IP	WLS	BF	H	R	ER	SO	BB	IBB	HBP	BLK	WP	HR	S	P	ERA	WHIP										
Ken Holtzman, L (1, 1) ERA: 3.38	9.0	W	34	5	0	0	4	3	0	0	0	1	0	39	51	0.00	0.889										

Oakland Athletics @ Boston Red Sox
Fenway Park, Boston, MA
Sun Aug 25 1974, 3:33 AM EDT
Att: 34,293 - Unknown - 72 F

AB 31
R 0
H 5
RBI 0
BB 3
SO 4
LOB 12



Batter	1	2	3	4	5	6	7	8	9	AB	R	H	RBI	BB	SO	LOB	TOP									
Tommy Harper, R OBP: 0.296, SLG: 0.322 (1, 7)										4	1	1	1	1	0	0	Boston Red Sox @ Chicago White Sox Comiskey Park, Chicago, IL Tue Aug 27 1974, 8:05 PM EDT Att: 12,009 - Unknown - 67 F									
Rick Burleson, R OBP: 0.344, SLG: 0.414 (1, 6)										5	1	2	0	0	1	2										
Dwight Evans, R OBP: 0.334, SLG: 0.433 (1, 9)										4	2	2	0	1	0	2										
Carl Yastrzemski, L OBP: 0.415, SLG: 0.499 (1, 3)										5	1	1	1	0	0	6										
Rico Petrocelli, R OBP: 0.359, SLG: 0.452 (1, 5)										4	0	1	1	1	0	0										
Jim Rice, R OBP: 0.381, SLG: 0.389 (1, 10)										5	0	3	3	0	0	0										
Doug Griffin, R OBP: 0.356, SLG: 0.376 (1, 4)										5	0	1	0	0	0	5										
Bob Montgomery, R OBP: 0.275, SLG: 0.316 (1, 2)										4	0	1	0	0	2	3										
Rick Miller, L OBP: 0.353, SLG: 0.352 (1, 8)										4	1	1	0	0	0	1	AB 40 R 6 H 13 RBI 6 BB 3 SO 3 LOB 19 									
Inning Stats	R: 0 E: 0 K: 0 S: 3	H: 0 LOB: 0 BB: 0 P: 3	R: 0 E: 0 K: 0 S: 4	H: 1 LOB: 1 BB: 0 P: 4	R: 0 E: 0 K: 0 S: 3	H: 1 LOB: 0 BB: 0 P: 3	R: 2 E: 0 K: 1 S: 8	H: 3 LOB: 2 BB: 1 P: 12	R: 0 E: 0 K: 0 S: 5	H: 0 LOB: 2 BB: 2 P: 13	R: 0 E: 0 K: 0 S: 4	H: 1 LOB: 1 BB: 0 P: 4	R: 3 E: 1 K: 0 S: 8	H: 5 LOB: 2 BB: 0 P: 8	R: 1 E: 1 K: 1 S: 8	H: 2 LOB: 2 BB: 0 P: 8		R: 0 E: 0 K: 0 S: 3	H: 0 LOB: 0 BB: 0 P: 3	1B: 13 2B: 1 3B: 0 HR: 0	SF: 0 SAC: 0 DP: 1 HBP: 0	WP: 1 PB: 0 SB: 2 CS: 0	PA: 43			
PITCHER	IP	WLS	BF	H	R	ER	SO	BB	IBB	HBP	BLK	WP	HR	S	P	ERA		WHIP								
Jim Kaat, L ERA: 3.45 (1, 1)	6.2	L	32	10	5	2	2	3	0	0	0	0	0	33	45	2.70		1.950								
Rich Gossage, R ERA: 4.75 (7, 1)	2.1		11	3	1	1	1	0	0	0	0	1	0	13	13	3.86		1.286								

Batter	1	2	3	4	5	6	7	8	9	AB	R	H	RBI	BB	SO	LOB	BOTTOM									
Pat Kelly, L OBP: 0.356, SLG: 0.369 (1, 10)										4	1	2	0	0	1	1	Boston Red Sox @ Chicago White Sox Comiskey Park, Chicago, IL Tue Aug 27 1974, 8:05 PM EDT Att: 12,009 - Unknown - 67 F									
Jorge Orta, L OBP: 0.363, SLG: 0.451 (1, 4)										3	0	0	1	0	0	0										
Dick Allen, R OBP: 0.373, SLG: 0.584 (1, 3)										4	0	0	0	0	1	0										
Carlos May, L OBP: 0.321, SLG: 0.351 (1, 7)										4	0	0	0	0	3	0										
Ken Henderson, S OBP: 0.356, SLG: 0.453 (1, 8)										2	0	1	0	1	0	0										
Bill Melton, R OBP: 0.312, SLG: 0.393 (1, 5)										3	0	1	0	0	0	2										
Bill Sharp, L OBP: 0.316, SLG: 0.364 (1, 9)										3	0	1	0	0	0	1										
Ed Herrmann, L OBP: 0.300, SLG: 0.378 (1, 2)										3	0	1	0	0	0	1										
Bucky Dent, R OBP: 0.302, SLG: 0.323 (1, 6)										2	0	1	0	0	0	0	AB 28 R 1 H 7 RBI 1 BB 1 SO 5 LOB 5 									
Inning Stats	R: 1 E: 0 K: 2 S: 8	H: 1 LOB: 0 BB: 0 P: 8	R: 0 E: 0 K: 0 S: 3	H: 1 LOB: 0 BB: 0 P: 3	R: 0 E: 0 K: 1 S: 5	H: 1 LOB: 0 BB: 0 P: 5	R: 0 E: 0 K: 1 S: 5	H: 0 LOB: 0 BB: 0 P: 5	R: 0 E: 0 K: 0 S: 3	H: 0 LOB: 0 BB: 0 P: 3	R: 0 E: 0 K: 0 S: 4	H: 1 LOB: 1 BB: 0 P: 4	R: 0 E: 0 K: 0 S: 4	H: 2 LOB: 2 BB: 0 P: 4	R: 0 E: 0 K: 1 S: 5	H: 0 LOB: 0 BB: 0 P: 5		1B: 5 2B: 1 3B: 1 HR: 0	SF: 1 SAC: 1 DP: 2 HBP: 0	WP: 1 PB: 0 SB: 0 CS: 0	PA: 31					
PITCHER	IP	WLS	BF	H	R	ER	SO	BB	IBB	HBP	BLK	WP	HR	S	P	ERA		WHIP								
Reggie Cleveland, R ERA: 4.5 (1, 1)	8.0	W	28	7	1	1	4	1	0	0	0	0	0	35	39	1.12		1.000								
Diego Segui, R ERA: 3.8 (9, 1)	1.0		3	0	0	0	1	0	0	0	0	0	0	5	5	0.00		0.000								

Batter	1	2	3	4	5	6	7	8	9	AB	R	H	RBI	BB	SO	LOB	TOP			
Rick Miller, L OBP: 0.348, SLG: 0.346 (1, 8)	0-3 K		0-0 F8			0-0 F3		0-3 K		4	0	0	0	0	2	1				
Cecil Cooper, L OBP: 0.322, SLG: 0.404 (1, 10)	0-0 6-3			0-3 K		0-0 4-3			0-0 F8	4	0	0	0	0	1	1				
Dwight Evans, R OBP: 0.336, SLG: 0.434 (1, 9)	0-0 1B			0-0 1B		0-0 F3			0-0 4-3	4	0	2	0	0	0	1				
Carl Yastrzemski, L OBP: 0.416, SLG: 0.488 (1, 3)	0-3 K			0-0 F7			0-0 1B		4-0 1B BB	3	0	1	0	1	1	2				
Rico Petrocelli, R OBP: 0.358, SLG: 0.450 (1, 5)		0-0 6-3		0-0 6-3			0-0 F3		0-0 1-2 1B	4	0	1	0	0	0	2				
Bernie Carbo, L OBP: 0.364, SLG: 0.413 (1, 7)	0-3 K				0-0 6-3		0-0 F7		0-0 3-1	4	0	0	0	0	1	3				
Doug Griffin, R OBP: 0.352, SLG: 0.371 (1, 4)			0-0 F7		0-0 6-3		0-0 P4			3	0	0	0	0	0	1				
Rick Burleson, R OBP: 0.341, SLG: 0.410 (1, 6)			0-0 F8		0-0 F7			0-0 4-3		3	0	0	0	0	0	0				
Tim Blackwell, S OBP: 0.343, SLG: 0.304 (1, 2)			0-3 K			4-0 BB		0-0 F8		1	0	0	0	1	1	0				
Jim Rice, R OBP: 0.364, SLG: 0.368 (8, PH)										1	0	0	0	0	0	0				
Bob Montgomery, R OBP: 0.275, SLG: 0.316 (8, 2)										0	0	0	0	0	0	0				
Inning Stats	R: 0 E: 0 K: 2 S: 8	H: 1 LOB: 1 BB: 0 P: 8	R: 0 E: 0 K: 1 S: 5	H: 0 LOB: 0 BB: 0 P: 5	R: 0 E: 0 K: 1 S: 5	H: 0 LOB: 0 BB: 0 P: 5	R: 0 E: 0 K: 1 S: 6	H: 1 LOB: 1 BB: 0 P: 6	R: 0 E: 0 K: 0 S: 3	H: 0 LOB: 2 BB: 0 P: 3	R: 0 E: 0 K: 0 S: 4	H: 1 LOB: 1 BB: 0 P: 4	R: 0 E: 0 K: 1 S: 5	H: 0 LOB: 0 BB: 1 P: 5	R: 0 E: 0 K: 0 S: 4	H: 1 LOB: 2 BB: 1 P: 8	1B: 4 2B: 0 3B: 0 HR: 0	SF: 0 SAC: 0 DP: 0 HBP: 0	WP: 0 PB: 0 SB: 0 CS: 0	PA: 33
PITCHER Bart Johnson, R ERA: 3.0 (1, 1)	IP: 9.0 WLS: W BF: 33 H: 4 R: 0 ER: 0 SO: 6 BB: 2 IBB: 0 HBP: 0 BLK: 0 WP: 0 HR: 0 S: 43 P: 51 ERA: 0.00 WHIP: 0.667															PITCHER Bart Johnson, R ERA: 3.0 (1, 1)	IP: 9.0 WLS: W BF: 33 H: 4 R: 0 ER: 0 SO: 6 BB: 2 IBB: 0 HBP: 0 BLK: 0 WP: 0 HR: 0 S: 43 P: 51 ERA: 0.00 WHIP: 0.667			

Boston Red Sox @ Chicago White Sox
Comiskey Park, Chicago, IL
Wed Aug 28 1974, 8:05 PM EDT
Att: 11,642 - Unknown - 68 F

AB 31
R 0
H 4
RBI 0
BB 2
SO 6
LOB 11



Batter	1	2	3	4	5	6	7	8	9	AB	R	H	RBI	BB	SO	LOB	BOTTOM			
Pat Kelly, L OBP: 0.352, SLG: 0.365 (1, 10)	0-0 F9		0-3 K		0-0 3-1		0-0 5-3			4	0	0	0	0	1	2				
Jorge Orta, L OBP: 0.366, SLG: 0.451 (1, 4)	0-3 K			4-0 FC4-6 1B BB	4-0 FC5-2 BB		0-0 1B			2	0	1	0	2	1	0				
Tony Muser, L OBP: 0.319, SLG: 0.343 (1, 3)	0-0 4-3			0-0 F8	0-0 FC5-2		0-0 F8			4	0	0	0	0	0	4				
Carlos May, L OBP: 0.324, SLG: 0.359 (1, 7)		0-0 F9		0-0 FC4-6 1B		0-0 CS 1B		0-0 2B 3B		4	1	3	0	0	0	0				
Ken Henderson, S OBP: 0.355, SLG: 0.450 (1, 8)		0-0 6-3		0-0 FC4-6	0-0 3-1		0-0 SH1-3 2B BB			3	1	0	0	1	0	3				
Bill Melton, R OBP: 0.312, SLG: 0.393 (1, 5)		0-0 6-3		0-0 F9		0-0 1B		0-0 SH1-3		3	0	1	0	0	0	2				
Bill Sharp, L OBP: 0.327, SLG: 0.386 (1, 9)			0-0 1B 1B		0-0 HR		0-0 2B IBB			3	1	3	1	1	0	0				
Ed Herrmann, L OBP: 0.297, SLG: 0.373 (1, 2)			0-0 P5		0-0 P5		0-0 P3		0-0 P5	4	0	0	0	0	0	6				
Bucky Dent, R OBP: 0.307, SLG: 0.332 (1, 6)			0-0 1B		0-0 FC5-2 2B		0-0 F9		0-0 2B	4	0	3	2	0	0	0				
Inning Stats	R: 0 E: 0 K: 1 S: 5	H: 0 LOB: 0 BB: 0 P: 5	R: 0 E: 0 K: 0 S: 3	H: 0 LOB: 0 BB: 0 P: 3	R: 0 E: 0 K: 1 S: 6	H: 2 LOB: 1 BB: 0 P: 6	R: 0 E: 0 K: 0 S: 4	H: 1 LOB: 2 BB: 1 P: 8	R: 1 E: 0 K: 0 S: 5	H: 2 LOB: 2 BB: 1 P: 9	R: 0 E: 0 K: 0 S: 5	H: 3 LOB: 0 BB: 0 P: 5	R: 0 E: 0 K: 0 S: 4	H: 1 LOB: 1 BB: 0 P: 4	R: 2 E: 0 K: 0 S: 4	H: 2 LOB: 2 BB: 2 P: 12	1B: 7 2B: 2 3B: 1 HR: 1	SF: 0 SAC: 1 DP: 0 HBP: 0	WP: 0 PB: 0 SB: 0 CS: 1	PA: 36
PITCHER Luis Tiant, R ERA: 2.87 (1, 1)	IP: 8.0 WLS: L BF: 36 H: 11 R: 3 ER: 3 SO: 2 BB: 3 IBB: 1 HBP: 0 BLK: 0 WP: 0 HR: 1 S: 36 P: 52 ERA: 3.38 WHIP: 1.750															PITCHER Luis Tiant, R ERA: 2.87 (1, 1)	IP: 8.0 WLS: L BF: 36 H: 11 R: 3 ER: 3 SO: 2 BB: 3 IBB: 1 HBP: 0 BLK: 0 WP: 0 HR: 1 S: 36 P: 52 ERA: 3.38 WHIP: 1.750			

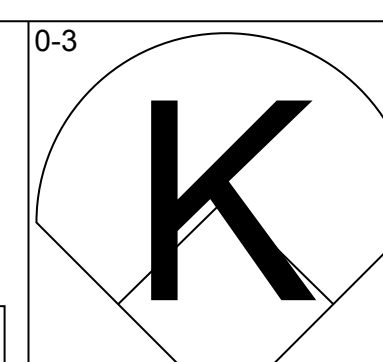
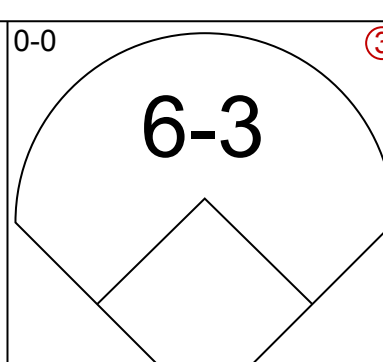
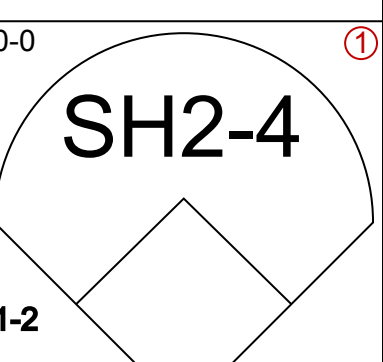
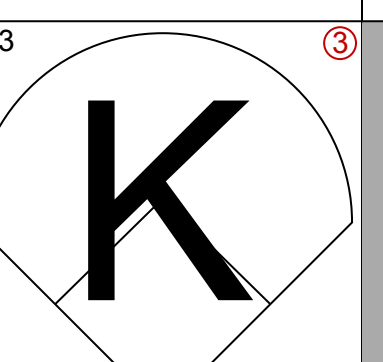
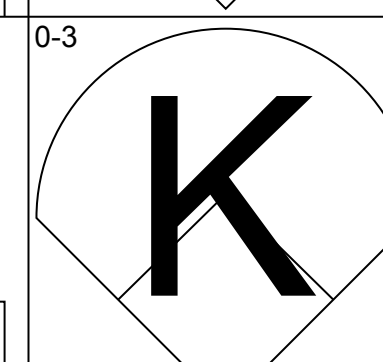
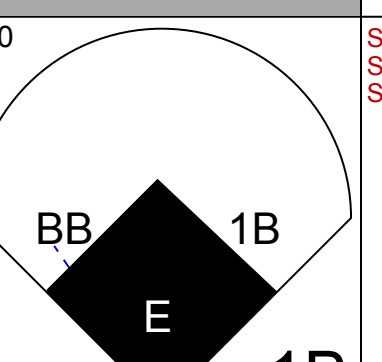
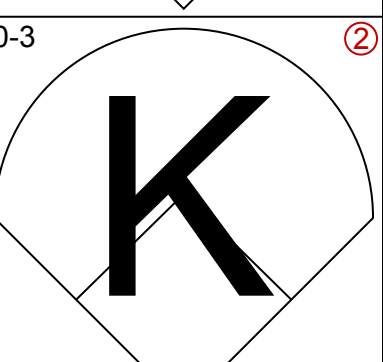
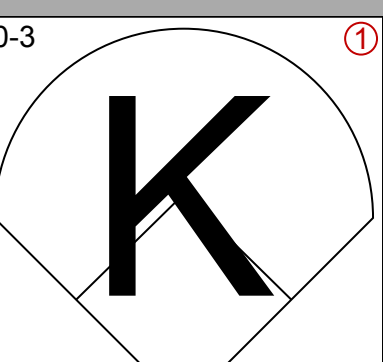
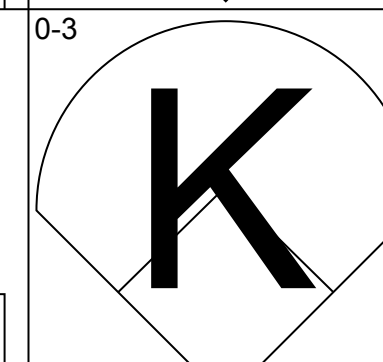
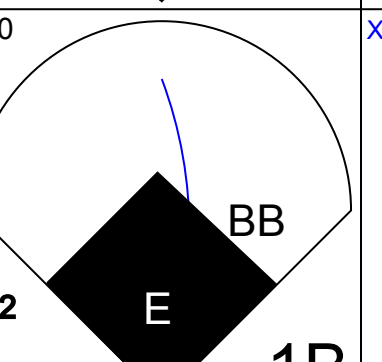
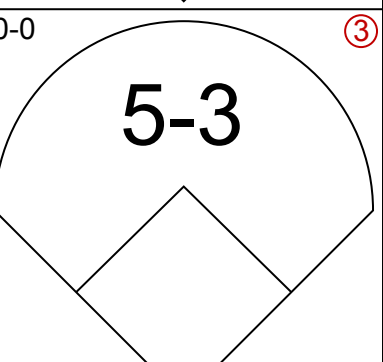
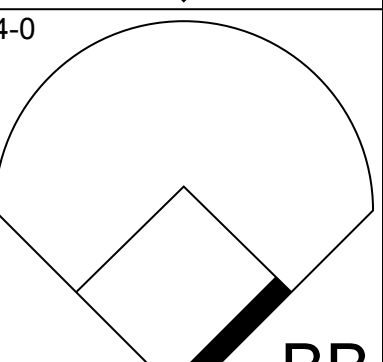
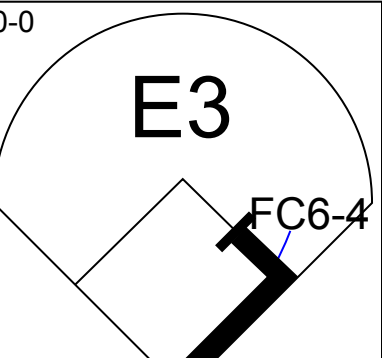

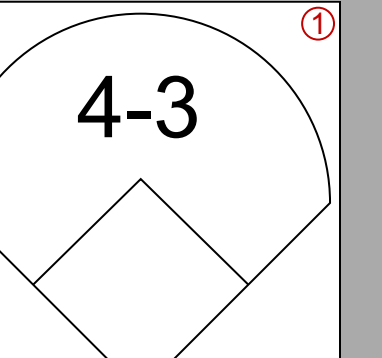
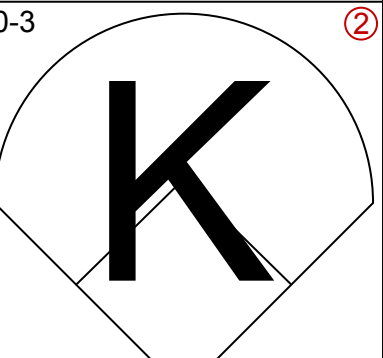
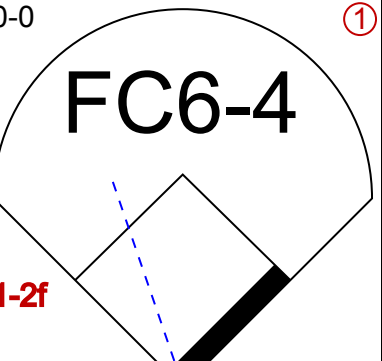

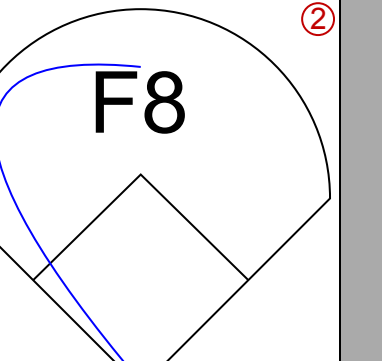
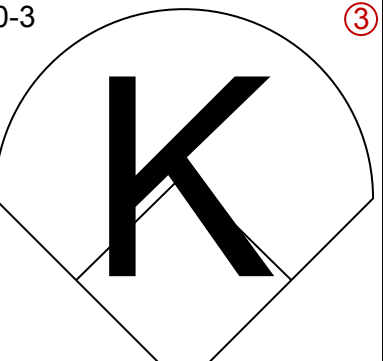

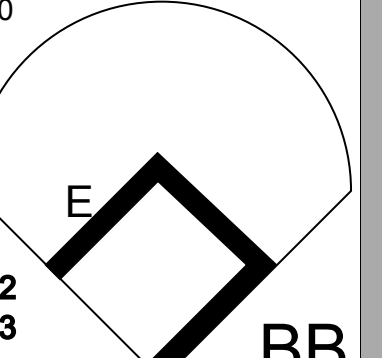
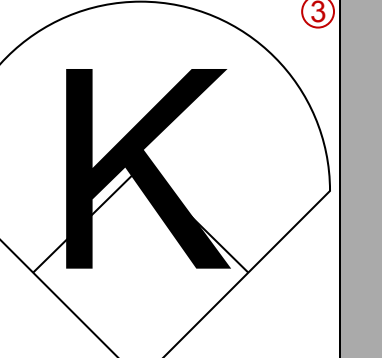
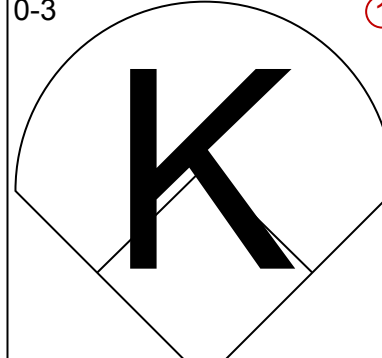
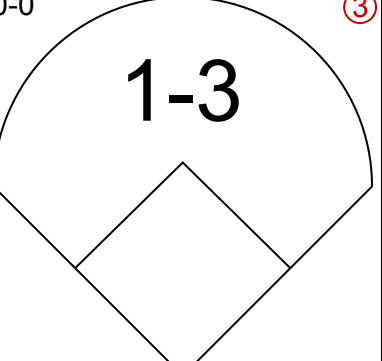
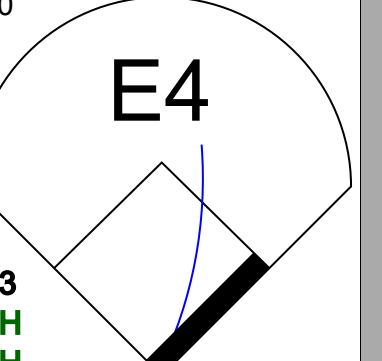
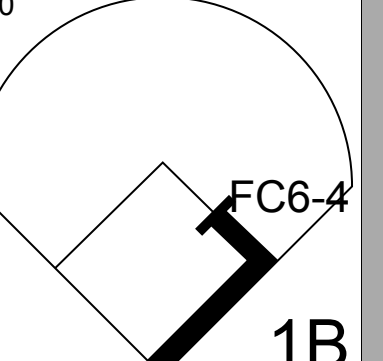
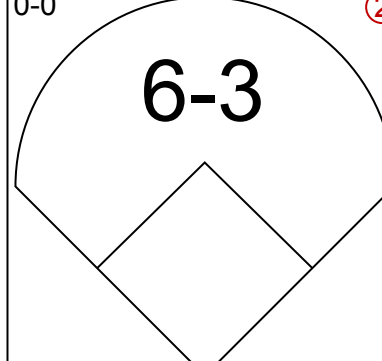
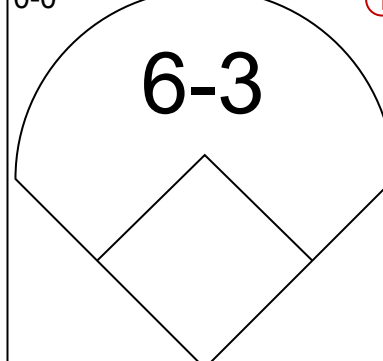
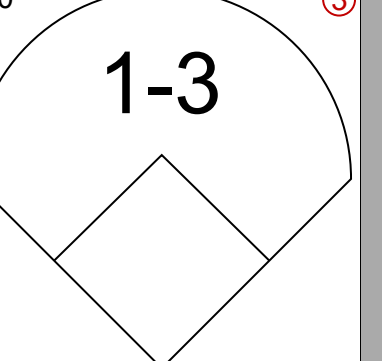

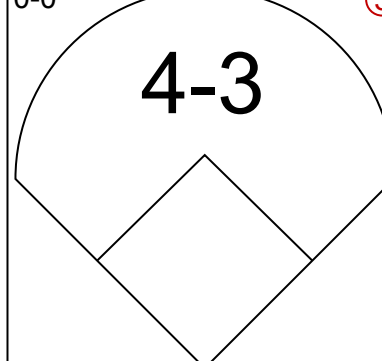
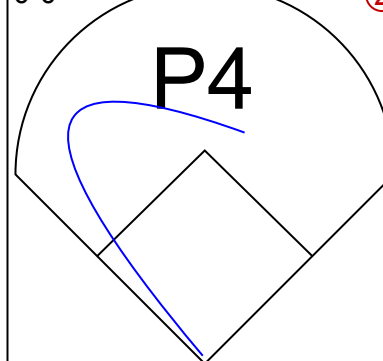
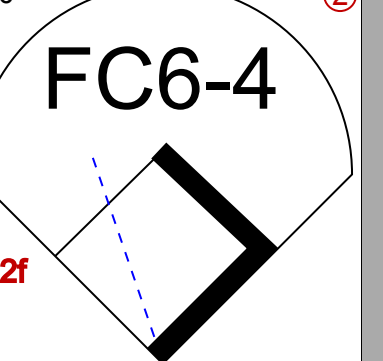
Boston Red Sox @ Chicago White Sox
Comiskey Park, Chicago, IL
Wed Aug 28 1974, 8:05 PM EDT
Att: 11,642 - Unknown - 68 F

AB 31
R 3
H 11
RBI 3
BB 4
SO 2
LOB 17



Batter	1	2	3	4	5	6	7	8	9	AB	R	H	RBI	BB	SO	LOB	TOP			
Tommy Harper, R (1, 7) OBP: 0.298, SLG: 0.327	0-0 1B 2B		0-0 SH5-4 1B 1B		0-3 K			0-0 6-3		4	2	2	0	0	1	0	Boston Red Sox @ Chicago White Sox Comiskey Park, Chicago, IL Thu Aug 29 1974, 8:05 PM EDT Att: 11,656 - Unknown - 68 F livebaseballscorecards.com			
Rick Burleson, R (1, 6) OBP: 0.341, SLG: 0.409 Mario Guerrero, R (5, 6) OBP: 0.289, SLG: 0.285	0-0 4-3 2H 1B		0-0 FC 1B SH5-4 1-2 3H 0-0		0-0 4-3			0-0 1B 1B		3	0	1	2	0	0	1				
Dwight Evans, R (1, 9) OBP: 0.336, SLG: 0.433	0-0 F7		0-0 SH5-4 1-2 2-3		0-0 F9			0-0 1B		3	0	1	0	0	0	1				
Carl Yastrzemski, L (1, 3) OBP: 0.415, SLG: 0.456	0-0 4-3 1-2		0-0 CS 1B 2-3 3H 0-3		0-0 6-3			0-3 K		4	0	1	1	0	1	3				
Rico Petrocelli, R (1, 5) OBP: 0.354, SLG: 0.445	0-0 F7		0-0 K 1-2		0-3 K			0-0 5-3		4	0	0	0	0	2	5				
Jim Rice, R (1, 10) OBP: 0.346, SLG: 0.348		0-0 FC6-4 1B		0-0 F9		0-3 K		0-0 1-3		4	0	1	0	0	1	0				
Doug Griffin, R (1, 4) OBP: 0.346, SLG: 0.364		0-0 FC6-4 G1-6-3 1-2		0-0 E4 FC5-4			0-0 F2		0-0 F7	4	0	0	0	0	0	1				
Bob Montgomery, R (1, 2) OBP: 0.270, SLG: 0.309		0-0 G1-6-3 1-2		0-0 FC5-4 1-2			0-0 5-3		0-3 K	4	0	0	0	0	1	2				
Rick Miller, L (1, 8) OBP: 0.348, SLG: 0.346			0-0 1B FC 1B		0-0 F7			0-0 F8		3	1	1	0	0	0	1				
Inning Stats	R: 1 E: 0 K: 0 S: 5	H: 2 LOB: 1 BB: 0 P: 5	R: 0 E: 0 K: 0 S: 3	H: 1 LOB: 0 BB: 0 P: 3	R: 2 E: 0 K: 1 S: 8	H: 3 LOB: 2 BB: 0 P: 8	R: 0 E: 1 K: 0 S: 4	H: 0 LOB: 1 BB: 0 P: 4	R: 0 E: 0 K: 2 S: 7	H: 0 LOB: 0 BB: 0 P: 7	R: 0 E: 0 K: 0 S: 3	H: 0 LOB: 0 BB: 0 P: 3	R: 0 E: 0 K: 1 S: 7	H: 2 LOB: 2 BB: 0 P: 7	R: 0 E: 0 K: 1 S: 5	H: 0 LOB: 0 BB: 0 P: 5	1B: 7 2B: 2 3B: 0 HR: 0	SF: 0 SAC: 1 DP: 2 HBP: 0	WP: 0 PB: 0 SB: 0 CS: 1	PA: 35
PITCHER Wilbur Wood, L (1, 1) ERA: 3.71	IP: 9.0 WLS: L BF: 35 H: 8 R: 3 ER: 3 SO: 6 BB: 0 IBB: 0 HBP: 0 BLK: 0 WP: 0 HR: 0 S: 47 P: 47 ERA: 3.00 WHIP: 0.889															PITCHER				

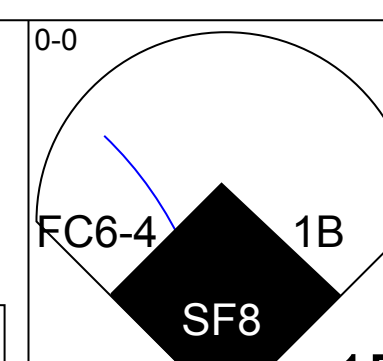
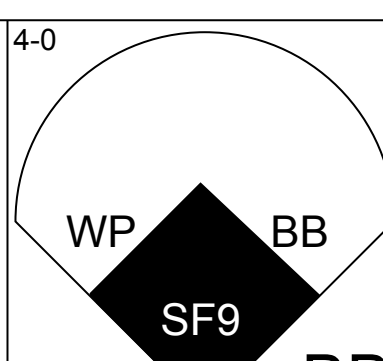
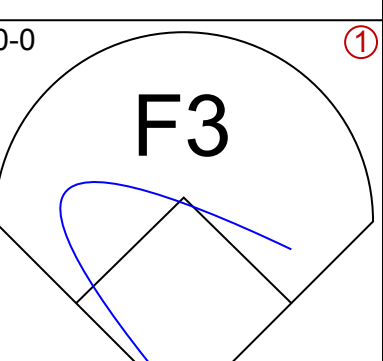
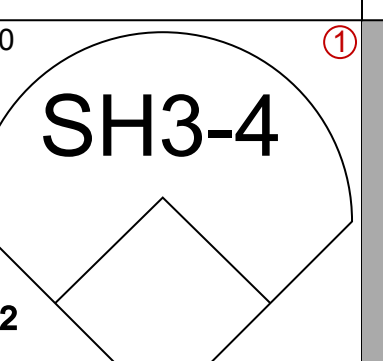
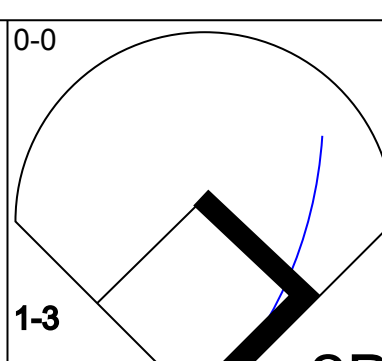
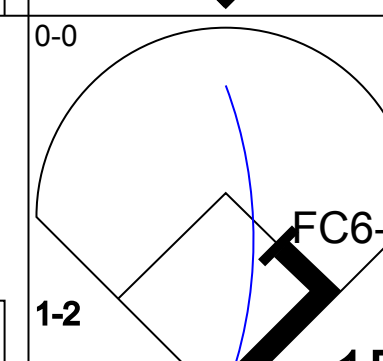
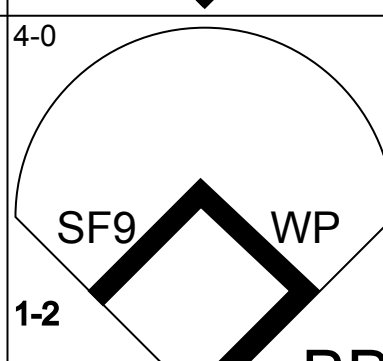
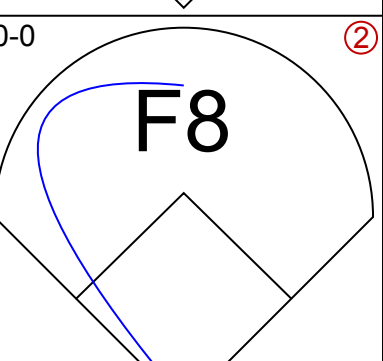
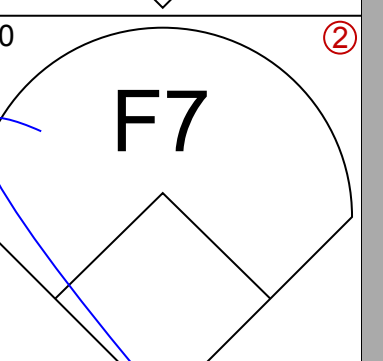
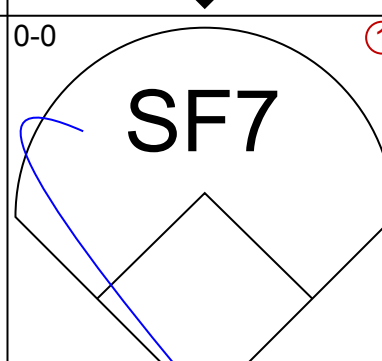
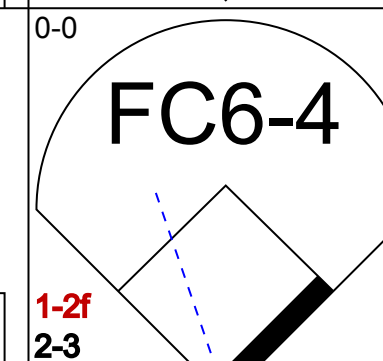
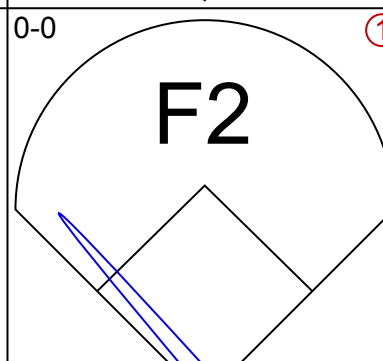
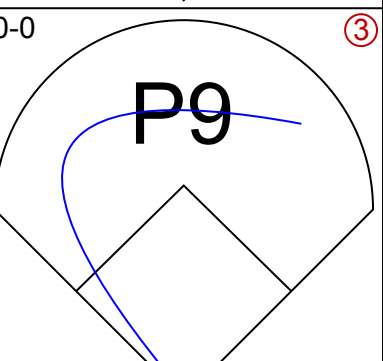
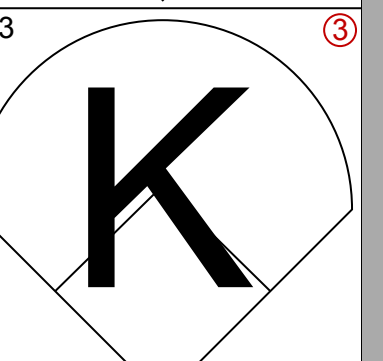
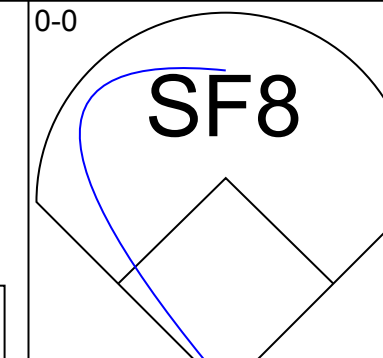
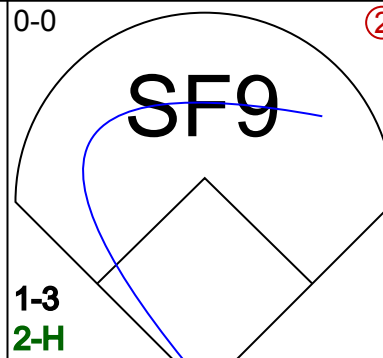
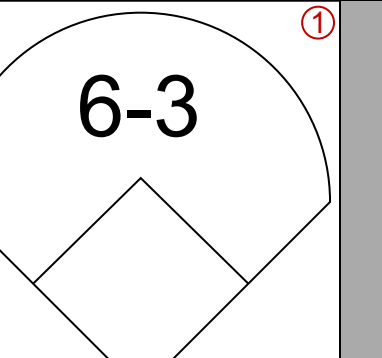
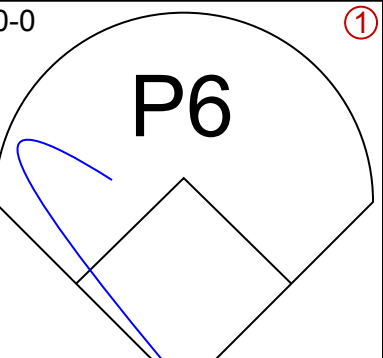
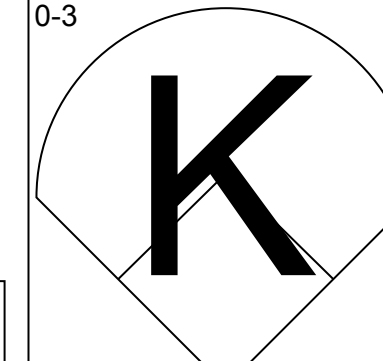
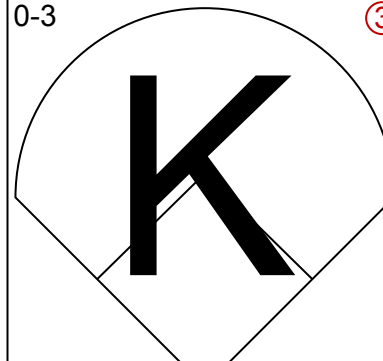
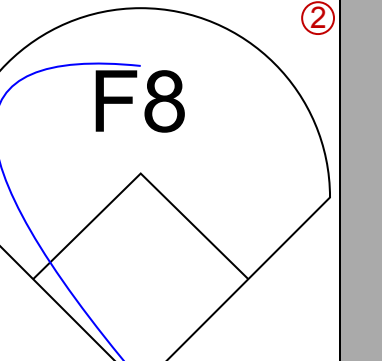
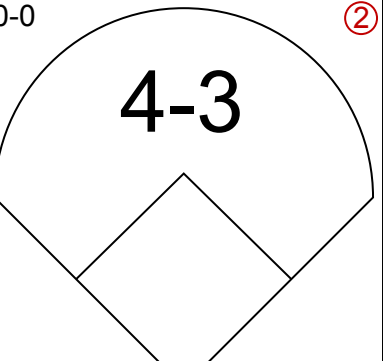
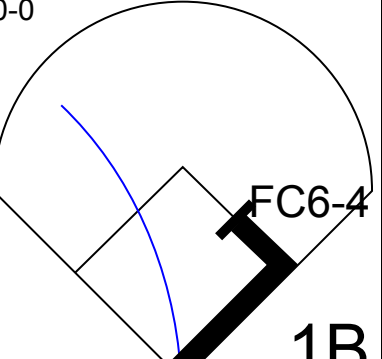
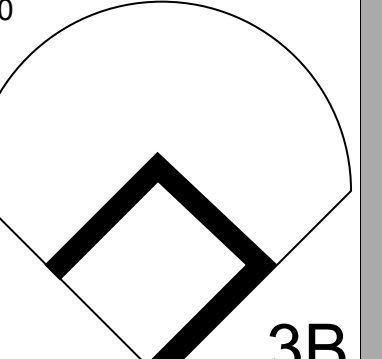
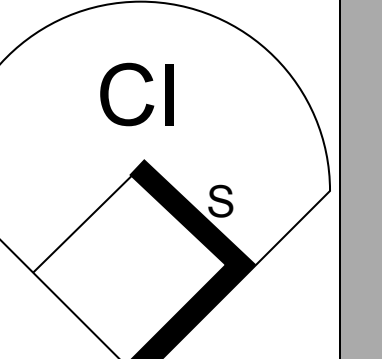
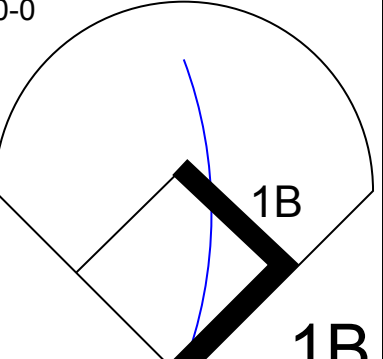
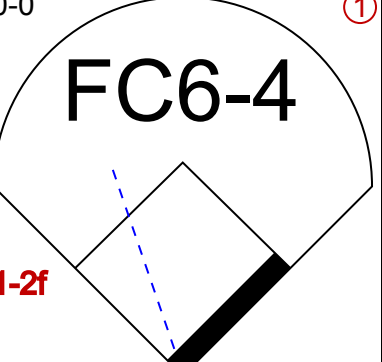
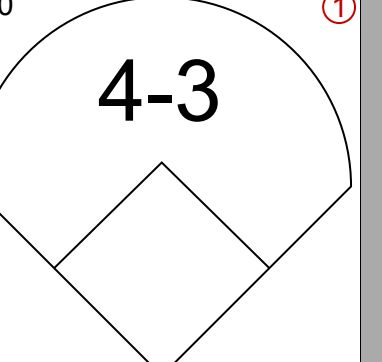
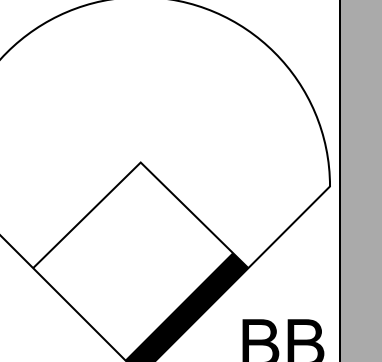
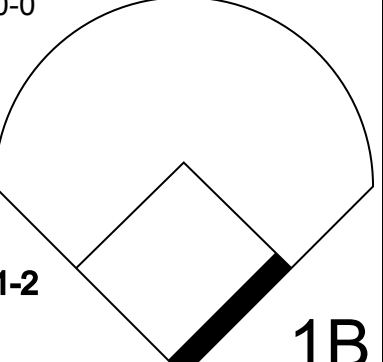
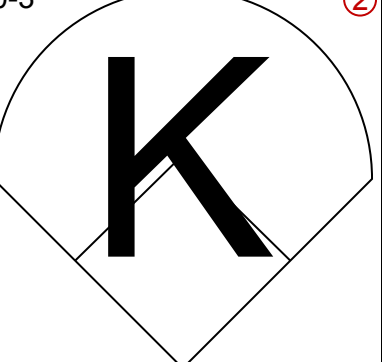
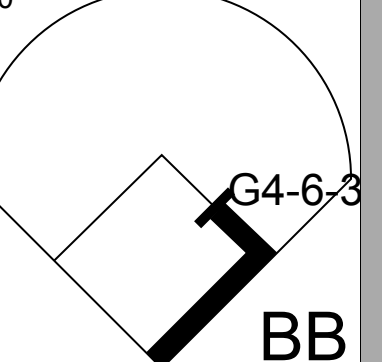
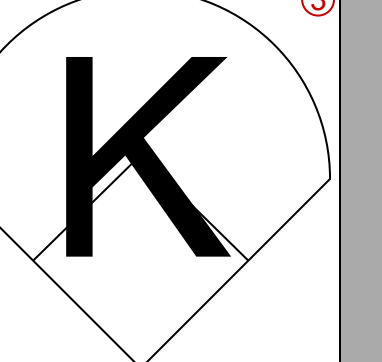
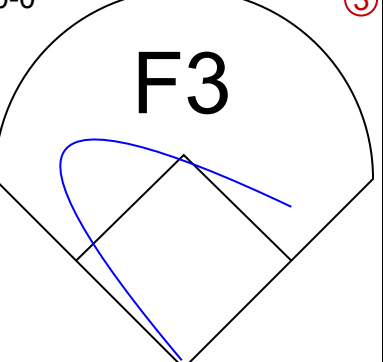
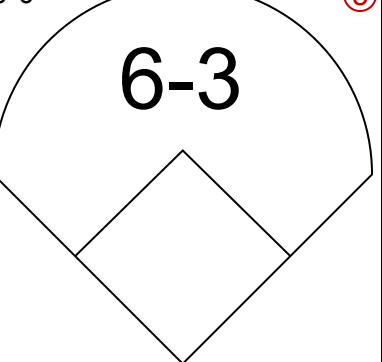
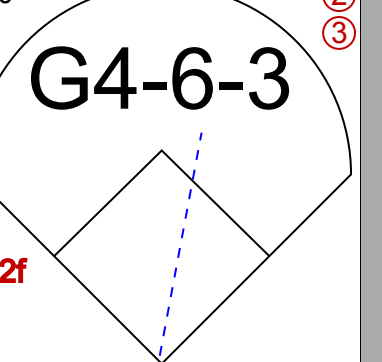
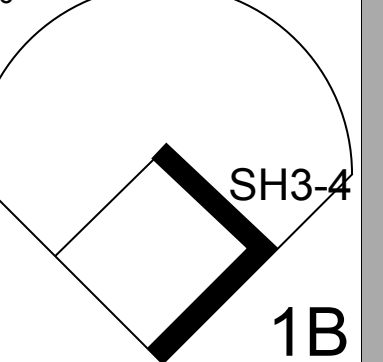
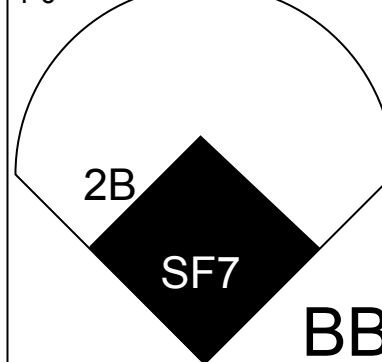
Batter	1	2	3	4	5	6	7	8	9	AB	R	H	RBI	BB	SO	LOB	BOTTOM					
Bucky Dent, R (1, 6) OBP: 0.309, SLG: 0.337	0-0 6-3		0-0 6-3			0-0 G6-3 1B		0-0 2B		4	0	2	0	0	0	0	Boston Red Sox @ Chicago White Sox Comiskey Park, Chicago, IL Thu Aug 29 1974, 8:05 PM EDT Att: 11,656 - Unknown - 68 F livebaseballscorecards.com					
Jorge Orta, L (1, 4) OBP: 0.397, SLG: 0.453	4-0 G4-3 BB		0-0 2B		0-0 G6-3 1-2		0-0 F7		3	0	1	0	1	0	2							
Dick Allen, R (1, 3) OBP: 0.372, SLG: 0.580	0-0 G4-3 1-2		0-0 1-3		0-0 4-3		4-0 BB		3	0	0	0	1	0	2							
Bill Melton, R (1, 5) OBP: 0.313, SLG: 0.394		0-0 L4-6 1B 1B		0-0 F9		0-0 3B 1B		0-0 F6		4	1	2	0	0	2							
Ken Henderson, S (1, 8) OBP: 0.358, SLG: 0.457		0-0 1B 1-2 1B		0-0 CS 1B		0-0 1-H 4-3 3B		0-0 G3		4	1	3	1	0	2							
Jerry Hairston, S (1, 7) OBP: 0.234, SLG: 0.242 Carlos May, L (9, PH) OBP: 0.324, SLG: 0.358		0-0 L4-6 2-3		0-3 K 1-2		0-0 4-3		0-0 4-3		3	0	0	1	0	1	3						
Ron Santo, R (1, 10) OBP: 0.298, SLG: 0.300 Pat Kelly, L (7, PH) OBP: 0.350, SLG: 0.363		0-0 1B 1-2		0-0 F8		0-0 4-3		0-3 K		2	0	1	0	0	0	0						
Brian Downing, R (1, 9) OBP: 0.364, SLG: 0.412 Bill Sharp, L (7, PH) OBP: 0.324, SLG: 0.383 (8, 9)		0-0 1-3		0-0 5-3		0-0 E9		0-0 4-3		2	0	0	0	0	0	2						
Ed Herrmann, L (1, 2) OBP: 0.294, SLG: 0.370			0-3 K		0-0 4-3		0-0 F7		3	0	0	0	0	1	1							
Inning Stats	R: 0 E: 0 K: 0 S: 2	H: 0 LOB: 0 BB: 1 P: 6	R: 0 E: 0 K: 0 S: 5	H: 3 LOB: 0 BB: 0 P: 5	R: 0 E: 0 K: 1 S: 6	H: 1 LOB: 1 BB: 0 P: 6	R: 0 E: 0 K: 1 S: 5	H: 1 LOB: 1 BB: 0 P: 5	R: 0 E: 0 K: 0 S: 3	H: 0 LOB: 0 BB: 0 P: 3	R: 0 E: 0 K: 0 S: 3	H: 1 LOB: 0 BB: 0 P: 3	R: 2 E: 1 K: 0 S: 6	H: 2 LOB: 1 BB: 0 P: 6	R: 0 E: 0 K: 0 S: 4	H: 1 LOB: 2 BB: 1 P: 8	R: 0 E: 0 K: 1 S: 5	H: 0 LOB: 0 BB: 0 P: 5	1B: 6 2B: 4 3B: 1 HR: 0	SF: 0 SAC: 0 DP: 4 HBP: 0	WP: 0 PB: 0 SB: 0 CS: 1	PA: 35
PITCHER Bill Lee, L (1, 1) ERA: 3.73 Diego Segui, R (7, 1) ERA: 3.66	IP: 6.0 WLS: W BF: 23 H: 8 R: 2 ER: 0 SO: 2 BB: 1 IBB: 0 HBP: 0 BLK: 0 WP: 0 HR: 0 S: 26 P: 30 ERA: 0.00 WHIP: 1.500															PITCHER						

Batter	1	2	3	4	5	6	7	8	9	AB	R	H	RBI	BB	SO	LOB	TOP					
Rick Miller, L OBP: 0.344, SLG: 0.341 (1, 8)										3	0	0	0	0	2	1						
Cecil Cooper, L OBP: 0.321, SLG: 0.402 (1, 10)										4	1	1	0	0	3	1						
Dwight Evans, R OBP: 0.337, SLG: 0.432 (1, 9)										3	1	1	0	1	1	1						
Carl Yastrzemski, L OBP: 0.412, SLG: 0.452 (1, 3)										4	0	0	0	0	2	3						
Rico Petrocelli, R OBP: 0.351, SLG: 0.441 (1, 5)										4	0	0	0	0	2	4						
Bernie Carbo, L OBP: 0.382, SLG: 0.409 (1, 7)										3	0	0	0	1	3	1						
Doug Griffin, R OBP: 0.345, SLG: 0.363 (1, 4)										4	0	1	0	0	0	2						
Tim Blackwell, S OBP: 0.330, SLG: 0.292 (1, 2)										4	0	0	0	0	1	3						
Mario Guerrero, R OBP: 0.290, SLG: 0.285 (1, 6)										3	0	1	0	0	0	1						
Inning Stats	R: 0 E: 0 K: 3 S: 9	H: 0 LOB: 0 BB: 0 P: 9	R: 0 E: 1 K: 1 S: 6	H: 0 LOB: 1 BB: 0 P: 6	R: 0 E: 0 K: 0 S: 3	H: 0 LOB: 0 BB: 0 P: 3	R: 2 E: 1 K: 2 S: 10	H: 2 LOB: 2 BB: 1 P: 14	R: 0 E: 0 K: 1 S: 6	H: 1 LOB: 0 BB: 0 P: 6	R: 0 E: 0 K: 1 S: 5	H: 0 LOB: 0 BB: 0 P: 5	R: 0 E: 1 K: 2 S: 8	H: 1 LOB: 0 BB: 0 P: 8	R: 0 E: 0 K: 3 S: 9	H: 0 LOB: 1 BB: 1 P: 13	R: 0 E: 0 K: 1 S: 5	H: 0 LOB: 0 BB: 0 P: 5	1B: 4 2B: 0 3B: 0 HR: 0	SF: 0 SAC: 1 DP: 0 HBP: 0	WP: 0 PB: 0 SB: 0 CS: 0	PA: 35
PITCHER Bert Blyleven, R ERA: 2.8 (1, 1)	IP: 9.0 WLS: W BF: 35 H: 4 R: 2 ER: 0 SO: 14 BB: 2 IBB: 0 HBP: 0 BLK: 0 WP: 0 HR: 0 S: 61 P: 69 ERA: 0.00 WHIP: 0.667															PITCHER						

Boston Red Sox @ Minnesota Twins
Metropolitan Stadium, Bloomington, MI
Fri Aug 30 1974, 8:05 PM EDT
Att. 7,337 - Unknown - 63 F

AB 32
R 2
H 4
RBI 0
BB 2
SO 14
LOB 17

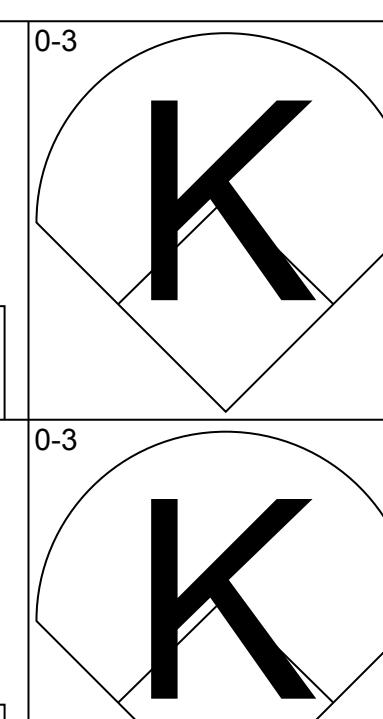
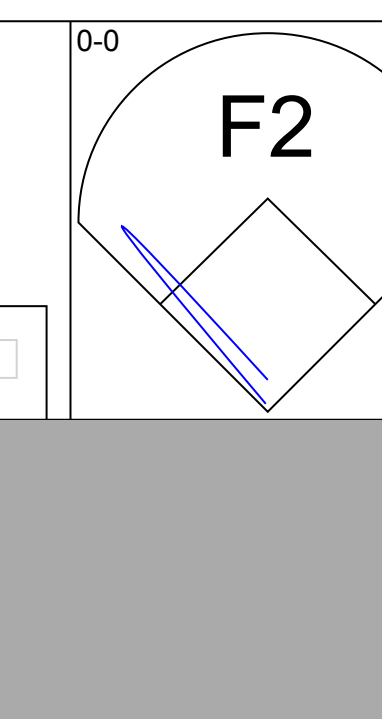
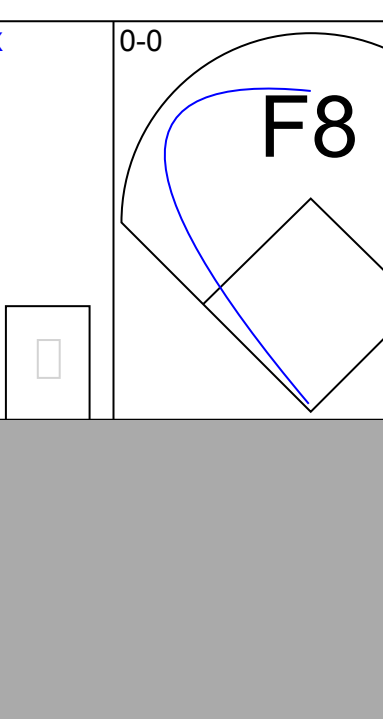
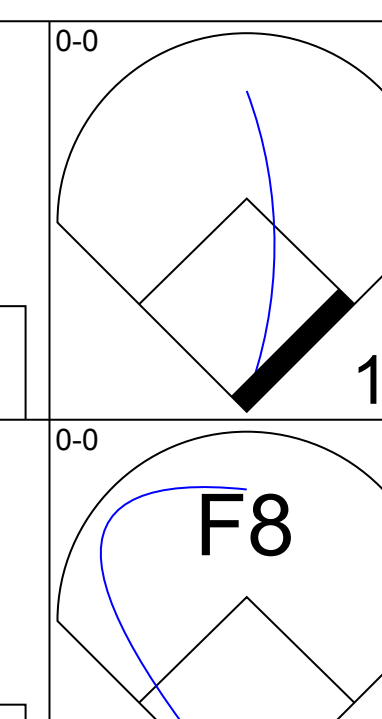
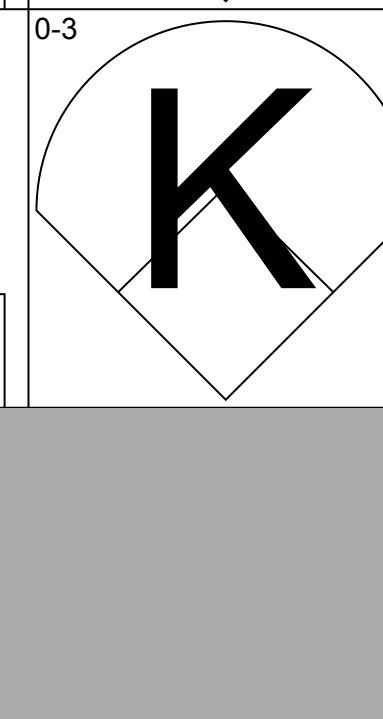
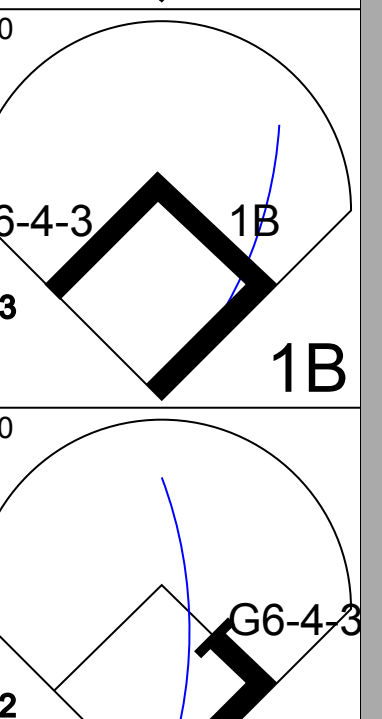
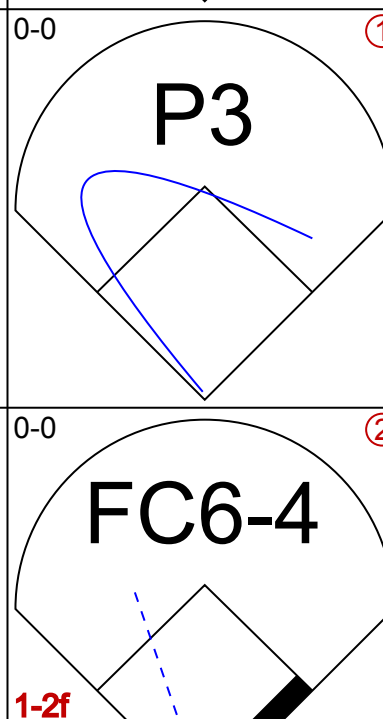
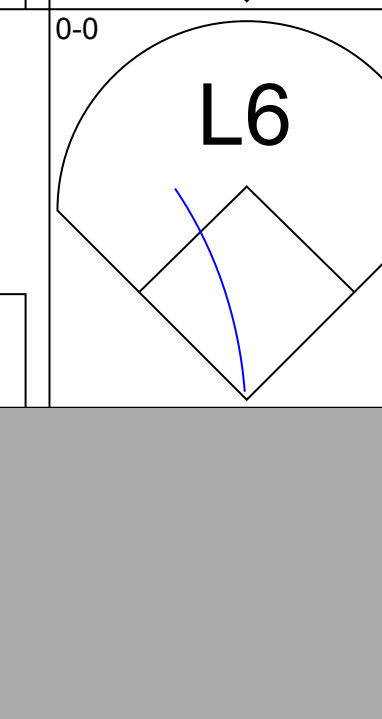

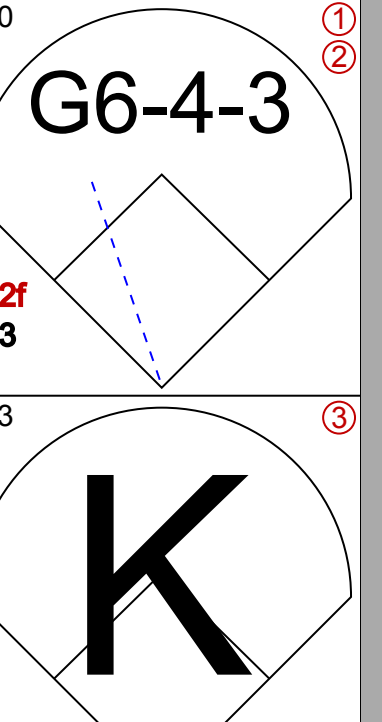
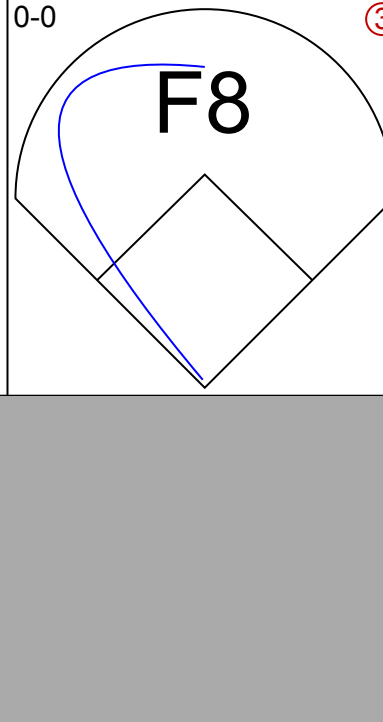




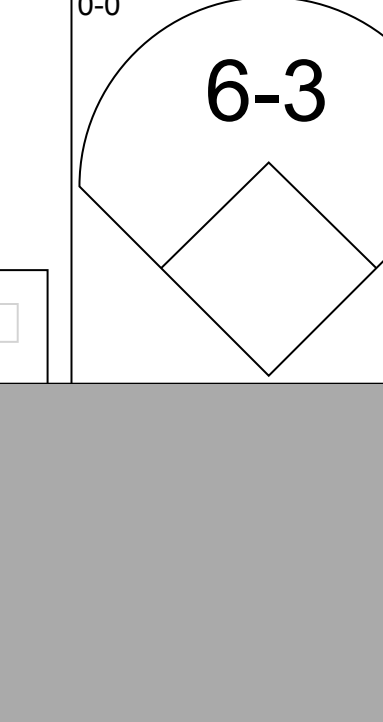

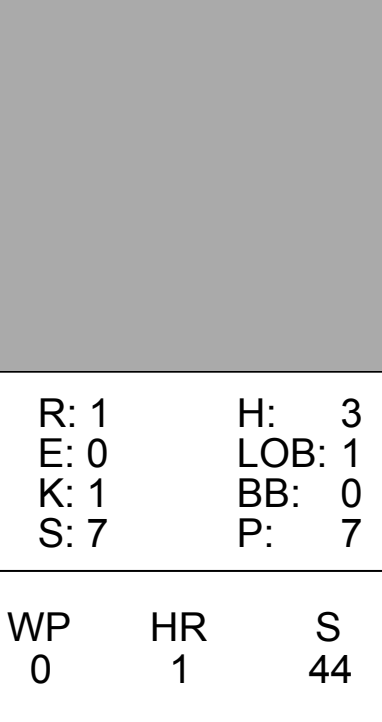
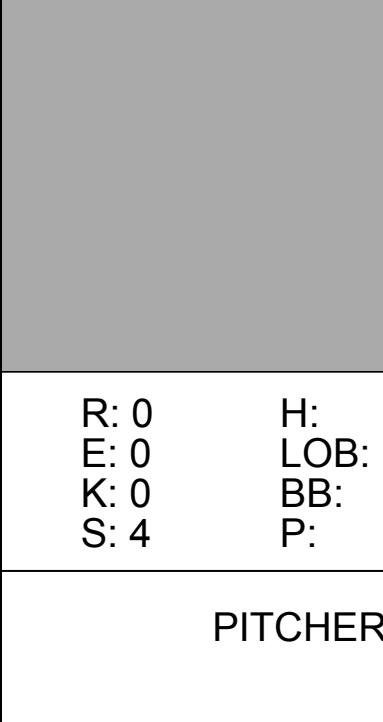
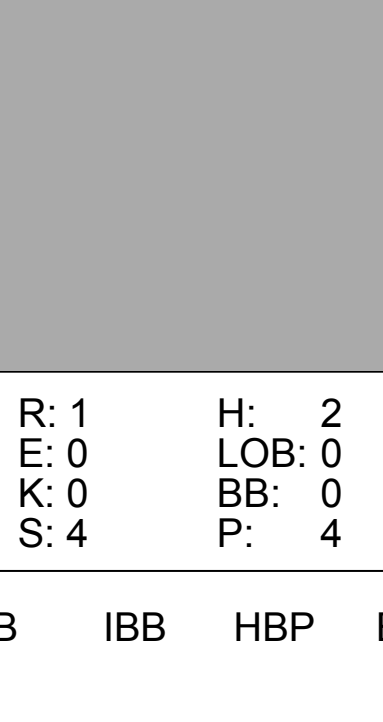
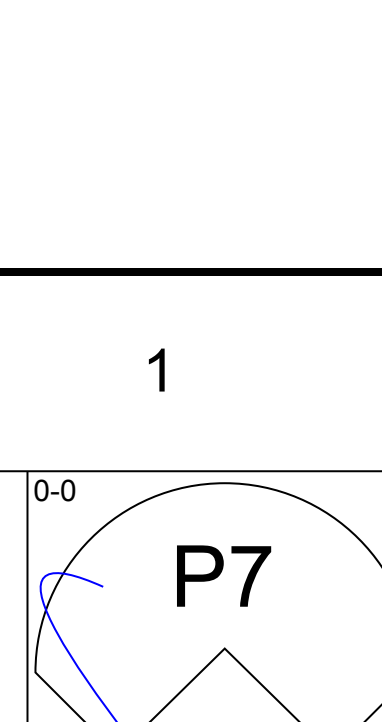
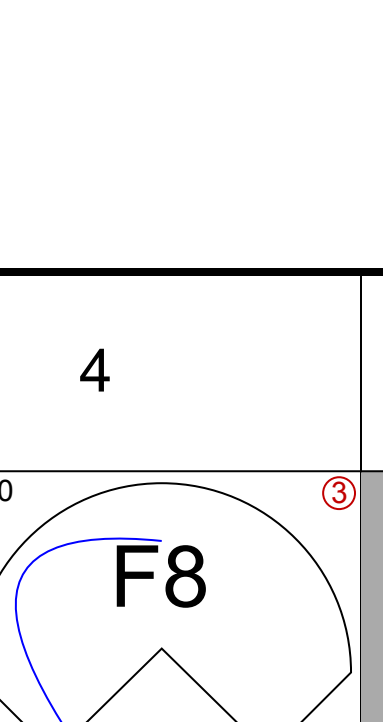
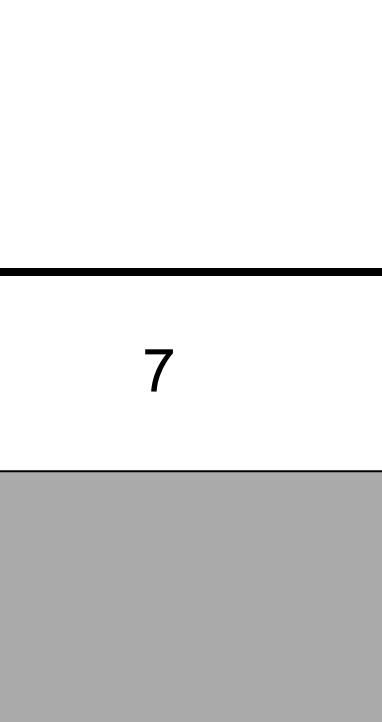
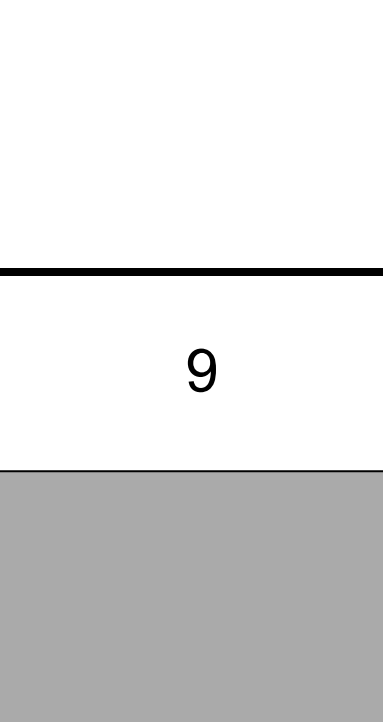
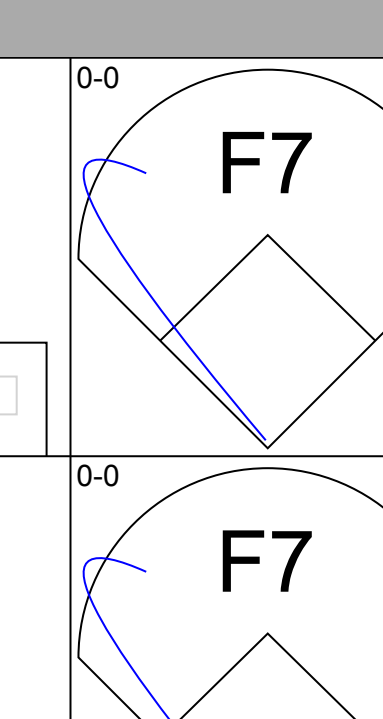
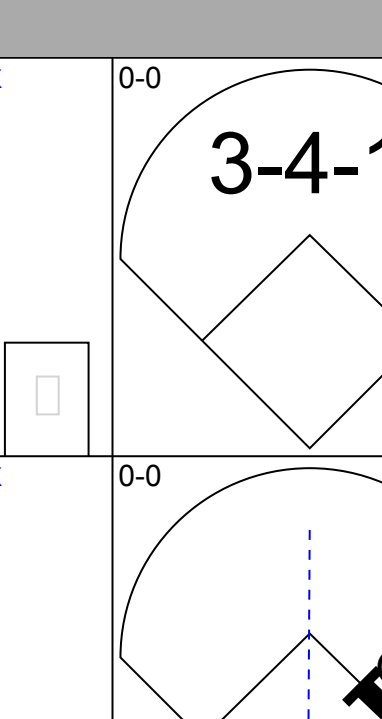
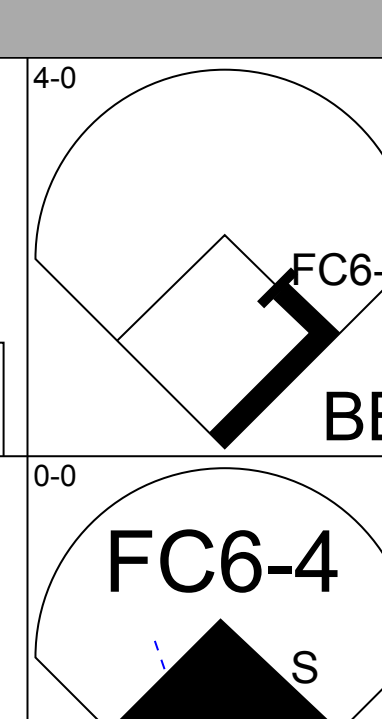

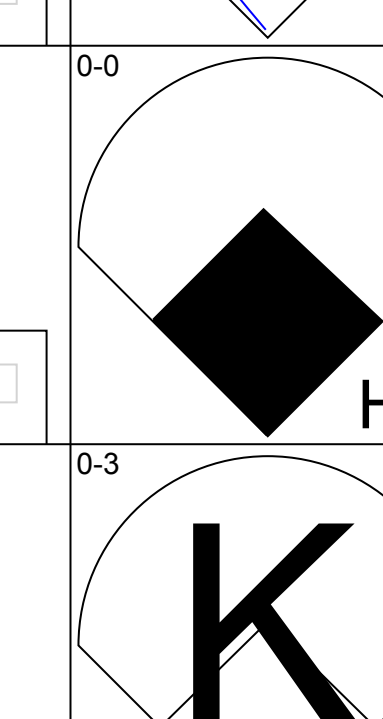
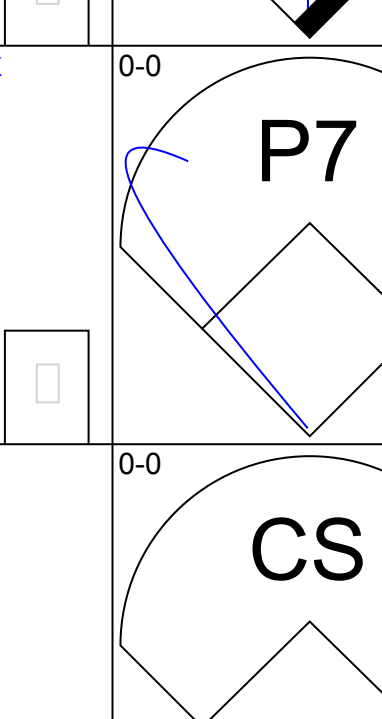
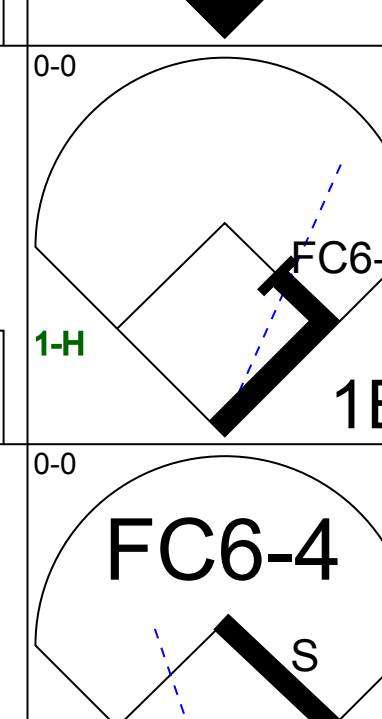





Batter	1	2	3	4	5	6	7	8	9	AB	R	H	RBI	BB	SO	LOB	BOTTOM					
Steve Brye, R OBP: 0.320, SLG: 0.367 (1, 8)										3	2	2	0	1	0	0						
Rod Carew, L OBP: 0.424, SLG: 0.437 (1, 4)										3	0	1	1	1	0	1						
Larry Hise, R OBP: 0.352, SLG: 0.488 (1, 7)										4	0	0	0	0	1	5						
Harmon Killebrew, R OBP: 0.321, SLG: 0.374 (1, 10)										2	0	0	2	0	0	0						
Bobby Darwin, R OBP: 0.335, SLG: 0.461 (1, 9)										4	0	0	0	0	2	2						
Eric Soderholm, R OBP: 0.342, SLG: 0.400 (1, 5)										3	0	3	0	0	0	0						
Craig Kusick, R OBP: 0.354, SLG: 0.419 (1, 3)										3	0	1	0	1	0	2						
Danny Thompson, R OBP: 0.314, SLG: 0.347 (1, 6)										3	0	0	0	1	2	5						
Glen Borgmann, R OBP: 0.327, SLG: 0.308 (1, 2)										3	1	1	0	1	0	3						
Inning Stats	R: 1 E: 0 K: 1 S: 7	H: 2 LOB: 1 BB: 0 P: 7	R: 0 E: 0 K: 1 S: 6	H: 1 LOB: 0 BB: 0 P: 6	R: 1 E: 0 K: 1 S: 5	H: 0 LOB: 1 BB: 2 P: 13	R: 0 E: 0 K: 0 S: 3	H: 1 LOB: 1 BB: 1 P: 7	R: 0 E: 0 K: 0 S: 3	H: 0 LOB: 0 BB: 0 P: 3	R: 0 E: 1 K: 1 S: 6	H: 0 LOB: 2 BB: 1 P: 10	R: 0 E: 0 K: 1 S: 6	H: 1 LOB: 0 BB: 0 P: 6	R: 0 E: 0 K: 0 S: 5	H: 2 LOB: 2 BB: 0 P: 5	R: 1 E: 0 K: 0 S: 2	H: 1 LOB: 1 BB: 1 P: 6	1B: 6 2B: 1 3B: 1 HR: 0	SF: 3 SAC: 1 DP: 1 HBP: 0	WP: 1 PB: 0 SB: 1 CS: 0	PA: 38
PITCHER Roger Moret, L ERA: 3.44 (1, 1)	IP: 8.1 WLS: L BF: 38 H: 8 R: 3 ER: 3 SO: 5 BB: 5 IBB: 0 HBP: 0 BLK: 0 WP: 1 HR: 0 S: 43 P: 63 ERA: 3.24 WHIP: 1.560															PITCHER						

Boston Red Sox @ Minnesota Twins
Metropolitan Stadium, Bloomington, MI
Fri Aug 30 1974, 8:05 PM EDT
Att. 7,337 - Unknown - 63 F


AB 28
R 3
H 8
RBI 3
BB 5
SO 5
LOB 18

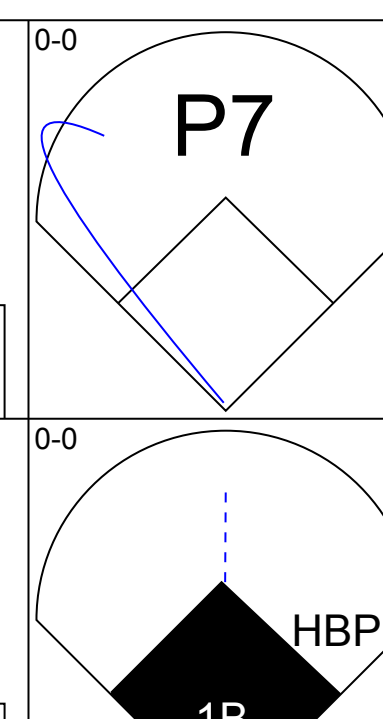
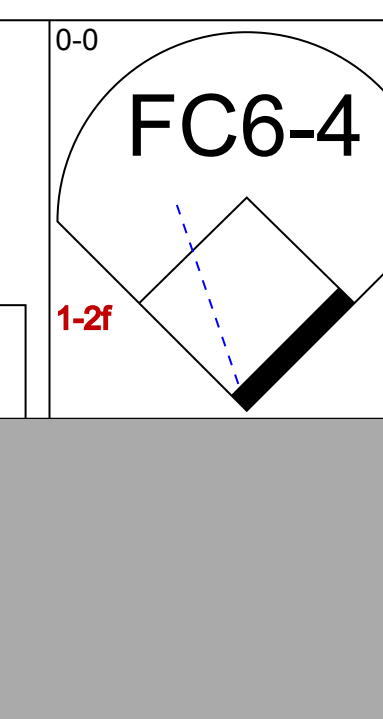
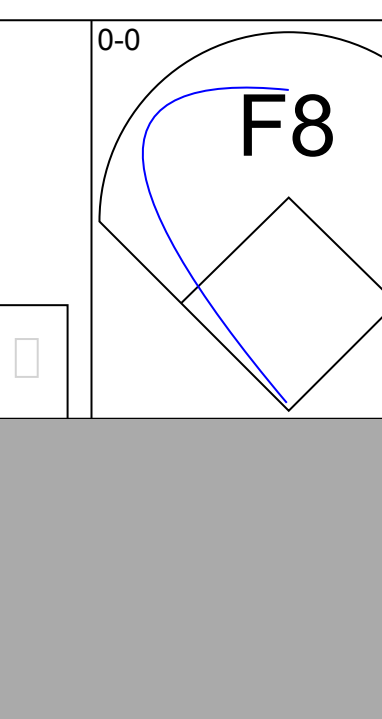
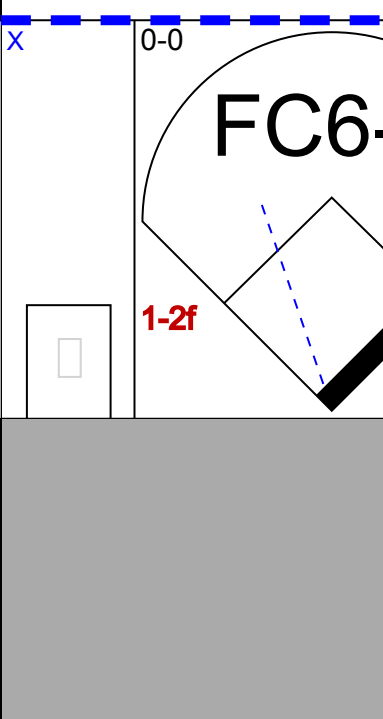
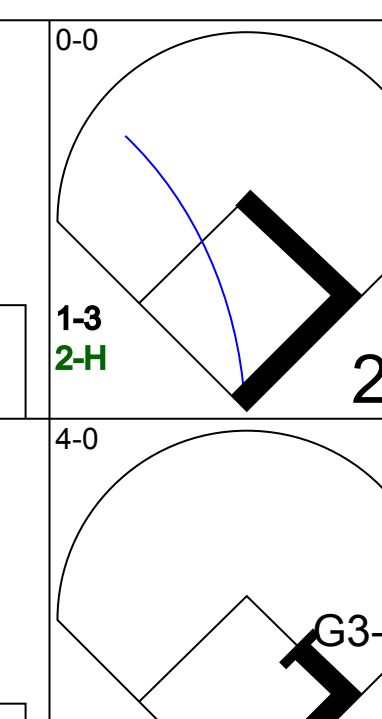
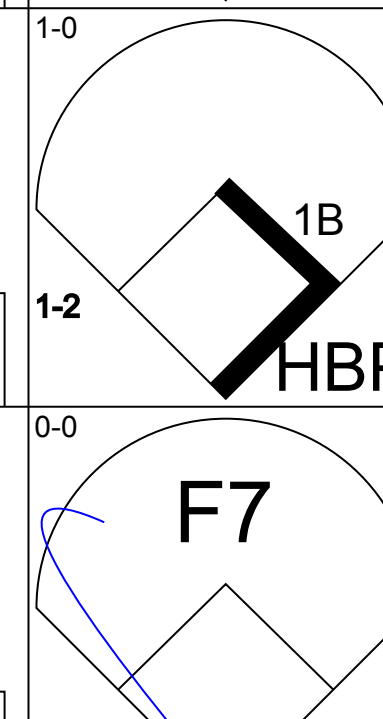
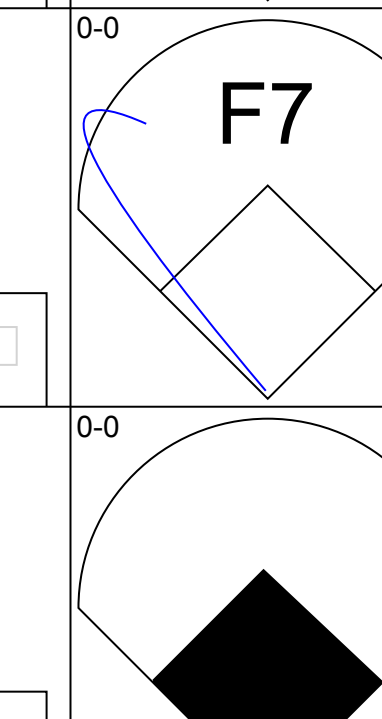
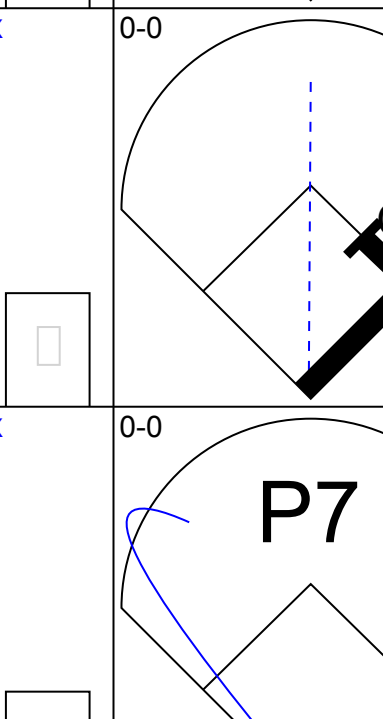
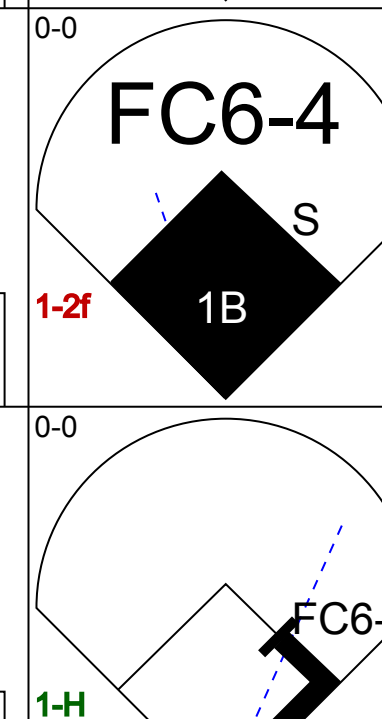
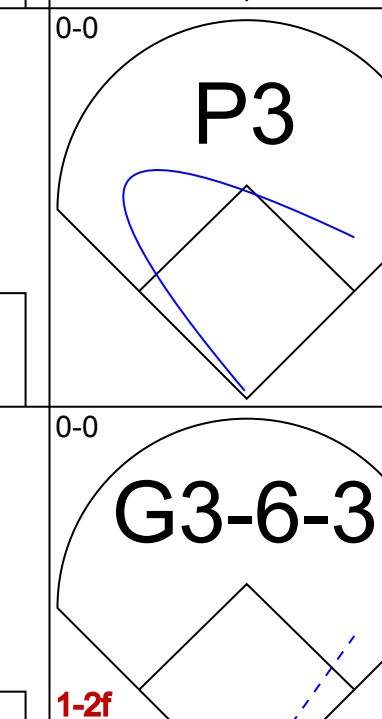
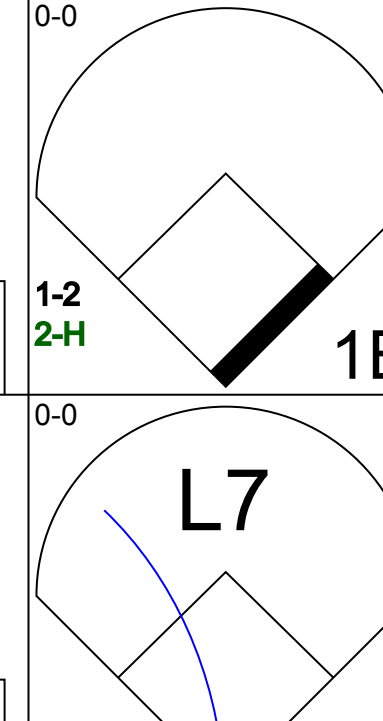

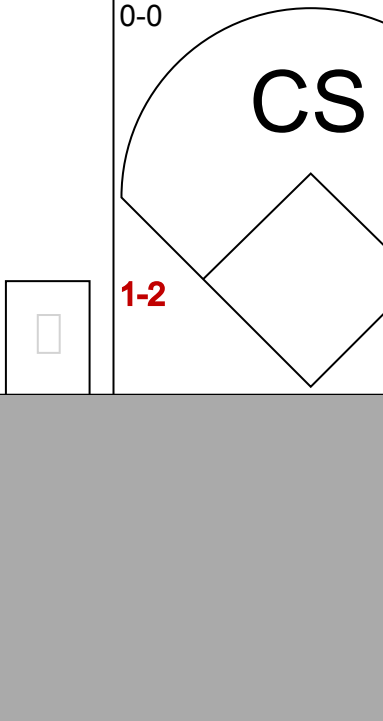
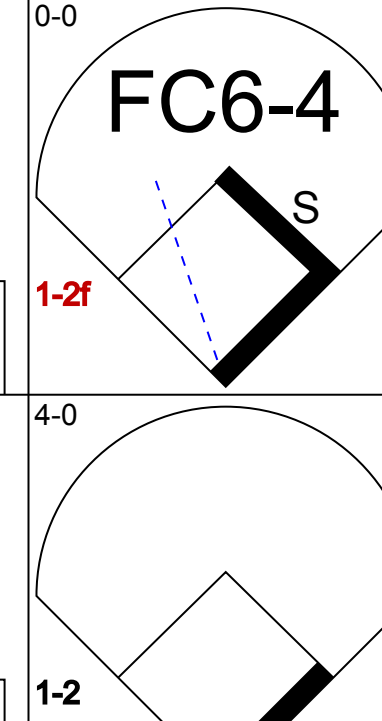




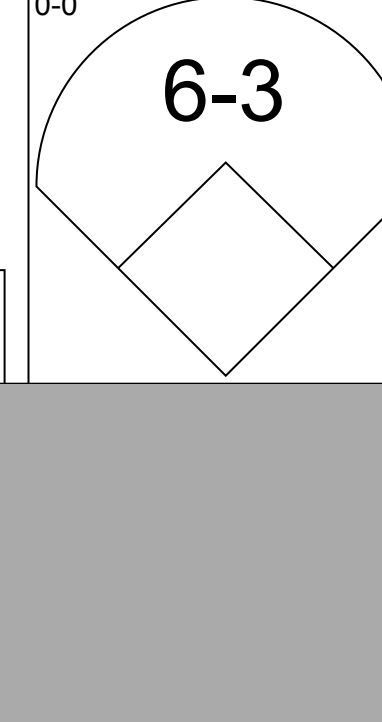
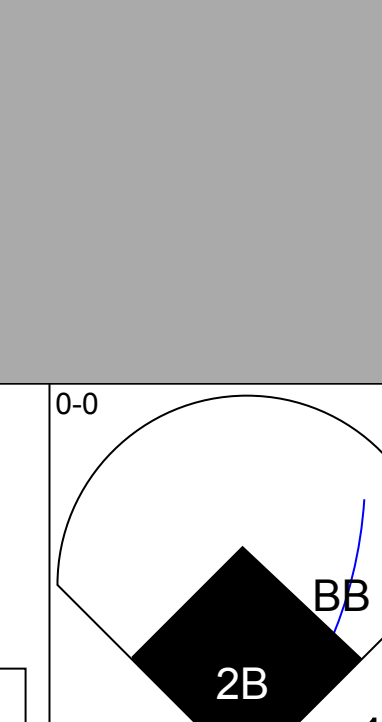

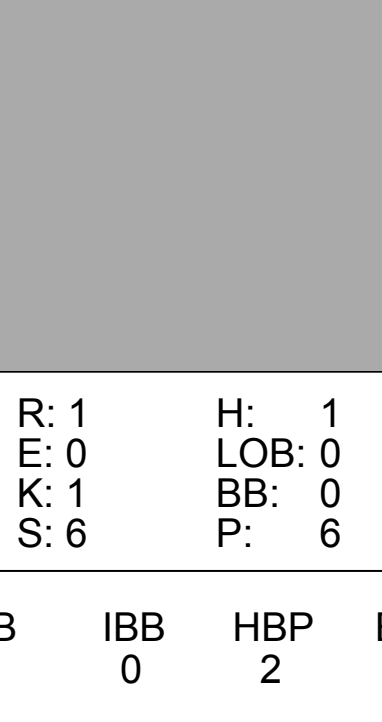
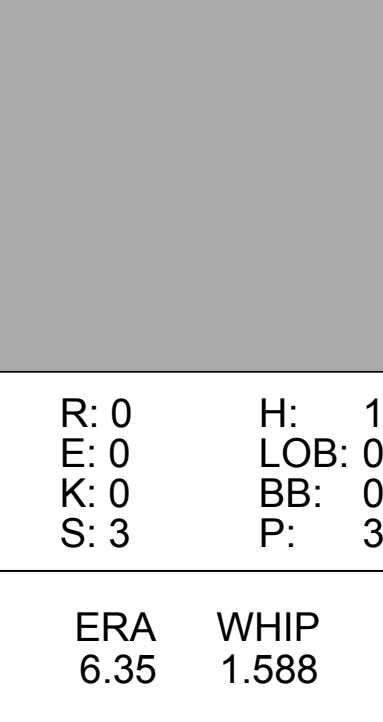
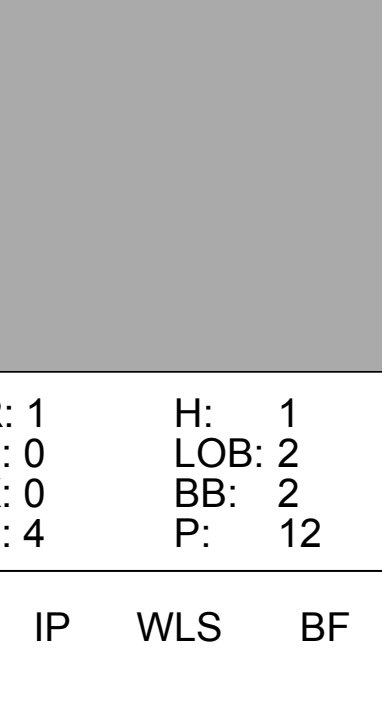






Batter	1	2	3	4	5	6	7	8	9	AB	R	H	RBI	BB	SO	LOB	TOP				
Tommy Harper, R OBP: 0.298, SLG: 0.326 (1, 7)										4	0	1	0	0	1	2					
Rick Miller, L OBP: 0.346, SLG: 0.344 (1, 8)										4	1	2	0	0	1	1					
Dwight Evans, R OBP: 0.337, SLG: 0.430 (1, 9)										4	0	1	0	0	1	2					
Carl Yastrzemski, L OBP: 0.412, SLG: 0.460 (1, 3)										4	1	2	2	0	0	1					
Rico Petrocelli, R OBP: 0.350, SLG: 0.439 (1, 5)										4	0	1	0	0	0	3					
Jim Rice, R OBP: 0.321, SLG: 0.320 Cecil Cooper, L OBP: 0.320, SLG: 0.401 Bob Montgomery, R OBP: 0.288, SLG: 0.307 (1, 10) (7, PH) (8, PH)										2	0	0	0	0	2	1					
Doug Griffin, R OBP: 0.340, SLG: 0.357 (1, 4)										4	0	0	0	0	0	0					
Rick Burleson, R OBP: 0.341, SLG: 0.408 (1, 6)										3	0	1	0	0	0	0					
Tim Blackwell, S OBP: 0.330, SLG: 0.293 (1, 2)										3	0	1	0	0	0	1					
Inning Stats	R: 0 E: 0 K: 3 S: 9	H: 0 LOB: 0 BB: 0 P: 9	R: 0 E: 0 K: 1 S: 5	H: 0 LOB: 0 BB: 0 P: 5	R: 0 E: 0 K: 0 S: 4	H: 1 LOB: 1 BB: 0 P: 4	R: 1 E: 0 K: 1 S: 7	H: 3 LOB: 1 BB: 0 P: 7	R: 0 E: 0 K: 0 S: 4	H: 1 LOB: 1 BB: 0 P: 4	R: 0 E: 0 K: 1 S: 5	H: 0 LOB: 0 BB: 0 P: 5	R: 0 E: 0 K: 0 S: 4	H: 1 LOB: 2 BB: 0 P: 4	R: 1 E: 0 K: 0 S: 4	H: 2 LOB: 0 BB: 0 P: 4	1B: 8 2B: 0 3B: 0 HR: 1	SF: 0 SAC: 0 DP: 2 HBP: 0	WP: 0 PB: 0 SB: 0 CS: 0	PA: 34	
PITCHER	IP	WLS	BF	H	R	ER	SO	BB	IBB	HBP	BLK	WP	HR	S	P	ERA	WHIP				
Dave Goltz, R ERA: 3.87 Tom Burgmeier, L ERA: 4.5	(1, 1)	8.0	W	32	9	2	2	6	0	0	0	0	0	1	44	44	2.25	1.125			
(9, 1)	1.0	2	0	0	0	0	0	0	0	0	0	0	0	2	2	0.00	0.000				

Boston Red Sox @ Minnesota Twins
Metropolitan Stadium, Bloomington, MI
Sat Aug 31 1974, 4:33 AM EDT
Att: 11,557 - Unknown - 65 F


AB 34
R 2
H 9
RBI 2
BB 0
SO 6
LOB 12



Batter	1	2	3	4	5	6	7	8	9	AB	R	H	RBI	BB	SO	LOB	BOTTOM				
Steve Bnye, R OBP: 0.318, SLG: 0.368 (1, 8)										5	0	1	1	0	0	4					
Rod Carew, L OBP: 0.425, SLG: 0.437 (1, 4)										3	1	1	0	2	0	0					
Larry Hise, R OBP: 0.352, SLG: 0.486 (1, 9)										4	1	1	0	0	0	4					
Tony Oliva, L OBP: 0.321, SLG: 0.430 (1, 10)										5	1	2	2	0	0	6					
Eric Soderholm, R OBP: 0.344, SLG: 0.399 (1, 5)										3	1	1	1	1	1	1					
Steve Braun, L OBP: 0.370, SLG: 0.381 (1, 7)										3	1	1	2	1	0	2					
Craig Kusick, R OBP: 0.346, SLG: 0.408 (1, 3)										4	0	0	0	0	0	2					
Danny Thompson, R OBP: 0.318, SLG: 0.350 (1, 6)										4	1	2	0	0	0	0					
Glenn Borgmann, R OBP: 0.335, SLG: 0.313 (1, 2)										2	0	2	0	1	0	0					
Inning Stats	R: 1 E: 0 K: 0 S: 5	H: 2 LOB: 2 BB: 0 P: 6	R: 0 E: 0 K: 0 S: 3	H: 0 LOB: 1 BB: 0 P: 4	R: 1 E: 0 K: 1 S: 6	H: 1 LOB: 0 BB: 0 P: 6	R: 0 E: 0 K: 0 S: 5	H: 2 LOB: 2 BB: 0 P: 5	R: 0 E: 0 K: 0 S: 3	H: 1 LOB: 0 BB: 0 P: 3	R: 2 E: 0 K: 0 S: 5	H: 2 LOB: 1 BB: 1 P: 9	R: 1 E: 0 K: 0 S: 4	H: 1 LOB: 2 BB: 2 P: 12	R: 1 E: 0 K: 0 S: 4	H: 2 LOB: 2 BB: 2 P: 12	1B: 8 2B: 1 3B: 0 HR: 2	SF: 0 SAC: 0 DP: 1 HBP: 2	WP: 0 PB: 0 SB: 2 CS: 1	PA: 41	
PITCHER	IP	WLS	BF	H	R	ER	SO	BB	IBB	HBP	BLK	WP	HR	S	P	ERA	WHIP				
Dick Drago, R ERA: 3.79 Diego Segui, R ERA: 3.77	(1, 1)	5.2	L	27	8	4	4	1	1	0	2	0	0	2	26	32	6.35	1.588			
(6, 1)	2.1	13	3	2	2	2	0	2	2	0	0	0	0	9	25	7.71	2.143				

Boston Red Sox @ Minnesota Twins
Metropolitan Stadium, Bloomington, MI
Sat Aug 31 1974, 4:33 AM EDT
Att: 11,557 - Unknown - 65 F

AB 33
R 6
H 11
RBI 6
BB 5
SO 1
LOB 19



Batter	1	2	3	4	5	6	7	8	9	AB	R	H	RBI	BB	SO	LOB	TOP								
Rick Miller, L OBP: 0.340, SLG: 0.337 (1, 8)	F8	F8			F7	F8			K	5	0	0	0	0	1	2									
Dick McAuliffe, L OBP: 0.324, SLG: 0.330 Jim Rice, R OBP: 0.300, SLG: 0.296 (1, 10) (7, PH)	F9		4-3			BB 2B 1B			4-3	3	1	1	0	0	0	0									
Dwight Evans, R OBP: 0.333, SLG: 0.425 (1, 9)	P4		5-3						F9	5	0	0	0	0	2	1									
Carl Yastrzemski, L OBP: 0.415, SLG: 0.467 (1, 3)		S 1B BB	F8			1-2 2B BB				2	3	1	1	2	0	0									
Rico Petrocelli, R OBP: 0.349, SLG: 0.439 (1, 5)	K				P3				F9	4	0	1	2	0	1	1									
Bernie Carbo, L OBP: 0.386, SLG: 0.413 Tommy Harper, R OBP: 0.296, SLG: 0.324 (1, 7) (5, PH) (5, 7)	1B				S 1B				5-3	2	1	2	1	0	0	0									
Doug Griffin, R OBP: 0.338, SLG: 0.355 (1, 4)	6-3				F3				4-3 1B	4	0	1	0	0	0	2									
Rick Burleson, R OBP: 0.346, SLG: 0.411 (1, 6)	1B				1-2 BB				4-3	3	1	2	1	1	0	1									
Tim Blackwell, S OBP: 0.327, SLG: 0.291 (1, 2)	1B				F7				K	4	0	1	1	0	1	4									
Inning Stats	R: 0 E: 0 K: 0 S: 3	H: 0 LOB: 0 BB: 0 P: 3	R: 3 E: 0 K: 1 S: 8	H: 3 LOB: 1 BB: 1 P: 12	R: 0 E: 0 K: 0 S: 3	H: 0 LOB: 0 BB: 0 P: 3	R: 0 E: 0 K: 0 S: 4	H: 1 LOB: 2 BB: 1 P: 8	R: 2 E: 0 K: 2 S: 9	H: 2 LOB: 1 BB: 1 P: 13	R: 0 E: 0 K: 0 S: 4	H: 1 LOB: 1 BB: 0 P: 4	R: 1 E: 0 K: 1 S: 6	H: 1 LOB: 0 BB: 0 P: 6	R: 0 E: 0 K: 1 S: 6	H: 1 LOB: 1 BB: 0 P: 6	R: 0 E: 0 K: 1 S: 5	H: 0 LOB: 0 BB: 0 P: 5	1B: 7 2B: 1 3B: 0 HR: 1	SF: 0 SAC: 0 DP: 0 HBP: 0	WP: 0 PB: 0 SB: 2 CS: 0	PA: 39			
PITCHER	IP	WLS	BF	H	R	ER	SO	BB	IBB	HBP	BLK	WP	HR	S	P	ERA	WHIP								
Bill Hands, R ERA: 4.45 (1, 1)	4.2		23	6	5	5	2	3	0	0	0	0	0	24	36	9.64	1.929								
Bill Butler, L ERA: 4.73 (5, 1)	2.1		9	2	1	1	2	0	0	0	0	0	1	13	13	3.86	0.857								
Bill Campbell, R ERA: 2.61 (8, 1)	2.0	W	7	1	0	0	2	0	0	0	0	0	0	11	11	0.00	0.500								

Boston Red Sox @ Minnesota Twins
Metropolitan Stadium, Bloomington, MI
Sun Sep 01 1974, 4:33 AM EDT
Att: 11,769 - Unknown - 62 F

AB 36
R 6
H 9
RBI 6
BB 3
SO 6
LOB 12



Batter	1	2	3	4	5	6	7	8	9	AB	R	H	RBI	BB	SO	LOB	BOTTOM								
Steve Bnye, R OBP: 0.315, SLG: 0.363 (1, 8)	P6		1-6-3		P9	K			P9	5	0	0	0	0	1	3									
Rod Carew, L OBP: 0.428, SLG: 0.442 (1, 4)	2B		1B		1B				F7	5	1	4	0	0	0	0									
Larry Hise, R OBP: 0.357, SLG: 0.487 (1, 9)	BB		1B		1-2 2H 1B				K	3	0	2	1	1	1	0									
Tony Oliva, L OBP: 0.320, SLG: 0.427 Luis Gomez, R OBP: 0.256, SLG: 0.205 (1, 10) (9, PR)	F8		F5		1-3				SH2-3 1B	5	1	1	0	0	0	8									
Eric Soderholm, R OBP: 0.343, SLG: 0.396 (1, 5)	F3				K				SH2-3	3	1	0	0	0	1	2									
Steve Braun, L OBP: 0.371, SLG: 0.382 (1, 7)	4-3				4-3				1B HR BB	4	1	1	2	1	0	0									
Craig Kusick, R OBP: 0.346, SLG: 0.403 Harmon Killebrew, R OBP: 0.323, SLG: 0.374 Jerry Tennell, R OBP: 0.286, SLG: 0.325 Bobby Darwin, R OBP: 0.336, SLG: 0.462 (1, 3) (7, PH) (7, PH) (8, 6) (9, PH)	F2		F8		F8				1B	2	1	0	0	1	0	0									
Danny Thompson, R OBP: 0.318, SLG: 0.347 Pat Bourque, L OBP: 0.320, SLG: 0.318 (1, 6) (7, PH) (8, 3)	K				K				HR	2	0	0	0	1	2	0									
Glenn Borgmann, R OBP: 0.338, SLG: 0.316 (1, 2)			F7		1B 1B				P9	4	1	2	1	0	0	2									
Inning Stats	R: 0 E: 0 K: 0 S: 4	H: 1 LOB: 2 BB: 1 P: 8	R: 0 E: 0 K: 1 S: 5	H: 0 LOB: 0 BB: 0 P: 5	R: 0 E: 0 K: 1 S: 5	H: 0 LOB: 0 BB: 0 P: 5	R: 1 E: 0 K: 1 S: 8	H: 3 LOB: 2 BB: 0 P: 8	R: 1 E: 0 K: 0 S: 6	H: 1 LOB: 2 BB: 2 P: 14	R: 3 E: 0 K: 0 S: 5	H: 2 LOB: 2 BB: 1 P: 11	R: 0 E: 0 K: 1 S: 5	H: 0 LOB: 0 BB: 0 P: 5	R: 4 E: 0 K: 0 S: 4	H: 3 LOB: 1 BB: 1 P: 8	1B: 9 2B: 2 3B: 0 HR: 1	SF: 0 SAC: 1 DP: 0 HBP: 2	WP: 1 PB: 0 SB: 0 CS: 0	PA: 44					
PITCHER	IP	WLS	BF	H	R	ER	SO	BB	IBB	HBP	BLK	WP	HR	S	P	ERA	WHIP								
Reggie Cleveland, R ERA: 4.59 (1, 1)	6.1		32	5	5	4	4	3	0	2	0	0	1	35	49	7.11	1.737								
Diego Segui, R ERA: 4.08 (7, 1)	2.0	L	12	4	4	4	1	2	0	0	0	1	1	12	20	18.00	3.000								

Boston Red Sox @ Minnesota Twins
Metropolitan Stadium, Bloomington, MI
Sun Sep 01 1974, 4:33 AM EDT
Att: 11,769 - Unknown - 62 F

AB 36
R 9
H 12
RBI 8
BB 5
SO 5
LOB 17



Batter	1	2	3	4	5	6	7	8	9	AB	R	H	RBI	BB	SO	LOB	TOP
Tommy Harper, R OBP: 0.329, SLG: 0.326 (1, 7)	0-0 L6-3 1B			0-0 5-3			0-0 G5-4-3 1B		0-0 6-3	4	0	2	0	0	0	0	Boston Red Sox @ Baltimore Orioles Memorial Stadium, Baltimore, MD Mon Sep 02 1974, 3:33 AM EDT Unknown livebaseballscorecards.com
Juan Beniquez, R OBP: 0.329, SLG: 0.387 (1, 8)	0-0 L6-3 1-2			0-0 F8			0-0 G5-4-3 1B		0-0 4-3	4	0	1	0	0	0	1	
Dwight Evans, R OBP: 0.329, SLG: 0.420 (1, 9)	0-0 5-3			0-0 F8			0-0 G5-4-3 1-2 2-3		0-3 K	4	0	0	0	0	1	2	
Carl Yastrzemski, L OBP: 0.412, SLG: 0.463 (1, 3)		0-3 K			0-0 L3				0-0 4-3	3	0	0	0	0	1	1	
Rico Petrocelli, R OBP: 0.347, SLG: 0.436 (1, 5)		0-3 K			0-0 5-3				0-0 F8	3	0	0	0	0	1	0	
Jim Rice, R OBP: 0.303, SLG: 0.276 (1, 10)		0-0 1-3			0-0 6-3				4-0 BB BB	2	0	0	0	1	0	0	
Doug Griffin, R OBP: 0.338, SLG: 0.352 (1, 4)			0-0 F4			0-0 F4			4-0 1-2 BB	2	0	0	0	1	0	0	
Rick Burleson, R OBP: 0.343, SLG: 0.407 (1, 6)			0-0 5-3			0-0 F7			0-0 F9	3	0	0	0	0	0	2	
Bob Montgomery, R OBP: 0.284, SLG: 0.303 (1, 2)			0-0 F4			0-0 6-3			0-3 K	3	0	0	0	0	1	2	
Inning Stats	R: 0 E: 0 K: 0 S: 3	H: 1 LOB: 0 BB: 0 P: 3	R: 0 E: 0 K: 2 S: 7	H: 0 LOB: 0 BB: 0 P: 7	R: 0 E: 0 K: 0 S: 3	H: 0 LOB: 0 BB: 0 P: 3	R: 0 E: 0 K: 0 S: 3	H: 0 LOB: 0 BB: 0 P: 3	R: 0 E: 0 K: 0 S: 4	H: 2 LOB: 1 BB: 0 P: 4	R: 0 E: 0 K: 1 S: 5	H: 0 LOB: 2 BB: 0 P: 13	R: 0 E: 0 K: 1 S: 5	H: 0 LOB: 0 BB: 0 P: 5	1B: 3 2B: 1 3B: 0 HR: 0	SF: 0 SAC: 0 DP: 2 HBP: 0	WP: 0 PA: 30 PB: 0 SB: 0 CS: 0
PITCHER Ross Grimsley, L ERA: 3.15 (1, 1)	IP: 9.0 WLS: W BF: 30 H: 3 R: 0 ER: 0 SO: 4 BB: 2 IBB: 0 HBP: 0 BLK: 0 WP: 0 HR: 0 S: 36 P: 44 ERA: 0.00 WHIP: 0.556																

Batter	1	2	3	4	5	6	7	8	9	AB	R	H	RBI	BB	SO	LOB	BOTTOM		
Al Bumbry, L OBP: 0.269, SLG: 0.295 (1, 7)	0-3 K		0-0 4-3			0-0 F5				3	0	0	0	0	1	1	Boston Red Sox @ Baltimore Orioles Memorial Stadium, Baltimore, MD Mon Sep 02 1974, 3:33 AM EDT Unknown livebaseballscorecards.com		
Rich Coggins, L OBP: 0.298, SLG: 0.319 (1, 9)	0-0 4-3			0-0 F8		0-0 F6				3	0	0	0	0	0	0			
Bobby Grich, R OBP: 0.380, SLG: 0.463 (1, 4)	0-0 F8			0-0 HR		0-0 F9				3	1	1	1	0	0	0			
Tommy Davis, R OBP: 0.321, SLG: 0.383 (1, 10)		0-3 K		0-3 K		0-0 5-3				3	0	0	0	0	2	0			
Earl Williams, R OBP: 0.341, SLG: 0.395 (1, 2)		0-0 L7		0-0 L7		0-3 K				3	0	0	0	0	1	0			
Paul Blair, R OBP: 0.296, SLG: 0.394 (1, 8)		0-0 6-3			0-0 2B	0-3 K				3	0	1	0	0	1	0			
Brooks Robinson, R OBP: 0.373, SLG: 0.494 (1, 5)			0-0 1B		0-0 6-3				0-0 F4	3	0	1	0	0	0	1			
Enos Cabell, R OBP: 0.278, SLG: 0.318 (1, 3)			0-0 F8		0-3 K				4-0 SH5-3 BB	2	0	0	0	1	1	2			
Mark Belanger, R OBP: 0.298, SLG: 0.315 (1, 6)			0-3 K		0-3 K				0-0 SH5-3-2 1-3F	2	0	0	0	0	2	2			
Inning Stats	R: 0 E: 0 K: 1 S: 5	H: 0 LOB: 0 BB: 0 P: 5	R: 0 E: 0 K: 1 S: 5	H: 0 LOB: 0 BB: 0 P: 5	R: 0 E: 0 K: 1 S: 6	H: 1 LOB: 1 BB: 0 P: 6	R: 1 E: 0 K: 1 S: 6	H: 1 LOB: 0 BB: 0 P: 6	R: 0 E: 0 K: 2 S: 8	H: 1 LOB: 1 BB: 0 P: 8	R: 0 E: 0 K: 0 S: 3	H: 0 LOB: 0 BB: 0 P: 3	R: 0 E: 0 K: 2 S: 7	H: 0 LOB: 0 BB: 0 P: 7	R: 0 E: 0 K: 0 S: 2	H: 0 LOB: 0 BB: 1 P: 6	1B: 1 2B: 2 3B: 0 HR: 1	SF: 0 SAC: 1 DP: 1 HBP: 0	WP: 0 PA: 27 PB: 0 SB: 0 CS: 0
PITCHER Luis Tiant, R ERA: 2.82 (1, 1)	IP: 8.0 WLS: L BF: 27 H: 3 R: 1 ER: 1 SO: 8 BB: 1 IBB: 0 HBP: 0 BLK: 0 WP: 0 HR: 1 S: 42 P: 46 ERA: 1.12 WHIP: 0.500																		

Batter	1	2	3	4	5	6	7	8	9	AB	R	H	RBI	BB	SO	LOB	TOP			
Juan Beniquez, R OBP: 0.325, SLG: 0.382	F9			F8		F4			K	4	0	0	0	0	1	0	Boston Red Sox @ Baltimore Orioles Memorial Stadium, Baltimore, MD Mon Sep 02 1974, 3:38 AM EDT Att: 29,053 - Unknown livebaseballscorecards.com			
Mario Guerrero, R OBP: 0.285, SLG: 0.285	6-3			1B		F8			6-3	4	0	1	0	0	0					
Dwight Evans, R OBP: 0.329, SLG: 0.420	F6			1B					5-3	3	0	1	0	0	0					
Carl Yastrzemski, L OBP: 0.414, SLG: 0.462		CS		F8					G5-4-3	1	0	0	0	2	0					
Rico Petrocelli, R OBP: 0.345, SLG: 0.433	F7			F7					G5-4-3	3	0	0	0	0	0	4				
Bernie Carbo, L OBP: 0.363, SLG: 0.409	K								K	3	0	0	0	0	2	1				
Danny Cater, R OBP: 0.310, SLG: 0.398				5-3		L6			F7	3	0	0	0	0	0					
Doug Griffin, R OBP: 0.335, SLG: 0.348				F7		F8			F5	3	0	0	0	0	0					
Bob Montgomery, R OBP: 0.281, SLG: 0.298				4-3					5-3	3	0	0	0	0	1	0				
Inning Stats	R: 0 E: 0 K: 0 S: 3	H: 0 LOB: 0 BB: 0 P: 3	R: 0 E: 0 K: 1 S: 4	H: 0 LOB: 1 BB: 1 P: 8	R: 0 E: 0 K: 0 S: 3	H: 0 LOB: 0 BB: 0 P: 3	R: 0 E: 0 K: 0 S: 5	H: 2 LOB: 2 BB: 0 P: 5	R: 0 E: 0 K: 1 S: 5	H: 0 LOB: 0 BB: 0 P: 5	R: 0 E: 0 K: 0 S: 2	H: 0 LOB: 0 BB: 1 P: 6	R: 0 E: 0 K: 1 S: 5	H: 0 LOB: 0 BB: 0 P: 5	R: 0 E: 0 K: 1 S: 5	H: 0 LOB: 0 BB: 0 P: 5	1B: 2 2B: 1 3B: 0 HR: 0	SF: 0 SAC: 0 DP: 2 HBP: 0	WP: 0 PB: 0 SB: 0 CS: 1	PA: 29
PITCHER Mike Cuellar, L ERA: 3.34	IP: 9.0 WLS: W BF: 29 H: 2 R: 0 ER: 0 SO: 4 BB: 2 IBB: 0 HBP: 0 BLK: 0 WP: 0 HR: 0 S: 35 P: 43 ERA: 0.00 WHIP: 0.444															PITCHER				

Batter	1	2	3	4	5	6	7	8	9	AB	R	H	RBI	BB	SO	LOB	BOTTOM			
Mark Belanger, R OBP: 0.302, SLG: 0.318	K			FC4-6		G5-4-3			CS	3	0	2	0	1	1	0	Boston Red Sox @ Baltimore Orioles Memorial Stadium, Baltimore, MD Mon Sep 02 1974, 3:38 AM EDT Att: 29,053 - Unknown livebaseballscorecards.com			
Paul Blair, R OBP: 0.293, SLG: 0.391	K			1B		B2			F8	3	0	0	1	0	1	2				
Bobby Grich, R OBP: 0.378, SLG: 0.460	F9			FC4-6		G5-4-3				3	0	0	0	0	0	3				
Tommy Davis, R OBP: 0.319, SLG: 0.380				4-3		6-3			3-1	3	0	0	0	0	0	0				
Earl Williams, R OBP: 0.338, SLG: 0.391				5-3		K			E5	3	0	0	0	0	1	0				
Don Baylor, R OBP: 0.319, SLG: 0.338				L4		F8			BB	3	0	1	0	0	0	0				
Brooks Robinson, R OBP: 0.375, SLG: 0.495				FC3-5		K			G5-4-3	2	0	1	0	1	1	0				
Enos Cabell, R OBP: 0.288, SLG: 0.327				1B					G5-4-3	3	1	2	0	0	0	3				
Andy Etchebarren, R OBP: 0.236, SLG: 0.243				FC3-5		G4-6-3			6-3	3	0	0	0	0	0	3				
Inning Stats	R: 0 E: 0 K: 2 S: 7	H: 0 LOB: 0 BB: 0 P: 7	R: 0 E: 0 K: 0 S: 3	H: 0 LOB: 0 BB: 0 P: 3	R: 1 E: 0 K: 0 S: 6	H: 3 LOB: 2 BB: 0 P: 6	R: 0 E: 0 K: 1 S: 5	H: 0 LOB: 0 BB: 0 P: 5	R: 0 E: 0 K: 1 S: 5	H: 1 LOB: 0 BB: 0 P: 5	R: 0 E: 0 K: 0 S: 3	H: 1 LOB: 0 BB: 0 P: 3	R: 0 E: 1 K: 0 S: 4	H: 1 LOB: 2 BB: 1 P: 8	R: 0 E: 0 K: 0 S: 2	H: 0 LOB: 0 BB: 1 P: 6	1B: 6 2B: 0 3B: 0 HR: 0	SF: 1 SAC: 0 DP: 3 HBP: 0	WP: 0 PB: 0 SB: 0 CS: 1	PA: 29
PITCHER Bill Lee, L ERA: 3.64	IP: 8.0 WLS: L BF: 29 H: 6 R: 1 ER: 1 SO: 4 BB: 2 IBB: 0 HBP: 0 BLK: 0 WP: 0 HR: 0 S: 35 P: 43 ERA: 1.12 WHIP: 1.000															PITCHER				

Batter	1	2	3	4	5	6	7	8	9	AB	R	H	RBI	BB	SO	LOB	TOP					
Juan Beniquez, R OBP: 0.321, SLG: 0.377 (1, 8)	0-0 6-3		0-3 K			0-3 K			0-0 F8	4	0	0	0	0	2	0						
Cecil Cooper, L OBP: 0.318, SLG: 0.398 Tim McCarver, L OBP: 0.358, SLG: 0.243 (1, 10) (9, PH)	0-0 F5			0-0 E3		0-3 K			0-0 BB 1B	3	0	0	0	0	1	0						
Dwight Evans, R OBP: 0.331, SLG: 0.421 (1, 9)	0-0 1B			0-0 F8					0-3 K	4	0	2	0	0	1	2						
Carl Yastrzemski, L OBP: 0.413, SLG: 0.459 (1, 3)	0-0 6-3			0-0 F9					0-3 K	4	0	2	0	0	1	2						
Rico Petrocelli, R OBP: 0.342, SLG: 0.429 (1, 5)		0-0 F4		0-0 6-3					0-0 BB	3	0	0	0	1	0	3						
Bernie Carbo, L OBP: 0.360, SLG: 0.405 (1, 7)		0-0 F7			0-0 F9				0-0 BB	3	0	0	0	0	0	1						
Doug Griffin, R OBP: 0.331, SLG: 0.344 (1, 4)		0-0 F8			0-0 F9				0-0 BB	3	0	0	0	0	0	0						
Rick Burleson, R OBP: 0.340, SLG: 0.403 (1, 6)			0-0 5-3		0-0 5-3				0-0 BB	3	0	0	0	0	0	0						
Tim Blackwell, S OBP: 0.325, SLG: 0.288 Dick McAuliffe, L OBP: 0.323, SLG: 0.329 Bob Montgomery, R OBP: 0.259, SLG: 0.296 (1, 2) (6, PH) (6, 2)			0-3 K			0-3 K			0-0 F4	1	0	0	0	0	1	0						
Inning Stats	R: 0 E: 0 K: 0 S: 4	H: 1 LOB: 1 BB: 0 P: 4	R: 0 E: 0 K: 0 S: 3	H: 0 LOB: 0 BB: 0 P: 3	R: 0 E: 0 K: 2 S: 7	H: 0 LOB: 0 BB: 0 P: 7	R: 0 E: 1 K: 0 S: 4	H: 0 LOB: 0 BB: 0 P: 4	R: 0 E: 0 K: 0 S: 3	H: 0 LOB: 0 BB: 0 P: 3	R: 0 E: 0 K: 0 S: 9	H: 0 LOB: 0 BB: 0 P: 9	R: 0 E: 0 K: 0 S: 4	H: 1 LOB: 1 BB: 0 P: 4	R: 0 E: 0 K: 0 S: 3	H: 0 LOB: 0 BB: 0 P: 3	R: 0 E: 0 K: 1 S: 6	H: 1 LOB: 2 BB: 1 P: 10	1B: 3 2B: 0 3B: 0 HR: 0	SF: 0 SAC: 0 DP: 0 HBP: 0	WP: 0 PB: 0 SB: 0 CS: 0	PA: 32
PITCHER Jim Palmer, R ERA: 3.5 (1, 1)	IP: 9.0 WLS: W BF: 32 H: 3 R: 0 ER: 0 SO: 6 BB: 1 IBB: 0 HBP: 0 BLK: 0 WP: 0 HR: 0 S: 43 P: 47 ERA: 0.00 WHIP: 0.444															PITCHER						

Boston Red Sox @ Baltimore Orioles
Memorial Stadium, Baltimore, MD
Wed Sep 04 1974, 7:05 PM EDT
Att: 16,856 - Unknown

AB 31
R 0
H 3
RBI 0
BB 1
SO 6
LOB 10



Batter	1	2	3	4	5	6	7	8	9	AB	R	H	RBI	BB	SO	LOB	BOTTOM			
Mark Belanger, R OBP: 0.299, SLG: 0.314 (1, 6)	0-0 F8		0-0 F5	0-0 L6		0-3 K		0-0 F4		5	0	0	0	0	1	2				
Paul Blair, R OBP: 0.297, SLG: 0.396 (1, 8)	4-0 BB		0-0 1B	4-0 BB		0-0 G3				2	1	1	1	2	0	0				
Bobby Grich, R OBP: 0.377, SLG: 0.458 (1, 4)	0-3 K		0-0 FC4	0-0 6-3		0-3 K				4	1	1	1	0	2	3				
Tommy Davis, R OBP: 0.319, SLG: 0.381 (1, 10)	0-0 F8		0-0 FC4	0-0 1-3		0-0 F8				4	1	1	0	0	0	1				
Earl Williams, R OBP: 0.340, SLG: 0.409 (1, 3)		0-0 4-3	0-0 FC4	0-0 HR		0-0 HR				4	2	2	3	0	0	1				
Don Baylor, R OBP: 0.319, SLG: 0.340 (1, 7)		0-0 2B	0-0 SF7	0-0 L8		0-0 6-3				3	0	1	1	0	0	0				
Brooks Robinson, R OBP: 0.374, SLG: 0.493 (1, 5)		0-0 F6	0-0 L6	0-0 1B		0-0 4-3				4	0	1	0	0	0	2				
Enos Cabell, R OBP: 0.295, SLG: 0.333 (1, 9)		0-0 5-3		0-0 1B	0-0 FC6-4			0-0 F6		4	0	2	0	0	0	1				
Andy Etchebarren, R OBP: 0.236, SLG: 0.250 (1, 2)			0-0 3B	0-0 F9	0-0 FC6-4			0-0 F8		4	1	1	0	0	0	3				
Inning Stats	R: 0 E: 0 K: 1 S: 5	H: 0 LOB: 1 BB: 1 P: 9	R: 0 E: 0 K: 0 S: 4	H: 1 LOB: 1 BB: 0 P: 4	R: 4 E: 0 K: 0 S: 8	H: 4 LOB: 1 BB: 0 P: 8	R: 0 E: 0 K: 0 S: 4	H: 1 LOB: 2 BB: 1 P: 8	R: 1 E: 0 K: 0 S: 6	H: 3 LOB: 2 BB: 0 P: 6	R: 0 E: 0 K: 2 S: 7	H: 0 LOB: 0 BB: 0 P: 7	R: 1 E: 0 K: 0 S: 4	H: 1 LOB: 0 BB: 0 P: 4	R: 0 E: 0 K: 0 S: 3	H: 0 LOB: 0 BB: 0 P: 3	1B: 4 2B: 3 3B: 1 HR: 2	SF: 1 SAC: 0 DP: 0 HBP: 0	WP: 0 PB: 0 SB: 2 CS: 0	PA: 37
PITCHER Roger Moret, L ERA: 3.6 Reggie Cleveland, R ERA: 4.6 Dick Pole, R ERA: 3.63 (1, 1) (4, 1) (8, 1)	IP: 3.2 WLS: L BF: 19 H: 6 R: 4 ER: 4 SO: 4 BB: 1 IBB: 0 HBP: 0 BLK: 0 WP: 0 HR: 2 S: 18 P: 22 ERA: 5.40 WHIP: 1.500															PITCHER				

Boston Red Sox @ Baltimore Orioles
Memorial Stadium, Baltimore, MD
Wed Sep 04 1974, 7:05 PM EDT
Att: 16,856 - Unknown

AB 34
R 6
H 10
RBI 6
BB 2
SO 3
LOB 13



Batter	1	2	3	4	5	6	7	8	9	AB	R	H	RBI	BB	SO	LOB	TOP			
Don Money, R OBP: 0.343, SLG: 0.408 (1, 5)	5-3		K			F9	P7			4	0	0	0	0	1	0	Milwaukee Brewers @ Boston Red Sox Fenway Park, Boston, MA Thu Sep 05 1974, 7:05 PM EDT Att: 14,592 - Unknown - 62 F			
Ken Berry, R OBP: 0.288, SLG: 0.267 (1, 8)	6-3		F8			1B		P8		4	0	1	0	0	0	0				
George Scott, R OBP: 0.357, SLG: 0.449 (1, 3)	1B			P6		1B		F8		4	0	2	0	0	0	0				
John Briggs, L OBP: 0.344, SLG: 0.454 (1, 7)	1B			F8		K		E4		4	0	1	0	0	1	2				
Darrell Porter, L OBP: 0.333, SLG: 0.380 (1, 2)	P6			WP	BB	K		CS		2	1	0	0	2	1	4				
Mike Hegan, L OBP: 0.324, SLG: 0.394 (1, 10)		F8		4-3				HR		4	1	1	1	0	0	2				
Gorman Thomas, R OBP: 0.250, SLG: 1.000 (1, 9)	5-3					K		G3		4	1	1	2	0	1	0				
Tim Johnson, L OBP: 0.286, SLG: 0.333 (1, 6)			K			K		G3		4	0	0	0	0	2	0				
Pedro Garcia, R OBP: 0.240, SLG: 0.335 (1, 4)			K			K		HR		4	1	1	1	0	2	0				
Inning Stats	R: 0 E: 0 K: 0 S: 5	H: 2 LOB: 2 BB: 0 P: 5	R: 0 E: 0 K: 1 S: 5	H: 0 LOB: 0 BB: 0 P: 5	R: 0 E: 0 K: 2 S: 7	H: 0 LOB: 0 BB: 0 P: 7	R: 0 E: 0 K: 0 S: 3	H: 0 LOB: 1 BB: 1 P: 7	R: 0 E: 0 K: 3 S: 9	H: 2 LOB: 2 BB: 0 P: 9	R: 2 E: 0 K: 0 S: 5	H: 2 LOB: 2 BB: 0 P: 5	R: 0 E: 1 K: 0 S: 3	H: 0 LOB: 0 BB: 0 P: 3	R: 2 E: 0 K: 0 S: 4	H: 1 LOB: 0 BB: 1 P: 8	1B: 4 2B: 0 3B: 0 HR: 3	SF: 0 SAC: 0 DP: 0 HBP: 0	WP: 1 PB: 0 CS: 1	PA: 37
PITCHER	IP	WLS	BF	H	R	ER	SO	BB	IBB	HBP	BLK	WP	HR	S	P	ERA	WHIP			
Dick Drago, R ERA: 3.73 (1, 1)	7.0		28	6	2	2	8	1	0	0	0	1	2	43	47	2.57	1.000			
Diego Segui, R ERA: 4.19 (8, 1)	2.0	L	8	1	2	2	0	1	0	0	0	0	1	7	11	9.00	1.000			

Batter	1	2	3	4	5	6	7	8	9	AB	R	H	RBI	BB	SO	LOB	BOTTOM					
Juan Beniquez, R OBP: 0.319, SLG: 0.374 (1, 8)	6-3	F8		K		FC5-2			4-3	5	0	1	0	0	1	3	Milwaukee Brewers @ Boston Red Sox Fenway Park, Boston, MA Thu Sep 05 1974, 7:05 PM EDT Att: 14,592 - Unknown - 62 F					
Tim McCarver, L OBP: 0.355, SLG: 0.236 (1, 2)	4-3		E	FC6	BB	FC3-2		F9	SH3	3	0	0	0	1	0	0						
Dwight Evans, R OBP: 0.329, SLG: 0.418 (1, 9)	BB		FC6	FC3-2	1-3	FC3-2		4-3	4-3	5	0	1	1	0	0	2						
Carl Yastrzemski, L OBP: 0.414, SLG: 0.457 (1, 3)	1B		FC3-2	FC3-2	IBB	L6		F2	2-3	2	0	0	0	3	0	0						
Rico Petrocelli, R OBP: 0.338, SLG: 0.423 (1, 5)	P3		P4			P3		K	P9	5	0	0	0	0	1	7						
Bernie Carbo, L OBP: 0.394, SLG: 0.409 (1, 7)		1B	FC3-2	FC3-2	1-2	E	S			2	1	1	0	2	0	3						
Dick McAuliffe, L OBP: 0.322, SLG: 0.325 (1, 4)		P4	4-3			E	BB		P8	3	1	0	0	1	0	5						
Cecil Cooper, L OBP: 0.321, SLG: 0.403 Fred Lynn, L (6, PR)		FC3-2		G1		E7	FC5-2		P4	3	0	2	2	0	0	0						
Rick Burleson, R OBP: 0.336, SLG: 0.399 Tommy Harper, R (9, PH)		FC3-2		P4		K			SH3	3	0	0	0	0	1	3						
Inning Stats	R: 0 E: 0 K: 0 S: 4	H: 1 LOB: 2 BB: 1 P: 8	R: 0 E: 0 K: 0 S: 5	H: 2 LOB: 2 BB: 0 P: 5	R: 0 E: 1 K: 0 S: 4	H: 0 LOB: 3 BB: 2 P: 12	R: 0 E: 0 K: 1 S: 5	H: 0 LOB: 0 BB: 0 P: 5	R: 0 E: 0 K: 0 S: 3	H: 0 LOB: 0 BB: 0 P: 3	R: 2 E: 1 K: 1 S: 6	H: 1 LOB: 1 BB: 2 P: 14	R: 0 E: 0 K: 0 S: 3	H: 0 LOB: 0 BB: 0 P: 3	R: 0 E: 0 K: 1 S: 5	H: 0 LOB: 1 BB: 1 P: 9	R: 1 E: 0 K: 0 S: 5	H: 2 LOB: 2 BB: 1 P: 9	1B: 4 2B: 2 3B: 0 HR: 0	SF: 0 SAC: 1 DP: 0 HBP: 0	WP: 0 PB: 0 CS: 0	PA: 41
PITCHER	IP	WLS	BF	H	R	ER	SO	BB	IBB	HBP	BLK	WP	HR	S	P	ERA	WHIP					
Bill Champion, R ERA: 3.3 (1, 1)	8.0	W	36	5	3	3	3	5	1	0	0	0	0	0	0	3.38	1.250					
Tom Murphy, R ERA: 1.47 (9, 1)	1.0	S	5	1	0	0	0	0	1	0	0	0	0	4	8	0.00	1.000					

Batter	1	2	3	4	5	6	7	8	9	AB	R	H	RBI	BB	SO	LOB	TOP			
Don Money, R OBP: 0.344, SLG: 0.411 (1, 5)										4	1	2	0	0	1	1	Milwaukee Brewers @ Boston Red Sox Fenway Park, Boston, MA Fri Sep 06 1974, 7:05 PM EDT Att: 19,257 - Unknown - 64 F			
Ken Berry, R OBP: 0.287, SLG: 0.267 (1, 8)										4	0	1	1	0	1	2				
George Scott, R OBP: 0.356, SLG: 0.447 (1, 3)										4	0	1	1	0	1	1				
John Briggs, L OBP: 0.341, SLG: 0.450 (1, 7)										4	0	0	0	0	1	3				
Darrell Porter, L OBP: 0.332, SLG: 0.381 (1, 2)										4	0	1	0	0	0	1				
Mike Hegan, L OBP: 0.327, SLG: 0.393 (1, 10)										3	0	1	0	1	0	0				
Bobby Mitchell, R OBP: 0.309, SLG: 0.359 (9, PR)										0	0	0	0	0	0	0				
Gorman Thomas, R OBP: 0.125, SLG: 0.500 (1, 9)										4	0	0	0	0	2	3				
Tim Johnson, L OBP: 0.285, SLG: 0.328 (1, 6)										3	0	0	0	1	0	3				
Pedro Garcia, R OBP: 0.240, SLG: 0.334 (1, 4)										4	1	1	0	0	0	4				
Inning Stats	R: 1 E: 0 K: 0 S: 5	H: 2 LOB: 1 BB: 0 P: 5	R: 0 E: 0 K: 1 S: 5	H: 0 LOB: 1 BB: 1 P: 9	R: 0 E: 0 K: 2 S: 7	H: 0 LOB: 0 BB: 0 P: 7	R: 0 E: 0 K: 0 S: 3	H: 0 LOB: 1 BB: 1 P: 3	R: 0 E: 0 K: 0 S: 3	H: 0 LOB: 0 BB: 0 P: 7	R: 0 E: 0 K: 0 S: 3	H: 0 LOB: 0 BB: 0 P: 3	R: 1 E: 0 K: 0 S: 6	H: 3 LOB: 2 BB: 0 P: 6	R: 0 E: 0 K: 1 S: 7	H: 2 LOB: 2 BB: 0 P: 7	1B: 5 2B: 2 3B: 0 HR: 0	SF: 0 SAC: 0 DP: 0 HBP: 0	WP: 0 PB: 0 CS: 0	PA: 36
PITCHER Luis Tiant, R ERA: 2.79 (1, 1)	IP: 9.0 WLS: L BF: 36	H: 7 R: 2 ER: 2 SO: 6	BB: 2 IBB: 0 HBP: 0 BLK: 0	WP: 0 HR: 0 S: 46 P: 54	ERA: 2.00 WHIP: 1.000											ERA: 2.00 WHIP: 1.000				

Batter	1	2	3	4	5	6	7	8	9	AB	R	H	RBI	BB	SO	LOB	BOTTOM					
Tommy Harper, R OBP: 0.300, SLG: 0.325 (1, 10)										3	0	0	0	1	1	0	Milwaukee Brewers @ Boston Red Sox Fenway Park, Boston, MA Fri Sep 06 1974, 7:05 PM EDT Att: 19,257 - Unknown - 64 F					
Juan Beniquez, R OBP: 0.321, SLG: 0.376 (1, 8)										4	0	2	0	0	0	1						
Dwight Evans, R OBP: 0.326, SLG: 0.414 (1, 9)										4	0	0	0	0	2	3						
Carl Yastrzemski, L OBP: 0.415, SLG: 0.455 (1, 3)										2	0	0	0	2	0	2						
Bernie Carbo, L OBP: 0.363, SLG: 0.405 (1, 7)										3	0	0	0	1	1	1						
Rico Petrocelli, R OBP: 0.335, SLG: 0.419 (1, 5)										4	0	0	0	0	1	3						
Tim McCarver, L OBP: 0.347, SLG: 0.230 (1, 2)										3	0	0	0	0	0	0						
Dick McAuliffe, L OBP: 0.321, SLG: 0.323 (9, PH)										1	0	0	0	0	0	0						
Doug Griffin, R OBP: 0.335, SLG: 0.347 (1, 4)										3	0	2	0	0	0	0						
Rick Burleson, R OBP: 0.334, SLG: 0.396 (1, 6)										2	0	0	0	0	0	2						
Fred Lynn, L (7, PH)										1	0	0	0	0	1	0						
Mario Guerrero, R OBP: 0.289, SLG: 0.285 (8, 6)										0	0	0	0	0	0	0						
Inning Stats	R: 0 E: 0 K: 1 S: 6	H: 1 LOB: 1 BB: 0 P: 6	R: 0 E: 0 K: 1 S: 5	H: 0 LOB: 0 BB: 0 P: 5	R: 0 E: 0 K: 0 S: 3	H: 1 LOB: 0 BB: 0 P: 3	R: 0 E: 0 K: 1 S: 5	H: 0 LOB: 1 BB: 1 P: 9	R: 0 E: 0 K: 0 S: 4	H: 1 LOB: 1 BB: 0 P: 4	R: 0 E: 0 K: 1 S: 5	H: 0 LOB: 3 BB: 3 P: 17	R: 0 E: 0 K: 1 S: 5	H: 0 LOB: 0 BB: 0 P: 5	R: 0 E: 0 K: 1 S: 6	H: 1 LOB: 1 BB: 0 P: 6	R: 0 E: 0 K: 0 S: 3	H: 0 LOB: 0 BB: 0 P: 3	1B: 4 2B: 1 3B: 0 HR: 0	SF: 0 SAC: 0 DP: 1 HBP: 0	WP: 0 PB: 0 CS: 0	PA: 34
PITCHER Jim Slaton, R ERA: 3.91 (1, 1)	IP: 7.2 WLS: W BF: 30	H: 4 R: 0 ER: 0 SO: 6	BB: 3 IBB: 1 HBP: 0 BLK: 0	WP: 0 HR: 0 S: 38 P: 54	ERA: 0.00 WHIP: 0.913											ERA: 0.00 WHIP: 0.913						
Tom Murphy, R ERA: 1.45 (8, 1)	IP: 1.1 WLS: S BF: 4	H: 0 R: 0 ER: 0 SO: 0	BB: 0 IBB: 0 HBP: 0 BLK: 0	WP: 0 HR: 0 S: 4 P: 4	ERA: 0.00 WHIP: 0.000											ERA: 0.00 WHIP: 0.000						



Batter	1	2	3	4	5	6	7	8	9	AB	R	H	RBI	BB	SO	LOB	TOP					
Don Money, R OBP: 0.343, SLG: 0.409 (1, 5)	6-3	K		G4-6-3 1B			S 1B	F8		5	0	2	0	0	1	2						
Ken Berry, R OBP: 0.292, SLG: 0.277 (1, 8)	BB 2B	FC6 1B		G4-6-3 1-2			K 1-2	F9		5	1	2	0	0	1	2						
George Scott, R OBP: 0.355, SLG: 0.442 (1, 3)	2B 1-2	FC6 WP S			5-3			L4		4	1	0	0	1	0	2						
John Briggs, L OBP: 0.341, SLG: 0.448 (1, 7)	BB 1-3 2H 1B	K			1-3			6-3	5-3	5	1	1	1	0	1	1						
Darrell Porter, L OBP: 0.330, SLG: 0.377 (1, 2)	BB 1B	IBB		F9	4-3			2B PB	1B	3	2	1	0	1	0	0						
Gorman Thomas, R OBP: 0.353, SLG: 0.625 (1, 9)	1B 1-2 2-3 3-H	BB		F8				PB 1-3	1B 2B	3	1	1	1	1	0	0						
Mike Hegan, L OBP: 0.327, SLG: 0.389 (1, 10)	K				4-3			L7		2	0	0	0	1	1	3						
Bobby Mitchell, R OBP: 0.315, SLG: 0.372 (8, PH)					BB			2-3 3-H		1	0	0	0	0	0	1						
Tim Johnson, L OBP: 0.286, SLG: 0.328 (1, 6)				4-3				0-0		3	0	1	2	0	0	1						
Charlie Moore, R OBP: 0.337, SLG: 0.371 (8, PH)										1	0	1	1	0	0	0						
Rob Ellis, R OBP: 0.353, SLG: 0.340 (8, 5)	1-2 2H 3-H	1B							1B	0	0	0	0	0	0	0						
Pedro Garcia, R OBP: 0.239, SLG: 0.329 (1, 4)	K							3-H		2	0	0	0	0	2	2						
John Vukovich, R OBP: 0.190, SLG: 0.313 (4, 4)				K						1	0	0	0	0	0	0						
Bob Hansen, L OBP: 0.309, SLG: 0.372 (8, PH)										1	0	1	0	0	0	0						
Bob Coluccio, R OBP: 0.312, SLG: 0.329 (8, PR)										0	0	0	0	0	0	0						
Robin Yount, R OBP: 0.276, SLG: 0.346 (8, 6)								1-2	1B	0	0	0	0	0	0	0						
Inning Stats	R: 4 E: 0 K: 2 S: 10	H: 3 LOB: 2 BB: 3 P: 22	R: 0 E: 0 K: 2 S: 8	H: 1 LOB: 1 BB: 0 P: 8	R: 0 E: 0 K: 0 S: 3	H: 0 LOB: 1 BB: 1 P: 7	R: 0 E: 0 K: 1 S: 5	H: 1 LOB: 0 BB: 0 P: 5	R: 0 E: 0 K: 0 S: 3	H: 0 LOB: 0 BB: 0 P: 3	R: 0 E: 0 K: 0 S: 3	H: 0 LOB: 0 BB: 0 P: 3	R: 0 E: 0 K: 1 S: 6	H: 1 LOB: 1 BB: 0 P: 6	R: 2 E: 0 K: 0 S: 7	H: 4 LOB: 2 BB: 0 P: 7	R: 0 E: 0 K: 0 S: 3	H: 0 LOB: 0 BB: 0 P: 3	1B: 8 2B: 2 3B: 0 HR: 0	SF: 0 SAC: 0 DP: 1 HBP: 0	WP: 1 PB: 1 SB: 2 CS: 0	PA: 40
PITCHER	IP	WLS	BF	H	R	ER	SO	BB	IBB	HBP	BLK	WP	HR	S	P	ERA	WHIP					
Juan Marichal, R ERA: 4.75 (1, 1)	0.1		6	2	4	4	0	2	1	0	0	0	0	3	15	108.00	12.000					
Dick Pole, R ERA: 3.35 (1, 1)	7.0	W	27	6	2	2	6	1	0	0	0	1	0	38	42	2.57	1.000					
Bob Veale, L ERA: 5.54 (8, 1)	0.1		2	1	0	0	0	0	0	0	0	0	0	2	2	0.00	3.000					
Diego Segui, R ERA: 4.13 (8, 1)	1.1	S	5	1	0	0	0	0	0	0	0	0	0	5	5	0.00	0.750					

Milwaukee Brewers @ Boston Red Sox
Fenway Park, Boston, MA
Sun Sep 08 1974, 3:33 AM EDT
Att: 25,531 - Unknown - 75 F

AB 36
R 6
H 10
RBI 5
BB 4
SO 6
LOB 14



Batter	1	2	3	4	5	6	7	8	9	AB	R	H	RBI	BB	SO	LOB	BOTTOM				
Tommy Harper, R OBP: 0.297, SLG: 0.320 (1, 7)	6-3		F7		2B BB	F2		F7		4	1	0	0	1	0	3					
Juan Beniquez, R OBP: 0.322, SLG: 0.379 (1, 8)	F9			E4 1B SF9	SF7		L5			3	1	0	1	0	0	0					
Bernie Carbo, L OBP: 0.363, SLG: 0.406 (1, 9)	4-3			K	3-H 0-0	2B		HR HBP		3	1	1	2	0	1	1					
Carl Yastrzemski, L OBP: 0.415, SLG: 0.453 (1, 3)		G3			F8		F3			4	0	1	0	0	0	2					
Cecil Cooper, L OBP: 0.318, SLG: 0.400 (1, 10)		K			SF9		L7			1	0	0	1	0	1	0					
Dwight Evans, R OBP: 0.326, SLG: 0.417 (6, PH)					3-H		1-H	HR		2	1	1	2	0	0	0					
Rico Petrocelli, R OBP: 0.337, SLG: 0.421 (1, 5)					F7		SH1-3 2B BB	5-3		3	1	1	0	1	0	1					
Tim McCarver, L OBP: 0.362, SLG: 0.252 (1, 2)		3-1					SH1-3	F9		3	1	1	0	0	0	1					
Bob Montgomery, R OBP: 0.259, SLG: 0.296 (9, 2)					1B SF7		1-2			0	0	0	0	0	0	0					
Doug Griffin, R OBP: 0.337, SLG: 0.353 (1, 4)					F3		SH1-3 2B	1B F7		4	2	3	1	0	0	0					
Mario Guerrero, R OBP: 0.295, SLG: 0.295 (1, 6)					6-3		SH1-3	1B		3	0	2	1	0	0	0					
Inning Stats	R: 0 E: 0 K: 0 S: 3	H: 0 LOB: 0 BB: 0 P: 3	R: 0 E: 0 K: 1 S: 6	H: 1 LOB: 0 BB: 0 P: 6	R: 0 E: 0 K: 0 S: 3	H: 0 LOB: 0 BB: 0 P: 3	R: 1 E: 1 K: 1 S: 7	H: 1 LOB: 1 BB: 0 P: 7	R: 3 E: 0 K: 0 S: 6	H: 3 LOB: 1 BB: 1 P: 10	R: 2 E: 0 K: 0 S: 5	H: 2 LOB: 1 BB: 1 P: 9	R: 2 E: 0 K: 0 S: 4	H: 1 LOB: 0 BB: 0 P: 5	R: 0 E: 0 K: 0 S: 4	H: 2 LOB: 1 BB: 0 P: 4	1B: 6 2B: 3 3B: 0 HR: 1	SF: 2 SAC: 2 DP: 0 HBP: 1	WP: 0 PB: 0 SB: 0 CS: 0	PA: 37	
PITCHER	IP	WLS	BF	H	R	ER	SO	BB	IBB	HBP	BLK	WP	HR	S	P	ERA	WHIP				
Eduardo Rodriguez, R ERA: 3.47 (1, 1)	4.2		21	5	4	3	2	1	0	0	0	0	0	5	9	18.00	3.000				
Clyde Wright, L ERA: 4.49 (5, 1)	1.0	L	6	2	2	2	0	1	0	0	0	0	0	5	9	18.00	3.000				
Roger Miller, R ERA: 13.5 (6, 1)	1.1		6	1	2	2	0	0	0	1	0	0	1	5	6	13.50	0.750				
Ed Sprague, R ERA: 2.39 (8, 1)	1.0		4	2	0	0	0	0	0	0	0	0	0	4	4	0.00	2.000				

Milwaukee Brewers @ Boston Red Sox
Fenway Park, Boston, MA
Sun Sep 08 1974, 3:33 AM EDT
Att: 25,531 - Unknown - 75 F

AB 30
R 8
H 10
RBI 8
BB 2
SO 2
LOB 8




Batter	1	2	3	4	5	6	7	8	9	AB	R	H	RBI	BB	SO	LOB	TOP								
Roy White, S (1, 10) OBP: 0.374, SLG: 0.395	E6 E S 1B		P6			FC1-4 1B CS			K	5	2	1	1	0	1	1	New York Yankees @ Boston Red Sox Fenway Park, Boston, MA Mon Sep 09 1974, 7:05 PM EDT Att: 34,981 - Unknown - 65 F livebaseballscorecards.com								
Elliott Maddox, R (1, 8) OBP: 0.392, SLG: 0.382	G3-6-3 1B				SF7	CS	6-3			3	0	2	2	1	0	0									
Bobby Murcer, L (1, 9) OBP: 0.336, SLG: 0.371	F9		4-3						L9	5	0	2	0	0	0	3									
Lou Piniella, R (1, 7) OBP: 0.337, SLG: 0.390	G3-6-3				P4	F9				4	0	0	0	0	0	4									
Thurman Munson, R (1, 2) OBP: 0.316, SLG: 0.388		K			F7					4	0	2	1	0	1	0									
Graig Nettles, L (1, 5) OBP: 0.322, SLG: 0.399	K					K			G3	4	1	1	0	0	2	2									
Chris Chambliss, L (1, 3) OBP: 0.300, SLG: 0.352	HR								1-3	4	2	2	2	0	0	0									
Sandy Alomar Sr., S (1, 4) OBP: 0.314, SLG: 0.329	P3				F9					4	0	2	0	0	0	1									
Jim Mason, L (1, 6) OBP: 0.295, SLG: 0.346			F7						4-3	4	1	1	0	0	0	3									
Inning Stats	R: 1 E: 1 K: 0 S: 4	H: 1 LOB: 0 BB: 0 P: 4	R: 1 E: 0 K: 2 S: 8	H: 1 LOB: 0 BB: 0 P: 8	R: 0 E: 0 K: 0 S: 3	H: 0 LOB: 1 BB: 1 P: 7	R: 1 E: 0 K: 0 S: 5	H: 2 LOB: 1 BB: 0 P: 5	R: 2 E: 0 K: 1 S: 9	H: 4 LOB: 2 BB: 0 P: 9	R: 1 E: 1 K: 0 S: 4	H: 1 LOB: 0 BB: 0 P: 4	R: 0 E: 0 K: 0 S: 4	H: 2 LOB: 2 BB: 0 P: 4	R: 0 E: 0 K: 0 S: 4	H: 1 LOB: 1 BB: 0 P: 4		R: 0 E: 0 K: 1 S: 5	H: 1 LOB: 0 BB: 0 P: 5	1B: 11 2B: 1 3B: 0 HR: 1	SF: 1 SAC: 0 DP: 1 HBP: 0	WP: 1 PB: 0 SB: 1 CS: 2	PA: 40		
PITCHER	IP	WLS	BF	H	R	ER	SO	BB	IBB	HBP	BLK	WP	HR	S	P	ERA	WHIP								
Roger Moret, L (1, 1) ERA: 3.73	4.1	L	21	7	5	4	2	1	0	0	0	0	1	24	28	8.31	1.846								
Reggie Cleveland, R (5, 1) ERA: 4.45	4.2		18	6	1	0	2	0	0	0	0	1	0	22	22	0.00	1.286								

Batter	1	2	3	4	5	6	7	8	9	AB	R	H	RBI	BB	SO	LOB	BOTTOM								
Tommy Harper, R (1, 7) OBP: 0.299, SLG: 0.322	P4		F9							4	1	2	0	0	0	0	New York Yankees @ Boston Red Sox Fenway Park, Boston, MA Mon Sep 09 1974, 7:05 PM EDT Att: 34,981 - Unknown - 65 F livebaseballscorecards.com								
Juan Beniquez, R (1, 8) OBP: 0.321, SLG: 0.377	K		6-3							4	0	1	0	0	1	1									
Dwight Evans, R (1, 9) OBP: 0.327, SLG: 0.425	1B									4	1	2	1	0	0	1									
Carl Yastrzemski, L (1, 3) OBP: 0.416, SLG: 0.460			L7							4	1	2	1	0	0	0									
Bernie Carbo, L (1, 10) OBP: 0.366, SLG: 0.406	F7									2	0	1	0	1	0	2									
Deron Johnson, R (8, PH) OBP: 0.248, SLG: 0.321										1	0	1	0	0	0	0									
Rico Petrocelli, R (1, 5) OBP: 0.337, SLG: 0.419										4	0	1	0	0	0	3									
Doug Griffin, R (1, 4) OBP: 0.332, SLG: 0.348	F9									4	0	0	0	0	0	2									
Mario Guerrero, R (1, 6) OBP: 0.293, SLG: 0.293	FC3-6									2	0	0	0	0	0	2									
Cecil Cooper, L (7, PH) OBP: 0.318, SLG: 0.399										1	0	0	0	0	1	0									
Rick Burleson, R (8, 6) OBP: 0.333, SLG: 0.395										1	0	0	0	0	1	0									
Bob Montgomery, R (1, 2) OBP: 0.257, SLG: 0.294	F9									2	0	0	0	0	1	1									
Tim McCarver, L (7, PH) OBP: 0.359, SLG: 0.250										1	0	0	0	0	0	0									
Danny Cater, R (8, PH) OBP: 0.308, SLG: 0.395										1	0	0	0	0	1	0									
Inning Stats	R: 0 E: 0 K: 1 S: 7	H: 2 LOB: 2 BB: 0 P: 7	R: 0 E: 0 K: 0 S: 4	H: 1 LOB: 1 BB: 0 P: 4	R: 1 E: 0 K: 0 S: 4	H: 1 LOB: 0 BB: 0 P: 4	R: 0 E: 0 K: 0 S: 3	H: 0 LOB: 1 BB: 1 P: 7	R: 0 E: 0 K: 1 S: 5	H: 1 LOB: 0 BB: 0 P: 5	R: 0 E: 0 K: 0 S: 4	H: 1 LOB: 1 BB: 0 P: 4	R: 0 E: 0 K: 1 S: 5	H: 0 LOB: 0 BB: 0 P: 5	R: 0 E: 0 K: 0 S: 6	H: 4 LOB: 1 BB: 0 P: 6	R: 0 E: 0 K: 2 S: 7	H: 0 LOB: 0 BB: 0 P: 7	1B: 8 2B: 0 3B: 0 HR: 2	SF: 0 SAC: 0 DP: 2 HBP: 0	WP: 0 PB: 0 SB: 0 CS: 0	PA: 36			
PITCHER	IP	WLS	BF	H	R	ER	SO	BB	IBB	HBP	BLK	WP	HR	S	P	ERA	WHIP								
Doc Medich, R (1, 1) ERA: 3.59	7.2	W	31	9	3	3	3	1	0	0	0	0	2	36	40	3.52	1.304								
Sparky Lyle, L (8, 1) ERA: 1.61	1.1		5	1	0	0	2	0	0	0	0	0	0	9	9	0.00	0.750								

Batter	1	2	3	4	5	6	7	8	9	10	11	12	AB	R	H	RBI	BB	SO	LOB	TOP						
Roy White, S OBP: 0.376, SLG: 0.397 (1, 10)	F9		K			FC4-6 2B		FC4-6 1B		B5-3		BB	5	0	2	0	1	1	0							
Elliott Maddox, R OBP: 0.393, SLG: 0.382 (1, 8)	1B			1B G3 1B		FC4-6 BB		F3		F9		L9	5	0	2	0	1	0	2							
Bobby Murcer, L OBP: 0.333, SLG: 0.367 (1, 9)	F9			G3		FC4-6		FC4-6		3-1		K	6	0	0	0	0	1	6							
Graig Nettles, L OBP: 0.319, SLG: 0.395 (1, 5)	F7			F2		K		K		F8		4-3	5	0	0	0	0	1	4							
Lou Piniella, R OBP: 0.338, SLG: 0.389 (9, PR)	F9					G2-3						P4	3	0	1	0	1	0	2							
Gene Michael, S OBP: 0.303, SLG: 0.299 (9, 6)				2-3 1B						2B BB			0	1	0	0	0	0	0							
Chris Chambliss, L OBP: 0.300, SLG: 0.353 (9, PR)	6-3												4	0	1	1	0	0	2							
Walt Williams, R OBP: 0.120, SLG: 0.104 (9, 3)				5-3									0	0	0	0	0	0	0							
Bill Sudakis, S OBP: 0.296, SLG: 0.345 (12, 3)													1	0	1	0	0	0	0							
Otto Velez, R OBP: 0.346, SLG: 0.385 (1, 2)	6-3											1-3	4	0	0	0	1	1	1							
Thurman Munson, R OBP: 0.315, SLG: 0.384 (1, 6)																										
Jim Mason, L OBP: 0.284, SLG: 0.345 (7, PH)	F8												2	0	0	0	0	0	0							
Ron Blomberg, L OBP: 0.365, SLG: 0.434 (7, 6)													1	0	0	0	0	1	0							
Fred Stanley, R OBP: 0.287, SLG: 0.188 (9, PH)													0	0	0	0	0	0	0							
Alex Johnson, R OBP: 0.339, SLG: 0.389 (9, 7)													2	1	1	1	0	1	2							
Sandy Alomar Sr., S OBP: 0.308, SLG: 0.323 (1, 4)	F5												5	0	0	0	0	0	2							
Inning Stats	R: 0 E: 0 K: 4 S: 4	H: 1 LOB: 1 BB: 0 P: 4	R: 0 E: 0 K: 3 S: 3	H: 0 LOB: 0 BB: 0 P: 3	R: 0 E: 0 K: 1 S: 5	H: 0 LOB: 0 BB: 0 P: 5	R: 0 E: 0 K: 1 S: 5	H: 2 LOB: 2 BB: 0 P: 6	R: 0 E: 0 K: 1 S: 5	H: 0 LOB: 0 BB: 0 P: 5	R: 0 E: 0 K: 1 S: 6	H: 1 LOB: 1 BB: 0 P: 4	R: 1 E: 0 K: 1 S: 6	H: 0 LOB: 0 BB: 0 P: 3	R: 0 E: 0 K: 0 S: 4	H: 1 LOB: 1 BB: 0 P: 4	R: 1 E: 0 K: 1 S: 6	H: 1 LOB: 1 BB: 0 P: 10	1B: 5 2B: 2 3B: 0 HR: 1	SF: 0 SAC: 0 DP: 0 HBP: 0	WP: 0 PA: 48 PB: 0 SB: 1 CS: 0					
PITCHER	IP WLS BF H R ER SO BB IBB HBP BLK WP HR S P ERA WHIP	9.0 L 36 6 1 1 5 2 0 0 0 0 1 13 17 3.00 1.00	PITCHER												IP WLS BF H R ER SO BB IBB HBP BLK WP HR S P ERA WHIP											
Luis Tiant, R ERA: 2.73 Diego Segui, R ERA: 4.1																										

New York Yankees @ Boston Red Sox
Fenway Park, Boston, MA
Tue Sep 10 1974, 7:05 PM EDT
Att. 33,174 - Unknown - 71 F


AB 44
R 2
H 8
RBI 2
BB 4
SO 6
LOB 21



Batter	1	2	3	4	5	6	7	8	9	10	11	12	AB	R	H	RBI	BB	SO	LOB	BOTTOM						
Tommy Harper, R OBP: 0.300, SLG: 0.322 (9, PH)	FC6-4 1B		6-3			5-3				F8		F9	3	0	1	0	0	0	0							
Rick Miller, L OBP: 0.338, SLG: 0.335 (10, 7)													2	0	0	0	0	0	0							
Juan Beniquez, R OBP: 0.319, SLG: 0.375 (1, 8)	FC6-4 6-3		L8			K				L9 S 1B		F3	5	1	1	0	0	1	1							
Dwight Evans, R OBP: 0.326, SLG: 0.425 (1, 9)	6-3					5-3				L9			5	0	1	1	0	0	1							
Carl Yastrzemski, L OBP: 0.416, SLG: 0.457 (1, 3)	4-3											2B	3	0	0	0	2	0	0							
Cecil Cooper, L OBP: 0.319, SLG: 0.396 (1, 10)			2-3										3	0	0	0	2	0	2							
Rico Petrocelli, R OBP: 0.333, SLG: 0.415 (1, 5)			6-3										5	0	0	0	0	3	4							
Tim McCarver, L OBP: 0.387, SLG: 0.259 (12, PH)													4	0	1	0	0	0	0							
Deron Johnson, R OBP: 0.247, SLG: 0.320 (1, 4)													1	0	0	0	0	1	0							
Doug Griffin, R OBP: 0.328, SLG: 0.343 (12, PH)													4	0	0	0	0	0	1							
Jim Rice, R OBP: 0.294, SLG: 0.267 (1, 6)	F9												1	0	0	0	0	0	0							
Rick Burleson, R OBP: 0.329, SLG: 0.390 (1, 6)													4	0	0	0	0	0	0							
Inning Stats	R: 1 E: 0 K: 0 S: 4	H: 1 LOB: 0 BB: 0 P: 4	R: 0 E: 0 K: 0 S: 4	H: 1 LOB: 1 BB: 0 P: 4	R: 0 E: 0 K: 0 S: 3	H: 0 LOB: 0 BB: 0 P: 3	R: 0 E: 0 K: 1 S: 5	H: 0 LOB: 1 BB: 1 P: 9	R: 0 E: 0 K: 0 S: 3	H: 0 LOB: 0 BB: 0 P: 3	R: 0 E: 0 K: 1 S: 6	H: 0 LOB: 3 BB: 2 P: 14	R: 0 E: 0 K: 0 S: 4	R: 0 E: 0 K: 2 S: 7	H: 1 LOB: 2 BB: 0 P: 8	R: 0 E: 0 K: 2 S: 7	H: 0 LOB: 0 BB: 0 P: 7	1B: 3 2B: 1 3B: 0 HR: 0	SF: 0 SAC: 0 DP: 0 HBP: 0	WP: 0 PA: 44 PB: 0 SB: 3 CS: 0						
PITCHER	IP WLS BF H R ER SO BB IBB HBP BLK WP HR S P ERA WHIP	11.0 W 41 4 1 0 3 2 2 0 0 0 0 0 7 7 0.00 0.545	PITCHER												IP WLS BF H R ER SO BB IBB HBP BLK WP HR S P ERA WHIP											
Pat Dobson, R ERA: 2.96 Sparky Lyle, L ERA: 1.79																										

New York Yankees @ Boston Red Sox
Fenway Park, Boston, MA
Tue Sep 10 1974, 7:05 PM EDT
Att. 33,174 - Unknown - 71 F

AB 40
R 1
H 4
RBI 1
BB 4
SO 5
LOB 9



Batter	1	2	3	4	5	6	7	8	9	AB	R	H	RBI	BB	SO	LOB	TOP			
Tommy Harper, R OBP: 0.301, SLG: 0.324 (1, 7)	F9		FC6-2 1B		F8		1B			4	0	2	0	0	0	0	Boston Red Sox @ Cleveland Indians Cleveland Municipal Stadium, Cleveland, OH Wed Sep 11 1974, 7:05 PM EDT Att: 11,414 - Unknown - 78 F			
Juan Beniquez, R OBP: 0.316, SLG: 0.376 (1, 8)	2B		FC6-2		6-3		1-3			4	0	1	0	0	0	3				
Dwight Evans, R OBP: 0.327, SLG: 0.423 (1, 9)	G4-6-3 BB		K					K		2	0	0	0	2	2	2				
Carl Yastrzemski, L OBP: 0.415, SLG: 0.454 (1, 3)	G4-6-3			2B BB	F5			L8		3	1	0	0	1	0	3				
Cecil Cooper, L OBP: 0.315, SLG: 0.392 (1, 10)		K		F9			F8	4-3		4	0	0	0	0	1	1				
Rico Petrocelli, R OBP: 0.333, SLG: 0.415 (1, 5)	F8			2B			F8		L9	4	0	1	1	0	0	0				
Tim McCarver, L OBP: 0.354, SLG: 0.244 (1, 2)	L9			FC6-4 IBB			5-3		F7	3	0	0	0	1	0	0				
Doug Griffin, R OBP: 0.325, SLG: 0.339 (1, 4)			K	FC6-4					F8	3	0	0	0	0	1	2				
Bernie Carbo, L OBP: 0.365, SLG: 0.405 (9, PH)				1-2			3-1			1	0	0	0	0	0	0				
Rick Burleson, R OBP: 0.329, SLG: 0.389 (1, 6)			1B FC6-2 1B		L9		F8			3	0	1	0	0	0	2				
Inning Stats	R: 0 E: 0 K: 0 S: 3	H: 1 LOB: 1 BB: 1 P: 7	R: 0 E: 0 K: 1 S: 5	H: 0 LOB: 0 BB: 0 P: 5	R: 0 E: 0 K: 2 S: 9	H: 2 LOB: 2 BB: 0 P: 9	R: 1 E: 0 K: 0 S: 4	H: 1 LOB: 2 BB: 2 P: 12	R: 0 E: 0 K: 0 S: 3	H: 0 LOB: 0 BB: 0 P: 3	R: 0 E: 0 K: 0 S: 4	H: 1 LOB: 1 BB: 0 P: 4	R: 0 E: 0 K: 1 S: 5	H: 0 LOB: 0 BB: 0 P: 5	R: 0 E: 0 K: 0 S: 3	H: 0 LOB: 0 BB: 0 P: 3	1B: 3 2B: 2 3B: 0 HR: 0	SF: 0 SAC: 0 DP: 1 HBP: 0	WP: 0 PB: 0 SB: 0 CS: 0	PA: 35
PITCHER Gaylord Perry, R ERA: 2.26 (1, 1)	IP: 9.0 WLS: W BF: 35 H: 5 R: 1 ER: 1 SO: 4 BB: 3 IBB: 1 HBP: 0 BLK: 0 WP: 0 HR: 0 S: 39 P: 55 ERA: 1.00 WHIP: 0.889																			

AB 31
R 1
H 5
RBI 1
BB 4
SO 4
LOB 13



Batter	1	2	3	4	5	6	7	8	9	AB	R	H	RBI	BB	SO	LOB	BOTTOM			
John Lowenstein, L OBP: 0.317, SLG: 0.327 (1, 7)	S 1B		F7		4-3		4-3			4	1	1	0	0	0	1	Boston Red Sox @ Cleveland Indians Cleveland Municipal Stadium, Cleveland, OH Wed Sep 11 1974, 7:05 PM EDT Att: 11,414 - Unknown - 78 F			
Rusty Torres, S OBP: 0.246, SLG: 0.242 (8, 7)	1B				2-3					0	0	0	0	0	0	0				
Oscar Gamble, L OBP: 0.366, SLG: 0.482 (1, 10)	6-3		K2-3		2B IBB		F6			3	0	0	0	1	1	1				
George Hendrick, R OBP: 0.335, SLG: 0.475 (1, 8)	1-3		F3				5-3			4	0	1	1	0	0	1				
Charlie Spikes, R OBP: 0.328, SLG: 0.446 (1, 9)	S 2H 1B			6-3	1-3 3H 2B		1-3 3		E BB	3	0	1	1	1	0	2				
John Ellis, R OBP: 0.334, SLG: 0.428 (1, 2)	1-2 BB			5-3			5-3		F6	3	0	0	0	1	0	1				
Tom McCraw, L OBP: 0.347, SLG: 0.448 (1, 3)	F8								1-2 F6	4	1	2	0	0	0	3				
Jack Brohamer, L OBP: 0.331, SLG: 0.331 (1, 4)			F7		G3		4-3 2B 1B		G3	4	0	0	0	0	0	3				
Ed Crosby, L OBP: 0.282, SLG: 0.268 (1, 5)			F8				4-3 SH3-4 2B		2H 2B	3	1	2	1	0	0	0				
Frank Duffy, R OBP: 0.274, SLG: 0.313 (1, 6)			L5				SH3-4 1B		6-3	2	0	0	0	0	0	1				
Inning Stats	R: 1 E: 0 K: 0 S: 5	H: 2 LOB: 2 BB: 1 P: 9	R: 0 E: 0 K: 0 S: 3	H: 0 LOB: 0 BB: 0 P: 3	R: 0 E: 0 K: 1 S: 5	H: 0 LOB: 0 BB: 0 P: 5	R: 0 E: 0 K: 0 S: 4	H: 1 LOB: 1 BB: 0 P: 4	R: 1 E: 0 K: 0 S: 5	H: 2 LOB: 1 BB: 1 P: 9	R: 1 E: 0 K: 0 S: 5	H: 2 LOB: 1 BB: 0 P: 5	R: 0 E: 0 K: 0 S: 3	H: 0 LOB: 0 BB: 0 P: 3	R: 0 E: 1 K: 0 S: 3	H: 0 LOB: 1 BB: 1 P: 7	1B: 5 2B: 2 3B: 0 HR: 0	SF: 0 SAC: 1 DP: 0 HBP: 0	WP: 0 PB: 0 SB: 2 CS: 0	PA: 34
PITCHER Dick Drago, R ERA: 3.74 Reggie Cleveland, R ERA: 4.43 (1, 1) (8, 1)	IP: 7.0 WLS: L BF: 30 H: 7 R: 3 ER: 3 SO: 1 BB: 1 IBB: 0 HBP: 0 BLK: 0 WP: 0 HR: 0 S: 30 P: 38 ERA: 3.86 WHIP: 1.143																			

AB 30
R 3
H 7
RBI 3
BB 3
SO 1
LOB 13



Batter	1	2	3	4	5	6	7	8	9	AB	R	H	RBI	BB	SO	LOB	TOP					
Tommy Harper, R (1, 7) OBP: 0.303, SLG: 0.323 Rick Miller, L (9, 7) OBP: 0.338, SLG: 0.335	L7		6-3						FC5-4	4	0	1	1	1	0	1	Boston Red Sox @ Cleveland Indians Cleveland Municipal Stadium, Cleveland, OH Thu Sep 12 1974, 7:05 PM EDT Att: 9,710 - Unknown - 78 F					
Juan Beniquez, R (1, 8) OBP: 0.317, SLG: 0.374	F9				1-3		K	K		5	0	1	0	0	2	5						
Carl Yastrzemski, L (1, 3) OBP: 0.413, SLG: 0.453	1-3			P2		P5		SH2-4 SF8	1-3	5	1	1	0	0	0	2						
Deron Johnson, R (1, 10) OBP: 0.245, SLG: 0.317		E5		P1		P3		SH2-4		3	0	0	0	0	0	1						
Bernie Carbo, L (1, 9) OBP: 0.366, SLG: 0.404 Dwight Evans, R (9, 9) OBP: 0.327, SLG: 0.423				1-3		4-3				3	0	1	0	1	0	1						
Rico Petrocelli, R (1, 5) OBP: 0.334, SLG: 0.415										0	0	0	0	0	0	0						
Dick McAuliffe, L (1, 4) OBP: 0.322, SLG: 0.328										3	1	1	0	1	1	2						
Rick Burleson, R (1, 6) OBP: 0.329, SLG: 0.389										3	0	1	0	0	0	2						
Bob Montgomery, R (1, 2) OBP: 0.257, SLG: 0.293										4	0	1	0	0	3	3						
Inning Stats	R: 0 E: 0 K: 0 S: 3	H: 0 LOB: 0 BB: 0 P: 3	R: 0 E: 1 K: 1 S: 6	H: 1 LOB: 1 BB: 0 P: 6	R: 0 E: 0 K: 1 S: 5	H: 0 LOB: 0 BB: 0 P: 5	R: 0 E: 0 K: 0 S: 4	H: 1 LOB: 1 BB: 0 P: 4	R: 2 E: 0 K: 1 S: 8	H: 3 LOB: 1 BB: 0 P: 8	R: 0 E: 0 K: 0 S: 3	H: 0 LOB: 0 BB: 0 P: 3	R: 0 E: 1 K: 2 S: 9	H: 1 LOB: 3 BB: 1 P: 13	R: 1 E: 0 K: 0 S: 4	H: 1 LOB: 2 BB: 2 P: 12	R: 0 E: 0 K: 1 S: 6	H: 1 LOB: 1 BB: 0 P: 6	1B: 6 2B: 2 3B: 0 HR: 0	SF: 1 SAC: 2 DP: 1 HBP: 0	WP: 0 PB: 0 SB: 0 CS: 0	PA: 39
PITCHER	IP WLS BF H R ER SO BB IBB HBP BLK WP HR S P ERA WHIP																					
Jim Perry, R (1, 1) ERA: 2.89 Tom Buskey, R (8, 1) ERA: 3.17	7.1 L 33 7 3 3 5 1 2 0 0 0 0 0 0 40 52 3.68 1.091																					


AB 33
R 3
H 8
RBI 3
BB 3
SO 6
LOB 19




Batter	1	2	3	4	5	6	7	8	9	AB	R	H	RBI	BB	SO	LOB	BOTTOM					
Johnny Jeter, R (1, 7) OBP: 0.397, SLG: 0.308 Rusty Torres, S (8, 7) OBP: 0.245, SLG: 0.240	6-3								4-3	4	0	2	0	0	0	0	Boston Red Sox @ Cleveland Indians Cleveland Municipal Stadium, Cleveland, OH Thu Sep 12 1974, 7:05 PM EDT Att: 9,710 - Unknown - 78 F					
Oscar Gamble, L (1, 10) OBP: 0.363, SLG: 0.477	F9									4	0	0	0	0	0	2						
George Hendrick, R (1, 8) OBP: 0.335, SLG: 0.475										4	1	1	0	0	1	0						
Charlie Spikes, R (1, 9) OBP: 0.330, SLG: 0.453										4	1	2	1	0	0	0						
John Ellis, R (1, 2) OBP: 0.335, SLG: 0.431 Luis Alvarado, R (8, PR) OBP: 0.224, SLG: 0.213 Dave Duncan, R (9, 2) OBP: 0.261, SLG: 0.335										4	0	2	1	0	0	0						
Rico Carty, R (1, 3) OBP: 0.494, SLG: 0.533										0	0	0	0	0	0	0						
Buddy Bell, R (1, 5) OBP: 0.313, SLG: 0.352										3	0	1	0	1	0	3						
Jack Brohamer, L (1, 4) OBP: 0.328, SLG: 0.328 Joe Lis, R (9, PH) OBP: 0.296, SLG: 0.354										4	0	2	1	0	0	0						
Frank Duffy, R (1, 6) OBP: 0.274, SLG: 0.312										4	0	1	0	0	0	0						
Inning Stats	R: 1 E: 0 K: 0 S: 6	H: 3 LOB: 2 BB: 0 P: 6	R: 0 E: 0 K: 0 S: 3	H: 0 LOB: 0 BB: 0 P: 3	R: 0 E: 0 K: 0 S: 3	H: 1 LOB: 2 BB: 0 P: 3	R: 0 E: 0 K: 0 S: 5	H: 2 LOB: 2 BB: 0 P: 5	R: 0 E: 0 K: 0 S: 3	H: 0 LOB: 0 BB: 0 P: 3	R: 1 E: 0 K: 1 S: 6	H: 1 LOB: 1 BB: 1 P: 10	R: 0 E: 0 K: 0 S: 4	H: 1 LOB: 1 BB: 0 P: 4	R: 0 E: 0 K: 0 S: 4	H: 1 LOB: 1 BB: 0 P: 4	R: 0 E: 0 K: 0 S: 4	H: 1 LOB: 1 BB: 0 P: 4	1B: 7 2B: 2 3B: 0 HR: 1	SF: 0 SAC: 0 DP: 0 HBP: 0	WP: 1 PB: 0 SB: 0 CS: 1	PA: 37
PITCHER	IP WLS BF H R ER SO BB IBB HBP BLK WP HR S P ERA WHIP																					
Bill Lee, L (1, 1) ERA: 3.56	9.0 W 37 10 2 2 1 1 0 0 0 0 1 1 38 42 2.00 1.222																					

AB 36
R 2
H 10
RBI 2
BB 1
SO 1
LOB 9




Batter	1	2	3	4	5	6	7	8	9	10	AB	R	H	RBI	BB	SO	LOB	TOP									
Tommy Harper, R OBP: 0.303, SLG: 0.321 (1, 7)	4-0 BB BB BB BB BB	0-0 P6		0-0 5-3			0-0 CS SH 1B		0-0 F7	0-3 K	5	1	1	0	1	1	3	Boston Red Sox @ Milwaukee Brewers Milwaukee County Stadium, Milwaukee, WI Fri Sep 13 1974, 8:05 PM EDT Att: 6,186 - Unknown - 53 F livebaseballscorecards.com AB 40 R 8 H 14 RBI 8 BB 5 SO 8 LOB 23 									
Juan Beniquez, R OBP: 0.321, SLG: 0.375 (1, 8)	4-0 BB BB BB 2B BB	0-0 F3					0-0 SH CS		0-0 1B	0-3 K	4	1	2	0	1	1	2										
Carl Yastrzemski, L OBP: 0.415, SLG: 0.454 (1, 3)	4-0 BB BB BB 2B BB			0-0 2B			0-0 L8		0-3 K	4-0 FC6-4 BB	3	2	1	0	2	1	4										
Deron Johnson, R OBP: 0.242, SLG: 0.313 (1, 10)	0-3 K			0-0 6-3			0-3 K		0-0 SF8	0-0 FC6-4	4	0	0	1	0	2	8										
Bernie Carbo, L OBP: 0.338, SLG: 0.404 (1, 9)	4-0 BB BB BB 2B BB			0-0 F2			0-0 5-3		3-H 0-0 CS	0-3 K	0	0	0	1	1	0	0										
Dwight Evans, R OBP: 0.327, SLG: 0.421 (3, 9)	1-2 2-3 3-H K2-5-2 BB								1-2 2-3 3-H	0-0 2B 1B	4	1	1	0	0	1	2										
Rico Petrocelli, R OBP: 0.337, SLG: 0.424 (1, 5)	0-0 2B			0-0 1B 2B			0-0 6-3		0-0 6-3	0-0 1B 2B	5	1	3	4	0	0	0										
Dick McAuliffe, L OBP: 0.321, SLG: 0.326 (1, 4)	0-3 K2-5-2			0-3 2H 1B			0-0 F7		0-0 6-3	0-0 L9	1	0	0	0	0	1	2										
Doug Griffin, R OBP: 0.324, SLG: 0.338 (3, 4)	3-3			2-H 1B							4	0	1	0	0	0	1										
Rick Burleson, R OBP: 0.328, SLG: 0.387 (1, 6)				0-0 5-3			0-0 3-1			0-0 BB 1B	4	0	1	0	0	0	0										
Rick Miller, L OBP: 0.338, SLG: 0.335 (10, PH)							0-0 5-3			0-0 1B 2B	0	0	0	0	0	0	0										
Mario Guerrero, R OBP: 0.296, SLG: 0.296 (10, 6)										2-3 1B 1B	1	1	1	0	0	0	0										
Bob Montgomery, R OBP: 0.285, SLG: 0.300 (1, 2)				0-3 K					0-0 SH 1B SF8	0-0 P1	5	1	3	2	0	1	1										
Inning Stats	R: 3 E: 0 K: 2 S: 7	H: 1 LOB: 2 BB: 4 P: 23	R: 0 E: 0 K: 0 S: 4	H: 1 LOB: 1 BB: 0 P: 4	R: 1 E: 0 K: 2 S: 5	H: 3 LOB: 2 BB: 0 P: 5	R: 0 E: 0 K: 1 S: 5	H: 0 LOB: 0 BB: 0 P: 5	R: 0 E: 0 K: 1 S: 6	H: 1 LOB: 1 BB: 0 P: 6	R: 0 E: 0 K: 0 S: 3	H: 0 LOB: 0 BB: 0 P: 3	R: 1 E: 0 K: 1 S: 7	H: 2 LOB: 1 BB: 0 P: 7	R: 0 E: 0 K: 1 S: 5	H: 0 LOB: 0 BB: 0 P: 5	R: 0 E: 0 K: 0 S: 5		H: 2 LOB: 3 BB: 1 P: 9	R: 3 E: 0 K: 2 S: 11	H: 4 LOB: 1 BB: 0 P: 11	1B: 10 2B: 5 3B: 0 HR: 0	SF: 1 SAC: 1 DP: 1 HBP: 0	WP: 0 PB: 0 SB: 0 CS: 2	PA: 48		
PITCHER	IP	WLS	BF	H	R	ER	SO	BB	IBB	HBP	BLK	WP	HR	S	P	ERA	WHIP										
Eduardo Rodriguez, R ERA: 3.7 (1, 1)	0.1		6	1	3	3	1	4	0	0	0	0	0	4	20	81.00	15.000										
Kevin Kobel, L ERA: 3.92 (1, 1)	6.2		25	7	2	2	4	0	0	0	0	0	0	33	33	2.70	1.050										
Bill Castro, R ERA: 4.3 (8, 1)	1.2		7	2	0	0	1	0	0	0	0	0	0	9	9	0.00	1.200										
Bill Travers, L ERA: 5.07 (8, 1)	0.1	L	4	2	2	2	0	1	0	0	0	0	0	3	7	54.00	9.000										
Roger Miller, R ERA: 11.57 (10, 1)	1.0		5	2	1	1	2	0	0	0	0	0	0	9	9	9.00	2.000										

Batter	1	2	3	4	5	6	7	8	9	10	AB	R	H	RBI	BB	SO	LOB	BOTTOM										
Don Money, R OBP: 0.348, SLG: 0.497 (1, 5)	0-0 HR 1B	0-0 CS	0-3 K		0-3 K			0-3 K			4	1	1	0	0	3	0	Boston Red Sox @ Milwaukee Brewers Milwaukee County Stadium, Milwaukee, WI Fri Sep 13 1974, 8:05 PM EDT Att: 6,186 - Unknown - 53 F livebaseballscorecards.com AB 34 R 5 H 6 RBI 5 BB 2 SO 10 LOB 3 										
Ken Berry, R OBP: 0.303, SLG: 0.300 (1, 8)	0-3 K		0-3 K		0-0 P3			0-3 K			3	0	0	0	0	2	1											
Gorman Thomas, R OBP: 0.304, SLG: 0.476 (8, PH)	0-0 K		0-0 K		0-0 P3			0-0 F9			4	2	2	3	0	0	0											
George Scott, R OBP: 0.353, SLG: 0.446 (1, 3)	0-0 1-H HR		0-0 HR		0-0 P3			0-0 F9			3	0	0	0	1	0	0											
John Briggs, L OBP: 0.337, SLG: 0.440 (1, 7)	0-0 F8		0-0 F9		4-0 CS BB			0-0 F8			3	0	0	0	1	0	0											
Darrell Porter, L OBP: 0.331, SLG: 0.391 (1, 2)	0-0 F7			0-3 K				0-0 F9			4	0	0	0	0	2	1											
Sixto Lezcano, R OBP: 0.278, SLG: 0.235 (1, 9)		0-0 F6		0-0 F9				0-0 L4			4	0	0	0	0	0	0											
Mike Hegan, L OBP: 0.328, SLG: 0.400 (1, 10)		0-0		0-0				0-0 F9			1	1	1	1	0	0	0											
Bobby Mitchell, R OBP: 0.310, SLG: 0.372 (4, PH)		HR		E 2B				0-0 F9			3	1	1	0	0	0	0											
Tim Johnson, L OBP: 0.292, SLG: 0.350 (1, 6)		1-3		0-0 E8 1B				0-3 K			4	0	1	1	0	2	0											
Pedro Garcia, R OBP: 0.238, SLG: 0.322 (1, 4)		4-0 CS BB		0-0 P3				0-0 5-3			3	0	0	0	1	0	1											
Inning Stats	R: 2 E: 0 K: 1 S: 7	H: 2 LOB: 0 BB: 7 P: 7	R: 1 E: 0 K: 0 S: 3	H: 1 LOB: 1 BB: 1 P: 7	R: 1 E: 1 K: 1 S: 7	H: 2 LOB: 1 BB: 0 P: 7	R: 0 E: 0 K: 0 S: 2	H: 0 LOB: 0 BB: 1 P: 6	R: 0 E: 0 K: 1 S: 5	H: 0 LOB: 0 BB: 0 P: 5	R: 0 E: 0 K: 2 S: 7	H: 0 LOB: 0 BB: 0 P: 7	R: 0 E: 0 K: 1 S: 5	H: 0 LOB: 0 BB: 0 P: 5	R: 0 E: 0 K: 1 S: 5	H: 0 LOB: 0 BB: 0 P: 5	1B: 2 2B: 1 3B: 0 HR: 3		SF: 0 SAC: 0 DP: 0 HBP: 0	WP: 0 PB: 0 SB: 0 CS: 2	PA: 37							
PITCHER	IP	WLS	BF	H	R	ER	SO	BB	IBB	HBP	BLK	WP	HR	S	P	ERA	WHIP											
Dick Pole, R ERA: 4.18 (4, 1)	3.0		13	4	4	4	3	1	0	0	0	0	0	3	18	12.00	1.667											
Roger Moret, L ERA: 3.62 (4, 1)	7.0	W	23	2	1	1	7	1	0	0	0	0	0	36	40	1.29	0.429											

Batter	1	2	3	4	5	6	7	8	9	AB	R	H	RBI	BB	SO	LOB	TOP					
Tommy Harper, R (1, 7) OBP: 0.300, SLG: 0.318	F9			6-3		4-3		6-3		4	0	0	0	0	0	0	Boston Red Sox @ Milwaukee Brewers Milwaukee County Stadium, Milwaukee, WI Sat Sep 14 1974, 4:33 AM EDT Att: 8,807 - Unknown livebaseballscorecards.com					
Juan Beniquez, R (1, 8) OBP: 0.318, SLG: 0.372	F9			F9		E8		F8		3	0	0	0	0	0	0						
Rick Miller, L (7, 8) OBP: 0.337, SLG: 0.333	F9			F9		E8		F8		1	0	0	0	0	0	0						
Carl Yastrzemski, L (1, 3) OBP: 0.412, SLG: 0.451	F8			K		G4-6-3		F8		4	0	0	0	0	1	1						
Deron Johnson, R (1, 10) OBP: 0.239, SLG: 0.310		6-3			6-3			F7		4	0	0	0	0	0	0						
Bernie Carbo, L (1, 9) OBP: 0.370, SLG: 0.408		3-1			1-3	1B				2	1	1	0	1	0	0						
Rico Petrocelli, R (1, 5) OBP: 0.335, SLG: 0.421		6-3			1-3	2B		F5		3	0	0	0	0	0	2						
Dick McAuliffe, L (1, 4) OBP: 0.321, SLG: 0.326				F8		WP		4-3		3	0	1	1	0	0	1						
Rick Burleson, R (1, 6) OBP: 0.329, SLG: 0.386				F8		3H				1	0	0	0	1	0	0						
Cecil Cooper, L (8, PH) OBP: 0.315, SLG: 0.391				F8		4-0		4-3		1	0	0	0	0	0	0						
Mario Guerrero, R (8, 6) OBP: 0.296, SLG: 0.296				F8		WP				0	0	0	0	0	0	0						
Bob Montgomery, R (1, 2) OBP: 0.282, SLG: 0.297				L8		BB		4-3		2	0	0	0	0	0	2						
Fred Lynn, L (8, PH)								4-3		1	0	0	0	0	0	0						
Tim Blackwell, S (8, 2) OBP: 0.325, SLG: 0.288								4-3		0	0	0	0	0	0	0						
Inning Stats	R: 0 E: 0 K: 0 S: 3	H: 0 LOB: 0 BB: 0 P: 3	R: 0 E: 0 K: 0 S: 3	H: 0 LOB: 0 BB: 0 P: 3	R: 0 E: 0 K: 0 S: 3	H: 0 LOB: 0 BB: 0 P: 3	R: 0 E: 0 K: 1 S: 5	H: 0 LOB: 0 BB: 0 P: 5	R: 1 E: 0 K: 0 S: 5	H: 2 LOB: 2 BB: 1 P: 9	R: 0 E: 1 K: 0 S: 3	H: 0 LOB: 0 BB: 0 P: 3	R: 0 E: 0 K: 0 S: 3	H: 0 LOB: 0 BB: 1 P: 7	R: 0 E: 0 K: 0 S: 3	H: 0 LOB: 0 BB: 0 P: 3	R: 0 E: 0 K: 0 S: 3	H: 0 LOB: 0 BB: 0 P: 3	1B: 1 2B: 1 3B: 0 HR: 0	SF: 0 SAC: 0 DP: 1 HBP: 0	WP: 1 PB: 0 SB: 0 CS: 0	PA: 31
PITCHER Bill Champion, R (1, 1) ERA: 3.39	IP: 9.0 WLS: W BF: 31 H: 2 R: 1 ER: 1 SO: 1 BB: 2 IBB: 0 HBP: 0 BLK: 0 WP: 1 HR: 0 S: 31 P: 39 ERA: 1.00 WHIP: 0.444															PITCHER						

AB 29
R 1
H 2
RBI 1
BB 2
SO 1
LOB 6



Batter	1	2	3	4	5	6	7	8	9	AB	R	H	RBI	BB	SO	LOB	BOTTOM			
Don Money, R (1, 5) OBP: 0.346, SLG: 0.405	5-3	G3			FC6-4		L9			4	0	0	0	0	0	5	Boston Red Sox @ Milwaukee Brewers Milwaukee County Stadium, Milwaukee, WI Sat Sep 14 1974, 4:33 AM EDT Att: 8,807 - Unknown livebaseballscorecards.com			
Tim Johnson, L (1, 6) OBP: 0.291, SLG: 0.348	1-3			F7		4-3				4	0	1	1	0	0	1				
George Scott, R (1, 3) OBP: 0.352, SLG: 0.451	HR			5-3		K		F4		4	1	1	1	0	1	3				
John Briggs, L (1, 7) OBP: 0.339, SLG: 0.439	F8									2	0	0	0	2	1	0				
Darrell Porter, L (1, 2) OBP: 0.328, SLG: 0.387		4-3		1-3						4	0	0	0	0	0	2				
Gorman Thomas, R (1, 9) OBP: 0.296, SLG: 0.440										4	1	1	0	0	2	1				
Mike Hegan, L (1, 10) OBP: 0.332, SLG: 0.398										1	0	0	0	2	0	0				
Bobby Mitchell, R (7, PR) OBP: 0.310, SLG: 0.372										0	1	0	0	0	0	0				
Bob Coluccio, R (1, 8) OBP: 0.309, SLG: 0.326										2	0	0	0	0	0	2				
Pedro Garcia, R (1, 4) OBP: 0.241, SLG: 0.325										2	0	2	1	1	0	0				
Inning Stats	R: 1 E: 0 K: 0 S: 4	H: 1 LOB: 0 BB: 0 P: 4	R: 1 E: 0 K: 0 S: 5	H: 2 LOB: 2 BB: 1 P: 9	R: 0 E: 0 K: 0 S: 3	H: 0 LOB: 1 BB: 1 P: 7	R: 0 E: 0 K: 1 S: 5	H: 0 LOB: 0 BB: 0 P: 5	R: 0 E: 0 K: 1 S: 6	H: 1 LOB: 1 BB: 0 P: 6	R: 0 E: 0 K: 1 S: 4	H: 0 LOB: 0 BB: 1 P: 8	R: 1 E: 0 K: 0 S: 4	H: 1 LOB: 2 BB: 2 P: 12	R: 0 E: 0 K: 1 S: 5	H: 0 LOB: 0 BB: 0 P: 5	1B: 4 2B: 0 3B: 0 HR: 1	SF: 0 SAC: 1 DP: 0 HBP: 0	WP: 0 PB: 0 SB: 0 CS: 1	PA: 33
PITCHER Reggie Cleveland, R (1, 1) ERA: 4.39	IP: 8.0 WLS: L BF: 33 H: 5 R: 3 ER: 3 SO: 4 BB: 5 IBB: 0 HBP: 0 BLK: 0 WP: 0 HR: 1 S: 36 P: 56 ERA: 3.38 WHIP: 1.250															PITCHER				

AB 27
R 3
H 5
RBI 3
BB 5
SO 4
LOB 14



Batter	1	2	3	4	5	6	7	8	9	AB	R	H	RBI	BB	SO	LOB	TOP				
Tommy Harper, R OBP: 0.297, SLG: 0.314	L8	6-3		5-3		F7			F8	5	0	0	0	0	0	3					
Cecil Cooper, L OBP: 0.317, SLG: 0.393 Jim Rice, R OBP: 0.286, SLG: 0.258	F8		E7 2B	1B		1B 4-5		G3		3	1	2	0	0	0	0					
Carl Yastrzemski, L OBP: 0.414, SLG: 0.454			F8 2B	2B		1B		E3		3	1	2	1	1	0	0					
Bernie Carbo, L OBP: 0.368, SLG: 0.406 Dwight Evans, R OBP: 0.325, SLG: 0.419	F7		F8		F2			G6-4-3		2	0	0	0	0	0	2					
Fred Lynn, L OBP: 0.400, SLG: 1.200 Juan Beniquez, R OBP: 0.316, SLG: 0.370					4-5				K	2	1	2	2	0	0	0					
Rico Petrocelli, R OBP: 0.336, SLG: 0.421 Doug Griffin, R OBP: 0.320, SLG: 0.335			F4			K			F7	0	0	0	0	0	0	0					
Dick McAuliffe, L OBP: 0.318, SLG: 0.322			F8		1-3				F8	3	0	0	0	0	0	2					
Rick Burleson, R OBP: 0.328, SLG: 0.384										1	0	0	0	0	0	0					
Mario Guerrero, R OBP: 0.295, SLG: 0.295			F8		G2				6-3	4	0	1	0	0	0	1					
Bob Montgomery, R OBP: 0.286, SLG: 0.315					F8				K	4	1	2	2	0	1	0					
Inning Stats	R: 0 E: 0 K: 0 S: 3	H: 0 LOB: 1 BB: 1 P: 7	R: 3 E: 0 K: 0 S: 5	H: 2 LOB: 1 BB: 0 P: 6	R: 2 E: 1 K: 0 S: 6	H: 3 LOB: 1 BB: 0 P: 6	R: 0 E: 0 K: 0 S: 3	H: 0 LOB: 0 BB: 0 P: 3	R: 0 E: 0 K: 1 S: 4	H: 2 LOB: 1 BB: 0 P: 4	R: 0 E: 1 K: 0 S: 5	H: 0 LOB: 0 BB: 0 P: 3	R: 0 E: 0 K: 1 S: 5	H: 0 LOB: 0 BB: 0 P: 5	R: 0 E: 0 K: 1 S: 5	H: 0 LOB: 0 BB: 0 P: 5	1B: 5 2B: 3 3B: 0 HR: 2	SF: 0 SAC: 0 DP: 2 HBP: 1	WP: 0 PB: 0 SB: 0 CS: 0	PA: 37	
PITCHER	IP	WLS	BF	H	R	ER	SO	BB	IBB	HBP	BLK	WP	HR	S	P	ERA	WHIP				
Jim Slaton, R ERA: 3.89	4.0		21	7	5	5	0	1	0	1	0	0	2	19	24	11.25	2.000				
Clyde Wright, L ERA: 4.39	5.0	W	16	2	0	0	3	0	0	0	0	0	0	22	22	0.00	0.400				

Boston Red Sox @ Milwaukee Brewers
Milwaukee County Stadium, Milwaukee, WI
Sun Sep 15 1974, 4:33 AM EDT
Att: 7,313 - Unknown


AB 35
R 5
H 9
RBI 5
BB 1
SO 3
LOB 14



Batter	1	2	3	4	5	6	7	8	9	AB	R	H	RBI	BB	SO	LOB	BOTTOM				
Don Money, R OBP: 0.346, SLG: 0.404	BB HR 1B	3-1 FC BB	F7		F9			5-3		4	2	1	0	1	0	2					
Ken Berry, R OBP: 0.301, SLG: 0.298	K	3-1	E3 1B		F6			1-3		5	0	1	1	0	1	3					
George Scott, R OBP: 0.351, SLG: 0.449	HR 1B	FC S	G3			6-3				4	1	1	1	0	0	1					
John Briggs, L OBP: 0.338, SLG: 0.436	HR BB	F9	E3			3-1				3	1	0	0	1	0	2					
Darrell Porter, L OBP: 0.325, SLG: 0.383	K	K			K			F8		4	0	0	0	0	3	4					
Gorman Thomas, R OBP: 0.323, SLG: 0.536	HR		BB 3B BB		K			K		3	2	1	4	1	2	0					
Mike Hegan, L OBP: 0.335, SLG: 0.395	HBP BB		BB 3B BB		F7			4-3		2	1	0	0	2	0	0					
Tim Johnson, L OBP: 0.295, SLG: 0.358			BB 3B		4-3			F8		3	1	1	2	0	0	0					
Pedro Garcia, R OBP: 0.244, SLG: 0.329	K		BB F7 1B 1B					L5		4	1	2	1	0	1	2					
Inning Stats	R: 4 E: 0 K: 3 S: 12	H: 3 LOB: 2 BB: 2 P: 21	R: 1 E: 0 K: 1 S: 6	H: 0 LOB: 1 BB: 1 P: 10	R: 4 E: 1 K: 0 S: 6	H: 3 LOB: 2 BB: 2 P: 14	R: 0 E: 0 K: 2 S: 7	H: 0 LOB: 0 BB: 0 P: 7	R: 0 E: 0 K: 0 S: 4	H: 1 LOB: 1 BB: 0 P: 4	R: 0 E: 0 K: 0 S: 3	H: 0 LOB: 0 BB: 0 P: 3	R: 0 E: 0 K: 1 S: 5	H: 0 LOB: 0 BB: 0 P: 5	R: 0 E: 0 K: 0 S: 3	H: 0 LOB: 0 BB: 0 P: 3	1B: 4 2B: 1 3B: 1 HR: 1	SF: 0 SAC: 0 DP: 0 HBP: 1	WP: 0 PB: 0 SB: 2 CS: 0	PA: 38	
PITCHER	IP	WLS	BF	H	R	ER	SO	BB	IBB	HBP	BLK	WP	HR	S	P	ERA	WHIP				
Luis Tiant, R ERA: 3.0	2.0	L	18	5	9	9	4	5	0	1	0	0	1	20	41	40.50	5.000				
Dick Drago, R ERA: 3.62	5.0		17	2	0	0	3	0	0	0	0	0	0	23	23	0.00	0.400				
Diego Segui, R ERA: 4.05	1.0		3	0	0	0	0	0	0	0	0	0	0	3	3	0.00	0.000				

Boston Red Sox @ Milwaukee Brewers
Milwaukee County Stadium, Milwaukee, WI
Sun Sep 15 1974, 4:33 AM EDT
Att: 7,313 - Unknown


AB 32
R 9
H 7
RBI 9
BB 5
SO 7
LOB 14



Batter	1	2	3	4	5	6	7	8	9	AB	R	H	RBI	BB	SO	LOB	TOP			
Ron LeFlore, R OBP: 0.290, SLG: 0.313 (1, 8)	G3		4-3		K		S 1B		1-2 3-H 1B	5	0	2	1	0	1	0				
Gary Sutherland, R OBP: 0.283, SLG: 0.315 (1, 4)	5-3		2B		F8		6-3		4-3	5	0	1	0	0	0	3				
Al Kaline, R OBP: 0.334, SLG: 0.388 (1, 10)	L5-3		L8			SH3-4 1B			L8	4	1	1	0	0	0	1				
Bill Freehan, R OBP: 0.346, SLG: 0.453 (1, 2)		HR	BB			SH3-4 1B			F9	3	2	2	1	1	0	0				
Reggie Sanders, R OBP: 0.254, SLG: 0.410 (1, 3)		1B 2B	K			SH3-4			F9	3	1	1	0	0	1	2				
Leon Roberts, R OBP: 0.375, SLG: 0.516 (1, 9)		F8			F8		CS 1B		5-3	4	0	1	2	0	0	1				
Marvin Lane, R OBP: 0.352, SLG: 0.350 (1, 7)		5-3			1-3		F8		1B 1B	4	1	1	0	0	0	2				
Aurelio Rodriguez, R OBP: 0.258, SLG: 0.307 (1, 5)		2H 1B			4-3		F3		1B 1B	4	0	2	1	0	0	0				
Ed Brinkman, R OBP: 0.255, SLG: 0.332 (1, 6)		K			F3		F7		K	4	0	0	0	0	2	3				
Inning Stats	R: 0 E: 0 K: 0 S: 3	H: 0 LOB: 0 BB: 0 P: 3	R: 2 E: 0 K: 1 S: 8	H: 3 LOB: 1 BB: 0 P: 8	R: 0 E: 0 K: 1 S: 6	H: 1 LOB: 2 BB: 1 P: 10	R: 0 E: 0 K: 0 S: 3	H: 0 LOB: 0 BB: 0 P: 3	R: 0 E: 0 K: 1 S: 5	H: 0 LOB: 0 BB: 0 P: 5	R: 0 E: 0 K: 0 S: 4	H: 1 LOB: 1 BB: 0 P: 4	R: 0 E: 0 K: 0 S: 3	H: 0 LOB: 0 BB: 0 P: 3	R: 1 E: 0 K: 1 S: 8	H: 3 LOB: 2 BB: 0 P: 8	1B: 8 2B: 2 3B: 0 HR: 1	SF: 0 SAC: 1 DP: 0 HBP: 0	WP: 0 PB: 0 SB: 1 CS: 1	PA: 38
PITCHER Bill Lee, L ERA: 3.61 (1, 1)	IP: 9.0 WLS: L BF: 38	H: 11 R: 5 ER: 5 SO: 4	BB: 1 IBB: 0 HBP: 0 BLK: 0	WP: 0 HR: 1 S: 45 P: 49	ERA: 5.00 WHIP: 1.333	PITCHER														

Detroit Tigers @ Boston Red Sox
Fenway Park, Boston, MA
Tue Sep 17 1974, 7:05 PM EDT
Att: 12,213 - Unknown - 71 F


AB 36
R 5
H 11
RBI 5
BB 1
SO 4
LOB 12



Batter	1	2	3	4	5	6	7	8	9	AB	R	H	RBI	BB	SO	LOB	BOTTOM			
Tommy Harper, R OBP: 0.296, SLG: 0.316 (1, 7)	FC6-5 2B				6-3		G5-4-3			4	0	1	0	0	1	4				
Cecil Cooper, L OBP: 0.315, SLG: 0.390 (1, 10)	F9				F6				6-3	3	0	0	0	0	0	3				
Deron Johnson, R OBP: 0.239, SLG: 0.309 (8, PH)		F8								1	0	0	0	0	0	0				
Carl Yastrzemski, L OBP: 0.415, SLG: 0.452 (1, 3)	FC6-5 HR				1-3				BB	2	1	0	0	2	0	1				
Bernie Carbo, L OBP: 0.368, SLG: 0.414 (9, PH)	1-H HR				K		F8		K	3	1	1	2	0	1	1				
Dwight Evans, R OBP: 0.325, SLG: 0.418 (9, 9)					K					1	0	0	0	0	1	1				
Fred Lynn, L OBP: 0.375, SLG: 0.875 (8, PH)					F8		G3		K	3	0	1	0	0	0	1				
Juan Beniquez, R OBP: 0.316, SLG: 0.369 (9, 8)					F8				K	1	0	0	0	0	1	1				
Dick McAuliffe, L OBP: 0.318, SLG: 0.322 (9, PH)					CS		F8		FC5-4 BB	3	1	1	0	0	1	1				
Danny Cater, R OBP: 0.313, SLG: 0.395 (9, PR)	K				5-3 2B					0	0	0	0	1	0	0				
Rick Miller, L OBP: 0.337, SLG: 0.333 (9, PR)					1-2 1B					0	0	0	0	0	0	0				
Rick Burleson, R OBP: 0.325, SLG: 0.380 (1, 6)					F6		F3		F3	4	0	0	0	0	0	2				
Doug Griffin, R OBP: 0.323, SLG: 0.332 (1, 4)					5-3		G5-4-3 BB		F6	2	0	0	0	2	0	2				
Bob Montgomery, R OBP: 0.270, SLG: 0.320 (1, 2)					2H 2B		F2		FC5-4	3	0	1	1	1	0	2				
Inning Stats	R: 2 E: 0 K: 1 S: 8	H: 3 LOB: 1 BB: 0 P: 8	R: 0 E: 0 K: 1 S: 5	H: 0 LOB: 2 BB: 2 P: 13	R: 0 E: 0 K: 1 S: 4	H: 0 LOB: 0 BB: 1 P: 8	R: 1 E: 0 K: 0 S: 5	H: 2 LOB: 1 BB: 0 P: 5	R: 0 E: 0 K: 0 S: 3	H: 0 LOB: 0 BB: 0 P: 3	R: 0 E: 0 K: 0 S: 2	H: 0 LOB: 0 BB: 1 P: 6	R: 0 E: 0 K: 2 S: 7	H: 0 LOB: 1 BB: 1 P: 11	R: 0 E: 0 K: 0 S: 3	H: 0 LOB: 1 BB: 1 P: 7	1B: 2 2B: 2 3B: 0 HR: 1	SF: 0 SAC: 0 DP: 1 HBP: 0	WP: 0 PB: 0 SB: 0 CS: 1	PA: 37
PITCHER Joe Coleman, R ERA: 4.28 John Hiller, L ERA: 2.3 (8, 1)	IP: 7.0 WLS: W BF: 28	H: 5 R: 3 ER: 3 SO: 3	BB: 4 IBB: 0 HBP: 0 BLK: 0	WP: 0 HR: 1 S: 30 P: 46	ERA: 3.86 WHIP: 1.286	PITCHER														

Detroit Tigers @ Boston Red Sox
Fenway Park, Boston, MA
Tue Sep 17 1974, 7:05 PM EDT
Att: 12,213 - Unknown - 71 F

AB 30
R 3
H 5
RBI 3
BB 6
SO 5
LOB 19



Batter	1	2	3	4	5	6	7	8	9	AB	R	H	RBI	BB	SO	LOB	TOP								
Ron LeFlore, R OBP: 0.293, SLG: 0.312 (1, 8)	E5 1B	5-3					4-3		FC6-4 1B	4	1	1	0	1	0	1	Detroit Tigers @ Boston Red Sox Fenway Park, Boston, MA Wed Sep 18 1974, 7:05 PM EDT Att: 12,213 - Unknown - 63 F								
Gary Sutherland, R OBP: 0.283, SLG: 0.314 (1, 4)	F3		F9 1B	5-3			L5		FC6-4 HR	5	2	1	0	0	0	3									
Al Kaline, R OBP: 0.337, SLG: 0.398 (1, 10)	K		1B 1B				L5		HR	5	1	3	2	0	1	1									
Ben Oglivie, L OBP: 0.360, SLG: 0.387 (1, 7)			F9				6-3		K	5	0	1	1	0	1	3									
Bill Freehan, R OBP: 0.345, SLG: 0.451 (1, 2)	6-3						6-3		F7	4	0	1	1	0	0	1									
Reggie Sanders, R OBP: 0.269, SLG: 0.415 (1, 3)		6-3							F7	4	0	2	0	0	0	0									
Jim Nettles, L OBP: 0.316, SLG: 0.420 (1, 9)										4	1	3	0	0	1	3									
Aurelio Rodriguez, R OBP: 0.258, SLG: 0.308 (1, 5)									K	4	0	1	1	0	1	6									
Ed Brinkman, R OBP: 0.255, SLG: 0.332 (1, 6)									F9	3	0	1	0	0	0	1									
Gates Brown, L OBP: 0.323, SLG: 0.404 (9, PH)				5-3			F6			1	0	0	0	0	0	0									
Inning Stats	R: 1 E: 1 K: 1 S: 7	H: 1 LOB: 1 BB: 0 P: 7	R: 1 E: 0 K: 0 S: 5	H: 3 LOB: 1 BB: 0 P: 5	R: 1 E: 0 K: 1 S: 9	H: 4 LOB: 3 BB: 0 P: 9	R: 0 E: 0 K: 0 S: 2	H: 0 LOB: 0 BB: 1 P: 6	R: 0 E: 0 K: 0 S: 3	H: 0 LOB: 0 BB: 0 P: 3	R: 0 E: 0 K: 0 S: 4	H: 2 LOB: 1 BB: 0 P: 4	R: 0 E: 0 K: 0 S: 4	H: 1 LOB: 1 BB: 0 P: 4	R: 0 E: 0 K: 1 S: 6	H: 1 LOB: 1 BB: 0 P: 6	R: 2 E: 0 K: 1 S: 7	H: 2 LOB: 0 BB: 0 P: 7	1B: 11 2B: 2 3B: 0 HR: 1	SF: 0 SAC: 0 DP: 1 HBP: 0	WP: 0 PB: 0 SB: 0 CS: 1	PA: 40			
PITCHER	IP	WLS	BF	H	R	ER	SO	BB	IBB	HBP	BLK	WP	HR	S	P	ERA	WHIP								
Juan Marichal, R ERA: 4.87 (1, 1)	2.1		14	7	3	2	1	0	0	0	0	0	0	16	16	7.71	3.000								
Reggie Cleveland, R ERA: 4.34 (3, 1)	6.2	W	26	7	2	2	3	1	0	0	0	0	1	31	35	2.70	1.200								

Batter	1	2	3	4	5	6	7	8	9	AB	R	H	RBI	BB	SO	LOB	BOTTOM								
Tommy Harper, R OBP: 0.300, SLG: 0.316 (1, 7)	1-3									3	0	1	0	2	0	0	Detroit Tigers @ Boston Red Sox Fenway Park, Boston, MA Wed Sep 18 1974, 7:05 PM EDT Att: 12,213 - Unknown - 63 F								
Rick Miller, L OBP: 0.337, SLG: 0.333 (8, 7)		E1 1B								0	0	0	0	0	0	0									
Cecil Cooper, L OBP: 0.316, SLG: 0.390 (1, 10)										2	0	1	1	0	0	0									
Jim Rice, R OBP: 0.316, SLG: 0.294 (4, PH)	1-3									3	0	2	0	0	0	2									
Carl Yastrzemski, L OBP: 0.414, SLG: 0.450 (1, 3)										4	2	1	0	1	0	2									
Bernie Carbo, L OBP: 0.369, SLG: 0.413 (1, 9)										1	0	0	0	1	1	0									
Dwight Evans, R OBP: 0.325, SLG: 0.416 (4, PH)										2	1	0	0	1	1	3									
Fred Lynn, L OBP: 0.538, SLG: 1.077 (1, 8)										5	1	4	3	0	0	0									
Dick McAuliffe, L OBP: 0.319, SLG: 0.333 (1, 5)	F7									4	2	1	2	1	0	3									
Doug Griffin, R OBP: 0.324, SLG: 0.331 (1, 4)										4	1	1	0	1	0	2									
Rick Burleson, R OBP: 0.330, SLG: 0.387 (1, 6)										4	1	3	1	0	0	0									
Tim Blackwell, S OBP: 0.314, SLG: 0.278 (1, 2)										4	0	0	0	0	3	5									
Inning Stats	R: 1 E: 0 K: 0 S: 5	H: 2 LOB: 2 BB: 1 P: 9	R: 2 E: 1 K: 0 S: 6	H: 4 LOB: 1 BB: 0 P: 6	R: 1 E: 0 K: 2 S: 9	H: 2 LOB: 2 BB: 1 P: 13	R: 2 E: 0 K: 0 S: 5	H: 2 LOB: 1 BB: 1 P: 9	R: 0 E: 0 K: 1 S: 6	H: 1 LOB: 2 BB: 1 P: 10	R: 2 E: 0 K: 1 S: 6	H: 2 LOB: 0 BB: 1 P: 10	R: 0 E: 0 K: 1 S: 6	H: 1 LOB: 3 BB: 2 P: 14	R: 0 E: 0 K: 0 S: 3	H: 0 LOB: 0 BB: 0 P: 3	1B: 10 2B: 2 3B: 1 HR: 1	SF: 0 SAC: 0 DP: 0 HBP: 0	WP: 0 PB: 0 SB: 0 CS: 1	PA: 44					
PITCHER	IP	WLS	BF	H	R	ER	SO	BB	IBB	HBP	BLK	WP	HR	S	P	ERA	WHIP								
Lerrin LaGrow, R ERA: 4.55 (1, 1)	2.2	L	17	8	4	3	1	2	0	0	0	0	0	17	25	10.12	3.750								
Luke Walker, L ERA: 5.04 (3, 1)	3.1		17	5	4	4	3	3	0	0	0	0	1	20	32	10.80	2.400								
Fred Holdsworth, R ERA: 5.27 (7, 1)	2.0		9	1	0	0	1	2	0	0	0	0	0	9	17	0.00	1.500								

Batter	1	2	3	4	5	6	7	8	9	AB	R	H	RBI	BB	SO	LOB	TOP			
Ron LeFlore, R OBP: 0.292, SLG: 0.310 (1, 8)										4	1	1	0	0	1	3				
Gary Sutherland, R OBP: 0.281, SLG: 0.312 (1, 4)										4	0	0	0	0	1	2				
Al Kaline, R OBP: 0.336, SLG: 0.397 (1, 10)										4	0	1	1	0	1	1				
Ben Ogilvie, L OBP: 0.355, SLG: 0.380 (1, 7)										4	0	0	0	0	1	1				
Bill Freehan, R OBP: 0.344, SLG: 0.448 (1, 2)										3	1	0	0	1	0	1				
Reggie Sanders, R OBP: 0.288, SLG: 0.406 (1, 3)										4	1	1	0	0	1	0				
Jim Nettles, L OBP: 0.314, SLG: 0.431 (1, 9)										4	0	1	2	0	0	0				
Aurelio Rodriguez, R OBP: 0.257, SLG: 0.306 (1, 5)										3	0	0	0	0	1	1				
Ed Brinkman, R OBP: 0.258, SLG: 0.333 (1, 6)										2	0	1	0	1	0	0				
Inning Stats	R: 1 E: 0 K: 2 S: 9	H: 2 LOB: 1 BB: 0 P: 9	R: 0 E: 0 K: 2 S: 7	H: 0 LOB: 0 BB: 0 P: 7	R: 0 E: 0 K: 0 S: 4	H: 1 LOB: 1 BB: 0 P: 4	R: 2 E: 0 K: 0 S: 5	H: 2 LOB: 2 BB: 0 P: 13	R: 0 E: 0 K: 0 S: 3	H: 0 LOB: 0 BB: 0 P: 3	R: 0 E: 0 K: 1 S: 5	H: 0 LOB: 0 BB: 0 P: 5	R: 0 E: 0 K: 1 S: 5	H: 0 LOB: 0 BB: 0 P: 5	R: 0 E: 0 K: 0 S: 3	H: 0 LOB: 0 BB: 0 P: 3	1B: 4 2B: 0 3B: 1 HR: 0	SF: 0 SAC: 0 DP: 0 HBP: 0	WP: 0 PB: 0 SB: 2 CS: 0	PA: 34
PITCHER Luis Tiant, R ERA: 3.0 (1, 1)	IP: 9.0 WLS: L BF: 34	H: 5 R: 3 ER: 3 SO: 6	BB: 2 IBB: 0 HBP: 0 BLK: 0	WP: 0 HR: 0 S: 44 P: 52	ERA: 3.00 WHIP: 0.778															

Detroit Tigers @ Boston Red Sox
Fenway Park, Boston, MA
Thu Sep 19 1974, 7:05 PM EDT
Att: 12,290 - Unknown

AB 32
R 3
H 5
RBI 3
BB 2
SO 6
LOB 9



Batter	1	2	3	4	5	6	7	8	9	AB	R	H	RBI	BB	SO	LOB	BOTTOM					
Tommy Harper, R OBP: 0.302, SLG: 0.314 (1, 7)										2	0	0	0	2	0	0						
Cecil Cooper, L OBP: 0.314, SLG: 0.387 (1, 10)										3	0	0	0	0	0	1						
Juan Beniquez, R OBP: 0.315, SLG: 0.368 (8, PH)										1	0	0	0	0	1	1						
Carl Yastrzemski, L OBP: 0.413, SLG: 0.449 (1, 3)										4	0	1	0	0	0	1						
Bernie Carbo, L OBP: 0.366, SLG: 0.409 (1, 9)										3	0	0	0	0	1	0						
Dwight Evans, R OBP: 0.324, SLG: 0.415 (9, PH)										1	0	0	0	0	0	1						
Fred Lynn, L OBP: 0.588, SLG: 1.188 (1, 8)										3	1	2	1	1	1	1						
Dick McAuliffe, L OBP: 0.316, SLG: 0.329 (9, 4)										3	0	0	0	0	1	2						
Danny Cater, R OBP: 0.311, SLG: 0.392 (9, PH)										1	0	0	0	0	0	1						
Rick Burleson, R OBP: 0.327, SLG: 0.384 (9, 6)										3	0	0	0	0	0	2						
Mario Guerrero, R OBP: 0.293, SLG: 0.293 (8, PH)										2	0	0	0	0	0	1						
Jim Rice, R OBP: 0.308, SLG: 0.286 (9, 5)										1	0	0	0	0	1	0						
Terry Hughes, R OBP: 0.234, SLG: 0.279 (9, 5)										0	0	0	0	0	0	0						
Tim Blackwell, S OBP: 0.308, SLG: 0.273 (1, 2)										2	0	0	0	0	0	0						
Deron Johnson, R OBP: 0.238, SLG: 0.308 (8, PH)										1	0	0	0	0	0	0						
Bob Montgomery, R OBP: 0.270, SLG: 0.320 (9, 2)										0	0	0	0	0	0	0						
Inning Stats	R: 0 E: 0 K: 0 S: 3	H: 0 LOB: 0 BB: 0 P: 3	R: 1 E: 0 K: 2 S: 8	H: 1 LOB: 0 BB: 0 P: 8	R: 0 E: 0 K: 0 S: 3	H: 0 LOB: 0 BB: 0 P: 3	R: 0 E: 0 K: 0 S: 3	H: 0 LOB: 0 BB: 0 P: 3	R: 0 E: 0 K: 0 S: 4	H: 1 LOB: 1 BB: 0 P: 4	R: 0 E: 0 K: 0 S: 3	H: 0 LOB: 1 BB: 1 P: 7	R: 0 E: 1 K: 0 S: 3	H: 0 LOB: 1 BB: 1 P: 7	R: 0 E: 0 K: 2 S: 7	H: 0 LOB: 1 BB: 1 P: 11	R: 0 E: 0 K: 1 S: 6	H: 1 LOB: 1 BB: 0 P: 6	1B: 2 2B: 2 3B: 0 HR: 1	SF: 0 SAC: 0 DP: 0 HBP: 0	WP: 0 PB: 0 SB: 1 CS: 0	PA: 33
PITCHER Vern Rühle, R ERA: 2.41 (1, 1)	IP: 7.0 WLS: W BF: 25	H: 2 R: 1 ER: 1 SO: 2	BB: 2 IBB: 0 HBP: 0 BLK: 0	WP: 0 HR: 1 S: 27 P: 35	ERA: 1.29 WHIP: 0.571																	
John Hiller, L ERA: 2.27 (8, 1)	IP: 2.0 WLS: W BF: 8	H: 1 R: 0 ER: 0 SO: 3	BB: 1 IBB: 0 HBP: 0 BLK: 0	WP: 0 HR: 0 S: 13 P: 17	ERA: 0.00 WHIP: 1.000																	

Detroit Tigers @ Boston Red Sox
Fenway Park, Boston, MA
Thu Sep 19 1974, 7:05 PM EDT
Att: 12,290 - Unknown

AB 30
R 1
H 3
RBI 1
BB 3
SO 5
LOB 11



Batter	1	2	3	4	5	6	7	8	9	AB	R	H	RBI	BB	SO	LOB	TOP			
Rich Coggins, L OBP: 0.295, SLG: 0.318 (1, 9)	F6		F9			F8			F8	4	0	0	0	0	0	1				
Paul Blair, R OBP: 0.300, SLG: 0.412 (1, 8)	L5		6-3			F3			6-3	4	0	0	0	0	0	1				
Bobby Grich, R OBP: 0.374, SLG: 0.431 (1, 4)	F2			CS 1B					F4	4	0	1	0	0	1	0				
Tommy Davis, R OBP: 0.321, SLG: 0.378 (1, 10)		F7		K		F2				3	0	0	0	0	1	1				
Boog Powell, L OBP: 0.349, SLG: 0.400 (1, 3)		F8		K						3	1	1	1	0	1	0				
Don Baylor, R OBP: 0.331, SLG: 0.370 Jim Northrup, L OBP: 0.303, SLG: 0.363 (1, 7) (7, 7)										3	1	3	1	0	0	0				
Brooks Robinson, R OBP: 0.360, SLG: 0.382 (1, 5)		HR								0	0	0	0	0	0	0				
Eliot Hendricks, L OBP: 0.275, SLG: 0.365 (1, 2)										3	0	1	0	0	1	0				
Mark Belanger, R OBP: 0.297, SLG: 0.305 (1, 6)										2	0	0	0	0	1	0				
Inning Stats	R: 0 E: 0 K: 0 S: 3	H: 0 LOB: 0 BB: 0 P: 3	R: 1 E: 0 K: 0 S: 4	H: 1 LOB: 0 BB: 0 P: 4	R: 0 E: 0 K: 0 S: 4	H: 1 LOB: 1 BB: 0 P: 4	R: 0 E: 0 K: 2 S: 7	H: 1 LOB: 0 BB: 0 P: 7	R: 0 E: 0 K: 1 S: 5	H: 1 LOB: 0 BB: 0 P: 5	R: 1 E: 0 K: 1 S: 6	H: 2 LOB: 0 BB: 0 P: 6	R: 0 E: 0 K: 1 S: 5	H: 0 LOB: 0 BB: 0 P: 5	R: 0 E: 0 K: 0 S: 3	H: 0 LOB: 0 BB: 0 P: 3	1B: 4 2B: 0 3B: 0 HR: 2	SF: 0 SAC: 1 DP: 0 HBP: 0	WP: 0 PB: 0 SB: 0 CS: 2	PA: 31
PITCHER Dick Drago, R ERA: 3.53 (1, 1)	IP: 9.0 WLS: L BF: 30	H: 6 R: 2 ER: 2 SO: 5	BB: 0 IBB: 0 HBP: 0 BLK: 0	WP: 0 HR: 2 S: 40 P: 40	ERA: 2.00 WHIP: 0.667											ERA: 2.00 WHIP: 0.667				

Baltimore Orioles @ Boston Red Sox
Fenway Park, Boston, MA
Fri Sep 20 1974, 7:05 PM EDT
Att: 27,283 - Unknown

AB 29
R 2
H 6
RBI 2
BB 0
SO 5
LOB 3



Batter	1	2	3	4	5	6	7	8	9	AB	R	H	RBI	BB	SO	LOB	BOTTOM					
Tommy Harper, R OBP: 0.301, SLG: 0.312 (1, 10)	F5		CS BB			F9			F8	3	0	0	0	1	0	1						
Juan Beniquez, R OBP: 0.317, SLG: 0.372 (1, 8)	FC5 2B		F9			1B			F9	4	0	2	0	0	0	1						
Carl Yastrzemski, L OBP: 0.416, SLG: 0.449 (1, 3)	4-0 BB			SH1-4 1B SF7		K			2B BB	2	1	1	0	2	1	1						
Dwight Evans, R OBP: 0.325, SLG: 0.419 (1, 9)	F9			SH1-4 1B		K			2B 1-3	4	0	2	0	0	1	3						
Bob Montgomery, R OBP: 0.271, SLG: 0.320 (1, 2)	FC5 2-3f			SH1-4		1B			5-3	3	0	1	0	0	0	3						
Fred Lynn, L OBP: 0.476, SLG: 1.000 (1, 7)		F6		SF7		K			F5	3	0	0	1	0	1	2						
Rick Burleson, R OBP: 0.323, SLG: 0.379 (8, 6)		F8		F8					L5	4	0	0	0	0	0	1						
Mario Guerrero, R OBP: 0.291, SLG: 0.291 Deron Johnson, R OBP: 0.237, SLG: 0.307 Dick McAuliffe, L OBP: 0.316, SLG: 0.329 Jim Rice, R OBP: 0.300, SLG: 0.276 (1, 6) (7, PH) (8, 4) (9, PH)		F2				5-3			K	2	0	0	0	0	0	0						
Terry Hughes, R OBP: 0.240, SLG: 0.267 (1, 5)				5-3		6-3				2	0	0	0	1	0	0						
Inning Stats	R: 0 E: 0 K: 0 S: 4	H: 1 LOB: 2 BB: 1 P: 8	R: 0 E: 0 K: 0 S: 3	H: 0 LOB: 0 BB: 0 P: 3	R: 0 E: 0 K: 0 S: 2	H: 0 LOB: 0 BB: 1 P: 6	R: 1 E: 0 K: 0 S: 5	H: 2 LOB: 1 BB: 0 P: 5	R: 0 E: 0 K: 0 S: 3	H: 0 LOB: 0 BB: 0 P: 3	R: 0 E: 0 K: 3 S: 11	H: 2 LOB: 2 BB: 0 P: 11	R: 0 E: 0 K: 1 S: 5	H: 0 LOB: 1 BB: 1 P: 9	R: 0 E: 0 K: 0 S: 3	H: 1 LOB: 1 BB: 1 P: 7	R: 0 E: 0 K: 1 S: 5	H: 0 LOB: 0 BB: 0 P: 5	1B: 4 2B: 2 3B: 0 HR: 0	SF: 1 SAC: 1 DP: 0 HBP: 0	WP: 0 PB: 0 SB: 0 CS: 1	PA: 35
PITCHER Ross Grimsley, L ERA: 2.9 Grant Jackson, L ERA: 2.43 (1, 1) (8, 1)	IP: 7.0 WLS: W BF: 28	H: 5 R: 1 ER: 1 SO: 4	BB: 3 IBB: 0 HBP: 0 BLK: 0	WP: 0 HR: 0 S: 33 P: 45	ERA: 1.29 WHIP: 1.143											ERA: 1.29 WHIP: 1.143						

Baltimore Orioles @ Boston Red Sox
Fenway Park, Boston, MA
Fri Sep 20 1974, 7:05 PM EDT
Att: 27,283 - Unknown

AB 29
R 1
H 6
RBI 1
BB 4
SO 5
LOB 12



Batter	1	2	3	4	5	6	7	8	9	10	AB	R	H	RBI	BB	SO	LOB	TOP				
Mark Belanger, R OBP: 0.295, SLG: 0.392 (1, 6)	G3	6-3			SH1-3		6-3		G3		4	0	0	0	0	0	0	Baltimore Orioles @ Boston Red Sox Fenway Park, Boston, MA Sat Sep 21 1974, 3:33 AM EDT Alt. 21,555 - Overcast livebaseballscorecards.com AB 40 R 5 H 14 RBI 5 BB 0 SO 1 LOB 13				
Paul Blair, R OBP: 0.303, SLG: 0.416 (1, 8)	2B		F7						K		5	1	3	1	0	1						
Bobby Grich, R OBP: 0.374, SLG: 0.432 (1, 4)	1B		F9		F9						4	1	1	1	0	0						
Tommy Davis, R OBP: 0.318, SLG: 0.375 (1, 10)	2B		F9		F9						5	0	0	0	0	4						
Don Baylor, R OBP: 0.333, SLG: 0.372 Jim Fuller, R OBP: 0.265, SLG: 0.392 (1, 7) (10, 7)	1B										5	0	3	1	0	0						
Brooks Robinson, R OBP: 0.360, SLG: 0.383 (1, 5)	1B		F8								0	0	0	0	0	0						
Earl Williams, R OBP: 0.327, SLG: 0.388 (1, 3)	1B										5	1	2	0	0	2						
Enos Cabell, R OBP: 0.280, SLG: 0.350 (1, 9)			F9								4	0	1	1	0	2						
Andy Etchebarren, R OBP: 0.244, SLG: 0.293 (1, 2)											4	2	2	1	0	2						
Inning Stats	R: 2 E: 0 K: 0 S: 7	H: 4 LOB: 2 BB: 0 P: 7	R: 0 E: 0 K: 0 S: 3	H: 0 LOB: 0 BB: 0 P: 3	R: 0 E: 0 K: 0 S: 3	H: 0 LOB: 0 BB: 0 P: 3	R: 0 E: 0 K: 0 S: 4	H: 2 LOB: 1 BB: 0 P: 4	R: 1 E: 0 K: 0 S: 5	H: 2 LOB: 1 BB: 0 P: 5	R: 0 E: 0 K: 0 S: 3	H: 1 LOB: 1 BB: 0 P: 4	R: 0 E: 0 K: 0 S: 3	H: 0 LOB: 0 BB: 0 P: 3	R: 1 E: 0 K: 1 S: 6	H: 1 LOB: 0 BB: 0 P: 6	R: 0 E: 0 K: 0 S: 4		H: 1 LOB: 1 BB: 0 P: 4	1B: 10 2B: 3 3B: 0 HR: 1	SF: 0 SAC: 1 DP: 3 HBP: 1	WP: 0 PB: 0 SB: 1 CS: 0
PITCHER Bill Lee, L ERA: 3.65 (1, 1)	IP: 10.0 W: 42 BF: 14 R: 5 ER: 5 SO: 1 BB: 0 IBB: 0 HBP: 1 BLK: 0 WP: 0 HR: 1 S: 43 P: 44 ERA: 4.50 WHIP: 1.400																					

Batter	1	2	3	4	5	6	7	8	9	10	AB	R	H	RBI	BB	SO	LOB	BOTTOM				
Juan Beniquez, R OBP: 0.317, SLG: 0.368 (1, 8)	F4		F8		6-3		K				4	1	0	0	2	1	1	Baltimore Orioles @ Boston Red Sox Fenway Park, Boston, MA Sat Sep 21 1974, 3:33 AM EDT Alt. 21,555 - Overcast livebaseballscorecards.com AB 40 R 6 H 13 RBI 6 BB 6 SO 5 LOB 25				
Cecil Cooper, L OBP: 0.318, SLG: 0.389 Deron Johnson, R OBP: 0.239, SLG: 0.308 (1, 10) (9, PH)	1B										3	1	2	0	1	0	1					
Carl Yastrzemski, L OBP: 0.415, SLG: 0.447 (1, 3)	1B		F8								2	0	1	1	0	0	2					
Dwight Evans, R OBP: 0.326, SLG: 0.424 (1, 9)			F8								4	1	1	1	1	0	3					
Fred Lynn, L OBP: 0.480, SLG: 0.913 Jim Rice, R OBP: 0.293, SLG: 0.270 Chuck Goggin, S (1, 7) (9, PH) (10, 4)			F9		F2						4	1	1	3	1	1	3					
Dick McAuliffe, L OBP: 0.314, SLG: 0.331 (1, 5) (8, 4) (10, 5)											4	0	2	1	0	0	1					
Rick Burleson, R OBP: 0.327, SLG: 0.379 (1, 4) (8, 6)											1	0	0	0	0	1	0					
Bob Montgomery, R OBP: 0.288, SLG: 0.316 Tim McCarver, L OBP: 0.356, SLG: 0.248 (1, 2) (8, PH) (9, 2)											0	0	0	0	0	0	0					
Mario Guerrero, R OBP: 0.289, SLG: 0.288 Bernie Carbo, L OBP: 0.369, SLG: 0.414 Terry Hughes, R OBP: 0.240, SLG: 0.267 Tommy Harper, R OBP: 0.304, SLG: 0.318 (1, 6) (7, PH) (8, 5) (9, PH) (10, 7)											3	0	0	0	0	2	6					
Inning Stats	R: 0 E: 0 K: 0 S: 3	H: 1 LOB: 3 BB: 0 P: 3	R: 0 E: 0 K: 1 S: 7	H: 2 LOB: 3 BB: 0 P: 8	R: 0 E: 0 K: 0 S: 3	H: 0 LOB: 1 BB: 1 P: 7	R: 0 E: 0 K: 0 S: 3	H: 0 LOB: 0 BB: 0 P: 3	R: 0 E: 0 K: 0 S: 3	H: 0 LOB: 0 BB: 0 P: 3	R: 1 E: 0 K: 2 S: 9	H: 1 LOB: 3 BB: 2 P: 17	R: 0 E: 0 K: 0 S: 4	H: 1 LOB: 2 BB: 1 P: 8	R: 4 E: 0 K: 1 S: 8	H: 3 LOB: 0 BB: 1 P: 12	R: 1 E: 0 K: 0 S: 4		H: 3 LOB: 3 BB: 1 P: 8	1B: 9 2B: 3 3B: 0 HR: 1	SF: 0 SAC: 0 DP: 1 HBP: 1	WP: 0 PB: 0 SB: 0 CS: 0
PITCHER Jim Palmer, R ERA: 3.38 (1, 1)	IP: 6.0 W: 27 BF: 10 R: 2 ER: 2 SO: 3 BB: 2 IBB: 0 HBP: 0 BLK: 0 WP: 0 HR: 0 S: 29 P: 42 ERA: 1.50 WHIP: 1.500																					

Batter	1	2	3	4	5	6	7	8	9	AB R H RBI BB SO LOB	TOP											
Rich Coggins, L OBP: 0.294, SLG: 0.314										4 1 0 0 1 2 2	Baltimore Orioles @ Boston Red Sox Fenway Park, Boston, MA Sun Sep 22 1974, 3:33 AM EDT Att: 26,495 - Unknown											
Paul Blair, R OBP: 0.304, SLG: 0.418										5 2 2 1 0 0 1												
Bobby Grich, R OBP: 0.373, SLG: 0.432										5 1 1 0 0 3 2												
Tommy Davis, R OBP: 0.319, SLG: 0.374										4 1 1 1 1 1 2												
Boog Powell, L OBP: 0.354, SLG: 0.413										4 2 3 3 1 0 1												
Don Baylor, R OBP: 0.336, SLG: 0.373										4 0 2 1 1 1 1												
Brooks Robinson, R OBP: 0.361, SLG: 0.383										5 0 2 1 0 1 4												
Eliot Hendricks, L OBP: 0.287, SLG: 0.367										2 0 1 0 1 0 2												
Mark Belanger, R OBP: 0.292, SLG: 0.300										4 0 0 0 0 4 5												
Inning Stats	R: 3 E: 0 K: 1 S: 8	H: 3 LOB: 3 BB: 2 P: 17	R: 0 E: 0 K: 1 S: 5	H: 0 LOB: 0 BB: 0 P: 5	R: 1 E: 0 K: 1 S: 6	H: 1 LOB: 0 BB: 0 P: 6	R: 0 E: 0 K: 2 S: 8	H: 1 LOB: 1 BB: 0 P: 8	R: 1 E: 0 K: 1 S: 8	H: 3 LOB: 2 BB: 0 P: 8	R: 0 E: 0 K: 2 S: 7	H: 0 LOB: 0 BB: 0 P: 7	R: 0 E: 0 K: 1 S: 4	H: 1 LOB: 2 BB: 1 P: 8	R: 0 E: 0 K: 1 S: 4	H: 0 LOB: 0 BB: 1 P: 8	R: 2 E: 0 K: 1 S: 7	H: 3 LOB: 1 BB: 1 P: 11	1B: 9 2B: 2 3B: 0 HR: 1	SF: 0 SAC: 0 DP: 2 HBP: 1	WP: 3 PB: 0 SB: 1 CS: 0	PA: 43
PITCHER	IP WLS BF H R ER SO BB IBB HBP BLK WP HR S P ERA WHIP											IP WLS BF H R ER SO BB IBB HBP BLK WP HR S P ERA WHIP										
Reggie Cleveland, R ERA: 4.45	(1, 1) 0.2 L 8 3 3 3 0 2 0 1 0 0 0 0 5 14 40.50 7.500																					
Diego Segui, R ERA: 4.1	(1, 1) 7.2 34 9 4 4 12 2 1 0 0 3 1 55 67 4.70 1.435																					
Dick Pole, R ERA: 4.09	(9, 1) 0.2 1 0 0 0 0 0 0 0 0 0 0 0 1 1 0.00 0.000																					

AB	37
R	7
H	12
RBI	7
BB	5
SO	12
LOB	20



Batter	1	2	3	4	5	6	7	8	9	AB R H RBI BB SO LOB	BOTTOM											
Tommy Harper, R OBP: 0.303, SLG: 0.317										5 1 1 0 0 0 1	Baltimore Orioles @ Boston Red Sox Fenway Park, Boston, MA Sun Sep 22 1974, 3:33 AM EDT Att: 26,495 - Unknown											
Juan Beniquez, R OBP: 0.318, SLG: 0.368										5 0 2 0 0 0 0												
Carl Yastrzemski, L OBP: 0.414, SLG: 0.444										4 0 0 0 1 0 4												
Dwight Evans, R OBP: 0.329, SLG: 0.423										3 1 1 1 2 0 3												
Deron Johnson, R OBP: 0.239, SLG: 0.307										4 0 1 0 0 1 3												
Rick Burleson, R OBP: 0.332, SLG: 0.381										3 0 2 1 1 0 0												
Bob Montgomery, R OBP: 0.283, SLG: 0.310										4 0 0 0 0 0 6												
Mario Guerrero, R OBP: 0.287, SLG: 0.286										2 0 0 0 0 0 4												
Danny Cater, R OBP: 0.308, SLG: 0.388										1 0 0 0 0 0 1												
Chuck Goggin, S OBP: 0.241, SLG: 0.265										1 0 0 0 0 1 1												
Terry Hughes, R OBP: 0.241, SLG: 0.265										4 0 1 0 0 0 1												
Inning Stats	R: 0 E: 0 K: 0 S: 3	H: 0 LOB: 0 BB: 0 P: 3	R: 0 E: 0 K: 0 S: 3	H: 0 LOB: 2 BB: 2 P: 11	R: 0 E: 0 K: 0 S: 3	H: 0 LOB: 0 BB: 0 P: 3	R: 1 E: 0 K: 0 S: 5	H: 2 LOB: 2 BB: 1 P: 9	R: 1 E: 0 K: 1 S: 8	H: 3 LOB: 0 BB: 0 P: 8	R: 0 E: 1 K: 0 S: 4	H: 0 LOB: 1 BB: 0 P: 4	R: 0 E: 0 K: 0 S: 3	H: 0 LOB: 1 BB: 1 P: 7	R: 0 E: 0 K: 1 S: 6	H: 1 LOB: 1 BB: 0 P: 6	R: 0 E: 0 K: 0 S: 5	H: 2 LOB: 2 BB: 0 P: 5	1B: 8 2B: 0 3B: 0 HR: 0	SF: 0 SAC: 0 DP: 0 HBP: 0	WP: 0 PB: 0 SB: 0 CS: 0	PA: 40
PITCHER	IP WLS BF H R ER SO BB IBB HBP BLK WP HR S P ERA WHIP											IP WLS BF H R ER SO BB IBB HBP BLK WP HR S P ERA WHIP										
Mike Cuellar, L ERA: 3.15	(1, 1) 9.0 W 40 8 2 2 2 4 0 0 0 0 0 0 40 56 2.00 1.333																					



Batter	1	2	3	4	5	6	7	8	9	AB	R	H	RBI	BB	SO	LOB	TOP				
Tommy Harper, R (1, 7) OBP: 0.304, SLG: 0.316 Rick Miller, L (9, 7) OBP: 0.337, SLG: 0.333	P5		E 1B 1-2 3B BB		1B E 1B	F8			F7	4	2	1	0	1	0	3	0 0 0 0 0 0 0				
Juan Beniquez, R (1, 8) OBP: 0.319, SLG: 0.369	F3		E 3B 1-2 2H 1B		E 1B 1-3		P4		K	5	1	2	1	0	1	1					
Carl Yastrzemski, L (1, 3) OBP: 0.414, SLG: 0.448	F8		1H 2H 3B		F7					4	0	2	2	0	0	2					
Dwight Evans, R (1, 9) OBP: 0.328, SLG: 0.422		L6-3 1B			E3 1-2 3H				K	4	0	1	0	0	2	2					
Deron Johnson, R (1, 10) OBP: 0.237, SLG: 0.305 Cecil Cooper, L (8, PH) OBP: 0.317, SLG: 0.388	F5			P6		K			K	3	0	0	0	0	1	3	1 0 0 0 0 1 0				
Rick Burleson, R (1, 6) OBP: 0.326, SLG: 0.377	L6-3 1-2			P4		K		6-3		4	0	0	0	0	1	1					
Bob Montgomery, R (1, 2) OBP: 0.287, SLG: 0.310			BB 1B BB	FC6-4 1B		G3			K	3	1	1	0	1	1	0					
Doug Griffin, R (1, 4) OBP: 0.326, SLG: 0.333			K	FC6-4 1-2		1B			1B	4	0	2	0	0	1	2					
Terry Hughes, R (1, 5) OBP: 0.241, SLG: 0.264			K			1B			K	4	0	1	0	0	3	2					
Inning Stats	R: 0 E: 0 K: 0 S: 3	H: 0 LOB: 0 BB: 0 P: 3	R: 0 E: 0 K: 0 S: 3	H: 1 LOB: 0 BB: 0 P: 3	R: 3 E: 1 K: 3 S: 11	H: 2 LOB: 1 BB: 2 P: 19	R: 0 E: 0 K: 0 S: 4	H: 1 LOB: 1 BB: 0 P: 4	R: 1 E: 1 K: 2 S: 10	H: 2 LOB: 2 BB: 0 P: 10	R: 0 E: 0 K: 1 S: 5	H: 1 LOB: 0 BB: 0 P: 5	R: 0 E: 0 K: 2 S: 7	H: 0 LOB: 0 BB: 0 P: 7	R: 0 E: 0 K: 1 S: 8	H: 1 LOB: 1 BB: 0 P: 8	1B: 9 2B: 1 3B: 1 HR: 0	SF: 0 SAC: 0 DP: 1 HBP: 0	WP: 0 PB: 0 SB: 0 CS: 0	PA: 38	
PITCHER	IP	WLS	BF	H	R	ER	SO	BB	IBB	HBP	BLK	WP	HR	S	P	ERA	WHIP				
Rudy May, L (1, 1) ERA: 3.4	5.2	L	27	8	4	3	6	2	0	0	0	0	0	37	45	4.76	1.765				
Dick Tidrow, R (6, 1) ERA: 4.09	3.1		11	2	0	0	5	0	0	0	0	0	0	21	21	0.00	0.600				

Boston Red Sox @ New York Yankees
Shea Stadium, Flushing, NY
Tue Sep 24 1974, 7:05 PM EDT
Sunny - 54 F

AB 36
R 4
H 10
RBI 3
BB 2
SO 11
LOB 16



Batter	1	2	3	4	5	6	7	8	9	AB	R	H	RBI	BB	SO	LOB	BOTTOM					
Roy White, S (1, 10) OBP: 0.370, SLG: 0.388	K		BB 1-2 BB		K		F9		3-1	4	0	0	0	1	2	3						
Elliott Maddox, R (1, 8) OBP: 0.393, SLG: 0.384	S BB		F9		L6		F7			3	0	0	0	1	0	4						
Bobby Murcer, L (1, 9) OBP: 0.334, SLG: 0.380	P5		P5			F8			K	4	0	0	0	0	1	3						
Lou Piniella, R (1, 7) OBP: 0.340, SLG: 0.402	F9 1-2		BB 1-2 2-3		5-3		5-3		K	3	0	0	0	1	1	1						
Chris Chambliss, L (1, 3) OBP: 0.303, SLG: 0.359		F8	5-3			1B			1B	4	0	2	0	0	0	3						
Graig Nettles, L (1, 5) OBP: 0.316, SLG: 0.394		2B		P5		3-1			K	4	0	1	0	0	1	2						
Thurman Munson, R (1, 2) OBP: 0.306, SLG: 0.376		F9		1-3			P4		K	4	0	0	0	0	1	1						
Jim Mason, L (1, 6) OBP: 0.303, SLG: 0.355		P5		4-3			2B		3B	4	0	2	0	0	0	1						
Sandy Alomar Sr., S (1, 4) OBP: 0.287, SLG: 0.293 Ron Blomberg, L (7, PH) OBP: 0.371, SLG: 0.433 Fred Stanley, R (8, 4) OBP: 0.253, SLG: 0.200 Alex Johnson, R (9, PH) OBP: 0.332, SLG: 0.363			BB BB 1B		3-1		BB		P4	2	0	1	0	0	0	0	0 0 0 0 0 1 0 0 0 0 0 0 1					
Inning Stats	R: 0 E: 0 K: 1 S: 5	H: 0 LOB: 1 BB: 1 P: 9	R: 0 E: 0 K: 0 S: 4	H: 1 LOB: 0 BB: 0 P: 4	R: 0 E: 0 K: 0 S: 4	H: 1 LOB: 3 BB: 2 P: 12	R: 0 E: 0 K: 0 S: 3	H: 0 LOB: 0 BB: 0 P: 3	R: 0 E: 0 K: 1 S: 5	H: 0 LOB: 0 BB: 0 P: 5	R: 0 E: 0 K: 0 S: 4	H: 1 LOB: 1 BB: 0 P: 4	R: 0 E: 0 K: 0 S: 4	H: 1 LOB: 2 BB: 1 P: 8	R: 0 E: 0 K: 3 S: 10	H: 1 LOB: 1 BB: 0 P: 10	R: 0 E: 0 K: 1 S: 6	H: 1 LOB: 1 BB: 0 P: 6	1B: 3 2B: 2 3B: 1 HR: 0	SF: 0 SAC: 0 DP: 0 HBP: 0	WP: 0 PB: 0 SB: 1 CS: 0	PA: 37
PITCHER	IP	WLS	BF	H	R	ER	SO	BB	IBB	HBP	BLK	WP	HR	S	P	ERA	WHIP					
Luis Tiant, R (1, 1) ERA: 2.91	9.0	W	37	6	0	0	6	4	0	0	0	0	0	45	61	0.00	1.111					

Boston Red Sox @ New York Yankees
Shea Stadium, Flushing, NY
Tue Sep 24 1974, 7:05 PM EDT
Sunny - 54 F

AB 33
R 0
H 6
RBI 0
BB 4
SO 6
LOB 19



Batter	1	2	3	4	5	6	7	8	9	AB	R	H	RBI	BB	SO	LOB	TOP					
Tommy Harper, R (1, 7) Rick Miller, L (8, 7) OBP: 0.306, SLG: 0.321 OBP: 0.337, SLG: 0.333	P3		1B 2B		1B 4-3 BB	1-2 2-3 BB		FC4-6 1B		3	1	2	0	2	0	0	0					
Juan Beniquez, R (1, 8) OBP: 0.320, SLG: 0.369	2-3 S 1B		K		4-3 1B	FC5		FC4-6		5	0	2	1	0	1	5						
Carl Yastrzemski, L (1, 3) OBP: 0.413, SLG: 0.446	2-3 1-3 1B				4-3 2-3 3-H 4-0 1B			4-3		5	0	1	1	0	0	3						
Dwight Evans, R (1, 9) OBP: 0.331, SLG: 0.420	5-3				L7			2B FC BB		2	1	0	0	3	0	1						
Jim Rice, R (1, 10) OBP: 0.304, SLG: 0.293		1-3			F2	L1		FC PB 2B		4	1	1	0	1	0	2						
Rick Burleson, R (1, 4) OBP: 0.326, SLG: 0.374	5-3				E4 1B			FC PB		5	0	1	1	0	0	3						
Bob Montgomery, R (1, 2) OBP: 0.286, SLG: 0.308					K			2-3 3-H 0-3 K		5	0	1	0	0	2	3						
Terry Hughes, R (1, 5) OBP: 0.242, SLG: 0.263	F7					P2		6-3		4	0	1	0	0	0	2						
Mario Guerrero, R (1, 6) OBP: 0.290, SLG: 0.289			6-3		E6 1B	FC5 BB 1-2 1B		6-3		4	1	2	0	0	0	0						
Inning Stats	R: 0 E: 0 K: 0 S: 4	H: 1 LOB: 1 BB: 0 P: 4	R: 0 E: 0 K: 0 S: 4	H: 1 LOB: 1 BB: 0 P: 4	R: 0 E: 0 K: 1 S: 6	H: 2 LOB: 2 BB: 0 P: 6	R: 0 E: 1 K: 1 S: 6	H: 1 LOB: 1 BB: 0 P: 6	R: 2 E: 1 K: 0 S: 5	H: 2 LOB: 2 BB: 2 P: 13	R: 0 E: 0 K: 0 S: 5	H: 2 LOB: 3 BB: 1 P: 9	R: 2 E: 0 K: 1 S: 7	H: 1 LOB: 1 BB: 1 P: 11	R: 0 E: 0 K: 0 S: 4	H: 1 LOB: 1 BB: 2 P: 4	R: 0 E: 0 K: 0 S: 2	H: 0 LOB: 1 BB: 2 P: 10	1B: 9 2B: 2 3B: 0 HR: 0	SF: 0 SAC: 0 DP: 1 HBP: 0	WP: 0 PB: 1 CS: 0	PA: 43
PITCHER	IP WLS BF H R ER SO BB IBB HBP BLK WP HR S P ERA WHIP																					
Larry Gura, L (1, 1) ERA: 1.88	6.1 L 32 10 4 3 2 3 1 0 0 0 0 0 32 48 4.26 2.053																					
Sparky Lyle, L (7, 1) ERA: 1.66	2.2 11 1 0 0 1 2 0 0 0 0 0 0 11 19 0.00 1.125																					

Boston Red Sox @ New York Yankees
Shea Stadium, Flushing, NY
Tue Sep 24 1974, 7:05 PM EDT
Att: 46,448 - Unknown

AB 37
R 4
H 11
RBI 3
BB 6
SO 3
LOB 19



Batter	1	2	3	4	5	6	7	8	9	AB	R	H	RBI	BB	SO	LOB	BOTTOM					
Roy White, S (1, 10) OBP: 0.369, SLG: 0.389	F7		K		F7			WP SF7 2B		4	1	1	0	0	1	1						
Elliott Maddox, R (1, 8) OBP: 0.395, SLG: 0.384	2B BB		F9			1B 1B		G5-4-3 BB		2	1	1	0	2	0	0						
Bobby Murcer, L (1, 9) OBP: 0.335, SLG: 0.382	1-H 2B				FC3-6 BB	P6		SF7		2	0	1	2	1	0	1						
Lou Piniella, R (1, 7) OBP: 0.338, SLG: 0.399	4-3				FC3-6 1-2	F9		G5-4-3 3-H		4	0	0	0	0	0	3						
Thurman Munson, R (1, 2) OBP: 0.308, SLG: 0.377					P4			F9		4	0	2	0	0	0	1						
Chris Chambliss, L (1, 3) OBP: 0.302, SLG: 0.358			K		L7			L4-3 1B		4	0	1	0	0	1	4						
Graig Nettles, L (1, 5) OBP: 0.314, SLG: 0.391	F9				F9			L4-3 1B		4	0	0	0	0	0	2						
Sandy Alomar Sr., S (1, 4) OBP: 0.287, SLG: 0.293			K			FC4-6 1B				3	0	1	0	0	2	1						
Jim Mason, L (1, 6) OBP: 0.301, SLG: 0.353					P5					2	0	0	0	0	0	1						
Bill Sudakis, S (7, PH) OBP: 0.296, SLG: 0.344					FC4-6 1-2					1	0	0	0	0	1	0						
Fred Stanley, R (8, 6) OBP: 0.263, SLG: 0.200								K		0	0	0	0	0	0	0						
Inning Stats	R: 1 E: 0 K: 0 S: 3	H: 1 LOB: 0 BB: 1 P: 7	R: 0 E: 0 K: 2 S: 8	H: 1 LOB: 0 BB: 0 P: 8	R: 0 E: 0 K: 1 S: 5	H: 0 LOB: 0 BB: 0 P: 5	R: 0 E: 0 K: 0 S: 3	H: 0 LOB: 1 BB: 1 P: 7	R: 0 E: 0 K: 0 S: 4	H: 1 LOB: 1 BB: 0 P: 4	R: 0 E: 0 K: 0 S: 5	H: 2 LOB: 2 BB: 0 P: 5	R: 0 E: 0 K: 2 S: 7	H: 0 LOB: 0 BB: 0 P: 7	R: 1 E: 0 K: 0 S: 3	H: 1 LOB: 0 BB: 1 P: 7	R: 0 E: 0 K: 0 S: 3	H: 1 LOB: 0 BB: 0 P: 3	1B: 5 2B: 3 3B: 0 HR: 0	SF: 1 SAC: 0 DP: 2 HBP: 0	WP: 1 PB: 0 CS: 0	PA: 34
PITCHER	IP WLS BF H R ER SO BB IBB HBP BLK WP HR S P ERA WHIP																					
Roger Moret, L (1, 1) ERA: 3.54	9.0 W 34 7 2 2 5 3 0 0 0 0 1 0 41 53 2.00 1.111																					

Boston Red Sox @ New York Yankees
Shea Stadium, Flushing, NY
Tue Sep 24 1974, 7:05 PM EDT
Att: 46,448 - Unknown


AB 30
R 2
H 7
RBI 2
BB 3
SO 5
LOB 14



Batter	1	2	3	4	5	6	7	8	9	10	AB	R	H	RBI	BB	SO	LOB	TOP
Tommy Harper, R OBP: 0.310, SLG: 0.322 (1, 10)	0-0 BB S 1B		0-0 CS 1B		0-0 4-3		0-0 P6		0-0 FC5-4 1-2 2-3		5	0	2	0	0	0	3	
Juan Beniquez, R OBP: 0.316, SLG: 0.364 (1, 8)	0-0 B1		0-0 F3		0-0 5-3			0-3 K	0-0 F8		5	0	0	0	0	1	4	
Carl Yastrzemski, L OBP: 0.411, SLG: 0.443 (1, 3)	0-3 K		0-0 F7 1-2		0-0 SH3-4 1B			0-0 F7	0-0 F2		5	0	1	0	0	1	2	
Dwight Evans, R OBP: 0.335, SLG: 0.420 (1, 9)	4-0 BB 1-2 BB			0-0 FC4-6 1B		0-0 SH3-4 1-2		4-0 1B BB	0-3 K		2	0	1	0	2	1	0	
Fred Lynn, L OBP: 0.500, SLG: 0.846 (1, 7)	4-0 BB 1-2 2-3 BB			0-0 FC4-6 1B 1-2		0-0 P6		0-0 1B BB	4-0 WP BB		3	0	1	0	2	0	2	
Dick McAuliffe, L OBP: 0.312, SLG: 0.326 (1, 5)	0-0 F7			0-0 F8		0-0 4-3		0-0 F8	4-0 FC6-4 BB 1-2		4	0	0	0	1	0	7	
Rick Burleson, R OBP: 0.325, SLG: 0.372 (1, 6)		0-0 L6		0-0 1B 1-2			0-0 G3		0-3 K	0-0 FC6-4 1-2	5	0	1	0	0	1	2	AB 35
Doug Griffin, R OBP: 0.323, SLG: 0.330 (1, 4)		0-3 K		0-3 K			0-0 L8		4-0 FC5-4 1B BB		3	0	0	0	0	2	2	R 0
Cecil Cooper, L OBP: 0.319, SLG: 0.388 (9, PH)											0	0	0	0	1	0	0	H 7
Mario Guerrero, R OBP: 0.290, SLG: 0.289 (9, 6)											0	0	0	0	0	0	0	RBI 0
Bob Montgomery, R OBP: 0.267, SLG: 0.305 (1, 2)		0-0 F8							0-0 FC5-4 1B		2	0	0	0	1	0	0	BB 7
Bernie Carbo, L OBP: 0.359, SLG: 0.416 (9, PH)											1	0	1	0	0	0	0	SO 6
Tim Blackwell, S OBP: 0.308, SLG: 0.273 (9, 2)					0-0 1-3				1-2 BB		0	0	0	0	0	0	0	LOB 22
Inning Stats	R: 0 E: 0 K: 1 S: 6	H: 1 LOB: 3 BB: 2 P: 14	R: 0 E: 0 K: 1 S: 5	H: 0 LOB: 0 BB: 0 P: 5	R: 0 E: 0 K: 1 S: 3	H: 1 LOB: 0 BB: 0 P: 3	R: 0 E: 0 K: 0 S: 3	H: 0 LOB: 1 BB: 1 P: 4	R: 0 E: 0 K: 0 S: 3	H: 0 LOB: 1 BB: 1 P: 7	R: 0 E: 0 K: 1 S: 6	H: 1 LOB: 2 BB: 1 P: 10	R: 0 E: 0 K: 1 S: 5	H: 1 LOB: 2 BB: 2 P: 13	1B: 7 2B: 0 3B: 0 HR: 0	SF: 0 SAC: 1 DP: 0 HBP: 0	WP: 1 PB: 0 SB: 1 CS: 1	PA: 43
PITCHER Doc Medich, R ERA: 3.63 (1, 1)	IP 10.0 WLS W BF 43 H 7 R 0 ER 0 SO 6 BB 7 IBB 0 HBP 0 BLK 0 WP 1 HR 0 S 48 P 76 ERA 0.00 WHIP 1.400																	

Boston Red Sox @ New York Yankees
Shea Stadium, Flushing, NY
Wed Sep 25 1974, 7:05 PM EDT
Att. 23,104 - Unknown - 63 F


AB	35
R	0
H	7
RBI	0
BB	7
SO	6
LOB	22



Batter	1	2	3	4	5	6	7	8	9	10	AB	R	H	RBI	BB	SO	LOB	BOTTOM
Roy White, S OBP: 0.368, SLG: 0.387 (1, 10)	0-3 K		0-0 6-3			0-0 F9		0-0 F8		0-0 1B 2-3 1B	5	0	1	0	0	1	1	
Elliott Maddox, R OBP: 0.399, SLG: 0.390 (1, 8)	0-0 F9			4-0 G1-6-3 BB		0-0 4-3 2B		0-0 1B		0-0 1B 1-2 3-H	4	0	3	1	1	0	0	
Bobby Murcer, L OBP: 0.333, SLG: 0.380 (1, 9)	0-0 F8			0-0 G1-6-3 1-2		0-0 4-3 2-3		0-0 F8			4	0	0	0	0	0	3	
Lou Piniella, R OBP: 0.339, SLG: 0.401 (1, 7)		4-0 G5-4-3 BB		0-0 2B		0-0 F8			0-0 P6		3	0	1	0	1	0	1	
Thurman Munson, R OBP: 0.311, SLG: 0.370 (1, 2)		0-0 G5-4-3 1-2		4-0 BB		0-0 FC3-6 1B		0-0 1B		0-0 1B	3	0	2	0	1	0	1	
Chris Chambliss, L OBP: 0.300, SLG: 0.355 (1, 3)		0-0 6-3		0-0 F7		0-0 FC3-6 1-2		0-0 FC3-6 1-2		0-0 P5	4	0	0	0	0	0	4	
Graig Nettles, L OBP: 0.314, SLG: 0.389 (1, 5)			4-0 BB		0-0 F9		0-0 FC3-6 1-2		0-3 K		3	0	0	0	1	1	2	AB 32
Sandy Alomar Sr, S OBP: 0.287, SLG: 0.290 (1, 4)			0-0 F9		0-0 F7		0-0 F9			4-0 1B SH3-4 1B BB	3	1	0	0	1	0	2	R 1
Jim Mason, L OBP: 0.300, SLG: 0.352 (1, 6)					0-0 F7						2	0	0	0	0	0	1	H 7
Alex Johnson, R OBP: 0.351, SLG: 0.362 (8, PH)											1	0	0	0	0	0	0	RBI 1
Fred Stanley, R OBP: 0.263, SLG: 0.200 (9, 6)					0-0 F8			0-0 4-3		0-0 SH3-4 1-2	0	0	0	0	0	0	0	BB 5
Inning Stats	R: 0 E: 0 K: 1 S: 5	H: 0 LOB: 0 BB: 0 P: 5	R: 0 E: 0 K: 0 S: 2	H: 0 LOB: 0 BB: 1 P: 6	R: 0 E: 0 K: 0 S: 3	H: 1 LOB: 2 BB: 2 P: 11	R: 0 E: 0 K: 0 S: 3	H: 1 LOB: 1 BB: 1 P: 4	R: 0 E: 0 K: 0 S: 4	H: 1 LOB: 1 BB: 0 P: 4	R: 0 E: 0 K: 0 S: 4	H: 1 LOB: 1 BB: 0 P: 4	R: 0 E: 0 K: 1 S: 6	H: 1 LOB: 1 BB: 0 P: 6	1B: 5 2B: 2 3B: 0 HR: 0	SF: 0 SAC: 1 DP: 2 HBP: 0	WP: 0 PB: 0 SB: 0 CS: 0	PA: 38
PITCHER Bill Lee, L ERA: 3.56 (1, 1)	IP 9.1 WLS L BF 38 H 7 R 1 ER 1 SO 2 BB 5 IBB 0 HBP 0 BLK 0 WP 0 HR 0 S 37 P 57 ERA 0.96 WHIP 1.286																	

Boston Red Sox @ New York Yankees
Shea Stadium, Flushing, NY
Wed Sep 25 1974, 7:05 PM EDT
Att. 23,104 - Unknown - 63 F

AB	32
R	1
H	7
RBI	1
BB	5
SO	2
LOB	15



Batter	1	2	3	4	5	6	7	8	9	10	AB	R	H	RBI	BB	SO	LOB	TOP						
Tommy Harper, R OBP: 0.308, SLG: 0.320 (1, 10)	G6-3 1B		K		F4		F5		L7	FC6-2	6	0	1	0	0	1	7							
Juan Beniquez, R OBP: 0.314, SLG: 0.361 (1, 8)	G6-3		F4		1-3		FC5 BB 1B		5-3	F8	6	0	1	0	0	0	6							
Carl Yastrzemski, L OBP: 0.414, SLG: 0.445 (1, 3)	FC6-4 1B			4-3							3	0	2	1	2	0	0							
Dwight Evans, R OBP: 0.333, SLG: 0.418 (1, 9)	FC6-4				G3 1B		K		K		5	0	1	0	0	2	6							
Fred Lynn, L OBP: 0.485, SLG: 0.793 Jim Rice, R OBP: 0.313, SLG: 0.286 (8, PH) (8, 7)					G3		K				3	0	1	0	0	1	2							
Rick Miller, L OBP: 0.337, SLG: 0.333 (10, 7)										SH3-4 HBP 1B BB	0	0	0	0	0	0	0							
Dick McAuliffe, L OBP: 0.313, SLG: 0.326 Danny Cater, R OBP: 0.306, SLG: 0.385 Terry Hughes, R OBP: 0.254, SLG: 0.263 (1, 5) (8, PH) (8, 5)					F9		G3				3	0	1	0	0	0	2							
Rick Burleson, R OBP: 0.324, SLG: 0.369 (1, 6)	8-3										3	1	0	0	1	1								
Doug Griffin, R OBP: 0.330, SLG: 0.331 (1, 4)					E4 1B BB						2	1	1	0	2	0	0							
Tim Blackwell, S OBP: 0.311, SLG: 0.277 Bernie Carbo, L OBP: 0.368, SLG: 0.415 Bob Montgomery, R OBP: 0.272, SLG: 0.324 (1, 2) (7, PH) (7, 2)					F5						2	0	1	0	0	0	1							
Inning Stats	R: 0 E: 0 K: 0 S: 4	H: 2 LOB: 1 BB: 0 P: 4	R: 0 E: 0 K: 0 S: 3	H: 2 LOB: 0 BB: 0 P: 3	R: 0 E: 0 K: 1 S: 5	H: 0 LOB: 1 BB: 1 P: 9	R: 0 E: 0 K: 0 S: 4	H: 1 LOB: 1 BB: 0 P: 4	R: 0 E: 0 K: 1 S: 7	H: 1 LOB: 2 BB: 0 P: 7	R: 0 E: 0 K: 2 S: 7	H: 0 LOB: 1 BB: 1 P: 11	R: 1 E: 0 K: 0 S: 4	H: 1 LOB: 3 BB: 2 P: 13	R: 0 E: 0 K: 0 S: 3	H: 0 LOB: 0 BB: 0 P: 3	R: 2 E: 0 K: 1 S: 8	H: 3 LOB: 1 BB: 0 P: 8	R: 2 E: 0 K: 0 S: 4	H: 1 LOB: 2 BB: 2 P: 13	1B: 10 2B: 1 3B: 0 HR: 1	SF: 0 SAC: 1 DP: 2 HBP: 2	WP: 0 PB: 0 SB: 1 CS: 0	PA: 47
PITCHER	IP 7.0	WLS L	BF 31	H 7	R 1	ER 1	SO 4	BB 4	IBB 0	HBP 1	BLK 0	WP 0	HR 0	S 34	P 51	ERA 1.29	WHIP 1.571							
Joe Coleman, R ERA: 4.24 (8, 1)	2.1	L	14	4	4	4	1	1	1	1	0	0	1	13	22	15.43	2.143							
John Hiller, L ERA: 2.6 (10, 1)	0.2		2	0	0	0	0	0	0	0	0	0	0	2	2	0.00	0.000							
PITCHER	IP 7.0	WLS L	BF 31	H 7	R 1	ER 1	SO 4	BB 4	IBB 0	HBP 1	BLK 0	WP 0	HR 0	S 34	P 51	ERA 1.29	WHIP 1.571							

Boston Red Sox @ Detroit Tigers
Tiger Stadium, Detroit, MI
Thu Sep 26 1974, 7:05 PM EDT
Att: 7,636 - Unknown

AB 38
R 5
H 11
RBI 5
BB 6
SO 5
LOB 27



Batter	1	2	3	4	5	6	7	8	9	10	AB	R	H	RBI	BB	SO	LOB	BOTTOM		
Ron LeFlore, R OBP: 0.284, SLG: 0.308 (1, 8)	5-3	FC5-4									5	0	1	0	0	0	3			
Gary Sutherland, R OBP: 0.262, SLG: 0.312 (1, 4)	F9		K		6-3						5	0	1	0	0	1	2			
Al Kaline, R OBP: 0.336, SLG: 0.393 (1, 10)	1B 1B		L5 1B		L8		L4-3 1B		L4-3		5	0	1	0	0	0	1			
Ben Ogilvie, L OBP: 0.356, SLG: 0.389 (1, 3)	1B										5	1	3	0	0	0	0			
Dan Meyer, L OBP: 0.333, SLG: 0.731 (1, 7)	F7		F8								5	1	2	2	0	0	4			
Jim Nettles, L OBP: 0.307, SLG: 0.407 (1, 9)			F8								4	0	1	0	0	1	3			
Aurelio Rodriguez, R OBP: 0.256, SLG: 0.306 (1, 5)	F8				6-3						4	1	1	0	0	0	2			
Ed Brinkman, R OBP: 0.259, SLG: 0.339 (1, 6)					6-3						4	0	2	1	0	1	1			
Gene Lamont, L OBP: 0.281, SLG: 0.371 Gates Brown, L OBP: 0.320, SLG: 0.398 Bill Freehan, R OBP: 0.352, SLG: 0.453 (1, 2) (9, PH) (10, 2)											3	0	0	0	0	1	3			
Inning Stats	R: 0 E: 0 K: 0 S: 5	H: 2 LOB: 2 BB: 0 P: 5	R: 0 E: 0 K: 1 S: 7	H: 2 LOB: 2 BB: 0 P: 7	R: 0 E: 1 K: 1 S: 7	H: 1 LOB: 2 BB: 0 P: 7	R: 0 E: 0 K: 0 S: 3	H: 0 LOB: 0 BB: 0 P: 3	R: 0 E: 0 K: 0 S: 3	H: 1 LOB: 0 BB: 0 P: 3	R: 0 E: 0 K: 2 S: 8	H: 1 LOB: 1 BB: 0 P: 8	R: 0 E: 1 K: 0 S: 3	H: 0 LOB: 0 BB: 0 P: 3	R: 0 E: 0 K: 0 S: 3	H: 0 LOB: 0 BB: 0 P: 3	1B: 8 2B: 1 3B: 2 HR: 1	SF: 0 SAC: 0 DP: 1 HBP: 0	WP: 0 PB: 0 SB: 1 CS: 2	PA: 42
PITCHER	IP 10.0	WLS W	BF 41	H 12	R 3	ER 3	SO 4	BB 0	IBB 0	HBP 0	BLK 0	WP 0	HR 1	S 49	P 49	ERA 2.70	WHIP 1.200			
Dick Drago, R ERA: 3.48 (1, 1)	10.0	W	41	12	3	3	4	0	0	0	0	0	1	49	49	2.70	1.200			
PITCHER	IP 10.0	WLS W	BF 41	H 12	R 3	ER 3	SO 4	BB 0	IBB 0	HBP 0	BLK 0	WP 0	HR 1	S 49	P 49	ERA 2.70	WHIP 1.200			

Boston Red Sox @ Detroit Tigers
Tiger Stadium, Detroit, MI
Thu Sep 26 1974, 7:05 PM EDT
Att: 7,636 - Unknown

AB 41
R 3
H 12
RBI 3
BB 0
SO 4
LOB 19



Batter	1	2	3	4	5	6	7	8	9	AB	R	H	RBI	BB	SO	LOB	TOP			
Tommy Harper, R (1, 7) OBP: 0.306, SLG: 0.319 Rick Miller, L (8, 7) OBP: 0.337, SLG: 0.333										4	1	1	1	1	1	3	4 1 1 1 1 1 3 0 0 0 0 0 0 0			
Juan Beniquez, R (1, 8) OBP: 0.313, SLG: 0.357										4	1	0	0	1	2	2	4 1 0 0 1 2 2			
Danny Cater, R (1, 3) OBP: 0.309, SLG: 0.405										4	2	1	1	0	1	4	4 2 1 1 0 1 4			
Jim Rice, R (1, 10) OBP: 0.321, SLG: 0.298										5	2	2	1	0	0	2	5 2 2 1 0 0 2			
Bob Montgomery, R (1, 2) OBP: 0.275, SLG: 0.329										5	2	2	2	0	1	0	5 2 2 2 0 1 0			
Fred Lynn, L (1, 9) OBP: 0.500, SLG: 0.758										4	0	2	1	1	0	0	4 0 2 1 1 0 0			
Rick Burleson, R (1, 6) OBP: 0.325, SLG: 0.369										5	0	2	1	0	0	1	5 0 2 1 0 0 1			
Doug Griffin, R (1, 4) OBP: 0.332, SLG: 0.333										4	1	2	1	0	1	3	4 1 2 1 0 1 3			
Terry Hughes, R (1, 5) OBP: 0.269, SLG: 0.267										3	0	1	1	1	1	2	3 0 1 1 1 1 2			
Inning Stats	R: 4 E: 0 K: 1 S: 9	H: 4 LOB: 3 BB: 3 P: 21	R: 3 E: 0 K: 0 S: 6	H: 4 LOB: 2 BB: 1 P: 11	R: 1 E: 0 K: 1 S: 6	H: 1 LOB: 0 BB: 0 P: 6	R: 0 E: 0 K: 1 S: 5	H: 1 LOB: 0 BB: 0 P: 5	R: 0 E: 0 K: 1 S: 5	H: 0 LOB: 0 BB: 0 P: 5	R: 0 E: 0 K: 0 S: 3	H: 0 LOB: 0 BB: 0 P: 3	R: 0 E: 0 K: 2 S: 10	H: 3 LOB: 2 BB: 0 P: 10	R: 0 E: 0 K: 0 S: 3	H: 0 LOB: 0 BB: 0 P: 3	1B: 11 2B: 1 3B: 0 HR: 1	SF: 0 SAC: 0 DP: 1 HBP: 1	WP: 0 PB: 0 SB: 0 CS: 0	PA: 43
PITCHER	IP WLS BF H R ER SO BB IBB HBP BLK WP HR S P ERA WHIP	0.1 L 6 3 4 4 0 2 0 0 0 0 0 0 4 12 108.00 15.000	7.2 34 10 5 4 7 1 1 1 0 0 1 45 54 4.70 1.435	1.0 3 0 0 0 0 0 0 0 0 0 0 3 3 0.00 0.000																

Boston Red Sox @ Detroit Tigers
Tiger Stadium, Detroit, MI
Fri Sep 27 1974, 7:05 PM EDT
Att: 8,177 - Unknown

AB 38
R 9
H 13
RBI 9
BB 4
SO 7
LOB 17



Batter	1	2	3	4	5	6	7	8	9	AB	R	H	RBI	BB	SO	LOB	BOTTOM					
Ron LeFlore, R (1, 8) OBP: 0.290, SLG: 0.312										4	0	2	0	0	0	2	4 0 2 0 0 0 2					
Gary Sutherland, R (1, 4) OBP: 0.280, SLG: 0.310										5	0	0	0	0	0	4	5 0 0 0 0 0 4					
Al Kaline, R (1, 10) OBP: 0.337, SLG: 0.392 Reggie Sanders, R (4, PR) OBP: 0.308, SLG: 0.448										1	0	0	0	1	1	0	1 0 0 0 1 1 0 2 1 0 0 0 1 0					
Ben Oglivie, L (1, 3) OBP: 0.355, SLG: 0.387										4	0	1	0	0	0	1	4 0 1 0 0 0 1					
Dan Meyer, L (1, 7) OBP: 0.290, SLG: 0.633										4	0	0	0	0	0	2	4 0 0 0 0 0 2					
Bill Freehan, R (1, 2) OBP: 0.385, SLG: 0.457										3	0	2	1	1	0	0	3 0 2 1 1 0 0					
Leon Roberts, R (1, 9) OBP: 0.269, SLG: 0.353										4	1	0	0	0	0	4	4 1 0 0 0 0 4					
Aurelio Rodriguez, R (1, 5) OBP: 0.255, SLG: 0.306 Jim Nettles, L (8, PH) OBP: 0.311, SLG: 0.419										3	0	0	0	0	1	1	3 0 0 0 0 1 1 1 1 1 1 1 0 0 0					
Ed Brinkman, R (1, 6) OBP: 0.281, SLG: 0.342										4	0	2	1	0	1	0	4 0 2 1 0 1 0					
Inning Stats	R: 0 E: 0 K: 1 S: 5	H: 0 LOB: 0 BB: 0 P: 5	R: 0 E: 0 K: 0 S: 4	H: 1 LOB: 1 BB: 0 P: 4	R: 0 E: 0 K: 1 S: 6	H: 1 LOB: 1 BB: 0 P: 6	R: 1 E: 0 K: 0 S: 4	H: 1 LOB: 2 BB: 1 P: 8	R: 0 E: 0 K: 0 S: 4	H: 1 LOB: 1 BB: 0 P: 4	R: 0 E: 0 K: 0 S: 3	H: 1 LOB: 0 BB: 0 P: 3	R: 0 E: 0 K: 1 S: 6	H: 1 LOB: 2 BB: 1 P: 10	R: 0 E: 0 K: 1 S: 5	H: 0 LOB: 0 BB: 0 P: 5	R: 2 E: 1 K: 0 S: 6	H: 2 LOB: 2 BB: 0 P: 7	1B: 5 2B: 3 3B: 0 HR: 0	SF: 0 SAC: 0 DP: 1 HBP: 1	WP: 1 PB: 0 SB: 0 CS: 0	PA: 38
PITCHER	IP WLS BF H R ER SO BB IBB HBP BLK WP HR S P ERA WHIP	9.0 W 38 3 3 1 4 2 0 0 1 0 0 1 43 52 1.00 1.111																				

Boston Red Sox @ Detroit Tigers
Tiger Stadium, Detroit, MI
Fri Sep 27 1974, 7:05 PM EDT
Att: 8,177 - Unknown


AB 35
R 3
H 8
RBI 3
BB 2
SO 4
LOB 14



Batter	1	2	3	4	5	6	7	8	9	AB	R	H	RBI	BB	SO	LOB	TOP			
Rick Miller, L OBP: 0.343, SLG: 0.338 (1, 8)	0-0 5-3	0-0 4-3			0-0 1B SF8 1B		0-0 F9 1B		0-0 FC4-6 1B	5	1	3	0	0	0	1	Boston Red Sox @ Detroit Tigers Tiger Stadium, Detroit, MI Sun Sep 29 1974, 3:33 AM EDT Att: 21,178 - Unknown			
Cecil Cooper, L OBP: 0.323, SLG: 0.392 (1, 3)	0-0 2B		0-0 G3		0-0 1B 1B		0-0 1-2 1B		0-0 F7	5	0	3	1	0	0	1				
Jim Rice, R OBP: 0.302, SLG: 0.321 (1, 10)	0-0 5-3		0-0 1B		0-0 SF8		0-0 F9		0-0 FC4-6	4	0	1	1	0	0	4				
Fred Lynn, L OBP: 0.489, SLG: 0.725 (1, 7)	0-0 F7		0-0 F7		0-0 F4		0-3 K			4	0	0	0	0	1	5				
Bob Montgomery, R OBP: 0.284, SLG: 0.339 (1, 2)		0-0 2B 1B	0-3 K		0-0 FC6-4 1B		0-3 K			4	1	2	0	0	2	3				
Dwight Evans, R OBP: 0.333, SLG: 0.419 (1, 9)		0-0 1B FC4-6 2B		0-0 6-3	0-0 FC6-4		0-0 4-3			4	1	1	0	0	0	2				
Doug Griffin, R OBP: 0.330, SLG: 0.331 (1, 4)		0-0 FC4-6 1B		0-0 6-3		0-0 L1		0-0 6-3		4	0	1	1	0	0	0				
Dick McAuliffe, L OBP: 0.310, SLG: 0.320 (1, 5)		0-0 FC4-6 FC6-4		0-0 F9		0-3 K		0-0 F8		4	0	0	1	0	1	1				
Rick Burleson, R OBP: 0.320, SLG: 0.363 (1, 6)		0-0 FC6-4			0-0 1B 1B		0-3 K		0-0 F8	4	1	1	0	0	1	1				
Inning Stats	R: 0 E: 0 K: 0 S: 4	H: 1 LOB: 1 BB: 0 P: 4	R: 2 E: 0 K: 0 S: 6	H: 3 LOB: 1 BB: 0 P: 6	R: 0 E: 0 K: 1 S: 6	H: 1 LOB: 1 BB: 0 P: 6	R: 0 E: 0 K: 0 S: 3	H: 0 LOB: 0 BB: 0 P: 3	R: 2 E: 0 K: 0 S: 7	H: 4 LOB: 2 BB: 0 P: 7	R: 0 E: 0 K: 2 S: 9	H: 2 LOB: 2 BB: 0 P: 9	R: 0 E: 0 K: 0 S: 3	H: 0 LOB: 0 BB: 0 P: 3	R: 0 E: 0 K: 0 S: 4	H: 1 LOB: 1 BB: 0 P: 4	1B: 10 2B: 2 3B: 0 HR: 0	SF: 1 SAC: 0 DP: 0 HBP: 0	WP: 0 PB: 0 SB: 0 CS: 0	PA: 39
PITCHER Vern Ruhle, R ERA: 2.73 (1, 1)	IP: 9.0 WLS: W BF: 39 H: 12 R: 4 ER: 4 SO: 5 BB: 0 IBB: 0 HBP: 0 BLK: 0 WP: 0 HR: 0 S: 49 P: 49 ERA: 4.00 WHIP: 1.333															PITCHER				

Batter	1	2	3	4	5	6	7	8	9	AB	R	H	RBI	BB	SO	LOB	BOTTOM			
Ron LeFlore, R OBP: 0.296, SLG: 0.317 (1, 8)	0-0 G3 1B	0-3 K		0-3 K		0-0 L5		0-0 S 1B		5	1	2	0	0	2	5	Boston Red Sox @ Detroit Tigers Tiger Stadium, Detroit, MI Sun Sep 29 1974, 3:33 AM EDT Att: 21,178 - Unknown			
Gary Sutherland, R OBP: 0.279, SLG: 0.309 (1, 4)	0-0 G3 1-2	0-0 SF8		0-0 F8		0-0 1B 1B		0-0 F9		4	1	1	2	0	0	3				
Al Kaline, R OBP: 0.339, SLG: 0.393 (1, 10)	0-0 L6	0-0 E8 1B			0-0 L4		0-0 1B 1B		4-0 G6-4-3 BB	4	0	2	1	1	0	1				
Ben Oglivie, L OBP: 0.353, SLG: 0.385 (6, PR)		0-0 1B				0-0 1B 1B				0	0	0	0	0	0	0				
Bill Freehan, R OBP: 0.355, SLG: 0.456 (1, 2)	0-0 1B E 2H	0-0 F8			0-0 F9		0-0 1B 1B		0-0 G6-4-3	5	0	2	2	0	0	3				
Reggie Sanders, R OBP: 0.305, SLG: 0.440 (1, 3)	0-0 E6 1B		0-0 1-3		0-0 1B		0-3 K			4	0	1	0	0	1	3				
Leon Roberts, R OBP: 0.288, SLG: 0.345 (1, 9)	0-0 1B		0-0 L5		0-0 F8		0-3 K			4	0	1	0	0	1	3				
Dan Meyer, L OBP: 0.256, SLG: 0.526 (1, 7)	0-0 F8		0-0 F9			0-0 E 2B 1B		0-0 F5		4	1	1	0	0	0	3				
Aurelio Rodriguez, R OBP: 0.255, SLG: 0.305 (1, 5)		0-0 1B SF8 1B		0-0 6-3		4-0 2B 1B BB		0-0 5-3		3	2	1	0	1	0	0				
Ed Brinkman, R OBP: 0.265, SLG: 0.346 (1, 6)		0-0 1B E 1B		4-0 BB		0-0 1B 2B		0-0 5-3		3	2	2	1	1	0	0				
Inning Stats	R: 1 E: 1 K: 0 S: 7	H: 3 LOB: 3 BB: 0 P: 7	R: 2 E: 1 K: 1 S: 8	H: 3 LOB: 1 BB: 0 P: 8	R: 0 E: 0 K: 0 S: 3	H: 0 LOB: 0 BB: 0 P: 3	R: 0 E: 0 K: 1 S: 5	H: 0 LOB: 1 BB: 1 P: 9	R: 0 E: 0 K: 0 S: 4	H: 1 LOB: 1 BB: 0 P: 4	R: 4 E: 1 K: 2 S: 12	H: 5 LOB: 2 BB: 1 P: 16	R: 0 E: 0 K: 0 S: 3	H: 0 LOB: 0 BB: 0 P: 3	R: 0 E: 0 K: 0 S: 3	H: 1 LOB: 2 BB: 1 P: 7	1B: 12 2B: 1 3B: 0 HR: 0	SF: 1 SAC: 0 DP: 1 HBP: 0	WP: 0 PB: 0 SB: 1 CS: 0	PA: 40
PITCHER Roger Moret, L ERA: 3.74 Diego Segui, R ERA: 4.0 (6, 1)	IP: 5.1 WLS: L BF: 30 H: 11 R: 7 ER: 6 SO: 2 BB: 2 IBB: 0 HBP: 0 BLK: 0 WP: 0 HR: 0 S: 32 P: 40 ERA: 10.12 WHIP: 2.438															PITCHER				

AB	38
R	4
H	12
RBI	4
BB	0
SO	5
LOB	18



AB	36
R	7
H	13
RBI	6
BB	3
SO	4
LOB	21



Batter	1	2	3	4	5	6	7	8	9	AB	R	H	RBI	BB	SO	LOB	TOP					
John Lowenstein, L (1, 7) OBP: 0.313, SLG: 0.325 Rusty Torres, S (7, 7) OBP: 0.244, SLG: 0.234	F8		FC6-4 BB		4-3		4-3			3	0	0	0	1	0	1	Cleveland Indians @ Boston Red Sox Fenway Park, Boston, MA Mon Sep 30 1974, 7:05 PM EDT Att: 10,673 - Unknown - 65 F					
Frank Duffy, R (1, 6) OBP: 0.272, SLG: 0.310	5-3		FC6-4 FC5-4 1-2		F9		K			4	0	0	0	0	1	2						
Frank Robinson, R (1, 10) OBP: 0.367, SLG: 0.450			FC5-4 1-2						6-3	2	0	0	0	2	0	1						
Charlie Spikes, R (1, 9) OBP: 0.321, SLG: 0.434	K								6-3 1B BB	3	1	1	0	1	2	2						
John Ellis, R (1, 3) OBP: 0.331, SLG: 0.424			K						6-3	4	1	1	0	0	1	1						
George Hendrick, R (1, 8) OBP: 0.323, SLG: 0.447			4-3		4-3		K			4	0	1	1	0	1	1						
Buddy Bell, R (1, 5) OBP: 0.322, SLG: 0.354			E9 1B		1-4-3		F4			4	0	2	0	0	0	1						
Dave Duncan, R (1, 2) OBP: 0.268, SLG: 0.334			6-3						G5-4-3 1B	3	0	1	1	1	0	2						
Remy Hermoso, R (1, 4) OBP: 0.262, SLG: 0.262			4-3		4-3		SH3-4 BB		L4	3	0	0	0	0	0	1						
Inning Stats	R: 0 E: 0 K: 1 S: 5	H: 0 LOB: 1 BB: 1 P: 9	R: 0 E: 1 K: 1 S: 6	H: 1 LOB: 1 BB: 0 P: 6	R: 0 E: 0 K: 0 S: 3	H: 0 LOB: 1 BB: 1 P: 7	R: 2 E: 0 K: 0 S: 6	H: 3 LOB: 1 BB: 0 P: 6	R: 0 E: 0 K: 1 S: 5	H: 0 LOB: 1 BB: 1 P: 9	R: 0 E: 0 K: 1 S: 5	H: 0 LOB: 0 BB: 0 P: 5	R: 0 E: 0 K: 1 S: 5	H: 0 LOB: 1 BB: 1 P: 9	R: 0 E: 0 K: 0 S: 3	H: 1 LOB: 2 BB: 1 P: 7		R: 0 E: 0 K: 0 S: 3	H: 1 LOB: 3 BB: 0 P: 3	1B: 5 2B: 1 3B: 0 HR: 0	SF: 0 SAC: 1 DP: 1 HBP: 0	WP: 0 PB: 0 SB: 0 CS: 0
PITCHER Bill Lee, L (1, 1) ERA: 3.51	IP: 9.0 WLS: L BF: 36	H: 6 R: 2 ER: 2 SO: 5	BB: 5 IBB: 0 HBP: 0 BLK: 0	WP: 0 HR: 0 S: 41 P: 61	ERA: 2.00 WHIP: 1.222	PITCHER																

Batter	1	2	3	4	5	6	7	8	9	AB	R	H	RBI	BB	SO	LOB	BOTTOM					
Rick Miller, L (1, 8) OBP: 0.339, SLG: 0.333 Tommy Harper, R (9, PH) OBP: 0.312, SLG: 0.318	F9		6-3		F7		3-1		FC4-6 BB	4	0	0	0	0	0	2	Cleveland Indians @ Boston Red Sox Fenway Park, Boston, MA Mon Sep 30 1974, 7:05 PM EDT Att: 10,673 - Unknown - 65 F					
Cecil Cooper, L (1, 3) OBP: 0.325, SLG: 0.395 Doug Griffin, R (9, PH) OBP: 0.329, SLG: 0.330	F7		F8						FC4-6 BB	4	0	2	0	0	0	0						
Jim Rice, R (1, 10) OBP: 0.313, SLG: 0.322									F3 1B	3	0	1	0	1	1							
Fred Lynn, L (1, 7) OBP: 0.490, SLG: 0.698	F8				F7 1B 5-3 1B				G5-4-3 IBB	3	1	1	0	1	0	2						
Dwight Evans, R (1, 9) OBP: 0.334, SLG: 0.419			FC6-4 1B		1-3 1B				G5-4-3	4	0	2	0	0	0	3						
Rick Burleson, R (1, 4) OBP: 0.317, SLG: 0.359			F4		5-3				F7	4	0	0	1	0	0	3						
Terry Hughes, R (1, 5) OBP: 0.257, SLG: 0.254 Tim McCarver, L (9, PH) OBP: 0.354, SLG: 0.246			FC6-4 1-2		K				F8	3	0	0	0	0	2	2						
Mario Guerrero, R (1, 6) OBP: 0.290, SLG: 0.290 Bernie Carbo, L (9, PH) OBP: 0.370, SLG: 0.419			K						BB 2B	1	0	1	0	0	0	0						
Tim Blackwell, S (1, 2) OBP: 0.312, SLG: 0.278 Bob Montgomery, R (9, PH) OBP: 0.287, SLG: 0.339 Juan Beniquez, R (9, PR) OBP: 0.313, SLG: 0.357					4-3				BB HBP	0	0	0	0	0	0	0						
Inning Stats	R: 0 E: 0 K: 0 S: 3	H: 0 LOB: 1 BB: 1 P: 7	R: 0 E: 0 K: 1 S: 6	H: 1 LOB: 0 BB: 0 P: 6	R: 0 E: 0 K: 0 S: 3	H: 0 LOB: 0 BB: 0 P: 3	R: 1 E: 0 K: 2 S: 9	H: 2 LOB: 1 BB: 0 P: 9	R: 0 E: 0 K: 0 S: 4	H: 2 LOB: 2 BB: 0 P: 4	R: 0 E: 0 K: 1 S: 6	H: 1 LOB: 1 BB: 0 P: 4	R: 0 E: 0 K: 1 S: 6	H: 1 LOB: 1 BB: 0 P: 6	R: 0 E: 0 K: 0 S: 3	H: 1 LOB: 3 BB: 1 P: 7		R: 0 E: 0 K: 0 S: 4	H: 1 LOB: 1 BB: 1 P: 9	1B: 7 2B: 2 3B: 0 HR: 0	SF: 0 SAC: 0 DP: 1 HBP: 1	WP: 0 PB: 0 SB: 0 CS: 0
PITCHER Jim Perry, R (1, 1) ERA: 2.96 Tom Buskey, R (7, 1) ERA: 3.35 Tom Hilgendorf, L (9, 1) ERA: 4.84 Milt Wilcox, R (9, 1) ERA: 4.67	IP: 6.2 WLS: W BF: 27	H: 7 R: 1 ER: 1 SO: 4	BB: 1 IBB: 0 HBP: 1 BLK: 0	WP: 0 HR: 0 S: 34 P: 38	ERA: 1.35 WHIP: 1.200	PITCHER																

Batter	1	2	3	4	5	6	7	8	9	AB	R	H	RBI	BB	SO	LOB	TOP							
Buddy Bell, R OBP: 0.322, SLG: 0.353 (1, 5)	0-0 6-3	4-0 FC5-2 BB 1-2 2-3		0-0 FC4-6 1B		0-0 F9			0-0 F7	4	0	1	1	1	0	2	Cleveland Indians @ Boston Red Sox Fenway Park, Boston, MA Tue Oct 01 1974, 7:05 PM EDT Att: 9,784 - Unknown							
Duane Kuiper, L OBP: 0.474, SLG: 0.500 Joe Lis, R OBP: 0.290, SLG: 0.340 (9, PH)	0-0	4-0 FC5-2 BB		0-0 FC4-6 S 1-2		0-0 F4		0-3 K	3	0	1	1	1	0	3	1		0	0	0	1	0		
Frank Robinson, R OBP: 0.366, SLG: 0.446 (1, 10)	0-0 F6	0-0 FC5-2		4-0 1-2 BB		0-3 K			0-0 6-3	4	0	0	0	1	1	6		4	0	0	0	1	1	6
Charlie Spikes, R OBP: 0.319, SLG: 0.431 (1, 9)	0-0 F3	0-0 1-3		0-0 F6					0-0 F6	4	0	0	0	0	0	6		3	1	0	0	1	1	0
John Ellis, R OBP: 0.330, SLG: 0.421 (1, 3)		4-0 1B WP 1B BB		0-3 K		0-0 3-1			0-0 L8	3	1	0	0	1	1	0		3	0	0	0	1	1	0
George Hendrick, R OBP: 0.322, SLG: 0.444 (1, 8)		0-0 5-3		4-0 G4-6-3 BB		0-0 F9			0-0 L7	3	0	0	0	1	0	1		3	0	0	0	1	0	1
Rusty Torres, S OBP: 0.244, SLG: 0.235 (1, 7)		0-0 1B 1B		0-0 G4-6-3 1-2		0-0 1-3			0-0 5-3	4	1	1	0	0	0	1		4	1	1	0	0	0	1
Dave Duncan, R OBP: 0.272, SLG: 0.336 (1, 2)		0-0 BB 1B BB 1B		4-0 6-3 WP 1B BB		0-0 1B			0-0 5-3	3	2	2	1	1	0	0		3	2	2	1	1	0	0
Luis Alvarado, R OBP: 0.229, SLG: 0.219 (1, 6)		0-0 BB FC5-2 1B		0-0 6-3		0-0 1-2 1B			0-0 4-3	4	0	2	1	0	0	1	4	0	2	1	0	0	1	
Inning Stats	R: 0 E: 0 K: 0 S: 4	H: 1 LOB: 1 BB: 0 P: 4	R: 3 E: 0 K: 0 S: 6	H: 3 LOB: 3 BB: 3 P: 18	R: 0 E: 0 K: 1 S: 4	H: 0 LOB: 0 BB: 1 P: 8	R: 1 E: 0 K: 0 S: 4	H: 1 LOB: 2 BB: 2 P: 12	R: 0 E: 0 K: 1 S: 7	H: 2 LOB: 2 BB: 0 P: 7	R: 0 E: 0 K: 0 S: 3	H: 0 LOB: 0 BB: 0 P: 3	R: 0 E: 0 K: 0 S: 3	H: 0 LOB: 0 BB: 0 P: 3	R: 0 E: 0 K: 1 S: 5	H: 0 LOB: 0 BB: 0 P: 5	1B: 7 2B: 0 3B: 0 HR: 0	SF: 0 SAC: 0 DP: 1 HBP: 0	WP: 2 PB: 0 SB: 1 CS: 0	PA: 39				
PITCHER Steve Barr, L ERA: 4.0 (1, 1)	IP: 9.0 WLS: W BF: 39 H: 7 R: 4 ER: 4 SO: 3 BB: 6 IBB: 0 HBP: 0 BLK: 0 WP: 2 HR: 0 S: 39 P: 63 ERA: 4.00 WHIP: 1.444											PITCHER	IP: 9.0 WLS: W BF: 39 H: 7 R: 4 ER: 4 SO: 3 BB: 6 IBB: 0 HBP: 0 BLK: 0 WP: 2 HR: 0 S: 39 P: 63 ERA: 4.00 WHIP: 1.444											

AB	33
R	4
H	7
RBI	4
BB	6
SO	3
LOB	20



Batter	1	2	3	4	5	6	7	8	9	AB	R	H	RBI	BB	SO	LOB	BOTTOM						
Rick Miller, L OBP: 0.343, SLG: 0.345 (1, 8)	0-0 F7	0-0 F7	0-0 1-2 1B		0-0 E8 1-1 2B			0-0 6-3 2B		5	1	3	2	0	0	0	Cleveland Indians @ Boston Red Sox Fenway Park, Boston, MA Tue Oct 01 1974, 7:05 PM EDT Att: 9,784 - Unknown						
Cecil Cooper, L OBP: 0.326, SLG: 0.395 (1, 3)	0-0 2B	0-0 1B	0-0 4-3		0-0 5-3			0-0 6-3		5	1	2	0	0	4	5		0	2	1	0	1	
Dwight Evans, R OBP: 0.335, SLG: 0.421 (1, 9)	0-0 F6	0-0 1-2 1B		0-3 K		0-0 5-3		0-0 2-3		5	0	2	1	0	1	1		5	0	2	1	0	1
Bernie Carbo, L OBP: 0.368, SLG: 0.419 (1, 7)	0-0 1-1 1B 2B	0-3 K		0-0 F9		0-0 L4-1		0-0 4-3		5	1	1	1	0	1	3		4	1	1	1	0	1
Jim Rice, R OBP: 0.310, SLG: 0.365 (1, 10)	0-0 E5 BB 1B		0-0 6-3	0-0 HR		0-0 5-3				4	1	1	1	0	0	1		4	1	1	1	0	0
Rick Burleson, R OBP: 0.319, SLG: 0.361 (1, 4)	0-0 BB 1-2 3-H 1B		0-0 1B HBP FC6-4 1B	0-0 5-3		0-0 5-3				4	1	2	1	0	0	0		4	1	2	1	0	0
Terry Hughes, R OBP: 0.284, SLG: 0.277 (1, 5)	0-0 FC5-4 1-2 2-3 BB		1-0 FC6-4 1B HBP		0-0 FC3-6 2B		0-0 6-3			2	1	1	0	1	0	0		2	1	1	0	1	0
Tim Blackwell, S OBP: 0.318, SLG: 0.280 (1, 2)	0-0 FC5-4 1-2 2-3		0-0 FC6-4 1-2 2-3 1B		4-0 FC3-6 BB		0-0 4-3			3	0	1	0	1	0	3		3	0	1	0	1	0
Mario Guerrero, R OBP: 0.286, SLG: 0.286 (1, 6)		0-0 L4	0-0 FC6-4 1B		0-0 FC3-6 E		0-0 F8			4	1	0	1	0	0	4	4	1	0	1	0	4	
Inning Stats	R: 2 E: 1 K: 0 S: 7	H: 3 LOB: 3 BB: 1 P: 11	R: 0 E: 0 K: 1 S: 7	H: 2 LOB: 2 BB: 0 P: 7	R: 2 E: 0 K: 0 S: 6	H: 3 LOB: 3 BB: 0 P: 7	R: 1 E: 0 K: 1 S: 6	H: 1 LOB: 0 BB: 0 P: 6	R: 1 E: 1 K: 0 S: 4	H: 2 LOB: 1 BB: 1 P: 8	R: 0 E: 0 K: 0 S: 3	H: 0 LOB: 0 BB: 0 P: 3	R: 0 E: 0 K: 0 S: 3	H: 0 LOB: 0 BB: 0 P: 3	R: 1 E: 0 K: 0 S: 5	H: 2 LOB: 1 BB: 0 P: 5	1B: 7 2B: 5 3B: 0 HR: 1	SF: 0 SAC: 0 DP: 0 HBP: 1	WP: 0 PB: 0 SB: 0 CS: 0	PA: 40			
PITCHER Steve Kline, R ERA: 4.64 Bill Gogolewski, R ERA: 4.61 (7, 1)	IP: 6.0 WLS: L BF: 32 H: 11 R: 6 ER: 5 SO: 2 BB: 2 IBB: 1 HBP: 0 BLK: 0 WP: 0 HR: 1 S: 33 P: 42 ERA: 7.50 WHIP: 2.167											PITCHER	IP: 6.0 WLS: L BF: 32 H: 11 R: 6 ER: 5 SO: 2 BB: 2 IBB: 1 HBP: 0 BLK: 0 WP: 0 HR: 1 S: 33 P: 42 ERA: 7.50 WHIP: 2.167										

AB	37
R	7
H	13
RBI	7
BB	2
SO	2
LOB	16



Batter	1	2	3	4	5	6	7	8	9	AB	R	H	RBI	BB	SO	LOB	TOP																			
John Lowenstein, L (1, 8) OBP: 0.313, SLG: 0.325 Rusty Torres, S (7, 8) OBP: 0.248, SLG: 0.260	K		SH5-3	K						3	0	1	0	0	2	2	Cleveland Indians @ Boston Red Sox Fenway Park, Boston, MA Wed Oct 02 1974, 3:33 AM EDT Att: 5,047 - Unknown - 66 F																			
Duane Kuiper, L (1, 4) OBP: 0.242, SLG: 0.591	1B		E		K				HR	4	3	3	0	1	1																					
Oscar Gamble, L (1, 10) OBP: 0.363, SLG: 0.469	2B		BB		1-3				1B	5	0	2	2	0	0																					
Frank Robinson, R (1, 3) OBP: 0.367, SLG: 0.453 Joe Lis, R (7, 3) OBP: 0.294, SLG: 0.340	G5-4-3		BB		HR				2B	2	2	1	2	1	0																					
Leron Lee, L (1, 7) OBP: 0.279, SLG: 0.353	1B		1-2		F3				IBB	0	0	0	0	1	0																					
Tommy Smith, L (1, 9) OBP: 0.176, SLG: 0.129			3-H		F8				G1-6-3	5	0	1	2	0	0																					
Buddy Bell, R (1, 5) OBP: 0.322, SLG: 0.352			1-2		1B				F5	4	0	0	0	0	1																					
Dave Duncan, R (1, 2) OBP: 0.274, SLG: 0.341			1-2		HBP					4	0	1	0	0	0																					
Ed Crosby, L (1, 6) OBP: 0.258, SLG: 0.244			1-2		1B					3	1	1	0	1	1																					
Inning Stats	R: 1 E: 0 K: 1 S: 6	H: 2 LOB: 0 BB: 0 P: 6	R: 0 E: 0 K: 0 S: 3	H: 0 LOB: 0 BB: 0 P: 3	R: 2 E: 1 K: 0 S: 5	H: 1 LOB: 2 BB: 2 P: 13	R: 0 E: 0 K: 2 S: 8	H: 1 LOB: 2 BB: 0 P: 9	R: 1 E: 0 K: 1 S: 6	H: 1 LOB: 0 BB: 0 P: 6	R: 0 E: 0 K: 0 S: 4	H: 1 LOB: 1 BB: 0 P: 4	R: 2 E: 0 K: 1 S: 7	H: 3 LOB: 1 BB: 1 P: 11	R: 0 E: 0 K: 0 S: 3	H: 0 LOB: 0 BB: 0 P: 3	R: 2 E: 0 K: 0 S: 5	H: 3 LOB: 1 BB: 1 P: 9	1B: 6 2B: 3 3B: 1 HR: 2	SF: 1 SAC: 1 DP: 2 HBP: 1	WP: 0 PB: 1 SB: 0 CS: 0	PA: 42														
PITCHER	IP	WLS	BF	H	R	ER	SO	BB	IBB	HBP	BLK	WP	HR	S	P	ERA	WHIP	PITCHER		IP	WLS	BF	H	R	ER	SO	BB	IBB	HBP	BLK	WP	HR	S	P	ERA	WHIP
Dick Pole, R (1, 1) ERA: 4.2	8.0	L	39	12	8	6	5	3	0	1	0	0	2	45	58	6.75	1.875																			
Lance Clemons, L (9, 1) ERA: 9.95	1.0		3	0	0	0	0	0	1	0	0	0	0	2	6	0.00	0.000																			

AB	35
R	8
H	12
RBI	7
BB	4
SO	5
LOB	17



Batter	1	2	3	4	5	6	7	8	9	AB	R	H	RBI	BB	SO	LOB	BOTTOM																			
Rick Miller, L (1, 8) OBP: 0.347, SLG: 0.350	1B		1B		6-3				5-3	5	2	3	0	0	0	0	Cleveland Indians @ Boston Red Sox Fenway Park, Boston, MA Wed Oct 02 1974, 3:33 AM EDT Att: 5,047 - Unknown - 66 F																			
Cecil Cooper, L (1, 3) OBP: 0.327, SLG: 0.396	1B		1B		F5					4	1	2	0	0	0																					
Tim McCarver, L (1, 10) OBP: 0.351, SLG: 0.246	1B		1B		K					4	1	1	1	0	1																					
Bernie Carbo, L (1, 9) OBP: 0.364, SLG: 0.414	1B		1B							4	0	0	0	0	2																					
Jim Rice, R (1, 7) OBP: 0.307, SLG: 0.373	K				F7				2B	4	1	1	2	0	1																					
Rick Burleson, R (1, 4) OBP: 0.320, SLG: 0.372					HR					4	1	2	2	0	0																					
Terry Hughes, R (1, 5) OBP: 0.282, SLG: 0.275					1B					4	0	1	0	0	1																					
Tim Blackwell, S (1, 2) OBP: 0.308, SLG: 0.270										4	0	0	0	0	2																					
Mario Guerrero, R (1, 6) OBP: 0.282, SLG: 0.282										4	0	0	0	0	0																					
Inning Stats	R: 1 E: 0 K: 1 S: 7	H: 2 LOB: 1 BB: 0 P: 7	R: 0 E: 0 K: 1 S: 5	H: 0 LOB: 0 BB: 0 P: 5	R: 1 E: 0 K: 0 S: 5	H: 2 LOB: 1 BB: 0 P: 5	R: 1 E: 0 K: 0 S: 5	H: 2 LOB: 1 BB: 0 P: 5	R: 0 E: 0 K: 1 S: 5	H: 0 LOB: 0 BB: 0 P: 5	R: 0 E: 0 K: 1 S: 5	H: 0 LOB: 0 BB: 0 P: 5	R: 3 E: 0 K: 1 S: 9	H: 4 LOB: 1 BB: 0 P: 9	R: 0 E: 0 K: 1 S: 5	H: 0 LOB: 0 BB: 0 P: 5	1B: 7 2B: 2 3B: 0 HR: 1	SF: 0 SAC: 0 DP: 0 HBP: 0	WP: 0 PB: 0 SB: 2 CS: 0	PA: 37																
PITCHER	IP	WLS	BF	H	R	ER	SO	BB	IBB	HBP	BLK	WP	HR	S	P	ERA	WHIP	PITCHER		IP	WLS	BF	H	R	ER	SO	BB	IBB	HBP	BLK	WP	HR	S	P	ERA	WHIP
Gaylord Perry, R (1, 1) ERA: 2.51	9.0	W	37	10	6	6	7	0	0	0	0	0	1	51	51	6.00	1.111																			

AB	37
R	6
H	10
RBI	5
BB	0
SO	7
LOB	12

