

Boston Red Sox - 1975

Batter	1	2	3	4	5	6	7	8	9	AB	R	H	RBI	BB	SO	LOB	TOP			
Bob Coluccio, R (1, 8) OBP: 0.250, SLG: 0.250										4	0	1	0	0	1	1	Milwaukee Brewers @ Boston Red Sox Fenway Park, Boston, MA Tue Apr 08 1975, 3:33 AM EDT Att: 34,055 - Unknown - 52 F			
John Briggs, L (1, 7) OBP: 0.250, SLG: 0.500										4	0	1	0	0	0	1				
Hank Aaron, R (1, 10)										3	0	0	0	1	0	2				
George Scott, R (1, 3) OBP: 0.500, SLG: 0.667										3	1	1	0	1	0	2				
Don Money, R (1, 5) OBP: 0.250, SLG: 0.500										4	0	1	0	0	0	3				
Darrell Porter, L (1, 2) OBP: 0.250, SLG: 0.250										4	0	1	1	0	1	1				
Sixto Lezcano, R (1, 9)										3	0	0	0	0	2	1				
Tim Johnson, L (9, PH) OBP: 1.000, SLG: 1.000										1	0	1	0	0	0	0				
Pedro Garcia, R (1, 4)										4	0	0	0	0	0	3				
Robin Yount, R (1, 6) OBP: 0.667, SLG: 1.667										3	1	2	1	0	0	0				
Inning Stats	R: 0 E: 0 K: 0 S: 3	H: 0 LOB: 2 BB: 2 P: 11	R: 0 E: 0 K: 0 S: 3	H: 0 LOB: 0 BB: 0 P: 3	R: 1 E: 0 K: 0 S: 4	H: 2 LOB: 0 BB: 0 P: 4	R: 0 E: 0 K: 1 S: 5	H: 0 LOB: 0 BB: 0 P: 5	R: 0 E: 0 K: 0 S: 3	H: 0 LOB: 0 BB: 0 P: 3	R: 1 E: 0 K: 1 S: 7	H: 2 LOB: 1 BB: 0 P: 7	R: 0 E: 0 K: 1 S: 7	H: 2 LOB: 2 BB: 0 P: 7	R: 0 E: 0 K: 0 S: 4	H: 2 LOB: 1 BB: 0 P: 4	1B: 4 2B: 3 3B: 0 HR: 1	SF: 0 SAC: 0 DP: 2 HBP: 0	WP: 0 PB: 0 SB: 0 CS: 0	PA: 35
PITCHER Luis Tiant, R (1, 1) ERA: 2.0	IP: 9.0 WLS: W BF: 35 H: 8 R: 2 ER: 2 SO: 4 BB: 2 IBB: 0 HBP: 0 BLK: 0 WP: 0 HR: 1 S: 41 P: 49 ERA: 2.00 WHIP: 1.111															PITCHER				

Batter	1	2	3	4	5	6	7	8	9	AB	R	H	RBI	BB	SO	LOB	BOTTOM			
Juan Beniquez, R (1, 7)										3	0	0	0	1	2	2	Milwaukee Brewers @ Boston Red Sox Fenway Park, Boston, MA Tue Apr 08 1975, 3:33 AM EDT Att: 34,055 - Unknown - 52 F			
Fred Lynn, L (1, 8)										4	0	0	0	0	1	3				
Carl Yastrzemski, L (1, 3) OBP: 0.250, SLG: 0.500										4	2	1	0	0	0	1				
Tony Conigliaro, R (1, 10) OBP: 0.250, SLG: 0.250										4	0	1	0	0	0	1				
Rico Petrocelli, R (1, 5)										4	0	0	0	0	1	2				
Dwight Evans, R (1, 9) OBP: 0.750, SLG: 0.500										2	2	1	0	2	0	0				
Bob Montgomery, R (1, 2) OBP: 0.500, SLG: 0.750										4	1	2	2	0	0	1				
Rick Burleson, R (1, 6) OBP: 0.333, SLG: 0.333										3	0	1	1	0	1	2				
Doug Griffin, R (1, 4) OBP: 0.333, SLG: 0.333										3	0	1	1	0	1	1				
Inning Stats	R: 1 E: 0 K: 1 S: 6	H: 1 LOB: 1 BB: 1 P: 10	R: 1 E: 0 K: 3 S: 12	H: 3 LOB: 2 BB: 0 P: 12	R: 3 E: 0 K: 1 S: 8	H: 3 LOB: 1 BB: 1 P: 12	R: 0 E: 0 K: 1 S: 5	H: 0 LOB: 0 BB: 0 P: 5	R: 0 E: 0 K: 0 S: 3	H: 0 LOB: 0 BB: 1 P: 7	R: 0 E: 0 K: 0 S: 3	H: 0 LOB: 0 BB: 0 P: 3	R: 0 E: 0 K: 0 S: 3	H: 0 LOB: 0 BB: 0 P: 3	R: 0 E: 0 K: 0 S: 3	H: 0 LOB: 0 BB: 0 P: 3		1B: 5 2B: 2 3B: 0 HR: 0	SF: 0 SAC: 0 DP: 0 HBP: 0	WP: 0 PB: 0 SB: 0 CS: 0
PITCHER Jim Slaton, R (1, 1) ERA: 16.88 Bill Castro, R (3, 1) ERA:	IP: 2.2 WLS: L BF: 17 H: 7 R: 5 ER: 5 SO: 4 BB: 2 IBB: 0 HBP: 0 BLK: 0 WP: 0 HR: 0 S: 23 P: 31 ERA: 16.88 WHIP: 3.375															PITCHER				

Batter	1	2	3	4	5	6	7	8	9	10	11	12	AB	R	H	RBI	BB	SO	LOB	TOP																			
Juan Beniquez, R OBP: 0.290, SLG: 0.077													6	0	1	0	0	0	4																				
Dwight Evans, R OBP: 0.500, SLG: 0.545													6	0	1	0	0	1	3																				
Carl Yastrzemski, L OBP: 0.286, SLG: 0.538													5	2	2	1	1	1	2																				
Tony Conigliaro, R OBP: 0.397, SLG: 0.455													4	2	1	1	2	2	1																				
Rico Petrocelli, R OBP: 0.214, SLG: 0.083													5	0	0	0	1	1	1																				
Bob Montgomery, R OBP: 0.365, SLG: 0.538													5	0	1	2	0	0	1																				
Jim Rice, R OBP: 0.400, SLG: 0.800													5	1	2	0	0	0	2																				
Rick Miller, L OBP: 0.107													0	0	0	0	0	0	0																				
Rick Burleson, R OBP: 0.417, SLG: 0.600													3	1	1	1	2	0	0																				
Doug Griffin, R OBP: 0.333, SLG: 0.333													4	0	2	1	0	0	1																				
Cecil Cooper, L OBP: 0.500, SLG: 0.500													1	0	0	0	0	0	0																				
Bob Heise, R OBP: 0.500, SLG: 0.500													0	0	0	0	0	0	0																				
Inning Stats	R: 2 E: 0 K: 0 S: 5	H: 3 LOB: 2 BB: 2 P: 13	R: 0 E: 0 K: 0 S: 4	H: 1 LOB: 2 BB: 1 P: 8	R: 0 E: 0 K: 0 S: 3	H: 1 LOB: 1 BB: 1 P: 7	R: 0 E: 0 K: 0 S: 3	H: 1 LOB: 0 BB: 0 P: 3	R: 1 E: 0 K: 1 S: 7	H: 2 LOB: 2 BB: 1 P: 11	R: 0 E: 0 K: 0 S: 4	H: 1 LOB: 0 BB: 0 P: 4	R: 1 E: 0 K: 2 S: 7	H: 0 LOB: 0 BB: 0 P: 7	R: 1 E: 0 K: 0 S: 4	H: 1 LOB: 0 BB: 0 P: 4	R: 0 E: 0 K: 1 S: 5	H: 0 LOB: 1 BB: 1 P: 9	R: 0 E: 0 K: 0 S: 3	H: 0 LOB: 0 BB: 0 P: 3	R: 0 E: 0 K: 1 S: 6	H: 1 LOB: 0 BB: 0 P: 6	1B: 7 2B: 0 3B: 1 HR: 3	SF: 0 SAC: 0 DP: 1 HBP: 0	WP: 0 PB: 0 SB: 1 CS: 2	PA: 51													
PITCHER	IP WLS BF H R ER SO BB IBB HBP BLK WP HR S P ERA WHIP																																						
Mike Cuellar, L ERA: 6.75	(1.1)	5.1	27	9	4	2	5	1	0	0	0	0	0	2	32	36	2.70	0.450																					
Doyle Alexander, R ERA: 2.7	(6.1)	6.2	L	23	2	2	2	5	1	0	0	0	0	0	2	32	36	2.70	0.450																				

Boston Red Sox @ Baltimore Orioles
 Memorial Stadium, Baltimore, MD
 Fri Apr 11 1975, 3:33 AM EDT
 Alt. 38,655 - Unknown

AB	44
R	6
H	11
RBI	6
BB	6
SO	5
LOB	15



Batter	1	2	3	4	5	6	7	8	9	10	11	12	AB	R	H	RBI	BB	SO	LOB	BOTTOM																	
Ken Singleton, S OBP: 0.455, SLG: 0.286													4	0	1	0	2	1	0																		
Paul Blair, R OBP: 0.545, SLG: 0.636													6	0	3	2	0	0	1																		
Tommy Davis, R OBP: 0.300, SLG: 0.300													5	1	2	0	0	1	4																		
Al Bumbry, L OBP: 1.000, SLG: 1.000													1	0	1	0	0	0	0																		
Lee May, R OBP: 0.273, SLG: 0.600													6	1	1	1	0	0	4																		
Bobby Grich, R OBP: 0.600, SLG: 0.600													3	1	1	0	0	0	1																		
Doug DeCinces, R OBP: 0.120, SLG: 0.120													1	0	0	0	0	1	0																		
Don Baylor, R OBP: 0.600, SLG: 0.800													5	1	2	1	0	0	1																		
Brooks Robinson, R OBP: 0.200, SLG: 0.200													5	0	0	0	0	1	3																		
Andy Etchebarren, R OBP: 0.167, SLG: 0.167													2	0	0	0	0	0	1																		
Eliud Hendricks, L ERA: 5.0	(6. PH)	(7.2)											1	1	0	0	2	0	0																		
Mark Belanger, R OBP: 0.167, SLG: 0.167	(1.2)												2	0	0	0	0	0	0																		
Jim Northrup, L ERA: 5.0	(6. PH)												0	0	0	1	0	0	0																		
Tim Nordbrook, R ERA: 1.59	(7.6)												2	0	0	0	0	1	2																		
Inning Stats	R: 0 E: 0 K: 0 S: 3	H: 0 LOB: 0 BB: 0 P: 3	R: 0 E: 0 K: 0 S: 3	H: 0 LOB: 1 BB: 0 P: 4	R: 0 E: 0 K: 0 S: 4	H: 1 LOB: 1 BB: 0 P: 4	R: 2 E: 0 K: 1 S: 8	H: 3 LOB: 1 BB: 0 P: 8	R: 0 E: 0 K: 0 S: 4	H: 1 LOB: 2 BB: 1 P: 8	R: 0 E: 0 K: 0 S: 3	H: 0 LOB: 0 BB: 0 P: 3	R: 0 E: 0 K: 1 S: 6	H: 1 LOB: 2 BB: 1 P: 10	R: 0 E: 0 K: 1 S: 6	H: 2 LOB: 1 BB: 0 P: 6	R: 0 E: 0 K: 1 S: 5	H: 0 LOB: 0 BB: 0 P: 6	1B: 8 2B: 2 3B: 1 HR: 0	SF: 1 SAC: 2 DP: 0 HBP: 2	WP: 0 PB: 0 SB: 1 CS: 1	PA: 52															
PITCHER	IP WLS BF H R ER SO BB IBB HBP BLK WP HR S P ERA WHIP																																				
Rick Wise, R ERA: 5.0	(1.1)	9.0	40	8	5	5	2	3	0	2	0	0	0	0	39	53	5.00	1.222																			
Diego Segui, R ERA: 1.59	(10.1)	3.0	W	12	3	0	0	3	0	1	0	0	0	0	17	21	0.00	1.000																			

Boston Red Sox @ Baltimore Orioles
 Memorial Stadium, Baltimore, MD
 Fri Apr 11 1975, 3:33 AM EDT
 Alt. 38,655 - Unknown

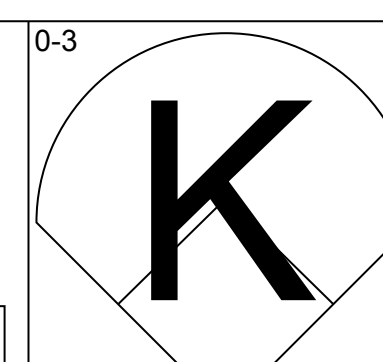
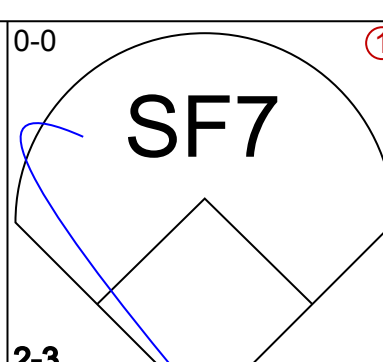
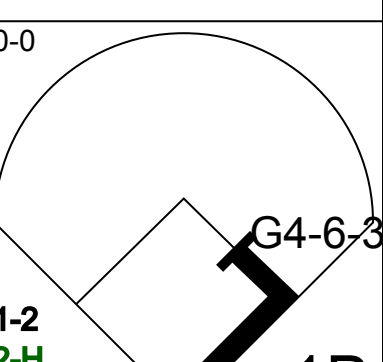
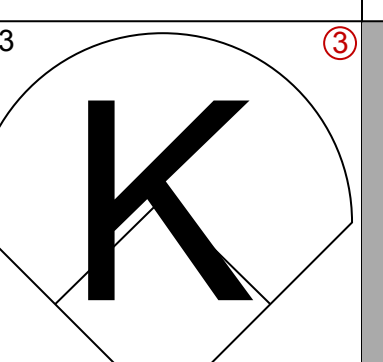
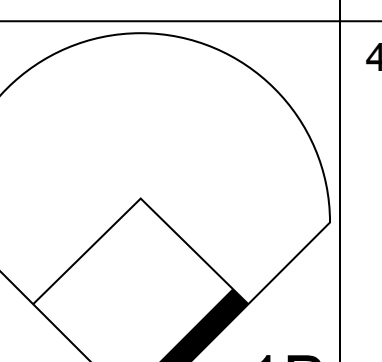
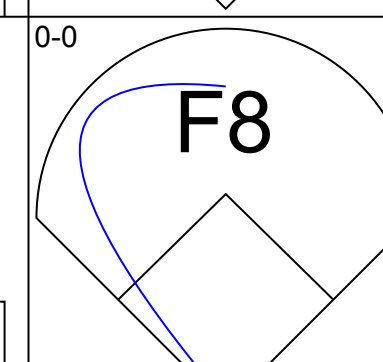
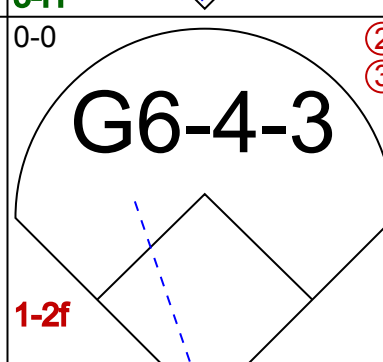
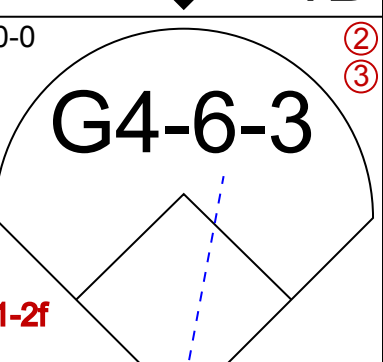
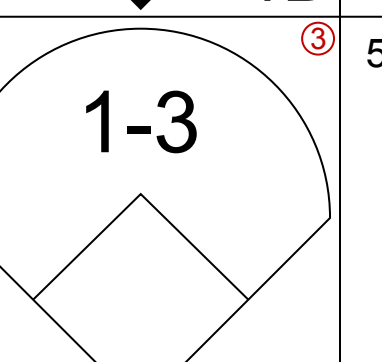

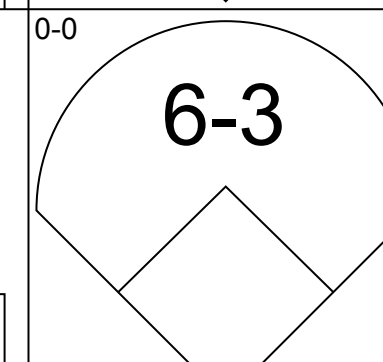
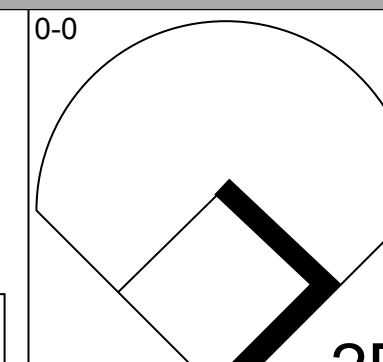
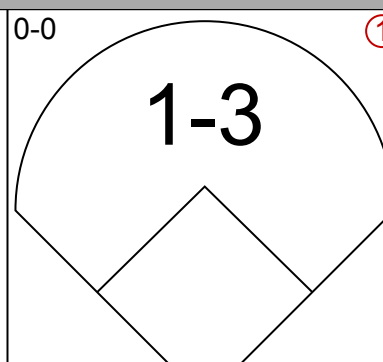
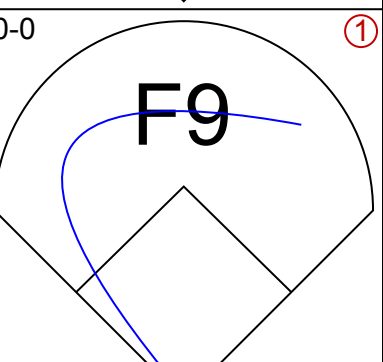
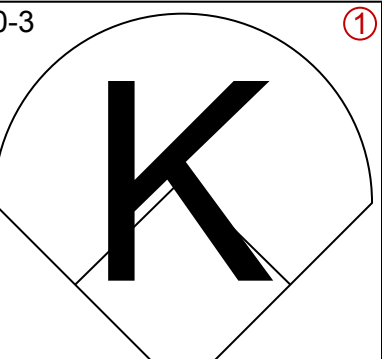
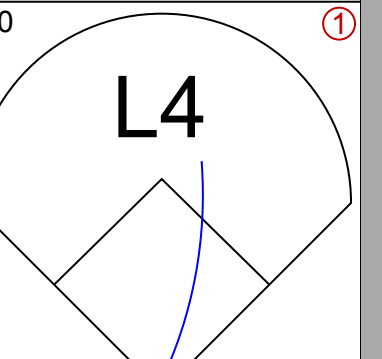
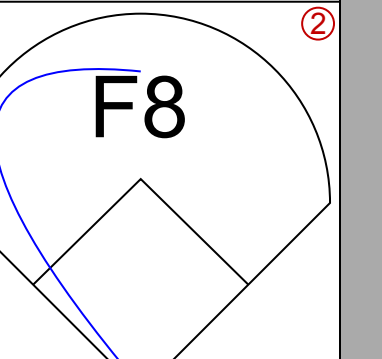
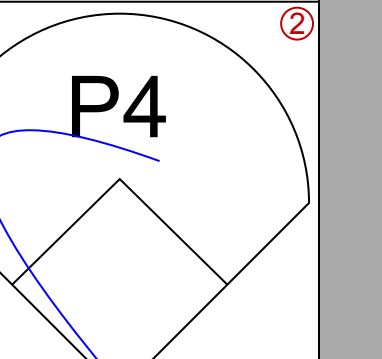
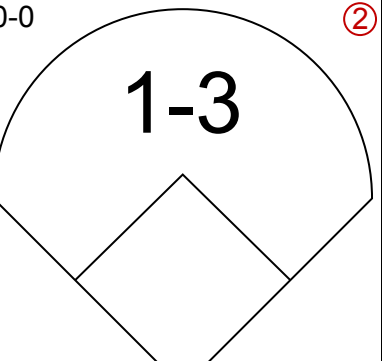
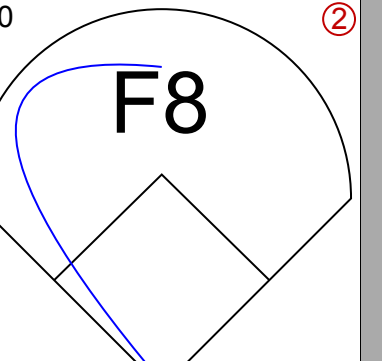
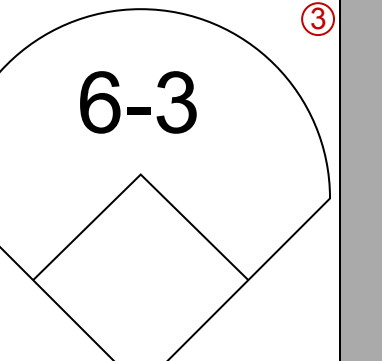
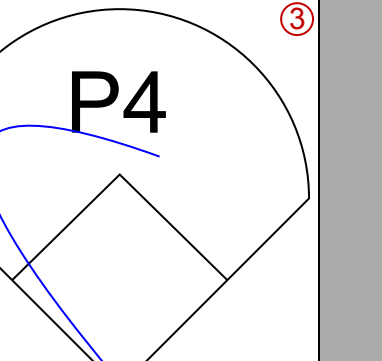
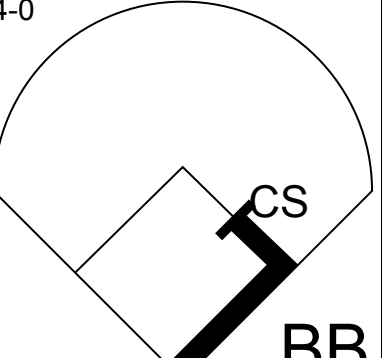
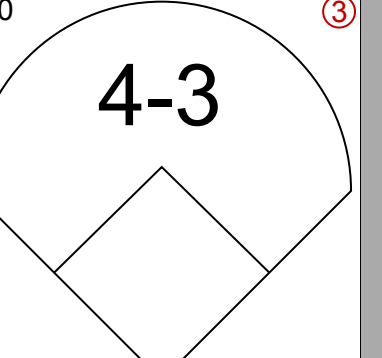
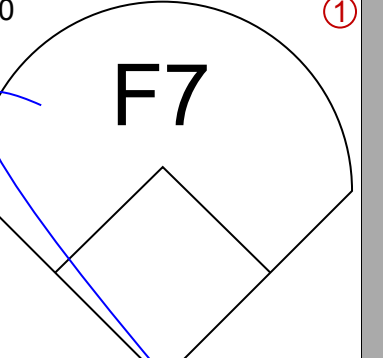
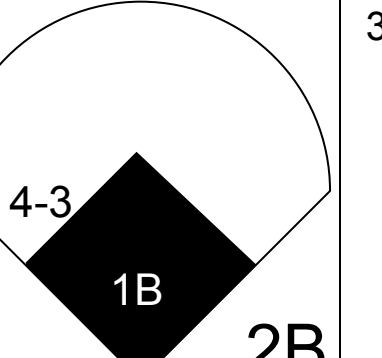
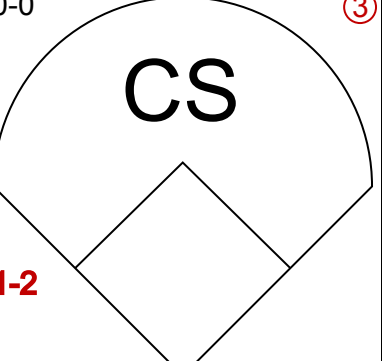
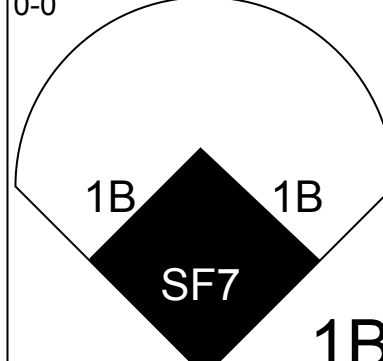
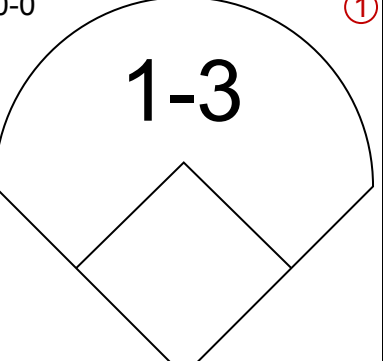

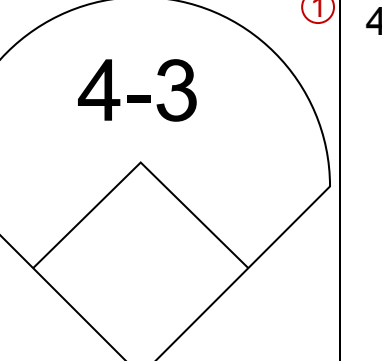
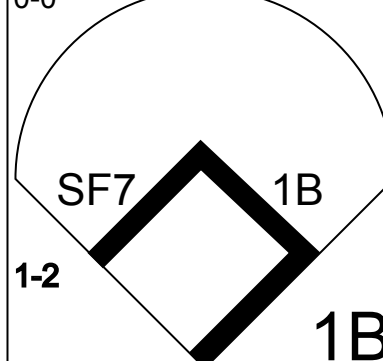
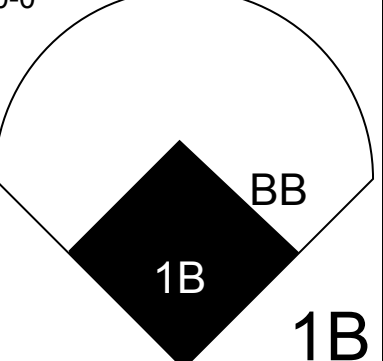
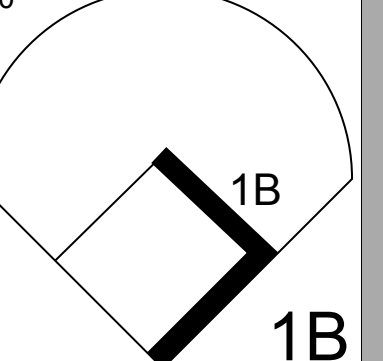
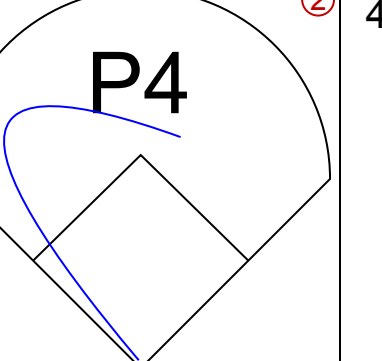
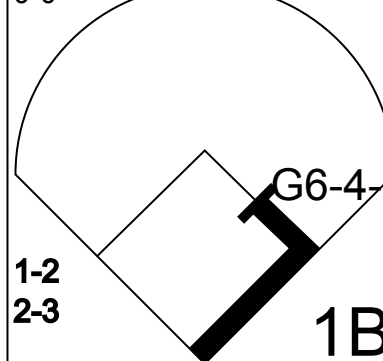
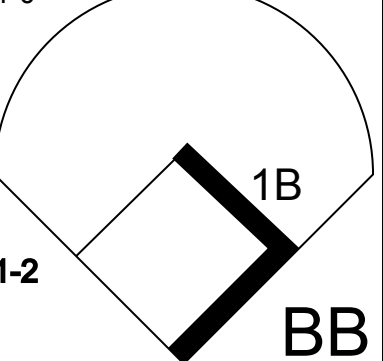
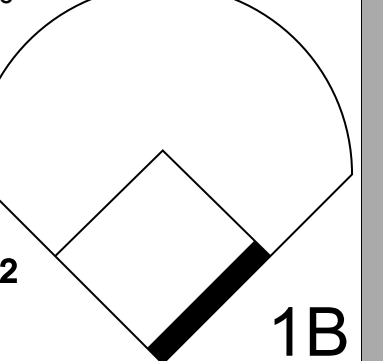
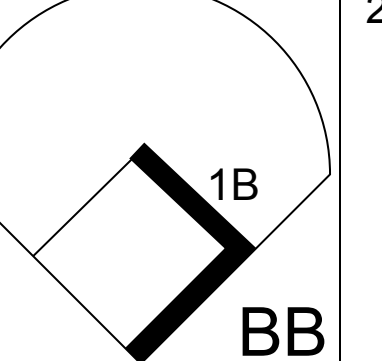
AB	43
R	5
H	11
RBI	5
BB	4
SO	5
LOB	17

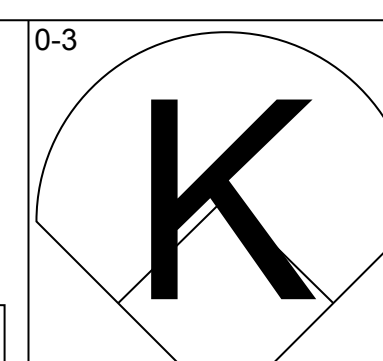
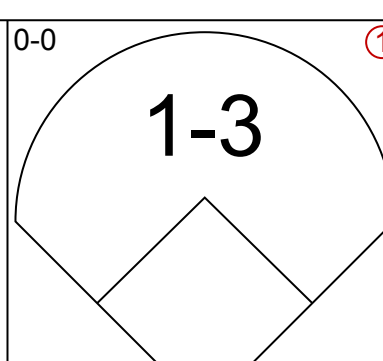
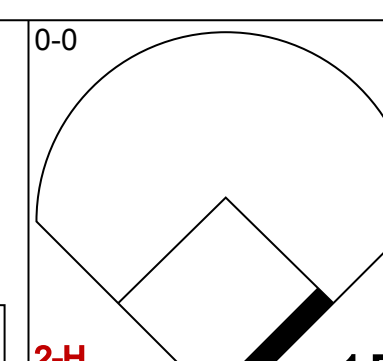
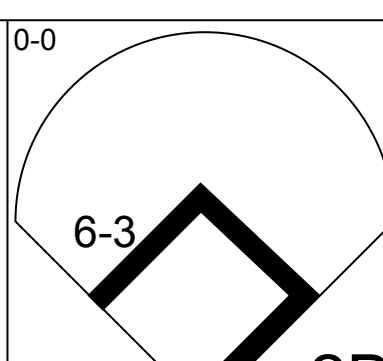
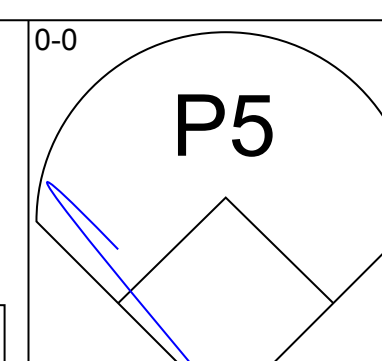
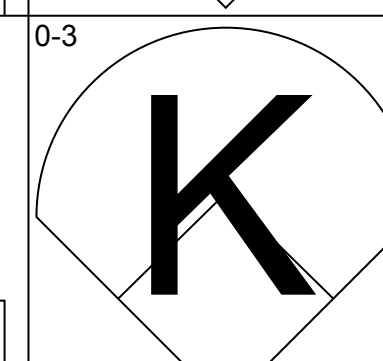
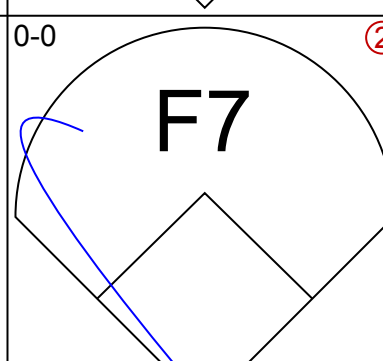
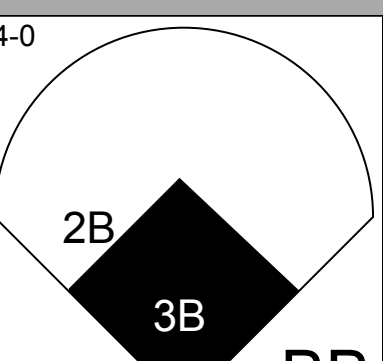
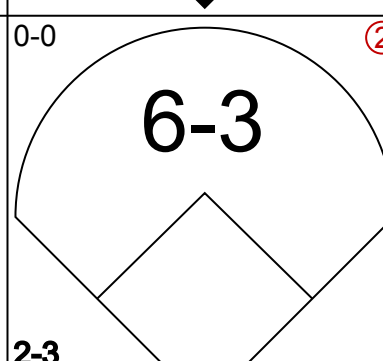
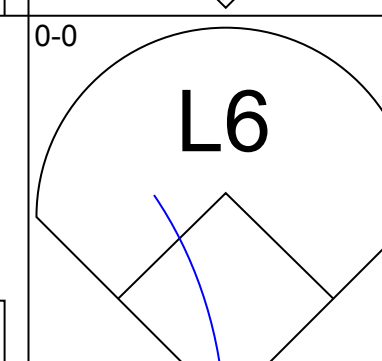
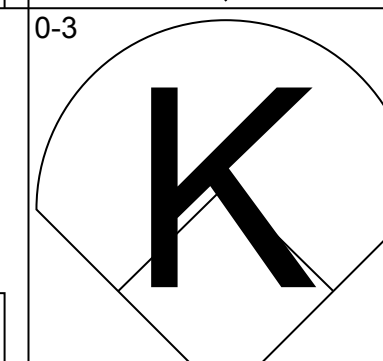
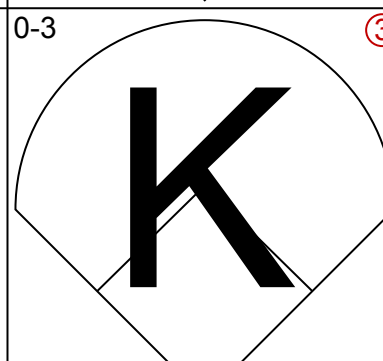
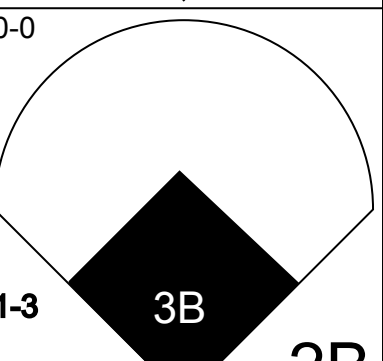
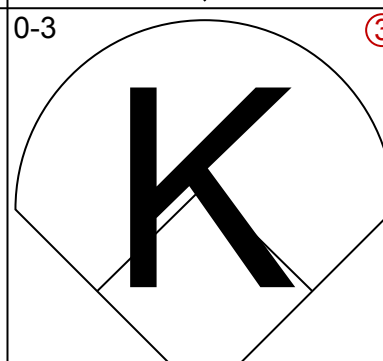
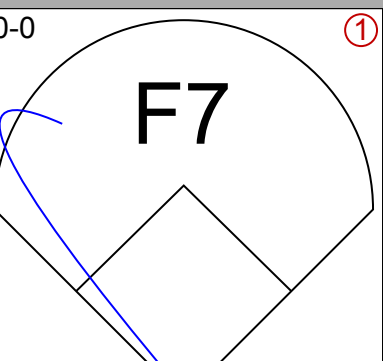
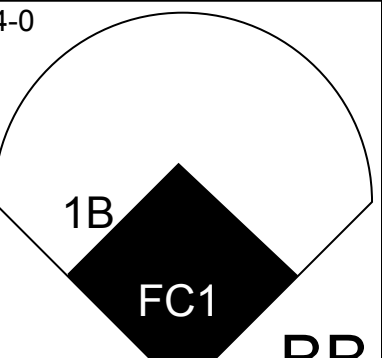
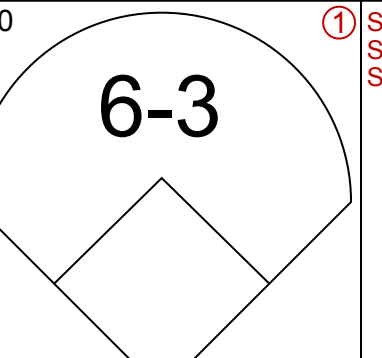
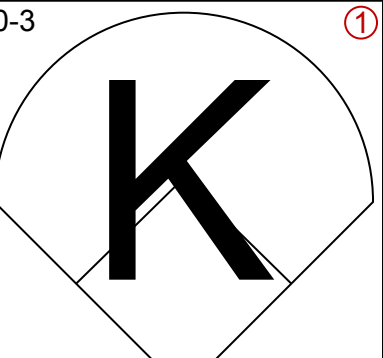
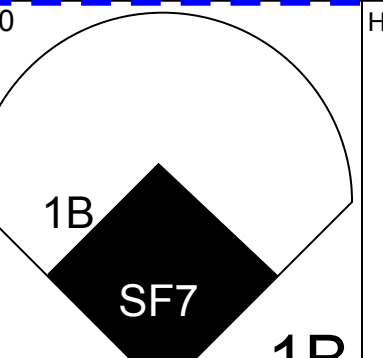
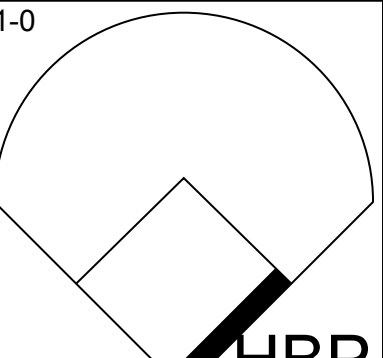
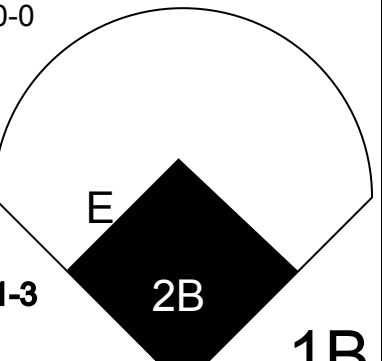
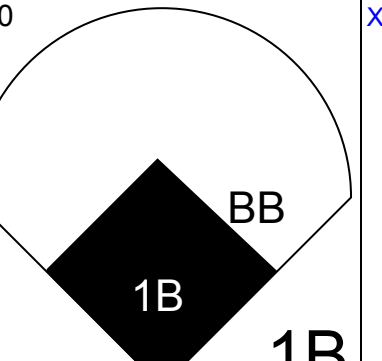
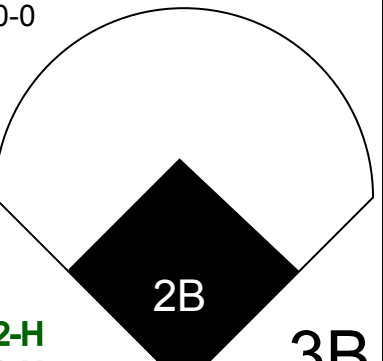
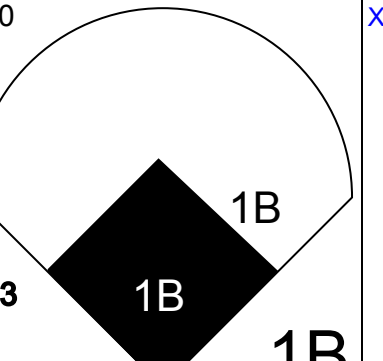
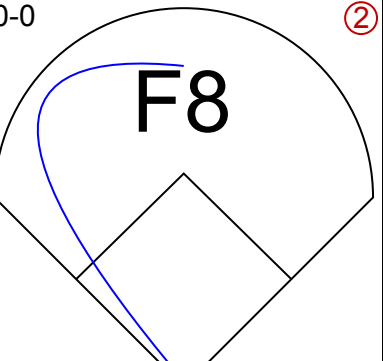
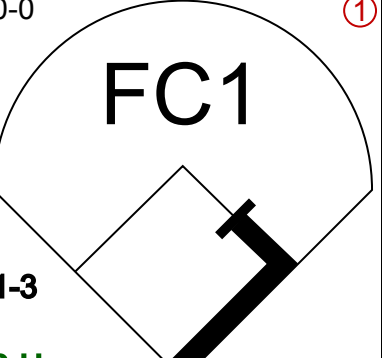
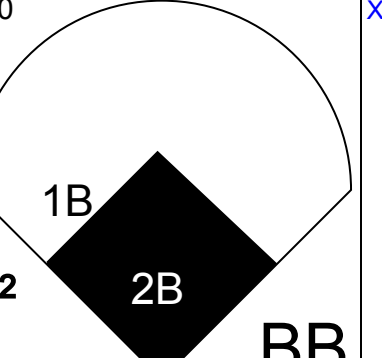
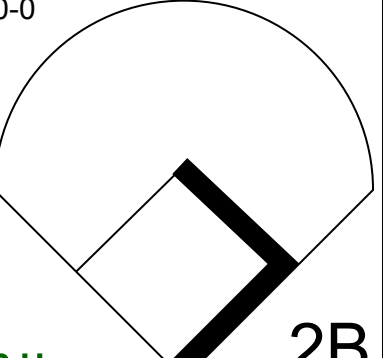
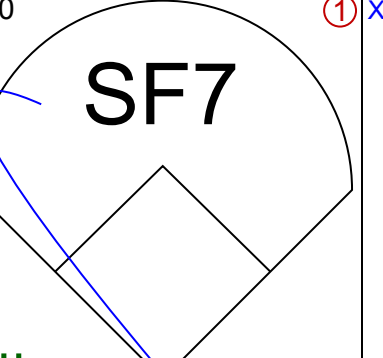
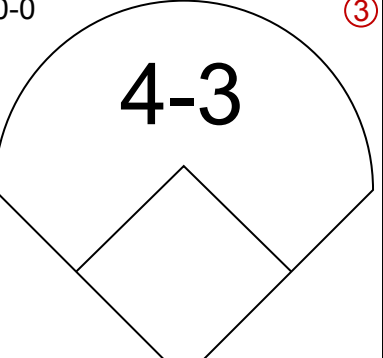
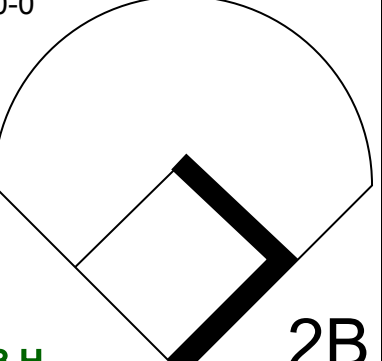
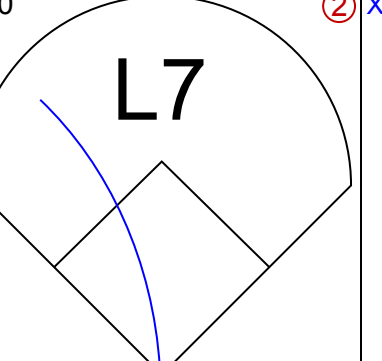
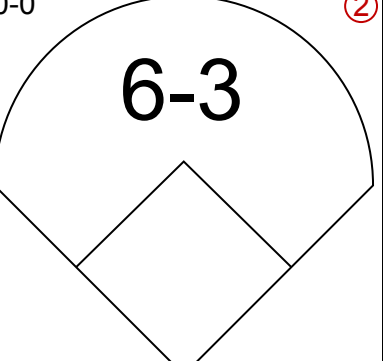
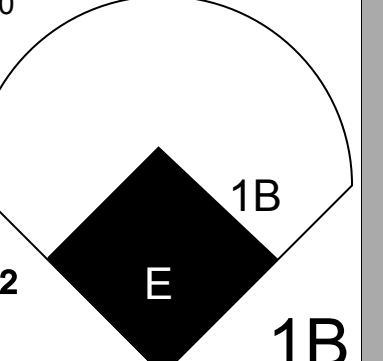
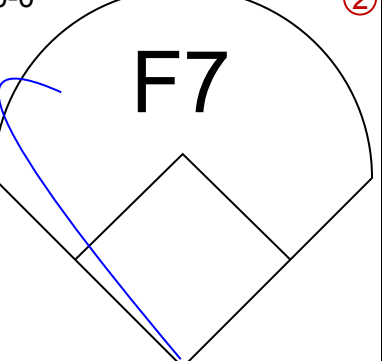
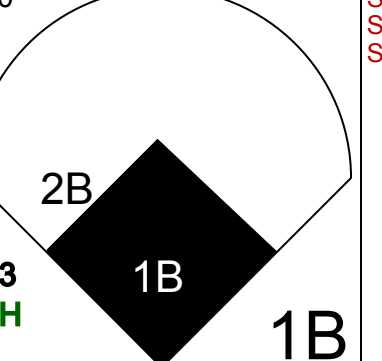
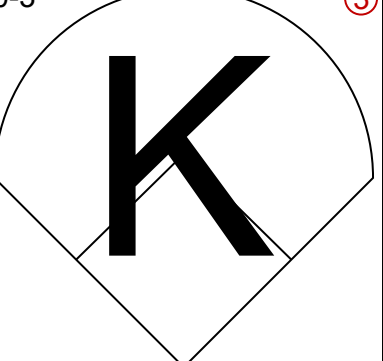
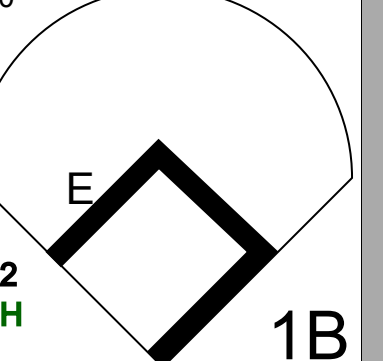

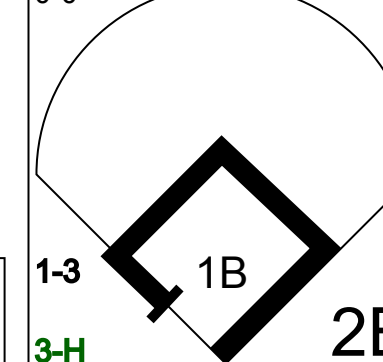
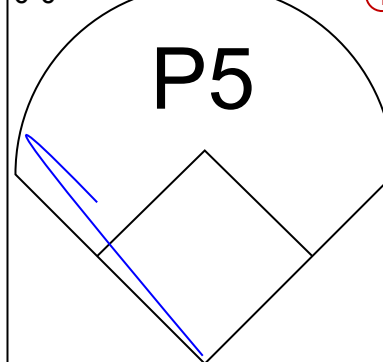
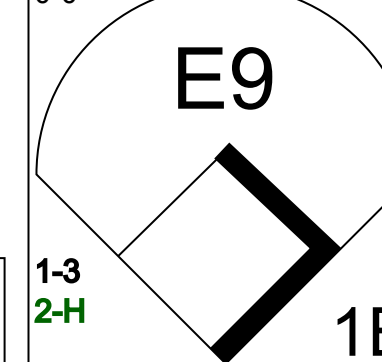


Batter	1	2	3	4	5	6	7	8	9	10	11	12	13	AB R H RBI BB SO LOB	TOP																																	
Juan Beniquez, R OBP: 0.260, SLG: 0.111														5 1 1 0 0 0 1	Boston Red Sox @ Baltimore Orioles Memorial Stadium, Baltimore, MD Sat Apr 12 1975, 3:33 AM EDT Att: 8,752 - Unknown																																	
Dwight Evans, R OBP: 0.421, SLG: 0.625														5 1 1 1 0 1 1																																		
Carl Yastrzemski, L OBP: 0.316, SLG: 0.811														5 0 2 0 0 1 1																																		
Tony Conigliaro, R OBP: 0.353, SLG: 0.400														4 0 1 1 0 0 0																																		
Rico Petrocelli, R OBP: 0.211, SLG: 0.116														5 0 1 0 0 0 2																																		
Bob Montgomery, R OBP: 0.333, SLG: 0.412														4 0 0 0 1 1 1 0 1 0 0 0 0 0																																		
Rick Miller, L (13, PR)																																																
Jim Rice, R OBP: 0.333, SLG: 0.556														4 0 1 0 0 0 0 0 0 0 0 0 0 0																																		
Tim Blackwell, S																																																
Rick Burleson, R OBP: 0.353, SLG: 0.429														4 0 0 0 1 1 1																																		
Doug Griffin, R OBP: 0.357, SLG: 0.308														4 0 1 1 1 1 0																																		
Inning Stats	R: 1 H: 3 E: 0 K: 0 S: 5 H: 3 LOB: 1 BB: 0 P: 5					R: 0 H: 0 E: 0 K: 1 S: 5 H: 0 LOB: 0 BB: 0 P: 5					R: 0 H: 1 E: 0 K: 0 S: 3 H: 1 LOB: 1 BB: 0 P: 4					R: 0 H: 0 E: 1 K: 0 S: 3 H: 0 LOB: 0 BB: 0 P: 3					R: 0 H: 0 E: 0 K: 1 S: 5 H: 0 LOB: 0 BB: 0 P: 5					R: 0 H: 1 E: 0 K: 1 S: 6 H: 1 LOB: 0 BB: 0 P: 6					R: 0 H: 1 E: 0 K: 1 S: 4 H: 1 LOB: 1 BB: 0 P: 4					R: 0 H: 0 E: 0 K: 1 S: 3 H: 0 LOB: 0 BB: 1 P: 8					R: 0 H: 1 E: 0 K: 0 S: 3 H: 1 LOB: 0 BB: 0 P: 3					1B: 5 SF: 0 2B: 3 SAC: 2 3B: 0 DP: 2 HR: 1 HBP: 0	WP: 0 PA: 46 PB: 0 SB: 0 CS: 1	
PITCHER	Ross Grimsley, L (1, 1) ERA: 1.8					Jesse Jefferson, R (11, 1) ERA: 3.0					PITCHER IP WLS BF H R ER SO BB IBB HBP BLK WP HR S P ERA WHIP																																					

Batter	1	2	3	4	5	6	7	8	9	10	11	12	13	AB R H RBI BB SO LOB	BOTTOM																																						
Ken Singleton, S OBP: 0.353, SLG: 0.231														6 0 1 1 0 1 1	Boston Red Sox @ Baltimore Orioles Memorial Stadium, Baltimore, MD Sat Apr 12 1975, 3:33 AM EDT Att: 8,752 - Unknown																																						
Paul Blair, R OBP: 0.528, SLG: 0.563														5 1 2 0 1 0 3																																							
Tommy Davis, R OBP: 0.290, SLG: 0.313														6 0 1 0 0 0 3																																							
Lee May, R OBP: 0.294, SLG: 0.563														6 0 2 1 0 1 3																																							
Don Baylor, R OBP: 0.563, SLG: 0.615														3 0 0 0 2 0 1																																							
Brooks Robinson, R OBP: 0.188, SLG: 0.188														6 0 1 0 0 1 5																																							
Dave Duncan, R														3 0 0 0 0 1 3 1 0 0 0 0 1 0 1 0 0 0 0 0 0																																							
Al Bumbry, L OBP: 0.500, SLG: 0.500														4 1 1 0 1 1 0																																							
Elrod Hendricks, L																																																					
Doug DeCinces, R OBP: 0.333, SLG: 0.600														3 0 0 0 1 0 0																																							
Mark Belanger, R																																																					
Inning Stats	R: 1 H: 1 E: 0 K: 1 S: 6 H: 1 LOB: 1 BB: 1 P: 10					R: 1 H: 3 E: 0 K: 0 S: 5 H: 3 LOB: 2 BB: 1 P: 9					R: 0 H: 1 E: 0 K: 1 S: 7 H: 1 LOB: 2 BB: 0 P: 7					R: 0 H: 0 E: 0 K: 1 S: 3 H: 0 LOB: 0 BB: 0 P: 3					R: 0 H: 0 E: 0 K: 1 S: 5 H: 0 LOB: 0 BB: 0 P: 5					R: 0 H: 2 E: 0 K: 1 S: 8 H: 2 LOB: 2 BB: 1 P: 8					R: 0 H: 0 E: 0 K: 1 S: 5 H: 0 LOB: 0 BB: 0 P: 5					R: 0 H: 1 E: 0 K: 1 S: 4 H: 1 LOB: 1 BB: 0 P: 4					R: 0 H: 0 E: 0 K: 1 S: 5 H: 0 LOB: 0 BB: 0 P: 5					R: 0 H: 0 E: 0 K: 1 S: 3 H: 0 LOB: 1 BB: 1 P: 7					1B: 5 SF: 0 2B: 3 SAC: 1 3B: 1 DP: 3 HR: 0 HBP: 1	WP: 1 PA: 51 PB: 0 SB: 1 CS: 0	
PITCHER	Reggie Cleveland, R (1, 1) ERA: 1.5					Dick Drago, R (13, 1) ERA:					PITCHER IP WLS BF H R ER SO BB IBB HBP BLK WP HR S P ERA WHIP																																										



Batter	1	2	3	4	5	6	7	8	9	AB	R	H	RBI	BB	SO	LOB	TOP					
Fred Lynn, L OBP: 0.154, SLG: 0.167 (1, 8)										4	0	2	3	0	2	2	Boston Red Sox @ Baltimore Orioles Memorial Stadium, Baltimore, MD Sun Apr 13 1975, 3:33 AM EDT Att: 14,528 - Unknown					
Dwight Evans, R OBP: 0.375, SLG: 0.524 (1, 9)										5	0	1	0	0	0	6						
Carl Yastrzemski, L OBP: 0.304, SLG: 0.591 (1, 3)										4	0	1	0	0	0	1						
Tony Conigliaro, R OBP: 0.273, SLG: 0.316 (1, 10)										4	0	0	0	0	1	2						
Rico Petrocelli, R OBP: 0.174, SLG: 0.095 (1, 5)										4	0	0	0	0	0	2						
Bernie Carbo, L OBP: 0.400, SLG: 0.500 (1, 7)										3	1	1	0	1	0	1						
Bob Montgomery, R OBP: 0.318, SLG: 0.381 (1, 2)										4	1	1	0	0	1	1						
Rick Burleson, R OBP: 0.429, SLG: 0.500 (1, 6)										4	1	3	0	0	0	1						
Doug Griffin, R OBP: 0.500, SLG: 0.400 (1, 4)										2	0	2	0	2	0	0						
Inning Stats	R: 0 E: 0 K: 1 S: 5	H: 0 LOB: 0 BB: 0 P: 5	R: 0 E: 0 K: 1 S: 4	H: 0 LOB: 0 BB: 1 P: 8	R: 1 E: 0 K: 0 S: 5	H: 3 LOB: 1 BB: 0 P: 5	R: 0 E: 0 K: 0 S: 4	H: 1 LOB: 1 BB: 0 P: 4	R: 1 E: 0 K: 0 S: 4	H: 2 LOB: 1 BB: 1 P: 8	R: 0 E: 0 K: 0 S: 3	H: 0 LOB: 0 BB: 0 P: 3	R: 0 E: 0 K: 2 S: 9	H: 2 LOB: 2 BB: 0 P: 9	R: 0 E: 0 K: 0 S: 4	H: 1 LOB: 1 BB: 0 P: 4	R: 1 E: 0 K: 0 S: 5	H: 2 LOB: 2 BB: 1 P: 9	1B: 9 2B: 2 3B: 0 HR: 0	SF: 1 SAC: 0 DP: 2 HBP: 0	WP: 0 PB: 0 SB: 0 CS: 1	PA: 39
PITCHER Mike Torrez, R ERA: 3.0 (1, 1)	IP: 9.0 WLS: W BF: 38 H: 11 R: 3 ER: 3 SO: 4 BB: 3 IBB: 0 HBP: 0 BLK: 0 WP: 0 HR: 0 S: 43 P: 55 ERA: 3.00 WHIP: 1.556															PITCHER						

Batter	1	2	3	4	5	6	7	8	9	AB	R	H	RBI	BB	SO	LOB	BOTTOM					
Al Bumbry, L OBP: 0.329, SLG: 0.571 (1, 10)										5	0	2	1	0	1	2	Boston Red Sox @ Baltimore Orioles Memorial Stadium, Baltimore, MD Sun Apr 13 1975, 3:33 AM EDT Att: 14,528 - Unknown					
Paul Blair, R OBP: 0.455, SLG: 0.450 (1, 8)										4	1	0	0	1	1	3						
Lee May, R OBP: 0.273, SLG: 0.524 (1, 3)										5	1	1	0	0	3	1						
Don Baylor, R OBP: 0.571, SLG: 0.563 (1, 7)										3	2	1	0	1	1	2						
Brooks Robinson, R OBP: 0.333, SLG: 0.429 (1, 5)										5	4	4	2	0	0	1						
Ken Singleton, S OBP: 0.394, SLG: 0.313 (1, 9)										3	1	1	3	1	0	2						
Doug DeCinces, R OBP: 0.400, SLG: 0.667 (1, 4)										4	1	2	1	0	0	3						
Dave Duncan, R OBP: 0.286, SLG: 0.286 (1, 2)										4	1	2	2	0	1	2						
Mark Belanger, R OBP: 0.214, SLG: 0.231 (1, 6)										4	0	2	2	0	1	1						
Inning Stats	R: 0 E: 0 K: 3 S: 9	H: 0 LOB: 0 BB: 0 P: 9	R: 2 E: 1 K: 1 S: 7	H: 2 LOB: 1 BB: 1 P: 11	R: 0 E: 0 K: 1 S: 5	H: 0 LOB: 0 BB: 0 P: 5	R: 3 E: 0 K: 0 S: 6	H: 4 LOB: 2 BB: 1 P: 10	R: 3 E: 0 K: 2 S: 10	H: 3 LOB: 1 BB: 1 P: 14	R: 0 E: 0 K: 1 S: 6	H: 1 LOB: 0 BB: 0 P: 6	R: 3 E: 1 K: 0 S: 8	H: 5 LOB: 2 BB: 0 P: 8	R: 0 E: 0 K: 0 S: 3	H: 0 LOB: 1 BB: 0 P: 4	R: 0 E: 0 K: 0 S: 0	H: 0 LOB: 1 BB: 0 P: 4	1B: 9 2B: 5 3B: 1 HR: 0	SF: 1 SAC: 0 DP: 0 HBP: 1	WP: 0 PB: 0 SB: 0 CS: 0	PA: 42
PITCHER Luis Tiant, R ERA: 6.0 (1, 1)	IP: 6.0 WLS: L BF: 30 H: 10 R: 8 ER: 8 SO: 8 BB: 3 IBB: 0 HBP: 0 BLK: 0 WP: 0 HR: 0 S: 43 P: 55 ERA: 12.00 WHIP: 2.167															PITCHER						
Dick Pole, R ERA: 13.5 (7, 1)	IP: 2.0 WLS: L BF: 12 H: 5 R: 3 ER: 3 SO: 0 BB: 0 IBB: 0 HBP: 1 BLK: 0 WP: 0 HR: 0 S: 11 P: 12 ERA: 13.50 WHIP: 2.500															PITCHER						

AB	34
R	3
H	11
RBI	3
BB	3
SO	4
LOB	16



Batter	1	2	3	4	5	6	7	8	9	AB	R	H	RBI	BB	SO	LOB	TOP					
Fred Lynn, L OBP: 0.167, SLG: 0.250 (1, 8)										4	0	1	1	0	1	1	Boston Red Sox @ New York Yankees Shea Stadium, Flushing, NY Tue Apr 15 1975, 3:33 AM EDT Att: 7,773 - Unknown - 48 F					
Dwight Evans, R OBP: 0.414, SLG: 0.560 (1, 9)										4	0	2	2	1	1	0						
Carl Yastrzemski, L OBP: 0.286, SLG: 0.500 (1, 3)										4	0	0	0	1	1	3						
Tony Conigliaro, R OBP: 0.259, SLG: 0.261 (1, 10)										4	0	0	0	1	1	4						
Rico Petrocelli, R OBP: 0.250, SLG: 0.167 (1, 5)											3	1	1	0	2	1						
Bernie Carbo, L OBP: 0.556, SLG: 0.750 Rick Miller, L (8, PR) (8, 7)											4	1	3	0	0	1						
Bob Montgomery, R OBP: 0.308, SLG: 0.360 (1, 2)										4	1	1	1	0	1	4						
Rick Burleson, R OBP: 0.400, SLG: 0.455 (1, 6)										4	0	1	1	0	0	5						
Doug Griffin, R OBP: 0.455, SLG: 0.368 Bob Heise, R (8, 4)										4	1	1	0	0	1	2						
										0	0	0	0	0	0	0						
Inning Stats	R: 0 E: 0 K: 1 S: 5	H: 0 LOB: 0 BB: 0 P: 5	R: 0 E: 0 K: 1 S: 6	H: 1 LOB: 2 BB: 1 P: 10	R: 0 E: 0 K: 1 S: 6	H: 1 LOB: 2 BB: 1 P: 10	R: 4 E: 0 K: 0 S: 7	H: 4 LOB: 2 BB: 2 P: 15	R: 0 E: 0 K: 1 S: 6	H: 1 LOB: 1 BB: 0 P: 6	R: 0 E: 0 K: 0 S: 3	H: 0 LOB: 0 BB: 0 P: 3	R: 0 E: 0 K: 0 S: 3	H: 0 LOB: 0 BB: 0 P: 3	R: 1 E: 0 K: 1 S: 7	H: 2 LOB: 1 BB: 0 P: 7	R: 0 E: 0 K: 2 S: 8	H: 1 LOB: 2 BB: 1 P: 12	1B: 6 2B: 4 3B: 0 HR: 0	SF: 1 SAC: 0 DP: 0 HBP: 0	WP: 0 PB: 0 SB: 2 CS: 0	PA: 42
PITCHER	IP WLS BF H R ER SO BB IBB HBP BLK WP HR S P ERA WHIP																					
Catfish Hunter, R ERA: 5.4 Sparky Lyle, L ERA:	(1, 1) 7.2 L 36 9 5 5 5 3 1 0 0 0 0 0 0 42 58 5.87 1.565																					
(8, 1) 1.1 6 1 0 0 3 1 0 0 0 0 0 0 0 11 15 0.00 1.500																						

AB	36
R	5
H	10
RBI	5
BB	5
SO	8
LOB	24



Batter	1	2	3	4	5	6	7	8	9	AB	R	H	RBI	BB	SO	LOB	BOTTOM			
Elliott Maddox, R OBP: 0.348, SLG: 0.350 (1, 8)										2	2	1	0	2	0	0	Boston Red Sox @ New York Yankees Shea Stadium, Flushing, NY Tue Apr 15 1975, 3:33 AM EDT Att: 7,773 - Unknown - 48 F			
Alex Johnson, R OBP: 0.455, SLG: 0.333 (1, 10)										4	0	1	1	0	0	1				
Bobby Bonds, R OBP: 0.160, SLG: 0.167 (1, 9)										4	0	0	1	0	0	3				
Lou Piniella, R OBP: 0.240, SLG: 0.292 (1, 7)										4	0	0	0	0	1	3				
Bob Oliver, R OBP: 0.125, SLG: 0.250 (1, 3)											4	0	0	0	0	2				
Thurman Munson, R OBP: 0.400, SLG: 0.474 (1, 2)											4	1	2	0	0	0				
Graig Nettles, L OBP: 0.174, SLG: 0.174 (1, 5)											3	0	1	1	0	0				
Sandy Alomar Sr., S OBP: 0.111, SLG: 0.059 (1, 4)										3	0	0	0	0	1	2				
Jim Mason, L OBP: 0.278, SLG: 0.313 Walt Williams, R OBP: 0.500, SLG: 0.500 Fred Stanley, R (7, PH) (8, 6)										2	0	0	0	0	0	1				
										1	0	0	0	0	0	1				
										0	0	0	0	0	0	0				
Inning Stats	R: 1 E: 1 K: 1 S: 6	H: 1 LOB: 0 BB: 0 P: 6	R: 1 E: 0 K: 0 S: 5	H: 2 LOB: 1 BB: 0 P: 5	R: 1 E: 1 K: 0 S: 4	H: 1 LOB: 1 BB: 1 P: 8	R: 0 E: 0 K: 0 S: 3	H: 0 LOB: 0 BB: 0 P: 3	R: 0 E: 0 K: 0 S: 2	H: 0 LOB: 0 BB: 1 P: 6	R: 0 E: 0 K: 0 S: 3	H: 0 LOB: 0 BB: 0 P: 3	R: 0 E: 1 K: 0 S: 4	H: 1 LOB: 1 BB: 0 P: 4	R: 0 E: 0 K: 0 S: 3	H: 0 LOB: 0 BB: 0 P: 3	1B: 3 2B: 0 3B: 2 HR: 0	SF: 0 SAC: 1 DP: 2 HBP: 0	WP: 0 PB: 0 SB: 0 CS: 1	PA: 35
PITCHER	IP WLS BF H R ER SO BB IBB HBP BLK WP HR S P ERA WHIP																			
Bill Lee, L ERA: 4.7 (1, 1)	9.0 W 34 5 3 3 2 2 0 0 0 0 0 0 0 36 44 3.00 0.778																			

AB	31
R	3
H	5
RBI	3
BB	2
SO	2
LOB	13



Batter	1	2	3	4	5	6	7	8	9	AB	R	H	RBI	BB	SO	LOB	TOP		
Fred Lynn, L OBP: 0.273, SLG: 0.650 (1, 8)	0-0 4-3 HR 1B		0-0 HR		0-0 HR		0-0 SH2-3		0-0 F9	4	3	3	2	0	0	1	Boston Red Sox @ New York Yankees Shea Stadium, Flushing, NY Wed Apr 16 1975, 3:33 AM EDT Att: 8,854 - Unknown - 59 F livebaseballscorecards.com		
Dwight Evans, R OBP: 0.394, SLG: 0.483 (1, 9)	0-0 4-3		0-0 P9		0-0 6-3		0-0 E5			4	0	0	0	0	0	2			
Carl Yastrzemski, L OBP: 0.344, SLG: 0.621 (1, 3)	0-0 HR		4-0 F9-2 BB		0-0 1B		0-0 G1-6-3			3	1	2	2	1	0	2			
Bernie Carbo, L OBP: 0.462, SLG: 0.545 Rick Miller, L (8, 7)	0-0 4-3		4-0 HBP IBB		0-0 F7				0-0 G3	3	0	0	0	1	0	1			
Rico Petrocelli, R OBP: 0.250, SLG: 0.148 Kim Andrew, R (1, 5) (9, 4)	0-0 F3		1-0 HBP		0-0 F8				0-3 K	3	0	0	0	0	1	1			
Cecil Cooper, L OBP: 0.333, SLG: 0.333 Juan Beniquez, R (3, PH) OBP: 0.174, SLG: 0.095 (1, 10)		0-3 K	0-0 F9-2		0-3 K				0-0 B5-3	1	0	0	0	0	1	0			
Bob Montgomery, R OBP: 0.300, SLG: 0.345 (1, 2)		0-0 6-3		0-0 F8		0-0 G5-4-3 1B			0-0 F9	4	0	1	0	0	0	0			
Rick Burleson, R OBP: 0.414, SLG: 0.440 (1, 6)		4-0 FC6-4 BB		0-0 F4		0-0 G5-4-3			0-0 1B	3	0	1	0	1	0	1			
Bob Heise, R OBP: 0.250, SLG: 0.250 (1, 4) (9, 5)		0-0 FC6-4		0-0 F7					0-0 L7	4	0	1	0	0	0	2			
Inning Stats	R: 2 E: 0 K: 0 S: 5	H: 2 LOB: 0 BB: 0 P: 5	R: 0 E: 0 K: 1 S: 5	H: 0 LOB: 1 BB: 1 P: 9	R: 1 E: 0 K: 0 S: 3	H: 1 LOB: 2 BB: 2 P: 12	R: 0 E: 0 K: 0 S: 3	H: 0 LOB: 0 BB: 0 P: 3	R: 1 E: 0 K: 0 S: 5	H: 2 LOB: 1 BB: 0 P: 5	R: 0 E: 1 K: 0 S: 4	H: 1 LOB: 1 BB: 0 P: 4	R: 0 E: 0 K: 1 S: 5	H: 0 LOB: 0 BB: 0 P: 5	R: 0 E: 0 K: 0 S: 4	H: 1 LOB: 1 BB: 0 P: 4		1B: 5 2B: 1 3B: 0 HR: 3	SF: 0 SAC: 1 DP: 3 HBP: 1
PITCHER	IP WLS BF H R ER SO BB IBB HBP BLK WP HR S P ERA WHIP	IP WLS BF H R ER SO BB IBB HBP BLK WP HR S P ERA WHIP																	
Pat Dobson, R ERA: 4.0 (1, 1)	2.1 L 14 3 3 3 1	6.2 23 5 1 1 2																	
Larry Gura, L ERA: 1.17 (3, 1)																			

Batter	1	2	3	4	5	6	7	8	9	AB	R	H	RBI	BB	SO	LOB	BOTTOM		
Elliott Maddox, R OBP: 0.357, SLG: 0.360 (1, 8)	0-0 5-3		0-0 F7		0-0 FC6-4 1B		0-0 BB		0-3 K	5	0	2	0	0	1	2	Boston Red Sox @ New York Yankees Shea Stadium, Flushing, NY Wed Apr 16 1975, 3:33 AM EDT Att: 8,854 - Unknown - 59 F livebaseballscorecards.com		
Lou Piniella, R OBP: 0.287, SLG: 0.286 (1, 7)	0-0 5-3		0-0 5-3		0-0 FC6-4 1B		4-0 BB		0-0 5-3	4	0	1	0	1	0	0			
Bobby Bonds, R OBP: 0.207, SLG: 0.185 (1, 9)	4-0 BB		0-0 1B		0-0 FC6-4		0-3 K			3	0	1	0	1	1	5			
Ron Blomberg, L OBP: 0.300, SLG: 0.176 (1, 10)	0-3 K		0-3 K		0-0 4-3		0-0 4-3			4	0	0	0	0	2	7			
Graig Nettles, L OBP: 0.185, SLG: 0.185 (1, 5)		0-0 1B	0-0 F3		0-3 K				0-0 F9	4	1	1	0	0	1	1			
Chris Chambliss, L OBP: 0.450, SLG: 0.471 (1, 3)		0-0 1B		0-0 F8		0-0 F7			0-0 G3	4	0	1	0	0	0	0			
Thurman Munson, R OBP: 0.375, SLG: 0.435 (1, 2)		0-0 1B		0-0 F7		0-0 6-3			0-0 F3	4	0	1	1	0	0	0			
Jim Mason, L OBP: 0.238, SLG: 0.263 Ed Herrmann, L (9, PH) OBP: 0.111, SLG: 0.111 (1, 6)		0-0 B2		0-0 3-1					0-0 F6	3	0	0	0	0	0	2			
Sandy Alomar Sr., S OBP: 0.100, SLG: 0.053 Walt Williams, R OBP: 0.625, SLG: 1.000 (7, PH) (8, 4)		0-0 F8			0-0 4-3		0-0 BB		0-0 HR	2	0	0	0	0	0	2			
Inning Stats	R: 0 E: 0 K: 1 S: 5	H: 0 LOB: 1 BB: 1 P: 9	R: 1 E: 0 K: 0 S: 6	H: 3 LOB: 2 BB: 0 P: 6	R: 0 E: 0 K: 1 S: 6	H: 1 LOB: 1 BB: 0 P: 6	R: 0 E: 0 K: 0 S: 3	H: 0 LOB: 0 BB: 0 P: 3	R: 0 E: 0 K: 1 S: 5	H: 2 LOB: 2 BB: 0 P: 5	R: 0 E: 0 K: 1 S: 7	H: 2 LOB: 3 BB: 1 P: 11	R: 0 E: 0 K: 0 S: 3	H: 0 LOB: 0 BB: 0 P: 3	R: 1 E: 0 K: 1 S: 6	H: 1 LOB: 0 BB: 0 P: 6		1B: 8 2B: 0 3B: 0 HR: 1	SF: 0 SAC: 0 DP: 0 HBP: 0
PITCHER	IP WLS BF H R ER SO BB IBB HBP BLK WP HR S P ERA WHIP	IP WLS BF H R ER SO BB IBB HBP BLK WP HR S P ERA WHIP																	
Rick Wise, R ERA: 3.5 (1, 1)	9.0 W 38 9 2 2 5																		

Batter	1	2	3	4	5	6	7	8	9	AB	R	H	RBI	BB	SO	LOB	TOP					
Ken Singleton, S OBP: 0.497, SLG: 0.417	4-0 2B 4-3 BB		0-0 4-3		0-0 F9		0-0 1B HR	4-0 BB BB		3	2	1	0	2	0	0	Baltimore Orioles @ Boston Red Sox Fenway Park, Boston, MA Fri Apr 18 1975, 3:33 AM EDT Att: 8,219 - Unknown					
Jim Northrup, L OBP: 0.667, SLG: 1.000	0-0 4-3 SF9 2B		0-0 L6		4-0 1B HR		0-0 1B HR	4-0 BB BB		3	3	2	1	2	0	0						
Tommy Davis, R OBP: 0.276, SLG: 0.296	0-0 4-3		0-0 F7		0-0 1B HR		0-0 F7	0-0 P4		5	1	1	1	0	0	6						
Lee May, R OBP: 0.314, SLG: 0.645	0-0 SF9			4-0 1B BB	0-0 HR		0-0 HR	0-0 F8		3	2	2	7	1	0	3						
Don Baylor, R OBP: 0.471, SLG: 0.429	0-0 5-3			0-0 F8	0-0 1-3		0-0 F9		0-0 CS 1B	5	0	1	0	0	0	1						
Brooks Robinson, R OBP: 0.265, SLG: 0.303		0-0 1-3		0-3 K		0-0 F9	0-0 P5		0-0 F2	5	0	0	0	0	1	2						
Doug DeCinces, R OBP: 0.261, SLG: 0.364		0-0 5-3		0-0 1B		0-3 K		0-0 P4	0-0 6-3	5	0	1	0	0	1	0						
Dave Duncan, R OBP: 0.364, SLG: 0.300		0-0 1B		0-0 F7		0-0 E7		4-0 BB BB		3	1	1	0	1	0	2						
Mark Belanger, R OBP: 0.130, SLG: 0.136		0-0 F8			0-0 P6	0-0 F7		0-0 FC		4	0	0	0	0	0	3						
Inning Stats	R: 2 E: 0 K: 0 S: 4	H: 1 LOB: 0 BB: 1 P: 8	R: 0 E: 0 K: 0 S: 4	H: 1 LOB: 1 BB: 0 P: 4	R: 0 E: 0 K: 1 S: 3	H: 0 LOB: 0 BB: 0 P: 3	R: 0 E: 0 K: 1 S: 6	H: 1 LOB: 2 BB: 1 P: 10	R: 3 E: 0 K: 0 S: 5	H: 2 LOB: 0 BB: 1 P: 9	R: 0 E: 1 K: 1 S: 6	H: 0 LOB: 1 BB: 0 P: 6	R: 3 E: 0 K: 0 S: 6	H: 3 LOB: 0 BB: 0 P: 6	R: 1 E: 1 K: 0 S: 4	H: 0 LOB: 3 BB: 3 P: 16	R: 0 E: 0 K: 0 S: 3	H: 1 LOB: 0 BB: 0 P: 3	1B: 6 2B: 1 3B: 0 HR: 2	SF: 1 SAC: 0 DP: 0 HBP: 0	WP: 0 PB: 0 SB: 0 CS: 1	PA: 43
PITCHER	IP WLS BF H R ER SO BB IBB HBP BLK WP HR S P ERA WHIP	IP WLS BF H R ER SO BB IBB HBP BLK WP HR S P ERA WHIP																				
Reggie Cleveland, R ERA: 4.91	(1, 1) 6.1 L 31 8 8 8 2 3 0 0 0 0 2 32 44 11.37 1.737																					
Diego Segui, R ERA: 1.08	(7, 1) 2.2 12 1 1 0 0 3 0 0 0 0 0 9 21 0.00 1.500																					

Batter	1	2	3	4	5	6	7	8	9	AB	R	H	RBI	BB	SO	LOB	BOTTOM					
Juan Beniquez, R OBP: 0.214, SLG: 0.269	0-0 P5		0-0 FC4-6 2B	0-0 1-1 2-H 3B		0-0 F2		0-0 F7		5	1	2	2	0	0	0	Baltimore Orioles @ Boston Red Sox Fenway Park, Boston, MA Fri Apr 18 1975, 3:33 AM EDT Att: 8,219 - Unknown					
Rick Burleson, R OBP: 0.412, SLG: 0.414	0-0 F9		4-0 FC4-6 BB	0-0 5-3		0-0 BB 1B		0-0 6-3		4	0	1	0	1	0	2						
Carl Yastrzemski, L OBP: 0.391, SLG: 0.563	0-0 G3		0-0 FC4-6 2B	4-0 1-2 2-3 IBB		4-0 1-2 BB		0-3 K		3	0	0	0	2	1	2						
Dwight Evans, R OBP: 0.342, SLG: 0.471		0-0 5-3	0-0 1-3 3-H 2B	0-0 1-3 HR		0-0 4-3			0-0 P4	5	0	1	1	0	0	5						
Rico Petrocelli, R OBP: 0.243, SLG: 0.129		4-0 HR BB	0-0 P6		0-0 6-3		0-0 6-3		0-0 P3	4	1	0	0	1	0	2						
Jim Rice, R OBP: 0.357, SLG: 0.929		0-0 HR		0-0 HR	0-3 K		0-0 6-3		0-3 K	5	2	2	3	0	2	0						
Fred Lynn, L OBP: 0.385, SLG: 0.826		4-0 G5-4-3 BB		0-0 HR	0-0 1B		0-0 HR			3	1	3	1	1	0	0						
Bob Montgomery, R OBP: 0.324, SLG: 0.364		0-0 G5-4-3		0-0 E 3B 1B	0-0 1-3		0-0 1B			4	1	2	0	0	0	2						
Doug Griffin, R OBP: 0.385, SLG: 0.304			0-0 6-3	0-0 FC5-2 3B		0-0 5-3		0-0 5-3		4	1	0	0	0	0	3						
Inning Stats	R: 0 E: 0 K: 0 S: 3	H: 0 LOB: 0 BB: 0 P: 3	R: 2 E: 0 K: 0 S: 3	H: 1 LOB: 0 BB: 2 P: 11	R: 1 E: 0 K: 0 S: 5	H: 2 LOB: 2 BB: 1 P: 9	R: 3 E: 1 K: 0 S: 7	H: 4 LOB: 3 BB: 1 P: 11	R: 0 E: 0 K: 1 S: 6	H: 1 LOB: 1 BB: 0 P: 6	R: 0 E: 0 K: 0 S: 4	H: 1 LOB: 2 BB: 1 P: 8	R: 1 E: 0 K: 0 S: 5	H: 2 LOB: 1 BB: 0 P: 5	R: 0 E: 0 K: 1 S: 5	H: 0 LOB: 0 BB: 0 P: 5	R: 0 E: 0 K: 1 S: 5	H: 0 LOB: 0 BB: 0 P: 5	1B: 5 2B: 2 3B: 1 HR: 3	SF: 0 SAC: 0 DP: 1 HBP: 0	WP: 0 PB: 0 SB: 0 CS: 0	PA: 42
PITCHER	IP WLS BF H R ER SO BB IBB HBP BLK WP HR S P ERA WHIP	IP WLS BF H R ER SO BB IBB HBP BLK WP HR S P ERA WHIP																				
Ross Grimsley, L ERA: 4.85	(1, 1) 3.0 16 5 5 5 0 3 0 0 0 0 2 13 25 15.00 2.667																					
Doyle Alexander, R ERA: 2.84	(4, 1) 6.0 W 26 6 2 2 3 1 1 0 0 0 1 30 38 3.00 1.167																					

Batter	1	2	3	4	5	6	7	8	9	AB	R	H	RBI	BB	SO	LOB	TOP			
Al Bumbry, L OBP: 0.364, SLG: 0.455 (1, 10)	G3			F9 BB 1B		K		B2-3		4	0	1	0	0	1	0				
Paul Blair, R OBP: 0.394, SLG: 0.367 (1, 8)	F9			G6-4-3 BB			P5		F7	3	0	0	0	1	0	0				
Bobby Grich, R OBP: 0.500, SLG: 0.778 (1, 4)	5-3			F9				HR	F7	4	1	1	1	0	0	2				
Lee May, R OBP: 0.308, SLG: 0.686 (1, 3)		F8		G6-4-3 1-2			E5 1B		HR	4	1	1	1	0	0	2				
Don Baylor, R OBP: 0.447, SLG: 0.406 (1, 7)	F9				L7				F8	4	0	1	0	0	0	0				
Brooks Robinson, R OBP: 0.243, SLG: 0.278 (1, 5)					G3				F8	3	0	0	0	0	1	2				
Ken Singleton, S OBP: 0.421, SLG: 0.370 (1, 9)				K					F8	3	0	0	0	0	1	2				
Dave Duncan, R OBP: 0.286, SLG: 0.231 (1, 2)				5-3					6-3	3	0	0	0	0	0	0				
Mark Belanger, R OBP: 0.115, SLG: 0.120 (1, 6)				5-3					F8	3	0	0	0	0	0	0				
Inning Stats	R: 0 E: 0 K: 0 S: 3	H: 0 LOB: 0 BB: 0 P: 3	R: 0 E: 0 K: 1 S: 5	H: 0 LOB: 0 BB: 0 P: 5	R: 0 E: 0 K: 1 S: 5	H: 1 LOB: 1 BB: 1 P: 7	R: 0 E: 0 K: 0 S: 3	H: 0 LOB: 0 BB: 0 P: 3	R: 0 E: 0 K: 1 S: 5	H: 0 LOB: 0 BB: 0 P: 5	R: 1 E: 1 K: 0 S: 6	H: 2 LOB: 2 BB: 0 P: 6	R: 0 E: 0 K: 0 S: 3	H: 0 LOB: 0 BB: 0 P: 3	R: 1 E: 0 K: 0 S: 4	H: 1 LOB: 0 BB: 0 P: 4	1B: 2 2B: 0 3B: 0 HR: 2	SF: 0 SAC: 0 DP: 1 HBP: 0	WP: 0 PB: 0 SB: 0 CS: 0	PA: 32
PITCHER Luis Tiant, R ERA: 4.5 (1, 1)	IP: 9.0 WLS: W BF: 32 H: 4 R: 2 ER: 2 SO: 3 BB: 1 IBB: 0 HBP: 0 BLK: 0 WP: 0 HR: 2 S: 37 P: 41 ERA: 2.00 WHIP: 0.556															PITCHER				

Baltimore Orioles @ Boston Red Sox
Fenway Park, Boston, MA
Sun Apr 20 1975, 3:33 AM EDT
Att: 17,765 - Unknown

AB 31
R 2
H 4
RBI 2
BB 1
SO 3
LOB 8



Batter	1	2	3	4	5	6	7	8	9	AB	R	H	RBI	BB	SO	LOB	BOTTOM			
Bernie Carbo, L OBP: 0.556, SLG: 0.643 (1, 7)	BB WP 1B BB	WP BLK 2B		BB 1B BB	WP 1B		4-3			3	3	2	1	2	0	2				
Dwight Evans, R OBP: 0.372, SLG: 0.514 (1, 9)	1B BB BB BB	6-3		1B BB BB	6-3			1B 3B		3	3	1	0	2	0	2				
Carl Yastrzemski, L OBP: 0.369, SLG: 0.543 Cecil Cooper, L OBP: 0.500, SLG: 0.333 (1, 3) (7, 3)	P5	BLK BB		1B 1B		3-1		1B SF7 BB		3	1	1	1	1	0	2				
Fred Lynn, L OBP: 0.452, SLG: 0.808 (1, 8)	BB BB	BB FC6-4 BB		1B 1B		4-3		1B 1B		3	1	2	2	2	0	0				
Jim Rice, R OBP: 0.368, SLG: 0.789 (1, 10)	FC6-4 BB 1B	K		G6-4-3 1B		5-3		P4		5	0	2	2	0	1	4				
Rico Petrocelli, R OBP: 0.250, SLG: 0.121 Bob Heise, R OBP: 0.167, SLG: 0.200 (1, 5) (5, 5)	FC6-4 BB		P3	G6-4-3		6-3		SF7		2	0	0	1	1	0	2				
Bob Montgomery, R OBP: 0.333, SLG: 0.368 (1, 2)	FC6-4 BB			G5-4-3 1B		K		P4		5	0	2	1	0	1	3				
Rick Burleson, R OBP: 0.421, SLG: 0.387 (1, 6)	F3			G5-4-3		1B BB				2	1	0	0	2	0	3				
Doug Griffin, R OBP: 0.367, SLG: 0.296 (1, 4)		5-3		K		G5-3				4	0	1	0	0	1	2				
Inning Stats	R: 3 E: 0 K: 0 S: 4	H: 1 LOB: 2 BB: 4 P: 20	R: 1 E: 0 K: 1 S: 6	H: 1 LOB: 2 BB: 2 P: 14	R: 0 E: 0 K: 0 S: 3	H: 1 LOB: 0 BB: 0 P: 3	R: 3 E: 0 K: 1 S: 7	H: 3 LOB: 1 BB: 2 P: 15	R: 1 E: 0 K: 0 S: 4	H: 2 LOB: 1 BB: 1 P: 8	R: 0 E: 0 K: 0 S: 3	H: 0 LOB: 0 BB: 0 P: 3	R: 0 E: 0 K: 1 S: 6	H: 1 LOB: 2 BB: 1 P: 10	R: 2 E: 0 K: 0 S: 5	H: 2 LOB: 1 BB: 1 P: 9	1B: 9 2B: 1 3B: 1 HR: 0	SF: 1 SAC: 0 DP: 3 HBP: 0	WP: 3 PB: 0 SB: 0 CS: 0	PA: 43
PITCHER Mike Torrez, R ERA: 7.3 Wayne Garland, R ERA: 2.7 Grant Jackson, L ERA: 13.5 (1, 1) (4, 1) (7, 1)	IP: 3.1 WLS: L BF: 22 H: 5 R: 7 ER: 7 SO: 2 BB: 7 IBB: 1 HBP: 0 BLK: 0 WP: 1 HR: 0 S: 14 P: 22 ERA: 2.70 WHIP: 1.800															PITCHER				

Baltimore Orioles @ Boston Red Sox
Fenway Park, Boston, MA
Sun Apr 20 1975, 3:33 AM EDT
Att: 17,765 - Unknown

AB 31
R 10
H 11
RBI 9
BB 11
SO 3
LOB 20



Batter	1	2	3	4	5	6	7	8	9	AB	R	H	RBI	BB	SO	LOB	TOP						
Roy White, S OBP: 0.571, SLG: 0.842										4	4	4	2	1	0	0	New York Yankees @ Boston Red Sox Fenway Park, Boston, MA Mon Apr 21 1975, 3:33 AM EDT Att: 28,381 - Unknown - 51 F						
Elliott Maddox, R OBP: 0.449, SLG: 0.425										3	2	1	0	2	0	0							
Bobby Bonds, R OBP: 0.271, SLG: 0.409										4	1	2	2	0	1	2							
Thurman Munson, R OBP: 0.452, SLG: 0.475										5	1	3	3	0	0	1							
Alex Johnson, R OBP: 0.350, SLG: 0.278										5	2	2	1	0	1	4							
Lou Piniella, R OBP: 0.282, SLG: 0.278										4	1	2	1	1	0	0							
Graig Nettles, L OBP: 0.267, SLG: 0.244										4	1	1	2	0	1	1							
Sandy Alomar Sr., S OBP: 0.139, SLG: 0.114										5	0	1	0	0	0	1							
Jim Mason, L OBP: 0.167, SLG: 0.176										4	0	0	0	0	1	3							
Inning Stats	R: 4 E: 0 K: 1 S: 8	H: 4 LOB: 0 BB: 1 P: 12	R: 0 E: 0 K: 0 S: 3	H: 1 LOB: 0 BB: 0 P: 3	R: 0 E: 0 K: 0 S: 3	H: 0 LOB: 0 BB: 0 P: 3	R: 6 E: 1 K: 0 S: 9	H: 7 LOB: 1 BB: 1 P: 13	R: 0 E: 0 K: 1 S: 5	H: 0 LOB: 0 BB: 1 P: 9	R: 1 E: 0 K: 0 S: 5	H: 2 LOB: 1 BB: 1 P: 5	R: 0 E: 0 K: 0 S: 5	H: 0 LOB: 0 BB: 0 P: 3	R: 0 E: 0 K: 0 S: 3	H: 0 LOB: 0 BB: 0 P: 3		1B: 13 2B: 3 3B: 0 HR: 1	SF: 2 SAC: 0 DP: 2 HBP: 0	WP: 0 PB: 0 SB: 0 CS: 1	PA: 45		
PITCHER	IP WLS BF H R ER SO BB IBB HBP BLK WP HR S P ERA WHIP	IP WLS BF H R ER SO BB IBB HBP BLK WP HR S P ERA WHIP																					
Bill Lee, L ERA: 7.58	(1, 1)	3.2	L	19	10	8	8	1	1	0	0	0	0	0	0	0	0	0	0	20	24	19.64	3.000
Dick Drago, R ERA: 7.71	(4, 1)	1.1		7	2	2	2	1	1	0	0	0	0	0	0	0	0	0	0	8	12	13.50	2.250
Roger Moret, L ERA: 4.5	(6, 1)	2.0		10	2	1	1	2	2	0	0	0	0	0	0	0	0	0	0	12	20	4.50	2.000
Dick Pole, R ERA: 9.0	(8, 1)	2.0		8	2	1	1	0	0	0	0	0	0	0	0	0	0	0	1	8	8	4.50	1.000

Batter	1	2	3	4	5	6	7	8	9	AB	R	H	RBI	BB	SO	LOB	BOTTOM					
Bernie Carbo, L OBP: 0.522, SLG: 0.529										3	0	0	0	2	2	2	New York Yankees @ Boston Red Sox Fenway Park, Boston, MA Mon Apr 21 1975, 3:33 AM EDT Att: 28,381 - Unknown - 51 F					
Dwight Evans, R OBP: 0.383, SLG: 0.512										4	0	2	0	0	1	1						
Carl Yastrzemski, L OBP: 0.341, SLG: 0.500										3	0	0	0	0	1	3						
Cecil Cooper, L OBP: 0.400, SLG: 0.250										1	0	0	0	0	0	1						
Fred Lynn, L OBP: 0.457, SLG: 0.759										3	0	1	0	1	1	1						
Jim Rice, R OBP: 0.304, SLG: 0.652										4	0	0	0	0	0	4						
Bob Montgomery, R OBP: 0.317, SLG: 0.350										2	0	0	0	0	1	0						
Tim Blackwell, S OBP: 0.500, SLG: 1.000										2	1	1	0	0	0	0						
Rick Burleson, R OBP: 0.405, SLG: 0.353										3	0	0	0	1	1	1						
Doug Griffin, R OBP: 0.344, SLG: 0.276										2	0	0	0	0	0	0						
Kim Andrew, R OBP: 0.500, SLG: 0.500										2	0	1	0	0	0	1						
Bob Heise, R OBP: 0.200, SLG: 0.222										4	0	1	1	0	0	1						
Inning Stats	R: 0 E: 1 K: 1 S: 6	H: 0 LOB: 1 BB: 0 P: 6	R: 0 E: 0 K: 1 S: 5	H: 0 LOB: 0 BB: 0 P: 5	R: 0 E: 0 K: 1 S: 6	H: 1 LOB: 2 BB: 1 P: 10	R: 0 E: 0 K: 2 S: 7	H: 0 LOB: 0 BB: 0 P: 7	R: 0 E: 0 K: 0 S: 3	H: 0 LOB: 0 BB: 0 P: 3	R: 0 E: 0 K: 1 S: 5	H: 0 LOB: 2 BB: 2 P: 13	R: 0 E: 0 K: 0 S: 3	H: 0 LOB: 1 BB: 1 P: 7	R: 0 E: 0 K: 1 S: 7	H: 2 LOB: 2 BB: 0 P: 7	R: 1 E: 0 K: 0 S: 5	H: 3 LOB: 1 BB: 0 P: 5	1B: 5 2B: 1 3B: 0 HR: 0	SF: 0 SAC: 0 DP: 1 HBP: 0	WP: 1 PB: 0 SB: 0 CS: 0	PA: 37
PITCHER	IP WLS BF H R ER SO BB IBB HBP BLK WP HR S P ERA WHIP	IP WLS BF H R ER SO BB IBB HBP BLK WP HR S P ERA WHIP																				
Pat Dobson, R ERA: 2.5	(1, 1)	9.0	W	37	6	1	1	7	4	0	0	0	0	0	0	0	1	0	47	63	1.00	1.111

AB	38
R	12
H	16
RBI	11
BB	4
SO	4
LOB	12



AB	33
R	1
H	6
RBI	1
BB	4
SO	7
LOB	15



Batter	1	2	3	4	5	6	7	8	9	AB	R	H	RBI	BB	SO	LOB	TOP		
Roy White, S (1,7) OBP: 0.500, SLG: 0.696	F5		F8			E BB		3-1	F9	4	1	0	0	1	0	2			
Elliott Maddox, R (1,8) OBP: 0.423, SLG: 0.395	F8			4-3		F8		SH5-3		3	0	0	1	0	0	1			
Bobby Bonds, R (1,9) OBP: 0.308, SLG: 0.500	6-3				1B	E7 1-H		HR		4	1	3	2	0	0	0			
Ron Blomberg, L (1,10) OBP: 0.303, SLG: 0.448			F9	F8		K		K		4	0	0	0	0	2	2			
Graig Nettles, L (1,5) OBP: 0.286, SLG: 0.289				F3			G3		FC4-6 1B	4	0	2	0	0	0	1			
Thurman Munson, R (1,2) OBP: 0.413, SLG: 0.432					6-3		6-3		FC4-6 1-2 2B	4	1	0	0	0	0	2			
Chris Chambliss, L (1,3) OBP: 0.406, SLG: 0.517					F3				FC4-6 1-H 2B	4	1	2	1	0	1	1			
Jim Mason, L (1,6) OBP: 0.150, SLG: 0.158			G3		K		F8		P9	4	0	0	0	0	1	2			
Sandy Alomar Sr., S (1,4) OBP: 0.175, SLG: 0.205			F9			L4		SH5-3 1B	3B	4	1	2	1	0	0	0			
Inning Stats	R: 0 E: 0 K: 0 S: 3	H: 0 LOB: 0 BB: 0 P: 3	R: 0 E: 0 K: 1 S: 6	H: 1 LOB: 1 BB: 0 P: 6	R: 0 E: 0 K: 0 S: 3	H: 0 LOB: 0 BB: 0 P: 3	R: 0 E: 0 K: 0 S: 4	H: 1 LOB: 1 BB: 0 P: 4	R: 0 E: 0 K: 1 S: 5	H: 0 LOB: 0 BB: 0 P: 5	R: 0 E: 0 K: 0 S: 4	H: 1 LOB: 1 BB: 0 P: 4	R: 2 E: 0 K: 1 S: 7	H: 2 LOB: 0 BB: 0 P: 7	R: 2 E: 0 K: 0 S: 6	H: 3 LOB: 1 BB: 0 P: 6	1B: 4 2B: 3 3B: 1 HR: 1	SF: 0 SAC: 1 DP: 0 HBP: 0	WP: 0 PA: 37 CS: 0
PITCHER Rick Wise, R (1,1) ERA: 4.0	IP: 9.0 WLS: L BF: 37 H: 9 R: 5 ER: 5 SO: 4 BB: 1 IBB: 0 HBP: 0 BLK: 0 WP: 0 HR: 1 S: 44 P: 48 ERA: 5.00 WHIP: 1.111															PITCHER			

New York Yankees @ Boston Red Sox
 Fenway Park, Boston, MA
 Tue Apr 22 1975, 3:33 AM EDT
 Att: 16,922 - Unknown - 66 F

AB	35
R	5
H	9
RBI	5
BB	1
SO	4
LOB	11



Batter	1	2	3	4	5	6	7	8	9	AB	R	H	RBI	BB	SO	LOB	BOTTOM		
Bernie Carbo, L (1,7) OBP: 0.481, SLG: 0.476	F9 1B		K			4-3			4-3	4	0	1	0	0	1	0			
Dwight Evans, R (1,9) OBP: 0.383, SLG: 0.467	F9 1-2		F8			F8			K	4	0	0	0	0	1	1			
Carl Yastrzemski, L (1,3) OBP: 0.333, SLG: 0.463	F7		G3			F9			FC4-6 BB	3	0	0	0	1	0	1			
Fred Lynn, L (1,8) OBP: 0.462, SLG: 0.719				F9			CS 1B		FC4-6 1-2	3	0	1	0	1	0	1			
Jim Rice, R (1,10) OBP: 0.269, SLG: 0.577	K			6-3		B3				3	0	0	0	0	1	3			
Bob Montgomery, R (1,2) OBP: 0.295, SLG: 0.326			E6		F9		6-3			3	0	0	0	0	0	1			
Rick Burleson, R (1,6) OBP: 0.378, SLG: 0.324			K			5-3			F7	3	0	0	0	0	1	1			
Doug Griffin, R (1,4) OBP: 0.343, SLG: 0.281			F8			5-3			1B	3	0	1	0	0	0	1			
Bob Heise, R (1,5) OBP: 0.167, SLG: 0.182			F9			5-3				2	0	0	0	0	0	1			
Cecil Cooper, L (8,PH) OBP: 0.333, SLG: 0.200										1	0	0	0	0	0	0			
Juan Beniquez, R (9,5) OBP: 0.214, SLG: 0.269										0	0	0	0	0	0	0			
Inning Stats	R: 0 E: 0 K: 1 S: 6	H: 1 LOB: 2 BB: 1 P: 10	R: 0 E: 1 K: 1 S: 6	H: 0 LOB: 0 BB: 0 P: 6	R: 0 E: 0 K: 1 S: 5	H: 0 LOB: 0 BB: 0 P: 5	R: 0 E: 0 K: 0 S: 3	H: 0 LOB: 0 BB: 0 P: 3	R: 0 E: 0 K: 0 S: 3	H: 0 LOB: 0 BB: 0 P: 3	R: 0 E: 0 K: 0 S: 3	H: 1 LOB: 0 BB: 0 P: 3	R: 0 E: 0 K: 0 S: 3	H: 1 LOB: 1 BB: 0 P: 3	R: 0 E: 0 K: 1 S: 5	H: 0 LOB: 1 BB: 1 P: 9	1B: 3 2B: 0 3B: 0 HR: 0	SF: 0 SAC: 0 DP: 0 HBP: 0	WP: 0 PA: 31 CS: 1
PITCHER Doc Medich, R (1,1) ERA: 2.2	IP: 9.0 WLS: W BF: 31 H: 3 R: 0 ER: 0 SO: 4 BB: 2 IBB: 0 HBP: 0 BLK: 0 WP: 0 HR: 0 S: 37 P: 45 ERA: 0.00 WHIP: 0.556															PITCHER			

New York Yankees @ Boston Red Sox
 Fenway Park, Boston, MA
 Tue Apr 22 1975, 3:33 AM EDT
 Att: 16,922 - Unknown - 66 F

AB	29
R	0
H	3
RBI	0
BB	2
SO	4
LOB	10




Batter	1	2	3	4	5	6	7	8	9	AB	R	H	RBI	BB	SO	LOB	TOP															
Roy White, S OBP: 0.548, SLG: 0.926 (1, 7)										4	3	3	3	1	0	1	New York Yankees @ Boston Red Sox Fenway Park, Boston, MA Wed Apr 23 1975, 3:33 AM EDT Att: 22,243 - Unknown - 62 F															
Elliott Maddox, R OBP: 0.430, SLG: 0.426 (1, 8)										4	0	2	1	0	1	1																
Bobby Bonds, R OBP: 0.298, SLG: 0.462 (1, 9)										4	0	0	0	1	2	3																
Ron Blomberg, L OBP: 0.343, SLG: 0.467 (1, 10)										1	0	1	0	1	0	0																
Lou Piniella, R OBP: 0.310, SLG: 0.289 (4, PH)										2	0	1	1	1	0	1																
Graig Nettles, L OBP: 0.296, SLG: 0.286 (1, 5)										4	0	1	0	1	1	4																
Thurman Munson, R OBP: 0.412, SLG: 0.417 (1, 2)										4	0	1	0	1	1	0																
Chris Chambliss, L OBP: 0.378, SLG: 0.471 (1, 3)										5	0	1	0	0	0	3																
Jim Mason, L OBP: 0.182, SLG: 0.195 (1, 6)										3	2	1	0	1	0	2																
Walt Williams, R OBP: 0.500, SLG: 0.800 (9, PH)										1	0	0	0	0	1	2																
Sandy Alomar Sr., S OBP: 0.227, SLG: 0.279 (1, 4)										4	2	3	2	0	0	1																
Ed Herrmann, L OBP: 0.182, SLG: 0.273 (9, PH)										1	0	0	0	0	0	2																
Inning Stats	R: 0 E: 0 K: 2 S: 8	H: 2 LOB: 2 BB: 0 P: 8	R: 0 E: 0 K: 0 S: 4	H: 1 LOB: 1 BB: 0 P: 4	R: 2 E: 0 K: 0 S: 5	H: 3 LOB: 2 BB: 1 P: 9	R: 3 E: 0 K: 1 S: 8	H: 3 LOB: 3 BB: 3 P: 20	R: 0 E: 0 K: 0 S: 3	H: 0 LOB: 1 BB: 1 P: 7	R: 1 E: 0 K: 0 S: 4	H: 2 LOB: 1 BB: 0 P: 5	R: 1 E: 0 K: 1 S: 6	H: 1 LOB: 1 BB: 1 P: 10	R: 0 E: 0 K: 1 S: 5	H: 1 LOB: 2 BB: 1 P: 10	1B: 9 2B: 3 3B: 0 HR: 2	SF: 0 SAC: 0 DP: 2 HBP: 1	WP: 0 PB: 0 SB: 2 CS: 0	PA: 45												
PITCHER	IP WLS BF H R ER SO BB IBB HBP BLK WP HR S P ERA WHIP																															
Reggie Cleveland, R ERA: 6.14 (1, 1)	3.2	21	9	5	5	2	3	0	0	0	0	1	22	34	12.27	3.273																
Roger Moret, L ERA: 5.06 (4, 1)	3.1	16	3	2	2	2	3	0	1	0	0	1	16	29	5.40	1.800																
Diego Segui, R ERA: 0.97 (8, 1)	2.0	8	2	0	0	2	1	0	0	0	0	0	11	15	0.00	1.500																

Batter	1	2	3	4	5	6	7	8	9	AB	R	H	RBI	BB	SO	LOB	BOTTOM															
Bernie Carbo, L OBP: 0.531, SLG: 0.478 (1, 7)										2	2	1	1	3	0	0	New York Yankees @ Boston Red Sox Fenway Park, Boston, MA Wed Apr 23 1975, 3:33 AM EDT Att: 22,243 - Unknown - 62 F															
Rick Miller, L OBP: 0.298, SLG: 0.462 (8, PR) (9, 7)										0	1	0	0	0	0	0																
Dwight Evans, R OBP: 0.393, SLG: 0.563 (1, 9)										3	4	2	2	2	0	1																
Carl Yastrzemski, L OBP: 0.392, SLG: 0.413 (1, 3)										5	0	0	0	0	1	7																
Fred Lynn, L OBP: 0.500, SLG: 0.743 (1, 8)										3	1	2	4	2	0	0																
Jim Rice, R OBP: 0.290, SLG: 0.581 (1, 10)										5	1	2	2	0	1	4																
Bob Montgomery, R OBP: 0.306, SLG: 0.354 (1, 2)										5	0	2	2	0	0	3																
Rick Burleson, R OBP: 0.347, SLG: 0.293 (1, 6)										4	0	0	0	0	0	2																
Doug Griffin, R OBP: 0.308, SLG: 0.250 (1, 4)										4	0	0	0	0	2	2																
Bob Heise, R OBP: 0.143, SLG: 0.154 (1, 5)										2	0	0	0	0	0	0																
Cecil Cooper, L OBP: 0.429, SLG: 0.667 (7, PH)										1	1	1	0	0	0	0																
Juan Beniquez, R OBP: 0.241, SLG: 0.269 (8, 5)										0	1	0	0	1	0	0																
Inning Stats	R: 1 E: 0 K: 0 S: 4	H: 1 LOB: 0 BB: 0 P: 4	R: 0 E: 0 K: 1 S: 6	H: 1 LOB: 0 BB: 0 P: 6	R: 2 E: 0 K: 0 S: 5	H: 2 LOB: 2 BB: 2 P: 13	R: 0 E: 0 K: 0 S: 3	H: 0 LOB: 0 BB: 0 P: 3	R: 0 E: 0 K: 1 S: 5	H: 0 LOB: 2 BB: 2 P: 13	R: 0 E: 0 K: 0 S: 3	H: 0 LOB: 0 BB: 0 P: 3	R: 5 E: 0 K: 2 S: 12	H: 5 LOB: 1 BB: 1 P: 16	R: 3 E: 0 K: 0 S: 4	H: 1 LOB: 1 BB: 3 P: 16	1B: 4 2B: 4 3B: 1 HR: 1	SF: 0 SAC: 0 DP: 0 HBP: 0	WP: 0 PB: 0 SB: 0 CS: 0	PA: 42												
PITCHER	IP WLS BF H R ER SO BB IBB HBP BLK WP HR S P ERA WHIP																															
Catfish Hunter, R ERA: 7.36 (1, 1)	6.0	28	6	5	5	2	4	0	0	0	0	1	28	44	7.50	1.667																
Sparky Lyle, L ERA: 5.75 (7, 1)	0.1	4	2	1	1	1	1	0	0	0	0	0	5	9	27.00	9.000																
Dick Tidrow, R ERA: 10.13 (7, 1)	0.2	6	1	5	5	1	3	0	0	0	0	0	5	17	67.50	6.000																
Larry Gura, L ERA: 1.04 (8, 1)	1.0	4	1	0	0	0	0	0	0	0	0	0	4	4	0.00	1.000																

Batter	1	2	3	4	5	6	7	8	9	AB	R	H	RBI	BB	SO	LOB	TOP			
Juan Beniquez, R OBP: 0.242, SLG: 0.267 (1, 7)										4	0	1	0	0	1	1				
Dwight Evans, R OBP: 0.393, SLG: 0.529 (1, 9)										3	0	0	0	1	0	0				
Carl Yastrzemski, L OBP: 0.299, SLG: 0.420 (1, 3)										4	0	1	0	0	1	1				
Jim Rice, R OBP: 0.286, SLG: 0.529 (1, 10)										3	0	0	0	1	1	1				
Fred Lynn, L OBP: 0.468, SLG: 0.684 (1, 8)										3	0	0	0	0	1	3				
Bob Montgomery, R OBP: 0.288, SLG: 0.333 (1, 2)										3	0	0	0	0	1	1				
Rick Burleson, R OBP: 0.365, SLG: 0.318 (1, 6)										3	0	2	0	0	0	0				
Doug Griffin, R OBP: 0.293, SLG: 0.237 (1, 4)										2	0	0	0	0	0	1				
Bob Heise, R OBP: 0.125, SLG: 0.133 Tony Conigliaro, R (& PH) OBP: 0.250, SLG: 0.250 Rick Miller, L (8, 7)										2	0	0	0	0	0	1				
										1	0	0	0	0	0	0				
										0	0	0	0	0	0	0				
Inning Stats	R: 0 E: 0 K: 1 S: 5	H: 1 LOB: 2 BB: 2 P: 13	R: 0 E: 0 K: 0 S: 3	H: 1 LOB: 0 BB: 0 P: 3	R: 0 E: 0 K: 1 S: 5	H: 0 LOB: 0 BB: 0 P: 5	R: 0 E: 0 K: 1 S: 6	H: 1 LOB: 1 BB: 0 P: 6	R: 0 E: 0 K: 0 S: 4	H: 0 LOB: 0 BB: 0 P: 4	R: 0 E: 0 K: 0 S: 3	H: 0 LOB: 0 BB: 0 P: 3	R: 0 E: 0 K: 1 S: 5	H: 0 LOB: 0 BB: 0 P: 5	R: 0 E: 0 K: 0 S: 3	H: 0 LOB: 0 BB: 0 P: 5	1B: 3 2B: 1 3B: 0 HR: 0	SF: 0 SAC: 1 DP: 0 HBP: 0	WP: 0 PB: 0 SB: 0 CS: 2	PA: 31
PITCHER Mickey Lolich, L ERA: 1.5 (1, 1)	IP: 9.0 WLS: W BF: 31 H: 4 R: 0 ER: 0 SO: 5 BB: 2 IBB: 0 HBP: 0 BLK: 0 WP: 0 HR: 0 S: 39 P: 47 ERA: 0.00 WHIP: 0.667																			

Boston Red Sox @ Detroit Tigers
Tiger Stadium, Detroit, MI
Fri Apr 25 1975, 7:05 PM EDT
Att: 10,109 - Unknown - 43 F


AB 28
R 0
H 4
RBI 0
BB 2
SO 5
LOB 9



Batter	1	2	3	4	5	6	7	8	9	AB	R	H	RBI	BB	SO	LOB	BOTTOM			
Ron LeFlore, R OBP: 0.238, SLG: 0.341 (1, 8)										3	0	1	0	0	0	0				
Gary Sutherland, R OBP: 0.287, SLG: 0.357 (1, 4)										3	0	0	0	0	0	0				
Willie Horton, R OBP: 0.295, SLG: 0.463 (1, 10)										3	0	0	0	0	2	0				
Nate Colbert, R OBP: 0.209, SLG: 0.289 (1, 3)										2	0	0	0	1	1	0				
Bill Freehan, R OBP: 0.184, SLG: 0.351 (1, 2)										3	0	0	0	0	0	1				
Dan Meyer, L OBP: 0.281, SLG: 0.387 (1, 7)										3	1	1	1	0	0	0				
Ben Oglivie, L (1, 9)										3	0	0	0	0	0	0				
Tom Verzyer, R OBP: 0.235, SLG: 0.242 (1, 6)										3	0	0	0	0	1	0				
Aurelio Rodriguez, R OBP: 0.333, SLG: 0.370 (1, 5)										2	0	0	0	0	0	0				
Inning Stats	R: 0 E: 0 K: 0 S: 3	H: 0 LOB: 0 BB: 0 P: 3	R: 0 E: 0 K: 0 S: 3	H: 0 LOB: 0 BB: 0 P: 3	R: 0 E: 0 K: 0 S: 3	H: 0 LOB: 0 BB: 0 P: 3	R: 1 E: 0 K: 1 S: 6	H: 1 LOB: 0 BB: 0 P: 6	R: 0 E: 0 K: 0 S: 3	H: 1 LOB: 0 BB: 0 P: 3	R: 0 E: 0 K: 1 S: 5	H: 0 LOB: 1 BB: 1 P: 9	R: 0 E: 0 K: 1 S: 5	H: 0 LOB: 0 BB: 0 P: 5	R: 0 E: 0 K: 1 S: 5	H: 0 LOB: 0 BB: 0 P: 5	1B: 1 2B: 0 3B: 0 HR: 1	SF: 0 SAC: 0 DP: 0 HBP: 0	WP: 0 PB: 0 SB: 0 CS: 1	PA: 27
PITCHER Luis Tiant, R ERA: 3.66 (1, 1)	IP: 8.0 WLS: L BF: 26 H: 2 R: 1 ER: 1 SO: 4 BB: 1 IBB: 0 HBP: 0 BLK: 0 WP: 0 HR: 1 S: 33 P: 37 ERA: 1.12 WHIP: 0.375																			

Boston Red Sox @ Detroit Tigers
Tiger Stadium, Detroit, MI
Fri Apr 25 1975, 7:05 PM EDT
Att: 10,109 - Unknown - 43 F


AB 25
R 1
H 2
RBI 1
BB 1
SO 4
LOB 1



Batter	1	2	3	4	5	6	7	8	9	10	AB	R	H	RBI	BB	SO	LOB	TOP	
Bernie Carbo, L (1, 7) OBP: 0.486, SLG: 0.423 Tony Contiglaro, R (7, PH) OBP: 0.241, SLG: 0.240 Bob Heise, R (7, 5) OBP: 0.176, SLG: 0.133	0-0 4-3	0-0 CS	0-0 F9		0-0 F8		0-0 1-3			4-0 1B BB BB	3	0	0	0	0	0	0		
Dwight Evans, R (1, 9) OBP: 0.385, SLG: 0.509	0-0 F7		0-0 1-3			0-0 F4		0-0 6-3 1B		4-0 1B BB	4	0	1	0	1	0	0		
Carl Yastrzemski, L (1, 3) OBP: 0.323, SLG: 0.415	0-0 1B E		4-0 BB			0-0 G3		4-0 6-3 BB		0-3 K	3	1	1	0	2	1	2		
Fred Lynn, L (1, 8) OBP: 0.462, SLG: 0.643	0-0 E4 1B		0-0 4-3			4-0 BB		0-3 K		0-0 1B	4	0	1	0	1	1	4		
Jim Rice, R (1, 10) OBP: 0.275, SLG: 0.487	0-0 1B				0-0 F8		0-0 F4		0-0 6-3	0-3 K	5	0	1	1	0	1	6		
Rico Petrocelli, R (1, 5) OBP: 0.279, SLG: 0.167 Juan Beniquez, R (7, PR) OBP: 0.229, SLG: 0.250		0-0 G6-4-3 1B			0-3 K		0-0 FC1-6 1B		0-0 5-3	0-3 K	3	0	2	0	0	1	0		
Bob Montgomery, R (1, 2) OBP: 0.288, SLG: 0.309		0-0 G6-4-3			0-0 F9		0-0 FC1-6 BB			0-3 K	4	0	0	0	0	1	2		
Rick Burleson, R (1, 6) OBP: 0.375, SLG: 0.319		0-0 E1 1B			0-0 1-3		4-0 1-2 BB		0-0 F5	3	1	1	0	1	0	0			
Doug Griffin, R (1, 4) OBP: 0.289, SLG: 0.238		0-0 CS 1B			0-0 6-3		0-0 F6		0-0 6-3	4	0	1	1	0	0	2			
Inning Stats	R: 1 E: 1 K: 0 S: 5	H: 2 LOB: 2 BB: 0 P: 5	R: 1 E: 1 K: 0 S: 4	H: 3 LOB: 0 BB: 0 P: 4	R: 0 E: 0 K: 0 S: 3	H: 0 LOB: 0 BB: 1 P: 7	R: 0 E: 0 K: 0 S: 3	H: 0 LOB: 0 BB: 0 P: 5	R: 0 E: 0 K: 0 S: 3	H: 0 LOB: 1 BB: 1 P: 7	R: 0 E: 0 K: 0 S: 4	H: 1 LOB: 2 BB: 1 P: 8	R: 0 E: 0 K: 1 S: 5	H: 0 LOB: 0 BB: 0 P: 5	R: 0 E: 0 K: 3 S: 10	H: 1 LOB: 3 BB: 2 P: 18	1B: 8 2B: 0 3B: 0 HR: 0	SF: 0 SAC: 0 DP: 1 HBP: 0	WP: 0 PA: 43
PITCHER	IP WLS BF H R ER SO BB IBB HBP BLK WP HR S P ERA WHIP																		
Vern Ruhle, R (1, 1) ERA: 2.29 John Hiller, L (7, 1) ERA:	6.0 W 18 2 0 0 5 4 0 0 0 0 0 24 40 0.00 1.500																		

Boston Red Sox @ Detroit Tigers
Tiger Stadium, Detroit, MI
Sat Apr 26 1975, 4:33 AM EDT
Att: 9,594 - Unknown


AB	36
R	2
H	8
RBI	2
BB	6
SO	6
LOB	23



Batter	1	2	3	4	5	6	7	8	9	10	AB	R	H	RBI	BB	SO	LOB	BOTTOM
Ron LeFlore, R (1, 8) OBP: 0.255, SLG: 0.348	0-0 BB 1B		0-0 E S SF9 1B		0-0 6-3		0-0 F9			0-0 F9	5	2	2	0	0	1		
Gary Sutherland, R (1, 4) OBP: 0.300, SLG: 0.391	4-0 4-3 F9-2 BB		0-0 E5 SF9			0-0 1B 2B		0-0 6-3		0-0 1B	4	0	2	1	1	0	1	
Willie Horton, R (1, 10) OBP: 0.292, SLG: 0.455	0-0 4-3 1B		0-0 SF9			0-3 K		0-0 F9			3	0	1	2	0	1	1	
Nate Colbert, R (1, 3) OBP: 0.213, SLG: 0.268	0-0 4-3		0-0 4-3			4-0 1B BB		0-0 F9			3	0	0	0	1	0	3	
Bill Freehan, R (1, 2) OBP: 0.197, SLG: 0.317	0-0 F9-2				0-0 F4		0-0 F7		0-0 6-3		4	0	0	0	0	4		
Leon Roberts, R (1, 9) OBP: 0.571, SLG: 0.786		0-0 5-3			0-0 G3-6-3 1B		0-0 1-2 2-3 1B		0-0 CS 1B		4	0	3	0	0	0	0	
Dan Meyer, L (1, 7) OBP: 0.250, SLG: 0.343		0-0 6-3			0-0 G3-6-3		0-0 G3		0-0 F8		4	0	0	0	0	5		
Tom Verzyer, R (1, 6) OBP: 0.237, SLG: 0.243		0-0 1-3				0-0 F2		0-0 1-3		0-0 CS	4	1	1	0	0	0	0	
Aurelio Rodriguez, R (1, 5) OBP: 0.303, SLG: 0.333			0-0 P7			0-0 L7		0-0 F8		0-0 SH3-4 1B	3	0	0	0	0	0	0	
Inning Stats	R: 1 E: 0 K: 0 S: 4	H: 2 LOB: 1 BB: 8 P: 8	R: 0 E: 0 K: 0 S: 3	H: 0 LOB: 0 BB: 0 P: 3	R: 1 E: 1 K: 0 S: 5	H: 1 LOB: 1 BB: 0 P: 5	R: 0 E: 0 K: 0 S: 3	H: 1 LOB: 0 BB: 0 P: 3	R: 0 E: 0 K: 0 S: 3	H: 0 LOB: 0 BB: 0 P: 3	R: 0 E: 0 K: 0 S: 3	H: 1 LOB: 0 BB: 0 P: 3	R: 1 E: 0 K: 0 S: 4	H: 2 LOB: 1 BB: 0 P: 4	1B: 8 2B: 2 3B: 0 HR: 0	SF: 1 SAC: 1 DP: 2 HBP: 0	WP: 0 PA: 39	
PITCHER	IP WLS BF H R ER SO BB IBB HBP BLK WP HR S P ERA WHIP																	
Bill Lee, L (1, 1) ERA: 5.65	9.2 L 38 9 3 2 1 2 0 0 0 0 0 38 46 1.86 1.138																	

Boston Red Sox @ Detroit Tigers
Tiger Stadium, Detroit, MI
Sat Apr 26 1975, 4:33 AM EDT
Att: 9,594 - Unknown

AB	34
R	3
H	9
RBI	3
BB	2
SO	1
LOB	15



Batter	1	2	3	4	5	6	7	8	9	AB	R	H	RBI	BB	SO	LOB	TOP										
Bernie Carbo, L OBP: 0.500, SLG: 0.633 (1, 7)										4	2	2	2	1	0	2	Boston Red Sox @ Detroit Tigers Tiger Stadium, Detroit, MI Sun Apr 27 1975, 3:33 AM EDT Att: 17,414 - Unknown										
Dwight Evans, R OBP: 0.371, SLG: 0.533 (1, 9)										5	1	1	1	0	0	3											
Carl Yastrzemski, L OBP: 0.313, SLG: 0.397 (1, 3)										5	0	1	0	0	1	0											
Fred Lynn, L OBP: 0.439, SLG: 0.617 (1, 8)										5	0	1	0	0	0	1											
Jim Rice, R OBP: 0.311, SLG: 0.500 (9, PR) Juan Beniquez, R OBP: 0.229, SLG: 0.250 (9, PR)										5	0	3	0	0	1	1											
Rico Petrocelli, R OBP: 0.271, SLG: 0.195 (1, 5)										5	1	1	0	0	0	4											
Bob Montgomery, R OBP: 0.283, SLG: 0.310 (1, 2)										3	0	1	1	1	0	2											
Rick Burleson, R OBP: 0.350, SLG: 0.294 (1, 6)										4	0	0	0	0	1	2											
Doug Griffin, R OBP: 0.313, SLG: 0.250 (1, 4) Cecil Cooper, L OBP: 0.375, SLG: 0.571 (8, PH) Bob Heise, R OBP: 0.176, SLG: 0.133 (8, 4)										2	0	1	0	1	0	1											
Inning Stats	R: 1 E: 0 K: 0 S: 6	H: 3 LOB: 2 BB: 0 P: 6	R: 0 E: 0 K: 0 S: 4	H: 1 LOB: 1 BB: 0 P: 4	R: 0 E: 0 K: 0 S: 4	H: 1 LOB: 1 BB: 0 P: 4	R: 1 E: 0 K: 0 S: 5	H: 2 LOB: 2 BB: 1 P: 9	R: 0 E: 1 K: 1 S: 5	H: 0 LOB: 0 BB: 1 P: 9	R: 0 E: 0 K: 1 S: 5	H: 0 LOB: 0 BB: 0 P: 5	R: 0 E: 0 K: 0 S: 3	H: 0 LOB: 1 BB: 1 P: 7	R: 2 E: 0 K: 1 S: 8	H: 3 LOB: 1 BB: 0 P: 8		1B: 6 2B: 2 3B: 0 HR: 3	SF: 0 SAC: 0 DP: 0 HBP: 0	WP: 0 PB: 0 SB: 0 CS: 0	PA: 42						
PITCHER	IP	WLS	BF	H	R	ER	SO	BB	IBB	HBP	BLK	WP	HR	S	P	ERA	WHIP										
Lerin LaGrow, R ERA: 2.35 (1, 1)	5.0	W	25	8	2	2	0	1	0	0	0	0	1	24	28	3.60	1.800										
Tom Walker, R ERA: 2.94 (6, 1)	3.0		13	2	2	2	2	2	0	0	0	0	2	15	23	6.00	1.333										
John Hiller, L ERA: (9, 1)	1.0	S	4	1	0	0	1	0	0	0	0	0	0	6	6	0.00	1.000										

Batter	1	2	3	4	5	6	7	8	9	AB	R	H	RBI	BB	SO	LOB	BOTTOM										
Ron LeFlore, R OBP: 0.250, SLG: 0.392 (1, 8)										5	2	1	1	0	1	1	Boston Red Sox @ Detroit Tigers Tiger Stadium, Detroit, MI Sun Apr 27 1975, 3:33 AM EDT Att: 17,414 - Unknown										
Gary Sutherland, R OBP: 0.327, SLG: 0.412 (1, 4)										5	1	3	0	0	0	0											
Willie Horton, R OBP: 0.308, SLG: 0.458 (1, 10)										4	0	2	0	0	1	2											
Nate Colbert, R OBP: 0.235, SLG: 0.273 (1, 3)										3	0	1	1	1	0	2											
Bill Freehan, R OBP: 0.174, SLG: 0.295 (1, 2)										3	0	0	0	1	1	7											
Dan Meyer, L OBP: 0.275, SLG: 0.342 (1, 7)										3	1	1	0	1	1	3											
Ben Oglivie, L OBP: 0.200, SLG: 0.444 (1, 9)										3	1	1	3	0	1	1											
Tom Veryzer, R OBP: 0.214, SLG: 0.220 (1, 6)										4	0	0	0	0	2	4											
Aurelio Rodriguez, R OBP: 0.270, SLG: 0.294 (1, 5)										4	0	0	0	0	2	0											
Inning Stats	R: 1 E: 1 K: 3 S: 12	H: 2 LOB: 2 BB: 0 P: 12	R: 0 E: 1 K: 1 S: 6	H: 0 LOB: 1 BB: 0 P: 6	R: 1 E: 0 K: 0 S: 5	H: 2 LOB: 3 BB: 1 P: 10	R: 1 E: 0 K: 0 S: 5	H: 3 LOB: 2 BB: 1 P: 9	R: 2 E: 0 K: 1 S: 7	H: 2 LOB: 0 BB: 0 P: 7	R: 0 E: 0 K: 2 S: 7	H: 0 LOB: 0 BB: 1 P: 11	R: 0 E: 0 K: 2 S: 7	H: 0 LOB: 0 BB: 0 P: 7	R: 0 E: 0 K: 2 S: 7	H: 0 LOB: 0 BB: 0 P: 7		1B: 7 2B: 1 3B: 0 HR: 2	SF: 0 SAC: 0 DP: 1 HBP: 1	WP: 0 PB: 0 SB: 0 CS: 0	PA: 38						
PITCHER	IP	WLS	BF	H	R	ER	SO	BB	IBB	HBP	BLK	WP	HR	S	P	ERA	WHIP										
Rick Wise, R ERA: 4.65 (1, 1)	4.0	L	25	9	5	4	4	2	0	1	0	0	2	30	39	9.00	2.750										
Dick Drago, R ERA: 2.64 (5, 1)	4.0		13	0	0	0	5	1	0	0	0	0	0	22	26	0.00	0.250										

Batter	1	2	3	4	5	6	7	8	9	AB	R	H	RBI	BB	SO	LOB	TOP										
John Lowenstein, L OBP: 0.270, SLG: 0.226 (1, 7)										4	2	1	1	1	0	1	Cleveland Indians @ Boston Red Sox Fenway Park, Boston, MA Wed Apr 30 1975, 7:05 PM EDT Alt. 9:307 - Unknown - 58 F										
Frank Duffy, R OBP: 0.300, SLG: 0.300 (1, 6)										5	2	2	0	0	1	2											
George Hendrick, R OBP: 0.274, SLG: 0.393 (1, 8)										5	2	3	2	0	0	0											
Boog Powell, L OBP: 0.588, SLG: 0.960 (1, 3)										5	1	2	3	0	0	3											
Charlie Spikes, R OBP: 0.196, SLG: 0.226 (1, 9)										4	0	1	1	1	1	3											
John Ellis, R OBP: 0.241, SLG: 0.327 (1, 2)										5	0	1	1	0	0	3											
Buddy Bell, R OBP: 0.250, SLG: 0.170 (1, 5)										4	0	1	0	0	0	2											
Leron Lee, L OBP: 0.273, SLG: 0.211 (1, 10)										4	1	0	0	0	0	3											
Jack Brohamer, L OBP: 0.345, SLG: 0.451 (1, 4)										4	0	2	0	0	0	0	C										
Inning Stats	R: 2 E: 1 K: 0 S: 6	H: 3 LOB: 1 BB: 0 P: 6	R: 0 E: 0 K: 0 S: 3	H: 0 LOB: 0 BB: 0 P: 3	R: 3 E: 0 K: 0 S: 7	H: 4 LOB: 2 BB: 1 P: 11	R: 0 E: 0 K: 0 S: 3	H: 0 LOB: 0 BB: 0 P: 3	R: 2 E: 1 K: 1 S: 6	H: 2 LOB: 1 BB: 0 P: 6	R: 0 E: 0 K: 1 S: 5	H: 1 LOB: 0 BB: 0 P: 5	R: 0 E: 0 K: 0 S: 3	H: 0 LOB: 1 BB: 1 P: 7	R: 1 E: 0 K: 0 S: 5	H: 2 LOB: 1 BB: 0 P: 5		R: 0 E: 0 K: 1 S: 6	H: 1 LOB: 1 BB: 0 P: 6	1B: 12 2B: 0 3B: 0 HR: 1	SF: 0 SAC: 0 DP: 3 HBP: 0	WP: 1 PB: 0 SB: 1 CS: 0	PA: 42				
PITCHER	IP	WLS	BF	H	R	ER	SO	BB	IBB	HBP	BLK	WP	HR	S	P	ERA	WHIP										
Luis Tiant, R ERA: 4.14 (1, 1)	5.0	L	26	9	7	4	0	1	0	0	0	0	1	25	29	7.20	2.000										
Dick Pole, R ERA: 4.5 (6, 1)	4.0		16	4	1	0	2	1	0	0	0	1	0	19	23	0.00	1.250										

Batter	1	2	3	4	5	6	7	8	9	AB	R	H	RBI	BB	SO	LOB	BOTTOM										
Bernie Carbo, L OBP: 0.477, SLG: 0.576 (1, 7)										3	0	0	0	1	1	1	Cleveland Indians @ Boston Red Sox Fenway Park, Boston, MA Wed Apr 30 1975, 7:05 PM EDT Alt. 9:307 - Unknown - 58 F										
Dwight Evans, R OBP: 0.385, SLG: 0.516 (1, 9)										4	0	1	1	0	0	1											
Carl Yastrzemski, L OBP: 0.324, SLG: 0.393 (1, 3)										3	0	1	0	1	1	2											
Fred Lynn, L OBP: 0.410, SLG: 0.569 (1, 8)										4	0	0	0	0	1	2											
Jim Rice, R OBP: 0.286, SLG: 0.458 (1, 10)										4	0	0	0	0	4	1											
Rico Petrocelli, R OBP: 0.269, SLG: 0.182 (1, 5)										3	0	0	0	1	1	1											
Bob Montgomery, R OBP: 0.281, SLG: 0.306 (1, 2)										4	0	1	0	0	0	1											
Rick Burleson, R OBP: 0.344, SLG: 0.291 (1, 6)										4	0	1	0	0	0	1											
Doug Griffin, R OBP: 0.314, SLG: 0.255 (1, 4)										3	1	1	0	0	1	1	C										
Inning Stats	R: 0 E: 0 K: 0 S: 3	H: 0 LOB: 1 BB: 1 P: 7	R: 0 E: 0 K: 1 S: 5	H: 0 LOB: 0 BB: 0 P: 5	R: 0 E: 0 K: 1 S: 6	H: 1 LOB: 1 BB: 0 P: 6	R: 0 E: 0 K: 3 S: 10	H: 1 LOB: 1 BB: 0 P: 10	R: 1 E: 0 K: 1 S: 7	H: 2 LOB: 2 BB: 1 P: 11	R: 0 E: 0 K: 1 S: 5	H: 0 LOB: 1 BB: 1 P: 9	R: 0 E: 0 K: 1 S: 5	H: 0 LOB: 0 BB: 0 P: 5	R: 0 E: 0 K: 0 S: 3	H: 0 LOB: 0 BB: 0 P: 3		R: 0 E: 0 K: 1 S: 6	H: 1 LOB: 1 BB: 0 P: 6	1B: 5 2B: 0 3B: 0 HR: 0	SF: 0 SAC: 0 DP: 0 HBP: 0	WP: 0 PB: 0 SB: 0 CS: 0	PA: 35				
PITCHER	IP	WLS	BF	H	R	ER	SO	BB	IBB	HBP	BLK	WP	HR	S	P	ERA	WHIP										
Gaylord Perry, R ERA: 2.63 (1, 1)	9.0	W	35	5	1	1	9	3	0	0	0	0	0	50	62	1.00	0.889										

Batter	1	2	3	4	5	6	7	8	9	AB	R	H	RBI	BB	SO	LOB	TOP				
Frank Duffy, R (1,6) OBP: 0.289, SLG: 0.289	0-0 6-3		0-0 1B		0-0 6-3		0-0 P9		0-0 F7	5	1	1	0	0	0	2					
Ken Berry, R (1,7) OBP: 0.267, SLG: 0.286	0-0 6-3		0-0 P7		1-0			0-0	0-0	3	1	1	0	0	0	2					
Rico Carty, R (9, PH) OBP: 0.273, SLG: 0.429	0-0 6-3		0-0 P7					BB HR	1B	1	0	1	1	0	0	0					
John Lowenstein, L (9, PR) OBP: 0.270, SLG: 0.226								1B	2H	0	0	0	0	0	0	0					
George Hendrick, R (1,8) OBP: 0.299, SLG: 0.400	0-0 L3		0-0 1B		0-0 F8			BB HR	1B	4	1	2	1	1	0	1					
Frank Robinson, R (1,10) OBP: 0.318, SLG: 0.421		4-0 2B	0-0 1B		0-0 F9			BB HR	1B	3	0	1	1	1	1	2					
Leron Lee, L (9, PH) OBP: 0.261, SLG: 0.200		BB	1-2 1B					BB	1B	1	0	0	0	0	1	2					
Charlie Spikes, R (1,9) OBP: 0.183, SLG: 0.211	0-0 F7		0-0 1-3		0-0 6-3			0-0 F8		4	0	0	0	0	0	5					
John Ellis, R (1,2) OBP: 0.258, SLG: 0.407	0-0 2B		0-0 1-2		0-0 F6			0-0 6-3		4	1	2	3	0	0	0					
Boog Powell, L (1,3) OBP: 0.553, SLG: 0.857	0-3 K		0-0 G3		0-0 G3			BB	G3	3	0	0	0	1	1	1					
Buddy Bell, R (1,5) OBP: 0.268, SLG: 0.216			0-0 1B		0-0 F4			0-0 P8		4	2	2	0	0	0	1					
Jack Brohamer, L (1,4) OBP: 0.328, SLG: 0.426			0-0 P8		0-0 P8			0-0 F9		3	0	0	0	0	0	2					
Oscar Gamble, L (9, PH) OBP: 0.345, SLG: 0.464									1-3	1	0	0	0	0	0	1					
Inning Stats	R: 0 E: 0 K: 0 S: 3	H: 0 LOB: 0 BB: 0 P: 3	R: 0 E: 0 K: 1 S: 5	H: 1 LOB: 1 BB: 1 P: 9	R: 2 E: 0 K: 0 S: 7	H: 4 LOB: 2 BB: 0 P: 7	R: 0 E: 0 K: 0 S: 3	H: 0 LOB: 0 BB: 0 P: 3	R: 0 E: 0 K: 0 S: 3	H: 0 LOB: 1 BB: 0 P: 4	R: 0 E: 0 K: 0 S: 3	H: 0 LOB: 1 BB: 1 P: 7	R: 3 E: 0 K: 1 S: 7	H: 2 LOB: 0 BB: 1 P: 11	R: 1 E: 0 K: 1 S: 8	H: 3 LOB: 2 BB: 0 P: 8	1B: 7 2B: 2 3B: 0 HR: 1	SF: 0 SAC: 0 DP: 0 HBP: 1	WP: 0 PB: 0 SB: 0 CS: 0	PA: 40	
PITCHER	IP WLS BF H R ER SO BB IBB HBP BLK WP HR S P ERA WHIP	IP WLS BF H R ER SO BB IBB HBP BLK WP HR S P ERA WHIP	IP WLS BF H R ER SO BB IBB HBP BLK WP HR S P ERA WHIP	IP WLS BF H R ER SO BB IBB HBP BLK WP HR S P ERA WHIP	IP WLS BF H R ER SO BB IBB HBP BLK WP HR S P ERA WHIP	IP WLS BF H R ER SO BB IBB HBP BLK WP HR S P ERA WHIP	IP WLS BF H R ER SO BB IBB HBP BLK WP HR S P ERA WHIP	IP WLS BF H R ER SO BB IBB HBP BLK WP HR S P ERA WHIP	IP WLS BF H R ER SO BB IBB HBP BLK WP HR S P ERA WHIP	IP WLS BF H R ER SO BB IBB HBP BLK WP HR S P ERA WHIP	IP WLS BF H R ER SO BB IBB HBP BLK WP HR S P ERA WHIP	IP WLS BF H R ER SO BB IBB HBP BLK WP HR S P ERA WHIP	IP WLS BF H R ER SO BB IBB HBP BLK WP HR S P ERA WHIP	IP WLS BF H R ER SO BB IBB HBP BLK WP HR S P ERA WHIP	IP WLS BF H R ER SO BB IBB HBP BLK WP HR S P ERA WHIP	IP WLS BF H R ER SO BB IBB HBP BLK WP HR S P ERA WHIP	IP WLS BF H R ER SO BB IBB HBP BLK WP HR S P ERA WHIP	IP WLS BF H R ER SO BB IBB HBP BLK WP HR S P ERA WHIP	IP WLS BF H R ER SO BB IBB HBP BLK WP HR S P ERA WHIP	IP WLS BF H R ER SO BB IBB HBP BLK WP HR S P ERA WHIP	IP WLS BF H R ER SO BB IBB HBP BLK WP HR S P ERA WHIP

Cleveland Indians @ Boston Red Sox
Fenway Park, Boston, MA
Thu May 01 1975, 3:33 AM EDT
Att. 6,016 - Unknown - 59 F

AB	36
R	6
H	10
RBI	6
BB	3
SO	3
LOB	19



Batter	1	2	3	4	5	6	7	8	9	AB	R	H	RBI	BB	SO	LOB	BOTTOM				
Bernie Carbo, L (1,7) OBP: 0.479, SLG: 0.676	0-0 1B		0-0 2B		0-0 4-3		0-3 K		0-0 L8	4	2	2	2	0	1	1					
Rick Miller, L (8,7)	2B	2H	HR							1	0	0	0	0	0	1					
Dwight Evans, R (1,9) OBP: 0.397, SLG: 0.500	0-0 F4		0-0 6-3		0-0 1B		4-0 BB		0-0 6-3	4	0	1	0	1	0	2					
Carl Yastrzemski, L (1,3) OBP: 0.320, SLG: 0.395	0-0 2B		0-0 G3		0-0 4-3		0-3 K			4	1	1	1	0	1	3					
Fred Lynn, L (1,8) OBP: 0.415, SLG: 0.556	4-0 2B		0-0 1B		0-0 4-3		0-3 K		0-3 K	3	2	1	0	1	2	0					
Jim Rice, R (1,10) OBP: 0.302, SLG: 0.519	0-0 F4		0-0 4-3		0-0 1B		0-3 HR		0-3 K	4	1	2	1	0	1	2					
Rico Petrocelli, R (1,5) OBP: 0.286, SLG: 0.213	0-0 2B		0-0 F6		0-0 F5		4-0 BB			3	0	1	2	1	0	2					
Bob Montgomery, R (1,2) OBP: 0.285, SLG: 0.288	0-0 4-3		0-0 4-3		0-3 K				0-0 F9	4	0	0	1	0	1	3					
Rick Burleson, R (1,6) OBP: 0.353, SLG: 0.305			0-0 SH1-4		0-0 5-3		0-0 4-3		0-0 SH3	4	1	2	0	0	0	1					
Doug Griffin, R (1,4) OBP: 0.321, SLG: 0.250			0-0 SH1-4		0-0 6-3		4-0 S		0-0 SH3	1	0	0	0	1	0	0					
Inning Stats	R: 3 E: 0 K: 0 S: 6	H: 3 LOB: 1 BB: 1 P: 10	R: 2 E: 0 K: 0 S: 5	H: 2 LOB: 0 BB: 0 P: 5	R: 1 E: 0 K: 0 S: 5	H: 2 LOB: 1 BB: 0 P: 5	R: 0 E: 0 K: 0 S: 4	H: 1 LOB: 1 BB: 0 P: 4	R: 1 E: 0 K: 2 S: 8	H: 1 LOB: 0 BB: 0 P: 8	R: 0 E: 0 K: 2 S: 7	H: 0 LOB: 2 BB: 2 P: 15	R: 0 E: 0 K: 2 S: 7	H: 0 LOB: 1 BB: 1 P: 11	R: 0 E: 0 K: 0 S: 4	H: 1 LOB: 1 BB: 0 P: 4	1B: 6 2B: 2 3B: 0 HR: 2	SF: 0 SAC: 2 DP: 0 HBP: 0	WP: 0 PB: 0 SB: 1 CS: 0	PA: 38	
PITCHER	IP WLS BF H R ER SO BB IBB HBP BLK WP HR S P ERA WHIP	IP WLS BF H R ER SO BB IBB HBP BLK WP HR S P ERA WHIP	IP WLS BF H R ER SO BB IBB HBP BLK WP HR S P ERA WHIP	IP WLS BF H R ER SO BB IBB HBP BLK WP HR S P ERA WHIP	IP WLS BF H R ER SO BB IBB HBP BLK WP HR S P ERA WHIP	IP WLS BF H R ER SO BB IBB HBP BLK WP HR S P ERA WHIP	IP WLS BF H R ER SO BB IBB HBP BLK WP HR S P ERA WHIP	IP WLS BF H R ER SO BB IBB HBP BLK WP HR S P ERA WHIP	IP WLS BF H R ER SO BB IBB HBP BLK WP HR S P ERA WHIP	IP WLS BF H R ER SO BB IBB HBP BLK WP HR S P ERA WHIP	IP WLS BF H R ER SO BB IBB HBP BLK WP HR S P ERA WHIP	IP WLS BF H R ER SO BB IBB HBP BLK WP HR S P ERA WHIP	IP WLS BF H R ER SO BB IBB HBP BLK WP HR S P ERA WHIP	IP WLS BF H R ER SO BB IBB HBP BLK WP HR S P ERA WHIP	IP WLS BF H R ER SO BB IBB HBP BLK WP HR S P ERA WHIP	IP WLS BF H R ER SO BB IBB HBP BLK WP HR S P ERA WHIP	IP WLS BF H R ER SO BB IBB HBP BLK WP HR S P ERA WHIP	IP WLS BF H R ER SO BB IBB HBP BLK WP HR S P ERA WHIP	IP WLS BF H R ER SO BB IBB HBP BLK WP HR S P ERA WHIP	IP WLS BF H R ER SO BB IBB HBP BLK WP HR S P ERA WHIP	IP WLS BF H R ER SO BB IBB HBP BLK WP HR S P ERA WHIP

Cleveland Indians @ Boston Red Sox
Fenway Park, Boston, MA
Thu May 01 1975, 3:33 AM EDT
Att. 6,016 - Unknown - 59 F

AB	32
R	7
H	10
RBI	7
BB	4
SO	6
LOB	15



Batter	1	2	3	4	5	6	7	8	9	AB	R	H	RBI	BB	SO	LOB	TOP						
Bernie Carbo, L OBP: 0.455, SLG: 0.610 Juan Beniquez, R OBP: 0.250, SLG: 0.273	3-1			5-3 2B BB	F7		CS 1B	SH3-4		2	1	0	0	1	0	1							
Dwight Evans, R OBP: 0.356, SLG: 0.455	K			5-3 1-2	B1-3		CS 1-2	SH1-4 BB E	6-3	4	1	0	0	1	1	3							
Carl Yastrzemski, L OBP: 0.345, SLG: 0.386	4-3			2B BB	CS		CS BB	E SH1-4 BB	F8	2	1	0	0	3	0	1							
Fred Lynn, L OBP: 0.452, SLG: 0.583				2B	CS			SH1-4		3	1	2	1	0	1	0							
Jim Rice, R OBP: 0.306, SLG: 0.508	F8			2B 2B				K		4	1	1	2	0	2	3							
Rico Petrocelli, R OBP: 0.292, SLG: 0.222	F8			F9 2B				F8		3	0	1	1	1	0	1							
Bob Montgomery, R OBP: 0.273, SLG: 0.293	CS		F8	F9			3-1	E5		4	0	0	0	0	0	3							
Rick Burleson, R OBP: 0.364, SLG: 0.324			G4-6-3 1B	F6			1-3	K		4	0	1	0	0	1	4							
Doug Griffin, R OBP: 0.367, SLG: 0.283			G4-6-3				WP 1B BB	SH3-4 HBP		2	2	1	0	1	0	1							
Inning Stats	R: 0 E: 0 K: 1 S: 5	H: 0 LOB: 0 BB: 0 P: 5	R: 0 E: 0 K: 0 S: 3	H: 1 LOB: 0 BB: 0 P: 3	R: 0 E: 0 K: 0 S: 3	H: 1 LOB: 0 BB: 0 P: 3	R: 4 E: 0 K: 0 S: 6	H: 3 LOB: 1 BB: 2 P: 14	R: 1 E: 0 K: 0 S: 3	H: 1 LOB: 0 BB: 1 P: 7	R: 0 E: 0 K: 2 S: 7	H: 0 LOB: 0 BB: 0 P: 7	R: 1 E: 0 K: 0 S: 3	H: 1 LOB: 0 BB: 1 P: 7	R: 1 E: 1 K: 2 S: 8	H: 0 LOB: 3 BB: 3 P: 20	R: 0 E: 0 K: 0 S: 3	H: 0 LOB: 1 BB: 0 P: 4	1B: 4 2B: 3 3B: 0 HR: 0	SF: 0 SAC: 2 DP: 1 HBP: 1	WP: 1 PB: 1 SB: 0 CS: 4	PA: 42	
PITCHER	IP	WLS	BF	H	R	ER	SO	BB	IBB	HBP	BLK	WP	HR	S	P	ERA	WHIP						
Jim Perry, R ERA: 6.82	(1, 1)	4.2	L	21	6	5	4	1	3	0	0	0	0	20	32	7.71	1.929						
Dave LaRoche, L ERA: 2.45	(5, 1)	2.2		10	1	2	1	2	3	0	0	0	1	0	11	23	3.38	1.500					
Dennis Eckersley, R ERA:	(8, 1)	1.2		8	0	0	0	2	0	1	1	0	0	0	10	15	0.00	0.000					

Boston Red Sox @ Cleveland Indians
Cleveland Municipal Stadium, Cleveland, OH

Mon May 05 1975, 7:05 PM EDT
Att. 7,462 - Unknown - 63 F

AB 29
R 7
H 7
RBI 5
BB 7
SO 5
LOB 17



Batter	1	2	3	4	5	6	7	8	9	AB	R	H	RBI	BB	SO	LOB	BOTTOM					
John Lowenstein, L OBP: 0.365, SLG: 0.395	F9		S 1B			HR		1-3 1B	BB	4	2	3	1	1	0	0						
Tom McCraw, L OBP: 0.306, SLG: 0.441	HR 1B		F7			F8		L9	P7	5	1	1	0	0	0	4						
George Hendrick, R OBP: 0.322, SLG: 0.419	HR		6-3			6-3		1-3	G3	5	1	1	2	0	0	4						
Boog Powell, L OBP: 0.508, SLG: 0.667	F5			L6 2B		L4		BB BB 2H	1B	4	0	2	1	0	0	0						
Oscar Gamble, L OBP: 0.349, SLG: 0.462 Ken Berry, R OBP: 0.261, SLG: 0.238	3-1			L6		G3 1B BB		BB BB		2	1	0	0	2	0	1						
John Ellis, R OBP: 0.231, SLG: 0.347 Rico Carty, R OBP: 0.344, SLG: 0.517 Alan Ashby, S OBP: 0.444, SLG: 0.286	F8		6-3	6-3		G3		FC5-4 BB		3	0	0	0	0	0	1						
Buddy Bell, R OBP: 0.307, SLG: 0.265 Leron Lee, L OBP: 0.250, SLG: 0.190 Ed Crosby, L OBP: 0.438, SLG: 0.385			CS BB	6-3		F8		FC5-4 BB		2	0	0	0	1	0	1						
Jack Brohamer, L OBP: 0.280, SLG: 0.352	K			3-1				FC3-6 1B		1	0	0	0	0	0	3						
Frank Duffy, R OBP: 0.258, SLG: 0.262			K			K		FC3-6 BB		4	0	0	0	0	3	2						
Inning Stats	R: 2 E: 0 K: 0 S: 5	H: 2 LOB: 0 BB: 0 P: 5	R: 0 E: 0 K: 1 S: 4	H: 0 LOB: 1 BB: 1 P: 8	R: 0 E: 0 K: 1 S: 6	H: 1 LOB: 0 BB: 0 P: 6	R: 0 E: 0 K: 0 S: 3	H: 1 LOB: 0 BB: 0 P: 3	R: 0 E: 0 K: 1 S: 5	H: 0 LOB: 0 BB: 0 P: 5	R: 1 E: 0 K: 0 S: 4	H: 1 LOB: 0 BB: 0 P: 4	R: 1 E: 0 K: 1 S: 6	H: 1 LOB: 1 BB: 1 P: 10	R: 1 E: 0 K: 0 S: 5	H: 2 LOB: 3 BB: 2 P: 13	R: 0 E: 0 K: 0 S: 4	H: 1 LOB: 2 BB: 1 P: 8	1B: 6 2B: 3 3B: 0 HR: 2	SF: 0 SAC: 0 DP: 2 HBP: 0	WP: 0 PB: 0 SB: 2 CS: 1	PA: 39
PITCHER	IP	WLS	BF	H	R	ER	SO	BB	IBB	HBP	BLK	WP	HR	S	P	ERA	WHIP					
Luis Tiant, R ERA: 4.19	(1, 1)	6.0	W	22	5	3	3	3	1	0	0	0	0	27	31	4.50	1.000					
Diego Segui, R ERA: 2.09	(7, 1)	1.2		11	3	2	2	1	3	0	0	0	0	10	22	10.80	3.600					
Dick Drago, R ERA: 2.35	(8, 1)	1.1	S	6	1	0	0	0	1	0	0	0	0	5	9	0.00	1.500					

Boston Red Sox @ Cleveland Indians
Cleveland Municipal Stadium, Cleveland, OH

Mon May 05 1975, 7:05 PM EDT
Att. 7,462 - Unknown - 63 F

AB 34
R 5
H 9
RBI 5
BB 5
SO 4
LOB 17



Batter	1	2	3	4	5	6	7	8	9	AB	R	H	RBI	BB	SO	LOB	TOP										
Bernie Carbo, L (1, 7) OBP: 0.458, SLG: 0.591	4-0 SH3 BB	0-0 G4-6-3		0-0 G6-4-3 1B		0-3 K		0-0 1B	3 0 1 0 1 1 2	3	0	1	0	1	1	2	Boston Red Sox @ Cleveland Indians Cleveland Municipal Stadium, Cleveland, OH Tue May 06 1975, 7:05 PM EDT Att. 3,880 - Unknown - 53 F										
Rick Miller, L (8, 7) OBP: 0.400, SLG: 0.250									1 0 1 0 0 0 0																		
Rick Burleson, R (1, 6) OBP: 0.356, SLG: 0.310	0-0 SH3		1-0 2B HBP	0-0 G6-4-3		0-0 5-3		0-0 G5-3	3 1 0 0 0 0 4	3	1	0	0	0	0	4											
Carl Yastrzemski, L (1, 3) OBP: 0.341, SLG: 0.370	0-0 L9		0-0 F8		4-0 FC4-6 BB		0-3 K		3 0 0 0 1 1 2	3	0	0	0	1	1	2											
Fred Lynn, L (1, 8) OBP: 0.455, SLG: 0.587	0-3 K		0-0 1B		4-0 FC4-6 BB		0-0 G3		3 1 1 1 1 1 1	3	1	1	1	1	1	1											
Jim Rice, R (1, 10) OBP: 0.333, SLG: 0.516		0-0 FC6 1B	0-0 S	0-0 FC4-6 BB		4-0 FC4-6 BB		4-0 FC5-4 BB	3 1 2 1 1 0 2	3	1	2	1	1	0	2											
Rico Petrocelli, R (1, 5) OBP: 0.290, SLG: 0.224		0-0 E 1B	0-0 F4	0-0 G6-4-3		0-0 G6-4-3		0-0 FC5-4 FC6-4	4 1 1 0 0 0 4	4	1	1	0	0	0	4											
Dwight Evans, R (1, 9) OBP: 0.340, SLG: 0.432		0-0 FC6 1B	0-0 6-3		0-0 F2		0-0 FC6-4		4 0 0 0 0 0 4	4	0	0	0	0	0	4											
Bob Montgomery, R (1, 2) OBP: 0.284, SLG: 0.304		0-0 FC5-2-5 1B		0-0 1B		0-3 K		0-0 6-3	4 0 2 2 0 1 0	4	0	2	2	0	1	0											
Doug Griffin, R (1, 4) OBP: 0.359, SLG: 0.281		0-0 FC5-2-5 1B		0-0 B3		0-3 K		0-0 G5-3 1B	4 0 1 0 0 1 3	4	0	1	0	0	1	3											
Inning Stats	R: 0 E: 0 K: 1 S: 5	H: 0 LOB: 1 BB: 1 P: 9	R: 2 E: 1 K: 0 S: 6	H: 3 LOB: 1 BB: 0 P: 6	R: 2 E: 0 K: 0 S: 5	H: 2 LOB: 1 BB: 0 P: 6	R: 0 E: 0 K: 0 S: 4	H: 2 LOB: 1 BB: 0 P: 4	R: 0 E: 0 K: 0 S: 2	H: 0 LOB: 0 BB: 2 P: 10	R: 0 E: 0 K: 2 S: 7	H: 0 LOB: 0 BB: 0 P: 7	R: 0 E: 0 K: 2 S: 7	H: 0 LOB: 0 BB: 0 P: 7	R: 0 E: 0 K: 0 S: 3	H: 0 LOB: 1 BB: 1 P: 7	R: 0 E: 0 K: 0 S: 4	H: 2 LOB: 1 BB: 0 P: 4	1B: 8 2B: 1 3B: 0 HR: 0	SF: 0 SAC: 1 DP: 4 HBP: 1	WP: 0 PB: 0 SB: 1 CS: 0	PA: 38					
PITCHER	IP	WLS	BF	H	R	ER	SO	BB	IBB	HBP	BLK	WP	HR	S	P	ERA	WHIP										
Dick Bosman, R (1, 1) ERA: 4.19	2.1	L	14	5	4	3	1	1	0	1	0	0	0	14	19	11.57	2.571										
Jim Kern, R (3, 1) ERA: 1.82	6.2		24	4	0	0	4	3	0	0	0	0	0	29	41	0.00	1.050										

AB	32
R	4
H	9
RBI	4
BB	4
SO	5
LOB	22



Batter	1	2	3	4	5	6	7	8	9	AB	R	H	RBI	BB	SO	LOB	BOTTOM										
Frank Duffy, R (1, 6) OBP: 0.243, SLG: 0.246	0-3 K		0-0 6-3			0-0 6-3		0-0 F8	4 0 0 0 0 1 0	4	0	0	0	0	1	0	Boston Red Sox @ Cleveland Indians Cleveland Municipal Stadium, Cleveland, OH Tue May 06 1975, 7:05 PM EDT Att. 3,880 - Unknown - 53 F										
Frank Robinson, R (1, 10) OBP: 0.357, SLG: 0.391	4-0 FC6-4 1B BB		0-0 6-3			0-0 4-3		0-0 5-3	3 0 0 0 1 0 0	3	0	0	0	1	0	0											
George Hendrick, R (1, 8) OBP: 0.330, SLG: 0.456	0-0 FC6-4 1B			0-0 6-3		0-0 HR		0-0 P8	4 1 2 1 0 0 0	4	1	2	1	0	0	0											
Rico Carty, R (1, 7) OBP: 0.306, SLG: 0.455	0-0 FC6-4			0-0 L3		0-0 6-3		0-0 F9	4 0 0 0 0 0 2	4	0	0	0	0	0	2											
John Ellis, R (1, 2) OBP: 0.244, SLG: 0.346	0-0 4-3			0-0 1B		0-3 K		4-0 BB	3 0 1 0 1 1 2	3	0	1	0	1	1	2											
Boog Powell, L (1, 3) OBP: 0.492, SLG: 0.633		0-0 6-3		0-0 F9		0-0 1B		0-3 K	4 0 1 0 0 1 2	4	0	1	0	0	1	2											
Charlie Spikes, R (1, 9) OBP: 0.192, SLG: 0.216		0-0 6-3			0-0 6-3		1-2 1B		4 0 1 0 0 0 1	4	0	1	0	0	0	1											
Buddy Bell, R (1, 5) OBP: 0.308, SLG: 0.268		0-0 F8			0-0 S3-6 1B		0-0 F8		3 0 1 0 0 0 2	3	0	1	0	0	0	2											
Jack Brohamer, L (1, 4) OBP: 0.273, SLG: 0.342			0-0 F3			0-0 G3-6		0-0 F8	2 0 0 0 0 0 1	2	0	0	0	0	0	1											
Ken Berry, R (7, PH) OBP: 0.250, SLG: 0.227									1 0 0 0 0 0 2	1	0	0	0	0	0	2											
Ed Crosby, L (8, 4) OBP: 0.438, SLG: 0.385									0 0 0 0 0 0 0	0	0	0	0	0	0	0											
Inning Stats	R: 0 E: 0 K: 1 S: 6	H: 1 LOB: 2 BB: 1 P: 10	R: 0 E: 0 K: 0 S: 3	H: 0 LOB: 0 BB: 0 P: 3	R: 0 E: 0 K: 0 S: 3	H: 0 LOB: 0 BB: 0 P: 3	R: 0 E: 0 K: 0 S: 4	H: 1 LOB: 1 BB: 0 P: 4	R: 0 E: 0 K: 0 S: 3	H: 1 LOB: 0 BB: 0 P: 3	R: 1 E: 0 K: 0 S: 4	H: 1 LOB: 0 BB: 0 P: 4	R: 0 E: 0 K: 1 S: 7	H: 2 LOB: 2 BB: 0 P: 7	R: 0 E: 0 K: 0 S: 3	H: 0 LOB: 0 BB: 0 P: 3	R: 0 E: 0 K: 1 S: 5	H: 0 LOB: 1 BB: 1 P: 9	1B: 5 2B: 0 3B: 0 HR: 1	SF: 0 SAC: 0 DP: 1 HBP: 0	WP: 0 PB: 0 SB: 0 CS: 0	PA: 34					
PITCHER	IP	WLS	BF	H	R	ER	SO	BB	IBB	HBP	BLK	WP	HR	S	P	ERA	WHIP										
Bill Lee, L (1, 1) ERA: 4.93	9.0	W	34	6	1	1	3	2	0	0	0	0	1	38	46	1.00	0.889										

AB	32
R	1
H	6
RBI	1
BB	2
SO	3
LOB	12



Batter	1	2	3	4	5	6	7	8	9	AB R H RBI BB SO LOB	TOP											
Juan Beniquez, R (1, 8) OBP: 0.293, SLG: 0.297	0-0 CS 1B		0-0 F9		1-0 1B HBP		0-0 SH1-4 1B		0-3 K	4 0 2 0 0 1 1	Boston Red Sox @ Cleveland Indians Cleveland Municipal Stadium, Cleveland, OH Wed May 07 1975, 7:05 PM EDT Att. 4,857 - Unknown - 60 F											
Rick Burleson, R (1, 6) OBP: 0.353, SLG: 0.307	0-0 F7		0-0 B5-3		0-0 1B		0-0 SH1-4		0-0 5-3	4 0 1 1 0 0 2												
Carl Yastrzemski, L (1, 3) OBP: 0.337, SLG: 0.355	0-3 K			0-0 G3	0-0 F5					3 0 0 0 1 1 2												
Jim Rice, R (1, 7) OBP: 0.343, SLG: 0.559		0-0 L5-3 1B		0-0 1-3		0-0 HR		0-3 K		4 1 2 1 0 1 2												
Rick Miller, L (8, 7) OBP: 0.400, SLG: 0.250										0 0 0 0 0 0 0												
Rico Petrocelli, R (1, 5) OBP: 0.301, SLG: 0.230		0-0 L5-3		4-0 FC5-4 BB		0-0 1B 1B		0-3 K		3 1 1 0 1 1 3												
Dwight Evans, R (1, 9) OBP: 0.347, SLG: 0.429		4-0 BB		0-0 FC5-4		0-0 1B FC6-4 1B		0-0 5-3		3 1 1 0 1 0 1												
Tony Conigliaro, R (1, 10) OBP: 0.242, SLG: 0.241		0-3 K			0-0 5-3	0-0 FC6-4 1B		0-0 F8		4 0 1 1 0 1 1												
Bob Montgomery, R (1, 2) OBP: 0.271, SLG: 0.289			0-0 L6		0-0 5-3	0-0 FC6-4 G1-6-3		0-0 6-3		4 0 0 1 0 0 1												
Doug Griffin, R (1, 4) OBP: 0.368, SLG: 0.295			0-0 1B		0-0 HBP 1B	0-0 G1-6-3		0-0 5-3		4 1 2 0 0 0 1												
Inning Stats	R: 0 E: 0 K: 1 S: 5	H: 1 LOB: 0 BB: 0 P: 5	R: 0 E: 0 K: 1 S: 5	H: 1 LOB: 1 BB: 1 P: 9	R: 0 E: 0 K: 0 S: 4	H: 1 LOB: 1 BB: 0 P: 4	R: 0 E: 0 K: 0 S: 3	H: 0 LOB: 1 BB: 1 P: 7	R: 1 E: 0 K: 0 S: 5	H: 2 LOB: 2 BB: 0 P: 6	R: 3 E: 0 K: 0 S: 6	H: 4 LOB: 0 BB: 0 P: 6	R: 0 E: 0 K: 2 S: 8	H: 1 LOB: 2 BB: 1 P: 12	R: 0 E: 0 K: 0 S: 3	H: 0 LOB: 0 BB: 0 P: 3	R: 0 E: 0 K: 1 S: 5	H: 0 LOB: 0 BB: 0 P: 5	1B: 9 2B: 1 3B: 0 HR: 1	SF: 0 SAC: 1 DP: 2 HBP: 1	WP: 0 PB: 0 SB: 0 CS: 1	PA: 38
PITCHER	IP WLS BF H R ER SO BB IBB HBP BLK WP HR S P ERA WHIP											PITCHER	IP WLS BF H R ER SO BB IBB HBP BLK WP HR S P ERA WHIP									
Fritz Peterson, L (1, 1) ERA: 7.25	5.0 L 25 9 4 4 2 2 2 0 1 0 0 1 26 35 7.20 2.200																					
Tom Buskey, R (6, 1) ERA: 2.4	4.0 13 1 0 0 3 0 1 0 0 0 0 0 18 22 0.00 0.250																					

AB 33
R 4
H 10
RBI 4
BB 3
SO 5
LOB 14



Batter	1	2	3	4	5	6	7	8	9	AB R H RBI BB SO LOB	BOTTOM											
John Lowenstein, L (1, 9) OBP: 0.333, SLG: 0.354	0-0 3-1		0-0 1-3		0-0 F8		0-0 F7		0-3 K	5 0 0 0 0 1 3	Boston Red Sox @ Cleveland Indians Cleveland Municipal Stadium, Cleveland, OH Wed May 07 1975, 7:05 PM EDT Att. 4,857 - Unknown - 60 F											
Frank Duffy, R (1, 6) OBP: 0.243, SLG: 0.236	0-0 5-3		0-0 P7		4-0 FC4 BB		0-0 F5			3 0 0 0 1 0 1												
Oscar Gamble, L (1, 7) OBP: 0.362, SLG: 0.500	0-0 F8		4-0 BB		0-0 FC4					3 1 1 0 1 0 2												
Boog Powell, L (1, 3) OBP: 0.478, SLG: 0.604		0-0 G3	0-0 4-3		0-0 F8			0-0 1B 3B		4 0 1 1 0 0 1												
George Hendrick, R (1, 8) OBP: 0.337, SLG: 0.452		0-0 1B 1B		0-0 F9		4-0 BB		0-0 P9		3 1 1 0 1 0 1												
Rico Carty, R (1, 10) OBP: 0.300, SLG: 0.432		0-0 1B 1B		0-0 6-3		0-0 F8		0-0 G4-6-3		4 0 1 0 0 0 2												
John Ellis, R (1, 2) OBP: 0.256, SLG: 0.366		0-0 1B		0-0 F6		0-0 6-3				4 0 2 1 0 0 1												
Buddy Bell, R (1, 5) OBP: 0.309, SLG: 0.270		0-3 K		0-0 BB 1B			0-0 F8		0-0 F2	3 0 1 0 0 1 2												
Tom McCraw, L (9, PH) OBP: 0.237, SLG: 0.429										1 0 0 0 0 0 1												
Jack Brohamer, L (1, 4) OBP: 0.272, SLG: 0.338		0-0 P9		0-0 F6			0-0 1B		0-0 4-3	4 0 1 0 0 0 4												
Inning Stats	R: 0 E: 0 K: 0 S: 3	H: 0 LOB: 0 BB: 0 P: 3	R: 1 E: 0 K: 1 S: 8	H: 3 LOB: 2 BB: 0 P: 8	R: 0 E: 0 K: 0 S: 3	H: 0 LOB: 1 BB: 1 P: 7	R: 0 E: 0 K: 0 S: 3	H: 0 LOB: 0 BB: 0 P: 3	R: 0 E: 0 K: 0 S: 4	H: 1 LOB: 2 BB: 1 P: 8	R: 0 E: 0 K: 0 S: 3	H: 0 LOB: 1 BB: 1 P: 7	R: 0 E: 0 K: 0 S: 4	H: 1 LOB: 1 BB: 0 P: 4	R: 1 E: 0 K: 0 S: 4	H: 2 LOB: 0 BB: 0 P: 4	R: 0 E: 0 K: 1 S: 6	H: 1 LOB: 1 BB: 0 P: 6	1B: 6 2B: 1 3B: 1 HR: 0	SF: 0 SAC: 0 DP: 1 HBP: 0	WP: 0 PB: 0 SB: 0 CS: 0	PA: 37
PITCHER	IP WLS BF H R ER SO BB IBB HBP BLK WP HR S P ERA WHIP											PITCHER	IP WLS BF H R ER SO BB IBB HBP BLK WP HR S P ERA WHIP									
Reggie Cleveland, R (1, 1) ERA: 5.28	7.0 W 31 7 2 2 2 3 0 0 0 0 0 0 30 42 2.57 1.429																					
Diego Segui, R (8, 1) ERA: 1.8	2.0 S 6 1 0 0 1 0 0 0 0 0 0 0 8 8 0.00 0.500																					

AB 34
R 2
H 8
RBI 2
BB 3
SO 2
LOB 18



Batter	1	2	3	4	5	6	7	8	9	AB	R	H	RBI	BB	SO	LOB	TOP					
Juan Beniquez, R OBP: 0.304, SLG: 0.293 (1, 7)										4	2	1	0	1	0	3						
Rick Burleson, R OBP: 0.367, SLG: 0.350 (1, 6)										5	1	3	1	0	0	1						
Carl Yastrzemski, L OBP: 0.333, SLG: 0.350 (1, 3)										4	0	1	1	0	1	2						
Jim Rice, R OBP: 0.324, SLG: 0.535 (1, 10)										3	0	0	1	0	0	3						
Fred Lynn, L OBP: 0.444, SLG: 0.567 (1, 8)										4	1	1	0	0	1	0						
Rico Petrocelli, R OBP: 0.312, SLG: 0.234 (1, 5)										3	0	1	0	1	1	0						
Dwight Evans, R OBP: 0.363, SLG: 0.424 (1, 9)										1	0	0	0	2	0	1						
Bob Montgomery, R OBP: 0.258, SLG: 0.279 (1, 2)										3	0	0	1	0	1	3						
Doug Griffin, R OBP: 0.361, SLG: 0.281 (1, 4)										3	0	0	0	1	0	0						
Inning Stats	R: 0 E: 0 K: 1 S: 5	H: 1 LOB: 0 BB: 0 P: 5	R: 1 E: 0 K: 0 S: 4	H: 1 LOB: 3 BB: 2 P: 13	R: 1 E: 0 K: 1 S: 6	H: 1 LOB: 0 BB: 0 P: 6	R: 0 E: 0 K: 1 S: 4	H: 0 LOB: 0 BB: 1 P: 8	R: 1 E: 0 K: 0 S: 4	H: 2 LOB: 1 BB: 1 P: 8	R: 0 E: 0 K: 0 S: 4	H: 1 LOB: 1 BB: 0 P: 4	R: 1 E: 1 K: 0 S: 5	H: 1 LOB: 1 BB: 0 P: 5	R: 0 E: 0 K: 1 S: 5	H: 0 LOB: 1 BB: 1 P: 9	R: 0 E: 0 K: 0 S: 3	H: 0 LOB: 0 BB: 0 P: 3	1B: 5 2B: 2 3B: 0 HR: 0	SF: 2 SAC: 0 DP: 2 HBP: 1	WP: 0 PB: 0 SB: 0 CS: 1	PA: 38
PITCHER Andy Hassler, L ERA: 2.96 (1, 1)	IP: 9.0 WLS: L BF: 38	H: 7 R: 4 ER: 3 SO: 4	BB: 5 IBB: 0 HBP: 1 BLK: 0	WP: 0 HR: 0 S: 40 P: 61	ERA: 3.00 WHIP: 1.333											PITCHER	IP: 9.0 WLS: L BF: 38	H: 7 R: 4 ER: 3 SO: 4	BB: 5 IBB: 0 HBP: 1 BLK: 0	WP: 0 HR: 0 S: 40 P: 61	ERA: 3.00 WHIP: 1.333	

Boston Red Sox @ California Angels
Anaheim Stadium, Anaheim, CA
Fri May 09 1975, 10:05 PM EDT
Att: 12,411 - Unknown - 70 F

AB 30
R 4
H 7
RBI 4
BB 5
SO 4
LOB 13



Batter	1	2	3	4	5	6	7	8	9	AB	R	H	RBI	BB	SO	LOB	BOTTOM					
Morris Nettles, L OBP: 0.277, SLG: 0.252 (1, 9)										4	0	0	0	0	1	0						
Mickey Rivers, L OBP: 0.394, SLG: 0.475 (1, 8)										4	1	1	1	0	1	0						
Tommy Harper, R OBP: 0.331, SLG: 0.315 (1, 10)										4	0	1	0	0	0	0						
Joe Lahoud, L OBP: 0.389, SLG: 0.409 (1, 7)										4	0	1	0	0	2	1						
Bruce Bochte, L OBP: 0.358, SLG: 0.373 (1, 3)										3	0	0	0	1	1	1						
Dave Chalk, R OBP: 0.425, SLG: 0.402 (1, 5)										2	0	0	0	1	0	1						
Bob Allietta, R OBP: 0.162, SLG: 0.162 (1, 2)										2	0	0	0	0	0	1						
Bill Sudakis, S OBP: 0.256, SLG: 0.235 (7, PH) (8, 2)										1	0	0	0	0	0	2						
Jerry Remy, L OBP: 0.323, SLG: 0.359 (1, 4)										3	0	0	0	0	0	1						
Billy Smith, S OBP: 0.167, SLG: 0.167 (8, PH) (9, 6)										2	0	0	0	0	1	0						
Inning Stats	R: 0 E: 0 K: 3 S: 10	H: 1 LOB: 1 BB: 0 P: 10	R: 0 E: 0 K: 0 S: 3	H: 0 LOB: 1 BB: 1 P: 7	R: 0 E: 0 K: 0 S: 3	H: 0 LOB: 0 BB: 0 P: 3	R: 0 E: 0 K: 2 S: 7	H: 0 LOB: 0 BB: 0 P: 7	R: 0 E: 0 K: 0 S: 3	H: 0 LOB: 0 BB: 0 P: 3	R: 0 E: 0 K: 1 S: 5	H: 0 LOB: 0 BB: 0 P: 5	R: 0 E: 0 K: 0 S: 4	H: 1 LOB: 2 BB: 1 P: 8	R: 0 E: 0 K: 1 S: 5	H: 0 LOB: 0 BB: 0 P: 5	R: 1 E: 0 K: 0 S: 4	H: 1 LOB: 0 BB: 0 P: 4	1B: 2 2B: 0 3B: 0 HR: 1	SF: 0 SAC: 0 DP: 0 HBP: 0	WP: 0 PB: 0 SB: 1 CS: 0	PA: 32
PITCHER Rick Wise, R ERA: 3.49 (1, 1)	IP: 9.0 WLS: W BF: 32	H: 3 R: 1 ER: 1 SO: 7	BB: 2 IBB: 0 HBP: 0 BLK: 0	WP: 0 HR: 1 S: 44 P: 52	ERA: 1.00 WHIP: 0.556											PITCHER	IP: 9.0 WLS: W BF: 32	H: 3 R: 1 ER: 1 SO: 7	BB: 2 IBB: 0 HBP: 0 BLK: 0	WP: 0 HR: 1 S: 44 P: 52	ERA: 1.00 WHIP: 0.556	

Boston Red Sox @ California Angels
Anaheim Stadium, Anaheim, CA
Fri May 09 1975, 10:05 PM EDT
Att: 12,411 - Unknown - 70 F

AB 30
R 1
H 3
RBI 1
BB 2
SO 7
LOB 7



Batter	1	2	3	4	5	6	7	8	9	AB	R	H	RBI	BB	SO	LOB	TOP					
Bernie Carbo, L OBP: 0.469, SLG: 0.596 Rick Miller, L OBP: 0.400, SLG: 0.250	0-0 4-3		0-0 4-3			4-0 FC1-6 BB	4-0 BB BB		0-0 1-3 1B 2B	3 0	1 1	0 0	2 2	0 0	0 0	0 0						
Rick Burleson, R OBP: 0.376, SLG: 0.356	0-0 1B		0-0 F7			0-0 FC1-6 G3 1B 1-2	4-0 BB BB		0-0 2-H 3-H 1B	4 1	2 2	2 1	0 1									
Carl Yastrzemski, L OBP: 0.337, SLG: 0.337	4-0 BB			0-0 3-1		0-0 G3 1B 1B			0-0 K	3 1	1 1	0 1	1 1	3								
Fred Lynn, L OBP: 0.409, SLG: 0.514	0-0 F9			0-0 F7		0-0 G3			0-3 K	4 0	0 0	0 0	1 1	3								
Jim Rice, R OBP: 0.317, SLG: 0.538		0-3 K		0-0 HR		4-0 1B IBB			0-0 6-3	3 1	1 1	1 1	1 1	0								
Rico Petrocelli, R OBP: 0.310, SLG: 0.229		0-0 F7		0-0 L4		0-0 1B			0-0 F8	4 0	1 2	0 0	0									
Dwight Evans, R OBP: 0.367, SLG: 0.424		0-0 1B				0-0 G1-6-3 1B			0-0 5-3	4 0	3 0	0 0	0									
Bob Montgomery, R OBP: 0.250, SLG: 0.269		0-0 F9				0-3 K			0-0 FC1-6 FC4-6 1B	4 0	1 0	0 0	1 1	3								
Doug Griffin, R OBP: 0.342, SLG: 0.268			0-0 L7			0-0 G1-6-3			0-0 FC4-6 BB BB	4 1	0 0	0 0	0	3								
Inning Stats	R: 0 E: 0 K: 0 S: 3	H: 1 LOB: 1 BB: 1 P: 7	R: 0 E: 0 K: 1 S: 6	H: 1 LOB: 1 BB: 0 P: 6	R: 0 E: 0 K: 0 S: 3	H: 0 LOB: 0 BB: 0 P: 3	R: 1 E: 0 K: 0 S: 4	H: 1 LOB: 0 BB: 0 P: 4	R: 0 E: 0 K: 1 S: 5	H: 1 LOB: 0 BB: 0 P: 5	R: 2 E: 0 K: 0 S: 4	H: 2 LOB: 2 BB: 2 P: 12	R: 0 E: 0 K: 1 S: 6	H: 1 LOB: 3 BB: 2 P: 14	R: 0 E: 0 K: 1 S: 5	H: 0 LOB: 0 BB: 0 P: 5	R: 2 E: 0 K: 0 S: 5	H: 3 LOB: 2 BB: 0 P: 5	1B: 8 2B: 1 3B: 0 HR: 1	SF: 0 SAC: 0 DP: 1 HBP: 0	WP: 0 PB: 0 SB: 0 CS: 0	PA: 38
PITCHER	IP WLS BF	H R ER SO	BB IBB HBP BLK	WP HR S P	ERA WHIP	PITCHER	IP WLS BF	H R ER SO	BB IBB HBP BLK	WP HR S P	ERA WHIP											
Bill Singer, R ERA: 3.95	(1, 1) 6.2 L 29	7 3 3 2	4 1 0 0	0 1 28 48	4.05 1.650	Mickey Scott, L ERA: 3.0	(7, 1) 0.2 2 0	0 0 0 2	0 0 0 0	0 0 6 6	0.00 0.000											
Ed Figueroa, R ERA: 3.71	(8, 1) 1.2 7 3	2 2 0	0 0 0	0 0 7	10.80 1.800																	

Boston Red Sox @ California Angels
Anaheim Stadium, Anaheim, CA
Sun May 11 1975, 6:33 AM EDT
Att: 10,826 - Unknown - 78 F

AB 33
R 5
H 10
RBI 5
BB 5
SO 4
LOB 13



Batter	1	2	3	4	5	6	7	8	9	AB	R	H	RBI	BB	SO	LOB	BOTTOM			
Morris Nettles, L OBP: 0.278, SLG: 0.261	0-0 6-3	0-0 5-3			0-3 K		0-0 2B			4 0	1 1	0 0	0 1	3						
Mickey Rivers, L OBP: 0.388, SLG: 0.469	4-0 E S BB		0-0 G3		0-0 F6		0-0 F9			3 0	0 0	0 1	0 2							
Tommy Harper, R OBP: 0.328, SLG: 0.313	0-0 F6		0-0 1-6-3			0-0 BB 1B			0-0 E4 FC5 SH3-4	4 1	1 1	0 0	0 1							
Winston Llenas, R OBP: 0.429, SLG: 0.300	4-0 1-3 BB		0-0 1-3			4-0 1B 1B G4-6-3 BB			0-0 SH3-4	1 1	0 0	0 2	0 0							
Dave Chalk, R OBP: 0.409, SLG: 0.385	0-0 5-3			0-0 5-3		0-0 G4-6-3 CS 1B			0-0 FC5	4 0	1 1	0 0	0	3						
Bruce Bochte, L OBP: 0.346, SLG: 0.358		0-0 6-3		0-0 4-3		0-0 G4-6-3 1B			0-0 4-3	4 0	1 1	0 0	0	1						
Jerry Remy, L OBP: 0.321, SLG: 0.374		0-0 BB 2B		0-0 4-3		0-0 G4-6-3			0-0 4-3	4 0	1 1	0 0	0	2						
Tom Egan, R OBP: 0.267, SLG: 0.286		4-0 2-3 1B BB			0-0 P9	0-0 CS	0-0 5-3		0-0 6-3	3 0	0 0	0 1	0	0						
Billy Smith, S OBP: 0.240, SLG: 0.280		0-0 1-2 1B			0-0 2B		0-3 K		0-0 F7	4 0	2 0	0 1	0	1						
Inning Stats	R: 0 E: 0 K: 0 S: 3	H: 0 LOB: 2 BB: 2 P: 11	R: 0 E: 0 K: 0 S: 4	H: 2 LOB: 1 BB: 1 P: 8	R: 0 E: 0 K: 0 S: 3	H: 0 LOB: 0 BB: 0 P: 3	R: 0 E: 0 K: 0 S: 3	H: 0 LOB: 0 BB: 0 P: 3	R: 0 E: 0 K: 1 S: 6	H: 1 LOB: 1 BB: 0 P: 6	R: 2 E: 0 K: 0 S: 4	H: 3 LOB: 0 BB: 1 P: 8	R: 0 E: 1 K: 0 S: 4	H: 1 LOB: 1 BB: 0 P: 4	R: 0 E: 0 K: 0 S: 3	H: 0 LOB: 0 BB: 0 P: 3	1B: 4 2B: 3 3B: 0 HR: 0	SF: 0 SAC: 1 DP: 1 HBP: 0	WP: 0 PB: 0 SB: 1 CS: 1	PA: 37
PITCHER	IP WLS BF	H R ER SO	BB IBB HBP BLK	WP HR S P	ERA WHIP	PITCHER	IP WLS BF	H R ER SO	BB IBB HBP BLK	WP HR S P	ERA WHIP									
Bill Lee, L ERA: 4.45	(1, 1) 9.0 W 36	7 2 2 2	4 0 0 0	0 0 36 52	2.00 1.222															

Boston Red Sox @ California Angels
Anaheim Stadium, Anaheim, CA
Sun May 11 1975, 6:33 AM EDT
Att: 10,826 - Unknown - 78 F

AB 31
R 2
H 7
RBI 1
BB 4
SO 2
LOB 12



Batter	1	2	3	4	5	6	7	8	9	AB	R	H	RBI	BB	SO	LOB	TOP								
Juan Beniquez, R OBP: 0.333, SLG: 0.313 (1, 8)	0-0 6-3		0-0 K 1B		0-3 K			0-0 F9		4	1	1	0	0	1	0									
Rick Burleson, R OBP: 0.363, SLG: 0.341 (1, 6)	0-0 F7		0-0 F8			0-0 F8		0-0 F7		4	0	0	0	0	0	1									
Carl Yastrzemski, L OBP: 0.343, SLG: 0.337 (1, 3)	0-0 F8		0-0 E9 2-H 1B			4-0 FC6-4 BB			0-0 4-3	3	0	1	1	1	0	0									
Jim Rice, R OBP: 0.310, SLG: 0.525 Fred Lynn, L OBP: 0.411, SLG: 0.507 (5, 8)		0-0 F9	0-3 K 2-3			0-0 L8			4-0 1B BB	2	0	0	0	0	1	1									
Rico Petrocelli, R OBP: 0.307, SLG: 0.270 (1, 5)		0-0 HR		0-0 F4		0-0 FC6-4 1-2			0-0 L6	4	1	1	1	0	0	2									
Dwight Evans, R OBP: 0.372, SLG: 0.448 (1, 9)		0-0 5-3 3B		0-0 3-1				0-0 F9		4	1	2	0	0	0	0									
Tony Conigliaro, R OBP: 0.237, SLG: 0.212 (1, 10)		4-0 5-3 BB		0-0 4-3				0-0 5-3		3	0	0	0	1	0	2									
Bob Montgomery, R OBP: 0.242, SLG: 0.260 (1, 2)		0-0 5-3			0-3 K			0-0 F3		3	0	0	1	0	1	1									
Doug Griffin, R OBP: 0.329, SLG: 0.257 (1, 4)		0-0 F3			0-3 K			0-3 K		3	0	0	0	0	2	1									
Inning Stats	R: 0 E: 0 K: 0 S: 3	H: 0 LOB: 0 BB: 0 P: 3	R: 2 E: 0 K: 0 S: 5	H: 2 LOB: 1 BB: 1 P: 9	R: 1 E: 1 K: 1 S: 6	H: 2 LOB: 0 BB: 0 P: 6	R: 0 E: 0 K: 0 S: 3	H: 0 LOB: 0 BB: 0 P: 3	R: 0 E: 0 K: 3 S: 9	H: 0 LOB: 0 BB: 0 P: 9	R: 0 E: 0 K: 0 S: 3	H: 0 LOB: 1 BB: 1 P: 7	R: 0 E: 0 K: 0 S: 3	H: 0 LOB: 0 BB: 0 P: 3	R: 0 E: 0 K: 1 S: 5	H: 0 LOB: 0 BB: 0 P: 5	R: 0 E: 0 K: 0 S: 4	H: 1 LOB: 2 BB: 1 P: 8	1B: 3 2B: 0 3B: 1 HR: 1	SF: 0 SAC: 0 DP: 0 HBP: 0	WP: 0 PB: 0 SB: 1 CS: 0	PA: 34			
PITCHER	IP	WLS	BF	H	R	ER	SO	BB	IBB	HBP	BLK	WP	HR	S	P	ERA	WHIP								
Dave Hamilton, L ERA: 2.91 (1, 1)	2.1		12	4	3	3	0	1	0	0	0	0	1	11	15	11.57	2.143								
Rollie Fingers, R ERA: 2.96 (3, 1)	6.1	W	21	1	0	0	5	2	0	0	0	0	0	29	37	0.00	0.474								
Paul Lindblad, L ERA: 3.86 (9, 1)	0.1	S	1	0	0	0	0	0	0	0	0	0	0	1	1	0.00	0.000								

Boston Red Sox @ Oakland Athletics
Oakland-Alameda County Coliseum, Oakland, CA
Mon May 12 1975, 7:05 PM PDT
Att: 28,984 - Unknown

AB	31
R	3
H	5
RBI	3
BB	3
SO	5
LOB	9





Batter	1	2	3	4	5	6	7	8	9	AB	R	H	RBI	BB	SO	LOB	BOTTOM								
Bill North, S OBP: 0.376, SLG: 0.340 (1, 8)	0-0 3-1		0-0 FC6-4 1-2			0-0 B1-3	0-0 CS 1B			4	0	1	1	0	0	1									
Bert Campaneris, R OBP: 0.250, SLG: 0.236 (1, 6)	0-3 K			0-0 SF8 3B		4-0 BB	0-3 K 1-2			3	1	1	0	1	2	2									
Reggie Jackson, L OBP: 0.333, SLG: 0.424 (1, 9)	0-0 4-3			0-0 SF8 3-H		0-3 K		0-0 6-3		3	0	0	1	0	1	1									
Joe Rudi, R OBP: 0.358, SLG: 0.482 Matt Alexander, S (8, PR) Ray Fosse, R OBP: 0.067, SLG: 0.067 (9, 2)		0-0 F8		0-0 F8		0-0 1-3		0-0 FC9-2 3B		4	0	1	0	0	0	1									
Billy Williams, L OBP: 0.353, SLG: 0.312 (1, 10)		0-0 F6		0-0 L3				0-0 FC9-2 3B		4	1	1	0	0	0	1									
Sal Bando, R OBP: 0.302, SLG: 0.320 (1, 5)		0-0 P8			0-0 1B		0-3 K 2B		0-0 FC9-2 3B	3	0	1	0	0	1	1									
Gene Tenace, R OBP: 0.400, SLG: 0.407 (9, 3)			0-0 6-3		0-0 F7			0-0 1B 2B		3	1	1	1	0	0	1									
Claudell Washington, L OBP: 0.360, SLG: 0.369 (1, 7)			0-0 G3		0-0 F7			0-0 2B 1B		3	1	1	0	0	0	1									
Phil Garner, R OBP: 0.297, SLG: 0.289 Jim Holt, L OBP: 0.545, SLG: 0.444 Don Hopkins, L (7, PR) Ted Kubiak, S OBP: 0.300, SLG: 0.286 (8, 4)			0-0 FC6-4 1B		0-0 1-3			0-0 1B 1B		2	0	1	0	0	0	1									
Inning Stats	R: 0 E: 0 K: 1 S: 5	H: 0 LOB: 0 BB: 0 P: 5	R: 0 E: 0 K: 0 S: 3	H: 0 LOB: 0 BB: 0 P: 3	R: 0 E: 0 K: 0 S: 4	H: 1 LOB: 0 BB: 0 P: 4	R: 1 E: 0 K: 0 S: 4	H: 1 LOB: 0 BB: 0 P: 4	R: 0 E: 0 K: 1 S: 5	H: 0 LOB: 1 BB: 1 P: 9	R: 4 E: 0 K: 2 S: 11	H: 5 LOB: 1 BB: 0 P: 11	R: 0 E: 0 K: 0 S: 3	H: 1 LOB: 1 BB: 0 P: 3	R: 0 E: 0 K: 0 S: 4	H: 1 LOB: 1 BB: 0 P: 3	1B: 5 2B: 3 3B: 2 HR: 0	SF: 1 SAC: 0 DP: 1 HBP: 0	WP: 0 PB: 0 SB: 0 CS: 1	PA: 32					
PITCHER	IP	WLS	BF	H	R	ER	SO	BB	IBB	HBP	BLK	WP	HR	S	P	ERA	WHIP								
Reggie Cleveland, R ERA: 5.08 (1, 1)	6.1		25	5	3	3	3	1	0	0	0	0	0	30	34	4.26	0.947								
Diego Segui, R ERA: 2.81 (7, 1)	1.0	L	6	4	2	2	1	0	0	0	0	0	0	8	8	18.00	4.000								
Roger Moret, L ERA: 4.5 (8, 1)	0.2		1	0	0	0	0	0	0	0	0	0	0	1	1	0.00	0.000								

Boston Red Sox @ Oakland Athletics
Oakland-Alameda County Coliseum, Oakland, CA
Mon May 12 1975, 7:05 PM PDT
Att: 28,984 - Unknown

AB	30
R	5
H	9
RBI	5
BB	1
SO	4
LOB	10



Batter	1	2	3	4	5	6	7	8	9	AB	R	H	RBI	BB	SO	LOB	TOP										
Rick Miller, L OBP: 0.375, SLG: 0.167 Juan Beniquez, R OBP: 0.345, SLG: 0.327	L7		4-3		2B BB		CS			2	1	0	1	1	0	0	Boston Red Sox @ Oakland Athletics Oakland-Alameda County Coliseum, Oakland, CA Tue May 13 1975, 7:05 PM PDT Att. 4,239 - Unknown AB 34 R 5 H 8 RBI 5 BB 2 SO 4 LOB 9 										
Rick Burleson, R OBP: 0.356, SLG: 0.347	F9			K	2B		CS	F8		4	0	1	3	0	1	0											
Carl Yastrzemski, L OBP: 0.339, SLG: 0.333	4-3			3-1	K			2B	1B	4	1	1	0	0	1	1											
Fred Lynn, L OBP: 0.415, SLG: 0.519				F6					F7	4	0	2	0	0	0	0											
Rico Petrocelli, R OBP: 0.304, SLG: 0.282		F8			F7	F8		6-3	2B	4	0	1	1	0	0	2											
Bernie Carbo, L OBP: 0.470, SLG: 0.592 Jim Rice, R OBP: 0.302, SLG: 0.512		K			FC6-4	F8		5-3		2	0	1	0	0	1	1											
Dwight Evans, R OBP: 0.359, SLG: 0.430		F8			FC6-4	1B	2-3		F8	2	0	0	0	0	0	2											
Doug Griffin, R OBP: 0.326, SLG: 0.256			6-3		BB	2B	1B		6-3	4	1	1	0	0	0	0											
Tim Blackwell, S OBP: 0.500, SLG: 0.667 Bob Montgomery, R OBP: 0.240, SLG: 0.258			3-1		BB	2B	BB		L9	1	1	0	0	1	0	0											
Cecil Cooper, L OBP: 0.273, SLG: 0.400					1-2	2-3	BB		F7	1	0	0	0	0	0	0											
Inning Stats	R: 0 E: 0 K: 0 S: 3	H: 0 LOB: 0 BB: 0 P: 3	R: 0 E: 0 K: 1 S: 6	H: 1 LOB: 1 BB: 0 P: 6	R: 0 E: 0 K: 0 S: 3	H: 0 LOB: 0 BB: 0 P: 3	R: 0 E: 0 K: 1 S: 5	H: 0 LOB: 0 BB: 0 P: 5	R: 4 E: 0 K: 1 S: 8	H: 3 LOB: 1 BB: 2 P: 16	R: 0 E: 0 K: 0 S: 4	H: 1 LOB: 1 BB: 0 P: 4	R: 0 E: 0 K: 0 S: 3	H: 1 LOB: 0 BB: 0 P: 3	R: 1 E: 0 K: 0 S: 5	H: 2 LOB: 1 BB: 0 P: 5	R: 0 E: 0 K: 1 S: 5	H: 0 LOB: 0 BB: 0 P: 5	1B: 5 2B: 3 3B: 0 HR: 0	SF: 0 SAC: 0 DP: 0 HBP: 0	WP: 0 PB: 0 SB: 0 CS: 1	PA: 37					
PITCHER	IP	WLS	BF	H	R	ER	SO	BB	IBB	HBP	BLK	WP	HR	S	P	ERA	WHIP										
Glenn Abbott, R ERA: 4.31	(1, 1)	4.2	20	4	4	4	2	2	0	0	0	0	0	22	30	7.71	1.286										
Ken Holtzman, L ERA: 2.48	(5, 1)	0.1	W	1	0	0	1	0	0	0	0	0	0	3	3	0.00	0.000										
Paul Lindblad, L ERA: 3.86	(6, 1)	2.1	S	10	4	1	1	0	0	0	0	0	0	10	10	3.86	1.714										
Jim Todd, R ERA: 2.7	(8, 1)	1.2	S	5	0	0	1	0	0	0	0	0	0	7	7	0.00	0.000										

Batter	1	2	3	4	5	6	7	8	9	AB	R	H	RBI	BB	SO	LOB	BOTTOM											
Bill North, S OBP: 0.385, SLG: 0.345	4-3	4-3		6-3			SH1-4	1B	SF9	4	3	2	0	1	0	2	Boston Red Sox @ Oakland Athletics Oakland-Alameda County Coliseum, Oakland, CA Tue May 13 1975, 7:05 PM PDT Att. 4,239 - Unknown AB 33 R 9 H 12 RBI 9 BB 5 SO 3 LOB 16 											
Bert Campaneris, R OBP: 0.290, SLG: 0.247	4-3		S	1B	1B		SH1-4			4	0	2	0	0	0	1												
Reggie Jackson, L OBP: 0.336, SLG: 0.427			S		K		P7	SF9		4	1	2	2	0	1	1												
Joe Rudi, R OBP: 0.367, SLG: 0.509	F3		1B	2B	HR		HR	F8		4	3	2	2	1	0	2												
Billy Williams, L OBP: 0.358, SLG: 0.351	F9		2B	F8	K		HR			4	2	2	3	0	1	1												
Sal Bando, R OBP: 0.308, SLG: 0.313 Matt Alexander, S OBP: 0.300, SLG: 0.286		1B		F8	F9		HR			2	0	0	0	2	0	2												
Ted Kubiak, S OBP: 0.300, SLG: 0.286		BB		1B	2B		S			0	0	0	0	0	0	0												
Gene Tenace, R OBP: 0.413, SLG: 0.427		1B		2B			5-3	1B		3	0	2	2	1	0	0												
Claudell Washington, L OBP: 0.349, SLG: 0.357		K		4-3			F6	L6		4	0	0	0	0	1	5												
Phil Garner, R OBP: 0.284, SLG: 0.276	F9			F7			6-3	5-3		4	0	0	0	0	0	2												
Inning Stats	R: 1 E: 0 K: 0 S: 5	H: 2 LOB: 1 BB: 0 P: 5	R: 0 E: 0 K: 1 S: 6	H: 1 LOB: 2 BB: 1 P: 10	R: 3 E: 0 K: 0 S: 7	H: 5 LOB: 1 BB: 0 P: 7	R: 0 E: 0 K: 0 S: 3	H: 0 LOB: 0 BB: 0 P: 3	R: 1 E: 0 K: 2 S: 8	H: 1 LOB: 0 BB: 0 P: 8	R: 0 E: 0 K: 0 S: 3	H: 0 LOB: 0 BB: 0 P: 3	R: 3 E: 0 K: 0 S: 5	H: 2 LOB: 2 BB: 3 P: 17	R: 1 E: 0 K: 0 S: 4	H: 1 LOB: 1 BB: 1 P: 8	1B: 9 2B: 1 3B: 0 HR: 2	SF: 1 SAC: 1 DP: 0 HBP: 0	WP: 0 PB: 0 SB: 4 CS: 0	PA: 40								
PITCHER	IP	WLS	BF	H	R	ER	SO	BB	IBB	HBP	BLK	WP	HR	S	P	ERA	WHIP											
Rick Wise, R ERA: 4.07	(1, 1)	6.1	L	29	10	6	6	3	1	0	0	0	0	1	34	38	8.53	1.737										
Roger Moret, L ERA: 6.75	(7, 1)	0.2		6	1	2	2	0	1	2	0	0	0	1	3	15	27.00	3.000										
Dick Drago, R ERA: 3.12	(8, 1)	1.0		5	1	1	1	0	1	0	0	0	0	4	8	9.00	2.000											

Batter	1	2	3	4	5	6	7	8	9	AB	R	H	RBI	BB	SO	LOB	TOP					
Vada Pinson, L (1, 8) OBP: 0.250, SLG: 0.426 Amos Otis, R (7, 8) OBP: 0.382, SLG: 0.419	F7		F8			F3	SH5-3 1B		S 1B	4	0	1	1	0	0	0	Kansas City Royals @ Boston Red Sox Fenway Park, Boston, MA Thu May 15 1975, 7:05 PM EDT Att: 10,300 - Unknown - 75 F					
George Brett, L (1, 5) OBP: 0.299, SLG: 0.308	F4		4-3			F8	SH5-3		K 1-2	4	0	0	0	0	1							
Hal McRae, R (1, 7) OBP: 0.392, SLG: 0.457	BB		F7			CS 1B HBP	F2			2	1	0	0	1	0	2						
John Mayberry, L (1, 3) OBP: 0.343, SLG: 0.296	F3				G3	1B BB	F6			3	0	0	0	1	0	3						
Harmon Killebrew, R (1, 10) OBP: 0.357, SLG: 0.415		1B 2B		G5-4-3 BB		FC6-4 1B		K		3	0	2	1	1	1	0						
Cookie Rojas, R (1, 4) OBP: 0.330, SLG: 0.337	6-3		G5-4-3			FC6-4 1B		F7		4	0	0	0	0	0	4						
Al Cowens, R (1, 9) OBP: 0.303, SLG: 0.345		BB 1B			5-3		1B 1B 2B	F3		4	1	2	0	0	0	0						
Freddie Patek, R (1, 6) OBP: 0.311, SLG: 0.321		G6-4-3 BB			K		1B S 1B	P8		3	1	1	0	1	1	0						
Buck Martinez, R (1, 2) OBP: 0.326, SLG: 0.341	G6-4-3				F4		SH5-3 1-3 3H 1B	6-3		4	0	1	1	0	0	3						
Inning Stats	R: 0 E: 0 K: 0 S: 3	H: 0 LOB: 1 BB: 1 P: 7	R: 0 E: 0 K: 0 S: 4	H: 2 LOB: 2 BB: 1 P: 8	R: 0 E: 0 K: 0 S: 3	H: 0 LOB: 0 BB: 0 P: 3	R: 0 E: 0 K: 0 S: 2	H: 0 LOB: 0 BB: 1 P: 6	R: 0 E: 0 K: 1 S: 5	H: 0 LOB: 0 BB: 0 P: 5	R: 1 E: 0 K: 0 S: 4	H: 1 LOB: 2 BB: 1 P: 9	R: 2 E: 0 K: 0 S: 7	H: 4 LOB: 2 BB: 0 P: 7	R: 0 E: 0 K: 1 S: 5	H: 0 LOB: 0 BB: 0 P: 5		R: 0 E: 0 K: 1 S: 6	H: 1 LOB: 1 BB: 0 P: 6	1B: 6 2B: 2 3B: 0 HR: 0	SF: 0 SAC: 1 DP: 2 HBP: 1	WP: 0 PB: 0 SB: 2 CS: 1
PITCHER Luis Tiant, R (1, 1) ERA: 3.6	IP: 9.0 WLS: L BF: 38	H: 8 R: 3 ER: 2 SO: 3	BB: 4 IBB: 0 HBP: 1 BLK: 0	WP: 0 HR: 0 S: 39 P: 56	ERA: 2.00 WHIP: 1.333	PITCHER										ERA: 2.00 WHIP: 1.333						


Batter	1	2	3	4	5	6	7	8	9	AB	R	H	RBI	BB	SO	LOB	BOTTOM			
Bernie Carbo, L (1, 7) OBP: 0.471, SLG: 0.577	FC4-6 BB		1B		1-3			F8		3	0	1	0	1	0	0	Kansas City Royals @ Boston Red Sox Fenway Park, Boston, MA Thu May 15 1975, 7:05 PM EDT Att: 10,300 - Unknown - 75 F			
Rick Burleson, R (1, 6) OBP: 0.395, SLG: 0.343	F7		F6			5-3		1B 1B		4	0	1	0	0	0	2				
Carl Yastrzemski, L (1, 3) OBP: 0.345, SLG: 0.333	FC4-6			FC3-6 BB		F9		FC1-6 1B		3	0	1	0	1	0	1				
Fred Lynn, L (1, 8) OBP: 0.398, SLG: 0.494	F8			FC3-6 1B		4-3		FC1-6		4	0	0	0	0	0	4				
Jim Rice, R (1, 10) OBP: 0.289, SLG: 0.488		K		K			K	K		4	0	0	0	0	4	3				
Rico Petrocelli, R (1, 5) OBP: 0.302, SLG: 0.280	F8			1-3 1B		F8		F7		4	0	1	0	0	0	2				
Dwight Evans, R (1, 9) OBP: 0.350, SLG: 0.417	4-3			G3			K			3	0	0	0	0	1	2				
Bob Montgomery, R (1, 2) OBP: 0.235, SLG: 0.253 Tim McCarver, L (8, PH) (9, 2)			F3			F8		3-1		2	0	0	0	0	0	0				
Doug Griffin, R (1, 4) OBP: 0.318, SLG: 0.250 Cecil Cooper, L (8, PH) Bob Heise, R (9, 4) OBP: 0.158, SLG: 0.118			F7			1-3		4-3		2	0	0	0	0	0	0				
Inning Stats	R: 0 E: 0 K: 0 S: 3	H: 0 LOB: 1 BB: 1 P: 7	R: 0 E: 0 K: 1 S: 5	H: 0 LOB: 0 BB: 0 P: 5	R: 0 E: 0 K: 0 S: 4	H: 1 LOB: 1 BB: 0 P: 4	R: 0 E: 0 K: 1 S: 6	H: 1 LOB: 2 BB: 1 P: 10	R: 0 E: 0 K: 0 S: 3	H: 0 LOB: 0 BB: 0 P: 3	R: 0 E: 0 K: 2 S: 7	H: 0 LOB: 0 BB: 0 P: 7	R: 0 E: 0 K: 0 S: 3	H: 0 LOB: 0 BB: 0 P: 3	R: 0 E: 0 K: 1 S: 7	H: 2 LOB: 2 BB: 0 P: 7		1B: 4 2B: 0 3B: 0 HR: 0	SF: 0 SAC: 0 DP: 0 HBP: 0	WP: 0 PB: 0 SB: 0 CS: 0
PITCHER Steve Busby, R (1, 1) ERA: 2.27	IP: 9.0 WLS: W BF: 33	H: 4 R: 0 ER: 0 SO: 5	BB: 2 IBB: 0 HBP: 0 BLK: 0	WP: 0 HR: 0 S: 41 P: 49	ERA: 0.00 WHIP: 0.667	PITCHER										ERA: 0.00 WHIP: 0.667				

Batter	1	2	3	4	5	6	7	8	9	AB	R	H	RBI	BB	SO	LOB	TOP					
Jim Wohlford, R (1, 7) OBP: 0.316, SLG: 0.366	6-3		FC6-4 E 1B				F3		6-3	5	1	2	0	0	2							
Amos Otis, R (1, 8) OBP: 0.390, SLG: 0.422	F9		E7 2B	P7						4	1	2	1	1	0	1						
Hal McRae, R (1, 10) OBP: 0.399, SLG: 0.470	PO 1B						F9			5	0	3	1	0	0	1						
Harmon Killebrew, R (1, 3) OBP: 0.353, SLG: 0.408 Tony Solata, L (8, 3) OBP: 0.343, SLG: 0.613			6-3							4	0	1	0	0	0	1						
Cookie Rojas, R (1, 4) OBP: 0.324, SLG: 0.323	PO 2-3	6-3	5-3							4	0	0	0	1	0	3						
George Brett, L (1, 5) OBP: 0.304, SLG: 0.314										4	0	2	0	0	1	0						
Al Cowens, R (1, 9) OBP: 0.297, SLG: 0.313										3	1	0	0	1	0	3						
Fran Healy, R (1, 2) OBP: 0.364, SLG: 0.300										3	2	2	0	1	0	0						
Freddie Patek, R (1, 6) OBP: 0.310, SLG: 0.313										3	0	0	0	1	0	5						
Inning Stats	R: 0 E: 0 K: 0 S: 4	H: 2 LOB: 1 BB: 0 P: 4	R: 0 E: 0 K: 0 S: 3	H: 1 LOB: 0 BB: 0 P: 3	R: 3 E: 1 K: 0 S: 6	H: 3 LOB: 1 BB: 1 P: 10	R: 2 E: 0 K: 0 S: 5	H: 2 LOB: 1 BB: 1 P: 9	R: 0 E: 0 K: 0 S: 3	H: 0 LOB: 0 BB: 0 P: 3	R: 0 E: 0 K: 1 S: 5	H: 0 LOB: 0 BB: 0 P: 5	R: 0 E: 0 K: 0 S: 3	H: 0 LOB: 1 BB: 1 P: 7	R: 0 E: 0 K: 0 S: 4	H: 1 LOB: 3 BB: 2 P: 12	R: 0 E: 0 K: 0 S: 4	H: 2 LOB: 2 BB: 1 P: 8	1B: 9 2B: 1 3B: 1 HR: 0	SF: 0 SAC: 0 DP: 0 HBP: 0	WP: 0 PB: 0 SB: 1 CS: 1	PA: 42
PITCHER	IP	WLS	BF	H	R	ER	SO	BB	IBB	HBP	BLK	WP	HR	S	P	ERA	WHIP					
Bill Lee, L (1, 1) ERA: 4.52	7.0	L	30	8	5	4	1	3	0	0	0	0	0	29	41	5.14	1.571					
Dick Drago, R (8, 1) ERA: 2.53	2.0		11	3	0	0	0	3	0	0	0	0	0	8	20	0.00	3.000					

Kansas City Royals @ Boston Red Sox
Fenway Park, Boston, MA
Fri May 16 1975, 7:05 PM EDT
Att: 12,213 - Unknown - 76 F

livebaseballscorecards.com

AB 35
R 5
H 11
RBI 4
BB 6
SO 1
LOB 16




Batter	1	2	3	4	5	6	7	8	9	AB	R	H	RBI	BB	SO	LOB	BOTTOM					
Bernie Carbo, L (1, 7) OBP: 0.486, SLG: 0.574	1B									2	0	1	0	2	1	0						
Rick Burleson, R (1, 6) OBP: 0.360, SLG: 0.343	1B									3	2	1	0	0	0	2						
Carl Yastrzemski, L (1, 3) OBP: 0.359, SLG: 0.343	G1-6-3									3	0	2	1	1	0	1						
Tony Conigliaro, R (1, 10) OBP: 0.214, SLG: 0.194	G1-6-3									3	0	0	1	0	1	3						
Fred Lynn, L (1, 8) OBP: 0.392, SLG: 0.477										3	0	0	0	1	1	1						
Rico Petrocelli, R (1, 5) OBP: 0.310, SLG: 0.274 Juan Beniquez, R (9, FR) OBP: 0.345, SLG: 0.327										2	0	0	0	2	0	2						
Dwight Evans, R (1, 9) OBP: 0.339, SLG: 0.402										4	0	0	0	0	1	4						
Bob Montgomery, R (1, 2) OBP: 0.238, SLG: 0.265 Tim McCarver, L (9, PH)										3	0	1	0	0	0	0						
Doug Griffin, R (1, 4) OBP: 0.308, SLG: 0.241										3	0	0	0	0	0	0						
Inning Stats	R: 1 E: 0 K: 0 S: 4	H: 3 LOB: 0 BB: 0 P: 4	R: 0 E: 0 K: 0 S: 3	H: 1 LOB: 2 BB: 1 P: 7	R: 0 E: 0 K: 1 S: 5	H: 0 LOB: 2 BB: 2 P: 13	R: 0 E: 0 K: 0 S: 2	H: 0 LOB: 0 BB: 1 P: 6	R: 0 E: 0 K: 1 S: 5	H: 0 LOB: 0 BB: 0 P: 5	R: 1 E: 0 K: 1 S: 6	H: 1 LOB: 1 BB: 0 P: 7	R: 0 E: 0 K: 0 S: 3	H: 0 LOB: 0 BB: 0 P: 3	R: 0 E: 0 K: 0 S: 2	H: 0 LOB: 0 BB: 1 P: 6	R: 0 E: 1 K: 1 S: 6	H: 0 LOB: 2 BB: 1 P: 10	1B: 4 2B: 1 3B: 0 HR: 0	SF: 1 SAC: 0 DP: 3 HBP: 1	WP: 0 PB: 0 SB: 0 CS: 0	PA: 35
PITCHER	IP	WLS	BF	H	R	ER	SO	BB	IBB	HBP	BLK	WP	HR	S	P	ERA	WHIP					
Dennis Leonard, R (1, 1) ERA: 4.0	9.0	W	35	5	2	2	4	6	0	1	0	0	0	36	61	2.00	1.222					

Kansas City Royals @ Boston Red Sox
Fenway Park, Boston, MA
Fri May 16 1975, 7:05 PM EDT
Att: 12,213 - Unknown - 76 F

livebaseballscorecards.com


AB 27
R 2
H 5
RBI 2
BB 6
SO 4
LOB 15



Batter	1	2	3	4	5	6	7	8	9	AB	R	H	RBI	BB	SO	LOB	TOP										
Vada Pinson, L OBP: 0.237, SLG: 0.403 Al Cowens, R OBP: 0.289, SLG: 0.303	0-3 K WP SF8	0-3 K			0-0 3-1	0-0 F7		0-3 K		4	1	0	0	0	2	1											
Amos Otis, R OBP: 0.397, SLG: 0.425 Jim Wohlford, R OBP: 0.316, SLG: 0.366	0-0 F9		0-0 HR	1B	0-0 1B	1B	0-0 F4		4-0 BB	4	1	2	0	1	0	1											
John Mayberry, L OBP: 0.351, SLG: 0.322	4-0 FC6-4 BB		0-0 HR		0-3 K		4-0 1B		0-3 K	3	1	1	2	2	2	2											
Hal McRae, R OBP: 0.392, SLG: 0.459	0-0 SF8		0-0 F8		4-0 1B		0-0 L9		0-0 F6	3	0	0	1	1	0	2											
Harmon Killebrew, R OBP: 0.363, SLG: 0.412	0-0 FC6-4		0-0 L4		0-0 BB		0-0 BB		4-0 BB	4	0	2	0	1	0	1											
George Brett, L OBP: 0.301, SLG: 0.305		4-0 2B	0-0 1-3		0-0 4-3		0-0 L8		0-0 1-3	4	1	0	0	1	0	7											
Fran Healy, R OBP: 0.400, SLG: 0.429		0-0 F9		0-0 P9		0-0 6-3		0-0 FC3-6		4	0	2	1	0	0	0											
Frank White, R OBP: 0.208, SLG: 0.273		0-0 6-3		0-0 F7		0-0 HR		0-0 FC3-6		4	1	1	1	0	0	2											
Freddie Patek, R OBP: 0.300, SLG: 0.302		0-0 F9		0-0 F9		0-3 K		0-0 L7		4	0	0	0	0	1	2											
Inning Stats	R: 1 E: 0 K: 1 S: 6	H: 0 LOB: 1 BB: 1 P: 10	R: 1 E: 0 K: 1 S: 6	H: 1 LOB: 1 BB: 1 P: 10	R: 2 E: 0 K: 0 S: 5	H: 2 LOB: 0 BB: 0 P: 5	R: 0 E: 0 K: 0 S: 3	H: 0 LOB: 0 BB: 0 P: 3	R: 0 E: 0 K: 1 S: 7	H: 2 LOB: 3 BB: 1 P: 11	R: 0 E: 0 K: 0 S: 4	H: 1 LOB: 2 BB: 1 P: 8	R: 0 E: 0 K: 1 S: 6	H: 1 LOB: 1 BB: 2 P: 6	R: 0 E: 0 K: 1 S: 5	H: 0 LOB: 2 BB: 2 P: 13	1B: 5 2B: 1 3B: 0 HR: 2	SF: 1 SAC: 0 DP: 0 HBP: 0	WP: 1 PB: 1 CS: 3 SB: 0	PA: 42							
PITCHER	IP	WLS	BF	H	R	ER	SO	BB	IBB	HBP	BLK	WP	HR	S	P	ERA	WHIP										
Reggie Cleveland, R ERA: 5.14 Roger Moret, L ERA: 5.0	(1, 1) (7, 1)	6.2 2.1	L 10	32 1	7 0	5 0	4 2	4 1	4 1	0 1	0 0	1 0	2 12	36 20	52 20	5.40 0.00	1.650 0.857										

Kansas City Royals @ Boston Red Sox
Fenway Park, Boston, MA
Sat May 17 1975, 7:05 PM EDT
Att: 10,907 - Unknown - 69 F


AB	35
R	5
H	8
RBI	5
BB	6
SO	6
LOB	19



Batter	1	2	3	4	5	6	7	8	9	AB	R	H	RBI	BB	SO	LOB	BOTTOM										
Bernie Carbo, L OBP: 0.494, SLG: 0.638	0-0 HR		4-0 F8-4			0-0 1B	0-0 L7		0-0 F7	4	2	2	1	1	0	3											
Cecil Cooper, L OBP: 0.250, SLG: 0.333	0-0 F7		0-0 F4			0-0 E	0-0 F8			4	0	1	1	0	0	3											
Carl Yastrzemski, L OBP: 0.355, SLG: 0.533	0-0 3-1		0-0 F8-4			4-0 FC6-2		0-0 G3		3	0	0	0	1	0	1											
Fred Lynn, L OBP: 0.396, SLG: 0.522	0-0 1B		0-0 6-3			0-0 E3		0-0 HR		4	1	2	1	0	0	2											
Rico Petrocelli, R OBP: 0.317, SLG: 0.284	0-0 2-3		0-0 L8			0-0 FC6-2		0-0 G6-4-3		4	0	2	0	0	0	3											
Rick Burleson, R OBP: 0.347, SLG: 0.330	0-0 F9		0-0 5-3			0-0 G5-4-3		0-0 G6-4-3		4	0	0	0	0	0	6											
Rick Miller, L OBP: 0.250, SLG: 0.100		0-0 4-3		0-0 4-3		0-0 P8		0-0 F8		4	0	0	0	0	0	0											
Bob Montgomery, R OBP: 0.239, SLG: 0.264		0-0 6-3		0-0 F9		0-0 1B		0-3 K		4	0	1	0	0	1	0											
Doug Griffin, R OBP: 0.316, SLG: 0.253		0-0 6-3		0-0 5-3		0-0 1B		0-0 1B		4	0	2	0	0	0	0											
Inning Stats	R: 1 E: 0 K: 0 S: 6	H: 3 LOB: 2 BB: 0 P: 6	R: 0 E: 0 K: 0 S: 3	H: 0 LOB: 0 BB: 0 P: 3	R: 0 E: 0 K: 0 S: 2	H: 0 LOB: 0 BB: 1 P: 6	R: 0 E: 0 K: 0 S: 3	H: 0 LOB: 0 BB: 0 P: 3	R: 0 E: 1 K: 0 S: 5	H: 2 LOB: 2 BB: 1 P: 9	R: 0 E: 0 K: 0 S: 5	H: 2 LOB: 2 BB: 0 P: 5	R: 0 E: 0 K: 0 S: 4	H: 2 LOB: 0 BB: 0 P: 4	R: 0 E: 0 K: 1 S: 6	H: 1 LOB: 1 BB: 0 P: 6	1B: 6 2B: 3 3B: 0 HR: 2	SF: 0 SAC: 0 DP: 3 HBP: 0	WP: 0 PB: 0 CS: 0	PA: 37							
PITCHER	IP	WLS	BF	H	R	ER	SO	BB	IBB	HBP	BLK	WP	HR	S	P	ERA	WHIP										
Al Fitzmorris, R ERA: 4.09 Doug Bird, R ERA: 3.45	(1, 1) (8, 1)	7.1 1.2	W S	32 5	9 1	3 0	3 1	0 0	0 0	0 0	0 0	0 0	0 7	30 7	38 7	3.68 0.00	1.500 0.600										

Kansas City Royals @ Boston Red Sox
Fenway Park, Boston, MA
Sat May 17 1975, 7:05 PM EDT
Att: 10,907 - Unknown - 69 F


AB	35
R	3
H	10
RBI	3
BB	2
SO	1
LOB	18



Batter	1	2	3	4	5	6	7	8	9	AB	R	H	RBI	BB	SO	LOB	TOP			
Bill North, S OBP: 0.383, SLG: 0.328 (1, 8)	3-1	F6			K				F4	5	0	1	0	0	1	2				
Bert Campaneris, R OBP: 0.229, SLG: 0.216 (1, 6)	F7		6-3			F6	F8		F9	5	0	0	0	0	0	2				
Reggie Jackson, L OBP: 0.358, SLG: 0.458 (1, 9)	2B	1B	F8			K		FC4-6	1B	4	1	2	0	0	1	0				
Joe Rudi, R OBP: 0.359, SLG: 0.496 (1, 3)	1-H	2B	K			6-3		FC4-6	1B	4	0	2	1	0	1	0				
Billy Williams, L OBP: 0.360, SLG: 0.409 (1, 10)	K				L9			FC4-6	1B	3	1	0	0	1	1	3				
Sal Bando, R OBP: 0.306, SLG: 0.301 (1, 5)		F8		5-3				F9		4	1	1	0	0	0	2				
Gene Tenace, R OBP: 0.423, SLG: 0.475 (1, 2)		HR		P7				5-3		4	2	2	4	0	0	2				
Claudell Washington, L OBP: 0.359, SLG: 0.389 (1, 7)		2B			4-3				1B	4	0	3	0	0	0	0				
Phil Garner, R OBP: 0.269, SLG: 0.253 (1, 4)					F8					2	0	0	0	0	1	1				
Jim Holt, L OBP: 0.500, SLG: 0.400 (7, PH)										1	0	0	0	0	0	1				
Ted Martinez, R OBP: 0.182, SLG: 0.273 (7, 4)										1	0	0	0	0	1	1				
Inning Stats	R: 1 E: 0 K: 1 S: 7	H: 2 LOB: 1 BB: 0 P: 7	R: 1 E: 0 K: 1 S: 7	H: 2 LOB: 1 BB: 0 P: 7	R: 0 E: 0 K: 1 S: 5	H: 0 LOB: 0 BB: 0 P: 5	R: 0 E: 0 K: 0 S: 3	H: 0 LOB: 0 BB: 0 P: 3	R: 0 E: 0 K: 1 S: 5	H: 0 LOB: 0 BB: 0 P: 5	R: 3 E: 0 K: 0 S: 6	H: 4 LOB: 1 BB: 1 P: 10	R: 0 E: 0 K: 0 S: 5	H: 2 LOB: 2 BB: 0 P: 5	R: 0 E: 0 K: 1 S: 6	H: 1 LOB: 1 BB: 0 P: 6	1B: 7 2B: 3 3B: 0 HR: 2	SF: 0 SAC: 0 DP: 1 HBP: 0	WP: 0 PB: 0 SB: 0 CS: 0	PA: 38
PITCHER Luis Tiant, R ERA: 3.78 (1, 1)	IP: 9.0 WLS: W BF: 38 H: 11 R: 5 ER: 5 SO: 6 BB: 1 IBB: 0 HBP: 0 BLK: 0 WP: 0 HR: 2 S: 49 P: 53 ERA: 5.00 WHIP: 1.333															PITCHER				

Oakland Athletics @ Boston Red Sox
Fenway Park, Boston, MA
Mon May 19 1975, 7:05 PM EDT
Att: 14,700 - Unknown - 78 F


AB 37
R 5
H 11
RBI 5
BB 1
SO 6
LOB 14



Batter	1	2	3	4	5	6	7	8	9	AB	R	H	RBI	BB	SO	LOB	BOTTOM			
Juan Beniquez, R OBP: 0.367, SLG: 0.340 (1, 8)	L6		L5		E		1B	1B	SF9	4	3	2	1	1	0	0				
Rick Burleson, R OBP: 0.349, SLG: 0.327 (1, 6)	E4			BB	E6		BB	SF9	1B	4	1	2	2	1	0	0				
Carl Yastrzemski, L OBP: 0.359, SLG: 0.330 (1, 3)	F4			G1-4-3	FC1-6		BB	SF9	1B	2	2	0	1	2	0	2				
Jim Rice, R OBP: 0.298, SLG: 0.500 (1, 7)	F9			K	FC6-4		BB	2B		4	1	2	3	0	1	3				
Dwight Evans, R OBP: 0.344, SLG: 0.402 (1, 9)		K		G1-4-3	FC6-4		2B			4	0	1	1	0	1	3				
Tony Conigliaro, R OBP: 0.196, SLG: 0.175 (1, 10)		F9			6-3		F7	F7		4	0	0	0	0	0	1				
Rico Petrocelli, R OBP: 0.321, SLG: 0.309 (1, 5)		P2			HR		G4-3	FC5-4	BB	2	1	1	1	1	0	0				
Bob Montgomery, R OBP: 0.239, SLG: 0.264 (1, 2)			K		E		G4-3	FC5-4		4	1	1	0	0	1	3				
Doug Griffin, R OBP: 0.304, SLG: 0.245 (1, 4)			K		E5		F9	1-4-3		4	1	0	0	0	1	1				
Inning Stats	R: 0 E: 1 K: 0 S: 4	H: 0 LOB: 1 BB: 0 P: 4	R: 0 E: 0 K: 1 S: 5	H: 0 LOB: 0 BB: 0 P: 5	R: 0 E: 0 K: 2 S: 7	H: 0 LOB: 0 BB: 0 P: 7	R: 0 E: 0 K: 1 S: 4	H: 0 LOB: 1 BB: 2 P: 12	R: 5 E: 3 K: 0 S: 9	H: 4 LOB: 1 BB: 0 P: 9	R: 0 E: 0 K: 0 S: 2	H: 0 LOB: 0 BB: 0 P: 3	R: 4 E: 0 K: 0 S: 6	H: 3 LOB: 2 BB: 3 P: 18	R: 1 E: 0 K: 0 S: 4	H: 2 LOB: 1 BB: 0 P: 4	1B: 6 2B: 2 3B: 0 HR: 1	SF: 1 SAC: 0 DP: 2 HBP: 1	WP: 0 PB: 0 SB: 0 CS: 0	PA: 39
PITCHER Dave Hamilton, L ERA: 3.12 (1, 1)	IP: 4.1 WLS: 4 BF: 19 H: 3 R: 4 ER: 2 SO: 4 BB: 2 IBB: 0 HBP: 0 BLK: 0 WP: 0 HR: 1 S: 25 P: 33 ERA: 4.15 WHIP: 1.154															PITCHER				
Jim Todd, R ERA: 2.53 (6, 1)	0.2	4	1	1	0	0	0	0	0	0	0	4	4	0.00	1.500					
Blue Moon Odom, R ERA: 12.27 (6, 1)	1.1	L	9	3	4	4	0	2	0	1	0	0	0	6	15	27.00	3.750			
Paul Lindblad, L ERA: 4.85 (7, 1)	1.2	7	2	1	1	0	0	1	0	0	0	0	0	6	10	5.40	1.800			

Oakland Athletics @ Boston Red Sox
Fenway Park, Boston, MA
Mon May 19 1975, 7:05 PM EDT
Att: 14,700 - Unknown - 78 F

AB 32
R 10
H 9
RBI 9
BB 5
SO 4
LOB 13



Batter	1	2	3	4	5	6	7	8	9	AB	R	H	RBI	BB	SO	LOB	TOP	
Bill North, S OBP: 0.379, SLG: 0.320 (1, 8)	0-0 6-3			0-0 4-3		0-0 F9			4-0 BB	3	0	0	0	1	0	0	Oakland Athletics @ Boston Red Sox Fenway Park, Boston, MA Tue May 20 1975, 7:05 PM EDT Att: 17,201 - Unknown - 89 F AB 29 R 0 H 2 RBI 0 BB 1 SO 1 LOB 7	
Bert Campaneris, R OBP: 0.221, SLG: 0.209 (1, 6)	0-0 4-3			0-0 6-3			0-0 F4		0-0 F9	4	0	0	0	0	0	2		
Reggie Jackson, L OBP: 0.350, SLG: 0.446 Matt Alexander, S (8, 9)	0-0 F6			0-0 F3			0-0 4-3		0-3 K	3	0	0	0	0	0	0		
Joe Rudi, R OBP: 0.351, SLG: 0.485 (1, 3)		0-0 6-3			0-0 4-3					3	0	0	0	0	0	0		
Sal Bando, R OBP: 0.309, SLG: 0.310 Ted Martinez, R (8, 5)		0-0 4-3			0-0 2B				0-0 5-3	3	0	1	0	0	0	0		
Billy Williams, L OBP: 0.353, SLG: 0.398 (1, 10)		0-0 G3			0-0 5-3				0-0 F9	3	0	0	0	0	0	1		
Gene Tenace, R OBP: 0.416, SLG: 0.465 Ray Fosse, R (8, PH) (8, 2)			0-0 P9		0-0 5-3				0-0 5-3	2	0	0	0	0	0	1		
Claudell Washington, L OBP: 0.354, SLG: 0.383 Angel Mangual, R (8, 7)			0-0 1-3			0-0 F9			0-0 1B	2	0	0	0	0	0	0		
Phil Garner, R OBP: 0.261, SLG: 0.245 (1, 4)			0-0 F8			0-0 F3			0-0 FC5-6-4 BB	3	0	0	0	0	0	1		
Inning Stats	R: 0 E: 0 K: 0 S: 3	H: 0 LOB: 0 BB: 0 P: 3	R: 0 E: 0 K: 0 S: 3	H: 0 LOB: 0 BB: 0 P: 3	R: 0 E: 0 K: 0 S: 3	H: 0 LOB: 0 BB: 0 P: 3	R: 0 E: 0 K: 0 S: 4	H: 1 LOB: 1 BB: 0 P: 4	R: 0 E: 0 K: 0 S: 3	H: 0 LOB: 0 BB: 0 P: 3	R: 0 E: 0 K: 0 S: 3	H: 0 LOB: 0 BB: 0 P: 3	R: 0 E: 0 K: 1 S: 6	H: 1 LOB: 2 BB: 1 P: 10	1B: 1 2B: 1 3B: 0 HR: 0	SF: 0 SAC: 0 DP: 0 HBP: 0		WP: 0 PB: 0 SB: 0 CS: 0
PITCHER Bill Lee, L ERA: 3.95 (1, 1)	IP: 9.0 WLS: W BF: 30 H: 2 R: 0 ER: 0 SO: 1 BB: 1 IBB: 0 HBP: 0 BLK: 0 WP: 0 HR: 0 S: 31 P: 35 ERA: 0.00 WHIP: 0.333											PITCHER	IP: 9.0 WLS: W BF: 30 H: 2 R: 0 ER: 0 SO: 1 BB: 1 IBB: 0 HBP: 0 BLK: 0 WP: 0 HR: 0 S: 31 P: 35 ERA: 0.00 WHIP: 0.333					

Batter	1	2	3	4	5	6	7	8	9	AB	R	H	RBI	BB	SO	LOB	BOTTOM			
Doug Griffin, R OBP: 0.290, SLG: 0.232 (1, 4)	0-0 5-3	0-0 L6		0-0 1-3		0-0 F4		0-0 4-3		5	0	0	0	0	0	2	Oakland Athletics @ Boston Red Sox Fenway Park, Boston, MA Tue May 20 1975, 7:05 PM EDT Att: 17,201 - Unknown - 89 F AB 34 R 7 H 10 RBI 7 BB 3 SO 7 LOB 13			
Rick Burleson, R OBP: 0.338, SLG: 0.316 (1, 6)	0-0 4-3	0-0 F4			0-0 6-3	0-3 K				4	0	0	0	0	1	2				
Carl Yastrzemski, L OBP: 0.363, SLG: 0.330 (1, 3)	0-0 WP 1B		0-3 K		4-0 2B BB		0-0 L1			3	1	1	0	1	1	0				
Jim Rice, R OBP: 0.306, SLG: 0.527 (1, 7)	0-0 G3		0-0 HR		0-3 K		4-0 1B BB			3	1	1	1	1	1	2				
Dwight Evans, R OBP: 0.351, SLG: 0.417 Rick Miller, L OBP: 0.308, SLG: 0.182 (9, 8)		0-0 BB 1B	0-0 F3		0-0 1B 2B		0-0 FC5-4 1B			3	2	2	1	0	0	0				
Rico Petrocelli, R OBP: 0.328, SLG: 0.309 Bob Heise, R OBP: 0.158, SLG: 0.118 (8, 5)		4-0 FC1-5 1B BB	0-0 L7		0-0 FC5-4 1B		0-3 K			3	0	1	1	1	1	2				
Tony Conigliaro, R OBP: 0.220, SLG: 0.273 (1, 10)		0-0 FC1-5 2B 1B		0-0 HR	0-0 FC5-4		0-0 FC5-4			4	2	2	2	0	0	3				
Bob Montgomery, R OBP: 0.231, SLG: 0.254 (1, 2)		0-0 FC1-5 2B		0-3 K		0-3 K		0-3 K		4	0	0	0	0	3	2				
Fred Lynn, L OBP: 0.400, SLG: 0.532 Juan Beniquez, R OBP: 0.375, SLG: 0.421 (2, PH) (3, 8)		0-0 2B		0-0 5-3		0-0 HR		0-0 4-3		0	0	0	0	0	0	0				
Bernie Carbo, L OBP: 0.506, SLG: 0.742 (9, 9)		1-3 2B								0	0	0	0	0	0	0				
Inning Stats	R: 0 E: 0 K: 0 S: 4	H: 1 LOB: 1 BB: 0 P: 4	R: 2 E: 0 K: 0 S: 6	H: 3 LOB: 2 BB: 1 P: 10	R: 1 E: 0 K: 1 S: 6	H: 1 LOB: 0 BB: 0 P: 6	R: 1 E: 0 K: 1 S: 6	H: 1 LOB: 0 BB: 0 P: 6	R: 2 E: 0 K: 1 S: 7	H: 2 LOB: 1 BB: 1 P: 11	R: 1 E: 0 K: 2 S: 8	H: 1 LOB: 0 BB: 0 P: 8	R: 0 E: 0 K: 1 S: 6	H: 1 LOB: 2 BB: 1 P: 10	R: 0 E: 0 K: 1 S: 5	H: 0 LOB: 0 BB: 0 P: 5	1B: 5 2B: 2 3B: 0 HR: 3	SF: 0 SAC: 0 DP: 0 HBP: 0	WP: 1 PB: 0 SB: 0 CS: 0	PA: 37
PITCHER Vida Blue, L ERA: 2.5 Rolie Fingers, R ERA: 3.1 Paul Lindblad, L ERA: 4.67 Jim Todd, R ERA: 2.21	IP: 4.2 WLS: L BF: 24 H: 8 R: 6 ER: 6 SO: 3 BB: 2 IBB: 0 HBP: 0 BLK: 0 WP: 0 HR: 1 S: 28 P: 36 ERA: 11.57 WHIP: 2.143											PITCHER	IP: 4.2 WLS: L BF: 24 H: 8 R: 6 ER: 6 SO: 3 BB: 2 IBB: 0 HBP: 0 BLK: 0 WP: 0 HR: 1 S: 28 P: 36 ERA: 11.57 WHIP: 2.143							

Batter	1	2	3	4	5	6	7	8	9	AB	R	H	RBI	BB	SO	LOB	TOP			
Bill North, S OBP: 0.376, SLG: 0.318 (1, 8)	1-3		FC3-6 1B		1-3		1-3			4	0	1	0	0	0	1	Oakland Athletics @ Boston Red Sox Fenway Park, Boston, MA Wed May 21 1975, 7:05 PM EDT Att: 14,665 - Unknown - 59 F			
Sal Bando, R OBP: 0.306, SLG: 0.308 (1, 5)	L9		L7					5-3		4	0	1	0	0	0	1				
Reggie Jackson, L OBP: 0.354, SLG: 0.468 (1, 9)			FC3-6 2B		4-3			HR		3	2	1	1	1	0	2				
Joe Rudi, R OBP: 0.355, SLG: 0.489 (1, 3)	4-3		1-H 2B			5-3		FC6 BB		3	0	1	1	1	0	1				
Billy Williams, L OBP: 0.343, SLG: 0.385 (1, 10)		4-3	F7			F5		L9		4	0	0	0	0	0	2				
Gene Tenace, R OBP: 0.411, SLG: 0.486 (1, 2)		HR			6-3	F2		FC6		4	1	1	1	0	0	1				
Claudell Washington, L OBP: 0.359, SLG: 0.387 (1, 7)					4-3		SH1-4 1B		4-3	4	0	2	0	0	0	0				
Bert Campaneris, R OBP: 0.216, SLG: 0.203 (1, 6)		F4			F8		SH1-4		5-3	3	0	0	0	0	0	1				
Phil Garner, R OBP: 0.257, SLG: 0.240 (1, 4)									F7	2	0	0	0	0	0	1				
Jim Holt, L OBP: 0.462, SLG: 0.364 (7, PH)	F8				1-3		F7		F7	1	0	0	0	0	0	1				
Ted Martinez, R OBP: 0.182, SLG: 0.273 (7, PH)										0	0	0	0	0	0	0				
Angel Mangual, R OBP: 0.200, SLG: 0.267 (9, PH)										1	0	0	0	0	0	0				
Inning Stats	R: 0 E: 0 K: 0 S: 3	H: 0 LOB: 1 BB: 1 P: 7	R: 1 E: 0 K: 0 S: 5	H: 2 LOB: 1 BB: 0 P: 5	R: 1 E: 0 K: 0 S: 5	H: 2 LOB: 1 BB: 0 P: 5	R: 0 E: 0 K: 0 S: 3	H: 0 LOB: 0 BB: 0 P: 3	R: 0 E: 0 K: 0 S: 4	H: 1 LOB: 1 BB: 0 P: 4	R: 0 E: 0 K: 0 S: 3	H: 0 LOB: 0 BB: 0 P: 3	R: 0 E: 0 K: 0 S: 4	H: 1 LOB: 1 BB: 0 P: 8	R: 0 E: 0 K: 0 S: 3	H: 0 LOB: 0 BB: 0 P: 3	1B: 4 2B: 1 3B: 0 HR: 2	SF: 0 SAC: 1 DP: 0 HBP: 0	WP: 0 PB: 0 SB: 1 CS: 0	PA: 36
PITCHER Reggie Cleveland, R ERA: 4.78 (1, 1)	IP: 9.0 WLS: W BF: 36 H: 7 R: 3 ER: 3 SO: 0 BB: 2 IBB: 0 HBP: 0 BLK: 0 WP: 0 HR: 2 S: 34 P: 42 ERA: 3.00 WHIP: 1.000																			

AB	33
R	3
H	7
RBI	3
BB	2
SO	0
LOB	11




Batter	1	2	3	4	5	6	7	8	9	AB	R	H	RBI	BB	SO	LOB	BOTTOM										
Juan Beniquez, R OBP: 0.368, SLG: 0.410 (1, 8)	F8		F8		6-3		1B HR 1B			4	1	1	0	0	0	0	Oakland Athletics @ Boston Red Sox Fenway Park, Boston, MA Wed May 21 1975, 7:05 PM EDT Att: 14,665 - Unknown - 59 F										
Rick Burleson, R OBP: 0.336, SLG: 0.314 (1, 6)	4-3		5-3		F6		HR 1B			4	1	1	0	0	0	0											
Carl Yastrzemski, L OBP: 0.387, SLG: 0.357 (1, 3)	FC5-4 BB		F8			K	HR			3	1	1	4	1	1	0											
Jim Rice, R OBP: 0.314, SLG: 0.531 (1, 7)	FC5-4				F9		2B BB			3	0	1	0	1	0	1											
Dwight Evans, R OBP: 0.348, SLG: 0.420 (1, 9)			F9 PB 2B		6-3		G5-4-3 BB			4	1	1	0	0	0	2											
Rick Miller, L OBP: 0.308, SLG: 0.182 (8, 9)						FC6	G5-4-3			0	0	0	0	0	0	0											
Tony Conigliaro, R OBP: 0.222, SLG: 0.255 (1, 10)		F9				K		B1		3	1	0	0	1	1	3											
Rico Petrocelli, R OBP: 0.342, SLG: 0.360 (1, 5)		FC5-4 BB				F6		2B		3	1	2	2	1	0	2											
Bob Montgomery, R OBP: 0.231, SLG: 0.254 (1, 2)		FC5-4			4-1		1B HR 1B	K		4	1	1	0	0	1	2											
Doug Griffin, R OBP: 0.279, SLG: 0.223 (1, 4)			F9				F8	K		4	0	0	0	0	1	3											
Inning Stats	R: 0 E: 0 K: 0 S: 3	H: 0 LOB: 1 BB: 1 P: 7	R: 1 E: 0 K: 0 S: 4	H: 1 LOB: 1 BB: 1 P: 8	R: 0 E: 0 K: 0 S: 3	H: 0 LOB: 0 BB: 0 P: 3	R: 2 E: 0 K: 0 S: 4	H: 1 LOB: 0 BB: 1 P: 8	R: 0 E: 0 K: 2 S: 9	H: 1 LOB: 2 BB: 0 P: 9	R: 4 E: 0 K: 0 S: 6	H: 4 LOB: 0 BB: 1 P: 10	R: 0 E: 0 K: 2 S: 8	H: 1 LOB: 1 BB: 0 P: 8	R: 0 E: 0 K: 2 S: 8	H: 1 LOB: 1 BB: 0 P: 8	1B: 3 2B: 3 3B: 0 HR: 2	SF: 0 SAC: 0 DP: 1 HBP: 0	WP: 0 PB: 1 SB: 0 CS: 0	PA: 36							
PITCHER Ken Holtzman, L ERA: 2.81 (1, 1)	IP: 6.1 WLS: L BF: 31 H: 7 R: 7 ER: 7 SO: 31 BB: 4 IBB: 0 HBP: 0 BLK: 0 WP: 0 HR: 2 S: 31 P: 47 ERA: 9.95 WHIP: 1.737																										
Jim Todd, R ERA: 2.14 (7, 1)	0.2	1	0	0	0	0	0	0	0	1	1	0.00	0.000														
Rollie Fingers, R ERA: 3.31 (8, 1)	1.0	4	1	0	0	2	0	0	0	8	8	0.00	1.000														

AB	32
R	7
H	8
RBI	6
BB	4
SO	4
LOB	13



Batter	1	2	3	4	5	6	7	8	9	AB	R	H	RBI	BB	SO	LOB	TOP			
Jerry Remy, L (1,4) OBP: 0.322, SLG: 0.402										3	1	2	2	0	0	0	California Angels @ Boston Red Sox Fenway Park, Boston, MA Thu May 22 1975, 7:05 PM EDT Att. 9,155 - Unknown - 59 F			
Mickey Rivers, L (1,8) OBP: 0.348, SLG: 0.402										3	0	0	1	0	0	0				
Tommy Harper, R (1,10) OBP: 0.322, SLG: 0.375										4	0	2	0	0	0	0				
Joe Lahoud, L (1,9) OBP: 0.371, SLG: 0.414										4	0	0	0	0	1	1				
Leroy Stanton, R (8,9) OBP: 0.319, SLG: 0.310										0	0	0	0	0	0	0				
Bruce Bochte, L (1,3) OBP: 0.367, SLG: 0.350										4	1	1	0	0	0	1				
Dave Chalk, R (1,5) OBP: 0.414, SLG: 0.409										3	1	1	0	0	0	0				
Tom Egan, R (1,2) OBP: 0.275, SLG: 0.313										4	1	1	0	0	1	1				
Morris Nettles, L (1,7) OBP: 0.273, SLG: 0.255										4	1	2	2	0	1	0				
Billy Smith, S (1,6) OBP: 0.305, SLG: 0.379										4	1	2	1	0	0	1				
Inning Stats	R: 1 E: 0 K: 0 S: 5	H: 2 LOB: 1 BB: 0 P: 5	R: 0 E: 0 K: 2 S: 7	H: 0 LOB: 0 BB: 0 P: 7	R: 1 E: 0 K: 0 S: 4	H: 2 LOB: 0 BB: 0 P: 4	R: 3 E: 0 K: 0 S: 7	H: 5 LOB: 2 BB: 0 P: 7	R: 0 E: 0 K: 0 S: 3	H: 0 LOB: 0 BB: 0 P: 3	R: 0 E: 0 K: 0 S: 3	H: 0 LOB: 0 BB: 0 P: 3	R: 0 E: 0 K: 1 S: 5	H: 0 LOB: 0 BB: 0 P: 5	R: 1 E: 0 K: 0 S: 5	H: 2 LOB: 1 BB: 0 P: 5	1B: 9 2B: 0 3B: 2 HR: 0	SF: 2 SAC: 1 DP: 0 HBP: 0	WP: 0 PB: 0 SB: 2 CS: 1	PA: 37
PITCHER Rick Wise, R (1,1) ERA: 4.05	IP: 9.0 WLS: L BF: 36	H: 11 R: 6 ER: 6 SO: 3	BB: 0 IBB: 0 HBP: 0 BLK: 0	WP: 0 HR: 0 S: 42 P: 42	ERA: 6.00 WHIP: 1.222	PITCHER	IP: 9.0 WLS: W BF: 37	H: 7 R: 3 ER: 3 SO: 3	BB: 4 IBB: 0 HBP: 0 BLK: 0	WP: 0 HR: 1 S: 39 P: 55	ERA: 3.00 WHIP: 1.222	PITCHER	IP: 9.0 WLS: W BF: 37	H: 7 R: 3 ER: 3 SO: 3	BB: 4 IBB: 0 HBP: 0 BLK: 0	WP: 0 HR: 1 S: 39 P: 55	ERA: 3.00 WHIP: 1.222			

AB	33
R	6
H	11
RBI	6
BB	0
SO	3
LOB	4



Batter	1	2	3	4	5	6	7	8	9	AB	R	H	RBI	BB	SO	LOB	BOTTOM					
Bernie Carbo, L (1,7) OBP: 0.477, SLG: 0.687										5	0	0	0	0	1	1	California Angels @ Boston Red Sox Fenway Park, Boston, MA Thu May 22 1975, 7:05 PM EDT Att. 9,155 - Unknown - 59 F					
Rick Burleson, R (1,6) OBP: 0.333, SLG: 0.306										3	0	0	0	1	0	0						
Carl Yastrzemski, L (1,3) OBP: 0.371, SLG: 0.357										3	1	1	0	1	0	1						
Jim Rice, R (1,10) OBP: 0.321, SLG: 0.525										3	1	1	0	1	0	2						
Fred Lynn, L (1,8) OBP: 0.412, SLG: 0.571										4	1	3	3	0	0	1						
Dwight Evans, R (1,9) OBP: 0.345, SLG: 0.410										3	0	0	0	1	1	1						
Rico Petrocelli, R (1,5) OBP: 0.331, SLG: 0.346										4	0	0	0	0	1	3						
Doug Griffin, R (1,4) OBP: 0.287, SLG: 0.243										4	0	2	0	0	0	0						
Tim Blackwell, S (1,2) OBP: 0.300, SLG: 0.250										3	0	0	0	0	0	3						
Cecil Cooper, L (8,PH) OBP: 0.238, SLG: 0.300										1	0	0	0	0	0	0						
Inning Stats	R: 0 E: 0 K: 0 S: 3	H: 0 LOB: 1 BB: 1 P: 7	R: 0 E: 0 K: 1 S: 7	H: 2 LOB: 2 BB: 0 P: 7	R: 3 E: 0 K: 1 S: 8	H: 3 LOB: 0 BB: 0 P: 8	R: 0 E: 0 K: 0 S: 4	H: 1 LOB: 1 BB: 0 P: 4	R: 0 E: 0 K: 0 S: 3	H: 0 LOB: 0 BB: 1 P: 7	R: 0 E: 0 K: 1 S: 5	H: 0 LOB: 0 BB: 0 P: 5	R: 0 E: 0 K: 0 S: 3	H: 0 LOB: 0 BB: 0 P: 3	R: 0 E: 0 K: 0 S: 3	H: 1 LOB: 2 BB: 2 P: 11	R: 0 E: 0 K: 0 S: 3	H: 0 LOB: 0 BB: 0 P: 3	1B: 5 2B: 1 3B: 0 HR: 1	SF: 0 SAC: 0 DP: 0 HBP: 0	WP: 0 PB: 0 SB: 1 CS: 0	PA: 37
PITCHER Bill Singer, R (1,1) ERA: 3.72	IP: 9.0 WLS: W BF: 37	H: 7 R: 3 ER: 3 SO: 3	BB: 4 IBB: 0 HBP: 0 BLK: 0	WP: 0 HR: 1 S: 39 P: 55	ERA: 3.00 WHIP: 1.222	PITCHER	IP: 9.0 WLS: W BF: 37	H: 7 R: 3 ER: 3 SO: 3	BB: 4 IBB: 0 HBP: 0 BLK: 0	WP: 0 HR: 1 S: 39 P: 55	ERA: 3.00 WHIP: 1.222	PITCHER	IP: 9.0 WLS: W BF: 37	H: 7 R: 3 ER: 3 SO: 3	BB: 4 IBB: 0 HBP: 0 BLK: 0	WP: 0 HR: 1 S: 39 P: 55	ERA: 3.00 WHIP: 1.222					

AB	33
R	3
H	7
RBI	3
BB	4
SO	3
LOB	12



Batter	1	2	3	4	5	6	7	8	9	AB	R	H	RBI	BB	SO	LOB	TOP
Jerry Remy, L (1,4) OBP: 0.320, SLG: 0.397	0-0 CS 1B		0-0 3-1			0-0 G3		0-0 F3		4	0	1	0	0	0	0	California Angels @ Boston Red Sox Fenway Park, Boston, MA Fri May 23 1975, 7:05 PM EDT Att: 20,587 - Unknown - 87 F
Mickey Rivers, L (1,8) OBP: 0.352, SLG: 0.401	0-3 K		0-0 F9			4-0 2B BB		0-0 1B		3	1	1	0	1	1		
Tommy Harper, R (1,10) OBP: 0.327, SLG: 0.381	4-0 1B BB			0-0 F9		0-0 1-H 2B		0-3 K		3	0	1	1	1	1		
Joe Lahoud, L (1,9) OBP: 0.365, SLG: 0.403	0-0 1-3 1B			0-0 F2		0-0 F6		0-3 K		4	0	1	0	0	1	2	
Bruce Bochte, L (1,3) OBP: 0.365, SLG: 0.347	0-0 4-3			0-0 CS 1B			0-0 F7		0-3 K	4	0	1	0	0	1	2	
Dave Chalk, R (1,5) OBP: 0.404, SLG: 0.397		0-0 F8		0-0 CS	0-0 6-3		0-0 F7		0-0 B5-3	4	0	0	0	0	0	0	
Tom Egan, R (1,2) OBP: 0.273, SLG: 0.308		0-0 F8			0-0 B5-3		0-0 2B 1B		0-3 K	4	0	1	0	0	1	0	
Morris Nettles, L (1,7) OBP: 0.279, SLG: 0.268		0-0 CS 1B			0-3 K		0-0 1-3 2B			3	0	2	0	0	1	0	
Billy Smith, S (1,6) OBP: 0.290, SLG: 0.361		0-0 CS	0-0 F9			0-0 G3		0-3 K		3	0	0	0	0	1	2	
Inning Stats	R: 0 E: 0 K: 1 S: 6	H: 2 LOB: 2 BB: 1 P: 10	R: 0 E: 0 K: 0 S: 3	H: 1 LOB: 0 BB: 0 P: 3	R: 0 E: 0 K: 0 S: 3	H: 0 LOB: 0 BB: 0 P: 3	R: 0 E: 0 K: 1 S: 5	H: 1 LOB: 1 BB: 1 P: 5	R: 0 E: 0 K: 1 S: 7	H: 2 LOB: 2 BB: 0 P: 7	R: 0 E: 0 K: 2 S: 8	H: 1 LOB: 1 BB: 0 P: 8	R: 0 E: 0 K: 2 S: 7	H: 0 LOB: 0 BB: 0 P: 7	1B: 6 2B: 2 3B: 0 HR: 0	SF: 0 SAC: 0 DP: 0 HBP: 0	WP: 0 PA: 36 PB: 0 SB: 0 CS: 3
PITCHER Luis Tiant, R (1,1) ERA: 3.46	IP: 9.0 WLS: W BF: 34 H: 8 R: 1 ER: 1 SO: 7 BB: 2 IBB: 0 HBP: 0 BLK: 0 WP: 0 HR: 0 S: 46 P: 54 ERA: 1.00 WHIP: 1.111															PITCHER	

Batter	1	2	3	4	5	6	7	8	9	AB	R	H	RBI	BB	SO	LOB	BOTTOM		
Bernie Carbo, L (1,7) OBP: 0.478, SLG: 0.732	0-0 HR		0-0 F7		0-0 SF9 HR 2B		0-0 4-3			4	2	2	1	0	0	1	California Angels @ Boston Red Sox Fenway Park, Boston, MA Fri May 23 1975, 7:05 PM EDT Att: 20,587 - Unknown - 87 F		
Rick Miller, L (8,7) OBP: 0.308, SLG: 0.182			0-0 F8		0-0 SF9		0-0 F2			2	0	0	1	1	0	1			
Rick Burleson, R (1,6) OBP: 0.331, SLG: 0.302	4-0 FC3-6 BB				0-0 2-3 3-H 0-0		4-0 FC5-4 BB			3	1	2	2	1	0	1			
Carl Yastrzemski, L (1,3) OBP: 0.381, SLG: 0.390	0-0 FC3-6 CS WP 1-2			0-0 WP 4-3 1B	0-0 3-H HR		0-0 FC5-4 BB			4	0	0	0	0	2	3			
Jim Rice, R (1,10) OBP: 0.309, SLG: 0.505	0-3 K			0-0 4-3	0-3 K		0-0 FC5-4			4	0	0	0	0	2	3			
Fred Lynn, L (1,8) OBP: 0.415, SLG: 0.594		0-0 4-3		4-0 BB 2-3	0-3 K		0-0 HR			3	1	1	1	1	1	0			
Dwight Evans, R (1,9) OBP: 0.342, SLG: 0.429		0-3 K		0-3 K		0-0 HR		0-3 K		4	1	1	1	0	3	2			
Rico Petrocelli, R (1,5) OBP: 0.328, SLG: 0.336		0-3 K		4-0 BB		0-3 K		0-3 K		3	0	0	0	1	3	0			
Doug Griffin, R (1,4) OBP: 0.280, SLG: 0.236			0-0 E5 SH1-4		0-0 F9		0-0 5-3		0-0 6-3	3	0	0	0	0	0	3			
Bob Heise, R (7,4) OBP: 0.150, SLG: 0.111										1	0	0	0	0	0	0			
Tim Blackwell, S (1,2) OBP: 0.333, SLG: 0.222			0-0 SH1-4		4-0 2B SF9 BB		0-0 F2			1	1	0	0	1	0	0			
Inning Stats	R: 1 E: 0 K: 1 S: 5	H: 1 LOB: 1 BB: 1 P: 9	R: 0 E: 0 K: 2 S: 7	H: 0 LOB: 0 BB: 0 P: 7	R: 0 E: 1 K: 0 S: 4	H: 0 LOB: 1 BB: 0 P: 4	R: 0 E: 0 K: 1 S: 6	H: 1 LOB: 3 BB: 2 P: 14	R: 3 E: 0 K: 2 S: 9	H: 2 LOB: 0 BB: 1 P: 13	R: 1 E: 0 K: 1 S: 6	H: 1 LOB: 0 BB: 0 P: 6	R: 0 E: 0 K: 0 S: 3	H: 0 LOB: 1 BB: 1 P: 7	R: 1 E: 0 K: 2 S: 8	H: 1 LOB: 0 BB: 0 P: 8	1B: 1 2B: 2 3B: 0 HR: 4	SF: 1 SAC: 1 DP: 1 HBP: 0	WP: 2 PA: 35 PB: 0 SB: 0 CS: 1
PITCHER Nolan Ryan, R (1,1) ERA: 2.26 Chuck Dobson, R (7,1) ERA: 7.03	IP: 6.0 WLS: L BF: 27 H: 5 R: 5 ER: 5 SO: 7 BB: 4 IBB: 0 HBP: 0 BLK: 0 WP: 2 HR: 3 S: 37 P: 53 ERA: 7.50 WHIP: 1.500															PITCHER			

Batter	1	2	3	4	5	6	7	8	9	AB	R	H	RBI	BB	SO	LOB	TOP
Jerry Remy, L OBP: 0.326, SLG: 0.396 (1, 4)										3	0	1	0	1	0	0	California Angels @ Boston Red Sox Fenway Park, Boston, MA Sat May 24 1975, 3:33 AM EDT Att: 11,805 - Unknown - 65 F
Mickey Rivers, L OBP: 0.357, SLG: 0.399 (1, 8)										1	0	0	0	2	0	1	
Tommy Harper, R OBP: 0.327, SLG: 0.376 (1, 10)										2	0	0	0	1	0	2	
Bill Sudakis, S OBP: 0.284, SLG: 0.226 (1, 3)										4	0	1	0	0	3	3	
Dave Chalk, R OBP: 0.400, SLG: 0.393 (1, 5)										4	0	1	0	0	0	2	
Leroy Stanton, R OBP: 0.329, SLG: 0.311 (1, 9)										3	0	1	0	1	0	2	
Winston Lienes, R OBP: 0.320, SLG: 0.290 (1, 7)										4	0	0	0	0	1	4	
Bob Allietta, R OBP: 0.231, SLG: 0.240 (1, 2)										4	0	1	0	0	1	4	
Billy Smith, S OBP: 0.277, SLG: 0.344 (1, 6)										3	0	0	0	0	0	1	
Inning Stats	R: 0 E: 0 K: 1 S: 5	H: 0 LOB: 2 BB: 2 P: 13	R: 0 E: 0 K: 0 S: 4	H: 2 LOB: 1 BB: 0 P: 4	R: 0 E: 0 K: 1 S: 5	H: 0 LOB: 1 BB: 1 P: 9	R: 0 E: 0 K: 0 S: 5	H: 0 LOB: 0 BB: 0 P: 5	R: 0 E: 0 K: 1 S: 5	H: 0 LOB: 0 BB: 0 P: 5	R: 0 E: 0 K: 0 S: 2	H: 0 LOB: 0 BB: 1 P: 6	R: 0 E: 1 K: 0 S: 5	H: 2 LOB: 2 BB: 0 P: 5	1B: 4 2B: 1 3B: 0 HR: 0	SF: 0 SAC: 1 DP: 3 HBP: 0	
PITCHER Bill Lee, L ERA: 3.5 (1, 1)	IP: 9.0 WLS: W BF: 35 H: 5 R: 0 ER: 0 SO: 5 BB: 5 IBB: 0 HBP: 0 BLK: 0 WP: 0 HR: 0 S: 40 P: 60 ERA: 0.00 WHIP: 1.111															PITCHER	

Batter	1	2	3	4	5	6	7	8	9	AB	R	H	RBI	BB	SO	LOB	BOTTOM		
Juan Beniquez, R OBP: 0.375, SLG: 0.406 (1, 8) (7, 7)										3	1	1	0	1	0	0	California Angels @ Boston Red Sox Fenway Park, Boston, MA Sat May 24 1975, 3:33 AM EDT Att: 11,805 - Unknown - 65 F		
Rick Burleson, R OBP: 0.336, SLG: 0.331 (1, 6)										4	1	2	3	0	0	1			
Carl Yastrzemski, L OBP: 0.380, SLG: 0.388 (7, 3) Cecil Cooper, L OBP: 0.273, SLG: 0.333										3	0	1	0	0	1	0			
Jim Rice, R OBP: 0.301, SLG: 0.491 Fred Lynn, L OBP: 0.412, SLG: 0.588 (7, 8)										3	0	0	0	0	1	1			
Dwight Evans, R OBP: 0.349, SLG: 0.425 Rick Miller, L OBP: 0.286, SLG: 0.167 (7, 9)										1	1	0	0	2	0	0			
Tony Conigliaro, R OBP: 0.228, SLG: 0.245 Bernie Carbo, L OBP: 0.473, SLG: 0.722 (8, FH)										2	1	0	0	1	0	1			
Rico Petrocelli, R OBP: 0.333, SLG: 0.369 (1, 5)										4	2	2	3	0	2	0			
Doug Griffin, R OBP: 0.275, SLG: 0.232 (1, 4)										2	0	0	0	0	0	0			
Bob Montgomery, R OBP: 0.226, SLG: 0.248 (1, 2)										3	0	0	0	0	2	1			
Inning Stats	R: 0 E: 0 K: 0 S: 4	H: 1 LOB: 1 BB: 0 P: 4	R: 3 E: 0 K: 1 S: 7	H: 2 LOB: 1 BB: 2 P: 15	R: 0 E: 0 K: 1 S: 5	H: 0 LOB: 1 BB: 1 P: 9	R: 3 E: 0 K: 0 S: 5	H: 2 LOB: 0 BB: 1 P: 9	R: 0 E: 0 K: 1 S: 5	H: 0 LOB: 0 BB: 0 P: 5	R: 0 E: 0 K: 2 S: 7	H: 0 LOB: 0 BB: 0 P: 7	R: 0 E: 0 K: 0 S: 4	H: 2 LOB: 1 BB: 0 P: 4	R: 0 E: 0 K: 1 S: 5	H: 0 LOB: 0 BB: 0 P: 5		1B: 5 2B: 0 3B: 0 HR: 2	SF: 0 SAC: 1 DP: 0 HBP: 0
PITCHER Andy Hassler, L ERA: 4.05 Dick Lange, R ERA: 3.51 Mickey Scott, L ERA: 2.7	IP: 4.0 WLS: L BF: 21 H: 5 R: 6 ER: 6 SO: 2 BB: 4 IBB: 0 HBP: 0 BLK: 0 WP: 1 HR: 2 S: 21 P: 37 ERA: 13.50 WHIP: 2.250															PITCHER			

Batter	1	2	3	4	5	6	7	8	9	AB	R	H	RBI	BB	SO	LOB	TOP					
Jerry Remy, L (1, 4) OBP: 0.327, SLG: 0.392	0-0 4-3	0-0 CS	0-0 B1-3		0-0 E 1B		4-0 CS BB	0-0 4-3		4	1	1	1	1	0	1						
Mickey Rivers, L (1, 8) OBP: 0.363, SLG: 0.401	4-0 WP 6-3 BB		0-0 3-1		0-0 CS 1B		0-0 CS 1B		0-0 P7	4	1	2	1	1	0	0						
Tommy Harper, R (1, 10) OBP: 0.329, SLG: 0.372	0-0 6-3 WP 1B		0-0 5-3		0-3 K		4-0 1B		0-0 F4	4	0	1	0	1	1	1						
Joe Lahoud, L (1, 9) OBP: 0.351, SLG: 0.385	0-0 6-3			0-0 5-3			0-0 F4		0-0 P9	3	0	0	1	0	0	1						
Winston Llenas, R (7, PH) OBP: 0.296, SLG: 0.182	1-3 2H									2	0	0	0	0	0	2						
Bruce Bochte, L (1, 3) OBP: 0.356, SLG: 0.338	0-0 G3			0-3 K			0-0 F7		0-3 K	4	0	0	0	0	2	1						
Dave Chalk, R (1, 5) OBP: 0.402, SLG: 0.392		0-0 5-3		0-0 E7			0-0 1B		4-0 1B BB	3	1	1	0	1	0	0						
Tom Egan, R (1, 2) OBP: 0.288, SLG: 0.309		4-0 E SF8 BB		0-0 4-3			0-0 1B		0-3 K	3	1	1	0	1	1	2						
Morris Nettles, L (1, 7) OBP: 0.282, SLG: 0.276		0-0 E2		0-0 CS			0-0 SH1-3 1B 2B		0-0 F7	2	1	1	0	0	0	1						
Leroy Stanton, R (6, PH) OBP: 0.333, SLG: 0.317		1-3 CS							1-2 2B 1B	2	1	1	0	0	0	2						
Billy Smith, S (1, 6) OBP: 0.294, SLG: 0.369		0-0 SF8					0-0 SH1-3		4-0 CS BB	1	0	1	3	1	0	0						
		3H					2-3		1-H 2H													
Inning Stats	R: 1 E: 0 K: 0 S: 4	H: 1 LOB: 1 BB: 1 P: 8	R: 1 E: 1 K: 0 S: 3	H: 0 LOB: 0 BB: 1 P: 7	R: 0 E: 0 K: 0 S: 3	H: 0 LOB: 0 BB: 0 P: 3	R: 0 E: 1 K: 1 S: 6	H: 0 LOB: 1 BB: 0 P: 6	R: 2 E: 0 K: 0 S: 7	H: 3 LOB: 0 BB: 0 P: 7	R: 0 E: 0 K: 0 S: 5	H: 2 LOB: 2 BB: 0 P: 5	R: 0 E: 0 K: 0 S: 2	H: 1 LOB: 2 BB: 3 P: 14	R: 2 E: 0 K: 2 S: 9	H: 2 LOB: 1 BB: 1 P: 13	R: 0 E: 0 K: 0 S: 3	H: 0 LOB: 0 BB: 0 P: 3	1B: 7 2B: 2 3B: 0 HR: 0	SF: 1 SAC: 1 DP: 0 HBP: 0	WP: 1 PB: 0 SB: 4 CS: 4	PA: 41
PITCHER	IP WLS BF H R ER SO BB IBB HBP BLK WP HR S P ERA WHIP																					
Reggie Cleveland, R (1, 1) ERA: 4.76	5.2 L 25 6 4 3 2 2 0 0 0 0 1 0 27 35 4.76 1.412																					
Roger Moret, L (6, 1) ERA: 5.56	2.1 12 3 2 2 2 3 1 0 0 0 0 0 12 28 7.71 2.571																					
Dick Drago, R (6, 1) ERA: 2.31	1.0 3 0 0 0 0 0 0 0 0 0 0 0 3 3 0.00 0.000																					

California Angels @ Boston Red Sox
Fenway Park, Boston, MA
Sun May 25 1975, 3:33 AM EDT
Att: 16,401 - Unknown - 58 F

AB	32
R	6
H	9
RBI	6
BB	6
SO	4
LOB	11



Batter	1	2	3	4	5	6	7	8	9	AB	R	H	RBI	BB	SO	LOB	BOTTOM					
Bernie Carbo, L (1, 7) OBP: 0.463, SLG: 0.703	0-0 1-4-3				0-3 K					2	0	0	0	0	1	3						
Rick Miller, L (3, 7) OBP: 0.250, SLG: 0.143										2	0	0	0	0	1	1						
Rick Burleson, R (1, 6) OBP: 0.327, SLG: 0.321	0-0 6-3		0-0 5-3		0-0 1-3		0-0 L7		0-0 L5	4	0	0	0	0	0	1						
Carl Yastrzemski, L (1, 3) OBP: 0.379, SLG: 0.379										3	0	0	0	0	2	0						
Cecil Cooper, L (7, 3) OBP: 0.261, SLG: 0.318										1	0	0	0	0	0	0						
Fred Lynn, L (1, 8) OBP: 0.415, SLG: 0.581		0-3 K	4-0 BB				0-0 BB 1B		0-0 F9	3	0	1	0	1	1	0						
Jim Rice, R (1, 10) OBP: 0.308, SLG: 0.486		0-0 BB 2B 1B	0-0 P9				4-0 BB		0-0 F4	3	1	1	0	1	0	1						
Dwight Evans, R (1, 9) OBP: 0.346, SLG: 0.415		4-0 2B BB		0-0 F3			0-0 F9		0-0 F6	3	0	0	0	1	0	2						
Rico Petrocelli, R (1, 5) OBP: 0.324, SLG: 0.357		0-3 K		0-0 F7			0-3 K		0-0 F8	4	0	0	0	0	2	4						
Doug Griffin, R (1, 4) OBP: 0.276, SLG: 0.243										3	0	1	1	0	0	0						
Tim McCarver, L (6, PH) OBP: 0.200, SLG: 0.200		1-3 2H		0-0 4-3					0-0 F9	1	0	0	0	0	0	0						
Tim Blackwell, S (1, 2) OBP: 0.400, SLG: 0.200		4-0 BB			0-0 4-3					1	0	0	0	2	0	0						
Inning Stats	R: 0 E: 0 K: 1 S: 5	H: 0 LOB: 0 BB: 0 P: 5	R: 1 E: 0 K: 3 S: 11	H: 2 LOB: 3 BB: 2 P: 19	R: 0 E: 0 K: 0 S: 3	H: 0 LOB: 0 BB: 1 P: 7	R: 0 E: 0 K: 0 S: 3	H: 0 LOB: 0 BB: 0 P: 3	R: 0 E: 0 K: 1 S: 5	H: 0 LOB: 0 BB: 0 P: 5	R: 0 E: 0 K: 2 S: 8	H: 1 LOB: 2 BB: 1 P: 12	R: 0 E: 0 K: 0 S: 3	H: 0 LOB: 1 BB: 1 P: 7	R: 0 E: 0 K: 0 S: 3	H: 0 LOB: 0 BB: 0 P: 3	R: 0 E: 0 K: 0 S: 3	H: 0 LOB: 0 BB: 0 P: 3	1B: 2 2B: 1 3B: 0 HR: 0	SF: 0 SAC: 0 DP: 0 HBP: 0	WP: 0 PB: 0 SB: 0 CS: 0	PA: 35
PITCHER	IP WLS BF H R ER SO BB IBB HBP BLK WP HR S P ERA WHIP																					
Ed Figueroa, R (1, 1) ERA: 2.57	9.0 W 35 3 1 1 7 5 0 0 0 0 0 0 44 64 1.00 0.889																					

California Angels @ Boston Red Sox
Fenway Park, Boston, MA
Sun May 25 1975, 3:33 AM EDT
Att: 16,401 - Unknown - 58 F

AB	30
R	1
H	3
RBI	1
BB	5
SO	7
LOB	12



Batter	1	2	3	4	5	6	7	8	9	AB	R	H	RBI	BB	SO	LOB	TOP								
Bernie Carbo , L (1, 7) OBP: 0.470, SLG: 0.727	4-0 SH1-4 BB		0-0 L8			0-0 FC3-6 BB 1B 1-2	0-0 HR		4-0 S BB	3	2	1	3	2	0	1									
Rick Burleson , R (1, 6) OBP: 0.331, SLG: 0.333	0-0 SH1-4 1-2			0-0 2B		0-0 BB 1B 1-2	0-3 K		0-0 5-3 1-2	4	0	2	0	0	0	1									
Carl Yastrzemski , L (1, 3) OBP: 0.369, SLG: 0.370	0-0 3-1 2-3			0-3 K		4-0 BB 1B 1-2		0-0 G3		3	0	0	0	0	1	1	2								
Fred Lynn , L (1, 8) OBP: 0.409, SLG: 0.574	0-0 P7			0-3 K		0-0 BB SF8-2-5 2-3 3-H		0-0 S HR 1B		3	1	1	1	0	1	2									
Jim Rice , R (1, 10) OBP: 0.306, SLG: 0.478		0-3 K		0-0 P8				0-0 2B 3-1 1B	0-3 K	4	1	1	0	0	2	2									
Dwight Evans , R (1, 9) OBP: 0.344, SLG: 0.433		0-0 1-3			0-0 1-3			0-0 F8 1-H	0-0 HR	4	1	1	2	0	0	1									
Rico Petrocelli , R (1, 5) OBP: 0.321, SLG: 0.361		0-0 6-3			0-3 K			0-0 3-1 1-3 HR 2B	0-0 6-3	4	1	1	0	0	1	0									
Doug Griffin , R (1, 4) OBP: 0.272, SLG: 0.239			0-0 5-3		0-0 1-3			0-0 3-1 2-3 3-H	0-0 6-3	2	0	0	0	0	0	0									
Cecil Cooper , L (7, PH) OBP: 0.259, SLG: 0.304					0-0 1-3					1	0	0	1	0	0	1									
Bob Heise , R (7, 4) OBP: 0.143, SLG: 0.105										1	0	0	0	0	0	0									
Tim Blackwell , S (1, 2) OBP: 0.368, SLG: 0.154			0-0 4-3			0-0 E6 FC3-6		4-0 HR BB	0-0 4-3	3	1	0	0	1	0	0									
Inning Stats	R: 0 E: 0 K: 0 S: 3	H: 0 LOB: 1 BB: 1 P: 7	R: 0 E: 0 K: 1 S: 5	H: 0 LOB: 0 BB: 0 P: 5	R: 0 E: 0 K: 0 S: 3	H: 0 LOB: 0 BB: 0 P: 3	R: 0 E: 0 K: 2 S: 8	H: 1 LOB: 1 BB: 0 P: 8	R: 0 E: 0 K: 1 S: 5	H: 0 LOB: 0 BB: 0 P: 5	R: 1 E: 1 K: 0 S: 4	H: 1 LOB: 1 BB: 1 P: 8	R: 4 E: 0 K: 1 S: 8	H: 3 LOB: 0 BB: 1 P: 12	R: 2 E: 0 K: 1 S: 7	H: 2 LOB: 0 BB: 0 P: 7	R: 0 E: 0 K: 0 S: 3	H: 0 LOB: 1 BB: 1 P: 7	1B: 3 2B: 3 3B: 0 HR: 2	SF: 1 SAC: 1 DP: 1 HBP: 0	WP: 0 PB: 0 SB: 2 CS: 0	PA: 38			
PITCHER	IP	WLS	BF	H	R	ER	SO	BB	IBB	HBP	BLK	WP	HR	S	P	ERA	WHIP								
Steve Hargan , R (1, 1) ERA: 2.75	6.1		25	4	3	2	4	2	0	0	0	0	0	31	39	2.84	0.947								
Steve Foucault , R (7, 1) ERA: 3.75	2.2	L	13	3	4	4	2	2	0	0	0	0	2	15	23	13.50	1.875								

Boston Red Sox @ Texas Rangers
Arlington Stadium, Arlington, TX
Mon May 26 1975, 8:05 PM EDT
Att: 15,478 - Unknown - 90 F

AB	32
R	7
H	7
RBI	7
BB	4
SO	6
LOB	10



Batter	1	2	3	4	5	6	7	8	9	AB	R	H	RBI	BB	SO	LOB	BOTTOM								
Cesar Tovar , R (1, 7) OBP: 0.331, SLG: 0.329	0-0 5-3		0-0 G3		0-0 1-3		0-0 5-3		0-0 F3	5	0	0	0	0	0	1									
Lenny Randle , S (1, 4) OBP: 0.317, SLG: 0.339	0-0 P7		0-0 F9 2B		0-0 4-3 1B		0-0 HR 2B			4	1	3	0	0	0	0									
Willie Davis , L (1, 8) OBP: 0.276, SLG: 0.424	0-0 S 1B 2B		0-0 L8		0-0 4-3 1-2		0-0 2-H HR			4	2	2	2	0	0	2									
Jeff Burroughs , R (1, 9) OBP: 0.328, SLG: 0.440	0-0 FC4-6 2-H 1B		0-0 F9		0-0 F3		0-3 K			4	0	1	1	0	1	2									
Mike Hargrove , L (1, 3) OBP: 0.396, SLG: 0.449	0-0 FC4-6 1-2		0-0 G3			0-0 P7		0-0 F6		4	0	0	0	0	0	2									
Jim Spencer , L (1, 10) OBP: 0.333, SLG: 0.535		0-0 E CS 1B			0-0 HR			0-3 K		3	1	3	1	0	0	0									
Tom Grieve , R (8, PH) OBP: 0.322, SLG: 0.547										1	0	0	0	0	1	0									
Toby Harrah , R (1, 6) OBP: 0.381, SLG: 0.398		0-0 FC1 CS 1B			0-0 F5		0-3 K		0-0 F8	4	1	0	0	0	1	2									
Roy Howell , L (1, 5) OBP: 0.301, SLG: 0.345		0-0 F6			0-0 L9		0-0 L8		0-0 F7	3	0	0	0	0	0	3									
Roy Smalley , S (7, 6) OBP: 0.327, SLG: 0.413										1	0	0	0	0	0	0									
Bill Fahey , L (1, 2) OBP: 0.444, SLG: 0.556		0-0 1-H 3-H 1B			0-0 6-3		0-3 K		0-0 F5	4	0	1	1	0	1	0									
Inning Stats	R: 1 E: 0 K: 0 S: 5	H: 2 LOB: 1 BB: 0 P: 5	R: 1 E: 1 K: 0 S: 5	H: 2 LOB: 1 BB: 0 P: 5	R: 0 E: 0 K: 0 S: 4	H: 1 LOB: 1 BB: 0 P: 4	R: 1 E: 0 K: 0 S: 4	H: 1 LOB: 0 BB: 0 P: 4	R: 0 E: 0 K: 1 S: 6	H: 1 LOB: 1 BB: 0 P: 6	R: 2 E: 0 K: 2 S: 9	H: 2 LOB: 0 BB: 0 P: 9	R: 0 E: 0 K: 1 S: 5	H: 0 LOB: 0 BB: 0 P: 5	R: 0 E: 0 K: 0 S: 3	H: 0 LOB: 0 BB: 0 P: 3	1B: 5 2B: 3 3B: 0 HR: 2	SF: 0 SAC: 0 DP: 0 HBP: 0	WP: 0 PB: 0 SB: 1 CS: 2	PA: 37					
PITCHER	IP	WLS	BF	H	R	ER	SO	BB	IBB	HBP	BLK	WP	HR	S	P	ERA	WHIP								
Rick Wise , R (1, 1) ERA: 4.15	7.0	W	31	10	5	4	3	0	0	0	0	0	0	1	1	0.00	0.000								
Bill Lee , L (8, 1) ERA: 3.49	0.1		1	0	0	0	0	0	0	0	0	0	0	1	1	0.00	0.000								
Dick Drago , R (8, 1) ERA: 2.03	1.2	S	5	0	0	0	1	0	0	0	0	0	0	7	7	0.00	0.000								

Boston Red Sox @ Texas Rangers
Arlington Stadium, Arlington, TX
Mon May 26 1975, 8:05 PM EDT
Att: 15,478 - Unknown - 90 F

AB	37
R	5
H	10
RBI	5
BB	0
SO	4
LOB	12



Batter	1	2	3	4	5	6	7	8	9	AB	R	H	RBI	BB	SO	LOB	TOP					
Bernie Carbo , L (1, 7) OBP: 0.457, SLG: 0.707	0-3 K	0-0 1-3		0-0 1-H 2B		0-0 2-3 G3			0-3 K	5	0	1	1	0	2	3						
Rick Burleson , R (1, 6) OBP: 0.327, SLG: 0.329	0-0 P7		0-0 6-3	0-0 F3		0-0 F4			0-0 1B	5	0	1	0	0	0	2						
Carl Yastrzemski , L (1, 3) OBP: 0.377, SLG: 0.399	4-0 FC6-4 BB		4-0 1B SF9 BB		0-0 FC6-4 1B		0-0 3-1		0-0 F9	3	1	1	0	2	0	1						
Fred Lynn , L (1, 8) OBP: 0.405, SLG: 0.563	0-0 FC6-4		0-0 SF9 1B		0-0 FC6-4 1B		0-3 K			4	0	1	0	0	1	2						
Jim Rice , R (1, 10) OBP: 0.312, SLG: 0.491		0-0 1B 2B	0-0 SF9		0-0 2B 1B		0-0 5-3			3	2	2	1	0	0	0						
Dwight Evans , R (1, 9) OBP: 0.342, SLG: 0.435		0-0 L7	0-0 F8		0-0 2B			0-0 F8		4	0	1	1	0	0	2						
Rico Petrocelli , R (1, 5) OBP: 0.313, SLG: 0.350		0-0 F4		0-0 P7		0-3 K		0-0 6-3		4	0	0	0	0	1	2						
Doug Griffin , R (1, 4) OBP: 0.279, SLG: 0.250	4-0 1B BB		0-3 K		0-0 G3 2B			0-0 F2		3	0	1	0	1	1	0						
Tim Blackwell , S (1, 2) OBP: 0.391, SLG: 0.235	0-0 1-3 2-H 1B		0-0 2B 1B		0-0 F5			0-0 L8		4	1	2	1	0	0	1						
Inning Stats	R: 0 E: 0 K: 1 S: 5	H: 0 LOB: 1 BB: 1 P: 9	R: 1 E: 0 K: 0 S: 5	H: 2 LOB: 2 BB: 1 P: 9	R: 1 E: 0 K: 0 S: 4	H: 1 LOB: 1 BB: 1 P: 8	R: 1 E: 0 K: 1 S: 7	H: 2 LOB: 1 BB: 0 P: 7	R: 1 E: 0 K: 1 S: 6	H: 3 LOB: 1 BB: 0 P: 7	R: 0 E: 0 K: 0 S: 4	H: 1 LOB: 1 BB: 0 P: 4	R: 0 E: 0 K: 1 S: 5	H: 0 LOB: 0 BB: 0 P: 5	R: 0 E: 0 K: 0 S: 3	H: 0 LOB: 0 BB: 0 P: 3	R: 0 E: 0 K: 1 S: 6	H: 1 LOB: 1 BB: 0 P: 6	1B: 6 2B: 4 3B: 0 HR: 0	SF: 1 SAC: 0 DP: 0 HBP: 0	WP: 0 PB: 0 SB: 0 CS: 0	PA: 39
PITCHER Fergie Jenkins , R (1, 1) ERA: 4.52	IP: 9.0 WLS: L BF: 39	H: 10 R: 4 ER: 4 SO: 5	BB: 3 IBB: 0 HBP: 0 BLK: 0	WP: 0 HR: 0 S: 46 P: 58	ERA: 4.00 WHIP: 1.444																	

Boston Red Sox @ Texas Rangers
Arlington Stadium, Arlington, TX
Wed May 28 1975, 8:05 PM EDT
Att. 8,091 - Unknown - 85 F

AB	35
R	4
H	10
RBI	4
BB	3
SO	5
LOB	13



Batter	1	2	3	4	5	6	7	8	9	AB	R	H	RBI	BB	SO	LOB	BOTTOM			
Cesar Tovar , R (1, 10) OBP: 0.323, SLG: 0.320	0-0 5-3			0-0 L7		0-0 1-2 FC4-6		0-0 1-2 6-3		4	0	0	0	0	0	2				
Toby Harrah , R (1, 4) OBP: 0.378, SLG: 0.388	4-0 G1-6-3 BB			0-0 6-3		0-0 F9		0-0 3-H P9		3	0	0	0	1	0	2				
Lenny Randle , S (1, 8) OBP: 0.316, SLG: 0.337	0-0 G1-6-3 1-2			0-0 F8			0-0 6-3		0-0 1B	4	0	1	0	0	0	1				
Jeff Burroughs , R (1, 9) OBP: 0.321, SLG: 0.430		0-0 4-3			0-0 5-3		0-0 6-3		0-0 F9	4	0	0	0	0	0	1				
Jim Fregosi , R (1, 3) OBP: 0.333, SLG: 0.380		0-0 F8			0-3 K		0-0 1B		0-0 F9	4	0	1	0	0	1	1				
Tom Grieve , R (1, 7) OBP: 0.317, SLG: 0.526		0-0 4-3			0-0 FC6-4 1B		0-3 K		0-0 F7	4	0	1	0	0	1	2				
Leo Cardenas , R (1, 5) OBP: 0.351, SLG: 0.394			0-0 5-3		0-0 FC6-4 1-2			0-0 E FC6 E 1B		3	1	1	0	0	0	1				
Roy Smalley , S (1, 6) OBP: 0.308, SLG: 0.388			0-3 K			0-0 F9		0-0 1-3 FC6 E 1B		3	0	0	0	0	1	1				
Jim Sundberg , R (1, 2) OBP: 0.299, SLG: 0.292			0-0 1-3			4-0 FC4-6 BB		0-0 F9		2	0	0	0	1	0	2				
Inning Stats	R: 0 E: 0 K: 0 S: 2	H: 0 LOB: 0 BB: 1 P: 6	R: 0 E: 0 K: 0 S: 3	H: 0 LOB: 0 BB: 0 P: 3	R: 0 E: 0 K: 1 S: 5	H: 0 LOB: 0 BB: 0 P: 5	R: 0 E: 0 K: 0 S: 3	H: 0 LOB: 0 BB: 0 P: 3	R: 0 E: 0 K: 1 S: 6	H: 1 LOB: 1 BB: 0 P: 6	R: 0 E: 0 K: 1 S: 6	H: 1 LOB: 1 BB: 0 P: 6	R: 1 E: 2 K: 0 S: 5	H: 1 LOB: 1 BB: 0 P: 5	R: 0 E: 0 K: 0 S: 4	H: 1 LOB: 1 BB: 0 P: 4	1B: 4 2B: 0 3B: 0 HR: 0	SF: 0 SAC: 0 DP: 1 HBP: 0	WP: 0 PB: 0 SB: 0 CS: 0	PA: 33
PITCHER Bill Lee , L (1, 1) ERA: 3.13	IP: 9.0 WLS: W BF: 33	H: 4 R: 1 ER: 0 SO: 3	BB: 2 IBB: 0 HBP: 0 BLK: 0	WP: 0 HR: 0 S: 37 P: 45	ERA: 0.00 WHIP: 0.667															

Boston Red Sox @ Texas Rangers
Arlington Stadium, Arlington, TX
Wed May 28 1975, 8:05 PM EDT
Att. 8,091 - Unknown - 85 F


AB	31
R	1
H	4
RBI	0
BB	2
SO	3
LOB	13



Batter	1	2	3	4	5	6	7	8	9	AB	R	H	RBI	BB	SO	LOB	TOP										
Bernie Carbo, L (1, 7) OBP: 0.450, SLG: 0.698 Tony Conigliaro, R (9, PH) OBP: 0.224, SLG: 0.245	1-6-3		6-3		FC3-6		FC5-2 2B		SF8	4	0	1	0	0	0	1											
Rick Burleson, R (1, 6) OBP: 0.335, SLG: 0.329	G4-6-3 BB		HBP		K		FC5-2		1B	3	0	1	0	1	1	3											
Carl Yastrzemski, L (1, 3) OBP: 0.371, SLG: 0.363	G4-6-3		K		K		L1		K	5	1	1	0	0	2	6											
Fred Lynn, L (1, 8) OBP: 0.407, SLG: 0.586		6-3			5-3 1B		HR		F8	4	1	2	2	0	0	0											
Jim Rice, R (1, 10) OBP: 0.310, SLG: 0.483		E 1B		5-3		K		L7		4	0	1	0	0	1	1											
Dwight Evans, R (1, 9) OBP: 0.333, SLG: 0.423	E6		5-3		5-3		K		K	4	0	0	0	0	1	2											
Rico Petrocelli, R (1, 5) OBP: 0.306, SLG: 0.341 Juan Beniquez, R (7, 5) OBP: 0.370, SLG: 0.400		K		K		K		L8		3	0	0	0	0	3	3											
Tim Blackwell, S (1, 2) OBP: 0.370, SLG: 0.238		G3		4-3		6-3		1B SF8 1B		4	1	1	0	0	0	2											
Doug Griffin, R (1, 4) OBP: 0.288, SLG: 0.260 Cecil Cooper, L (9, PH) OBP: 0.280, SLG: 0.333		5-3		5-3		FC3-6 1B		2B FC5-2 1B		3	0	2	0	0	0	0											
Inning Stats	R: 0 E: 0 K: 0 S: 2	H: 0 LOB: 0 BB: 1 P: 6	R: 0 E: 1 K: 1 S: 7	H: 1 LOB: 2 BB: 0 P: 7	R: 0 E: 0 K: 1 S: 5	H: 0 LOB: 1 BB: 0 P: 6	R: 0 E: 0 K: 1 S: 6	H: 1 LOB: 1 BB: 0 P: 6	R: 2 E: 0 K: 2 S: 9	H: 2 LOB: 0 BB: 0 P: 9	R: 0 E: 0 K: 0 S: 5	H: 0 LOB: 0 BB: 0 P: 5	R: 0 E: 0 K: 1 S: 5	H: 0 LOB: 0 BB: 0 P: 5	R: 1 E: 0 K: 1 S: 8	H: 3 LOB: 2 BB: 0 P: 8	1B: 8 2B: 1 3B: 0 HR: 1	SF: 1 SAC: 0 DP: 1 HBP: 1	WP: 0 PB: 0 SB: 0 CS: 0	PA: 39							
PITCHER	IP	WLS	BF	H	R	ER	SO	BB	IBB	HBP	BLK	WP	HR	S	P	ERA	WHIP										
Dave Goltz, R (1, 1) ERA: 2.89	8.1	W	36	9	3	3	7	1	0	1	0	0	1	48	53	3.24	1.200										
Tom Burgmeier, L (9, 1) ERA: 1.76	0.2	S	3	1	0	0	1	0	0	0	0	0	0	5	5	0.00	1.500										

Boston Red Sox @ Minnesota Twins
Metropolitan Stadium, Bloomington, MI
Fri May 30 1975, 8:05 PM EDT
Att: 11,666 - Unknown - 61 F


AB 36
R 3
H 10
RBI 3
BB 1
SO 8
LOB 18



Batter	1	2	3	4	5	6	7	8	9	AB	R	H	RBI	BB	SO	LOB	BOTTOM										
Steve Braun, L (1, 7) OBP: 0.377, SLG: 0.455 Dan Ford, R (9, 8) OBP: 0.239, SLG: 0.209	F9	K			HR		F7		K	5	1	1	1	0	2	2											
Rod Carew, L (1, 4) OBP: 0.430, SLG: 0.492	S 1B		K		4-3		E S 1B BB		6-3	4	1	1	0	1	1	0											
Bobby Darwin, R (1, 9) OBP: 0.316, SLG: 0.371 Steve Brye, R (9, 9) OBP: 0.361, SLG: 0.438	K		1B 2B		E S 1B BB		5-3			3	1	1	0	1	1	2											
Tony Oliva, L (1, 10) OBP: 0.340, SLG: 0.333 Sergio Ferrer, S (7, PR) OBP: 0.296, SLG: 0.280	FC5-4 BB		2-4 1B		F5		S 1B			3	0	2	1	1	0	1											
Larry Hise, R (1, 8) OBP: 0.394, SLG: 0.520	FC5-4		2-4		F9		F7			3	0	0	0	1	0	3											
Eric Soderholm, R (1, 5) OBP: 0.357, SLG: 0.358		K			1B		1B		1B	4	0	3	2	0	1	0											
Tom Kelly, L (1, 3) OBP: 0.256, SLG: 0.294	P6		L8		F2		1B			4	0	1	0	0	0	3											
Danny Thompson, R (1, 6) OBP: 0.384, SLG: 0.409 Luis Gomez, R (8, 6) OBP: 0.308, SLG: 0.182	1B		1B		FC5-4 1B		P6		5-3	4	0	2	0	0	0	2											
Glenn Borgmann, R (1, 2) OBP: 0.289, SLG: 0.227		1B		FC5-4		5-3		6-3		4	0	1	0	0	0	2											
Inning Stats	R: 0 E: 0 K: 1 S: 6	H: 1 LOB: 2 BB: 1 P: 10	R: 0 E: 0 K: 2 S: 9	H: 2 LOB: 0 BB: 0 P: 9	R: 0 E: 0 K: 0 S: 5	H: 2 LOB: 2 BB: 0 P: 5	R: 0 E: 0 K: 0 S: 5	H: 2 LOB: 2 BB: 2 P: 13	R: 0 E: 0 K: 0 S: 3	H: 0 LOB: 0 BB: 0 P: 3	R: 2 E: 0 K: 0 S: 6	H: 3 LOB: 2 BB: 1 P: 10	R: 0 E: 0 K: 1 S: 5	H: 0 LOB: 0 BB: 0 P: 5	1B: 10 2B: 1 3B: 0 HR: 1	SF: 0 SAC: 0 DP: 0 HBP: 0	WP: 0 PB: 0 SB: 4 CS: 0	PA: 38									
PITCHER	IP	WLS	BF	H	R	ER	SO	BB	IBB	HBP	BLK	WP	HR	S	P	ERA	WHIP										
Dick Pole, R (1, 1) ERA: 4.26	4.2	L	11	4	2	2	0	1	0	0	0	0	0	10	14	9.00	2.500										
Diego Segui, R (5, 1) ERA: 3.5	2.0																										
Dick Drago, R (7, 1) ERA: 1.84	1.1																										

Boston Red Sox @ Minnesota Twins
Metropolitan Stadium, Bloomington, MI
Fri May 30 1975, 8:05 PM EDT
Att: 11,666 - Unknown - 61 F

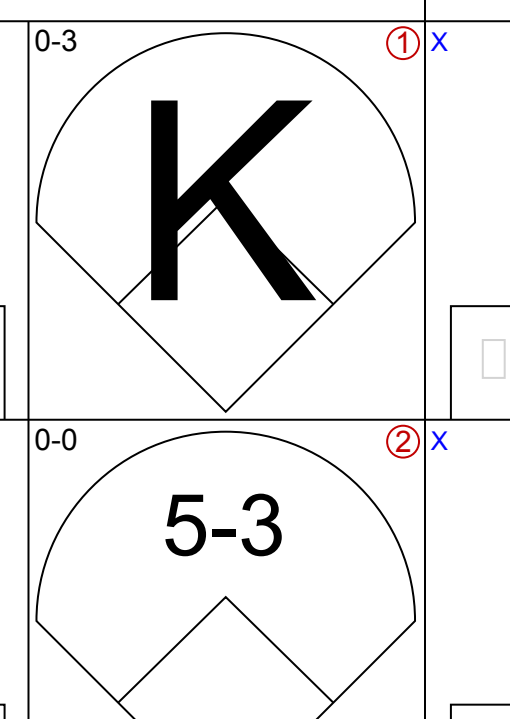
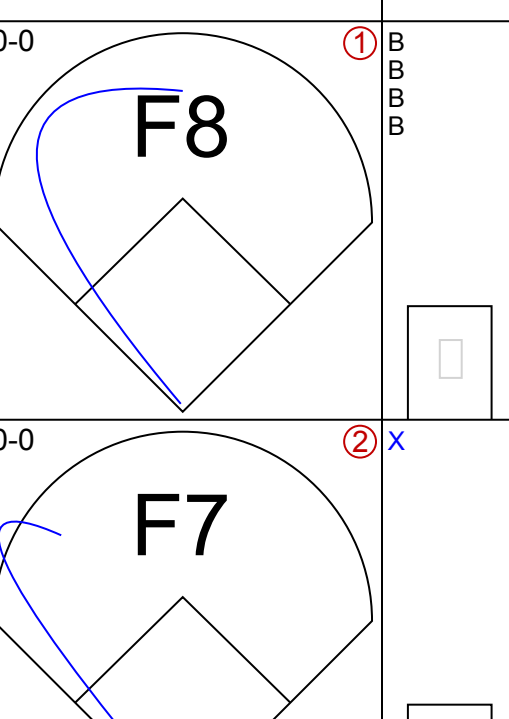
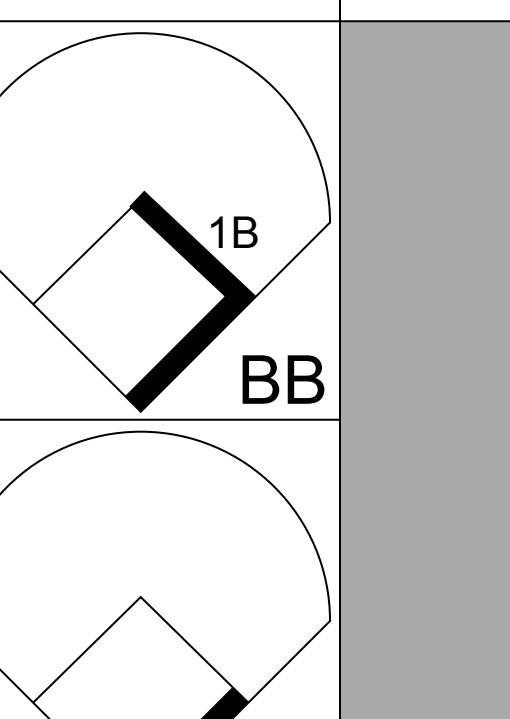
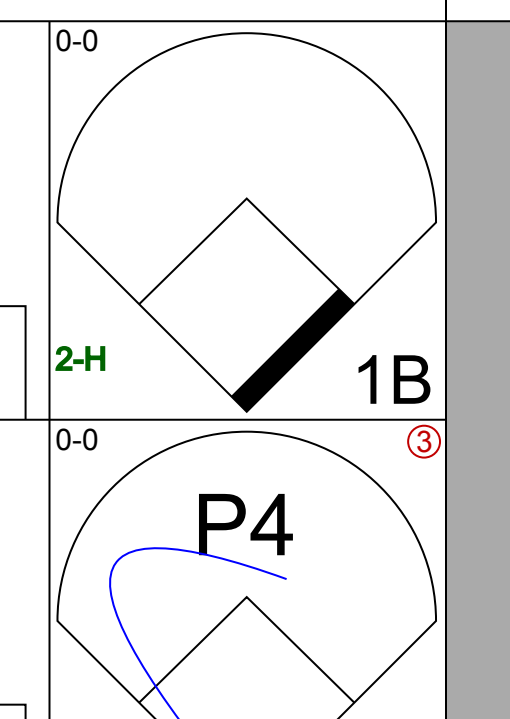
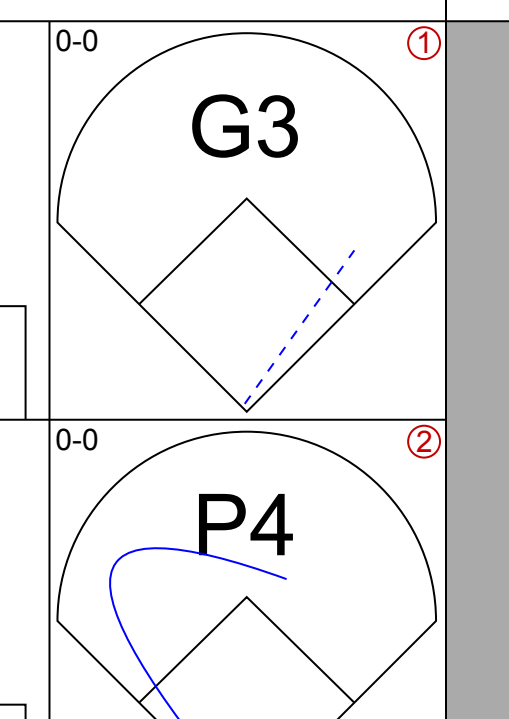
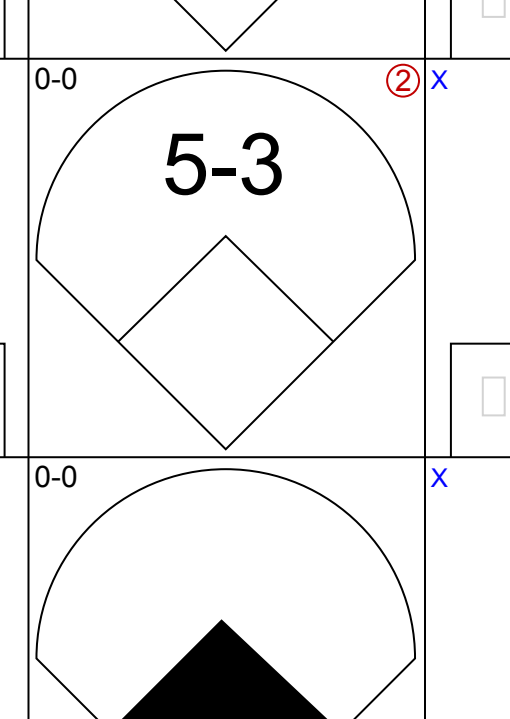
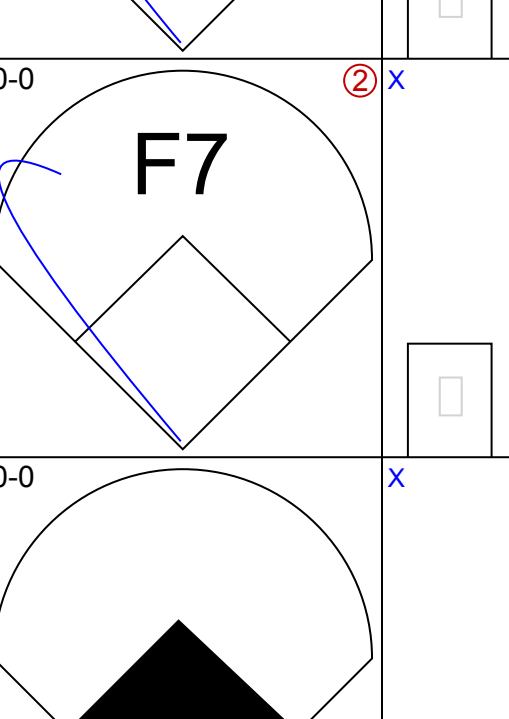
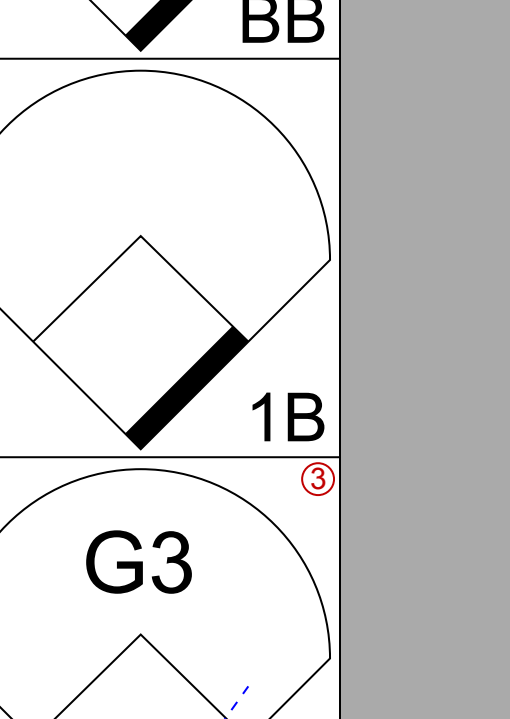
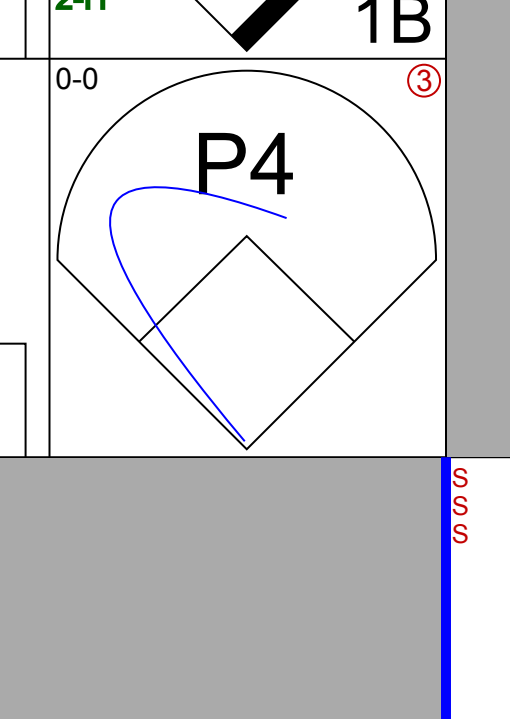
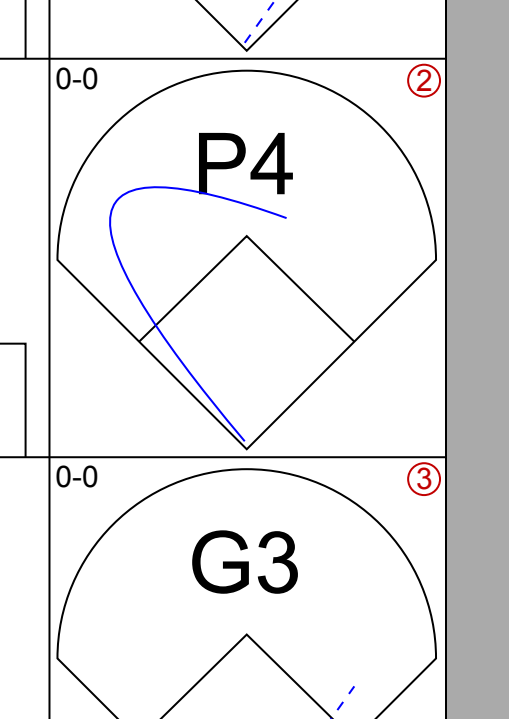
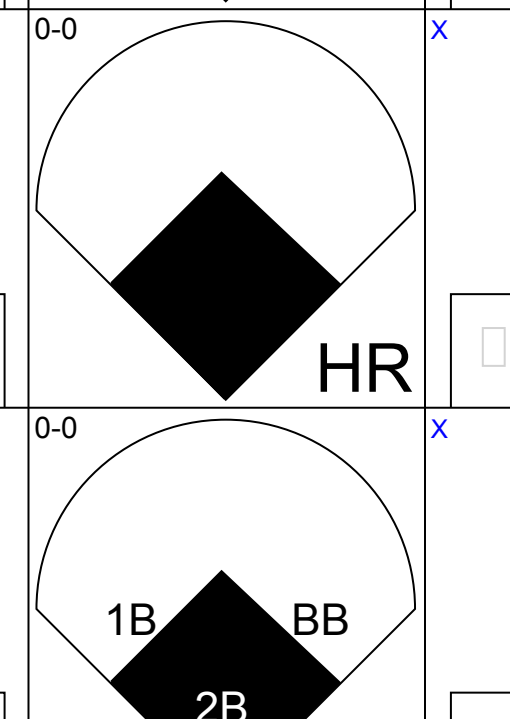
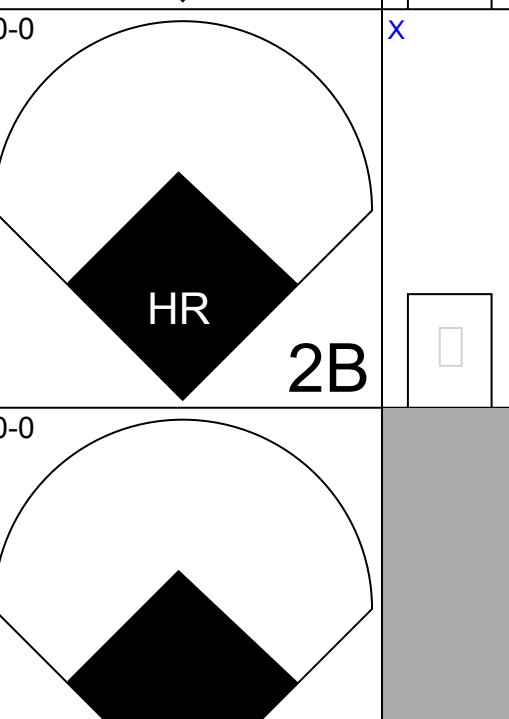
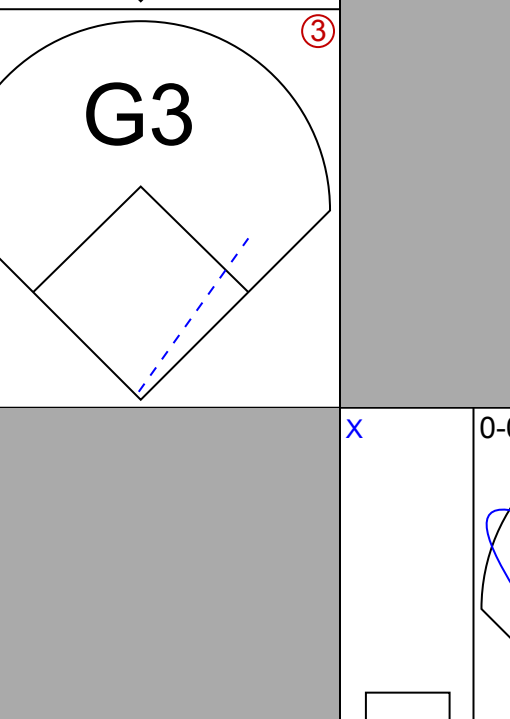
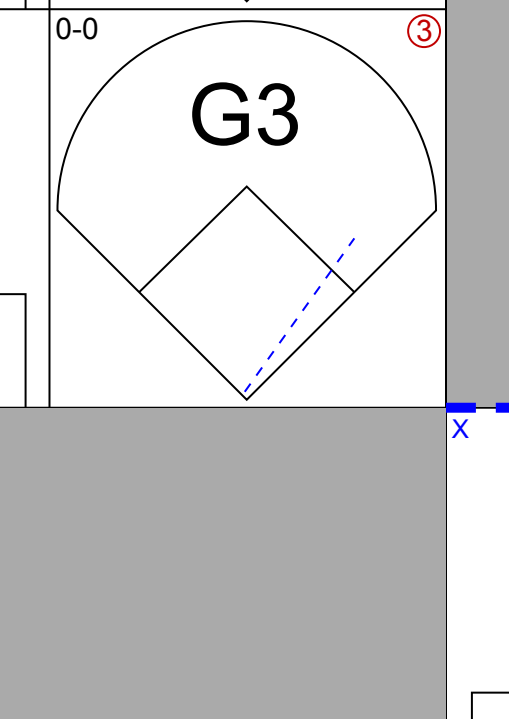
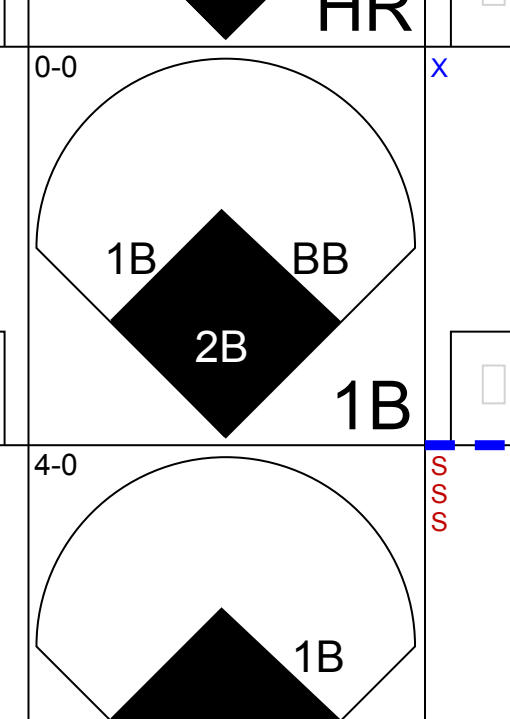
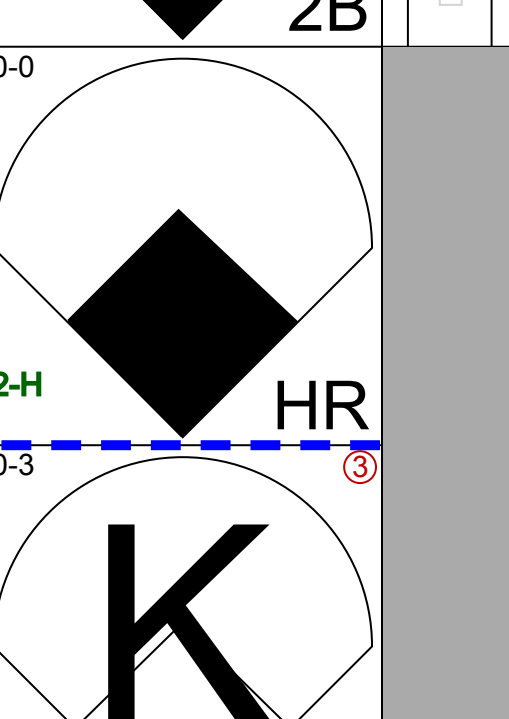
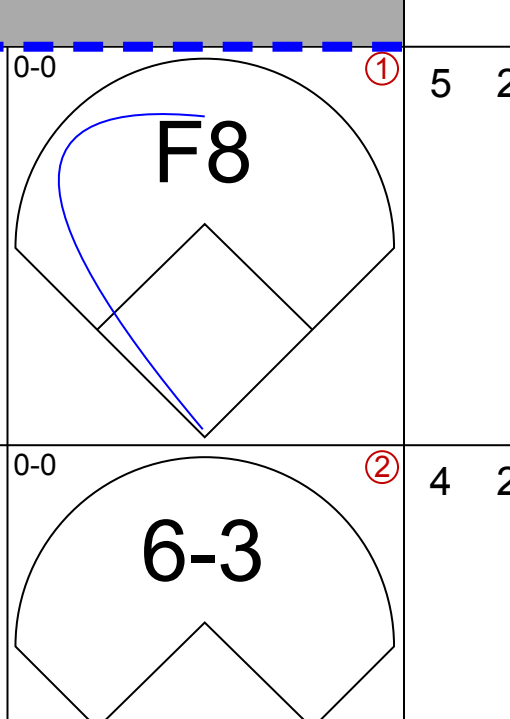
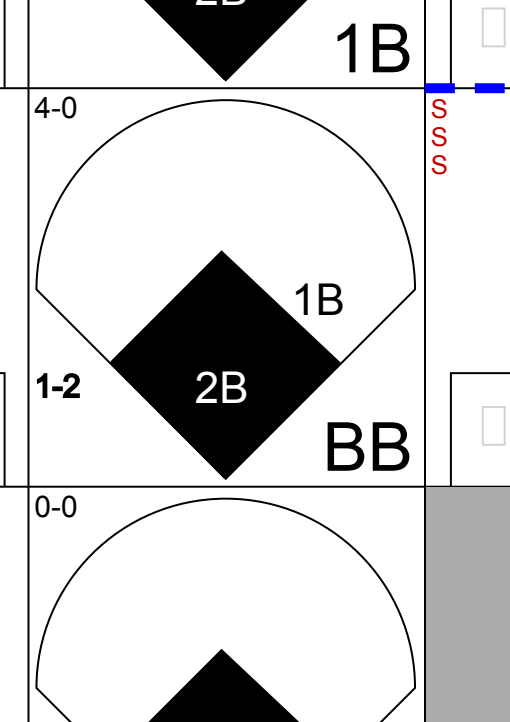

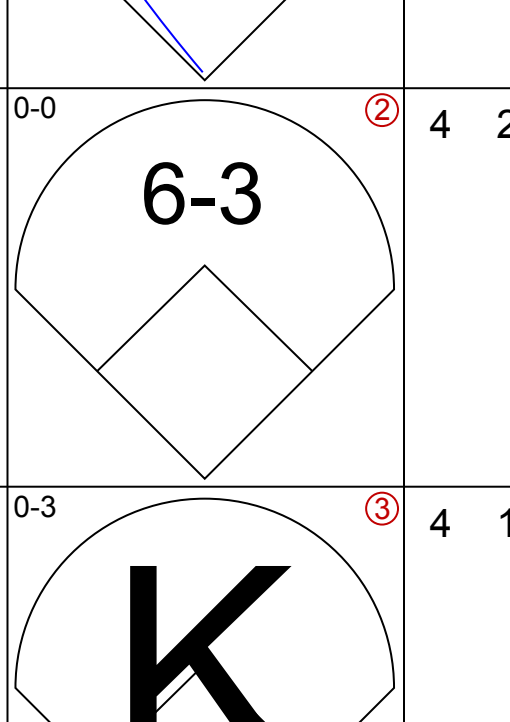
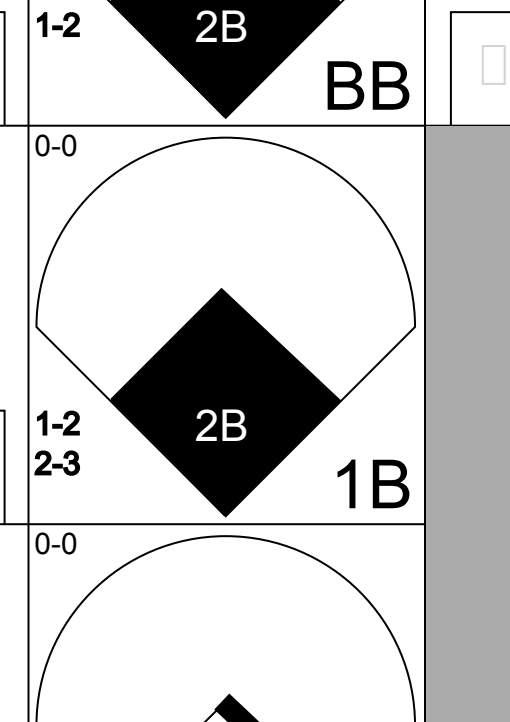
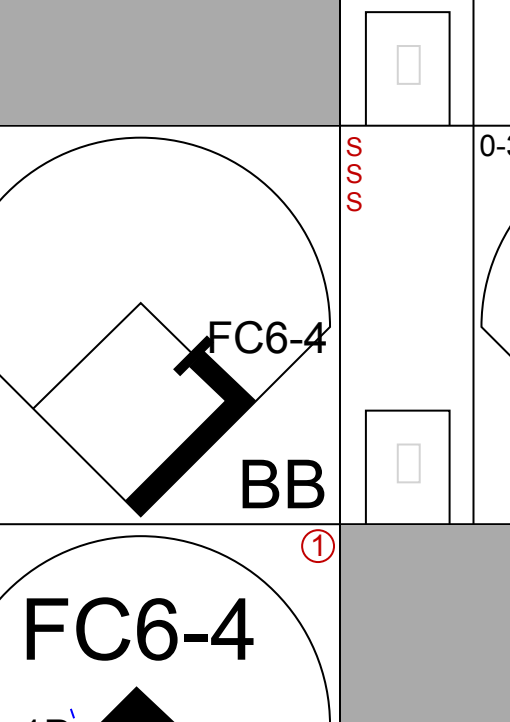
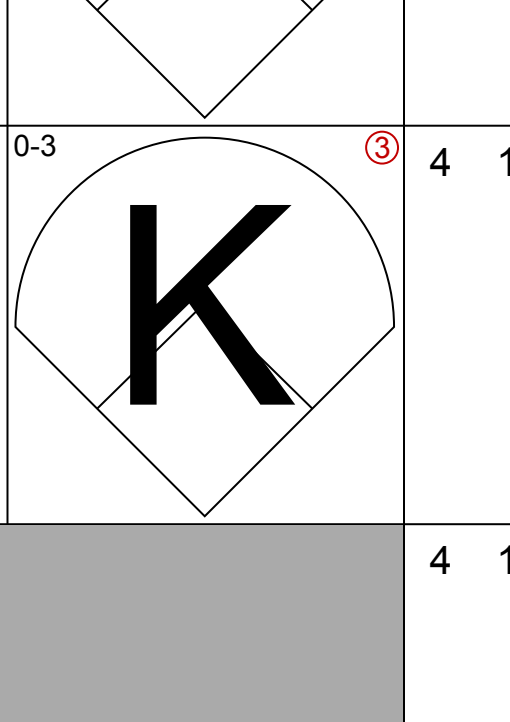
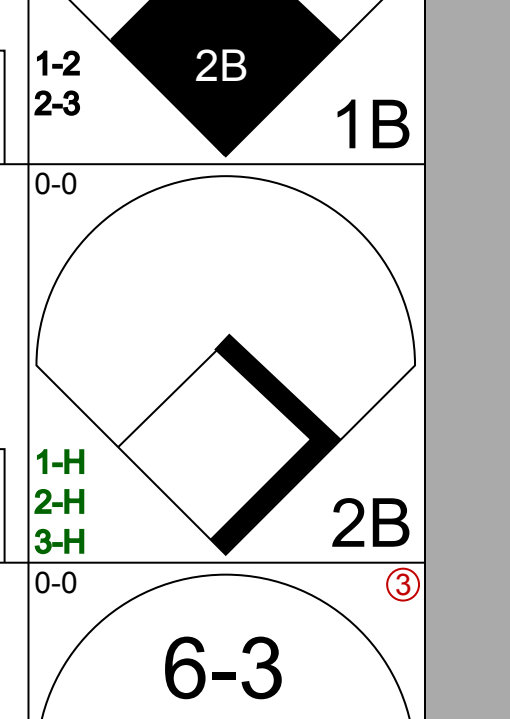
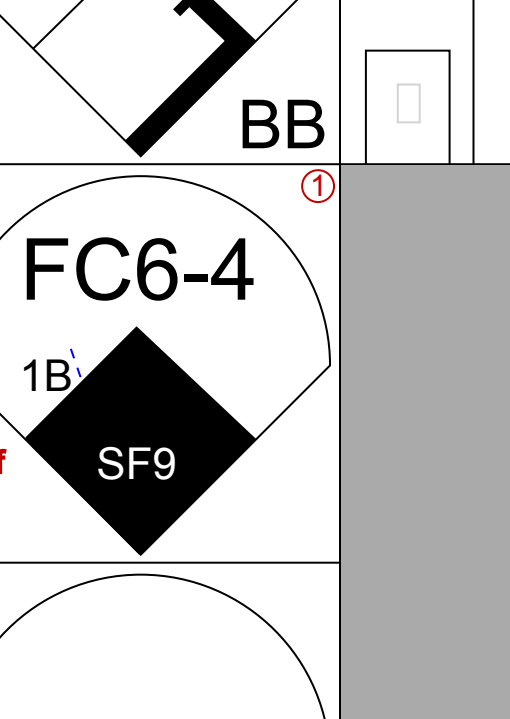
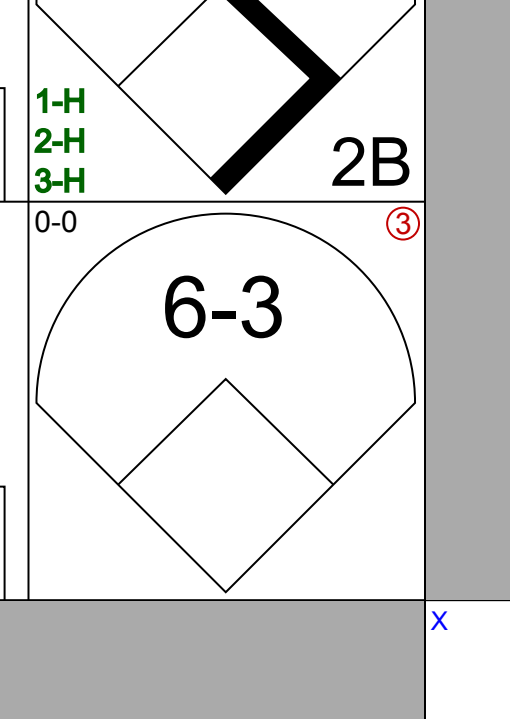
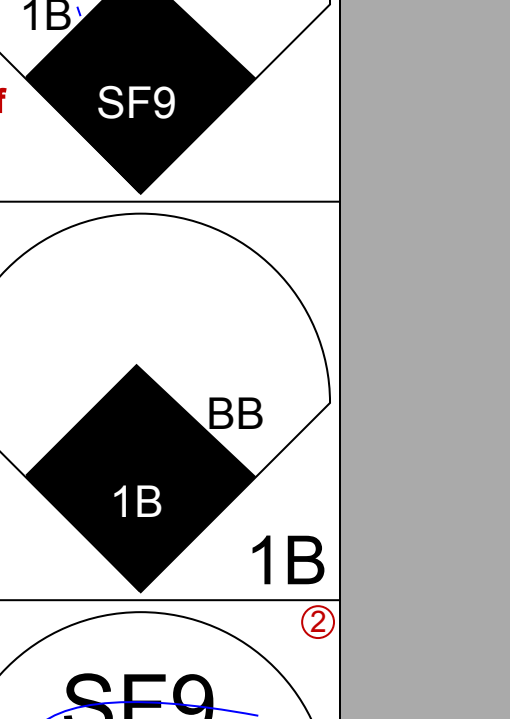
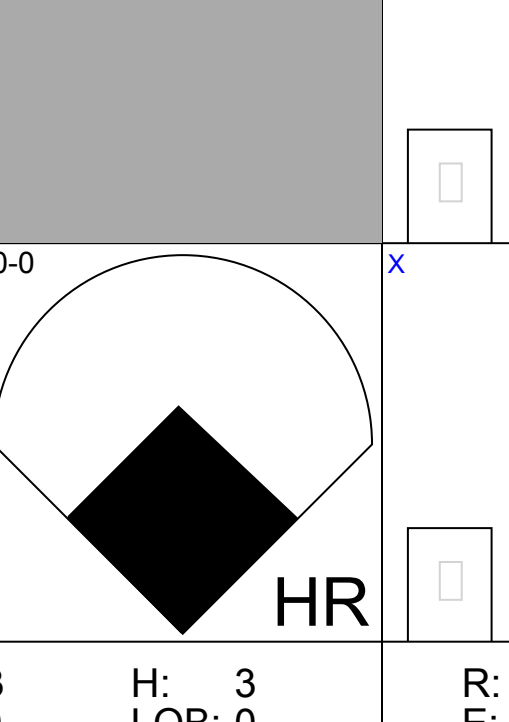
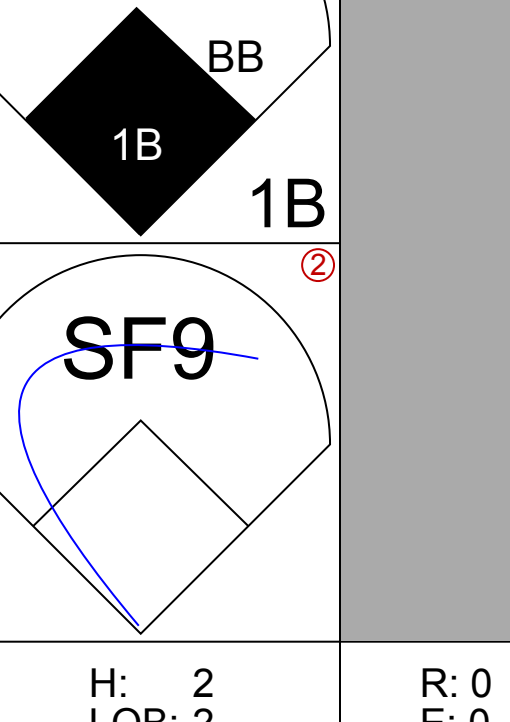
AB 34
R 4
H 12
RBI 4
BB 4
SO 5
LOB 15

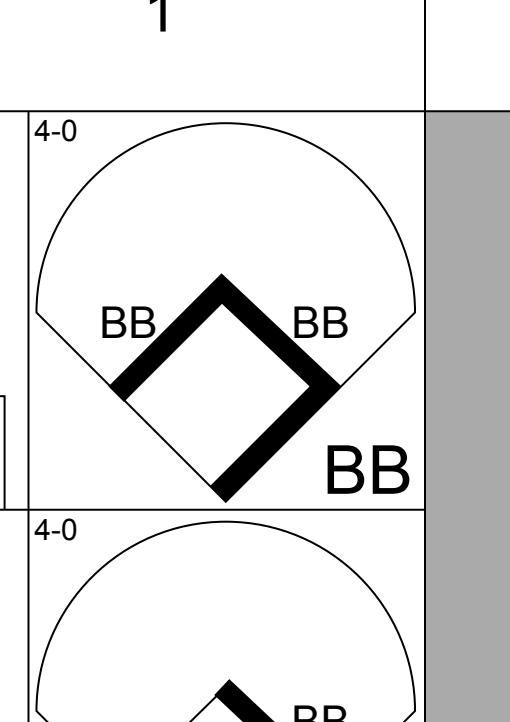
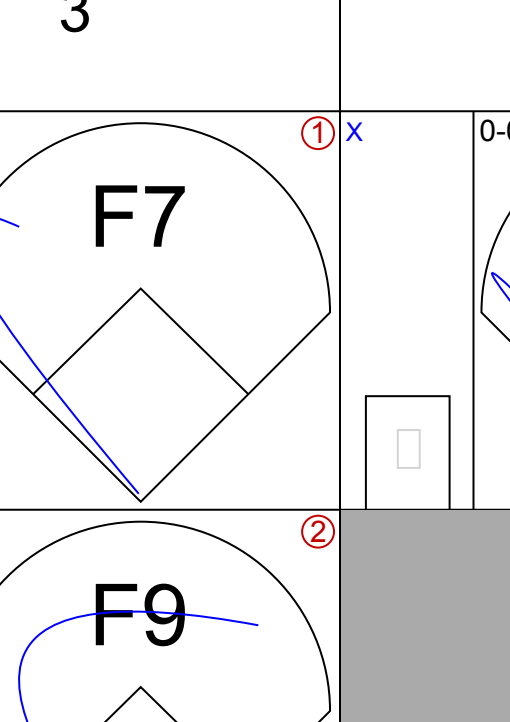
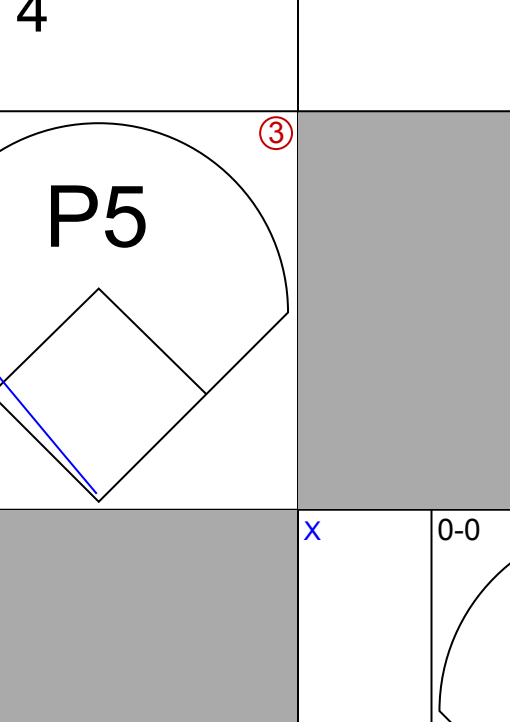
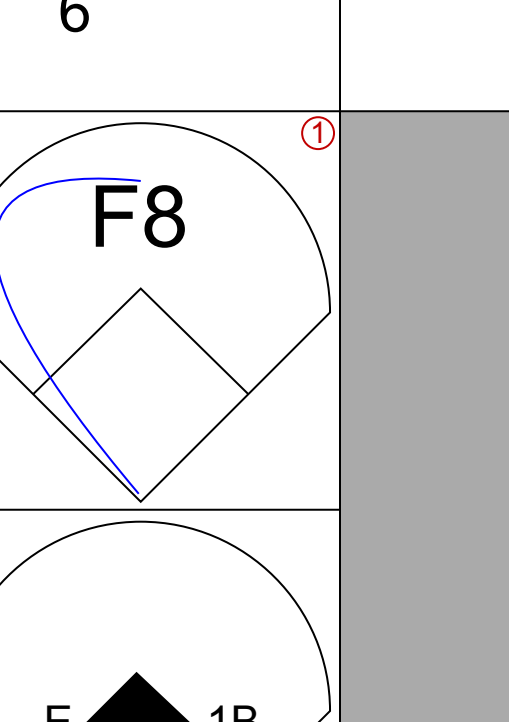
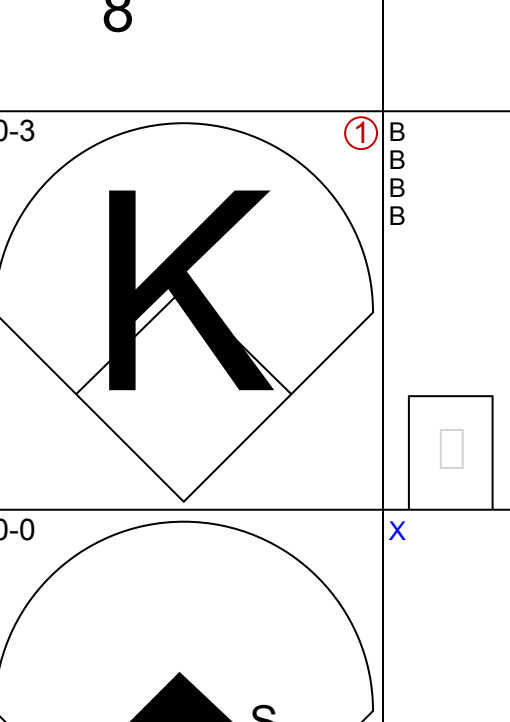
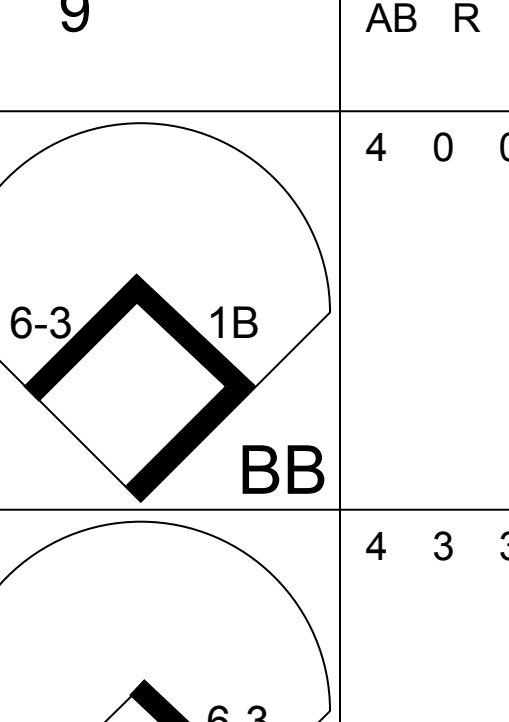
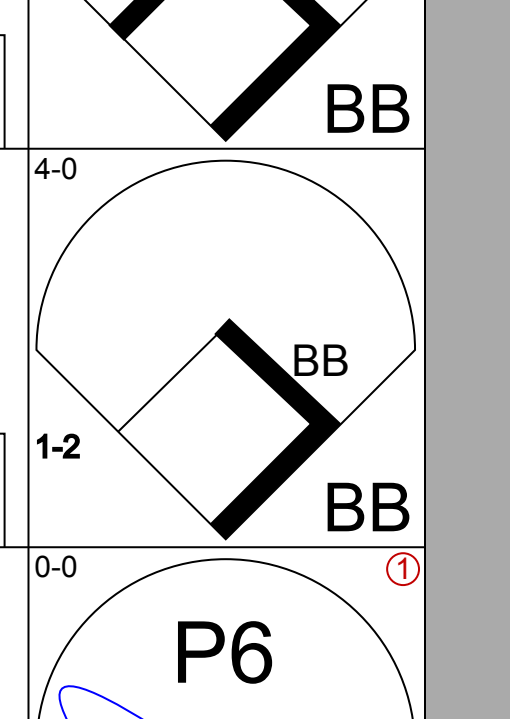
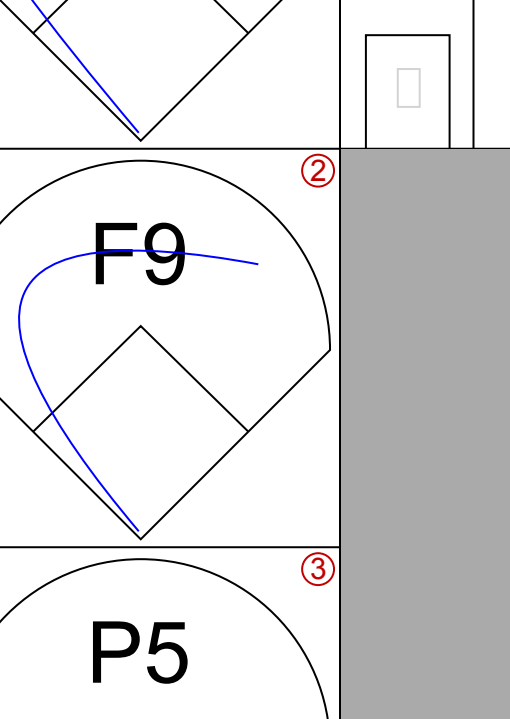
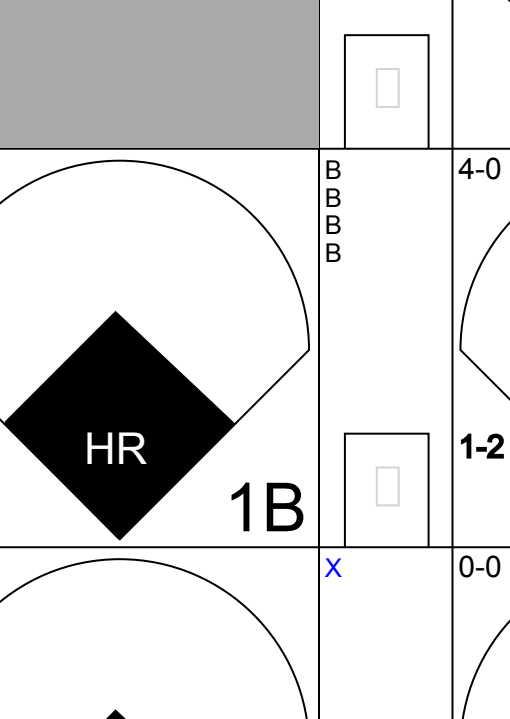
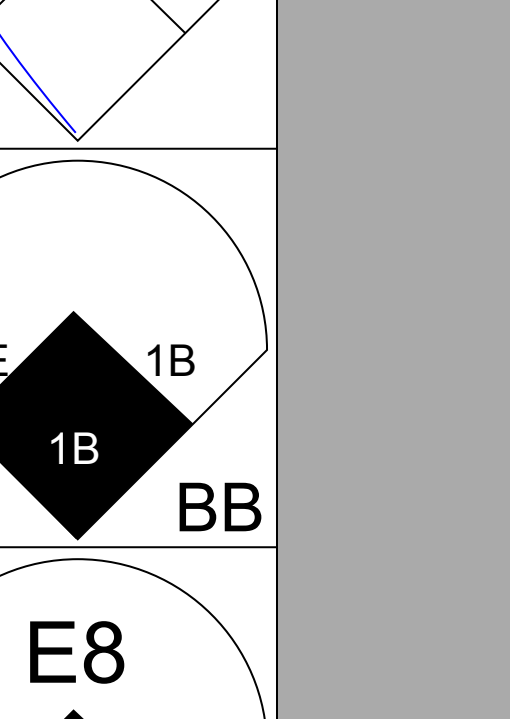
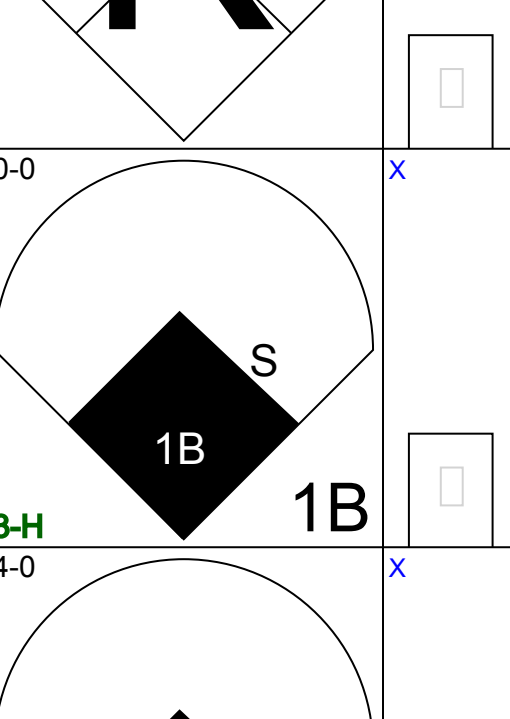
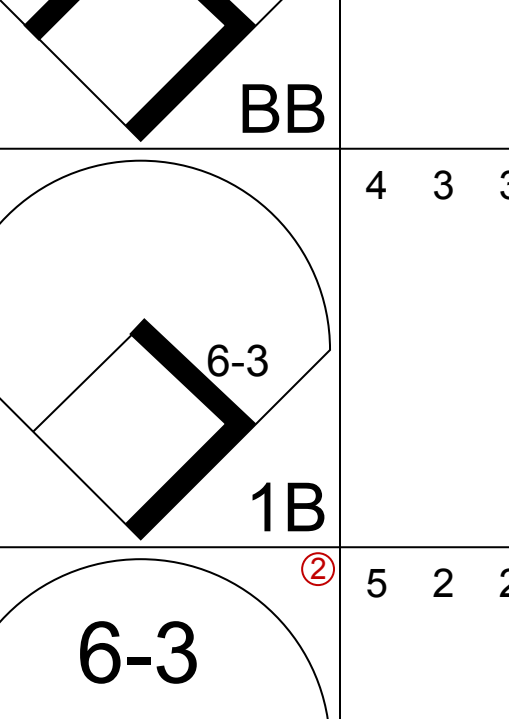
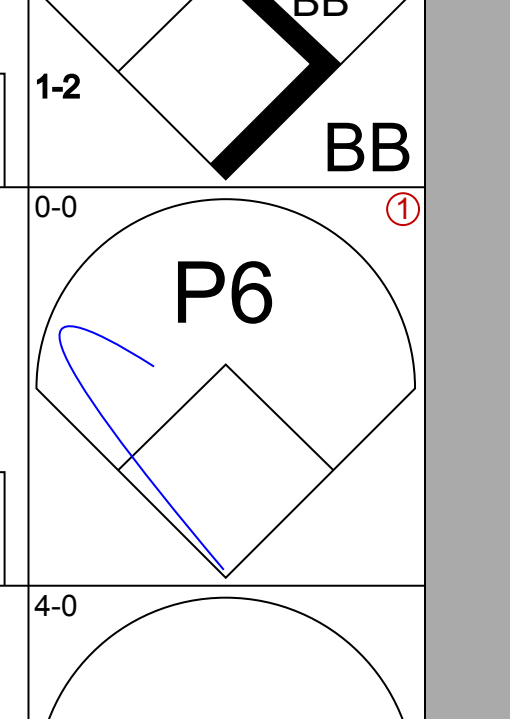
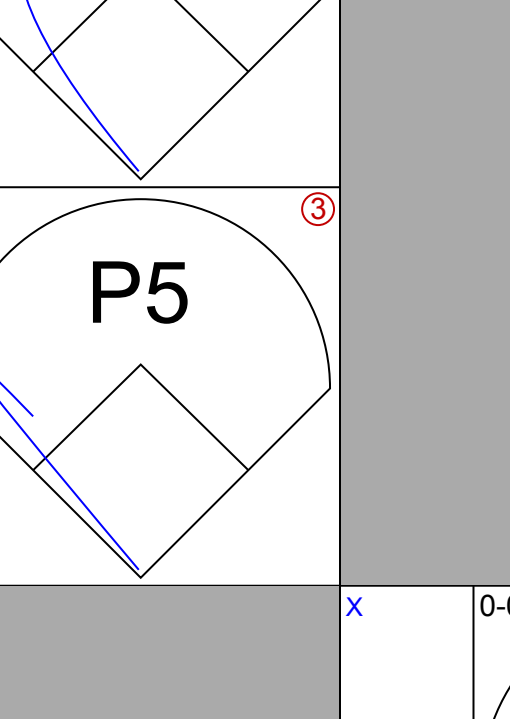
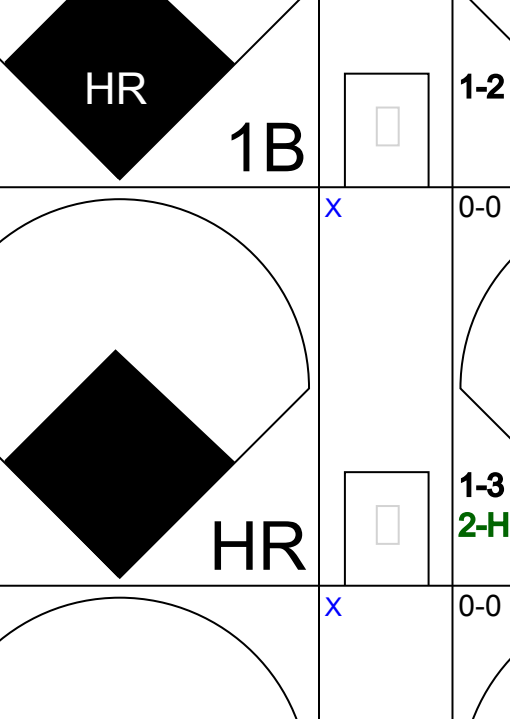
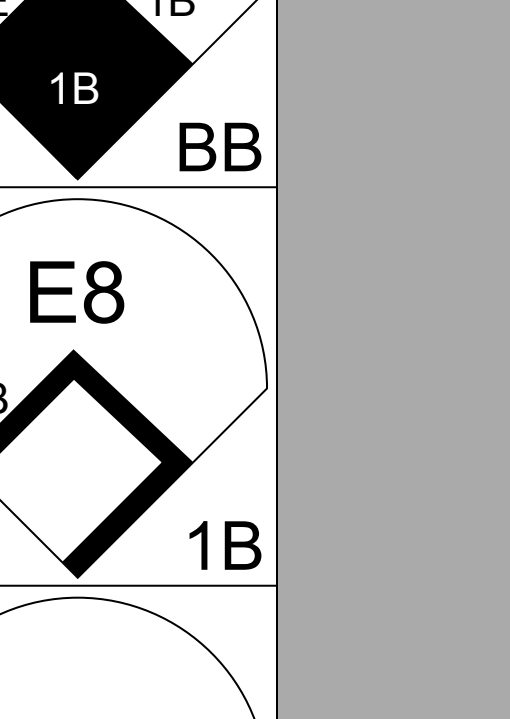
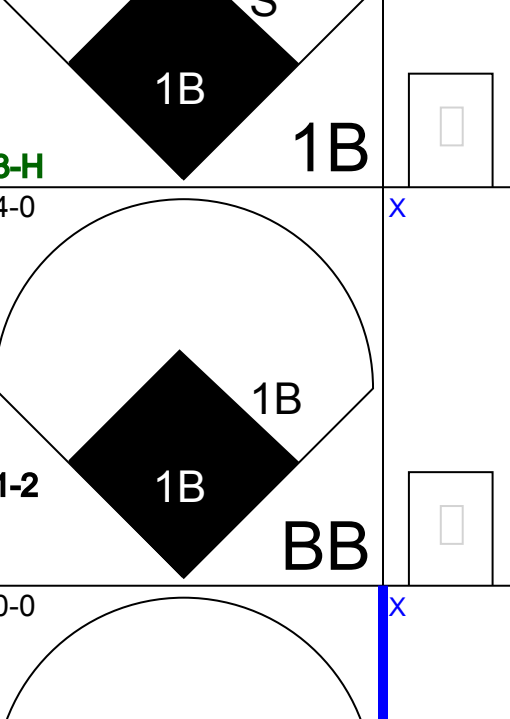
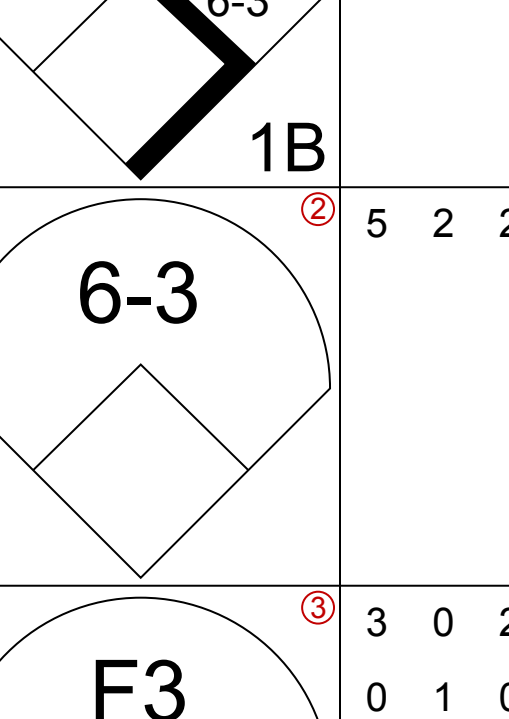
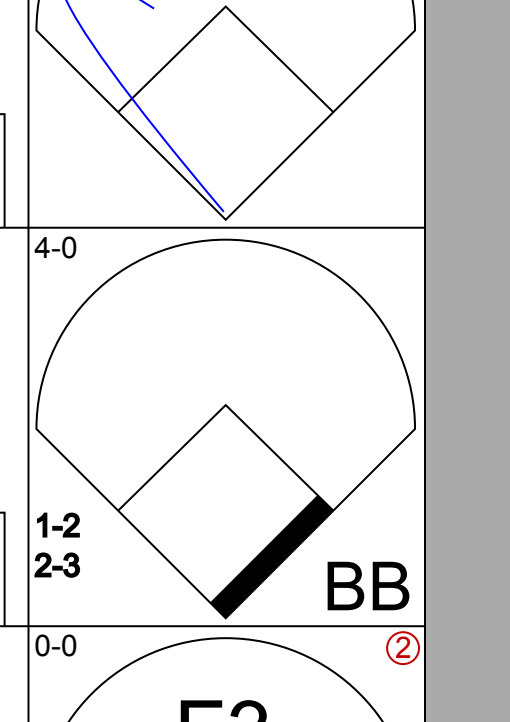
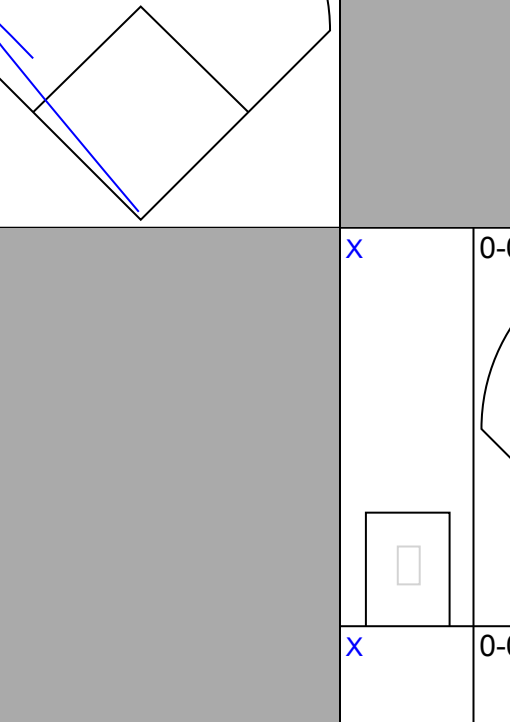
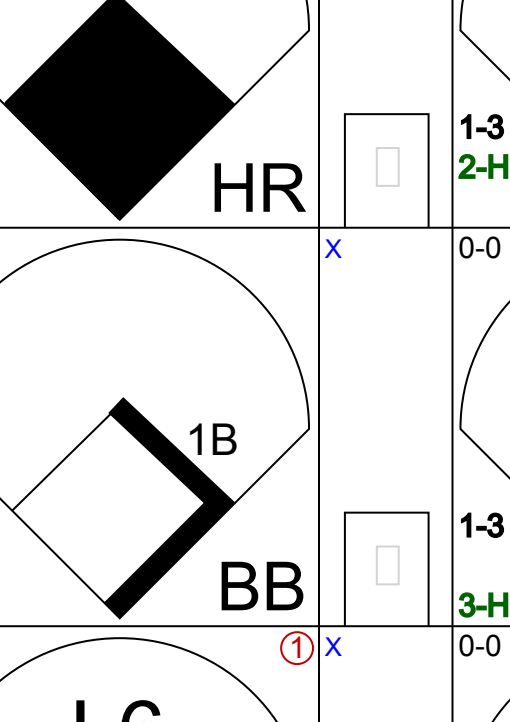
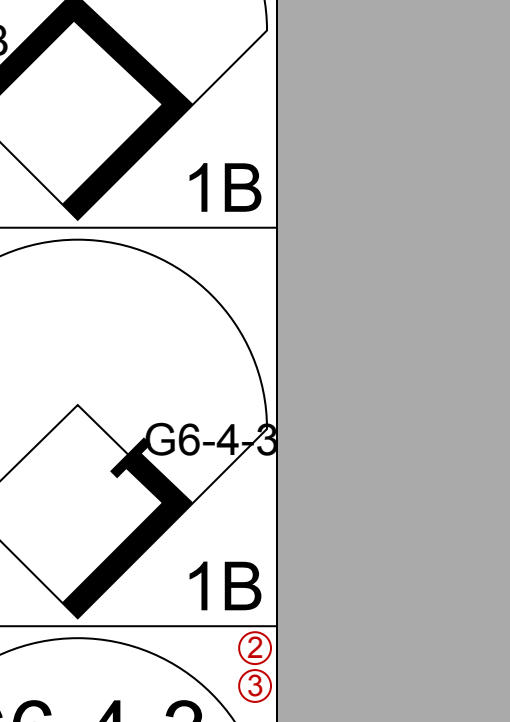
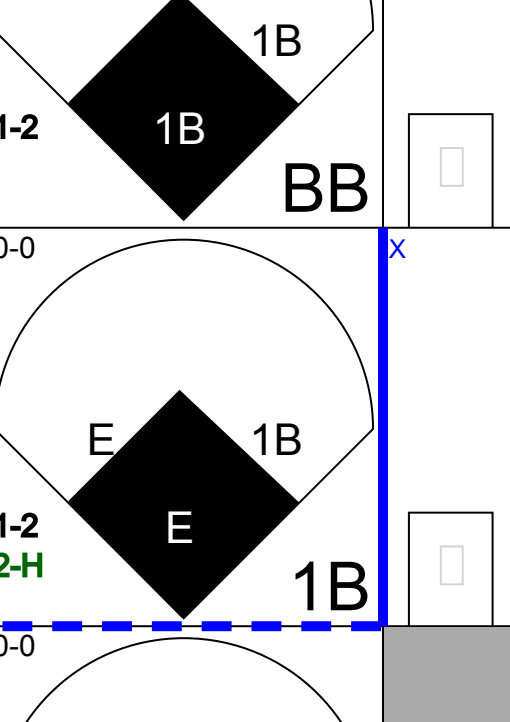
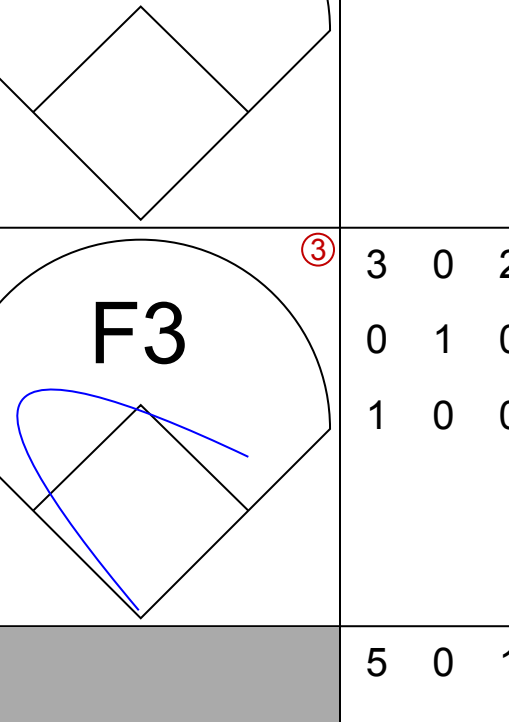
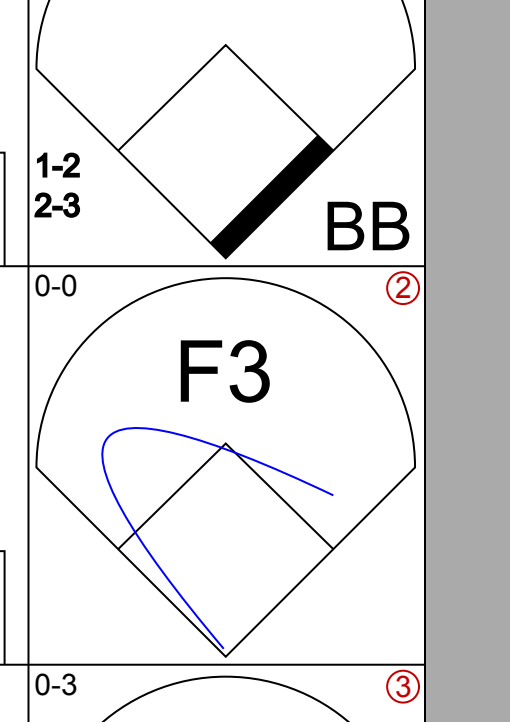
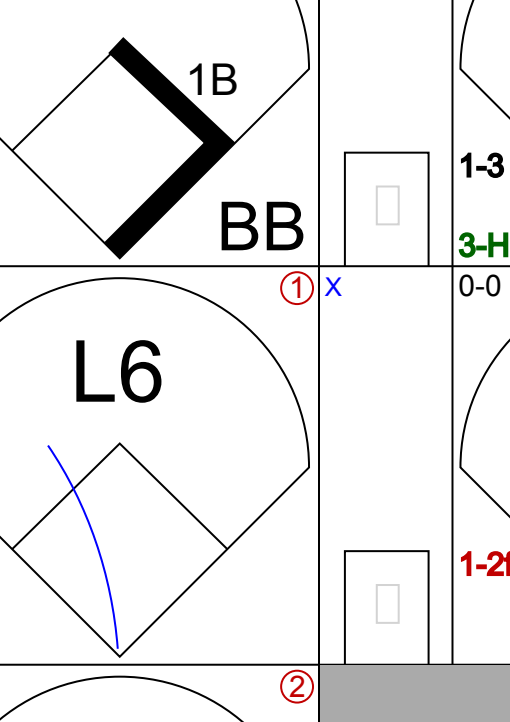
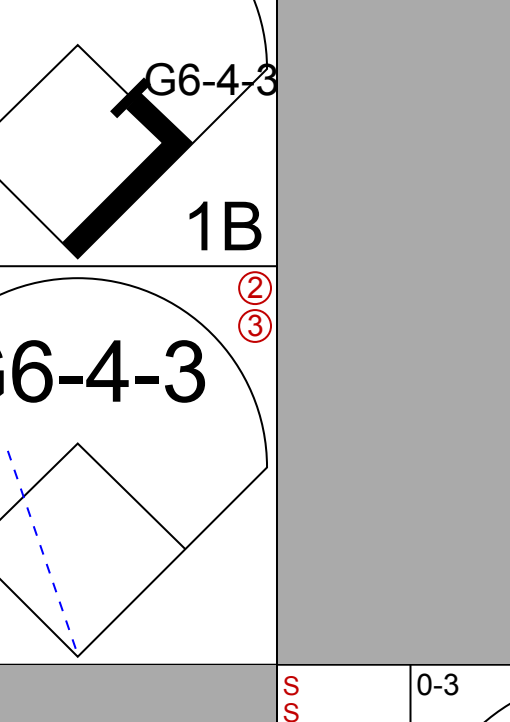
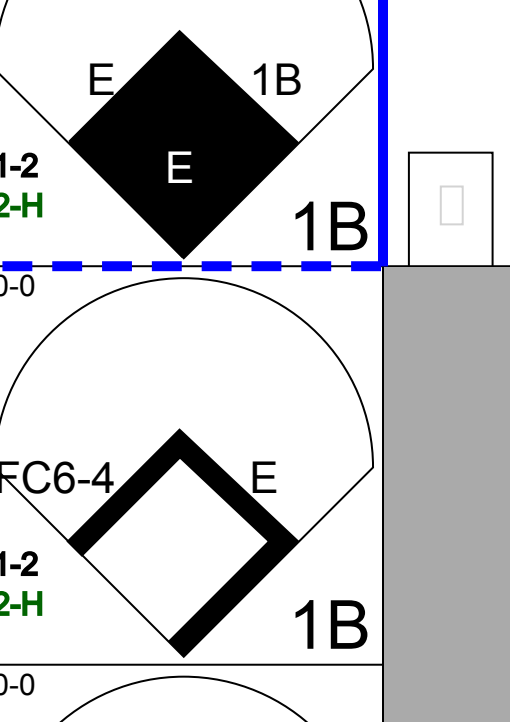
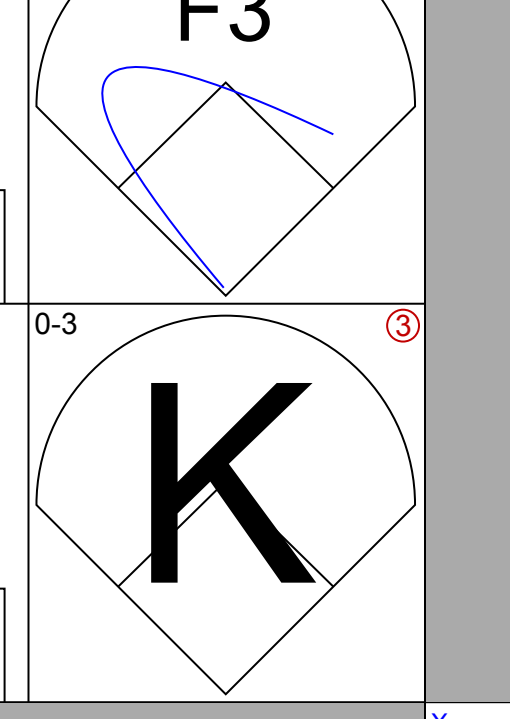
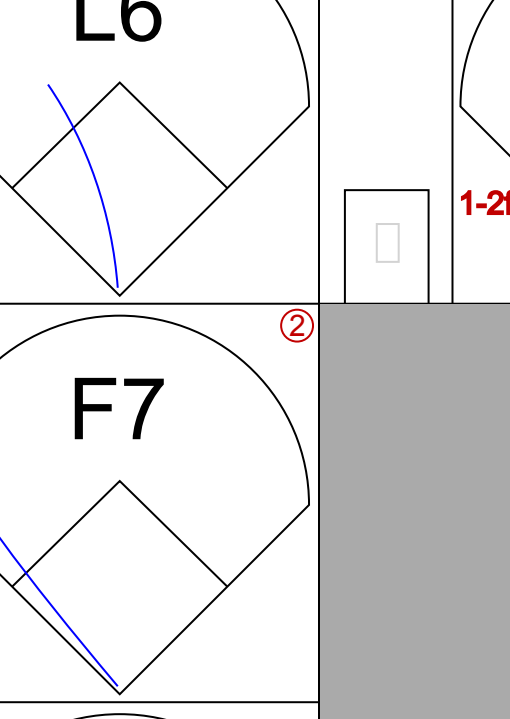
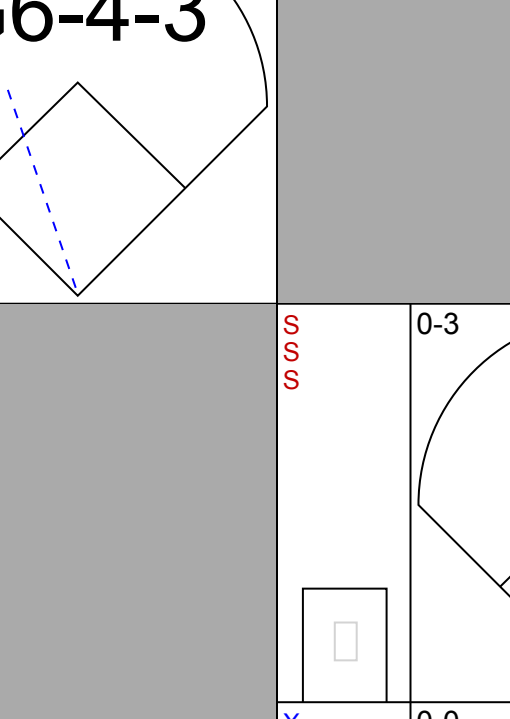
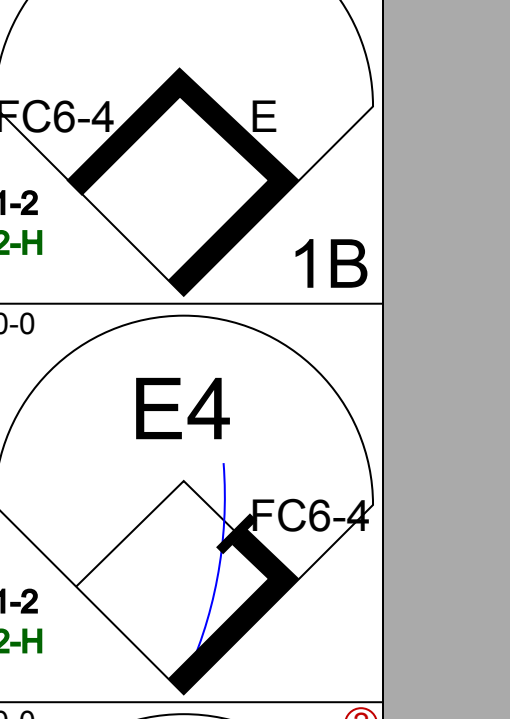
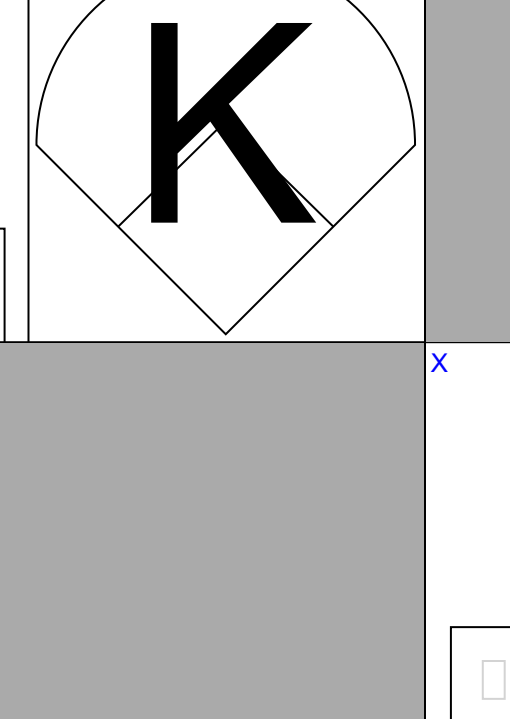
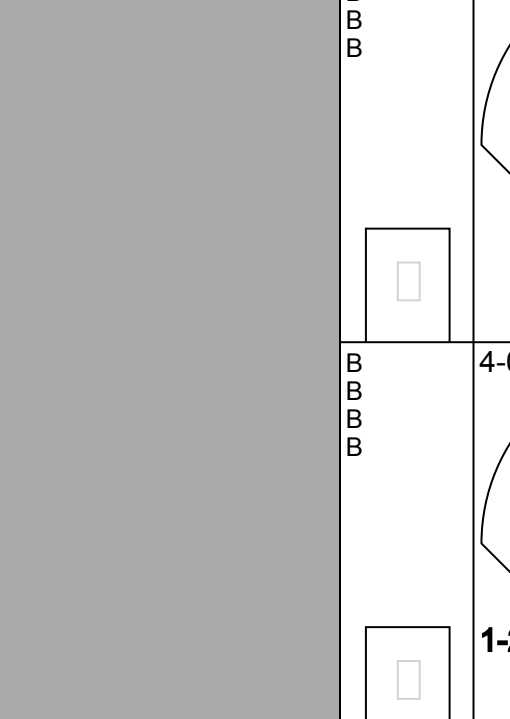
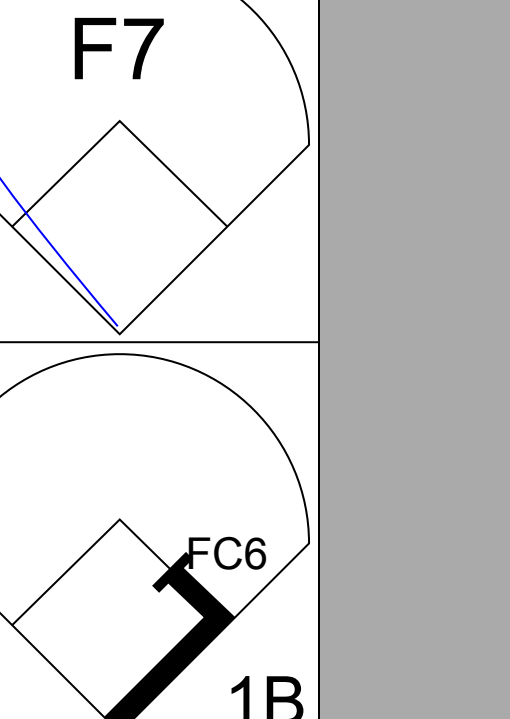
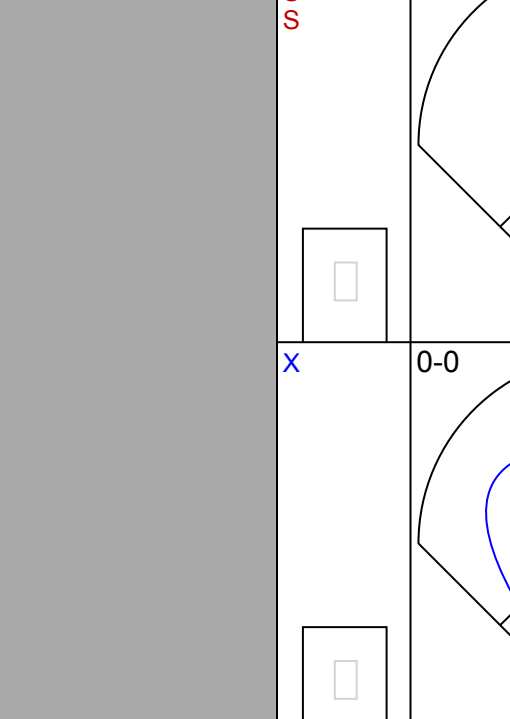
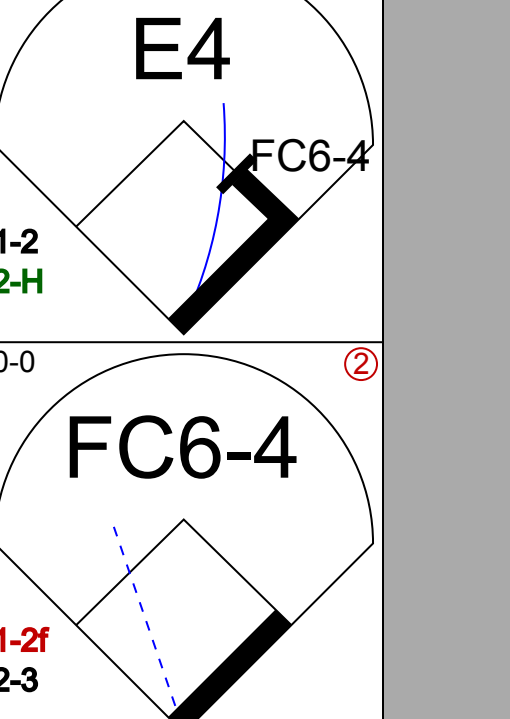
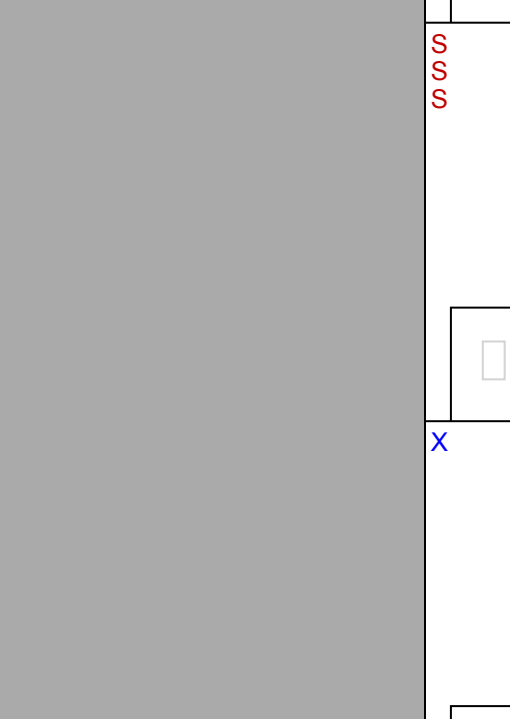
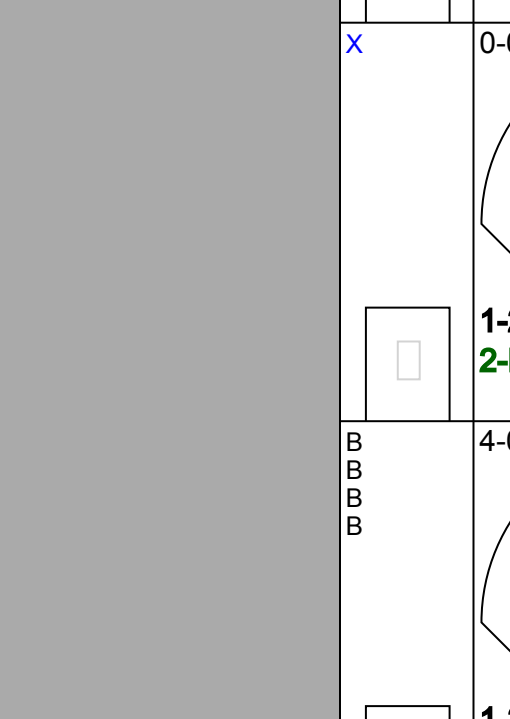
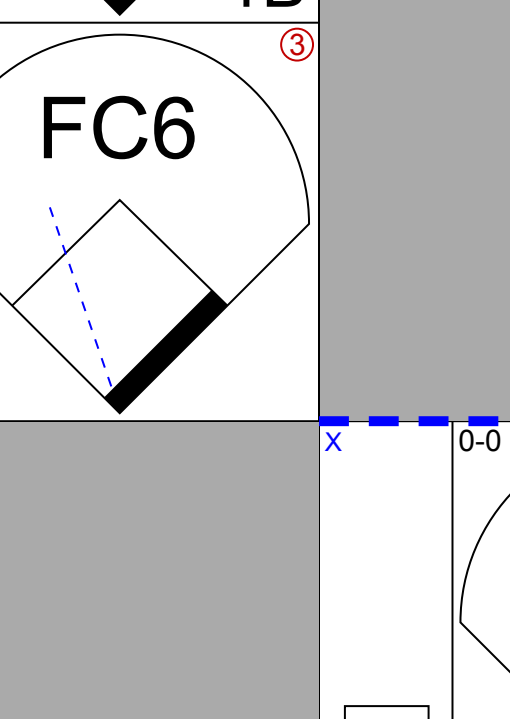
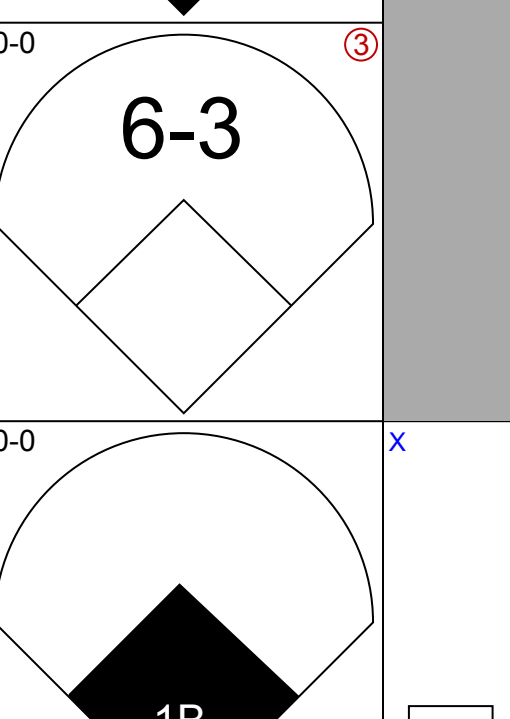
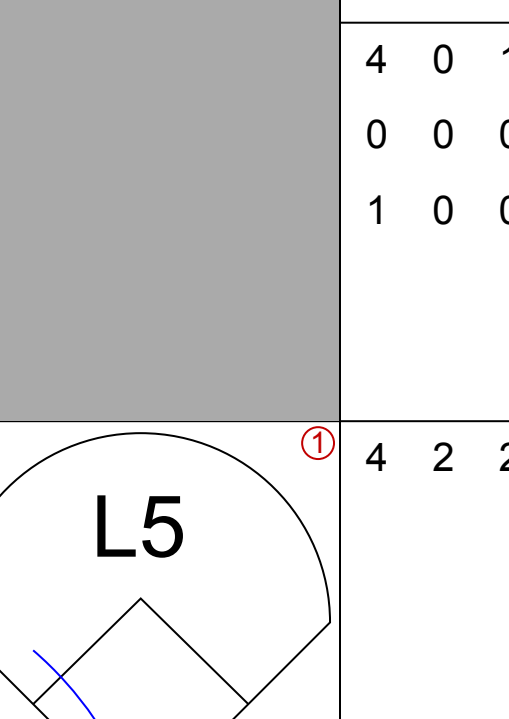
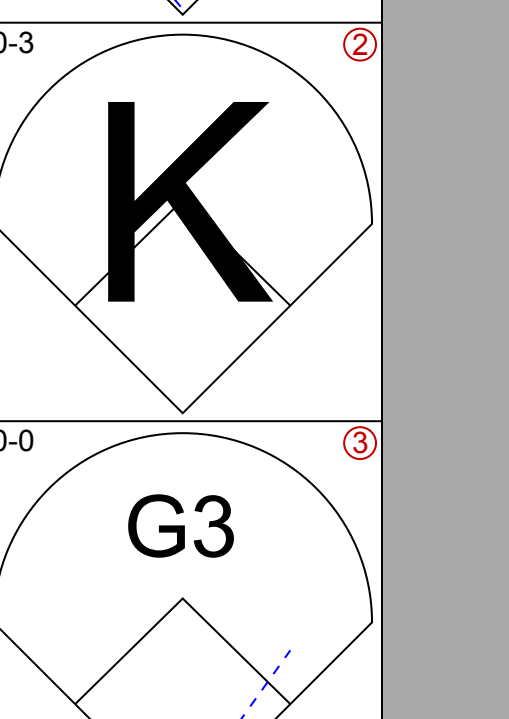
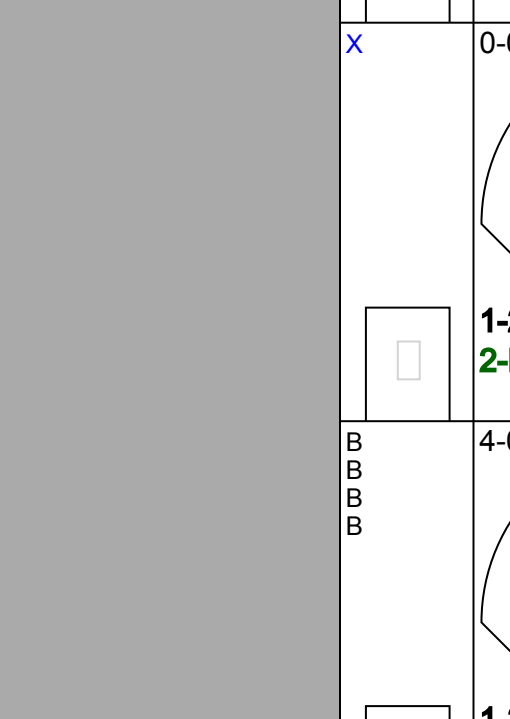
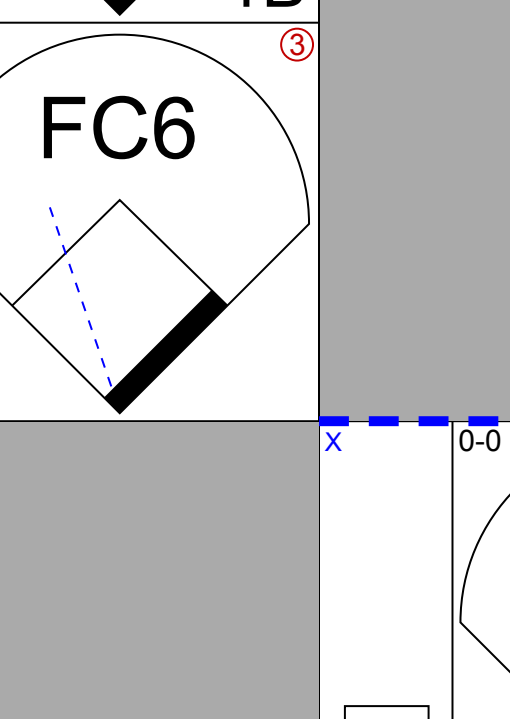
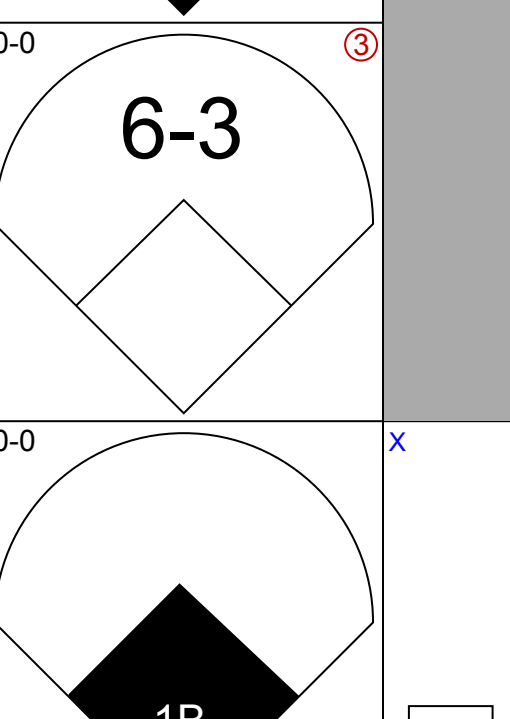
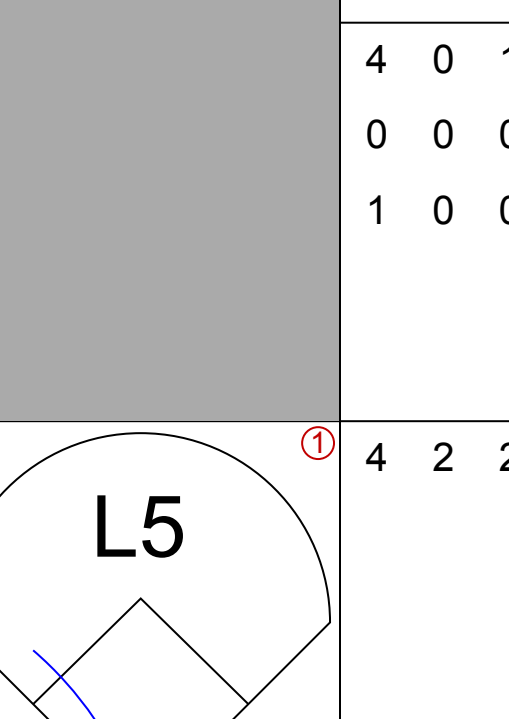
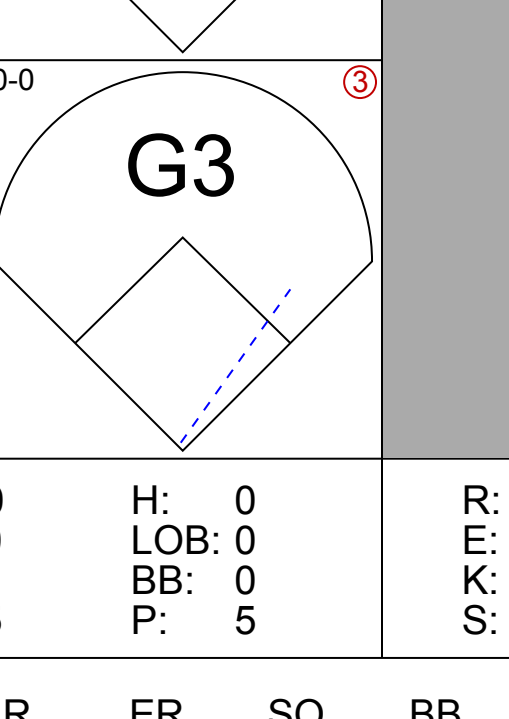
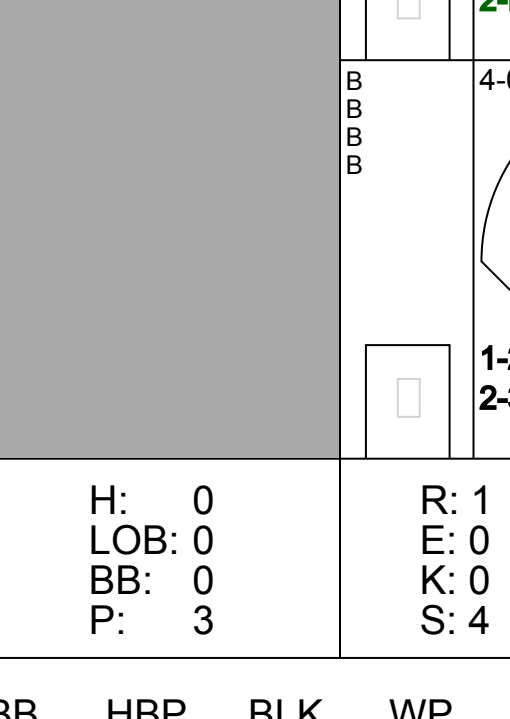
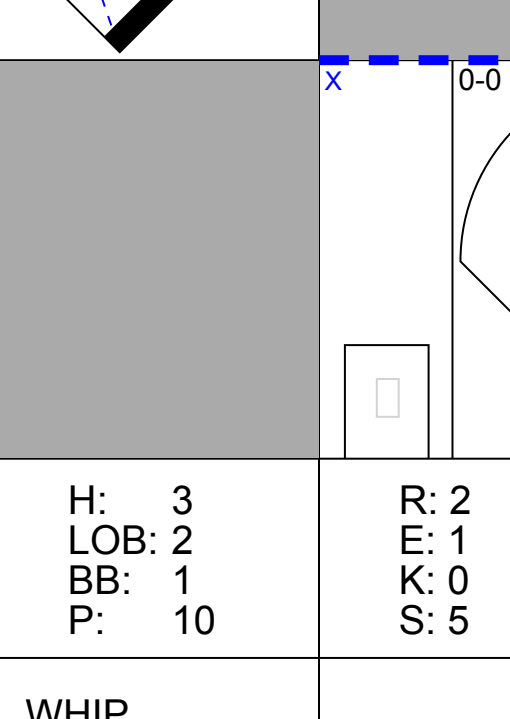
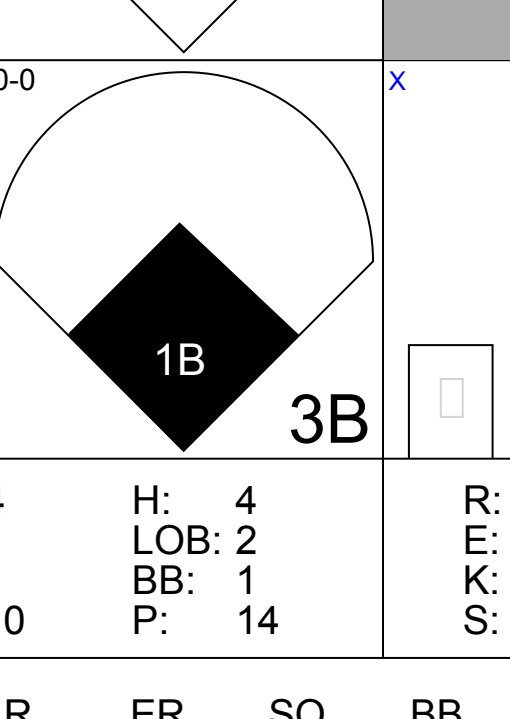
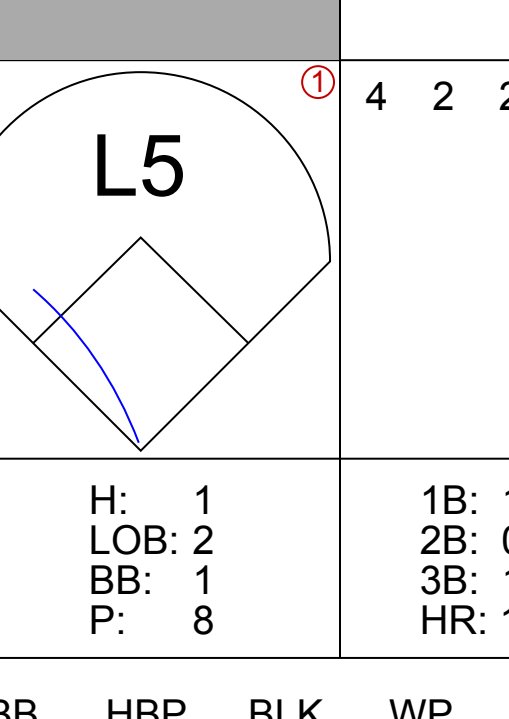
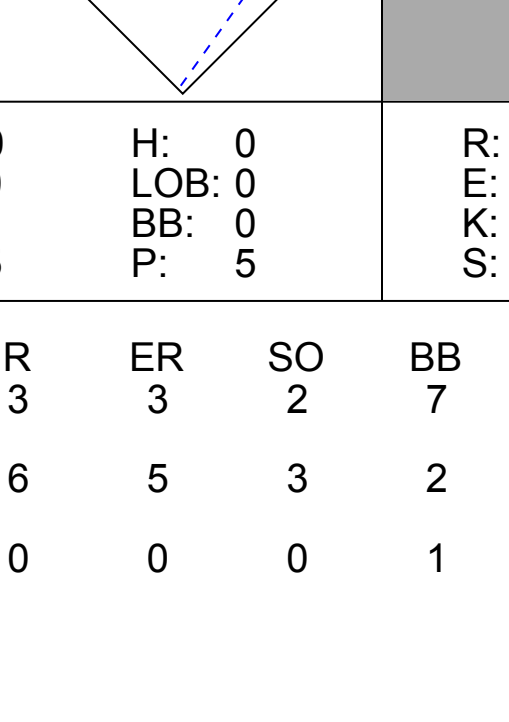
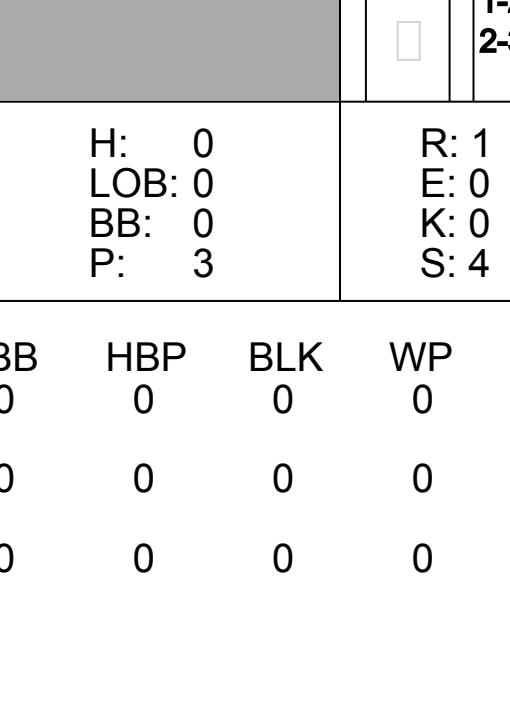
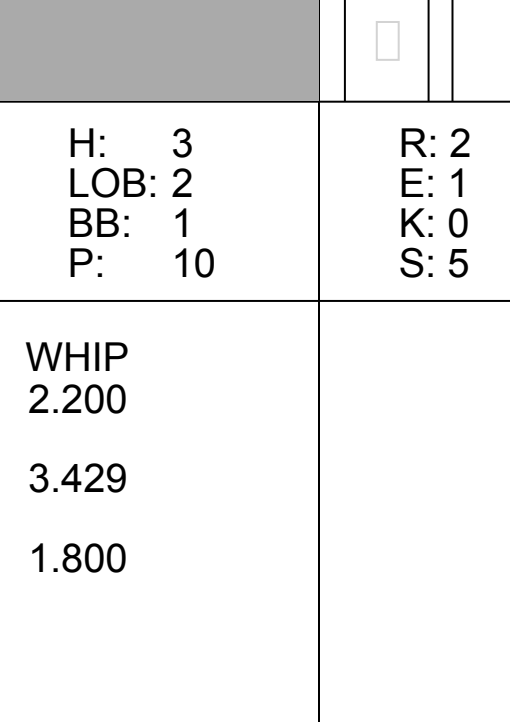
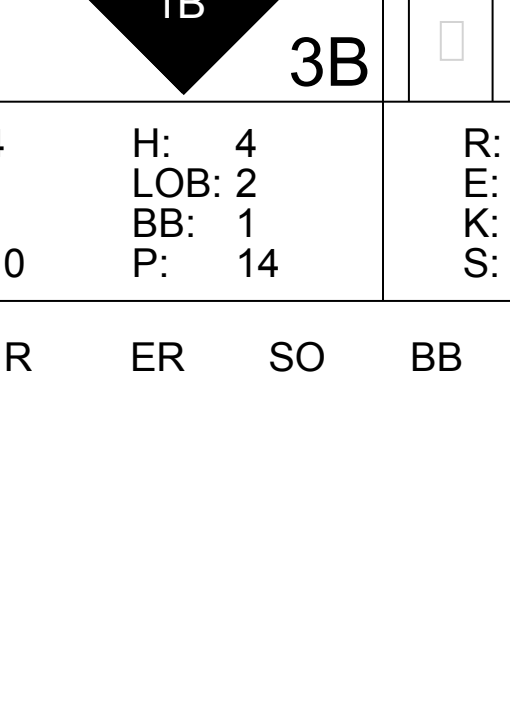
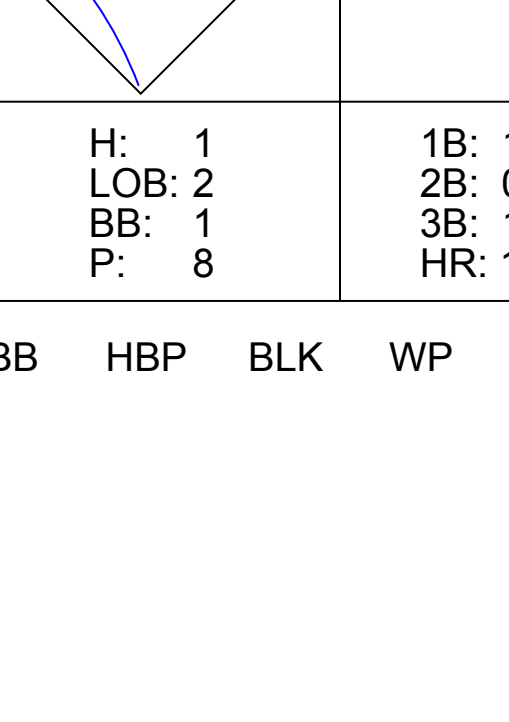






Batter	1	2	3	4	5	6	7	8	9	AB	R	H	RBI	BB	SO	LOB	TOP								
Bernie Carbo, L (1, 7) OBP: 0.442, SLG: 0.700	K	F7			K	2-1 3B		G6-4-3		4	0	1	1	0	2	2	Boston Red Sox @ Minnesota Twins Metropolitan Stadium, Bloomington, MI Sat May 31 1975, 4:33 AM EDT Att: 10,873 - Unknown - 64 F								
Tony Conigliaro, R (8, PH) OBP: 0.220, SLG: 0.240										1	0	0	0	0	0	1									
Rick Miller, L (8, 7) OBP: 0.250, SLG: 0.143										0	0	0	0	0	0	0									
Rick Burleson, R (1, 6) OBP: 0.337, SLG: 0.331	4-3			6-3 1B		FC6-4 1B	2-1		L7	5	2	2	0	0	0	1									
Carl Yastrzemski, L (1, 3) OBP: 0.372, SLG: 0.364	K		6-3		1B				P5	5	2	2	0	0	1	1									
Fred Lynn, L (1, 8) OBP: 0.417, SLG: 0.600			1-3		1B				SH5-4 2B	4	3	3	1	0	0	1									
Jim Rice, R (1, 10) OBP: 0.321, SLG: 0.508	K	F8			1B				BB	4	2	2	4	1	1	2									
Dwight Evans, R (1, 9) OBP: 0.335, SLG: 0.435				L8		4-3			BB	5	1	2	3	0	0	1									
Juan Beniquez, R (1, 5) OBP: 0.372, SLG: 0.400				1-3					2B	5	2	2	0	0	0	1									
Tim Blackwell, S (1, 2) OBP: 0.355, SLG: 0.280				F7		1-3			F8	4	0	1	1	0	0	1									
Doug Griffin, R (1, 4) OBP: 0.294, SLG: 0.270						6-3				3	0	2	1	0	0	1									
Inning Stats	R: 0 E: 0 K: 2 S: 7	H: 0 LOB: 0 BB: 0 P: 7	R: 3 E: 0 K: 1 S: 9	H: 4 LOB: 1 BB: 0 P: 9	R: 0 E: 0 K: 0 S: 4	H: 1 LOB: 1 BB: 0 P: 4	R: 0 E: 0 K: 0 S: 3	H: 0 LOB: 0 BB: 0 P: 3	R: 3 E: 0 K: 1 S: 9	H: 4 LOB: 1 BB: 0 P: 9	R: 1 E: 0 K: 0 S: 4	H: 2 LOB: 1 BB: 0 P: 4	R: 3 E: 0 K: 0 S: 6	H: 3 LOB: 1 BB: 0 P: 6	R: 0 E: 0 K: 0 S: 3	H: 1 LOB: 0 BB: 0 P: 3	R: 2 E: 0 K: 0 S: 5	H: 2 LOB: 1 BB: 1 P: 9	1B: 11 2B: 4 3B: 1 HR: 1	SF: 1 SAC: 1 DP: 1 HBP: 0	WP: 0 PB: 0 SB: 2 CS: 0	PA: 43			
PITCHER	IP	WLS	BF	H	R	ER	SO	BB	IBB	HBP	BLK	WP	HR	S	P	ERA	WHIP								
Bert Blyleven, R (1, 1) ERA: 3.81	4.2		23	9	6	6	4	0	0	0	0	0	0	31	31	11.57	1.929								
Ray Corbin, R (5, 1) ERA: 3.29	1.1		6	2	1	1	0	0	0	0	0	0	0	5	5	6.75	1.500								
Tom Burgmeier, L (7, 1) ERA: 3.93	3.0	L	15	6	5	5	0	1	0	0	0	0	1	14	18	15.00	2.333								
Tom Burgmeier, L (9, 1) ERA: 3.93	3.0	L	15	6	5	5	0	1	0	0	0	0	1	14	18	15.00	2.333								

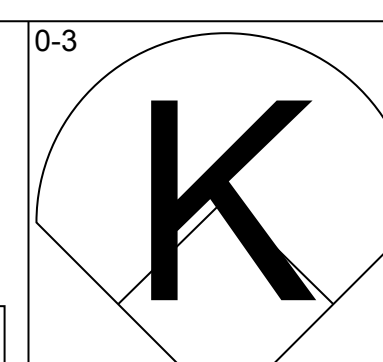
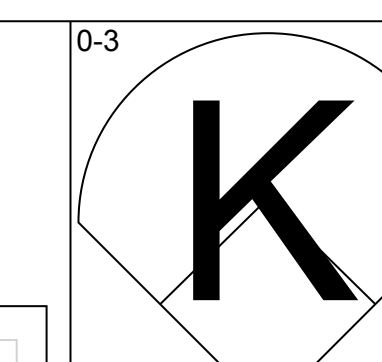
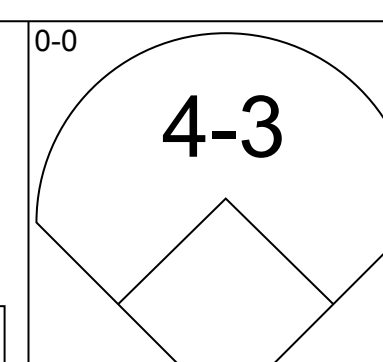
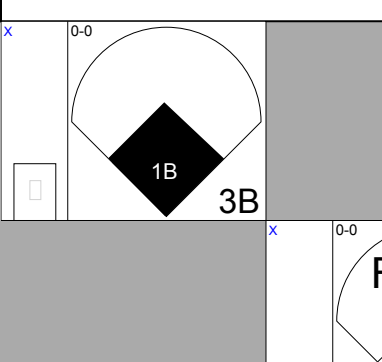
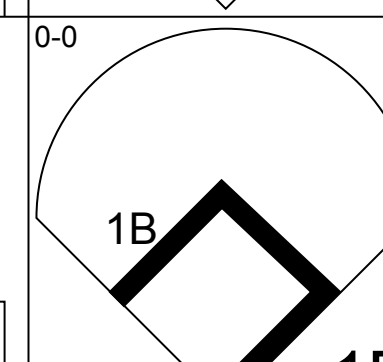
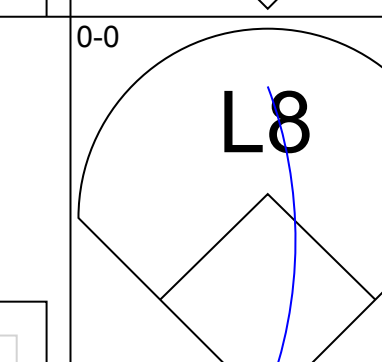
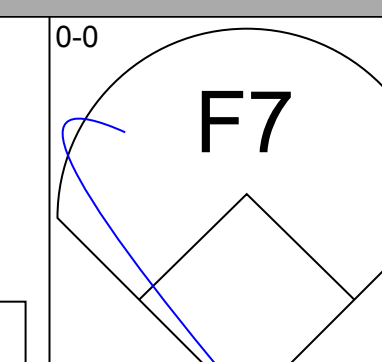
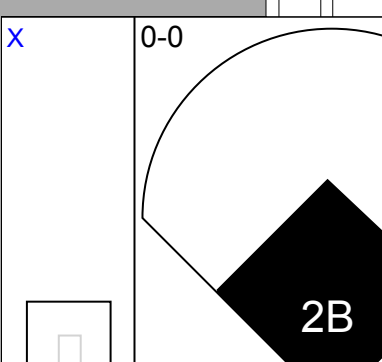
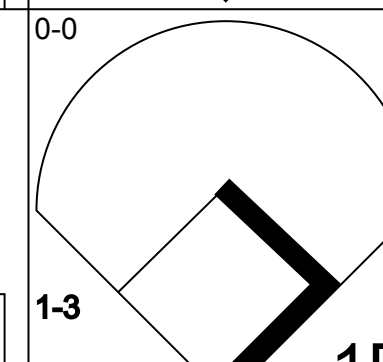
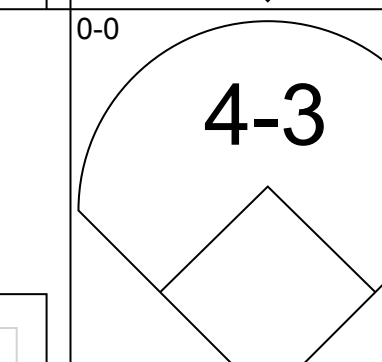
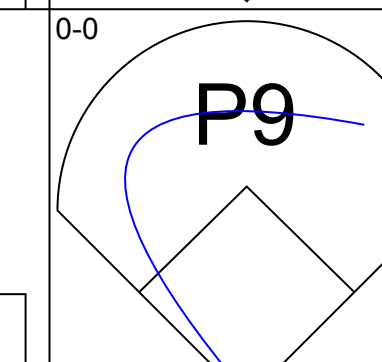
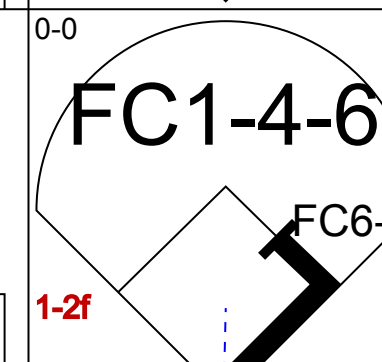
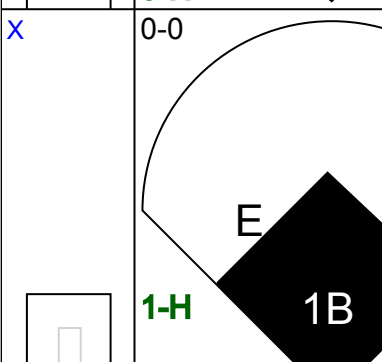
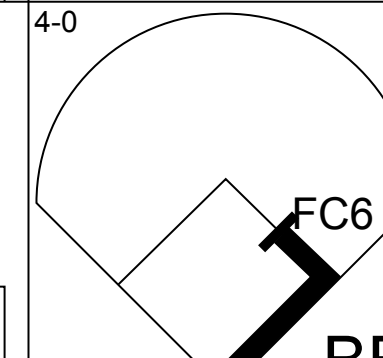
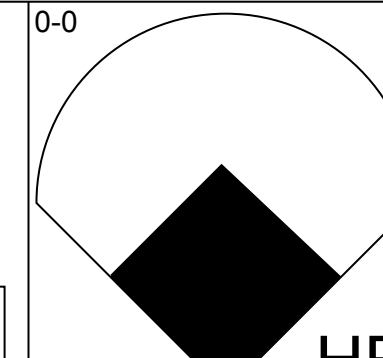
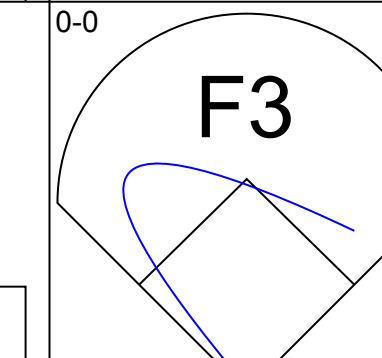
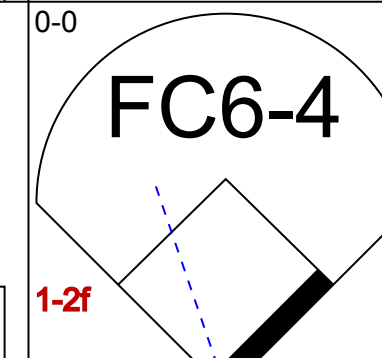
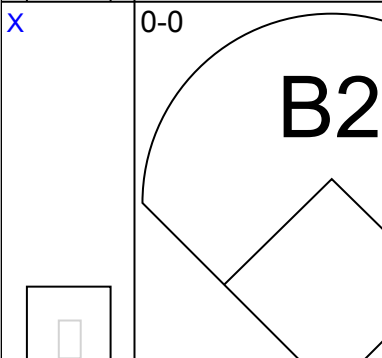
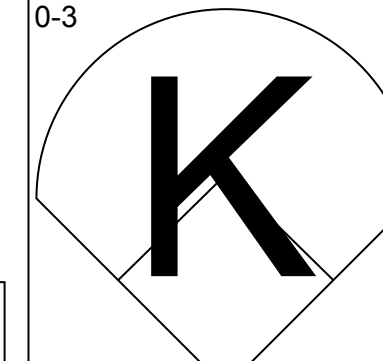
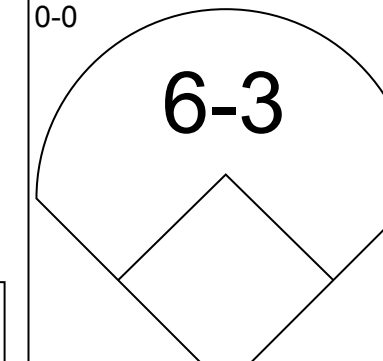
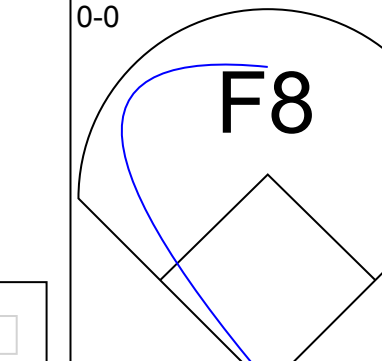
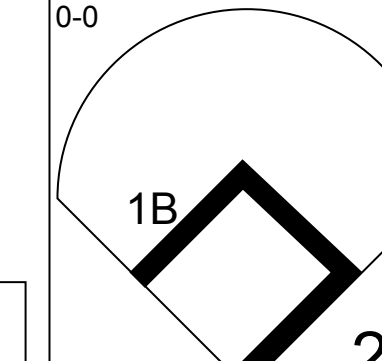
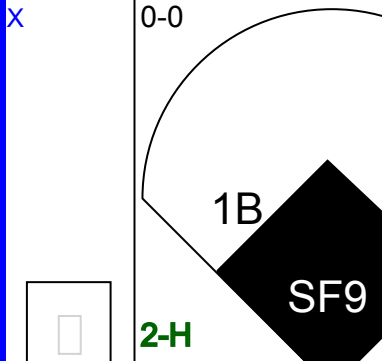
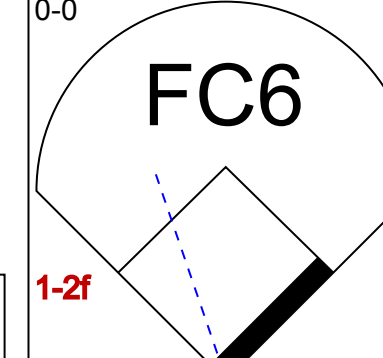
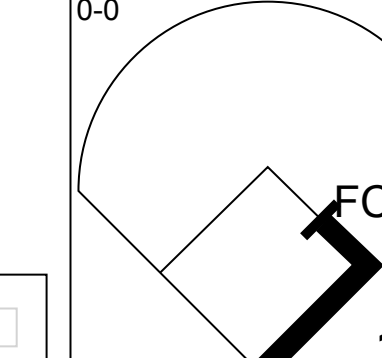
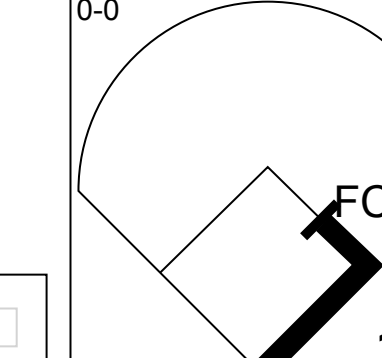
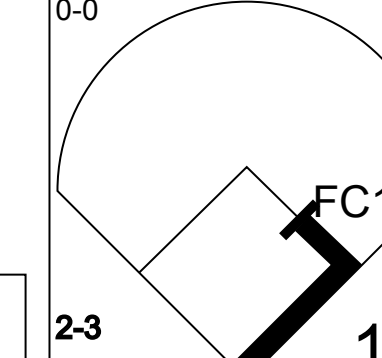
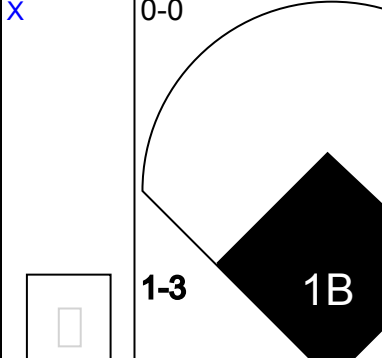
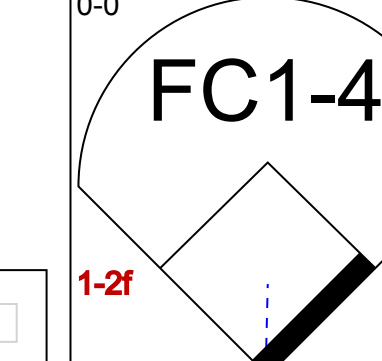
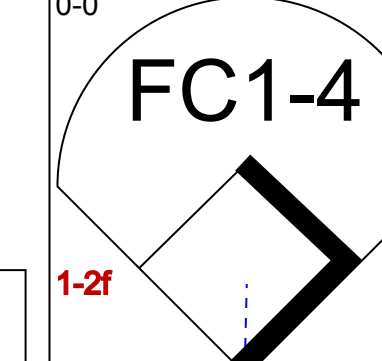
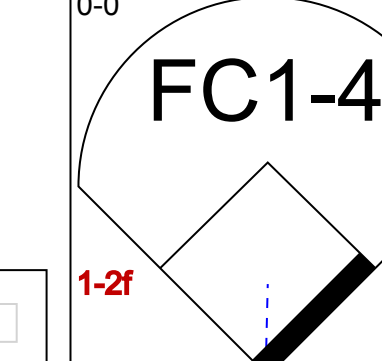
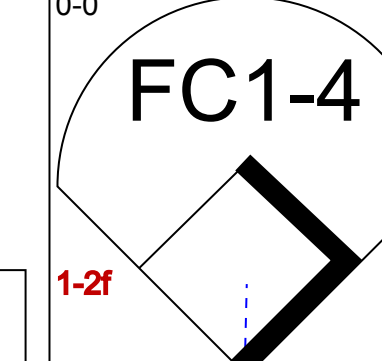
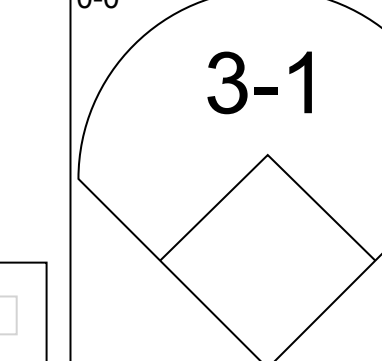
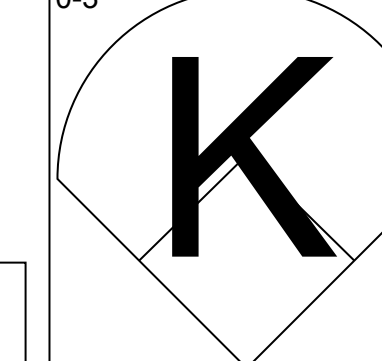
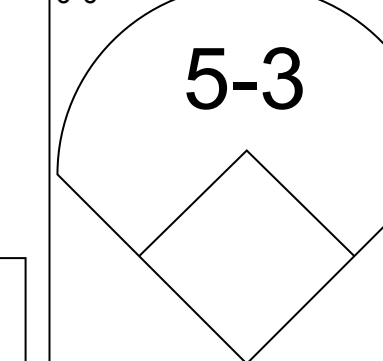
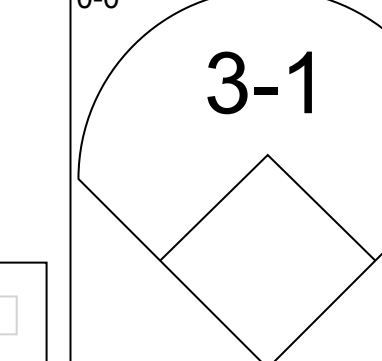

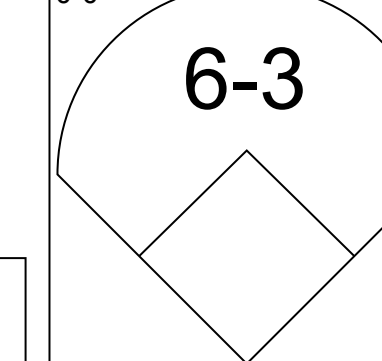
Batter	1	2	3	4	5	6	7	8	9	AB	R	H	RBI	BB	SO	LOB	BOTTOM								
Steve Braun, L (1, 7) OBP: 0.378, SLG: 0.477	L9			F8		F7			4-3 WP 1B	5	1	2	1	0	0	2	Boston Red Sox @ Minnesota Twins Metropolitan Stadium, Bloomington, MI Sat May 31 1975, 4:33 AM EDT Att: 10,873 - Unknown - 64 F								
Rod Carew, L (1, 4) OBP: 0.442, SLG: 0.530	4-3 S HR 1B			S		1-3 3-H			F9 1B 2B	4	3	3	3	1	0	1									
Steve Brye, R (1, 9) OBP: 0.343, SLG: 0.415	4-3			F3		F9			5-3	5	0	0	0	0	0	4									
Tony Oliva, L (1, 10) OBP: 0.346, SLG: 0.333				P4		4-3			P3	3	1	1	1	1	0	1									
Craig Kusick, R (7, PR) OBP: 0.330, SLG: 0.321										0	0	0	0	0	0	0									
Danny Walton, R (9, PH) OBP: 0.304, SLG: 0.286	HR BB					FC6-4 1B				1	0	0	0	0	0	1									
Larry Hise, R (1, 8) OBP: 0.357, SLG: 0.536	1-3 3-H HR					L4			FC6-4 1-2	3	1	1	3	1	0	1									
Eric Soderholm, R (1, 5) OBP: 0.351, SLG: 0.351										3	0	0	0	0	1	2									
Sergio Ferrer, S (6, 6) OBP: 0.266, SLG: 0.280	4-3					E4				0	0	0	0	0	0	0									
Bobby Darwin, R (7, PH) OBP: 0.314, SLG: 0.368				K						1	0	0	0	0	0	1									
Luis Gomez, R (8, 6) OBP: 0.308, SLG: 0.182										0	0	0	0	0	0	0									
Tom Kelly, L (1, 3) OBP: 0.236, SLG: 0.270										3	0	0	0	0	1	1									
Dan Ford, R (8, PH) OBP: 0.234, SLG: 0.205				K		3-1			F8	1	0	0	0	0	1	0									
Tom Burgmeier, L (9, 1) OBP: 0.234, SLG: 0.205										0	0	0	0	0	0	0									
Danny Thompson, R (1, 6) OBP: 0.379, SLG: 0.402										4	1	1	0	0	0	0									
Glenn Borgmann, R (1, 2) OBP: 0.288, SLG: 0.228										4	1	1	0	0	0	0									
Inning Stats	R: 3 E: 0 K: 0 S: 5	H: 2 LOB: 0 BB: 1 P: 9	R: 0 E: 0 K: 1 S: 5	H: 0 LOB: 0 BB: 0 P: 5	R: 1 E: 0 K: 1 S: 6	H: 1 LOB: 2 BB: 2 P: 14	R: 3 E: 0 K: 0 S: 6	H: 3 LOB: 0 BB: 0 P: 6	R: 0 E: 1 K: 0 S: 4	H: 0 LOB: 1 BB: 0 P: 4	R: 0 E: 0 K: 0 S: 3	H: 0 LOB: 0 BB: 0 P: 3	R: 1 E: 0 K: 0 S: 5	H: 2 LOB: 1 BB: 0 P: 5	R: 0 E: 0 K: 1 S: 5	H: 0 LOB: 0 BB: 0 P: 5	R: 0 E: 0 K: 0 S: 4	H: 1 LOB: 1 BB: 0 P: 4	1B: 5 2B: 1 3B: 0 HR: 3	SF: 0 SAC: 0 DP: 0 HBP: 0	WP: 1 PB: 0 SB: 2 CS: 0	PA: 40			
PITCHER	IP	WLS	BF	H	R	ER	SO	BB	IBB	HBP	BLK	WP	HR	S	P	ERA	WHIP								
Rick Wise, R (1, 1) ERA: 4.71	3.2		20	6	7	7	2	3	0	0	0	0	0	21	33	17.18	2.455								
Roger Moret, L (4, 1) ERA: 4.32	5.1	W	20	3	1	1	1	0	0	0	0	1	0	22	22	1.69	0.562								



Batter	1	2	3	4	5	6	7	8	9	AB	R	H	RBI	BB	SO	LOB	TOP										
Bernie Carbo, L OBP: 0.441, SLG: 0.681 (1, 7)										4	0	1	1	1	1	0	Boston Red Sox @ Minnesota Twins Metropolitan Stadium, Bloomington, MI Sun Jun 01 1975, 4:33 AM EDT Att: 25,493 - Unknown - 67 F										
Rick Burleson, R OBP: 0.333, SLG: 0.327 (1, 6)										5	0	1	1	0	0	1											
Carl Yastrzemski, L OBP: 0.397, SLG: 0.399 Cecil Cooper, L OBP: 0.299, SLG: 0.308 (1, 3) (5, 3)										3	2	2	1	0	0	2											
Fred Lynn, L OBP: 0.417, SLG: 0.616 (1, 8)										5	2	2	2	0	0	0											
Jim Rice, R OBP: 0.324, SLG: 0.523 (1, 10)										4	2	1	1	1	1	0											
Dwight Evans, R OBP: 0.337, SLG: 0.430 (1, 9)										4	1	1	0	1	2	0											
Juan Beniquez, R OBP: 0.378, SLG: 0.419 (1, 5)										4	1	2	3	0	0	1											
Tim Blackwell, S OBP: 0.343, SLG: 0.276 (1, 2)										4	2	1	0	0	0	2											
Doug Griffin, R OBP: 0.295, SLG: 0.297 Buddy Hunter, R (5, 4)										2	1	1	2	0	0	1											
Inning Stats	R: 4 E: 0 K: 1 S: 9	H: 4 LOB: 1 BB: 1 P: 13	R: 3 E: 0 K: 1 S: 8	H: 3 LOB: 0 BB: 0 P: 8	R: 2 E: 0 K: 0 S: 5	H: 2 LOB: 2 BB: 2 P: 13	R: 0 E: 0 K: 1 S: 5	H: 0 LOB: 0 BB: 0 P: 5	R: 1 E: 0 K: 0 S: 6	H: 2 LOB: 1 BB: 0 P: 5	R: 1 E: 0 K: 1 S: 6	H: 1 LOB: 0 BB: 0 P: 6	R: 0 E: 0 K: 0 S: 3	H: 0 LOB: 0 BB: 0 P: 3	R: 0 E: 0 K: 1 S: 5	H: 0 LOB: 0 BB: 0 P: 5		1B: 6 2B: 2 3B: 0 HR: 4	SF: 1 SAC: 0 DP: 0 HBP: 0	WP: 0 PB: 0 SB: 0 CS: 0	PA: 42						
PITCHER	IP	WLS	BF	H	R	ER	SO	BB	IBB	HBP	BLK	WP	HR	S	P	ERA	WHIP										
Jim Hughes, R ERA: 2.51 (1, 1)	1.2	L	13	7	7	7	1	1	0	0	0	0	3	14	18	37.80	4.800										
Bill Butler, L ERA: 9.82 (2, 1)	4.1		20	5	4	4	3	2	0	0	0	0	1	24	32	8.31	1.615										
Mike Pazik, L ERA: 8.18 (7, 1)	2.0		6	0	0	0	0	0	0	0	0	0	0	6	6	0.00	0.000										
Bill Campbell, R ERA: 4.45 (9, 1)	1.0		3	0	0	0	1	0	0	0	0	0	0	5	5	0.00	0.000										

Batter	1	2	3	4	5	6	7	8	9	AB	R	H	RBI	BB	SO	LOB	BOTTOM										
Steve Braun, L OBP: 0.376, SLG: 0.462 (1, 7)										4	0	0	0	2	1	5	Boston Red Sox @ Minnesota Twins Metropolitan Stadium, Bloomington, MI Sun Jun 01 1975, 4:33 AM EDT Att: 25,493 - Unknown - 67 F										
Rod Carew, L OBP: 0.456, SLG: 0.537 (1, 4)										4	3	3	1	2	0	0											
Steve Brye, R OBP: 0.352, SLG: 0.444 (1, 9)										5	2	2	3	1	0	4											
Tony Oliva, L OBP: 0.367, SLG: 0.344 (1, 10)										3	0	2	2	2	0	0											
Eric Soderholm, R OBP: 0.351, SLG: 0.351 (8, PR)										0	1	0	0	0	0	0											
Bobby Darwin, R OBP: 0.312, SLG: 0.366 (9, PH)										1	0	0	0	0	0	2											
Larry Hise, R OBP: 0.353, SLG: 0.526 (1, 8)										5	0	1	1	0	0	6											
Tom Kelly, L OBP: 0.234, SLG: 0.244 (1, 3)										4	1	0	0	1	2	5											
Danny Thompson, R OBP: 0.380, SLG: 0.396 (1, 5)										4	0	1	0	1	0	2											
Glenn Borgmann, R OBP: 0.287, SLG: 0.229 Phil Roof, R (8, 2)										4	0	1	1	0	2	2											
Danny Walton, R OBP: 0.292, SLG: 0.273 (8, PH) (9, 2)										1	0	0	0	0	0	2											
Sergio Ferrer, S OBP: 0.286, SLG: 0.316 (1, 6)										4	2	2	0	1	0	0											
Inning Stats	R: 0 E: 0 K: 1 S: 5	H: 0 LOB: 3 BB: 3 P: 17	R: 0 E: 0 K: 1 S: 5	H: 0 LOB: 0 BB: 0 P: 5	R: 0 E: 0 K: 0 S: 3	H: 0 LOB: 0 BB: 0 P: 3	R: 1 E: 0 K: 0 S: 4	H: 1 LOB: 3 BB: 3 P: 16	R: 2 E: 1 K: 0 S: 5	H: 3 LOB: 1 BB: 1 P: 9	R: 0 E: 0 K: 2 S: 7	H: 0 LOB: 0 BB: 0 P: 7	R: 4 E: 1 K: 1 S: 10	H: 4 LOB: 2 BB: 1 P: 14	R: 0 E: 0 K: 0 S: 4	H: 1 LOB: 2 BB: 1 P: 8	1B: 10 2B: 0 3B: 1 HR: 1	SF: 0 SAC: 0 DP: 1 HBP: 0	WP: 0 PB: 0 SB: 1 CS: 0	PA: 49							
PITCHER	IP	WLS	BF	H	R	ER	SO	BB	IBB	HBP	BLK	WP	HR	S	P	ERA	WHIP										
Luis Tiant, R ERA: 3.58 (1, 1)	5.0	W	26	4	3	3	2	7	0	0	0	0	1	23	51	5.40	2.200										
Diego Segui, R ERA: 5.31 (6, 1)	2.1		14	6	6	5	3	2	0	0	0	0	0	18	26	19.29	3.429										
Dick Drago, R ERA: 1.65 (8, 1)	1.2	S	9	2	0	0	0	1	0	0	0	0	0	8	12	0.00	1.800										

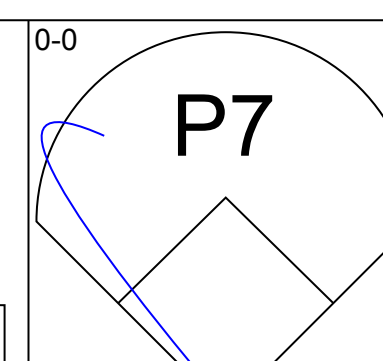
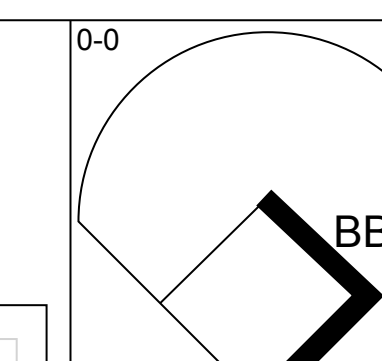
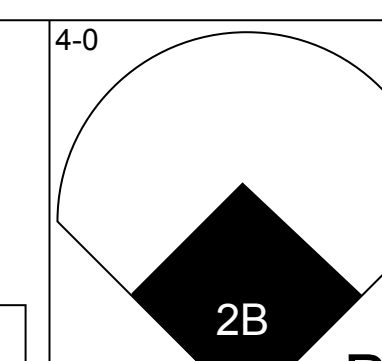
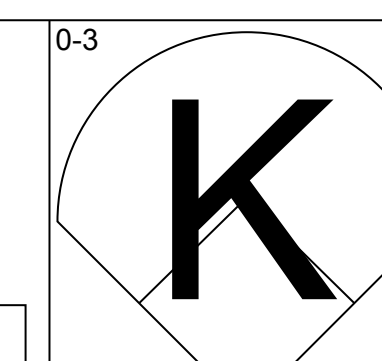
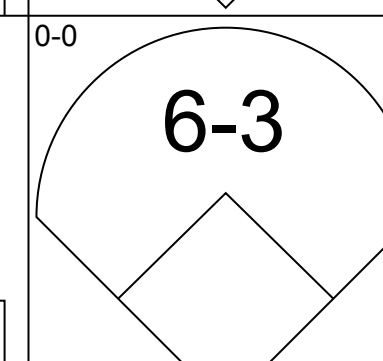
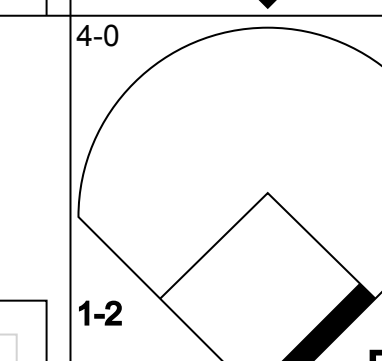
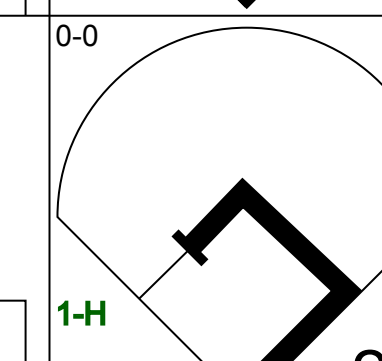
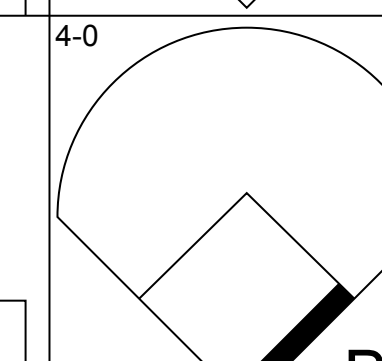
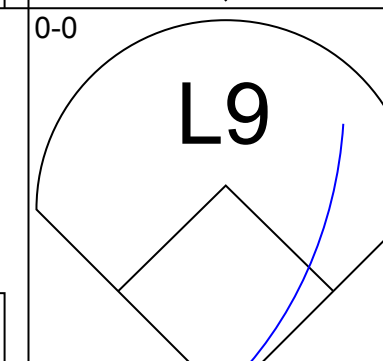
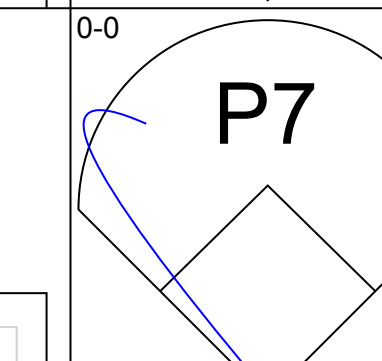
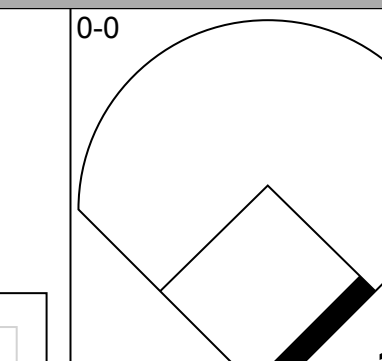
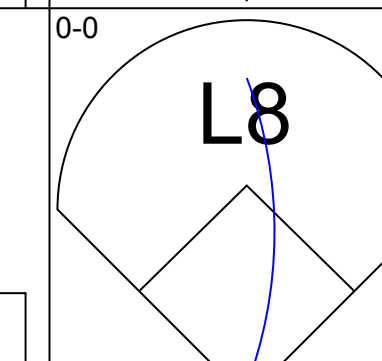
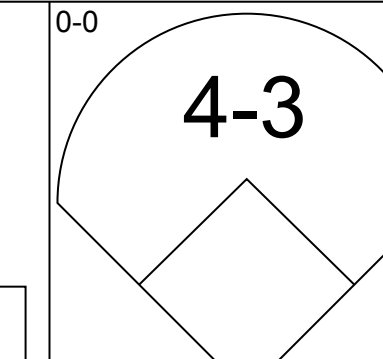
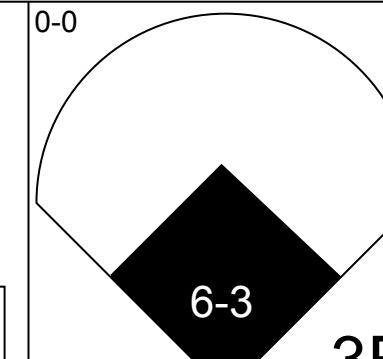
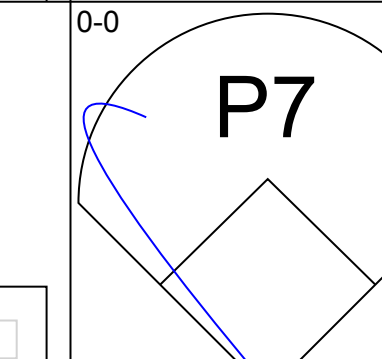
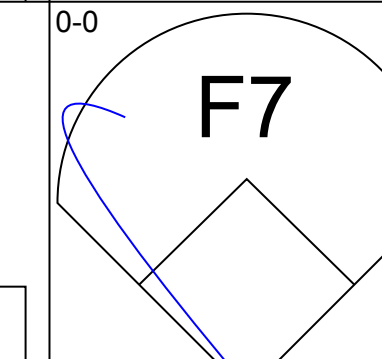
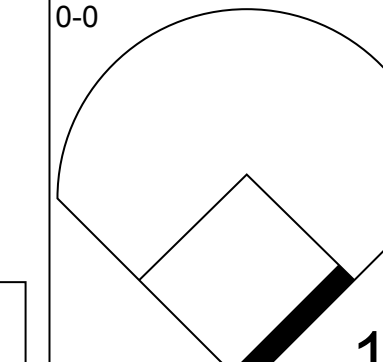
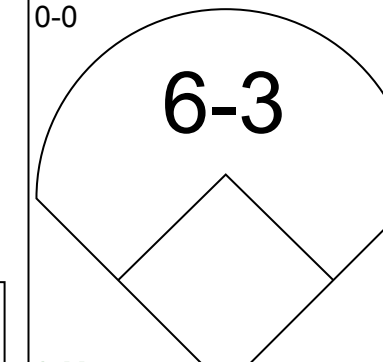
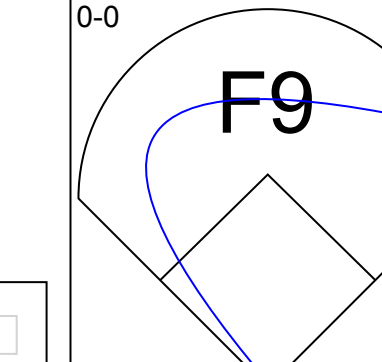

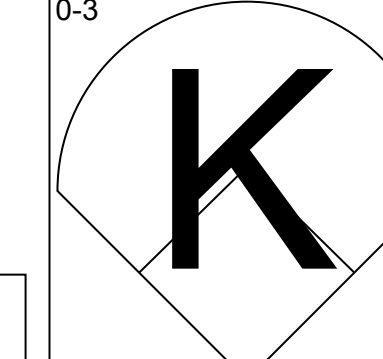
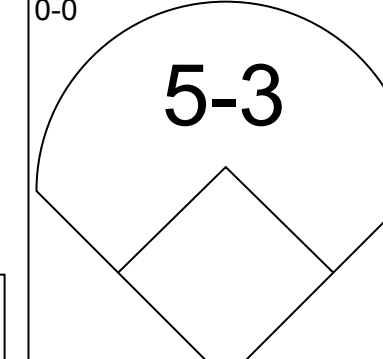
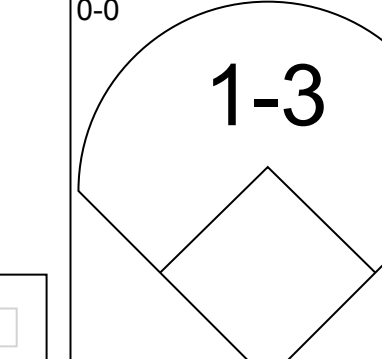

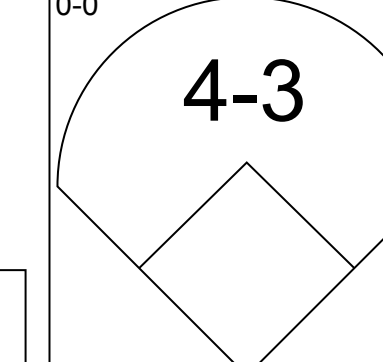
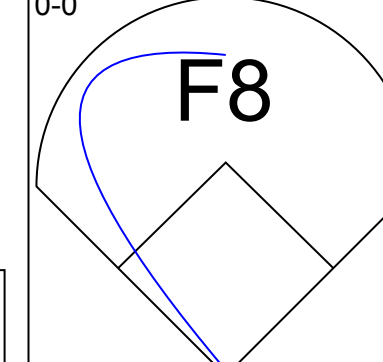


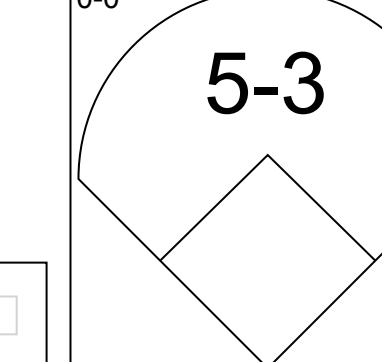
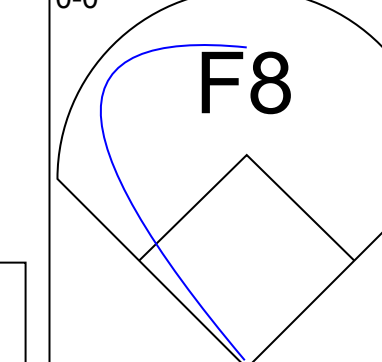


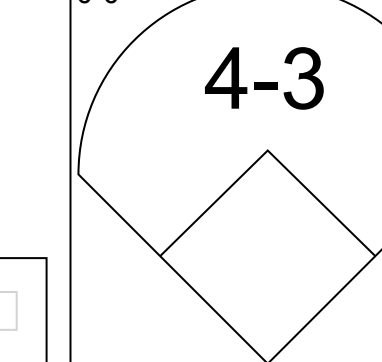
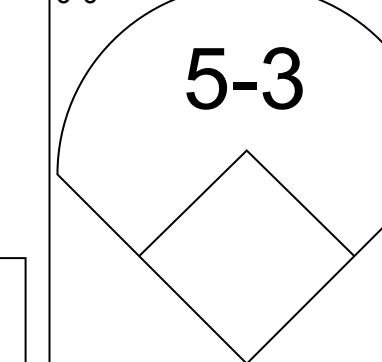




Batter	1	2	3	4	5	6	7	8	9	AB	R	H	RBI	BB	SO	LOB	TOP							
Bob Coluccio, R (1, 9) OBP: 0.278, SLG: 0.253										6	2	2	0	0	2	3								
Bucky Dent, R (1, 6) OBP: 0.345, SLG: 0.399 Stan Bahnsen, R (9, 1)										5	1	3	2	0	0	0								
Ken Henderson, S (1, 8) OBP: 0.354, SLG: 0.373										5	1	2	1	0	0	1								
Deron Johnson, R (1, 3) OBP: 0.297, SLG: 0.366 Tony Muser, L (7, 3) OBP: 0.294, SLG: 0.309										3	1	1	1	1	0	1								
Bill Melton, R (1, 10) OBP: 0.323, SLG: 0.317 Lee Richard, R (8, PR) OBP: 0.400, SLG: 0.333										4	0	1	0	0	1	3								
Bill Stein, R (1, 5) OBP: 0.333, SLG: 0.500										5	2	4	0	0	0	3								
Buddy Bradford, R (1, 7) OBP: 0.296, SLG: 0.341										4	1	1	1	0	0	4								
Jorge Orta, L (1, 4) OBP: 0.349, SLG: 0.407										4	0	0	0	1	2	4								
Brian Downing, R (1, 2) OBP: 0.359, SLG: 0.328										5	0	2	2	0	0	2								
Inning Stats	R: 0 E: 0 K: 2 S: 9	H: 2 LOB: 3 BB: 1 P: 13	R: 0 E: 0 K: 0 S: 3	H: 0 LOB: 0 BB: 0 P: 3	R: 0 E: 0 K: 1 S: 5	H: 0 LOB: 0 BB: 0 P: 5	R: 3 E: 1 K: 1 S: 9	H: 4 LOB: 1 BB: 0 P: 9	R: 0 E: 0 K: 0 S: 3	H: 0 LOB: 0 BB: 0 P: 3	R: 0 E: 0 K: 0 S: 4	H: 1 LOB: 1 BB: 0 P: 4	R: 1 E: 0 K: 0 S: 5	H: 2 LOB: 1 BB: 0 P: 5	R: 0 E: 0 K: 1 S: 7	H: 2 LOB: 2 BB: 0 P: 7	R: 5 E: 1 K: 0 S: 9	H: 6 LOB: 2 BB: 1 P: 13	1B: 11 2B: 4 3B: 1 HR: 1	SF: 1 SAC: 0 DP: 0 HBP: 0	WP: 0 PB: 0 SB: 1 CS: 0	PA: 46		
PITCHER	IP WLS BF H R ER SO BB IBB HBP BLK WP HR S P ERA WHIP	8.1 L 41 15 8 8 5 1 0 0 0 0 1 50 54 8.64 1.920	0.2 5 2 1 1 0 1 0 0 0 0 0 4 8 13.50 4.500																					

Chicago White Sox @ Boston Red Sox
Fenway Park, Boston, MA
Mon Jun 02 1975, 7:05 PM EDT
Att: 15,681 - Unknown - 79 F

AB 43
R 9
H 17
RBI 8
BB 2
SO 5
LOB 22



Batter	1	2	3	4	5	6	7	8	9	AB	R	H	RBI	BB	SO	LOB	BOTTOM							
Bernie Carbo, L (1, 7) OBP: 0.443, SLG: 0.670										3	1	1	0	1	1	0								
Rick Burleson, R (1, 6) OBP: 0.343, SLG: 0.335										2	0	1	1	2	0	0								
Carl Yastrzemski, L (1, 3) OBP: 0.374, SLG: 0.395										4	0	1	0	0	0	3								
Fred Lynn, L (1, 8) OBP: 0.412, SLG: 0.620										4	1	1	0	0	0	2								
Jim Rice, R (1, 10) OBP: 0.322, SLG: 0.515										4	0	1	1	0	0	1								
Dwight Evans, R (1, 9) OBP: 0.330, SLG: 0.419										4	0	0	0	0	1	2								
Juan Beniquez, R (1, 5) OBP: 0.384, SLG: 0.423										4	0	2	0	0	0	1								
Tim Blackwell, S (1, 2) OBP: 0.333, SLG: 0.273										4	0	1	0	0	0	1								
Doug Griffin, R (1, 4) OBP: 0.289, SLG: 0.290 Cecil Cooper, L (9, PH) OBP: 0.250, SLG: 0.296										3	0	0	0	0	0	0								
Inning Stats	R: 0 E: 0 K: 0 S: 3	H: 0 LOB: 0 BB: 0 P: 3	R: 0 E: 0 K: 1 S: 6	H: 1 LOB: 0 BB: 0 P: 6	R: 0 E: 0 K: 0 S: 4	H: 1 LOB: 2 BB: 1 P: 8	R: 1 E: 0 K: 0 S: 4	H: 1 LOB: 0 BB: 0 P: 4	R: 1 E: 0 K: 0 S: 3	H: 1 LOB: 1 BB: 1 P: 7	R: 0 E: 0 K: 0 S: 4	H: 1 LOB: 1 BB: 0 P: 4	R: 0 E: 0 K: 0 S: 3	H: 1 LOB: 0 BB: 0 P: 3	R: 0 E: 0 K: 1 S: 5	H: 0 LOB: 1 BB: 1 P: 9	R: 0 E: 0 K: 1 S: 7	H: 2 LOB: 2 BB: 0 P: 7	1B: 6 2B: 2 3B: 1 HR: 0	SF: 0 SAC: 0 DP: 1 HBP: 0	WP: 0 PB: 0 SB: 0 CS: 0	PA: 36		
PITCHER	IP WLS BF H R ER SO BB IBB HBP BLK WP HR S P ERA WHIP	9.0 W 36 8 2 2 3 3 0 0 0 0 0 0 39 51 2.00 1.222	9.0 W 36 8 2 2 3 3 0 0 0 0 0 0 39 51 2.00 1.222																					

Chicago White Sox @ Boston Red Sox
Fenway Park, Boston, MA
Mon Jun 02 1975, 7:05 PM EDT
Att: 15,681 - Unknown - 79 F

AB 33
R 2
H 8
RBI 2
BB 3
SO 3
LOB 12



Batter	1	2	3	4	5	6	7	8	9	AB	R	H	RBI	BB	SO	LOB	TOP					
Pat Kelly, L OBP: 0.370, SLG: 0.406 (1, 9)	0-0 6-3		0-0 1-2 1B			0-0 6-3		0-0 F9		4	0	1	0	0	0	0						
Jorge Orta, L OBP: 0.347, SLG: 0.415 (1, 4)	0-0 4-3		0-0 F2			0-0 4-3			0-0 3B	4	0	1	0	0	0	2						
Carlos May, L OBP: 0.406, SLG: 0.431 (1, 7)	0-0 3-1			0-0 6-3		4-0 FC6-4 BB			0-0 F6	3	0	0	0	1	0	1						
Deron Johnson, R OBP: 0.290, SLG: 0.356 (1, 3)		0-3 K		0-3 K		0-0 FC6-4 1-2			0-0 P9	4	0	0	0	0	2	2						
Ken Henderson, S OBP: 0.347, SLG: 0.365 (1, 8)		0-0 4-3		0-0 G3			0-3 K		0-0 F6	4	0	0	0	0	1	1						
Bill Melton, R OBP: 0.326, SLG: 0.319 (1, 10)		4-0 CS BB			0-0 FC5-4 1B		0-3 K			2	0	1	0	1	1	0						
Bill Stein, R OBP: 0.303, SLG: 0.455 (1, 5)		0-0 CS 1-2	0-0 4-3		0-3 K		0-3 K			3	0	0	0	0	2	1						
Lee Richard, R OBP: 0.385, SLG: 0.273 (1, 6)			4-0 1B BB		0-3 K			0-0 P7		2	0	0	0	1	1	1						
Brian Downing, R OBP: 0.354, SLG: 0.323 (1, 2)			0-3 K		0-0 FC5-4 1-2			0-0 F5		2	0	0	0	0	1	2						
Tony Muser, L OBP: 0.291, SLG: 0.305 (8, PH)										1	0	0	0	0	0	0						
Pete Varney, R OBP: 0.350, SLG: 0.350 (8, 2)										0	0	0	0	0	0	0						
Inning Stats	R: 0 E: 0 K: 0 S: 3	H: 0 LOB: 0 BB: 0 P: 3	R: 0 E: 0 K: 1 S: 4	H: 0 LOB: 0 BB: 1 P: 8	R: 0 E: 0 K: 1 S: 6	H: 1 LOB: 2 BB: 1 P: 10	R: 0 E: 0 K: 1 S: 5	H: 0 LOB: 0 BB: 0 P: 5	R: 0 E: 0 K: 2 S: 8	H: 1 LOB: 1 BB: 0 P: 8	R: 0 E: 0 K: 0 S: 3	H: 0 LOB: 0 BB: 0 P: 7	R: 0 E: 0 K: 3 S: 9	H: 0 LOB: 0 BB: 0 P: 9	R: 0 E: 0 K: 0 S: 3	H: 0 LOB: 0 BB: 0 P: 3	R: 0 E: 0 K: 0 S: 4	H: 1 LOB: 1 BB: 0 P: 4	1B: 2 2B: 0 3B: 1 HR: 0	SF: 0 SAC: 0 DP: 0 HBP: 0	WP: 0 PB: 0 SB: 0 CS: 1	PA: 33
PITCHER Dick Pole, R ERA: 2.49 (1, 1)	IP: 9.0 WLS: W BF: 32 H: 3 R: 0 ER: 0 SO: 8 BB: 3 IBB: 0 HBP: 0 BLK: 0 WP: 0 HR: 0 S: 45 P: 57 ERA: 0.00 WHIP: 0.667															PITCHER	IP: 9.0 WLS: W BF: 32 H: 3 R: 0 ER: 0 SO: 8 BB: 3 IBB: 0 HBP: 0 BLK: 0 WP: 0 HR: 0 S: 45 P: 57 ERA: 0.00 WHIP: 0.667					

Chicago White Sox @ Boston Red Sox
Fenway Park, Boston, MA
Tue Jun 03 1975, 7:05 PM EDT
Att: 10,625 - Unknown - 60 F

AB 29
R 0
H 3
RBI 0
BB 3
SO 8
LOB 10



Batter	1	2	3	4	5	6	7	8	9	AB	R	H	RBI	BB	SO	LOB	BOTTOM			
Bernie Carbo, L OBP: 0.441, SLG: 0.650 (1, 7)	0-3 K	0-0 4-3		4-0 FC6-4 1-2 2-3 BB		0-0 L5		4-0 FC2-5 1B BB		3	0	0	0	2	1	3				
Rick Burleson, R OBP: 0.333, SLG: 0.325 (1, 6)	0-0 F2		0-0 E5	0-0 FC6-4 1-2		0-3 K		0-0 FC2-5 1B 1-2 2-3F		5	0	0	0	0	1	7				
Carl Yastrzemski, L OBP: 0.375, SLG: 0.367 (1, 3)	4-0 S BB HR		0-0 F8		0-0 4-3	4-0 IBB		0-0 F9		3	1	0	0	2	0	3				
Fred Lynn, L OBP: 0.418, SLG: 0.614 (1, 8)	4-0 HR BB 1-2		0-3 K	0-0 K 1-2	4-0 5-3 E BB	0-0 4-3		0-0 1B 1-2 2-H		3	2	1	0	2	1	4				
Jim Rice, R OBP: 0.327, SLG: 0.537 (1, 10)	0-0 HR 1-H 2-H		0-0 L9		0-0 5-3		0-0 SH1-4 1B			4	1	2	3	0	0	2				
Juan Beniquez, R OBP: 0.382, SLG: 0.420 (1, 5)	0-0 6-3			0-0 6-3	0-0 E6	0-0 SH1-4 1B 2-H		0-0 SH1-4 1-2		3	0	1	1	0	0	0				
Bob Heise, R OBP: 0.143, SLG: 0.105 (8, 5)										0	0	0	0	0	0	0				
Dwight Evans, R OBP: 0.333, SLG: 0.414 (1, 9)		4-0 FC6-4 SH1-4 BB		4-0 FC6-4 BB	0-3 K		0-0 4-3			2	0	0	0	2	1	2				
Doug Griffin, R OBP: 0.290, SLG: 0.291 (1, 4)		0-0 SH1-4		0-0 FC6-4 BB 1B 1-2		0-0 SH 1B		0-0 1-3		3	0	1	0	0	0	2				
Bob Montgomery, R OBP: 0.236, SLG: 0.252 (1, 2)		0-0 FC6-4 2-3		0-0 BB 1B 1-2		0-0 SH		4-0 FC2-5 S BB		2	0	1	0	1	0	1				
Inning Stats	R: 3 E: 0 K: 1 S: 6	H: 1 LOB: 0 BB: 2 P: 14	R: 0 E: 0 K: 0 S: 3	H: 0 LOB: 1 BB: 1 P: 7	R: 0 E: 1 K: 1 S: 6	H: 0 LOB: 1 BB: 0 P: 6	R: 0 E: 0 K: 0 S: 4	H: 1 LOB: 3 BB: 2 P: 12	R: 1 E: 1 K: 1 S: 6	H: 1 LOB: 1 BB: 1 P: 10	R: 0 E: 1 K: 1 S: 7	H: 1 LOB: 3 BB: 1 P: 11	R: 0 E: 0 K: 0 S: 4	H: 1 LOB: 1 BB: 0 P: 4	R: 0 E: 0 K: 0 S: 3	H: 1 LOB: 2 BB: 2 P: 11	1B: 5 2B: 0 3B: 0 HR: 1	SF: 0 SAC: 3 DP: 0 HBP: 0	WP: 0 PB: 0 SB: 3 CS: 0	PA: 40
PITCHER Lloyd Allen, R ERA: 7.36 (1, 1)	IP: 3.2 WLS: L BF: 19 H: 2 R: 3 ER: 3 SO: 3 BB: 3 IBB: 0 HBP: 0 BLK: 0 WP: 0 HR: 1 S: 18 P: 38 ERA: 7.36 WHIP: 1.909															PITCHER	IP: 4.1 WLS: L BF: 21 H: 4 R: 1 ER: 1 SO: 2 BB: 3 IBB: 1 HBP: 0 BLK: 0 WP: 0 HR: 0 S: 21 P: 37 ERA: 2.08 WHIP: 1.615			

Chicago White Sox @ Boston Red Sox
Fenway Park, Boston, MA
Tue Jun 03 1975, 7:05 PM EDT
Att: 10,625 - Unknown - 60 F

AB 28
R 4
H 6
RBI 4
BB 9
SO 4
LOB 24



Batter	1	2	3	4	5	6	7	8	9	AB	R	H	RBI	BB	SO	LOB	TOP								
Pat Kelly, L OBP: 0.369, SLG: 0.405 Bob Coluccio, R OBP: 0.276, SLG: 0.250	0-0 4-3 CS 1B		0-0 6-3		0-0 SH1-3		0-0 FC3 1B	0-0 1-3		3	2	1	0	0	0	2									
Jorge Orta, L OBP: 0.408	0-0 4-3		0-3 K		0-0 SF8		0-0 SF8		0-0 F7	3	0	0	2	0	1	2									
Carlos May, L OBP: 0.422, SLG: 0.442	4-0 CS BB			0-0 1B 2B		0-0 BB		0-0 1B IBB	4-0 BB BB	1	1	1	0	4	0	0									
Deron Johnson, R OBP: 0.287, SLG: 0.351	0-0 F9			0-0 2B 1B		0-0 F6		0-0 F4	0-0 1-2	5	1	1	0	0	0	6									
Ken Henderson, S OBP: 0.354, SLG: 0.374	0-0 CS	0-0 F9		0-0 1-1 2B		0-0 G3		0-0 1-2 1B	4-0 BB IBB	4	0	2	3	1	0	0									
Tony Muser, L OBP: 0.286, SLG: 0.291		0-3 K		0-0 L8		0-0 F5		0-0 L8	4-0 1-2 BB	4	0	0	0	1	1	2									
Bill Stein, R OBP: 0.342, SLG: 0.459		0-0 1-3		0-0 FC5-4 1B		0-0 1B		4-0 BB	0-0 6-3	4	0	2	0	1	0	3									
Bucky Dent, R OBP: 0.343, SLG: 0.401			0-0 6-3 2B	0-0 FC5-4		0-0 F7		0-0 F7		4	0	1	0	0	0	3									
Brian Downing, R OBP: 0.358, SLG: 0.343			0-0 6-3		0-0 SH1-3 SF8 2B		0-0 FC3 SF8 2B	0-3 K		4	2	2	0	0	1	2									
Inning Stats	R: 1 E: 0 K: 0 S: 3	H: 1 LOB: 0 BB: 1 P: 7	R: 0 E: 0 K: 1 S: 5	H: 0 LOB: 0 BB: 0 P: 5	R: 0 E: 0 K: 1 S: 6	H: 1 LOB: 1 BB: 0 P: 6	R: 2 E: 0 K: 0 S: 6	H: 4 LOB: 1 BB: 0 P: 6	R: 1 E: 0 K: 0 S: 4	H: 1 LOB: 1 BB: 1 P: 8	R: 0 E: 0 K: 0 S: 4	H: 1 LOB: 1 BB: 0 P: 4	R: 2 E: 0 K: 1 S: 6	H: 2 LOB: 2 BB: 1 P: 10	R: 0 E: 0 K: 1 S: 5	H: 0 LOB: 1 BB: 1 P: 9	R: 0 E: 0 K: 0 S: 3	H: 0 LOB: 3 BB: 3 P: 15	1B: 5 2B: 5 3B: 0 HR: 0	SF: 2 SAC: 1 DP: 0 HBP: 0	WP: 0 PB: 0 SB: 2 CS: 2	PA: 44			
PITCHER	IP	WLS	BF	H	R	ER	SO	BB	IBB	HBP	BLK	WP	HR	S	P	ERA	WHIP								
Rick Wise, R ERA: 4.96	6.2		32	10	6	6	2	2	1	0	0	0	0	33	45	8.10	1.800								
Roger Moret, L ERA: 3.79	2.1	W	11	0	0	0	1	3	1	0	0	0	0	9	25	0.00	1.286								

Chicago White Sox @ Boston Red Sox
Fenway Park, Boston, MA
Wed Jun 04 1975, 3:33 AM EDT
Att: 12,366 - Unknown - 62 F

livebaseballscorecards.com

AB 33
R 6
H 10
RBI 5
BB 7
SO 3
LOB 21



Batter	1	2	3	4	5	6	7	8	9	AB	R	H	RBI	BB	SO	LOB	BOTTOM								
Juan Beniquez, R OBP: 0.383, SLG: 0.424	0-0 1B 2B	4-0 CS BB			0-0 6-3			0-0 B1-3	0-0 F6	4	1	1	0	1	0	2									
Rick Burleson, R OBP: 0.335, SLG: 0.327	0-0 L9 2B 1B	0-0 CS	0-0 F8		0-0 F4			0-0 L7	0-0 1-2 2H 1B	5	1	2	1	0	0	0									
Carl Yastrzemski, L OBP: 0.372, SLG: 0.383	0-0 2B SF9 1B		0-0 F3		0-0 4-3			0-0 F4		4	1	1	1	0	0	0									
Jim Rice, R OBP: 0.325, SLG: 0.525	0-0 L9		0-0 6-3		0-3 K			0-0 FC4-6 BB	4-0 FC4-6 BB	3	0	0	0	1	1	2									
Fred Lynn, L OBP: 0.420, SLG: 0.618	0-0 SF9 2B			0-3 K		0-0 FC6-4 1B		0-0 FC4-6 2B	1-2 2B	4	1	2	1	0	1	1									
Tony Conigliaro, R OBP: 0.222, SLG: 0.264	0-0 SF9			0-0 F4		0-0 FC6-4		0-0 2B 2B	0-0 1-3 2B	3	1	1	1	0	0	1									
Dwight Evans, R OBP: 0.333, SLG: 0.413 Bernie Carbo, L OBP: 0.445, SLG: 0.663	0-0 6-3			0-0 1B		0-0 P9		0-0 1B 2B	0-0 2H 3H 1B	3	0	1	0	0	0	1									
Doug Griffin, R OBP: 0.284, SLG: 0.285 Tim McCarver, L OBP: 0.333, SLG: 0.333 Rick Miller, L OBP: 0.250, SLG: 0.143		0-0 6-3		0-3 K		0-3 K		0-0 1B 1B	0-0 2-3 1B	3	0	0	0	0	2	1									
Bob Montgomery, R OBP: 0.231, SLG: 0.246 Cecil Cooper, L OBP: 0.276, SLG: 0.321		0-0 F9			0-0 F8		0-0 5-3		0-0 1B	3	0	0	0	0	0	0									
Inning Stats	R: 3 E: 0 K: 0 S: 7	H: 4 LOB: 1 BB: 0 P: 7	R: 0 E: 0 K: 0 S: 2	H: 0 LOB: 0 BB: 1 P: 6	R: 0 E: 0 K: 2 S: 3	H: 1 LOB: 1 BB: 0 P: 3	R: 0 E: 0 K: 0 S: 3	H: 0 LOB: 0 BB: 0 P: 3	R: 0 E: 0 K: 1 S: 6	H: 1 LOB: 1 BB: 0 P: 6	R: 0 E: 0 K: 1 S: 5	H: 0 LOB: 0 BB: 0 P: 5	R: 0 E: 0 K: 0 S: 3	H: 0 LOB: 0 BB: 0 P: 3	R: 4 E: 0 K: 0 S: 7	H: 5 LOB: 2 BB: 1 P: 11	1B: 7 2B: 4 3B: 0 HR: 0	SF: 1 SAC: 0 DP: 0 HBP: 0	WP: 0 PB: 0 SB: 0 CS: 1	PA: 39					
PITCHER	IP	WLS	BF	H	R	ER	SO	BB	IBB	HBP	BLK	WP	HR	S	P	ERA	WHIP								
Jim Kaat, L ERA: 2.7	8.1		33	7	5	5	4	2	0	0	0	0	0	39	47	5.40	1.080								
Rich Gossage, R ERA: 1.06	0.1	L	5	4	2	2	0	0	0	0	0	0	0	5	5	54.00	12.000								

Chicago White Sox @ Boston Red Sox
Fenway Park, Boston, MA
Wed Jun 04 1975, 3:33 AM EDT
Att: 12,366 - Unknown - 62 F

livebaseballscorecards.com

AB 35
R 7
H 11
RBI 7
BB 2
SO 4
LOB 8



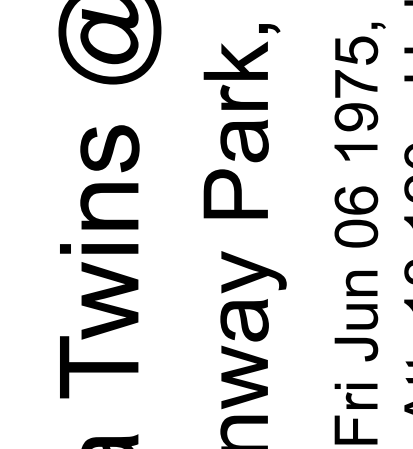
Batter	1	2	3	4	5	6	7	8	9	AB	R	H	RBI	BB	SO	LOB	TOP								
Steve Braun, L (1, 7) OBP: 0.367, SLG: 0.449 Danny Walton, R (8, FH) OBP: 0.286, SLG: 0.308	6-3	BB BB	4-0	4-3	4-3	K		4-3 2B		3	0	0	0	1	1	0	Minnesota Twins @ Boston Red Sox Fenway Park, Boston, MA Fri Jun 06 1975, 7:05 PM EDT Att: 18,120 - Unknown - 60 F								
Rod Carew, L (1, 4) OBP: 0.483, SLG: 0.607	5-3	BB BB	4-0	F7	4-3	4-3		4-3		4	0	0	2	1	0	1									
Steve Brye, R (1, 9) OBP: 0.336, SLG: 0.438	G3	BB BB	4-0	K	5-3		F8	F3		5	0	0	0	0	1	4									
Tony Oliva, L (1, 10) OBP: 0.370, SLG: 0.387		1B FC6 2B		HR		G3 1B 1B	6-3	6-3		5	3	3	1	0	0	1									
Larry Hisle, R (1, 8) OBP: 0.391, SLG: 0.514		FC6 1B		S 2B 1B		K	E8 2B		4-3	5	1	3	0	0	1	1									
Danny Thompson, R (1, 6) OBP: 0.388, SLG: 0.389		FC6 1B 2B		K		G3 1B 1B	4-3		5-3	5	2	1	1	0	1	3									
Tom Kelly, L (1, 3) Bobby Darwin, R (8, FH) OBP: 0.306, SLG: 0.352	F5			2B		G3		1B 2B BB	K	3	0	1	1	0	0	3									
Jerry Terrell, R (1, 5) OBP: 0.750, SLG: 0.750	2B BB 1B		P5		PO			1B 2B 1B		4	2	3	2	0	0	1									
Glenn Borgmann, R (1, 2) OBP: 0.295, SLG: 0.238	BB 2B		F7		PO	P3		2B 4-3 1B		4	1	2	1	0	0	1									
Inning Stats	R: 0 E: 0 K: 0 S: 3	H: 0 LOB: 0 BB: 0 P: 3	R: 3 E: 0 K: 1 S: 9	H: 4 LOB: 3 BB: 2 P: 17	R: 2 E: 0 K: 1 S: 8	H: 3 LOB: 1 BB: 0 P: 8	R: 0 E: 0 K: 0 S: 3	H: 0 LOB: 0 BB: 0 P: 3	R: 2 E: 0 K: 1 S: 7	H: 3 LOB: 0 BB: 0 P: 7	R: 0 E: 0 K: 1 S: 5	H: 0 LOB: 0 BB: 0 P: 5	R: 0 E: 1 K: 0 S: 4	H: 1 LOB: 1 BB: 0 P: 4	R: 3 E: 0 K: 0 S: 6	H: 3 LOB: 1 BB: 1 P: 10		R: 0 E: 0 K: 1 S: 5	H: 0 LOB: 0 BB: 0 P: 5	1B: 8 2B: 5 3B: 0 HR: 1	SF: 0 SAC: 0 DP: 0 HBP: 0	WP: 0 PB: 0 SB: 1 CS: 0	PA: 44		
PITCHER	IP	WLS	BF	H	R	ER	SO	BB	IBB	HBP	BLK	WP	HR	S	P	ERA	WHIP								
Luis Tiant, R (1, 1) ERA: 4.09	5.0	W	26	10	7	7	3	2	0	0	0	0	1	30	38	12.60	2.400								
Roger Moret, L (6, 1) ERA: 4.5	3.0		14	4	3	3	1	1	0	0	0	0	0	15	19	9.00	1.667								
Dick Drago, R (9, 1) ERA: 2.0	1.0	S	3	0	0	0	1	0	0	0	0	0	0	5	5	0.00	0.000								

Batter	1	2	3	4	5	6	7	8	9	AB	R	H	RBI	BB	SO	LOB	BOTTOM								
Bernie Carbo, L (1, 7) OBP: 0.450, SLG: 0.657 Juan Beniquez, R (5, FH) OBP: 0.385, SLG: 0.419	G4-6-3 BB	CS BB	4-3		6-3		2B BB			1	0	0	0	2	0	1	Minnesota Twins @ Boston Red Sox Fenway Park, Boston, MA Fri Jun 06 1975, 7:05 PM EDT Att: 18,120 - Unknown - 60 F								
Rick Miller, L (8, 7) OBP: 0.250, SLG: 0.143	BB	BB	2-3				1-2 2-3 BB			0	0	0	0	0	0	0									
Rick Burleson, R (1, 6) OBP: 0.332, SLG: 0.329	G4-6-3 1-2	K	F9			F7	BB	2B		5	0	1	2	0	1	3									
Carl Yastrzemski, L (1, 3) OBP: 0.373, SLG: 0.376	BB HR BB		1B 2B BB		F7	4-3		K		3	2	0	0	2	1	0									
Fred Lynn, L (1, 8) OBP: 0.420, SLG: 0.607	BB HR BB		2B 1B		4-3	4-3		K		4	2	1	0	1	1	0									
Jim Rice, R (1, 10) OBP: 0.327, SLG: 0.524	HR BB		HR 2B		5-3		5-3	1-3		4	2	1	2	1	0	0									
Dwight Evans, R (1, 9) OBP: 0.342, SLG: 0.454	HR		HR			F3		1B SH1-4 BB		3	3	2	6	1	0	0									
Bob Montgomery, R (1, 2) OBP: 0.248, SLG: 0.266			HR		SH1-4		BB 1B HBP			2	2	2	0	0	0	0									
Doug Griffin, R (1, 4) OBP: 0.289, SLG: 0.286	L6		5-3		SH1-3 1B		BB 2B BB			3	1	1	0	1	0	2									
Bob Heise, R (1, 5) OBP: 0.167, SLG: 0.136		F5	FC6		SH1-3		BB 2B 1B			3	1	1	2	0	0	0									
Inning Stats	R: 4 E: 0 K: 0 S: 4	H: 2 LOB: 1 BB: 4 P: 20	R: 0 E: 0 K: 1 S: 4	H: 0 LOB: 1 BB: 1 P: 8	R: 5 E: 1 K: 0 S: 8	H: 4 LOB: 1 BB: 1 P: 12	R: 0 E: 0 K: 0 S: 3	H: 0 LOB: 0 BB: 0 P: 3	R: 1 E: 0 K: 0 S: 4	H: 1 LOB: 1 BB: 1 P: 8	R: 0 E: 0 K: 0 S: 3	H: 0 LOB: 0 BB: 0 P: 3	R: 3 E: 0 K: 0 S: 4	H: 2 LOB: 2 BB: 2 P: 13	R: 0 E: 0 K: 2 S: 7	H: 0 LOB: 0 BB: 0 P: 7	1B: 4 2B: 3 3B: 0 HR: 2	SF: 0 SAC: 2 DP: 1 HBP: 1	WP: 1 PB: 0 SB: 0 CS: 1	PA: 41					
PITCHER	IP	WLS	BF	H	R	ER	SO	BB	IBB	HBP	BLK	WP	HR	S	P	ERA	WHIP								
Joe Decker, R (1, 1) ERA: 6.91	0.2							4	0	0	0	0	0	0	0	54.00	9.000								
Mike Pask, L (1, 1) ERA: 9.45	2.1	L	13	4	5	4	1	2	0	0	0	0	1	13	21	15.43	2.571								
Vic Albury, L (4, 1) ERA: 4.14	3.2		17	2	4	4	0	3	0	1	0	0	0	13	26	9.82	1.364								
Bill Campbell, R (7, 1) ERA: 4.0	1.1		4	1	0	0	2	0	0	0	0	0	0	8	8	0.00	0.750								

AB 40
R 10
H 14
RBI 10
BB 3
SO 5
LOB 15



AB 29
R 13
H 9
RBI 12
BB 9
SO 3
LOB 7



Batter	1	2	3	4	5	6	7	8	9	AB	R	H	RBI	BB	SO	LOB	TOP			
Jerry Terrell, R OBP: 0.500, SLG: 0.500 (1,5)										4	0	1	0	0	0	2				
Rod Carew, L OBP: 0.483, SLG: 0.605 (1,4)										2	1	1	0	0	0	1				
Luis Gomez, R OBP: 0.200, SLG: 0.111 (4,4)										2	0	0	0	0	0	0				
Larry Hisle, R OBP: 0.359, SLG: 0.525 (1,7)										4	0	3	0	0	1	0				
Tony Oliva, L OBP: 0.359, SLG: 0.374 (1,10)										4	0	0	0	0	1	4				
Bobby Darwin, R OBP: 0.310, SLG: 0.352 (1,9)										3	0	1	0	1	0	1				
Dan Ford, R OBP: 0.235, SLG: 0.208 (1,8)										4	0	1	1	0	0	2				
Danny Thompson, R OBP: 0.367, SLG: 0.388 (1,6)										3	0	1	0	0	0	3				
Tom Kelly, L OBP: 0.224, SLG: 0.250 (1,3)										2	0	0	0	0	0	1				
Glenn Borgmann, R OBP: 0.295, SLG: 0.234 (1,2)										2	0	0	0	0	0	1				
Inning Stats	R: 0 E: 0 K: 1 S: 5	H: 1 LOB: 0 BB: 0 P: 5	R: 0 E: 0 K: 1 S: 5	H: 0 LOB: 0 BB: 0 P: 5	R: 0 E: 0 K: 0 S: 4	H: 1 LOB: 1 BB: 0 P: 4	R: 1 E: 0 K: 0 S: 6	H: 4 LOB: 2 BB: 0 P: 6	R: 0 E: 0 K: 0 S: 2	H: 0 LOB: 0 BB: 0 P: 3	R: 0 E: 0 K: 0 S: 3	H: 0 LOB: 1 BB: 1 P: 7	R: 0 E: 0 K: 0 S: 3	H: 0 LOB: 0 BB: 0 P: 3	R: 0 E: 0 K: 0 S: 4	H: 1 LOB: 1 BB: 0 P: 4	1B: 7 2B: 1 3B: 0 HR: 0	SF: 0 SAC: 1 DP: 2 HBP: 1	WP: 0 PB: 0 SB: 0 CS: 1	PA: 33
PITCHER	IP: 9.0 WLS: W BF: 33 ERA: 3.39	H: 8 R: 1 ER: 1 SO: 2	BB: 1 IBB: 0 HBP: 1 BLK: 0	WP: 0 HR: 0 S: 35 P: 40	ERA: 1.00 WHIP: 1.000															

Minnesota Twins @ Boston Red Sox
Fenway Park, Boston, MA
Sat Jun 07 1975, 3:33 AM EDT
Att: 18,649 - Cloudy - 75 F

AB 30
R 1
H 8
RBI 1
BB 1
SO 2
LOB 15

Batter	1	2	3	4	5	6	7	8	9	AB	R	H	RBI	BB	SO	LOB	BOTTOM		
Bernie Carbo, L OBP: 0.444, SLG: 0.642 (1,7)										4	0	1	0	0	0	0			
Rick Miller, L OBP: 0.250, SLG: 0.143 (8, FR)										0	1	0	0	0	0	0			
Rick Burleson, R OBP: 0.332, SLG: 0.330 (1,6)										3	1	1	0	0	1	0			
Carl Yastrzemski, L OBP: 0.376, SLG: 0.379 (1,3)										4	0	2	1	0	1	1			
Fred Lynn, L OBP: 0.428, SLG: 0.639 (1,8)										4	1	3	2	0	0	1			
Jim Rice, R OBP: 0.319, SLG: 0.510 (1,10)										4	0	0	0	0	3	4			
Dwight Evans, R OBP: 0.340, SLG: 0.449 (1,9)										4	0	1	0	0	1	4			
Tim McCarver, L OBP: 0.333, SLG: 0.250 (1,2)										2	0	0	0	1	0	1			
Doug Griffin, R OBP: 0.290, SLG: 0.287 (1,4)										3	0	1	0	0	0	3			
Bob Heise, R OBP: 0.148, SLG: 0.120 (1,5)										3	0	0	0	0	0	0			
Inning Stats	R: 0 E: 0 K: 1 S: 6	H: 1 LOB: 1 BB: 0 P: 6	R: 0 E: 0 K: 1 S: 6	H: 2 LOB: 1 BB: 0 P: 6	R: 0 E: 0 K: 2 S: 9	H: 2 LOB: 3 BB: 1 P: 13	R: 0 E: 0 K: 1 S: 5	H: 0 LOB: 0 BB: 0 P: 5	R: 1 E: 0 K: 1 S: 6	H: 1 LOB: 0 BB: 0 P: 6	R: 0 E: 0 K: 0 S: 3	H: 0 LOB: 2 BB: 0 P: 3	R: 2 E: 0 K: 0 S: 6	H: 3 LOB: 2 BB: 0 P: 6	1B: 7 2B: 1 3B: 0 HR: 1	SF: 0 SAC: 1 DP: 0 HBP: 0	WP: 1 PB: 0 SB: 0 CS: 1	PA: 34	
PITCHER	IP: 7.0 WLS: L BF: 30 ERA: 3.38	H: 8 R: 3 ER: 3 SO: 6	BB: 0 IBB: 0 HBP: 0 BLK: 0	WP: 0 HR: 1 S: 41 P: 45	ERA: 3.86 WHIP: 1.143														
Ray Corbin, R ERA: 3.38																			
Tom Burgmeier, L ERA: 3.96	0.1	1	0	0	0	0	0	0	0	1	1	0.00	3.000						
Bill Campbell, R ERA: 3.93	0.2	2	0	0	0	0	0	0	0	2	2	0.00	0.000						

Minnesota Twins @ Boston Red Sox
Fenway Park, Boston, MA
Sat Jun 07 1975, 3:33 AM EDT
Att: 18,649 - Cloudy - 75 F

AB 31
R 3
H 9
RBI 3
BB 1
SO 6
LOB 14

Batter	1	2	3	4	5	6	7	8	9	AB	R	H	RBI	BB	SO	LOB	TOP										
Cesar Tovar, R OBP: 0.301, SLG: 0.295 (1, 10)	F9	F7		P9		1B		SH3-4	G2	5	0	1	0	0	0	0											
Toby Harrah, R OBP: 0.374, SLG: 0.425 (1, 4) (7, 5)	6-3		5-3	K		4-3		HR		5	1	1	2	0	1	1											
Jeff Burroughs, R OBP: 0.324, SLG: 0.479 (1, 9)	5-3		BB 1B BB		HR		1B 1B	F3		4	3	2	1	1	0	0											
Mike Hargrove, L OBP: 0.332, SLG: 0.503 (1, 7)		BB 1B HR BB	BB 1B BB		FC3-6 1B		1B 1B	HR		2	3	2	0	3	0	0											
Jim Spencer, L OBP: 0.320, SLG: 0.504 (1, 3)	F7		F3		E4 FC3-6		F4	HR		5	1	1	2	0	0	6											
Lenny Randle, S OBP: 0.336, SLG: 0.352 (1, 8) (7, 4)	K		1B BB		FC3-6 G3-6-3		1B	1B		4	0	2	1	1	1	3											
Roy Howell, L OBP: 0.296, SLG: 0.307 (7, PH)					G3-6-3		F5	4-3		3	1	2	2	0	0	2											
Tom Grieve, R OBP: 0.296, SLG: 0.469 (7, 8)	HR		1-3 2-H 3-H	1B						1	0	0	0	0	0	2											
Joe Lovitto, S OBP: 0.325, SLG: 0.273 (7, 8)	HR		1B							1	0	0	0	0	0	1											
Roy Smalley, S OBP: 0.265, SLG: 0.299 (1, 6)	HR		G1			K	K		4-3	4	1	0	0	1	2	4											
Jim Sundberg, R OBP: 0.297, SLG: 0.327 (1, 2)	HR			5-3		6-3		SH3-4 HR BB	K	4	2	1	4	1	1	0											
Inning Stats	R: 0 E: 0 K: 1 S: 3	H: 0 LOB: 0 BB: 0 P: 3	R: 4 E: 0 K: 1 S: 7	H: 2 LOB: 0 BB: 2 P: 15	R: 2 E: 0 K: 0 S: 4	H: 1 LOB: 2 BB: 3 P: 16	R: 0 E: 0 K: 1 S: 5	H: 0 LOB: 0 BB: 0 P: 5	R: 1 E: 1 K: 0 S: 5	H: 2 LOB: 1 BB: 0 P: 5	R: 0 E: 0 K: 1 S: 6	H: 1 LOB: 1 BB: 0 P: 6	R: 1 E: 0 K: 1 S: 8	H: 3 LOB: 2 BB: 0 P: 8	R: 4 E: 0 K: 0 S: 6	H: 3 LOB: 1 BB: 2 P: 14	R: 0 E: 0 K: 1 S: 5	H: 0 LOB: 0 BB: 0 P: 5	1B: 8 2B: 0 3B: 0 HR: 4	SF: 0 SAC: 1 DP: 1 HBP: 0	WP: 0 PA: 46 PB: 0 SB: 0 CS: 0						
PITCHER	IP	WLS	BF	H	R	ER	SO	BB	IBB	HBP	BLK	WP	HR	S	P	ERA	WHIP										
Rick Wise, R ERA: 5.4 (1, 1)	2.2	L	15	2	6	6	1	5	0	0	0	0	1	12	32	20.25	2.625										
Reggie Cleveland, R ERA: 4.77 (3, 1)	3.2		18	7	2	2	2	0	0	0	0	0	1	22	22	4.91	1.909										
Roger Moret, L ERA: 4.76 (7, 1)	0.2		0	0	0	0	1	0	0	0	0	0	0	4	4	0.00	0.000										
Diego Segui, R ERA: 6.45 (8, 1)	2.0		11	3	4	4	1	2	0	0	0	0	2	11	19	18.00	2.500										

Texas Rangers @ Boston Red Sox
Fenway Park, Boston, MA
Mon Jun 09 1975, 7:05 PM EDT
Att: 13,597 - Unknown - 54 F

AB 38
R 12
H 12
RBI 12
BB 7
SO 5
LOB 19



Batter	1	2	3	4	5	6	7	8	9	AB	R	H	RBI	BB	SO	LOB	BOTTOM										
Bernie Carbo, L OBP: 0.441, SLG: 0.640 (1, 7)	1-3		G3 1B		6-3	1-1 2-H 3-H HR		2B BB		4	1	2	4	1	0	0											
Rick Burleson, R OBP: 0.332, SLG: 0.332 (1, 6)	F8		G3 1B		5-3	F4		2B		5	0	2	0	0	0	0											
Carl Yastrzemski, L OBP: 0.379, SLG: 0.385 (1, 3)	1B		G3				WP BB	F8		4	0	2	0	1	0	4											
Fred Lynn, L OBP: 0.417, SLG: 0.621 (1, 8)	1B		K		4-3		F7		F8	5	0	1	0	0	1	4											
Jim Rice, R OBP: 0.325, SLG: 0.510 (1, 10)	6-3			F9		4-3		BB	6-3	4	0	0	0	1	0	2											
Juan Beniquez, R OBP: 0.375, SLG: 0.404 (1, 5)		5-3		5-3		1B HR 1B	F4		5-3	5	1	1	0	0	0	2											
Dwight Evans, R OBP: 0.347, SLG: 0.445 (1, 9)		5-3		BB BB		1B HR 1B	L8			3	1	1	0	1	0	2											
Doug Griffin, R OBP: 0.296, SLG: 0.289 (1, 4)		5-3				HR 1B		K		3	1	1	0	1	1	0											
Bob Montgomery, R OBP: 0.241, SLG: 0.258 (1, 2)			F9		6-3			L3		2	0	0	0	0	0	2											
Tim McCarver, L OBP: 0.333, SLG: 0.364 (6, PH) (7, 2)						K				2	0	0	0	0	1	3											
Inning Stats	R: 0 E: 0 K: 0 S: 5	H: 2 LOB: 2 BB: 0 P: 5	R: 0 E: 0 K: 1 S: 7	H: 0 LOB: 0 BB: 0 P: 3	R: 0 E: 0 K: 1 S: 7	H: 2 LOB: 2 BB: 0 P: 7	R: 0 E: 0 K: 0 S: 3	H: 0 LOB: 2 BB: 2 P: 11	R: 0 E: 0 K: 1 S: 9	H: 4 LOB: 0 BB: 0 P: 9	R: 4 E: 0 K: 1 S: 3	H: 0 LOB: 2 BB: 2 P: 11	R: 0 E: 0 K: 1 S: 6	H: 1 LOB: 2 BB: 1 P: 10	R: 0 E: 0 K: 0 S: 3	H: 0 LOB: 0 BB: 0 P: 3	1B: 7 2B: 2 3B: 0 HR: 1	SF: 0 SAC: 0 DP: 0 HBP: 0	WP: 1 PA: 42 PB: 0 SB: 0 CS: 0								
PITCHER	IP	WLS	BF	H	R	ER	SO	BB	IBB	HBP	BLK	WP	HR	S	P	ERA	WHIP										
Bill Hands, R ERA: 2.64 (1, 1)	2.2		12	4	0	0	0	0	0	0	0	0	1	12	12	0.00	1.500										
Jackie Brown, R ERA: 4.39 (3, 1)	6.1	W	30	6	4	4	3	5	0	0	0	1	1	31	51	5.68	1.737										

Texas Rangers @ Boston Red Sox
Fenway Park, Boston, MA
Mon Jun 09 1975, 7:05 PM EDT
Att: 13,597 - Unknown - 54 F

AB 37
R 4
H 10
RBI 4
BB 5
SO 3
LOB 19



Batter	1	2	3	4	5	6	7	8	9	AB	R	H	RBI	BB	SO	LOB	TOP								
Cesar Tovar, R OBP: 0.297, SLG: 0.291 (1, 10)	0-0 6-3 S 1B		0-0 L4	0-0 F8		0-0 F7	0-0 F8		0-0 F7	6	0	1	0	0	0	6									
Toby Harrah, R OBP: 0.370, SLG: 0.415 (1, 4) (6, 5)	0-0 6-3 1-3		0-0 F2		0-3 K	0-3 K		4-0 FC3-6 BB		4	0	0	0	1	2	4									
Jeff Burroughs, R OBP: 0.329, SLG: 0.493 (1, 9)	0-0 6-3		0-0 HR		4-0 BB		0-0 1B BB SF8	0-0 F9		4	2	2	2	1	0	2									
Mike Hargrove, L OBP: 0.336, SLG: 0.500 (1, 7)	1-0 HBP		0-0 1B		0-0 F9		4-0 1B BB 2B	0-0 FC3-6 BB E		3	1	1	0	1	0	2									
Jim Spencer, L OBP: 0.316, SLG: 0.493 (1, 3)	0-0 4-3		0-0 4-3		0-3 K		0-0 2B BB SH3-4	0-0 E3 BB		5	1	1	0	0	1	5									
Lenny Randle, S OBP: 0.337, SLG: 0.351 (1, 8) (6, 4)		0-3 K		0-0 F7		0-0 3B 1B	0-0 SF8	4-0 BB 1-2 2-3		3	1	1	1	1	1	0									
Roy Howell, L OBP: 0.325, SLG: 0.325 (6, PR)		0-0 F9		0-0 P7		0-0 1B 3B	0-0 SH3-4 1-3 2-H	0-3 K		3	0	1	1	0	0	0									
Joe Lovitto, S OBP: 0.329, SLG: 0.294 (6, 8)										2	2	1	1	0	1	3									
Roy Smalley, S OBP: 0.276, SLG: 0.321 (1, 6)		0-0 F9		0-0 1B 2B		0-0 SH2-3 1B	0-0 SH3-4	0-3 K		4	0	2	2	0	1	0									
Jim Sundberg, R OBP: 0.307, SLG: 0.337 (1, 2)			0-0 E2 HR 1B		0-0 1B		0-0 SH2-3	0-0 F8		4	1	3	1	0	0	0									
Inning Stats	R: 0 E: 0 K: 0 S: 4	H: 1 LOB: 2 BB: 0 P: 5	R: 0 E: 0 K: 1 S: 5	H: 0 LOB: 0 BB: 0 P: 5	R: 2 E: 1 K: 0 S: 6	H: 3 LOB: 1 BB: 0 P: 6	R: 0 E: 0 K: 0 S: 5	H: 2 LOB: 2 BB: 0 P: 5	R: 0 E: 0 K: 2 S: 7	H: 0 LOB: 1 BB: 1 P: 11	R: 2 E: 0 K: 1 S: 8	H: 3 LOB: 2 BB: 0 P: 8	R: 4 E: 0 K: 0 S: 7	H: 4 LOB: 1 BB: 1 P: 11	R: 0 E: 1 K: 1 S: 6	H: 0 LOB: 3 BB: 2 P: 14	R: 0 E: 0 K: 1 S: 5	H: 0 LOB: 0 BB: 0 P: 5	1B: 9 2B: 2 3B: 1 HR: 1	SF: 1 SAC: 2 DP: 0 HBP: 1	WP: 0 PB: 0 SB: 1 CS: 0	PA: 46			
PITCHER	IP	WLS	BF	H	R	ER	SO	BB	IBB	HBP	BLK	WP	HR	S	P	ERA	WHIP								
Luis Tiant, R ERA: 4.58 (1, 1)	6.1	L	34	12	8	8	4	2	0	1	0	0	1	39	48	11.37	2.211								
Roger Moret, L ERA: 4.44 (7, 1)	1.2		9	1	0	0	1	2	0	0	0	0	0	9	17	0.00	1.800								
Jim Burton, L ERA: (9, 1)	1.0		3	0	0	0	1	0	0	0	0	0	0	5	5	0.00	0.000								

Texas Rangers @ Boston Red Sox
Fenway Park, Boston, MA
Tue Jun 10 1975, 7:05 PM EDT
Att: 20,919 - Unknown - 78 F

AB 38
R 8
H 13
RBI 8
BB 4
SO 6
LOB 22



Batter	1	2	3	4	5	6	7	8	9	AB	R	H	RBI	BB	SO	LOB	BOTTOM								
Bernie Carbo, L OBP: 0.440, SLG: 0.681 (1, 7)	0-0 HR		0-0 4-3		0-0 F3		0-3 K		0-0 HR	5	2	2	2	0	1	2									
Rick Burleson, R OBP: 0.324, SLG: 0.323 (1, 6)	0-0 5-3		0-3 K		0-3 K		0-0 F4		0-0 1-6-3	5	0	0	0	0	2	2									
Carl Yastrzemski, L OBP: 0.376, SLG: 0.362 (1, 3)	0-0 1-3		0-0 G3		0-0 P7		0-0 1B 1B			4	0	1	0	0	0	0									
Fred Lynn, L OBP: 0.413, SLG: 0.611 (1, 8)	0-0 1B		0-0 6-3		0-0 4-3		0-0 P8			4	0	1	0	0	0	1									
Jim Rice, R OBP: 0.329, SLG: 0.528 (1, 10)	0-3 K		0-0 2B		0-0 3B 3B		0-0 F8			4	1	2	0	0	1	2									
Tim McCarver, L OBP: 0.375, SLG: 0.533 (1, 2)		0-0 3-1		0-3 K		0-0 3B 3B		0-0 FC6-4 1B		4	0	2	1	0	1	1									
Dwight Evans, R OBP: 0.340, SLG: 0.435 (1, 9)		0-0 1-3		0-3 K		0-0 F9		0-0 FC6-4		4	0	0	0	0	1	4									
Juan Beniquez, R OBP: 0.370, SLG: 0.408 (1, 5)		0-0 2B		0-0 F8		0-0 5-3		0-0 6-3		4	0	1	0	0	0	0									
Doug Griffin, R OBP: 0.301, SLG: 0.294 (1, 4)		0-0 F9		0-0 1B		0-0 1B		0-0 F4		4	0	2	0	0	0	1									
Inning Stats	R: 1 E: 0 K: 1 S: 7	H: 2 LOB: 1 BB: 0 P: 7	R: 0 E: 0 K: 0 S: 4	H: 1 LOB: 0 BB: 0 P: 4	R: 0 E: 0 K: 2 S: 8	H: 1 LOB: 1 BB: 0 P: 8	R: 0 E: 0 K: 1 S: 6	H: 1 LOB: 1 BB: 0 P: 6	R: 1 E: 0 K: 0 S: 5	H: 2 LOB: 1 BB: 0 P: 5	R: 0 E: 0 K: 1 S: 6	H: 1 LOB: 1 BB: 0 P: 6	R: 0 E: 0 K: 0 S: 5	H: 2 LOB: 2 BB: 0 P: 5	R: 0 E: 0 K: 0 S: 4	H: 1 LOB: 0 BB: 0 P: 4	1B: 5 2B: 2 3B: 2 HR: 2	SF: 0 SAC: 0 DP: 0 HBP: 0	WP: 0 PB: 0 SB: 0 CS: 0	PA: 38					
PITCHER	IP	WLS	BF	H	R	ER	SO	BB	IBB	HBP	BLK	WP	HR	S	P	ERA	WHIP								
Fergie Jenkins, R ERA: 4.95 (1, 1)	9.0	W	38	11	3	3	6	0	0	0	0	0	2	50	50	3.00	1.222								

Texas Rangers @ Boston Red Sox
Fenway Park, Boston, MA
Tue Jun 10 1975, 7:05 PM EDT
Att: 20,919 - Unknown - 78 F

AB 38
R 3
H 11
RBI 3
BB 0
SO 6
LOB 13



Batter	1	2	3	4	5	6	7	8	9	10	11	12	13	14	AB	R	H	RBI	BB	SO	LOB	TOP				
Bernie Carbo, L OBP: 0.437, SLG: 0.653 (1, 7)	3-1	G4-6-3		K		F7	G3		FC4 BB		FC4 IBB			HR HBP	5	1	0	0	2	1	5					
Rick Burleson, R OBP: 0.312, SLG: 0.310 (1, 6)	4-3	E6 BB 1B		F4		6-3		K	FC4		FC4			P9	8	1	0	0	0	1	7					
Carl Yastrzemski, L OBP: 0.390, SLG: 0.404 (1, 3)	1B BB	1B BB				F2					SH1-4 BB			K	5	2	3	2	3	1	1					
Fred Lynn, L OBP: 0.414, SLG: 0.601 (1, 9)	FC6-4 1B	1B				3-1 BB		K	F9		SH1-4			F8	6	0	2	1	1	2	1					
Jim Rice, R OBP: 0.328, SLG: 0.524 (1, 10)	FC6-4	L8				3-1			G3		2B			L6	7	1	2	0	0	0	7					
Tim McCarver, L OBP: 0.400, SLG: 0.579 (1, 2)						4-3					4-3			F6	4	1	2	1	0	0	1					
Tim Lincecum, S OBP: 0.333, SLG: 0.278 (7, 2)		E 2B				4-3			1B 1B		BB SH3-4 1B			1-3	3	0	1	0	0	0	1					
Rico Petrocelli, R OBP: 0.301, SLG: 0.333 (1, 5)		E4 SH 1B		F4		K			1B		SH3-4			K	6	1	1	1	0	2	1					
Rick Miller, L OBP: 0.364, SLG: 0.176 (1, 9)		SH 1B		L4							BB IBB			4-3 BB	3	2	1	0	3	1	0					
Doug Griffin, R OBP: 0.292, SLG: 0.296 (1, 4)																										
Cecil Cooper, L OBP: 0.267, SLG: 0.310 (14, PH)																										
Bob Henke, R OBP: 0.148, SLG: 0.120 (14, 4)																										
Inning Stats	R: 0 E: 0 K: 0 S: 4	H: 1 LOB: 2 BB: 1 P: 8	R: 4 E: 3 K: 0 S: 8	H: 3 LOB: 2 BB: 1 P: 12	R: 0 E: 0 K: 0 S: 3	H: 0 LOB: 0 BB: 0 P: 3	R: 0 E: 0 K: 1 S: 5	H: 0 LOB: 0 BB: 0 P: 5	R: 1 E: 1 K: 0 S: 5	H: 1 LOB: 1 BB: 0 P: 10	R: 0 E: 0 K: 2 S: 6	H: 1 LOB: 3 BB: 1 P: 6	R: 0 E: 0 K: 0 S: 4	H: 1 LOB: 3 BB: 2 P: 12	R: 0 E: 0 K: 1 S: 5	H: 0 LOB: 2 BB: 2 P: 13	R: 0 E: 0 K: 1 S: 5	H: 0 LOB: 0 BB: 0 P: 5	R: 0 E: 0 K: 1 S: 5	H: 0 LOB: 0 BB: 0 P: 5	R: 2 E: 0 K: 1 S: 6	H: 1 LOB: 0 BB: 0 P: 7	1B: 11 2B: 2 3B: 0 HR: 1	SF: 0 SAC: 3 DP: 1 HBP: 1	WP: 0 PB: 0 SB: 1 CS: 0	PA: 67
PITCHER	IP WLS BF H R ER SO BB IBB HBP BLK WP HR S P ERA WHIP	IP WLS BF H R ER SO BB IBB HBP BLK WP HR S P ERA WHIP	PITCHER														IP WLS BF H R ER SO BB IBB HBP BLK WP HR S P ERA WHIP									
Stan Bahnsen, R ERA: 6.2 (1, 1)	6.1	33	9	2	2	6	3	3	1	0	0	1	39	64	2.35	1.043										
Rich Gossage, R ERA: 1.44 (7, 1)	7.2	L	34	5	2	2	6	3	3	1	0	0	1	39	64	2.35	1.043									

Boston Red Sox @ Chicago White Sox
Comiskey Park, Chicago, IL
Wed Jun 11 1975, 8:05 PM EDT
Att. 5,228 - Unknown

AB: 54
R: 9
H: 14
RBI: 7
BB: 9
SO: 9
LOB: 30



Batter	1	2	3	4	5	6	7	8	9	10	11	12	13	14	AB	R	H	RBI	BB	SO	LOB	BOTTOM		
Bob Coluccio, R OBP: 0.311, SLG: 0.270 (1, 9)	HR 1B	5-3		3B 1B		1-3 1B		5-3		FC1-6 BB		4-3 HBP		1B	6	2	4	0	1	0	0			
Bucky Dent, R OBP: 0.351, SLG: 0.409 (1, 6)	K			3B		SF8		F6		FC1-6 FC6-4		B3		F7	7	0	1	3	0	1	5			
Carlos May, L OBP: 0.419, SLG: 0.448 (1, 7)	1B 1B			3B		1-3				FC6-4 BB 1B		4-3		L4	7	2	3	2	1	0	5			
Deron Johnson, R OBP: 0.280, SLG: 0.339 (1, 3)	L6			BB		5-3				B2		F5			3	0	0	0	1	0	4			
Tony Muser, L OBP: 0.316, SLG: 0.303 (9, PH) (10, 3)				BB		F9				BB 1B					3	0	1	0	0	0	2			
Ken Henderson, S OBP: 0.358, SLG: 0.356 (1, 8)	HR 1B					F7				2B 1B				F7	5	0	2	1	2	0	1			
Bill Melton, R OBP: 0.312, SLG: 0.297 (1, 10)						G6-4-3 BB				2B 1B					2	0	0	0	1	0	2			
Pat Kelly, L OBP: 0.357, SLG: 0.416 (7, PH)						F9				B1-3				K	4	0	1	0	0	1	3			
Bill Stein, R OBP: 0.348, SLG: 0.387 (1, 5)	6-3					4-3				F9				F5	7	0	1	0	0	0	5			
Jorge Orta, L OBP: 0.346, SLG: 0.397 (1, 4)						K				F7				F8	5	0	1	0	2	1	1			
Brian Downing, R OBP: 0.351, SLG: 0.346 (1, 2)						3B BB				F3				FC3-6 BB	6	3	1	1	1	0	5			
Inning Stats	R: 1 E: 0 K: 1 S: 8	H: 3 LOB: 3 BB: 1 P: 12	R: 0 E: 0 K: 0 S: 3	H: 1 LOB: 0 BB: 0 P: 3	R: 1 E: 0 K: 0 S: 4	H: 1 LOB: 1 BB: 1 P: 8	R: 2 E: 0 K: 1 S: 7	H: 2 LOB: 2 BB: 2 P: 15	R: 0 E: 0 K: 0 S: 3	H: 1 LOB: 1 BB: 1 P: 7	R: 1 E: 1 K: 0 S: 5	H: 1 LOB: 0 BB: 0 P: 5	R: 0 E: 0 K: 0 S: 3	H: 0 LOB: 3 BB: 2 P: 12	R: 0 E: 0 K: 1 S: 5	H: 0 LOB: 0 BB: 0 P: 4	R: 0 E: 0 K: 1 S: 5	H: 0 LOB: 0 BB: 0 P: 5	R: 0 E: 0 K: 0 S: 4	H: 1 LOB: 2 BB: 1 P: 8	1B: 10 2B: 2 3B: 1 HR: 2	SF: 1 SAC: 0 DP: 2 HBP: 1	WP: 0 PB: 0 SB: 2 CS: 0	PA: 66
PITCHER	IP WLS BF H R ER SO BB IBB HBP BLK WP HR S P ERA WHIP	IP WLS BF H R ER SO BB IBB HBP BLK WP HR S P ERA WHIP	PITCHER														IP WLS BF H R ER SO BB IBB HBP BLK WP HR S P ERA WHIP							
Bill Lee, L ERA: 3.53 (1, 1)	6.0	31	9	5	4	2	2	0	1	1	0	0	1	14	22	5.40	1.500							
Dick Drago, R ERA: 2.36 (7, 1)	3.1	16	4	2	2	0	1	1	0	0	1	0	0	14	22	5.40	1.500							
Roger Moret, L ERA: 3.86 (10, 1)	3.2	W	14	1	0	0	1	1	0	0	0	0	0	14	19	0.00	0.545							
Diego Segui, R ERA: 6.17 (14, 1)	1.0	S	5	1	0	0	0	0	1	0	0	0	0	4	8	0.00	2.000							

Boston Red Sox @ Chicago White Sox
Comiskey Park, Chicago, IL
Wed Jun 11 1975, 8:05 PM EDT
Att. 5,228 - Unknown

AB: 55
R: 7
H: 15
RBI: 7
BB: 9
SO: 3
LOB: 33



Batter	1	2	3	4	5	6	7	8	9	AB	R	H	RBI	BB	SO	LOB	TOP					
Juan Beniquez, R OBP: 0.381, SLG: 0.417										5	1	3	0	0	0	2	Boston Red Sox @ Chicago White Sox Comiskey Park, Chicago, IL Thu Jun 12 1975, 8:05 PM EDT Alt. 5,944 - Unknown - 63 F					
Rick Burleson, R OBP: 0.314, SLG: 0.312										5	0	2	0	0	0	2						
Carl Yastrzemski, L Cecil Cooper, L OBP: 0.391, SLG: 0.406 OBP: 0.281, SLG: 0.323										2	0	1	0	0	0	0						
Jim Rice, R OBP: 0.326, SLG: 0.518										4	0	1	0	0	1	4						
Fred Lynn, L OBP: 0.411, SLG: 0.593										4	0	1	1	0	1	2						
Tony Conigliaro, R OBP: 0.221, SLG: 0.246										3	0	0	0	1	0	2						
Rico Petrocelli, R OBP: 0.293, SLG: 0.324										4	0	0	0	0	0	4						
Doug Griffin, R OBP: 0.301, SLG: 0.294										4	0	1	0	0	0	0						
Bob Montgomery, R OBP: 0.241, SLG: 0.265										4	0	1	0	0	1	0						
Inning Stats	R: 0 E: 0 K: 1 S: 7	H: 2 LOB: 2 BB: 0 P: 7	R: 0 E: 0 K: 0 S: 5	H: 2 LOB: 2 BB: 0 P: 5	R: 0 E: 0 K: 0 S: 3	H: 0 LOB: 0 BB: 0 P: 3	R: 0 E: 0 K: 1 S: 4	H: 0 LOB: 0 BB: 1 P: 8	R: 0 E: 0 K: 1 S: 5	H: 0 LOB: 0 BB: 0 P: 5	R: 1 E: 1 K: 0 S: 6	H: 3 LOB: 2 BB: 0 P: 6	R: 1 E: 0 K: 0 S: 6	H: 3 LOB: 2 BB: 0 P: 6	R: 0 E: 0 K: 0 S: 3	H: 0 LOB: 0 BB: 0 P: 3	R: 0 E: 0 K: 0 S: 4	H: 1 LOB: 1 BB: 0 P: 4	1B: 10 2B: 1 3B: 0 HR: 0	SF: 0 SAC: 0 DP: 2 HBP: 0	WP: 0 PB: 0 SB: 0 CS: 0	PA: 38
PITCHER Jim Kaat, L ERA: 2.59	IP: 9.0 WLS: W BF: 38 H: 11 R: 2 ER: 2 SO: 3 BB: 1 IBB: 0 HBP: 0 BLK: 0 WP: 0 HR: 0 S: 43 P: 47 ERA: 2.00 WHIP: 1.333															PITCHER						

Batter	1	2	3	4	5	6	7	8	9	AB	R	H	RBI	BB	SO	LOB	BOTTOM			
Bob Coluccio, R OBP: 0.307, SLG: 0.292										5	1	1	2	0	2	3	Boston Red Sox @ Chicago White Sox Comiskey Park, Chicago, IL Thu Jun 12 1975, 8:05 PM EDT Alt. 5,944 - Unknown - 63 F			
Bucky Dent, R OBP: 0.344, SLG: 0.401										4	0	0	0	0	1	0				
Carlos May, L OBP: 0.416, SLG: 0.449										4	1	1	0	0	0	0				
Deron Johnson, R Tony Muser, L OBP: 0.280, SLG: 0.357 OBP: 0.315, SLG: 0.300										3	2	1	1	0	0	1				
Ken Henderson, S OBP: 0.365, SLG: 0.364										4	2	3	0	0	0	0				
Bill Melton, R Pat Kelly, L OBP: 0.314, SLG: 0.299 OBP: 0.359, SLG: 0.417										2	0	1	0	0	0	2				
Bill Stein, R OBP: 0.343, SLG: 0.379										4	0	1	1	0	0	4				
Jorge Orta, L OBP: 0.344, SLG: 0.395										4	1	1	0	0	0	2				
Brian Downing, R OBP: 0.359, SLG: 0.352										3	1	2	2	1	0	0				
Inning Stats	R: 0 E: 0 K: 0 S: 3	H: 0 LOB: 0 BB: 0 P: 3	R: 1 E: 0 K: 0 S: 4	H: 2 LOB: 0 BB: 0 P: 4	R: 2 E: 1 K: 1 S: 7	H: 2 LOB: 0 BB: 0 P: 7	R: 1 E: 1 K: 0 S: 5	H: 2 LOB: 1 BB: 0 P: 5	R: 0 E: 0 K: 1 S: 5	H: 0 LOB: 0 BB: 0 P: 5	R: 4 E: 1 K: 1 S: 10	H: 4 LOB: 1 BB: 0 P: 10	R: 0 E: 1 K: 0 S: 3	H: 0 LOB: 0 BB: 0 P: 3	R: 1 E: 1 K: 1 S: 7	H: 2 LOB: 2 BB: 1 P: 11	1B: 9 2B: 1 3B: 0 HR: 2	SF: 0 SAC: 0 DP: 2 HBP: 0	WP: 1 PB: 0 SB: 0 CS: 1	PA: 38
PITCHER Jim Burton, L Reggie Cleveland, R ERA: 5.68 ERA: 4.86	IP: 5.1 WLS: L BF: 23 H: 8 R: 6 ER: 5 SO: 2 BB: 0 IBB: 0 HBP: 0 BLK: 0 WP: 1 HR: 0 S: 27 P: 27 ERA: 8.44 WHIP: 1.500															PITCHER				

Batter	1	2	3	4	5	6	7	8	9	AB	R	H	RBI	BB	SO	LOB	TOP					
Rick Miller, L OBP: 0.370, SLG: 0.190 (1, 9)	L9		4-3		F7		1B WP 1B	CS	1B HR BB	4	2	1	0	1	0	0	Boston Red Sox @ Kansas City Royals Royals Stadium, Kansas City, MO Fri Jun 13 1975, 8:05 PM EDT Unknown - 87 F					
Rick Burleson, R OBP: 0.320, SLG: 0.319 (1, 6)	G3 1B		1-4-3		F3		WP S 1B		1B HR 1B	5	1	3	1	0	0	0						
Carl Yastrzemski, L OBP: 0.389, SLG: 0.402 Bob Heise, R OBP: 0.143, SLG: 0.115 (1, 3) (7, 4)	G3				F7		FC1-6 1B		F3	4	0	1	0	0	0	1						
Fred Lynn, L OBP: 0.410, SLG: 0.602 (1, 8)	6-3				1-6-3		FC1-6 HR			4	2	1	3	1	0	2						
Jim Rice, R OBP: 0.328, SLG: 0.520 (1, 10)			4-3 1B		1B		L7		5-3	5	2	2	0	0	1	3						
Bernie Carbo, L OBP: 0.442, SLG: 0.669 (1, 7)	4-3				1B BB		HR		F9	3	2	1	2	2	0	1						
Rico Petrocelli, R OBP: 0.298, SLG: 0.329 (1, 5)	G4-6-3 1B				1B		K		6-3	4	0	2	2	0	1	1						
Tim Blackwell, S OBP: 0.304, SLG: 0.250 (1, 2)	G4-6-3				1-3				4-3	4	0	0	0	0	0	4						
Doug Griffin, R OBP: 0.298, SLG: 0.291 Cecil Cooper, L OBP: 0.324, SLG: 0.364 (7, PH) (7, 3)	6-3				6-3		P9		1B CS 1B	2	0	0	0	0	0	0						
Inning Stats	R: 0 E: 0 K: 0 S: 4	H: 1 LOB: 1 BB: 0 P: 4	R: 1 E: 0 K: 0 S: 4	H: 2 LOB: 0 BB: 0 P: 4	R: 0 E: 0 K: 0 S: 3	H: 0 LOB: 0 BB: 0 P: 3	R: 1 E: 0 K: 0 S: 5	H: 2 LOB: 2 BB: 1 P: 9	R: 0 E: 0 K: 0 S: 3	H: 0 LOB: 0 BB: 0 P: 3	R: 2 E: 0 K: 1 S: 7	H: 2 LOB: 0 BB: 0 P: 7	R: 2 E: 0 K: 2 S: 10	H: 3 LOB: 2 BB: 1 P: 14	R: 1 E: 0 K: 0 S: 3	H: 1 LOB: 0 BB: 1 P: 7		R: 3 E: 0 K: 0 S: 5	H: 2 LOB: 0 BB: 1 P: 9	1B: 10 2B: 1 3B: 0 HR: 2	SF: 0 SAC: 0 DP: 1 HBP: 0	WP: 1 PB: 0 SB: 1 CS: 1
PITCHER	IP	WLS	BF	H	R	ER	SO	BB	IBB	HBP	BLK	WP	HR	S	P	ERA	WHIP					
Al Fitzmorris, R ERA: 3.62 (1, 1)	6.1	L	27	8	5	5	1	1	0	0	0	0	1	28	32	7.11	1.421					
Lindy McDaniel, R ERA: 3.72 (7, 1)	2.2		15	5	5	5	2	2	1	0	0	1	1	16	28	16.88	2.625					

AB	38
R	10
H	13
RBI	9
BB	4
SO	3
LOB	16



Batter	1	2	3	4	5	6	7	8	9	AB	R	H	RBI	BB	SO	LOB	BOTTOM					
Jim Wohlford, R OBP: 0.363, SLG: 0.385 (1, 9)	3B 1B		6-3		E6		F9		G4-6-3 1B	5	1	2	0	0	0	0	Boston Red Sox @ Kansas City Royals Royals Stadium, Kansas City, MO Fri Jun 13 1975, 8:05 PM EDT Unknown - 87 F					
George Brett, L OBP: 0.336, SLG: 0.397 (1, 5)	E 3B		2B		1B		4-3		G4-6-3	5	2	3	1	0	0	1						
Amos Otis, R OBP: 0.379, SLG: 0.389 (1, 8)	5-3		WP SF9 2B		F9				L8	5	1	2	1	0	0	3						
John Mayberry, L OBP: 0.391, SLG: 0.419 (1, 3)	E4		SF9		F4		FC6-4 BB			2	0	0	1	1	0	2						
Hal McRae, R OBP: 0.362, SLG: 0.399 (1, 7)	G6-4-3				L4		FC6-4			3	0	0	0	1	0	5						
Harmon Killebrew, R OBP: 0.332, SLG: 0.417 (1, 10)			F2		F7		K		F7	4	0	0	0	0	1	1						
Fran Healy, R OBP: 0.290, SLG: 0.351 (1, 2)			F4		F8		F7		F9	4	0	0	0	0	0	0						
Cookie Rojas, R OBP: 0.327, SLG: 0.333 (1, 4)					6-3				S 1B	4	0	3	0	0	0	0						
Freddie Patek, R OBP: 0.285, SLG: 0.258 Tony Solaita, L OBP: 0.370, SLG: 0.538 Frank White, R OBP: 0.228, SLG: 0.259 (1, 6) (8, PH) (9, 6)			F8		6-3		P9		F8	3	0	0	0	0	0	2						
Inning Stats	R: 2 E: 1 K: 0 S: 5	H: 2 LOB: 0 BB: 0 P: 5	R: 0 E: 0 K: 0 S: 4	H: 1 LOB: 1 BB: 0 P: 4	R: 2 E: 0 K: 0 S: 5	H: 2 LOB: 1 BB: 1 P: 9	R: 0 E: 0 K: 0 S: 3	H: 0 LOB: 0 BB: 0 P: 3	R: 0 E: 1 K: 0 S: 5	H: 1 LOB: 2 BB: 0 P: 5	R: 0 E: 0 K: 1 S: 6	H: 1 LOB: 1 BB: 0 P: 6	R: 0 E: 0 K: 0 S: 4	H: 1 LOB: 2 BB: 1 P: 8	R: 0 E: 0 K: 0 S: 4	H: 1 LOB: 1 BB: 0 P: 4		R: 0 E: 0 K: 0 S: 3	H: 1 LOB: 0 BB: 0 P: 3	1B: 6 2B: 3 3B: 1 HR: 0	SF: 1 SAC: 0 DP: 2 HBP: 0	WP: 1 PB: 0 SB: 1 CS: 0
PITCHER	IP	WLS	BF	H	R	ER	SO	BB	IBB	HBP	BLK	WP	HR	S	P	ERA	WHIP					
Rick Wise, R ERA: 5.19 (1, 1)	9.0	W	39	10	4	3	1	2	0	0	0	1	0	39	47	3.00	1.333					

AB	36
R	4
H	10
RBI	3
BB	2
SO	1
LOB	15



Batter	1	2	3	4	5	6	7	8	9	AB	R	H	RBI	BB	SO	LOB	TOP			
Juan Beniquez, R OBP: 0.385, SLG: 0.415 (1, 9)	4-0 S 1B BB	0-0 6-3			0-0 5-3			0-0 L1-3 1B		3	1	1	0	1	0	0				
Rick Burleson, R OBP: 0.319, SLG: 0.318 (1, 6)	0-0 1B 1B	0-0 F6			0-0 F9			0-0 L1-3 1-2		4	1	1	1	0	0	1				
Carl Yastrzemski, L OBP: 0.390, SLG: 0.404 (1, 3)	0-0 1B 1B		0-0 G3		0-0 F9			0-0 CS 1B		4	1	2	0	0	0	0				
Jim Rice, R OBP: 0.337, SLG: 0.528 Rick Miller, L OBP: 0.370, SLG: 0.190 (9, PR)	0-0 F7 SF9 1B 2H 3H		0-0 L7		0-0 1B 2B			0-0 CS 1-2	4-0 G6-3 BB	3	2	2	2	1	0	0				
Fred Lynn, L OBP: 0.412, SLG: 0.600 (1, 8)	0-0 1B		0-0 F6		0-0 FC6-4 1B 2H			0-0 G6-3 1-2		4	0	2	1	0	0	1				
Dwight Evans, R OBP: 0.335, SLG: 0.428 Bernie Carbo, L OBP: 0.439, SLG: 0.664 (9, PH)	0-0 F7 2-3		0-0 F2		0-0 FC6-4 CS 1-2			0-0 G3		3	0	0	0	0	0	3				
Rico Petrocelli, R OBP: 0.299, SLG: 0.331 (1, 5)	0-0 SF9 3H		0-0 5-3		0-0 CS 1-2		0-0 CS 1B			2	0	1	1	0	0	0				
Bob Montgomery, R OBP: 0.276, SLG: 0.259 (1, 2)	0-0 5-3		0-0 F8		0-3 K 1-2					3	0	0	0	0	1	2				
Bob Heise, R OBP: 0.129, SLG: 0.103 (1, 4)		0-0 F7			0-0 F7		0-0 F5			3	0	0	0	0	0	0				
Inning Stats	R: 4 E: 0 K: 0 S: 7	H: 4 LOB: 1 BB: 1 P: 11	R: 0 E: 0 K: 0 S: 3	H: 0 LOB: 0 BB: 0 P: 3	R: 0 E: 0 K: 0 S: 3	H: 0 LOB: 0 BB: 0 P: 3	R: 0 E: 0 K: 0 S: 3	H: 0 LOB: 0 BB: 0 P: 3	R: 1 E: 0 K: 0 S: 4	H: 2 LOB: 0 BB: 0 P: 4	R: 0 E: 0 K: 1 S: 5	H: 1 LOB: 0 BB: 0 P: 5	R: 0 E: 0 K: 0 S: 3	H: 2 LOB: 1 BB: 1 P: 6	R: 0 E: 0 K: 0 S: 2	H: 0 LOB: 1 BB: 1 P: 6	1B: 8 2B: 2 3B: 0 HR: 0	SF: 1 SAC: 0 DP: 2 HBP: 0	WP: 0 PB: 0 SB: 1 CS: 3	PA: 35
PITCHER	IP WLS BF H R ER SO BB IBB HBP BLK WP HR S P ERA WHIP	IP WLS BF H R ER SO BB IBB HBP BLK WP HR S P ERA WHIP																		
Paul Splittorf, L ERA: 5.19 (1, 1)	0.0	5	4	4	4	0	1	0	0	0	0	0	0	0	4	8	∞	∞		
Steve Mingori, L ERA: 2.25 (1, 1)	6.0	19	2	1	1	0	0	0	0	0	0	0	0	19	19	1.50	0.333			
Doug Bird, R ERA: 2.65 (7, 1)	3.0	W	9	3	0	0	1	1	0	0	0	0	0	10	14	0.00	1.333			

Boston Red Sox @ Kansas City Royals
 Royals Stadium, Kansas City, MO
 Fri Jun 13 1975, 8:05 PM EDT
 Att: 25,311 - Unknown

AB 30
 R 5
 H 9
 RBI 5
 BB 2
 SO 1
 LOB 8



Batter	1	2	3	4	5	6	7	8	9	AB	R	H	RBI	BB	SO	LOB	BOTTOM			
Jim Wohlford, R OBP: 0.360, SLG: 0.376 (1, 7)	4-0 G4-6-3 BB		0-0 F5		0-0 5-3			0-0 6-3		3	0	0	0	1	0	0				
George Brett, L OBP: 0.335, SLG: 0.408 (1, 5)	0-0 G4-6-3 1-2		0-0 F8		0-0 F8			0-0 HR		4	1	1	1	0	0	1				
Amos Otis, R OBP: 0.377, SLG: 0.402 (1, 8)	0-0 F9		0-0 F3		0-0 6-3			0-0 IHR		4	1	1	1	0	0	0				
Hal McRae, R OBP: 0.364, SLG: 0.401 (1, 10)		0-0 BB HR 1B		0-0 6-3		0-0 6-3		0-0 S 1B		4	1	2	0	0	0	0				
Tony Solaita, L OBP: 0.364, SLG: 0.565 (1, 3)		0-0 F9		0-3 K			0-0 HR	0-3 K		4	1	1	1	0	2	2				
Vada Pinson, L OBP: 0.270, SLG: 0.414 (1, 9)	0-0 F7		0-0 2B		0-0 SH3-4 1B			4-0 IBB		3	0	2	0	1	0	1				
Bob Stinson, S OBP: 0.333, SLG: 0.348 (1, 2)	4-0 1-2 HR BB		0-0 1-3		0-3 SH3-4 1B			0-0 F5		2	1	0	0	1	0	3				
Frank White, R OBP: 0.232, SLG: 0.295 (8, 6)	0-0 HR				0-3 K			0-0 F8		3	1	1	3	0	1	1				
Freddie Patek, R OBP: 0.282, SLG: 0.255 Cookie Rojas, R OBP: 0.326, SLG: 0.331 (7, PH) (8, 4)	0-0 1H 2H HR		0-0 F3		0-0 F6			0-0 L4		2	0	0	0	0	0	0				
Inning Stats	R: 0 E: 0 K: 0 S: 2	H: 0 LOB: 0 BB: 1 P: 6	R: 3 E: 0 K: 0 S: 5	H: 2 LOB: 0 BB: 1 P: 9	R: 0 E: 0 K: 0 S: 3	H: 0 LOB: 0 BB: 0 P: 3	R: 0 E: 0 K: 1 S: 6	H: 1 LOB: 1 BB: 0 P: 6	R: 0 E: 0 K: 1 S: 5	H: 0 LOB: 0 BB: 0 P: 5	R: 0 E: 0 K: 0 S: 3	H: 0 LOB: 0 BB: 0 P: 3	R: 1 E: 0 K: 0 S: 5	H: 2 LOB: 1 BB: 0 P: 5	R: 2 E: 0 K: 1 S: 8	H: 3 LOB: 2 BB: 1 P: 12	1B: 3 2B: 1 3B: 0 HR: 4	SF: 0 SAC: 1 DP: 1 HBP: 0	WP: 0 PB: 0 SB: 1 CS: 0	PA: 34
PITCHER	IP WLS BF H R ER SO BB IBB HBP BLK WP HR S P ERA WHIP	IP WLS BF H R ER SO BB IBB HBP BLK WP HR S P ERA WHIP																		
Dick Pole, R ERA: 4.1 (1, 1)	7.1	L	30	7	6	6	2	2	0	0	0	0	0	3	32	40	7.36	1.227		
Dick Drago, R ERA: 2.79 (8, 1)	0.2		4	1	0	0	1	0	1	0	0	0	0	5	9	0.00	1.500			

Boston Red Sox @ Kansas City Royals
 Royals Stadium, Kansas City, MO
 Fri Jun 13 1975, 8:05 PM EDT
 Att: 25,311 - Unknown

AB 30
 R 6
 H 8
 RBI 6
 BB 3
 SO 3
 LOB 9



Batter	1	2	3	4	5	6	7	8	9	AB	R	H	RBI	BB	SO	LOB	TOP					
Bernie Carbo, L OBP: 0.446, SLG: 0.662 (1, 7)	F7		1B HR BB							2	1	1	0	2	0	0	Boston Red Sox @ Kansas City Royals Royals Stadium, Kansas City, MO Sat Jun 14 1975, 8:05 PM EDT Att: 19,352 - Unknown					
Rick Burleson, R OBP: 0.322, SLG: 0.321 (1, 6)	1B		1-2 HR 1B		L1-5		F9			4	1	2	0	0	0	3						
Carl Yastrzemski, L OBP: 0.389, SLG: 0.406 (1, 3)	F8		F6		G3					4	1	1	0	0	0	4						
Fred Lynn, L OBP: 0.409, SLG: 0.609 (1, 8)	F9		1-2 HR							4	1	1	3	0	0	2						
Jim Rice, R OBP: 0.330, SLG: 0.519 (1, 10)		K	K							3	0	0	1	0	2	0						
Rico Petrocelli, R OBP: 0.296, SLG: 0.324 (1, 5)	F9				F8					3	0	0	0	1	0	0						
Dwight Evans, R OBP: 0.338, SLG: 0.426 (1, 9)	1B				G4-6-3 BB		F6			3	0	1	0	1	0	1						
Denny Doyle, L OBP: 0.150, SLG: 0.105 (1, 4)	4-3				G4-6-3		F9			4	0	1	0	0	0	2						
Tim Blackwell, S OBP: 0.300, SLG: 0.233 (1, 2)			3-1		1B L1-5 BB		4-3			3	0	0	0	1	0	1						
Inning Stats	R: 0 E: 0 K: 0 S: 4	H: 1 LOB: 1 BB: 0 P: 4	R: 0 E: 0 K: 1 S: 6	H: 1 LOB: 1 BB: 0 P: 6	R: 3 E: 0 K: 1 S: 7	H: 2 LOB: 0 BB: 1 P: 11	R: 0 E: 0 K: 0 S: 2	H: 0 LOB: 0 BB: 1 P: 6	R: 0 E: 0 K: 0 S: 3	H: 1 LOB: 1 BB: 1 P: 7	R: 0 E: 0 K: 0 S: 3	H: 0 LOB: 1 BB: 1 P: 7	R: 0 E: 0 K: 0 S: 3	H: 0 LOB: 0 BB: 1 P: 7	R: 1 E: 0 K: 0 S: 4	H: 1 LOB: 0 BB: 0 P: 4	R: 0 E: 0 K: 0 S: 3	H: 1 LOB: 0 BB: 0 P: 3	1B: 5 2B: 2 3B: 0 HR: 1	SF: 1 SAC: 0 DP: 2 HBP: 0	WP: 0 PB: 0 SB: 0 CS: 1	PA: 36
PITCHER Marty Pattin, R ERA: 3.43 (1, 1)	IP: 9.0 WLS: L BF: 36 H: 7 R: 4 ER: 4 SO: 2 BB: 5 IBB: 0 HBP: 0 BLK: 0 WP: 0 HR: 1 S: 35 P: 55 ERA: 4.00 WHIP: 1.333															PITCHER						

Batter	1	2	3	4	5	6	7	8	9	AB	R	H	RBI	BB	SO	LOB	BOTTOM					
Vada Pinson, L OBP: 0.283, SLG: 0.431 (1, 9)	SH1-3 2B		G3-6-3 1B		F9		S 1B			4	0	3	0	0	0	1	Boston Red Sox @ Kansas City Royals Royals Stadium, Kansas City, MO Sat Jun 14 1975, 8:05 PM EDT Att: 19,352 - Unknown					
George Brett, L OBP: 0.331, SLG: 0.403 (1, 5)	SH1-3 2-3		G3-6-3 1-2		F8		4-3			3	0	0	0	0	0	3						
Amos Otis, R OBP: 0.374, SLG: 0.399 (1, 8)	5-3				1B S 1B		F8			4	1	1	0	0	0	1						
John Mayberry, L OBP: 0.393, SLG: 0.425 (1, 3)	F6				1-3 1B		2B 2B			4	1	2	0	0	0	1						
Hal McRae, R OBP: 0.362, SLG: 0.398 (1, 7)	5-3				1-2 3-H 1B		F7			4	0	1	1	0	0	1						
Harmon Killebrew, R OBP: 0.332, SLG: 0.422 (1, 10)	F7				F8		1B 2B			3	0	1	1	0	0	2						
Jim Wohlford, R OBP: 0.364, SLG: 0.381 (6, PR)										1	1	1	0	0	0	0						
Fran Healy, R OBP: 0.298, SLG: 0.357 (1, 2)	FC6-4 1B		G5-4-3 1-2		G5-4-3 2-H 1B		CS 1B			4	0	2	1	0	0	3						
Cookie Rojas, R OBP: 0.324, SLG: 0.329 (1, 4)	FC6-4				6-3 1B		CS			4	0	1	0	0	0	2						
Freddie Patek, R OBP: 0.278, SLG: 0.251 (1, 6)					6-3 1B					3	0	0	0	0	0	1						
Tony Solaita, L OBP: 0.359, SLG: 0.557 (9, PH)	4-3				1-2		F7			1	0	0	0	0	1	1						
Inning Stats	R: 0 E: 0 K: 0 S: 4	H: 1 LOB: 1 BB: 0 P: 4	R: 0 E: 0 K: 0 S: 4	H: 1 LOB: 1 BB: 0 P: 4	R: 0 E: 0 K: 0 S: 3	H: 1 LOB: 0 BB: 0 P: 3	R: 1 E: 0 K: 0 S: 5	H: 3 LOB: 1 BB: 0 P: 5	R: 0 E: 0 K: 0 S: 4	H: 1 LOB: 1 BB: 0 P: 4	R: 2 E: 0 K: 0 S: 5	H: 3 LOB: 1 BB: 0 P: 5	R: 0 E: 0 K: 0 S: 4	H: 1 LOB: 1 BB: 0 P: 4	R: 0 E: 0 K: 0 S: 3	H: 0 LOB: 0 BB: 0 P: 3	R: 0 E: 0 K: 1 S: 6	H: 1 LOB: 1 BB: 0 P: 6	1B: 9 2B: 3 3B: 0 HR: 0	SF: 0 SAC: 1 DP: 2 HBP: 0	WP: 0 PB: 0 SB: 2 CS: 1	PA: 37
PITCHER Luis Tiant, R ERA: 4.44 (1, 1)	IP: 9.0 WLS: W BF: 36 H: 12 R: 3 ER: 3 SO: 1 BB: 0 IBB: 0 HBP: 0 BLK: 0 WP: 0 HR: 0 S: 38 P: 38 ERA: 3.00 WHIP: 1.333															PITCHER						

Batter	1	2	3	4	5	6	7	8	9	AB	R	H	RBI	BB	SO	LOB	TOP			
Bernie Carbo , L (1, 7) OBP: 0.445, SLG: 0.647										3	0	0	0	2	2	1				
Rick Burleson , R (1, 6) OBP: 0.326, SLG: 0.332										5	1	3	0	0	0	3				
Carl Yastrzemski , L (1, 3) OBP: 0.384, SLG: 0.491										5	0	1	1	0	0	3				
Fred Lynn , L (1, 8) OBP: 0.409, SLG: 0.609										5	1	2	1	0	0	2				
Jim Rice , R (1, 10) OBP: 0.328, SLG: 0.511										3	1	0	0	1	2	3				
Rico Petrocelli , R (1, 5) OBP: 0.308, SLG: 0.331										3	2	2	1	1	1	0				
Dwight Evans , R (1, 9) OBP: 0.343, SLG: 0.430										3	2	2	1	0	0	1	AB 35			
Denny Doyle , L (1, 4) OBP: 0.167, SLG: 0.261										4	1	1	2	0	0	4	R 8			
Tim Blackwell , S (1, 2) OBP: 0.315, SLG: 0.255										4	0	2	3	0	0	0	H 13			
Inning Stats	R: 1 E: 0 K: 2 S: 9	H: 2 LOB: 1 BB: 0 P: 9	R: 2 E: 0 K: 2 S: 9	H: 2 LOB: 0 BB: 0 P: 9	R: 0 E: 0 K: 1 S: 6	H: 1 LOB: 1 BB: 0 P: 6	R: 1 E: 0 K: 0 S: 5	H: 2 LOB: 2 BB: 1 P: 9	R: 0 E: 0 K: 0 S: 2	H: 0 LOB: 0 BB: 1 P: 6	R: 0 E: 0 K: 0 S: 2	H: 0 LOB: 0 BB: 1 P: 6	R: 0 E: 0 K: 0 S: 7	H: 4 LOB: 1 BB: 1 P: 11	R: 0 E: 0 K: 0 S: 3	H: 1 LOB: 0 BB: 0 P: 3	1B: 10 2B: 3 3B: 0 HR: 1	SF: 0 SAC: 1 DP: 3 HBP: 0	WP: 2 PB: 2 SB: 0 CS: 1	PA: 41
PITCHER	IP	WLS	BF	H	R	ER	SO	BB	IBB	HBP	BLK	WP	HR	S	P	ERA	WHIP			
Dennis Leonard , R (1, 1) ERA: 4.18	5.0		24	8	4	4	5	2	0	0	0	1	1	32	40	7.20	2.000			
Lindy McDaniel , R (6, 1) ERA: 4.5	2.1	L	10	3	4	4	0	1	1	0	0	1	0	8	16	15.43	1.714			
Steve Mingo , L (8, 1) ERA: 2.1	1.2		6	2	0	0	0	0	0	0	0	0	0	6	6	0.00	1.200			

Boston Red Sox @ Kansas City Royals
 Royals Stadium, Kansas City, MO
 Sun Jun 15 1975, 4:33 AM EDT
 Att: 17,583 - Unknown - 76 F

AB 35
 R 8
 H 13
 RBI 8
 BB 4
 SO 5
 LOB 17



Batter	1	2	3	4	5	6	7	8	9	AB	R	H	RBI	BB	SO	LOB	BOTTOM					
Jim Wohlford , R (1, 9) OBP: 0.352, SLG: 0.366										5	0	0	0	0	0	5						
George Brett , L (1, 5) OBP: 0.328, SLG: 0.398										5	1	1	0	0	0	1						
Amos Otis , R (1, 8) OBP: 0.379, SLG: 0.414										5	1	3	0	0	0	0						
Hal McRae , R (1, 7) OBP: 0.357, SLG: 0.391										4	0	0	0	0	1	2						
John Mayberry , L (1, 3) OBP: 0.389, SLG: 0.422										4	1	1	2	0	0	1						
Harmon Killebrew , R (1, 10) OBP: 0.333, SLG: 0.423										2	0	1	0	0	0	0						
Al Cowens , R (6, PH) OBP: 0.279, SLG: 0.286										3	1	1	0	0	0	1						
Fran Healy , R (1, 2) OBP: 0.306, SLG: 0.373										4	3	2	0	0	0	2	AB 40					
Frank White , R (1, 4) OBP: 0.253, SLG: 0.326										4	0	3	2	0	0	1	R 7					
Freddie Patek , R (1, 6) OBP: 0.284, SLG: 0.258										3	0	2	2	0	0	1	H 15					
Cookie Rojas , R (8, PH) OBP: 0.328, SLG: 0.333										1	0	1	1	0	0	0	RBI 7					
Inning Stats	R: 0 E: 0 K: 0 S: 3	H: 0 LOB: 0 BB: 0 P: 3	R: 0 E: 0 K: 0 S: 3	H: 0 LOB: 0 BB: 0 P: 3	R: 1 E: 1 K: 0 S: 5	H: 2 LOB: 1 BB: 0 P: 5	R: 3 E: 1 K: 0 S: 8	H: 5 LOB: 2 BB: 0 P: 8	R: 0 E: 0 K: 1 S: 6	H: 1 LOB: 1 BB: 0 P: 6	R: 0 E: 0 K: 0 S: 4	H: 1 LOB: 1 BB: 0 P: 4	R: 0 E: 0 K: 0 S: 3	H: 0 LOB: 0 BB: 0 P: 3	R: 2 E: 0 K: 0 S: 7	H: 4 LOB: 2 BB: 0 P: 7	R: 1 E: 0 K: 0 S: 5	H: 2 LOB: 1 BB: 0 P: 5	1B: 11 2B: 4 3B: 0 HR: 0	SF: 1 SAC: 1 DP: 0 HBP: 0	WP: 0 PB: 0 SB: 0 CS: 0	PA: 42
PITCHER	IP	WLS	BF	H	R	ER	SO	BB	IBB	HBP	BLK	WP	HR	S	P	ERA	WHIP					
Bill Lee , L (1, 1) ERA: 3.75	7.2		36	13	6	6	1	0	0	0	0	0	0	38	38	7.04	1.696					
Roger Moret , L (8, 1) ERA: 3.99	1.1	S	6	2	1	1	0	0	0	0	0	0	0	6	6	6.75	1.500					

Boston Red Sox @ Kansas City Royals
 Royals Stadium, Kansas City, MO
 Sun Jun 15 1975, 4:33 AM EDT
 Att: 17,583 - Unknown - 76 F

AB 40
 R 7
 H 15
 RBI 7
 BB 0
 SO 1
 LOB 14



Batter	1	2	3	4	5	6	7	8	9	AB	R	H	RBI	BB	SO	LOB	TOP					
Juan Beniquez, R OBP: 0.398, SLG: 0.466 (1, 7)	0-0 4-3	0-3 K		0-0 SH1-4 1B	0-3 K			0-0 HR		5	2	2	1	0	2	2	Boston Red Sox @ Detroit Tigers Tiger Stadium, Detroit, MI Tue Jun 17 1975, 7:05 PM EDT Att: 9,803 - Unknown					
Rick Burleson, R OBP: 0.337, SLG: 0.345 (1, 6)	0-0 1B	0-0 1B		0-0 SH1-4 1-2		0-0 F9		4-0 2B BB		3	1	2	0	1	0	0						
Carl Yastrzemski, L OBP: 0.391, SLG: 0.408 (1, 3)	0-0 1B	0-0 1B		0-0 F4		0-0 3-1		0-0 2B		5	1	3	0	0	0	1						
Fred Lynn, L OBP: 0.402, SLG: 0.585 (1, 8)	4-0 1B	0-0 P7		0-0 2B BB	0-0 2H 1B	0-0 F5		0-3 K		4	1	1	1	1	1	4						
Jim Rice, R OBP: 0.330, SLG: 0.518 (1, 10)	0-0 F3		0-3 K	0-3 K			0-0 CS 1B		0-3 K	5	0	1	0	0	3	4						
Bernie Carbo, L OBP: 0.448, SLG: 0.642 (1, 9)	0-0 2B 1B		4-0 WP 1B BB		0-0 F9		0-0 L8		0-0 CS 1B	4	2	2	2	1	0	1						
Rico Petrocelli, R OBP: 0.317, SLG: 0.348 (1, 5)	0-0 1B		0-3 K	4-0 1B BB		0-0 K		0-0 1B		4	0	2	2	1	2	2						
Denny Doyle, L OBP: 0.200, SLG: 0.276 (9, PH)	0-3 K		0-0 1B		0-0 1B		0-0 L9		0-3 K	4	0	2	1	0	1	1						
Dwight Evans, R OBP: 0.348, SLG: 0.432 (9, PH)			0-0 1B		0-0 1B				0-3 K	1	0	0	0	0	1	2						
Doug Griffin, R OBP: 0.291, SLG: 0.284 (9, 4)			2-3 1B		0-0 1B				2-3 K	0	0	0	0	0	0	0						
Tim Blackwell, S OBP: 0.286, SLG: 0.232 (1, 2)		0-0 P7	0-0 F7		0-3 K			0-0 G3		4	0	0	0	0	1	3						
Inning Stats	R: 4 E: 0 K: 1 S: 9	H: 4 LOB: 1 BB: 1 P: 13	R: 0 E: 0 K: 1 S: 7	H: 2 LOB: 1 BB: 0 P: 7	R: 1 E: 0 K: 2 S: 8	H: 1 LOB: 1 BB: 1 P: 12	R: 1 E: 0 K: 1 S: 7	H: 2 LOB: 0 BB: 0 P: 7	R: 0 E: 0 K: 2 S: 3	H: 0 LOB: 0 BB: 0 P: 3	R: 0 E: 0 K: 1 S: 5	H: 1 LOB: 0 BB: 0 P: 5	R: 1 E: 0 K: 1 S: 7	H: 2 LOB: 2 BB: 1 P: 11	R: 0 E: 0 K: 2 S: 8	H: 2 LOB: 1 BB: 0 P: 8	1B: 12 2B: 2 3B: 0 HR: 1	SF: 0 SAC: 1 DP: 0 HBP: 0	WP: 1 PB: 0 SB: 0 CS: 2	PA: 44		
PITCHER	IP WLS BF H R ER SO BB IBB HBP BLK WP HR S P ERA WHIP	IP WLS BF H R ER SO BB IBB HBP BLK WP HR S P ERA WHIP	IP WLS BF H R ER SO BB IBB HBP BLK WP HR S P ERA WHIP	IP WLS BF H R ER SO BB IBB HBP BLK WP HR S P ERA WHIP	IP WLS BF H R ER SO BB IBB HBP BLK WP HR S P ERA WHIP	IP WLS BF H R ER SO BB IBB HBP BLK WP HR S P ERA WHIP	IP WLS BF H R ER SO BB IBB HBP BLK WP HR S P ERA WHIP	IP WLS BF H R ER SO BB IBB HBP BLK WP HR S P ERA WHIP	IP WLS BF H R ER SO BB IBB HBP BLK WP HR S P ERA WHIP	IP WLS BF H R ER SO BB IBB HBP BLK WP HR S P ERA WHIP	IP WLS BF H R ER SO BB IBB HBP BLK WP HR S P ERA WHIP	IP WLS BF H R ER SO BB IBB HBP BLK WP HR S P ERA WHIP	IP WLS BF H R ER SO BB IBB HBP BLK WP HR S P ERA WHIP	IP WLS BF H R ER SO BB IBB HBP BLK WP HR S P ERA WHIP	IP WLS BF H R ER SO BB IBB HBP BLK WP HR S P ERA WHIP	IP WLS BF H R ER SO BB IBB HBP BLK WP HR S P ERA WHIP	IP WLS BF H R ER SO BB IBB HBP BLK WP HR S P ERA WHIP	IP WLS BF H R ER SO BB IBB HBP BLK WP HR S P ERA WHIP	IP WLS BF H R ER SO BB IBB HBP BLK WP HR S P ERA WHIP	IP WLS BF H R ER SO BB IBB HBP BLK WP HR S P ERA WHIP	IP WLS BF H R ER SO BB IBB HBP BLK WP HR S P ERA WHIP	IP WLS BF H R ER SO BB IBB HBP BLK WP HR S P ERA WHIP
Lerin LaGrow, R ERA: 4.94 (1, 1)	0.2 L	7 4	4 4	4 4	0 0	1 1	0 0	0 0	0 0	0 1	0 25	29 28	5.40 1.800									
Ike Brookens, R ERA: 5.4 (5, 1)	3.1 16	5 2	2 5	1 3	2 0	0 0	0 0	0 0	0 1	0 20	28 29	2.46 1.636										
Dave Lemanczyk, R ERA: 4.81 (8, 1)	0.1 1	0 0	0 0	1 1	0 0	0 0	0 0	0 0	0 0	3 3	3 3	0.00 0.000										
Bob Reynolds, R ERA: 6.43 (9, 1)	1.0 4	2 0	0 0	2 2	0 0	0 0	0 0	0 0	0 0	8 8	8 8	0.00 2.000										

Batter	1	2	3	4	5	6	7	8	9	AB	R	H	RBI	BB	SO	LOB	BOTTOM				
Ron LeFlore, R OBP: 0.319, SLG: 0.405 (1, 8)	0-0 1B	0-0 S 1B		0-0 L4-6 2B		0-3 K		0-0 1B	0-0 F9	6	2	4	1	0	1	3	Boston Red Sox @ Detroit Tigers Tiger Stadium, Detroit, MI Tue Jun 17 1975, 7:05 PM EDT Att: 9,803 - Unknown				
Gary Sutherland, R OBP: 0.324, SLG: 0.340 (1, 4)	4-0 1B	0-3 K		0-0 P9		0-3 K		0-0 F8 BB 1B		4	1	1	1	1	2	3					
Dan Meyer, L OBP: 0.298, SLG: 0.370 (1, 7)	0-0 1B	0-0 L7		0-0 L4-6		0-0 F2		4-0 F8 BB		4	1	1	1	1	0	2					
Willie Horton, R OBP: 0.275, SLG: 0.460 (1, 10)	0-0 1B		4-0 F8 1B BB		0-0 6-3		0-0 F8	0-0 F8		4	1	1	1	1	0	2					
Leon Roberts, R OBP: 0.389, SLG: 0.478 (1, 9)	0-0 G4-6-3		0-0 1B	0-0 1B		0-0 3B		0-3 K		5	0	3	0	0	1	3					
Jack Pierce, L OBP: 0.303, SLG: 0.379 (1, 3)	1-0 BB HBP		0-3 K		0-3 K		4-0 BB		0-0 4-3	3	0	0	0	1	2	3					
Aurelio Rodriguez, R OBP: 0.254, SLG: 0.398 Gates Brown, L (9, PH)	4-0 1B		0-0 F8		0-3 K		0-0 6-3		0-0 F8	3	0	0	0	1	1	5					
John Wockenfuss, R OBP: 0.429, SLG: 0.857 (1, 2)	0-0 F9		0-0 1B		0-0 2B		0-0 3B 1B		0-0 1B	5	1	4	1	0	0	2					
Tom Verzyer, R OBP: 0.288, SLG: 0.306 Ben Ogilvie, L (9, PH)		0-0 F3		0-0 F7		0-0 5-3		0-0 F7		4	0	0	0	0	0	4					
Mickey Stanley, R OBP: 0.293, SLG: 0.346 (9, PH)								1-2 1B		1	0	1	0	0	0	0					
Inning Stats	R: 3 E: 0 K: 0 S: 5	H: 3 LOB: 2 BB: 2 P: 14	R: 0 E: 0 K: 1 S: 6	H: 1 LOB: 1 BB: 0 P: 6	R: 1 E: 0 K: 1 S: 7	H: 2 LOB: 1 BB: 1 P: 11	R: 0 E: 0 K: 0 S: 3	H: 1 LOB: 0 BB: 0 P: 3	R: 0 E: 0 K: 2 S: 8	H: 1 LOB: 1 BB: 0 P: 8	R: 0 E: 0 K: 0 S: 4	H: 1 LOB: 2 BB: 1 P: 8	R: 0 E: 0 K: 1 S: 8	H: 3 LOB: 2 BB: 1 P: 12	R: 0 E: 0 K: 0 S: 5	H: 2 LOB: 2 BB: 0 P: 5	1B: 11 2B: 3 3B: 2 HR: 0	SF: 0 SAC: 0 DP: 2 HBP: 1	WP: 1 PB: 0 SB: 1 CS: 0	PA: 46	
PITCHER	IP WLS BF H R ER SO BB IBB HBP BLK WP HR S P ERA WHIP	IP WLS BF H R ER SO BB IBB HBP BLK WP HR S P ERA WHIP	IP WLS BF H R ER SO BB IBB HBP BLK WP HR S P ERA WHIP	IP WLS BF H R ER SO BB IBB HBP BLK WP HR S P ERA WHIP	IP WLS BF H R ER SO BB IBB HBP BLK WP HR S P ERA WHIP	IP WLS BF H R ER SO BB IBB HBP BLK WP HR S P ERA WHIP	IP WLS BF H R ER SO BB IBB HBP BLK WP HR S P ERA WHIP	IP WLS BF H R ER SO BB IBB HBP BLK WP HR S P ERA WHIP	IP WLS BF H R ER SO BB IBB HBP BLK WP HR S P ERA WHIP	IP WLS BF H R ER SO BB IBB HBP BLK WP HR S P ERA WHIP	IP WLS BF H R ER SO BB IBB HBP BLK WP HR S P ERA WHIP	IP WLS BF H R ER SO BB IBB HBP BLK WP HR S P ERA WHIP	IP WLS BF H R ER SO BB IBB HBP BLK WP HR S P ERA WHIP	IP WLS BF H R ER SO BB IBB HBP BLK WP HR S P ERA WHIP	IP WLS BF H R ER SO BB IBB HBP BLK WP HR S P ERA WHIP	IP WLS BF H R ER SO BB IBB HBP BLK WP HR S P ERA WHIP	IP WLS BF H R ER SO BB IBB HBP BLK WP HR S P ERA WHIP	IP WLS BF H R ER SO BB IBB HBP BLK WP HR S P ERA WHIP	IP WLS BF H R ER SO BB IBB HBP BLK WP HR S P ERA WHIP	IP WLS BF H R ER SO BB IBB HBP BLK WP HR S P ERA WHIP	IP WLS BF H R ER SO BB IBB HBP BLK WP HR S P ERA WHIP
Rick Wise, R ERA: 5.28 (6, 1)	5.0 12	4 2	2 2	2 2	1 0	0 0	0 0	0 0	0 15	19 19	7.71 2.143										
Diego Segui, R ERA: 6.51 (8, 1)	0.0 1	0 0	0 0	0 0	1 0	0 0	0 0	0 0	0 4	4 4	∞ ∞										
Roger Moret, L ERA: 3.99 (8, 1)	1.1 5	1 0	0 0	1 1	0 0	0 0	0 0	0 0	7 7	7 7	0.00 0.750										
Dick Pole, R ERA: 3.96 Bill Lee, L ERA: 3.75 (9, 1)	0.0 1	1 0	0 0	0 0	0 0	0 0	0 0	0 0	1 1	1 1	∞ ∞										

Batter	1	2	3	4	5	6	7	8	9	AB	R	H	RBI	BB	SO	LOB	TOP										
Juan Beniquez, R OBP: 0.396, SLG: 0.455	F8	F7	BB 1B	G4-6-3			FC6-4 BB	F9		5	1	1	1	1	0	2											
Rick Burleson, R OBP: 0.344, SLG: 0.358					5-3		FC6-4			3	3	2	0	1	0	0											
Doug Griffin, R OBP: 0.293, SLG: 0.287	2B	3B	1B	3B	BB			1B		2	1	1	0	0	0	2											
Carl Yastrzemski, L OBP: 0.398, SLG: 0.421										3	3	3	2	0	0	0											
Cecil Cooper, L OBP: 0.324, SLG: 0.361	HR	2B	1B	3B	1B		K			3	1	1	0	0	1	2											
Fred Lynn, L OBP: 0.413, SLG: 0.648										6	4	5	10	0	0	0											
Jim Rice, R OBP: 0.333, SLG: 0.523										4	1	2	0	0	1	0											
Dwight Evans, R OBP: 0.345, SLG: 0.427	S WP 1B	2B	E6				K			2	0	0	0	0	1	1											
Bernie Carbo, L OBP: 0.442, SLG: 0.629										3	0	0	0	0	1	3											
Rick Miller, L OBP: 0.355, SLG: 0.200	G3		L7				K			3	0	1	0	0	1	0											
Rico Petrocelli, R OBP: 0.328, SLG: 0.360										3	1	3	1	0	0	0											
Bob Heise, R OBP: 0.152, SLG: 0.100			G4-6-3 PB 1B	1B	1B		5-3			1	0	0	0	1	0	0											
Denny Doyle, L OBP: 0.200, SLG: 0.242	F8									4	0	0	0	1	0	5											
Tim Blackwell, S OBP: 0.294, SLG: 0.233		4-3	G4-6-3							4	0	1	0	1	0	5											
Inning Stats	R: 4 E: 0 K: 0 S: 8	H: 5 LOB: 1 BB: 0 P: 8	R: 3 E: 0 K: 1 S: 9	H: 4 LOB: 1 BB: 0 P: 9	R: 5 E: 0 K: 0 S: 7	H: 4 LOB: 2 BB: 0 P: 15	R: 0 E: 0 K: 0 S: 4	H: 2 LOB: 2 BB: 0 P: 4	R: 0 E: 0 K: 0 S: 3	H: 0 LOB: 0 BB: 0 P: 3	R: 0 E: 0 K: 1 S: 5	H: 0 LOB: 2 BB: 2 P: 13	R: 0 E: 0 K: 1 S: 7	H: 2 LOB: 3 BB: 1 P: 11	R: 3 E: 0 K: 0 S: 6	H: 3 LOB: 0 BB: 0 P: 6	1B: 13 2B: 2 3B: 2 HR: 3	SF: 0 SAC: 0 DP: 2 HBP: 0	WP: 1 PB: 1 SB: 1 CS: 0	PA: 51							
PITCHER	IP	WLS	BF	H	R	ER	SO	BB	IBB	HBP	BLK	WP	HR	S	P	ERA	WHIP										
Joe Coleman, R ERA: 6.42	2.0	L	15	9	7	7	1	0	0	0	0	1	2	17	17	31.50	4.500										
Lerrin LaGrow, R ERA: 5.27	0.2		5	2	3	3	0	2	0	0	0	0	0	3	11	40.50	6.000										
Bob Reynolds, R ERA: 5.4	4.1		19	4	2	1	3	2	0	0	0	0	0	23	31	2.08	1.385										
Tom Walker, R ERA: 4.13	2.0		12	5	3	3	1	1	0	0	0	0	1	13	17	13.50	3.000										

Boston Red Sox @ Detroit Tigers
Tiger Stadium, Detroit, MI
Wed Jun 18 1975, 7:05 PM EDT
Att: 13,029 - Unknown

AB 46
R 15
H 20
RBI 14
BB 5
SO 5
LOB 20



Batter	1	2	3	4	5	6	7	8	9	AB	R	H	RBI	BB	SO	LOB	BOTTOM										
Ron LeFlore, R OBP: 0.322, SLG: 0.407	F7				6-3					4	0	2	0	0	0	0											
Gary Sutherland, R OBP: 0.326, SLG: 0.351										2	1	1	0	0	0	1											
John Knox, L OBP: 0.190, SLG: 0.105	1B	3B								2	0	0	0	0	0	1											
Dan Meyer, L OBP: 0.297, SLG: 0.367										4	0	1	1	0	1	2											
Willie Horton, R OBP: 0.275, SLG: 0.456										4	0	1	0	0	1	2											
Ben Oglivie, L OBP: 0.200, SLG: 0.250	K		L6							0	0	0	0	0	0	0											
Leon Roberts, R OBP: 0.381, SLG: 0.467	FC6-4									4	0	0	0	0	0	2											
Jack Pierce, L OBP: 0.270, SLG: 0.333										4	0	0	0	0	0	1											
Aurelio Rodriguez, R OBP: 0.254, SLG: 0.394										4	0	1	0	0	1	1											
John Wockenfuss, R OBP: 0.419, SLG: 0.800										2	0	0	0	1	1	1											
Tom Veryzer, R OBP: 0.282, SLG: 0.300										3	0	0	0	0	0	1											
Inning Stats	R: 1 E: 0 K: 1 S: 7	H: 2 LOB: 1 BB: 0 P: 7	R: 0 E: 0 K: 0 S: 3	H: 0 LOB: 1 BB: 1 P: 7	R: 0 E: 0 K: 1 S: 6	H: 1 LOB: 1 BB: 0 P: 6	R: 0 E: 0 K: 1 S: 5	H: 0 LOB: 0 BB: 0 P: 5	R: 0 E: 0 K: 0 S: 3	H: 0 LOB: 0 BB: 0 P: 3	R: 0 E: 0 K: 0 S: 4	H: 1 LOB: 1 BB: 0 P: 4	R: 0 E: 0 K: 0 S: 4	H: 1 LOB: 1 BB: 0 P: 4	R: 0 E: 0 K: 0 S: 4	H: 1 LOB: 1 BB: 0 P: 4	1B: 5 2B: 0 3B: 1 HR: 0	SF: 0 SAC: 0 DP: 0 HBP: 0	WP: 1 PB: 0 SB: 0 CS: 0	PA: 34							
PITCHER	IP	WLS	BF	H	R	ER	SO	BB	IBB	HBP	BLK	WP	HR	S	P	ERA	WHIP										
Luis Tiant, R ERA: 4.28	6.0	W	22	3	1	1	4	1	0	0	0	0	0	29	33	1.50	0.667										
Reggie Cleveland, R ERA: 4.59	1.0		4	1	0	0	0	0	0	0	0	1	0	4	4	0.00	1.000										
Roger Moret, L ERA: 3.96	1.0		4	1	0	0	0	0	0	0	0	0	0	4	4	0.00	1.000										
Diego Segui, R ERA: 6.08	1.0		4	1	0	0	0	0	0	0	0	0	0	4	4	0.00	1.000										

Boston Red Sox @ Detroit Tigers
Tiger Stadium, Detroit, MI
Wed Jun 18 1975, 7:05 PM EDT
Att: 13,029 - Unknown

AB 33
R 1
H 6
RBI 1
BB 1
SO 4
LOB 12



Batter	1	2	3	4	5	6	7	8	9	AB	R	H	RBI	BB	SO	LOB	TOP			
Juan Beniquez, R OBP: 0.385, SLG: 0.438 (1, 7)										4	0	1	0	0	0	0	Boston Red Sox @ Baltimore Orioles Memorial Stadium, Baltimore, MD Sat Jun 21 1975, 3:33 AM EDT Att: 12,210 - Unknown			
Rick Burleson, R OBP: 0.342, SLG: 0.354 (1, 6)										4	0	2	0	0	0	1				
Carl Yastrzemski, L OBP: 0.406, SLG: 0.421 (1, 3)										4	0	0	0	0	1	2				
Fred Lynn, L OBP: 0.413, SLG: 0.638 (1, 8)										3	0	2	0	1	1	0				
Jim Rice, R OBP: 0.329, SLG: 0.514 (1, 10)										4	0	0	0	0	2	3				
Bernie Carbo, L OBP: 0.436, SLG: 0.607 (1, 9)										3	0	0	0	1	2	2				
Rico Petrocelli, R OBP: 0.330, SLG: 0.357 (1, 5)										2	0	0	0	1	0	2				
Denny Doyle, L OBP: 0.175, SLG: 0.211 (1, 4)										3	0	0	0	0	0	4				
Tim Blackwell, S OBP: 0.278, SLG: 0.219 Tim McCarver, L (8, PH) OBP: 0.409, SLG: 0.571 (8, 2)										2	0	0	0	0	1	0				
										1	0	0	0	0	1	0				
Inning Stats	R: 0 E: 0 K: 0 S: 3	H: 1 LOB: 0 BB: 0 P: 3	R: 0 E: 0 K: 2 S: 7	H: 0 LOB: 0 BB: 0 P: 7	R: 0 E: 0 K: 1 S: 5	H: 0 LOB: 0 BB: 0 P: 5	R: 0 E: 0 K: 0 S: 3	H: 0 LOB: 0 BB: 0 P: 3	R: 0 E: 0 K: 1 S: 6	H: 1 LOB: 1 BB: 0 P: 6	R: 0 E: 0 K: 2 S: 8	H: 1 LOB: 2 BB: 1 P: 12	R: 0 E: 0 K: 1 S: 5	H: 1 LOB: 0 BB: 0 P: 5	R: 0 E: 0 K: 1 S: 6	H: 1 LOB: 1 BB: 0 P: 6		1B: 4 2B: 2 3B: 0 HR: 0	SF: 0 SAC: 0 DP: 2 HBP: 0	WP: 0 PB: 0 SB: 0 CS: 0
PITCHER Jim Palmer, R ERA: 1.53 (1, 1)	IP: 9.0 WLS: W BF: 33 H: 5 R: 0 ER: 0 SO: 8 BB: 3 IBB: 0 HBP: 0 BLK: 0 WP: 0 HR: 0 S: 46 P: 58 ERA: 0.00 WHIP: 0.889															PITCHER IP: WLS: BF: H: R: ER: SO: BB: IBB: HBP: BLK: WP: HR: S: P: ERA: WHIP				

Batter	1	2	3	4	5	6	7	8	9	AB	R	H	RBI	BB	SO	LOB	BOTTOM			
Ken Singleton, S OBP: 0.418, SLG: 0.414 (1, 9)										4	0	0	0	0	0	0	Boston Red Sox @ Baltimore Orioles Memorial Stadium, Baltimore, MD Sat Jun 21 1975, 3:33 AM EDT Att: 12,210 - Unknown			
Paul Blair, R OBP: 0.269, SLG: 0.286 (1, 8)										4	0	1	0	0	1	0				
Al Bumbry, L OBP: 0.367, SLG: 0.420 (1, 10)										3	1	2	0	1	0	0				
Lee May, R OBP: 0.264, SLG: 0.406 Tony Muser, L (8, PR) OBP: 0.296, SLG: 0.277 (9, 3)										3	1	1	0	1	0	1				
Don Baylor, R OBP: 0.342, SLG: 0.457 (1, 7)										4	1	1	1	0	1	4				
Bobby Grich, R OBP: 0.391, SLG: 0.392 (1, 4)										3	0	2	1	0	0	1				
Brooks Robinson, R OBP: 0.269, SLG: 0.273 (1, 5)										3	0	0	0	0	0	1				
Dave Duncan, R OBP: 0.218, SLG: 0.326 (1, 2)										3	0	0	0	0	1	2				
Mark Belanger, R OBP: 0.303, SLG: 0.258 (1, 6)										3	0	0	0	0	1	0				
Inning Stats	R: 3 E: 1 K: 0 S: 7	H: 3 LOB: 2 BB: 1 P: 11	R: 0 E: 0 K: 1 S: 5	H: 0 LOB: 0 BB: 0 P: 5	R: 0 E: 0 K: 2 S: 4	H: 1 LOB: 1 BB: 0 P: 4	R: 0 E: 0 K: 2 S: 7	H: 0 LOB: 0 BB: 0 P: 7	R: 0 E: 0 K: 0 S: 3	H: 0 LOB: 0 BB: 0 P: 3	R: 0 E: 0 K: 1 S: 5	H: 1 LOB: 0 BB: 0 P: 5	R: 0 E: 0 K: 0 S: 3	H: 0 LOB: 0 BB: 0 P: 3	R: 0 E: 0 K: 0 S: 4	H: 2 LOB: 2 BB: 1 P: 8	1B: 6 2B: 2 3B: 0 HR: 0	SF: 0 SAC: 0 DP: 1 HBP: 0	WP: 0 PB: 0 SB: 0 CS: 1	PA: 33
PITCHER Dick Pole, R ERA: 3.66 (1, 1)	IP: 8.0 WLS: L BF: 32 H: 7 R: 3 ER: 2 SO: 4 BB: 1 IBB: 1 HBP: 0 BLK: 0 WP: 0 HR: 0 S: 38 P: 46 ERA: 2.25 WHIP: 1.000															PITCHER IP: WLS: BF: H: R: ER: SO: BB: IBB: HBP: BLK: WP: HR: S: P: ERA: WHIP				

Batter	1	2	3	4	5	6	7	8	9	AB	R	H	RBI	BB	SO	LOB	TOP					
Juan Beniquez, R OBP: 0.381, SLG: 0.433 (1, 7)	F8		F4					G6-3		4	0	1	0	0	0	1						
Rick Burleson, R OBP: 0.345, SLG: 0.354 (1, 6)	G4-6-3 BB								6-3	3	0	1	0	1	0	0						
Carl Yastrzemski, L OBP: 0.490, SLG: 0.414 (1, 3)	G4-6-3								6-3	4	0	0	0	0	0	2						
Jim Rice, R OBP: 0.332, SLG: 0.514 (1, 10)									K	4	0	2	0	0	1	1						
Fred Lynn, L OBP: 0.412, SLG: 0.633 (1, 8)		K								3	0	1	0	0	1	1						
Rico Petrocelli, R OBP: 0.330, SLG: 0.353 (1, 5)	G4-6-3 BB									2	0	0	0	1	0	2						
Bernie Carbo, L OBP: 0.429, SLG: 0.595 Tim Blackwell, S OBP: 0.278, SLG: 0.219 (8, 2)	G4-6-3									3	0	0	0	0	1	2	AB 29					
Doug Griffin, R OBP: 0.296, SLG: 0.282 (1, 4)			5-3							3	0	0	0	0	1	0	R 0					
Bob Montgomery, R OBP: 0.235, SLG: 0.257 Rick Miller, L OBP: 0.364, SLG: 0.222 (8, 9)	6-3									3	0	1	0	0	0	0	H 6					
Inning Stats	R: 0 E: 0 K: 0 S: 2	H: 0 LOB: 0 BB: 1 P: 6	R: 0 E: 0 K: 1 S: 5	H: 1 LOB: 1 BB: 1 P: 9	R: 0 E: 0 K: 0 S: 3	H: 0 LOB: 0 BB: 0 P: 3	R: 0 E: 0 K: 0 S: 5	H: 2 LOB: 2 BB: 0 P: 5	R: 0 E: 0 K: 1 S: 7	H: 0 LOB: 0 BB: 0 P: 7	R: 0 E: 0 K: 0 S: 4	H: 2 LOB: 1 BB: 0 P: 4	R: 0 E: 0 K: 0 S: 3	H: 0 LOB: 0 BB: 0 P: 3	R: 0 E: 0 K: 0 S: 3	H: 1 LOB: 1 BB: 0 P: 3	R: 0 E: 0 K: 1 S: 5	H: 0 LOB: 0 BB: 0 P: 5	1B: 6 2B: 0 3B: 0 HR: 0	SF: 0 SAC: 0 DP: 3 HBP: 0	WP: 0 PB: 0 SB: 0 CS: 1	PA: 31
PITCHER Mike Cuellar, L ERA: 3.66 (1, 1)	IP: 9.0 WLS: W BF: 31 H: 6 R: 0 ER: 0 SO: 4 BB: 2 IBB: 0 HBP: 0 BLK: 0 WP: 0 HR: 0 S: 37 P: 45 ERA: 0.00 WHIP: 0.889															PITCHER Mike Cuellar, L ERA: 3.66 (1, 1)	IP: 9.0 WLS: W BF: 31 H: 6 R: 0 ER: 0 SO: 4 BB: 2 IBB: 0 HBP: 0 BLK: 0 WP: 0 HR: 0 S: 37 P: 45 ERA: 0.00 WHIP: 0.889					

Boston Red Sox @ Baltimore Orioles
Memorial Stadium, Baltimore, MD
Sun Jun 22 1975, 3:33 AM EDT
Unknown

AB 29
R 0
H 6
RBI 0
BB 2
SO 4
LOB 9



Batter	1	2	3	4	5	6	7	8	9	AB	R	H	RBI	BB	SO	LOB	BOTTOM			
Al Bumbry, L OBP: 0.365, SLG: 0.416 (1, 7)	1B									4	0	1	0	0	1	3				
Paul Blair, R OBP: 0.263, SLG: 0.280 (1, 8)	K									4	0	0	0	0	1	4				
Tommy Davis, R OBP: 0.311, SLG: 0.343 (1, 10)	1B									4	0	2	0	0	1	0				
Lee May, R OBP: 0.263, SLG: 0.403 Tony Muser, L OBP: 0.296, SLG: 0.277 (8, 9)	K									4	0	1	0	0	1	3				
Don Baylor, R OBP: 0.345, SLG: 0.470 (1, 9)	5-3									3	1	1	2	1	0	3				
Bobby Grich, R OBP: 0.388, SLG: 0.389 (1, 4)										4	1	1	0	0	0	3				
Brooks Robinson, R OBP: 0.266, SLG: 0.269 (1, 5)										3	0	0	0	0	1	2	AB 31			
Eliot Hendricks, L OBP: 0.360, SLG: 0.351 (1, 2)	1B BB									2	0	1	0	1	0	0	R 3			
Mark Belanger, R OBP: 0.303, SLG: 0.259 (1, 6)	1B									3	0	1	1	0	0	1	H 8			
Inning Stats	R: 0 E: 0 K: 2 S: 9	H: 2 LOB: 2 BB: 0 P: 9	R: 1 E: 0 K: 0 S: 5	H: 2 LOB: 2 BB: 1 P: 9	R: 0 E: 0 K: 1 S: 6	H: 1 LOB: 1 BB: 0 P: 6	R: 0 E: 0 K: 1 S: 5	H: 0 LOB: 0 BB: 0 P: 5	R: 0 E: 0 K: 0 S: 3	H: 0 LOB: 1 BB: 1 P: 7	R: 0 E: 0 K: 0 S: 4	H: 1 LOB: 1 BB: 0 P: 4	R: 2 E: 0 K: 0 S: 5	H: 2 LOB: 1 BB: 0 P: 5	R: 0 E: 0 K: 0 S: 5	H: 0 LOB: 0 BB: 0 P: 5	1B: 7 2B: 0 3B: 0 HR: 1	SF: 0 SAC: 1 DP: 0 HBP: 0	WP: 0 PB: 0 SB: 1 CS: 0	PA: 34
PITCHER Rick Wise, R ERA: 5.15 (1, 1)	IP: 8.0 WLS: L BF: 34 H: 8 R: 3 ER: 3 SO: 5 BB: 2 IBB: 0 HBP: 0 BLK: 0 WP: 0 HR: 1 S: 42 P: 50 ERA: 3.38 WHIP: 1.250															PITCHER Rick Wise, R ERA: 5.15 (1, 1)	IP: 8.0 WLS: L BF: 34 H: 8 R: 3 ER: 3 SO: 5 BB: 2 IBB: 0 HBP: 0 BLK: 0 WP: 0 HR: 1 S: 42 P: 50 ERA: 3.38 WHIP: 1.250			

Boston Red Sox @ Baltimore Orioles
Memorial Stadium, Baltimore, MD
Sun Jun 22 1975, 3:33 AM EDT
Unknown

AB 31
R 3
H 8
RBI 3
BB 2
SO 5
LOB 19



Batter	1	2	3	4	5	6	7	8	9	AB	R	H	RBI	BB	SO	LOB	TOP								
Rick Miller, L OBP: 0.351, SLG: 0.200 (1, 9)	0-0 6-3		0-0 G4-6-3		0-0 4-3		0-0 1B BB			3	0	0	1	1	0	2	Boston Red Sox @ Baltimore Orioles Memorial Stadium, Baltimore, MD Sun Jun 22 1975, 3:38 AM EDT Att: 29,242 - Unknown livebaseballscorecards.com								
Rick Burleson, R OBP: 0.341, SLG: 0.350 Bob Heise, R OBP: 0.176, SLG: 0.129 (1, 6) (5, 4)	0-0 6-3		0-0 L1		0-0 6-3		0-0 1B			3	0	0	0	0	0	1									
Carl Yastrzemski, L OBP: 0.401, SLG: 0.410 Cecil Cooper, L OBP: 0.316, SLG: 0.351 (1, 3) (8, 3)	4-0 BB			4-0 FC4-6 BB		0-0 4-1		0-0 F7		2	0	0	0	2	0	0									
Fred Lynn, L OBP: 0.409, SLG: 0.626 (1, 8)	0-0 4-3			0-0 FC4-6 G5-4-3		0-0 2B 1B		0-0 F3		4	1	1	0	0	0	2									
Jim Rice, R OBP: 0.335, SLG: 0.523 (1, 10)		0-0 6-3		0-0 G5-4-3		0-0 1B 2B		0-0 1B 2B		4	1	2	1	0	0	1									
Juan Beniquez, R OBP: 0.384, SLG: 0.435 (1, 7)		0-3 K			0-0 1B 1B		0-0 P9		0-0 1B	4	1	2	1	0	1	0									
Rico Petrocelli, R OBP: 0.333, SLG: 0.356 (1, 5)		0-0 1B			0-0 FC4-6 1B		0-0 5-3		0-3 K	4	0	2	1	0	1	0									
Denny Doyle, L OBP: 0.159, SLG: 0.190 (1, 4) (5, 6)		0-0 4-3			0-0 FC4-6 1B 4-3		0-0 L3		0-0 F9	4	1	0	0	0	0	2									
Tim Blackwell, S OBP: 0.303, SLG: 0.227 (1, 2)			4-0 G4-6-3 BB		0-0 4-3 1B		4-0 BB 1B BB		0-0 5-3	2	1	1	0	2	0	0									
Inning Stats	R: 0 E: 0 K: 0 S: 3	H: 0 LOB: 1 BB: 1 P: 7	R: 0 E: 0 K: 1 S: 6	H: 1 LOB: 1 BB: 0 P: 6	R: 0 E: 0 K: 0 S: 2	H: 0 LOB: 0 BB: 1 P: 6	R: 0 E: 0 K: 0 S: 2	H: 0 LOB: 0 BB: 0 P: 6	R: 2 E: 0 K: 0 S: 6	H: 3 LOB: 1 BB: 0 P: 6	R: 1 E: 0 K: 0 S: 4	H: 2 LOB: 0 BB: 0 P: 4	R: 1 E: 0 K: 0 S: 3	H: 1 LOB: 2 BB: 2 P: 11	R: 1 E: 0 K: 0 S: 4	H: 2 LOB: 1 BB: 0 P: 4		R: 0 E: 0 K: 1 S: 5	H: 0 LOB: 0 BB: 0 P: 5	1B: 7 2B: 2 3B: 0 HR: 0	SF: 0 SAC: 0 DP: 2 HBP: 0	WP: 0 PB: 0 SB: 1 CS: 0	PA: 36		
PITCHER Doyle Alexander, R ERA: 3.64 Grant Jackson, L ERA: 5.4 (1, 1) (7, 1)	IP 6.2	WLS L	BF 28	H 6	R 4	ER 4	SO 1	BB 5	IBB 0	HBP 0	BLK 0	WP 0	HR 0	S 25	P 45	ERA 5.40	WHIP 1.650								

Batter	1	2	3	4	5	6	7	8	9	AB	R	H	RBI	BB	SO	LOB	BOTTOM								
Ken Singleton, S OBP: 0.421, SLG: 0.420 (1, 9)	0-0 G6-4-3 1B		4-0 FC4-6 BB		0-0 2B		0-3 K		0-3 K	4	0	2	0	1	2	1	Boston Red Sox @ Baltimore Orioles Memorial Stadium, Baltimore, MD Sun Jun 22 1975, 3:38 AM EDT Att: 29,242 - Unknown livebaseballscorecards.com								
Jim Northrup, L OBP: 0.385, SLG: 0.446 (1, 8)	0-0 G6-4-3		0-0 FC4-6		4-0 BB		0-0 6-3			3	0	0	0	1	0	2									
Al Bumbry, L OBP: 0.362, SLG: 0.412 (1, 10)	0-3 K			0-0 1B SF9 1B		0-0 P7		0-3 K		4	1	1	0	0	2	2									
Don Baylor, R OBP: 0.339, SLG: 0.461 (1, 7)		0-0 F8		0-3 K		0-3 K		0-0 F8		4	0	0	0	0	2	3									
Bobby Grich, R OBP: 0.398, SLG: 0.398 (1, 4)		0-0 FC4-6 1B		0-0 SF9 BB 1B		4-0 FC5-4 BB		0-0 1B		3	0	3	0	1	0	0									
Tony Muser, L OBP: 0.296, SLG: 0.270 (1, 3)		0-0 FC4-6		4-0 SF9 BB		0-0 FC5-4		0-0 4-3		3	0	0	0	1	0	3									
Dave Duncan, R OBP: 0.214, SLG: 0.321 Tom Shopay, L OBP: 0.235, SLG: 0.200 (1, 2) (9, PH)		0-3 K		0-0 SF9		0-3 K		0-0 F8 2B		2	0	0	1	0	2	2									
Doug DeCinces, R OBP: 0.266, SLG: 0.356 Royce Stillman, L OBP: 0.265, SLG: 0.268 (1, 5) (6, PH) (7, 5)			0-3 K		0-3 K		0-3 K		0-0 F8	2	0	0	0	0	2	2									
Mark Belanger, R OBP: 0.298, SLG: 0.255 Elirod Hendricks, L OBP: 0.355, SLG: 0.345 (1, 6) (9, PH)			0-0 P9		0-0 1-3		0-0 F7		0-3 K	3	0	0	0	0	0	0									
Inning Stats	R: 0 E: 0 K: 1 S: 5	H: 1 LOB: 0 BB: 0 P: 5	R: 0 E: 0 K: 1 S: 6	H: 1 LOB: 1 BB: 0 P: 6	R: 0 E: 0 K: 1 S: 5	H: 0 LOB: 1 BB: 1 P: 9	R: 1 E: 0 K: 2 S: 9	H: 2 LOB: 2 BB: 1 P: 13	R: 0 E: 0 K: 1 S: 6	H: 1 LOB: 2 BB: 1 P: 10	R: 0 E: 0 K: 2 S: 7	H: 0 LOB: 1 BB: 1 P: 11	R: 0 E: 0 K: 1 S: 5	H: 0 LOB: 0 BB: 0 P: 5	R: 0 E: 0 K: 1 S: 6	H: 1 LOB: 1 BB: 0 P: 6		R: 0 E: 0 K: 2 S: 8	H: 1 LOB: 1 BB: 0 P: 8	1B: 5 2B: 2 3B: 0 HR: 0	SF: 1 SAC: 0 DP: 1 HBP: 0	WP: 0 PB: 0 SB: 1 CS: 0	PA: 37		
PITCHER Luis Tiant, R ERA: 4.03 (1, 1)	IP 9.0	WLS W	BF 37	H 7	R 1	ER 1	SO 12	BB 4	IBB 0	HBP 0	BLK 0	WP 0	HR 0	S 57	P 73	ERA 1.00	WHIP 1.222								

Batter	1	2	3	4	5	6	7	8	9	AB	R	H	RBI	BB	SO	LOB	TOP																					
Buddy Bell, R OBP: 0.291, SLG: 0.312 (1, 5)	4-0 FC6-5 CS BB	0-0 6-3			0-0 L7	0-0 F8		0-0 6-3		4	0	0	0	1	0	1	Cleveland Indians @ Boston Red Sox Fenway Park, Boston, MA Mon Jun 23 1975, 7:05 PM EDT Att: 19,591 - Unknown - 93 F																					
Rick Manning, L OBP: 0.358, SLG: 0.367 (1, 7)	0-3 K	0-0 4-3			4-0 S BB		0-0 2B 1B	0-0 4-3		4	1	1	0	1	1	1																						
George Hendrick, R OBP: 0.305, SLG: 0.462 (1, 8)	0-0 FC6-5 BB E		0-0 4-3		0-3 K	1-2 K	0-0 1B 2B	0-0 F8 1B 2B		5	3	2	0	0	1	2																						
Frank Robinson, R OBP: 0.359, SLG: 0.570 (1, 10)	4-0 E BB		0-0 HR		0-0 5-3		0-0 WP 1B	0-3 K		4	2	2	3	1	1	2																						
Rico Carty, R OBP: 0.369, SLG: 0.447 Boog Powell, L OBP: 0.381, SLG: 0.508 (1, 3)	0-0 E8 2B		0-0 4-1		0-0 HR 1B		0-0 F7	0-0 2B 1B		3	2	2	1	0	0	0																						
Charlie Spikes, R OBP: 0.256, SLG: 0.283 (1, 9)	0-0 WP 2B		0-0 F4		0-0 P7		0-3 K	0-0 F8		5	1	1	1	0	1	4																						
Frank Duffy, R OBP: 0.268, SLG: 0.286 (1, 6)	0-0 2B				0-0 F7		0-0 HR 1B	0-0 WP 1B		5	1	4	5	0	0	0																						
Alan Ashby, S OBP: 0.205, SLG: 0.169 (1, 2)	0-0 L9				0-0 F8		0-3 K	0-0 4-3		5	0	0	0	0	1	4																						
Duane Kuiper, L OBP: 0.375, SLG: 0.361 (1, 4)		0-3 K			0-0 P7		0-0 1B	0-0 F7		4	0	1	0	0	1	0																						
Inning Stats	R: 4 E: 1 K: 1 S: 8	H: 3 LOB: 1 BB: 2 P: 16	R: 0 E: 0 K: 1 S: 5	H: 0 LOB: 0 BB: 0 P: 5	R: 1 E: 0 K: 0 S: 4	H: 1 LOB: 0 BB: 0 P: 4	R: 0 E: 0 K: 0 S: 3	H: 0 LOB: 0 BB: 0 P: 3	R: 0 E: 0 K: 1 S: 5	H: 0 LOB: 1 BB: 1 P: 9	R: 2 E: 0 K: 1 S: 8	H: 3 LOB: 1 BB: 0 P: 8	R: 2 E: 0 K: 1 S: 9	H: 4 LOB: 2 BB: 0 P: 9	R: 0 E: 0 K: 0 S: 3	H: 0 LOB: 0 BB: 0 P: 3	R: 2 E: 0 K: 1 S: 8	H: 3 LOB: 1 BB: 0 P: 8	1B: 7 2B: 5 3B: 0 HR: 2	SF: 0 SAC: 0 DP: 0 HBP: 0	WP: 2 PB: 0 CS: 1	PA: 44																
PITCHER	IP	WLS	BF	H	R	ER	SO	BB	IBB	HBP	BLK	WP	HR	S	P	ERA	WHIP	PITCHER				IP	WLS	BF	H	R	ER	SO	BB	IBB	HBP	BLK	WP	HR	S	P	ERA	WHIP
Jim Burton, L ERA: 3.31 (1, 1)	0.2	L	7	3	4	0	1	2	0	0	0	1	0	7	15	0.00	7.500																					
Diego Segui, R ERA: 6.47 (1, 1)	5.1		23	6	5	5	3	1	0	0	0	0	2	28	32	8.44	1.312																					
Reggie Cleveland, R ERA: 4.61 (7, 1)	3.0		14	5	2	2	2	0	0	0	0	1	0	18	18	6.00	1.667																					

AB 41
R 11
H 14
RBI 10
BB 3
SO 6
LOB 15



Batter	1	2	3	4	5	6	7	8	9	AB	R	H	RBI	BB	SO	LOB	BOTTOM																					
Rick Miller, L OBP: 0.333, SLG: 0.200 (1, 9)	0-0 4-3		0-0 F7			0-0 B4-3		0-0 1B 2H 1B	0-0 G6-4-3	5	0	1	1	0	0	2	Cleveland Indians @ Boston Red Sox Fenway Park, Boston, MA Mon Jun 23 1975, 7:05 PM EDT Att: 19,591 - Unknown - 93 F																					
Rick Burleson, R OBP: 0.343, SLG: 0.352 (1, 6)	0-0 5-3		0-0 1B			0-0 5-3		0-0 BB 1B		4	0	2	0	0	0	0																						
Carl Yastrzemski, L OBP: 0.396, SLG: 0.603 Bob Montgomery, R OBP: 0.235, SLG: 0.257 (1, 3)	0-0 4-3		0-0 P8			0-0 F7		0-3 K		4	0	0	0	0	1	3																						
Fred Lynn, L OBP: 0.411, SLG: 0.627 (1, 8)		0-0 F8 SF9 2B		0-0 F7		0-0 4-3		4-0 1-2 BB		3	1	1	0	1	0	0																						
Jim Rice, R OBP: 0.333, SLG: 0.516 (1, 10)		0-0 F8 2-3		0-0 1-3		4-0 FC6 BB		0-0 F6		3	0	0	0	1	0	4																						
Juan Beniquez, R OBP: 0.374, SLG: 0.426 (1, 7)		0-0 SF9 3H		0-0 F4		0-0 FC6 1B		0-0 F9		3	1	0	1	0	0	4																						
Rico Petrocelli, R OBP: 0.341, SLG: 0.358 (1, 5)		0-0 BB		0-0 G3		0-0 2H 1B		4-0 BB BB		2	0	1	1	2	0	0																						
Carlton Fisk, R (1, 2)		0-0 P8		0-0 B1-3		0-0 5-3		0-3 K		2	0	0	0	0	0	1																						
Denny Doyle, L OBP: 0.170, SLG: 0.222 Doug Griffin, R OBP: 0.300, SLG: 0.282 (9, 4)			0-0 F4		0-0 P7		0-0 1B 2B	4-0 G6-4-3 BB		3	1	1	0	0	0	0																						
Inning Stats	R: 0 E: 0 K: 0 S: 3	H: 0 LOB: 0 BB: 0 P: 3	R: 1 E: 0 K: 0 S: 4	H: 1 LOB: 1 BB: 1 P: 8	R: 0 E: 0 K: 0 S: 4	H: 1 LOB: 0 BB: 0 P: 4	R: 0 E: 0 K: 0 S: 3	H: 0 LOB: 0 BB: 0 P: 3	R: 0 E: 0 K: 0 S: 3	H: 0 LOB: 0 BB: 0 P: 3	R: 1 E: 1 K: 0 S: 4	H: 1 LOB: 1 BB: 1 P: 8	R: 1 E: 0 K: 1 S: 8	H: 3 LOB: 3 BB: 1 P: 12	R: 0 E: 0 K: 1 S: 4	H: 0 LOB: 1 BB: 2 P: 12	1B: 4 2B: 2 3B: 0 HR: 0	SF: 1 SAC: 0 DP: 1 HBP: 0	WP: 0 PB: 0 CS: 0	PA: 37																		
PITCHER	IP	WLS	BF	H	R	ER	SO	BB	IBB	HBP	BLK	WP	HR	S	P	ERA	WHIP	PITCHER				IP	WLS	BF	H	R	ER	SO	BB	IBB	HBP	BLK	WP	HR	S	P	ERA	WHIP
Eric Raich, R ERA: 2.7 (1, 1)	7.0	W	29	6	3	2	0	2	0	0	0	0	0	27	35	2.57	1.143																					
Dave LaRoche, L ERA: 1.93 (8, 1)	2.0		8	0	0	0	2	3	0	0	0	0	0	9	21	0.00	1.500																					



Batter	1	2	3	4	5	6	7	8	9	AB	R	H	RBI	BB	SO	LOB	TOP	
Buddy Bell, R OBP: 0.294, SLG: 0.320 Boog Powell, L OBP: 0.384, SLG: 0.516 John Lowenstein, L OBP: 0.352, SLG: 0.450 Tom McCraw, L OBP: 0.362, SLG: 0.451	0-0 4-3		0-0 1-3 1B		0-0 2B		0-0 3-1		0-0 2B 1-H 2-H HR	4	0	2	0	0	0	0	Cleveland Indians @ Boston Red Sox Fenway Park, Boston, MA Tue Jun 24 1975, 7:05 PM EDT Att: 15,411 - Unknown - 91 F	
Rick Manning, L OBP: 0.359, SLG: 0.357	0-0 G3		0-0 B2		4-0 FC6-4 BB		0-0 4-3		4-0 HR BB	3	1	0	0	2	0	2		
George Hendrick, R OBP: 0.310, SLG: 0.485	0-0 HR		0-0 G3-6 1-2		0-0 F8				4-0 CS BB	4	2	2	4	1	0	4		
Frank Robinson, R OBP: 0.355, SLG: 0.551 Oscar Gamble, L OBP: 0.321, SLG: 0.344	0-0 5-3			0-0 4-3	0-0 P1				4-0 BB 1-2	3	0	0	0	1	0	2		
Rico Carty, R OBP: 0.370, SLG: 0.441 Ed Crosby, L OBP: 0.346, SLG: 0.292		0-0 P7		0-0 1B FC4-6	0-0 FC6-4				4-0 BB G6-4-3	4	1	1	0	1	0	4		
Charlie Spikes, R OBP: 0.281, SLG: 0.306		0-0 HR		0-0 FC4-6 1B	0-0 1-2		0-0 6-3		0-0 G6-4-3 1-2	4	1	2	1	0	0	2		
Frank Duffy, R OBP: 0.266, SLG: 0.285		0-0 6-3		0-0 FC4-6 2B 1-2 3-H	0-0 F6				0-0 FC1-5 BB 1B	4	1	1	1	0	0	1		
Alan Ashby, S OBP: 0.221, SLG: 0.191		0-0 6-3		0-0 1-H 2B	0-0 F8				4-0 FC1-5 2B BB	3	1	1	1	1	0	0		
Duane Kuiper, L OBP: 0.369, SLG: 0.347			0-0 1B BB	0-0 1-3	0-0 B1-3				0-0 FC1-5 2B 1-2 2-3	3	0	0	0	1	0	3		
Inning Stats	R: 1 E: 0 K: 0 S: 4	H: 1 LOB: 0 BB: 0 P: 4	R: 0 E: 0 K: 0 S: 3	H: 1 LOB: 1 BB: 1 P: 7	R: 2 E: 0 K: 0 S: 6	H: 3 LOB: 1 BB: 0 P: 6	R: 0 E: 0 K: 0 S: 3	H: 0 LOB: 0 BB: 0 P: 3	R: 0 E: 0 K: 0 S: 3	H: 0 LOB: 0 BB: 0 P: 3	R: 0 E: 0 K: 0 S: 1	H: 0 LOB: 1 BB: 3 P: 13	R: 4 E: 0 K: 0 S: 6	H: 4 LOB: 2 BB: 2 P: 14	1B: 5 2B: 3 3B: 0 HR: 3	SF: 0 SAC: 0 DP: 2 HBP: 0		WP: 0 PB: 0 SB: 0 CS: 1
PITCHER	IP WLS BF H R ER SO BB IBB HBP BLK WP HR S P ERA WHIP	IP WLS BF H R ER SO BB IBB HBP BLK WP HR S P ERA WHIP	IP WLS BF H R ER SO BB IBB HBP BLK WP HR S P ERA WHIP	IP WLS BF H R ER SO BB IBB HBP BLK WP HR S P ERA WHIP	IP WLS BF H R ER SO BB IBB HBP BLK WP HR S P ERA WHIP	IP WLS BF H R ER SO BB IBB HBP BLK WP HR S P ERA WHIP	IP WLS BF H R ER SO BB IBB HBP BLK WP HR S P ERA WHIP	IP WLS BF H R ER SO BB IBB HBP BLK WP HR S P ERA WHIP	IP WLS BF H R ER SO BB IBB HBP BLK WP HR S P ERA WHIP	IP WLS BF H R ER SO BB IBB HBP BLK WP HR S P ERA WHIP	IP WLS BF H R ER SO BB IBB HBP BLK WP HR S P ERA WHIP	IP WLS BF H R ER SO BB IBB HBP BLK WP HR S P ERA WHIP	IP WLS BF H R ER SO BB IBB HBP BLK WP HR S P ERA WHIP	IP WLS BF H R ER SO BB IBB HBP BLK WP HR S P ERA WHIP	IP WLS BF H R ER SO BB IBB HBP BLK WP HR S P ERA WHIP	IP WLS BF H R ER SO BB IBB HBP BLK WP HR S P ERA WHIP	IP WLS BF H R ER SO BB IBB HBP BLK WP HR S P ERA WHIP	IP WLS BF H R ER SO BB IBB HBP BLK WP HR S P ERA WHIP
Bill Lee, L ERA: 3.77 Roger Moret, L ERA: 3.59 Dick Drago, R ERA: 3.46	8.0 0.1 0.2	34 2 5	8 0 3	5 0 3	5 0 4	0 0 1	29 1 4	49 5 8	5.62 0.00 40.50	1.625 3.000 6.000								

AB	34
R	8
H	11
RBI	8
BB	7
SO	0
LOB	18



Batter	1	2	3	4	5	6	7	8	9	AB	R	H	RBI	BB	SO	LOB	BOTTOM			
Bernie Carbo, L OBP: 0.429, SLG: 0.586	4-0 3-1 E BB		0-0 F7	0-3 K			0-0 F6		0-0 1B	4	1	1	0	1	1	1	Cleveland Indians @ Boston Red Sox Fenway Park, Boston, MA Tue Jun 24 1975, 7:05 PM EDT Att: 15,411 - Unknown - 91 F			
Rick Burleson, R OBP: 0.346, SLG: 0.355	0-0 3-1 1-2		0-0 E 1B		0-0 CS 1B			4-0 HR BB	4	2	2	0	1	0	2					
Carl Yastrzemski, L OBP: 0.397, SLG: 0.417	0-0 E7 2-H 1B		0-0 F8		0-0 P7			0-0 1-H HR	4	2	2	3	0	0	2					
Fred Lynn, L OBP: 0.412, SLG: 0.623	0-0 G6-4-3 2-H 1B		4-0 1B S BB		0-3 K			0-0 F8	3	1	1	1	1	1	1					
Jim Rice, R OBP: 0.336, SLG: 0.516	0-0 G6-4-3 1-2		0-0 S 1B		0-3 K			0-0 1B 1B	4	0	2	1	0	1	1					
Rico Petrocelli, R OBP: 0.340, SLG: 0.356		0-3 K	0-3 K		0-0 F2			0-0 G4-6-3 1B	4	0	1	0	0	2	1					
Cecil Cooper, L OBP: 0.286, SLG: 0.317		0-0 L8		0-0 L9		0-3 K		0-0 G4-6-3 1-2	4	0	0	0	0	1	2					
Carlton Fisk, R OBP: 0.500, SLG: 0.500 Tim Lincecum, S OBP: 0.295, SLG: 0.221 Rick Miller, L OBP: 0.326, SLG: 0.194		0-0 FC6-4 1B		0-0 FC3-6 1B		0-3 K		0-0 F7	2	0	2	0	0	0	0					
Denny Doyle, L OBP: 0.157, SLG: 0.204		0-0 FC6-4 1-2		0-0 FC3-6 S		0-0 F9		0-0 5-3	4	0	0	0	0	0	2					
Inning Stats	R: 2 E: 1 K: 0 S: 4	H: 2 LOB: 0 BB: 1 P: 8	R: 0 E: 0 K: 1 S: 6	H: 1 LOB: 1 BB: 0 P: 6	R: 2 E: 1 K: 1 S: 7	H: 2 LOB: 1 BB: 1 P: 11	R: 0 E: 0 K: 1 S: 6	H: 1 LOB: 1 BB: 0 P: 6	R: 0 E: 0 K: 2 S: 7	H: 0 LOB: 0 BB: 0 P: 7	R: 0 E: 0 K: 1 S: 5	H: 0 LOB: 0 BB: 0 P: 5	R: 2 E: 0 K: 0 S: 5	H: 3 LOB: 1 BB: 1 P: 9	R: 0 E: 0 K: 0 S: 4	H: 1 LOB: 1 BB: 0 P: 4		1B: 10 2B: 1 3B: 0 HR: 1	SF: 0 SAC: 0 DP: 3 HBP: 0	WP: 0 PB: 0 SB: 3 CS: 1
PITCHER	IP WLS BF H R ER SO BB IBB HBP BLK WP HR S P ERA WHIP	IP WLS BF H R ER SO BB IBB HBP BLK WP HR S P ERA WHIP	IP WLS BF H R ER SO BB IBB HBP BLK WP HR S P ERA WHIP	IP WLS BF H R ER SO BB IBB HBP BLK WP HR S P ERA WHIP	IP WLS BF H R ER SO BB IBB HBP BLK WP HR S P ERA WHIP	IP WLS BF H R ER SO BB IBB HBP BLK WP HR S P ERA WHIP	IP WLS BF H R ER SO BB IBB HBP BLK WP HR S P ERA WHIP	IP WLS BF H R ER SO BB IBB HBP BLK WP HR S P ERA WHIP	IP WLS BF H R ER SO BB IBB HBP BLK WP HR S P ERA WHIP	IP WLS BF H R ER SO BB IBB HBP BLK WP HR S P ERA WHIP	IP WLS BF H R ER SO BB IBB HBP BLK WP HR S P ERA WHIP	IP WLS BF H R ER SO BB IBB HBP BLK WP HR S P ERA WHIP	IP WLS BF H R ER SO BB IBB HBP BLK WP HR S P ERA WHIP	IP WLS BF H R ER SO BB IBB HBP BLK WP HR S P ERA WHIP	IP WLS BF H R ER SO BB IBB HBP BLK WP HR S P ERA WHIP	IP WLS BF H R ER SO BB IBB HBP BLK WP HR S P ERA WHIP	IP WLS BF H R ER SO BB IBB HBP BLK WP HR S P ERA WHIP	IP WLS BF H R ER SO BB IBB HBP BLK WP HR S P ERA WHIP		
Jim Kern, R ERA: 3.77 Tom Buskey, R ERA: 2.65	7.1 1.2	32 6	6 0	5 0	0 0	0 0	6 6	55 6	6.14 0.00	1.636 1.200										



Batter	1	2	3	4	5	6	7	8	9	AB	R	H	RBI	BB	SO	LOB	TOP					
Buddy Bell, R OBP: 0.296, SLG: 0.319 (1, 5)	0-0 1-3	0-0 SH1-3 E 1B		0-0 L4		0-0 1B BB		0-0 F7		4	1	1	1	1	0	1						
Duane Kujner, L OBP: 0.375, SLG: 0.346 (1, 4)	4-0 BB 1B BB	0-0 SH1-3		0-0 1-3		0-0 F7 1B		0-0 F4		3	1	1	2	1	0	1						
Rick Manning, L OBP: 0.353, SLG: 0.350 (1, 7)	0-0 F7	0-0 E6 2-H 1B				0-0 F7		0-0 E6		5	0	1	1	0	0	2						
Boog Powell, L OBP: 0.380, SLG: 0.505 (1, 3)	4-0 1B 1-2 BB	0-0 4-3				0-0 4-3		0-0 F2		4	0	0	0	1	1	3						
George Hendrick, R OBP: 0.312, SLG: 0.482 (1, 8)	0-0 FC4 1-2 2-H 1B		0-0 5-3			0-0 1-3		0-0 K		4	0	1	1	1	1	1						
Oscar Gamble, L OBP: 0.319, SLG: 0.349 (1, 10)	0-0 FC4 1-2 1B		0-0 3-1			0-0 1B 2B		0-0 K		4	1	1	0	0	1	3						
Charlie Spikes, R OBP: 0.261, SLG: 0.305 (1, 9)		0-0 1-4-3		0-0 K		0-0 SH BB 1B		0-0 F4		4	1	1	0	0	1	0						
Frank Duffy, R OBP: 0.281, SLG: 0.295 (1, 6)		0-0 HR 1B		0-0 SH1-3 S 1B		0-0 BB SH 1B		4-0 G3-6-1 BB		3	2	3	1	1	0	0						
Alan Ashby, S OBP: 0.228, SLG: 0.243 (1, 2)		0-0 HR		0-0 SH1-3		0-0 SH BB 1B		0-0 G3-6-1		2	2	1	2	0	0	1						
Inning Stats	R: 1 E: 0 K: 0 S: 4	H: 1 LOB: 2 BB: 2 P: 12	R: 3 E: 1 K: 0 S: 7	H: 4 LOB: 1 BB: 0 P: 7	R: 0 E: 0 K: 1 S: 5	H: 0 LOB: 0 BB: 0 P: 5	R: 0 E: 0 K: 0 S: 4	H: 1 LOB: 1 BB: 0 P: 4	R: 0 E: 0 K: 0 S: 3	H: 0 LOB: 0 BB: 0 P: 3	R: 0 E: 0 K: 1 S: 9	H: 4 LOB: 1 BB: 1 P: 13	R: 0 E: 0 K: 1 S: 4	H: 0 LOB: 0 BB: 1 P: 8	R: 0 E: 0 K: 0 S: 2	H: 0 LOB: 0 BB: 1 P: 6	R: 0 E: 1 K: 1 S: 6	H: 0 LOB: 1 BB: 0 P: 6	1B: 8 2B: 2 3B: 0 HR: 1	SF: 0 SAC: 3 DP: 2 HBP: 0	WP: 0 PB: 0 CS: 1	PA: 41
PITCHER	IP	WLS	BF	H	R	ER	SO	BB	IBB	HBP	BLK	WP	HR	S	P	ERA	WHIP					
Dick Pole, R ERA: 4.35 (1, 1)	5.0	L	25	8	6	6	1	2	0	0	0	0	1	25	33	10.80	2.000					
Roger Moret, L ERA: 4.01 (6, 1)	2.0		9	2	2	2	2	2	0	0	0	0	0	11	19	9.00	2.000					
Diego Segui, R ERA: 6.09 (8, 1)	2.0		7	0	0	0	1	1	0	0	0	0	0	8	12	0.00	0.500					

Cleveland Indians @ Boston Red Sox
Fenway Park, Boston, MA
Wed Jun 25 1975, 3:33 AM EDT
Att: 20,847 - Unknown - 75 F

AB 33
R 8
H 10
RBI 8
BB 5
SO 4
LOB 12



Batter	1	2	3	4	5	6	7	8	9	AB	R	H	RBI	BB	SO	LOB	BOTTOM				
Bernie Carbo, L OBP: 0.428, SLG: 0.577 (1, 9)	0-3 K		0-0 L8			0-0 G5-4-3 1B		4-0 BB	0-0 G3	4	0	1	0	1	1	2					
Rick Burleson, R OBP: 0.343, SLG: 0.349 (1, 6)	0-3 K		0-0 6-3			0-0 G5-4-3 1B		0-3 K		4	0	0	0	0	2	2					
Carl Yastrzemski, L OBP: 0.399, SLG: 0.416 (1, 7)	1-0 WP 2B HBP		0-0 4-3			0-0 F8		0-0 BB SF8 1B		3	2	1	0	0	0	0					
Fred Lynn, L OBP: 0.409, SLG: 0.614 (1, 8)	4-0 2B BB			0-3 K		0-0 F5		0-0 P8		3	1	0	0	1	1	1					
Jim Rice, R OBP: 0.339, SLG: 0.520 (1, 10)	0-0 1-H 2-H 2B			0-3 K		0-0 F4		0-0 BB BB 1B 1B		4	1	2	2	0	1	0					
Rico Petrocelli, R OBP: 0.343, SLG: 0.361 (1, 5)	0-0 6-3			0-3 K		0-0 2B		4-0 BB 1B BB		3	1	1	0	1	1	1					
Cecil Cooper, L OBP: 0.261, SLG: 0.295 (1, 3)		0-0 L6			0-3 K		0-0 F8		0-0 SF8	3	0	0	1	0	1	1					
Carlton Fisk, R OBP: 0.333, SLG: 0.333 (1, 2)		0-0 5-3			0-0 F8			0-3 K		2	0	0	0	0	0	0					
Tim Blackwell, S OBP: 0.291, SLG: 0.217 (7, 2)								4-0 1B BB		1	0	0	0	0	1	0					
Rick Miller, L OBP: 0.341, SLG: 0.194 (9, PH)								1-2 2-3 1B BB		0	0	0	0	1	0	0					
Denny Doyle, L OBP: 0.184, SLG: 0.208 (1, 4)		0-0 3-1			0-0 L6			0-0 4-3		4	0	1	2	0	0	0					
Inning Stats	R: 2 E: 0 K: 2 S: 8	H: 1 LOB: 1 BB: 1 P: 13	R: 0 E: 0 K: 0 S: 3	H: 0 LOB: 0 BB: 0 P: 3	R: 0 E: 0 K: 3 S: 9	H: 0 LOB: 0 BB: 0 P: 9	R: 0 E: 0 K: 1 S: 5	H: 0 LOB: 0 BB: 0 P: 5	R: 0 E: 0 K: 0 S: 3	H: 1 LOB: 0 BB: 0 P: 3	R: 0 E: 0 K: 0 S: 4	H: 1 LOB: 1 BB: 0 P: 4	R: 0 E: 0 K: 2 S: 7	H: 0 LOB: 1 BB: 1 P: 11	R: 0 E: 0 K: 0 S: 6	H: 3 LOB: 2 BB: 2 P: 14	1B: 4 2B: 2 3B: 0 HR: 0	SF: 1 SAC: 0 DP: 1 HBP: 1	WP: 1 PB: 0 CS: 0	PA: 37	
PITCHER	IP	WLS	BF	H	R	ER	SO	BB	IBB	HBP	BLK	WP	HR	S	P	ERA	WHIP				
Roric Harrison, R ERA: 5.2 (1, 1)	8.2	W	35	5	5	5	8	4	0	1	0	0	0	46	63	5.19	1.038				
Tom Buskey, R ERA: 2.63 (9, 1)	0.1	S	2	1	0	0	0	0	0	0	0	0	0	2	2	0.00	3.000				

Cleveland Indians @ Boston Red Sox
Fenway Park, Boston, MA
Wed Jun 25 1975, 3:33 AM EDT
Att: 20,847 - Unknown - 75 F

AB 31
R 5
H 6
RBI 5
BB 4
SO 8
LOB 7



Batter	1	2	3	4	5	6	7	8	9	AB	R	H	RBI	BB	SO	LOB	TOP				
Walt Williams, R (1, 8) OBP: 0.326, SLG: 0.373	1-0 BB SF9 HBP		0-0 5-3		0-0 F5			0-0 3-1		3	1	0	0	0	0	0	New York Yankees @ Boston Red Sox Fenway Park, Boston, MA Thu Jun 26 1975, 7:05 PM EDT Att: 34,293 - Unknown - 76 F				
Roy White, S (1, 7) OBP: 0.414, SLG: 0.463	4-0		4-0		0-0 G3			0-0		2	0	1	0	2	0	0					
Rich Coggins, L (8, FR) OBP: 0.269, SLG: 0.327	1-2 BB				BB BB BB BB			1B 1B		0	0	0	0	0	0	0					
Chris Chambliss, L (1, 3) OBP: 0.324, SLG: 0.430	0-0 SF9 2-H		0-0 F6				0-0 L3			3	0	1	1	0	0	1					
Thurman Munson, R (1, 2) OBP: 0.377, SLG: 0.441	0-0 F3			0-3 K			0-0 1B			4	0	1	0	0	2	3					
Graig Nettles, L (1, 5) OBP: 0.354, SLG: 0.490	0-0 4-3			0-0 1B			0-0 F8			4	0	1	0	0	0	1					
Bobby Bonds, R (1, 10) OBP: 0.328, SLG: 0.509		0-3 K		0-3 K			0-0 1B			4	0	1	0	0	3	1					
Terry Whitfield, L (1, 9) OBP: 0.303, SLG: 0.375		0-0 1-3		0-0 G3			0-0 P9			4	0	1	0	0	0	2					
Ed Brinkman, R (1, 6) OBP: 0.286, SLG: 0.333		0-3 K			0-0 F9		0-0 F4			2	0	0	0	0	1	0					
Ed Herrmann, L (7, PH) OBP: 0.317, SLG: 0.360								0-0 1B		1	0	0	0	0	0	1					
Jim Mason, L (7, 6) OBP: 0.193, SLG: 0.185										0	0	0	0	0	0	0					
Alex Johnson, R (9, PH) OBP: 0.316, SLG: 0.371								1-2 1B		1	0	1	0	0	0	0					
Sandy Alomar Sr, S (1, 4) OBP: 0.216, SLG: 0.230										3	0	0	0	0	1	0					
Rick Dempsey, R (9, PH) OBP: 0.463, SLG: 0.400								0-3 K		1	0	0	0	0	1	2					
Inning Stats	R: 1 E: 0 K: 0 S: 3	H: 0 LOB: 1 BB: 1 P: 8	R: 0 E: 0 K: 2 S: 7	H: 0 LOB: 0 BB: 0 P: 7	R: 0 E: 0 K: 0 S: 3	H: 0 LOB: 1 BB: 1 P: 7	R: 0 E: 0 K: 2 S: 8	H: 1 LOB: 1 BB: 0 P: 8	R: 0 E: 0 K: 0 S: 3	H: 0 LOB: 0 BB: 0 P: 3	R: 0 E: 0 K: 0 S: 4	H: 1 LOB: 1 BB: 0 P: 4	R: 0 E: 0 K: 2 S: 9	H: 2 LOB: 2 BB: 0 P: 9	R: 0 E: 0 K: 2 S: 9	H: 2 LOB: 2 BB: 0 P: 9	1B: 7 2B: 0 3B: 0 HR: 0	SF: 1 SAC: 0 DP: 0 HBP: 1	WP: 0 PB: 0 SB: 0 CS: 0	PA: 36	
PITCHER Luis Tiant, R (1, 1) ERA: 3.82	IP: 9.0 WLS: W BF: 36	H: 7 R: 1 ER: 1 SO: 8	BB: 2 IBB: 0 HBP: 1 BLK: 0	WP: 0 HR: 0 S: 49 P: 58	ERA: 1.00 WHIP: 1.000	PITCHER										ERA: 1.00 WHIP: 1.000					

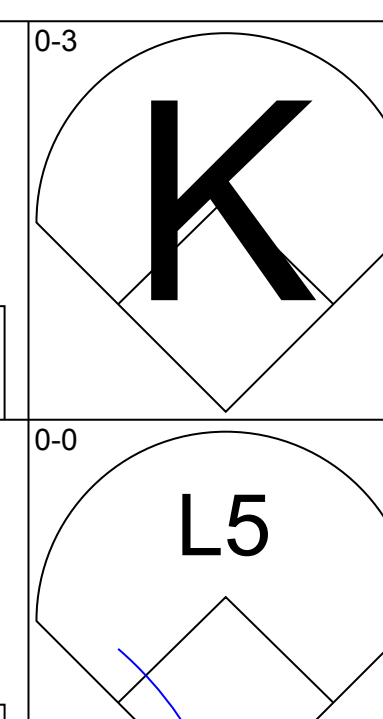
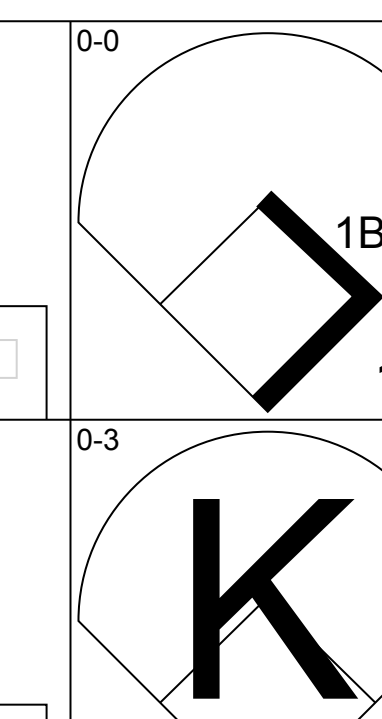
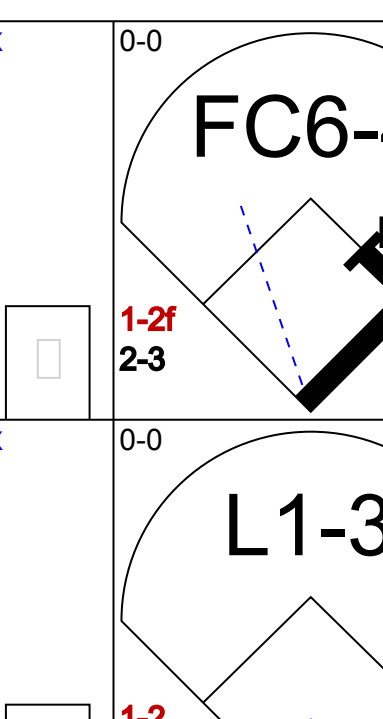
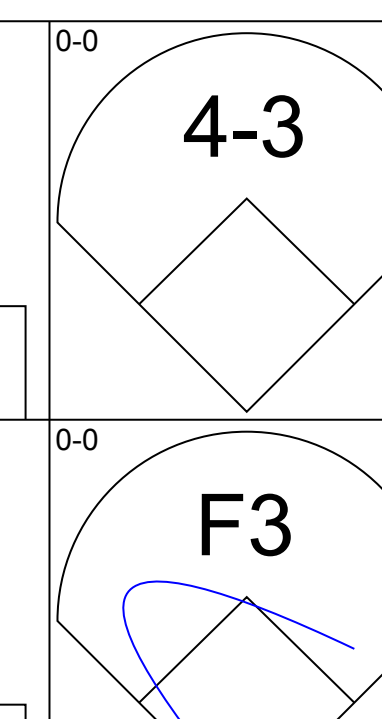
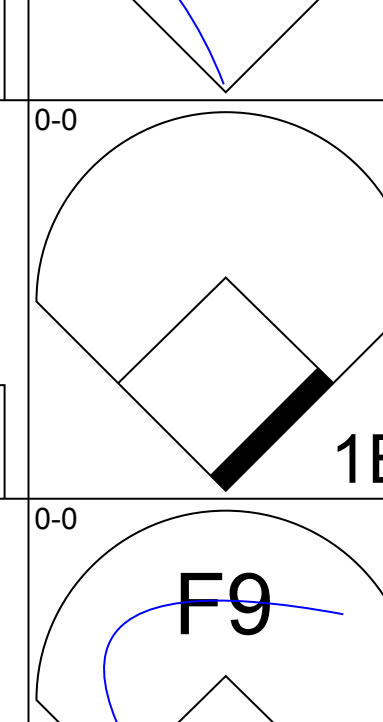
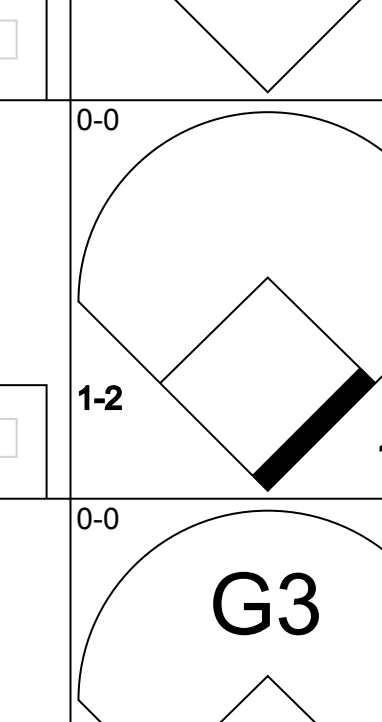

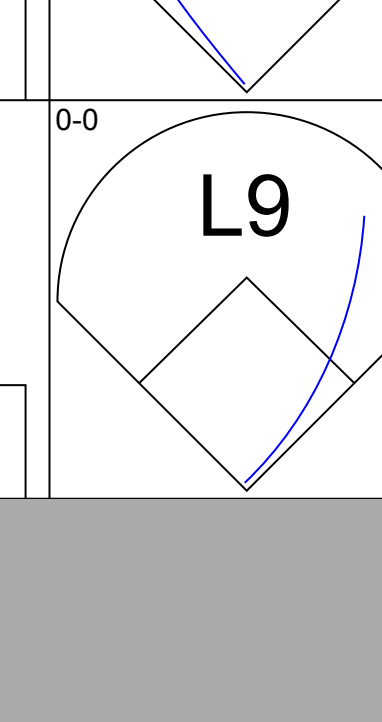









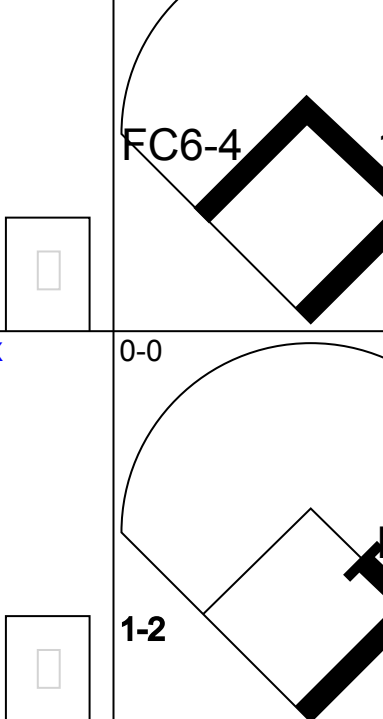

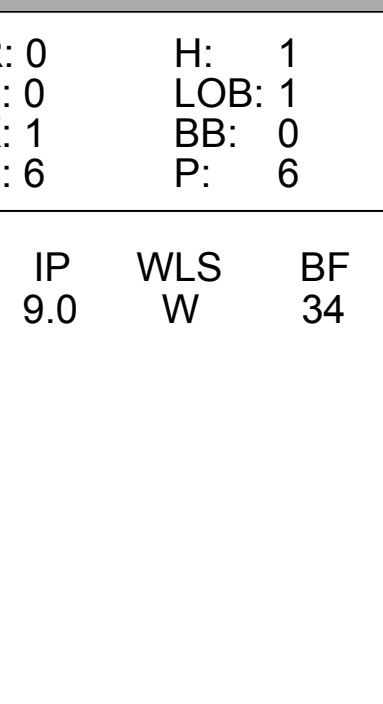
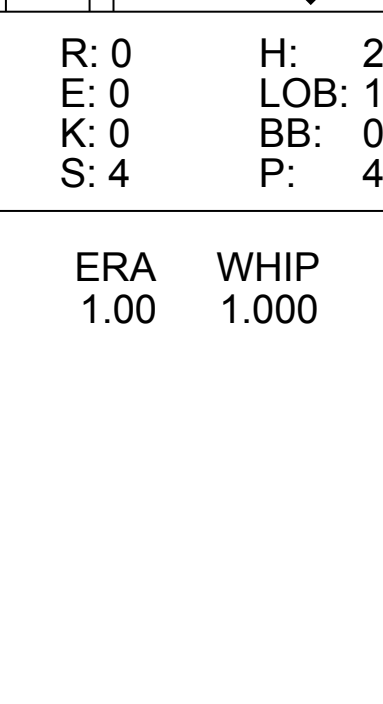
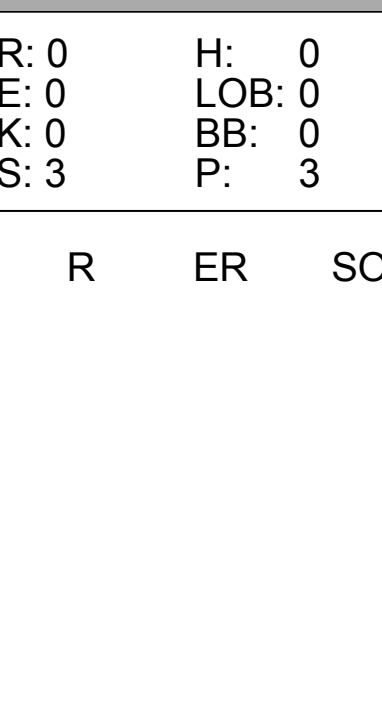
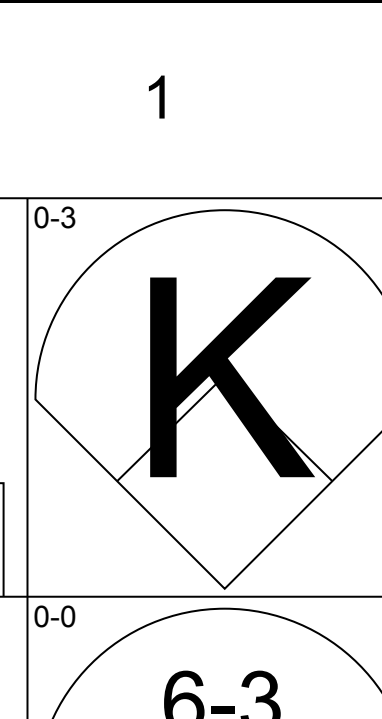


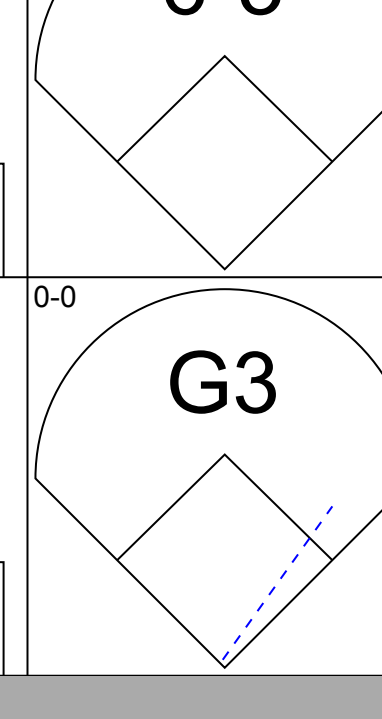
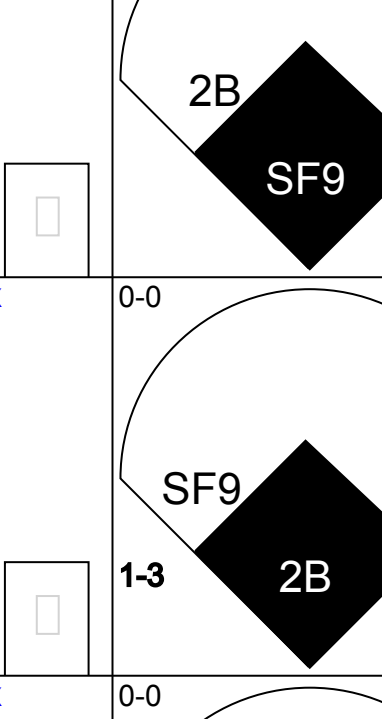

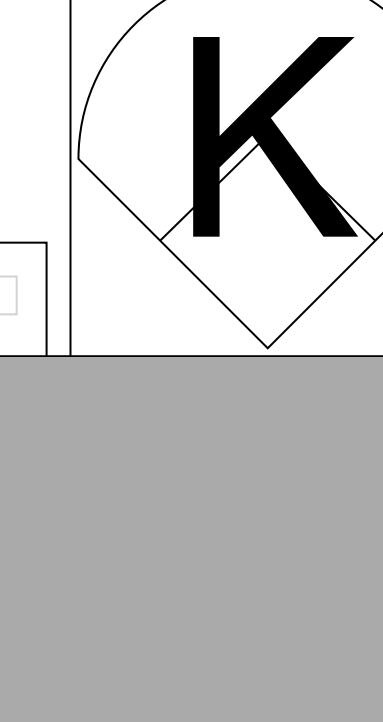
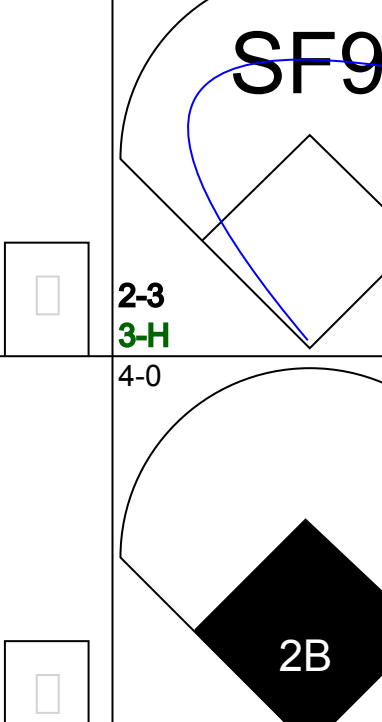

AB	32
R	1
H	7
RBI	1
BB	2
SO	8
LOB	11

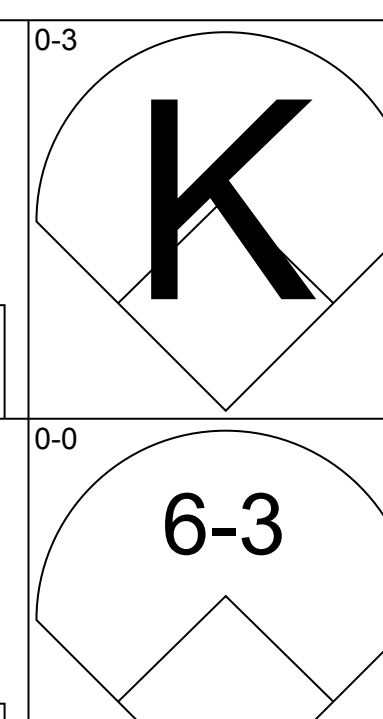
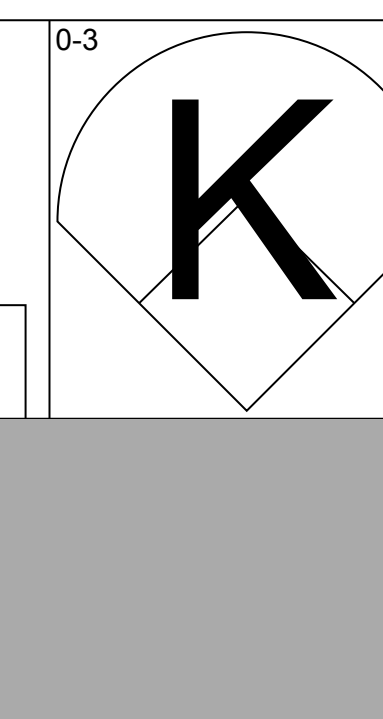
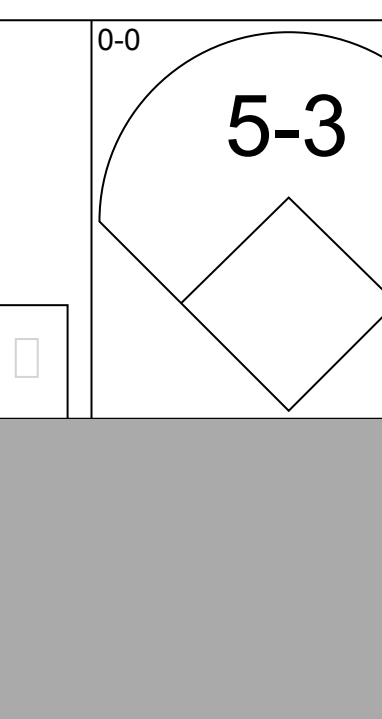
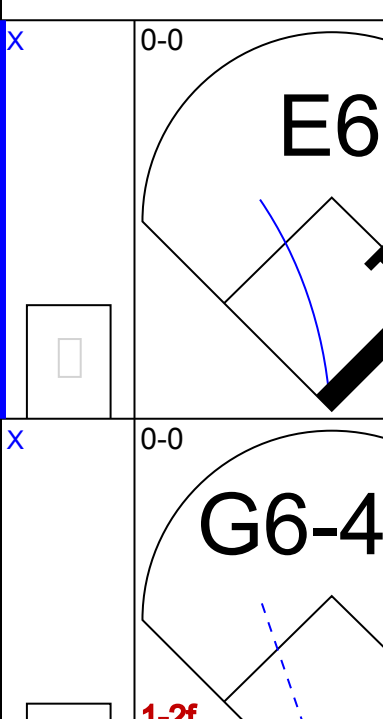
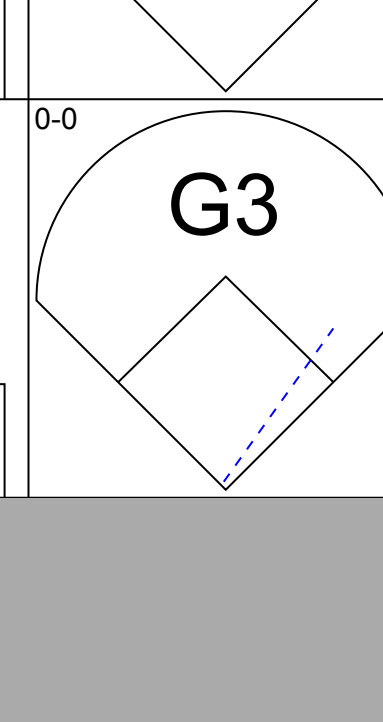
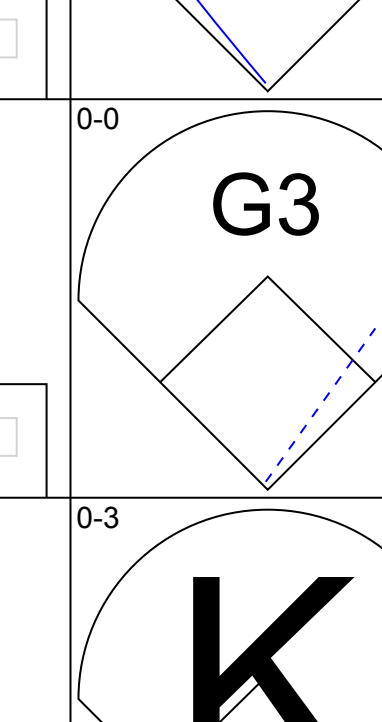
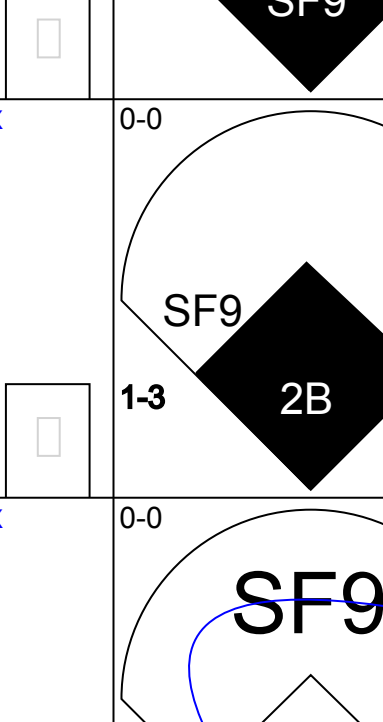



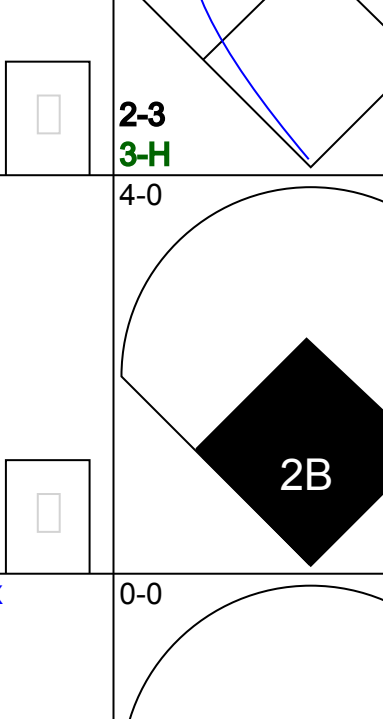



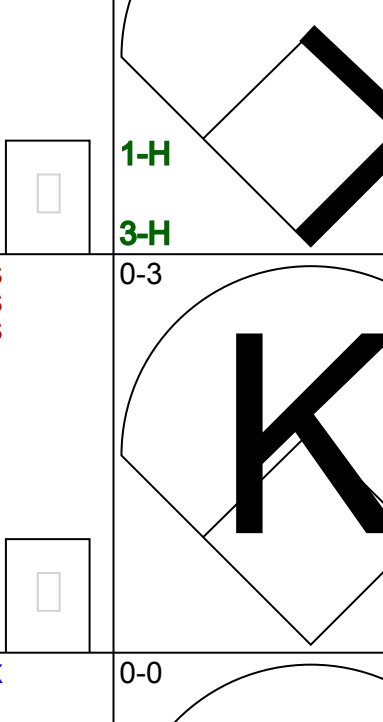


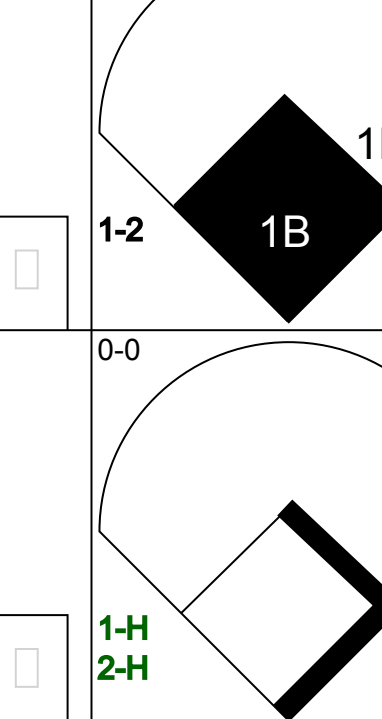
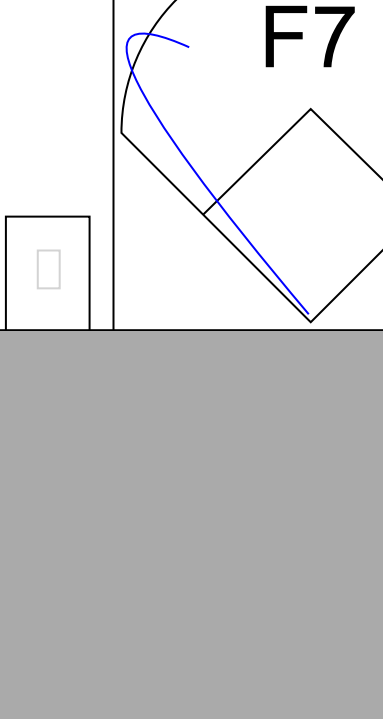
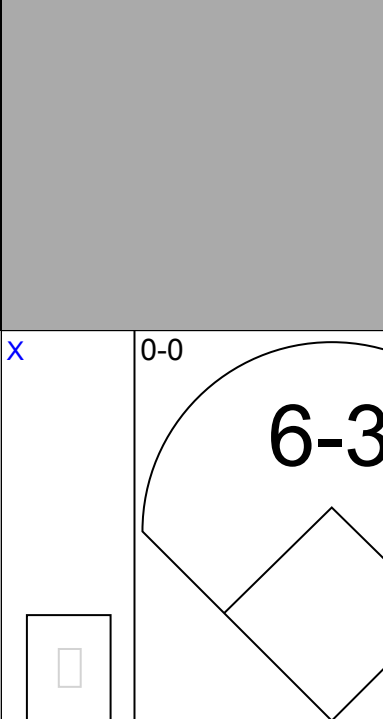
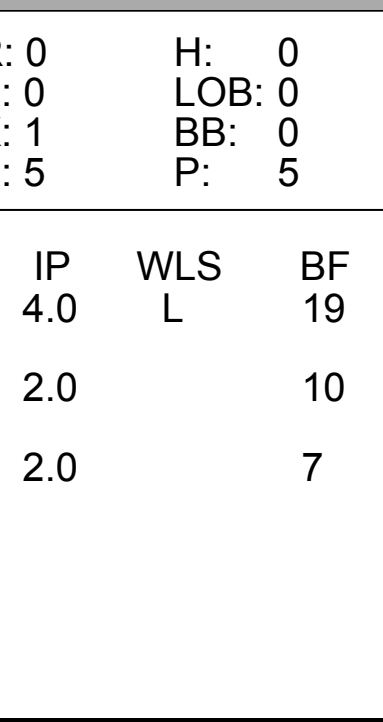
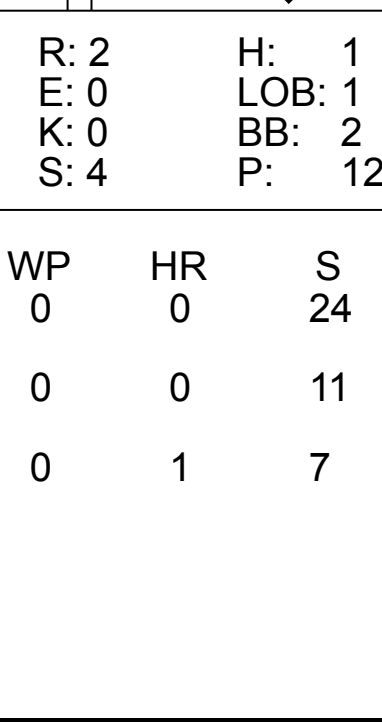
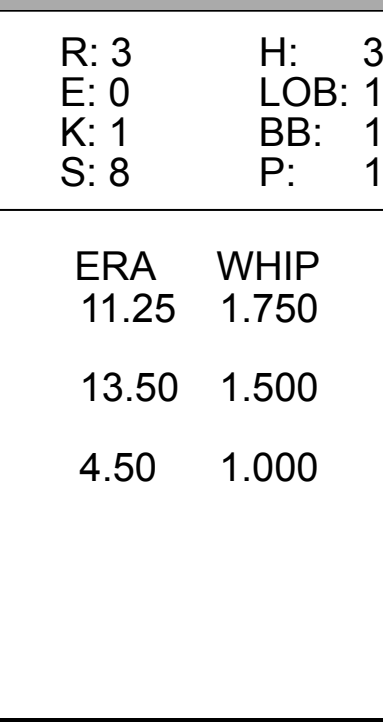
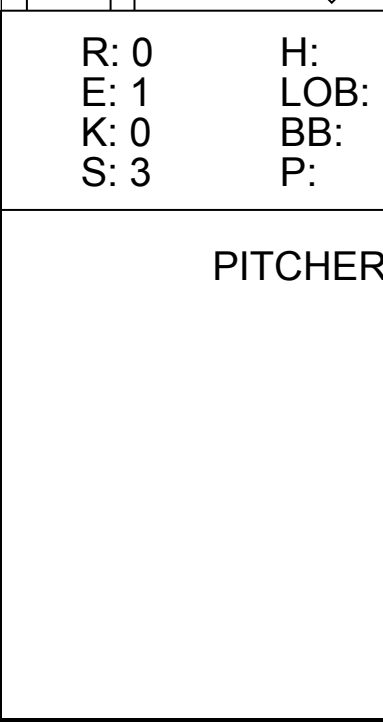


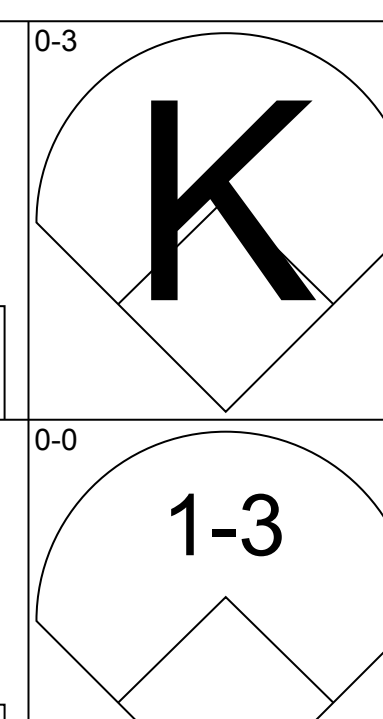
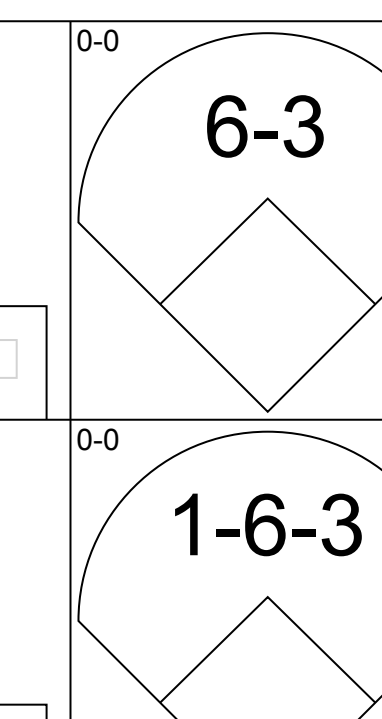
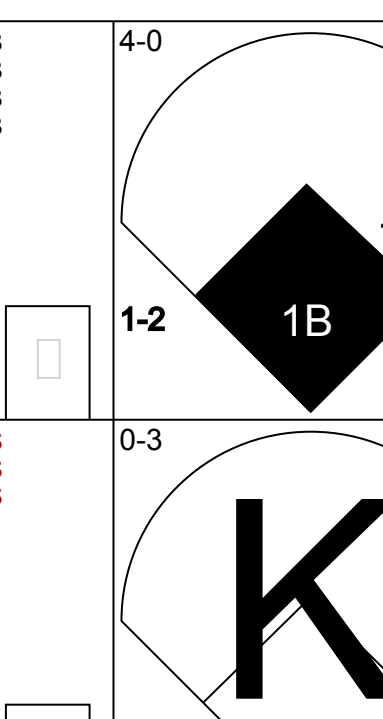
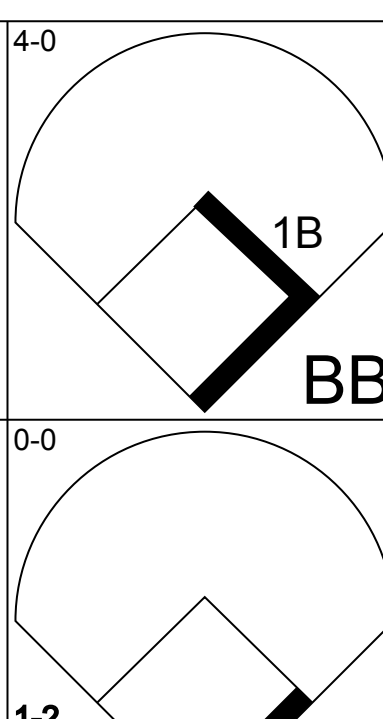
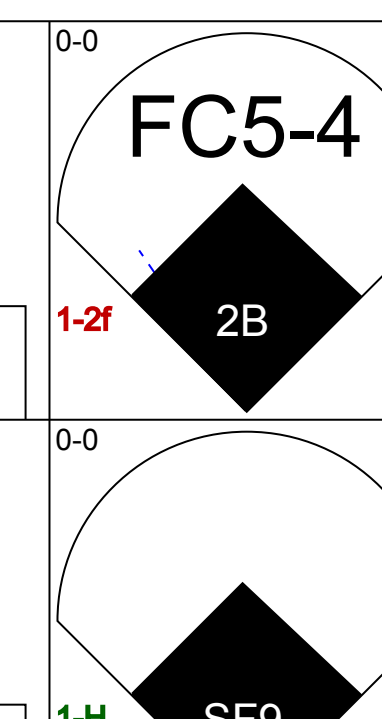
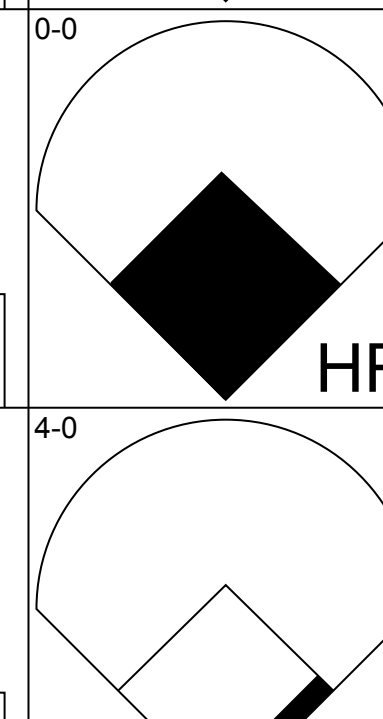

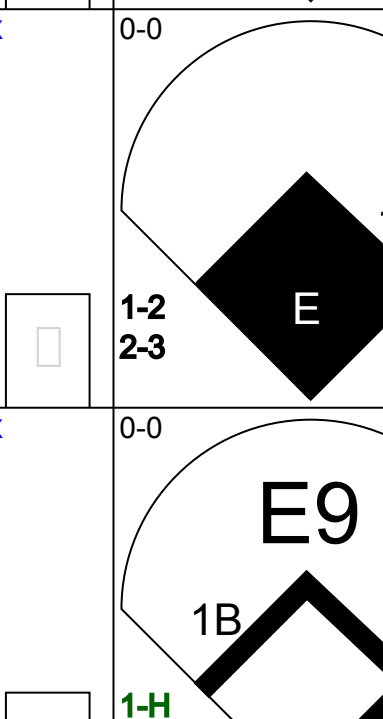
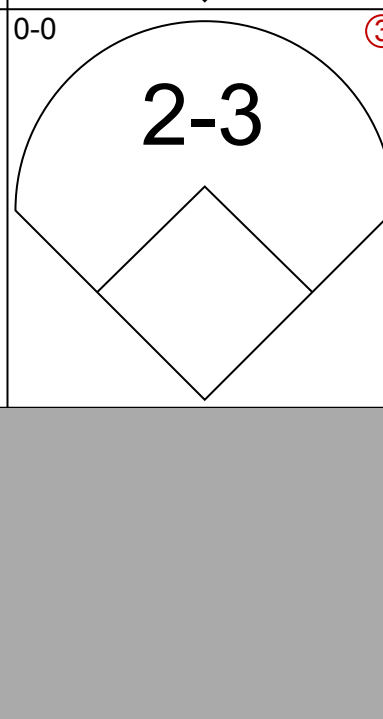
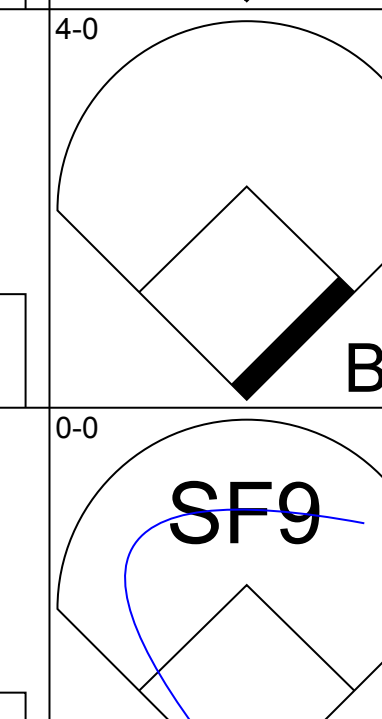
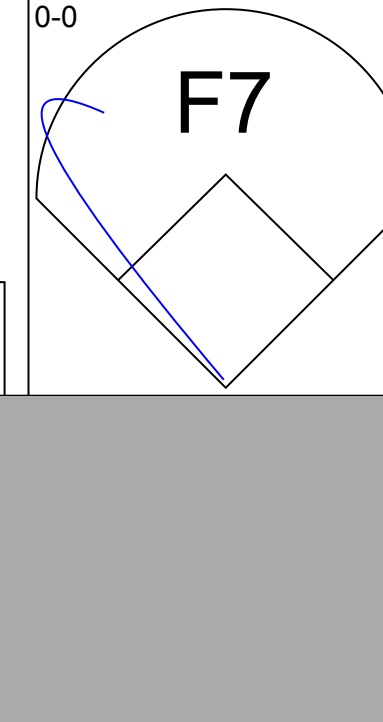
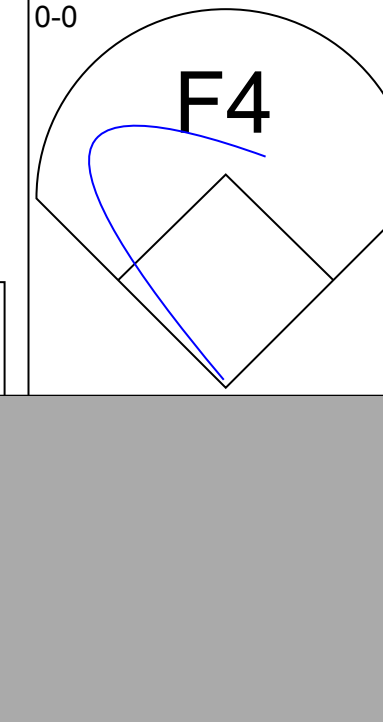
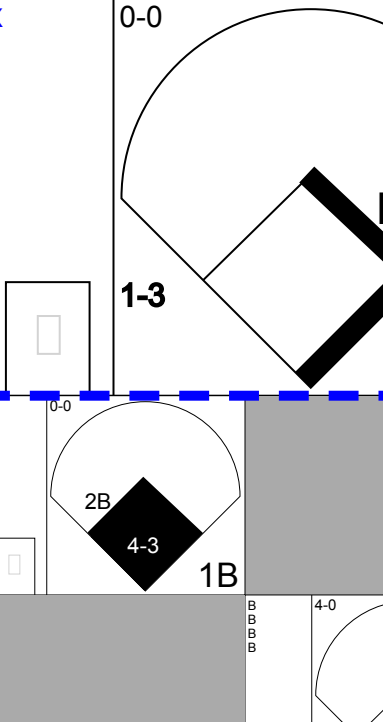

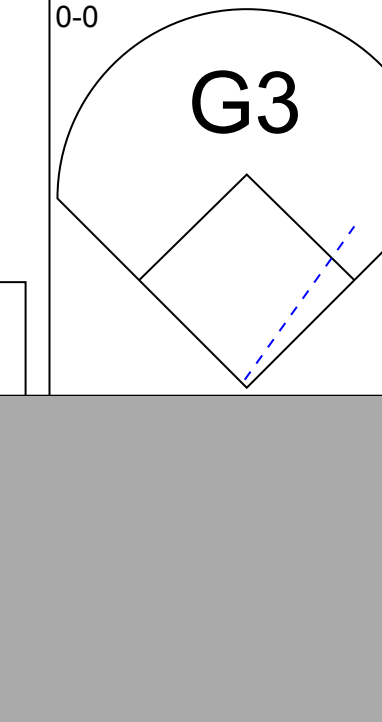


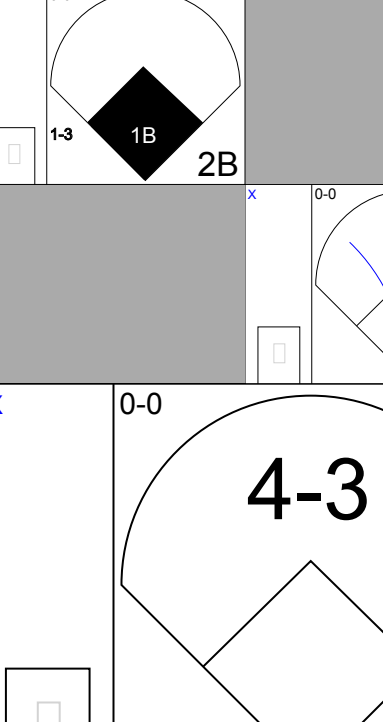



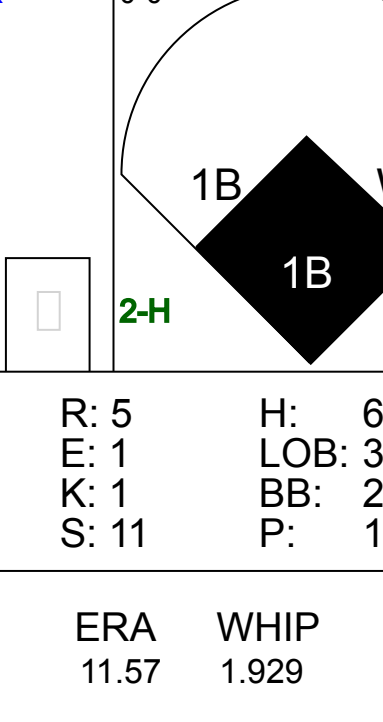
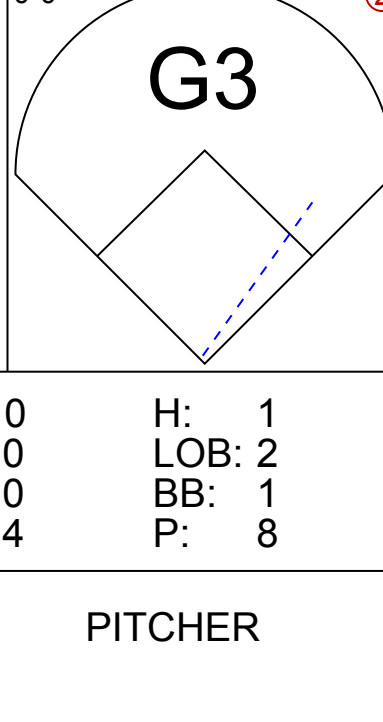
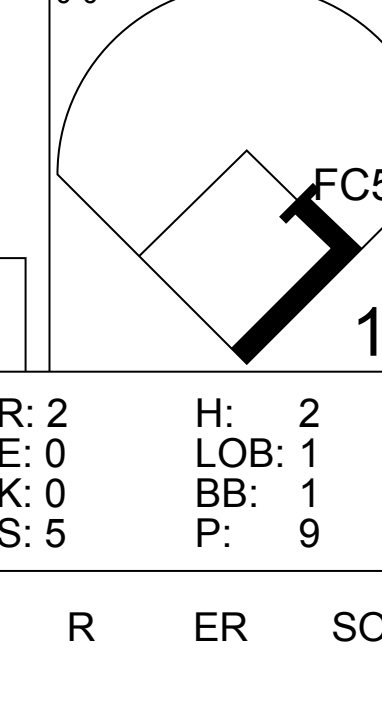
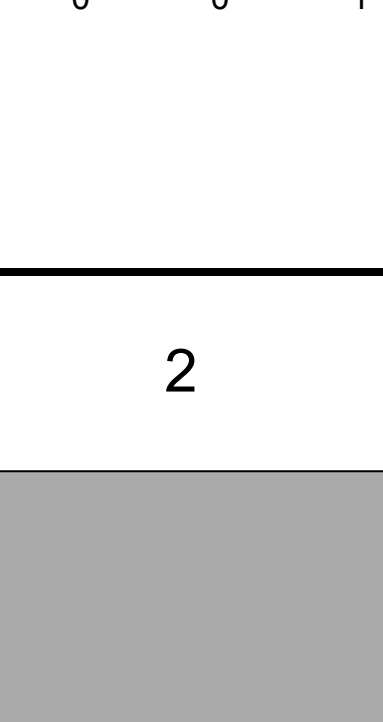
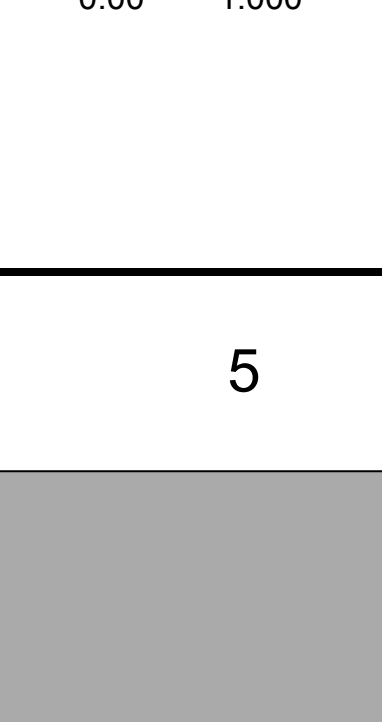
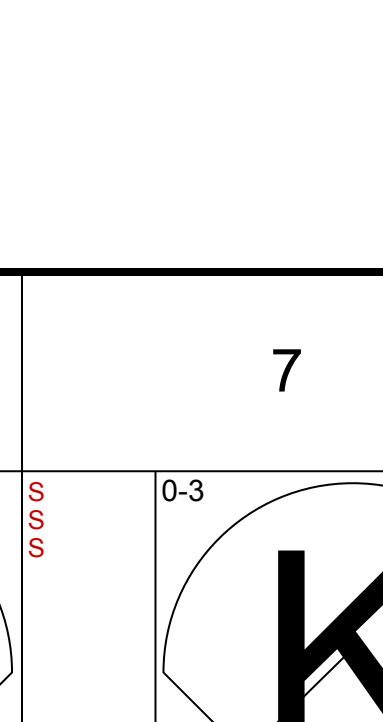
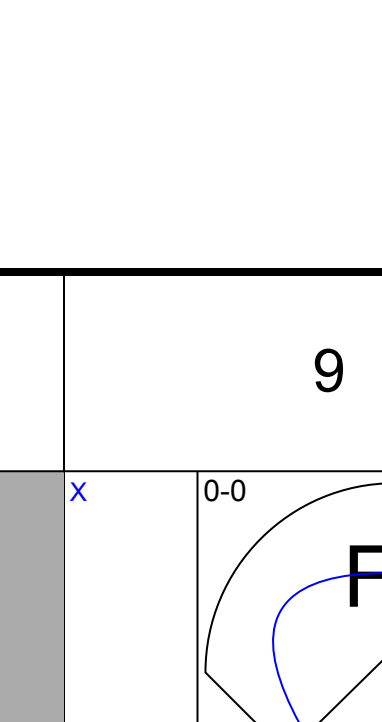



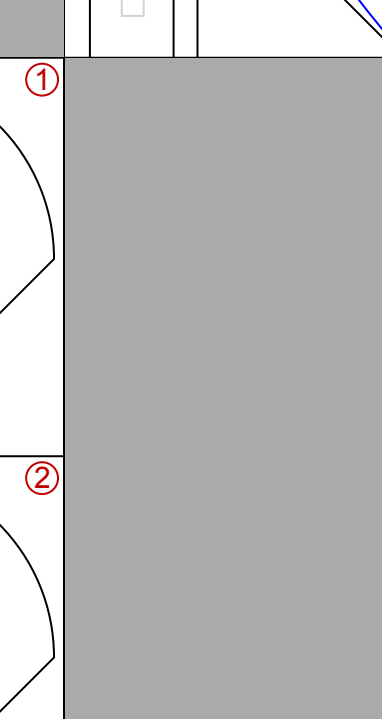
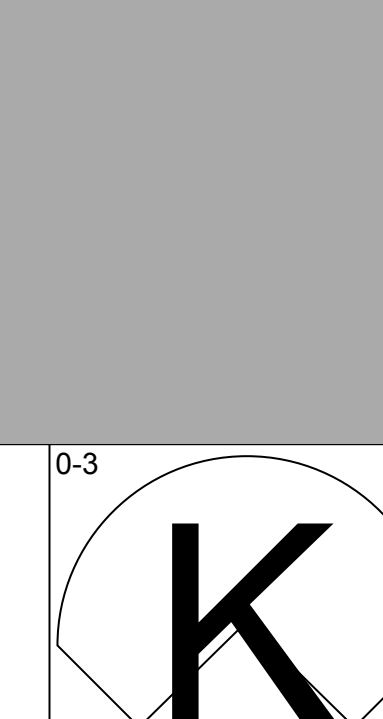

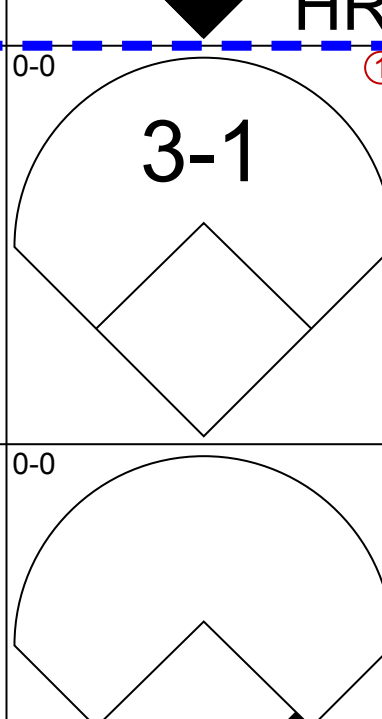
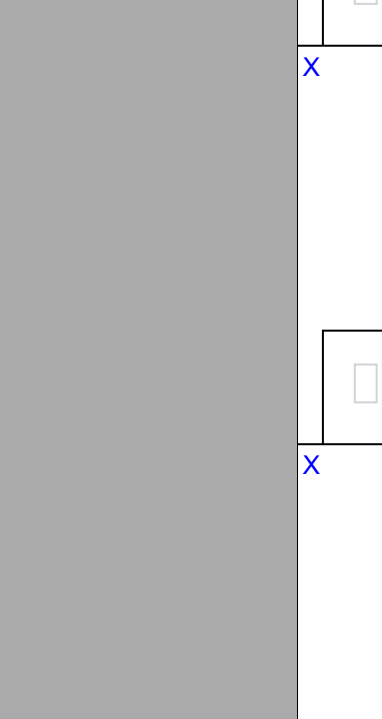
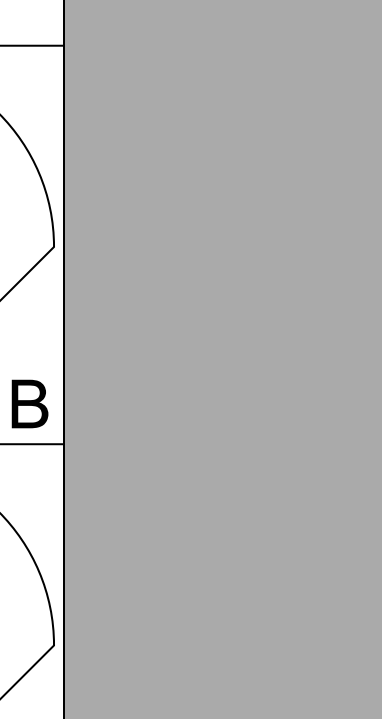

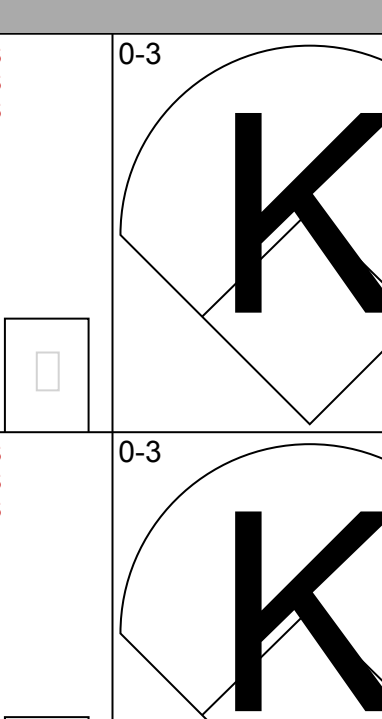
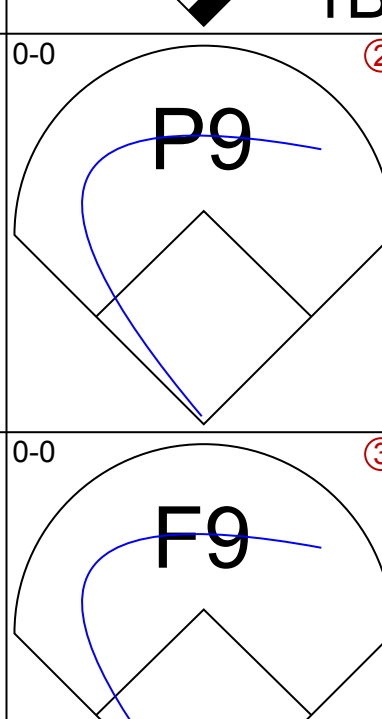
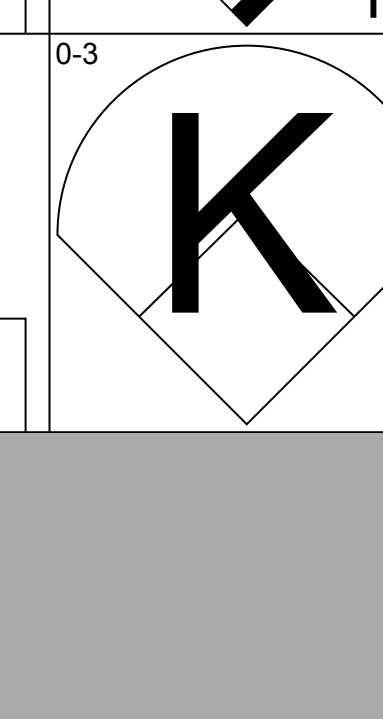
Batter	1	2	3	4	5	6	7	8	9	AB	R	H	RBI	BB	SO	LOB	BOTTOM				
Bernie Carbo, L (1, 9) OBP: 0.426, SLG: 0.570	0-3 K		0-0 F6		4-0 FC6-4 BB		0-0 F8 1B 1B			2	0	0	0	1	1	1	New York Yankees @ Boston Red Sox Fenway Park, Boston, MA Thu Jun 26 1975, 7:05 PM EDT Att: 34,293 - Unknown - 76 F				
Rick Miller, L (7, 9) OBP: 0.356, SLG: 0.216							1-3 1B 1B			4	1	2	1	0	0	2					
Rick Burleson, R (1, 6) OBP: 0.345, SLG: 0.351	0-0 F3			0-0 1B 3B	0-0 FC6-4		1-2 1B 1B			4	1	1	0	0	0	4					
Carl Yastrzemski, L (1, 7) OBP: 0.386, SLG: 0.414	0-0 F5			0-0 1B 3B	0-0 G3		0-0 F8			4	1	1	0	0	0	4					
Fred Lynn, L (1, 8) OBP: 0.411, SLG: 0.621		0-0 L8		0-0 1B 3B		0-0 4-3	0-0 FC4-8 1B			4	1	2	3	0	0	0					
Jim Rice, R (1, 10) OBP: 0.333, SLG: 0.511		0-3 K		0-0 F2		0-0 6-3	0-0 FC4-6			4	0	0	0	0	1	3					
Cecil Cooper, L (1, 3) OBP: 0.280, SLG: 0.292		0-0 3-1		0-0 CS 1B		0-0 F5		0-3 K		4	0	1	1	0	1	0					
Rico Petrocelli, R (1, 5) OBP: 0.346, SLG: 0.364				0-0 1B	0-0 P9		0-3 K			4	0	2	0	0	1	1					
Carlton Fisk, R (1, 2) OBP: 0.444, SLG: 0.778				0-0 F2		0-0 FC6-4 BB 1B		0-3 K		3	1	2	1	0	0	1					
Tim Lincecum, S (8, 2) OBP: 0.298, SLG: 0.214							0-0 HR			1	0	0	0	0	1	1					
Denny Doyle, L (1, 4) OBP: 0.189, SLG: 0.211				0-0 F5			0-0 F8			4	1	1	0	0	0	3					
Inning Stats	R: 0 E: 0 K: 1 S: 5	H: 0 LOB: 0 BB: 0 P: 5	R: 0 E: 0 K: 1 S: 5	H: 0 LOB: 0 BB: 0 P: 5	R: 0 E: 0 K: 0 S: 4	H: 1 LOB: 0 BB: 0 P: 4	R: 3 E: 0 K: 0 S: 6	H: 4 LOB: 0 BB: 0 P: 6	R: 0 E: 0 K: 0 S: 4	H: 1 LOB: 2 BB: 1 P: 8	R: 0 E: 0 K: 0 S: 3	H: 0 LOB: 0 BB: 0 P: 3	R: 3 E: 0 K: 1 S: 10	H: 5 LOB: 2 BB: 0 P: 10	R: 0 E: 0 K: 2 S: 8	H: 1 LOB: 1 BB: 0 P: 8	1B: 10 2B: 0 3B: 1 HR: 1	SF: 0 SAC: 0 DP: 0 HBP: 0	WP: 0 PB: 0 SB: 0 CS: 1	PA: 36	
PITCHER Pat Dobson, R (1, 1) ERA: 3.17	IP: 6.1 WLS: L BF: 27	H: 8 R: 5 ER: 5 SO: 3	BB: 1 IBB: 0 HBP: 0 BLK: 0	WP: 0 HR: 1 S: 32 P: 36	ERA: 7.11 WHIP: 1.421	PITCHER										ERA: 5.40 WHIP: 2.400					

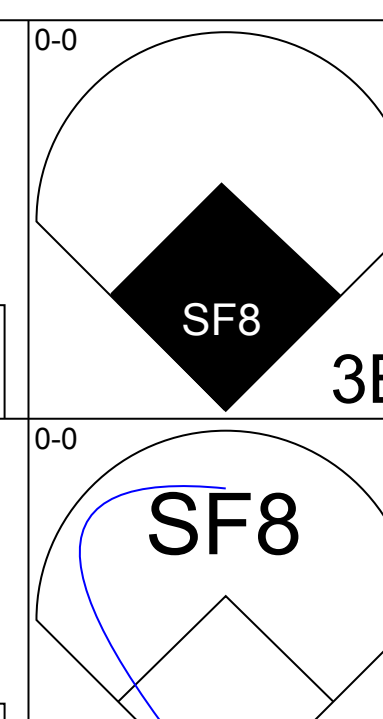
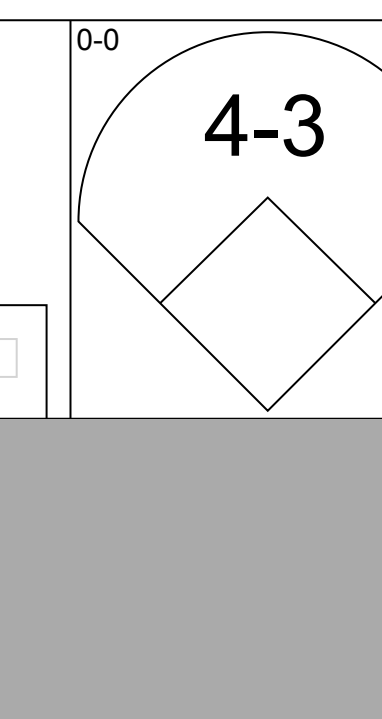
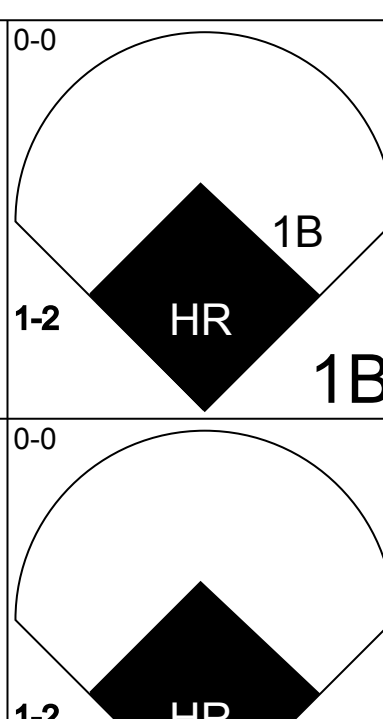
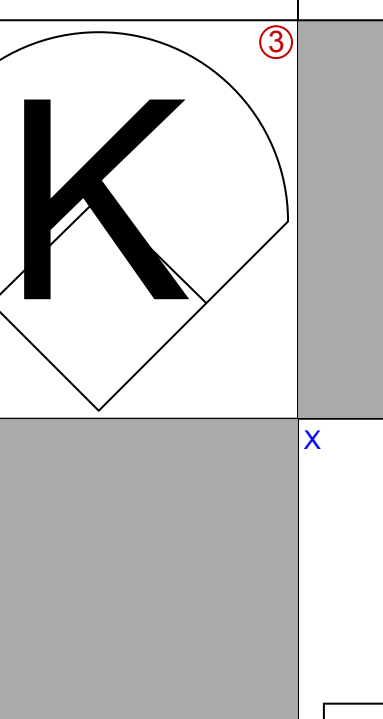
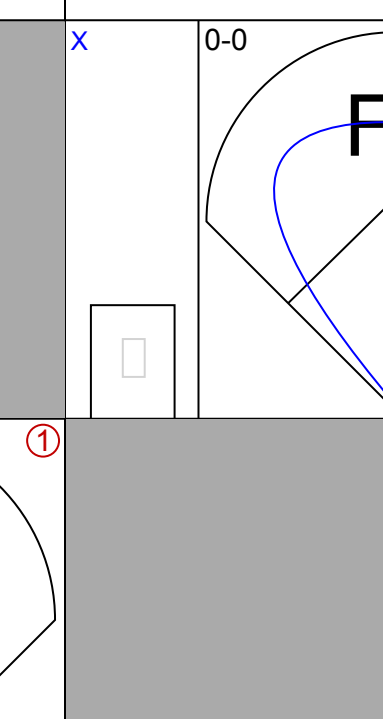
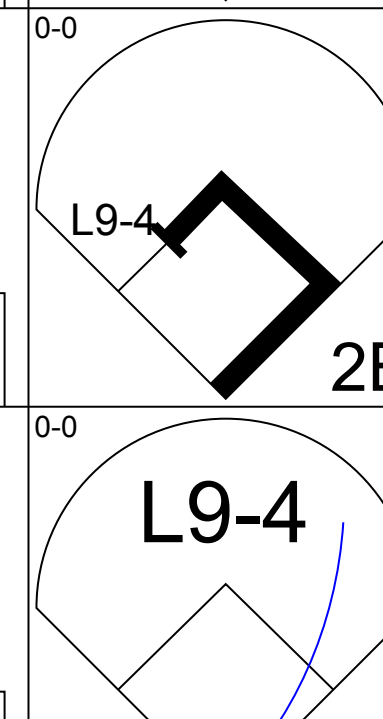
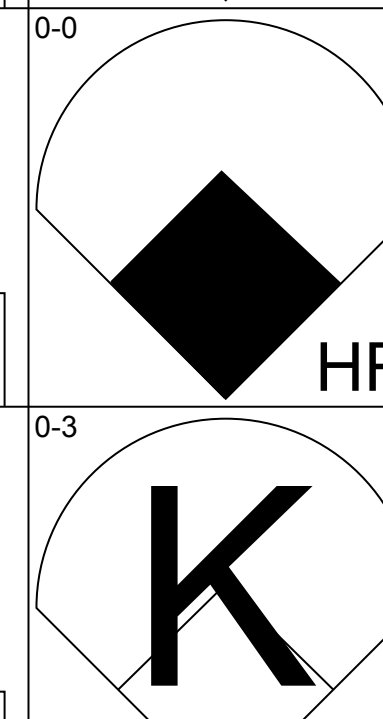
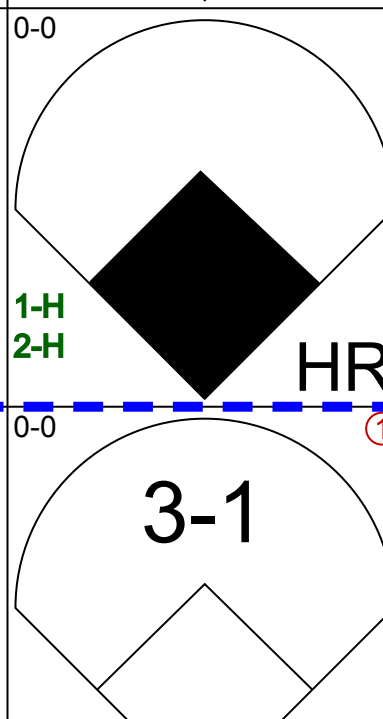
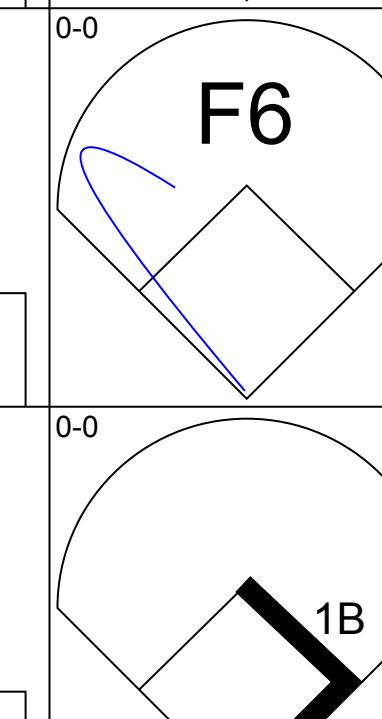

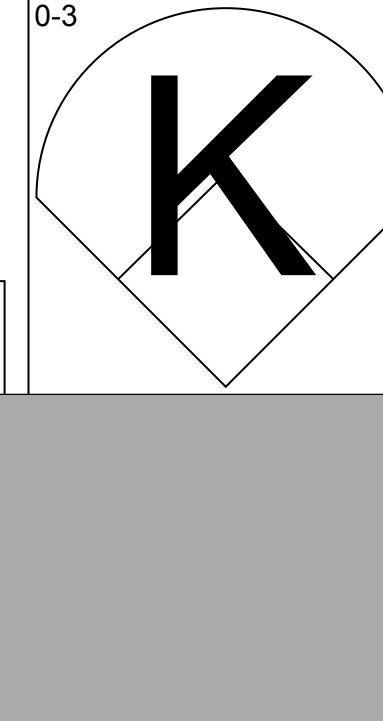
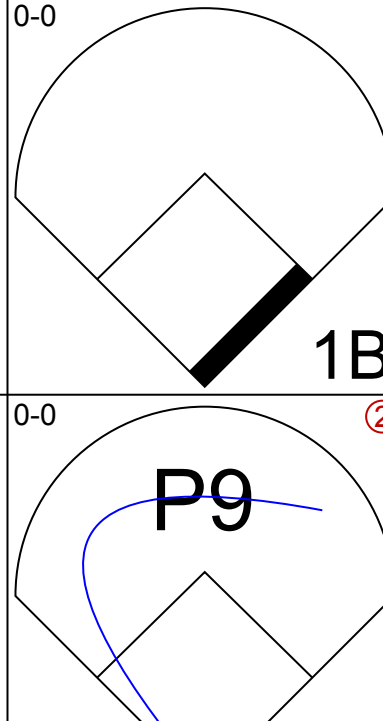
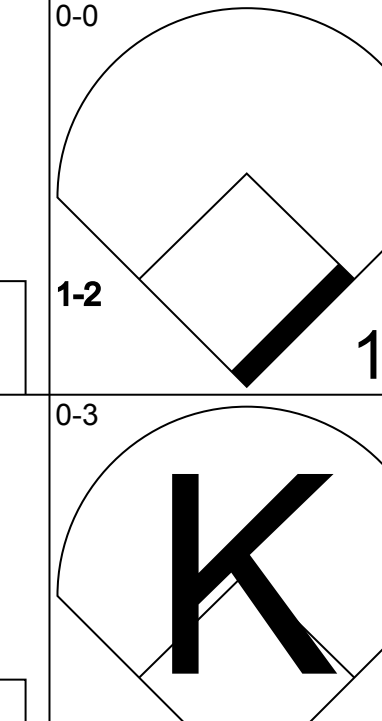


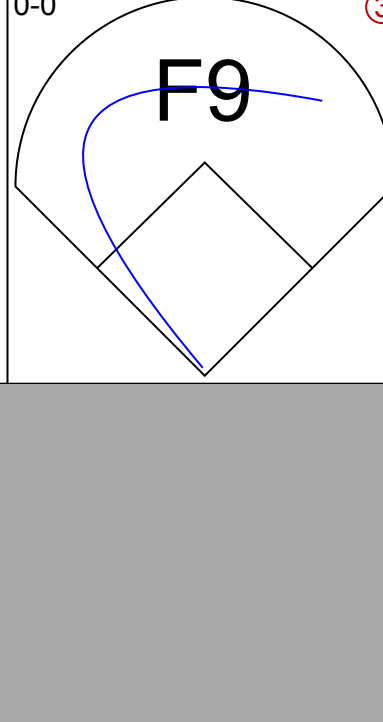



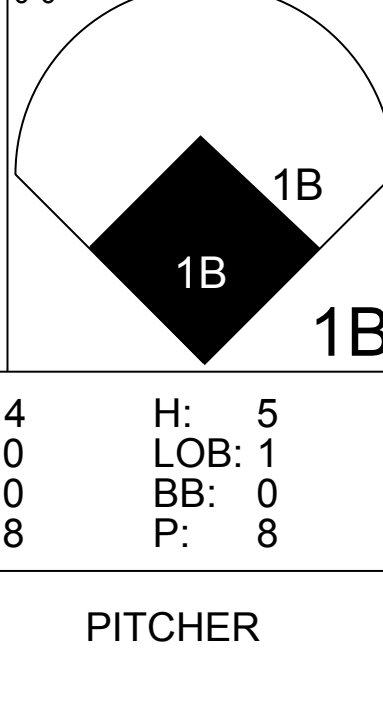
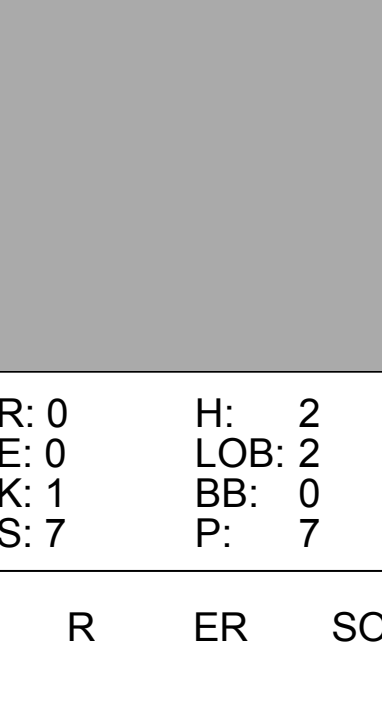




AB	35
R	6
H	12
RBI	6
BB	1
SO	5
LOB	16



Batter	1	2	3	4	5	6	7	8	9	AB	R	H	RBI	BB	SO	LOB	TOP			
Rich Coggins, L OBP: 0.268, SLG: 0.321 (1, 8)										4	0	1	0	0	1	2	New York Yankees @ Boston Red Sox Fenway Park, Boston, MA Fri Jun 27 1975, 7:05 PM EDT Att: 35,489 - Unknown - 74 F			
Walt Williams, R OBP: 0.312, SLG: 0.356 (1, 7)										4	0	0	0	0	1	3				
Chris Chambliss, L OBP: 0.327, SLG: 0.431 (1, 3)										4	0	2	0	0	0	0				
Thurman Munson, R OBP: 0.373, SLG: 0.436 Ed Herrmann, L OBP: 0.324, SLG: 0.367 (1, 2) (7, 2)										3	0	0	0	0	1	3				
Graig Nettles, L OBP: 0.349, SLG: 0.482 (1, 5)										4	0	0	0	0	1	1				
Bobby Bonds, R OBP: 0.327, SLG: 0.518 (1, 10)										4	1	1	1	0	2	0				
Terry Whitfield, L OBP: 0.297, SLG: 0.361 (1, 9)										4	0	1	0	0	2	0				
Ed Brinkman, R OBP: 0.296, SLG: 0.337 (1, 6)										2	0	1	0	1	0	1				
Sandy Alomar Sr., S OBP: 0.218, SLG: 0.231 (1, 4)										3	0	1	0	0	0	1				
Inning Stats	R: 0 E: 0 K: 1 S: 6	H: 1 LOB: 1 BB: 0 P: 6	R: 0 E: 0 K: 2 S: 8	H: 1 LOB: 1 BB: 0 P: 8	R: 0 E: 0 K: 1 S: 7	H: 2 LOB: 2 BB: 0 P: 7	R: 0 E: 0 K: 1 S: 5	H: 0 LOB: 0 BB: 0 P: 5	R: 0 E: 0 K: 0 S: 4	H: 2 LOB: 1 BB: 0 P: 4	R: 0 E: 0 K: 1 S: 5	H: 0 LOB: 1 BB: 1 P: 9	R: 0 E: 0 K: 0 S: 3	H: 0 LOB: 0 BB: 0 P: 3	R: 1 E: 0 K: 1 S: 6	H: 2 LOB: 0 BB: 0 P: 6	1B: 7 2B: 1 3B: 0 HR: 1	SF: 0 SAC: 0 DP: 2 HBP: 0	WP: 0 PB: 0 CS: 0	PA: 34
PITCHER Rick Wise, R ERA: 4.85 (1, 1)	IP: 9.0 WLS: W BF: 34 H: 8 R: 1 ER: 1 SO: 8 BB: 1 IBB: 0 HBP: 0 BLK: 0 WP: 0 HR: 1 S: 49 P: 53 ERA: 1.00 WHIP: 1.000															PITCHER				

Batter	1	2	3	4	5	6	7	8	9	AB	R	H	RBI	BB	SO	LOB	BOTTOM			
Juan Beniquez, R OBP: 0.367, SLG: 0.417 Rick Miller, L OBP: 0.348, SLG: 0.211 (1, 7) (6, 7)										3	0	0	0	0	2	2	New York Yankees @ Boston Red Sox Fenway Park, Boston, MA Fri Jun 27 1975, 7:05 PM EDT Att: 35,489 - Unknown - 74 F			
Rick Burleson, R OBP: 0.344, SLG: 0.350 (1, 6)										4	1	1	0	0	0	1				
Carl Yastrzemski, L OBP: 0.389, SLG: 0.419 Bob Heise, R OBP: 0.171, SLG: 0.125 (1, 3) (8, 5)										4	1	2	0	0	0	0				
Jim Rice, R OBP: 0.328, SLG: 0.504 (1, 10)										3	0	0	1	0	1	1				
Fred Lynn, L OBP: 0.412, SLG: 0.616 (1, 8)										2	2	0	0	2	0	1				
Rico Petrocelli, R OBP: 0.355, SLG: 0.376 Cecil Cooper, L OBP: 0.275, SLG: 0.367 (1, 5) (8, 3)										2	2	2	2	1	0	0				
Dwight Evans, R OBP: 0.339, SLG: 0.418 (1, 9)										4	0	0	0	0	2	4				
Carlton Fisk, R OBP: 0.500, SLG: 0.727 Tim Lincecum, S OBP: 0.294, SLG: 0.211 (1, 2) (7, 2)										2	2	1	1	1	0	1				
Doug Griffin, R OBP: 0.304, SLG: 0.292 (1, 4)										4	0	2	3	0	0	0				
Inning Stats	R: 0 E: 0 K: 1 S: 5	H: 0 LOB: 0 BB: 0 P: 5	R: 3 E: 0 K: 2 S: 10	H: 3 LOB: 1 BB: 1 P: 14	R: 0 E: 0 K: 1 S: 5	H: 0 LOB: 0 BB: 0 P: 5	R: 2 E: 0 K: 0 S: 4	H: 1 LOB: 1 BB: 2 P: 12	R: 3 E: 0 K: 1 S: 8	H: 3 LOB: 1 BB: 1 P: 12	R: 0 E: 1 K: 0 S: 3	H: 0 LOB: 0 BB: 0 P: 3	R: 0 E: 0 K: 0 S: 3	H: 1 LOB: 0 BB: 0 P: 3	R: 1 E: 0 K: 0 S: 4	H: 1 LOB: 0 BB: 0 P: 4	1B: 5 2B: 3 3B: 0 HR: 1	SF: 1 SAC: 0 DP: 2 HBP: 0	WP: 0 PB: 0 CS: 0	PA: 36
PITCHER Larry Gura, L ERA: 3.83 Dave Pagan, R ERA: 3.6 Dick Tidrow, R ERA: 4.2 (1, 1) (5, 1) (7, 1)	IP: 4.0 WLS: L BF: 19 H: 4 R: 5 ER: 3 SO: 4 BB: 3 IBB: 0 HBP: 0 BLK: 0 WP: 0 HR: 0 S: 24 P: 36 ERA: 11.25 WHIP: 1.750															PITCHER				

Batter	1	2	3	4	5	6	7	8	9	AB	R	H	RBI	BB	SO	LOB	TOP					
Bobby Bonds, R OBP: 0.328, SLG: 0.511 (1, 9)										3	2	0	0	2	1	1	New York Yankees @ Boston Red Sox Fenway Park, Boston, MA Sat Jun 28 1975, 3:33 AM EDT Att: 32,631 - Unknown - 86 F					
Walt Williams, R OBP: 0.316, SLG: 0.370 (1, 8)										5	1	2	1	0	1	2						
Alex Johnson, R OBP: 0.330, SLG: 0.409 Terry Whitfield, L OBP: 0.297, SLG: 0.361 (1, 7) (8, 9)										4	2	2	1	1	0	2						
Thurman Munson, R OBP: 0.377, SLG: 0.442 (1, 2)									3	0	2	3	1	0	0							
Graig Nettles, L OBP: 0.347, SLG: 0.477 (1, 5)									5	0	1	0	0	0	3							
Bob Oliver, R OBP: 0.185, SLG: 0.192 (1, 10)										4	1	1	0	1	1	1						
Chris Chambliss, L OBP: 0.332, SLG: 0.436 (1, 3)										4	1	2	0	1	1	3						
Ed Brinkman, R OBP: 0.288, SLG: 0.327 Roy White, S OBP: 0.412, SLG: 0.461 Jim Mason, L OBP: 0.191, SLG: 0.184 (1, 6) (7, PH) (7, 6)									3	0	0	1	0	0	0	1						
Sandy Alomar Sr., S OBP: 0.223, SLG: 0.237 (1, 4)									4	1	2	1	0	1	0							
Inning Stats	R: 1 E: 0 K: 1 S: 6	H: 1 LOB: 1 BB: 1 P: 10	R: 0 E: 0 K: 1 S: 5	H: 0 LOB: 0 BB: 0 P: 5	R: 0 E: 0 K: 1 S: 5	H: 0 LOB: 0 BB: 0 P: 5	R: 0 E: 0 K: 0 S: 3	H: 1 LOB: 0 BB: 0 P: 3	R: 5 E: 1 K: 1 S: 11	H: 6 LOB: 3 BB: 2 P: 19	R: 0 E: 0 K: 0 S: 4	H: 1 LOB: 2 BB: 1 P: 8	R: 0 E: 0 K: 1 S: 6	H: 1 LOB: 2 BB: 1 P: 10	R: 2 E: 0 K: 0 S: 5	H: 2 LOB: 1 BB: 1 P: 9		R: 0 E: 0 K: 1 S: 5	H: 1 LOB: 1 BB: 0 P: 5	1B: 8 2B: 4 3B: 0 HR: 1	SF: 1 SAC: 0 DP: 1 HBP: 0	WP: 1 PB: 0 SB: 0 CS: 1
PITCHER	IP WLS BF H R ER SO BB IBB HBP BLK WP HR S P ERA WHIP																					
Bill Lee, L ERA: 4.03 Reggie Cleveland, R ERA: 4.64 Jim Burton, L ERA: 3.12 (1, 1) (5, 1) (9, 1)	4.2 3.1 1.0	L	23 18 3	7 4 1	6 2 0	6 2 0	4 1 0	1 2 1	2 1 0	0 0 0	0 0 0	0 0 0	0 0 0	1 16 5	1 29 5	37 32 5	11.57 5.40 0.00	1.929 2.100 1.000				

Batter	1	2	3	4	5	6	7	8	9	AB	R	H	RBI	BB	SO	LOB	BOTTOM					
Cecil Cooper, L OBP: 0.286, SLG: 0.407 (1, 3)										5	2	2	0	0	1	1	New York Yankees @ Boston Red Sox Fenway Park, Boston, MA Sat Jun 28 1975, 3:33 AM EDT Att: 32,631 - Unknown - 86 F					
Rick Burleson, R OBP: 0.342, SLG: 0.350 (1, 6)										3	1	1	2	0	0	0						
Carl Yastrzemski, L OBP: 0.493, SLG: 0.453 (1, 7)										4	2	3	4	0	0	0						
Fred Lynn, L OBP: 0.410, SLG: 0.609 (1, 8)										4	0	1	0	0	1	1						
Jim Rice, R OBP: 0.331, SLG: 0.504 (1, 10)										4	0	2	0	0	2	0						
Rico Petrocelli, R OBP: 0.348, SLG: 0.368 (1, 5)										4	0	0	0	0	2	3						
Dwight Evans, R OBP: 0.335, SLG: 0.412 Bernie Carbo, L OBP: 0.429, SLG: 0.570 (1, 9) (9, PH)										3	0	0	0	0	2	1						
Carlton Fisk, R OBP: 0.400, SLG: 0.571 Tim Blackwell, S OBP: 0.294, SLG: 0.211 Rick Miller, L OBP: 0.340, SLG: 0.205 (1, 2) (8, 2) (9, PH)										3	0	0	0	0	1	0						
Denny Doyle, L OBP: 0.180, SLG: 0.230 (1, 4)										4	1	2	0	0	0	0						
Inning Stats	R: 1 E: 0 K: 0 S: 4	H: 2 LOB: 0 BB: 0 P: 4	R: 0 E: 0 K: 2 S: 7	H: 0 LOB: 0 BB: 0 P: 7	R: 0 E: 0 K: 0 S: 3	H: 0 LOB: 0 BB: 0 P: 3	R: 1 E: 0 K: 2 S: 8	H: 1 LOB: 0 BB: 0 P: 8	R: 4 E: 0 K: 0 S: 8	H: 5 LOB: 1 BB: 0 P: 8	R: 0 E: 0 K: 1 S: 5	H: 0 LOB: 0 BB: 0 P: 5	R: 0 E: 0 K: 1 S: 7	H: 2 LOB: 2 BB: 0 P: 7	R: 0 E: 0 K: 0 S: 3	H: 1 LOB: 1 BB: 1 P: 7		1B: 7 2B: 2 3B: 1 HR: 2	SF: 1 SAC: 0 DP: 2 HBP: 0	WP: 0 PB: 0 SB: 0 CS: 0	PA: 37	
PITCHER	IP WLS BF H R ER SO BB IBB HBP BLK WP HR S P ERA WHIP																					
Doc Medich, R ERA: 3.93 Dick Tidrow, R ERA: 3.83 (1, 1) (6, 1)	5.0 4.0	L W	21 16	7 4	6 0	6 0	7 2	0 0	0 0	0 0	0 0	0 0	0 0	0 19	35 23	5 3	10.80 0.00	1.400 1.250				

Batter	1	2	3	4	5	6	7	8	9	AB	R	H	RBI	BB	SO	LOB	TOP					
Bobby Bonds, R OBP: 0.327, SLG: 0.511 (1, 9)	5-3		4-3		5-3 2H 2B		6-3			4	0	1	1	0	0	1	New York Yankees @ Boston Red Sox Fenway Park, Boston, MA Sun Jun 29 1975, 3:33 AM EDT Att: 33,752 - Overcast - 75 F					
Walt Williams, R OBP: 0.304, SLG: 0.354 (1, 8)	4-3			4-3	5-3			L6		4	0	0	0	0	0	1						
Alex Johnson, R OBP: 0.327, SLG: 0.396 (1, 7)	BB			F8	1-3			6-3		3	0	0	0	1	0	1						
Thurman Munson, R OBP: 0.375, SLG: 0.437 (1, 2)	F5			1B BB				F6		3	0	0	0	1	0	1						
Graig Nettles, L OBP: 0.346, SLG: 0.474 (1, 5)		4-3		1-3 1B			P7			4	0	1	0	0	0	0						
Bob Oliver, R OBP: 0.194, SLG: 0.200 (1, 10)										4	0	1	0	0	1	2						
Rich Coggins, L OBP: 0.268, SLG: 0.321 (9, PR)	F4			1-3			K			0	0	0	0	0	0	0						
Chris Chambliss, L OBP: 0.335, SLG: 0.450 (1, 3)		4-3						L9		4	1	2	1	0	0	1						
Ed Brinkman, R OBP: 0.283, SLG: 0.321 (1, 6)				F8	1-3			F9		2	0	0	0	0	0	0						
Roy White, S OBP: 0.411, SLG: 0.459 (9, PH)							SH1-4			1	0	0	0	0	0	1						
Sandy Alomar Sr., S OBP: 0.225, SLG: 0.244 (1, 4)				K				P7		3	1	1	0	0	1	1						
Inning Stats	R: 0 E: 0 K: 0 S: 3	H: 0 LOB: 1 BB: 1 P: 7	R: 0 E: 0 K: 0 S: 3	H: 0 LOB: 0 BB: 0 P: 3	R: 0 E: 0 K: 1 S: 5	H: 0 LOB: 0 BB: 0 P: 5	R: 0 E: 0 K: 0 S: 4	H: 1 LOB: 2 BB: 1 P: 8	R: 2 E: 0 K: 0 S: 6	H: 3 LOB: 1 BB: 0 P: 6	R: 0 E: 0 K: 1 S: 5	H: 0 LOB: 0 BB: 0 P: 5	R: 0 E: 0 K: 0 S: 4	H: 1 LOB: 1 BB: 0 P: 4	R: 0 E: 0 K: 0 S: 3	H: 0 LOB: 1 BB: 0 P: 3	R: 0 E: 0 K: 0 S: 4	H: 1 LOB: 1 BB: 0 P: 4	1B: 3 2B: 2 3B: 0 HR: 1	SF: 0 SAC: 1 DP: 0 HBP: 0	WP: 1 PB: 0 CS: 0	PA: 35
PITCHER Roger Moret, L ERA: 3.59 (1, 1)	IP: 9.0 WLS: W BF: 35 H: 6 R: 2 ER: 2 SO: 2 BB: 2 IBB: 0 HBP: 0 BLK: 0 WP: 1 HR: 1 S: 37 P: 45 ERA: 2.00 WHIP: 0.889															PITCHER						

Batter	1	2	3	4	5	6	7	8	9	AB	R	H	RBI	BB	SO	LOB	BOTTOM			
Bernie Carbo, L OBP: 0.426, SLG: 0.568 (1, 9)	L7		F8			F7		2B 2B		4	1	1	0	0	0	0	New York Yankees @ Boston Red Sox Fenway Park, Boston, MA Sun Jun 29 1975, 3:33 AM EDT Att: 33,752 - Overcast - 75 F			
Rick Miller, L OBP: 0.340, SLG: 0.205 (9, 9)										0	0	0	0	0	0	0				
Rick Burleson, R OBP: 0.344, SLG: 0.353 (1, 6)	F8			L9		L3 BB		F9 2H 2B		3	0	1	1	1	0	0				
Carl Yastrzemski, L OBP: 0.401, SLG: 0.448 (1, 7)	3-1			3-1		L3		FC6-4 IBB		3	0	0	0	1	0	1				
Fred Lynn, L OBP: 0.407, SLG: 0.602 (1, 8)		K		4-3			1B SF8 BB	F9 2-3		3	1	0	0	1	1	2				
Jim Rice, R OBP: 0.326, SLG: 0.496 (1, 10)		4-3			F9		L6	FC6-4		4	0	0	0	0	0	3				
Cecil Cooper, L OBP: 0.322, SLG: 0.456 (1, 3)										3	1	3	0	0	0	0				
Rico Petrocelli, R OBP: 0.344, SLG: 0.364 (1, 5)		2B					1-3 1B			2	0	0	1	0	1	2				
Carlton Fisk, R OBP: 0.389, SLG: 0.588 (1, 2)					F8					3	0	1	1	0	0	1				
Tim Lincecum, S OBP: 0.294, SLG: 0.211 (9, 2)							1-H 2B	F3		0	0	0	0	0	0	0				
Denny Doyle, L OBP: 0.182, SLG: 0.219 (1, 4)					F9					3	0	0	0	0	0	1				
Inning Stats	R: 0 E: 0 K: 0 S: 3	H: 0 LOB: 0 BB: 0 P: 3	R: 0 E: 0 K: 1 S: 6	H: 1 LOB: 1 BB: 0 P: 6	R: 0 E: 0 K: 0 S: 3	H: 0 LOB: 0 BB: 0 P: 3	R: 0 E: 0 K: 0 S: 3	H: 0 LOB: 0 BB: 0 P: 3	R: 1 E: 0 K: 1 S: 7	H: 2 LOB: 1 BB: 0 P: 7	R: 0 E: 0 K: 0 S: 2	H: 0 LOB: 0 BB: 1 P: 6	R: 1 E: 0 K: 0 S: 4	H: 1 LOB: 1 BB: 1 P: 8	R: 1 E: 0 K: 0 S: 5	H: 2 LOB: 2 BB: 1 P: 9	1B: 2 2B: 5 3B: 0 HR: 0	SF: 1 SAC: 0 DP: 1 HBP: 0	WP: 0 PB: 0 CS: 0	PA: 32
PITCHER Catfish Hunter, R ERA: 2.85 (1, 1)	IP: 8.0 WLS: L BF: 32 H: 6 R: 3 ER: 3 SO: 2 BB: 2 IBB: 1 HBP: 0 BLK: 0 WP: 0 HR: 0 S: 33 P: 45 ERA: 3.38 WHIP: 1.000															PITCHER				

Batter	1	2	3	4	5	6	7	8	9	AB	R	H	RBI	BB	SO	LOB	TOP											
Al Bumbry, L OBP: 0.344, SLG: 0.391 Elrod Hendricks, L OBP: 0.337, SLG: 0.303	(1, 9) 0-3 K		(1, 9) 0-0 F9			(1, 9) 0-0 L8		(1, 9) 0-0 P7	(1, 9) 0-3 K	4	0	0	0	0	1	1	Baltimore Orioles @ Boston Red Sox Fenway Park, Boston, MA Mon Jun 30 1975, 7:05 PM EDT Unknown - 64 F											
Bobby Grich, R OBP: 0.388, SLG: 0.365	(1, 4) 0-0 F5			(1, 4) 0-3 K		(1, 4) 0-0 1-3		(1, 4) 4-0 E BB	(1, 4) 0-0 F8	4	0	0	0	1	1	2												
Tommy Davis, R OBP: 0.300, SLG: 0.333	(1, 10) 0-0 4-3			(1, 10) 0-3 K			(1, 10) 0-0 4-3	(1, 10) 0-0 E1		4	0	0	0	0	1	2												
Lee May, R OBP: 0.262, SLG: 0.383 Doug DeCinces, R OBP: 0.299, SLG: 0.355	(1, 3) 0-0 E5		(1, 3) 0-0 F7			(1, 3) 0-0 FC9-6 1B		(1, 3) 0-0 F5		4	0	1	0	0	0	3												
Don Baylor, R OBP: 0.339, SLG: 0.448	(1, 7) 0-0 F8			(1, 7) 0-0 1B		(1, 7) 0-0 FC9-6 1B			(1, 7) 0-3 K	4	0	1	0	0	1	2												
Paul Blair, R OBP: 0.283, SLG: 0.286 Jim Northrup, L OBP: 0.365, SLG: 0.435	(1, 8) 0-3 K			(1, 8) 0-0 F9		(1, 8) 0-0 1B		(1, 8) 0-0 1B	(1, 8) 0-0 1B 1B 2B 1B	3	0	1	0	0	1	2												
Brooks Robinson, R OBP: 0.275, SLG: 0.290	(1, 5) 0-0 F8			(1, 5) 0-0 F8		(1, 5) 0-0 1B		(1, 5) 0-0 F4	(1, 5) 0-0 1B 1B 2B 1B	4	1	1	0	0	0	4												
Dave Duncan, R OBP: 0.211, SLG: 0.318 Ken Singleton, S OBP: 0.404, SLG: 0.406	(1, 2) 4-0 G6-3 BB		(1, 2) 0-0 F2			(1, 2) 0-0 F6		(1, 2) 0-3 K	(1, 2) 0-0 2B 1B 2B 1B	1	0	0	0	1	0	1												
Mark Belanger, R OBP: 0.293, SLG: 0.250 Tony Muser, L OBP: 0.315, SLG: 0.288	(1, 6) 0-0 G6-3		(1, 6) 0-0 F6			(1, 6) 0-0 E BB 1B		(1, 6) 0-0 1B	(1, 6) 1-3 2H 3H 2B	2	0	0	0	0	0	1												
Inning Stats	R: 0 E: 0 K: 1 S: 5	H: 0 LOB: 0 BB: 0 P: 5	R: 0 E: 1 K: 1 S: 6	H: 0 LOB: 1 BB: 0 P: 6	R: 0 E: 0 K: 0 S: 2	H: 0 LOB: 0 BB: 1 P: 6	R: 0 E: 0 K: 2 S: 7	H: 0 LOB: 0 BB: 0 P: 7	R: 0 E: 0 K: 0 S: 4	H: 1 LOB: 1 BB: 0 P: 4	R: 0 E: 0 K: 0 S: 3	H: 0 LOB: 0 BB: 0 P: 3	R: 0 E: 0 K: 0 S: 5	H: 2 LOB: 2 BB: 0 P: 5	R: 0 E: 1 K: 1 S: 7	H: 1 LOB: 3 BB: 1 P: 11		R: 2 E: 0 K: 2 S: 11	H: 4 LOB: 2 BB: 0 P: 11	1B: 7 2B: 1 3B: 0 HR: 0	SF: 0 SAC: 0 DP: 1 HBP: 0	WP: 0 PB: 0 SB: 0 CS: 0	PA: 38					
PITCHER	IP	WLS	BF	H	R	ER	SO	BB	IBB	HBP	BLK	WP	HR	S	P	ERA		WHIP										
Dick Pole, R ERA: 4.05	(1, 1) 8.1	W	36	8	2	2	6	2	0	0	0	0	0	46	54	2.16		1.200										
Jim Burton, L ERA: 3.09	(9, 1) 0.1		1	0	0	0	1	0	0	0	0	0	0	3	3	0.00	0.000											
Diego Segui, R ERA: 6.03	(9, 1) 0.1	S	1	0	0	0	0	0	0	0	0	0	0	1	1	0.00	0.000											

Batter	1	2	3	4	5	6	7	8	9	AB	R	H	RBI	BB	SO	LOB	BOTTOM											
Bernie Carbo, L OBP: 0.432, SLG: 0.567	(1, 9) 0-0 SH1-4 1B		(1, 9) 4-0 SH3-4 2B BB	(1, 9) 0-0 SH1-4		(1, 9) 0-0 CS		(1, 9) 4-0 2B 1B BB	(1, 9) 0-0 6-3	2	3	1	0	2	0	0	Baltimore Orioles @ Boston Red Sox Fenway Park, Boston, MA Mon Jun 30 1975, 7:05 PM EDT Unknown - 64 F											
Rick Burleson, R OBP: 0.342, SLG: 0.351	(1, 6) 0-0 SH1-4		(1, 6) 0-0 SH3-4	(1, 6) 0-0 FC1-5			(1, 6) 0-0 F3			2	0	0	0	0	0	3												
Carl Yastrzemski, L OBP: 0.495, SLG: 0.460	(1, 7) 0-0 1B		(1, 7) 0-0 1B	(1, 7) 0-0 L9		(1, 7) 0-0 1B		(1, 7) 0-0 1B 2B		4	1	3	2	0	0	2												
Fred Lynn, L OBP: 0.412, SLG: 0.603	(1, 8) 0-0 1B		(1, 8) 0-0 2B	(1, 8) 0-0 1B		(1, 8) 0-0 1-3		(1, 8) 4-0 1B IBB		3	1	2	1	1	0	0												
Jim Rice, R OBP: 0.321, SLG: 0.488	(1, 10) 0-3 K		(1, 10) 0-3 K	(1, 10) 0-3 6-3		(1, 10) 0-0 6-3		(1, 10) 0-0 P8		4	0	0	0	0	2	6												
Cecil Cooper, L OBP: 0.333, SLG: 0.475	(1, 3) 0-0 6-3		(1, 3) 0-0 2B	(1, 3) 0-0 6-3		(1, 3) 0-0 6-3		(1, 3) 0-0 1B		4	0	2	2	0	0	2												
Rico Petrocelli, R OBP: 0.338, SLG: 0.357	(1, 5) 0-0 F8		(1, 5) 0-0 6-3	(1, 5) 0-0 F4		(1, 5) 0-0 F5		(1, 5) 0-0 F4	(1, 5) 0-0 F5	4	0	0	0	0	0	4												
Carlton Fisk, R OBP: 0.364, SLG: 0.524	(1, 2) 0-0 6-3		(1, 2) 0-0 SH1-4 SH FC1-5 1B	(1, 2) 0-0 SH		(1, 2) 0-0 F4		(1, 2) 0-3 K		4	0	1	0	0	1	0												
Denny Doyle, L OBP: 0.188, SLG: 0.224	(1, 4) 0-0 4-3		(1, 4) 0-0 SH SH1-4	(1, 4) 0-0 CS		(1, 4) 0-0 1B		(1, 4) 0-0 G3		3	0	1	0	0	0	0												
Inning Stats	R: 1 E: 0 K: 1 S: 8	H: 3 LOB: 2 BB: 0 P: 8	R: 0 E: 0 K: 0 S: 3	H: 0 LOB: 0 BB: 0 P: 3	R: 3 E: 0 K: 1 S: 8	H: 3 LOB: 1 BB: 1 P: 12	R: 0 E: 1 K: 0 S: 5	H: 1 LOB: 2 BB: 0 P: 5	R: 0 E: 0 K: 0 S: 3	H: 0 LOB: 0 BB: 0 P: 3	R: 0 E: 0 K: 0 S: 3	H: 1 LOB: 0 BB: 0 P: 3	R: 1 E: 0 K: 0 S: 5	H: 2 LOB: 2 BB: 2 P: 13	R: 0 E: 0 K: 1 S: 5	H: 0 LOB: 0 BB: 0 P: 5		1B: 7 2B: 3 3B: 0 HR: 0	SF: 0 SAC: 4 DP: 0 HBP: 0	WP: 0 PB: 0 SB: 1 CS: 1	PA: 38							
PITCHER	IP	WLS	BF	H	R	ER	SO	BB	IBB	HBP	BLK	WP	HR	S	P	ERA		WHIP										
Jim Palmer, R ERA: 1.78	(1, 1) 8.0	L	37	10	5	5	3	2	1	0	0	0	0	40	52	5.62		1.500										

AB	36
R	2
H	8
RBI	2
BB	2
SO	7
LOB	20



AB	30
R	5
H	10
RBI	5
BB	3
SO	3
LOB	17



Batter	1	2	3	4	5	6	7	8	9	AB	R	H	RBI	BB	SO	LOB	TOP					
Ken Singleton, S OBP: 0.409, SLG: 0.409										5	1	3	1	1	1	3						
Tom Shonay, L OBP: 0.227, SLG: 0.200										5	0	1	1	0	0	5						
Paul Blair, R OBP: 0.263, SLG: 0.286										0	0	0	0	0	0	0						
Al Bumbry, L OBP: 0.341, SLG: 0.386										5	1	1	1	0	1	2						
Dave Duncan, R OBP: 0.229, SLG: 0.359										5	3	4	1	0	1	2						
Jim Northrup, L OBP: 0.392, SLG: 0.515										4	1	3	3	1	0	1						
Tony Muser, L OBP: 0.311, SLG: 0.285										5	0	1	1	0	0	6						
Bobby Grich, R OBP: 0.391, SLG: 0.369										3	1	1	0	1	1	3						
Doug DeCinces, R OBP: 0.282, SLG: 0.364										4	1	2	0	0	1	2						
Brooks Robinson, R OBP: 0.274, SLG: 0.299										1	0	0	0	0	0	1						
Mark Belanger, R OBP: 0.288, SLG: 0.246										3	0	0	0	0	0	2						
Inning Stats	R: 0 E: 1 K: 1 S: 6	H: 0 LOB: 3 BB: 2 P: 14	R: 1 E: 2 K: 0 S: 4	H: 1 LOB: 1 BB: 0 P: 5	R: 1 E: 0 K: 1 S: 7	H: 2 LOB: 1 BB: 0 P: 7	R: 0 E: 0 K: 0 S: 4	H: 2 LOB: 1 BB: 0 P: 4	R: 0 E: 0 K: 1 S: 5	H: 2 LOB: 2 BB: 0 P: 7	R: 1 E: 0 K: 0 S: 5	H: 2 LOB: 1 BB: 0 P: 5	R: 1 E: 0 K: 1 S: 7	H: 3 LOB: 1 BB: 0 P: 7	R: 4 E: 0 K: 0 S: 7	H: 4 LOB: 0 BB: 0 P: 7	R: 0 E: 0 K: 1 S: 5	H: 0 LOB: 1 BB: 1 P: 9	1B: 9 2B: 6 3B: 0 HR: 1	SF: 0 SAC: 2 DP: 1 HBP: 1	WP: 1 PB: 0 SB: 1 CS: 1	PA: 46
PITCHER	IP WLS BF H R ER SO BB IBB HBP BLK WP HR S P ERA WHIP																					
Luis Tiant, R ERA: 4.07	(1, 1) 7.2 L 41 16 8 7 4 2 0 1 0 0 1 1 46 55 8.22 2.348																					
Jim Burton, L ERA: 3.0	(8, 1) 0.1 1 0 0 0 0 0 0 0 0 0 0 0 1 1 0.00 0.000																					
Diego Segui, R ERA: 5.86	(9, 1) 1.0 4 0 0 0 0 1 1 0 0 0 0 0 0 5 9 0.00 1.000																					

Baltimore Orioles @ Boston Red Sox
Fenway Park, Boston, MA
Mon Jun 30 1975, 7:05 PM EDT
Att: 32,817 - Unknown - 63 F

AB 40
R 8
H 16
RBI 8
BB 3
SO 5
LOB 27



Batter	1	2	3	4	5	6	7	8	9	AB	R	H	RBI	BB	SO	LOB	BOTTOM					
Bernie Carbo, L OBP: 0.426, SLG: 0.557										3	0	0	0	0	0	2						
Dwight Evans, R OBP: 0.333, SLG: 0.410										1	0	0	0	0	0	2						
Rick Burleson, R OBP: 0.341, SLG: 0.349										4	0	1	0	0	0	0						
Carl Yastrzemski, L OBP: 0.469, SLG: 0.499										3	1	1	0	0	0	1						
Juan Beniquez, R OBP: 0.371, SLG: 0.421										1	0	1	0	0	0	0						
Fred Lynn, L OBP: 0.410, SLG: 0.605										4	0	1	1	0	0	1						
Jim Rice, R OBP: 0.323, SLG: 0.488										4	0	2	0	0	0	1						
Cecil Cooper, L OBP: 0.328, SLG: 0.462										4	1	1	0	0	1	2						
Doug Griffin, R OBP: 0.308, SLG: 0.293										3	0	1	0	1	0	3						
Tim Blackwell, S OBP: 0.274, SLG: 0.203										3	0	0	0	0	0	3						
Carlton Fisk, R OBP: 0.346, SLG: 0.500										1	0	0	0	0	0	1						
Bob Heise, R OBP: 0.211, SLG: 0.171										3	0	2	1	0	0	0						
Inning Stats	R: 0 E: 0 K: 0 S: 3	H: 0 LOB: 0 BB: 0 P: 3	R: 0 E: 0 K: 1 S: 6	H: 1 LOB: 1 BB: 0 P: 6	R: 0 E: 0 K: 0 S: 3	H: 0 LOB: 0 BB: 0 P: 3	R: 0 E: 0 K: 0 S: 3	H: 1 LOB: 0 BB: 0 P: 3	R: 1 E: 0 K: 0 S: 6	H: 3 LOB: 2 BB: 0 P: 6	R: 0 E: 0 K: 0 S: 5	H: 2 LOB: 1 BB: 0 P: 5	R: 0 E: 0 K: 0 S: 3	H: 1 LOB: 1 BB: 1 P: 7	R: 0 E: 0 K: 0 S: 3	H: 1 LOB: 0 BB: 0 P: 3	R: 0 E: 0 K: 0 S: 4	H: 1 LOB: 1 BB: 0 P: 4	1B: 9 2B: 0 3B: 1 HR: 0	SF: 0 SAC: 0 DP: 3 HBP: 0	WP: 0 PB: 0 SB: 0 CS: 0	PA: 35
PITCHER	IP WLS BF H R ER SO BB IBB HBP BLK WP HR S P ERA WHIP																					
Doyle Alexander, R ERA: 3.38	(1, 1) 6.1 W 27 8 2 2 2 1 0 0 0 0 0 0 8 8 2.84 1.421																					
Grant Jackson, L ERA: 4.69	(7, 1) 2.2 S 8 2 0 0 0 0 0 0 0 0 0 0 8 8 0.00 0.750																					

Baltimore Orioles @ Boston Red Sox
Fenway Park, Boston, MA
Mon Jun 30 1975, 7:05 PM EDT
Att: 32,817 - Unknown - 63 F

AB 34
R 2
H 10
RBI 2
BB 1
SO 1
LOB 16



Batter	1	2	3	4	5	6	7	8	9	AB	R	H	RBI	BB	SO	LOB	TOP										
Ken Singleton, S OBP: 0.410, SLG: 0.414 (1, 9)	FC1-6 2B		E4 G5-4-3		2B 6-3 1B	SF9		K	FC6-4 BB	4	1	2	2	1	1	0	Baltimore Orioles @ Boston Red Sox Fenway Park, Boston, MA Tue Jul 01 1975, 7:05 PM EDT Att: 22,239 - Unknown - 71 F										
Bobby Grich, R OBP: 0.390, SLG: 0.370 (1, 4)	FC1-6 2-3		G5-4-3		1B 2B	P9		1-3 2B BB	FC6-4	5	2	1	0	1	0	6											
Al Bumbry, L OBP: 0.343, SLG: 0.384 Tommy Davis, R OBP: 0.296, SLG: 0.328 (1, 10) (5, PH)	K			3B BB	6-3		4-3	1-3		1	1	0	0	1	1	1											
Lee May, R OBP: 0.399 Tony Muser, L OBP: 0.311, SLG: 0.285 (1, 3) (8, PR) (8, 3)	5-3			1B 3B	1B IBB		1B HR	2B PB		4	2	3	2	1	0	1											
Jim Northrup, L OBP: 0.383, SLG: 0.500 Paul Blair, R OBP: 0.268, SLG: 0.291 (1, 8) (5, PH) (5, 8)	3-1			6-3	1B IBB		5-3			2	0	0	1	0	0	0											
Don Baylor, R OBP: 0.340, SLG: 0.457 (1, 7)	F8			L5	1B		K			4	1	1	3	1	1	2											
Brooks Robinson, R OBP: 0.277, SLG: 0.285 (1, 5)	BB			4-3		1B SF9 BB	6-3	P9		3	1	0	0	2	0	1											
Dave Duncan, R OBP: 0.234, SLG: 0.366 (1, 2)	K			6-3	5-3			BB BB		5	0	2	0	0	1	2											
Mark Belanger, R OBP: 0.295, SLG: 0.256 (1, 6)			P9		1B 2B	SF9 1B	P9	BB		4	1	2	0	1	0	1											
Inning Stats	R: 0 E: 1 K: 1 S: 6	H: 1 LOB: 1 BB: 0 P: 6	R: 0 E: 0 K: 1 S: 5	H: 0 LOB: 1 BB: 1 P: 9	R: 0 E: 1 K: 0 S: 3	H: 0 LOB: 0 BB: 0 P: 3	R: 2 E: 0 K: 0 S: 4	H: 1 LOB: 0 BB: 1 P: 8	R: 3 E: 0 K: 1 S: 9	H: 4 LOB: 2 BB: 1 P: 13	R: 1 E: 0 K: 0 S: 4	H: 1 LOB: 1 BB: 1 P: 8	R: 3 E: 0 K: 0 S: 7	H: 4 LOB: 1 BB: 0 P: 7	R: 1 E: 0 K: 1 S: 6	H: 1 LOB: 2 BB: 3 P: 10		R: 0 E: 0 K: 0 S: 3	H: 1 LOB: 3 BB: 3 P: 15	1B: 6 2B: 5 3B: 1 HR: 1	SF: 1 SAC: 0 DP: 1 HBP: 0	WP: 0 PB: 1 SB: 0 CS: 1	PA: 47				
PITCHER	IP	WLS	BF	H	R	ER	SO	BB	IBB	HBP	BLK	WP	HR	S	P	ERA	WHIP										
Dick Drago, R ERA: 4.45 (1, 1)	4.1		20	5	5	2	2	2	0	0	0	0	0	22	30	10.38	1.615										
Jim Burton, L ERA: 2.95 (5, 1)	0.1		3	1	0	0	0	0	1	0	0	0	0	2	6	0.00	3.000										
Reggie Cleveland, R ERA: 5.0 (5, 1)	2.0	L	12	5	4	4	1	1	0	0	0	0	1	13	17	18.00	3.000										
Diego Segui, R ERA: 5.89 (7, 1)	1.1		6	1	1	1	1	1	0	0	0	0	0	7	11	6.75	1.500										
Steve Barr, L ERA: (9, 1)	1.0		6	1	0	0	0	3	0	0	0	0	0	3	15	0.00	4.000										

AB	38
R	10
H	13
RBI	10
BB	8
SO	4
LOB	17



Batter	1	2	3	4	5	6	7	8	9	AB	R	H	RBI	BB	SO	LOB	BOTTOM										
Bernie Carbo, L OBP: 0.439, SLG: 0.580 (1, 9)	FC3-6 BB		HR	1B		2B BB		4-3 BB		2	1	2	2	3	0	0	Baltimore Orioles @ Boston Red Sox Fenway Park, Boston, MA Tue Jul 01 1975, 7:05 PM EDT Att: 22,239 - Unknown - 71 F										
Rick Burleson, R OBP: 0.335, SLG: 0.350 (1, 6)	FC3-6 1-2		F8		F8	2B		L8		5	0	1	0	0	0	2											
Carl Yastrzemski, L OBP: 0.469, SLG: 0.463 (1, 7) (8, 3)	F8			2B	2B	1B		4-3		4	2	2	0	1	0	2											
Fred Lynn, L OBP: 0.410, SLG: 0.609 (1, 8)	K			1B 2B	1B 2B	F5		P7		5	1	2	2	0	1	5											
Jim Rice, R OBP: 0.328, SLG: 0.488 (1, 10)		G6-4-3 BB		1B SH1-3 1B	K		FC6-4 1B	5-3		4	1	2	1	1	1	1											
Cecil Cooper, L OBP: 0.329, SLG: 0.448 Juan Beniquez, R OBP: 0.379, SLG: 0.429 (1, 3) (7, PH) (8, 7)	F9			L9		FC5-4 IBB		FC6-4 1B		2	0	0	0	1	0	2											
Carlton Fisk, R OBP: 0.333, SLG: 0.462 Tim Blackwell, S OBP: 0.274, SLG: 0.203 Dwight Evans, R OBP: 0.332, SLG: 0.408 (1, 2) (8, 2) (9, PH)	G6-4-3 1-2			1B SH1-3 1B	1B		L7	F5		4	1	1	0	0	0	5											
Denny Doyle, L OBP: 0.183, SLG: 0.217 Doug Griffin, R OBP: 0.305, SLG: 0.290 (1, 4) (7, PH) (8, 4)	K			SH1-3		L8		FC6-4	F3	2	0	0	0	0	0	3											
Bob Heise, R OBP: 0.220, SLG: 0.184 Rico Petrocelli, R OBP: 0.336, SLG: 0.355 (1, 5) (7, PH) (8, 5)	F4			1B	1B	5-3		K		3	0	1	0	0	0	0											
Inning Stats	R: 0 E: 0 K: 1 S: 5	H: 0 LOB: 1 BB: 1 P: 9	R: 0 E: 0 K: 0 S: 2	H: 0 LOB: 0 BB: 1 P: 6	R: 1 E: 0 K: 1 S: 6	H: 1 LOB: 0 BB: 0 P: 6	R: 4 E: 0 K: 0 S: 8	H: 6 LOB: 2 BB: 0 P: 8	R: 1 E: 0 K: 1 S: 7	H: 2 LOB: 2 BB: 1 P: 11	R: 0 E: 0 K: 0 S: 4	H: 1 LOB: 3 BB: 2 P: 12	R: 0 E: 0 K: 1 S: 7	H: 2 LOB: 2 BB: 0 P: 7	R: 0 E: 0 K: 0 S: 3	H: 0 LOB: 1 BB: 1 P: 7		R: 0 E: 0 K: 0 S: 4	H: 1 LOB: 1 BB: 0 P: 4	1B: 8 2B: 4 3B: 0 HR: 1	SF: 0 SAC: 1 DP: 1 HBP: 0	WP: 0 PB: 0 SB: 0 CS: 0	PA: 44				
PITCHER	IP	WLS	BF	H	R	ER	SO	BB	IBB	HBP	BLK	WP	HR	S	P	ERA	WHIP										
Paul Mitchell, R ERA: 13.5 (1, 1)	3.1		16	5	5	2	2	2	0	0	0	0	0	18	26	13.50	2.100										
Ross Grimsley, L ERA: 4.13 (4, 1)	1.0		6	4	1	1	0	0	0	0	0	0	0	6	6	9.00	4.000										
Wayne Garland, R ERA: 4.04 (5, 1)	1.1		7	1	0	0	1	1	1	0	0	0	0	7	15	0.00	1.500										
Grant Jackson, L ERA: 4.13 (6, 1)	3.1	W	15	3	0	0	1	1	1	0	0	0	0	15	23	0.00	1.200										

AB	37
R	6
H	13
RBI	6
BB	6
SO	4
LOB	23



Batter	1	2	3	4	5	6	7	8	9	AB	R	H	RBI	BB	SO	LOB	TOP																			
Bernie Carbo , L (1, 9) OBP: 0.438, SLG: 0.576	4-0 2B SH1-3 BB	0-0 FC6-4		0-0 1B		0-0 SF7		0-0 F7		3	0	1	1	1	0	3	Boston Red Sox @ Milwaukee Brewers Milwaukee County Stadium, Milwaukee, WI Wed Jul 02 1975, 8:05 PM EDT Unknown - 86 F																			
Rick Burleson , R (1, 6) OBP: 0.336, SLG: 0.349	0-0 SH1-3		0-0 HR 1B	4-3		0-0 5-3		0-0 L4		4	1	1	0	0	0	3																				
Carl Yastrzemski , L (1, 3) OBP: 0.469, SLG: 0.464	0-0 2B		0-3 K		4-0 L6-3 BB	0-0 F8			0-0 4-3	4	0	1	0	1	1	2																				
Fred Lynn , L (1, 8) OBP: 0.413, SLG: 0.610	4-0 G5-4-3 IBB		4-0 HR BB		0-0 L6-3			0-0 5-3 1B 2B	0-0 F7	3	2	1	0	2	0	1																				
Jim Rice , R (1, 7) OBP: 0.330, SLG: 0.510	0-0 G5-4-3		0-0 HR		0-0 HR			0-0 5-3	0-0 F9	5	2	2	4	0	0	4																				
Cecil Cooper , L (1, 10) OBP: 0.351, SLG: 0.465		0-0 1B FC3-2-5		0-0 3-1		0-0 FC6-4 1B		0-0 2-3 1B		4	0	3	1	0	0	0																				
Rico Petrocelli , R (1, 5) OBP: 0.331, SLG: 0.348		0-0 F8		0-3 K		0-0 FC6-4 1-2		0-3 3-H K		4	0	0	0	0	2	3																				
Carlton Fisk , R (1, 2) OBP: 0.387, SLG: 0.533		0-0 FC3-2-5 1B		0-0 CS 1B		0-0 1B SF7 2B		0-0 PO F8		4	1	3	0	0	0	0																				
Denny Doyle , L (1, 4) OBP: 0.200, SLG: 0.233		0-0 FC3-2-5 1-2 3-H		0-0 F8		0-0 5-3 1B		0-0 1B		4	0	2	0	0	0	3																				
Inning Stats	R: 0 E: 0 K: 0 S: 3	H: 1 LOB: 2 BB: 2 P: 11	R: 0 E: 0 K: 0 S: 5	H: 2 LOB: 2 BB: 0 P: 5	R: 3 E: 0 K: 2 S: 9	H: 2 LOB: 1 BB: 0 P: 13	R: 0 E: 0 K: 0 S: 4	H: 2 LOB: 1 BB: 1 P: 4	R: 1 E: 0 K: 0 S: 4	H: 2 LOB: 1 BB: 0 P: 8	R: 1 E: 0 K: 1 S: 6	H: 2 LOB: 2 BB: 0 P: 6	R: 0 E: 0 K: 0 S: 4	H: 1 LOB: 1 BB: 0 P: 4	R: 0 E: 0 K: 0 S: 3	H: 0 LOB: 0 BB: 0 P: 3	1B: 9 2B: 4 3B: 0 HR: 2	SF: 1 SAC: 1 DP: 2 HBP: 0	WP: 0 PA: 42 PB: 0 SB: 0 CS: 1																	
PITCHER	IP	WLS	BF	H	R	ER	SO	BB	IBB	HBP	BLK	WP	HR	S	P	ERA	WHIP	PITCHER		IP	WLS	BF	H	R	ER	SO	BB	IBB	HBP	BLK	WP	HR	S	P	ERA	WHIP
Bill Castro , R (1, 1) ERA: 2.26	3.0	L	17	6	3	3	2	2	1	0	0	0	1	18	30	9.00	2.667																			
Bill Champion , R (4, 1) ERA: 4.93	6.0		24	8	3	3	1	1	0	0	0	0	1	25	29	4.50	1.500																			

AB	35
R	6
H	14
RBI	6
BB	4
SO	3
LOB	19




Batter	1	2	3	4	5	6	7	8	9	AB	R	H	RBI	BB	SO	LOB	BOTTOM																			
Don Money , R (1, 5) OBP: 0.299, SLG: 0.320	0-0 F9			0-0 F5			0-0 E6 BB		0-0 F5	4	0	0	0	0	0	0	Boston Red Sox @ Milwaukee Brewers Milwaukee County Stadium, Milwaukee, WI Wed Jul 02 1975, 8:05 PM EDT Unknown - 86 F																			
Bill Shero , L (1, 8) OBP: 0.281, SLG: 0.325	0-0 F8			0-0 F8		0-0 F3		4-0 HR BB	3	1	0	0	1	0	1																					
George Scott , R (1, 10) OBP: 0.353, SLG: 0.486	0-0 F3			0-0 F3		4-0 FC4-6 BB		0-0 1-H HR	3	1	1	2	1	0	0																					
Bobby Darwin , R (1, 7) OBP: 0.325, SLG: 0.415		0-3 K			0-0 F3		0-3 K		0-0 HR	4	1	1	1	0	2	2																				
Darrell Porter , L (1, 2) OBP: 0.360, SLG: 0.381		0-0 1-3			0-0 F9		0-0 FC4-6 1-2		4-0 BB	3	0	0	0	1	0	2																				
Mike Hegan , L (1, 3) OBP: 0.385, SLG: 0.395		0-0 4-3			0-0 F7			0-3 K	0-3 K	4	0	0	0	0	2	1																				
Sixto Lezcano , R (1, 9) OBP: 0.334, SLG: 0.397			0-0 F8			0-0 F3		0-0 F9		3	0	0	0	0	0	0																				
Pedro Garcia , R (1, 4) OBP: 0.280, SLG: 0.321			0-0 F9			0-0 6-3		0-0 P8		3	0	0	0	0	0	0																				
Kurt Bevacqua , R (1, 6) OBP: 0.219, SLG: 0.213			0-3 K			0-0 P9			0-3 K	2	0	0	0	0	1	0																				
Robin Yount , R (9, PH) OBP: 0.343, SLG: 0.401										1	0	0	0	0	1	0																				
Inning Stats	R: 0 E: 0 K: 0 S: 3	H: 0 LOB: 0 BB: 0 P: 3	R: 0 E: 0 K: 1 S: 5	H: 0 LOB: 0 BB: 0 P: 5	R: 0 E: 0 K: 1 S: 5	H: 0 LOB: 0 BB: 0 P: 5	R: 0 E: 0 K: 0 S: 3	H: 0 LOB: 0 BB: 0 P: 3	R: 0 E: 0 K: 0 S: 3	H: 0 LOB: 0 BB: 0 P: 3	R: 0 E: 1 K: 1 S: 6	H: 0 LOB: 2 BB: 1 P: 10	R: 0 E: 0 K: 1 S: 5	H: 0 LOB: 0 BB: 0 P: 5	R: 3 E: 0 K: 2 S: 9	H: 2 LOB: 1 BB: 2 P: 17	1B: 0 2B: 0 3B: 0 HR: 2	SF: 0 SAC: 0 DP: 0 HBP: 0	WP: 0 PA: 33 PB: 0 SB: 0 CS: 0																	
PITCHER	IP	WLS	BF	H	R	ER	SO	BB	IBB	HBP	BLK	WP	HR	S	P	ERA	WHIP	PITCHER		IP	WLS	BF	H	R	ER	SO	BB	IBB	HBP	BLK	WP	HR	S	P	ERA	WHIP
Rick Wise , R (1, 1) ERA: 4.73	9.0	W	33	2	3	3	6	3	0	0	0	0	2	42	54	3.00	0.556																			


AB	30
R	3
H	2
RBI	3
BB	3
SO	6
LOB	6



Batter	1	2	3	4	5	6	7	8	9	AB	R	H	RBI	BB	SO	LOB	TOP		
Bernie Carbo , L (1, 9) OBP: 0.435, SLG: 0.566	6-3		2B	K			6-3			3	1	0	0	1	1	1	Boston Red Sox @ Milwaukee Brewers Milwaukee County Stadium, Milwaukee, WI Wed Jul 02 1975, 8:05 PM EDT Att: 34,455 - Unknown livebaseballscorecards.com		
Rick Burleson , R (1, 6) OBP: 0.356, SLG: 0.351	6-3		1B			6-3		6-3		4	1	1	1	0	0	0			
Carl Yastrzemski , L (1, 3) OBP: 0.409, SLG: 0.462	FC6-4		1B			K		F9		3	0	1	1	1	1	0			
Fred Lynn , L (1, 8) OBP: 0.408, SLG: 0.600	FC6-4		F7			4-1		4-3		4	0	0	0	0	0	2			
Jim Rice , R (1, 7)		1-3	F9			L8			K	4	0	0	0	0	1	1			
Cecil Cooper , L (1, 10) OBP: 0.359, SLG: 0.507		HR	L9			F9			G4-6-3	4	1	2	1	0	0	1			
Denny Doyle , L (1, 4) OBP: 0.215, SLG: 0.247		4-3				1B			G4-6-3	4	0	2	0	0	0	1			
Bob Heise , R (1, 5) OBP: 0.227, SLG: 0.175				4-3		CS		4-3		2	0	0	0	0	0	0			
Tim Blackwell , S (1, 2) OBP: 0.276, SLG: 0.208			F7					F8		3	0	1	0	0	0	1			
Inning Stats	R: 0 E: 0 K: 0 S: 3	H: 0 LOB: 1 BB: 1 P: 7	R: 1 E: 0 K: 0 S: 4	H: 1 LOB: 1 BB: 0 P: 5	R: 2 E: 0 K: 0 S: 5	H: 2 LOB: 1 BB: 1 P: 9	R: 0 E: 0 K: 1 S: 6	H: 2 LOB: 0 BB: 0 P: 6	R: 0 E: 0 K: 0 S: 5	H: 1 LOB: 0 BB: 0 P: 3	R: 0 E: 0 K: 0 S: 3	H: 0 LOB: 0 BB: 0 P: 3	R: 0 E: 0 K: 1 S: 5	H: 1 LOB: 0 BB: 0 P: 5	1B: 5 2B: 1 3B: 0 HR: 1	SF: 0 SAC: 0 DP: 1 HBP: 1		WP: 0 PA: 35 PB: 0 SB: 0 CS: 1	
PITCHER	IP	WLS	BF	H	R	ER	SO	BB	IBB	HBP	BLK	WP	HR	S	P	ERA	WHIP		
Tom Hausman , R (1, 1) ERA: 4.83	1.1		5	0	0	0	0	1	0	0	0	0	0	4	8	0.00	0.750		
Pete Broberg , R (2, 1) ERA: 4.36	7.2	W	29	7	3	3	3	1	0	1	0	0	1	33	38	3.52	1.043		

Batter	1	2	3	4	5	6	7	8	9	AB	R	H	RBI	BB	SO	LOB	BOTTOM		
Don Money , R (1, 5) OBP: 0.296, SLG: 0.318	6-3		1B			4-3				4	0	1	0	0	0	0	Boston Red Sox @ Milwaukee Brewers Milwaukee County Stadium, Milwaukee, WI Wed Jul 02 1975, 8:05 PM EDT Att: 34,455 - Unknown livebaseballscorecards.com		
Robin Yount , R (1, 6) OBP: 0.342, SLG: 0.398	F8		FC6					5-3		4	0	1	0	0	0	2			
George Scott , R (1, 3) OBP: 0.351, SLG: 0.483			FC6							2	0	0	0	0	0	2			
Mike Hegan , L (4, 3) OBP: 0.391, SLG: 0.397	F2		2-3			G3				2	0	1	0	0	0	1			
Hank Aaron , R (1, 10) OBP: 0.326, SLG: 0.362		5-3				F4				4	0	1	0	0	0	0			
Sixto Lezcano , R (1, 9) OBP: 0.330, SLG: 0.391			K			1-3		6-3		4	0	0	0	0	1	2			
Gorman Thomas , R (1, 8) OBP: 0.389, SLG: 0.653				K						4	2	2	1	0	1	0			
Charlie Moore , R (1, 2) OBP: 0.292, SLG: 0.344			F8							4	0	1	0	0	0	0			
Bobby Mitchell , R (1, 7) OBP: 0.360, SLG: 0.516			F9							3	1	2	1	0	0	0			
Bill Sharp , L (7, 7) OBP: 0.279, SLG: 0.323						HR				1	0	0	0	0	0	0			
Pedro Garcia , R (1, 4) OBP: 0.285, SLG: 0.339			FC6							3	1	2	2	0	0	2			
Inning Stats	R: 0 E: 0 K: 0 S: 3	H: 0 LOB: 0 BB: 0 P: 3	R: 1 E: 0 K: 1 S: 6	H: 1 LOB: 0 BB: 0 P: 6	R: 0 E: 0 K: 0 S: 5	H: 2 LOB: 2 BB: 0 P: 5	R: 0 E: 0 K: 1 S: 5	H: 0 LOB: 0 BB: 0 P: 5	R: 2 E: 0 K: 0 S: 6	H: 3 LOB: 1 BB: 0 P: 6	R: 1 E: 0 K: 0 S: 6	H: 3 LOB: 2 BB: 0 P: 6	R: 0 E: 0 K: 0 S: 3	H: 2 LOB: 2 BB: 0 P: 5	R: 0 E: 0 K: 0 S: 3	H: 0 LOB: 0 BB: 0 P: 3	1B: 9 2B: 0 3B: 0 HR: 2	SF: 0 SAC: 0 DP: 0 HBP: 0	WP: 0 PA: 35 PB: 0 SB: 0 CS: 0
PITCHER	IP	WLS	BF	H	R	ER	SO	BB	IBB	HBP	BLK	WP	HR	S	P	ERA	WHIP		
Bill Lee , L (1, 1) ERA: 4.06	8.0	L	35	11	4	4	2	0	0	0	0	0	2	39	39	4.50	1.375		

Batter	1	2	3	4	5	6	7	8	9	10	AB	R	H	RBI	BB	SO	LOB	TOP			
Bernie Carbo, L OBP: 0.430, SLG: 0.553 (1, 9)	0-0 6-3		0-0 6-3		4-0 BB			0-0 6-3	0-3 K		4	0	0	0	1	1	2	Boston Red Sox @ Milwaukee Brewers Milwaukee County Stadium, Milwaukee, WI Thu Jul 03 1975, 8:05 PM EDT Att: 16,225 - Unknown - 85 F AB 35 R 2 H 9 RBI 2 BB 4 SO 5 LOB 18 			
Rick Burleson, R OBP: 0.337, SLG: 0.352 (1, 6)	0-0 F7		0-0 F4		0-0 FC5			0-0 2B 1B		0-0 FC3-6 1B	5	1	2	0	0	0	3				
Carl Yastrzemski, L OBP: 0.412, SLG: 0.469 (1, 3)	0-0 1B				0-0 FC6-4 1B			0-0 2B		0-0 FC3-6 FC6-4	5	0	3	1	0	0	1				
Fred Lynn, L OBP: 0.401, SLG: 0.588 (1, 8)		0-3 K		0-0 FC6-4 FC5-4				0-0 3-1		0-0 FC6-4	5	0	0	0	0	1	3				
Jim Rice, R OBP: 0.328, SLG: 0.498 Rick Miller, L OBP: 0.340, SLG: 0.205 (1, 7) (9, 7)		4-0 FC3-6 BB		0-0 FC5-4				4-0 K		4-0 IBB	2	0	0	0	2	1	1				
Cecil Cooper, L OBP: 0.324, SLG: 0.532 (1, 10)		0-0 FC3-6		0-3 K				0-0 HR		0-0 F6	4	1	1	1	0	1	4				
Carlton Fisk, R OBP: 0.364, SLG: 0.500 Tim Blackwell, S OBP: 0.270, SLG: 0.203 (1, 2) (5, 2)		0-0 F7						0-0 5-3		0-3 K	2	0	0	0	0	0	1				
Denny Doyle, L OBP: 0.244, SLG: 0.288 Dwight Evans, R OBP: 0.335, SLG: 0.408 Bob Heise, R OBP: 0.227, SLG: 0.175 (1, 5) (9, PH) (9, PR) (9, 5)			0-0 SH1-3 2B		0-0 FC5 6-3 1B			0-0 CS 1B		4-0 BB	3	0	3	0	0	0	0				
Doug Griffin, R OBP: 0.300, SLG: 0.285 (1, 4)			0-0 SH1-3		0-0 6-3			0-0 5-3		0-0 F9	3	0	0	0	0	0	3				
Inning Stats	R: 0 E: 0 K: 0 S: 3	H: 1 LOB: 1 BB: 0 P: 3	R: 0 E: 0 K: 1 S: 5	H: 0 LOB: 1 BB: 1 P: 9	R: 0 E: 0 K: 0 S: 4	H: 1 LOB: 1 BB: 0 P: 6	R: 0 E: 0 K: 1 S: 6	H: 0 LOB: 0 BB: 0 P: 5	R: 1 E: 0 K: 0 S: 4	H: 2 LOB: 0 BB: 0 P: 4	R: 1 E: 0 K: 0 S: 5	H: 2 LOB: 2 BB: 1 P: 9	R: 0 E: 0 K: 2 S: 7	H: 0 LOB: 1 BB: 1 P: 11	R: 0 E: 0 K: 0 S: 3	H: 1 LOB: 0 BB: 0 P: 3	1B: 6 2B: 2 3B: 0 HR: 1		SF: 0 SAC: 1 DP: 0 HBP: 0	WP: 0 PB: 0 SB: 0 CS: 2	PA: 41
PITCHER	IP WLS BF H R ER SO	IP WLS BF H R ER SO	IP WLS BF H R ER SO	IP WLS BF H R ER SO	IP WLS BF H R ER SO	IP WLS BF H R ER SO	IP WLS BF H R ER SO	IP WLS BF H R ER SO	IP WLS BF H R ER SO	IP WLS BF H R ER SO	IP WLS BF H R ER SO	IP WLS BF H R ER SO	IP WLS BF H R ER SO	IP WLS BF H R ER SO	IP WLS BF H R ER SO	IP WLS BF H R ER SO	ERA WHIP		ERA WHIP		
Jim Slaton, R ERA: 4.88 Rick Austin, L ERA: 2.45 (1, 1) (8, 1)	7.1 W 30 8 2 2 3	2.2 W 10 1 0 0 2	2.0 L 10 1 0 0 2	2.0 L 10 1 0 0 2	2.0 L 10 1 0 0 2	2.0 L 10 1 0 0 2	2.0 L 10 1 0 0 2	2.0 L 10 1 0 0 2	2.0 L 10 1 0 0 2	2.0 L 10 1 0 0 2	2.0 L 10 1 0 0 2	2.0 L 10 1 0 0 2	2.0 L 10 1 0 0 2	2.0 L 10 1 0 0 2	2.0 L 10 1 0 0 2	2.0 L 10 1 0 0 2	0.00 0.750		0.00 0.750		


Batter	1	2	3	4	5	6	7	8	9	10	AB	R	H	RBI	BB	SO	LOB	BOTTOM			
Don Money, R OBP: 0.301, SLG: 0.320 (1, 5)	0-0 F7		0-0 F6		0-0 1B			0-0 E8 1B		0-0 L7	5	0	2	0	0	0	0	Boston Red Sox @ Milwaukee Brewers Milwaukee County Stadium, Milwaukee, WI Thu Jul 03 1975, 8:05 PM EDT Att: 16,225 - Unknown - 85 F AB 35 R 3 H 8 RBI 2 BB 3 SO 6 LOB 12 			
Robin Yount, R OBP: 0.343, SLG: 0.400 (1, 6)			0-0 F3		0-0 F8			0-0 F8		4-0 1B BB	4	1	1	0	1	0	2				
Bobby Mitchell, R OBP: 0.352, SLG: 0.504 Bill Sharp, L OBP: 0.279, SLG: 0.323 Kurt Bevacqua, R OBP: 0.224, SLG: 0.220 (1, 7) (7, 7) (8, PH) (9, 3)			0-0 6-3					0-0 5-3		0-0 E8 1B	3	0	0	0	0	2	1				
Hank Aaron, R OBP: 0.352, SLG: 0.376 Tom Murphy, R (1, 10) (9, PR)					0-0 HR			0-0 K		4-0 SH3-4 2B BB	2	1	1	1	2	1	0				
Bobby Darwin, R OBP: 0.321, SLG: 0.409 (1, 9) (9, 7)			0-0 F7		0-0 F8			0-0 K		0-0 SH3-4	3	0	0	0	0	1	2				
Gorman Thomas, R OBP: 0.363, SLG: 0.646 (1, 8)					0-0 F7			0-0 P7		0-0 2B	4	0	1	1	0	0	0				
Charlie Moore, R OBP: 0.290, SLG: 0.354 (1, 2)					0-0 F8			0-0 F9		0-0 5-3	4	0	1	0	0	0	2				
Pedro Garcia, R OBP: 0.284, SLG: 0.338 (1, 4)			0-3 K					0-0 F2		0-0 L6	4	0	1	0	0	1	3				
Mike Hegan, L OBP: 0.383, SLG: 0.388 Sixto Lezcano, R OBP: 0.328, SLG: 0.388 (1, 3) (8, PH) (9, 9)			0-3 K					0-0 F8		0-0 L7	2	0	0	0	0	1	1				
Inning Stats	R: 0 E: 0 K: 1 S: 6	H: 1 LOB: 2 BB: 1 P: 10	R: 0 E: 0 K: 2 S: 8	H: 1 LOB: 1 BB: 0 P: 8	R: 0 E: 0 K: 0 S: 3	H: 0 LOB: 0 BB: 0 P: 3	R: 1 E: 0 K: 0 S: 4	H: 1 LOB: 0 BB: 0 P: 4	R: 0 E: 0 K: 0 S: 3	H: 0 LOB: 0 BB: 0 P: 3	R: 0 E: 1 K: 0 S: 4	H: 1 LOB: 1 BB: 0 P: 4	R: 1 E: 0 K: 0 S: 4	H: 1 LOB: 2 BB: 1 P: 8	R: 1 E: 1 K: 0 S: 3	H: 1 LOB: 1 BB: 1 P: 7	1B: 4 2B: 3 3B: 0 HR: 1		SF: 0 SAC: 1 DP: 0 HBP: 0	WP: 0 PB: 0 SB: 0 CS: 0	PA: 39
PITCHER	IP WLS BF H R ER SO	IP WLS BF H R ER SO	IP WLS BF H R ER SO	IP WLS BF H R ER SO	IP WLS BF H R ER SO	IP WLS BF H R ER SO	IP WLS BF H R ER SO	IP WLS BF H R ER SO	IP WLS BF H R ER SO	IP WLS BF H R ER SO	IP WLS BF H R ER SO	IP WLS BF H R ER SO	IP WLS BF H R ER SO	IP WLS BF H R ER SO	IP WLS BF H R ER SO	IP WLS BF H R ER SO	ERA WHIP		ERA WHIP		
Roger Moret, L ERA: 3.35 Diego Segui, R ERA: 5.68 (1, 1) (9, 1)	8.1 L 33 7 2 2 6	1.1 L 6 1 1 0 0	1.1 L 6 1 1 0 0	1.1 L 6 1 1 0 0	1.1 L 6 1 1 0 0	1.1 L 6 1 1 0 0	1.1 L 6 1 1 0 0	1.1 L 6 1 1 0 0	1.1 L 6 1 1 0 0	1.1 L 6 1 1 0 0	1.1 L 6 1 1 0 0	1.1 L 6 1 1 0 0	1.1 L 6 1 1 0 0	1.1 L 6 1 1 0 0	1.1 L 6 1 1 0 0	1.1 L 6 1 1 0 0	2.16 1.080		0.00 1.500		


Batter	1	2	3	4	5	6	7	8	9	AB	R	H	RBI	BB	SO	LOB	TOP				
Bernie Carbo, L OBP: 0.431, SLG: 0.560 (1, 9)	F7		3-1			3B		G6-4-3 BB		3	0	1	0	1	0	0	Boston Red Sox @ Cleveland Indians Cleveland Municipal Stadium, Cleveland, OH Fri Jul 04 1975, 7:05 PM EDT Att: 36,124 - Unknown - 78 F livebaseballscorecards.com				
Rick Burleson, R OBP: 0.333, SLG: 0.347 (1, 6)	6-3			4-3		6-3		G6-4-3 1-2		4	0	0	0	0	2						
Carl Yastrzemski, L OBP: 0.413, SLG: 0.460 (1, 3)	HR			F8		F8		1B		4	1	2	1	0	0						
Fred Lynn, L OBP: 0.398, SLG: 0.584 Rick Miller, L OBP: 0.347, SLG: 0.220 (1, 8) (6, 8)	4-3			6-3			1B SF9	F7		2	0	0	0	0	0						
Jim Rice, R OBP: 0.326, SLG: 0.494 (1, 7)		F6			3-1 S 1B		F7		6-3	4	0	1	0	0	0						
Cecil Cooper, L OBP: 0.360, SLG: 0.530 (1, 10)		F7			3-1					4	0	2	0	0	0						
Carlton Fisk, R Tim Blackwell, S OBP: 0.278, SLG: 0.213 (1, 2) (8, 2)				K		F5		1B IBB		2	0	0	0	1	1						
Denny Doyle, L OBP: 0.235, SLG: 0.280 Dwight Evans, R OBP: 0.333, SLG: 0.406 (1, 5) (9, PH)			F6			G3		SF9	K	2	0	0	1	0	0						
Doug Griffin, R OBP: 0.295, SLG: 0.279 (1, 4)			6-3				F8	F8	FC6-4	4	0	0	0	0	4						
Inning Stats	R: 1 E: 0 K: 0 S: 4	H: 1 LOB: 0 BB: 0 P: 4	R: 0 E: 0 K: 1 S: 5	H: 0 LOB: 0 BB: 0 P: 5	R: 0 E: 0 K: 0 S: 3	H: 0 LOB: 0 BB: 0 P: 3	R: 0 E: 0 K: 0 S: 3	H: 1 LOB: 1 BB: 0 P: 4	R: 0 E: 0 K: 0 S: 4	H: 1 LOB: 1 BB: 0 P: 4	R: 1 E: 0 K: 0 S: 5	H: 2 LOB: 2 BB: 1 P: 9	R: 0 E: 0 K: 1 S: 3	H: 1 LOB: 1 BB: 0 P: 7	R: 0 E: 0 K: 1 S: 7	H: 2 LOB: 2 BB: 0 P: 7		1B: 6 2B: 0 3B: 1 HR: 1	SF: 1 SAC: 0 DP: 1 HBP: 0	WP: 0 PB: 0 SB: 1 CS: 0	PA: 36
PITCHER	IP	WLS	BF	H	R	ER	SO	BB	IBB	HBP	BLK	WP	HR	S	P	ERA	WHIP				
Eric Raich, R ERA: 3.2 (1, 1)	7.0	W	28	5	2	2	1	1	1	0	0	0	1	28	36	2.57	0.857				
Tom Buskey, R ERA: 2.95 (8, 1)	1.1		6	3	0	0	0	0	0	0	0	0	0	6	6	0.00	2.250				
Dave LaRoche, L ERA: 1.69 (9, 1)	0.2	S	2	0	0	0	1	0	0	0	0	0	0	4	4	0.00	0.000				

Batter	1	2	3	4	5	6	7	8	9	AB	R	H	RBI	BB	SO	LOB	BOTTOM				
John Lowenstein, L OBP: 0.340, SLG: 0.410 (1, 10)	B1-3		FC3		G3		4-3			4	0	0	1	0	0	3	Boston Red Sox @ Cleveland Indians Cleveland Municipal Stadium, Cleveland, OH Fri Jul 04 1975, 7:05 PM EDT Att: 36,124 - Unknown - 78 F livebaseballscorecards.com				
Duane Kuiper, L OBP: 0.385, SLG: 0.364 (1, 4)	F8		G3-6-1			B3		4-3		4	0	0	0	0	2						
Rick Manning, L OBP: 0.357, SLG: 0.366 (1, 9)	F7			S 1B		6-3		6-3		4	0	1	0	0	0						
Boog Powell, L OBP: 0.377, SLG: 0.493 (1, 3)		6-3			P8	F2		K		4	0	0	0	0	1						
George Hendrick, R OBP: 0.315, SLG: 0.466 (1, 8)		F6			F7		HR BB			2	1	0	0	1	0						
Oscar Gamble, L OBP: 0.331, SLG: 0.373 (1, 7)		K			4-3		HR			3	1	1	2	0	1						
John Ellis, R OBP: 0.251, SLG: 0.327 (1, 2)			SH5-4 1B FC3 BB		F8		L7			2	1	0	0	1	0						
Buddy Bell, R OBP: 0.299, SLG: 0.323 (1, 5)			SH5-4 1B				P8			3	0	2	0	0	0						
Ed Crosby, L OBP: 0.357, SLG: 0.297 Frank Duffy, R OBP: 0.278, SLG: 0.284 (1, 6) (8, 6)			SH5-4		K			BB		1	0	0	0	1	1						
Inning Stats	R: 0 E: 0 K: 0 S: 3	H: 0 LOB: 0 BB: 0 P: 3	R: 0 E: 0 K: 1 S: 5	H: 0 LOB: 0 BB: 0 P: 5	R: 1 E: 0 K: 0 S: 4	H: 1 LOB: 1 BB: 1 P: 8	R: 0 E: 0 K: 0 S: 4	H: 1 LOB: 1 BB: 0 P: 4	R: 0 E: 0 K: 1 S: 6	H: 1 LOB: 1 BB: 0 P: 6	R: 0 E: 0 K: 0 S: 3	H: 0 LOB: 0 BB: 0 P: 3	R: 2 E: 0 K: 0 S: 4	H: 1 LOB: 1 BB: 2 P: 12	R: 0 E: 0 K: 1 S: 5	H: 0 LOB: 0 BB: 0 P: 5		1B: 3 2B: 0 3B: 0 HR: 1	SF: 0 SAC: 1 DP: 1 HBP: 0	WP: 0 PB: 0 SB: 1 CS: 0	PA: 31
PITCHER	IP	WLS	BF	H	R	ER	SO	BB	IBB	HBP	BLK	WP	HR	S	P	ERA	WHIP				
Luis Tiant, R ERA: 4.03 (1, 1)	8.0	L	31	4	3	3	3	3	0	0	0	0	1	34	46	3.38	0.875				

Batter	1	2	3	4	5	6	7	8	9	AB	R	H	RBI	BB	SO	LOB	TOP					
Bernie Carbo , L (1, 9) OBP: 0.432, SLG: 0.557	F7		G6-4-3 1B			G6-4-3 BB	L6			3	0	1	0	1	0	2	Boston Red Sox @ Cleveland Indians Cleveland Municipal Stadium, Cleveland, OH Sat Jul 05 1975, 3:33 AM EDT Att: 22,361 - Unknown - 78 F livebaseballscorecards.com					
Rick Burleson , R (1, 6) OBP: 0.332, SLG: 0.346	K		G6-4-3 1-2			G6-4-3 1-2		1B		4	0	1	0	0	1	3						
Carl Yastrzemski , L (1, 3) OBP: 0.469, SLG: 0.473	1-4-3			4-3		P7		F9		4	0	0	0	0	0	1						
Jim Rice , R (1, 7) OBP: 0.329, SLG: 0.495		FC6-4 1B		G3			FC1-4 1B	F7		4	0	2	0	0	0	1						
Cecil Cooper , L (1, 10) OBP: 0.367, SLG: 0.529	F8						F8			4	0	2	0	0	0	2						
Carlton Fisk , R (1, 2) OBP: 0.333, SLG: 0.432 Tim Blackwell , S (7, 2) OBP: 0.275, SLG: 0.210	F7			P4-9			FC1-4 BB 1B	K		3	1	0	0	0	0	3						
Rick Miller , L (1, 8) OBP: 0.340, SLG: 0.205	FC6-4 1-2					F7	1B BB	F8		3	1	0	0	1	0	1						
Denny Doyle , L (1, 5) OBP: 0.247, SLG: 0.282			4-0 1B BB	6-3			1B BB	6-3		3	0	1	1	1	0	0						
Doug Griffin , R (1, 4) OBP: 0.294, SLG: 0.278			L9	6-3			1B BB	F8		4	0	1	1	0	0	1						
Inning Stats	R: 0 E: 0 K: 1 S: 5	H: 0 LOB: 0 BB: 0 P: 5	R: 0 E: 0 K: 0 S: 4	H: 1 LOB: 1 BB: 0 P: 4	R: 0 E: 0 K: 0 S: 3	H: 1 LOB: 1 BB: 1 P: 7	R: 0 E: 0 K: 0 S: 4	H: 1 LOB: 0 BB: 0 P: 4	R: 0 E: 0 K: 0 S: 3	H: 0 LOB: 0 BB: 0 P: 3	R: 0 E: 0 K: 0 S: 2	H: 0 LOB: 0 BB: 1 P: 6	R: 2 E: 0 K: 0 S: 6	H: 3 LOB: 2 BB: 1 P: 10	R: 0 E: 0 K: 1 S: 7	H: 2 LOB: 2 BB: 0 P: 7	R: 0 E: 0 K: 0 S: 3	H: 0 LOB: 0 BB: 0 P: 3	1B: 8 2B: 0 3B: 0 HR: 0	SF: 0 SAC: 0 DP: 2 HBP: 0	WP: 0 PB: 0 SB: 0 CS: 0	PA: 36
PITCHER Roric Harrison , R (1, 1) ERA: 4.53	IP: 9.0 WLS: W BF: 36 H: 8 R: 2 ER: 2 SO: 2 BB: 3 IBB: 0 HBP: 0 BLK: 0 WP: 0 HR: 0 S: 37 P: 49 ERA: 2.00 WHIP: 1.222															PITCHER						

Batter	1	2	3	4	5	6	7	8	9	AB	R	H	RBI	BB	SO	LOB	BOTTOM					
Duane Kuiper , L (1, 4) OBP: 0.400, SLG: 0.367	4-3 S BB	HR BB		4-3				2B FC4 1B		2	3	1	0	3	0	0	Boston Red Sox @ Cleveland Indians Cleveland Municipal Stadium, Cleveland, OH Sat Jul 05 1975, 3:33 AM EDT Att: 22,361 - Unknown - 78 F livebaseballscorecards.com					
Buddy Bell , R (1, 5) OBP: 0.304, SLG: 0.354	4-3 1-3	1-1 2-H 3-H HR		HR		K		FC4 SF9 2B		5	3	3	6	0	1	2						
Rick Manning , L (1, 7) OBP: 0.347, SLG: 0.354	4-3 3-H	6-3		F6		F8		FC4 1B 2-3 3-H		5	0	0	2	0	0	2						
George Hendrick , R (1, 8) OBP: 0.316, SLG: 0.476	F9		L6				HR	SF9		4	1	2	2	0	0	0						
Rico Carty , R (1, 10) OBP: 0.347, SLG: 0.393		F7	FC5-4 BB 1B	F8			K			4	1	1	0	1	1	1						
Charlie Spikes , R (1, 9) OBP: 0.262, SLG: 0.325		E SF7 1B	FC5-4 BB					1B		4	1	1	0	1	1	2						
John Ellis , R (1, 2) OBP: 0.246, SLG: 0.322		SF7 1-H	FC5-4 1B	6-3				1-3		3	0	0	1	0	0	2						
Bill Sudakis , S (1, 3) OBP: 0.276, SLG: 0.222		E HR 1B	1-2 2-3	1-3				E6 1B 2B		4	2	2	1	0	0	0						
Frank Duffy , R (1, 6) OBP: 0.273, SLG: 0.279		E5 HR	K			5-3		F4		4	1	0	0	0	1	4						
Inning Stats	R: 1 E: 0 K: 0 S: 3	H: 0 LOB: 0 BB: 1 P: 7	R: 5 E: 2 K: 0 S: 7	H: 3 LOB: 0 BB: 1 P: 11	R: 1 E: 0 K: 1 S: 6	H: 1 LOB: 2 BB: 2 P: 14	R: 1 E: 0 K: 0 S: 5	H: 2 LOB: 1 BB: 0 P: 5	R: 0 E: 0 K: 1 S: 5	H: 0 LOB: 0 BB: 0 P: 5	R: 0 E: 0 K: 1 S: 5	H: 0 LOB: 1 BB: 1 P: 9	R: 1 E: 0 K: 1 S: 6	H: 1 LOB: 0 BB: 0 P: 6	R: 3 E: 1 K: 0 S: 8	H: 3 LOB: 2 BB: 0 P: 8	R: 0 E: 0 K: 0 S: 3	H: 0 LOB: 0 BB: 0 P: 3	1B: 6 2B: 1 3B: 0 HR: 3	SF: 2 SAC: 0 DP: 0 HBP: 0	WP: 0 PB: 0 SB: 1 CS: 0	PA: 42
PITCHER Steve Barr , L (1, 1) ERA: 3.38 Jim Burton , L (2, 1) ERA: 3.29	IP: 1.2 WLS: L BF: 31 H: 7 R: 6 ER: 3 SO: 4 BB: 3 IBB: 0 HBP: 0 BLK: 0 WP: 0 HR: 2 S: 36 P: 48 ERA: 5.40 WHIP: 3.000															PITCHER						

Batter	1	2	3	4	5	6	7	8	9	AB	R	H	RBI	BB	SO	LOB	TOP								
Bernie Carbo, L OBP: 0.427, SLG: 0.548 (1, 9)	F8	SF8		IBB		K			F7	3	0	1	1	1	1	1	Boston Red Sox @ Cleveland Indians Cleveland Municipal Stadium, Cleveland, OH Sun Jul 06 1975, 3:33 AM EDT Unknown - 82 F AB 33 R 5 H 8 RBI 5 BB 4 SO 5 LOB 13 								
Denny Doyle, L OBP: 0.245, SLG: 0.270 (1, 4)	5-3						4-3		G3	4	0	0	0	1	0	2									
Carl Yastrzemski, L OBP: 0.492, SLG: 0.465 (1, 3)	F9	F7					B5-3		F9	5	0	0	0	0	0	2									
Jim Rice, R OBP: 0.324, SLG: 0.487 (1, 7)		6-3		K			F6			4	0	0	0	0	1	0									
Cecil Cooper, L OBP: 0.372, SLG: 0.527 (1, 10)		1B					4-3		F8	4	1	2	0	0	0	0									
Carlton Fisk, R OBP: 0.372, SLG: 0.475 (1, 2)		1B							FC5	3	2	2	0	1	0	1									
Rick Burleson, R OBP: 0.334, SLG: 0.348 (1, 6)		1B					K		K	4	1	2	0	0	2	2									
Rick Miller, L OBP: 0.351, SLG: 0.213 (1, 8)		1B					E7			3	1	1	1	1	1	2									
Bob Heise, R OBP: 0.229, SLG: 0.186 (1, 5)		BB					SF8		FC5	3	0	1	3	0	0	3									
Inning Stats	R: 0 E: 0 K: 0 S: 3	H: 0 LOB: 0 BB: 0 P: 3	R: 4 E: 0 K: 0 S: 8	H: 5 LOB: 2 BB: 1 P: 12	R: 0 E: 0 K: 1 S: 5	H: 1 LOB: 0 BB: 0 P: 5	R: 0 E: 0 K: 1 S: 6	H: 1 LOB: 2 BB: 1 P: 10	R: 0 E: 0 K: 0 S: 3	H: 0 LOB: 0 BB: 0 P: 3	R: 1 E: 1 K: 2 S: 8	H: 0 LOB: 1 BB: 1 P: 12	R: 0 E: 0 K: 0 S: 3	H: 0 LOB: 0 BB: 0 P: 3	R: 0 E: 0 K: 1 S: 6	H: 1 LOB: 2 BB: 0 P: 10	R: 0 E: 0 K: 0 S: 3	H: 0 LOB: 0 BB: 0 P: 3	1B: 7 2B: 1 3B: 0 HR: 0	SF: 2 SAC: 0 DP: 1 HBP: 0	WP: 0 PB: 0 SB: 2 CS: 0	PA: 39			
PITCHER	IP	WLS	BF	H	R	ER	SO	BB	IBB	HBP	BLK	WP	HR	S	P	ERA	WHIP								
Jim Bibby, R ERA: 4.8 (1, 1)	6.0	L	28	7	5	4	4	2	1	0	0	0	0	33	45	6.00	1.500								
Tom Buskey, R ERA: 2.54 (7, 1)	3.0		11	1	0	0	1	0	1	0	0	0	0	12	16	0.00	0.333								

Batter	1	2	3	4	5	6	7	8	9	AB	R	H	RBI	BB	SO	LOB	BOTTOM								
Duane Kuiper, L OBP: 0.396, SLG: 0.363 (1, 4)	K		K							4	0	1	1	0	2	2	Boston Red Sox @ Cleveland Indians Cleveland Municipal Stadium, Cleveland, OH Sun Jul 06 1975, 3:33 AM EDT Unknown - 82 F AB 34 R 3 H 8 RBI 3 BB 0 SO 3 LOB 9 								
Buddy Bell, R OBP: 0.303, SLG: 0.353 (1, 5)				5-3	F8				F7	4	0	1	0	0	0	1									
Rick Manning, L OBP: 0.350, SLG: 0.358 (1, 7)									E4	4	1	2	0	0	0	1									
George Hendrick, R OBP: 0.313, SLG: 0.470 (1, 8)									G4-6-3	4	0	0	0	0	0	4									
Rico Carty, R OBP: 0.347, SLG: 0.412 (1, 10)									F8	3	1	1	2	0	0	0									
Oscar Gamble, L (9, PH) OBP: 0.329, SLG: 0.371										1	0	0	0	0	0	0									
Charlie Spikes, R OBP: 0.258, SLG: 0.320 (1, 9)										3	0	0	0	0	0	0									
John Lowenstein, L (9, PH) OBP: 0.338, SLG: 0.407										1	0	0	0	0	0	0									
John Ellis, R OBP: 0.243, SLG: 0.317 (1, 2)										3	0	0	0	0	0	0									
Boog Powell, L (9, PH) OBP: 0.375, SLG: 0.491										1	0	0	0	0	1	0									
Bill Sudakis, S OBP: 0.289, SLG: 0.240 (1, 3)										3	0	2	0	0	0	0									
Frank Duffy, R OBP: 0.274, SLG: 0.284 (1, 6)										3	1	1	0	0	0	1									
Inning Stats	R: 0 E: 0 K: 1 S: 6	H: 1 LOB: 1 BB: 0 P: 6	R: 0 E: 0 K: 0 S: 3	H: 0 LOB: 0 BB: 0 P: 3	R: 0 E: 0 K: 1 S: 5	H: 0 LOB: 0 BB: 0 P: 5	R: 2 E: 0 K: 0 S: 5	H: 2 LOB: 0 BB: 0 P: 5	R: 1 E: 1 K: 0 S: 5	H: 2 LOB: 1 BB: 0 P: 5	R: 0 E: 0 K: 0 S: 3	H: 1 LOB: 0 BB: 0 P: 3	R: 0 E: 0 K: 0 S: 3	H: 0 LOB: 0 BB: 0 P: 3	R: 0 E: 0 K: 1 S: 5	H: 0 LOB: 0 BB: 0 P: 5	R: 0 E: 0 K: 0 S: 3	H: 0 LOB: 0 BB: 0 P: 5	1B: 6 2B: 1 3B: 0 HR: 1	SF: 0 SAC: 0 DP: 2 HBP: 0	WP: 0 PB: 0 SB: 2 CS: 0	PA: 34			
PITCHER	IP	WLS	BF	H	R	ER	SO	BB	IBB	HBP	BLK	WP	HR	S	P	ERA	WHIP								
Bill Lee, L ERA: 3.98 (1, 1)	7.1	W	30	8	3	2	2	2	0	0	0	0	0	34	34	2.46	1.091								
Dick Drago, R ERA: 4.22 (8, 1)	1.2	S	4	0	0	0	1	0	0	0	0	0	0	6	6	0.00	0.000								

Batter	1	2	3	4	5	6	7	8	9	AB	R	H	RBI	BB	SO	LOB	TOP																					
Bernie Carbo, L (1, 10) OBP: 0.421, SLG: 0.536 Carlton Fisk, R (8, FH) OBP: 0.386, SLG: 0.488	G3	E4 3B	1-3 3H	1-3			K	BB 1B		4	1	0	0	0	1	2	Boston Red Sox @ Cleveland Indians Cleveland Municipal Stadium, Cleveland, OH Sun Jul 06 1975, 3:38 AM EDT Att: 59,161 - Unknown																					
Rick Miller, L (1, 8) OBP: 0.361, SLG: 0.294 Rico Petrocelli, R (8, FH) OBP: 0.333, SLG: 0.348 Fred Lynn, L (8, PR) OBP: 0.398, SLG: 0.584	4-3	1-H 3H 3B			G3		4-3 1-H 1B 2B	1-2 2-3 BB		4	1	2	3	0	0	0																						
Cecil Cooper, L (1, 3) OBP: 0.354, SLG: 0.500	L9				4-3		4-3	F6		5	0	0	0	0	1	5																						
Jim Rice, R (1, 7) OBP: 0.326, SLG: 0.486		F6	L6 1B 1B		K			K		5	0	2	1	0	2	3																						
Dwight Evans, R (1, 9) OBP: 0.331, SLG: 0.401		4-3	1-2 1B			F6	F7		6-3	5	0	1	0	0	0	1																						
Bob Montgomery, R (1, 2) OBP: 0.234, SLG: 0.262		1B 2B	L7			K		E5 FC6-4	K	5	1	1	0	0	2	2																						
Rick Burleson, R (1, 6) OBP: 0.335, SLG: 0.356		1B 1B BB	L6 2-3			K HR		FC6-4 1B E	F9	4	3	1	1	1	0	3																						
Doug Griffin, R (1, 4) OBP: 0.293, SLG: 0.278		1B E 1B		5-3		5-3		E4 1B 1B BB		4	2	1	1	0	0	1																						
Bob Heise, R (1, 5) OBP: 0.269, SLG: 0.234		E 3B 1B		6-3				BB 1B	1-2 2-H 1B	4	2	3	2	0	0	0																						
Inning Stats	R: 0 E: 0 K: 0 S: 3	H: 0 LOB: 0 BB: 0 P: 3	R: 5 E: 1 K: 1 S: 10	H: 4 LOB: 1 BB: 1 P: 14	R: 0 E: 0 K: 0 S: 4	H: 2 LOB: 1 BB: 0 P: 4	R: 0 E: 0 K: 0 S: 3	H: 0 LOB: 0 BB: 0 P: 3	R: 0 E: 0 K: 1 S: 5	H: 0 LOB: 0 BB: 0 P: 5	R: 1 E: 0 K: 1 S: 6	H: 1 LOB: 0 BB: 0 P: 6	R: 2 E: 0 K: 1 S: 8	H: 3 LOB: 1 BB: 0 P: 8	R: 2 E: 2 K: 1 S: 9	H: 2 LOB: 3 BB: 1 P: 13	R: 0 E: 0 K: 1 S: 5	H: 0 LOB: 0 BB: 0 P: 5	1B: 8 2B: 3 3B: 1 HR: 1	SF: 0 SAC: 0 DP: 1 HBP: 0	WP: 0 PA: 43 PB: 0 SB: 0 CS: 0																	
PITCHER	IP	WLS	BF	H	R	ER	SO	BB	IBB	HBP	BLK	WP	HR	S	P	ERA	WHIP	PITCHER				IP	WLS	BF	H	R	ER	SO	BB	IBB	HBP	BLK	WP	HR	S	P	ERA	WHIP
Jackie Brown, R (1, 1) ERA: 5.16	1.2		11	4	5	2	0	1	0	0	0	0	0	10	14	10.80	3.000																					
Fred Beene, R (2, 1) ERA: 5.89	4.2	W	18	5	3	3	4	0	0	0	0	0	1	26	26	5.79	1.071																					
Tom Buskey, R (7, 1) ERA: 2.5	1.0		7	2	2	0	0	0	0	0	0	0	0	7	7	0.00	2.000																					
Dave LaRoche, L (8, 1) ERA: 1.62	1.2	S	7	1	0	0	2	1	0	0	0	0	0	10	14	0.00	1.200																					

AB 41
R 10
H 12
RBI 9
BB 2
SO 6
LOB 17



Batter	1	2	3	4	5	6	7	8	9	AB	R	H	RBI	BB	SO	LOB	BOTTOM																					
John Lowenstein, L (1, 10) OBP: 0.333, SLG: 0.407	4-3	FC4-6 1-2			F8	1B 2B	G6-4-3 1-2			5	1	1	0	0	0	4	Boston Red Sox @ Cleveland Indians Cleveland Municipal Stadium, Cleveland, OH Sun Jul 06 1975, 3:38 AM EDT Att: 59,161 - Unknown																					
Duane Kuiper, L (1, 4) OBP: 0.403, SLG: 0.372			3-1		1B 1B	2H 1B		1-4-3		5	1	3	1	0	0	0																						
Rick Manning, L (1, 9) OBP: 0.351, SLG: 0.359	F8		HR 1B		F7	F8		BB BB 1B		5	1	2	0	0	0	3																						
Boog Powell, L (1, 3) OBP: 0.375, SLG: 0.502	K		4-3		1-H HR 1B			K		5	2	2	2	0	2	3																						
George Hendrick, R (1, 8) OBP: 0.323, SLG: 0.484		BB 1B 1B	HR		1-2 HR 1B		SH3-4 BB BB	BB BB		3	4	3	2	2	0	0																						
Oscar Gamble, L (1, 7) OBP: 0.333, SLG: 0.394 Charlie Spikes, R (8, FH) OBP: 0.261, SLG: 0.320	F9		4-3		1-H 2-H HR		BB SH3-4 1B	1-2 2-3 BB		4	1	2	3	0	0	1																						
Buddy Bell, R (1, 5) OBP: 0.303, SLG: 0.349		1B FC4-6 BB		6-3	5-3		SH3-4	F9		3	1	0	0	1	0	3																						
Bill Sudakis, S (1, 2) OBP: 0.298, SLG: 0.244 John Ellis, R (9, 2) OBP: 0.243, SLG: 0.317		FC4-6 1B		6-3		G3		BB IBB		3	0	1	1	1	0	0																						
Ed Crosby, L (1, 6) OBP: 0.345, SLG: 0.286 Rico Carty, R (7, PH) OBP: 0.351, SLG: 0.412 Frank Duffy, R (7, PR) OBP: 0.274, SLG: 0.284	FC4-6 1-3 2-H 3-H			1-3		F9	G6-4-3 BB			3	0	0	1	0	0	1																						
Inning Stats	R: 0 E: 0 K: 1 S: 6	H: 1 LOB: 1 BB: 0 P: 6	R: 2 E: 0 K: 0 S: 5	H: 2 LOB: 1 BB: 1 P: 9	R: 2 E: 0 K: 0 S: 5	H: 2 LOB: 0 BB: 0 P: 5	R: 0 E: 0 K: 0 S: 3	H: 0 LOB: 0 BB: 0 P: 3	R: 4 E: 0 K: 0 S: 7	H: 4 LOB: 0 BB: 0 P: 7	R: 1 E: 0 K: 0 S: 5	H: 2 LOB: 1 BB: 0 P: 5	R: 2 E: 0 K: 0 S: 4	H: 2 LOB: 3 BB: 3 P: 16	R: 0 E: 0 K: 1 S: 6	H: 1 LOB: 3 BB: 2 P: 14	1B: 10 2B: 1 3B: 0 HR: 3	SF: 0 SAC: 1 DP: 1 HBP: 0	WP: 0 PA: 43 PB: 0 SB: 0 CS: 0																			
PITCHER	IP	WLS	BF	H	R	ER	SO	BB	IBB	HBP	BLK	WP	HR	S	P	ERA	WHIP	PITCHER				IP	WLS	BF	H	R	ER	SO	BB	IBB	HBP	BLK	WP	HR	S	P	ERA	WHIP
Reggie Cleveland, R (1, 1) ERA: 5.38	4.2	L	22	7	6	6	1	1	0	0	0	0	1	23	27	11.57	1.714																					
Jim Willoughby, R (5, 1) ERA: 20.25	1.1		8	4	3	3	0	0	0	0	0	0	1	8	8	20.25	3.000																					
Diego Segui, R (7, 1) ERA: 5.95	1.1		9	3	2	2	0	2	1	0	0	0	1	6	18	13.50	3.750																					
Roger Moret, L (8, 1) ERA: 3.33	0.1		2	0	0	0	1	1	0	0	0	0	0	3	7	0.00	3.000																					
Dick Drago, R (8, 1) ERA: 4.18	0.1		2	0	0	0	0	1	0	0	0	0	0	1	5	0.00	3.000																					

AB 36
R 11
H 14
RBI 11
BB 6
SO 2
LOB 15



Batter	1	2	3	4	5	6	7	8	9	AB	R	H	RBI	BB	SO	LOB	TOP										
Lyman Bostock, L OBP: 0.265, SLG: 0.247 (1, 9)										5	1	1	0	0	1	5											
Rod Carew, L OBP: 0.434, SLG: 0.549 (1, 4)										3	1	1	0	2	0	1											
Dan Ford, R OBP: 0.362, SLG: 0.506 (1, 8)										4	0	0	0	1	2	4											
John Briggs, L OBP: 0.401, SLG: 0.405 (1, 3)										4	0	0	0	1	1	3											
Tony Oliva, L OBP: 0.361, SLG: 0.399 Luis Gomez, R OBP: 0.208, SLG: 0.136 (9, PR)										5	1	2	1	0	1	4											
Eric Soderholm, R OBP: 0.355, SLG: 0.350 (1, 5)										5	0	0	0	0	3	4											
Steve Braun, L OBP: 0.382, SLG: 0.445 (1, 7)										2	0	2	0	2	0	0											
Glenn Borgmann, R OBP: 0.300, SLG: 0.290 (1, 2)										4	0	1	0	0	0	4											
Jerry Terrell, R OBP: 0.320, SLG: 0.340 (1, 6)										4	0	1	1	0	2	4											
Inning Stats	R: 1 E: 1 K: 2 S: 9	H: 1 LOB: 1 BB: 0 P: 9	R: 0 E: 0 K: 2 S: 9	H: 2 LOB: 2 BB: 0 P: 9	R: 0 E: 0 K: 0 S: 3	H: 0 LOB: 1 BB: 1 P: 7	R: 0 E: 0 K: 1 S: 5	H: 0 LOB: 1 BB: 1 P: 9	R: 0 E: 0 K: 0 S: 3	H: 0 LOB: 1 BB: 1 P: 7	R: 1 E: 0 K: 0 S: 5	H: 2 LOB: 2 BB: 1 P: 9	R: 0 E: 0 K: 1 S: 6	H: 1 LOB: 2 BB: 1 P: 10	R: 0 E: 0 K: 1 S: 6	H: 1 LOB: 1 BB: 0 P: 6	R: 1 E: 0 K: 3 S: 10	H: 1 LOB: 1 BB: 1 P: 14	1B: 7 2B: 1 3B: 0 HR: 0	SF: 0 SAC: 0 DP: 0 HBP: 0	WP: 0 PB: 0 SB: 3 CS: 0	PA: 42					
PITCHER	IP	WLS	BF	H	R	ER	SO	BB	IBB	HBP	BLK	WP	HR	S	P	ERA	WHIP										
Rick Wise, R ERA: 4.59 (1, 1)	6.0	W	28	5	2	1	5	4	0	0	0	0	0	34	50	1.50	1.500										
Jim Burton, L ERA: 3.2 (7, 1)	0.2		4	1	0	0	0	1	0	0	0	0	0	3	7	0.00	3.000										
Jim Willoughby, R ERA: 9.82 (7, 1)	2.1	S	10	2	1	1	5	1	0	0	0	0	0	19	23	3.86	1.286										

Minnesota Twins @ Boston Red Sox
Fenway Park, Boston, MA
Mon Jul 07 1975, 7:05 PM EDT
Att: 21,885 - Unknown - 78 F

AB	36
R	3
H	8
RBI	2
BB	6
SO	10
LOB	29



Batter	1	2	3	4	5	6	7	8	9	AB	R	H	RBI	BB	SO	LOB	BOTTOM										
Bernie Carbo, L OBP: 0.420, SLG: 0.541 (1, 9)										4	1	1	0	1	1	2											
Rick Miller, L OBP: 0.379, SLG: 0.327 (1, 8)										4	1	2	1	1	1	2											
Cecil Cooper, L OBP: 0.350, SLG: 0.485 (1, 3)										3	0	0	0	1	1	4											
Jim Rice, R OBP: 0.328, SLG: 0.495 (1, 7)										3	2	1	3	0	0	2											
Dwight Evans, R OBP: 0.335, SLG: 0.402 (1, 10)										2	1	1	0	1	0	0											
Rick Burleson, R OBP: 0.334, SLG: 0.353 (1, 6)										3	0	0	0	1	0	3											
Doug Griffin, R OBP: 0.297, SLG: 0.282 (1, 4)										4	0	2	1	0	0	1											
Bob Heise, R OBP: 0.250, SLG: 0.216 (1, 5)										4	0	0	1	0	0	4											
Tim Blackwell, S OBP: 0.284, SLG: 0.214 (1, 2)										3	1	1	0	1	0	2											
Inning Stats	R: 4 E: 0 K: 0 S: 7	H: 4 LOB: 2 BB: 2 P: 15	R: 0 E: 0 K: 0 S: 4	H: 1 LOB: 1 BB: 0 P: 4	R: 0 E: 0 K: 0 S: 3	H: 0 LOB: 0 BB: 0 P: 3	R: 0 E: 0 K: 1 S: 5	H: 0 LOB: 1 BB: 1 P: 9	R: 1 E: 0 K: 0 S: 4	H: 1 LOB: 2 BB: 2 P: 12	R: 0 E: 0 K: 1 S: 5	H: 0 LOB: 1 BB: 1 P: 9	R: 0 E: 0 K: 0 S: 3	H: 0 LOB: 1 BB: 0 P: 4	R: 1 E: 0 K: 1 S: 6	H: 2 LOB: 1 BB: 0 P: 6	R: 0 E: 0 K: 1 S: 6	H: 1 LOB: 1 BB: 1 P: 14	1B: 5 2B: 1 3B: 1 HR: 1	SF: 0 SAC: 1 DP: 0 HBP: 1	WP: 0 PB: 0 SB: 1 CS: 0	PA: 38					
PITCHER	IP	WLS	BF	H	R	ER	SO	BB	IBB	HBP	BLK	WP	HR	S	P	ERA	WHIP										
Jim Hughes, R ERA: 4.43 (1, 1)	7.1	L	36	7	6	6	2	6	0	1	0	0	0	33	58	7.36	1.773										
Vic Albury, L ERA: 3.72 (8, 1)	0.2		2	1	0	0	1	0	0	0	0	0	0	4	4	0.00	1.500										

Minnesota Twins @ Boston Red Sox
Fenway Park, Boston, MA
Mon Jul 07 1975, 7:05 PM EDT
Att: 21,885 - Unknown - 78 F

AB	30
R	6
H	8
RBI	6
BB	6
SO	3
LOB	20



Batter	1	2	3	4	5	6	7	8	9	AB	R	H	RBI	BB	SO	LOB	TOP					
Dan Ford, R OBP: 0.358, SLG: 0.503 (1, 8)										5	0	1	1	0	3	0	Minnesota Twins @ Boston Red Sox Fenway Park, Boston, MA Tue Jul 08 1975, 7:05 PM EDT Att: 17,519 - Unknown - 82 F					
Rod Carew, L OBP: 0.432, SLG: 0.545 (1, 4)										4	1	1	0	0	1	1						
Steve Braun, L OBP: 0.383, SLG: 0.443 (1, 7)										3	1	1	0	1	0	0						
Tony Oliva, L OBP: 0.359, SLG: 0.396 (1, 10)										4	0	1	1	0	1	1						
Tom Burgmeier, L (8, PR)										0	0	0	0	0	0	0						
Jerry Terrell, R OBP: 0.327, SLG: 0.340 (1, 5)										3	1	1	0	1	0	1						
John Briggs, L OBP: 0.403, SLG: 0.411 (1, 3)										3	1	1	1	1	0	2						
Lyman Bostock, L OBP: 0.274, SLG: 0.258 (1, 9)										4	0	2	1	0	0	4						
Danny Thompson, R OBP: 0.300, SLG: 0.320 (1, 6)										2	0	0	0	0	0	1						
Danny Walton, R OBP: 0.217, SLG: 0.263 (7, PH)										1	0	0	0	0	0	1						
Luis Gomez, R OBP: 0.200, SLG: 0.130 (7, 6)										1	0	0	0	0	0	0						
Glenn Borgmann, R OBP: 0.299, SLG: 0.290 (1, 2)										4	1	1	0	0	1	0						
Inning Stats	R: 0 E: 0 K: 1 S: 5	H: 0 LOB: 0 BB: 0 P: 5	R: 0 E: 0 K: 0 S: 3	H: 0 LOB: 0 BB: 0 P: 3	R: 1 E: 0 K: 0 S: 5	H: 3 LOB: 1 BB: 0 P: 5	R: 0 E: 0 K: 0 S: 4	H: 1 LOB: 2 BB: 1 P: 8	R: 0 E: 0 K: 1 S: 5	H: 0 LOB: 0 BB: 0 P: 5	R: 0 E: 0 K: 0 S: 5	H: 0 LOB: 0 BB: 0 P: 5	R: 2 E: 0 K: 0 S: 5	H: 3 LOB: 0 BB: 0 P: 5	R: 2 E: 0 K: 1 S: 7	H: 2 LOB: 2 BB: 1 P: 15	R: 0 E: 0 K: 2 S: 7	H: 0 LOB: 0 BB: 0 P: 7	1B: 7 2B: 2 3B: 0 HR: 0	SF: 0 SAC: 0 DP: 1 HBP: 0	WP: 0 PB: 0 SB: 0 CS: 0	PA: 37
PITCHER	IP WLS BF H R ER SO BB IBB HBP BLK WP HR S P ERA WHIP																					
Luis Tiant, R ERA: 4.02 (1, 1)	7.0 27 7 3 3 3 1 0 0 0 0 0 0 32 36 3.86 1.143																					
Dick Drago, R ERA: 4.68 (8, 1)	0.1 5 2 2 2 1 2 0 0 0 0 0 0 5 13 54.00 12.000																					
Jim Burton, L ERA: 3.12 (8, 1)	0.2 2 0 0 0 0 0 0 0 0 0 0 0 2 2 0.00 0.000																					
Reggie Cleveland, R ERA: 5.31 (9, 1)	1.0 W 3 0 0 0 2 0 0 0 0 0 0 0 7 7 0.00 0.000																					

Batter	1	2	3	4	5	6	7	8	9	AB	R	H	RBI	BB	SO	LOB	BOTTOM					
Bernie Carbo, L OBP: 0.424, SLG: 0.545 (1, 9)										4	1	2	1	1	1	1	Minnesota Twins @ Boston Red Sox Fenway Park, Boston, MA Tue Jul 08 1975, 7:05 PM EDT Att: 17,519 - Unknown - 82 F					
Rick Miller, L OBP: 0.386, SLG: 0.305 (1, 8)										4	0	0	0	1	0	2						
Carl Yastrzemski, L OBP: 0.495, SLG: 0.465 (1, 3)										4	0	2	0	1	1	1						
Jim Rice, R OBP: 0.329, SLG: 0.493 (1, 7)										5	1	2	1	0	1	5						
Cecil Cooper, L OBP: 0.346, SLG: 0.485 (1, 10)										4	1	1	0	0	0	3						
Carlton Fisk, R OBP: 0.408, SLG: 0.465 (1, 2)										2	1	0	0	2	0	2						
Rick Burleson, R OBP: 0.338, SLG: 0.358 (1, 6)										4	1	2	1	1	0	3						
Doug Griffin, R OBP: 0.291, SLG: 0.277 (1, 4)										4	0	0	0	0	0	5						
Fred Lynn, L OBP: 0.400, SLG: 0.586 (9, PH)										1	0	1	1	0	0	0						
Bob Heise, R OBP: 0.267, SLG: 0.255 (1, 5)										4	1	2	1	0	0	2						
Inning Stats	R: 1 E: 0 K: 0 S: 6	H: 3 LOB: 2 BB: 0 P: 6	R: 1 E: 0 K: 0 S: 5	H: 3 LOB: 3 BB: 2 P: 13	R: 1 E: 1 K: 0 S: 4	H: 1 LOB: 1 BB: 1 P: 8	R: 0 E: 0 K: 2 S: 7	H: 0 LOB: 1 BB: 1 P: 11	R: 2 E: 1 K: 0 S: 6	H: 2 LOB: 1 BB: 0 P: 6	R: 0 E: 0 K: 0 S: 4	H: 1 LOB: 1 BB: 0 P: 4	R: 0 E: 0 K: 0 S: 3	H: 0 LOB: 1 BB: 0 P: 4	R: 0 E: 0 K: 1 S: 5	H: 0 LOB: 0 BB: 0 P: 5	R: 1 E: 0 K: 0 S: 3	H: 2 LOB: 3 BB: 2 P: 11	1B: 8 2B: 4 3B: 0 HR: 0	SF: 0 SAC: 1 DP: 2 HBP: 1	WP: 2 PB: 0 SB: 0 CS: 0	PA: 44
PITCHER	IP WLS BF H R ER SO BB IBB HBP BLK WP HR S P ERA WHIP																					
Bill Campbell, R ERA: 3.92 (1, 1)	6.0 33 10 5 2 2 4 0 0 0 1 0 0 32 49 3.00 2.333																					
Tom Johnson, R ERA: 3.86 (7, 1)	2.1 L 11 2 1 1 1 1 1 0 0 1 0 11 19 3.86 1.286																					



Batter	1	2	3	4	5	6	7	8	9	AB	R	H	RBI	BB	SO	LOB	TOP										
Jerry Terrell, R OBP: 0.336, SLG: 0.358 (1, 4)	F8		1B		5-3			1B	1-3	6	1	3	1	0	0	3	Minnesota Twins @ Boston Red Sox Fenway Park, Boston, MA Wed Jul 09 1975, 3:33 AM EDT Att: 21,103 - Unknown - 90 F										
Steve Braun, L OBP: 0.384, SLG: 0.442 Tom Kelly, L OBP: 0.264, SLG: 0.246 (1, 7) (8, 3)	K		1B		6-3			1B		5	1	2	0	0	1	1											
Dan Ford, R OBP: 0.364, SLG: 0.505 (1, 8)	1B		1B		K			1B		5	1	3	2	0	2	0											
Danny Walton, R OBP: 0.231, SLG: 0.262 (1, 10)	1B		1B		F9			F4		4	1	1	1	1	0	2											
Eric Soderholm, R OBP: 0.352, SLG: 0.344 (1, 5)	K		F8		5-3			FC6-4		4	0	0	0	1	1	4											
John Briggs, L OBP: 0.408, SLG: 0.413 (1, 3) (8, 7)	4-3		1B		FC3-6			1B	FC6-4	4	1	2	1	1	0	3											
Glenn Borgmann, R OBP: 0.309, SLG: 0.291 (1, 2)	BB		1B		FC3-6			1B	F8	2	1	1	0	3	0	0											
Lyman Bostock, L OBP: 0.270, SLG: 0.255 (1, 9)	F8		1B		FC3-6			1B	F7	5	1	1	1	0	1	5											
Luis Gomez, R OBP: 0.233, SLG: 0.154 (1, 6)	K		SF8		FC1-2			1B	BB	3	1	1	1	1	1	3											
Inning Stats	R: 0 E: 0 K: 2 S: 8	H: 1 LOB: 2 BB: 1 P: 12	R: 0 E: 0 K: 1 S: 5	H: 0 LOB: 1 BB: 1 P: 9	R: 7 E: 0 K: 0 S: 10	H: 7 LOB: 1 BB: 1 P: 14	R: 0 E: 0 K: 1 S: 5	H: 0 LOB: 0 BB: 0 P: 5	R: 0 E: 0 K: 1 S: 4	H: 1 LOB: 2 BB: 1 P: 8	R: 0 E: 0 K: 1 S: 5	H: 0 LOB: 0 BB: 0 P: 5	R: 0 E: 0 K: 1 S: 5	H: 1 LOB: 2 BB: 1 P: 9	R: 1 E: 0 K: 0 S: 6	H: 4 LOB: 3 BB: 1 P: 10	R: 0 E: 0 K: 0 S: 3	H: 0 LOB: 1 BB: 1 P: 7	1B: 13 2B: 2 3B: 0 HR: 0	SF: 1 SAC: 0 DP: 1 HBP: 0	WP: 1 PB: 0 SB: 0 CS: 1	PA: 46					
PITCHER	IP	WLS	BF	H	R	ER	SO	BB	IBB	HBP	BLK	WP	HR	S	P	ERA	WHIP										
Roger Moret, L ERA: 4.36 (1, 1)	2.1		17	7	7	7	3	2	1	0	0	0	0	20	32	27.00	3.857										
Jim Willoughby, R ERA: 5.4 (3, 1)	4.2		21	6	1	1	3	2	0	0	0	1	0	25	33	1.93	1.714										
Diego Segui, R ERA: 5.66 (8, 1)	2.0	W	8	1	0	0	0	2	0	0	0	0	0	6	14	0.00	1.500										

Batter	1	2	3	4	5	6	7	8	9	AB	R	H	RBI	BB	SO	LOB	BOTTOM										
Bernie Carbo, L OBP: 0.421, SLG: 0.544 Rico Petrocelli, R OBP: 0.332, SLG: 0.346 (1, 10) (9, FH)	K		F8		K			4-3	6-3	4	0	1	1	0	2	0	Minnesota Twins @ Boston Red Sox Fenway Park, Boston, MA Wed Jul 09 1975, 3:33 AM EDT Att: 21,103 - Unknown - 90 F										
Denny Doyle, L OBP: 0.245, SLG: 0.290 Doug Griffin, R OBP: 0.295, SLG: 0.280 (1, 4) (9, FH)	4-3		2B		6-3			2B	2B	4	1	1	0	0	0	1											
Carl Yastrzemski, L OBP: 0.405, SLG: 0.462 (1, 3)	1B		BB		3-1			1-3	F9	4	0	1	0	1	0	2											
Jim Rice, R OBP: 0.330, SLG: 0.498 (1, 7)	FC5-4		G4-6-3		6-3			HR	2B	5	1	2	2	0	0	3											
Fred Lynn, L OBP: 0.405, SLG: 0.603 (1, 8)	1B		CS		E1			HR	HR	4	2	3	2	0	0	0											
Carlton Fisk, R OBP: 0.396, SLG: 0.511 (1, 2)	F9		1B		5-3			G1		4	1	1	2	0	0	2											
Dwight Evans, R OBP: 0.337, SLG: 0.415 (1, 9)	HR		HR		5-3			BB		3	1	1	1	1	0	1											
Rick Burleson, R OBP: 0.334, SLG: 0.353 (1, 6)	4-3		4-3		6-3			F3	5-3	4	0	0	0	0	0	2											
Bob Heise, R OBP: 0.270, SLG: 0.259 Cecil Cooper, L OBP: 0.352, SLG: 0.519 (1, 5) (9, FH)	2B		1B		5-3			6-3	HR	3	1	1	0	0	0	0											
Inning Stats	R: 0 E: 0 K: 1 S: 6	H: 1 LOB: 1 BB: 0 P: 6	R: 1 E: 0 K: 0 S: 4	H: 2 LOB: 0 BB: 0 P: 4	R: 1 E: 0 K: 0 S: 4	H: 2 LOB: 1 BB: 1 P: 8	R: 0 E: 0 K: 0 S: 4	H: 1 LOB: 0 BB: 0 P: 4	R: 0 E: 0 K: 1 S: 5	H: 0 LOB: 0 BB: 0 P: 5	R: 2 E: 1 K: 0 S: 5	H: 1 LOB: 0 BB: 0 P: 5	R: 0 E: 0 K: 0 S: 3	H: 0 LOB: 0 BB: 0 P: 3	R: 3 E: 0 K: 0 S: 6	H: 3 LOB: 1 BB: 1 P: 10	R: 2 E: 0 K: 0 S: 5	H: 3 LOB: 1 BB: 1 P: 5	1B: 4 2B: 4 3B: 1 HR: 4	SF: 0 SAC: 0 DP: 1 HBP: 0	WP: 1 PB: 0 SB: 0 CS: 1	PA: 40					
PITCHER	IP	WLS	BF	H	R	ER	SO	BB	IBB	HBP	BLK	WP	HR	S	P	ERA	WHIP										
Dave Goltz, R ERA: 3.5 (1, 1)	7.1		31	9	6	4	2	1	0	0	0	0	1	1	1	4.91	1.364										
Vic Albury, L ERA: 3.92 (8, 1)	0.0		1	1	1	1	0	0	0	0	0	0	1	1	1	∞	∞										
Tom Johnson, R ERA: 6.0 (8, 1)	0.2		4	1	1	1	0	1	0	0	0	0	1	3	7	13.50	3.000										
Tom Burgmeier, L ERA: 2.96 (9, 1)	0.2	L	4	2	1	1	0	0	0	0	0	0	0	4	4	13.50	3.000										

AB	38
R	8
H	14
RBI	7
BB	7
SO	6
LOB	21



Batter	1	2	3	4	5	6	7	8	9	AB	R	H	RBI	BB	SO	LOB	TOP										
Cesar Tovar R OBP: 0.298, SLG: 0.314 (1, 10)	G1-6-3 1B		2-3		1B		K		P9	5	1	2	0	0	1	1											
Toby Harrah R OBP: 0.376, SLG: 0.434 (1, 4)	F9			2B	1B		F3		1B	5	2	3	1	0	0	1											
Jim Fregosi R OBP: 0.327, SLG: 0.414 Jim Spencer L OBP: 0.326, SLG: 0.432 (7, PH) (7, 3)	G1-6-3			E5	2B				HR	3	1	1	0	0	0	2											
Jeff Burroughs R OBP: 0.301, SLG: 0.417 (1, 9)		5-3		K	K				HR	5	1	1	3	0	2	5											
Tom Grieve R OBP: 0.306, SLG: 0.485 Mike Hargrove L OBP: 0.322, SLG: 0.476 (5, PH) (5, 7)	G5-4-3 1B			F9	4-3				F7	2	0	1	0	0	0	2											
Lenny Randle S OBP: 0.325, SLG: 0.350 (1, 8)	G5-4-3			FC5			K		HR	4	1	2	3	0	1	1											
Roy Smalley S OBP: 0.294, SLG: 0.301 (1, 6)			5-3		BB		F5		K	3	0	0	0	1	1	0											
Leo Cardenas R OBP: 0.351, SLG: 0.328 Roy Howell L OBP: 0.303, SLG: 0.345 (6, PH) (6, 5)				FC5					F6	1	0	0	0	1	0	2											
Jim Sundberg R OBP: 0.301, SLG: 0.321 Mike Cabbage L OBP: 0.305, SLG: 0.370 Ron Pruitt R OBP: 0.286, SLG: 0.167 (9, PH) (9, 2)				WP	BB				F9	3	0	0	0	0	2	2											
				K			6-3			1	0	0	0	0	0	0											
							K			0	0	0	0	0	0	0											
Inning Stats	R: 0 E: 0 K: 0 S: 3	H: 1 LOB: 0 BB: 0 P: 3	R: 0 E: 0 K: 0 S: 3	H: 1 LOB: 0 BB: 0 P: 3	R: 0 E: 0 K: 1 S: 5	H: 0 LOB: 1 BB: 1 P: 9	R: 2 E: 1 K: 1 S: 8	H: 2 LOB: 2 BB: 1 P: 12	R: 1 E: 0 K: 2 S: 8	H: 3 LOB: 2 BB: 0 P: 8	R: 0 E: 0 K: 2 S: 6	H: 1 LOB: 1 BB: 0 P: 6	R: 1 E: 0 K: 1 S: 6	H: 1 LOB: 0 BB: 0 P: 6	R: 3 E: 0 K: 0 S: 6	H: 3 LOB: 0 BB: 0 P: 6	1B: 7 2B: 4 3B: 0 HR: 2	SF: 0 SAC: 0 DP: 2 HBP: 0	WP: 1 PB: 0 SB: 0 CS: 0	PA: 41							
PITCHER	IP	WLS	BF	H	R	ER	SO	BB	IBB	HBP	BLK	WP	HR	S	P	ERA	WHIP										
Steve Barr L ERA: 2.97 (1, 1)	4.1		21	7	3	1	2	2	0	0	0	1	0	23	31	2.08	2.077										
Reggie Cleveland R ERA: 5.44 (5, 1)	4.2	W	20	6	4	4	5	0	0	0	0	0	2	30	30	7.71	1.286										

Texas Rangers @ Boston Red Sox
Fenway Park, Boston, MA
Thu Jul 10 1975, 7:05 PM EDT
Att: 17,365 - Unknown - 73 F

AB	39
R	7
H	13
RBI	7
BB	2
SO	7
LOB	18

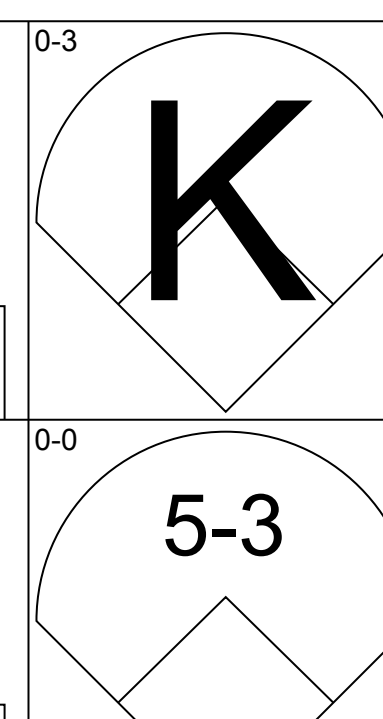
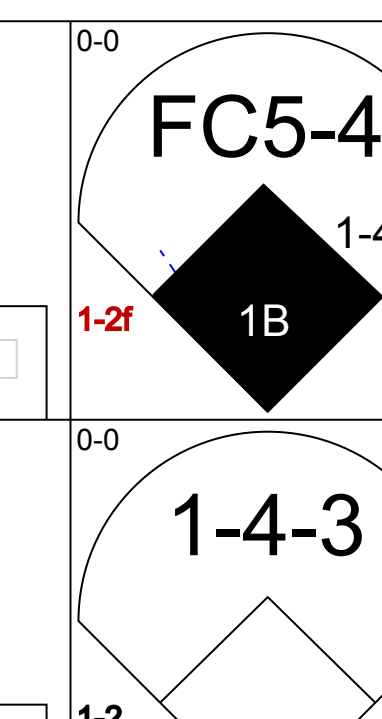
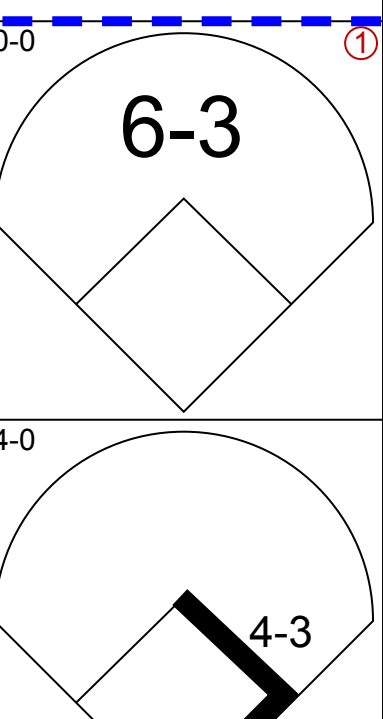
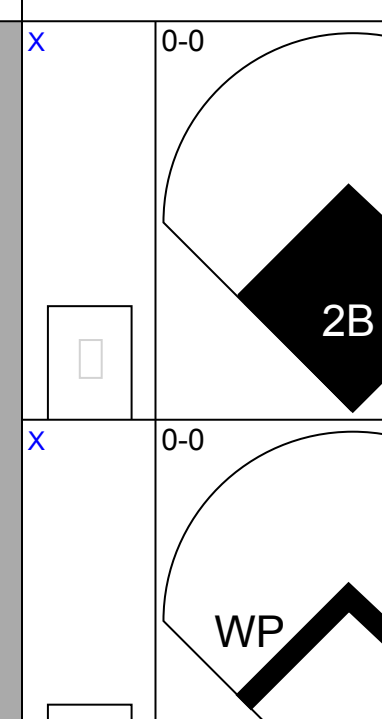
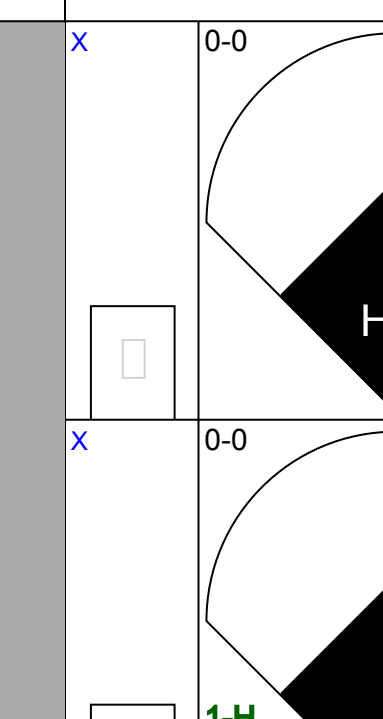
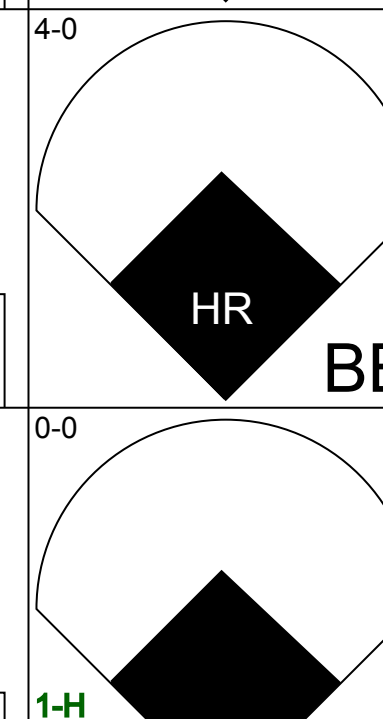
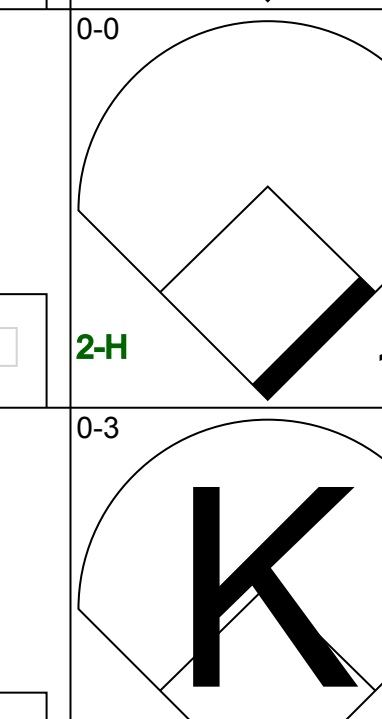
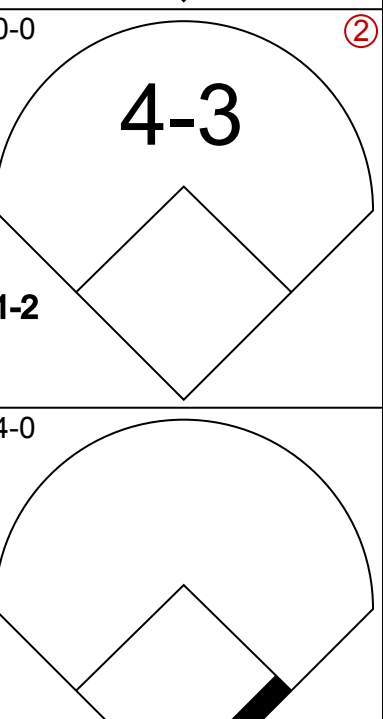
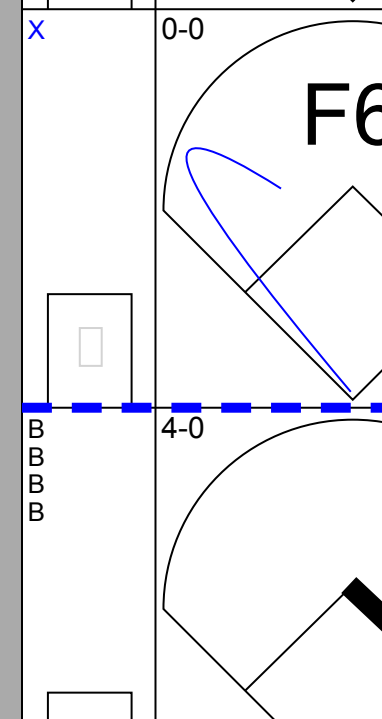
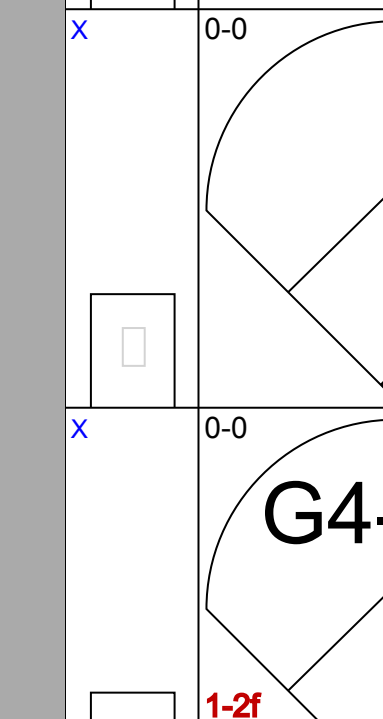
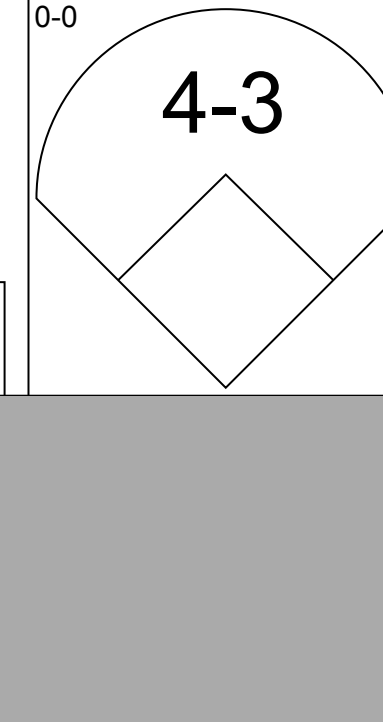


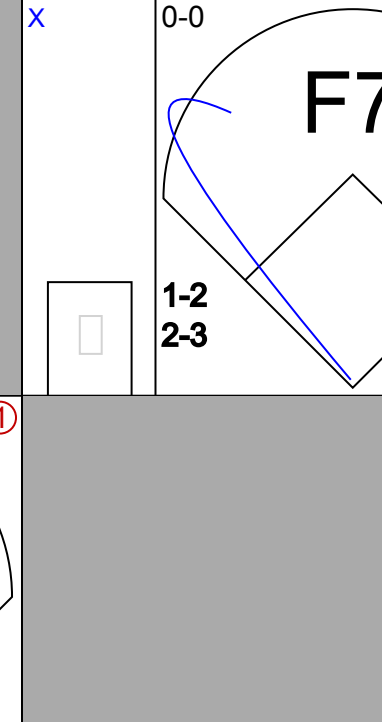





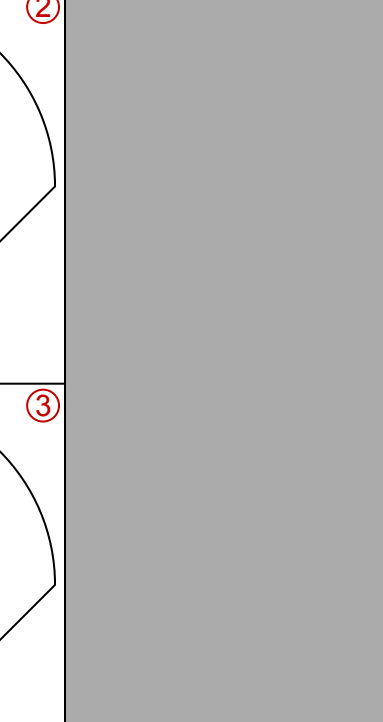
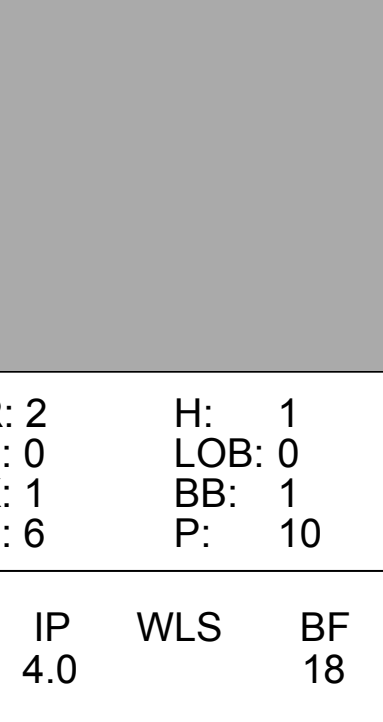
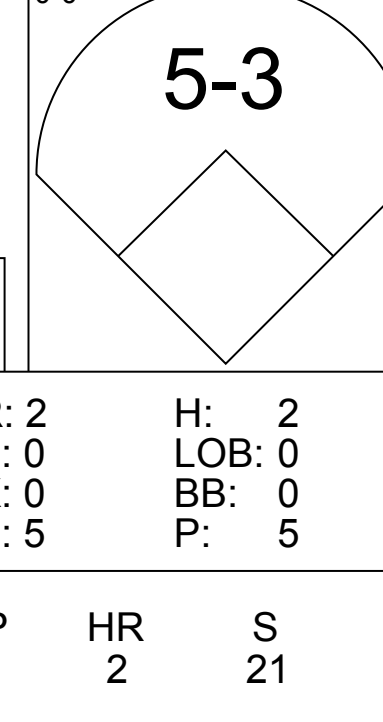
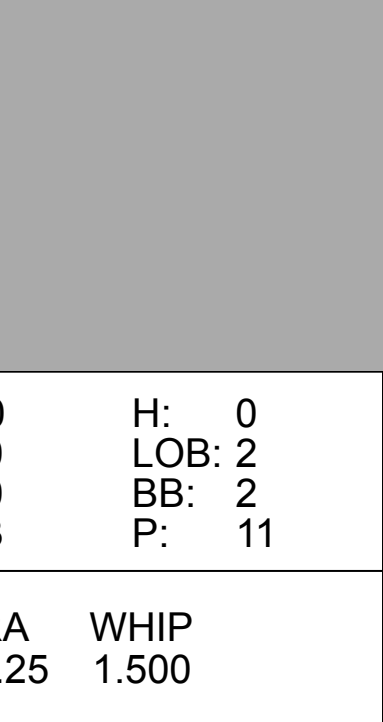
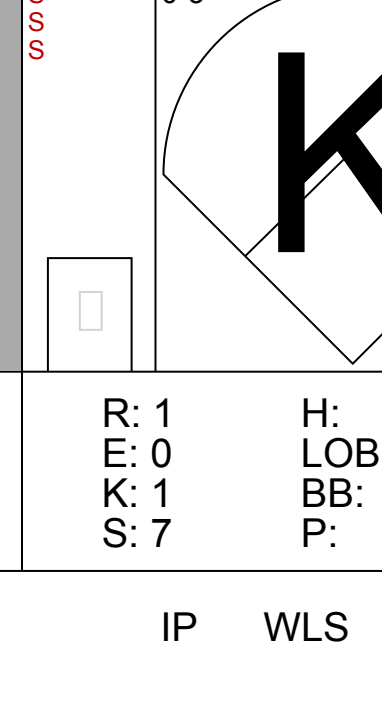
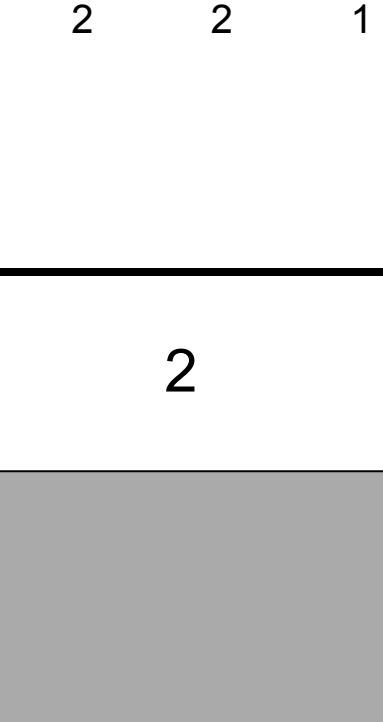
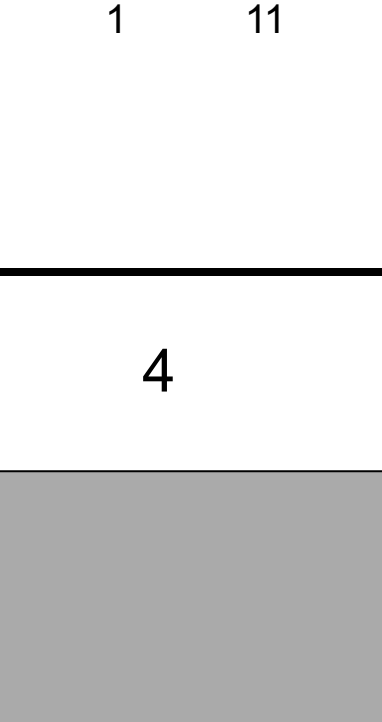
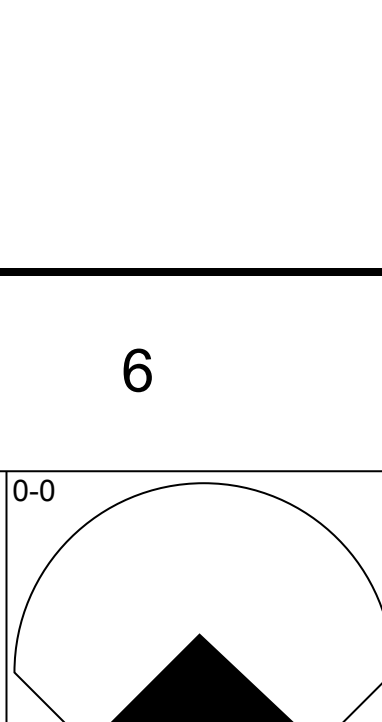
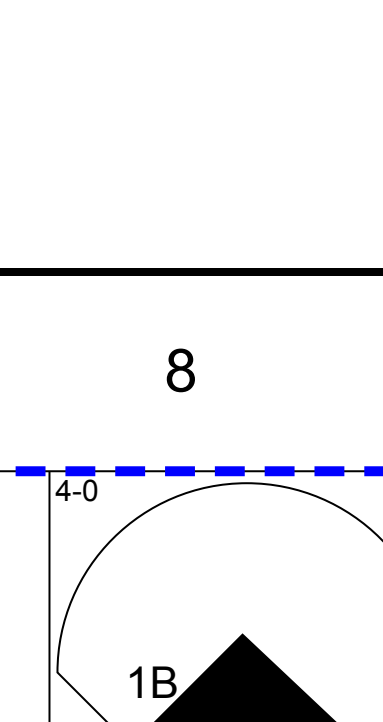


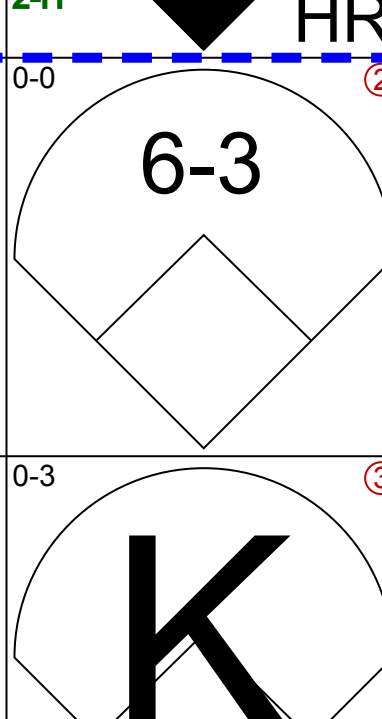
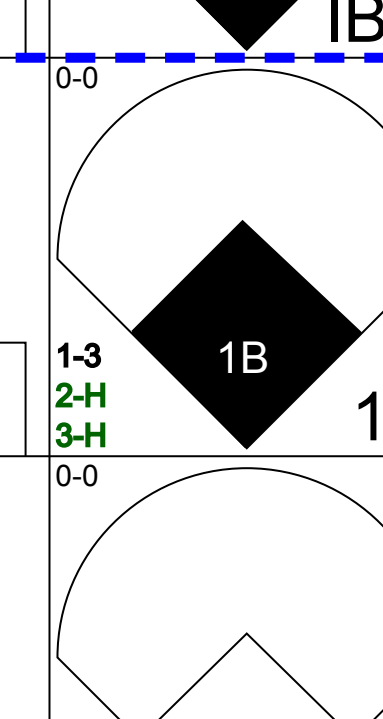

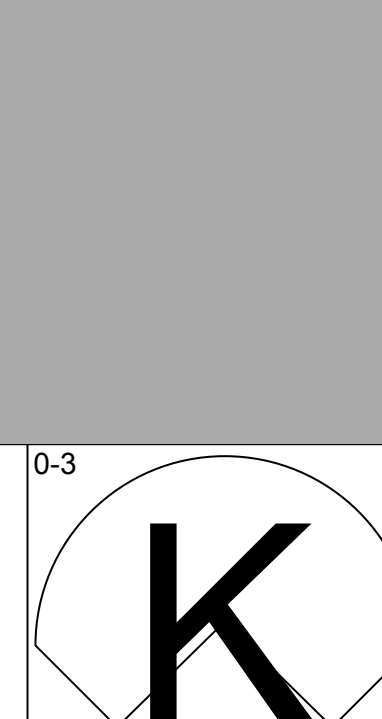

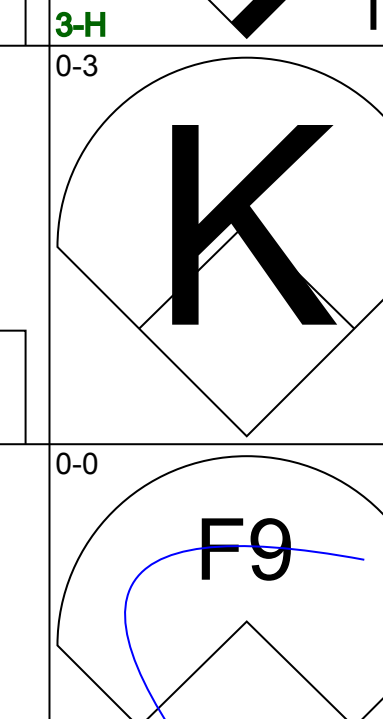

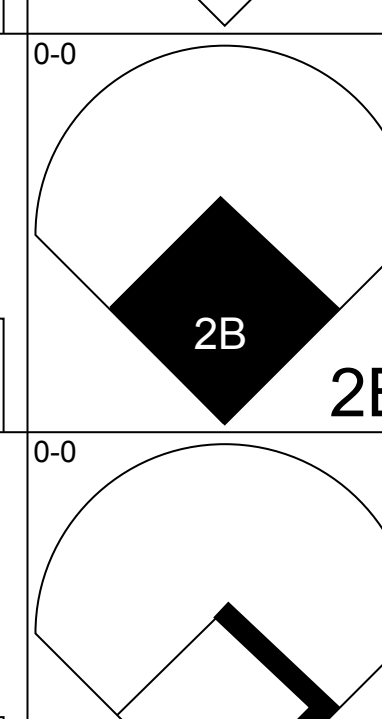
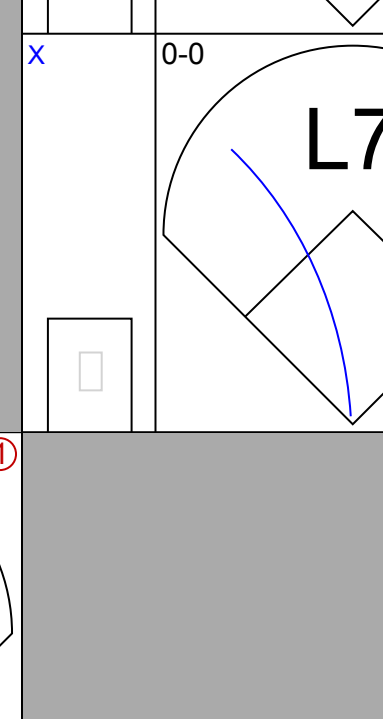



Batter	1	2	3	4	5	6	7	8	9	AB	R	H	RBI	BB	SO	LOB	BOTTOM										
Bernie Carbo L OBP: 0.424, SLG: 0.543 (1, 10)	FC1-6 1B	BB		E		3-1			F7	4	1	2	1	1	0	0											
Denny Doyle L OBP: 0.243, SLG: 0.286 (1, 4)	FC1-6 2B	G3		E5		F8			PB	5	3	1	0	0	0	3											
Carl Yastrzemski L OBP: 0.494, SLG: 0.464 Cecil Cooper L OBP: 0.355, SLG: 0.519 (7, 3)	F3			1B					1B	3	1	1	0	0	1	3											
Fred Lynn L OBP: 0.409, SLG: 0.620 (1, 8)	2B								1B	4	2	3	4	0	0	0											
Jim Rice R OBP: 0.329, SLG: 0.498 (1, 7)	2B			K					F9	4	0	1	2	0	1	1											
Carlton Fisk R OBP: 0.386, SLG: 0.480 (1, 2)	HBP			K					F3	3	0	0	0	0	2	1											
Dwight Evans R OBP: 0.332, SLG: 0.407 (1, 9)	5-3			K					6-3	4	0	0	0	0	2	3											
Rick Burleson R OBP: 0.333, SLG: 0.350 (1, 6)				F2					6-3	3	1	0	0	1	0	0											
Bob Heise R OBP: 0.258, SLG: 0.246 (1, 5)	F5			SH3-4					5-3	3	0	0	0	0	0	0											
Inning Stats	R: 2 E: 0 K: 0 S: 6	H: 3 LOB: 2 BB: 0 P: 7	R: 0 E: 0 K: 0 S: 3	H: 0 LOB: 1 BB: 1 P: 7	R: 1 E: 0 K: 3 S: 11	H: 2 LOB: 1 BB: 0 P: 11	R: 4 E: 1 K: 1 S: 8	H: 2 LOB: 0 BB: 1 P: 12	R: 0 E: 0 K: 2 S: 7	H: 0 LOB: 0 BB: 0 P: 7	R: 0 E: 0 K: 0 S: 3	H: 0 LOB: 0 BB: 0 P: 3	R: 0 E: 0 K: 0 S: 3	H: 0 LOB: 0 BB: 0 P: 3	R: 1 E: 0 K: 0 S: 4	H: 2 LOB: 1 BB: 0 P: 4	1B: 5 2B: 3 3B: 0 HR: 1	SF: 0 SAC: 1 DP: 0 HBP: 1	WP: 0 PB: 1 SB: 0 CS: 0	PA: 39							
PITCHER	IP	WLS	BF	H	R	ER	SO	BB	IBB	HBP	BLK	WP	HR	S	P	ERA	WHIP										
Gaylord Perry R ERA: 4.33 (1, 1)	8.2	L	39	9	8	4	6	2	0	1	0	0	1	48	57	4.15	1.269										

Texas Rangers @ Boston Red Sox
Fenway Park, Boston, MA
Thu Jul 10 1975, 7:05 PM EDT
Att: 17,365 - Unknown - 73 F

AB	35
R	8
H	9
RBI	8
BB	2
SO	6
LOB	11

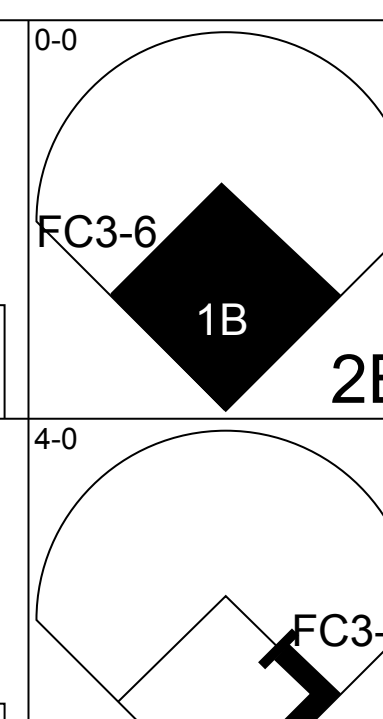
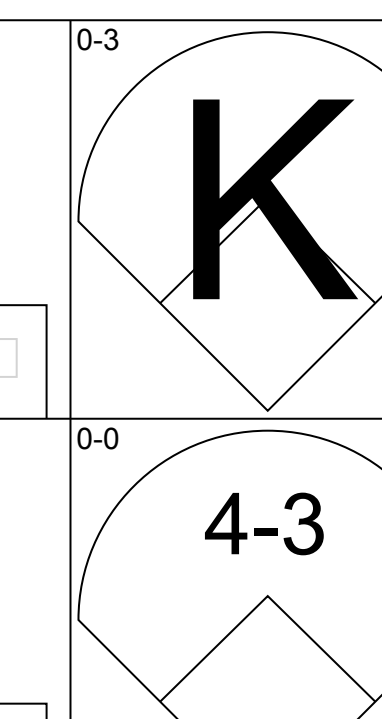
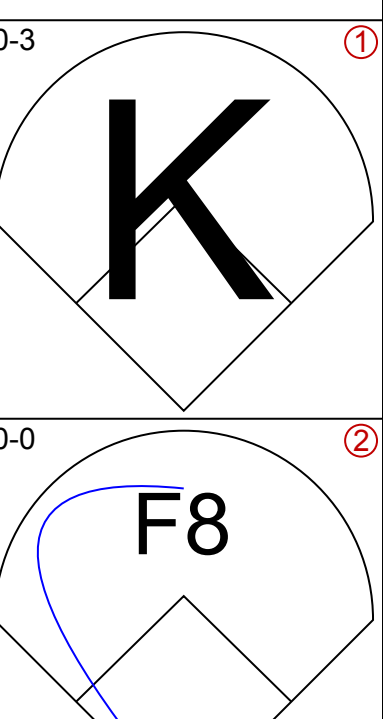
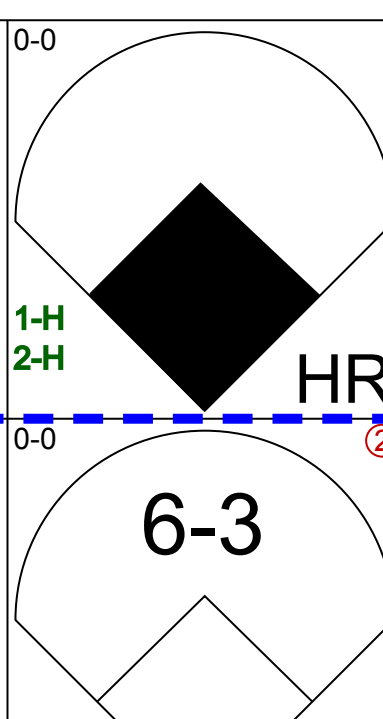
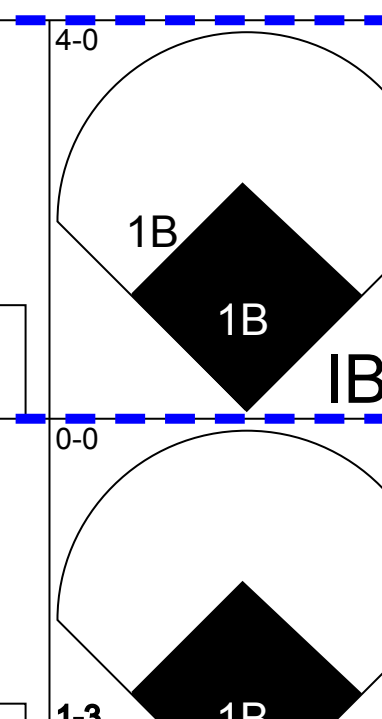
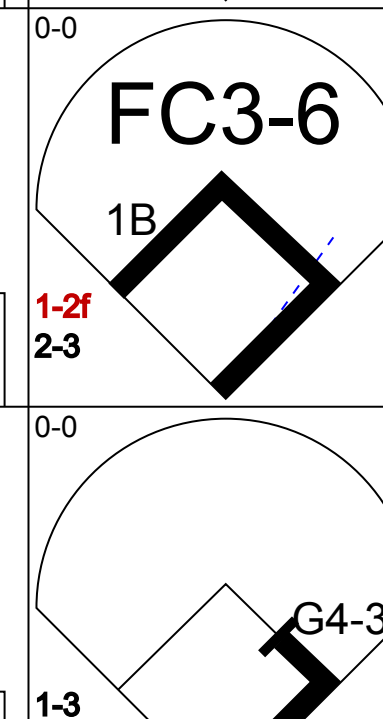
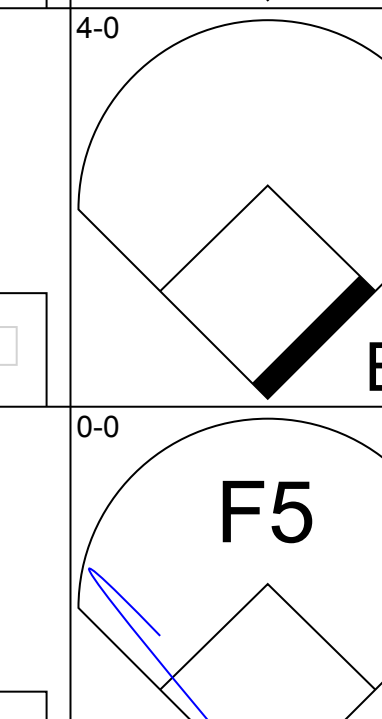
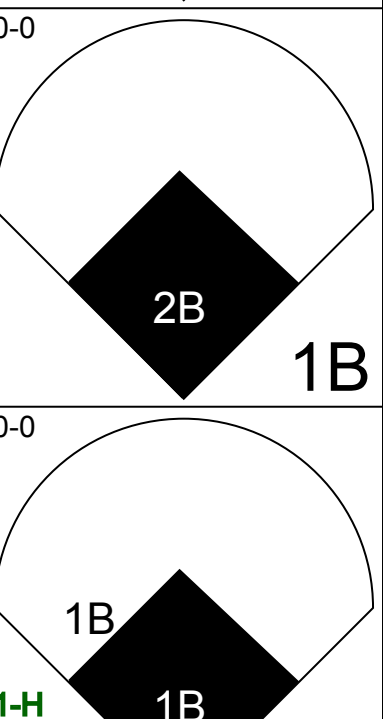

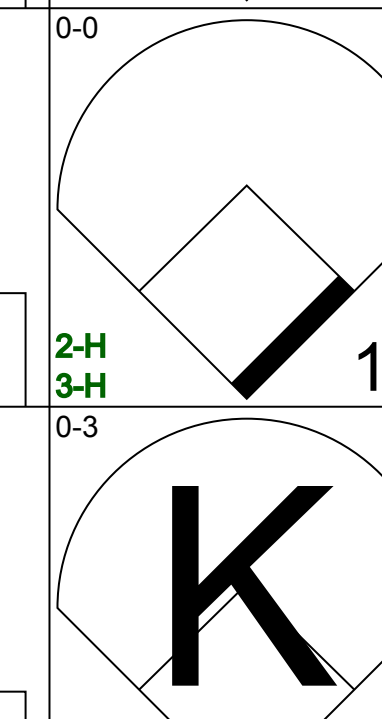
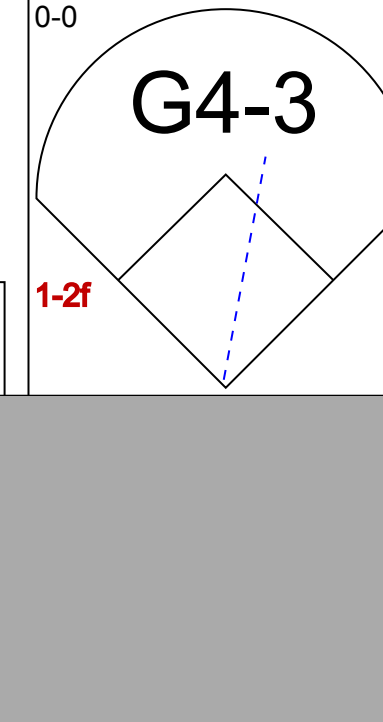

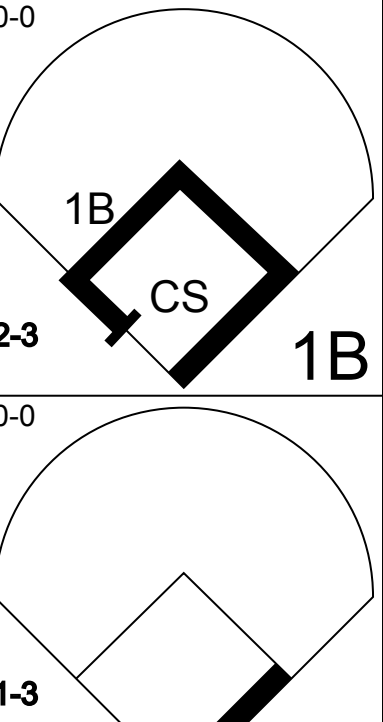

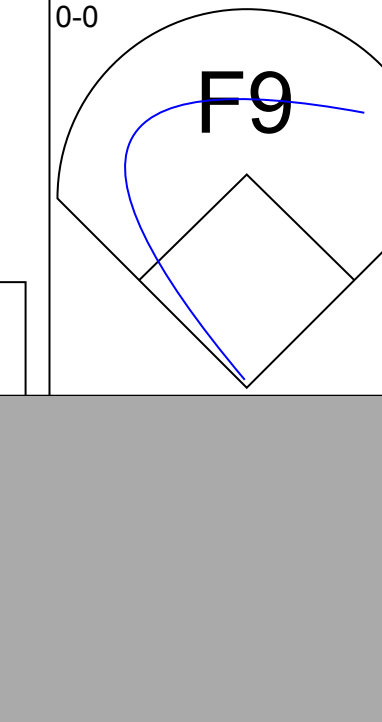


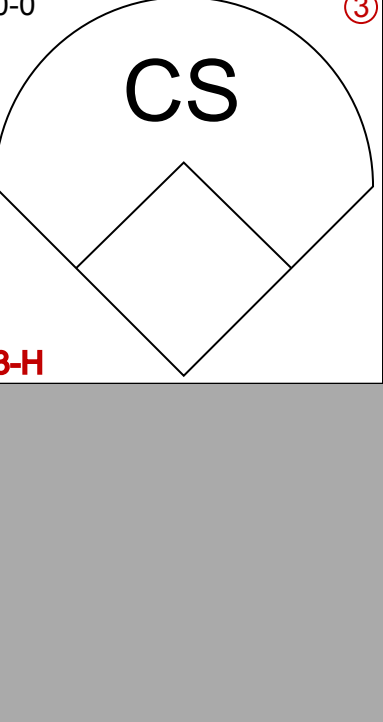

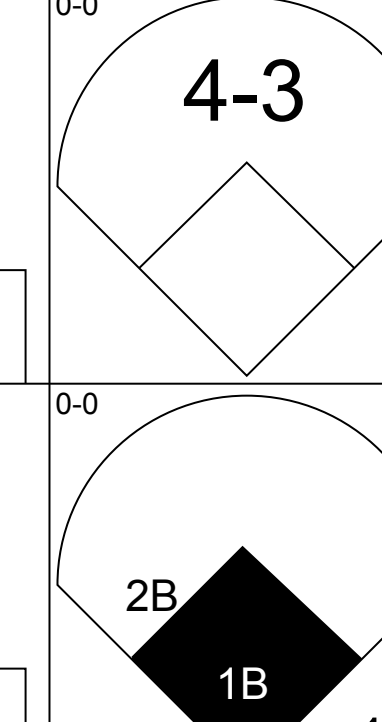

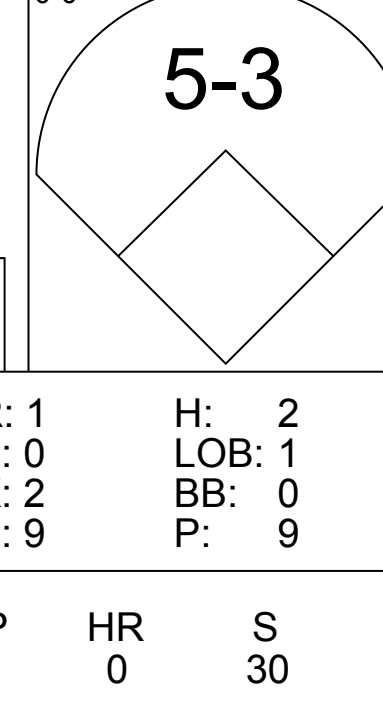

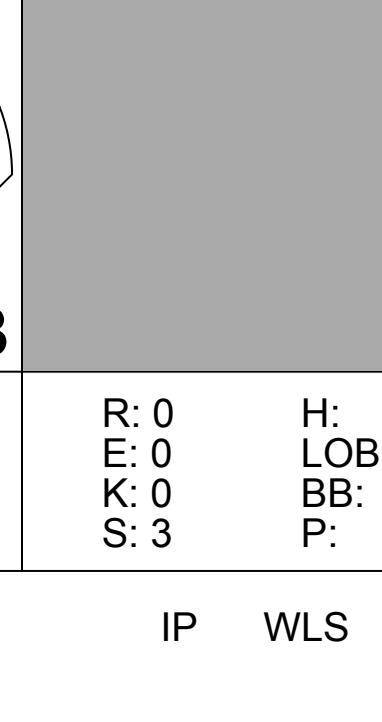
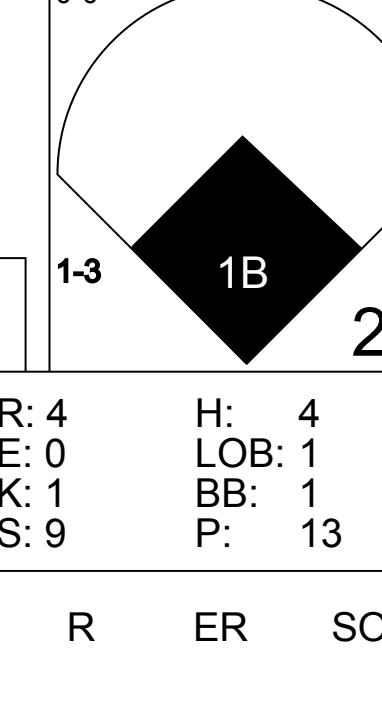


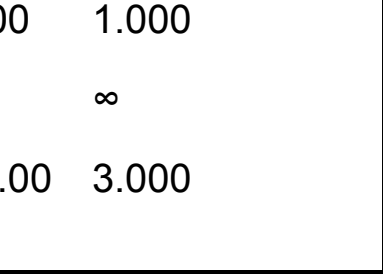



Batter	1	2	3	4	5	6	7	8	9	AB	R	H	RBI	BB	SO	LOB	TOP			
Cesar Tovar, R OBP: 0.299, SLG: 0.318 (1, 10)										5	3	2	0	0	1	1				
Toby Harrah, R OBP: 0.380, SLG: 0.450 (1, 6)										4	1	2	3	1	0	1				
Mike Hargrove, L OBP: 0.324, SLG: 0.476 (1, 7)										4	1	2	1	1	0	2				
Jeff Burroughs, R OBP: 0.305, SLG: 0.426 (1, 9)										3	1	1	2	2	1	2				
Jim Spencer, L OBP: 0.324, SLG: 0.428 (5, PH) Jim Fregosi, R OBP: 0.321, SLG: 0.406 (5, 3)											2	0	0	0	0	0				
Lenny Randle, S OBP: 0.322, SLG: 0.346 (1, 8)											4	0	0	0	0	0				
Roy Howell, L OBP: 0.302, SLG: 0.343 (1, 5)											4	1	1	0	0	0				
Mike Cubbage, L OBP: 0.302, SLG: 0.403 (1, 4)											4	1	1	2	0	1				
Jim Sundberg, R OBP: 0.302, SLG: 0.321 Tom Grieve, R OBP: 0.303, SLG: 0.482 (9, PH)										3	0	1	0	0	1	0				
Inning Stats	R: 2 E: 0 K: 1 S: 6	H: 1 LOB: 0 BB: 1 P: 10	R: 0 E: 0 K: 0 S: 3	H: 0 LOB: 0 BB: 0 P: 3	R: 1 E: 0 K: 1 S: 7	H: 2 LOB: 1 BB: 0 P: 7	R: 2 E: 0 K: 0 S: 5	H: 2 LOB: 0 BB: 2 P: 5	R: 0 E: 0 K: 0 S: 3	H: 0 LOB: 2 BB: 1 P: 11	R: 1 E: 0 K: 1 S: 7	H: 2 LOB: 2 BB: 1 P: 11	R: 0 E: 0 K: 1 S: 5	H: 0 LOB: 0 BB: 0 P: 5	R: 2 E: 0 K: 0 S: 5	H: 3 LOB: 0 BB: 0 P: 5	1B: 5 2B: 2 3B: 0 HR: 3	SF: 0 SAC: 0 DP: 1 HBP: 0	WP: 1 PB: 0 SB: 0 CS: 0	PA: 40
PITCHER	IP	WLS	BF	H	R	ER	SO	BB	IBB	HBP	BLK	WP	HR	S	P	ERA	WHIP			
Dick Drago, R ERA: 5.4 Jim Burton, L ERA: 3.14 Diego Segui, R ERA: 5.77	(1, 1) 4.0		18	5	5	5	2	1	0	0	0	0	2	21	25	11.25	1.500			
(5, 1) 2.2	W	12	2	1	1	1	1	1	1	0	0	0	0	12	20	3.38	1.125			
(7, 1) 2.1	S	10	3	2	2	1	1	0	0	0	0	1	1	11	15	7.71	1.714			

Texas Rangers @ Boston Red Sox
Fenway Park, Boston, MA
Fri Jul 11, 1975, 7:05 PM EDT
Att: 27,178 - Unknown - 82 F

AB	36
R	8
H	10
RBI	8
BB	4
SO	4
LOB	10



Batter	1	2	3	4	5	6	7	8	9	AB	R	H	RBI	BB	SO	LOB	BOTTOM			
Bernie Carbo, L OBP: 0.425, SLG: 0.561 (1, 9)										4	2	2	3	0	2	0				
Dwight Evans, R OBP: 0.332, SLG: 0.407 (8, PH) Rick Miller, L OBP: 0.375, SLG: 0.305 (8, 9)										0	0	0	0	0	0	0				
Denny Doyle, L OBP: 0.243, SLG: 0.277 (1, 4) Doug Griffin, R OBP: 0.298, SLG: 0.284 (8, 9)										3	0	0	0	1	0	0				
Carl Yastrzemski, L OBP: 0.497, SLG: 0.465 (1, 3)										1	1	1	2	0	0	0				
Fred Lynn, L OBP: 0.409, SLG: 0.620 (1, 8)										5	1	2	2	0	1	2				
Jim Rice, R OBP: 0.327, SLG: 0.493 (1, 7)										5	0	1	0	0	1	3				
Cecil Cooper, L OBP: 0.380, SLG: 0.527 (1, 10)										4	1	2	1	0	0	0				
Rick Burleson, R OBP: 0.332, SLG: 0.352 (1, 6)										4	0	1	1	0	1	0				
Bob Heise, R OBP: 0.286, SLG: 0.292 (1, 5)										4	2	3	0	0	1	1				
Tim Blackwell, S OBP: 0.293, SLG: 0.239 (1, 2)										4	2	2	0	0	0	2				
Inning Stats	R: 1 E: 0 K: 0 S: 4	H: 2 LOB: 1 BB: 1 P: 8	R: 0 E: 0 K: 0 S: 4	H: 1 LOB: 0 BB: 0 P: 4	R: 0 E: 0 K: 1 S: 5	H: 0 LOB: 1 BB: 1 P: 9	R: 1 E: 0 K: 2 S: 9	H: 2 LOB: 1 BB: 0 P: 9	R: 2 E: 0 K: 1 S: 8	H: 4 LOB: 1 BB: 0 P: 8	R: 3 E: 0 K: 2 S: 10	H: 3 LOB: 0 BB: 0 P: 10	R: 0 E: 0 K: 0 S: 3	H: 0 LOB: 0 BB: 0 P: 3	R: 4 E: 0 K: 1 S: 9	H: 4 LOB: 1 BB: 1 P: 13	1B: 9 2B: 6 3B: 0 HR: 1	SF: 0 SAC: 0 DP: 1 HBP: 0	WP: 0 PB: 0 SB: 0 CS: 1	PA: 42
PITCHER	IP	WLS	BF	H	R	ER	SO	BB	IBB	HBP	BLK	WP	HR	S	P	ERA	WHIP			
Bill Hands, R ERA: 3.8 Stan Thomas, R ERA: 2.5 Jim Umberger, L ERA: 3.82 Steve Foucault, R ERA: 4.41 Mike Kekich, L ERA: 4.78	(1, 1) 4.2		24	9	4	4	4	0	0	0	0	0	1	6	6	40.50	4.500			
(5, 1) 0.2	L	4	3	3	3	1	0	0	0	0	0	0	0	10	10	9.00	1.000			
(8, 1) 0.0		1	0	0	0	0	0	1	0	0	0	0	0	4	4	∞	∞			
(8, 1) 0.2		4	2	2	2	1	0	0	0	0	0	0	6	6	27.00	3.000				

Texas Rangers @ Boston Red Sox
Fenway Park, Boston, MA
Fri Jul 11, 1975, 7:05 PM EDT
Att: 27,178 - Unknown - 82 F

AB	38
R	11
H	16
RBI	11
BB	3
SO	7
LOB	10



Batter	1	2	3	4	5	6	7	8	9	AB	R	H	RBI	BB	SO	LOB	TOP		
Cesar Tovar, R OBP: 0.303, SLG: 0.318	0-0 6-3			0-0 FC5 1B		4-0 BB		4-0 F9 1B BB	0-0 F4	3	1	1	0	2	0	2	Texas Rangers @ Boston Red Sox Fenway Park, Boston, MA Sat Jul 12 1975, 3:33 AM EDT Att: 20,694 - Unknown - 69 F		
Toby Harrah, R OBP: 0.377, SLG: 0.446	0-0 F3			0-0 E 1B		0-3 K		0-0 F3	0-0 1-3	5	1	1	0	0	1	5			
Jim Spencer, L OBP: 0.322, SLG: 0.425	0-0 6-3			0-0 F4		0-0 F8		0-0 E8 1B		4	0	1	0	0	0	3			
Jeff Burroughs, R OBP: 0.302, SLG: 0.420		0-0 F9		0-0 FC5 1B		0-0 F8		0-0 F9		4	1	0	0	0	0	5			
Mike Hargrove, L OBP: 0.425, SLG: 0.476		0-0 F6		0-0 2-H 3-H 1B			0-0 L9	0-0 1-2 3-H 1B		4	0	2	3	0	0	0			
Lenny Randle, S OBP: 0.321, SLG: 0.345		0-0 G3		0-3 K			0-0 1B	0-0 F4		4	0	1	0	0	1	3			
Roy Howell, L OBP: 0.301, SLG: 0.341			0-3 K		0-3 K		0-3 K		0-0 1B	4	0	1	0	0	3	1			
Mike Cubbage, L OBP: 0.300, SLG: 0.395			0-0 4-3		0-0 F7		0-0 F8		0-0 1B	4	0	1	0	0	0	1			
Jim Sundberg, R OBP: 0.301, SLG: 0.317			0-0 F9		0-0 5-3			4-0 1B BB E BB	0-3 K	3	1	0	0	1	1	2			
Inning Stats	R: 0 E: 0 K: 0 S: 3	H: 0 LOB: 0 BB: 0 P: 3	R: 0 E: 0 K: 0 S: 3	H: 0 LOB: 0 BB: 0 P: 3	R: 0 E: 0 K: 1 S: 5	H: 0 LOB: 0 BB: 0 P: 5	R: 2 E: 1 K: 1 S: 8	H: 3 LOB: 1 BB: 0 P: 8	R: 0 E: 0 K: 1 S: 5	H: 0 LOB: 0 BB: 1 P: 9	R: 0 E: 0 K: 1 S: 6	H: 1 LOB: 1 BB: 0 P: 6	R: 2 E: 1 K: 0 S: 5	H: 2 LOB: 2 BB: 2 P: 13	R: 0 E: 0 K: 1 S: 7	H: 2 LOB: 2 BB: 0 P: 7	1B: 8 2B: 0 3B: 0 HR: 0	SF: 0 SAC: 0 DP: 0 HBP: 0	WP: 0 PA: 38 CS: 0
PITCHER	IP WLS BF H R ER SO BB IBB HBP BLK WP HR S P ERA WHIP	IP WLS BF H R ER SO BB IBB HBP BLK WP HR S P ERA WHIP																	
Luis Tiant, R ERA: 3.96	(1, 1)	9.0	W	38	8	4	3	6	3	0	0	0	0	0	0	47	59	3.00	1.222
Luis Tiant, R ERA: 3.96	(8, 1)	9.0	W	38	8	4	3	6	3	0	0	0	0	0	47	59	3.00	1.222	

AB 35
R 4
H 8
RBI 3
BB 3
SO 6
LOB 22



Batter	1	2	3	4	5	6	7	8	9	AB	R	H	RBI	BB	SO	LOB	BOTTOM		
Bernie Carbo, L OBP: 0.425, SLG: 0.562	0-0 SH3 FC4 2B			0-0 F5		0-0 E 1B		0-3 K		5	2	2	1	0	2	0	Texas Rangers @ Boston Red Sox Fenway Park, Boston, MA Sat Jul 12 1975, 3:33 AM EDT Att: 20,694 - Unknown - 69 F		
Denny Doyle, L OBP: 0.248, SLG: 0.291	0-0 SH3		0-0 2B	0-0 G3		0-0 E6 SF8 2B		0-3 K		2	1	1	0	0	0	0			
Doug Griffin, R OBP: 0.300, SLG: 0.290	0-0 2-3		0-0 2B	0-0 G3		0-0 E6 SF8 2B		0-3 K		2	1	1	2	0	1	0			
Carl Yastrzemski, L OBP: 0.465, SLG: 0.467	0-0 FC4 1B		0-0 1B 2B	0-0 F2		0-0 SF8		0-0 F9		3	2	1	3	0	0	0			
Luis Tiant, R ERA: 3.96	0-0 3-H		0-0 2-H 1B 2B	0-0 F2		0-0 SF8		0-0 F9		1	0	0	0	0	0	0			
Fred Lynn, L OBP: 0.407, SLG: 0.614	0-0 2B 1B		0-0 P7	0-0 1-3		0-0 4-3				4	0	1	0	0	0	1			
Jim Rice, R OBP: 0.329, SLG: 0.502	0-3 K		0-3 K	0-0 HR		4-0 1B BB				3	2	1	1	1	2	3			
Cecil Cooper, L OBP: 0.373, SLG: 0.540	0-0 1-3 2-H 2B		4-0 WP 1B IBB	0-0 L7		0-0 1B 1B				3	0	2	1	1	0	0			
Carlton Fisk, R OBP: 0.393, SLG: 0.472	0-0 F7		4-0 WP 1B	0-0 L7		4-0 SH3 1B BB		0-3 K		3	1	1	1	1	1	4			
Rick Burleson, R OBP: 0.330, SLG: 0.348		0-3 K	0-0 F5	0-0 1-2 2-3		0-0 SH3 1B BB		0-0 F9		3	0	0	0	0	1	4			
Bob Heise, R OBP: 0.288, SLG: 0.284		0-3 K		0-0 L7		1-0 1B E HBP				2	1	0	0	0	1	0			
Rico Petrocelli, R OBP: 0.335, SLG: 0.350				0-0 L7		1-3 2-H 1B				1	0	1	1	0	0	0			
Inning Stats	R: 2 E: 0 K: 1 S: 9	H: 3 LOB: 2 BB: 0 P: 9	R: 0 E: 0 K: 3 S: 9	H: 0 LOB: 0 BB: 0 P: 9	R: 2 E: 0 K: 1 S: 8	H: 3 LOB: 2 BB: 1 P: 12	R: 0 E: 0 K: 0 S: 3	H: 0 LOB: 0 BB: 0 P: 3	R: 1 E: 0 K: 0 S: 4	H: 1 LOB: 0 BB: 0 P: 4	R: 4 E: 1 K: 0 S: 5	H: 2 LOB: 2 BB: 1 P: 10	R: 1 E: 0 K: 1 S: 6	H: 2 LOB: 2 BB: 1 P: 10	R: 0 E: 0 K: 2 S: 7	H: 0 LOB: 0 BB: 0 P: 7	1B: 5 2B: 5 3B: 0 HR: 1	SF: 1 SAC: 2 DP: 0 HBP: 1	WP: 1 PA: 39 CS: 0
PITCHER	IP WLS BF H R ER SO BB IBB HBP BLK WP HR S P ERA WHIP	IP WLS BF H R ER SO BB IBB HBP BLK WP HR S P ERA WHIP																	
Fergie Jenkins, R ERA: 4.44	(1, 1)	5.1	L	28	8	8	8	5	1	1	35	44	13.50	1.688					
Jim Umberger, L ERA: 3.79	(6, 1)	0.2		3	1	1	0	0	0	0	3	3	0.00	1.500					
Steve Foucault, R ERA: 4.41	(7, 1)	2.0		8	2	1	1	3	1	0	13	17	4.50	1.500					

AB 32
R 10
H 11
RBI 10
BB 3
SO 8
LOB 12



Batter	1	2	3	4	5	6	7	8	9	AB	R	H	RBI	BB	SO	LOB	TOP								
Cesar Tovar, R OBP: 0.302, SLG: 0.317 (1, 10)										5	0	1	1	0	0	0	Texas Rangers @ Boston Red Sox Fenway Park, Boston, MA Sun Jul 13 1975, 3:33 AM EDT Att: 26,170 - Unknown - 84 F								
Toby Harrah, R OBP: 0.377, SLG: 0.441 (1, 6)										3	0	0	0	2	1	0									
Jim Spencer, L OBP: 0.311, SLG: 0.424 (7, PH)										3	0	1	0	0	0	1									
Jim Fregosi, R OBP: 0.325, SLG: 0.408 (7, 3)										2	0	1	0	0	0	3									
Jeff Burroughs, R OBP: 0.301, SLG: 0.417 (1, 9)										5	1	1	0	0	2	3									
Mike Hargrove, L OBP: 0.423, SLG: 0.471 (8, 3)										3	1	0	0	1	0	1									
Lenny Randle, S OBP: 0.326, SLG: 0.352 (1, 8)										4	1	3	1	0	0	0									
Roy Howell, L OBP: 0.375, SLG: 0.478 (8, PH)										3	2	3	1	0	0	0									
Tom Grieve, R OBP: 0.301, SLG: 0.478 (8, 7)										1	0	0	0	0	0	1									
Mike Cabbage, L OBP: 0.287, SLG: 0.381 (1, 4)										3	0	0	1	0	0	2									
Jim Sundberg, R OBP: 0.300, SLG: 0.316 (1, 2)										4	0	1	0	0	0	1									
Inning Stats	R: 0 E: 0 K: 0 S: 3	H: 0 LOB: 1 BB: 1 P: 7	R: 0 E: 0 K: 0 S: 4	H: 1 LOB: 1 BB: 0 P: 4	R: 0 E: 0 K: 1 S: 5	H: 0 LOB: 0 BB: 0 P: 5	R: 0 E: 0 K: 1 S: 6	H: 2 LOB: 2 BB: 0 P: 6	R: 1 E: 0 K: 0 S: 4	H: 1 LOB: 0 BB: 0 P: 4	R: 0 E: 0 K: 1 S: 5	H: 0 LOB: 0 BB: 0 P: 5	R: 2 E: 0 K: 0 S: 7	H: 4 LOB: 3 BB: 1 P: 11	R: 2 E: 1 K: 0 S: 5	H: 2 LOB: 1 BB: 1 P: 9	R: 0 E: 0 K: 0 S: 4	H: 1 LOB: 1 BB: 0 P: 4	1B: 8 2B: 2 3B: 0 HR: 1	SF: 1 SAC: 0 DP: 0 HBP: 0	WP: 0 PB: 0 SB: 0 CS: 0	PA: 40			
PITCHER	IP	WLS	BF	H	R	ER	SO	BB	IBB	HBP	BLK	WP	HR	S	P	ERA	WHIP								
Rick Wise, R ERA: 4.56 (1, 1)	6.2	W	29	8	3	3	3	2	0	0	0	0	1	33	41	4.05	1.500								
Bill Lee, L ERA: 4.07 (7, 1)	1.0		6	2	2	2	0	1	0	0	0	0	0	5	9	18.00	3.000								
Jim Willoughby, R ERA: 4.66 (8, 1)	1.1	S	5	1	0	0	0	0	0	0	0	0	0	5	5	0.00	0.750								

Batter	1	2	3	4	5	6	7	8	9	AB	R	H	RBI	BB	SO	LOB	BOTTOM								
Bernie Carbo, L OBP: 0.425, SLG: 0.557 (1, 9)										4	2	1	0	1	0	2	Texas Rangers @ Boston Red Sox Fenway Park, Boston, MA Sun Jul 13 1975, 3:33 AM EDT Att: 26,170 - Unknown - 84 F								
Dwight Evans, R OBP: 0.332, SLG: 0.407 (9, 9)										0	0	0	0	0	0	0									
Denny Doyle, L OBP: 0.257, SLG: 0.302 (1, 4)										3	1	1	1	1	0	1									
Carl Yastrzemski, L OBP: 0.413, SLG: 0.482 (1, 3)										5	2	5	1	0	0	0									
Fred Lynn, L OBP: 0.408, SLG: 0.620 (1, 8)										4	1	2	4	0	0	2									
Jim Rice, R OBP: 0.328, SLG: 0.498 (1, 7)										4	0	1	1	0	0	3									
Rick Miller, L OBP: 0.375, SLG: 0.305 (9, 7)										0	0	0	0	0	0	0									
Cecil Cooper, L OBP: 0.377, SLG: 0.534 (1, 10)										3	0	1	0	1	0	0									
Carlton Fisk, R OBP: 0.369, SLG: 0.439 (1, 2)										4	0	0	0	0	1	5									
Rico Petrocelli, R OBP: 0.342, SLG: 0.357 (1, 5)										4	0	3	0	0	0	0									
Rick Burleson, R OBP: 0.329, SLG: 0.347 (1, 6)										4	1	1	0	0	0	2									
Inning Stats	R: 1 E: 0 K: 0 S: 5	H: 2 LOB: 1 BB: 0 P: 5	R: 0 E: 0 K: 0 S: 4	H: 1 LOB: 0 BB: 0 P: 4	R: 3 E: 0 K: 0 S: 6	H: 4 LOB: 1 BB: 1 P: 10	R: 3 E: 1 K: 0 S: 8	H: 4 LOB: 3 BB: 1 P: 12	R: 0 E: 0 K: 0 S: 4	H: 2 LOB: 1 BB: 0 P: 4	R: 0 E: 0 K: 0 S: 3	H: 1 LOB: 0 BB: 0 P: 3	R: 0 E: 0 K: 1 S: 5	H: 0 LOB: 0 BB: 0 P: 5	R: 0 E: 0 K: 0 S: 3	H: 1 LOB: 2 BB: 1 P: 7	R: 0 E: 0 K: 0 S: 4	H: 1 LOB: 1 BB: 0 P: 4	1B: 10 2B: 5 3B: 0 HR: 0	SF: 0 SAC: 1 DP: 3 HBP: 0	WP: 0 PB: 0 SB: 0 CS: 0	PA: 39			
PITCHER	IP	WLS	BF	H	R	ER	SO	BB	IBB	HBP	BLK	WP	HR	S	P	ERA	WHIP								
Steve Hargan, R ERA: 3.38 (1, 1)	2.1	L	15	7	4	4	4	1	0	0	0	0	0	14	18	15.43	3.429								
Steve Foucault, R ERA: 4.51 (3, 1)	1.0		4	1	2	2	0	1	0	0	0	0	0	3	7	18.00	2.000								
Jim Umbarger, L ERA: 3.92 (4, 1)	0.0		3	2	1	1	0	0	0	0	0	0	0	3	3	∞	∞								
Tommy Moore, R ERA: 3.38 (4, 1)	1.2		7	3	0	0	0	0	0	0	0	0	0	7	7	0.00	1.800								
Clyde Wright, L ERA: 3.7 (6, 1)	1.0		3	1	0	0	0	0	0	0	0	0	0	3	3	0.00	1.000								

AB	36
R	5
H	11
RBI	4
BB	3
SO	3
LOB	12



Batter	1	2	3	4	5	6	7	8	9	AB	R	H	RBI	BB	SO	LOB	TOP			
Jim Wohlford, R OBP: 0.355, SLG: 0.353 (1, 9)	F8		P4			6-3		F9		4	0	0	0	0	0	0	Kansas City Royals @ Boston Red Sox Fenway Park, Boston, MA Thu Jul 17 1975, 7:05 PM EDT Att: 28,794 - Unknown - 87 F			
George Brett, L OBP: 0.351, SLG: 0.429 (1, 5)	F6			F8		5-3		G6-3 BB		3	0	0	0	1	0					
John Mayberry, L OBP: 0.381, SLG: 0.480 (1, 3)	BB			F3			HR	G6-3		3	1	1	1	1	0					
Hal McRae, R OBP: 0.372, SLG: 0.437 (1, 7)	F6			F9			BB 1B	F9		4	0	1	0	0	0					
Amos Otis, R OBP: 0.367, SLG: 0.379 (1, 8)		5-3			F7		BB 1B			2	1	0	0	2	0					
Harmon Killebrew, R OBP: 0.321, SLG: 0.399 Bob Stinson, S OBP: 0.372, SLG: 0.343 (7, PR)	CS BB						BB	S BB		2	0	2	0	1	0					
Cookie Rojas, R OBP: 0.309, SLG: 0.325 (1, 4)	5-3				F5		BB	L9		1	1	0	0	0	0					
Buck Martinez, R OBP: 0.321, SLG: 0.342 (1, 2)				F7			BB 1B			3	0	0	0	0	0					
Frank White, R OBP: 0.246, SLG: 0.346 Vada Pinson, L OBP: 0.249, SLG: 0.356 Rodney Scott, S (7, 6)	5-3					B2-3		F4		2	0	0	0	0	0					
Inning Stats	R: 0 E: 0 K: 0 S: 3	H: 0 LOB: 1 BB: 1 P: 7	R: 0 E: 0 K: 0 S: 2	H: 0 LOB: 0 BB: 1 P: 6	R: 0 E: 0 K: 0 S: 3	H: 0 LOB: 0 BB: 0 P: 3	R: 0 E: 0 K: 0 S: 4	H: 1 LOB: 1 BB: 0 P: 4	R: 0 E: 0 K: 0 S: 3	H: 0 LOB: 0 BB: 0 P: 3	R: 3 E: 0 K: 0 S: 6	H: 4 LOB: 2 BB: 1 P: 10	R: 0 E: 0 K: 0 S: 2	H: 0 LOB: 1 BB: 1 P: 6	R: 0 E: 0 K: 0 S: 3	H: 0 LOB: 1 BB: 1 P: 7		1B: 3 2B: 1 3B: 0 HR: 1	SF: 0 SAC: 0 DP: 1 HBP: 0	WP: 0 PB: 0 SB: 1 CS: 1
PITCHER Luis Tiant, R ERA: 3.91 (1, 1)	IP: 9.0 WLS: W BF: 34 H: 5 R: 3 ER: 3 SO: 0 BB: 5 IBB: 0 HBP: 0 BLK: 0 WP: 0 HR: 1 S: 29 P: 49 ERA: 3.00 WHIP: 1.111															PITCHER				

Batter	1	2	3	4	5	6	7	8	9	AB	R	H	RBI	BB	SO	LOB	BOTTOM			
Bernie Carbo, L OBP: 0.427, SLG: 0.556 Dwight Evans, R OBP: 0.329, SLG: 0.404 (6, PH)	SH3-4 BB		F5		K 1B 3B	F9		K		2	1	1	0	1	0	0	Kansas City Royals @ Boston Red Sox Fenway Park, Boston, MA Thu Jul 17 1975, 7:05 PM EDT Att: 28,794 - Unknown - 87 F			
Denny Doyle, L OBP: 0.281, SLG: 0.306 Doug Griffin, R OBP: 0.301, SLG: 0.292 (7, 4)	SH3-4		3-1		K 3B 1B		1B	6-3		2	1	1	0	0	0					
Carl Yastrzemski, L OBP: 0.469, SLG: 0.474 (1, 3)	4-3		4-3		K	K		F7		5	0	0	0	0	2					
Fred Lynn, L OBP: 0.406, SLG: 0.615 (1, 8)	F2				K		F9			4	0	1	0	0	1					
Jim Rice, R OBP: 0.330, SLG: 0.500 (1, 7)		6-3		G6-4-3	K 3B 1B		6-3 3B			3	2	1	0	1	0					
Cecil Cooper, L OBP: 0.389, SLG: 0.592 (1, 10)		HR		E7 1B	CS 3B		6-3			4	2	3	4	0	0					
Carlton Fisk, R OBP: 0.391, SLG: 0.441 (1, 2)	B2-3				1B		3B			2	1	1	1	2	0					
Rico Petrocelli, R OBP: 0.348, SLG: 0.371 (1, 5)	BB				L8	CS	1B			3	0	2	2	1	0					
Rick Burleson, R OBP: 0.328, SLG: 0.355 (1, 6)	4-3				HR		F9	F4		4	1	1	1	0	0					
Inning Stats	R: 0 E: 0 K: 0 S: 3	H: 0 LOB: 1 BB: 1 P: 7	R: 1 E: 0 K: 0 S: 4	H: 1 LOB: 1 BB: 1 P: 8	R: 0 E: 0 K: 0 S: 3	H: 0 LOB: 0 BB: 0 P: 3	R: 1 E: 1 K: 0 S: 5	H: 3 LOB: 1 BB: 0 P: 5	R: 4 E: 1 K: 2 S: 10	H: 4 LOB: 1 BB: 2 P: 18	R: 0 E: 0 K: 1 S: 7	H: 2 LOB: 2 BB: 0 P: 7	R: 2 E: 0 K: 0 S: 5	H: 2 LOB: 1 BB: 1 P: 9	R: 0 E: 0 K: 1 S: 5	H: 0 LOB: 0 BB: 0 P: 5		1B: 6 2B: 2 3B: 2 HR: 2	SF: 0 SAC: 1 DP: 1 HBP: 0	WP: 0 PB: 0 SB: 0 CS: 1
PITCHER Al Fitzmorris, R ERA: 3.9 Paul Splittorff, L ERA: 4.23 Lindy McDaniel, R ERA: 4.3 Doug Bird, R ERA: 3.33	IP: 4.0 WLS: L BF: 20 H: 7 R: 5 ER: 5 SO: 0 BB: 2 IBB: 0 HBP: 0 BLK: 0 WP: 0 HR: 2 S: 18 P: 26 ERA: 11.25 WHIP: 2.250															PITCHER				

AB	29
R	3
H	5
RBI	3
BB	5
SO	0
LOB	11


AB	33
R	8
H	12
RBI	8
BB	5
SO	4
LOB	15



Batter	1	2	3	4	5	6	7	8	9	AB	R	H	RBI	BB	SO	LOB	TOP					
Frank White, R OBP: 0.240, SLG: 0.336 (1, 6)	L7			F3		F8		6-3		4	0	0	0	0	0	0						
George Brett, L OBP: 0.347, SLG: 0.424 (1, 5)	1-3			6-3		F7			4-3	4	0	0	0	0	0	0						
Hal McRae, R OBP: 0.376, SLG: 0.449 (1, 7)	G3			2B		2B			HR	4	2	3	0	0	0	0						
Harmon Killebrew, R OBP: 0.324, SLG: 0.420 (1, 10)		6-3		1B		F8			HR	4	1	2	3	0	0	1						
John Mayberry, L OBP: 0.382, SLG: 0.479 (1, 3)	F5			2B			3-1		HR	3	0	1	0	1	0	0						
Amos Otis, R OBP: 0.362, SLG: 0.372 (1, 8)	5-3			BB			5-3		1B	4	0	0	0	0	0	3						
Cookie Rojas, R OBP: 0.305, SLG: 0.322 (1, 4)			F7		5-3		4-3			3	0	0	0	0	0	0						
Jim Wohlford, R OBP: 0.350, SLG: 0.348 (1, 9)			F8		6-3			5-3		3	0	0	0	0	0	0						
Fran Healy, R OBP: 0.291, SLG: 0.312 (1, 2)	L6				5-3			6-3		3	0	0	0	0	0	0						
Inning Stats	R: 0 E: 0 K: 0 S: 3	H: 0 LOB: 0 BB: 0 P: 3	R: 0 E: 0 K: 0 S: 3	H: 0 LOB: 0 BB: 0 P: 3	R: 0 E: 0 K: 0 S: 3	H: 0 LOB: 0 BB: 0 P: 3	R: 1 E: 0 K: 0 S: 5	H: 2 LOB: 2 BB: 1 P: 9	R: 0 E: 0 K: 0 S: 3	H: 0 LOB: 0 BB: 0 P: 3	R: 0 E: 0 K: 0 S: 4	H: 1 LOB: 1 BB: 0 P: 4	R: 0 E: 0 K: 0 S: 3	H: 0 LOB: 0 BB: 0 P: 3	R: 0 E: 0 K: 0 S: 3	H: 0 LOB: 0 BB: 0 P: 3	R: 2 E: 0 K: 0 S: 5	H: 3 LOB: 0 BB: 0 P: 5	1B: 2 2B: 2 3B: 1 HR: 1	SF: 0 SAC: 0 DP: 1 HBP: 0	WP: 0 PB: 1 SB: 0 CS: 0	PA: 33
PITCHER Bill Lee, L ERA: 4.01 (1, 1)	IP: 9.0 WLS: W BF: 33 H: 6 R: 3 ER: 3 SO: 0 BB: 1 IBB: 0 HBP: 0 BLK: 0 WP: 0 HR: 1 S: 32 P: 36 ERA: 3.00 WHIP: 0.778															PITCHER	IP: 9.0 WLS: W BF: 33 H: 6 R: 3 ER: 3 SO: 0 BB: 1 IBB: 0 HBP: 0 BLK: 0 WP: 0 HR: 1 S: 32 P: 36 ERA: 3.00 WHIP: 0.778					

Kansas City Royals @ Boston Red Sox
Fenway Park, Boston, MA
Fri Jul 18, 1975, 7:05 PM EDT
Att: 30,226 - Unknown - 89 F


AB 32
R 3
H 6
RBI 3
BB 1
SO 0
LOB 4



Batter	1	2	3	4	5	6	7	8	9	AB	R	H	RBI	BB	SO	LOB	BOTTOM	
Bernie Carbo, L OBP: 0.430, SLG: 0.562 (1, 9)	HR			K		K		E8		3	2	2	2	0	1	1		
Dwight Evans, R OBP: 0.331, SLG: 0.409 (6, FH) (7, 9)	SH3-4	2B						E		2	1	1	0	0	1	1		
Denny Doyle, L OBP: 0.274, SLG: 0.336 (1, 4)	SH3-4					F8		P8		2	0	2	2	0	0	0		
Doug Griffin, R OBP: 0.299, SLG: 0.290 (6, FH) (7, 4)	1-2	2B								2	0	0	0	0	0	2		
Carl Yastrzemski, L OBP: 0.496, SLG: 0.641 (1, 3)						F5		E6		4	1	1	2	0	2	3		
Bob Montgomery, R OBP: 0.232, SLG: 0.260 (8, 3)	HR	K		K				FC6-4		1	0	0	1	0	0	0		
Fred Lynn, L OBP: 0.404, SLG: 0.608 (1, 8)				G3				FC6-4		3	0	0	0	1	2	2		
Rick Miller, L OBP: 0.370, SLG: 0.300 (8, 8)	BB	K				K		1-2		1	0	0	0	0	0	1		
Jim Rice, R OBP: 0.334, SLG: 0.509 (1, 7)	K							K		4	2	2	1	1	2	2		
Cecil Cooper, L OBP: 0.383, SLG: 0.582 (1, 10)	K			HR		2B												
Juan Beniquez, R OBP: 0.387, SLG: 0.443 (5, FH)	K			L9		1B				2	0	0	0	0	1	1		
Carlton Fisk, R OBP: 0.384, SLG: 0.435 (1, 2)						2B				2	0	2	0	0	0	0		
Rico Petrocelli, R OBP: 0.347, SLG: 0.366 (1, 5)										3	0	0	0	1	1	2		
Rick Burleson, R OBP: 0.332, SLG: 0.363 (1, 6)										4	2	3	0	0	0	3		
Inning Stats	R: 2 E: 0 K: 2 S: 9	H: 2 LOB: 1 BB: 1 P: 13	R: 3 E: 0 K: 3 S: 13	H: 4 LOB: 1 BB: 0 P: 13	R: 1 E: 0 K: 0 S: 4	H: 1 LOB: 0 BB: 0 P: 4	R: 1 E: 0 K: 2 S: 9	H: 2 LOB: 1 BB: 0 P: 9	R: 1 E: 0 K: 1 S: 6	H: 1 LOB: 3 BB: 2 P: 14	R: 1 E: 2 K: 1 S: 7	H: 1 LOB: 1 BB: 0 P: 7	R: 1 E: 0 K: 1 S: 7	H: 1 LOB: 1 BB: 0 P: 7	1B: 6 2B: 7 3B: 0 HR: 2	SF: 1 SAC: 1 DP: 1 HBP: 0	WP: 0 PB: 0 SB: 1 CS: 0	PA: 41
PITCHER Steve Busby, R ERA: 2.95 (1, 1)	IP: 3.1 WLS: L BF: 20 H: 9 R: 7 ER: 7 SO: 6 BB: 1 IBB: 0 HBP: 0 BLK: 0 WP: 0 HR: 2 S: 31 P: 35 ERA: 18.90 WHIP: 3.000															PITCHER	IP: 4.2 WLS: L BF: 21 H: 5 R: 2 ER: 1 SO: 4 BB: 2 IBB: 0 HBP: 0 BLK: 0 WP: 0 HR: 0 S: 27 P: 35 ERA: 1.93 WHIP: 1.500	

Kansas City Royals @ Boston Red Sox
Fenway Park, Boston, MA
Fri Jul 18, 1975, 7:05 PM EDT
Att: 30,226 - Unknown - 89 F

AB 36
R 9
H 14
RBI 9
BB 3
SO 10
LOB 20



Batter	1	2	3	4	5	6	7	8	9	AB	R	H	RBI	BB	SO	LOB	TOP					
Bernie Carbo, L OBP: 0.432, SLG: 0.561 Dwight Evans, R OBP: 0.336, SLG: 0.412 (6, FH)	K		1B		4-3	HR		G4-3		2	0	1	0	1	1	0						
Denny Doyle, L OBP: 0.276, SLG: 0.365	F7		1B		4-3	HR		G4-3		5	1	2	3	0	0	2						
Carl Yastrzemski, L OBP: 0.463, SLG: 0.777	L7		4-3		1-3					5	1	1	0	0	0	3						
Fred Lynn, L OBP: 0.402, SLG: 0.610 Rick Miller, L OBP: 0.365, SLG: 0.295		G3		E4					F8	4	1	1	0	0	0	1						
Jim Rice, R OBP: 0.335, SLG: 0.508		L6		5-3						5	0	2	1	0	0	1						
Cecil Cooper, L OBP: 0.376, SLG: 0.591				K						5	2	1	1	0	1	3						
Carlton Fisk, R OBP: 0.377, SLG: 0.415										3	1	0	0	1	1	2						
Rico Petrocelli, R OBP: 0.341, SLG: 0.359			K	K						4	0	0	0	0	2	5						
Rick Burleson, R OBP: 0.332, SLG: 0.364			4-3		F7					4	1	1	2	0	0	0						
Inning Stats	R: 0 E: 0 K: 1 S: 5	H: 0 LOB: 0 BB: 0 P: 5	R: 1 E: 0 K: 0 S: 4	H: 1 LOB: 0 BB: 0 P: 4	R: 0 E: 0 K: 1 S: 7	H: 2 LOB: 2 BB: 0 P: 7	R: 0 E: 1 K: 2 S: 8	H: 0 LOB: 2 BB: 1 P: 12	R: 0 E: 0 K: 0 S: 3	H: 0 LOB: 1 BB: 1 P: 7	R: 6 E: 3 K: 0 S: 9	H: 4 LOB: 1 BB: 1 P: 13	R: 0 E: 0 K: 1 S: 6	H: 1 LOB: 0 BB: 0 P: 6	R: 0 E: 0 K: 0 S: 3	H: 1 LOB: 0 BB: 0 P: 3	R: 1 E: 1 K: 0 S: 4	H: 1 LOB: 0 BB: 0 P: 4	1B: 6 2B: 1 3B: 1 HR: 2	SF: 0 SAC: 0 DP: 2 HBP: 0	WP: 1 PB: 0 SB: 0 CS: 0	PA: 42
PITCHER	IP	WLS	BF	H	R	ER	SO	BB	IBB	HBP	BLK	WP	HR	S	P	ERA	WHIP					
Bill Hands, R ERA: 3.76	5.2	L	27	5	5	3	4	2	0	0	0	1	1	33	41	4.76	1.235					
Jim Umberger, L ERA: 4.95	0.0		1	0	0	0	0	0	1	0	0	0	0	0	4	∞	∞					
Stan Thomas, R ERA: 3.1	0.1		3	2	2	1	0	0	0	0	0	0	1	3	3	27.00	6.000					
Tommy Moore, R ERA: 2.96	3.0		11	3	1	0	1	0	0	0	0	0	0	13	13	0.00	1.000					

Boston Red Sox @ Texas Rangers
Arlington Stadium, Arlington, TX

AB 39
R 8
H 10
RBI 7
BB 3
SO 5
LOB 18



WP: 1 PA: 42
PB: 0
SB: 0
CS: 0

Boston Red Sox @ Texas Rangers
Arlington Stadium, Arlington, TX

AB 33
R 0
H 7
RBI 0
BB 3
SO 4
LOB 24



WP: 0 PA: 36
PB: 0
SB: 1
CS: 0

Batter	1	2	3	4	5	6	7	8	9	AB	R	H	RBI	BB	SO	LOB	BOTTOM					
Cesar Tovar, R OBP: 0.305, SLG: 0.322	1B		F8		F9					4	0	2	0	0	0	1						
Dave Moates, L OBP: 0.308, SLG: 0.308	1B		E S		K					4	0	2	0	0	1	3						
Jeff Burroughs, R OBP: 0.302, SLG: 0.420	K		4-3							4	0	1	0	0	1	5						
Mike Hargrove, L OBP: 0.324, SLG: 0.465	F7									2	0	0	0	2	0	2						
Lenny Randle, S OBP: 0.324, SLG: 0.348	1-3				P8					4	0	0	0	0	0	5						
Tom Robson, R			4-3		F4					4	0	0	0	0	0	3						
Toby Harrah, R OBP: 0.380, SLG: 0.434			K		K					3	0	0	0	1	2	1						
Mike Cabbage, L OBP: 0.288, SLG: 0.376			F7							4	0	1	0	0	0	3						
Jim Sundberg, R OBP: 0.303, SLG: 0.313			B1-3		1-3					4	0	1	0	0	0	1						
Inning Stats	R: 0 E: 0 K: 1 S: 7	H: 2 LOB: 2 BB: 0 P: 7	R: 0 E: 0 K: 1 S: 5	H: 0 LOB: 0 BB: 0 P: 5	R: 0 E: 0 K: 0 S: 4	H: 1 LOB: 1 BB: 0 P: 4	R: 0 E: 0 K: 1 S: 5	H: 0 LOB: 1 BB: 1 P: 9	R: 0 E: 0 K: 0 S: 6	H: 1 LOB: 3 BB: 0 P: 6	R: 0 E: 0 K: 0 S: 4	H: 2 LOB: 1 BB: 2 P: 12	R: 0 E: 0 K: 0 S: 4	H: 0 LOB: 0 BB: 0 P: 4	R: 0 E: 0 K: 0 S: 3	H: 0 LOB: 0 BB: 0 P: 3	R: 0 E: 0 K: 0 S: 3	H: 0 LOB: 0 BB: 0 P: 3	1B: 5 2B: 2 3B: 0 HR: 0	SF: 0 SAC: 0 DP: 1 HBP: 0	WP: 0 PB: 0 SB: 1 CS: 0	PA: 36
PITCHER	IP	WLS	BF	H	R	ER	SO	BB	IBB	HBP	BLK	WP	HR	S	P	ERA	WHIP					
Rick Wise, R ERA: 4.3	9.0	W	36	7	0	0	4	3	0	0	0	0	0	41	53	0.00	1.111					

WP: 0 PA: 36
PB: 0
SB: 1
CS: 0

Batter	1	2	3	4	5	6	7	8	9	AB	R	H	RBI	BB	SO	LOB	TOP			
Bernie Carbo, L OBP: 0.431, SLG: 0.556 (1, 9)	0-0 1-3 1B		0-0 F2		4-0 3-1 BB		0-3 K			3	0	1	0	1	1	1				
Denny Doyle, L OBP: 0.276, SLG: 0.361 (1, 4)	0-0 1-3		0-0 1-3 1B		0-0 3-1		0-0 F8			4	0	1	1	0	0	3				
Carl Yastrzemski, L OBP: 0.492, SLG: 0.472 (1, 3)	0-0 F7		0-0 L1-3 1B		0-0 PO		0-0 B5-3		0-0 4-3	4	0	0	0	0	0	2				
Fred Lynn, L OBP: 0.399, SLG: 0.611 (1, 8)	0-3 K			0-0 4-3		0-0 4-3		0-0 1B		4	0	1	0	0	1	1				
Jim Rice, R OBP: 0.338, SLG: 0.506 Rick Miller, L OBP: 0.365, SLG: 0.295 (9, 7)		0-0 3B 1B		0-0 6-3		0-0 6-3		0-0 F6		4	1	1	0	0	0	1				
Cecil Cooper, L OBP: 0.374, SLG: 0.602 (1, 10)		0-0 1-3-5 3B		0-0 4-3			0-0 1B 2B		0-0 4-3	4	1	2	1	0	0	0				
Rick Burleson, R OBP: 0.332, SLG: 0.363 (1, 6)		0-0 4-3			0-0 SH 3-1 1B		0-0 CS 1B		0-0 F6	4	1	2	1	0	0	1				
Tim Blackwell, S OBP: 0.314, SLG: 0.256 (1, 2)		4-0 BB BB			0-0 SH 3-1 PO 1B		0-0 FC6-4 1B		0-0 1B	2	0	2	0	1	0	0				
Bob Heise, R OBP: 0.273, SLG: 0.268 (1, 5)		0-0 L3-5 3H			0-0 6-3		0-0 FC6-4 1-2		0-0 F8	4	0	0	0	0	0	6				
Inning Stats	R: 0 E: 0 K: 1 S: 6	H: 1 LOB: 1 BB: 0 P: 6	R: 1 E: 0 K: 0 S: 4	H: 2 LOB: 1 BB: 1 P: 8	R: 0 E: 0 K: 0 S: 3	H: 1 LOB: 0 BB: 0 P: 3	R: 0 E: 0 K: 0 S: 3	H: 0 LOB: 0 BB: 0 P: 3	R: 1 E: 1 K: 0 S: 4	H: 3 LOB: 1 BB: 0 P: 7	R: 0 E: 0 K: 0 S: 4	H: 1 LOB: 1 BB: 0 P: 4	R: 0 E: 0 K: 0 S: 4	H: 1 LOB: 1 BB: 0 P: 4	R: 0 E: 0 K: 0 S: 4	H: 1 LOB: 1 BB: 0 P: 4	1B: 8 2B: 3 3B: 1 HR: 0	SF: 0 SAC: 1 DP: 2 HBP: 0	WP: 0 PB: 0 SB: 0 CS: 1	PA: 37
PITCHER Steve Hargan, R ERA: 3.27 (1, 1)	IP: 9.0 WLS: L BF: 36 H: 10 R: 3 ER: 2 SO: 2 BB: 2 IBB: 0 HBP: 0 BLK: 0 WP: 0 HR: 0 S: 38 P: 46 ERA: 2.00 WHIP: 1.333															PITCHER	IP: 9.0 WLS: L BF: 36 H: 10 R: 3 ER: 2 SO: 2 BB: 2 IBB: 0 HBP: 0 BLK: 0 WP: 0 HR: 0 S: 38 P: 46 ERA: 2.00 WHIP: 1.333			

Boston Red Sox @ Texas Rangers
Arlington Stadium, Arlington, TX
Sun Jul 20 1975, 8:05 PM EDT
Att: 13,775 - Unknown

AB 33
R 3
H 10
RBI 3
BB 2
SO 2
LOB 15



Batter	1	2	3	4	5	6	7	8	9	AB	R	H	RBI	BB	SO	LOB	BOTTOM			
Cesar Tovar, R OBP: 0.305, SLG: 0.316 (1, 10)	4-0 G6-3 BB		0-0 F7			0-0 L6		0-0 4-3		3	0	0	0	1	0	1				
Dave Mostes, L OBP: 0.222, SLG: 0.222 Roy Howell, L OBP: 0.315, SLG: 0.378 (8, PH) (9, 5)	0-0 G6-3		0-0 6-3			0-0 4-3		0-0 1-3		3	0	0	0	0	0	2				
Jeff Burroughs, R OBP: 0.302, SLG: 0.419 (1, 9)	0-0 F7			0-3 K		0-0 F8		0-0 BB 1B		4	0	1	0	0	1	0				
Mike Hargrove, L OBP: 0.425, SLG: 0.462 (1, 7)		0-3 K		4-0 G3 BB		0-0 F8		4-0 FC4 BB		2	0	0	0	2	1	0				
Lenny Randle, S OBP: 0.324, SLG: 0.356 (9, 8)		0-0 F7		0-0 G3		0-0 3-1		0-0 FC4		4	0	0	0	0	0	3				
Jim Spencer, L OBP: 0.327, SLG: 0.426 (1, 3)		0-0 2B		0-0 F2		4-0 HR BB		0-0 G3		3	1	1	0	1	0	1				
Toby Harrah, R OBP: 0.387, SLG: 0.454 (1, 6)		0-0 F4			0-0 2B		0-0 HR		0-0 4-3	4	1	2	2	0	0	1				
Mike Cabbage, L OBP: 0.296, SLG: 0.392 (1, 4)			0-0 E 1B		0-0 F7		0-0 FC5 2B		0-0 4-3	4	0	2	0	0	0	0				
Jim Sundberg, R OBP: 0.299, SLG: 0.307 (1, 2)			0-0 F9		0-0 4-3		0-0 FC5			3	0	0	0	0	0	2				
Inning Stats	R: 0 E: 0 K: 0 S: 2	H: 0 LOB: 0 BB: 1 P: 6	R: 0 E: 0 K: 1 S: 6	H: 1 LOB: 1 BB: 0 P: 6	R: 0 E: 1 K: 0 S: 4	H: 1 LOB: 1 BB: 0 P: 4	R: 0 E: 0 K: 1 S: 5	H: 0 LOB: 1 BB: 1 P: 9	R: 0 E: 0 K: 0 S: 3	H: 0 LOB: 0 BB: 0 P: 3	R: 2 E: 0 K: 0 S: 5	H: 2 LOB: 1 BB: 1 P: 9	R: 0 E: 0 K: 0 S: 4	H: 1 LOB: 2 BB: 1 P: 8	R: 0 E: 0 K: 0 S: 3	H: 0 LOB: 0 BB: 0 P: 3	1B: 2 2B: 3 3B: 0 HR: 1	SF: 0 SAC: 0 DP: 1 HBP: 0	WP: 0 PB: 0 SB: 0 CS: 0	PA: 35
PITCHER Reggie Cleveland, R ERA: 5.24 Jim Willoughby, R ERA: 3.95 (7, 1)	IP: 6.2 WLS: W BF: 26 H: 5 R: 2 ER: 2 SO: 2 BB: 3 IBB: 0 HBP: 0 BLK: 0 WP: 0 HR: 1 S: 27 P: 39 ERA: 2.70 WHIP: 1.200															PITCHER	IP: 2.1 WLS: S BF: 9 H: 1 R: 0 ER: 0 SO: 0 BB: 1 IBB: 0 HBP: 0 BLK: 0 WP: 0 HR: 0 S: 8 P: 12 ERA: 0.00 WHIP: 0.857			

Boston Red Sox @ Texas Rangers
Arlington Stadium, Arlington, TX
Sun Jul 20 1975, 8:05 PM EDT
Att: 13,775 - Unknown

AB 31
R 2
H 6
RBI 2
BB 4
SO 2
LOB 10



Batter	1	2	3	4	5	6	7	8	9	AB	R	H	RBI	BB	SO	LOB	TOP			
Bernie Carbo, L OBP: 0.428, SLG: 0.551 (1, 9)	G3			F6		F3			G3 BB	4	0	1	0	0	0	0	Boston Red Sox @ Texas Rangers Arlington Stadium, Arlington, TX Mon Jul 21 1975, 8:05 PM EDT Att: 11,147 - Unknown - 96 F			
Denny Doyle, L OBP: 0.285, SLG: 0.361 (1, 4)	F9			F9		G4-6-3			G3 BB	3	0	1	0	1	0	0				
Carl Yastrzemski, L OBP: 0.491, SLG: 0.468 (1, 3)	K			1B BB		G4-6-3			P8	3	0	0	0	1	1	3				
Fred Lynn, L OBP: 0.397, SLG: 0.606 (1, 8)		E4		1B					G3	4	0	1	0	0	0	2				
Jim Rice, R OBP: 0.334, SLG: 0.500 (1, 7)	G6-4-3			P9					F9	4	0	0	0	0	0	5				
Cecil Cooper, L OBP: 0.366, SLG: 0.588 (1, 10)	K									3	0	0	0	0	1	0				
Rico Petrocelli, R OBP: 0.344, SLG: 0.358 (1, 5)			K						L5-3	3	0	1	0	0	1	0				
Rick Burleson, R OBP: 0.332, SLG: 0.363 (1, 6)			K						L5-3	3	0	1	0	0	1	1				
Tim Blackwell, S OBP: 0.305, SLG: 0.247 (1, 2)			6-3						F9	3	0	0	0	0	1	1				
Inning Stats	R: 0 E: 0 K: 1 S: 5	H: 0 LOB: 0 BB: 0 P: 5	R: 0 E: 1 K: 1 S: 5	H: 0 LOB: 0 BB: 0 P: 5	R: 0 E: 0 K: 2 S: 7	H: 0 LOB: 0 BB: 0 P: 7	R: 0 E: 0 K: 0 S: 4	H: 1 LOB: 2 BB: 1 P: 8	R: 0 E: 0 K: 0 S: 6	H: 1 LOB: 1 BB: 0 P: 6	R: 0 E: 0 K: 0 S: 3	H: 0 LOB: 0 BB: 0 P: 3	R: 0 E: 0 K: 0 S: 3	H: 1 LOB: 0 BB: 0 P: 3	R: 0 E: 0 K: 0 S: 4	H: 1 LOB: 2 BB: 1 P: 8	1B: 5 2B: 1 3B: 0 HR: 0	SF: 0 SAC: 0 DP: 3 HBP: 0	WP: 0 PB: 0 SB: 0 CS: 0	PA: 32
PITCHER Fergie Jenkins, R ERA: 3.98 (1, 1)	IP: 9.0 WLS: W BF: 32 H: 5 R: 0 ER: 0 SO: 5 BB: 2 IBB: 0 HBP: 0 BLK: 0 WP: 0 HR: 0 S: 40 P: 48 ERA: 0.00 WHIP: 0.778															PITCHER Fergie Jenkins, R ERA: 3.98 (1, 1)	IP: 9.0 WLS: W BF: 32 H: 5 R: 0 ER: 0 SO: 5 BB: 2 IBB: 0 HBP: 0 BLK: 0 WP: 0 HR: 0 S: 40 P: 48 ERA: 0.00 WHIP: 0.778			

Batter	1	2	3	4	5	6	7	8	9	AB	R	H	RBI	BB	SO	LOB	BOTTOM										
Dave Moates, L OBP: 0.281, SLG: 0.391 (1, 8)	HR	K		F9				4-3		5	1	2	1	0	1	0	Boston Red Sox @ Texas Rangers Arlington Stadium, Arlington, TX Mon Jul 21 1975, 8:05 PM EDT Att: 11,147 - Unknown - 96 F										
Lenny Randle, S OBP: 0.326, SLG: 0.360 (1, 4)	1B	PO				4-3		F7		4	1	2	0	0	0	2											
Mike Hargrove, L OBP: 0.326, SLG: 0.462 (1, 7)	2B	PO		F9		F7		F8		4	1	2	1	0	0	2											
Jeff Burroughs, R OBP: 0.307, SLG: 0.433 (1, 9)	FC5-4	PO		FC5-4		HR		F3		4	2	3	1	0	0	0											
Jim Spencer, L OBP: 0.330, SLG: 0.425 (1, 3)	BB	FC5-4		F9		1B		4-3		3	0	1	0	1	0	2											
Tom Grieve, R OBP: 0.310, SLG: 0.479 (1, 10)	FC5-4	FC5-4		F6		F8		1B		4	0	1	1	0	0	5											
Toby Harrah, R OBP: 0.386, SLG: 0.451 (1, 6)	5-3	FC5-4		FC5-4		4-3		5-3		4	1	1	1	0	0	4											
Roy Howell, L OBP: 0.310, SLG: 0.372 Leo Cardenas, R OBP: 0.346, SLG: 0.324 (7, 5)	L7			4-3		4-3		5-3		3	0	0	0	0	0	2											
Jim Sundberg, R OBP: 0.298, SLG: 0.306 (1, 2)		K		F8		1B		5-3		4	0	1	1	0	1	0											
Inning Stats	R: 4 E: 0 K: 0 S: 7	H: 4 LOB: 1 BB: 1 P: 11	R: 0 E: 0 K: 2 S: 7	H: 1 LOB: 0 BB: 0 P: 7	R: 0 E: 0 K: 0 S: 5	H: 2 LOB: 2 BB: 0 P: 5	R: 0 E: 0 K: 0 S: 3	H: 0 LOB: 0 BB: 0 P: 3	R: 1 E: 0 K: 0 S: 5	H: 2 LOB: 1 BB: 0 P: 5	R: 1 E: 0 K: 0 S: 6	H: 3 LOB: 2 BB: 0 P: 6	R: 0 E: 0 K: 0 S: 4	H: 1 LOB: 1 BB: 0 P: 4	R: 0 E: 0 K: 0 S: 3	H: 0 LOB: 0 BB: 0 P: 3	1B: 9 2B: 2 3B: 0 HR: 2	SF: 0 SAC: 0 DP: 0 HBP: 0	WP: 0 PB: 0 SB: 0 CS: 0	PA: 38							
PITCHER Luis Tiant, R ERA: 4.09 (1, 1)	IP: 6.0 WLS: L BF: 30 H: 12 R: 6 ER: 6 SO: 2 BB: 1 IBB: 0 HBP: 0 BLK: 0 WP: 0 HR: 2 S: 33 P: 37 ERA: 9.00 WHIP: 2.167															PITCHER Luis Tiant, R ERA: 4.09 (1, 1)	IP: 6.0 WLS: L BF: 30 H: 12 R: 6 ER: 6 SO: 2 BB: 1 IBB: 0 HBP: 0 BLK: 0 WP: 0 HR: 2 S: 33 P: 37 ERA: 9.00 WHIP: 2.167										
Jim Burton, L ERA: 3.23 (7, 1)	1.0	4	1	0	0	0	0	0	0	4	4	0.00	1.000														
Diego Segui, R ERA: 5.7 (8, 1)	1.0	3	0	0	0	0	0	0	0	3	3	0.00	0.000														

AB	30
R	0
H	5
RBI	0
BB	2
SO	5
LOB	12



Batter	1	2	3	4	5	6	7	8	9	AB	R	H	RBI	BB	SO	LOB	TOP			
Bernie Carbo, L OBP: 0.430, SLG: 0.546	4-0 BB G6-3		0-0 BB 4-3	4-0 BB G1-6-3			0-0 BB 4-3			2	0	0	0	2	0	0				
Denny Doyle, L OBP: 0.284, SLG: 0.357	0-0 BB G6-3		0-0 BB 1B	0-0 BB G1-6-3			0-0 BB 3-1			4	1	1	0	0	0	2				
Carl Yastrzemski, L OBP: 0.492, SLG: 0.465	0-0 BB F5		4-0 BB 1B	0-0 BB 1B			0-0 BB F2			2	1	0	0	2	0	0				
Fred Lynn, L OBP: 0.398, SLG: 0.603		4-0 BB 3B	0-0 BB 1B	0-0 BB 1B			0-0 BB F8			3	2	1	0	1	1	1				
Jim Rice, R OBP: 0.333, SLG: 0.503	0-0 BB 1B		0-3 BB K	0-0 BB K			0-0 BB L9			4	1	1	1	0	2	4				
Cecil Cooper, L OBP: 0.383, SLG: 0.576	0-0 BB 1-3		4-0 BB 1B	0-0 BB 1B			0-3 BB K			3	0	0	1	1	1	2				
Carlton Fisk, R OBP: 0.365, SLG: 0.397	0-0 BB F3		0-0 BB 1B	0-0 BB 1B			0-0 BB L7			4	0	1	2	0	1	1				
Rico Petrocelli, R OBP: 0.342, SLG: 0.357	0-0 BB 1B		0-3 BB K	0-0 BB K			0-0 BB 6-3			4	0	1	1	0	1	2				
Rick Burleson, R OBP: 0.328, SLG: 0.359	0-3 BB K		0-0 BB F3	0-0 BB F3			0-0 BB F8			4	0	0	0	0	1	1				
Inning Stats	R: 0 E: 0 K: 0 S: 2	H: 0 LOB: 0 BB: 1 P: 6	R: 2 E: 0 K: 1 S: 7	H: 2 LOB: 1 BB: 1 P: 11	R: 3 E: 0 K: 2 S: 10	H: 3 LOB: 2 BB: 2 P: 18	R: 0 E: 0 K: 0 S: 2	H: 0 LOB: 0 BB: 0 P: 6	R: 0 E: 0 K: 1 S: 5	H: 0 LOB: 0 BB: 0 P: 5	R: 0 E: 0 K: 0 S: 3	H: 0 LOB: 1 BB: 1 P: 11	R: 0 E: 0 K: 1 S: 5	H: 0 LOB: 0 BB: 0 P: 5	R: 0 E: 0 K: 1 S: 5	H: 0 LOB: 1 BB: 0 P: 5	1B: 4 2B: 0 3B: 1 HR: 0	SF: 0 SAC: 0 DP: 2 HBP: 0	WP: 0 PB: 0 SB: 0 CS: 0	PA: 36
PITCHER Dave Goltz, R ERA: 3.95	IP: 9.0 WLS: L BF: 36	H: 5 R: 5 ER: 5 SO: 7	BB: 6 IBB: 0 HBP: 0 BLK: 0	WP: 0 HR: 0 S: 44 P: 68	ERA: 5.00 WHIP: 1.222															

Boston Red Sox @ Minnesota Twins
Metropolitan Stadium, Bloomington, MI
Tue Jul 22 1975, 8:05 PM EDT
Att. 9,531 - Unknown - 87 F

AB 30
R 5
H 5
RBI 5
BB 6
SO 7
LOB 13



Batter	1	2	3	4	5	6	7	8	9	AB	R	H	RBI	BB	SO	LOB	BOTTOM			
Steve Braun, L OBP: 0.358, SLG: 0.415	0-3 BB K		0-0 BB G3				0-0 BB 6-3			4	0	1	1	0	1	0				
Jerry Terrell, R OBP: 0.316, SLG: 0.336	4-0 BB FC4-6		0-0 BB 1-3				0-0 BB E6			3	1	0	0	1	0	1				
Rod Carew, L OBP: 0.439, SLG: 0.547	0-0 BB FC4-6		0-0 BB 1B				0-0 BB HR			4	1	2	2	0	0	1				
Tony Oliva, L OBP: 0.364, SLG: 0.427	0-0 BB 4-3		0-0 BB 1-3				0-0 BB 4-3			4	0	0	0	0	0	2				
Eric Soderholm, R OBP: 0.362, SLG: 0.355		0-0 BB F8					0-0 BB 1-3			4	0	0	0	0	0	0				
Dan Ford, R OBP: 0.322, SLG: 0.449		0-0 BB 5-3					0-0 BB G3			4	0	1	0	0	0	0				
Lyman Bostock, L OBP: 0.292, SLG: 0.297		0-0 BB 1B					0-0 BB G3			4	1	2	0	0	0	1				
Danny Thompson, R OBP: 0.305, SLG: 0.335		0-0 BB 1B					0-3 BB K			4	1	2	0	0	1	1				
Glenn Borgmann, R OBP: 0.307, SLG: 0.301		0-0 BB 2-3					0-0 BB F9			3	0	0	1	0	0	3				
Inning Stats	R: 0 E: 0 K: 1 S: 5	H: 0 LOB: 1 BB: 1 P: 9	R: 0 E: 0 K: 0 S: 5	H: 2 LOB: 2 BB: 0 P: 5	R: 0 E: 0 K: 0 S: 4	H: 1 LOB: 1 BB: 0 P: 4	R: 0 E: 0 K: 0 S: 3	H: 0 LOB: 0 BB: 0 P: 3	R: 0 E: 0 K: 1 S: 5	H: 0 LOB: 0 BB: 0 P: 5	R: 2 E: 1 K: 0 S: 5	H: 1 LOB: 0 BB: 0 P: 5	R: 0 E: 0 K: 0 S: 3	H: 0 LOB: 0 BB: 0 P: 3	R: 0 E: 0 K: 0 S: 4	H: 1 LOB: 1 BB: 0 P: 4	1B: 5 2B: 2 3B: 0 HR: 1	SF: 1 SAC: 0 DP: 0 HBP: 0	WP: 0 PB: 0 SB: 0 CS: 0	PA: 37
PITCHER Bill Lee, L ERA: 3.96	IP: 9.0 WLS: W BF: 36	H: 8 R: 4 ER: 3 SO: 2	BB: 1 IBB: 0 HBP: 0 BLK: 0	WP: 0 HR: 1 S: 39 P: 43	ERA: 3.00 WHIP: 1.000															

Boston Red Sox @ Minnesota Twins
Metropolitan Stadium, Bloomington, MI
Tue Jul 22 1975, 8:05 PM EDT
Att. 9,531 - Unknown - 87 F


AB 34
R 4
H 8
RBI 4
BB 1
SO 2
LOB 9



Batter	1	2	3	4	5	6	7	8	9	AB	R	H	RBI	BB	SO	LOB	TOP					
Bernie Carbo, L (1, 9) OBP: 0.423, SLG: 0.535 Dwight Evans, R (9, 9) OBP: 0.335, SLG: 0.413	0-3 K	0-3 K		0-0 F7		0-0 G3			0-0 F9	5	0	0	0	0	2	3						
Denny Doyle, L (1, 4) OBP: 0.285, SLG: 0.366	0-0 3-1		0-0 F8 E		0-0 F8 1B		0-0 P6		0-0 F9	5	1	2	0	0	0	0						
Carl Yastrzemski, L (1, 3) OBP: 0.490, SLG: 0.463	0-3 K		0-0 F8 2-3		0-0 P6 1B		0-0 FC6-4 1B			4	0	1	0	0	1	2						
Fred Lynn, L (1, 8) OBP: 0.394, SLG: 0.596		0-0 4-3	0-3 K		0-0 F8 1-2		0-0 FC6-4 1B			4	0	0	0	0	1	3						
Jim Rice, R (1, 7) OBP: 0.332, SLG: 0.499		4-0 BB 1B BB	0-0 E6 1B		0-0 F8		0-3 K			3	1	0	0	1	1	2						
Cecil Cooper, L (1, 10) OBP: 0.397, SLG: 0.594		0-0 F7	0-0 FC6-4 1B		0-0 HR		0-0 F7			4	1	2	1	0	0	1						
Carlton Fisk, R (1, 2) OBP: 0.360, SLG: 0.390		0-0 BB 1B	0-0 FC6-4 1B		0-0 L6		0-0 P3			4	1	1	0	0	0	2						
Rico Petrocelli, R (1, 5) OBP: 0.344, SLG: 0.356		4-0 1B BB		0-0 5-3		0-0 1B		0-0 1-3		3	0	1	0	1	0	0						
Rick Burleson, R (1, 6) OBP: 0.330, SLG: 0.363		0-0 1-2 2-H 3-H 1B		0-3 K		0-0 2B		0-0 F2		4	0	2	2	0	1	0						
Inning Stats	R: 0 E: 0 K: 2 S: 7	H: 0 LOB: 0 BB: 0 P: 7	R: 2 E: 0 K: 1 S: 7	H: 2 LOB: 2 BB: 2 P: 15	R: 1 E: 1 K: 1 S: 8	H: 2 LOB: 2 BB: 0 P: 8	R: 0 E: 0 K: 1 S: 5	H: 0 LOB: 0 BB: 0 P: 5	R: 0 E: 0 K: 0 S: 4	H: 1 LOB: 1 BB: 0 P: 4	R: 1 E: 0 K: 0 S: 5	H: 3 LOB: 1 BB: 0 P: 5	R: 0 E: 0 K: 1 S: 6	H: 1 LOB: 1 BB: 0 P: 6	R: 0 E: 0 K: 0 S: 3	H: 0 LOB: 0 BB: 0 P: 3	R: 0 E: 0 K: 0 S: 3	H: 0 LOB: 0 BB: 0 P: 3	1B: 6 2B: 2 3B: 0 HR: 1	SF: 0 SAC: 0 DP: 0 HBP: 0	WP: 0 PB: 0 SB: 0 CS: 0	PA: 38
PITCHER Jim Hughes, R (1, 1) ERA: 4.13	IP: 9.0 WLS: L BF: 38 H: 9 R: 4 ER: 3 SO: 6 BB: 2 IBB: 0 HBP: 0 BLK: 0 WP: 0 HR: 1 S: 48 P: 56 ERA: 3.00 WHIP: 1.222															PITCHER						

Boston Red Sox @ Minnesota Twins
Metropolitan Stadium, Bloomington, MI
Wed Jul 23 1975, 8:05 PM EDT
Att. 9,452 - Unknown - 72 F


AB 36
R 4
H 9
RBI 3
BB 2
SO 6
LOB 13



Batter	1	2	3	4	5	6	7	8	9	AB	R	H	RBI	BB	SO	LOB	BOTTOM							
Steve Braun, L (1, 7) OBP: 0.357, SLG: 0.412	0-0 F8	0-0 FC6-4 1B			0-0 4-3		0-0 FC6-4 1-2			4	0	1	0	0	0	1								
Jerry Terrell, R (1, 3) OBP: 0.314, SLG: 0.329	0-0 F5	0-0 FC6-4 1-2			4-0 FC6-4 BB		0-0 L8			3	0	0	0	1	0	2								
Rod Carew, L (1, 4) OBP: 0.437, SLG: 0.543	0-0 E 1B		0-0 4-3		0-0 FC6-4 1-2		0-0 3-1			4	0	1	0	0	0	1								
Tony Oliva, L (1, 10) OBP: 0.362, SLG: 0.425 Luis Gomez, R (9, PR) OBP: 0.231, SLG: 0.170	0-3 K		0-0 L6		0-0 F7		0-0 1B			4	0	1	0	0	1	1								
Eric Soderholm, R (1, 5) OBP: 0.358, SLG: 0.350		0-3 K	0-0 F9		0-0 P2		0-0 1-3			4	0	0	0	0	1	1								
Dan Ford, R (1, 8) OBP: 0.321, SLG: 0.446		0-0 2B 1B		0-0 F9		0-3 K		0-0 5-3		4	1	1	0	0	1	0								
Lyman Bostock, L (1, 9) OBP: 0.297, SLG: 0.309		0-0 WP SF8 2B		0-0 G3		0-3 K		0-0 1-3 1B		4	1	2	1	0	1	0								
Danny Thompson, R (1, 6) OBP: 0.306, SLG: 0.333 John Briggs, L (9, PH) OBP: 0.424, SLG: 0.427		0-0 SF8 2-H		0-0 2-3		4-0 FC6-4 BB		0-0 1-3		1	0	0	1	1	0	0								
Glenn Borgmann, R (1, 2) OBP: 0.308, SLG: 0.302 Tom Lundstedt, S (9, PH) OBP: 0.158, SLG: 0.158		0-0 1B 1B		0-0 F7		0-0 L7		0-0 F8		3	0	1	0	0	0	1								
Inning Stats	R: 0 E: 1 K: 1 S: 6	H: 1 LOB: 1 BB: 0 P: 6	R: 2 E: 0 K: 1 S: 9	H: 4 LOB: 2 BB: 0 P: 9	R: 0 E: 0 K: 0 S: 3	H: 0 LOB: 0 BB: 0 P: 3	R: 0 E: 0 K: 0 S: 3	H: 0 LOB: 0 BB: 0 P: 3	R: 0 E: 0 K: 1 S: 5	H: 0 LOB: 1 BB: 1 P: 5	R: 0 E: 0 K: 1 S: 5	H: 0 LOB: 0 BB: 0 P: 5	R: 0 E: 0 K: 1 S: 5	H: 0 LOB: 1 BB: 1 P: 9	R: 0 E: 0 K: 0 S: 4	H: 1 LOB: 1 BB: 0 P: 4	R: 0 E: 0 K: 0 S: 4	H: 1 LOB: 1 BB: 0 P: 4	R: 0 E: 0 K: 0 S: 4	H: 1 LOB: 1 BB: 0 P: 4	1B: 6 2B: 1 3B: 0 HR: 0	SF: 1 SAC: 0 DP: 0 HBP: 0	WP: 1 PB: 0 SB: 0 CS: 0	PA: 36
PITCHER Roger Moret, L (1, 1) ERA: 4.59 Jim Willoughby, R (9, 1) ERA: 3.77	IP: 8.1 WLS: W BF: 34 H: 7 R: 2 ER: 2 SO: 4 BB: 2 IBB: 0 HBP: 0 BLK: 0 WP: 0 HR: 0 S: 40 P: 48 ERA: 2.16 WHIP: 1.080															PITCHER								

Boston Red Sox @ Minnesota Twins
Metropolitan Stadium, Bloomington, MI
Wed Jul 23 1975, 8:05 PM EDT
Att. 9,452 - Unknown - 72 F

AB 33
R 2
H 7
RBI 2
BB 2
SO 4
LOB 9



Batter	1	2	3	4	5	6	7	8	9	AB	R	H	RBI	BB	SO	LOB	TOP					
Juan Beniquez, R OBP: 0.370, SLG: 0.418 (1, 10)	0-0 6-3	0-0 P4		4-0 BB	0-0 G3			0-0 6-3		4	0	0	0	1	0	4	Boston Red Sox @ Minnesota Twins Metropolitan Stadium, Bloomington, MI Thu Jul 24 1975, 4:33 AM EDT Att: 14,880 - Unknown - 77 F livebaseballscorecards.com					
Denny Doyle, L OBP: 0.292, SLG: 0.363 (1, 4)	4-0 HR BB	0-0 6-3		0-0 L7		0-0 CS 1B		0-0 4-3		4	1	1	0	1	0	3						
Cecil Cooper, L OBP: 0.590, SLG: 0.590 Carl Yastrzemski, L OBP: 0.397, SLG: 0.459 (1, 3) (4, PH) (4, 3)	0-0 L7		4-0 BB 1B	0-0 P4		0-0 P4		0-0 1-3		1	1	0	0	1	0	1						
Jim Rice, R OBP: 0.336, SLG: 0.507 (1, 7)	0-0 HR		4-0 1B BB	0-0 2B 1B		0-0 F8		0-0 E6 G1-4-3		4	2	2	2	1	0	0						
Dwight Evans, R OBP: 0.340, SLG: 0.419 (1, 9)	4-0 WP BB		0-0 1-3 2-H 1B	0-0 1B 2B		0-0 F9		0-0 G1-4-3		4	1	2	1	1	0	1						
Rick Miller, L OBP: 0.354, SLG: 0.277 (1, 8)	0-0 L7		0-0 L7	0-3 K		4-0 E WP BB		0-0 F7		4	1	0	0	1	1	4						
Rick Burleson, R OBP: 0.334, SLG: 0.362 (1, 6)		4-0 SH5-4 BB BB	4-0 FC6-4 BB	4-0 1B IBB		0-0 E6 WP S		0-0 L7		1	0	0	0	3	0	1						
Bob Heise, R OBP: 0.284, SLG: 0.270 (1, 5)		4-0 SH5-4 BB	0-0 FC6-4	0-0 1-3 2-H 3-H 1B		0-0 L7		0-0 1-3 3-H 1-3		3	0	1	2	1	0	3						
Tim Blackwell, S OBP: 0.296, SLG: 0.240 (1, 2)		0-0 SH5-4		0-0 5-3		0-0 F7		0-0 1-3		3	0	0	0	0	0	3						
Inning Stats	R: 2 E: 0 K: 0 S: 4	H: 1 LOB: 1 BB: 2 P: 12	R: 0 E: 0 K: 0 S: 3	H: 0 LOB: 2 BB: 3 P: 11	R: 1 E: 0 K: 0 S: 3	H: 1 LOB: 2 BB: 3 P: 15	R: 0 E: 0 K: 0 S: 3	H: 0 LOB: 1 BB: 1 P: 7	R: 2 E: 0 K: 1 S: 8	H: 3 LOB: 2 BB: 1 P: 12	R: 0 E: 0 K: 0 S: 3	H: 1 LOB: 0 BB: 0 P: 3	R: 1 E: 1 K: 0 S: 4	H: 0 LOB: 1 BB: 1 P: 8	R: 0 E: 0 K: 0 S: 3	H: 0 LOB: 0 BB: 0 P: 3	R: 0 E: 1 K: 0 S: 3	H: 0 LOB: 0 BB: 0 P: 3	1B: 4 2B: 1 3B: 0 HR: 1	SF: 0 SAC: 1 DP: 1 HBP: 0	WP: 2 PB: 0 SB: 1 CS: 1	PA: 42
PITCHER	IP WLS BF H R ER SO BB IBB HBP BLK WP HR S P ERA WHIP	2.0 L 13 1 3 3 0 6 0 0 0 1 1 7 31 13.50 3.500	7.0 29 5 3 2 1 3 1 0 0 1 0 27 43 2.57 1.143																			

Batter	1	2	3	4	5	6	7	8	9	AB	R	H	RBI	BB	SO	LOB	BOTTOM					
Steve Braun, L OBP: 0.362, SLG: 0.415 (1, 7)	0-0 2-3 1B 1B		0-0 G6-4-3 1B			4-0 L8-3 BB		0-0 G3		3	1	2	0	1	0	0	Boston Red Sox @ Minnesota Twins Metropolitan Stadium, Bloomington, MI Thu Jul 24 1975, 4:33 AM EDT Att: 14,880 - Unknown - 77 F livebaseballscorecards.com					
Jerry Terrell, R OBP: 0.307, SLG: 0.321 (1, 6)	0-0 2-3 1-2		0-0 G6-4-3 1-2			0-0 F9		0-0 1-3		4	0	0	0	0	0	3						
Rod Carew, L OBP: 0.437, SLG: 0.542 (1, 4)	0-0 S 2-H 1B			0-0 4-3		0-0 L8-3 1-2		0-0 G5-4-3 1B 1B		4	1	2	1	0	0	1						
Tony Oliva, L OBP: 0.361, SLG: 0.422 Luis Gomez, R OBP: 0.231, SLG: 0.170 (1, 10) (9, PR)	0-3 K 1-2		0-0 5-3			0-0 F8		0-0 G5-4-3 1B 1B		4	0	1	0	0	1	1						
Dan Ford, R OBP: 0.316, SLG: 0.439 (1, 8)	0-3 K		0-0 F7			0-3 K		0-0 G5-4-3 1-2 2-3		4	0	0	0	0	2	3						
John Briggs, L OBP: 0.425, SLG: 0.429 (1, 3)		0-0 F8		0-0 4-3		0-0 1B 1B		0-0 1B 1B		4	0	2	1	0	0	0						
Eric Soderholm, R OBP: 0.360, SLG: 0.355 (1, 5)		0-0 6-3		0-0 2B		0-0 1-2 1B		0-3 K		4	0	2	0	0	1	1						
Lyman Bostock, L OBP: 0.292, SLG: 0.303 (1, 9)		0-3 K		0-3 K		0-0 L7				3	0	0	0	0	2	3						
Glenn Borgmann, R OBP: 0.305, SLG: 0.298 (1, 2)			0-0 F8		0-3 K		0-0 6-3			3	0	0	0	0	1	1						
Inning Stats	R: 1 E: 0 K: 2 S: 9	H: 2 LOB: 1 BB: 0 P: 9	R: 0 E: 0 K: 1 S: 5	H: 0 LOB: 0 BB: 0 P: 5	R: 0 E: 0 K: 0 S: 3	H: 1 LOB: 0 BB: 0 P: 3	R: 0 E: 0 K: 0 S: 3	H: 0 LOB: 0 BB: 0 P: 3	R: 0 E: 0 K: 2 S: 8	H: 1 LOB: 1 BB: 0 P: 8	R: 0 E: 0 K: 0 S: 2	H: 0 LOB: 0 BB: 1 P: 6	R: 0 E: 0 K: 1 S: 7	H: 2 LOB: 2 BB: 0 P: 7	R: 0 E: 0 K: 0 S: 3	H: 0 LOB: 0 BB: 0 P: 3	R: 1 E: 0 K: 1 S: 7	H: 3 LOB: 1 BB: 0 P: 7	1B: 8 2B: 2 3B: 0 HR: 0	SF: 0 SAC: 0 DP: 3 HBP: 0	WP: 0 PB: 0 SB: 1 CS: 0	PA: 34
PITCHER	IP WLS BF H R ER SO BB IBB HBP BLK WP HR S P ERA WHIP	9.0 W 34 9 2 2 7 1 0 0 0 0 0 47 51 2.00 1.111																				

Batter	1	2	3	4	5	6	7	8	9	AB	R	H	RBI	BB	SO	LOB	TOP				
Juan Beniquez, R OBP: 0.371, SLG: 0.414 Bob Heise, R OBP: 0.284, SLG: 0.270	K		1-2 1B		K		5-3	1-2 BB		4	0	1	0	1	2	2					
Rick Burleson, R OBP: 0.330, SLG: 0.358	5-3		K			5-3		5-3 F8		5	0	0	0	0	1	5					
Dwight Evans, R OBP: 0.337, SLG: 0.419	F9			1-3		L9		2B 2B	6-3	5	1	1	0	0	0	0					
Jim Rice, R OBP: 0.342, SLG: 0.514		5-3		2B 2B 1B		1B		1B 1B 2B	1B 1B	5	2	4	1	0	0	0					
Fred Lynn, L OBP: 0.394, SLG: 0.594	L6		1-3 2B 2B		K			1B FC4-6 HBP	K	4	2	1	0	0	2	2					
Carlton Fisk, R OBP: 0.372, SLG: 0.415	K		2H 3H 2B	L6-4		6-3		FC4-6 1B	1B	5	1	3	2	0	1	0					
Rico Petrocelli, R OBP: 0.342, SLG: 0.353		5-3	2-3	L6-4		F2		1-2 2-3 3-H 1B	K	5	0	1	1	0	1	3					
Doug Griffin, R OBP: 0.298, SLG: 0.290			1B 1B		6-3		1B 1B	FC4-6 1B		4	0	2	1	0	0	2					
Bob Montgomery, R OBP: 0.244, SLG: 0.277 Rick Miller, L OBP: 0.354, SLG: 0.277			K		6-3		1-2 1B	1-3 3-H 1B	BB 1B	4	0	2	1	0	1	1					
										0	0	0	0	0	0	0					
Inning Stats	R: 0 E: 0 K: 1 S: 5	H: 0 LOB: 0 BB: 0 P: 5	R: 0 E: 0 K: 1 S: 5	H: 0 LOB: 0 BB: 0 P: 5	R: 0 E: 0 K: 2 S: 9	H: 2 LOB: 2 BB: 0 P: 9	R: 2 E: 0 K: 0 S: 5	H: 3 LOB: 0 BB: 0 P: 5	R: 0 E: 0 K: 1 S: 6	H: 1 LOB: 1 BB: 0 P: 6	R: 0 E: 0 K: 0 S: 5	H: 2 LOB: 2 BB: 0 P: 5	R: 4 E: 0 K: 0 S: 8	H: 5 LOB: 3 BB: 1 P: 13	R: 0 E: 0 K: 2 S: 9	H: 2 LOB: 2 BB: 0 P: 9	1B: 11 2B: 5 3B: 0 HR: 0	SF: 0 SAC: 0 DP: 1 HBP: 1	WP: 0 PB: 0 SB: 0 CS: 0	PA: 43	
PITCHER	IP WLS BF H R ER SO BB IBB HBP BLK WP HR S P ERA WHIP	7.1 W 31 10 4 4 6 0 0 0 0 0 0 43 43 4.91 1.364	0.1 S 5 3 2 2 0 0 0 1 0 0 0 4 5 54.00 9.000	1.1 S 7 2 0 0 2 1 0 0 0 0 0 10 14 0.00 2.250																	

Boston Red Sox @ New York Yankees
Shea Stadium, Flushing, NY
Fri Jul 25 1975, 7:05 PM EDT
Att: 40,165 - Unknown

AB 41
R 6
H 15
RBI 6
BB 1
SO 8
LOB 15



Batter	1	2	3	4	5	6	7	8	9	AB	R	H	RBI	BB	SO	LOB	BOTTOM			
Bobby Bonds, R OBP: 0.338, SLG: 0.505	6-3		K		F3		1B SF8 1B	1-3 2B		5	1	2	0	0	1	2				
Lou Piniella, R OBP: 0.280, SLG: 0.243 Rick Blatt, R OBP: 0.500, SLG: 0.250	1-3		2H 3H 3B		5-3		1B SF9 1B	4-3		4	0	2	4	0	0	0				
Roy White, S OBP: 0.390, SLG: 0.453	F8		K			1B S	SF8			3	1	1	1	0	1	1				
Thurman Munson, R OBP: 0.371, SLG: 0.421		K		4-3		5-3		1-3 1B		4	0	1	0	0	1	1				
Chris Chambliss, L OBP: 0.330, SLG: 0.429		6-3		3B 1B		1B E	SF9			3	1	2	2	0	0	0				
Graig Nettles, L OBP: 0.338, SLG: 0.453	P7		K			6-3		F5		4	0	0	0	0	1	3				
Ed Herrmann, L OBP: 0.313, SLG: 0.364			E FC3 3B 1B	1-H 3B		K		K		4	1	2	1	0	2	1				
Jim Mason, L OBP: 0.204, SLG: 0.208			K		1-3 3B		E3 1B BB 1B	F8		4	1	0	0	0	1	2				
Sandy Alomar Sr., S OBP: 0.231, SLG: 0.246		FC3			3-1		4-0 1B BB 1B	2B BB		2	2	0	0	2	0	1				
										1B: 7 2B: 1 3B: 2 HR: 0	SF: 2 SAC: 0 DP: 0 HBP: 0	WP: 0 PB: 0 SB: 1 CS: 0	PA: 38							
Inning Stats	R: 0 E: 0 K: 0 S: 3	H: 0 LOB: 0 BB: 0 P: 3	R: 0 E: 0 K: 1 S: 5	H: 0 LOB: 0 BB: 0 P: 5	R: 2 E: 1 K: 3 S: 12	H: 2 LOB: 1 BB: 0 P: 12	R: 1 E: 0 K: 1 S: 7	H: 2 LOB: 1 BB: 0 P: 7	R: 0 E: 0 K: 0 S: 3	H: 0 LOB: 0 BB: 0 P: 3	R: 1 E: 1 K: 1 S: 7	H: 2 LOB: 1 BB: 0 P: 7	R: 4 E: 1 K: 0 S: 7	H: 3 LOB: 1 BB: 1 P: 11	R: 0 E: 0 K: 1 S: 6	H: 1 LOB: 2 BB: 1 P: 10	1B: 7 2B: 1 3B: 2 HR: 0	SF: 2 SAC: 0 DP: 0 HBP: 0	WP: 0 PB: 0 SB: 1 CS: 0	PA: 38
PITCHER	IP WLS BF H R ER SO BB IBB HBP BLK WP HR S P ERA WHIP	7.0 L 33 9 8 4 6 1 0 0 0 0 0 6 10 0.00 2.000	1.0 S 5 1 0 0 1 1 0 0 0 0 0 6 10 0.00 2.000																	

Boston Red Sox @ New York Yankees
Shea Stadium, Flushing, NY
Fri Jul 25 1975, 7:05 PM EDT
Att: 40,165 - Unknown

AB 34
R 8
H 10
RBI 8
BB 2
SO 7
LOB 13



Batter	1	2	3	4	5	6	7	8	9	AB	R	H	RBI	BB	SO	LOB	TOP		
Bernie Carbo, L OBP: 0.418, SLG: 0.526 (1, 10)										4	0	0	0	0	2	0			
Denny Doyle, L OBP: 0.237, SLG: 0.374 (1, 4)										4	1	2	0	0	0	0			
Carl Yastrzemski, L OBP: 0.400, SLG: 0.460 (1, 3)										3	1	2	0	1	0	0			
Fred Lynn, L OBP: 0.395, SLG: 0.598 (1, 8)										3	2	1	0	1	1	0			
Jim Rice, R OBP: 0.341, SLG: 0.515 (1, 7)										3	0	1	1	0	0	1			
Carlton Fisk, R OBP: 0.376, SLG: 0.430 (1, 2)										4	0	2	3	0	1	1			
Rick Miller, L OBP: 0.349, SLG: 0.275 (1, 9)										4	0	1	0	0	0	2			
Rico Petrocelli, R OBP: 0.341, SLG: 0.351 (1, 5)										4	0	1	0	0	1	1			
Rick Burleson, R OBP: 0.327, SLG: 0.354 (1, 6)										4	0	0	0	0	0	3			
Inning Stats	R: 0 E: 0 K: 1 S: 5	H: 1 LOB: 1 BB: 0 P: 5	R: 1 E: 0 K: 0 S: 5	H: 2 LOB: 1 BB: 0 P: 5	R: 0 E: 0 K: 1 S: 3	H: 1 LOB: 1 BB: 1 P: 7	R: 0 E: 0 K: 1 S: 6	H: 1 LOB: 0 BB: 0 P: 6	R: 0 E: 0 K: 2 S: 7	H: 0 LOB: 0 BB: 0 P: 7	R: 0 E: 0 K: 0 S: 3	H: 0 LOB: 0 BB: 0 P: 3	R: 0 E: 0 K: 0 S: 3	H: 0 LOB: 0 BB: 0 P: 3	R: 3 E: 0 K: 0 S: 7	H: 5 LOB: 2 BB: 1 P: 11	1B: 6 2B: 4 3B: 1 HR: 0	SF: 1 SAC: 0 DP: 1 HBP: 0	WP: 1 PA: 37 SB: 0 CS: 1
PITCHER	IP	WLS	BF	H	R	ER	SO	BB	IBB	HBP	BLK	WP	HR	S	P	ERA	WHIP		
Pat Dobson, R ERA: 3.75 (1, 1)	8.1	L	33	8	4	4	5	2	0	0	0	1	0	41	49	4.32	1.200		
Dick Tidrow, R ERA: 3.15 (9, 1)	0.2		3	2	0	0	0	0	0	0	0	0	0	3	3	0.00	3.000		

Boston Red Sox @ New York Yankees
Shea Stadium, Flushing, NY
Sat Jul 26 1975, 3:33 AM EDT
Att: 37,387 - Sunny - 75 F


AB 33
R 4
H 10
RBI 4
BB 2
SO 5
LOB 8



Batter	1	2	3	4	5	6	7	8	9	AB	R	H	RBI	BB	SO	LOB	BOTTOM		
Bobby Bonds, R OBP: 0.334, SLG: 0.498 (8, 9)										4	0	0	0	0	1	0			
Rich Coggins, L OBP: 0.255, SLG: 0.301 (1, 10)										4	0	0	0	0	1	0			
Roy White, S OBP: 0.386, SLG: 0.448 (1, 7)										4	0	0	0	0	0	0			
Thurman Munson, R OBP: 0.372, SLG: 0.425 (1, 2)										4	1	2	0	0	0	0			
Chris Chambliss, L OBP: 0.331, SLG: 0.428 (1, 3)										3	1	1	0	1	0	1			
Graig Nettles, L OBP: 0.338, SLG: 0.451 (1, 5)										4	0	1	1	0	2	3			
Lou Piniella, R OBP: 0.270, SLG: 0.248 (1, 9)										2	0	1	0	1	0	0			
Rick Blatt, R OBP: 0.571, SLG: 0.400 (7, PR) (8, 8)										1	0	1	0	0	0	0			
Jim Mason, L OBP: 0.261, SLG: 0.257 (5, PH)										1	0	0	0	0	0	0			
Ed Herrmann, L OBP: 0.191, SLG: 0.361 (5, PH)										1	0	0	1	0	0	2			
Fred Stanley, R OBP: 0.295, SLG: 0.257 (8, 6)										0	0	0	0	0	0	0			
Walt Williams, R OBP: 0.225, SLG: 0.357 (7, PH)										1	0	0	0	0	0	2			
Ed Brinkman, R OBP: 0.265, SLG: 0.315 (8, 6)										0	0	0	0	0	0	0			
Rick Yemmel, R OBP: 0.268, SLG: 0.318 (9, PH)										1	0	0	0	0	0	2			
Sandy Alomar Sr., S OBP: 0.228, SLG: 0.243 (1, 4)										3	0	0	0	0	0	2			
Inning Stats	R: 0 E: 0 K: 1 S: 5	H: 0 LOB: 0 BB: 0 P: 5	R: 0 E: 0 K: 1 S: 5	H: 0 LOB: 0 BB: 0 P: 5	R: 0 E: 0 K: 0 S: 3	H: 0 LOB: 0 BB: 0 P: 3	R: 0 E: 0 K: 0 S: 3	H: 0 LOB: 0 BB: 0 P: 3	R: 1 E: 0 K: 1 S: 7	H: 2 LOB: 1 BB: 1 P: 11	R: 0 E: 0 K: 0 S: 3	H: 0 LOB: 2 BB: 0 P: 3	R: 0 E: 0 K: 1 S: 5	H: 0 LOB: 0 BB: 0 P: 5	R: 0 E: 0 K: 0 S: 5	H: 2 LOB: 1 BB: 1 P: 9	1B: 5 2B: 1 3B: 0 HR: 0	SF: 0 SAC: 0 DP: 0 HBP: 0	WP: 1 PA: 35 SB: 0 CS: 0
PITCHER	IP	WLS	BF	H	R	ER	SO	BB	IBB	HBP	BLK	WP	HR	S	P	ERA	WHIP		
Reggie Cleveland, R ERA: 4.87 (1, 1)	8.2	W	33	5	2	2	4	2	0	0	0	1	0	39	47	2.08	0.808		
Jim Willoughby, R ERA: 3.68 (9, 1)	0.1	S	2	1	0	0	0	0	0	0	0	0	0	2	2	0.00	3.000		

Boston Red Sox @ New York Yankees
Shea Stadium, Flushing, NY
Sat Jul 26 1975, 3:33 AM EDT
Att: 37,387 - Sunny - 75 F

AB 33
R 2
H 6
RBI 2
BB 2
SO 4
LOB 12



Batter	1	2	3	4	5	6	7	8	9	AB	R	H	RBI	BB	SO	LOB	TOP					
Bernie Carbo, L OBP: 0.419, SLG: 0.522 (1, 10)	4-0 SH1-3 BB		0-3 K		0-3 K			4-0 2B BB		2	0	0	0	2	2	1						
Denny Doyle, L OBP: 0.305, SLG: 0.383 (1, 4)	0-0 SH1-3			4-0 1B BB		0-0 F6		0-0 2B		2	0	1	0	1	0	0						
Carl Yastrzemski, L OBP: 0.397, SLG: 0.455 (1, 3)	0-0 F2			0-0 F9		0-0 F9			0-0 4-3	4	0	0	0	0	0	2						
Fred Lynn, L OBP: 0.393, SLG: 0.594 (1, 8)	0-3 K			0-0 1B		0-0 4-3			0-0 E6 S E	4	1	1	0	0	1	1						
Jim Rice, R OBP: 0.338, SLG: 0.510 (1, 7)		0-0 F9		0-3 K			0-0 F2		0-3 K	4	0	0	0	0	2	3						
Rick Miller, L OBP: 0.345, SLG: 0.274 (1, 9)	0-0 1-3			0-0 G3			0-0 L7		0-0 E4 1B	4	0	1	1	0	0	2						
Bob Heise, R OBP: 0.271, SLG: 0.256 (1, 5)	0-0 F7				0-0 5-3		0-0 F9		0-0 5-3	4	0	0	0	0	0	1						
Rick Burleson, R OBP: 0.325, SLG: 0.351 (1, 6)			0-0 6-3		0-0 6-3			0-0 F4		3	0	0	0	0	0	0						
Tim Blackwell, S OBP: 0.297, SLG: 0.235 (1, 2)			0-0 L9			4-0 BB		0-0 F9		2	0	0	0	1	0	0						
Inning Stats	R: 0 E: 0 K: 1 S: 5	H: 0 LOB: 1 BB: 1 P: 9	R: 0 E: 0 K: 0 S: 3	H: 0 LOB: 0 BB: 0 P: 3	R: 0 E: 0 K: 1 S: 5	H: 0 LOB: 0 BB: 0 P: 5	R: 0 E: 0 K: 1 S: 6	H: 1 LOB: 2 BB: 1 P: 10	R: 0 E: 0 K: 0 S: 5	H: 0 LOB: 1 BB: 1 P: 9	R: 0 E: 0 K: 0 S: 3	H: 0 LOB: 0 BB: 0 P: 3	R: 0 E: 0 K: 0 S: 3	H: 0 LOB: 0 BB: 0 P: 3	R: 0 E: 0 K: 0 S: 3	H: 1 LOB: 2 BB: 1 P: 7	R: 1 E: 2 K: 1 S: 7	H: 1 LOB: 1 BB: 0 P: 7	1B: 2 2B: 1 3B: 0 HR: 0	SF: 0 SAC: 1 DP: 0 HBP: 0	WP: 0 PB: 0 SB: 1 CS: 0	PA: 34
PITCHER Caffish Hunter, R ERA: 2.69 (1, 1)	IP: 9.0 WLS: L BF: 34 H: 3 R: 1 ER: 0 SO: 5 BB: 4 IBB: 0 HBP: 0 BLK: 0 WP: 0 HR: 0 S: 40 P: 56 ERA: 0.00 WHIP: 0.778															PITCHER						

Boston Red Sox @ New York Yankees
Shea Stadium, Flushing, NY
Sun Jul 27 1975, 3:33 AM EDT
Sunny

AB 29
R 1
H 3
RBI 1
BB 4
SO 5
LOB 10



Batter	1	2	3	4	5	6	7	8	9	AB	R	H	RBI	BB	SO	LOB	BOTTOM					
Bobby Bonds, R OBP: 0.333, SLG: 0.494 (1, 8)	0-3 K		4-0 BB		0-3 K		0-0 6-3			3	0	0	0	1	2	3						
Rick Dempsey, R OBP: 0.350, SLG: 0.304 (1, 10)	0-0 5-3		0-0 4-3		0-0 P9			0-0 6-3		4	0	0	0	0	0	4						
Roy White, S OBP: 0.387, SLG: 0.451 (1, 7)	0-0 5-3			0-0 B3-1		0-0 FC1-5 2B		0-0 G5-4-3 1B		4	0	2	0	0	0	0						
Thurman Munson, R OBP: 0.368, SLG: 0.420 (1, 2)		0-0 F8		0-0 6-3		0-0 FC1-5 1B		0-0 G5-4-3 1B		4	0	0	0	0	0	2						
Lou Piniella, R OBP: 0.269, SLG: 0.248 (1, 9)		0-0 E5 FC5-4		0-0 6-3		0-0 1-2 1B			0-0 1-3	4	0	1	0	0	0	0						
Graig Nettles, L OBP: 0.337, SLG: 0.448 (1, 5)		0-0 FC5-4 1-2			0-0 1B FC5-2 1B		0-0 L8		0-0 L8	4	0	1	0	0	0	3						
Chris Chambliss, L OBP: 0.331, SLG: 0.426 (1, 3)		0-0 L8			0-0 FC5-2 1B		0-0 G3		0-0 F5	4	0	1	0	0	0	3						
Sandy Alomar Sr., S OBP: 0.230, SLG: 0.244 (1, 4)			0-0 L8		0-0 FC5-2 1B		0-0 F7			3	0	1	0	0	0	0						
Fred Stanley, R OBP: 0.284, SLG: 0.252 (1, 6)				0-0 5-3		0-0 FC5-2 1B		0-0 6-3		2	0	0	0	0	0	3						
Alex Johnson, R OBP: 0.299, SLG: 0.358 (7, PH)										1	0	0	0	0	0	0						
Jim Mason, L OBP: 0.203, SLG: 0.207 (8, 6)										0	0	0	0	0	0	0						
Inning Stats	R: 0 E: 0 K: 1 S: 5	H: 0 LOB: 0 BB: 0 P: 5	R: 0 E: 1 K: 0 S: 4	H: 0 LOB: 1 BB: 0 P: 4	R: 0 E: 0 K: 0 S: 3	H: 0 LOB: 1 BB: 1 P: 7	R: 0 E: 0 K: 0 S: 3	H: 0 LOB: 0 BB: 0 P: 3	R: 0 E: 0 K: 0 S: 5	H: 3 LOB: 3 BB: 0 P: 8	R: 0 E: 0 K: 0 S: 5	H: 2 LOB: 2 BB: 0 P: 5	R: 0 E: 0 K: 0 S: 3	H: 0 LOB: 0 BB: 0 P: 3	R: 0 E: 0 K: 0 S: 3	H: 1 LOB: 0 BB: 0 P: 3	R: 0 E: 0 K: 0 S: 3	H: 0 LOB: 0 BB: 0 P: 3	1B: 5 2B: 1 3B: 0 HR: 0	SF: 0 SAC: 0 DP: 1 HBP: 0	WP: 0 PB: 0 SB: 0 CS: 0	PA: 34
PITCHER Bill Lee, L ERA: 3.77 (1, 1)	IP: 9.0 WLS: W BF: 34 H: 6 R: 0 ER: 0 SO: 2 BB: 1 IBB: 0 HBP: 0 BLK: 0 WP: 0 HR: 0 S: 37 P: 41 ERA: 0.00 WHIP: 0.778															PITCHER						

Boston Red Sox @ New York Yankees
Shea Stadium, Flushing, NY
Sun Jul 27 1975, 3:33 AM EDT
Sunny

AB 33
R 0
H 6
RBI 0
BB 1
SO 2
LOB 18



Batter	1	2	3	4	5	6	7	8	9	AB	R	H	RBI	BB	SO	LOB	TOP										
Don Money, R OBP: 0.303, SLG: 0.389 (1, 5)										4	1	2	1	1	1	0											
Darrell Porter, L OBP: 0.355, SLG: 0.383 (1, 2)										5	1	1	2	0	1	2											
George Scott, R OBP: 0.350, SLG: 0.500 (1, 3)										4	0	0	0	1	1	2											
Hank Aaron, R OBP: 0.342, SLG: 0.384 (1, 10)										3	0	1	0	1	1	1											
Bobby Darwin, R OBP: 0.303, SLG: 0.385 (1, 7)										3	0	1	0	1	0	3											
Gorman Thomas, R OBP: 0.326, SLG: 0.503 (1, 8)										4	0	0	0	0	4	3											
Sixto Lezcano, R OBP: 0.326, SLG: 0.386 (1, 9)										4	1	1	1	0	2	0											
Robin Yount, R OBP: 0.322, SLG: 0.366 (1, 6)										4	2	2	0	0	0	0											
Kurt Bevacqua, R OBP: 0.233, SLG: 0.257 (1, 4)										3	1	1	2	0	0	0											
Inning Stats	R: 0 E: 0 K: 0 S: 4	H: 1 LOB: 2 BB: 1 P: 8	R: 0 E: 0 K: 1 S: 5	H: 0 LOB: 0 BB: 0 P: 5	R: 2 E: 0 K: 0 S: 5	H: 2 LOB: 1 BB: 1 P: 9	R: 2 E: 0 K: 2 S: 9	H: 2 LOB: 2 BB: 0 P: 9	R: 0 E: 0 K: 3 S: 10	H: 1 LOB: 2 BB: 1 P: 14	R: 2 E: 0 K: 1 S: 8	H: 3 LOB: 1 BB: 0 P: 8	R: 0 E: 0 K: 1 S: 4	H: 0 LOB: 0 BB: 1 P: 8	R: 0 E: 0 K: 1 S: 5	H: 0 LOB: 0 BB: 0 P: 5	R: 0 E: 0 K: 1 S: 5	H: 0 LOB: 0 BB: 0 P: 5	1B: 5 2B: 1 3B: 0 HR: 3	SF: 0 SAC: 1 DP: 0 HBP: 0	WP: 0 PB: 0 SB: 0 CS: 1	PA: 40					
PITCHER	IP	WLS	BF	H	R	ER	SO	BB	IBB	HBP	BLK	WP	HR	S	P	ERA	WHIP										
Rick Wise, R ERA: 4.36 (1, 1)	5.1		28	9	6	6	6	3	0	0	0	0	3	37	49	10.12	2.250										
Jim Willoughby, R ERA: 2.95 (6, 1)	3.2	W	11	0	0	0	4	1	0	0	0	0	0	18	22	0.00	0.273										

Milwaukee Brewers @ Boston Red Sox
Fenway Park, Boston, MA
Mon Jul 28 1975, 7:05 PM EDT
Att: 33,606 - Unknown - 84 F

AB 34
R 6
H 9
RBI 6
BB 4
SO 10
LOB 11



Batter	1	2	3	4	5	6	7	8	9	AB	R	H	RBI	BB	SO	LOB	BOTTOM										
Rick Miller, L OBP: 0.348, SLG: 0.273 (1, 9)										3	0	1	0	0	1	0											
Juan Beniquez, R OBP: 0.378, SLG: 0.419 (6, FH) (7, 9)										1	1	0	0	0	0	0											
Denny Doyle, L OBP: 0.308, SLG: 0.384 (1, 4)										3	1	1	0	0	0	2											
Doug Griffin, R OBP: 0.305, SLG: 0.298 (6, FH) (7, 4)										2	0	1	0	0	0	0											
Carl Yastrzemski, L OBP: 0.394, SLG: 0.458 (1, 3)										4	2	1	0	1	1	1											
Fred Lynn, L OBP: 0.402, SLG: 0.598 (1, 8)										3	0	1	0	2	1	0											
Jim Rice, R OBP: 0.342, SLG: 0.514 (1, 7)										4	1	1	1	0	1	1											
Carlton Fisk, R OBP: 0.398, SLG: 0.511 (1, 2)										4	2	4	5	1	0	0											
Dwight Evans, R OBP: 0.343, SLG: 0.418 (1, 10)										4	0	1	0	0	2	4											
Rico Petrocelli, R OBP: 0.333, SLG: 0.343 (1, 5)										4	0	1	0	0	1	1											
Rick Burleson, R OBP: 0.321, SLG: 0.347 (1, 6)										4	0	0	0	0	0	1											
Inning Stats	R: 2 E: 0 K: 2 S: 9	H: 2 LOB: 2 BB: 2 P: 17	R: 0 E: 0 K: 1 S: 5	H: 0 LOB: 0 BB: 0 P: 5	R: 0 E: 0 K: 0 S: 3	H: 0 LOB: 0 BB: 0 P: 3	R: 2 E: 1 K: 1 S: 9	H: 3 LOB: 2 BB: 0 P: 9	R: 0 E: 0 K: 1 S: 6	H: 1 LOB: 2 BB: 1 P: 10	R: 1 E: 1 K: 0 S: 4	H: 1 LOB: 1 BB: 0 P: 5	R: 1 E: 0 K: 2 S: 9	H: 2 LOB: 1 BB: 0 P: 9	R: 0 E: 0 K: 0 S: 3	H: 0 LOB: 0 BB: 0 P: 3	R: 1 E: 0 K: 0 S: 3	H: 3 LOB: 3 BB: 1 P: 7	1B: 10 2B: 0 3B: 0 HR: 2	SF: 1 SAC: 0 DP: 0 HBP: 1	WP: 0 PB: 0 SB: 0 CS: 0	PA: 42					
PITCHER	IP	WLS	BF	H	R	ER	SO	BB	IBB	HBP	BLK	WP	HR	S	P	ERA	WHIP										
Pete Broberg, R ERA: 5.11 (1, 1)	3.2		19	5	4	3	4	2	0	0	0	0	1	25	33	7.36	1.909										
Bill Travers, L ERA: 4.41 (4, 1)	3.0		15	4	2	1	3	0	1	1	0	0	1	19	24	3.00	1.333										
Tom Murphy, R ERA: 2.85 (7, 1)	1.1	L	8	3	1	1	0	1	0	0	0	0	0	7	11	6.75	3.000										

Milwaukee Brewers @ Boston Red Sox
Fenway Park, Boston, MA
Mon Jul 28 1975, 7:05 PM EDT
Att: 33,606 - Unknown - 84 F

AB 36
R 7
H 12
RBI 6
BB 4
SO 7
LOB 10



Batter	1	2	3	4	5	6	7	8	9	AB	R	H	RBI	BB	SO	LOB	TOP				
Don Money, R OBP: 0.306, SLG: 0.412 (1, 5)										4	2	2	2	0	0	3	Milwaukee Brewers @ Boston Red Sox Fenway Park, Boston, MA Tue Jul 29 1975, 7:05 PM EDT Att: 33,506 - Unknown - 82 F				
Darrell Porter, L OBP: 0.357, SLG: 0.393 (1, 2)										4	1	1	1	0	0	0					
George Scott, R OBP: 0.349, SLG: 0.500 (1, 3)										4	0	1	0	0	2	0					
Hank Aaron, R OBP: 0.344, SLG: 0.386 (1, 10)										4	0	2	0	0	1	1					
Bobby Darwin, R OBP: 0.299, SLG: 0.380 (1, 7)										4	0	0	0	0	3	2					
Bill Sharp, L OBP: 0.268, SLG: 0.306 (8, 7)										0	0	0	0	0	0	0					
Gorman Thomas, R OBP: 0.319, SLG: 0.491 (1, 8)										4	0	0	0	0	2	1					
Sixto Lezcano, R OBP: 0.328, SLG: 0.385 (1, 9)										3	0	1	0	1	1	0					
Robin Yount, R OBP: 0.322, SLG: 0.366 (1, 6)										3	0	1	0	0	2	1					
Kurt Bevacqua, R OBP: 0.240, SLG: 0.271 (1, 4)										4	1	2	0	0	0	1					
Inning Stats	R: 2 E: 0 K: 2 S: 9	H: 2 LOB: 0 BB: 0 P: 9	R: 0 E: 0 K: 2 S: 7	H: 0 LOB: 0 BB: 0 P: 7	R: 1 E: 0 K: 0 S: 5	H: 2 LOB: 1 BB: 0 P: 5	R: 0 E: 0 K: 3 S: 10	H: 1 LOB: 1 BB: 0 P: 10	R: 1 E: 0 K: 0 S: 4	H: 1 LOB: 0 BB: 0 P: 4	R: 0 E: 0 K: 1 S: 5	H: 1 LOB: 0 BB: 0 P: 5	R: 0 E: 0 K: 0 S: 3	H: 0 LOB: 0 BB: 1 P: 7	R: 0 E: 0 K: 2 S: 8	H: 1 LOB: 1 BB: 0 P: 8	R: 0 E: 0 K: 1 S: 7	H: 2 LOB: 2 BB: 0 P: 7	1B: 5 2B: 2 3B: 0 HR: 3	SF: 0 SAC: 2 DP: 1 HBP: 0	WP: 2 PA: 37 PB: 0 SB: 1 CS: 0
PITCHER Diego Segui, R ERA: 5.43 (1, 1)	IP: 9.0 WLS: L BF: 37	H: 10 R: 4 ER: 4 SO: 11	BB: 1 IBB: 0 HBP: 0 BLK: 0	WP: 2 HR: 3 S: 58 P: 62	ERA: 4.00 WHIP: 1.222	PITCHER										IP: 9.0 WLS: W BF: 37	H: 7 R: 0 ER: 0 SO: 5	BB: 3 IBB: 0 HBP: 0 BLK: 0	WP: 0 HR: 0 S: 44 P: 56	ERA: 0.00 WHIP: 1.111	

AB	34
R	4
H	10
RBI	3
BB	1
SO	11
LOB	9



Batter	1	2	3	4	5	6	7	8	9	AB	R	H	RBI	BB	SO	LOB	BOTTOM				
Bernie Carbo, L OBP: 0.412, SLG: 0.512 (1, 9)										5	0	0	0	0	1	1	Milwaukee Brewers @ Boston Red Sox Fenway Park, Boston, MA Tue Jul 29 1975, 7:05 PM EDT Att: 33,506 - Unknown - 82 F				
Denny Doyle, L OBP: 0.306, SLG: 0.380 (1, 4)										4	0	1	0	0	0	0					
Carl Yastrzemski, L OBP: 0.385, SLG: 0.457 (1, 3)										3	0	1	0	1	1	1					
Fred Lynn, L OBP: 0.400, SLG: 0.594 (1, 8)										4	0	1	0	0	0	2					
Jim Rice, R OBP: 0.338, SLG: 0.508 (1, 7)										4	0	0	0	0	1	2					
Carlton Fisk, R OBP: 0.402, SLG: 0.505 (1, 2)										3	0	1	0	1	1	0					
Dwight Evans, R OBP: 0.349, SLG: 0.426 (1, 10)										3	0	2	0	1	0	0					
Rico Petrocelli, R OBP: 0.332, SLG: 0.341 (1, 5)										4	0	1	0	0	1	4					
Rick Burleson, R OBP: 0.319, SLG: 0.345 (1, 6)										3	0	0	0	0	0	5					
Cecil Cooper, L OBP: 0.366, SLG: 0.586 (9, PH)										1	0	0	0	0	0	1					
Inning Stats	R: 0 E: 0 K: 0 S: 4	H: 1 LOB: 1 BB: 0 P: 4	R: 0 E: 1 K: 1 S: 7	H: 1 LOB: 2 BB: 0 P: 7	R: 0 E: 0 K: 0 S: 4	H: 1 LOB: 1 BB: 0 P: 4	R: 0 E: 0 K: 1 S: 5	H: 0 LOB: 2 BB: 2 P: 13	R: 0 E: 0 K: 2 S: 8	H: 1 LOB: 2 BB: 1 P: 12	R: 0 E: 0 K: 0 S: 4	H: 2 LOB: 1 BB: 0 P: 4	R: 0 E: 0 K: 1 S: 5	H: 0 LOB: 0 BB: 0 P: 5	R: 0 E: 0 K: 0 S: 3	H: 0 LOB: 0 BB: 0 P: 3	R: 0 E: 0 K: 0 S: 4	H: 1 LOB: 1 BB: 0 P: 4	1B: 6 2B: 1 3B: 0 HR: 0	SF: 0 SAC: 0 DP: 0 HBP: 0	WP: 0 PA: 37 PB: 0 SB: 0 CS: 0
PITCHER Jim Colborn, R ERA: 3.76 (1, 1)	IP: 9.0 WLS: W BF: 37	H: 7 R: 0 ER: 0 SO: 5	BB: 3 IBB: 0 HBP: 0 BLK: 0	WP: 0 HR: 0 S: 44 P: 56	ERA: 0.00 WHIP: 1.111	PITCHER										IP: 9.0 WLS: W BF: 37	H: 7 R: 0 ER: 0 SO: 5	BB: 3 IBB: 0 HBP: 0 BLK: 0	WP: 0 HR: 0 S: 44 P: 56	ERA: 0.00 WHIP: 1.111	

AB	34
R	0
H	7
RBI	0
BB	3
SO	5
LOB	16



Batter	1	2	3	4	5	6	7	8	9	AB	R	H	RBI	BB	SO	LOB	TOP										
Don Money, R OBP: 0.307, SLG: 0.412 (1, 5)	0-0 1B		0-0 5-3		0-0 F8		0-0 1B		0-0 F4	5	0	2	1	0	0	2	Milwaukee Brewers @ Boston Red Sox Fenway Park, Boston, MA Wed Jul 30 1975, 3:33 AM EDT Att: 33,763 - Unknown - 90 F livebaseballscores.com										
Charlie Moore, R OBP: 0.314, SLG: 0.345 (1, 2)	0-0 F2		0-0 5-3			0-0 4-3	0-0 F4		0-3 K	5	0	0	0	0	1	4											
George Scott, R OBP: 0.349, SLG: 0.497 (1, 3)	0-0 P9			0-0 F4		0-0 P9			0-0 1B HR	4	1	1	0	0	0	1											
Hank Aaron, R OBP: 0.343, SLG: 0.384 (1, 10)	0-0 F8			0-0 F4		0-0 5-3			0-0 1B HR	4	1	1	0	0	0	1											
Sixto Lezcano, R OBP: 0.327, SLG: 0.392 (1, 9)		0-0 P8		0-0 1-3			0-0 5-3		0-0 1B HR	4	1	1	3	0	0	0											
Bill Shero, L OBP: 0.272, SLG: 0.309 (1, 7) (5, 8)		0-0 P7			0-0 2B SF9 1B		0-0 FC3-6 1B		0-0 F8	4	1	2	0	0	0	0											
Gorman Thomas, R (1, 8) Mike Hegan, L OBP: 0.391, SLG: 0.407 (5, PH) (5, 7)	0-3 K				0-0 1-3 2B		0-0 FC3-6 2B E		0-0 F9	1	0	0	0	0	1	0											
Bobby Mitchell, R OBP: 0.341, SLG: 0.473 (8, PH) (8, 7)					0-3 K		0-0 1-3 1B 2B		0-3 K	1	0	0	0	0	0	0											
Robin Yount, R OBP: 0.321, SLG: 0.368 (1, 6)			0-0 F9		0-3 K		0-0 E 1B 2B		0-3 K	4	1	1	0	0	2	2											
Kurt Bevacqua, R OBP: 0.240, SLG: 0.273 (1, 4)			0-0 5-3 1B		0-0 SF9		0-0 E6 1B		0-3 K	3	0	1	1	0	1	1											
Inning Stats	R: 0 E: 0 K: 0 S: 4	H: 1 LOB: 1 BB: 0 P: 4	R: 0 E: 0 K: 1 S: 5	H: 0 LOB: 0 BB: 0 P: 5	R: 0 E: 0 K: 0 S: 4	H: 1 LOB: 1 BB: 0 P: 4	R: 0 E: 0 K: 0 S: 3	H: 0 LOB: 0 BB: 0 P: 3	R: 1 E: 0 K: 1 S: 7	H: 2 LOB: 1 BB: 0 P: 7	R: 0 E: 0 K: 0 S: 3	H: 0 LOB: 0 BB: 0 P: 3	R: 2 E: 1 K: 0 S: 7	H: 3 LOB: 2 BB: 0 P: 7	R: 3 E: 0 K: 1 S: 8	H: 3 LOB: 0 BB: 0 P: 8	R: 0 E: 0 K: 2 S: 7	H: 0 LOB: 0 BB: 0 P: 7	1B: 7 2B: 2 3B: 0 HR: 1	SF: 1 SAC: 0 DP: 0 HBP: 0	WP: 0 PB: 0 SB: 0 CS: 0	PA: 38					
PITCHER	IP	WLS	BF	H	R	ER	SO	BB	IBB	HBP	BLK	WP	HR	S	P	ERA	WHIP										
Reggie Cleveland, R ERA: 4.98 (1, 1)	7.0	L	32	10	6	4	2	0	0	0	0	0	1	36	36	5.14	1.429										
Jim Burton, L ERA: 2.94 (8, 1)	2.0		6	0	0	0	3	0	0	0	0	0	0	12	12	0.00	0.000										


Batter	1	2	3	4	5	6	7	8	9	AB	R	H	RBI	BB	SO	LOB	BOTTOM										
Juan Beniquez, R OBP: 0.376, SLG: 0.427 (1, 10)	0-0 SF7 3B		0-0 5-3			0-0 F4		0-0 L7		4	1	1	0	0	0	0	Milwaukee Brewers @ Boston Red Sox Fenway Park, Boston, MA Wed Jul 30 1975, 3:33 AM EDT Att: 33,763 - Unknown - 90 F livebaseballscores.com										
Denny Doyle, L OBP: 0.305, SLG: 0.379 (1, 4)	0-0 SF7		0-0 4-3			0-0 1B		0-0 F4		3	0	1	1	0	0	0											
Carl Yastrzemski, L OBP: 0.392, SLG: 0.452 (1, 3)	0-0 4-3			0-0 F9		0-0 L8		0-0 F8		4	0	0	0	0	0	1											
Fred Lynn, L OBP: 0.404, SLG: 0.599 (1, 8)	0-0 2B			0-0 G3 1B		0-0 L7			0-0 FC6-4 1B	4	0	3	0	0	0	1											
Jim Rice, R OBP: 0.335, SLG: 0.503 (1, 7)	0-3 K			0-0 G3		0-3 K			0-0 F4	4	0	0	0	0	2	3											
Dwight Evans, R OBP: 0.347, SLG: 0.435 (1, 9)		0-3 K		0-3 K		0-0 HR			0-0 FC6-4 FC6-4	4	1	1	1	0	2	2											
Rico Petrocelli, R OBP: 0.328, SLG: 0.336 (1, 5)		0-0 P7			0-0 4-3		0-0 F8		0-0 FC6-4	4	0	0	0	0	0	1											
Tim Blackwell, S OBP: 0.292, SLG: 0.230 (1, 2) Carlton Fisk, R OBP: 0.407, SLG: 0.505 (7, PH) (8, 2)	0-0 F4				0-0 L7		4-0 BB			2	0	0	0	0	0	0											
Bob Heise, R OBP: 0.250, SLG: 0.235 (1, 6) Cecil Cooper, L OBP: 0.364, SLG: 0.582 (7, PH) Rick Burleson, R OBP: 0.319, SLG: 0.345 (8, 6)	0-0 F4		0-0 F4		0-0 6-3		0-0 G3			2	0	0	0	0	0	0											
Inning Stats	R: 1 E: 0 K: 1 S: 7	H: 2 LOB: 1 BB: 0 P: 7	R: 0 E: 0 K: 1 S: 5	H: 0 LOB: 0 BB: 0 P: 5	R: 0 E: 0 K: 0 S: 3	H: 0 LOB: 0 BB: 0 P: 3	R: 0 E: 0 K: 1 S: 6	H: 1 LOB: 1 BB: 0 P: 6	R: 0 E: 0 K: 0 S: 3	H: 0 LOB: 0 BB: 0 P: 3	R: 0 E: 0 K: 0 S: 4	H: 1 LOB: 1 BB: 0 P: 4	R: 1 E: 0 K: 1 S: 6	H: 1 LOB: 1 BB: 1 P: 10	R: 0 E: 0 K: 0 S: 3	H: 0 LOB: 0 BB: 0 P: 3		R: 0 E: 0 K: 0 S: 4	H: 1 LOB: 1 BB: 0 P: 4	1B: 3 2B: 1 3B: 1 HR: 1	SF: 1 SAC: 0 DP: 0 HBP: 0	WP: 0 PB: 0 SB: 0 CS: 0	PA: 34				
PITCHER	IP	WLS	BF	H	R	ER	SO	BB	IBB	HBP	BLK	WP	HR	S	P	ERA	WHIP										
Jim Slaton, R ERA: 4.17 (1, 1)	9.0	W	34	6	2	2	4	1	0	0	0	0	1	41	45	2.00	0.778										

Batter	1	2	3	4	5	6	7	8	9	10	AB	R	H	RBI	BB	SO	LOB
Ron LeFlore, R OBP: 0.319, SLG: 0.386 (1.8)	4-0 1B SF6 BB	0-0 1-3			0-0 E4 CS		0-0 FC4-6 1-2		0-0 F9		4	1	0	0	1	0	2
Gary Sutherland, R OBP: 0.321, SLG: 0.324 (1.4)	0-0 1B 1-3		0-0 FC4 1B		0-0 6-3 1-2		0-0 F8		0-0 F8	0-0 F8	5	0	2	0	0	0	2
Leon Roberts, R OBP: 0.331, SLG: 0.419 (1.9)	0-0 SF6		0-0 FC4 1-2		0-0 5-3		0-0 5-3		0-3 K		4	0	0	1	0	1	1
Wille Horton, R OBP: 0.316, SLG: 0.432 (1.10)	0-0 F9		0-0 F8		0-0 1-3		0-0 2B		0-0 1B	0-0 1B	5	0	2	0	0	0	2
Bill Freehan, R OBP: 0.307, SLG: 0.406 (1.3)	0-0 FC4 1B		0-0 F8		0-0 1B 1B		0-0 L5		0-0 F7		5	0	2	0	0	0	3
Aurelio Rodriguez, R OBP: 0.277, SLG: 0.380 (1.5)	0-0 FC4 1-2		0-0 B2-3		0-0 FC5-4 1B		0-0 4-3				4	0	1	0	0	0	3
John Wockenfuss, R OBP: 0.322, SLG: 0.481 (1.2)		0-0 F2		0-0 G4-6-3 1B		0-0 FC5-4 1B		0-0 F9			4	0	1	0	0	0	2
Ben Oglivie, L OBP: 0.306, SLG: 0.437 (1.7)	0-0 HR		0-0 G4-6-3		0-0 FC2-6 1B		0-0 G3				4	1	2	1	0	0	1
Gene Michael, S OBP: 0.228, SLG: 0.281 (1.6)	0-0 F9		0-0 5-3		0-0 FC2-6 FC4-6 1B		0-0 1B				4	0	1	0	0	0	1
Inning Stats	R: 1 E: 0 K: 0 S: 5	H: 2 LOB: 2 BB: 1 P: 9	R: 1 E: 0 K: 0 S: 4	H: 1 LOB: 0 BB: 0 P: 4	R: 0 E: 0 K: 0 S: 3	H: 1 LOB: 0 BB: 0 P: 3	R: 0 E: 1 K: 0 S: 3	H: 0 LOB: 0 BB: 0 P: 3	R: 0 E: 0 K: 0 S: 4	H: 1 LOB: 1 BB: 0 P: 4	R: 0 E: 0 K: 0 S: 4	H: 1 LOB: 1 BB: 0 P: 4	R: 0 E: 0 K: 1 S: 6	H: 1 LOB: 1 BB: 0 P: 6	1B: 9 2B: 1 3B: 0 HR: 1	SF: 1 SAC: 0 DP: 1 HBP: 0	WP: 0 PA: 41
PITCHER Bill Lee, L ERA: 3.66 (1.1)	IP: 10.0 WLS: 10 BF: 41 H: 11 R: 2 ER: 2 SO: 1 BB: 1 IBB: 0 HBP: 0 BLK: 0 WP: 0 HR: 1 S: 42 P: 46 ERA: 1.80 WHIP: 1.200																

TOP

Detroit Tigers @ Boston Red Sox
Fenway Park, Boston, MA
Thu Jul 31 1975, 7:05 PM EDT
Unknown - 94 F

AB	39
R	2
H	11
RBI	2
BB	1
SO	1
LOB	17





Batter	1	2	3	4	5	6	7	8	9	10	AB	R	H	RBI	BB	SO	LOB		
Juan Beniquez, R OBP: 0.376, SLG: 0.434 (1.10)	0-0 4-3 S 1B		0-0 2B		0-0 4-3		0-0 SH1-4 1-2	0-0 F3			4	1	2	0	0	0	4		
Denny Doyle, L OBP: 0.302, SLG: 0.373 (1.4)	0-0 4-3 1-3		0-0 F2		0-0 G3		0-0 6-3		0-0 S 1B		5	1	1	0	0	0	3		
Carl Yastrzemski, L OBP: 0.389, SLG: 0.448 (1.3)	0-0 4-3		0-0 F8		0-0 L6		0-0 2-H 1B		0-0 P8		5	0	1	2	0	0	2		
Fred Lynn, L OBP: 0.401, SLG: 0.592 (1.8)	0-0 6-3		0-0 F7		0-0 F8		0-0 4-3		4-0 1B 1B		4	0	0	0	1	0	1		
Jim Rice, R OBP: 0.336, SLG: 0.501 (1.7)		0-0 1B 1B		0-3 K		0-3 K		0-0 L9		0-0 1B	5	0	2	1	0	2	0		
Carlton Fisk, R OBP: 0.419, SLG: 0.505 (1.2)		0-0 G6-4-3 1B		0-0 4-3		4-0 1B BB		4-0 BB 1-3 BB			2	0	1	0	2	0	0		
Dwight Evans, R OBP: 0.346, SLG: 0.432 (1.9)		0-3 K		0-0 E6 5-3		0-0 G6-4-3 1B		0-0 1-3			4	0	1	0	0	1	3		
Rico Petrocelli, R OBP: 0.327, SLG: 0.332 (1.5)		0-0 G6-4-3		0-0 F9		0-0 G6-4-3		4-0 BB			3	0	0	0	1	0	5		
Rick Burleson, R OBP: 0.319, SLG: 0.343 (1.6)		0-0 L8		0-0 5-3		4-0 SH1-4 1B BB		4-0 1-2 2-3 BB			2	1	0	0	1	0	1		
Cecil Cooper, L OBP: 0.368, SLG: 0.582 (9, PH)											0	0	0	0	1	0	0		
Bob Heise, R OBP: 0.250, SLG: 0.235 (10, 6)											0	0	0	0	0	0	0		
Inning Stats	R: 1 E: 0 K: 0 S: 4	H: 1 LOB: 0 BB: 0 P: 4	R: 0 E: 0 K: 1 S: 6	H: 2 LOB: 1 BB: 0 P: 6	R: 0 E: 0 K: 0 S: 4	H: 1 LOB: 1 BB: 0 P: 4	R: 0 E: 1 K: 0 S: 4	H: 0 LOB: 0 BB: 0 P: 3	R: 0 E: 0 K: 1 S: 5	H: 1 LOB: 1 BB: 1 P: 9	R: 1 E: 0 K: 0 S: 4	H: 1 LOB: 1 BB: 1 P: 8	R: 0 E: 0 K: 0 S: 3	H: 0 LOB: 3 BB: 3 P: 15	R: 1 E: 0 K: 0 S: 3	H: 2 LOB: 2 BB: 1 P: 7	1B: 7 2B: 1 3B: 0 HR: 0	SF: 0 SAC: 1 DP: 2 HBP: 0	WP: 0 PA: 41
PITCHER Ray Bare, R ERA: 3.87 (1.1)	IP: 7.2 WLS: 7 BF: 30 H: 6 R: 2 ER: 2 SO: 3 BB: 2 IBB: 0 HBP: 0 BLK: 0 WP: 0 HR: 0 S: 34 P: 42 ERA: 2.35 WHIP: 1.043																		
PITCHER Bob Reynolds, R ERA: 5.4 (8.1)	IP: 1.2 WLS: 1 BF: 11 H: 2 R: 1 ER: 1 SO: 0 BB: 3 IBB: 1 HBP: 0 BLK: 0 WP: 0 HR: 0 S: 7 P: 23 ERA: 5.40 WHIP: 3.000																		

BOTTOM

Detroit Tigers @ Boston Red Sox
Fenway Park, Boston, MA
Thu Jul 31 1975, 7:05 PM EDT
Unknown - 94 F

AB	34
R	3
H	8
RBI	3
BB	6
SO	3
LOB	19




Batter	1	2	3	4	5	6	7	8	9	AB	R	H	RBI	BB	SO	LOB	TOP			
Ron LeFlore, R OBP: 0.315, SLG: 0.382 (1, 8)	0-3 K		0-3 K		0-3 K		0-3 K			4	0	0	0	0	4	2				
Gary Sutherland, R OBP: 0.323, SLG: 0.326 (1, 4)	0-0 6-3		0-0 F5			1-2 3-H 1B			FC5-4 1B	4	0	2	1	0	0	0				
Leon Roberts, R OBP: 0.328, SLG: 0.414 (1, 9)	0-3 K			0-0 4-3		1-2 2-3 K			FC5-4 1B	4	0	0	0	0	2	3				
Willie Horton, R OBP: 0.320, SLG: 0.435 (1, 10)		0-0 1B		0-0 1B		0-0 F8			1-2 1B	4	0	3	0	0	0	0				
Bill Freehan, R OBP: 0.306, SLG: 0.401 (1, 3)		4-0 E 1B BB		0-0 F8		0-0 5-3			0-0 F3	3	0	0	0	1	0	3				
Aurelio Rodriguez, R OBP: 0.280, SLG: 0.362 (1, 5)		0-0 E 1B		0-0 F8					0-0 P8	4	0	2	0	0	0	3				
Ben Oglivie, L OBP: 0.304, SLG: 0.438 (1, 7)		0-0 P9				0-0 1B 1B			0-3 K	4	1	1	0	0	2	3	AB 35			
John Wockenfuss, R OBP: 0.319, SLG: 0.471 (1, 2)		0-0 F8				0-0 WP 1B 2-3 1B			0-0 P7	4	0	1	0	0	0	2	R 1			
Gene Michael, S OBP: 0.221, SLG: 0.272 (1, 6)			0-0 F8			0-0 F2			0-0 F8	4	0	0	0	0	0	2	H 9			
																	RBI 1			
																	BB 1			
																	SO 8			
																	LOB 18			
																				
Inning Stats	R: 0 E: 0 K: 2 S: 7	H: 0 LOB: 0 BB: 0 P: 7	R: 0 E: 1 K: 0 S: 4	H: 2 LOB: 2 BB: 1 P: 8	R: 0 E: 0 K: 1 S: 5	H: 0 LOB: 0 BB: 0 P: 5	R: 0 E: 0 K: 0 S: 4	H: 1 LOB: 1 BB: 0 P: 4	R: 1 E: 0 K: 2 S: 10	H: 3 LOB: 2 BB: 0 P: 10	R: 0 E: 0 K: 1 S: 6	H: 1 LOB: 1 BB: 0 P: 6	R: 0 E: 0 K: 1 S: 5	H: 0 LOB: 0 BB: 0 P: 5	R: 0 E: 0 K: 1 S: 5	H: 0 LOB: 0 BB: 0 P: 5	1B: 8 2B: 1 3B: 0 HR: 0	SF: 0 SAC: 0 DP: 0 HBP: 0	WP: 1 PB: 0 SB: 0 CS: 0	PA: 36
PITCHER Rogier Moret, L ERA: 3.7 (1, 1)	IP: 9.0 WLS: W BF: 36 H: 9 R: 1 ER: 1 SO: 8 BB: 1 IBB: 0 HBP: 0 BLK: 0 WP: 1 HR: 0 S: 51 P: 55 ERA: 1.00 WHIP: 1.111															PITCHER				

Detroit Tigers @ Boston Red Sox
Fenway Park, Boston, MA
Thu Jul 31 1975, 7:05 PM EDT
Att: 31,317 - Unknown - 90 F

AB 35
R 1
H 9
RBI 1
BB 1
SO 8
LOB 18



Batter	1	2	3	4	5	6	7	8	9	AB	R	H	RBI	BB	SO	LOB	BOTTOM			
Juan Beniquez, R OBP: 0.381, SLG: 0.429 (1, 10)	4-0 CS BB		0-3 K		0-0 5-3				4-0 1B FC6-4 BB	2	1	0	0	2	1	1				
Denny Doyle, L OBP: 0.306, SLG: 0.377 (1, 4)	0-0 F7		0-0 1B			0-0 SH3-4 BB 1B			FC6-4 1B	4	1	2	1	0	0	1				
Carl Yastrzemski, L OBP: 0.393, SLG: 0.448 (1, 3)	4-0 BB			4-0 1-3 1B BB		0-0 BB FC6-4 SH3-4 1B			0-3 K	2	2	1	0	2	1	2				
Dwight Evans, R OBP: 0.342, SLG: 0.427 (1, 9)	0-0 F6			0-0 1-3		0-0 SH3-4			FC6-4 2B	3	0	0	1	0	0	3				
Bernie Carbo, L OBP: 0.416, SLG: 0.518 (1, 7)		0-3 K		0-0 1B		4-0 FC6-4 BB 1B IBB			1-3 2B	3	1	2	1	1	1	0				
Rick Miller, L OBP: 0.344, SLG: 0.263 (1, 8)	0-0 6-3		0-3 K		0-0 K	4-0 FC6-4 BB			0-0 L7	3	0	0	1	1	1	3				
Tim Blackwell, S OBP: 0.282, SLG: 0.221 (1, 2)	0-0 4-3			0-0 F7		0-0 FC6-4 1B			0-0 6-3	4	0	0	1	0	0	3	AB 27			
Rick Burleson, R OBP: 0.321, SLG: 0.343 (1, 6)			4-0 SH2-4 1B BB		0-0 6-3	0-0 FC6-4 1B			0-0 4-3	3	1	1	1	1	0	0	R 6			
Bob Heise, R OBP: 0.242, SLG: 0.227 (1, 5)			0-0 SH2-4		0-0 6-3	0-0 F6			0-0 P7	3	0	0	0	0	0	2	H 6			
																	RBI 6			
																	BB 7			
																	SO 4			
																	LOB 15			
																				
Inning Stats	R: 0 E: 0 K: 0 S: 2	H: 0 LOB: 1 BB: 2 P: 10	R: 0 E: 0 K: 1 S: 5	H: 0 LOB: 0 BB: 0 P: 5	R: 1 E: 0 K: 1 S: 5	H: 1 LOB: 1 BB: 1 P: 9	R: 1 E: 0 K: 1 S: 6	H: 1 LOB: 1 BB: 1 P: 10	R: 0 E: 0 K: 0 S: 3	H: 0 LOB: 0 BB: 0 P: 3	R: 3 E: 1 K: 0 S: 6	H: 2 LOB: 2 BB: 2 P: 14	R: 1 E: 0 K: 1 S: 7	H: 2 LOB: 1 BB: 1 P: 11	R: 0 E: 0 K: 0 S: 3	H: 0 LOB: 0 BB: 0 P: 3	1B: 5 2B: 1 3B: 0 HR: 0	SF: 0 SAC: 2 DP: 0 HBP: 0	WP: 0 PB: 0 SB: 0 CS: 1	PA: 36
PITCHER Dave Lemanczyk, R ERA: 4.88 (1, 1)	IP: 5.1 WLS: L BF: 24 H: 3 R: 5 ER: 2 SO: 3 BB: 5 IBB: 0 HBP: 0 BLK: 0 WP: 0 HR: 0 S: 24 P: 48 ERA: 3.38 WHIP: 1.500															PITCHER				
Tom Walker, R ERA: 4.65 (6, 1)	2.2 12 3 1 1 1 1 0 0 0 0 0 13 17 3.38 1.500																			

Detroit Tigers @ Boston Red Sox
Fenway Park, Boston, MA
Thu Jul 31 1975, 7:05 PM EDT
Att: 31,317 - Unknown - 90 F

AB 27
R 6
H 6
RBI 6
BB 7
SO 4
LOB 15




Batter	1	2	3	4	5	6	7	8	9	AB	R	H	RBI	BB	SO	LOB	TOP																				
Art James, L OBP: 0.222, SLG: 0.229 (1, 8)	F8		L8			G3			F2	5	0	1	0	0	0	2																					
Gary Sutherland, R OBP: 0.322, SLG: 0.324 (1, 4)	4-3								F5	5	1	1	0	0	0	3																					
Ben Oglvie, L OBP: 0.315, SLG: 0.444 (1, 7)										5	1	3	0	0	0	0																					
Willie Horton, R OBP: 0.323, SLG: 0.452 (1, 10)	F7									5	2	3	5	0	0	1																					
Bill Freehan, R OBP: 0.311, SLG: 0.426 (1, 2)										5	2	3	2	0	0	2																					
Jack Pierce, L OBP: 0.323, SLG: 0.438 (1, 3)										5	0	0	0	0	0	2																					
Billy Baldwin, L OBP: 0.250, SLG: 0.250 (1, 9)										4	0	1	0	0	0	0																					
Aurelio Rodriguez, R OBP: 0.277, SLG: 0.377 (1, 5)										4	0	0	0	0	1	1																					
Gene Michael, S OBP: 0.237, SLG: 0.281 (1, 6)										3	1	2	0	1	1	1																					
Inning Stats	R: 0 E: 0 K: 0 S: 4	H: 1 LOB: 1 BB: 0 P: 4	R: 1 E: 0 K: 2 S: 9	H: 2 LOB: 1 BB: 0 P: 9	R: 1 E: 0 K: 0 S: 6	H: 3 LOB: 2 BB: 0 P: 6	R: 0 E: 0 K: 0 S: 5	H: 2 LOB: 2 BB: 0 P: 5	R: 0 E: 0 K: 1 S: 6	H: 1 LOB: 0 BB: 0 P: 6	R: 1 E: 0 K: 0 S: 4	H: 1 LOB: 0 BB: 0 P: 4	R: 0 E: 0 K: 1 S: 5	H: 0 LOB: 0 BB: 0 P: 5	R: 4 E: 0 K: 0 S: 6	H: 3 LOB: 0 BB: 1 P: 10	1B: 9 2B: 1 3B: 0 HR: 4	SF: 0 SAC: 0 DP: 0 HBP: 0	WP: 0 PB: 0 SB: 0 CS: 0	PA: 42																	
PITCHER	IP	WLS	BF	H	R	ER	SO	BB	IBB	HBP	BLK	WP	HR	S	P	ERA	WHIP	PITCHER			IP	WLS	BF	H	R	ER	SO	BB	IBB	HBP	BLK	WP	HR	S	P	ERA	WHIP
Luis Tiant, R ERA: 4.27 (1, 1)	8.2		41	14	7	7	4	1	0	0	0	0	4	48	52	7.27	1.731																				
Jim Willoughby, R ERA: 2.89 (9, 1)	0.1	W	1	0	0	0	0	0	0	0	0	0	0	1	1	0.00	0.000																				

Detroit Tigers @ Boston Red Sox
Fenway Park, Boston, MA
Fri Aug 01 1975, 7:05 PM EDT
Att: 26,537 - Unknown - 96 F

livebaseballscores.com

AB	41
R	7
H	14
RBI	7
BB	1
SO	4
LOB	13




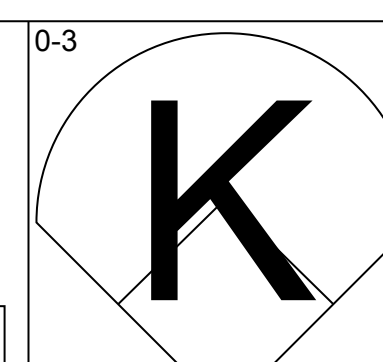
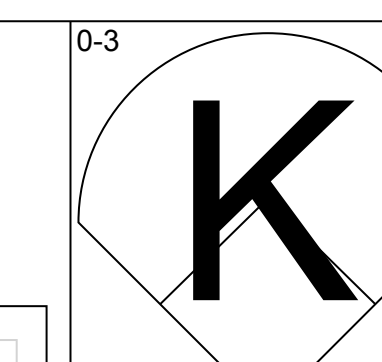
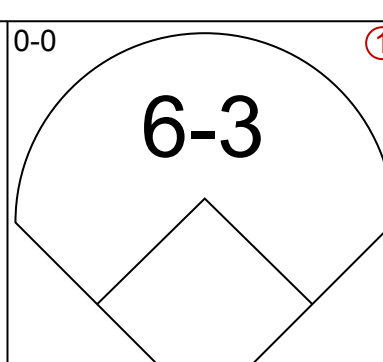
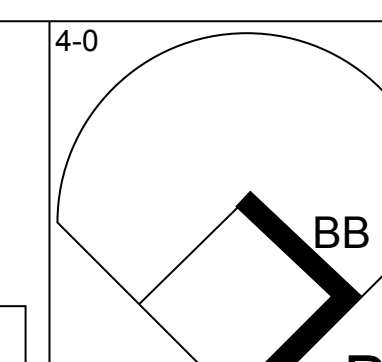
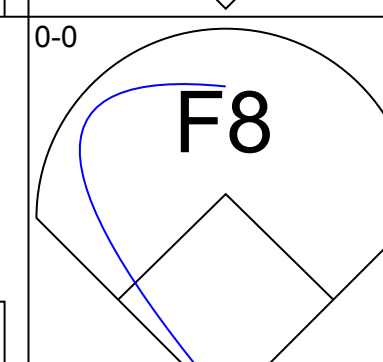
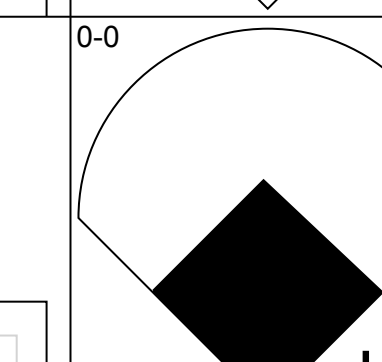
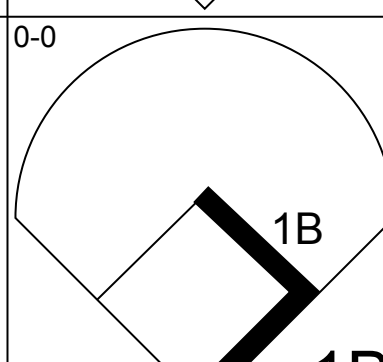
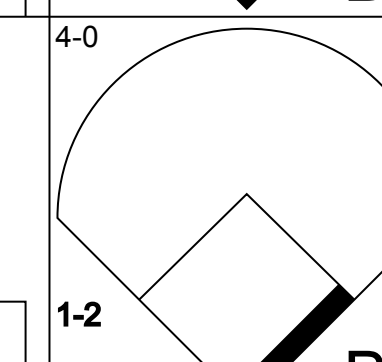
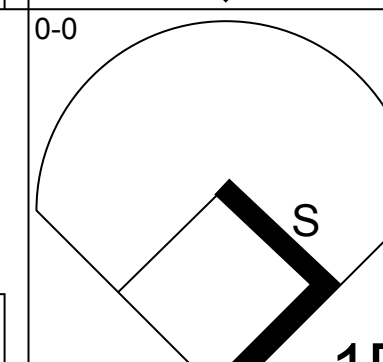
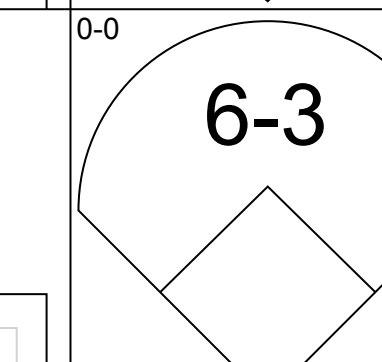
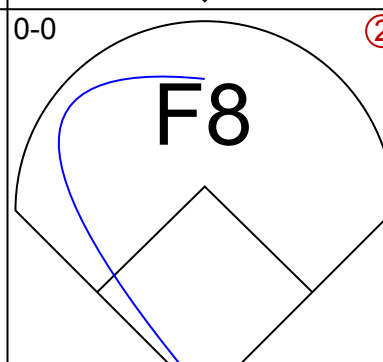
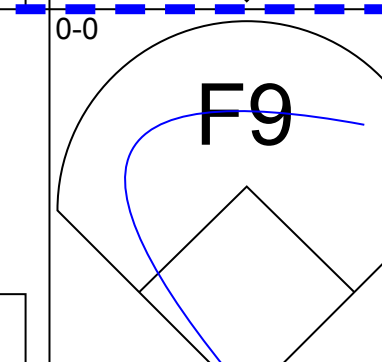
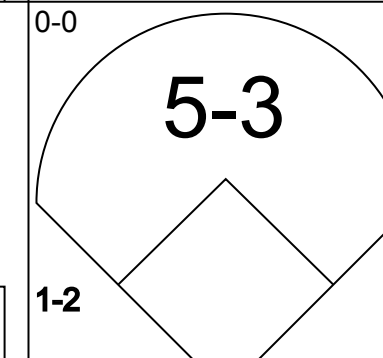
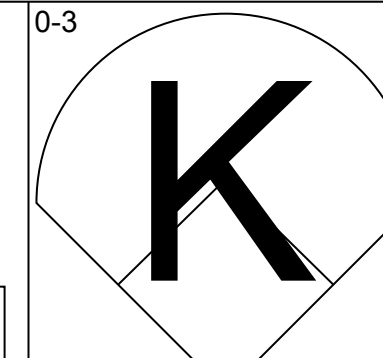
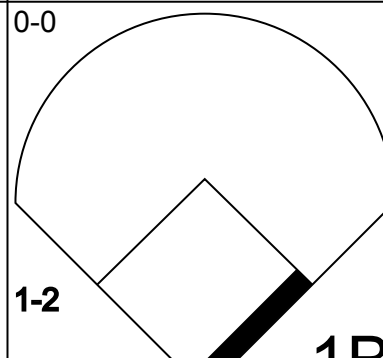
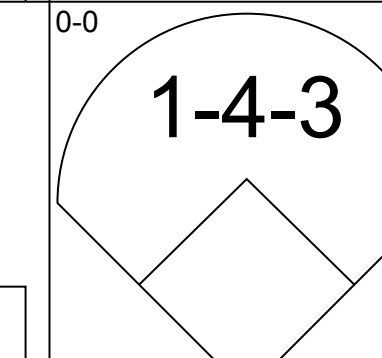
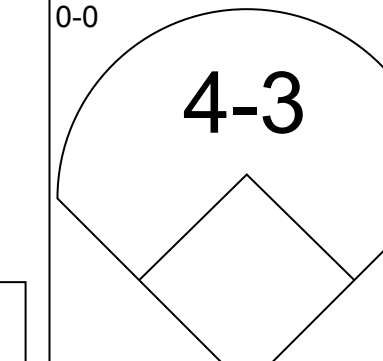
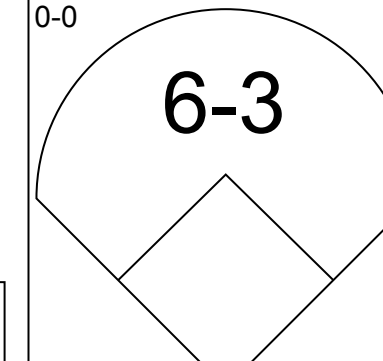
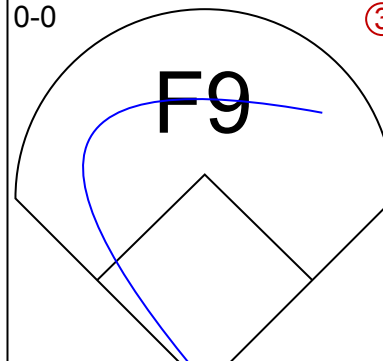

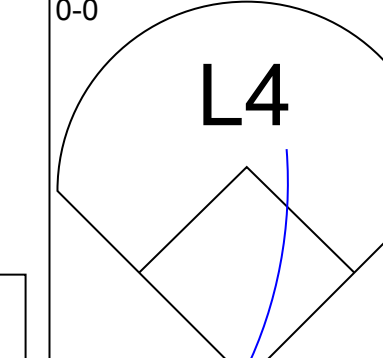
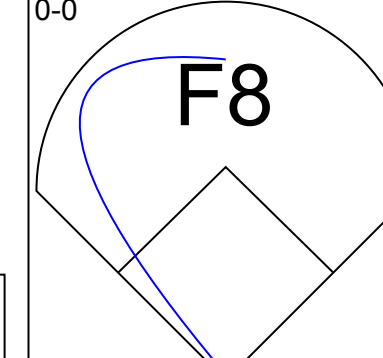
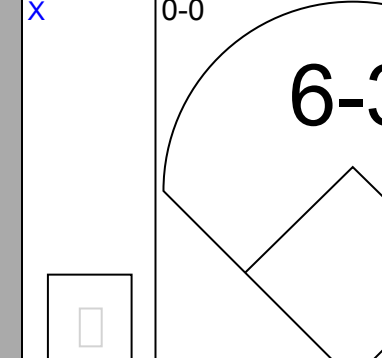

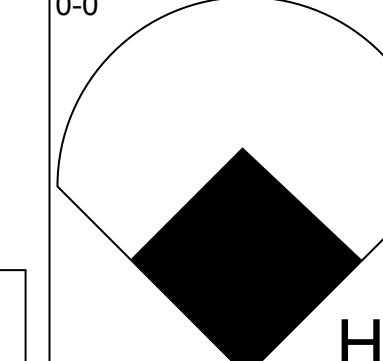
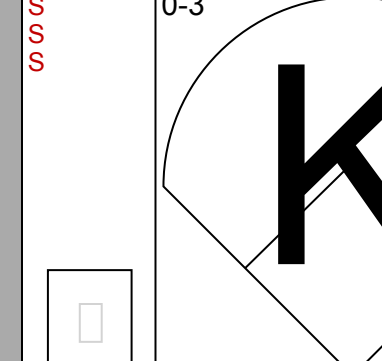
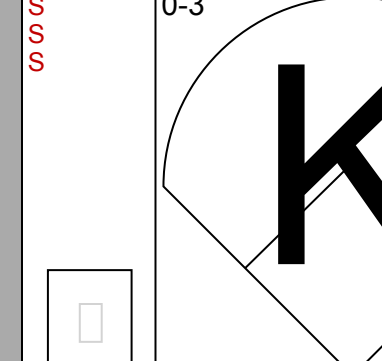

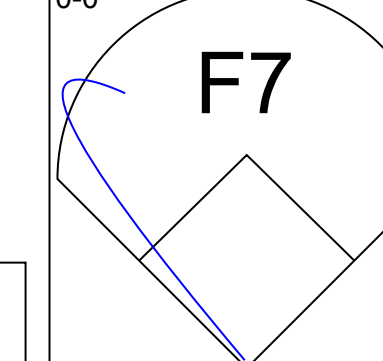
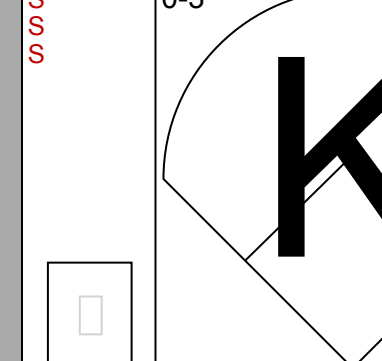
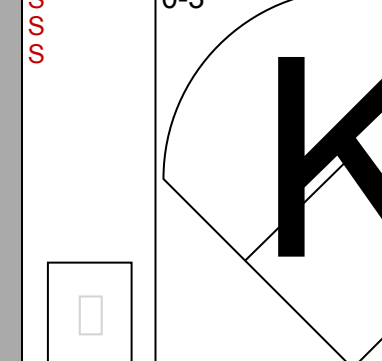

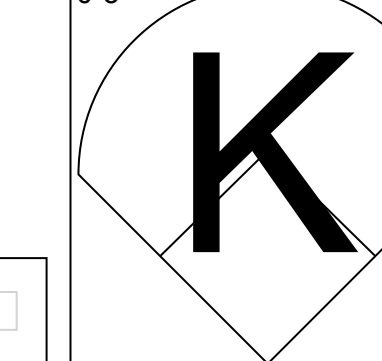
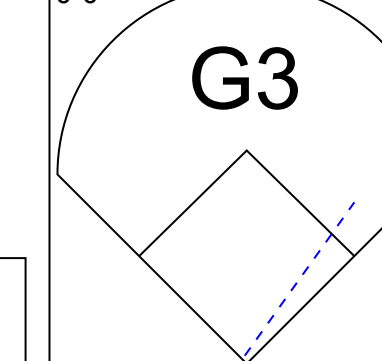
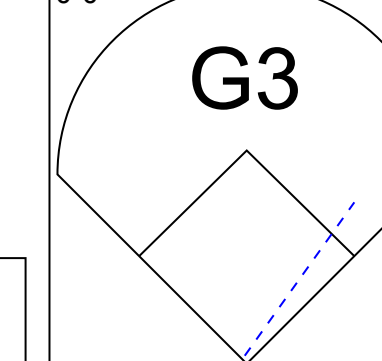
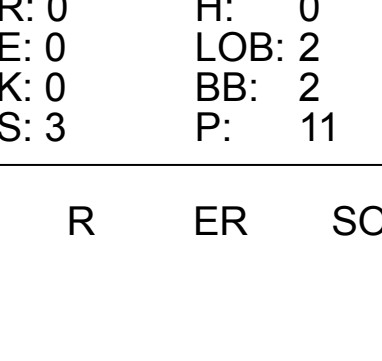
Batter	1	2	3	4	5	6	7	8	9	AB	R	H	RBI	BB	SO	LOB	BOTTOM																				
Bernie Carbo, L OBP: 0.413, SLG: 0.523 (1, 9)	F8	G5-3				G3		F8		5	1	1	1	0	0	3																					
Denny Doyle, L OBP: 0.303, SLG: 0.371 (1, 4)	4-3		L9		F6	5-3			E6	5	1	1	0	0	0	0																					
Carl Yastrzemski, L OBP: 0.385, SLG: 0.449 (1, 3)										4	2	2	1	1	1	0																					
Fred Lynn, L OBP: 0.404, SLG: 0.599 (1, 8)										4	1	2	2	1	0	0																					
Jim Rice, R OBP: 0.341, SLG: 0.513 (1, 7)	F8									5	2	4	1	0	0	2																					
Carlton Fisk, R OBP: 0.421, SLG: 0.500 (1, 2)										3	1	1	0	1	0	1																					
Dwight Evans, R OBP: 0.341, SLG: 0.424 (1, 10)										4	0	1	0	0	0	3																					
Rico Petrocelli, R OBP: 0.326, SLG: 0.332 (1, 5)										3	0	1	1	0	0	1																					
Rick Burleson, R OBP: 0.323, SLG: 0.347 (1, 6)										4	0	2	1	0	1	1																					
Inning Stats	R: 0 E: 0 K: 0 S: 4	H: 1 LOB: 2 BB: 1 P: 8	R: 1 E: 0 K: 0 S: 4	H: 2 LOB: 1 BB: 1 P: 8	R: 0 E: 0 K: 1 S: 5	H: 0 LOB: 0 BB: 0 P: 5	R: 1 E: 0 K: 0 S: 5	H: 2 LOB: 1 BB: 0 P: 5	R: 4 E: 0 K: 0 S: 8	H: 5 LOB: 1 BB: 0 P: 8	R: 0 E: 0 K: 1 S: 5	H: 0 LOB: 0 BB: 0 P: 5	R: 0 E: 0 K: 0 S: 4	H: 1 LOB: 1 BB: 0 P: 4	R: 0 E: 0 K: 0 S: 4	H: 1 LOB: 0 BB: 0 P: 4	R: 2 E: 2 K: 0 S: 3	H: 3 LOB: 2 BB: 1 P: 7	1B: 11 2B: 1 3B: 0 HR: 3	SF: 1 SAC: 0 DP: 1 HBP: 0	WP: 0 PB: 0 SB: 0 CS: 0	PA: 41															
PITCHER	IP	WLS	BF	H	R	ER	SO	BB	IBB	HBP	BLK	WP	HR	S	P	ERA	WHIP	PITCHER			IP	WLS	BF	H	R	ER	SO	BB	IBB	HBP	BLK	WP	HR	S	P	ERA	WHIP
Lerin LaGrow, R ERA: 4.22 (1, 1)	4.1		23	9	6	6	1	2	0	0	0	0	3	23	31	12.46	2.538																				
Fernando Arroyo, R ERA: 6.35 (5, 1)	3.2		14	3	0	0	1	0	0	0	0	0	0	16	16	0.00	0.818																				
Gene Pentz, R ERA: 3.0 (9, 1)	0.0	L	4	3	2	1	0	0	1	0	0	0	0	3	7	∞	∞																				

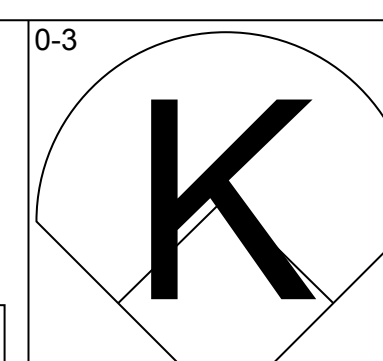
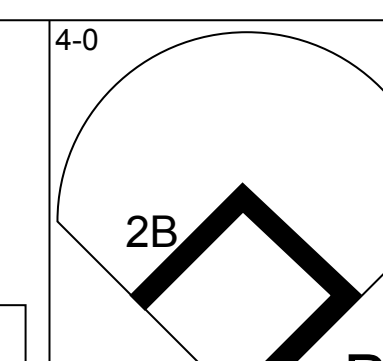
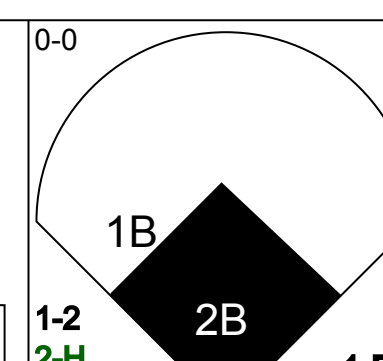
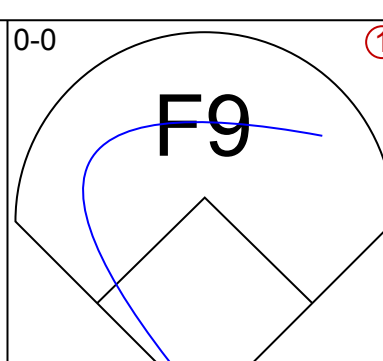
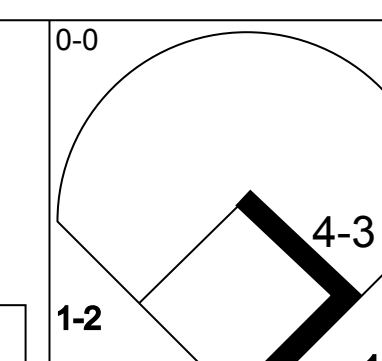
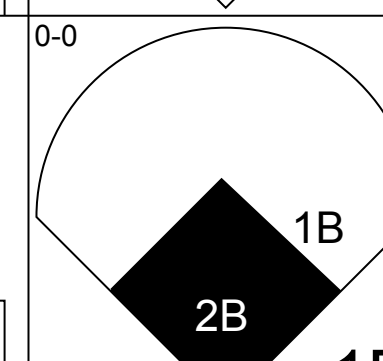
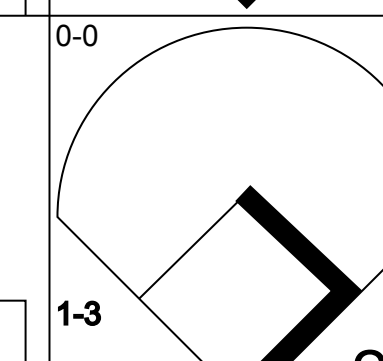
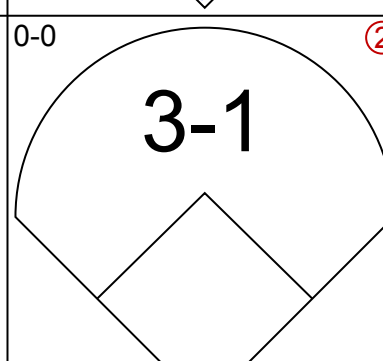
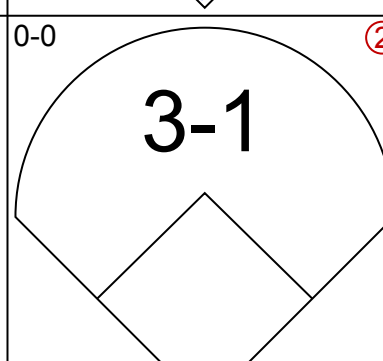
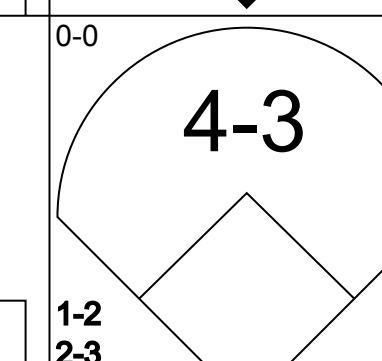
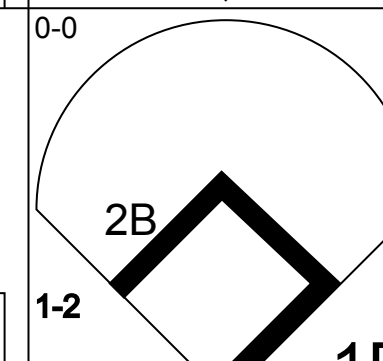
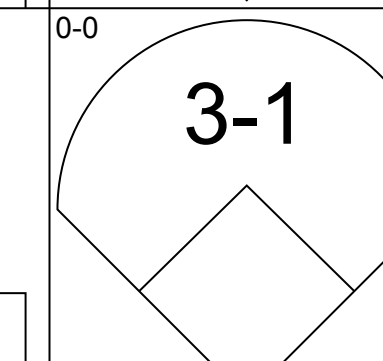
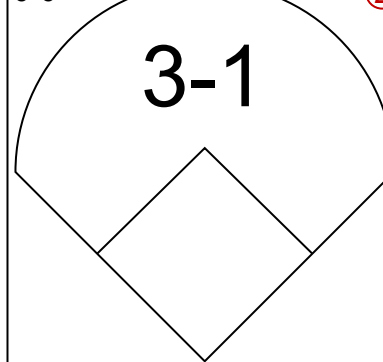
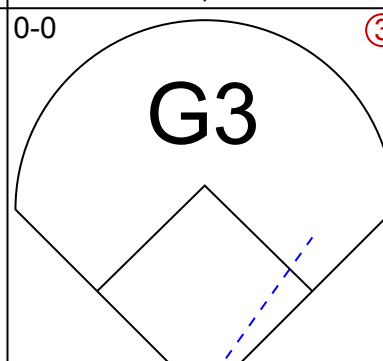
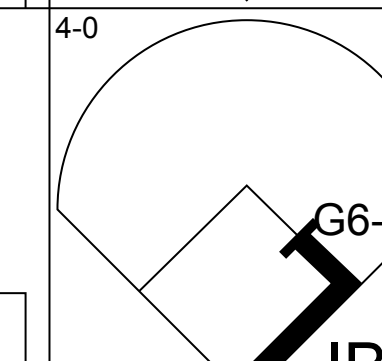
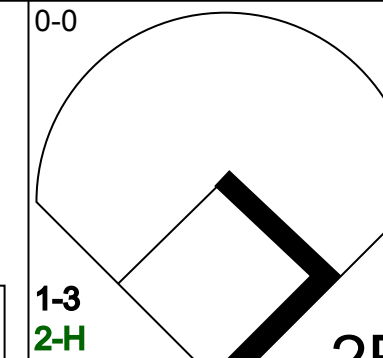
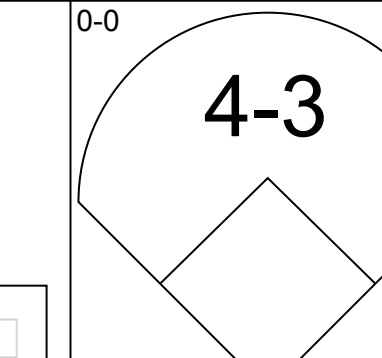

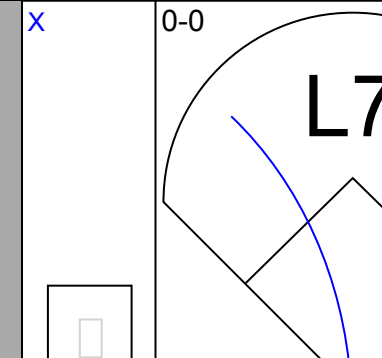
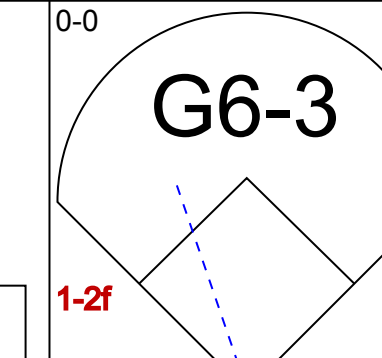
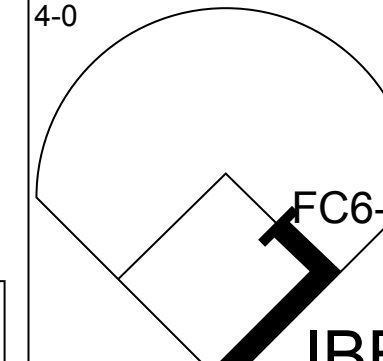
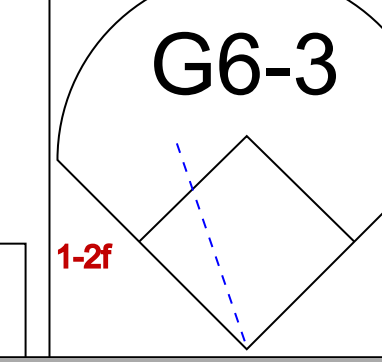
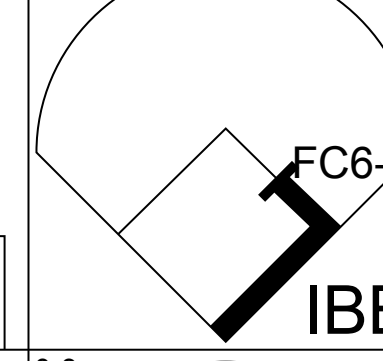
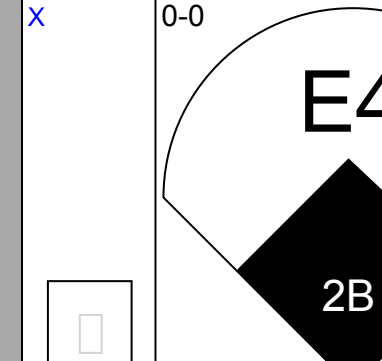
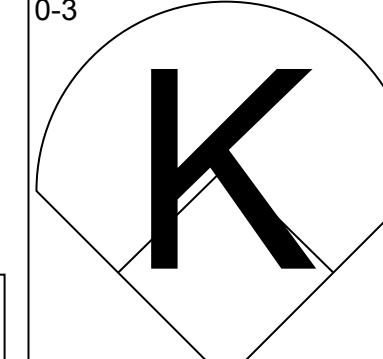
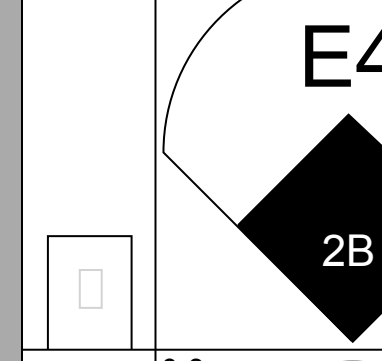
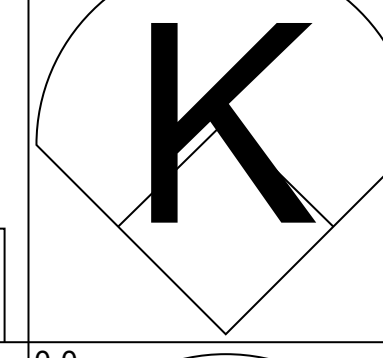
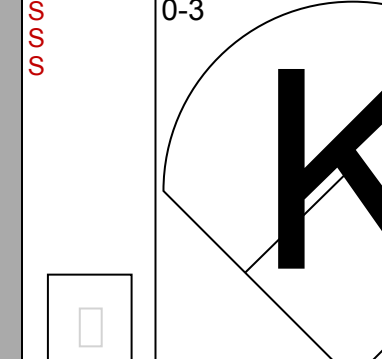
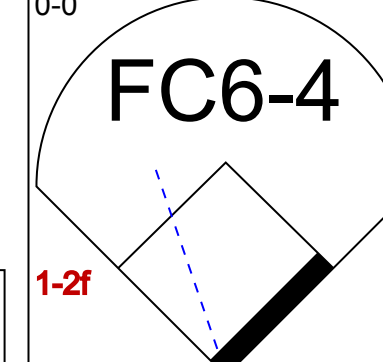
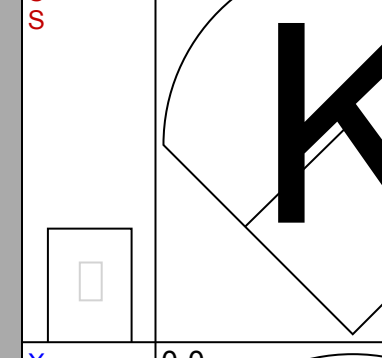
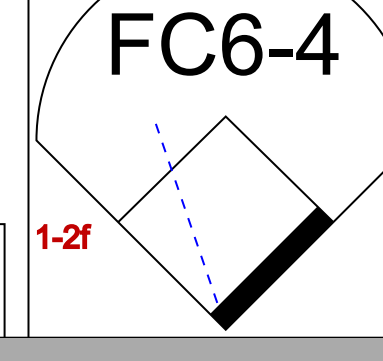

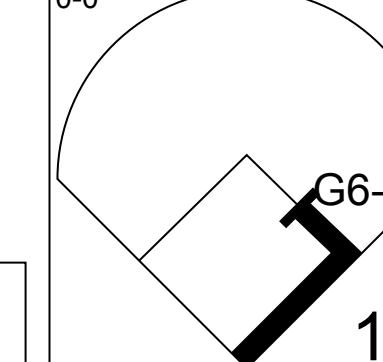
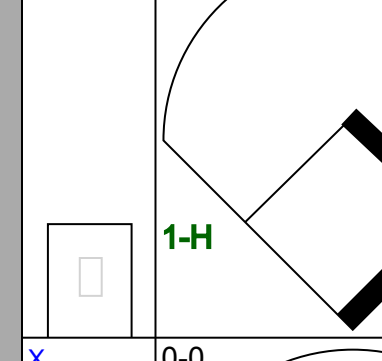
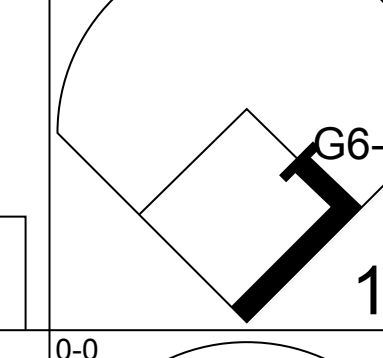
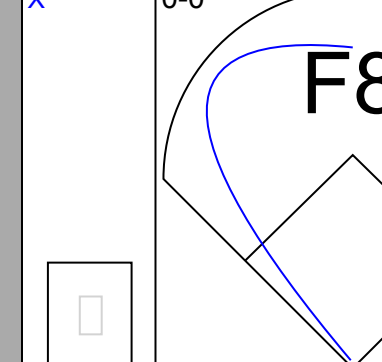
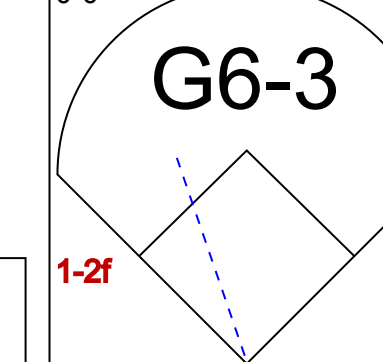
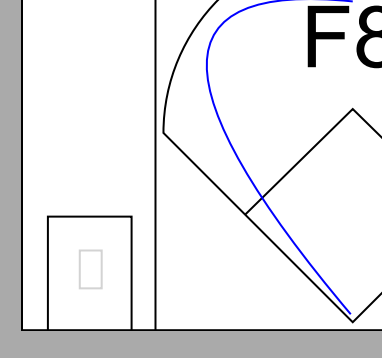
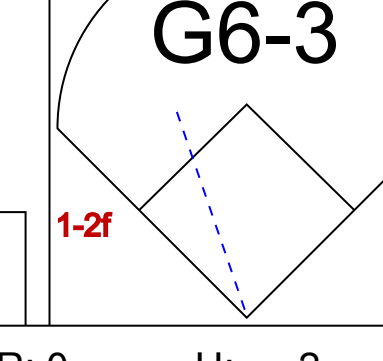
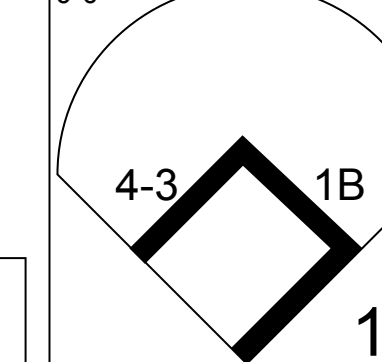
Detroit Tigers @ Boston Red Sox
Fenway Park, Boston, MA
Fri Aug 01 1975, 7:05 PM EDT
Att: 26,537 - Unknown - 96 F

livebaseballscores.com

AB	37
R	8
H	15
RBI	7
BB	3
SO	2
LOB	11



Batter	1	2	3	4	5	6	7	8	9	AB	R	H	RBI	BB	SO	LOB	TOP					
Ron LeFlore, R OBP: 0.315, SLG: 0.379 (1, 8)										3	0	0	0	1	2	0	Detroit Tigers @ Boston Red Sox Fenway Park, Boston, MA Sat Aug 02 1975, 3:33 AM EDT Att: 27,188 - Unknown - 102 F					
Gary Sutherland, R OBP: 0.326, SLG: 0.335 (1, 4)										3	1	2	1	1	0	0						
Ben Oglvie, L OBP: 0.313, SLG: 0.439 (1, 7)										4	0	1	0	0	0	3						
Willie Horton, R OBP: 0.322, SLG: 0.450 (1, 10)										4	0	1	0	0	1	3						
Bill Freehan, R OBP: 0.310, SLG: 0.421 (1, 2)										3	0	0	0	1	0	2						
Aurelio Rodriguez, R OBP: 0.276, SLG: 0.375 (1, 5)										4	0	1	0	0	0	0						
Jack Pierce, L OBP: 0.327, SLG: 0.459 (1, 3)										4	1	2	1	0	2	2						
Leon Roberts, R OBP: 0.327, SLG: 0.412 (1, 9)										4	0	1	0	0	1	1						
Gene Michael, S OBP: 0.232, SLG: 0.275 (9, PH)										3	0	0	0	0	1	0						
Gates Brown, L OBP: 0.269, SLG: 0.143 (9, PH)										1	0	0	0	0	0	3						
Inning Stats	R: 0 E: 0 K: 1 S: 6	H: 1 LOB: 1 BB: 0 P: 6	R: 1 E: 0 K: 0 S: 4	H: 1 LOB: 0 BB: 0 P: 4	R: 1 E: 0 K: 2 S: 8	H: 1 LOB: 0 BB: 0 P: 8	R: 0 E: 0 K: 1 S: 5	H: 0 LOB: 0 BB: 0 P: 5	R: 0 E: 0 K: 0 S: 3	H: 1 LOB: 0 BB: 0 P: 3	R: 0 E: 0 K: 2 S: 5	H: 2 LOB: 2 BB: 0 P: 5	R: 0 E: 0 K: 2 S: 7	H: 0 LOB: 0 BB: 0 P: 7	R: 0 E: 0 K: 0 S: 3	H: 0 LOB: 2 BB: 2 P: 11	R: 0 E: 0 K: 1 S: 6	H: 2 LOB: 2 BB: 1 P: 10	1B: 6 2B: 0 3B: 0 HR: 2	SF: 0 SAC: 0 DP: 2 HBP: 0	WP: 0 PB: 0 SB: 1 CS: 0	PA: 36
PITCHER	IP WLS BF H R ER SO BB IBB HBP BLK WP HR S P ERA WHIP																					
Rick Wise, R ERA: 4.28 (1, 1)	7.1 W 29 6 2 2 6 2 0 0 0 0 2 39 47 2.46 1.091																					
Dick Drago, R ERA: 5.17 (8, 1)	1.2 7 2 0 0 1 1 0 0 0 0 0 8 12 0.00 1.800																					

Batter	1	2	3	4	5	6	7	8	9	AB	R	H	RBI	BB	SO	LOB	BOTTOM			
Bernie Carbo, L OBP: 0.414, SLG: 0.521 (1, 9)										3	1	1	1	1	1	0	Detroit Tigers @ Boston Red Sox Fenway Park, Boston, MA Sat Aug 02 1975, 3:33 AM EDT Att: 27,188 - Unknown - 102 F			
Rick Miller, L OBP: 0.351, SLG: 0.272 (8, 9)										1	0	1	0	0	0	0				
Denny Doyle, L OBP: 0.311, SLG: 0.384 (1, 4)										5	2	3	1	0	0	2				
Carl Yastrzemski, L OBP: 0.397, SLG: 0.452 (1, 3)										4	1	2	2	1	0	2				
Fred Lynn, L OBP: 0.404, SLG: 0.599 (1, 8)										5	0	2	2	0	0	3				
Jim Rice, R OBP: 0.340, SLG: 0.509 (1, 7)										3	1	0	0	1	0	1				
Carlton Fisk, R OBP: 0.406, SLG: 0.481 (1, 10)										4	0	0	0	0	2	5				
Rico Petrocelli, R OBP: 0.328, SLG: 0.338 (1, 5)										4	1	2	1	0	0	3				
Rick Burleson, R OBP: 0.322, SLG: 0.346 (1, 6)										4	0	1	0	0	1	2				
Tim Blackwell, S OBP: 0.289, SLG: 0.224 (1, 2)										3	1	1	0	0	0	1				
Inning Stats	R: 1 E: 0 K: 2 S: 10	H: 3 LOB: 3 BB: 1 P: 14	R: 0 E: 0 K: 0 S: 4	H: 2 LOB: 2 BB: 1 P: 8	R: 0 E: 0 K: 0 S: 3	H: 0 LOB: 0 BB: 0 P: 3	R: 5 E: 0 K: 0 S: 8	H: 5 LOB: 1 BB: 0 P: 9	R: 0 E: 0 K: 1 S: 5	H: 0 LOB: 0 BB: 0 P: 5	R: 0 E: 0 K: 0 S: 3	H: 0 LOB: 0 BB: 0 P: 3	R: 1 E: 1 K: 1 S: 7	H: 1 LOB: 1 BB: 0 P: 7	R: 0 E: 0 K: 0 S: 4	H: 2 LOB: 2 BB: 1 P: 8	1B: 9 2B: 4 3B: 0 HR: 0	SF: 0 SAC: 0 DP: 2 HBP: 1	WP: 0 PB: 0 SB: 0 CS: 0	PA: 40
PITCHER	IP WLS BF H R ER SO BB IBB HBP BLK WP HR S P ERA WHIP																			
Vern Ruhle, R ERA: 3.65 (1, 1)	3.1 L 21 9 6 6 2 1 1 1 0 0 0 22 31 16.20 3.000																			
Fernando Arroyo, R ERA: 4.96 (4, 1)	4.2 19 4 1 0 2 0 1 0 0 0 0 22 26 0.00 0.857																			

Batter	1	2	3	4	5	6	7	8	9	AB	R	H	RBI	BB	SO	LOB	TOP																			
Ron LeFlore, R OBP: 0.314, SLG: 0.378 (1, 8)	K		F8		K			6-3 1B		4	1	1	0	0	2	1	Detroit Tigers @ Boston Red Sox Fenway Park, Boston, MA Sun Aug 03 1975, 3:33 AM EDT Att: 23,575 - Unknown - 83 F																			
Gary Sutherland, R OBP: 0.323, SLG: 0.331 (1, 4)	K		G5-4-3			F8		6-3		4	0	0	0	0	1	3																				
Ben Oglvie, L OBP: 0.318, SLG: 0.441 (1, 7)	1-3			HR		4-3		1B		4	1	2	2	0	0	0																				
Willie Horton, R OBP: 0.319, SLG: 0.446 (1, 10)		F3		K		6-3		F4		4	0	0	0	0	1	2																				
Aurelio Rodriguez, R OBP: 0.282, SLG: 0.389 (1, 5)		1B		HR			6-3		FC5-4 1B	4	1	3	2	0	0	0																				
Jack Pierce, L OBP: 0.320, SLG: 0.447 (1, 3)	K			3-1			6-3		FC5-4 FC5-4 1-2	4	0	0	0	0	1	2																				
Leon Roberts, R OBP: 0.326, SLG: 0.410 (1, 9)		1B		F8			L8		K	4	0	1	0	0	1	1																				
John Wockenfuss, R OBP: 0.306, SLG: 0.449 (1, 2)	6-3				L7			6-3	FC5-4	4	0	0	0	0	0	3																				
Gene Michael, S OBP: 0.241, SLG: 0.284 (1, 6)			G5-4-3 1B		F3			6-3 1B		3	1	2	0	0	0	0																				
Inning Stats	R: 0 E: 0 K: 2 S: 7	H: 0 LOB: 0 BB: 0 P: 7	R: 0 E: 0 K: 1 S: 7	H: 2 LOB: 2 BB: 0 P: 7	R: 0 E: 0 K: 0 S: 3	H: 1 LOB: 0 BB: 0 P: 3	R: 2 E: 0 K: 1 S: 7	H: 2 LOB: 0 BB: 0 P: 7	R: 0 E: 0 K: 1 S: 5	H: 0 LOB: 0 BB: 0 P: 5	R: 0 E: 0 K: 0 S: 3	H: 0 LOB: 0 BB: 0 P: 3	R: 0 E: 0 K: 0 S: 6	H: 3 LOB: 1 BB: 0 P: 6	R: 0 E: 0 K: 1 S: 6	H: 1 LOB: 1 BB: 0 P: 6	1B: 8 2B: 0 3B: 0 HR: 1	SF: 0 SAC: 0 DP: 1 HBP: 0	WP: 0 PB: 0 SB: 0 CS: 0	PA: 35																
PITCHER	IP	WLS	BF	H	R	ER	SO	BB	IBB	HBP	BLK	WP	HR	S	P	ERA	WHIP	PITCHER		IP	WLS	BF	H	R	ER	SO	BB	IBB	HBP	BLK	WP	HR	S	P	ERA	WHIP
Reggie Cleveland, R ERA: 4.85 (1, 1)	8.0	W	32	9	4	4	5	0	0	0	0	0	1	42	42	4.50	1.125			1.0	S	3	0	0	0	1	0	0	0	0	0	0	5	5	0.00	0.000
Jim Willoughby, R ERA: 2.75 (9, 1)																																				

Batter	1	2	3	4	5	6	7	8	9	AB	R	H	RBI	BB	SO	LOB	BOTTOM																			
Bernie Carbo, L OBP: 0.417, SLG: 0.524 (1, 9)	HR		2B		P7		BB	G3		4	2	2	0	1	0	3	Detroit Tigers @ Boston Red Sox Fenway Park, Boston, MA Sun Aug 03 1975, 3:33 AM EDT Att: 23,575 - Unknown - 83 F																			
Rick Miller, L OBP: 0.351, SLG: 0.272 (9, 9)			BB				SH3-4 1B			0	0	0	0	0	0	0																				
Denny Doyle, L OBP: 0.316, SLG: 0.403 (1, 4)	HR		F7		F7		SH3-4	1B		4	1	2	3	0	0	1																				
Carl Yastrzemski, L OBP: 0.385, SLG: 0.447 (1, 3)	4-3		K		F8		BB	K		4	0	0	0	1	2	2																				
Fred Lynn, L OBP: 0.407, SLG: 0.603 (1, 8)	2B		1B		F9		BB			3	0	2	1	1	0	0																				
Jim Rice, R OBP: 0.340, SLG: 0.509 (1, 7)	L7-4 1-3		K				F8	F3		4	0	1	0	0	1	4																				
Carlton Fisk, R OBP: 0.403, SLG: 0.482 (1, 2)	L7-4			K			G3	F4		4	0	1	0	0	1	5																				
Cecil Cooper, L OBP: 0.377, SLG: 0.613 (1, 10)		G6-4-3 1B		1B		G3		HR		4	1	3	1	0	0	1																				
Rico Petrocelli, R OBP: 0.327, SLG: 0.337 (1, 5)		G6-4-3		1B		6-3		5-3		4	0	1	0	0	0	2																				
Rick Burleson, R OBP: 0.324, SLG: 0.353 (1, 6)		5-3		FC5-2-6				G3 1B		3	2	1	1	1	0	2																				
Inning Stats	R: 2 E: 0 K: 0 S: 6	H: 4 LOB: 1 BB: 0 P: 6	R: 0 E: 0 K: 0 S: 3	H: 1 LOB: 0 BB: 0 P: 3	R: 1 E: 0 K: 2 S: 8	H: 1 LOB: 1 BB: 1 P: 12	R: 0 E: 0 K: 1 S: 7	H: 2 LOB: 2 BB: 0 P: 7	R: 0 E: 0 K: 0 S: 3	H: 0 LOB: 0 BB: 0 P: 3	R: 0 E: 0 K: 0 S: 4	H: 1 LOB: 1 BB: 0 P: 4	R: 1 E: 0 K: 0 S: 5	H: 2 LOB: 3 BB: 2 P: 13	R: 2 E: 0 K: 1 S: 7	H: 2 LOB: 1 BB: 1 P: 11	1B: 5 2B: 6 3B: 0 HR: 3	SF: 0 SAC: 1 DP: 2 HBP: 0	WP: 0 PB: 0 SB: 0 CS: 0	PA: 39																
PITCHER	IP	WLS	BF	H	R	ER	SO	BB	IBB	HBP	BLK	WP	HR	S	P	ERA	WHIP	PITCHER		IP	WLS	BF	H	R	ER	SO	BB	IBB	HBP	BLK	WP	HR	S	P	ERA	WHIP
Joe Coleman, R ERA: 5.81 (1, 1)	6.0	L	28	11	4	4	3	1	0	0	0	0	2	33	37	6.00	2.000			2.0	L	11	2	2	2	1	2	1	0	0	0	1	10	22	9.00	2.000
Tom Walker, R ERA: 4.75 (7, 1)																																				

Batter	1	2	3	4	5	6	7	8	9	AB	R	H	RBI	BB	SO	LOB	TOP								
Ken Singleton, S OBP: 0.224, SLG: 0.454 (1, 9)	6-3		FC4-6 BB	5-3		2B	HR	SH5-3 1B		5	1	3	1	1	0	2									
Paul Blair, R OBP: 0.247, SLG: 0.260 (1, 8)	5-3		FC4-6 1-2		1B BB	P9	6-3	SH5-3 1-2		4	1	0	0	1	0	2									
Tommy Davis, R OBP: 0.319, SLG: 0.369 (1, 10)	K		FC1-4-6 1-2		1B HR 1B	5-3		HR 1B	P9	6	2	2	0	0	1	3									
Lee May, R OBP: 0.316, SLG: 0.460 Tony Muser, L OBP: 0.327, SLG: 0.295 (8, 3)		6-3	F6		L7	L6		F7	5-3	5	0	0	0	0	0	5									
Don Baylor, R OBP: 0.357, SLG: 0.495 (1, 7)		1B FC5 1B		FC5-4 1B	1-2 2H HR 1B		2B HR 1B	1-H HR		5	4	5	3	0	0	0									
Bobby Grich, R OBP: 0.395, SLG: 0.410 (1, 4)		FC5 FC5 1B		FC5-4 1-4-3 1B 1-2	1-H 2H HR		HR 2B	BB BB		4	3	3	3	1	0	1									
Brooks Robinson, R OBP: 0.284, SLG: 0.286 (1, 5)		FC5		1B 1-4-3 1B 1-2	5-3		HR	F8		5	1	2	4	0	0	2									
Dave Duncan, R OBP: 0.254, SLG: 0.332 (1, 2)		K		1-4-3 1B 1-2 2-3	E5		4-3	1-2 BB		4	0	0	0	1	1	4									
Mark Belanger, R OBP: 0.266, SLG: 0.244 (1, 6)		FC5		2-3 3H 1B	F8		L5	F9		5	0	1	1	0	0	5									
Inning Stats	R: 0 E: 0 K: 1 S: 5	H: 0 LOB: 0 BB: 0 P: 5	R: 1 E: 0 K: 1 S: 8	H: 2 LOB: 2 BB: 0 P: 8	R: 0 E: 0 K: 0 S: 3	H: 0 LOB: 1 BB: 1 P: 7	R: 1 E: 0 K: 0 S: 6	H: 3 LOB: 2 BB: 0 P: 6	R: 4 E: 1 K: 0 S: 7	H: 3 LOB: 1 BB: 1 P: 11	R: 0 E: 0 K: 0 S: 4	H: 1 LOB: 1 BB: 0 P: 4	R: 4 E: 0 K: 0 S: 7	H: 4 LOB: 0 BB: 0 P: 7	R: 2 E: 0 K: 0 S: 5	H: 2 LOB: 2 BB: 2 P: 13	R: 0 E: 0 K: 0 S: 4	H: 1 LOB: 1 BB: 0 P: 4	1B: 10 2B: 2 3B: 0 HR: 4	SF: 0 SAC: 1 DP: 0 HBP: 0	WP: 0 PB: 0 SB: 0 CS: 0	PA: 49			
PITCHER	IP	WLS	BF	H	R	ER	SO	BB	IBB	HBP	BLK	WP	HR	S	P	ERA	WHIP								
Bill Lee, L ERA: 3.84 (1, 1)	5.0		28	9	6	6	2	2	0	0	0	0	1	30	38	10.80	2.200								
Jim Willoughby, R ERA: 4.22 (6, 1)	1.2	L	9	4	4	4	0	0	0	0	0	0	2	9	9	21.60	2.400								
Diego Segui, R ERA: 5.52 (7, 1)	2.1		12	3	2	2	0	2	0	0	0	0	1	10	18	7.71	2.143								

Baltimore Orioles @ Boston Red Sox
Fenway Park, Boston, MA
Mon Aug 04 1975, 7:05 PM EDT
Att: 35,866 - Unknown - 71 F

AB 44
R 12
H 16
RBI 12
BB 4
SO 2
LOB 25



Batter	1	2	3	4	5	6	7	8	9	AB	R	H	RBI	BB	SO	LOB	BOTTOM									
Bernie Carbo, L OBP: 0.418, SLG: 0.522 Dwight Evans, R OBP: 0.343, SLG: 0.424 (8, FH) (9, 9)			F8 1B 1B	3-1		F8 2-3		1B 1-2 2-3 BB		3	1	1	0	1	0	1										
Denny Doyle, L OBP: 0.318, SLG: 0.406 Doug Griffin, R OBP: 0.307, SLG: 0.301 (8, FH) (9, 4)			FC3 1B	G3-6-3 1B		4-3		L3 1-3 2H 3H 1B		4	1	2	0	0	0	2										
Carl Yastrzemski, L OBP: 0.391, SLG: 0.442 (1, 3)			F8 2-3	G3-6-3 1-2		4-3		L3 1-2		5	0	0	0	0	0	6										
Fred Lynn, L OBP: 0.407, SLG: 0.599 (1, 8)			FC3 1B HR		1-3		FC6-4 1B		BB	4	1	1	0	1	1	3										
Jim Rice, R OBP: 0.345, SLG: 0.520 (1, 7)			HR 1-2 2H 3H 1B		1B		FC6-4 1B		K	5	2	4	3	0	1	2										
Carlton Fisk, R OBP: 0.396, SLG: 0.496 (1, 2)			F2 1-H 2H HR		K		FC6-4 1-2 2-3		K	5	1	1	3	0	2	3										
Cecil Cooper, L OBP: 0.366, SLG: 0.594 (1, 10)			F6 2-3	F9		K	G3		1-3	5	0	0	0	0	1	3										
Rico Petrocelli, R OBP: 0.334, SLG: 0.345 (1, 5)				FC6-4 1B		F8 SH3-4 1B		BB 1B 1B		5	1	4	0	0	0	0										
Rick Burleson, R OBP: 0.324, SLG: 0.353 (1, 6)			5-3	FC6-4 1-2		SH3-4		BB 1B		3	1	1	0	0	0	2										
Inning Stats	R: 0 E: 0 K: 1 S: 5	H: 0 LOB: 1 BB: 1 P: 9	R: 1 E: 0 K: 0 S: 5	H: 2 LOB: 1 BB: 0 P: 5	R: 5 E: 0 K: 0 S: 9	H: 5 LOB: 1 BB: 0 P: 9	R: 0 E: 0 K: 0 S: 3	H: 1 LOB: 0 BB: 0 P: 3	R: 0 E: 0 K: 2 S: 8	H: 1 LOB: 1 BB: 0 P: 8	R: 0 E: 0 K: 0 S: 4	H: 1 LOB: 1 BB: 0 P: 4	R: 0 E: 0 K: 0 S: 5	H: 2 LOB: 2 BB: 0 P: 5	R: 2 E: 0 K: 1 S: 7	H: 3 LOB: 2 BB: 2 P: 15	R: 0 E: 0 K: 1 S: 5	H: 0 LOB: 0 BB: 0 P: 5	1B: 13 2B: 1 3B: 0 HR: 2	SF: 0 SAC: 1 DP: 2 HBP: 0	WP: 0 PB: 0 SB: 0 CS: 0	PA: 44				
PITCHER	IP	WLS	BF	H	R	ER	SO	BB	IBB	HBP	BLK	WP	HR	S	P	ERA	WHIP									
Paul Mitchell, R ERA: 5.6 (1, 1)	2.1		15	6	6	6	1	1	0	0	0	0	0	2	16	20	23.14	3.000								
Doyle Alexander, R ERA: 3.54 (3, 1)	4.2	W	21	8	2	2	2	0	0	0	0	0	0	25	25	3.86	1.714									
Grant Jackson, L ERA: 3.79 Dyar Miller, R ERA: 2.55 (8, 1) (8, 1)	0.2		4	1	0	0	0	2	0	0	0	0	0	2	10	0.00	4.500									
	1.1	S	4	0	0	0	2	0	0	0	0	0	0	8	8	0.00	0.000									

Baltimore Orioles @ Boston Red Sox
Fenway Park, Boston, MA
Mon Aug 04 1975, 7:05 PM EDT
Att: 35,866 - Unknown - 71 F

AB 40
R 8
H 15
RBI 8
BB 3
SO 5
LOB 22



Batter	1	2	3	4	5	6	7	8	9	AB R H RBI BB SO LOB	TOP													
Al Bumbry, L OBP: 0.323, SLG: 0.376 (1, 10)	F6		3-1		E 2B		F8		2-3	5 1 1 0 0 0 1	Baltimore Orioles @ Boston Red Sox Fenway Park, Boston, MA Tue Aug 05 1975, 7:05 PM EDT Att: 35,662 - Unknown - 79 F													
Bobby Grich, R OBP: 0.395, SLG: 0.413 (1, 4)	2B		1B		L9		K		K	5 0 2 1 0 2 0														
Ken Singleton, S OBP: 0.422, SLG: 0.452 (1, 9)	K		K		1B		F9			4 0 1 0 0 2 2														
Lee May, R OBP: 0.313, SLG: 0.455 Tony Muser, L OBP: 0.327, SLG: 0.295 (8, 3)	5-3				F8				5-3	4 0 0 0 0 0 2 0 0 0 0 0 0 0														
Jim Northrup, L OBP: 0.348, SLG: 0.463 Paul Blair, R OBP: 0.247, SLG: 0.260 (8, PR) (8, 8)	1-3				1B				2B	4 1 3 0 0 0 0 0 0 0 0 0 0 0														
Don Baylor, R OBP: 0.359, SLG: 0.498 (1, 7)	F2				1B		F6		1B	4 0 2 0 0 0 2														
Dave Duncan, R OBP: 0.250, SLG: 0.326 (1, 2)	F3				K		P7		K	4 0 0 0 0 2 5														
Brooks Robinson, R OBP: 0.284, SLG: 0.286 (1, 5)			F7		FC6-4		K		5-3	4 0 1 1 0 1 3														
Mark Belanger, R OBP: 0.266, SLG: 0.247 (1, 6)			3-1		FC6-4		F2		6-3	4 1 1 0 0 0 2														
Inning Stats	R: 0 E: 0 K: 1 S: 6	H: 1 LOB: 1 BB: 0 P: 6	R: 0 E: 0 K: 0 S: 3	H: 0 LOB: 0 BB: 0 P: 3	R: 1 E: 0 K: 1 S: 7	H: 2 LOB: 1 BB: 0 P: 7	R: 1 E: 0 K: 1 S: 8	H: 3 LOB: 2 BB: 0 P: 8	R: 1 E: 1 K: 0 S: 6	H: 3 LOB: 2 BB: 0 P: 6		R: 0 E: 0 K: 1 S: 5	H: 0 LOB: 0 BB: 0 P: 5	R: 0 E: 0 K: 1 S: 5	H: 0 LOB: 0 BB: 0 P: 5	R: 0 E: 0 K: 1 S: 7	H: 2 LOB: 2 BB: 0 P: 7	R: 0 E: 0 K: 1 S: 5	H: 0 LOB: 0 BB: 0 P: 5	R: 0 E: 0 K: 1 S: 5	H: 0 LOB: 0 BB: 0 P: 5	1B: 7 2B: 4 3B: 0 HR: 0	SF: 0 SAC: 0 DP: 0 HBP: 0	WP: 0 PB: 0 SB: 0 CS: 0
PITCHER	IP WLS BF H R ER SO BB IBB HBP BLK WP HR S P ERA WHIP											PITCHER	IP WLS BF H R ER SO BB IBB HBP BLK WP HR S P ERA WHIP											
Luis Tiant, R ERA: 4.26 Dick Drago, R ERA: 4.91 (8, 1)	7.0 L 30 9 3 3 5 0 0 0 0 0 0 0 40 40 3.86 1.286												2.0 8 2 0 0 2 0 0 0 0 0 0 0 12 12 0.00 1.000											

AB	38
R	3
H	11
RBI	2
BB	0
SO	7
LOB	17



Batter	1	2	3	4	5	6	7	8	9	AB R H RBI BB SO LOB	BOTTOM												
Bernie Carbo, L OBP: 0.413, SLG: 0.514 (1, 9)	K			3-1		K			K	4 0 0 0 0 3 1	Baltimore Orioles @ Boston Red Sox Fenway Park, Boston, MA Tue Aug 05 1975, 7:05 PM EDT Att: 35,662 - Unknown - 79 F												
Denny Doyle, L OBP: 0.313, SLG: 0.397 (1, 4)	G3			3-1					P7	4 0 0 0 0 0 1													
Carl Yastrzemski, L OBP: 0.389, SLG: 0.438 (1, 3)	F5			L8					4-3	3 0 0 0 0 0 0													
Fred Lynn, L OBP: 0.406, SLG: 0.596 (1, 8)			4-3		G6-4-3		G3			2 0 0 0 1 0 0													
Jim Rice, R OBP: 0.343, SLG: 0.516 (1, 7)	K			G6-4-3			F8			3 0 0 0 0 1 1													
Carlton Fisk, R OBP: 0.394, SLG: 0.500 (1, 2)	K			2B			F6			3 0 1 0 0 1 0													
Cecil Cooper, L OBP: 0.359, SLG: 0.582 (1, 10)			F4		1-3		F3			3 0 0 0 0 0 1													
Rico Petrocelli, R OBP: 0.332, SLG: 0.343 Bob Heise, R OBP: 0.242, SLG: 0.227 Rick Miller, L OBP: 0.347, SLG: 0.268 (9, PH) (7, 5)			K			K			K	2 0 0 0 0 2 0 0 0 0 0 0 0 0 1 0 0 0 0 1 0													
Rick Burleson, R OBP: 0.324, SLG: 0.355 (1, 6)			5-3		L8				2B	3 0 1 0 0 0 0													
Inning Stats	R: 0 E: 0 K: 1 S: 5	H: 0 LOB: 0 BB: 0 P: 5	R: 0 E: 0 K: 2 S: 7	H: 0 LOB: 0 BB: 0 P: 7	R: 0 E: 0 K: 1 S: 5	H: 0 LOB: 0 BB: 0 P: 5	R: 0 E: 0 K: 0 S: 3	H: 0 LOB: 0 BB: 0 P: 3	R: 0 E: 0 K: 0 S: 3	H: 0 LOB: 0 BB: 0 P: 3		R: 0 E: 0 K: 2 S: 8	H: 1 LOB: 1 BB: 0 P: 8	R: 0 E: 0 K: 0 S: 3	H: 0 LOB: 0 BB: 0 P: 3	R: 0 E: 0 K: 2 S: 8	H: 1 LOB: 1 BB: 0 P: 8	1B: 0 2B: 2 3B: 0 HR: 0	SF: 0 SAC: 0 DP: 1 HBP: 0	WP: 0 PB: 0 SB: 0 CS: 0	PA: 29		
PITCHER	IP WLS BF H R ER SO BB IBB HBP BLK WP HR S P ERA WHIP											PITCHER	IP WLS BF H R ER SO BB IBB HBP BLK WP HR S P ERA WHIP										
Jim Palmer, R ERA: 2.31 (1, 1)	9.0 W 29 2 0 0 8 1 0 0 0 0 0 0 44 48 0.00 0.333																						



Batter	1	2	3	4	5	6	7	8	9	AB	R	H	RBI	BB	SO	LOB	TOP				
Bernie Carbo, L OBP: 0.414, SLG: 0.513 Dwight Evans, R OBP: 0.346, SLG: 0.424	G3 PB BB		G3					L9	1B IBB	3	0	1	0	1	0	1	Boston Red Sox @ Milwaukee Brewers Milwaukee County Stadium, Milwaukee, WI Wed Aug 06 1975, 8:05 PM EDT Att: 16,556 - Unknown livebaseballscorecards.com				
Denny Doyle, L OBP: 0.317, SLG: 0.399 Doug Griffin, R OBP: 0.310, SLG: 0.304	F9					FC3-6 1B		1B	1B	4	0	2	1	0	0	2					
Carl Yastrzemski, L OBP: 0.386, SLG: 0.435	G3			F6		4-3		1B	F5	5	0	1	0	0	0	6					
Jim Rice, R OBP: 0.346, SLG: 0.515	K			L8			FC4-6 BB	1B	PB	3	0	1	2	2	1	2					
Carlton Fisk, R OBP: 0.387, SLG: 0.484		F7		6-3			F7	F3	1B	4	0	0	0	1	0	5					
Cecil Cooper, L OBP: 0.357, SLG: 0.580 Juan Beniquez, R OBP: 0.379, SLG: 0.427	F8				P7		F8		1B	4	0	1	0	0	0	1					
Rick Miller, L OBP: 0.333, SLG: 0.256	4-3				6-3		FC4-6		G3	4	0	0	0	0	0	2					
Rico Petrocelli, R OBP: 0.331, SLG: 0.342 Bob Heise, R OBP: 0.242, SLG: 0.227			5-3		1-3			5-3	1B	4	0	1	1	0	0	0					
Rick Burleson, R OBP: 0.325, SLG: 0.359	F3					L6		1B	1B	4	2	2	0	0	0	0					
Inning Stats	R: 0 E: 0 K: 1 S: 5	H: 0 LOB: 1 BB: 1 P: 9	R: 0 E: 0 K: 0 S: 3	H: 0 LOB: 0 BB: 0 P: 3	R: 0 E: 0 K: 0 S: 3	H: 0 LOB: 0 BB: 0 P: 3	R: 0 E: 0 K: 0 S: 4	H: 1 LOB: 1 BB: 0 P: 4	R: 0 E: 0 K: 0 S: 3	H: 0 LOB: 1 BB: 0 P: 3	R: 0 E: 0 K: 0 S: 3	H: 0 LOB: 1 BB: 1 P: 7	R: 1 E: 0 K: 0 S: 6	H: 3 LOB: 3 BB: 1 P: 10	R: 4 E: 0 K: 0 S: 8	H: 5 LOB: 3 BB: 2 P: 16		1B: 8 2B: 2 3B: 0 HR: 0	SF: 0 SAC: 0 DP: 0 HBP: 0	WP: 0 PB: 2 SB: 0 CS: 0	PA: 42
PITCHER	IP	WLS	BF	H	R	ER	SO	BB	IBB	HBP	BLK	WP	HR	S	P	ERA	WHIP				
Jim Colborn, R ERA: 3.85	(1, 1)	7.2	30	5	1	1	1	2	0	0	0	0	0	30	38	1.17	0.913				
Tom Murphy, R ERA: 3.29	(8, 1)	0.2	L 6	3	4	4	0	1	0	0	0	0	0	5	9	54.00	6.000				
Rick Austin, L ERA: 3.52	(9, 1)	0.2	6	2	0	0	0	0	2	0	0	0	0	4	12	0.00	3.000				

Batter	1	2	3	4	5	6	7	8	9	AB	R	H	RBI	BB	SO	LOB	BOTTOM				
Don Money, R OBP: 0.310, SLG: 0.406	F8		G1-4-3		K		K			4	0	0	0	0	2	2	Boston Red Sox @ Milwaukee Brewers Milwaukee County Stadium, Milwaukee, WI Wed Aug 06 1975, 8:05 PM EDT Att: 16,556 - Unknown livebaseballscorecards.com				
Charlie Moore, R OBP: 0.333, SLG: 0.368 Darrell Porter, L OBP: 0.362, SLG: 0.408	F6			K				6-3		1	0	0	0	0	0	0					
George Scott, R OBP: 0.343, SLG: 0.495	F3				L9			F7		4	1	1	1	0	0	1					
Hank Aaron, R OBP: 0.336, SLG: 0.371	F7			HR		K		5-3		4	0	1	0	0	1	0					
Bobby Mitchell, R OBP: 0.335, SLG: 0.469 Bill Sharp, L OBP: 0.285, SLG: 0.322	F4			5-3		3-1		F3		2	0	0	0	0	0	1					
Sixto Lezcano, R OBP: 0.319, SLG: 0.376	F7				L9			F9		3	0	0	0	1	0	0					
Gorman Thomas, R OBP: 0.304, SLG: 0.459			1B			K		K		3	1	1	0	1	2	0					
Robin Yount, R OBP: 0.318, SLG: 0.359			K		5-3		K			3	0	0	0	0	2	4					
Kurt Bevacqua, R OBP: 0.253, SLG: 0.275					5-3					3	0	2	1	0	0	0					
Inning Stats	R: 0 E: 0 K: 0 S: 3	H: 0 LOB: 0 BB: 0 P: 3	R: 0 E: 0 K: 0 S: 3	H: 0 LOB: 0 BB: 0 P: 3	R: 1 E: 0 K: 1 S: 6	H: 2 LOB: 0 BB: 0 P: 6	R: 1 E: 0 K: 1 S: 7	H: 2 LOB: 2 BB: 2 P: 15	R: 0 E: 0 K: 1 S: 6	H: 1 LOB: 1 BB: 0 P: 6	R: 0 E: 0 K: 3 S: 10	H: 1 LOB: 1 BB: 0 P: 10	R: 0 E: 0 K: 0 S: 3	H: 0 LOB: 0 BB: 0 P: 3	R: 0 E: 0 K: 1 S: 5	H: 0 LOB: 0 BB: 0 P: 5		1B: 4 2B: 1 3B: 0 HR: 1	SF: 0 SAC: 0 DP: 1 HBP: 0	WP: 0 PB: 0 SB: 0 CS: 0	PA: 34
PITCHER	IP	WLS	BF	H	R	ER	SO	BB	IBB	HBP	BLK	WP	HR	S	P	ERA	WHIP				
Jim Burton, L ERA: 3.13	(1, 1)	3.2	16	4	2	2	2	2	0	0	0	0	0	18	26	4.91	1.636				
Jim Willoughby, R ERA: 3.35	(4, 1)	5.1	W 18	2	0	0	6	0	0	0	0	0	0	30	30	0.00	0.375				

Batter	1	2	3	4	5	6	7	8	9	AB	R	H	RBI	BB	SO	LOB	TOP		
Bernie Carbo, L OBP: 0.415, SLG: 0.511 Dwight Evans, R OBP: 0.344, SLG: 0.422	0-3 K		4-0 1B 2B BB	0-3 K			0-0 4-3 SH1-4 1B		0-0 F7	3	2	1	0	1	2	1			
Denny Doyle, L OBP: 0.315, SLG: 0.396	0-0 F6		1-2 2B 1B		0-0 3-1		0-0 SH1-4		0-0 G3	4	0	1	2	0	0	0			
Carl Yastrzemski, L OBP: 0.383, SLG: 0.431	0-0 3-1		1-2 2-H 3-H 1B		0-0 F2		0-0 4-3			4	0	0	0	0	0	3			
Fred Lynn, L OBP: 0.410, SLG: 0.603		0-0 F8	1-3 2-H 2B		0-0 2B		0-0 1B			4	0	3	2	0	0	0			
Jim Rice, R OBP: 0.345, SLG: 0.512		0-0 1B CS 1B	0-3 K		0-0 F9		0-0 F8			4	0	1	0	0	1	4			
Carlton Fisk, R OBP: 0.377, SLG: 0.468	0-0 F4		0-0 5-3			0-0 5-3		0-0 5-3		4	0	0	0	0	0	3			
Cecil Cooper, L OBP: 0.354, SLG: 0.572	0-0 1B		0-0 3-1		0-0 E3		0-0 L6			4	0	1	0	0	0	0			
Rico Petrocelli, R OBP: 0.333, SLG: 0.345	0-0 CS		0-0 1B 1B 2B	4-0 FC1-4 BB	0-0 E6		0-0 F8			3	1	1	0	1	0	1			
Rick Burleson, R OBP: 0.325, SLG: 0.358			0-0 1B 1B	0-0 FC1-4 WP	0-0 G6-4-3		0-0 5-3			4	1	1	0	0	0	3			
Inning Stats	R: 0 E: 0 K: 1 S: 5	H: 0 LOB: 0 BB: 0 P: 5	R: 0 E: 0 K: 0 S: 4	H: 2 LOB: 1 BB: 0 P: 4	R: 3 E: 0 K: 1 S: 9	H: 4 LOB: 2 BB: 1 P: 13	R: 0 E: 0 K: 1 S: 5	H: 0 LOB: 1 BB: 0 P: 9	R: 0 E: 0 K: 0 S: 4	H: 0 LOB: 1 BB: 0 P: 4	R: 1 E: 0 K: 0 S: 5	H: 2 LOB: 1 BB: 0 P: 5	R: 0 E: 0 K: 0 S: 3	H: 0 LOB: 0 BB: 0 P: 3	R: 0 E: 0 K: 0 S: 3	H: 0 LOB: 0 BB: 0 P: 3	1B: 6 2B: 3 3B: 0 HR: 0	SF: 0 SAC: 1 DP: 1 HBP: 0	WP: 1 PA: 39
PITCHER Jim Slaton, R ERA: 3.95	IP: 9.0 WLS: L BF: 38	H: 9 R: 4 ER: 4 SO: 3	BB: 2 IBB: 0 HBP: 0 BLK: 0	WP: 1 HR: 0 S: 42 P: 50	ERA: 4.00 WHIP: 1.222														

Boston Red Sox @ Milwaukee Brewers
Milwaukee County Stadium, Milwaukee, WI
Thu Aug 07 1975, 4:33 AM EDT
Att: 24,817 - Unknown

AB 35
R 4
H 9
RBI 4
BB 2
SO 3
LOB 15





Batter	1	2	3	4	5	6	7	8	9	AB	R	H	RBI	BB	SO	LOB	BOTTOM		
Don Money, R OBP: 0.309, SLG: 0.403	0-0 F7		4-0 L3 BB			0-3 K		0-3 K		3	0	0	0	1	2	0			
Darrell Porter, L OBP: 0.394, SLG: 0.409	0-0 1B		1-2 L3		0-0 6-3	0-0 F8		0-0 1B 1B		4	0	2	0	0	0	2			
George Scott, R OBP: 0.342, SLG: 0.493	0-0 F2			0-0 6-3		0-0 2-3		0-0 FC6-4 1B		4	0	1	0	0	0	2			
Hank Aaron, R OBP: 0.333, SLG: 0.366	0-0 P8			0-3 K		0-0 L4		0-0 FC6-4		4	0	0	0	0	1	3			
Mike Hegan, L OBP: 0.386, SLG: 0.445		0-0 HR		0-0 F8		0-0 HR		0-0 G1-6-3 1B		4	2	3	2	0	0	0			
Bill Shero, L OBP: 0.288, SLG: 0.325	0-0 F6			0-0 G6-3 1B		0-0 1B		0-0 G1-6-3		4	0	2	0	0	0	1			
Sixto Lezcano, R OBP: 0.317, SLG: 0.373 Bob Sheldon, L OBP: 0.444, SLG: 0.425 (9, PH)	0-0 F3			0-0 G6-3		0-0 P9		0-0 F5		3	0	0	0	0	0	2			
Robin Yount, R OBP: 0.316, SLG: 0.356	0-3 K			0-0 6-3		0-0 F8				3	0	0	0	0	1	1			
Kurt Bevacqua, R OBP: 0.249, SLG: 0.270			0-0 F8		0-0 4-3		0-0 F8			3	0	0	0	0	0	0			
Inning Stats	R: 0 E: 0 K: 0 S: 4	H: 1 LOB: 1 BB: 0 P: 4	R: 1 E: 0 K: 1 S: 6	H: 1 LOB: 0 BB: 0 P: 6	R: 0 E: 0 K: 1 S: 5	H: 0 LOB: 0 BB: 1 P: 6	R: 0 E: 0 K: 1 S: 5	H: 0 LOB: 0 BB: 0 P: 5	R: 0 E: 0 K: 1 S: 6	H: 0 LOB: 1 BB: 0 P: 6	R: 1 E: 0 K: 0 S: 5	H: 2 LOB: 1 BB: 0 P: 5	R: 0 E: 0 K: 1 S: 7	H: 2 LOB: 2 BB: 0 P: 7	R: 0 E: 0 K: 0 S: 3	H: 1 LOB: 0 BB: 0 P: 3	1B: 6 2B: 1 3B: 0 HR: 2	SF: 0 SAC: 0 DP: 3 HBP: 0	WP: 1 PA: 34
PITCHER Rick Wise, R ERA: 4.17	IP: 9.0 WLS: W BF: 34	H: 8 R: 2 ER: 2 SO: 4	BB: 1 IBB: 0 HBP: 0 BLK: 0	WP: 1 HR: 2 S: 41 P: 45	ERA: 2.00 WHIP: 1.000														

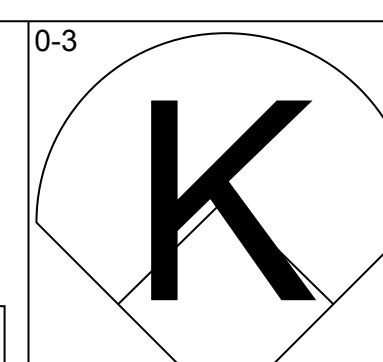
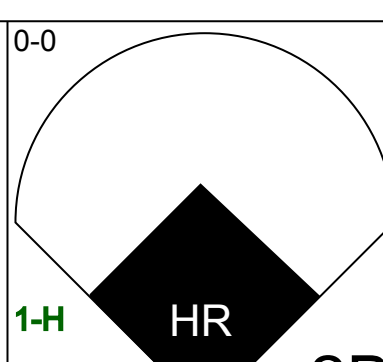
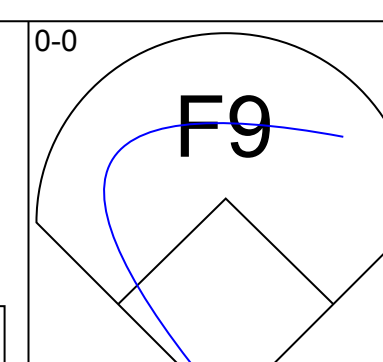
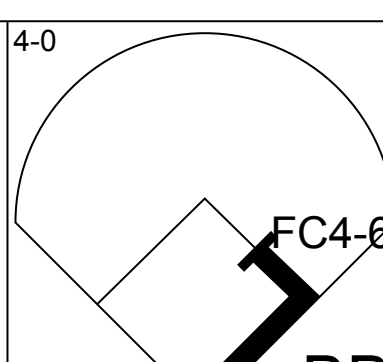
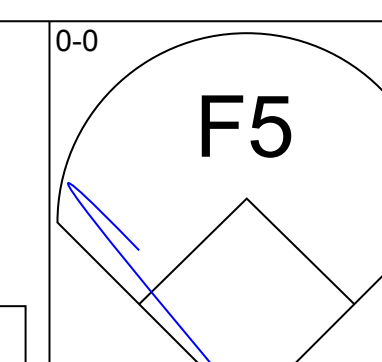
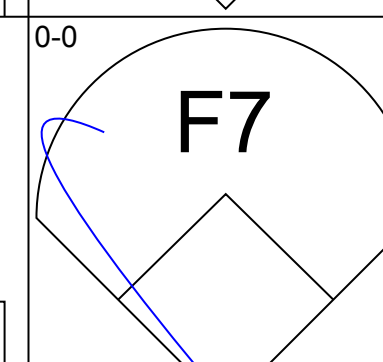
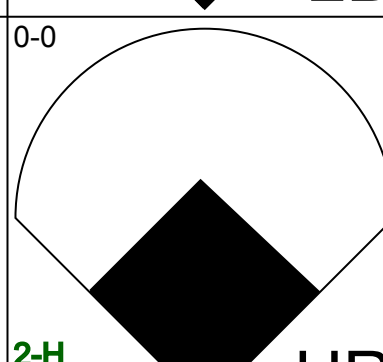
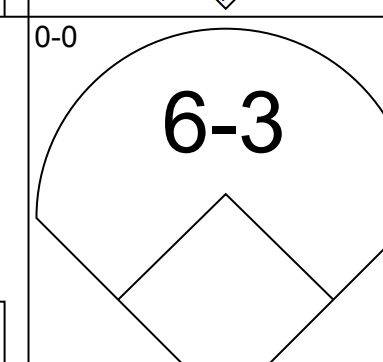
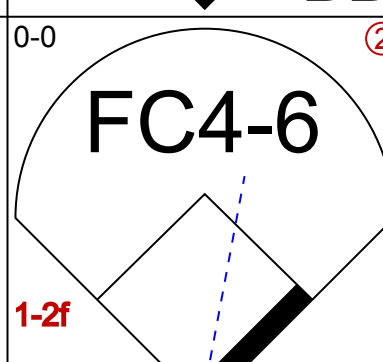

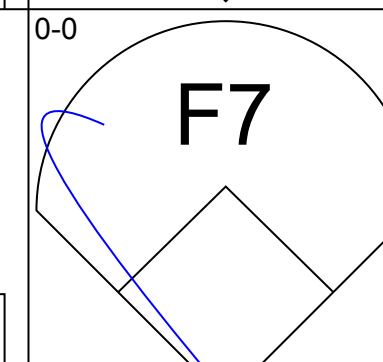
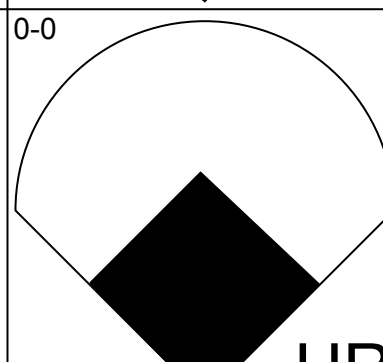
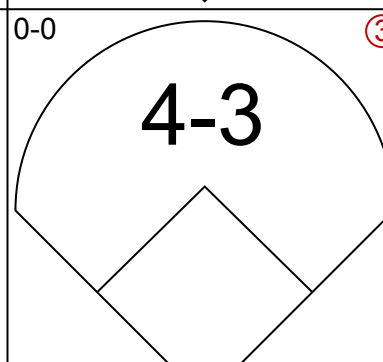

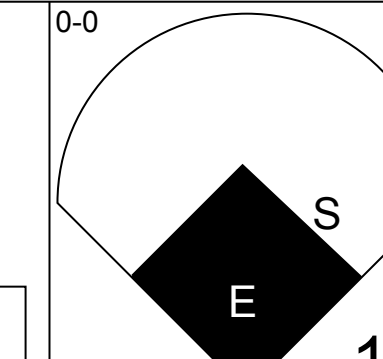
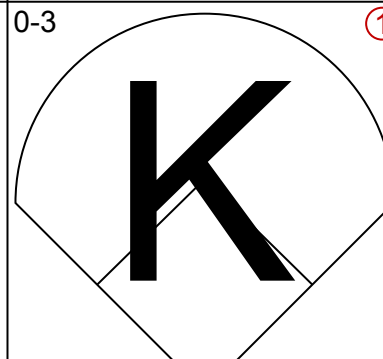
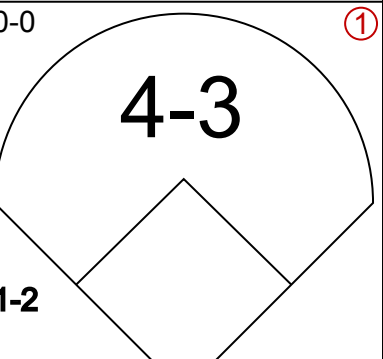
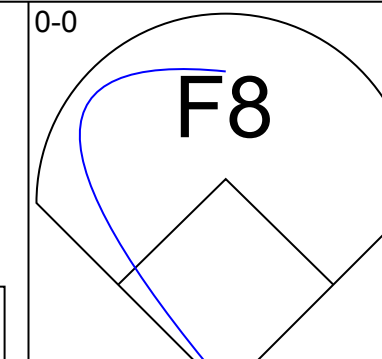
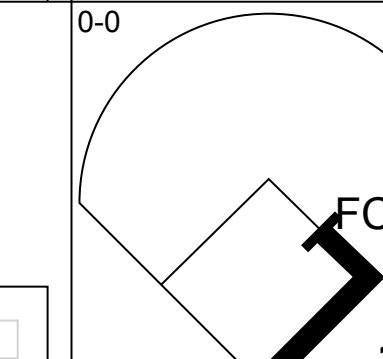
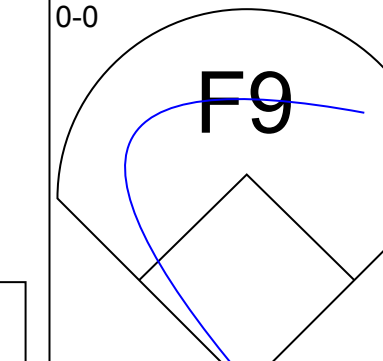
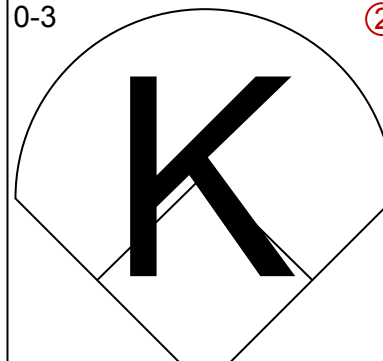
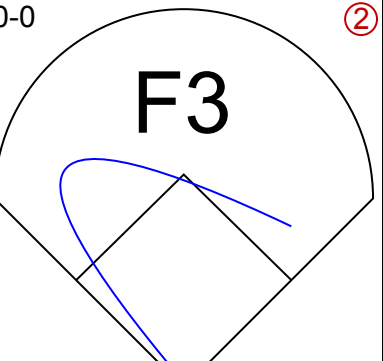
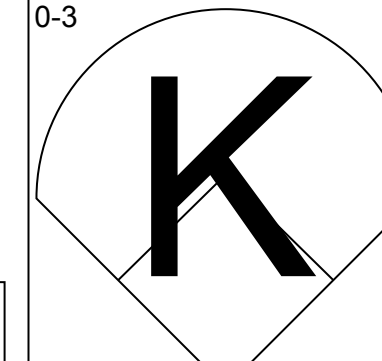
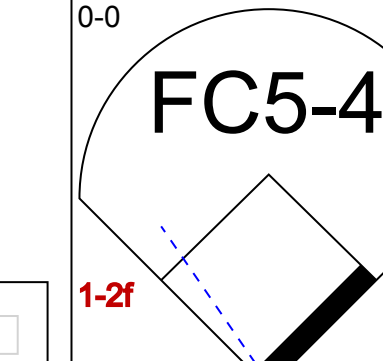
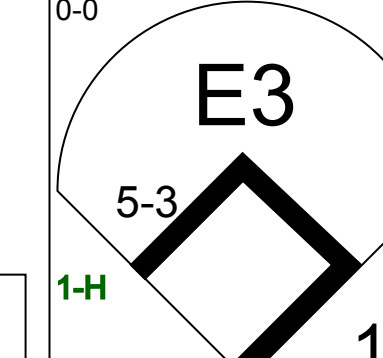
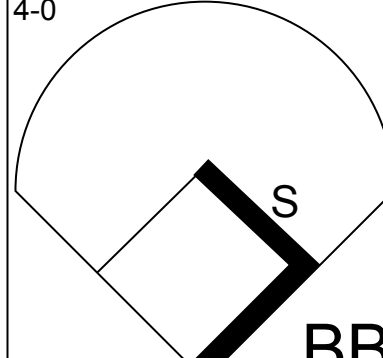
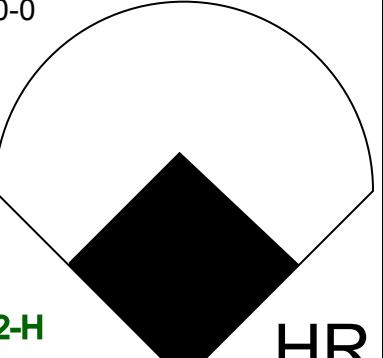
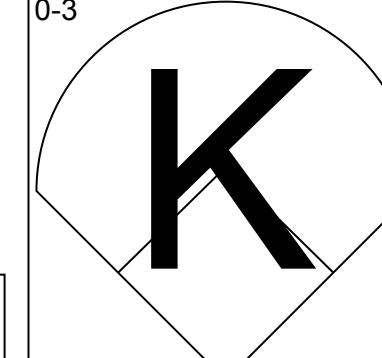
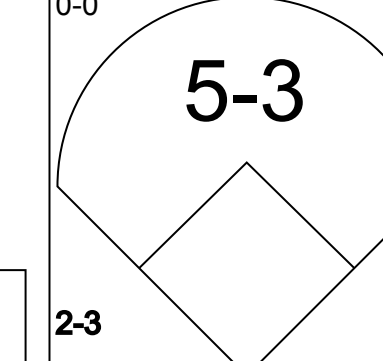
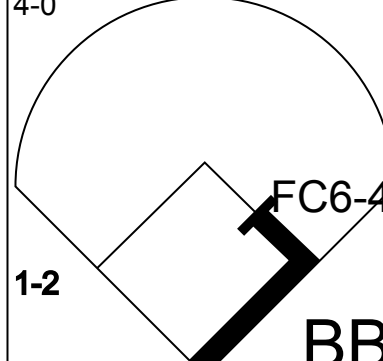
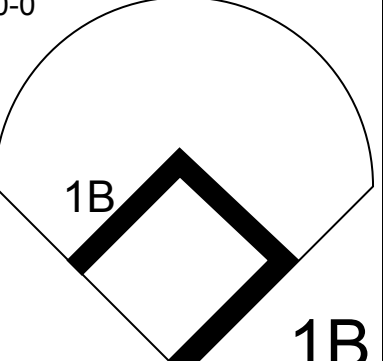

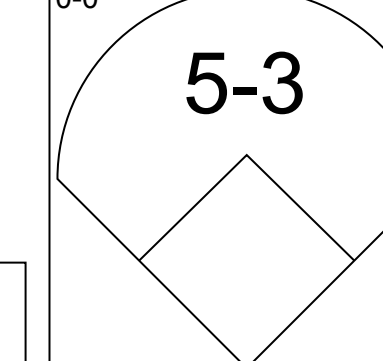
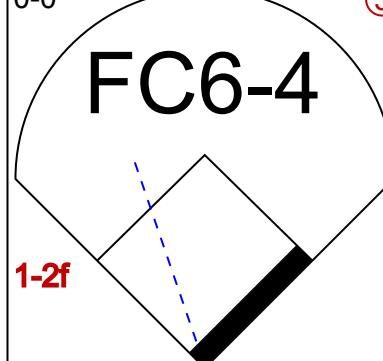
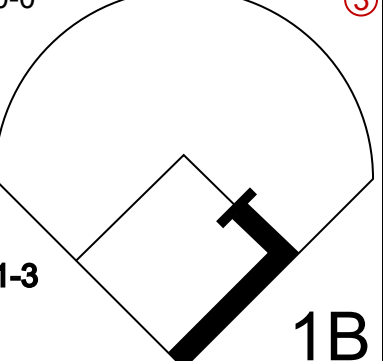

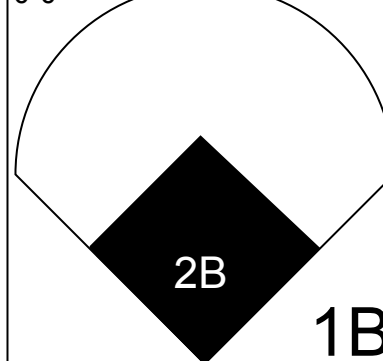
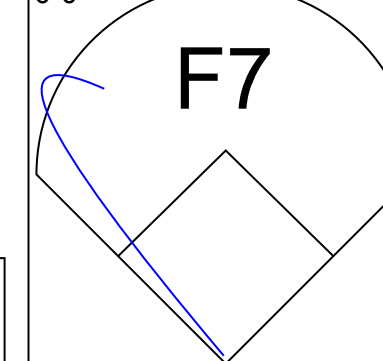
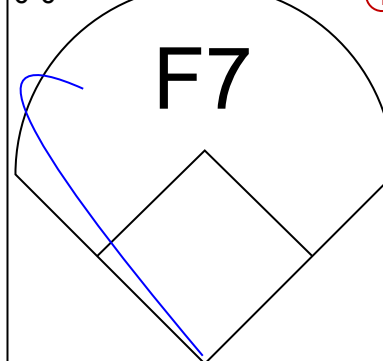
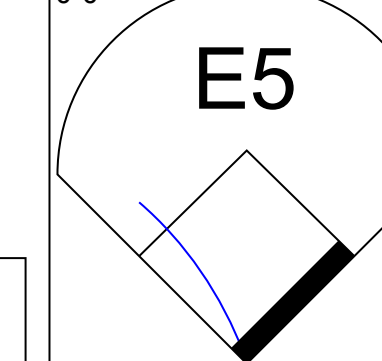
Boston Red Sox @ Milwaukee Brewers
Milwaukee County Stadium, Milwaukee, WI
Thu Aug 07 1975, 4:33 AM EDT
Att: 24,817 - Unknown

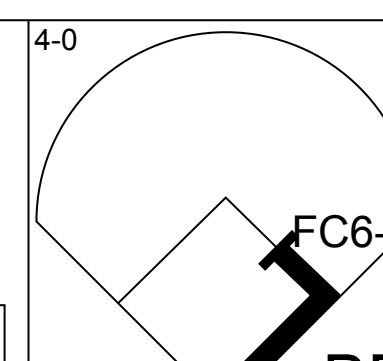
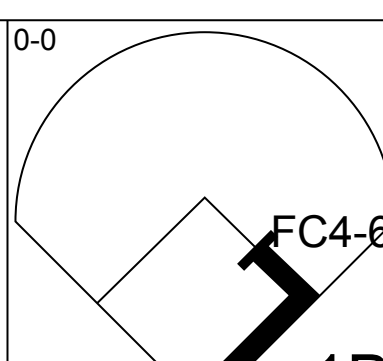
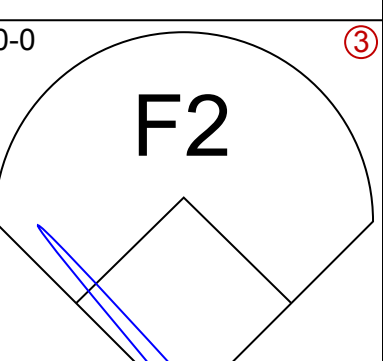
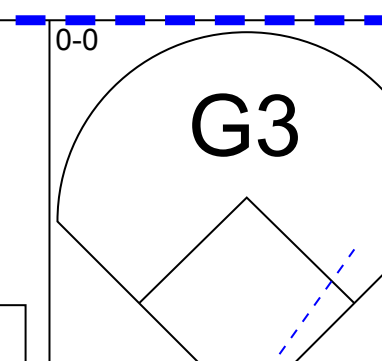
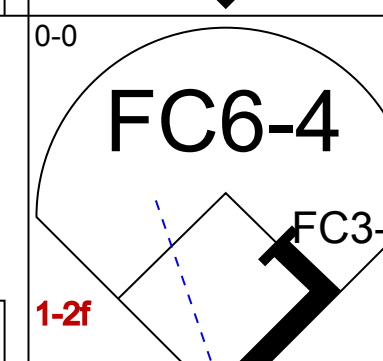
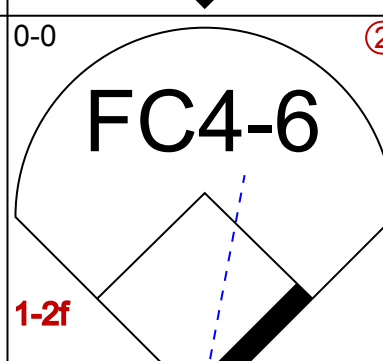
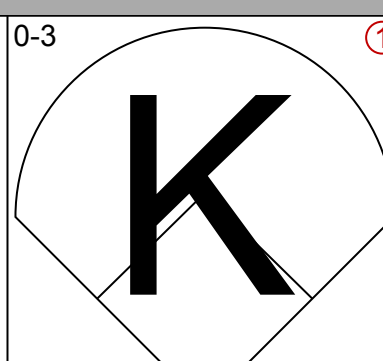
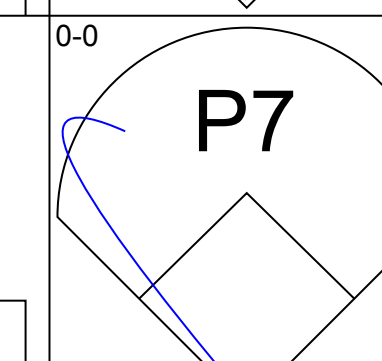
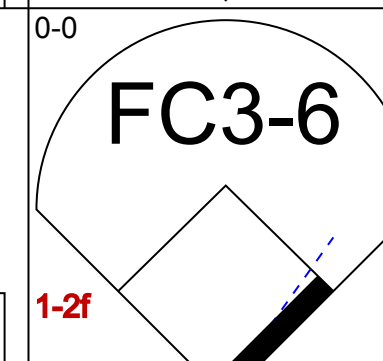
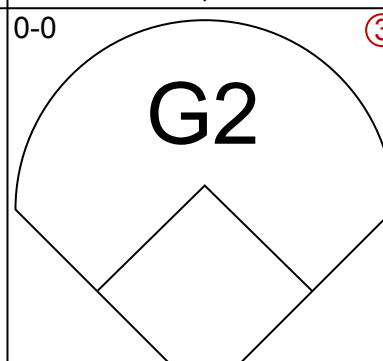
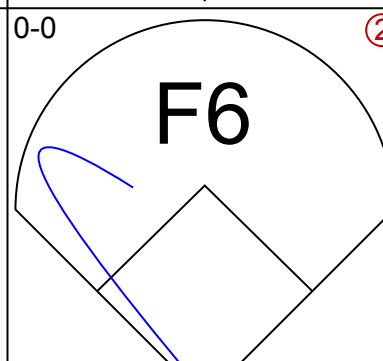
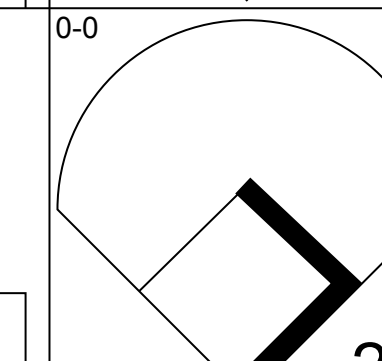
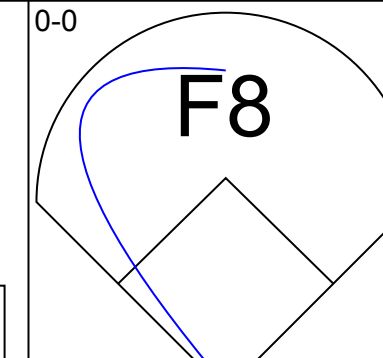
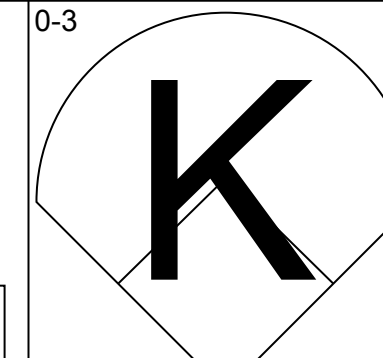
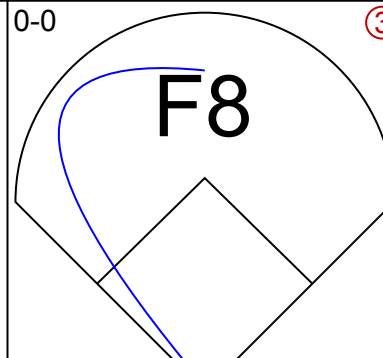
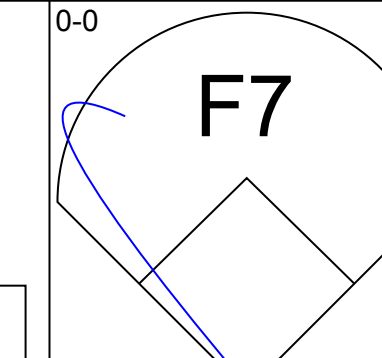
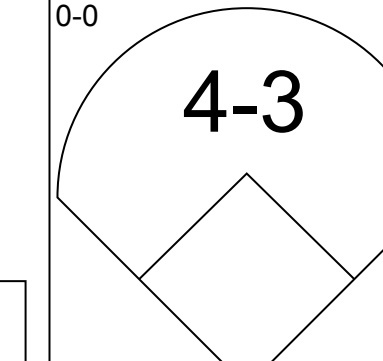
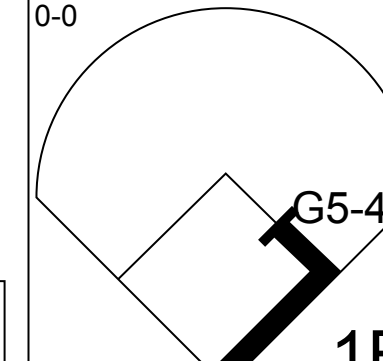
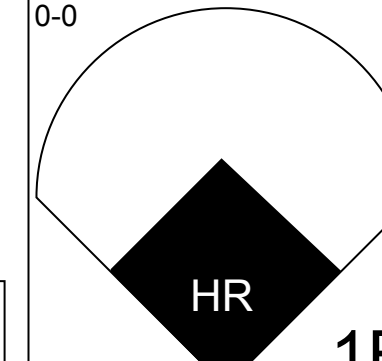

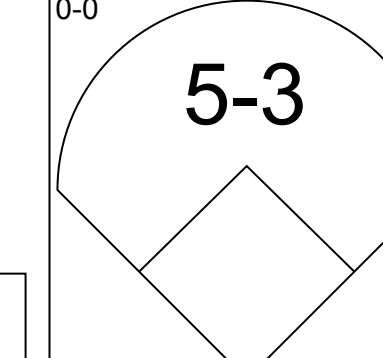
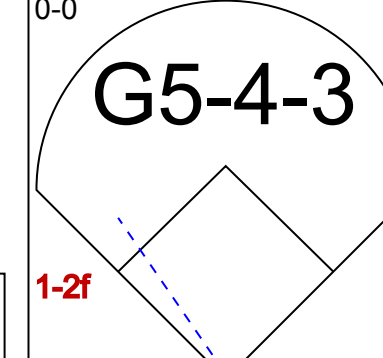
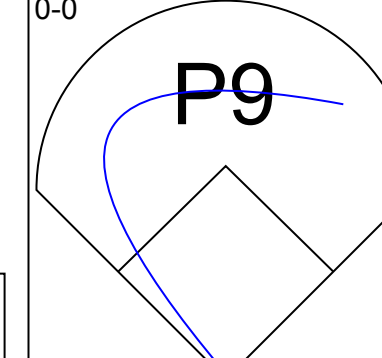

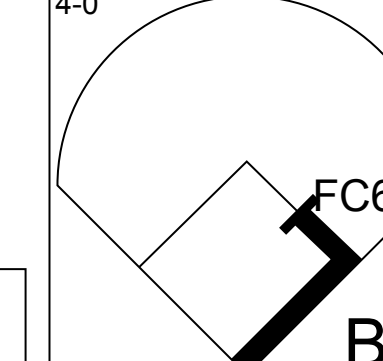
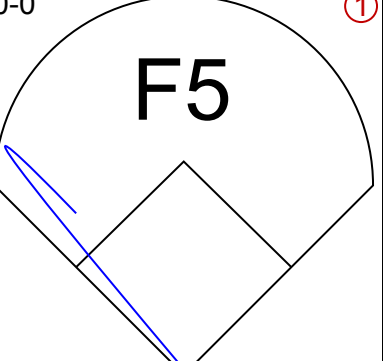
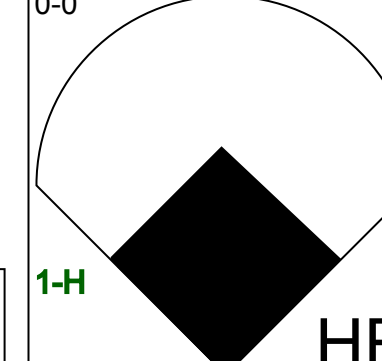

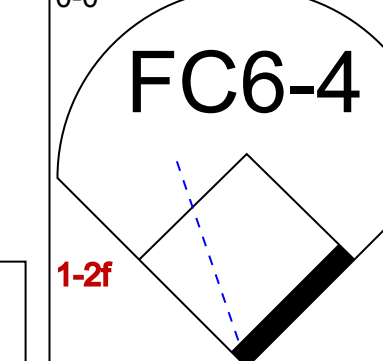
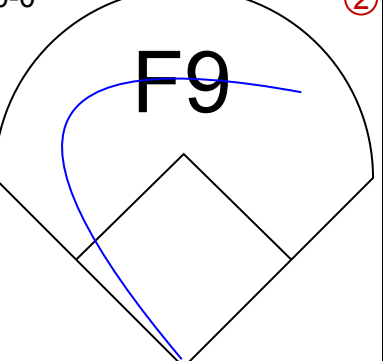
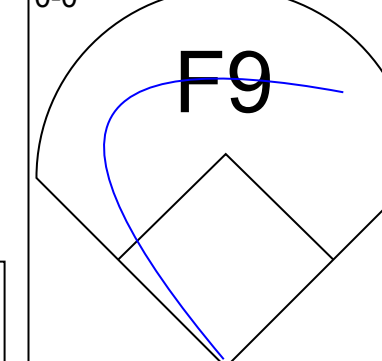
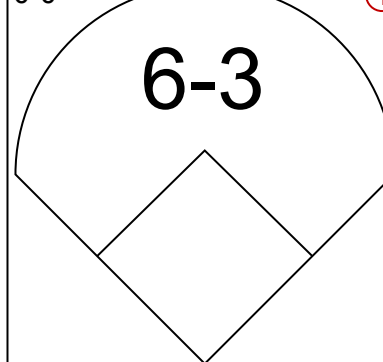
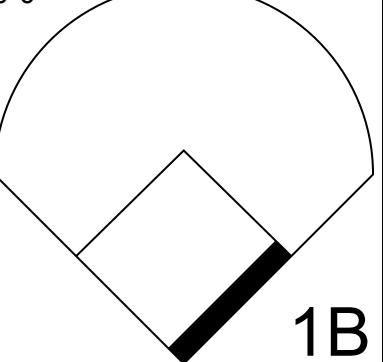
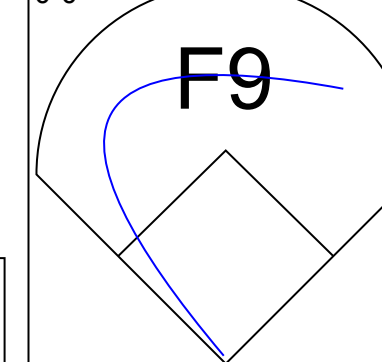
AB 33
R 2
H 8
RBI 2
BB 1
SO 4
LOB 11



Batter	1	2	3	4	5	6	7	8	9	AB	R	H	RBI	BB	SO	LOB	TOP			
Juan Beniquez, R (1.10) OBP: 0.378, SLG: 0.425 Bernie Carbo, L (8, FH) OBP: 0.414, SLG: 0.509	G3 1-3 1B		6-3		K			K		3	0	1	0	0	1	1	Boston Red Sox @ Oakland Athletics Oakland-Alameda County Coliseum, Oakland, CA Fri Aug 08 1975, 7:05 PM PDT Att: 20,575 - Unknown livebaseballscorecards.com			
Rick Burleson, R (1.6) OBP: 0.322, SLG: 0.355	1-3 1-2		K			F8		K		4	0	0	0	0	2	2				
Fred Lynn, L (1.8) OBP: 0.406, SLG: 0.596	G3 2-3			K		G3			K	4	0	0	0	0	2	1				
Jim Rice, R (1.7) OBP: 0.342, SLG: 0.507	F3			F9		F9			K	4	0	0	0	0	1	1				
Dwight Evans, R (1.9) OBP: 0.347, SLG: 0.427		F9 1B 2B		F9			G5-4-3 1B		L9	4	1	2	0	0	0	0				
Carlton Fisk, R (1.2) OBP: 0.369, SLG: 0.457		F9 2-3			4-3		F9			3	0	0	0	0	0	2				
Rico Petrocelli, R (1.5) OBP: 0.336, SLG: 0.346		G6-3 1B 3-H			E 1-3 BB		G5-4-3 1-2			2	1	1	1	1	0	1				
Doug Griffin, R (1.4) OBP: 0.306, SLG: 0.300		G6-3 1-2			1-3			4-3		3	0	0	0	0	0	2				
Cecil Cooper, L (1.3) OBP: 0.354, SLG: 0.574			1-3		E4 2-H					3	0	1	0	0	0	0				
																		AB 31 R 2 H 5 RBI 1 BB 1 SO 7 LOB 11 		
Inning Stats	R: 0 E: 0 K: 0 S: 4	H: 1 LOB: 1 BB: 0 P: 4	R: 1 E: 0 K: 0 S: 4	H: 2 LOB: 0 BB: 0 P: 4	R: 0 E: 0 K: 1 S: 5	H: 0 LOB: 0 BB: 0 P: 5	R: 0 E: 0 K: 1 S: 5	H: 0 LOB: 0 BB: 0 P: 5	R: 1 E: 1 K: 1 S: 6	H: 0 LOB: 1 BB: 1 P: 10	R: 0 E: 0 K: 0 S: 3	H: 1 LOB: 0 BB: 0 P: 3	R: 0 E: 0 K: 2 S: 8	H: 1 LOB: 1 BB: 0 P: 8	R: 0 E: 0 K: 2 S: 7	H: 0 LOB: 0 BB: 0 P: 7	1B: 3 2B: 2 3B: 0 HR: 0	SF: 0 SAC: 0 DP: 2 HBP: 0	WP: 0 PB: 0 SB: 0 CS: 0	PA: 32
PITCHER	IP WLS BF H R ER SO BB IBB HBP BLK WP HR S P ERA WHIP																			
Ken Holtzman, L (1.1) ERA: 3.42	7.1 W 27 5 2 1 3 1 0 0 0 0 0 0 32 36 1.23 0.818																			
Rollie Fingers, R (8.1) ERA: 3.28	1.2 S 5 0 0 0 4 0 0 0 0 0 0 0 13 13 0.00 0.000																			

Batter	1	2	3	4	5	6	7	8	9	AB	R	H	RBI	BB	SO	LOB	BOTTOM			
Bert Campaneris, R (1.6) OBP: 0.327, SLG: 0.324	K		K 1-2			F3		5-3		4	0	0	0	0	2	1	Boston Red Sox @ Oakland Athletics Oakland-Alameda County Coliseum, Oakland, CA Fri Aug 08 1975, 7:05 PM PDT Att: 20,575 - Unknown livebaseballscorecards.com			
Claudell Washington, L (1.8) OBP: 0.351, SLG: 0.432	6-3			G3			2-3			3	0	0	0	0	0	0				
Joe Rudi, R (1.7) OBP: 0.329, SLG: 0.484	4-3			F9			P9			3	0	0	0	0	0	0				
Reggie Jackson, L (1.9) OBP: 0.338, SLG: 0.538		4-3		4-3			HR			3	1	1	1	0	0	0				
Billy Williams, L (1.10) OBP: 0.345, SLG: 0.414		BB		6-3			HR 1B			2	1	1	0	1	0	0				
Gene Tenace, R (1.3) OBP: 0.397, SLG: 0.443		P9		F9			HR 1-H			3	1	1	2	0	0	1				
Sal Bando, R (1.5) OBP: 0.313, SLG: 0.298		K		P7			F8			3	0	0	0	0	1	1				
Phil Garner, R (1.4) OBP: 0.276, SLG: 0.327			G3		F9			K		3	0	0	0	0	1	0				
Ray Fosse, R (1.2) OBP: 0.200, SLG: 0.182			CS HBP		F9			5-3		2	0	0	0	0	0	0				
																		AB 26 R 3 H 3 RBI 3 BB 1 SO 4 LOB 3 		
Inning Stats	R: 0 E: 0 K: 1 S: 5	H: 0 LOB: 0 BB: 0 P: 5	R: 0 E: 0 K: 1 S: 5	H: 0 LOB: 1 BB: 1 P: 9	R: 0 E: 0 K: 1 S: 4	H: 0 LOB: 0 BB: 0 P: 5	R: 0 E: 0 K: 0 S: 3	H: 0 LOB: 0 BB: 0 P: 3	R: 0 E: 0 K: 0 S: 3	H: 0 LOB: 0 BB: 0 P: 3	R: 3 E: 0 K: 0 S: 6	H: 3 LOB: 0 BB: 0 P: 6	R: 0 E: 0 K: 1 S: 5	H: 0 LOB: 0 BB: 0 P: 5	R: 0 E: 0 K: 1 S: 5	H: 0 LOB: 0 BB: 0 P: 5	1B: 1 2B: 0 3B: 0 HR: 2	SF: 0 SAC: 0 DP: 0 HBP: 1	WP: 0 PB: 0 SB: 0 CS: 1	PA: 28
PITCHER	IP WLS BF H R ER SO BB IBB HBP BLK WP HR S P ERA WHIP																			
Reggie Cleveland, R (1.1) ERA: 4.85	8.0 L 28 3 3 3 4 1 0 1 0 0 0 2 34 39 3.38 0.500																			

Batter	1	2	3	4	5	6	7	8	9	AB	R	H	RBI	BB	SO	LOB	TOP			
Bernie Carbo, L OBP: 0.414, SLG: 0.509 (1, 10)			 2B			 BB				4	1	1	1	1	1	1	Boston Red Sox @ Oakland Athletics Oakland-Alameda County Coliseum, Oakland, CA Sat Aug 09 1975, 3:33 AM PDT Att: 16,828 - Unknown			
Denny Doyle, L OBP: 0.313, SLG: 0.406 (1, 4)			 2H			 1-2				5	1	1	2	0	0	1				
Cecil Cooper, L OBP: 0.355, SLG: 0.586 (1, 3)			 2H			 1B				5	2	2	1	0	0	1				
Fred Lynn, L OBP: 0.406, SLG: 0.594 (1, 8)		 1B			 1-2			 1B		5	1	2	0	0	1	1				
Jim Rice, R OBP: 0.338, SLG: 0.501 (1, 7)								 1-2		5	0	0	0	0	2	3				
Carlton Fisk, R OBP: 0.379, SLG: 0.485 (1, 2)	 1B		 BB		 HR					3	1	2	3	1	1	0				
Dwight Evans, R OBP: 0.349, SLG: 0.426 (1, 9)	 2-3		 BB		 1B					3	0	1	0	1	0	1				
Rico Petrocelli, R OBP: 0.335, SLG: 0.345 (1, 5)	 3		 1-2		 1-3					4	0	1	0	0	1	3				
Rick Burleson, R OBP: 0.321, SLG: 0.354 (1, 6)			 1B							4	1	1	0	0	0	0				
Inning Stats	R: 0 E: 0 K: 1 S: 5	H: 0 LOB: 0 BB: 0 P: 5	R: 1 E: 1 K: 0 S: 5	H: 2 LOB: 1 BB: 0 P: 5	R: 4 E: 0 K: 2 S: 11	H: 4 LOB: 2 BB: 2 P: 19	R: 0 E: 0 K: 0 S: 3	H: 0 LOB: 0 BB: 0 P: 3	R: 2 E: 0 K: 0 S: 6	H: 4 LOB: 2 BB: 1 P: 6	R: 0 E: 0 K: 0 S: 3	H: 0 LOB: 0 BB: 0 P: 7	R: 0 E: 1 K: 1 S: 6	H: 0 LOB: 1 BB: 0 P: 6	R: 0 E: 0 K: 0 S: 4	H: 1 LOB: 1 BB: 0 P: 4		1B: 7 2B: 1 3B: 0 HR: 3	SF: 0 SAC: 0 DP: 0 HBP: 0	WP: 0 PB: 0 SB: 2 CS: 0
PITCHER	IP	WLS	BF	H	R	ER	SO	BB	IBB	HBP	BLK	WP	HR	S	P	ERA	WHIP			
Sonny Siebert, R ERA: 3.77 (1, 1)	2.2	L	16	6	5	5	3	2	0	0	0	0	2	20	28	16.88	3.000			
Glenn Abbott, R ERA: 4.08 (3, 1)	2.0		9	3	2	2	0	0	0	0	0	0	1	9	9	9.00	1.500			
Jim Todd, R ERA: 2.95 (5, 1)	0.1		1	1	0	0	0	0	0	0	0	0	0	1	1	0.00	3.000			
Stan Bahnsen, R ERA: 5.18 (6, 1)	4.0		15	1	0	0	3	1	0	0	0	0	0	20	24	0.00	0.500			

Batter	1	2	3	4	5	6	7	8	9	AB	R	H	RBI	BB	SO	LOB	BOTTOM					
Bert Campaneris, R OBP: 0.328, SLG: 0.324 (1, 6)	 BB		 1B							3	0	1	0	1	0	1	Boston Red Sox @ Oakland Athletics Oakland-Alameda County Coliseum, Oakland, CA Sat Aug 09 1975, 3:33 AM PDT Att: 16,828 - Unknown					
Billy Williams, L OBP: 0.342, SLG: 0.410 (1, 10)	 1-2		 1-2							4	0	0	0	0	1	2						
Claudell Washington, L OBP: 0.350, SLG: 0.433 (1, 8)	 1-2									4	0	1	0	0	0	2						
Reggie Jackson, L OBP: 0.335, SLG: 0.533 (1, 9)										4	0	0	0	0	1	2						
Joe Rudi, R OBP: 0.330, SLG: 0.484 (1, 7)				 1B			 1B			4	1	2	0	0	0	0						
Gene Tenace, R OBP: 0.393, SLG: 0.438 (1, 3)				 1-2						4	0	0	0	0	1	2						
Sal Bando, R OBP: 0.314, SLG: 0.306 (1, 5)		 BB					 HR			3	1	1	2	1	0	0						
Phil Garner, R OBP: 0.273, SLG: 0.324 (1, 4)		 1-2								3	0	0	0	0	0	1						
Ray Fosse, R OBP: 0.204, SLG: 0.186 (1, 2)										3	0	1	0	0	0	0						
Inning Stats	R: 0 E: 0 K: 0 S: 3	H: 0 LOB: 1 BB: 1 P: 7	R: 0 E: 0 K: 0 S: 3	H: 0 LOB: 1 BB: 1 P: 7	R: 0 E: 0 K: 0 S: 4	H: 1 LOB: 1 BB: 0 P: 4	R: 0 E: 0 K: 0 S: 5	H: 1 LOB: 0 BB: 0 P: 5	R: 0 E: 0 K: 0 S: 4	H: 1 LOB: 1 BB: 0 P: 4	R: 0 E: 0 K: 0 S: 5	H: 0 LOB: 0 BB: 0 P: 5	R: 2 E: 0 K: 0 S: 5	H: 2 LOB: 0 BB: 0 P: 5	R: 0 E: 0 K: 0 S: 4	H: 1 LOB: 0 BB: 0 P: 4		R: 0 E: 0 K: 1 S: 5	H: 0 LOB: 0 BB: 0 P: 5	1B: 4 2B: 1 3B: 0 HR: 1	SF: 0 SAC: 0 DP: 1 HBP: 0	WP: 0 PB: 0 SB: 0 CS: 0
PITCHER	IP	WLS	BF	H	R	ER	SO	BB	IBB	HBP	BLK	WP	HR	S	P	ERA	WHIP					
Bill Lee, L ERA: 3.8 (1, 1)	7.0	W	27	5	2	2	2	2	0	0	0	0	1	29	37	2.57	1.000					
Dick Drago, R ERA: 4.68 (8, 1)	2.0		7	1	0	0	1	0	0	0	0	0	0	9	9	0.00	0.500					



Batter	1	2	3	4	5	6	7	8	9	AB	R	H	RBI	BB	SO	LOB	TOP								
Bernie Carbo, L (1, 10) OBP: 0.413, SLG: 0.507 Juan Beniquez, R (7, PH) OBP: 0.379, SLG: 0.423	0-0 FC6 1B		0-0 G3		0-0 F7		4-0 IBB		0-0 P9	3	0	1	0	0	0	0									
Denny Doyle, L (1, 4) OBP: 0.313, SLG: 0.405 Doug Griffin, R (7, PH) OBP: 0.308, SLG: 0.302	0-0 FC6 HR		0-0 4-3		0-0 F7		0-0 1B FC5-2 1B		0-0 F4	3	1	1	0	0	0	1									
Cecil Cooper, L (1, 3) OBP: 0.356, SLG: 0.596	0-0 HR			4-0 HR BB		0-0 F7		0-0 4-3	4	2	1	2	1	0	3										
Fred Lynn, L (1, 8) OBP: 0.404, SLG: 0.590	0-0 1-3			0-0 F7		0-0 FC5-2 1B		0-0 P7	4	0	1	0	0	0	1										
Jim Rice, R (1, 7) OBP: 0.339, SLG: 0.508	0-0 F4			0-0 HR		0-0 FC5-2 FC6-4		0-0 1B	4	1	2	2	0	0	2										
Carlton Fisk, R (1, 2) OBP: 0.382, SLG: 0.485 Tim Blackwell, S (8, 2) OBP: 0.289, SLG: 0.224		0-0 F9		0-0 CS 1B		0-0 FC6-4		0-0 CS 1B	4	0	2	0	0	0	2										
Dwight Evans, R (1, 9) OBP: 0.350, SLG: 0.431		0-0 F3		0-0 6-3			0-0 SH3-4 1B	0-0 CS	4	1	2	0	0	0	1		AB 34								
Rico Petrocelli, R (1, 5) OBP: 0.333, SLG: 0.342		0-0 F9			0-0 L8		0-0 SH3-4	0-0 SH5-3 2B	2	0	0	0	0	0	0		R 5								
Rick Burleson, R (1, 6) OBP: 0.321, SLG: 0.351			0-0 B5-3		0-0 6-3		0-0 L9	0-0 1B BB	3	0	0	0	1	0	1		H 11								
Inning Stats	R: 2 E: 0 K: 0 S: 5	H: 2 LOB: 0 BB: 0 P: 5	R: 0 E: 0 K: 0 S: 3	H: 0 LOB: 0 BB: 0 P: 3	R: 0 E: 0 K: 0 S: 3	H: 0 LOB: 0 BB: 0 P: 3	R: 2 E: 0 K: 0 S: 4	H: 2 LOB: 0 BB: 1 P: 8	R: 0 E: 0 K: 0 S: 3	H: 0 LOB: 0 BB: 0 P: 3	R: 0 E: 0 K: 0 S: 5	H: 2 LOB: 2 BB: 0 P: 5	R: 0 E: 0 K: 0 S: 4	H: 1 LOB: 2 BB: 1 P: 8	R: 0 E: 0 K: 0 S: 4	H: 2 LOB: 1 BB: 0 P: 4	R: 1 E: 0 K: 0 S: 5	H: 2 LOB: 2 BB: 1 P: 9	1B: 8 2B: 1 3B: 0 HR: 2	SF: 0 SAC: 2 DP: 0 HBP: 0	WP: 0 PB: 0 SB: 0 CS: 2	PA: 40			
PITCHER	IP	WLS	BF	H	R	ER	SO	BB	IBB	HBP	BLK	WP	HR	S	P	ERA	WHIP								
Dick Bosman, R (1, 1) ERA: 3.7	3.1	L	15	4	4	4	0	1	0	0	0	0	2	14	18	10.80	1.500								
Jim Todd, R (4, 1) ERA: 2.53	3.1		12	3	0	0	0	0	0	0	0	0	0	12	12	0.00	0.900								
Paul Lindblad, L (7, 1) ERA: 1.99	1.0		6	2	0	0	0	0	1	0	0	0	0	5	9	0.00	2.000								
Rollie Fingers, R (8, 1) ERA: 3.33	1.1		6	2	1	1	0	1	0	0	0	0	0	5	9	6.75	2.250								

Boston Red Sox @ Oakland Athletics
Oakland-Alameda County Coliseum, Oakland, CA
Sun Aug 10 1975, 3:33 AM PDT
Att: 18,806 - Unknown

AB 34
R 5
H 11
RBI 5
BB 3
SO 0
LOB 15

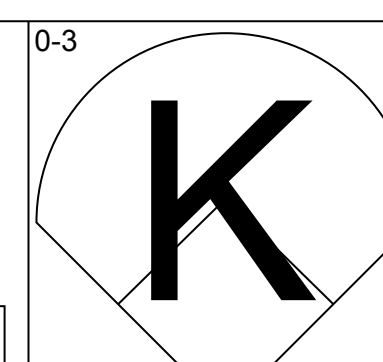
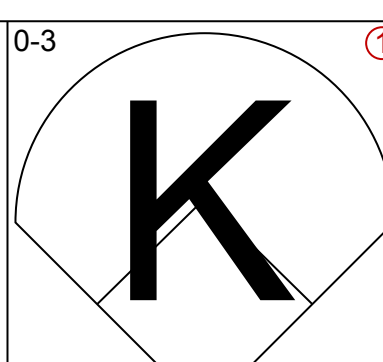
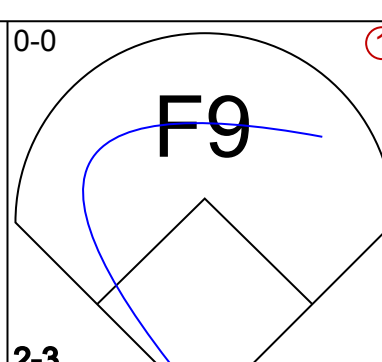
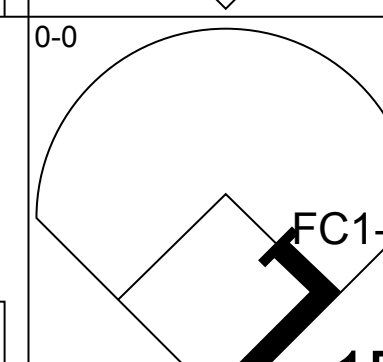
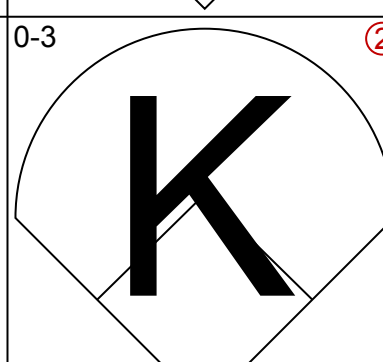
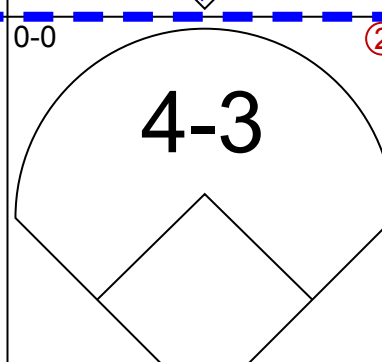
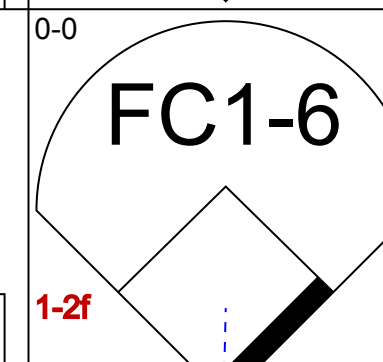
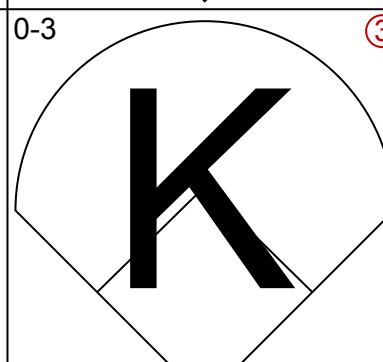
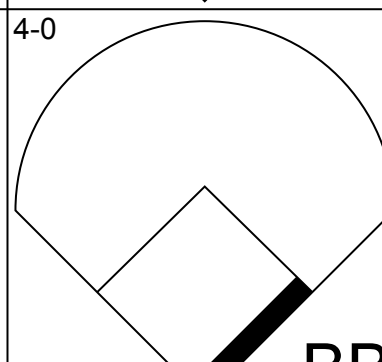
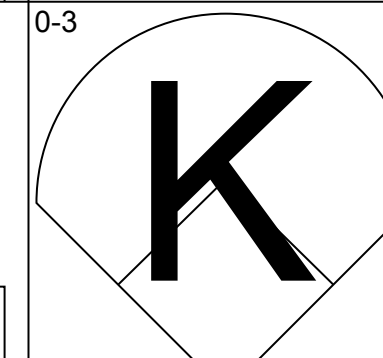

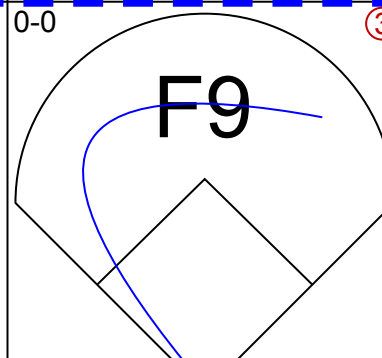




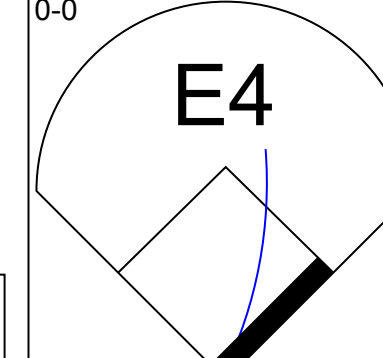

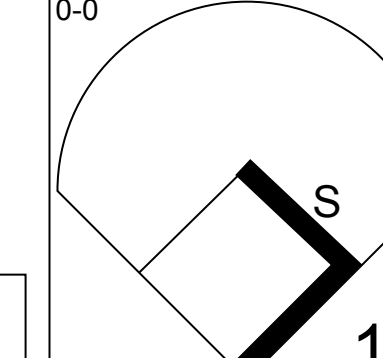
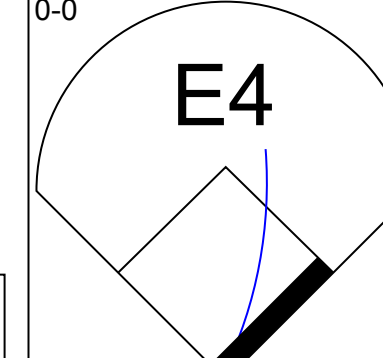


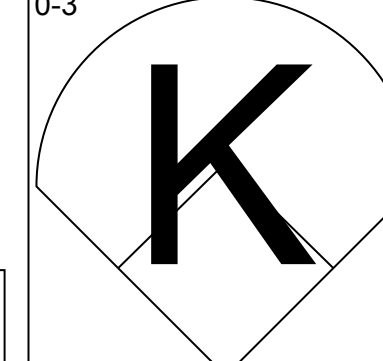





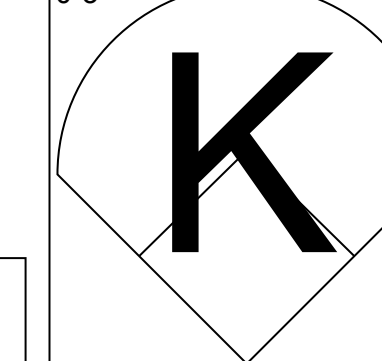
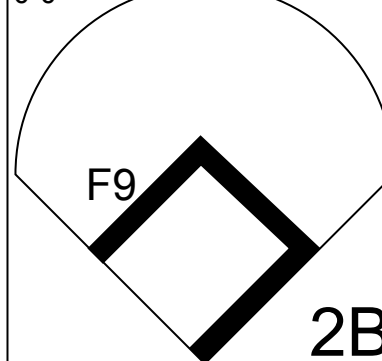
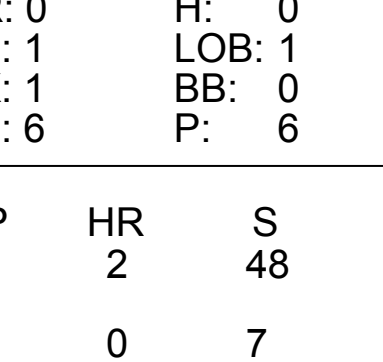
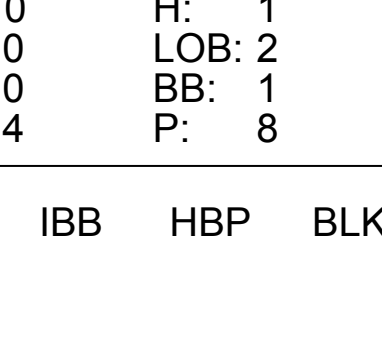


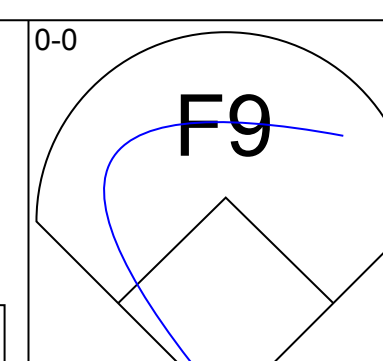
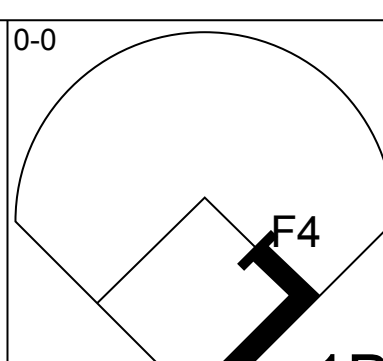
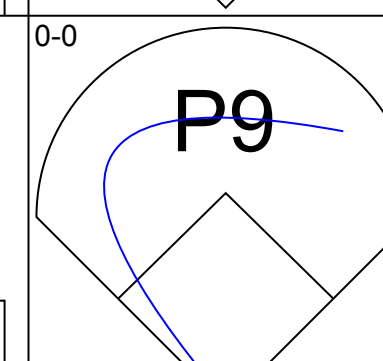
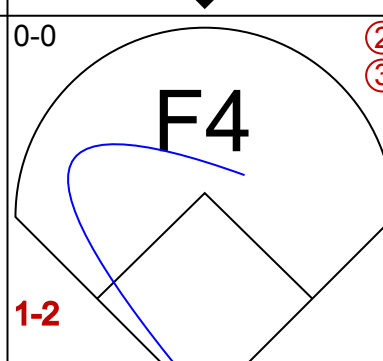
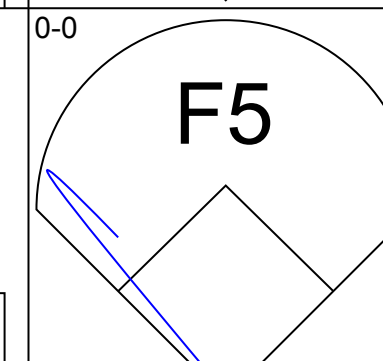




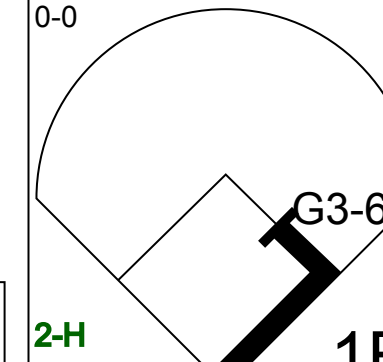
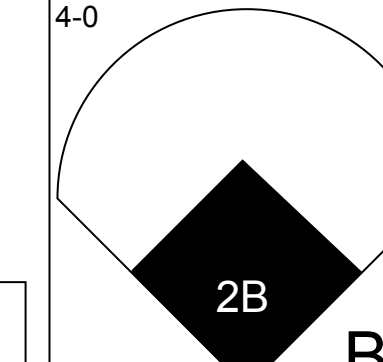
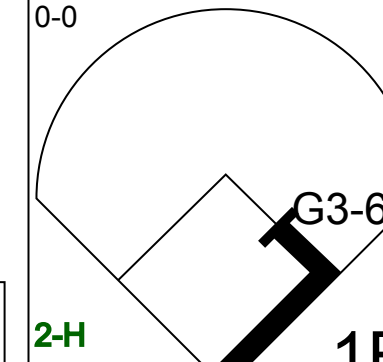
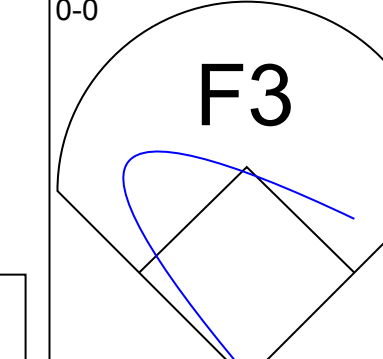
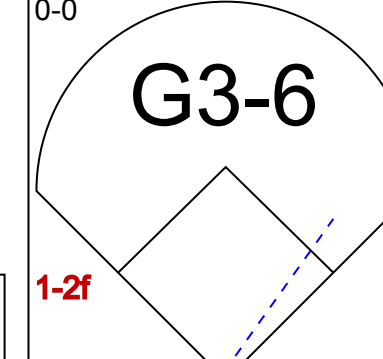
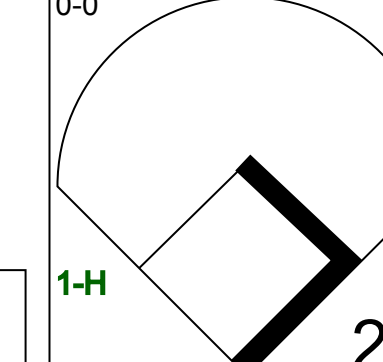

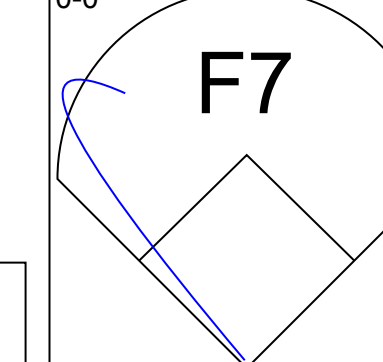
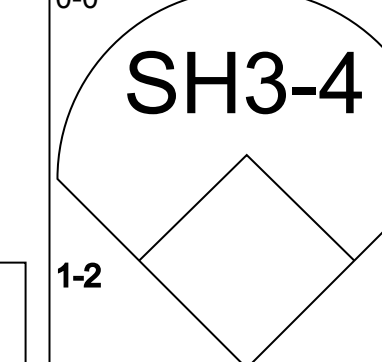

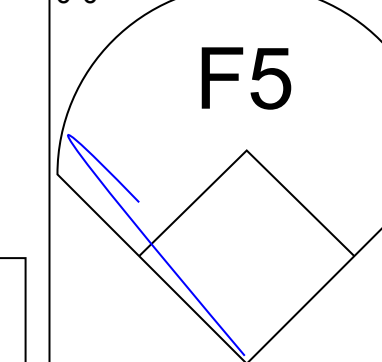
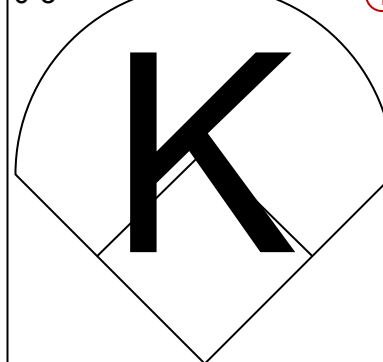
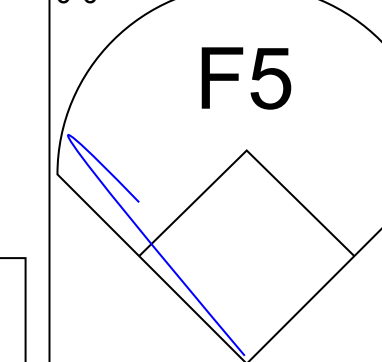
Batter	1	2	3	4	5	6	7	8	9	AB	R	H	RBI	BB	SO	LOB	BOTTOM								
Bert Campaneris, R (1, 6) OBP: 0.328, SLG: 0.324	0-0 4-3		0-0 G6-3 1B		0-0 F3			0-3 K		4	0	1	0	0	1	0									
Jim Holt, L (1, 3) OBP: 0.349, SLG: 0.283 Angel Mangual, R (8, PH) OBP: 0.248, SLG: 0.286 Ray Fosse, R (9, 2) OBP: 0.204, SLG: 0.186	0-0 4-3		0-0 G6-3		0-0 F9			0-3 K		3	0	0	0	0	1	1									
Claudell Washington, L (1, 8) OBP: 0.347, SLG: 0.429	0-0 4-3		0-0 3-1		0-0 4-3			0-0 6-3		4	0	0	0	0	0	0									
Reggie Jackson, L (1, 9) OBP: 0.334, SLG: 0.533		0-0 F9		0-0 P7		0-3 K		0-0 1B SF8 2B	4	1	1	0	0	1	0										
Joe Rudi, R (1, 7) OBP: 0.333, SLG: 0.488 Bill North, S (5, 7) OBP: 0.372, SLG: 0.308 Ted Martinez, R (9, PR) OBP: 0.224, SLG: 0.246		0-0 BB 2B		0-0 HR 1B		0-0 1B		0-0 2-3 1B	2	1	2	0	0	0	0										
Billy Williams, L (1, 10) OBP: 0.341, SLG: 0.406		4-0 BB BB		0-0 F9		0-0 F3		0-0 F6	3	0	0	0	1	0	4										
Gene Tenace, R (1, 2) OBP: 0.394, SLG: 0.447		4-0 1-2 2-3 BB		0-0 HR			0-0 F8	0-0 SF8	2	1	1	3	1	0	0										
Sal Bando, R (1, 5) OBP: 0.312, SLG: 0.303		0-0 P8		0-0 F7			0-0 L8	0-0 F7	4	0	0	0	0	0	4										
Phil Garner, R (1, 4) OBP: 0.271, SLG: 0.322		0-3 K		0-0 F7			0-0 F8		3	0	0	0	0	1	3										
Inning Stats	R: 0 E: 0 K: 0 S: 3	H: 1 LOB: 3 BB: 2 P: 14	R: 0 E: 0 K: 0 S: 3	H: 1 LOB: 0 BB: 0 P: 3	R: 2 E: 0 K: 0 S: 5	H: 2 LOB: 0 BB: 0 P: 5	R: 0 E: 0 K: 0 S: 3	H: 1 LOB: 1 BB: 0 P: 6	R: 0 E: 0 K: 0 S: 3	H: 0 LOB: 0 BB: 0 P: 3	R: 0 E: 0 K: 2 S: 7	H: 0 LOB: 0 BB: 0 P: 7	R: 1 E: 0 K: 0 S: 5	H: 2 LOB: 1 BB: 0 P: 5	1B: 4 2B: 2 3B: 0 HR: 1	SF: 1 SAC: 0 DP: 1 HBP: 0	WP: 0 PB: 0 SB: 0 CS: 0	PA: 35							
PITCHER	IP	WLS	BF	H	R	ER	SO	BB	IBB	HBP	BLK	WP	HR	S	P	ERA	WHIP								
Luis Tiant, R (1, 1) ERA: 4.2	7.0	W	27	5	2	2	2	2	0	0	0	0	1	29	37	2.57	1.000								
Jim Burton, L (8, 1) ERA: 3.29	1.1		6	2	1	1	2	0	0	0	0	0	0	10	10	6.75	1.500								
Jim Willoughby, R (9, 1) ERA: 3.29	0.2	S	2	0	0	0	0	0	0	0	0	0	0	2	2	0.00	0.000								

Boston Red Sox @ Oakland Athletics
Oakland-Alameda County Coliseum, Oakland, CA
Sun Aug 10 1975, 3:33 AM PDT
Att: 18,806 - Unknown

AB 32
R 3
H 7
RBI 3
BB 2
SO 4
LOB 12



Batter	1	2	3	4	5	6	7	8	9	AB	R	H	RBI	BB	SO	LOB	TOP				
Juan Beniquez, R OBP: 0.375, SLG: 0.417 (1, 10)										5	0	1	0	0	2	3	Boston Red Sox @ Oakland Athletics Oakland-Alameda County Coliseum, Oakland, CA Mon Aug 11 1975, 7:05 PM PDT Att: 46,376 - Unknown				
Doug Griffin, R OBP: 0.307, SLG: 0.301 (1, 4)										4	0	1	0	0	1	4					
Bernie Carbo, L OBP: 0.413, SLG: 0.507 (9, PH)										0	0	0	0	0	0	0					
Bob Montgomery, R OBP: 0.242, SLG: 0.276 (9, PH)										1	0	0	0	0	0	1					
Fred Lynn, L OBP: 0.404, SLG: 0.594 (1, 8)										4	1	1	1	1	2	2					
Jim Rice, R OBP: 0.340, SLG: 0.506 (1, 7)										4	1	1	0	1	1	3					
Carlton Fisk, R OBP: 0.379, SLG: 0.500 (1, 2)										4	1	1	2	0	0	1					
Dwight Evans, R OBP: 0.348, SLG: 0.429 (1, 9)										4	0	1	0	0	1	1					
Rico Petrocelli, R OBP: 0.329, SLG: 0.338 (1, 5)										4	0	0	0	0	2	2					
Rick Burleson, R OBP: 0.322, SLG: 0.351 (1, 6)										3	0	1	0	1	0	1					
Cecil Cooper, L OBP: 0.359, SLG: 0.599 (1, 3)										4	0	2	0	0	1	2					
Inning Stats	R: 0 E: 0 K: 2 S: 8	H: 1 LOB: 1 BB: 0 P: 8	R: 0 E: 0 K: 1 S: 6	H: 1 LOB: 1 BB: 0 P: 6	R: 0 E: 0 K: 3 S: 10	H: 1 LOB: 1 BB: 0 P: 10	R: 0 E: 1 K: 1 S: 6	H: 0 LOB: 1 BB: 0 P: 6	R: 0 E: 0 K: 1 S: 5	H: 0 LOB: 1 BB: 1 P: 9	R: 0 E: 0 K: 0 S: 5	H: 2 LOB: 2 BB: 0 P: 5	R: 3 E: 0 K: 1 S: 8	H: 3 LOB: 0 BB: 0 P: 8	R: 0 E: 0 K: 0 S: 4	H: 1 LOB: 2 BB: 1 P: 8	1B: 6 2B: 1 3B: 0 HR: 2	SF: 0 SAC: 0 DP: 0 HBP: 0	WP: 0 PB: 0 SB: 1 CS: 0	PA: 40	
PITCHER	IP WLS BF H R ER SO BB IBB HBP BLK WP HR S P ERA WHIP	IP WLS BF H R ER SO BB IBB HBP BLK WP HR S P ERA WHIP	IP WLS BF H R ER SO BB IBB HBP BLK WP HR S P ERA WHIP	IP WLS BF H R ER SO BB IBB HBP BLK WP HR S P ERA WHIP	IP WLS BF H R ER SO BB IBB HBP BLK WP HR S P ERA WHIP	IP WLS BF H R ER SO BB IBB HBP BLK WP HR S P ERA WHIP	IP WLS BF H R ER SO BB IBB HBP BLK WP HR S P ERA WHIP	IP WLS BF H R ER SO BB IBB HBP BLK WP HR S P ERA WHIP	IP WLS BF H R ER SO BB IBB HBP BLK WP HR S P ERA WHIP	IP WLS BF H R ER SO BB IBB HBP BLK WP HR S P ERA WHIP	IP WLS BF H R ER SO BB IBB HBP BLK WP HR S P ERA WHIP	IP WLS BF H R ER SO BB IBB HBP BLK WP HR S P ERA WHIP	IP WLS BF H R ER SO BB IBB HBP BLK WP HR S P ERA WHIP	IP WLS BF H R ER SO BB IBB HBP BLK WP HR S P ERA WHIP	IP WLS BF H R ER SO BB IBB HBP BLK WP HR S P ERA WHIP	IP WLS BF H R ER SO BB IBB HBP BLK WP HR S P ERA WHIP	IP WLS BF H R ER SO BB IBB HBP BLK WP HR S P ERA WHIP	IP WLS BF H R ER SO BB IBB HBP BLK WP HR S P ERA WHIP	IP WLS BF H R ER SO BB IBB HBP BLK WP HR S P ERA WHIP	IP WLS BF H R ER SO BB IBB HBP BLK WP HR S P ERA WHIP	IP WLS BF H R ER SO BB IBB HBP BLK WP HR S P ERA WHIP
Vida Blue, L ERA: 2.91 (1, 1)	7.0	W	32	8	3	3	9	2	0	0	0	0	0	0	0	0	3.86	1.429			
Rollie Fingers, R ERA: 3.29 (8, 1)	1.1		5	1	0	0	1	0	0	0	0	0	0	0	0	0	0.00	0.750			
Paul Lindblad, L ERA: 1.98 (9, 1)	0.1	S	2	0	0	0	0	1	0	0	0	0	0	0	0	0	0.00	3.000			
Jim Todd, R ERA: 2.82 (9, 1)	0.1		1	0	0	0	0	0	0	0	0	0	0	0	0	0	0.00	0.000			

Batter	1	2	3	4	5	6	7	8	9	AB	R	H	RBI	BB	SO	LOB	BOTTOM				
Bert Campaneris, R OBP: 0.331, SLG: 0.328 (1, 6)										4	0	3	1	0	0	0	Boston Red Sox @ Oakland Athletics Oakland-Alameda County Coliseum, Oakland, CA Mon Aug 11 1975, 7:05 PM PDT Att: 46,376 - Unknown				
Bill North, S OBP: 0.372, SLG: 0.308 (1, 7)										3	0	1	0	0	0	1					
Matt Alexander, S OBP: 0.400, SLG: 0.250 (6, FR)										0	1	0	0	0	0	0					
Angel Mangual, R OBP: 0.295, SLG: 0.293 (7, 7)										1	0	1	0	0	0	0					
Claudell Washington, L OBP: 0.348, SLG: 0.434 (1, 8)										4	1	2	1	0	0	2					
Reggie Jackson, L OBP: 0.335, SLG: 0.532 (1, 9)										3	0	1	0	1	1	1					
Gene Tenace, R OBP: 0.395, SLG: 0.446 (1, 3)										3	1	1	1	1	0	3					
Billy Williams, L OBP: 0.338, SLG: 0.402 (1, 10)										4	0	0	0	0	0	4					
Sal Bando, R OBP: 0.314, SLG: 0.306 (1, 5)										2	1	1	1	1	0	2					
Phil Garner, R OBP: 0.272, SLG: 0.323 (1, 4)										2	0	1	0	0	0	1					
Ray Fosse, R OBP: 0.198, SLG: 0.181 (1, 2)										3	0	0	0	0	1	2					
Inning Stats	R: 0 E: 0 K: 0 S: 3	H: 0 LOB: 0 BB: 0 P: 3	R: 1 E: 0 K: 0 S: 4	H: 1 LOB: 1 BB: 1 P: 8	R: 0 E: 0 K: 1 S: 5	H: 1 LOB: 0 BB: 0 P: 5	R: 1 E: 0 K: 1 S: 6	H: 2 LOB: 0 BB: 0 P: 6	R: 1 E: 0 K: 0 S: 3	H: 1 LOB: 0 BB: 1 P: 7	R: 1 E: 0 K: 0 S: 5	H: 2 LOB: 2 BB: 1 P: 9	R: 0 E: 0 K: 0 S: 5	H: 3 LOB: 3 BB: 0 P: 5	R: 0 E: 0 K: 0 S: 3	H: 1 LOB: 0 BB: 0 P: 3	1B: 8 2B: 3 3B: 0 HR: 0	SF: 0 SAC: 1 DP: 3 HBP: 0	WP: 0 PB: 0 SB: 0 CS: 1	PA: 34	
PITCHER	IP WLS BF H R ER SO BB IBB HBP BLK WP HR S P ERA WHIP	IP WLS BF H R ER SO BB IBB HBP BLK WP HR S P ERA WHIP	IP WLS BF H R ER SO BB IBB HBP BLK WP HR S P ERA WHIP	IP WLS BF H R ER SO BB IBB HBP BLK WP HR S P ERA WHIP	IP WLS BF H R ER SO BB IBB HBP BLK WP HR S P ERA WHIP	IP WLS BF H R ER SO BB IBB HBP BLK WP HR S P ERA WHIP	IP WLS BF H R ER SO BB IBB HBP BLK WP HR S P ERA WHIP	IP WLS BF H R ER SO BB IBB HBP BLK WP HR S P ERA WHIP	IP WLS BF H R ER SO BB IBB HBP BLK WP HR S P ERA WHIP	IP WLS BF H R ER SO BB IBB HBP BLK WP HR S P ERA WHIP	IP WLS BF H R ER SO BB IBB HBP BLK WP HR S P ERA WHIP	IP WLS BF H R ER SO BB IBB HBP BLK WP HR S P ERA WHIP	IP WLS BF H R ER SO BB IBB HBP BLK WP HR S P ERA WHIP	IP WLS BF H R ER SO BB IBB HBP BLK WP HR S P ERA WHIP	IP WLS BF H R ER SO BB IBB HBP BLK WP HR S P ERA WHIP	IP WLS BF H R ER SO BB IBB HBP BLK WP HR S P ERA WHIP	IP WLS BF H R ER SO BB IBB HBP BLK WP HR S P ERA WHIP	IP WLS BF H R ER SO BB IBB HBP BLK WP HR S P ERA WHIP	IP WLS BF H R ER SO BB IBB HBP BLK WP HR S P ERA WHIP	IP WLS BF H R ER SO BB IBB HBP BLK WP HR S P ERA WHIP	IP WLS BF H R ER SO BB IBB HBP BLK WP HR S P ERA WHIP
Roger Moret, L ERA: 3.9 (6, 1)	3.0	L	11	4	0	0	0	0	0	0	0	0	0	0	0	0	0.00	1.333			



Batter	1	2	3	4	5	6	7	8	9	AB	R	H	RBI	BB	SO	LOB	TOP						
Bernie Carbo, L (1, 9) OBP: 0.411, SLG: 0.507 Rick Miller, L (7, 9) OBP: 0.327, SLG: 0.250										4	0	1	0	0	2	0	Boston Red Sox @ California Angels Anaheim Stadium, Anaheim, CA Tue Aug 12 1975, 10:05 PM EDT Att: 12,365 - Unknown - 74 F						
Denny Doyle, L (1, 4) OBP: 0.319, SLG: 0.411 Doug Griffin, R (4, PH) OBP: 0.304, SLG: 0.297										2	2	2	0	0	0	0							
Carl Yastrzemski, L (1, 10) OBP: 0.389, SLG: 0.436 Juan Beniquez, R (5, PH) OBP: 0.381, SLG: 0.417 Tim Blackwell, S (9, PH) OBP: 0.295, SLG: 0.250										2	2	2	1	0	0	0							
Fred Lynn, L (1, 8) OBP: 0.405, SLG: 0.592										3	1	1	0	1	0	3							
Jim Rice, R (1, 7) OBP: 0.341, SLG: 0.503										4	2	1	1	0	0	4							
Carlton Fisk, R (1, 2) OBP: 0.392, SLG: 0.514										4	1	3	4	1	0	2							
Cecil Cooper, L (1, 3) OBP: 0.365, SLG: 0.597										4	0	2	2	1	1	2							
Rico Petrocelli, R (1, 5) OBP: 0.328, SLG: 0.336										5	0	1	0	0	0	6							
Rick Burleson, R (1, 6) OBP: 0.321, SLG: 0.349										5	0	1	0	0	0	1							
Inning Stats	R: 2 E: 0 K: 1 S: 8	H: 3 LOB: 2 BB: 0 P: 9	R: 0 E: 0 K: 0 S: 3	H: 0 LOB: 0 BB: 0 P: 3	R: 3 E: 0 K: 0 S: 6	H: 4 LOB: 1 BB: 1 P: 10	R: 0 E: 0 K: 1 S: 5	H: 0 LOB: 0 BB: 0 P: 5	R: 0 E: 1 K: 0 S: 3	H: 2 LOB: 1 BB: 1 P: 7	R: 0 E: 0 K: 0 S: 4	H: 2 LOB: 2 BB: 2 P: 12	R: 0 E: 0 K: 1 S: 5	H: 0 LOB: 0 BB: 0 P: 5	R: 3 E: 0 K: 0 S: 7	H: 4 LOB: 2 BB: 1 P: 11		1B: 11 2B: 3 3B: 1 HR: 0	SF: 0 SAC: 1 DP: 2 HBP: 1	WP: 0 PB: 0 SB: 0 CS: 1	PA: 46		
PITCHER	IP WLS BF H R ER SO BB IBB HBP BLK WP HR S P ERA WHIP	IP WLS BF H R ER SO BB IBB HBP BLK WP HR S P ERA WHIP	IP WLS BF H R ER SO BB IBB HBP BLK WP HR S P ERA WHIP	IP WLS BF H R ER SO BB IBB HBP BLK WP HR S P ERA WHIP	IP WLS BF H R ER SO BB IBB HBP BLK WP HR S P ERA WHIP	IP WLS BF H R ER SO BB IBB HBP BLK WP HR S P ERA WHIP	IP WLS BF H R ER SO BB IBB HBP BLK WP HR S P ERA WHIP	IP WLS BF H R ER SO BB IBB HBP BLK WP HR S P ERA WHIP	IP WLS BF H R ER SO BB IBB HBP BLK WP HR S P ERA WHIP	IP WLS BF H R ER SO BB IBB HBP BLK WP HR S P ERA WHIP	IP WLS BF H R ER SO BB IBB HBP BLK WP HR S P ERA WHIP	IP WLS BF H R ER SO BB IBB HBP BLK WP HR S P ERA WHIP	IP WLS BF H R ER SO BB IBB HBP BLK WP HR S P ERA WHIP	IP WLS BF H R ER SO BB IBB HBP BLK WP HR S P ERA WHIP	IP WLS BF H R ER SO BB IBB HBP BLK WP HR S P ERA WHIP	IP WLS BF H R ER SO BB IBB HBP BLK WP HR S P ERA WHIP	IP WLS BF H R ER SO BB IBB HBP BLK WP HR S P ERA WHIP	IP WLS BF H R ER SO BB IBB HBP BLK WP HR S P ERA WHIP	IP WLS BF H R ER SO BB IBB HBP BLK WP HR S P ERA WHIP	IP WLS BF H R ER SO BB IBB HBP BLK WP HR S P ERA WHIP	IP WLS BF H R ER SO BB IBB HBP BLK WP HR S P ERA WHIP	IP WLS BF H R ER SO BB IBB HBP BLK WP HR S P ERA WHIP	
Chuck Hockenberg, R (1, 1) ERA: 4.78 Andy Hassler, L (3, 1) ERA: 6.01 Dick Lange, R (6, 1) ERA: 4.92	2.1 L 15 6 5 5 1 1 0 1 0 0 0 0 15 20 19.29 3.000	3.1 13 3 0 0 2 1 0 0 0 0 0 0 16 20 0.00 1.200	3.1 18 6 3 3 1 2 1 0 0 0 0 0 17 29 8.10 2.400																				

Boston Red Sox @ California Angels
 Anaheim Stadium, Anaheim, CA
 Tue Aug 12 1975, 10:05 PM EDT
 Att: 12,365 - Unknown - 74 F

AB 39
 R 8
 H 15
 RBI 8
 BB 5
 SO 4
 LOB 22



Batter	1	2	3	4	5	6	7	8	9	AB	R	H	RBI	BB	SO	LOB	BOTTOM						
Morris Nettles, L (1, 10) OBP: 0.307, SLG: 0.282										4	1	0	0	1	1	1	Boston Red Sox @ California Angels Anaheim Stadium, Anaheim, CA Tue Aug 12 1975, 10:05 PM EDT Att: 12,365 - Unknown - 74 F						
Jerry Remy, L (1, 4) OBP: 0.315, SLG: 0.320										4	0	1	0	1	1	1							
Mickey Rivers, L (1, 8) OBP: 0.340, SLG: 0.372										4	0	2	2	0	0	2							
Adrian Garrett, L (1, 3) OBP: 0.267, SLG: 0.407										4	0	0	0	0	1	5							
Dave Collins, S (1, 7) OBP: 0.374, SLG: 0.385										4	0	1	0	0	0	0							
Leroy Stanton, R (1, 9) OBP: 0.353, SLG: 0.422										4	0	1	0	0	2	1							
Dave Chalk, R (1, 5) OBP: 0.361, SLG: 0.362										3	0	0	0	1	0	2							
Ike Hampton, S (1, 2) OBP: 0.262, SLG: 0.222 Bobby Valentine, R (8, PH) OBP: 0.308, SLG: 0.292 Ellie Rodriguez, R (9, 2) OBP: 0.384, SLG: 0.298										3	1	1	0	0	2	2							
Rudy Meoli, L (1, 6) OBP: 0.306, SLG: 0.237										4	0	1	0	0	1	1							
Inning Stats	R: 0 E: 0 K: 2 S: 8	H: 1 LOB: 1 BB: 0 P: 8	R: 0 E: 0 K: 1 S: 6	H: 1 LOB: 1 BB: 0 P: 6	R: 0 E: 0 K: 0 S: 4	H: 1 LOB: 1 BB: 0 P: 4	R: 0 E: 0 K: 1 S: 5	H: 0 LOB: 0 BB: 0 P: 5	R: 2 E: 1 K: 0 S: 5	H: 2 LOB: 2 BB: 2 P: 13	R: 0 E: 0 K: 1 S: 6	H: 1 LOB: 1 BB: 0 P: 6	R: 0 E: 0 K: 2 S: 9	H: 1 LOB: 2 BB: 0 P: 9	R: 0 E: 0 K: 1 S: 5	H: 0 LOB: 1 BB: 1 P: 9		R: 0 E: 0 K: 0 S: 3	H: 0 LOB: 0 BB: 0 P: 3	1B: 5 2B: 2 3B: 0 HR: 0	SF: 0 SAC: 0 DP: 0 HBP: 0	WP: 1 PB: 0 SB: 0 CS: 0	PA: 38
PITCHER	IP WLS BF H R ER SO BB IBB HBP BLK WP HR S P ERA WHIP	IP WLS BF H R ER SO BB IBB HBP BLK WP HR S P ERA WHIP	IP WLS BF H R ER SO BB IBB HBP BLK WP HR S P ERA WHIP	IP WLS BF H R ER SO BB IBB HBP BLK WP HR S P ERA WHIP	IP WLS BF H R ER SO BB IBB HBP BLK WP HR S P ERA WHIP	IP WLS BF H R ER SO BB IBB HBP BLK WP HR S P ERA WHIP	IP WLS BF H R ER SO BB IBB HBP BLK WP HR S P ERA WHIP	IP WLS BF H R ER SO BB IBB HBP BLK WP HR S P ERA WHIP	IP WLS BF H R ER SO BB IBB HBP BLK WP HR S P ERA WHIP	IP WLS BF H R ER SO BB IBB HBP BLK WP HR S P ERA WHIP	IP WLS BF H R ER SO BB IBB HBP BLK WP HR S P ERA WHIP	IP WLS BF H R ER SO BB IBB HBP BLK WP HR S P ERA WHIP	IP WLS BF H R ER SO BB IBB HBP BLK WP HR S P ERA WHIP	IP WLS BF H R ER SO BB IBB HBP BLK WP HR S P ERA WHIP	IP WLS BF H R ER SO BB IBB HBP BLK WP HR S P ERA WHIP	IP WLS BF H R ER SO BB IBB HBP BLK WP HR S P ERA WHIP	IP WLS BF H R ER SO BB IBB HBP BLK WP HR S P ERA WHIP	IP WLS BF H R ER SO BB IBB HBP BLK WP HR S P ERA WHIP	IP WLS BF H R ER SO BB IBB HBP BLK WP HR S P ERA WHIP	IP WLS BF H R ER SO BB IBB HBP BLK WP HR S P ERA WHIP	IP WLS BF H R ER SO BB IBB HBP BLK WP HR S P ERA WHIP	IP WLS BF H R ER SO BB IBB HBP BLK WP HR S P ERA WHIP	
Rick Wise, R (1, 1) ERA: 4.07	9.0 W 38 7 2 2 8 3 0 0 0 1 0 51 63 2.00 1.111																						

Boston Red Sox @ California Angels
 Anaheim Stadium, Anaheim, CA
 Tue Aug 12 1975, 10:05 PM EDT
 Att: 12,365 - Unknown - 74 F

AB 35
 R 2
 H 7
 RBI 2
 BB 3
 SO 8
 LOB 16



Batter	1	2	3	4	5	6	7	8	9	AB	R	H	RBI	BB	SO	LOB	TOP			
Bernie Carbo , L (1, 9) OBP: 0.407, SLG: 0.500	G3		K		K			4-3		4	0	0	0	0	2	0				
Denny Doyle , L (1, 4) OBP: 0.318, SLG: 0.408	2B E 1B		5-3			6-3		4-3		4	1	1	0	0	0	0				
Carl Yastrzemski , L (1, 10) OBP: 0.394, SLG: 0.437	K		4-3			K		6-3 1B 2B		4	1	1	0	0	2	1				
Fred Lynn , L (1, 8) OBP: 0.406, SLG: 0.594	E8 1-H 2B				G6-4-3 1B	F7		6-3		4	0	2	0	0	0	1				
Jim Rice , R (1, 7) OBP: 0.342, SLG: 0.503	4-3				G6-4-3 1B			6-3		4	0	2	1	0	0	2				
Carlton Fisk , R (1, 2) OBP: 0.394, SLG: 0.514					S 1B	G6-4-3 1B		FC6-4 1B		4	1	2	0	0	0	2				
Cecil Cooper , L (1, 3) OBP: 0.365, SLG: 0.593					F7	F7				3	0	1	0	0	0	1				
Rick Burleson , R (1, 6) OBP: 0.321, SLG: 0.349					5-3			G6-4-3 1B		3	0	1	0	0	0	1				
Bob Heise , R (1, 5) OBP: 0.237, SLG: 0.222					6-3			G6-4-3		2	0	0	0	0	0	0				
Juan Beniquez , R (8, PH) OBP: 0.379, SLG: 0.415 (8, 5)					6-3			G6-4-3		1	0	0	0	0	0	1				
Inning Stats	R: 1 E: 1 K: 1 S: 7	H: 2 LOB: 1 BB: 0 P: 7	R: 1 E: 0 K: 0 S: 4	H: 2 LOB: 0 BB: 0 P: 4	R: 0 E: 0 K: 1 S: 5	H: 0 LOB: 0 BB: 0 P: 5	R: 0 E: 0 K: 0 S: 4	H: 2 LOB: 1 BB: 0 P: 4	R: 0 E: 0 K: 1 S: 5	H: 0 LOB: 0 BB: 0 P: 5	R: 0 E: 0 K: 0 S: 3	H: 1 LOB: 0 BB: 0 P: 3	R: 0 E: 0 K: 0 S: 3	H: 1 LOB: 0 BB: 0 P: 3	R: 1 E: 0 K: 0 S: 5	H: 2 LOB: 1 BB: 0 P: 5	1B: 8 2B: 2 3B: 0 HR: 0	SF: 0 SAC: 0 DP: 4 HBP: 0	WP: 0 PB: 0 SB: 1 CS: 0	PA: 33
PITCHER Ed Figueroa , R (1, 1) ERA: 2.42	IP: 9.0 WLS: W BF: 33 H: 10 R: 3 ER: 2 SO: 4 BB: 0 IBB: 0 HBP: 0 BLK: 0 WP: 0 HR: 0 S: 41 P: 41 ERA: 2.00 WHIP: 1.111															PITCHER				

Boston Red Sox @ California Angels
Anaheim Stadium, Anaheim, CA
Wed Aug 13 1975, 10:05 PM EDT
Att: 13,750 - Unknown - 73 F

AB 33
R 3
H 10
RBI 1
BB 0
SO 4
LOB 9



Batter	1	2	3	4	5	6	7	8	9	AB	R	H	RBI	BB	SO	LOB	BOTTOM			
Morris Nettles , L (1, 9) OBP: 0.308, SLG: 0.282	K		FC4 1B			6-3		K		4	1	1	0	1	2	0				
Jerry Remy , L (1, 4) OBP: 0.316, SLG: 0.322	CS BB		FC4 1B		F7	1B E 2B		F9		4	2	1	0	1	0	4				
Mickey Rivers , L (1, 8) OBP: 0.343, SLG: 0.377	F9		WP 2B		5-3	S 1B		1B		5	1	3	1	0	0	1				
Adrian Garrett , L (1, 10) OBP: 0.262, SLG: 0.407			1-3 2-H		F7	K		F9		5	1	1	1	0	1	2				
Dave Collins , S (1, 7) OBP: 0.372, SLG: 0.382			2-H 3-H		4-3	K		K		4	1	1	1	0	2	1				
Bruce Bochte , L (1, 3) OBP: 0.348, SLG: 0.339	2B		K			G3 1B		F7		4	1	2	0	0	1	1				
Dave Chalk , R (1, 5) OBP: 0.362, SLG: 0.366			2-H		1B	G3		F8		4	1	2	1	0	0	1				
Ike Hampton , S (1, 2) OBP: 0.262, SLG: 0.211	K		E6 1B			F8		BB		3	0	0	0	1	1	4				
Mike Miley , S (1, 6) OBP: 0.243, SLG: 0.247			F8			K		5-3		4	0	1	2	0	1	2				
Inning Stats	R: 0 E: 0 K: 1 S: 4	H: 0 LOB: 0 BB: 1 P: 8	R: 1 E: 0 K: 2 S: 9	H: 2 LOB: 1 BB: 0 P: 9	R: 6 E: 1 K: 1 S: 13	H: 6 LOB: 3 BB: 1 P: 17	R: 0 E: 0 K: 0 S: 3	H: 0 LOB: 0 BB: 0 P: 3	R: 0 E: 0 K: 1 S: 6	H: 1 LOB: 1 BB: 0 P: 6	R: 1 E: 0 K: 2 S: 9	H: 2 LOB: 1 BB: 0 P: 9	R: 0 E: 0 K: 0 S: 3	H: 0 LOB: 1 BB: 1 P: 7	R: 0 E: 0 K: 1 S: 6	H: 1 LOB: 1 BB: 0 P: 6	1B: 7 2B: 5 3B: 0 HR: 0	SF: 0 SAC: 0 DP: 0 HBP: 0	WP: 1 PB: 0 SB: 2 CS: 1	PA: 40
PITCHER Reggie Cleveland , R (1, 1) ERA: 5.12	IP: 2.1 WLS: L BF: 14 H: 6 R: 6 ER: 5 SO: 3 BB: 1 IBB: 0 HBP: 0 BLK: 0 WP: 1 HR: 0 S: 19 P: 23 ERA: 5.12															PITCHER				
Jim Burton , L (3, 1) ERA: 2.98	IP: 3.2 WLS: W BF: 18 H: 5 R: 2 ER: 0 SO: 4 BB: 1 IBB: 0 HBP: 0 BLK: 0 WP: 0 HR: 0 S: 25 P: 29 ERA: 2.98															PITCHER				
Diego Segui , R (7, 1) ERA: 6.34	IP: 2.0 WLS: W BF: 8 H: 1 R: 0 ER: 0 SO: 1 BB: 1 IBB: 0 HBP: 0 BLK: 0 WP: 0 HR: 0 S: 9 P: 13 ERA: 6.34															PITCHER				

Boston Red Sox @ California Angels
Anaheim Stadium, Anaheim, CA
Wed Aug 13 1975, 10:05 PM EDT
Att: 13,750 - Unknown - 73 F

AB 37
R 8
H 12
RBI 6
BB 3
SO 8
LOB 16



Batter	1	2	3	4	5	6	7	8	9	AB	R	H	RBI	BB	SO	LOB	TOP								
Cecil Cooper, L OBP: 0.361, SLG: 0.582 (1, 10)										5	0	1	0	0	0	2	Boston Red Sox @ California Angels Anaheim Stadium, Anaheim, CA Thu Aug 14 1975, 10:05 PM EDT Att: 11,984 - Unknown								
Denny Doyle, L OBP: 0.320, SLG: 0.412 (1, 4)										5	2	2	0	0	1	2									
Carl Yastrzemski, L OBP: 0.387, SLG: 0.436 (1, 3)										3	0	1	0	2	0	0									
Fred Lynn, L OBP: 0.406, SLG: 0.591 (1, 8)										5	0	2	2	0	0	2									
Jim Rice, R OBP: 0.343, SLG: 0.503 Juan Beniquez, R OBP: 0.381, SLG: 0.417 (2, 7)										0	0	0	0	0	0	0									
Carlton Fisk, R OBP: 0.385, SLG: 0.500 (1, 2)										4	0	0	0	0	1	8									
Rick Miller, L OBP: 0.324, SLG: 0.250 (1, 9)										4	0	1	0	0	0	5									
Rico Petrocelli, R OBP: 0.324, SLG: 0.331 (1, 5)										4	0	0	0	0	0	1									
Rick Burleson, R OBP: 0.322, SLG: 0.349 (1, 6)										3	1	1	0	1	0	0									
Inning Stats	R: 1 E: 0 K: 0 S: 6	H: 3 LOB: 3 BB: 0 P: 7	R: 0 E: 0 K: 0 S: 3	H: 0 LOB: 0 BB: 0 P: 3	R: 0 E: 0 K: 0 S: 3	H: 0 LOB: 0 BB: 0 P: 3	R: 0 E: 0 K: 0 S: 4	H: 1 LOB: 1 BB: 0 P: 4	R: 1 E: 0 K: 0 S: 6	H: 3 LOB: 3 BB: 1 P: 10	R: 0 E: 0 K: 0 S: 3	H: 0 LOB: 1 BB: 1 P: 7	R: 1 E: 0 K: 1 S: 7	H: 2 LOB: 2 BB: 1 P: 11	R: 0 E: 0 K: 0 S: 6	H: 1 LOB: 1 BB: 0 P: 6	R: 0 E: 0 K: 0 S: 3	H: 0 LOB: 0 BB: 0 P: 3	1B: 9 2B: 1 3B: 0 HR: 0	SF: 0 SAC: 0 DP: 0 HBP: 1	WP: 0 PB: 0 SB: 0 CS: 0	PA: 41			
PITCHER	IP	WLS	BF	H	R	ER	SO	BB	IBB	HBP	BLK	WP	HR	S	P	ERA	WHIP								
Bill Singer, R ERA: 4.38 Don Kirkwood, R ERA: 2.47 (7, 1)	6.1	W	32	9	3	3	0	3	0	1	0	0	0	28	41	4.26	1.895								

AB	37
R	3
H	10
RBI	3
BB	3
SO	2
LOB	20



Batter	1	2	3	4	5	6	7	8	9	AB	R	H	RBI	BB	SO	LOB	BOTTOM								
Dave Collins, S OBP: 0.370, SLG: 0.377 (1, 7)										3	1	0	0	1	0	1	Boston Red Sox @ California Angels Anaheim Stadium, Anaheim, CA Thu Aug 14 1975, 10:05 PM EDT Att: 11,984 - Unknown								
Jerry Remy, L OBP: 0.317, SLG: 0.326 (1, 4)										4	1	2	2	0	0	0									
Mickey Rivers, L OBP: 0.344, SLG: 0.378 (1, 8)										4	0	2	0	0	1	2									
Leroy Stanton, R OBP: 0.352, SLG: 0.420 (1, 9)										4	1	1	2	0	0	1									
Dave Chalk, R OBP: 0.363, SLG: 0.368 (1, 5)										4	0	2	1	0	0	0									
Bruce Bochte, L OBP: 0.347, SLG: 0.338 (1, 3)										4	0	1	0	0	1	2									
John Balaz, R OBP: 0.344, SLG: 0.492 (1, 10)										3	1	2	0	0	0	0									
Ike Hampton, S OBP: 0.269, SLG: 0.220 (1, 2)										2	1	1	0	0	0	0									
Mike Miley, S OBP: 0.236, SLG: 0.240 (1, 6)										3	0	0	0	0	1	3									
Inning Stats	R: 0 E: 0 K: 0 S: 3	H: 0 LOB: 0 BB: 0 P: 3	R: 0 E: 0 K: 0 S: 3	H: 0 LOB: 0 BB: 0 P: 3	R: 5 E: 0 K: 2 S: 12	H: 6 LOB: 2 BB: 1 P: 16	R: 0 E: 0 K: 0 S: 3	H: 0 LOB: 0 BB: 0 P: 3	R: 0 E: 0 K: 1 S: 5	H: 0 LOB: 0 BB: 0 P: 5	R: 0 E: 0 K: 0 S: 4	H: 1 LOB: 1 BB: 0 P: 4	R: 0 E: 0 K: 0 S: 5	H: 2 LOB: 2 BB: 0 P: 5	R: 0 E: 0 K: 0 S: 3	H: 0 LOB: 0 BB: 0 P: 3	1B: 10 2B: 1 3B: 0 HR: 0	SF: 0 SAC: 1 DP: 0 HBP: 0	WP: 0 PB: 0 SB: 0 CS: 2	PA: 34					
PITCHER	IP	WLS	BF	H	R	ER	SO	BB	IBB	HBP	BLK	WP	HR	S	P	ERA	WHIP								
Bill Lee, L ERA: 3.87 (1, 1)	8.0	L	33	11	5	5	3	1	0	0	0	0	0	38	42	5.62	1.500								

AB	31
R	5
H	11
RBI	5
BB	1
SO	3
LOB	9



Batter	1	2	3	4	5	6	7	8	9	AB	R	H	RBI	BB	SO	LOB	TOP					
Juan Beniquez, R OBP: 0.377, SLG: 0.421 (1, 7)	F8								FC6-4	5	0	1	0	0	0	1						
Denny Doyle, L OBP: 0.317, SLG: 0.405 (1, 4)	BB								P7	4	0	0	0	1	0	2						
Carl Yastrzemski, L OBP: 0.385, SLG: 0.434 (1, 3)	K									4	0	1	0	0	1	2						
Fred Lynn, L OBP: 0.407, SLG: 0.588 (1, 8)	BB									2	1	0	0	2	1	2						
Carlton Fisk, R OBP: 0.376, SLG: 0.487 (1, 2)	K									4	0	0	0	0	1	4						
Cecil Cooper, L OBP: 0.368, SLG: 0.611 (1, 10)										4	2	3	1	0	1	1						
Rick Miller, L OBP: 0.330, SLG: 0.253 (1, 9)	F5									3	0	1	1	1	0	3						
Rico Petrocelli, R OBP: 0.320, SLG: 0.328 (1, 5)	SF9									3	0	0	1	0	0	2						
Rick Burleson, R OBP: 0.322, SLG: 0.348 (1, 6)	L5									4	0	1	0	0	1	1						
Inning Stats	R: 0 E: 0 K: 2 S: 7	H: 0 LOB: 2 BB: 2 P: 15	R: 1 E: 0 K: 0 S: 4	H: 1 LOB: 0 BB: 0 P: 4	R: 0 E: 0 K: 0 S: 4	H: 1 LOB: 1 BB: 0 P: 4	R: 1 E: 0 K: 0 S: 4	H: 1 LOB: 1 BB: 1 P: 8	R: 0 E: 0 K: 0 S: 3	H: 0 LOB: 0 BB: 0 P: 3	R: 1 E: 0 K: 1 S: 6	H: 1 LOB: 1 BB: 1 P: 10	R: 0 E: 0 K: 1 S: 5	H: 0 LOB: 0 BB: 0 P: 5	R: 0 E: 0 K: 1 S: 7	H: 2 LOB: 2 BB: 0 P: 7	R: 0 E: 0 K: 0 S: 4	H: 1 LOB: 1 BB: 0 P: 4	1B: 4 2B: 0 3B: 2 HR: 1	SF: 1 SAC: 0 DP: 0 HBP: 0	WP: 0 PB: 0 SB: 2 CS: 0	PA: 38
PITCHER Jesse Jefferson, R ERA: 4.08 (1, 1)	IP: 9.0 WLS: L BF: 38 H: 7 R: 3 ER: 3 SO: 5 BB: 4 IBB: 0 HBP: 0 BLK: 0 WP: 0 HR: 1 S: 44 P: 60 ERA: 3.00 WHIP: 1.222															PITCHER						

Boston Red Sox @ Chicago White Sox
Comiskey Park, Chicago, IL
Fri Aug 15 1975, 8:05 PM EDT
Att: 17,281 - Unknown - 73 F

AB 33
R 3
H 7
RBI 3
BB 4
SO 5
LOB 18



Batter	1	2	3	4	5	6	7	8	9	AB	R	H	RBI	BB	SO	LOB	BOTTOM					
Pat Kelly, L OBP: 0.348, SLG: 0.419 (1, 9)	B5-3									4	1	1	0	0	0	2						
Jorge Orta, L OBP: 0.356, SLG: 0.438 (1, 4)	BB									2	1	1	1	2	0	0						
Carlos May, L OBP: 0.372, SLG: 0.386 (1, 3)	S									4	0	2	0	0	0	1						
Deron Johnson, R OBP: 0.306, SLG: 0.403 (1, 10)	K									4	0	0	0	0	2	4						
Ken Henderson, S OBP: 0.364, SLG: 0.368 (1, 8)	1-3									4	0	1	1	0	0	2						
Bill Melton, R OBP: 0.343, SLG: 0.336 (1, 5)										4	0	1	0	0	0	1						
Jerry Hairston, S OBP: 0.414, SLG: 0.333 (1, 7)	5-3									4	0	0	0	0	0	1						
Bucky Dent, R OBP: 0.326, SLG: 0.370 (1, 6)	6-3									3	0	1	0	0	0	0						
Pete Varney, R OBP: 0.333, SLG: 0.400 (1, 2)										2	0	0	0	1	1	1						
Inning Stats	R: 0 E: 0 K: 1 S: 6	H: 1 LOB: 2 BB: 1 P: 10	R: 0 E: 0 K: 0 S: 3	H: 0 LOB: 0 BB: 0 P: 3	R: 1 E: 0 K: 2 S: 9	H: 3 LOB: 1 BB: 0 P: 9	R: 0 E: 0 K: 0 S: 3	H: 1 LOB: 0 BB: 0 P: 3	R: 0 E: 0 K: 0 S: 2	H: 0 LOB: 0 BB: 1 P: 6	R: 1 E: 1 K: 0 S: 4	H: 1 LOB: 1 BB: 1 P: 8	R: 0 E: 0 K: 0 S: 4	H: 1 LOB: 1 BB: 0 P: 4	R: 0 E: 0 K: 0 S: 3	H: 0 LOB: 0 BB: 0 P: 3	R: 0 E: 0 K: 0 S: 3	H: 0 LOB: 0 BB: 0 P: 3	1B: 4 2B: 2 3B: 1 HR: 0	SF: 0 SAC: 0 DP: 2 HBP: 0	WP: 0 PB: 0 SB: 1 CS: 0	PA: 34
PITCHER Luis Tiant, R ERA: 4.11 (1, 1)	IP: 9.0 WLS: W BF: 34 H: 7 R: 2 ER: 2 SO: 3 BB: 3 IBB: 0 HBP: 0 BLK: 0 WP: 0 HR: 0 S: 37 P: 49 ERA: 2.00 WHIP: 1.111															PITCHER						

Boston Red Sox @ Chicago White Sox
Comiskey Park, Chicago, IL
Fri Aug 15 1975, 8:05 PM EDT
Att: 17,281 - Unknown - 73 F

AB 31
R 2
H 7
RBI 2
BB 3
SO 3
LOB 12



Batter	1	2	3	4	5	6	7	8	9	AB	R	H	RBI	BB	SO	LOB	TOP									
Juan Beniquez, R OBP: 0.375, SLG: 0.415 (1, 7)	4-0 3B BB		G5-4-3 1-2			6-3		F8		3	1	0	0	1	0	1										
Rick Burleson, R OBP: 0.321, SLG: 0.346 (1, 6)	P9		BB			F9		F2		3	0	0	0	1	0	1										
Carl Yastrzemski, L OBP: 0.384, SLG: 0.432 (1, 3)	4-3 1-2		F9			BB		1B		4	0	1	0	0	0	2										
Carlton Fisk, R OBP: 0.379, SLG: 0.500 (1, 2)	2H 3B			F7		5-3		1B		4	1	2	1	0	0	1										
Fred Lynn, L OBP: 0.405, SLG: 0.585 (1, 8)	K			F9				5-3		4	1	1	1	0	1	1										
Dwight Evans, R OBP: 0.351, SLG: 0.448 (9, PR)																										
Rick Miller, L OBP: 0.330, SLG: 0.253 (9, 9)			5-3							4	1	2	2	0	1	0										
Cecil Cooper, L OBP: 0.371, SLG: 0.609 (1, 10)			K			K2-3		HR		0	1	0	0	0	0	0										
Doug Griffin, R OBP: 0.299, SLG: 0.292 (1, 4)			5-3							4	0	2	1	0	1	0										
Bob Heise, R OBP: 0.238, SLG: 0.223 (1, 5)										4	0	0	0	0	1	3										
										4	0	1	0	0	0	2										
Inning Stats	R: 1 E: 0 K: 1 S: 6	H: 1 LOB: 1 BB: 1 P: 10	R: 0 E: 0 K: 1 S: 5	H: 0 LOB: 0 BB: 0 P: 5	R: 0 E: 0 K: 0 S: 3	H: 1 LOB: 1 BB: 1 P: 7	R: 0 E: 0 K: 1 S: 5	H: 0 LOB: 0 BB: 0 P: 5	R: 0 E: 0 K: 0 S: 3	H: 1 LOB: 1 BB: 0 P: 3	R: 0 E: 0 K: 0 S: 4	H: 1 LOB: 0 BB: 0 P: 4	R: 1 E: 0 K: 0 S: 4	H: 1 LOB: 0 BB: 0 P: 4	R: 0 E: 0 K: 0 S: 3	H: 0 LOB: 0 BB: 0 P: 3	R: 3 E: 0 K: 1 S: 9	H: 4 LOB: 2 BB: 0 P: 9	1B: 6 2B: 0 3B: 2 HR: 1	SF: 0 SAC: 0 DP: 1 HBP: 0	WP: 0 PB: 0 SB: 2 CS: 1	PA: 36				
PITCHER	IP	WLS	BF	H	R	ER	SO	BB	IBB	HBP	BLK	WP	HR	S	P	ERA	WHIP									
Wilbur Wood, L ERA: 4.02 (1, 1)	8.1	L	34	9	5	5	3	2	0	0	0	0	0	1	38	46	5.40	1.320								
Cecil Upshaw, R ERA: 3.75 (9, 1)	0.2		2	0	0	0	1	0	0	0	0	0	0	4	4	0.00	0.000									

Boston Red Sox @ Chicago White Sox
Comiskey Park, Chicago, IL
Sat Aug 16 1975, 4:33 AM EDT
Att: 15,352 - Unknown - 80 F

AB 34
R 5
H 9
RBI 5
BB 2
SO 4
LOB 11



Batter	1	2	3	4	5	6	7	8	9	AB	R	H	RBI	BB	SO	LOB	BOTTOM								
Pat Kelly, L OBP: 0.348, SLG: 0.415 (1, 9)	CS BB			G3		F9			F7	3	0	0	0	1	0	0									
Bucky Dent, R OBP: 0.325, SLG: 0.369 (1, 6)	F4			F7					1-3	4	0	1	0	0	0	1									
Ken Henderson, S OBP: 0.361, SLG: 0.365 (1, 8)	F7 1-2			F9						3	0	0	0	0	0	2									
Deron Johnson, R OBP: 0.304, SLG: 0.400 (1, 3)				5-3		5-3			F7	3	0	0	0	0	0	0									
Bill Melton, R OBP: 0.343, SLG: 0.334 (1, 5)				K					F3	2	0	0	0	1	1	0									
Carlos May, L OBP: 0.372, SLG: 0.385 (1, 7)				4-3					FC4-6 HBP	2	0	0	0	0	1	1									
Bill Stein, R OBP: 0.332, SLG: 0.366 (1, 10)									FC4-6	2	0	1	0	0	0	1									
Jerry Hairston, S OBP: 0.411, SLG: 0.330 (8, PH)				G5-4-3 1B		FC5-4 BB			1-2	1	0	0	0	0	0	1									
Jorge Orta, L OBP: 0.353, SLG: 0.435 (1, 4)				F7					4-3	3	0	0	0	0	2										
Brian Downing, R OBP: 0.371, SLG: 0.351 (1, 2)				G5-4-3					F7	3	0	0	0	0	1										
Inning Stats	R: 0 E: 0 K: 0 S: 2	H: 0 LOB: 0 BB: 1 P: 6	R: 0 E: 0 K: 1 S: 5	H: 0 LOB: 0 BB: 0 P: 5	R: 0 E: 0 K: 0 S: 3	H: 1 LOB: 0 BB: 0 P: 3	R: 0 E: 0 K: 0 S: 3	H: 0 LOB: 0 BB: 0 P: 3	R: 0 E: 0 K: 0 S: 3	H: 0 LOB: 0 BB: 0 P: 3	R: 0 E: 0 K: 0 S: 3	H: 1 LOB: 0 BB: 0 P: 3	R: 0 E: 1 K: 0 S: 3	H: 0 LOB: 1 BB: 0 P: 4	R: 0 E: 0 K: 0 S: 3	H: 0 LOB: 0 BB: 0 P: 3	1B: 2 2B: 0 3B: 0 HR: 0	SF: 0 SAC: 0 DP: 2 HBP: 1	WP: 0 PB: 0 SB: 0 CS: 1	PA: 29					
PITCHER	IP	WLS	BF	H	R	ER	SO	BB	IBB	HBP	BLK	WP	HR	S	P	ERA	WHIP								
Roger Moret, L ERA: 3.61 (1, 1)	7.0	W	22	2	0	0	2	2	0	0	0	0	0	24	32	0.00	0.571								
Jim Willoughby, R ERA: 3.07 (8, 1)	2.0	S	7	0	0	0	0	0	0	1	0	0	0	6	7	0.00	0.000								

Boston Red Sox @ Chicago White Sox
Comiskey Park, Chicago, IL
Sat Aug 16 1975, 4:33 AM EDT
Att: 15,352 - Unknown - 80 F

AB 26
R 0
H 2
RBI 0
BB 2
SO 2
LOB 9




Batter	1	2	3	4	5	6	7	8	9	10	11	AB	R	H	RBI	BB	SO	LOB	TOP								
Juan Beniquez, R OBP: 0.375, SLG: 0.415 Rick Miller, L OBP: 0.325, SLG: 0.247 Tim Blackwell, S OBP: 0.293, SLG: 0.248	0-0 SH1 1B		0-0 E 2B		0-0 G3-6-3 1B BB		0-0 4-3		0-3 K		0-0 6-3	3	1	2	0	1	0	0									
Doug Griffin, R OBP: 0.301, SLG: 0.292	0-0 SH1 1-2		0-0 E3 HBP 1B		0-0 G3-6-3 1B		0-0 L4				0-0 6-3	4	0	2	0	0	0	0									
Carl Yastrzemski, L OBP: 0.381, SLG: 0.429	0-0 1B		0-0 F9		0-0 G3-6-3				0-0 F8		0-0 1-6-3	5	0	1	0	0	0	3									
Jim Rice, R OBP: 0.340, SLG: 0.497	0-0 F8		0-0 L9		0-0 4-3				0-0 F9		0-3 K	5	0	0	0	0	1	3									
Dwight Evans, R OBP: 0.363, SLG: 0.465		0-0 F9	1-0 HBP			0-0 HR			0-0 1B 1B		0-0 F7	4	1	2	1	0	0	0									
Cecil Cooper, L OBP: 0.374, SLG: 0.606		0-0 E S 1B	0-3 K			0-0 4-3			0-0 1-2 1B		0-0 6-3	5	1	2	0	0	1	2									
Rick Burleson, R OBP: 0.320, SLG: 0.344		0-0 CS 1B		0-0 F3			0-0 F8		0-0 F6		0-0 BB 1B	5	1	2	1	0	0	2									
Bob Montgomery, R OBP: 0.244, SLG: 0.283 Fred Lynn, L OBP: 0.404, SLG: 0.580	0-0 1-2 2B		0-0 P7		0-0 F9				0-3 K		0-0 1B BB	3	0	1	0	0	0	0									
Bob Heise, R OBP: 0.220, SLG: 0.220 Denny Doyle, L OBP: 0.317, SLG: 0.404	0-3 K		0-0 P8				0-3 K		0-3 K		0-0 1-3 2-H 1B	3	0	0	0	0	2	1									
Inning Stats	R: 0 E: 0 K: 0 S: 4	H: 2 LOB: 1 BB: 0 P: 4	R: 1 E: 0 K: 1 S: 7	H: 3 LOB: 1 BB: 0 P: 7	R: 1 E: 1 K: 1 S: 7	H: 2 LOB: 2 BB: 0 P: 8	R: 0 E: 0 K: 0 S: 3	H: 0 LOB: 0 BB: 0 P: 3	R: 0 E: 0 K: 0 S: 3	H: 1 LOB: 1 BB: 0 P: 7	R: 1 E: 0 K: 1 S: 5	H: 1 LOB: 0 BB: 0 P: 4	R: 0 E: 0 K: 1 S: 5	H: 0 LOB: 0 BB: 0 P: 5	R: 0 E: 0 K: 3 S: 9	H: 0 LOB: 2 BB: 0 P: 9	R: 0 E: 0 K: 1 S: 5	H: 0 LOB: 0 BB: 0 P: 5	R: 1 E: 0 K: 0 S: 5	H: 2 LOB: 2 BB: 1 P: 9	1B: 10 2B: 2 3B: 0 HR: 1	SF: 0 SAC: 1 DP: 1 HBP: 1	WP: 0 PB: 0 SB: 1 CS: 1	PA: 46			
PITCHER	IP 7.2	WLS L	BF 33	H 11	R 3	ER 3	SO 3	BB 1	IBB 0	HBP 0	BLK 0	WP 0	HR 0	S 37	P 42	ERA 2.70	WHIP 0.900										
Jim Kaat, L ERA: 3.12 Rich Gossage, R ERA: 2.01	(1, 1)	(8, 1)	3.1	L	13	2	1	1	4	1	0	0	0	0	0	20	24	2.70	0.900								

Boston Red Sox @ Chicago White Sox
Comiskey Park, Chicago, IL
Sun Aug 17 1975, 4:38 AM EDT
Att: 21,995 - Unknown - 84 F

livebaseballscores.com

AB 42
R 4
H 13
RBI 3
BB 2
SO 7
LOB 13




Batter	1	2	3	4	5	6	7	8	9	10	11	AB	R	H	RBI	BB	SO	LOB	BOTTOM								
Pat Kelly, L OBP: 0.353, SLG: 0.416	4-0 L3 BB		0-0 4-3		0-0 F8			0-0 4-3		0-0 1B		4	0	1	0	1	0	1									
Jorge Orta, L OBP: 0.364, SLG: 0.433	0-0 L3 1-2			0-0 S 1B	0-3 K		0-0 BB	4-0 BB		0-3 K		4	1	1	0	1	2	3									
Carlos May, L OBP: 0.372, SLG: 0.382	4-0 BB		0-0 BB	0-0 F9	0-3 K		0-0 BB	0-0 F8		0-0 4-3		4	0	0	0	1	1	4									
Deron Johnson, R OBP: 0.304, SLG: 0.398	0-3 K		0-0 K	4-0 1B BB	0-0 F8		0-0 F8	0-0 F8			0-0 L6	4	1	0	0	1	1	2									
Ken Henderson, S OBP: 0.360, SLG: 0.362		0-0 6-3		0-0 1B BB	0-0 G3		0-0 G3	0-0 G3		0-0 F8		5	0	1	1	0	0	0									
Bill Melton, R OBP: 0.349, SLG: 0.336		4-0 F9-3 BB		0-0 1-3 2-H 1B	0-0 F7		0-0 F7	0-0 F9		0-0 F8		4	1	1	1	1	0	0									
Jerry Hairston, S OBP: 0.422, SLG: 0.336	0-0 F9-3		0-0 F9-3	0-0 1B	0-0 G3		0-0 G3	4-0 BB		0-0 BB		3	0	1	1	1	0	1									
Bucky Dent, R OBP: 0.320, SLG: 0.363			0-0 F9	0-0 F7	0-3 K		0-0 K	0-0 5-3				4	0	0	0	0	1	2									
Brian Downing, R OBP: 0.369, SLG: 0.347			0-0 F5		0-0 F7		0-0 F7		0-0 6-3			4	0	1	0	0	0	0									
Inning Stats	R: 0 E: 0 K: 1 S: 4	H: 0 LOB: 1 BB: 2 P: 12	R: 0 E: 0 K: 0 S: 2	H: 0 LOB: 0 BB: 1 P: 6	R: 0 E: 0 K: 0 S: 3	H: 0 LOB: 0 BB: 0 P: 3	R: 3 E: 0 K: 0 S: 6	H: 4 LOB: 1 BB: 0 P: 10	R: 0 E: 0 K: 2 S: 8	H: 1 LOB: 1 BB: 0 P: 8	R: 0 E: 0 K: 0 S: 3	H: 0 LOB: 0 BB: 1 P: 7	R: 0 E: 0 K: 0 S: 3	H: 0 LOB: 1 BB: 1 P: 7	R: 0 E: 0 K: 1 S: 6	H: 1 LOB: 0 BB: 0 P: 6	R: 0 E: 0 K: 0 S: 3	H: 0 LOB: 0 BB: 0 P: 3	1B: 6 2B: 2 3B: 0 HR: 0	SF: 0 SAC: 0 DP: 2 HBP: 0	WP: 0 PB: 0 SB: 1 CS: 0	PA: 42					
PITCHER	IP 7.1	WLS 0	BF 29	H 5	R 3	ER 3	SO 4	BB 0	IBB 0	HBP 0	BLK 0	WP 0	HR 0	S 32	P 52	ERA 3.68	WHIP 1.364										
Reggie Cleveland, R ERA: 5.04 Bill Lee, L ERA: 3.86 Jim Willoughby, R ERA: 2.76	(1, 1)	(8, 1)	7.1	0	1	0	0	0	0	0	0	0	0	0	1	1	0.00	0.000									
	(8, 1)		3.1	W	12	1	0	0	1	1	0	0	0	0	0	13	17	0.00	0.600								

Boston Red Sox @ Chicago White Sox
Comiskey Park, Chicago, IL
Sun Aug 17 1975, 4:38 AM EDT
Att: 21,995 - Unknown - 84 F

livebaseballscores.com

AB 36
R 3
H 6
RBI 3
BB 6
SO 5
LOB 13



Batter	1	2	3	4	5	6	7	8	9	AB	R	H	RBI	BB	SO	LOB	TOP								
Cecil Cooper, L OBP: 0.366, SLG: 0.592 (1, 10)	F8		FC4-6 1B		4-3		F8		FC6-4 1B	5	0	0	0	0	0	2	Boston Red Sox @ Kansas City Royals Royals Stadium, Kansas City, MO Tue Aug 19 1975, 8:05 PM EDT Att: 19,505 - Unknown - 81 F AB 31 R 5 H 9 RBI 4 BB 5 SO 2 LOB 14								
Denny Doyle, L OBP: 0.319, SLG: 0.404 (1, 4)	L9		BB 1B		1-3		4-3		G4-6-3 1B	5	0	2	0	0	0	0									
Carl Yastrzemski, L OBP: 0.381, SLG: 0.426 (1, 3)	F9		BB 1-2		K				G4-6-3 1B	3	1	0	0	2	1	2									
Fred Lynn, L OBP: 0.407, SLG: 0.591 (1, 8)		G1-6-3 HBP	4-3			E 2B			HR	3	2	2	2	0	0	3									
Jim Rice, R OBP: 0.337, SLG: 0.492 (1, 7)	G1-6-3				F9				K	4	0	0	0	0	1	1									
Carlton Fisk, R OBP: 0.395, SLG: 0.521 (1, 2)	5-3				4-3 1B				L6-3 1B	3	1	2	0	1	0	0									
Dwight Evans, R OBP: 0.364, SLG: 0.469 (1, 9)			SH5-3 1B		4-3				F7	4	1	2	0	0	0	2									
Rick Burleson, R OBP: 0.320, SLG: 0.344 (1, 6)			SH5-3 2B		4-3 BB				L6-3	1	0	0	1	1	0	1									
Bob Heise, R OBP: 0.243, SLG: 0.223 (1, 5)			2-3		BB				L6-3	3	0	1	1	1	0	3									
Inning Stats	R: 0 E: 0 K: 0 S: 3	H: 0 LOB: 0 BB: 0 P: 3	R: 0 E: 0 K: 0 S: 2	H: 0 LOB: 0 BB: 0 P: 3	R: 0 E: 0 K: 0 S: 6	H: 3 LOB: 3 BB: 1 P: 10	R: 0 E: 0 K: 0 S: 4	H: 1 LOB: 2 BB: 1 P: 8	R: 0 E: 0 K: 1 S: 5	H: 0 LOB: 0 BB: 0 P: 5	R: 2 E: 1 K: 0 S: 5	H: 2 LOB: 1 BB: 1 P: 9	R: 2 E: 0 K: 1 S: 6	H: 1 LOB: 0 BB: 1 P: 10	R: 0 E: 0 K: 0 S: 3	H: 1 LOB: 0 BB: 0 P: 3	R: 0 E: 0 K: 0 S: 3	H: 1 LOB: 1 BB: 1 P: 7	1B: 6 2B: 3 3B: 0 HR: 1	SF: 1 SAC: 1 DP: 3 HBP: 1	WP: 0 PB: 0 SB: 1 CS: 0	PA: 39			
PITCHER	IP	WLS	BF	H	R	ER	SO	BB	IBB	HBP	BLK	WP	HR	S	P	ERA	WHIP								
Al Fitzmorris, R ERA: 3.91 (1, 1)	6.2	L	31	7	5	5	1	4	0	1	0	0	1	28	45	6.75	1.650								
Marty Pattin, R ERA: 3.59 (7, 1)	1.1		4	1	0	0	1	0	0	0	0	0	0	6	6	0.00	0.750								
Lindy McDaniel, R ERA: 3.97 (9, 1)	1.0		4	1	0	0	0	1	0	0	0	0	0	3	7	0.00	2.000								
Batter	1	2	3	4	5	6	7	8	9	AB	R	H	RBI	BB	SO	LOB	BOTTOM								
Al Cowens, R OBP: 0.340, SLG: 0.407 (1, 9)	E SH1 1B		P6-4 1-2			F8			G6-4-3 BB	3	0	1	0	1	0	1	Boston Red Sox @ Kansas City Royals Royals Stadium, Kansas City, MO Tue Aug 19 1975, 8:05 PM EDT Att: 19,505 - Unknown - 81 F AB 28 R 0 H 4 RBI 0 BB 1 SO 3 LOB 7								
Cookie Rojas, R OBP: 0.311, SLG: 0.336 (1, 4)	SH1 1-2		5-3			F3			G6-4-3	3	0	0	0	0	0	1									
Amos Otis, R OBP: 0.361, SLG: 0.407 (1, 8)	6-3				6-3				F4	4	0	0	0	0	0	1									
John Mayberry, L OBP: 0.413, SLG: 0.563 (1, 3)	K 2-3				F3					3	0	0	0	0	2	1									
Hal McRae, R OBP: 0.367, SLG: 0.436 (1, 7)		E5 FC4-6			1B 2B				4-3	3	0	1	0	0	0	0									
George Brett, L OBP: 0.337, SLG: 0.426 (1, 5)		F5			2H 1B				K	3	0	1	0	0	1	1									
Harmon Killebrew, R OBP: 0.320, SLG: 0.375 (1, 10)		F4				F8			6-3	3	0	0	0	0	0	1									
Buck Martinez, R OBP: 0.304, SLG: 0.364 (1, 2)		FC4-6 1-2				5-3			F3	3	0	0	0	0	0	1									
Frank White, R OBP: 0.256, SLG: 0.313 (1, 6)					P6-4 1B				5-3	3	0	1	0	0	0	0									
Inning Stats	R: 0 E: 1 K: 1 S: 6	H: 1 LOB: 1 BB: 0 P: 6	R: 0 E: 1 K: 0 S: 4	H: 0 LOB: 1 BB: 0 P: 4	R: 0 E: 0 K: 0 S: 3	H: 1 LOB: 0 BB: 0 P: 3	R: 0 E: 0 K: 0 S: 4	H: 2 LOB: 2 BB: 0 P: 4	R: 0 E: 0 K: 0 S: 3	H: 0 LOB: 0 BB: 0 P: 3	R: 0 E: 0 K: 2 S: 7	H: 0 LOB: 0 BB: 0 P: 7	R: 0 E: 0 K: 0 S: 3	H: 0 LOB: 0 BB: 0 P: 3	R: 0 E: 0 K: 0 S: 2	H: 0 LOB: 0 BB: 1 P: 6	1B: 3 2B: 2 3B: 0 HR: 0	SF: 0 SAC: 1 DP: 2 HBP: 0	WP: 0 PB: 0 SB: 0 CS: 0	PA: 30					
PITCHER	IP	WLS	BF	H	R	ER	SO	BB	IBB	HBP	BLK	WP	HR	S	P	ERA	WHIP								
Bill Lee, L ERA: 3.71 (1, 1)	9.0	W	30	4	0	0	3	1	0	0	0	0	0	35	39	0.00	0.556								

Batter	1	2	3	4	5	6	7	8	9	AB	R	H	RBI	BB	SO	LOB	TOP					
Cecil Cooper, L (1, 10) OBP: 0.373, SLG: 0.608	0-0 1B 1B		0-0 1B 2B		0-3 K			0-0 3B		4	1	3	0	0	1	0	Boston Red Sox @ Kansas City Royals Royals Stadium, Kansas City, MO Wed Aug 20 1975, 8:05 PM EDT Att: 18,037 - Unknown - 93 F					
Denny Doyle, L (1, 4) OBP: 0.318, SLG: 0.401	0-3 K		0-0 BB 1B		0-0 F6			0-0 F4		4	0	1	1	0	1	2						
Carl Yastrzemski, L (1, 3) OBP: 0.382, SLG: 0.426	0-0 G4-6-3 1B		4-0 BB 1B		0-0 P7			0-0 1-3		3	0	1	0	1	0	1						
Fred Lynn, L (1, 8) OBP: 0.404, SLG: 0.585	0-0 G4-6-3		0-0 4-3		0-0 6-3			0-0 F3		4	0	0	0	0	0	5						
Jim Rice, R (1, 7) OBP: 0.337, SLG: 0.490		0-3 K		0-0 E6				0-0 K		4	0	1	0	0	2	0						
Carlton Fisk, R (1, 2) OBP: 0.387, SLG: 0.509		0-0 G3		0-0 F8				0-0 6-3		4	0	0	0	0	0	2						
Dwight Evans, R (1, 9) OBP: 0.360, SLG: 0.462		0-3 K		0-3 K				0-0 F2		4	0	0	0	0	2	1						
Rick Burleson, R (1, 6) OBP: 0.318, SLG: 0.341			0-0 F7		0-3 K			0-0 F9		3	0	0	0	0	1	1						
Bob Heise, R (1, 5) OBP: 0.239, SLG: 0.219			0-0 F4		0-0 F4			0-0 F8		2	0	0	0	0	0	0						
Rick Miller, L (7, PH) OBP: 0.322, SLG: 0.245										1	0	0	0	0	0	0						
Doug Griffin, R (7, 4) OBP: 0.301, SLG: 0.292										0	0	0	0	0	0	0						
Inning Stats	R: 0 E: 0 K: 1 S: 6	H: 2 LOB: 1 BB: 0 P: 6	R: 0 E: 0 K: 2 S: 7	H: 0 LOB: 0 BB: 0 P: 7	R: 1 E: 0 K: 0 S: 5	H: 2 LOB: 2 BB: 1 P: 9	R: 0 E: 1 K: 2 S: 8	H: 0 LOB: 1 BB: 0 P: 8	R: 0 E: 0 K: 1 S: 5	H: 0 LOB: 0 BB: 0 P: 5	R: 0 E: 0 K: 0 S: 4	H: 1 LOB: 1 BB: 0 P: 4	R: 0 E: 0 K: 0 S: 3	H: 0 LOB: 0 BB: 0 P: 3	R: 0 E: 0 K: 1 S: 4	H: 1 LOB: 1 BB: 0 P: 4	R: 0 E: 0 K: 1 S: 5	H: 0 LOB: 0 BB: 0 P: 5	1B: 4 2B: 1 3B: 1 HR: 0	SF: 0 SAC: 0 DP: 1 HBP: 0	WP: 0 PB: 0 SB: 0 CS: 0	PA: 34
PITCHER Dennis Leonard, R (1, 1) ERA: 3.58	IP: 9.0 WLS: W BF: 34 H: 6 R: 1 ER: 1 SO: 7 BB: 1 IBB: 0 HBP: 0 BLK: 0 WP: 0 HR: 0 S: 47 P: 51 ERA: 1.00 WHIP: 0.778															PITCHER						

Batter	1	2	3	4	5	6	7	8	9	AB	R	H	RBI	BB	SO	LOB	BOTTOM			
Freddie Patek, R (1, 6) OBP: 0.305, SLG: 0.329	0-0 6-3		0-0 F3		0-0 F7			0-0 P8		4	0	0	0	0	0	1	Boston Red Sox @ Kansas City Royals Royals Stadium, Kansas City, MO Wed Aug 20 1975, 8:05 PM EDT Att: 18,037 - Unknown - 93 F			
Cookie Rojas, R (1, 4) OBP: 0.308, SLG: 0.332	0-0 6-3		0-0 5-3		0-0 F9			0-0 P9		4	0	0	0	0	0	1				
Amos Otis, R (1, 8) OBP: 0.360, SLG: 0.411	0-0 F8			0-0 5-3		0-0 2B 3B		0-0 F7		4	1	1	0	0	0	0				
John Mayberry, L (1, 3) OBP: 0.415, SLG: 0.570		0-0 G6-3 1B 1B		0-0 1B 2B		0-0 3H 2B		0-0 F5		4	1	3	1	0	0	0				
Hal McRae, R (1, 7) OBP: 0.366, SLG: 0.434		0-0 G6-3 1B		0-0 F9		0-0 5-3		0-0 F4		4	0	1	0	0	0	2				
Jim Wohlford, R (9, 7) OBP: 0.329, SLG: 0.321		1-2 G6-3 1B								0	0	0	0	0	0	0				
George Brett, L (1, 5) OBP: 0.339, SLG: 0.428		0-0 G6-3		0-0 2B 1B		0-0 CS 1B				3	1	2	1	0	0	2				
Tony Solaita, L (1, 10) OBP: 0.374, SLG: 0.535		0-0 F6		4-0 2B BB		4-0 G6-4-3 BB				1	0	0	0	2	0	1				
Al Cowens, R (1, 9) OBP: 0.340, SLG: 0.411			0-0 6-3		0-0 1-3 2H 2B		0-0 G6-4-3			3	0	1	1	0	0	1				
Bob Stinson, S (1, 2) OBP: 0.379, SLG: 0.432			0-0 1B		0-0 F8			0-0 F6		3	0	1	0	0	0	2				
Inning Stats	R: 0 E: 0 K: 0 S: 3	H: 0 LOB: 0 BB: 0 P: 3	R: 0 E: 0 K: 0 S: 4	H: 2 LOB: 1 BB: 0 P: 4	R: 0 E: 0 K: 0 S: 4	H: 1 LOB: 1 BB: 0 P: 4	R: 2 E: 0 K: 0 S: 6	H: 3 LOB: 2 BB: 1 P: 10	R: 1 E: 0 K: 0 S: 5	H: 2 LOB: 1 BB: 0 P: 5	R: 0 E: 0 K: 0 S: 2	H: 1 LOB: 1 BB: 1 P: 6	R: 0 E: 0 K: 0 S: 3	H: 0 LOB: 0 BB: 0 P: 3	R: 0 E: 0 K: 0 S: 3	H: 0 LOB: 0 BB: 0 P: 3	1B: 5 2B: 3 3B: 1 HR: 0	SF: 0 SAC: 0 DP: 2 HBP: 0	WP: 0 PB: 0 SB: 0 CS: 1	PA: 32
PITCHER Luis Tiant, R (1, 1) ERA: 4.08	IP: 8.0 WLS: L BF: 32 H: 9 R: 3 ER: 3 SO: 0 BB: 2 IBB: 0 HBP: 0 BLK: 0 WP: 0 HR: 0 S: 30 P: 38 ERA: 3.38 WHIP: 1.375															PITCHER				

Batter	1	2	3	4	5	6	7	8	9	AB	R	H	RBI	BB	SO	LOB	TOP					
Jerry Hairston, S OBP: 0.419, SLG: 0.325										4	0	1	0	1	1	3	Chicago White Sox @ Boston Red Sox Fenway Park, Boston, MA Fri Aug 22 1975, 7:05 PM EDT Att: 32,458 - Unknown - 68 F					
Bucky Dent, R OBP: 0.321, SLG: 0.369										3	0	1	1	1	1	2						
Ken Henderson, S OBP: 0.351, SLG: 0.352										4	0	0	0	0	1	5						
Deron Johnson, R OBP: 0.303, SLG: 0.394										4	0	1	0	0	0	0						
Bill Melton, R OBP: 0.350, SLG: 0.330										1	0	0	0	3	0	0						
Bill Stein, R OBP: 0.328, SLG: 0.368										3	0	0	0	1	1	4						
Bob Coluccio, R OBP: 0.306, SLG: 0.325										4	0	0	0	0	1	4						
Jorge Orta, L OBP: 0.359, SLG: 0.438										4	0	1	0	0	1	0						
Brian Downing, R OBP: 0.373, SLG: 0.346										1	1	0	0	3	0	1						
Inning Stats	R: 0 E: 0 K: 0 S: 3	H: 1 LOB: 0 BB: 0 P: 3	R: 0 E: 0 K: 0 S: 3	H: 0 LOB: 1 BB: 1 P: 7	R: 0 E: 0 K: 2 S: 7	H: 0 LOB: 2 BB: 2 P: 15	R: 0 E: 0 K: 0 S: 3	H: 1 LOB: 1 BB: 1 P: 7	R: 0 E: 0 K: 1 S: 6	H: 1 LOB: 1 BB: 0 P: 6	R: 0 E: 0 K: 0 S: 3	H: 0 LOB: 1 BB: 1 P: 7	R: 1 E: 0 K: 2 S: 8	H: 1 LOB: 2 BB: 2 P: 16	R: 0 E: 0 K: 1 S: 5	H: 0 LOB: 1 BB: 1 P: 9	R: 0 E: 0 K: 0 S: 2	H: 0 LOB: 0 BB: 1 P: 6	1B: 4 2B: 0 3B: 0 HR: 0	SF: 0 SAC: 0 DP: 3 HBP: 0	WP: 0 PB: 0 SB: 1 CS: 0	PA: 37
PITCHER Rogier Moret, L ERA: 3.39	IP: 9.0 WLS: W BF: 37 H: 4 R: 1 ER: 1 SO: 6 BB: 9 IBB: 0 HBP: 0 BLK: 0 WP: 0 HR: 0 S: 40 P: 76 ERA: 1.00 WHIP: 1.444															PITCHER						

Batter	1	2	3	4	5	6	7	8	9	AB	R	H	RBI	BB	SO	LOB	BOTTOM			
Cecil Cooper, L OBP: 0.371, SLG: 0.602										4	0	1	0	0	0	1	Chicago White Sox @ Boston Red Sox Fenway Park, Boston, MA Fri Aug 22 1975, 7:05 PM EDT Att: 32,458 - Unknown - 68 F			
Doug Griffin, R OBP: 0.300, SLG: 0.289										3	0	0	0	1	0	1				
Carl Yastrzemski, L OBP: 0.381, SLG: 0.424										4	1	1	0	0	0	1				
Jim Rice, R OBP: 0.336, SLG: 0.488										4	0	1	0	0	0	1				
Fred Lynn, L OBP: 0.403, SLG: 0.583										3	0	1	1	0	2	2				
Carlton Fisk, R OBP: 0.381, SLG: 0.500										3	0	0	0	0	0	3				
Dwight Evans, R OBP: 0.383, SLG: 0.478										3	1	2	1	0	0	1				
Rick Burleson, R OBP: 0.316, SLG: 0.339										3	0	0	0	0	1	1				
Bob Heise, R OBP: 0.233, SLG: 0.213										3	0	0	0	0	0	1				
Inning Stats	R: 0 E: 0 K: 0 S: 3	H: 0 LOB: 0 BB: 0 P: 3	R: 0 E: 0 K: 1 S: 5	H: 0 LOB: 0 BB: 0 P: 5	R: 0 E: 0 K: 1 S: 6	H: 1 LOB: 1 BB: 0 P: 6	R: 0 E: 0 K: 1 S: 6	H: 1 LOB: 2 BB: 1 P: 10	R: 1 E: 0 K: 0 S: 5	H: 2 LOB: 1 BB: 0 P: 5	R: 1 E: 0 K: 0 S: 5	H: 2 LOB: 1 BB: 0 P: 5	R: 0 E: 0 K: 0 S: 3	H: 0 LOB: 0 BB: 0 P: 3	R: 0 E: 0 K: 0 S: 3	H: 0 LOB: 0 BB: 0 P: 3	1B: 4 2B: 1 3B: 0 HR: 1	SF: 0 SAC: 0 DP: 0 HBP: 0	WP: 0 PB: 0 SB: 1 CS: 0	PA: 31
PITCHER Claude Ostlen, L ERA: 4.6	IP: 8.0 WLS: L BF: 31 H: 6 R: 2 ER: 2 SO: 3 BB: 1 IBB: 0 HBP: 0 BLK: 0 WP: 0 HR: 1 S: 36 P: 40 ERA: 2.25 WHIP: 0.875															PITCHER				

Batter	1	2	3	4	5	6	7	8	9	AB	R	H	RBI	BB	SO	LOB	TOP					
Pat Kelly, L OBP: 0.354, SLG: 0.411 (1, 9)										4	2	2	0	1	0	0						
Jorge Orta, L OBP: 0.355, SLG: 0.437 (1, 4)										5	0	2	1	0	0	2						
Carlos May, L OBP: 0.374, SLG: 0.382 (1, 10)										5	0	1	1	0	2	4						
Deron Johnson, R OBP: 0.300, SLG: 0.389 (1, 3)										5	0	0	0	0	1	3						
Ken Henderson, S OBP: 0.356, SLG: 0.353 (1, 8)										1	1	1	0	3	0	0						
Bill Melton, R OBP: 0.351, SLG: 0.338 (1, 5)										3	1	1	3	1	0	3						
Jerry Hairston, S OBP: 0.411, SLG: 0.317 (1, 7)										3	0	0	0	0	1	3						
Nyls Nyman, L OBP: 0.249, SLG: 0.265 (6, 7)										1	1	1	1	0	0	0						
Bucky Dent, R OBP: 0.321, SLG: 0.368 (1, 6)										4	0	1	0	0	0	0						
Pete Varney, R OBP: 0.333, SLG: 0.432 (1, 2)										4	1	1	0	0	1	1						
Inning Stats	R: 1 E: 0 K: 1 S: 7	H: 2 LOB: 3 BB: 2 P: 15	R: 0 E: 0 K: 1 S: 6	H: 1 LOB: 2 BB: 1 P: 10	R: 0 E: 0 K: 0 S: 3	H: 1 LOB: 0 BB: 0 P: 3	R: 0 E: 0 K: 0 S: 3	H: 0 LOB: 0 BB: 0 P: 3	R: 0 E: 0 K: 1 S: 5	H: 0 LOB: 0 BB: 1 P: 5	R: 2 E: 0 K: 0 S: 4	H: 1 LOB: 0 BB: 1 P: 8	R: 2 E: 0 K: 0 S: 6	H: 4 LOB: 2 BB: 1 P: 10	R: 1 E: 0 K: 0 S: 4	H: 1 LOB: 0 BB: 0 P: 4	R: 0 E: 0 K: 2 S: 7	H: 0 LOB: 0 BB: 0 P: 7	1B: 8 2B: 0 3B: 0 HR: 2	SF: 0 SAC: 0 DP: 1 HBP: 0	WP: 0 PB: 0 SB: 0 CS: 0	PA: 40
PITCHER	IP WLS BF H R ER SO BB IBB HBP BLK WP HR S P ERA WHIP	IP WLS BF H R ER SO BB IBB HBP BLK WP HR S P ERA WHIP																				
Rick Wise, R ERA: 4.17 (1, 1)	6.0 L 28 7 5 5 3 4 0 0 0 0 1 30 46 7.50 1.833																					
Jim Burton, L ERA: 3.12 (7, 1)	0.1 2 2 0 0 0 0 0 0 0 0 0 0 2 2 0.00 6.000																					
Jim Willoughby, R ERA: 2.88 (7, 1)	1.2 7 1 1 0 0 0 0 1 0 0 0 0 6 10 5.40 0.600																					
Diego Segui, R ERA: 5.2 (9, 1)	1.0 3 0 0 0 2 0 0 0 0 0 0 0 7 7 0.00 0.000																					

Chicago White Sox @ Boston Red Sox
Fenway Park, Boston, MA
Sat Aug 23 1975, 3:33 AM EDT
Att: 27,730 - Unknown - 78 F

AB 35
R 6
H 10
RBI 6
BB 5
SO 5
LOB 16

Batter	1	2	3	4	5	6	7	8	9	AB	R	H	RBI	BB	SO	LOB	BOTTOM					
Cecil Cooper, L OBP: 0.367, SLG: 0.591 (1, 10)										4	0	0	0	1	0	2						
Denny Doyle, L OBP: 0.317, SLG: 0.396 (1, 4)										3	1	0	0	0	0	1						
Carl Yastrzemski, L OBP: 0.376, SLG: 0.420 (1, 3)										4	0	0	0	0	0	2						
Fred Lynn, L OBP: 0.400, SLG: 0.578 (1, 8)										4	1	0	0	0	0	1						
Jim Rice, R OBP: 0.337, SLG: 0.490 (1, 7)										4	1	2	0	0	1	2						
Carlton Fisk, R OBP: 0.381, SLG: 0.500 (1, 2)										0	0	0	0	0	0	0						
Tim Blackwell, S OBP: 0.310, SLG: 0.273 (1, 2)										1	1	1	0	2	0	0						
Dwight Evans, R OBP: 0.364, SLG: 0.480 (1, 9)										3	0	1	2	1	0	2						
Rick Burleson, R OBP: 0.314, SLG: 0.336 (1, 6)										4	0	0	0	0	1	4						
Bob Heise, R OBP: 0.237, SLG: 0.218 (1, 5)										2	0	1	2	0	0	0						
Bernie Carbo, L OBP: 0.406, SLG: 0.498 (7, PH)										1	0	0	0	0	1	0						
Dick McAuliffe, L (8, 5)										0	0	0	0	0	0	0						
Rick Miller, L OBP: 0.319, SLG: 0.242 (9, PH)										1	0	0	0	0	1	0						
Inning Stats	R: 0 E: 0 K: 0 S: 3	H: 0 LOB: 0 BB: 0 P: 3	R: 2 E: 0 K: 1 S: 7	H: 2 LOB: 2 BB: 2 P: 15	R: 0 E: 0 K: 0 S: 3	H: 0 LOB: 0 BB: 0 P: 3	R: 0 E: 0 K: 0 S: 4	H: 1 LOB: 1 BB: 0 P: 4	R: 0 E: 0 K: 0 S: 3	H: 0 LOB: 1 BB: 1 P: 7	R: 0 E: 0 K: 1 S: 6	H: 1 LOB: 1 BB: 0 P: 6	R: 0 E: 0 K: 1 S: 5	H: 0 LOB: 0 BB: 0 P: 5	R: 2 E: 1 K: 0 S: 4	H: 1 LOB: 2 BB: 1 P: 9	R: 0 E: 0 K: 1 S: 5	H: 0 LOB: 0 BB: 0 P: 5	1B: 2 2B: 2 3B: 1 HR: 0	SF: 0 SAC: 1 DP: 0 HBP: 1	WP: 0 PB: 0 SB: 0 CS: 0	PA: 37
PITCHER	IP WLS BF H R ER SO BB IBB HBP BLK WP HR S P ERA WHIP	IP WLS BF H R ER SO BB IBB HBP BLK WP HR S P ERA WHIP																				
Jesse Jefferson, R ERA: 4.31 (1, 1)	7.2 W 33 4 4 2 3 4 0 1 0 0 0 34 51 2.35 1.043																					
Rich Gossage, R ERA: 1.99 (8, 1)	1.1 S 4 1 0 0 1 0 0 0 0 0 0 6 6 0.00 0.750																					

Chicago White Sox @ Boston Red Sox
Fenway Park, Boston, MA
Sat Aug 23 1975, 3:33 AM EDT
Att: 27,730 - Unknown - 78 F

AB 31
R 4
H 5
RBI 4
BB 4
SO 4
LOB 14

Batter	1	2	3	4	5	6	7	8	9	AB	R	H	RBI	BB	SO	LOB	TOP					
Jerry Hairston, S OBP: 0.413, SLG: 0.312	4-3		F9					1B 6-3 BB		2	0	0	0	2	0	0	Chicago White Sox @ Boston Red Sox Fenway Park, Boston, MA Sun Aug 24 1975, 3:33 AM EDT Att: 22,024 - Unknown - 64 F					
Bucky Dent, R OBP: 0.316, SLG: 0.365	K		F8				G1-2-3	6-3		4	0	0	0	0	1	4						
Ken Henderson, S OBP: 0.357, SLG: 0.355	P9									4	0	2	0	0	0	0						
Deron Johnson, R OBP: 0.302, SLG: 0.390		FC3-6 1B		4-3				L4		4	0	2	0	0	0	2						
Bill Melton, R OBP: 0.351, SLG: 0.337		FC3-6 1B		1-3				F7		4	0	1	0	0	1	4						
Bill Stein, R OBP: 0.327, SLG: 0.366		F4								4	1	1	0	0	0	4						
Bob Coluccio, R OBP: 0.305, SLG: 0.323		FC3-6								4	0	1	0	0	1	2						
Jorge Orta, L OBP: 0.359, SLG: 0.436		6-3								3	0	1	0	0	0	2						
Brian Downing, R OBP: 0.369, SLG: 0.342			5-3							4	0	0	0	0	0	3						
Inning Stats	R: 0 E: 0 K: 1 S: 5	H: 0 LOB: 0 BB: 0 P: 5	R: 0 E: 0 K: 0 S: 5	H: 2 LOB: 2 BB: 0 P: 5	R: 0 E: 0 K: 0 S: 3	H: 0 LOB: 0 BB: 0 P: 3	R: 0 E: 0 K: 0 S: 3	H: 0 LOB: 0 BB: 0 P: 3	R: 1 E: 1 K: 0 S: 5	H: 2 LOB: 2 BB: 1 P: 9	R: 0 E: 0 K: 1 S: 6	H: 2 LOB: 1 BB: 0 P: 6	R: 0 E: 0 K: 0 S: 3	H: 0 LOB: 0 BB: 0 P: 3	R: 0 E: 0 K: 0 S: 4	H: 1 LOB: 2 BB: 1 P: 8	R: 0 E: 0 K: 1 S: 6	H: 1 LOB: 1 BB: 0 P: 6	1B: 8 2B: 0 3B: 0 HR: 0	SF: 0 SAC: 1 DP: 2 HBP: 0	WP: 0 PB: 0 SB: 0 CS: 0	PA: 36
PITCHER	IP WLS BF H R ER SO BB IBB HBP BLK WP HR S P ERA WHIP																					
Bill Lee, L ERA: 3.56	(1, 1) 9.0 W 36 8 1 0 3 2 0 0 0 0 0 0 40 48 0.00 1.111																					

Batter	1	2	3	4	5	6	7	8	9	AB	R	H	RBI	BB	SO	LOB	BOTTOM			
Juan Beniquez, R OBP: 0.373, SLG: 0.412	K		6-3					1B G1 2-3 1B		4	1	1	0	0	1	2	Chicago White Sox @ Boston Red Sox Fenway Park, Boston, MA Sun Aug 24 1975, 3:33 AM EDT Att: 22,024 - Unknown - 64 F			
Doug Griffin, R OBP: 0.297, SLG: 0.285	5-3									3	0	0	0	0	0	2				
Denny Doyle, L OBP: 0.320, SLG: 0.398										1	0	1	1	0	0	0				
Carl Yastrzemski, L OBP: 0.377, SLG: 0.425	HR									4	1	1	2	0	0	1				
Jim Rice, R OBP: 0.341, SLG: 0.498	CS 1B									3	1	2	1	1	0	0				
Fred Lynn, L OBP: 0.399, SLG: 0.577	CS 1-2	1-3								4	1	1	0	0	0	2				
Dwight Evans, R OBP: 0.386, SLG: 0.480		1-3								4	1	2	0	0	0	0				
Rick Burleson, R OBP: 0.311, SLG: 0.334		F8								3	0	0	1	0	0	1				
Bob Montgomery, R OBP: 0.244, SLG: 0.282			F7							4	0	1	0	0	1	0				
Bob Heise, R OBP: 0.248, SLG: 0.239		5-3								3	1	2	1	0	0	0				
Inning Stats	R: 1 E: 0 K: 1 S: 6	H: 2 LOB: 0 BB: 0 P: 6	R: 0 E: 0 K: 0 S: 3	H: 0 LOB: 0 BB: 0 P: 3	R: 0 E: 0 K: 0 S: 3	H: 0 LOB: 0 BB: 0 P: 3	R: 0 E: 0 K: 0 S: 3	H: 0 LOB: 0 BB: 0 P: 3	R: 2 E: 0 K: 0 S: 7	H: 4 LOB: 2 BB: 0 P: 7	R: 1 E: 0 K: 0 S: 5	H: 2 LOB: 1 BB: 0 P: 5	R: 2 E: 0 K: 0 S: 6	H: 3 LOB: 2 BB: 1 P: 10	R: 0 E: 0 K: 1 S: 5	H: 0 LOB: 0 BB: 0 P: 5	1B: 7 2B: 2 3B: 0 HR: 2	SF: 1 SAC: 0 DP: 0 HBP: 0	WP: 0 PB: 0 SB: 0 CS: 1	PA: 36
PITCHER	IP WLS BF H R ER SO BB IBB HBP BLK WP HR S P ERA WHIP																			
Wilbur Wood, L ERA: 4.1	(1, 1) 6.1 L 28 10 6 6 1 0 0 0 0 0 0 0 1 1 8.53 1.579																			
Cecil Upshaw, R ERA: 3.69	(7, 1) 0.0 1 1 0 0 0 0 0 0 0 0 0 0 1 1																			
Rich Hinton, L ERA: 5.21	(7, 1) 1.2 6 0 0 0 0 1 1 0 0 0 0 0 0 7 11 0.00 0.600																			

Batter	1	2	3	4	5	6	7	8	9	AB	R	H	RBI	BB	SO	LOB	TOP								
Jerry Remy, L OBP: 0.310, SLG: 0.318 (1, 4)	0-0 4-3 E 1B		0-3 K		0-0 F5		0-0 FC1-5 E	0-0 4-3 1B		5	0	2	1	0	1	2									
Mickey Rivers, L OBP: 0.337, SLG: 0.366 (1, 8)	0-0 P7		0-0 4-3 1B			0-0 F9	0-0 F8	0-0 4-3		5	0	1	1	0	0	5									
Bruce Bochte, L OBP: 0.346, SLG: 0.350 (1, 3)	0-0 4-3		0-0 4-3			0-0 P7	0-0 E5	0-0 L1		5	0	0	0	0	0	6									
Adrian Garrett, L OBP: 0.293, SLG: 0.446 Bobby Valentine, R OBP: 0.376, SLG: 0.350 (7, PH)	4-0 BB			0-0 F8		0-0 F3	0-0 F4		0-3 K	2	0	0	0	1	0	0									
Leroy Stanton, R OBP: 0.346, SLG: 0.425 (1, 9)	0-3 K			0-0 5-3			4-0 1B 1B BB	0-0 E5 1B SH1-3 SH	0-3 K	4	2	0	0	1	2	2									
Dave Chalk, R OBP: 0.354, SLG: 0.354 (1, 5)		0-0 F7		0-0 F8			0-0 1B 1B BB	0-0 SH1-3	0-0 BB 1B	4	1	2	0	0	0	0									
John Balaz, R OBP: 0.308, SLG: 0.447 Dave Collins, S OBP: 0.360, SLG: 0.355 (7, PH)	0-3 K			0-0 P8		4-0 1B 1B BB	4-0 1B SH 1B IBB	4-0 FC6-4 BB		2	0	0	0	0	1	0									
Andy Etchebarren, R OBP: 0.264, SLG: 0.408 (1, 2)	0-0 F9			0-0 HR		0-0 FC1-5 1B 1B 2-H 3-H	0-0 1B 1B SH 4-3	0-0 FC6-4 1B 1-2		5	2	3	3	0	0	2									
Mike Miley, S OBP: 0.265, SLG: 0.307 (1, 6)			0-0 E6 3B		0-0 F8		0-0 E FC1-5 1B 1-2 3-H	0-0 SH 4-3 1B		3	1	2	2	0	0	0									
Inning Stats	R: 0 E: 1 K: 1 S: 6	H: 1 LOB: 2 BB: 1 P: 10	R: 0 E: 0 K: 1 S: 5	H: 0 LOB: 0 BB: 0 P: 5	R: 1 E: 1 K: 1 S: 6	H: 2 LOB: 0 BB: 0 P: 6	R: 0 E: 0 K: 0 S: 3	H: 0 LOB: 0 BB: 0 P: 3	R: 1 E: 0 K: 0 S: 4	H: 1 LOB: 0 BB: 0 P: 4	R: 0 E: 0 K: 0 S: 3	H: 0 LOB: 0 BB: 0 P: 3	R: 3 E: 1 K: 0 S: 7	H: 3 LOB: 3 BB: 2 P: 15	R: 3 E: 1 K: 0 S: 7	H: 2 LOB: 2 BB: 1 P: 11	R: 0 E: 0 K: 2 S: 8	H: 1 LOB: 2 BB: 1 P: 12	1B: 8 2B: 0 3B: 1 HR: 1	SF: 0 SAC: 2 DP: 0 HBP: 0	WP: 0 PB: 0 SB: 0 CS: 0	PA: 44			
PITCHER	IP WLS BF H R ER SO BB IBB HBP BLK WP HR S P ERA WHIP	6.0 L 27 7 5 5 3 3 0 0 0 0 1 30 42 7.50 1.667	0.2 3 0 0 0 0 0 0 0 0 0 0 0 3 3 0.00 0.000	2.1 14 3 3 1 2 1 1 0 0 0 0 0 16 24 3.86 1.714																					

California Angels @ Boston Red Sox
Fenway Park, Boston, MA
Tue Aug 26 1975, 7:05 PM EDT
Att: 32,086 - Unknown - 77 F

AB 37
R 8
H 10
RBI 7
BB 5
SO 5
LOB 20



Batter	1	2	3	4	5	6	7	8	9	AB	R	H	RBI	BB	SO	LOB	BOTTOM								
Cecil Cooper, L OBP: 0.365, SLG: 0.585 (1, 10)	0-0 1B		0-0 P7		0-0 F4			0-0 F5		4	0	1	0	0	0	0									
Denny Doyle, L OBP: 0.318, SLG: 0.400 (1, 4)	0-0 F8			0-0 PB 1B 2B		0-0 3-1		0-0 F8		4	1	1	0	0	0	1									
Carl Yastrzemski, L OBP: 0.376, SLG: 0.423 (1, 3)	0-0 F9			4-0 1B 2B BB		0-0 G3		4-0 1-3 1B BB		2	1	0	0	2	0	1									
Fred Lynn, L OBP: 0.400, SLG: 0.575 (1, 8)	0-0 F7			0-0 2B 1-2 3-H 1B		4-0 BB		0-3 K		3	0	1	1	1	1	2									
Jim Rice, R OBP: 0.342, SLG: 0.500 (1, 7)		0-0 E6 FC1-5 BLK		0-0 1-3 2-H 2B		0-3 K		0-0 1-3 1B		4	0	2	1	0	1	1									
Dwight Evans, R OBP: 0.382, SLG: 0.474 (1, 9)	0-0 6-3			0-0 5-3			0-0 6-3		0-0 1-3	4	0	0	0	0	0	5									
Rick Burleson, R OBP: 0.311, SLG: 0.332 (1, 6)	0-0 FC1-5-4			0-0 L3-5			0-0 4-3		4-0 BB	3	0	0	0	1	0	3									
Tim Blackwell, S OBP: 0.302, SLG: 0.265 Rick Miller, L OBP: 0.316, SLG: 0.240 (8, PH)	0-0 6-3		0-0 6-3		0-0 5-3		0-0 4-3		0-0 G3	3	0	0	0	0	0	0									
Bob Heise, R OBP: 0.244, SLG: 0.235 Bernie Carbo, L OBP: 0.406, SLG: 0.497 Dick McAuliffe, L (8, PH)	0-0 F4			0-0 6-3			0-0 5-3		0-0 5-3	2	0	0	0	0	0	0									
Inning Stats	R: 0 E: 0 K: 0 S: 4	H: 1 LOB: 1 BB: 0 P: 4	R: 0 E: 1 K: 0 S: 3	H: 0 LOB: 0 BB: 0 P: 3	R: 0 E: 0 K: 0 S: 3	H: 0 LOB: 0 BB: 0 P: 3	R: 2 E: 0 K: 0 S: 5	H: 3 LOB: 1 BB: 1 P: 9	R: 0 E: 0 K: 0 S: 3	H: 0 LOB: 0 BB: 0 P: 3	R: 0 E: 0 K: 1 S: 5	H: 0 LOB: 1 BB: 1 P: 9	R: 0 E: 0 K: 0 S: 3	H: 0 LOB: 0 BB: 0 P: 3	R: 0 E: 0 K: 0 S: 3	H: 0 LOB: 0 BB: 0 P: 3	R: 0 E: 0 K: 1 S: 6	H: 1 LOB: 3 BB: 2 P: 14	1B: 3 2B: 4 3B: 0 HR: 0	SF: 0 SAC: 0 DP: 2 HBP: 0	WP: 0 PB: 1 SB: 0 CS: 0	PA: 35			
PITCHER	IP WLS BF H R ER SO BB IBB HBP BLK WP HR S P ERA WHIP	9.0 W 35 5 2 2 2 4 0 0 0 0 0 35 51 2.00 1.000																							

California Angels @ Boston Red Sox
Fenway Park, Boston, MA
Tue Aug 26 1975, 7:05 PM EDT
Att: 32,086 - Unknown - 77 F

AB 31
R 2
H 5
RBI 2
BB 4
SO 2
LOB 16



Batter	1	2	3	4	5	6	7	8	9	AB	R	H	RBI	BB	SO	LOB	TOP																					
Jerry Remy, L OBP: 0.311, SLG: 0.318 (1, 4)	F7					4-3	F4		1B	4	0	1	1	1	0	2																						
Mickey Rivers, L OBP: 0.338, SLG: 0.367 (1, 8)	G3	P9				CS			1B	4	0	2	0	1	0	3																						
Leroy Stanton, R OBP: 0.346, SLG: 0.427 (1, 9)	K								K	5	0	2	0	0	3	3																						
John Balaz, R OBP: 0.317, SLG: 0.436 Adrian Garrett, L OBP: 0.290, SLG: 0.440 (9, PH)		1B	K						K	2	1	0	0	2	1	2																						
Dave Chalk, R OBP: 0.353, SLG: 0.353 (1, 5)		1B	FC6-4							4	1	1	0	0	0	4																						
Bruce Bochte, L OBP: 0.348, SLG: 0.352 (1, 3)										4	0	2	0	0	1	3																						
Bobby Valentine, R OBP: 0.367, SLG: 0.333 (1, 10)	SF9									2	0	0	1	1	0	1																						
Andy Etchebarren, R OBP: 0.263, SLG: 0.385 (1, 2)										3	0	0	0	1	0	2																						
Mike Miley, S OBP: 0.265, SLG: 0.300 (1, 6)										3	0	0	0	1	1	2																						
Inning Stats	R: 0 E: 0 K: 1 S: 5	H: 0 LOB: 0 BB: 5	R: 2 E: 0 K: 1 S: 6	H: 1 LOB: 3 BB: 22	R: 0 E: 1 K: 1 S: 6	H: 1 LOB: 1 BB: 0 P: 6	R: 0 E: 0 K: 0 S: 3	H: 0 LOB: 0 BB: 0 P: 3	R: 0 E: 0 K: 1 S: 4	H: 2 LOB: 2 BB: 1 P: 8	R: 0 E: 0 K: 0 S: 6	H: 1 LOB: 2 BB: 1 P: 10	R: 0 E: 0 K: 0 S: 5	H: 0 LOB: 1 BB: 1 P: 9	R: 0 E: 0 K: 2 S: 3	H: 1 LOB: 0 BB: 0 P: 3	R: 0 E: 0 K: 2 S: 9	H: 2 LOB: 2 BB: 0 P: 9	1B: 7 2B: 1 3B: 0 HR: 0	SF: 1 SAC: 0 DP: 1 HBP: 0	WP: 0 PB: 0 SB: 0 CS: 1	PA: 40																
PITCHER	IP	WLS	BF	H	R	ER	SO	BB	IBB	HBP	BLK	WP	HR	S	P	ERA	WHIP	PITCHER				IP	WLS	BF	H	R	ER	SO	BB	IBB	HBP	BLK	WP	HR	S	P	ERA	WHIP
Roger Moret, L ERA: 3.29	8.1	W	38	8	2	2	5	7	0	0	0	0	0	41	69	2.16	1.800																					
Dick Drago, R ERA: 4.3	0.2	S	2	0	0	0	2	0	0	0	0	0	0	6	6	0.00	0.000																					

California Angels @ Boston Red Sox
Fenway Park, Boston, MA
Wed Aug 27 1975, 3:33 AM EDT
Att: 34,227 - Unknown - 84 F

AB 32
R 2
H 8
RBI 2
BB 7
SO 7
LOB 24




Batter	1	2	3	4	5	6	7	8	9	AB	R	H	RBI	BB	SO	LOB	BOTTOM																					
Cecil Cooper, L OBP: 0.359, SLG: 0.575 (1, 10)	G3	K		SH5-4		F2		4-1		4	0	0	0	0	1	2																						
Denny Doyle, L OBP: 0.318, SLG: 0.403 Doug Griffin, R OBP: 0.300, SLG: 0.285 (6, PH) (7, 4)		FC9-2		E5						3	1	1	0	0	0	3																						
Carl Yastrzemski, L OBP: 0.377, SLG: 0.424 (1, 3)	F5			FC3-6		4-3				4	1	1	0	0	0	4																						
Fred Lynn, L OBP: 0.400, SLG: 0.577 (1, 8)										4	2	2	1	0	0	2																						
Jim Rice, R OBP: 0.341, SLG: 0.505 (1, 7)										3	1	1	3	0	0	0																						
Dwight Evans, R OBP: 0.386, SLG: 0.484 (1, 9)	6-3									4	0	3	0	0	0	0																						
Rick Burleson, R OBP: 0.310, SLG: 0.332 (1, 6)										3	1	1	1	0	0	2																						
Dick McAuliffe, L (1, 5)										3	0	0	0	1	0	2																						
Tim Blackwell, S OBP: 0.308, SLG: 0.261 (1, 2)										2	0	0	0	2	0	0																						
Inning Stats	R: 3 E: 0 K: 0 S: 6	H: 3 LOB: 0 BB: 0 P: 6	R: 1 E: 1 K: 1 S: 5	H: 1 LOB: 1 BB: 2 P: 13	R: 2 E: 0 K: 0 S: 6	H: 3 LOB: 1 BB: 0 P: 6	R: 0 E: 1 K: 0 S: 4	H: 0 LOB: 2 BB: 1 P: 8	R: 0 E: 0 K: 0 S: 4	H: 1 LOB: 1 BB: 0 P: 4	R: 0 E: 0 K: 0 S: 3	H: 0 LOB: 1 BB: 1 P: 7	R: 0 E: 0 K: 0 S: 4	H: 1 LOB: 0 BB: 0 P: 4	R: 0 E: 0 K: 0 S: 3	H: 0 LOB: 0 BB: 0 P: 3	1B: 4 2B: 4 3B: 1 HR: 1	SF: 2 SAC: 1 DP: 1 HBP: 0	WP: 0 PB: 1 SB: 0 CS: 0	PA: 37																		
PITCHER	IP	WLS	BF	H	R	ER	SO	BB	IBB	HBP	BLK	WP	HR	S	P	ERA	WHIP	PITCHER				IP	WLS	BF	H	R	ER	SO	BB	IBB	HBP	BLK	WP	HR	S	P	ERA	WHIP
Bill Singer, R ERA: 4.8	1.0	L	9	4	4	3	0	2	0	0	0	0	0	7	15	27.00	6.000																					
Andy Hassler, L ERA: 5.85	5.0		21	4	2	2	1	2	0	0	0	0	0	21	29	3.60	1.200																					
Mickey Scott, L ERA: 3.31	2.0		7	1	0	0	0	0	0	0	0	0	0	7	7	0.00	0.500																					

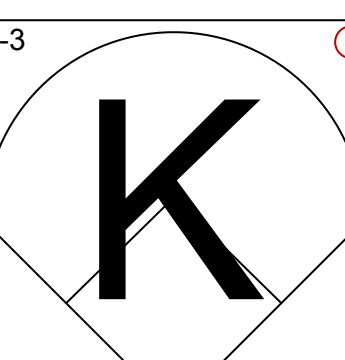
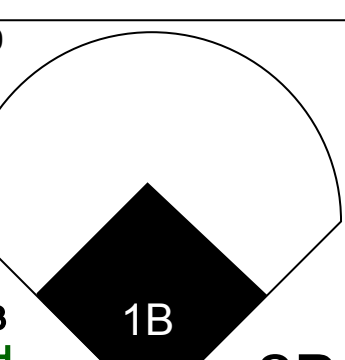
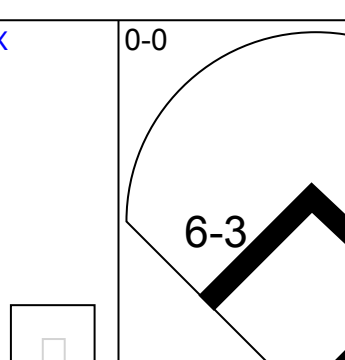
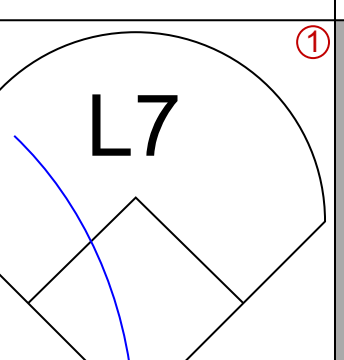
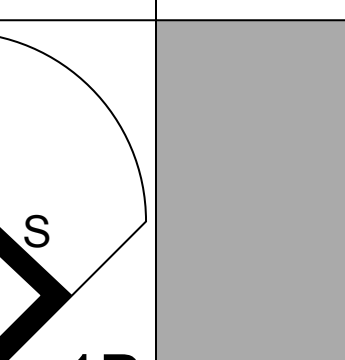
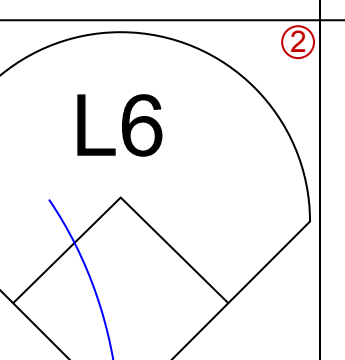
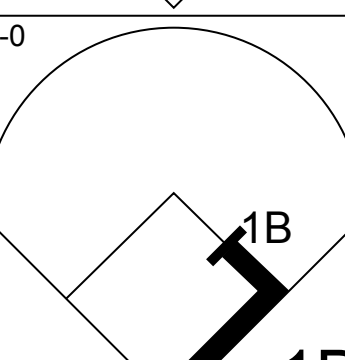
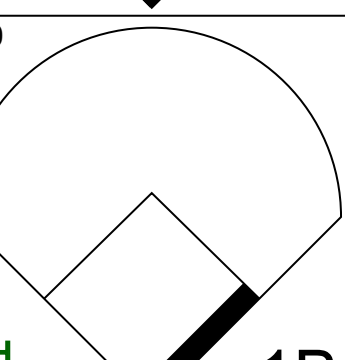
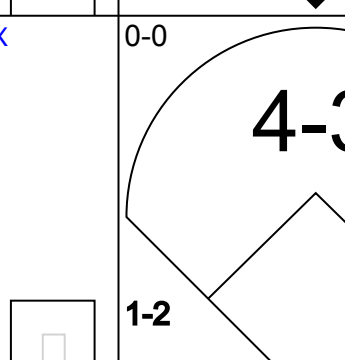
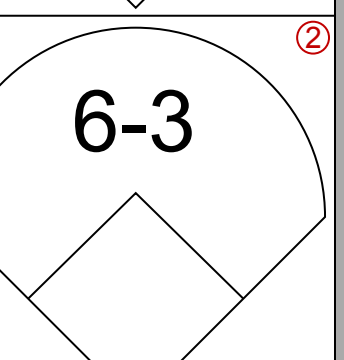
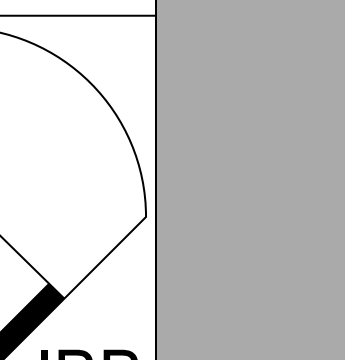
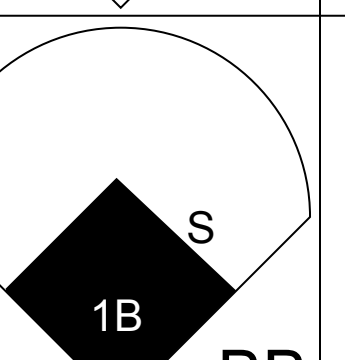
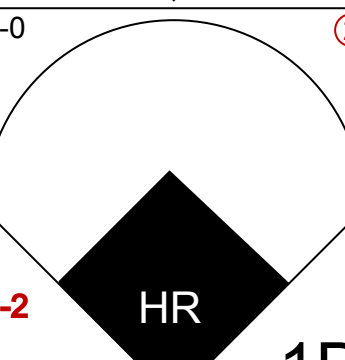
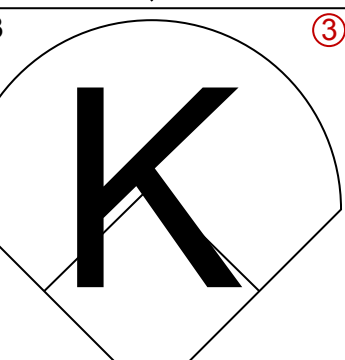
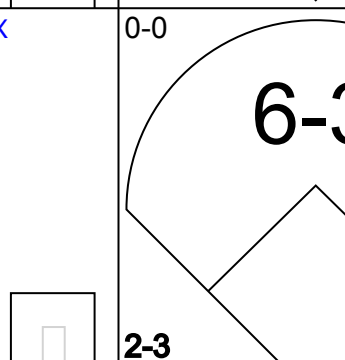
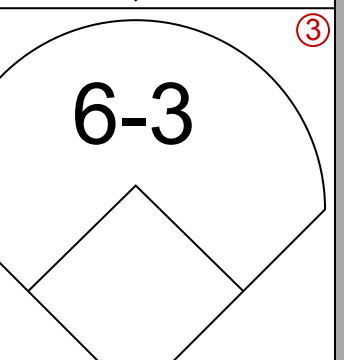
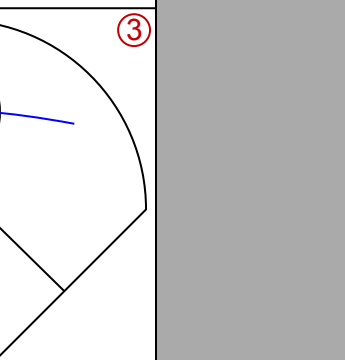
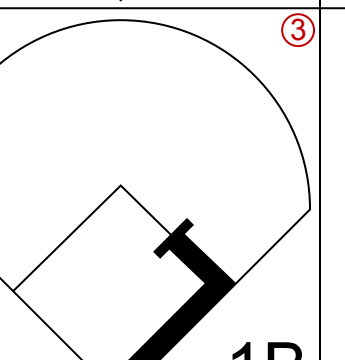
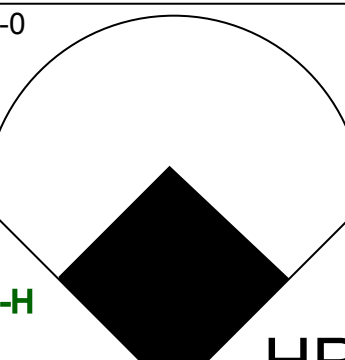
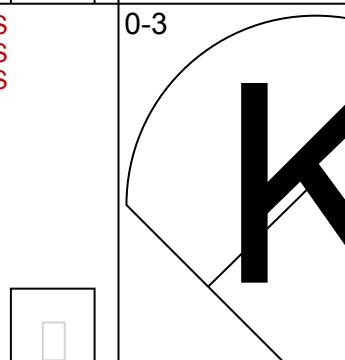
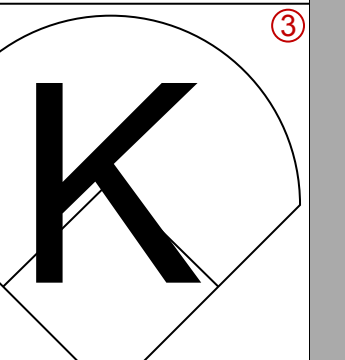
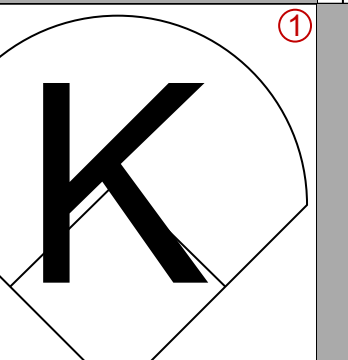
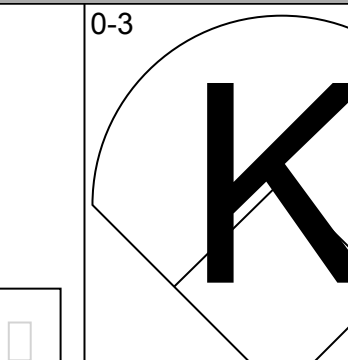
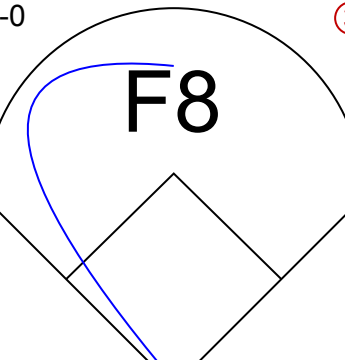
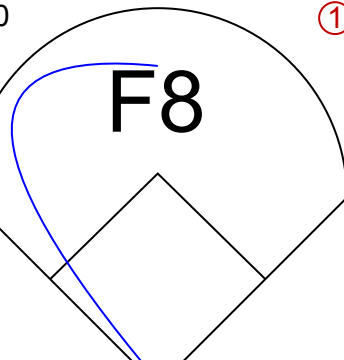
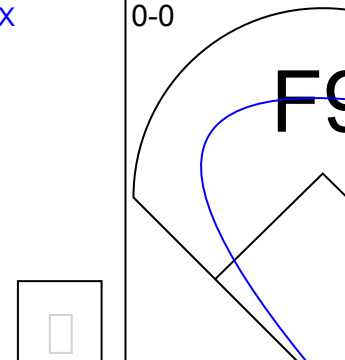
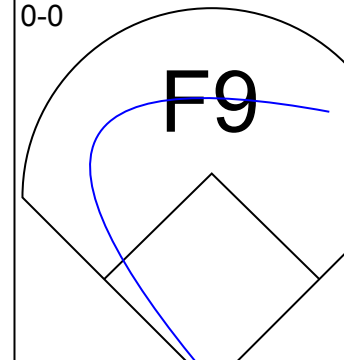
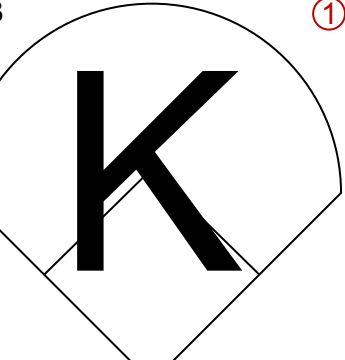
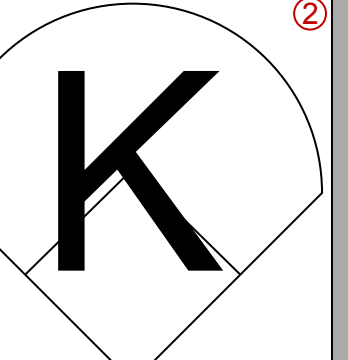
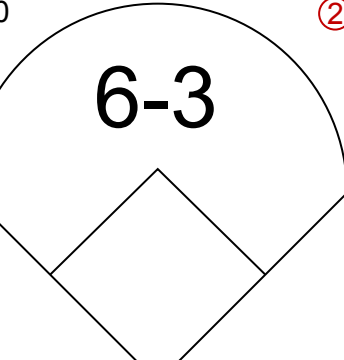
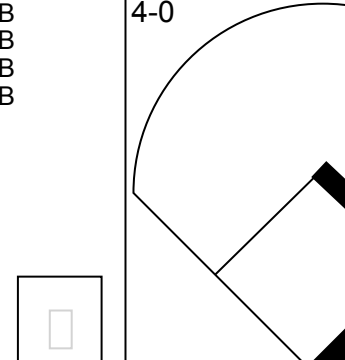
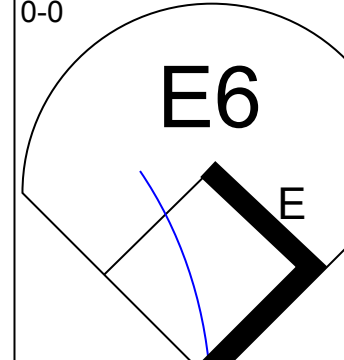
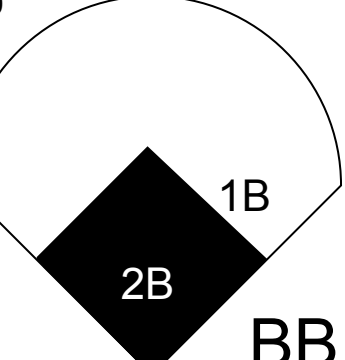
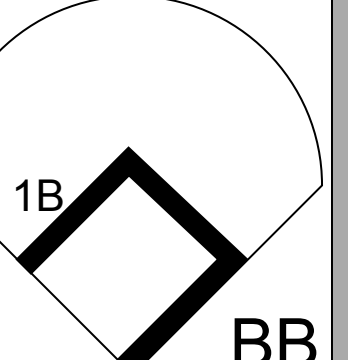
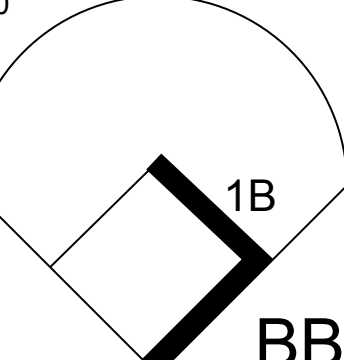
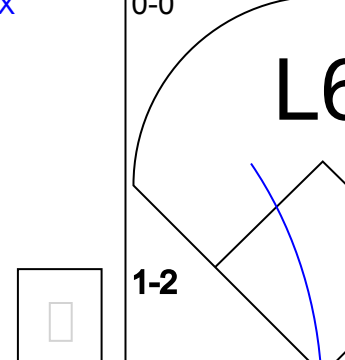
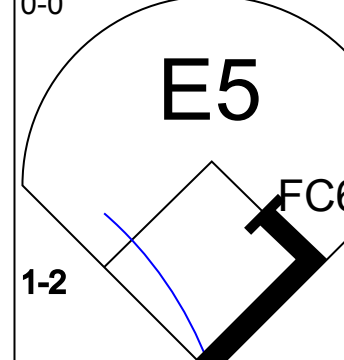
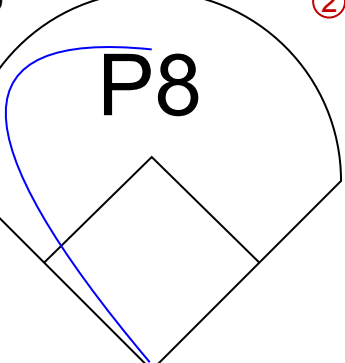
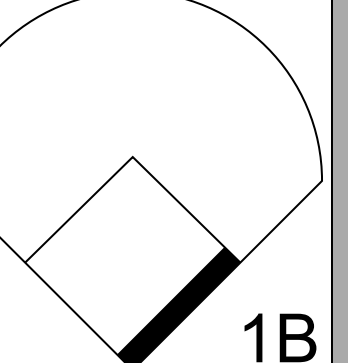
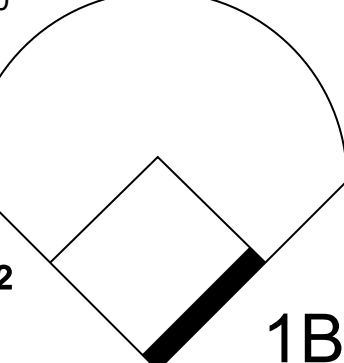
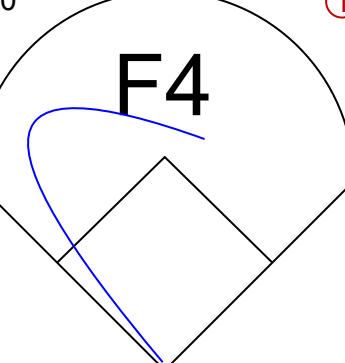

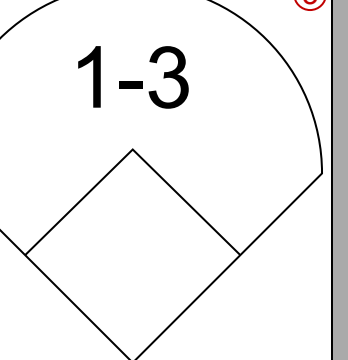
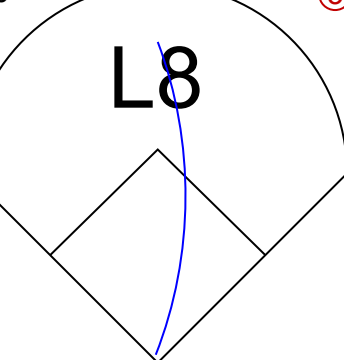
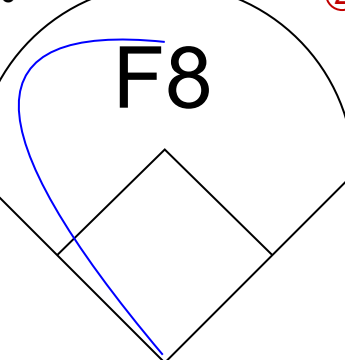
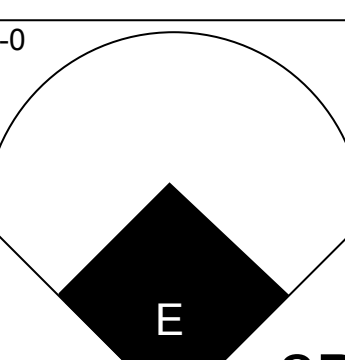
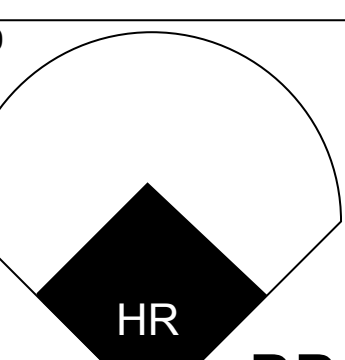
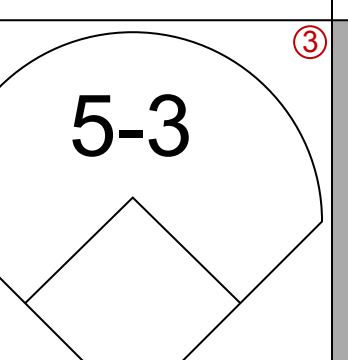
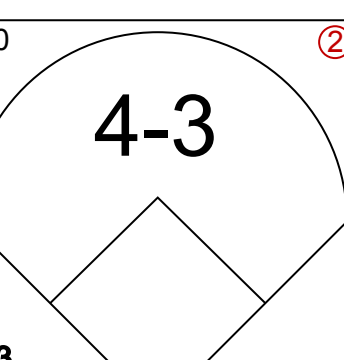
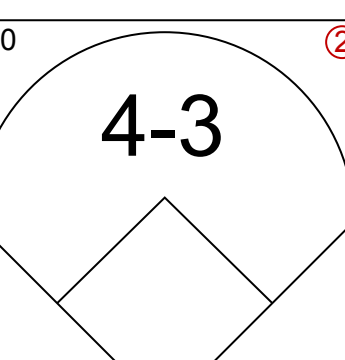
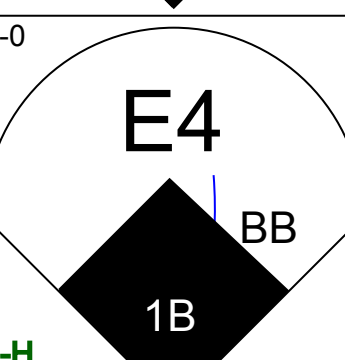
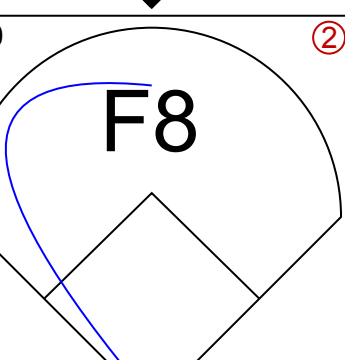
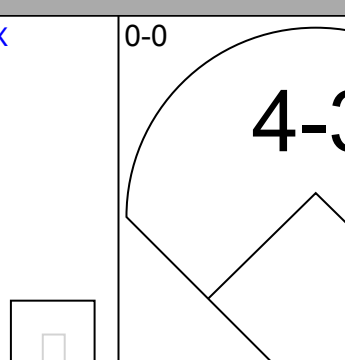
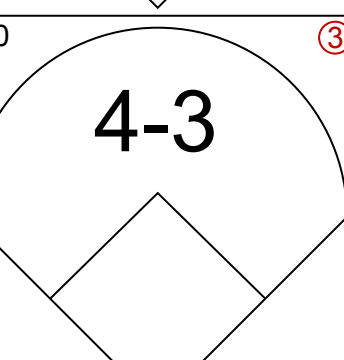
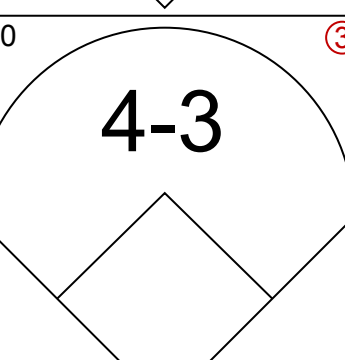
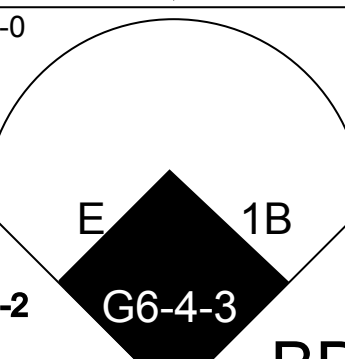
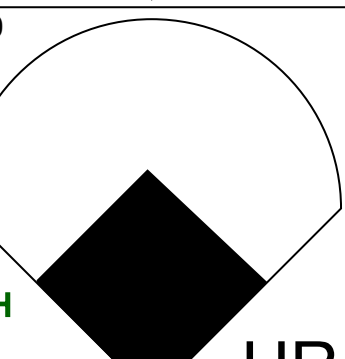
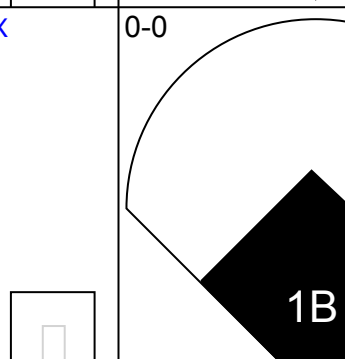
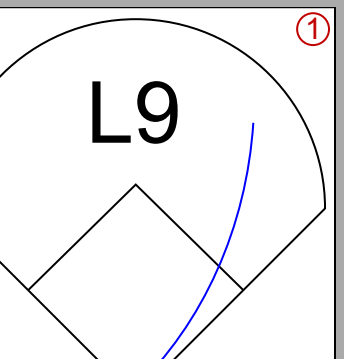
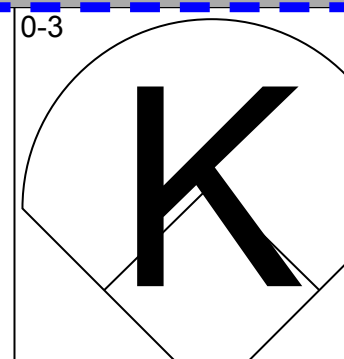
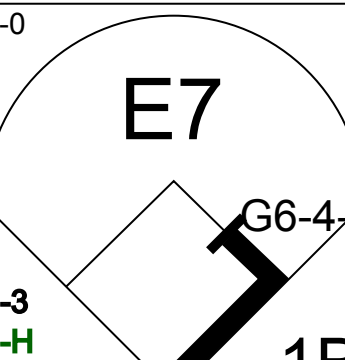
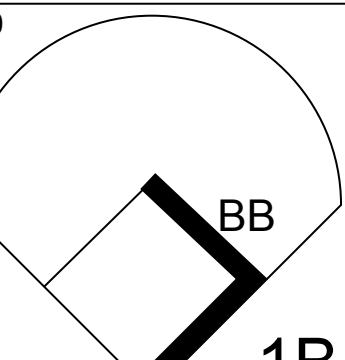
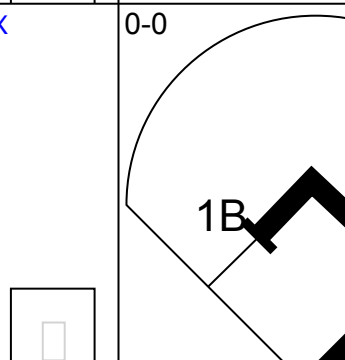
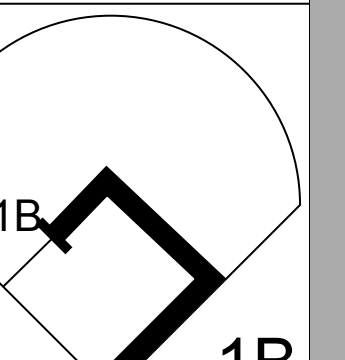
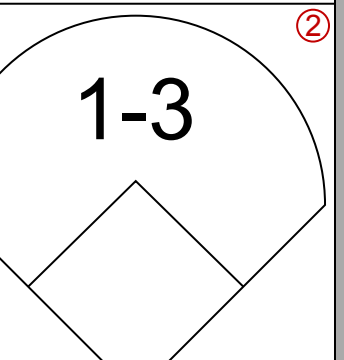
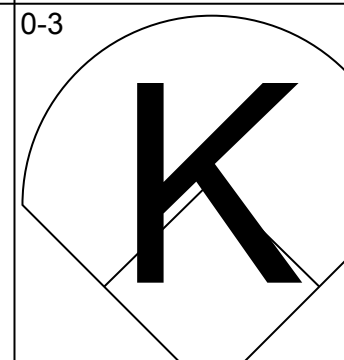
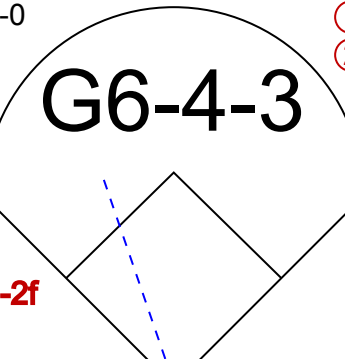
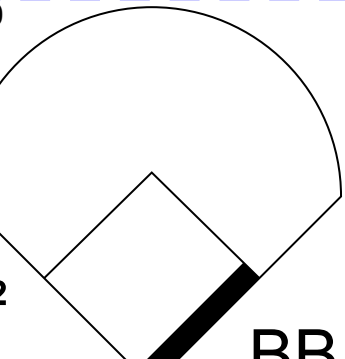
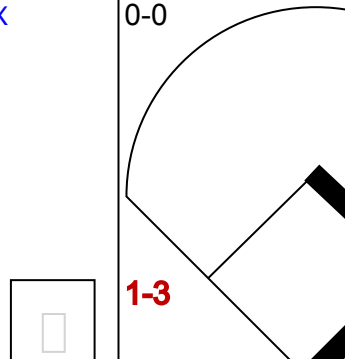
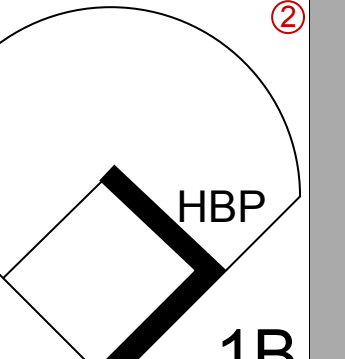
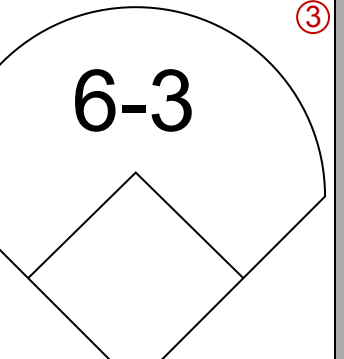
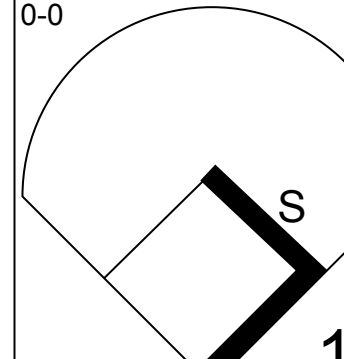
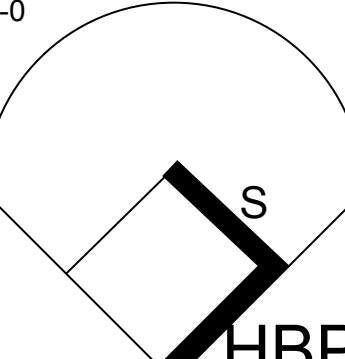
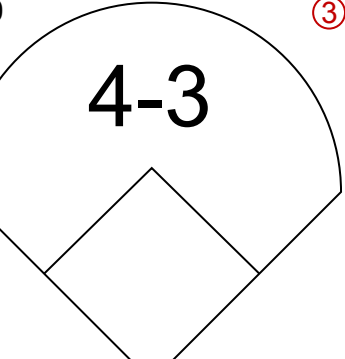
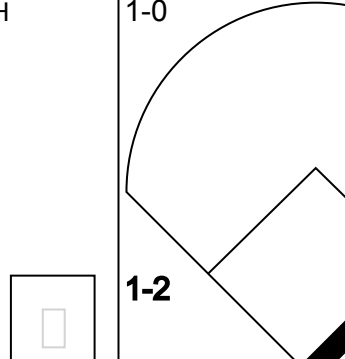
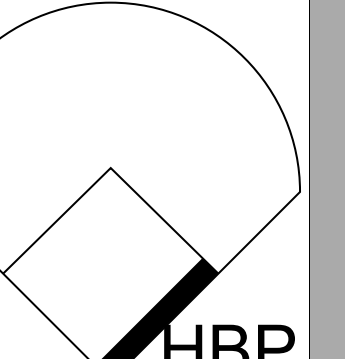
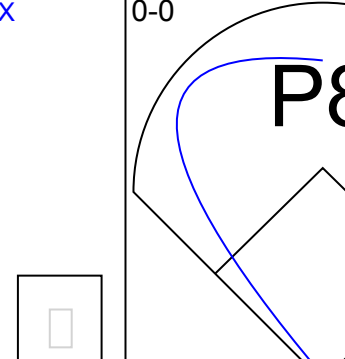
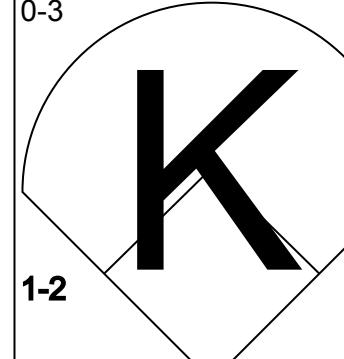
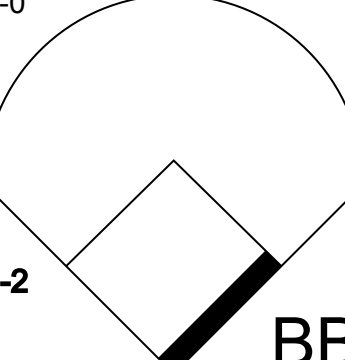
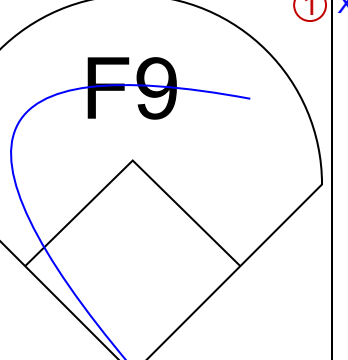
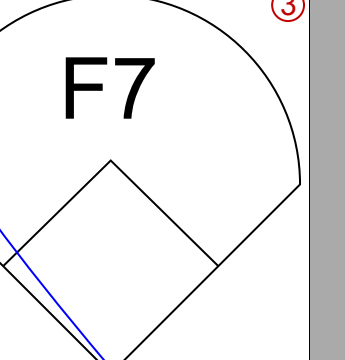
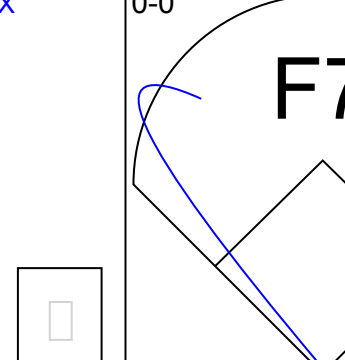

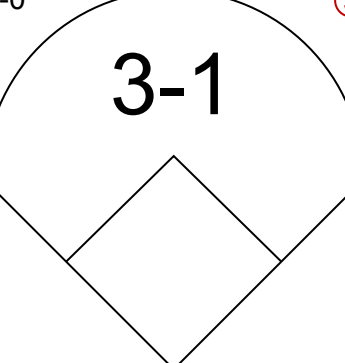
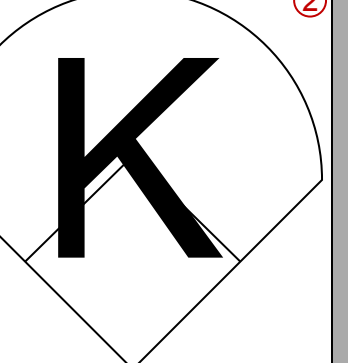

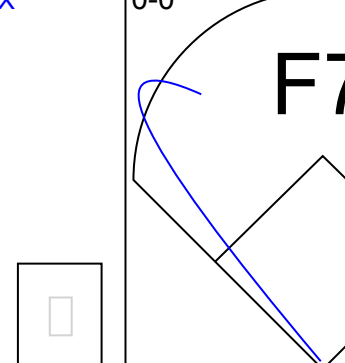

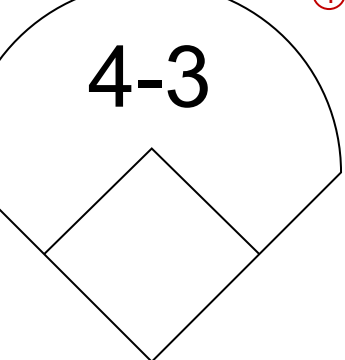

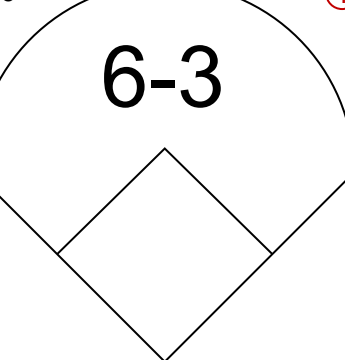

California Angels @ Boston Red Sox
Fenway Park, Boston, MA
Wed Aug 27 1975, 3:33 AM EDT
Att: 34,227 - Unknown - 84 F

AB 30
R 6
H 9
RBI 5
BB 4
SO 1
LOB 15



Batter	1	2	3	4	5	6	7	8	9	AB	R	H	RBI	BB	SO	LOB	TOP					
Bill North, S OBP: 0.372, SLG: 0.315 (1, 8)	F2		F8		1-3		FC4-6			4	0	0	0	0	0	3	Oakland Athletics @ Boston Red Sox Fenway Park, Boston, MA Fri Aug 29 1975, 7:05 PM EDT Att: 34,341 - Unknown - 67 F					
Claudell Washington, L OBP: 0.339, SLG: 0.419 (1, 7)	4-3			K		1-3	F8			4	0	0	0	0	1	2						
Sal Bando, R OBP: 0.317, SLG: 0.302 (1, 5)	F9			2B	1B	F2				4	1	2	0	0	0	0						
Reggie Jackson, L OBP: 0.338, SLG: 0.513 (1, 9)		K		P7		1B	1B	F6		4	0	1	0	0	1	2						
Billy Williams, L OBP: 0.341, SLG: 0.419 (1, 10)	F3			2B		FC4-6	1B	F9		4	0	2	1	0	0	1						
Jim Holt, L OBP: 0.347, SLG: 0.344 (1, 3)				6-3		FC4-6	1B	K		4	0	1	0	0	1	4						
Gene Tenace, R OBP: 0.385, SLG: 0.422 (1, 2)	L9				5-3		F6	F7		4	0	1	0	0	0	1						
Phil Garner, R OBP: 0.274, SLG: 0.327 (1, 4)			K		5-3		FC4-6	F9		4	0	1	0	0	1	1						
Ted Martinez, R OBP: 0.197, SLG: 0.215 (1, 6)			5-3		6-3			L1		2	0	0	0	0	0	1						
Tommy Harper, R OBP: 0.326, SLG: 0.298 (7, PH)										0	0	0	0	1	0	0						
Dal Maxvill, R OBP: 0.333, SLG: 0.200 (9, PH)										0	0	0	0	0	0	0						
Matt Alexander, S OBP: 0.333, SLG: 0.200 (9, PH)										1	0	0	0	0	0	0						
Inning Stats	R: 0 E: 0 K: 0 S: 3	H: 0 LOB: 0 BB: 0 P: 3	R: 0 E: 0 K: 1 S: 6	H: 1 LOB: 1 BB: 0 P: 6	R: 0 E: 0 K: 1 S: 5	H: 0 LOB: 0 BB: 0 P: 5	R: 1 E: 0 K: 1 S: 7	H: 2 LOB: 1 BB: 0 P: 7	R: 0 E: 0 K: 0 S: 4	H: 1 LOB: 1 BB: 0 P: 4	R: 0 E: 0 K: 0 S: 5	H: 2 LOB: 2 BB: 0 P: 5	R: 0 E: 0 K: 0 S: 4	H: 1 LOB: 2 BB: 1 P: 8	R: 0 E: 0 K: 1 S: 6	H: 1 LOB: 1 BB: 0 P: 6	R: 0 E: 0 K: 0 S: 3	H: 0 LOB: 0 BB: 0 P: 3	1B: 7 2B: 1 3B: 0 HR: 0	SF: 0 SAC: 0 DP: 0 HBP: 0	WP: 0 PB: 0 SB: 0 CS: 0	PA: 36
PITCHER Rick Wise, R ERA: 4.04 (1, 1)	IP: 9.0 WLS: W BF: 36 H: 8 R: 1 ER: 1 SO: 4 BB: 1 IBB: 0 HBP: 0 BLK: 0 WP: 0 HR: 0 S: 43 P: 47 ERA: 1.00 WHIP: 1.000															PITCHER						

Batter	1	2	3	4	5	6	7	8	9	AB	R	H	RBI	BB	SO	LOB	BOTTOM			
Cecil Cooper, L OBP: 0.368, SLG: 0.601 (1, 10)	SH4-3 PB 2B			HR		FC5-4 1B				5	2	4	1	0	0	1	Oakland Athletics @ Boston Red Sox Fenway Park, Boston, MA Fri Aug 29 1975, 7:05 PM EDT Att: 34,341 - Unknown - 67 F			
Denny Doyle, L OBP: 0.316, SLG: 0.400 (1, 4)	SH4-3		E4 G4-6-3 1B		F8	FC5-4 1B				2	1	0	0	0	0	0				
Doug Griffin, R OBP: 0.299, SLG: 0.284 (7, 4)	2-3									1	0	0	0	0	0	2				
Carl Yastrzemski, L OBP: 0.376, SLG: 0.421 (1, 3)	2-3		G4-6-3 1B		F8	G3				3	0	0	0	1	0	2				
Fred Lynn, L OBP: 0.399, SLG: 0.576 (1, 8)	F6		G4-6-3							4	1	1	0	0	0	2				
Jim Rice, R OBP: 0.346, SLG: 0.507 (1, 7)		SH G4-6-3 BB		2B 1B		1B 1B IBB		E1 1B		2	2	2	1	2	0	0				
Dwight Evans, R OBP: 0.370, SLG: 0.489 (1, 9)		G4-6-3 SH BB				1B 1B 1B		5-3		3	0	2	1	1	0	1				
Rick Burleson, R OBP: 0.313, SLG: 0.334 (1, 6)	SH G4-6-3							L4		3	0	2	1	0	0	1				
Dick McAuliffe, L OBP: 0.313, SLG: 0.334 (1, 6)		G4-6-3		SH5-3 PB 1B						3	0	0	0	0	1	4				
Tim Blackwell, S OBP: 0.307, SLG: 0.254 (1, 2)	3-1			L6		FC5-4 1B BB		6-3		3	0	0	0	1	0	2				
Inning Stats	R: 1 E: 0 K: 0 S: 4	H: 1 LOB: 0 BB: 0 P: 4	R: 1 E: 1 K: 0 S: 3	H: 0 LOB: 1 BB: 2 P: 11	R: 2 E: 1 K: 0 S: 5	H: 3 LOB: 2 BB: 1 P: 9	R: 0 E: 0 K: 0 S: 4	H: 1 LOB: 1 BB: 0 P: 4	R: 2 E: 0 K: 0 S: 6	H: 3 LOB: 2 BB: 1 P: 10	R: 0 E: 0 K: 0 S: 3	H: 1 LOB: 1 BB: 1 P: 7	R: 0 E: 1 K: 0 S: 4	H: 1 LOB: 1 BB: 0 P: 4	R: 0 E: 0 K: 1 S: 5	H: 1 LOB: 1 BB: 0 P: 5	1B: 6 2B: 4 3B: 0 HR: 1	SF: 0 SAC: 3 DP: 3 HBP: 0	WP: 1 PB: 2 SB: 0 CS: 0	PA: 37
PITCHER Stan Bahnsen, R ERA: 4.83 (1, 1)	IP: 2.0 WLS: L BF: 12 H: 2 R: 4 ER: 2 SO: 0 BB: 3 IBB: 0 HBP: 0 BLK: 0 WP: 1 HR: 1 S: 9 P: 21 ERA: 9.00 WHIP: 2.500															PITCHER				
Paul Lindblad, L ERA: 2.42 (3, 1)	4.0 WLS: L BF: 18 H: 7 R: 2 ER: 2 SO: 0 BB: 1 IBB: 1 HBP: 0 BLK: 0 WP: 0 HR: 0 S: 16 P: 24 ERA: 4.50 WHIP: 2.000																			
Jim Todd, R ERA: 2.53 (7, 1)	1.0 WLS: L BF: 4 H: 1 R: 0 ER: 0 SO: 0 BB: 0 IBB: 0 HBP: 0 BLK: 0 WP: 0 HR: 0 S: 4 P: 4 ERA: 0.00 WHIP: 1.000																			
Rollie Fingers, R ERA: 3.28 (8, 1)	1.0 WLS: L BF: 3 H: 1 R: 0 ER: 0 SO: 1 BB: 0 IBB: 0 HBP: 0 BLK: 0 WP: 0 HR: 0 S: 5 P: 5 ERA: 0.00 WHIP: 1.000																			

Batter	1	2	3	4	5	6	7	8	9	10	AB	R	H	RBI	BB	SO	LOB	TOP
Bill North, S OBP: 0.374, SLG: 0.320 (1, 8)											6	1	3	1	0	1	0	
Claudell Washington, L OBP: 0.343, SLG: 0.418 (1, 7)											4	1	2	2	2	0	1	
Sal Bando, R OBP: 0.317, SLG: 0.303 (1, 5)											6	1	2	1	0	1	4	
Reggie Jackson, L OBP: 0.337, SLG: 0.516 (1, 9)											5	1	1	2	0	3	1	
Billy Williams, L OBP: 0.340, SLG: 0.415 (1, 10)											4	1	0	0	1	0	0	
Jim Holt, L OBP: 0.343, SLG: 0.333 Tommy Harper, R OBP: 0.325, SLG: 0.297 Larry Haney, R OBP: 0.067, SLG: 0.267 (7, 3)											3	0	0	0	1	2	1	
Gene Tenace, R OBP: 0.387, SLG: 0.420 (10, 3)											2	1	0	0	3	0	2	
Phil Garner, R OBP: 0.276, SLG: 0.328 (1, 4)											5	0	2	1	0	0	3	
Ted Martinez, R OBP: 0.197, SLG: 0.214 (1, 6)											5	1	1	0	0	0	4	
Inning Stats	R: 2 E: 0 K: 1 S: 7	H: 3 LOB: 0 BB: 0 P: 7	R: 3 E: 0 K: 2 S: 10	H: 3 LOB: 1 BB: 1 P: 14	R: 1 E: 0 K: 1 S: 6	H: 1 LOB: 2 BB: 2 P: 14	R: 0 E: 0 K: 1 S: 6	H: 1 LOB: 1 BB: 0 P: 6	R: 0 E: 0 K: 0 S: 3	H: 0 LOB: 2 BB: 1 P: 9	R: 0 E: 2 K: 1 S: 7	H: 0 LOB: 2 BB: 0 P: 7	R: 1 E: 0 K: 0 S: 3	H: 1 LOB: 1 BB: 1 P: 7	1B: 9 2B: 1 3B: 0 HR: 1	SF: 0 SAC: 0 DP: 0 HBP: 0	WP: 0 PA: 48	
PITCHER	IP WLS BF H R ER SO BB IBB HBP BLK WP HR S P ERA WHIP	Luis Tiant, R ERA: 4.38 Dick Drago, R ERA: 3.88	(1, 1) 2.2 (3, 1) 7.1 L 31 4 1 1 3 3 1 0 0 0 0 33 49 1.23 0.955		PITCHER	IP WLS BF H R ER SO BB IBB HBP BLK WP HR S P ERA WHIP												
Batter	1	2	3	4	5	6	7	8	9	10	AB	R	H	RBI	BB	SO	LOB	BOTTOM
Cecil Cooper, L OBP: 0.369, SLG: 0.599 (1, 10)											4	2	1	0	1	0	2	
Denny Doyle, L OBP: 0.310, SLG: 0.392 (1, 4)											5	1	0	0	0	0	2	
Carl Yastrzemski, L OBP: 0.378, SLG: 0.433 (1, 3)											4	3	2	2	1	1	0	
Fred Lynn, L OBP: 0.401, SLG: 0.576 (1, 8)											5	0	3	2	0	1	0	
Jim Rice, R OBP: 0.349, SLG: 0.507 (1, 7)											4	0	2	0	1	0	1	
Dwight Evans, R OBP: 0.372, SLG: 0.486 Bernie Carbo, L OBP: 0.404, SLG: 0.495 (9, PH)											2	0	0	0	0	0	2	
Rick Burleson, R OBP: 0.311, SLG: 0.331 (1, 6)											4	0	0	0	1	0	2	
Dick McAuliffe, L OBP: 0.167, SLG: 0.091 (1, 9)											5	0	1	0	0	1	2	
Tim Blackwell, S OBP: 0.307, SLG: 0.256 Rick Miller, L OBP: 0.314, SLG: 0.238 (10, PH)											3	0	1	0	0	0	0	
Inning Stats	R: 3 E: 2 K: 0 S: 5	H: 2 LOB: 2 BB: 2 P: 14	R: 2 E: 0 K: 0 S: 5	H: 2 LOB: 2 BB: 2 P: 13	R: 0 E: 0 K: 1 S: 6	H: 1 LOB: 1 BB: 0 P: 6	R: 1 E: 0 K: 0 S: 5	H: 3 LOB: 2 BB: 0 P: 6	R: 0 E: 0 K: 0 S: 4	H: 0 LOB: 0 BB: 0 P: 3	R: 0 E: 0 K: 3 S: 10	H: 1 LOB: 1 BB: 0 P: 10	R: 0 E: 0 K: 1 S: 5	H: 0 LOB: 0 BB: 0 P: 5	1B: 7 2B: 1 3B: 1 HR: 1	SF: 0 SAC: 1 DP: 1 HBP: 2	WP: 0 PA: 45	
PITCHER	IP WLS BF H R ER SO BB IBB HBP BLK WP HR S P ERA WHIP	Glenn Abbott, R ERA: 4.09 Jim Todd, R ERA: 2.40 Rollie Fingers, R ERA: 3.21	(1, 1) 1.2 (2, 1) 6.1 (9, 1) 2.0 W 7 1 0 0 4 0 0 0 0 0 15 15 0.00 0.500		PITCHER	IP WLS BF H R ER SO BB IBB HBP BLK WP HR S P ERA WHIP												

Oakland Athletics @ Boston Red Sox
Fenway Park, Boston, MA
Sat Aug 30 1975, 7:05 PM EDT
Att: 28,171 - Unknown - 56 F

AB 41
R 7
H 11
RBI 7
BB 7
SO 7
LOB 16



Oakland Athletics @ Boston Red Sox
Fenway Park, Boston, MA
Sat Aug 30 1975, 7:05 PM EDT
Att: 28,171 - Unknown - 56 F

AB 38
R 6
H 10
RBI 4
BB 4
SO 5
LOB 12




Batter	1	2	3	4	5	6	7	8	9	AB	R	H	RBI	BB	SO	LOB	TOP								
Bill North, S OBP: 0.373, SLG: 0.317 (1, 8)	G3		1B 2B BB	G4-6-3		E5 FC3-6	G4-6-3 BB		K	4	1	0	0	2	1	5	Oakland Athletics @ Boston Red Sox Fenway Park, Boston, MA Sun Aug 31 1975, 3:33 AM EDT Att: 32,753 - Sunny - 64 F								
Claudell Washington, L OBP: 0.346, SLG: 0.419 (1, 7)	4-3		1B 2B		1B 1B	FC3-6 WP S	G4-6-3 1-2		1B IBB	5	3	2	0	1	0	4									
Sal Bando, R OBP: 0.322, SLG: 0.307 Matt Alexander, S OBP: 0.333, SLG: 0.200 Ray Fosse, R OBP: 0.190, SLG: 0.167 (1, 5)			2B		1B	K		G3 2B	1B BB	3	1	2	0	2	1	2									
Reggie Jackson, L OBP: 0.340, SLG: 0.519 (1, 9)	F9		2B		1B	FC5 1B	S BB	G3	FC5-4 1B	5	0	3	5	1	0	2									
Gene Tenace, R OBP: 0.384, SLG: 0.415 (8, 3)		K	5-3		L8			P9	FC5-4 1B	5	0	0	0	1	1	8									
Billy Williams, L OBP: 0.340, SLG: 0.414 (1, 10)	G3			1B 1B	F8	G3			BB	4	0	1	0	1	0	5									
Tommy Harper, R OBP: 0.350, SLG: 0.313 Jim Holt, L OBP: 0.340, SLG: 0.330 Dal Maxvill, R (8, 6)	F9		1B	1B	1B			F8		4	1	3	2	0	0	0									
Phil Garner, R OBP: 0.279, SLG: 0.333 (1, 4)			5-3	G4-6-3 1B	FC5				BB SH3	4	1	2	0	1	0	2									
Ted Martinez, R OBP: 0.203, SLG: 0.208 (8, 5)			6-3	F9		SH3-4 E WP BB		SH3-4	SH3	2	1	0	0	1	0	3									
Inning Stats	R: 0 E: 0 K: 0 S: 3	H: 0 LOB: 1 BB: 1 P: 7	R: 0 E: 0 K: 1 S: 5	H: 0 LOB: 0 BB: 0 P: 5	R: 2 E: 0 K: 0 S: 5	H: 2 LOB: 2 BB: 2 P: 13	R: 0 E: 0 K: 0 S: 5	H: 3 LOB: 3 BB: 0 P: 5	R: 2 E: 0 K: 0 S: 7	H: 4 LOB: 2 BB: 0 P: 7	R: 1 E: 1 K: 1 S: 6	H: 0 LOB: 3 BB: 3 P: 18	R: 1 E: 0 K: 0 S: 4	H: 2 LOB: 1 BB: 1 P: 8	R: 0 E: 0 K: 0 S: 4	H: 1 LOB: 3 BB: 1 P: 8		R: 2 E: 0 K: 1 S: 6	H: 1 LOB: 2 BB: 3 P: 18	1B: 9 2B: 3 3B: 0 HR: 1	SF: 0 SAC: 2 DP: 2 HBP: 0	WP: 1 PB: 0 SB: 2 CS: 0	PA: 50		
PITCHER	IP	WLS	BF	H	R	ER	SO	BB	IBB	HBP	BLK	WP	HR	S	P	ERA	WHIP								
Bill Lee, L ERA: 3.65 (1, 1)	4.2		25	9	4	4	1	3	0	0	0	0	0	24	36	7.71	2.571								
Jim Willoughby, R ERA: 3.09 (5, 1)	1.1		10	2	2	1	1	3	0	0	0	1	1	9	21	6.75	3.750								
Diego Segui, R ERA: 5.23 (7, 1)	3.0	L	15	2	2	2	1	4	1	0	0	0	0	12	32	6.00	2.000								
Diego Segui, R ERA: 5.23 (9, 1)	3.0	L	15	2	2	2	1	4	1	0	0	0	0	12	32	6.00	2.000								

Batter	1	2	3	4	5	6	7	8	9	AB	R	H	RBI	BB	SO	LOB	BOTTOM								
Cecil Cooper, L OBP: 0.366, SLG: 0.594 Juan Beniquez, R OBP: 0.370, SLG: 0.408 (1, 10)	E3 G3	L4		F4		5-3		SH3		2	0	0	0	0	0	2	Oakland Athletics @ Boston Red Sox Fenway Park, Boston, MA Sun Aug 31 1975, 3:33 AM EDT Att: 32,753 - Sunny - 64 F								
Denny Doyle, L OBP: 0.308, SLG: 0.389 Doug Griffin, R OBP: 0.299, SLG: 0.282 (1, 4)	F6		F8	F8		K		SH3 HBP		2	0	0	0	0	1										
Roger Moret, S (8, PR) Diego Segui, R (9, 1)										0	0	0	0	0	0										
Carl Yastrzemski, L OBP: 0.376, SLG: 0.431 (1, 3)	G3		F4		E SH3-4 1B BB	S 1B		F5		4	1	1	0	1	0	3									
Fred Lynn, L OBP: 0.404, SLG: 0.578 (1, 8)				SH3-4				5-3		2	1	1	0	2	0	2									
Jim Rice, R OBP: 0.349, SLG: 0.506 (1, 7)	K		2B 1B		WP 2B 1B	F9			6-3	5	2	2	2	0	1	4									
Dwight Evans, R OBP: 0.372, SLG: 0.483 (1, 9)		F9	2B BB		WP 2B 1B		5-3	P9		4	2	1	0	1	0	0									
Rick Burleson, R OBP: 0.316, SLG: 0.340 (1, 6)		WP G3 1B	WP 1H 2H 2B		G3 1H 2H 2B		F7			5	0	4	4	0	0	0									
Dick McAuliffe, L OBP: 0.154, SLG: 0.083 Bob Heise, R OBP: 0.236, SLG: 0.229 (3, PH) (4, 5) (9, 4)	G3		5-3		G3		1-3		K	1	0	0	0	0	1	2									
Bernie Carbo, L OBP: 0.403, SLG: 0.493 (9, PH) Tim Blackwell, S OBP: 0.313, SLG: 0.258 Rick Miller, L OBP: 0.314, SLG: 0.238 Bob Montgomery, R OBP: 0.244, SLG: 0.282 (8, PR) (9, 2)				F8				SH3 1B		1	0	0	0	0	1	1									
Inning Stats	R: 0 E: 1 K: 1 S: 6	H: 0 LOB: 2 BB: 1 P: 10	R: 0 E: 0 K: 0 S: 4	H: 1 LOB: 2 BB: 1 P: 8	R: 3 E: 0 K: 0 S: 6	H: 3 LOB: 1 BB: 1 P: 10	R: 0 E: 0 K: 0 S: 3	H: 0 LOB: 0 BB: 0 P: 3	R: 3 E: 0 K: 1 S: 6	H: 3 LOB: 2 BB: 1 P: 10	R: 0 E: 0 K: 0 S: 3	H: 1 LOB: 2 BB: 1 P: 10	R: 0 E: 0 K: 0 S: 5	H: 0 LOB: 0 BB: 0 P: 3	R: 0 E: 0 K: 0 S: 5	H: 1 LOB: 2 BB: 0 P: 8	R: 0 E: 0 K: 1 S: 6	H: 1 LOB: 1 BB: 0 P: 6	1B: 7 2B: 3 3B: 0 HR: 0	SF: 0 SAC: 2 DP: 0 HBP: 1	WP: 3 PB: 0 SB: 1 CS: 0	PA: 44			
PITCHER	IP	WLS	BF	H	R	ER	SO	BB	IBB	HBP	BLK	WP	HR	S	P	ERA	WHIP								
Sonny Siebert, R ERA: 4.02 (1, 1)	2.2		16	4	3	3	1	3	0	0	0	1	0	15	27	10.12	2.625								
Paul Lindblad, L ERA: 2.59 (3, 1)	1.2		7	1	2	2	0	1	0	0	0	1	0	6	10	10.80	1.200								
Glenn Abbott, R ERA: 4.06 (5, 1)	3.0		14	4	1	1	1	0	1	0	0	1	0	15	19	3.00	1.333								
Dick Bosman, R ERA: 3.56 (8, 1)	0.0		1	0	0	0	0	0	0	1	0	0	0	1	4	∞	∞								
Rolie Fingers, R ERA: 3.19 (8, 1)	1.2	W	6	1	0	0	1	0	0	0	0	0	0	8	8	0.00	0.600								




Batter	1	2	3	4	5	6	7	8	9	AB	R	H	RBI	BB	SO	LOB	TOP										
Bobby Bonds, R OBP: 0.359, SLG: 0.484 (1, 9)	F9	F9	1-3			FC9-2				5	0	1	0	0	0	7	New York Yankees @ Boston Red Sox Fenway Park, Boston, MA Mon Sep 01 1975, 7:05 PM EDT Att: 30,218 - Unknown - 64 F										
Sandy Alomar Sr., S OBP: 0.256, SLG: 0.254 (1, 4)	K							K		4	0	1	1	1	3	2											
Roy White, S OBP: 0.371, SLG: 0.423 (1, 7)		FC5				CS		K		4	0	2	0	1	0	3											
Thurman Munson, R OBP: 0.365, SLG: 0.419 (1, 5)	F8									5	1	1	0	0	0	5											
Chris Chambliss, L OBP: 0.331, SLG: 0.424 (1, 3)		F4	F9							4	0	0	0	1	1	1											
Walt Williams, R OBP: 0.297, SLG: 0.377 (1, 10)		E5	4-3							5	1	2	0	0	0	1											
Rick Dempsey, R OBP: 0.358, SLG: 0.324 Ed Brinkman, R OBP: 0.272, SLG: 0.308 (1, 2)										3	1	2	1	0	0	0											
Rick Badt, R OBP: 0.319, SLG: 0.326 (1, 8)										2	0	0	0	0	0	4											
Fred Stanley, R OBP: 0.287, SLG: 0.234 (1, 6)										4	0	2	1	1	0	5											
Inning Stats	R: 0 E: 0 K: 1 S: 6	H: 1 LOB: 1 BB: 0 P: 6	R: 2 E: 1 K: 0 S: 7	H: 3 LOB: 3 BB: 1 P: 11	R: 1 E: 0 K: 0 S: 5	H: 2 LOB: 2 BB: 2 P: 13	R: 0 E: 0 K: 1 S: 5	H: 0 LOB: 0 BB: 0 P: 5	R: 0 E: 0 K: 0 S: 3	H: 0 LOB: 0 BB: 0 P: 3	R: 1 E: 0 K: 0 S: 4	H: 3 LOB: 0 BB: 0 P: 4	R: 0 E: 0 K: 0 S: 5	H: 2 LOB: 3 BB: 1 P: 9	R: 0 E: 0 K: 1 S: 6	H: 2 LOB: 2 BB: 1 P: 10		R: 0 E: 1 K: 1 S: 7	H: 1 LOB: 2 BB: 0 P: 7	1B: 11 2B: 4 3B: 0 HR: 0	SF: 0 SAC: 0 DP: 2 HBP: 0	WP: 0 PB: 1 CS: 1	PA: 46				
PITCHER	IP	WLS	BF	H	R	ER	SO	BB	IBB	HBP	BLK	WP	HR	S	P	ERA	WHIP										
Roger Moret, L ERA: 3.36 (1, 1)	6.0	L	30	10	4	3	2	3	0	0	0	0	0	31	43	4.50	2.167										
Dick Pole, R ERA: 3.66 (7, 1)	3.0	S	15	4	0	0	2	1	1	0	0	0	0	17	25	0.00	1.667										

AB	40
R	4
H	14
RBI	4
BB	5
SO	4
LOB	30



Batter	1	2	3	4	5	6	7	8	9	AB	R	H	RBI	BB	SO	LOB	BOTTOM										
Cecil Cooper, L OBP: 0.364, SLG: 0.589 (1, 10)			L8			L7		F7		4	0	1	0	0	0	1	New York Yankees @ Boston Red Sox Fenway Park, Boston, MA Mon Sep 01 1975, 7:05 PM EDT Att: 30,218 - Unknown - 64 F										
Denny Doyle, L OBP: 0.303, SLG: 0.382 (1, 4)	F7		F6			4-3		4-3		4	0	0	0	0	0	2											
Carl Yastrzemski, L OBP: 0.379, SLG: 0.433 (1, 3)										3	0	1	0	1	0	1											
Fred Lynn, L OBP: 0.403, SLG: 0.578 (1, 8)	F9									4	1	1	0	0	0	3											
Jim Rice, R OBP: 0.352, SLG: 0.510 (1, 7)										4	1	3	1	0	0	0											
Dwight Evans, R OBP: 0.388, SLG: 0.477 (1, 9)										4	0	0	0	0	1	3											
Rick Burleson, R OBP: 0.315, SLG: 0.339 (1, 6)										4	0	1	0	0	0	1											
Dick McAuliffe, L OBP: 0.188, SLG: 0.133 (1, 5)										3	0	1	1	0	0	0											
Tim Blackwell, S OBP: 0.315, SLG: 0.262 Carlton Fisk, R OBP: 0.379, SLG: 0.497 Bob Montgomery, R OBP: 0.244, SLG: 0.282 (1, 2)										2	0	1	0	0	0	0											
Inning Stats	R: 0 E: 0 K: 0 S: 4	H: 1 LOB: 1 BB: 0 P: 4	R: 0 E: 0 K: 1 S: 5	H: 0 LOB: 0 BB: 0 P: 5	R: 0 E: 0 K: 0 S: 4	H: 1 LOB: 1 BB: 0 P: 4	R: 0 E: 0 K: 0 S: 3	H: 1 LOB: 1 BB: 1 P: 7	R: 0 E: 0 K: 0 S: 3	H: 0 LOB: 0 BB: 0 P: 3	R: 2 E: 0 K: 0 S: 6	H: 4 LOB: 1 BB: 0 P: 6	R: 0 E: 0 K: 0 S: 4	H: 1 LOB: 1 BB: 0 P: 4	R: 0 E: 0 K: 0 S: 3	H: 1 LOB: 0 BB: 0 P: 3		1B: 6 2B: 4 3B: 0 HR: 0	SF: 0 SAC: 0 DP: 3 HBP: 0	WP: 0 PB: 0 CS: 0	PA: 34						
PITCHER	IP	WLS	BF	H	R	ER	SO	BB	IBB	HBP	BLK	WP	HR	S	P	ERA	WHIP										
Doc Medich, R ERA: 3.4 (1, 1)	7.2	W	30	8	2	2	1	1	0	0	0	0	0	4	4	0.00	0.750										
Tippy Martinez, L ERA: 3.46 (8, 1)	1.1	S	4	1	0	0	0	0	0	0	0	0	0	4	4	0.00	0.750										

AB	33
R	2
H	9
RBI	2
BB	1
SO	1
LOB	13

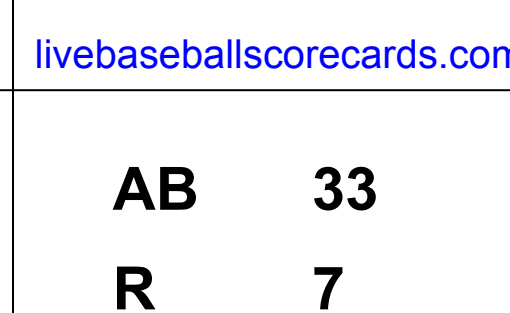


Batter	1	2	3	4	5	6	7	8	9	AB	R	H	RBI	BB	SO	LOB	TOP										
Bobby Bonds, R OBP: 0.357, SLG: 0.481 (1, 9)										5	1	1	0	0	2	2	New York Yankees @ Boston Red Sox Fenway Park, Boston, MA Tue Sep 02 1975, 7:05 PM EDT Att: 28,598 - Unknown - 72 F										
Sandy Alomar Sr., S OBP: 0.256, SLG: 0.254 (1, 4)										4	0	1	0	0	0	1											
Roy White, S OBP: 0.374, SLG: 0.428 (1, 7)										4	1	3	0	0	0	0											
Thurman Munson, R OBP: 0.365, SLG: 0.423 (1, 2)										4	1	1	3	0	0	3											
Graig Nettles, L OBP: 0.328, SLG: 0.443 (1, 5)										2	0	0	0	2	0	0											
Chris Chambliss, L OBP: 0.331, SLG: 0.429 (1, 3)										4	1	1	1	0	1	2											
Ed Herrmann, L OBP: 0.319, SLG: 0.420 Rick Dempsey, R OBP: 0.355, SLG: 0.321 (9, PH)										3	0	0	0	0	2	1											
Rick Bladt, R OBP: 0.300, SLG: 0.304 Rich Coggins, L OBP: 0.257, SLG: 0.280 (9, PH)										3	0	0	0	0	0	1											
Fred Stanley, R OBP: 0.289, SLG: 0.236 Walt Williams, R OBP: 0.295, SLG: 0.375 Ed Brinkman, R OBP: 0.272, SLG: 0.308 Lou Piniella, R OBP: 0.259, SLG: 0.222 (9, PH)										2	0	1	0	0	0	0											
Inning Stats	R: 0 E: 0 K: 1 S: 6	H: 1 LOB: 1 BB: 0 P: 6	R: 1 E: 0 K: 1 S: 6	H: 1 LOB: 0 BB: 0 P: 6	R: 0 E: 0 K: 1 S: 5	H: 0 LOB: 0 BB: 0 P: 5	R: 0 E: 0 K: 0 S: 3	H: 0 LOB: 0 BB: 0 P: 3	R: 0 E: 0 K: 0 S: 5	H: 3 LOB: 2 BB: 0 P: 5	R: 0 E: 0 K: 1 S: 5	H: 0 LOB: 1 BB: 1 P: 9	R: 3 E: 0 K: 2 S: 10	H: 3 LOB: 1 BB: 1 P: 14	R: 0 E: 0 K: 0 S: 4	H: 1 LOB: 1 BB: 0 P: 4		1B: 6 2B: 1 3B: 0 HR: 2	SF: 0 SAC: 0 DP: 1 HBP: 0	WP: 0 PB: 0 SB: 0 CS: 0	PA: 37						
PITCHER	IP	WLS	BF	H	R	ER	SO	BB	IBB	HBP	BLK	WP	HR	S	P	ERA	WHIP										
Reggie Cleveland, R ERA: 5.02 (1, 1)	7.2	W	31	8	4	4	5	1	0	0	0	0	2	40	44	4.70	1.174										
Jim Burton, L ERA: 3.05 (8, 1)	0.1		2	0	0	0	1	1	0	0	0	0	0	3	7	0.00	3.000										
Dick Drago, R ERA: 5.81 (9, 1)	1.0	S	4	1	0	0	0	0	0	0	0	0	0	4	4	0.00	1.000										

livebaseballscores.com




Batter	1	2	3	4	5	6	7	8	9	AB	R	H	RBI	BB	SO	LOB	BOTTOM										
Cecil Cooper, L OBP: 0.365, SLG: 0.591 (1, 10)										4	1	2	2	0	0	0	New York Yankees @ Boston Red Sox Fenway Park, Boston, MA Tue Sep 02 1975, 7:05 PM EDT Att: 28,598 - Unknown - 72 F										
Denny Doyle, L OBP: 0.307, SLG: 0.386 Doug Griffin, R OBP: 0.298, SLG: 0.281 (7, 4)										3	1	2	1	0	0	1											
Carl Yastrzemski, L OBP: 0.376, SLG: 0.430 (1, 3)										3	1	0	0	1	1	2											
Fred Lynn, L OBP: 0.404, SLG: 0.578 (1, 8)										3	1	1	0	1	1	0											
Jim Rice, R OBP: 0.353, SLG: 0.510 (1, 7)										4	0	2	0	0	1	4											
Carlton Fisk, R OBP: 0.381, SLG: 0.497 (1, 2)										4	0	2	3	0	1	2											
Dwight Evans, R OBP: 0.367, SLG: 0.474 (1, 9)										4	1	1	0	0	1	3											
Rick Burleson, R OBP: 0.317, SLG: 0.343 (1, 6)										4	1	2	0	0	0	0											
Bob Heise, R OBP: 0.240, SLG: 0.231 (1, 5)										3	1	1	0	0	1	1											
Inning Stats	R: 0 E: 0 K: 0 S: 3	H: 1 LOB: 0 BB: 0 P: 3	R: 0 E: 0 K: 1 S: 6	H: 1 LOB: 0 BB: 0 P: 6	R: 4 E: 0 K: 1 S: 8	H: 4 LOB: 2 BB: 2 P: 16	R: 1 E: 0 K: 0 S: 5	H: 2 LOB: 1 BB: 0 P: 5	R: 1 E: 1 K: 1 S: 7	H: 2 LOB: 1 BB: 0 P: 7	R: 0 E: 0 K: 2 S: 8	H: 1 LOB: 1 BB: 0 P: 8	R: 0 E: 0 K: 0 S: 3	H: 0 LOB: 0 BB: 0 P: 3	1B: 10 2B: 3 3B: 0 HR: 0	SF: 1 SAC: 1 DP: 1 HBP: 0		WP: 0 PB: 0 SB: 1 CS: 0	PA: 37								
PITCHER	IP	WLS	BF	H	R	ER	SO	BB	IBB	HBP	BLK	WP	HR	S	P	ERA	WHIP										
Pat Dobson, R ERA: 4.05 (1, 1)	3.1	L	18	8	5	5	2	2	0	0	0	0	0	20	28	13.50	3.000										
Sparky Lyle, L ERA: 2.95 (4, 1)	3.2		16	5	2	1	4	0	0	0	0	0	0	24	24	2.46	1.364										
Rick Sawyer, R ERA: 3.0 (8, 1)	1.0		3	0	0	0	0	0	0	0	0	0	0	3	3	0.00	0.000										



Batter	1	2	3	4	5	6	7	8	9	10	AB	R	H	RBI	BB	SO	LOB	TOP	
Cecil Cooper, L OBP: 0.365, SLG: 0.598 (1, 10)	0-0 4-3 BB	4-0 BB			0-0 F8		0-0 F5		0-0 HR	4 1 1 2 1 0 1									
Denny Doyle, L OBP: 0.309, SLG: 0.390 (1, 4)	0-0 F9	0-3 K			0-0 2B		0-0 F8		0-0 CS 1B	5 0 2 0 0 1 4									
Carl Yastrzemski, L OBP: 0.376, SLG: 0.426 (1, 3)	4-0 S BB		0-3 K		0-0 3-1		0-0 4-3		0-0 F9	4 0 0 0 1 1 2									
Fred Lynn, L OBP: 0.400, SLG: 0.572 (1, 8)	0-3 K		0-0 6-3		0-0 1-3		0-0 6-3		0-3 K	5 0 0 0 0 2 2									
Jim Rice, R OBP: 0.333, SLG: 0.508 (1, 7)		0-0 6-3	0-0 F8		0-3 K		0-0 K		0-0 1B	4 0 1 0 0 1 0									
Carlton Fisk, R OBP: 0.374, SLG: 0.486 (1, 2)		0-3 K		0-3 K		0-3 K		0-0 L7		4 0 0 0 0 3 1									
Dwight Evans, R OBP: 0.368, SLG: 0.473 (1, 9)		4-0 BB BB BB		0-3 K		0-0 1B 1B		0-0 6-3		3 2 1 0 1 1 0									
Rick Burleson, R OBP: 0.318, SLG: 0.343 (1, 6)		4-0 BB BB BB		0-0 5-3		0-0 1B 1B		0-3 K		3 0 1 0 1 1 0									
Rico Petrocelli, R OBP: 0.322, SLG: 0.328 (1, 5)		4-0 BB BB		0-0 1-3		0-0 1B 1B		0-0 F3		3 0 1 1 1 0 0									
Inning Stats	R: 0 E: 0 K: 1 S: 5	H: 0 LOB: 1 BB: 1 P: 9	R: 1 E: 0 K: 2 S: 7	H: 0 LOB: 3 BB: 4 P: 23	R: 0 E: 0 K: 1 S: 5	H: 0 LOB: 0 BB: 0 P: 5	R: 0 E: 0 K: 2 S: 7	H: 1 LOB: 1 BB: 0 P: 4	R: 0 E: 0 K: 0 S: 4	H: 3 LOB: 1 BB: 0 P: 5	R: 0 E: 0 K: 0 S: 4	H: 1 LOB: 1 BB: 0 P: 4	R: 0 E: 0 K: 1 S: 5	H: 0 LOB: 0 BB: 0 P: 5	R: 1 E: 0 K: 1 S: 6	H: 2 LOB: 0 BB: 0 P: 6	1B: 5 2B: 1 3B: 0 HR: 1	SF: 0 SAC: 0 DP: 0 HBP: 0	WP: 0 PA: 41
PITCHER Jim Palmer, R ERA: 2.18 (1, 1)	IP: 10.0 WLS: L BF: 40 H: 7 R: 3 ER: 3 SO: 10 BB: 5 IBB: 0 HBP: 0 BLK: 0 WP: 0 HR: 1 S: 55 P: 75 ERA: 2.70 WHIP: 1.200																		

Boston Red Sox @ Baltimore Orioles
Memorial Stadium, Baltimore, MD
Wed Sep 03 1975, 7:05 PM EDT
Att: 30,968 - Unknown


AB	35
R	3
H	7
RBI	3
BB	5
SO	10
LOB	10



Batter	1	2	3	4	5	6	7	8	9	10	AB	R	H	RBI	BB	SO	LOB	BOTTOM	
Ken Singleton, S OBP: 0.418, SLG: 0.460 (1, 9)	0-0 SH3 1B		0-0 6-3		0-0 6-3		0-0 F6		0-0 F7	5 0 1 0 0 0 2									
Bobby Grich, R OBP: 0.399, SLG: 0.397 (1, 4)	0-0 SH3		0-0 6-3		0-0 6-3		0-0 F7		0-0 F8	4 0 0 0 0 0 1									
Tommy Davis, R OBP: 0.307, SLG: 0.343 (1, 10)	0-3 K			0-0 FC5-4 1B		0-0 HR 1B		0-0 6-3		4 1 2 0 0 1 1									
Lee May, R OBP: 0.322, SLG: 0.445 (1, 3)	0-0 L8			0-0 FC5-4 1B		0-0 HR		0-0 F3		4 1 1 2 0 0 2									
Jim Northrup, L OBP: 0.351, SLG: 0.423 Paul Blair, R OBP: 0.247, SLG: 0.278 (7, 8)		0-0 6-3		0-0 1-2 1B		0-0 F5		0-0 FC4-6 1B		3 0 1 0 0 0 0 1 0 1 0 0 0 0									
Don Baylor, R OBP: 0.357, SLG: 0.486 (1, 7)		0-0 F3		0-0 F7		0-0 4-3		0-0 F7		4 0 0 0 0 0 3									
Eliot Hendricks, L OBP: 0.307, SLG: 0.346 (1, 2)		0-0 F6		0-0 G3		0-0 3-1		0-0 FC4-6		4 0 0 0 0 0 3									
Brooks Robinson, R OBP: 0.267, SLG: 0.270 (1, 5)			0-0 F7		0-0 F8		0-0 6-3		0-0 F6	4 0 0 0 0 0 1									
Mark Belanger, R OBP: 0.276, SLG: 0.262 (1, 6)			0-0 2B		0-0 B1-3		0-0 1B		0-0 5-3	4 0 2 0 0 0 0									
Inning Stats	R: 0 E: 0 K: 1 S: 6	H: 1 LOB: 1 BB: 0 P: 6	R: 0 E: 0 K: 0 S: 3	H: 0 LOB: 0 BB: 0 P: 3	R: 0 E: 0 K: 0 S: 4	H: 1 LOB: 1 BB: 0 P: 4	R: 0 E: 0 K: 0 S: 3	H: 2 LOB: 2 BB: 0 P: 5	R: 0 E: 0 K: 0 S: 3	H: 1 LOB: 1 BB: 0 P: 4	R: 0 E: 0 K: 0 S: 3	H: 0 LOB: 0 BB: 0 P: 3	R: 0 E: 0 K: 0 S: 4	H: 1 LOB: 1 BB: 0 P: 4	R: 0 E: 0 K: 0 S: 3	H: 0 LOB: 0 BB: 0 P: 3	1B: 6 2B: 1 3B: 0 HR: 1	SF: 0 SAC: 1 DP: 0 HBP: 0	WP: 0 PA: 38
PITCHER Rick Wise, R ERA: 3.94 (1, 1)	IP: 10.0 WLS: W BF: 38 H: 8 R: 2 ER: 2 SO: 1 BB: 0 IBB: 0 HBP: 0 BLK: 0 WP: 0 HR: 1 S: 40 P: 40 ERA: 1.80 WHIP: 0.800																		

Boston Red Sox @ Baltimore Orioles
Memorial Stadium, Baltimore, MD
Wed Sep 03 1975, 7:05 PM EDT
Att: 30,968 - Unknown

AB	37
R	2
H	8
RBI	2
BB	0
SO	1
LOB	13



Batter	1	2	3	4	5	6	7	8	9	AB	R	H	RBI	BB	SO	LOB	TOP		
Cecil Cooper, L (1, 10) OBP: 0.367, SLG: 0.595										3	1	1	0	1	0	1			
Denny Doyle, L (1, 4) OBP: 0.304, SLG: 0.384										4	0	0	0	0	0	2			
Carl Yastrzemski, L (1, 3) OBP: 0.375, SLG: 0.427										4	0	1	0	0	0	0			
Fred Lynn, L (1, 8) OBP: 0.400, SLG: 0.570										3	1	1	0	1	0	0			
Jim Rice, R (1, 7) OBP: 0.352, SLG: 0.505										3	0	0	1	1	0	1			
Carlton Fisk, R (1, 2) OBP: 0.376, SLG: 0.495										3	1	1	0	1	0	2			
Dwight Evans, R (1, 9) OBP: 0.365, SLG: 0.467										4	0	0	0	0	0	3			
Rick Burleson, R (1, 6) OBP: 0.316, SLG: 0.340										4	0	0	0	0	0	1			
Rico Petrocelli, R (1, 5) OBP: 0.321, SLG: 0.325										3	0	0	0	1	2	0			
Inning Stats	R: 2 E: 1 K: 0 S: 5	H: 2 LOB: 2 BB: 2 P: 13	R: 0 E: 0 K: 1 S: 5	H: 0 LOB: 0 BB: 0 P: 5	R: 0 E: 0 K: 0 S: 4	H: 1 LOB: 2 BB: 1 P: 8	R: 0 E: 0 K: 0 S: 3	H: 0 LOB: 1 BB: 1 P: 7	R: 0 E: 0 K: 0 S: 3	H: 0 LOB: 0 BB: 0 P: 3	R: 0 E: 0 K: 0 S: 3	H: 0 LOB: 1 BB: 1 P: 7	R: 0 E: 0 K: 0 S: 3	H: 0 LOB: 0 BB: 0 P: 3	R: 0 E: 0 K: 1 S: 6	H: 1 LOB: 0 BB: 0 P: 6	1B: 2 2B: 1 3B: 1 HR: 0	SF: 0 SAC: 0 DP: 0 HBP: 0	WP: 1 PA: 36
PITCHER Mike Torrez, R (1, 1) ERA: 3.26	IP: 9.0 WLS: L BF: 36 H: 4 R: 3 ER: 2 SO: 2 BB: 5 IBB: 0 HBP: 0 BLK: 0 WP: 1 HR: 0 S: 35 P: 55 ERA: 2.00 WHIP: 1.000															PITCHER			

Boston Red Sox @ Baltimore Orioles
Memorial Stadium, Baltimore, MD
Thu Sep 04 1975, 7:05 PM EDT
Att: 25,334 - Unknown

AB	31
R	3
H	4
RBI	1
BB	5
SO	2
LOB	10



Batter	1	2	3	4	5	6	7	8	9	AB	R	H	RBI	BB	SO	LOB	BOTTOM				
Al Bumbry, L (1, 10) OBP: 0.330, SLG: 0.359										4	0	1	0	1	1	2					
Bobby Grich, R (1, 4) OBP: 0.399, SLG: 0.397										3	0	1	1	1	1	3					
Ken Singleton, S (1, 9) OBP: 0.417, SLG: 0.458										4	0	1	0	0	0	5					
Lee May, R (1, 3) OBP: 0.320, SLG: 0.441										4	0	0	0	0	2	3					
Jim Northrup, L (1, 8) OBP: 0.344, SLG: 0.414										4	0	0	0	0	0	2					
Don Baylor, R (1, 7) OBP: 0.354, SLG: 0.482										4	0	0	0	0	1	2					
Brooks Robinson, R (1, 5) OBP: 0.266, SLG: 0.269										3	0	0	0	0	0	0					
Royle Stillman, L (9, PH)										1	0	0	0	0	0	0					
Dave Duncan, R (1, 2) OBP: 0.249, SLG: 0.351										2	1	0	0	1	1	0					
Tony Muser, L (9, PH) OBP: 0.339, SLG: 0.306										1	0	0	0	0	0	0					
Mark Belanger, R (1, 6) OBP: 0.283, SLG: 0.268										3	0	3	0	1	0	0					
Inning Stats	R: 0 E: 0 K: 1 S: 6	H: 1 LOB: 1 BB: 0 P: 6	R: 0 E: 0 K: 0 S: 3	H: 0 LOB: 0 BB: 0 P: 3	R: 0 E: 1 K: 0 S: 4	H: 0 LOB: 2 BB: 1 P: 8	R: 0 E: 0 K: 0 S: 3	H: 0 LOB: 0 BB: 0 P: 3	R: 1 E: 0 K: 0 S: 5	H: 2 LOB: 2 BB: 1 P: 9	R: 0 E: 0 K: 1 S: 5	H: 0 LOB: 0 BB: 0 P: 5	R: 0 E: 0 K: 2 S: 8	H: 1 LOB: 1 BB: 0 P: 8	R: 0 E: 0 K: 1 S: 6	H: 1 LOB: 2 BB: 1 P: 10	R: 0 E: 0 K: 1 S: 6	H: 1 LOB: 2 BB: 1 P: 10	1B: 6 2B: 0 3B: 0 HR: 0	SF: 1 SAC: 0 DP: 0 HBP: 0	WP: 0 PA: 38
PITCHER Dick Pole, R (1, 1) ERA: 3.71	IP: 5.0 WLS: W BF: 21 H: 3 R: 1 ER: 1 SO: 1 BB: 2 IBB: 0 HBP: 0 BLK: 0 WP: 0 HR: 0 S: 21 P: 29 ERA: 1.80 WHIP: 1.000															PITCHER					
Dick Drago, R (6, 1) ERA: 3.55	IP: 4.0 WLS: S BF: 17 H: 3 R: 0 ER: 0 SO: 5 BB: 2 IBB: 0 HBP: 0 BLK: 0 WP: 0 HR: 0 S: 25 P: 33 ERA: 0.00 WHIP: 1.250															PITCHER					

Boston Red Sox @ Baltimore Orioles
Memorial Stadium, Baltimore, MD
Thu Sep 04 1975, 7:05 PM EDT
Att: 25,334 - Unknown

AB	33
R	1
H	6
RBI	1
BB	4
SO	6
LOB	17





Batter	1	2	3	4	5	6	7	8	9	AB	R	H	RBI	BB	SO	LOB	TOP
Cecil Cooper, L (1, 10) OBP: 0.369, SLG: 0.592	1-0 4-3 1B HBP		0-3 K			0-3 K		0-0 1-2 1B		3	1	1	0	0	2	0	Boston Red Sox @ Milwaukee Brewers Milwaukee County Stadium, Milwaukee, WI Fri Sep 05 1975, 8:05 PM EDT Att: 11,864 - Unknown livebaseballscorecards.com
Denny Doyle, L (1, 4) OBP: 0.300, SLG: 0.378	0-0 4-3		0-0 F6			0-0 B1-3		0-0 L9		4	0	0	0	0	0	3	
Carl Yastrzemski, L (1, 3) OBP: 0.375, SLG: 0.426	0-0 1B 2-H		0-0 F6			0-0 P7		0-0 F4		4	0	1	1	0	0	2	
Fred Lynn, L (1, 8) OBP: 0.399, SLG: 0.567	0-0 1-2 1B			0-3 K				0-0 F8		4	0	1	0	0	1	2	
Jim Rice, R (1, 7) OBP: 0.351, SLG: 0.503	0-0 F2			0-0 F7				0-0 1-3		4	0	1	0	0	0	2	
Carlton Fisk, R (1, 2) OBP: 0.374, SLG: 0.487	0-3 K			0-0 5-3				0-0 5-3		3	0	0	0	1	1	2	
Dwight Evans, R (1, 9) OBP: 0.361, SLG: 0.462		0-0 1-3				0-0 F4		0-0 F9		4	1	0	0	0	0	2	
Rick Burleson, R (1, 6) OBP: 0.315, SLG: 0.339		0-0 F8				0-0 5-3		0-0 FC4-6		4	0	1	1	0	0	2	
Rico Petrocelli, R (1, 5) OBP: 0.321, SLG: 0.324		0-0 5-3				0-0 6-3		0-0 L9 1B	0-3 K	4	0	1	0	0	1	1	
Inning Stats	R: 1 E: 0 K: 1 S: 7	H: 2 LOB: 2 BB: 0 P: 8	R: 0 E: 0 K: 0 S: 3	H: 0 LOB: 0 BB: 0 P: 3	R: 0 E: 0 K: 1 S: 5	H: 0 LOB: 0 BB: 0 P: 5	R: 0 E: 0 K: 1 S: 5	H: 0 LOB: 0 BB: 0 P: 5	R: 0 E: 0 K: 1 S: 4	H: 1 LOB: 2 BB: 1 P: 8	R: 0 E: 0 K: 0 S: 5	H: 2 LOB: 2 BB: 0 P: 5	R: 1 E: 1 K: 1 S: 7	H: 1 LOB: 1 BB: 0 P: 7	1B: 6 2B: 0 3B: 0 HR: 0	SF: 0 SAC: 0 DP: 0 HBP: 1	WP: 0 PA: 36 SB: 0 CS: 0
PITCHER Pete Broberg, R (1, 1) ERA: 4.34	IP: 9.0 WLS: W BF: 36 H: 6 R: 2 ER: 1 SO: 5 BB: 1 IBB: 0 HBP: 1 BLK: 0 WP: 0 HR: 0 S: 44 P: 49 ERA: 1.00 WHIP: 0.778																

Batter	1	2	3	4	5	6	7	8	9	AB	R	H	RBI	BB	SO	LOB	BOTTOM		
Don Money, R (1, 5) OBP: 0.312, SLG: 0.401	0-0 WP 1B		0-0 5-3	0-0 P7		0-0 F5				4	1	1	0	0	0	3	Boston Red Sox @ Milwaukee Brewers Milwaukee County Stadium, Milwaukee, WI Fri Sep 05 1975, 8:05 PM EDT Att: 11,864 - Unknown livebaseballscorecards.com		
Charlie Moore, R (1, 7) OBP: 0.344, SLG: 0.410	0-3 K		0-0 BB BB 1B		0-0 6-3		0-3 K			4	0	1	0	0	2	1			
George Scott, R (1, 3) OBP: 0.341, SLG: 0.492	0-3 K		0-3 K		0-0 6-3		0-0 F8			4	0	0	0	0	2	2			
Hank Aaron, R (1, 10) OBP: 0.327, SLG: 0.350	0-0 1-H HR 1B		4-0 1-2 BB BB		0-0 5-3		0-0 F3			3	1	1	1	1	0	0			
Sixto Lezcano, R (1, 9) OBP: 0.322, SLG: 0.381	0-0 1-H HR		4-0 1-2 2-3 BB		0-0 6-3		0-0 6-3		0-0 6-3	3	1	1	2	1	0	0			
Darrell Porter, L (1, 2) OBP: 0.353, SLG: 0.405	0-0 F9		0-3 K		0-3 K		0-0 F9		0-0 F9	4	0	0	0	0	2	3			
Pedro Garcia, R (1, 4) OBP: 0.286, SLG: 0.360		0-0 5-3		0-0 1-3		0-0 HR		0-3 K		4	1	1	1	0	1	0			
Robin Yount, R (1, 6) OBP: 0.309, SLG: 0.363		0-0 5-3		0-0 4-3		0-0 1B 1B				3	0	1	0	0	0	0			
Bill Sharp, L (1, 8) OBP: 0.278, SLG: 0.321		0-0 4-3		0-0 1B		0-0 1-3 1B				3	0	2	0	0	0	0			
Inning Stats	R: 3 E: 0 K: 2 S: 10	H: 3 LOB: 0 BB: 0 P: 10	R: 0 E: 0 K: 0 S: 3	H: 0 LOB: 0 BB: 0 P: 3	R: 0 E: 0 K: 2 S: 8	H: 1 LOB: 3 BB: 2 P: 16	R: 0 E: 0 K: 0 S: 4	H: 1 LOB: 1 BB: 0 P: 4	R: 0 E: 0 K: 0 S: 3	H: 0 LOB: 0 BB: 0 P: 3	R: 1 E: 0 K: 1 S: 8	H: 3 LOB: 2 BB: 0 P: 8	R: 0 E: 0 K: 1 S: 5	H: 0 LOB: 0 BB: 0 P: 5	R: 0 E: 0 K: 1 S: 5	H: 0 LOB: 0 BB: 0 P: 5	1B: 6 2B: 0 3B: 0 HR: 2	SF: 0 SAC: 0 DP: 0 HBP: 0	WP: 1 PA: 34 SB: 0 CS: 0
PITCHER Bill Lee, L (1, 1) ERA: 3.71 Diego Segui, R (6, 1) ERA: 5.05	IP: 5.2 WLS: L BF: 27 H: 8 R: 4 ER: 4 SO: 5 BB: 2 IBB: 0 HBP: 0 BLK: 0 WP: 1 HR: 2 S: 35 P: 43 ERA: 6.35 WHIP: 1.765																		

Batter	1	2	3	4	5	6	7	8	9	AB	R	H	RBI	BB	SO	LOB	TOP										
Cecil Cooper, L (1, 10) OBP: 0.359, SLG: 0.574										5	0	0	0	0	2	2	Boston Red Sox @ Milwaukee Brewers Milwaukee County Stadium, Milwaukee, WI Sun Sep 07 1975, 4:33 AM EDT Unknown										
Denny Doyle, L (1, 4) OBP: 0.303, SLG: 0.383										5	2	3	0	0	0	1											
Carl Yastrzemski, L (1, 3) OBP: 0.377, SLG: 0.426										4	1	2	0	0	0	1											
Fred Lynn, L (1, 8) OBP: 0.399, SLG: 0.568										5	2	2	2	0	0	3											
Jim Rice, R (1, 7) OBP: 0.353, SLG: 0.502										5	0	2	2	0	0	3											
Carlton Fisk, R (1, 2) OBP: 0.381, SLG: 0.510										5	1	2	1	0	0	5											
Bernie Carbo, L (1, 9) Dwight Evans, R (8, 9) OBP: 0.368, SLG: 0.471										3	0	1	0	1	0	3											
Rick Burleson, R (1, 6) OBP: 0.316, SLG: 0.347										4	0	0	1	0	0	3											
Rico Petrocelli, R (1, 5) OBP: 0.327, SLG: 0.340										4	0	1	0	0	1	1											
Inning Stats	R: 0 E: 0 K: 1 S: 5	H: 0 LOB: 0 BB: 0 P: 5	R: 0 E: 1 K: 0 S: 4	H: 1 LOB: 1 BB: 0 P: 4	R: 0 E: 0 K: 0 S: 4	H: 1 LOB: 1 BB: 0 P: 4	R: 0 E: 0 K: 0 S: 5	H: 2 LOB: 2 BB: 0 P: 5	R: 0 E: 0 K: 1 S: 5	H: 0 LOB: 0 BB: 0 P: 5	R: 0 E: 0 K: 0 S: 4	H: 1 LOB: 1 BB: 0 P: 4	R: 1 E: 0 K: 0 S: 5	H: 2 LOB: 1 BB: 0 P: 5	R: 2 E: 0 K: 0 S: 6	H: 3 LOB: 2 BB: 1 P: 10		R: 3 E: 0 K: 1 S: 8	H: 3 LOB: 1 BB: 0 P: 9	1B: 9 2B: 5 3B: 0 HR: 0	SF: 0 SAC: 0 DP: 1 HBP: 1	WP: 1 PA: 42					
PITCHER	IP	WLS	BF	H	R	ER	SO	BB	IBB	HBP	BLK	WP	HR	S	P	ERA	WHIP										
Jim Colborn, R (1, 1) ERA: 3.77	7.0	L	30	9	3	3	2	0	0	0	0	0	0	34	34	3.86	1.286										
Rick Austin, L (8, 1) ERA: 3.38	0.1		1	0	0	0	0	0	0	0	0	0	0	1	1	0.00	0.000										
Eduardo Rodriguez, R (8, 1) ERA: 3.49	1.2		11	4	3	3	1	0	1	1	0	1	0	11	16	16.20	2.400										

Batter	1	2	3	4	5	6	7	8	9	AB	R	H	RBI	BB	SO	LOB	BOTTOM										
Don Money, R (1, 5) OBP: 0.320, SLG: 0.418										4	1	2	0	0	1	0	Boston Red Sox @ Milwaukee Brewers Milwaukee County Stadium, Milwaukee, WI Sun Sep 07 1975, 4:33 AM EDT Unknown										
Bob Sheldon, L (1, 10) OBP: 0.394, SLG: 0.385										4	0	1	0	0	0	1											
George Scott, R (1, 3) OBP: 0.342, SLG: 0.491										4	0	2	1	0	0	1											
Darrell Porter, L (1, 2) OBP: 0.357, SLG: 0.413										2	0	0	0	1	0	1											
Hank Aaron, R (8, PH) Gorman Thomas, R (8, PR) OBP: 0.274, SLG: 0.387										1	0	0	0	0	0	2											
Charlie Moore, R (1, 7) OBP: 0.339, SLG: 0.402										4	0	1	0	0	1	5											
Sixto Lezcano, R (1, 9) OBP: 0.319, SLG: 0.376										4	0	0	0	0	2	1											
Bill Sharp, L (1, 8) OBP: 0.280, SLG: 0.334										4	2	2	1	0	0	0											
Robin Yount, R (1, 6) OBP: 0.309, SLG: 0.363										4	0	2	1	0	0	0											
Pedro Garcia, R (1, 4) OBP: 0.281, SLG: 0.364										4	0	0	0	0	1	2											
Inning Stats	R: 1 E: 0 K: 0 S: 4	H: 2 LOB: 0 BB: 0 P: 4	R: 1 E: 0 K: 2 S: 9	H: 3 LOB: 1 BB: 0 P: 9	R: 0 E: 0 K: 1 S: 5	H: 0 LOB: 0 BB: 0 P: 5	R: 0 E: 0 K: 1 S: 5	H: 0 LOB: 0 BB: 0 P: 5	R: 0 E: 0 K: 0 S: 3	H: 1 LOB: 0 BB: 0 P: 3	R: 0 E: 0 K: 0 S: 4	H: 1 LOB: 2 BB: 1 P: 8	R: 0 E: 0 K: 1 S: 5	H: 0 LOB: 0 BB: 0 P: 5	R: 0 E: 1 K: 0 S: 6	H: 2 LOB: 3 BB: 0 P: 6	R: 1 E: 0 K: 0 S: 4	H: 1 LOB: 0 BB: 0 P: 4	1B: 8 2B: 2 3B: 0 HR: 1	SF: 0 SAC: 0 DP: 2 HBP: 0	WP: 0 PA: 36						
PITCHER	IP	WLS	BF	H	R	ER	SO	BB	IBB	HBP	BLK	WP	HR	S	P	ERA	WHIP										
Reggie Cleveland, R (1, 1) ERA: 4.88	7.2	W	30	9	2	2	5	1	0	0	0	0	0	39	43	2.35	1.304										
Bill Lee, L (8, 1) ERA: 3.71	0.0		1	0	0	0	0	0	0	0	0	0	0	1	1	-	-										
Dick Drago, R (8, 1) ERA: 3.62	1.1	S	5	1	1	1	0	0	0	0	0	0	1	5	5	6.75	0.750										

Batter	1	2	3	4	5	6	7	8	9	AB	R	H	RBI	BB	SO	LOB	TOP					
Juan Beniquez, R OBP: 0.367, SLG: 0.413	6-3		E6 PB S SF8		F7		F9			4	1	0	0	0	0	1	Boston Red Sox @ Milwaukee Brewers Milwaukee County Stadium, Milwaukee, WI Sun Sep 07 1975, 4:38 AM EDT Att: 11,904 - Unknown AB 30 R 3 H 3 RBI 3 BB 2 SO 2 LOB 8 					
Rick Burleson, R OBP: 0.315, SLG: 0.347	F9		SF8		1B			4-3		3	0	1	1	0	0							
Dwight Evans, R OBP: 0.367, SLG: 0.467	BB		F5		F2			5-3		3	0	0	0	1	0	2						
Jim Rice, R OBP: 0.352, SLG: 0.506	F9		F9			HR		L5		4	1	1	1	0	0	1						
Carlton Fisk, R OBP: 0.379, SLG: 0.502		1B 6-3 BB		K		F7		F9		3	1	0	0	1	1	0						
Rico Petrocelli, R OBP: 0.326, SLG: 0.339		1B		F8		F9		F8		4	0	1	0	0	0	0						
Bob Montgomery, R OBP: 0.241, SLG: 0.284		L6		K		5-3		F9		4	0	0	0	0	1	2						
Doug Griffin, R OBP: 0.292, SLG: 0.275		6-3			6-3			6-3		3	0	0	1	0	0	1						
Cecil Cooper, L OBP: 0.360, SLG: 0.571		L3						4-3		1	0	0	0	0	0	1						
Butch Hobson, R OBP: 0.311, SLG: 0.258										0	0	0	0	0	0	0						
Tim Blackwell, S OBP: 0.376, SLG: 0.425					1B HBP					1	0	0	0	0	0	0						
Inning Stats	R: 0 E: 0 K: 0 S: 3	H: 0 LOB: 1 BB: 1 P: 7	R: 1 E: 0 K: 0 S: 4	H: 1 LOB: 1 BB: 1 P: 8	R: 1 E: 1 K: 0 S: 4	H: 0 LOB: 0 BB: 0 P: 4	R: 0 E: 0 K: 2 S: 7	H: 0 LOB: 0 BB: 0 P: 7	R: 0 E: 0 K: 0 S: 4	H: 1 LOB: 2 BB: 0 P: 5	R: 1 E: 0 K: 0 S: 4	H: 1 LOB: 0 BB: 0 P: 4	R: 0 E: 0 K: 0 S: 3	H: 0 LOB: 0 BB: 0 P: 3	R: 0 E: 0 K: 0 S: 3	H: 0 LOB: 0 BB: 0 P: 3	R: 0 E: 0 K: 0 S: 3	H: 0 LOB: 0 BB: 0 P: 3	1B: 2 2B: 0 3B: 0 HR: 1	SF: 1 SAC: 0 DP: 0 HBP: 1	WP: 0 PB: 1 SB: 1 CS: 0	PA: 34
PITCHER Bill Travers, L ERA: 4.07	IP: 9.0 WLS: W BF: 34 H: 3 R: 3 ER: 2 SO: 2 BB: 2 IBB: 0 HBP: 1 BLK: 0 WP: 0 HR: 1 S: 35 P: 44 ERA: 2.00 WHIP: 0.556															PITCHER						

Batter	1	2	3	4	5	6	7	8	9	AB	R	H	RBI	BB	SO	LOB	BOTTOM			
Don Money, R OBP: 0.326, SLG: 0.424	1B		SF7 1-3 2B		HR	CS 1B		FC5 FC4-6		4	1	3	1	1	0	1	Boston Red Sox @ Milwaukee Brewers Milwaukee County Stadium, Milwaukee, WI Sun Sep 07 1975, 4:38 AM EDT Att: 11,904 - Unknown AB 35 R 7 H 11 RBI 7 BB 3 SO 5 LOB 18 			
Bob Sheldon, L OBP: 0.356, SLG: 0.381	K		SF7		HR	1B		FC4-6 1B		4	1	1	2	0	1	3				
George Scott, R OBP: 0.342, SLG: 0.495	5-3		6-3		HR			1B		5	1	2	3	0	0	2				
Darrell Porter, L OBP: 0.355, SLG: 0.408	F5				F7	HBP S BB		F9		4	0	0	0	1	0	3				
Charlie Moore, R OBP: 0.338, SLG: 0.399		5-3			K					4	0	1	0	0	2	1				
Bill Sharp, L OBP: 0.282, SLG: 0.337	G3				K	HBP IBB		2B 2B		3	1	1	0	1	1	1				
Sixto Lezcano, R OBP: 0.320, SLG: 0.376	4-3				1B	HBP		6-3		3	0	1	0	0	0	1				
Robin Yount, R OBP: 0.309, SLG: 0.364			L7		FC6-4	FC5-4		FC5 FC4-6 2B		4	1	1	1	0	0	5				
Pedro Garcia, R OBP: 0.281, SLG: 0.363			2B SF7 1B		K			E6 FC5 FC4-6		4	2	1	0	0	1	1				
Inning Stats	R: 0 E: 0 K: 1 S: 6	H: 1 LOB: 0 BB: 0 P: 6	R: 0 E: 0 K: 0 S: 3	H: 0 LOB: 0 BB: 0 P: 3	R: 1 E: 0 K: 0 S: 5	H: 2 LOB: 1 BB: 0 P: 5	R: 0 E: 0 K: 1 S: 7	H: 2 LOB: 2 BB: 0 P: 7	R: 3 E: 0 K: 2 S: 9	H: 2 LOB: 3 BB: 3 P: 22	R: 0 E: 0 K: 0 S: 3	H: 1 LOB: 0 BB: 0 P: 3	R: 0 E: 0 K: 1 S: 5	H: 0 LOB: 0 BB: 0 P: 5	R: 3 E: 1 K: 0 S: 8	H: 3 LOB: 2 BB: 0 P: 8		1B: 7 2B: 3 3B: 0 HR: 1	SF: 1 SAC: 0 DP: 0 HBP: 1	WP: 0 PB: 0 SB: 1 CS: 1
PITCHER Dick Pole, R ERA: 3.98	IP: 4.1 WLS: L BF: 22 H: 7 R: 4 ER: 4 SO: 3 BB: 2 IBB: 0 HBP: 0 BLK: 0 WP: 0 HR: 1 S: 26 P: 34 ERA: 8.31 WHIP: 2.077															PITCHER				
Jim Willoughby, R ERA: 3.05	3.1	17	4	3	1	2	0	1	1	0	0	0	19	24	2.70	1.200				
Jim Burton, L ERA: 3.02	0.1	1	0	0	0	0	0	0	0	0	0	0	1	1	0.00	0.000				

Batter	1	2	3	4	5	6	7	8	9	AB	R	H	RBI	BB	SO	LOB	TOP			
Juan Beniquez, R OBP: 0.365, SLG: 0.410										4	0	1	0	0	0	1	Boston Red Sox @ Cleveland Indians Cleveland Municipal Stadium, Cleveland, OH Mon Sep 08 1975, 7:05 PM EDT Att. 7,438 - Unknown - 66 F			
Rick Burleson, R OBP: 0.313, SLG: 0.344										4	0	0	0	0	0	2				
Carl Yastrzemski, L OBP: 0.375, SLG: 0.424										4	0	1	0	0	1	2				
Jim Rice, R OBP: 0.351, SLG: 0.504										4	0	1	0	0	0	3				
Fred Lynn, L OBP: 0.396, SLG: 0.563										4	0	0	0	0	3	1				
Carlton Fisk, R OBP: 0.381, SLG: 0.517										4	1	2	1	0	0	0				
Dwight Evans, R OBP: 0.366, SLG: 0.464										4	0	1	0	0	0	2				
Rico Petrocelli, R OBP: 0.326, SLG: 0.337										2	0	0	0	1	0	3				
Doug Griffin, R OBP: 0.293, SLG: 0.276										3	0	1	0	0	0	1				
Inning Stats	R: 0 E: 0 K: 0 S: 4	H: 2 LOB: 1 BB: 0 P: 4	R: 1 E: 0 K: 1 S: 6	H: 1 LOB: 1 BB: 1 P: 10	R: 0 E: 0 K: 0 S: 3	H: 0 LOB: 0 BB: 0 P: 3	R: 0 E: 0 K: 0 S: 7	H: 2 LOB: 2 BB: 0 P: 7	R: 0 E: 0 K: 0 S: 3	H: 0 LOB: 0 BB: 0 P: 3	R: 0 E: 0 K: 0 S: 3	H: 1 LOB: 0 BB: 0 P: 3	R: 0 E: 1 K: 1 S: 7	H: 1 LOB: 2 BB: 0 P: 7	R: 0 E: 0 K: 1 S: 5	H: 0 LOB: 0 BB: 0 P: 5	1B: 6 2B: 0 3B: 0 HR: 1	SF: 0 SAC: 0 DP: 2 HBP: 0	WP: 0 PB: 0 SB: 0 CS: 0	PA: 34
PITCHER Don Hood, L ERA: 4.4	IP: 9.0 WLS: W BF: 34 H: 7 R: 1 ER: 1 SO: 4 BB: 1 IBB: 0 HBP: 0 BLK: 0 WP: 0 HR: 1 S: 41 P: 45 ERA: 1.00 WHIP: 0.889																			

AB	33
R	1
H	7
RBI	1
BB	1
SO	4
LOB	15



Batter	1	2	3	4	5	6	7	8	9	AB	R	H	RBI	BB	SO	LOB	BOTTOM			
John Lowenstein, L OBP: 0.326, SLG: 0.406										4	1	1	1	0	1	2	Boston Red Sox @ Cleveland Indians Cleveland Municipal Stadium, Cleveland, OH Mon Sep 08 1975, 7:05 PM EDT Att. 7,438 - Unknown - 66 F			
Ed Crosby, L OBP: 0.305, SLG: 0.246										0	0	0	0	0	0	0				
Duane Kuiper, L OBP: 0.361, SLG: 0.332										2	0	0	0	2	2	2				
Rick Manning, L OBP: 0.351, SLG: 0.366										4	0	0	0	0	3	3				
Boog Powell, L OBP: 0.386, SLG: 0.503										4	0	1	0	0	0	1				
Rico Carty, R OBP: 0.378, SLG: 0.506										4	1	1	0	0	0	1				
George Hendrick, R OBP: 0.306, SLG: 0.429									3	0	0	0	0	0	3					
Oscar Gamble, L OBP: 0.373, SLG: 0.472									3	1	0	0	0	0	3					
Alan Ashby, S OBP: 0.316, SLG: 0.319										2	1	0	0	0	0	1				
Frank Duffy, R OBP: 0.278, SLG: 0.289										3	0	3	2	0	0	0				
Inning Stats	R: 0 E: 0 K: 2 S: 7	H: 0 LOB: 1 BB: 1 P: 11	R: 0 E: 0 K: 0 S: 4	H: 1 LOB: 1 BB: 0 P: 4	R: 0 E: 0 K: 2 S: 8	H: 1 LOB: 1 BB: 0 P: 8	R: 3 E: 3 K: 0 S: 6	H: 2 LOB: 1 BB: 0 P: 6	R: 1 E: 0 K: 0 S: 3	H: 1 LOB: 0 BB: 1 P: 7	R: 0 E: 0 K: 0 S: 3	H: 0 LOB: 0 BB: 0 P: 3	R: 0 E: 0 K: 1 S: 6	H: 1 LOB: 1 BB: 0 P: 6	R: 0 E: 0 K: 1 S: 5	H: 0 LOB: 0 BB: 0 P: 5	1B: 3 2B: 2 3B: 0 HR: 1	SF: 0 SAC: 0 DP: 0 HBP: 0	WP: 1 PB: 0 SB: 1 CS: 1	PA: 32
PITCHER Rick Wise, R ERA: 3.84	IP: 8.0 WLS: L BF: 32 H: 6 R: 4 ER: 1 SO: 6 BB: 2 IBB: 0 HBP: 0 BLK: 0 WP: 1 HR: 1 S: 42 P: 50 ERA: 1.12 WHIP: 1.000																			

AB	29
R	4
H	6
RBI	3
BB	2
SO	6
LOB	16



Batter	1	2	3	4	5	6	7	8	9	10	AB	R	H	RBI	BB	SO	LOB	TOP				
Juan Beniquez, R OBP: 0.358, SLG: 0.401 (1, 10)	F7		F4		F7		6-3			K	5	0	0	0	0	1	0	Boston Red Sox @ Cleveland Indians Cleveland Municipal Stadium, Cleveland, OH Tue Sep 09 1975, 7:05 PM EDT Att: 7,762 - Unknown - 58 F livebaseballscorecards.com AB 35 R 2 H 5 RBI 2 BB 2 SO 7 LOB 8				
Doug Griffin, R OBP: 0.289, SLG: 0.272 (1, 4)	6-3		4-3		6-3			5-3			4	0	0	0	0	0	0					
Carl Yastrzemski, L OBP: 0.374, SLG: 0.422 (1, 3)	1B		K		K			L8			4	0	1	0	0	2	0					
Jim Rice, R OBP: 0.351, SLG: 0.502 (1, 7)	1B				F7			F9			4	0	1	0	0	0	0					
Fred Lynn, L OBP: 0.395, SLG: 0.560 (1, 8)	4-3				BB			K		K	4	1	1	0	0	2	2					
Carlton Fisk, R OBP: 0.387, SLG: 0.517 (1, 2)					1B			F8			2	1	1	0	2	0	0					
Dwight Evans, R OBP: 0.365, SLG: 0.465 (1, 9)			K		BB			K			4	0	1	2	0	2	2					
Rico Petrocelli, R OBP: 0.323, SLG: 0.333 (1, 5)			6-3		2B			6-3			4	0	0	0	0	0	2					
Rick Burleson, R OBP: 0.311, SLG: 0.342 (1, 6)			L6		6-3			P7			4	0	0	0	0	0	2					
Inning Stats	R: 0 E: 0 K: 0 S: 5	H: 2 LOB: 2 BB: 0 P: 5	R: 0 E: 0 K: 1 S: 6	H: 1 LOB: 1 BB: 0 P: 6	R: 0 E: 0 K: 1 S: 5	H: 0 LOB: 0 BB: 0 P: 5	R: 2 E: 0 K: 0 S: 5	H: 2 LOB: 1 BB: 1 P: 9	R: 0 E: 0 K: 1 S: 5	H: 0 LOB: 0 BB: 0 P: 5	R: 0 E: 0 K: 2 S: 7	H: 0 LOB: 1 BB: 1 P: 11	R: 0 E: 0 K: 0 S: 3	H: 0 LOB: 0 BB: 0 P: 3	R: 0 E: 0 K: 1 S: 5	H: 0 LOB: 0 BB: 0 P: 5	R: 0 E: 0 K: 1 S: 5		H: 0 LOB: 0 BB: 0 P: 5	1B: 4 2B: 1 3B: 0 HR: 0	SF: 0 SAC: 0 DP: 0 HBP: 0	WP: 0 PB: 0 SB: 0 CS: 0
PITCHER Rick Waits, L ERA: 3.04 (1, 1)	IP: 10.0 WLS: W BF: 37 H: 5 R: 2 ER: 2 SO: 7 BB: 2 IBB: 0 HBP: 0 BLK: 0 WP: 0 HR: 0 S: 49 P: 57 ERA: 1.80 WHIP: 0.700											PITCHER										

Batter	1	2	3	4	5	6	7	8	9	10	AB	R	H	RBI	BB	SO	LOB	BOTTOM				
Duane Kuiper, L OBP: 0.370, SLG: 0.343 (1, 4)	G1-6-3			1B		FC9-6		CS			3	0	3	0	1	0	0	Boston Red Sox @ Cleveland Indians Cleveland Municipal Stadium, Cleveland, OH Tue Sep 09 1975, 7:05 PM EDT Att: 7,762 - Unknown - 58 F livebaseballscorecards.com AB 34 R 3 H 10 RBI 3 BB 2 SO 8 LOB 11				
Frank Duffy, R OBP: 0.278, SLG: 0.289 (1, 6)	G1-6-3			2B		FC9-6		F5			4	0	1	0	0	0	3					
Rick Manning, L OBP: 0.349, SLG: 0.362 (1, 8)	F8			1B		FC3-6		CS			4	1	0	0	0	1	2					
Boog Powell, L OBP: 0.387, SLG: 0.505 (1, 3)				4-3		2B					4	0	2	1	0	1	1					
Rico Carty, R OBP: 0.374, SLG: 0.500 (1, 10)			K		6-3			F8			4	0	0	0	0	1	2					
George Hendrick, R OBP: 0.308, SLG: 0.429 (1, 9)	G1-6-3			4-3				K			4	1	1	0	0	1	1					
Charlie Spikes, R OBP: 0.289, SLG: 0.359 (1, 7)			L4		1B			K			4	1	1	0	0	2	1					
Buddy Bell, R OBP: 0.321, SLG: 0.366 (1, 5)			F9		2B			K			3	0	1	1	1	0	0					
Alan Ashby, S OBP: 0.315, SLG: 0.317 (1, 2)			K		1B			F7			4	0	1	1	0	2	1					
Inning Stats	R: 0 E: 0 K: 2 S: 2	H: 0 LOB: 0 BB: 1 P: 6	R: 0 E: 0 K: 1 S: 5	H: 1 LOB: 0 BB: 0 P: 5	R: 0 E: 0 K: 1 S: 5	H: 0 LOB: 0 BB: 0 P: 5	R: 0 E: 0 K: 1 S: 6	H: 2 LOB: 1 BB: 0 P: 6	R: 1 E: 0 K: 1 S: 7	H: 2 LOB: 1 BB: 0 P: 7	R: 0 E: 0 K: 2 S: 7	H: 0 LOB: 0 BB: 0 P: 7	R: 0 E: 0 K: 0 S: 3	H: 1 LOB: 0 BB: 0 P: 3	R: 0 E: 0 K: 1 S: 5	H: 0 LOB: 0 BB: 0 P: 5	R: 1 E: 0 K: 1 S: 5		H: 2 LOB: 2 BB: 1 P: 9	1B: 6 2B: 4 3B: 0 HR: 0	SF: 0 SAC: 0 DP: 2 HBP: 0	WP: 0 PB: 0 SB: 1 CS: 1
PITCHER Bill Lee, L ERA: 3.68 (1, 1)	IP: 9.1 WLS: L BF: 36 H: 10 R: 3 ER: 3 SO: 8 BB: 1 IBB: 1 HBP: 0 BLK: 0 WP: 0 HR: 0 S: 50 P: 58 ERA: 2.89 WHIP: 1.179											PITCHER										

Batter	1	2	3	4	5	6	7	8	9	AB	R	H	RBI	BB	SO	LOB	TOP									
Ron LeFlore, R OBP: 0.303, SLG: 0.348	0-0 1B		0-0 F8		0-3 K		0-0 5-3		0-0 2B	4	0	1	0	0	1	2	Detroit Tigers @ Boston Red Sox Fenway Park, Boston, MA Wed Sep 10 1975, 7:05 PM EDT Unknown - 70 F									
Gates Brown, L OBP: 0.342, SLG: 0.355	0-0 1B		0-0 1B		0-0 5-3		0-3 K		0-0 5-3	5	0	2	0	0	1	2										
Billy Baldwin, L OBP: 0.215, SLG: 0.317	0-0 1B		0-0 1B		0-3 K		0-0 F4		0-0 F4	5	0	0	0	0	2	5										
Gary Sutherland, R OBP: 0.322, SLG: 0.330	0-0 1B		0-0 1B		0-0 E6		0-0 F8		0-0 F8	5	2	1	0	0	0	3										
Dan Meyer, L OBP: 0.290, SLG: 0.357	0-3 K		0-3 K		4-0 SF8		4-0 BB		4-0 1B	2	1	1	0	2	0	0										
Willie Horton, R OBP: 0.315, SLG: 0.421	0-0 G6-4-3		0-0 G6-4-3		0-0 SF8		4-0 BB		4-0 1B	2	1	1	2	1	0	0										
Bill Freehan, R OBP: 0.313, SLG: 0.409	0-0 1B		0-0 F9		0-0 SH1-4		4-0 BB		0-0 2B	2	1	1	2	1	0	0										
Aurelio Rodriguez, R OBP: 0.293, SLG: 0.394	0-0 1B		0-3 K		0-0 SF8		0-0 P9		0-0 2B	3	0	1	2	0	1	2										
Ben Oglivie, L OBP: 0.311, SLG: 0.402	0-0 1B		0-0 1B		0-0 F8		4-0 BB		0-3 K	3	0	1	0	1	1	2										
Leon Roberts, R OBP: 0.320, SLG: 0.395	0-0 1B		0-0 F9		0-0 F7		0-0 F9		0-0 6-3	4	0	0	0	0	0	3										
Tom Verzyer, R OBP: 0.283, SLG: 0.305	0-0 1B		0-0 1B		0-0 F9		0-0 F7		0-0 6-3	4	0	0	0	0	0	3										
Inning Stats	R: 0 E: 0 K: 1 S: 6	H: 2 LOB: 1 BB: 0 P: 6	R: 0 E: 0 K: 1 S: 5	H: 0 LOB: 0 BB: 0 P: 5	R: 0 E: 0 K: 1 S: 7	H: 2 LOB: 2 BB: 0 P: 7	R: 1 E: 1 K: 0 S: 4	H: 0 LOB: 1 BB: 1 P: 8	R: 0 E: 0 K: 1 S: 5	H: 0 LOB: 0 BB: 0 P: 5	R: 0 E: 0 K: 0 S: 3	H: 0 LOB: 2 BB: 2 P: 11	R: 0 E: 0 K: 1 S: 5	H: 0 LOB: 1 BB: 1 P: 9	R: 3 E: 0 K: 1 S: 9	H: 4 LOB: 1 BB: 0 P: 9	R: 0 E: 0 K: 0 S: 4	H: 1 LOB: 1 BB: 0 P: 4	1B: 6 2B: 3 3B: 0 HR: 0	SF: 1 SAC: 1 DP: 1 HBP: 0	WP: 0 PB: 0 SB: 0 CS: 0	PA: 40				
PITCHER	IP	WLS	BF	H	R	ER	SO	BB	IBB	HBP	BLK	WP	HR	S	P	ERA	WHIP									
Roger Moret, L ERA: 3.47	(1, 1)	7.1	W	34	8	4	3	5	4	0	0	0	0	0	40	56	3.68	1.636								
Dick Drago, R ERA: 3.52	(8, 1)	1.2	S	6	1	0	0	1	0	0	0	0	0	8	8	0.00	0.600									

Batter	1	2	3	4	5	6	7	8	9	AB	R	H	RBI	BB	SO	LOB	BOTTOM								
Bernie Carbo, L OBP: 0.402, SLG: 0.486	0-0 6-3		0-0 G3		0-0 F5		0-3 K		4-0 BB	4	0	0	0	1	1	0	Detroit Tigers @ Boston Red Sox Fenway Park, Boston, MA Wed Sep 10 1975, 7:05 PM EDT Unknown - 70 F								
Denny Doyle, L OBP: 0.305, SLG: 0.381	0-0 3-1		0-0 F7		0-0 S		0-3 K		4-0 BB	4	1	1	0	1	1	0									
Carl Yastrzemski, L OBP: 0.374, SLG: 0.421	4-0 BB		0-0 F8		0-0 2B		0-0 F8		0-0 F2	4	1	1	1	1	0	3									
Fred Lynn, L OBP: 0.400, SLG: 0.567	4-0 1B		0-0 L9		0-0 L9		0-0 F8		0-0 F2	3	2	3	0	1	0	0									
Jim Rice, R OBP: 0.350, SLG: 0.499	0-0 L7		0-0 L9		4-0 SF9		0-0 F8		0-0 F2	3	0	0	0	1	0	4									
Carlton Fisk, R OBP: 0.397, SLG: 0.529	0-0 1B		0-0 L9		4-0 SF9		0-0 F8		0-0 F2	3	2	3	2	1	0	0									
Dwight Evans, R OBP: 0.363, SLG: 0.463	0-0 P9		0-0 L9		4-0 SF9		0-0 F8		0-0 F2	1	0	0	1	0	0	1									
Rico Petrocelli, R OBP: 0.322, SLG: 0.341	0-0 F8		0-0 L9		4-0 SF9		0-0 F8		0-0 F2	4	1	1	2	0	0	4									
Rick Burleson, R OBP: 0.310, SLG: 0.341	0-0 FC4		0-0 L9		4-0 SF9		0-0 F8		0-0 F2	4	0	1	1	0	0	1									
Inning Stats	R: 0 E: 0 K: 0 S: 3	H: 0 LOB: 2 BB: 2 P: 11	R: 0 E: 0 K: 0 S: 4	H: 1 LOB: 1 BB: 0 P: 4	R: 0 E: 0 K: 0 S: 3	H: 0 LOB: 0 BB: 0 P: 3	R: 3 E: 0 K: 0 S: 6	H: 3 LOB: 0 BB: 0 P: 6	R: 3 E: 0 K: 0 S: 6	H: 3 LOB: 2 BB: 2 P: 14	R: 0 E: 0 K: 2 S: 7	H: 0 LOB: 0 BB: 0 P: 7	R: 0 E: 0 K: 0 S: 3	H: 1 LOB: 0 BB: 0 P: 3	R: 1 E: 0 K: 0 S: 5	H: 2 LOB: 3 BB: 2 P: 13	1B: 6 2B: 3 3B: 0 HR: 1	SF: 1 SAC: 2 DP: 1 HBP: 0	WP: 0 PB: 0 SB: 2 CS: 0	PA: 39					
PITCHER	IP	WLS	BF	H	R	ER	SO	BB	IBB	HBP	BLK	WP	HR	S	P	ERA	WHIP								
Vern Ruhle, R ERA: 3.92	(1, 1)	4.1	L	21	6	5	5	0	2	0	0	0	0	19	27	10.38	1.846								
Lerrin LaGrow, R ERA: 4.55	(5, 1)	3.2		18	4	2	2	2	3	1	0	0	0	18	34	4.91	1.909								

Batter	1	2	3	4	5	6	7	8	9	AB	R	H	RBI	BB	SO	LOB	TOP								
Billy Baldwin, L (1, 8) OBP: 0.243, SLG: 0.328	F3			FC7-5 1B	K		G6-3 1B		E 1B BB	4	1	2	1	1	1	2									
Gary Sutherland, R (1, 4) OBP: 0.323, SLG: 0.331	4-3			BB FC7-5 1B		6-3	G6-3 1-2f		E9 1B	5	0	2	0	0	0	3									
Dan Meyer, L (1, 3) OBP: 0.289, SLG: 0.356	F6			FC7-5 1-2 2-3f		F5		HR 1B	4-3	5	1	1	0	0	0	3									
Willie Horton, R (1, 10) OBP: 0.316, SLG: 0.426		6-3		G3-6-3 1-2 2-3 BB		4-3		1-H HR		3	1	1	2	1	0	0									
Ben Oglivie, L (1, 7) OBP: 0.310, SLG: 0.400	F7			G3-6-3 1-2f			BB 4-3 1B	K		4	1	1	0	0	1	3									
Aurelio Rodriguez, R (1, 5) OBP: 0.293, SLG: 0.393	K				4-3		4-3 1-2	G5-4-3 1B		4	0	1	0	0	1	1									
Tom Verzyer, R (1, 6) OBP: 0.285, SLG: 0.306			K		4-3		BB BB 1B	G5-4-3 1-2f		3	1	1	0	1	1	1									
Leon Roberts, R (1, 9) OBP: 0.319, SLG: 0.393			K		K		1B BB BB	F4		3	0	0	0	1	2	1									
Terry Humphrey, R (1, 2) OBP: 0.280, SLG: 0.280			F6				1-2 2-3 3-H BB	5-3		2	0	1	0	0	0	0									
Gates Brown, L (7, PH) OBP: 0.359, SLG: 0.355							1-2 2-3 3-H BB			0	0	0	1	1	0	0									
John Knox, L (7, PR) OBP: 0.344, SLG: 0.293										0	0	0	0	0	0	0									
Bill Freehan, R (7, 2) OBP: 0.312, SLG: 0.408										1	0	0	0	0	0	0									
Inning Stats	R: 0 E: 0 K: 0 S: 3	H: 0 LOB: 0 BB: 0 P: 3	R: 0 E: 0 K: 1 S: 5	H: 0 LOB: 0 BB: 0 P: 5	R: 0 E: 0 K: 2 S: 7	H: 0 LOB: 0 BB: 0 P: 7	R: 0 E: 0 K: 0 S: 4	H: 2 LOB: 2 BB: 1 P: 8	R: 0 E: 0 K: 2 S: 9	H: 2 LOB: 2 BB: 0 P: 9	R: 0 E: 0 K: 0 S: 3	H: 0 LOB: 0 BB: 0 P: 3	R: 2 E: 0 K: 0 S: 4	H: 2 LOB: 2 BB: 3 P: 16	R: 2 E: 0 K: 1 S: 7	H: 3 LOB: 0 BB: 0 P: 7	R: 1 E: 1 K: 0 S: 4	H: 1 LOB: 1 BB: 1 P: 8	1B: 9 2B: 0 3B: 0 HR: 1	SF: 0 SAC: 0 DP: 3 HBP: 0	WP: 0 PB: 0 SB: 0 CS: 0	PA: 39			
PITCHER	IP	WLS	BF	H	R	ER	SO	BB	IBB	HBP	BLK	WP	HR	S	P	ERA	WHIP								
Dick Pole, R (1, 1) ERA: 3.89	6.1		26	5	2	2	5	3	0	0	0	0	0	33	45	2.84	1.263								
Jim Willoughby, R (7, 1) ERA: 3.43	0.2	L	5	3	2	2	0	1	0	0	0	0	1	4	8	27.00	6.000								
Jim Burton, L (8, 1) ERA: 2.89	2.0		8	2	1	0	1	1	0	0	0	0	0	9	13	0.00	1.500								

Detroit Tigers @ Boston Red Sox
Fenway Park, Boston, MA
Wed Sep 10 1975, 7:05 PM EDT
Att: 20,189 - Unknown - 66 F

AB	34
R	5
H	10
RBI	4
BB	5
SO	6
LOB	14



Batter	1	2	3	4	5	6	7	8	9	AB	R	H	RBI	BB	SO	LOB	BOTTOM								
Denny Doyle, L (1, 4) OBP: 0.303, SLG: 0.382	F7		5-3		F8		3B 2B		FC6-4 1-2f	5	1	1	0	0	0	1									
Dwight Evans, R (1, 9) OBP: 0.381, SLG: 0.465	K		5-3		F3		2H 3B		5-3	5	0	1	1	0	1	1									
Carl Yastrzemski, L (1, 3) OBP: 0.373, SLG: 0.419	1-3		BB		K		2-3			3	0	0	0	1	1	1									
Fred Lynn, L (1, 8) OBP: 0.400, SLG: 0.569		FC1 2B	4-3				S 1B		L4	4	0	2	0	0	0	1									
Jim Rice, R (1, 7) OBP: 0.349, SLG: 0.497	5-3				1B 5-3 1B		K		K	4	0	1	0	0	2	2									
Carlton Fisk, R (1, 10) OBP: 0.399, SLG: 0.528	FC1 2H				5-3 1-2 1B		G6-4-3 1B		FC6-4 1B	4	0	2	0	0	0	2									
Rico Petrocelli, R (1, 5) OBP: 0.319, SLG: 0.337	1-3				5-3		G6-4-3 1-2f		FC6-4 1-2f	4	0	0	0	0	0	5									
Rick Burleson, R (1, 6) OBP: 0.312, SLG: 0.342			HR 1B		2-3 1B				P8	4	1	2	0	0	0	0									
Bob Montgomery, R (1, 2) OBP: 0.243, SLG: 0.302			HR		4-3				F3	3	1	1	2	0	0	2									
Bernie Carbo, L (8, PH) OBP: 0.404, SLG: 0.487			1-H HR						FC6-4 1B	1	0	1	0	0	0	0									
Inning Stats	R: 0 E: 0 K: 1 S: 5	H: 1 LOB: 1 BB: 0 P: 4	R: 2 E: 0 K: 0 S: 5	H: 2 LOB: 1 BB: 1 P: 9	R: 0 E: 0 K: 0 S: 5	H: 2 LOB: 2 BB: 0 P: 5	R: 0 E: 0 K: 1 S: 6	H: 2 LOB: 1 BB: 0 P: 6	R: 1 E: 0 K: 0 S: 5	H: 2 LOB: 1 BB: 0 P: 5	R: 0 E: 0 K: 1 S: 6	H: 1 LOB: 0 BB: 0 P: 6	R: 0 E: 0 K: 0 S: 4	H: 1 LOB: 1 BB: 0 P: 4	R: 0 E: 0 K: 0 S: 4	H: 1 LOB: 1 BB: 0 P: 4	1B: 7 2B: 2 3B: 1 HR: 1	SF: 0 SAC: 0 DP: 1 HBP: 0	WP: 0 PB: 0 SB: 2 CS: 0	PA: 38					
PITCHER	IP	WLS	BF	H	R	ER	SO	BB	IBB	HBP	BLK	WP	HR	S	P	ERA	WHIP								
Fernando Arroyo, R (1, 1) ERA: 3.91	9.0	W	38	11	3	3	4	1	0	0	0	0	1	45	49	3.00	1.333								

Detroit Tigers @ Boston Red Sox
Fenway Park, Boston, MA
Wed Sep 10 1975, 7:05 PM EDT
Att: 20,189 - Unknown - 66 F


AB	37
R	3
H	11
RBI	3
BB	1
SO	4
LOB	15



Batter	1	2	3	4	5	6	7	8	9	AB	R	H	RBI	BB	SO	LOB	TOP			
Billy Baldwin, L OBP: 0.243, SLG: 0.366 (1, 9)	F2			F9		4-3			HR	4	1	1	1	0	0	0				
Gary Sutherland, R OBP: 0.321, SLG: 0.328 (1, 4)	F7			K			K		K	4	0	0	0	0	3	0				
Dan Meyer, L OBP: 0.287, SLG: 0.352 (1, 3)	G3			F8			F7		3-1	4	0	0	0	0	0	0				
Willie Horton, R OBP: 0.314, SLG: 0.423 (1, 10)		K			K		F9		F9	4	0	0	0	0	2	0				
Ben Oglivie, L OBP: 0.307, SLG: 0.396 (1, 7)	F7				6-3				G3	3	0	0	0	0	0	0				
Bill Freehan, R OBP: 0.312, SLG: 0.406 (1, 2)	4-3				4-0				K	2	0	0	0	1	1	0				
Aurelio Rodriguez, R OBP: 0.293, SLG: 0.393 (1, 5)			4-3						2B	3	0	1	0	0	1	1				
Tom Verzyer, R OBP: 0.286, SLG: 0.309 (1, 6)			F9				G3			3	0	1	0	0	0	0				
Ron LeFlore, R OBP: 0.302, SLG: 0.347 (1, 8)									1-3	2	0	0	0	0	2	0				
Gates Brown, L OBP: 0.350, SLG: 0.344 (8, PH)										1	0	0	0	0	1	2				
Leon Roberts, R OBP: 0.319, SLG: 0.393 (8, 9)									K	0	0	0	0	0	0	0				
Inning Stats	R: 0 E: 0 K: 0 S: 3	H: 0 LOB: 0 BB: 0 P: 3	R: 0 E: 0 K: 1 S: 5	H: 0 LOB: 0 BB: 0 P: 5	R: 0 E: 0 K: 1 S: 5	H: 0 LOB: 0 BB: 0 P: 5	R: 0 E: 0 K: 2 S: 7	H: 0 LOB: 1 BB: 1 P: 11	R: 0 E: 0 K: 1 S: 5	H: 0 LOB: 0 BB: 0 P: 5	R: 0 E: 0 K: 1 S: 5	H: 0 LOB: 0 BB: 0 P: 5	R: 0 E: 0 K: 2 S: 9	H: 2 LOB: 2 BB: 0 P: 9	R: 1 E: 0 K: 1 S: 6	H: 1 LOB: 0 BB: 0 P: 6	1B: 1 2B: 1 3B: 0 HR: 1	SF: 0 SAC: 0 DP: 0 HBP: 0	WP: 0 PB: 0 CS: 0	PA: 31
PITCHER Luis Tiant, R ERA: 4.23 (1, 1)	IP: 9.0 WLS: W BF: 31	H: 3 R: 1 ER: 1 SO: 10	BB: 1 IBB: 0 HBP: 0 BLK: 0	WP: 0 HR: 1 S: 50 P: 54	ERA: 1.00 WHIP: 0.444															

Detroit Tigers @ Boston Red Sox
Fenway Park, Boston, MA
Thu Sep 11 1975, 3:33 AM EDT
Alt. 9:508 - Unknown - 78 F


AB 30
R 1
H 3
RBI 1
BB 1
SO 10
LOB 3



Batter	1	2	3	4	5	6	7	8	9	AB	R	H	RBI	BB	SO	LOB	BOTTOM			
Cecil Cooper, L OBP: 0.358, SLG: 0.565 (1, 10)	F7	FC3-2-5-1		1B		L8				3	1	0	0	1	0	2				
Denny Doyle, L OBP: 0.302, SLG: 0.380 (1, 4)	K	F3		1B			K			4	0	1	0	0	2	2				
Carl Yastrzemski, L OBP: 0.374, SLG: 0.421 (1, 3)	2B		G3	1B		6-3				4	0	2	1	0	0	0				
Fred Lynn, L OBP: 0.397, SLG: 0.564 (1, 8)	K		4-3	P7		4-3				4	0	0	0	0	1	3				
Jim Rice, R OBP: 0.352, SLG: 0.502 (1, 7)		4-3	1B		K			F9	BB	3	1	2	0	1	1	0				
Carlton Fisk, R OBP: 0.397, SLG: 0.523 (1, 2)		4-3	1B		K			F8		4	0	1	1	0	1	1				
Rico Petrocelli, R OBP: 0.318, SLG: 0.336 (1, 5)		1B	6-3		F8			F9		4	1	1	0	0	0	3				
Dwight Evans, R OBP: 0.360, SLG: 0.463 (1, 9)		1B		K		F7		L8		4	0	1	0	0	1	1				
Rick Burleson, R OBP: 0.310, SLG: 0.340 (1, 6)		E6		4-3		6-3				3	0	0	1	0	0	1				
Inning Stats	R: 0 E: 0 K: 2 S: 8	H: 1 LOB: 1 BB: 0 P: 8	R: 2 E: 1 K: 0 S: 7	H: 3 LOB: 2 BB: 0 P: 7	R: 0 E: 0 K: 0 S: 5	H: 2 LOB: 2 BB: 0 P: 5	R: 1 E: 0 K: 1 S: 7	H: 2 LOB: 2 BB: 1 P: 11	R: 0 E: 0 K: 2 S: 7	H: 0 LOB: 0 BB: 0 P: 7	R: 0 E: 0 K: 0 S: 3	H: 0 LOB: 0 BB: 0 P: 3	R: 0 E: 0 K: 1 S: 5	H: 0 LOB: 1 BB: 1 P: 7	R: 0 E: 0 K: 0 S: 3	H: 0 LOB: 1 BB: 0 P: 7	1B: 6 2B: 1 3B: 1 HR: 0	SF: 0 SAC: 0 DP: 0 HBP: 0	WP: 0 PB: 0 CS: 0	PA: 35
PITCHER Dave Lemanczyk, R ERA: 4.5 (1, 1)	IP: 8.0 WLS: L BF: 35	H: 8 R: 3 ER: 3 SO: 6	BB: 2 IBB: 0 HBP: 0 BLK: 0	WP: 0 HR: 0 S: 45 P: 53	ERA: 3.38 WHIP: 1.250															

Detroit Tigers @ Boston Red Sox
Fenway Park, Boston, MA
Thu Sep 11 1975, 3:33 AM EDT
Alt. 9:508 - Unknown - 78 F

AB 33
R 3
H 8
RBI 3
BB 2
SO 6
LOB 13



Batter	1	2	3	4	5	6	7	8	9	AB	R	H	RBI	BB	SO	LOB	TOP		
Don Money, R OBP: 0.326, SLG: 0.429 Kurt Bevacqua, R OBP: 0.279, SLG: 0.285	F7		F8	2B		2B		SH3		3	1	1	1	0	0	0	Milwaukee Brewers @ Boston Red Sox Fenway Park, Boston, MA Sat Sep 13 1975, 3:33 AM EDT Att: 28,515 - Unknown - 69 F		
Bill Sharp, L OBP: 0.289, SLG: 0.342	SF8		6-3	2B		2B		E6		4	1	2	1	1	0	1			
George Scott, R OBP: 0.336, SLG: 0.492	E6			HR				F2		5	1	2	2	0	0	4			
Darrell Porter, L OBP: 0.362, SLG: 0.405	SF8			2B				F9		2	1	1	1	2	0	2			
Charlie Moore, R OBP: 0.333, SLG: 0.399 Gorman Thomas, R OBP: 0.278, SLG: 0.390	4-3			HR		G6-4-3		K		3	1	1	1	0	0	2			
Bobby Darwin, R OBP: 0.296, SLG: 0.387			6-3					F9		5	1	1	2	0	0	2			
Sixto Lezcano, R OBP: 0.324, SLG: 0.382			6-3					BB		4	0	0	0	1	2	2			
Robin Yount, R OBP: 0.309, SLG: 0.365	F8			2B				K		5	2	2	0	0	1	3			
Pedro Garcia, R OBP: 0.271, SLG: 0.346			K					SH3		3	0	0	0	1	1	2			
Inning Stats	R: 1 E: 1 K: 0 S: 5	H: 1 LOB: 1 BB: 0 P: 5	R: 0 E: 0 K: 0 S: 3	H: 0 LOB: 0 BB: 0 P: 3	R: 0 E: 0 K: 1 S: 5	H: 7 LOB: 1 BB: 0 P: 12	R: 0 E: 0 K: 1 S: 2	H: 0 LOB: 0 BB: 1 P: 6	R: 2 E: 0 K: 1 S: 6	H: 2 LOB: 2 BB: 2 P: 14	R: 0 E: 1 K: 0 S: 4	H: 0 LOB: 2 BB: 1 P: 8	R: 0 E: 0 K: 2 S: 7	H: 0 LOB: 1 BB: 1 P: 11	1B: 3 2B: 5 3B: 0 HR: 2	SF: 1 SAC: 1 DP: 1 HBP: 0	WP: 2 PB: 0 SB: 1 CS: 0	PA: 44	
PITCHER	IP	WLS	BF	H	R	ER	SO	BB	IBB	HBP	BLK	WP	HR	S	P	ERA	WHIP		
Rick Wise, R ERA: 3.94	3.0	L	15	5	5	4	1	0	0	0	0	0	2	17	17	12.00	1.667		
Dick Drago, R ERA: 3.94	2.2		14	4	4	4	2	3	0	0	0	1	0	15	27	13.50	2.625		
Diego Segui, R ERA: 4.82	3.1		15	1	0	0	2	4	0	0	0	1	0	15	31	0.00	1.500		

Batter	1	2	3	4	5	6	7	8	9	AB	R	H	RBI	BB	SO	LOB	BOTTOM		
Cecil Cooper, L OBP: 0.352, SLG: 0.555	F5		K					6-3		5	0	0	0	0	1	2	Milwaukee Brewers @ Boston Red Sox Fenway Park, Boston, MA Sat Sep 13 1975, 3:33 AM EDT Att: 28,515 - Unknown - 69 F		
Denny Doyle, L OBP: 0.307, SLG: 0.390	4-3		F7					1B		5	2	3	1	0	0	0			
Carl Yastrzemski, L OBP: 0.375, SLG: 0.421	F5							2B		5	1	2	1	0	0	2			
Fred Lynn, L OBP: 0.401, SLG: 0.567			4-3					E9		3	0	2	0	2	0	0			
Jim Rice, R OBP: 0.354, SLG: 0.507								1B		5	1	3	1	0	0	5			
Carlton Fisk, R OBP: 0.397, SLG: 0.527			3B					2B		4	1	1	1	1	1	6			
Rico Petrocelli, R OBP: 0.314, SLG: 0.331	F7							K		5	0	0	0	0	1	7			
Dwight Evans, R OBP: 0.359, SLG: 0.461								2B		4	1	1	0	0	1	1			
Rick Burleson, R OBP: 0.310, SLG: 0.341			G3					F8		4	0	1	0	0	0	1			
Inning Stats	R: 0 E: 0 K: 0 S: 3	H: 2 LOB: 0 BB: 0 P: 3	R: 2 E: 1 K: 0 S: 5	H: 2 LOB: 0 BB: 0 P: 5	R: 0 E: 0 K: 1 S: 7	H: 2 LOB: 2 BB: 0 P: 7	R: 0 E: 0 K: 1 S: 3	H: 0 LOB: 3 BB: 1 P: 7	R: 2 E: 1 K: 1 S: 9	H: 4 LOB: 2 BB: 0 P: 9	R: 0 E: 0 K: 1 S: 5	H: 0 LOB: 0 BB: 0 P: 5	R: 1 E: 0 K: 2 S: 9	H: 2 LOB: 2 BB: 1 P: 13	1B: 6 2B: 6 3B: 1 HR: 0	SF: 0 SAC: 0 DP: 0 HBP: 0	WP: 2 PB: 0 SB: 0 CS: 0	PA: 43	
PITCHER	IP	WLS	BF	H	R	ER	SO	BB	IBB	HBP	BLK	WP	HR	S	P	ERA	WHIP		
Pete Broberg, R ERA: 4.52	8.0	W	40	13	6	5	4	3	0	0	0	1	0	45	57	5.62	2.000		
Tom Murphy, R ERA: 4.59	1.0	S	3	0	0	0	2	0	0	0	0	1	0	7	7	0.00	0.000		

Batter	1	2	3	4	5	6	7	8	9	AB	R	H	RBI	BB	SO	LOB	TOP				
Don Money, R OBP: 0.326, SLG: 0.426 Kurt Bevacqua, R OBP: 0.279, SLG: 0.285	5-3		4-3		F3		K		1B	5	0	1	0	0	1	2	Milwaukee Brewers @ Boston Red Sox Fenway Park, Boston, MA Sat Sep 13 1975, 7:05 PM EDT Att: 20,974 - Unknown - 63 F				
Bill Sharp, L OBP: 0.286, SLG: 0.338	F8		SF7		F9		4-3		F9	4	0	0	1	0	0	2					
George Scott, R OBP: 0.335, SLG: 0.489	K		FC6-4						F6	5	0	1	0	0	2	1					
Hank Aaron, R OBP: 0.327, SLG: 0.346		5-3	FC6-4			FC4-6 HBP BB			1B BB	2	1	0	0	2	0	1					
Darrell Porter, L OBP: 0.365, SLG: 0.406		1B 2B BB			F4		FC4-6 HBP		1B	2	1	1	0	1	0	0					
Bobby Darwin, R OBP: 0.298, SLG: 0.389		1-2 2B 1B			6-3		FC4-6		1B	4	0	2	1	0	0	2					
Mike Hegan, L OBP: 0.360, SLG: 0.384 Bobby Mitchell, R OBP: 0.319, SLG: 0.433		F4					G3		K	2	0	0	0	1	0	4					
Robin Yount, R OBP: 0.310, SLG: 0.368					F8				K	4	0	2	1	0	1	3					
Pedro Garcia, R OBP: 0.271, SLG: 0.348			4-3 SF7 2B						K	4	1	1	0	0	1	1					
Inning Stats	R: 0 E: 0 K: 1 S: 5	H: 0 LOB: 0 BB: 0 P: 5	R: 1 E: 0 K: 0 S: 4	H: 2 LOB: 2 BB: 1 P: 8	R: 1 E: 0 K: 0 S: 5	H: 2 LOB: 1 BB: 0 P: 5	R: 0 E: 0 K: 0 S: 3	H: 0 LOB: 1 BB: 1 P: 7	R: 0 E: 0 K: 0 S: 3	H: 0 LOB: 0 BB: 0 P: 3	R: 0 E: 1 K: 1 S: 6	H: 1 LOB: 1 BB: 0 P: 6	R: 1 E: 0 K: 2 S: 9	H: 2 LOB: 2 BB: 1 P: 13	R: 0 E: 0 K: 1 S: 6	H: 1 LOB: 1 BB: 0 P: 6		1B: 6 2B: 2 3B: 0 HR: 0	SF: 1 SAC: 0 DP: 0 HBP: 1	WP: 0 PB: 0 CS: 0	PA: 39
PITCHER	IP	WLS	BF	H	R	ER	SO	BB	IBB	HBP	BLK	WP	HR	S	P	ERA	WHIP				
Reggie Cleveland, R ERA: 4.83 Jim Burton, L ERA: 2.79	7.1	W	33	7	3	3	3	4	0	1	0	0	0	34	51	3.68	1.500				

Batter	1	2	3	4	5	6	7	8	9	AB	R	H	RBI	BB	SO	LOB	BOTTOM				
Rick Burleson, R OBP: 0.311, SLG: 0.342	L6		5-3	WP 1B				F8		5	0	2	0	0	0	0	Milwaukee Brewers @ Boston Red Sox Fenway Park, Boston, MA Sat Sep 13 1975, 7:05 PM EDT Att: 20,974 - Unknown - 63 F				
Dwight Evans, R OBP: 0.380, SLG: 0.461	BB 1B		1-3 1B	F3		L8				4	1	2	0	0	0	3					
Carl Yastrzemski, L OBP: 0.375, SLG: 0.419	1-2 1B BB		1-3 1B				L8			2	0	0	0	2	0	1					
Jim Rice, R OBP: 0.352, SLG: 0.503	K		F8	K			K			4	0	0	0	0	3	6					
Fred Lynn, L OBP: 0.404, SLG: 0.571	1-2 2H 1B			L1-3		FC5-4 BB		WP 3B		3	1	2	1	1	0	0					
Carlton Fisk, R OBP: 0.395, SLG: 0.522	F8					FC5-4		F9		4	1	1	0	0	0	3					
Rico Petrocelli, R OBP: 0.314, SLG: 0.333			F9			4-3-5		F8		4	1	1	1	0	0	1					
Bob Montgomery, R OBP: 0.249, SLG: 0.335		K								4	2	2	2	0	1	0					
Doug Griffin, R OBP: 0.288, SLG: 0.271		K								4	0	1	1	0	1	0					
Inning Stats	R: 1 E: 0 K: 1 S: 7	H: 2 LOB: 2 BB: 1 P: 11	R: 0 E: 0 K: 2 S: 7	H: 0 LOB: 0 BB: 0 P: 7	R: 0 E: 0 K: 0 S: 4	H: 1 LOB: 1 BB: 0 P: 4	R: 3 E: 0 K: 1 S: 10	H: 5 LOB: 3 BB: 1 P: 14	R: 0 E: 0 K: 0 S: 2	H: 0 LOB: 0 BB: 1 P: 6	R: 0 E: 0 K: 0 S: 4	H: 1 LOB: 1 BB: 0 P: 4	R: 1 E: 0 K: 1 S: 6	H: 1 LOB: 0 BB: 0 P: 6	R: 1 E: 0 K: 0 S: 4	H: 1 LOB: 0 BB: 0 P: 4		1B: 7 2B: 2 3B: 2 HR: 1	SF: 0 SAC: 0 DP: 1 HBP: 0	WP: 2 PB: 0 CS: 0	PA: 37
PITCHER	IP	WLS	BF	H	R	ER	SO	BB	IBB	HBP	BLK	WP	HR	S	P	ERA	WHIP				
Bill Travers, L ERA: 4.26 Larry Anderson, R ERA: 6.0	3.1	L	18	7	4	4	3	1	0	0	0	0	0	23	27	10.80	2.400				

Batter	1	2	3	4	5	6	7	8	9	AB	R	H	RBI	BB	SO	LOB	TOP															
Don Money, R OBP: 0.327, SLG: 0.429 (1, 5)										5	0	2	1	0	1	0	Milwaukee Brewers @ Boston Red Sox Fenway Park, Boston, MA Sun Sep 14 1975, 3:33 AM EDT Att: 28,187 - Unknown - 62 F															
Robin Yount, R OBP: 0.305, SLG: 0.366 (1, 6)										5	0	1	0	0	0	3																
George Scott, R OBP: 0.335, SLG: 0.489 (1, 3)										5	0	2	0	0	1	0																
Hank Aaron, R OBP: 0.328, SLG: 0.354 (1, 10)										5	1	2	1	0	0	3																
Bobby Darwin, R OBP: 0.302, SLG: 0.392 (1, 9)										3	2	1	0	2	0	2																
Darrell Porter, L OBP: 0.394, SLG: 0.402 (1, 2)										4	2	0	0	0	1	3																
Bobby Mitchell, R OBP: 0.325, SLG: 0.448 (1, 7)										2	1	2	2	0	0	0																
Mike Hegan, L OBP: 0.394, SLG: 0.394 (5, PH) (5, 7)										3	0	2	1	0	1	2																
Kurt Bevacqua, R OBP: 0.280, SLG: 0.286 (8, PH) (8, 4)										3	0	1	0	0	0	3																
Bob Sheldon, L OBP: 0.347, SLG: 0.358 (8, PH) (8, 4)										1	0	0	0	0	0	2																
Gorman Thomas, R OBP: 0.274, SLG: 0.385 (8, PH) (8, 8)										3	0	0	0	0	0	1																
Bill Sharp, L OBP: 0.285, SLG: 0.337 (8, PH) (8, 8)										1	0	0	0	0	0	2																
Inning Stats	R: 0 E: 1 K: 1 S: 7	H: 1 LOB: 2 BB: 0 P: 7	R: 0 E: 0 K: 1 S: 5	H: 1 LOB: 0 BB: 0 P: 5	R: 0 E: 0 K: 0 S: 5	H: 2 LOB: 2 BB: 0 P: 5	R: 3 E: 0 K: 0 S: 5	H: 3 LOB: 1 BB: 1 P: 10	R: 2 E: 1 K: 0 S: 5	H: 2 LOB: 1 BB: 1 P: 9	R: 0 E: 0 K: 0 S: 3	H: 0 LOB: 0 BB: 0 P: 3	R: 0 E: 0 K: 0 S: 3	H: 0 LOB: 0 BB: 0 P: 3	R: 1 E: 1 K: 0 S: 6	H: 2 LOB: 2 BB: 0 P: 6	R: 0 E: 0 K: 2 S: 9	H: 2 LOB: 2 BB: 0 P: 9	1B: 8 2B: 5 3B: 1 HR: 1	SF: 0 SAC: 0 DP: 3 HBP: 1	WP: 0 PB: 0 SB: 0 CS: 0	PA: 43										
PITCHER	IP WLS BF H R ER SO BB IBB HBP BLK WP HR S P ERA WHIP																															
Bill Lee, L ERA: 3.79	(1, 1) 4.1	W 24	B 8	R 5	ER 5	SO 2	BB 2	IBB 0	HBP 1	BLK 0	WP 0	HR 1	S 25	P 34	ERA 10.38	WHIP 2.308																
Jim Willoughby, R ERA: 3.18	(5, 1) 3.1	W 13	B 3	R 1	ER 0	SO 0	BB 0	IBB 0	HBP 0	BLK 0	WP 0	HR 0	S 13	P 13	ERA 0.00	WHIP 0.900																
Dick Drago, R ERA: 3.86	(8, 1) 1.1	S 6	B 2	R 0	ER 0	SO 2	BB 0	IBB 0	HBP 0	BLK 0	WP 0	HR 0	S 10	P 10	ERA 0.00	WHIP 1.500																

Batter	1	2	3	4	5	6	7	8	9	AB	R	H	RBI	BB	SO	LOB	BOTTOM															
Cecil Cooper, L OBP: 0.353, SLG: 0.556 (1, 10)										5	2	2	0	0	0	1	Milwaukee Brewers @ Boston Red Sox Fenway Park, Boston, MA Sun Sep 14 1975, 3:33 AM EDT Att: 28,187 - Unknown - 62 F															
Denny Doyle, L OBP: 0.310, SLG: 0.392 (1, 4)										4	1	2	0	0	0	1																
Carl Yastrzemski, L OBP: 0.376, SLG: 0.420 (1, 3)										4	1	2	2	0	0	1																
Fred Lynn, L OBP: 0.408, SLG: 0.581 (1, 8)										4	2	4	3	0	0	0																
Jim Rice, R OBP: 0.351, SLG: 0.500 (1, 7)										3	1	0	0	1	1	4																
Dwight Evans, R OBP: 0.357, SLG: 0.457 (1, 9)										3	0	0	1	0	0	2																
Rico Petrocelli, R OBP: 0.315, SLG: 0.336 (1, 5)										3	0	1	2	1	0	0																
Bob Montgomery, R OBP: 0.249, SLG: 0.333 (1, 2)										4	0	1	0	0	0	2																
Rick Burleson, R OBP: 0.310, SLG: 0.340 (1, 6)										3	1	0	0	1	0	2																
Inning Stats	R: 0 E: 0 K: 0 S: 3	H: 0 LOB: 0 BB: 0 P: 3	R: 1 E: 0 K: 1 S: 6	H: 1 LOB: 0 BB: 0 P: 6	R: 0 E: 0 K: 0 S: 3	H: 0 LOB: 0 BB: 0 P: 3	R: 0 E: 0 K: 0 S: 4	H: 2 LOB: 1 BB: 0 P: 4	R: 0 E: 0 K: 0 S: 3	H: 0 LOB: 1 BB: 1 P: 7	R: 4 E: 0 K: 0 S: 7	H: 4 LOB: 1 BB: 1 P: 11	R: 3 E: 0 K: 0 S: 6	H: 4 LOB: 1 BB: 1 P: 10	R: 0 E: 0 K: 0 S: 4	H: 1 LOB: 1 BB: 0 P: 4		1B: 9 2B: 2 3B: 0 HR: 1	SF: 1 SAC: 0 DP: 2 HBP: 0	WP: 0 PB: 0 SB: 0 CS: 0	PA: 37											
PITCHER	IP WLS BF H R ER SO BB IBB HBP BLK WP HR S P ERA WHIP																															
Jim Slaton, R ERA: 4.53	(1, 1) 5.1	W 23	B 6	R 5	ER 5	SO 1	BB 2	IBB 0	HBP 0	BLK 0	WP 0	HR 1	S 23	P 31	ERA 8.44	WHIP 1.500																
Tom Murphy, R ERA: 4.69	(6, 1) 0.2	L 4	B 1	R 1	ER 1	SO 0	BB 1	IBB 0	HBP 0	BLK 0	WP 0	HR 0	S 3	P 7	ERA 13.50	WHIP 3.000																
Rick Austin, L ERA: 3.66	(7, 1) 0.0	4	B 4	R 2	ER 2	SO 0	BB 0	IBB 0	HBP 0	BLK 0	WP 0	HR 0	S 4	P 4	ERA ∞	WHIP ∞																
Larry Anderson, R ERA: 7.2	(7, 1) 2.0	6	B 1	R 0	ER 0	SO 0	BB 0	IBB 0	HBP 0	BLK 0	WP 0	HR 0	S 6	P 6	ERA 0.00	WHIP 0.500																

Batter	1	2	3	4	5	6	7	8	9	AB	R	H	RBI	BB	SO	LOB	TOP																					
Don Money, R OBP: 0.326, SLG: 0.429 (1, 5)										4	1	1	1	1	0	1	Milwaukee Brewers @ Boston Red Sox Fenway Park, Boston, MA Mon Sep 15 1975, 7:05 PM EDT Att: 16,302 - Unknown - 62 F																					
Robin Yount, R OBP: 0.305, SLG: 0.370 (1, 6)										5	1	1	1	0	1	4																						
George Scott, R OBP: 0.338, SLG: 0.496 (1, 3)										4	2	2	2	1	1	2																						
Hank Aaron, R OBP: 0.329, SLG: 0.354 Gorman Thomas, R OBP: 0.274, SLG: 0.385 (9, PR)										5	0	2	1	0	1	2																						
Bobby Darwin, R OBP: 0.304, SLG: 0.392 (1, 9)										5	0	2	0	0	0	1																						
Bobby Mitchell, R OBP: 0.321, SLG: 0.442 Mike Hegan, L OBP: 0.365, SLG: 0.392 (8, 7)										3	0	0	0	0	0	1																						
Darrell Porter, L OBP: 0.365, SLG: 0.408 (1, 2)										4	2	2	0	0	0	3																						
Kurt Bevacqua, R OBP: 0.283, SLG: 0.290 (1, 4)										4	1	2	1	0	1	3																						
Bill Sharp, L OBP: 0.287, SLG: 0.344 (1, 8)										4	0	2	1	0	0	1																						
Inning Stats	R: 0 E: 0 K: 0 S: 2	H: 0 LOB: 0 BB: 1 P: 6	R: 0 E: 0 K: 0 S: 3	H: 0 LOB: 0 BB: 0 P: 3	R: 2 E: 1 K: 2 S: 11	H: 3 LOB: 2 BB: 0 P: 11	R: 0 E: 0 K: 0 S: 4	H: 1 LOB: 1 BB: 0 P: 4	R: 1 E: 0 K: 1 S: 6	H: 1 LOB: 0 BB: 0 P: 6	R: 0 E: 0 K: 0 S: 3	H: 0 LOB: 0 BB: 0 P: 3	R: 1 E: 0 K: 0 S: 4	H: 2 LOB: 1 BB: 1 P: 8	R: 1 E: 0 K: 1 S: 7	H: 2 LOB: 2 BB: 1 P: 11		R: 2 E: 0 K: 1 S: 9	H: 5 LOB: 2 BB: 0 P: 9	1B: 7 2B: 4 3B: 1 HR: 2	SF: 0 SAC: 0 DP: 1 HBP: 0	WP: 0 PB: 0 SB: 0 CS: 1	PA: 43															
PITCHER	IP	WLS	BF	H	R	ER	SO	BB	IBB	HBP	BLK	WP	HR	S	P	ERA	WHIP	PITCHER				IP	WLS	BF	H	R	ER	SO	BB	IBB	HBP	BLK	WP	HR	S	P	ERA	WHIP
Roger Moret, L ERA: 3.56 (1, 1)	6.2	W	28	7	4	4	3	2	0	0	0	0	1	32	40	5.40	1.350																					
Dick Pole, R ERA: 3.97 (7, 1)	0.2		5	2	1	1	0	1	0	0	0	0	1	4	8	13.50	4.500																					
Jim Burton, L ERA: 2.92 (8, 1)	1.0		4	2	1	1	1	0	0	0	0	0	0	6	6	9.00	2.000																					
Dick Drago, R ERA: 3.95 (9, 1)	0.2		5	3	1	1	1	0	0	0	0	0	0	7	7	13.50	4.500																					

Batter	1	2	3	4	5	6	7	8	9	AB	R	H	RBI	BB	SO	LOB	BOTTOM																					
Cecil Cooper, L OBP: 0.357, SLG: 0.557 Juan Beniquez, R OBP: 0.358, SLG: 0.404 (3, FH)										1	2	1	0	0	0	0	Milwaukee Brewers @ Boston Red Sox Fenway Park, Boston, MA Mon Sep 15 1975, 7:05 PM EDT Att: 16,302 - Unknown - 62 F																					
Denny Doyle, L OBP: 0.310, SLG: 0.391 Doug Griffin, R OBP: 0.293, SLG: 0.277 (7, 4)										3	1	1	0	0	0	3																						
Carl Yastrzemski, L OBP: 0.376, SLG: 0.418 (1, 3)										2	1	0	0	3	0	2																						
Fred Lynn, L OBP: 0.410, SLG: 0.579 (1, 8)										3	3	1	1	2	1	3																						
Jim Rice, R OBP: 0.350, SLG: 0.498 (1, 7)										4	1	1	2	0	0	4																						
Dwight Evans, R OBP: 0.383, SLG: 0.466 (1, 9)										4	1	4	4	0	0	0																						
Rico Petrocelli, R OBP: 0.317, SLG: 0.338 (1, 5)										4	0	2	1	0	0	1																						
Bob Montgomery, R OBP: 0.249, SLG: 0.330 (1, 2)										2	0	0	1	1	1	1																						
Rick Burleson, R OBP: 0.308, SLG: 0.338 (1, 6)										4	0	0	0	0	2	3																						
Inning Stats	R: 4 E: 0 K: 0 S: 8	H: 5 LOB: 1 BB: 0 P: 8	R: 4 E: 0 K: 1 S: 6	H: 2 LOB: 1 BB: 2 P: 15	R: 0 E: 1 K: 1 S: 7	H: 1 LOB: 2 BB: 0 P: 7	R: 0 E: 0 K: 0 S: 2	H: 0 LOB: 0 BB: 1 P: 6	R: 0 E: 0 K: 0 S: 3	H: 1 LOB: 0 BB: 1 P: 7	R: 0 E: 0 K: 0 S: 3	H: 1 LOB: 0 BB: 0 P: 3	R: 1 E: 0 K: 1 S: 7	H: 2 LOB: 2 BB: 1 P: 11	R: 0 E: 0 K: 1 S: 6	H: 1 LOB: 2 BB: 1 P: 10		1B: 11 2B: 2 3B: 0 HR: 0	SF: 2 SAC: 0 DP: 3 HBP: 1	WP: 1 PB: 0 SB: 1 CS: 0	PA: 41																	
PITCHER	IP	WLS	BF	H	R	ER	SO	BB	IBB	HBP	BLK	WP	HR	S	P	ERA	WHIP	PITCHER				IP	WLS	BF	H	R	ER	SO	BB	IBB	HBP	BLK	WP	HR	S	P	ERA	WHIP
Jim Colborn, R ERA: 4.23 (1, 1)	1.1	L	12	6	7	7	1	1	0	0	0	1	0	20	36	3.60	2.000																					
Pat Osburn, L ERA: 6.1 (2, 1)	5.0		22	6	2	2	1	4	0	0	0	1	0	20	36	3.60	2.000																					
Tom Murphy, R ERA: 4.57 (7, 1)	1.2		7	1	0	0	2	1	0	0	0	0	0	10	14	0.00	1.200																					



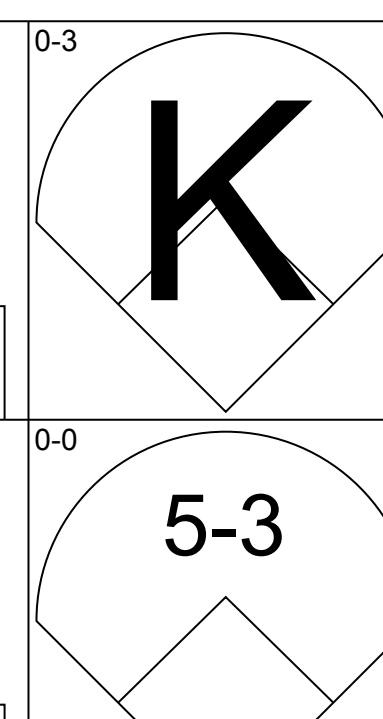
Batter	1	2	3	4	5	6	7	8	9	AB	R	H	RBI	BB	SO	LOB	TOP					
Al Bumbry, L (1, 10) OBP: 0.336, SLG: 0.369	0-0 6-3		0-0 4-3		0-0 4-3		0-0 6-3		0-0 6-3	4	0	0	0	0	0	0	Baltimore Orioles @ Boston Red Sox Fenway Park, Boston, MA Tue Sep 16 1975, 7:05 PM EDT Att: 34,724 - Unknown - 65 F					
Royle Stillman, L (1, 6) Mark Belanger, R (1, FR) OBP: 0.285, SLG: 0.275	0-0 1B			G3 BB 1B		FC6-5 1B		F4	1	0	1	0	0	0	0	0						
Bobby Grich, R (1, 4) OBP: 0.393, SLG: 0.401	0-3 K			G3 BB 1-2		FC6-5 1-2		F7	3	0	0	0	1	1	2							
Lee May, R (1, 3) OBP: 0.309, SLG: 0.429	0-3 K			G3 BB 1-2 2-3				F9	4	0	0	0	0	3	4							
Ken Singleton, S (1, 9) OBP: 0.414, SLG: 0.459		0-3 K		G3 1-2 2-3				F8	4	0	0	0	0	1	2							
Don Baylor, R (1, 7) OBP: 0.360, SLG: 0.483		0-0 1B		6-3				S 1B	3	0	2	0	0	0	2							
Paul Blair, R (1, 8) Jim Northrup, L (7, PH) OBP: 0.349, SLG: 0.419	0-0 F8 1-2				0-3 K		0-0 P8		2	0	0	0	0	1	1							
Brooks Robinson, R (1, 5) OBP: 0.265, SLG: 0.266			0-0 F8		0-3 K		0-0 P9 1-2		3	0	0	0	0	1	1							
Dave Duncan, R (1, 2) Tom Shopay, L (8, PH) Jim Hutto, R (8, 2)			0-0 5-3		0-0 6-3			0-3 K	2	0	0	0	0	0	0							
Inning Stats	R: 0 E: 0 K: 2 S: 8	H: 1 LOB: 1 BB: 0 P: 8	R: 0 E: 0 K: 1 S: 5	H: 1 LOB: 0 BB: 0 P: 5	R: 0 E: 0 K: 0 S: 3	H: 0 LOB: 0 BB: 0 P: 3	R: 0 E: 0 K: 1 S: 6	H: 1 LOB: 2 BB: 1 P: 10	R: 0 E: 0 K: 2 S: 7	H: 0 LOB: 0 BB: 0 P: 7	R: 0 E: 0 K: 1 S: 6	H: 1 LOB: 1 BB: 0 P: 6	R: 0 E: 0 K: 0 S: 4	H: 1 LOB: 1 BB: 0 P: 4	R: 0 E: 0 K: 1 S: 5	H: 0 LOB: 0 BB: 0 P: 5		R: 0 E: 0 K: 0 S: 3	H: 0 LOB: 0 BB: 0 P: 3	1B: 5 2B: 0 3B: 0 HR: 0	SF: 0 SAC: 0 DP: 0 HBP: 0	WP: 0 PB: 0 SB: 1 CS: 0
PITCHER Luis Tiant, R (1, 1) ERA: 4.08	IP: 9.0 WLS: W BF: 32 H: 5 R: 0 ER: 0 SO: 8 BB: 1 IBB: 0 HBP: 0 BLK: 0 WP: 0 HR: 0 S: 47 P: 51 ERA: 0.00 WHIP: 0.667															PITCHER						

AB	31
R	0
H	5
RBI	0
BB	1
SO	8
LOB	13




Batter	1	2	3	4	5	6	7	8	9	AB	R	H	RBI	BB	SO	LOB	BOTTOM					
Cecil Cooper, L (1, 10) OBP: 0.354, SLG: 0.552	0-0 1-3		0-0 SH1-4 1-2		0-3 K		0-0 B1-3			3	0	0	0	0	1	1	Baltimore Orioles @ Boston Red Sox Fenway Park, Boston, MA Tue Sep 16 1975, 7:05 PM EDT Att: 34,724 - Unknown - 65 F					
Denny Doyle, L (1, 4) OBP: 0.315, SLG: 0.403	0-0 3B		0-0 F6		0-0 E 1B		0-0 1B			4	0	3	0	0	1							
Carl Yastrzemski, L (1, 3) OBP: 0.376, SLG: 0.415	0-0 1-3		0-0 L9		0-0 E4 1-2 2-3		0-0 4-3			4	0	0	0	0	5							
Fred Lynn, L (1, 8) OBP: 0.407, SLG: 0.575	0-3 K			0-3 K		0-0 F5		0-0 F9	4	0	0	0	0	2	4							
Jim Rice, R (1, 7) OBP: 0.349, SLG: 0.496		0-3 K		0-3 K		0-3 K		0-0 FC5-4 1B	4	0	1	0	0	3	0							
Carlton Fisk, R (1, 2) OBP: 0.392, SLG: 0.530		0-0 4-3		0-0 HR		0-0 5-3		0-0 FC5-4 1B 1-2	4	1	1	1	0	0	1							
Dwight Evans, R (1, 9) OBP: 0.364, SLG: 0.469		0-3 K		0-0 6-3		0-0 2B		0-0 1B 1-2	4	0	2	0	0	1	0							
Rico Petrocelli, R (1, 5) OBP: 0.317, SLG: 0.345			0-0 HR		0-0 F6		0-3 K		0-0 F9	4	1	1	1	0	1	3						
Rick Burleson, R (1, 6) OBP: 0.310, SLG: 0.338			4-0 SH1-4 BB		0-0 E 1B		0-0 F4			2	0	1	0	1	0	0						
Inning Stats	R: 0 E: 0 K: 1 S: 6	H: 1 LOB: 0 BB: 0 P: 6	R: 0 E: 0 K: 2 S: 7	H: 0 LOB: 0 BB: 0 P: 7	R: 1 E: 0 K: 0 S: 4	H: 1 LOB: 1 BB: 1 P: 8	R: 1 E: 0 K: 2 S: 8	H: 1 LOB: 0 BB: 0 P: 8	R: 0 E: 0 K: 1 S: 8	H: 2 LOB: 3 BB: 0 P: 8	R: 0 E: 0 K: 2 S: 8	H: 1 LOB: 1 BB: 0 P: 8	R: 0 E: 0 K: 0 S: 4	H: 1 LOB: 1 BB: 0 P: 4	R: 0 E: 0 K: 0 S: 5	H: 2 LOB: 2 BB: 0 P: 5		R: 0 E: 0 K: 0 S: 5	H: 2 LOB: 2 BB: 0 P: 5	1B: 5 2B: 1 3B: 1 HR: 2	SF: 0 SAC: 1 DP: 0 HBP: 0	WP: 0 PB: 0 SB: 0 CS: 0
PITCHER Jim Palmer, R (1, 1) ERA: 2.17	IP: 8.0 WLS: L BF: 35 H: 9 R: 2 ER: 2 SO: 8 BB: 1 IBB: 0 HBP: 0 BLK: 0 WP: 0 HR: 2 S: 50 P: 54 ERA: 2.25 WHIP: 1.250															PITCHER						




Batter	1	2	3	4	5	6	7	8	9	AB	R	H	RBI	BB	SO	LOB	TOP																					
Royce Stillman, L OBP: 0.333, SLG: 0.333 Mark Belanger, R OBP: 0.286, SLG: 0.272			6-3	FC5-4		F2		P7		1	0	0	0	0	1	0	Baltimore Orioles @ Boston Red Sox Fenway Park, Boston, MA Wed Sep 17 1975, 7:05 PM EDT Att: 31,806 - Unknown - 61 F																					
Paul Blair, R OBP: 0.262, SLG: 0.287	5-3		F8		1B	G4-6-3		G3	5	1	1	0	0	0	2																							
Tommy Davis, R OBP: 0.314, SLG: 0.357	1B		HR		BB	4-3		6-3	5	2	3	1	0	0	0																							
Lee May, R OBP: 0.309, SLG: 0.427 Tony Muser, L OBP: 0.333, SLG: 0.310	F9		L8		FC4-6	L7		1B	4	1	1	1	0	0	1																							
Ken Singleton, S OBP: 0.414, SLG: 0.458		F5		G3	FC4-6			4-3	4	0	1	0	1	0	1																							
Don Baylor, R OBP: 0.359, SLG: 0.481	6-3		E	S	FC4-6	F5			4	1	1	1	0	0	3																							
Bobby Grich, R OBP: 0.393, SLG: 0.400	1B		K		6-3			F4	4	0	1	0	0	1	2																							
Brooks Robinson, R OBP: 0.270, SLG: 0.271	1B		1B		CS			1B	3	0	3	0	1	0	0																							
Eliot Hendricks, L OBP: 0.307, SLG: 0.369	5-3		1B		FC1			P7	4	0	1	1	0	0	4																							
Inning Stats	R: 0 E: 0 K: 1 S: 6	H: 1 LOB: 1 BB: 0 P: 6	R: 0 E: 0 K: 0 S: 5	H: 2 LOB: 2 BB: 0 P: 5	R: 1 E: 0 K: 0 S: 4	H: 1 LOB: 0 BB: 0 P: 4	R: 1 E: 0 K: 1 S: 7	H: 2 LOB: 2 BB: 1 P: 11	R: 3 E: 0 K: 0 S: 5	H: 3 LOB: 0 BB: 1 P: 9	R: 0 E: 1 K: 0 S: 4	H: 1 LOB: 1 BB: 0 P: 4	R: 0 E: 0 K: 0 S: 4	H: 1 LOB: 1 BB: 0 P: 4	R: 0 E: 0 K: 0 S: 4	H: 1 LOB: 1 BB: 0 P: 4	1B: 12 2B: 0 3B: 0 HR: 1	SF: 0 SAC: 0 DP: 1 HBP: 0	WP: 0 PB: 0 SB: 3 CS: 1	PA: 42																		
PITCHER	IP	WLS	BF	H	R	ER	SO	BB	IBB	HBP	BLK	WP	HR	S	P	ERA	WHIP	PITCHER				IP	WLS	BF	H	R	ER	SO	BB	IBB	HBP	BLK	WP	HR	S	P	ERA	WHIP
Rick Wise, R ERA: 4.03	(1, 1)	4.0	L	22	9	5	4	2	1	0	0	0	0	1	25	29	9.00	2.500																				
Reggie Cleveland, R ERA: 4.68	(5, 1)	5.0		19	4	0	0	0	1	0	0	0	0	0	18	22	0.00	1.000																				

AB	39
R	5
H	13
RBI	4
BB	2
SO	2
LOB	18



Batter	1	2	3	4	5	6	7	8	9	AB	R	H	RBI	BB	SO	LOB	BOTTOM																					
Cecil Cooper, L OBP: 0.352, SLG: 0.546	E3		K			L8-4		F5		3	1	0	0	1	1	1	Baltimore Orioles @ Boston Red Sox Fenway Park, Boston, MA Wed Sep 17 1975, 7:05 PM EDT Att: 31,806 - Unknown - 61 F																					
Denny Doyle, L OBP: 0.315, SLG: 0.399	K		4-3			E4		1B	3	0	0	0	1	1	3																							
Carl Yastrzemski, L OBP: 0.375, SLG: 0.414	4-3				3-1	L8-4		1B	4	0	1	0	0	0	3																							
Fred Lynn, L OBP: 0.407, SLG: 0.576	CS				3-1			P8	4	1	2	1	0	0	2																							
Jim Rice, R OBP: 0.347, SLG: 0.493	CS				K			L8	4	0	0	0	0	1	3																							
Carlton Fisk, R OBP: 0.390, SLG: 0.526	5-3				1-3			F9	4	0	1	1	0	0	0																							
Dwight Evans, R OBP: 0.365, SLG: 0.469	K				G5-4-3			F4	4	0	2	0	0	1	0																							
Rico Petrocelli, R OBP: 0.314, SLG: 0.341			6-3		G5-4-3			K	4	0	0	0	0	2	3																							
Rick Burleson, R OBP: 0.310, SLG: 0.337					BB	6-3		L1	2	0	0	0	1	0	2																							
Inning Stats	R: 1 E: 1 K: 1 S: 6	H: 1 LOB: 0 BB: 0 P: 6	R: 0 E: 0 K: 1 S: 5	H: 0 LOB: 0 BB: 0 P: 5	R: 0 E: 0 K: 1 S: 5	H: 0 LOB: 0 BB: 1 P: 9	R: 0 E: 0 K: 1 S: 3	H: 1 LOB: 0 BB: 0 P: 3	R: 0 E: 1 K: 0 S: 3	H: 0 LOB: 1 BB: 1 P: 7	R: 1 E: 0 K: 1 S: 8	H: 3 LOB: 2 BB: 0 P: 8	R: 0 E: 0 K: 0 S: 4	H: 1 LOB: 2 BB: 1 P: 8	R: 0 E: 0 K: 1 S: 5	H: 0 LOB: 0 BB: 0 P: 5	1B: 5 2B: 2 3B: 0 HR: 0	SF: 0 SAC: 0 DP: 2 HBP: 0	WP: 0 PB: 0 SB: 0 CS: 1	PA: 36																		
PITCHER	IP	WLS	BF	H	R	ER	SO	BB	IBB	HBP	BLK	WP	HR	S	P	ERA	WHIP	PITCHER				IP	WLS	BF	H	R	ER	SO	BB	IBB	HBP	BLK	WP	HR	S	P	ERA	WHIP
Mike Torrez, R ERA: 3.17	(1, 1)	7.1	W	30	6	2	1	5	3	0	0	0	0	0	37	49	1.23	1.227																				
Grant Jackson, L ERA: 3.35	(8, 1)	0.1		1	0	0	0	0	0	0	0	0	0	0	1	1	0.00	0.000																				
Dyar Miller, R ERA: 2.51	(8, 1)	1.1	S	4	0	0	0	1	0	0	0	0	0	0	6	6	0.00	0.000																				

AB	32
R	2
H	6
RBI	2
BB	3
SO	6
LOB	17



Batter	1	2	3	4	5	6	7	8	9	AB	R	H	RBI	BB	SO	LOB	TOP								
Cecil Cooper, L OBP: 0.350, SLG: 0.540 (1, 10)										5	1	1	0	0	0	4	Boston Red Sox @ Detroit Tigers Tiger Stadium, Detroit, MI Fri Sep 19 1975, 7:05 PM EDT Att: 7,780 - Unknown								
Denny Doyle, L OBP: 0.315, SLG: 0.398 (1, 4)										3	1	1	0	0	0	1									
Doug Griffin, R OBP: 0.291, SLG: 0.275 (6, PH) (6, 4)										2	0	0	0	0	2	0									
Carl Yastrzemski, L OBP: 0.375, SLG: 0.413 (1, 3)										4	1	1	1	1	1	2									
Fred Lynn, L OBP: 0.406, SLG: 0.572 (1, 8)										4	1	0	0	1	2	3									
Jim Rice, R OBP: 0.349, SLG: 0.494 (1, 7)										5	1	3	2	0	1	0									
Carlton Fisk, R OBP: 0.396, SLG: 0.529 (1, 2)										4	2	3	1	1	0	2									
Dwight Evans, R OBP: 0.361, SLG: 0.463 (1, 9)										5	0	0	0	0	1	8									
Rico Petrocelli, R OBP: 0.315, SLG: 0.340 (1, 5)										4	0	1	2	1	0	5									
Rick Burleson, R OBP: 0.310, SLG: 0.336 (1, 6)										2	0	0	1	1	0	1									
Inning Stats	R: 4 E: 1 K: 0 S: 7	H: 5 LOB: 1 BB: 1 P: 11	R: 0 E: 0 K: 0 S: 3	H: 0 LOB: 0 BB: 0 P: 3	R: 0 E: 1 K: 0 S: 5	H: 1 LOB: 3 BB: 1 P: 9	R: 0 E: 0 K: 2 S: 8	H: 0 LOB: 0 BB: 1 P: 12	R: 2 E: 0 K: 1 S: 8	H: 3 LOB: 1 BB: 0 P: 8	R: 0 E: 0 K: 1 S: 5	H: 0 LOB: 0 BB: 0 P: 5	R: 1 E: 1 K: 1 S: 7	H: 1 LOB: 2 BB: 1 P: 11	R: 0 E: 0 K: 2 S: 7	H: 0 LOB: 0 BB: 0 P: 7	R: 0 E: 0 K: 0 S: 3	H: 0 LOB: 1 BB: 1 P: 7	1B: 10 2B: 1 3B: 0 HR: 0	SF: 1 SAC: 0 DP: 1 HBP: 0	WP: 0 PB: 0 SB: 0 CS: 0	PA: 44			
PITCHER	IP	WLS	BF	H	R	ER	SO	BB	IBB	HBP	BLK	WP	HR	S	P	ERA	WHIP								
Ray Bare, R ERA: 4.51 (1, 1)	0.0		6	5	4	4	0	1	0	0	0	0	0	5	9	∞	∞								
Lerrin LaGrow, R ERA: 4.37 (1, 1)	3.1		14	1	0	0	0	2	0	0	0	0	0	12	20	0.00	0.900								
Ed Glynn, L ERA: 6.75 (4, 1)	2.2	L	11	3	2	2	4	0	0	0	0	0	0	19	19	6.75	1.125								
Steve Grilli, R ERA: (7, 1)	3.0		13	1	1	0	3	2	0	0	0	0	0	17	25	0.00	1.000								

Batter	1	2	3	4	5	6	7	8	9	AB	R	H	RBI	BB	SO	LOB	BOTTOM								
Ben Oglivie, L OBP: 0.324, SLG: 0.425 (1, 7)										4	2	2	2	0	0	1	Boston Red Sox @ Detroit Tigers Tiger Stadium, Detroit, MI Fri Sep 19 1975, 7:05 PM EDT Att: 7,780 - Unknown								
Gary Sutherland, R OBP: 0.322, SLG: 0.331 (1, 4)										4	1	3	0	1	0	1									
Tom Verzyer, R OBP: 0.293, SLG: 0.322 (1, 6)										5	1	3	1	0	2	2									
Willie Horton, R OBP: 0.316, SLG: 0.421 (1, 10)										4	0	2	0	1	1	4									
Aurelio Rodriguez, R OBP: 0.286, SLG: 0.384 (1, 5)										5	0	1	0	0	0	7									
Bill Freehan, R OBP: 0.310, SLG: 0.405 (1, 2)										5	0	2	2	0	2	2									
Dan Meyer, L OBP: 0.284, SLG: 0.347 (1, 3)										5	0	0	0	0	0	4									
Leon Roberts, R OBP: 0.317, SLG: 0.387 (1, 9)										2	1	0	0	2	0	0									
Ron LeFlore, R OBP: 0.303, SLG: 0.348 (1, 8)										1	0	0	0	0	0	0									
Gates Brown, L OBP: 0.349, SLG: 0.324 (3, PH)										1	0	0	0	0	0	2									
Billy Baldwin, L OBP: 0.258, SLG: 0.387 (4, 8)										2	0	2	0	0	0	0									
Inning Stats	R: 3 E: 0 K: 1 S: 9	H: 4 LOB: 1 BB: 0 P: 9	R: 1 E: 0 K: 0 S: 6	H: 3 LOB: 2 BB: 0 P: 6	R: 0 E: 0 K: 1 S: 6	H: 1 LOB: 2 BB: 1 P: 10	R: 0 E: 0 K: 0 S: 4	H: 2 LOB: 1 BB: 1 P: 8	R: 0 E: 0 K: 0 S: 3	H: 0 LOB: 0 BB: 0 P: 3	R: 0 E: 0 K: 1 S: 5	H: 1 LOB: 1 BB: 1 P: 9	R: 0 E: 0 K: 0 S: 4	H: 2 LOB: 1 BB: 0 P: 4	R: 1 E: 0 K: 1 S: 6	H: 1 LOB: 1 BB: 1 P: 10	R: 0 E: 0 K: 1 S: 6	H: 1 LOB: 1 BB: 0 P: 6	1B: 11 2B: 4 3B: 0 HR: 1	SF: 1 SAC: 0 DP: 3 HBP: 0	WP: 0 PB: 0 SB: 0 CS: 0	PA: 43			
PITCHER	IP	WLS	BF	H	R	ER	SO	BB	IBB	HBP	BLK	WP	HR	S	P	ERA	WHIP								
Bill Lee, L ERA: 3.91 (1, 1)	1.2		10	5	4	4	1	0	0	0	0	0	0	12	12	21.60	3.000								
Dick Pole, R ERA: 3.83 (2, 1)	5.1	W	26	9	1	1	2	3	1	0	0	0	0	26	42	1.69	2.250								
Jim Burton, L ERA: 2.9 (8, 1)	0.1		1	0	0	0	0	0	0	0	0	0	0	1	1	0.00	0.000								
Dick Drago, R ERA: 3.86 (8, 1)	1.2	S	6	1	0	0	2	0	0	0	0	0	0	10	10	0.00	0.600								

AB 38
R 7
H 10
RBI 7
BB 5
SO 7
LOB 26



AB 38
R 5
H 15
RBI 5
BB 4
SO 5
LOB 23




Batter	1	2	3	4	5	6	7	8	9	AB	R	H	RBI	BB	SO	LOB	TOP
Juan Beniquez, R OBP: 0.360, SLG: 0.401	4-0 FC3-6 1B BB		4-0 1-3 BB		0-0 G6-4-3 1-2			0-0 6-3		2	1	0	0	2	0	1	Boston Red Sox @ Detroit Tigers Tiger Stadium, Detroit, MI Sat Sep 20 1975, 3:33 AM EDT Att: 10,186 - Unknown
Dwight Evans, R OBP: 0.360, SLG: 0.461	0-0 FC3-6 1-2 1B		0-0 1-3		0-0 5-3			0-3 K		4	0	1	0	0	1	1	
Carl Yastrzemski, L OBP: 0.373, SLG: 0.499	0-0 FC3-6 1B 1-2 2-3		0-0 F3		0-0 F9			0-3 K		4	0	0	0	0	1	3	
Jim Rice, R OBP: 0.348, SLG: 0.492	0-3 K		0-0 F4		0-0 1B			0-0 5-3		4	0	1	0	0	1	3	
Carlton Fisk, R OBP: 0.396, SLG: 0.525	0-0 1-3 1B		0-0 F8		0-0 F5			0-0 5-3		4	0	1	1	0	0	1	
Rico Petrocelli, R OBP: 0.314, SLG: 0.339		0-0 5-3		0-0 5-3 1B				0-0 F9		4	0	1	0	0	0	1	
Bob Montgomery, R OBP: 0.250, SLG: 0.330		0-0 4-3		0-0 5-3				0-0 G6-4-3 1B		3	0	1	0	0	0	1	
Rick Burleson, R OBP: 0.310, SLG: 0.336		0-0 1B		0-0 1-3				0-0 G6-4-3 1-2		3	0	1	0	0	0	2	
Doug Griffin, R OBP: 0.288, SLG: 0.272		0-0 5-3		0-0 E6 G6-4-3				0-0 5-3		3	0	0	0	0	0	1	
Inning Stats	R: 1 E: 0 K: 1 S: 6	H: 2 LOB: 2 BB: 1 P: 10	R: 0 E: 0 K: 0 S: 4	H: 1 LOB: 1 BB: 0 P: 4	R: 0 E: 0 K: 0 S: 3	H: 0 LOB: 1 BB: 1 P: 7	R: 0 E: 0 K: 0 S: 4	H: 1 LOB: 0 BB: 0 P: 4	R: 0 E: 1 K: 0 S: 3	H: 0 LOB: 0 BB: 0 P: 3	R: 0 E: 0 K: 0 S: 7	H: 0 LOB: 0 BB: 0 P: 7	R: 0 E: 0 K: 0 S: 3	H: 0 LOB: 0 BB: 0 P: 3	1B: 6 2B: 0 3B: 0 HR: 0	SF: 0 SAC: 0 DP: 2 HBP: 0	WP: 0 PA: 33 PB: 0 SB: 0 CS: 0
PITCHER Mickey Lolich, L ERA: 3.78	IP: 9.0 WLS: W BF: 33	H: 6 R: 1 ER: 1 SO: 3	BB: 2 IBB: 0 HBP: 0 BLK: 0	WP: 0 HR: 0 S: 37 P: 45	ERA: 1.00 WHIP: 0.889	PITCHER											

Batter	1	2	3	4	5	6	7	8	9	AB	R	H	RBI	BB	SO	LOB	BOTTOM		
Ron LeFlore, R OBP: 0.304, SLG: 0.349	0-0 S 1B 1B		0-0 6-3	0-0 1B 2-3 3-H		0-0 FC5-4 1B 1-2		0-0 4-3		5	1	2	1	0	0	1	Boston Red Sox @ Detroit Tigers Tiger Stadium, Detroit, MI Sat Sep 20 1975, 3:33 AM EDT Att: 10,186 - Unknown		
Bob Molinaro, L OBP: 0.271, SLG: 0.833	0-0 L4		0-0 1B 3B	0-0 1B 1-2 3-H		0-0 1B 1-3				4	1	3	1	0	0	1			
Ben Oglivie, L OBP: 0.326, SLG: 0.426	0-0 CS 1B 1-H		0-0 1B 3-H	0-0 K 0-3		0-0 K				4	0	2	2	0	2	4			
Willie Horton, R OBP: 0.316, SLG: 0.418	4-0 1B 1-2 BB		0-0 F3		0-0 6-3			0-3 K		3	0	0	0	1	1	1			
Dan Meyer, L OBP: 0.284, SLG: 0.347	0-0 F8		0-0 L8		0-0 FC5-4 1B			0-0 5-3		4	0	1	0	0	0	2			
Aurelio Rodriguez, R OBP: 0.287, SLG: 0.388		4-0 FC6-4 BB		0-0 1B 3B		0-0 K		0-3 K		3	1	1	0	1	2	1			
Tom Verzyer, R OBP: 0.295, SLG: 0.325		0-0 FC6-4 1-2		4-0 1B WP 1B BB		0-0 FC5-4 1-2		0-0 1B G4-3 2B		3	2	1	0	1	0	2			
Terry Humphrey, R OBP: 0.289, SLG: 0.270		0-3 K		4-0 L3 1-2 BB		0-0 FC5-4 1B		0-0 G4-3 2-3 1B		3	0	2	0	1	1	1			
Jerry Manuel, S (1, 4)		0-0 4-3		0-0 L3 1-2		0-3 K		0-0 G4-3 1-2 3-H		4	0	0	0	0	1	6			
Inning Stats	R: 1 E: 0 K: 0 S: 4	H: 2 LOB: 1 BB: 1 P: 8	R: 0 E: 0 K: 1 S: 5	H: 0 LOB: 1 BB: 1 P: 9	R: 1 E: 0 K: 0 S: 5	H: 2 LOB: 1 BB: 0 P: 5	R: 2 E: 0 K: 1 S: 7	H: 3 LOB: 2 BB: 2 P: 15	R: 0 E: 0 K: 1 S: 6	H: 1 LOB: 1 BB: 0 P: 6	R: 0 E: 0 K: 2 S: 9	H: 2 LOB: 0 BB: 0 P: 9	R: 0 E: 0 K: 2 S: 7	H: 0 LOB: 0 BB: 0 P: 7	R: 1 E: 0 K: 0 S: 4	H: 2 LOB: 0 BB: 0 P: 4	1B: 9 2B: 2 3B: 2 HR: 0	SF: 0 SAC: 0 DP: 2 HBP: 0	WP: 1 PA: 37 PB: 0 SB: 1 CS: 1
PITCHER Luis Tiant, R ERA: 4.16 Jim Burton, L ERA: 2.99 Jim Willoughby, R ERA: 3.11	IP: 3.2 WLS: L BF: 20	H: 4 R: 4 ER: 1 SO: 6	BB: 4 IBB: 0 HBP: 0 BLK: 0	WP: 0 HR: 0 S: 26 P: 26	ERA: 2.70 WHIP: 1.200	PITCHER													

Batter	1	2	3	4	5	6	7	8	9	AB	R	H	RBI	BB	SO	LOB	TOP				
Cecil Cooper, L (1, 10) OBP: 0.348, SLG: 0.533	F7	G3			L7		F6		G3-2-1	4	0	0	1	1	0	4					
Denny Doyle, L (1, 4) OBP: 0.319, SLG: 0.406		4-3			4-3		CS	1B		4	1	2	2	1	0	2					
Carl Yastrzemski, L (1, 3) OBP: 0.373, SLG: 0.408	L7		3-1			K				4	0	1	0	1	1	1					
Fred Lynn, L (1, 8) OBP: 0.402, SLG: 0.567	G3				K			SF9	G3-2-1	4	0	0	1	0	2	4					
Jim Rice, R (1, 7) OBP: 0.350, SLG: 0.491										1	1	0	0	1	0	0					
Dwight Evans, R (7, 9) OBP: 0.359, SLG: 0.460		BB	1B	CS						1	0	0	0	0	1	1					
Carlton Fisk, R (1, 2) OBP: 0.394, SLG: 0.520		1B	BB	CS	F8					4	1	1	0	0	0	1					
Bernie Carbo, L (1, 9) OBP: 0.313, SLG: 0.487										0	1	0	0	3	0	0					
Rick Miller, L (7, 7) OBP: 0.322, SLG: 0.235	G3	1B			G1-4-3		WP	1B	BB	0	1	0	0	1	0	0					
Rico Petrocelli, R (1, 5) OBP: 0.313, SLG: 0.339										3	0	1	2	0	0	2					
Juan Benitez, R (9, PR) OBP: 0.360, SLG: 0.401	SF8				G1-4-3					0	1	0	0	0	0	0					
Bob Heise, R (9, 5) OBP: 0.246, SLG: 0.238							1B	CS	1B	0	0	0	0	0	0	0					
Rick Burleson, R (1, 6) OBP: 0.311, SLG: 0.337										3	0	2	0	0	0	0					
Inning Stats	R: 0 E: 0 K: 0 S: 4	H: 1 LOB: 1 BB: 0 P: 4	R: 2 E: 0 K: 0 S: 5	H: 2 LOB: 2 BB: 1 P: 10	R: 0 E: 0 K: 1 S: 4	H: 0 LOB: 0 BB: 1 P: 8	R: 0 E: 0 K: 0 S: 2	H: 0 LOB: 0 BB: 1 P: 6	R: 0 E: 0 K: 2 S: 7	H: 0 LOB: 0 BB: 0 P: 7	R: 1 E: 0 K: 0 S: 4	H: 2 LOB: 1 BB: 1 P: 8	R: 1 E: 0 K: 1 S: 6	H: 1 LOB: 1 BB: 1 P: 10	R: 2 E: 1 K: 0 S: 4	H: 1 LOB: 2 BB: 3 P: 16	1B: 5 2B: 2 3B: 0 HR: 0	SF: 2 SAC: 1 DP: 2 HBP: 1	WP: 1 PB: 0 SB: 0 CS: 2	PA: 42	
PITCHER	IP	WLS	BF	H	R	ER	SO	BB	IBB	HBP	BLK	WP	HR	S	P	ERA	WHIP				
Vern Ruhle, R (1, 1) ERA: 3.99	1.1		9	3	2	2	0	1	0	1	0	0	0	7	12	13.50	3.000				
Ed Glynn, L (2, 1) ERA: 4.15	6.0		22	3	2	2	3	4	0	0	0	1	0	24	40	3.00	1.167				
Gene Pentz, R (8, 1) ERA: 3.33	1.0	L	7	1	2	1	1	1	1	0	0	0	0	7	15	9.00	2.000				
Steve Grilli, R (9, 1) ERA:	0.2		2	0	0	0	0	0	1	0	0	0	0	1	5	0.00	0.000				

Boston Red Sox @ Detroit Tigers
Tiger Stadium, Detroit, MI
Sun Sep 21 1975, 3:33 AM EDT
Att: 9,059 - Unknown


AB 28
R 6
H 7
RBI 6
BB 8
SO 4
LOB 15



Batter	1	2	3	4	5	6	7	8	9	AB	R	H	RBI	BB	SO	LOB	BOTTOM					
Ron LeFlore, R (1, 8) OBP: 0.304, SLG: 0.351			5-3		P9		FC1-5			5	2	2	1	0	0	2						
Gary Sutherland, R (1, 4) OBP: 0.321, SLG: 0.330					F9		4-3			5	0	1	1	0	0	4						
Ben Oglivie, L (1, 7) OBP: 0.328, SLG: 0.430							6-3			4	1	2	2	0	1	0						
Willie Horton, R (1, 10) OBP: 0.316, SLG: 0.418										5	0	2	1	0	0	2						
Bill Freehan, R (1, 2) OBP: 0.307, SLG: 0.400										5	0	0	0	0	0	4						
Aurelio Rodriguez, R (1, 5) OBP: 0.289, SLG: 0.388										4	1	2	0	0	0	1						
Dan Meyer, L (1, 3) OBP: 0.282, SLG: 0.344										3	0	0	0	0	2	2						
Tom Verzyer, R (1, 6) OBP: 0.302, SLG: 0.332										3	0	3	0	1	0	0						
Leon Roberts, R (1, 9) OBP: 0.316, SLG: 0.385										2	0	0	0	0	0	3						
Gates Brown, L (7, PH) OBP: 0.364, SLG: 0.324										0	0	0	0	1	0	0						
Bob Molinaro, L (7, PR) OBP: 0.500, SLG: 0.714										1	1	0	0	0	0	2						
Inning Stats	R: 1 E: 0 K: 0 S: 5	H: 2 LOB: 1 BB: 0 P: 5	R: 0 E: 0 K: 1 S: 6	H: 1 LOB: 1 BB: 0 P: 6	R: 0 E: 0 K: 0 S: 4	H: 1 LOB: 1 BB: 0 P: 4	R: 0 E: 0 K: 1 S: 7	H: 2 LOB: 2 BB: 0 P: 7	R: 0 E: 0 K: 0 S: 3	H: 0 LOB: 0 BB: 0 P: 3	R: 0 E: 0 K: 0 S: 4	H: 1 LOB: 1 BB: 0 P: 4	R: 3 E: 0 K: 0 S: 5	H: 2 LOB: 2 BB: 2 P: 13	R: 1 E: 0 K: 0 S: 6	H: 3 LOB: 2 BB: 0 P: 6	R: 0 E: 0 K: 1 S: 5	H: 0 LOB: 0 BB: 0 P: 5	1B: 9 2B: 3 3B: 0 HR: 0	SF: 0 SAC: 2 DP: 0 HBP: 0	WP: 0 PB: 0 SB: 0 CS: 0	PA: 41
PITCHER	IP	WLS	BF	H	R	ER	SO	BB	IBB	HBP	BLK	WP	HR	S	P	ERA	WHIP					
Roger Moret, L (1, 1) ERA: 3.6	6.0		26	7	2	2	2	1	0	0	0	0	0	29	33	3.00	1.333					
Dick Drago, R (7, 1) ERA: 3.95	3.0	W	15	5	3	3	1	1	0	0	0	0	0	16	20	9.00	2.000					

Boston Red Sox @ Detroit Tigers
Tiger Stadium, Detroit, MI
Sun Sep 21 1975, 3:33 AM EDT
Att: 9,059 - Unknown

AB 37
R 5
H 12
RBI 5
BB 2
SO 3
LOB 20



Batter	1	2	3	4	5	6	7	8	9	AB	R	H	RBI	BB	SO	LOB	TOP								
Juan Beniquez, R OBP: 0.361, SLG: 0.401 Rick Miller, L OBP: 0.322, SLG: 0.235										5	0	2	0	0	1	3									
Dwight Evans, R OBP: 0.355, SLG: 0.454										5	0	0	0	0	2	5									
Carl Yastrzemski, L OBP: 0.371, SLG: 0.406										5	1	1	0	0	0	2									
Carlton Fisk, R OBP: 0.394, SLG: 0.518										5	1	2	0	0	0	0									
Deron Johnson, R OBP: 0.295, SLG: 0.381										4	1	3	1	1	0	0									
Rico Petrocelli, R OBP: 0.312, SLG: 0.338										5	0	1	0	0	0	5									
Fred Lynn, L OBP: 0.404, SLG: 0.571										4	2	3	2	0	0	2									
Rick Burleson, R OBP: 0.309, SLG: 0.335										4	1	0	0	0	1	6									
Denny Doyle, L OBP: 0.327, SLG: 0.411										3	0	3	3	1	0	0									
Inning Stats	R: 0 E: 0 K: 1 S: 5	H: 1 LOB: 0 BB: 0 P: 5	R: 1 E: 0 K: 1 S: 6	H: 1 LOB: 1 BB: 1 P: 10	R: 0 E: 0 K: 0 S: 3	H: 0 LOB: 1 BB: 1 P: 7	R: 0 E: 0 K: 0 S: 5	H: 2 LOB: 2 BB: 0 P: 5	R: 0 E: 0 K: 0 S: 4	H: 1 LOB: 1 BB: 0 P: 4	R: 3 E: 0 K: 0 S: 8	H: 5 LOB: 2 BB: 0 P: 8	R: 0 E: 0 K: 0 S: 3	H: 0 LOB: 0 BB: 0 P: 3	R: 1 E: 0 K: 1 S: 7	H: 2 LOB: 1 BB: 0 P: 7	R: 1 E: 0 K: 1 S: 8	H: 3 LOB: 2 BB: 0 P: 8	1B: 14 2B: 1 3B: 0 HR: 0	SF: 1 SAC: 0 DP: 0 HBP: 0	WP: 2 PB: 0 SB: 0 CS: 1	PA: 43			
PITCHER	IP	WLS	BF	H	R	ER	SO	BB	IBB	HBP	BLK	WP	HR	S	P	ERA	WHIP								
Ron Guidry, L ERA: 3.45	5.1	L	25	8	4	4	2	2	0	0	0	0	0	27	35	6.75	1.875								
Dave Pagan, R ERA: 4.03	0.1		1	0	0	0	0	0	0	0	0	0	0	1	1	0.00	0.000								
Tippy Martinez, L ERA: 2.68	1.1		6	2	0	0	0	0	0	0	0	2	0	6	6	0.00	1.500								
Sparky Lyle, L ERA: 3.12	2.0		11	5	2	2	2	0	0	0	0	0	0	15	15	9.00	2.500								

Boston Red Sox @ New York Yankees
Shea Stadium, Flushing, NY
Mon Sep 22 1975, 7:05 PM EDT
Att: 10,622 - Unknown - 66 F


AB	40
R	6
H	15
RBI	6
BB	2
SO	4
LOB	23



Batter	1	2	3	4	5	6	7	8	9	AB	R	H	RBI	BB	SO	LOB	BOTTOM								
Bobby Bonds, R OBP: 0.367, SLG: 0.500										5	0	0	0	0	2	5									
Sandy Alomar Sr., S OBP: 0.253, SLG: 0.311										4	1	0	0	0	0	1									
Roy White, S OBP: 0.371, SLG: 0.429										4	0	1	0	0	1	1									
Thurman Munson, R OBP: 0.370, SLG: 0.436										4	1	2	2	0	0	2									
Chris Chambliss, L OBP: 0.336, SLG: 0.432										4	1	1	0	0	0	0									
Graig Nettles, L OBP: 0.321, SLG: 0.432										4	0	1	0	0	0	1									
Terry Whitfield, L OBP: 0.244, SLG: 0.289										3	0	1	0	0	1	1									
Otto Velez, R OBP: 0.429, SLG: 0.333										0	0	0	0	1	0	0									
Jim Mason, L OBP: 0.230, SLG: 0.214										2	1	0	0	1	0	1									
Rick Dempsey, R OBP: 0.354, SLG: 0.353										1	0	0	1	0	0	1									
Rick Bladt, R OBP: 0.277, SLG: 0.284										2	0	1	0	0	1	0									
Ed Herrmann, L OBP: 0.310, SLG: 0.413										0	0	0	0	0	0	0									
Walt Williams, R OBP: 0.320, SLG: 0.400										1	0	1	0	0	0	0									
Rich Coggins, L OBP: 0.264, SLG: 0.286										1	0	1	0	0	0	0									
Inning Stats	R: 2 E: 1 K: 1 S: 7	H: 1 LOB: 0 BB: 0 P: 7	R: 0 E: 0 K: 1 S: 5	H: 0 LOB: 0 BB: 0 P: 5	R: 0 E: 0 K: 1 S: 5	H: 1 LOB: 0 BB: 0 P: 5	R: 0 E: 0 K: 0 S: 5	H: 2 LOB: 2 BB: 0 P: 5	R: 0 E: 0 K: 0 S: 3	H: 0 LOB: 0 BB: 0 P: 3	R: 0 E: 0 K: 0 S: 3	H: 1 LOB: 0 BB: 0 P: 3	R: 1 E: 1 K: 0 S: 5	H: 2 LOB: 2 BB: 1 P: 9	R: 1 E: 0 K: 1 S: 7	H: 2 LOB: 2 BB: 1 P: 11	1B: 6 2B: 2 3B: 0 HR: 1	SF: 0 SAC: 0 DP: 1 HBP: 0	WP: 0 PB: 0 SB: 1 CS: 0	PA: 37					
PITCHER	IP	WLS	BF	H	R	ER	SO	BB	IBB	HBP	BLK	WP	HR	S	P	ERA	WHIP								
Rick Wise, R ERA: 3.95	7.0	W	26	5	3	1	4	1	0	0	0	0	0	7	11	6.75	3.000								
Bill Lee, L ERA: 3.92	1.1		8	3	1	1	0	1	0	0	0	0	0	7	11	6.75	3.000								
Dick Drago, R ERA: 3.91	0.2	S	3	1	0	0	1	0	0	0	0	0	0	5	5	0.00	1.500								

Boston Red Sox @ New York Yankees
Shea Stadium, Flushing, NY
Mon Sep 22 1975, 7:05 PM EDT
Att: 10,622 - Unknown - 66 F

AB	35
R	4
H	9
RBI	3
BB	2
SO	5
LOB	13



Batter	1	2	3	4	5	6	7	8	9	AB	R	H	RBI	BB	SO	LOB	TOP			
Duane Kuiper, L (1,4) OBP: 0.371, SLG: 0.338	0-0 4-3		0-0 P7			0-0 G3		0-0 4-3		4	0	0	0	0	0	0	Cleveland Indians @ Boston Red Sox Fenway Park, Boston, MA Fri Sep 26 1975, 7:05 PM EDT Overcast - 63 F			
Rick Manning, L (1,8) OBP: 0.349, SLG: 0.359	0-0 6-3		0-0 4-3			0-0 F9		0-0 P9		4	0	0	0	0	0	0				
George Hendrick, R (1,9) OBP: 0.306, SLG: 0.436	4-0 1B			0-0 F3		0-3 K		0-0 F2		3	0	0	0	1	1	0				
Boog Powell, L (1,3) OBP: 0.376, SLG: 0.518	0-0 1B			0-0 2B				0-0 5-3		3	0	2	0	0	0	0				
Oscar Gamble, L (1,7) OBP: 0.359, SLG: 0.457	0-0 F9			0-0 P8				0-0 F8		3	0	0	0	0	0	3				
Charlie Spikes, R (1,10) OBP: 0.290, SLG: 0.371		0-3 K		0-0 L9				0-0 1-3		3	0	0	0	0	1	1				
Buddy Bell, R (1,5) Ed Crosby, L (8,5) OBP: 0.332, SLG: 0.377 OBP: 0.307, SLG: 0.258		0-0 1B		0-0 F8				0-0 1B		3	0	2	0	0	0	0				
John Ellis, R (1,2) Rick Cerone, R (8,2) OBP: 0.266, SLG: 0.345 OBP: 0.375, SLG: 0.429		0-0 1B		0-0 F9				0-3 K		3	0	0	0	0	1	1				
Frank Duffy, R (1,6) OBP: 0.278, SLG: 0.297			0-3 K		0-0 F5			0-0 F3		3	0	0	0	0	1	0				
Inning Stats	R: 0 E: 0 K: 0 S: 4	H: 1 LOB: 2 BB: 1 P: 8	R: 0 E: 0 K: 1 S: 5	H: 1 LOB: 0 BB: 0 P: 5	R: 0 E: 0 K: 1 S: 5	H: 0 LOB: 0 BB: 0 P: 5	R: 0 E: 0 K: 0 S: 4	H: 1 LOB: 1 BB: 0 P: 4	R: 0 E: 0 K: 0 S: 3	H: 0 LOB: 0 BB: 0 P: 3	R: 0 E: 0 K: 0 S: 3	H: 0 LOB: 0 BB: 0 P: 3	R: 0 E: 0 K: 1 S: 5	H: 1 LOB: 0 BB: 0 P: 5	R: 0 E: 0 K: 0 S: 3	H: 0 LOB: 0 BB: 0 P: 3		1B: 3 2B: 1 3B: 0 HR: 0	SF: 0 SAC: 0 DP: 1 HBP: 0	WP: 0 PB: 0 SB: 0 CS: 0
PITCHER Luis Tiant, R (1,1) ERA: 4.02	IP: 9.0 WLS: W BF: 30 H: 4 R: 0 ER: 0 SO: 4 BB: 1 IBB: 0 HBP: 0 BLK: 0 WP: 0 HR: 0 S: 37 P: 41 ERA: 0.00 WHIP: 0.556																			

Batter	1	2	3	4	5	6	7	8	9	AB	R	H	RBI	BB	SO	LOB	BOTTOM			
Bernie Carbo, L (1,9) Dwight Evans, R (8,9) OBP: 0.406, SLG: 0.483 OBP: 0.354, SLG: 0.453	4-0 F9	0-0 4-3			0-0 4-3		0-0 4-1	0-3 K		3	1	0	0	1	0	0	Cleveland Indians @ Boston Red Sox Fenway Park, Boston, MA Fri Sep 26 1975, 7:05 PM EDT Overcast - 63 F			
Denny Doyle, L (1,4) OBP: 0.329, SLG: 0.411	4-0 2B		0-0 3-1		0-0 6-3		0-0 4-3			3	1	1	0	1	0	0				
Carl Yastrzemski, L (1,3) OBP: 0.371, SLG: 0.405	0-0 F9		0-3 K		0-0 1B		0-0 4-3			4	0	1	0	0	1	3				
Fred Lynn, L (1,8) OBP: 0.403, SLG: 0.569	0-0 SF9		0-0 E4		0-3 K		0-0 1-6-3			3	0	1	1	0	1	1				
Carlton Fisk, R (1,2) OBP: 0.399, SLG: 0.537	0-0 1B		0-0 F7					0-0 PB		4	1	3	1	0	0	1				
Cecil Cooper, L (1,10) OBP: 0.356, SLG: 0.546	4-0 1B			0-0 HR		4-0 FC5		0-0 PB		2	1	2	2	2	0	0				
Rico Petrocelli, R (1,5) OBP: 0.314, SLG: 0.338	0-0 1B			0-0 5-3		0-0 F6		4-0 PB		3	0	1	0	1	0	2				
Rick Miller, L (1,7) OBP: 0.320, SLG: 0.229		0-3 K		0-3 K		4-0 1B		0-3 K		3	0	0	0	1	3	2				
Rick Burleson, R (1,6) OBP: 0.307, SLG: 0.333		0-0 5-3		0-0 F7		0-0 FC5		0-3 K		4	0	0	0	0	1	5				
Inning Stats	R: 2 E: 0 K: 0 S: 4	H: 2 LOB: 2 BB: 3 P: 16	R: 0 E: 0 K: 1 S: 5	H: 0 LOB: 0 BB: 0 P: 5	R: 0 E: 1 K: 1 S: 6	H: 1 LOB: 1 BB: 0 P: 6	R: 1 E: 0 K: 1 S: 6	H: 1 LOB: 0 BB: 0 P: 6	R: 0 E: 0 K: 0 S: 3	H: 1 LOB: 1 BB: 0 P: 3	R: 0 E: 0 K: 0 S: 4	H: 1 LOB: 1 BB: 0 P: 4	R: 1 E: 0 K: 3 S: 11	H: 2 LOB: 2 BB: 1 P: 15	R: 0 E: 0 K: 0 S: 11	H: 0 LOB: 0 BB: 0 P: 15		1B: 5 2B: 2 3B: 1 HR: 1	SF: 1 SAC: 0 DP: 0 HBP: 0	WP: 0 PB: 2 SB: 1 CS: 0
PITCHER Dennis Eckersley, R (1,1) Dave LaRoche, L (8,1) ERA: 2.6 ERA: 2.19	IP: 7.0 WLS: L BF: 34 H: 9 R: 4 ER: 4 SO: 4 BB: 3 IBB: 3 HBP: 0 BLK: 0 WP: 0 HR: 1 S: 36 P: 60 ERA: 5.14 WHIP: 1.714																			

Batter	1	2	3	4	5	6	7	8	9	AB	R	H	RBI	BB	SO	LOB	TOP			
John Lowenstein, L (1, 10) OBP: 0.309, SLG: 0.405										4	0	0	0	0	1	3	Cleveland Indians @ Boston Red Sox Fenway Park, Boston, MA Fri Sep 26 1975, 7:05 PM EDT Att: 22,067 - Unknown			
Duane Kuiper, L (1, 4) OBP: 0.367, SLG: 0.334										4	0	0	0	0	0	0				
Rick Manning, L (1, 8) OBP: 0.346, SLG: 0.356										4	0	0	0	0	0	0				
Boog Powell, L (1, 3)										4	0	1	0	0	0	0				
Oscar Gamble, L (1, 7) OBP: 0.361, SLG: 0.457										2	0	1	0	1	0	1				
George Hendrick, R (1, 9) OBP: 0.306, SLG: 0.434										2	0	0	0	1	1	1				
Buddy Bell, R (1, 5) OBP: 0.330, SLG: 0.375										3	0	0	0	0	0	3				
Alan Ashby, S (1, 2) OBP: 0.308, SLG: 0.314										3	0	1	0	0	0	0				
Frank Duffy, R (1, 6) OBP: 0.280, SLG: 0.299										3	0	2	0	0	0	0				
Inning Stats	R: 0 E: 0 K: 0 S: 3	H: 0 LOB: 0 BB: 0 P: 3	R: 0 E: 0 K: 0 S: 3	H: 1 LOB: 1 BB: 1 P: 7	R: 0 E: 0 K: 1 S: 5	H: 0 LOB: 0 BB: 0 P: 5	R: 0 E: 0 K: 0 S: 3	H: 0 LOB: 0 BB: 0 P: 3	R: 0 E: 0 K: 0 S: 2	H: 0 LOB: 0 BB: 1 P: 6	R: 0 E: 0 K: 0 S: 4	H: 1 LOB: 1 BB: 0 P: 4	R: 0 E: 0 K: 1 S: 7	H: 2 LOB: 2 BB: 0 P: 7	R: 0 E: 0 K: 0 S: 3	H: 0 LOB: 0 BB: 0 P: 3	1B: 5 2B: 0 3B: 0 HR: 0	SF: 0 SAC: 0 DP: 2 HBP: 0	WP: 0 PB: 0 SB: 0 CS: 1	PA: 32
PITCHER Reggie Cleveland, R (1, 1) ERA: 4.43	IP: 9.0 WLS: W BF: 31 H: 5 R: 0 ER: 0 SO: 2 BB: 2 IBB: 0 HBP: 0 BLK: 0 WP: 0 HR: 0 S: 33 P: 41 ERA: 0.00 WHIP: 0.778															PITCHER				

AB	29
R	0
H	5
RBI	0
BB	2
SO	2
LOB	8



Batter	1	2	3	4	5	6	7	8	9	AB	R	H	RBI	BB	SO	LOB	BOTTOM			
Juan Beniquez, R (1, 7) OBP: 0.363, SLG: 0.407										4	1	2	1	0	0	0	Cleveland Indians @ Boston Red Sox Fenway Park, Boston, MA Fri Sep 26 1975, 7:05 PM EDT Att: 22,067 - Unknown			
Rick Miller, L (8, 7) OBP: 0.320, SLG: 0.229										0	0	0	0	0	0	0				
Dwight Evans, R (1, 9) OBP: 0.356, SLG: 0.461										4	1	2	2	0	0	1				
Fred Lynn, L (1, 8) OBP: 0.402, SLG: 0.569										4	0	1	0	0	0	2				
Carlton Fisk, R (1, 10) OBP: 0.397, SLG: 0.533										4	1	1	0	0	0	2				
Deron Johnson, R (1, 3) OBP: 0.297, SLG: 0.381										2	0	1	0	1	0	0				
Cecil Cooper, L (8, 3) OBP: 0.355, SLG: 0.544										1	0	0	0	0	0	0				
Rico Petrocelli, R (1, 5) OBP: 0.313, SLG: 0.337										4	0	1	0	0	1	1				
Bob Montgomery, R (1, 2) OBP: 0.245, SLG: 0.324										3	0	0	1	0	0	1				
Rick Burleson, R (1, 6) OBP: 0.306, SLG: 0.331										3	0	0	0	0	1	3				
Denny Doyle, L (1, 4) OBP: 0.329, SLG: 0.413										3	1	1	0	0	0	2				
Inning Stats	R: 0 E: 0 K: 0 S: 4	H: 1 LOB: 1 BB: 0 P: 4	R: 0 E: 0 K: 2 S: 8	H: 1 LOB: 1 BB: 0 P: 8	R: 0 E: 0 K: 0 S: 4	H: 1 LOB: 1 BB: 0 P: 4	R: 1 E: 0 K: 0 S: 5	H: 2 LOB: 2 BB: 1 P: 9	R: 0 E: 0 K: 0 S: 4	H: 1 LOB: 1 BB: 0 P: 4	R: 0 E: 0 K: 0 S: 3	H: 0 LOB: 0 BB: 0 P: 3	R: 3 E: 0 K: 0 S: 6	H: 3 LOB: 0 BB: 0 P: 6	R: 0 E: 0 K: 0 S: 3	H: 0 LOB: 0 BB: 0 P: 3	1B: 5 2B: 3 3B: 0 HR: 1	SF: 1 SAC: 0 DP: 0 HBP: 0	WP: 0 PB: 0 SB: 0 CS: 0	PA: 34
PITCHER Don Hood, L (1, 1) ERA: 4.39	IP: 6.1 WLS: L BF: 28 H: 8 R: 3 ER: 3 SO: 3 BB: 1 IBB: 0 HBP: 0 BLK: 0 WP: 0 HR: 0 S: 31 P: 35 ERA: 4.26 WHIP: 1.421															PITCHER				
Tom Buskey, R (7, 1) ERA: 2.57	IP: 1.2 WLS: L BF: 6 H: 1 R: 1 ER: 1 SO: 0 BB: 0 IBB: 0 HBP: 0 BLK: 0 WP: 0 HR: 1 S: 6 P: 6 ERA: 5.40 WHIP: 0.600															PITCHER				


AB	32
R	4
H	9
RBI	4
BB	1
SO	2
LOB	12



Batter	1	2	3	4	5	6	7	8	9	AB	R	H	RBI	BB	SO	LOB	TOP								
John Lowenstein, L (1, 10) Joe Lis, R (8, PH) Tommy Smith, L (8, PH)	F6	4-3		F8			4-3 1B	FC6		4	0	1	0	0	0	3									
Duane Kuiper, L (1, 4)	F7		F3		F8		4-3		4-3	5	0	0	1	0	0	1									
Rick Manning, L (1, 8)				2B	G3		4-3		F8	5	1	2	0	0	0	1									
Boog Powell, L (1, 3)	F9			2B	F8				K	5	1	2	2	0	1	1									
Oscar Gamble, L (1, 7) Charlie Spikes, R (8, PH)		E 1B FC1	F6		F7			HR	HR	3	1	1	0	0	0	1									
George Hendrick, R (1, 9)		FC1 1B	K		5-3			F9		4	0	0	0	0	1	2									
Buddy Bell, R (1, 5)		S 1B		6-3	4-3			1B	1B	4	0	2	1	0	0	0									
Alan Ashby, S (1, 2)	F2			G3			P9	K		4	0	0	0	0	1	3									
Frank Duffy, R (1, 6)	F2						1B 4-3 1B	FC6 1B		4	1	3	0	0	0	2									
Inning Stats	R: 0 E: 0 K: 0 S: 4	H: 1 LOB: 1 BB: 0 P: 4	R: 1 E: 1 K: 0 S: 6	H: 2 LOB: 2 BB: 0 P: 6	R: 1 E: 0 K: 1 S: 7	H: 2 LOB: 1 BB: 0 P: 7	R: 0 E: 0 K: 0 S: 4	H: 1 LOB: 1 BB: 0 P: 4	R: 0 E: 0 K: 0 S: 3	H: 0 LOB: 0 BB: 0 P: 3	R: 0 E: 0 K: 0 S: 3	H: 0 LOB: 0 BB: 0 P: 3	R: 1 E: 0 K: 0 S: 5	H: 2 LOB: 1 BB: 0 P: 5	R: 2 E: 0 K: 1 S: 9	H: 4 LOB: 2 BB: 0 P: 9	R: 0 E: 0 K: 1 S: 5	H: 0 LOB: 0 BB: 0 P: 5	1B: 8 2B: 2 3B: 0 HR: 2	SF: 0 SAC: 0 DP: 0 HBP: 0	WP: 0 PB: 0 SB: 1 CS: 0	PA: 40			
PITCHER	IP	WLS	BF	H	R	ER	SO	BB	IBB	HBP	BLK	WP	HR	S	P	ERA	WHIP								
Rick Wise, R (1, 1) Bill Lee, L (8, 1) Dick Drago, R (8, 1)	7.0	L	31	9	4	3	1	0	0	0	0	0	1	33	33	3.86	1.286								
	0.2		5	3	1	1	1	0	0	0	0	0	1	7	7	13.50	4.500								
	1.1		4	0	0	0	1	0	0	0	0	0	0	6	6	0.00	0.000								

Cleveland Indians @ Boston Red Sox
Fenway Park, Boston, MA
Sat Sep 27 1975, 3:33 AM EDT
Att: 22,072 - Unknown - 69 F


AB 40
R 5
H 12
RBI 5
BB 0
SO 3
LOB 16



Batter	1	2	3	4	5	6	7	8	9	AB	R	H	RBI	BB	SO	LOB	BOTTOM								
Juan Beniquez, R (1, 7)	CS BB			2B	P8			5-3		3	0	1	0	1	0	1									
Dwight Evans, R (1, 9)	F2		4-1		FC5-4			6-3		4	0	0	0	0	0	3									
Fred Lynn, L (1, 8)	4-3			HR 1B			4-3		1-3	4	1	1	0	0	0	0									
Carlton Fisk, R (1, 2)		F8 5-3 1B		F8			F4		K	4	0	1	0	0	1	1									
Deron Johnson, R (1, 3)		5-3		HR			P9		E1 1B	4	1	2	2	0	0	1									
Rico Petrocelli, R (1, 5)		F8		6-3			5-3		6-3	4	0	0	0	0	0	2									
Bob Montgomery, R (1, 10)		K		4-3			K			3	0	0	0	0	2	1									
Rick Burleson, R (1, 6)			P9		6-3		F8			3	0	0	0	0	0	0									
Denny Doyle, L (1, 4)		F9			FC5-4 1B			L3		3	0	1	0	0	0	0									
Inning Stats	R: 0 E: 0 K: 0 S: 2	H: 0 LOB: 0 BB: 1 P: 6	R: 0 E: 0 K: 1 S: 6	H: 1 LOB: 1 BB: 0 P: 6	R: 0 E: 0 K: 0 S: 4	H: 1 LOB: 1 BB: 0 P: 4	R: 2 E: 0 K: 0 S: 5	H: 2 LOB: 0 BB: 0 P: 5	R: 0 E: 0 K: 0 S: 4	H: 1 LOB: 1 BB: 0 P: 4	R: 0 E: 0 K: 0 S: 3	H: 0 LOB: 0 BB: 0 P: 3	R: 0 E: 0 K: 1 S: 5	H: 0 LOB: 0 BB: 0 P: 5	R: 0 E: 0 K: 0 S: 3	H: 0 LOB: 0 BB: 0 P: 3	R: 0 E: 1 K: 1 S: 6	H: 1 LOB: 1 BB: 0 P: 6	1B: 4 2B: 1 3B: 0 HR: 1	SF: 0 SAC: 0 DP: 0 HBP: 0	WP: 0 PB: 0 SB: 0 CS: 1	PA: 33			
PITCHER	IP	WLS	BF	H	R	ER	SO	BB	IBB	HBP	BLK	WP	HR	S	P	ERA	WHIP								
Rick Waits, L (1, 1)	9.0	W	33	6	2	2	3	1	0	0	0	0	1	38	42	2.00	0.778								

Cleveland Indians @ Boston Red Sox
Fenway Park, Boston, MA
Sat Sep 27 1975, 3:33 AM EDT
Att: 22,072 - Unknown - 69 F

AB 32
R 2
H 6
RBI 2
BB 1
SO 3
LOB 9



Batter	1	2	3	4	5	6	7	8	9	AB	R	H	RBI	BB	SO	LOB	TOP								
John Lowenstein, L (1, 8) OBP: 0.313, SLG: 0.404										4	2	2	0	1	0	1	Cleveland Indians @ Boston Red Sox Fenway Park, Boston, MA Sun Sep 28 1975, 3:33 AM EDT Att: 25,991 - Unknown - 70 F								
Jack Brohamer, L (1, 4) OBP: 0.299, SLG: 0.350										5	1	2	2	0	0	2									
Tommy Smith, L (1, 9) OBP: 0.111, SLG: 0.125										4	0	1	2	0	0	1									
Boog Powell, L (1, 10) OBP: 0.377, SLG: 0.524 Charlie Spikes, R (7, PH) OBP: 0.291, SLG: 0.380										3	2	2	0	0	0	0									
Oscar Gamble, L (1, 7) OBP: 0.361, SLG: 0.454										4	1	1	0	1	0	1									
Joe Lis, R (1, 3) OBP: 0.444, SLG: 0.923 Buddy Bell, R (7, 5) OBP: 0.332, SLG: 0.376										1	2	1	3	1	0	0									
Alan Ashby, S (1, 5) OBP: 0.309, SLG: 0.331										5	2	3	4	0	0	2									
Rick Cerone, R (1, 2) OBP: 0.308, SLG: 0.333										5	0	1	0	0	0	4									
Ed Crosby, L (1, 6) OBP: 0.305, SLG: 0.258										4	1	1	0	0	0	2									
Inning Stats	R: 0 E: 0 K: 0 S: 3	H: 1 LOB: 0 BB: 0 P: 3	R: 2 E: 0 K: 0 S: 5	H: 2 LOB: 0 BB: 0 P: 5	R: 0 E: 0 K: 0 S: 4	H: 1 LOB: 1 BB: 0 P: 4	R: 0 E: 0 K: 0 S: 4	H: 1 LOB: 2 BB: 0 P: 5	R: 6 E: 0 K: 0 S: 7	H: 4 LOB: 0 BB: 2 P: 15	R: 0 E: 0 K: 0 S: 3	H: 0 LOB: 0 BB: 0 P: 3	R: 0 E: 0 K: 0 S: 3	H: 0 LOB: 0 BB: 0 P: 3	R: 3 E: 0 K: 2 S: 11	H: 4 LOB: 2 BB: 1 P: 15		R: 0 E: 0 K: 0 S: 4	H: 2 LOB: 1 BB: 0 P: 4	1B: 12 2B: 2 3B: 0 HR: 2	SF: 1 SAC: 0 DP: 1 HBP: 1	WP: 0 PB: 0 SB: 1 CS: 1	PA: 44		
PITCHER	IP	WLS	BF	H	R	ER	SO	BB	IBB	HBP	BLK	WP	HR	S	P	ERA	WHIP								
Dick Pole, R (1, 1) ERA: 4.42	5.0	L	26	9	8	8	0	2	0	1	0	0	2	23	32	14.40	2.200								
Rick Krauger, L (6, 1) ERA: 4.5	2.0		6	0	0	0	0	0	0	0	0	0	0	6	6	0.00	0.000								
Jim Willoughby, R (8, 1) ERA: 3.54	2.0		12	6	3	3	2	1	0	0	0	0	0	15	19	13.50	3.500								

Batter	1	2	3	4	5	6	7	8	9	AB	R	H	RBI	BB	SO	LOB	BOTTOM								
Juan Beniquez, R (1, 7) OBP: 0.358, SLG: 0.402										5	0	0	0	0	1	1	Cleveland Indians @ Boston Red Sox Fenway Park, Boston, MA Sun Sep 28 1975, 3:33 AM EDT Att: 25,991 - Unknown - 70 F								
Steve Dillard, R (1, 4) OBP: 0.400, SLG: 0.400										5	2	2	0	0	0	1									
Andy Merchant, L (1, 2) OBP: 0.600, SLG: 0.500										4	1	2	0	1	0	1									
Bernie Carbo, L (1, 9) OBP: 0.409, SLG: 0.483										4	1	2	2	1	0	2									
Bob Montgomery, R (1, 3) OBP: 0.241, SLG: 0.318										4	0	1	0	0	0	6									
Rick Miller, L (1, 8) OBP: 0.326, SLG: 0.231										3	0	1	2	1	1	0									
Tim Blackwell, S (1, 10) OBP: 0.303, SLG: 0.250										4	0	0	0	0	3	4									
Butch Hobson, R (1, 5) OBP: 0.250, SLG: 0.250										4	0	1	0	0	2	0									
Bob Heise, R (1, 6) OBP: 0.246, SLG: 0.238										4	0	1	0	0	0	1									
Inning Stats	R: 1 E: 0 K: 0 S: 6	H: 3 LOB: 3 BB: 1 P: 10	R: 0 E: 0 K: 2 S: 7	H: 0 LOB: 0 BB: 0 P: 7	R: 3 E: 0 K: 1 S: 8	H: 4 LOB: 0 BB: 0 P: 8	R: 0 E: 0 K: 1 S: 5	H: 0 LOB: 0 BB: 0 P: 5	R: 0 E: 0 K: 0 S: 4	H: 0 LOB: 0 BB: 0 P: 4	R: 0 E: 0 K: 2 S: 7	H: 0 LOB: 0 BB: 0 P: 7	R: 0 E: 0 K: 0 S: 4	H: 1 LOB: 3 BB: 2 P: 12	R: 0 E: 0 K: 1 S: 6	H: 1 LOB: 1 BB: 0 P: 6		R: 0 E: 0 K: 0 S: 4	H: 1 LOB: 1 BB: 0 P: 4	1B: 10 2B: 0 3B: 0 HR: 0	SF: 0 SAC: 0 DP: 0 HBP: 0	WP: 1 PB: 1 SB: 1 CS: 1	PA: 40		
PITCHER	IP	WLS	BF	H	R	ER	SO	BB	IBB	HBP	BLK	WP	HR	S	P	ERA	WHIP								
Fred Beene, R (1, 1) ERA: 6.94	2.0		10	3	1	1	2	1	0	0	0	0	0	13	17	4.50	2.000								
Eric Reich, R (3, 1) ERA: 5.54	2.0	W	9	4	3	3	2	0	0	0	0	0	0	13	13	13.50	2.000								
Larry Andersen, R (5, 1) ERA: 4.76	2.0		7	0	0	0	2	0	0	0	0	1	0	11	11	0.00	0.000								
Jim Strickland, L (7, 1) ERA: 1.93	3.0	S	14	3	0	0	1	2	0	0	0	0	0	14	22	0.00	1.667								

AB 39
R 11
H 15
RBI 11
BB 3
SO 2
LOB 15



AB 37
R 4
H 10
RBI 4
BB 3
SO 7
LOB 16



Batter	1	2	3	4	5	6	7	8	9	AB	R	H	RBI	BB	SO	LOB	TOP					
Bill North, S (1, 8)	F9		BB			F8		E3		3	0	0	1	1	0	1	Oakland Athletics @ Boston Red Sox Fenway Park, Boston, MA Sat Oct 04 1975, 3:33 AM EDT Att: 35,578 - Unknown					
Claudell Washington, L (1, 7)	K		F7			F7		K		4	0	0	0	0	2	4						
Sal Bando, R (1, 5)	K					K		K		4	0	0	0	0	3	2						
Reggie Jackson, L (1, 9) OBP: 0.250, SLG: 0.250								4-3		4	0	1	0	0	0	2						
Gene Tenace, R (1, 2)	K							FC1-6		3	0	0	0	1	1	1						
Joe Rudi, R (1, 3) OBP: 0.250, SLG: 0.250	K							F8		4	0	1	0	0	1	2						
Billy Williams, L (1, 10)																						
Don Hopkins, L (9, PH)			BB					FC1-6		2	0	0	0	1	0	2						
Bert Campaneris, R (1, 6)			F9					F5		4	1	0	0	0	0	3						
Phil Garner, R (1, 4)										2	0	0	0	0	1	2						
Jim Holt, L (8, PH) OBP: 1.000, SLG: 2.000										1	0	1	0	0	0	0						
Ted Martinez, R (8, 4)										0	0	0	0	0	0	0						
Inning Stats	R: 0 E: 0 K: 2 S: 7	H: 0 LOB: 0 BB: 0 P: 7	R: 0 E: 0 K: 2 S: 7	H: 0 LOB: 0 BB: 0 P: 7	R: 0 E: 0 K: 1 S: 5	H: 0 LOB: 2 BB: 2 P: 13	R: 0 E: 0 K: 0 S: 3	H: 0 LOB: 0 BB: 0 P: 3	R: 0 E: 0 K: 0 S: 4	H: 1 LOB: 1 BB: 0 P: 4	R: 0 E: 0 K: 1 S: 5	H: 0 LOB: 0 BB: 0 P: 5	R: 0 E: 0 K: 0 S: 4	H: 1 LOB: 1 BB: 0 P: 4	R: 1 E: 2 K: 2 S: 10	H: 1 LOB: 2 BB: 0 P: 10	R: 0 E: 0 K: 0 S: 3	H: 0 LOB: 1 BB: 1 P: 7	1B: 2 2B: 1 3B: 0 HR: 0	SF: 0 SAC: 0 DP: 0 HBP: 0	WP: 0 PB: 0 SB: 0 CS: 0	PA: 35
PITCHER Luis Tiant, R (1, 1) ERA:	IP: 9.0 WLS: W BF: 35 H: 3 R: 1 ER: 0 SO: 8 BB: 3 IBB: 0 HBP: 0 BLK: 0 WP: 0 HR: 0 S: 48 P: 60 ERA: 0.00 WHIP: 0.667																					

AB	32
R	1
H	3
RBI	1
BB	3
SO	8
LOB	20



Batter	1	2	3	4	5	6	7	8	9	AB	R	H	RBI	BB	SO	LOB	BOTTOM			
Juan Beniquez, R (1, 10) OBP: 0.250, SLG: 0.750	F7									4	1	2	1	0	0	0	Oakland Athletics @ Boston Red Sox Fenway Park, Boston, MA Sat Oct 04 1975, 3:33 AM EDT Att: 35,578 - Unknown			
Denny Doyle, L (1, 4)	4-3									3	1	0	1	0	1	2				
Carl Yastrzemski, L (1, 7) OBP: 0.250, SLG: 0.250										4	1	1	0	0	1	1				
Carlton Fisk, R (1, 2) OBP: 0.250, SLG: 0.250	E5									4	2	1	0	0	0	0				
Fred Lynn, L (1, 8) OBP: 0.250, SLG: 0.500	E4									4	0	1	2	0	0	0				
Rico Petrocelli, R (1, 5)	FC6-4									4	0	0	0	0	0	2				
Dwight Evans, R (1, 9) OBP: 0.250, SLG: 0.500										4	1	1	0	0	1	0				
Cecil Cooper, L (1, 3) OBP: 0.333, SLG: 0.333										3	0	1	0	0	1	0				
Rick Burleson, R (1, 6) OBP: 0.500, SLG: 0.667										3	1	1	1	1	0	1				
Inning Stats	R: 2 E: 2 K: 0 S: 6	H: 1 LOB: 1 BB: 0 P: 6	R: 0 E: 0 K: 3 S: 10	H: 1 LOB: 2 BB: 1 P: 14	R: 0 E: 0 K: 0 S: 3	H: 0 LOB: 0 BB: 0 P: 3	R: 0 E: 0 K: 0 S: 4	H: 1 LOB: 1 BB: 0 P: 4	R: 0 E: 0 K: 1 S: 5	H: 0 LOB: 0 BB: 0 P: 5	R: 0 E: 0 K: 0 S: 3	H: 0 LOB: 0 BB: 0 P: 3	R: 5 E: 1 K: 0 S: 9	H: 5 LOB: 1 BB: 0 P: 9	R: 0 E: 0 K: 0 S: 3	H: 0 LOB: 0 BB: 0 P: 3		1B: 4 2B: 4 3B: 0 HR: 0	SF: 1 SAC: 1 DP: 0 HBP: 0	WP: 0 PB: 0 SB: 2 CS: 0
PITCHER Ken Holtzman, L (1, 1) ERA: 2.84	IP: 6.1 WLS: L BF: 27 H: 5 R: 4 ER: 2 SO: 4 BB: 1 IBB: 0 HBP: 0 BLK: 0 WP: 0 HR: 0 S: 34 P: 38 ERA: 2.84 WHIP: 0.947																			
Jim Todd, R (7, 1) ERA:	0.0	1	1	0	0	0	0	0	0	1	1									
Paul Lindblad, L (7, 1) ERA:	0.1	4	2	3	0	0	0	0	0	4	4									
Dick Bosman, R (7, 1) ERA:	0.1	1	0	0	0	0	0	0	0	1	1									
Glenn Abbott, R (8, 1) ERA:	1.0	3	0	0	0	0	0	0	0	3	3									




Batter	1	2	3	4	5	6	7	8	9	AB	R	H	RBI	BB	SO	LOB	TOP																
Bill North, S (1, 8)										4	0	0	0	0	0	1	Oakland Athletics @ Boston Red Sox Fenway Park, Boston, MA Sun Oct 05 1975, 3:33 AM EDT Att: 35,578 - Unknown																
Bert Campaneris, R (1, 6)										3	0	0	0	1	0																		
Sal Bando, R OBP: 0.500, SLG: 0.750 (1, 5)										4	1	4	0	0	0																		
Reggie Jackson, L OBP: 0.375, SLG: 0.750 (1, 9)										4	1	2	2	0	1	2																	
Gene Tenace, R (1, 3) (7, 2)										4	0	0	0	0	1	3																	
Joe Rudi, R OBP: 0.375, SLG: 0.625 (1, 7)										4	1	2	0	0	0	0																	
Claudell Washington, L OBP: 0.250, SLG: 0.375 (1, 10)										4	0	2	1	0	0	2																	
Phil Garner, R (1, 4) Tommy Harper, R (7, PH) Jim Holt, L OBP: 0.500, SLG: 1.000 (7, 3)										2	0	0	0	0	0	1																	
Ray Fosse, R (1, 2) Billy Williams, L (7, PH) Ted Martinez, R (7, 4) Cesar Tovar, R (9, PH)										2	0	0	0	0	1	0																	
Inning Stats	R: 2 E: 0 K: 1 S: 7	H: 2 LOB: 0 BB: 0 P: 7	R: 0 E: 0 K: 0 S: 3	H: 0 LOB: 0 BB: 0 P: 3	R: 0 E: 0 K: 0 S: 3	H: 1 LOB: 2 BB: 1 P: 7	R: 1 E: 0 K: 0 S: 5	H: 3 LOB: 1 BB: 0 P: 5	R: 0 E: 0 K: 0 S: 5	H: 2 LOB: 2 BB: 0 P: 5	R: 0 E: 0 K: 1 S: 4	H: 0 LOB: 0 BB: 1 P: 8	R: 0 E: 0 K: 1 S: 6	H: 1 LOB: 1 BB: 0 P: 6	R: 0 E: 0 K: 0 S: 4	H: 1 LOB: 1 BB: 0 P: 4		1B: 4 2B: 6 3B: 0 HR: 1	SF: 0 SAC: 0 DP: 2 HBP: 0	WP: 1 PB: 0 SB: 0 CS: 0	PA: 36												
PITCHER	IP WLS BF H R ER SO BB IBB HBP BLK WP HR S P ERA WHIP																																
Reggie Cleveland, R ERA: 5.4 (1, 1)	5.0	21	7	3	3	2	1	0	0	0	0	0	1	24	28	5.40	1.600																
Roger Moret, L ERA: (6, 1)	1.0	5	1	0	0	0	1	0	0	0	0	0	0	4	8	0.00	2.000																
Dick Drago, R ERA: (7, 1)	3.0	10	2	0	0	2	0	0	0	0	1	0	14	14	0.00	0.667																	


Batter	1	2	3	4	5	6	7	8	9	AB	R	H	RBI	BB	SO	LOB	BOTTOM															
Juan Beniquez, R OBP: 0.375, SLG: 0.500 (1, 10)										4	1	1	0	0	0	3	Oakland Athletics @ Boston Red Sox Fenway Park, Boston, MA Sun Oct 05 1975, 3:33 AM EDT Att: 35,578 - Unknown															
Denny Doyle, L OBP: 0.143, SLG: 0.167 (1, 4)										3	1	1	0	0	0	0																
Carl Yastrzemski, L OBP: 0.500, SLG: 1.000 (1, 7)										3	2	2	2	1	0	0																
Carlton Fisk, R OBP: 0.375, SLG: 0.500 (1, 2)										4	1	2	1	0	2	2																
Fred Lynn, L OBP: 0.375, SLG: 0.500 (1, 8)										4	0	2	1	0	0	1																
Rico Petrocelli, R OBP: 0.125, SLG: 0.500 (1, 5)										4	1	1	1	0	2	3																
Dwight Evans, R OBP: 0.143, SLG: 0.286 (1, 9)										3	0	0	0	0	1	0																
Cecil Cooper, L OBP: 0.500, SLG: 0.833 (1, 3)										3	0	2	0	0	0	0																
Rick Burleson, R OBP: 0.500, SLG: 0.600 (1, 6)										2	0	1	0	0	0	0																
Inning Stats	R: 0 E: 0 K: 0 S: 3	H: 0 LOB: 0 BB: 0 P: 3	R: 0 E: 0 K: 2 S: 7	H: 0 LOB: 0 BB: 0 P: 7	R: 0 E: 0 K: 0 S: 4	H: 2 LOB: 1 BB: 0 P: 4	R: 3 E: 0 K: 0 S: 6	H: 4 LOB: 0 BB: 0 P: 6	R: 0 E: 0 K: 0 S: 3	H: 1 LOB: 0 BB: 0 P: 3	R: 1 E: 0 K: 0 S: 4	H: 2 LOB: 0 BB: 0 P: 4	R: 1 E: 0 K: 1 S: 6	H: 1 LOB: 0 BB: 0 P: 6	R: 1 E: 0 K: 2 S: 9	H: 2 LOB: 2 BB: 1 P: 13		1B: 6 2B: 5 3B: 0 HR: 2	SF: 0 SAC: 2 DP: 4 HBP: 0	WP: 0 PB: 0 SB: 0 CS: 0	PA: 33											
PITCHER	IP WLS BF H R ER SO BB IBB HBP BLK WP HR S P ERA WHIP																															
Vida Blue, L ERA: 9.0 (1, 1)	3.0	14	6	3	3	2	0	0	0	0	0	1	18	18	9.00	2.000																
Jim Todd, R ERA: (4, 1)	1.0	3	1	0	0	0	0	0	0	0	0	0	3	3	0.00	1.000																
Rollie Fingers, R ERA: 6.75 (5, 1)	4.0	16	5	3	3	3	0	1	0	0	0	1	21	25	6.75	1.250																

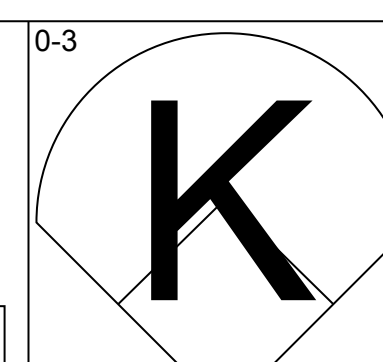
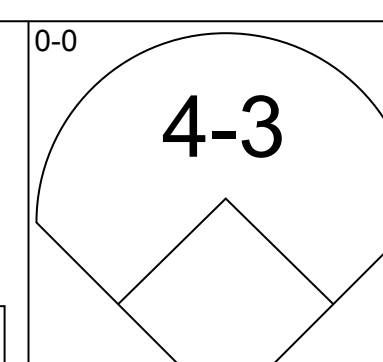
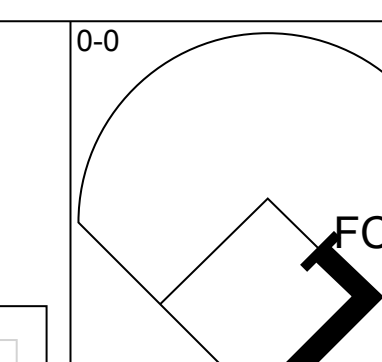
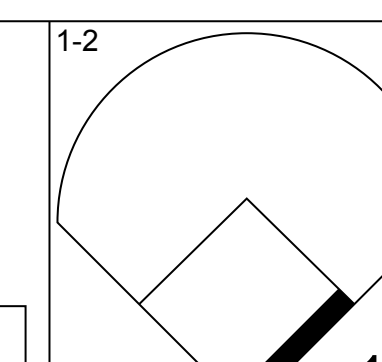
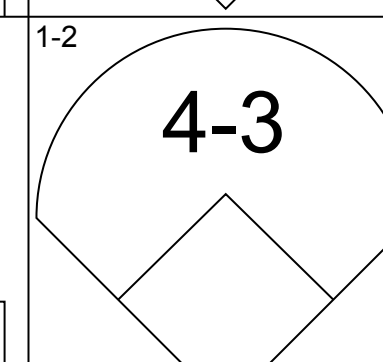
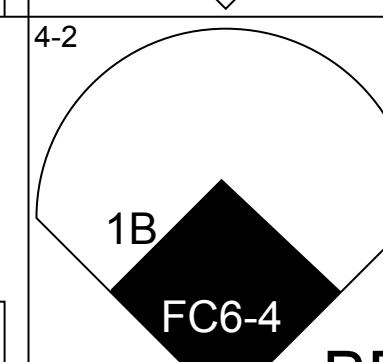
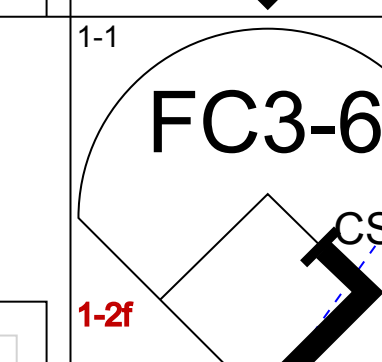
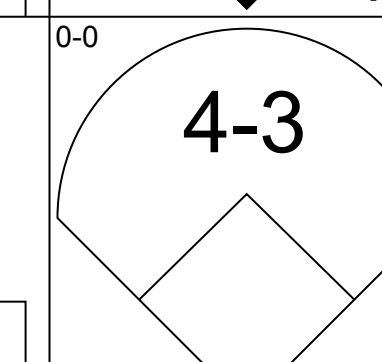
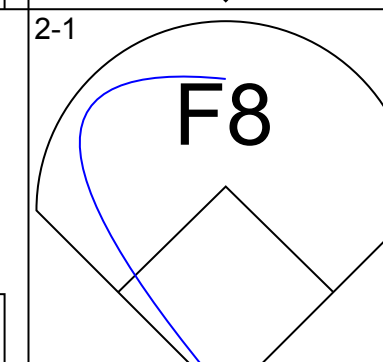
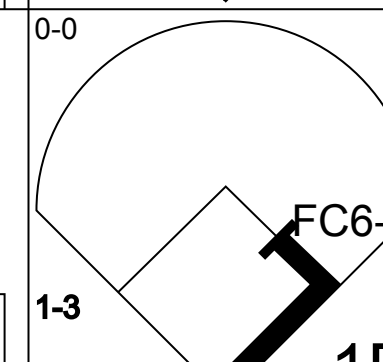
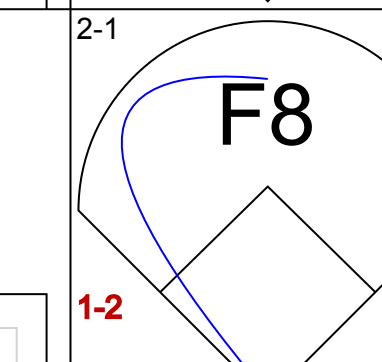

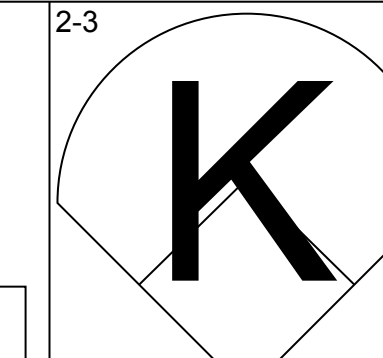
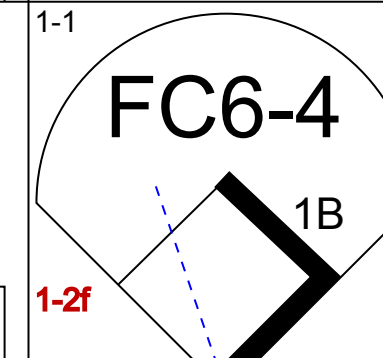
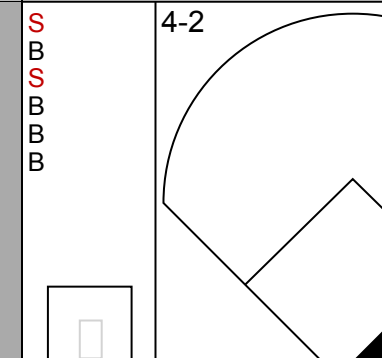

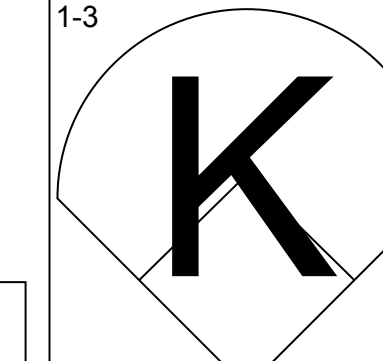
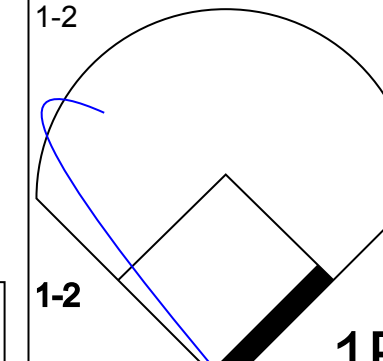
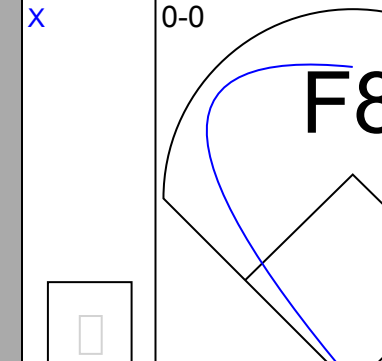

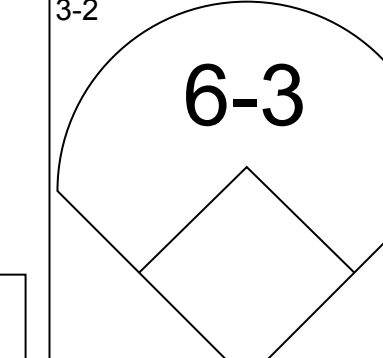
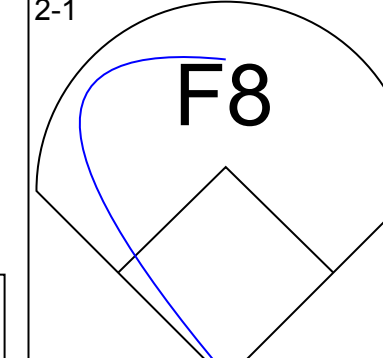
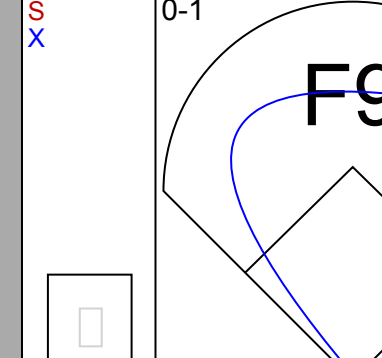

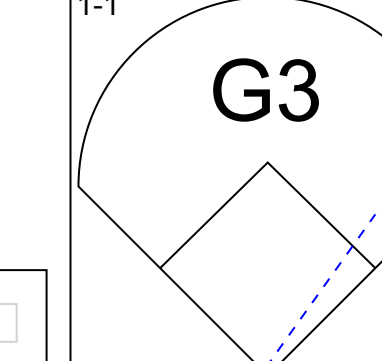
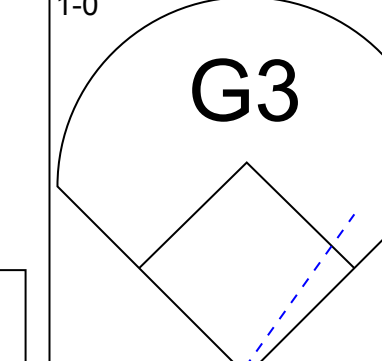
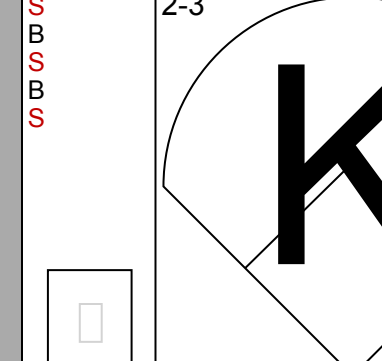

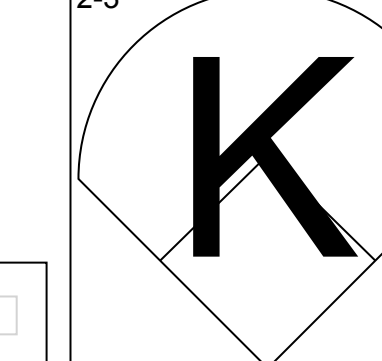
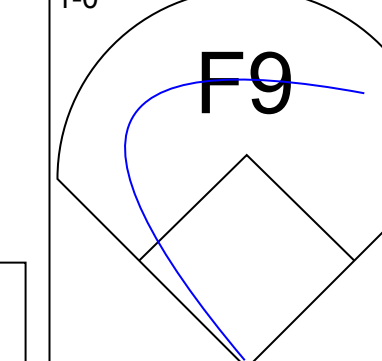
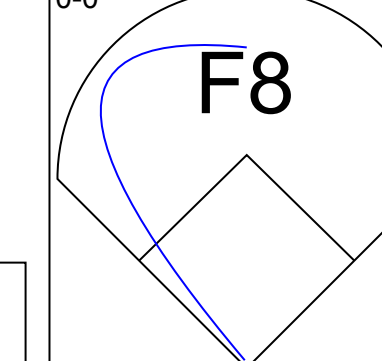
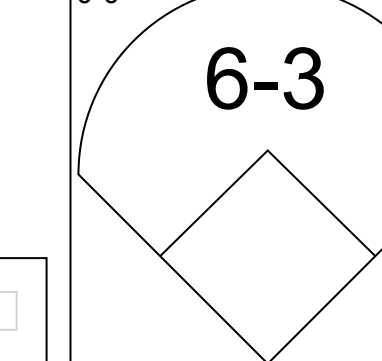
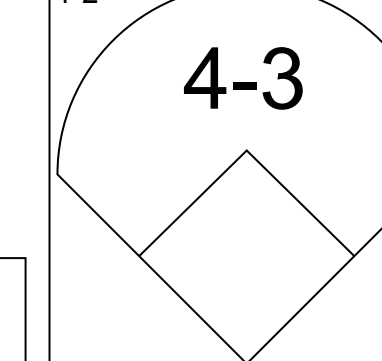
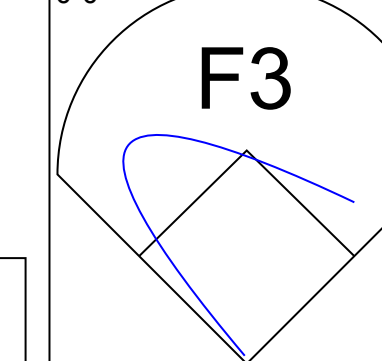
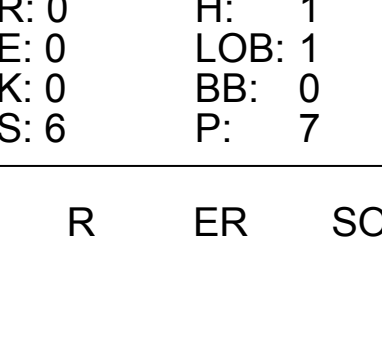

Batter	1	2	3	4	5	6	7	8	9	AB	R	H	RBI	BB	SO	LOB	TOP					
Pete Rose, S OBP: 0.278, SLG: 0.444	3-2 4-3			1-0 4-3		0-0 L9		0-0 F8		4	0	0	0	0	0	0	Cincinnati Reds @ Boston Red Sox Fenway Park, Boston, MA Sat Oct 11 1975, 3:33 AM EDT Att: 35,205 - Unknown					
Joe Morgan, L OBP: 0.444, SLG: 0.600	0-0 L4			0-1 BLK 1B		3-1 2B		3-2 F9		4	0	2	0	0	0	0						
Johnny Bench, R OBP: 0.111, SLG: 0.059	3-2 F9			3-1 F2		0-0 5-3		1-0 6-3		4	0	0	0	0	0	2						
Tony Perez, R OBP: 0.353, SLG: 0.500		0-1 L9		1-3 K		0-3 K			0-0 F8	4	0	0	0	0	2	2						
George Foster, R OBP: 0.438, SLG: 0.400		0-1 L3			0-0 5-3 1B		2-2 CS 1B		0-1 P4	4	0	2	0	0	0	0						
Dave Concepcion, R OBP: 0.375, SLG: 0.533		1-2 F7			2-3 K		0-1 F7		1-2 5-3	4	0	0	0	0	1	2						
Ken Griffey, L OBP: 0.333, SLG: 0.467			0-1 4-3		0-2 5-3		1-2 2B			3	0	1	0	0	0	1						
Cesar Geronimo, L (1, 8)			0-0 F8		4-0 IBB		4-0 IBB			1	0	0	0	2	0	0						
Don Gullett, R OBP: 0.286, SLG: 0.714			1-0 F7		0-1 F5		0-2 L4			3	0	0	0	0	0	4						
Clay Carroll, R (7, 1)										0	0	0	0	0	0	0						
Will McEnaney, L (7, 1)										0	0	0	0	0	0	0						
Inning Stats	R: 0 E: 0 K: 0 S: 7	H: 0 LOB: 0 BB: 0 P: 13	R: 0 E: 0 K: 0 S: 7	H: 0 LOB: 0 BB: 0 P: 8	R: 0 E: 0 K: 0 S: 4	H: 0 LOB: 0 BB: 0 P: 5	R: 0 E: 0 K: 1 S: 8	H: 1 LOB: 1 BB: 0 P: 13	R: 0 E: 0 K: 1 S: 9	H: 1 LOB: 2 BB: 1 P: 15	R: 0 E: 0 K: 1 S: 7	H: 1 LOB: 1 BB: 0 P: 10	R: 0 E: 0 K: 0 S: 11	H: 2 LOB: 2 BB: 1 P: 18	R: 0 E: 0 K: 0 S: 5	H: 0 LOB: 0 BB: 0 P: 9	R: 0 E: 0 K: 0 S: 6	H: 0 LOB: 0 BB: 0 P: 7	1B: 3 2B: 2 3B: 0 HR: 0	SF: 0 SAC: 0 DP: 0 HBP: 0	WP: 0 PB: 0 SB: 0 CS: 1	PA: 33
PITCHER Luis Tiant, R ERA: 0.00	IP: 9.0 WLS: W BF: 33 H: 5 R: 0 ER: 0 SO: 3 BB: 0 IBB: 2 HBP: 0 BLK: 1 WP: 0 HR: 0 S: 64 P: 98 ERA: 0.00 WHIP: 0.556															PITCHER						

AB	31
R	0
H	5
RBI	0
BB	2
SO	3
LOB	11



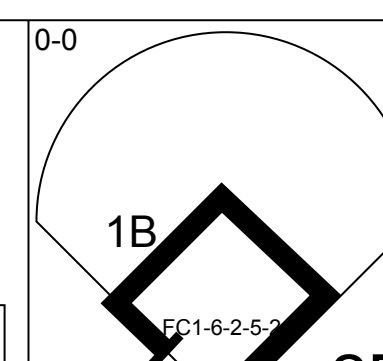
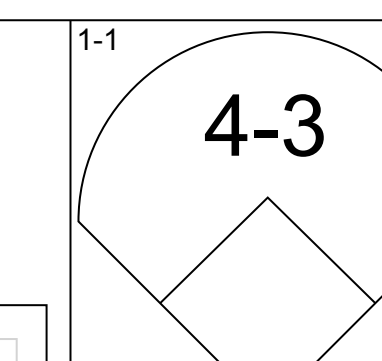
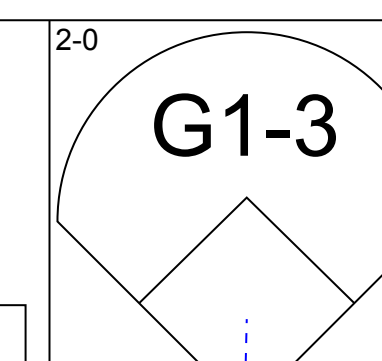
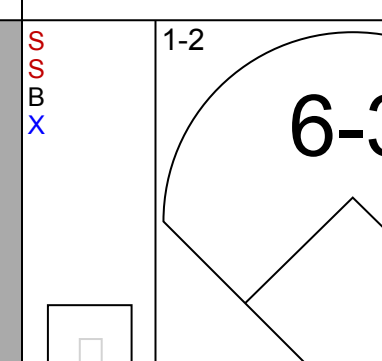

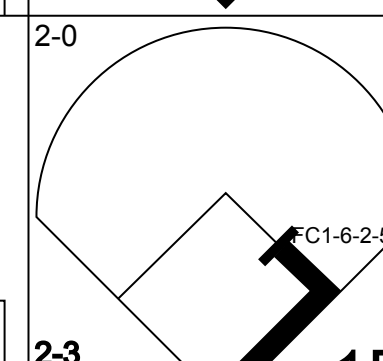
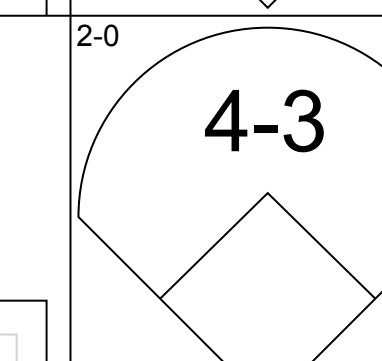
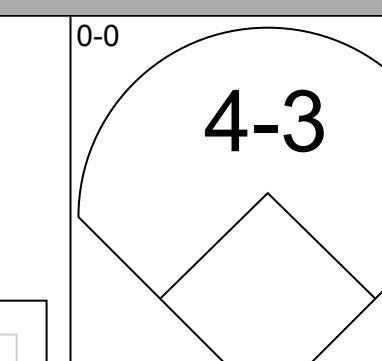
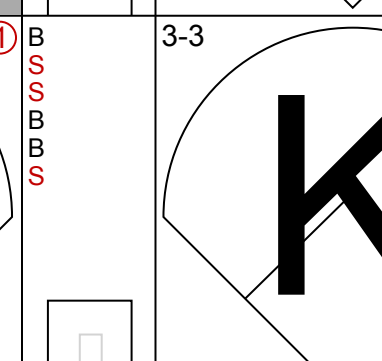
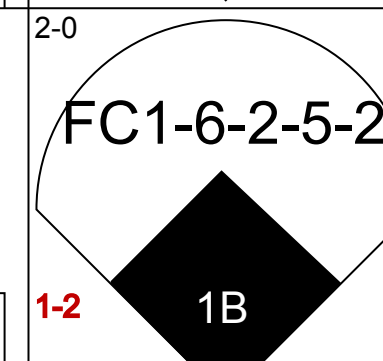
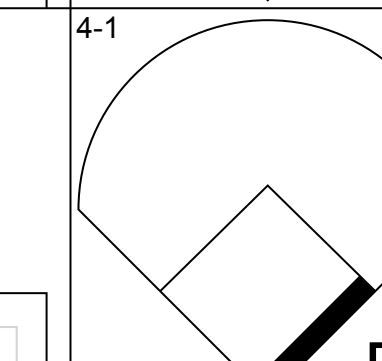
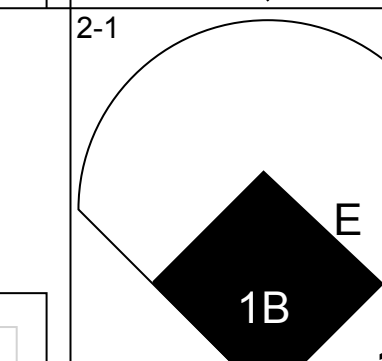
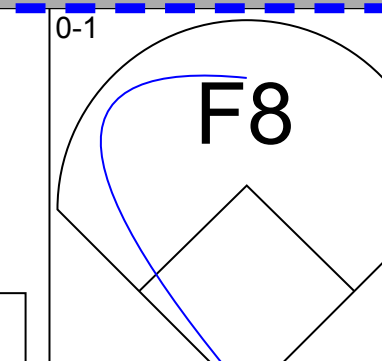
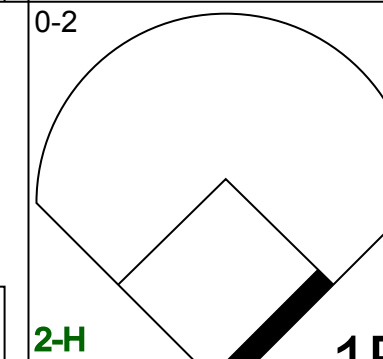
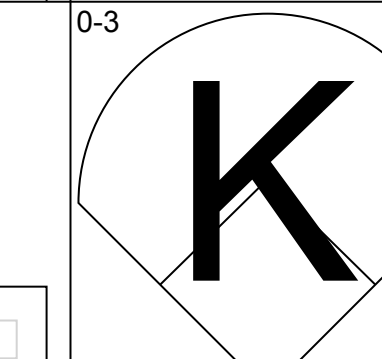
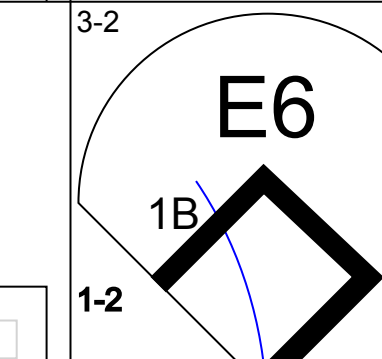
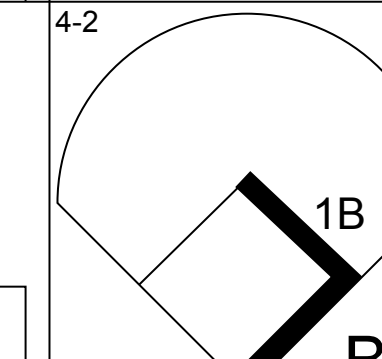
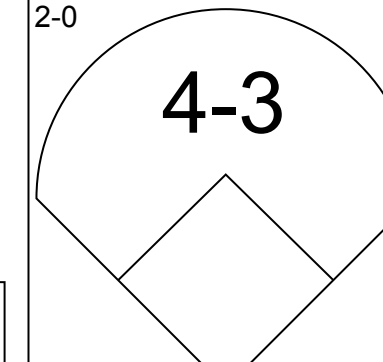
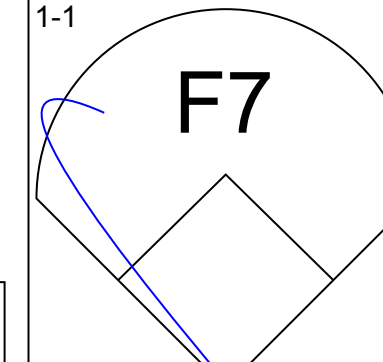
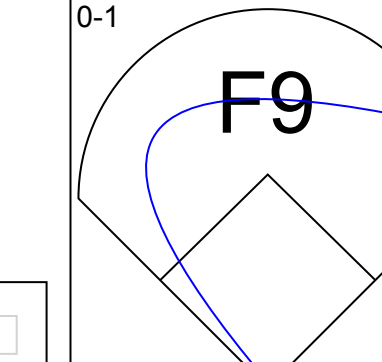
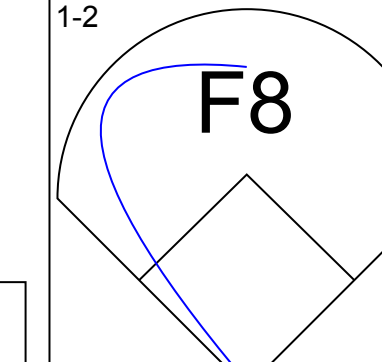
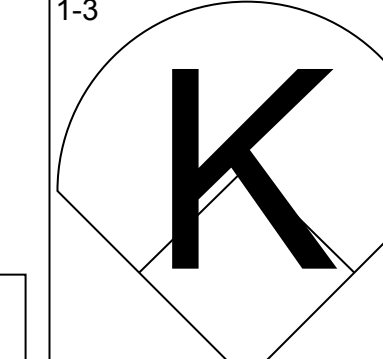
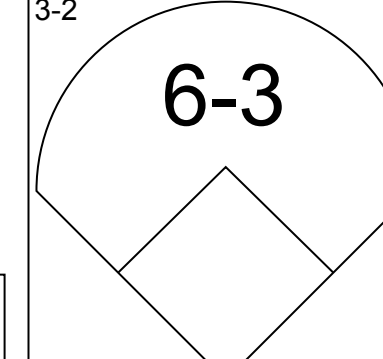
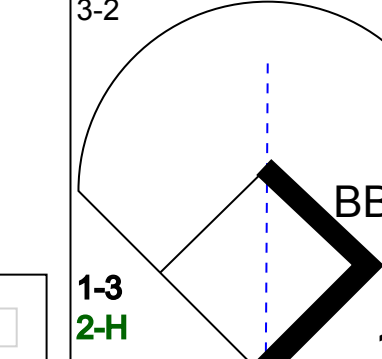
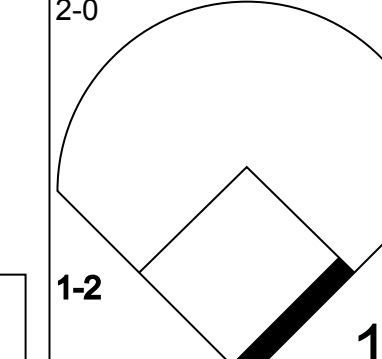
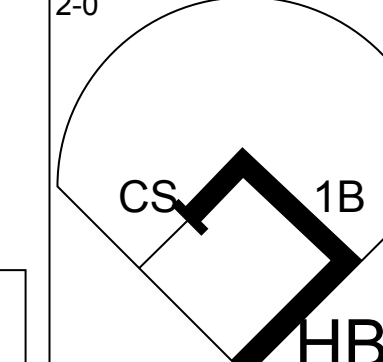
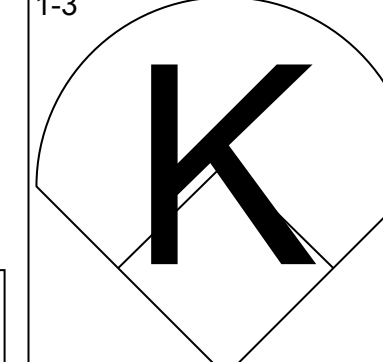
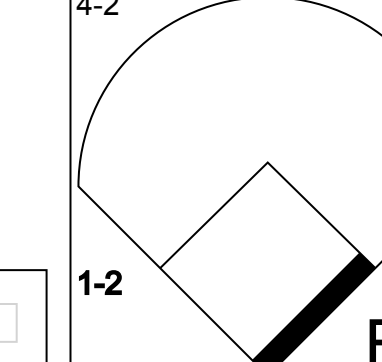
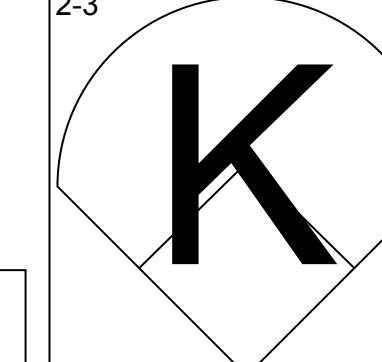
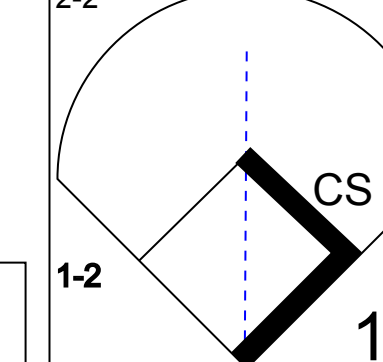

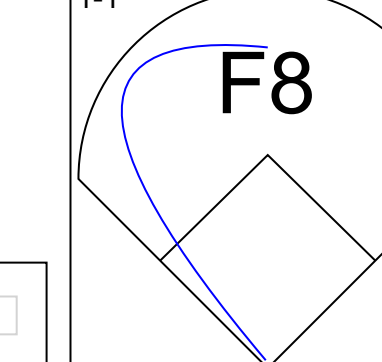

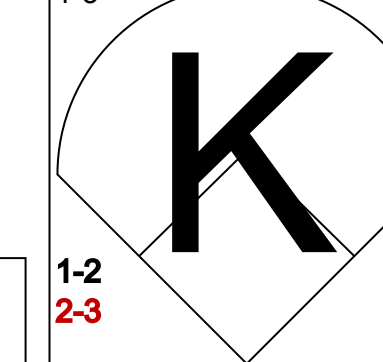
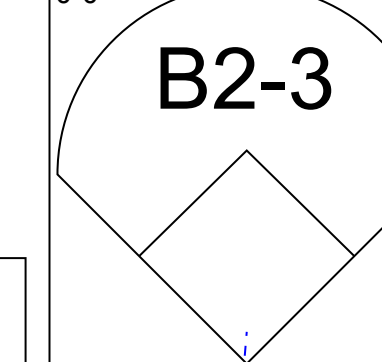
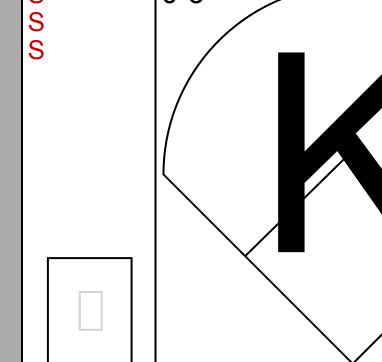

Batter	1	2	3	4	5	6	7	8	9	AB	R	H	RBI	BB	SO	LOB	BOTTOM			
Dwight Evans, R OBP: 0.200, SLG: 0.214	1-2 SH3 1B	0-2 F9			3-1 P4		0-0 SH 1B BB	1-0 4-3		4	1	1	0	0	0	3	Cincinnati Reds @ Boston Red Sox Fenway Park, Boston, MA Sat Oct 11 1975, 3:33 AM EDT Att: 35,205 - Unknown			
Denny Doyle, L OBP: 0.375, SLG: 0.357	0-1 SH3		0-2 4-3		0-0 1B		0-2 BB 1B	4-2 L3 BB		3	1	2	0	1	0	0				
Carl Yastrzemski, L OBP: 0.471, SLG: 0.667	4-0 1B BB		2-1 6-3		0-0 G3		1-1 BB 1B	1-2 L3		4	1	1	1	1	0	3				
Carlton Fisk, R OBP: 0.375, SLG: 0.400	0-1 P4		3-1 F7			0-0 6-3	1-2 BB 1B	1-2 BB		3	1	0	1	1	0	2				
Fred Lynn, L OBP: 0.400, SLG: 0.467	0-0 1B			3-2 P6		2-0 2B F8-2 1B	1-2 K	1-3 K		4	0	2	0	0	1	3				
Rico Petrocelli, R OBP: 0.313, SLG: 0.533		4-0 1B BB		0-0 F8		0-0 2B	1-0 1B SF9 1B	1-2 SF9 1B		3	1	2	2	1	0	0				
Rick Burleson, R OBP: 0.643, SLG: 0.750		2-1 1B		1-1 CS 1B		4-0 IBB	1-3 SF9 1B	1-3 SF9 1B		3	0	3	1	1	0	0				
Cecil Cooper, L OBP: 0.286, SLG: 0.462		1-3 K		1-1 CS	1-3 K	1-1 F8-2	0-0 SF9			3	0	0	1	0	2	5				
Luis Tiant, R OBP: 0.500, SLG: 0.333		1-3 K		4-2 1B BB			1-1 1B SH 1B	2-3 F3		3	1	1	0	1	1	3				
Inning Stats	R: 0 E: 0 K: 0 S: 8	H: 2 LOB: 2 BB: 1 P: 13	R: 0 E: 0 K: 2 S: 11	H: 1 LOB: 2 BB: 1 P: 19	R: 0 E: 0 K: 0 S: 7	H: 0 LOB: 0 BB: 0 P: 12	R: 0 E: 0 K: 0 S: 7	H: 1 LOB: 0 BB: 0 P: 12	R: 0 E: 0 K: 1 S: 9	H: 1 LOB: 2 BB: 1 P: 17	R: 0 E: 0 K: 0 S: 5	H: 2 LOB: 2 BB: 1 P: 12	R: 6 E: 0 K: 1 S: 19	H: 5 LOB: 1 BB: 1 P: 31	R: 0 E: 0 K: 0 S: 6	H: 0 LOB: 0 BB: 1 P: 12	1B: 11 2B: 3 3B: 0 HR: 0	SF: 1 SAC: 2 DP: 2 HBP: 0	WP: 0 PB: 0 SB: 0 CS: 1	PA: 40
PITCHER Don Gullett, L ERA: 4.2	IP: 6.0 WLS: L BF: 30 H: 10 R: 4 ER: 4 SO: 3 BB: 3 IBB: 1 HBP: 0 BLK: 0 WP: 0 HR: 0 S: 56 P: 96 ERA: 6.00 WHIP: 2.167															PITCHER				
Clay Carroll, R ERA: 9.0	0.0	1	0	0	0	0	1	0	0	0	0	0	2	6	∞	∞				
Will McEnaney, L ERA: 5.4	2.0	8	2	2	2	1	1	0	0	0	0	0	14	26	9.00	1.500				



Batter	1	2	3	4	5	6	7	8	9	AB	R	H	RBI	BB	SO	LOB	TOP					
Pete Rose, S OBP: 0.318, SLG: 0.455										4	0	2	0	0	1	0	Cincinnati Reds @ Boston Red Sox Fenway Park, Boston, MA Sun Oct 12 1975, 3:33 AM EDT Att: 35,205 - Unknown					
Joe Morgan, L OBP: 0.409, SLG: 0.500										3	1	0	0	1	0	2						
Johnny Bench, R OBP: 0.182, SLG: 0.190										4	1	2	0	0	0	1						
Tony Perez, R OBP: 0.333, SLG: 0.421										3	0	0	1	1	1	2						
George Foster, R OBP: 0.400, SLG: 0.368										4	0	1	0	0	1	2						
Dave Concepcion, R OBP: 0.350, SLG: 0.474										4	1	1	1	0	0	3						
Ken Griffey, L OBP: 0.316, SLG: 0.474											4	0	1	1	0	1						
Cesar Geronimo, L (1, 8)										3	0	0	0	1	1	0						
Jack Billingham, R (1, 1)										2	0	0	0	0	0	0						
Pedro Borbon, R (6, 1)										0	0	0	0	0	0	0						
Will McEnaney, L (7, 1)										0	0	0	0	0	0	0						
Merv Rettenmund, R (8, PH)										1	0	0	0	0	0	0						
Rawly Eastwick, R (8, 1)										1	0	0	0	0	0	2						
Inning Stats	R: 0 E: 0 K: 1 S: 8	H: 0 LOB: 0 BB: 0 P: 11	R: 0 E: 0 K: 2 S: 9	H: 0 LOB: 0 BB: 0 P: 15	R: 0 E: 0 K: 1 S: 6	H: 0 LOB: 0 BB: 0 P: 9	R: 1 E: 0 K: 0 S: 11	H: 2 LOB: 2 BB: 1 P: 19	R: 0 E: 0 K: 0 S: 5	H: 0 LOB: 0 BB: 0 P: 8	R: 0 E: 0 K: 1 S: 5	H: 1 LOB: 1 BB: 0 P: 8	R: 0 E: 0 K: 1 S: 8	H: 0 LOB: 1 BB: 1 P: 14	R: 0 E: 0 K: 0 S: 6	H: 1 LOB: 1 BB: 0 P: 7	R: 2 E: 0 K: 0 S: 12	H: 3 LOB: 2 BB: 1 P: 20	1B: 5 2B: 2 3B: 0 HR: 0	SF: 0 SAC: 0 DP: 0 HBP: 0	WP: 0 PB: 0 SB: 1 CS: 1	PA: 36
PITCHER	IP	WLS	BF	H	R	ER	SO	BB	IBB	HBP	BLK	WP	HR	S	P	ERA	WHIP					
Bill Lee, L ERA: 2.25	8.0		30	5	2	2	5	2	0	0	0	0	0	59	92	2.25	0.875					
Dick Drago, R ERA: 1.59	1.0	L	6	2	1	1	0	0	1	0	0	0	0	11	19	9.00	2.000					

AB 33
R 3
H 7
RBI 3
BB 3
SO 5
LOB 13



Batter	1	2	3	4	5	6	7	8	9	AB	R	H	RBI	BB	SO	LOB	BOTTOM				
Cecil Cooper, L OBP: 0.263, SLG: 0.444										5	0	1	0	0	0	0	Cincinnati Reds @ Boston Red Sox Fenway Park, Boston, MA Sun Oct 12 1975, 3:33 AM EDT Att: 35,205 - Unknown				
Denny Doyle, L OBP: 0.350, SLG: 0.333										4	0	1	0	0	1	0					
Carl Yastrzemski, L OBP: 0.476, SLG: 0.611										3	2	1	0	1	0	2					
Carlton Fisk, R OBP: 0.400, SLG: 0.389										3	0	1	1	1	1	2					
Fred Lynn, L OBP: 0.316, SLG: 0.368										4	0	0	0	0	0	4					
Rico Petrocelli, R OBP: 0.350, SLG: 0.526										4	0	2	1	0	1	0					
Dwight Evans, R OBP: 0.263, SLG: 0.188										2	0	0	0	1	2	2					
Rick Burleson, R OBP: 0.556, SLG: 0.625										4	0	1	0	0	1	3					
Bill Lee, L ERA: 1.59										3	0	0	0	0	2	2					
Dick Drago, R ERA: 1.59										0	0	0	0	0	0	0					
Bernie Carbo, L (9, PH)										1	0	0	0	0	0	0					
Inning Stats	R: 1 E: 0 K: 0 S: 7	H: 3 LOB: 1 BB: 0 P: 13	R: 0 E: 0 K: 2 S: 9	H: 1 LOB: 1 BB: 0 P: 15	R: 0 E: 0 K: 1 S: 7	H: 0 LOB: 0 BB: 1 P: 14	R: 0 E: 0 K: 1 S: 8	H: 0 LOB: 0 BB: 0 P: 13	R: 1 E: 1 K: 0 S: 15	H: 2 LOB: 3 BB: 1 P: 28	R: 0 E: 0 K: 2 S: 9	H: 0 LOB: 0 BB: 0 P: 13	R: 0 E: 0 K: 1 S: 11	H: 1 LOB: 2 BB: 1 P: 20	R: 0 E: 0 K: 0 S: 7	H: 0 LOB: 0 BB: 0 P: 10	1B: 6 2B: 2 3B: 0 HR: 0	SF: 0 SAC: 0 DP: 1 HBP: 1	WP: 0 PB: 0 SB: 0 CS: 2	PA: 37	
PITCHER	IP	WLS	BF	H	R	ER	SO	BB	IBB	HBP	BLK	WP	HR	S	P	ERA	WHIP				
Jack Billingham, R ERA: 1.59	5.2		25	6	2	1	5	2	0	1	0	0	0	49	89	1.59	1.412				
Pedro Borbon, R ERA: 4.15	0.1		1	0	0	0	0	0	0	0	0	0	0	2	3	0.00	0.000				
Will McEnaney, L ERA: 4.15	1.0		3	0	0	0	2	0	0	0	0	0	0	9	13	0.00	0.000				
Rawly Eastwick, R ERA: 4.15	2.0	W	8	1	0	0	1	1	0	0	0	0	0	18	30	0.00	1.000				

AB 33
R 2
H 7
RBI 2
BB 3
SO 8
LOB 15




Batter	1	2	3	4	5	6	7	8	9	10	AB	R	H	RBI	BB	SO	LOB										
Cecil Cooper, L OBP: 0.208, SLG: 0.348 (1, 3)	G3		F7		4-3		P6		F8		5	0	0	0	0	0	2										
Denny Doyle, L OBP: 0.320, SLG: 0.304 (1, 4)	G3		P5			F5		G3		G4-3 1B	5	0	1	0	0	0	0										
Carl Yastrzemski, L OBP: 0.423, SLG: 0.500 (1, 7)	4-3			G3		WP SF7 BB		K		F8	4	1	0	0	1	1	1										
Carlton Fisk, R OBP: 0.440, SLG: 0.524 (1, 2)		HR		1B BB		1-2 BB		2-3		G4-3	3	1	1	1	2	0	1										
Fred Lynn, L OBP: 0.304, SLG: 0.364 (1, 8)		F8		1-3 1B		SF7				K	3	0	1	1	0	1	0										
Rico Petrocelli, R OBP: 0.375, SLG: 0.522 (1, 5)		FC6-4 1B		4-3		6-3				HR	4	1	2	0	0	0	2										
Dwight Evans, R OBP: 0.304, SLG: 0.400 (1, 9)		F9		6-3						1B	4	1	2	2	0	0	1										
Rick Burleson, R OBP: 0.545, SLG: 0.600 (1, 6)		FC6-4		FC5-4 1B		G4-6-3 1B				HR	4	0	2	0	0	0	2										
Rick Wise, R OBP: 0.200, SLG: 0.200 Jim Burton, R Reggie Cleveland, R Bernie Carbo, L Jim Willoughby, R Roger Moret, S			F7		FC5-4		HR			SH3-4	2	0	0	0	0	0	1										
Inning Stats	R: 0 E: 0 K: 0 S: 5	H: 0 LOB: 0 BB: 0 P: 5	R: 1 E: 0 K: 0 S: 11	H: 2 LOB: 1 BB: 0 P: 14	R: 0 E: 0 K: 0 S: 4	H: 0 LOB: 0 BB: 0 P: 7	R: 0 E: 0 K: 0 S: 7	H: 1 LOB: 1 BB: 1 P: 14	R: 0 E: 0 K: 0 S: 8	H: 1 LOB: 1 BB: 0 P: 12	R: 1 E: 0 K: 0 S: 9	H: 0 LOB: 1 BB: 2 P: 23	R: 1 E: 0 K: 0 S: 6	H: 2 LOB: 0 BB: 0 P: 8	R: 0 E: 0 K: 1 S: 6	H: 0 LOB: 0 BB: 0 P: 9	R: 2 E: 0 K: 1 S: 12	H: 3 LOB: 1 BB: 0 P: 18	R: 0 E: 0 K: 0 S: 6	H: 1 LOB: 0 BB: 0 P: 13	1B: 7 2B: 0 3B: 0 HR: 3	SF: 1 SAC: 1 DP: 2 HBP: 0	WP: 1 PB: 0 SB: 0 CS: 0	PA: 40			
PITCHER	IP	WLS	BF	H	R	ER	SO	BB	IBB	HBP	BLK	WP	HR	S	P	ERA	WHIP										
Gary Nolan, R ERA: 2.7	4.0		15	3	1	1	0	1	0	0	0	0	1	27	40	2.25	1.000										
Pat Darcy, R ERA: 4.5	2.0		10	2	2	2	0	2	0	0	0	1	0	18	37	9.00	2.000										
Clay Carroll, R ERA: 10.8	0.2		2	1	0	0	0	0	0	0	0	0	1	4	5	0.00	1.500										
Will McEnaney, L ERA: 4.5	1.2		6	1	1	2	0	0	0	0	0	0	0	11	16	5.40	0.600										
Rawly Eastwick, R ERA: 1.23	1.2	W	7	3	1	1	0	0	0	0	0	0	1	14	25	5.40	1.800										

TOP

Boston Red Sox @ Cincinnati Reds
Riverfront Stadium, Cincinnati, OH
Tue Oct 14 1975, 7:05 PM EDT
Att: 55,392 - Unknown

livebaseballscorecards.com

AB	35
R	5
H	10
RBI	5
BB	3
SO	2
LOB	10




Batter	1	2	3	4	5	6	7	8	9	10	AB	R	H	RBI	BB	SO	LOB										
Pete Rose, S OBP: 0.333, SLG: 0.500 (1, 5)	4-3		4-3		SF8 3B		L5-3			1B IBB	4	1	1	0	1	0	1										
Ken Griffey, L OBP: 0.304, SLG: 0.409 Merv Rettenmund, R (10, PH)	4-3			F8		4-1 BB		4-3		K	3	0	0	0	1	0	0										
Joe Morgan, L OBP: 0.370, SLG: 0.455 (1, 4)	F8			F8		SF8		4-3		4-3	4	0	1	2	0	0	0										
Tony Perez, R OBP: 0.320, SLG: 0.364 (1, 3)		F8		HR BB		K		K		K	3	1	0	0	1	2	1										
Johnny Bench, R OBP: 0.192, SLG: 0.320 (1, 2)		5-3		HR		K		5-3		5-3	4	1	1	2	0	1	0										
George Foster, R OBP: 0.375, SLG: 0.318 (1, 7)		E S BB		5-3		F7		6-3		6-3	3	0	0	0	1	0	0										
Dave Concepcion, R OBP: 0.333, SLG: 0.565 (1, 6)		F9		HR		G3		5-3		5-3	4	1	1	1	0	0	1										
Cesar Geronimo, L OBP: 0.261, SLG: 0.278 (1, 8)			4-3		HR		F8			E 1B 1B	4	2	2	1	0	0	0										
Gary Nolan, R OBP: 0.200, SLG: 0.200 Pat Darcy, L Clay Carroll, R Will McEnaney, L Rawly Eastwick, R Ed Armbrister, R			G3		K		L5-3 1B			E2 1B	1	0	0	0	0	0	0										
Inning Stats	R: 0 E: 0 K: 0 S: 7	H: 0 LOB: 0 BB: 0 P: 12	R: 0 E: 0 K: 0 S: 11	H: 0 LOB: 1 BB: 1 P: 20	R: 0 E: 0 K: 0 S: 5	H: 0 LOB: 0 BB: 0 P: 7	R: 0 E: 0 K: 0 S: 10	H: 1 LOB: 0 BB: 1 P: 20	R: 3 E: 0 K: 2 S: 17	H: 3 LOB: 1 BB: 1 P: 30	R: 0 E: 0 K: 1 S: 7	H: 0 LOB: 0 BB: 0 P: 10	R: 0 E: 0 K: 1 S: 7	H: 1 LOB: 1 BB: 0 P: 7	R: 0 E: 0 K: 1 S: 7	H: 0 LOB: 0 BB: 0 P: 9	R: 0 E: 0 K: 0 S: 6	H: 0 LOB: 0 BB: 0 P: 6	R: 1 E: 1 K: 1 S: 10	H: 2 LOB: 3 BB: 1 P: 19	1B: 3 2B: 1 3B: 1 HR: 3	SF: 1 SAC: 0 DP: 1 HBP: 0	WP: 0 PB: 0 SB: 3 CS: 0	PA: 39			
PITCHER	IP	WLS	BF	H	R	ER	SO	BB	IBB	HBP	BLK	WP	HR	S	P	ERA	WHIP										
Rick Wise, R ERA: 5.4	4.1		19	4	5	5	1	2	0	0	0	0	0	3	43	10.38	1.385										
Jim Burton, L ERA: 4.26	0.1		2	0	0	0	0	1	0	0	0	0	0	4	11	0.00	3.000										
Reggie Cleveland, R ERA: 4.26	1.1		4	0	0	0	2	0	0	0	0	0	0	10	15	0.00	0.000										
Jim Willoughby, R ERA: 0.667	3.0	L	11	2	1	0	1	0	0	0	0	0	0	22	28	0.00	0.667										
Roger Moret, L ERA: 0.000	0.1		3	1	0	0	1	0	1	0	0	0	0	6	13	0.00	3.000										

BOTTOM

Boston Red Sox @ Cincinnati Reds
Riverfront Stadium, Cincinnati, OH
Tue Oct 14 1975, 7:05 PM EDT
Att: 55,392 - Unknown

livebaseballscorecards.com

AB	34
R	6
H	7
RBI	6
BB	4
SO	5
LOB	7



Batter	1	2	3	4	5	6	7	8	9	AB	R	H	RBI	BB	SO	LOB	TOP		
Juan Beniquez, R OBP: 0.250, SLG: 0.313 Rick Miller, L (6, 7)	F8		G4-6-3 1B	E3 1B		5-3			4-3	4	0	1	1	0	0	1			
Denny Doyle, L OBP: 0.300, SLG: 0.286 Carl Yastrzemski, L OBP: 0.452, SLG: 0.500 Carlton Fisk, R OBP: 0.400, SLG: 0.462	4-3		F8	F5					4-3	5	0	1	0	0	0	4			
Fred Lynn, L OBP: 0.296, SLG: 0.346 Rico Petrocelli, R OBP: 0.357, SLG: 0.481			G4-6-3 1-2							4	0	2	1	1	0	3			
Dwight Evans, R OBP: 0.333, SLG: 0.500 Rick Burleson, R OBP: 0.500, SLG: 0.583										5	1	1	0	0	1	4			
Luis Tiant, R OBP: 0.500, SLG: 0.333										4	1	1	0	0	1	0			
Inning Stats	R: 0 E: 0 K: 1 S: 11	H: 1 LOB: 1 BB: 0 P: 18	R: 0 E: 0 K: 1 S: 7	H: 1 LOB: 1 BB: 0 P: 11	R: 0 E: 0 K: 0 S: 5	H: 1 LOB: 1 BB: 1 P: 11	R: 5 E: 1 K: 0 S: 17	H: 6 LOB: 2 BB: 0 P: 29	R: 0 E: 0 K: 1 S: 10	H: 1 LOB: 1 BB: 0 P: 15	R: 0 E: 0 K: 0 S: 5	H: 0 LOB: 0 BB: 0 P: 5	R: 0 E: 0 K: 0 S: 7	H: 0 LOB: 0 BB: 0 P: 10	R: 0 E: 0 K: 0 S: 8	H: 0 LOB: 1 BB: 1 P: 13	1B: 9 2B: 1 3B: 1 HR: 0	SF: 0 SAC: 0 DP: 1 HBP: 0	WP: 1 PA: 40 PB: 0 SB: 0 CS: 0
PITCHER	IP	WLS	BF	H	R	ER	SO	BB	IBB	HBP	BLK	WP	HR	S	P	ERA	WHIP		
Fred Norman, L ERA: 4.82 Pedro Borbon, R ERA: Clay Carroll, R ERA: 4.91 Rawly Eastwick, R ERA: 0.87	3.1	L	17	7	4	4	2	1	0	0	0	1	0	32	57	10.80	2.400		
	0.2	5	2	1	0	0	0	0	0	0	0	0	0	8	12	0.00	3.000		
	2.0	8	2	0	0	2	0	0	0	0	0	0	0	17	24	0.00	1.000		
	3.0	10	0	0	0	0	0	1	0	0	0	0	0	20	28	0.00	0.333		

Boston Red Sox @ Cincinnati Reds
Riverfront Stadium, Cincinnati, OH
Wed Oct 15 1975, 7:05 PM EDT
Att: 55,667 - Unknown

livebaseballscorecards.com

AB 38
R 5
H 11
RBI 5
BB 2
SO 4
LOB 17



Batter	1	2	3	4	5	6	7	8	9	AB	R	H	RBI	BB	SO	LOB	BOTTOM				
Pete Rose, S OBP: 0.375, SLG: 0.483 Ken Griffey, L OBP: 0.286, SLG: 0.407	2B 1B		F8				L4			3	1	1	0	2	0	0					
Joe Morgan, L OBP: 0.375, SLG: 0.400 Tony Perez, R OBP: 0.276, SLG: 0.308			G1-3				4-3			5	0	1	1	0	0	3					
Johnny Bench, R OBP: 0.200, SLG: 0.345 George Foster, R OBP: 0.393, SLG: 0.346	2B		F9							3	1	0	0	2	0	2					
Dave Concepcion, R OBP: 0.321, SLG: 0.556 Cesar Geronimo, L OBP: 0.333, SLG: 0.455										4	0	0	0	0	1	3					
Fred Norman, S Pedro Borbon, R Terry Crowley, L Clay Carroll, R Darrel Chaney, S Rawly Eastwick, R Ed Armbrister, R	6-3 BB		F9				4-3			4	0	0	0	0	1	3					
Inning Stats	R: 2 E: 0 K: 0 S: 13	H: 3 LOB: 1 BB: 1 P: 26	R: 0 E: 0 K: 0 S: 7	H: 0 LOB: 0 BB: 0 P: 8	R: 0 E: 0 K: 0 S: 7	H: 0 LOB: 0 BB: 0 P: 12	R: 2 E: 1 K: 2 S: 17	H: 3 LOB: 1 BB: 0 P: 29	R: 0 E: 0 K: 0 S: 9	H: 0 LOB: 2 BB: 2 P: 21	R: 0 E: 0 K: 1 S: 9	H: 1 LOB: 1 BB: 0 P: 15	R: 0 E: 0 K: 0 S: 6	H: 0 LOB: 0 BB: 0 P: 11	R: 0 E: 0 K: 1 S: 9	H: 1 LOB: 1 BB: 0 P: 13	R: 0 E: 0 K: 0 S: 10	H: 1 LOB: 2 BB: 1 P: 20	1B: 5 2B: 3 3B: 1 HR: 0	SF: 0 SAC: 1 DP: 0 HBP: 0	WP: 0 PA: 39 PB: 0 SB: 0 CS: 0
PITCHER	IP	WLS	BF	H	R	ER	SO	BB	IBB	HBP	BLK	WP	HR	S	P	ERA	WHIP				
Luis Tiant, R ERA: 1.33	9.0	W	39	9	4	4	4	4	0	0	0	0	0	87	155	4.00	1.444				

Boston Red Sox @ Cincinnati Reds
Riverfront Stadium, Cincinnati, OH
Wed Oct 15 1975, 7:05 PM EDT
Att: 55,667 - Unknown

livebaseballscorecards.com

AB 34
R 4
H 9
RBI 4
BB 4
SO 4
LOB 14



Batter	1	2	3	4	5	6	7	8	9	AB	R	H	RBI	BB	SO	LOB	TOP		
Juan Beniquez, R OBP: 0.250, SLG: 0.263 (1, 7)	0-2 4-3		1-1 P4						3-3 K	3	0	0	0	1	1	0			
Denny Doyle, L OBP: 0.294, SLG: 0.344 (1, 4)	0-1 SF9 3B			2-2 2-3					1-2 4-3	4	1	1	0	0	0	1			
Carl Yastrzemski, L OBP: 0.429, SLG: 0.483 (1, 3)	1-2 SF9			1-0 F8					0-0 1B 2B	3	1	1	1	0	0	0			
Carlton Fisk, R OBP: 0.382, SLG: 0.433 (1, 2)	2-3 K			2-3 K					0-0 2B 1B	4	0	1	0	0	2	0			
Fred Lynn, L OBP: 0.290, SLG: 0.367 (1, 8)		1-0 P5			1-3 K				1-2 2B	4	0	1	1	0	1	0			
Rico Petrocelli, R OBP: 0.313, SLG: 0.419 (1, 5)		1-3 K			2-1 F8				0-0 F8	4	0	0	0	0	2	2			
Dwight Evans, R OBP: 0.333, SLG: 0.481 (1, 9)		1-0 F7			0-0 F8				2-2 1B	3	0	1	0	0	0	0			
Rick Burleson, R OBP: 0.448, SLG: 0.519 (1, 6)			1-2 P4			1-0 F9			0-0 F8	3	0	0	0	0	0	1			
Reggie Cleveland, R (1, 1)			0-3 K			3-3 K			3-2 L4	2	0	0	0	0	2	0			
Jim Willoughby, R (8, PH)										0	0	0	0	0	0	0			
Doug Griffin, R (8, PH)										1	0	0	0	0	0	1			
Dick Pole, R (8, 1)										0	0	0	0	0	0	0			
Diego Segui, R (8, 1)										0	0	0	0	0	0	0			
Inning Stats	R: 1 E: 0 K: 1 S: 11	H: 1 LOB: 0 BB: 0 P: 14	R: 0 E: 0 K: 1 S: 5	H: 0 LOB: 0 BB: 0 P: 8	R: 0 E: 0 K: 1 S: 8	H: 0 LOB: 0 BB: 0 P: 10	R: 0 E: 0 K: 1 S: 7	H: 0 LOB: 0 BB: 0 P: 12	R: 0 E: 0 K: 1 S: 6	H: 0 LOB: 1 BB: 1 P: 9	R: 0 E: 0 K: 0 S: 8	H: 0 LOB: 0 BB: 0 P: 11	R: 0 E: 0 K: 0 S: 8	H: 1 LOB: 1 BB: 0 P: 13	R: 1 E: 0 K: 2 S: 14	H: 3 LOB: 2 BB: 0 P: 19	1B: 3 2B: 1 3B: 1 HR: 0	SF: 1 SAC: 0 DP: 0 HBP: 0	WP: 0 PA: 33 PB: 0 SB: 0 CS: 0
PITCHER	IP WLS BF H R ER SO BB IBB HBP BLK WP HR S P ERA WHIP	IP WLS BF H R ER SO BB IBB HBP BLK WP HR S P ERA WHIP																	
Don Gullett, L ERA: 3.42 (1, 1)	8.2 W 32 5 2 2 7	0.1 S 1 0 0 0 1																	
Rawly Eastwick, R ERA: 0.84 (9, 1)																			

Boston Red Sox @ Cincinnati Reds
Riverfront Stadium, Cincinnati, OH
Thu Oct 16 1975, 7:05 PM EDT
Att: 56,393 - Unknown

AB 31
R 2
H 5
RBI 2
BB 1
SO 8
LOB 5





Batter	1	2	3	4	5	6	7	8	9	AB	R	H	RBI	BB	SO	LOB	BOTTOM		
Pete Rose, S OBP: 0.417, SLG: 0.531 (1, 5)	1-2 1B 7-2 1B		4-1 BB						1-1 L7	3	0	2	1	1	0	0			
Ken Griffey, L OBP: 0.281, SLG: 0.387 (1, 9)	0-2 K		0-0 L4						2-2 F5 L6-3 1B	4	0	1	0	0	1	3			
Joe Morgan, L OBP: 0.389, SLG: 0.393 (1, 4)	0-2 S 1-3 1B			2-2 F9					4-2 1B HR BB L6-3	3	1	1	0	1	0	1			
Johnny Bench, R OBP: 0.235, SLG: 0.344 (1, 2)	1-1 7-2			0-1 L5					1-2 HR 1B F9 SF9 BB BB	3	2	1	0	1	0	2			
Tony Perez, R OBP: 0.333, SLG: 0.552 (1, 3)		1-3 K			0-0 HR				1-2 HR HR 2H 3H 1-2 BB	3	2	2	4	1	1	0			
George Foster, R OBP: 0.344, SLG: 0.300 (1, 7)		1-2 F2			0-0 P3				4-0 L1 F9	4	0	0	0	0	0	2			
Dave Concepcion, R OBP: 0.313, SLG: 0.517 (1, 6)		0-0 6-3			0-2 5-3				4-2 G3 S HBP SF9	2	0	0	1	0	0	0			
Cesar Geronimo, L OBP: 0.290, SLG: 0.385 (1, 8)			0-0 F8		1-1 4-3				2-2 G3 1-3 F8	4	0	0	0	0	0	2			
Don Gullett, R OBP: 0.300, SLG: 0.600 (1, 1)			0-3 K		0-2 2B				0-3 K	3	1	1	0	0	2	1			
Rawly Eastwick, R (9, 1)										0	0	0	0	0	0	0			
Inning Stats	R: 0 E: 0 K: 1 S: 11	H: 2 LOB: 1 BB: 0 P: 13	R: 0 E: 0 K: 1 S: 7	H: 0 LOB: 0 BB: 0 P: 9	R: 0 E: 0 K: 1 S: 6	H: 0 LOB: 1 BB: 1 P: 10	R: 1 E: 0 K: 0 S: 7	H: 1 LOB: 0 BB: 0 P: 9	R: 1 E: 0 K: 0 S: 11	H: 2 LOB: 1 BB: 0 P: 13	R: 3 E: 0 K: 1 S: 18	H: 2 LOB: 1 BB: 1 P: 33	R: 0 E: 0 K: 0 S: 6	H: 1 LOB: 0 BB: 0 P: 10	R: 1 E: 0 K: 0 S: 6	H: 0 LOB: 1 BB: 2 P: 18	1B: 5 2B: 3 3B: 0 HR: 2	SF: 1 SAC: 0 DP: 2 HBP: 1	WP: 0 PA: 35 PB: 0 SB: 2 CS: 0
PITCHER	IP WLS BF H R ER SO BB IBB HBP BLK WP HR S P ERA WHIP	IP WLS BF H R ER SO BB IBB HBP BLK WP HR S P ERA WHIP																	
Reggie Cleveland, R ERA: 6.35 (1, 1)	5.0 L 23 7 5 5 3	2.0 7 1 0 0 1																	
Jim Willoughby, R ERA: (6, 1)	2.0 7 1 0 0 1	0.0 2 0 1 1 0																	
Dick Pole, R ERA: (8, 1)	0.0 2 0 1 1 0	2.0 7 1 0 0 1																	
Diego Segui, R ERA: (8, 1)	1.0 3 0 0 0 0	0.0 2 0 0 0 0																	

Boston Red Sox @ Cincinnati Reds
Riverfront Stadium, Cincinnati, OH
Thu Oct 16 1975, 7:05 PM EDT
Att: 56,393 - Unknown

AB 29
R 6
H 8
RBI 6
BB 4
SO 4
LOB 11



Batter	1	2	3	4	5	6	7	8	9	AB	R	H	RBI	BB	SO	LOB	TOP										
Pete Rose, S OBP: 0.447, SLG: 0.512 (1, 5)	F9		FC1-4			FC6-4 1B	1-3 2-H 1B		1B BB	4	0	2	1	1	0	1	Cincinnati Reds @ Boston Red Sox Fenway Park, Boston, MA Wed Oct 22 1975, 7:05 PM EDT Att: 35,205 - Unknown										
Joe Morgan, L OBP: 0.383, SLG: 0.368 (1, 4)	K			S 1B		F9	BB		1-3 3-H 1B	4	0	2	1	1	1												
Johnny Bench, R OBP: 0.222, SLG: 0.286 (1, 2)	6-3			F8		FC6-4 HR	F2		BB	4	1	0	0	1	0	5											
Tony Perez, R OBP: 0.318, SLG: 0.550 (1, 3)		5-3		F9		HR		P5	F9	5	1	1	2	0	0	4											
George Foster, R OBP: 0.333, SLG: 0.325 (1, 7)		1B		F2		F9		6-3		4	0	1	0	0	0	1											
Dave Concepcion, R OBP: 0.286, SLG: 0.436 (1, 6)		6-3			E 1B			6-3	5-3	4	0	1	0	0	0	0											
Ken Griffey, L OBP: 0.357, SLG: 0.447 (1, 9)			G4-6-3 1B		E4 1-3 1B		S 1B BB		4-3 SH5-4 1B BB	2	2	1	0	2	0	1											
Cesar Geronimo, L OBP: 0.275, SLG: 0.429 (1, 8)			G4-6-3		K		P6		SH5-4	3	0	0	0	0	1	4											
Don Gullett, R ERA: 3.14 (5, PH) Merv Rettenmund, R ERA: 3.14 (5, PH) Jack Billingham, R ERA: 3.14 (5, PH) Ed Armbrister, R ERA: 3.14 (5, PH) Clay Carroll, R ERA: 3.14 (5, PH) Dan Driessen, L ERA: 3.14 (5, PH) Will McEnaney, L ERA: 3.14 (5, PH)			1-2 1B		G6-4-3		1B BB		4-3	1	0	1	0	0	0	0											
Inning Stats	R: 0 E: 0 K: 1 S: 7	H: 0 LOB: 0 BB: 0 P: 12	R: 0 E: 0 K: 0 S: 4	H: 1 LOB: 0 BB: 0 P: 6	R: 0 E: 0 K: 0 S: 9	H: 2 LOB: 1 BB: 0 P: 14	R: 0 E: 0 K: 0 S: 6	H: 1 LOB: 1 BB: 0 P: 10	R: 0 E: 1 K: 1 S: 10	H: 1 LOB: 1 BB: 0 P: 15	R: 2 E: 1 K: 0 S: 9	H: 2 LOB: 0 BB: 0 P: 17	R: 1 E: 0 K: 0 S: 8	H: 1 LOB: 3 BB: 3 P: 24	R: 0 E: 0 K: 0 S: 4	H: 0 LOB: 0 BB: 0 P: 7	R: 1 E: 0 K: 0 S: 15	H: 1 LOB: 3 BB: 3 P: 30	1B: 8 2B: 0 3B: 0 HR: 1	SF: 0 SAC: 1 DP: 2 HBP: 0	WP: 0 PB: 0 SB: 2 CS: 0	PA: 40					
PITCHER	IP	WLS	BF	H	R	ER	SO	BB	IBB	HBP	BLK	WP	HR	S	P	ERA	WHIP										
Bill Lee, L ERA: 3.14 (7, 1)	6.1		25	7	3	3	2	1	0	0	0	0	1	46	79	4.26	1.263										
Roger Moret, L ERA: 3.14 (7, 1)	0.1		4	1	0	0	0	2	0	0	0	0	0	6	17	0.00	0.000										
Jim Willoughby, R ERA: 3.14 (7, 1)	1.1		4	0	0	0	0	0	0	0	0	0	0	5	9	0.00	0.000										
Jim Burton, L ERA: 9.0 (9, 1)	0.2	L	5	1	1	1	0	2	0	0	0	0	0	10	19	13.50	4.500										
Reggie Cleveland, R ERA: 6.17 (9, 1)	0.1		2	0	0	0	0	1	0	0	0	0	0	5	11	0.00	3.000										

Batter	1	2	3	4	5	6	7	8	9	AB	R	H	RBI	BB	SO	LOB	BOTTOM										
Bernie Carbo, L OBP: 0.500, SLG: 1.429 (1, 7)	4-3 2B		1B BB	4-3		G3			F9	3	1	1	0	1	0	1	Cincinnati Reds @ Boston Red Sox Fenway Park, Boston, MA Wed Oct 22 1975, 7:05 PM EDT Att: 35,205 - Unknown										
Rick Miller, L OBP: 0.238, SLG: 0.250 (9, PH)			1B BB	5-3		F7			6-3	4	1	1	0	0	0	2											
Denny Doyle, L OBP: 0.285, SLG: 0.341 (1, 4)	F9		1B BB	1B						1	0	0	0	0	0	0											
Bob Montgomery, R OBP: 0.238, SLG: 0.250 (9, PH)			BB 1B	P4		4-3			F8	5	1	1	1	0	0	2											
Carl Yastrzemski, L OBP: 0.413, SLG: 0.450 (1, 3)	4-3		BB 1B			4-3				3	0	0	0	1	3	1											
Carlton Fisk, R OBP: 0.409, SLG: 0.486 (1, 2)	K		BB IBB	K		K				3	0	0	0	1	3	1											
Fred Lynn, L OBP: 0.350, SLG: 0.444 (1, 8)		BB	K	F8 1B BB		3-1				2	0	0	0	2	1	3											
Rico Petrocelli, R OBP: 0.317, SLG: 0.368 (1, 5)	K		BB BB	BB		6-3				3	0	1	1	1	1	1											
Dwight Evans, R OBP: 0.333, SLG: 0.441 (1, 9)	F5		BB	BB		F8			G5-4-3 BB	2	0	0	1	2	0	3											
Rick Burleson, R OBP: 0.421, SLG: 0.424 (1, 6)	F9		K	BB		BB			G5-4-3	3	0	0	0	1	1	5											
Bill Lee, L ERA: 3.14 (7, 1) Roger Moret, S ERA: 3.14 (7, 1) Jim Willoughby, R ERA: 3.14 (7, 1) Cecil Cooper, L ERA: 2.7 (8, PH) Jim Burton, R ERA: 2.7 (8, PH) Reggie Cleveland, R ERA: 6.17 (9, 1)			K	WP 1B		F8			F5	3	0	1	0	0	1	3											
Inning Stats	R: 0 E: 0 K: 1 S: 9	H: 1 LOB: 1 BB: 0 P: 15	R: 0 E: 0 K: 1 S: 7	H: 0 LOB: 1 BB: 1 P: 12	R: 3 E: 0 K: 3 S: 16	H: 2 LOB: 3 BB: 4 P: 37	R: 0 E: 0 K: 0 S: 6	H: 1 LOB: 1 BB: 0 P: 10	R: 0 E: 0 K: 1 S: 10	H: 1 LOB: 2 BB: 2 P: 21	R: 0 E: 0 K: 0 S: 8	H: 0 LOB: 0 BB: 0 P: 13	R: 0 E: 0 K: 1 S: 7	H: 0 LOB: 0 BB: 0 P: 11	R: 0 E: 0 K: 0 S: 6	H: 0 LOB: 1 BB: 1 P: 12	R: 0 E: 0 K: 0 S: 5	H: 0 LOB: 0 BB: 0 P: 8	1B: 4 2B: 1 3B: 0 HR: 0	SF: 0 SAC: 0 DP: 1 HBP: 0	WP: 1 PB: 0 SB: 0 CS: 0	PA: 39					
PITCHER	IP	WLS	BF	H	R	ER	SO	BB	IBB	HBP	BLK	WP	HR	S	P	ERA	WHIP										
Don Gullett, L ERA: 3.9 (5, 1)	4.0		21	4	3	3	5	4	1	0	0	0	0	38	74	6.75	2.000										
Jack Billingham, R ERA: 1.0 (7, 1)	2.0	W	6	0	0	0	1	2	0	0	0	0	0	18	34	0.00	1.500										
Clay Carroll, R ERA: 2.7 (7, 1)	2.0		6	0	0	0	1	1	0	0	0	0	0	13	23	0.00	0.500										
Will McEnaney, L ERA: 3.38 (9, 1)	1.0	S	3	0	0	0	0	0	0	0	0	0	0	5	8	0.00	0.000										