Boston Red Sox - 1976

Batter	1	2	3	4	5	6	7	8	9	AB	R	H	RBI	BB	SO	LOB
Cecil Cooper, L (1, 10)	SSS 0-3 ① K		SSS 0-3 ① K		x 0-0 ③ F8			x 0-0 ② F7		4	0	0	0	0	2	2
Denny Doyle, L (1, 4) OBP: 0.500, SLG: 0.500	x 0-0 ② F5		x 0-0 ②③ G4-3 1-2f			x 0-0 L3 1B		x 0-0 S 1B		4	0	2	0	0	0	1
Fred Lynn, L (1, 8)	x 0-0 ③ 4-3			x 0-0 ① 5-3		x 0-0 ①② L3 1-2		x 0-0 ③ 1-3 1-2		4	0	0	0	0	0	2
Jim Rice, R (1, 7)		x 0-0 ① F8		BBB 4-0 FC4-6 BB		x 0-0 ③ 6-3			x 0-0 ① F4	3	0	0	0	1	0	0
Carl Yastrzemski, L (1, 3) OBP: 0.250, SLG: 0.500		x 0-0 2-3 2B		x 0-0 ② FC4-6 E 1-2f			x 0-0 ① F5		x 0-0 ② 4-3	4	0	1	0	0	0	1
Carlton Fisk, R (1, 2) OBP: 0.500, SLG: 0.667		BBBB 4-0 2-3 BB		x 0-0 ③ F6 1-2			x 0-0 2B		x 0-0 ③ L7	3	0	1	0	1	0	1
Dwight Evans, R (1, 9)		x 0-0 ② 2-3 1-2 2-3			x 0-0 ① 1-3		x 0-0 ② F8			3	0	0	0	0	0	3
Rico Petrocelli, R (1, 5) OBP: 0.333, SLG: 0.333		x 0-0 ③ F4			x 0-0 FC6-4 1B		x 0-0 ③ F7			3	0	1	0	0	0	3
Rick Burleson, R (1, 6) OBP: 0.333, SLG: 0.333			x 0-0 G4-3 1B		x 0-0 ② FC6-4 1-2f			SSS 0-3 ① K		3	0	1	0	0	1	1

TOP

Boston Red Sox @ Baltimore Orioles

Memorial Stadium, Baltimore, MD

Fri Apr 09 1976, 3:33 AM EST

Att. 46,425 - Unknown

livebaseballscorecards.com

AB	31
R	0
H	6
RBI	0
BB	2
SO	3
LOB	14

Inning Stats	1	2	3	4	5	6	7	8	9	1B	SF	WP	PA
R	0	0	0	0	0	0	0	0	0	4	0	0	33
E	0	0	0	1	0	0	0	0	0	2B 3	SAC 0	PB 0	
K	1	0	1	0	0	0	0	1	0	3B 0	DP 2	SB 1	
S	5	4	5	3	4	3	4	6	3	HR 0	HBP 0	CS 0	
H	0	1	1	0	1	1	1	1	0				
LOB	0	2	0	1	1	0	1	1	0				
BB	0	1	0	1	0	0	0	0	0				
P	5	8	5	7	4	3	4	6	3				

PITCHER		IP	WLS	BF	H	R	ER	SO	BB	IBB	HBP	BLK	WP	HR	S	P	ERA	WHIP
Jim Palmer, R	(1, 1)	8.0	W	30	6	0	0	3	2	0	0	0	0	0	34	42	0.00	1.000
ERA:																		
Dyar Miller, R	(9, 1)	1.0	S	3	0	0	0	0	0	0	0	0	0	0	3	3	0.00	0.000
ERA:																		

PITCHER	IP	WLS	BF	H	R	ER	SO	BB	IBB	HBP	BLK	WP	HR	S	P	ERA	WHIP

Batter	1	2	3	4	5	6	7	8	9	AB	R	H	RBI	BB	SO	LOB
Al Bumbry, L (1, 7) OBP: 0.250, SLG: 0.750	K		6-3 1-2	G3		3B			4	0	1	0	0	1	1
Paul Blair, R (1, 8)	K2-3		K		K	4-3			4	0	0	0	0	3	2
Ken Singleton, S (1, 9)	F5			G3	F5				3	0	0	0	0	0	0
Lee May, R (1, 3)		K		E6 1B E	K				3	1	0	0	0	2	0
Bobby Grich, R (1, 4) OBP: 0.333, SLG: 0.333		F6		E8 1-H 1B			F9		3	0	1	0	0	0	0
Tony Muser, L (1, 10)		E7		F6			4-3		3	0	0	0	0	0	1
Brooks Robinson, R (1, 5)		K		F7			G3		3	0	0	0	0	1	2
Elrod Hendricks, L (1, 2) OBP: 0.333, SLG: 0.333			6-3 1B		1-3			4-3	3	0	1	0	0	0	0
Mark Belanger, R (1, 6)			F6		F8			F6	3	0	0	0	0	0	1
Inning Stats	R: 0 E: 0 K: 2 S: 7 H: 0 LOB: 0 BB: 0 P: 7	R: 0 E: 1 K: 2 S: 8 H: 0 LOB: 1 BB: 0 P: 8	R: 0 E: 0 K: 1 S: 6 H: 1 LOB: 1 BB: 0 P: 6	R: 1 E: 2 K: 0 S: 5 H: 1 LOB: 1 BB: 0 P: 5	R: 0 E: 0 K: 0 S: 3 H: 0 LOB: 0 BB: 0 P: 3	R: 0 E: 0 K: 2 S: 7 H: 0 LOB: 0 BB: 0 P: 7	R: 0 E: 0 K: 0 S: 3 H: 0 LOB: 0 BB: 0 P: 3	R: 0 E: 0 K: 0 S: 4 H: 1 LOB: 1 BB: 0 P: 4		1B: 2 2B: 0 3B: 1 HR: 0	SF: 0 SAC: 0 DP: 0 HBP: 0					

PITCHER	IP	WLS	BF	H	R	ER	SO	BB	IBB	HBP	BLK	WP	HR	S	P	ERA	WHIP
Fergie Jenkins, R (1, 1) ERA:	8.0	L	29	3	1	0	7	0	0	0	0	0	0	43	43	0.00	0.375

PITCHER	IP	WLS	BF	H	R	ER	SO	BB	IBB	HBP	BLK	WP	HR	S	P	ERA	WHIP

BOTTOM

Boston Red Sox @ Baltimore Orioles

Memorial Stadium, Baltimore, MD

Fri Apr 09 1976, 3:33 AM EST

Att. 46,425 - Unknown

livebaseballscorecards.com

AB	29
R	1
H	3
RBI	0
BB	0
SO	7
LOB	7

Batter	1	2	3	4	5	6	7	8	9	AB	R	H	RBI	BB	SO	LOB
Rick Burleson, R (1, 6) OBP: 0.429, SLG: 0.429	WP 1B		1B 1B		E6 1B		SH3-4 1-2		4-3	4	0	2	0	0	0	0
Fred Lynn, L (1, 8) OBP: 0.444, SLG: 0.444	2-3 1-2		1-3 1B		1-3 1-3 1B		FC 2-3 1B		1B	5	0	4	0	0	0	1
Dwight Evans, R (1, 9)	L8		BBBB 4-0 BB		1-3 1-2		FC 1-2			3	0	0	0	1	0	5
Jim Rice, R (1, 7)	BBBB 4-0 FC4-6 BB		F3		4-0 L4-6 IBB		SF9 3-H			1	0	0	1	2	0	3
Carl Yastrzemski, L (1, 3) OBP: 0.125, SLG: 0.250	FC4-6 1-2f		SSS 0-3 K		L4-6 1-2		SSS 0-3 K			4	0	0	0	0	2	10
Carlton Fisk, R (1, 2) OBP: 0.375, SLG: 0.333		BBBB 4-0 CS BB	F9			5-3		F9		3	0	0	0	1	0	3
Deron Johnson, R (1, 10) OBP: 0.500, SLG: 0.500		F7 1-2		E7 FC2-5 1B		4-3		G6-4-3 1B		4	0	2	0	0	0	1
Steve Dillard, R (8, PR)										0	0	0	0	0	0	0
Rico Petrocelli, R (1, 5) OBP: 0.286, SLG: 0.167		BBBB 4-0 FC5-4 BB		FC2-5 G5-4-3 2-3		1-3		G6-4-3 1-2f		3	0	0	0	1	0	2
Doug Griffin, R (1, 4)		FC5-4 1-2f		G5-4-3 1-2f			BBBB 4-0 1B SH3-4 SF9 BB		6-3	2	1	0	0	1	0	2
Denny Doyle, L (9, PH) OBP: 0.400, SLG: 0.400										1	0	0	0	0	0	0
Inning Stats	R: 0 E: 0 K: 0 S: 4 H: 1 LOB: 2 BB: 1 P: 8	R: 0 E: 0 K: 0 S: 2 H: 0 LOB: 1 BB: 2 P: 10	R: 0 E: 0 K: 1 S: 7 H: 2 LOB: 3 BB: 1 P: 11	R: 0 E: 1 K: 0 S: 3 H: 1 LOB: 0 BB: 0 P: 3	R: 0 E: 1 K: 0 S: 4 H: 1 LOB: 2 BB: 1 P: 8	R: 0 E: 0 K: 0 S: 3 H: 0 LOB: 0 BB: 0 P: 3	R: 1 E: 0 K: 1 S: 7 H: 1 LOB: 2 BB: 1 P: 11	R: 0 E: 0 K: 0 S: 3 H: 1 LOB: 1 BB: 0 P: 3	R: 0 E: 0 K: 0 S: 3 H: 1 LOB: 1 BB: 0 P: 3	1B: 8 2B: 1 3B: 0 HR: 0	SF: 1 SAC: 1 DP: 3 HBP: 0						

TOP

Boston Red Sox @ Baltimore Orioles

Memorial Stadium, Baltimore, MD

Sat Apr 10 1976, 3:33 AM EST

Att. 8,899 - Unknown

livebaseballscorecards.com

AB	30
R	1
H	8
RBI	1
BB	6
SO	2
LOB	27

WP: 1 PB: 0 SB: 0 CS: 1 PA: 38

PITCHER		IP	WLS	BF	H	R	ER	SO	BB	IBB	HBP	BLK	WP	HR	S	P	ERA	WHIP
Ken Holtzman, L ERA: 1.13	(1, 1)	8.0	W	35	7	1	1	2	5	1	0	0	1	0	33	57	1.12	1.500
Dyar Miller, R ERA:	(9, 1)	1.0		3	1	0	0	0	0	0	0	0	0	0	3	3	0.00	1.000

PITCHER		IP	WLS	BF	H	R	ER	SO	BB	IBB	HBP	BLK	WP	HR	S	P	ERA	WHIP

Boston Red Sox @ Baltimore Orioles

Memorial Stadium, Baltimore, MD

Sat Apr 10 1976, 3:33 AM EST

Att. 8,899 - Unknown

livebaseballscorecards.com

BOTTOM

Batter	1	2	3	4	5	6	7	8	9	AB	R	H	RBI	BB	SO	LOB
Al Bumbry, L (1, 7) OBP: 0.250, SLG: 0.429	B B B B 4-0 SH5-3 S BB		x 0-0 ② 5-3			x 0-0 ① 4-3		x 0-0 ① F5 1-2		3	0	0	0	1	0	1
Paul Blair, R (1, 8) OBP: 0.143, SLG: 0.286	x 0-0 ① SH5-3 1-3		x 0-0 ③ F7			x 0-0 ② F6		x 0-0 1B 1B 2-H 2B		3	1	1	1	0	0	0
Ken Singleton, S (1, 9) OBP: 0.143, SLG: 0.143	x 0-0 ② 4-3			S S S 0-3 ① K		x 0-0 ③ 3-1		x 0-0 1B 2B 2-3 1B		4	1	1	0	0	1	1
Lee May, R (1, 3) OBP: 0.143, SLG: 0.143	x 0-0 ③ F3			x 0-0 ② 6-3			S S S 0-3 ① K	x 0-0 1B 1-3 2B 3-H 1B		4	1	1	1	0	1	1
Bobby Grich, R (1, 4) OBP: 0.429, SLG: 0.429		x 0-0 ① 5-3		x 0-0 ③ 6-3			x 0-0 1B 1B	x 0-0 2B SF9 1-2 1B		4	1	2	0	0	0	0
Tony Muser, L (1, 10) OBP: 0.286, SLG: 0.429		x 0-0 ② 6-3			x 0-0 ① L8		x 0-0 1-2 1B	x 0-0 1-3 2B 2-H 3-H		4	0	2	2	0	0	0
Brooks Robinson, R (1, 5) OBP: 0.143, SLG: 0.167		x 0-0 FC6-4 1B			x 0-0 ② 5-3		x 0-0 ② F9	x 0-0 ② SF9 3-H		3	0	1	1	0	0	2
Dave Duncan, R (1, 2) OBP: 0.250, SLG: 0.250		x 0-0 ③ FC6-4 1-2f			x 0-0 E2 1B		S S S 0-3 ③ K	x 0-0 ③ F8		4	0	1	0	0	1	4
Mark Belanger, R (1, 6)			x 0-0 ① 1-3		S S S 0-3 ③ K			x 0-0 WP 2B 1B		2	0	0	0	0	1	1
Tommy Harper, R (8, PH) OBP: 1.000, SLG: 1.000										1	1	1	0	0	0	0
Tim Nordbrook, R (9, 6)										0	0	0	0	0	0	0
Inning Stats	R: 0 H: 0 E: 0 LOB: 1 K: 0 BB: 1 S: 3 P: 7	R: 0 H: 1 E: 0 LOB: 1 K: 0 BB: 0 S: 4 P: 4	R: 0 H: 0 E: 0 LOB: 0 K: 0 BB: 0 S: 3 P: 3	R: 0 H: 0 E: 0 LOB: 0 K: 1 BB: 0 S: 5 P: 5	R: 0 H: 1 E: 1 LOB: 1 K: 1 BB: 0 S: 6 P: 6	R: 0 H: 0 E: 0 LOB: 0 K: 0 BB: 0 S: 3 P: 3	R: 0 H: 2 E: 0 LOB: 2 K: 2 BB: 0 S: 9 P: 9	R: 5 H: 6 E: 0 LOB: 1 K: 0 BB: 0 S: 9 P: 9		1B: 8 SF: 1 2B: 2 SAC: 1 3B: 0 DP: 0 HR: 0 HBP: 0						

	AB	32
	R	5
	H	10
	RBI	5
	BB	1
	SO	4
	LOB	10

WP: 1 PA: 35
PB: 0
SB: 1
CS: 0

PITCHER		IP	WLS	BF	H	R	ER	SO	BB	IBB	HBP	BLK	WP	HR	S	P	ERA	WHIP
Rick Wise, R ERA:	(1, 1)	7.0		26	4	0	0	4	1	0	0	0	0	0	33	37	0.00	0.714
Tom House, L ERA: 81.0	(8, 1)	0.1	L	4	3	3	3	0	0	0	0	0	1	0	4	4	81.00	9.000
Jim Willoughby, R ERA: 27.0	(8, 1)	0.2		5	3	2	2	0	0	0	0	0	0	0	5	5	27.00	4.500

PITCHER		IP	WLS	BF	H	R	ER	SO	BB	IBB	HBP	BLK	WP	HR	S	P	ERA	WHIP

Boston Red Sox @ Baltimore Orioles

Memorial Stadium, Baltimore, MD

Sun Apr 11 1976, 3:33 AM EST

Att. 13,418 - Unknown

TOP

livebaseballscorecards.com

Batter	1	2	3	4	5	6	7	8	9	AB	R	H	RBI	BB	SO	LOB
Rick Burleson, R (1, 6) OBP: 0.250, SLG: 0.250	F6	1-3	K			6-3		5-3 1-2		5	0	0	0	0	1	3
Fred Lynn, L (1, 8) OBP: 0.500, SLG: 0.769	HR		1B 1B 2B	4-3		K			CS BB	4	2	2	1	1	1	0
Dwight Evans, R (1, 9)	1B BB		5-3	6-3		F3			L8	4	0	0	0	1	0	2
Jim Rice, R (1, 7) OBP: 0.462, SLG: 0.250	1-2 1B		1B 2-3 1B	1B BB			K		K 1-2	4	1	2	0	1	2	1
Carlton Fisk, R (1, 2) OBP: 0.417, SLG: 0.400	F3		BB 1B 1-2 2B 3-H 1B	1-2 1B			5-3			4	1	2	1	0	0	2
Carl Yastrzemski, L (1, 3) OBP: 0.167, SLG: 0.250	K		BB 1-2 2-H 2B 1B	G3			1-3			4	1	1	1	0	1	4
Deron Johnson, R (1, 10) OBP: 0.500, SLG: 0.333		3-1 BB	F8		K			4-3 WP FC3-2 BB		2	0	0	0	2	1	2
Steve Dillard, R (8, PR)										0	0	0	0	0	0	0
Rico Petrocelli, R (1, 5) OBP: 0.273, SLG: 0.111		F8	2B 1-2 2-3 BB		F9			4-3 1-3		3	1	0	0	1	0	2
Denny Doyle, L (1, 4) OBP: 0.333, SLG: 0.444		3-1 1-2	1-H 2-H 3-H 2B		K			FC3-2 S 3-H		4	0	1	3	0	1	3

	AB	34
	R	6
	H	8
	RBI	6
	BB	6
	SO	7
	LOB	19

Inning Stats	1	2	3	4	5	6	7	8	9
	R: 1 E: 0 K: 1 S: 7	H: 2 LOB: 2 BB: 1 P: 11	R: 0 E: 0 K: 0 S: 3	H: 0 LOB: 1 BB: 1 P: 7	R: 5 E: 0 K: 1 S: 10	H: 5 LOB: 1 BB: 1 P: 14	R: 0 E: 0 K: 0 S: 4	H: 1 LOB: 2 BB: 1 P: 8	R: 0 E: 0 K: 2 S: 7	H: 0 LOB: 0 BB: 0 P: 7
	R: 0 E: 0 K: 1 S: 5	H: 0 LOB: 0 BB: 0 P: 5	R: 0 E: 0 K: 1 S: 5	H: 0 LOB: 0 BB: 0 P: 5	R: 0 E: 0 K: 0 S: 3	H: 0 LOB: 2 BB: 1 P: 7	R: 0 E: 0 K: 1 S: 4	H: 0 LOB: 1 BB: 1 P: 8		

	1B: 5	SF: 0
	2B: 3	SAC: 0
	3B: 0	DP: 1
	HR: 1	HBP: 0

	WP: 1	PA: 40
	PB: 0	
	SB: 1	
	CS: 1	

PITCHER		IP	WLS	BF	H	R	ER	SO	BB	IBB	HBP	BLK	WP	HR	S	P	ERA	WHIP
Mike Cuellar, L ERA: 20.25	(1, 1)	2.2	L	17	6	6	6	1	3	0	0	0	0	1	16	28	20.25	3.375
Mike Flanagan, L ERA:	(3, 1)	6.1		23	2	0	0	6	3	0	0	0	1	0	32	44	0.00	0.789

PITCHER	IP	WLS	BF	H	R	ER	SO	BB	IBB	HBP	BLK	WP	HR	S	P	ERA	WHIP

Boston Red Sox @ Baltimore Orioles

Memorial Stadium, Baltimore, MD

Sun Apr 11 1976, 3:33 AM EST
Att. 13,418 - Unknown

livebaseballscorecards.com

Batter	1	2	3	4	5	6	7	8	9	AB	R	H	RBI	BB	SO	LOB
Al Bumbry, L (1, 7) OBP: 0.250, SLG: 0.364	4-3		6-3		G6-4-3 1B		G4-6-3 1-2f			4	0	1	0	0	0	1
Paul Blair, R (1, 8) OBP: 0.273, SLG: 0.364	S 1B		1B		G6-4-3 1-2f			K		4	0	2	0	0	1	1
Ken Singleton, S (1, 9) OBP: 0.182, SLG: 0.182	K 1-2			F6		G3 2-3 1B		6-3		4	0	1	0	0	1	1
Lee May, R (1, 3) OBP: 0.273, SLG: 0.200	BB			2B 1B 1B		2-3 1-2		6-3		3	1	1	0	1	0	1
Bobby Grich, R (1, 4) OBP: 0.545, SLG: 0.600	L6			1-3 1B 2B		G3 BB			1B	3	1	2	0	1	0	2
Tony Muser, L (1, 10) OBP: 0.273, SLG: 0.364		F4		2-H 3-H 1B		G3 1-2 2-3			L8	4	0	1	2	0	0	3
Brooks Robinson, R (1, 5) OBP: 0.091, SLG: 0.100		F5		F7		6-3			F9	4	0	0	0	0	0	4
Elrod Hendricks, L (1, 2) OBP: 0.143, SLG: 0.143		3-1		4-3			F3		4-3	4	0	0	0	0	0	2
Mark Belanger, R (1, 6)			F7		F6		G4-6-3 BB			2	0	0	0	0	0	0
Tommy Harper, R (7, PH) OBP: 1.000, SLG: 1.000										0	0	0	0	1	0	0
Bob Bailor, R (8, 6)										0	0	0	0	0	0	0

Inning Stats	1	2	3	4	5	6	7	8	9				
	R: 0 H: 1	R: 0 H: 0	R: 0 H: 1	R: 2 H: 3	R: 0 H: 1	R: 0 H: 1	R: 0 H: 0	R: 0 H: 0	R: 0 H: 1	1B: 7 SF: 0	WP: 0 PA: 35
	E: 0 LOB: 2	E: 0 LOB: 0	E: 0 LOB: 1	E: 0 LOB: 1	E: 0 LOB: 0	E: 0 LOB: 2	E: 0 LOB: 0	E: 0 LOB: 0	E: 0 LOB: 1	2B: 1 SAC: 0	PB: 0
	K: 1 BB: 1	K: 0 BB: 0	K: 0 BB: 0	K: 0 BB: 0	K: 0 BB: 0	K: 0 BB: 1	K: 0 BB: 1	K: 1 BB: 0	K: 0 BB: 0	3B: 0 DP: 2	SB: 1
	S: 6 P: 10	S: 3 P: 3	S: 3 P: 3	S: 6 P: 6	S: 3 P: 3	S: 4 P: 8	S: 2 P: 6	S: 5 P: 5	S: 4 P: 4	HR: 0 HBP: 0	CS: 0

PITCHER		IP	WLS	BF	H	R	ER	SO	BB	IBB	HBP	BLK	WP	HR	S	P	ERA	WHIP
Luis Tiant, R ERA: 2.57	(1, 1)	7.0	W	28	7	2	2	1	3	0	0	0	0	0	27	39	2.57	1.429
Reggie Cleveland, R ERA:	(8, 1)	2.0		7	1	0	0	1	0	0	0	0	0	0	9	9	0.00	0.500

PITCHER	IP	WLS	BF	H	R	ER	SO	BB	IBB	HBP	BLK	WP	HR	S	P	ERA	WHIP

Cleveland Indians @ Boston Red Sox

Fenway Park, Boston, MA

Tue Apr 13 1976, 3:33 AM EST
Att. 32,127 - Unknown - 57 F

TOP

livebaseballscorecards.com

Batter	1	2	3	4	5	6	7	8	9	AB	R	H	RBI	BB	SO	LOB
Rick Manning, L (1, 8) OBP: 0.500, SLG: 0.375	S S S 0-3 ① K	x 0-0 FC6 1-3 1B		x 0-0 ① F2	x 0-0 ③ 5-3			x 0-0 FC1-6 1B		5	0	2	0	0	1	1
Duane Kuiper, L (1, 4)	B B B B 4-0 1B BB	x 0-0 ③ FC6 1-2f		B B B B 4-0 1B 2B BB		x 0-0 ① 4-3		x 0-0 ① FC1-6 1-2f		3	1	0	0	2	0	3
Buddy Bell, R (1, 5) OBP: 0.778, SLG: 1.143	x 0-0 FC6-4 1-2 1B		x 0-0 HR	x 0-0 2B 1-2 1B		B B B B 4-0 FC1-5 S BB		x 0-0 ② F8		4	2	3	1	1	0	1
Boog Powell, L (1, 3) OBP: 0.444, SLG: 0.167	x 0-0 ② L8		B B B B 4-0 FC5-4 BB	S S S 0-3 ② K		B B B B 4-0 FC1-5 1-2 BB		x 0-0 ③ L8		3	0	0	0	2	1	5
George Hendrick, R (1, 9) OBP: 0.111, SLG: 0.222	x 0-0 ③ FC6-4 1-2f		x 0-0 ① FC5-4 FC9-6-5 BB 1-2f	x 0-0 1-H 2-H 2B		x 0-0 ② FC1-5 1-2 2-3f			x 0-0 ① F8	5	0	1	2	0	0	5
Rico Carty, R (1, 10) OBP: 0.333, SLG: 0.625		x 0-0 HR	B B B B 4-0 BB FC9-6-5 1-2 BB	x 0-0 ③ 5-3		S S S 0-3 ③ K			x 0-0 ② F8	4	1	1	1	1	1	3
Charlie Spikes, R (1, 7)		x 0-0 ① P7	x 0-0 ② FC9-6-5 BB 1-2 2-3f	x 0-0 ① F2		x 0-0 ① F8			x 0-0 ③ F2	5	0	0	0	0	0	2
Ray Fosse, R (1, 2) Ron Pruitt, R (2, 2)		x 0-0 ② 4-3	B B B B 4-0 1-2 2-3 BB	B B B B 4-0 CS BB		x 0-0 ② F9				1 1	0 0	0 0	0 0	0 2	0 0	0 0
Frank Duffy, R (1, 6) OBP: 0.429, SLG: 0.429		x 0-0 1B 1B	S S S 0-3 ③ K	x 0-0 ② 1-2 1B			S S S 0-3 ③ K			4	0	2	0	0	2	3
Inning Stats	R: 0 E: 0 K: 1 S: 6 H: 1 LOB: 2 BB: 1 P: 10	R: 1 E: 0 K: 0 S: 6 H: 3 LOB: 2 BB: 0 P: 6	R: 1 E: 0 K: 1 S: 6 H: 1 LOB: 3 BB: 3 P: 18	R: 2 E: 0 K: 1 S: 7 H: 2 LOB: 1 BB: 1 P: 11	R: 0 E: 0 K: 0 S: 3 H: 1 LOB: 1 BB: 1 P: 7	R: 0 E: 0 K: 1 S: 5 H: 0 LOB: 2 BB: 2 P: 13	R: 0 E: 0 K: 1 S: 5 H: 0 LOB: 0 BB: 0 P: 5	R: 0 E: 0 K: 0 S: 4 H: 1 LOB: 1 BB: 0 P: 4	R: 0 E: 0 K: 0 S: 3 H: 0 LOB: 0 BB: 0 P: 3	1B: 6 2B: 1 3B: 0 HR: 2 SF: 0 SAC: 0 DP: 0 HBP: 0						

	AB	35
	R	4
	H	9
	RBI	4
	BB	8
	SO	5
	LOB	23

WP: 0 PA: 43
PB: 0
SB: 1
CS: 1

PITCHER		IP	WLS	BF	H	R	ER	SO	BB	IBB	HBP	BLK	WP	HR	S	P	ERA	WHIP
Bill Lee, L ERA: 9.82	(1, 1)	3.2		23	7	4	4	3	5	0	0	0	0	2	24	44	9.82	3.273
Reggie Cleveland, R ERA:	(4, 1)	5.1	W	20	2	0	0	2	3	0	0	0	0	0	21	33	0.00	0.938

PITCHER	IP	WLS	BF	H	R	ER	SO	BB	IBB	HBP	BLK	WP	HR	S	P	ERA	WHIP

Batter	1	2	3	4	5	6	7	8	9	AB	R	H	RBI	BB	SO	LOB
Bernie Carbo, L (1, 10) Deron Johnson, R (8, PH) OBP: 0.444, SLG: 0.286	4-3		K	2-3			K	K		4 1	0 0	0 0	0 0	0 0	2 1	1 3
Denny Doyle, L (1, 4) OBP: 0.308, SLG: 0.462	F8		E6		1B 2B		F8			4	1	1	0	0	0	0
Fred Lynn, L (1, 8) OBP: 0.444, SLG: 0.647	4-1		F6		G6-4-3 2-H 1B		F9			4	0	1	1	0	0	1
Jim Rice, R (1, 7) OBP: 0.471, SLG: 0.500		E 3B	L9		G6-4-3 1-2f			E6 E E 1B		4	2	2	0	0	0	2
Carl Yastrzemski, L (1, 3) OBP: 0.188, SLG: 0.200		FC6 G6-4-3 3-H		BB 2B	P7			F8 2-3		3	1	0	0	1	0	1
Carlton Fisk, R (1, 2) OBP: 0.375, SLG: 0.571		G6-4-3 1-2f		F9		HR		K		4	1	1	1	0	1	3
Dwight Evans, R (1, 9) OBP: 0.250, SLG: 0.286		1B 2B		1B FC6-4 1-H 2B			K	E5 2B 3-H		4	2	2	1	0	1	0
Rico Petrocelli, R (1, 5) OBP: 0.400, SLG: 0.385		2-H 1B		FC6-4 2-3 1B		P4		1-3 2B		4	0	3	1	0	0	0
Rick Burleson, R (1, 6) OBP: 0.250, SLG: 0.200		L5		FC6-4 S 1-2f 3-H		K		BB		3	0	0	1	1	1	2
Inning Stats	R: 0 H: 0 E: 0 LOB: 0 K: 0 BB: 0 S: 3 P: 3	R: 2 H: 3 E: 1 LOB: 1 K: 0 BB: 0 S: 6 P: 6	R: 0 H: 0 E: 1 LOB: 1 K: 1 BB: 0 S: 6 P: 6	R: 2 H: 2 E: 0 LOB: 1 K: 0 BB: 1 S: 5 P: 9	R: 1 H: 2 E: 0 LOB: 0 K: 0 BB: 0 S: 4 P: 4	R: 1 H: 1 E: 0 LOB: 0 K: 2 BB: 0 S: 8 P: 8	R: 0 H: 0 E: 0 LOB: 0 K: 1 BB: 0 S: 5 P: 5	R: 1 H: 2 E: 3 LOB: 3 K: 2 BB: 1 S: 10 P: 14		1B: 4 SF: 0 2B: 4 SAC: 0 3B: 1 DP: 2 HR: 1 HBP: 0						

PITCHER		IP	WLS	BF	H	R	ER	SO	BB	IBB	HBP	BLK	WP	HR	S	P	ERA	WHIP
Pat Dobson, R ERA: 6.75	(1, 1)	4.0	L	21	7	5	3	1	1	0	0	0	0	0	22	26	6.75	2.000
Jackie Brown, R ERA: 2.45	(5, 1)	3.2		15	3	2	1	4	1	0	0	0	0	1	22	26	2.46	1.091
Dave LaRoche, L ERA:	(8, 1)	0.1		1	0	0	0	1	0	0	0	0	0	0	3	3	0.00	0.000

PITCHER	IP	WLS	BF	H	R	ER	SO	BB	IBB	HBP	BLK	WP	HR	S	P	ERA	WHIP

BOTTOM

Cleveland Indians @ Boston Red Sox

Fenway Park, Boston, MA

Tue Apr 13 1976, 3:33 AM EST
Att. 32,127 - Unknown - 57 F

livebaseballscorecards.com

AB	35
R	7
H	10
RBI	5
BB	2
SO	6
LOB	13

WP: 0 PA: 37
PB: 0
SB: 1
CS: 0

Cleveland Indians @ Boston Red Sox

Fenway Park, Boston, MA

Wed Apr 14 1976, 3:33 AM EST

Att. 14,315 - Unknown - 69 F

livebaseballscorecards.com

Batter	1	2	3	4	5	6	7	8	9	AB	R	H	RBI	BB	SO	LOB
Rick Manning, L (1, 8) OBP: 0.467, SLG: 0.462	P7		1B			1B 2B / G4-6-3			4-3	5	1	2	0	0	0	2
Duane Kuiper, L (1, 4) OBP: 0.286, SLG: 0.167	P4		1-2 1B			2-H FC5-4 1B	4-3			4	0	2	1	0	0	0
Buddy Bell, R (1, 5) OBP: 0.538, SLG: 0.727	P3		F3			1-2f FC5-4 BB 1B	1-3			4	1	0	0	0	0	3
Boog Powell, L (1, 3) OBP: 0.462, SLG: 0.222		1B		F5		BBBB 1-2 1B 2B BB	L6			3	1	1	0	1	0	0
George Hendrick, R (1, 9) OBP: 0.231, SLG: 0.308		P5		5-3		1-2 2-H 2B BLK 1B		G6-4-3 1B		4	1	2	1	0	0	1
Rico Carty, R (1, 10) OBP: 0.308, SLG: 0.583		SSS K		F9		1-3 2-H BLK 1B 2B		1-2f G6-4-3		4	1	1	1	0	1	2
John Lowenstein, L (1, 7)		P5			L9	IIII 1B BLK IBB		SSS K		3	1	0	0	1	1	1
Alan Ashby, S (1, 2) OBP: 0.333, SLG: 0.333			SSS K		1-H 2-H 3-H G5-4-3 1B	BB 1B			SSS K	4	0	2	2	0	2	0
Frank Duffy, R (1, 6) OBP: 0.364, SLG: 0.300			SSS K		1-2f G5-4-3	BBBB 1-2 G4-6-3 BB			F8	3	0	0	0	1	1	1
Inning Stats	R: 0 E: 0 K: 0 S: 3 H: 0 LOB: 0 BB: 0 P: 3	R: 0 E: 0 K: 1 S: 6 H: 1 LOB: 1 BB: 0 P: 6	R: 0 E: 0 K: 2 S: 9 H: 2 LOB: 2 BB: 0 P: 9	R: 0 E: 0 K: 0 S: 3 H: 0 LOB: 0 BB: 0 P: 3	R: 0 E: 0 K: 0 S: 3 H: 1 LOB: 0 BB: 0 P: 3	R: 6 E: 0 K: 0 S: 7 H: 5 LOB: 1 BB: 3 P: 19	R: 0 E: 0 K: 0 S: 3 H: 0 LOB: 0 BB: 0 P: 3	R: 0 E: 0 K: 1 S: 5 H: 1 LOB: 0 BB: 0 P: 5	R: 0 E: 0 K: 1 S: 5 H: 0 LOB: 0 BB: 0 P: 5	1B: 8 2B: 2 3B: 0 HR: 0	SF: 0 SAC: 0 DP: 3 HBP: 0						

TOP

AB	34
R	6
H	10
RBI	5
BB	3
SO	5
LOB	10

WP: 0 PB: 0 SB: 0 CS: 0 PA: 37

PITCHER	IP	WLS	BF	H	R	ER	SO	BB	IBB	HBP	BLK	WP	HR	S	P	ERA	WHIP
Fergie Jenkins, R (1, 1) ERA: 4.05	5.1	L	26	9	6	6	3	1	1	0	1	0	0	30	38	10.12	1.875
Tom House, L (6, 1) ERA: 6.75	3.2		11	1	0	0	2	1	0	0	0	0	0	14	18	0.00	0.545

PITCHER	IP	WLS	BF	H	R	ER	SO	BB	IBB	HBP	BLK	WP	HR	S	P	ERA	WHIP

Batter	1	2	3	4	5	6	7	8	9	AB	R	H	RBI	BB	SO	LOB
Bernie Carbo, L (1, 10) OBP: 0.167, SLG: 0.167	S S S 0-3 K ①		x 0-0 4-3 1B 1-2 1-2 1B	4-0 IBB		x 0-0 5-3 ② 1-2		x 0-0 G6-4-3 ② ③ 1-2f		2	0	1	0	0	1	0
Deron Johnson, R (4, PH) OBP: 0.417, SLG: 0.222										2	0	0	0	1	0	2
Denny Doyle, L (1, 4) OBP: 0.333, SLG: 0.412	x 0-0 F8 ②		x 0-0 4-3 1B 1-2 2-H 1B	x 0-0 1-3 ③		x 0-0 L9 ③			B B B B 4-0 7-6-3 BB	4	0	1	1	1	0	3
Rick Miller, L (9, PR)										0	0	0	0	0	0	0
Fred Lynn, L (1, 8) OBP: 0.435, SLG: 0.591	x 0-0 1B 1B 1B		x 0-0 4-3 ② 1-2 2-3		x 0-0 1-3 ①		x 0-0 FC5-4 1B WP 1B		x 0-0 7-6-3 ① ② 1-2f	5	1	2	0	0	0	3
Jim Rice, R (1, 7) OBP: 0.500, SLG: 0.647	x 0-0 ③ 1-H 1B		0-0 1-2 ③ 3-H	x 0-0 1B 3B	x 0-0 6-3 ②		x 0-0 FC5-4 1-2 1B		x 0-0 F8 ③	5	1	3	0	0	0	1
Carl Yastrzemski, L (1, 3) OBP: 0.250, SLG: 0.222		x 0-0 4-3 ①		B B B B 4-0 1B 2B BB	x 0-0 1B 1B		x 0-0 FC5-4 ① WP 1-2f 2-3			3	1	1	0	1	0	2
Carlton Fisk, R (1, 2) OBP: 0.400, SLG: 0.556		x 0-0 F3 ②		x 0-0 2B SF9 1-2 3-H 1B	x 0-0 1-2 1B		x 0-0 F9 ② 1-2 3-H			4	1	2	1	0	0	1
Dwight Evans, R (1, 9) OBP: 0.200, SLG: 0.222	S S S 0-3 K ③			x 0-0 F8 ①	S S S 0-3 K ③		S S S 0-3 K ③			4	0	0	0	0	3	5
Rico Petrocelli, R (1, 5) OBP: 0.368, SLG: 0.412			x 0-0 F8 ①	x 0-0 1-3 2-H 2B		x 0-0 P8 ①		x 0-0 F7 ①		4	0	1	1	0	0	0
Rick Burleson, R (1, 6) OBP: 0.350, SLG: 0.200			B B B B 4-0 1B 1B BB	x 0-0 SF9 ② 3-H		B B B B 4-0 5-3 BB		B B B B 4-0 G6-4-3 BB		0	1	0	1	3	0	0
Inning Stats	R: 0 H: 2 E: 0 LOB: 2 K: 1 BB: 0 S: 6 P: 6	R: 0 H: 0 E: 0 LOB: 0 K: 1 BB: 0 S: 5 P: 5	R: 1 H: 2 E: 0 LOB: 2 K: 0 BB: 1 S: 4 P: 8	R: 3 H: 3 E: 0 LOB: 2 K: 0 BB: 2 S: 6 P: 14	R: 0 H: 2 E: 0 LOB: 2 K: 1 BB: 0 S: 7 P: 7	R: 0 H: 0 E: 0 LOB: 1 K: 1 BB: 0 S: 3 P: 7	R: 1 H: 2 E: 0 LOB: 1 K: 1 BB: 1 S: 7 P: 7	R: 0 H: 0 E: 0 LOB: 0 K: 0 BB: 1 S: 2 P: 6	R: 0 H: 0 E: 0 LOB: 1 K: 0 BB: 1 S: 2 P: 6	1B: 9 SF: 1 2B: 2 SAC: 0 3B: 1 DP: 2 HR: 0 HBP: 0						WP: 1 PA: 40 PB: 0 SB: 0 CS: 0	

BOTTOM

Cleveland Indians @ Boston Red Sox

Fenway Park, Boston, MA

Wed Apr 14 1976, 3:33 AM EST
Att. 14,315 - Unknown - 69 F

livebaseballscorecards.com

AB	33
R	5
H	11
RBI	4
BB	6
SO	4
LOB	17

PITCHER		IP	WLS	BF	H	R	ER	SO	BB	IBB	HBP	BLK	WP	HR	S	P	ERA	WHIP
Jim Bibby, R ERA: 9.82	(1, 1)	3.2		19	7	4	4	2	2	0	0	0	0	0	20	28	9.82	2.455
Don Hood, L ERA: 3.38	(4, 1)	2.2	W	14	4	1	1	1	1	1	0	0	0	0	14	22	3.38	1.875
Jim Kern, R ERA:	(7, 1)	1.2		5	0	0	0	1	1	0	0	0	1	0	6	10	0.00	0.600
Dave LaRoche, L ERA:	(9, 1)	1.0	S	3	0	0	0	0	1	0	0	0	0	0	2	6	0.00	1.000

PITCHER	IP	WLS	BF	H	R	ER	SO	BB	IBB	HBP	BLK	WP	HR	S	P	ERA	WHIP

Batter	1	2	3	4	5	6	7	8	9	AB	R	H	RBI	BB	SO	LOB
Chet Lemon, R (1, 8) OBP: 0.263, SLG: 0.263	4-3 ①	1-2 1B		P4 ① 1-2		1-2 S 2B 1B		5-3 ③		5	1	2	0	0	0	2
Jorge Orta, L (1, 5) OBP: 0.278, SLG: 0.143	4-3 ②	P6 ③		4-0 FC6-4 IBB		SF8 ② 2-H			F2 ①	3	0	0	1	1	0	2
Buddy Bradford, R (1, 9) OBP: 0.700, SLG: 1.250	S 1B 1B		4-3 E 2B	FC6-4 ② 1-2f 2-H 3-H		1-H 2B			HR	5	3	4	3	0	0	1
Cleon Jones, R (1, 7) OBP: 0.286, SLG: 0.167 Ralph Garr, L (9, 7) OBP: 0.154, SLG: 0.083	1-H 1B		P4 ①	S S S K ③ 0-3		P9 ③			6-3 ②	5 0	0 0	1 0	1 0	0 0	1 0	3 0
Carlos May, L (1, 10) OBP: 0.154, SLG: 0.083	4-3 ③		4-3 ② 2-3		G3 ①		F5 ①		P4 ③	5	0	0	0	0	0	2
Brian Downing, R (1, 2) OBP: 0.375, SLG: 0.714		HR	E9 3-H 1B		5-3 ②		6-3 ②			4	1	2	2	0	0	0
Jim Spencer, L (1, 3) OBP: 0.438, SLG: 0.643		F9 ①	4-3 ③		4-3 ③		3-1 ③			4	0	0	0	0	0	1
Bill Stein, R (1, 4) OBP: 0.286, SLG: 0.286		1B 1B		1B FC6-4 1B		S S S K ① 0-3		3-1 ①		4	1	2	0	0	1	0
Bucky Dent, R (1, 6) OBP: 0.438, SLG: 0.357		F8 ②		WP FC6-4 1-3 1B		WP 1B SF8 1B		P3 ②		4	2	2	0	0	0	1
Inning Stats	R: 1 E: 0 K: 0 S: 5 H: 2 LOB: 1 BB: 0 P: 5	R: 1 E: 0 K: 0 S: 6 H: 3 LOB: 2 BB: 0 P: 6	R: 1 E: 1 K: 0 S: 5 H: 2 LOB: 1 BB: 0 P: 5	R: 2 E: 1 K: 1 S: 7 H: 2 LOB: 1 BB: 1 P: 11	R: 0 E: 0 K: 0 S: 3 H: 0 LOB: 0 BB: 0 P: 3	R: 2 E: 0 K: 1 S: 8 H: 3 LOB: 1 BB: 0 P: 8	R: 0 E: 0 K: 0 S: 3 H: 0 LOB: 0 BB: 0 P: 3	R: 0 E: 0 K: 0 S: 3 H: 0 LOB: 0 BB: 0 P: 3	R: 1 E: 0 K: 0 S: 4 H: 1 LOB: 0 BB: 0 P: 4	1B: 9 2B: 2 3B: 0 HR: 2	SF: 1 SAC: 0 DP: 0 HBP: 0					

TOP

Chicago White Sox @ Boston Red Sox

Fenway Park, Boston, MA

Thu Apr 15 1976, 3:33 AM EST
Att. 10,916 - Unknown - 78 F

livebaseballscorecards.com

AB	39
R	8
H	13
RBI	7
BB	1
SO	2
LOB	12

PITCHER		IP	WLS	BF	H	R	ER	SO	BB	IBB	HBP	BLK	WP	HR	S	P	ERA	WHIP
Rick Wise, R ERA: 3.6	(1, 1)	3.0	L	18	9	5	4	0	0	0	0	0	0	1	18	18	12.00	3.000
Dick Pole, R ERA: 4.5	(4, 1)	6.0		23	4	3	3	2	0	1	0	0	2	1	26	30	4.50	0.667

PITCHER	IP	WLS	BF	H	R	ER	SO	BB	IBB	HBP	BLK	WP	HR	S	P	ERA	WHIP

BOTTOM

Chicago White Sox @ Boston Red Sox

Fenway Park, Boston, MA

Thu Apr 15 1976, 3:33 AM EST
Att. 10,916 - Unknown - 78 F

Batter	1	2	3	4	5	6	7	8	9	AB	R	H	RBI	BB	SO	LOB
Bernie Carbo, L (1, 10) OBP: 0.273, SLG: 0.545	1-3		K		HR 1-H 2-H		G4-6-3 1-2 1B		K	5	1	2	3	0	2	0
Denny Doyle, L (1, 4) OBP: 0.318, SLG: 0.381	1B			6-3	3-1		G4-6-3 1-2f			4	0	1	0	0	0	2
Fred Lynn, L (1, 8) OBP: 0.407, SLG: 0.577	F8			1-3		5-3 2B		K		4	0	1	0	0	1	1
Jim Rice, R (1, 7) OBP: 0.462, SLG: 0.550	K			F9		K		1B BB		3	0	0	0	1	2	2
Carl Yastrzemski, L (1, 3) OBP: 0.292, SLG: 0.200		G6-4-3 BB			1-3	5-3 BB		L8		2	0	0	0	2	0	1
Carlton Fisk, R (1, 2) OBP: 0.417, SLG: 0.591		G6-4-3 1-2f			1B SF8 2B	5-3 1-2 2-3		1-3 1B		4	1	2	0	0	0	3
Dwight Evans, R (1, 9) OBP: 0.208, SLG: 0.227		4-3			1B HR 2-3 1B	5-3		K		4	1	1	0	0	1	4
Rico Petrocelli, R (1, 5) OBP: 0.304, SLG: 0.350			K		SF8 3-H		K		1-3	3	0	0	1	0	2	0
Rick Burleson, R (1, 6) OBP: 0.375, SLG: 0.263			F8		HR 1-2 1B		1B 1B		F7	4	1	2	0	0	0	0
Inning Stats	R: 0 E: 0 K: 1 S: 6 H: 1 LOB: 1 BB: 0 P: 6	R: 0 E: 0 K: 0 S: 2 H: 0 LOB: 0 BB: 1 P: 6	R: 0 E: 0 K: 2 S: 7 H: 0 LOB: 0 BB: 0 P: 7	R: 0 E: 0 K: 0 S: 3 H: 0 LOB: 0 BB: 0 P: 3	R: 4 E: 0 K: 0 S: 7 H: 4 LOB: 0 BB: 0 P: 7	R: 0 E: 0 K: 1 S: 6 H: 1 LOB: 2 BB: 1 P: 10	R: 0 E: 0 K: 1 S: 6 H: 2 LOB: 1 BB: 0 P: 6	R: 0 E: 0 K: 2 S: 8 H: 1 LOB: 2 BB: 1 P: 12	R: 0 E: 0 K: 1 S: 5 H: 0 LOB: 0 BB: 0 P: 5	1B: 6 2B: 2 3B: 0 HR: 1 SF: 1 SAC: 0 DP: 2 HBP: 0				WP: 0 PB: 0 SB: 0 CS: 0		PA: 37

livebaseballscorecards.com

AB	33
R	4
H	9
RBI	4
BB	3
SO	8
LOB	13

PITCHER		IP	WLS	BF	H	R	ER	SO	BB	IBB	HBP	BLK	WP	HR	S	P	ERA	WHIP
Bart Johnson, R ERA: 7.2	(1, 1)	5.0	W	21	6	4	4	3	1	0	0	0	0	1	26	30	7.20	1.400
Clay Carroll, R ERA:	(6, 1)	4.0	S	16	3	0	0	5	2	0	0	0	0	0	24	32	0.00	1.250

PITCHER	IP	WLS	BF	H	R	ER	SO	BB	IBB	HBP	BLK	WP	HR	S	P	ERA	WHIP

Batter	1	2	3	4	5	6	7	8	9	AB	R	H	RBI	BB	SO	LOB
Chet Lemon, R (1, 8) OBP: 0.304, SLG: 0.273	FC6-4 1B		5-3		BBB 4-0 1B BB			5-3		3	0	1	0	1	0	0
Jorge Orta, L (1, 5) OBP: 0.273, SLG: 0.167	F5		3-1		1-2 2-H 1B			F8		4	0	1	1	0	0	1
Buddy Bradford, R (1, 9) OBP: 0.571, SLG: 0.917	FC6-4 1-2f			SSS 0-3 K	F9			1B		4	0	1	0	0	1	3
Cleon Jones, R (1, 7) OBP: 0.222, SLG: 0.125	F7			SSS 0-3 K		6-3		1-3		4	0	0	0	0	1	2
Carlos May, L (1, 10) OBP: 0.294, SLG: 0.143		G3 S 1B		BBBB 4-0 S BB		1-6-3			BBBB 4-0 G3 BB	2	0	1	0	2	0	0
Brian Downing, R (1, 2) OBP: 0.250, SLG: 0.455		F8		SSS 0-3 K 1-2		L4			L7	4	0	0	0	0	1	3
Jim Spencer, L (1, 3) OBP: 0.350, SLG: 0.500		G3 1-3			F9		F3		G3 1-2	4	0	0	0	0	0	2
Bucky Dent, R (1, 6) OBP: 0.400, SLG: 0.333		6-3			6-3 1B 1B		SSS 0-3 K		F7	4	1	1	0	0	1	2
Jack Brohamer, L (1, 4) OBP: 0.417, SLG: 0.364			4-3		6-3 1-2		F9			3	0	0	0	0	0	1
Inning Stats	R: 0 E: 0 K: 0 S: 4 H: 1 LOB: 1 BB: 0 P: 4	R: 0 E: 0 K: 0 S: 4 H: 1 LOB: 1 BB: 0 P: 4	R: 0 E: 0 K: 0 S: 3 H: 0 LOB: 0 BB: 0 P: 3	R: 0 E: 0 K: 3 S: 9 H: 0 LOB: 1 BB: 1 P: 13	R: 1 E: 0 K: 0 S: 5 H: 2 LOB: 2 BB: 1 P: 9	R: 0 E: 0 K: 0 S: 3 H: 0 LOB: 0 BB: 0 P: 3	R: 0 E: 0 K: 1 S: 5 H: 0 LOB: 0 BB: 0 P: 5	R: 0 E: 0 K: 0 S: 4 H: 1 LOB: 1 BB: 0 P: 4	R: 0 E: 0 K: 0 S: 3 H: 0 LOB: 1 BB: 1 P: 7	1B: 5 2B: 0 3B: 0 HR: 0 SF: 0 SAC: 0 DP: 0 HBP: 0							

PITCHER	IP	WLS	BF	H	R	ER	SO	BB	IBB	HBP	BLK	WP	HR	S	P	ERA	WHIP
Luis Tiant, R (1, 1) ERA: 1.69	9.0	W	35	5	1	1	4	3	0	0	0	0	0	40	52	1.00	0.889

PITCHER	IP	WLS	BF	H	R	ER	SO	BB	IBB	HBP	BLK	WP	HR	S	P	ERA	WHIP

TOP

Chicago White Sox @ Boston Red Sox

Fenway Park, Boston, MA

Sat Apr 17 1976, 3:33 AM EST
Att. 24,328 - Unknown - 77 F

livebaseballscorecards.com

AB	32
R	1
H	5
RBI	1
BB	3
SO	4
LOB	14

Batter	1	2	3	4	5	6	7	8	9	AB	R	H	RBI	BB	SO	LOB
Rick Burleson, R (1, 6) OBP: 0.393, SLG: 0.304	1-3		1B			FC6-4 1B	P3 1-2 3-H			4	1	2	0	0	0	2
Doug Griffin, R (1, 4) OBP: 0.333, SLG: 0.200	L4-3 1B		4-3			6-3 1-2		P8		3	0	1	0	0	0	2
Denny Doyle, L (8, PH) OBP: 0.304, SLG: 0.364 (9, 4)										1	0	0	0	0	0	0
Carlton Fisk, R (1, 2) OBP: 0.429, SLG: 0.577	L4-3 1-2			5-3		FC6-4 2-3 1B		HR 1B		4	1	2	0	0	0	1
Jim Rice, R (1, 7) OBP: 0.433, SLG: 0.625		1-3		K		FC6-4 1-2f 3-H		HR 1-H		4	1	1	3	0	1	1
Deron Johnson, R (1, 10) OBP: 0.375, SLG: 0.385		3B		5-3		K		F3		4	0	1	0	0	1	1
Carl Yastrzemski, L (1, 3) OBP: 0.321, SLG: 0.217		K			F8		2B WP BB	S HR 1B		3	2	1	0	1	1	1
Dwight Evans, R (1, 9) OBP: 0.286, SLG: 0.292		F8			BB		WP 1-3 FC3-2-5 2B	1-2 HR BB		2	1	1	0	2	0	1
Rico Petrocelli, R (1, 5) OBP: 0.333, SLG: 0.478			P6		F9		FC3-2-5 WP CS BB	1-H 2-H HR		3	1	1	3	1	0	1
Rick Miller, L (1, 8)			1-3		K		FC3-2-5 CS 1-3 2-H 3-H	K		4	0	0	0	0	2	3
Inning Stats	R: 0 E: 0 K: 0 S: 3 H: 1 LOB: 0 BB: 0 P: 3	R: 0 E: 0 K: 1 S: 6 H: 1 LOB: 1 BB: 0 P: 6	R: 0 E: 0 K: 0 S: 4 H: 1 LOB: 1 BB: 0 P: 4	R: 0 E: 0 K: 1 S: 5 H: 0 LOB: 0 BB: 0 P: 5	R: 0 E: 0 K: 1 S: 5 H: 0 LOB: 1 BB: 1 P: 9	R: 1 E: 0 K: 1 S: 7 H: 2 LOB: 1 BB: 0 P: 7	R: 1 E: 0 K: 0 S: 3 H: 1 LOB: 1 BB: 2 P: 11	R: 5 E: 0 K: 1 S: 9 H: 4 LOB: 0 BB: 1 P: 13		1B: 6 2B: 2 3B: 1 HR: 2	SF: 0 SAC: 0 DP: 1 HBP: 0						

PITCHER		IP	WLS	BF	H	R	ER	SO	BB	IBB	HBP	BLK	WP	HR	S	P	ERA	WHIP
Terry Forster, L ERA: 1.69	(1, 1)	5.1		21	5	1	1	3	1	0	0	0	0	0	26	30	1.69	1.125
Rich Gossage, R ERA: 3.97	(6, 1)	2.1	L	12	4	4	4	1	2	0	0	0	1	1	12	20	15.43	2.571
Pete Vuckovich, R ERA: 54.0	(8, 1)	0.1		3	1	2	2	1	1	0	0	0	0	1	4	8	54.00	6.000

PITCHER	IP	WLS	BF	H	R	ER	SO	BB	IBB	HBP	BLK	WP	HR	S	P	ERA	WHIP

BOTTOM

Chicago White Sox @ Boston Red Sox

Fenway Park, Boston, MA

Sat Apr 17 1976, 3:33 AM EST
Att. 24,328 - Unknown - 77 F

livebaseballscorecards.com

AB	32
R	7
H	10
RBI	6
BB	4
SO	5
LOB	13

Batter	1	2	3	4	5	6	7	8	9	AB	R	H	RBI	BB	SO	LOB
Chet Lemon, R (1, 8) OBP: 0.241, SLG: 0.214	S S S 0-3 ① K	x 0-0 ③ 6-3	x 0-0 ③ 2-3			x 0-0 ① 6-3		x 0-0 ① 1-3	x 0-0 ③ L6	6	0	0	0	0	1	4
Jorge Orta, L (1, 5) OBP: 0.333, SLG: 0.318	x 0-0 ② 4-3		x 0-0 BB 2B 2B	B B B B 4-0 6-3 S BB		x 0-0 2B		x 0-0 ② L9		4	1	2	0	1	0	0
Buddy Bradford, R (1, 9) OBP: 0.474, SLG: 0.688	B B B B 4-0 BB		x 0-0 ① 1-3	S S S 0-3 ① K 1-2		x 0-0 ② 5-3		x 0-0 ③ F3		4	0	0	0	1	1	3
Cleon Jones, R (1, 7) OBP: 0.273, SLG: 0.111 Ralph Garr, L (6, PR) OBP: 0.214, SLG: 0.154 (6, 7)	S S S 0-3 ③ K		B B B B 4-0 BB 2B BB	x 0-0 ② 6-3 2-3		H 1-0 HBP			x 0-0 1B WP 1B	2 1	1 1	0 1	0 0	1 0	1 0	2 0
Lamar Johnson, R (1, 10) Carlos May, L (4, PH) OBP: 0.300, SLG: 0.176		x 0-0 ① 6-3	x 0-0 ② F8	x 0-0 ③ 1-3		x 0-0 ③ 4-3			x 0-0 1-3 WP 1B 1B	2 3	0 1	0 1	0 0	0 0	0 0	2 3
Brian Downing, R (1, 2) OBP: 0.412, SLG: 0.733		x 0-0 G3 HR 1B	B B B B 4-0 2B 1-2 2-3 2B BB		x 0-0 SH1-3 1B		x 0-0 HR		S S S 0-3 ① K 1-2 3-H	4	3	3	1	1	1	1
Jim Spencer, L (1, 3) OBP: 0.375, SLG: 0.545		x 0-0 ② G3 1-2	x 0-0 1-3 2-H 3-H 2B 2B		x 0-0 ① SH1-3 1-2	x 0-0 ① 2-3			x 0-0 ② 2-H 1B	4	1	2	3	0	0	1
Bucky Dent, R (1, 6) OBP: 0.440, SLG: 0.381		B B B B 4-0 HR BB	x 0-0 2-H 3-H 2B		x 0-0 ② 1-3	x 0-0 ② 5-3			B B B B 4-0 1B BB	3	1	1	2	2	0	1
Jack Brohamer, L (1, 4) OBP: 0.471, SLG: 0.600		x 0-0 1-H 2-H HR	B B B B 4-0 BB		x 0-0 ③ 2-3	x 0-0 ③ F9			x 0-0 1-3 1B	4	1	2	3	1	0	1
Inning Stats	R: 0 E: 0 K: 2 S: 7 H: 0 LOB: 1 BB: 1 P: 11	R: 3 E: 0 K: 0 S: 5 H: 2 LOB: 0 BB: 1 P: 9	R: 4 E: 0 K: 0 S: 6 H: 3 LOB: 2 BB: 3 P: 18	R: 0 E: 0 K: 1 S: 5 H: 0 LOB: 1 BB: 1 P: 9	R: 0 E: 0 K: 0 S: 4 H: 1 LOB: 1 BB: 0 P: 4	R: 0 E: 0 K: 0 S: 4 H: 1 LOB: 2 BB: 0 P: 5	R: 1 E: 0 K: 0 S: 4 H: 1 LOB: 0 BB: 0 P: 4	R: 0 E: 0 K: 0 S: 3 H: 0 LOB: 0 BB: 0 P: 3	R: 2 E: 0 K: 1 S: 8 H: 4 LOB: 2 BB: 1 P: 12	1B: 6 2B: 4 3B: 0 HR: 2 SF: 0 SAC: 1 DP: 0 HBP: 1						

TOP

Chicago White Sox @ Boston Red Sox

Fenway Park, Boston, MA

Sun Apr 18 1976, 3:33 AM EST
Att. 18,971 - Unknown - 93 F

livebaseballscorecards.com

AB	37
R	10
H	12
RBI	9
BB	7
SO	4
LOB	18

WP: 1 PB: 0 SB: 1 CS: 0 PA: 46

PITCHER		IP	WLS	BF	H	R	ER	SO	BB	IBB	HBP	BLK	WP	HR	S	P	ERA	WHIP
Bill Lee, L ERA: 15.63	(1, 1)	2.2	L	16	4	7	7	2	4	0	0	0	0	1	16	32	23.62	3.000
Reggie Cleveland, R ERA:	(3, 1)	1.1		7	1	0	0	1	2	0	0	0	0	0	7	15	0.00	2.250
Jim Willoughby, R ERA: 7.36	(5, 1)	3.0		13	3	1	1	0	0	0	1	0	0	1	12	13	3.00	1.000
Rick Jones, L ERA: 9.0	(8, 1)	2.0		10	4	2	2	1	1	0	0	0	1	0	11	15	9.00	2.500

PITCHER	IP	WLS	BF	H	R	ER	SO	BB	IBB	HBP	BLK	WP	HR	S	P	ERA	WHIP

Batter	1	2	3	4	5	6	7	8	9	AB	R	H	RBI	BB	SO	LOB
Rick Burleson, R (1, 6) OBP: 0.375, SLG: 0.296	5-3			1B	6-3			F9		4	0	1	0	0	0	2
Denny Doyle, L (1, 4) OBP: 0.259, SLG: 0.308	1-3			F7		4-3		P6		4	0	0	0	0	0	2
Carlton Fisk, R (1, 2) OBP: 0.375, SLG: 0.500	5-3			K		5-3		FC6-4 1-2f		4	0	0	0	0	1	2
Jim Rice, R (1, 7) OBP: 0.412, SLG: 0.571		F9		6-3		F8			FC5-4 1B	4	0	1	0	0	0	1
Carl Yastrzemski, L (1, 3) OBP: 0.344, SLG: 0.259		1-3			1B 2B 1B		L6-4 1B 1B		F9	4	1	2	0	0	0	1
Deron Johnson, R (1, 10) OBP: 0.300, SLG: 0.294		P6			K		K		FC5-4 1-2f HR	4	1	0	0	0	2	3
Dwight Evans, R (1, 9) OBP: 0.344, SLG: 0.464			5-3		2B 1-2 G3 1B		1-2 1B		1-H HR	4	2	3	2	0	0	0
Rico Petrocelli, R (1, 5) OBP: 0.323, SLG: 0.481			6-3		G3 1-3 2-H 2B		L6-4 2-3		K2-3	4	0	1	1	0	1	2
Rick Miller, L (1, 8) OBP: 0.143, SLG: 0.143			3-1		G3 2-3 3-H			FC6-4 1B		3	0	1	1	0	0	1
Inning Stats	R: 0 H: 0 E: 0 LOB: 0 K: 0 BB: 0 S: 3 P: 3	R: 0 H: 0 E: 0 LOB: 0 K: 0 BB: 0 S: 3 P: 3	R: 0 H: 0 E: 0 LOB: 0 K: 0 BB: 0 S: 3 P: 3	R: 0 H: 1 E: 0 LOB: 1 K: 1 BB: 0 S: 6 P: 6	R: 2 H: 3 E: 0 LOB: 1 K: 1 BB: 0 S: 8 P: 8	R: 0 H: 0 E: 0 LOB: 0 K: 0 BB: 0 S: 3 P: 3	R: 0 H: 2 E: 0 LOB: 1 K: 1 BB: 0 S: 6 P: 6	R: 0 H: 1 E: 0 LOB: 1 K: 0 BB: 0 S: 4 P: 4	R: 2 H: 2 E: 0 LOB: 0 K: 1 BB: 0 S: 7 P: 7	1B: 7 SF: 0 2B: 2 SAC: 0 3B: 0 DP: 1 HR: 1 HBP: 0						

PITCHER	IP	WLS	BF	H	R	ER	SO	BB	IBB	HBP	BLK	WP	HR	S	P	ERA	WHIP
Wilbur Wood, L (1, 1) ERA: 1.38	9.0	W	35	9	4	4	4	0	0	0	0	0	1	43	43	4.00	1.000

PITCHER	IP	WLS	BF	H	R	ER	SO	BB	IBB	HBP	BLK	WP	HR	S	P	ERA	WHIP

BOTTOM

Chicago White Sox @ Boston Red Sox

Fenway Park, Boston, MA

Sun Apr 18 1976, 3:33 AM EST

Att. 18,971 - Unknown - 93 F

livebaseballscorecards.com

AB	35
R	4
H	9
RBI	4
BB	0
SO	4
LOB	14

Batter	1	2	3	4	5	6	7	8	9	AB	R	H	RBI	BB	SO	LOB
Tony Oliva, L (1, 4)	F7		L6			2B FC6-2 1B		P3		1	0	0	0	0	0	0
Jerry Terrell, R (1, 4) OBP: 0.233, SLG: 0.214										2	0	1	0	0	0	1
Craig Kusick, R (8, PH) OBP: 0.182, SLG: 0.200										1	0	0	0	0	0	0
Bob Randall, R (8, 4)										0	0	0	0	0	0	0
Rod Carew, L (1, 3) OBP: 0.385, SLG: 0.559	4-3			6-3		FC6-2 1-3 8-2 2B			G3	4	0	1	0	0	0	0
Steve Braun, L (1, 10) OBP: 0.276, SLG: 0.160	6-3			4-3		FC6-2 2-3 3-H			BB 1B	3	0	0	0	1	0	2
Larry Hisle, R (1, 7) OBP: 0.250, SLG: 0.206		5-3		5-3		8-2 3-Hf			F8	4	0	0	0	0	0	3
Lyman Bostock, L (1, 8) OBP: 0.391, SLG: 0.545		6-3			G3 SH1-3 1B		F8		1-2 1B	4	0	2	0	0	0	0
Butch Wynegar, S (1, 2) OBP: 0.257, SLG: 0.281		K			SH1-3 1-2		F9		K	3	0	0	0	0	2	2
Dave McKay, S (1, 5) OBP: 0.281, SLG: 0.233			SH5-3 1B		H G3 HBP		K			2	0	1	0	0	1	0
Dan Ford, R (1, 9) OBP: 0.162, SLG: 0.286			SH5-3 1-2		G3 1-2 2-3				F8	2	0	0	0	0	0	2
Danny Thompson, R (1, 6) OBP: 0.179, SLG: 0.179			L5		5-3				P6	3	0	0	0	0	0	3
Inning Stats	R: 0 E: 0 K: 0 S: 3 H: 0 LOB: 0 BB: 0 P: 3	R: 0 E: 0 K: 1 S: 5 H: 0 LOB: 0 BB: 0 P: 5	R: 0 E: 0 K: 0 S: 4 H: 1 LOB: 1 BB: 0 P: 4	R: 0 E: 0 K: 0 S: 3 H: 0 LOB: 0 BB: 0 P: 3	R: 0 E: 0 K: 0 S: 4 H: 1 LOB: 2 BB: 0 P: 5	R: 0 E: 0 K: 0 S: 4 H: 2 LOB: 1 BB: 0 P: 4	R: 0 E: 0 K: 1 S: 5 H: 0 LOB: 0 BB: 0 P: 5	R: 0 E: 0 K: 0 S: 3 H: 0 LOB: 0 BB: 0 P: 3	R: 0 E: 0 K: 1 S: 6 H: 1 LOB: 2 BB: 1 P: 10	1B: 4 2B: 2 3B: 0 HR: 0	SF: 0 SAC: 2 DP: 1 HBP: 1						

PITCHER	IP	WLS	BF	H	R	ER	SO	BB	IBB	HBP	BLK	WP	HR	S	P	ERA	WHIP
Fergie Jenkins, R (1, 1) ERA: 2.42	9.0	W	33	5	0	0	3	1	0	1	0	0	0	37	42	0.00	0.667

PITCHER	IP	WLS	BF	H	R	ER	SO	BB	IBB	HBP	BLK	WP	HR	S	P	ERA	WHIP

TOP

Minnesota Twins @ Boston Red Sox

Fenway Park, Boston, MA

Mon Apr 19 1976, 3:33 AM EST

Att. 34,158 - Unknown - 65 F

livebaseballscorecards.com

AB	29
R	0
H	5
RBI	0
BB	1
SO	3
LOB	13

1B: 4	SF: 0	WP: 0	PA: 33
2B: 2	SAC: 2	PB: 0	
3B: 0	DP: 1	SB: 0	
HR: 0	HBP: 1	CS: 0	

Batter	1	2	3	4	5	6	7	8	9	AB	R	H	RBI	BB	SO	LOB
Bernie Carbo, L (1, 10) OBP: 0.200, SLG: 0.400	F7		G3 1-2		4-3			4-3		4	0	0	0	0	0	2
Denny Doyle, L (1, 4) OBP: 0.258, SLG: 0.333	K		F8			WP SF9 2B		F8		4	1	1	0	0	1	1
Fred Lynn, L (1, 8) OBP: 0.433, SLG: 0.593	BB			G5-4-3 1B		SF9 2-H				1	0	1	1	1	0	0
Jim Rice, R (1, 7) OBP: 0.378, SLG: 0.516	K			G5-4-3 1-2f		F8				3	0	0	0	0	1	2
Carl Yastrzemski, L (1, 3) OBP: 0.343, SLG: 0.267		P8		K		CS 1B				3	0	1	0	0	1	0
Carlton Fisk, R (1, 2) OBP: 0.400, SLG: 0.484		6-3			BB 2B 1B	CS 1-2	BB G6-4-3			1	1	0	0	2	0	0
Dwight Evans, R (1, 9) OBP: 0.343, SLG: 0.484		K			1B 1-3 2B		G6-4-3 1-2f			3	0	1	0	0	1	1
Rico Petrocelli, R (1, 5) OBP: 0.324, SLG: 0.467			F5		G6-4-3 2-3 3-H 1B		6-3			3	0	1	1	0	0	0
Rick Burleson, R (1, 6) OBP: 0.371, SLG: 0.276			BB G3		G6-4-3 1-2f			6-3		2	0	0	0	1	0	2
Inning Stats	R: 0 H: 0 E: 0 LOB: 1 K: 2 BB: 1 S: 7 P: 11	R: 0 H: 0 E: 0 LOB: 0 K: 1 BB: 0 S: 5 P: 5	R: 0 H: 0 E: 0 LOB: 1 K: 0 BB: 1 S: 3 P: 7	R: 0 H: 1 E: 0 LOB: 0 K: 1 BB: 0 S: 5 P: 5	R: 1 H: 2 E: 0 LOB: 1 K: 0 BB: 1 S: 4 P: 8	R: 1 H: 2 E: 0 LOB: 0 K: 0 BB: 0 S: 4 P: 4	R: 0 H: 0 E: 0 LOB: 0 K: 0 BB: 1 S: 2 P: 6	R: 0 H: 0 E: 0 LOB: 0 K: 0 BB: 0 S: 3 P: 3		1B: 3 SF: 1 2B: 2 SAC: 0 3B: 0 DP: 3 HR: 0 HBP: 0						

BOTTOM

Minnesota Twins @ Boston Red Sox

Fenway Park, Boston, MA

Mon Apr 19 1976, 3:33 AM EST

Att. 34,158 - Unknown - 65 F

livebaseballscorecards.com

AB	24
R	2
H	5
RBI	2
BB	4
SO	4
LOB	8

WP: 1 PA: 30
PB: 0
SB: 0
CS: 1

PITCHER		IP	WLS	BF	H	R	ER	SO	BB	IBB	HBP	BLK	WP	HR	S	P	ERA	WHIP
Joe Decker, R ERA: 3.38	(1, 1)	7.0	L	26	5	2	2	4	4	0	0	0	1	0	30	46	2.57	1.286
Bill Campbell, R ERA: 4.05	(8, 1)	1.0		3	0	0	0	0	0	0	0	0	0	0	3	3	0.00	0.000

PITCHER		IP	WLS	BF	H	R	ER	SO	BB	IBB	HBP	BLK	WP	HR	S	P	ERA	WHIP

Batter	1	2	3	4	5	6	7	8	9	AB	R	H	RBI	BB	SO	LOB
Tony Oliva, L (1, 4)	BBBB 4-0 2B BB	x 0-0 ③ F9			x 0-0 ② P5		x 0-0 ②③ G6-4-3 1-2f			0	0	0	0	1	0	0
Jerry Terrell, R (1, PR) OBP: 0.219, SLG: 0.200										2	1	0	0	0	0	2
(1, 4)																
Craig Kusick, R (7, PH) OBP: 0.167, SLG: 0.182										1	0	0	0	0	0	1
Bob Randall, R (7, 4)										0	0	0	0	0	0	0
Rod Carew, L (1, 3) OBP: 0.395, SLG: 0.579	SSS 0-3 ① K		x 0-0 S E 2B		x 0-0 ③ P8			x 0-0 1B		4	1	2	0	0	1	1
Steve Braun, L (1, 10) OBP: 0.303, SLG: 0.214	x 0-0 3-1 1-H 2B		x 0-0 ① F2			BBBB 4-0 BB		x 0-0 ① F8		3	0	1	1	1	0	2
Larry Hisle, R (1, 7) OBP: 0.225, SLG: 0.184	x 0-0 ② 3-1 2-3		SSS 0-3 ② K 2-H			x 0-0 ① F8		x 0-0 ② F9		4	0	0	0	0	1	4
Lyman Bostock, L (1, 8) OBP: 0.333, SLG: 0.462	x 0-0 ③ F7		x 0-0 ③ 1-3			x 0-0 ② F8		x 0-0 ③ F8		4	0	0	0	0	0	4
Butch Wynegar, S (1, 2) OBP: 0.231, SLG: 0.250		SSS 0-3 ① K		x 0-0 ① F7		x 0-0 ③ F2			x 0-0 ① L4	4	0	0	0	0	1	1
Dave McKay, S (1, 5) OBP: 0.278, SLG: 0.235		x 0-0 FC6-4 1B		SSS 0-3 ② K			x 0-0 ① F7		x 0-0 ② P5	4	0	1	0	0	1	0
Dan Ford, R (1, 9) OBP: 0.195, SLG: 0.359		x 0-0 ② FC6-4 1B 1-2f		x 0-0 ③ F8			x 0-0 1B 3B		x 0-0 1B	4	1	2	0	0	0	1
Danny Thompson, R (1, 6) OBP: 0.219, SLG: 0.219		x 0-0 1-2 1B			x 0-0 ① F8		x 0-0 G6-4-3 3-H 1B		x 0-0 ③ 6-3	4	0	2	1	0	0	1

Inning Stats																																		
	R: 1	H: 1		R: 0	H: 2		R: 1	H: 1		R: 0	H: 0		R: 0	H: 0		R: 0	H: 0		R: 1	H: 2		R: 0	H: 1		R: 0	H: 1		1B: 5	SF: 0		WP: 0	PA: 36	
	E: 0	LOB: 2		E: 0	LOB: 2		E: 0	LOB: 0		E: 0	LOB: 0		E: 0	LOB: 0		E: 0	LOB: 1		E: 0	LOB: 0		E: 0	LOB: 1		E: 0	LOB: 1		2B: 2	SAC: 0		PB: 0		
	K: 1	BB: 1		K: 1	BB: 0		K: 1	BB: 0		K: 1	BB: 0		K: 0	BB: 0		K: 0	BB: 1		K: 0	BB: 0		K: 0	BB: 0		K: 0	BB: 0		3B: 1	DP: 1		SB: 1		
	S: 6	P: 10		S: 7	P: 7		S: 6	P: 6		S: 5	P: 5		S: 3	P: 3		S: 3	P: 7		S: 4	P: 4		S: 4	P: 4		S: 4	P: 4		HR: 0	HBP: 0		CS: 0		

PITCHER	IP	WLS	BF	H	R	ER	SO	BB	IBB	HBP	BLK	WP	HR	S	P	ERA	WHIP
Rick Wise, R (1, 1) ERA: 2.84	9.0	W	36	8	3	2	4	2	0	0	0	0	0	42	50	2.00	1.111

PITCHER	IP	WLS	BF	H	R	ER	SO	BB	IBB	HBP	BLK	WP	HR	S	P	ERA	WHIP

TOP

Minnesota Twins @ Boston Red Sox

Fenway Park, Boston, MA

Tue Apr 20 1976, 3:33 AM EST

Att. 22,147 - Unknown

livebaseballscorecards.com

AB	34
R	3
H	8
RBI	2
BB	2
SO	4
LOB	17

Minnesota Twins @ Boston Red Sox

Fenway Park, Boston, MA

Tue Apr 20 1976, 3:33 AM EST

Att. 22,147 - Unknown

BOTTOM

Batter	1	2	3	4	5	6	7	8	9	AB	R	H	RBI	BB	SO	LOB
Bernie Carbo, L (1, 10) OBP: 0.263, SLG: 0.389	4-3		SF7 1-3 3B 1B	K		BB		P4		3	1	1	0	1	1	0
Steve Dillard, R (8, PH)										1	0	0	0	0	0	1
Denny Doyle, L (1, 4) OBP: 0.222, SLG: 0.294	F8		SF7 1-2 3-H	1-3		P7		F8		4	0	0	1	0	0	2
Fred Lynn, L (1, 8) OBP: 0.441, SLG: 0.633	6-3		HR 2-H 3B	K			G6-4-3 BB			3	1	1	1	1	1	0
Jim Rice, R (1, 7) OBP: 0.366, SLG: 0.571		K	HR 3-H	4-3			G6-4-3 1-2f			4	1	1	2	0	1	1
Carl Yastrzemski, L (1, 3) OBP: 0.359, SLG: 0.364		4-3	1B HR BB	HR			G3			3	2	1	1	1	0	0
Carlton Fisk, R (1, 2) OBP: 0.436, SLG: 0.600		E 1B	1-2 HR 1B	F4				HR		4	3	3	1	0	0	0
Dwight Evans, R (1, 9) OBP: 0.385, SLG: 0.618		E2 1-H 2B	1-H 2-H HR	P4				1B SF8 BB		3	3	2	4	1	0	0
Rico Petrocelli, R (1, 5) OBP: 0.316, SLG: 0.441		F9	F9			F9		1-3 1B		4	0	1	0	0	0	0
Rick Burleson, R (1, 6) OBP: 0.359, SLG: 0.281			1B SF7 1B P9			F7		SF8 3-H		3	1	1	1	0	0	0
Inning Stats	R: 0 E: 0 K: 0 S: 3 H: 0 LOB: 0 BB: 0 P: 3	R: 2 E: 1 K: 1 S: 7 H: 2 LOB: 0 BB: 0 P: 7	R: 7 E: 0 K: 0 S: 9 H: 6 LOB: 0 BB: 1 P: 13	R: 0 E: 0 K: 2 S: 7 H: 0 LOB: 0 BB: 0 P: 7	R: 1 E: 0 K: 0 S: 4 H: 1 LOB: 0 BB: 0 P: 4	R: 0 E: 0 K: 0 S: 3 H: 0 LOB: 1 BB: 1 P: 7	R: 0 E: 0 K: 0 S: 2 H: 0 LOB: 0 BB: 1 P: 6	R: 2 E: 0 K: 0 S: 5 H: 2 LOB: 1 BB: 1 P: 9		1B: 5 2B: 1 3B: 1 HR: 4 SF: 2 SAC: 0 DP: 1 HBP: 0						

PITCHER		IP	WLS	BF	H	R	ER	SO	BB	IBB	HBP	BLK	WP	HR	S	P	ERA	WHIP
Dave Goltz, R ERA: 8.53	(1, 1)	2.1	L	15	7	8	7	1	1	0	0	0	0	1	16	20	27.00	3.429
Steve Luebber, R ERA: 9.0	(3, 1)	4.2		20	4	4	4	2	3	0	0	0	0	3	21	33	7.71	1.500
Vic Albury, L ERA: 2.25	(8, 1)	1.0		3	0	0	0	0	0	0	0	0	0	0	3	3	0.00	0.000

PITCHER	IP	WLS	BF	H	R	ER	SO	BB	IBB	HBP	BLK	WP	HR	S	P	ERA	WHIP

AB	32
R	12
H	11
RBI	11
BB	4
SO	3
LOB	4

WP: 0 PB: 0 SB: 0 CS: 0 PA: 38

livebaseballscorecards.com

Batter	1	2	3	4	5	6	7	8	9	AB	R	H	RBI	BB	SO	LOB
Steve Dillard, R (1, 10) OBP: 0.500, SLG: 0.833	5-3 PB 2-3 1B	1-H 2B		6-3 1-2			1B E 2B	K		5	2	3	1	0	1	1
Rick Burleson, R (1, 6) OBP: 0.341, SLG: 0.297	5-3 1-3	6-3			F9		F8		F9 2B	5	0	1	0	0	0	3
Fred Lynn, L (1, 8) OBP: 0.487, SLG: 0.636	2-3 3-H		BBBB G6-4-3 BB		2-3 1B		E HR 1B 2-3		BBBB BB	3	1	2	1	2	0	0
Jim Rice, R (1, 7) OBP: 0.326, SLG: 0.500	F4		G6-4-3 1-2f		2-3 1-2		E5 HR 1-2 3-H		F9	5	1	0	1	0	0	5
Carlton Fisk, R (1, 2) OBP: 0.409, SLG: 0.625		HR	F8		F7		K		F9 2-3	5	1	1	1	0	1	5
Carl Yastrzemski, L (1, 3) OBP: 0.432, SLG: 0.500		BBBB WP 1B BB		SH1-3 1B 1B		FC3-6-3 1B 1B	1-H 2-H HR		BBBB 1-2 BB	3	3	3	3	2	0	0
Dwight Evans, R (1, 9) OBP: 0.349, SLG: 0.553		K		SH1-3 1-2		F5	G3		K	4	0	0	0	0	2	5
Rico Petrocelli, R (1, 5) OBP: 0.310, SLG: 0.421		6-3 1-2		F7		FC3-6-5 1B 1-2		5-3		4	0	1	0	0	0	2
Denny Doyle, L (1, 4) OBP: 0.250, SLG: 0.316		S 2B 1B 2-H		S 1B 2-H		FC3-6-5 1-2 2-3		6-3		4	1	2	2	0	0	2
Inning Stats	R: 1 H: 1 E: 0 LOB: 0 K: 0 BB: 0 S: 4 P: 4	R: 3 H: 3 E: 0 LOB: 1 K: 1 BB: 1 S: 8 P: 12	R: 0 H: 0 E: 0 LOB: 0 K: 0 BB: 1 S: 2 P: 6	R: 1 H: 2 E: 0 LOB: 1 K: 0 BB: 0 S: 5 P: 5	R: 0 H: 1 E: 0 LOB: 1 K: 0 BB: 0 S: 4 P: 4	R: 0 H: 2 E: 0 LOB: 1 K: 0 BB: 0 S: 4 P: 4	R: 4 H: 3 E: 1 LOB: 0 K: 1 BB: 0 S: 9 P: 9	R: 0 H: 0 E: 0 LOB: 0 K: 1 BB: 0 S: 5 P: 5	R: 0 H: 1 E: 0 LOB: 3 K: 1 BB: 2 S: 6 P: 14	1B: 8 SF: 0 2B: 4 SAC: 1 3B: 0 DP: 2 HR: 2 HBP: 0						

PITCHER	IP	WLS	BF	H	R	ER	SO	BB	IBB	HBP	BLK	WP	HR	S	P	ERA	WHIP
Wilbur Wood, L (1, 1) ERA: 2.48	6.2	L	33	12	9	5	2	2	0	0	0	1	2	35	43	6.75	2.100
Pete Vuckovich, R (7, 1) ERA: 6.75	2.1		10	1	0	0	2	2	0	0	0	0	0	12	20	0.00	1.286

PITCHER	IP	WLS	BF	H	R	ER	SO	BB	IBB	HBP	BLK	WP	HR	S	P	ERA	WHIP

TOP

Boston Red Sox @ Chicago White Sox

Comiskey Park, Chicago, IL

Fri Apr 23 1976, 7:05 PM EST
Att. 11,920 - Unknown - 52 F

livebaseballscorecards.com

AB	38
R	9
H	13
RBI	9
BB	4
SO	4
LOB	23

WP: 1	PA: 43		
PB: 1			
SB: 2			
CS: 0			

Batter	1	2	3	4	5	6	7	8	9	AB	R	H	RBI	BB	SO	LOB
Chet Lemon, R (1, 8) OBP: 0.244, SLG: 0.184	6-3		F5			BBBB G1 BB		1B 1B 1B		3	1	1	0	1	0	0
Ralph Garr, L (1, 9) OBP: 0.222, SLG: 0.231	6-3			SSX G3		G1 1-2		1B 1-2 1B		4	0	1	0	0	0	1
Jorge Orta, L (1, 5) OBP: 0.359, SLG: 0.353	F5			F8		F6		SSX 1-3 2-H 1B		4	0	1	1	0	0	1
Carlos May, L (1, 10) OBP: 0.250, SLG: 0.125		L4		SSS K		F9		SSS K		4	0	0	0	0	2	3
Cleon Jones, R (1, 7) OBP: 0.323, SLG: 0.192		F8			SSX F9		G4-6-3 1B	F5		4	0	1	0	0	0	2
Jim Spencer, L (1, 3) OBP: 0.400, SLG: 0.545		1B			G3		G4-6-3 1-2 1B		G4-6-3 1B	4	0	3	0	0	0	0
Jack Brohamer, L (1, 4) OBP: 0.357, SLG: 0.500		F6			FC6-4 1B		G4-6-3 1-2f 2-3		F2	4	0	1	0	0	0	4
Bucky Dent, R (1, 6) OBP: 0.378, SLG: 0.313			6-3		FC6-4 1-2f		F8		G4-6-3 1-2f	4	0	0	0	0	0	3
Pete Varney, R (1, 2) OBP: 0.308, SLG: 0.769			F2			HR		F4		3	1	1	1	0	0	0
Inning Stats	R: 0 H: 0 E: 0 LOB: 0 K: 0 BB: 0 S: 3 P: 3	R: 0 H: 1 E: 0 LOB: 1 K: 0 BB: 0 S: 4 P: 4	R: 0 H: 0 E: 0 LOB: 0 K: 0 BB: 0 S: 3 P: 3	R: 0 H: 0 E: 0 LOB: 0 K: 1 BB: 0 S: 7 P: 7	R: 0 H: 1 E: 0 LOB: 1 K: 0 BB: 0 S: 6 P: 6	R: 1 H: 1 E: 0 LOB: 1 K: 0 BB: 1 S: 4 P: 8	R: 0 H: 2 E: 0 LOB: 1 K: 0 BB: 0 S: 4 P: 4	R: 1 H: 3 E: 0 LOB: 2 K: 1 BB: 0 S: 10 P: 10	R: 0 H: 1 E: 0 LOB: 0 K: 0 BB: 0 S: 3 P: 3	1B: 8 SF: 0 2B: 0 SAC: 0 3B: 0 DP: 2 HR: 1 HBP: 0						

PITCHER	IP	WLS	BF	H	R	ER	SO	BB	IBB	HBP	BLK	WP	HR	S	P	ERA	WHIP
Luis Tiant, R (1, 1) ERA: 1.88	8.0	W	32	8	2	2	2	1	0	0	0	0	1	41	45	2.25	1.125
Tom House, L (9, 1) ERA: 5.4	1.0		3	1	0	0	0	0	0	0	0	0	0	3	3	0.00	1.000

PITCHER	IP	WLS	BF	H	R	ER	SO	BB	IBB	HBP	BLK	WP	HR	S	P	ERA	WHIP

BOTTOM

Boston Red Sox @ Chicago White Sox

Comiskey Park, Chicago, IL

Fri Apr 23 1976, 7:05 PM EST

Att. 11,920 - Unknown - 52 F

livebaseballscorecards.com

AB	34
R	2
H	9
RBI	2
BB	1
SO	2
LOB	14

Batter	1	2	3	4	5	6	7	8	9	AB	R	H	RBI	BB	SO	LOB
Cecil Cooper, L (1, 10)	F7		F7			F7		L9		4	0	0	0	0	0	1
Denny Doyle, L (1, 4) OBP: 0.227, SLG: 0.286	K			F8		F7		L9		4	0	0	0	0	1	1
Fred Lynn, L (1, 8) OBP: 0.488, SLG: 0.622	E7 1B			K		F8		1-2 1B		4	0	2	0	0	1	0
Jim Rice, R (1, 7) OBP: 0.300, SLG: 0.455	F4			L9			K	F7		4	0	0	0	0	1	3
Carl Yastrzemski, L (1, 3) OBP: 0.438, SLG: 0.474		4-3			F5		1B BB		1B BB	2	0	0	0	2	0	0
Carlton Fisk, R (1, 2) OBP: 0.396, SLG: 0.591		K			L7		1-3 1B		F7	4	1	1	0	0	1	1
Dwight Evans, R (1, 9) OBP: 0.362, SLG: 0.537		6-3			1B BB		1-H 3-H 1B		K	3	0	1	1	1	1	1
Rico Petrocelli, R (1, 5) OBP: 0.326, SLG: 0.429			6-3		1-2 1B		F5		1-2 1B	4	0	2	0	0	0	1
Rick Burleson, R (1, 6) OBP: 0.313, SLG: 0.268			6-3		F2			E5 1B	F4	4	0	0	0	0	0	4
Inning Stats	R: 0 H: 1 E: 1 LOB: 1 K: 1 BB: 0 S: 6 P: 6	R: 0 H: 0 E: 0 LOB: 0 K: 1 BB: 0 S: 5 P: 5	R: 0 H: 0 E: 0 LOB: 0 K: 0 BB: 0 S: 3 P: 3	R: 0 H: 0 E: 0 LOB: 0 K: 1 BB: 0 S: 5 P: 5	R: 0 H: 1 E: 0 LOB: 2 K: 0 BB: 1 S: 4 P: 8	R: 0 H: 0 E: 0 LOB: 0 K: 0 BB: 0 S: 3 P: 3	R: 1 H: 2 E: 0 LOB: 1 K: 1 BB: 1 S: 6 P: 10	R: 0 H: 1 E: 1 LOB: 2 K: 0 BB: 0 S: 5 P: 5	R: 0 H: 1 E: 0 LOB: 2 K: 1 BB: 1 S: 6 P: 10	1B: 6 SF: 0 2B: 0 SAC: 0 3B: 0 DP: 0 HR: 0 HBP: 0						

PITCHER	IP	WLS	BF	H	R	ER	SO	BB	IBB	HBP	BLK	WP	HR	S	P	ERA	WHIP
Nelson Briles, R (1, 1) ERA: 1.88	9.0	W	36	6	1	1	5	3	0	0	0	0	0	43	55	1.00	1.000

PITCHER	IP	WLS	BF	H	R	ER	SO	BB	IBB	HBP	BLK	WP	HR	S	P	ERA	WHIP

TOP

Boston Red Sox @ Texas Rangers

Arlington Stadium, Arlington, TX

Thu Apr 29 1976, 8:05 PM EDT

Att. 7,394 - Unknown - 62 F

livebaseballscorecards.com

AB	33
R	1
H	6
RBI	1
BB	3
SO	5
LOB	12

WP: 0 PA: 36
PB: 0
SB: 0
CS: 0

Batter	1	2	3	4	5	6	7	8	9	AB	R	H	RBI	BB	SO	LOB
Lenny Randle, S (1, 7) OBP: 0.283, SLG: 0.291	F2		E1 4-3 1B; 1-3 2-H; 1B	F8		F5				4	1	1	0	0	0	2
Juan Beniquez, R (1, 8) OBP: 0.273, SLG: 0.259	F3		5-3		6-3	FC6-4; 1-2f				4	0	0	0	0	0	3
Mike Hargrove, L (1, 3) OBP: 0.346, SLG: 0.426	1B		4-3; 2-3 3-H		B B B; 1B HR BB		4-3			3	1	1	1	1	0	1
Toby Harrah, R (1, 6) OBP: 0.511, SLG: 0.500	F7		E; 3-H; 1B		1-2 HR 1B		G6-4-3; 1B			4	1	3	1	0	0	1
Jeff Burroughs, R (1, 9) OBP: 0.263, SLG: 0.426		5-3	E4; 1-2		1-H 2-H HR		G6-4-3; 1-2f			4	1	1	3	0	0	2
Gene Clines, R (8, 9) OBP: 0.333, SLG: 0.333										0	0	0	0	0	0	0
Tom Grieve, R (1, 10) OBP: 0.260, SLG: 0.354		S S S K	F7		F9			4-3		4	0	0	0	0	1	2
Roy Smalley, S (1, 4) OBP: 0.385, SLG: 0.310		S S S K		B B B; 4-1 BB	P9			1-3		3	0	0	0	1	1	0
Roy Howell, L (1, 5) OBP: 0.264, SLG: 0.250			1B E 2B	4-1; 1-2		F8		1B		4	1	2	0	0	0	1
Jim Sundberg, R (1, 2) OBP: 0.152, SLG: 0.219			E 4-3 1B	1-3		FC6-4 1B		F9		4	1	2	0	0	0	2
Inning Stats	R: 0 E: 0 K: 0 S: 4 H: 1 LOB: 1 BB: 0 P: 4	R: 0 E: 0 K: 2 S: 7 H: 0 LOB: 0 BB: 0 P: 7	R: 3 E: 2 K: 0 S: 8 H: 4 LOB: 2 BB: 0 P: 8	R: 0 E: 0 K: 0 S: 3 H: 0 LOB: 1 BB: 1 P: 7	R: 3 E: 0 K: 0 S: 5 H: 2 LOB: 0 BB: 1 P: 9	R: 0 E: 0 K: 0 S: 4 H: 1 LOB: 1 BB: 0 P: 4	R: 0 E: 0 K: 0 S: 3 H: 1 LOB: 0 BB: 0 P: 3	R: 0 E: 0 K: 0 S: 4 H: 1 LOB: 1 BB: 0 P: 4		1B: 8 2B: 1 3B: 0 HR: 1	SF: 0 SAC: 0 DP: 1 HBP: 0					

PITCHER		IP	WLS	BF	H	R	ER	SO	BB	IBB	HBP	BLK	WP	HR	S	P	ERA	WHIP
Bill Lee, L ERA: 12.71	(1, 1)	5.0	L	25	7	6	5	2	2	0	0	0	0	1	27	35	9.00	1.800
Dick Pole, R ERA: 3.86	(6, 1)	1.0		4	1	0	0	0	0	0	0	0	0	0	4	4	0.00	1.000
Jim Willoughby, R ERA: 5.79	(7, 1)	1.0		3	1	0	0	0	0	0	0	0	0	0	3	3	0.00	1.000
Tom House, L ERA: 4.5	(8, 1)	1.0		4	1	0	0	0	0	0	0	0	0	0	4	4	0.00	1.000

PITCHER	IP	WLS	BF	H	R	ER	SO	BB	IBB	HBP	BLK	WP	HR	S	P	ERA	WHIP

BOTTOM

Boston Red Sox @ Texas Rangers

Arlington Stadium, Arlington, TX

Thu Apr 29 1976, 8:05 PM EDT

Att. 7,394 - Unknown - 62 F

livebaseballscorecards.com

AB	34
R	6
H	10
RBI	5
BB	2
SO	2
LOB	14

1B: 8	SF: 0	WP: 0	PA: 36
2B: 1	SAC: 0	PB: 0	
3B: 0	DP: 1	SB: 0	
HR: 1	HBP: 0	CS: 0	

Boston Red Sox @ Texas Rangers

Arlington Stadium, Arlington, TX

Fri Apr 30 1976, 8:05 PM EDT

Att. 14,471 - Unknown - 62 F

livebaseballscorecards.com

TOP

Batter	1	2	3	4	5	6	7	8	9	AB	R	H	RBI	BB	SO	LOB
Doug Griffin, R (1, 4) OBP: 0.455, SLG: 0.333	BBBB 4-0 SH1-3 BB		SSS 0-3 ① K		x 0-0 FC5-2 E 1-2 1B		x 0-0 ① B1-3 2-3		x 0-0 1B 1B 1-2 1B 1B	4	1	2	0	1	1	1
Rick Burleson, R (1, 6) OBP: 0.288, SLG: 0.244	x 0-0 ① SH1-3 1-2		x 0-0 ② 4-3		x 0-0 E6 FC5-2 1-2 2-3		x 0-0 ② F6		x 0-0 ① F8 2-3	4	0	0	0	0	0	5
Fred Lynn, L (1, 8) OBP: 0.458, SLG: 0.571	SSS 0-3 ② K		x 0-0 ③ 6-3		x 0-0 ② FC5-2 1-2 2-3 3-Hf		x 0-0 ③ F8		x 0-0 1B 1B 1-2 E 3-H 1B	5	1	1	1	0	1	5
Jim Rice, R (1, 7) OBP: 0.309, SLG: 0.449	SSS 0-3 ③ K			SSS 0-3 ① K	x 0-0 ③ 4-3			x 0-0 WP WP 1B 1B	x 0-0 1B E 1-2 2-3 1B	5	2	2	0	0	2	4
Carlton Fisk, R (1, 2) OBP: 0.396, SLG: 0.571		SSS 0-3 ① K		x 0-0 ② F2		x 0-0 1B 1B		x 0-0 ① F6 1-2	x 0-0 E 1-2 2-3 3-H 1B	5	0	2	1	0	1	1
Carl Yastrzemski, L (1, 3) OBP: 0.415, SLG: 0.429		SSS 0-3 ② K		BBBB 4-0 S BB		x 0-0 ① F6		x 0-0 ② G3 2-3	x 0-0 ② L5 1-3 2-H 3-H	4	0	0	0	1	1	3
Dwight Evans, R (1, 9) OBP: 0.385, SLG: 0.565		x 0-0 2B		x 0-0 ③ 5-3 1-2		x 0-0 G6-4-3 1-2 1B		x 0-0 SSS 0-3 ③ K 3-H 1B		5	0	3	1	0	1	2
Rico Petrocelli, R (1, 5) OBP: 0.340, SLG: 0.409	BBBB 4-0 BB			BBBB 4-0 E 1B FC5-2 BB		x 0-0 ② ③ G6-4-3 1-2f		x 0-0 ③ 4-3		2	0	0	0	2	0	3
Deron Johnson, R (1, 10) OBP: 0.333, SLG: 0.381		x 0-0 ③ L7			SSS 0-3 ① K		x 0-0 B1-3 2B		x 0-0 F8 1B 1B 1B	4	1	2	0	0	1	3
Inning Stats	R: 0 E: 0 K: 2 S: 7 H: 0 LOB: 1 BB: 1 P: 11	R: 0 E: 0 K: 2 S: 8 H: 1 LOB: 2 BB: 1 P: 12	R: 0 E: 0 K: 1 S: 5 H: 0 LOB: 0 BB: 0 P: 5	R: 0 E: 0 K: 1 S: 5 H: 0 LOB: 1 BB: 1 P: 9	R: 0 E: 1 K: 1 S: 7 H: 1 LOB: 3 BB: 1 P: 11	R: 0 E: 0 K: 0 S: 4 H: 2 LOB: 1 BB: 0 P: 4	R: 0 E: 0 K: 0 S: 4 H: 1 LOB: 1 BB: 0 P: 4	R: 1 E: 0 K: 0 S: 5 H: 2 LOB: 1 BB: 0 P: 5	R: 4 E: 1 K: 1 S: 10 H: 5 LOB: 1 BB: 0 P: 10	1B: 10 2B: 2 3B: 0 HR: 0 SF: 0 SAC: 1 DP: 1 HBP: 0							

PITCHER		IP	WLS	BF	H	R	ER	SO	BB	IBB	HBP	BLK	WP	HR	S	P	ERA	WHIP
Jim Umbarger, L (1, 1) ERA: 3.29		8.1	W	39	10	4	3	7	4	0	0	0	2	0	49	65	3.24	1.680
Steve Foucault, R (9, 1) ERA: 2.25		0.0		2	2	0	0	0	0	0	0	0	0	0	2	2	∞	∞
Joe Hoerner, L (9, 1) ERA: 6.75		0.2	S	2	0	1	0	1	0	0	0	0	0	0	4	4	0.00	0.000

PITCHER	IP	WLS	BF	H	R	ER	SO	BB	IBB	HBP	BLK	WP	HR	S	P	ERA	WHIP

AB	38
R	5
H	12
RBI	3
BB	4
SO	8
LOB	27

WP: 2 PA: 43
PB: 0
SB: 1
CS: 0

Boston Red Sox @ Texas Rangers

Arlington Stadium, Arlington, TX

Fri Apr 30 1976, 8:05 PM EDT

Att. 14,471 - Unknown - 62 F

BOTTOM

Batter	1	2	3	4	5	6	7	8	9	AB	R	H	RBI	BB	SO	LOB
Lenny Randle, S (1, 7) OBP: 0.277, SLG: 0.271	K		K		BB		F8	1-3		4	0	0	0	1	2	1
Juan Beniquez, R (1, 8) OBP: 0.271, SLG: 0.276	F8		K		F3 1-3		F7 1B 2B			4	1	1	0	0	1	2
Mike Hargrove, L (1, 3) OBP: 0.357, SLG: 0.460	3B			F5		4-3	1B F7 1B IBB			3	1	1	0	1	0	0
Toby Harrah, R (1, 6) OBP: 0.490, SLG: 0.462	1-3			1B 1B BB		F4	F7 1-2 2-3			3	0	0	0	1	0	3
Jeff Burroughs, R (1, 9) OBP: 0.295, SLG: 0.448 Gene Clines, R (7, PR) OBP: 0.333, SLG: 0.333 (8, 9)		K		1B 1-2 1B		1B BB 2B 1B	1B 2-3 3-H 1B			4 0	1 0	3 0	1 0	0 0	1 0	0 0
Roy Howell, L (1, 5) OBP: 0.298, SLG: 0.275		L8		1-3 2-H 1B		1B 1-2 2B BB	1-2 3-H 1B			3	1	2	1	1	0	0
Tom Grieve, R (1, 10) OBP: 0.278, SLG: 0.423	K				HR	1-2 2-3 2B 1B	F8			4	2	2	1	0	1	2
John Ellis, R (1, 2) OBP: 0.353, SLG: 0.471			SH1-3 1B		K	1-H 2-H 3-H 2B		K		4	0	2	3	0	2	0
Roy Smalley, S (1, 4) OBP: 0.364, SLG: 0.289			SH1-3 1-2		F8	4-3		1-3		3	0	0	0	0	0	1
Inning Stats	R: 0 E: 0 K: 1 S: 6 H: 1 LOB: 1 BB: 0 P: 6	R: 0 E: 0 K: 2 S: 7 H: 0 LOB: 0 BB: 0 P: 7	R: 0 E: 0 K: 2 S: 8 H: 1 LOB: 1 BB: 0 P: 8	R: 0 E: 0 K: 0 S: 3 H: 2 LOB: 2 BB: 1 P: 7	R: 1 E: 0 K: 1 S: 6 H: 1 LOB: 1 BB: 1 P: 10	R: 3 E: 0 K: 0 S: 6 H: 3 LOB: 1 BB: 1 P: 10	R: 2 E: 0 K: 0 S: 6 H: 3 LOB: 2 BB: 1 P: 10	R: 0 E: 0 K: 1 S: 5 H: 0 LOB: 0 BB: 0 P: 5		1B: 7 2B: 2 3B: 1 HR: 1 SF: 0 SAC: 1 DP: 0 HBP: 0						

livebaseballscorecards.com

AB	32
R	6
H	11
RBI	6
BB	4
SO	7
LOB	9

WP: 0 PB: 0 SB: 2 CS: 0 PA: 37

PITCHER		IP	WLS	BF	H	R	ER	SO	BB	IBB	HBP	BLK	WP	HR	S	P	ERA	WHIP
Fergie Jenkins, R ERA: 3.45	(1, 1)	6.1	L	29	9	5	5	6	3	0	0	0	0	1	38	50	7.11	1.895
Jim Willoughby, R ERA: 5.68	(7, 1)	1.2		8	2	1	1	1	0	1	0	0	0	0	9	13	5.40	1.200

PITCHER	IP	WLS	BF	H	R	ER	SO	BB	IBB	HBP	BLK	WP	HR	S	P	ERA	WHIP

Batter	1	2	3	4	5	6	7	8	9	AB	R	H	RBI	BB	SO	LOB
Bernie Carbo, L (1, 10) OBP: 0.304, SLG: 0.429	G3 2B		K		F4			BB 1B		3	0	1	0	1	1	0
Denny Doyle, L (1, 4) OBP: 0.208, SLG: 0.261	G3 2-3		K			F2		K		4	0	0	0	0	2	2
Fred Lynn, L (1, 8) OBP: 0.462, SLG: 0.622	BB		4-3			HR		K		3	1	1	1	1	1	1
Jim Rice, R (1, 7) OBP: 0.305, SLG: 0.434	K			K		1-3		1B 1-2		4	0	1	0	0	2	2
Carl Yastrzemski, L (1, 3) OBP: 0.404, SLG: 0.435	F8			2B F7		4-3		F7		4	0	1	0	0	0	4
Carlton Fisk, R (1, 2) OBP: 0.404, SLG: 0.558		1B		F7 2-3			F6		HBP G5-4-3	3	0	1	0	0	0	1
Dwight Evans, R (1, 9) OBP: 0.375, SLG: 0.560		F7 3-2		4-3			2B		G5-4-3 1-2f	4	0	1	0	0	0	3
Rico Petrocelli, R (1, 5) OBP: 0.315, SLG: 0.375		F4			F7		F6		F2	4	0	0	0	0	0	2
Rick Burleson, R (1, 6) OBP: 0.273, SLG: 0.229		F9			5-3		6-3			3	0	0	0	0	0	2
Inning Stats	R: 0 E: 0 K: 1 S: 6 H: 1 LOB: 2 BB: 1 P: 10	R: 0 E: 0 K: 0 S: 6 H: 1 LOB: 1 BB: 0 P: 9	R: 0 E: 0 K: 2 S: 7 H: 0 LOB: 0 BB: 0 P: 7	R: 0 E: 0 K: 1 S: 6 H: 1 LOB: 1 BB: 0 P: 6	R: 0 E: 0 K: 0 S: 3 H: 0 LOB: 0 BB: 0 P: 4	R: 1 E: 0 K: 0 S: 5 H: 1 LOB: 0 BB: 0 P: 5	R: 0 E: 0 K: 0 S: 4 H: 1 LOB: 1 BB: 0 P: 4	R: 0 E: 0 K: 2 S: 8 H: 1 LOB: 2 BB: 1 P: 14	R: 0 E: 0 K: 0 S: 2 H: 0 LOB: 0 BB: 0 P: 3	1B: 2 2B: 3 3B: 0 HR: 1 SF: 0 SAC: 0 DP: 1 HBP: 1	WP: 0 PB: 0 SB: 0 CS: 0 PA: 35					

PITCHER	IP	WLS	BF	H	R	ER	SO	BB	IBB	HBP	BLK	WP	HR	S	P	ERA	WHIP
Bill Singer, R (1, 1) ERA: 3.34	9.0	W	35	6	1	1	6	2	0	1	0	0	1	47	62	1.00	0.889

PITCHER	IP	WLS	BF	H	R	ER	SO	BB	IBB	HBP	BLK	WP	HR	S	P	ERA	WHIP

TOP

Boston Red Sox @ Texas Rangers

Arlington Stadium, Arlington, TX

Sat May 01 1976, 8:05 PM EDT

Att. 22,486 - Unknown

livebaseballscorecards.com

AB	32
R	1
H	6
RBI	1
BB	2
SO	6
LOB	17

Boston Red Sox @ Texas Rangers

Arlington Stadium, Arlington, TX

Sat May 01 1976, 8:05 PM EDT

Att. 22,486 - Unknown

BOTTOM

Batter	1	2	3	4	5	6	7	8	9	AB	R	H	RBI	BB	SO	LOB
Juan Beniquez, R (1, 8) OBP: 0.250, SLG: 0.254	0-0 L8	3-2 F3		0-0 L4		0-0 F9		0-0 5-3		5	0	0	0	0	0	2
Mike Cubbage, L (1, 4) OBP: 0.500, SLG: 0.286	4-0 BB, 1B, BB		0-0 3-1		0-0 FC3-6, 1B	4-0 1-2, 1B, BB		0-0 4-3		3	0	1	0	2	0	0
Mike Hargrove, L (1, 3) OBP: 0.361, SLG: 0.455	0-0 1-2, BB, 1B		0-0 F5		0-0 FC3-6, 1B, 1-2f, HR	0-0 1-2, 2-H, 1B		0-3 K		5	1	2	0	0	1	1
Toby Harrah, R (1, 6) OBP: 0.472, SLG: 0.442	0-0 F8		0-0 6-3		0-0 1-2, HR, 1B		0-0 4-3			4	1	1	0	0	0	2
Jeff Burroughs, R (1, 9) OBP: 0.338, SLG: 0.525	4-0 1-2, 2-3, BB			0-0 5-3, 1B, 1B	B 1-0 1-H, 2-H, HR		0-0 1B, 1B, 1B			3	3	3	3	1	0	0
Roy Howell, L (1, 5) OBP: 0.295, SLG: 0.273	0-3 K			0-0 5-3, 1-2	0-0 F7		0-0 1B, 1-3, 1B			4	0	1	0	0	1	4
John Ellis, R (1, 10) OBP: 0.381, SLG: 0.476		0-0 F8		0-0 HR, 2-H, 1B	0-0 1-3		0-0 1-2, 3-H, 1B			4	1	2	2	0	0	0
Tom Grieve, R (1, 7) OBP: 0.293, SLG: 0.482		0-0 F9		0-0 1-H, HR		0-0 BB, 1B, 1B	0-0 F8			4	1	2	2	0	0	2
Jim Sundberg, R (1, 2) OBP: 0.162, SLG: 0.250		0-0 2B		0-0 F3		0-0 F2	0-0 F8			4	0	1	0	0	0	3
Inning Stats	R: 0 E: 0 K: 1 S: 6 H: 1 LOB: 3 BB: 2 P: 14	R: 0 E: 0 K: 0 S: 6 H: 1 LOB: 1 BB: 0 P: 9	R: 0 E: 0 K: 0 S: 3 H: 0 LOB: 0 BB: 0 P: 3	R: 3 E: 0 K: 0 S: 6 H: 3 LOB: 0 BB: 0 P: 6	R: 3 E: 0 K: 0 S: 6 H: 3 LOB: 0 BB: 0 P: 7	R: 0 E: 0 K: 0 S: 4 H: 2 LOB: 2 BB: 1 P: 8	R: 1 E: 0 K: 0 S: 6 H: 3 LOB: 2 BB: 0 P: 6	R: 0 E: 0 K: 1 S: 5 H: 0 LOB: 0 BB: 0 P: 5		1B: 10 2B: 1 3B: 0 HR: 2	SF: 0 SAC: 0 DP: 0 HBP: 0						

PITCHER		IP	WLS	BF	H	R	ER	SO	BB	IBB	HBP	BLK	WP	HR	S	P	ERA	WHIP
Rick Wise, R ERA: 4.63	(1, 1)	4.1	L	23	8	6	6	1	2	0	0	0	0	2	25	37	12.46	2.308
Reggie Cleveland, R ERA: 0.73	(5, 1)	3.2		16	5	1	1	1	1	0	0	0	0	0	17	21	2.46	1.636

PITCHER	IP	WLS	BF	H	R	ER	SO	BB	IBB	HBP	BLK	WP	HR	S	P	ERA	WHIP

livebaseballscorecards.com

AB	36
R	7
H	13
RBI	7
BB	3
SO	2
LOB	14

WP: 0 PB: 0 SB: 0 CS: 0 PA: 39

Batter	1	2	3	4	5	6	7	8	9	AB	R	H	RBI	BB	SO	LOB
Bernie Carbo, L (1, 10) OBP: 0.296, SLG: 0.520	S S S 0-3 ① K		x 0-0 1-H HR		S S S 0-3 ② K 1-2			x 0-0 ② F8		4	1	1	2	0	2	1
Denny Doyle, L (1, 4) OBP: 0.192, SLG: 0.240	x 0-0 ② F9		x 0-0 ② 6-3		x 0-0 ③ F7			x 0-0 ③ G3		4	0	0	0	0	0	1
Fred Lynn, L (1, 8) OBP: 0.464, SLG: 0.653	x 0-0 CS 1B		x 0-0 3B			x 0-0 ① L8			x 0-0 ① F8	4	0	2	0	0	0	0
Jim Rice, R (1, 7) OBP: 0.286, SLG: 0.404	0-0 ③ CS 1-2	S S S 0-3 ① K	x 0-0 ③ L6			S S S 0-3 ② K			S S C 0-3 ② K	4	0	0	0	0	3	1
Carl Yastrzemski, L (1, 3) OBP: 0.393, SLG: 0.420		x 0-0 ② 4-3		x 0-0 ① 4-3		x 0-0 ③ L4			x 0-0 1B	4	0	1	0	0	0	0
Carlton Fisk, R (1, 2) OBP: 0.377, SLG: 0.518		x 0-0 ③ 5-3		S S S 0-3 ② K			x 0-0 ① F8		x 0-0 ③ L8	4	0	0	0	0	1	1
Dwight Evans, R (1, 9) OBP: 0.373, SLG: 0.604			x 0-0 HR	x 0-0 ③ F9			x 0-0 ② P9			3	1	1	1	0	0	0
Rico Petrocelli, R (1, 5) OBP: 0.298, SLG: 0.353			x 0-0 ① 5-3		x 0-0 ① 5-3		x 0-0 ③ F8			3	0	0	0	0	0	0
Rick Burleson, R (1, 6) OBP: 0.293, SLG: 0.255			x 0-0 HR 1B		x 0-0 S 1B			x 0-0 ① 6-3		3	1	2	0	0	0	0
Inning Stats	R: 0 E: 0 K: 1 S: 5 H: 1 LOB: 0 BB: 0 P: 5	R: 0 E: 0 K: 1 S: 5 H: 0 LOB: 0 BB: 0 P: 5	R: 3 E: 0 K: 0 S: 7 H: 4 LOB: 0 BB: 0 P: 7	R: 0 E: 0 K: 1 S: 5 H: 0 LOB: 0 BB: 0 P: 5	R: 0 E: 0 K: 1 S: 6 H: 1 LOB: 1 BB: 0 P: 6	R: 0 E: 0 K: 1 S: 5 H: 0 LOB: 0 BB: 0 P: 5	R: 0 E: 0 K: 0 S: 3 H: 0 LOB: 0 BB: 0 P: 3	R: 0 E: 0 K: 0 S: 3 H: 0 LOB: 0 BB: 0 P: 3	R: 0 E: 0 K: 1 S: 6 H: 1 LOB: 1 BB: 0 P: 6	1B: 4 2B: 0 3B: 1 HR: 2	SF: 0 SAC: 0 DP: 0 HBP: 0						

PITCHER	IP	WLS	BF	H	R	ER	SO	BB	IBB	HBP	BLK	WP	HR	S	P	ERA	WHIP
Gaylord Perry, R (1, 1) ERA: 2.64	9.0	W	33	7	3	3	6	0	0	0	0	0	2	45	45	3.00	0.778

PITCHER	IP	WLS	BF	H	R	ER	SO	BB	IBB	HBP	BLK	WP	HR	S	P	ERA	WHIP

Boston Red Sox @ Texas Rangers

Arlington Stadium, Arlington, TX

Sun May 02 1976, 4:33 AM EDT

Att. 24,464 - Unknown - 81 F

TOP

livebaseballscorecards.com

AB	33
R	3
H	7
RBI	3
BB	0
SO	6
LOB	4

WP: 0	PB: 0	SB: 1	CS: 1
PA: 34			

Boston Red Sox @ Texas Rangers

Arlington Stadium, Arlington, TX

Sun May 02 1976, 4:33 AM EDT

Att. 24,464 - Unknown - 81 F

BOTTOM

Batter	1	2	3	4	5	6	7	8	9	AB	R	H	RBI	BB	SO	LOB
Dave Moates, L (1, 8) (9, 9) OBP: 0.400, SLG: 0.250	FC6-4 1B		F8			SH3-1 1-2		L3		3	0	1	0	0	0	1
Lenny Randle, S (1, 7) OBP: 0.290, SLG: 0.286	FC6-4 CS 1-2f			G4-3 1B		F5		HR 1B		4	1	2	0	0	0	2
Mike Hargrove, L (1, 3) OBP: 0.369, SLG: 0.508	F7 1-2			F8		HR 2-H		HR 1-2		4	2	2	2	0	0	2
Toby Harrah, R (1, 6) OBP: 0.439, SLG: 0.404		K		G4-3 1-2f		K		F3		4	0	0	0	0	2	3
Jeff Burroughs, R (1, 9) OBP: 0.348, SLG: 0.569		4-3			L7		BB 1B	HR 1-H 2-H		4	1	2	3	0	0	0
Juan Beniquez, R (9, 8) OBP: 0.250, SLG: 0.254										0	0	0	0	0	0	0
Roy Howell, L (1, 5) OBP: 0.308, SLG: 0.288		F9			K		BB 1-2	E 1B		4	0	2	0	0	1	0
Tom Grieve, R (1, 10) OBP: 0.306, SLG: 0.533			5-3		HR		K	E 1-2		4	1	2	1	0	1	2
Roy Smalley, S (1, 4) OBP: 0.373, SLG: 0.277			BB		K		G5-4-3 1-2 2-3 BB	E6 1-2 2-3		2	0	0	0	2	1	2
Jim Sundberg, R (1, 2) OBP: 0.179, SLG: 0.263			F9			SH3-1 HR 1B	G5-4-3 1-2f	L5		2	1	1	0	0	0	1
John Ellis, R (7, PH) (8, 2) OBP: 0.348, SLG: 0.435										2	0	0	0	0	0	6
Inning Stats	R: 0 E: 0 K: 0 S: 3 H: 1 LOB: 0 BB: 0 P: 3	R: 0 E: 0 K: 1 S: 5 H: 0 LOB: 0 BB: 0 P: 5	R: 0 E: 0 K: 0 S: 3 H: 0 LOB: 1 BB: 1 P: 7	R: 0 E: 0 K: 0 S: 3 H: 1 LOB: 0 BB: 0 P: 3	R: 1 E: 0 K: 2 S: 8 H: 1 LOB: 0 BB: 0 P: 8	R: 2 E: 0 K: 1 S: 7 H: 2 LOB: 0 BB: 0 P: 7	R: 0 E: 0 K: 1 S: 6 H: 2 LOB: 2 BB: 1 P: 10	R: 3 E: 1 K: 0 S: 9 H: 5 LOB: 3 BB: 0 P: 10		1B: 9 2B: 0 3B: 0 HR: 3	SF: 0 SAC: 1 DP: 2 HBP: 0						

livebaseballscorecards.com

AB	33
R	6
H	12
RBI	6
BB	2
SO	5
LOB	19

WP: 0 PB: 0 SB: 0 CS: 1 PA: 36

PITCHER		IP	WLS	BF	H	R	ER	SO	BB	IBB	HBP	BLK	WP	HR	S	P	ERA	WHIP
Luis Tiant, R ERA: 3.13	(1, 1)	7.2	L	32	10	6	6	5	2	0	0	0	0	3	40	49	7.04	1.565
Tom House, L ERA: 4.26	(8, 1)	0.1		4	2	0	0	0	0	0	0	0	0	0	4	4	0.00	6.000

PITCHER	IP	WLS	BF	H	R	ER	SO	BB	IBB	HBP	BLK	WP	HR	S	P	ERA	WHIP

Batter	1	2	3	4	5	6	7	8	9	AB	R	H	RBI	BB	SO	LOB
Jim Wohlford, R (1, 7) OBP: 0.286, SLG: 0.325	x 0-0 CS 1B	H 1-0 HR HBP		SSS 0-3 ③ K			x 0-0 ① F6		x 0-0 ① 4-3	2	1	1	0	0	1	1
Tom Poquette, L (6, 7)										2	0	0	0	0	0	0
Amos Otis, R (1, 8) OBP: 0.419, SLG: 0.569	x 0-0 ① FC3-6 1B 1-2	x 0-0 HR 1-H 2-H			x 0-0 HR		SSS 0-3 ② K		x 0-0 ② F8	5	2	3	4	0	1	0
Hal McRae, R (1, 10) OBP: 0.290, SLG: 0.368	x 0-0 ② FC3-6 1-2f	x 0-0 ③ 5-3			x 0-0 ① 6-3		BBBB 4-0 BB 1B BB		x 0-0 ③ L5	4	1	0	0	1	0	1
John Mayberry, L (1, 3) OBP: 0.317, SLG: 0.160	x 0-0 ③ 6-3		x 0-0 ① 4-3		SSS 0-3 ② K		BBBB 4-0 1B 1-2 BB			3	0	0	0	1	1	1
Al Cowens, R (1, 9) OBP: 0.233, SLG: 0.250		x 0-0 ① F9	x 0-0 ② F8		x 0-0 ③ 4-3		x 0-0 ③ 1-3 2-H 1B			4	0	1	1	0	0	0
George Brett, L (1, 5) OBP: 0.323, SLG: 0.333		x 0-0 1B 2B 1B	x 0-0 ③ 4-3			x 0-0 ① 4-3		x 0-0 1B SH1-4 CS 1B		4	1	2	0	0	0	0
Frank White, R (1, 4) OBP: 0.163, SLG: 0.190		x 0-0 ② F7		x 0-0 ① F8		x 0-0 ② 6-3		x 0-0 ① SH1-4 1-2		3	0	0	0	0	0	1
Freddie Patek, R (1, 6) OBP: 0.447, SLG: 0.400		x 0-0 1-2 2B 1B		x 0-0 S 1B		BBBB 4-0 S BB		x 0-0 2-3 1B		3	1	3	0	1	0	0
Buck Martinez, R (1, 2) OBP: 0.211, SLG: 0.579		x 0-0 1-H 2-H HR 2B		x 0-0 ② F4 1-2		x 0-0 ③ L8 1-2		x 0-0 ②③ 6-3 3-H		4	1	1	2	0	0	4
Inning Stats	R: 0 E: 1 K: 0 S: 4 H: 2 LOB: 1 BB: 0 P: 4	R: 5 E: 0 K: 0 S: 7 H: 4 LOB: 0 BB: 0 P: 8	R: 0 E: 0 K: 0 S: 3 H: 0 LOB: 0 BB: 0 P: 3	R: 0 E: 0 K: 1 S: 6 H: 1 LOB: 1 BB: 0 P: 6	R: 1 E: 0 K: 1 S: 6 H: 1 LOB: 0 BB: 0 P: 6	R: 0 E: 0 K: 0 S: 3 H: 0 LOB: 1 BB: 1 P: 7	R: 1 E: 0 K: 1 S: 5 H: 1 LOB: 2 BB: 2 P: 13	R: 0 E: 0 K: 0 S: 4 H: 2 LOB: 1 BB: 0 P: 4	R: 0 E: 0 K: 0 S: 3 H: 0 LOB: 0 BB: 0 P: 3	1B: 8 2B: 1 3B: 0 HR: 2	SF: 0 SAC: 1 DP: 0 HBP: 1						

Kansas City Royals @ Boston Red Sox

Fenway Park, Boston, MA

Tue May 04 1976, 7:05 PM EDT

Att. 16,274 - Unknown - 53 F

TOP

livebaseballscorecards.com

AB	34
R	7
H	11
RBI	7
BB	3
SO	3
LOB	8

WP: 0 PB: 0 SB: 2 CS: 2 PA: 39

PITCHER		IP	WLS	BF	H	R	ER	SO	BB	IBB	HBP	BLK	WP	HR	S	P	ERA	WHIP
Bill Lee, L ERA: 12.12	(1, 1)	5.0	L	23	8	6	6	2	0	0	1	0	0	2	26	27	10.80	1.600
Dick Pole, R ERA: 3.86	(6, 1)	2.1		12	3	1	1	1	3	0	0	0	0	0	11	23	3.86	2.571
Jim Willoughby, R ERA: 4.5	(8, 1)	1.2		4	0	0	0	0	0	0	0	0	0	0	4	4	0.00	0.000

PITCHER	IP	WLS	BF	H	R	ER	SO	BB	IBB	HBP	BLK	WP	HR	S	P	ERA	WHIP

Batter	1	2	3	4	5	6	7	8	9	AB	R	H	RBI	BB	SO	LOB
Bernie Carbo, L (1, 10) OBP: 0.250, SLG: 0.433	0-0 ① 1-3		0-3 ① K		0-0 ① F8	0-0 ① E4 1B 1-2			0-0 ① F7	5	0	0	0	0	1	1
Denny Doyle, L (1, 4) OBP: 0.246, SLG: 0.291	0-0 1B 1B		0-0 1B 1B		0-0 2B 1B 1B	0-0 1-2 2-H 1B			0-0 ② F8	5	1	4	1	0	0	0
Fred Lynn, L (1, 8) OBP: 0.492, SLG: 0.679	0-0 BB 1-3 1B		0-0 G1-6-3 1-2 1B		0-0 1B FC4-6 1-3 2B	0-0 ③ L8			B B B B 4-0 BB	4	1	3	0	1	0	2
Carlton Fisk, R (1, 2) OBP: 0.364, SLG: 0.492	S S S 0-3 ② K		0-0 ② ③ G1-6-3 1-2f		0-0 FC4-6 2-3 3-H 1B		0-0 ① 6-3		0-0 ③ F9	5	0	1	1	0	1	5
Carl Yastrzemski, L (1, 3) OBP: 0.385, SLG: 0.396	B B B B 4-0 1-2 BB			0-0 E4 HR	0-0 ② FC4-6 FC6-4 1-2f 3-H		0-0 ② F7			3	1	0	1	1	0	1
Jim Rice, R (1, 7) OBP: 0.269, SLG: 0.377	0-0 ③ F9			S S S 0-3 ① K	0-0 ③ FC6-4 1-2f		S S S 0-3 ③ K			4	0	0	0	0	2	5
Dwight Evans, R (1, 9) OBP: 0.349, SLG: 0.561		0-0 ① F8		S S S 0-3 ② K		0-0 ① 6-3		S S S 0-3 ① K		4	0	0	0	0	2	1
Rico Petrocelli, R (1, 5) OBP: 0.311, SLG: 0.418		S S S 0-3 ② K		0-0 1-H HR		0-0 E 1B 1B		0-0 ② 5-3		4	2	2	2	0	1	0
Rick Burleson, R (1, 6) OBP: 0.274, SLG: 0.236		0-0 ③ G3		0-0 ③ 6-3		0-0 ② F4		0-0 ③ F3		4	0	0	0	0	0	1
Inning Stats	R: 0 H: 2 E: 0 LOB: 3 K: 1 BB: 1 S: 7 P: 11	R: 0 H: 0 E: 0 LOB: 0 K: 1 BB: 0 S: 5 P: 5	R: 0 H: 2 E: 0 LOB: 1 K: 1 BB: 0 S: 6 P: 6	R: 2 H: 1 E: 1 LOB: 0 K: 2 BB: 0 S: 9 P: 9	R: 2 H: 3 E: 0 LOB: 1 K: 0 BB: 0 S: 6 P: 6	R: 1 H: 2 E: 1 LOB: 2 K: 0 BB: 0 S: 6 P: 6	R: 0 H: 0 E: 0 LOB: 0 K: 1 BB: 0 S: 5 P: 5	R: 0 H: 0 E: 0 LOB: 0 K: 1 BB: 0 S: 5 P: 5	R: 0 H: 0 E: 0 LOB: 1 K: 0 BB: 1 S: 3 P: 7	1B: 8 SF: 0 2B: 1 SAC: 0 3B: 0 DP: 1 HR: 1 HBP: 0						WP: 0 PA: 40 PB: 0 SB: 0 CS: 0	

PITCHER		IP	WLS	BF	H	R	ER	SO	BB	IBB	HBP	BLK	WP	HR	S	P	ERA	WHIP
Al Fitzmorris, R ERA: 3.32	(1, 1)	5.1	W	26	9	5	2	5	1	0	0	0	0	1	35	39	3.38	1.875
Mark Littell, R ERA:	(6, 1)	0.1		3	1	0	0	0	0	0	0	0	0	0	3	3	0.00	3.000
Bob McClure, L ERA: 11.57	(6, 1)	0.1		1	0	0	0	0	0	0	0	0	0	0	1	1	0.00	0.000
Doug Bird, R ERA: 1.88	(7, 1)	3.0	S	10	0	0	0	2	1	0	0	0	0	0	13	17	0.00	0.333

PITCHER	IP	WLS	BF	H	R	ER	SO	BB	IBB	HBP	BLK	WP	HR	S	P	ERA	WHIP

BOTTOM

Kansas City Royals @ Boston Red Sox

Fenway Park, Boston, MA

Tue May 04 1976, 7:05 PM EDT

Att. 16,274 - Unknown - 53 F

livebaseballscorecards.com

AB	38
R	5
H	10
RBI	5
BB	2
SO	7
LOB	16

Kansas City Royals @ Boston Red Sox

Fenway Park, Boston, MA

Wed May 05 1976, 3:33 AM EDT

Att. 17,596 - Unknown - 63 F

TOP

livebaseballscorecards.com

Batter	1	2	3	4	5	6	7	8	9	AB	R	H	RBI	BB	SO	LOB
Al Cowens, R (1, 9) OBP: 0.231, SLG: 0.246	F4		1B SF9 1B	K		K		3-1		5	1	1	0	0	2	3
Amos Otis, R (1, 8) OBP: 0.433, SLG: 0.611	5-3		K		HR		BB S 1B BB		2B 1B BB	3	3	1	1	2	1	1
George Brett, L (1, 5) OBP: 0.343, SLG: 0.361	2B BB		FC6-4 1-3 1B		K		K 1-2		1B 1-3 2B	4	1	2	0	1	2	1
John Mayberry, L (1, 3) OBP: 0.324, SLG: 0.189	1-3 2B		SF9 3-H		G3		K		1B SF7 IBB	3	1	1	1	1	1	1
Hal McRae, R (1, 7) OBP: 0.299, SLG: 0.350	BB		FC6-4 1-2f		5-3		1B BB IBB		K	3	1	0	0	2	1	4
Tony Solaita, L (1, 10) OBP: 0.222, SLG: 0.444	4-3			FC6 2B		1B FC6-4 2B	1B 1-2 2-3 BB		SF7 1-3 2-H 3-H 1B	3	1	2	0	0	0	3
Davey Nelson, R (7, PH) OBP: 0.444, SLG: 0.571										0	0	0	0	1	0	0
Tom Poquette, L (7, PR) OBP: 0.286, SLG: 0.167										1	0	1	2	0	0	0
Cookie Rojas, R (1, 4) OBP: 0.375, SLG: 0.308		6-3		FC6 1B 2-3		FC6-4 2-3 1B	1-3 2-H 3-H 1B		SF7 1-2 3-H	4	0	2	3	0	0	1
Frank White, R (9, 4) OBP: 0.163, SLG: 0.190										0	0	0	0	0	0	0
Freddie Patek, R (1, 6) OBP: 0.423, SLG: 0.378		L8		1-2 1B		FC6-4 1B 1-2f 3-H		1-3	K	5	0	1	1	0	1	2
Buck Martinez, R (1, 2) OBP: 0.217, SLG: 0.522		F3		F8		1-3 1B		K		4	0	1	0	0	1	2
Inning Stats	R: 0 E: 0 K: 0 S: 4 H: 1 LOB: 3 BB: 2 P: 12	R: 0 E: 0 K: 0 S: 3 H: 0 LOB: 0 BB: 0 P: 3	R: 1 E: 0 K: 1 S: 7 H: 2 LOB: 1 BB: 0 P: 7	R: 0 E: 0 K: 1 S: 7 H: 2 LOB: 2 BB: 0 P: 7	R: 1 E: 0 K: 1 S: 6 H: 1 LOB: 0 BB: 0 P: 6	R: 1 E: 0 K: 1 S: 7 H: 3 LOB: 1 BB: 0 P: 7	R: 2 E: 0 K: 2 S: 7 H: 1 LOB: 2 BB: 3 P: 19	R: 0 E: 0 K: 1 S: 5 H: 0 LOB: 0 BB: 0 P: 5	R: 3 E: 0 K: 2 S: 9 H: 2 LOB: 1 BB: 2 P: 17	1B: 7 2B: 4 3B: 0 HR: 1	SF: 2 SAC: 0 DP: 0 HBP: 0						

	AB	35
	R	8
	H	12
	RBI	8
	BB	7
	SO	9
	LOB	18

WP: 0 PB: 0 SB: 1 CS: 0 PA: 44

PITCHER		IP	WLS	BF	H	R	ER	SO	BB	IBB	HBP	BLK	WP	HR	S	P	ERA	WHIP
Fergie Jenkins, R ERA: 3.63	(1, 1)	6.0	L	28	9	3	3	4	2	0	0	0	0	1	34	42	4.50	1.833
Tom House, L ERA: 6.43	(7, 1)	0.2		5	0	2	2	2	2	1	0	0	0	0	6	18	27.00	3.000
Reggie Cleveland, R ERA: 2.57	(7, 1)	1.2		9	3	3	3	2	1	1	0	0	0	0	11	19	16.20	2.400
Jim Willoughby, R ERA: 4.15	(9, 1)	0.2		2	0	0	0	1	0	0	0	0	0	0	4	4	0.00	0.000

PITCHER	IP	WLS	BF	H	R	ER	SO	BB	IBB	HBP	BLK	WP	HR	S	P	ERA	WHIP

Batter	1	2	3	4	5	6	7	8	9	AB	R	H	RBI	BB	SO	LOB
Doug Griffin, R (1, 4) OBP: 0.400, SLG: 0.308	1B	F8		3-1			F5		F4	4	0	1	0	0	0	3
Denny Doyle, L (9, PH) OBP: 0.241, SLG: 0.286										1	0	0	0	0	0	0
Deron Johnson, R (1, 10) OBP: 0.321, SLG: 0.333	F2		F9		F3			BBBB 4-0 E BB 2B BB		3	1	0	0	1	0	1
Fred Lynn, L (1, 8) OBP: 0.492, SLG: 0.661	F9		1B		4-3			BBBB 4-0 1-2 E 2B BB		3	1	1	0	1	0	1
Carlton Fisk, R (1, 2) OBP: 0.343, SLG: 0.462	1-3		SSS 0-3 K		6-3			0-0 E5 L3 1-2 2-3		4	0	0	0	0	1	4
Carl Yastrzemski, L (1, 3) OBP: 0.377, SLG: 0.386		F8	L8			G1-4-3 1B		0-0 L3 1-2		4	0	1	0	0	0	4
Jim Rice, R (1, 7) OBP: 0.296, SLG: 0.406		BBBB 4-0 S 2B BB		1B 1B 1B		0-0 G1-4-3 1-2f		0-0 2-H 3-H 2B		3	2	2	2	1	0	1
Dwight Evans, R (1, 9) OBP: 0.343, SLG: 0.541		F9 1-2		1B 1-3 1B		F3		SSS 0-3 K		4	0	1	0	0	1	2
Rico Petrocelli, R (1, 5) OBP: 0.323, SLG: 0.414		BBBB 4-0 2B BB		0-0 CS 1-3 3-H 1B			5-3		5-3	3	0	1	1	1	0	0
Rick Burleson, R (1, 6) OBP: 0.273, SLG: 0.254		1-3 2-H 2B		5-3 1-2			6-3		SSS 0-3 K	4	0	1	1	0	1	2
Inning Stats	R: 0 E: 0 K: 0 S: 4 H: 1 LOB: 1 BB: 0 P: 4	R: 1 E: 0 K: 0 S: 4 H: 1 LOB: 2 BB: 2 P: 12	R: 0 E: 0 K: 1 S: 6 H: 1 LOB: 1 BB: 0 P: 6	R: 1 E: 0 K: 0 S: 5 H: 3 LOB: 1 BB: 0 P: 5	R: 0 E: 0 K: 0 S: 3 H: 0 LOB: 0 BB: 0 P: 3	R: 0 E: 0 K: 0 S: 3 H: 1 LOB: 0 BB: 0 P: 3	R: 0 E: 0 K: 0 S: 3 H: 0 LOB: 0 BB: 0 P: 3	R: 2 E: 1 K: 1 S: 6 H: 1 LOB: 1 BB: 2 P: 14	R: 0 E: 0 K: 1 S: 5 H: 0 LOB: 0 BB: 0 P: 5	1B: 6 2B: 3 3B: 0 HR: 0	SF: 0 SAC: 0 DP: 2 HBP: 0						

PITCHER		IP	WLS	BF	H	R	ER	SO	BB	IBB	HBP	BLK	WP	HR	S	P	ERA	WHIP
Paul Splittorff, L ERA: 6.75	(1, 1)	7.0	W	30	7	4	4	1	4	0	0	0	0	0	28	44	5.14	1.571
Marty Pattin, R ERA: 4.5	(8, 1)	0.0		1	0	0	0	0	0	0	0	0	0	0	1	1	∞	∞
Steve Mingori, L ERA: 7.71	(8, 1)	0.2		1	0	0	0	0	0	0	0	0	0	0	1	1	0.00	0.000
Mark Littell, R ERA:	(8, 1)	1.1	S	5	1	0	0	2	0	0	0	0	0	0	9	9	0.00	0.750

PITCHER	IP	WLS	BF	H	R	ER	SO	BB	IBB	HBP	BLK	WP	HR	S	P	ERA	WHIP

BOTTOM

Kansas City Royals @ Boston Red Sox

Fenway Park, Boston, MA

Wed May 05 1976, 3:33 AM EDT

Att. 17,596 - Unknown - 63 F

livebaseballscorecards.com

AB	33
R	4
H	8
RBI	4
BB	4
SO	3
LOB	18

Batter	1	2	3	4	5	6	7	8	9	AB	R	H	RBI	BB	SO	LOB
Juan Beniquez, R (1, 8) OBP: 0.270, SLG: 0.288	L6-4-3 1B		1B 1B	FC1-5 1-2 2-3f			SH1-3 2B		1-3 SH WP 1B	5	2	4	0	0	0	2
Gene Clines, R (1, 7) OBP: 0.333, SLG: 0.333	L6-4-3 1-2		1B 1-3 1B	L8			SH1-3 2-3		SH WP 1-3 1-2	3	0	1	0	0	0	3
Mike Hargrove, L (1, 3) OBP: 0.347, SLG: 0.464	K		1-3 3-H 1B	1-3			4-3		F9	5	0	1	1	0	1	5
Toby Harrah, R (1, 6) OBP: 0.403, SLG: 0.474		6-3	P9		F7		6-3		1-3 1-2 2-3	5	0	0	0	0	0	5
Jeff Burroughs, R (1, 9) OBP: 0.351, SLG: 0.542 Dave Moates, L (8, 9) OBP: 0.400, SLG: 0.250 Jim Fregosi, R (9, PH) OBP: 0.200, SLG: 0.222 Lenny Randle, S (9, 9) OBP: 0.270, SLG: 0.265		FC6-4 1B	3B 1B	K		F8	F4 2-3 3-H		4 0 1 0	1 0 0 0	2 0 0 0	0 0 0 0	0 0 0 0	1 0 1 0	0 0 1 0
Roy Howell, L (1, 5) OBP: 0.329, SLG: 0.358		F8	1-2 3B 1B	4-3				HR		4	2	2	1	0	0	1
Tom Grieve, R (1, 10) OBP: 0.300, SLG: 0.529		FC6-4 1-2f	1-H 2-H 1B 3B		5-3	F8				4	1	1	2	0	0	1
Roy Smalley, S (1, 4) OBP: 0.379, SLG: 0.269			K	FC1-5 1B 3-H 1B		L7		BB		3	0	1	1	1	1	0
Jim Sundberg, R (1, 2) OBP: 0.234, SLG: 0.311			F4	FC1-5 1-2 1B		P8		K		4	0	1	0	0	1	1
Inning Stats	R: 0 H: 1 E: 0 LOB: 0 K: 1 BB: 0 S: 5 P: 5	R: 0 H: 1 E: 0 LOB: 1 K: 0 BB: 0 S: 4 P: 4	R: 1 H: 3 E: 0 LOB: 2 K: 1 BB: 0 S: 8 P: 8	R: 3 H: 5 E: 0 LOB: 2 K: 0 BB: 0 S: 8 P: 8	R: 0 H: 0 E: 0 LOB: 0 K: 1 BB: 0 S: 5 P: 5	R: 0 H: 0 E: 0 LOB: 0 K: 0 BB: 0 S: 3 P: 3	R: 0 H: 1 E: 0 LOB: 1 K: 0 BB: 0 S: 4 P: 4	R: 1 H: 1 E: 0 LOB: 1 K: 1 BB: 1 S: 6 P: 10	R: 1 H: 1 E: 0 LOB: 1 K: 0 BB: 0 S: 5 P: 5	1B: 10 SF: 0 2B: 1 SAC: 2 3B: 1 DP: 1 HR: 1 HBP: 0						

PITCHER		IP	WLS	BF	H	R	ER	SO	BB	IBB	HBP	BLK	WP	HR	S	P	ERA	WHIP
Rick Wise, R ERA: 5.47	(1, 1)	3.0		17	9	4	4	2	0	0	0	0	0	0	21	21	12.00	3.000
Dick Pole, R ERA: 3.77	(4, 1)	5.0	L	21	4	2	2	2	1	0	0	0	0	1	24	28	3.60	1.000
Tom House, L ERA: 5.63	(9, 1)	1.0		3	0	0	0	0	0	0	0	0	1	0	3	3	0.00	0.000

PITCHER	IP	WLS	BF	H	R	ER	SO	BB	IBB	HBP	BLK	WP	HR	S	P	ERA	WHIP

TOP

Texas Rangers @ Boston Red Sox

Fenway Park, Boston, MA

Sat May 08 1976, 3:33 AM EDT

Unknown - 60 F

livebaseballscorecards.com

AB	38
R	6
H	13
RBI	5
BB	1
SO	4
LOB	19

WP: 1	PA: 41		
PB: 0			
SB: 0			
CS: 0			

Texas Rangers @ Boston Red Sox

Fenway Park, Boston, MA

Sat May 08 1976, 3:33 AM EDT

Unknown - 60 F

BOTTOM

Batter	1	2	3	4	5	6	7	8	9	AB	R	H	RBI	BB	SO	LOB
Bernie Carbo, L (1, 10) OBP: 0.250, SLG: 0.394 Deron Johnson, R (9, PH) OBP: 0.310, SLG: 0.320	F8		CS 1-2	F6	FC5-4 BB		L1-3		K	3 1	0 0	0 0	0 0	1 0	0 1	0 1
Denny Doyle, L (1, 4) OBP: 0.258, SLG: 0.305 Doug Griffin, R (9, PH) OBP: 0.375, SLG: 0.286	G3			1B E BB	F9		2B		L7	3 1	1 0	1 0	0 0	1 0	0 0	1 1
Fred Lynn, L (1, 8) OBP: 0.485, SLG: 0.644 Rick Miller, L (6, 8) OBP: 0.125, SLG: 0.125	K			BB E 1-3 BB 1B	K		L8			3 1	1 0	1 0	0 0	0 0	2 0	1 1
Carlton Fisk, R (1, 2) OBP: 0.324, SLG: 0.435		6-3		E5 BB BB 1-2 2B 3-H	FC5-4 1-2f			L7		4	1	0	1	0	0	2
Carl Yastrzemski, L (1, 3) OBP: 0.356, SLG: 0.361		F5		L7		G3		F3		4	0	0	0	0	0	2
Jim Rice, R (1, 7) OBP: 0.307, SLG: 0.394		F9		2B BB 1-2 2-3 BB		BB		L8		2	1	0	0	2	0	0
Dwight Evans, R (1, 9) OBP: 0.366, SLG: 0.540			K	2B 1-2 2-3 3-H BB		G6-4-3 1-2 BB			E4 2B 1B	2	1	1	1	2	1	0
Steve Dillard, R (1, 5) OBP: 0.556, SLG: 0.875 Cecil Cooper, L (9, PH)			CS BB	1-3 2-H 3-H 2B		G6-4-3 1-2f			K	2 1	0 0	1 0	2 0	1 0	0 1	2 1
Rick Burleson, R (1, 6) OBP: 0.271, SLG: 0.270			L7	L7			F2		2-H 2B	4	0	1	1	0	0	3
Inning Stats	R: 0 E: 0 K: 1 S: 5 H: 0 LOB: 0 BB: 0 P: 5	R: 0 E: 0 K: 0 S: 3 H: 0 LOB: 0 BB: 0 P: 3	R: 0 E: 0 K: 1 S: 4 H: 0 LOB: 0 BB: 1 P: 8	R: 4 E: 1 K: 0 S: 6 H: 2 LOB: 2 BB: 3 P: 18	R: 0 E: 0 K: 1 S: 5 H: 0 LOB: 1 BB: 1 P: 11	R: 0 E: 0 K: 0 S: 2 H: 0 LOB: 1 BB: 2 P: 10	R: 0 E: 0 K: 0 S: 4 H: 1 LOB: 1 BB: 0 P: 4	R: 0 E: 0 K: 0 S: 3 H: 0 LOB: 0 BB: 0 P: 3	R: 1 E: 1 K: 2 S: 9 H: 2 LOB: 1 BB: 0 P: 9	1B: 2 2B: 3 3B: 0 HR: 0 SF: 0 SAC: 0 DP: 1 HBP: 0						

livebaseballscorecards.com

AB	31
R	5
H	5
RBI	5
BB	7
SO	5
LOB	15

WP: 0 PB: 0 SB: 0 CS: 1 PA: 39

PITCHER		IP	WLS	BF	H	R	ER	SO	BB	IBB	HBP	BLK	WP	HR	S	P	ERA	WHIP
Bill Singer, R ERA: 3.24	(1, 1)	3.2		17	2	4	1	2	4	0	0	0	0	0	17	33	2.46	1.636
Steve Hargan, R ERA: 1.17	(4, 1)	4.2	W	19	3	1	0	2	3	0	0	0	0	0	20	34	0.00	1.286
Joe Hoerner, L ERA: 5.4	(9, 1)	0.2	S	2	0	0	0	1	0	0	0	0	0	0	4	4	0.00	0.000

PITCHER	IP	WLS	BF	H	R	ER	SO	BB	IBB	HBP	BLK	WP	HR	S	P	ERA	WHIP

Texas Rangers @ Boston Red Sox

Fenway Park, Boston, MA

Sat May 08 1976, 3:38 AM EDT

Att. 23,737 - Unknown

TOP

livebaseballscorecards.com

Batter	1	2	3	4	5	6	7	8	9	AB	R	H	RBI	BB	SO	LOB
Juan Beniquez, R (1, 8) OBP: 0.278, SLG: 0.286	F6	BBB 3B 1-2 2-3 3-H BB	1B		E5 WP	F8		S S S K		4	1	1	1	1	0	1
Dave Moates, L (6, 8) OBP: 0.333, SLG: 0.200										1	0	0	0	0	1	2
Lenny Randle, S (1, 7) OBP: 0.275, SLG: 0.297	G3	2B 1-H 2-H 3-H 3B	P8		F8		F8		F8 BB FC6-4 1B	6	2	2	3	0	0	2
Mike Hargrove, L (1, 3) OBP: 0.370, SLG: 0.479	4-3	HR 3-H 2B	G3		BBBB WP BB		BB 1B		BBBB FC6-4 1-2 BB	4	1	2	1	2	0	1
Toby Harrah, R (1, 6) OBP: 0.425, SLG: 0.541		K HR 2-H		1B 2B	BBBB 1-2 2-3 BB		BBBB G6-4-3 1-2 BB		F8 2-3	4	2	2	2	2	1	2
Jeff Burroughs, R (1, 9) OBP: 0.337, SLG: 0.506		E6 1B 1B 2B E BB		6-3	F9		G6-4-3 1-2f		FC6-4 1-2f 3-H	5	2	0	1	1	0	7
Tom Grieve, R (1, 10) OBP: 0.316, SLG: 0.541		P7 E 1-3 2B		FC6-4 2-H 1B		F8		1B 1B	L7	6	0	3	1	0	0	2
Jim Fregosi, R (1, 5) OBP: 0.267, SLG: 0.231		1B 1-2 BB 1B E5 2-3 3-H		F7	BBB 1B WP SF8 BB			S S S K		4	2	1	0	1	1	3
John Ellis, R (1, 2) OBP: 0.393, SLG: 0.464		BB BB 3B 1-3 2-H 1B F8		FC6-4 1-2f		1-3 1B		1-3 1B		5	1	3	1	0	0	3
Roy Smalley, S (1, 4) OBP: 0.366, SLG: 0.255		BBBB BB 3B 1-2 BB	F8		L4	SF8 3-H		F9		3	1	0	1	1	0	2

	AB	42
	R	12
	H	14
	RBI	11
	BB	8
	SO	3
	LOB	25

Inning Stats																																
	R: 0	H: 0	R: 9	H: 6	R: 0	H: 1	R: 1	H: 2	R: 0	H: 0	R: 1	H: 1	R: 0	H: 1	R: 0	H: 2	R: 1	H: 1	1B: 9	SF: 1	WP: 2	PA: 51
	E: 0	LOB: 0	E: 2	LOB: 2	E: 0	LOB: 1	E: 0	LOB: 1	E: 1	LOB: 3	E: 0	LOB: 1	K: 0	LOB: 1	E: 0	LOB: 2	E: 0	LOB: 1	2B: 3	SAC: 0	PB: 0	
	K: 0	BB: 0	K: 1	BB: 3	K: 0	BB: 0	K: 0	BB: 1	K: 0	BB: 2	K: 4	BB: 1	S: 3	P: 7	K: 2	BB: 0	K: 0	BB: 1	3B: 1	DP: 1	SB: 0	
	S: 3	P: 3	S: 13	P: 25	S: 4	P: 4	S: 5	P: 5	S: 4	P: 12	S: 4	P: 8			S: 9	P: 9	S: 4	P: 8	HR: 1	HBP: 0	CS: 0	

PITCHER		IP	WLS	BF	H	R	ER	SO	BB	IBB	HBP	BLK	WP	HR	S	P	ERA	WHIP
Luis Tiant, R ERA: 2.97	(1, 1)	1.2	L	15	6	9	0	1	3	0	0	0	0	1	14	26	0.00	5.400
Reggie Cleveland, R ERA: 2.6	(2, 1)	3.1		17	3	1	1	0	2	0	0	0	1	0	15	23	2.70	1.500
Rick Jones, L ERA: 6.0	(6, 1)	4.0		19	5	2	2	2	3	0	0	0	1	0	20	32	4.50	2.000

PITCHER	IP	WLS	BF	H	R	ER	SO	BB	IBB	HBP	BLK	WP	HR	S	P	ERA	WHIP

Texas Rangers @ Boston Red Sox

Fenway Park, Boston, MA

Sat May 08 1976, 3:38 AM EDT

Att. 23,737 - Unknown

livebaseballscorecards.com

BOTTOM

Batter	1	2	3	4	5	6	7	8	9	AB	R	H	RBI	BB	SO	LOB
Steve Dillard, R (1, 5) (7, 6) OBP: 0.714, SLG: 0.917	PB SF9 SH5-3 1B		FC1-4 1B 1-2		1B		BBBB 2B BB		FC5-4 1B 1-2	4	2	4	0	1	0	0
Doug Griffin, R (1, 4) OBP: 0.350, SLG: 0.333	SH5-3 ① 1-2		FC1-4 FC6-4 ② 1-2f 2-3		F8 ③		1-H 2-H 2B		F9 ②	4	0	1	2	0	0	5
Dwight Evans, R (1, 9) OBP: 0.342, SLG: 0.507	SF9 ② 2-H		FC6-4 ③ 1-2f			F7 ①	P7 ②		FC5-4 ③ 1-2f	4	0	0	1	0	0	5
Carlton Fisk, R (1, 10) OBP: 0.308, SLG: 0.411	5-3 ③			P8 ①		6-3 ②	F4 ③			4	0	0	0	0	0	1
Jim Rice, R (1, 7) OBP: 0.304, SLG: 0.386		F9 ①		6-3 ②		1B		6-3 ①		4	0	1	0	0	0	0
Deron Johnson, R (1, 3) OBP: 0.303, SLG: 0.286		SSS K ②		BBBB 4-0 BB		F8 ③		F9 ②		3	0	0	0	1	1	1
Bob Montgomery, R (1, 2) OBP: 0.250, SLG: 0.750		6-3 ③		F9 ③			2B 3B	5-3 ③		4	1	1	0	0	0	1
Rick Burleson, R (1, 6) OBP: 0.292, SLG: 0.270 Bob Heise, R (7, 5) OBP: 0.500, SLG: 1.000			BBBB 4-0 FC6-4 BB		BBBB 4-0 G4-6-3 BB		2B 3-H 2B		F4 ①	0 2	0 1	0 1	0 1	2 0	0 0	0 0
Rick Miller, L (1, 8) OBP: 0.167, SLG: 0.167			FC6-4 ① FC1-4 1B 1-2f		G4-6-3 ①② 1-2f		1-3 ①		1B 1B	4	0	1	0	0	0	3
Inning Stats	R: 1 H: 1 E: 0 LOB: 0 K: 0 BB: 0 S: 4 P: 4	R: 0 H: 0 E: 0 LOB: 0 K: 1 BB: 0 S: 5 P: 5	R: 0 H: 1 E: 0 LOB: 2 K: 0 BB: 1 S: 4 P: 8	R: 0 H: 0 E: 0 LOB: 1 K: 0 BB: 1 S: 3 P: 7	R: 0 H: 1 E: 0 LOB: 1 K: 0 BB: 1 S: 3 P: 7	R: 0 H: 1 E: 0 LOB: 1 K: 0 BB: 0 S: 4 P: 4	R: 3 H: 3 E: 0 LOB: 1 K: 0 BB: 1 S: 6 P: 10	R: 0 H: 0 E: 0 LOB: 0 K: 0 BB: 0 S: 3 P: 3	R: 0 H: 2 E: 0 LOB: 2 K: 0 BB: 0 S: 5 P: 5	1B: 6 SF: 1 2B: 2 SAC: 1 3B: 1 DP: 1 HR: 0 HBP: 0							

	AB	33
	R	4
	H	9
	RBI	4
	BB	4
	SO	1
	LOB	16

WP: 0 PB: 1 SB: 0 CS: 0 PA: 39

PITCHER	IP	WLS	BF	H	R	ER	SO	BB	IBB	HBP	BLK	WP	HR	S	P	ERA	WHIP
Jim Umbarger, L (1, 1) ERA: 3.22	9.0	W	39	9	4	3	1	4	0	0	0	0	0	37	53	3.00	1.444

PITCHER	IP	WLS	BF	H	R	ER	SO	BB	IBB	HBP	BLK	WP	HR	S	P	ERA	WHIP

Batter	1	2	3	4	5	6	7	8	9	AB	R	H	RBI	BB	SO	LOB
Juan Beniquez, R (1, 8) OBP: 0.274, SLG: 0.280	x 0-0 ① F8		x 0-0 ③ P8	x 0-0 ③ F9		x 0-0 ③ FC1-4-6 1-2f		x 0-0 FC6-4 1-2 2-3 1B		5	0	1	0	0	0	3
John Ellis, R (1, 10) OBP: 0.419, SLG: 0.581	x 0-0 ② F9			S S x 0-2 HR	x 0-0 FC5-4 1B 1B		x 0-0 1B S FC1-5 1B	x 0-0 ② FC6-4 1-2f 2-H 3-H		3	1	2	1	0	0	0
Lenny Randle, S (5, PR) OBP: 0.280, SLG: 0.303										2	0	1	1	0	0	1
Mike Hargrove, L (1, 3) OBP: 0.384, SLG: 0.474	x 0-0 ③ 4-3			H 1-0 FC1 E E HBP	x 0-0 ① F7		x 0-0 1B FC1-5 1-3 1B	4-0 IBB		3	1	1	0	1	0	1
Toby Harrah, R (1, 6) OBP: 0.423, SLG: 0.523		B B B B 4-0 BB		x 0-0 FC4 E 1-2 FC5-2	x 0-0 FC5-4 1-2 1B		x 0-0 ① FC1-5 1-2 3-H 1B	S S C 0-3 ③ K		4	0	1	0	1	1	5
Jeff Burroughs, R (1, 9) OBP: 0.330, SLG: 0.488		S S S 0-3 ① K		x 0-0 FC1 FC5-2 BB 1B 1-3 2-H	x 0-0 ② FC5-4 1-2f 2-3		x 0-0 G6-4-3 1-2 2-3 1B		x 0-0 ① 5-3	5	1	1	0	0	1	4
Dave Moates, L (9, 9) OBP: 0.333, SLG: 0.200										0	0	0	0	0	0	0
Tom Grieve, R (1, 7) OBP: 0.296, SLG: 0.506		x 0-0 ② F9		x 0-0 ① F4	x 0-0 ③ 1-3		x 0-0 ② ③ G6-4-3 1-2f		S S S 0-3 ② K	5	0	0	0	0	1	9
Roy Smalley, S (1, 4) OBP: 0.382, SLG: 0.259		x 0-0 ③ 5-3		B B B B 4-0 FC5-2 1-2 1B BB		x 0-0 ① F8		B B B B 4-0 FC1-5 1B BB	x 0-0 FC6-4 1B	3	1	1	0	2	0	1
Jim Sundberg, R (1, 2) OBP: 0.231, SLG: 0.300		x 0-0 ① F9		x 0-0 ② FC5-2 1B 1-2 2-3 3-Hf		x 0-0 ② G3		x 0-0 1B FC1-5 1-2 FC6-4 1B	x 0-0 ③ FC6-4 1-2f	5	1	1	0	0	0	4
Roy Howell, L (1, 5) OBP: 0.338, SLG: 0.366		x 0-0 ② G3		x 0-0 1-2 2-H 3-H 1B		x 0-0 FC1-4-6 1B		x 0-0 ① FC1-5 1B 1-2 2-3f E		4	1	2	2	0	0	2
Inning Stats	R: 0 E: 0 K: 0 S: 3 H: 0 LOB: 0 BB: 0 P: 3	R: 0 E: 0 K: 1 S: 5 H: 0 LOB: 1 BB: 1 P: 9	R: 0 E: 0 K: 0 S: 3 H: 0 LOB: 0 BB: 0 P: 3	R: 4 E: 2 K: 0 S: 9 H: 2 LOB: 2 BB: 1 P: 14	R: 0 E: 0 K: 0 S: 5 H: 2 LOB: 3 BB: 0 P: 5	R: 0 E: 0 K: 0 S: 4 H: 1 LOB: 1 BB: 0 P: 4	R: 0 E: 0 K: 0 S: 5 H: 3 LOB: 2 BB: 0 P: 5	R: 2 E: 1 K: 1 S: 7 H: 2 LOB: 2 BB: 2 P: 15	R: 0 E: 0 K: 1 S: 6 H: 1 LOB: 1 BB: 0 P: 6	1B: 10 2B: 0 3B: 0 HR: 1	SF: 0 SAC: 0 DP: 1 HBP: 1						

TOP

Texas Rangers @ Boston Red Sox

Fenway Park, Boston, MA

Sun May 09 1976, 3:33 AM EDT

Att. 18,618 - Unknown - 66 F

livebaseballscorecards.com

AB	39
R	6
H	11
RBI	4
BB	4
SO	3
LOB	30

WP: 0 PB: 0 SB: 1 CS: 0 PA: 44

PITCHER		IP	WLS	BF	H	R	ER	SO	BB	IBB	HBP	BLK	WP	HR	S	P	ERA	WHIP
Bill Lee, L ERA: 9.27	(1, 1)	6.0		30	7	4	1	1	2	0	1	0	0	1	31	40	1.50	1.500
Jim Willoughby, R ERA: 3.86	(7, 1)	3.0	L	14	4	2	1	2	1	1	0	0	0	0	16	24	3.00	1.667

PITCHER	IP	WLS	BF	H	R	ER	SO	BB	IBB	HBP	BLK	WP	HR	S	P	ERA	WHIP

Texas Rangers @ Boston Red Sox

Fenway Park, Boston, MA

Sun May 09 1976, 3:33 AM EDT

Att. 18,618 - Unknown - 66 F

BOTTOM

livebaseballscorecards.com

Batter	1	2	3	4	5	6	7	8	9	AB	R	H	RBI	BB	SO	LOB
Rick Miller, L (1, 8) OBP: 0.294, SLG: 0.250	K	BB		4-3			1B 2B 1B		1B	4	1	2	0	1	1	1
Denny Doyle, L (1, 4) OBP: 0.254, SLG: 0.297	2B BB 1B	P7 1-2		L7			P1		F6	5	1	1	0	0	0	4
Cecil Cooper, L (1, 10) OBP: 0.143, SLG: 0.429	BB SF9 1-3 2B		HR		K		K		K	5	2	2	1	0	3	2
Carlton Fisk, R (1, 2) OBP: 0.313, SLG: 0.403	SF9 BB BB		F8		K		2B 1-2 1B		K	4	0	1	0	1	2	1
Carl Yastrzemski, L (1, 3) OBP: 0.364, SLG: 0.375	1-2 2-3 3-H BB		4-3		F9		1-3 2-H 2B			3	0	1	2	1	0	0
Jim Rice, R (1, 7) OBP: 0.301, SLG: 0.425	SF9 2-3 3-H		HR			6-3	1-3			3	1	1	2	0	0	2
Dwight Evans, R (1, 9) OBP: 0.338, SLG: 0.493	P9		K			1B 1B			F8	4	0	1	0	0	1	2
Steve Dillard, R (1, 6) OBP: 0.667, SLG: 0.800		F4		4-3 SH3-4 BB		G6-3 1-2 1B			1-3	3	0	1	0	1	0	0
Bob Heise, R (1, 5) OBP: 0.200, SLG: 0.400		F9		SH3-4 1-2		G6-3 1-2f			F8	3	0	0	0	0	0	2
Inning Stats	R: 2 E: 0 K: 1 S: 7 / H: 2 LOB: 2 BB: 2 P: 15	R: 0 E: 0 K: 0 S: 3 / H: 0 LOB: 1 BB: 1 P: 7	R: 2 E: 0 K: 1 S: 7 / H: 2 LOB: 0 BB: 0 P: 7	R: 0 E: 0 K: 0 S: 3 / H: 0 LOB: 1 BB: 1 P: 7	R: 0 E: 0 K: 2 S: 7 / H: 0 LOB: 0 BB: 0 P: 7	R: 0 E: 0 K: 0 S: 4 / H: 2 LOB: 1 BB: 0 P: 4	R: 1 E: 0 K: 1 S: 8 / H: 3 LOB: 2 BB: 0 P: 8	R: 0 E: 0 K: 0 S: 3 / H: 0 LOB: 0 BB: 0 P: 3	R: 0 E: 0 K: 2 S: 8 / H: 1 LOB: 1 BB: 0 P: 8	1B: 6 2B: 2 3B: 0 HR: 2 / SF: 1 SAC: 1 DP: 1 HBP: 0							

	AB	34
	R	5
	H	10
	RBI	5
	BB	4
	SO	7
	LOB	14

WP: 0 PB: 0 SB: 1 CS: 0 / PA: 40

PITCHER		IP	WLS	BF	H	R	ER	SO	BB	IBB	HBP	BLK	WP	HR	S	P	ERA	WHIP
Gaylord Perry, R (1, 1) ERA: 3.18		6.2		32	9	5	5	5	4	0	0	0	0	2	38	54	6.75	1.950
Steve Foucault, R (7, 1) ERA: 1.13		2.1	W	8	1	0	0	2	0	0	0	0	0	0	12	12	0.00	0.429

PITCHER	IP	WLS	BF	H	R	ER	SO	BB	IBB	HBP	BLK	WP	HR	S	P	ERA	WHIP

Batter	1	2	3	4	5	6	7	8	9	AB	R	H	RBI	BB	SO	LOB
Cecil Cooper, L (1, 10) OBP: 0.111, SLG: 0.333	F7		F5		F6			F8		4	0	0	0	0	0	1
Denny Doyle, L (1, 4) OBP: 0.239, SLG: 0.279	E4 1B HR		1-3			F4		4-3		4	1	0	0	0	0	0
Fred Lynn, L (1, 8) OBP: 0.486, SLG: 0.629	1-3 HR 1B		F7			3-1			BBBBB 4-0 1B BB	3	1	1	0	1	0	0
Carlton Fisk, R (1, 2) OBP: 0.322, SLG: 0.444	1-H 3-H HR			F7		SSS 0-3 K			B X 1-0 1-2 1B	4	1	2	3	0	1	0
Carl Yastrzemski, L (1, 3) OBP: 0.358, SLG: 0.382	F9			1-3			2B		SSX 0-2 P8	4	0	1	0	0	0	2
Jim Rice, R (1, 7) OBP: 0.287, SLG: 0.403	6-3			F6			SSS 0-3 K		SSS 0-3 K	4	0	0	0	0	2	3
Dwight Evans, R (1, 9) OBP: 0.321, SLG: 0.467		SSS 0-3 K			5-3		F8		SSS 0-3 K	4	0	0	0	0	2	3
Steve Dillard, R (1, 5) OBP: 0.619, SLG: 0.722 Bob Heise, R (7, 5) OBP: 0.200, SLG: 0.400		F7			1B		4-3			3 0	0 0	1 0	0 0	0 0	0 0	1 0
Rick Burleson, R (1, 6) OBP: 0.280, SLG: 0.258		F9			F9			SSS 0-3 K		3	0	0	0	0	1	1
Inning Stats	R: 3 E: 1 K: 0 S: 6 H: 2 LOB: 0 BB: 0 P: 6	R: 0 E: 0 K: 1 S: 5 H: 0 LOB: 0 BB: 0 P: 5	R: 0 E: 0 K: 0 S: 3 H: 0 LOB: 0 BB: 0 P: 3	R: 0 E: 0 K: 0 S: 3 H: 0 LOB: 0 BB: 0 P: 3	R: 0 E: 0 K: 0 S: 4 H: 1 LOB: 1 BB: 0 P: 4	R: 0 E: 0 K: 1 S: 5 H: 0 LOB: 0 BB: 0 P: 5	R: 0 E: 0 K: 1 S: 6 H: 1 LOB: 1 BB: 0 P: 6	R: 0 E: 0 K: 1 S: 5 H: 0 LOB: 0 BB: 0 P: 5	R: 0 E: 0 K: 2 S: 10 H: 1 LOB: 2 BB: 1 P: 15	1B: 3 2B: 1 3B: 0 HR: 1 SF: 0 SAC: 0 DP: 0 HBP: 0						

TOP

Boston Red Sox @ Cleveland Indians

Cleveland Municipal Stadium, Cleveland, OH

Tue May 11 1976, 7:05 PM EDT

Att. 3,832 - Unknown - 51 F

livebaseballscorecards.com

AB	33
R	3
H	5
RBI	3
BB	1
SO	6
LOB	11

PITCHER		IP	WLS	BF	H	R	ER	SO	BB	IBB	HBP	BLK	WP	HR	S	P	ERA	WHIP
Pat Dobson, R ERA: 3.74	(1, 1)	8.0	W	30	4	3	2	4	1	0	0	0	0	1	37	41	2.25	0.625
Stan Thomas, R ERA: 0.93	(9, 1)	1.0	S	4	1	0	0	2	0	0	0	0	0	0	10	11	0.00	1.000

PITCHER	IP	WLS	BF	H	R	ER	SO	BB	IBB	HBP	BLK	WP	HR	S	P	ERA	WHIP

BOTTOM

Boston Red Sox @ Cleveland Indians

Cleveland Municipal Stadium, Cleveland, OH

Tue May 11 1976, 7:05 PM EDT

Att. 3,832 - Unknown - 51 F

livebaseballscorecards.com

Batter	1	2	3	4	5	6	7	8	9	AB	R	H	RBI	BB	SO	LOB
Rick Manning, L (1, 8) OBP: 0.339, SLG: 0.347	4-3		P9			F2		4-3		4	0	0	0	0	0	0
Duane Kuiper, L (1, 4) OBP: 0.289, SLG: 0.261	G3		5-3			2B		CS 1B		4	0	2	0	0	0	0
Buddy Bell, R (1, 5) OBP: 0.412, SLG: 0.424	2B BB			K		6-3		1-2 K		3	1	0	0	1	2	2
Rico Carty, R (1, 10) OBP: 0.406, SLG: 0.553	1-H 2B			6-3			HR 2B			3	1	2	1	0	0	0
John Lowenstein, L (1, 3) OBP: 0.289, SLG: 0.212 Doug Howard, R (9, 3) OBP: 0.250, SLG: 0.367	4-3			4-3			G3			3 0	0 0	0 0	0 0	0 0	0 0	2 0
George Hendrick, R (1, 7) OBP: 0.330, SLG: 0.557		K			F8		HR 1B			3	1	1	0	0	1	0
Charlie Spikes, R (1, 9) OBP: 0.315, SLG: 0.256		1B			K		K			3	0	1	0	0	2	2
Alan Ashby, S (1, 2) OBP: 0.360, SLG: 0.433		F6			L9		1-H 2-H HR			3	1	1	3	0	0	0
Frank Duffy, R (1, 6) OBP: 0.270, SLG: 0.282			F9			F3	6-3			3	0	0	0	0	0	0
Inning Stats	R: 1 E: 0 K: 0 S: 4 H: 1 LOB: 1 BB: 1 P: 8	R: 0 E: 0 K: 1 S: 5 H: 1 LOB: 0 BB: 0 P: 5	R: 0 E: 0 K: 0 S: 3 H: 0 LOB: 0 BB: 0 P: 3	R: 0 E: 0 K: 1 S: 5 H: 0 LOB: 0 BB: 0 P: 5	R: 0 E: 0 K: 1 S: 5 H: 0 LOB: 0 BB: 0 P: 5	R: 0 E: 0 K: 0 S: 6 H: 1 LOB: 1 BB: 0 P: 6	R: 3 E: 0 K: 1 S: 9 H: 3 LOB: 0 BB: 0 P: 9	R: 0 E: 0 K: 1 S: 5 H: 1 LOB: 0 BB: 0 P: 5		1B: 3 2B: 3 3B: 0 HR: 1	SF: 0 SAC: 0 DP: 0 HBP: 0			WP: 0 PB: 0 SB: 0 CS: 1	PA: 30	

	AB	29
	R	4
	H	7
	RBI	4
	BB	1
	SO	5
	LOB	6

PITCHER	IP	WLS	BF	H	R	ER	SO	BB	IBB	HBP	BLK	WP	HR	S	P	ERA	WHIP
Fergie Jenkins, R (1, 1) ERA: 3.8	8.0	L	30	7	4	4	5	1	0	0	0	0	1	42	46	4.50	1.000

PITCHER	IP	WLS	BF	H	R	ER	SO	BB	IBB	HBP	BLK	WP	HR	S	P	ERA	WHIP

Boston Red Sox @ Cleveland Indians

Cleveland Municipal Stadium, Cleveland, OH

Wed May 12 1976, 7:05 PM EDT

Att. 4,923 - Unknown - 55 F

TOP

livebaseballscorecards.com

Batter	1	2	3	4	5	6	7	8	9	10	11	12	AB	R	H	RBI	BB	SO	LOB
Cecil Cooper, L (1, 3) OBP: 0.167, SLG: 0.333	E3 1B FC5-4		F3		G4-6-3 1-2f		1B 1-3			L8		1B BLK 2-3 1B	6	2	2	0	0	0	1
Carl Yastrzemski, L (1, 7) OBP: 0.333, SLG: 0.356	F6		4-3			1-6-3	P7			K		SF8 3-H	5	0	0	1	0	1	3
Fred Lynn, L (1, 8) OBP: 0.468, SLG: 0.597	FC5-4 1-3 1B			K		4-3		K		K		BLK 1-3 1B	5	0	1	0	0	3	0
Rick Miller, L (10, 8) OBP: 0.333, SLG: 0.294													1	0	1	0	0	0	0
Carlton Fisk, R (1, 2) OBP: 0.323, SLG: 0.453	FC5-4 1-2f 3-H			E3 3B		E HBP		5-3			F7	K 1-2 3-H	5	2	1	1	0	1	2
Bernie Carbo, L (1, 10) OBP: 0.256, SLG: 0.417	F8			K		E3 1-H 2B		K			6-3		3	0	1	1	0	1	1
Jim Rice, R (8, PH) OBP: 0.281, SLG: 0.392													2	0	0	0	0	1	0
Dwight Evans, R (1, 9) OBP: 0.326, SLG: 0.468		5-3		L9		F5			FC3-6 BB		2B		4	0	1	0	1	0	1
Steve Dillard, R (1, 5) OBP: 0.538, SLG: 0.652		F8			4-3 1B 2B		F3		FC3-6 4-3 1-2f		F6		5	1	1	0	0	0	2
Bob Heise, R (12, 5) OBP: 0.200, SLG: 0.400													0	0	0	0	0	0	0
Doug Griffin, R (1, 4) OBP: 0.320, SLG: 0.304		5-3			4-3 2-3		F5		4-3 1-2			1B SH3 SF8 1B	5	1	1	0	0	0	2
Rick Burleson, R (1, 6) OBP: 0.291, SLG: 0.261			5-3		G4-6-3 3-H 1B		1B BB		K			SH3 1-2	3	0	1	1	1	1	1

	AB	44
	R	6
	H	10
	RBI	4
	BB	2
	SO	8
	LOB	13

| Inning Stats | | | | | | | | | | | | |

Batter	1	2	3	4	5	6	7	8	9	10	11	12	AB	R	H	RBI	BB	SO	LOB
Rick Manning, L (1, 8) OBP: 0.339, SLG: 0.350	K		1B 2B	FC4-6 BB 1-2 2-3		4-3			F8		K		5	1	1	0	1	2	3
Duane Kuiper, L (1, 4) OBP: 0.282, SLG: 0.255	4-3		E S 1B 1B 2-H	FC4-6 1-2f			6-3		4-3			6-3	6	1	1	1	0	0	2
Buddy Bell, R (1, 5) OBP: 0.398, SLG: 0.407	6-3		2B 1B 1-H		1-3		F3		6-3			F6	6	1	1	1	0	0	0
Rico Carty, R (1, 10) OBP: 0.420, SLG: 0.573 Ed Crosby, L (7, PR) OBP: 0.500, SLG: 0.500 Ron Pruitt, R (12, PH)		1B 1B 1B	4-3 WP 2B 1-H		F8		FC5 1B 1B			F5		4-3	4	1	3	1	0	0	0
													1	0	0	0	0	0	0
													1	0	0	0	0	0	0
John Lowenstein, L (1, 3) OBP: 0.279, SLG: 0.211 (9, 9)		F4	4-3 2-3		4-3		1-2 1B			F7			5	0	1	0	0	0	2
George Hendrick, R (1, 7) OBP: 0.323, SLG: 0.538		1B 1-2 1B	5-3 3-H			F7	FC5 2-3f			F8			5	0	1	0	0	0	2
Charlie Spikes, R (1, 9) OBP: 0.323, SLG: 0.293 Doug Howard, R (9, 3) OBP: 0.273, SLG: 0.387		F9		CS 2B		2B		K			SH1-4 1B		4	0	2	0	0	1	2
													1	0	1	0	0	0	0
Alan Ashby, S (1, 2) OBP: 0.367, SLG: 0.437		1-2 2-H 1B		5-3		F7		CS 1B			SH1-4 1-2		4	0	2	0	0	0	2
Frank Duffy, R (1, 6) OBP: 0.282, SLG: 0.274 Frank Robinson, R (11, PH) Larvell Blanks, R (12, 6) OBP: 0.167, SLG: 0.167			F9	CS HBP		BB		5-3 1-2			K		2	0	0	0	1	0	1
													1	0	0	0	0	1	1
													0	0	0	0	0	0	0
Inning Stats	R: 0 E: 0 K: 1 S: 5 H: 0 LOB: 0 BB: 0 P: 5	R: 0 E: 0 K: 0 S: 5 H: 3 LOB: 2 BB: 0 P: 5	R: 4 E: 0 K: 0 S: 7 H: 4 LOB: 0 BB: 0 P: 7	R: 0 E: 0 K: 0 S: 3 H: 1 LOB: 2 BB: 1 P: 8	R: 0 E: 0 K: 0 S: 3 H: 0 LOB: 0 BB: 0 P: 3	R: 0 E: 0 K: 0 S: 4 H: 1 LOB: 2 BB: 1 P: 8	R: 0 E: 0 K: 0 S: 5 H: 2 LOB: 2 BB: 0 P: 5	R: 0 E: 0 K: 1 S: 5 H: 1 LOB: 0 BB: 0 P: 5	R: 0 E: 0 K: 0 S: 3 H: 0 LOB: 0 BB: 0 P: 3	R: 0 E: 0 K: 0 S: 3 H: 0 LOB: 0 BB: 0 P: 3	R: 0 E: 0 K: 2 S: 8 H: 1 LOB: 1 BB: 0 P: 8	R: 0 E: 0 K: 0 S: 3 H: 0 LOB: 0 BB: 0 P: 3	1B: 9 2B: 4 3B: 0 HR: 0	SF: 0 SAC: 1 DP: 0 HBP: 1	WP: 1 PB: 0 SB: 1 CS: 3	PA: 49		

PITCHER		IP	WLS	BF	H	R	ER	SO	BB	IBB	HBP	BLK	WP	HR	S	P	ERA	WHIP
Rick Wise, R ERA: 6.28	(1, 1)	2.1		13	7	4	4	1	0	0	0	0	0	0	15	15	15.43	3.000
Reggie Cleveland, R ERA: 1.75	(3, 1)	8.1		32	6	0	0	2	2	0	1	0	1	0	33	42	0.00	0.960
Tom House, L ERA: 4.82	(11, 1)	1.1	W	4	0	0	0	1	0	0	0	0	0	0	6	6	0.00	0.000

PITCHER	IP	WLS	BF	H	R	ER	SO	BB	IBB	HBP	BLK	WP	HR	S	P	ERA	WHIP

BOTTOM

Boston Red Sox @ Cleveland Indians

Cleveland Municipal Stadium, Cleveland, OH

Wed May 12 1976, 7:05 PM EDT

Att. 4,923 - Unknown - 55 F

livebaseballscorecards.com

AB	45
R	4
H	13
RBI	3
BB	2
SO	4
LOB	15

Boston Red Sox @ Cleveland Indians

Cleveland Municipal Stadium, Cleveland, OH

Thu May 13 1976, 7:05 PM EDT

Att. 5,783 - Unknown - 75 F

TOP

livebaseballscorecards.com

Batter	1	2	3	4	5	6	7	8	9	AB	R	H	RBI	BB	SO	LOB
Rick Miller, L (1, 8) OBP: 0.391, SLG: 0.455	K		WP BLK 2-H 1B		3B 2-H 3B	FC5-4 E 1-2f 1B		E8 1-H 1B		5	2	3	3	0	1	1
Cecil Cooper, L (1, 3) OBP: 0.172, SLG: 0.310	4-3		K 1-3		F4	1-H 1B		F7		5	0	1	0	0	1	2
Carl Yastrzemski, L (1, 7) OBP: 0.326, SLG: 0.372	F7		K		2B 3-H 3B		F7		3-1	5	1	1	1	0	1	2
Carlton Fisk, R (1, 2) OBP: 0.327, SLG: 0.456		K		5-3	HBP 3-H 2B		F8		1B BB	4	0	1	1	1	1	0
Bernie Carbo, L (1, 10) OBP: 0.295, SLG: 0.410		K		BB	HBP IBB		4-3		G1-4-3 1-2 1B	3	0	1	0	2	1	0
Dwight Evans, R (1, 9) OBP: 0.330, SLG: 0.458		K		F4	1-2 2-3 HBP			S SH2-4 SF9 1B	G1-4-3 1-2f	4	1	1	0	0	1	3
Steve Dillard, R (1, 5) OBP: 0.517, SLG: 0.615			4-3 1B 1B	1-3	4-3			SH2-4 1-2		3	1	1	0	0	0	4
Doug Griffin, R (1, 4) OBP: 0.379, SLG: 0.346			4-3 1-2		1-3 3B 1B	FC5-4 1B		S E 2-3 BB		3	2	2	0	1	0	1
Rick Burleson, R (1, 6) OBP: 0.277, SLG: 0.250			K		1-3 1-2	F9		SF9 3-H		3	0	0	1	0	1	3
Inning Stats	R: 0 H: 0 E: 0 LOB: 0 K: 1 BB: 0 S: 5 P: 5	R: 0 H: 0 E: 0 LOB: 0 K: 3 BB: 0 S: 9 P: 9	R: 1 H: 2 E: 0 LOB: 2 K: 3 BB: 0 S: 12 P: 12	R: 0 H: 0 E: 0 LOB: 1 K: 0 BB: 1 S: 3 P: 7	R: 3 H: 4 E: 0 LOB: 3 K: 0 BB: 1 S: 7 P: 12	R: 0 H: 2 E: 1 LOB: 2 K: 0 BB: 0 S: 4 P: 4	R: 0 H: 0 E: 0 LOB: 0 K: 0 BB: 0 S: 3 P: 3	R: 3 H: 2 E: 1 LOB: 0 K: 0 BB: 1 S: 5 P: 9	R: 0 H: 1 E: 0 LOB: 1 K: 0 BB: 1 S: 3 P: 7	1B: 8 SF: 1 2B: 1 SAC: 1 3B: 2 DP: 1 HR: 0 HBP: 1						

	AB	35
	R	7
	H	11
	RBI	6
	BB	4
	SO	7
	LOB	16

WP: 1 PA: 42
PB: 0
SB: 2
CS: 0

PITCHER		IP	WLS	BF	H	R	ER	SO	BB	IBB	HBP	BLK	WP	HR	S	P	ERA	WHIP
Jim Kern, R ERA: 2.86	(1, 1)	5.0	L	25	6	4	4	7	1	1	1	1	1	0	36	45	7.20	1.400
Jim Bibby, R ERA: 6.75	(6, 1)	2.0		7	2	0	0	0	0	0	0	0	0	0	7	7	0.00	1.000
Stan Thomas, R ERA: 2.31	(8, 1)	2.0		10	3	3	2	0	2	0	0	0	0	0	8	16	9.00	2.500

PITCHER	IP	WLS	BF	H	R	ER	SO	BB	IBB	HBP	BLK	WP	HR	S	P	ERA	WHIP

BOTTOM

Batter	1	2	3	4	5	6	7	8	9	AB	R	H	RBI	BB	SO	LOB
Rick Manning, L (1, 8) OBP: 0.325, SLG: 0.333	F8		1-3			F3	G3		4-3	5	0	0	0	0	0	4
Duane Kuiper, L (1, 4) OBP: 0.280, SLG: 0.255	F5			CS 1B		G3		1-3		4	0	1	0	0	0	0
Buddy Bell, R (1, 5) OBP: 0.384, SLG: 0.389	F7			F3		F8		K		4	0	0	0	0	1	1
Rico Carty, R (1, 10) OBP: 0.423, SLG: 0.570		G6-4-3 1B		K 1-2			FC6-4 1B 1B 1B	K		4	1	2	0	0	2	1
John Lowenstein, L (1, 9) OBP: 0.277, SLG: 0.214		F8			4-3		FC6-4 1-2 1B		E3 BB WP SF7	4	1	1	0	0	0	1
George Hendrick, R (1, 7) OBP: 0.330, SLG: 0.563		G6-4-3 1-2f			HR		FC6-4 1-2f 2-3 1B 1B		SF7 BB 1-2 SF7 BB	3	3	1	1	1	0	3
Alan Ashby, S (1, 2) OBP: 0.361, SLG: 0.419			F8		3-1		K		1-2 2-3 BB	3	0	0	0	1	1	2
Doug Howard, R (1, 3) OBP: 0.324, SLG: 0.471			1B		2B		1B 1-2 3-H 1B		SF7 2-3 3-H	3	0	3	2	0	0	0
Frank Duffy, R (1, 6) OBP: 0.284, SLG: 0.276			F4		K		1-3 2-H 1B		SF7 3-H	3	0	1	1	0	1	2
Ron Pruitt, R (9, PH)										0	0	0	1	0	0	0
Inning Stats	R: 0 E: 0 K: 0 S: 3 H: 0 LOB: 0 BB: 0 P: 3	R: 0 E: 0 K: 0 S: 3 H: 1 LOB: 0 BB: 0 P: 3	R: 0 E: 0 K: 0 S: 4 H: 1 LOB: 1 BB: 0 P: 4	R: 0 E: 0 K: 1 S: 5 H: 1 LOB: 0 BB: 0 P: 5	R: 1 E: 0 K: 1 S: 7 H: 2 LOB: 1 BB: 0 P: 7	R: 0 E: 0 K: 0 S: 3 H: 0 LOB: 0 BB: 0 P: 3	R: 2 E: 0 K: 1 S: 10 H: 4 LOB: 2 BB: 0 P: 10	R: 0 E: 0 K: 2 S: 7 H: 0 LOB: 0 BB: 0 P: 7	R: 2 E: 1 K: 0 S: 4 H: 0 LOB: 1 BB: 2 P: 13	1B: 7 2B: 1 3B: 0 HR: 1	SF: 2 SAC: 0 DP: 1 HBP: 0						

PITCHER		IP	WLS	BF	H	R	ER	SO	BB	IBB	HBP	BLK	WP	HR	S	P	ERA	WHIP
Luis Tiant, R ERA: 3.15	(1, 1)	6.2	W	27	9	3	3	3	0	0	0	0	0	1	33	33	4.05	1.350
Rick Jones, L ERA: 5.4	(7, 1)	0.2		2	0	0	0	0	0	0	0	0	0	0	3	3	0.00	0.000
Jim Willoughby, R ERA: 3.38	(8, 1)	1.2		8	0	2	0	2	2	0	0	0	1	0	10	19	0.00	1.200

PITCHER	IP	WLS	BF	H	R	ER	SO	BB	IBB	HBP	BLK	WP	HR	S	P	ERA	WHIP

Boston Red Sox @ Cleveland Indians

Cleveland Municipal Stadium, Cleveland, OH

Thu May 13 1976, 7:05 PM EDT

Att. 5,783 - Unknown - 75 F

livebaseballscorecards.com

AB	33
R	5
H	9
RBI	5
BB	2
SO	5
LOB	14

WP: 1	PA: 37		
PB: 0			
SB: 0			
CS: 1			

Milwaukee Brewers @ Boston Red Sox

Fenway Park, Boston, MA

Fri May 14 1976, 7:05 PM EDT

Att. 25,069 - Unknown - 72 F

livebaseballscorecards.com

TOP

Batter	1	2	3	4	5	6	7	8	9	AB	R	H	RBI	BB	SO	LOB
Don Money, R (1, 5) OBP: 0.362, SLG: 0.469	F7		FC5-4 1B			K		K		4	0	1	0	0	2	0
Robin Yount, R (1, 6) OBP: 0.393, SLG: 0.351	1B		FC5-4 1-2f			F4		6-3		4	0	1	0	0	0	1
George Scott, R (1, 3) OBP: 0.311, SLG: 0.402	1-3		5-3			FC5-4 1B		6-3		4	0	1	0	0	0	1
Hank Aaron, R (1, 10) OBP: 0.306, SLG: 0.318		6-3		5-3		FC5-4 1-2f			F2	4	0	0	0	0	0	1
Sixto Lezcano, R (1, 7) OBP: 0.338, SLG: 0.354		BBBB 3B BB		5-3			5-3		G6-4-3 1B	3	1	1	0	1	0	0
Bobby Darwin, R (1, 9) OBP: 0.255, SLG: 0.333		1-H FC4-2 3B		F8			BB 1B		G6-4-3 1-2f	4	0	2	1	0	0	1
Gorman Thomas, R (1, 8) OBP: 0.286, SLG: 0.400		FC4-2 3-H			F8		BBBB 1-2 BB			2	0	0	0	0	0	1
Bob Hansen, L (7, PH) OBP: 0.182, SLG: 0.100										0	0	0	0	1	0	0
Kurt Bevacqua, R (7, PR) OBP: 0.200, SLG: 0.200										0	0	0	0	0	0	0
Tim Johnson, L (7, 4) OBP: 0.250, SLG: 0.143										0	0	0	0	0	0	0
Charlie Moore, R (1, 2) OBP: 0.359, SLG: 0.356		F2			F4		SSS K			3	0	0	0	0	1	3
Pedro Garcia, R (1, 4) OBP: 0.224, SLG: 0.273			P9		L6		F9			2	0	0	0	0	0	0
Bill Sharp, L (7, PH) OBP: 0.222, SLG: 0.152										1	0	0	0	0	0	2
(7, 8)																

	AB	31
	R	1
	H	6
	RBI	1
	BB	2
	SO	3
	LOB	10

Inning Stats	1	2	3	4	5	6	7	8	9
	R: 0 E: 0 K: 0 S: 3	H: 1 LOB: 0 BB: 0 P: 3	R: 1 E: 0 K: 0 S: 4	H: 1 LOB: 1 BB: 1 P: 8	R: 0 E: 0 K: 0 S: 4	H: 1 LOB: 1 BB: 0 P: 4	R: 0 E: 0 K: 0 S: 3	H: 0 LOB: 0 BB: 0 P: 3	R: 0 E: 0 K: 0 S: 3	H: 0 LOB: 0 BB: 0 P: 3	R: 0 E: 0 K: 1 S: 6	H: 1 LOB: 1 BB: 0 P: 6	R: 0 E: 0 K: 1 S: 6	H: 1 LOB: 2 BB: 1 P: 10	R: 0 E: 0 K: 1 S: 5	H: 0 LOB: 0 BB: 0 P: 5	R: 0 E: 0 K: 0 S: 3	H: 1 LOB: 0 BB: 0 P: 3

	1B: 5	SF: 0	WP: 0	PA: 33
	2B: 0	SAC: 0	PB: 0	
	3B: 1	DP: 1	SB: 0	
	HR: 0	HBP: 0	CS: 0	

PITCHER		IP	WLS	BF	H	R	ER	SO	BB	IBB	HBP	BLK	WP	HR	S	P	ERA	WHIP
Dick Pole, R ERA: 3.05	(1, 1)	6.1	W	25	5	1	1	1	2	0	0	0	0	0	25	33	1.42	1.105
Jim Willoughby, R ERA: 2.81	(7, 1)	2.2	S	8	1	0	0	2	0	0	0	0	0	0	12	12	0.00	0.375

PITCHER	IP	WLS	BF	H	R	ER	SO	BB	IBB	HBP	BLK	WP	HR	S	P	ERA	WHIP

BOTTOM

Milwaukee Brewers @ Boston Red Sox

Fenway Park, Boston, MA

Fri May 14 1976, 7:05 PM EDT

Att. 25,069 - Unknown - 72 F

Batter	1	2	3	4	5	6	7	8	9	AB	R	H	RBI	BB	SO	LOB
Rick Miller, L (1, 8) OBP: 0.444, SLG: 0.458	BBBB 4-0 PB 6-3 SF9 BB		x 0-0 ② L7		x 0-0 3B 1B		BBBB 4-0 1B BB			2	2	1	0	2	0	0
Cecil Cooper, L (1, 3) OBP: 0.242, SLG: 0.424	x 0-0 ① 6-3 1-2		x 0-0 1B		x 0-0 1-H 3B		x 0-0 G3-6-3 1-2 1B			4	0	3	1	0	0	1
Carl Yastrzemski, L (1, 7) OBP: 0.323, SLG: 0.363	x 0-0 ② SF9 2-H		x 0-0 ③ G3		4-0 IBB		x 0-0 ②③ G3-6-3 1-2f			2	0	0	1	1	0	3
Carlton Fisk, R (1, 2) OBP: 0.324, SLG: 0.447	x 0-0 ③ F8			x 0-0 S BB 1B	SSS 0-3 ② K			x 0-0 ① 6-3		4	0	1	0	0	1	2
Bernie Carbo, L (1, 10) OBP: 0.313, SLG: 0.429		x 0-0 2B		BBBB 4-0 S 1-2 BB	x 0-0 ③ 1-6-3			x 0-0 ② F7		3	0	1	0	1	0	2
Dwight Evans, R (1, 9) OBP: 0.337, SLG: 0.453		x 0-0 ① F8		x 0-0 ① L7		BBBB 4-0 CS WP BB		x 0-0 1B		3	0	1	0	1	0	3
Steve Dillard, R (1, 5) OBP: 0.485, SLG: 0.552 Bob Heise, R (9, 5) OBP: 0.200, SLG: 0.400		x 0-0 ② 5-3		4-0 G4-6-3 1-2 2-3 IBB		x 0-0 ① 1-3 1-2		x 0-0 ③ F8		3 0	0 0	0 0	0 0	1 0	0 0	3 0
Doug Griffin, R (1, 4) OBP: 0.344, SLG: 0.310	SSS 0-3 ③ K			x 0-0 ②③ G4-6-3 1-2f		x 0-0 ②③ F6 2-3				3	0	0	0	0	1	5
Rick Burleson, R (1, 6) OBP: 0.267, SLG: 0.240			x 0-0 ① F8		x 0-0 ① 6-3		x 0-0 ① 1-3			3	0	0	0	0	0	0
Inning Stats	R: 1 E: 0 K: 0 S: 3 H: 0 LOB: 0 BB: 1 P: 7	R: 0 E: 0 K: 1 S: 6 H: 1 LOB: 1 BB: 0 P: 6	R: 0 E: 0 K: 0 S: 4 H: 1 LOB: 1 BB: 0 P: 4	R: 0 E: 0 K: 0 S: 3 H: 1 LOB: 2 BB: 2 P: 11	R: 1 E: 0 K: 1 S: 7 H: 2 LOB: 2 BB: 1 P: 11	R: 0 E: 0 K: 0 S: 2 H: 0 LOB: 0 BB: 1 P: 6	R: 0 E: 0 K: 0 S: 3 H: 1 LOB: 1 BB: 1 P: 7	R: 0 E: 0 K: 0 S: 4 H: 1 LOB: 1 BB: 0 P: 4		1B: 5 2B: 1 3B: 1 HR: 0	SF: 1 SAC: 0 DP: 2 HBP: 0						

PITCHER		IP	WLS	BF	H	R	ER	SO	BB	IBB	HBP	BLK	WP	HR	S	P	ERA	WHIP
Pete Broberg, R ERA: 5.03	(1, 1)	6.1	L	28	5	2	1	2	4	2	0	0	1	0	26	50	1.42	1.421
Ray Sadecki, L ERA:	(7, 1)	0.2		2	1	0	0	0	0	0	0	0	0	0	2	2	0.00	1.500
Tom Murphy, R ERA: 7.15	(8, 1)	1.0		4	1	0	0	0	0	0	0	0	0	0	4	4	0.00	1.000

PITCHER	IP	WLS	BF	H	R	ER	SO	BB	IBB	HBP	BLK	WP	HR	S	P	ERA	WHIP

AB	27
R	2
H	7
RBI	2
BB	6
SO	2
LOB	19

1B: 5 SF: 1
2B: 1 SAC: 0
3B: 1 DP: 2
HR: 0 HBP: 0

WP: 1 PA: 34
PB: 1
SB: 2
CS: 1

livebaseballscorecards.com

Batter	1	2	3	4	5	6	7	8	9	AB	R	H	RBI	BB	SO	LOB
Don Money, R (1, 5) OBP: 0.343, SLG: 0.442	F5		F8		K	K			6-3	5	0	0	0	0	2	4
Robin Yount, R (1, 6) OBP: 0.371, SLG: 0.329	5-3		4-3 (1-2)		4-3		F3		K	5	0	0	0	0	1	1
George Scott, R (1, 3) OBP: 0.326, SLG: 0.453	BB		2B (2-H)		HR		K		L8	4	1	2	2	1	1	0
Bob Hansen, L (1, 10) OBP: 0.133, SLG: 0.071	5-3		F8		F6		P9			4	0	0	0	0	0	2
Sixto Lezcano, R (1, 7) OBP: 0.320, SLG: 0.333		F5		6-3		K		F9		4	0	0	0	0	1	0
Bobby Darwin, R (1, 9) OBP: 0.276, SLG: 0.370		K		1B		HBP 2B		4-3		3	0	2	0	0	1	0
Bill Sharp, L (6, 9) OBP: 0.216, SLG: 0.147										1	0	0	0	0	0	0
Darrell Porter, L (1, 2) OBP: 0.329, SLG: 0.232		BB		K		HBP IBB		2B 1B		2	1	1	0	2	1	1
Gorman Thomas, R (1, 8) OBP: 0.280, SLG: 0.417		K		4-3		F7		2B (1-H)		4	0	1	1	0	1	4
Pedro Garcia, R (1, 4) OBP: 0.258, SLG: 0.345			1B (4-3 2B)		HR	HBP (1-2 2-3)		K		3	2	2	1	0	1	1
Inning Stats	R: 0 E: 0 K: 0 S: 3 H: 0 LOB: 1 BB: 1 P: 7	R: 0 E: 0 K: 2 S: 7 H: 0 LOB: 1 BB: 1 P: 11	R: 1 E: 0 K: 0 S: 5 H: 2 LOB: 1 BB: 0 P: 5	R: 0 E: 0 K: 1 S: 6 H: 1 LOB: 1 BB: 0 P: 6	R: 2 E: 0 K: 1 S: 7 H: 2 LOB: 0 BB: 0 P: 9	R: 0 E: 0 K: 2 S: 8 H: 1 LOB: 3 BB: 1 P: 13	R: 0 E: 0 K: 1 S: 5 H: 0 LOB: 0 BB: 0 P: 5	R: 1 E: 0 K: 1 S: 7 H: 2 LOB: 1 BB: 0 P: 7	R: 0 E: 0 K: 1 S: 5 H: 0 LOB: 0 BB: 0 P: 5	1B: 3 2B: 3 3B: 0 HR: 2 SF: 0 SAC: 0 DP: 0 HBP: 1							

PITCHER	IP	WLS	BF	H	R	ER	SO	BB	IBB	HBP	BLK	WP	HR	S	P	ERA	WHIP
Fergie Jenkins, R (1, 1) ERA: 3.83	9.0	W	39	8	4	4	9	2	1	1	0	0	2	53	68	4.00	1.111

PITCHER	IP	WLS	BF	H	R	ER	SO	BB	IBB	HBP	BLK	WP	HR	S	P	ERA	WHIP

TOP

Milwaukee Brewers @ Boston Red Sox

Fenway Park, Boston, MA

Sat May 15 1976, 3:33 AM EDT
Att. 26,327 - Unknown - 78 F

livebaseballscorecards.com

AB	35
R	4
H	8
RBI	4
BB	3
SO	9
LOB	13

WP: 0 PB: 0 SB: 0 CS: 0 PA: 39

BOTTOM

Milwaukee Brewers @ Boston Red Sox

Fenway Park, Boston, MA

Sat May 15 1976, 3:33 AM EDT
Att. 26,327 - Unknown - 78 F

Batter	1	2	3	4	5	6	7	8	9	AB	R	H	RBI	BB	SO	LOB
Rick Miller, L (1, 8) OBP: 0.467, SLG: 0.500	BBBB 4-0 G4-6-3 BB		x 0-0 1-H 2B			x 0-0 ① F7	x 0-0 1-H 2-H HR	x 0-0 ③ L3		2	0	1	1	1	0	0
Jim Rice, R (7, PH) OBP: 0.289, SLG: 0.438										1	1	1	3	0	0	0
Denny Doyle, L (8, 4) OBP: 0.236, SLG: 0.275										1	0	0	0	0	0	2
Cecil Cooper, L (1, 3) OBP: 0.216, SLG: 0.378	x 0-0 ① F7		x 0-0 ③ L8			x 0-0 ② F9	x 0-0 ② F2			4	0	0	0	0	0	2
Carl Yastrzemski, L (1, 7) OBP: 0.320, SLG: 0.349	x 0-0 ② ③ G4-6-3 1-2f			x 0-0 ① G3		x 0-0 ③ L9	BBBB 4-0 HR BB			3	1	0	0	1	0	1
Carlton Fisk, R (1, 2) OBP: 0.330, SLG: 0.490		x 0-0 ① F8		x 0-0 ② F8			x 0-0 1B BB 2B x 0-0 1-H HR			4	2	2	2	0	0	0
Bernie Carbo, L (1, 10) OBP: 0.327, SLG: 0.435		SSS 0-3 ② K		x 0-0 FC5-4 1B			x 0-0 BB BB SF9 2-3 1B 1-3			4	1	2	0	0	1	0
Dwight Evans, R (1, 9) OBP: 0.343, SLG: 0.449		x 0-0 ③ F7		x 0-0 ③ FC5-4 1-2f			BBBB 4-0 SF9 BB 1-2 1B BB	x 0-0 FC3-6 BB FC1-2 1B		3	1	1	0	1	0	1
Steve Dillard, R (1, 5) OBP: 0.457, SLG: 0.516			x 0-0 ① 6-3		x 0-0 ① F9		BBBB 4-0 1B HR 1-2 2-3 3-H BB	BBBB 4-0 FC3-6 1-2 BB		2	0	0	0	0	0	0
Rico Petrocelli, R (7, PH) OBP: 0.343, SLG: 0.414										0	1	0	1	2	0	0
(8, 5)																
Doug Griffin, R (1, 4) OBP: 0.324, SLG: 0.290			x 0-0 ② 6-3		SSS 0-3 ② K		x 0-0 ① SF9 2-3 3-H	x 0-0 ① FC3-6 FC1-2 1-2f 2-3		2	0	0	0	0	1	0
Fred Lynn, L (7, PH) OBP: 0.456, SLG: 0.588										1	0	0	1	0	0	2
(8, 8)																
Rick Burleson, R (1, 6) OBP: 0.278, SLG: 0.253			x 0-0 2B 1B		x 0-0 ③ F4		x 0-0 ② HR 1-2 3-H 1B	x 0-0 ② FC1-2 1-2 3-H		4	2	2	1	0	0	2
Inning Stats	R: 0 H: 0 E: 0 LOB: 0 K: 0 BB: 1 S: 2 P: 6	R: 0 H: 0 E: 0 LOB: 0 K: 1 BB: 0 S: 5 P: 5	R: 1 H: 2 E: 0 LOB: 1 K: 0 BB: 0 S: 5 P: 5	R: 0 H: 1 E: 0 LOB: 1 K: 0 BB: 0 S: 4 P: 4	R: 0 H: 0 E: 0 LOB: 0 K: 1 BB: 0 S: 5 P: 5	R: 0 H: 0 E: 0 LOB: 0 K: 0 BB: 0 S: 3 P: 3	R: 8 H: 5 E: 0 LOB: 0 K: 0 BB: 3 S: 8 P: 20	R: 0 H: 1 E: 0 LOB: 2 K: 0 BB: 1 S: 4 P: 8		1B: 5 SF: 1 2B: 2 SAC: 0 3B: 0 DP: 1 HR: 2 HBP: 0						

livebaseballscorecards.com

AB	31
R	9
H	9
RBI	9
BB	5
SO	2
LOB	10

PITCHER		IP	WLS	BF	H	R	ER	SO	BB	IBB	HBP	BLK	WP	HR	S	P	ERA	WHIP
Jim Colborn, R ERA: 3.03	(1, 1)	6.0		23	5	3	3	2	1	0	0	0	0	0	26	30	4.50	1.000
Eduardo Rodriguez, R ERA: 4.86	(7, 1)	0.1	L	4	1	1	1	0	2	0	0	0	0	0	2	10	27.00	9.000
Ray Sadecki, L ERA: 3.18	(7, 1)	0.1		3	1	3	3	0	1	0	0	0	0	1	2	6	81.00	6.000
Tom Murphy, R ERA: 7.11	(7, 1)	1.1		7	2	2	2	0	1	0	0	0	0	1	6	10	13.50	2.250

PITCHER	IP	WLS	BF	H	R	ER	SO	BB	IBB	HBP	BLK	WP	HR	S	P	ERA	WHIP

Batter	1	2	3	4	5	6	7	8	9	AB	R	H	RBI	BB	SO	LOB
Bill Sharp, L (1, 9) OBP: 0.220, SLG: 0.158 Charlie Moore, R (7, PH) OBP: 0.350, SLG: 0.344 (7, 7)	0-0 1B		0-0 ① F8 SSS	0-3 ③ K		0-0 ② P7 SSS	0-3 ② K		0-0 ② 4-3 2-3	4 2	0 0	1 0	0 0	0 0	1 1	4 2
Don Money, R (1, 5) OBP: 0.362, SLG: 0.500	0-0 ① P8		0-0 1B FC4-6 1B		0-0 ① 5-3	0-0 1B 1-3 2-H 3-H 1B 2B	0-0 2-H 1B		B B X 2-0 3-H HR	6	3	4	5	0	0	1
George Scott, R (1, 3) OBP: 0.327, SLG: 0.446	SSS 0-3 ② K		0-0 FC4-6 1B 1-2 1B		0-0 ② 6-3	0-0 BB 1B 1B 2-3 3-H 1B	0-0 ③ F8		0-0 ③ 5-3	6	1	2	1	0	1	2
Hank Aaron, R (1, 10) OBP: 0.325, SLG: 0.338 Kurt Bevacqua, R (8, PR) OBP: 0.200, SLG: 0.200	0-0 ③ F8		0-0 FC4-6 1-2 2-3 1B		0-0 ③ F2	0-0 1B BB 1-2 3-H 1B		0-0 FC6-4 1B		5 0	0 0	3 0	1 0	0 0	0 0	1 0
Darrell Porter, L (1, 2) OBP: 0.333, SLG: 0.247		0-0 4-3 1B 2B	0-0 ② FC4-6 FC4 1-2f 2-3 3-H			4-3		0-0 ① F2		4	1	1	1	1	0	3
Sixto Lezcano, R (1, 7) OBP: 0.325, SLG: 0.338 (7, 9)		0-0 ① 4-3 2-3	0-0 ③ FC4 1-2f			BB 1B 1B 1B		0-0 ② FC6-4 1-2f		5	1	2	1	0	0	4
Robin Yount, R (1, 6) OBP: 0.372, SLG: 0.333		0-0 S 3-H 1B		0-0 ① L9		1B BB 2B 1B 1-2	L7	0-0 ③ F9		5	1	2	1	0	0	4
Gorman Thomas, R (1, 8) OBP: 0.367, SLG: 0.500		0-0 ② 6-3 1-2		0-0 3-1 1B		B B B B 4-0 1B 2B 1-2 2-3 BB	0-0 SH1-4 1B 1B		0-0 4-3 HR 2B	4	3	3	0	1	0	1
Pedro Garcia, R (1, 4) OBP: 0.250, SLG: 0.333 Bob Hansen, L (6, PH) OBP: 0.188, SLG: 0.133 Tim Johnson, L (6, PR) OBP: 0.222, SLG: 0.125 (6, 4)		0-0 ③ F8		0-0 ② 3-1 1-3		B B S X 2-1 2B 1B 1-2 2-3 3-H 1B	0-0 ① SH1-4 1-2		0-0 ① F9	2 1 1	0 0 1	0 1 0	0 1 0	0 0 0	0 0 0	2 0 1
Inning Stats	R: 0 H: 1 E: 0 LOB: 1 K: 1 BB: 0 S: 6 P: 6	R: 1 H: 2 E: 0 LOB: 1 K: 0 BB: 0 S: 5 P: 5	R: 1 H: 3 E: 0 LOB: 2 K: 0 BB: 0 S: 6 P: 6	R: 0 H: 1 E: 0 LOB: 1 K: 1 BB: 0 S: 6 P: 6	R: 0 H: 0 E: 0 LOB: 0 K: 0 BB: 0 S: 3 P: 3	R: 6 H: 7 E: 0 LOB: 3 K: 0 BB: 2 S: 11 P: 21	R: 1 H: 2 E: 0 LOB: 1 K: 1 BB: 0 S: 7 P: 7	R: 0 H: 1 E: 0 LOB: 1 K: 0 BB: 0 S: 4 P: 4	R: 2 H: 2 E: 0 LOB: 0 K: 0 BB: 0 S: 5 P: 7	1B: 15 SF: 0 2B: 3 SAC: 1 3B: 0 DP: 0 HR: 1 HBP: 0						

PITCHER		IP	W/L/S	BF	H	R	ER	SO	BB	IBB	HBP	BLK	WP	HR	S	P	ERA	WHIP
Rick Wise, R ERA: 6.62	(1, 1)	5.1	L	26	9	5	5	2	1	0	0	0	0	0	29	33	8.44	1.875
Reggie Cleveland, R ERA: 2.77	(6, 1)	0.1		4	3	1	1	0	0	0	0	0	0	0	5	7	27.00	9.000
Jim Willoughby, R ERA: 2.76	(6, 1)	0.1		4	2	2	2	0	1	0	0	0	0	0	3	7	54.00	9.000
Rick Jones, L ERA: 5.19	(7, 1)	2.0		9	3	1	1	1	0	0	0	0	0	0	11	11	4.50	1.500
Tom House, L ERA: 6.1	(9, 1)	1.0		5	2	2	2	0	0	0	0	0	0	1	5	7	18.00	2.000

PITCHER	IP	W/L/S	BF	H	R	ER	SO	BB	IBB	HBP	BLK	WP	HR	S	P	ERA	WHIP

TOP

Milwaukee Brewers @ Boston Red Sox

Fenway Park, Boston, MA

Sun May 16 1976, 3:33 AM EDT

Att. 28,814 - Unknown - 65 F

livebaseballscorecards.com

AB	45
R	11
H	19
RBI	11
BB	2
SO	3
LOB	25

WP: 0	PA: 48		
PB: 0			
SB: 1			
CS: 0			

Milwaukee Brewers @ Boston Red Sox

Fenway Park, Boston, MA

Sun May 16 1976, 3:33 AM EDT

Att. 28,814 - Unknown - 65 F

livebaseballscorecards.com

Batter	1	2	3	4	5	6	7	8	9	AB	R	H	RBI	BB	SO	LOB
Rick Miller, L (1, 8) OBP: 0.429, SLG: 0.452	4-3		L9		K		K		1B, 1B, 1B (1-2)	5	1	1	0	0	2	3
Cecil Cooper, L (1, 3) OBP: 0.238, SLG: 0.405	4-3		2B (1-H)		F5		P7		1B, E, 1B (1-2, 2-3)	5	1	2	1	0	0	2
Carl Yastrzemski, L (1, 7) OBP: 0.314, SLG: 0.341	K		F5			F5		3-1	E, 1B (1-3, 2-H, 3-H)	5	0	1	2	0	1	1
Carlton Fisk, R (1, 2) OBP: 0.324, SLG: 0.471		F8	G3			6-3		F3	E2, BB (1-3, 3-H)	4	0	0	0	1	0	1
Bernie Carbo, L (1, 10) OBP: 0.351, SLG: 0.460		FC5-4, BB		G3		2B, 1B		2B	K	4	1	2	0	1	1	2
Dwight Evans, R (1, 9) OBP: 0.340, SLG: 0.452		FC5-4, 2B (1-2f)		F4		2B (1-H)		1-3		4	0	1	1	0	0	2
Rico Petrocelli, R (1, 5) OBP: 0.343, SLG: 0.426		2B (1-3)		K		K			4-3	3	0	1	0	0	2	1
Steve Dillard, R (8, 5) OBP: 0.444, SLG: 0.500										1	0	0	0	0	0	0
Doug Griffin, R (1, 4) OBP: 0.324, SLG: 0.294		4-3			1B		K		L9	3	0	1	0	0	1	2
Denny Doyle, L (9, PH) OBP: 0.233, SLG: 0.271										1	0	0	0	0	0	0
Rick Burleson, R (1, 6) OBP: 0.298, SLG: 0.268			2B, BB		L5		1B		1B, 1B, 1B, 1B	3	2	2	0	1	0	1

Inning Stats	1	2	3	4	5	6	7	8	9	1B	2B	3B	HR	SF	SAC	DP	HBP	WP	PB	SB	CS	PA
	R: 0 H: 0 E: 0 LOB: 0 K: 1 BB: 0 S: 5 P: 5	R: 0 H: 1 E: 0 LOB: 2 K: 0 BB: 1 S: 4 P: 8	R: 1 H: 1 E: 0 LOB: 1 K: 0 BB: 1 S: 4 P: 8	R: 0 H: 0 E: 0 LOB: 0 K: 1 BB: 0 S: 5 P: 5	R: 0 H: 1 E: 0 LOB: 1 K: 1 BB: 0 S: 6 P: 6	R: 1 H: 2 E: 0 LOB: 1 K: 1 BB: 0 S: 7 P: 7	R: 0 H: 1 E: 0 LOB: 1 K: 2 BB: 0 S: 8 P: 8	R: 0 H: 1 E: 0 LOB: 1 K: 0 BB: 0 S: 4 P: 4	R: 3 H: 4 E: 1 LOB: 2 K: 1 BB: 1 S: 9 P: 13	1B: 7 2B: 4 3B: 0 HR: 0	SF: 0 SAC: 0 DP: 0 HBP: 0	WP: 0 PB: 0 SB: 0 CS: 0	PA: 41

PITCHER		IP	WLS	BF	H	R	ER	SO	BB	IBB	HBP	BLK	WP	HR	S	P	ERA	WHIP
Jim Slaton, R ERA: 3.41	(1, 1)	8.2	W	40	11	5	4	6	3	0	0	0	0	0	49	61	4.15	1.615
Eduardo Rodriguez, R ERA: 4.76	(9, 1)	0.1		1	0	0	0	1	0	0	0	0	0	0	3	3	0.00	0.000

PITCHER	IP	WLS	BF	H	R	ER	SO	BB	IBB	HBP	BLK	WP	HR	S	P	ERA	WHIP

Batter	1	2	3	4	5	6	7	8	9	AB	R	H	RBI	BB	SO	LOB
Rick Miller, L (1, 8) OBP: 0.436, SLG: 0.514	F5		E 3B 2-H	SH5-4 1-2 2-3		F8		1B 1-2 3-H		4	1	2	2	0	0	0
Cecil Cooper, L (1, 3) OBP: 0.273, SLG: 0.455	G3 2B		E9 1B 3-H	K		F8		F2		2	1	2	1	0	0	0
Deron Johnson, R (3, 3) OBP: 0.278, SLG: 0.258										3	0	0	0	0	1	4
Carl Yastrzemski, L (1, 10) OBP: 0.309, SLG: 0.333	G3 2-3		1-3	1B 2-H 3-H			4-3		3-1	5	0	1	2	0	0	2
Carlton Fisk, R (1, 2) OBP: 0.328, SLG: 0.491	F7		K		HR		K		HBP BB	4	1	1	1	1	2	2
Bernie Carbo, L (1, 7) OBP: 0.356, SLG: 0.451		K	E 1B BB		K		F9		FC5-4 HBP 1-2	1	0	0	0	1	1	0
Jim Rice, R (5, PH) OBP: 0.290, SLG: 0.427 (5, 7)										2	0	0	0	0	1	0
Dwight Evans, R (1, 9) OBP: 0.342, SLG: 0.449		6-3	E8 1B 1-3 2-H		1B			F8	K	5	0	2	1	0	1	2
Rico Petrocelli, R (1, 5) OBP: 0.351, SLG: 0.422		1B	F8		F8			1B BB	FC5-4 1-2f	3	0	1	0	1	0	3
Bob Heise, R (8, PR) OBP: 0.167, SLG: 0.333 (8, 5)										1	1	0	0	0	0	2
Denny Doyle, L (1, 4) OBP: 0.247, SLG: 0.284		4-3	SH5-4 HBP 1B		F6			1B 1-3		4	1	2	0	0	0	2
Rick Burleson, R (1, 6) OBP: 0.306, SLG: 0.282			3B 2B	SH5-4 1-2 HBP		6-3		F9		3	2	1	0	0	0	2

Inning Stats										
	R: 0 H: 1 E: 0 LOB: 1 K: 0 BB: 0 S: 4 P: 4	R: 0 H: 1 E: 0 LOB: 1 K: 1 BB: 0 S: 6 P: 6	R: 3 H: 4 E: 2 LOB: 2 K: 1 BB: 1 S: 9 P: 13	R: 2 H: 2 E: 0 LOB: 1 K: 1 BB: 0 S: 6 P: 7	R: 1 H: 2 E: 0 LOB: 1 K: 1 BB: 0 S: 7 P: 7	R: 0 H: 0 E: 0 LOB: 0 K: 0 BB: 0 S: 3 P: 3	R: 0 H: 0 E: 0 LOB: 0 K: 1 BB: 0 S: 5 P: 5	R: 1 H: 2 E: 0 LOB: 2 K: 0 BB: 1 S: 5 P: 9	R: 0 H: 0 E: 0 LOB: 2 K: 1 BB: 1 S: 5 P: 10	1B: 8 SF: 0 2B: 2 SAC: 1 3B: 1 DP: 0 HR: 1 HBP: 2	WP: 0 PA: 43 PB: 0 SB: 0 CS: 0

PITCHER	IP	WLS	BF	H	R	ER	SO	BB	IBB	HBP	BLK	WP	HR	S	P	ERA	WHIP
Joe Coleman, R (1, 1) ERA: 4.47	2.2	L	15	6	3	3	2	1	0	0	0	0	0	18	22	10.12	2.625
Bill Laxton, L (3, 1) ERA: 2.66	6.1		28	6	4	4	4	2	0	2	0	0	1	32	42	5.68	1.263

PITCHER	IP	WLS	BF	H	R	ER	SO	BB	IBB	HBP	BLK	WP	HR	S	P	ERA	WHIP

TOP

Boston Red Sox @ Detroit Tigers

Tiger Stadium, Detroit, MI

Mon May 17 1976, 7:05 PM EDT

Att. 11,757 - Unknown - 45 F

livebaseballscorecards.com

AB	37
R	7
H	12
RBI	7
BB	3
SO	6
LOB	19

Boston Red Sox @ Detroit Tigers

Tiger Stadium, Detroit, MI

Mon May 17 1976, 7:05 PM EDT

Att. 11,757 - Unknown - 45 F

livebaseballscorecards.com

BOTTOM

Batter	1	2	3	4	5	6	7	8	9	AB	R	H	RBI	BB	SO	LOB
Ron LeFlore, R (1, 8) OBP: 0.415, SLG: 0.477	K		F8		5-3			FC6-4 1B		4	0	1	0	0	1	1
Alex Johnson, R (1, 7) OBP: 0.265, SLG: 0.320	S 1B		1-3 1B			K		FC6-4 1-2f		4	0	2	0	0	1	1
Willie Horton, R (1, 10) OBP: 0.418, SLG: 0.553	F3 1-2		K			1B		F8		4	0	1	0	0	1	4
Rusty Staub, L (1, 9) OBP: 0.417, SLG: 0.505	F7			G6-4-3 BB BB		F8		F2		3	0	0	0	1	0	3
Jason Thompson, L (1, 3) OBP: 0.338, SLG: 0.391		K		G6-4-3 1-2 BB		6-3			G5-4-3 BB	2	0	0	0	2	1	1
Aurelio Rodriguez, R (1, 5) OBP: 0.276, SLG: 0.357		K		G6-4-3 1-2f 2-3			E2 1B		F8	4	0	1	0	0	1	3
Tom Veryzer, R (1, 6) OBP: 0.273, SLG: 0.225		4-3		F8			F6		G5-4-3 1-2f	4	0	0	0	0	0	3
Jerry Manuel, S (1, 4) OBP: 0.250, SLG: 0.214			1B BB		K		F8			1	0	0	0	1	1	0
Dan Meyer, L (7, PH) OBP: 0.293, SLG: 0.200										1	0	0	0	0	0	1
Gary Sutherland, R (8, 4) OBP: 0.227, SLG: 0.257										0	0	0	0	0	0	0
Bruce Kimm, R (1, 2) OBP: 0.267, SLG: 0.214			K		L8		F7			3	0	0	0	0	1	2
Inning Stats	R: 0 E: 0 K: 1 S: 6 H: 1 LOB: 1 BB: 0 P: 6	R: 0 E: 0 K: 2 S: 7 H: 0 LOB: 0 BB: 0 P: 7	R: 0 E: 0 K: 2 S: 8 H: 1 LOB: 2 BB: 1 P: 12	R: 0 E: 0 K: 0 S: 2 H: 0 LOB: 1 BB: 2 P: 10	R: 0 E: 0 K: 1 S: 5 H: 0 LOB: 0 BB: 0 P: 5	R: 0 E: 0 K: 1 S: 6 H: 1 LOB: 1 BB: 0 P: 6	R: 0 E: 1 K: 0 S: 4 H: 1 LOB: 1 BB: 0 P: 4	R: 0 E: 0 K: 0 S: 4 H: 1 LOB: 1 BB: 0 P: 4	R: 0 E: 0 K: 0 S: 2 H: 0 LOB: 0 BB: 1 P: 6	1B: 5 2B: 0 3B: 0 HR: 0 SF: 0 SAC: 0 DP: 2 HBP: 0						

	AB	30
	R	0
	H	5
	RBI	0
	BB	4
	SO	7
	LOB	19

PITCHER	IP	WLS	BF	H	R	ER	SO	BB	IBB	HBP	BLK	WP	HR	S	P	ERA	WHIP
Luis Tiant, R (1, 1) ERA: 2.57	9.0	W	34	5	0	0	7	4	0	0	0	0	0	44	60	0.00	1.000

PITCHER	IP	WLS	BF	H	R	ER	SO	BB	IBB	HBP	BLK	WP	HR	S	P	ERA	WHIP

Batter	1	2	3	4	5	6	7	8	9	AB	R	H	RBI	BB	SO	LOB
Rick Miller, L (1, 8) OBP: 0.409, SLG: 0.475	4-3		K		F5		FC1-5-6-5 CS 2-3		1B 1-3 2-H 3-H	5	0	1	2	0	1	1
Denny Doyle, L (1, 4) OBP: 0.250, SLG: 0.286	5-3		K		E8 1B		CS 1-2	F5	F3	3	0	1	0	0	1	0
Doug Griffin, R (8, PH) OBP: 0.308, SLG: 0.278 (8, 4)										2	0	0	0	0	0	2
Carl Yastrzemski, L (1, 3) OBP: 0.307, SLG: 0.323	BB 1B			4-3	F4			K		3	0	0	0	1	1	1
Carlton Fisk, R (1, 2) OBP: 0.333, SLG: 0.486	1B 1-2			F7		BB 1B		5-3		3	0	1	0	1	0	0
Fred Lynn, L (1, 10) OBP: 0.446, SLG: 0.563	4-3			K		F9			BB SH3-4 1B	3	1	0	0	1	1	3
Jim Rice, R (1, 7) OBP: 0.309, SLG: 0.435		5-3			1B 4-3 S HR	G6-4-3 1B 1-2			BB SH3-4 1B 1-2	3	2	2	0	1	0	0
Dwight Evans, R (1, 9) OBP: 0.342, SLG: 0.446		G6-4-3 1B			4-3 1-3	G6-4-3 1-2f			SH3-4 1-2 2-3	3	0	1	0	0	0	3
Rico Petrocelli, R (1, 5) OBP: 0.372, SLG: 0.424		G6-4-3 1-2f			BB HR		SH1-4 1B		IBB 1B	2	1	1	0	2	0	1
Rick Burleson, R (1, 6) OBP: 0.307, SLG: 0.318			6-3		HR 1-H 3-H		SH1-4 1-2		K	3	1	1	3	0	1	3
Inning Stats	R: 0 E: 0 K: 0 S: 4 H: 1 LOB: 2 BB: 1 P: 8	R: 0 E: 0 K: 0 S: 3 H: 1 LOB: 0 BB: 0 P: 3	R: 0 E: 0 K: 2 S: 7 H: 0 LOB: 0 BB: 0 P: 7	R: 0 E: 0 K: 1 S: 5 H: 0 LOB: 0 BB: 0 P: 5	R: 3 E: 1 K: 0 S: 6 H: 3 LOB: 1 BB: 1 P: 10	R: 0 E: 0 K: 0 S: 3 H: 1 LOB: 1 BB: 1 P: 7	R: 0 E: 0 K: 0 S: 3 H: 1 LOB: 0 BB: 0 P: 3	R: 0 E: 0 K: 1 S: 5 H: 0 LOB: 0 BB: 0 P: 5	R: 2 E: 0 K: 1 S: 6 H: 1 LOB: 2 BB: 3 P: 18	1B: 7 2B: 0 3B: 0 HR: 1 SF: 0 SAC: 2 DP: 2 HBP: 0						

TOP

Boston Red Sox @ Detroit Tigers

Tiger Stadium, Detroit, MI

Tue May 18 1976, 7:05 PM EDT

Att. 10,642 - Unknown

livebaseballscorecards.com

AB	30
R	5
H	8
RBI	5
BB	6
SO	5
LOB	14

WP: 0 PB: 0 SB: 1 CS: 1 PA: 39

PITCHER		IP	WLS	BF	H	R	ER	SO	BB	IBB	HBP	BLK	WP	HR	S	P	ERA	WHIP
Vern Ruhle, R ERA: 3.23	(1, 1)	6.1		27	7	3	3	3	3	0	0	0	0	1	30	42	4.26	1.579
Jim Crawford, L ERA: 3.12	(7, 1)	1.2	L	5	0	1	1	1	1	0	0	0	0	0	6	10	5.40	0.600
John Hiller, L ERA: 3.38	(9, 1)	1.0		6	1	1	1	1	1	1	0	0	0	0	6	14	9.00	2.000

PITCHER	IP	WLS	BF	H	R	ER	SO	BB	IBB	HBP	BLK	WP	HR	S	P	ERA	WHIP

Boston Red Sox @ Detroit Tigers

Tiger Stadium, Detroit, MI

Tue May 18 1976, 7:05 PM EDT

Att. 10,642 - Unknown

BOTTOM

Batter	1	2	3	4	5	6	7	8	9	AB	R	H	RBI	BB	SO	LOB
Ron LeFlore, R (1, 8) OBP: 0.424, SLG: 0.484	F9		L8		1B		1B	1-2 2-H 1B		5	0	3	1	0	0	0
Alex Johnson, R (1, 7) OBP: 0.262, SLG: 0.314	6-3		F8		1-3 G6-4-3		F8	6-3		5	0	1	0	0	0	3
Willie Horton, R (1, 10) OBP: 0.417, SLG: 0.541	BB 1B		1B		K		K		6-3	4	0	1	0	1	2	3
Rusty Staub, L (1, 9) OBP: 0.416, SLG: 0.495	1-2 BB		F8		1-2f G6-4-3			1B G5-4-3 1B BB	K	4	1	1	0	1	1	3
Jason Thompson, L (1, 3) OBP: 0.354, SLG: 0.389	1-2 2-3 BB			SH1-3 BB		G3		G5-4-3 1B 1-2 E 1B	F6	3	1	1	0	2	0	0
Aurelio Rodriguez, R (1, 5) OBP: 0.278, SLG: 0.356	K			SH1-3 1-2		P7		G5-4-3 1-2 2-3 1B		3	0	1	0	0	1	3
Tom Veryzer, R (1, 6) OBP: 0.272, SLG: 0.217		P2		6-3		BB		G5-4-3 1-2f 2-3 3-H		3	0	0	0	1	0	3
Gary Sutherland, R (1, 4) OBP: 0.231, SLG: 0.250		5-3		BB		5-3		E4 3-H 1B		2	0	0	0	1	0	1
Dan Meyer, L (8, PH) OBP: 0.310, SLG: 0.222										1	1	1	1	0	0	0
Jerry Manuel, S (9, 4) OBP: 0.250, SLG: 0.214										0	0	0	0	0	0	0
Bruce Kimm, R (1, 2) OBP: 0.235, SLG: 0.188		F7		5-3			L7	1B BB		2	0	0	0	0	0	2
Ben Oglivie, L (7, PH) OBP: 0.192, SLG: 0.292										1	0	0	0	0	0	0
John Wockenfuss, R (8, 2) OBP: 0.469, SLG: 0.417										0	0	0	0	1	0	0
Inning Stats	R: 0 E: 0 K: 1 S: 6 H: 1 LOB: 3 BB: 2 P: 14	R: 0 E: 0 K: 0 S: 3 H: 0 LOB: 0 BB: 0 P: 3	R: 0 E: 0 K: 0 S: 4 H: 1 LOB: 1 BB: 0 P: 4	R: 0 E: 0 K: 0 S: 3 H: 0 LOB: 2 BB: 2 P: 11	R: 0 E: 0 K: 1 S: 6 H: 2 LOB: 1 BB: 0 P: 6	R: 0 E: 0 K: 0 S: 3 H: 0 LOB: 1 BB: 1 P: 7	R: 0 E: 0 K: 1 S: 6 H: 1 LOB: 1 BB: 0 P: 6	R: 3 E: 1 K: 0 S: 6 H: 4 LOB: 2 BB: 2 P: 14	R: 0 E: 0 K: 1 S: 5 H: 0 LOB: 0 BB: 0 P: 5	1B: 9 2B: 0 3B: 0 HR: 0 SF: 0 SAC: 1 DP: 2 HBP: 0	WP: 0 PB: 0 SB: 0 CS: 0 PA: 41					

livebaseballscorecards.com

AB	33
R	3
H	9
RBI	2
BB	7
SO	4
LOB	18

PITCHER		IP	WLS	BF	H	R	ER	SO	BB	IBB	HBP	BLK	WP	HR	S	P	ERA	WHIP
Dick Pole, R ERA: 2.93	(1, 1)	7.0		32	6	2	2	3	6	0	0	0	0	0	32	56	2.57	1.714
Jim Willoughby, R ERA: 3.06	(8, 1)	1.1	W	7	3	1	1	0	1	0	0	0	0	0	6	10	6.75	3.000
Tom House, L ERA: 5.73	(9, 1)	0.2	S	2	0	0	0	1	0	0	0	0	0	0	4	4	0.00	0.000

PITCHER	IP	WLS	BF	H	R	ER	SO	BB	IBB	HBP	BLK	WP	HR	S	P	ERA	WHIP

Boston Red Sox @ Detroit Tigers

Tiger Stadium, Detroit, MI

Wed May 19 1976, 7:05 PM EDT

Att. 13,252 - Unknown

TOP

livebaseballscorecards.com

Batter	1	2	3	4	5	6	7	8	9	AB	R	H	RBI	BB	SO	LOB
Rick Miller, L (1, 8) OBP: 0.420, SLG: 0.489	4-3		2-H 1B	6-3		G6-4-3 2B	BBBB 4-0 BB		1-3	5	0	2	1	1	0	3
Dwight Evans, R (1, 9) OBP: 0.353, SLG: 0.448	6-3		G6-3 1B		E HR 1B	SSS 4-0 G6-4-3 BB	0-3 K			4	1	2	0	1	1	2
Fred Lynn, L (1, 10) OBP: 0.420, SLG: 0.526	4-3		1-2f G6-3		1-2 E1 HR	1-2f 2-3 G6-4-3		F6		5	1	0	0	0	0	5
Carlton Fisk, R (1, 2) OBP: 0.336, SLG: 0.478		SSS 0-3 K		HR 1B	L8	BBBB BB		SSS 0-3 K		4	1	1	0	1	2	2
Jim Rice, R (1, 7) OBP: 0.304, SLG: 0.456		SSS 0-3 K		SSS 0-3 K	1-H 2-H HR	F9		4-3		5	1	1	3	0	2	3
Carl Yastrzemski, L (1, 3) OBP: 0.336, SLG: 0.440		BBBB 4-0 FC6-4 BB		B X 1-0 1-H HR	HR		E 1B		HR	4	4	4	4	1	0	0
Rico Petrocelli, R (1, 5) OBP: 0.367, SLG: 0.418		FC6-4 1-2f		CS 1B	6-3		5-3 1-H		1-3	1	0	0	0	0	0	1
Steve Dillard, R (4, PH) (4, 5) OBP: 0.425, SLG: 0.472										4	0	1	0	0	0	0
Rick Burleson, R (1, 6) OBP: 0.321, SLG: 0.326			5-3 1B	BBBB 1B 1-2 BB	1B		F7		4-3	4	1	2	0	1	0	0
Denny Doyle, L (1, 4) OBP: 0.259, SLG: 0.305			1-2 5-3	1-3 1B	4-3		2B		E6	5	0	2	0	0	0	2

Inning Stats	R: 0 E: 0 K: 0 S: 3	H: 0 LOB: 0 BB: 0 P: 3	R: 0 E: 0 K: 2 S: 7	H: 0 LOB: 1 BB: 1 P: 11	R: 1 E: 0 K: 0 S: 5	H: 3 LOB: 1 BB: 0 P: 5	R: 2 E: 0 K: 1 S: 8	H: 4 LOB: 2 BB: 1 P: 13	R: 4 E: 1 K: 0 S: 8	H: 4 LOB: 1 BB: 0 P: 8	R: 0 E: 0 K: 0 S: 3	H: 1 LOB: 2 BB: 2 P: 11	R: 1 E: 1 K: 1 S: 7	H: 2 LOB: 2 BB: 1 P: 11	R: 0 E: 0 K: 1 S: 5	H: 0 LOB: 0 BB: 0 P: 5	R: 1 E: 1 K: 0 S: 5	H: 1 LOB: 1 BB: 0 P: 5	1B: 9 2B: 2 3B: 0 HR: 4	SF: 0 SAC: 0 DP: 2 HBP: 0	WP: 0 PB: 0 SB: 0 CS: 1	PA: 46

PITCHER		IP	WLS	BF	H	R	ER	SO	BB	IBB	HBP	BLK	WP	HR	S	P	ERA	WHIP
Dave Roberts, L ERA: 3.27	(1, 1)	4.1	L	23	9	6	5	3	2	0	0	0	0	2	27	36	10.38	2.538
Steve Grilli, R ERA: 2.3	(5, 1)	2.2		15	5	2	2	1	3	0	0	0	0	1	14	26	6.75	3.000
John Hiller, L ERA: 3.47	(8, 1)	2.0		8	1	1	1	1	0	0	0	0	0	1	10	10	4.50	0.500

PITCHER	IP	WLS	BF	H	R	ER	SO	BB	IBB	HBP	BLK	WP	HR	S	P	ERA	WHIP

AB	41
R	9
H	15
RBI	8
BB	5
SO	5
LOB	18

Boston Red Sox @ Detroit Tigers

Tiger Stadium, Detroit, MI

Wed May 19 1976, 7:05 PM EDT

Att. 13,252 - Unknown

BOTTOM

Batter	1	2	3	4	5	6	7	8	9	AB	R	H	RBI	BB	SO	LOB
Ron LeFlore, R (1, 8) OBP: 0.427, SLG: 0.515	SF9 3B		2B		K		K			4	1	2	0	0	2	0
Alex Johnson, R (1, 7) OBP: 0.261, SLG: 0.314	SF9 3-H		6-3		6-3			1B		3	0	1	1	0	0	1
Willie Horton, R (1, 10) OBP: 0.412, SLG: 0.559	HR		F8			5-3		F3		4	1	1	1	0	0	2
Rusty Staub, L (1, 9) OBP: 0.427, SLG: 0.510	2B		BB			4-3		1-3 1B		3	0	2	0	1	0	0
Jason Thompson, L (1, 3) OBP: 0.349, SLG: 0.373	L8		6-3			1B BB		K		3	0	0	0	1	1	5
Bill Freehan, R (1, 2) OBP: 0.359, SLG: 0.394	F2			F5		FC6-4 1-2 1B		F8		4	0	1	0	0	0	3
Aurelio Rodriguez, R (1, 5) OBP: 0.268, SLG: 0.343		F8		F7		FC6-4 1-2f			F3	4	0	0	0	0	0	2
Tom Veryzer, R (1, 6) OBP: 0.264, SLG: 0.211 Ben Oglivie, L (9, PH) OBP: 0.185, SLG: 0.280		E6 CS		F9			5-3		K	3 1	0 0	0 0	0 0	0 1	0 0	0 0
Gary Sutherland, R (1, 4) OBP: 0.222, SLG: 0.240 Dan Meyer, L (9, PH) OBP: 0.302, SLG: 0.216		6-3 1-2			F7		F7		F6	3 1	0 0	0 0	0 0	0 0	0 0	1 0
Inning Stats	R: 2 E: 0 K: 0 S: 6 H: 3 LOB: 1 BB: 0 P: 6	R: 0 E: 1 K: 0 S: 3 H: 0 LOB: 0 BB: 0 P: 3	R: 0 E: 0 K: 0 S: 4 H: 1 LOB: 2 BB: 1 P: 8	R: 0 E: 0 K: 0 S: 3 H: 0 LOB: 0 BB: 0 P: 3	R: 0 E: 0 K: 1 S: 5 H: 0 LOB: 0 BB: 0 P: 5	R: 0 E: 0 K: 0 S: 4 H: 1 LOB: 2 BB: 1 P: 8	R: 0 E: 0 K: 1 S: 5 H: 0 LOB: 0 BB: 0 P: 5	R: 0 E: 0 K: 1 S: 7 H: 2 LOB: 2 BB: 0 P: 7	R: 0 E: 0 K: 1 S: 5 H: 0 LOB: 0 BB: 0 P: 5	1B: 3 2B: 2 3B: 1 HR: 1 SF: 1 SAC: 0 DP: 0 HBP: 0	WP: 0 PB: 0 SB: 0 CS: 1 PA: 36					

PITCHER	IP	WLS	BF	H	R	ER	SO	BB	IBB	HBP	BLK	WP	HR	S	P	ERA	WHIP
Fergie Jenkins, R (1, 1) ERA: 3.56	9.0	W	36	7	2	2	4	2	0	0	0	0	1	42	50	2.00	1.000

PITCHER	IP	WLS	BF	H	R	ER	SO	BB	IBB	HBP	BLK	WP	HR	S	P	ERA	WHIP

AB	33
R	2
H	7
RBI	2
BB	2
SO	4
LOB	14

livebaseballscorecards.com

Boston Red Sox @ New York Yankees

Yankee Stadium, Bronx, NY

Thu May 20 1976, 7:05 PM EDT

Att. 28,418 - Unknown - 65 F

livebaseballscorecards.com

Batter	1	2	3	4	5	6	7	8	9	AB	R	H	RBI	BB	SO	LOB
Rick Miller, L (1, 8) OBP: 0.400, SLG: 0.460	G3		CS BB 1B		F8		F7	F7		5	0	1	0	0	0	3
Denny Doyle, L (1, 4) OBP: 0.267, SLG: 0.310	6-3		F8		4-3		1B		3B 1B	5	1	2	0	0	0	2
Fred Lynn, L (1, 10) OBP: 0.419, SLG: 0.538	K2-3		1-2 BB			F9	4-3		1-H 1B 3B	4	1	1	1	1	1	1
Carlton Fisk, R (1, 2) OBP: 0.346, SLG: 0.479		F9	2-3 K			FC6-4 1B		BB HR	3-H HR 1B	4	2	2	1	1	1	2
Carl Yastrzemski, L (1, 3) OBP: 0.347, SLG: 0.505 Deron Johnson, R (9, 3) OBP: 0.278, SLG: 0.258		BB 1B 1B		4-3		P2		1-H HR	1-H HR	5 0	2 0	3 0	4 0	0 0	0 0	1 0
Jim Rice, R (1, 7) OBP: 0.299, SLG: 0.453		F8		4-3		1-2f FC6-4		1B FC6-2 2B	6-3	5	0	1	0	0	0	2
Dwight Evans, R (1, 9) OBP: 0.363, SLG: 0.450		1-2 BB 1B		5-3			BB FC5-4	CS FC6-2 2-3 1B	K	4	0	2	0	1	1	0
Rico Petrocelli, R (1, 5) OBP: 0.369, SLG: 0.408 Bob Heise, R (9, 5) OBP: 0.167, SLG: 0.333	1-2 2-3 BB				1B	1-2f FC5-4 HR		1-2 3-H FC6-2 BB	K	4 0	1 0	1 0	0 0	1 0	1 0	3 0
Rick Burleson, R (1, 6) OBP: 0.327, SLG: 0.358		F7			F7		1-H HR	1-2 2-3 BB		3	1	1	2	1	0	4
Inning Stats	R: 0 E: 0 K: 1 S: 5 H: 0 LOB: 0 BB: 0 P: 5	R: 0 E: 0 K: 0 S: 5 H: 2 LOB: 3 BB: 1 P: 9	R: 0 E: 0 K: 1 S: 5 H: 1 LOB: 2 BB: 1 P: 9	R: 0 E: 0 K: 0 S: 3 H: 0 LOB: 0 BB: 0 P: 3	R: 0 E: 0 K: 0 S: 4 H: 1 LOB: 1 BB: 0 P: 4	R: 0 E: 0 K: 0 S: 4 H: 1 LOB: 1 BB: 0 P: 4	R: 2 E: 0 K: 0 S: 5 H: 2 LOB: 1 BB: 1 P: 9	R: 2 E: 0 K: 0 S: 5 H: 3 LOB: 2 BB: 2 P: 13	R: 4 E: 0 K: 2 S: 11 H: 4 LOB: 0 BB: 0 P: 11	1B: 9 2B: 2 3B: 1 HR: 3 SF: 0 SAC: 0 DP: 1 HBP: 0						

AB	39
R	8
H	14
RBI	8
BB	5
SO	4
LOB	18

WP: 0 PB: 0 SB: 0 CS: 2 PA: 44

PITCHER		IP	WLS	BF	H	R	ER	SO	BB	IBB	HBP	BLK	WP	HR	S	P	ERA	WHIP
Ed Figueroa, R ERA: 3.3	(1, 1)	7.0	L	31	7	3	3	2	4	0	0	0	0	1	31	47	3.86	1.571
Tippy Martinez, L ERA: 1.86	(8, 1)	0.0		2	2	1	1	0	0	0	0	0	0	1	2	2	∞	∞
Dick Tidrow, R ERA: 2.55	(8, 1)	0.2		3	1	0	0	0	1	0	0	0	0	0	2	6	0.00	3.000
Ron Guidry, L ERA: 108.0	(8, 1)	0.1		5	4	4	4	0	0	0	0	0	0	1	5	5	108.00	12.000
Dave Pagan, R ERA: 4.91	(9, 1)	1.0		3	0	0	0	2	0	0	0	0	0	0	7	7	0.00	0.000

PITCHER	IP	WLS	BF	H	R	ER	SO	BB	IBB	HBP	BLK	WP	HR	S	P	ERA	WHIP

Batter	1	2	3	4	5	6	7	8	9	AB	R	H	RBI	BB	SO	LOB
Mickey Rivers, L (1, 8) OBP: 0.328, SLG: 0.426	1-3		1-3 2B		F8		1-H E 1B		4-3	5	0	2	1	0	0	0
Roy White, S (1, 7) OBP: 0.385, SLG: 0.395	L7		9-2 3-Hf		6-3		SSS K 1-2		P4	5	0	0	0	0	1	3
Thurman Munson, R (1, 2) (9, 9) OBP: 0.341, SLG: 0.465	6-3			1B E 1B		1-3	5-3			4	1	1	0	0	0	1
Chris Chambliss, L (1, 3) OBP: 0.341, SLG: 0.485		4-3		E6 1-2 1B		L4		L9		4	0	1	0	0	0	0
Lou Piniella, R (1, 10) OBP: 0.350, SLG: 0.473		6-3		E6 BB 1-2 2-H		1B 1B 1B		6-3 PB 1B		3	0	1	0	0	0	1
Carlos May, L (8, PH) OBP: 0.288, SLG: 0.219										1	0	1	0	0	0	0
Graig Nettles, L (1, 5) OBP: 0.291, SLG: 0.339				P7		1B 1-2 1B		6-3 1-3		3	0	2	0	0	0	1
Willie Randolph, R (7, 4) OBP: 0.386, SLG: 0.378		1B								1	0	0	0	0	0	1
Otto Velez, R (1, 9) OBP: 0.425, SLG: 0.355										2	0	1	0	1	0	1
Oscar Gamble, L (8, PH) OBP: 0.299, SLG: 0.377		F9		BBB 4-0 FC6-4 1-2 BB		1-2 2-H 1B		BBB 4-0 FC6-4 BB		0	0	0	0	0	0	0
Fran Healy, R (8, PH) (9, 2) OBP: 0.276, SLG: 0.125										0	0	0	0	1	0	0
Sandy Alomar Sr., S (1, 4) (7, 5) OBP: 0.333, SLG: 0.276			B2	FC6-4 1-2f			S 1B 1B	FC6-4 1-2f		4	1	1	0	0	0	4
Fred Stanley, R (1, 6) OBP: 0.340, SLG: 0.333			E6 2B 9-2		F8		L4		L7	3	0	0	0	0	0	1
Rick Dempsey, R (9, PH) OBP: 0.167, SLG: 0.107										1	0	0	0	0	0	0
Inning Stats	R: 0 E: 0 K: 0 S: 3 H: 0 LOB: 0 BB: 0 P: 3	R: 0 E: 0 K: 0 S: 4 H: 1 LOB: 1 BB: 0 P: 4	R: 0 E: 1 K: 0 S: 4 H: 1 LOB: 1 BB: 0 P: 4	R: 1 E: 1 K: 0 S: 5 H: 2 LOB: 2 BB: 1 P: 9	R: 0 E: 0 K: 0 S: 3 H: 0 LOB: 0 BB: 0 P: 3	R: 0 E: 0 K: 0 S: 5 H: 3 LOB: 2 BB: 0 P: 5	R: 1 E: 1 K: 1 S: 7 H: 2 LOB: 1 BB: 0 P: 7	R: 0 E: 0 K: 0 S: 4 H: 1 LOB: 2 BB: 1 P: 8	R: 0 E: 0 K: 0 S: 3 H: 0 LOB: 0 BB: 0 P: 3	1B: 9 2B: 2 3B: 0 HR: 0	SF: 0 SAC: 0 DP: 1 HBP: 0						

PITCHER	IP	WLS	BF	H	R	ER	SO	BB	IBB	HBP	BLK	WP	HR	S	P	ERA	WHIP
Bill Lee, L (1, 1) ERA: 7.31	6.0		25	7	1	0	0	1	0	0	0	0	0	24	28	0.00	1.333
Reggie Cleveland, R (7, 1) ERA: 2.93	1.2	W	8	3	1	1	1	0	0	0	0	0	0	10	10	5.40	1.800
Tom House, L (8, 1) ERA: 5.11	1.1	S	5	0	0	0	0	1	0	0	0	0	0	4	8	0.00	0.750

PITCHER	IP	WLS	BF	H	R	ER	SO	BB	IBB	HBP	BLK	WP	HR	S	P	ERA	WHIP

BOTTOM

Boston Red Sox @ New York Yankees

Yankee Stadium, Bronx, NY

Thu May 20 1976, 7:05 PM EDT

Att. 28,418 - Unknown - 65 F

livebaseballscorecards.com

AB	36
R	2
H	10
RBI	1
BB	2
SO	1
LOB	13

1B: 9 SF: 0
2B: 2 SAC: 0
3B: 0 DP: 1
HR: 0 HBP: 0

WP: 0 PA: 38
PB: 1
SB: 1
CS: 0

Boston Red Sox @ New York Yankees

Yankee Stadium, Bronx, NY

Fri May 21 1976, 7:05 PM EDT

Att. 42,342 - Unknown

TOP

livebaseballscorecards.com

Batter	1	2	3	4	5	6	7	8	9	10	11	12	AB	R	H	RBI	BB	SO	LOB
Rick Miller, L (1, 8) (9, 7) OBP: 0.417, SLG: 0.473	6-3	CS 1B			F8			1B BB E 1B		CS 1B		SH1-4 1-2	5	1	3	0	0	0	0
Denny Doyle, L (1, 4) OBP: 0.281, SLG: 0.315	L6	CS 1-2	F9			L9-3-9 1B		BBBB E 1-2 BB		1B 1-2 1B		8-4 2-3f	5	0	2	0	1	0	1
Fred Lynn, L (1, 10) (9, 8) OBP: 0.418, SLG: 0.529	6-3		SSS K			L9-3-9 1-2		E6 G6-4-3 1-3 2-H 1B		1-2 1B			5	0	2	0	0	1	1
Carlton Fisk, R (1, 2) OBP: 0.341, SLG: 0.467		1B 2B 1B	5-3			SSS K		G6-4-3 1-2f		F2			5	1	1	0	0	1	4
Carl Yastrzemski, L (1, 3) OBP: 0.346, SLG: 0.500		2B SF 1-3 1B		F5			G3		SSS K		F9		3	1	1	0	0	0	0
Deron Johnson, R (9, PH) (9, 3) OBP: 0.263, SLG: 0.242													2	0	0	0	0	1	0
Jim Rice, R (1, 7) OBP: 0.315, SLG: 0.475		SF 1B 1-3 3-H 2B		F8			1B		FC5-4 1B		F8		4	1	3	1	0	0	0
Steve Dillard, R (9, PR) OBP: 0.425, SLG: 0.472													0	0	0	0	0	0	0
Tom House, L (9, 1)													0	0	0	0	0	0	0
Jim Willoughby, R (10, 1)													1	0	0	0	0	0	0
Dwight Evans, R (1, 9) OBP: 0.357, SLG: 0.442		SF 1B 2-3 3-H		6-3			SSS K		SSS K		FC6-4 1B		4	1	1	1	0	2	2
Rico Petrocelli, R (1, 5) OBP: 0.360, SLG: 0.395		G6-4-3 2-H 3-H 1B			6-3		2-3		FC5-4 1-2f		FC6-4 1-2f		5	0	1	2	0	0	3
Rick Burleson, R (1, 6) OBP: 0.322, SLG: 0.350		G6-4-3 1-2f			4-3			F7		4-3		8-4 SH1-4 1B	5	0	1	0	0	0	1

	AB	44
	R	5
	H	15
	RBI	4
	BB	1
	SO	5
	LOB	12

Inning Stats																								
	R: 0	H: 0	R: 4	H: 5	R: 0	H: 0	R: 0	H: 0	R: 0	H: 0	R: 0	H: 1	R: 0	H: 1	R: 1	H: 2	R: 0	H: 1	R: 0	H: 3	R: 0	H: 1	R: 0	H: 1
	E: 0	LOB: 0	E: 1	LOB: 0	E: 0	LOB: 0	E: 0	LOB: 0	E: 0	LOB: 0	E: 0	LOB: 0	E: 0	LOB: 1	E: 1	LOB: 1	E: 0	LOB: 1	E: 0	LOB: 2	E: 0	LOB: 1	E: 0	LOB: 0
	K: 0	BB: 0	K: 0	BB: 0	K: 1	BB: 0	K: 0	BB: 0	K: 1	BB: 0	K: 1	BB: 0	K: 1	BB: 0	K: 0	BB: 1	K: 2	BB: 0	K: 0	BB: 0	K: 0	BB: 0	K: 0	BB: 0
	S: 3	P: 3	S: 7	P: 7	S: 5	P: 5	S: 3	P: 3	S: 3	P: 3	S: 5	P: 5	S: 6	P: 6	S: 4	P: 8	S: 8	P: 8	S: 5	P: 5	S: 4	P: 4	S: 3	P: 3

	1B: 14	SF: 1
	2B: 3	SAC: 1
	3B: 0	DP: 4
	HR: 0	HBP: 0

	WP: 0	PA: 48
	PB: 0	
	SB: 0	
	CS: 2	

PITCHER		IP	WLS	BF	H	R	ER	SO	BB	IBB	HBP	BLK	WP	HR	S	P	ERA	WHIP
Dock Ellis, R ERA: 3.97	(1, 1)	1.0		8	4	4	3	0	0	0	0	0	0	0	8	8	27.00	4.000
Dave Pagan, R ERA: 1.8	(2, 1)	6.1		20	4	1	0	3	0	0	0	0	0	0	26	26	0.00	0.632
Sparky Lyle, L ERA: 1.42	(8, 1)	4.2	W	19	7	0	0	2	1	0	0	0	0	0	22	26	0.00	1.714

PITCHER		IP	WLS	BF	H	R	ER	SO	BB	IBB	HBP	BLK	WP	HR	S	P	ERA	WHIP

Boston Red Sox @ New York Yankees

Yankee Stadium, Bronx, NY

Fri May 21 1976, 7:05 PM EDT

Att. 42,342 - Unknown

BOTTOM

livebaseballscorecards.com

Batter	1	2	3	4	5	6	7	8	9	10	11	12	AB	R	H	RBI	BB	SO	LOB
Willie Randolph, R (1, 4) OBP: 0.375, SLG: 0.365	0-0 1B S 1B 1B	0-0 F9 ③			0-0 6-3 ①		0-0 FC4-6 2B ② 1-2f 1B		0-0 F7 ① 2-3		0-0 F8 ②		6	2	1	0	0	0	2
Roy White, S (1, 8) OBP: 0.383, SLG: 0.403	0-0 1B 1B ① 1-3 1B		0-0 4-3 ①		0-0 F7 ②		0-0 1-3 1B 2B		0-0 SF9 ② 3-H		0-0 3-1 ③		5	2	2	1	0	0	0
Thurman Munson, R (1, 7) OBP: 0.340, SLG: 0.467	0-0 F4 ①		0-0 F8 ②		0-0 2B		0-0 2-H 3-H 1B		0-0 F7 ③			0-0 F7 ①	6	0	2	2	0	0	3
Chris Chambliss, L (1, 3) OBP: 0.333, SLG: 0.471	0-0 1B ① 1-3 3-H 1B		0-0 F7 ③		0-0 F8 ③		0-0 F8 ③			0-0 4-3 ①		0-0 4-3 ②	6	0	1	1	0	0	2
Carlos May, L (1, 10) OBP: 0.291, SLG: 0.243	0-0 ① 1-2 3-H 1B			0-0 2B		0-0 F4 ①		0-0 F9 ①		0-0 1-3 ②		0-0 E4 1B 1B	6	1	2	1	0	0	0
Graig Nettles, L (1, 5) OBP: 0.301, SLG: 0.357	0-0 F7 ② 3-H 1B			0-0 F9 ①		0-0 F7 ②		0-0 2B		0-0 1B 1B		0-0 1B S ① 1-3 1B	6	0	3	0	0	0	3
Oscar Gamble, L (1, 9) OBP: 0.300, SLG: 0.366 Rick Dempsey, R (8, PH) OBP: 0.188, SLG: 0.133 (9, 9) Kerry Dineen, L (10, PR) OBP: 1.000, SLG: 1.000 (11, 9)	0-0 L7 ③			B B B B 4-0 FC4 BB		S S S S 0-3 K ③		0-0 6-3 ②		0-0 1-3 1B		0-0 1-3 3-H 1B	2 2 1	0 0 0	0 1 1	0 0 1	1 0 0	1 0 0	2 1 0
Fran Healy, R (1, 2) OBP: 0.265, SLG: 0.138		0-0 F6 ①		0-0 F8 ②			0-0 FC4-6 1B	0-0 5-3 ③		0-0 F8 ③			5	0	1	0	0	0	5
Jim Mason, L (1, 6) OBP: 0.254, SLG: 0.328 Otto Velez, R (9, PH) OBP: 0.439, SLG: 0.406 Sandy Alomar Sr., S (9, PR) OBP: 0.333, SLG: 0.276 Fred Stanley, R (10, 6) OBP: 0.333, SLG: 0.326		0-0 F9 ②		0-0 FC4 1-2f ③			0-0 F8 ①	0-0 F7 SF9 2B			0-0 4-3 ①		3 1 0 1	0 0 1 0	0 1 0 0	0 0 0 0	0 0 0 0	0 0 0 0	3 0 0 0
Inning Stats	R: 2 H: 4 E: 0 LOB: 2 K: 0 BB: 0 S: 7 P: 7	R: 0 H: 0 E: 0 LOB: 0 K: 0 BB: 0 S: 3 P: 3	R: 0 H: 0 E: 0 LOB: 0 K: 0 BB: 0 S: 3 P: 3	R: 0 H: 1 E: 0 LOB: 2 K: 0 BB: 1 S: 4 P: 8	R: 0 H: 1 E: 0 LOB: 1 K: 0 BB: 0 S: 4 P: 4	R: 0 H: 0 E: 0 LOB: 0 K: 1 BB: 0 S: 5 P: 5	R: 2 H: 3 E: 0 LOB: 1 K: 0 BB: 0 S: 6 P: 6	R: 0 H: 1 E: 0 LOB: 1 K: 0 BB: 0 S: 4 P: 4	R: 1 H: 1 E: 0 LOB: 1 K: 0 BB: 0 S: 4 P: 4	R: 0 H: 2 E: 0 LOB: 2 K: 0 BB: 0 S: 5 P: 5	R: 0 H: 0 E: 0 LOB: 0 K: 0 BB: 0 S: 3 P: 3	R: 1 H: 2 E: 1 LOB: 2 K: 0 BB: 0 S: 5 P: 5	1B: 10 SF: 1 2B: 5 SAC: 0 3B: 0 DP: 0 HR: 0 HBP: 0						

AB	50
R	6
H	15
RBI	6
BB	1
SO	1
LOB	21

WP: 0 PA: 52
PB: 0
SB: 2
CS: 0

PITCHER		IP	WLS	BF	H	R	ER	SO	BB	IBB	HBP	BLK	WP	HR	S	P	ERA	WHIP
Luis Tiant, R ERA: 2.91	(1, 1)	6.2		30	9	4	4	1	1	0	0	0	0	0	31	35	5.40	1.500
Tom House, L ERA: 4.7	(7, 1)	3.0		12	3	1	1	0	0	0	0	0	0	0	12	12	3.00	1.000
Tom House, L ERA: 4.7	(9, 1)	3.0		12	3	1	1	0	0	0	0	0	0	0	12	12	3.00	1.000
Jim Willoughby, R ERA: 2.75	(10, 1)	2.0	L	10	3	1	0	0	0	0	0	0	0	0	10	10	0.00	1.500

PITCHER		IP	WLS	BF	H	R	ER	SO	BB	IBB	HBP	BLK	WP	HR	S	P	ERA	WHIP

Batter	1	2	3	4	5	6	7	8	9	10	11	AB	R	H	RBI	BB	SO	LOB
Rick Miller, L (1, 7) OBP: 0.406, SLG: 0.448	F7		BB			4-3			6-3			3	0	0	0	1	0	0
Denny Doyle, L (1, 4) OBP: 0.270, SLG: 0.302	K2-3		F7			F8			5-3			4	0	0	0	0	1	1
Fred Lynn, L (1, 8) OBP: 0.422, SLG: 0.534	BB			F5			F4			2B		3	0	1	0	1	0	0
Carlton Fisk, R (1, 2) OBP: 0.331, SLG: 0.452	K			F8			4-3			F1		4	0	0	0	0	1	2
Carl Yastrzemski, L (1, 3) OBP: 0.344, SLG: 0.486		L3		F6			4-3			G6-4-3 IBB		3	0	0	0	1	0	0
Jim Rice, R (1, 10) OBP: 0.313, SLG: 0.466		F8			F8			G4-6-3 1B		G6-4-3 1-2f		4	0	1	0	0	0	2
Dwight Evans, R (1, 9) OBP: 0.346, SLG: 0.427		K			K			F2			K	4	0	0	0	0	3	1
Rico Petrocelli, R (1, 5) OBP: 0.344, SLG: 0.375			F9		6-3			G4-6-3 1-2f			5-3	4	0	0	0	0	0	1
Rick Burleson, R (1, 6) OBP: 0.319, SLG: 0.346			1B			F8			F8		F4	4	0	1	0	0	0	0

| Inning Stats | | |

Batter	1	2	3	4	5	6	7	8	9	10	11	AB	R	H	RBI	BB	SO	LOB
Willie Randolph, R (1, 4) OBP: 0.384, SLG: 0.370	E 1B		F7			1-3			SH2-3 1B		SH3-1 1B BB	4	1	2	0	1	0	0
Roy White, S (1, 7) OBP: 0.382, SLG: 0.397 (11, 8)	F9			S BB		G3			SH2-3 1-2		SH3-1 1-2	2	0	0	0	1	0	1
Thurman Munson, R (1, 2) OBP: 0.349, SLG: 0.464	5-3 1-2			F9 1-2			CS 1B		BB		1B IBB	3	0	1	0	2	0	2
Chris Chambliss, L (1, 3) OBP: 0.322, SLG: 0.455	F8			F7			F8 1-2		F6		F7	5	0	0	0	0	0	7
Carlos May, L (1, 10) OBP: 0.298, SLG: 0.253		F8		K			1B		4-3		1-2 2-H 1B	5	0	2	1	0	1	3
Graig Nettles, L (1, 5) OBP: 0.299, SLG: 0.347		K	F8				F4			HBP		3	0	0	0	0	1	1
Oscar Gamble, L (1, 9) OBP: 0.286, SLG: 0.347		3-1	F8					F9		F2		4	0	0	0	0	0	1
Kerry Dineen, L (1, 8) OBP: 0.250, SLG: 0.250			F7		L6			F7		K		3	0	0	0	0	0	0
Otto Velez, R (10, PH) OBP: 0.429, SLG: 0.394 (11, 7)												1	0	0	0	0	1	1
Jim Mason, L (1, 6) OBP: 0.242, SLG: 0.311			4-3			4-3		K		6-3		3	0	0	0	0	1	0
Lou Piniella, R (10, PH) OBP: 0.347, SLG: 0.469												1	0	0	0	0	0	1
Fred Stanley, R (11, 6) OBP: 0.333, SLG: 0.326												0	0	0	0	0	0	0
Inning Stats	R: 0 E: 1 K: 0 S: 4 H: 1 LOB: 1 BB: 0 P: 4	R: 0 E: 0 K: 1 S: 5 H: 0 LOB: 0 BB: 0 P: 5	R: 0 E: 0 K: 0 S: 3 H: 0 LOB: 0 BB: 0 P: 3	R: 0 E: 0 K: 1 S: 5 H: 0 LOB: 1 BB: 1 P: 9	R: 0 E: 0 K: 0 S: 3 H: 0 LOB: 0 BB: 0 P: 3	R: 0 E: 0 K: 0 S: 3 H: 0 LOB: 0 BB: 0 P: 3	R: 0 E: 0 K: 0 S: 4 H: 2 LOB: 1 BB: 0 P: 4	R: 0 E: 0 K: 1 S: 5 H: 0 LOB: 0 BB: 0 P: 5	R: 0 E: 0 K: 0 S: 4 H: 1 LOB: 2 BB: 1 P: 8	R: 0 E: 0 K: 1 S: 5 H: 0 LOB: 1 BB: 0 P: 6	R: 1 E: 0 K: 0 S: 3 H: 1 LOB: 2 BB: 2 P: 11	1B: 5 2B: 0 3B: 0 HR: 0	SF: 0 SAC: 2 DP: 0 HBP: 1		WP: 0 PB: 0 SB: 1 CS: 1	PA: 41		

PITCHER		IP	WLS	BF	H	R	ER	SO	BB	IBB	HBP	BLK	WP	HR	S	P	ERA	WHIP
Dick Pole, R ERA: 2.25	(1, 1)	8.1		30	4	0	0	3	2	0	0	0	0	0	34	42	0.00	0.720
Tom House, L ERA: 4.58	(9, 1)	2.1	L	11	1	1	1	1	1	1	1	0	0	0	10	19	3.86	0.857

PITCHER		IP	WLS	BF	H	R	ER	SO	BB	IBB	HBP	BLK	WP	HR	S	P	ERA	WHIP

BOTTOM

Boston Red Sox @ New York Yankees

Yankee Stadium, Bronx, NY

Sat May 22 1976, 7:05 PM EDT

Att. 43,513 - Unknown - 61 F

livebaseballscorecards.com

AB	34
R	1
H	5
RBI	1
BB	4
SO	4
LOB	17

Boston Red Sox @ New York Yankees

Yankee Stadium, Bronx, NY

Sun May 23 1976, 3:33 AM EDT

Att. 52,994 - Sunny - 70 F

TOP

livebaseballscorecards.com

Batter	1	2	3	4	5	6	7	8	9	AB	R	H	RBI	BB	SO	LOB
Rick Miller, L (1, 7) OBP: 0.406, SLG: 0.435	F6		K		BB	K			4-3 BB BB 1B	4	1	1	0	1	2	3
Dwight Evans, R (1, 9) OBP: 0.355, SLG: 0.420	G3 BB		WP BB 1-3 1B BB		F9	6-3			BB 4-3 1-2 BB	2	1	0	0	3	0	1
Fred Lynn, L (1, 8) OBP: 0.411, SLG: 0.511	G3 1-2		1B WP 1-2 BB		4-3		K		4-3 1-2 2-3	4	0	0	0	1	1	4
Carlton Fisk, R (1, 2) OBP: 0.340, SLG: 0.454	6-3		FC5-4 1-3 2-H 3-H 1B			1-3	HR 1B		BB	4	1	2	1	1	0	1
Jim Rice, R (1, 10) OBP: 0.325, SLG: 0.500		CS 1B	FC5-4 1-2f			1B 1B	1-H HR		K	5	2	3	2	0	1	5
Carl Yastrzemski, L (1, 3) OBP: 0.338, SLG: 0.470		F8		F6		F8	K		1-2 2-3 3-H BB	4	0	0	1	1	1	2
Rico Petrocelli, R (1, 5) OBP: 0.337, SLG: 0.365		6-3 1-2		5-3		1B 1-3 E 1B		1-3	F6	5	1	1	0	0	0	4
Denny Doyle, L (1, 4) OBP: 0.269, SLG: 0.300			F9	1-3		E 1-2 3-H 1B		G3		4	0	1	1	0	0	0
Rick Burleson, R (1, 6) OBP: 0.317, SLG: 0.343			PB WP 1B		5-3	E8 1-3 2-H		F7		4	1	1	0	0	0	1
Inning Stats	R: 0 E: 0 K: 0 S: 3 H: 0 LOB: 1 BB: 1 P: 7	R: 0 E: 0 K: 0 S: 3 H: 1 LOB: 0 BB: 0 P: 3	R: 2 E: 0 K: 1 S: 7 H: 2 LOB: 2 BB: 2 P: 15	R: 0 E: 0 K: 0 S: 3 H: 0 LOB: 0 BB: 0 P: 3	R: 0 E: 0 K: 0 S: 3 H: 0 LOB: 1 BB: 1 P: 7	R: 2 E: 1 K: 1 S: 9 H: 3 LOB: 2 BB: 0 P: 9	R: 2 E: 0 K: 2 S: 9 H: 2 LOB: 0 BB: 0 P: 9	R: 0 E: 0 K: 0 S: 3 H: 0 LOB: 0 BB: 0 P: 3	R: 1 E: 0 K: 1 S: 6 H: 1 LOB: 3 BB: 3 P: 18	1B: 8 2B: 0 3B: 0 HR: 1 SF: 0 SAC: 0 DP: 0 HBP: 0						

	AB	36
	R	7
	H	9
	RBI	5
	BB	7
	SO	5
	LOB	21

WP: 1 PB: 2 SB: 0 CS: 1 PA: 43

PITCHER		IP	WLS	BF	H	R	ER	SO	BB	IBB	HBP	BLK	WP	HR	S	P	ERA	WHIP
Rudy May, L ERA: 4.01	(1, 1)	2.2		13	3	2	2	1	3	0	0	0	1	0	12	24	6.75	2.250
Tippy Martinez, L ERA: 1.46	(3, 1)	2.2		9	0	0	0	0	1	0	0	0	0	0	8	12	0.00	0.375
Sparky Lyle, L ERA: 2.34	(6, 1)	3.0	L	17	6	5	4	3	1	0	0	0	0	1	22	26	12.00	2.333
Dick Tidrow, R ERA: 2.45	(9, 1)	0.2		4	0	0	0	1	2	0	0	0	0	0	4	12	0.00	3.000

PITCHER	IP	WLS	BF	H	R	ER	SO	BB	IBB	HBP	BLK	WP	HR	S	P	ERA	WHIP

BOTTOM

Boston Red Sox @ New York Yankees

Yankee Stadium, Bronx, NY

Sun May 23 1976, 3:33 AM EDT
Att. 52,994 - Sunny - 70 F

livebaseballscorecards.com

Batter	1	2	3	4	5	6	7	8	9	AB	R	H	RBI	BB	SO	LOB
Willie Randolph, R (1, 4) OBP: 0.392, SLG: 0.381	0-0 3-1 1B		S S 1B 1B	0-0 FC6-4 1-2f		0-0 F9 1-2			0-0 2B 1B	5	2	3	0	0	0	3
Roy White, S (1, 7) OBP: 0.389, SLG: 0.415	0-0 3-1 1-2		B B B B 4-0 S 1B 1-2 BB		0-0 2B 2B	0-0 F4			0-0 1-H 2B	4	2	2	1	1	0	2
Thurman Munson, R (1, 2) OBP: 0.344, SLG: 0.455	0-0 F3		0-0 1-H 2-H 1B		0-0 F9		0-0 4-3		0-0 F3	5	0	1	2	0	0	2
Chris Chambliss, L (1, 3) OBP: 0.320, SLG: 0.456	0-0 F9		S S S 0-3 K		0-0 2-H 2B		0-0 4-3			4	0	1	1	0	1	2
Carlos May, L (1, 10) OBP: 0.295, SLG: 0.253		0-0 4-3		0-0 1B SF7 1B	0-0 F8		0-0 6-3			4	1	1	0	0	0	1
Graig Nettles, L (1, 5) OBP: 0.298, SLG: 0.344		0-0 4-3		0-0 BB 1-3 1B	0-0 F9			0-0 G3		4	0	1	0	0	0	1
Oscar Gamble, L (1, 9) OBP: 0.295, SLG: 0.385		S S S 0-3 K		B B B B 4-0 FC6-4 1-2 BB		0-0 HR		0-0 F6		3	1	1	1	1	1	0
Kerry Dineen, L (1, 8) OBP: 0.375, SLG: 0.286			S S S 0-3 K	S S S 0-3 K		0-0 S 1B		B B B B 4-0 CS BB		3	0	1	0	1	2	3
Jim Mason, L (1, 6) OBP: 0.235, SLG: 0.306 Fred Stanley, R (6, PH) OBP: 0.327, SLG: 0.318 (7, 6) Fran Healy, R (8, PH) OBP: 0.265, SLG: 0.138 Sandy Alomar Sr., S (9, 6) OBP: 0.324, SLG: 0.267			0-0 G3	0-0 SF7 3-H		0-0 F4		0-0 CS 1-2	S S S 0-3 K	1 1 0 1	0 0 0 0	0 0 0 0	1 0 0 0	0 0 0 1	0 0 0 0	0 1 0 0
Inning Stats	R: 0 E: 0 K: 0 S: 4 H: 1 LOB: 1 BB: 0 P: 4	R: 0 E: 0 K: 1 S: 5 H: 0 LOB: 0 BB: 0 P: 5	R: 2 E: 0 K: 2 S: 9 H: 2 LOB: 1 BB: 1 P: 13	R: 1 E: 0 K: 1 S: 7 H: 2 LOB: 2 BB: 1 P: 11	R: 1 E: 0 K: 0 S: 5 H: 2 LOB: 1 BB: 0 P: 5	R: 1 E: 0 K: 0 S: 5 H: 2 LOB: 1 BB: 0 P: 5	R: 0 E: 0 K: 0 S: 3 H: 0 LOB: 0 BB: 0 P: 3	R: 0 E: 0 K: 0 S: 2 H: 0 LOB: 0 BB: 1 P: 6	R: 1 E: 0 K: 1 S: 6 H: 2 LOB: 0 BB: 0 P: 6	1B: 7 2B: 3 3B: 0 HR: 1	SF: 1 SAC: 0 DP: 0 HBP: 0						

AB	35
R	6
H	11
RBI	6
BB	3
SO	5
LOB	15

WP: 0 PB: 0 SB: 4 CS: 1 PA: 40

PITCHER		IP	WLS	BF	H	R	ER	SO	BB	IBB	HBP	BLK	WP	HR	S	P	ERA	WHIP
Fergie Jenkins, R ERA: 3.97	(1, 1)	5.0		26	9	5	5	4	2	0	0	0	0	1	32	40	9.00	2.200
Rick Jones, L ERA: 5.0	(6, 1)	0.1		1	0	0	0	0	0	0	0	0	0	0	1	1	0.00	0.000
Reggie Cleveland, R ERA: 2.87	(6, 1)	3.2	W	12	2	1	1	1	1	0	0	0	0	0	13	17	2.46	0.818

PITCHER	IP	WLS	BF	H	R	ER	SO	BB	IBB	HBP	BLK	WP	HR	S	P	ERA	WHIP

Batter	1	2	3	4	5	6	7	8	9	AB	R	H	RBI	BB	SO	LOB
Ron LeFlore, R (1, 8) OBP: 0.451, SLG: 0.540	x 0-0 ① 4-3		x 0-0 1B			B B B B 4-0 CS BB			S S S 0-3 ② K	3	0	1	0	1	1	0
Alex Johnson, R (1, 7) OBP: 0.279, SLG: 0.341	x 0-0 6-4-3 1B		x 0-0 ③ F9			S S S 0-3 ②③ K 1-2			x 0-0 ③ 5-3	4	0	1	0	0	1	2
Rusty Staub, L (1, 9) OBP: 0.437, SLG: 0.486	x 0-0 ② 6-4-3 1-2			x 0-0 ① L9			x 0-0 ① L7			3	0	0	0	0	0	1
Willie Horton, R (1, 10) OBP: 0.382, SLG: 0.496	x 0-0 ③ 5-3			x 0-0 ② 5-3			x 0-0 ② 4-3			3	0	0	0	0	0	1
Jason Thompson, L (1, 3) OBP: 0.333, SLG: 0.357		x 0-0 ① 4-3		x 0-0 ③ 6-3			x 0-0 ③ F7			3	0	0	0	0	0	0
Bill Freehan, R (1, 2) OBP: 0.320, SLG: 0.341		x 0-0 ② F7			x 0-0 ① 6-3			x 0-0 ① 5-3		3	0	0	0	0	0	0
Aurelio Rodriguez, R (1, 5) OBP: 0.273, SLG: 0.350		S S S 0-3 ③ K			x 0-0 ② 6-3			x 0-0 ② P6		3	0	0	0	0	1	0
Tom Veryzer, R (1, 6) OBP: 0.256, SLG: 0.255 Dan Meyer, L (8, PH) OBP: 0.298, SLG: 0.220 Chuck Scrivener, R (8, 6)			x 0-0 ① 6-3		x 0-0 ③ 6-3			x 0-0 ③ F9		2 1 0	0 0 0	0 0 0	0 0 0	0 0 0	0 0 0	0 0 0
Gary Sutherland, R (1, 4) OBP: 0.236, SLG: 0.265 Ben Oglivie, L (9, PH) OBP: 0.226, SLG: 0.286			x 0-0 ② 1-6-3			x 0-0 ① 5-3			x 0-0 ① F9	2 1	0 0	0 0	0 0	0 0	0 0	0 0
Inning Stats	R: 0 H: 1 E: 0 LOB: 1 K: 0 BB: 0 S: 4 P: 4	R: 0 H: 0 E: 0 LOB: 0 K: 1 BB: 0 S: 5 P: 5	R: 0 H: 1 E: 0 LOB: 1 K: 0 BB: 0 S: 4 P: 4	R: 0 H: 0 E: 0 LOB: 0 K: 0 BB: 0 S: 3 P: 3	R: 0 H: 0 E: 0 LOB: 0 K: 0 BB: 0 S: 3 P: 3	R: 0 H: 0 E: 0 LOB: 0 K: 1 BB: 1 S: 4 P: 8	R: 0 H: 0 E: 0 LOB: 0 K: 0 BB: 0 S: 3 P: 3	R: 0 H: 0 E: 0 LOB: 0 K: 0 BB: 0 S: 3 P: 3	R: 0 H: 0 E: 0 LOB: 0 K: 1 BB: 0 S: 5 P: 5	1B: 2 SF: 0 2B: 0 SAC: 0 3B: 0 DP: 0 HR: 0 HBP: 0						

TOP

Detroit Tigers @ Boston Red Sox

Fenway Park, Boston, MA

Mon May 24 1976, 7:05 PM EDT

Att. 20,590 - Unknown - 53 F

livebaseballscorecards.com

AB	28
R	0
H	2
RBI	0
BB	1
SO	3
LOB	4

PITCHER	IP	WLS	BF	H	R	ER	SO	BB	IBB	HBP	BLK	WP	HR	S	P	ERA	WHIP
Rick Wise, R (1, 1) ERA: 5.23	9.0	W	29	2	0	0	3	1	0	0	0	0	0	34	38	0.00	0.333

PITCHER	IP	WLS	BF	H	R	ER	SO	BB	IBB	HBP	BLK	WP	HR	S	P	ERA	WHIP

Batter	1	2	3	4	5	6	7	8	9	AB	R	H	RBI	BB	SO	LOB
Rick Miller, L (1, 7) OBP: 0.397, SLG: 0.424	F5		FC4-6 FC5-4 1-2f 2-3			2B 1B 1B	6-3			4	1	1	0	0	0	2
Dwight Evans, R (1, 9) OBP: 0.352, SLG: 0.423	F8		FC5-4 1-2f			1B 1-3 2B		6-3		4	1	1	0	0	0	2
Carlton Fisk, R (1, 2) OBP: 0.351, SLG: 0.459	F9			5-3 1B 1B		FC4-5 HBP 2-H 3-H 1B		S BB		3	1	2	2	1	0	0
Jim Rice, R (1, 10) OBP: 0.323, SLG: 0.486		F7		5-3 1-2		FC6-4 FC4-5 1-2 HBP		F9 1-2		3	0	0	0	0	0	2
Fred Lynn, L (1, 8) OBP: 0.414, SLG: 0.505		6-3		G1-4-3 2-H 1B		FC4-5 FC6-4 1-2 2-3f		FC6-4 BB		3	0	1	1	1	0	2
Deron Johnson, R (1, 3) OBP: 0.238, SLG: 0.216		P3		G1-4-3 1-2f		FC6-4 1-2f 2-3		FC6-4 1-2f		4	0	0	0	0	0	5
Rico Petrocelli, R (1, 5) OBP: 0.337, SLG: 0.356			FC4-6 6-3 BB		6-3	1-3				2	0	0	0	1	0	2
Denny Doyle, L (1, 4) OBP: 0.262, SLG: 0.291			6-3 1-2		F6		F9			3	0	0	0	0	0	1
Rick Burleson, R (1, 6) OBP: 0.317, SLG: 0.336			FC4-6 BB		5-3		6-3			2	0	0	0	1	0	0
Inning Stats	R: 0 H: 0 E: 0 LOB: 0 K: 0 BB: 0 S: 3 P: 3	R: 0 H: 0 E: 0 LOB: 0 K: 0 BB: 0 S: 3 P: 3	R: 0 H: 0 E: 0 LOB: 2 K: 0 BB: 2 S: 3 P: 11	R: 1 H: 2 E: 0 LOB: 0 K: 0 BB: 0 S: 4 P: 4	R: 0 H: 0 E: 0 LOB: 0 K: 0 BB: 0 S: 3 P: 3	R: 2 H: 3 E: 0 LOB: 2 K: 0 BB: 0 S: 6 P: 7	R: 0 H: 0 E: 0 LOB: 0 K: 0 BB: 0 S: 3 P: 3	R: 0 H: 0 E: 0 LOB: 2 K: 0 BB: 2 S: 3 P: 11		1B: 4 SF: 0 2B: 1 SAC: 0 3B: 0 DP: 1 HR: 0 HBP: 1				WP: 0 PA: 33 PB: 0 SB: 1 CS: 0		

PITCHER	IP	WLS	BF	H	R	ER	SO	BB	IBB	HBP	BLK	WP	HR	S	P	ERA	WHIP
Dave Roberts, L (1, 1) ERA: 3.29	8.0	L	33	5	3	3	0	4	0	1	0	0	0	28	45	3.38	1.125

PITCHER	IP	WLS	BF	H	R	ER	SO	BB	IBB	HBP	BLK	WP	HR	S	P	ERA	WHIP

BOTTOM

Detroit Tigers @ Boston Red Sox

Fenway Park, Boston, MA

Mon May 24 1976, 7:05 PM EDT

Att. 20,590 - Unknown - 53 F

livebaseballscorecards.com

AB	28
R	3
H	5
RBI	3
BB	4
SO	0
LOB	16

Batter	1	2	3	4	5	6	7	8	9	AB	R	H	RBI	BB	SO	LOB
Ron LeFlore, R (1, 8) OBP: 0.444, SLG: 0.538	F8		F9		2B		K			4	0	1	0	0	1	2
Alex Johnson, R (1, 7) OBP: 0.278, SLG: 0.339	E S 1B		K		F8		G3			4	0	1	0	0	1	3
Rusty Staub, L (1, 9) OBP: 0.432, SLG: 0.478	L9		F7			1B		F5		4	0	1	0	0	0	1
Willie Horton, R (1, 10) OBP: 0.371, SLG: 0.479	K 1-3			K		K		F8		4	0	0	0	0	3	2
Jason Thompson, L (1, 3) OBP: 0.330, SLG: 0.352		L9		CS 1B		F6		L9		4	0	1	0	0	0	1
Aurelio Rodriguez, R (1, 5) OBP: 0.273, SLG: 0.347		F3		1-2 1B		P9			F3	4	0	1	0	0	0	1
Tom Veryzer, R (1, 6) OBP: 0.248, SLG: 0.246		E6 1B		K			F6		L6	4	0	0	0	0	1	1
Bruce Kimm, R (1, 2) OBP: 0.304, SLG: 0.273 Dan Meyer, L (9, PH) OBP: 0.292, SLG: 0.214		1-2 1B			F7		E 1B		K	3 1	0 0	2 0	0 0	0 0	0 1	0 0
Jerry Manuel, S (1, 4) OBP: 0.273, SLG: 0.211		F8			K		E5 1-2			3	0	0	0	0	1	3
Inning Stats	R: 0 E: 0 K: 1 S: 6 H: 1 LOB: 1 BB: 0 P: 6	R: 0 E: 1 K: 0 S: 5 H: 1 LOB: 2 BB: 0 P: 7	R: 0 E: 0 K: 1 S: 5 H: 0 LOB: 0 BB: 0 P: 5	R: 0 E: 0 K: 2 S: 8 H: 2 LOB: 1 BB: 0 P: 8	R: 0 E: 0 K: 1 S: 6 H: 1 LOB: 1 BB: 0 P: 6	R: 0 E: 0 K: 1 S: 6 H: 1 LOB: 1 BB: 0 P: 6	R: 0 E: 1 K: 1 S: 7 H: 1 LOB: 2 BB: 0 P: 7	R: 0 E: 0 K: 0 S: 3 H: 0 LOB: 0 BB: 0 P: 3	R: 0 E: 0 K: 1 S: 5 H: 0 LOB: 0 BB: 0 P: 5	1B: 6 2B: 1 3B: 0 HR: 0 SF: 0 SAC: 0 DP: 0 HBP: 0						

TOP

Detroit Tigers @ Boston Red Sox

Fenway Park, Boston, MA

Tue May 25 1976, 7:05 PM EDT

Att. 21,033 - Unknown - 48 F

livebaseballscorecards.com

AB	35
R	0
H	7
RBI	0
BB	0
SO	8
LOB	14

WP: 0 PB: 0 SB: 1 CS: 1 PA: 35

PITCHER	IP	WLS	BF	H	R	ER	SO	BB	IBB	HBP	BLK	WP	HR	S	P	ERA	WHIP
Luis Tiant, R (1, 1) ERA: 2.51	9.0	W	35	7	0	0	8	0	0	0	0	0	0	51	53	0.00	0.778

PITCHER	IP	WLS	BF	H	R	ER	SO	BB	IBB	HBP	BLK	WP	HR	S	P	ERA	WHIP

Batter	1	2	3	4	5	6	7	8	9	AB	R	H	RBI	BB	SO	LOB
Rick Miller, L (1, 7) OBP: 0.377, SLG: 0.400	L5		4-3		6-3		4-3 1-2			4	0	0	0	0	0	1
Denny Doyle, L (1, 4) OBP: 0.261, SLG: 0.290	5-3		1B		E4 1-3		4-1			4	0	1	0	0	0	1
Fred Lynn, L (1, 8) OBP: 0.409, SLG: 0.495	1B		6-3		1-3 1-2			F7		4	0	1	0	0	0	2
Carlton Fisk, R (1, 2) OBP: 0.349, SLG: 0.449	F4			BBBB HR BB	6-3			6-3		3	1	0	0	1	0	2
Carl Yastrzemski, L (1, 3) OBP: 0.336, SLG: 0.487		5-3		1-H HR		4-3		4-3		4	1	1	2	0	0	0
Jim Rice, R (1, 10) OBP: 0.323, SLG: 0.482		2B FC1-2 1B		L9		6-3				3	0	1	0	0	0	0
Dwight Evans, R (1, 9) OBP: 0.352, SLG: 0.429		FC1-2 1-3 CS 2B		1-3		F8				3	0	1	0	0	0	0
Rico Petrocelli, R (1, 5) OBP: 0.337, SLG: 0.348		FC1-2 2-3 3-H		BBBB BB			SSS K			2	0	0	0	1	1	2
Rick Burleson, R (1, 6) OBP: 0.318, SLG: 0.336		CS 3-H	BB X 6-3	F8			4-3 1B			3	0	1	0	0	0	1
Inning Stats	R: 0 E: 0 K: 0 S: 4 H: 1 LOB: 1 BB: 0 P: 4	R: 0 E: 0 K: 0 S: 4 H: 2 LOB: 1 BB: 0 P: 4	R: 0 E: 0 K: 0 S: 4 H: 1 LOB: 1 BB: 0 P: 6	R: 2 E: 0 K: 0 S: 4 H: 1 LOB: 1 BB: 2 P: 12	R: 0 E: 1 K: 0 S: 4 H: 0 LOB: 1 BB: 0 P: 4	R: 0 E: 0 K: 0 S: 3 H: 0 LOB: 0 BB: 0 P: 3	R: 0 E: 0 K: 1 S: 6 H: 1 LOB: 1 BB: 0 P: 6	R: 0 E: 0 K: 0 S: 3 H: 0 LOB: 0 BB: 0 P: 3		1B: 4 2B: 1 3B: 0 HR: 1 SF: 0 SAC: 0 DP: 0 HBP: 0						

PITCHER	IP	WLS	BF	H	R	ER	SO	BB	IBB	HBP	BLK	WP	HR	S	P	ERA	WHIP
Mark Fidrych, R (1, 1) ERA: 1.5	8.0	L	32	6	2	2	1	2	0	0	0	0	1	32	42	2.25	1.000

PITCHER	IP	WLS	BF	H	R	ER	SO	BB	IBB	HBP	BLK	WP	HR	S	P	ERA	WHIP

BOTTOM

Detroit Tigers @ Boston Red Sox

Fenway Park, Boston, MA

Tue May 25 1976, 7:05 PM EDT

Att. 21,033 - Unknown - 48 F

livebaseballscorecards.com

AB	30
R	2
H	6
RBI	2
BB	2
SO	1
LOB	9

Batter	1	2	3	4	5	6	7	8	9	AB	R	H	RBI	BB	SO	LOB
Rick Miller, L (1, 7) OBP: 0.366, SLG: 0.387	0-0 1B SF9 1B	0-0 ③ 4-3			0-0 ① F8		0-0 ① L6		0-0 ② F6	5	1	1	0	0	0	3
Denny Doyle, L (1, 4) OBP: 0.259, SLG: 0.286	0-0 BB 1-3 1B		0-0 ① F7		0-0 ② FC3-6 1B 1-2f		0-0 ② FC3-6 2B 1-2f		0-0 ③ 6-3	5	1	1	0	0	0	2
Fred Lynn, L (1, 8) OBP: 0.412, SLG: 0.510	0-0 ① SF9 3-H		0-0 ② F7		0-0 1-2 1B		0-0 1-H 2B			3	0	2	2	0	0	0
Carlton Fisk, R (1, 2) OBP: 0.346, SLG: 0.439	B B B B 4-0 1-2 BB		0-0 E6		0-0 ③ P9		0-0 ③ F6			3	0	0	0	1	0	3
Carl Yastrzemski, L (1, 3) OBP: 0.333, SLG: 0.480	S S S 0-3 ② K		0-0 ③ F5			0-0 ① L8		0-0 FC5-4 1B		4	0	1	0	0	1	3
Jim Rice, R (1, 10) OBP: 0.321, SLG: 0.475	S S C 0-3 ③ K			0-0 ① P7		0-0 ② 1B		S S S 0-3 ① K		4	0	1	0	0	2	3
Dwight Evans, R (1, 9) OBP: 0.356, SLG: 0.426		0-0 ① 5-3		0-0 L1-3 1B		B B B B 4-0 BB		0-0 ② P7		3	0	1	0	1	0	1
Rico Petrocelli, R (1, 5) OBP: 0.324, SLG: 0.333		0-0 ② 6-3		0-0 ② ③ L1-3 1-2		0-0 ③ F8		0-0 ③ FC5-4 1-2f		4	0	0	0	0	0	3
Rick Burleson, R (1, 6) OBP: 0.331, SLG: 0.339		0-0 1B			B B B B 4-0 FC3-6 BB		B B B B 4-0 FC3-6 BB		0-0 ① 6-3	2	0	1	0	2	0	0

Inning Stats									
	R: 1 H: 2 E: 0 LOB: 2 K: 2 BB: 1 S: 9 P: 13	R: 0 H: 1 E: 0 LOB: 1 K: 0 BB: 0 S: 4 P: 4	R: 0 H: 0 E: 1 LOB: 1 K: 0 BB: 0 S: 4 P: 4	R: 0 H: 1 E: 0 LOB: 0 K: 0 BB: 0 S: 3 P: 3	R: 0 H: 1 E: 0 LOB: 2 K: 0 BB: 1 S: 4 P: 8	R: 0 H: 1 E: 0 LOB: 1 K: 0 BB: 1 S: 3 P: 7	R: 1 H: 1 E: 0 LOB: 1 K: 0 BB: 1 S: 4 P: 8	R: 0 H: 1 E: 0 LOB: 1 K: 1 BB: 0 S: 6 P: 6	R: 0 H: 0 E: 0 LOB: 0 K: 0 BB: 0 S: 3 P: 3	1B: 7 SF: 1 2B: 2 SAC: 0 3B: 0 DP: 1 HR: 0 HBP: 0	WP: 0 PA: 38 PB: 0 SB: 0 CS: 0

PITCHER	IP	WLS	BF	H	R	ER	SO	BB	IBB	HBP	BLK	WP	HR	S	P	ERA	WHIP
Jim Slaton, R (1, 1) ERA: 3.4	9.0	W	38	8	2	2	3	4	0	0	0	0	0	40	56	2.00	1.333

PITCHER	IP	WLS	BF	H	R	ER	SO	BB	IBB	HBP	BLK	WP	HR	S	P	ERA	WHIP

TOP

Boston Red Sox @ Milwaukee Brewers

Milwaukee County Stadium, Milwaukee, WI

Wed May 26 1976, 8:05 PM EDT

Att. 11,496 - Unknown - 61 F

livebaseballscorecards.com

AB	33
R	2
H	8
RBI	2
BB	4
SO	3
LOB	18

BOTTOM

Batter	1	2	3	4	5	6	7	8	9	AB	R	H	RBI	BB	SO	LOB
Bill Sharp, L (1, 9) OBP: 0.338, SLG: 0.309	0-0 1B 1B 1B	0-0 F7 ②		0-0 SH2-3 ① 1-2 2-3		0-0 1B 1B 1B		S S S 0-3 K ②		4	0	2	0	0	1	0
Don Money, R (1, 5) OBP: 0.357, SLG: 0.457	0-0 BB 1B 1B 1-2	0-0 F6 ③		0-0 4-1 E 1B 2-H 3-H		0-0 1B 1B 1-2		0-0 L5 ③		5	0	3	2	0	0	0
Darrell Porter, L (1, 2) OBP: 0.336, SLG: 0.276	0-0 F3 ①		0-0 HR 1B	0-0 E7 4-1 1-2		0-0 F9 ②				4	1	1	0	0	0	5
Bob Hansen, L (1, 10) OBP: 0.211, SLG: 0.167	0-0 BB ② 1-2 2-H		0-0 F6 ①	0-0 4-1 ② 1-2 2-3		0-0 1B 1-2 2-3				4	0	2	0	0	0	3
George Scott, R (1, 3) OBP: 0.286, SLG: 0.393	B B B B 4-0 BB 1-2 2-3		0-0 HR 1-H	S S S 0-3 K ③		0-0 F9 ③				3	1	1	2	1	1	5
Sixto Lezcano, R (1, 7) OBP: 0.343, SLG: 0.436	0-0 3-1 ③		0-0 6-3 ②		0-0 L5 ①		0-0 CS 1B			4	0	1	0	0	0	3
Robin Yount, R (1, 6) OBP: 0.369, SLG: 0.333		0-0 HR 1B	0-0 F8 ③		S S S 0-3 K ②		0-0 F8 ① ② 1-2			4	1	1	0	0	1	1
Gorman Thomas, R (1, 8) OBP: 0.304, SLG: 0.420		0-0 HR 1-H		B B B B 4-0 SH2-3 SH 1B BB	0-0 F7 ③		S S S 0-3 K ③			3	2	1	2	1	1	0
Pedro Garcia, R (1, 4) OBP: 0.222, SLG: 0.303		0-0 F4 ①		0-0 SH SH2-3 1B 1-2		0-0 F5 ①		S S S 0-3 K ①		3	1	0	0	0	1	0
Inning Stats	R: 0 E: 0 K: 0 S: 5 H: 3 LOB: 3 BB: 1 P: 9	R: 2 E: 0 K: 0 S: 5 H: 2 LOB: 0 BB: 0 P: 5	R: 2 E: 0 K: 0 S: 5 H: 2 LOB: 0 BB: 0 P: 5	R: 2 E: 2 K: 1 S: 8 H: 1 LOB: 2 BB: 1 P: 12	R: 0 E: 0 K: 1 S: 5 H: 0 LOB: 0 BB: 0 P: 5	R: 0 E: 0 K: 0 S: 6 H: 3 LOB: 3 BB: 0 P: 6	R: 0 E: 0 K: 1 S: 5 H: 1 LOB: 0 BB: 0 P: 5	R: 0 E: 0 K: 2 S: 7 H: 0 LOB: 0 BB: 0 P: 7		1B: 10 2B: 0 3B: 0 HR: 2 SF: 0 SAC: 2 DP: 0 HBP: 0						

PITCHER	IP	WLS	BF	H	R	ER	SO	BB	IBB	HBP	BLK	WP	HR	S	P	ERA	WHIP
Dick Pole, R (1, 1) ERA: 3.05	2.1	L	14	7	4	4	0	1	0	0	0	0	2	13	17	15.43	3.429
Jim Willoughby, R (3, 1) ERA: 2.82	2.2		12	1	2	1	2	1	0	0	0	0	0	15	19	3.38	0.750
Rick Jones, L (6, 1) ERA: 4.09	2.0		9	4	0	0	1	0	0	0	0	0	0	11	11	0.00	2.000
Tom House, L (8, 1) ERA: 4.34	1.0		3	0	0	0	2	0	0	0	0	0	0	7	7	0.00	0.000

PITCHER	IP	WLS	BF	H	R	ER	SO	BB	IBB	HBP	BLK	WP	HR	S	P	ERA	WHIP

Boston Red Sox @ Milwaukee Brewers

Milwaukee County Stadium, Milwaukee, WI

Wed May 26 1976, 8:05 PM EDT

Att. 11,496 - Unknown - 61 F

livebaseballscorecards.com

AB	34
R	6
H	12
RBI	6
BB	2
SO	5
LOB	17

WP: 0 PB: 0 SB: 0 CS: 1 PA: 38

Boston Red Sox @ Milwaukee Brewers

Milwaukee County Stadium, Milwaukee, WI

Thu May 27 1976, 4:33 AM EDT

Att. 14,308 - Unknown - 64 F

TOP

livebaseballscorecards.com

Batter	1	2	3	4	5	6	7	8	9	AB	R	H	RBI	BB	SO	LOB
Rick Miller, L (1, 7) OBP: 0.368, SLG: 0.380	L7	K			CS 1B		SF8 IBB		F6	4	0	1	0	1	1	2
Steve Dillard, R (1, 5) OBP: 0.419, SLG: 0.447	F9	5-3			1-2 BB		SF8		F8	2	0	0	0	1	0	2
Cecil Cooper, L (7, PH) OBP: 0.267, SLG: 0.455										0	0	0	1	0	0	0
Rico Petrocelli, R (7, 5) OBP: 0.321, SLG: 0.330										1	0	0	0	0	0	0
Carlton Fisk, R (1, 2) OBP: 0.348, SLG: 0.434	BB BB 1B	F7			F3		BB		F7	4	0	1	0	1	0	1
Fred Lynn, L (1, 8) OBP: 0.415, SLG: 0.505	BB 1-2 BB	6-3				1B SF8 1B	P8			3	1	1	0	1	0	2
Carl Yastrzemski, L (1, 3) OBP: 0.338, SLG: 0.476	1-2 2-3 BB	K				G5-4-3 1-3 1B		F8		3	0	1	0	1	1	0
Jim Rice, R (1, 10) OBP: 0.319, SLG: 0.467	K		3-1			SF8 3-H		E BB		2	0	0	1	1	1	3
Dwight Evans, R (1, 9) OBP: 0.359, SLG: 0.429		1B 1B	G5-4-3 1B			G5-4-3 1-2f		E1 1-2		4	0	2	0	0	0	2
Rick Burleson, R (1, 6) OBP: 0.321, SLG: 0.328		F7	G5-4-3 1-2f				F7	F7		4	0	0	0	0	0	4
Doug Griffin, R (1, 4) OBP: 0.326, SLG: 0.282		1-2 1B			4-3		E SF8 HBP	F3		3	1	1	0	0	0	2

	AB	30
	R	2
	H	7
	RBI	2
	BB	6
	SO	3
	LOB	18

Inning Stats																		
	R: 0	H: 1	R: 0	H: 2	R: 0	H: 0	R: 0	H: 1	R: 0	H: 1	R: 1	H: 2	R: 1	H: 0	R: 0	H: 0	R: 0	H: 0
	E: 0	LOB: 3	E: 0	LOB: 2	E: 0	LOB: 0	E: 0	LOB: 0	E: 0	LOB: 1	E: 0	LOB: 0	E: 1	LOB: 2	E: 1	LOB: 2	E: 0	LOB: 0
	K: 1	BB: 2	K: 1	BB: 0	K: 1	BB: 0	K: 0	BB: 0	K: 0	BB: 1	K: 0	BB: 0	K: 0	BB: 2	K: 0	BB: 1	K: 0	BB: 0
	S: 6	P: 14	S: 7	P: 7	S: 5	P: 5	S: 3	P: 3	S: 3	P: 7	S: 4	P: 4	S: 3	P: 12	S: 4	P: 8	S: 3	P: 3

	1B: 7	SF: 2	WP: 0	PA: 39
	2B: 0	SAC: 0	PB: 0	
	3B: 0	DP: 2	SB: 0	
	HR: 0	HBP: 1	CS: 1	

PITCHER		IP	WLS	BF	H	R	ER	SO	BB	IBB	HBP	BLK	WP	HR	S	P	ERA	WHIP
Pete Broberg, R ERA: 3.82	(1, 1)	6.2	L	30	7	2	1	3	4	1	1	0	0	0	30	51	1.35	1.650
Jerry Augustine, L ERA: 1.93	(7, 1)	0.2		3	0	0	0	0	1	0	0	0	0	0	2	6	0.00	1.500
Eduardo Rodriguez, R ERA: 4.43	(8, 1)	1.2		6	0	0	0	0	0	0	0	0	0	0	6	6	0.00	0.000

PITCHER	IP	WLS	BF	H	R	ER	SO	BB	IBB	HBP	BLK	WP	HR	S	P	ERA	WHIP

Batter	1	2	3	4	5	6	7	8	9	AB	R	H	RBI	BB	SO	LOB
Bill Sharp, L (1, 9) OBP: 0.333, SLG: 0.306	P9		1B		4-3			F7		4	0	1	0	0	0	1
Don Money, R (1, 5) OBP: 0.354, SLG: 0.450	K		1-2 1B			5-3		F3		4	0	1	0	0	1	0
Darrell Porter, L (1, 2) OBP: 0.333, SLG: 0.303	HR		1-3			K		F9		4	1	1	1	0	1	2
Bob Hansen, L (1, 10) OBP: 0.214, SLG: 0.200	K			K		2B			F9	4	0	1	0	0	2	0
George Scott, R (1, 3) OBP: 0.292, SLG: 0.387 Kurt Bevacqua, R (9, PR) OBP: 0.143, SLG: 0.143		4-3		F9		IBB			HBP	2 0	0 0	0 0	0 0	1 0	0 0	0 0
Sixto Lezcano, R (1, 7) OBP: 0.330, SLG: 0.418		1-3		4-3		K			P8	4	0	0	0	0	1	3
Robin Yount, R (1, 6) OBP: 0.366, SLG: 0.325		F8			SH1-3 BB		L5		4-3	3	0	0	0	1	0	1
Gorman Thomas, R (1, 8) OBP: 0.288, SLG: 0.396			K		K		5-3			3	0	0	0	0	2	1
Pedro Garcia, R (1, 4) OBP: 0.220, SLG: 0.299 Bobby Darwin, R (7, PH) OBP: 0.307, SLG: 0.343 Tim Johnson, L (8, 4) OBP: 0.222, SLG: 0.176			1-3		SH1-3		K			1 1 0	0 0 0	0 0 0	0 0 0	0 1 0	0 0 0	0 0 0
Inning Stats	R: 1 H: 1 E: 0 LOB: 0 K: 2 BB: 0 S: 8 P: 8	R: 0 H: 0 E: 0 LOB: 0 K: 0 BB: 0 S: 3 P: 3	R: 0 H: 2 E: 0 LOB: 2 K: 1 BB: 0 S: 7 P: 7	R: 0 H: 0 E: 0 LOB: 0 K: 1 BB: 0 S: 5 P: 5	R: 0 H: 0 E: 0 LOB: 1 K: 1 BB: 1 S: 5 P: 9	R: 0 H: 1 E: 0 LOB: 2 K: 2 BB: 1 S: 8 P: 12	R: 0 H: 0 E: 0 LOB: 0 K: 1 BB: 0 S: 5 P: 5	R: 0 H: 0 E: 0 LOB: 0 K: 0 BB: 0 S: 3 P: 3	R: 0 H: 0 E: 0 LOB: 1 K: 0 BB: 0 S: 3 P: 4	1B: 2 SF: 0 2B: 1 SAC: 1 3B: 0 DP: 0 HR: 1 HBP: 1							

PITCHER	IP	WLS	BF	H	R	ER	SO	BB	IBB	HBP	BLK	WP	HR	S	P	ERA	WHIP
Fergie Jenkins, R (1, 1) ERA: 3.62	9.0	W	34	4	1	1	8	1	1	1	0	0	1	47	56	1.00	0.556

PITCHER	IP	WLS	BF	H	R	ER	SO	BB	IBB	HBP	BLK	WP	HR	S	P	ERA	WHIP

BOTTOM

Boston Red Sox @ Milwaukee Brewers

Milwaukee County Stadium, Milwaukee, WI

Thu May 27 1976, 4:33 AM EDT

Att. 14,308 - Unknown - 64 F

livebaseballscorecards.com

AB	30
R	1
H	4
RBI	1
BB	2
SO	8
LOB	8

Baltimore Orioles @ Boston Red Sox

Fenway Park, Boston, MA

Fri May 28 1976, 7:05 PM EDT

Att. 33,250 - Unknown

TOP

livebaseballscorecards.com

Batter	1	2	3	4	5	6	7	8	9	AB	R	H	RBI	BB	SO	LOB
Ken Singleton, S (1, 7) OBP: 0.280, SLG: 0.255	4-3	F9			6-3 1B		G3			4	1	1	0	0	0	0
Mark Belanger, R (1, 6) OBP: 0.340, SLG: 0.357	BB 1B 1B		G3-6-1 1B		6-3			FC1-6 1B		4	1	3	0	0	0	2
Bobby Grich, R (1, 4) OBP: 0.374, SLG: 0.381	K		F7		E 1B			FC1-6		4	1	1	2	0	1	3
Reggie Jackson, L (1, 9) OBP: 0.302, SLG: 0.387	1B BB		G3-6-1		E1			K		4	0	1	0	0	1	2
Lee May, R (1, 3) OBP: 0.311, SLG: 0.430 Tony Muser, L (8, 3) OBP: 0.327, SLG: 0.273	BB			5-3		P4		K		3 0	0 0	0 0	0 0	1 0	1 0	1 0
Andres Mora, R (1, 10) OBP: 0.279, SLG: 0.404	1B			5-3		6-3			K	4	0	1	1	0	1	0
Paul Blair, R (1, 8) OBP: 0.236, SLG: 0.239	5-3			4-3		1-3			5-3	4	0	0	0	0	0	3
Doug DeCinces, R (1, 5) OBP: 0.297, SLG: 0.362		K			6-3		5-3		6-3	4	0	0	0	0	1	0
Dave Duncan, R (1, 2) OBP: 0.321, SLG: 0.288		K			6-3 1B 1B		F3			3	1	1	0	0	1	0
Inning Stats	R: 1 E: 0 K: 1 S: 8 H: 3 LOB: 3 BB: 1 P: 12	R: 0 E: 0 K: 2 S: 7 H: 0 LOB: 0 BB: 0 P: 7	R: 0 E: 0 K: 0 S: 3 H: 1 LOB: 0 BB: 0 P: 3	R: 0 E: 0 K: 0 S: 3 H: 0 LOB: 0 BB: 0 P: 3	R: 3 E: 1 K: 0 S: 6 H: 3 LOB: 1 BB: 0 P: 6	R: 0 E: 0 K: 0 S: 3 H: 0 LOB: 0 BB: 0 P: 3	R: 0 E: 0 K: 0 S: 3 H: 0 LOB: 0 BB: 0 P: 3	R: 0 E: 0 K: 2 S: 8 H: 1 LOB: 1 BB: 0 P: 8	R: 0 E: 0 K: 1 S: 5 H: 0 LOB: 0 BB: 0 P: 5	1B: 8 2B: 0 3B: 0 HR: 0	SF: 0 SAC: 0 DP: 1 HBP: 0						

	AB	34
	R	4
	H	8
	RBI	3
	BB	1
	SO	6
	LOB	11

WP: 0 PB: 0 SB: 0 CS: 0 PA: 35

PITCHER		IP	WLS	BF	H	R	ER	SO	BB	IBB	HBP	BLK	WP	HR	S	P	ERA	WHIP
Reggie Cleveland, R ERA: 3.05	(1, 1)	7.0	L	29	8	4	3	3	1	0	0	0	0	0	34	38	3.86	1.286
Jim Willoughby, R ERA: 2.59	(8, 1)	2.0		6	0	0	0	3	0	0	0	0	0	0	12	12	0.00	0.000

PITCHER		IP	WLS	BF	H	R	ER	SO	BB	IBB	HBP	BLK	WP	HR	S	P	ERA	WHIP

Batter	1	2	3	4	5	6	7	8	9	AB	R	H	RBI	BB	SO	LOB
Rick Miller, L (1, 7) OBP: 0.374, SLG: 0.386	G6-4-3 1B		1B 1B		G1-6-3 1-2f			F6		4	0	2	0	0	0	2
Dwight Evans, R (1, 9) OBP: 0.357, SLG: 0.423	G6-4-3 1-2f		1-3 1B			5-3		6-3		4	0	1	0	0	0	1
Carlton Fisk, R (1, 2) OBP: 0.345, SLG: 0.429	5-3		P4			L1		1B		4	0	1	0	0	0	2
Fred Lynn, L (1, 8) OBP: 0.402, SLG: 0.486		K	1-3			4-3		F7		4	0	0	0	0	1	1
Carl Yastrzemski, L (1, 3) OBP: 0.349, SLG: 0.481		BB	4-3				FC5-4 1B	2B 1B		3	0	2	0	1	0	0
Jim Rice, R (1, 10) OBP: 0.317, SLG: 0.468		P4	F8				FC5-4 2B 1-2f SF8	1-3 2B		4	1	1	0	0	0	2
Rick Burleson, R (1, 6) OBP: 0.326, SLG: 0.336		F8			BB 1B		SF8 1-3 2B	P6		3	0	1	0	1	0	3
Rico Petrocelli, R (1, 5) OBP: 0.319, SLG: 0.330			6-3		G1-6-3 1-2 1B		SF8 2-3 3-H	P5		3	0	1	1	0	0	2
Doug Griffin, R (1, 4) OBP: 0.311, SLG: 0.268			6-3		P4		K	K		2	0	0	0	0	0	2
Cecil Cooper, L (7, PH) OBP: 0.261, SLG: 0.444										1	0	0	0	0	1	1
Denny Doyle, L (8, 4) OBP: 0.259, SLG: 0.286										0	0	0	0	0	0	0
Bernie Carbo, L (9, PH) OBP: 0.356, SLG: 0.451										0	0	0	0	0	0	0
Deron Johnson, R (9, PH) OBP: 0.233, SLG: 0.211										1	0	0	0	0	1	2
Inning Stats	R: 0 E: 0 K: 0 S: 3 H: 1 LOB: 0 BB: 0 P: 3	R: 0 E: 0 K: 1 S: 5 H: 0 LOB: 1 BB: 1 P: 9	R: 0 E: 0 K: 0 S: 5 H: 2 LOB: 2 BB: 0 P: 5	R: 0 E: 0 K: 0 S: 3 H: 0 LOB: 0 BB: 0 P: 3	R: 0 E: 0 K: 0 S: 3 H: 1 LOB: 1 BB: 1 P: 7	R: 0 E: 0 K: 0 S: 3 H: 0 LOB: 0 BB: 0 P: 3	R: 1 E: 0 K: 1 S: 7 H: 2 LOB: 1 BB: 0 P: 7	R: 0 E: 0 K: 0 S: 4 H: 1 LOB: 1 BB: 0 P: 4	R: 0 E: 0 K: 1 S: 7 H: 2 LOB: 2 BB: 0 P: 7	1B: 7 2B: 2 3B: 0 HR: 0 SF: 1 SAC: 0 DP: 2 HBP: 0						

PITCHER	IP	WLS	BF	H	R	ER	SO	BB	IBB	HBP	BLK	WP	HR	S	P	ERA	WHIP
Wayne Garland, R (1, 1) ERA: 1.79	8.0	W	33	9	1	1	2	2	0	0	0	0	0	35	43	1.12	1.375
Dyar Miller, R (9, 1) ERA: 4.5	0.2		2	0	0	0	0	0	0	0	0	0	0	2	2	0.00	0.000
Grant Jackson, L (9, 1) ERA: 2.92	0.1	S	1	0	0	0	1	0	0	0	0	0	0	3	3	0.00	0.000

PITCHER	IP	WLS	BF	H	R	ER	SO	BB	IBB	HBP	BLK	WP	HR	S	P	ERA	WHIP

BOTTOM

Baltimore Orioles @ Boston Red Sox

Fenway Park, Boston, MA

Fri May 28 1976, 7:05 PM EDT

Att. 33,250 - Unknown

livebaseballscorecards.com

AB	33
R	1
H	9
RBI	1
BB	2
SO	3
LOB	18

Baltimore Orioles @ Boston Red Sox

Fenway Park, Boston, MA

Sat May 29 1976, 7:05 PM EDT

Att. 33,238 - Unknown

TOP

livebaseballscorecards.com

Batter	1	2	3	4	5	6	7	8	9	AB	R	H	RBI	BB	SO	LOB
Al Bumbry, L (1, 10) OBP: 0.336, SLG: 0.373	F2		F9	F8		5-3 1-2f		5-3		4	0	0	0	0	0	3
Lee May, R (8, PH) OBP: 0.309, SLG: 0.426										1	0	0	0	0	0	0
Mark Belanger, R (1, 6) OBP: 0.349, SLG: 0.373	1B		1B		1B 2B		P3	6-3		5	1	3	0	0	0	0
Bobby Grich, R (1, 4) OBP: 0.383, SLG: 0.380	F8		5-3		B B B B 4-0 1B SF8 BB		B B B B 4-0 1B 1B BB		0-0 S 1B	3	3	1	0	2	0	2
Reggie Jackson, L (1, 9) OBP: 0.319, SLG: 0.400	F7			1B 2B 1B	S 1-3 2-H 1B		1B 1-2 WP 1B		S S S 0-3 1-2 K	5	2	3	1	0	1	2
Ken Singleton, S (1, 7) OBP: 0.284, SLG: 0.262		F7		2B 1-2 2B 1B	SF8 1-2 3-H		WP 1-3 2-H 1B		S S S 0-3 K	4	1	2	2	0	1	1
Tony Muser, L (1, 3) OBP: 0.330, SLG: 0.272		F8	F7	F8			I I I 4-0 1-2 3-H IBB		0-0 2-H 1B	4	0	1	1	1	0	3
Paul Blair, R (1, 8) OBP: 0.242, SLG: 0.254	1B		2B 1-3 2-H 2B	6-3			F8		F2	5	0	2	1	0	0	4
Doug DeCinces, R (1, 5) OBP: 0.295, SLG: 0.367	F8		2-3 3-H 2B			4-3	F9			4	0	1	1	0	0	3
Dave Duncan, R (1, 2) OBP: 0.317, SLG: 0.286			5-3	F5		5-3 1B		5-3		4	0	1	0	0	0	2
Inning Stats	R: 0 E: 0 K: 0 S: 4 H: 1 LOB: 1 BB: 0 P: 4	R: 0 E: 0 K: 0 S: 4 H: 1 LOB: 1 BB: 0 P: 4	R: 0 E: 0 K: 0 S: 4 H: 1 LOB: 1 BB: 0 P: 4	R: 2 E: 0 K: 0 S: 7 H: 4 LOB: 2 BB: 0 P: 7	R: 2 E: 0 K: 0 S: 5 H: 2 LOB: 1 BB: 1 P: 9	R: 0 E: 0 K: 0 S: 3 H: 1 LOB: 0 BB: 0 P: 3	R: 2 E: 0 K: 0 S: 5 H: 2 LOB: 2 BB: 2 P: 13	R: 0 E: 0 K: 0 S: 3 H: 0 LOB: 0 BB: 0 P: 3	R: 1 E: 0 K: 2 S: 9 H: 2 LOB: 1 BB: 0 P: 9	1B: 11 2B: 4 3B: 0 HR: 0 SF: 1 SAC: 0 DP: 1 HBP: 0						

	AB	39
	R	7
	H	14
	RBI	6
	BB	3
	SO	2
	LOB	20

WP: 1 PB: 0 SB: 2 CS: 0 PA: 43

PITCHER		IP	WLS	BF	H	R	ER	SO	BB	IBB	HBP	BLK	WP	HR	S	P	ERA	WHIP
Luis Tiant, R ERA: 2.84	(1, 1)	5.0	L	25	9	4	4	0	1	0	0	0	0	0	24	28	7.20	2.000
Dick Pole, R ERA: 3.35	(6, 1)	2.0		10	3	2	2	0	1	1	0	0	1	0	8	16	9.00	2.000
Rick Jones, L ERA: 4.15	(8, 1)	2.0		8	2	1	1	2	0	0	0	0	0	0	12	12	4.50	1.000

PITCHER	IP	WLS	BF	H	R	ER	SO	BB	IBB	HBP	BLK	WP	HR	S	P	ERA	WHIP

Baltimore Orioles @ Boston Red Sox

Fenway Park, Boston, MA

Sat May 29 1976, 7:05 PM EDT

Att. 33,238 - Unknown

BOTTOM

livebaseballscorecards.com

Batter	1	2	3	4	5	6	7	8	9	AB	R	H	RBI	BB	SO	LOB
Rick Miller, L (1, 7) OBP: 0.379, SLG: 0.407	S S S 0-3 ① K		x 0-0 ③ 1B 3B		x 0-0 ③ F5			B B B B 4-0 G4-6-3 BB		3	1	1	0	1	1	1
Denny Doyle, L (1, 4) OBP: 0.258, SLG: 0.284	x 0-0 ② 4-3		x 0-0 3-H 1B			x 0-0 ① F9		x 0-0 ① ② G4-6-3 1-2f		4	0	1	1	0	0	1
Fred Lynn, L (1, 8) OBP: 0.397, SLG: 0.487	x 0-0 ③ 3-1		x 0-0 ③ 4-3			S S S 0-3 ② K		x 0-0 2B		4	0	1	0	0	1	1
Carl Yastrzemski, L (1, 3) OBP: 0.353, SLG: 0.489		x 0-0 F9 2B		x 0-0 ① 4-3		x 0-0 1B		S S S 0-3 ③ K		4	0	2	0	0	1	1
Jim Rice, R (1, 10) OBP: 0.308, SLG: 0.453		x 0-0 ① F9 2-3		x 0-0 ② 1-3		x 0-0 ③ F8			x 0-0 E9	4	0	0	0	0	0	2
Dwight Evans, R (1, 9) OBP: 0.348, SLG: 0.411		x 0-0 ② P4		x 0-0 ③ 6-3			x 0-0 ① L1		S S S 0-3 ① K	4	0	0	0	0	1	2
Bob Montgomery, R (1, 2) OBP: 0.143, SLG: 0.429 Cecil Cooper, L (9, PH) OBP: 0.255, SLG: 0.435		x 0-0 ③ F8			x 0-0 ① F9		x 0-0 ② P5		S S S 0-3 ② K	3 1	0 0	0 0	0 0	0 0	0 1	1 1
Rico Petrocelli, R (1, 5) OBP: 0.325, SLG: 0.366			S S S 0-3 ① K		x 0-0 1B		x 0-0 HR		x 0-0 ③ P6	4	1	2	1	0	1	1
Rick Burleson, R (1, 6) OBP: 0.319, SLG: 0.328			x 0-0 ② F8		x 0-0 ② P3		x 0-0 ③ F9			3	0	0	0	0	0	1

	AB	34
	R	2
	H	7
	RBI	2
	BB	1
	SO	6
	LOB	12

Inning Stats										
	R: 0 H: 0 E: 0 LOB: 0 K: 1 BB: 0 S: 5 P: 5	R: 0 H: 1 E: 0 LOB: 1 K: 0 BB: 0 S: 4 P: 4	R: 1 H: 2 E: 0 LOB: 1 K: 1 BB: 0 S: 7 P: 7	R: 0 H: 0 E: 0 LOB: 0 K: 0 BB: 0 S: 3 P: 3	R: 0 H: 1 E: 0 LOB: 1 K: 0 BB: 0 S: 4 P: 4	R: 0 H: 1 E: 0 LOB: 1 K: 1 BB: 0 S: 6 P: 6	R: 1 H: 1 E: 0 LOB: 0 K: 0 BB: 0 S: 4 P: 4	R: 0 H: 1 E: 0 LOB: 1 K: 1 BB: 1 S: 5 P: 9	R: 0 H: 0 E: 1 LOB: 1 K: 2 BB: 0 S: 8 P: 8	1B: 3 SF: 0 2B: 2 SAC: 0 3B: 1 DP: 1 HR: 1 HBP: 0	WP: 0 PA: 35 PB: 0 SB: 0 CS: 0

PITCHER		IP	WLS	BF	H	R	ER	SO	BB	IBB	HBP	BLK	WP	HR	S	P	ERA	WHIP
Jim Palmer, R ERA: 3.49	(1, 1)	9.0	W	35	7	2	2	6	1	0	0	0	0	1	46	50	2.00	0.889

PITCHER	IP	WLS	BF	H	R	ER	SO	BB	IBB	HBP	BLK	WP	HR	S	P	ERA	WHIP

Batter	1	2	3	4	5	6	7	8	9	AB	R	H	RBI	BB	SO	LOB
Ken Singleton, S (1, 7) OBP: 0.277, SLG: 0.255	G3		F9		K			K		4	0	0	0	0	2	1
Mark Belanger, R (1, 6) OBP: 0.353, SLG: 0.377	P6		1B			L8-4-3 1B			P4	4	0	2	0	0	0	0
Bobby Grich, R (1, 4) OBP: 0.379, SLG: 0.404	P4		6-3			F9			HR	4	1	1	1	0	0	2
Reggie Jackson, L (1, 9) OBP: 0.316, SLG: 0.393		E 1B		F8		L8-4-3 1-2			3-1	4	0	1	0	0	0	1
Lee May, R (1, 3) OBP: 0.299, SLG: 0.411		K		5-3			6-3		K	4	0	0	0	0	2	1
Andres Mora, R (1, 10) OBP: 0.281, SLG: 0.400		F9		F9			G6-4-3 1B			3	0	1	0	0	0	1
Paul Blair, R (1, 8) OBP: 0.244, SLG: 0.256		E8 1-3 1B			6-3		G6-4-3 1-2f			3	0	1	0	0	0	1
Doug DeCinces, R (1, 5) OBP: 0.287, SLG: 0.356		4-3			F8			K		3	0	0	0	0	1	2
Dave Duncan, R (1, 2) OBP: 0.318, SLG: 0.278			4-3		BB			4-3		2	0	0	0	1	0	0
Inning Stats	R: 0 E: 0 K: 0 S: 3 H: 0 LOB: 0 BB: 0 P: 3	R: 0 E: 1 K: 1 S: 7 H: 2 LOB: 2 BB: 0 P: 7	R: 0 E: 0 K: 0 S: 4 H: 1 LOB: 1 BB: 0 P: 4	R: 0 E: 0 K: 0 S: 3 H: 0 LOB: 0 BB: 0 P: 3	R: 0 E: 0 K: 1 S: 5 H: 0 LOB: 1 BB: 1 P: 9	R: 0 E: 0 K: 0 S: 3 H: 1 LOB: 0 BB: 0 P: 3	R: 0 E: 0 K: 0 S: 3 H: 1 LOB: 0 BB: 0 P: 3	R: 0 E: 0 K: 2 S: 7 H: 0 LOB: 0 BB: 0 P: 7	R: 1 E: 0 K: 1 S: 6 H: 1 LOB: 0 BB: 0 P: 6	1B: 5 2B: 1 3B: 0 HR: 1 SF: 0 SAC: 0 DP: 2 HBP: 0						

PITCHER	IP	WLS	BF	H	R	ER	SO	BB	IBB	HBP	BLK	WP	HR	S	P	ERA	WHIP
Rick Wise, R (1, 1) ERA: 4.5	9.0	W	32	6	1	1	5	1	0	0	0	0	1	41	45	1.00	0.778

PITCHER	IP	WLS	BF	H	R	ER	SO	BB	IBB	HBP	BLK	WP	HR	S	P	ERA	WHIP

TOP

Baltimore Orioles @ Boston Red Sox

Fenway Park, Boston, MA

Sun May 30 1976, 3:33 AM EDT

Att. 28,300 - Unknown

livebaseballscorecards.com

AB	31
R	1
H	6
RBI	1
BB	1
SO	5
LOB	9

Batter	1	2	3	4	5	6	7	8	9	AB	R	H	RBI	BB	SO	LOB
Rick Miller, L (1, 7) OBP: 0.374, SLG: 0.393	F9		G3		BB			K		3	0	0	0	1	1	0
Denny Doyle, L (1, 4) OBP: 0.250, SLG: 0.275	F7		1-3		K			F7		4	0	0	0	0	1	1
Fred Lynn, L (1, 8) OBP: 0.407, SLG: 0.496	1B			1B		F8		2B	1B	4	1	3	0	0	0	0
Carl Yastrzemski, L (1, 3) OBP: 0.356, SLG: 0.496	1-3 1B			F8		F8		1-H 2B		4	0	2	1	0	0	1
Jim Rice, R (1, 10) OBP: 0.306, SLG: 0.447	F9			2-3 1B		F2		F7		4	0	1	0	0	0	3
Dwight Evans, R (1, 9) OBP: 0.341, SLG: 0.403		F9		F7			L4			3	0	0	0	0	0	1
Rico Petrocelli, R (1, 5) OBP: 0.317, SLG: 0.356		F8			5-3		P3			3	0	0	0	0	0	0
Rick Burleson, R (1, 6) OBP: 0.327, SLG: 0.359		5-3			E 1B		HR			3	2	2	1	0	0	0
Bob Montgomery, R (1, 2) OBP: 0.100, SLG: 0.300			K		F8 1-H		3-1			3	0	0	0	0	1	0
Inning Stats	R: 0 H: 2 E: 0 LOB: 2 K: 0 BB: 0 S: 5 P: 5	R: 0 H: 0 E: 0 LOB: 0 K: 0 BB: 0 S: 3 P: 3	R: 0 H: 0 E: 0 LOB: 0 K: 1 BB: 0 S: 5 P: 5	R: 0 H: 2 E: 0 LOB: 1 K: 0 BB: 0 S: 4 P: 4	R: 1 H: 1 E: 1 LOB: 1 K: 1 BB: 1 S: 6 P: 10	R: 0 H: 0 E: 0 LOB: 0 K: 0 BB: 0 S: 3 P: 3	R: 1 H: 1 E: 0 LOB: 0 K: 0 BB: 0 S: 4 P: 4	R: 1 H: 2 E: 0 LOB: 1 K: 1 BB: 0 S: 7 P: 7		1B: 6 SF: 0 2B: 1 SAC: 0 3B: 0 DP: 0 HR: 1 HBP: 0						

PITCHER	IP	WLS	BF	H	R	ER	SO	BB	IBB	HBP	BLK	WP	HR	S	P	ERA	WHIP
Doyle Alexander, R (1, 1) ERA: 1.62	8.0	L	32	8	3	2	3	1	0	0	0	0	1	37	41	2.25	1.125

PITCHER	IP	WLS	BF	H	R	ER	SO	BB	IBB	HBP	BLK	WP	HR	S	P	ERA	WHIP

BOTTOM

Baltimore Orioles @ Boston Red Sox

Fenway Park, Boston, MA

Sun May 30 1976, 3:33 AM EDT

Att. 28,300 - Unknown

livebaseballscorecards.com

AB	31
R	3
H	8
RBI	2
BB	1
SO	3
LOB	6

Batter	1	2	3	4	5	6	7	8	9	AB	R	H	RBI	BB	SO	LOB
Mickey Rivers, L (1, 8) OBP: 0.306, SLG: 0.424	1-3		K	BB		5-3		G3	4-3	5	1	0	0	1	1	1
Roy White, S (1, 7) OBP: 0.375, SLG: 0.428	WP, SF7, 2B		1B, SF8, 1B 1-3	FC6-5, BB 1-2		F8		BB		3	2	2	0	2	0	0
Thurman Munson, R (1, 2) OBP: 0.340, SLG: 0.483	SF7 2-H		F3	FC6-5 1-2 2-3f		HR		F9 1-2		4	1	1	2	0	0	5
Chris Chambliss, L (1, 3) OBP: 0.328, SLG: 0.466	2B, 1B		1B, SF8, 1B 1-3 3-H	G3		K		2-3, 1B		5	2	3	1	0	1	2
Carlos May, L (1, 10) OBP: 0.314, SLG: 0.261	1-H, 2B		SF8 1-2 3-H		P7		WP, HBP, WP, BB	F6		3	1	1	2	1	0	2
Graig Nettles, L (1, 5) OBP: 0.283, SLG: 0.325	4-3		1B 2-3		G3		K		F2	5	0	1	0	0	1	2
Oscar Gamble, L (1, 9) OBP: 0.340, SLG: 0.451		G6-4-3, 1B	1B 1-3 3-H		2B		WP, WP, HBP 1-2		F6	4	0	3	1	0	0	0
Willie Randolph, R (1, 4) OBP: 0.381, SLG: 0.357		G6-4-3 1-2f	5-3		IBB		G2 1-2 2-3		2B, 1B	4	1	1	0	1	0	5
Jim Mason, L (1, 6) OBP: 0.219, SLG: 0.284 Otto Velez, R (5, PH) OBP: 0.396, SLG: 0.342 Fred Stanley, R (5, 6) OBP: 0.333, SLG: 0.310		F2		L7	F8		1-3 2-3 3-H		1-H, 2B	2 1 2	0 0 0	0 0 1	0 0 1	0 0 0	0 0 0	0 2 1
Inning Stats	R: 2 E: 0 K: 0 S: 6 H: 3 LOB: 1 BB: 0 P: 6	R: 0 E: 0 K: 0 S: 3 H: 1 LOB: 0 BB: 0 P: 3	R: 3 E: 0 K: 1 S: 10 H: 4 LOB: 0 BB: 0 P: 10	R: 0 E: 0 K: 0 S: 3 H: 0 LOB: 2 BB: 2 P: 11	R: 0 E: 0 K: 0 S: 4 H: 1 LOB: 2 BB: 1 P: 8	R: 1 E: 0 K: 1 S: 6 H: 1 LOB: 0 BB: 0 P: 7	R: 1 E: 0 K: 1 S: 5 H: 0 LOB: 1 BB: 1 P: 10	R: 0 E: 0 K: 0 S: 4 H: 1 LOB: 2 BB: 1 P: 8	R: 1 E: 0 K: 0 S: 5 H: 2 LOB: 1 BB: 0 P: 5	1B: 8 2B: 4 3B: 0 HR: 1	SF: 2 SAC: 0 DP: 1 HBP: 1					

PITCHER	IP	WLS	BF	H	R	ER	SO	BB	IBB	HBP	BLK	WP	HR	S	P	ERA	WHIP
Fergie Jenkins, R (1, 1) ERA: 3.68	3.2	L	21	8	5	2	1	2	0	0	0	1	0	21	29	4.91	2.727
Tom House, L (4, 1) ERA: 4.64	2.2		13	2	2	2	2	1	1	1	0	0	1	14	24	6.75	1.125
Jim Willoughby, R (7, 1) ERA: 2.42	1.2		7	1	0	0	0	1	0	0	0	2	0	6	10	0.00	1.200
Rick Jones, L (9, 1) ERA: 4.5	1.0		5	2	1	1	0	0	0	0	0	0	0	5	5	9.00	2.000

PITCHER	IP	WLS	BF	H	R	ER	SO	BB	IBB	HBP	BLK	WP	HR	S	P	ERA	WHIP

TOP

New York Yankees @ Boston Red Sox

Fenway Park, Boston, MA

Mon May 31 1976, 7:05 PM EDT

Att. 35,939 - Unknown - 71 F

livebaseballscorecards.com

AB	38
R	8
H	13
RBI	7
BB	5
SO	3
LOB	20

WP: 3	PA: 46
PB: 1	
SB: 3	
CS: 0	

BOTTOM

New York Yankees @ Boston Red Sox

Fenway Park, Boston, MA

Mon May 31 1976, 7:05 PM EDT

Att. 35,939 - Unknown - 71 F

Batter	1	2	3	4	5	6	7	8	9	AB	R	H	RBI	BB	SO	LOB
Rick Miller, L (1, 7) OBP: 0.365, SLG: 0.394	0-0 1B 2B	0-3 K			0-3 K		0-0 F9		0-0 F7	5	1	1	0	0	2	5
Denny Doyle, L (1, 4) OBP: 0.250, SLG: 0.268	4-0 1B FC3-2 BB	0-0 F5			0-0 F8		0-0 FC6-4 1-2f			3	0	0	0	1	0	4
Fred Lynn, L (1, 8) OBP: 0.410, SLG: 0.521	0-0 FC3-2 1-3 2-H 1B		0-0 F8		0-0 F8			0-0 HR		4	1	2	2	0	0	1
Carl Yastrzemski, L (1, 3) OBP: 0.354, SLG: 0.489	0-0 FC3-2 1-2 3-H		0-0 1-3			0-0 G6-4-3 1B		0-0 F5		4	0	1	0	0	0	2
Jim Rice, R (1, 10) OBP: 0.298, SLG: 0.434	0-0 F8		0-3 K			0-3 K		0-3 K		4	0	0	0	0	3	3
Dwight Evans, R (1, 9) OBP: 0.333, SLG: 0.392	0-0 F8			0-0 F5		0-0 G6-4-3 1-2f		0-0 F7		4	0	0	0	0	0	3
Rico Petrocelli, R (1, 5) OBP: 0.331, SLG: 0.398		0-0 1B 3B		0-0 G1-6-3 1B			0-0 F7		0-0 2B	4	1	3	0	0	0	0
Rick Burleson, R (1, 6) OBP: 0.325, SLG: 0.351		0-0 5-3		0-0 G1-6-3 1-2f			1-0 1B HBP		0-0 6-3	3	0	0	0	0	0	3
Bob Montgomery, R (1, 2) OBP: 0.286, SLG: 0.500		0-0 3-H 1B			0-0 2B		0-0 FC6-4 1-3 1B		0-3 K	4	0	3	1	0	1	1
Inning Stats	R: 1 E: 0 K: 0 S: 5 H: 2 LOB: 2 BB: 1 P: 9	R: 1 E: 0 K: 1 S: 7 H: 2 LOB: 1 BB: 0 P: 7	R: 0 E: 0 K: 1 S: 5 H: 0 LOB: 0 BB: 0 P: 5	R: 0 E: 0 K: 0 S: 3 H: 1 LOB: 0 BB: 0 P: 3	R: 0 E: 0 K: 1 S: 6 H: 1 LOB: 1 BB: 0 P: 6	R: 0 E: 0 K: 1 S: 5 H: 1 LOB: 0 BB: 0 P: 5	R: 0 E: 0 K: 0 S: 4 H: 1 LOB: 2 BB: 0 P: 5	R: 1 E: 0 K: 1 S: 6 H: 1 LOB: 0 BB: 0 P: 6	R: 0 E: 0 K: 1 S: 6 H: 1 LOB: 1 BB: 0 P: 6	1B: 5 2B: 3 3B: 1 HR: 1	SF: 0 SAC: 0 DP: 2 HBP: 1						

PITCHER	IP	WLS	BF	H	R	ER	SO	BB	IBB	HBP	BLK	WP	HR	S	P	ERA	WHIP
Catfish Hunter, R (1, 1) ERA: 3.43	9.0	W	37	10	3	3	6	1	0	1	0	0	1	47	52	3.00	1.222

PITCHER	IP	WLS	BF	H	R	ER	SO	BB	IBB	HBP	BLK	WP	HR	S	P	ERA	WHIP

AB	35
R	3
H	10
RBI	3
BB	1
SO	6
LOB	22

WP: 0	PB: 0	SB: 0	CS: 0
PA: 37			

livebaseballscorecards.com

Batter	1	2	3	4	5	6	7	8	9	AB	R	H	RBI	BB	SO	LOB
Mickey Rivers, L (1, 8) OBP: 0.309, SLG: 0.423	F9	F9	1B		FC6-4 2-H 1B			5-3		5	0	2	1	0	0	2
Roy White, S (1, 7) OBP: 0.376, SLG: 0.424	F9	BBBB HBP 1-2 2-3 1B BB	FC4-6 1-2 1B		FC6-4 1-2f			3-1		4	1	1	0	1	0	1
Thurman Munson, R (1, 2) OBP: 0.342, SLG: 0.483	1B 2B	H 1B 1-2 2-3 3-H BB HBP	FC4-6 1-2f			6-3			F9	4	2	1	1	0	0	2
Chris Chambliss, L (1, 3) OBP: 0.330, SLG: 0.462	BBBB 1B BB	BB BB WP 1-3 2-H 3-H 1B		3-1		L9			SSS K	4	1	1	2	1	1	0
Carlos May, L (1, 10) OBP: 0.327, SLG: 0.283	1-2 2-H 1B	BBBBB WP BB 1-2 BB		4-3		P5			WP 2B	4	0	2	1	1	0	0
Graig Nettles, L (1, 5) OBP: 0.281, SLG: 0.316	F7	BBBB WP 1-2 2-3 3-H BB		F8			4-3		5-3 2-3	4	0	0	1	1	0	3
Oscar Gamble, L (1, 9) OBP: 0.336, SLG: 0.436		SSS 4-0 BB HBP 1B BB 0-3 K 1-2 2-3 3-H			1-3		6-3			3	1	0	0	1	1	2
Willie Randolph, R (1, 4) OBP: 0.384, SLG: 0.361		HBP BB 1-2 1B 1B SSS K			4-3 1B 1B		6-3			4	2	2	0	0	1	0
Jim Mason, L (1, 6) OBP: 0.208, SLG: 0.268		F8 1-3			4-3 1-2			1-3		4	0	0	0	0	0	3

TOP

New York Yankees @ Boston Red Sox

Fenway Park, Boston, MA

Wed Jun 02 1976, 7:05 PM EDT

Att. 30,110 - Unknown - 66 F

livebaseballscorecards.com

AB	36
R	7
H	9
RBI	6
BB	5
SO	3
LOB	13

Inning Stats	1	2	3	4	5	6	7	8	9
R	1	5	0	0	1	0	0	0	0
E	0	0	0	0	0	0	0	0	0
K	0	1	1	0	0	0	0	0	1
S	5	7	7	3	5	3	3	3	6
H	2	2	2	0	2	0	0	0	1
LOB	2	2	0	0	1	0	0	0	1
BB	1	4	0	0	0	0	0	0	0
P	9	24	7	3	5	3	3	3	6

1B: 7	SF: 0	WP: 2	PA: 42
2B: 2	SAC: 0	PB: 0	
3B: 0	DP: 0	SB: 0	
HR: 0	HBP: 1	CS: 0	

PITCHER		IP	WLS	BF	H	R	ER	SO	BB	IBB	HBP	BLK	WP	HR	S	P	ERA	WHIP
Dick Pole, R ERA: 4.5	(1, 1)	1.2	L	13	4	6	6	0	3	0	1	0	0	0	9	22	32.40	4.200
Tom House, L ERA: 4.05	(2, 1)	5.1		22	4	1	1	2	2	0	0	0	1	0	24	32	1.69	1.125
Reggie Cleveland, R ERA: 2.9	(8, 1)	2.0		7	1	0	0	1	0	0	0	0	1	0	9	9	0.00	0.500

PITCHER	IP	WLS	BF	H	R	ER	SO	BB	IBB	HBP	BLK	WP	HR	S	P	ERA	WHIP

BOTTOM

Batter	1	2	3	4	5	6	7	8	9	AB	R	H	RBI	BB	SO	LOB
Rick Miller, L (1, 9) OBP: 0.361, SLG: 0.388	S S S 0-3 K ①		S S S 0-3 K ③			x 0-0 HR 1B		x 0-0 P9 ③		4	1	1	0	0	2	0
Cecil Cooper, L (1, 3) OBP: 0.255, SLG: 0.480	x 0-0 P6 ②			x 0-0 P6 ①		x 0-0 1-H HR			x 0-0 G3 ①	4	1	1	2	0	0	0
Fred Lynn, L (1, 8) OBP: 0.406, SLG: 0.512	x 0-0 P5 ③			x 0-0 F7 ②		x 0-0 1B			x 0-0 6-3 ②	4	0	1	0	0	0	0
Carl Yastrzemski, L (1, 7) OBP: 0.351, SLG: 0.479		x 0-0 4-3 ①		x 0-0 G3 ③		x 0-0 F8 ③			B B B B 4-0 BB	3	0	0	0	1	0	1
Bernie Carbo, L (1, 10) OBP: 0.333, SLG: 0.418		x 0-0 4-3 ②			S S S 0-3 K ①		x 0-0 4-3 ①		S S S 0-3 K ③	4	0	0	0	0	2	1
Rico Petrocelli, R (1, 5) OBP: 0.331, SLG: 0.396		x 0-0 1B			x 0-0 6-3 ②		S S S 0-3 K ②			3	0	1	0	0	1	0
Denny Doyle, L (1, 4) OBP: 0.244, SLG: 0.262		x 0-0 P7 ③			x 0-0 P7 ③		x 0-0 6-3 ③			3	0	0	0	0	0	1
Rick Burleson, R (1, 6) OBP: 0.318, SLG: 0.343			x 0-0 4-3 ①			x 0-0 L7 ①		x 0-0 F9 ①		3	0	0	0	0	0	0
Bob Montgomery, R (1, 2) OBP: 0.250, SLG: 0.438			x 0-0 F8 ②			S S S 0-3 K ②		S S S 0-3 K ②		2	0	0	0	0	1	0
Andy Merchant, L (8, PH) (9, 2)										1	0	0	0	0	1	0
Inning Stats	R: 0 E: 0 K: 1 S: 5 H: 0 LOB: 0 BB: 0 P: 5	R: 0 E: 0 K: 0 S: 4 H: 1 LOB: 1 BB: 0 P: 4	R: 0 E: 0 K: 1 S: 5 H: 0 LOB: 0 BB: 0 P: 5	R: 0 E: 0 K: 0 S: 3 H: 0 LOB: 0 BB: 0 P: 3	R: 0 E: 0 K: 1 S: 5 H: 0 LOB: 0 BB: 0 P: 5	R: 2 E: 0 K: 1 S: 8 H: 3 LOB: 1 BB: 0 P: 8	R: 0 E: 0 K: 1 S: 5 H: 0 LOB: 0 BB: 0 P: 5	R: 0 E: 0 K: 1 S: 5 H: 0 LOB: 0 BB: 0 P: 5	R: 0 E: 0 K: 1 S: 5 H: 0 LOB: 1 BB: 1 P: 9	1B: 3 2B: 0 3B: 0 HR: 1	SF: 0 SAC: 0 DP: 0 HBP: 0						

PITCHER	IP	WLS	BF	H	R	ER	SO	BB	IBB	HBP	BLK	WP	HR	S	P	ERA	WHIP
Ed Figueroa, R (1, 1) ERA: 3.12	9.0	W	32	4	2	2	7	1	0	0	0	0	1	45	49	2.00	0.556

PITCHER	IP	WLS	BF	H	R	ER	SO	BB	IBB	HBP	BLK	WP	HR	S	P	ERA	WHIP

New York Yankees @ Boston Red Sox

Fenway Park, Boston, MA

Wed Jun 02 1976, 7:05 PM EDT

Att. 30,110 - Unknown - 66 F

livebaseballscorecards.com

AB	31
R	2
H	4
RBI	2
BB	1
SO	7
LOB	3

PB: 0 SB: 0 CS: 0 PA: 32

Batter	1	2	3	4	5	6	7	8	9	AB	R	H	RBI	BB	SO	LOB
Mickey Rivers, L (1, 8) OBP: 0.307, SLG: 0.419	S S S 0-3 ① K	x 0-0 ③ G3 1-2			x 0-0 ② 4-3		x 0-0 1-2 1B			4	0	1	0	0	1	1
Roy White, S (1, 7) OBP: 0.373, SLG: 0.431	x 0-0 2B 3B		x 0-0 ① F9		x 0-0 ③ F8		x 0-0 ③ F8			4	1	1	0	0	0	2
Thurman Munson, R (1, 2) OBP: 0.345, SLG: 0.484	x 0-0 ② 4-3		x 0-0 1B			x 0-0 1B		S S S 0-3 ① K		4	0	2	0	0	1	1
Chris Chambliss, L (1, 3) OBP: 0.328, SLG: 0.462	x 0-0 1B 3-H 2B		x 0-0 ② P7			x 0-0 ① P4		x 0-0 ② L9		4	1	1	1	0	0	2
Carlos May, L (1, 10) OBP: 0.324, SLG: 0.281	x 0-0 2-H 1B		x 0-0 ③ 4-3			x 0-0 ② F7		x 0-0 ③ F8		4	0	1	1	0	0	2
Graig Nettles, L (1, 5) OBP: 0.275, SLG: 0.308	x 0-0 ③ P6			x 0-0 ① 4-3		x 0-0 ③ F9			S S S 0-3 ① K	4	0	0	0	0	1	2
Oscar Gamble, L (1, 9) OBP: 0.324, SLG: 0.418		x 0-0 ① F2		x 0-0 ② 4-3			x 0-0 ① F2		x 0-0 ② F7	4	0	0	0	0	0	0
Willie Randolph, R (1, 4) OBP: 0.387, SLG: 0.365		x 0-0 S 1B		x 0-0 ③ F9			x 0-0 1B 1B		x 0-0 ③ 5-3	4	0	2	0	0	0	0
Jim Mason, L (1, 6) OBP: 0.200, SLG: 0.257		x 0-0 ② F9			x 0-0 ① L9		x 0-0 ② F2			3	0	0	0	0	0	2
Inning Stats	R: 2 E: 0 K: 1 S: 8 H: 3 LOB: 1 BB: 0 P: 8	R: 0 E: 0 K: 0 S: 4 H: 1 LOB: 1 BB: 0 P: 4	R: 0 E: 0 K: 0 S: 4 H: 1 LOB: 1 BB: 0 P: 4	R: 0 E: 0 K: 0 S: 3 H: 0 LOB: 0 BB: 0 P: 3	R: 0 E: 0 K: 0 S: 3 H: 0 LOB: 0 BB: 0 P: 3	R: 0 E: 0 K: 0 S: 4 H: 1 LOB: 1 BB: 0 P: 4	R: 0 E: 0 K: 0 S: 5 H: 2 LOB: 2 BB: 0 P: 5	R: 0 E: 0 K: 1 S: 5 H: 0 LOB: 0 BB: 0 P: 5	R: 0 E: 0 K: 1 S: 5 H: 0 LOB: 0 BB: 0 P: 5	1B: 6 2B: 1 3B: 1 HR: 0	SF: 0 SAC: 0 DP: 0 HBP: 0						

TOP

New York Yankees @ Boston Red Sox

Fenway Park, Boston, MA

Thu Jun 03 1976, 7:05 PM EDT

Att. 29,505 - Unknown - 70 F

livebaseballscorecards.com

AB	35
R	2
H	8
RBI	2
BB	0
SO	3
LOB	12

WP: 0 PB: 0 SB: 1 CS: 0 PA: 35

PITCHER	IP	WLS	BF	H	R	ER	SO	BB	IBB	HBP	BLK	WP	HR	S	P	ERA	WHIP
Luis Tiant, R (1, 1) ERA: 2.75	9.0	W	35	8	2	2	3	0	0	0	0	0	0	41	41	2.00	0.889

PITCHER	IP	WLS	BF	H	R	ER	SO	BB	IBB	HBP	BLK	WP	HR	S	P	ERA	WHIP

BOTTOM

New York Yankees @ Boston Red Sox

Fenway Park, Boston, MA

Thu Jun 03 1976, 7:05 PM EDT

Att. 29,505 - Unknown - 70 F

Batter	1	2	3	4	5	6	7	8	9	AB	R	H	RBI	BB	SO	LOB
Cecil Cooper, L (1, 10) OBP: 0.286, SLG: 0.527	4-3	1B 1-2 2-H 3-H 1B	3B		1-3			4-3 2B 1B		5	2	3	2	0	0	0
Denny Doyle, L (1, 4) OBP: 0.235, SLG: 0.252	L9 S S S	K	1-3			F7		4-3 1-2		5	0	0	0	0	1	4
Fred Lynn, L (1, 8) OBP: 0.412, SLG: 0.523	FC5 BB 1B	1B 1-3 2-H 1B		4-3		F8		1B 2-H 2B		5	2	3	2	0	0	0
Carl Yastrzemski, L (1, 3) OBP: 0.353, SLG: 0.473	B B B B 1-2 BB	G3		F9		S S S K		1B 2-H 1B		4	0	1	1	1	1	2
Jim Rice, R (1, 7) OBP: 0.314, SLG: 0.439	FC5 2-3f	FC5 BB 2-H 3-H 1B		B B B B 1B BB			B B B B BB	1-2 1B		3	0	2	2	2	0	2
Carlton Fisk, R (1, 2) OBP: 0.353, SLG: 0.427		H BB 1B HBP B B B B BB		FC6-4 1-2 1B			F3	P3		3	1	1	0	1	0	3
Dwight Evans, R (1, 9) OBP: 0.331, SLG: 0.384		B B B BB 1B 1-2 1B BB FC5 2-3f		FC6-4 1-2f			S S S K			3	1	0	0	1	1	5
Rico Petrocelli, R (1, 5) OBP: 0.328, SLG: 0.391		BB 1-2 2-H 1B S S S	K		P3		5-3			4	1	1	1	0	1	1
Rick Burleson, R (1, 6) OBP: 0.316, SLG: 0.336		B B B B 1B 1-2 2-3 1B BB	L3		G3			6-3		3	1	0	0	1	0	0
Inning Stats	R: 0 H: 1 E: 0 LOB: 2 K: 0 BB: 1 S: 4 P: 8	R: 6 H: 4 E: 0 LOB: 2 K: 1 BB: 3 S: 9 P: 22	R: 0 H: 1 E: 0 LOB: 1 K: 1 BB: 0 S: 6 P: 6	R: 0 H: 1 E: 0 LOB: 2 K: 0 BB: 1 S: 4 P: 8	R: 0 H: 0 E: 0 LOB: 0 K: 0 BB: 0 S: 3 P: 3	R: 0 H: 0 E: 0 LOB: 0 K: 1 BB: 0 S: 5 P: 5	R: 0 H: 0 E: 0 LOB: 1 K: 1 BB: 1 S: 5 P: 9	R: 2 H: 4 E: 0 LOB: 2 K: 0 BB: 0 S: 7 P: 7		1B: 9 SF: 0 2B: 1 SAC: 0 3B: 1 DP: 0 HR: 0 HBP: 1				WP: 0 PA: 42 PB: 0 SB: 0 CS: 0		

livebaseballscorecards.com

AB	35
R	8
H	11
RBI	8
BB	6
SO	4
LOB	17

PITCHER		IP	WLS	BF	H	R	ER	SO	BB	IBB	HBP	BLK	WP	HR	S	P	ERA	WHIP
Dock Ellis, R ERA: 4.12	(1, 1)	1.0	L	9	2	4	4	0	3	0	1	0	0	0	5	18	36.00	5.000
Tippy Martinez, L ERA: 1.89	(2, 1)	3.0		16	5	2	2	2	2	0	0	0	0	0	18	26	6.00	2.333
Dave Pagan, R ERA: 1.5	(5, 1)	2.0		6	0	0	0	1	0	0	0	0	0	0	8	8	0.00	0.000
Dick Tidrow, R ERA: 3.1	(7, 1)	2.0		11	4	2	2	1	1	0	0	0	0	0	12	16	9.00	2.500

PITCHER	IP	WLS	BF	H	R	ER	SO	BB	IBB	HBP	BLK	WP	HR	S	P	ERA	WHIP

Batter	1	2	3	4	5	6	7	8	9	10	AB	R	H	RBI	BB	SO	LOB
Jerry Remy, L (1, 4) OBP: 0.325, SLG: 0.314	4-3		3-1 2B	F8			G3		8-6-2 2B		5	0	2	0	0	0	1
Bob Jones, L (1, 8) OBP: 0.282, SLG: 0.182	BB 1B 1B		3-1 2-3		G6-4-3 1B		F7		8-6-2 2-3f		3	1	1	0	1	0	1
Leroy Stanton, R (9, PH) OBP: 0.298, SLG: 0.305 (9, 8) (10, 7)											1	0	0	0	0	0	1
Bobby Bonds, R (1, 9) OBP: 0.388, SLG: 0.448	1B SF9 1-2 1B		BB S		G6-4-3 1-2f			BB 5-3 1B		6-3	3	2	1	0	2	0	1
Tommy Davis, R (1, 10) OBP: 0.333, SLG: 0.333	1-3 2-H 1B		K 1-2		1-3			5-3 1-2		E5 1B	5	0	1	1	0	1	3
Rusty Torres, S (10, PR) OBP: 0.290, SLG: 0.296 (10, 8)											0	1	0	0	0	0	0
Bruce Bochte, L (1, 7) OBP: 0.375, SLG: 0.310 (10, 3)	SF9 3-H		BB			F7		IBB		1B FC5-2-5 IBB	1	0	0	1	3	0	0
Bill Melton, R (1, 3) OBP: 0.299, SLG: 0.344	F7		F8			6-3		1-3 2-H 1B		1-3 2-H 1B FC5-2-5	5	0	2	2	0	0	4
Mario Guerrero, R (10, PR)											0	0	0	0	0	0	0
Ed Herrmann, L (10, 2) OBP: 0.275, SLG: 0.372											0	0	0	0	0	0	0
Ron Jackson, R (1, 5) OBP: 0.290, SLG: 0.303		F8		1B		HR		P4		FC5-2-5 2-3 3-H	5	1	2	1	0	0	4
Andy Etchebarren, R (1, 2) OBP: 0.312, SLG: 0.277		H G1-6-3 HBP		P4		4-3		K		P5	0	0	0	0	0	0	0
Adrian Garrett, L (2, 2) OBP: 0.189, SLG: 0.094											3	0	0	0	0	1	3
Joe Lahoud, L (10, PH) OBP: 0.303, SLG: 0.217											1	0	0	0	0	0	3
Mickey Scott, L (10, 1)											0	0	0	0	0	0	0
Dick Drago, R (10, 1)											0	0	0	0	0	0	0
Dave Chalk, R (1, 6) OBP: 0.323, SLG: 0.292		G1-6-3 1-2f		P6			P6		F7		4	0	0	0	0	0	2
Inning Stats	R: 2 E: 0 K: 0 S: 5 H: 2 LOB: 1 BB: 1 P: 9	R: 0 E: 0 K: 0 S: 2 H: 0 LOB: 0 BB: 0 P: 3	R: 0 E: 0 K: 1 S: 6 H: 1 LOB: 3 BB: 2 P: 14	R: 0 E: 0 K: 0 S: 4 H: 1 LOB: 1 BB: 0 P: 4	R: 0 E: 0 K: 0 S: 3 H: 1 LOB: 0 BB: 0 P: 3	R: 1 E: 0 K: 0 S: 4 H: 1 LOB: 0 BB: 0 P: 4	R: 0 E: 0 K: 0 S: 3 H: 0 LOB: 0 BB: 0 P: 3	R: 1 E: 0 K: 1 S: 6 H: 1 LOB: 2 BB: 2 P: 14	R: 0 E: 0 K: 0 S: 3 H: 1 LOB: 0 BB: 0 P: 3	R: 1 E: 1 K: 0 S: 5 H: 1 LOB: 3 BB: 1 P: 9	1B: 6 2B: 3 3B: 0 HR: 1 SF: 1 SAC: 0 DP: 3 HBP: 1						

PITCHER	IP	WLS	BF	H	R	ER	SO	BB	IBB	HBP	BLK	WP	HR	S	P	ERA	WHIP
Rick Wise, R (1, 1) ERA: 4.48	8.1		37	8	4	4	2	4	1	1	0	0	1	35	56	4.32	1.440
Tom House, L (9, 1) ERA: 3.95	0.2		1	0	0	0	0	0	0	0	0	0	0	1	1	0.00	0.000
Jim Willoughby, R (10, 1) ERA: 2.33	1.0	L	6	1	1	0	0	0	1	0	0	0	0	5	9	0.00	1.000

PITCHER	IP	WLS	BF	H	R	ER	SO	BB	IBB	HBP	BLK	WP	HR	S	P	ERA	WHIP

TOP

California Angels @ Boston Red Sox

Fenway Park, Boston, MA

Fri Jun 04 1976, 7:05 PM EDT

Att. 23,154 - Unknown - 64 F

livebaseballscorecards.com

AB	36
R	5
H	9
RBI	5
BB	6
SO	2
LOB	23

WP: 0 PB: 0 SB: 1 CS: 0 PA: 44

Batter	1	2	3	4	5	6	7	8	9	10	AB	R	H	RBI	BB	SO	LOB
Cecil Cooper, L (1, 10) OBP: 0.279, SLG: 0.517	P4		1B 2B 1-3 2B	F7		L4			F5		5	1	1	0	0	0	1
Denny Doyle, L (1, 4) OBP: 0.243, SLG: 0.274	FC1-2-5 3B		2B 1B 2-3 3-H 1B	4-3			F5 1B		1B		4	1	2	1	0	0	1
Bobby Darwin, R (9, PH) OBP: 0.329, SLG: 0.365											1	0	1	0	0	0	0
Doug Griffin, R (10, 4) OBP: 0.311, SLG: 0.268											0	0	0	0	0	0	0
Fred Lynn, L (1, 8) OBP: 0.405, SLG: 0.511	FC1-2-5 3-3		P4		F8		G4-6-3 1B		F8		5	0	1	0	0	0	4
Carl Yastrzemski, L (1, 3) OBP: 0.348, SLG: 0.471	P6		1B 1-3 3-H 2B		6-3		G4-6-3 1-2f			P4	5	0	1	1	0	0	2
Jim Rice, R (1, 7) OBP: 0.317, SLG: 0.438		F9	F9		1B S 1B			L4-3 1B		F9	5	0	2	0	0	0	2
Carlton Fisk, R (1, 2) OBP: 0.354, SLG: 0.426		6-3	2-3 3-H 1B		S 1-3 1B			L4-3 1-2		4-3	5	0	2	1	0	0	1
Dwight Evans, R (1, 9) OBP: 0.335, SLG: 0.413		2B	4-3		6-3 1-2			HR			4	1	2	1	0	0	4
Rico Petrocelli, R (1, 5) OBP: 0.326, SLG: 0.387		F3		1B		F3		S S S K			4	0	1	0	0	1	1
Rick Burleson, R (1, 6) OBP: 0.321, SLG: 0.340			2B 1B 1B	L6		1B				6-3	4	1	2	0	0	0	1
Inning Stats	R: 0 H: 1 E: 0 LOB: 1 K: 0 BB: 0 S: 4 P: 4	R: 0 H: 1 E: 0 LOB: 1 K: 0 BB: 0 S: 4 P: 4	R: 3 H: 5 E: 0 LOB: 2 K: 0 BB: 0 S: 8 P: 8	R: 0 H: 1 E: 0 LOB: 1 K: 0 BB: 0 S: 4 P: 4	R: 0 H: 2 E: 0 LOB: 2 K: 0 BB: 0 S: 5 P: 5	R: 0 H: 1 E: 0 LOB: 0 K: 0 BB: 0 S: 3 P: 3	R: 0 H: 1 E: 0 LOB: 0 K: 0 BB: 0 S: 3 P: 3	R: 1 H: 2 E: 0 LOB: 0 K: 1 BB: 0 S: 6 P: 6	R: 0 H: 1 E: 0 LOB: 1 K: 0 BB: 0 S: 4 P: 4	R: 0 H: 0 E: 0 LOB: 0 K: 0 BB: 0 S: 3 P: 3	1B: 10 SF: 0 2B: 4 SAC: 0 3B: 1 DP: 2 HR: 1 HBP: 0						

PITCHER		IP	WLS	BF	H	R	ER	SO	BB	IBB	HBP	BLK	WP	HR	S	P	ERA	WHIP
Don Kirkwood, R ERA: 4.24	(1, 1)	2.2		15	7	3	3	0	0	0	0	0	0	0	15	15	10.12	2.625
Paul Hartzell, R ERA: 2.65	(3, 1)	5.2		21	7	1	1	1	0	0	0	0	0	1	23	23	1.59	1.235
Mickey Scott, L ERA: 1.8	(9, 1)	1.0	W	4	1	0	0	0	0	0	0	0	0	0	4	4	0.00	1.000
Mickey Scott, L ERA: 1.8	(10, 1)	1.0	W	4	1	0	0	0	0	0	0	0	0	0	4	4	0.00	1.000
Dick Drago, R ERA: 6.14	(10, 1)	0.2	S	2	0	0	0	0	0	0	0	0	0	0	2	2	0.00	0.000

PITCHER	IP	WLS	BF	H	R	ER	SO	BB	IBB	HBP	BLK	WP	HR	S	P	ERA	WHIP

BOTTOM

California Angels @ Boston Red Sox

Fenway Park, Boston, MA

Fri Jun 04 1976, 7:05 PM EDT

Att. 23,154 - Unknown - 64 F

livebaseballscorecards.com

AB	42
R	4
H	15
RBI	4
BB	0
SO	1
LOB	17

WP: 0 PA: 42
PB: 0
SB: 2
CS: 0

Batter	1	2	3	4	5	6	7	8	9	AB	R	H	RBI	BB	SO	LOB
Jerry Remy, L (1, 4) OBP: 0.319, SLG: 0.308	F8		F7			F7			P7	4	0	0	0	0	0	0
Bob Jones, L (1, 8) OBP: 0.256, SLG: 0.162	P7		K			1-3			E3 HR	4	1	0	0	0	1	0
Bobby Bonds, R (1, 9) OBP: 0.385, SLG: 0.443	1B			F3			K		K	4	0	1	0	0	2	1
Tommy Davis, R (1, 10) OBP: 0.300, SLG: 0.600	6-3			F9			P4		1-H HR	4	1	1	2	0	0	1
Bruce Bochte, L (1, 7) OBP: 0.377, SLG: 0.310		BB G5-4-3		F8			F7		1B	3	0	1	0	1	0	0
Bill Melton, R (1, 3) OBP: 0.293, SLG: 0.335		G5-4-3 1-2f			F7			K	L5	4	0	0	0	0	1	2
Ron Jackson, R (1, 5) OBP: 0.301, SLG: 0.348		1B			F8			HR		3	1	2	1	0	0	0
Andy Etchebarren, R (1, 2) OBP: 0.307, SLG: 0.272 Orlando Alvarez, R (8, PH) OBP: 0.087, SLG: 0.217 Ed Herrmann, L (8, 2) OBP: 0.275, SLG: 0.372		5-3			5-3			F7		2 1 0	0 0 0	0 0 0	0 0 0	0 0 0	0 0 0	1 0 0
Dave Chalk, R (1, 6) OBP: 0.320, SLG: 0.288 Leroy Stanton, R (8, PH) OBP: 0.295, SLG: 0.302 Mario Guerrero, R (8, 6)			L7			P7		K		2 1 0	0 0 0	0 0 0	0 0 0	0 1 0	0 0 0	0 0 0
Inning Stats	R: 0 H: 1 E: 0 LOB: 1 K: 0 BB: 0 S: 4 P: 4	R: 0 H: 1 E: 0 LOB: 1 K: 0 BB: 1 S: 3 P: 7	R: 0 H: 0 E: 0 LOB: 0 K: 1 BB: 0 S: 5 P: 5	R: 0 H: 0 E: 0 LOB: 0 K: 0 BB: 0 S: 3 P: 3	R: 0 H: 0 E: 0 LOB: 0 K: 0 BB: 0 S: 3 P: 3	R: 0 H: 0 E: 0 LOB: 0 K: 0 BB: 0 S: 3 P: 3	R: 0 H: 0 E: 0 LOB: 0 K: 1 BB: 0 S: 5 P: 5	R: 1 H: 1 E: 0 LOB: 0 K: 2 BB: 0 S: 8 P: 8	R: 2 H: 2 E: 1 LOB: 1 K: 1 BB: 0 S: 8 P: 8	1B: 3 SF: 0 2B: 0 SAC: 0 3B: 0 DP: 1 HR: 2 HBP: 0						

PITCHER		IP	WLS	BF	H	R	ER	SO	BB	IBB	HBP	BLK	WP	HR	S	P	ERA	WHIP
Fergie Jenkins, R ERA: 3.4	(1, 1)	9.0	W	33	5	3	1	5	1	0	0	0	0	2	42	46	1.00	0.667

PITCHER		IP	WLS	BF	H	R	ER	SO	BB	IBB	HBP	BLK	WP	HR	S	P	ERA	WHIP

TOP

California Angels @ Boston Red Sox

Fenway Park, Boston, MA

Sat Jun 05 1976, 3:33 AM EDT

Att. 25,784 - Unknown - 74 F

livebaseballscorecards.com

AB	32
R	3
H	5
RBI	3
BB	1
SO	5
LOB	5

PA: 33

WP: 0 PB: 0 SB: 0 CS: 0

BOTTOM

California Angels @ Boston Red Sox

Fenway Park, Boston, MA

Sat Jun 05 1976, 3:33 AM EDT

Att. 25,784 - Unknown - 74 F

livebaseballscorecards.com

Batter	1	2	3	4	5	6	7	8	9	AB	R	H	RBI	BB	SO	LOB
Rick Burleson, R (1, 6) OBP: 0.335, SLG: 0.368	BBBB 4-0 FC6 BB		x 0-0 ② P8		x 0-0 HR		III 4-0 IBB		x 0-0 1-H 1B	3	1	2	2	2	0	0
Dwight Evans, R (1, 9) OBP: 0.333, SLG: 0.405	SSS 0-3 ① K		BBBB 4-0 CS BB		SSS 0-3 ② K		x 0-0 ③ F9			3	0	0	0	1	2	3
Fred Lynn, L (1, 8) OBP: 0.401, SLG: 0.504	x 0-0 ② FC6 S 1-2f		0-0 ③ CS 1-2	x 0-0 ① L9	SSS 0-3 ③ K			x 0-0 FC1-6 1B		4	0	1	0	0	1	1
Jim Rice, R (1, 7) OBP: 0.315, SLG: 0.432	SSS 0-3 ③ K 1-2			x 0-0 2B 1B 1B		x 0-0 ① L5		x 0-0 ① FC1-6 6-3 1-2f		4	1	1	0	0	1	2
Carlton Fisk, R (1, 2) OBP: 0.358, SLG: 0.430		BBBB 4-0 G6-4-3 BB		x 0-0 1-3 1B 2B		x 0-0 ② F8		x 0-0 ② 6-3 1-2		3	1	1	0	1	0	1
Bobby Darwin, R (1, 10) OBP: 0.314, SLG: 0.346		x 0-0 ①② G6-4-3 1-2f		SSS 0-3 ② K		SSS 0-3 ③ K		SSS 0-3 ③ K		4	0	0	0	0	3	4
Rico Petrocelli, R (1, 5) OBP: 0.338, SLG: 0.388 Steve Dillard, R (9, PR) OBP: 0.419, SLG: 0.447		BBBB 4-0 BB		III 4-0 1B IBB		x 0-0 ① 5-3			x 0-0 CS SH3-4 1B	2 0	0 0	1 0	0 0	2 0	0 0	0 0
Cecil Cooper, L (1, 3) OBP: 0.297, SLG: 0.524		SSS 0-3 ③ K		x 0-0 ③ 1-3 2-H 3-H 1B		x 0-0 SH5-3 1B			x 0-0 ① SH3-4 1-2	3	0	2	2	0	1	1
Doug Griffin, R (1, 4) OBP: 0.313, SLG: 0.256			SSS 0-3 ① K		x 0-0 ① 5-3		x 0-0 ② SH5-3 1-2		BBBB 4-0 ② PB 1B 2-3 BB	2	1	0	0	1	1	0

AB	28
R	4
H	8
RBI	4
BB	7
SO	9
LOB	12

Inning Stats	1	2	3	4	5	6	7	8	9
	R: 0 H: 0 E: 0 LOB: 1 K: 2 BB: 1 S: 7 P: 11	R: 0 H: 0 E: 0 LOB: 1 K: 1 BB: 2 S: 4 P: 12	R: 0 H: 0 E: 0 LOB: 0 K: 1 BB: 1 S: 4 P: 8	R: 2 H: 3 E: 0 LOB: 2 K: 1 BB: 1 S: 7 P: 11	R: 1 H: 1 E: 0 LOB: 0 K: 2 BB: 0 S: 8 P: 8	R: 0 H: 0 E: 0 LOB: 0 K: 1 BB: 0 S: 5 P: 5	R: 0 H: 1 E: 0 LOB: 2 K: 0 BB: 1 S: 4 P: 8	R: 0 H: 1 E: 0 LOB: 1 K: 1 BB: 0 S: 6 P: 6	R: 1 H: 2 E: 0 LOB: 1 K: 0 BB: 1 S: 3 P: 7

1B: 6	SF: 0	WP: 0	PA: 38
2B: 1	SAC: 2	PB: 1	
3B: 0	DP: 1	SB: 1	
HR: 1	HBP: 0	CS: 2	

PITCHER	IP	WLS	BF	H	R	ER	SO	BB	IBB	HBP	BLK	WP	HR	S	P	ERA	WHIP
Frank Tanana, L (1, 1) ERA: 2.79	8.2	L	37	8	4	3	9	5	2	0	0	0	1	48	76	3.12	1.500

PITCHER	IP	WLS	BF	H	R	ER	SO	BB	IBB	HBP	BLK	WP	HR	S	P	ERA	WHIP

California Angels @ Boston Red Sox

Fenway Park, Boston, MA

Sun Jun 06 1976, 3:33 AM EDT

Att. 26,003 - Unknown

TOP

livebaseballscorecards.com

Batter	1	2	3	4	5	6	7	8	9	AB	R	H	RBI	BB	SO	LOB
Jerry Remy, L (1, 4) OBP: 0.322, SLG: 0.309	0-0 FC6-5 S 1B		0-0 6-3 ①		0-0 F9 ③			4-0 BBB 1B 1-2 BB		3	0	1	0	1	0	1
Dave Chalk, R (1, 6) OBP: 0.315, SLG: 0.283	0-0 FC6-5 ① 1B 1-3		0-0 5-3 ②			0-3 SSS K ①		0-0 F9 ①		3	0	0	0	0	1	1
Joe Lahoud, L (8, PH) OBP: 0.300, SLG: 0.215										1	0	0	0	0	0	2
Adrian Garrett, L (8, 2) OBP: 0.189, SLG: 0.094										0	0	0	0	0	0	0
Bobby Bonds, R (1, 9) OBP: 0.388, SLG: 0.444	SSS 0-3 K ②		0-0 6-3 ③			0-0 S 1B 1B		0-0 G1-6-3 1B 1-2 2-H		4	0	2	1	0	1	1
Tommy Davis, R (1, 10) OBP: 0.357, SLG: 0.571	0-0 1B 1-2			0-0 5-3 ①		0-0 ② 1B 1-H		0-0 G1-6-3 ② ③ 1-2f		4	0	2	0	0	0	2
Bruce Bochte, L (1, 7) OBP: 0.371, SLG: 0.304	0-0 4-3 ③			0-0 F7 ②		0-0 F7 ③			0-0 4-3 ①	4	0	0	0	0	0	3
Bill Melton, R (1, 3) OBP: 0.292, SLG: 0.339		SSS 0-3 K ①		SSS 0-3 K ③			0-0 F8 ①		0-0 2B	4	0	1	0	0	2	0
Rusty Torres, S (9, PR) OBP: 0.290, SLG: 0.296										0	0	0	0	0	0	0
Ron Jackson, R (1, 5) OBP: 0.299, SLG: 0.344		0-0 1B			0-0 6-3 ①		SSS 0-3 K ②		0-0 P4 ②	4	0	1	0	0	1	1
Leroy Stanton, R (1, 8) OBP: 0.294, SLG: 0.300		0-0 F8 ②			0-0 1B		0-0 F8 ③		SSS 0-3 K ③	4	0	1	0	0	1	2
Ed Herrmann, L (1, 2) OBP: 0.278, SLG: 0.370		0-0 F8 ③			0-0 F9 ②			0-0 BB 1B 1B		3	0	1	0	0	0	2
Mario Guerrero, R (8, PR) (8, 6)										0	1	0	0	0	0	0
Inning Stats	R: 0 E: 0 K: 1 S: 7 H: 2 LOB: 2 BB: 0 P: 7	R: 0 E: 0 K: 1 S: 6 H: 1 LOB: 1 BB: 0 P: 6	R: 0 E: 0 K: 0 S: 3 H: 0 LOB: 0 BB: 0 P: 3	R: 0 E: 0 K: 1 S: 5 H: 0 LOB: 0 BB: 0 P: 5	R: 0 E: 0 K: 0 S: 4 H: 1 LOB: 1 BB: 0 P: 4	R: 0 E: 0 K: 1 S: 6 H: 2 LOB: 1 BB: 0 P: 6	R: 0 E: 0 K: 1 S: 5 H: 0 LOB: 0 BB: 0 P: 5	R: 1 E: 0 K: 0 S: 4 H: 2 LOB: 2 BB: 1 P: 8	R: 0 E: 0 K: 1 S: 6 H: 1 LOB: 1 BB: 0 P: 6	1B: 8 2B: 1 3B: 0 HR: 0	SF: 0 SAC: 0 DP: 1 HBP: 0						

	AB	34
	R	1
	H	9
	RBI	1
	BB	1
	SO	6
	LOB	15

WP: 0 PB: 0 SB: 2 CS: 0 PA: 35

PITCHER		IP	WLS	BF	H	R	ER	SO	BB	IBB	HBP	BLK	WP	HR	S	P	ERA	WHIP
Dick Pole, R ERA: 4.04	(1, 1)	7.0	W	28	7	1	1	5	1	0	0	0	0	0	37	41	1.29	1.143
Reggie Cleveland, R ERA: 2.76	(8, 1)	2.0	S	7	2	0	0	1	0	0	0	0	0	0	9	9	0.00	1.000

PITCHER	IP	WLS	BF	H	R	ER	SO	BB	IBB	HBP	BLK	WP	HR	S	P	ERA	WHIP

BOTTOM

California Angels @ Boston Red Sox

Fenway Park, Boston, MA

Sun Jun 06 1976, 3:33 AM EDT

Att. 26,003 - Unknown

Batter	1	2	3	4	5	6	7	8	9	AB	R	H	RBI	BB	SO	LOB
Cecil Cooper, L (1, 10) OBP: 0.304, SLG: 0.529	1B 2B	F7		FC6-4 1B 1-2 2-H 3-H			6-3	F3		5	1	2	2	0	0	3
Denny Doyle, L (1, 4) OBP: 0.243, SLG: 0.268	F8	CS 1-2	4-3	FC6-4 1-2f 2-3			BBBBB 1B 1B BB			3	1	0	0	1	0	3
Fred Lynn, L (1, 8) OBP: 0.404, SLG: 0.500	SSS K		BBBB 3-1 BB	SSS K			1B 1-3 1B			3	0	1	0	1	2	3
Carl Yastrzemski, L (1, 3) OBP: 0.352, SLG: 0.471	1B 2-H 1B	3-1 1-2		L4			G6-3 1-2 3-H 1B			4	0	2	2	0	0	1
Jim Rice, R (1, 7) OBP: 0.314, SLG: 0.428	1-3 1B	SSS K		4-3			G6-3 1-2f			4	0	1	0	0	1	3
Carlton Fisk, R (1, 2) OBP: 0.361, SLG: 0.425	IIII IBB		BBBB SH3-4 HBP 1B BB		F9			5-3		2	1	0	0	2	0	0
Dwight Evans, R (1, 9) OBP: 0.337, SLG: 0.404	F8		H 1-0 SH3-4 1-2 1B HBP		F9			FC4 BB 1B		3	1	1	0	0	0	3
Rico Petrocelli, R (1, 5) OBP: 0.345, SLG: 0.385		BBBB CS BB	SH3-4 1-2 2-3		6-3			FC4 1-2 BB		1	0	0	0	2	0	0
Rick Burleson, R (1, 6) OBP: 0.333, SLG: 0.361		SSS K	BBBB FC6-4 1B BB		6-3			FC4 1-2f 2-3		3	0	0	0	1	1	3
Inning Stats	R: 1 H: 3 E: 0 LOB: 3 K: 1 BB: 1 S: 8 P: 12	R: 0 H: 0 E: 0 LOB: 0 K: 1 BB: 1 S: 4 P: 8	R: 0 H: 0 E: 0 LOB: 1 K: 1 BB: 1 S: 5 P: 9	R: 2 H: 1 E: 0 LOB: 2 K: 1 BB: 2 S: 6 P: 15	R: 0 H: 0 E: 0 LOB: 0 K: 0 BB: 0 S: 3 P: 3	R: 0 H: 0 E: 0 LOB: 0 K: 0 BB: 0 S: 3 P: 3	R: 1 H: 2 E: 0 LOB: 1 K: 0 BB: 1 S: 4 P: 8	R: 0 H: 1 E: 0 LOB: 2 K: 0 BB: 1 S: 4 P: 8		1B: 6 SF: 0 2B: 1 SAC: 1 3B: 0 DP: 1 HR: 0 HBP: 1						WP: 0 PA: 38 PB: 0 SB: 0 CS: 1

livebaseballscorecards.com

	AB	28
	R	4
	H	7
	RBI	4
	BB	7
	SO	4
	LOB	19

PITCHER		IP	WLS	BF	H	R	ER	SO	BB	IBB	HBP	BLK	WP	HR	S	P	ERA	WHIP
Nolan Ryan, R ERA: 4.4	(1, 1)	3.1	L	19	4	3	3	3	4	1	1	0	0	0	19	40	8.10	2.400
Andy Hassler, L ERA: 5.46	(4, 1)	3.0		12	2	1	1	1	1	0	0	0	0	0	13	17	3.00	1.000
Dick Drago, R ERA: 5.79	(7, 1)	1.1		5	1	0	0	0	1	0	0	0	0	0	4	8	0.00	1.500
Mickey Scott, L ERA: 1.74	(8, 1)	0.1		1	0	0	0	0	0	0	0	0	0	0	1	1	0.00	0.000

PITCHER	IP	WLS	BF	H	R	ER	SO	BB	IBB	HBP	BLK	WP	HR	S	P	ERA	WHIP

Oakland Athletics @ Boston Red Sox

Fenway Park, Boston, MA

Tue Jun 08 1976, 7:05 PM EDT

Att. 26,704 - Unknown

TOP

livebaseballscorecards.com

Batter	1	2	3	4	5	6	7	8	9	AB	R	H	RBI	BB	SO	LOB
Bill North, S (1, 8) OBP: 0.347, SLG: 0.343	S S S 0-3 ① K		x 0-0 CS 1B	x 0-0 1-2 1B		x 0-0 ② 5-3		x 0-0 1-H CS 1B		5	0	3	1	0	1	0
Bert Campaneris, R (1, 6) OBP: 0.310, SLG: 0.250	x 0-0 S 1B		x 0-0 ① 4-3 1-2	x 0-0 1-2 2-H 1B		x 0-0 ③ 6-3		x 0-0 ② ③ L4 1-2		5	0	2	1	0	0	2
Don Baylor, R (1, 7) OBP: 0.318, SLG: 0.355	B B B B 4-0 1-3 BB		x 0-0 1B	x 0-0 ③ F9			x 0-0 E5 F9		x 0-0 2B 1B	4	1	2	0	1	0	2
Joe Rudi, R (1, 10) OBP: 0.353, SLG: 0.484 Matt Alexander, S (9, PR)	S S S 0-3 ② K		x 0-0 ③ 6-3		S S S 0-3 ① K		x 0-0 ① F9 2-3		x 0-0 1B 1-H FC4-2 2B	5 0	0 0	1 0	1 0	0 0	2 0	4 0
Sal Bando, R (1, 5) OBP: 0.347, SLG: 0.411	x 0-0 ③ G3			x 0-0 HR 1B	x 0-0 L8 BB 1B		x 0-0 ② F3		x 0-0 FC4-2 HBP 2-3 FC5-2 1B	5	1	3	0	0	0	3
Gene Tenace, R (1, 3) OBP: 0.390, SLG: 0.338		x 0-0 HR	x 0-0 1-H HR	B B B B 4-0 1-2 BB			B B B B 4-0 BB		H 1-0 1-2 FC5-2 FC4-2 HBP	2	2	2	3	2	0	0
Claudell Washington, L (1, 9) OBP: 0.264, SLG: 0.317		x 0-0 ① 1-3	x 0-0 ① 1-3	x 0-0 ② L8 2-3			x 0-0 ③ F2		x 0-0 ① FC4-2 FC5-2 1-2 2-3 3-Hf	5	0	0	0	0	0	7
Phil Garner, R (1, 4) OBP: 0.305, SLG: 0.378		x 0-0 ② F8	x 0-0 ② 6-3	x 0-0 ③ 6-3				x 0-0 ① F9	x 0-0 ② FC5-2 1-2 2-3 3-Hf	5	0	0	0	0	0	5
Larry Haney, R (1, 2) OBP: 0.261, SLG: 0.236 Ken McMullen, R (8, PH) OBP: 0.338, SLG: 0.356 Larry Lintz, S (8, PR) Tim Hosley, R (8, 2) OBP: 0.268, SLG: 0.278		x 0-0 ③ 4-3		B B B B 4-0 1B 1B BB		x 0-0 ① F9		x 0-0 E S 1B 1B	x 0-0 ③ F5	2 1 0 1	1 0 1 0	0 1 0 0	0 0 0 0	1 0 0 0	0 0 0 0	0 0 0 3
Inning Stats	R: 0 E: 0 K: 2 S: 8 H: 1 LOB: 2 BB: 1 P: 12	R: 1 E: 0 K: 0 S: 4 H: 1 LOB: 0 BB: 0 P: 4	R: 0 E: 0 K: 0 S: 4 H: 2 LOB: 1 BB: 0 P: 4	R: 3 E: 0 K: 0 S: 7 H: 4 LOB: 2 BB: 1 P: 11	R: 0 E: 0 K: 1 S: 6 H: 1 LOB: 2 BB: 1 P: 10	R: 0 E: 0 K: 0 S: 3 H: 0 LOB: 0 BB: 0 P: 3	R: 0 E: 1 K: 0 S: 4 H: 0 LOB: 2 BB: 1 P: 8	R: 1 E: 0 K: 0 S: 4 H: 2 LOB: 1 BB: 0 P: 4	R: 1 E: 0 K: 0 S: 6 H: 3 LOB: 3 BB: 0 P: 7	1B: 11 2B: 1 3B: 0 HR: 2 SF: 0 SAC: 0 DP: 0 HBP: 1							

AB	40
R	6
H	14
RBI	6
BB	4
SO	3
LOB	26

WP: 0 PB: 0 SB: 3 CS: 2 PA: 45

PITCHER		IP	WLS	BF	H	R	ER	SO	BB	IBB	HBP	BLK	WP	HR	S	P	ERA	WHIP
Luis Tiant, R ERA: 3.05	(1, 1)	4.0		21	8	4	4	2	2	0	0	0	0	2	23	31	9.00	2.500
Reggie Cleveland, R ERA: 2.91	(5, 1)	4.0	L	19	5	2	2	1	2	0	0	0	0	0	19	27	4.50	1.750
Tom Murphy, R ERA: 6.98	(9, 1)	1.0		5	1	0	0	0	0	0	1	0	0	0	4	5	0.00	1.000

PITCHER		IP	WLS	BF	H	R	ER	SO	BB	IBB	HBP	BLK	WP	HR	S	P	ERA	WHIP

Oakland Athletics @ Boston Red Sox

Fenway Park, Boston, MA

Tue Jun 08 1976, 7:05 PM EDT

Att. 26,704 - Unknown

BOTTOM

livebaseballscorecards.com

Batter	1	2	3	4	5	6	7	8	9	AB	R	H	RBI	BB	SO	LOB
Cecil Cooper, L (1, 10) OBP: 0.301, SLG: 0.556	HR		G3		4-3		5-3		SH1-3 1-2 2-3	4	1	1	1	0	0	0
Denny Doyle, L (1, 4) OBP: 0.242, SLG: 0.266	4-3		F2		G3-6-3 1B		L5		4-3 2-3 3-H	5	0	1	1	0	0	1
Fred Lynn, L (1, 8) OBP: 0.410, SLG: 0.500	1B 1B 1B		1B		G3-6-3 1-2f			BB FC4	L8	4	1	2	0	1	0	2
Carl Yastrzemski, L (1, 3) OBP: 0.355, SLG: 0.469	G5-3 1B 1-3 1B		P6			BB G6-4-3		F7		3	0	1	0	1	0	2
Jim Rice, R (1, 7) OBP: 0.312, SLG: 0.423	1-2 3-H 1B			F9		G6-4-3 1-2f		FC4 1B 1-2f		4	0	1	1	0	0	2
Carlton Fisk, R (1, 2) OBP: 0.369, SLG: 0.433	G5-3 2-3f			HR 1B		WP 1B		FC4-6 1-2 1B		4	1	3	0	0	0	2
Dwight Evans, R (1, 9) OBP: 0.340, SLG: 0.424		F9		1-H HR		WP 1-2 1B		FC4-6 1-2f		4	1	2	2	0	0	2
Rico Petrocelli, R (1, 5) OBP: 0.343, SLG: 0.382 Bob Heise, R (4, 5) OBP: 0.125, SLG: 0.250 Rick Miller, L (9, PH) OBP: 0.367, SLG: 0.394		F7		P9		K 1-2 2-3			SH1-3 1B 4-3 1B	1 2 1	0 0 1	0 0 1	0 0 1	0 1 0	0 2 0	0 2 0
Rick Burleson, R (1, 6) OBP: 0.331, SLG: 0.358		5-3		K			4-3		4-3 SH1-3 1-2 1B	4	0	1	0	0	1	0

	AB	36
	R	5
	H	13
	RBI	5
	BB	2
	SO	2
	LOB	13

Inning Stats	1	2	3	4	5	6	7	8	9
	R: 2 E: 0 K: 0 S: 6	H: 4 LOB: 1 BB: 0 P: 6	R: 0 E: 0 K: 0 S: 3	H: 0 LOB: 0 BB: 0 P: 3	R: 0 E: 0 K: 0 S: 4	H: 1 LOB: 1 BB: 0 P: 4	R: 2 E: 0 K: 1 S: 7	H: 2 LOB: 0 BB: 0 P: 7	R: 0 E: 0 K: 0 S: 3	H: 1 LOB: 0 BB: 0 P: 3	R: 0 E: 0 K: 1 S: 6	H: 2 LOB: 2 BB: 1 P: 10	R: 0 E: 0 K: 0 S: 3	H: 0 LOB: 0 BB: 0 P: 3	R: 0 E: 0 K: 0 S: 4	H: 1 LOB: 2 BB: 1 P: 8	R: 1 E: 0 K: 0 S: 5	H: 2 LOB: 1 BB: 0 P: 5

	1B: 11	SF: 0	WP: 1	PA: 39
	2B: 0	SAC: 1	PB: 0	
	3B: 0	DP: 3	SB: 0	
	HR: 2	HBP: 0	CS: 0	

PITCHER		IP	WLS	BF	H	R	ER	SO	BB	IBB	HBP	BLK	WP	HR	S	P	ERA	WHIP
Paul Mitchell, R ERA: 6.63	(1, 1)	5.2		25	10	4	4	1	1	0	0	0	0	2	26	30	6.35	1.941
Jim Todd, R ERA: 3.76	(6, 1)	2.1	W	11	3	1	1	1	1	0	0	0	1	0	12	16	3.86	1.714
Rollie Fingers, R ERA: 3.77	(9, 1)	1.0	S	3	0	0	0	0	0	0	0	0	0	0	3	3	0.00	0.000

PITCHER	IP	WLS	BF	H	R	ER	SO	BB	IBB	HBP	BLK	WP	HR	S	P	ERA	WHIP

Oakland Athletics @ Boston Red Sox

Fenway Park, Boston, MA

Wed Jun 09 1976, 7:05 PM EDT

Att. 24,191 - Unknown - 78 F

livebaseballscorecards.com

TOP

Batter	1	2	3	4	5	6	7	8	9	AB	R	H	RBI	BB	SO	LOB
Bill North, S (1, 8) OBP: 0.344, SLG: 0.337	L9		6-3		K 1-3		BB		1-3	4	0	0	0	1	1	2
Bert Campaneris, R (1, 6) OBP: 0.308, SLG: 0.245	PO 1B BB		6-3			K	1-2		6-3	4	0	0	0	1	1	3
Don Baylor, R (1, 7) OBP: 0.321, SLG: 0.373	1-2 1B			F8		HR		5-3		4	1	2	1	0	0	0
Joe Rudi, R (1, 10) OBP: 0.347, SLG: 0.474 Matt Alexander, S (6, PR) Ken McMullen, R (8, PH) OBP: 0.348, SLG: 0.400	F9			K		E6 S 1B		1B 3B		3 0 1	0 1 1	0 0 1	0 0 0	0 0 0	1 0 0	2 0 0
Sal Bando, R (1, 5) OBP: 0.355, SLG: 0.435	PO 2-3	E6 WP		HR		G5-4-3 1-H 1B		5-3 3-H 1B		4	1	3	3	0	0	0
Gene Tenace, R (1, 3) OBP: 0.372, SLG: 0.319		K 1-2		P9		G5-4-3 1-2f		5-3 1-2		4	0	0	0	0	1	3
Claudell Washington, L (1, 9) OBP: 0.263, SLG: 0.316		F7			L8		F8 SH5-4 1B	K		4	0	1	0	0	1	2
Phil Garner, R (1, 4) OBP: 0.310, SLG: 0.388		F9			E S 1B		SH5-4 1-2		2B	3	0	2	0	0	0	1
Larry Haney, R (1, 2) OBP: 0.259, SLG: 0.234 Billy Williams, L (5, PH) OBP: 0.303, SLG: 0.359 Tim Hosley, R (5, 2) OBP: 0.256, SLG: 0.263			L8		K		F8 2-3		L7	1 1 2	0 0 0	0 0 0	0 0 0	0 1 0	0 1 0	0 1 2
Inning Stats	R: 0 E: 0 K: 0 S: 3 H: 1 LOB: 1 BB: 1 P: 7	R: 0 E: 1 K: 1 S: 6 H: 0 LOB: 1 BB: 0 P: 6	R: 0 E: 0 K: 0 S: 3 H: 0 LOB: 0 BB: 0 P: 3	R: 1 E: 0 K: 1 S: 6 H: 1 LOB: 0 BB: 0 P: 6	R: 0 E: 0 K: 2 S: 8 H: 1 LOB: 1 BB: 0 P: 8	R: 2 E: 1 K: 1 S: 7 H: 2 LOB: 1 BB: 0 P: 7	R: 0 E: 0 K: 0 S: 4 H: 1 LOB: 2 BB: 1 P: 8	R: 1 E: 0 K: 1 S: 7 H: 2 LOB: 1 BB: 0 P: 7	R: 0 E: 0 K: 0 S: 4 H: 1 LOB: 1 BB: 0 P: 4	1B: 5 2B: 1 3B: 1 HR: 2 SF: 0 SAC: 1 DP: 1 HBP: 0						

	AB	35
	R	4
	H	9
	RBI	4
	BB	2
	SO	6
	LOB	16

WP: 1 PB: 0 SB: 3 CS: 0 PA: 39

PITCHER		IP	WLS	BF	H	R	ER	SO	BB	IBB	HBP	BLK	WP	HR	S	P	ERA	WHIP
Rick Wise, R ERA: 4.28	(1, 1)	7.0	W	29	6	3	2	5	2	0	0	0	1	2	37	45	2.57	1.143
Jim Willoughby, R ERA: 2.6	(8, 1)	0.2		4	2	1	1	0	0	0	0	0	0	0	4	4	13.50	3.000
Tom House, L ERA: 3.77	(8, 1)	1.1	S	5	1	0	0	1	0	0	0	0	0	0	7	7	0.00	0.750

PITCHER	IP	WLS	BF	H	R	ER	SO	BB	IBB	HBP	BLK	WP	HR	S	P	ERA	WHIP

Batter	1	2	3	4	5	6	7	8	9	AB	R	H	RBI	BB	SO	LOB
Cecil Cooper, L (1, 10) OBP: 0.312, SLG: 0.592	F8		L1-3 1B		L8		1-H HR			4	1	2	2	0	0	0
Denny Doyle, L (1, 4) OBP: 0.242, SLG: 0.260	BBBB G6-3 BB		L1-3 1-2		G3		G3			3	0	0	0	1	0	1
Fred Lynn, L (1, 8) OBP: 0.406, SLG: 0.500	G6-3 1-2f		E3		L9		2B			4	0	1	0	0	0	1
Carl Yastrzemski, L (1, 3) OBP: 0.353, SLG: 0.482		HR	L9			F8	P9			4	1	1	1	0	0	2
Jim Rice, R (1, 7) OBP: 0.322, SLG: 0.456		2B		FC6-4 BB SF8 1B		6-3		HR		4	2	3	1	0	0	0
Carlton Fisk, R (1, 2) OBP: 0.382, SLG: 0.464		HR		BBBB FC6-4 1-2 BB		BBBB FC6-4 BB		2B		2	1	2	1	2	0	0
Dwight Evans, R (1, 9) OBP: 0.339, SLG: 0.420		CS 1B		FC6-4 1-2f 2-3		FC6-4 1-2f		6-3		4	0	1	0	0	0	4
Steve Dillard, R (1, 5) OBP: 0.404, SLG: 0.425		BBBB 1-2 BB		SF8 3-H			4-3	F8		2	0	0	1	1	0	1
Rick Burleson, R (1, 6) OBP: 0.330, SLG: 0.355		F8		P4			HR 1B	5-3		4	1	1	0	0	0	3
Inning Stats	R: 0 H: 0 E: 0 LOB: 0 K: 0 BB: 1 S: 2 P: 6	R: 2 H: 4 E: 0 LOB: 1 K: 0 BB: 1 S: 5 P: 9	R: 0 H: 1 E: 1 LOB: 1 K: 0 BB: 0 S: 4 P: 4	R: 1 H: 1 E: 0 LOB: 1 K: 0 BB: 1 S: 4 P: 8	R: 0 H: 0 E: 0 LOB: 0 K: 0 BB: 0 S: 3 P: 3	R: 0 H: 0 E: 0 LOB: 1 K: 0 BB: 1 S: 3 P: 7	R: 2 H: 3 E: 0 LOB: 1 K: 0 BB: 0 S: 6 P: 6	R: 1 H: 2 E: 0 LOB: 1 K: 0 BB: 0 S: 5 P: 5		1B: 4 SF: 1 2B: 4 SAC: 0 3B: 0 DP: 2 HR: 4 HBP: 0						WP: 0 PA: 36 PB: 0 SB: 0 CS: 1

PITCHER		IP	WLS	BF	H	R	ER	SO	BB	IBB	HBP	BLK	WP	HR	S	P	ERA	WHIP
Mike Torrez, R ERA: 3.33	(1, 1)	6.2	L	30	9	5	5	0	4	0	0	0	0	3	26	42	6.75	1.950
Paul Lindblad, L ERA: 3.13	(7, 1)	0.1		3	2	1	1	0	0	0	0	0	0	1	3	3	27.00	6.000
Dick Bosman, R ERA: 2.91	(8, 1)	1.0		3	0	0	0	0	0	0	0	0	0	0	3	3	0.00	0.000

PITCHER	IP	WLS	BF	H	R	ER	SO	BB	IBB	HBP	BLK	WP	HR	S	P	ERA	WHIP

BOTTOM

Oakland Athletics @ Boston Red Sox

Fenway Park, Boston, MA

Wed Jun 09 1976, 7:05 PM EDT

Att. 24,191 - Unknown - 78 F

livebaseballscorecards.com

AB	31
R	6
H	11
RBI	6
BB	4
SO	0
LOB	12

Batter	1	2	3	4	5	6	7	8	9	AB	R	H	RBI	BB	SO	LOB
Bill North, S (1, 8) OBP: 0.345, SLG: 0.335	K		1B		F8			L6 BB		4	0	1	0	1	1	0
Bert Campaneris, R (1, 6) OBP: 0.319, SLG: 0.251	K		G5-4-3 1B		BB			1B BB		3	1	2	0	2	1	0
Don Baylor, R (1, 9) (8, 7)	L6		F3		F2			2B F8		5	1	1	0	0	0	6
Joe Rudi, R (1, 7) OBP: 0.344, SLG: 0.469 Matt Alexander, S (8, PR) (8, 9)		3-1	G5-4-3			F9		CS 1B	L9	4 1	0 0	1 0	2 0	0 0	0 0	2 0
Sal Bando, R (1, 5) OBP: 0.351, SLG: 0.434		P8		L1		F8		E 2B	K	5	1	1	0	0	1	0
Gene Tenace, R (1, 3) OBP: 0.374, SLG: 0.378		1B 2B		HR		P6		E5 2B	6-3	5	3	2	1	0	0	1
Billy Williams, L (1, 10) OBP: 0.308, SLG: 0.355		1B IBB		1-4-3			F8	2B 2B IBB		2	1	0	0	2	0	0
Phil Garner, R (1, 4) OBP: 0.314, SLG: 0.396		1B		K			L7	2B		4	1	2	2	0	1	0
Larry Haney, R (1, 2) OBP: 0.254, SLG: 0.229 Claudell Washington, L (7, PH) OBP: 0.262, SLG: 0.314 Tim Hosley, R (7, 2) OBP: 0.273, SLG: 0.308		F3			F3		4-3	BB 2B		2 1 1	0 0 0	0 0 1	0 0 2	0 0 0	0 0 0	2 0 0
Inning Stats	R: 0 E: 0 K: 2 S: 7 H: 0 LOB: 0 BB: 0 P: 7	R: 1 E: 0 K: 0 S: 5 H: 2 LOB: 2 BB: 1 P: 9	R: 0 E: 0 K: 0 S: 4 H: 2 LOB: 1 BB: 0 P: 4	R: 1 E: 0 K: 1 S: 6 H: 1 LOB: 0 BB: 0 P: 6	R: 0 E: 0 K: 0 S: 3 H: 0 LOB: 1 BB: 1 P: 7	R: 0 E: 0 K: 0 S: 3 H: 0 LOB: 0 BB: 0 P: 3	R: 0 E: 0 K: 0 S: 3 H: 0 LOB: 0 BB: 0 P: 3	R: 6 E: 1 K: 0 S: 9 H: 6 LOB: 3 BB: 3 P: 21	R: 0 E: 0 K: 1 S: 5 H: 0 LOB: 0 BB: 0 P: 5	1B: 5 2B: 5 3B: 0 HR: 1 SF: 0 SAC: 0 DP: 1 HBP: 0						

PITCHER		IP	WLS	BF	H	R	ER	SO	BB	IBB	HBP	BLK	WP	HR	S	P	ERA	WHIP
Fergie Jenkins, R ERA: 3.41	(1, 1)	5.0		21	5	2	2	3	1	1	0	0	0	1	25	33	3.60	1.200
Reggie Cleveland, R ERA: 3.12	(6, 1)	2.2		11	4	4	2	0	0	0	0	0	0	0	11	11	6.75	1.500
Tom Murphy, R ERA: 6.98	(8, 1)	0.0	L	5	2	2	0	0	1	1	0	0	0	0	3	11	∞	∞
Jim Willoughby, R ERA: 2.48	(8, 1)	1.1		5	0	0	0	1	1	0	0	0	0	0	6	10	0.00	0.750

PITCHER	IP	WLS	BF	H	R	ER	SO	BB	IBB	HBP	BLK	WP	HR	S	P	ERA	WHIP

Oakland Athletics @ Boston Red Sox

Fenway Park, Boston, MA

Thu Jun 10 1976, 7:05 PM EDT

Att. 27,364 - Unknown - 86 F

TOP

livebaseballscorecards.com

AB	37
R	8
H	11
RBI	7
BB	5
SO	4
LOB	11

WP: 0	PA: 42		
PB: 0			
SB: 0			
CS: 1			

Batter	1	2	3	4	5	6	7	8	9	AB	R	H	RBI	BB	SO	LOB
Cecil Cooper, L (1, 10) OBP: 0.309, SLG: 0.575	F8	1-3			L8		E2 1-H 1B			4	0	1	1	0	0	0
Rick Burleson, R (1, 6) OBP: 0.339, SLG: 0.367	1B 2B		G6-3 1B		4-3 BB		1-3			3	1	2	0	1	0	1
Fred Lynn, L (1, 8) OBP: 0.402, SLG: 0.494	HR 2-H 1B		G6-3 1-2f		4-3 1-2		6-3			4	1	1	1	0	0	3
Carl Yastrzemski, L (1, 3) OBP: 0.351, SLG: 0.494	HR 1-H		3-1		4-3			K		4	1	1	2	0	1	1
Jim Rice, R (1, 7) OBP: 0.315, SLG: 0.445	K			K		1-3		K		4	0	0	0	0	3	0
Carlton Fisk, R (1, 2) OBP: 0.379, SLG: 0.456	P5			2B FC5-2 BB		K		F5		3	0	0	0	1	1	0
Dwight Evans, R (1, 9) OBP: 0.342, SLG: 0.445		HR		FC5-2 1-3 2B		4-3			F5	4	1	2	1	0	0	0
Steve Dillard, R (1, 5) OBP: 0.380, SLG: 0.395		4-3		FC5-2 2-3 3-H			K		F7	3	0	0	0	0	1	2
Rick Miller, L (9, PH) OBP: 0.364, SLG: 0.390										1	0	0	0	0	0	0
Doug Griffin, R (1, 4) OBP: 0.314, SLG: 0.261		5-3		F3			S E 1B		K	3	1	1	0	0	0	2
Andy Merchant, L (9, PH)										1	0	0	0	0	1	0
Inning Stats	R: 3 H: 3 E: 0 LOB: 0 K: 1 BB: 0 S: 8 P: 8	R: 1 H: 1 E: 0 LOB: 0 K: 0 BB: 0 S: 4 P: 4	R: 0 H: 1 E: 0 LOB: 0 K: 0 BB: 0 S: 3 P: 3	R: 0 H: 1 E: 0 LOB: 2 K: 1 BB: 1 S: 6 P: 10	R: 0 H: 0 E: 0 LOB: 1 K: 0 BB: 1 S: 3 P: 7	R: 0 H: 0 E: 0 LOB: 0 K: 1 BB: 0 S: 5 P: 5	R: 1 H: 2 E: 1 LOB: 1 K: 1 BB: 0 S: 7 P: 7	R: 0 H: 0 E: 0 LOB: 0 K: 2 BB: 0 S: 7 P: 7	R: 0 H: 0 E: 0 LOB: 0 K: 1 BB: 0 S: 5 P: 5	1B: 4 SF: 0 2B: 2 SAC: 0 3B: 0 DP: 1 HR: 2 HBP: 0						WP: 0 PA: 36 PB: 0 SB: 1 CS: 0	

PITCHER		IP	WLS	BF	H	R	ER	SO	BB	IBB	HBP	BLK	WP	HR	S	P	ERA	WHIP
Stan Bahnsen, R ERA: 3.59	(1, 1)	2.0		11	5	4	4	1	0	0	0	0	0	2	13	13	18.00	2.500
Dick Bosman, R ERA: 2.72	(3, 1)	2.1		9	1	0	0	1	2	0	0	0	0	0	9	17	0.00	1.286
Paul Lindblad, L ERA: 3.09	(5, 1)	0.2		2	0	0	0	0	0	0	0	0	0	0	2	2	0.00	0.000
Jim Todd, R ERA: 3.8	(6, 1)	2.0	W	8	2	1	1	2	0	0	0	0	0	0	12	12	4.50	1.000
Rollie Fingers, R ERA: 3.61	(8, 1)	2.0	S	6	0	0	0	3	0	0	0	0	0	0	12	12	0.00	0.000

PITCHER	IP	WLS	BF	H	R	ER	SO	BB	IBB	HBP	BLK	WP	HR	S	P	ERA	WHIP

BOTTOM

Oakland Athletics @ Boston Red Sox

Fenway Park, Boston, MA

Thu Jun 10 1976, 7:05 PM EDT

Att. 27,364 - Unknown - 86 F

livebaseballscorecards.com

AB	34
R	5
H	8
RBI	5
BB	2
SO	7
LOB	9

Boston Red Sox @ Minnesota Twins

Metropolitan Stadium, Bloomington , MI

Fri Jun 11 1976, 8:05 PM EDT

Att. 15,766 - Unknown - 88 F

TOP

livebaseballscorecards.com

Batter	1	2	3	4	5	6	7	8	9	AB	R	H	RBI	BB	SO	LOB
Cecil Cooper, L (1, 10) OBP: 0.306, SLG: 0.554	B B B B 4-0 SH3 HR BB	x 0-0 ③ 3-1		x 0-0 ③ F9			x 0-0 ② F9			3	1	0	0	1	0	2
Rick Burleson, R (1, 6) OBP: 0.333, SLG: 0.360	x 0-0 ① SH3 1-2		x 0-0 ① 6-3		x 0-0 ① F3		x 0-0 ③ 5-3			3	0	0	0	0	0	0
Fred Lynn, L (1, 8) OBP: 0.404, SLG: 0.519	x 0-0 2-H HR		x 0-0 2B		S S S 0-3 ② K			x 0-0 ① 5-3		4	1	2	2	0	1	0
Carl Yastrzemski, L (1, 3) OBP: 0.343, SLG: 0.483	x 0-0 ② G3		x 0-0 ② L9		x 0-0 ③ 3-1			x 0-0 ② F8		4	0	0	0	0	0	1
Jim Rice, R (1, 7) OBP: 0.319, SLG: 0.464	x 0-0 HR		x 0-0 ③ P7			x 0-0 2-3 1B		x 0-0 ③ 6-3		4	1	2	1	0	0	1
Carlton Fisk, R (1, 2) OBP: 0.379, SLG: 0.450 Bob Montgomery, R (6, 2) OBP: 0.235, SLG: 0.412	x 0-0 ③ 6-3			B B B B 4-0 2B BB		S S S 0-3 ① K			S S S 0-3 ① K	2 1	1 0	0 0	0 0	1 0	1 1	1 0
Dwight Evans, R (1, 9) OBP: 0.340, SLG: 0.446		x 0-0 ① 5-3		x 0-0 L5-4 1-H 2B		x 0-0 ② 2-3 1-2			x 0-0 ② F8	4	0	1	1	0	0	1
Rico Petrocelli, R (1, 5) OBP: 0.349, SLG: 0.384 Bob Heise, R (7, 5) OBP: 0.222, SLG: 0.333		x 0-0 1B		B B B 4-0 BB		x 0-0 ③ F9			x 0-0 1B	2 1	0 0	1 1	0 0	1 0	0 0	1 0
Denny Doyle, L (1, 4) OBP: 0.240, SLG: 0.259 Bobby Darwin, R (4, PH) OBP: 0.310, SLG: 0.342 Doug Griffin, R (4, 4) OBP: 0.302, SLG: 0.250		x 0-0 ② F8		x 0-0 ① ② L5-4 2-3			S S S 0-3 ① K		x 0-0 ③ F9	1 1 2	0 0 0	0 0 0	0 0 0	0 0 1	0 0 1	1 2 1
Inning Stats	R: 3 H: 2 E: 0 LOB: 0 K: 0 BB: 1 S: 5 P: 9	R: 0 H: 1 E: 0 LOB: 1 K: 0 BB: 0 S: 4 P: 4	R: 0 H: 1 E: 0 LOB: 1 K: 0 BB: 0 S: 4 P: 4	R: 1 H: 1 E: 0 LOB: 1 K: 0 BB: 2 S: 3 P: 11	R: 0 H: 0 E: 0 LOB: 0 K: 1 BB: 0 S: 5 P: 5	R: 0 H: 1 E: 0 LOB: 1 K: 1 BB: 0 S: 6 P: 6	R: 0 H: 0 E: 0 LOB: 0 K: 1 BB: 0 S: 5 P: 5	R: 0 H: 0 E: 0 LOB: 0 K: 0 BB: 0 S: 3 P: 3	R: 0 H: 1 E: 0 LOB: 1 K: 1 BB: 0 S: 6 P: 6	1B: 3 SF: 0 2B: 3 SAC: 1 3B: 0 DP: 1 HR: 2 HBP: 0						WP: 0 PA: 36 PB: 0 SB: 0 CS: 0	

	AB	32
	R	4
	H	7
	RBI	4
	BB	3
	SO	4
	LOB	11

PITCHER		IP	WLS	BF	H	R	ER	SO	BB	IBB	HBP	BLK	WP	HR	S	P	ERA	WHIP
Bill Singer, R ERA: 3.52	(1, 1)	3.0		17	5	4	4	0	3	0	0	0	0	2	14	26	12.00	2.667
Tom Burgmeier, L ERA: 0.74	(4, 1)	6.0	W	19	2	0	0	4	0	0	0	0	0	0	27	27	0.00	0.333

PITCHER	IP	WLS	BF	H	R	ER	SO	BB	IBB	HBP	BLK	WP	HR	S	P	ERA	WHIP

Boston Red Sox @ Minnesota Twins

Metropolitan Stadium, Bloomington , MI

Fri Jun 11 1976, 8:05 PM EDT

Att. 15,766 - Unknown - 88 F

BOTTOM

Batter	1	2	3	4	5	6	7	8	9	AB	R	H	RBI	BB	SO	LOB
Steve Brye, R (1, 8) OBP: 0.278, SLG: 0.297	4-3 G5-3		P9		1B 1-2 2-H 3-H		P8			5	0	1	2	0	0	5
Jerry Terrell, R (1, 6) OBP: 0.207, SLG: 0.232	2B 1B S 1B 1B			F8	6-3		L5			5	2	2	0	0	0	5
Rod Carew, L (1, 3) OBP: 0.400, SLG: 0.413	S 1-H 1B 2B K			5-3		F8 S S S K				5	1	1	1	0	2	4
Butch Wynegar, S (1, 2) OBP: 0.379, SLG: 0.439	B B B B BB 1B BB B B B B 1B 1-2 BB			L3		L4		FC6-4 1B		3	1	1	0	2	0	0
Larry Hisle, R (1, 7) OBP: 0.335, SLG: 0.373	B B B B 1B 1-2 2-3 1B BB				B B B B 2B FC5-2 BB	F8		FC6-4 1-2f		3	1	1	1	2	0	1
Steve Braun, L (1, 10) OBP: 0.329, SLG: 0.314	1B 1-3 2-H 3-H 1B 1B S S S K				F8		B B B B HBP HBP BB	F5		4	2	1	2	1	1	4
Dan Ford, R (1, 9) OBP: 0.312, SLG: 0.432	1B 1-3 3-H 1B 1B P4				FC5-2 1-3 1B 2B		B B B B HBP HBP 1-2 BB	F7		4	2	2	1	1	0	3
Mike Cubbage, L (1, 5) OBP: 0.385, SLG: 0.296	G5-3 1B 1-3 3-H 1B		L8		H 1-0 FC5-2 1B HBP		H 1-0 HBP 1-2 2-3 HBP			2	1	1	1	0	0	0
Bob Randall, R (1, 4) OBP: 0.307, SLG: 0.286	1-2 3-H 1B		6-3		FC5-2 1B 1-2 2-3 3-Hf		H 1-0 1-2 2-3 3-H HBP			3	0	1	2	0	0	3
Inning Stats	R: 6 E: 0 K: 0 S: 8 H: 6 LOB: 1 BB: 2 P: 16	R: 1 E: 0 K: 2 S: 9 H: 2 LOB: 2 BB: 1 P: 13	R: 0 E: 0 K: 0 S: 3 H: 0 LOB: 0 BB: 0 P: 3	R: 0 E: 0 K: 0 S: 3 H: 0 LOB: 0 BB: 0 P: 3	R: 2 E: 0 K: 0 S: 5 H: 2 LOB: 2 BB: 1 P: 10	R: 0 E: 0 K: 0 S: 3 H: 0 LOB: 0 BB: 0 P: 3	R: 1 E: 0 K: 1 S: 5 H: 0 LOB: 3 BB: 2 P: 15	R: 0 E: 0 K: 0 S: 4 H: 1 LOB: 1 BB: 0 P: 4		1B: 9 2B: 2 3B: 0 HR: 0 SF: 0 SAC: 0 DP: 1 HBP: 3					

livebaseballscorecards.com

AB	34
R	10
H	11
RBI	10
BB	6
SO	3
LOB	25

WP: 0 PA: 43
PB: 0
SB: 2
CS: 0

PITCHER		IP	WLS	BF	H	R	ER	SO	BB	IBB	HBP	BLK	WP	HR	S	P	ERA	WHIP
Dick Pole, R ERA: 5.11	(1, 1)	0.1	L	7	4	6	6	0	2	0	0	0	0	0	5	13	162.00	18.000
Reggie Cleveland, R ERA: 3.4	(1, 1)	4.0		18	5	3	3	2	2	0	0	0	0	0	20	28	6.75	1.750
Jim Willoughby, R ERA: 2.64	(5, 1)	1.2		11	1	1	1	0	2	0	3	0	0	0	6	17	5.40	1.800
Tom House, L ERA: 3.52	(7, 1)	2.0		7	1	0	0	1	0	0	0	0	0	0	9	9	0.00	0.500

PITCHER	IP	WLS	BF	H	R	ER	SO	BB	IBB	HBP	BLK	WP	HR	S	P	ERA	WHIP

Boston Red Sox @ Minnesota Twins

Metropolitan Stadium, Bloomington , MI

Sat Jun 12 1976, 4:33 AM EDT

Att. 10,812 - Unknown - 91 F

TOP

livebaseballscorecards.com

Batter	1	2	3	4	5	6	7	8	9	AB	R	H	RBI	BB	SO	LOB
Cecil Cooper, L (1, 10) OBP: 0.311, SLG: 0.557	1B 2B	P7		1-3 1B		SSS 0-3 ① K		FC6 1-2f		5	1	2	0	0	1	5
Denny Doyle, L (1, 4) OBP: 0.233, SLG: 0.250	P6	G4-6-3 1-2f		L7		SSS 0-3 ②③ K 1-2			SSS 0-3 ① K	5	0	0	0	0	2	6
Fred Lynn, L (1, 8) OBP: 0.404, SLG: 0.515	S 2-H 1B		G3		3B 1B		4-3		1-3	5	1	2	1	0	0	0
Carl Yastrzemski, L (1, 3) OBP: 0.340, SLG: 0.472	L8 1-2		BBBB 4-0 1B BB		SSS 0-3 ① K		SSS 0-3 ② K		G3	4	0	0	0	1	2	2
Jim Rice, R (1, 7) OBP: 0.317, SLG: 0.459	5-3		G6-4-3 1-3 1B		P4		F9			4	0	1	0	0	0	2
Dwight Evans, R (1, 9) OBP: 0.343, SLG: 0.475		HR	G6-4-3 1-2f		1-H 1B 3B			SSS 0-3 ① K		4	2	2	2	0	1	2
Rico Petrocelli, R (1, 5) OBP: 0.356, SLG: 0.391		1B E 1B		F3	FC6-4 3-H 1B			L7		3	1	2	1	0	0	0
Bob Heise, R (5, PR) OBP: 0.200, SLG: 0.300 (5, 5)										1	0	0	0	0	0	0
Steve Dillard, R (1, 6) OBP: 0.389, SLG: 0.426		E9 1-H 1B		6-3	FC6-4 1-2f			2B		4	0	2	0	0	0	1
Bob Montgomery, R (1, 2) OBP: 0.333, SLG: 0.421		FC6 G4-6-3		1B 1B		BBBB 4-0 CS BB		IIII 4-0 FC6 IBB		2	0	1	0	2	0	1

AB	37
R	5
H	12
RBI	4
BB	3
SO	6
LOB	19

Inning Stats																		
	R: 1	H: 2	R: 2	H: 3	R: 0	H: 1	R: 0	H: 2	R: 2	H: 3	R: 0	H: 0	R: 0	H: 0	R: 0	H: 1	R: 0	H: 0
	E: 0	LOB: 1	E: 1	LOB: 1	E: 0	LOB: 1	E: 0	LOB: 2	E: 0	LOB: 1	E: 0	LOB: 0	E: 0	LOB: 0	E: 0	LOB: 2	E: 0	LOB: 0
	K: 0	BB: 0	K: 0	BB: 0	K: 0	BB: 1	K: 0	BB: 0	K: 1	BB: 0	K: 2	BB: 1	K: 1	BB: 0	K: 1	BB: 1	K: 1	BB: 0
	S: 5	P: 5	S: 6	P: 6	S: 3	P: 7	S: 5	P: 5	S: 8	P: 8	S: 6	P: 10	S: 5	P: 5	S: 6	P: 10	S: 5	P: 5

	1B: 8	SF: 0	WP: 0	PA: 40
	2B: 2	SAC: 0	PB: 0	
	3B: 1	DP: 2	SB: 1	
	HR: 1	HBP: 0	CS: 1	

PITCHER		IP	WLS	BF	H	R	ER	SO	BB	IBB	HBP	BLK	WP	HR	S	P	ERA	WHIP
Dave Goltz, R ERA: 4.44	(1, 1)	4.2	L	25	11	5	4	1	1	0	0	0	0	1	26	30	7.71	2.571
Vic Albury, L ERA: 3.86	(5, 1)	4.1		15	1	0	0	5	1	1	0	0	0	0	23	31	0.00	0.462
Vic Albury, L ERA: 3.86	(9, 1)	4.1		15	1	0	0	5	1	1	0	0	0	0	23	31	0.00	0.462

PITCHER	IP	WLS	BF	H	R	ER	SO	BB	IBB	HBP	BLK	WP	HR	S	P	ERA	WHIP

BOTTOM

Boston Red Sox @ Minnesota Twins

Metropolitan Stadium, Bloomington , MI

Sat Jun 12 1976, 4:33 AM EDT

Att. 10,812 - Unknown - 91 F

livebaseballscorecards.com

Batter	1	2	3	4	5	6	7	8	9	AB	R	H	RBI	BB	SO	LOB
Steve Brye, R (1, 8) OBP: 0.286, SLG: 0.304	L8		6-3		2-3 (1-2)		1B		L1-3 1B	5	0	2	0	0	0	1
Jerry Terrell, R (1, 6) (6, 4) (9, 6) OBP: 0.222, SLG: 0.246	L8			G3 1B	K (SSS)		FC4-6 (1-2) 1B		F9	5	0	2	0	0	1	3
Rod Carew, L (1, 3) OBP: 0.404, SLG: 0.417	S 1B			G3 (1-2) 1B		WP S 1B	FC4-6 (1-2f)		L1-3 (1-2)	5	0	3	0	0	0	3
Butch Wynegar, S (1, 2) OBP: 0.371, SLG: 0.429	F9 (1-2)			G3 (1-2) (2-3)		P7 (1-2)		F2		4	0	0	0	0	0	4
Larry Hisle, R (1, 7) OBP: 0.329, SLG: 0.365		F8		2-3		F8		K (SSS)		4	0	0	0	0	1	3
Steve Braun, L (1, 10) (9, 5) OBP: 0.333, SLG: 0.314		P9		F9		(BBBB) WP BB		1B 1B		3	1	1	0	1	0	2
Dan Ford, R (1, 9) OBP: 0.316, SLG: 0.438		F7			1B 2B	5-3 (1-2) (2-3)		1B (1-2) 1B		4	1	2	0	0	0	2
Mike Cubbage, L (1, 5) (9, 4) OBP: 0.391, SLG: 0.298			F9		F7		(H) G6-4-3 HBP	FC6-4 (1-3) (2-H) 1B		3	0	1	1	0	0	1
Bob Randall, R (1, 4) OBP: 0.305, SLG: 0.284 Tony Oliva, L (5, PH) OBP: 0.294, SLG: 0.267 Dave McKay, S (5, PR) OBP: 0.286, SLG: 0.228 (6, 6) Craig Kusick, R (8, PH) OBP: 0.350, SLG: 0.551 Vic Albury, L (9, 1)			K (SSS)		2-3 (2-H) 1B		G6-4-3 (1-2f)	FC6-4 (1-2f)		1 0 0 0 0 1 0 1 0 1 1 0 0 0 1 0 0 0 0 0 1 1 0 0 0 0 0 2 0 0 0 0 0 0 0						
Inning Stats	R: 0 E: 0 K: 0 S: 4 H: 1 LOB: 1 BB: 0 P: 4	R: 0 E: 0 K: 0 S: 3 H: 0 LOB: 0 BB: 0 P: 3	R: 0 E: 0 K: 1 S: 5 H: 0 LOB: 0 BB: 0 P: 5	R: 0 E: 0 K: 0 S: 5 H: 2 LOB: 2 BB: 0 P: 5	R: 1 E: 0 K: 1 S: 7 H: 2 LOB: 2 BB: 0 P: 7	R: 0 E: 0 K: 0 S: 4 H: 1 LOB: 2 BB: 1 P: 8	R: 0 E: 0 K: 0 S: 4 H: 2 LOB: 2 BB: 0 P: 5	R: 1 E: 0 K: 1 S: 8 H: 3 LOB: 2 BB: 0 P: 8	R: 0 E: 0 K: 0 S: 3 H: 1 LOB: 0 BB: 0 P: 3	1B: 11 2B: 2 3B: 0 HR: 0	SF: 0 SAC: 0 DP: 2 HBP: 1						

PITCHER		IP	WLS	BF	H	R	ER	SO	BB	IBB	HBP	BLK	WP	HR	S	P	ERA	WHIP
Luis Tiant, R ERA: 2.95	(1, 1)	9.0	W	39	12	2	2	3	1	0	1	0	1	0	43	48	2.00	1.444

PITCHER	IP	WLS	BF	H	R	ER	SO	BB	IBB	HBP	BLK	WP	HR	S	P	ERA	WHIP

AB	37
R	2
H	12
RBI	2
BB	1
SO	3
LOB	22

WP: 1 PB: 0 SB: 2 CS: 0 PA: 39

Boston Red Sox @ Minnesota Twins

Metropolitan Stadium, Bloomington , MI

Sun Jun 13 1976, 4:33 AM EDT

Att. 22,146 - Unknown - 87 F

TOP

livebaseballscorecards.com

Batter	1	2	3	4	5	6	7	8	9	AB	R	H	RBI	BB	SO	LOB
Cecil Cooper, L (1, 10) OBP: 0.298, SLG: 0.533	F7		K 2-3	L9			F9		6-3	4	0	0	0	0	1	3
Bobby Darwin, R (9, PH) OBP: 0.307, SLG: 0.338										1	0	0	0	0	0	1
Denny Doyle, L (1, 4) OBP: 0.232, SLG: 0.248	P5		E7 E 3-H 1B	G3-6-1 1-2f			FC4-6 CS HR 1-2f		4-3	5	2	1	1	0	0	3
Fred Lynn, L (1, 8) OBP: 0.404, SLG: 0.509	F9		E1 S 1B 2-H		G4-6-3 1B		BBBB 4-0 HR 1-2 BB		4-3	4	2	1	0	1	0	1
Carl Yastrzemski, L (1, 3) OBP: 0.343, SLG: 0.486		SSS 0-3 K	BBBB 4-0 1B 1B 1-2 BB		G4-6-3 1-2f		0-0 1-H 2-H HR			3	2	1	3	1	1	1
Jim Rice, R (1, 7) OBP: 0.316, SLG: 0.455		P6	1B 1B 1-2 2-H 1B		6-3		SSS 0-3 K			4	1	1	1	0	1	0
Carlton Fisk, R (1, 2) OBP: 0.376, SLG: 0.446		SSS 0-3 K	1B E 1-2 2-H 1B			F8		6-3		4	1	1	1	0	1	0
Dwight Evans, R (1, 9) OBP: 0.346, SLG: 0.476			S 1B 1B E7 1-H 2-H 1B			P3		F9		4	1	2	1	0	0	0
Steve Dillard, R (1, 6) OBP: 0.397, SLG: 0.431			WP E 1-H 1B L8			PO 1B		1-3		4	1	2	1	0	0	1
Bob Heise, R (1, 5) OBP: 0.357, SLG: 0.429			1-3	G3-6-1 1B		PO 1-2	FC4-6 1B		E1 1B	4	0	3	0	0	0	1

	AB	37
	R	10
	H	12
	RBI	8
	BB	2
	SO	4
	LOB	11

Inning Stats																																		
	R: 0	H: 0	E: 0	LOB: 0	K: 0	BB: 0	S: 3	P: 3	R: 0	H: 0	E: 0	LOB: 0	K: 2	BB: 0	S: 7	P: 7	R: 7	H: 6	E: 3	LOB: 1	K: 1	BB: 1	S: 12	P: 16	R: 0	H: 1	E: 0	LOB: 0	K: 0	BB: 0	S: 3	P: 3	R: 0	H: 1	E: 0	LOB: 0	K: 0	BB: 0	S: 3	P: 3
	R: 0	H: 1	E: 0	LOB: 0	K: 0	BB: 0	S: 3	P: 3	R: 3	H: 2	E: 0	LOB: 0	K: 1	BB: 1	S: 7	P: 11	R: 0	H: 0	E: 0	LOB: 0	K: 0	BB: 0	S: 3	P: 3	R: 0	H: 1	E: 1	LOB: 1	K: 0	BB: 0	S: 4	P: 4	1B: 11	SF: 0	2B: 0	SAC: 0	3B: 0	DP: 2	HR: 1	HBP: 0	WP: 1	PA: 40	PB: 0	SB: 2	CS: 1

PITCHER		IP	WLS	BF	H	R	ER	SO	BB	IBB	HBP	BLK	WP	HR	S	P	ERA	WHIP
Jim Hughes, R ERA: 5.13	(1, 1)	6.2	L	29	10	8	3	3	1	0	0	0	1	0	34	38	4.05	1.650
Tom Burgmeier, L ERA: 1.22	(7, 1)	0.1		3	1	2	1	1	1	0	0	0	0	1	4	8	27.00	6.000
Steve Luebber, R ERA: 5.05	(8, 1)	2.0		7	1	0	0	0	0	0	0	0	0	0	7	7	0.00	0.500

PITCHER	IP	WLS	BF	H	R	ER	SO	BB	IBB	HBP	BLK	WP	HR	S	P	ERA	WHIP

BOTTOM

Boston Red Sox @ Minnesota Twins

Metropolitan Stadium, Bloomington , MI

Sun Jun 13 1976, 4:33 AM EDT

Att. 22,146 - Unknown - 87 F

livebaseballscorecards.com

Batter	1	2	3	4	5	6	7	8	9	AB	R	H	RBI	BB	SO	LOB
Steve Brye, R (1, 8) OBP: 0.303, SLG: 0.321	6-3		F9	G6-4-3 1B; 1-2 2-H 3-H			1B		1B	5	0	3	2	0	0	0
Jerry Terrell, R (1, 6) OBP: 0.221, SLG: 0.242	3-1		FC5 S 1B	G6-4-3; 1-2f			L5		F9	5	0	1	0	0	0	5
Rod Carew, L (1, 3) OBP: 0.402, SLG: 0.411	K		FC5; 1-2		P8		F8			3	0	0	0	1	1	1
Larry Hisle, R (1, 7) OBP: 0.328, SLG: 0.363		G3 1B 1B	FC5; 1-2 2-3		P6			F8		4	0	1	0	0	0	2
Dan Ford, R (1, 9) OBP: 0.314, SLG: 0.435		G3; 1-2 1B	F8		F7			6-3		4	0	1	0	0	0	3
Craig Kusick, R (1, 10) OBP: 0.346, SLG: 0.548		F8		1B 1B 2B		5-3		P4		4	1	1	0	0	0	2
Butch Wynegar, S (1, 2) OBP: 0.374, SLG: 0.427		G3; 1-2 2-3		1B 1B BB		6-3			1B 1B	3	1	1	0	1	0	2
Dave McKay, S (1, 5) OBP: 0.278, SLG: 0.221		F7		L7		K			P3	4	0	0	0	0	1	5
Bob Randall, R (1, 4) OBP: 0.304, SLG: 0.283			K	1B; 1-2 2-3 1B			P5		F7	4	0	1	0	0	1	1
Inning Stats	R: 0 E: 0 K: 1 S: 5 H: 0 LOB: 0 BB: 0 P: 5	R: 0 E: 0 K: 0 S: 5 H: 2 LOB: 2 BB: 0 P: 5	R: 0 E: 0 K: 1 S: 7 H: 1 LOB: 3 BB: 1 P: 11	R: 2 E: 0 K: 0 S: 5 H: 3 LOB: 1 BB: 1 P: 9	R: 0 E: 0 K: 0 S: 3 H: 0 LOB: 0 BB: 0 P: 3	R: 0 E: 0 K: 1 S: 5 H: 0 LOB: 0 BB: 0 P: 5	R: 0 E: 0 K: 0 S: 4 H: 1 LOB: 1 BB: 0 P: 4	R: 0 E: 0 K: 0 S: 3 H: 0 LOB: 0 BB: 0 P: 3	R: 0 E: 0 K: 0 S: 5 H: 2 LOB: 2 BB: 0 P: 5	1B: 8 2B: 1 3B: 0 HR: 0 SF: 0 SAC: 0 DP: 1 HBP: 0							

	AB	36
	R	2
	H	9
	RBI	2
	BB	2
	SO	3
	LOB	21

WP: 0 PB: 0 SB: 1 CS: 0 PA: 38

PITCHER	IP	WLS	BF	H	R	ER	SO	BB	IBB	HBP	BLK	WP	HR	S	P	ERA	WHIP
Rick Jones, L (1, 1) ERA: 3.52	9.0	W	38	9	2	2	3	2	0	0	0	0	0	42	50	2.00	1.222

PITCHER	IP	WLS	BF	H	R	ER	SO	BB	IBB	HBP	BLK	WP	HR	S	P	ERA	WHIP

Batter	1	2	3	4	5	6	7	8	9	AB	R	H	RBI	BB	SO	LOB
Cecil Cooper, L (1, 10) OBP: 0.296, SLG: 0.521	5-3		FC6-4 WP 1-2f		FC4-6 BB 2-3 3-H 1B		K 1-2			4	0	1	1	0	1	2
Rick Burleson, R (1, 6) OBP: 0.332, SLG: 0.354	P4		K 1-2		FC4-6 1-2 BB			F2		3	0	0	0	1	1	1
Fred Lynn, L (1, 8) OBP: 0.396, SLG: 0.497	K		G3		FC4-6 G4-6-3 1-2f 2-3 3-H			P7		4	0	0	1	0	1	3
Carl Yastrzemski, L (1, 3) OBP: 0.341, SLG: 0.481		3B 1B		P7	G4-6-3 1-2f			K		4	1	1	0	0	1	2
Jim Rice, R (1, 7) OBP: 0.315, SLG: 0.461		1-H SF8 3B		6-3		K			5-3	4	1	1	1	0	1	0
Carlton Fisk, R (1, 2) OBP: 0.374, SLG: 0.444		SF8 3-H		6-3		6-3			1B	3	0	1	1	0	0	0
Dwight Evans, R (1, 9) OBP: 0.349, SLG: 0.473		K			1B WP E BB	F8			K 1-2	3	1	1	0	1	1	0
Doug Griffin, R (1, 4) OBP: 0.298, SLG: 0.250		P8			E 1B 1-3		5-3		K 1-2	4	1	1	0	0	1	2
Bob Heise, R (1, 5) OBP: 0.471, SLG: 0.500			FC6-4 HBP		E7 1B FC4-6 1-3 3-H		CS			2	1	2	1	0	0	0
Inning Stats	R: 0 E: 0 K: 1 S: 5 H: 0 LOB: 0 BB: 0 P: 5	R: 2 E: 0 K: 1 S: 7 H: 2 LOB: 0 BB: 0 P: 7	R: 0 E: 0 K: 1 S: 5 H: 0 LOB: 1 BB: 0 P: 6	R: 0 E: 0 K: 0 S: 3 H: 0 LOB: 0 BB: 0 P: 3	R: 3 E: 1 K: 0 S: 5 H: 3 LOB: 1 BB: 2 P: 13	R: 0 E: 0 K: 1 S: 5 H: 0 LOB: 0 BB: 0 P: 5	R: 0 E: 0 K: 1 S: 5 H: 1 LOB: 0 BB: 0 P: 5	R: 0 E: 0 K: 1 S: 5 H: 0 LOB: 0 BB: 0 P: 5	R: 0 E: 0 K: 1 S: 6 H: 2 LOB: 1 BB: 0 P: 6	1B: 7 2B: 0 3B: 1 HR: 0	SF: 1 SAC: 0 DP: 1 HBP: 1						

TOP

Boston Red Sox @ Minnesota Twins

Metropolitan Stadium, Bloomington , MI

Mon Jun 14 1976, 8:05 PM EDT

Att. 6,820 - Unknown - 82 F

livebaseballscorecards.com

AB	31
R	5
H	8
RBI	5
BB	2
SO	7
LOB	10

PITCHER		IP	WLS	BF	H	R	ER	SO	BB	IBB	HBP	BLK	WP	HR	S	P	ERA	WHIP
Joe Decker, R ERA: 5.08	(1, 1)	4.0	L	20	5	5	5	3	2	0	1	0	2	0	23	32	11.25	1.750
Tom Burgmeier, L ERA: 1.15	(5, 1)	2.0		5	0	0	0	1	0	0	0	0	0	0	7	7	0.00	0.000
Bill Campbell, R ERA: 2.6	(7, 1)	2.0		6	1	0	0	2	0	0	0	0	0	0	10	10	0.00	0.500
Steve Luebber, R ERA: 4.93	(9, 1)	1.0		4	2	0	0	1	0	0	0	0	0	0	6	6	0.00	2.000

PITCHER	IP	WLS	BF	H	R	ER	SO	BB	IBB	HBP	BLK	WP	HR	S	P	ERA	WHIP

BOTTOM

Boston Red Sox @ Minnesota Twins
Metropolitan Stadium, Bloomington , MI
Mon Jun 14 1976, 8:05 PM EDT
Att. 6,820 - Unknown - 82 F

livebaseballscorecards.com

Batter	1	2	3	4	5	6	7	8	9	AB	R	H	RBI	BB	SO	LOB
Steve Brye, R (1, 8) OBP: 0.301, SLG: 0.310	6-3		K 1-2			6-3			G3-6 BB	3	0	0	0	1	1	1
Steve Braun, L (1, 10) OBP: 0.325, SLG: 0.306	P4			1-3		F7			G3-6 1-2f	4	0	0	0	0	0	1
Rod Carew, L (1, 3) OBP: 0.399, SLG: 0.406	4-3			F8			G4-6-3 S BB		L4	3	0	0	0	1	0	0
Butch Wynegar, S (1, 2) OBP: 0.378, SLG: 0.425		3-1		BB			G4-6-3 1-2 BB			1	0	0	0	2	0	0
Mike Cubbage, L (1, 5) OBP: 0.375, SLG: 0.283		F8		4-3			G4-6-3 1-2f 2-3			3	0	0	0	0	0	3
Larry Hisle, R (1, 7) OBP: 0.324, SLG: 0.358		F8			5-3		6-3			3	0	0	0	0	0	1
Dan Ford, R (1, 9) OBP: 0.310, SLG: 0.429			5-3		L9			K		3	0	0	0	0	1	0
Jerry Terrell, R (1, 6) OBP: 0.225, SLG: 0.246			S 1B		F8			6-3		3	0	1	0	0	0	0
Bob Randall, R (1, 4) OBP: 0.298, SLG: 0.277			F7			4-3		6-3		3	0	0	0	0	0	1
Inning Stats	R: 0 E: 0 K: 0 S: 3 H: 0 LOB: 0 BB: 0 P: 3	R: 0 E: 0 K: 0 S: 3 H: 0 LOB: 0 BB: 0 P: 3	R: 0 E: 0 K: 1 S: 6 H: 1 LOB: 1 BB: 0 P: 6	R: 0 E: 0 K: 0 S: 3 H: 0 LOB: 1 BB: 1 P: 7	R: 0 E: 0 K: 0 S: 3 H: 0 LOB: 0 BB: 0 P: 3	R: 0 E: 0 K: 0 S: 3 H: 0 LOB: 0 BB: 0 P: 3	R: 0 E: 0 K: 0 S: 2 H: 0 LOB: 1 BB: 2 P: 10	R: 0 E: 0 K: 1 S: 5 H: 0 LOB: 0 BB: 0 P: 5	R: 0 E: 0 K: 0 S: 2 H: 0 LOB: 0 BB: 1 P: 6	1B: 1 2B: 0 3B: 0 HR: 0	SF: 0 SAC: 0 DP: 2 HBP: 0						

	AB	26
	R	0
	H	1
	RBI	0
	BB	4
	SO	2
	LOB	7

WP: 0 PB: 0 SB: 2 CS: 0 PA: 30

PITCHER	IP	WLS	BF	H	R	ER	SO	BB	IBB	HBP	BLK	WP	HR	S	P	ERA	WHIP
Rick Wise, R (1, 1) ERA: 3.77	9.0	W	30	1	0	0	2	4	0	0	0	0	0	30	46	0.00	0.556

PITCHER	IP	WLS	BF	H	R	ER	SO	BB	IBB	HBP	BLK	WP	HR	S	P	ERA	WHIP

Boston Red Sox @ Oakland Athletics

Oakland-Alameda County Coliseum, Oakland, CA

Tue Jun 15 1976, 7:05 PM PDT

Att. 11,306 - Unknown

TOP

livebaseballscorecards.com

Batter	1	2	3	4	5	6	7	8	9	AB	R	H	RBI	BB	SO	LOB
Cecil Cooper, L (1, 10) OBP: 0.284, SLG: 0.500	F8			F8		L9			G3	4	0	0	0	0	0	0
Rick Burleson, R (1, 6) OBP: 0.325, SLG: 0.345	6-3			5-3			6-3		F8	4	0	0	0	0	0	0
Fred Lynn, L (1, 8) OBP: 0.398, SLG: 0.494	6-3			HBP			F8		S 1B	3	0	1	0	0	0	0
Carl Yastrzemski, L (1, 3) OBP: 0.335, SLG: 0.471		L9		K			K		P6 1-2	4	0	0	0	0	2	2
Jim Rice, R (1, 7) OBP: 0.315, SLG: 0.459		K			6-3			HR 1B		3	1	1	0	0	1	0
Carlton Fisk, R (1, 2) OBP: 0.373, SLG: 0.459		F7			K			1-H HR		3	1	1	2	0	1	0
Dwight Evans, R (1, 9) OBP: 0.344, SLG: 0.466			F9		6-3			F8		3	0	0	0	0	0	0
Rico Petrocelli, R (1, 5) OBP: 0.349, SLG: 0.382			K			6-3		5-3		3	0	0	0	0	1	0
Doug Griffin, R (1, 4) OBP: 0.283, SLG: 0.236			5-3			F8		F9		3	0	0	0	0	0	0

AB	30
R	2
H	3
RBI	2
BB	0
SO	5
LOB	2

Inning Stats	1	2	3	4	5	6	7	8	9
	R: 0 E: 0 K: 0 S: 3	R: 0 E: 0 K: 1 S: 5	R: 0 E: 0 K: 1 S: 5	R: 0 E: 0 K: 1 S: 5	R: 0 E: 0 K: 1 S: 5	R: 0 E: 0 K: 0 S: 3	R: 0 E: 0 K: 1 S: 5	R: 2 E: 0 K: 0 S: 5	R: 0 E: 0 K: 0 S: 4
	H: 0 LOB: 0 BB: 0 P: 3	H: 0 LOB: 0 BB: 0 P: 5	H: 0 LOB: 0 BB: 0 P: 5	H: 0 LOB: 1 BB: 0 P: 6	H: 0 LOB: 0 BB: 0 P: 5	H: 0 LOB: 0 BB: 0 P: 3	H: 0 LOB: 0 BB: 0 P: 5	H: 2 LOB: 0 BB: 0 P: 5	H: 1 LOB: 1 BB: 0 P: 4

1B: 2 SF: 0
2B: 0 SAC: 0
3B: 0 DP: 0
HR: 1 HBP: 1

WP: 0 PA: 31
PB: 0
SB: 1
CS: 0

PITCHER		IP	WLS	BF	H	R	ER	SO	BB	IBB	HBP	BLK	WP	HR	S	P	ERA	WHIP
Glenn Abbott, R ERA: 5.16	(1, 1)	8.0		27	2	2	2	5	0	0	1	0	0	1	36	37	2.25	0.250
Paul Lindblad, L ERA: 2.94	(9, 1)	1.0	W	4	1	0	0	0	0	0	0	0	0	0	4	4	0.00	1.000

PITCHER	IP	WLS	BF	H	R	ER	SO	BB	IBB	HBP	BLK	WP	HR	S	P	ERA	WHIP

BOTTOM

Boston Red Sox @ Oakland Athletics

Oakland-Alameda County Coliseum, Oakland, CA

Tue Jun 15 1976, 7:05 PM PDT

Att. 11,306 - Unknown

livebaseballscorecards.com

Batter	1	2	3	4	5	6	7	8	9	AB	R	H	RBI	BB	SO	LOB
Bill North, S (1, 8) OBP: 0.347, SLG: 0.335	x 0-0 ① 1-3			x 0-0 ① 4-3		x 0-0 ① 4-3		x 0-0 ② E 1B E 1B 1-2		4	1	1	0	0	0	0
Angel Mangual, R (9, 9)										0	0	0	0	0	0	0
Bert Campaneris, R (1, 6) OBP: 0.310, SLG: 0.246	x 0-0 ② 6-3			x 0-0 S 1B		x 0-0 ② 4-3		x 0-0 E6 E 1B 1-3		4	0	2	0	0	0	0
Don Baylor, R (1, 7) OBP: 0.306, SLG: 0.354	S S S 0-3 ③ K			x 0-0 ② F8		x 0-0 ③ P4		x 0-0 E5 BB 2-3 3-H		4	0	0	0	0	1	3
Billy Williams, L (1, 10) OBP: 0.307, SLG: 0.344		B B B B 4-0 G5-4-3 BB		x 0-0 ③ G3 1-2			x 0-0 ① F8	B B B B 4-0 1-2 BB		2	0	0	0	2	0	1
Sal Bando, R (1, 5) OBP: 0.332, SLG: 0.405		x 0-0 ① P6			S S S 0-3 ① K		x 0-0 ② F9	x 0-0 ③ P3		4	0	0	0	0	1	4
Gene Tenace, R (1, 3) OBP: 0.387, SLG: 0.488		x 0-0 ② ③ G5-4-3 1-2f			x 0-0 HR		B B B B 4-0 PB BB		x 0-0 HR	3	2	2	2	1	0	1
Claudell Washington, L (1, 9) OBP: 0.259, SLG: 0.309 (9, 8)			S S S 0-3 ① K		S S S 0-3 ② K		S S S 0-3 ③ K 1-2			3	0	0	0	0	3	1
Phil Garner, R (1, 4) OBP: 0.306, SLG: 0.402			x 0-0 ② F7		x 0-0 E4 E5 S			x 0-0 ① 4-3		3	0	0	0	0	0	0
Tim Hosley, R (1, 2) OBP: 0.283, SLG: 0.283			x 0-0 ③ 4-3		x 0-0 ③ E5 1-3			B B B B 4-0 CS BB		2	0	0	0	1	0	1
Larry Lintz, S (8, PR)										0	0	0	0	0	0	0
Larry Haney, R (9, 2) OBP: 0.259, SLG: 0.234										0	0	0	0	0	0	0

	AB	29
	R	3
	H	5
	RBI	2
	BB	4
	SO	5
	LOB	11

Inning Stats	1	2	3	4	5	6	7	8	9
	R: 0 H: 0 E: 0 LOB: 0 K: 1 BB: 0 S: 5 P: 5	R: 0 H: 0 E: 0 LOB: 0 K: 0 BB: 1 S: 2 P: 6	R: 0 H: 0 E: 0 LOB: 0 K: 1 BB: 0 S: 5 P: 5	R: 0 H: 1 E: 0 LOB: 1 K: 0 BB: 0 S: 4 P: 4	R: 1 H: 1 E: 2 LOB: 2 K: 2 BB: 0 S: 9 P: 9	R: 0 H: 0 E: 0 LOB: 0 K: 0 BB: 0 S: 3 P: 3	R: 0 H: 0 E: 0 LOB: 1 K: 1 BB: 1 S: 5 P: 9	R: 1 H: 2 E: 2 LOB: 3 K: 0 BB: 2 S: 5 P: 13	R: 1 H: 1 E: 0 LOB: 0 K: 0 BB: 0 S: 1 P: 1

1B: 3 SF: 0
2B: 0 SAC: 0
3B: 0 DP: 1
HR: 2 HBP: 0

WP: 0 PA: 33
PB: 1
SB: 2
CS: 1

PITCHER		IP	WLS	BF	H	R	ER	SO	BB	IBB	HBP	BLK	WP	HR	S	P	ERA	WHIP
Fergie Jenkins, R ERA: 3.32	(1, 1)	8.0	L	33	5	3	2	5	4	0	0	0	0	2	39	55	2.25	1.125

PITCHER	IP	WLS	BF	H	R	ER	SO	BB	IBB	HBP	BLK	WP	HR	S	P	ERA	WHIP

Batter	1	2	3	4	5	6	7	8	9	AB	R	H	RBI	BB	SO	LOB
Cecil Cooper, L (1, 10) OBP: 0.274, SLG: 0.481	F9		4-3		K			F8		4	0	0	0	0	1	2
Dwight Evans, R (1, 9) OBP: 0.338, SLG: 0.456	F8			1-3		F3		P7		4	0	0	0	0	0	0
Fred Lynn, L (1, 8) OBP: 0.390, SLG: 0.483	1-3			F8		4-3			F8	4	0	0	0	0	0	0
Carl Yastrzemski, L (1, 3) OBP: 0.338, SLG: 0.484		HR		BB		F9			4-3	3	1	1	1	1	0	0
Jim Rice, R (1, 7) OBP: 0.309, SLG: 0.449		K		K			6-3		5-3	4	0	0	0	0	2	1
Carlton Fisk, R (1, 2) OBP: 0.368, SLG: 0.451		F8			F5		6-3			3	0	0	0	0	0	0
Rico Petrocelli, R (1, 5) OBP: 0.355, SLG: 0.383		K			1B BB		FC6-4 1B			2	0	1	0	1	1	0
Rick Burleson, R (1, 6) OBP: 0.325, SLG: 0.345			L9		1-2 1B		FC6-4 1-2f			3	0	1	0	0	0	1
Doug Griffin, R (1, 4) OBP: 0.274, SLG: 0.228			K		P9			K		2	0	0	0	0	1	2
Rick Miller, L (8, PH) OBP: 0.360, SLG: 0.386										1	0	0	0	0	1	0
Denny Doyle, L (8, 4) OBP: 0.232, SLG: 0.248										0	0	0	0	0	0	0
Inning Stats	R: 0 E: 0 K: 0 S: 3 H: 0 LOB: 0 BB: 0 P: 3	R: 1 E: 0 K: 2 S: 8 H: 1 LOB: 0 BB: 0 P: 8	R: 0 E: 0 K: 1 S: 5 H: 0 LOB: 0 BB: 0 P: 5	R: 0 E: 0 K: 1 S: 5 H: 0 LOB: 1 BB: 1 P: 9	R: 0 E: 0 K: 1 S: 6 H: 1 LOB: 2 BB: 1 P: 10	R: 0 E: 0 K: 0 S: 3 H: 0 LOB: 0 BB: 0 P: 3	R: 0 E: 0 K: 0 S: 4 H: 1 LOB: 1 BB: 0 P: 4	R: 0 E: 0 K: 1 S: 5 H: 0 LOB: 0 BB: 0 P: 5	R: 0 E: 0 K: 0 S: 3 H: 0 LOB: 0 BB: 0 P: 3	1B: 2 2B: 0 3B: 0 HR: 1 SF: 0 SAC: 0 DP: 0 HBP: 0						

PITCHER	IP	WLS	BF	H	R	ER	SO	BB	IBB	HBP	BLK	WP	HR	S	P	ERA	WHIP
Paul Mitchell, R (1, 1) ERA: 5.05	9.0	W	32	3	1	1	6	2	0	0	0	0	1	42	50	1.00	0.556

PITCHER	IP	WLS	BF	H	R	ER	SO	BB	IBB	HBP	BLK	WP	HR	S	P	ERA	WHIP

TOP

Boston Red Sox @ Oakland Athletics

Oakland-Alameda County Coliseum, Oakland, CA

Wed Jun 16 1976, 7:05 PM PDT

Att. 5,925 - Unknown

livebaseballscorecards.com

AB	30
R	1
H	3
RBI	1
BB	2
SO	6
LOB	6

Batter	1	2	3	4	5	6	7	8	9	AB	R	H	RBI	BB	SO	LOB
Matt Alexander, S (1, 9) OBP: 0.059, SLG: 0.059	CS 1B		B3		4-3			F9		4	0	1	0	0	0	0
Bert Campaneris, R (1, 6) OBP: 0.309, SLG: 0.247	1B 1-2 1B			K	5-3			F7		4	0	1	0	0	1	0
Don Baylor, R (1, 7) OBP: 0.309, SLG: 0.354	L3 1-2 1B			F8	4-3			PO BB		3	0	1	0	1	0	0
Billy Williams, L (1, 10) OBP: 0.303, SLG: 0.337	L3 1-2			K	6-3			PO 1-2		3	0	0	0	0	1	2
Sal Bando, R (1, 5) OBP: 0.332, SLG: 0.409		F7			E8 HR 2B		F7			3	1	1	0	0	0	0
Gene Tenace, R (1, 3) OBP: 0.394, SLG: 0.489		F2			HR BB		E5 1B 1B			2	2	1	0	1	0	0
Claudell Washington, L (1, 8) OBP: 0.264, SLG: 0.327		F7			HR 1-H 3-H		1B 3-H			3	1	2	4	0	0	0
Phil Garner, R (1, 4) OBP: 0.302, SLG: 0.396			F3		F8		L8			3	0	0	0	0	0	1
Tim Hosley, R (1, 2) OBP: 0.268, SLG: 0.265			K		5-3		P6			3	0	0	0	0	1	1
Inning Stats	R: 0 E: 0 K: 0 S: 4 H: 3 LOB: 1 BB: 0 P: 4	R: 0 E: 0 K: 0 S: 3 H: 0 LOB: 0 BB: 0 P: 3	R: 0 E: 0 K: 1 S: 5 H: 0 LOB: 0 BB: 0 P: 5	R: 0 E: 0 K: 2 S: 7 H: 0 LOB: 0 BB: 0 P: 7	R: 3 E: 1 K: 0 S: 5 H: 2 LOB: 0 BB: 1 P: 9	R: 0 E: 0 K: 0 S: 3 H: 0 LOB: 0 BB: 0 P: 3	R: 1 E: 1 K: 0 S: 5 H: 2 LOB: 1 BB: 0 P: 5	R: 0 E: 0 K: 0 S: 2 H: 0 LOB: 0 BB: 1 P: 6								

PITCHER	IP	WLS	BF	H	R	ER	SO	BB	IBB	HBP	BLK	WP	HR	S	P	ERA	WHIP
Luis Tiant, R (1, 1) ERA: 2.98	8.0	L	30	7	4	3	3	2	0	0	0	0	1	34	42	3.38	1.125

PITCHER	IP	WLS	BF	H	R	ER	SO	BB	IBB	HBP	BLK	WP	HR	S	P	ERA	WHIP

BOTTOM

Boston Red Sox @ Oakland Athletics

Oakland-Alameda County Coliseum, Oakland, CA

Wed Jun 16 1976, 7:05 PM PDT

Att. 5,925 - Unknown

livebaseballscorecards.com

AB	28
R	4
H	7
RBI	4
BB	2
SO	3
LOB	4

1B: 5 SF: 0
2B: 2 SAC: 0
3B: 0 DP: 1
HR: 1 HBP: 0

WP: 0 PA: 31
PB: 0
SB: 0
CS: 1

Batter	1	2	3	4	5	6	7	8	9	AB	R	H	RBI	BB	SO	LOB
Cecil Cooper, L (1, 10) (8, 3) OBP: 0.288, SLG: 0.486	HR 1B	2B 1-2 1B		4-3		E8 BB 1-2 2-H 1B		K		5	1	3	0	0	1	0
Dwight Evans, R (1, 9) OBP: 0.339, SLG: 0.475	1-H HR	1-3 2-H 2B		F7		F3		5-3		5	1	2	3	0	0	1
Fred Lynn, L (1, 8) OBP: 0.385, SLG: 0.473	K	F7		F7		BB BB		4-3		4	0	0	0	1	1	2
Carl Yastrzemski, L (1, 3) OBP: 0.341, SLG: 0.482 Dick Pole, R (8, 1)	P7		K		1B	1-2 2-3 BB			1-3	3 1	0 0	1 0	0 0	1 0	1 0	0 0
Jim Rice, R (1, 7) OBP: 0.316, SLG: 0.466	HR		HR 1B	F8	1-2 3-H	1B 5-3 BB			F8	4	3	2	1	1	0	1
Carlton Fisk, R (1, 2) OBP: 0.373, SLG: 0.468	F8		1-H HR	K		5-3 1-3 1B			FC4-6 BB	4	1	2	2	1	1	1
Rico Petrocelli, R (1, 5) OBP: 0.361, SLG: 0.390 Bob Heise, R (5, 5) OBP: 0.421, SLG: 0.444		FC2-6 1B	PB 1B		K	5-3 1-2 3-H			FC4-6 1-2f	3 2	0 0	2 0	0 1	0 0	1 0	1 2
Rick Burleson, R (1, 6) OBP: 0.323, SLG: 0.343		FC2-6 1B 1-2f 2B	5-3 1-2		SH3-4 E 1B	K				4	2	1	0	0	1	3
Doug Griffin, R (1, 4) OBP: 0.262, SLG: 0.217		L7	F9		SH3-4 1-2	K				3	0	0	0	0	1	3
Inning Stats	R: 3 H: 3 E: 0 LOB: 0 K: 1 BB: 0 S: 8 P: 8	R: 1 H: 3 E: 0 LOB: 2 K: 0 BB: 0 S: 6 P: 6	R: 2 H: 3 E: 0 LOB: 1 K: 1 BB: 0 S: 8 P: 8	R: 0 H: 0 E: 0 LOB: 0 K: 0 BB: 0 S: 3 P: 3	R: 0 H: 1 E: 0 LOB: 1 K: 2 BB: 0 S: 8 P: 8	R: 1 H: 2 E: 1 LOB: 3 K: 0 BB: 2 S: 4 P: 12	R: 1 H: 1 E: 0 LOB: 1 K: 2 BB: 1 S: 8 P: 12	R: 0 H: 0 E: 0 LOB: 0 K: 1 BB: 0 S: 5 P: 5	R: 0 H: 0 E: 0 LOB: 1 K: 0 BB: 1 S: 3 P: 7	1B: 9 SF: 0 2B: 1 SAC: 1 3B: 0 DP: 0 HR: 3 HBP: 0						WP: 0 PA: 43 PB: 1 SB: 0 CS: 0	

TOP

Boston Red Sox @ Oakland Athletics

Oakland-Alameda County Coliseum, Oakland, CA

Thu Jun 17 1976, 7:05 PM PDT

Att. 8,163 - Unknown

livebaseballscorecards.com

AB	38
R	8
H	13
RBI	7
BB	4
SO	7
LOB	14

PITCHER		IP	WLS	BF	H	R	ER	SO	BB	IBB	HBP	BLK	WP	HR	S	P	ERA	WHIP
Mike Torrez, R ERA: 3.93	(1, 1)	1.2	L	11	6	4	4	1	0	0	0	0	0	2	13	13	21.60	3.600
Stan Bahnsen, R ERA: 3.61	(2, 1)	7.1		33	7	4	4	6	4	0	0	0	0	1	40	56	4.91	1.500

PITCHER	IP	WLS	BF	H	R	ER	SO	BB	IBB	HBP	BLK	WP	HR	S	P	ERA	WHIP

BOTTOM

Boston Red Sox @ Oakland Athletics

Oakland-Alameda County Coliseum, Oakland, CA

Thu Jun 17 1976, 7:05 PM PDT

Att. 8,163 - Unknown

livebaseballscorecards.com

Batter	1	2	3	4	5	6	7	8	9	AB	R	H	RBI	BB	SO	LOB
Matt Alexander, S (1, 9) OBP: 0.050, SLG: 0.050 Angel Mangual, R (7, PH) OBP: 0.111, SLG: 0.111 (8, 9)	S S S 0-3 ① K		x 0-0 ① P8		x 0-0 ② F5		x 0-0 ③ P4		x 0-0 1-2 3-H 1B	3	0	0	0	0	1	0
										2	0	1	1	0	0	2
Bert Campaneris, R (1, 6) OBP: 0.309, SLG: 0.248 Ken McMullen, R (7, 5) OBP: 0.338, SLG: 0.387	x 0-0 1B 2B 1B		x 0-0 ② G3		x 0-0 ③ P3			x 0-0 ① 6-3	x 0-0 ③ 6-3	3	1	1	0	0	0	0
										2	0	0	0	0	0	2
Don Baylor, R (1, 7) OBP: 0.308, SLG: 0.352	x 0-0 1-2 2B 1B		x 0-0 ③ 6-3			x 0-0 ① L9		x 0-0 ② F8		4	0	1	0	0	0	0
Billy Williams, L (1, 10) OBP: 0.312, SLG: 0.353	x 0-0 ② 1-H 2-H 2B			x 0-0 FC5-4 BB WP 1B		x 0-0 ② F8		x 0-0 1B		4	1	3	1	0	0	0
Sal Bando, R (1, 5) OBP: 0.328, SLG: 0.403 Tommy Sandt, R (7, 6) OBP: 0.222, SLG: 0.125	x 0-0 ③ 1-3			S S S 0-3 ① K		S S S 0-3 ③ K		x 0-0 ③ P6		3	0	0	0	0	2	2
										1	0	0	0	0	0	1
Gene Tenace, R (1, 3) OBP: 0.407, SLG: 0.489		S S S 0-3 ① K		B B B B 4-0 1-2 FC5-4 BB			B B B B 4-0 FC1-4 HBP BB		x 0-0 1B PB 1B 1B	2	1	1	0	2	1	0
Claudell Washington, L (1, 8) OBP: 0.264, SLG: 0.323		B B B B 4-0 5-3 BB		x 0-0 ② FC5-4 WP 1-2f 2-3			x 0-0 ① F8		S S S 0-3 ① 1-2 K	3	0	0	0	1	1	4
Phil Garner, R (1, 4) OBP: 0.301, SLG: 0.390		x 0-0 ② 1-2 5-3		x 0-0 ③ 1-2 3-H 6-3			H 1-0 1-2 FC1-4 HBP		x 0-0 ② P3	3	0	0	0	0	0	3
Tim Hosley, R (1, 2) OBP: 0.267, SLG: 0.264		x 0-0 ③ P4			x 0-0 ① F9		x 0-0 ② 1-2f 2-3 FC1-4		x 0-0 2-3 1B	4	0	1	0	0	0	3
Inning Stats	R: 1 E: 0 K: 1 S: 7 H: 3 LOB: 1 BB: 0 P: 7	R: 0 E: 0 K: 1 S: 5 H: 0 LOB: 1 BB: 1 P: 9	R: 0 E: 0 K: 0 S: 3 H: 0 LOB: 0 BB: 0 P: 3	R: 1 E: 0 K: 1 S: 6 H: 1 LOB: 1 BB: 1 P: 10	R: 0 E: 0 K: 0 S: 3 H: 0 LOB: 0 BB: 0 P: 3	R: 0 E: 0 K: 1 S: 5 H: 0 LOB: 0 BB: 0 P: 5	R: 0 E: 0 K: 0 S: 3 H: 0 LOB: 2 BB: 1 P: 8	R: 0 E: 0 K: 0 S: 4 H: 1 LOB: 1 BB: 0 P: 4	R: 1 E: 0 K: 1 S: 8 H: 3 LOB: 2 BB: 0 P: 8	1B: 7 2B: 1 3B: 0 HR: 0	SF: 0 SAC: 0 DP: 0 HBP: 1						

	AB	34
	R	3
	H	8
	RBI	2
	BB	3
	SO	5
	LOB	17

WP: 1 PB: 1 SB: 0 CS: 0 PA: 38

PITCHER		IP	WLS	BF	H	R	ER	SO	BB	IBB	HBP	BLK	WP	HR	S	P	ERA	WHIP
Dick Pole, R ERA: 4.78	(1, 1)	9.0	W	38	8	3	3	5	3	0	1	0	1	0	44	57	3.00	1.222
Dick Pole, R ERA: 4.78	(8, 1)	9.0	W	38	8	3	3	5	3	0	1	0	1	0	44	57	3.00	1.222

PITCHER	IP	WLS	BF	H	R	ER	SO	BB	IBB	HBP	BLK	WP	HR	S	P	ERA	WHIP

Batter	1	2	3	4	5	6	7	8	9	AB	R	H	RBI	BB	SO	LOB
Cecil Cooper, L (1, 10) OBP: 0.278, SLG: 0.469	P5		5-3		8-2 3-Hf			G3 1-2		4	0	0	0	0	0	3
Dwight Evans, R (1, 9) OBP: 0.333, SLG: 0.466	K		5-3			6-4-3			6-3	4	0	0	0	0	1	0
Fred Lynn, L (1, 8) OBP: 0.383, SLG: 0.468	S 1B			5-3		K			4-3	4	0	1	0	0	1	0
Carl Yastrzemski, L (1, 3) OBP: 0.339, SLG: 0.477	F9 1-2			F9		1-3			2B 1B	4	1	1	0	0	0	1
Jim Rice, R (1, 7) OBP: 0.315, SLG: 0.467 Rick Miller, L (9, 7) OBP: 0.360, SLG: 0.386		E5 CS		K			5-3		1-H 1B 2B	4 0	1 0	1 0	1 0	0 0	1 0	0 0
Carlton Fisk, R (1, 2) OBP: 0.380, SLG: 0.474		S 1-2 BB			4-3 1B 2B		6-3		1B IBB	2	1	1	0	2	0	0
Rico Petrocelli, R (1, 5) OBP: 0.358, SLG: 0.386		P6 1-2			4-3 2-3		6-3		1-3 2-H 1B	4	0	1	1	0	0	2
Rick Burleson, R (1, 6) OBP: 0.322, SLG: 0.341		F8			1B 8-2 3-H 1B			5-3	L9	4	0	1	1	0	0	3
Doug Griffin, R (1, 4) OBP: 0.279, SLG: 0.226			1-3		1-3 1B			CS BB		2	0	1	0	1	0	0
Inning Stats	R: 0 E: 0 K: 1 S: 6 H: 1 LOB: 1 BB: 0 P: 6	R: 0 E: 1 K: 0 S: 3 H: 0 LOB: 1 BB: 1 P: 7	R: 0 E: 0 K: 0 S: 3 H: 0 LOB: 0 BB: 0 P: 3	R: 0 E: 0 K: 1 S: 5 H: 0 LOB: 0 BB: 0 P: 5	R: 1 E: 0 K: 0 S: 5 H: 3 LOB: 1 BB: 0 P: 5	R: 0 E: 0 K: 1 S: 5 H: 0 LOB: 0 BB: 0 P: 5	R: 0 E: 0 K: 0 S: 3 H: 0 LOB: 0 BB: 0 P: 3	R: 0 E: 0 K: 0 S: 2 H: 0 LOB: 0 BB: 1 P: 6	R: 2 E: 0 K: 0 S: 6 H: 3 LOB: 2 BB: 1 P: 10	1B: 5 2B: 3 3B: 0 HR: 0 SF: 0 SAC: 0 DP: 1 HBP: 0						

PITCHER	IP	WLS	BF	H	R	ER	SO	BB	IBB	HBP	BLK	WP	HR	S	P	ERA	WHIP
Don Kirkwood, R (1, 1) ERA: 4.42	2.1		9	1	0	0	1	1	0	0	0	0	0	10	14	0.00	0.857
Andy Hassler, L (3, 1) ERA: 4.78	6.2	L	26	6	3	3	2	1	1	0	0	0	0	28	36	4.05	1.050

PITCHER	IP	WLS	BF	H	R	ER	SO	BB	IBB	HBP	BLK	WP	HR	S	P	ERA	WHIP

TOP

Boston Red Sox @ California Angels

Anaheim Stadium, Anaheim, CA

Fri Jun 18 1976, 10:05 PM EDT

Att. 16,568 - Unknown - 79 F

livebaseballscorecards.com

AB	32
R	3
H	7
RBI	3
BB	3
SO	3
LOB	9

WP: 0 PA: 35
PB: 0
SB: 2
CS: 2

Batter	1	2	3	4	5	6	7	8	9	AB	R	H	RBI	BB	SO	LOB
Bobby Bonds, R (1, 9) OBP: 0.369, SLG: 0.404	5-3		F9			K		SH3 2B 1B		4	1	1	0	0	1	1
Mario Guerrero, R (1, 4) OBP: 0.333, SLG: 0.333	P9			L8		E PB 1B		SH3 1-2		3	0	1	0	0	0	0
Ron Jackson, R (1, 5) OBP: 0.288, SLG: 0.367	F3			P9		E6 BB 1-3		2-H 2B		4	0	1	1	0	0	1
Tommy Davis, R (1, 10) OBP: 0.383, SLG: 0.400		CS 1B		1B		FC6-4 1-2 BB		IBB		2	0	2	0	2	0	0
Jerry Remy, L (8, PR) OBP: 0.323, SLG: 0.309										0	0	0	0	0	0	0
Orlando Alvarez, R (1, 7) OBP: 0.167, SLG: 0.333		F7		F7		FC6-4 1-2f		F9		3	0	0	0	0	0	5
Bob Jones, L (8, PH) OBP: 0.278, SLG: 0.213										1	0	0	0	0	0	2
(9, 7)																
Dan Briggs, L (1, 8) OBP: 0.200, SLG: 0.125		K 1-2			P6		3-1	P4		4	0	0	0	0	1	3
Bruce Bochte, L (1, 3) OBP: 0.350, SLG: 0.281			3-1		K		BB		F8	3	0	0	0	1	1	0
Dave Chalk, R (1, 6) OBP: 0.319, SLG: 0.287			6-3 1B		F8		F8		6-3	4	0	1	0	0	0	1
Andy Etchebarren, R (1, 2) OBP: 0.294, SLG: 0.255			6-3 1-2			K	K		1-3	0	0	0	0	0	0	0
Terry Humphrey, R (3, PH)										2	0	0	0	0	1	1
(4, 2)																
Bill Melton, R (7, PH) OBP: 0.289, SLG: 0.326										1	0	0	0	0	1	1
Adrian Garrett, L (8, 2) OBP: 0.190, SLG: 0.135										1	0	0	0	0	0	0
Inning Stats	R: 0 H: 0 E: 0 LOB: 0 K: 0 BB: 0 S: 3 P: 3	R: 0 H: 1 E: 0 LOB: 1 K: 1 BB: 0 S: 5 P: 5	R: 0 H: 1 E: 0 LOB: 1 K: 0 BB: 0 S: 4 P: 4	R: 0 H: 1 E: 0 LOB: 1 K: 0 BB: 0 S: 4 P: 4	R: 0 H: 0 E: 0 LOB: 0 K: 1 BB: 0 S: 5 P: 5	R: 0 H: 1 E: 1 LOB: 3 K: 2 BB: 1 S: 9 P: 13	R: 0 H: 0 E: 0 LOB: 1 K: 1 BB: 1 S: 5 P: 9	R: 1 H: 2 E: 0 LOB: 2 K: 0 BB: 1 S: 5 P: 9	R: 0 H: 0 E: 0 LOB: 0 K: 0 BB: 0 S: 3 P: 3	1B: 5 SF: 0 2B: 2 SAC: 1 3B: 0 DP: 1 HR: 0 HBP: 0						

PITCHER		IP	WLS	BF	H	R	ER	SO	BB	IBB	HBP	BLK	WP	HR	S	P	ERA	WHIP
Rick Jones, L ERA: 2.97	(1, 1)	7.1		31	6	1	1	5	2	1	0	0	0	0	38	50	1.23	1.091
Tom Murphy, R ERA: 6.43	(8, 1)	1.2	W	5	0	0	0	0	0	0	0	0	0	0	5	5	0.00	0.000

PITCHER	IP	WLS	BF	H	R	ER	SO	BB	IBB	HBP	BLK	WP	HR	S	P	ERA	WHIP

BOTTOM

Boston Red Sox @ California Angels

Anaheim Stadium, Anaheim, CA

Fri Jun 18 1976, 10:05 PM EDT

Att. 16,568 - Unknown - 79 F

livebaseballscorecards.com

AB	32
R	1
H	6
RBI	1
BB	3
SO	5
LOB	15

WP: 0 PA: 36
PB: 1
SB: 0
CS: 1

Batter	1	2	3	4	5	6	7	8	9	AB	R	H	RBI	BB	SO	LOB
Cecil Cooper, L (1, 10) OBP: 0.278, SLG: 0.469	SSS 0-3 ① K		SSS 0-3 ① K		x 0-0 ① 6-3		SSS 0-3 ② K			0	0	0	0	0	0	0
Rick Miller, L (1, PH) OBP: 0.348, SLG: 0.371										4	0	0	0	0	3	2
Dwight Evans, R (1, 9) OBP: 0.328, SLG: 0.457	x 0-0 ② F7		SSS 0-3 ② K 1-3		SSS 0-3 ② K		0-0 ③ CS 1-2	SSS 0-3 ① K		4	0	0	0	0	3	1
Fred Lynn, L (1, 8) OBP: 0.385, SLG: 0.474	x 0-0 ③ 4-3		x 0-0 3-H 2B		SSS 0-3 ③ K			x 0-0 E 1B 1B		4	1	2	1	0	1	0
Carl Yastrzemski, L (1, 3) OBP: 0.338, SLG: 0.473		x 0-0 ① F9	SSS 0-3 ③ K			x 0-0 ① F8		x 0-0 1-H 1B		4	0	1	1	0	1	1
Jim Rice, R (1, 7) OBP: 0.313, SLG: 0.477		x 0-0 ② 4-3		x 0-0 HR		SSS 0-3 ② K		SSS 0-3 ② K		4	1	1	1	0	2	1
Carlton Fisk, R (1, 2) OBP: 0.387, SLG: 0.479		BBBB 4-0 PB E BB		x 0-0 F9 2B		BBBB 4-0 CS BB		SSS 0-3 ③ K		2	0	1	0	2	1	1
Rico Petrocelli, R (1, 5) OBP: 0.355, SLG: 0.378		BBBB 4-0 1-2 PB BB		SSS 0-3 ① K		SSS 0-3 ③ K 1-2			SSS 0-3 ① K	3	0	0	0	1	3	2
Rick Burleson, R (1, 6) OBP: 0.316, SLG: 0.333		x 0-0 ③ 4-3 1-2 2-3		x 0-0 ② F9 2-3		x 0-0 ① 6-3			SSS 0-3 ② K	4	0	0	0	0	1	3
Doug Griffin, R (1, 4) OBP: 0.279, SLG: 0.226			x 0-0 PB S 2B 1B	x 0-0 ③ F8		BBBB 4-0 CS BB			x 0-0 ③ F6	0	0	0	0	0	0	0
Denny Doyle, L (2, 4) OBP: 0.238, SLG: 0.250										3	1	1	0	1	0	1
Inning Stats	R: 0 H: 0 E: 0 LOB: 0 K: 1 BB: 0 S: 5 P: 5	R: 0 H: 0 E: 1 LOB: 2 K: 0 BB: 2 S: 3 P: 11	R: 1 H: 2 E: 0 LOB: 1 K: 3 BB: 0 S: 11 P: 11	R: 1 H: 2 E: 0 LOB: 1 K: 1 BB: 0 S: 7 P: 7	R: 0 H: 0 E: 0 LOB: 0 K: 2 BB: 0 S: 7 P: 7	R: 0 H: 0 E: 0 LOB: 1 K: 2 BB: 1 S: 7 P: 11	R: 0 H: 0 E: 0 LOB: 0 K: 1 BB: 1 S: 4 P: 8	R: 1 H: 2 E: 1 LOB: 1 K: 3 BB: 0 S: 11 P: 11	R: 0 H: 0 E: 0 LOB: 0 K: 2 BB: 0 S: 7 P: 7	1B: 3 SF: 0 2B: 2 SAC: 0 3B: 0 DP: 0 HR: 1 HBP: 0						

TOP

Boston Red Sox @ California Angels

Anaheim Stadium, Anaheim, CA

Sat Jun 19 1976, 10:05 PM EDT

Att. 28,686 - Unknown

livebaseballscorecards.com

AB	32
R	3
H	6
RBI	3
BB	4
SO	15
LOB	12

WP: 0 PA: 37
PB: 2
SB: 1
CS: 2

PITCHER	IP	WLS	BF	H	R	ER	SO	BB	IBB	HBP	BLK	WP	HR	S	P	ERA	WHIP
Nolan Ryan, R (1, 1) ERA: 3.89	9.0	W	36	6	3	2	15	4	0	0	0	0	1	62	78	2.00	1.111

PITCHER	IP	WLS	BF	H	R	ER	SO	BB	IBB	HBP	BLK	WP	HR	S	P	ERA	WHIP

Red Sox @ California Angels

Anaheim Stadium, Anaheim, CA

Sat Jun 19 1976, 10:05 PM EDT

Att. 28,686 - Unknown

BOTTOM

Batter	1	2	3	4	5	6	7	8	9	AB	R	H	RBI	BB	SO	LOB
Mario Guerrero, R (1, 4) OBP: 0.290, SLG: 0.290	4-3		K		K		F7			4	0	0	0	0	2	1
Dan Briggs, L (1, 3) OBP: 0.286, SLG: 0.250	G6-4-3 1B			K		F8		FC6-4 1B		4	0	2	0	0	1	0
Bobby Bonds, R (1, 9) OBP: 0.367, SLG: 0.415	G6-4-3 1-2f			F5		HR		FC6-4 E6 1-2f		4	1	1	1	0	0	2
Tommy Davis, R (1, 10) OBP: 0.359, SLG: 0.373		5-3		3-1		6-3		E6 1-2		4	0	0	0	0	0	1
Jerry Remy, L (8, PR) OBP: 0.323, SLG: 0.309										0	0	0	0	0	0	0
Ron Jackson, R (1, 5) OBP: 0.280, SLG: 0.357		F8			P6	F3		L5		4	0	0	0	0	0	1
Bruce Bochte, L (1, 7) OBP: 0.358, SLG: 0.290		1B			HR 1B		HR 1B			3	2	3	0	0	0	0
Bob Jones, L (1, 8) OBP: 0.298, SLG: 0.360		6-3			1-H HR		1-H HR			3	2	2	4	0	0	1
Rusty Torres, S (9, 8) OBP: 0.287, SLG: 0.300										0	0	0	0	0	0	0
Dave Chalk, R (1, 6) OBP: 0.315, SLG: 0.283			E6 G6-4-3		5-3		5-3			3	0	0	0	0	0	0
Terry Humphrey, R (1, 2) OBP: 0.200, SLG: 0.200			G6-4-3 1-2f		1B		5-3			3	0	1	0	0	0	1
Inning Stats	R: 0 H: 1 E: 0 LOB: 0 K: 0 BB: 0 S: 3 P: 3	R: 0 H: 1 E: 0 LOB: 1 K: 0 BB: 0 S: 4 P: 4	R: 0 H: 0 E: 1 LOB: 0 K: 1 BB: 0 S: 5 P: 5	R: 0 H: 0 E: 0 LOB: 0 K: 1 BB: 0 S: 5 P: 5	R: 2 H: 3 E: 0 LOB: 1 K: 1 BB: 0 S: 8 P: 8	R: 1 H: 1 E: 0 LOB: 0 K: 0 BB: 0 S: 4 P: 4	R: 2 H: 2 E: 0 LOB: 0 K: 0 BB: 0 S: 5 P: 5	R: 0 H: 1 E: 1 LOB: 1 K: 0 BB: 0 S: 4 P: 4		1B: 6 SF: 0 2B: 0 SAC: 0 3B: 0 DP: 2 HR: 3 HBP: 0						

livebaseballscorecards.com

	AB	32
	R	5
	H	9
	RBI	5
	BB	0
	SO	3
	LOB	7

WP: 0 PB: 0 SB: 0 CS: 0 PA: 32

PITCHER	IP	WLS	BF	H	R	ER	SO	BB	IBB	HBP	BLK	WP	HR	S	P	ERA	WHIP
Rick Wise, R (1, 1) ERA: 4.04	6.0	L	25	8	5	5	3	0	0	0	0	0	3	31	31	7.50	1.333
Jim Willoughby, R (7, 1) ERA: 2.48	2.0		7	1	0	0	0	0	0	0	0	0	0	7	7	0.00	0.500

PITCHER	IP	WLS	BF	H	R	ER	SO	BB	IBB	HBP	BLK	WP	HR	S	P	ERA	WHIP

Batter	1	2	3	4	5	6	7	8	9	10	11	AB	R	H	RBI	BB	SO	LOB
Steve Dillard, R (1, 10) OBP: 0.377, SLG: 0.407	6-3	4-3			5-3			BB FC4-6		F9		3	0	0	0	0	0	2
Carl Yastrzemski, L (8, PH) OBP: 0.339, SLG: 0.470		1-2										1	0	0	0	1	0	0
Dwight Evans, R (1, 8) OBP: 0.325, SLG: 0.451 (11, 9)	F9		K			FC5-4 1B		FC4-6 2B 1-2f		K		5	1	1	0	0	2	1
Carlton Fisk, R (1, 2) OBP: 0.378, SLG: 0.467	6-3		K			P9		F7			6-3	5	0	0	0	0	1	2
Jim Rice, R (1, 7) OBP: 0.311, SLG: 0.475		K	P3			F7		WP 2B 1-H			K	5	0	1	1	0	2	1
Fred Lynn, L (11, 8) OBP: 0.385, SLG: 0.474												0	0	0	0	0	0	0
Bobby Darwin, R (1, 9) OBP: 0.323, SLG: 0.365		1B S 1B		G5-4-3 1B		FC5-4 1-2f		F9 2-3			1B 2B	5	2	3	0	0	0	2
Rick Miller, L (11, 7) OBP: 0.348, SLG: 0.371												0	0	0	0	0	0	0
Rico Petrocelli, R (1, 5) OBP: 0.351, SLG: 0.367		P6		F7			K		F8		BB 1B	4	0	0	0	1	1	2
Rick Burleson, R (1, 6) OBP: 0.322, SLG: 0.337		S 1B 1-3 1B		G5-4-3 1-2f			BB		6-3		1-2 2-H 1B	4	1	2	1	1	0	1
Cecil Cooper, L (1, 3) OBP: 0.275, SLG: 0.458		1B 1-H 3-H 1B			P4		F3		F7		6-3	5	0	1	1	0	0	3
Denny Doyle, L (1, 4) OBP: 0.238, SLG: 0.250		S 1-3 1B			P6		F7			5-3		4	0	1	0	0	0	1
Inning Stats	R: 0 H: 0 E: 0 LOB: 0 K: 0 BB: 0 S: 3 P: 3	R: 2 H: 4 E: 0 LOB: 2 K: 1 BB: 0 S: 9 P: 9	R: 0 H: 0 E: 0 LOB: 0 K: 2 BB: 0 S: 7 P: 7	R: 0 H: 1 E: 0 LOB: 0 K: 0 BB: 0 S: 3 P: 3	R: 0 H: 0 E: 0 LOB: 0 K: 0 BB: 0 S: 3 P: 3	R: 0 H: 1 E: 0 LOB: 1 K: 0 BB: 0 S: 4 P: 4	R: 0 H: 0 E: 0 LOB: 1 K: 1 BB: 1 S: 5 P: 9	R: 1 H: 1 E: 0 LOB: 1 K: 0 BB: 1 S: 4 P: 8	R: 0 H: 0 E: 0 LOB: 0 K: 0 BB: 0 S: 3 P: 3	R: 0 H: 0 E: 0 LOB: 0 K: 1 BB: 0 S: 5 P: 5	R: 1 H: 2 E: 0 LOB: 2 K: 1 BB: 1 S: 7 P: 11	1B: 7 SF: 0 2B: 2 SAC: 0 3B: 0 DP: 1 HR: 0 HBP: 0						WP: 1 PA: 44 PB: 0 SB: 3 CS: 0

PITCHER	IP	WLS	BF	H	R	ER	SO	BB	IBB	HBP	BLK	WP	HR	S	P	ERA	WHIP
Sid Monge, L (1, 1) ERA: 3.3	7.0		28	6	3	3	4	2	0	0	0	0	0	34	42	3.86	1.143
Dick Drago, R (8, 1) ERA: 5.46	4.0	L	16	3	1	1	2	1	0	0	0	1	0	19	23	2.25	1.000

PITCHER	IP	WLS	BF	H	R	ER	SO	BB	IBB	HBP	BLK	WP	HR	S	P	ERA	WHIP

Boston Red Sox @ California Angels

Anaheim Stadium, Anaheim, CA

Sun Jun 20 1976, 6:33 AM EDT

Att. 17,597 - Unknown - 86 F

TOP

AB	41
R	4
H	9
RBI	3
BB	3
SO	6
LOB	15

livebaseballscorecards.com

Batter	1	2	3	4	5	6	7	8	9	10	11	AB	R	H	RBI	BB	SO	LOB
Mario Guerrero, R (1, 4) OBP: 0.297, SLG: 0.324	0-0 2B 4-3 1B		0-0 ① 5-3		0-0 2-H 2B		S S S 0-3 ③ K		0-0 ③ F7		0-0 ② P6	6	1	2	1	0	1	6
Dan Briggs, L (1, 3) OBP: 0.250, SLG: 0.278	0-0 4-3 1-3 2B		S S S 0-3 ② K		S S S 0-3 ③ K			x 0-0 ① F8		S S S 0-3 ① K	x 0-0 ③ 4-3	6	0	1	0	0	3	3
Bobby Bonds, R (1, 9) OBP: 0.364, SLG: 0.423	0-0 ① 4-3 2-3 3-H		x 0-0 ③ P7			x 0-0 HR		x 0-0 ② 6-3		x 0-0 ② F7		5	1	1	2	0	0	1
Tommy Davis, R (1, 10) OBP: 0.348, SLG: 0.349 Jerry Remy, L (10, PR) OBP: 0.323, SLG: 0.309	x 0-0 ② G3			x 0-0 ① G3		x 0-0 ① F8		x 0-0 ③ 6-3		B B B B 4-0 1B S BB		4	0	0	0	1	0	1
												0	0	0	0	0	0	0
Ron Jackson, R (1, 5) OBP: 0.284, SLG: 0.358	x 0-0 ③ 6-3			x 0-0 ② 6-3		x 0-0 ② 5-3			x 0-0 BB 6-3 1B	x 0-0 S 1-3 1B		5	0	2	0	0	0	1
Bruce Bochte, L (1, 7) OBP: 0.355, SLG: 0.288		x 0-0 1B		x 0-0 ③ F8		x 0-0 ③ 1-3			x 0-0 ① 6-3 1-2	x 0-0 ③ F8 1-2		5	0	1	0	0	0	3
Bob Jones, L (1, 8) OBP: 0.300, SLG: 0.358 Rusty Torres, S (9, PH) OBP: 0.289, SLG: 0.298 (10, 8)	x 0-0 ① F8				x 0-0 5-3 2B 1B		x 0-0 ① F8		S S S 4-0 BB IBB		x 0-0 ① P6	3	1	1	0	0	0	1
												1	0	0	0	1	0	0
Dave Chalk, R (1, 6) OBP: 0.316, SLG: 0.282	S S S 0-3 ② K				x 0-0 ① 5-3 1-2		B B B B 4-0 5-3 BB		x 0-0 ② F7		x 0-0 1B 1B	4	0	1	0	1	1	4
Terry Humphrey, R (1, 2) OBP: 0.125, SLG: 0.125 Bill Melton, R (9, PH) OBP: 0.292, SLG: 0.326 Adrian Garrett, L (10, 2) OBP: 0.209, SLG: 0.158	S S S 0-3 ③ K				S S S 0-3 ② K		x 0-0 ② 5-3 1-2		B B B B 4-0 1-2 2-3 BB		x 0-0 1-3 1B	3	0	0	0	0	2	3
												0	0	0	0	0	1	0
												1	0	1	0	0	0	0
Inning Stats	R: 1 E: 0 K: 0 S: 5 H: 2 LOB: 1 BB: 0 P: 5	R: 0 E: 0 K: 2 S: 8 H: 1 LOB: 1 BB: 0 P: 8	R: 0 E: 0 K: 1 S: 5 H: 0 LOB: 0 BB: 0 P: 5	R: 0 E: 0 K: 0 S: 3 H: 0 LOB: 0 BB: 0 P: 3	R: 1 E: 0 K: 2 S: 9 H: 2 LOB: 1 BB: 0 P: 9	R: 1 E: 0 K: 0 S: 4 H: 1 LOB: 0 BB: 0 P: 4	R: 0 E: 0 K: 1 S: 5 H: 0 LOB: 1 BB: 1 P: 9	R: 0 E: 0 K: 0 S: 3 H: 0 LOB: 0 BB: 0 P: 3	R: 0 E: 0 K: 0 S: 4 H: 1 LOB: 3 BB: 2 P: 12	R: 0 E: 0 K: 1 S: 6 H: 1 LOB: 3 BB: 1 P: 10	R: 0 E: 0 K: 0 S: 5 H: 2 LOB: 2 BB: 0 P: 5	1B: 7 2B: 2 3B: 0 HR: 1 SF: 0 SAC: 0 DP: 0 HBP: 0						

PITCHER		IP	WLS	BF	H	R	ER	SO	BB	IBB	HBP	BLK	WP	HR	S	P	ERA	WHIP
Fergie Jenkins, R ERA: 3.29	(1, 1)	9.0		37	7	3	3	6	2	1	0	0	0	1	46	58	3.00	1.000
Tom Murphy, R ERA: 5.87	(10, 1)	2.0	W	10	3	0	0	1	1	0	0	0	0	0	11	15	0.00	2.000

PITCHER	IP	WLS	BF	H	R	ER	SO	BB	IBB	HBP	BLK	WP	HR	S	P	ERA	WHIP

BOTTOM

Boston Red Sox @ California Angels

Anaheim Stadium, Anaheim, CA

Sun Jun 20 1976, 6:33 AM EDT

Att. 17,597 - Unknown - 86 F

livebaseballscorecards.com

AB	43
R	3
H	10
RBI	3
BB	4
SO	7
LOB	23

WP: 0	PA:	47
PB: 0		
SB: 2		
CS: 0		

Batter	1	2	3	4	5	6	7	8	9	AB	R	H	RBI	BB	SO	LOB
Rick Miller, L (1, 9) OBP: 0.345, SLG: 0.367	S S S 0-3 ① K		S S S 0-3 ③ K			x 0-0 ③ 6-3			x 0-0 L4-3 1B	4	0	1	0	0	2	1
Denny Doyle, L (1, 4) OBP: 0.233, SLG: 0.244	x 0-0 ② 4-3			S S S 0-3 ① K			x 0-0 ① 4-3		S S S 0-3 ① K	4	0	0	0	0	2	1
Fred Lynn, L (1, 8) OBP: 0.378, SLG: 0.464	S S S 0-3 ③ K			x 0-0 ② F7			x 0-0 ② 5-3		x 0-0 ② ③ L4-3 1-2	4	0	0	0	0	1	1
Carl Yastrzemski, L (1, 3) OBP: 0.339, SLG: 0.466		x 0-0 ① F4		x 0-0 ③ F3			B B B 4-0 S BB			2	0	0	0	1	0	0
Jim Rice, R (1, 7) OBP: 0.307, SLG: 0.469		x 0-0 ② 5-3			x 0-0 ① F7		S S S 0-3 ③ K 1-2			3	0	0	0	0	1	1
Carlton Fisk, R (1, 2) OBP: 0.373, SLG: 0.460		S S S 0-3 ③ K			x 0-0 ② 5-3			x 0-0 ① G3		3	0	0	0	0	1	0
Bobby Darwin, R (1, 10) OBP: 0.313, SLG: 0.352			S S S 0-3 ① K		S S S 0-3 ③ K			S S S 0-3 ② K		3	0	0	0	0	3	0
Rico Petrocelli, R (1, 5) OBP: 0.351, SLG: 0.367			x 0-0 E8 3-1			x 0-0 ① 1-3		x 0-0 1B		3	0	1	0	0	0	0
Rick Burleson, R (1, 6) OBP: 0.318, SLG: 0.332			x 0-0 ② 3-1 2-3			x 0-0 ② F8		x 0-0 ③ L5		3	0	0	0	0	0	2

TOP

Boston Red Sox @ Baltimore Orioles

Memorial Stadium, Baltimore, MD

Mon Jun 21 1976, 7:05 PM EDT

Att. 18,940 - Unknown

livebaseballscorecards.com

AB	29
R	0
H	2
RBI	0
BB	1
SO	10
LOB	6

Inning Stats	1	2	3	4	5	6	7	8	9	1B: 2	SF: 0	WP: 0	PA: 30
R:	0	0	0	0	0	0	0	0	0	2B: 1	SAC: 0	PB: 0	
E:	0	0	0	0	0	0	0	0	0	3B: 0	DP: 1	SB: 1	
K:	2	1	2	1	1	0	1	1	1	HR: 0	HBP: 0	CS: 0	
S:	7	5	8	5	5	3	5	6	5				
H:	0	0	0	0	0	0	0	1	1				
LOB:	0	0	0	0	0	1	1	1	1				
BB:	0	0	0	0	0	1	1	0	0				
P:	7	5	8	5	5	9	5	6	5				

PITCHER	IP	WLS	BF	H	R	ER	SO	BB	IBB	HBP	BLK	WP	HR	S	P	ERA	WHIP
Wayne Garland, R (1, 1) ERA: 1.94	9.0	W	30	2	0	0	10	1	0	0	0	0	0	49	53	0.00	0.333

PITCHER	IP	WLS	BF	H	R	ER	SO	BB	IBB	HBP	BLK	WP	HR	S	P	ERA	WHIP

Batter	1	2	3	4	5	6	7	8	9	AB	R	H	RBI	BB	SO	LOB
Al Bumbry, L (1, 7) OBP: 0.344, SLG: 0.380	0-0 1-3		0-0 F8			SSS 0-3 K		0-0 F9		4	0	0	0	0	1	1
Paul Blair, R (1, 8) OBP: 0.251, SLG: 0.262	0-0 6-3		0-0 F8			0-0 1-3		0-0 F8		4	0	0	0	0	0	1
Bobby Grich, R (1, 4) OBP: 0.384, SLG: 0.401	0-0 CS 1B			BBBB 4-0 S BB		0-0 F8				2	0	1	0	1	0	0
Reggie Jackson, L (1, 9) OBP: 0.304, SLG: 0.397	0-0 CS 1-2	0-0 F8		0-0 F7 1-2			0-0 SH3-4 2B 1B			3	1	1	0	0	0	1
Lee May, R (1, 3) Tony Muser, L (8, 3) OBP: 0.310, SLG: 0.479 OBP: 0.300, SLG: 0.252		0-0 6-3		0-0 F8			0-0 SH3-4 1-2			2 0	0 0	0 0	0 0	0 0	0 0	1 0
Ken Singleton, S (1, 10) OBP: 0.329, SLG: 0.313		0-0 F8		0-0 6-3			0-0 2-H 2B			3	0	1	1	0	0	1
Mark Belanger, R (1, 6) OBP: 0.357, SLG: 0.369			0-0 HR	SSS 0-3 K			0-0 F7			3	1	1	1	0	1	1
Brooks Robinson, R (1, 5) OBP: 0.198, SLG: 0.283			0-0 2B	SSS 0-3 K			0-0 F4			3	0	1	0	0	1	1
Dave Duncan, R (1, 2) OBP: 0.320, SLG: 0.296			SSS 0-3 K	0-0 G3				0-0 L4		3	0	0	0	0	1	1
Inning Stats	R: 0 E: 0 K: 0 S: 3 H: 1 LOB: 0 BB: 0 P: 3	R: 0 E: 0 K: 0 S: 3 H: 0 LOB: 0 BB: 0 P: 3	R: 1 E: 0 K: 1 S: 7 H: 2 LOB: 1 BB: 0 P: 7	R: 0 E: 0 K: 0 S: 3 H: 0 LOB: 1 BB: 1 P: 7	R: 0 E: 0 K: 2 S: 7 H: 0 LOB: 0 BB: 0 P: 7	R: 0 E: 0 K: 1 S: 5 H: 0 LOB: 0 BB: 0 P: 5	R: 1 E: 0 K: 0 S: 5 H: 2 LOB: 1 BB: 0 P: 5	R: 0 E: 0 K: 0 S: 3 H: 0 LOB: 0 BB: 0 P: 3		1B: 2 2B: 2 3B: 0 HR: 1	SF: 0 SAC: 1 DP: 0 HBP: 0			WP: 0 PB: 0 SB: 1 CS: 1	PA: 30		

PITCHER	IP	WLS	BF	H	R	ER	SO	BB	IBB	HBP	BLK	WP	HR	S	P	ERA	WHIP
Luis Tiant, R (1, 1) ERA: 2.93	8.0	L	29	5	2	2	4	1	0	0	0	0	1	36	40	2.25	0.750

PITCHER	IP	WLS	BF	H	R	ER	SO	BB	IBB	HBP	BLK	WP	HR	S	P	ERA	WHIP

BOTTOM

Boston Red Sox @ Baltimore Orioles

Memorial Stadium, Baltimore, MD

Mon Jun 21 1976, 7:05 PM EDT

Att. 18,940 - Unknown

livebaseballscorecards.com

AB	27
R	2
H	5
RBI	2
BB	1
SO	4
LOB	8

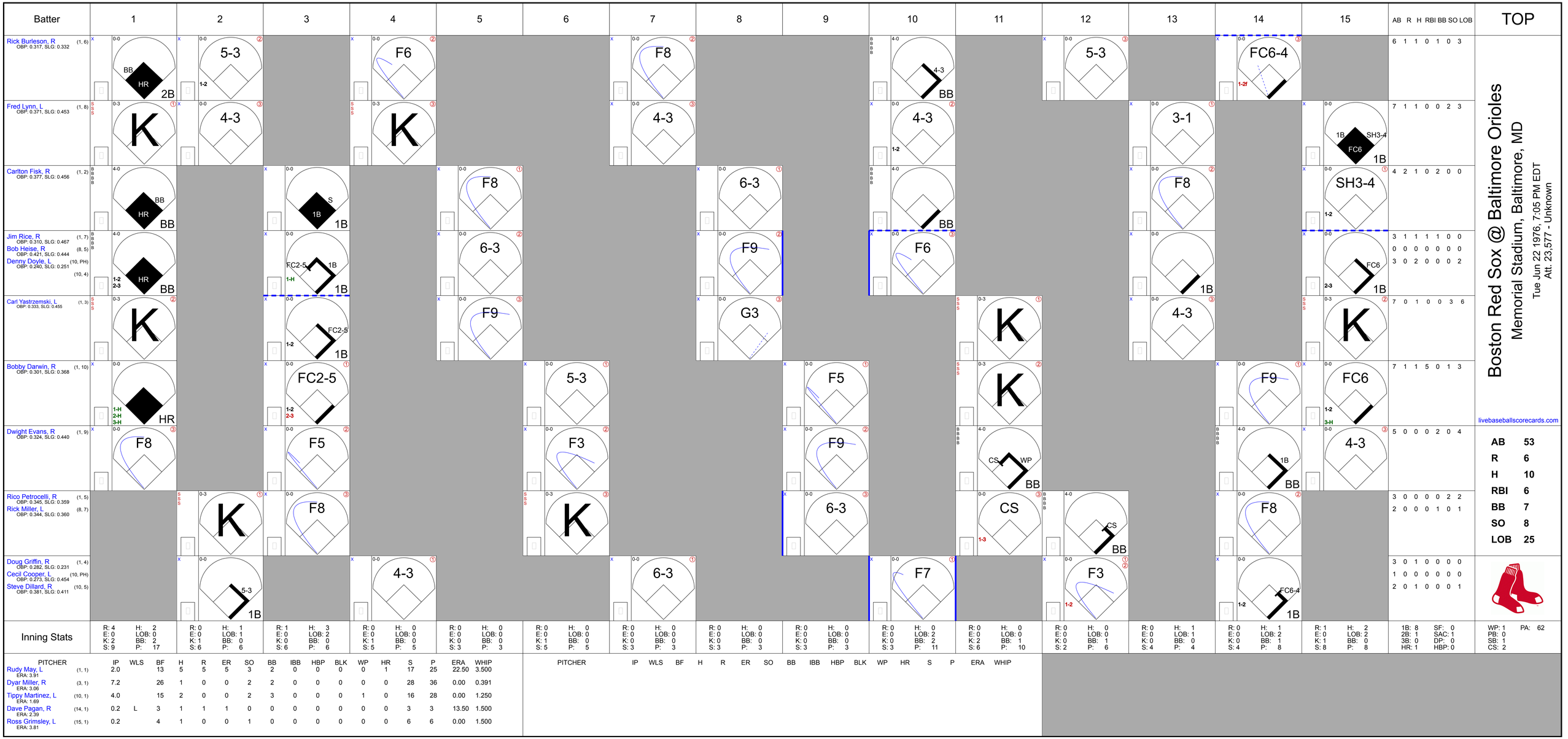
Batter
1
2
3
4
5
6
7
8
9
10
11
12
13
14
15
AB R H RBI BB SO LOB
TOP
Rick Burleson, R (1, 6)
OBP: 0.317, SLG: 0.332
6 1 1 0 1 0 3
Fred Lynn, L (1, 8)
OBP: 0.371, SLG: 0.453
7 1 1 0 0 2 3
Carlton Fisk, R (1, 2)
OBP: 0.377, SLG: 0.456
4 2 1 0 2 0 0
Jim Rice, R (1, 7)
OBP: 0.310, SLG: 0.467
Bob Heise, R (8, 5)
OBP: 0.421, SLG: 0.444
Denny Doyle, L (10, PH)
OBP: 0.240, SLG: 0.251
(10, 4)
3 1 1 1 1 0 0
0 0 0 0 0 0 0
3 0 2 0 0 0 2
Carl Yastrzemski, L (1, 3)
OBP: 0.333, SLG: 0.455
7 0 1 0 0 3 6
Bobby Darwin, R (1, 10)
OBP: 0.301, SLG: 0.368
7 1 1 5 0 1 3
Dwight Evans, R (1, 9)
OBP: 0.324, SLG: 0.440
5 0 0 0 2 0 4
Rico Petrocelli, R (1, 5)
OBP: 0.345, SLG: 0.359
Rick Miller, L (8, 7)
OBP: 0.344, SLG: 0.360
3 0 0 0 0 2 2
2 0 0 0 1 0 1
Doug Griffin, R (1, 4)
OBP: 0.282, SLG: 0.231
Cecil Cooper, L (10, PH)
OBP: 0.273, SLG: 0.454
Steve Dillard, R (10, 5)
OBP: 0.381, SLG: 0.411
3 0 1 0 0 0 0
1 0 0 0 0 0 0
2 0 1 0 0 0 1
Inning Stats
R: 4 H: 2 E: 0 LOB: 0 K: 2 BB: 2 S: 9 P: 17
R: 0 H: 1 E: 0 LOB: 1 K: 1 BB: 0 S: 6 P: 6
R: 1 H: 3 E: 0 LOB: 2 K: 0 BB: 0 S: 6 P: 6
R: 0 H: 0 E: 0 LOB: 0 K: 1 BB: 0 S: 5 P: 5
R: 0 H: 0 E: 0 LOB: 0 K: 0 BB: 0 S: 3 P: 3
R: 0 H: 0 E: 0 LOB: 0 K: 1 BB: 0 S: 5 P: 5
R: 0 H: 0 E: 0 LOB: 0 K: 0 BB: 0 S: 3 P: 3
R: 0 H: 0 E: 0 LOB: 0 K: 0 BB: 0 S: 3 P: 3
R: 0 H: 0 E: 0 LOB: 0 K: 0 BB: 0 S: 3 P: 3
R: 0 H: 0 E: 0 LOB: 2 K: 0 BB: 2 S: 3 P: 11
R: 0 H: 0 E: 0 LOB: 0 K: 2 BB: 1 S: 6 P: 10
R: 0 H: 0 E: 0 LOB: 1 K: 0 BB: 1 S: 2 P: 6
R: 0 H: 1 E: 0 LOB: 1 K: 0 BB: 0 S: 4 P: 4
R: 0 H: 1 E: 0 LOB: 2 K: 0 BB: 1 S: 4 P: 8
R: 1 H: 2 E: 0 LOB: 2 K: 1 BB: 0 S: 8 P: 8
1B: 8 SF: 0
2B: 1 SAC: 1
3B: 0 DP: 0
HR: 1 HBP: 0
WP: 1 PA: 62
PB: 0
SB: 1
CS: 2
PITCHER IP WLS BF H R ER SO BB IBB HBP BLK WP HR S P ERA WHIP
Rudy May, L (1, 1) ERA: 3.91 2.0 13 5 5 3 2 0 0 0 0 1 17 25 22.50 3.500
Dyar Miller, R (3, 1) ERA: 3.06 7.2 26 1 0 0 2 2 0 0 0 0 0 28 36 0.00 0.391
Tippy Martinez, L (10, 1) ERA: 1.69 4.0 15 2 0 0 2 3 0 0 0 1 0 16 28 0.00 1.250
Dave Pagan, R (14, 1) ERA: 2.39 0.2 L 3 1 1 1 0 0 0 0 0 0 0 3 3 13.50 1.500
Ross Grimsley, L (15, 1) ERA: 3.81 0.2 4 1 0 0 1 0 0 0 0 0 0 6 6 0.00 1.500
PITCHER IP WLS BF H R ER SO BB IBB HBP BLK WP HR S P ERA WHIP
Boston Red Sox @ Baltimore Orioles
Memorial Stadium, Baltimore, MD
Tue Jun 22 1976, 7:05 PM EDT
Att. 23,577 - Unknown
livebaseballscorecards.com
AB 53
R 6
H 10
RBI 6
BB 7
SO 8
LOB 25

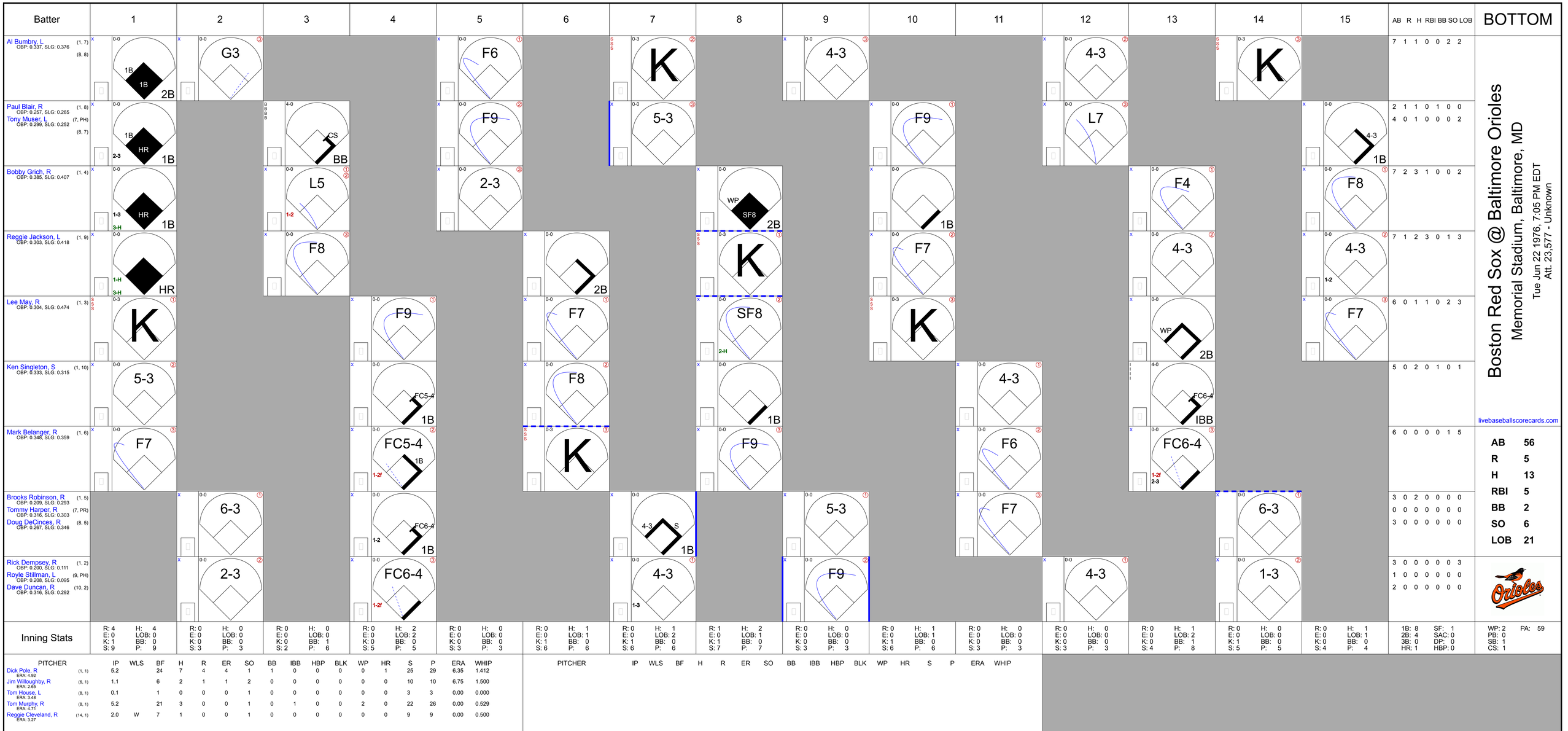
Batter
1
2
3
4
5
6
7
8
9
10
11
12
13
14
15
AB R H RBI BB SO LOB
BOTTOM
Al Bumbry, L (1, 7) (8, 8) OBP: 0.337, SLG: 0.376
7 1 1 0 0 2 2
Paul Blair, R (1, 8) OBP: 0.257, SLG: 0.265
Tony Muser, L (7, PH) OBP: 0.299, SLG: 0.252 (8, 7)
2 1 1 0 1 0 0
4 0 1 0 0 0 2
Bobby Grich, R (1, 4) OBP: 0.385, SLG: 0.407
7 2 3 1 0 0 2
Reggie Jackson, L (1, 9) OBP: 0.303, SLG: 0.418
7 1 2 3 0 1 3
Lee May, R (1, 3) OBP: 0.304, SLG: 0.474
6 0 1 1 0 2 3
Ken Singleton, S (1, 10) OBP: 0.333, SLG: 0.315
5 0 2 0 1 0 1
Mark Belanger, R (1, 6) OBP: 0.348, SLG: 0.359
6 0 0 0 0 1 5
Brooks Robinson, R (1, 5) OBP: 0.209, SLG: 0.293
Tommy Harper, R (7, PR) OBP: 0.316, SLG: 0.303
Doug DeCinces, R (8, 5) OBP: 0.267, SLG: 0.346
3 0 2 0 0 0 0
0 0 0 0 0 0 0
3 0 0 0 0 0 0
Rick Dempsey, R (1, 2) OBP: 0.200, SLG: 0.111
Royle Stillman, L (9, PH) OBP: 0.208, SLG: 0.095
Dave Duncan, R (10, 2) OBP: 0.316, SLG: 0.292
3 0 0 0 0 0 3
1 0 0 0 0 0 0
2 0 0 0 0 0 0
Boston Red Sox @ Baltimore Orioles
Memorial Stadium, Baltimore, MD
Tue Jun 22 1976, 7:05 PM EDT
Att. 23,577 - Unknown
livebaseballscorecards.com
AB 56
R 5
H 13
RBI 5
BB 2
SO 6
LOB 21
Inning Stats
R: 4 H: 4 E: 0 LOB: 0 K: 1 BB: 0 S: 9 P: 9
R: 0 H: 0 E: 0 LOB: 0 K: 0 BB: 0 S: 3 P: 3
R: 0 H: 0 E: 0 LOB: 0 K: 0 BB: 1 S: 2 P: 6
R: 0 H: 2 E: 0 LOB: 2 K: 0 BB: 0 S: 5 P: 5
R: 0 H: 0 E: 0 LOB: 0 K: 0 BB: 0 S: 3 P: 3
R: 0 H: 1 E: 0 LOB: 1 K: 1 BB: 0 S: 6 P: 6
R: 0 H: 1 E: 0 LOB: 2 K: 1 BB: 0 S: 6 P: 6
R: 1 H: 2 E: 0 LOB: 1 K: 1 BB: 0 S: 7 P: 7
R: 0 H: 0 E: 0 LOB: 0 K: 0 BB: 0 S: 3 P: 3
R: 0 H: 1 E: 0 LOB: 1 K: 1 BB: 0 S: 6 P: 6
R: 0 H: 0 E: 0 LOB: 0 K: 0 BB: 0 S: 3 P: 3
R: 0 H: 0 E: 0 LOB: 0 K: 0 BB: 0 S: 3 P: 3
R: 0 H: 1 E: 0 LOB: 2 K: 0 BB: 0 S: 4 P: 8
R: 0 H: 0 E: 0 LOB: 0 K: 1 BB: 0 S: 5 P: 5
R: 0 H: 1 E: 0 LOB: 1 K: 0 BB: 0 S: 4 P: 4
1B: 8 SF: 1 2B: 4 SAC: 0 3B: 0 DP: 0 HR: 1 HBP: 0
WP: 2 PA: 59 PB: 0 SB: 1 CS: 1
PITCHER IP WLS BF H R ER SO BB IBB HBP BLK WP HR S P ERA WHIP
Dick Pole, R (1, 1) ERA: 4.92 5.2 24 7 4 4 1 1 0 0 0 0 1 25 29 6.35 1.412
Jim Willoughby, R (6, 1) ERA: 2.65 1.1 6 2 1 1 2 0 0 0 0 0 0 10 10 6.75 1.500
Tom House, L (8, 1) ERA: 3.48 0.1 1 0 0 0 1 0 0 0 0 0 0 3 3 0.00 0.000
Tom Murphy, R (8, 1) ERA: 4.71 5.2 21 3 0 0 1 0 1 0 0 2 0 22 26 0.00 0.529
Reggie Cleveland, R (14, 1) ERA: 3.27 2.0 W 7 1 0 0 1 0 0 0 0 0 0 9 9 0.00 0.500
PITCHER IP WLS BF H R ER SO BB IBB HBP BLK WP HR S P ERA WHIP

Boston Red Sox @ Baltimore Orioles

Memorial Stadium, Baltimore, MD

Wed Jun 23 1976, 7:05 PM EDT

Att. 23,357 - Unknown

TOP

livebaseballscorecards.com

Batter	1	2	3	4	5	6	7	8	9	10	AB	R	H	RBI	BB	SO	LOB
Cecil Cooper, L (1, 10) OBP: 0.272, SLG: 0.447	5-3		FC6-4 1B 1-2			F7		F5			4	0	1	0	0	0	1
Rick Burleson, R (1, 6) OBP: 0.311, SLG: 0.325	F8		FC6-4 1-2f 2-3			F9			4-3		4	0	0	0	0	0	2
Fred Lynn, L (1, 8) OBP: 0.368, SLG: 0.449	1-3			L8		CS 1B			4-3		4	0	1	0	0	0	0
Carl Yastrzemski, L (1, 3) OBP: 0.328, SLG: 0.447		F2		F8		CS 1-2	F3		F6		4	0	0	0	0	0	0
Jim Rice, R (1, 7) OBP: 0.313, SLG: 0.495 Rick Miller, L (10, 7) OBP: 0.344, SLG: 0.360		HR		F9			K			HR	4	2	2	2	0	1	0
											0	0	0	0	0	0	0
Carlton Fisk, R (1, 2) OBP: 0.379, SLG: 0.454		F7			FC5-4 1B		F4			5-3 BB	3	0	1	0	1	0	0
Dwight Evans, R (1, 9) OBP: 0.319, SLG: 0.432		F8			FC5-4 1-2f			F7		5-3 1-2	4	0	0	0	0	0	2
Rico Petrocelli, R (1, 5) OBP: 0.337, SLG: 0.350			6-3		F9			F5		K	4	0	0	0	0	1	2
Doug Griffin, R (1, 4) OBP: 0.293, SLG: 0.246			FC6-4 1B 1B		5-3			1B		K	4	0	2	0	0	1	2
Inning Stats	R: 0 H: 0 E: 0 LOB: 0 K: 0 BB: 0 S: 3 P: 3	R: 1 H: 1 E: 0 LOB: 0 K: 0 BB: 0 S: 4 P: 4	R: 0 H: 2 E: 0 LOB: 1 K: 0 BB: 0 S: 4 P: 4	R: 0 H: 0 E: 0 LOB: 0 K: 0 BB: 0 S: 3 P: 3	R: 0 H: 1 E: 0 LOB: 1 K: 0 BB: 0 S: 4 P: 4	R: 0 H: 1 E: 0 LOB: 0 K: 0 BB: 0 S: 3 P: 3	R: 0 H: 0 E: 0 LOB: 0 K: 1 BB: 0 S: 5 P: 5	R: 0 H: 1 E: 0 LOB: 1 K: 0 BB: 0 S: 4 P: 4	R: 0 H: 0 E: 0 LOB: 0 K: 0 BB: 0 S: 3 P: 3	R: 1 H: 1 E: 0 LOB: 1 K: 2 BB: 1 S: 8 P: 12	1B: 5 SF: 0 2B: 0 SAC: 0 3B: 0 DP: 0 HR: 2 HBP: 0						

PITCHER		IP	WLS	BF	H	R	ER	SO	BB	IBB	HBP	BLK	WP	HR	S	P	ERA	WHIP
Jim Palmer, R ERA: 3.06	(1, 1)	10.0	W	36	7	2	2	3	1	0	0	0	0	2	41	45	1.80	0.800

PITCHER	IP	WLS	BF	H	R	ER	SO	BB	IBB	HBP	BLK	WP	HR	S	P	ERA	WHIP

AB	35
R	2
H	7
RBI	2
BB	1
SO	3
LOB	9

WP: 0 PA: 37
PB: 0
SB: 0
CS: 1

Batter	1	2	3	4	5	6	7	8	9	10	AB	R	H	RBI	BB	SO	LOB
Ken Singleton, S (1, 10) OBP: 0.327, SLG: 0.308	F8		6-3		K			F7		6-3	5	0	0	0	0	1	2
Paul Blair, R (1, 8) OBP: 0.262, SLG: 0.269	SH2-3; 2B; 1B		F6			F8		1B; 1B		HR; 1B	4	1	2	0	0	0	0
Tony Muser, L (10, PH) OBP: 0.303, SLG: 0.258											1	1	1	0	0	0	0
Bobby Grich, R (1, 4) OBP: 0.387, SLG: 0.425	SH2-3; 1-2			K		FC3-6; 1B		F9		1-H; HR	4	1	2	2	0	1	1
Reggie Jackson, L (1, 9) OBP: 0.308, SLG: 0.426	2-H; 2B			K		FC3-6; 1-2f		1-2; 1B			4	0	2	1	0	1	1
Lee May, R (1, 3) OBP: 0.299, SLG: 0.465	K			F5		F9		K			4	0	0	0	0	2	4
Andres Mora, R (1, 7) OBP: 0.274, SLG: 0.422		6-3			F3		F8		F9		4	0	0	0	0	0	0
Mark Belanger, R (1, 6) OBP: 0.347, SLG: 0.357		F7			1B; 1B		F9		5-3		4	0	1	0	0	0	0
Brooks Robinson, R (1, 5) OBP: 0.211, SLG: 0.291		L8			F7; 1-1		1B		F8		4	0	1	0	0	0	1
Dave Duncan, R (1, 2) OBP: 0.316, SLG: 0.293			F9		1-2; 1B		F6			4-3	3	0	1	0	0	0	1
Royle Stillman, L (10, PH) OBP: 0.200, SLG: 0.091											1	0	0	0	0	0	0
Inning Stats	R: 1 E: 0 K: 1 S: 7 H: 2 LOB: 1 BB: 0 P: 7	R: 0 E: 0 K: 0 S: 3 H: 0 LOB: 0 BB: 0 P: 3	R: 0 E: 0 K: 0 S: 3 H: 0 LOB: 0 BB: 0 P: 3	R: 0 E: 0 K: 2 S: 7 H: 0 LOB: 0 BB: 0 P: 7	R: 0 E: 1 K: 1 S: 7 H: 2 LOB: 2 BB: 0 P: 7	R: 0 E: 0 K: 0 S: 4 H: 1 LOB: 1 BB: 0 P: 4	R: 0 E: 0 K: 0 S: 4 H: 1 LOB: 1 BB: 0 P: 4	R: 0 E: 0 K: 1 S: 7 H: 2 LOB: 2 BB: 0 P: 7	R: 0 E: 0 K: 0 S: 3 H: 0 LOB: 0 BB: 0 P: 3	R: 2 E: 0 K: 0 S: 4 H: 2 LOB: 0 BB: 0 P: 4	1B: 8 2B: 1 3B: 0 HR: 1	SF: 0 SAC: 1 DP: 0 HBP: 0					

PITCHER		IP	WLS	BF	H	R	ER	SO	BB	IBB	HBP	BLK	WP	HR	S	P	ERA	WHIP
Rick Jones, L ERA: 2.61	(1, 1)	7.2		31	8	1	1	4	0	0	0	0	0	0	39	39	1.17	1.043
Jim Willoughby, R ERA: 3.0	(8, 1)	2.0	L	8	2	2	2	1	0	0	0	0	0	1	10	10	9.00	1.000

PITCHER	IP	WLS	BF	H	R	ER	SO	BB	IBB	HBP	BLK	WP	HR	S	P	ERA	WHIP

BOTTOM

Boston Red Sox @ Baltimore Orioles

Memorial Stadium, Baltimore, MD

Wed Jun 23 1976, 7:05 PM EDT
Att. 23,357 - Unknown

livebaseballscorecards.com

AB	38
R	3
H	10
RBI	3
BB	0
SO	5
LOB	10

WP: 0 PB: 0 SB: 0 CS: 0 PA: 39

Batter	1	2	3	4	5	6	7	8	9	AB	R	H	RBI	BB	SO	LOB
Ron LeFlore, R (1, 8) OBP: 0.395, SLG: 0.469	FC6-4 1B		F8 1B		K	K			6-3	5	0	2	0	0	2	3
Tom Veryzer, R (1, 6) OBP: 0.285, SLG: 0.278	FC6-4 1B 1-2f		F8 1-2		G5-4-3 1-2f		F8		F9	5	0	0	0	0	0	3
Ben Oglivie, L (1, 9) OBP: 0.280, SLG: 0.462	F9		G3			2B 1B	K		5-3	5	1	1	0	0	1	2
Rusty Staub, L (1, 10) OBP: 0.407, SLG: 0.434	1-3 1B			2B 6-3 1B		1-H HR 2B	G3			4	2	3	1	0	0	0
Jason Thompson, L (1, 3) OBP: 0.345, SLG: 0.443	P4			6-3 1-3 FC6-5 2B		2-H HR		BBBB 3B BB		3	2	2	2	1	0	2
Alex Johnson, R (1, 7) OBP: 0.300, SLG: 0.382		G6-4-3 1B		6-3 2-3 3-H		F9		F8		4	0	1	1	0	0	2
Aurelio Rodriguez, R (1, 5) OBP: 0.294, SLG: 0.343		G6-4-3 1-2f		FC6-5 3-3		E 1B		1-H SF8 3B		4	1	2	1	0	0	2
Pedro Garcia, R (1, 4) OBP: 0.237, SLG: 0.297		K		F8		K		SF8 3-H		3	0	0	1	0	2	2
Bruce Kimm, R (1, 2) OBP: 0.313, SLG: 0.306			4-3		BBBB G5-4-3 BB	E1 1-2		1B		3	0	1	0	1	0	1
Inning Stats	R: 0 H: 2 E: 0 LOB: 2 K: 0 BB: 0 S: 5 P: 5	R: 0 H: 1 E: 0 LOB: 0 K: 1 BB: 0 S: 5 P: 5	R: 0 H: 1 E: 0 LOB: 1 K: 0 BB: 0 S: 4 P: 4	R: 1 H: 2 E: 0 LOB: 1 K: 0 BB: 0 S: 5 P: 5	R: 0 H: 0 E: 0 LOB: 0 K: 1 BB: 1 S: 4 P: 8	R: 3 H: 4 E: 1 LOB: 2 K: 2 BB: 0 S: 12 P: 12	R: 0 H: 0 E: 0 LOB: 0 K: 1 BB: 0 S: 5 P: 5	R: 2 H: 2 E: 0 LOB: 1 K: 0 BB: 1 S: 4 P: 8	R: 0 H: 0 E: 0 LOB: 0 K: 0 BB: 0 S: 3 P: 3	1B: 8 SF: 1 2B: 2 SAC: 0 3B: 1 DP: 2 HR: 1 HBP: 0						

PITCHER		IP	WLS	BF	H	R	ER	SO	BB	IBB	HBP	BLK	WP	HR	S	P	ERA	WHIP
Rick Wise, R ERA: 4.23	(1, 1)	5.0	L	23	9	4	4	2	1	0	0	0	0	1	26	30	7.20	2.000
Reggie Cleveland, R ERA: 3.36	(6, 1)	4.0		16	3	2	2	3	1	0	0	0	0	0	21	25	4.50	1.000

PITCHER	IP	WLS	BF	H	R	ER	SO	BB	IBB	HBP	BLK	WP	HR	S	P	ERA	WHIP

TOP

Detroit Tigers @ Boston Red Sox

Fenway Park, Boston, MA

Thu Jun 24 1976, 7:05 PM EDT

Att. 26,293 - Unknown - 86 F

livebaseballscorecards.com

AB	36
R	6
H	12
RBI	6
BB	2
SO	5
LOB	17

Detroit Tigers @ Boston Red Sox

Fenway Park, Boston, MA

Thu Jun 24 1976, 7:05 PM EDT

Att. 26,293 - Unknown - 86 F

livebaseballscorecards.com

BOTTOM

Batter	1	2	3	4	5	6	7	8	9	AB	R	H	RBI	BB	SO	LOB
Cecil Cooper, L (1, 10) OBP: 0.271, SLG: 0.457	F8			6-3 3B	4-3			L9		4	1	1	0	0	0	1
Doug Griffin, R (1, 4) OBP: 0.282, SLG: 0.236 Rick Miller, L (8, PH) OBP: 0.341, SLG: 0.357 Denny Doyle, L (9, 4) OBP: 0.240, SLG: 0.251	5-3			6-3 3-H		4-3		F8		3 1 0	0 0 0	0 0 0	1 0 0	0 0 0	0 0 0	0 1 0
Fred Lynn, L (1, 8) OBP: 0.366, SLG: 0.459	F5			HR		P7		L7		4	1	1	1	0	0	1
Carl Yastrzemski, L (1, 3) OBP: 0.335, SLG: 0.463		CS 1B		HR		BBBB FC6-4 BB			P6	3	1	2	1	1	0	0
Jim Rice, R (1, 7) OBP: 0.312, SLG: 0.488		K		F9		FC6-4 1-2f			BBBB E BB	3	0	0	0	1	1	2
Carlton Fisk, R (1, 2) OBP: 0.377, SLG: 0.450		K 1-2		1B			L9		K	4	0	1	0	0	2	2
Dwight Evans, R (1, 9) OBP: 0.317, SLG: 0.429			5-3	F5			G5-4-3 1-2f		E5 1-2	4	0	1	0	0	0	2
Rico Petrocelli, R (1, 5) OBP: 0.330, SLG: 0.342			F9		5-3				K	4	0	0	0	0	1	3
Rick Burleson, R (1, 6) OBP: 0.312, SLG: 0.325			1-3		4-3			1B		3	0	1	0	0	0	0

	AB	33
	R	3
	H	7
	RBI	3
	BB	2
	SO	4
	LOB	12

Inning Stats	1	2	3	4	5	6	7	8	9
	R: 0 E: 0 K: 0 S: 3	H: 0 LOB: 0 BB: 0 P: 3	R: 0 E: 0 K: 2 S: 7	H: 1 LOB: 1 BB: 0 P: 7	R: 0 E: 0 K: 0 S: 3	H: 0 LOB: 0 BB: 0 P: 3	R: 3 E: 0 K: 0 S: 7	H: 4 LOB: 1 BB: 0 P: 7	R: 0 E: 0 K: 0 S: 3	H: 0 LOB: 0 BB: 0 P: 3	R: 0 E: 0 K: 0 S: 3	H: 0 LOB: 1 BB: 1 P: 7	R: 0 E: 0 K: 0 S: 3	H: 1 LOB: 0 BB: 0 P: 3	R: 0 E: 0 K: 0 S: 4	H: 1 LOB: 1 BB: 0 P: 4	R: 0 E: 1 K: 2 S: 8	H: 0 LOB: 2 BB: 1 P: 12

	1B: 4	SF: 0	WP: 0	PA: 35
	2B: 1	SAC: 0	PB: 0	
	3B: 1	DP: 2	SB: 0	
	HR: 2	HBP: 0	CS: 1	

PITCHER	IP	WLS	BF	H	R	ER	SO	BB	IBB	HBP	BLK	WP	HR	S	P	ERA	WHIP
Mark Fidrych, R (1, 1) ERA: 2.18	9.0	W	35	7	3	3	4	2	0	0	0	0	2	41	49	3.00	1.000

PITCHER	IP	WLS	BF	H	R	ER	SO	BB	IBB	HBP	BLK	WP	HR	S	P	ERA	WHIP

Batter	1	2	3	4	5	6	7	8	9	AB	R	H	RBI	BB	SO	LOB
Ron LeFlore, R (1, 8) OBP: 0.396, SLG: 0.470	K		CS 1B		K			1-H 1B		4	0	2	1	0	2	1
Tom Veryzer, R (1, 6) OBP: 0.284, SLG: 0.277	2B WP 1B		F9 1-2			K		F8		4	1	1	0	0	1	2
Ben Oglivie, L (1, 9) OBP: 0.279, SLG: 0.464	WP 1-3 2B			F8		P8		F9		4	0	1	0	0	0	1
Rusty Staub, L (1, 10) OBP: 0.405, SLG: 0.431	P9			G3		K			1B HR 1B	4	1	1	0	0	1	2
Jason Thompson, L (1, 3) OBP: 0.338, SLG: 0.433	K 2-3 3-H			G3			K		K	4	0	0	0	0	3	2
Alex Johnson, R (1, 7) OBP: 0.303, SLG: 0.389		F9			F9 2B 2B		K		1-2 HR 1B	4	2	2	0	0	1	0
Aurelio Rodriguez, R (1, 5) OBP: 0.293, SLG: 0.354		K			P9		P7		1-H 2-H HR	4	1	1	3	0	1	1
Bill Freehan, R (1, 2) OBP: 0.337, SLG: 0.398		F8			F9 2-3			K	1-3	4	0	0	0	0	1	1
Pedro Garcia, R (1, 4) OBP: 0.243, SLG: 0.309			F7		3-H 2B			S 1B 1B	F7	4	1	2	1	0	0	0

TOP

Detroit Tigers @ Boston Red Sox

Fenway Park, Boston, MA

Fri Jun 25 1976, 7:05 PM EDT

Att. 27,942 - Unknown - 80 F

livebaseballscorecards.com

AB	36
R	6
H	10
RBI	5
BB	0
SO	10
LOB	10

Inning Stats	1	2	3	4	5	6	7	8	9
	R: 1 E: 0 K: 2 S: 9	H: 2 LOB: 1 BB: 0 P: 9	R: 0 E: 0 K: 1 S: 5	H: 0 LOB: 0 BB: 0 P: 5	R: 0 E: 0 K: 0 S: 3	H: 1 LOB: 0 BB: 0 P: 3	R: 0 E: 0 K: 0 S: 3	H: 0 LOB: 0 BB: 0 P: 3	R: 1 E: 0 K: 1 S: 7	H: 2 LOB: 1 BB: 0 P: 7	R: 0 E: 0 K: 2 S: 7	H: 0 LOB: 0 BB: 0 P: 7	R: 0 E: 0 K: 2 S: 7	H: 0 LOB: 0 BB: 0 P: 7	R: 1 E: 0 K: 1 S: 7	H: 2 LOB: 1 BB: 0 P: 7	R: 3 E: 0 K: 1 S: 8	H: 3 LOB: 0 BB: 0 P: 8

PITCHER		IP	WLS	BF	H	R	ER	SO	BB	IBB	HBP	BLK	WP	HR	S	P	ERA	WHIP	PITCHER		IP	WLS	BF	H	R	ER	SO	BB	IBB	HBP	BLK	WP	HR	S	P	ERA	WHIP
Fergie Jenkins, R (1, 1) ERA: 3.32		7.1	L	28	7	3	3	9	0	0	0	0	1	0	46	46	3.68	0.955																			
Tom House, L (8, 1) ERA: 3.94		1.0		5	2	2	2	1	0	0	0	0	0	0	7	7	18.00	2.000																			
Tom Murphy, R (9, 1) ERA: 4.91		0.2		3	1	1	1	0	0	0	0	0	0	1	3	3	13.50	1.500																			

1B: 6 2B: 3 3B: 0 HR: 1	SF: 0 SAC: 0 DP: 0 HBP: 0	WP: 1 PB: 0 SB: 1 CS: 1	PA: 36
---	---	---	---

BOTTOM

Detroit Tigers @ Boston Red Sox

Fenway Park, Boston, MA

Fri Jun 25 1976, 7:05 PM EDT

Att. 27,942 - Unknown - 80 F

Batter	1	2	3	4	5	6	7	8	9	AB	R	H	RBI	BB	SO	LOB
Cecil Cooper, L (1, 10) OBP: 0.265, SLG: 0.446	L9		F2			4-3	F2			3	0	0	0	0	0	0
Bobby Darwin, R (7, PH) OBP: 0.298, SLG: 0.365										1	0	0	0	0	0	1
Doug Griffin, R (1, 4) OBP: 0.280, SLG: 0.227	2B BB		6-3			E6		P5		3	0	0	0	1	0	0
Fred Lynn, L (1, 8) OBP: 0.369, SLG: 0.458	K			1B		P8		S BB		3	0	1	0	1	1	2
Carl Yastrzemski, L (1, 3) OBP: 0.333, SLG: 0.464	1-H 2B			F7		F9		F8		4	0	1	0	0	0	3
Jim Rice, R (1, 7) OBP: 0.307, SLG: 0.480		5-3		P4			E6 1B 2B	1-2 K		4	1	0	0	0	1	2
Carlton Fisk, R (1, 2) OBP: 0.378, SLG: 0.451		FC6-4 1B		F8			2B 1-3 G6-4-3 1B		K	4	1	2	0	0	1	1
Dwight Evans, R (1, 9) OBP: 0.316, SLG: 0.430		FC6-4 1-2f	5-3				G6-4-3 1-3 3-H 2B		K	4	0	1	1	0	1	1
Rico Petrocelli, R (1, 5) OBP: 0.333, SLG: 0.341		F9	F3				G6-4-3 IBB		1B	3	0	1	0	1	0	1
Rick Burleson, R (1, 6) OBP: 0.306, SLG: 0.319			1-3		P2		G6-4-3 1-2f 2-3 3-H		L5	4	0	0	0	0	0	3
Inning Stats	R: 0 E: 0 K: 1 S: 5 H: 1 LOB: 2 BB: 1 P: 9	R: 0 E: 0 K: 0 S: 4 H: 1 LOB: 1 BB: 0 P: 4	R: 0 E: 0 K: 0 S: 3 H: 0 LOB: 0 BB: 0 P: 3	R: 0 E: 0 K: 0 S: 4 H: 1 LOB: 1 BB: 0 P: 4	R: 0 E: 0 K: 0 S: 3 H: 0 LOB: 0 BB: 0 P: 3	R: 0 E: 1 K: 0 S: 4 H: 0 LOB: 1 BB: 0 P: 4	R: 2 E: 1 K: 0 S: 5 H: 2 LOB: 1 BB: 1 P: 9	R: 0 E: 0 K: 1 S: 5 H: 0 LOB: 1 BB: 1 P: 9	R: 0 E: 0 K: 2 S: 8 H: 1 LOB: 1 BB: 0 P: 8	1B: 4 2B: 2 3B: 0 HR: 0 SF: 0 SAC: 0 DP: 1 HBP: 0							

livebaseballscorecards.com

	AB	33
	R	2
	H	6
	RBI	1
	BB	3
	SO	4
	LOB	14

WP: 0 PB: 0 SB: 1 CS: 0 PA: 36

PITCHER		IP	WLS	BF	H	R	ER	SO	BB	IBB	HBP	BLK	WP	HR	S	P	ERA	WHIP
Vern Ruhle, R ERA: 4.03	(1, 1)	6.0		25	5	2	0	1	1	0	0	0	0	0	26	30	0.00	1.000
John Hiller, L ERA: 2.96	(7, 1)	3.0	W	11	1	0	0	3	1	1	0	0	0	0	15	23	0.00	0.667

PITCHER	IP	WLS	BF	H	R	ER	SO	BB	IBB	HBP	BLK	WP	HR	S	P	ERA	WHIP

Batter	1	2	3	4	5	6	7	8	9	AB	R	H	RBI	BB	SO	LOB
Ron LeFlore, R (1, 8) OBP: 0.394, SLG: 0.466	1-3		CS 1-3 1B		G5-3 2-3f			G3		4	0	1	0	0	0	2
Tom Veryzer, R (1, 6) OBP: 0.289, SLG: 0.282	F9		CS 1-2	2B SF9 1B		K		1B		4	1	2	0	0	1	0
Ben Oglivie, L (1, 9) OBP: 0.278, SLG: 0.465	1-3			SF9 1-3 2B		P4		G3		4	0	1	0	0	0	1
Rusty Staub, L (1, 10) OBP: 0.403, SLG: 0.428 Dan Meyer, L (9, PR) OBP: 0.328, SLG: 0.353		6-3		G3		L6			FC5-6 1B	4 0	0 0	1 0	0 0	0 0	0 0	2 0
Jason Thompson, L (1, 3) OBP: 0.332, SLG: 0.425		F8		SF9 2-3 3-H			F7		FC5-6 FC1-6 1-2f	3	0	0	1	0	0	1
Alex Johnson, R (1, 7) OBP: 0.298, SLG: 0.382		5-3		6-3			F9		FC1-6 1-2f	4	0	0	0	0	0	2
Aurelio Rodriguez, R (1, 5) OBP: 0.293, SLG: 0.352			6-3		5-3		1B		L7	4	0	1	0	0	0	1
Bill Freehan, R (1, 2) OBP: 0.337, SLG: 0.396			5-3		G5-3 1B 1B		F8			3	0	1	0	0	0	1
Pedro Garcia, R (1, 4) OBP: 0.250, SLG: 0.311			1B HBP		1-2 1B			P9		2	0	1	0	0	0	0
Inning Stats	R: 0 E: 0 K: 0 S: 3	H: 0 LOB: 0 BB: 0 P: 3	R: 0 E: 0 K: 0 S: 3	H: 0 LOB: 0 BB: 0 P: 3	R: 0 E: 0 K: 0 S: 3	H: 1 LOB: 1 BB: 0 P: 4	R: 1 E: 0 K: 0 S: 5	H: 2 LOB: 1 BB: 0 P: 5	R: 0 E: 0 K: 0 S: 4	H: 2 LOB: 2 BB: 0 P: 4	R: 0 E: 0 K: 1 S: 5	H: 0 LOB: 0 BB: 0 P: 5	R: 0 E: 0 K: 0 S: 4	H: 1 LOB: 1 BB: 0 P: 4	R: 0 E: 0 K: 0 S: 4	H: 1 LOB: 1 BB: 0 P: 4	R: 0 E: 0 K: 0 S: 4	H: 1 LOB: 1 BB: 0 P: 4	1B: 7 2B: 1 3B: 0 HR: 0	SF: 1 SAC: 0 DP: 1 HBP: 1	WP: 0 PB: 0 SB: 0 CS: 1	PA: 35

PITCHER	IP	WLS	BF	H	R	ER	SO	BB	IBB	HBP	BLK	WP	HR	S	P	ERA	WHIP
Luis Tiant, R (1, 1) ERA: 2.78	9.0	W	34	8	1	1	1	0	0	1	0	0	0	35	36	1.00	0.889

PITCHER	IP	WLS	BF	H	R	ER	SO	BB	IBB	HBP	BLK	WP	HR	S	P	ERA	WHIP

TOP

Detroit Tigers @ Boston Red Sox

Fenway Park, Boston, MA

Sat Jun 26 1976, 3:33 AM EDT
Att. 28,520 - Unknown - 79 F

livebaseballscorecards.com

AB	32
R	1
H	8
RBI	1
BB	0
SO	1
LOB	10

Detroit Tigers @ Boston Red Sox

Fenway Park, Boston, MA

Sat Jun 26 1976, 3:33 AM EDT

Att. 28,520 - Unknown - 79 F

BOTTOM

Batter	1	2	3	4	5	6	7	8	9	AB	R	H	RBI	BB	SO	LOB
Steve Dillard, R (1, 10) OBP: 0.373, SLG: 0.400	0-0 FC5-4 1B		0-0 F9 ②		0-0 1-3 ①		0-0 5-3 ③			4	0	1	0	0	0	0
Rick Burleson, R (1, 6) OBP: 0.305, SLG: 0.318	0-0 F7 ①		0-0 1B		0-0 5-3 ②			0-0 5-3 ①		4	0	1	0	0	0	1
Carlton Fisk, R (1, 2) OBP: 0.373, SLG: 0.443	0-0 FC5-4 S ② 1-2f		0-0 5-3 ③		0-0 L7 ③			0-0 F8 ②		4	0	0	0	0	0	2
Jim Rice, R (1, 7) OBP: 0.302, SLG: 0.471	0-0 F8 ③ 1-2			0-0 5-3 ①		0-0 P4 ①		0-0 6-3 ③		4	0	0	0	0	0	1
Bobby Darwin, R (1, 9) OBP: 0.296, SLG: 0.370 Rick Miller, L (9, PR) OBP: 0.341, SLG: 0.357		0-0 6-3 ①		0-0 5-3 ②		0-0 P3 ②			0-0 L9 SF8 2B	4 0	0 1	1 0	0 0	0 0	0 0	0 0
Carl Yastrzemski, L (1, 3) OBP: 0.340, SLG: 0.467	B B B B	4-0 FC6-4 BB		0-0 E 1B 1B		0-0 1B			0-0 L9 ① 2-3	3	1	2	0	1	0	1
Dwight Evans, R (1, 8) OBP: 0.315, SLG: 0.425		0-0 FC6-4 S ② 1-2f		0-0 E4 1B 1-3		0-0 F8 ③			4-0 IBB	3	0	0	0	1	0	3
Rico Petrocelli, R (1, 5) OBP: 0.332, SLG: 0.341		0-0 6-3 ③ 1-2		0-0 1-2 3-H 1B			0-0 6-3 ①		0-0 SF8 ② 3-H	3	0	1	2	0	0	1
Doug Griffin, R (1, 4) OBP: 0.271, SLG: 0.218			0-0 1-3 ①	0-0 P3 ③			0-0 F8 ②			3	0	0	0	0	0	2

	AB	32
	R	2
	H	6
	RBI	2
	BB	2
	SO	0
	LOB	11



livebaseballscorecards.com

Inning Stats																																
	R: 0	H: 1	R: 0	H: 0	R: 0	H: 1	R: 1	H: 2	R: 0	H: 0	R: 0	H: 1	R: 0	H: 0	R: 0	H: 0	R: 1	H: 1	1B: 5	SF: 1	WP: 0	PA: 35
	E: 0	LOB: 1	E: 0	LOB: 1	E: 0	LOB: 1	E: 1	LOB: 2	E: 0	LOB: 0	E: 0	LOB: 1	E: 0	LOB: 0	E: 0	LOB: 0	E: 0	LOB: 2	2B: 1	SAC: 0	PB: 0	
	K: 0	BB: 0	K: 0	BB: 1	K: 0	BB: 0	K: 0	BB: 0	K: 0	BB: 0	K: 0	BB: 0	K: 0	BB: 0	K: 0	BB: 0	K: 0	BB: 1	3B: 0	DP: 0	SB: 2	
	S: 4	P: 4	S: 3	P: 7	S: 4	P: 6	S: 6	P: 6	S: 3	P: 3	S: 4	P: 4	S: 3	P: 3	S: 3	P: 3	S: 3	P: 7	HR: 0	HBP: 0	CS: 0	

PITCHER	IP	WLS	BF	H	R	ER	SO	BB	IBB	HBP	BLK	WP	HR	S	P	ERA	WHIP
Dave Roberts, L (1, 1) ERA: 3.28	8.2	L	35	6	2	1	0	1	1	0	0	0	0	33	41	1.04	0.808

PITCHER	IP	WLS	BF	H	R	ER	SO	BB	IBB	HBP	BLK	WP	HR	S	P	ERA	WHIP

Detroit Tigers @ Boston Red Sox

Fenway Park, Boston, MA

Sun Jun 27 1976, 3:33 AM EDT

Att. 29,809 - Unknown - 76 F

TOP

livebaseballscorecards.com

Batter	1	2	3	4	5	6	7	8	9	10	11	AB	R	H	RBI	BB	SO	LOB
Ron LeFlore, R (1, 8) OBP: 0.396, SLG: 0.465	1B S 1B		F8		L4		6-3			4-3 1-3 1B	1-2 2-3 FC4-6 IBB	5	0	2	0	1	0	0
Tom Veryzer, R (1, 6) OBP: 0.290, SLG: 0.284	P6		E 1B		1B			L4		1-3 1-2	1-2f 2-3 3-H FC4-6 BB 1B	6	1	2	1	0	0	4
Dan Meyer, L (1, 7) OBP: 0.321, SLG: 0.344	K 1-2		E7 1-H		F2			P5		4-3 2-3	1-2 3-H BB 1B	6	0	1	1	0	1	3
Rusty Staub, L (1, 10) (1, 9) OBP: 0.405, SLG: 0.425	FC4-6 2-3 1B		P5			P4		G3		IBB IBB	1-2 2-3 BB	4	0	1	0	2	0	1
Jason Thompson, L (1, 3) OBP: 0.336, SLG: 0.438	FC4-6 1-2f			HR		G3			1B BB	FC6-4 1-2 IBB	3-1	4	1	1	1	2	0	5
Alex Johnson, R (1, 9) OBP: 0.298, SLG: 0.382 Frank MacCormack, R (1, 1) John Hiller, R (7, 1) Chuck Scrivener, R (10, PH) OBP: 0.297, SLG: 0.299 Steve Grilli, R (10, 1)		K		K		E3			B3	FC6-4 1-2f		0 3 1 1 0	0 0 0 0 0	0 0 0 0 0	0 0 0 0 0	0 0 0 0 0	0 2 0 0 0	0 0 1 3 0
Aurelio Rodriguez, R (1, 5) OBP: 0.291, SLG: 0.349		L4		5-3		K			G5-3 1-3 1B		F9	5	0	1	0	0	1	1
Pedro Garcia, R (1, 4) OBP: 0.246, SLG: 0.305 Ben Oglivie, L (9, PH) OBP: 0.284, SLG: 0.465 John Wockenfuss, R (9, 2) OBP: 0.406, SLG: 0.500		P3		K			5-3		IBB		PB E FC4-6 1B	3 0 1	0 0 1	0 0 1	0 0 1	1 0 0	0 0 0	0 0 0
Bruce Kimm, R (1, 2) OBP: 0.300, SLG: 0.292 Mickey Stanley, R (9, PH) OBP: 0.368, SLG: 0.412 Jerry Manuel, S (9, 4) OBP: 0.250, SLG: 0.194			K		6-3		K		G5-3 2-3f		FC1 FC4-6 PB 1B 1-2	3 1 1	0 0 1	0 0 1	0 0 0	0 0 0	2 0 0	0 3 1
Inning Stats	R: 0 E: 0 K: 1 S: 7 H: 2 LOB: 2 BB: 0 P: 7	R: 0 E: 0 K: 1 S: 5 H: 0 LOB: 0 BB: 0 P: 5	R: 1 E: 1 K: 1 S: 7 H: 1 LOB: 1 BB: 0 P: 7	R: 1 E: 0 K: 2 S: 8 H: 1 LOB: 0 BB: 0 P: 8	R: 0 E: 0 K: 0 S: 4 H: 1 LOB: 1 BB: 0 P: 4	R: 0 E: 1 K: 1 S: 6 H: 0 LOB: 1 BB: 0 P: 6	R: 0 E: 0 K: 1 S: 5 H: 0 LOB: 0 BB: 0 P: 5	R: 0 E: 0 K: 0 S: 3 H: 0 LOB: 0 BB: 0 P: 3	R: 0 E: 0 K: 0 S: 3 H: 1 LOB: 2 BB: 2 P: 11	R: 0 E: 0 K: 0 S: 4 H: 1 LOB: 3 BB: 2 P: 12	R: 2 E: 1 K: 0 S: 6 H: 2 LOB: 3 BB: 2 P: 14	1B: 8 2B: 0 3B: 0 HR: 1 SF: 0 SAC: 0 DP: 1 HBP: 0						

	AB	44
	R	4
	H	9
	RBI	3
	BB	6
	SO	7
	LOB	22

WP: 0 PB: 1 SB: 1 CS: 0 PA: 50

PITCHER		IP	WLS	BF	H	R	ER	SO	BB	IBB	HBP	BLK	WP	HR	S	P	ERA	WHIP
Dick Pole, R ERA: 4.48	(1, 1)	8.1		34	6	2	1	7	1	0	0	0	0	1	47	51	1.08	0.840
Tom Murphy, R ERA: 4.55	(9, 1)	2.1	L	14	3	2	0	0	0	4	0	0	0	0	10	26	0.00	1.286
Tom House, L ERA: 3.9	(11, 1)	0.1		2	0	0	0	0	1	0	0	0	0	0	1	5	0.00	3.000

PITCHER	IP	WLS	BF	H	R	ER	SO	BB	IBB	HBP	BLK	WP	HR	S	P	ERA	WHIP

Batter	1	2	3	4	5	6	7	8	9	10	11	AB	R	H	RBI	BB	SO	LOB
Cecil Cooper, L (1, 10) OBP: 0.265, SLG: 0.436	BBBB 4-0 FC1-5 BB BB		x 0-0 ① F8		x 0-0 ① FC4-6 CS 1-2f		x 0-0 ① B1		SSS 0-3 ① K		x 0-0 ② 4-3	3	0	0	0	1	0	2
Steve Dillard, R (9, PH) OBP: 0.362, SLG: 0.387												2	0	0	0	0	1	0
Denny Doyle, L (1, 4) OBP: 0.247, SLG: 0.254	BBBB 4-0 FC1-5 1B 1-2 BB		x 0-0 ② F9		x 0-0 ② 1-2 1B		x 0-0 G3 1B 1-2 1B		x 0-0 ② F2		SSS 0-3 ③ K	2	1	1	0	1	0	0
Bobby Darwin, R (7, PH) OBP: 0.303, SLG: 0.376												1	0	1	0	0	0	0
Doug Griffin, R (8, 4) OBP: 0.267, SLG: 0.215												1	0	0	0	0	0	0
Rick Miller, L (11, PH) OBP: 0.339, SLG: 0.354												1	0	0	0	0	1	0
Fred Lynn, L (1, 8) OBP: 0.373, SLG: 0.456	x 0-0 ① FC1-5 1B 1-2 2-3f		BBBB 4-0 BB BB		x 0-0 ③ G3		x 0-0 G3 1-2 2-H 1B		BBBB 4-0 S BB			3	0	1	1	2	0	3
Carl Yastrzemski, L (1, 3) OBP: 0.345, SLG: 0.465	x 0-0 1-2 2-H 1B		BBBB 4-0 1-2 BB			BBBB 4-0 G6-4-3 BB	x 0-0 ② G3 1-2 2-3		SSS 0-3 ③ K 1-2			3	0	1	1	2	1	3
Jim Rice, R (1, 7) OBP: 0.296, SLG: 0.461	x 0-0 ② F8		x 0-0 ③ P4			x 0-0 ①② SSS G6-4-3 1-2f	0-3 ③ K			x 0-0 ① P4		5	0	0	0	0	1	7
Carlton Fisk, R (1, 2) OBP: 0.369, SLG: 0.442	x 0-0 ③ L6			x 0-0 ① 5-3		x 0-0 2B	x 0-0 ① P7			x 0-0 ② L6		5	0	1	0	0	0	2
Dwight Evans, R (1, 9) OBP: 0.317, SLG: 0.422		x 0-0 ① F7		SSS 0-3 ② K		BBBB 4-0 BB		SSS 0-3 ② K		x 0-0 1B		4	0	1	0	1	2	0
Rico Petrocelli, R (1, 5) OBP: 0.328, SLG: 0.337		x 0-0 ② F9		x 0-0 ③ 5-3		x 0-0 ③ F8		x 0-0 1B		SSS 0-3 ③ K		5	0	1	0	0	1	3
Rick Burleson, R (1, 6) OBP: 0.307, SLG: 0.316		x 0-0 ③ G1			x 0-0 FC4-6 1B		BBBB 4-0 1B 1B BB	SSS 0-3 ③ K			SSS 0-3 ① K	4	1	1	0	1	2	1
Inning Stats	R: 1 E: 0 K: 0 S: 4 H: 1 LOB: 2 BB: 2 P: 12	R: 0 E: 0 K: 0 S: 3 H: 0 LOB: 0 BB: 0 P: 3	R: 0 E: 0 K: 0 S: 3 H: 0 LOB: 2 BB: 2 P: 11	R: 0 E: 0 K: 1 S: 5 H: 0 LOB: 0 BB: 0 P: 5	R: 0 E: 0 K: 0 S: 4 H: 2 LOB: 1 BB: 0 P: 4	R: 0 E: 0 K: 0 S: 3 H: 1 LOB: 2 BB: 2 P: 11	R: 1 E: 0 K: 1 S: 7 H: 2 LOB: 2 BB: 1 P: 11	R: 0 E: 0 K: 2 S: 8 H: 1 LOB: 1 BB: 0 P: 8	R: 0 E: 0 K: 2 S: 7 H: 0 LOB: 1 BB: 1 P: 11	R: 0 E: 0 K: 1 S: 6 H: 1 LOB: 1 BB: 0 P: 6	R: 0 E: 0 K: 2 S: 7 H: 0 LOB: 0 BB: 0 P: 7	1B: 7 2B: 1 3B: 0 HR: 0 SF: 0 SAC: 0 DP: 1 HBP: 0						

PITCHER		IP	WLS	BF	H	R	ER	SO	BB	IBB	HBP	BLK	WP	HR	ERA	WHIP
Frank MacCormack, R ERA: 4.66	(1, 1)	6.0		26	4	1	1	1	6	0	0	0	0	0	1.50	1.667
Frank MacCormack, R ERA: 4.66	(1, 1)	6.0		26	4	1	1	1	6	0	0	0	0	0	1.50	1.667
John Hiller, L ERA: 2.96	(7, 1)	3.0		14	3	1	1	5	2	0	0	0	0	0	3.00	1.667
Steve Grilli, R ERA: 6.08	(10, 1)	2.0	W	7	1	0	0	3	0	0	0	0	0	0	0.00	0.500

PITCHER	IP	WLS	BF	H	R	ER	SO	BB	IBB	HBP	BLK	WP	HR	S	P	ERA	WHIP

BOTTOM

Detroit Tigers @ Boston Red Sox

Fenway Park, Boston, MA

Sun Jun 27 1976, 3:33 AM EDT

Att. 29,809 - Unknown - 76 F

livebaseballscorecards.com

AB	39
R	2
H	8
RBI	2
BB	8
SO	9
LOB	21

WP: 0 PA: 47
PB: 0
SB: 1
CS: 1

Baltimore Orioles @ Boston Red Sox

Fenway Park, Boston, MA

Mon Jun 28 1976, 7:05 PM EDT

Att. 27,648 - Unknown

TOP

livebaseballscorecards.com

Batter	1	2	3	4	5	6	7	8	9	AB	R	H	RBI	BB	SO	LOB
Tommy Harper, R (1, 10) OBP: 0.326, SLG: 0.289	K	SF8 3-H		1B 2B 1B	K			K		3	1	1	1	0	2	0
Al Bumbry, L (8, PH) OBP: 0.333, SLG: 0.386										1	0	0	0	0	1	0
Bobby Grich, R (1, 4) OBP: 0.393, SLG: 0.441	FC6-4 1B BB	1-3 2-H 2B		1-3 2B 1B		HR		F7		4	2	3	2	1	0	0
Reggie Jackson, L (1, 9) OBP: 0.307, SLG: 0.442	FC6-4 1-2 1B	G3		1B 1-H 3-H 2B		K		G3		5	1	2	2	0	1	2
Lee May, R (1, 3) OBP: 0.295, SLG: 0.447	FC6-4 1-2f 2-3		F8	1B 2-H		K			K	5	0	1	1	0	2	2
Andres Mora, R (1, 7) OBP: 0.282, SLG: 0.446	K		K	F7		1B			K	5	0	1	0	0	3	3
Paul Blair, R (1, 8) OBP: 0.253, SLG: 0.256		1-3	1B		F8	F8			K	4	0	1	0	0	0	1
Ken Singleton, S (9, PH) OBP: 0.331, SLG: 0.323										1	0	0	0	0	1	0
Mark Belanger, R (1, 6) OBP: 0.350, SLG: 0.357		E 1B SF8 1B	F8		K		5-3			4	1	1	0	0	1	1
Brooks Robinson, R (1, 5) OBP: 0.243, SLG: 0.331		1-2 E 2B 1B		P3	HR 1B		K			4	2	2	0	0	1	0
Dave Duncan, R (1, 2) OBP: 0.311, SLG: 0.309		E6 2B 1-2 2-3		4-3	1-H HR		K			4	1	1	2	0	1	2
Inning Stats	R: 0 E: 0 K: 2 S: 8 H: 1 LOB: 2 BB: 1 P: 12	R: 2 E: 1 K: 0 S: 7 H: 3 LOB: 2 BB: 0 P: 7	R: 0 E: 0 K: 1 S: 6 H: 1 LOB: 1 BB: 0 P: 6	R: 3 E: 0 K: 0 S: 7 H: 4 LOB: 1 BB: 0 P: 7	R: 2 E: 0 K: 2 S: 9 H: 2 LOB: 0 BB: 0 P: 9	R: 1 E: 0 K: 2 S: 9 H: 2 LOB: 1 BB: 0 P: 9	R: 0 E: 0 K: 2 S: 7 H: 0 LOB: 0 BB: 0 P: 7	R: 0 E: 0 K: 1 S: 5 H: 0 LOB: 0 BB: 0 P: 5	R: 0 E: 0 K: 3 S: 9 H: 0 LOB: 0 BB: 0 P: 9	1B: 9 2B: 2 3B: 0 HR: 2 SF: 1 SAC: 0 DP: 0 HBP: 0						

	AB	40
	R	8
	H	13
	RBI	8
	BB	1
	SO	13
	LOB	11

PITCHER		IP	WLS	BF	H	R	ER	SO	BB	IBB	HBP	BLK	WP	HR	S	P	ERA	WHIP
Rick Jones, L ERA: 3.02	(1, 1)	3.2		22	9	5	3	3	1	0	0	0	0	0	27	31	7.36	2.727
Reggie Cleveland, R ERA: 3.58	(4, 1)	1.1		6	2	2	2	2	0	0	0	0	0	1	10	10	13.50	1.500
Fergie Jenkins, R ERA: 3.28	(6, 1)	4.0	W	14	2	1	1	8	0	0	0	0	0	1	30	30	2.25	0.500

PITCHER	IP	WLS	BF	H	R	ER	SO	BB	IBB	HBP	BLK	WP	HR	S	P	ERA	WHIP

Batter	1	2	3	4	5	6	7	8	9	AB	R	H	RBI	BB	SO	LOB
Cecil Cooper, L (1, 3) OBP: 0.277, SLG: 0.442	G1-6-3 1B		2B 3B 1B	2-H 1B		FC4-3-6-2 IHR 1-2 2-H 3-H		F7		5	2	3	2	0	0	2
Butch Hobson, R (1, 5) OBP: 0.400, SLG: 1.200	G1-6-3 1-2f		1-3 3B 2B	P5		1-H IHR		K		5	2	2	2	0	1	2
Fred Lynn, L (1, 8) OBP: 0.378, SLG: 0.470	F7		2-H 3-H CS 3B		1B 2B	F8		2B WP BB		4	2	2	2	1	0	0
Carl Yastrzemski, L (1, 7) OBP: 0.349, SLG: 0.470		F8	BB		2-H G6-4-3 1B		K	WP 1-3 2B		4	0	2	1	1	1	0
Carlton Fisk, R (1, 2) OBP: 0.366, SLG: 0.437		F8	3-H K		1-2f G6-4-3		2B 6-3 1B	2-3 3-H F8		5	1	1	0	0	1	4
Jim Rice, R (1, 10) OBP: 0.299, SLG: 0.474		P4		SF8 3B	F9		6-3 1-3 2B			4	1	2	0	0	0	0
Bobby Darwin, R (1, 9) OBP: 0.309, SLG: 0.376 Rick Miller, L (4, 9) OBP: 0.336, SLG: 0.354 Dwight Evans, R (6, PH) OBP: 0.322, SLG: 0.424 (7, 9)			2B E HBP	SF8 3-H		1B 1B FC4-3-6-2 1B	6-3 IBB			0 0 1	1 0 1	0 0 1	0 1 1	0 0 0	0 0 0	0 0 0
Rico Petrocelli, R (1, 4) OBP: 0.332, SLG: 0.347			E8 1-H 6-3 2B	E5 WP 1B		1-2 1B FC4-3-6-2 1B	6-3 1-2 2-3 3-H			4	2	2	1	0	0	2
Steve Dillard, R (1, 6) OBP: 0.361, SLG: 0.385 Rick Burleson, R (7, 6) OBP: 0.306, SLG: 0.315			6-3 3-H	K 1-2		1-2 2-3 FC4-3-6-2 1B	F9			3 1	0 0	1 0	1 0	0 0	1 0	1 2
Inning Stats	R: 0 E: 0 K: 0 S: 3 H: 1 LOB: 0 BB: 0 P: 3	R: 0 E: 0 K: 0 S: 3 H: 0 LOB: 0 BB: 0 P: 3	R: 4 E: 1 K: 1 S: 8 H: 4 LOB: 2 BB: 1 P: 13	R: 2 E: 1 K: 1 S: 8 H: 2 LOB: 1 BB: 0 P: 8	R: 1 E: 0 K: 0 S: 4 H: 2 LOB: 0 BB: 0 P: 4	R: 3 E: 0 K: 0 S: 6 H: 4 LOB: 0 BB: 0 P: 6	R: 1 E: 0 K: 1 S: 7 H: 2 LOB: 2 BB: 1 P: 11	R: 1 E: 0 K: 1 S: 6 H: 1 LOB: 1 BB: 1 P: 10		1B: 8 2B: 7 3B: 2 HR: 1 SF: 1 SAC: 0 DP: 4 HBP: 1						

PITCHER		IP	WLS	BF	H	R	ER	SO	BB	IBB	HBP	BLK	WP	HR	S	P	ERA	WHIP
Jim Palmer, R ERA: 3.22	(1, 1)	3.2		19	7	6	4	2	1	0	1	0	1	0	21	26	9.82	2.182
Mike Flanagan, L ERA: 5.63	(4, 1)	1.1	L	8	5	4	4	0	0	0	0	0	0	0	8	8	27.00	3.750
Rudy May, L ERA: 4.39	(6, 1)	1.1		7	3	1	1	1	0	1	0	0	0	0	8	12	6.75	2.250
Dave Pagan, R ERA: 3.24	(7, 1)	1.2		7	1	1	1	1	1	0	0	0	1	0	8	12	5.40	1.200

PITCHER	IP	WLS	BF	H	R	ER	SO	BB	IBB	HBP	BLK	WP	HR	S	P	ERA	WHIP

BOTTOM

Baltimore Orioles @ Boston Red Sox

Fenway Park, Boston, MA

Mon Jun 28 1976, 7:05 PM EDT

Att. 27,648 - Unknown

livebaseballscorecards.com

AB	36
R	12
H	16
RBI	10
BB	3
SO	4
LOB	13

Baltimore Orioles @ Boston Red Sox

Fenway Park, Boston, MA

Tue Jun 29 1976, 7:05 PM EDT

Att. 30,054 - Unknown

TOP

livebaseballscorecards.com

Batter	1	2	3	4	5	6	7	8	9	AB	R	H	RBI	BB	SO	LOB
Mark Belanger, R (1, 6) OBP: 0.346, SLG: 0.352	0-0 ① P4			0-0 ① F7			0-0 ① F3		0-3 ③ K	3	0	0	0	0	0	0
Terry Crowley, L (9, PH)										1	0	0	0	0	1	0
Bobby Grich, R (1, 4) OBP: 0.388, SLG: 0.435	0-0 ② F2			0-0 ② P5			0-3 ② K			3	0	0	0	0	1	0
Reggie Jackson, L (1, 9) OBP: 0.307, SLG: 0.437	0-0 ③ F8			0-0 ③ G3			4-0 S BB			2	0	0	0	1	0	0
Lee May, R (1, 3) OBP: 0.292, SLG: 0.440		0-0 ① F9			0-3 ① K		0-0 ③ 6-3 1-2			3	0	0	0	0	1	1
Andres Mora, R (1, 7) OBP: 0.275, SLG: 0.435		0-0 ② 6-3			0-0 ② 4-3			0-0 ① 4-3		3	0	0	0	0	0	0
Ken Singleton, S (1, 10) OBP: 0.327, SLG: 0.319		0-0 ③ F9			0-0 ③ F9			0-0 ② 4-3		3	0	0	0	0	0	0
Paul Blair, R (1, 8) OBP: 0.254, SLG: 0.257			0-0 ① P3			0-0 G6-4-3 1B		0-3 ③ K		3	0	1	0	0	1	0
Brooks Robinson, R (1, 5) OBP: 0.240, SLG: 0.326			0-0 ② 6-3			0-0 ①② G6-4-3 1-2f			4-0 G3-6-3 BB	2	0	0	0	0	0	1
Al Bumbry, L (9, PH) OBP: 0.337, SLG: 0.386										0	0	0	0	1	0	0
Dave Duncan, R (1, 2) OBP: 0.308, SLG: 0.305			0-0 ③ F2			0-0 ③ F2			0-0 ①② G3-6-3 1-2f	2	0	0	0	0	0	0
Tony Muser, L (9, PH) OBP: 0.293, SLG: 0.248										1	0	0	0	0	0	1

Inning Stats	1	2	3	4	5	6	7	8	9
	R: 0 E: 0 K: 0 S: 3	R: 0 E: 0 K: 0 S: 3	R: 0 E: 0 K: 0 S: 3	R: 0 E: 0 K: 0 S: 3	R: 0 E: 0 K: 1 S: 5	R: 0 E: 0 K: 0 S: 3	R: 0 E: 0 K: 1 S: 5	R: 0 E: 0 K: 1 S: 5	R: 0 E: 0 K: 1 S: 4
	H: 0 LOB: 0 BB: 0 P: 3	H: 0 LOB: 0 BB: 0 P: 3	H: 0 LOB: 0 BB: 0 P: 3	H: 0 LOB: 0 BB: 0 P: 3	H: 0 LOB: 0 BB: 0 P: 5	H: 1 LOB: 0 BB: 0 P: 3	H: 0 LOB: 1 BB: 1 P: 9	H: 0 LOB: 0 BB: 0 P: 5	H: 0 LOB: 0 BB: 1 P: 8

1B: 1 2B: 0 3B: 0 HR: 0 | SF: 0 SAC: 0 DP: 2 HBP: 0 | WP: 0 PB: 0 SB: 1 CS: 0 | PA: 28

PITCHER	IP	WLS	BF	H	R	ER	SO	BB	IBB	HBP	BLK	WP	HR	S	P	ERA	WHIP
Rick Wise, R (1, 1) ERA: 3.83	9.0	W	28	1	0	0	4	2	0	0	0	0	0	34	42	0.00	0.333

PITCHER	IP	WLS	BF	H	R	ER	SO	BB	IBB	HBP	BLK	WP	HR	S	P	ERA	WHIP

AB	26
R	0
H	1
RBI	0
BB	2
SO	4
LOB	3

Baltimore Orioles @ Boston Red Sox

Fenway Park, Boston, MA

Tue Jun 29 1976, 7:05 PM EDT

Att. 30,054 - Unknown

BOTTOM

Batter	1	2	3	4	5	6	7	8	9	AB	R	H	RBI	BB	SO	LOB
Steve Dillard, R (1, 6) OBP: 0.368, SLG: 0.406	S 1B		K		G6-4-3 1-2f			1B 2-H 2B		4	1	2	1	0	1	1
Rick Burleson, R (9, 6) OBP: 0.306, SLG: 0.315										0	0	0	0	0	0	0
Butch Hobson, R (1, 5) OBP: 0.222, SLG: 0.667	F8 1-2		6-3			1-3		5-3		4	0	0	0	0	0	2
Fred Lynn, L (1, 8) OBP: 0.376, SLG: 0.466	F9		F8			K		2-H 1B		4	0	1	1	0	1	1
Carlton Fisk, R (1, 2) OBP: 0.361, SLG: 0.429	F9			F7		L4		F8		4	0	0	0	0	0	2
Carl Yastrzemski, L (1, 7) OBP: 0.349, SLG: 0.468		G3		FC6-5 WP 1B			F5			3	0	1	0	0	0	0
Jim Rice, R (1, 10) OBP: 0.300, SLG: 0.473		BB 1B		FC6-5 1-3			K			3	0	1	0	0	1	1
Rico Petrocelli, R (1, 4) OBP: 0.327, SLG: 0.341		F8		K			2-3			3	0	0	0	0	1	2
Dwight Evans, R (1, 9) OBP: 0.326, SLG: 0.425		BB 1-2			5-3			SH3-4 2B 1B		2	1	1	0	1	0	0
Cecil Cooper, L (1, 3) OBP: 0.280, SLG: 0.443		K			G6-4-3 1B			SH3-4 1-2		2	0	1	0	0	1	2

Inning Stats									
	R: 0 E: 0 K: 0 S: 4	H: 1 LOB: 1 BB: 0 P: 4	R: 0 E: 0 K: 1 S: 6	H: 1 LOB: 2 BB: 1 P: 10	R: 0 E: 0 K: 1 S: 5	H: 0 LOB: 0 BB: 0 P: 5	R: 0 E: 0 K: 1 S: 6	H: 1 LOB: 1 BB: 0 P: 6	R: 0 E: 0 K: 0 S: 3	H: 1 LOB: 0 BB: 0 P: 3	R: 0 E: 0 K: 1 S: 5	H: 0 LOB: 0 BB: 0 P: 5	R: 0 E: 0 K: 1 S: 5	H: 0 LOB: 0 BB: 0 P: 5	R: 2 E: 0 K: 0 S: 6	H: 3 LOB: 1 BB: 0 P: 6	1B: 6 2B: 1 3B: 0 HR: 0	SF: 0 SAC: 1 DP: 1 HBP: 0	WP: 1 PB: 0 SB: 1 CS: 0	PA: 31

livebaseballscorecards.com

AB	29
R	2
H	7
RBI	2
BB	1
SO	5
LOB	11

PITCHER		IP	WLS	BF	H	R	ER	SO	BB	IBB	HBP	BLK	WP	HR	S	P	ERA	WHIP
Mike Cuellar, L ERA: 4.93	(1, 1)	7.2	L	30	7	2	2	5	1	0	0	0	1	0	39	43	2.35	1.043
Dyar Miller, R ERA: 3.15	(8, 1)	0.1		1	0	0	0	0	0	0	0	0	0	0	1	1	0.00	0.000

PITCHER	IP	WLS	BF	H	R	ER	SO	BB	IBB	HBP	BLK	WP	HR	S	P	ERA	WHIP

Baltimore Orioles @ Boston Red Sox

Fenway Park, Boston, MA

Wed Jun 30 1976, 3:33 AM EDT

Att. 29,348 - Unknown

TOP

livebaseballscorecards.com

Batter	1	2	3	4	5	6	7	8	9	AB	R	H	RBI	BB	SO	LOB
Al Bumbry, L (1, 7) OBP: 0.340, SLG: 0.399	F9		CS 1B 2-H		3B 1-H 3-H		F5			4	0	2	3	0	0	0
Mark Belanger, R (1, 6) OBP: 0.344, SLG: 0.351	F9		CS 1-2	5-3	F3			L3 1B		4	0	1	0	0	0	1
Bobby Grich, R (1, 4) OBP: 0.390, SLG: 0.436	F9			1B		6-3 1B		L5		4	0	2	0	0	0	1
Reggie Jackson, L (1, 9) OBP: 0.301, SLG: 0.428		K		F5		L6		L3 1-2		4	0	0	0	0	1	2
Lee May, R (1, 3) OBP: 0.287, SLG: 0.432		F7			F7	6-3 1-2			K	4	0	0	0	0	1	1
Ken Singleton, S (1, 10) OBP: 0.330, SLG: 0.316		F8			2B 1B BB	BB			F7	2	1	0	0	2	0	0
Paul Blair, R (1, 8) OBP: 0.260, SLG: 0.272			1B 2B		1B 3B 2B 1-3	F8			F3	3	1	2	0	0	0	2
Tony Muser, L (9, PH) OBP: 0.291, SLG: 0.246										1	0	0	0	0	0	0
Doug DeCinces, R (1, 5) OBP: 0.269, SLG: 0.349			K		3B 1B 2-3 3-H		6-3			3	1	1	1	0	1	1
Rick Dempsey, R (1, 2) OBP: 0.217, SLG: 0.164			1B 1B 2-H		F2		L7			3	1	1	0	0	0	2

	AB	32
	R	4
	H	9
	RBI	4
	BB	2
	SO	3
	LOB	10

Inning Stats	1	2	3	4	5	6	7	8	9
	R: 0 E: 0 K: 0 S: 3	H: 0 LOB: 0 BB: 0 P: 3	R: 0 E: 0 K: 1 S: 5	H: 0 LOB: 0 BB: 0 P: 5	R: 1 E: 0 K: 1 S: 6	H: 3 LOB: 0 BB: 0 P: 6	R: 0 E: 0 K: 0 S: 3	H: 1 LOB: 0 BB: 0 P: 3	R: 3 E: 0 K: 0 S: 6	H: 3 LOB: 1 BB: 1 P: 10	R: 0 E: 0 K: 0 S: 4	H: 1 LOB: 2 BB: 1 P: 8	R: 0 E: 0 K: 0 S: 3	H: 0 LOB: 0 BB: 0 P: 3	R: 0 E: 0 K: 0 S: 3	H: 1 LOB: 0 BB: 0 P: 3	R: 0 E: 0 K: 1 S: 5	H: 0 LOB: 0 BB: 0 P: 5

	1B: 6	SF: 0	WP: 0	PA: 35
	2B: 3	SAC: 0	PB: 0	
	3B: 1	DP: 1	SB: 0	
	HR: 0	HBP: 0	CS: 1	

PITCHER		IP	WLS	BF	H	R	ER	SO	BB	IBB	HBP	BLK	WP	HR	S	P	ERA	WHIP
Luis Tiant, R ERA: 2.96	(1, 1)	5.0		20	7	4	4	2	1	0	0	0	0	0	23	27	7.20	1.600
Jim Willoughby, R ERA: 2.7	(6, 1)	4.0	W	14	2	0	0	1	1	0	0	0	0	0	15	19	0.00	0.750

PITCHER	IP	WLS	BF	H	R	ER	SO	BB	IBB	HBP	BLK	WP	HR	S	P	ERA	WHIP

Baltimore Orioles @ Boston Red Sox

Fenway Park, Boston, MA

Wed Jun 30 1976, 3:33 AM EDT

Att. 29,348 - Unknown

BOTTOM

livebaseballscorecards.com

Batter	1	2	3	4	5	6	7	8	9	AB	R	H	RBI	BB	SO	LOB
Cecil Cooper, L (1, 3) OBP: 0.279, SLG: 0.438	L6	2-H 1B			K		F5			4	0	1	1	0	1	0
Butch Hobson, R (1, 5) OBP: 0.231, SLG: 0.538	1B SF8 1B	F8			F8		K			4	1	1	0	0	1	1
Fred Lynn, L (1, 8) OBP: 0.386, SLG: 0.485	1-3 1B		G6-4-3 1B			2B 3B	S 1B			4	1	4	0	0	0	0
Carl Yastrzemski, L (1, 7) OBP: 0.348, SLG: 0.471	SF8 3-H		F7			HR 2B 3-H	3-1 1-2			3	1	1	2	0	0	2
Carlton Fisk, R (1, 2) OBP: 0.359, SLG: 0.426	F4		G6-4-3 1-2f			6-3		S 1B		4	0	1	0	0	0	3
Jim Rice, R (1, 10) OBP: 0.307, SLG: 0.488		F8		G1-6-3 1B		2-H HR		BBBB 1-2 G6-4-3 BB		3	1	2	2	1	0	0
Rick Miller, L (1, 9) OBP: 0.344, SLG: 0.371 Dwight Evans, R (8, PH) OBP: 0.325, SLG: 0.423 (9, 9)		E 4-3 2B		G1-6-3 1-2f		CS 1B		SSS		3 1	1 0	2 0	0 0	0 0	0 1	1 2
Rico Petrocelli, R (1, 4) OBP: 0.325, SLG: 0.335		E4 4-3 1B 2-3		5-3		BBBB FC6-4 BB 1-2		G6-4-3 1-2f		3	1	0	0	1	0	3
Steve Dillard, R (1, 6) OBP: 0.354, SLG: 0.389 Rick Burleson, R (7, 6) OBP: 0.306, SLG: 0.315		4-3 1-2 3-H			5-3	FC6-4 1-2f				3 0	0 0	0 0	1 0	0 0	0 0	2 0
Inning Stats	R: 1 H: 2 E: 0 LOB: 1 K: 0 BB: 0 S: 5 P: 5	R: 2 H: 2 E: 1 LOB: 1 K: 0 BB: 0 S: 6 P: 6	R: 0 H: 1 E: 0 LOB: 0 K: 0 BB: 0 S: 3 P: 3	R: 0 H: 1 E: 0 LOB: 0 K: 0 BB: 0 S: 3 P: 3	R: 0 H: 0 E: 0 LOB: 0 K: 1 BB: 0 S: 5 P: 5	R: 3 H: 4 E: 0 LOB: 1 K: 0 BB: 1 S: 6 P: 10	R: 0 H: 1 E: 0 LOB: 1 K: 1 BB: 0 S: 6 P: 6	R: 0 H: 1 E: 0 LOB: 1 K: 1 BB: 1 S: 5 P: 9		1B: 8 SF: 1 2B: 2 SAC: 0 3B: 1 DP: 3 HR: 1 HBP: 0						

	AB	32
	R	6
	H	12
	RBI	6
	BB	2
	SO	3
	LOB	14

WP: 0 PA: 35
PB: 0
SB: 2
CS: 1

PITCHER		IP	WLS	BF	H	R	ER	SO	BB	IBB	HBP	BLK	WP	HR	S	P	ERA	WHIP
Wayne Garland, R ERA: 2.16	(1, 1)	5.1	L	24	9	6	4	1	0	0	0	0	0	1	26	26	6.75	1.688
Dave Pagan, R ERA: 3.18	(6, 1)	0.2		3	1	0	0	0	1	0	0	0	0	0	2	6	0.00	3.000
Tippy Martinez, L ERA: 1.57	(7, 1)	2.0		8	2	0	0	2	1	0	0	0	0	0	11	15	0.00	1.500

PITCHER	IP	WLS	BF	H	R	ER	SO	BB	IBB	HBP	BLK	WP	HR	S	P	ERA	WHIP

Boston Red Sox @ Milwaukee Brewers

Milwaukee County Stadium, Milwaukee, WI

Thu Jul 01 1976, 8:05 PM EDT
Att. 16,182 - Unknown - 71 F

livebaseballscorecards.com

TOP

Batter	1	2	3	4	5	6	7	8	9	10	AB	R	H	RBI	BB	SO	LOB
Cecil Cooper, L (1, 3) OBP: 0.296, SLG: 0.463	E SH1-4 1B		1-3 2B		F5		2-H 2B		1-3 G6-4-3 1B		5	1	4	1	0	0	2
Butch Hobson, R (1, 5) OBP: 0.176, SLG: 0.412	SH1-4 1-2		K		P6		K		G6-4-3 1-2f 3-H		4	0	0	0	0	2	6
Fred Lynn, L (1, 8) OBP: 0.382, SLG: 0.483	E4 CS 2-H		F9			2B 2B	P6		3-1		5	1	1	0	0	0	3
Carl Yastrzemski, L (1, 7) OBP: 0.352, SLG: 0.473	K 1-2			G5-4-3 BB		4-3 WP 2-H 2B	IBB			F9	3	1	1	1	2	1	1
Carlton Fisk, R (1, 2) OBP: 0.353, SLG: 0.417		6-3		G5-4-3 1-2f		4-3 2-3	K			K	5	0	0	0	0	2	4
Jim Rice, R (1, 10) OBP: 0.301, SLG: 0.478		1-3		K		F8 3-H		5-3		K	5	0	0	0	0	2	0
Rick Miller, L (1, 9) OBP: 0.348, SLG: 0.375		P6			WP 1B	1B		F7			4	0	2	0	0	0	0
Rico Petrocelli, R (1, 4) OBP: 0.319, SLG: 0.328			F7		F9 1-2	F7		K			4	0	0	0	0	1	2
Denny Doyle, L (8, 4) OBP: 0.247, SLG: 0.254											0	0	0	0	0	0	0
Steve Dillard, R (1, 6) OBP: 0.378, SLG: 0.419			2B 1B		BB		2B 2B		1B G6-4-3 1B		2	1	2	0	1	0	0
Rick Burleson, R (7, 6) OBP: 0.309, SLG: 0.318											1	1	1	0	0	0	0

	AB	38
	R	5
	H	11
	RBI	2
	BB	3
	SO	8
	LOB	18

Inning Stats	1	2	3	4	5	6	7	8	9	10
	R: 1 H: 1 E: 1 LOB: 1 K: 1 BB: 0 S: 6 P: 6	R: 0 H: 0 E: 0 LOB: 0 K: 0 BB: 0 S: 3 P: 3	R: 0 H: 2 E: 0 LOB: 2 K: 1 BB: 0 S: 7 P: 7	R: 0 H: 0 E: 0 LOB: 0 K: 1 BB: 1 S: 4 P: 8	R: 0 H: 1 E: 0 LOB: 2 K: 0 BB: 1 S: 4 P: 8	R: 2 H: 3 E: 0 LOB: 1 K: 0 BB: 0 S: 6 P: 6	R: 1 H: 2 E: 0 LOB: 2 K: 2 BB: 1 S: 9 P: 13	R: 0 H: 0 E: 0 LOB: 0 K: 1 BB: 0 S: 5 P: 5	R: 1 H: 2 E: 0 LOB: 0 K: 0 BB: 0 S: 4 P: 4	R: 0 H: 0 E: 0 LOB: 0 K: 2 BB: 0 S: 7 P: 7

	1B: 6	SF: 0	WP: 2	PA: 42
	2B: 6	SAC: 1	PB: 0	
	3B: 0	DP: 3	SB: 0	
	HR: 0	HBP: 0	CS: 1	

PITCHER		IP	WLS	BF	H	R	ER	SO	BB	IBB	HBP	BLK	WP	HR	S	P	ERA	WHIP
Jim Slaton, R ERA: 3.46	(1, 1)	9.0		39	11	5	4	6	2	1	0	0	2	0	48	60	4.00	1.444
Danny Frisella, R ERA: 2.7	(10, 1)	1.0	W	3	0	0	0	2	0	0	0	0	0	0	7	7	0.00	0.000

PITCHER	IP	WLS	BF	H	R	ER	SO	BB	IBB	HBP	BLK	WP	HR	S	P	ERA	WHIP

Batter	1	2	3	4	5	6	7	8	9	10	AB	R	H	RBI	BB	SO	LOB
Von Joshua, L (1, 8) OBP: 0.277, SLG: 0.330 Bill Sharp, L (8, PR) OBP: 0.293, SLG: 0.258 (9, 8)	K	6-3			G3		1B 2B 1-H	1B IBB 1-2		K	4 1	1 0	1 0	1 0	1 0	1 0	1 1
Don Money, R (1, 5) OBP: 0.362, SLG: 0.485 Jack Heidemann, R (8, 4) OBP: 0.286, SLG: 0.211	3-1 1B 1B		K			P5	BB 1B 1B 2-H	1-2 1B 2-H		1B 1B	4 2	0 1	2 2	1 1	0 0	1 0	0 0
George Scott, R (1, 3) OBP: 0.307, SLG: 0.393	3-1 1B 1-2		6-3			K	BB 1B 1-2	F3		1B 1B 1-2	6	0	3	0	0	1	2
Bernie Carbo, L (1, 9) OBP: 0.365, SLG: 0.459	3-1 1-2 2-3		K			1B 1B	BB 1-2 2-3		F8	1B 1B 1-2 2-H	5	0	2	1	1	1	2
Mike Hegan, L (1, 10) OBP: 0.308, SLG: 0.400	K			K		1B 1-3	K		CI 1B		4	0	1	0	0	3	5
Robin Yount, R (1, 6) OBP: 0.329, SLG: 0.342		E6 2B 1B		K		F9		4-3 SH3-4 1B 1B	F9		5	2	2	0	0	1	3
Sixto Lezcano, R (1, 7) OBP: 0.330, SLG: 0.361		F9		K			6-3	SH3-4 1-2	1B 1-3		4	0	1	0	0	1	1
Darrell Porter, L (1, 2) OBP: 0.305, SLG: 0.272		3-1 2B 2-H			P6		K	4-3 2-3	F7		5	0	1	1	0	1	3
Tim Johnson, L (1, 4) OBP: 0.291, SLG: 0.284 (8, 5)		3-1 2-3			B1		2B 1B	PB 1B 1B 3-H		3-1	5	2	2	1	0	0	1
Inning Stats	R: 0 H: 2 E: 0 LOB: 2 K: 2 BB: 0 S: 9 P: 9	R: 1 H: 2 E: 1 LOB: 1 K: 0 BB: 0 S: 5 P: 5	R: 0 H: 0 E: 0 LOB: 0 K: 2 BB: 0 S: 7 P: 7	R: 0 H: 0 E: 0 LOB: 0 K: 3 BB: 0 S: 9 P: 9	R: 0 H: 0 E: 0 LOB: 0 K: 0 BB: 0 S: 3 P: 3	R: 0 H: 2 E: 0 LOB: 2 K: 1 BB: 0 S: 7 P: 7	R: 2 H: 4 E: 0 LOB: 3 K: 2 BB: 1 S: 11 P: 15	R: 2 H: 3 E: 0 LOB: 2 K: 0 BB: 1 S: 6 P: 10	R: 0 H: 1 E: 1 LOB: 2 K: 0 BB: 0 S: 5 P: 5	R: 1 H: 3 E: 0 LOB: 2 K: 1 BB: 0 S: 7 P: 7	1B: 15 SF: 0 2B: 2 SAC: 1 3B: 0 DP: 0 HR: 0 HBP: 0						

PITCHER		IP	WLS	BF	H	R	ER	SO	BB	IBB	HBP	BLK	WP	HR	S	P	ERA	WHIP
Fergie Jenkins, R ERA: 3.32	(1, 1)	6.2		29	9	3	3	9	0	0	0	0	0	0	47	47	4.05	1.350
Tom Murphy, R ERA: 4.68	(7, 1)	1.0		9	4	2	1	1	1	1	0	0	0	0	9	17	9.00	5.000
Reggie Cleveland, R ERA: 3.61	(8, 1)	2.0	L	10	3	1	1	1	0	0	0	0	0	0	12	12	4.50	1.500
Tom House, L ERA: 3.9	(10, 1)	0.0		1	1	0	0	0	0	0	0	0	0	0	1	1	∞	∞

PITCHER	IP	WLS	BF	H	R	ER	SO	BB	IBB	HBP	BLK	WP	HR	S	P	ERA	WHIP

BOTTOM

Boston Red Sox @ Milwaukee Brewers

Milwaukee County Stadium, Milwaukee, WI

Thu Jul 01 1976, 8:05 PM EDT

Att. 16,182 - Unknown - 71 F

livebaseballscorecards.com

AB	45
R	6
H	17
RBI	6
BB	2
SO	11
LOB	18

WP: 0 PA: 49
PB: 1
SB: 0
CS: 0

Batter	1	2	3	4	5	6	7	8	9	AB	R	H	RBI	BB	SO	LOB
Steve Dillard, R (1, 6) OBP: 0.379, SLG: 0.410	S 1B		BBBB 4-0 G6-4-3 BB		0-0 ③ 5-3		0-0 ① 5-3		SSS 0-3 ③ K	4	0	1	0	1	1	1
Butch Hobson, R (1, 5) OBP: 0.190, SLG: 0.381	0-0 ① F9		0-0 ①② G6-4-3 1-2f			0-0 1B SF4 1B	0-0 ② 4-3			4	1	1	0	0	0	2
Fred Lynn, L (1, 8) OBP: 0.384, SLG: 0.483	0-0 ② 1-3 1-2		0-0 ③ P5			0-0 HBP 1B BB 1-3 1B	0-0 1B			4	1	2	0	0	0	1
Jim Rice, R (1, 7) OBP: 0.296, SLG: 0.472 Rick Miller, L (8, 7) OBP: 0.348, SLG: 0.375	0-0 ③ P9			SSS 0-3 ① K		0-0 ① SF4 3-H	0-0 ③ F7			3 0	0 0	0 0	1 0	0 0	1 0	2 0
Carl Yastrzemski, L (1, 3) OBP: 0.351, SLG: 0.469		0-0 ① P3		0-0 ② L4		0-0 BB HBP 1-2 1B		0-0 ① L8		4	0	1	0	0	0	0
Bobby Darwin, R (1, 10) OBP: 0.316, SLG: 0.404		0-0 HR		0-0 ③ 6-3		H 1-0 BB HBP 1-2 2-3		0-0 ② P9		3	1	1	1	0	0	0
Dwight Evans, R (1, 9) OBP: 0.327, SLG: 0.422		0-0 FC4-6 1B			0-0 ① 4-3	BBB 4-0 1-2 2-3 3-H BB		0-0 ③ 6-3		3	0	1	1	1	0	0
Rico Petrocelli, R (1, 4) OBP: 0.313, SLG: 0.321		0-0 ② F9			0-0 ② F3	SSS 0-3 ② K			0-0 ① F9	4	0	0	0	0	1	4
Bob Montgomery, R (1, 2) OBP: 0.320, SLG: 0.391		0-0 ③ FC4-6 1-2f			0-0 1B	0-0 ③ F8			0-0 ② L8	4	0	1	0	0	0	4
Inning Stats	R: 0 E: 0 K: 0 S: 4 H: 1 LOB: 1 BB: 0 P: 4	R: 1 E: 0 K: 0 S: 5 H: 2 LOB: 1 BB: 0 P: 5	R: 0 E: 0 K: 0 S: 2 H: 0 LOB: 0 BB: 1 P: 6	R: 0 E: 0 K: 1 S: 5 H: 0 LOB: 0 BB: 0 P: 5	R: 0 E: 0 K: 0 S: 4 H: 1 LOB: 1 BB: 0 P: 4	R: 2 E: 0 K: 1 S: 8 H: 3 LOB: 3 BB: 1 P: 13	R: 0 E: 0 K: 0 S: 4 H: 1 LOB: 1 BB: 0 P: 4	R: 0 E: 0 K: 0 S: 3 H: 0 LOB: 0 BB: 0 P: 3	R: 0 E: 0 K: 1 S: 5 H: 0 LOB: 0 BB: 0 P: 5	1B: 7 2B: 0 3B: 0 HR: 1	SF: 1 SAC: 0 DP: 1 HBP: 1					

PITCHER		IP	WLS	BF	H	R	ER	SO	BB	IBB	HBP	BLK	WP	HR	S	P	ERA	WHIP
Jerry Augustine, L ERA: 4.41	(1, 1)	5.1	L	23	7	3	3	1	1	0	0	0	0	1	24	28	5.06	1.500
Bill Castro, R ERA: 3.38	(6, 1)	3.2		14	1	0	0	2	1	0	1	0	0	0	16	21	0.00	0.545

PITCHER	IP	WLS	BF	H	R	ER	SO	BB	IBB	HBP	BLK	WP	HR	S	P	ERA	WHIP

Boston Red Sox @ Milwaukee Brewers

Milwaukee County Stadium, Milwaukee, WI

Fri Jul 02 1976, 8:05 PM EDT

Att. 13,744 - Unknown - 72 F

TOP

livebaseballscorecards.com

AB	33
R	3
H	8
RBI	3
BB	2
SO	3
LOB	14

WP: 0 PA: 37
PB: 0
SB: 1
CS: 0

BOTTOM

Boston Red Sox @ Milwaukee Brewers
Milwaukee County Stadium, Milwaukee, WI
Fri Jul 02 1976, 8:05 PM EDT
Att. 13,744 - Unknown - 72 F

livebaseballscorecards.com

Batter	1	2	3	4	5	6	7	8	9	AB	R	H	RBI	BB	SO	LOB
Bill Sharp, L (1, 8) OBP: 0.299, SLG: 0.273	4-3		F8			WP 2B			3-1 1B 1B	4	0	2	0	0	0	1
Don Money, R (1, 5) OBP: 0.367, SLG: 0.487	K			G6-4-3 1B		G6-4-3 2-3 BB			3-1 1-2 1B	3	0	2	0	1	1	0
George Scott, R (1, 3) OBP: 0.303, SLG: 0.387	K			G6-4-3 1-2f		G6-4-3 1-2f			K	4	0	0	0	0	2	5
Bernie Carbo, L (1, 9) OBP: 0.369, SLG: 0.456		G3		4-0 BB			G5-4-3 1B		3-1 1-2 2-3	3	0	1	0	1	0	2
Hank Aaron, R (1, 10) OBP: 0.313, SLG: 0.398		F8		K			G5-4-3 1-2f		F5	4	0	0	0	0	1	4
Robin Yount, R (1, 6) OBP: 0.325, SLG: 0.338		4-3			5-3		4-3			3	0	0	0	0	0	0
Sixto Lezcano, R (1, 7) OBP: 0.335, SLG: 0.366			CS 1B		4-3			L3 1B		3	0	2	0	0	0	0
Darrell Porter, L (1, 2) OBP: 0.300, SLG: 0.267			K		P6			L3 1-2		3	0	0	0	0	1	2
Tim Johnson, L (1, 4) OBP: 0.293, SLG: 0.286			1-2 1B			4-3		P4		3	0	1	0	0	0	0
Inning Stats	R: 0 E: 0 K: 2 S: 7 H: 0 LOB: 0 BB: 0 P: 7	R: 0 E: 0 K: 0 S: 3 H: 0 LOB: 0 BB: 0 P: 3	R: 0 E: 0 K: 1 S: 6 H: 2 LOB: 1 BB: 0 P: 6	R: 0 E: 0 K: 1 S: 5 H: 1 LOB: 1 BB: 1 P: 9	R: 0 E: 0 K: 0 S: 3 H: 0 LOB: 0 BB: 0 P: 3	R: 0 E: 0 K: 0 S: 3 H: 1 LOB: 1 BB: 1 P: 7	R: 0 E: 0 K: 0 S: 3 H: 1 LOB: 0 BB: 0 P: 3	R: 0 E: 0 K: 0 S: 3 H: 1 LOB: 0 BB: 0 P: 3	R: 0 E: 0 K: 1 S: 7 H: 2 LOB: 2 BB: 0 P: 7	1B: 7 2B: 2 3B: 0 HR: 0 SF: 0 SAC: 0 DP: 4 HBP: 0						

	AB	30
	R	0
	H	8
	RBI	0
	BB	2
	SO	5
	LOB	14

WP: 1 PA: 32
PB: 0
SB: 0
CS: 1

PITCHER		IP	WLS	BF	H	R	ER	SO	BB	IBB	HBP	BLK	WP	HR	S	P	ERA	WHIP
Dick Pole, R ERA: 4.17	(1, 1)	5.1	W	20	4	0	0	4	2	0	0	0	1	0	26	34	0.00	1.125
Jim Willoughby, R ERA: 2.47	(6, 1)	3.2	S	12	4	0	0	1	0	0	0	0	0	0	14	14	0.00	1.091

PITCHER	IP	WLS	BF	H	R	ER	SO	BB	IBB	HBP	BLK	WP	HR	S	P	ERA	WHIP

Batter	1	2	3	4	5	6	7	8	9	AB	R	H	RBI	BB	SO	LOB
Cecil Cooper, L (1, 3) OBP: 0.301, SLG: 0.484	HR		E 1B		P6 ②			K ②		4	1	2	1	0	1	0
Rick Miller, L (1, 9) OBP: 0.338, SLG: 0.363	K ①		F7 ② 1-2		6-3 ③			4-3 ③		4	0	0	0	0	1	1
Fred Lynn, L (1, 8) OBP: 0.378, SLG: 0.475	F7 ②		4-3 ③			F7 ①			P4 ①	4	0	0	0	0	0	1
Carl Yastrzemski, L (1, 7) OBP: 0.349, SLG: 0.478	3-1 ③			HR		4-3 ②			F2 ②	4	1	1	1	0	0	0
Carlton Fisk, R (1, 2) OBP: 0.351, SLG: 0.415		G5-3 1B 1B		F8 ①		K ③			E8	4	0	1	0	0	1	0
Jim Rice, R (1, 10) OBP: 0.296, SLG: 0.468		G5-3 1-2 1B		F7 ②			6-3 ①		P6 ③	4	0	1	0	0	0	1
Denny Doyle, L (1, 4) OBP: 0.249, SLG: 0.256		G5-3 ① ② 1-2 2-3f		1B			G3 ②			3	0	1	0	0	0	2
Butch Hobson, R (1, 5) OBP: 0.167, SLG: 0.333		6-3 ③		K ③			K ③			3	0	0	0	0	2	2
Steve Dillard, R (1, 6) OBP: 0.367, SLG: 0.395			K ①		F3 ①			5-3 ①		3	0	0	0	0	1	0

TOP

Boston Red Sox @ Milwaukee Brewers

Milwaukee County Stadium, Milwaukee, WI

Sat Jul 03 1976, 8:05 PM EDT

Att. 21,331 - Unknown - 68 F

livebaseballscorecards.com

AB	33
R	2
H	6
RBI	2
BB	0
SO	6
LOB	7

Inning Stats	1	2	3	4	5	6	7	8	9			
	R: 1 E: 0 K: 1 S: 6	H: 1 LOB: 0 BB: 0 P: 6	R: 0 E: 0 K: 0 S: 4	H: 2 LOB: 1 BB: 0 P: 4	R: 0 E: 1 K: 1 S: 6	H: 1 LOB: 1 BB: 0 P: 6	R: 1 E: 0 K: 1 S: 7	H: 2 LOB: 1 BB: 0 P: 7	R: 0 E: 0 K: 0 S: 3	H: 0 LOB: 0 BB: 0 P: 3	R: 0 E: 0 K: 1 S: 5	H: 0 LOB: 0 BB: 0 P: 5
	R: 0 E: 0 K: 1 S: 5	H: 0 LOB: 0 BB: 0 P: 5	R: 0 E: 0 K: 1 S: 5	H: 0 LOB: 0 BB: 0 P: 5	R: 0 E: 0 K: 1 S: 5	H: 0 LOB: 0 BB: 0 P: 5	R: 0 E: 1 K: 0 S: 4	H: 0 LOB: 1 BB: 0 P: 4	1B: 4 2B: 0 3B: 0 HR: 2	SF: 0 SAC: 0 DP: 1 HBP: 0	WP: 0 PB: 0 SB: 0 CS: 0	PA: 33

PITCHER		IP	WLS	BF	H	R	ER	SO	BB	IBB	HBP	BLK	WP	HR	S	P	ERA	WHIP
Jim Colborn, R ERA: 4.2	(1, 1)	9.0	W	33	6	2	2	6	0	0	0	0	0	2	45	45	2.00	0.667

PITCHER	IP	WLS	BF	H	R	ER	SO	BB	IBB	HBP	BLK	WP	HR	S	P	ERA	WHIP

BOTTOM

Boston Red Sox @ Milwaukee Brewers

Milwaukee County Stadium, Milwaukee, WI

Sat Jul 03 1976, 8:05 PM EDT

Att. 21,331 - Unknown - 68 F

Batter	1	2	3	4	5	6	7	8	9	AB	R	H	RBI	BB	SO	LOB
Robin Yount, R (1, 6) OBP: 0.323, SLG: 0.340	0-0 P9 ①		0-3 K ①		0-0 F9 2B		L9 5-3			5	0	1	0	0	1	2
Don Money, R (1, 5) OBP: 0.368, SLG: 0.483	0-0 F9 ②		0-0 FC1 1-2		0-0 F8 ①		0-0 BB 1B 1B	4-0 1B FC4-2-5 BB		4	1	1	0	1	0	2
George Scott, R (1, 3) OBP: 0.304, SLG: 0.387	0-0 1B		0-0 F8 ②		0-0 F9 ② 2-3		0-3 K ② 1-3	0-0 FC4-2-5 1B		5	0	2	0	0	1	4
Hank Aaron, R (1, 10) OBP: 0.315, SLG: 0.391	0-0 5-3 ③		0-0 P5 ③		4-0 BB		4-0 E 1B BB 1-2	0-0 FC4-2-5 FC6-4 ① 1-2 3-3		3	1	0	0	2	0	5
Sixto Lezcano, R (1, 7) OBP: 0.341, SLG: 0.365		4-0 S BB		4-0 1B BB	0-0 F8 ③		0-0 E8 BB WP 1B 1-3 2-H	0-0 F8 ②		3	1	1	1	2	0	4
Bernie Carbo, L (1, 9) OBP: 0.363, SLG: 0.441		0-0 F7 ①		0-0 F7 ①		0-0 4-3 ①	4-0 WP BB 2B IBB	0-0 FC6-4 ③ 1-2f		4	1	0	0	1	0	4
Jack Heidemann, R (1, 4) OBP: 0.250, SLG: 0.182 Von Joshua, L (7, PH) OBP: 0.279, SLG: 0.330 (8, 8)		0-0 P4 ②		0-3 K ②		0-0 F8 ②	4-0 WP 2B BB 1-2 2-3 3-H			3 0	0 1	0 0	0 1	0 1	1 0	2 0
Gorman Thomas, R (1, 8) OBP: 0.293, SLG: 0.373 Bill Sharp, L (7, PH) OBP: 0.299, SLG: 0.273 Charlie Moore, R (7, PH) OBP: 0.361, SLG: 0.355 Tim Johnson, L (8, 4) OBP: 0.293, SLG: 0.286		0-3 K ③ 1-2		0-0 1B 1-3		0-0 2B	4-0 2B BB 1-2 2-3 3-H			3 0 0 0	0 0 1 0	2 0 0 0	0 0 0 0	0 0 1 0	1 0 0 0	1 0 0 0
Art Kusnyer, R (1, 2) OBP: 0.222, SLG: 0.333			0-0 FC1 1B	0-0 F8 ③		0-0 F3 ③	0-0 2B 1-H 2-H 3-H			4	0	2	3	0	0	3
Inning Stats	R: 0 E: 0 K: 0 S: 4 H: 1 LOB: 1 BB: 0 P: 4	R: 0 E: 0 K: 1 S: 5 H: 0 LOB: 1 BB: 1 P: 9	R: 0 E: 0 K: 1 S: 7 H: 1 LOB: 2 BB: 0 P: 7	R: 0 E: 0 K: 1 S: 6 H: 1 LOB: 2 BB: 1 P: 10	R: 0 E: 0 K: 0 S: 4 H: 1 LOB: 2 BB: 1 P: 8	R: 0 E: 0 K: 0 S: 4 H: 1 LOB: 1 BB: 0 P: 4	R: 6 E: 1 K: 1 S: 8 H: 3 LOB: 1 BB: 4 P: 24	R: 0 E: 0 K: 0 S: 4 H: 1 LOB: 2 BB: 1 P: 8		1B: 6 2B: 3 3B: 0 HR: 0	SF: 0 SAC: 0 DP: 0 HBP: 0			WP: 1 PB: 0 SB: 1 CS: 0	PA: 42	

livebaseballscorecards.com

	AB	34
	R	6
	H	9
	RBI	5
	BB	8
	SO	4
	LOB	27

PITCHER		IP	WLS	BF	H	R	ER	SO	BB	IBB	HBP	BLK	WP	HR	S	P	ERA	WHIP
Rick Jones, L ERA: 2.81	(1, 1)	6.1		29	6	1	1	3	3	0	0	0	0	0	32	44	1.42	1.421
Reggie Cleveland, R ERA: 4.16	(7, 1)	0.1	L	5	1	1	1	1	2	1	0	0	0	0	4	16	27.00	9.000
Tom House, L ERA: 4.13	(7, 1)	0.1		5	2	4	4	0	2	0	0	0	1	0	3	11	108.00	12.000
Tom Murphy, R ERA: 4.54	(8, 1)	1.0		3	0	0	0	0	0	0	0	0	0	0	3	3	0.00	0.000

PITCHER	IP	WLS	BF	H	R	ER	SO	BB	IBB	HBP	BLK	WP	HR	S	P	ERA	WHIP

Batter	1	2	3	4	5	6	7	8	9	AB	R	H	RBI	BB	SO	LOB
Cecil Cooper, L (1, 3) OBP: 0.313, SLG: 0.506	BBBB 4-0 2B BB		x 0-0 FC4-6 1B		x 0-0 1-H HR		x 0-0 ② L8			3	2	2	2	1	0	0
Denny Doyle, L (1, 4) OBP: 0.243, SLG: 0.250	x 0-0 ① F8		x 0-0 ① FC4-6 E 1-2f		x 0-0 ① 1-5-3		x 0-0 ③ P4			4	0	0	0	0	0	2
Fred Lynn, L (1, 8) OBP: 0.376, SLG: 0.475	x 0-0 1-H 2B		x 0-0 ② L7		x 0-0 ② 6-3			x 0-0 ① F9		4	0	1	1	0	0	1
Carl Yastrzemski, L (1, 7) OBP: 0.352, SLG: 0.478	SSS 0-3 ② K		x 0-0 E8 1-3 1B		x 0-0 1B			x 0-0 ② F8		4	0	2	0	0	1	1
Bobby Darwin, R (1, 10) OBP: 0.305, SLG: 0.389	x 0-0 ③ P5		x 0-0 ③ 5-3		x 0-0 ③ 6-3			x 0-0 ③ 5-3		4	0	0	0	0	0	4
Dwight Evans, R (1, 9) OBP: 0.323, SLG: 0.415		x 0-0 ① 6-3		x 0-0 ① F2		x 0-0 ① P3			x 0-0 ① F2	4	0	0	0	0	0	0
Steve Dillard, R (1, 6) OBP: 0.376, SLG: 0.390 Rick Burleson, R (6, 6) OBP: 0.308, SLG: 0.317		BBBB 4-0 BB		BBBB 4-0 G4-6-3 BB		SSS 0-3 ② K			x 0-0 ② 4-3	1 1	0 0	0 0	0 0	2 0	1 0	0 0
Rico Petrocelli, R (1, 5) OBP: 0.308, SLG: 0.314		x 0-0 ② P6		x 0-0 ② ③ G4-6-3 1-2f		x 0-0 ③ F8			x 0-0 ③ 5-3	4	0	0	0	0	0	2
Bob Montgomery, R (1, 2) OBP: 0.321, SLG: 0.360		SSS 0-3 ③ K			BBBB 4-0 HR BB		SSS 0-3 ① K			2	1	0	0	1	2	1
Inning Stats	R: 1 H: 1 E: 0 LOB: 1 K: 1 BB: 1 S: 6 P: 10	R: 0 H: 0 E: 0 LOB: 1 K: 1 BB: 1 S: 5 P: 9	R: 0 H: 2 E: 1 LOB: 2 K: 0 BB: 0 S: 5 P: 5	R: 0 H: 0 E: 0 LOB: 0 K: 0 BB: 1 S: 2 P: 6	R: 2 H: 2 E: 0 LOB: 1 K: 0 BB: 1 S: 5 P: 9	R: 0 H: 0 E: 0 LOB: 0 K: 1 BB: 0 S: 5 P: 5	R: 0 H: 0 E: 0 LOB: 0 K: 1 BB: 0 S: 5 P: 5	R: 0 H: 0 E: 0 LOB: 0 K: 0 BB: 0 S: 3 P: 3	R: 0 H: 0 E: 0 LOB: 0 K: 0 BB: 0 S: 3 P: 3	1B: 3 SF: 0 2B: 1 SAC: 0 3B: 0 DP: 1 HR: 1 HBP: 0						

PITCHER	IP	WLS	BF	H	R	ER	SO	BB	IBB	HBP	BLK	WP	HR	S	P	ERA	WHIP
Pete Broberg, R (1, 1) ERA: 4.6	9.0	L	35	5	3	3	4	4	0	0	0	0	1	39	55	3.00	1.000

PITCHER	IP	WLS	BF	H	R	ER	SO	BB	IBB	HBP	BLK	WP	HR	S	P	ERA	WHIP

TOP

Boston Red Sox @ Milwaukee Brewers

Milwaukee County Stadium, Milwaukee, WI

Sun Jul 04 1976, 4:33 AM EDT
Att. 13,552 - Unknown - 75 F

livebaseballscorecards.com

AB	31
R	3
H	5
RBI	3
BB	4
SO	4
LOB	11

Batter	1	2	3	4	5	6	7	8	9	AB	R	H	RBI	BB	SO	LOB
Von Joshua, L (1, 8) OBP: 0.275, SLG: 0.325	G3	K			FC4-6 1-2f			G3-6-1 1-2f		4	0	0	0	0	1	3
Don Money, R (1, 5) OBP: 0.363, SLG: 0.476	5-3		F8		F8			5-3		4	0	0	0	0	0	1
George Scott, R (1, 3) OBP: 0.304, SLG: 0.389	1B 2B		F7			F8			K	4	1	1	0	0	1	0
Bernie Carbo, L (1, 9) OBP: 0.360, SLG: 0.430	1B BB		G2			G3			F7	3	0	0	0	1	0	0
Mike Hegan, L (1, 10) OBP: 0.300, SLG: 0.379	1-3 2-H 1B			1-3		F9			4-3	4	0	1	1	0	0	0
Sixto Lezcano, R (1, 7) OBP: 0.336, SLG: 0.360	F9			3-1			F8			3	0	0	0	0	0	2
Robin Yount, R (1, 6) OBP: 0.323, SLG: 0.340		FC4-6 1B		F8			K			3	0	1	0	0	1	0
Darrell Porter, L (1, 2) OBP: 0.296, SLG: 0.263		FC4-6 4-3 1-2f			F5		F8			3	0	0	0	0	0	1
Tim Johnson, L (1, 4) OBP: 0.306, SLG: 0.291		4-3 2-3			FC4-6 BB			G3-6-1 1B		2	0	1	0	1	0	1
Inning Stats	R: 1 E: 0 K: 0 S: 5 H: 2 LOB: 2 BB: 1 P: 9	R: 0 E: 1 K: 1 S: 6 H: 1 LOB: 1 BB: 0 P: 6	R: 0 E: 0 K: 0 S: 3 H: 0 LOB: 0 BB: 0 P: 3	R: 0 E: 0 K: 0 S: 3 H: 0 LOB: 0 BB: 0 P: 3	R: 0 E: 1 K: 0 S: 3 H: 0 LOB: 1 BB: 1 P: 7	R: 0 E: 0 K: 0 S: 3 H: 0 LOB: 0 BB: 0 P: 3	R: 0 E: 0 K: 1 S: 5 H: 0 LOB: 0 BB: 0 P: 5	R: 0 E: 0 K: 0 S: 3 H: 1 LOB: 0 BB: 0 P: 3	R: 0 E: 0 K: 1 S: 5 H: 0 LOB: 0 BB: 0 P: 5	1B: 3 2B: 1 3B: 0 HR: 0 SF: 0 SAC: 0 DP: 1 HBP: 0						

PITCHER	IP	WLS	BF	H	R	ER	SO	BB	IBB	HBP	BLK	WP	HR	S	P	ERA	WHIP
Rick Wise, R (1, 1) ERA: 3.59	9.0	W	32	4	1	1	3	2	0	0	0	0	0	36	44	1.00	0.667

PITCHER	IP	WLS	BF	H	R	ER	SO	BB	IBB	HBP	BLK	WP	HR	S	P	ERA	WHIP

BOTTOM

Boston Red Sox @ Milwaukee Brewers

Milwaukee County Stadium, Milwaukee, WI

Sun Jul 04 1976, 4:33 AM EDT

Att. 13,552 - Unknown - 75 F

livebaseballscorecards.com

AB	30
R	1
H	4
RBI	1
BB	2
SO	3
LOB	8

Batter	1	2	3	4	5	6	7	8	9	AB	R	H	RBI	BB	SO	LOB
Chet Lemon, R (1, 8) OBP: 0.301, SLG: 0.302	L9		F9		G6-4-3 1-2f			1B 1-3 1-2 1B	FC6-4 1-2f	5	0	1	0	0	0	6
Kevin Bell, R (1, 5) OBP: 0.330, SLG: 0.530	1-3			HR		K		1-3 1-2 2-3		4	1	1	1	0	1	2
Jorge Orta, L (1, 7) OBP: 0.304, SLG: 0.427	1-3			G6-4-3 1B		2B		FC6-4 2-3 3-H 1B		4	0	3	1	0	0	0
Buddy Bradford, R (1, 9) OBP: 0.323, SLG: 0.363		F8		K		K		K		4	0	0	0	0	3	4
Lamar Johnson, R (1, 10) OBP: 0.296, SLG: 0.329		K		G6-4-3 1-2f		K		FC6-4 1-2f		4	0	0	0	0	2	4
Jim Spencer, L (1, 3) OBP: 0.332, SLG: 0.366		G3			BB 1B 1B		G3		4-3	4	0	1	0	0	0	0
Brian Downing, R (1, 2) OBP: 0.330, SLG: 0.328			FC6-4 1B		K		F8		P4 1B	4	0	1	0	0	1	1
Bucky Dent, R (1, 6) OBP: 0.309, SLG: 0.315			FC6-4 1-2f		BB 1-2 1B		F8		1B	4	0	2	0	0	0	1
Jack Brohamer, L (1, 4) OBP: 0.301, SLG: 0.365			F8		BB 1-2 2-3			1-3 1B 1B	FC6-4 1-2 1B	3	1	2	0	1	0	1
Inning Stats	R: 0 E: 0 K: 0 S: 3 H: 0 LOB: 0 BB: 0 P: 3	R: 0 E: 0 K: 1 S: 5 H: 0 LOB: 0 BB: 0 P: 5	R: 0 E: 0 K: 0 S: 4 H: 1 LOB: 1 BB: 0 P: 4	R: 1 E: 0 K: 1 S: 6 H: 2 LOB: 0 BB: 0 P: 6	R: 0 E: 0 K: 1 S: 6 H: 2 LOB: 2 BB: 1 P: 10	R: 0 E: 0 K: 3 S: 10 H: 1 LOB: 1 BB: 0 P: 10	R: 0 E: 0 K: 0 S: 3 H: 0 LOB: 0 BB: 0 P: 3	R: 1 E: 0 K: 1 S: 8 H: 3 LOB: 2 BB: 0 P: 8	R: 0 E: 0 K: 0 S: 5 H: 2 LOB: 2 BB: 0 P: 5	1B: 9 2B: 1 3B: 0 HR: 1	SF: 0 SAC: 0 DP: 2 HBP: 0						

TOP

Chicago White Sox @ Boston Red Sox

Fenway Park, Boston, MA

Mon Jul 05 1976, 3:33 AM EDT

Att. 24,640 - Unknown - 86 F

livebaseballscorecards.com

AB	36
R	2
H	11
RBI	2
BB	1
SO	7
LOB	19

WP: 0 PB: 0 SB: 0 CS: 0 PA: 37

PITCHER		IP	WLS	BF	H	R	ER	SO	BB	IBB	HBP	BLK	WP	HR	S	P	ERA	WHIP
Luis Tiant, R ERA: 2.89	(1, 1)	9.0	W	37	11	2	2	7	1	0	0	0	0	1	50	54	2.00	1.333
Luis Tiant, R ERA: 2.89	(8, 1)	9.0	W	37	11	2	2	7	1	0	0	0	0	1	50	54	2.00	1.333

PITCHER	IP	WLS	BF	H	R	ER	SO	BB	IBB	HBP	BLK	WP	HR	S	P	ERA	WHIP

Batter	1	2	3	4	5	6	7	8	9	AB	R	H	RBI	BB	SO	LOB
Cecil Cooper, L (1, 3) OBP: 0.309, SLG: 0.500	P7		SF8 2-3 3-H		P7		F5	2B FC6-5-4 1-3 2-H 3-H 1B		4	1	1	3	0	0	1
Denny Doyle, L (1, 4) OBP: 0.253, SLG: 0.265	G3		P4			1B 1B 1B	BB 1-3 1B	FC6-5-4 1-3 3-H 2B		5	1	3	1	0	0	1
Fred Lynn, L (1, 8) OBP: 0.370, SLG: 0.468	L7			SSS K		L8	SF7 3-H	FC6-5-4 2-3 3-H		4	0	0	2	0	1	2
Carl Yastrzemski, L (1, 7) OBP: 0.354, SLG: 0.477 Luis Tiant, R (8, 1)		4-3		L8		1B BB 1-3 FC1-2 1B	BBBB 4-0 FC6-4 1-2 BB	SSS K		3 1	0 0	1 0	0 0	1 0	0 1	0 1
Carlton Fisk, R (1, 2) OBP: 0.350, SLG: 0.410		F2		6-3		BBBB 4-0 FC1-2 1-2 1B 1B BB	FC6-4 1-2f			3	1	0	0	1	0	2
Rick Miller, L (1, 10) OBP: 0.350, SLG: 0.370 (8, 7)	SSS K				3B 1B	FC1-2 1-2 2-3 3-H 1B 1B		BBBB 4-0 1B S FC6-2 BB		3	2	2	1	1	1	0
Dwight Evans, R (1, 9) OBP: 0.329, SLG: 0.429			E7 SH5-4 SF8 1B		SF8 1-H 3B	FC1-2 1-2 2-3 3-Hf 1B		FC5 FC6-2 1-3 1B		4	3	3	1	0	0	3
Butch Hobson, R (1, 5) OBP: 0.214, SLG: 0.346			BBBB 4-0 SF8 SH5-4 BB		SF8 3-H	1-3 2-H 3-H 1B		FC6-2 FC5 1-2 1B 3-H		2	1	1	3	1	0	2
Rick Burleson, R (1, 6) OBP: 0.308, SLG: 0.314			SH5-4 1-2 2-3		6-3		BBBB 4-0 1B SF7 BB	FC5 1B 2B 1-2 2-3		2	2	0	0	1	0	2
Inning Stats	R: 0 H: 0 E: 0 LOB: 0 K: 0 BB: 0 S: 3 P: 3	R: 0 H: 0 E: 0 LOB: 0 K: 1 BB: 0 S: 5 P: 5	R: 1 H: 1 E: 1 LOB: 1 K: 0 BB: 1 S: 4 P: 8	R: 0 H: 0 E: 0 LOB: 0 K: 1 BB: 0 S: 5 P: 5	R: 2 H: 2 E: 0 LOB: 0 K: 0 BB: 0 S: 5 P: 5	R: 3 H: 4 E: 0 LOB: 2 K: 0 BB: 1 S: 6 P: 10	R: 1 H: 1 E: 0 LOB: 2 K: 0 BB: 2 S: 4 P: 12	R: 4 H: 3 E: 0 LOB: 1 K: 1 BB: 1 S: 9 P: 13		1B: 9 SF: 3 2B: 1 SAC: 1 3B: 1 DP: 0 HR: 0 HBP: 0						

PITCHER		IP	WLS	BF	H	R	ER	SO	BB	IBB	HBP	BLK	WP	HR	S	P	ERA	WHIP
Jesse Jefferson, R ERA: 6.8	(1, 1)	5.1	L	24	6	6	6	2	2	0	0	0	0	0	26	34	10.12	1.500
Pete Vuckovich, R ERA: 3.92	(6, 1)	2.2		16	5	5	5	1	3	0	0	0	0	0	15	27	16.88	3.000

PITCHER	IP	WLS	BF	H	R	ER	SO	BB	IBB	HBP	BLK	WP	HR	S	P	ERA	WHIP

BOTTOM

Chicago White Sox @ Boston Red Sox

Fenway Park, Boston, MA

Mon Jul 05 1976, 3:33 AM EDT

Att. 24,640 - Unknown - 86 F

livebaseballscorecards.com

AB	31
R	11
H	11
RBI	11
BB	5
SO	3
LOB	14

Batter	1	2	3	4	5	6	7	8	9	AB	R	H	RBI	BB	SO	LOB
Bill Stein, R (1, 4) OBP: 0.257, SLG: 0.279	P6			5-3		F9			P6	3	0	0	0	0	0	0
Jack Brohamer, L (9, PH) OBP: 0.299, SLG: 0.363										1	0	0	0	0	0	0
Kevin Bell, R (1, 5) OBP: 0.326, SLG: 0.517	P6			F9			1-3		1B	4	0	1	0	0	0	0
Jorge Orta, L (1, 9) OBP: 0.304, SLG: 0.424	CS 1B			G3			K		F8	4	0	1	0	0	1	1
Pat Kelly, L (1, 7) OBP: 0.346, SLG: 0.401	CS 1-2	4-3			3-1		F9			3	0	0	0	0	0	0
Brian Downing, R (1, 2) OBP: 0.326, SLG: 0.323		6-3			6-3			F3		3	0	0	0	0	0	0
Jim Spencer, L (1, 3) OBP: 0.332, SLG: 0.366		L6			1B			G3		3	0	1	0	0	0	0
Alan Bannister, R (1, 8) OBP: 0.318, SLG: 0.333			6-3		F3			2B		2	0	0	0	0	0	1
Ralph Garr, L (8, PH) OBP: 0.319, SLG: 0.403										1	0	1	0	0	0	0
Chet Lemon, R (8, PR) OBP: 0.301, SLG: 0.302										0	0	0	0	0	0	0
(8, 8)																
Bucky Dent, R (1, 6) OBP: 0.307, SLG: 0.312		6-3				F8		K		3	0	0	0	0	1	1
Ken Brett, L (1, 1)		L6				G3			L3	3	0	0	0	0	0	0
Inning Stats	R: 0 E: 0 K: 0 S: 3	H: 1 LOB: 0 BB: 0 P: 3	R: 0 E: 0 K: 0 S: 3	H: 0 LOB: 0 BB: 0 P: 3	R: 0 E: 0 K: 0 S: 3	H: 0 LOB: 0 BB: 0 P: 3	R: 0 E: 0 K: 0 S: 3	H: 0 LOB: 0 BB: 0 P: 3	R: 0 E: 0 K: 0 S: 4	H: 1 LOB: 1 BB: 0 P: 4	R: 0 E: 0 K: 1 S: 5	H: 0 LOB: 0 BB: 0 P: 5	R: 0 E: 0 K: 1 S: 6	H: 1 LOB: 1 BB: 0 P: 6	R: 0 E: 0 K: 0 S: 4	H: 1 LOB: 1 BB: 0 P: 4	1B: 3 2B: 1 3B: 0 HR: 0	SF: 0 SAC: 0 DP: 0 HBP: 0	WP: 0 PB: 0 SB: 0 CS: 1	PA: 31

PITCHER	IP	WLS	BF	H	R	ER	SO	BB	IBB	HBP	BLK	WP	HR	S	P	ERA	WHIP
Fergie Jenkins, R (1, 1) ERA: 3.1	9.0	W	30	4	0	0	2	0	0	0	0	0	0	34	34	0.00	0.444

PITCHER	IP	WLS	BF	H	R	ER	SO	BB	IBB	HBP	BLK	WP	HR	S	P	ERA	WHIP

TOP

Chicago White Sox @ Boston Red Sox

Fenway Park, Boston, MA

Tue Jul 06 1976, 7:05 PM EDT

Att. 31,423 - Unknown - 86 F

livebaseballscorecards.com

AB	30
R	0
H	4
RBI	0
BB	0
SO	2
LOB	3

Batter	1	2	3	4	5	6	7	8	9	AB	R	H	RBI	BB	SO	LOB
Rick Burleson, R (1, 6) OBP: 0.310, SLG: 0.313	S S S 0-3 ① K		x 0-0 ① L7	x 0-0 E4 F8 2-H 3-H 1B		B B B B 4-0 4-3 BB		x 0-0 ③ F9		4	0	1	2	1	1	0
Dwight Evans, R (1, 9) OBP: 0.331, SLG: 0.425	B B B B 4-0 BB BB		B B B B 4-0 1B BB	x 0-0 ② F8 2-3		x 0-0 ① F8				2	0	0	0	2	0	2
Fred Lynn, L (1, 8) OBP: 0.371, SLG: 0.466	B B B B 4-0 1-2 BB		x 0-0 1-2 1B	x 0-0 ③ F7		x 0-0 ② 4-3 1-2				3	0	1	0	1	0	2
Jim Rice, R (1, 7) OBP: 0.291, SLG: 0.461	S S S 0-3 ② K		x 0-0 ② F9		S S S 0-3 ① K	x 0-0 ③ L8				4	0	0	0	0	2	5
Carl Yastrzemski, L (1, 3) OBP: 0.352, SLG: 0.473	x 0-0 ③ P6		x 0-0 ③ F8		x 0-0 5-3 3B 1B		S S S 0-3 ① K			4	1	1	0	0	1	4
Carlton Fisk, R (1, 2) OBP: 0.348, SLG: 0.407		x 0-0 ① P3		x 0-0 1B 1B 1B	x 0-0 ② 5-3 1-2		S S S 0-3 ② K			4	1	1	0	0	1	1
Bobby Darwin, R (1, 10) OBP: 0.303, SLG: 0.402		S S S 0-3 ② K		x 0-0 ① F5	x 0-0 2-H 3B		S S S 0-3 ③ K			4	0	1	1	0	2	1
Butch Hobson, R (1, 5) OBP: 0.281, SLG: 0.379		x 0-0 FC4 1B		x 0-0 1B 1-2 E 1B	B B B B 4-0 BB			x 0-0 ① F9		3	1	2	0	1	0	0
Doug Griffin, R (1, 4) OBP: 0.267, SLG: 0.217		x 0-0 ③ FC4 1-2f		x 0-0 1-3 2-H E 1B	x 0-0 ③ P9			x 0-0 ② P4		4	1	1	1	0	0	3
Inning Stats	R: 0 H: 0 E: 0 LOB: 2 K: 2 BB: 2 S: 7 P: 15	R: 0 H: 1 E: 0 LOB: 1 K: 1 BB: 0 S: 6 P: 6	R: 0 H: 1 E: 0 LOB: 2 K: 0 BB: 1 S: 4 P: 8	R: 3 H: 4 E: 1 LOB: 1 K: 0 BB: 0 S: 7 P: 7	R: 1 H: 2 E: 0 LOB: 2 K: 1 BB: 1 S: 7 P: 11	R: 0 H: 0 E: 0 LOB: 1 K: 0 BB: 1 S: 3 P: 7	R: 0 H: 0 E: 0 LOB: 0 K: 3 BB: 0 S: 9 P: 9	R: 0 H: 0 E: 0 LOB: 0 K: 0 BB: 0 S: 3 P: 3		1B: 7 SF: 0 2B: 0 SAC: 0 3B: 1 DP: 0 HR: 0 HBP: 0						

PITCHER	IP	WLS	BF	H	R	ER	SO	BB	IBB	HBP	BLK	WP	HR	S	P	ERA	WHIP
Ken Brett, L (1, 1) ERA: 2.68	8.0	L	37	8	4	4	7	5	0	0	0	0	0	46	66	4.50	1.625

PITCHER	IP	WLS	BF	H	R	ER	SO	BB	IBB	HBP	BLK	WP	HR	S	P	ERA	WHIP

BOTTOM

Chicago White Sox @ Boston Red Sox

Fenway Park, Boston, MA

Tue Jul 06 1976, 7:05 PM EDT

Att. 31,423 - Unknown - 86 F

livebaseballscorecards.com

AB	32
R	4
H	8
RBI	4
BB	5
SO	7
LOB	18

WP: 0 PA: 37
PB: 0
SB: 0
CS: 0

Batter	1	2	3	4	5	6	7	8	9	10	AB	R	H	RBI	BB	SO	LOB
Kevin Bell, R (1, 5) OBP: 0.320, SLG: 0.500	G4-6-3 1B		6-3			K		K	K		5	0	1	0	0	3	3
Ralph Garr, L (1, 10) OBP: 0.318, SLG: 0.401	P4		4-3			1-3		3B 1B		FC1-6 1B	4	0	1	0	0	0	1
Alan Bannister, R (8, PR) OBP: 0.348, SLG: 0.364											1	1	1	0	0	0	0
Jorge Orta, L (1, 9) OBP: 0.305, SLG: 0.434 (9, 7)	G4-6-3 1-2f		F7			2B		1-H 3B		FC1-6 S 1-2f 1B	5	1	2	1	0	0	2
Pat Kelly, L (1, 7) OBP: 0.344, SLG: 0.395		BB 1B 1B		K		K		4-3		K	3	1	0	0	1	2	3
Chet Lemon, R (9, 8) OBP: 0.300, SLG: 0.301											1	0	0	0	0	1	1
Jim Spencer, L (1, 3) OBP: 0.343, SLG: 0.373		1-3 SF8 1B 1B 1B		L4-3 1B			1B		BB SH5-4 FC1-2 1B	IBB 1-2 1B 1B	3	2	3	0	2	0	0
Jim Essian, R (1, 2) OBP: 0.382, SLG: 0.348		1-2 3-H SF8 G3-2 1B 1B		L4-3 1-2			F7		FC1-2 SH5-4 1-2 1B	1-3 2-H 1B 1B	5	1	3	2	0	0	2
Bucky Dent, R (1, 6) OBP: 0.309, SLG: 0.315		1-2 2-3 1B			4-3		F8		SH5-4 1-2 2-3	2-H 3-H 1B	4	0	2	2	0	0	1
Jack Brohamer, L (1, 4) OBP: 0.296, SLG: 0.357		2-3 3-H SF8			F8		4-3		FC1-2 IBB	4-3	3	0	0	1	1	0	2
Rich Coggins, L (1, 8) OBP: 0.208, SLG: 0.180 (9, 9)		3-Hf G3-2			4-3			P7	1-2 2-3 3-Hf FC1-2		4	0	0	0	0	0	5
Inning Stats	R: 0 E: 0 K: 0 S: 3 H: 1 LOB: 0 BB: 0 P: 3	R: 2 E: 0 K: 0 S: 5 H: 3 LOB: 1 BB: 1 P: 9	R: 0 E: 0 K: 0 S: 3 H: 0 LOB: 0 BB: 0 P: 3	R: 0 E: 0 K: 1 S: 5 H: 1 LOB: 0 BB: 0 P: 5	R: 0 E: 0 K: 0 S: 3 H: 0 LOB: 0 BB: 0 P: 3	R: 0 E: 0 K: 2 S: 8 H: 1 LOB: 1 BB: 0 P: 8	R: 0 E: 0 K: 0 S: 4 H: 1 LOB: 1 BB: 0 P: 4	R: 1 E: 0 K: 1 S: 7 H: 2 LOB: 2 BB: 0 P: 7	R: 0 E: 0 K: 1 S: 6 H: 1 LOB: 3 BB: 2 P: 14	R: 3 E: 0 K: 1 S: 8 H: 3 LOB: 1 BB: 1 P: 12	1B: 11 2B: 2 3B: 1 HR: 0	SF: 1 SAC: 1 DP: 3 HBP: 0						

PITCHER		IP	WLS	BF	H	R	ER	SO	BB	IBB	HBP	BLK	WP	HR	S	P	ERA	WHIP
Dick Pole, R ERA: 4.1	(1, 1)	8.0		32	9	3	3	4	2	0	0	0	0	0	38	46	3.38	1.375
Jim Willoughby, R ERA: 2.96	(9, 1)	2.0	L	12	4	3	3	2	0	2	0	0	0	0	14	22	13.50	2.000

PITCHER	IP	WLS	BF	H	R	ER	SO	BB	IBB	HBP	BLK	WP	HR	S	P	ERA	WHIP

TOP

Chicago White Sox @ Boston Red Sox

Fenway Park, Boston, MA

Wed Jul 07 1976, 3:33 AM EDT

Att. 27,281 - Unknown - 83 F

livebaseballscorecards.com

AB	38
R	6
H	13
RBI	6
BB	4
SO	6
LOB	20

WP: 0 PB: 0 SB: 1 CS: 0 PA: 44

Batter	1	2	3	4	5	6	7	8	9	10	AB	R	H	RBI	BB	SO	LOB
Cecil Cooper, L (1, 3) OBP: 0.318, SLG: 0.500	0-0 2B 1B		0-0 ② F2			0-0 1B SF8 1B		0-0 ② F2		B B B B 4-0 FC5-4 BB	4	2	2	0	1	0	1
Denny Doyle, L (1, 4) OBP: 0.258, SLG: 0.275 Bobby Darwin, R (10, PH) OBP: 0.301, SLG: 0.398	0-0 L9 1-H 2B		S S S 0-3 ③ K			0-0 CS 1-3 1B		0-0 ③ F9		0-0 ② FC5-4 1-2f	4	0	2	1	0	1	1
											1	0	0	0	0	0	1
Fred Lynn, L (1, 8) OBP: 0.368, SLG: 0.463	0-0 ① F2			0-0 ① F5		0-0 ② SF8 3-H			0-0 FC5-6 BB 1B	0-0 ③ F8	4	0	1	1	0	0	2
Carl Yastrzemski, L (1, 7) OBP: 0.351, SLG: 0.468	0-0 ② L9 2-3			0-0 ② P5		0-0 ③ CS 1-2	0-0 ① P4		B B B B 4-0 FC5-6 1-2 1B BB		3	1	0	0	1	0	1
Butch Hobson, R (1, 5) OBP: 0.250, SLG: 0.333 Steve Dillard, R (9, PR) OBP: 0.376, SLG: 0.390 Rico Petrocelli, R (10, 5) OBP: 0.308, SLG: 0.314	0-0 ③ 5-3			S S S 0-3 ③ K			0-0 ② F7		0-0 ① FC5-6 1B 1-2 2-3f		4	0	0	0	0	1	3
											0	0	0	0	0	0	0
											0	0	0	0	0	0	0
Jim Rice, R (1, 10) OBP: 0.291, SLG: 0.458		0-0 ① L7			0-0 ① F2		0-0 1B		0-0 ② L8		4	0	1	0	0	0	2
Dwight Evans, R (1, 9) OBP: 0.333, SLG: 0.426		0-0 E S FC3-2 1B			0-0 ② P5		0-0 ③ F7		0-0 1-2 2-H 1B		4	0	2	1	0	0	1
Bob Montgomery, R (1, 2) OBP: 0.300, SLG: 0.333 Rick Miller, L (8, PH) OBP: 0.355, SLG: 0.370 Carlton Fisk, R (9, 2) OBP: 0.347, SLG: 0.406		0-0 ② ③ FC3-2 1-H			0-0 ③ F3			B B B B 4-0 FC3-6 BB	0-0 ③ L6		2	0	0	0	0	0	1
											0	0	0	0	1	0	0
											1	0	0	0	0	0	2
Rick Burleson, R (1, 6) OBP: 0.305, SLG: 0.307			0-0 ① F2			0-0 ① F8		0-0 ① FC3-6 1-2f		0-0 ① 6-3	4	0	0	0	0	0	1
Inning Stats	R: 1 E: 0 K: 0 S: 5 H: 2 LOB: 1 BB: 0 P: 5		R: 0 E: 0 K: 0 S: 3 H: 1 LOB: 0 BB: 0 P: 3		R: 0 E: 0 K: 0 S: 3 H: 0 LOB: 0 BB: 0 P: 3	R: 1 E: 0 K: 0 S: 4 H: 2 LOB: 0 BB: 0 P: 4	R: 0 E: 0 K: 0 S: 4 H: 1 LOB: 1 BB: 0 P: 4	R: 0 E: 0 K: 0 S: 3 H: 0 LOB: 1 BB: 1 P: 7	R: 1 E: 0 K: 0 S: 5 H: 2 LOB: 2 BB: 1 P: 9	R: 0 E: 0 K: 0 S: 3 H: 0 LOB: 1 BB: 1 P: 7	1B: 7 2B: 2 3B: 0 HR: 0	SF: 1 SAC: 0 DP: 1 HBP: 0					WP: 0 PB: 0 SB: 1 CS: 1	PA: 40

PITCHER	IP	WLS	BF	H	R	ER	SO	BB	IBB	HBP	BLK	WP	HR	S	P	ERA	WHIP
Bart Johnson, R (1, 1) ERA: 4.6	9.0	W	35	8	3	3	2	2	0	0	0	0	0	37	45	3.00	1.111
Dave Hamilton, L (10, 1) ERA: 2.91	1.0	S	4	0	0	0	0	1	0	0	0	0	0	3	7	0.00	1.000

PITCHER	IP	WLS	BF	H	R	ER	SO	BB	IBB	HBP	BLK	WP	HR	S	P	ERA	WHIP

BOTTOM

Chicago White Sox @ Boston Red Sox

Fenway Park, Boston, MA

Wed Jul 07 1976, 3:33 AM EDT

Att. 27,281 - Unknown - 83 F

livebaseballscorecards.com

AB	35
R	3
H	8
RBI	3
BB	3
SO	2
LOB	16

Batter	1	2	3	4	5	6	7	8	9	AB	R	H	RBI	BB	SO	LOB
Steve Brye, R (1, 8) (6, 9) OBP: 0.313, SLG: 0.306	F9		SF8 3-H		5-3		F8			3	0	0	1	0	0	0
Rod Carew, L (1, 3) OBP: 0.395, SLG: 0.451	1B 2B		F9		HR 1B			5-3		4	1	2	0	0	0	0
Larry Hisle, R (1, 7) OBP: 0.332, SLG: 0.365	6-3		L7		1-H HR			6-3		4	1	1	2	0	0	1
Craig Kusick, R (1, 10) OBP: 0.386, SLG: 0.551	2-H 1B			1B SF9 2B	5-3			SSS K		4	1	2	0	0	1	0
Dan Ford, R (1, 9) OBP: 0.301, SLG: 0.400		P3		2-3 1B		4-3			F7	2	0	1	0	0	0	0
Lyman Bostock, L (6, PH) (6, 8) OBP: 0.371, SLG: 0.416										2	0	0	0	0	0	0
Butch Wynegar, S (1, 2) OBP: 0.401, SLG: 0.421		BBBB E FC5 BB		SF9 3-H		F9			P4	2	0	0	1	1	0	0
Roy Smalley, S (1, 6) OBP: 0.326, SLG: 0.253		FC5 G3-6-1 1-3		SSS K		F9			F7	4	0	0	0	0	1	2
Mike Cubbage, L (1, 5) OBP: 0.325, SLG: 0.297		G3-6-1 1-2f		G3			F8			3	0	0	0	0	0	3
Bob Randall, R (1, 4) OBP: 0.324, SLG: 0.315			SF8 3B		SSS K		F9			3	1	1	0	0	1	0
Inning Stats	R: 0 E: 0 K: 0 S: 4 H: 2 LOB: 2 BB: 0 P: 4	R: 0 E: 1 K: 0 S: 3 H: 0 LOB: 1 BB: 1 P: 7	R: 1 E: 0 K: 0 S: 4 H: 1 LOB: 0 BB: 0 P: 4	R: 1 E: 0 K: 1 S: 7 H: 2 LOB: 1 BB: 0 P: 7	R: 2 E: 0 K: 1 S: 7 H: 2 LOB: 0 BB: 0 P: 7	R: 0 E: 0 K: 0 S: 3 H: 0 LOB: 0 BB: 0 P: 3	R: 0 E: 0 K: 0 S: 3 H: 0 LOB: 0 BB: 0 P: 3	R: 0 E: 0 K: 1 S: 5 H: 0 LOB: 0 BB: 0 P: 5	R: 0 E: 0 K: 0 S: 3 H: 0 LOB: 0 BB: 0 P: 3	1B: 3 2B: 2 3B: 1 HR: 1	SF: 2 SAC: 0 DP: 1 HBP: 0						

Minnesota Twins @ Boston Red Sox

Fenway Park, Boston, MA

Thu Jul 08 1976, 7:05 PM EDT

Att. 25,970 - Unknown - 82 F

TOP

livebaseballscorecards.com

AB	31
R	4
H	7
RBI	4
BB	1
SO	3
LOB	6

WP: 0 PB: 0 SB: 0 CS: 0 PA: 34

PITCHER		IP	WLS	BF	H	R	ER	SO	BB	IBB	HBP	BLK	WP	HR	S	P	ERA	WHIP
Rick Jones, L ERA: 3.23	(1, 1)	5.0	W	22	7	4	4	2	1	0	0	0	0	1	25	29	7.20	1.600
Reggie Cleveland, R ERA: 3.92	(6, 1)	4.0	S	12	0	0	0	1	0	0	0	0	0	0	14	14	0.00	0.000

PITCHER	IP	WLS	BF	H	R	ER	SO	BB	IBB	HBP	BLK	WP	HR	S	P	ERA	WHIP

Batter	1	2	3	4	5	6	7	8	9	AB	R	H	RBI	BB	SO	LOB
Cecil Cooper, L (1, 3) OBP: 0.310, SLG: 0.488	F7	F5		G1-6-3 1-2f		SH1-4 1-2	P6 1-2			4	0	0	0	0	0	4
Denny Doyle, L (1, 4) OBP: 0.259, SLG: 0.276	BB 1B 1B	K 1-2			6-3	K		2B 2B		3	1	1	0	0	1	1
Bobby Darwin, R (6, PH) OBP: 0.298, SLG: 0.395										1	0	0	0	0	1	1
Doug Griffin, R (7, 4) OBP: 0.275, SLG: 0.238										1	1	1	0	0	0	0
Fred Lynn, L (1, 8) OBP: 0.372, SLG: 0.467	HBP 1B 1-2 BB BB	HR 1B		E6 S 2B		E4 2-3		2-H 2B		4	3	2	1	1	0	1
Carl Yastrzemski, L (1, 7) OBP: 0.355, SLG: 0.479	BB HBP 1-2 2-H 1B	1-H HR			1-2 2B BB	L3		F2		4	2	2	3	1	0	3
Carlton Fisk, R (1, 2) OBP: 0.351, SLG: 0.421	F8	L5-3 1B			1B 1-H 2-H 2B		2B 3B	P8		5	1	3	2	0	0	3
Jim Rice, R (1, 10) OBP: 0.293, SLG: 0.458	BB 1-2 2-3 HBP	L8			K		SH1-4 FC5-2 3-H 2B	P4		4	0	1	1	0	1	3
Dwight Evans, R (1, 9) OBP: 0.339, SLG: 0.427	FC5-4 1-2 2-3 3-H BB	L5-3 1-2			2-3 1B		FC5-2 SH1-4 BB			2	0	1	1	2	0	1
Butch Hobson, R (1, 5) OBP: 0.231, SLG: 0.306	FC5-4 1-2f			6-3	P7		SH1-4 1-2 2-3			3	0	0	0	0	0	5
Rick Burleson, R (1, 6) OBP: 0.312, SLG: 0.312		CS 1B		G1-6-3 BB		E SH1-4 1B	FC5-2 S 2-3 3-H			3	0	2	0	1	0	2
Inning Stats	R: 2 H: 2 E: 0 LOB: 3 K: 0 BB: 2 S: 5 P: 14	R: 0 H: 1 E: 0 LOB: 0 K: 1 BB: 0 S: 5 P: 5	R: 2 H: 3 E: 0 LOB: 0 K: 0 BB: 0 S: 5 P: 5	R: 0 H: 0 E: 0 LOB: 0 K: 0 BB: 1 S: 2 P: 6	R: 2 H: 2 E: 1 LOB: 2 K: 1 BB: 1 S: 8 P: 12	R: 0 H: 1 E: 1 LOB: 2 K: 1 BB: 0 S: 7 P: 7	R: 1 H: 2 E: 0 LOB: 2 K: 0 BB: 1 S: 5 P: 9	R: 1 H: 2 E: 0 LOB: 1 K: 0 BB: 0 S: 5 P: 5		1B: 7 SF: 0 2B: 5 SAC: 2 3B: 1 DP: 2 HR: 1 HBP: 1						WP: 0 PA: 42 PB: 0 SB: 2 CS: 1

PITCHER		IP	WLS	BF	H	R	ER	SO	BB	IBB	HBP	BLK	WP	HR	S	P	ERA	WHIP
Dave Goltz, R ERA: 3.97	(1, 1)	4.1	L	23	7	6	5	1	4	0	1	0	0	1	20	37	10.38	2.538
Jim Hughes, R ERA: 5.58	(5, 1)	0.2		3	1	0	0	1	0	0	0	0	0	0	5	5	0.00	1.500
Tom Burgmeier, L ERA: 1.9	(6, 1)	1.0		7	3	1	1	1	0	0	0	0	0	0	9	9	9.00	3.000
Steve Luebber, R ERA: 4.62	(7, 1)	0.2		3	0	0	0	0	1	0	0	0	0	0	2	6	0.00	1.500
Vic Albury, L ERA: 3.25	(7, 1)	1.1		6	2	1	1	0	0	0	0	0	0	0	6	6	6.75	1.500

PITCHER	IP	WLS	BF	H	R	ER	SO	BB	IBB	HBP	BLK	WP	HR	S	P	ERA	WHIP

BOTTOM

Minnesota Twins @ Boston Red Sox

Fenway Park, Boston, MA

Thu Jul 08 1976, 7:05 PM EDT
Att. 25,970 - Unknown - 82 F

livebaseballscorecards.com

AB	34
R	8
H	13
RBI	8
BB	5
SO	3
LOB	24

Batter	1	2	3	4	5	6	7	8	9	AB	R	H	RBI	BB	SO	LOB
Steve Braun, L (1, 7) OBP: 0.346, SLG: 0.321	F7		6-3	1B 3-H		3-1		F7		5	0	1	1	0	0	2
Roy Smalley, S (1, 6) OBP: 0.327, SLG: 0.258	1-3			2B F8			G3		G6-4-3 BB	4	1	1	0	1	0	1
Rod Carew, L (1, 3) OBP: 0.398, SLG: 0.460	6-3			S 2B 2-3 1B	S 2B 1B		1B 3B		F8	5	3	3	0	0	0	1
Butch Wynegar, S (1, 2) OBP: 0.401, SLG: 0.424		G5-4-3 1B		E 1-H 3-H 2B	K 1-2		P7		G6-4-3 1-2f	5	1	2	2	0	1	3
Lyman Bostock, L (1, 8) OBP: 0.373, SLG: 0.423		F9		F7	2B 2-H		1B 3-H			4	0	2	2	0	0	2
Larry Hisle, R (1, 9) OBP: 0.331, SLG: 0.363		G5-4-3 1-2f		E5 2B 2-H 1B	K		5-3			4	1	1	0	0	1	3
Mike Cubbage, L (1, 5) OBP: 0.329, SLG: 0.318			L9 2B	1B 2-H 2B	1-3			F8		4	1	2	1	0	0	1
Craig Kusick, R (1, 10) OBP: 0.383, SLG: 0.542			L9 2-3	G3 1B 2-H 1B		K		K		4	1	1	1	0	2	1
Bob Randall, R (1, 4) OBP: 0.322, SLG: 0.314			6-3	G3 2-3		4-3		1B		4	0	1	0	0	0	2
Inning Stats	R: 0 E: 0 K: 0 S: 3 H: 0 LOB: 0 BB: 0 P: 3	R: 0 E: 0 K: 0 S: 3 H: 1 LOB: 0 BB: 0 P: 3	R: 0 E: 0 K: 0 S: 4 H: 1 LOB: 1 BB: 0 P: 4	R: 6 E: 1 K: 0 S: 10 H: 7 LOB: 1 BB: 0 P: 10	R: 1 E: 0 K: 2 S: 9 H: 2 LOB: 1 BB: 0 P: 9	R: 0 E: 0 K: 1 S: 5 H: 0 LOB: 0 BB: 0 P: 5	R: 1 E: 0 K: 0 S: 5 H: 2 LOB: 1 BB: 0 P: 5	R: 0 E: 0 K: 1 S: 6 H: 1 LOB: 1 BB: 0 P: 6	R: 0 E: 0 K: 0 S: 2 H: 0 LOB: 0 BB: 1 P: 6	1B: 8 2B: 5 3B: 1 HR: 0 SF: 0 SAC: 0 DP: 2 HBP: 0						

PITCHER		IP	WLS	BF	H	R	ER	SO	BB	IBB	HBP	BLK	WP	HR	S	P	ERA	WHIP
Rick Wise, R ERA: 3.98	(1, 1)	3.1	L	17	8	6	6	0	0	0	0	0	0	0	17	17	16.20	2.400
Tom Murphy, R ERA: 4.46	(4, 1)	4.2		21	6	2	2	4	1	0	0	0	0	0	28	32	3.86	1.500
Tom House, L ERA: 4.01	(9, 1)	1.0		2	0	0	0	0	0	0	0	0	0	0	2	2	0.00	0.000

PITCHER	IP	WLS	BF	H	R	ER	SO	BB	IBB	HBP	BLK	WP	HR	S	P	ERA	WHIP

TOP

Minnesota Twins @ Boston Red Sox

Fenway Park, Boston, MA

Fri Jul 09 1976, 7:05 PM EDT

Att. 29,917 - Unknown - 78 F

livebaseballscorecards.com

AB	39
R	8
H	14
RBI	7
BB	1
SO	4
LOB	16

WP: 0	PA: 40		
PB: 0			
SB: 2			
CS: 0			

Minnesota Twins @ Boston Red Sox

Fenway Park, Boston, MA

Fri Jul 09 1976, 7:05 PM EDT

Att. 29,917 - Unknown - 78 F

BOTTOM

Batter	1	2	3	4	5	6	7	8	9	AB	R	H	RBI	BB	SO	LOB
Cecil Cooper, L (1, 3) OBP: 0.307, SLG: 0.480	F9 BB 1B	K		FC6-4 HR 1-2f 2-3		1-3		L3		5	1	1	0	0	1	4
Denny Doyle, L (1, 4) OBP: 0.261, SLG: 0.275	1-2 BB		4-3	1-H 3-H HR			HR 1B		F7	1	0	0	0	1	0	0
Bobby Darwin, R (4, PH) OBP: 0.304, SLG: 0.426										1	1	1	3	0	0	0
Doug Griffin, R (5, 4) OBP: 0.283, SLG: 0.247										1	1	1	0	0	0	0
Rick Miller, L (9, PH) OBP: 0.352, SLG: 0.367										1	0	0	0	0	0	0
Fred Lynn, L (1, 8) OBP: 0.376, SLG: 0.470	F3		2B 1B	4-3			1-2 HR 1B		1B	5	1	3	0	0	0	2
Carl Yastrzemski, L (1, 7) OBP: 0.356, SLG: 0.493	F9 2-3		1-3 2B		3-1		1-H 2-H HR		K	5	1	2	3	0	1	3
Carlton Fisk, R (1, 2) OBP: 0.349, SLG: 0.414	F8		G6-4-3 BB		5-3		K		F8	4	0	0	0	1	1	3
Jim Rice, R (1, 10) OBP: 0.289, SLG: 0.451		F9	G6-4-3 1-2f		E5		K			4	0	0	0	0	1	3
Dwight Evans, R (1, 9) OBP: 0.334, SLG: 0.420		4-3		F8	5-3		K			4	0	0	0	0	1	1
Butch Hobson, R (1, 5) OBP: 0.256, SLG: 0.308		1B BB		FC6-4 BB HR 1B		5-3		6-3		3	1	1	0	1	0	0
Rick Burleson, R (1, 6) OBP: 0.315, SLG: 0.312		1-2 1B		1-2 FC6-4 BB		L8		4-3		3	0	1	0	1	0	0
Inning Stats	R: 0 E: 0 K: 0 S: 4 H: 1 LOB: 2 BB: 1 P: 8	R: 0 E: 0 K: 1 S: 6 H: 1 LOB: 2 BB: 1 P: 10	R: 0 E: 0 K: 0 S: 4 H: 2 LOB: 2 BB: 1 P: 8	R: 3 E: 0 K: 0 S: 5 H: 2 LOB: 0 BB: 1 P: 9	R: 0 E: 1 K: 0 S: 4 H: 0 LOB: 1 BB: 0 P: 4	R: 0 E: 0 K: 0 S: 3 H: 0 LOB: 0 BB: 0 P: 3	R: 3 E: 0 K: 3 S: 12 H: 3 LOB: 0 BB: 0 P: 12	R: 0 E: 0 K: 0 S: 3 H: 0 LOB: 0 BB: 0 P: 3	R: 0 E: 0 K: 1 S: 6 H: 1 LOB: 1 BB: 0 P: 6	1B: 7 2B: 1 3B: 0 HR: 2	SF: 0 SAC: 0 DP: 1 HBP: 0						

livebaseballscorecards.com

AB	37
R	6
H	10
RBI	6
BB	4
SO	5
LOB	16

PITCHER	IP	WLS	BF	H	R	ER	SO	BB	IBB	HBP	BLK	WP	HR	S	P	ERA	WHIP
Pete Redfern, R (1, 1) ERA: 5.03	2.0		10	2	0	0	1	2	0	0	0	0	0	10	18	0.00	2.000
Tom Burgmeier, L (3, 1) ERA: 2.37	2.0		11	4	3	3	0	2	0	0	0	0	1	9	17	13.50	3.000
Bill Campbell, R (5, 1) ERA: 3.23	5.0	W	20	4	3	3	4	0	0	0	0	0	1	28	28	5.40	0.800

PITCHER	IP	WLS	BF	H	R	ER	SO	BB	IBB	HBP	BLK	WP	HR	S	P	ERA	WHIP

Batter	1	2	3	4	5	6	7	8	9	AB	R	H	RBI	BB	SO	LOB
Steve Braun, L (1, 7) OBP: 0.347, SLG: 0.319 Jerry Terrell, R (8, PR) OBP: 0.250, SLG: 0.242 Steve Brye, R (8, 9) OBP: 0.313, SLG: 0.306	3-1		BBB; F9 SH5-4 BB	F9		F7		F9 CS 1B 1B		4 0 0	0 1 0	1 0 0	0 0 0	1 0 0	0 0 0	3 0 0
Roy Smalley, S (1, 6) OBP: 0.330, SLG: 0.263	2B		SH5-4 1-2		P4		1-3	BBBB; 1B 1-2 BB		3	0	1	0	1	0	0
Rod Carew, L (1, 3) OBP: 0.395, SLG: 0.456	L4		F9 2-3		SSS; K		2B 1B	F9 2-3		5	0	1	0	0	1	4
Butch Wynegar, S (1, 2) OBP: 0.407, SLG: 0.433	G3		BBBB		3B 1B		1-3 2B	1-2 3-H 1B		4	1	3	1	1	0	1
Lyman Bostock, L (1, 8) OBP: 0.374, SLG: 0.429		4-3	F8		1-H 3B		IBB	F9		4	0	1	1	1	0	4
Larry Hisle, R (1, 9) OBP: 0.332, SLG: 0.364 (8, 7)		1B S S 1B		1-3	SSS; K		SSS; K		G6-4-3 1B	5	1	2	0	0	2	4
Mike Cubbage, L (1, 5) OBP: 0.325, SLG: 0.309		F7	BBBB; 2B BB			6-3	L6		G6-4-3 1-2f	4	0	0	0	1	0	5
Craig Kusick, R (1, 10) OBP: 0.383, SLG: 0.559		S 1-3 1B		P9		F2		HR	L6	5	1	2	1	0	0	1
Bob Randall, R (1, 4) OBP: 0.321, SLG: 0.317		5-3 1-2 3-H		1-3 2B		E7		P7		4	0	1	0	0	0	1
Inning Stats	R: 0 E: 0 K: 0 S: 4 H: 1 LOB: 1 BB: 0 P: 4	R: 1 E: 0 K: 0 S: 5 H: 2 LOB: 1 BB: 0 P: 5	R: 0 E: 0 K: 0 S: 3 H: 0 LOB: 2 BB: 2 P: 11	R: 0 E: 0 K: 0 S: 4 H: 1 LOB: 2 BB: 1 P: 8	R: 1 E: 0 K: 2 S: 9 H: 2 LOB: 1 BB: 0 P: 9	R: 0 E: 1 K: 0 S: 4 H: 0 LOB: 1 BB: 0 P: 4	R: 0 E: 0 K: 1 S: 7 H: 2 LOB: 3 BB: 1 P: 11	R: 2 E: 0 K: 0 S: 6 H: 3 LOB: 2 BB: 1 P: 10	R: 0 E: 0 K: 0 S: 3 H: 1 LOB: 0 BB: 0 P: 3	1B: 7 2B: 3 3B: 1 HR: 1 SF: 0 SAC: 1 DP: 1 HBP: 0	WP: 0 PB: 0 SB: 3 CS: 1 PA: 44					

PITCHER	IP	WLS	BF	H	R	ER	SO	BB	IBB	HBP	BLK	WP	HR	S	P	ERA	WHIP
Luis Tiant, R (1, 1) ERA: 2.92	8.0	L	41	11	4	3	3	4	1	0	0	0	1	42	62	3.38	1.875
Jim Willoughby, R (9, 1) ERA: 2.89	1.0		3	1	0	0	0	0	0	0	0	0	0	3	3	0.00	1.000

PITCHER	IP	WLS	BF	H	R	ER	SO	BB	IBB	HBP	BLK	WP	HR	S	P	ERA	WHIP

TOP

Minnesota Twins @ Boston Red Sox

Fenway Park, Boston, MA

Sat Jul 10 1976, 3:33 AM EDT

Att. 28,347 - Unknown - 76 F

livebaseballscorecards.com

AB	38
R	4
H	12
RBI	3
BB	5
SO	3
LOB	23

Minnesota Twins @ Boston Red Sox

Fenway Park, Boston, MA

Sat Jul 10 1976, 3:33 AM EDT

Att. 28,347 - Unknown - 76 F

BOTTOM

livebaseballscorecards.com

Batter	1	2	3	4	5	6	7	8	9	AB	R	H	RBI	BB	SO	LOB
Rick Burleson, R (1, 6) OBP: 0.321, SLG: 0.324	1B 2B		G6-3 1B			2B 1B	L7			4	2	3	0	0	0	3
Dwight Evans, R (1, 10) OBP: 0.333, SLG: 0.422	K		G6-3 1-2f			6-3 1-H 2B		F9		4	0	1	1	0	1	2
Fred Lynn, L (1, 8) OBP: 0.375, SLG: 0.466	2-H 1B			F8		6-3 2-3		F9		4	0	1	1	0	0	1
Bobby Darwin, R (1, 9) OBP: 0.295, SLG: 0.412	L8			5-3		G3		F8		4	0	0	0	0	0	2
Carlton Fisk, R (1, 2) OBP: 0.344, SLG: 0.408	P6			5-3			6-3		E5 4-3	4	0	0	0	0	0	1
Jim Rice, R (1, 7) OBP: 0.288, SLG: 0.449		5-3			F8		1B BB 1B		F2	4	0	1	0	0	0	1
Butch Hobson, R (1, 5) OBP: 0.261, SLG: 0.293 Carl Yastrzemski, L (9, PH) OBP: 0.354, SLG: 0.491		F8			5-3	BBBB	1B BB 1-2		4-3 1-2	2 1	0 0	0 0	0 0	1 0	0 0	0 1
Cecil Cooper, L (1, 3) OBP: 0.311, SLG: 0.477		4-3			P8		1-2 2-3 1B	BBBB	BB	3	0	1	0	1	0	0
Doug Griffin, R (1, 4) OBP: 0.274, SLG: 0.239 Rick Miller, L (9, PH) OBP: 0.350, SLG: 0.364			6-3			L8	P7		L8	3 1	0 0	0 0	0 0	0 0	0 0	3 2

Inning Stats	1	2	3	4	5	6	7	8	9
	R: 1 E: 0 K: 1 S: 7	R: 0 E: 0 K: 0 S: 3	R: 0 E: 0 K: 0 S: 3	R: 0 E: 0 K: 0 S: 3	R: 0 E: 0 K: 0 S: 3	R: 1 E: 0 K: 0 S: 5	R: 0 E: 0 K: 0 S: 5	R: 0 E: 0 K: 0 S: 3	R: 0 E: 1 K: 0 S: 4
	H: 2 LOB: 1 BB: 0 P: 7	H: 0 LOB: 0 BB: 0 P: 3	H: 1 LOB: 0 BB: 0 P: 3	H: 0 LOB: 0 BB: 0 P: 3	H: 0 LOB: 0 BB: 0 P: 3	H: 2 LOB: 1 BB: 0 P: 5	H: 2 LOB: 3 BB: 1 P: 9	H: 0 LOB: 0 BB: 0 P: 3	H: 0 LOB: 2 BB: 1 P: 8

1B: 5	SF: 0	WP: 0
2B: 2	SAC: 0	PB: 0
3B: 0	DP: 1	SB: 0
HR: 0	HBP: 0	CS: 0

PA: 36

PITCHER		IP	WLS	BF	H	R	ER	SO	BB	IBB	HBP	BLK	WP	HR	S	P	ERA	WHIP
Eddie Bane, L ERA: 2.25	(1, 1)	8.0	W	31	7	2	2	1	1	0	0	0	0	0	32	36	2.25	1.000
Bill Campbell, R ERA: 3.19	(9, 1)	1.0	S	5	0	0	0	0	1	0	0	0	0	0	4	8	0.00	1.000

PITCHER	IP	WLS	BF	H	R	ER	SO	BB	IBB	HBP	BLK	WP	HR	S	P	ERA	WHIP

Batter	1	2	3	4	5	6	7	8	9	AB	R	H	RBI	BB	SO	LOB
Steve Braun, L (1, 7) OBP: 0.352, SLG: 0.330	0-0 2B		0-0 S 2B 1B		0-0 G3 1B		0-0 ③ G3		0-0 ③ F3	5	2	3	0	0	0	1
Roy Smalley, S (1, 6) OBP: 0.329, SLG: 0.267	0-0 F8 2-H 2B		0-3 ① K 1-2		0-0 ② G3 1-2			0-0 ① 3-1		4	0	1	1	0	1	2
Rod Carew, L (1, 3) OBP: 0.393, SLG: 0.457	0-3 ① K		0-0 2-H 2B		0-0 ③ F9			0-0 ② B2		4	0	1	1	0	1	2
Butch Wynegar, S (1, 2) OBP: 0.402, SLG: 0.426	0-0 ② F8 2-3		0-3 ② K			0-0 ① G3		0-0 ③ F9		4	0	0	0	0	1	2
Lyman Bostock, L (1, 8) OBP: 0.376, SLG: 0.436	0-0 ③ F9		0-0 ③ F7			0-0 2B			0-0 FC6-4 1B	4	0	2	0	0	0	2
Larry Hisle, R (1, 9) OBP: 0.331, SLG: 0.362		0-0 F9 4-3 1B		0-0 ① 4-3		0-0 ② F3			0-0 ① FC6-4 2B 1-2f 1B	4	1	1	0	0	0	2
Mike Cubbage, L (1, 5) OBP: 0.323, SLG: 0.314		0-0 ① 4-3 1-2		0-0 ② G3		0-0 ③ P7			0-0 1-3 1B 2B	4	1	1	0	0	0	2
Craig Kusick, R (1, 10) OBP: 0.380, SLG: 0.550		0-0 ② F9 2-3		0-3 ③ K			0-0 ① F3		0-0 2-H 3-H 1B	4	0	1	2	0	1	1
Bob Randall, R (1, 4) OBP: 0.319, SLG: 0.314		0-0 ③ P6			0-0 ① L6		0-0 ② 4-3		0-3 ② K	2	0	0	0	0	0	1
Tony Oliva, L (7, PH) OBP: 0.180, SLG: 0.208										1	0	0	0	0	0	0
Jerry Terrell, R (7, 4) OBP: 0.250, SLG: 0.242										0	0	0	0	0	0	0
Dan Ford, R (9, PH) OBP: 0.300, SLG: 0.398										1	0	0	0	0	1	1
Inning Stats	R: 1 H: 2 E: 0 LOB: 1 K: 1 BB: 0 S: 7 P: 7	R: 0 H: 1 E: 0 LOB: 1 K: 0 BB: 0 S: 4 P: 4	R: 1 H: 2 E: 0 LOB: 1 K: 2 BB: 0 S: 9 P: 9	R: 0 H: 0 E: 0 LOB: 0 K: 1 BB: 0 S: 5 P: 5	R: 0 H: 1 E: 0 LOB: 1 K: 0 BB: 0 S: 4 P: 4	R: 0 H: 1 E: 0 LOB: 1 K: 0 BB: 0 S: 4 P: 4	R: 0 H: 0 E: 0 LOB: 0 K: 0 BB: 0 S: 3 P: 3	R: 0 H: 0 E: 0 LOB: 0 K: 0 BB: 0 S: 3 P: 3	R: 2 H: 3 E: 0 LOB: 1 K: 1 BB: 0 S: 8 P: 8	1B: 5 SF: 0 2B: 5 SAC: 0 3B: 0 DP: 0 HR: 0 HBP: 0						

PITCHER	IP	WLS	BF	H	R	ER	SO	BB	IBB	HBP	BLK	WP	HR	S	P	ERA	WHIP
Fergie Jenkins, R (1, 1) ERA: 3.17	8.1	W	35	10	4	4	4	0	0	0	0	0	0	43	43	4.32	1.200
Jim Willoughby, R (9, 1) ERA: 2.85	0.2	S	2	0	0	0	1	0	0	0	0	0	0	4	4	0.00	0.000

PITCHER	IP	WLS	BF	H	R	ER	SO	BB	IBB	HBP	BLK	WP	HR	S	P	ERA	WHIP

TOP

Minnesota Twins @ Boston Red Sox

Fenway Park, Boston, MA

Sun Jul 11 1976, 3:33 AM EDT

Att. 26,580 - Unknown - 88 F

livebaseballscorecards.com

AB	37
R	4
H	10
RBI	4
BB	0
SO	5
LOB	16

1B: 5	SF: 0	WP: 0	PA: 37
2B: 5	SAC: 0	PB: 0	
3B: 0	DP: 0	SB: 1	
HR: 0	HBP: 0	CS: 0	

Batter	1	2	3	4	5	6	7	8	9	AB	R	H	RBI	BB	SO	LOB
Cecil Cooper, L (1, 3) OBP: 0.319, SLG: 0.486	K		1B 2B		G3 2B 1B	L8		F9 S 1B		5	2	3	0	0	1	1
Denny Doyle, L (1, 4) OBP: 0.264, SLG: 0.274	4-3		2-H 3-H 1B		1-2 G3	BBBB 1-2 BB		1-3 F9		4	0	1	2	1	0	2
Fred Lynn, L (1, 8) OBP: 0.378, SLG: 0.478	HR		1B		2B FC6-5-4-6 IBB	L9		L3		4	2	2	1	1	0	3
Carl Yastrzemski, L (1, 7) OBP: 0.356, SLG: 0.493	6-3		4-3		1-3 2-H FC6-5-4-6 2B	BBBB SH1-4 WP 1B BB				3	1	1	1	1	0	1
Carlton Fisk, R (1, 2) OBP: 0.343, SLG: 0.406		K		K	2-2 3-H FC6-5-4-6 1B 1B		WP SH1-4 1-2 1B			4	0	1	1	0	2	1
Rick Miller, L (1, 10) OBP: 0.356, SLG: 0.366		BBBB CS BB		F8	1-2 1B 1B		SH1-4 1-2 2-3			2	0	1	0	1	0	0
Dwight Evans, R (1, 9) OBP: 0.336, SLG: 0.421		F8		BBBB FC5 1B BB	1-2 2-H 1B		5-3 2-3 3-H			3	0	1	0	1	0	2
Rico Petrocelli, R (1, 5) OBP: 0.307, SLG: 0.313		CS 1-2	P7	1-2 1B		6-3	5-3			4	0	1	0	0	0	1
Rick Burleson, R (1, 6) OBP: 0.324, SLG: 0.326			2B 1B 1B	FC5 2-3f		S 1B		L9		4	1	2	0	0	0	2
Inning Stats	R: 1 H: 1 E: 0 LOB: 0 K: 1 BB: 0 S: 6 P: 6	R: 0 H: 0 E: 0 LOB: 0 K: 1 BB: 1 S: 4 P: 8	R: 2 H: 4 E: 0 LOB: 1 K: 0 BB: 0 S: 6 P: 6	R: 0 H: 1 E: 0 LOB: 2 K: 1 BB: 1 S: 6 P: 10	R: 2 H: 4 E: 0 LOB: 2 K: 0 BB: 1 S: 6 P: 10	R: 0 H: 1 E: 0 LOB: 2 K: 0 BB: 1 S: 4 P: 8	R: 1 H: 1 E: 0 LOB: 1 K: 0 BB: 1 S: 4 P: 8	R: 0 H: 1 E: 0 LOB: 1 K: 0 BB: 0 S: 4 P: 4		1B: 10 SF: 0 2B: 2 SAC: 1 3B: 0 DP: 0 HR: 1 HBP: 0				WP: 1 PA: 40 PB: 0 SB: 2 CS: 1		

PITCHER		IP	WLS	BF	H	R	ER	SO	BB	IBB	HBP	BLK	WP	HR	S	P	ERA	WHIP
Bill Singer, R ERA: 3.79	(1, 1)	4.2	L	24	9	5	5	3	2	1	0	0	0	1	27	39	9.64	2.357
Dave Goltz, R ERA: 3.97	(5, 1)	2.1		11	3	1	1	0	2	0	0	0	1	0	9	17	3.86	2.143
Tom Burgmeier, L ERA: 2.32	(8, 1)	1.0		4	1	0	0	0	0	0	0	0	0	0	4	4	0.00	1.000

PITCHER	IP	WLS	BF	H	R	ER	SO	BB	IBB	HBP	BLK	WP	HR	S	P	ERA	WHIP

BOTTOM

Minnesota Twins @ Boston Red Sox

Fenway Park, Boston, MA

Sun Jul 11 1976, 3:33 AM EDT
Att. 26,580 - Unknown - 88 F

livebaseballscorecards.com

AB	33
R	6
H	13
RBI	5
BB	5
SO	3
LOB	13

Batter	1	2	3	4	5	6	7	8	9	AB	R	H	RBI	BB	SO	LOB
Cecil Cooper, L (1, 3) OBP: 0.316, SLG: 0.478	F7		G3			F7		1B BB BB 1-3 1B	P3	5	1	1	0	0	0	0
Denny Doyle, L (1, 4) OBP: 0.268, SLG: 0.274	K			F7		G3		BB 1B SF8 1-2 BB	1B	4	1	1	0	1	1	0
Fred Lynn, L (1, 8) OBP: 0.375, SLG: 0.473	P5			F7		E7 1B		P5	P4	5	0	1	0	0	0	4
Carl Yastrzemski, L (1, 7) OBP: 0.355, SLG: 0.489		P6		4-3		F8		BB 2B 1-2 2-3 3-H 1B		4	1	1	1	0	0	1
Carlton Fisk, R (1, 2) OBP: 0.345, SLG: 0.409		6-3			4-3 1B 2B		4-3	2B 1-2 2-3 3-H BB		3	1	1	1	1	0	0
Jim Rice, R (1, 10) OBP: 0.291, SLG: 0.455		2B			4-3 2-3		1B	SF8 3-H		3	0	2	1	0	0	1
Dwight Evans, R (1, 9) OBP: 0.338, SLG: 0.425		4-3			FC5-4 3-H 1B		P3	2B 1-3 2-H		4	0	2	2	0	0	2
Rico Petrocelli, R (1, 5) OBP: 0.301, SLG: 0.307			K		FC5-4 1-2f		P4	F9		4	0	0	0	0	1	4
Rick Burleson, R (1, 6) OBP: 0.323, SLG: 0.325			F8		F8			1B 1B	F7	4	1	1	0	0	0	1
Inning Stats	R: 0 E: 0 K: 1 S: 5 H: 0 LOB: 0 BB: 0 P: 5	R: 0 E: 0 K: 0 S: 4 H: 1 LOB: 1 BB: 0 P: 4	R: 0 E: 0 K: 1 S: 5 H: 0 LOB: 0 BB: 0 P: 5	R: 0 E: 0 K: 0 S: 3 H: 0 LOB: 0 BB: 0 P: 3	R: 1 E: 0 K: 0 S: 5 H: 2 LOB: 1 BB: 0 P: 5	R: 0 E: 1 K: 0 S: 4 H: 1 LOB: 1 BB: 0 P: 4	R: 0 E: 0 K: 0 S: 4 H: 1 LOB: 1 BB: 0 P: 4	R: 4 E: 0 K: 0 S: 7 H: 4 LOB: 2 BB: 2 P: 15	R: 0 E: 0 K: 0 S: 4 H: 1 LOB: 1 BB: 0 P: 4	1B: 7 2B: 3 3B: 0 HR: 0 SF: 1 SAC: 0 DP: 0 HBP: 0	WP: 0 PB: 0 SB: 0 CS: 0 PA: 39					

PITCHER	IP	WLS	BF	H	R	ER	SO	BB	IBB	HBP	BLK	WP	HR	S	P	ERA	WHIP
Dennis Leonard, R (1, 1) ERA: 3.0	9.0	W	39	10	5	5	2	2	0	0	0	0	0	41	49	5.00	1.333

PITCHER	IP	WLS	BF	H	R	ER	SO	BB	IBB	HBP	BLK	WP	HR	S	P	ERA	WHIP

TOP

Boston Red Sox @ Kansas City Royals

Royals Stadium, Kansas City, MO

Thu Jul 15 1976, 8:05 PM EDT

Unknown - 71 F

livebaseballscorecards.com

AB	36
R	5
H	10
RBI	5
BB	2
SO	2
LOB	13

Boston Red Sox @ Kansas City Royals

Royals Stadium, Kansas City, MO

Thu Jul 15 1976, 8:05 PM EDT

Unknown - 71 F

BOTTOM

livebaseballscorecards.com

Batter	1	2	3	4	5	6	7	8	9	AB	R	H	RBI	BB	SO	LOB
Al Cowens, R (1, 9) OBP: 0.301, SLG: 0.330	F9	F7		G4-6-3 1B		5-3	FC3-6 2B 1-2f			5	1	1	0	0	0	1
Amos Otis, R (1, 8) OBP: 0.348, SLG: 0.473	K	4-3		G4-6-3 1-2f		BB 1B 1B 1B	1B 2B 1-H			5	2	2	1	0	1	1
George Brett, L (1, 5) OBP: 0.412, SLG: 0.509	BB BB 1B BB		2B 1B	F7		BB 1B 1-2 1B	1B 2-H			4	3	3	1	1	0	0
John Mayberry, L (1, 3) OBP: 0.348, SLG: 0.405	BB 1B 1-2 BB		K		F2	1B 1B 1-2 2-3 BB	P4			3	2	0	0	2	1	2
Hal McRae, R (1, 7) OBP: 0.413, SLG: 0.489	1B 1B 1-2 2-3 BB		1B 2B 1-H 2B		3B 1B	1B 1-3 2-H 3-H 1B		4-3		2	2	2	1	1	0	0
Jim Wohlford, R (5, PR) OBP: 0.304, SLG: 0.305 (6, 7)										2	1	1	2	0	0	0
Jamie Quirk, L (1, 10) OBP: 0.268, SLG: 0.325	1B 1-3 2-H 3-H 1B		2B 2-3 1B		P3 1-2	FC4 1-3 3-H 1B		K		5	1	3	3	0	1	1
Bob Stinson, S (1, 2) OBP: 0.347, SLG: 0.355	1-3 3-H 1B		4-3 2-H 3-H 2B		2-H 3B	FC4 1-2f		1-3		5	0	3	4	0	0	2
Freddie Patek, R (1, 6) OBP: 0.340, SLG: 0.340	F8	4-3 2-3			6-3		K			1	0	0	0	0	0	2
Davey Nelson, R (3, PH) OBP: 0.329, SLG: 0.355 (4, 4)										3	0	0	0	0	1	3
Cookie Rojas, R (8, 4) OBP: 0.296, SLG: 0.286										0	0	0	0	0	0	0
Frank White, R (1, 4) OBP: 0.257, SLG: 0.275 (4, 6)		6-3	F8			6-3	FC3-6 1B			4	0	1	0	0	0	1
Inning Stats	R: 3 H: 2 E: 0 LOB: 2 K: 1 BB: 3 S: 7 P: 19	R: 0 H: 0 E: 0 LOB: 0 K: 0 BB: 0 S: 3 P: 3	R: 3 H: 4 E: 0 LOB: 1 K: 1 BB: 0 S: 9 P: 9	R: 0 H: 1 E: 0 LOB: 0 K: 0 BB: 0 S: 3 P: 3	R: 1 H: 2 E: 0 LOB: 2 K: 0 BB: 0 S: 5 P: 5	R: 3 H: 4 E: 0 LOB: 2 K: 0 BB: 1 S: 7 P: 11	R: 2 H: 3 E: 0 LOB: 1 K: 1 BB: 0 S: 8 P: 8	R: 0 H: 0 E: 0 LOB: 0 K: 1 BB: 0 S: 5 P: 5		1B: 12 SF: 0 2B: 3 SAC: 0 3B: 1 DP: 1 HR: 0 HBP: 0						

AB	39
R	12
H	16
RBI	12
BB	4
SO	4
LOB	13

WP: 0 PA: 43
PB: 0
SB: 1
CS: 0

PITCHER		IP	WLS	BF	H	R	ER	SO	BB	IBB	HBP	BLK	WP	HR	S	P	ERA	WHIP
Dick Pole, R ERA: 4.38	(1, 1)	0.2	L	7	2	3	3	1	3	0	0	0	0	0	6	18	40.50	7.500
Reggie Cleveland, R ERA: 4.18	(1, 1)	4.1		19	7	4	4	1	0	0	0	0	0	0	21	21	8.31	1.615
Tom House, L ERA: 4.67	(6, 1)	1.0		8	4	3	3	0	1	0	0	0	0	0	7	11	27.00	5.000
Bill Lee, L ERA: 7.42	(7, 1)	2.0		9	3	2	2	2	0	0	0	0	0	0	13	13	9.00	1.500

PITCHER	IP	WLS	BF	H	R	ER	SO	BB	IBB	HBP	BLK	WP	HR	S	P	ERA	WHIP

Batter	1	2	3	4	5	6	7	8	9	AB	R	H	RBI	BB	SO	LOB
Rick Miller, L (1, 8) OBP: 0.353, SLG: 0.363	0-0 1B		0-3 ① K		0-0 ② 6-3		0-0 ② F7			4	0	1	0	0	1	0
Rick Burleson, R (1, 6) OBP: 0.322, SLG: 0.328	0-0 ① P3		0-0 ② F9		0-0 ③ F8		0-0 2B			4	0	1	0	0	0	1
Cecil Cooper, L (1, 3) OBP: 0.315, SLG: 0.474	0-0 ② F7		0-0 ③ L9			0-0 1B SF9 1B	0-3 ③ K			4	1	1	0	0	1	2
Carl Yastrzemski, L (1, 7) OBP: 0.357, SLG: 0.489	0-0 ③ F7			0-0 E 1B		0-0 S SF9 E 1-3 1B		0-0 ① 3-1		4	1	2	0	0	0	1
Jim Rice, R (1, 10) OBP: 0.287, SLG: 0.450		0-3 ① K		0-0 ① P4		0-0 ① SF9 1-2 3-H		0-0 ② P3		3	0	0	1	0	1	1
Dwight Evans, R (1, 9) OBP: 0.337, SLG: 0.423		0-0 F9 1B 1B		0-0 E5 FC6-4 1-2		0-0 ② 6-3 2-H		0-3 ③ K		4	0	1	0	0	1	1
Denny Doyle, L (1, 4) OBP: 0.272, SLG: 0.278		0-0 1-2 1B		0-3 ② K		0-0 1B			0-0 ① 4-3	4	0	2	0	0	1	2
Bob Montgomery, R (1, 2) OBP: 0.265, SLG: 0.290		0-0 ② F9 2-3		0-0 ③ FC6-4 1-2f		0-0 ③ F8			0-0 ② P4	4	0	0	0	0	0	5
Bob Heise, R (1, 5) OBP: 0.348, SLG: 0.364		0-0 ③ 5-3			0-0 ① L5		0-0 ① 6-3		0-3 ③ K	4	0	0	0	0	1	2
Inning Stats	R: 0 H: 1 E: 0 LOB: 1 K: 0 BB: 0 S: 4 P: 4	R: 0 H: 2 E: 0 LOB: 2 K: 1 BB: 0 S: 7 P: 7	R: 0 H: 0 E: 0 LOB: 0 K: 1 BB: 0 S: 5 P: 5	R: 0 H: 1 E: 1 LOB: 2 K: 1 BB: 0 S: 7 P: 7	R: 0 H: 0 E: 0 LOB: 0 K: 0 BB: 0 S: 3 P: 3	R: 2 H: 3 E: 0 LOB: 1 K: 0 BB: 0 S: 6 P: 6	R: 0 H: 1 E: 0 LOB: 1 K: 1 BB: 0 S: 6 P: 6	R: 0 H: 0 E: 0 LOB: 0 K: 1 BB: 0 S: 5 P: 5	R: 0 H: 0 E: 0 LOB: 0 K: 1 BB: 0 S: 5 P: 5	1B: 7 SF: 1 2B: 1 SAC: 0 3B: 0 DP: 0 HR: 0 HBP: 0						

PITCHER	IP	WLS	BF	H	R	ER	SO	BB	IBB	HBP	BLK	WP	HR	S	P	ERA	WHIP
Doug Bird, R (1, 1) ERA: 2.79	9.0	L	36	8	2	2	6	0	0	0	0	0	0	48	48	2.00	0.889

PITCHER	IP	WLS	BF	H	R	ER	SO	BB	IBB	HBP	BLK	WP	HR	S	P	ERA	WHIP

Boston Red Sox @ Kansas City Royals

Royals Stadium, Kansas City, MO

Thu Jul 15 1976, 8:05 PM EDT

Att. 24,720 - Unknown

TOP

livebaseballscorecards.com

AB	35
R	2
H	8
RBI	1
BB	0
SO	6
LOB	15

WP: 0 PA: 36
PB: 0
SB: 1
CS: 0

Batter	1	2	3	4	5	6	7	8	9	AB	R	H	RBI	BB	SO	LOB
Davey Nelson, R (1, 4) OBP: 0.326, SLG: 0.350	F9		S 1B		F7			L5		4	0	1	0	0	0	1
Amos Otis, R (1, 8) OBP: 0.344, SLG: 0.467	F8		F7 1-2			F9		F9		4	0	0	0	0	0	1
George Brett, L (1, 5) OBP: 0.413, SLG: 0.512	2B		6-3			F8			E7 1B 1B	4	1	2	0	0	0	1
John Mayberry, L (1, 3) OBP: 0.347, SLG: 0.403	6-3			4-3		P2			SH3-4 3-H 1B	4	0	1	1	0	0	1
Al Cowens, R (1, 9) OBP: 0.304, SLG: 0.331		BBBB CS BB		F8			6-3 1B		SH3-4 1-2	2	0	1	0	1	0	0
Cookie Rojas, R (1, 10) OBP: 0.280, SLG: 0.269		P7 1-2		F8			6-3 1-2		6-3	4	0	0	0	0	0	3
Jim Wohlford, R (1, 7) OBP: 0.310, SLG: 0.318 Jamie Quirk, L (9, PH) OBP: 0.262, SLG: 0.317	2B				CS 1B		SSS K2-3		L8	3 1	0 0	2 0	0 0	0 0	1 0	1 1
Frank White, R (1, 6) OBP: 0.253, SLG: 0.271	6-3				SSS K 1-2		L4			3	0	0	0	0	1	3
Buck Martinez, R (1, 2) OBP: 0.279, SLG: 0.422			6-3		2B			5-3		3	0	1	0	0	0	0
Inning Stats	R: 0 H: 1 E: 0 LOB: 1 K: 0 BB: 0 S: 4 P: 4	R: 0 H: 1 E: 0 LOB: 1 K: 0 BB: 1 S: 3 P: 7	R: 0 H: 1 E: 0 LOB: 1 K: 0 BB: 0 S: 4 P: 4	R: 0 H: 0 E: 0 LOB: 0 K: 0 BB: 0 S: 3 P: 3	R: 0 H: 2 E: 0 LOB: 1 K: 1 BB: 0 S: 6 P: 6	R: 0 H: 0 E: 0 LOB: 0 K: 0 BB: 0 S: 3 P: 3	R: 0 H: 1 E: 0 LOB: 1 K: 1 BB: 0 S: 6 P: 6	R: 0 H: 0 E: 0 LOB: 0 K: 0 BB: 0 S: 3 P: 3	R: 1 H: 2 E: 1 LOB: 1 K: 0 BB: 0 S: 5 P: 5	1B: 5 SF: 0 2B: 3 SAC: 1 3B: 0 DP: 0 HR: 0 HBP: 0						

PITCHER		IP	WLS	BF	H	R	ER	SO	BB	IBB	HBP	BLK	WP	HR	S	P	ERA	WHIP
Rick Jones, L ERA: 2.8	(1, 1)	8.0	W	31	8	1	0	2	1	0	0	0	0	0	34	38	0.00	1.125
Jim Willoughby, R ERA: 2.79	(9, 1)	1.0	S	3	0	0	0	0	0	0	0	0	0	0	3	3	0.00	0.000

PITCHER	IP	WLS	BF	H	R	ER	SO	BB	IBB	HBP	BLK	WP	HR	S	P	ERA	WHIP

BOTTOM

Boston Red Sox @ Kansas City Royals

Royals Stadium, Kansas City, MO

Thu Jul 15 1976, 8:05 PM EDT

Att. 24,720 - Unknown

livebaseballscorecards.com

AB	32
R	1
H	8
RBI	1
BB	1
SO	2
LOB	12

WP: 0	PA: 34		
PB: 0			
SB: 1			
CS: 2			

Batter	1	2	3	4	5	6	7	8	9	AB	R	H	RBI	BB	SO	LOB
Rick Burleson, R (1, 6) OBP: 0.321, SLG: 0.327	P4		1B			K			L5	4	0	1	0	0	1	0
Fred Lynn, L (1, 8) OBP: 0.374, SLG: 0.468	4-3		K 1-2			K			FC6-4 BB	3	0	0	0	1	2	1
Dwight Evans, R (1, 9) OBP: 0.335, SLG: 0.418	BB			4-3		F7			FC6-4 1-2f	3	0	0	0	1	0	1
Carl Yastrzemski, L (1, 7) OBP: 0.352, SLG: 0.483	P6			F7			F8		4-3	4	0	0	0	0	0	2
Carlton Fisk, R (1, 2) OBP: 0.345, SLG: 0.408		G6-4-3 1B		F8			F7			3	0	1	0	0	0	0
Jim Rice, R (1, 10) OBP: 0.288, SLG: 0.456		G6-4-3 1-2f			E 3B		F8			3	1	1	0	0	0	1
Cecil Cooper, L (1, 3) OBP: 0.310, SLG: 0.466		G3			FC6 G1-6-3 3-H			F8		3	0	0	0	0	0	0
Rico Petrocelli, R (1, 5) OBP: 0.297, SLG: 0.302			F9		L5			P4		3	0	0	0	0	0	1
Doug Griffin, R (1, 4) OBP: 0.265, SLG: 0.231			6-3		G1-6-3 1-2f			F7		3	0	0	0	0	0	1

TOP

Boston Red Sox @ Kansas City Royals

Royals Stadium, Kansas City, MO

Fri Jul 16 1976, 8:05 PM EDT

Unknown - 79 F

livebaseballscorecards.com

AB	29
R	1
H	3
RBI	0
BB	2
SO	3
LOB	7

Inning Stats	1	2	3	4	5	6	7	8	9
R	0	0	0	0	1	0	0	0	0
E	0	0	0	0	1	0	0	0	0
K	0	0	1	0	0	2	0	0	0
S	3	3	6	3	4	7	3	5	3
H	0	1	1	0	1	0	0	0	0
LOB	1	0	1	0	0	0	0	0	1
BB	1	0	0	0	0	0	0	0	1
P	7	3	6	3	4	7	3	8	7

1B	2
2B	0
3B	1
HR	0
SF	0
SAC	0
DP	2
HBP	0
WP	0
PB	0
SB	1
CS	0
PA	31

PITCHER	IP	WLS	BF	H	R	ER	SO	BB	IBB	HBP	BLK	WP	HR	S	P	ERA	WHIP
Paul Splittorff, L (1, 1) ERA: 3.66	9.0	W	31	3	1	0	3	2	0	0	0	0	0	37	48	0.00	0.556

PITCHER	IP	WLS	BF	H	R	ER	SO	BB	IBB	HBP	BLK	WP	HR	S	P	ERA	WHIP

BOTTOM

Batter	1	2	3	4	5	6	7	8	9	AB	R	H	RBI	BB	SO	LOB
Davey Nelson, R (1, 4) OBP: 0.312, SLG: 0.333	6-3		K		4-3		1-3			4	0	0	0	0	1	1
Amos Otis, R (1, 8) OBP: 0.349, SLG: 0.469	BB			1B	1B		F9			3	1	2	0	1	0	1
George Brett, L (1, 5) OBP: 0.409, SLG: 0.506	F7			FC6	P5			F8		4	1	0	0	0	0	3
John Mayberry, L (1, 3) OBP: 0.349, SLG: 0.402	6-3			FC6-2		K		BB		3	1	1	1	1	1	1
Jamie Quirk, L (1, 10) OBP: 0.267, SLG: 0.318		K		FC6-2		1-3		SF8		3	1	1	1	0	1	0
Cookie Rojas, R (8, PH) OBP: 0.276, SLG: 0.269										0	0	0	1	0	0	0
Al Cowens, R (1, 9) OBP: 0.310, SLG: 0.337		G1-6-3		FC6-2		S		PO		4	1	3	0	0	0	2
Tom Poquette, L (1, 7) OBP: 0.385, SLG: 0.513		G1-6-3		F7		5-3		PO		3	0	0	0	0	0	4
Buck Martinez, R (1, 2) OBP: 0.287, SLG: 0.435			6-3				SH1-4			3	0	2	2	0	0	0
Frank White, R (1, 6) OBP: 0.251, SLG: 0.269			6-3	6-3			SH1-4			2	0	0	0	0	0	1
Inning Stats	R: 0 E: 0 K: 0 S: 3 H: 0 LOB: 1 BB: 1 P: 7	R: 0 E: 0 K: 1 S: 5 H: 1 LOB: 0 BB: 0 P: 5	R: 0 E: 0 K: 1 S: 5 H: 0 LOB: 0 BB: 0 P: 5	R: 4 E: 0 K: 0 S: 8 H: 4 LOB: 1 BB: 0 P: 8	R: 0 E: 0 K: 0 S: 3 H: 1 LOB: 0 BB: 0 P: 3	R: 0 E: 0 K: 1 S: 6 H: 1 LOB: 1 BB: 0 P: 6	R: 0 E: 0 K: 0 S: 4 H: 1 LOB: 1 BB: 0 P: 4	R: 1 E: 1 K: 0 S: 3 H: 1 LOB: 0 BB: 1 P: 7		1B: 8 2B: 1 3B: 0 HR: 0 SF: 1 SAC: 1 DP: 1 HBP: 0						

PITCHER		IP	WLS	BF	H	R	ER	SO	BB	IBB	HBP	BLK	WP	HR	S	P	ERA	WHIP
Fergie Jenkins, R ERA: 3.12	(1, 1)	2.1		8	1	0	0	1	1	0	0	0	0	0	9	13	0.00	0.857
Tom Murphy, R ERA: 4.81	(3, 1)	4.2	L	21	7	4	4	2	0	0	0	0	0	0	25	25	7.71	1.500
Tom House, L ERA: 4.54	(8, 1)	1.0		4	1	1	0	0	1	0	0	0	0	0	3	7	0.00	2.000

PITCHER	IP	WLS	BF	H	R	ER	SO	BB	IBB	HBP	BLK	WP	HR	S	P	ERA	WHIP

Boston Red Sox @ Kansas City Royals

Royals Stadium, Kansas City, MO

Fri Jul 16 1976, 8:05 PM EDT

Unknown - 79 F

livebaseballscorecards.com

AB	29
R	5
H	9
RBI	5
BB	2
SO	3
LOB	13

WP: 0 PB: 0 SB: 3 CS: 1 PA: 34

Batter	1	2	3	4	5	6	7	8	9	AB	R	H	RBI	BB	SO	LOB
Rick Miller, L (1, 8) OBP: 0.344, SLG: 0.353	F7		4-3			F7			5-3	4	0	0	0	0	0	0
Denny Doyle, L (1, 4) OBP: 0.276, SLG: 0.287	1B 2B		4-3			5-3			FC6-4 1B	4	1	2	0	0	0	0
Fred Lynn, L (1, 9) OBP: 0.369, SLG: 0.461	P6			1-3			G3		FC6-4 S 1-2f	4	0	0	0	0	0	2
Carl Yastrzemski, L (1, 7) OBP: 0.351, SLG: 0.479	FC5-4 1B 2-H			4-3			P7		F7 1-2	4	0	1	1	0	0	1
Jim Rice, R (1, 10) OBP: 0.285, SLG: 0.451	FC5-4 1-2f			K			6-3			3	0	0	0	0	1	1
Cecil Cooper, L (1, 3) OBP: 0.310, SLG: 0.464		G3			3-1			1B 1B		3	0	1	0	0	0	0
Rick Burleson, R (1, 6) OBP: 0.317, SLG: 0.323		K			1-3			P4		3	0	0	0	0	1	1
Bob Montgomery, R (1, 2) OBP: 0.270, SLG: 0.294		6-3			F9			G6-4-3 1-2 1B		3	0	1	0	0	0	0
Steve Dillard, R (8, PR) OBP: 0.376, SLG: 0.390										0	0	0	0	0	0	0
Carlton Fisk, R (8, 2) OBP: 0.345, SLG: 0.408										0	0	0	0	0	0	0
Bob Heise, R (1, 5) OBP: 0.320, SLG: 0.333			P3			F7			G6-4-3 1-2f	2	0	0	0	0	0	0
Bobby Darwin, R (8, PH) OBP: 0.292, SLG: 0.408										1	0	0	0	0	0	2
Rico Petrocelli, R (8, 5) OBP: 0.297, SLG: 0.302										0	0	0	0	0	0	0
Inning Stats	R: 1 E: 0 K: 0 S: 5 H: 2 LOB: 1 BB: 0 P: 5	R: 0 E: 0 K: 1 S: 5 H: 0 LOB: 0 BB: 0 P: 5	R: 0 E: 0 K: 0 S: 3 H: 0 LOB: 0 BB: 0 P: 3	R: 0 E: 0 K: 1 S: 5 H: 0 LOB: 0 BB: 0 P: 5	R: 0 E: 0 K: 0 S: 3 H: 0 LOB: 0 BB: 0 P: 3	R: 0 E: 0 K: 0 S: 3 H: 0 LOB: 0 BB: 0 P: 3	R: 0 E: 0 K: 0 S: 3 H: 0 LOB: 0 BB: 0 P: 3	R: 0 E: 0 K: 0 S: 4 H: 2 LOB: 2 BB: 0 P: 4	R: 0 E: 0 K: 0 S: 4 H: 1 LOB: 1 BB: 0 P: 4	1B: 4 2B: 1 3B: 0 HR: 0	SF: 0 SAC: 0 DP: 1 HBP: 0						

PITCHER	IP	WLS	BF	H	R	ER	SO	BB	IBB	HBP	BLK	WP	HR	S	P	ERA	WHIP
Al Fitzmorris, R (1, 1) ERA: 3.13	9.0	W	31	5	1	1	2	0	0	0	0	0	0	35	35	1.00	0.556

PITCHER	IP	WLS	BF	H	R	ER	SO	BB	IBB	HBP	BLK	WP	HR	S	P	ERA	WHIP

Boston Red Sox @ Kansas City Royals

Royals Stadium, Kansas City, MO

Fri Jul 16 1976, 8:05 PM EDT

Att. 35,600 - Unknown

TOP

livebaseballscorecards.com

AB	31
R	1
H	5
RBI	1
BB	0
SO	2
LOB	7

WP: 0 PB: 0 SB: 1 CS: 0 PA: 31

Batter	1	2	3	4	5	6	7	8	9	AB	R	H	RBI	BB	SO	LOB
Davey Nelson, R (1, 4) OBP: 0.309, SLG: 0.330	1-3			L1		F9		S 1B		4	0	1	0	0	0	0
Amos Otis, R (1, 8) OBP: 0.348, SLG: 0.465	F8			L9		BBBB S BB 2B BB		F9 1-2		3	1	0	0	1	0	1
George Brett, L (1, 5) OBP: 0.410, SLG: 0.507	1-3			2B		BBBB S 1-2 2B BB		P4		3	1	1	0	1	0	1
John Mayberry, L (1, 3) OBP: 0.354, SLG: 0.409		G1-6-3 1B		BBBB BB		1-H 2-H 2B				2	0	2	2	1	0	0
Jamie Quirk, L (1, 10) OBP: 0.250, SLG: 0.298		G1-6-3 1-2f		P6		SSS K				3	0	0	0	0	1	4
Al Cowens, R (1, 9) OBP: 0.307, SLG: 0.333		L3			F2		5-3			3	0	0	0	0	0	0
Bob Stinson, S (1, 2) OBP: 0.339, SLG: 0.345			6-3		F7		P5			3	0	0	0	0	0	0
Jim Wohlford, R (1, 7) OBP: 0.305, SLG: 0.312			SSS K		F8		F8			3	0	0	0	0	1	0
Frank White, R (1, 6) OBP: 0.248, SLG: 0.265			P4			F8		1-3		3	0	0	0	0	0	0
Inning Stats	R: 0 E: 0 K: 0 S: 3 H: 0 LOB: 0 BB: 0 P: 3	R: 0 E: 0 K: 0 S: 3 H: 1 LOB: 0 BB: 0 P: 3	R: 0 E: 0 K: 1 S: 5 H: 0 LOB: 0 BB: 0 P: 5	R: 0 E: 0 K: 0 S: 4 H: 1 LOB: 2 BB: 1 P: 8	R: 0 E: 0 K: 0 S: 3 H: 0 LOB: 0 BB: 0 P: 3	R: 2 E: 0 K: 1 S: 6 H: 1 LOB: 1 BB: 2 P: 14	R: 0 E: 0 K: 0 S: 3 H: 0 LOB: 0 BB: 0 P: 3	R: 0 E: 0 K: 0 S: 4 H: 1 LOB: 1 BB: 0 P: 4		1B: 2 2B: 2 3B: 0 HR: 0	SF: 0 SAC: 0 DP: 1 HBP: 0			WP: 0 PB: 0 SB: 3 CS: 0	PA: 30		

PITCHER	IP	WLS	BF	H	R	ER	SO	BB	IBB	HBP	BLK	WP	HR	S	P	ERA	WHIP
Rick Wise, R (1, 1) ERA: 3.86	8.0	L	30	4	2	2	2	3	0	0	0	0	0	31	43	2.25	0.875

PITCHER	IP	WLS	BF	H	R	ER	SO	BB	IBB	HBP	BLK	WP	HR	S	P	ERA	WHIP

BOTTOM

Boston Red Sox @ Kansas City Royals

Royals Stadium, Kansas City, MO

Fri Jul 16 1976, 8:05 PM EDT

Att. 35,600 - Unknown

livebaseballscorecards.com

AB	27
R	2
H	4
RBI	2
BB	3
SO	2
LOB	6

Boston Red Sox @ Kansas City Royals

Royals Stadium, Kansas City, MO

Sat Jul 17 1976, 4:33 AM EDT

Att. 24,411 - Unknown - 69 F

TOP

livebaseballscorecards.com

Batter	1	2	3	4	5	6	7	8	9	AB	R	H	RBI	BB	SO	LOB
Rick Burleson, R (1, 6) OBP: 0.319, SLG: 0.322	BBBB 4-0 CS BB		x 0-0 ① L8	SSS 0-3 ③ K		x 0-0 1-3 2-H 1B		x 0-0 ③ F7		4	0	1	1	1	1	5
Fred Lynn, L (1, 8) OBP: 0.366, SLG: 0.457	x 0-0 ① ② 3-1 1-2		x 0-0 1-2 1B		x 0-0 ① 1-3	x 0-0 ③ P6			x 0-0 ① F7	5	0	1	0	0	0	3
Carlton Fisk, R (1, 2) OBP: 0.340, SLG: 0.401	x 0-0 ③ P4		x 0-0 ② P9		x 0-0 ② F8		x 0-0 ① 5-3		x 0-0 ② 4-3	5	0	0	0	0	0	2
Carl Yastrzemski, L (1, 3) OBP: 0.352, SLG: 0.476		x 0-0 ① 4-3	x 0-0 ③ L9		BBBB 4-0 BB		SSS 0-3 ② K		x 0-0 1B	4	0	1	0	1	1	2
Jim Rice, R (1, 7) OBP: 0.290, SLG: 0.457		x 0-0 FC6-4 2B		x 0-0 FC5 E 1B	SSS 0-3 ③ K		x 0-0 S 1B		x 0-0 ③ 6-3	5	0	3	0	0	1	2
Bobby Darwin, R (1, 10) OBP: 0.291, SLG: 0.403		x 0-0 FC6-4 1B		x 0-0 E4 BB FC5 1-2 FC5-2		SSS 0-3 ① K	SSS 0-3 ③ K 1-2			4	0	1	0	0	2	2
Dwight Evans, R (1, 9) OBP: 0.332, SLG: 0.414		x 0-0 ② FC6-4 1-2f 2-3		x 0-0 ① FC5 FC5-2 BB 1-2 2-3f		SSS 0-3 ② K		SSS 0-3 ① K		3	0	0	0	0	1	4
Cecil Cooper, L (8, PH) OBP: 0.309, SLG: 0.462										1	0	0	0	0	1	0
Bob Heise, R (8, 5) OBP: 0.320, SLG: 0.333										0	0	0	0	0	0	0
Rico Petrocelli, R (1, 5) OBP: 0.302, SLG: 0.301		x 0-0 ③ 4-3		BBBB 4-0 FC5-2 1-2 2-3 BB		BBBB 4-0 BB 1B BB		x 0-0 ② 4-3		1	1	0	0	2	0	2
Rick Miller, L (8, PH) OBP: 0.342, SLG: 0.350										1	0	0	0	0	0	0
(8, 9)																
Doug Griffin, R (1, 4) OBP: 0.275, SLG: 0.226			x 0-0 E1 1B	x 0-0 ② FC5-2 1-2 2-3 3-Hf		BBBB 4-0 1B 1-2 BB		BBBB 4-0 BB		2	0	0	0	2	0	3
Inning Stats	R: 0 E: 0 K: 0 S: 2 H: 0 LOB: 0 BB: 1 P: 6	R: 0 E: 0 K: 0 S: 5 H: 2 LOB: 2 BB: 0 P: 5	R: 0 E: 1 K: 0 S: 5 H: 1 LOB: 2 BB: 0 P: 5	R: 0 E: 1 K: 1 S: 7 H: 1 LOB: 3 BB: 1 P: 11	R: 0 E: 0 K: 1 S: 5 H: 0 LOB: 1 BB: 1 P: 9	R: 1 E: 0 K: 2 S: 8 H: 1 LOB: 2 BB: 2 P: 16	R: 0 E: 0 K: 2 S: 8 H: 1 LOB: 1 BB: 0 P: 8	R: 0 E: 0 K: 1 S: 5 H: 0 LOB: 1 BB: 1 P: 9	R: 0 E: 0 K: 0 S: 4 H: 1 LOB: 1 BB: 0 P: 4	1B: 6 2B: 1 3B: 0 HR: 0	SF: 0 SAC: 0 DP: 0 HBP: 0						

	AB	35
	R	1
	H	7
	RBI	1
	BB	6
	SO	7
	LOB	25

WP: 0 PB: 0 SB: 1 CS: 1 PA: 41

PITCHER	IP	WLS	BF	H	R	ER	SO	BB	IBB	HBP	BLK	WP	HR	S	P	ERA	WHIP
Andy Hassler, L (1, 1) ERA: 3.98	5.0		23	4	0	0	2	3	0	0	0	0	0	24	36	0.00	1.400
Mark Littell, R (6, 1) ERA: 2.56	4.0	W	18	3	1	1	5	3	0	0	0	0	0	25	37	2.25	1.500

PITCHER	IP	WLS	BF	H	R	ER	SO	BB	IBB	HBP	BLK	WP	HR	S	P	ERA	WHIP

Batter	1	2	3	4	5	6	7	8	9	AB	R	H	RBI	BB	SO	LOB
Davey Nelson, R (1, 4) OBP: 0.297, SLG: 0.315	4-3			L5		6-3		6-3 1-3		4	0	0	0	0	0	1
Amos Otis, R (1, 8) OBP: 0.349, SLG: 0.465	F8			5-3 E 2B 1B		1B		F9		4	1	2	0	0	0	2
George Brett, L (1, 5) OBP: 0.408, SLG: 0.513	P6			5-3 1-3		F8			HR	4	1	1	1	0	0	2
John Mayberry, L (1, 3) OBP: 0.354, SLG: 0.411		6-3		2B 3-H			P5			3	0	1	1	0	0	0
Jamie Quirk, L (1, 10) OBP: 0.255, SLG: 0.300		P5		P5			1B			3	0	1	0	0	0	1
Al Cowens, R (1, 9) OBP: 0.304, SLG: 0.330		L9			P6		P4			3	0	0	0	0	0	1
Tom Poquette, L (1, 7) OBP: 0.378, SLG: 0.503			G3		6-3		F7			3	0	0	0	0	0	1
Buck Martinez, R (1, 2) OBP: 0.288, SLG: 0.433			F8		5-3			CS 1B		3	0	1	0	0	0	0
John Wathan, R (8, PR) OBP: 0.350, SLG: 0.316 (9, 2)										0	0	0	0	0	0	0
Frank White, R (1, 6) OBP: 0.249, SLG: 0.266			6-3			K		6-3 S 1-2 1B		3	0	1	0	0	1	0
Inning Stats	R: 0 E: 0 K: 0 S: 3 H: 0 LOB: 0 BB: 0 P: 3	R: 0 E: 0 K: 0 S: 3 H: 0 LOB: 0 BB: 0 P: 3	R: 0 E: 0 K: 0 S: 3 H: 0 LOB: 0 BB: 0 P: 3	R: 1 E: 1 K: 0 S: 5 H: 2 LOB: 1 BB: 0 P: 5	R: 0 E: 0 K: 0 S: 3 H: 0 LOB: 0 BB: 0 P: 3	R: 0 E: 0 K: 1 S: 6 H: 1 LOB: 1 BB: 0 P: 6	R: 0 E: 0 K: 0 S: 4 H: 1 LOB: 1 BB: 0 P: 4	R: 0 E: 0 K: 0 S: 4 H: 2 LOB: 2 BB: 0 P: 4	R: 1 E: 0 K: 0 S: 1 H: 1 LOB: 0 BB: 0 P: 1	1B: 5 2B: 1 3B: 0 HR: 1 SF: 0 SAC: 0 DP: 0 HBP: 0	WP: 0 PB: 0 SB: 1 CS: 1 PA: 30					

PITCHER	IP	WLS	BF	H	R	ER	SO	BB	IBB	HBP	BLK	WP	HR	S	P	ERA	WHIP
Luis Tiant, R (1, 1) ERA: 2.88	8.0	L	30	7	2	2	1	0	0	0	0	0	1	32	32	2.25	0.875

PITCHER	IP	WLS	BF	H	R	ER	SO	BB	IBB	HBP	BLK	WP	HR	S	P	ERA	WHIP

BOTTOM

Boston Red Sox @ Kansas City Royals

Royals Stadium, Kansas City, MO

Sat Jul 17 1976, 4:33 AM EDT

Att. 24,411 - Unknown - 69 F

livebaseballscorecards.com

AB	30
R	2
H	7
RBI	2
BB	0
SO	1
LOB	8

Boston Red Sox @ Kansas City Royals

Royals Stadium, Kansas City, MO

Sun Jul 18 1976, 4:33 AM EDT

Att. 29,267 - Unknown - 85 F

TOP

livebaseballscorecards.com

Batter	1	2	3	4	5	6	7	8	9	AB	R	H	RBI	BB	SO	LOB
Rick Miller, L (1, 9) OBP: 0.346, SLG: 0.357	F7		2B		K			3B BB	F9	3	1	1	0	1	1	0
Doug Griffin, R (8, 7) OBP: 0.272, SLG: 0.223										1	0	0	0	0	0	1
Denny Doyle, L (9, PH) OBP: 0.276, SLG: 0.296	4-3		4-3		1-3			1-H 1B 3B		4	1	1	1	0	0	1
Fred Lynn, L (1, 4) OBP: 0.362, SLG: 0.451	F8			F7		P4		F3		4	0	0	0	0	0	1
Carl Yastrzemski, L (1, 8) OBP: 0.357, SLG: 0.478		FC5-4 1B		1B 1B		F9		1B BB		3	1	2	0	1	0	0
Jim Rice, R (1, 7) OBP: 0.292, SLG: 0.457		K		1B 1-2 1B		F8		1-2 3-H 1B		4	0	2	1	0	1	1
Cecil Cooper, L (1, 3) OBP: 0.304, SLG: 0.455		P7		F8			3-1	P9		3	0	0	0	0	0	3
Bobby Darwin, R (8, PH) OBP: 0.289, SLG: 0.400										1	0	0	0	0	0	2
Dwight Evans, R (8, 9) OBP: 0.332, SLG: 0.414										0	0	0	0	0	0	0
Bob Montgomery, R (1, 2) OBP: 0.268, SLG: 0.289		FC5-4 1-2f		1-3 2-H 1B			5-3		5-3	4	0	1	1	0	0	1
Rico Petrocelli, R (1, 5) OBP: 0.297, SLG: 0.295		6-3		F8			F9		2-3	4	0	0	0	0	0	2
Rick Burleson, R (1, 6) OBP: 0.318, SLG: 0.318		K			F5			L6	BB	3	0	0	0	1	1	0

	AB	34
	R	3
	H	7
	RBI	3
	BB	3
	SO	3
	LOB	12

Inning Stats	1	2	3	4	5	6	7	8	9
	R: 0 E: 0 K: 0 S: 3	H: 0 LOB: 0 BB: 0 P: 3	R: 0 E: 0 K: 1 S: 6	H: 1 LOB: 1 BB: 0 P: 6	R: 0 E: 0 K: 1 S: 6	H: 1 LOB: 1 BB: 0 P: 6	R: 1 E: 0 K: 0 S: 6	H: 3 LOB: 2 BB: 0 P: 6	R: 0 E: 0 K: 1 S: 5	H: 0 LOB: 0 BB: 0 P: 5	R: 0 E: 0 K: 0 S: 3	H: 0 LOB: 0 BB: 0 P: 3	R: 0 E: 0 K: 0 S: 3	H: 0 LOB: 0 BB: 0 P: 3	R: 2 E: 0 K: 0 S: 5	H: 2 LOB: 2 BB: 2 P: 13	R: 0 E: 0 K: 0 S: 3	H: 0 LOB: 1 BB: 1 P: 7

	1B: 5	SF: 0	WP: 0	PA: 37
	2B: 1	SAC: 0	PB: 0	
	3B: 1	DP: 0	SB: 0	
	HR: 0	HBP: 0	CS: 0	

PITCHER		IP	WLS	BF	H	R	ER	SO	BB	IBB	HBP	BLK	WP	HR	S	P	ERA	WHIP
Marty Pattin, R ERA: 2.9	(1, 1)	7.1	W	29	6	3	3	3	1	0	0	0	0	0	34	38	3.68	0.955
Steve Mingori, L ERA: 2.37	(8, 1)	1.2		8	1	0	0	0	2	0	0	0	0	0	6	14	0.00	1.800

PITCHER	IP	WLS	BF	H	R	ER	SO	BB	IBB	HBP	BLK	WP	HR	S	P	ERA	WHIP

Batter	1	2	3	4	5	6	7	8	9	AB	R	H	RBI	BB	SO	LOB
Davey Nelson, R (1, 4) OBP: 0.295, SLG: 0.313	4-3		F9	1B			6-3			4	0	1	1	0	0	0
Amos Otis, R (1, 8) OBP: 0.351, SLG: 0.464	G3		S 1B	K			HR S BB			3	1	1	0	1	1	1
George Brett, L (1, 5) OBP: 0.409, SLG: 0.520	4-3		1-2 BB		6-3		1-H HR			3	1	1	2	1	0	0
John Mayberry, L (1, 3) OBP: 0.350, SLG: 0.406		F7	F8		G3		4-3			4	0	0	0	0	0	2
Jamie Quirk, L (1, 10) OBP: 0.259, SLG: 0.302		G3		F9 1B SF8 1B	3-1			P6		3	1	1	0	0	0	0
Cookie Rojas, R (8, PH) OBP: 0.273, SLG: 0.265										1	0	0	0	0	0	0
Al Cowens, R (1, 9) OBP: 0.309, SLG: 0.333		S 3B BB		1-2 S 1B 1B		F5		G5-4-3 1B		3	2	2	0	1	0	0
Tom Poquette, L (1, 7) OBP: 0.380, SLG: 0.516		1-H 3B		F9 2-3		1-3		G5-4-3 1-2f		2	0	1	1	0	0	2
Jim Wohlford, R (6, PH) (7, 7) OBP: 0.302, SLG: 0.308										2	0	0	0	0	0	1
Buck Martinez, R (1, 2) OBP: 0.282, SLG: 0.427		1-3		SF8 3-H		P6				2	0	0	1	0	0	1
Frank White, R (1, 6) OBP: 0.250, SLG: 0.267			F8	1-H S 1B 1B			L8			3	1	1	1	0	0	0
Inning Stats	R: 0 E: 0 K: 0 S: 3 H: 0 LOB: 0 BB: 0 P: 3	R: 1 E: 0 K: 0 S: 4 H: 1 LOB: 1 BB: 1 P: 8	R: 0 E: 0 K: 0 S: 4 H: 1 LOB: 2 BB: 1 P: 8	R: 3 E: 0 K: 1 S: 9 H: 4 LOB: 1 BB: 0 P: 9	R: 0 E: 0 K: 0 S: 3 H: 0 LOB: 0 BB: 0 P: 3	R: 0 E: 0 K: 0 S: 3 H: 0 LOB: 0 BB: 0 P: 3	R: 2 E: 0 K: 0 S: 4 H: 1 LOB: 0 BB: 1 P: 8	R: 0 E: 0 K: 0 S: 3 H: 1 LOB: 0 BB: 0 P: 3		1B: 6 2B: 0 3B: 1 HR: 1	SF: 1 SAC: 0 DP: 1 HBP: 0					

PITCHER		IP	WLS	BF	H	R	ER	SO	BB	IBB	HBP	BLK	WP	HR	S	P	ERA	WHIP
Reggie Cleveland, R ERA: 4.44	(1, 1)	4.0	L	20	6	4	4	1	2	0	0	0	0	0	20	28	9.00	2.000
Bill Lee, L ERA: 7.08	(5, 1)	4.0		14	2	2	2	0	1	0	0	0	0	1	13	17	4.50	0.750

PITCHER	IP	WLS	BF	H	R	ER	SO	BB	IBB	HBP	BLK	WP	HR	S	P	ERA	WHIP

BOTTOM

Boston Red Sox @ Kansas City Royals

Royals Stadium, Kansas City, MO

Sun Jul 18 1976, 4:33 AM EDT

Att. 29,267 - Unknown - 85 F

livebaseballscorecards.com

AB	30
R	6
H	8
RBI	6
BB	3
SO	1
LOB	7

WP: 0	PB: 0	SB: 5	CS: 0
PA: 34			

Batter	1	2	3	4	5	6	7	8	9	10	11	AB	R	H	RBI	BB	SO	LOB
Steve Dillard, R (1, 5) OBP: 0.365, SLG: 0.376	6-3		G1-6-3 1-2f			K		FC3-6 1B 1B		BB		3	0	0	0	1	2	
Rick Miller, L (8, PH) OBP: 0.350, SLG: 0.361												1	0	1	0	0	0	
Rico Petrocelli, R (8, 5) OBP: 0.300, SLG: 0.295												0	0	0	0	1	0	
Cecil Cooper, L (1, 10) OBP: 0.302, SLG: 0.463	L7			K		1-H HR		K		F4		5	1	1	2	0	2	2
Fred Lynn, L (1, 8) OBP: 0.366, SLG: 0.453	K			G4-6-3 1B		1B		FC3-6 1B 1-2		K		5	0	3	0	0	2	1
Carl Yastrzemski, L (1, 3) OBP: 0.357, SLG: 0.475		1B		G4-6-3 1-2f		G3		FC3-6 S 1-2f 2-3			SH3-4 BB	4	0	1	0	1	0	4
Jim Rice, R (1, 7) OBP: 0.292, SLG: 0.455		L9			F8		L9-3 1B	F9 1-2			SH3-4 1-2	4	0	1	0	0	0	3
Carlton Fisk, R (1, 2) OBP: 0.334, SLG: 0.394		L7			5-3		L9-3 1-2		L7		5-3	5	0	0	0	0	0	3
Dwight Evans, R (1, 9) OBP: 0.330, SLG: 0.421		F6			F4		HR		K		K	5	1	1	1	0	2	2
Denny Doyle, L (1, 4) OBP: 0.275, SLG: 0.292			L8			6-3	BB		6-3			3	0	0	0	1	0	0
Rick Burleson, R (1, 6) OBP: 0.320, SLG: 0.321			G1-6-3 1B			WP HR 1B	4-3			L7		4	1	2	0	0	0	1
Inning Stats	R: 0 E: 0 K: 1 S: 5 H: 0 LOB: 0 BB: 0 P: 5	R: 0 E: 0 K: 0 S: 4 H: 1 LOB: 1 BB: 0 P: 4	R: 0 E: 0 K: 0 S: 3 H: 1 LOB: 0 BB: 0 P: 3	R: 0 E: 0 K: 1 S: 5 H: 1 LOB: 0 BB: 0 P: 5	R: 0 E: 0 K: 0 S: 3 H: 0 LOB: 0 BB: 0 P: 3	R: 2 E: 0 K: 1 S: 8 H: 3 LOB: 1 BB: 0 P: 8	R: 1 E: 0 K: 0 S: 4 H: 2 LOB: 1 BB: 1 P: 8	R: 0 E: 0 K: 1 S: 7 H: 2 LOB: 2 BB: 0 P: 7	R: 0 E: 0 K: 1 S: 5 H: 0 LOB: 0 BB: 0 P: 5	R: 0 E: 0 K: 1 S: 5 H: 0 LOB: 1 BB: 1 P: 9	R: 0 E: 0 K: 1 S: 5 H: 0 LOB: 1 BB: 1 P: 9	1B: 8 2B: 1 3B: 0 HR: 2 SF: 0 SAC: 1 DP: 3 HBP: 0			WP: 1 PB: 0 SB: 1 CS: 0	PA: 43		

PITCHER		IP	WLS	BF	H	R	ER	SO	BB	IBB	HBP	BLK	WP	HR	S	P	ERA	WHIP
Tommy Boggs, R ERA: 4.05	(1, 1)	6.2		26	8	3	3	3	1	0	0	0	1	2	31	35	4.05	1.350
Steve Foucault, R ERA: 2.79	(7, 1)	0.2		4	2	0	0	1	0	0	0	0	0	0	6	6	0.00	3.000
Joe Hoerner, L ERA: 4.24	(8, 1)	0.1		1	0	0	0	0	0	0	0	0	0	0	1	1	0.00	0.000
Jeff Terpko, R ERA: 1.91	(8, 1)	2.1		9	0	0	0	2	2	0	0	0	0	0	11	19	0.00	0.857
Mike Bacsik, R ERA: 2.78	(11, 1)	1.0	W	3	0	0	0	1	0	0	0	0	0	0	5	5	0.00	0.000

PITCHER	IP	WLS	BF	H	R	ER	SO	BB	IBB	HBP	BLK	WP	HR	S	P	ERA	WHIP

TOP

Boston Red Sox @ Texas Rangers

Arlington Stadium, Arlington, TX

Mon Jul 19 1976, 8:05 PM EDT

Att. 11,166 - Unknown - 80 F

livebaseballscorecards.com

AB	39
R	3
H	10
RBI	3
BB	3
SO	7
LOB	18

Boston Red Sox @ Texas Rangers

Arlington Stadium, Arlington, TX

Mon Jul 19 1976, 8:05 PM EDT

Att. 11,166 - Unknown - 80 F

BOTTOM

livebaseballscorecards.com

Batter	1	2	3	4	5	6	7	8	9	10	11	AB	R	H	RBI	BB	SO	LOB
Dave Moates, L (1, 8) OBP: 0.340, SLG: 0.368	FC4-6 FC5 1B 1B		L4-3 2B		6-3		G3		BB L6-3 BB	F9		4	2	2	0	1	0	0
Juan Beniquez, R (9, PR) (10, 8) OBP: 0.288, SLG: 0.261												1	0	0	0	0	0	2
Gene Clines, R (1, 7) OBP: 0.317, SLG: 0.333	FC4-6 1-2 1B		L4-3 2-3		1B 2B		L8		L6-3 1-2		SH3-4 1B 1B	6	1	3	0	0	0	2
Mike Hargrove, L (1, 3) OBP: 0.402, SLG: 0.415	FC4-6 FC5 BB 1-2f 2-3		1B 3-H 2B		G6-4-3 2-3 1B		F7		BB IBB		SH3-4 1-2	4	1	2	1	1	0	2
Jeff Burroughs, R (1, 9) OBP: 0.307, SLG: 0.388	FC5 1-2 BB		1B BB		G6-4-3 1-2f	L9			1-2 2-3 BB		K	3	0	0	0	3	1	3
Roy Howell, L (1, 5) OBP: 0.322, SLG: 0.399	FC5 FC6-4 1-2 2-3f 3-H		G1-6-3 1-3 2-H 1B			3-1		FC4-6 1B	4-3		1B IBB	5	0	2	2	1	0	5
Toby Harrah, R (1, 6) OBP: 0.384, SLG: 0.394	FC6-4 1-2f		G1-6-3 1-2f			F7 CI 1B		FC4-6 1-2 1B		F4	1-2 2-H 1B	6	0	3	1	0	0	4
Joe Lahoud, L (1, 10) OBP: 0.314, SLG: 0.278		F5		G3		CI FC6-4 1-2		FC4-6 1-2f 2-3		4-3		4	0	0	0	0	0	2
Lenny Randle, S (1, 4) OBP: 0.301, SLG: 0.282		CS BB		G3		F7 2-3		K		BB		3	0	0	0	2	1	4
Jim Sundberg, R (1, 2) OBP: 0.285, SLG: 0.299		F8 1-2		4-3		FC6-4 1-2f			F4	BB 1-2		4	0	0	0	1	0	3

	AB	40
	R	4
	H	12
	RBI	4
	BB	9
	SO	2
	LOB	27

Inning Stats																						
	R: 1	H: 2	R: 0	H: 0	R: 2	H: 3	R: 0	H: 0	R: 0	H: 2	R: 0	H: 1	R: 0	H: 0	R: 0	H: 2	R: 0	H: 0	R: 0	H: 0	R: 1	H: 2
	E: 0	LOB: 2	E: 0	LOB: 0	E: 0	LOB: 1	E: 0	LOB: 0	K: 0	LOB: 1	E: 1	LOB: 2	E: 0	LOB: 0	E: 0	LOB: 2	E: 0	LOB: 3	E: 0	LOB: 2	E: 0	LOB: 2
	K: 0	BB: 1	K: 0	BB: 1	K: 0	BB: 1	K: 0	BB: 0	S: 4	BB: 0	K: 0	BB: 0	K: 0	BB: 0	K: 1	BB: 0	K: 0	BB: 3	K: 1	BB: 1	K: 1	BB: 1
	S: 5	P: 9	S: 2	P: 6	S: 5	P: 9	S: 3	P: 3	S: 4	P: 4	S: 5	P: 5	S: 3	P: 3	S: 7	P: 7	S: 3	P: 15	S: 3	P: 11	S: 6	P: 10

	1B: 9	SF: 0	WP: 0	PA: 51
	2B: 3	SAC: 1	PB: 0	
	3B: 0	DP: 2	SB: 0	
	HR: 0	HBP: 0	CS: 1	

PITCHER		IP	WLS	BF	H	R	ER	SO	BB	IBB	HBP	BLK	WP	HR	S	P	ERA	WHIP
Dick Pole, R ERA: 4.57	(1, 1)	2.1		14	5	3	3	0	3	0	0	0	0	0	11	23	11.57	3.429
Tom Murphy, R ERA: 4.25	(3, 1)	5.2		21	5	0	0	1	0	0	0	0	0	0	23	23	0.00	0.882
Jim Willoughby, R ERA: 2.82	(9, 1)	2.2	L	16	2	1	1	1	4	2	0	0	0	0	12	36	3.38	2.250

PITCHER	IP	WLS	BF	H	R	ER	SO	BB	IBB	HBP	BLK	WP	HR	S	P	ERA	WHIP

Batter	1	2	3	4	5	6	7	8	9	AB	R	H	RBI	BB	SO	LOB
Steve Dillard, R (1, 5) OBP: 0.350, SLG: 0.360	6-3	K		FC5 2B 1-2 2-3f		K		K		4	0	0	0	0	2	5
Rico Petrocelli, R (8, PH) OBP: 0.299, SLG: 0.294										1	0	0	0	0	1	0
(8, 5)																
Cecil Cooper, L (1, 10) OBP: 0.306, SLG: 0.469	1B 1B 1B		F5	1-3 2-H 2B		SH5-3 1-H 3-H		L9		4	1	2	2	0	0	0
Fred Lynn, L (1, 8) OBP: 0.369, SLG: 0.457	1B 1-3 1B		4-3 2B	4-3		BB CS			F6	4	0	2	0	1	0	2
Carl Yastrzemski, L (1, 3) OBP: 0.358, SLG: 0.474	1-2 3-H 1B		4-3 2-3		1B	CS 1-2	L7		G3	5	0	2	1	0	0	1
Jim Rice, R (1, 7) OBP: 0.294, SLG: 0.453	L7		BB S		L4		SH1-3 1B		6-3	3	0	1	0	1	0	3
Rick Miller, L (7, PR) OBP: 0.348, SLG: 0.359										1	0	0	0	0	0	0
(7, 7)																
Carlton Fisk, R (1, 2) OBP: 0.331, SLG: 0.390	K		L4 1-2		L7		SH1-3 1-2			3	0	0	0	0	1	5
Dwight Evans, R (1, 9) OBP: 0.329, SLG: 0.416		L7	K		4-3		BB FC6-4			3	0	0	0	1	1	1
Denny Doyle, L (1, 4) OBP: 0.279, SLG: 0.295		F9	FC5 1B 1B			1B SH5-3 1B	FC6-4 1-2f			4	1	2	0	0	0	2
Rick Burleson, R (1, 6) OBP: 0.326, SLG: 0.327		1B	FC5 2B 1-2 1B			E 1-3 1B		5-3		4	2	3	0	0	0	0
Inning Stats	R: 1 E: 0 K: 1 S: 8 H: 3 LOB: 2 BB: 0 P: 8	R: 0 E: 0 K: 1 S: 6 H: 1 LOB: 1 BB: 0 P: 6	R: 0 E: 0 K: 0 S: 4 H: 1 LOB: 2 BB: 1 P: 8	R: 1 E: 0 K: 1 S: 8 H: 3 LOB: 2 BB: 0 P: 8	R: 0 E: 0 K: 0 S: 4 H: 1 LOB: 1 BB: 0 P: 4	R: 2 E: 1 K: 1 S: 6 H: 2 LOB: 0 BB: 1 P: 10	R: 0 E: 0 K: 0 S: 4 H: 1 LOB: 2 BB: 1 P: 8	R: 0 E: 0 K: 1 S: 5 H: 0 LOB: 0 BB: 0 P: 5	R: 0 E: 0 K: 0 S: 3 H: 0 LOB: 0 BB: 0 P: 3	1B: 10 2B: 2 3B: 0 HR: 0 SF: 0 SAC: 2 DP: 0 HBP: 0							

TOP

Boston Red Sox @ Texas Rangers

Arlington Stadium, Arlington, TX

Tue Jul 20 1976, 8:05 PM EDT

Att. 13,495 - Unknown - 80 F

livebaseballscorecards.com

AB	36
R	4
H	12
RBI	3
BB	3
SO	5
LOB	19

WP: 0 PB: 0 SB: 1 CS: 1 PA: 42

PITCHER		IP	WLS	BF	H	R	ER	SO	BB	IBB	HBP	BLK	WP	HR	S	P	ERA	WHIP
Nelson Briles, R ERA: 3.35	(1, 1)	5.1	L	28	11	4	3	4	1	0	0	0	0	0	35	39	5.06	2.250
Joe Hoerner, L ERA: 4.07	(6, 1)	1.0		3	0	0	0	0	1	0	0	0	0	0	2	6	0.00	1.000
Mike Bacsik, R ERA: 2.49	(7, 1)	2.2		10	1	0	0	1	1	0	0	0	0	0	11	15	0.00	0.750

PITCHER	IP	WLS	BF	H	R	ER	SO	BB	IBB	HBP	BLK	WP	HR	S	P	ERA	WHIP

Batter	1	2	3	4	5	6	7	8	9	AB	R	H	RBI	BB	SO	LOB
Gene Clines, R (1, 7) OBP: 0.314, SLG: 0.330	K	L9-2-1-5 3-H			L4-3		L4-6-3 1-2 3-H		1B SF8 1B	5	1	1	0	0	1	4
Danny Thompson, R (1, 5) OBP: 0.254, SLG: 0.271 Joe Lahoud, L (9, PH) OBP: 0.318, SLG: 0.283	1B 1B		F8		F2		1B 1B		HBP BB 1-3 1B	4 1	0 0	2 1	0 0	0 0	0 0	0 0
Jim Fregosi, R (1, 3) OBP: 0.349, SLG: 0.324 Mike Hargrove, L (9, PH) OBP: 0.404, SLG: 0.415	K		1B		FC4-6 BB		FC5-4 1-2 1B		HBP 1-2 BB	3 0	0 0	2 0	0 0	1 1	1 0	1 0
Jeff Burroughs, R (1, 9) OBP: 0.305, SLG: 0.387	1-2 1B		K		FC4-6 1-2f		FC5-4 1-2f		SF8 3-H	4	0	1	1	0	1	4
Tom Grieve, R (1, 10) OBP: 0.293, SLG: 0.393	G1		K			F2		K	F9	5	0	0	0	0	2	5
Toby Harrah, R (1, 6) OBP: 0.381, SLG: 0.389		5-3		E6 FC1-5 1B		F7		4-3	1-2 2-3 HBP	4	0	0	0	0	0	0
Lenny Randle, S (1, 4) OBP: 0.305, SLG: 0.287		1B 1B L9-2-1-5 1B		FC1-5 1-2 1B		F7		BB 1B	4-3	5	0	3	0	0	0	3
Juan Beniquez, R (1, 8) OBP: 0.292, SLG: 0.265 Dave Moates, L (8, PH) OBP: 0.347, SLG: 0.368 (9, 8)		1B 1-2 1B		FC1-5 G5-4-3 1-2 2-3f			1B L4-6-3 1B			3 0	1 0	2 0	0 0	0 1	0 0	2 0
Jim Sundberg, R (1, 2) OBP: 0.289, SLG: 0.304 Roy Howell, L (8, PH) OBP: 0.321, SLG: 0.397 Bill Fahey, L (9, 2) OBP: 0.400, SLG: 0.394		1-2 2-3 1B		G5-4-3 1-2f			L4-6-3 1-3 1B		K	3 1 0	0 0 0	2 0 0	0 0 0	0 0 0	0 1 0	2 2 0
Inning Stats	R: 0 E: 0 K: 2 S: 9 H: 2 LOB: 2 BB: 0 P: 9	R: 0 E: 0 K: 0 S: 5 H: 3 LOB: 2 BB: 0 P: 5	R: 0 E: 0 K: 2 S: 8 H: 1 LOB: 1 BB: 0 P: 8	R: 0 E: 1 K: 0 S: 4 H: 1 LOB: 1 BB: 0 P: 4	R: 0 E: 0 K: 0 S: 3 H: 0 LOB: 1 BB: 1 P: 7	R: 0 E: 0 K: 0 S: 3 H: 0 LOB: 0 BB: 0 P: 3	R: 1 E: 0 K: 0 S: 6 H: 4 LOB: 2 BB: 0 P: 6	R: 0 E: 0 K: 2 S: 8 H: 1 LOB: 2 BB: 1 P: 12	R: 1 E: 0 K: 0 S: 5 H: 2 LOB: 3 BB: 1 P: 10	1B: 14 2B: 1 3B: 0 HR: 0 SF: 1 SAC: 0 DP: 3 HBP: 1						

PITCHER		IP	WLS	BF	H	R	ER	SO	BB	IBB	HBP	BLK	WP	HR	S	P	ERA	WHIP
Rick Jones, L ERA: 2.66	(1, 1)	6.2	W	30	11	1	1	4	1	0	0	0	0	0	37	41	1.35	1.800
Reggie Cleveland, R ERA: 4.48	(7, 1)	1.1		8	3	1	1	2	1	0	0	0	0	0	11	15	6.75	3.000
Tom House, L ERA: 4.54	(9, 1)	0.0		1	0	0	0	0	1	0	0	0	0	0	0	4	∞	∞
Jim Willoughby, R ERA: 2.77	(9, 1)	1.0	S	4	0	0	0	0	0	0	1	0	0	0	3	4	0.00	0.000

PITCHER		IP	WLS	BF	H	R	ER	SO	BB	IBB	HBP	BLK	WP	HR	S	P	ERA	WHIP

BOTTOM

Boston Red Sox @ Texas Rangers

Arlington Stadium, Arlington, TX

Tue Jul 20 1976, 8:05 PM EDT

Att. 13,495 - Unknown - 80 F

livebaseballscorecards.com

AB	38
R	2
H	14
RBI	1
BB	3
SO	6
LOB	23

WP: 0 PA: 43
PB: 0
SB: 0
CS: 0

Batter	1	2	3	4	5	6	7	8	9	AB	R	H	RBI	BB	SO	LOB
Cecil Cooper, L (1, 10) OBP: 0.305, SLG: 0.465	F8		F2		4-3		1-3 1B			4	0	1	0	0	0	2
Denny Doyle, L (1, 4) OBP: 0.274, SLG: 0.290	P4		F9			F9	1-3			4	0	0	0	0	0	2
Fred Lynn, L (1, 8) OBP: 0.368, SLG: 0.454	4-3			F7		L9		FC3-6 1B		4	0	1	0	0	0	0
Carl Yastrzemski, L (1, 3) OBP: 0.359, SLG: 0.474		E 1B 1B		F8		1B 1B		FC3-6 G5-4-3 1-2f		4	1	2	0	0	0	1
Jim Rice, R (1, 7) OBP: 0.294, SLG: 0.451		K		K		FC5-4 1-2 1B		G5-4-3 1-2f		4	0	1	0	0	2	2
Carlton Fisk, R (1, 2) OBP: 0.330, SLG: 0.386		F9			6-3	FC5-4 1-2f			BBBB G6-4-3 BB	3	0	0	0	1	0	3
Dwight Evans, R (1, 9) OBP: 0.331, SLG: 0.416		E4 1B 1-2			1B 1B		BBBB 4-0 G6-4-3 BB		G6-4-3 1-2f	3	0	1	0	1	0	2
Rico Petrocelli, R (1, 5) OBP: 0.299, SLG: 0.294 Rick Miller, L (9, PH) OBP: 0.352, SLG: 0.363		1-3 2-H 1B			F5	G6-4-3 1-2f			1B	3 1	0 0	1 1	1 0	0 0	0 0	2 0
Rick Burleson, R (1, 6) OBP: 0.328, SLG: 0.327			5-3		1-3 1B		BBBB 4-0 1B BB		5-3	3	0	1	0	1	0	1
Inning Stats	R: 0 E: 0 K: 0 S: 3 H: 0 LOB: 0 BB: 0 P: 3	R: 1 E: 1 K: 1 S: 7 H: 2 LOB: 2 BB: 0 P: 7	R: 0 E: 0 K: 0 S: 3 H: 0 LOB: 0 BB: 0 P: 3	R: 0 E: 0 K: 1 S: 5 H: 0 LOB: 0 BB: 0 P: 5	R: 0 E: 0 K: 0 S: 5 H: 2 LOB: 2 BB: 0 P: 5	R: 0 E: 0 K: 0 S: 5 H: 2 LOB: 2 BB: 0 P: 5	R: 0 E: 0 K: 0 S: 3 H: 1 LOB: 2 BB: 2 P: 11	R: 0 E: 0 K: 0 S: 3 H: 1 LOB: 0 BB: 0 P: 3	R: 0 E: 0 K: 0 S: 3 H: 1 LOB: 1 BB: 1 P: 7	1B: 9 2B: 0 3B: 0 HR: 0 SF: 0 SAC: 0 DP: 3 HBP: 0						

TOP

Boston Red Sox @ Minnesota Twins

Metropolitan Stadium, Bloomington , MI

Wed Jul 21 1976, 8:05 PM EDT

Att. 7,698 - Unknown - 81 F

livebaseballscorecards.com

AB	33
R	1
H	9
RBI	1
BB	3
SO	2
LOB	15

WP: 0 PB: 0 SB: 0 CS: 0 PA: 36

PITCHER	IP	WLS	BF	H	R	ER	SO	BB	IBB	HBP	BLK	WP	HR	S	P	ERA	WHIP
Dave Goltz, R (1, 1) ERA: 3.78	7.0	W	29	7	1	0	2	2	0	0	0	0	0	31	39	0.00	1.286
Tom Burgmeier, L (8, 1) ERA: 2.26	0.1		2	1	0	0	0	0	0	0	0	0	0	2	2	0.00	3.000
Bill Campbell, R (8, 1) ERA: 3.41	1.2		5	1	0	0	0	1	0	0	0	0	0	4	8	0.00	1.200

PITCHER	IP	WLS	BF	H	R	ER	SO	BB	IBB	HBP	BLK	WP	HR	S	P	ERA	WHIP

Batter	1	2	3	4	5	6	7	8	9	AB	R	H	RBI	BB	SO	LOB
Steve Braun, L (1, 7) OBP: 0.349, SLG: 0.331	F8		P4		4-3, 1B 1-H		F2, 1B			4	1	2	1	0	0	1
Roy Smalley, S (1, 6) OBP: 0.338, SLG: 0.284	1-3		1B 2-3		4-3 2-3		F2 1-2			4	0	1	0	0	0	2
Rod Carew, L (1, 3) OBP: 0.385, SLG: 0.438	K		SF8 3-H		L6		F5			3	0	0	1	0	1	1
Butch Wynegar, S (1, 2) OBP: 0.398, SLG: 0.430		5-3	1B 1-3		1B 3-H			F7		4	0	2	1	0	0	0
Lyman Bostock, L (1, 8) OBP: 0.375, SLG: 0.424		F7	G3		1-2			4-3		4	0	1	0	0	0	2
Mike Cubbage, L (1, 5) OBP: 0.309, SLG: 0.299		L3		4-3	4-3			P9		4	0	0	0	0	0	2
Tony Oliva, L (1, 10) OBP: 0.241, SLG: 0.255			1B 2B HBP	F7		5-3				1	1	0	0	0	0	0
Craig Kusick, R (6, PH) OBP: 0.365, SLG: 0.516										1	0	0	0	0	0	0
Dan Ford, R (1, 9) OBP: 0.305, SLG: 0.406			1-2 2B 1B	6-3		F8				3	1	1	0	0	0	0
Bob Randall, R (1, 4) OBP: 0.323, SLG: 0.325			1B SF8 1-H 2-H 2B		2B 1B	5-3				3	2	2	2	0	0	0
Inning Stats	R: 0 E: 0 K: 1 S: 5 H: 0 LOB: 0 BB: 0 P: 5	R: 0 E: 0 K: 0 S: 3 H: 0 LOB: 0 BB: 0 P: 3	R: 3 E: 0 K: 0 S: 7 H: 4 LOB: 2 BB: 0 P: 8	R: 0 E: 0 K: 0 S: 3 H: 0 LOB: 0 BB: 0 P: 3	R: 2 E: 0 K: 0 S: 7 H: 4 LOB: 2 BB: 0 P: 7	R: 0 E: 0 K: 0 S: 3 H: 0 LOB: 0 BB: 0 P: 3	R: 0 E: 0 K: 0 S: 3 H: 1 LOB: 0 BB: 0 P: 3	R: 0 E: 0 K: 0 S: 3 H: 0 LOB: 0 BB: 0 P: 3		1B: 7 2B: 2 3B: 0 HR: 0 SF: 1 SAC: 0 DP: 0 HBP: 1						

PITCHER		IP	WLS	BF	H	R	ER	SO	BB	IBB	HBP	BLK	WP	HR	S	P	ERA	WHIP
Rick Wise, R ERA: 3.99	(1, 1)	3.0	L	14	4	3	3	1	0	0	1	0	0	0	15	16	9.00	1.333
Dick Pole, R ERA: 4.68	(4, 1)	1.2		8	3	2	2	0	0	0	0	0	0	0	8	8	10.80	1.800
Bill Lee, L ERA: 6.81	(5, 1)	1.1		5	1	0	0	0	0	0	0	0	0	0	5	5	0.00	0.750
Tom House, L ERA: 4.3	(7, 1)	2.0		6	1	0	0	0	0	0	0	0	0	0	6	6	0.00	0.500

PITCHER	IP	WLS	BF	H	R	ER	SO	BB	IBB	HBP	BLK	WP	HR	S	P	ERA	WHIP

BOTTOM

Boston Red Sox @ Minnesota Twins

Metropolitan Stadium, Bloomington , MI

Wed Jul 21 1976, 8:05 PM EDT

Att. 7,698 - Unknown - 81 F

livebaseballscorecards.com

AB	31
R	5
H	9
RBI	5
BB	0
SO	1
LOB	8

WP: 0 PA: 33
PB: 0
SB: 0
CS: 0

Batter	1	2	3	4	5	6	7	8	9	AB	R	H	RBI	BB	SO	LOB
Cecil Cooper, L (1, 10) OBP: 0.299, SLG: 0.456	S S S 0-3 ① K		x 0-0 ③ P4		x 0-0 ③ F8		S S S 0-3 ③ K			4	0	0	0	0	2	4
Denny Doyle, L (1, 4) OBP: 0.282, SLG: 0.295	x 0-0 G4-6-3 1B			x 0-0 ① P7		x 0-0 FC6-4 1B		B B B B 4-0 4-3 WP 1B BB		3	1	2	0	1	0	0
Fred Lynn, L (1, 8) OBP: 0.366, SLG: 0.452	x 0-0 ② ③ G4-6-3 1-2f			x 0-0 BB 1B		x 0-0 ① P6		x 0-0 ① 6-3 1-2		4	0	1	0	0	0	3
Carl Yastrzemski, L (1, 3) OBP: 0.358, SLG: 0.470		x 0-0 ① G3		B B B 4-0 G4-3 1-2 BB		x 0-0 ② F7		x 0-0 ② 4-3 2-3		3	0	0	0	1	0	2
Jim Rice, R (1, 7) OBP: 0.296, SLG: 0.450		B B B B 4-0 BB		x 0-0 ② ③ G4-3 1-2f		x 0-0 ③ FC6-4 1-2f		x 0-0 3-H 1B		3	0	1	1	1	0	3
Carlton Fisk, R (1, 2) OBP: 0.329, SLG: 0.382		x 0-0 ② F7			B B B B 4-0 S BB		x 0-0 ① 5-3	x 0-0 ③ F3		3	0	0	0	1	0	2
Dwight Evans, R (1, 9) OBP: 0.330, SLG: 0.417		x 0-0 ③ 5-3			S S S 0-3 ① K 1-2		x 0-0 FC6-4 2B		x 0-0 ① F9	4	0	1	0	0	1	2
Rico Petrocelli, R (1, 5) OBP: 0.298, SLG: 0.290			x 0-0 ① 6-3		S S S 0-3 ② K		B B B B 4-0 FC6-4 BB		x 0-0 ② F3	3	0	0	0	1	1	1
Rick Burleson, R (1, 6) OBP: 0.328, SLG: 0.327 Steve Dillard, R (2, 6) OBP: 0.346, SLG: 0.348			S S S 0-3 ② K		B B B B 4-0 BB		x 0-0 ② FC6-4 1-2f 2-3		S S S 0-3 ③ K	0 3	0 0	0 0	0 0	0 1	0 2	0 2
Inning Stats	R: 0 E: 0 K: 1 S: 5 H: 1 LOB: 0 BB: 0 P: 5	R: 0 E: 0 K: 0 S: 3 H: 0 LOB: 1 BB: 1 P: 7	R: 0 E: 0 K: 1 S: 5 H: 0 LOB: 0 BB: 0 P: 5	R: 0 E: 0 K: 0 S: 3 H: 1 LOB: 1 BB: 1 P: 7	R: 0 E: 0 K: 2 S: 7 H: 0 LOB: 2 BB: 2 P: 15	R: 0 E: 0 K: 0 S: 4 H: 1 LOB: 1 BB: 0 P: 4	R: 0 E: 0 K: 1 S: 6 H: 1 LOB: 2 BB: 1 P: 10	R: 1 E: 0 K: 0 S: 4 H: 1 LOB: 1 BB: 1 P: 8	R: 0 E: 0 K: 1 S: 5 H: 0 LOB: 0 BB: 0 P: 5	1B: 4 2B: 1 3B: 0 HR: 0	SF: 0 SAC: 0 DP: 2 HBP: 0						

PITCHER		IP	WLS	BF	H	R	ER	SO	BB	IBB	HBP	BLK	WP	HR	S	P	ERA	WHIP
Pete Redfern, R ERA: 4.4	(1, 1)	7.0	W	29	4	1	1	5	6	0	0	0	0	0	33	57	1.29	1.429
Vic Albury, L ERA: 3.18	(8, 1)	2.0		7	1	0	0	1	0	0	0	0	1	0	9	9	0.00	0.500

PITCHER	IP	WLS	BF	H	R	ER	SO	BB	IBB	HBP	BLK	WP	HR	S	P	ERA	WHIP

TOP

Boston Red Sox @ Minnesota Twins

Metropolitan Stadium, Bloomington , MI

Thu Jul 22 1976, 8:05 PM EDT

Att. 7,972 - Unknown - 84 F

livebaseballscorecards.com

AB	30
R	1
H	5
RBI	1
BB	6
SO	6
LOB	19

1B: 4	SF: 0	WP: 1	PA: 36		
2B: 1	SAC: 0	PB: 0			
3B: 0	DP: 2	SB: 1			
HR: 0	HBP: 0	CS: 0			

BOTTOM

Boston Red Sox @ Minnesota Twins

Metropolitan Stadium, Bloomington , MI

Thu Jul 22 1976, 8:05 PM EDT

Att. 7,972 - Unknown - 84 F

livebaseballscorecards.com

Batter	1	2	3	4	5	6	7	8	9	AB	R	H	RBI	BB	SO	LOB
Steve Braun, L (1, 7) OBP: 0.348, SLG: 0.327	F9	FC1-6 E 1-2f BB		K		BB		1B 1-2 IBB		3	1	0	0	1	1	1
Larry Hisle, R (8, PH) OBP: 0.330, SLG: 0.361 (9, 7)										0	0	0	0	1	0	0
Roy Smalley, S (1, 6) OBP: 0.342, SLG: 0.289	3B 1B	E7 BB 1-3 1B		G3		G3		1B 1-2 2-H		5	1	3	1	0	0	1
Rod Carew, L (1, 3) OBP: 0.385, SLG: 0.441	SF9 1-H 3B	BB IBB		1-3			4-3	K		4	1	1	1	1	1	2
Butch Wynegar, S (1, 2) OBP: 0.397, SLG: 0.425	1B 1B BB	K			3-1		P6			3	1	0	0	1	1	3
Lyman Bostock, L (1, 8) OBP: 0.377, SLG: 0.424	SF9 3-H	1-2 2-3 3-H BB			6-3		1B			2	0	1	2	1	0	0
Tony Oliva, L (1, 10) OBP: 0.258, SLG: 0.271	1B 1-2 1B	K			1B		F8			4	0	2	0	0	1	4
Mike Cubbage, L (1, 5) OBP: 0.313, SLG: 0.299	1B 1-2 2-H	P3			F7			FC6-4 BB		3	0	1	1	1	0	1
Dan Ford, R (1, 9) OBP: 0.305, SLG: 0.404	K	K				5-3 1B		K		4	0	1	0	0	3	3
Bob Randall, R (1, 4) OBP: 0.322, SLG: 0.321		FC1-6 HBP		F8		5-3 1-2		FC6-4 WP 1-2f 1B		3	1	0	0	0	0	2
Inning Stats	R: 3 H: 4 E: 0 LOB: 2 K: 1 BB: 1 S: 9 P: 13	R: 1 H: 1 E: 1 LOB: 3 K: 2 BB: 2 S: 8 P: 17	R: 0 H: 0 E: 0 LOB: 0 K: 1 BB: 0 S: 5 P: 5	R: 0 H: 0 E: 0 LOB: 0 K: 1 BB: 0 S: 5 P: 5	R: 0 H: 1 E: 0 LOB: 1 K: 0 BB: 0 S: 4 P: 4	R: 0 H: 1 E: 0 LOB: 1 K: 0 BB: 1 S: 3 P: 7	R: 0 H: 1 E: 0 LOB: 1 K: 0 BB: 0 S: 4 P: 4	R: 1 H: 1 E: 0 LOB: 2 K: 2 BB: 2 S: 8 P: 16		1B: 8 SF: 1 2B: 0 SAC: 0 3B: 1 DP: 0 HR: 0 HBP: 1				WP: 1 PA: 39 PB: 0 SB: 0 CS: 0		

	AB	31
	R	5
	H	9
	RBI	5
	BB	6
	SO	7
	LOB	17

PITCHER		IP	WLS	BF	H	R	ER	SO	BB	IBB	HBP	BLK	WP	HR	S	P	ERA	WHIP
Luis Tiant, R ERA: 3.09	(1, 1)	1.2	L	14	5	4	4	2	2	1	1	0	0	0	14	27	21.60	4.200
Reggie Cleveland, R ERA: 4.19	(2, 1)	5.1		19	3	0	0	3	1	0	0	0	0	0	24	28	0.00	0.750
Tom House, L ERA: 4.42	(8, 1)	1.0		6	1	1	1	2	1	1	0	0	1	0	8	16	9.00	2.000

PITCHER	IP	WLS	BF	H	R	ER	SO	BB	IBB	HBP	BLK	WP	HR	S	P	ERA	WHIP

Batter	1	2	3	4	5	6	7	8	9	AB	R	H	RBI	BB	SO	LOB
Rick Miller, L (1, 7) OBP: 0.343, SLG: 0.353	F7			F7		F9			F8 1-3	4	0	0	0	0	0	1
Denny Doyle, L (1, 4) OBP: 0.278, SLG: 0.290	G3			F7			P6		1-3	4	0	0	0	0	0	1
Fred Lynn, L (1, 8) OBP: 0.368, SLG: 0.450	4-3			4-3			BBBB 4-0 BB		3-H 1B 1B	3	0	1	1	1	0	0
Carl Yastrzemski, L (1, 3) OBP: 0.357, SLG: 0.467		F2			G3		L9		1-2 FC5-4 1B	4	0	1	0	0	0	1
Bobby Darwin, R (1, 9) OBP: 0.281, SLG: 0.388		L8			SSS 0-3 K		SSS 0-3 K		FC5-4 1-2f	4	0	0	0	0	2	3
Carlton Fisk, R (1, 2) OBP: 0.332, SLG: 0.380		P2			BBBB 4-0 BB			BBBB 4-0 G6-4-3 BB		1	0	0	0	2	0	0
Cecil Cooper, L (1, 10) OBP: 0.295, SLG: 0.450			SSS 0-3 K		L8			F9		3	0	0	0	0	1	2
Rico Petrocelli, R (1, 5) OBP: 0.295, SLG: 0.286			6-3			P4		G6-4-3 1-2f		3	0	0	0	0	0	1
Rick Burleson, R (1, 6) OBP: 0.328, SLG: 0.327			F8			6-3			F8 WP 1B 1B	3	1	1	0	0	0	0

TOP

Boston Red Sox @ New York Yankees

Yankee Stadium, Bronx, NY

Fri Jul 23 1976, 7:05 PM EDT

Att. 43,252 - Unknown

livebaseballscorecards.com

AB	29
R	1
H	3
RBI	1
BB	3
SO	3
LOB	9

Inning Stats	1	2	3	4	5	6	7	8	9	1B: 3 SF: 0	WP: 1 PA: 32
R:	0	0	0	0	0	0	0	0	1	2B: 0 SAC: 0	PB: 0
E:	0	0	0	0	0	0	0	0	0	3B: 0 DP: 1	SB: 0
K:	0	0	1	0	0	0	1	0	0	HR: 0 HBP: 0	CS: 0
S:	3	3	5	3	5	3	5	2	6		
H:	0	0	0	0	0	0	0	0	3		
LOB:	0	0	0	0	1	1	1	0	2		
BB:	0	0	0	0	1	0	1	1	0		
P:	3	3	5	3	9	3	9	6	6		

PITCHER	IP	WLS	BF	H	R	ER	SO	BB	IBB	HBP	BLK	WP	HR	S	P	ERA	WHIP
Doyle Alexander, R (1, 1) ERA: 3.2	9.0	W	32	3	1	1	3	3	0	0	0	1	0	35	47	1.00	0.667

PITCHER	IP	WLS	BF	H	R	ER	SO	BB	IBB	HBP	BLK	WP	HR	S	P	ERA	WHIP

Batter	1	2	3	4	5	6	7	8	9	AB	R	H	RBI	BB	SO	LOB
Mickey Rivers, L (1, 8) OBP: 0.316, SLG: 0.434	x 0-0 ① L9		x 0-0 ① L4	x 0-0 1-H 2-H HR		x 0-0 ③ 4-3		x 0-0 1B		5	1	2	3	0	0	2
Roy White, S (1, 7) OBP: 0.366, SLG: 0.413	x 0-0 ② F9		x 0-0 ② P4	x 0-0 ③ F7			x 0-0 ① F8	x 0-0 ③ F8		5	0	0	0	0	0	2
Thurman Munson, R (1, 2) OBP: 0.372, SLG: 0.470	x 0-0 ③ 6-3		x 0-0 ③ F7		x 0-0 ① 5-3		x 0-0 E6 FC5-4			4	0	0	0	0	0	1
Lou Piniella, R (1, 9) OBP: 0.302, SLG: 0.402		x 0-0 ① 4-3		x 0-0 G3 1B 1B 1B	x 0-0 ② 4-3		x 0-0 ② FC5-4 1-2f 1B 2B			4	2	1	0	0	0	1
Chris Chambliss, L (1, 3) OBP: 0.337, SLG: 0.463		x 0-0 HR 1B		x 0-0 1-2 G3 1B 1B	x 0-0 ③ G3		x 0-0 1-2 2B 1B			4	2	3	0	0	0	0
Graig Nettles, L (1, 5) OBP: 0.321, SLG: 0.429		x 0-0 1-H HR		x 0-0 ① G3 1-2 2-3		S S S 0-3 ① K	x 0-0 1-3 2-H 2B			4	1	2	3	0	1	2
Juan Bernhardt, R (1, 10) OBP: 0.214, SLG: 0.286		x 0-0 ② F9		x 0-0 ② F7		x 0-0 E 1B 1B	x 0-0 ③ L4			2	0	0	0	0	0	2
Carlos May, L (6, PH) OBP: 0.331, SLG: 0.312										2	1	1	0	0	0	2
Willie Randolph, R (1, 4) OBP: 0.371, SLG: 0.331		x 0-0 ③ F7		4-0 1B HR IBB		x 0-0 ② L4 1-3		x 0-0 ① L6		3	1	0	0	1	0	1
Fred Stanley, R (1, 6) OBP: 0.318, SLG: 0.260			x 0-0 E6	x 0-0 1-2 2-H 3-H HR 1B		x 0-0 3-H 1B		x 0-0 ② F9		4	1	2	3	0	0	0
Inning Stats	R: 0 E: 0 K: 0 S: 3 H: 0 LOB: 0 BB: 0 P: 3	R: 2 E: 0 K: 0 S: 5 H: 2 LOB: 0 BB: 0 P: 5	R: 0 E: 1 K: 0 S: 4 H: 0 LOB: 1 BB: 0 P: 4	R: 5 E: 0 K: 0 S: 7 H: 4 LOB: 0 BB: 1 P: 11	R: 0 E: 0 K: 0 S: 3 H: 0 LOB: 0 BB: 0 P: 3	R: 1 E: 1 K: 1 S: 7 H: 2 LOB: 1 BB: 0 P: 7	R: 1 E: 1 K: 0 S: 6 H: 2 LOB: 2 BB: 0 P: 6	R: 0 E: 0 K: 0 S: 4 H: 1 LOB: 1 BB: 0 P: 4		1B: 8 2B: 1 3B: 0 HR: 2	SF: 0 SAC: 0 DP: 0 HBP: 0						

PITCHER		IP	WLS	BF	H	R	ER	SO	BB	IBB	HBP	BLK	WP	HR	S	P	ERA	WHIP
Bill Lee, L ERA: 7.71	(1, 1)	4.0	L	20	6	7	7	0	0	1	0	0	0	2	19	23	15.75	1.500
Dick Pole, R ERA: 4.53	(5, 1)	3.0		14	4	2	0	1	0	0	0	0	0	0	16	16	0.00	1.333
Jim Willoughby, R ERA: 2.72	(8, 1)	1.0		4	1	0	0	0	0	0	0	0	0	0	4	4	0.00	1.000

PITCHER	IP	WLS	BF	H	R	ER	SO	BB	IBB	HBP	BLK	WP	HR	S	P	ERA	WHIP

BOTTOM

Boston Red Sox @ New York Yankees

Yankee Stadium, Bronx, NY

Fri Jul 23 1976, 7:05 PM EDT

Att. 43,252 - Unknown

livebaseballscorecards.com

AB	37
R	9
H	11
RBI	9
BB	1
SO	1
LOB	13

1B: 8	SF: 0	WP: 0	PA: 38
2B: 1	SAC: 0	PB: 0	
3B: 0	DP: 0	SB: 0	
HR: 2	HBP: 0	CS: 0	

Batter	1	2	3	4	5	6	7	8	9	AB	R	H	RBI	BB	SO	LOB
Denny Doyle, L (1, 4) OBP: 0.277, SLG: 0.289	B4-3 1B		G4-3 1-2f			FC5-4 1-2f		FC4-6 1-2f 2-3		4	0	1	0	0	0	4
Carlton Fisk, R (1, 2) OBP: 0.328, SLG: 0.375	B4-3 1-2f			5-3		F7		F3		4	0	0	0	0	0	4
Fred Lynn, L (1, 8) OBP: 0.364, SLG: 0.445	4-3			K			F7		4-3	4	0	0	0	0	1	0
Carl Yastrzemski, L (1, 3) OBP: 0.353, SLG: 0.461		6-3		3-1			F5		L9	4	0	0	0	0	0	0
Cecil Cooper, L (1, 10) OBP: 0.294, SLG: 0.451		2B			K		K		F8	4	0	1	0	0	2	0
Jim Rice, R (1, 7) OBP: 0.300, SLG: 0.461		1B			F3			HR		3	1	2	1	0	0	0
Dwight Evans, R (1, 9) OBP: 0.327, SLG: 0.413		F8			4-3			K		3	0	0	0	0	1	1
Rico Petrocelli, R (1, 5) OBP: 0.296, SLG: 0.288			6-3			FC3-6 1B		FC4-6 1B BB		2	0	1	0	0	0	0
Rick Miller, L (8, PH) OBP: 0.347, SLG: 0.353										0	0	0	0	1	0	0
Bob Heise, R (8, 5) OBP: 0.320, SLG: 0.333										0	0	0	0	0	0	0
Rick Burleson, R (1, 6) OBP: 0.331, SLG: 0.331			G4-3 1B			FC3-6 FC5-4 1-2f		FC4-6 1-2 1B		3	0	2	0	0	0	1
Inning Stats	R: 0 E: 0 K: 0 S: 3 H: 1 LOB: 0 BB: 0 P: 3	R: 0 E: 0 K: 0 S: 4 H: 2 LOB: 1 BB: 0 P: 4	R: 0 E: 0 K: 0 S: 3 H: 1 LOB: 0 BB: 0 P: 3	R: 0 E: 0 K: 1 S: 5 H: 0 LOB: 0 BB: 0 P: 5	R: 0 E: 0 K: 1 S: 5 H: 0 LOB: 0 BB: 0 P: 5	R: 0 E: 0 K: 0 S: 4 H: 1 LOB: 1 BB: 0 P: 4	R: 0 E: 0 K: 1 S: 5 H: 0 LOB: 0 BB: 0 P: 5	R: 1 E: 0 K: 1 S: 7 H: 2 LOB: 2 BB: 1 P: 11	R: 0 E: 0 K: 0 S: 3 H: 0 LOB: 0 BB: 0 P: 3	1B: 5 2B: 2 3B: 0 HR: 1 SF: 0 SAC: 0 DP: 2 HBP: 0						

PITCHER	IP	WLS	BF	H	R	ER	SO	BB	IBB	HBP	BLK	WP	HR	S	P	ERA	WHIP
Ed Figueroa, R (1, 1) ERA: 3.01	9.0	W	32	7	1	1	4	1	0	0	0	0	1	39	43	1.00	0.889

PITCHER	IP	WLS	BF	H	R	ER	SO	BB	IBB	HBP	BLK	WP	HR	S	P	ERA	WHIP

TOP

Boston Red Sox @ New York Yankees

Yankee Stadium, Bronx, NY

Sat Jul 24 1976, 3:33 AM EDT

Att. 46,925 - Unknown - 85 F

livebaseballscorecards.com

AB	31
R	1
H	7
RBI	1
BB	1
SO	4
LOB	10

PA: 32

WP: 0
PB: 0
SB: 0
CS: 0

Batter	1	2	3	4	5	6	7	8	9	AB	R	H	RBI	BB	SO	LOB
Mickey Rivers, L (1, 8) OBP: 0.316, SLG: 0.432	6-3	1-2 3-H 1B			4-3		F7			4	0	1	1	0	0	0
Roy White, S (1, 7) OBP: 0.362, SLG: 0.408	4-3	P6			1-3		4-3			4	0	0	0	0	0	2
Carlos May, L (1, 10) OBP: 0.325, SLG: 0.306	K		P6			6-3	F7			4	0	0	0	0	1	0
Thurman Munson, R (1, 2) OBP: 0.373, SLG: 0.476		E 1B 2B	6-3			3-1 1B 2B		6-3		4	2	2	0	0	0	0
Chris Chambliss, L (1, 3) OBP: 0.336, SLG: 0.460		E 1B BB	K			3-1 2-3		L4		3	1	0	0	1	1	1
Graig Nettles, L (1, 5) OBP: 0.320, SLG: 0.427		F7	K			1B 3-H 1B		F9		4	0	1	1	0	1	2
Juan Bernhardt, R (1, 9) OBP: 0.235, SLG: 0.294		K	F8			BB 1-3 1B				3	0	1	0	0	1	2
Willie Randolph, R (1, 4) OBP: 0.371, SLG: 0.328		E5 1B 1B 1-2 2-3	F8			BB 1-2				2	1	0	0	1	0	2
Fred Stanley, R (1, 6) OBP: 0.319, SLG: 0.263		1B 1-3 2-H 3-H 1B			F7	6-3				3	0	1	2	0	0	3
Inning Stats	R: 0 E: 0 K: 1 S: 5 H: 0 LOB: 0 BB: 0 P: 5	R: 3 E: 1 K: 1 S: 9 H: 3 LOB: 2 BB: 1 P: 13	R: 0 E: 0 K: 1 S: 5 H: 0 LOB: 0 BB: 0 P: 5	R: 0 E: 0 K: 1 S: 5 H: 0 LOB: 0 BB: 0 P: 5	R: 0 E: 0 K: 0 S: 3 H: 0 LOB: 0 BB: 0 P: 3	R: 1 E: 0 K: 0 S: 6 H: 3 LOB: 3 BB: 1 P: 10	R: 0 E: 0 K: 0 S: 3 H: 0 LOB: 0 BB: 0 P: 3	R: 0 E: 0 K: 0 S: 3 H: 0 LOB: 0 BB: 0 P: 3		1B: 4 2B: 2 3B: 0 HR: 0 SF: 0 SAC: 0 DP: 0 HBP: 0						

PITCHER		IP	WLS	BF	H	R	ER	SO	BB	IBB	HBP	BLK	WP	HR	S	P	ERA	WHIP
Rick Jones, L ERA: 2.58	(1, 1)	5.2	L	26	6	4	1	4	2	0	0	0	0	0	32	40	1.59	1.412
Jim Willoughby, R ERA: 2.6	(6, 1)	2.1		7	0	0	0	0	0	0	0	0	0	0	7	7	0.00	0.000

PITCHER	IP	WLS	BF	H	R	ER	SO	BB	IBB	HBP	BLK	WP	HR	S	P	ERA	WHIP

BOTTOM

Boston Red Sox @ New York Yankees

Yankee Stadium, Bronx, NY

Sat Jul 24 1976, 3:33 AM EDT
Att. 46,925 - Unknown - 85 F

livebaseballscorecards.com

AB	31
R	4
H	6
RBI	4
BB	2
SO	4
LOB	12

Batter	1	2	3	4	5	6	7	8	9	AB	R	H	RBI	BB	SO	LOB
Rick Burleson, R (1, 6) OBP: 0.330, SLG: 0.330	5-3		F9		SH3-4 1-2	1-2 1B			4-3	4	0	1	0	0	0	0
Carlton Fisk, R (1, 2) OBP: 0.327, SLG: 0.373	6-3		4-3		BB 1B SF8 2-3 1B	L7			K	5	1	1	0	0	1	2
Fred Lynn, L (1, 8) OBP: 0.365, SLG: 0.445	CS 1B		G3		BB 1-2 3-H 1B		F8			4	0	2	1	0	0	0
Carl Yastrzemski, L (1, 3) OBP: 0.352, SLG: 0.457	CS 1-2	E4		L9	B B B 4-0 FC5-4 1-2 2-3 BB		F8			3	0	0	0	1	0	0
Jim Rice, R (1, 7) OBP: 0.302, SLG: 0.473 Rick Miller, L (8, 7) OBP: 0.347, SLG: 0.353		HR		BB 1B 1B	SF8 3-H		F8			3 0	2 0	2 0	2 0	0 0	0 0	0 0
Dwight Evans, R (1, 9) OBP: 0.329, SLG: 0.415		2B 2B		B B B B 4-0 1B 1-2 BB	FC5-4 1-2f			6-3		3	1	1	0	1	0	2
Bobby Darwin, R (1, 10) OBP: 0.289, SLG: 0.402 Cecil Cooper, L (8, PH) OBP: 0.293, SLG: 0.449		4-3 2-H 2B		G1-6-3 1-2 2-H 1B	S S S 0-3 K			P4		3 1	0 0	2 0	2 0	0 0	1 0	0 0
Doug Griffin, R (1, 4) OBP: 0.262, SLG: 0.214		4-3 2-3		G1-6-3 1-2f	6-3			S S S K		4	0	0	0	0	1	3
Bob Heise, R (1, 5) OBP: 0.345, SLG: 0.357		6-3			1B SH3-4 1B 1B	1B 1B			5-3	4	1	2	0	0	0	1
Inning Stats	R: 0 E: 0 K: 0 S: 3 H: 1 LOB: 0 BB: 0 P: 3	R: 2 E: 1 K: 0 S: 6 H: 3 LOB: 1 BB: 0 P: 6	R: 0 E: 0 K: 0 S: 3 H: 0 LOB: 0 BB: 0 P: 3	R: 1 E: 0 K: 0 S: 4 H: 2 LOB: 1 BB: 1 P: 8	R: 2 E: 0 K: 0 S: 6 H: 3 LOB: 2 BB: 1 P: 10	R: 0 E: 0 K: 1 S: 7 H: 2 LOB: 2 BB: 0 P: 7	R: 0 E: 0 K: 0 S: 3 H: 0 LOB: 0 BB: 0 P: 3	R: 0 E: 0 K: 1 S: 5 H: 0 LOB: 0 BB: 0 P: 5	R: 0 E: 0 K: 1 S: 5 H: 0 LOB: 0 BB: 0 P: 5	1B: 8 2B: 2 3B: 0 HR: 1 SF: 1 SAC: 1 DP: 1 HBP: 0						

PITCHER	IP	WLS	BF	H	R	ER	SO	BB	IBB	HBP	BLK	WP	HR	S	P	ERA	WHIP
Ken Holtzman, L (1, 1) ERA: 3.26	4.1		21	9	5	5	0	1	0	0	0	0	1	20	24	10.38	2.308
Grant Jackson, L (5, 1) ERA: 3.98	2.2		11	2	0	0	1	1	0	0	0	0	0	12	16	0.00	1.125
Dick Tidrow, R (8, 1) ERA: 2.79	2.0	W	6	0	0	0	2	0	0	0	0	0	0	10	10	0.00	0.000

PITCHER	IP	WLS	BF	H	R	ER	SO	BB	IBB	HBP	BLK	WP	HR	S	P	ERA	WHIP

TOP

Boston Red Sox @ New York Yankees

Yankee Stadium, Bronx, NY

Sun Jul 25 1976, 3:33 AM EDT

Att. 49,723 - Unknown

livebaseballscorecards.com

AB	34
R	5
H	11
RBI	5
BB	2
SO	3
LOB	8

WP: 0	PA: 39		
PB: 0			
SB: 0			
CS: 1			

Boston Red Sox @ New York Yankees

Yankee Stadium, Bronx, NY

Sun Jul 25 1976, 3:33 AM EDT

Att. 49,723 - Unknown

BOTTOM

Batter	1	2	3	4	5	6	7	8	9	AB	R	H	RBI	BB	SO	LOB
Mickey Rivers, L (1, 8) OBP: 0.317, SLG: 0.434	F7		E7 1-3		1B 1B	G3			HR 1-3 2B	5	2	2	0	0	0	2
Roy White, S (1, 7) OBP: 0.360, SLG: 0.405	F8		G3		1B 1-2		L6		F8	5	0	1	0	0	0	4
Thurman Munson, R (1, 2) OBP: 0.371, SLG: 0.473	5-3		P3		1B 1-3 2-H		1-3		5-3	5	0	1	1	0	0	4
Chris Chambliss, L (1, 3) OBP: 0.334, SLG: 0.464		F2 S S S	K		F7		G3		HR 2-H 3-H	5	1	1	3	0	1	4
Carlos May, L (1, 10) OBP: 0.336, SLG: 0.316		5-3 1B 1B		FC4-6 1B		B B B B 1B 2B BB		1B		3	1	3	0	1	0	0
Graig Nettles, L (1, 5) OBP: 0.322, SLG: 0.428		5-3 1-2 1B		FC4-6 L3 1-2f		2B 3-1 1-2 1B		P6		4	1	2	0	0	0	2
Oscar Gamble, L (1, 9) OBP: 0.331, SLG: 0.448		5-3 1-2 2-3		L3 1-2		3-1 1-3 2-H 2B		F7		4	0	1	1	0	0	4
Willie Randolph, R (1, 4) OBP: 0.369, SLG: 0.324		F7			B B B B G4-6-3 BB	S S S K		P4		3	0	0	0	1	1	5
Jim Mason, L (1, 6) OBP: 0.207, SLG: 0.241 Elrod Hendricks, L (9, PH) OBP: 0.231, SLG: 0.271			E 1B		G4-6-3 1-2f	3-1 2-3 3-H			2B HR 1B	3 1	0 1	1 1	1 1	0 0	0 0	2 0
Inning Stats	R: 0 E: 0 K: 0 S: 3 H: 0 LOB: 0 BB: 0 P: 3	R: 0 E: 0 K: 0 S: 5 H: 2 LOB: 2 BB: 0 P: 5	R: 0 E: 1 K: 1 S: 7 H: 1 LOB: 2 BB: 0 P: 7	R: 0 E: 0 K: 0 S: 3 H: 1 LOB: 0 BB: 0 P: 3	R: 1 E: 0 K: 0 S: 5 H: 3 LOB: 2 BB: 1 P: 9	R: 2 E: 0 K: 1 S: 7 H: 2 LOB: 1 BB: 1 P: 11	R: 0 E: 0 K: 0 S: 3 H: 0 LOB: 0 BB: 0 P: 3	R: 0 E: 0 K: 0 S: 4 H: 1 LOB: 1 BB: 0 P: 4	R: 3 E: 0 K: 0 S: 5 H: 3 LOB: 0 BB: 0 P: 5	1B: 10 2B: 3 3B: 0 HR: 1	SF: 0 SAC: 0 DP: 2 HBP: 0						

livebaseballscorecards.com

AB	38
R	6
H	13
RBI	6
BB	2
SO	2
LOB	27

PITCHER		IP	WLS	BF	H	R	ER	SO	BB	IBB	HBP	BLK	WP	HR	S	P	ERA	WHIP	PITCHER	IP	WLS	BF	H	R	ER	SO	BB	IBB	HBP	BLK	WP	HR	S	P	ERA	WHIP
Rick Wise, R ERA: 4.04	(1, 1)	5.0		25	9	3	3	1	2	0	0	0	0	0	25	33	5.40	2.200																	
Tom Murphy, R ERA: 4.3	(6, 1)	3.2		14	3	2	2	1	0	0	0	0	0	0	16	16	4.91	0.818																	
Tom House, L ERA: 4.66	(9, 1)	0.0	L	1	1	1	1	0	0	0	0	0	0	1	1	1	∞	∞																	

Batter	1	2	3	4	5	6	7	8	9	AB	R	H	RBI	BB	SO	LOB
Duane Kuiper, L (1, 4) OBP: 0.302, SLG: 0.299	FC4-6 1B	1B SF8 1B 3-H		G4-6-3 1-2f			1-2 2B 1B	3-1		5	2	3	1	0	0	1
Frank Duffy, R (1, 6) OBP: 0.283, SLG: 0.285	FC4-6 1B 1-2f 2B	S 1B 1-3		L3			S S S K		5-3	5	1	1	0	0	1	3
Rick Manning, L (1, 8) OBP: 0.333, SLG: 0.386	2B 1B 1-2	SF8 1-2 3-H			F5		S S S K		HR	4	2	2	2	0	1	2
Rico Carty, R (1, 10) OBP: 0.398, SLG: 0.498 Tommy Smith, L (9, PR) OBP: 0.241, SLG: 0.276	1-H 2-H 2B	F8			6-3		1-H 2-H 2B		1B 1B	5 0	1 0	3 0	4 0	0 0	0 0	1 0
George Hendrick, R (1, 7) OBP: 0.322, SLG: 0.472	S S S K		F8		5-3		2-H 1B 2B		1-2 G1-6-3 1B	5	0	2	1	0	1	1
Boog Powell, L (1, 3) OBP: 0.297, SLG: 0.255 Alan Ashby, S (8, 3) OBP: 0.298, SLG: 0.307	F8	G3				6-3	2-3 1B		1-2f G1-6-3	4 1	0 0	1 0	0 0	0 0	0 0	1 2
Buddy Bell, R (1, 5) OBP: 0.351, SLG: 0.365		2B 2B	FC6-4 1B			F9	S S S K			4	1	2	0	0	1	2
Charlie Spikes, R (1, 9) OBP: 0.311, SLG: 0.361		SH1-3 1B 2-H 2B	FC6-4 1-2f			S S S K		F5		4	1	1	1	0	1	1
Ray Fosse, R (1, 2) OBP: 0.362, SLG: 0.333		SH1-3 2-3		G4-6-3 1B			1B 2B 1B	6-3		3	1	2	0	0	0	0
Inning Stats	R: 2 H: 3 E: 0 LOB: 1 K: 1 BB: 0 S: 8 P: 8	R: 3 H: 4 E: 0 LOB: 1 K: 0 BB: 0 S: 7 P: 7	R: 0 H: 1 E: 0 LOB: 1 K: 0 BB: 0 S: 4 P: 4	R: 0 H: 1 E: 0 LOB: 0 K: 0 BB: 0 S: 3 P: 3	R: 0 H: 0 E: 0 LOB: 0 K: 0 BB: 0 S: 3 P: 3	R: 0 H: 0 E: 0 LOB: 0 K: 1 BB: 0 S: 5 P: 5	R: 3 H: 5 E: 0 LOB: 2 K: 3 BB: 0 S: 14 P: 14	R: 0 H: 0 E: 0 LOB: 0 K: 0 BB: 0 S: 3 P: 3	R: 1 H: 3 E: 0 LOB: 2 K: 0 BB: 0 S: 5 P: 5	1B: 11 SF: 1 2B: 5 SAC: 1 3B: 0 DP: 2 HR: 1 HBP: 0						

TOP

Cleveland Indians @ Boston Red Sox

Fenway Park, Boston, MA

Mon Jul 26 1976, 7:05 PM EDT

Att. 21,897 - Unknown

livebaseballscorecards.com

AB	40
R	9
H	17
RBI	9
BB	0
SO	5
LOB	14

PITCHER		IP	WLS	BF	H	R	ER	SO	BB	IBB	HBP	BLK	WP	HR	S	P	ERA	WHIP
Luis Tiant, R ERA: 3.37	(1, 1)	1.1	L	11	7	5	5	1	0	0	0	0	0	0	13	13	33.75	5.250
Reggie Cleveland, R ERA: 4.24	(2, 1)	5.1		20	5	3	3	3	0	0	0	0	0	0	26	26	5.06	0.938
Jim Willoughby, R ERA: 2.65	(7, 1)	2.1		11	5	1	1	1	0	0	0	0	0	1	13	13	3.86	2.143

PITCHER	IP	WLS	BF	H	R	ER	SO	BB	IBB	HBP	BLK	WP	HR	S	P	ERA	WHIP

Batter	1	2	3	4	5	6	7	8	9	AB	R	H	RBI	BB	SO	LOB
Denny Doyle, L (1, 4) OBP: 0.276, SLG: 0.285	L6		BBBB 4-0 1B BB	G3			L8		SSS 0-3 K	4	0	0	0	1	1	2
Carlton Fisk, R (1, 2) OBP: 0.329, SLG: 0.374	6-3		1-2 L7-6-3 1B		1B		1-2f FC6-4			4	0	2	0	0	0	1
Fred Lynn, L (1, 8) OBP: 0.364, SLG: 0.443	2B 1B		1-2 L7-6-3		F6		F7			4	1	1	0	0	0	4
Carl Yastrzemski, L (1, 3) OBP: 0.351, SLG: 0.458	1-H 2B		SSS K		SSS K			F8		4	0	1	1	0	2	2
Jim Rice, R (1, 7) OBP: 0.299, SLG: 0.467	1-3			L6	F4			6-3		4	0	0	0	0	0	2
Cecil Cooper, L (1, 10) OBP: 0.292, SLG: 0.454		3-1		1B 3B		SSS K		3-1		4	1	1	0	0	1	0
Dwight Evans, R (1, 9) OBP: 0.331, SLG: 0.426		5-3		2B 6-3 3-H 1B		5-3			HR	4	2	2	2	0	0	0
Rick Burleson, R (1, 6) OBP: 0.332, SLG: 0.336		1B		1-3 2B		SSS K			F8	4	0	2	0	0	1	0
Bob Heise, R (1, 5) OBP: 0.323, SLG: 0.333		F2		6-3 3-H			FC6-4 1B		L7	2	0	0	1	0	0	2
Rick Miller, L (7, PH) OBP: 0.351, SLG: 0.358										1	0	1	0	0	0	0
Steve Dillard, R (8, 5) OBP: 0.343, SLG: 0.344										1	0	0	0	0	0	0
Inning Stats	R: 1 H: 2 E: 0 LOB: 1 K: 0 BB: 0 S: 5 P: 5	R: 0 H: 1 E: 0 LOB: 1 K: 0 BB: 0 S: 4 P: 4	R: 0 H: 1 E: 0 LOB: 1 K: 1 BB: 1 S: 5 P: 9	R: 2 H: 3 E: 0 LOB: 1 K: 0 BB: 0 S: 6 P: 6	R: 0 H: 1 E: 0 LOB: 1 K: 1 BB: 0 S: 6 P: 6	R: 0 H: 0 E: 0 LOB: 0 K: 2 BB: 0 S: 7 P: 7	R: 0 H: 1 E: 0 LOB: 1 K: 0 BB: 0 S: 4 P: 4	R: 0 H: 0 E: 0 LOB: 0 K: 0 BB: 0 S: 3 P: 3	R: 1 H: 1 E: 0 LOB: 0 K: 1 BB: 0 S: 6 P: 6	1B: 6 SF: 0 2B: 3 SAC: 0 3B: 1 DP: 1 HR: 1 HBP: 0				WP: 0 PA: 37 PB: 0 SB: 0 CS: 0		

PITCHER		IP	WLS	BF	H	R	ER	SO	BB	IBB	HBP	BLK	WP	HR	S	P	ERA	WHIP
Stan Thomas, R ERA: 2.48	(1, 1)	4.0		20	8	3	3	1	1	0	0	0	0	0	21	25	6.75	2.250
Tom Buskey, R ERA: 3.52	(5, 1)	5.0	W	17	2	1	1	4	0	0	0	0	0	1	25	25	1.80	0.400

PITCHER	IP	WLS	BF	H	R	ER	SO	BB	IBB	HBP	BLK	WP	HR	S	P	ERA	WHIP

BOTTOM

Cleveland Indians @ Boston Red Sox

Fenway Park, Boston, MA

Mon Jul 26 1976, 7:05 PM EDT

Att. 21,897 - Unknown

livebaseballscorecards.com

AB	36
R	4
H	10
RBI	4
BB	1
SO	5
LOB	13

Cleveland Indians @ Boston Red Sox

Fenway Park, Boston, MA

Tue Jul 27 1976, 7:05 PM EDT

Att. 20,969 - Unknown

TOP

livebaseballscorecards.com

Batter	1	2	3	4	5	6	7	8	9	AB	R	H	RBI	BB	SO	LOB
Duane Kuiper, L (1, 4) OBP: 0.304, SLG: 0.302	1B	FC3-2 1-2 E 3-H		1-2 1B		F8		G4-6-3 2-H 3-H 1B		4	1	2	0	0	0	3
Larvell Blanks, R (8, PH) OBP: 0.366, SLG: 0.482 (8, 4)										1	0	1	2	0	0	0
Frank Duffy, R (1, 6) OBP: 0.282, SLG: 0.287	L7	E7 1-H 2-H 2B		F4			F7	G4-6-3 1-2f		5	0	1	2	0	0	4
Rick Manning, L (1, 8) OBP: 0.332, SLG: 0.383	1-2 1B	L6			6-3		G3	G2		5	0	1	0	0	0	1
Rico Carty, R (1, 10) OBP: 0.398, SLG: 0.497	F3		F9		F8		BB 1B 1B		FC4-6 1B	5	1	2	0	0	0	2
John Lowenstein, L (9, PR) OBP: 0.331, SLG: 0.315										0	0	0	0	0	0	0
George Hendrick, R (1, 7) OBP: 0.323, SLG: 0.478	K		F7		HR		1B 1-2 BB		FC4-6 1-2f	4	1	1	1	1	1	3
Boog Powell, L (1, 3) OBP: 0.299, SLG: 0.260		2B 1B	4-3		4-3		1-3 2-H 1B		F8	5	1	2	1	0	0	1
Buddy Bell, R (1, 5) OBP: 0.349, SLG: 0.365		1B 1-H FC3-2 2B		K		F8	K		K	5	0	1	1	0	3	3
Charlie Spikes, R (1, 9) OBP: 0.310, SLG: 0.360		1-3		F9		F9		2B 1B 1B		4	1	1	0	0	0	1
Ray Fosse, R (1, 2) OBP: 0.388, SLG: 0.386		FC3-2 E 2-3 1B		1B 1B				1-3 1B 2B		4	2	4	0	0	0	0

	AB	42
	R	7
	H	16
	RBI	7
	BB	1
	SO	4
	LOB	18

Inning Stats	1	2	3	4	5	6	7	8	9
	R: 0 E: 0 K: 1 S: 7	H: 2 LOB: 2 BB: 0 P: 7	R: 3 E: 1 K: 0 S: 7	H: 4 LOB: 1 BB: 0 P: 7	R: 0 E: 0 K: 0 S: 3	H: 0 LOB: 0 BB: 0 P: 3	R: 0 E: 0 K: 1 S: 7	H: 2 LOB: 2 BB: 0 P: 7	R: 1 E: 0 K: 0 S: 4	H: 1 LOB: 0 BB: 0 P: 4	R: 0 E: 0 K: 0 S: 4	H: 1 LOB: 1 BB: 0 P: 4	R: 1 E: 0 K: 1 S: 7	H: 2 LOB: 2 BB: 1 P: 11	R: 2 E: 0 K: 0 S: 5	H: 3 LOB: 0 BB: 0 P: 5	R: 0 E: 0 K: 1 S: 6	H: 1 LOB: 1 BB: 0 P: 6

	1B: 11	SF: 0	WP: 0	PA: 43
	2B: 4	SAC: 0	PB: 0	
	3B: 0	DP: 1	SB: 0	
	HR: 1	HBP: 0	CS: 0	

PITCHER		IP	WLS	BF	H	R	ER	SO	BB	IBB	HBP	BLK	WP	HR	S	P	ERA	WHIP
Fergie Jenkins, R ERA: 3.39	(1, 1)	7.0	W	36	14	7	7	3	1	0	0	0	0	1	41	45	9.00	2.143
Bill Lee, L ERA: 7.52	(8, 1)	1.0		3	1	0	0	0	0	0	0	0	0	0	3	3	0.00	1.000
Tom Murphy, R ERA: 4.22	(9, 1)	1.0	S	4	1	0	0	1	0	0	0	0	0	0	6	6	0.00	1.000

PITCHER	IP	WLS	BF	H	R	ER	SO	BB	IBB	HBP	BLK	WP	HR	S	P	ERA	WHIP

Batter	1	2	3	4	5	6	7	8	9	AB	R	H	RBI	BB	SO	LOB
Denny Doyle, L (1, 4) OBP: 0.270, SLG: 0.279	K	4-3 1-2 2-3	F2 1-2		4-3 2-3			K		5	0	0	0	0	2	4
Carlton Fisk, R (1, 2) OBP: 0.328, SLG: 0.382	HR	F6		F4		K				4	1	1	1	0	1	2
Fred Lynn, L (1, 8) OBP: 0.368, SLG: 0.448 Rick Miller, L (7, 8) OBP: 0.351, SLG: 0.358	1B FC6-4 BB	1B 2-H 3-H 1B		1B FC6-4 2B		1-3				3 0	3 0	2 0	2 0	1 0	0 0	0 0
Carl Yastrzemski, L (1, 7) OBP: 0.355, SLG: 0.461	FC6-4 1-3 1B	1B 2-H 1B		FC6-4 2-3 1B		F8				4	0	3	1	0	0	0
Jim Rice, R (1, 10) OBP: 0.298, SLG: 0.464	FC6-4 S 1-2f 3-H 1B	1B 1-2 1B		FC6-4 1-2f 3-H			K			4	1	1	2	0	1	2
Cecil Cooper, L (1, 3) OBP: 0.292, SLG: 0.451	S 1-H 1B	4-3 1B		L9			K			4	0	1	1	0	1	3
Dwight Evans, R (1, 9) OBP: 0.331, SLG: 0.427	K 1-2		F8 FC 2B		F2		K			4	1	1	0	0	2	1
Rick Burleson, R (1, 6) OBP: 0.331, SLG: 0.332		4-3 1B 1B BB	F8 2-3		6-3			L4		3	1	0	0	1	0	1
Steve Dillard, R (1, 5) OBP: 0.349, SLG: 0.361		4-3 1-2 1B 1B	FC CS 3-H		E 2B			F4		4	1	2	1	0	0	0
Inning Stats	R: 3 E: 0 K: 2 S: 10 H: 3 LOB: 1 BB: 1 P: 14	R: 3 E: 0 K: 0 S: 7 H: 4 LOB: 2 BB: 1 P: 11	R: 1 E: 0 K: 0 S: 4 H: 1 LOB: 0 BB: 0 P: 4	R: 1 E: 0 K: 0 S: 5 H: 2 LOB: 1 BB: 0 P: 5	R: 0 E: 1 K: 0 S: 4 H: 1 LOB: 1 BB: 0 P: 4	R: 0 E: 0 K: 1 S: 5 H: 0 LOB: 0 BB: 0 P: 5	R: 0 E: 0 K: 3 S: 9 H: 0 LOB: 0 BB: 0 P: 9	R: 0 E: 0 K: 1 S: 5 H: 0 LOB: 0 BB: 0 P: 5		1B: 7 2B: 3 3B: 0 HR: 1 SF: 0 SAC: 0 DP: 0 HBP: 0				WP: 0 PB: 0 SB: 2 CS: 1 PA: 37	

PITCHER		IP	WLS	BF	H	R	ER	SO	BB	IBB	HBP	BLK	WP	HR	S	P	ERA	WHIP
Jim Bibby, R ERA: 4.01	(1, 1)	1.2	L	12	5	6	6	2	2	0	0	0	0	1	14	22	32.40	4.200
Don Hood, L ERA: 4.8	(2, 1)	3.1		16	6	2	2	0	0	0	0	0	0	0	16	16	5.40	1.800
Dennis Eckersley, R ERA: 4.74	(6, 1)	2.0		6	0	0	0	4	0	0	0	0	0	0	14	14	0.00	0.000
Dave LaRoche, L ERA: 2.5	(8, 1)	1.0		3	0	0	0	1	0	0	0	0	0	0	5	5	0.00	0.000

PITCHER	IP	WLS	BF	H	R	ER	SO	BB	IBB	HBP	BLK	WP	HR	S	P	ERA	WHIP

BOTTOM

Cleveland Indians @ Boston Red Sox

Fenway Park, Boston, MA

Tue Jul 27 1976, 7:05 PM EDT

Att. 20,969 - Unknown

livebaseballscorecards.com

AB	35
R	8
H	11
RBI	8
BB	2
SO	7
LOB	13

Cleveland Indians @ Boston Red Sox

Fenway Park, Boston, MA

Wed Jul 28 1976, 7:05 PM EDT

Att. 22,246 - Unknown

TOP

livebaseballscorecards.com

Batter	1	2	3	4	5	6	7	8	9	AB	R	H	RBI	BB	SO	LOB
Rick Manning, L (1, 8) OBP: 0.333, SLG: 0.382	0-0 CS 1B		0-0 FC2-6 2B FC1-5 1-2f	0-0 4-3		BBBB 4-0 1-2 2-3 3-H BB		0-0 FC4-6 S 1B 1-2f		4	1	1	1	1	0	5
Frank Duffy, R (1, 6) OBP: 0.281, SLG: 0.290 John Lowenstein, L (8, PH) OBP: 0.336, SLG: 0.315 Duane Kuiper, L (8, 4) OBP: 0.304, SLG: 0.302	SSS 0-3 K 1-2		0-0 FC5 1-3 2B		0-0 F2	0-0 L4-6 2-3		4-0 1B 1-2 IBB		4 0 0	0 0 0	1 0 0	0 0 0	0 1 0	1 0 0	4 0 0
Larvell Blanks, R (1, 4) OBP: 0.373, SLG: 0.514 (8, 6)	0-0 F3		0-0 FC1-5 3-H		0-0 HR		0-0 HR 2B	0-0 1-3 2-H 1B		5	2	3	2	0	0	2
Rico Carty, R (1, 10) OBP: 0.395, SLG: 0.502		0-0 L8	0-0 FC5 2-3f		0-0 6-3		0-0 2-H HR	0-0 F9		5	1	1	2	0	0	4
George Hendrick, R (1, 7) OBP: 0.318, SLG: 0.471		0-0 5-3		0-0 F9	0-0 1-4-3		0-0 F8		0-0 G3	5	0	0	0	0	0	0
Charlie Spikes, R (1, 9) OBP: 0.309, SLG: 0.354		0-0 E5 HR		0-0 5-3		BBBB 4-0 1B BB FC6-2 BB	0-0 6-3		0-0 F8	4	1	0	0	1	0	0
Buddy Bell, R (1, 5) OBP: 0.352, SLG: 0.375		0-0 1-H HR		0-0 BB 1B		BBBB 4-0 FC6-2 1B 1-2 BB BB	0-0 1-3		0-0 F9	4	2	2	2	1	0	0
Boog Powell, L (1, 3) OBP: 0.304, SLG: 0.266	SSS 0-3 K			0-0 BB 1-2 1B		0-0 BB FC6-2 1-2 2-3 1B		0-0 L8		4	0	2	0	0	1	0
Ray Fosse, R (1, 2) OBP: 0.402, SLG: 0.396			0-0 FC2-6 1B	BBBB 4-0 1-2 2-3 BB		0-0 FC6-2 L4-6 BB 1-2 2-3 3-Hf		0-0 FC4-6 1B		3	0	2	0	1	0	3

	AB	38
	R	7
	H	12
	RBI	7
	BB	5
	SO	2
	LOB	18

Inning Stats	1	2	3	4	5	6	7	8	9
	R: 0 E: 0 K: 1 S: 5	H: 1 LOB: 0 BB: 0 P: 5	R: 2 E: 1 K: 1 S: 7	H: 1 LOB: 0 BB: 0 P: 7	R: 0 E: 0 K: 0 S: 5	H: 2 LOB: 2 BB: 0 P: 5	R: 0 E: 0 K: 0 S: 5	H: 2 LOB: 3 BB: 1 P: 9	R: 1 E: 0 K: 0 S: 4	H: 1 LOB: 0 BB: 0 P: 4
	R: 1 E: 0 K: 0 S: 3	H: 1 LOB: 2 BB: 3 P: 15	R: 2 E: 0 K: 0 S: 5	H: 2 LOB: 0 BB: 0 P: 5	R: 1 E: 0 K: 0 S: 5	H: 2 LOB: 2 BB: 1 P: 9	R: 0 E: 0 K: 0 S: 3	H: 0 LOB: 0 BB: 0 P: 3	1B: 7 2B: 3 3B: 0 HR: 3	SF: 0 SAC: 0 DP: 1 HBP: 0

	WP: 0	PA: 43
	PB: 0	
	SB: 1	
	CS: 1	

PITCHER		IP	WLS	BF	H	R	ER	SO	BB	IBB	HBP	BLK	WP	HR	S	P	ERA	WHIP
Rick Jones, L ERA: 2.53	(1, 1)	5.0		26	8	4	1	2	3	0	0	0	0	2	27	39	1.80	2.200
Jim Willoughby, R ERA: 3.0	(6, 1)	2.1	L	10	3	3	3	0	1	0	0	0	0	1	9	13	11.57	1.714
Tom Murphy, R ERA: 4.09	(8, 1)	1.2		7	1	0	0	0	0	1	0	0	0	0	6	10	0.00	0.600

PITCHER	IP	WLS	BF	H	R	ER	SO	BB	IBB	HBP	BLK	WP	HR	S	P	ERA	WHIP

BOTTOM

Cleveland Indians @ Boston Red Sox

Fenway Park, Boston, MA

Wed Jul 28 1976, 7:05 PM EDT

Att. 22,246 - Unknown

Batter	1	2	3	4	5	6	7	8	9	AB	R	H	RBI	BB	SO	LOB
Denny Doyle, L (1, 4) OBP: 0.277, SLG: 0.282	E FC 1B 1B	FC4-6 1B HBP BB	G3			CS 1B		3-1 2-3		4	2	2	0	1	0	1
Carlton Fisk, R (1, 2) OBP: 0.329, SLG: 0.381	F9	FC4-6 1-2 1B		K		K 1-2		BB		4	0	1	0	1	2	2
Doug Griffin, R (8, PR) OBP: 0.262, SLG: 0.214										0	0	0	0	0	0	0
Bob Montgomery, R (9, 2) OBP: 0.268, SLG: 0.289										0	0	0	0	0	0	0
Fred Lynn, L (1, 8) OBP: 0.366, SLG: 0.444	FC 1B 1B E 1-3	FC4-6 HBP S 1B 1-2f 2-3		F2		1B		K 1-2		5	2	1	0	0	1	5
Carl Yastrzemski, L (1, 7) OBP: 0.356, SLG: 0.459	1B E 1B 1-2 3-H	HBP 1B 1-2 BB		F8	K	K			K	4	2	1	1	1	2	1
Jim Rice, R (1, 10) OBP: 0.299, SLG: 0.462	E G5-2-3 1B 1-2 2-3	1B HBP 1-2 2-3 3-H			K		L4		K	4	0	1	1	0	2	0
Cecil Cooper, L (1, 3) OBP: 0.295, SLG: 0.451	E7 1B 1-3 2-H 3-H	1B 1-2 2-H 3-H			1-3		F8		K	4	0	2	4	0	0	0
Bobby Darwin, R (9, PH) OBP: 0.287, SLG: 0.398										1	0	0	0	0	1	0
Dwight Evans, R (1, 9) OBP: 0.332, SLG: 0.424	HBP	K			BB		F7			2	0	0	0	1	1	2
Rick Burleson, R (1, 6) OBP: 0.333, SLG: 0.334	G5-2-3 3-Hf		L7		1-3 1B			3-1 SH2-4 1B		4	0	2	0	0	0	3
Steve Dillard, R (1, 5) OBP: 0.339, SLG: 0.350		5-3	6-3		F9			SH2-4 1-2		3	0	0	0	0	0	2
Rick Miller, L (8, PH) OBP: 0.351, SLG: 0.358										0	0	0	0	0	0	0
Rico Petrocelli, R (9, 5) OBP: 0.296, SLG: 0.288										0	0	0	0	0	0	0
Inning Stats	R: 3 E: 2 K: 0 S: 7 H: 4 LOB: 2 BB: 0 P: 8	R: 3 E: 0 K: 1 S: 7 H: 2 LOB: 2 BB: 2 P: 16	R: 0 E: 0 K: 0 S: 3 H: 0 LOB: 0 BB: 0 P: 3	R: 0 E: 0 K: 1 S: 5 H: 0 LOB: 0 BB: 0 P: 5	R: 0 E: 0 K: 1 S: 6 H: 1 LOB: 2 BB: 1 P: 10	R: 0 E: 0 K: 2 S: 8 H: 2 LOB: 1 BB: 0 P: 8	R: 0 E: 0 K: 0 S: 3 H: 0 LOB: 0 BB: 0 P: 3	R: 0 E: 0 K: 1 S: 6 H: 1 LOB: 2 BB: 1 P: 10	R: 0 E: 0 K: 3 S: 9 H: 0 LOB: 0 BB: 0 P: 9	1B: 10 2B: 0 3B: 0 HR: 0	SF: 0 SAC: 1 DP: 1 HBP: 2						

PITCHER		IP	WLS	BF	H	R	ER	SO	BB	IBB	HBP	BLK	WP	HR	S	P	ERA	WHIP
Jackie Brown, R ERA: 3.74	(1, 1)	1.2		14	5	6	5	0	2	0	2	0	0	0	10	20	27.00	4.200
Jim Kern, R ERA: 2.32	(2, 1)	6.0	W	24	5	0	0	5	2	0	0	0	0	0	32	40	0.00	1.167
Dave LaRoche, L ERA: 2.44	(8, 1)	1.1	S	4	0	0	0	4	0	0	0	0	0	0	12	12	0.00	0.000

PITCHER	IP	WLS	BF	H	R	ER	SO	BB	IBB	HBP	BLK	WP	HR	S	P	ERA	WHIP

livebaseballscorecards.com

AB	35
R	6
H	10
RBI	6
BB	4
SO	9
LOB	16

WP: 0 PA: 42
PB: 0
SB: 2
CS: 1

Cleveland Indians @ Boston Red Sox

Fenway Park, Boston, MA

Thu Jul 29 1976, 3:33 AM EDT

Att. 29,412 - Unknown

livebaseballscorecards.com

Batter	1	2	3	4	5	6	7	8	9	AB	R	H	RBI	BB	SO	LOB
Duane Kuiper, L (1, 4) OBP: 0.306, SLG: 0.304	F9	G3			G6-3 1B		G6-4-3 1B 1B	K		5	1	2	0	0	1	2
Rick Manning, L (1, 8) OBP: 0.333, SLG: 0.382	5-3 1B		K		G6-3 1-2f		G6-4-3 1-2 1B		F9	5	0	2	0	0	1	1
Larvell Blanks, R (1, 6) OBP: 0.368, SLG: 0.503	5-3 1-2		F9			1B 2B 1B	G6-4-3 1-2f 2-3		4-3	5	1	1	0	0	0	3
Rico Carty, R (1, 10) OBP: 0.395, SLG: 0.500	F3		6-3			2B 1-3 1B	1B 1B 3-H 1B		1-6-3	5	1	2	1	0	0	1
George Hendrick, R (1, 7) OBP: 0.323, SLG: 0.474		4-1 1B 1B		6-3 1-3 1B		F4	1B 1-2 1B			4	1	3	0	0	0	2
Boog Powell, L (1, 3) OBP: 0.308, SLG: 0.278		4-1 1-2		1-3 1-2		1-3 3-H 2B	1-3 2-H 1B			4	0	2	2	0	0	2
Buddy Bell, R (1, 5) OBP: 0.351, SLG: 0.374		1-3		6-3 2-3		FC6 1B	1-3			4	0	1	0	0	0	4
Charlie Spikes, R (1, 9) OBP: 0.311, SLG: 0.354										0	0	0	0	1	0	0
John Lowenstein, L (4, PH) OBP: 0.331, SLG: 0.311 (4, 9)										2	0	0	0	0	0	4
Ron Pruitt, R (8, PH) OBP: 0.282, SLG: 0.303 (8, 9)		1B BB		F7		L8		6-3		1	0	0	0	0	0	0
Ray Fosse, R (1, 2) OBP: 0.396, SLG: 0.389		1-2 2-H 1B			F6	FC6 1-2f		F7		4	0	1	1	0	0	3

Inning Stats	1	2	3	4	5	6	7	8	9
R:	0	1	0	0	0	1	2	0	0
E:	0	0	0	0	0	0	0	0	0
K:	0	0	1	0	0	0	0	1	0
S:	4	5	5	4	3	7	7	5	3
H:	1	2	0	1	1	4	5	0	0
LOB:	1	2	0	1	0	3	2	0	0
BB:	0	1	0	0	0	0	0	0	0
P:	4	9	5	4	3	7	7	5	3

1B:	13
2B:	1
3B:	0
HR:	0
SF:	0
SAC:	0
DP:	2
HBP:	0
WP:	0
PB:	0
SB:	0
CS:	0
PA:	40

AB	39
R	4
H	14
RBI	4
BB	1
SO	2
LOB	22

PITCHER		IP	WLS	BF	H	R	ER	SO	BB	IBB	HBP	BLK	WP	HR	S	P	ERA	WHIP
Rick Wise, R (1, 1) ERA: 4.06		6.0	W	29	11	4	4	1	1	0	0	0	0	0	30	34	6.00	2.000
Jim Willoughby, R (7, 1) ERA: 3.12		0.2		3	2	0	0	0	0	0	0	0	0	0	3	3	0.00	3.000
Bill Lee, L (7, 1) ERA: 7.12		2.1	S	8	1	0	0	1	0	0	0	0	0	0	10	10	0.00	0.429

PITCHER	IP	WLS	BF	H	R	ER	SO	BB	IBB	HBP	BLK	WP	HR	S	P	ERA	WHIP

Batter	1	2	3	4	5	6	7	8	9	AB	R	H	RBI	BB	SO	LOB
Rick Burleson, R (1, 6) OBP: 0.337, SLG: 0.337	5-3	6-3		E 1B		WP SH1-4 1-3 1B	4-0 IBB			4	0	2	0	1	0	2
Denny Doyle, L (1, 4) OBP: 0.280, SLG: 0.286	E 3-1 1B		2B E 1B	E3 1-2		SH1-4 1-2	K			4	2	2	0	0	1	4
Fred Lynn, L (1, 8) OBP: 0.364, SLG: 0.444	E3 3-1 1-3		E9 1-H 1B 2B	G3		K 2-3 3-H		K		5	1	1	0	0	2	4
Carl Yastrzemski, L (1, 7) OBP: 0.356, SLG: 0.456	3-1 2-3 3-H		2B 3-H 1B		B B B B 1B FC4-2-5 BB	G3		F5		4	1	1	2	1	0	2
Jim Rice, R (1, 10) OBP: 0.304, SLG: 0.467	F5		L4-6 1-H 2B		FC4-2-5 1-3 1B		5-3	1B		5	0	3	1	0	0	1
Cecil Cooper, L (1, 3) OBP: 0.293, SLG: 0.446		SH3-4 HBP 1B	L4-6 2-3		FC4-2-5 1-2 3-H		6-3	K		5	0	1	0	0	1	4
Dwight Evans, R (1, 9) OBP: 0.334, SLG: 0.426		SH3-4 1-2 HBP	K		F8		2B 2B			3	1	1	0	0	1	2
Rico Petrocelli, R (1, 5) OBP: 0.301, SLG: 0.290		SH3-4 1-2 2-3		CS 1B	5-3		B B B 4-0 2B BB			2	0	1	0	1	0	2
Bob Montgomery, R (1, 2) OBP: 0.289, SLG: 0.333		K		K 1-2		1B WP 1B	1-3 2-H 2B			4	1	2	1	0	2	3
Inning Stats	R: 1 E: 1 K: 0 S: 5 H: 1 LOB: 1 BB: 0 P: 5	R: 0 E: 0 K: 1 S: 6 H: 1 LOB: 2 BB: 0 P: 7	R: 3 E: 1 K: 1 S: 8 H: 4 LOB: 0 BB: 0 P: 8	R: 0 E: 1 K: 1 S: 7 H: 2 LOB: 2 BB: 0 P: 7	R: 0 E: 0 K: 0 S: 4 H: 1 LOB: 2 BB: 1 P: 8	R: 1 E: 0 K: 1 S: 7 H: 2 LOB: 1 BB: 0 P: 7	R: 1 E: 0 K: 1 S: 7 H: 2 LOB: 3 BB: 2 P: 15	R: 0 E: 0 K: 2 S: 8 H: 1 LOB: 1 BB: 0 P: 8		1B: 10 2B: 5 3B: 0 HR: 0 SF: 0 SAC: 2 DP: 1 HBP: 1						

PITCHER		IP	WLS	BF	H	R	ER	SO	BB	IBB	HBP	BLK	WP	HR	S	P	ERA	WHIP
Pat Dobson, R ERA: 3.56	(1, 1)	2.0	L	14	6	4	3	1	0	0	1	0	0	0	15	16	13.50	3.000
Tom Buskey, R ERA: 3.48	(3, 1)	3.1		15	5	1	1	2	1	0	0	0	0	0	18	22	2.70	1.800
Don Hood, L ERA: 4.85	(6, 1)	1.1		7	2	1	1	1	1	0	0	0	1	0	8	12	6.75	2.250
Dave LaRoche, L ERA: 2.38	(7, 1)	1.1		6	1	0	0	3	0	1	0	0	0	0	11	15	0.00	0.750

PITCHER	IP	WLS	BF	H	R	ER	SO	BB	IBB	HBP	BLK	WP	HR	S	P	ERA	WHIP

BOTTOM

Cleveland Indians @ Boston Red Sox

Fenway Park, Boston, MA

Thu Jul 29 1976, 3:33 AM EDT

Att. 29,412 - Unknown

livebaseballscorecards.com

AB	36
R	6
H	14
RBI	4
BB	3
SO	7
LOB	24

WP: 1 PA: 42
PB: 0
SB: 0
CS: 1

New York Yankees @ Boston Red Sox

Fenway Park, Boston, MA

Fri Jul 30 1976, 7:05 PM EDT
Att. 27,728 - Unknown - 62 F

livebaseballscorecards.com

Batter	1	2	3	4	5	6	7	8	9	AB	R	H	RBI	BB	SO	LOB
Mickey Rivers, L (1, 8) OBP: 0.318, SLG: 0.439	F7		HR (1-H)		P8			1B 2B	K	5	2	2	2	0	1	2
Roy White, S (1, 7) OBP: 0.358, SLG: 0.399	1-3		P4		4-3			HR 1B BB	F7	4	1	0	0	1	0	2
Thurman Munson, R (1, 2) OBP: 0.370, SLG: 0.463	P5		BB 1B			FC4-6 1B		HR 1B (1-2 2-H)	5-3	4	1	2	1	1	0	2
Chris Chambliss, L (1, 3) OBP: 0.331, SLG: 0.458		4-3 2B	1B (1-2)			FC4-6 G1-6-3 (1-2f)		K		4	0	2	0	0	1	3
Carlos May, L (1, 10) OBP: 0.329, SLG: 0.323		4-3 (2-3)	P6			G1-6-3 (1-2f)		HR (1-H 2-H)		4	1	1	3	0	0	4
Graig Nettles, L (1, 5) OBP: 0.318, SLG: 0.420		K		K			3-1	2B		4	0	1	0	0	2	1
Oscar Gamble, L (1, 9) OBP: 0.320, SLG: 0.431		K		K			G5-4-3 1B	4-3		4	0	1	0	0	2	2
Willie Randolph, R (1, 4) OBP: 0.370, SLG: 0.319			HR BB	5-3			G5-4-3 (1-2f)		1B 1B	2	1	0	0	1	0	1
Sandy Alomar Sr., S (7, 4) OBP: 0.314, SLG: 0.302										1	0	1	0	0	0	0
Jim Mason, L (1, 6) OBP: 0.204, SLG: 0.238			K		K			K	1B (1-2)	2	0	0	0	0	2	1
Elrod Hendricks, L (8, PH) OBP: 0.227, SLG: 0.266										1	0	0	0	0	1	0
Fred Stanley, R (8, 6) OBP: 0.333, SLG: 0.282										1	0	1	0	0	0	0

Inning Stats	1	2	3	4	5	6	7	8	9		
	R: 0 H: 0	R: 0 H: 1	R: 2 H: 2	R: 0 H: 0	R: 0 H: 0	R: 0 H: 1	R: 0 H: 1	R: 4 H: 4	R: 0 H: 2	1B: 6 SF: 0	WP: 0 PA: 39
	E: 0 LOB: 0	E: 0 LOB: 1	E: 0 LOB: 2	E: 0 LOB: 0	E: 0 LOB: 0	E: 0 LOB: 0	E: 0 LOB: 0	E: 0 LOB: 1	E: 0 LOB: 2	2B: 3 SAC: 0	PB: 0
	K: 0 BB: 0	K: 2 BB: 0	K: 1 BB: 2	K: 2 BB: 0	K: 1 BB: 0	K: 0 BB: 0	K: 0 BB: 0	K: 2 BB: 1	K: 1 BB: 0	3B: 0 DP: 2	SB: 0
	S: 3 P: 3	S: 8 P: 8	S: 7 P: 15	S: 7 P: 7	S: 5 P: 5	S: 3 P: 3	S: 3 P: 3	S: 11 P: 15	S: 7 P: 7	HR: 2 HBP: 0	CS: 0

PITCHER	IP	WLS	BF	H	R	ER	SO	BB	IBB	HBP	BLK	WP	HR	S	P	ERA	WHIP
Luis Tiant, R (1, 1) ERA: 3.55	7.2	L	33	9	6	6	8	3	0	0	0	0	2	46	58	7.04	1.565
Bill Lee, L (8, 1) ERA: 6.9	1.1		6	2	0	0	1	0	0	0	0	0	0	8	8	0.00	1.500

PITCHER	IP	WLS	BF	H	R	ER	SO	BB	IBB	HBP	BLK	WP	HR	S	P	ERA	WHIP

BOTTOM

New York Yankees @ Boston Red Sox

Fenway Park, Boston, MA

Fri Jul 30 1976, 7:05 PM EDT

Att. 27,728 - Unknown - 62 F

livebaseballscorecards.com

Batter	1	2	3	4	5	6	7	8	9	AB	R	H	RBI	BB	SO	LOB
Rick Burleson, R (1, 6) OBP: 0.344, SLG: 0.345	SH2-3 1B		FC3-6 E BB 1B	1B BB		1-H 2B		P7		4	1	3	1	1	0	1
Denny Doyle, L (1, 4) OBP: 0.283, SLG: 0.286	SH2-3 1-2		1-2 FC3-6 BB	1-3 1B		6-3		L9		3	0	1	0	1	0	2
Fred Lynn, L (1, 8) OBP: 0.361, SLG: 0.443	P6		FC3-6 E BB SF7 1-2f 2-3	F7			3-1 WP 2B		F8	5	2	1	0	0	0	5
Carl Yastrzemski, L (1, 3) OBP: 0.357, SLG: 0.452	4-3		1-2 E BB		CS BB		3-1 2-3		F9	3	0	0	0	2	0	2
Jim Rice, R (1, 7) OBP: 0.305, SLG: 0.464		G4-6-3 1B	FC5 1-2 2-3 3-H		K BB		FC6-4 3-H BB		6-3	4	0	1	0	1	1	3
Cecil Cooper, L (1, 10) OBP: 0.289, SLG: 0.441		G4-6-3 1-2f	SF7 3-H		6-3 1-2		F9			3	0	0	1	0	0	3
Rick Miller, L (1, 9) OBP: 0.355, SLG: 0.368 Bobby Darwin, R (3, PH) OBP: 0.281, SLG: 0.390 (4, 9)	2B	K			K	FC6-4 1-2f				1 3	0 0	1 0	0 0	0 0	0 2	0 3
Butch Hobson, R (1, 5) OBP: 0.280, SLG: 0.295	BB		1-3	2B 1B			K			3	1	1	0	1	1	0
Bob Montgomery, R (1, 2) OBP: 0.286, SLG: 0.326	F8		K	F9			1B			4	0	1	0	0	1	3
Inning Stats	R: 0 E: 0 K: 0 S: 4 H: 1 LOB: 1 BB: 0 P: 4	R: 0 E: 0 K: 0 S: 4 H: 2 LOB: 2 BB: 1 P: 8	R: 2 E: 1 K: 1 S: 7 H: 1 LOB: 2 BB: 2 P: 15	R: 0 E: 0 K: 1 S: 6 H: 1 LOB: 2 BB: 1 P: 10	R: 0 E: 0 K: 1 S: 4 H: 0 LOB: 0 BB: 1 P: 8	R: 1 E: 0 K: 1 S: 7 H: 2 LOB: 1 BB: 0 P: 7	R: 1 E: 0 K: 0 S: 4 H: 1 LOB: 1 BB: 1 P: 8	R: 0 E: 0 K: 1 S: 6 H: 1 LOB: 1 BB: 0 P: 6	R: 0 E: 0 K: 0 S: 3 H: 0 LOB: 0 BB: 0 P: 3	1B: 6 2B: 3 3B: 0 HR: 0	SF: 1 SAC: 1 DP: 1 HBP: 0					

	AB	33
	R	4
	H	9
	RBI	2
	BB	6
	SO	5
	LOB	22

WP: 1 PB: 0 SB: 0 CS: 1 PA: 41

PITCHER	IP	WLS	BF	H	R	ER	SO	BB	IBB	HBP	BLK	WP	HR	S	P	ERA	WHIP
Ed Figueroa, R (1, 1) ERA: 2.96	9.0	W	41	9	4	2	5	6	0	0	0	1	0	45	69	2.00	1.667

PITCHER	IP	WLS	BF	H	R	ER	SO	BB	IBB	HBP	BLK	WP	HR	S	P	ERA	WHIP

Batter	1	2	3	4	5	6	7	8	9	AB	R	H	RBI	BB	SO	LOB
Mickey Rivers, L (1, 8) OBP: 0.317, SLG: 0.436	5-3	F8		1B			4-3		F9	5	0	1	1	0	0	2
Roy White, S (1, 7) OBP: 0.358, SLG: 0.397	BB E S SF8		K	P3			6-3 1B		F8	4	1	1	0	1	1	2
Thurman Munson, R (1, 2) OBP: 0.367, SLG: 0.459	SF8 1-H		5-3		P3		6-3 1-2			3	0	0	1	0	0	1
Chris Chambliss, L (1, 3) OBP: 0.333, SLG: 0.456	BB		BB FC6		F7		3-1			2	0	0	0	2	0	1
Carlos May, L (1, 10) OBP: 0.328, SLG: 0.322	L8		FC6 1-2f		1B			F9		4	0	1	0	0	0	2
Graig Nettles, L (1, 5) OBP: 0.318, SLG: 0.419		P5		1B 1B	F8			K		4	1	1	0	0	1	1
Oscar Gamble, L (1, 9) OBP: 0.327, SLG: 0.434		G3 1B		1B 1-3 1B		L9		BB		3	0	2	0	1	0	0
Sandy Alomar Sr., S (1, 4) OBP: 0.303, SLG: 0.290		G3 1-2		F8		P8		F8		4	0	0	0	0	0	4
Jim Mason, L (1, 6) OBP: 0.206, SLG: 0.235 Elrod Hendricks, L (9, PH) OBP: 0.225, SLG: 0.264		BB		P8		F5			K	2 1	0 0	0 0	0 0	1 0	0 1	2 0
Inning Stats	R: 1 E: 0 K: 0 S: 3 H: 0 LOB: 1 BB: 2 P: 11	R: 0 E: 0 K: 0 S: 4 H: 1 LOB: 2 BB: 1 P: 8	R: 0 E: 0 K: 1 S: 5 H: 0 LOB: 1 BB: 1 P: 9	R: 1 E: 0 K: 0 S: 6 H: 3 LOB: 2 BB: 0 P: 6	R: 0 E: 0 K: 0 S: 4 H: 1 LOB: 1 BB: 0 P: 4	R: 0 E: 0 K: 0 S: 3 H: 0 LOB: 0 BB: 0 P: 3	R: 0 E: 0 K: 0 S: 4 H: 1 LOB: 1 BB: 0 P: 4	R: 0 E: 0 K: 1 S: 5 H: 0 LOB: 1 BB: 1 P: 9	R: 0 E: 0 K: 1 S: 5 H: 0 LOB: 0 BB: 0 P: 5	1B: 6 2B: 0 3B: 0 HR: 0 SF: 1 SAC: 0 DP: 0 HBP: 0	WP: 0 PB: 0 SB: 1 CS: 0 PA: 38					

PITCHER	IP	WLS	BF	H	R	ER	SO	BB	IBB	HBP	BLK	WP	HR	S	P	ERA	WHIP
Fergie Jenkins, R (1, 1) ERA: 3.26	9.0	W	38	6	2	1	3	5	0	0	0	0	0	39	59	1.00	1.222

PITCHER	IP	WLS	BF	H	R	ER	SO	BB	IBB	HBP	BLK	WP	HR	S	P	ERA	WHIP

TOP

New York Yankees @ Boston Red Sox

Fenway Park, Boston, MA

Sat Jul 31 1976, 3:33 AM EDT

Att. 28,799 - Cloudy - 64 F

livebaseballscorecards.com

AB	32
R	2
H	6
RBI	2
BB	5
SO	3
LOB	15

Batter	1	2	3	4	5	6	7	8	9	AB	R	H	RBI	BB	SO	LOB
Rick Burleson, R (1, 6) OBP: 0.340, SLG: 0.341	F9	F9 1-2 2-3			F7		F8			4	0	0	0	0	0	4
Doug Griffin, R (1, 4) OBP: 0.252, SLG: 0.206	3-1		4-3		4-3		FC3 1-2 2-3			4	0	0	0	0	0	2
Dwight Evans, R (1, 8) OBP: 0.336, SLG: 0.429	1-3		1B		1B		SF9 2-3 3-H			3	0	2	1	0	0	0
Carl Yastrzemski, L (1, 3) OBP: 0.353, SLG: 0.447		F8	P4		G3		SSS K			4	0	0	0	0	1	4
Jim Rice, R (1, 7) OBP: 0.304, SLG: 0.462		1B 1B	SSS K			6-3		5-3		4	0	1	0	0	1	1
Bobby Darwin, R (1, 9) OBP: 0.280, SLG: 0.386		1-3 3B 1B	SSS K			F3		SSS K		4	1	1	0	0	2	0
Butch Hobson, R (1, 5) OBP: 0.278, SLG: 0.333		2-H 1B 3B	F9			6-3		F9		4	1	1	1	0	0	0
Rico Petrocelli, R (1, 10) OBP: 0.305, SLG: 0.289		BBBB WP 1B BB	1-3				BBBB FC3 1B SF9 BB			1	0	0	0	2	0	0
Rick Miller, L (7, PR) OBP: 0.355, SLG: 0.368										0	1	0	0	0	0	0
Bob Montgomery, R (1, 2) OBP: 0.327, SLG: 0.429		1-2 3-H WP 1B			HR		SF9 E 1-2 1B			3	1	3	2	0	0	0
Inning Stats	R: 0 H: 0 E: 0 LOB: 0 K: 0 BB: 0 S: 3 P: 3	R: 2 H: 4 E: 0 LOB: 2 K: 0 BB: 1 S: 6 P: 10	R: 0 H: 1 E: 0 LOB: 1 K: 1 BB: 0 S: 6 P: 6	R: 0 H: 0 E: 0 LOB: 0 K: 1 BB: 0 S: 5 P: 5	R: 1 H: 2 E: 0 LOB: 1 K: 0 BB: 0 S: 5 P: 5	R: 0 H: 0 E: 0 LOB: 0 K: 0 BB: 0 S: 3 P: 3	R: 1 H: 1 E: 1 LOB: 2 K: 1 BB: 1 S: 7 P: 11	R: 0 H: 0 E: 0 LOB: 0 K: 1 BB: 0 S: 5 P: 5		1B: 6 SF: 1 2B: 0 SAC: 0 3B: 1 DP: 0 HR: 1 HBP: 0						

PITCHER		IP	WLS	BF	H	R	ER	SO	BB	IBB	HBP	BLK	WP	HR	S	P	ERA	WHIP
Ken Holtzman, L ERA: 3.3	(1, 1)	6.1	L	29	8	4	3	2	2	0	0	0	1	1	31	39	4.26	1.579
Dick Tidrow, R ERA: 2.77	(7, 1)	0.1		1	0	0	0	0	0	0	0	0	0	0	1	1	0.00	0.000
Sparky Lyle, L ERA: 2.11	(7, 1)	1.1		4	0	0	0	2	0	0	0	0	0	0	8	8	0.00	0.000

PITCHER	IP	WLS	BF	H	R	ER	SO	BB	IBB	HBP	BLK	WP	HR	S	P	ERA	WHIP

BOTTOM

New York Yankees @ Boston Red Sox

Fenway Park, Boston, MA

Sat Jul 31 1976, 3:33 AM EDT

Att. 28,799 - Cloudy - 64 F

livebaseballscorecards.com

AB	31
R	4
H	8
RBI	4
BB	2
SO	4
LOB	11

Batter	1	2	3	4	5	6	7	8	9	AB	R	H	RBI	BB	SO	LOB
Mickey Rivers, L (1, 8) OBP: 0.320, SLG: 0.438	4-3 1B	1-3 1B			1B S 1B 1B	P5		F8 ②		5	2	3	0	0	0	3
Roy White, S (1, 7) OBP: 0.359, SLG: 0.394	K 1-3 ①	1-2 BB			1B 1B E 1-2 BB		G3 ①	4-3 ③		3	1	0	0	2	1	3
Thurman Munson, R (1, 2) OBP: 0.365, SLG: 0.455	4-3 S WP BB	5-3 ③			F8 ①		6-3 ②		F8 ①	4	1	0	0	1	0	5
Chris Chambliss, L (1, 3) OBP: 0.333, SLG: 0.454	4-3 ② 1-3 3-H		5-3 ①		E 1-2 2-3 1B		E HBP		F8 ②	4	0	1	1	0	0	1
Carlos May, L (1, 10) OBP: 0.333, SLG: 0.325	3-H BB		K ②		E7 L4-3 1-2 2-H 3-H 1B		E6 1-3		1B	4	0	2	1	1	1	1
Graig Nettles, L (1, 5) OBP: 0.314, SLG: 0.413	G3 ③		K ③		L4-3 ② ③ 1-2		P6 ③		F8 ③	5	0	0	0	0	1	6
Oscar Gamble, L (1, 9) OBP: 0.326, SLG: 0.429		P5 ①		P5 ①		FC4-6 BB		F9 ①		3	0	0	0	1	0	0
Sandy Alomar Sr., S (1, 4) OBP: 0.310, SLG: 0.291		4-3 ②		CS BB		FC4-6 ① 1-2f		1B 1B		3	0	1	0	1	0	1
Jim Mason, L (1, 6) OBP: 0.208, SLG: 0.237		1B 1B		K ② ③ 1-2		F8 ②		1-2 1B		3	0	1	0	0	1	2
Elrod Hendricks, L (8, PH) OBP: 0.231, SLG: 0.270										1	0	1	0	0	0	0
Fred Stanley, R (8, 6) OBP: 0.333, SLG: 0.282										0	0	0	0	0	0	0
Inning Stats	R: 2 E: 0 K: 1 S: 6 H: 1 LOB: 1 BB: 2 P: 14	R: 0 E: 0 K: 0 S: 5 H: 2 LOB: 3 BB: 1 P: 9	R: 0 E: 0 K: 2 S: 7 H: 0 LOB: 0 BB: 0 P: 7	R: 0 E: 0 K: 1 S: 4 H: 0 LOB: 0 BB: 1 P: 8	R: 2 E: 1 K: 0 S: 5 H: 3 LOB: 1 BB: 1 P: 9	R: 0 E: 0 K: 0 S: 3 H: 0 LOB: 1 BB: 1 P: 7	R: 0 E: 1 K: 0 S: 4 H: 0 LOB: 2 BB: 0 P: 5	R: 0 E: 0 K: 0 S: 5 H: 2 LOB: 2 BB: 0 P: 5	R: 0 E: 0 K: 0 S: 4 H: 1 LOB: 1 BB: 0 P: 4	1B: 9 2B: 1 3B: 0 HR: 0 SF: 0 SAC: 0 DP: 1 HBP: 1						

PITCHER	IP	WLS	BF	H	R	ER	SO	BB	IBB	HBP	BLK	WP	HR	S	P	ERA	WHIP
Reggie Cleveland, R (1, 1) ERA: 4.1	7.1	W	36	8	4	2	4	6	0	1	0	1	0	37	62	2.46	1.909
Tom Murphy, R (8, 1) ERA: 3.97	1.2	S	6	1	0	0	0	0	0	0	0	0	0	6	6	0.00	0.600

PITCHER	IP	WLS	BF	H	R	ER	SO	BB	IBB	HBP	BLK	WP	HR	S	P	ERA	WHIP

TOP

New York Yankees @ Boston Red Sox

Fenway Park, Boston, MA

Sat Jul 31 1976, 7:05 PM EDT

Att. 26,637 - Unknown - 60 F

livebaseballscorecards.com

AB	35
R	4
H	9
RBI	2
BB	6
SO	4
LOB	22

WP: 1 PB: 0 SB: 4 CS: 1 PA: 42

Batter	1	2	3	4	5	6	7	8	9	AB	R	H	RBI	BB	SO	LOB
Rick Burleson, R (1, 6) OBP: 0.344, SLG: 0.346	0-0 1B 2B		0-3 K2-3 ①		0-0 1B 1-3 1B	0-0 5-3 ③		4-0 S BB		4	2	2	0	1	1	0
Denny Doyle, L (1, 4) OBP: 0.282, SLG: 0.285	0-0 P5 ①		0-0 L3 ②		0-0 1-3 1-3 1B 1B		0-0 F9 ①	0-0 P3 ③ 1-2		5	1	1	0	0	0	2
Cecil Cooper, L (1, 10) OBP: 0.292, SLG: 0.458	0-0 F2 ②		0-0 WP 2B 2B		0-0 1-3 ① 1-2 3-H		0-0 HR			4	2	2	2	0	0	2
Carl Yastrzemski, L (1, 3) OBP: 0.355, SLG: 0.449	4-0 1B BB		0-0 2B 2B 2-H		0-3 K ②		0-0 3-1 ②			3	1	1	1	1	1	1
Jim Rice, R (1, 7) OBP: 0.312, SLG: 0.469	0-0 1-2 2-H 1B		0-0 2B 2-H 2B		0-0 1B 2-H 1B		4-0 1B BB			3	0	3	3	1	0	0
Rick Miller, L (1, 8) OBP: 0.358, SLG: 0.372	0-0 L7 ③		0-0 F9 ③		0-0 FC5-4 1-2 1B		0-0 1-2 1B			4	0	2	0	0	0	3
Dwight Evans, R (1, 9) OBP: 0.332, SLG: 0.423		0-3 K ①		0-3 K ①	0-0 FC5-4 ③ 1-2f		0-3 K ③			4	0	0	0	0	3	4
Butch Hobson, R (1, 5) OBP: 0.276, SLG: 0.327		0-0 G5-4-3 1B		0-3 K ②		0-0 P5 ①		0-3 K ①		4	0	1	0	0	2	0
Bob Montgomery, R (1, 2) OBP: 0.304, SLG: 0.396		0-0 G5-4-3 ② ③ 1-2f		0-0 L9 ③		0-0 F9 ②		0-3 K ②		4	0	0	0	0	1	1
Inning Stats	R: 1 E: 0 K: 0 S: 5 H: 2 LOB: 2 BB: 1 P: 9	R: 0 E: 0 K: 1 S: 5 H: 1 LOB: 0 BB: 0 P: 5	R: 2 E: 0 K: 1 S: 8 H: 3 LOB: 1 BB: 0 P: 8	R: 0 E: 0 K: 2 S: 7 H: 0 LOB: 0 BB: 0 P: 7	R: 2 E: 0 K: 1 S: 9 H: 4 LOB: 2 BB: 0 P: 9	R: 0 E: 0 K: 0 S: 3 H: 0 LOB: 0 BB: 0 P: 3	R: 1 E: 0 K: 1 S: 7 H: 2 LOB: 2 BB: 1 P: 11	R: 0 E: 0 K: 2 S: 7 H: 0 LOB: 1 BB: 1 P: 11		1B: 7 2B: 4 3B: 0 HR: 1	SF: 0 SAC: 0 DP: 1 HBP: 0					

PITCHER		IP	WLS	BF	H	R	ER	SO	BB	IBB	HBP	BLK	WP	HR	S	P	ERA	WHIP
Catfish Hunter, R ERA: 3.38	(1, 1)	6.2	L	33	12	6	6	5	2	0	0	0	1	1	41	49	8.10	2.100
Dick Tidrow, R ERA: 2.7	(7, 1)	1.1		5	0	0	0	3	1	0	0	0	0	0	10	14	0.00	0.750

PITCHER	IP	WLS	BF	H	R	ER	SO	BB	IBB	HBP	BLK	WP	HR	S	P	ERA	WHIP

BOTTOM

New York Yankees @ Boston Red Sox

Fenway Park, Boston, MA

Sat Jul 31 1976, 7:05 PM EDT

Att. 26,637 - Unknown - 60 F

livebaseballscorecards.com

AB	35
R	6
H	12
RBI	6
BB	3
SO	8
LOB	13

WP: 1 PB: 0 SB: 1 CS: 0 PA: 38

Batter	1	2	3	4	5	6	7	8	9	AB	R	H	RBI	BB	SO	LOB
Mickey Rivers, L (1, 8) OBP: 0.319, SLG: 0.438	SH1-3 HR 2B	4-3			F9		4-3 1-2		K	5	1	1	0	0	1	4
Roy White, S (1, 7) OBP: 0.360, SLG: 0.394	SH1-3 2-3		6-3		BBBB 4-0 1-2 BB		4-3 2-3		1B	3	0	1	0	1	0	1
Thurman Munson, R (1, 10) OBP: 0.363, SLG: 0.459	3-H HR		5-3		F8		P8		K	5	1	1	2	0	1	4
Lou Piniella, R (1, 9) OBP: 0.305, SLG: 0.406	G6-4-3 1B		5-3			1B 2B		WP 1B 1B		4	2	3	0	0	0	0
Fran Healy, R (1, 2) OBP: 0.346, SLG: 0.284	G6-4-3 1-2f			F8		S 2-H 1B		SH5-4 1-H 1B		4	0	2	2	0	0	1
Juan Bernhardt, R (1, 5) OBP: 0.190, SLG: 0.238 Graig Nettles, L (6, 5) OBP: 0.314, SLG: 0.413		F8		P4		K 1-2		SH5-4 1-2		3 0	0 0	0 0	0 0	0 0	1 0	1 0
Otto Velez, R (1, 3) OBP: 0.354, SLG: 0.315 Chris Chambliss, L (8, 3) OBP: 0.333, SLG: 0.454		4-3 2B		K		5-3		F9		4 0	0 0	1 0	0 0	0 0	1 0	2 0
Sandy Alomar Sr., S (1, 4) OBP: 0.299, SLG: 0.280		4-3 2-3			6-3	6-3		1-3		4	0	0	0	0	0	3
Fred Stanley, R (1, 6) OBP: 0.347, SLG: 0.292		BBBB 4-0 BB			BB 1B	4-3 4-3 1B			F8	3	0	2	0	1	0	0
Inning Stats	R: 2 E: 0 K: 0 S: 5 H: 3 LOB: 0 BB: 0 P: 5	R: 0 E: 0 K: 0 S: 4 H: 1 LOB: 2 BB: 1 P: 8	R: 0 E: 0 K: 0 S: 3 H: 0 LOB: 0 BB: 0 P: 3	R: 0 E: 0 K: 1 S: 5 H: 0 LOB: 0 BB: 0 P: 5	R: 0 E: 0 K: 0 S: 4 H: 1 LOB: 2 BB: 1 P: 8	R: 1 E: 0 K: 1 S: 7 H: 2 LOB: 1 BB: 0 P: 7	R: 0 E: 0 K: 0 S: 4 H: 1 LOB: 1 BB: 0 P: 4	R: 1 E: 0 K: 0 S: 5 H: 2 LOB: 1 BB: 0 P: 5	R: 0 E: 0 K: 2 S: 8 H: 1 LOB: 1 BB: 0 P: 8	1B: 7 2B: 3 3B: 0 HR: 1 SF: 0 SAC: 2 DP: 1 HBP: 0							

TOP

New York Yankees @ Boston Red Sox

Fenway Park, Boston, MA

Sun Aug 01 1976, 3:33 AM EDT
Att. 29,127 - Cloudy - 70 F

livebaseballscorecards.com

AB	35
R	4
H	11
RBI	4
BB	2
SO	4
LOB	16

PITCHER		IP	WLS	BF	H	R	ER	SO	BB	IBB	HBP	BLK	WP	HR	S	P	ERA	WHIP
Rick Jones, L ERA: 2.7	(1, 1)	5.0		22	6	3	3	1	2	0	0	0	0	1	22	30	5.40	1.600
Bill Lee, L ERA: 6.52	(6, 1)	4.0	W	17	5	1	1	3	0	0	0	0	1	0	23	23	2.25	1.250

PITCHER		IP	WLS	BF	H	R	ER	SO	BB	IBB	HBP	BLK	WP	HR	S	P	ERA	WHIP

WP: 1 PB: 0 SB: 1 CS: 0 PA: 39

Batter	1	2	3	4	5	6	7	8	9	AB	R	H	RBI	BB	SO	LOB
Rick Burleson, R (1, 6) OBP: 0.347, SLG: 0.351	L6			2B SF7 1B		5-3		BBB FC5-6 1B BB	E SF8 2B 2-H 3-H	4	2	2	2	1	0	0
Denny Doyle, L (1, 4) OBP: 0.291, SLG: 0.298	5-3			1-3 1B 2B		4-3 1B		BB FC5-6 1-2 1B	E8 2-3 1B	5	1	4	0	0	0	0
Cecil Cooper, L (1, 10) OBP: 0.290, SLG: 0.452	4-3			SF7 3-H		4-3 1-2		FC5-6 BB 1-2 2-3f	IBB	3	0	0	1	1	0	3
Carl Yastrzemski, L (1, 3) OBP: 0.350, SLG: 0.444		4-3		F8		L9		L4	SF8 3-H	4	0	0	1	0	0	4
Jim Rice, R (1, 7) OBP: 0.316, SLG: 0.471		F9		CS 1B 2-H			E SH1-4 1B	BBBB 1-2 2-3 BB		3	0	2	1	1	0	0
Rick Miller, L (1, 8) OBP: 0.354, SLG: 0.367 Rico Petrocelli, R (8, PH) OBP: 0.304, SLG: 0.288 Bobby Darwin, R (9, 9) OBP: 0.280, SLG: 0.386	F7			CS 1-2	4-3		SH1-4 1-2	F8		2 1 0	0 0 0	0 0 0	0 0 0	0 0 0	0 0 0	0 3 0
Dwight Evans, R (1, 9) OBP: 0.334, SLG: 0.426 (9, 8)			SSS K		2B		E5 2-3		BBBB 5-3 BB 2B BB	3	1	1	0	1	1	1
Butch Hobson, R (1, 5) OBP: 0.274, SLG: 0.309			F7		SSS K		P7		BBBB 5-3 1-2 2B BB	3	1	0	0	1	1	3
Bob Montgomery, R (1, 2) OBP: 0.283, SLG: 0.368			F9		6-3		F2		5-3 1-2 2-3	4	0	0	0	0	0	5
Inning Stats	R: 0 H: 0 E: 0 LOB: 0 K: 0 BB: 0 S: 3 P: 3	R: 0 H: 0 E: 0 LOB: 0 K: 0 BB: 0 S: 3 P: 3	R: 0 H: 0 E: 0 LOB: 0 K: 1 BB: 0 S: 5 P: 5	R: 2 H: 3 E: 0 LOB: 0 K: 0 BB: 0 S: 5 P: 5	R: 0 H: 1 E: 0 LOB: 1 K: 1 BB: 0 S: 6 P: 6	R: 0 H: 1 E: 0 LOB: 1 K: 0 BB: 0 S: 4 P: 4	R: 0 H: 1 E: 1 LOB: 2 K: 0 BB: 0 S: 5 P: 5	R: 0 H: 1 E: 0 LOB: 3 K: 0 BB: 2 S: 4 P: 12	R: 3 H: 2 E: 1 LOB: 2 K: 0 BB: 3 S: 4 P: 16	1B: 6 SF: 2 2B: 3 SAC: 1 3B: 0 DP: 0 HR: 0 HBP: 0						

PITCHER		IP	WLS	BF	H	R	ER	SO	BB	IBB	HBP	BLK	WP	HR	S	P	ERA	WHIP
Dock Ellis, R ERA: 3.13	(1, 1)	7.0		29	7	2	2	2	1	0	0	0	0	0	32	36	2.57	1.143
Sparky Lyle, L ERA: 2.3	(8, 1)	1.0		6	0	2	2	0	3	0	0	0	0	0	3	15	18.00	3.000
Dick Tidrow, R ERA: 2.85	(9, 1)	0.1	L	4	2	0	0	0	0	1	0	0	0	0	3	7	0.00	6.000
Grant Jackson, L ERA: 3.94	(9, 1)	0.1		1	0	1	1	0	0	0	0	0	0	0	1	1	27.00	0.000

PITCHER	IP	WLS	BF	H	R	ER	SO	BB	IBB	HBP	BLK	WP	HR	S	P	ERA	WHIP

BOTTOM

New York Yankees @ Boston Red Sox

Fenway Park, Boston, MA

Sun Aug 01 1976, 3:33 AM EDT
Att. 29,127 - Cloudy - 70 F

livebaseballscorecards.com

AB	32
R	5
H	9
RBI	5
BB	5
SO	2
LOB	19

WP: 0 PA: 41
PB: 0
SB: 0
CS: 1

Batter	1	2	3	4	5	6	7	8	9	AB	R	H	RBI	BB	SO	LOB
Rick Burleson, R (1, 6) OBP: 0.345, SLG: 0.347	6-3		FC5-6 1B CS 1-2f		BB 1-2		F4		F8	4	0	0	0	1	0	2
Denny Doyle, L (1, 4) OBP: 0.300, SLG: 0.305	E 1B BB		1-3 1B		F8		E SF8 1-2 1B		1B	4	2	3	0	1	0	2
Cecil Cooper, L (1, 10) OBP: 0.292, SLG: 0.451	E3 1B 1-3		K 3-H			G3 1B	E8 1-3 2-H 1B		F2	5	0	2	1	0	1	4
Carl Yastrzemski, L (1, 3) OBP: 0.349, SLG: 0.442	G5-4-3 1-2 3-H 1B			F7		F9	SF8 3-H		K	4	0	1	2	0	1	2
Jim Rice, R (1, 7) OBP: 0.316, SLG: 0.468	G5-4-3 1-2f			K		G3 1-2 1B	F7			4	0	1	0	0	1	3
Rick Miller, L (1, 8) OBP: 0.346, SLG: 0.358		3-1		F7		G3 1-2 2-3		F8		4	0	0	0	0	0	2
Dwight Evans, R (1, 9) OBP: 0.336, SLG: 0.423		5-3			BB BB	IBB		F4		2	0	0	0	2	0	0
Butch Hobson, R (1, 5) OBP: 0.273, SLG: 0.322		F4			K	K		FC5 2B		4	0	1	0	0	2	4
Bob Montgomery, R (1, 2) OBP: 0.297, SLG: 0.377			FC5-6 1B		K		E 1B 1B	FC5 2-3		4	1	2	0	0	1	2
Inning Stats	R: 1 E: 1 K: 0 S: 4 H: 1 LOB: 1 BB: 1 P: 8	R: 0 E: 0 K: 0 S: 3 H: 0 LOB: 0 BB: 0 P: 3	R: 0 E: 0 K: 1 S: 6 H: 2 LOB: 2 BB: 0 P: 6	R: 0 E: 0 K: 1 S: 5 H: 0 LOB: 0 BB: 0 P: 5	R: 0 E: 0 K: 2 S: 7 H: 0 LOB: 2 BB: 2 P: 15	R: 0 E: 0 K: 1 S: 7 H: 2 LOB: 3 BB: 1 P: 11	R: 2 E: 1 K: 0 S: 6 H: 3 LOB: 1 BB: 0 P: 6	R: 0 E: 0 K: 0 S: 4 H: 1 LOB: 1 BB: 0 P: 4	R: 0 E: 0 K: 1 S: 6 H: 1 LOB: 1 BB: 0 P: 6	1B: 9 2B: 2 3B: 0 HR: 0 SF: 1 SAC: 0 DP: 2 HBP: 0						

TOP

Boston Red Sox @ Cleveland Indians

Cleveland Municipal Stadium, Cleveland, OH

Mon Aug 02 1976, 7:05 PM EDT

Att. 12,182 - Unknown - 74 F

livebaseballscorecards.com

AB	35
R	3
H	10
RBI	3
BB	4
SO	6
LOB	21

WP: 0 PB: 0 SB: 0 CS: 1 PA: 40

PITCHER	IP	WLS	BF	H	R	ER	SO	BB	IBB	HBP	BLK	WP	HR	S	P	ERA	WHIP
Pat Dobson, R (1, 1) ERA: 3.47	9.0	L	40	10	3	2	6	3	1	0	0	0	0	48	64	2.00	1.444

PITCHER	IP	WLS	BF	H	R	ER	SO	BB	IBB	HBP	BLK	WP	HR	S	P	ERA	WHIP

BOTTOM

Boston Red Sox @ Cleveland Indians

Cleveland Municipal Stadium, Cleveland, OH

Mon Aug 02 1976, 7:05 PM EDT

Att. 12,182 - Unknown - 74 F

livebaseballscorecards.com

Batter	1	2	3	4	5	6	7	8	9	AB	R	H	RBI	BB	SO	LOB
Duane Kuiper, L (1, 3) (9, 4) OBP: 0.320, SLG: 0.321	F7		F8			BB		SF9 1-3 2B		3	0	1	0	1	0	1
Larvell Blanks, R (1, 4) (9, 6) OBP: 0.360, SLG: 0.494	5-3		K			F9		SF9 2-3 3-H		3	0	0	1	0	1	2
Rick Manning, L (1, 8) OBP: 0.333, SLG: 0.383	E6 FC6-4			G5-4-3 1B		K		F7		4	0	1	0	0	1	2
Rico Carty, R (1, 10) OBP: 0.390, SLG: 0.486	FC6-4 1-2f			G5-4-3 1-2f			G3 1B		1B	4	0	2	0	0	0	2
John Lowenstein, L (1, 9) OBP: 0.313, SLG: 0.293		K		4-3			G3 1-2		F7	4	0	0	0	0	1	2
Buddy Bell, R (1, 5) OBP: 0.354, SLG: 0.374		F9				G6-3 BB	K		F8	3	0	0	0	1	1	2
Tommy Smith, L (1, 7) OBP: 0.273, SLG: 0.295		F7				F7	F9		F6	4	0	0	0	0	0	3
Ray Fosse, R (1, 2) OBP: 0.384, SLG: 0.375			SH1-3 1B			G6-3 1-2f		E6 2B SF9		3	1	1	0	0	0	1
Frank Duffy, R (1, 6) OBP: 0.277, SLG: 0.285			SH1-3 1-2			F2		F8		1	0	0	0	0	0	0
Boog Powell, L (8, PH) (9, 3) OBP: 0.303, SLG: 0.273										1	0	0	0	0	0	1
Inning Stats	R: 0 E: 1 K: 0 S: 4 H: 0 LOB: 1 BB: 0 P: 4	R: 0 E: 0 K: 1 S: 5 H: 0 LOB: 0 BB: 0 P: 5	R: 0 E: 0 K: 1 S: 6 H: 1 LOB: 1 BB: 0 P: 6	R: 0 E: 0 K: 0 S: 3 H: 1 LOB: 0 BB: 0 P: 3	R: 0 E: 0 K: 0 S: 2 H: 0 LOB: 0 BB: 1 P: 6	R: 0 E: 0 K: 1 S: 5 H: 0 LOB: 1 BB: 1 P: 9	R: 0 E: 0 K: 1 S: 6 H: 1 LOB: 1 BB: 0 P: 6	R: 1 E: 1 K: 0 S: 5 H: 1 LOB: 1 BB: 0 P: 5	R: 0 E: 0 K: 0 S: 4 H: 1 LOB: 1 BB: 0 P: 4	1B: 4 2B: 1 3B: 0 HR: 0	SF: 1 SAC: 1 DP: 2 HBP: 0						

	AB	30
	R	1
	H	5
	RBI	1
	BB	2
	SO	4
	LOB	16

PITCHER		IP	WLS	BF	H	R	ER	SO	BB	IBB	HBP	BLK	WP	HR	S	P	ERA	WHIP
Rick Wise, R (1, 1) ERA: 3.8		9.0	W	34	5	1	0	4	2	0	0	0	0	0	40	48	0.00	0.778

PITCHER	IP	WLS	BF	H	R	ER	SO	BB	IBB	HBP	BLK	WP	HR	S	P	ERA	WHIP

WP: 0 PB: 0 SB: 0 CS: 0 PA: 34

Batter	1	2	3	4	5	6	7	8	9	10	AB	R	H	RBI	BB	SO	LOB
Rick Burleson, R (1, 6) OBP: 0.344, SLG: 0.344	F7		F4			BB CS			F6		3	0	0	0	1	0	0
Denny Doyle, L (1, 4) OBP: 0.299, SLG: 0.304	K			4-3		CS 1-2	1B		4-3		4	0	1	0	0	1	0
Cecil Cooper, L (1, 10) OBP: 0.288, SLG: 0.444	F5			K			F8			K	4	0	0	0	0	2	1
Carl Yastrzemski, L (1, 3) OBP: 0.348, SLG: 0.438		F6		3-1			F5			BB CS	3	0	0	0	1	0	1
Jim Rice, R (1, 7) OBP: 0.318, SLG: 0.469		FC6-4 1B			CS SH1-4 1B		F9			K 1-2	4	0	2	0	0	1	2
Rick Miller, L (1, 8) OBP: 0.343, SLG: 0.354		FC6-4 1-2f			SH1-4 1-2			G3			2	0	0	0	0	0	1
Dwight Evans, R (1, 9) OBP: 0.333, SLG: 0.419		5-3			K 2-3			F8			3	0	0	0	0	1	2
Butch Hobson, R (1, 5) OBP: 0.261, SLG: 0.306			5-3			6-3		F8			3	0	0	0	0	0	0
Bob Montgomery, R (1, 2) OBP: 0.284, SLG: 0.359			F7			K			F8		3	0	0	0	0	1	0

TOP

Boston Red Sox @ Cleveland Indians

Cleveland Municipal Stadium, Cleveland, OH

Tue Aug 03 1976, 7:05 PM EDT
Att. 10,187 - Unknown - 73 F

livebaseballscorecards.com

AB	29
R	0
H	3
RBI	0
BB	2
SO	6
LOB	7

Inning Stats	1	2	3	4	5	6	7	8	9	10	1B: 3	SF: 0	WP: 0	PA: 33
R:	0	0	0	0	0	0	0	0	0	0	2B: 1	SAC: 1	PB: 0	
E:	0	0	0	0	0	0	0	0	0	0	3B: 0	DP: 1	SB: 0	
K:	1	0	0	1	1	1	0	0	0	2	HR: 0	HBP: 0	CS: 3	
S:	5	4	3	5	5	4	4	3	3	6				
H:	0	1	0	0	1	0	1	0	0	0				
LOB:	0	1	0	0	1	0	1	0	0	1				
BB:	0	0	0	0	0	1	0	0	0	1				
P:	5	4	3	5	5	8	4	3	3	10				

PITCHER	IP	WLS	BF	H	R	ER	SO	BB	IBB	HBP	BLK	WP	HR	S	P	ERA	WHIP
Dennis Eckersley, R (1, 1) ERA: 4.17	10.0	W	32	3	0	0	6	2	0	0	0	0	0	42	50	0.00	0.500

PITCHER	IP	WLS	BF	H	R	ER	SO	BB	IBB	HBP	BLK	WP	HR	S	P	ERA	WHIP

Boston Red Sox @ Cleveland Indians

Cleveland Municipal Stadium, Cleveland, OH

Tue Aug 03 1976, 7:05 PM EDT
Att. 10,187 - Unknown - 73 F

livebaseballscorecards.com

Batter	1	2	3	4	5	6	7	8	9	10	AB	R	H	RBI	BB	SO	LOB
Duane Kuiper, L (1, 4) OBP: 0.317, SLG: 0.318	6-3			F6 F8 2B		4-3			SH3 1-2		3	0	0	0	0	0	0
Rick Manning, L (1, 8) OBP: 0.332, SLG: 0.384	K			F8 2B		F7			6-3		4	0	1	0	0	1	1
John Lowenstein, L (1, 7) OBP: 0.306, SLG: 0.285	F8			F8 2-3			F8		L4		4	0	0	0	0	0	2
Rico Carty, R (1, 10) OBP: 0.391, SLG: 0.485		F9		BB			F9			FC4-6 1B	3	0	1	0	1	0	0
Rick Waits, L (10, PR)											0	0	0	0	0	0	0
Boog Powell, L (1, 3) OBP: 0.297, SLG: 0.267		K		4-1			6-3			FC4-6 1B 1-2f SF8	4	0	0	0	0	1	3
Ron Pruitt, R (10, PR) OBP: 0.319, SLG: 0.308											0	1	0	0	0	0	0
Buddy Bell, R (1, 5) OBP: 0.355, SLG: 0.375		F7			CS 1B			F9		1-3 1B	4	0	2	0	0	0	0
Charlie Spikes, R (1, 9) OBP: 0.308, SLG: 0.350			4-3		K 1-2			F5		SF8 3-H	3	0	0	0	0	1	1
Tommy Smith, L (10, PH) OBP: 0.267, SLG: 0.295											0	0	0	1	0	0	0
Alan Ashby, S (1, 2) OBP: 0.298, SLG: 0.306			F7		F5			G3			3	0	0	0	0	0	0
Frank Duffy, R (1, 6) OBP: 0.277, SLG: 0.285			F8			F9			SH3 1B		3	0	1	0	0	0	0
Inning Stats	R: 0 E: 0 K: 1 S: 5 H: 0 LOB: 0 BB: 0 P: 5	R: 0 E: 0 K: 1 S: 5 H: 0 LOB: 0 BB: 0 P: 5	R: 0 E: 0 K: 0 S: 3 H: 0 LOB: 0 BB: 0 P: 3	R: 0 E: 0 K: 0 S: 4 H: 1 LOB: 2 BB: 1 P: 8	R: 0 E: 0 K: 1 S: 5 H: 1 LOB: 0 BB: 0 P: 5	R: 0 E: 0 K: 0 S: 3 H: 0 LOB: 0 BB: 0 P: 3	R: 0 E: 0 K: 0 S: 3 H: 0 LOB: 0 BB: 0 P: 3	R: 0 E: 0 K: 0 S: 3 H: 0 LOB: 0 BB: 0 P: 3	R: 0 E: 0 K: 0 S: 4 H: 1 LOB: 1 BB: 0 P: 4	R: 1 E: 0 K: 0 S: 4 H: 2 LOB: 2 BB: 0 P: 4	1B: 4 2B: 2 3B: 0 HR: 0	SF: 1 SAC: 1 DP: 1 HBP: 0	WP: 0 PB: 0 SB: 0 CS: 1	PA: 34			

BOTTOM	
AB	31
R	1
H	5
RBI	1
BB	1
SO	3
LOB	7

PITCHER		IP	WLS	BF	H	R	ER	SO	BB	IBB	HBP	BLK	WP	HR	S	P	ERA	WHIP
Luis Tiant, R ERA: 3.35	(1, 1)	9.0		30	3	0	0	3	1	0	0	0	0	0	35	39	0.00	0.444
Tom Murphy, R ERA: 4.08	(10, 1)	0.2	L	4	2	1	1	0	0	0	0	0	0	0	4	4	13.50	3.000

PITCHER	IP	WLS	BF	H	R	ER	SO	BB	IBB	HBP	BLK	WP	HR	S	P	ERA	WHIP

Batter	1	2	3	4	5	6	7	8	9	AB	R	H	RBI	BB	SO	LOB
Rick Burleson, R (1, 6) OBP: 0.340, SLG: 0.338	E7 SH3-1		P8		4-3		K		5-3	5	0	0	0	0	1	0
Denny Doyle, L (1, 4) OBP: 0.295, SLG: 0.300	SH3-1 2-3		F5		L6		E1 1B		F9	4	0	0	0	0	0	0
Fred Lynn, L (1, 8) OBP: 0.366, SLG: 0.455	K		1B		HR		G4-6-3 1-2 1B			4	1	3	1	0	1	1
Carl Yastrzemski, L (1, 3) OBP: 0.347, SLG: 0.434	FC6-4 BB		F8		F8		G4-6-3 1-2f			3	0	0	0	1	0	3
Jim Rice, R (1, 7) OBP: 0.320, SLG: 0.469	FC6-4 1-2f			6-3		HR 1B		4-3 SH1-3 1B		4	1	2	0	0	0	2
Cecil Cooper, L (1, 10) OBP: 0.288, SLG: 0.455		P6		F7		1-H HR		SH1-3 1-2		3	1	1	2	0	0	0
Rick Miller, L (1, 9) OBP: 0.341, SLG: 0.347		G3		3B BB		K		4-3 2-3		3	1	0	0	1	1	1
Butch Hobson, R (1, 5) OBP: 0.274, SLG: 0.348		FC5-4 1B		1-H 3B		4-3		F8		4	0	2	1	0	0	1
Bob Montgomery, R (1, 2) OBP: 0.268, SLG: 0.338		FC5-4 1-2f		1-3		5-3			1-3	4	0	0	0	0	0	2
Inning Stats	R: 0 E: 1 K: 1 S: 6 H: 0 LOB: 2 BB: 1 P: 10	R: 0 E: 0 K: 0 S: 4 H: 1 LOB: 1 BB: 0 P: 4	R: 0 E: 0 K: 0 S: 4 H: 1 LOB: 1 BB: 0 P: 4	R: 1 E: 0 K: 0 S: 4 H: 1 LOB: 1 BB: 1 P: 8	R: 1 E: 0 K: 0 S: 4 H: 1 LOB: 1 BB: 0 P: 4	R: 2 E: 0 K: 1 S: 7 H: 2 LOB: 0 BB: 0 P: 7	R: 0 E: 1 K: 1 S: 6 H: 1 LOB: 1 BB: 0 P: 6	R: 0 E: 0 K: 0 S: 4 H: 1 LOB: 1 BB: 0 P: 4	R: 0 E: 0 K: 0 S: 3 H: 0 LOB: 0 BB: 0 P: 3	1B: 5 2B: 0 3B: 1 HR: 2 SF: 0 SAC: 2 DP: 1 HBP: 0	WP: 0 PB: 0 SB: 0 CS: 0 PA: 38					

PITCHER	IP	WLS	BF	H	R	ER	SO	BB	IBB	HBP	BLK	WP	HR	S	P	ERA	WHIP
Vern Ruhle, R (1, 1) ERA: 3.92	5.0	L	24	6	4	4	1	2	0	0	0	0	2	24	32	7.20	1.600
Jim Crawford, L (6, 1) ERA: 4.43	4.0		14	2	0	0	2	0	0	0	0	0	0	18	18	0.00	0.500

PITCHER	IP	WLS	BF	H	R	ER	SO	BB	IBB	HBP	BLK	WP	HR	S	P	ERA	WHIP

Boston Red Sox @ Detroit Tigers

Tiger Stadium, Detroit, MI

Wed Aug 04 1976, 7:05 PM EDT

Att. 14,924 - Unknown

TOP

livebaseballscorecards.com

AB	34
R	4
H	8
RBI	4
BB	2
SO	3
LOB	10

Boston Red Sox @ Detroit Tigers

Tiger Stadium, Detroit, MI

Wed Aug 04 1976, 7:05 PM EDT

Att. 14,924 - Unknown

BOTTOM

Batter	1	2	3	4	5	6	7	8	9	AB	R	H	RBI	BB	SO	LOB
Ron LeFlore, R (1, 8) OBP: 0.381, SLG: 0.418	E6 CS	K			F9		4-3			4	0	0	0	0	1	2
Alex Johnson, R (1, 7) OBP: 0.294, SLG: 0.360	BB 1B 1-2		G6-4-3 1B		4-3			3-1		4	0	2	0	0	0	0
Rusty Staub, L (1, 9) OBP: 0.393, SLG: 0.432	F9		G6-4-3 1-2f		F7			HBP		3	0	0	0	0	0	2
Willie Horton, R (1, 10) OBP: 0.359, SLG: 0.427	BB 1-2		K			K		P4		3	0	0	0	1	2	1
Jason Thompson, L (1, 3) OBP: 0.335, SLG: 0.439	F7			HR		G5-3 1B BB		K		3	1	1	1	1	1	3
Aurelio Rodriguez, R (1, 5) OBP: 0.272, SLG: 0.337		K		P8		1-2 1B			F2	4	0	1	0	0	1	0
Bill Freehan, R (1, 2) OBP: 0.322, SLG: 0.394		F7		E7 1B		G5-3 2-3f			P6	4	0	1	0	0	0	2
Tom Veryzer, R (1, 6) OBP: 0.281, SLG: 0.262		E 2B		5-3			6-3		1B	4	0	2	0	0	0	1
Pedro Garcia, R (1, 4) OBP: 0.235, SLG: 0.310		E5 2-3		5-3			F5		G3	2	0	0	0	0	0	2
Dan Meyer, L (7, PH) OBP: 0.291, SLG: 0.331										1	0	0	0	0	0	0
Jerry Manuel, S (8, 4) OBP: 0.250, SLG: 0.194										0	0	0	0	0	0	0
Ben Oglivie, L (9, PH) OBP: 0.296, SLG: 0.450										1	0	0	0	0	0	1

Inning Stats	1	2	3	4	5	6	7	8	9
	R: 0 E: 1 K: 0 S: 4	H: 1 LOB: 2 BB: 1 P: 8	R: 0 E: 1 K: 2 S: 9	H: 1 LOB: 2 BB: 0 P: 9	R: 0 E: 0 K: 1 S: 5	H: 1 LOB: 0 BB: 0 P: 5	R: 1 E: 1 K: 0 S: 5	H: 2 LOB: 1 BB: 0 P: 5	R: 0 E: 0 K: 0 S: 3	H: 0 LOB: 0 BB: 0 P: 3
	R: 0 E: 0 K: 1 S: 5	H: 1 LOB: 1 BB: 1 P: 9	R: 0 E: 0 K: 0 S: 3	H: 0 LOB: 0 BB: 0 P: 3	R: 0 E: 0 K: 1 S: 5	H: 0 LOB: 1 BB: 0 P: 6	R: 0 E: 0 K: 0 S: 4	H: 1 LOB: 1 BB: 0 P: 4		

	1B: 5	SF: 0	WP: 0	PA: 36
	2B: 1	SAC: 0	PB: 0	
	3B: 0	DP: 2	SB: 0	
	HR: 1	HBP: 1	CS: 1	

PITCHER	IP	WLS	BF	H	R	ER	SO	BB	IBB	HBP	BLK	WP	HR	S	P	ERA	WHIP
Fergie Jenkins, R (1, 1) ERA: 3.14	9.0	W	36	7	1	1	5	2	0	1	0	0	1	43	52	1.00	1.000

PITCHER	IP	WLS	BF	H	R	ER	SO	BB	IBB	HBP	BLK	WP	HR	S	P	ERA	WHIP

AB	33
R	1
H	7
RBI	1
BB	2
SO	5
LOB	14

livebaseballscorecards.com

Batter	1	2	3	4	5	6	7	8	9	AB	R	H	RBI	BB	SO	LOB
Rick Burleson, R (1, 6) OBP: 0.338, SLG: 0.336	6-3		4-3		1B 1B	F7			K	5	1	1	0	0	1	0
Denny Doyle, L (1, 4) OBP: 0.297, SLG: 0.299	FC6 BB			E6 G6-3 BB 1B	1B 1-3		4-3		6-3	4	1	1	0	1	0	0
Fred Lynn, L (1, 8) OBP: 0.363, SLG: 0.450	L8			G6-3 1-2 BB	K		P4		K	4	0	0	0	1	2	3
Carl Yastrzemski, L (1, 3) OBP: 0.346, SLG: 0.432	FC6 1-2f			G6-3 1-2f 2-3	1-3 3-H 1B		K			4	0	1	1	0	1	3
Jim Rice, R (1, 7) OBP: 0.321, SLG: 0.476		F8		1B BB	L8			HR		3	1	1	1	1	0	2
Cecil Cooper, L (1, 10) OBP: 0.288, SLG: 0.451		F7		BB 1-3 3-H 1B		F9		3-1		4	0	1	1	0	0	0
Rick Miller, L (1, 9) OBP: 0.344, SLG: 0.343		K		1-2 BB		HR BB		4-3		2	1	0	0	2	1	0
Butch Hobson, R (1, 5) OBP: 0.286, SLG: 0.414		P6	K			1-H HR		2B		4	1	2	2	0	1	3
Bob Montgomery, R (1, 2) OBP: 0.253, SLG: 0.319		K			4-3	5-3		F7		4	0	0	0	0	1	1
Inning Stats	R: 0 E: 0 K: 0 S: 3 H: 0 LOB: 1 BB: 1 P: 7	R: 0 E: 0 K: 1 S: 5 H: 0 LOB: 0 BB: 0 P: 5	R: 0 E: 0 K: 1 S: 5 H: 0 LOB: 0 BB: 0 P: 5	R: 1 E: 1 K: 1 S: 6 H: 1 LOB: 3 BB: 3 P: 18	R: 1 E: 0 K: 1 S: 8 H: 3 LOB: 2 BB: 0 P: 8	R: 2 E: 0 K: 0 S: 4 H: 1 LOB: 0 BB: 1 P: 8	R: 0 E: 0 K: 1 S: 5 H: 0 LOB: 0 BB: 0 P: 5	R: 1 E: 0 K: 0 S: 5 H: 2 LOB: 1 BB: 0 P: 5	R: 0 E: 0 K: 2 S: 7 H: 0 LOB: 0 BB: 0 P: 7	1B: 4 2B: 1 3B: 0 HR: 2	SF: 0 SAC: 0 DP: 1 HBP: 0						

TOP

Boston Red Sox @ Detroit Tigers

Tiger Stadium, Detroit, MI

Thu Aug 05 1976, 7:05 PM EDT

Att. 14,419 - Unknown

livebaseballscorecards.com

AB	34
R	5
H	7
RBI	5
BB	5
SO	7
LOB	12

PITCHER		IP	WLS	BF	H	R	ER	SO	BB	IBB	HBP	BLK	WP	HR	S	P	ERA	WHIP
Dave Lemanczyk, R ERA: 4.36	(1, 1)	6.0	L	28	5	4	3	4	5	0	0	0	0	1	31	51	4.50	1.667
Bill Laxton, L ERA: 4.5	(7, 1)	3.0		11	2	1	1	3	0	0	0	0	0	1	17	17	3.00	0.667

PITCHER	IP	WLS	BF	H	R	ER	SO	BB	IBB	HBP	BLK	WP	HR	S	P	ERA	WHIP

WP: 0	PB: 0	SB: 0	CS: 0
PA: 39			

BOTTOM

Boston Red Sox @ Detroit Tigers

Tiger Stadium, Detroit, MI

Thu Aug 05 1976, 7:05 PM EDT

Att. 14,419 - Unknown

Batter	1	2	3	4	5	6	7	8	9	AB	R	H	RBI	BB	SO	LOB
Ron LeFlore, R (1, 8) OBP: 0.384, SLG: 0.420	G6-4-3 1B		BBBB 4-0 ① S 1-2 BB			FC6-4 1B		SSS 0-3 ① K		3	0	2	0	1	1	0
Alex Johnson, R (1, 7) OBP: 0.291, SLG: 0.356	0-0 ①② G6-4-3 1-2f		SSS 0-3 ② K			0-0 ① FC6-4 1B 1-2f		0-0 ② 5-3		4	0	0	0	0	1	3
Rusty Staub, L (1, 9) OBP: 0.394, SLG: 0.436	0-0 ③ 6-3		0-0 ③ 4-3 1-2			0-0 G1-4-3 1-2 1B		0-0 1B 2B		4	0	2	0	0	0	1
Willie Horton, R (1, 10) OBP: 0.361, SLG: 0.428 Mickey Stanley, R (8, PR) OBP: 0.320, SLG: 0.441	0-0 FC3-6 1B	0-0 ① F9		0-0 ② G1-4-3 1-2f		0-0 2-3 1B				4 0	0 0	2 0	0 0	0 0	0 0	2 0
Jason Thompson, L (1, 3) OBP: 0.331, SLG: 0.433	0-0 ① FC3-6 HR 1-2f	0-0 ② G3					0-0 ① F7	0-0 ③ 5-3		4	1	0	0	0	0	3
Aurelio Rodriguez, R (1, 5) OBP: 0.274, SLG: 0.346	0-0 HR 1-H	0-0 ③ P9					0-0 E8 6-3 1B		0-0 ① F9	4	2	2	2	0	0	0
Bill Freehan, R (1, 2) OBP: 0.327, SLG: 0.418	0-0 G6-4-3 1B			0-0 ① F7			0-0 ② 6-3 3-H		0-0 HR	4	1	2	2	0	0	0
Tom Veryzer, R (1, 6) OBP: 0.284, SLG: 0.269	0-0 ②③ G6-4-3 1-2f			0-0 ② 2B			0-0 1B		0-0 ② 5-3	4	0	2	0	0	0	1
Pedro Garcia, R (1, 4) OBP: 0.237, SLG: 0.311 Ben Oglivie, L (7, PH) OBP: 0.294, SLG: 0.447 Jerry Manuel, S (8, 4) OBP: 0.250, SLG: 0.194 John Wockenfuss, R (9, PH) OBP: 0.362, SLG: 0.457			0-0 CS 1B	0-0 ③ F9			0-0 ③ G3		0-0 ③ F9	2 1 0 1	0 0 0 0	1 0 0 0	0 0 0 0	0 0 0 0	0 0 0 0	0 1 0 0
Inning Stats	R: 0 E: 0 K: 0 S: 3 H: 1 LOB: 0 BB: 0 P: 3	R: 2 E: 0 K: 0 S: 5 H: 3 LOB: 0 BB: 0 P: 5	R: 0 E: 0 K: 1 S: 5 H: 1 LOB: 1 BB: 1 P: 9	R: 0 E: 0 K: 0 S: 3 H: 0 LOB: 0 BB: 0 P: 3	R: 0 E: 0 K: 0 S: 3 H: 1 LOB: 0 BB: 0 P: 3	R: 0 E: 0 K: 0 S: 4 H: 2 LOB: 1 BB: 0 P: 4	R: 1 E: 1 K: 0 S: 5 H: 2 LOB: 1 BB: 0 P: 5	R: 0 E: 0 K: 1 S: 7 H: 2 LOB: 2 BB: 0 P: 7	R: 1 E: 0 K: 0 S: 4 H: 1 LOB: 0 BB: 0 P: 4	1B: 9 2B: 2 3B: 0 HR: 2 SF: 0 SAC: 0 DP: 3 HBP: 0						

PITCHER	IP	WLS	BF	H	R	ER	SO	BB	IBB	HBP	BLK	WP	HR	S	P	ERA	WHIP
Rick Jones, L (1, 1) ERA: 2.84	2.1		10	5	2	2	0	1	0	0	0	0	1	9	13	7.71	2.571
Reggie Cleveland, R (3, 1) ERA: 3.88	5.1	W	21	7	1	0	2	0	0	0	0	0	0	25	25	0.00	1.312
Bill Lee, L (8, 1) ERA: 6.52	1.1	S	5	1	1	1	0	0	0	0	0	0	1	5	5	6.75	0.750

PITCHER	IP	WLS	BF	H	R	ER	SO	BB	IBB	HBP	BLK	WP	HR	S	P	ERA	WHIP

AB	35
R	4
H	13
RBI	4
BB	1
SO	2
LOB	11

WP: 0 PA: 36
PB: 0
SB: 1
CS: 1

livebaseballscorecards.com

Batter	1	2	3	4	5	6	7	8	9	AB	R	H	RBI	BB	SO	LOB
Von Joshua, L (1, 7) OBP: 0.282, SLG: 0.333	1-3			1-3		FC4-6 1-2f		CS 1B		4	0	1	0	0	0	1
Robin Yount, R (1, 6) OBP: 0.315, SLG: 0.327	P7			F9		K		6-3 1-2		4	0	0	0	0	1	2
George Scott, R (1, 3) OBP: 0.333, SLG: 0.406	L9			1B			BBBB SH3-4 1B BB		F3	3	1	1	0	1	0	0
Mike Hegan, L (1, 10) OBP: 0.333, SLG: 0.389		F6		5-3			SH3-4 1-2		G3	3	0	0	0	0	0	1
Darrell Porter, L (1, 2) OBP: 0.317, SLG: 0.298		4-3			F8		1B 2-H 1B		G3	4	0	1	1	0	0	0
Sixto Lezcano, R (1, 9) OBP: 0.356, SLG: 0.404		5-3			CS 1B		K			3	0	1	0	0	1	1
Gorman Thomas, R (1, 8) OBP: 0.317, SLG: 0.385			K		K 1-2		1-3 1B			3	0	1	0	0	2	1
Tim Johnson, L (1, 4) OBP: 0.333, SLG: 0.302			L7			K	F8			3	0	0	0	0	1	2
Jack Heidemann, R (1, 5) OBP: 0.247, SLG: 0.235			F8			BBBB FC4-6 BB		F4		2	0	0	0	1	0	0
Inning Stats	R: 0 E: 0 K: 0 S: 3 H: 0 LOB: 0 BB: 0 P: 3	R: 0 E: 0 K: 0 S: 3 H: 0 LOB: 0 BB: 0 P: 3	R: 0 E: 0 K: 1 S: 5 H: 0 LOB: 0 BB: 0 P: 5	R: 0 E: 0 K: 0 S: 4 H: 1 LOB: 1 BB: 0 P: 4	R: 0 E: 0 K: 1 S: 5 H: 1 LOB: 0 BB: 0 P: 5	R: 0 E: 1 K: 2 S: 7 H: 0 LOB: 1 BB: 1 P: 11	R: 1 E: 0 K: 1 S: 7 H: 2 LOB: 2 BB: 1 P: 11	R: 0 E: 0 K: 0 S: 3 H: 1 LOB: 0 BB: 0 P: 3	R: 0 E: 0 K: 0 S: 3 H: 0 LOB: 0 BB: 0 P: 3	1B: 5 2B: 0 3B: 0 HR: 0 SF: 0 SAC: 1 DP: 0 HBP: 0						

PITCHER	IP	WLS	BF	H	R	ER	SO	BB	IBB	HBP	BLK	WP	HR	S	P	ERA	WHIP
Rick Wise, R (1, 1) ERA: 3.71	6.0		21	2	1	1	4	2	0	0	0	0	0	27	35	1.50	0.667
Tom Murphy, R (7, 1) ERA: 3.88	3.0	W	11	3	0	0	1	0	0	0	0	0	0	13	13	0.00	1.000

PITCHER	IP	WLS	BF	H	R	ER	SO	BB	IBB	HBP	BLK	WP	HR	S	P	ERA	WHIP

TOP

Milwaukee Brewers @ Boston Red Sox

Fenway Park, Boston, MA

Fri Aug 06 1976, 7:05 PM EDT
Att. 25,544 - Unknown - 67 F

livebaseballscorecards.com

AB	29
R	1
H	5
RBI	1
BB	2
SO	5
LOB	8

WP: 0	PA: 32								
PB: 0									
SB: 0									
CS: 2									

Batter	1	2	3	4	5	6	7	8	9	AB	R	H	RBI	BB	SO	LOB
Rick Burleson, R (1, 6) OBP: 0.337, SLG: 0.335	L3		5-3		FC6-4 1-2f			1B FC2 1B		4	0	1	0	0	0	2
Denny Doyle, L (1, 4) OBP: 0.296, SLG: 0.298	1-3			L5	K			FC2 1B 1-3 1B		4	1	1	0	0	1	0
Fred Lynn, L (1, 8) OBP: 0.362, SLG: 0.451	1-3			2B 2B	4-3			FC2 1B 1-2 3-H		4	1	1	0	0	0	2
Carl Yastrzemski, L (1, 3) OBP: 0.347, SLG: 0.436		F8		2-H 2B	F4			1-2 2-H 1B		4	0	2	2	0	0	0
Jim Rice, R (1, 7) OBP: 0.318, SLG: 0.471		F8		F8			F8	K		4	0	0	0	0	1	3
Cecil Cooper, L (1, 10) OBP: 0.288, SLG: 0.454		P7		4-3			2B			3	0	1	0	0	0	1
Rick Miller, L (1, 9) OBP: 0.349, SLG: 0.345			6-3 1B	4-3			G6-4-3 IBB			2	0	1	0	1	0	0
Butch Hobson, R (1, 5) OBP: 0.275, SLG: 0.397			F8	K			G6-4-3 1-2f			3	0	0	0	0	1	3
Bob Montgomery, R (1, 2) OBP: 0.256, SLG: 0.320			6-3 1-2	FC6-4 1B				4-3		3	0	1	0	0	0	1
Inning Stats	R: 0 H: 0 E: 0 LOB: 0 K: 0 BB: 0 S: 3 P: 3	R: 0 H: 0 E: 0 LOB: 0 K: 0 BB: 0 S: 3 P: 3	R: 0 H: 1 E: 0 LOB: 1 K: 0 BB: 0 S: 4 P: 4	R: 1 H: 2 E: 0 LOB: 1 K: 0 BB: 0 S: 5 P: 5	R: 0 H: 1 E: 0 LOB: 1 K: 1 BB: 0 S: 6 P: 6	R: 0 H: 0 E: 0 LOB: 0 K: 1 BB: 0 S: 5 P: 5	R: 0 H: 1 E: 0 LOB: 1 K: 0 BB: 0 S: 3 P: 7	R: 1 H: 3 E: 0 LOB: 2 K: 1 BB: 0 S: 8 P: 8		1B: 5 SF: 0 2B: 3 SAC: 0 3B: 0 DP: 1 HR: 0 HBP: 0						

PITCHER		IP	WLS	BF	H	R	ER	SO	BB	IBB	HBP	BLK	WP	HR	S	P	ERA	WHIP
Jim Colborn, R ERA: 3.57	(1, 1)	7.1	L	29	7	2	2	2	0	1	0	0	0	0	32	36	2.46	0.955
Ray Sadecki, L ERA: 3.67	(8, 1)	0.1		2	1	0	0	0	0	0	0	0	0	0	2	2	0.00	3.000
Danny Frisella, R ERA: 2.86	(8, 1)	0.1		1	0	0	0	1	0	0	0	0	0	0	3	3	0.00	0.000

PITCHER	IP	WLS	BF	H	R	ER	SO	BB	IBB	HBP	BLK	WP	HR	S	P	ERA	WHIP

BOTTOM

Milwaukee Brewers @ Boston Red Sox

Fenway Park, Boston, MA

Fri Aug 06 1976, 7:05 PM EDT

Att. 25,544 - Unknown - 67 F

livebaseballscorecards.com

AB	31
R	2
H	8
RBI	2
BB	1
SO	3
LOB	12
PA	32

Batter	1	2	3	4	5	6	7	8	9	AB	R	H	RBI	BB	SO	LOB
Von Joshua, L (1, 7) OBP: 0.280, SLG: 0.330	S S S 0-3 ① K		x 0-0 ② F9		x 0-0 ② P8		x 0-0 ③ L9			4	0	0	0	0	1	0
Robin Yount, R (1, 6) OBP: 0.314, SLG: 0.326	x 0-0 ② 6-3		x 0-0 ③ F7		x 0-0 1B			x 0-0 ① L6		4	0	1	0	0	0	0
George Scott, R (1, 3) OBP: 0.333, SLG: 0.404	x 0-0 E5 1B 1B			x 0-0 BB BB 1B	x 0-0 ③ F8			x 0-0 ② F9		4	0	1	0	0	0	1
Hank Aaron, R (1, 10) OBP: 0.327, SLG: 0.401	x 0-0 ③ 1-H 1B			B B B 4-0 1-2 BB		x 0-0 ① F5		x 0-0 ③ 1-4-3		3	0	1	0	1	0	0
Darrell Porter, L (1, 2) OBP: 0.313, SLG: 0.293		x 0-0 ① F7		x 0-0 ① F6		x 0-0 ② G3			x 0-0 ① P7	4	0	0	0	0	0	2
Sixto Lezcano, R (1, 9) OBP: 0.361, SLG: 0.410		x 0-0 1B		S S S 0-3 ② K		x 0-0 2B			B B B B 4-0 BB	3	0	2	0	1	1	2
Gorman Thomas, R (1, 8) OBP: 0.316, SLG: 0.378		x 0-0 ② F4		B B B 4-0 1-2 2-3 BB		x 0-0 ③ 5-3			S S S 0-3 ② K	3	0	0	0	1	1	3
Tim Johnson, L (1, 4) (7, 5) OBP: 0.325, SLG: 0.294		x 0-0 ③ F8		x 0-0 ③ F8			x 0-0 ① F7		x 0-0 ③ F7	4	0	0	0	0	0	5
Jack Heidemann, R (1, 5) OBP: 0.240, SLG: 0.229			x 0-0 ① 5-3		x 0-0 ① 5-3					2	0	0	0	0	0	0
Bernie Carbo, L (7, PH) OBP: 0.345, SLG: 0.373										1	0	0	0	0	0	0
Gary Sutherland, R (7, 4) OBP: 0.249, SLG: 0.282							x 0-0 ② F8			0	0	0	0	0	0	0
Inning Stats	R: 0 E: 1 K: 1 S: 6 H: 1 LOB: 2 BB: 0 P: 6	R: 0 E: 0 K: 0 S: 4 H: 1 LOB: 1 BB: 0 P: 4	R: 0 E: 0 K: 0 S: 3 H: 0 LOB: 0 BB: 0 P: 3	R: 0 E: 0 K: 1 S: 6 H: 1 LOB: 3 BB: 2 P: 14	R: 0 E: 0 K: 0 S: 4 H: 1 LOB: 1 BB: 0 P: 4	R: 0 E: 0 K: 0 S: 4 H: 1 LOB: 1 BB: 0 P: 4	R: 0 E: 0 K: 0 S: 3 H: 0 LOB: 0 BB: 0 P: 3	R: 0 E: 0 K: 0 S: 3 H: 0 LOB: 0 BB: 0 P: 3	R: 0 E: 0 K: 1 S: 5 H: 0 LOB: 1 BB: 1 P: 9	1B: 4 2B: 1 3B: 0 HR: 0	SF: 0 SAC: 0 DP: 0 HBP: 0						

PITCHER	IP	WLS	BF	H	R	ER	SO	BB	IBB	HBP	BLK	WP	HR	S	P	ERA	WHIP
Luis Tiant, R (1, 1) ERA: 3.26	5.0	W	21	4	0	0	2	2	0	0	0	0	0	23	31	0.00	1.200
Jim Willoughby, R (6, 1) ERA: 2.92	4.0	S	14	1	0	0	1	1	0	0	0	0	0	15	19	0.00	0.500

PITCHER	IP	WLS	BF	H	R	ER	SO	BB	IBB	HBP	BLK	WP	HR	S	P	ERA	WHIP

TOP

Milwaukee Brewers @ Boston Red Sox

Fenway Park, Boston, MA

Sat Aug 07 1976, 3:33 AM EDT

Att. 24,514 - Unknown - 60 F

livebaseballscorecards.com

AB	32
R	0
H	5
RBI	0
BB	3
SO	3
LOB	13

1B: 4	SF: 0	WP: 0	PA: 35
2B: 1	SAC: 0	PB: 0	
3B: 0	DP: 0	SB: 0	
HR: 0	HBP: 0	CS: 0	

Batter	1	2	3	4	5	6	7	8	9	AB	R	H	RBI	BB	SO	LOB
Rick Burleson, R (1, 6) OBP: 0.339, SLG: 0.337	0-0 S 1B		0-0 E3 S 3B		0-0 6-3 ③		0-0 1-2 1B			4	1	2	0	0	0	0
Denny Doyle, L (1, 4) OBP: 0.295, SLG: 0.304	0-0 L5 ①		0-0 1-H 3B			0-0 G3 ①	0-0 1-3 ③			4	0	1	1	0	0	3
Fred Lynn, L (1, 8) OBP: 0.359, SLG: 0.446	0-0 F5 ②		0-0 F8 ③			0-0 4-3 ②		S S S 0-3 K ①		4	0	0	0	0	1	2
Carl Yastrzemski, L (1, 3) OBP: 0.346, SLG: 0.432	0-0 G3 ③ 1-2			B B B 4-0 BB		0-0 E1 CS		S S S 0-3 K ②		3	0	0	0	1	1	1
Jim Rice, R (1, 7) OBP: 0.318, SLG: 0.471		S S S 0-3 K ①		S S S 0-3 K ①		0-0 CS ③ 1-2	0-0 HR 2B	0-0 L7 ③		4	1	1	0	0	2	1
Cecil Cooper, L (1, 10) OBP: 0.289, SLG: 0.464		0-0 4-3 ②		S S S 0-3 K ②			0-0 2-H HR			3	1	1	2	0	1	1
Rick Miller, L (1, 9) OBP: 0.344, SLG: 0.339		0-0 P8 ③		0-0 F9 ③			0-0 P7 ①			3	0	0	0	0	0	1
Butch Hobson, R (1, 5) OBP: 0.265, SLG: 0.382			0-0 5-3 ①		0-0 F5 ①		0-0 4-3 ②			3	0	0	0	0	0	0
Bob Montgomery, R (1, 2) OBP: 0.259, SLG: 0.321			S S S 0-3 K ②		0-0 F7 ②		0-0 1B 1B			3	0	1	0	0	1	0
Inning Stats	R: 0 H: 1 E: 0 LOB: 1 K: 0 BB: 0 S: 4 P: 4	R: 0 H: 0 E: 0 LOB: 0 K: 1 BB: 0 S: 5 P: 5	R: 1 H: 1 E: 1 LOB: 1 K: 1 BB: 0 S: 7 P: 7	R: 0 H: 0 E: 0 LOB: 1 K: 2 BB: 1 S: 7 P: 11	R: 0 H: 0 E: 0 LOB: 0 K: 0 BB: 0 S: 3 P: 3	R: 0 H: 0 E: 1 LOB: 0 K: 0 BB: 0 S: 3 P: 3	R: 2 H: 4 E: 0 LOB: 2 K: 0 BB: 0 S: 7 P: 7	R: 0 H: 0 E: 0 LOB: 0 K: 2 BB: 0 S: 7 P: 7		1B: 3 SF: 0 2B: 1 SAC: 0 3B: 1 DP: 0 HR: 1 HBP: 0						

PITCHER		IP	WLS	BF	H	R	ER	SO	BB	IBB	HBP	BLK	WP	HR	S	P	ERA	WHIP
Eduardo Rodriguez, R ERA: 3.42	(1, 1)	6.2	L	28	6	3	2	4	1	0	0	0	0	1	35	39	2.70	1.050
Bill Castro, R ERA: 3.3	(7, 1)	1.1		4	0	0	0	2	0	0	0	0	0	0	8	8	0.00	0.000

PITCHER	IP	WLS	BF	H	R	ER	SO	BB	IBB	HBP	BLK	WP	HR	S	P	ERA	WHIP

BOTTOM

Milwaukee Brewers @ Boston Red Sox

Fenway Park, Boston, MA

Sat Aug 07 1976, 3:33 AM EDT
Att. 24,514 - Unknown - 60 F

livebaseballscorecards.com

AB	31
R	3
H	6
RBI	3
BB	1
SO	6
LOB	9

Batter	1	2	3	4	5	6	7	8	9	AB	R	H	RBI	BB	SO	LOB
Rick Burleson, R (1, 6) OBP: 0.338, SLG: 0.336	0-0 6-3 2B 1B	0-0 G3			0-0 G3			0-0 6-3		4	1	1	0	0	0	1
Denny Doyle, L (1, 4) OBP: 0.292, SLG: 0.300	0-0 6-3 1-2		0-0 F7			0-0 1-3		0-0 4-3		4	0	0	0	0	0	1
Fred Lynn, L (1, 8) OBP: 0.360, SLG: 0.445	B B B B 4-0 2B BB		0-0 L7			0-0 5-3		0-0 S 1B		3	1	1	0	1	0	0
Carl Yastrzemski, L (1, 3) OBP: 0.348, SLG: 0.434	0-0 6-3 1-H 2-H 2B		0-0 3-1			0-0 1-3		4-0 1-2 IBB		3	0	1	2	1	0	0
Jim Rice, R (1, 7) OBP: 0.317, SLG: 0.474	0-0 6-3 2-3			0-0 5-3			0-0 3B 3B	0-0 1-3		4	1	1	0	0	0	3
Cecil Cooper, L (1, 10) OBP: 0.288, SLG: 0.468	0-0 5-3			0-0 L8			0-0 SF7 3-H 3B		0-0 4-3	4	1	1	1	0	0	1
Rick Miller, L (1, 9) OBP: 0.337, SLG: 0.333		0-0 5-3		0-0 6-3			0-0 SF7 3-H		0-0 F8	3	0	0	1	0	0	0
Butch Hobson, R (1, 5) OBP: 0.253, SLG: 0.363		0-0 6-3			0-0 6-3		0-0 5-3		S S S 0-3 K	4	0	0	0	0	1	0
Bob Montgomery, R (1, 2) OBP: 0.262, SLG: 0.321		0-0 1B			0-0 5-3		S S S 0-3 K			3	0	1	0	0	1	0
Inning Stats	R: 2 E: 0 K: 0 S: 5 H: 2 LOB: 1 BB: 1 P: 9	R: 0 E: 0 K: 0 S: 4 H: 1 LOB: 1 BB: 0 P: 4	R: 0 E: 0 K: 0 S: 3 H: 0 LOB: 0 BB: 0 P: 3	R: 0 E: 0 K: 0 S: 3 H: 0 LOB: 0 BB: 0 P: 3	R: 0 E: 0 K: 0 S: 3 H: 0 LOB: 0 BB: 0 P: 3	R: 0 E: 0 K: 0 S: 3 H: 0 LOB: 0 BB: 0 P: 3	R: 2 E: 0 K: 1 S: 7 H: 2 LOB: 0 BB: 0 P: 7	R: 0 E: 0 K: 0 S: 4 H: 1 LOB: 2 BB: 1 P: 8	R: 0 E: 0 K: 1 S: 5 H: 0 LOB: 0 BB: 0 P: 5	1B: 3 2B: 1 3B: 2 HR: 0	SF: 1 SAC: 0 DP: 0 HBP: 0						

PITCHER	IP	WLS	BF	H	R	ER	SO	BB	IBB	HBP	BLK	WP	HR	S	P	ERA	WHIP
Gary Ross, R (1, 1) ERA: 3.13	9.0	W	35	6	4	4	2	1	1	0	0	0	0	37	45	4.00	0.778

PITCHER	IP	WLS	BF	H	R	ER	SO	BB	IBB	HBP	BLK	WP	HR	S	P	ERA	WHIP

TOP

Boston Red Sox @ California Angels

Anaheim Stadium, Anaheim, CA

Tue Aug 10 1976, 10:05 PM EDT

Att. 10,836 - Unknown - 78 F

livebaseballscorecards.com

AB	32
R	4
H	6
RBI	4
BB	2
SO	2
LOB	6

1B: 3	SF: 1	WP: 0	PA: 35		
2B: 1	SAC: 0	PB: 0			
3B: 2	DP: 0	SB: 1			
HR: 0	HBP: 0	CS: 0			

Batter	1	2	3	4	5	6	7	8	9	AB	R	H	RBI	BB	SO	LOB
Dave Collins, S (1, 10) OBP: 0.350, SLG: 0.302	F7		K		K			K		4	0	0	0	0	3	0
Jerry Remy, L (1, 4) OBP: 0.307, SLG: 0.295	F7		4-3			HR S 1B		6-3		4	1	1	0	0	0	0
Bruce Bochte, L (1, 7) OBP: 0.355, SLG: 0.303	F4			1B 2B		F7		G3		4	0	1	0	0	0	1
Tony Solaita, L (1, 3) OBP: 0.367, SLG: 0.439 Rusty Torres, S (9, PR) OBP: 0.295, SLG: 0.331		WP 1B SF7 1B		F6		1-H HR			SH1-4 SF8 2B	4 0	2 1	3 0	2 0	0 0	0 0	1 0
Leroy Stanton, R (1, 9) OBP: 0.274, SLG: 0.309		WP 1-2 1B		2-3 1B		K			SH1-4 2-3	3	0	2	0	0	1	0
Bob Jones, L (1, 8) OBP: 0.260, SLG: 0.360		P7		4-0 G4-6-3 IBB		4-3			SF8 3-H	2	0	0	1	1	0	2
Terry Humphrey, R (1, 2) OBP: 0.370, SLG: 0.424		SF7 1-2 2-H		G4-6-3 1-2f			K		FC5 1B E 1B	3	1	1	1	0	1	3
Ron Jackson, R (1, 5) OBP: 0.296, SLG: 0.334		L7			1-3		K		E 1-2 1B	4	0	1	0	0	1	1
Dave Chalk, R (1, 6) OBP: 0.308, SLG: 0.255 Tommy Davis, R (9, PH) OBP: 0.292, SLG: 0.320			K	F8			6-3		FC5 1-2 2-H	3 1	0 0	0 0	0 0	0 0	1 0	0 1
Inning Stats	R: 0 E: 0 K: 0 S: 3 H: 0 LOB: 0 BB: 0 P: 3	R: 1 E: 0 K: 0 S: 5 H: 2 LOB: 1 BB: 0 P: 5	R: 0 E: 0 K: 2 S: 7 H: 0 LOB: 0 BB: 0 P: 7	R: 0 E: 0 K: 0 S: 4 H: 2 LOB: 2 BB: 1 P: 8	R: 0 E: 0 K: 1 S: 5 H: 0 LOB: 0 BB: 0 P: 5	R: 2 E: 0 K: 1 S: 7 H: 2 LOB: 0 BB: 0 P: 7	R: 0 E: 0 K: 2 S: 7 H: 0 LOB: 0 BB: 0 P: 7	R: 0 E: 0 K: 1 S: 5 H: 0 LOB: 0 BB: 0 P: 5	R: 2 E: 1 K: 0 S: 6 H: 3 LOB: 2 BB: 0 P: 6	1B: 6 2B: 2 3B: 0 HR: 1	SF: 2 SAC: 1 DP: 1 HBP: 0			WP: 1 PB: 0 SB: 1 CS: 0	PA: 36		

PITCHER		IP	WLS	BF	H	R	ER	SO	BB	IBB	HBP	BLK	WP	HR	S	P	ERA	WHIP
Fergie Jenkins, R ERA: 3.19	(1, 1)	8.2	L	35	9	5	4	7	0	1	0	0	1	1	48	52	4.15	1.038
Reggie Cleveland, R ERA: 3.88	(9, 1)	0.0		1	0	0	0	0	0	0	0	0	0	0	1	1	∞	∞

PITCHER	IP	WLS	BF	H	R	ER	SO	BB	IBB	HBP	BLK	WP	HR	S	P	ERA	WHIP

BOTTOM

Boston Red Sox @ California Angels

Anaheim Stadium, Anaheim, CA

Tue Aug 10 1976, 10:05 PM EDT

Att. 10,836 - Unknown - 78 F

livebaseballscorecards.com

AB	32
R	5
H	9
RBI	4
BB	1
SO	7
LOB	9

Batter	1	2	3	4	5	6	7	8	9	AB	R	H	RBI	BB	SO	LOB
Rick Burleson, R (1, 6) OBP: 0.337, SLG: 0.335	x 0-0 ① L7		x 0-0 ② 6-3			x 0-0 FC4-6 1B		x 0-0 ③ F8		4	0	1	0	0	0	0
Doug Griffin, R (1, 4) OBP: 0.243, SLG: 0.198	x 0-0 ② 1-3		x 0-0 ③ 4-3			x 0-0 ① FC4-6 FC5-4 1-2f			x 0-0 ① 1-4-3	4	0	0	0	0	0	1
Fred Lynn, L (1, 8) OBP: 0.356, SLG: 0.440	S S S 0-3 ③ K			S S S 0-3 ① K		x 0-0 ② FC5-4 1-2f			x 0-0 ② F9	4	0	0	0	0	2	1
Carl Yastrzemski, L (1, 3) OBP: 0.345, SLG: 0.430		S S S 0-3 ① K		x 0-0 ② L7		S S S 0-3 ③ K			x 0-0 ③ 6-3	4	0	0	0	0	2	1
Jim Rice, R (1, 7) OBP: 0.314, SLG: 0.471		S S S 0-3 ② K		x 0-0 ③ L4			x 0-0 ① F9			3	0	0	0	0	1	0
Carlton Fisk, R (1, 2) OBP: 0.329, SLG: 0.378		B B B B 4-0 1B BB			x 0-0 E5 S		x 0-0 ② F7			2	0	0	0	1	0	0
Dwight Evans, R (1, 9) OBP: 0.333, SLG: 0.418		x 0-0 1-2 1B			S S S 0-3 ① K 1-2		x 0-0 ③ 5-3			3	0	1	0	0	1	1
Bobby Darwin, R (1, 10) OBP: 0.275, SLG: 0.378		S S S 0-3 ③ K			S S S 0-3 ② K			S S S 0-3 ① K		3	0	0	0	0	3	3
Butch Hobson, R (1, 5) OBP: 0.244, SLG: 0.349			S S S 0-3 ① K		x 0-0 ③ 5-3			x 0-0 ② 6-3		3	0	0	0	0	1	1
Inning Stats	R: 0 H: 0 E: 0 LOB: 0 K: 1 BB: 0 S: 5 P: 5	R: 0 H: 1 E: 0 LOB: 2 K: 3 BB: 1 S: 10 P: 14	R: 0 H: 0 E: 0 LOB: 0 K: 1 BB: 0 S: 5 P: 5	R: 0 H: 0 E: 0 LOB: 0 K: 1 BB: 0 S: 5 P: 5	R: 0 H: 0 E: 1 LOB: 1 K: 2 BB: 0 S: 8 P: 8	R: 0 H: 1 E: 0 LOB: 1 K: 1 BB: 0 S: 6 P: 6	R: 0 H: 0 E: 0 LOB: 0 K: 0 BB: 0 S: 3 P: 3	R: 0 H: 0 E: 0 LOB: 0 K: 1 BB: 0 S: 5 P: 5	R: 0 H: 0 E: 0 LOB: 0 K: 0 BB: 0 S: 3 P: 3	1B: 2 SF: 0 2B: 0 SAC: 0 3B: 0 DP: 0 HR: 0 HBP: 0						

PITCHER	IP	WLS	BF	H	R	ER	SO	BB	IBB	HBP	BLK	WP	HR	S	P	ERA	WHIP
Frank Tanana, L (1, 1) ERA: 2.77	9.0	W	31	2	0	0	10	1	0	0	0	0	0	50	54	0.00	0.333

PITCHER	IP	WLS	BF	H	R	ER	SO	BB	IBB	HBP	BLK	WP	HR	S	P	ERA	WHIP

TOP

Boston Red Sox @ California Angels

Anaheim Stadium, Anaheim, CA

Wed Aug 11 1976, 10:05 PM EDT

Att. 13,741 - Unknown - 76 F

livebaseballscorecards.com

AB	30
R	0
H	2
RBI	0
BB	1
SO	10
LOB	8

PA: 31

WP: 0
PB: 0
SB: 1
CS: 0

Batter	1	2	3	4	5	6	7	8	9	AB	R	H	RBI	BB	SO	LOB
Dave Collins, S (1, 10) OBP: 0.351, SLG: 0.316	L8		L9-2 3-H		1B 2B		2B 2-H 2B	F8		5	2	2	1	0	0	2
Jerry Remy, L (1, 4) OBP: 0.312, SLG: 0.301	F7			6-3 S 1B 1B	1B BB		2B 2-H 2B			3	2	2	1	1	0	0
Bruce Bochte, L (1, 7) OBP: 0.356, SLG: 0.308	L8			6-3 1-3	FC4-6 1-3 2-H 1B		4-3 2-H 1B 2B			4	1	2	2	0	0	1
Tony Solaita, L (1, 3) OBP: 0.370, SLG: 0.437		G1-6-3 1B		FC5 1B BB	FC4-6 1-2f		4-3 2-3			3	0	1	0	1	0	3
Leroy Stanton, R (1, 9) OBP: 0.274, SLG: 0.304		G1-6-3 1-2f		K		4-3	1B BB			3	0	0	0	1	1	3
Bob Jones, L (1, 8) OBP: 0.270, SLG: 0.367		F9		1-2 3-H 1B		F2	1-3 3-H 1B			4	0	2	2	0	0	0
Terry Humphrey, R (1, 2) OBP: 0.364, SLG: 0.414			FC6-4 1B	FC5 2-3f		K	4-3			4	0	1	0	0	1	4
Ron Jackson, R (1, 5) OBP: 0.296, SLG: 0.333			FC6-4 1B 1-2f L9-2		K		SH3-4 2B 1B	6-3		4	1	1	0	0	1	1
Dave Chalk, R (1, 6) OBP: 0.309, SLG: 0.256			1-3 1B		P1		SH3-4 1-2	F9		3	0	1	0	0	0	0
Inning Stats	R: 0 E: 0 K: 0 S: 3 H: 0 LOB: 0 BB: 0 P: 3	R: 0 E: 0 K: 0 S: 3 H: 1 LOB: 0 BB: 0 P: 3	R: 0 E: 0 K: 0 S: 4 H: 2 LOB: 1 BB: 0 P: 4	R: 1 E: 0 K: 1 S: 7 H: 2 LOB: 2 BB: 1 P: 11	R: 1 E: 0 K: 1 S: 7 H: 2 LOB: 2 BB: 1 P: 11	R: 0 E: 0 K: 1 S: 5 H: 0 LOB: 0 BB: 0 P: 5	R: 4 E: 0 K: 0 S: 8 H: 5 LOB: 2 BB: 1 P: 12	R: 0 E: 0 K: 0 S: 3 H: 0 LOB: 0 BB: 0 P: 3		1B: 8 2B: 5 3B: 0 HR: 0 SF: 0 SAC: 1 DP: 2 HBP: 0						

PITCHER		IP	WLS	BF	H	R	ER	SO	BB	IBB	HBP	BLK	WP	HR	S	P	ERA	WHIP
Rick Wise, R ERA: 3.7	(1, 1)	5.0	L	22	7	2	2	2	2	0	0	0	0	0	24	32	3.60	1.800
Tom Murphy, R ERA: 4.09	(6, 1)	1.1		6	2	2	2	1	0	0	0	0	0	0	8	8	13.50	1.500
Bill Lee, L ERA: 6.84	(7, 1)	0.1		5	3	2	2	0	1	0	0	0	0	0	4	8	54.00	12.000
Jim Willoughby, R ERA: 2.91	(7, 1)	0.1		1	0	0	0	0	0	0	0	0	0	0	1	1	0.00	0.000
Dick Pole, R ERA: 4.48	(8, 1)	1.0		3	0	0	0	0	0	0	0	0	0	0	3	3	0.00	0.000

PITCHER	IP	WLS	BF	H	R	ER	SO	BB	IBB	HBP	BLK	WP	HR	S	P	ERA	WHIP

BOTTOM

Boston Red Sox @ California Angels

Anaheim Stadium, Anaheim, CA

Wed Aug 11 1976, 10:05 PM EDT

Att. 13,741 - Unknown - 76 F

livebaseballscorecards.com

AB	33
R	6
H	12
RBI	6
BB	3
SO	3
LOB	14

WP: 0 PB: 0 SB: 1 CS: 0 PA: 37

Batter	1	2	3	4	5	6	7	8	9	10	AB	R	H	RBI	BB	SO	LOB
Rick Burleson, R (1, 6) OBP: 0.338, SLG: 0.338	0-0 4-3 2B		4-0 1B CS BB		0-0 FC6-4 1-2f 2-3		0-3 K			0-0 SH3-4 1-2	3	1	1	0	1	1	2
Denny Doyle, L (1, 4) OBP: 0.290, SLG: 0.299	0-3 K		0-0 CS 1-3 1B		0-0 F9			0-0 F6		0-0 4-3	5	0	1	0	0	1	4
Fred Lynn, L (1, 8) OBP: 0.362, SLG: 0.442	0-0 4-3 2-3		0-0 CS 1-2 3-H	4-0 K 1B BB		4-0 FC4-6 BB		0-0 CS 1B		0-0 2-H 1B	3	0	2	1	2	0	1
Carl Yastrzemski, L (1, 3) OBP: 0.345, SLG: 0.429	0-3 K			0-0 1-2 1B		0-0 FC4-6 FC3-6 1-2f		0-0 1-2 1B		0-0 L4	5	0	2	0	0	1	3
Jim Rice, R (1, 7) OBP: 0.311, SLG: 0.466		0-3 K		0-0 F7		0-0 FC3-6 1B 1-2f		0-3 K			4	0	0	0	0	2	4
Cecil Cooper, L (1, 10) OBP: 0.288, SLG: 0.465		0-0 F2		0-3 K 2-3		0-0 S 1-3 1B			0-3 K		4	0	1	0	0	2	2
Carlton Fisk, R (1, 2) OBP: 0.325, SLG: 0.373		0-0 6-3			0-0 F8	0-3 K 1-2			0-0 F8		4	0	0	0	0	1	2
Dwight Evans, R (1, 9) OBP: 0.332, SLG: 0.416			0-0 F7		0-0 FC6-4 CS 1B		0-0 5-3		0-0 6-3		4	0	1	0	0	0	0
Butch Hobson, R (1, 5) OBP: 0.255, SLG: 0.349			0-0 F8		0-0 FC6-4 1-2 1B		0-3 K2-3			4-0 SH3-4 1B BB	3	1	1	0	1	1	0
Inning Stats	R: 0 H: 1 E: 0 LOB: 1 K: 2 BB: 0 S: 8 P: 8	R: 0 H: 0 E: 0 LOB: 0 K: 1 BB: 0 S: 5 P: 5	R: 1 H: 1 E: 0 LOB: 0 K: 0 BB: 1 S: 3 P: 7	R: 0 H: 1 E: 0 LOB: 1 K: 1 BB: 1 S: 5 P: 9	R: 0 H: 2 E: 0 LOB: 2 K: 0 BB: 0 S: 5 P: 5	R: 0 H: 1 E: 0 LOB: 2 K: 1 BB: 1 S: 6 P: 10	R: 0 H: 0 E: 0 LOB: 0 K: 2 BB: 0 S: 7 P: 7	R: 0 H: 2 E: 0 LOB: 1 K: 1 BB: 0 S: 6 P: 6	R: 0 H: 0 E: 0 LOB: 0 K: 1 BB: 0 S: 5 P: 5	R: 1 H: 1 E: 0 LOB: 1 K: 0 BB: 1 S: 4 P: 8	1B: 8 SF: 0 2B: 1 SAC: 1 3B: 0 DP: 0 HR: 0 HBP: 0						WP: 0 PA: 41 PB: 0 SB: 1 CS: 4

PITCHER	IP	WLS	BF	H	R	ER	SO	BB	IBB	HBP	BLK	WP	HR	S	P	ERA	WHIP
Nolan Ryan, R (1, 1) ERA: 3.74	10.0	L	40	9	2	2	9	4	0	0	0	0	0	54	70	1.80	1.300

PITCHER	IP	WLS	BF	H	R	ER	SO	BB	IBB	HBP	BLK	WP	HR	S	P	ERA	WHIP

TOP

Boston Red Sox @ California Angels

Anaheim Stadium, Anaheim, CA

Thu Aug 12 1976, 10:05 PM EDT

Att. 15,242 - Unknown

livebaseballscorecards.com

AB	35
R	2
H	9
RBI	1
BB	4
SO	9
LOB	18

Boston Red Sox @ California Angels

Anaheim Stadium, Anaheim, CA

Thu Aug 12 1976, 10:05 PM EDT

Att. 15,242 - Unknown

BOTTOM

Batter	1	2	3	4	5	6	7	8	9	10	AB	R	H	RBI	BB	SO	LOB
Dave Collins, S (1, 10) OBP: 0.350, SLG: 0.315	6-3			CS, 1B		P6		F9			4	0	1	0	0	0	1
Jerry Remy, L (1, 4) OBP: 0.312, SLG: 0.301	6-3			F8			E, SH1-4, SF7, 1B		F7		4	1	1	0	0	0	1
Bruce Bochte, L (1, 7) OBP: 0.356, SLG: 0.308	F7			1-2, 1B			SH1-4, 1-2		F9		3	0	1	0	0	0	0
Tony Solaita, L (1, 3) OBP: 0.373, SLG: 0.431		K			BBBB, G6-4-3, BB		BBBB, E, BB		P6		2	0	0	0	2	1	0
Leroy Stanton, R (1, 9) OBP: 0.273, SLG: 0.303		K			G6-4-3, 1-2f		FC6, 1-2, 2-3			SH1-4, 1B, 1B	4	0	1	0	0	1	3
Bob Jones, L (1, 8) OBP: 0.262, SLG: 0.359		F9			5-3		SF7, 3-H			SH1-4, 1-2	2	0	0	1	0	0	0
Terry Humphrey, R (1, 2) OBP: 0.358, SLG: 0.419			F8			2B	F8			F7	4	0	1	0	0	0	3
Ron Jackson, R (1, 5) OBP: 0.293, SLG: 0.330			P4			1-3		F2			3	0	0	0	0	0	1
Tommy Davis, R (10, PH) OBP: 0.296, SLG: 0.324										2-H, 1B	1	0	1	0	0	0	0
Dave Chalk, R (1, 6) OBP: 0.306, SLG: 0.253			K			F7		P4			3	0	0	0	0	1	1

Inning Stats	1	2	3	4	5	6	7	8	9	10
	R: 0 E: 0 K: 0 S: 3	R: 0 E: 0 K: 2 S: 7	R: 0 E: 0 K: 1 S: 5	R: 0 E: 0 K: 0 S: 3	R: 0 E: 0 K: 0 S: 2	R: 0 E: 0 K: 0 S: 4	R: 1 E: 1 K: 0 S: 5	R: 0 E: 0 K: 0 S: 3	R: 0 E: 0 K: 0 S: 3	R: 0 E: 0 K: 0 S: 4
	H: 0 LOB: 0 BB: 0 P: 3	H: 0 LOB: 0 BB: 0 P: 7	H: 0 LOB: 0 BB: 0 P: 5	H: 2 LOB: 1 BB: 0 P: 3	H: 0 LOB: 0 BB: 1 P: 6	H: 1 LOB: 1 BB: 0 P: 4	H: 1 LOB: 2 BB: 1 P: 9	H: 0 LOB: 0 BB: 0 P: 3	H: 0 LOB: 0 BB: 0 P: 3	H: 2 LOB: 2 BB: 0 P: 4

	AB	30
	R	1
	H	6
	RBI	1
	BB	2
	SO	3
	LOB	10

1B: 5 SF: 1
2B: 1 SAC: 2
3B: 0 DP: 1
HR: 0 HBP: 0

WP: 0 PA: 35
PB: 0
SB: 0
CS: 1

livebaseballscorecards.com

PITCHER	IP	WLS	BF	H	R	ER	SO	BB	IBB	HBP	BLK	WP	HR	S	P	ERA	WHIP
Luis Tiant, R (1, 1) ERA: 3.08	10.0	W	35	6	1	0	3	2	0	0	0	0	0	39	47	0.00	0.800

PITCHER	IP	WLS	BF	H	R	ER	SO	BB	IBB	HBP	BLK	WP	HR	S	P	ERA	WHIP

Batter	1	2	3	4	5	6	7	8	9	AB	R	H	RBI	BB	SO	LOB
Rick Burleson, R (1, 6) OBP: 0.340, SLG: 0.340	1-3		1-2 1B		5-3			1B		4	0	2	0	0	0	1
Denny Doyle, L (1, 4) OBP: 0.287, SLG: 0.295	K		F6			4-3		K		4	0	0	0	0	2	3
Fred Lynn, L (1, 8) OBP: 0.361, SLG: 0.438	K			F8		BB		K		3	0	0	0	1	2	1
Carl Yastrzemski, L (1, 3) OBP: 0.342, SLG: 0.425		L9		6-3		L8		F7		4	0	0	0	0	0	2
Jim Rice, R (1, 7) OBP: 0.311, SLG: 0.463		K		E5		F8			4-3 PB 1B	4	0	1	0	0	1	1
Cecil Cooper, L (1, 10) OBP: 0.284, SLG: 0.458		F8		P4			4-3		P7 1-2	4	0	0	0	0	0	2
Carlton Fisk, R (1, 2) OBP: 0.327, SLG: 0.371			F8		1-3 6-3 BB		BB		4-3 2-3	2	0	0	0	2	0	1
Dwight Evans, R (1, 9) OBP: 0.332, SLG: 0.414			1B 1B		6-3 1-2		F8		F9	4	0	1	0	0	0	3
Butch Hobson, R (1, 5) OBP: 0.247, SLG: 0.337			K		1-3 2-3		K			3	0	0	0	0	2	3
Inning Stats	R: 0 E: 0 K: 2 S: 7 H: 0 LOB: 0 BB: 0 P: 7	R: 0 E: 0 K: 1 S: 5 H: 0 LOB: 0 BB: 0 P: 5	R: 0 E: 0 K: 1 S: 7 H: 2 LOB: 2 BB: 0 P: 7	R: 0 E: 1 K: 0 S: 4 H: 0 LOB: 1 BB: 0 P: 4	R: 0 E: 0 K: 0 S: 3 H: 0 LOB: 1 BB: 1 P: 7	R: 0 E: 0 K: 0 S: 3 H: 0 LOB: 1 BB: 1 P: 7	R: 0 E: 0 K: 1 S: 5 H: 0 LOB: 1 BB: 1 P: 9	R: 0 E: 0 K: 2 S: 8 H: 1 LOB: 1 BB: 0 P: 8	R: 0 E: 0 K: 0 S: 4 H: 1 LOB: 1 BB: 0 P: 4	1B: 4 2B: 0 3B: 0 HR: 0	SF: 0 SAC: 0 DP: 0 HBP: 0						

PITCHER	IP	WLS	BF	H	R	ER	SO	BB	IBB	HBP	BLK	WP	HR	S	P	ERA	WHIP
Mike Norris, R (1, 1) ERA: 4.28	6.1	W	25	2	0	0	4	3	0	0	0	0	0	30	42	0.00	0.789
Rollie Fingers, R (7, 1) ERA: 2.22	2.2	S	10	2	0	0	3	0	0	0	0	0	0	16	16	0.00	0.750

PITCHER	IP	WLS	BF	H	R	ER	SO	BB	IBB	HBP	BLK	WP	HR	S	P	ERA	WHIP

TOP

Boston Red Sox @ Oakland Athletics

Oakland-Alameda County Coliseum, Oakland, CA

Fri Aug 13 1976, 7:05 PM PDT
Att. 6,156 - Unknown

livebaseballscorecards.com

AB	32
R	0
H	4
RBI	0
BB	3
SO	7
LOB	17

WP: 0	PA: 35		
PB: 1			
SB: 0			
CS: 0			

Boston Red Sox @ Oakland Athletics

Oakland-Alameda County Coliseum, Oakland, CA

Fri Aug 13 1976, 7:05 PM PDT

Att. 6,156 - Unknown

livebaseballscorecards.com

BOTTOM

Batter	1	2	3	4	5	6	7	8	9	AB	R	H	RBI	BB	SO	LOB
Bill North, S (1, 8) OBP: 0.366, SLG: 0.353	B B B B 4-0 K BB		0-0 ③ CS 1-2	x 0-0 E4 SH1-3 E	x 0-0 ③ L8			x 0-0 ① 4-3		3	1	0	0	1	0	1
Bert Campaneris, R (1, 6) OBP: 0.342, SLG: 0.294	S S S 0-3 ① ② K 1-2			x 0-0 ① SH1-3 1-2		x 0-0 ① L4		x 0-0 1B 1B		3	0	1	0	0	1	1
Don Baylor, R (1, 3) OBP: 0.318, SLG: 0.374	x 0-0 ③ F8			x 0-0 ② 6-3		x 0-0 ② 6-3		x 0-0 ② F2		4	0	0	0	0	0	2
Joe Rudi, R (1, 7) OBP: 0.333, SLG: 0.442		x 0-0 ① 5-3		x 0-0 E6 2B 2-H		x 0-0 ③ 5-3		x 0-0 1-2 1B		4	1	1	0	0	0	0
Sal Bando, R (1, 5) OBP: 0.330, SLG: 0.424		x 0-0 ② 6-3		x 0-0 1-H 2B			x 0-0 ① F8	x 0-0 ③ P3		4	0	1	1	0	0	2
Gene Tenace, R (1, 2) OBP: 0.378, SLG: 0.445	x 0-0 ③ F7			S S S 0-3 ③ K			x 0-0 ② P6			3	0	0	0	0	1	1
Claudell Washington, L (1, 9) OBP: 0.286, SLG: 0.332			S S S 0-3 ① K		x 0-0 ① 3-1		x 0-0 2B			3	0	1	0	0	1	0
Billy Williams, L (1, 10) OBP: 0.341, SLG: 0.376			x 0-0 ② P4		B B B B 4-0 BB		I I I I 4-0 IBB			1	0	0	0	2	0	0
Phil Garner, R (1, 4) OBP: 0.297, SLG: 0.398			x 0-0 CS 1B		x 0-0 ② F9		x 0-0 ③ F8			3	0	1	0	0	0	3

	AB	28
	R	2
	H	5
	RBI	1
	BB	3
	SO	3
	LOB	10

Inning Stats	1	2	3	4	5	6	7	8	9
	R: 0 H: 0 E: 0 LOB: 0 K: 1 BB: 1 S: 4 P: 8	R: 0 H: 0 E: 0 LOB: 0 K: 0 BB: 0 S: 3 P: 3	R: 0 H: 1 E: 0 LOB: 0 K: 1 BB: 0 S: 5 P: 5	R: 2 H: 1 E: 2 LOB: 1 K: 1 BB: 0 S: 8 P: 8	R: 0 H: 0 E: 0 LOB: 1 K: 0 BB: 1 S: 3 P: 7	R: 0 H: 0 E: 0 LOB: 0 K: 0 BB: 0 S: 3 P: 3	R: 0 H: 1 E: 0 LOB: 2 K: 0 BB: 1 S: 4 P: 8	R: 0 H: 2 E: 0 LOB: 2 K: 0 BB: 0 S: 5 P: 5	

	1B: 3	SF: 0	WP: 0	PA: 33
	2B: 2	SAC: 1	PB: 0	
	3B: 0	DP: 0	SB: 0	
	HR: 0	HBP: 0	CS: 1	

PITCHER	IP	WLS	BF	H	R	ER	SO	BB	IBB	HBP	BLK	WP	HR	S	P	ERA	WHIP
Reggie Cleveland, R (1, 1) ERA: 3.59	8.0	L	32	5	2	0	3	2	1	0	0	0	0	35	47	0.00	0.875

PITCHER	IP	WLS	BF	H	R	ER	SO	BB	IBB	HBP	BLK	WP	HR	S	P	ERA	WHIP

Batter	1	2	3	4	5	6	7	8	9	AB	R	H	RBI	BB	SO	LOB
Rick Burleson, R (1, 6) OBP: 0.339, SLG: 0.339	6-3			6-3		G5-4-3 1-2f			1B 2B 1B	4	1	1	0	0	0	1
Doug Griffin, R (1, 4) OBP: 0.244, SLG: 0.200	K			4-3			F9		1-2 2B 1B	4	1	1	0	0	1	0
Fred Lynn, L (1, 8) OBP: 0.362, SLG: 0.449	F8			HR			G3		1-H 2-H 2B	4	1	2	3	0	0	0
Carl Yastrzemski, L (1, 3) OBP: 0.339, SLG: 0.421		F7		4-3			P6		L1	4	0	0	0	0	0	1
Jim Rice, R (1, 7) OBP: 0.309, SLG: 0.460		L5			F8			K		3	0	0	0	0	1	0
Carlton Fisk, R (1, 2) OBP: 0.324, SLG: 0.368		K			P6			F7		3	0	0	0	0	1	0
Dwight Evans, R (1, 9) OBP: 0.329, SLG: 0.411			K		K			P3		3	0	0	0	0	2	0
Rico Petrocelli, R (1, 10) OBP: 0.300, SLG: 0.284			K			K			K	3	0	0	0	0	3	0
Butch Hobson, R (1, 5) OBP: 0.250, SLG: 0.337			L4			G5-4-3 1B			K	3	0	1	0	0	1	0

TOP

Boston Red Sox @ Oakland Athletics

Oakland-Alameda County Coliseum, Oakland, CA

Sat Aug 14 1976, 3:33 AM PDT

Att. 7,066 - Unknown

livebaseballscorecards.com

AB	31
R	3
H	5
RBI	3
BB	0
SO	9
LOB	2

Inning Stats	1	2	3	4	5	6	7	8	9	1B: 3	SF: 0	WP: 0	PA: 31
R:	0	0	0	1	0	0	0	0	2	2B: 1	SAC: 0	PB: 0	
E:	0	0	0	0	0	0	0	0	0	3B: 0	DP: 1	SB: 0	
K:	1	1	2	0	1	1	0	1	2	HR: 1	HBP: 0	CS: 0	
S:	5	5	7	4	5	5	3	5	10				
H:	0	0	0	1	0	1	0	0	3				
LOB:	0	0	0	0	0	0	0	0	1				
BB:	0	0	0	0	0	0	0	0	0				
P:	5	5	7	4	5	5	3	5	10				

PITCHER	IP	WLS	BF	H	R	ER	SO	BB	IBB	HBP	BLK	WP	HR	S	P	ERA	WHIP
Vida Blue, L (1, 1) ERA: 2.66	9.0	W	31	5	3	3	9	0	0	0	0	0	1	49	49	3.00	0.556

PITCHER	IP	WLS	BF	H	R	ER	SO	BB	IBB	HBP	BLK	WP	HR	S	P	ERA	WHIP

Batter	1	2	3	4	5	6	7	8	9	AB	R	H	RBI	BB	SO	LOB
Bill North, S (1, 8) OBP: 0.363, SLG: 0.350	K	F9		L8		FC1-6 1-2f				4	0	0	0	0	1	2
Bert Campaneris, R (1, 6) OBP: 0.344, SLG: 0.298	1B 2B 1B	5-3			F7 1B 2B	K				4	2	2	0	0	1	1
Don Baylor, R (1, 3) OBP: 0.320, SLG: 0.378	2B 1-3 2B 1B	5-3			F7 2-3		L3-6 2B			4	1	2	0	0	0	1
Joe Rudi, R (1, 7) OBP: 0.332, SLG: 0.443	1-3 3-H 2B	P6			F2		F2			4	1	1	1	0	0	2
Sal Bando, R (1, 5) OBP: 0.332, SLG: 0.427	2-H 3-H 2B			F7	2B 3-H 1B		L3-6 2-3			4	1	2	3	0	0	1
Gene Tenace, R (1, 2) OBP: 0.379, SLG: 0.450	F6			1B 1B 1B	1-H 2B			F9		4	1	2	1	0	0	1
Billy Williams, L (1, 10) OBP: 0.340, SLG: 0.375	4-3			1B 1-3 SF7 1B	G3			6-3		4	1	1	0	0	0	2
Claudell Washington, L (1, 9) OBP: 0.288, SLG: 0.334		K		1-3 3-H 1B		FC1-6 1B		4-3		4	0	2	1	0	1	0
Phil Garner, R (1, 4) OBP: 0.295, SLG: 0.396		P6		SF7 3-H		F9				2	0	0	1	0	0	1
Inning Stats	R: 3 H: 4 E: 0 LOB: 1 K: 1 BB: 0 S: 9 P: 9	R: 0 H: 0 E: 0 LOB: 0 K: 1 BB: 0 S: 5 P: 5	R: 0 H: 0 E: 0 LOB: 0 K: 0 BB: 0 S: 3 P: 3	R: 2 H: 3 E: 0 LOB: 1 K: 0 BB: 0 S: 6 P: 6	R: 2 H: 3 E: 0 LOB: 1 K: 0 BB: 0 S: 6 P: 6	R: 0 H: 1 E: 0 LOB: 1 K: 1 BB: 0 S: 6 P: 6	R: 0 H: 1 E: 0 LOB: 0 K: 0 BB: 0 S: 3 P: 3	R: 0 H: 0 E: 0 LOB: 0 K: 0 BB: 0 S: 3 P: 3		1B: 7 SF: 1 2B: 6 SAC: 0 3B: 0 DP: 1 HR: 0 HBP: 0					WP: 0 PA: 35 PB: 0 SB: 0 CS: 0	

PITCHER		IP	WLS	BF	H	R	ER	SO	BB	IBB	HBP	BLK	WP	HR	S	P	ERA	WHIP
Fergie Jenkins, R ERA: 3.36	(1, 1)	4.0	L	19	7	5	5	2	0	0	0	0	0	0	23	23	11.25	1.750
Jim Willoughby, R ERA: 3.09	(5, 1)	2.0		10	4	2	2	1	0	0	0	0	0	0	12	12	9.00	2.000
Tom Murphy, R ERA: 4.02	(7, 1)	1.0		3	1	0	0	0	0	0	0	0	0	0	3	3	0.00	1.000
Dick Pole, R ERA: 4.44	(8, 1)	1.0		3	0	0	0	0	0	0	0	0	0	0	3	3	0.00	0.000

PITCHER	IP	WLS	BF	H	R	ER	SO	BB	IBB	HBP	BLK	WP	HR	S	P	ERA	WHIP

BOTTOM

Boston Red Sox @ Oakland Athletics

Oakland-Alameda County Coliseum, Oakland, CA

Sat Aug 14 1976, 3:33 AM PDT

Att. 7,066 - Unknown

livebaseballscorecards.com

AB	34
R	7
H	12
RBI	7
BB	0
SO	3
LOB	11

Boston Red Sox @ Oakland Athletics

Oakland-Alameda County Coliseum, Oakland, CA

Sun Aug 15 1976, 3:33 AM PDT
Att. 9,087 - Unknown

livebaseballscorecards.com

Batter	1	2	3	4	5	6	7	8	9	AB	R	H	RBI	BB	SO	LOB
Rick Burleson, R (1, 6) OBP: 0.335, SLG: 0.334	5-3	6-3		P4		6-3			F3	5	0	0	0	0	0	0
Denny Doyle, L (1, 4) OBP: 0.285, SLG: 0.293	FC6-4 1B		G3	4-3			F9		F7	5	0	1	0	0	0	0
Fred Lynn, L (1, 8) OBP: 0.360, SLG: 0.454	FC6-4 1-2f		HR	F8			E8 2B		4-3	5	2	1	1	0	0	1
Carl Yastrzemski, L (1, 3) OBP: 0.338, SLG: 0.421	5-3		4-3		6-3		WP 2-H 2B			4	0	1	1	0	0	1
Jim Rice, R (1, 7) OBP: 0.308, SLG: 0.458		K	1B E 1B		P9		6-3 2-3			4	1	1	0	0	1	1
Cecil Cooper, L (1, 10) OBP: 0.290, SLG: 0.466		1B HR 1B	BB 1-3 E 1B		2B		F8			4	2	3	0	0	0	1
Carlton Fisk, R (1, 2) OBP: 0.326, SLG: 0.367		1-2 HR 1B	BBBB 4-0 E 1-2 BB		6-3			5-3		3	1	1	0	1	0	1
Dwight Evans, R (1, 9) OBP: 0.328, SLG: 0.418		1-H 2-H HR	E5 1-3 2-H 3-H			6-3		K		4	1	1	3	0	1	1
Butch Hobson, R (1, 5) OBP: 0.240, SLG: 0.323		K	5-3			F9		K		4	0	0	0	0	2	2

Inning Stats	1	2	3	4	5	6	7	8	9	AB	R	H	RBI	BB	SO	LOB
	R: 0 E: 0 K: 0 S: 4	R: 3 E: 0 K: 2 S: 10	R: 3 E: 1 K: 0 S: 7	R: 0 E: 0 K: 0 S: 3	R: 0 E: 0 K: 0 S: 4	R: 0 E: 0 K: 0 S: 3	R: 1 E: 1 K: 0 S: 5	R: 0 E: 0 K: 2 S: 7	R: 0 E: 0 K: 0 S: 3	1B: 5 2B: 2 3B: 0 HR: 2	SF: 0 SAC: 0 DP: 0 HBP: 0	WP: 1 PB: 0 SB: 0 CS: 0	PA: 39			

PITCHER		IP	WLS	BF	H	R	ER	SO	BB	IBB	HBP	BLK	WP	HR	S	P	ERA	WHIP
Mike Torrez, R ERA: 3.15	(1, 1)	2.2		14	6	5	4	2	0	0	0	0	0	2	18	18	13.50	2.250
Paul Lindblad, L ERA: 3.36	(3, 1)	3.2		17	3	2	0	0	1	0	0	0	0	0	16	20	0.00	1.091
Stan Bahnsen, R ERA: 3.15	(7, 1)	2.2	W	8	0	0	0	2	0	0	0	0	1	0	12	12	0.00	0.000

PITCHER	IP	WLS	BF	H	R	ER	SO	BB	IBB	HBP	BLK	WP	HR	S	P	ERA	WHIP

Batter	1	2	3	4	5	6	7	8	9	AB	R	H	RBI	BB	SO	LOB
Bill North, S (1, 8) OBP: 0.361, SLG: 0.351	F6			L1		F8 1-3	6-3		1B 1-2 2B	5	1	1	0	0	0	3
Bert Campaneris, R (1, 6) OBP: 0.347, SLG: 0.301	F3			K		4-3 1B 3-H 1B		BB 1B 6-3	2B 2-H 1B	4	3	2	2	1	1	0
Don Baylor, R (1, 3) OBP: 0.321, SLG: 0.380	P6			F9		4-3 1-2		1B 6-3 6-3 1-3 1B	2B 2-H	5	1	2	1	0	0	1
Joe Rudi, R (1, 7) OBP: 0.334, SLG: 0.443		6-3			HR 1B	 2-H 1B		6-3 1-2 3-H		4	1	2	2	0	0	1
Sal Bando, R (1, 5) OBP: 0.333, SLG: 0.435 Matt Alexander, S (8, PR) OBP: 0.037, SLG: 0.037 Ken McMullen, R (9, 5) OBP: 0.355, SLG: 0.446		6-3			HR 1-H	K		S 2-3 1B		4 0 0	1 0 0	2 0 0	2 0 0	0 0 0	1 0 0	1 0 0
Gene Tenace, R (1, 2) OBP: 0.378, SLG: 0.445		L5			F7		BB 1B 5-3	6-3 1-2 3-H		3	0	0	1	1	0	1
Claudell Washington, L (1, 9) OBP: 0.285, SLG: 0.331			K		P6		5-3 1-2	4-3		4	0	0	0	0	1	3
Billy Williams, L (1, 10) OBP: 0.343, SLG: 0.375 Cesar Tovar, R (7, PR) OBP: 0.250, SLG: 0.143			BB G1-6-3		F8		1B 2-3		HBP CS	2 0	0 0	1 0	0 0	1 0	0 0	0 0
Phil Garner, R (1, 4) OBP: 0.295, SLG: 0.395			G1-6-3 1-2f			F8 S 1B 1B	P9		F7	4	1	1	0	0	0	4
Inning Stats	R: 0 E: 0 K: 0 S: 3 H: 0 LOB: 0 BB: 0 P: 3	R: 0 E: 0 K: 0 S: 3 H: 0 LOB: 0 BB: 0 P: 3	R: 0 E: 0 K: 1 S: 4 H: 0 LOB: 0 BB: 1 P: 8	R: 0 E: 0 K: 1 S: 5 H: 0 LOB: 0 BB: 0 P: 5	R: 2 E: 0 K: 0 S: 5 H: 2 LOB: 0 BB: 0 P: 5	R: 2 E: 0 K: 1 S: 8 H: 3 LOB: 1 BB: 0 P: 8	R: 0 E: 0 K: 0 S: 4 H: 1 LOB: 2 BB: 1 P: 8	R: 2 E: 0 K: 0 S: 5 H: 2 LOB: 2 BB: 1 P: 9	R: 2 E: 0 K: 0 S: 4 H: 3 LOB: 1 BB: 0 P: 5	1B: 8 2B: 2 3B: 0 HR: 1 SF: 0 SAC: 0 DP: 1 HBP: 1						

PITCHER		IP	WLS	BF	H	R	ER	SO	BB	IBB	HBP	BLK	WP	HR	S	P	ERA	WHIP
Rick Wise, R ERA: 3.8	(1, 1)	5.2		22	5	4	4	2	1	0	0	0	0	1	25	29	6.35	1.059
Tom Murphy, R ERA: 4.25	(6, 1)	3.0		15	4	3	3	1	2	0	1	0	0	0	14	23	9.00	2.000
Jim Willoughby, R ERA: 3.22	(9, 1)	0.0	L	2	2	1	1	0	0	0	0	0	0	0	2	2	∞	∞

PITCHER	IP	WLS	BF	H	R	ER	SO	BB	IBB	HBP	BLK	WP	HR	S	P	ERA	WHIP

BOTTOM

Boston Red Sox @ Oakland Athletics

Oakland-Alameda County Coliseum, Oakland, CA

Sun Aug 15 1976, 3:33 AM PDT

Att. 9,087 - Unknown

livebaseballscorecards.com

AB	35
R	8
H	11
RBI	8
BB	3
SO	3
LOB	14

WP: 0 PB: 0 SB: 2 CS: 1 PA: 39

Boston Red Sox @ Chicago White Sox

Comiskey Park, Chicago, IL

Mon Aug 16 1976, 8:05 PM EDT

Att. 7,733 - Unknown

TOP

livebaseballscorecards.com

Batter	1	2	3	4	5	6	7	8	9	AB	R	H	RBI	BB	SO	LOB
Rick Burleson, R (1, 6) OBP: 0.336, SLG: 0.333	B B B B 4-0 1-3 BB		x 0-0 1B 1B 1B	x 0-0 ① 1-3		S S S 0-3 ② K	x 0-0 ②③ G4-6-3 1-2f			4	1	1	0	1	1	2
Denny Doyle, L (1, 4) OBP: 0.287, SLG: 0.295	x 0-0 ① 1-3 1-2		x 0-0 1B E 1-3 1B	x 0-0 ② P6		x 0-0 ③ G3		x 0-0 G4-6-3 1B		5	1	2	0	0	0	2
Fred Lynn, L (1, 8) OBP: 0.361, SLG: 0.453	x 0-0 ② F7		x 0-0 E9 1B 1-H 3-H 1B	S S S 0-3 ③ K			x 0-0 E 2B 1B	x 0-0 ①② G4-6-3 1-2f		5	2	2	1	0	1	2
Carl Yastrzemski, L (1, 3) OBP: 0.339, SLG: 0.421 Bill Lee, L (8, 1)	x 0-0 ③ F8		x 0-0 1B 1B 3-H 1B		x 0-0 ① 1-3		x 0-0 ① F8	x 0-0 1B		5 0	1 0	2 0	1 0	0 0	0 0	2 0
Jim Rice, R (1, 7) OBP: 0.307, SLG: 0.454		x 0-0 ① 5-3	x 0-0 1B 1B 1-3 5-3 1B		x 0-0 ② L9		x 0-0 E5 2B 1-2 1B	x 0-0 ③ F4		5	2	1	0	0	0	2
Cecil Cooper, L (1, 10) OBP: 0.295, SLG: 0.471 (8, 3)		x 0-0 ② 4-3	x 0-0 5-3 1B 1-2 WP 3-H 1B		x 0-0 1B		x 0-0 1B 1-3 2-H 2B		S S S 0-3 ① K	5	2	3	2	0	1	0
Carlton Fisk, R (1, 2) OBP: 0.332, SLG: 0.379		x 0-0 HR	x 0-0 WP 5-3 1-2 2-3 1B		S S S 0-3 ③ K		I I I 4-0 1B 1B IBB		B B B B 4-0 BB	3	2	2	1	2	1	1
Dwight Evans, R (1, 9) OBP: 0.329, SLG: 0.420	S S S 0-3 ③ K	x 0-0 ② 5-3 1-2 2-3 3-H				x 0-0 2B	x 0-0 1B 1-3 2-H 3-H 1B		x 0-0 ② F2	5	1	2	3	0	1	3
Butch Hobson, R (1, 5) OBP: 0.239, SLG: 0.317			x 0-0 ① F7 x 0-0 ③ 4-3 2-3 3-H			x 0-0 ① F9	x 0-0 G4-6-3 2-H 3-H 1B		x 0-0 ③ P4	5	0	1	2	0	0	3
Inning Stats	R: 0 E: 0 K: 0 S: 3 H: 0 LOB: 1 BB: 1 P: 7	R: 1 E: 0 K: 1 S: 6 H: 1 LOB: 0 BB: 0 P: 6	R: 6 E: 1 K: 0 S: 10 H: 7 LOB: 1 BB: 0 P: 10	R: 0 E: 0 K: 1 S: 5 H: 0 LOB: 0 BB: 0 P: 5	R: 0 E: 0 K: 1 S: 6 H: 1 LOB: 1 BB: 0 P: 6	R: 0 E: 0 K: 1 S: 6 H: 1 LOB: 1 BB: 0 P: 6	R: 5 E: 1 K: 0 S: 7 H: 4 LOB: 0 BB: 1 P: 11	R: 0 E: 0 K: 0 S: 4 H: 2 LOB: 1 BB: 0 P: 4	R: 0 E: 0 K: 1 S: 5 H: 0 LOB: 1 BB: 1 P: 9	1B: 13 2B: 2 3B: 0 HR: 1 SF: 0 SAC: 0 DP: 2 HBP: 0	WP: 1 PB: 0 SB: 0 CS: 0 PA: 45					

	AB	42
	R	12
	H	16
	RBI	10
	BB	3
	SO	5
	LOB	17

PITCHER		IP	WLS	BF	H	R	ER	SO	BB	IBB	HBP	BLK	WP	HR	S	P	ERA	WHIP
Bart Johnson, R ERA: 4.52	(1, 1)	3.0	L	18	8	7	7	1	1	0	0	0	1	1	19	23	21.00	3.000
Pete Vuckovich, R ERA: 4.47	(4, 1)	3.1		18	6	5	4	3	0	1	0	0	0	0	23	27	10.80	1.800
Jesse Jefferson, R ERA: 7.47	(7, 1)	2.2		9	2	0	0	1	1	0	0	0	0	0	10	14	0.00	1.125

PITCHER	IP	WLS	BF	H	R	ER	SO	BB	IBB	HBP	BLK	WP	HR	S	P	ERA	WHIP

BOTTOM

Boston Red Sox @ Chicago White Sox

Comiskey Park, Chicago, IL

Mon Aug 16 1976, 8:05 PM EDT

Att. 7,733 - Unknown

Batter	1	2	3	4	5	6	7	8	9	AB	R	H	RBI	BB	SO	LOB
Jorge Orta, L (1, 10) OBP: 0.317, SLG: 0.425	1B	G3			F7 1-H 2B	F7			1B	5	1	3	1	0	0	4
Pat Kelly, L (1, 7) OBP: 0.342, SLG: 0.371	CS 1-3 1B		F7		F7 2-3		L3		F8	5	0	1	0	0	0	2
Bill Stein, R (1, 5) OBP: 0.313, SLG: 0.384	5-3 1-2		K		2B 3-H		1-3 1B BB		P4	4	1	1	1	1	1	2
Jim Spencer, L (1, 3) OBP: 0.323, SLG: 0.354		1B 1B SF9 BB	G3		F5		1-3 1-2		K	4	1	0	0	1	1	3
Brian Downing, R (1, 2) OBP: 0.333, SLG: 0.335		F5		P6	6-3		1B 2-H			4	0	1	1	0	0	2
Jerry Hairston, S (1, 9) OBP: 0.424, SLG: 0.400		SF9 1B 1-2 1B		F7		F9 1B 1B	5-3			4	1	2	0	0	0	1
Bucky Dent, R (1, 6) OBP: 0.297, SLG: 0.301 Alan Bannister, R (8, 6) OBP: 0.255, SLG: 0.265	1B 1-2 2-3 1B			1B	L5			F8		3 1	0 0	2 0	0 0	0 0	0 0	1 0
Jack Brohamer, L (1, 4) OBP: 0.317, SLG: 0.377		SF9 2-3 3-H		F7		1-2 1B		K		3	0	1	1	0	1	1
Chet Lemon, R (1, 8) OBP: 0.282, SLG: 0.284		1-2 3-H 1B			2B 1B	F9 2-3		5-3		4	1	2	1	0	0	2

	AB	37
	R	5
	H	13
	RBI	5
	BB	2
	SO	3
	LOB	18

livebaseballscorecards.com

Inning Stats	1	2	3	4	5	6	7	8	9
	R: 0 E: 0 K: 0 S: 3	H: 2 LOB: 0 BB: 0 P: 3	R: 2 E: 0 K: 0 S: 6	H: 3 LOB: 2 BB: 1 P: 10	R: 0 E: 0 K: 1 S: 5	H: 0 LOB: 0 BB: 0 P: 5	R: 0 E: 0 K: 0 S: 4	H: 1 LOB: 1 BB: 0 P: 4	R: 2 E: 0 K: 0 S: 6	H: 3 LOB: 1 BB: 0 P: 6	R: 0 E: 0 K: 0 S: 5	H: 2 LOB: 2 BB: 0 P: 5	R: 1 E: 0 K: 0 S: 4	H: 1 LOB: 1 BB: 1 P: 8	R: 0 E: 0 K: 1 S: 5	H: 0 LOB: 0 BB: 0 P: 5	R: 0 E: 0 K: 1 S: 6	H: 1 LOB: 1 BB: 0 P: 6

	1B: 11	SF: 1
	2B: 2	SAC: 0
	3B: 0	DP: 0
	HR: 0	HBP: 0

	WP: 0	PA: 40
	PB: 0	
	SB: 0	
	CS: 1	

PITCHER		IP	WLS	BF	H	R	ER	SO	BB	IBB	HBP	BLK	WP	HR	S	P	ERA	WHIP
Luis Tiant, R ERA: 3.19	(1, 1)	5.0	W	23	9	4	4	1	1	0	0	0	0	0	24	28	7.20	2.000
Bill Lee, L ERA: 6.5	(6, 1)	4.0	S	17	4	1	1	2	1	0	0	0	0	0	20	24	2.25	1.250
Bill Lee, L ERA: 6.5	(8, 1)	4.0	S	17	4	1	1	2	1	0	0	0	0	0	20	24	2.25	1.250

PITCHER	IP	WLS	BF	H	R	ER	SO	BB	IBB	HBP	BLK	WP	HR	S	P	ERA	WHIP

Batter	1	2	3	4	5	6	7	8	9	AB	R	H	RBI	BB	SO	LOB
Rick Burleson, R (1, 6) OBP: 0.339, SLG: 0.337	0-0 1B 1B 1B	0-0 CS 1B		0-0 1-2 1B		0-0 E5 1-2 2-3			0-0 ② F3	5	1	3	0	0	0	2
Doug Griffin, R (1, 4) OBP: 0.244, SLG: 0.202	0-0 BB 1B 1-2 1B	0-0 ③ CS 1-2	0-0 ① 5-3	0-3 ③ K		0-0 ③ L8			0-0 1B	4	0	1	0	0	1	5
Denny Doyle, L (9, PH) OBP: 0.289, SLG: 0.297 (9, 4)										1	0	1	0	0	0	0
Fred Lynn, L (1, 8) OBP: 0.359, SLG: 0.450	0-0 BB 1-2 2-H 1B		0-3 ② K		0-0 ① 5-3		0-3 ① K		0-0 ③ 1-6-3	5	0	1	1	0	2	1
Carl Yastrzemski, L (1, 3) OBP: 0.340, SLG: 0.421	4-0 1-2 2-3 BB		0-0 1B 1B		0-0 ② 6-3		0-0 ② 4-3			3	0	1	0	1	0	0
Jim Rice, R (1, 7) OBP: 0.306, SLG: 0.452	0-3 ① K		0-0 1-2 1B		0-0 ③ 5-3		0-3 ③ K			4	0	1	0	0	2	3
Carlton Fisk, R (1, 2) OBP: 0.329, SLG: 0.375	0-3 ② K		0-0 ③ F2			0-3 ① K		0-0 ① F7		4	0	0	0	0	2	5
Dwight Evans, R (1, 9) OBP: 0.328, SLG: 0.421	0-3 ③ K			0-0 ① 5-3		0-0 E 2B		0-3 ② K		4	0	1	0	0	2	3
Rico Petrocelli, R (1, 10) OBP: 0.301, SLG: 0.281		0-0 ① F3		0-3 ② K		4-0 E BB		0-0 ③ L8		2	0	0	0	1	1	0
Cecil Cooper, L (8, PH) OBP: 0.294, SLG: 0.470										1	0	0	0	0	0	0
Butch Hobson, R (1, 5) OBP: 0.239, SLG: 0.314		0-0 ② 6-3		0-0 1B 1B		0-3 ② K			0-0 ① P4	4	0	1	0	0	1	2
Inning Stats	R: 1 H: 3 E: 0 LOB: 3 K: 3 BB: 1 S: 12 P: 16	R: 0 H: 1 E: 0 LOB: 0 K: 0 BB: 0 S: 3 P: 3	R: 0 H: 2 E: 0 LOB: 2 K: 1 BB: 0 S: 7 P: 7	R: 0 H: 2 E: 0 LOB: 2 K: 2 BB: 0 S: 9 P: 9	R: 0 H: 0 E: 0 LOB: 0 K: 0 BB: 0 S: 3 P: 3	R: 0 H: 1 E: 1 LOB: 3 K: 2 BB: 1 S: 9 P: 13	R: 0 H: 0 E: 0 LOB: 0 K: 2 BB: 0 S: 7 P: 7	R: 0 H: 0 E: 0 LOB: 0 K: 1 BB: 0 S: 5 P: 5	R: 0 H: 1 E: 0 LOB: 1 K: 0 BB: 0 S: 4 P: 4	1B: 9 SF: 0 2B: 1 SAC: 0 3B: 0 DP: 0 HR: 0 HBP: 0						

TOP

Boston Red Sox @ Chicago White Sox

Comiskey Park, Chicago, IL

Tue Aug 17 1976, 8:05 PM EDT

Unknown

livebaseballscorecards.com

AB	37
R	1
H	10
RBI	1
BB	2
SO	11
LOB	21

PITCHER		IP	WLS	BF	H	R	ER	SO	BB	IBB	HBP	BLK	WP	HR	S	P	ERA	WHIP
Ken Kravec, L ERA: 1.29	(1, 1)	7.0		32	9	1	1	10	2	0	0	0	0	0	50	58	1.29	1.571
Clay Carroll, R ERA: 2.19	(8, 1)	2.0	W	7	1	0	0	1	0	0	0	0	0	0	9	9	0.00	0.500

PITCHER	IP	WLS	BF	H	R	ER	SO	BB	IBB	HBP	BLK	WP	HR	S	P	ERA	WHIP

WP: 0	PA: 40																
PB: 0																	
SB: 0																	
CS: 1																	

Boston Red Sox @ Chicago White Sox

Comiskey Park, Chicago, IL

Tue Aug 17 1976, 8:05 PM EDT

Unknown

BOTTOM

Batter	1	2	3	4	5	6	7	8	9	AB	R	H	RBI	BB	SO	LOB
Jorge Orta, L (1, 10) OBP: 0.314, SLG: 0.420	K		4-3 1-2		K		6-3		4-3	5	0	0	0	0	2	3
Pat Kelly, L (1, 7) OBP: 0.349, SLG: 0.381	S 1B		6-3 2-3		2-H 1B		BB IBB		1B 2B	4	1	3	1	1	0	1
Bill Stein, R (1, 5) OBP: 0.315, SLG: 0.381	K 1-2		K		P9		1-2 2-3 BB		2-H 1B	4	0	1	1	1	2	3
Jim Spencer, L (1, 3) OBP: 0.323, SLG: 0.353	K			FC5-4 1B		L9	L3			4	0	1	0	0	1	4
Brian Downing, R (1, 2) OBP: 0.332, SLG: 0.333 Ralph Garr, L (8, PR) OBP: 0.335, SLG: 0.423 Jim Essian, R (9, 2) OBP: 0.298, SLG: 0.245		6-3		FC5-4 CS 1-2f		4-3		SH3-4 1B		4 0 0	0 0 0	1 0 0	0 0 0	0 0 0	0 0 0	1 0 0
Jerry Hairston, S (1, 9) OBP: 0.435, SLG: 0.393		F9		BB 1-2		BB		SH3-4 1-2		1	0	0	0	2	0	0
Bucky Dent, R (1, 6) OBP: 0.296, SLG: 0.299		BB		5-3		F8		K		3	0	0	0	1	1	4
Jack Brohamer, L (1, 4) OBP: 0.324, SLG: 0.384		G3			1B 2B		BB SH3-4 1B		IBB	3	1	2	0	1	0	1
Chet Lemon, R (1, 8) OBP: 0.282, SLG: 0.285			6-3 4-3 1B		6-3		SH3-4 1-2		1-3	3	0	1	0	0	0	3

	AB	31
	R	2
	H	9
	RBI	2
	BB	6
	SO	6
	LOB	20

livebaseballscorecards.com

Inning Stats	1	2	3	4	5	6	7	8	9
	R: 0 E: 0 K: 3 S: 10	H: 1 LOB: 1 BB: 0 P: 10	R: 0 E: 0 K: 0 S: 3	H: 0 LOB: 1 BB: 1 P: 7	R: 0 E: 0 K: 1 S: 6	H: 1 LOB: 1 BB: 0 P: 6	R: 0 E: 0 K: 0 S: 3	H: 1 LOB: 1 BB: 1 P: 7	R: 1 E: 0 K: 1 S: 7	H: 2 LOB: 1 BB: 0 P: 7	R: 0 E: 0 K: 0 S: 3	H: 0 LOB: 1 BB: 1 P: 7	R: 0 E: 0 K: 0 S: 4	H: 1 LOB: 3 BB: 2 P: 12	R: 0 E: 0 K: 1 S: 6	H: 1 LOB: 2 BB: 1 P: 10	R: 1 E: 0 K: 0 S: 3	H: 2 LOB: 1 BB: 0 P: 3

	1B: 7	SF: 0	WP: 0	PA: 39
	2B: 2	SAC: 2	PB: 0	
	3B: 0	DP: 0	SB: 1	
	HR: 0	HBP: 0	CS: 1	

PITCHER		IP	WLS	BF	H	R	ER	SO	BB	IBB	HBP	BLK	WP	HR	S	P	ERA	WHIP
Reggie Cleveland, R ERA: 3.45	(1, 1)	7.0		31	6	1	1	5	4	1	0	0	0	0	36	56	1.29	1.429
Tom Murphy, R ERA: 4.3	(8, 1)	1.1	L	8	3	1	1	1	0	1	0	0	0	0	9	13	6.75	2.250

PITCHER	IP	WLS	BF	H	R	ER	SO	BB	IBB	HBP	BLK	WP	HR	S	P	ERA	WHIP

Batter	1	2	3	4	5	6	7	8	9	AB	R	H	RBI	BB	SO	LOB
Rick Burleson, R (1, 6) OBP: 0.344, SLG: 0.343	4-3 S 1B	1B		2B 1-2 2-3 7-6-2 1B	4-3 BB 1-3 3-H 1B		K			5	1	4	1	0	1	0
Denny Doyle, L (1, 4) OBP: 0.291, SLG: 0.300	K 1-2	4-3		1-3 2-H 3-H 2B	4-3 1-2 BB		4-3			4	0	1	2	1	1	2
Fred Lynn, L (1, 8) OBP: 0.355, SLG: 0.444	4-3 2-3		F8	7-6-2 3-Hf	4-3 1-2 2-3 3-H			K		5	0	0	1	0	1	5
Carl Yastrzemski, L (1, 3) OBP: 0.344, SLG: 0.421 Rico Petrocelli, R (7, 3) OBP: 0.300, SLG: 0.280	3-H 1B		BB	SH1-3 1B 2B BB L8				F8		2 1	1 0	1 0	1 0	2 0	0 0	2 0
Jim Rice, R (1, 7) OBP: 0.305, SLG: 0.449		P8	K	1-2 SH1-3 2B 1B	E5			4-3		5	1	1	0	0	1	1
Cecil Cooper, L (1, 10) OBP: 0.294, SLG: 0.467		1B HR 1B	4-3	1-2 2-3 SH1-3	K				6-3	4	1	1	0	0	1	2
Dwight Evans, R (1, 9) OBP: 0.329, SLG: 0.419		1-2 HR 1B		5-3	2B 1B HBP	F8			P9	4	2	1	0	0	0	1
Bob Montgomery, R (1, 2) OBP: 0.281, SLG: 0.376		1-H 2-H HR		1B 1B 2B BB	1B 1B 1-3 2-H 3-H 2B	5-3			1-3	4	3	2	5	1	0	1
Butch Hobson, R (1, 5) OBP: 0.248, SLG: 0.321		K		1B 1-2 2B 1B	1B 2-3 3-H 4-3 1B		K			4	2	2	1	0	2	0

TOP

Boston Red Sox @ Chicago White Sox

Comiskey Park, Chicago, IL

Tue Aug 17 1976, 8:05 PM EDT

Att. 18,416 - Unknown

livebaseballscorecards.com

AB	38
R	11
H	13
RBI	11
BB	4
SO	7
LOB	14

Inning Stats	1	2	3	4	5	6	7	8	9	1B: 10	SF: 0	WP: 0	PA: 44
R	1	3	0	2	5	0	0	0	0	2B: 3	SAC: 1	PB: 0	
E	0	0	0	0	0	1	0	0	0	3B: 0	DP: 1	SB: 1	
K	1	1	1	0	0	1	2	1	0	HR: 1	HBP: 1	CS: 0	
S	6	9	5	5	7	6	7	5	3				
H	2	4	0	3	4	0	0	0	0				
LOB		1	1	1	2	1	0	0	0				
BB	0	0	1	1	2	0	0	0	0				
P	6	9	9	9	16	6	7	5	3				

PITCHER		IP	WLS	BF	H	R	ER	SO	BB	IBB	HBP	BLK	WP	HR	S	P	ERA	WHIP
Blue Moon Odom, R ERA: 5.79	(1, 1)	3.1	L	20	9	6	6	3	2	0	0	0	0	1	24	32	16.20	3.300
Jesse Jefferson, R ERA: 7.71	(4, 1)	0.2		3	1	2	2	0	1	0	0	0	0	0	2	6	27.00	3.000
Dave Hamilton, L ERA: 3.55	(5, 1)	3.0		15	3	3	3	3	1	0	1	0	0	0	19	24	9.00	1.333
Terry Forster, L ERA: 4.47	(8, 1)	2.0		6	0	0	0	1	0	0	0	0	0	0	8	8	0.00	0.000

PITCHER		IP	WLS	BF	H	R	ER	SO	BB	IBB	HBP	BLK	WP	HR	S	P	ERA	WHIP

Batter	1	2	3	4	5	6	7	8	9	AB	R	H	RBI	BB	SO	LOB
Jerry Hairston, S (1, 9) OBP: 0.427, SLG: 0.367	F9		BB	P3	F5			BB	K	4	2	0	0	2	1	4
Jorge Orta, L (1, 7) OBP: 0.316, SLG: 0.419	BB		F9	SF8 1B 1-2		6-3		2B 1-2	1-3	4	1	1	0	2	0	2
Bill Stein, R (1, 5) OBP: 0.316, SLG: 0.379	 1-2		P6	 1-2 2-3		6-3		K		4	0	1	0	1	1	3
Lamar Johnson, R (1, 10) OBP: 0.368, SLG: 0.443	P3		1B 1-3	SF8 2-3 3-H		6-3		1B 1-3 2-H		4	2	2	2	0	0	2
Jim Spencer, L (1, 3) OBP: 0.326, SLG: 0.357	F7		1B 1B 2-H 3-H	L6			4-3	 2-H 3-H		5	0	3	4	0	0	4
Bucky Dent, R (1, 6) OBP: 0.298, SLG: 0.301 Alan Bannister, R (8, 6) OBP: 0.250, SLG: 0.260		F3	1B 1-2		1B		F8	6-3		4 1	0 0	2 0	0 0	0 0	0 0	1 1
Chet Lemon, R (1, 8) OBP: 0.284, SLG: 0.290		4-3	 1-2 2-3		L6		4-3 1-2		2B	5	1	2	0	0	0	2
Jack Brohamer, L (1, 4) OBP: 0.325, SLG: 0.382		FC6-4 BB	K		1-2		F7		F9	4	0	1	0	1	1	5
Jim Essian, R (1, 2) OBP: 0.301, SLG: 0.252		FC6-4 1-2f		1B BB SF8 BB	P6			5-3	2-H 2B	4	1	1	1	1	0	3
Inning Stats	R: 0 E: 0 K: 0 S: 3 H: 0 LOB: 2 BB: 2 P: 11	R: 0 E: 0 K: 0 S: 3 H: 0 LOB: 1 BB: 1 P: 7	R: 2 E: 0 K: 1 S: 9 H: 4 LOB: 3 BB: 1 P: 13	R: 1 E: 0 K: 0 S: 4 H: 1 LOB: 2 BB: 2 P: 12	R: 0 E: 0 K: 0 S: 5 H: 2 LOB: 2 BB: 0 P: 5	R: 0 E: 0 K: 0 S: 3 H: 0 LOB: 0 BB: 0 P: 3	R: 0 E: 0 K: 0 S: 4 H: 1 LOB: 1 BB: 0 P: 4	R: 3 E: 0 K: 1 S: 8 H: 3 LOB: 1 BB: 1 P: 12	R: 1 E: 0 K: 1 S: 7 H: 2 LOB: 1 BB: 0 P: 7	1B: 9 2B: 4 3B: 0 HR: 0 SF: 1 SAC: 0 DP: 0 HBP: 0						

PITCHER		IP	WLS	BF	H	R	ER	SO	BB	IBB	HBP	BLK	WP	HR	S	P	ERA	WHIP
Rick Kreuger, L ERA: 8.1	(1, 1)	3.1		21	5	3	3	1	6	0	0	0	0	0	17	41	8.10	3.300
Dick Pole, R ERA: 4.5	(4, 1)	4.2	W	21	6	3	3	1	1	0	0	0	0	0	22	26	5.79	1.500
Jim Willoughby, R ERA: 3.31	(9, 1)	1.0		5	2	1	1	1	0	0	0	0	0	0	7	7	9.00	2.000

PITCHER	IP	WLS	BF	H	R	ER	SO	BB	IBB	HBP	BLK	WP	HR	S	P	ERA	WHIP

BOTTOM

Boston Red Sox @ Chicago White Sox

Comiskey Park, Chicago, IL

Tue Aug 17 1976, 8:05 PM EDT

Att. 18,416 - Unknown

livebaseballscorecards.com

AB	39
R	7
H	13
RBI	7
BB	7
SO	3
LOB	27

Batter	1	2	3	4	5	6	7	8	9	AB	R	H	RBI	BB	SO	LOB
Rick Burleson, R (1, 6) OBP: 0.343, SLG: 0.346	SF7 3B	5-3			1-3		FC6-4 1B 1-2f		G4-6-3 1-2f	5	1	1	0	0	0	3
Denny Doyle, L (1, 4) OBP: 0.292, SLG: 0.302	SF7 3-H		4-3 1B		BB S 1B		P4		3-1	4	0	2	1	0	0	1
Cecil Cooper, L (1, 10) OBP: 0.299, SLG: 0.469	E1 1B		K		4-0 BB 1-2 BB		0-0 1-3 1B			3	0	2	0	1	1	1
Carl Yastrzemski, L (1, 3) OBP: 0.345, SLG: 0.419	4-3		4-3 1-2		4-0 1-2 2-3 BB		IBB			2	0	0	0	2	0	2
Jim Rice, R (1, 7) OBP: 0.302, SLG: 0.445	6-3		K		K		P6			4	0	0	0	0	2	8
Carlton Fisk, R (1, 2) OBP: 0.328, SLG: 0.376		1B G6-4-3 2B		P4		K		P3		4	1	1	0	0	1	0
Rick Miller, L (1, 8) OBP: 0.335, SLG: 0.331		G6-4-3 BB 2-3 1B		L8		P6		F7		4	0	1	0	0	0	0
Dwight Evans, R (1, 9) OBP: 0.329, SLG: 0.416		G6-4-3 1-2 BB		1-3		6-3		P9		3	0	0	0	1	0	0
Butch Hobson, R (1, 5) OBP: 0.256, SLG: 0.327		G6-4-3 1-2f 2-3 3-H			F9		FC6-4 1B		G4-6-3 1B	4	0	2	0	0	0	2
Inning Stats	R: 1 E: 1 K: 0 S: 5 H: 2 LOB: 1 BB: 0 P: 5	R: 1 E: 0 K: 0 S: 4 H: 2 LOB: 1 BB: 1 P: 8	R: 0 E: 0 K: 2 S: 8 H: 1 LOB: 1 BB: 0 P: 8	R: 0 E: 0 K: 0 S: 3 H: 0 LOB: 0 BB: 0 P: 3	R: 0 E: 0 K: 1 S: 6 H: 1 LOB: 3 BB: 2 P: 14	R: 0 E: 0 K: 1 S: 5 H: 0 LOB: 0 BB: 0 P: 5	R: 0 E: 0 K: 0 S: 5 H: 2 LOB: 3 BB: 1 P: 9	R: 0 E: 0 K: 0 S: 3 H: 0 LOB: 0 BB: 0 P: 3	R: 0 E: 0 K: 0 S: 3 H: 1 LOB: 0 BB: 0 P: 3	1B: 7 2B: 1 3B: 1 HR: 0 SF: 1 SAC: 0 DP: 2 HBP: 0						

TOP

Boston Red Sox @ Chicago White Sox

Comiskey Park, Chicago, IL

Wed Aug 18 1976, 8:05 PM EDT

Att. 10,136 - Unknown

livebaseballscorecards.com

AB	33
R	2
H	9
RBI	1
BB	4
SO	4
LOB	17

PITCHER	IP	WLS	BF	H	R	ER	SO	BB	IBB	HBP	BLK	WP	HR	S	P	ERA	WHIP
Rich Gossage, R (1, 1) ERA: 3.23	9.0	W	38	9	2	2	4	3	1	0	0	0	0	42	58	2.00	1.333

PITCHER	IP	WLS	BF	H	R	ER	SO	BB	IBB	HBP	BLK	WP	HR	S	P	ERA	WHIP

Batter	1	2	3	4	5	6	7	8	9	AB	R	H	RBI	BB	SO	LOB
Jorge Orta, L (1, 10) OBP: 0.316, SLG: 0.418	3-1		K			G3		1-3 1B		4	0	1	0	0	1	0
Pat Kelly, L (1, 7) OBP: 0.348, SLG: 0.380	G3			F8		F9 CS 1B		SF8 3-H		3	0	1	1	0	0	0
Alan Bannister, R (9, 7) OBP: 0.250, SLG: 0.260										0	0	0	0	0	0	0
Bill Stein, R (1, 5) OBP: 0.315, SLG: 0.377	L6			4-3		1-2 1B		F2		4	0	1	0	0	0	1
Jim Spencer, L (1, 3) OBP: 0.326, SLG: 0.364		HR		F5		F9 2-3				3	1	1	1	0	0	2
Brian Downing, R (1, 2) OBP: 0.336, SLG: 0.337		G6-4-3 1B			L5	CS 3-H	CS 1B			3	0	2	0	0	0	0
Jerry Hairston, S (1, 9) OBP: 0.423, SLG: 0.365		F9			HR 1B		K			3	1	1	0	0	1	2
Bucky Dent, R (1, 6) OBP: 0.298, SLG: 0.308		G6-4-3 1-2f			HR 1-H		P6 1-2			3	1	1	2	0	0	2
Jack Brohamer, L (1, 4) OBP: 0.321, SLG: 0.378			5-3		F9			K		3	0	0	0	0	1	0
Chet Lemon, R (1, 8) OBP: 0.284, SLG: 0.288			P3		6-3			1B SF8 BB		2	1	0	0	1	0	0
Inning Stats	R: 0 H: 0 E: 0 LOB: 0 K: 0 BB: 0 S: 3 P: 3	R: 1 H: 2 E: 0 LOB: 0 K: 0 BB: 0 S: 4 P: 4	R: 0 H: 0 E: 0 LOB: 0 K: 1 BB: 0 S: 5 P: 5	R: 0 H: 0 E: 0 LOB: 0 K: 0 BB: 0 S: 3 P: 3	R: 2 H: 2 E: 0 LOB: 0 K: 0 BB: 0 S: 5 P: 5	R: 0 H: 2 E: 0 LOB: 1 K: 0 BB: 0 S: 4 P: 4	R: 0 H: 1 E: 0 LOB: 0 K: 1 BB: 0 S: 5 P: 5	R: 1 H: 1 E: 0 LOB: 1 K: 1 BB: 1 S: 6 P: 10		1B: 6 SF: 1 2B: 0 SAC: 0 3B: 0 DP: 1 HR: 2 HBP: 0						

PITCHER	IP	WLS	BF	H	R	ER	SO	BB	IBB	HBP	BLK	WP	HR	S	P	ERA	WHIP
Fergie Jenkins, R (1, 1) ERA: 3.41	8.0	L	30	8	4	4	3	1	0	0	0	0	2	35	39	4.50	1.125

PITCHER	IP	WLS	BF	H	R	ER	SO	BB	IBB	HBP	BLK	WP	HR	S	P	ERA	WHIP

BOTTOM

Boston Red Sox @ Chicago White Sox

Comiskey Park, Chicago, IL

Wed Aug 18 1976, 8:05 PM EDT

Att. 10,136 - Unknown

livebaseballscorecards.com

AB	28
R	4
H	8
RBI	4
BB	1
SO	3
LOB	7

WP: 0 PA: 31
PB: 0
SB: 0
CS: 2

Batter	1	2	3	4	5	6	7	8	9	AB	R	H	RBI	BB	SO	LOB
Rick Burleson, R (1, 6) OBP: 0.343, SLG: 0.348	5-3		4-3 3-H		BB 1B BB		2B		6-3 3-H	4	0	1	2	1	0	0
Doug Griffin, R (1, 4) OBP: 0.242, SLG: 0.202	6-3		F9		1-2 BB 1B		K		5-3	5	0	1	0	0	1	1
Fred Lynn, L (1, 8) OBP: 0.361, SLG: 0.450	1B		2B		1-2 2-3 BB		BB			2	0	2	0	2	0	0
Carl Yastrzemski, L (1, 3) OBP: 0.342, SLG: 0.415	F8		L8		4-3		F9			4	0	0	0	0	0	7
Jim Rice, R (1, 7) OBP: 0.302, SLG: 0.443		K		K		1-3 1B		F8		4	0	1	0	0	2	0
Carlton Fisk, R (1, 2) OBP: 0.325, SLG: 0.372		F8		K		K		P4		4	0	0	0	0	2	1
Dwight Evans, R (1, 9) OBP: 0.328, SLG: 0.414		1B		F9		1-2 1-3		5-3		4	0	1	0	0	0	1
Rico Petrocelli, R (1, 10) OBP: 0.299, SLG: 0.284		K			G3	F3			F8 6-3 2B	4	1	1	0	0	1	2
Butch Hobson, R (1, 5) OBP: 0.256, SLG: 0.342			4-3 3B		K		F8		F8 2-3	4	1	1	0	0	1	1
Inning Stats	R: 0 E: 0 K: 0 S: 4 H: 1 LOB: 1 BB: 0 P: 4	R: 0 E: 0 K: 2 S: 8 H: 1 LOB: 1 BB: 0 P: 8	R: 1 E: 0 K: 0 S: 5 H: 2 LOB: 1 BB: 0 P: 5	R: 0 E: 0 K: 2 S: 7 H: 0 LOB: 0 BB: 0 P: 7	R: 0 E: 0 K: 1 S: 6 H: 1 LOB: 3 BB: 2 P: 14	R: 0 E: 0 K: 1 S: 6 H: 1 LOB: 1 BB: 0 P: 6	R: 0 E: 0 K: 1 S: 6 H: 1 LOB: 2 BB: 1 P: 10	R: 0 E: 0 K: 0 S: 3 H: 0 LOB: 0 BB: 0 P: 3	R: 1 E: 0 K: 0 S: 4 H: 1 LOB: 0 BB: 0 P: 4	1B: 4 2B: 3 3B: 1 HR: 0 SF: 0 SAC: 0 DP: 0 HBP: 0						

TOP

Boston Red Sox @ Chicago White Sox

Comiskey Park, Chicago, IL

Thu Aug 19 1976, 8:05 PM EDT

Att. 10,636 - Unknown

livebaseballscorecards.com

AB	35
R	2
H	8
RBI	2
BB	3
SO	7
LOB	13

PITCHER	IP	WLS	BF	H	R	ER	SO	BB	IBB	HBP	BLK	WP	HR	S	P	ERA	WHIP
Ken Brett, L (1, 1) ERA: 3.42	9.0	W	38	8	2	2	7	3	0	0	0	0	0	49	61	2.00	1.222

PITCHER	IP	WLS	BF	H	R	ER	SO	BB	IBB	HBP	BLK	WP	HR	S	P	ERA	WHIP

WP: 0 PB: 0 SB: 0 CS: 0 PA: 38

Batter	1	2	3	4	5	6	7	8	9	AB	R	H	RBI	BB	SO	LOB
Jorge Orta, L (1, 10) OBP: 0.317, SLG: 0.418	0-0 S 2B 1B	0-0 4-3			0-0 4-3		0-0 4-3 2-H 1B			4	1	2	1	0	0	1
Pat Kelly, L (1, 7) OBP: 0.347, SLG: 0.382	0-3 K 1-2		0-0 G3		0-0 6-3 2B		0-0 4-3 1-2			4	0	1	0	0	1	2
Alan Bannister, R (8, 7) OBP: 0.250, SLG: 0.260										0	0	0	0	0	0	0
Bill Stein, R (1, 5) OBP: 0.314, SLG: 0.379	0-0 2-H 2B		0-3 K		0-0 6-3 2-3		0-3 K			4	0	1	1	0	2	2
Jim Spencer, L (1, 3) OBP: 0.325, SLG: 0.361	0-0 L7		0-0 P6		0-3 K		4-0 IBB			3	0	0	0	1	1	2
Brian Downing, R (1, 2) OBP: 0.338, SLG: 0.337	0-3 K			4-0 SH1-4 SF9 1B BB		0-0 4-3 FC5-2 S 1B	0-3 K			3	1	1	0	1	2	3
Jerry Hairston, S (1, 9) OBP: 0.427, SLG: 0.364		4-0 SH1-4 1B BB		0-0 SF9 SH1-4 1-2 1B		0-0 4-3 1-3		0-0 G3		3	1	1	0	1	0	1
Bucky Dent, R (1, 6) OBP: 0.297, SLG: 0.307		0-0 SH1-4 1-2		0-0 SH1-4 1-2 2-3		0-0 FC5-2 3-H		0-0 6-3		2	0	0	0	0	0	1
Jack Brohamer, L (1, 4) OBP: 0.320, SLG: 0.377		0-0 2-H 1B		0-0 SF9 2-3 3-H		0-0 F8		0-0 F8		3	0	1	2	0	0	1
Chet Lemon, R (1, 8) OBP: 0.285, SLG: 0.291		0-3 K		0-0 4-3			0-0 1B 2B			3	1	1	0	0	1	2
Inning Stats	R: 1 E: 0 K: 2 S: 9 H: 2 LOB: 1 BB: 0 P: 9	R: 1 E: 0 K: 1 S: 6 H: 1 LOB: 1 BB: 1 P: 10	R: 0 E: 0 K: 1 S: 5 H: 0 LOB: 0 BB: 0 P: 5	R: 1 E: 0 K: 0 S: 4 H: 1 LOB: 1 BB: 1 P: 8	R: 0 E: 0 K: 1 S: 6 H: 1 LOB: 1 BB: 0 P: 6	R: 0 E: 0 K: 0 S: 4 H: 1 LOB: 1 BB: 0 P: 4	R: 1 E: 0 K: 2 S: 9 H: 2 LOB: 2 BB: 1 P: 13	R: 0 E: 0 K: 0 S: 3 H: 0 LOB: 0 BB: 0 P: 3		1B: 5 2B: 3 3B: 0 HR: 0	SF: 1 SAC: 2 DP: 0 HBP: 0					

PITCHER	IP	WLS	BF	H	R	ER	SO	BB	IBB	HBP	BLK	WP	HR	S	P	ERA	WHIP
Rick Wise, R (1, 1) ERA: 3.88	6.0	L	28	8	4	4	5	2	0	0	0	0	0	36	44	6.00	1.667
Jim Willoughby, R (7, 1) ERA: 3.21	2.0		7	0	0	0	2	0	1	0	0	0	0	10	14	0.00	0.000

PITCHER	IP	WLS	BF	H	R	ER	SO	BB	IBB	HBP	BLK	WP	HR	S	P	ERA	WHIP

BOTTOM

Boston Red Sox @ Chicago White Sox

Comiskey Park, Chicago, IL

Thu Aug 19 1976, 8:05 PM EDT

Att. 10,636 - Unknown

livebaseballscorecards.com

AB	29
R	4
H	8
RBI	4
BB	3
SO	7
LOB	15

Batter	1	2	3	4	5	6	7	8	9	AB	R	H	RBI	BB	SO	LOB
Bill North, S (1, 8) OBP: 0.365, SLG: 0.353	B2-3		K			1B		2B		4	0	2	0	0	1	1
Bert Campaneris, R (1, 6) OBP: 0.343, SLG: 0.299	F9		PO 2-3	4-3		F8		L5		4	0	0	0	0	0	2
Don Baylor, R (1, 9) OBP: 0.318, SLG: 0.374	E 1B			CS 1B		6-3			F9	4	0	2	0	0	0	1
Billy Williams, L (1, 10) OBP: 0.335, SLG: 0.362	6-3 1-2			K 1-2			F8		CS 1B	4	0	1	0	0	1	2
Matt Alexander, S (9, PR) OBP: 0.037, SLG: 0.037										0	0	0	0	0	0	0
Sal Bando, R (1, 5) OBP: 0.335, SLG: 0.435		F7			S 1B		F5		F9 1-2	4	0	1	0	0	0	1
Gene Tenace, R (1, 3) OBP: 0.377, SLG: 0.451		P3			F3		P5			3	0	0	0	0	0	1
Ken McMullen, R (1, 7) OBP: 0.333, SLG: 0.414		5-3			P7			F9		3	0	0	0	0	0	1
Phil Garner, R (1, 4) OBP: 0.301, SLG: 0.405			E5 PO SH1-3		P9 1-2			HR		3	1	1	1	0	0	1
Larry Haney, R (1, 2) OBP: 0.289, SLG: 0.246			SH1-3 1-2			F8		F8		2	0	0	0	0	0	0
Inning Stats	R: 0 E: 1 K: 0 S: 4 H: 1 LOB: 1 BB: 0 P: 4	R: 0 E: 0 K: 0 S: 3 H: 0 LOB: 0 BB: 0 P: 3	R: 0 E: 1 K: 1 S: 5 H: 0 LOB: 0 BB: 0 P: 5	R: 0 E: 0 K: 1 S: 5 H: 1 LOB: 1 BB: 0 P: 5	R: 0 E: 0 K: 0 S: 4 H: 1 LOB: 1 BB: 0 P: 4	R: 0 E: 0 K: 0 S: 4 H: 1 LOB: 1 BB: 0 P: 4	R: 0 E: 0 K: 0 S: 3 H: 0 LOB: 0 BB: 0 P: 3	R: 1 E: 0 K: 0 S: 5 H: 2 LOB: 1 BB: 0 P: 5	R: 0 E: 0 K: 0 S: 3 H: 1 LOB: 1 BB: 0 P: 3	1B: 5 2B: 2 3B: 0 HR: 1 SF: 0 SAC: 1 DP: 1 HBP: 0						

PITCHER	IP	WLS	BF	H	R	ER	SO	BB	IBB	HBP	BLK	WP	HR	S	P	ERA	WHIP
Luis Tiant, R (1, 1) ERA: 3.09	9.0	W	32	7	1	1	2	0	0	0	0	0	1	36	36	1.00	0.778

PITCHER	IP	WLS	BF	H	R	ER	SO	BB	IBB	HBP	BLK	WP	HR	S	P	ERA	WHIP

TOP

Oakland Athletics @ Boston Red Sox

Fenway Park, Boston, MA

Fri Aug 20 1976, 7:05 PM EDT

Att. 30,132 - Unknown - 78 F

livebaseballscorecards.com

AB	31
R	1
H	7
RBI	1
BB	0
SO	2
LOB	10

Batter	1	2	3	4	5	6	7	8	9	AB	R	H	RBI	BB	SO	LOB
Rick Burleson, R (1, 6) OBP: 0.347, SLG: 0.355	CS 1B		WP 1B			L1-6 2B		F9		4	0	3	0	0	0	0
Denny Doyle, L (1, 4) OBP: 0.292, SLG: 0.302	WP 1B (1-2)		F2 (1-2, 3-H)			L8		L6		4	0	1	0	0	0	2
Fred Lynn, L (1, 8) OBP: 0.364, SLG: 0.450	1B (1-H)		4-3			BB		BB		2	0	1	0	2	0	1
Carl Yastrzemski, L (1, 7) OBP: 0.340, SLG: 0.411	4-3			4-3		L1-6 (2-3)		L8		4	0	0	0	0	0	4
Cecil Cooper, L (1, 3) OBP: 0.302, SLG: 0.469		L8		P6			SH2-4 1B		SH SF8 1B	4	1	2	0	0	0	0
Jim Rice, R (1, 10) OBP: 0.302, SLG: 0.442		6-3		K			SH2-4 (1-2)		SH (1-2) 1B	3	0	1	0	0	1	0
Carlton Fisk, R (1, 2) OBP: 0.328, SLG: 0.371		BB CS			P3		BB		SH (1-2, 2-3)	1	0	0	0	2	0	0
Dwight Evans, R (1, 9) OBP: 0.325, SLG: 0.411 Rick Miller, L (9, PH) OBP: 0.333, SLG: 0.330		CS (1-2)	K		K		K		P7	3 1	0 0	0 0	0 0	0 0	3 0	2 3
Butch Hobson, R (1, 5) OBP: 0.256, SLG: 0.342			1B PB WP 1B		K		K		SF8 (3-H)	3	1	1	1	0	2	2
Inning Stats	R: 0 H: 3 E: 0 LOB: 1 K: 0 BB: 0 S: 4 P: 4	R: 0 H: 0 E: 0 LOB: 0 K: 0 BB: 1 S: 2 P: 6	R: 1 H: 2 E: 0 LOB: 1 K: 1 BB: 0 S: 7 P: 7	R: 0 H: 0 E: 0 LOB: 0 K: 1 BB: 0 S: 5 P: 5	R: 0 H: 0 E: 0 LOB: 0 K: 2 BB: 0 S: 7 P: 7	R: 0 H: 1 E: 0 LOB: 1 K: 0 BB: 1 S: 3 P: 7	R: 0 H: 1 E: 0 LOB: 2 K: 2 BB: 1 S: 8 P: 12	R: 0 H: 0 E: 0 LOB: 1 K: 0 BB: 1 S: 3 P: 7	R: 1 H: 2 E: 0 LOB: 2 K: 0 BB: 0 S: 5 P: 5	1B: 8 SF: 1 2B: 2 SAC: 2 3B: 0 DP: 1 HR: 0 HBP: 0						WP: 2 PA: 37 PB: 1 SB: 0 CS: 2	

PITCHER		IP	WLS	BF	H	R	ER	SO	BB	IBB	HBP	BLK	WP	HR	S	P	ERA	WHIP
Mike Torrez, R ERA: 3.04	(1, 1)	6.1		25	7	1	0	4	3	0	0	0	2	0	30	42	0.00	1.579
Rollie Fingers, R ERA: 2.36	(7, 1)	2.1	L	11	2	1	1	2	1	0	0	0	0	0	14	18	3.86	1.286

PITCHER	IP	WLS	BF	H	R	ER	SO	BB	IBB	HBP	BLK	WP	HR	S	P	ERA	WHIP

BOTTOM

Oakland Athletics @ Boston Red Sox

Fenway Park, Boston, MA

Fri Aug 20 1976, 7:05 PM EDT

Att. 30,132 - Unknown - 78 F

livebaseballscorecards.com

AB	29
R	2
H	9
RBI	1
BB	4
SO	6
LOB	14

Batter	1	2	3	4	5	6	7	8	9	AB	R	H	RBI	BB	SO	LOB
Bill North, S (1, 8) OBP: 0.362, SLG: 0.350	4-3		L4			4-3		4-3		4	0	0	0	0	0	0
Jeff Newman, R (8, 2) OBP: 0.184, SLG: 0.174										0	0	0	0	0	0	0
Bert Campaneris, R (1, 6) OBP: 0.342, SLG: 0.297	6-3		F8			BBBB, FC6-4			6-3	3	0	0	0	1	0	0
Don Baylor, R (1, 9) OBP: 0.317, SLG: 0.379 (8, 8)	HR			F8		FC6-4, 1-2f			P7	4	1	1	1	0	0	1
Billy Williams, L (1, 10) OBP: 0.334, SLG: 0.361	G3			6-3			6-3		1B	4	1	1	0	0	0	0
Sal Bando, R (1, 5) OBP: 0.337, SLG: 0.436		F8		F2			8-6-4, 1B		2B, 1-2	4	0	2	0	0	0	0
Gene Tenace, R (1, 3) OBP: 0.381, SLG: 0.458		1B			5-3		1-2, 1B		1-3, 2-H, 2B	4	0	3	1	0	0	0
Ken McMullen, R (1, 7) OBP: 0.325, SLG: 0.401		K			K		8-6-4, 2-3f		P7	4	0	0	0	0	2	5
Phil Garner, R (1, 4) OBP: 0.299, SLG: 0.402		K			5-3			K		3	0	0	0	0	2	1
Larry Haney, R (1, 2) OBP: 0.286, SLG: 0.243			K			F8		F8		2	0	0	0	0	1	0
Wayne Gross, L (8, PH) (8, 9)										1	0	0	0	0	0	0
Inning Stats	R: 1 E: 0 K: 0 S: 4 H: 1 LOB: 0 BB: 0 P: 4	R: 0 E: 0 K: 2 S: 8 H: 1 LOB: 1 BB: 0 P: 8	R: 0 E: 0 K: 1 S: 5 H: 0 LOB: 0 BB: 0 P: 5	R: 0 E: 0 K: 0 S: 3 H: 0 LOB: 0 BB: 0 P: 3	R: 0 E: 0 K: 1 S: 5 H: 0 LOB: 0 BB: 0 P: 5	R: 0 E: 0 K: 0 S: 3 H: 0 LOB: 1 BB: 1 P: 7	R: 0 E: 0 K: 0 S: 4 H: 2 LOB: 1 BB: 0 P: 4	R: 0 E: 0 K: 1 S: 5 H: 0 LOB: 0 BB: 0 P: 5	R: 1 E: 0 K: 0 S: 6 H: 3 LOB: 2 BB: 0 P: 6	1B: 5 2B: 2 3B: 0 HR: 1 SF: 0 SAC: 0 DP: 1 HBP: 0							

TOP

Oakland Athletics @ Boston Red Sox

Fenway Park, Boston, MA

Sat Aug 21 1976, 3:33 AM EDT

Att. 27,299 - Unknown - 90 F

livebaseballscorecards.com

AB	33
R	2
H	7
RBI	2
BB	1
SO	5
LOB	7

WP: 0 PB: 0 SB: 0 CS: 0 PA: 34

PITCHER		IP	WLS	BF	H	R	ER	SO	BB	IBB	HBP	BLK	WP	HR	S	P	ERA	WHIP
Reggie Cleveland, R ERA: 3.36	(1, 1)	8.2	W	32	6	2	2	5	1	0	0	0	0	1	41	45	2.08	0.808
Tom Murphy, R ERA: 4.28	(9, 1)	0.1	S	2	1	0	0	0	0	0	0	0	0	0	2	2	0.00	3.000

PITCHER		IP	WLS	BF	H	R	ER	SO	BB	IBB	HBP	BLK	WP	HR	S	P	ERA	WHIP

Batter	1	2	3	4	5	6	7	8	9	AB	R	H	RBI	BB	SO	LOB
Rick Burleson, R (1, 6) OBP: 0.346, SLG: 0.354	1-3		K		L4-3 1B		5-3			4	0	1	0	0	1	0
Denny Doyle, L (1, 4) OBP: 0.294, SLG: 0.307	F9			F9 2B 1B	L4-3			4-3 1B 2B		4	2	2	0	0	0	2
Fred Lynn, L (1, 8) OBP: 0.363, SLG: 0.450	F2			F9 1-2		2B 2B		4-3 2-3		4	1	1	0	0	0	2
Carl Yastrzemski, L (1, 7) OBP: 0.341, SLG: 0.416		F9		1B 2B 2-H		2B 2-H		F5		4	1	2	2	0	0	1
Cecil Cooper, L (1, 3) OBP: 0.304, SLG: 0.479		HR		F8		F5		FC6-4 1B 3-H		4	1	2	2	0	0	2
Jim Rice, R (1, 10) OBP: 0.302, SLG: 0.440		P6		1B 2-H		P4		FC6-4 1-2f		4	0	1	1	0	0	2
Carlton Fisk, R (1, 2) OBP: 0.325, SLG: 0.368		5-3		L7		F8				3	0	0	0	0	0	2
Dwight Evans, R (1, 9) OBP: 0.323, SLG: 0.407			5-3		5-3		6-3			3	0	0	0	0	0	0
Butch Hobson, R (1, 5) OBP: 0.258, SLG: 0.336			K		BB 1B		6-3			2	0	0	0	1	1	0
Inning Stats	R: 0 H: 0 E: 0 LOB: 0 K: 0 BB: 0 S: 3 P: 3	R: 1 H: 1 E: 0 LOB: 0 K: 0 BB: 0 S: 4 P: 4	R: 0 H: 0 E: 0 LOB: 0 K: 2 BB: 0 S: 7 P: 7	R: 2 H: 3 E: 0 LOB: 1 K: 0 BB: 0 S: 6 P: 6	R: 0 H: 1 E: 0 LOB: 1 K: 0 BB: 1 S: 3 P: 7	R: 1 H: 2 E: 0 LOB: 1 K: 0 BB: 0 S: 5 P: 5	R: 0 H: 0 E: 0 LOB: 0 K: 0 BB: 0 S: 3 P: 3	R: 1 H: 2 E: 0 LOB: 1 K: 0 BB: 0 S: 5 P: 5		1B: 4 SF: 0 2B: 5 SAC: 0 3B: 0 DP: 1 HR: 1 HBP: 0						

PITCHER		IP	WLS	BF	H	R	ER	SO	BB	IBB	HBP	BLK	WP	HR	S	P	ERA	WHIP
Dick Bosman, R ERA: 3.72	(1, 1)	4.0	L	16	4	3	3	2	0	0	0	0	0	1	20	20	6.75	1.000
Stan Bahnsen, R ERA: 3.16	(5, 1)	3.2		15	4	2	2	0	1	0	0	0	0	0	14	18	4.91	1.364
Paul Lindblad, L ERA: 3.28	(8, 1)	0.1		2	1	0	0	0	0	0	0	0	0	0	2	2	0.00	3.000

PITCHER	IP	WLS	BF	H	R	ER	SO	BB	IBB	HBP	BLK	WP	HR	S	P	ERA	WHIP

BOTTOM

Oakland Athletics @ Boston Red Sox

Fenway Park, Boston, MA

Sat Aug 21 1976, 3:33 AM EDT
Att. 27,299 - Unknown - 90 F

livebaseballscorecards.com

AB	32
R	5
H	9
RBI	5
BB	1
SO	2
LOB	11

Batter	1	2	3	4	5	6	7	8	9	10	11	AB	R	H	RBI	BB	SO	LOB
Bill North, S (1, 8) OBP: 0.360, SLG: 0.346	0-0 ① 1-3		0-0 ②③ 6-3 1-2		0-3 ② K	4-0 1B IBB		0-0 ③ CS 1-2	0-0 ① 1-3		0-0 ② 1-3	5	0	0	0	1	1	2
Bert Campaneris, R (1, 6) OBP: 0.349, SLG: 0.307	0-0 S 1B			0-0 2B 1B	0-0 2B	0-0 1-3 2-H 3-H 1B			0-0 ② 4-3		0-0 1B 2-3 1B	6	0	5	2	0	0	0
Don Baylor, R (1, 9) OBP: 0.319, SLG: 0.385	0-3 ② K 1-2			0-0 ① FC3 1-H 2B	0-0 ③ P6	0-0 ③ 5-3			0-0 2B		0-0 1-2 3-H 1B	6	1	3	1	0	1	4
Billy Williams, L (1, 10) OBP: 0.332, SLG: 0.361	0-0 ③ 4-3			0-0 FC3 1B BB 1B 3-H		0-0 E 2B	0-0 ① G3		0-0 ③ F8		0-0 ③ L9	6	2	1	1	0	0	4
Sal Bando, R (1, 5) OBP: 0.333, SLG: 0.431		0-0 ① P3		0-3 ② K		0-0 E5 1B E 2-H	0-0 ② 5-3			0-0 ① 5-3		5	1	0	0	0	1	1
Gene Tenace, R (1, 3) OBP: 0.379, SLG: 0.452		0-3 ② K		4-0 1B 1-2 1B BB		0-0 ① P6	0-0 ③ 6-3			0-0 ② F9		4	0	0	0	1	1	1
Cesar Tovar, R (1, 7) OBP: 0.275, SLG: 0.178		0-3 ③ K		0-0 1B 1-2 2-3 1B		0-0 S 2-3 1B		0-3 ① K		0-0 ③ F7		5	1	2	0	0	2	0
Phil Garner, R (1, 4) OBP: 0.305, SLG: 0.405			0-0 CS 1B	0-0 ③ 1-2 2-H 3-H 1B		4-0 SH1 1-3 1B 3-H BB		0-0 ② 6-3			0-0 1B SH3-4 1B	4	2	3	1	1	0	0
Larry Haney, R (1, 2) OBP: 0.283, SLG: 0.240			0-0 ① F3		0-0 ① 5-3	0-0 ② SH1 1-2		0-0 CS 1B			0-0 ① SH3-4 1-2	2	0	0	0	0	0	1
Wayne Gross, L (8, PH) OBP: 0.500, SLG: 0.500												1	0	1	0	0	0	0
Matt Alexander, S (8, PR) OBP: 0.037, SLG: 0.037												0	0	0	0	0	0	0
Jeff Newman, R (8, 2) OBP: 0.184, SLG: 0.174												0	0	0	0	0	0	0
Inning Stats	R: 0 E: 0 K: 1 S: 6 H: 1 LOB: 1 BB: 0 P: 6	R: 0 E: 0 K: 2 S: 7 H: 0 LOB: 0 BB: 0 P: 7	R: 0 E: 0 K: 0 S: 3 H: 1 LOB: 0 BB: 0 P: 3	R: 2 E: 0 K: 1 S: 8 H: 4 LOB: 2 BB: 1 P: 12	R: 0 E: 0 K: 1 S: 6 H: 1 LOB: 1 BB: 0 P: 6	R: 4 E: 1 K: 0 S: 7 H: 3 LOB: 2 BB: 2 P: 15	R: 0 E: 0 K: 0 S: 3 H: 0 LOB: 0 BB: 0 P: 3	R: 0 E: 0 K: 1 S: 5 H: 1 LOB: 1 BB: 0 P: 5	R: 0 E: 0 K: 0 S: 4 H: 1 LOB: 1 BB: 0 P: 4	R: 0 E: 0 K: 0 S: 3 H: 0 LOB: 0 BB: 0 P: 3	R: 1 E: 0 K: 0 S: 6 H: 3 LOB: 2 BB: 0 P: 6	1B: 11 2B: 4 3B: 0 HR: 0	SF: 0 SAC: 2 DP: 0 HBP: 0					

PITCHER		IP	WLS	BF	H	R	ER	SO	BB	IBB	HBP	BLK	WP	HR	S	P	ERA	WHIP
Fergie Jenkins, R ERA: 3.41	(1, 1)	5.0		21	7	2	2	5	1	0	0	0	0	0	30	34	3.60	1.600
Tom Murphy, R ERA: 4.37	(6, 1)	0.2		8	3	4	1	0	1	1	0	0	0	0	6	14	13.50	6.000
Jim Willoughby, R ERA: 3.11	(6, 1)	5.1	L	20	5	1	1	1	0	0	0	0	0	0	22	22	1.69	0.938

PITCHER	IP	WLS	BF	H	R	ER	SO	BB	IBB	HBP	BLK	WP	HR	S	P	ERA	WHIP

TOP

Oakland Athletics @ Boston Red Sox

Fenway Park, Boston, MA

Sun Aug 22 1976, 3:33 AM EDT

Att. 27,526 - Unknown - 90 F

livebaseballscorecards.com

AB	44
R	7
H	15
RBI	5
BB	3
SO	6
LOB	13

WP: 0	PB: 0	SB: 3	CS: 2
PA: 50			

Batter	1	2	3	4	5	6	7	8	9	10	11	AB	R	H	RBI	BB	SO	LOB
Rick Burleson, R (1, 6) OBP: 0.350, SLG: 0.362	BB FC1-6	L3-6 2-3			6-3	1B 3-H	1B	2B				5	1	3	1	1	0	2
Denny Doyle, L (1, 4) OBP: 0.292, SLG: 0.304	FC1-6 1B 1B 1-2f		F8		F9	S 2-H	1B	6-3		4-3		6	1	1	1	0	0	3
Fred Lynn, L (1, 8) OBP: 0.365, SLG: 0.451	1B 1-3		1B		K	K 1-2			SH3 1B		F8	6	0	3	0	0	2	1
Carl Yastrzemski, L (1, 7) OBP: 0.345, SLG: 0.421	1B 1-3 3-H		FC5-4 1-3 1B			1B HBP 2B 1B	F9		SH3 1-2		FC4-6 1B	5	1	4	1	0	0	0
Cecil Cooper, L (1, 3) OBP: 0.305, SLG: 0.473	P7		FC5-4 1-2f			1B 1-2 2B HBP	F8		IBB		FC4-6 FC5-4 1-2f	4	1	0	0	1	0	5
Jim Rice, R (1, 10) OBP: 0.300, SLG: 0.436	F8		F7			K	1B		P4		FC5-4 1-2f	6	0	1	0	0	1	9
Carlton Fisk, R (1, 2) OBP: 0.326, SLG: 0.366		BB FC6-4		4-3		2B 6-3 1-2 2-3 1B	F3		F8			4	1	1	0	1	0	3
Dwight Evans, R (1, 9) OBP: 0.322, SLG: 0.406		FC6-4 L3-6 1B 1-2f		K		6-3 2B 1-3 2-H 3-H 2B		F8		K		1	0	0	0	0	0	1
Bobby Darwin, R (4, PH) (5, 9)												1	0	0	0	0	1	0
Rick Miller, L (6, PH) OBP: 0.333, SLG: 0.335 (7, 9)												3	1	1	2	0	1	0
Butch Hobson, R (1, 5) OBP: 0.255, SLG: 0.331		1-2 1B		1-3		6-3 2-3 3-H		5-3		P4		5	0	1	1	0	0	1
Inning Stats	R: 1 H: 2 E: 0 LOB: 2 K: 0 BB: 1 S: 5 P: 9	R: 0 H: 1 E: 0 LOB: 1 K: 0 BB: 1 S: 3 P: 7	R: 0 H: 2 E: 0 LOB: 2 K: 0 BB: 0 S: 5 P: 5	R: 0 H: 0 E: 0 LOB: 0 K: 1 BB: 0 S: 5 P: 5	R: 0 H: 0 E: 0 LOB: 0 K: 1 BB: 0 S: 5 P: 5	R: 5 H: 5 E: 0 LOB: 1 K: 2 BB: 0 S: 12 P: 13	R: 0 H: 1 E: 0 LOB: 1 K: 0 BB: 0 S: 4 P: 4	R: 0 H: 1 E: 0 LOB: 1 K: 0 BB: 0 S: 4 P: 4	R: 0 H: 1 E: 0 LOB: 2 K: 0 BB: 1 S: 4 P: 8	R: 0 H: 1 E: 0 LOB: 1 K: 1 BB: 0 S: 6 P: 6	R: 0 H: 1 E: 0 LOB: 1 K: 0 BB: 0 S: 4 P: 4						

PITCHER		IP	WLS	BF	H	R	ER	SO	BB	IBB	HBP	BLK	WP	HR	S	P	ERA	WHIP
Mike Norris, R ERA: 4.52	(1, 1)	1.1		9	3	1	1	0	2	0	0	0	0	0	7	15	6.75	3.750
Paul Lindblad, L ERA: 3.34	(2, 1)	3.2		14	3	2	2	2	0	0	1	0	0	0	17	18	4.91	0.818
Rollie Fingers, R ERA: 2.49	(6, 1)	6.0	W	28	9	3	3	3	0	1	0	0	0	0	33	37	4.50	1.500

PITCHER		IP	WLS	BF	H	R	ER	SO	BB	IBB	HBP	BLK	WP	HR	S	P	ERA	WHIP

BOTTOM

Oakland Athletics @ Boston Red Sox

Fenway Park, Boston, MA

Sun Aug 22 1976, 3:33 AM EDT

Att. 27,526 - Unknown - 90 F

livebaseballscorecards.com

AB	46
R	6
H	15
RBI	6
BB	3
SO	5
LOB	25

1B: 12	SF: 0	WP: 0	PA: 51
2B: 4	SAC: 1	PB: 0	
3B: 0	DP: 1	SB: 1	
HR: 0	HBP: 1	CS: 0	

California Angels @ Boston Red Sox

Fenway Park, Boston, MA

Mon Aug 23 1976, 7:05 PM EDT

Att. 24,125 - Unknown

TOP

livebaseballscorecards.com

Batter	1	2	3	4	5	6	7	8	9	AB	R	H	RBI	BB	SO	LOB
Dave Collins, S (1, 7) OBP: 0.336, SLG: 0.325	6-3		5-3		F9		E6 G4-6-3 1-2 2-3		K	5	0	0	0	0	1	3
Jerry Remy, L (1, 4) OBP: 0.315, SLG: 0.302	F9		F8		G3		G4-6-3 1-2f		K	3	0	0	0	0	0	0
Mario Guerrero, R (6, 4) OBP: 0.287, SLG: 0.308										2	0	0	0	0	1	4
Tommy Davis, R (1, 10) OBP: 0.310, SLG: 0.338	F9		1B			4-3		1B 1B 1B 1B	K	5	1	2	0	0	1	1
Bill Melton, R (1, 3) OBP: 0.302, SLG: 0.339		5-3	F7			5-3 1B		1B 1B 1-2 1B		4	0	2	0	0	0	1
Terry Humphrey, R (1, 2) OBP: 0.362, SLG: 0.406		BB 2B 1B		G1-6-3 BB		5-3 1-2		1B 1-2 2-3 1B		3	1	2	0	1	0	1
Leroy Stanton, R (1, 9) OBP: 0.270, SLG: 0.281		2B 1-2 SF4 BB		G1-6-3 1-2f		G3		L3 1-2 2-3 3-H 1B		2	1	0	0	1	0	2
Dan Briggs, L (7, 9) OBP: 0.274, SLG: 0.330										1	0	1	1	0	0	0
Rusty Torres, S (1, 8) OBP: 0.299, SLG: 0.357		E 1-3 2-H 2B		1B			E 1B 1B	L3 1-2		4	0	3	1	0	0	3
Ron Jackson, R (1, 5) OBP: 0.280, SLG: 0.320		SF4 2-3 3-H		F2			E 1-2 1B	5-3		3	0	1	1	0	0	3
Dave Chalk, R (1, 6) OBP: 0.308, SLG: 0.250		4-3			F7		F8		BB	3	0	0	0	1	0	3

	AB	35
	R	3
	H	11
	RBI	3
	BB	3
	SO	3
	LOB	21

Inning Stats										
	R: 0	H: 0	R: 2	H: 2	R: 0	H: 1	R: 0	H: 1	R: 0	H: 0
	E: 0	LOB: 0	E: 1	LOB: 1	E: 0	LOB: 1	E: 0	LOB: 1	E: 0	LOB: 0
	K: 0	BB: 0	K: 0	BB: 1	K: 0	BB: 0	K: 0	BB: 1	K: 0	BB: 0
	S: 3	P: 3	S: 5	P: 9	S: 4	P: 4	S: 3	P: 7	S: 3	P: 3

R: 0	H: 1	R: 0	H: 2	R: 1	H: 4	R: 0	H: 0	1B: 10	SF: 1	WP: 0	PA: 39
E: 0	LOB: 1	E: 1	LOB: 2	E: 0	LOB: 2	E: 0	LOB: 1	2B: 2	SAC: 0	PB: 0	
K: 0	BB: 0	K: 0	BB: 0	K: 0	BB: 0	K: 3	BB: 1	3B: 0	DP: 3	SB: 0	
S: 4	P: 4	S: 5	P: 5	S: 6	P: 6	S: 9	P: 13	HR: 0	HBP: 0	CS: 0	

PITCHER		IP	WLS	BF	H	R	ER	SO	BB	IBB	HBP	BLK	WP	HR	S	P	ERA	WHIP
Bill Lee, L ERA: 6.05	(1, 1)	7.0	W	29	7	2	2	0	2	0	0	0	0	0	27	35	2.57	1.286
Dick Pole, R ERA: 4.59	(8, 1)	0.0		4	4	1	1	0	0	0	0	0	0	0	4	4	∞	∞
Tom Murphy, R ERA: 4.24	(8, 1)	2.0	S	6	0	0	0	3	1	0	0	0	0	0	11	15	0.00	0.500

PITCHER	IP	WLS	BF	H	R	ER	SO	BB	IBB	HBP	BLK	WP	HR	S	P	ERA	WHIP

BOTTOM

California Angels @ Boston Red Sox

Fenway Park, Boston, MA

Mon Aug 23 1976, 7:05 PM EDT

Att. 24,125 - Unknown

livebaseballscorecards.com

Batter	1	2	3	4	5	6	7	8	9	AB	R	H	RBI	BB	SO	LOB
Rick Burleson, R (1, 6) OBP: 0.349, SLG: 0.360	G3		1B		F8	6-3		F7		5	0	1	0	0	0	1
Denny Doyle, L (1, 4) OBP: 0.289, SLG: 0.301	K		K		F7	6-3				4	0	0	0	0	2	3
Fred Lynn, L (1, 8) OBP: 0.364, SLG: 0.448	K		K			BB, SH	K			3	1	0	0	1	3	3
Carl Yastrzemski, L (1, 7) OBP: 0.349, SLG: 0.432		K		HR		BB, E, SH, 1-2	2B			3	2	2	1	1	1	0
Cecil Cooper, L (1, 3) OBP: 0.302, SLG: 0.469		K		K		SH, E, 1-2, 2-H	K			3	1	0	0	0	3	1
Jim Rice, R (1, 10) OBP: 0.299, SLG: 0.435		F9		5-3		1B, 1-H, 2-H	K			4	1	1	2	0	1	1
Carlton Fisk, R (1, 2) OBP: 0.333, SLG: 0.372			1B	HBP		1B, PB, 1-3		1B		3	1	3	0	0	0	0
Rick Miller, L (1, 9) OBP: 0.336, SLG: 0.339			1B, 1-2	6-3		PB, S, SF9, 2-3, 3-H		K		4	1	2	1	0	1	2
Butch Hobson, R (1, 5) OBP: 0.248, SLG: 0.323			F5		F8	SF9, 1-H, 3-H		F3		3	0	0	1	0	0	3
Inning Stats	R: 0 E: 0 K: 2 S: 7 H: 0 LOB: 0 BB: 0 P: 7	R: 0 E: 0 K: 2 S: 7 H: 0 LOB: 0 BB: 0 P: 7	R: 0 E: 0 K: 2 S: 10 H: 3 LOB: 3 BB: 0 P: 10	R: 1 E: 0 K: 1 S: 6 H: 1 LOB: 1 BB: 0 P: 7	R: 0 E: 0 K: 0 S: 3 H: 0 LOB: 0 BB: 0 P: 3	R: 6 E: 2 K: 0 S: 7 H: 3 LOB: 0 BB: 2 P: 15	R: 0 E: 0 K: 3 S: 10 H: 1 LOB: 1 BB: 0 P: 10	R: 0 E: 0 K: 1 S: 6 H: 1 LOB: 1 BB: 0 P: 6		1B: 7 2B: 1 3B: 0 HR: 1 SF: 1 SAC: 1 DP: 0 HBP: 1						

AB	32
R	7
H	9
RBI	5
BB	2
SO	11
LOB	14

WP: 0 PB: 1 SB: 1 CS: 0 PA: 37

PITCHER		IP	WLS	BF	H	R	ER	SO	BB	IBB	HBP	BLK	WP	HR	S	P	ERA	WHIP
Nolan Ryan, R ERA: 3.81	(1, 1)	5.0	L	25	6	6	5	7	2	0	1	0	0	1	36	45	9.00	1.600
Mickey Scott, L ERA: 3.16	(6, 1)	0.0		1	1	0	0	0	0	0	0	0	0	0	1	1	∞	∞
Dick Drago, R ERA: 5.37	(6, 1)	3.0		11	2	1	0	4	0	0	0	0	0	0	19	19	0.00	0.667

PITCHER	IP	WLS	BF	H	R	ER	SO	BB	IBB	HBP	BLK	WP	HR	S	P	ERA	WHIP

California Angels @ Boston Red Sox

Fenway Park, Boston, MA

Tue Aug 24 1976, 7:05 PM EDT

Att. 24,104 - Unknown - 70 F

TOP

livebaseballscorecards.com

Batter	1	2	3	4	5	6	7	8	9	AB	R	H	RBI	BB	SO	LOB
Dave Collins, S (1, 10) OBP: 0.342, SLG: 0.336	1B		HR 2B	K			SH1-4		FC2-6 1B	4	1	3	0	0	1	1
Rusty Torres, S (1, 8) OBP: 0.302, SLG: 0.364	1B		K		F8		2B		FC2-6 S 2B	5	1	2	1	0	1	3
Dan Briggs, L (1, 9) OBP: 0.267, SLG: 0.321	F5		K		F8		F8		K	5	0	0	0	0	2	6
Tony Solaita, L (1, 3) OBP: 0.355, SLG: 0.414	K		HR		1B		FC6-4 IBB		2B BB	3	1	2	3	2	1	2
Terry Humphrey, R (1, 2) OBP: 0.355, SLG: 0.405	F8		L6		K		FC6-4		2B	5	0	1	1	0	1	5
Bob Jones, L (1, 7) OBP: 0.293, SLG: 0.417		K		2B 2B		L6		4-3	FC4-6 IBB	4	1	1	0	1	1	0
Mario Guerrero, R (1, 4) OBP: 0.285, SLG: 0.311		6-3		2B		F8		6-3	FC4-6	5	0	1	1	0	0	3
Ron Jackson, R (1, 5) OBP: 0.280, SLG: 0.318		F9		F9		5-3		S HBP		3	0	0	0	0	0	1
Dave Chalk, R (1, 6) OBP: 0.307, SLG: 0.250			E6 2B HR	F8			WP SH1-4 2B 1B	K		4	2	1	0	0	1	2

AB	38
R	6
H	11
RBI	6
BB	3
SO	8
LOB	23

Inning Stats	1	2	3	4	5	6	7	8	9
	R: 0 E: 0 K: 1 S: 7	H: 2 LOB: 2 BB: 0 P: 7	R: 0 E: 0 K: 1 S: 5	H: 0 LOB: 0 BB: 0 P: 5	R: 3 E: 1 K: 2 S: 10	H: 2 LOB: 0 BB: 0 P: 10	R: 1 E: 0 K: 1 S: 7	H: 2 LOB: 1 BB: 0 P: 7	R: 0 E: 0 K: 1 S: 6	H: 1 LOB: 1 BB: 0 P: 6
	R: 0 E: 0 K: 0 S: 3	H: 0 LOB: 0 BB: 0 P: 3	R: 1 E: 0 K: 0 S: 5	H: 2 LOB: 2 BB: 1 P: 9	R: 0 E: 0 K: 1 S: 5	H: 0 LOB: 1 BB: 0 P: 6	R: 1 E: 0 K: 1 S: 7	H: 2 LOB: 3 BB: 2 P: 15	1B: 5 2B: 5 3B: 0 HR: 1	SF: 0 SAC: 1 DP: 0 HBP: 1	WP: 1 PB: 0 SB: 2 CS: 0	PA: 43

PITCHER		IP	WLS	BF	H	R	ER	SO	BB	IBB	HBP	BLK	WP	HR	S	P	ERA	WHIP
Rick Wise, R ERA: 3.84	(1, 1)	6.1		29	9	5	2	6	0	0	0	0	1	1	41	41	2.84	1.421
Jim Willoughby, R ERA: 3.12	(7, 1)	2.2	L	14	2	1	1	2	1	2	1	0	0	0	14	27	3.38	1.125

PITCHER	IP	WLS	BF	H	R	ER	SO	BB	IBB	HBP	BLK	WP	HR	S	P	ERA	WHIP

BOTTOM

California Angels @ Boston Red Sox

Fenway Park, Boston, MA

Tue Aug 24 1976, 7:05 PM EDT

Att. 24,104 - Unknown - 70 F

Batter	1	2	3	4	5	6	7	8	9	AB	R	H	RBI	BB	SO	LOB
Rick Burleson, R (1, 6) OBP: 0.347, SLG: 0.356	6-3		BBBB 4-0 5-3 1B BB		SSS 0-3 K		0-0 6-3		0-0 4-3	4	1	0	0	1	1	1
Denny Doyle, L (1, 4) OBP: 0.288, SLG: 0.300	0-0 4-3		0-0 5-3 1-2		0-0 F4			0-0 2B E 1B		4	1	1	0	0	0	2
Fred Lynn, L (1, 8) OBP: 0.365, SLG: 0.451	0-0 F8		0-0 2-H 1B			0-0 4-3		0-0 1-3 E 2B		4	0	2	1	0	0	0
Carl Yastrzemski, L (1, 7) OBP: 0.349, SLG: 0.432 Bobby Darwin, R (4, 7) OBP: 0.276, SLG: 0.372		0-0 1B SF9 1B	0-0 3-1			H 1-0 BB HBP		0-0 1-3		2 1	1 0	1 0	0 0	0 0	0 0	0 2
Cecil Cooper, L (1, 3) OBP: 0.307, SLG: 0.469		0-0 1-3 HR 1B		0-0 4-3		BBBB 4-0 1-2 BB		IIII 4-0 E IBB		2	1	1	0	2	0	0
Jim Rice, R (1, 10) OBP: 0.297, SLG: 0.432		0-0 SF9 3-H		0-0 6-3		SSS 0-3 K		SSS 0-3 K		3	0	0	1	0	2	5
Carlton Fisk, R (1, 2) OBP: 0.332, SLG: 0.378		0-0 1-H HR		0-0 F4		0-0 F4		0-0 FC4-2 1-2 2-H 3-H		4	1	1	2	0	0	4
Rick Miller, L (1, 9) OBP: 0.335, SLG: 0.337		0-0 4-3			0-0 S 1B		0-0 B1-3		0-0 5-3	4	0	1	0	0	0	0
Butch Hobson, R (1, 5) OBP: 0.241, SLG: 0.313		SSS 0-3 K			SSS 0-3 K 1-2		0-0 L9		0-0 6-3	4	0	0	0	0	2	1

Inning Stats	1	2	3	4	5	6	7	8	9
	R: 0 H: 0 E: 0 LOB: 0 K: 0 BB: 0 S: 3 P: 3	R: 3 H: 3 E: 0 LOB: 0 K: 1 BB: 0 S: 8 P: 8	R: 1 H: 1 E: 0 LOB: 0 K: 0 BB: 1 S: 3 P: 7	R: 0 H: 0 E: 0 LOB: 0 K: 0 BB: 0 S: 3 P: 3	R: 0 H: 1 E: 0 LOB: 1 K: 2 BB: 0 S: 8 P: 8	R: 0 H: 0 E: 0 LOB: 2 K: 1 BB: 1 S: 5 P: 10	R: 0 H: 0 E: 0 LOB: 0 K: 0 BB: 0 S: 3 P: 3	R: 1 H: 2 E: 1 LOB: 1 K: 1 BB: 1 S: 7 P: 11	R: 0 H: 0 E: 0 LOB: 0 K: 0 BB: 0 S: 3 P: 3

1B: 5 SF: 1
2B: 1 SAC: 0
3B: 0 DP: 0
HR: 1 HBP: 1

WP: 0 PA: 37
PB: 0
SB: 1
CS: 0

livebaseballscorecards.com

	AB	32
	R	5
	H	7
	RBI	4
	BB	3
	SO	5
	LOB	15

PITCHER	IP	WLS	BF	H	R	ER	SO	BB	IBB	HBP	BLK	WP	HR	S	P	ERA	WHIP
Paul Hartzell, R (1, 1) ERA: 2.78	9.0	W	37	7	5	4	5	2	1	1	0	0	1	43	56	4.00	1.000

PITCHER	IP	WLS	BF	H	R	ER	SO	BB	IBB	HBP	BLK	WP	HR	S	P	ERA	WHIP

California Angels @ Boston Red Sox

Fenway Park, Boston, MA

Wed Aug 25 1976, 3:33 AM EDT

Att. 21,513 - Unknown - 84 F

TOP

livebaseballscorecards.com

Batter	1	2	3	4	5	6	7	8	9	AB	R	H	RBI	BB	SO	LOB
Dave Collins, S (1, 10) OBP: 0.337, SLG: 0.331	SSS 0-3 ① K			SSS 0-3 ① K	x 0-0 ③ 4-3			x 0-0 ① F9 2-3		4	0	0	0	0	2	4
Rusty Torres, S (1, 8) OBP: 0.296, SLG: 0.356	x 0-0 ② F3			x 0-0 ② F2		x 0-0 ① 4-3		x 0-0 ② F3		4	0	0	0	0	0	2
Dan Briggs, L (1, 9) OBP: 0.271, SLG: 0.317	x 0-0 ③ G3			BBBB 4-0 BB BB		x 0-0 ② F9		BBBB 4-0 2B 1-2 BB		2	0	0	0	2	0	0
Tony Solaita, L (1, 3) OBP: 0.358, SLG: 0.418		x 0-0 ① F9		BBBB 4-0 1-2 BB		x 0-0 ③ F8		x 0-0 1-3 2-H 3-H 2B		3	0	1	2	1	0	0
Bob Jones, L (1, 7) OBP: 0.285, SLG: 0.403		x 0-0 ② 4-3		x 0-0 ③ F6			x 0-0 ① G3	x 0-0 ③ F5		4	0	0	0	0	0	4
Mario Guerrero, R (1, 4) OBP: 0.284, SLG: 0.309		x 0-0 ③ F8			x 0-0 F8 1B 1B		x 0-0 ② F9		x 0-0 ① 6-3	4	0	1	0	0	0	0
Ron Jackson, R (1, 5) OBP: 0.278, SLG: 0.315 Bruce Bochte, L (9, PH) OBP: 0.350, SLG: 0.305			x 0-0 ① F7		SSS 0-3 ① K		x 0-0 ③ L5		x 0-0 G6-4-3 1B	3 1	0 0	0 1	0 0	0 0	1 0	1 0
Dave Chalk, R (1, 6) OBP: 0.309, SLG: 0.251			x 0-0 ② F5		x 0-0 1-2 1B			BBBB 4-0 F9 1B 2B BB	x 0-0 ②③ G6-4-3 1-2f	3	1	1	0	1	0	1
Andy Etchebarren, R (1, 2) OBP: 0.292, SLG: 0.251			x 0-0 ③ F2		x 0-0 ② F8 2-3			x 0-0 BB 1-2 2B 1B		3	1	1	0	0	0	2

	AB	31
	R	2
	H	5
	RBI	2
	BB	4
	SO	3
	LOB	14

Inning Stats	1	2	3	4	5	6	7	8	9
R	0	0	0	0	0	0	0	2	0
E	0	0	0	0	0	0	0	0	0
K	1	0	0	1	1	0	0	0	0
S	5	3	3	5	7	3	3	5	3
H	0	0	0	0	2	0	0	2	1
LOB	0	0	0	2	2	0	0	0	0
BB	0	0	0	2	0	0	0	2	0
P	5	3	3	13	7	3	3	13	3

1B	4	
2B	1	
3B	0	
HR	0	
SF	0	
SAC	0	
DP	1	
HBP	0	
WP	0	
PB	0	
SB	0	
CS	0	
PA	35	

PITCHER		IP	WLS	BF	H	R	ER	SO	BB	IBB	HBP	BLK	WP	HR	S	P	ERA	WHIP
Luis Tiant, R ERA: 3.05	(1, 1)	8.0	W	32	4	2	2	3	4	0	0	0	0	0	34	50	2.25	1.000
Tom Murphy, R ERA: 4.18	(9, 1)	1.0		3	1	0	0	0	0	0	0	0	0	0	3	3	0.00	1.000

PITCHER	IP	WLS	BF	H	R	ER	SO	BB	IBB	HBP	BLK	WP	HR	S	P	ERA	WHIP

Batter	1	2	3	4	5	6	7	8	9	AB	R	H	RBI	BB	SO	LOB
Rick Burleson, R (1, 6) OBP: 0.352, SLG: 0.358	BBBB 4-0 1B SF7 BB	x 0-0 ③ 4-3		x 0-0 ① FC3-6 1-2 1B		BBBB 4-0 F8 1B 1B BB	x 0-0 4-3 1-2 2-H 3-H 1B			3	2	2	2	2	0	1
Denny Doyle, L (1, 4) OBP: 0.293, SLG: 0.305	x 0-0 3-1 1B 1-3 1B		x 0-0 WP 2B 1B	x 0-0 ② FC3-6 1-2f 2B		x 0-0 1B 1-2 1B	x 0-0 ② 4-3 1-2 2-3			5	2	3	0	0	0	3
Fred Lynn, L (1, 8) OBP: 0.365, SLG: 0.452	x 0-0 ① SF7 3-H		x 0-0 ① F5	x 0-0 1-H 2B		x 0-0 ② F8 2-3	4-0 IBB			3	0	1	2	1	0	3
Carlton Fisk, R (1, 2) OBP: 0.335, SLG: 0.380	x 0-0 3-1 1-2 1B		SSS 0-3 ② K 1-2	H 1-0 HBP		x 0-0 1B 1-2 3-H 1B	x 0-0 ③ F8			4	0	2	1	0	1	4
Cecil Cooper, L (1, 3) OBP: 0.309, SLG: 0.466	x 0-0 ② 3-1 1-2 2-3		BBBB 4-0 2B BB	SSS 0-3 ③ K		x 0-0 ③ 1-2 1B		x 0-0 ① 3-1		4	1	1	0	1	1	4
Jim Rice, R (1, 7) OBP: 0.298, SLG: 0.433	x 0-0 ③ 6-3		x 0-0 1B 1-H 2-H 2B		SSS 0-3 ① K		x 0-0 BB 1B 1B 1B	x 0-0 ② 6-3		5	2	2	2	0	1	2
Rick Miller, L (1, 9) OBP: 0.336, SLG: 0.335		BBBB 4-0 FC5-4 BB	x 0-0 2-H 1B		x 0-0 ② F8		x 0-0 ① F7	x 0-0 ③ 6-3		4	0	1	1	1	0	1
Bobby Darwin, R (1, 10) OBP: 0.275, SLG: 0.369		x 0-0 ① L8	SSS 0-3 ③ K		x 0-0 ③ F9		x 0-0 BB 1-2 1B 1B			4	1	1	0	0	1	2
Butch Hobson, R (1, 5) OBP: 0.248, SLG: 0.314		x 0-0 ② FC5-4 1-2f		x 0-0 CS 1B		SSS 0-3 ① K	BBBB 4-0 4-3 1B 1-2 2-3 BB			3	0	1	0	1	1	1
Inning Stats	R: 1 H: 2 E: 0 LOB: 2 K: 0 BB: 1 S: 5 P: 9	R: 0 H: 0 E: 0 LOB: 1 K: 0 BB: 1 S: 3 P: 7	R: 3 H: 3 E: 0 LOB: 1 K: 2 BB: 1 S: 10 P: 14	R: 1 H: 3 E: 0 LOB: 2 K: 1 BB: 0 S: 7 P: 8	R: 0 H: 0 E: 0 LOB: 0 K: 1 BB: 0 S: 5 P: 5	R: 1 H: 3 E: 0 LOB: 2 K: 1 BB: 1 S: 7 P: 11	R: 2 H: 3 E: 0 LOB: 3 K: 0 BB: 2 S: 6 P: 14	R: 0 H: 0 E: 0 LOB: 0 K: 0 BB: 0 S: 3 P: 3		1B: 12 SF: 1 2B: 2 SAC: 0 3B: 0 DP: 0 HR: 0 HBP: 1						

BOTTOM

California Angels @ Boston Red Sox

Fenway Park, Boston, MA

Wed Aug 25 1976, 3:33 AM EDT

Att. 21,513 - Unknown - 84 F

livebaseballscorecards.com

AB	35
R	8
H	14
RBI	8
BB	6
SO	5
LOB	21

PITCHER		IP	WLS	BF	H	R	ER	SO	BB	IBB	HBP	BLK	WP	HR	S	P	ERA	WHIP
Don Kirkwood, R ERA: 4.5	(1, 1)	3.2	L	21	8	5	5	2	3	0	0	0	1	0	22	34	12.27	3.000
Mike Overy, R ERA: 8.1	(4, 1)	1.2		8	1	1	1	3	1	0	1	0	0	0	12	17	5.40	1.200
Mickey Scott, L ERA: 3.62	(6, 1)	1.0		7	4	2	2	0	1	0	0	0	0	0	6	10	18.00	5.000
John Verhoeven, R ERA: 3.04	(7, 1)	1.2		7	1	0	0	0	0	1	0	0	0	0	6	10	0.00	0.600

PITCHER	IP	WLS	BF	H	R	ER	SO	BB	IBB	HBP	BLK	WP	HR	S	P	ERA	WHIP

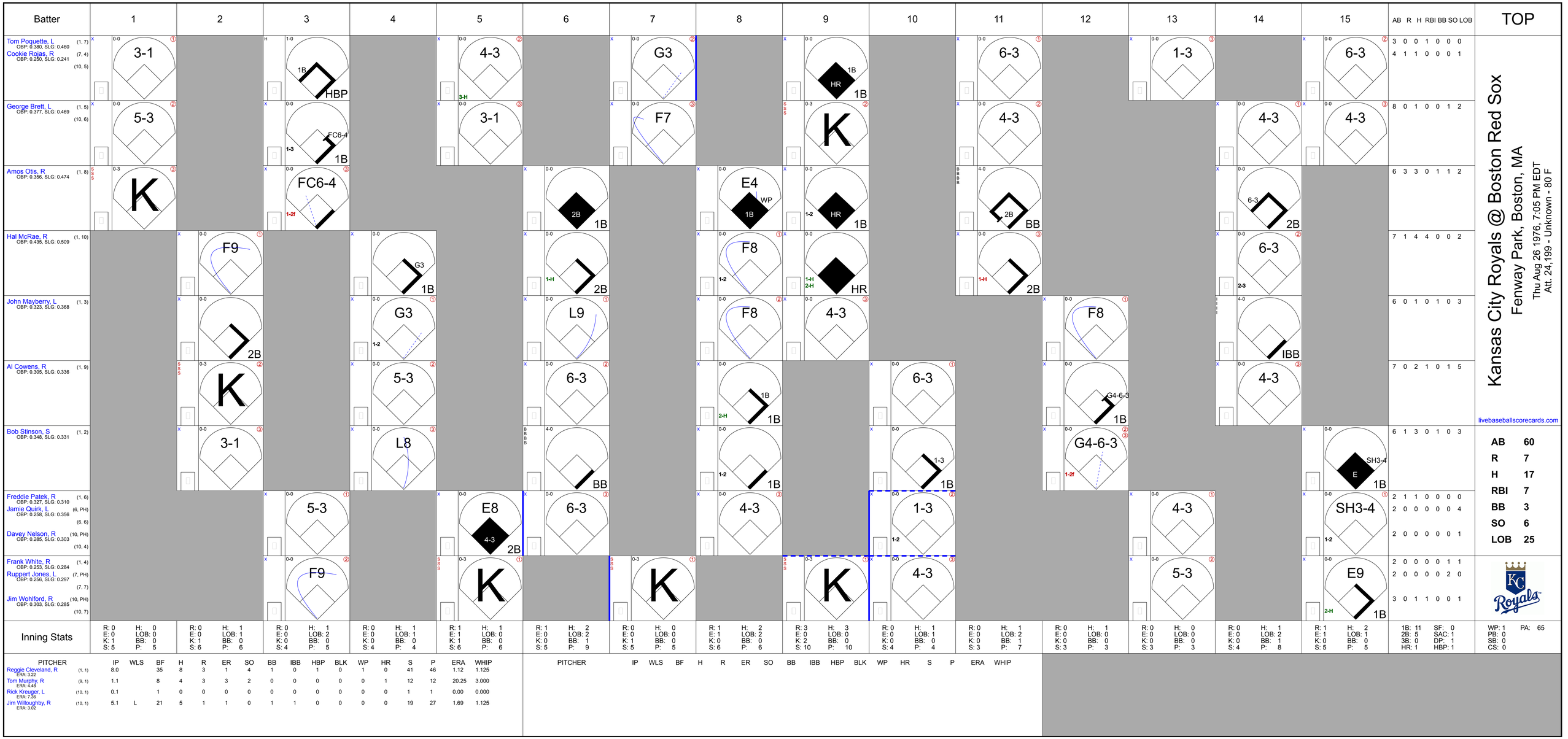
Batter
1
2
3
4
5
6
7
8
9
10
11
12
13
14
15
AB R H RBI BB SO LOB
TOP
Tom Poquette, L (1, 7)
OBP: 0.380, SLG: 0.460
Cookie Rojas, R (7, 4)
OBP: 0.250, SLG: 0.241 (10, 5)
3-1
1B HBP
4-3 3-H
G3
HR 1B
6-3
1-3
6-3
3 0 0 1 0 0 0
4 1 1 0 0 0 1
George Brett, L (1, 5)
OBP: 0.377, SLG: 0.469 (10, 6)
5-3
1-3 FC6-4 1B
3-1
F7
K
4-3
4-3
4-3
8 0 1 0 0 1 2
Amos Otis, R (1, 8)
OBP: 0.356, SLG: 0.474
K
FC6-4 1-2f
2B 1B
E4 WP 1B
HR 1-2 1B
2B BB
6-3 2B
6 3 3 0 1 1 2
Hal McRae, R (1, 10)
OBP: 0.435, SLG: 0.509
F9
G3 1B
2B 1B
F8 1-2
HR 1-H 2-H
2B 1-H
6-3 2-3
7 1 4 4 0 0 2
John Mayberry, L (1, 3)
OBP: 0.323, SLG: 0.368
2B
G3 1-2
L9
F8
4-3
F8
IBB
6 0 1 0 1 0 3
Al Cowens, R (1, 9)
OBP: 0.305, SLG: 0.336
K
5-3
6-3
1B 2-H
6-3
G4-6-3 1B
4-3
7 0 2 1 0 1 5
Bob Stinson, S (1, 2)
OBP: 0.348, SLG: 0.331
3-1
L8
BB
1B 1-2
1-3 1B
G4-6-3 1-2f
SH3-4 E 1B
6 1 3 0 1 0 3
Freddie Patek, R (1, 6)
OBP: 0.327, SLG: 0.310
Jamie Quirk, L (6, PH)
OBP: 0.258, SLG: 0.356 (6, 6)
Davey Nelson, R (10, PH)
OBP: 0.285, SLG: 0.303 (10, 4)
5-3
E8 4-3 2B
6-3
4-3
1-3 1-2
4-3
SH3-4 1-2
2 1 1 0 0 0 0
2 0 0 0 0 0 4
2 0 0 0 0 0 1
Frank White, R (1, 4)
OBP: 0.253, SLG: 0.284
Ruppert Jones, L (7, PH)
OBP: 0.256, SLG: 0.297 (7, 7)
Jim Wohlford, R (10, PH)
OBP: 0.303, SLG: 0.285 (10, 7)
F9
K
K
K
4-3
5-3
E9 2-H 1B
2 0 0 0 0 1 1
2 0 0 0 0 2 0
3 0 1 1 0 0 1
Kansas City Royals @ Boston Red Sox
Fenway Park, Boston, MA
Thu Aug 26 1976, 7:05 PM EDT
Att. 24,199 - Unknown - 80 F
livebaseballscorecards.com
AB 60
R 7
H 17
RBI 7
BB 3
SO 6
LOB 25
Inning Stats
1: R: 0 E: 0 K: 1 S: 5 | H: 0 LOB: 0 BB: 0 P: 5
2: R: 0 E: 0 K: 1 S: 6 | H: 1 LOB: 1 BB: 0 P: 6
3: R: 0 E: 0 K: 0 S: 4 | H: 1 LOB: 2 BB: 0 P: 5
4: R: 0 E: 0 K: 0 S: 4 | H: 1 LOB: 1 BB: 0 P: 4
5: R: 1 E: 1 K: 1 S: 6 | H: 1 LOB: 0 BB: 0 P: 6
6: R: 1 E: 0 K: 0 S: 5 | H: 2 LOB: 2 BB: 1 P: 9
7: R: 0 E: 0 K: 1 S: 5 | H: 0 LOB: 0 BB: 0 P: 5
8: R: 1 E: 1 K: 0 S: 6 | H: 2 LOB: 2 BB: 0 P: 6
9: R: 3 E: 0 K: 2 S: 10 | H: 3 LOB: 0 BB: 0 P: 10
10: R: 0 E: 0 K: 0 S: 4 | H: 1 LOB: 1 BB: 0 P: 4
11: R: 0 E: 0 K: 0 S: 3 | H: 1 LOB: 2 BB: 1 P: 7
12: R: 0 E: 0 K: 0 S: 3 | H: 1 LOB: 0 BB: 0 P: 3
13: R: 0 E: 0 K: 0 S: 3 | H: 0 LOB: 0 BB: 0 P: 3
14: R: 0 E: 0 K: 0 S: 4 | H: 1 LOB: 2 BB: 1 P: 8
15: R: 1 E: 1 K: 0 S: 5 | H: 2 LOB: 1 BB: 0 P: 5
1B: 11 2B: 5 3B: 0 HR: 1
SF: 0 SAC: 1 DP: 1 HBP: 1
WP: 1 PB: 0 SB: 0 CS: 0
PA: 65
PITCHER IP WLS BF H R ER SO BB IBB HBP BLK WP HR S P ERA WHIP
Reggie Cleveland, R (1, 1) ERA: 3.22 8.0 35 8 3 1 4 1 0 1 0 1 0 41 46 1.12 1.125
Tom Murphy, R (9, 1) ERA: 4.48 1.1 8 4 3 3 2 0 0 0 0 0 1 12 12 20.25 3.000
Rick Kreuger, L (10, 1) ERA: 7.36 0.1 1 0 0 0 0 0 0 0 0 0 0 1 1 0.00 0.000
Jim Willoughby, R (10, 1) ERA: 3.02 5.1 L 21 5 1 1 0 1 1 0 0 0 0 19 27 1.69 1.125
PITCHER IP WLS BF H R ER SO BB IBB HBP BLK WP HR S P ERA WHIP

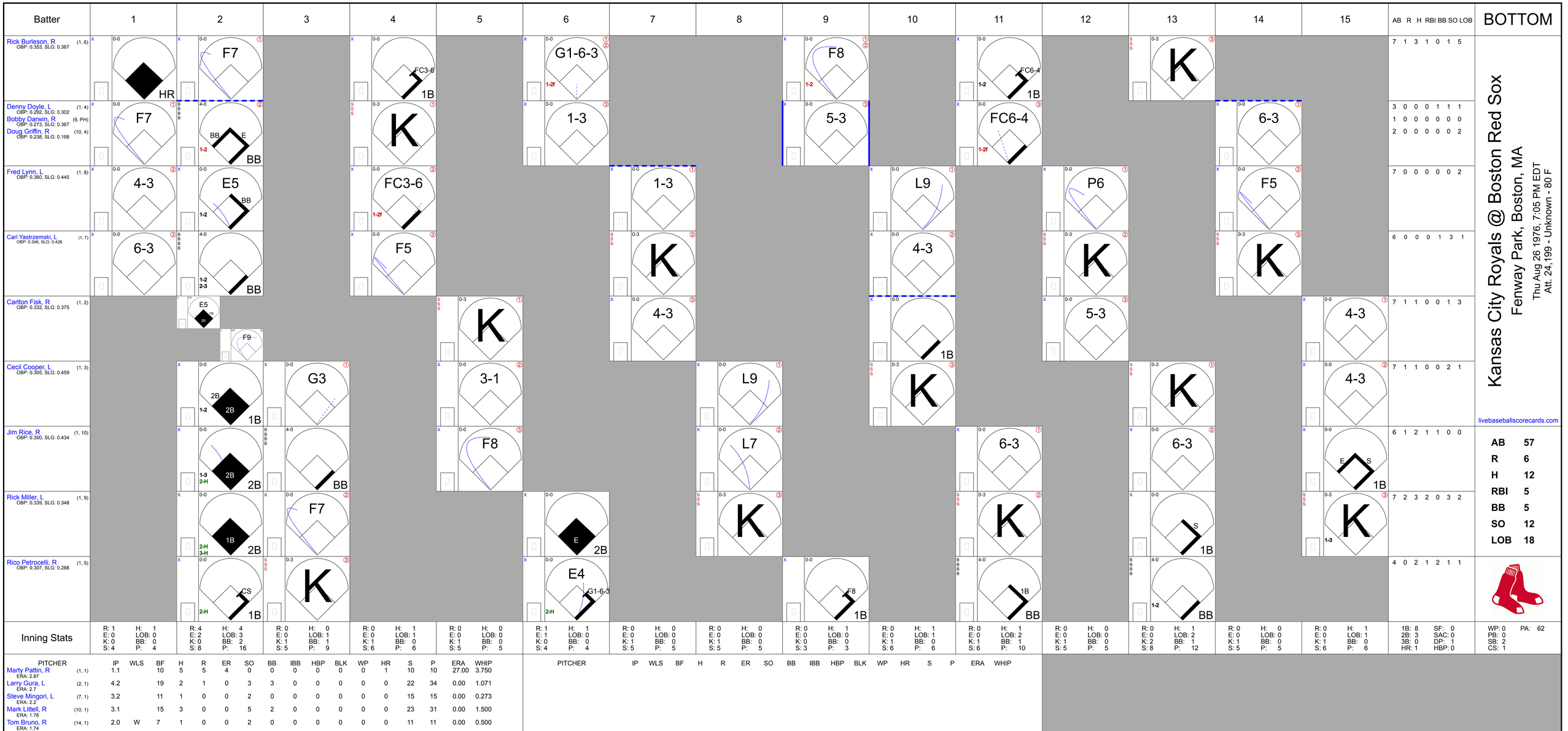
Batter
1
2
3
4
5
6
7
8
9
10
11
12
13
14
15
AB R H RBI BB SO LOB
BOTTOM
Rick Burleson, R (1, 6)
OBP: 0.353, SLG: 0.367
HR
F7
FC3-6 1B
G1-6-3
1-2f
F8
1-2
FC6-4 1B
K
6-3
7 1 3 1 0 1 5
Denny Doyle, L (1, 4)
Bobby Darwin, R (9, PH)
Doug Griffin, R (10, 4)
OBP: 0.292, SLG: 0.302
OBP: 0.273, SLG: 0.367
OBP: 0.238, SLG: 0.198
F7
BB E BB
1-2
1-3
5-3
FC6-4
1-2f
6-3
3 0 0 0 1 1 1
1 0 0 0 0 0 0
2 0 0 0 0 0 2
Fred Lynn, L (1, 8)
OBP: 0.360, SLG: 0.445
4-3
E5 BB
1-2
FC3-6
1-2f
1-3
K
L9
4-3
P6
K
F5
K
7 0 0 0 0 0 2
Carl Yastrzemski, L (1, 7)
OBP: 0.346, SLG: 0.426
6-3
1-2
2-3
BB
F5
4-3
5-3
6 0 0 0 1 3 1
Carlton Fisk, R (1, 2)
OBP: 0.332, SLG: 0.375
E5
F9
K
4-3
1B
5-3
4-3
7 1 1 0 0 1 3
Cecil Cooper, L (1, 3)
OBP: 0.305, SLG: 0.459
2B 1B
1-2
G3
3-1
L9
K
K
4-3
7 1 1 0 0 2 1
Jim Rice, R (1, 10)
OBP: 0.300, SLG: 0.434
2B
1-3
2-H
BB
F8
L7
6-3
6-3
E S 1B
6 1 2 1 1 0 0
Rick Miller, L (1, 9)
OBP: 0.339, SLG: 0.348
1B 2B
2-H
3-H
F7
E 2B
K
K
S 1B
K
1-3
7 2 3 2 0 3 2
Rico Petrocelli, R (1, 5)
OBP: 0.307, SLG: 0.288
CS 1B
2-H
K
E4 G1-6-3
2-H
F8 1B
1B BB
1-2
4 0 2 1 2 1 1
Kansas City Royals @ Boston Red Sox
Fenway Park, Boston, MA
Thu Aug 26 1976, 7:05 PM EDT
Att. 24,199 - Unknown - 80 F
livebaseballscorecards.com
AB 57
R 6
H 12
RBI 5
BB 5
SO 12
LOB 18
Inning Stats
R: 1 H: 1 E: 0 LOB: 0 K: 0 BB: 0 S: 4 P: 4
R: 4 H: 4 E: 2 LOB: 3 K: 0 BB: 2 S: 8 P: 16
R: 0 H: 0 E: 0 LOB: 1 K: 1 BB: 1 S: 5 P: 9
R: 0 H: 1 E: 0 LOB: 1 K: 1 BB: 0 S: 6 P: 6
R: 0 H: 0 E: 0 LOB: 0 K: 1 BB: 0 S: 5 P: 5
R: 1 H: 1 E: 1 LOB: 0 K: 0 BB: 0 S: 4 P: 4
R: 0 H: 0 E: 0 LOB: 0 K: 1 BB: 0 S: 5 P: 5
R: 0 H: 0 E: 0 LOB: 0 K: 1 BB: 0 S: 5 P: 5
R: 0 H: 1 E: 0 LOB: 0 K: 1 BB: 0 S: 3 P: 3
R: 0 H: 1 E: 0 LOB: 1 K: 1 BB: 0 S: 6 P: 6
R: 0 H: 1 E: 1 LOB: 2 K: 1 BB: 1 S: 6 P: 10
R: 0 H: 0 E: 0 LOB: 0 K: 1 BB: 0 S: 5 P: 5
R: 0 H: 1 E: 0 LOB: 2 K: 2 BB: 1 S: 8 P: 12
R: 0 H: 0 E: 0 LOB: 0 K: 1 BB: 0 S: 5 P: 5
R: 0 H: 1 E: 0 LOB: 1 K: 1 BB: 0 S: 6 P: 6
1B: 8 SF: 0 2B: 3 SAC: 0 3B: 0 DP: 1 HR: 1 HBP: 0
WP: 0 PA: 62 PB: 0 SB: 2 CS: 1
PITCHER IP WLS BF H R ER SO BB IBB HBP BLK WP HR S P ERA WHIP
Marty Pattin, R (1, 1) ERA: 2.87 1.1 10 5 5 4 0 0 0 0 0 0 1 10 10 27.00 3.750
Larry Gura, L (2, 1) ERA: 2.7 4.2 19 2 1 0 3 3 0 0 0 0 0 22 34 0.00 1.071
Steve Mingori, L (7, 1) ERA: 2.2 3.2 11 1 0 0 2 0 0 0 0 0 0 15 15 0.00 0.273
Mark Littell, R (10, 1) ERA: 1.78 3.1 15 3 0 0 5 2 0 0 0 0 0 23 31 0.00 1.500
Tom Bruno, R (14, 1) ERA: 1.74 2.0 W 7 1 0 0 2 0 0 0 0 0 0 11 11 0.00 0.500
PITCHER IP WLS BF H R ER SO BB IBB HBP BLK WP HR S P ERA WHIP

Batter	1	2	3	4	5	6	7	8	9	AB	R	H	RBI	BB	SO	LOB
Jim Wohlford, R (1, 7) OBP: 0.301, SLG: 0.280	K		5-3 1-2		BB			6-3	1-6-3 1-2	4	0	0	0	1	1	2
George Brett, L (1, 5) OBP: 0.375, SLG: 0.465	4-3			L7	4-3			K		4	0	0	0	0	1	2
Jamie Quirk, L (8, 5) OBP: 0.258, SLG: 0.356										0	0	0	0	0	0	0
Amos Otis, R (1, 8) OBP: 0.356, SLG: 0.473	CS 1B			6-3		F9		F9		3	0	1	0	0	0	0
Ruppert Jones, L (8, PH) OBP: 0.250, SLG: 0.289										1	0	0	0	0	0	0
(8, 8)																
Hal McRae, R (1, 10) OBP: 0.436, SLG: 0.508	CS 1-2	G1-6-3 HBP		1B		L6			3-1	3	0	1	0	0	0	0
John Mayberry, L (1, 3) OBP: 0.324, SLG: 0.369		G1-6-3 1-2f		K		1B			1B HR 1B	4	1	2	0	0	1	2
Al Cowens, R (1, 9) OBP: 0.305, SLG: 0.335		K			L7	F9			1-2 HR 1B	4	1	1	0	0	1	1
Buck Martinez, R (1, 2) OBP: 0.274, SLG: 0.371			3-1		K		F9		1-H 2-H HR	2	0	0	0	0	1	0
Bob Stinson, S (7, PH) OBP: 0.349, SLG: 0.352										2	1	1	3	0	0	0
(7, 2)																
Freddie Patek, R (1, 6) OBP: 0.326, SLG: 0.309			5-3		2B 1B		K		K	4	1	1	0	0	2	0
Frank White, R (1, 4) OBP: 0.258, SLG: 0.292			S 1B		1-H 2B		F8		S 1B	4	0	3	1	0	0	0
Inning Stats	R: 0 E: 0 K: 1 S: 5 H: 1 LOB: 0 BB: 0 P: 5	R: 0 E: 0 K: 1 S: 4 H: 0 LOB: 0 BB: 0 P: 5	R: 0 E: 0 K: 0 S: 4 H: 1 LOB: 0 BB: 0 P: 4	R: 0 E: 0 K: 1 S: 6 H: 1 LOB: 1 BB: 0 P: 6	R: 1 E: 0 K: 1 S: 7 H: 2 LOB: 2 BB: 1 P: 11	R: 0 E: 0 K: 0 S: 4 H: 1 LOB: 1 BB: 0 P: 4	R: 0 E: 0 K: 1 S: 5 H: 0 LOB: 0 BB: 0 P: 5	R: 0 E: 0 K: 1 S: 5 H: 0 LOB: 0 BB: 0 P: 5	R: 3 E: 0 K: 1 S: 9 H: 4 LOB: 1 BB: 0 P: 9	1B: 8 2B: 1 3B: 0 HR: 1 SF: 0 SAC: 0 DP: 1 HBP: 1						

PITCHER		IP	WLS	BF	H	R	ER	SO	BB	IBB	HBP	BLK	WP	HR	S	P	ERA	WHIP
Fergie Jenkins, R ERA: 3.34	(1, 1)	7.0	W	27	6	1	1	5	1	0	1	0	0	0	35	40	1.29	1.000
Dick Pole, R ERA: 4.76	(8, 1)	2.0		10	4	3	3	2	0	0	0	0	0	1	14	14	13.50	2.000

PITCHER	IP	WLS	BF	H	R	ER	SO	BB	IBB	HBP	BLK	WP	HR	S	P	ERA	WHIP

TOP

Kansas City Royals @ Boston Red Sox

Fenway Park, Boston, MA

Fri Aug 27 1976, 7:05 PM EDT

Att. 24,940 - Unknown - 74 F

livebaseballscorecards.com

AB	35
R	4
H	10
RBI	4
BB	1
SO	7
LOB	7

Batter	1	2	3	4	5	6	7	8	9	AB	R	H	RBI	BB	SO	LOB
Rick Burleson, R (1, 6) OBP: 0.352, SLG: 0.363	F8		F9		1B 2B HBP		L7	1-3		4	1	0	0	0	0	2
Denny Doyle, L (1, 4) OBP: 0.294, SLG: 0.304	K		P6		2B FC9-2 1B 1-3 3-H		E 1B			4	1	2	1	0	1	1
Fred Lynn, L (1, 8) OBP: 0.361, SLG: 0.450	3-1			F9	2B 1-3 3-H		E6 2B 1-H			4	1	2	2	0	0	0
Carl Yastrzemski, L (1, 7) OBP: 0.348, SLG: 0.434 Dwight Evans, R (7, PR) (8, 9) OBP: 0.322, SLG: 0.406		HR		K	FC9-2 3-H		1B			4 0	1 0	2 0	1 0	0 0	1 0	2 0
Carlton Fisk, R (1, 2) OBP: 0.336, SLG: 0.390		FC6-4 1B		HR	5-3 1B 2B		K			4	2	3	1	0	1	1
Cecil Cooper, L (1, 3) OBP: 0.302, SLG: 0.454		F8		6-3	5-3 2-3		L9			4	0	0	0	0	0	3
Jim Rice, R (1, 10) OBP: 0.299, SLG: 0.431		FC6-4 CS 1-2f			5-3	6-3		BB		3	0	0	0	1	0	2
Rick Miller, L (1, 9) (8, 7) OBP: 0.346, SLG: 0.356		CS 1-2	1B		3B 1B	CS 1B 3-H		K		4	1	3	1	0	1	1
Butch Hobson, R (1, 5) OBP: 0.255, SLG: 0.355			P6		1-H 1B 3B	CS 1-2	HR	P3		4	2	2	2	0	0	2
Inning Stats	R: 0 E: 0 K: 1 S: 5 H: 0 LOB: 0 BB: 0 P: 5	R: 1 E: 0 K: 0 S: 4 H: 2 LOB: 0 BB: 0 P: 4	R: 0 E: 0 K: 0 S: 4 H: 1 LOB: 1 BB: 0 P: 4	R: 1 E: 0 K: 1 S: 6 H: 1 LOB: 0 BB: 0 P: 6	R: 3 E: 0 K: 0 S: 6 H: 4 LOB: 1 BB: 0 P: 7	R: 1 E: 0 K: 0 S: 4 H: 2 LOB: 0 BB: 0 P: 4	R: 3 E: 1 K: 1 S: 9 H: 4 LOB: 1 BB: 0 P: 9	R: 0 E: 0 K: 1 S: 5 H: 0 LOB: 1 BB: 1 P: 9		1B: 7 2B: 4 3B: 1 HR: 3	SF: 0 SAC: 0 DP: 1 HBP: 1					WP: 0 PB: 0 SB: 0 CS: 2	PA: 39

PITCHER		IP	WLS	BF	H	R	ER	SO	BB	IBB	HBP	BLK	WP	HR	S	P	ERA	WHIP
Doug Bird, R ERA: 3.6	(1, 1)	4.1	L	20	7	5	5	2	0	0	1	0	0	2	23	24	10.38	1.615
Tom Hall, L ERA: 4.78	(5, 1)	3.2		17	7	4	4	2	1	0	0	0	0	1	20	24	9.82	2.182

PITCHER	IP	WLS	BF	H	R	ER	SO	BB	IBB	HBP	BLK	WP	HR	S	P	ERA	WHIP

BOTTOM

Kansas City Royals @ Boston Red Sox

Fenway Park, Boston, MA

Fri Aug 27 1976, 7:05 PM EDT

Att. 24,940 - Unknown - 74 F

livebaseballscorecards.com

AB	35
R	9
H	14
RBI	8
BB	1
SO	4
LOB	14

Batter	1	2	3	4	5	6	7	8	9	AB	R	H	RBI	BB	SO	LOB
Jim Wohlford, R (1, 7) OBP: 0.307, SLG: 0.301	F9		SF9 3B 1-H	1B 2-H			G6-4-3 1-2f 3-H		E 2B	5	2	3	1	0	0	1
Al Cowens, R (1, 9) OBP: 0.304, SLG: 0.334	6-3		SF9 3-H		K		CS 1B		E6 1B 2-H	4	1	1	1	0	1	0
Amos Otis, R (1, 8) OBP: 0.356, SLG: 0.474 Ruppert Jones, L (9, PR) OBP: 0.250, SLG: 0.289 (9, 8)	2B		5-3		K		CS 1-2	K	1B 2-H	5	0	2	1	0	2	0
										0	0	0	0	0	0	0
Hal McRae, R (1, 10) OBP: 0.435, SLG: 0.505	FC4-6 BB		L9		6-3			6-3	1B 1-2	4	0	1	0	1	0	0
John Mayberry, L (1, 3) OBP: 0.325, SLG: 0.368	FC4-6 1-2f			G3 1B 1B		4-3		2B BB	K	4	1	1	0	1	1	4
Cookie Rojas, R (1, 5) OBP: 0.261, SLG: 0.265		5-3		G3 1B 1-2		P5		2B 1-H		4	1	2	0	0	0	0
Frank White, R (1, 4) OBP: 0.255, SLG: 0.289		1-6-3		G3 1-2 2-3		5-3			6-3	4	0	0	0	0	0	2
Freddie Patek, R (1, 6) OBP: 0.328, SLG: 0.314		6-3		1B 2-H 3-H			E G6-4-3 2B		6-3	4	1	2	2	0	0	0
Buck Martinez, R (1, 2) OBP: 0.278, SLG: 0.386			3B 1B	P4			FC1 G6-4-3 2-3		HR	4	2	2	1	0	0	2
Inning Stats	R: 0 H: 1 E: 0 LOB: 2 K: 0 BB: 1 S: 4 P: 8	R: 0 H: 0 E: 0 LOB: 0 K: 0 BB: 0 S: 3 P: 3	R: 2 H: 2 E: 0 LOB: 0 K: 0 BB: 0 S: 5 P: 5	R: 2 H: 4 E: 0 LOB: 2 K: 0 BB: 0 S: 6 P: 6	R: 0 H: 0 E: 0 LOB: 0 K: 2 BB: 0 S: 7 P: 7	R: 0 H: 0 E: 0 LOB: 0 K: 0 BB: 0 S: 3 P: 3	R: 1 H: 2 E: 1 LOB: 0 K: 0 BB: 0 S: 4 P: 4	R: 0 H: 1 E: 0 LOB: 2 K: 1 BB: 1 S: 5 P: 9	R: 3 H: 4 E: 1 LOB: 2 K: 1 BB: 0 S: 10 P: 10	1B: 8 SF: 1 2B: 4 SAC: 0 3B: 1 DP: 1 HR: 1 HBP: 0						

PITCHER		IP	WLS	BF	H	R	ER	SO	BB	IBB	HBP	BLK	WP	HR	S	P	ERA	WHIP
Bill Lee, L ERA: 6.3	(1, 1)	3.1	L	17	6	4	4	0	1	0	0	0	0	0	16	20	10.80	2.100
Tom Murphy, R ERA: 4.29	(4, 1)	5.1		23	8	4	1	3	1	0	0	0	0	1	28	32	1.69	1.688
Rick Kreuger, L ERA: 6.75	(9, 1)	0.1		1	0	0	0	1	0	0	0	0	0	0	3	3	0.00	0.000

PITCHER	IP	WLS	BF	H	R	ER	SO	BB	IBB	HBP	BLK	WP	HR	S	P	ERA	WHIP

TOP

Kansas City Royals @ Boston Red Sox

Fenway Park, Boston, MA

Sat Aug 28 1976, 3:33 AM EDT
Att. 27,058 - Unknown - 88 F

livebaseballscorecards.com

AB	38
R	8
H	14
RBI	6
BB	2
SO	4
LOB	9

WP: 0	PA: 42		
PB: 0			
SB: 0			
CS: 1			

Batter	1	2	3	4	5	6	7	8	9	AB	R	H	RBI	BB	SO	LOB
Rick Burleson, R (1, 6) OBP: 0.349, SLG: 0.360	L9		6-3			F8 / K				4	0	0	0	0	1	2
Denny Doyle, L (1, 4) OBP: 0.294, SLG: 0.306	HR 2B		4-3			5-3	F5			4	1	1	0	0	0	2
Fred Lynn, L (1, 8) OBP: 0.362, SLG: 0.460	2-H HR			F7		1B 2B		1-3		4	2	2	2	0	0	0
Carl Yastrzemski, L (1, 7) OBP: 0.353, SLG: 0.441	L6 1B			2B		1B BLK 2-H 1B		1B		4	0	4	1	0	0	0
Carlton Fisk, R (1, 2) OBP: 0.335, SLG: 0.388	L6 1-2			K		FC6-4 1-3 1B		F9		4	0	1	0	0	1	3
Cecil Cooper, L (1, 3) OBP: 0.299, SLG: 0.448		L3		3-1		FC6-4 1-2f		4-3		4	0	0	0	0	0	4
Jim Rice, R (1, 10) OBP: 0.301, SLG: 0.431		G1-6-3 1B			6-3		BB BB		K	3	0	1	0	1	1	0
Rick Miller, L (1, 9) OBP: 0.345, SLG: 0.354		G1-6-3 1-2f			G6-3 1B		P6		P4	1	0	0	0	0	0	1
Dwight Evans, R (3, 9) OBP: 0.323, SLG: 0.406										3	0	1	0	0	0	1
Butch Hobson, R (1, 5) OBP: 0.255, SLG: 0.347			L4		G6-3 1-2f		BB 1-2 BB		F5	3	0	0	0	1	0	1
Inning Stats	R: 2 E: 0 K: 0 S: 5 H: 3 LOB: 0 BB: 0 P: 5	R: 0 E: 0 K: 0 S: 3 H: 1 LOB: 0 BB: 0 P: 3	R: 0 E: 0 K: 0 S: 3 H: 0 LOB: 0 BB: 0 P: 3	R: 0 E: 0 K: 1 S: 6 H: 1 LOB: 1 BB: 0 P: 6	R: 0 E: 0 K: 0 S: 3 H: 1 LOB: 0 BB: 0 P: 3	R: 1 E: 0 K: 0 S: 6 H: 3 LOB: 2 BB: 0 P: 6	R: 0 E: 0 K: 1 S: 5 H: 0 LOB: 2 BB: 2 P: 13	R: 0 E: 0 K: 0 S: 4 H: 1 LOB: 1 BB: 0 P: 4	R: 0 E: 0 K: 1 S: 5 H: 0 LOB: 0 BB: 0 P: 5	1B: 6 2B: 4 3B: 0 HR: 1	SF: 0 SAC: 0 DP: 3 HBP: 0						

BOTTOM

Kansas City Royals @ Boston Red Sox

Fenway Park, Boston, MA

Sat Aug 28 1976, 3:33 AM EDT

Att. 27,058 - Unknown - 88 F

livebaseballscorecards.com

AB	34
R	3
H	10
RBI	3
BB	2
SO	3
LOB	14

WP: 0 PB: 0 SB: 0 CS: 0 PA: 36

PITCHER		IP	WLS	BF	H	R	ER	SO	BB	IBB	HBP	BLK	WP	HR	S	P	ERA	WHIP
Al Fitzmorris, R ERA: 3.04	(1, 1)	5.2	W	21	7	3	3	1	0	0	0	0	0	1	23	23	4.76	1.235
Larry Gura, L ERA: 2.7	(6, 1)	0.0		1	1	0	0	0	0	0	0	0	0	0	1	1	∞	∞
Tom Bruno, R ERA: 1.54	(6, 1)	1.1		7	1	0	0	1	2	0	0	1	0	0	7	15	0.00	2.250
Steve Mingori, L ERA: 2.19	(8, 1)	0.1		2	1	0	0	0	0	0	0	0	0	0	2	2	0.00	3.000
Mark Littell, R ERA: 1.75	(8, 1)	1.2	S	5	0	0	0	1	0	0	0	0	0	0	7	7	0.00	0.000

PITCHER	IP	WLS	BF	H	R	ER	SO	BB	IBB	HBP	BLK	WP	HR	S	P	ERA	WHIP

Batter	1	2	3	4	5	6	7	8	9	AB	R	H	RBI	BB	SO	LOB
Jim Wohlford, R (1, 7) OBP: 0.301, SLG: 0.294	F3		4-3	K		F9		L8		5	0	0	0	0	1	2
Al Cowens, R (1, 9) OBP: 0.305, SLG: 0.343	P3		E 2B	HR			5-3		4-3	5	2	2	1	0	0	0
Amos Otis, R (1, 8) OBP: 0.358, SLG: 0.478	2B		E9 2-H 1B	HR			K		F7	2	0	2	1	0	0	0
Ruppert Jones, L (3, PR) (3, 8) OBP: 0.256, SLG: 0.366										3	1	1	1	0	1	0
Hal McRae, R (1, 10) OBP: 0.433, SLG: 0.501	5-3		1-3	4-3			1B 1B		F8	5	0	1	0	0	0	2
John Mayberry, L (1, 3) OBP: 0.326, SLG: 0.369		G6-3 1B 1B		L8	BBB G4-6-3 BB		FC6-4 1-2 1B			2	0	1	0	0	0	0
Davey Nelson, R (4, 4) OBP: 0.295, SLG: 0.308										1	0	1	0	1	0	0
Cookie Rojas, R (1, 5) (3, 4) (4, 5) OBP: 0.271, SLG: 0.276		G6-3 1-2 1B		2B 2B 1B	G4-6-3 1-2f		FC6-4 1-2f			4	1	2	0	0	0	3
Bob Stinson, S (1, 2) OBP: 0.347, SLG: 0.355		G6-3 1-2f 2-3		2B 1-3 2B		K		P4		4	1	1	0	0	1	2
Freddie Patek, R (1, 6) OBP: 0.327, SLG: 0.313		F7		F5		K		L8		1	0	0	0	0	0	1
Jamie Quirk, L (3, 5) (4, 3) OBP: 0.250, SLG: 0.344										3	0	0	0	0	1	2
Frank White, R (1, 4) (3, 6) OBP: 0.261, SLG: 0.305			1-3	2-H 3-H 2B		HR		E7 1B		4	1	3	3	0	0	0
Inning Stats	R: 0 E: 0 K: 0 S: 4 H: 1 LOB: 1 BB: 0 P: 4	R: 0 E: 0 K: 0 S: 4 H: 2 LOB: 1 BB: 0 P: 4	R: 1 E: 1 K: 0 S: 5 H: 2 LOB: 1 BB: 0 P: 5	R: 2 E: 0 K: 1 S: 8 H: 3 LOB: 1 BB: 0 P: 8	R: 2 E: 0 K: 0 S: 4 H: 2 LOB: 0 BB: 1 P: 8	R: 1 E: 0 K: 2 S: 8 H: 1 LOB: 0 BB: 0 P: 8	R: 0 E: 0 K: 1 S: 7 H: 2 LOB: 2 BB: 0 P: 7	R: 0 E: 1 K: 0 S: 4 H: 1 LOB: 1 BB: 0 P: 4	R: 0 E: 0 K: 0 S: 3 H: 0 LOB: 0 BB: 0 P: 3	1B: 7 2B: 4 3B: 0 HR: 3 SF: 0 SAC: 0 DP: 2 HBP: 0							

PITCHER		IP	WLS	BF	H	R	ER	SO	BB	IBB	HBP	BLK	WP	HR	S	P	ERA	WHIP
Rick Wise, R ERA: 3.99	(1, 1)	5.0	W	24	10	5	5	1	1	0	0	0	0	2	25	29	9.00	2.200
Tom House, L ERA: 4.65	(6, 1)	2.0		9	3	1	1	3	0	0	0	0	0	1	15	15	4.50	1.500
Rick Kreuger, L ERA: 4.5	(8, 1)	2.0		7	1	0	0	0	0	0	0	0	0	0	7	7	0.00	0.500

PITCHER	IP	WLS	BF	H	R	ER	SO	BB	IBB	HBP	BLK	WP	HR	S	P	ERA	WHIP

TOP

Kansas City Royals @ Boston Red Sox

Fenway Park, Boston, MA

Sun Aug 29 1976, 3:33 AM EDT

Att. 26,747 - Unknown - 90 F

livebaseballscorecards.com

AB	39
R	6
H	14
RBI	6
BB	1
SO	4
LOB	12

WP: 0	PA: 40
PB: 0	
SB: 0	
CS: 0	

BOTTOM

Kansas City Royals @ Boston Red Sox

Fenway Park, Boston, MA

Sun Aug 29 1976, 3:33 AM EDT

Att. 26,747 - Unknown - 90 F

livebaseballscorecards.com

Batter	1	2	3	4	5	6	7	8	9	AB	R	H	RBI	BB	SO	LOB
Rick Burleson, R (1, 6) OBP: 0.352, SLG: 0.366	1B E 1B 2B	F7			FC4-6 1B		F2			4	1	3	3	0	0	0
Bob Heise, R (5, PR) OBP: 0.313, SLG: 0.323 (6, 6)										1	0	0	0	0	0	1
Denny Doyle, L (1, 4) OBP: 0.293, SLG: 0.305	1B SF8 1B 1-3		3-1		FC4-6 1-2f		K			5	1	1	0	0	1	3
Fred Lynn, L (1, 8) OBP: 0.365, SLG: 0.464	1B 1B 1B 1-3 3-H	4-3 1B 2B	K		F8		1-3 1B			5	2	3	1	0	1	1
Carl Yastrzemski, L (1, 7) OBP: 0.351, SLG: 0.440	SF8 3-H	4-3 2-3	F9		P4		5-3			1	0	0	1	0	0	1
Bobby Darwin, R (3, PH) OBP: 0.268, SLG: 0.359 (4, 7)										3	0	0	0	0	0	3
Carlton Fisk, R (1, 2) OBP: 0.340, SLG: 0.399	1B 1B E 1B 1-3	1B BB SF7 1B 3-H		SF9 3B		1B G5-4-3 1B		K		5	4	4	1	0	1	0
Cecil Cooper, L (1, 3) OBP: 0.303, SLG: 0.450	E 1B 2B 1B 1-2 3-H	HR BB 1-2		SF9 3-H		G5-4-3 1B 1-3		K		3	2	2	2	1	1	0
Jim Rice, R (1, 10) OBP: 0.302, SLG: 0.430	E 2B 1B 1-2 2-3	HR 1B 1-2 2-3		6-3	G5-4-3 1-2f 3-H			F8		5	2	2	0	0	0	1
Dwight Evans, R (1, 9) OBP: 0.322, SLG: 0.413	E5 2B 1-2 2-3 3-H	SF7 3-H		HR	F2					3	2	1	3	0	0	2
Butch Hobson, R (1, 5) OBP: 0.261, SLG: 0.372	K	HR 1-H 2-H		L6			1B 1B			4	1	2	3	0	1	3
Inning Stats	R: 7 E: 2 K: 1 S: 13 H: 7 LOB: 1 BB: 0 P: 13	R: 5 E: 0 K: 0 S: 7 H: 4 LOB: 0 BB: 1 P: 11	R: 0 E: 0 K: 1 S: 5 H: 0 LOB: 0 BB: 0 P: 5	R: 2 E: 0 K: 0 S: 5 H: 2 LOB: 0 BB: 0 P: 5	R: 0 E: 0 K: 0 S: 4 H: 1 LOB: 1 BB: 0 P: 4	R: 1 E: 0 K: 0 S: 4 H: 2 LOB: 0 BB: 0 P: 4	R: 0 E: 0 K: 1 S: 7 H: 2 LOB: 2 BB: 0 P: 7	R: 0 E: 0 K: 2 S: 7 H: 0 LOB: 0 BB: 0 P: 7		1B: 13 2B: 2 3B: 1 HR: 2 SF: 3 SAC: 0 DP: 1 HBP: 0						

	AB	39
	R	15
	H	18
	RBI	14
	BB	1
	SO	5
	LOB	15

WP: 0 PB: 0 SB: 0 CS: 0 PA: 43

PITCHER		IP	WLS	BF	H	R	ER	SO	BB	IBB	HBP	BLK	WP	HR	S	P	ERA	WHIP
Dennis Leonard, R ERA: 3.5	(1, 1)	1.1	L	14	9	9	6	1	0	0	0	0	0	0	16	16	40.50	6.750
Larry Gura, L ERA: 3.57	(2, 1)	3.2		17	5	5	5	1	1	0	0	0	0	2	18	22	12.27	1.636
Tom Bruno, R ERA: 1.98	(6, 1)	2.0		9	4	1	1	1	0	0	0	0	0	0	11	11	4.50	2.000
Tom Hall, L ERA: 4.64	(8, 1)	1.0		3	0	0	0	2	0	0	0	0	0	0	7	7	0.00	0.000

PITCHER	IP	WLS	BF	H	R	ER	SO	BB	IBB	HBP	BLK	WP	HR	S	P	ERA	WHIP

Batter	1	2	3	4	5	6	7	8	9	AB	R	H	RBI	BB	SO	LOB
Danny Thompson, R (1, 6) OBP: 0.286, SLG: 0.278	BBBB 4-0 2B 6-3 BB		SSS 0-3 ① K	SSS 0-3 ② K	x 0-0 ③ F9		x 0-0 ② F9	4	1	0	0	1	2	4
Toby Harrah, R (1, 10) OBP: 0.374, SLG: 0.389 Dave Moates, L (9, PR) OBP: 0.304, SLG: 0.316	SSS 0-3 ① K		x 0-0 ② F9	x 0-0 1B			x 0-0 ① 5-3	x 0-0 1-2 2-H 1B	5 0	0 0	2 0	1 0	0 0	1 0	2 0
Mike Hargrove, L (1, 3) OBP: 0.403, SLG: 0.393	x 0-0 1-3 2B		x 0-0 ③ F8		x 0-0 ③ 5-3			x 0-0 2B 1B	x 0-0 ③ F8	5	1	2	0	0	0	4
Jeff Burroughs, R (1, 9) OBP: 0.300, SLG: 0.364	x 0-0 ② 6-3 3-H			x 0-0 FC3-6 1B 1B		x 0-0 ① 5-3		SSS 0-3 ② K		4	0	1	1	0	1	2
Tom Grieve, R (1, 7) OBP: 0.293, SLG: 0.387	x 0-0 ③ F9			x 0-0 ① L6		x 0-0 ② F8		x 0-0 1-H 2B		4	0	1	1	0	0	2
Roy Howell, L (1, 5)		x 0-0 ① F9		x 0-0 1-2 FC3-6 1B		SSS 0-3 ③ K		x 0-0 ③ F6		4	0	1	0	0	1	1
Lenny Randle, S (1, 4) OBP: 0.283, SLG: 0.259		x 0-0 CS 1B		x 0-0 ② FC3-6 1-2f 2-3			x 0-0 ① 4-3		BBBB 4-0 1B 1B BB	3	1	1	0	1	0	2
Juan Beniquez, R (1, 8) OBP: 0.332, SLG: 0.309		SSS 0-3 ②③ K 1-2		x 0-0 ③ F9			x 0-0 ② B1-3		x 0-0 ① L9	4	0	0	0	0	1	4
Jim Sundberg, R (1, 2) OBP: 0.281, SLG: 0.297 Bill Fahey, L (7, 2) OBP: 0.357, SLG: 0.322			x 0-0 1B		x 0-0 ① 4-1		x 0-0 1B		x 0-0 1-2 1B 1B	3 1	0 0	2 1	0 0	0 0	0 0	0 0
Inning Stats	R: 1 E: 0 K: 1 S: 6 H: 1 LOB: 1 BB: 1 P: 10	R: 0 E: 0 K: 1 S: 5 H: 1 LOB: 0 BB: 0 P: 5	R: 0 E: 0 K: 1 S: 6 H: 1 LOB: 1 BB: 0 P: 6	R: 0 E: 0 K: 0 S: 5 H: 2 LOB: 2 BB: 0 P: 5	R: 0 E: 0 K: 1 S: 6 H: 1 LOB: 1 BB: 0 P: 6	R: 0 E: 0 K: 1 S: 5 H: 0 LOB: 0 BB: 0 P: 5	R: 0 E: 0 K: 0 S: 4 H: 1 LOB: 1 BB: 0 P: 4	R: 1 E: 0 K: 1 S: 7 H: 2 LOB: 1 BB: 0 P: 7	R: 1 E: 0 K: 0 S: 5 H: 2 LOB: 2 BB: 1 P: 9	1B: 9 2B: 2 3B: 0 HR: 0 SF: 0 SAC: 0 DP: 0 HBP: 0						

PITCHER	IP	WLS	BF	H	R	ER	SO	BB	IBB	HBP	BLK	WP	HR	S	P	ERA	WHIP
Luis Tiant, R (1, 1) ERA: 3.05	9.0	W	39	11	3	3	6	2	0	0	0	0	0	49	57	3.00	1.444

PITCHER	IP	WLS	BF	H	R	ER	SO	BB	IBB	HBP	BLK	WP	HR	S	P	ERA	WHIP

TOP

Texas Rangers @ Boston Red Sox

Fenway Park, Boston, MA

Mon Aug 30 1976, 7:05 PM EDT

Att. 17,101 - Unknown - 56 F

livebaseballscorecards.com

AB	37
R	3
H	11
RBI	3
BB	2
SO	6
LOB	21

PA: 39

WP: 0
PB: 0
SB: 0
CS: 1

Batter	1	2	3	4	5	6	7	8	9	AB	R	H	RBI	BB	SO	LOB
Rick Burleson, R (1, 6) OBP: 0.353, SLG: 0.365	3-1	FC4-6 HBP		6-3	FC6-4 1-2f	1-3 2B		P9		1	0	0	0	0	0	0
Bob Heise, R (2, PR) OBP: 0.306, SLG: 0.343 (3, 6)										4	0	1	0	0	0	2
Denny Doyle, L (1, 4) OBP: 0.289, SLG: 0.301	G3	FC4-6 1-2f		P8		4-3 F5				5	0	0	0	0	0	4
Fred Lynn, L (1, 8) OBP: 0.367, SLG: 0.472	K		1B 3B	2B		1B BB WP 1B	L8			5	2	3	0	0	1	0
Carl Yastrzemski, L (1, 7) OBP: 0.358, SLG: 0.441		BB 5-3 3B	3-H 1B	IBB		WP 1B 1-2 BB	BB	BB		1	2	1	1	4	0	0
Carlton Fisk, R (1, 2) OBP: 0.341, SLG: 0.399		5-3 1-2	1B 1B	K		WP 1B 1-2 2-3	F8			5	2	2	0	0	1	4
Cecil Cooper, L (1, 3) OBP: 0.307, SLG: 0.458		2B 3B 2-H	1B 1B L8-6 1-3 1B		F5	HR 1B 1-H 2-H 3-H	F8			5	2	3	3	0	0	1
Jim Rice, R (1, 10) OBP: 0.307, SLG: 0.450		2B 2B 3-H	1B 1B 1-2 3-H	HR		HR 1-H		F9		5	3	4	5	0	0	0
Dwight Evans, R (1, 9) OBP: 0.323, SLG: 0.415		2B 2-H	1B 1-2 2-3	6-3		F7		L7		5	0	2	1	0	0	0
Butch Hobson, R (1, 5) OBP: 0.271, SLG: 0.375		1-6-3	L8-6 3-H		FC6-4 1B	2B BB		1B		4	0	2	0	1	0	4
Inning Stats	R: 0 E: 0 K: 1 S: 5 H: 0 LOB: 0 BB: 0 P: 5	R: 3 E: 0 K: 0 S: 6 H: 3 LOB: 2 BB: 1 P: 11	R: 2 E: 0 K: 0 S: 7 H: 6 LOB: 2 BB: 0 P: 7	R: 0 E: 0 K: 1 S: 6 H: 1 LOB: 2 BB: 1 P: 10	R: 1 E: 0 K: 0 S: 5 H: 2 LOB: 1 BB: 0 P: 5	R: 5 E: 0 K: 0 S: 8 H: 5 LOB: 2 BB: 2 P: 16	R: 0 E: 0 K: 0 S: 3 H: 0 LOB: 1 BB: 1 P: 7	R: 0 E: 0 K: 0 S: 4 H: 1 LOB: 1 BB: 0 P: 4		1B: 10 2B: 5 3B: 2 HR: 2 SF: 0 SAC: 0 DP: 1 HBP: 1						

PITCHER		IP	WLS	BF	H	R	ER	SO	BB	IBB	HBP	BLK	WP	HR	S	P	ERA	WHIP
Bert Blyleven, R ERA: 3.08	(1, 1)	2.1	L	14	6	5	5	1	1	0	1	0	0	0	14	19	19.29	3.000
Mike Bacsik, R ERA: 3.56	(3, 1)	2.2		14	6	1	1	1	0	1	0	0	0	1	15	19	3.38	2.250
Craig Skok, L ERA: 13.5	(6, 1)	0.1		5	3	4	4	0	1	0	0	0	1	0	4	8	108.00	12.000
Jeff Terpko, R ERA: 2.39	(6, 1)	2.2		13	3	1	1	0	2	0	0	0	0	1	11	19	3.38	1.875

PITCHER	IP	WLS	BF	H	R	ER	SO	BB	IBB	HBP	BLK	WP	HR	S	P	ERA	WHIP

BOTTOM

Texas Rangers @ Boston Red Sox

Fenway Park, Boston, MA

Mon Aug 30 1976, 7:05 PM EDT

Att. 17,101 - Unknown - 56 F

livebaseballscorecards.com

AB	40
R	11
H	18
RBI	10
BB	5
SO	2
LOB	15

Batter	1	2	3	4	5	6	7	8	9	AB	R	H	RBI	BB	SO	LOB
Danny Thompson, R (1, 6) OBP: 0.281, SLG: 0.273	L7	FC3-6 1-2f		F2		FC4-6 1-2f		E6 2-H		5	0	0	0	0	0	3
Toby Harrah, R (1, 10) OBP: 0.374, SLG: 0.392	L9		1B E 2B	1B 1B		G3		5-3		5	1	2	0	0	0	2
Mike Hargrove, L (1, 3) OBP: 0.405, SLG: 0.394	L8		SH1-3 E FC4 2-3 1B	G6-4-3 1-3 1B			BBBB FC5-4 BB	SSS K		4	1	2	0	1	1	1
Jeff Burroughs, R (1, 9) OBP: 0.299, SLG: 0.361		BBBB 2B 2B BB	E6 FC4 SH1-3 1-2 FC6-4 3-H	G6-4-3 1-2f			FC5-4 1-2f HR		6-3	4	3	0	1	1	0	4
Tom Grieve, R (1, 7) OBP: 0.295, SLG: 0.397		1-3 2B 2B	SH1-3 1-2 2-3		5-3		2-H HR		F8	4	2	2	2	0	0	0
Roy Howell, L (1, 5) OBP: 0.295, SLG: 0.365		1B 2-H 3-H 2B	FC4 FC6-4 2-3 3-H		FC3-6 1B		F9		L8	5	0	2	3	0	0	1
Lenny Randle, S (1, 4) OBP: 0.281, SLG: 0.257		F3	FC6-4 WP HBP 1-2f 3-H		FC3-6 PO 1-2f		P7			4	0	0	1	0	0	3
Juan Beniquez, R (1, 8) OBP: 0.336, SLG: 0.312		FC3-6 2-3 1B	H WP 1-2 HBP		PO 1-2	5-3		5-3 E 1B		3	1	2	0	0	0	0
Jim Sundberg, R (1, 2) OBP: 0.280, SLG: 0.295		SSS K	F8 1-2 2-3			BBBB FC4-6 BB		5-3 1-2		3	0	0	0	1	1	5
Inning Stats	R: 0 E: 0 K: 0 S: 3 H: 0 LOB: 0 BB: 0 P: 3	R: 2 E: 0 K: 1 S: 8 H: 3 LOB: 2 BB: 1 P: 12	R: 3 E: 1 K: 0 S: 7 H: 2 LOB: 2 BB: 0 P: 8	R: 0 E: 0 K: 0 S: 4 H: 2 LOB: 1 BB: 0 P: 4	R: 0 E: 0 K: 0 S: 3 H: 1 LOB: 0 BB: 0 P: 3	R: 0 E: 0 K: 0 S: 3 H: 0 LOB: 1 BB: 1 P: 7	R: 2 E: 1 K: 0 S: 4 H: 1 LOB: 0 BB: 1 P: 8	R: 1 E: 1 K: 1 S: 7 H: 1 LOB: 1 BB: 0 P: 7	R: 0 E: 0 K: 0 S: 3 H: 0 LOB: 0 BB: 0 P: 3	1B: 6 2B: 3 3B: 0 HR: 1 SF: 0 SAC: 1 DP: 1 HBP: 1						

PITCHER		IP	WLS	BF	H	R	ER	SO	BB	IBB	HBP	BLK	WP	HR	S	P	ERA	WHIP
Reggie Cleveland, R ERA: 3.36	(1, 1)	2.2	L	17	5	5	3	1	1	0	1	0	0	0	17	22	10.12	2.250
Dick Pole, R ERA: 4.74	(3, 1)	4.1		17	4	2	2	0	2	0	0	0	1	1	15	23	4.15	1.385
Jim Willoughby, R ERA: 2.95	(8, 1)	2.0		8	1	1	0	1	0	0	0	0	0	0	10	10	0.00	0.500

PITCHER	IP	WLS	BF	H	R	ER	SO	BB	IBB	HBP	BLK	WP	HR	S	P	ERA	WHIP

TOP

Texas Rangers @ Boston Red Sox

Fenway Park, Boston, MA

Tue Aug 31 1976, 7:05 PM EDT
Att. 18,145 - Unknown - 70 F

livebaseballscorecards.com

AB	37
R	8
H	10
RBI	7
BB	3
SO	2
LOB	19

WP: 1	PB: 0	SB: 0	CS: 0
PA: 43			

Batter	1	2	3	4	5	6	7	8	9	AB	R	H	RBI	BB	SO	LOB
Butch Hobson, R (1, 5) OBP: 0.263, SLG: 0.363	6-3		F8		K		F2	K		5	0	0	0	0	2	3
Denny Doyle, L (1, 4) OBP: 0.290, SLG: 0.302	F4		L7		1B (1-2)		F9		1B (1-3)	5	0	2	0	0	0	0
Fred Lynn, L (1, 8) OBP: 0.369, SLG: 0.475	BB		BB		F7		3B		1-3	3	0	1	0	2	0	3
Carl Yastrzemski, L (1, 7) OBP: 0.358, SLG: 0.440	K		F7			4-3 (2B) 1B	BB		F6	4	1	1	0	1	1	3
Carlton Fisk, R (1, 2) OBP: 0.339, SLG: 0.396		2B SF8 1B		F8		4-3 (1-2)	F8		F8	5	1	1	0	0	0	4
Cecil Cooper, L (1, 3) OBP: 0.312, SLG: 0.467		SF8 (1-3) 2B		F4		3B (2-H) 2B		1B 1B		4	1	3	1	0	0	0
Jim Rice, R (1, 10) OBP: 0.307, SLG: 0.449		SF8 (2-3) (3-H)		K		F8		1-3 1B		3	0	1	1	0	1	1
Dwight Evans, R (1, 9) OBP: 0.322, SLG: 0.419		F3			K	3B (2-H)		K		4	0	1	1	0	2	3
Bob Heise, R (1, 6) OBP: 0.308, SLG: 0.342 Rick Miller, L (8, PH) OBP: 0.343, SLG: 0.352 Rico Petrocelli, R (9, 6) OBP: 0.307, SLG: 0.288		F7			1B	F3		K		3 1 0	0 0 0	1 0 0	0 0 0	0 0 0	0 1 0	2 2 0
Inning Stats	R: 0 E: 0 K: 1 S: 5 H: 0 LOB: 1 BB: 1 P: 9	R: 1 E: 0 K: 0 S: 5 H: 2 LOB: 1 BB: 0 P: 5	R: 0 E: 0 K: 0 S: 3 H: 0 LOB: 1 BB: 1 P: 7	R: 0 E: 0 K: 1 S: 5 H: 0 LOB: 0 BB: 0 P: 5	R: 0 E: 0 K: 2 S: 9 H: 2 LOB: 2 BB: 0 P: 9	R: 2 E: 0 K: 0 S: 6 H: 3 LOB: 1 BB: 0 P: 6	R: 0 E: 0 K: 0 S: 4 H: 1 LOB: 2 BB: 1 P: 8	R: 0 E: 0 K: 3 S: 11 H: 2 LOB: 2 BB: 0 P: 11	R: 0 E: 0 K: 0 S: 4 H: 1 LOB: 1 BB: 0 P: 4	1B: 7 2B: 2 3B: 2 HR: 0	SF: 1 SAC: 0 DP: 0 HBP: 0	WP: 0 PB: 0 SB: 0 CS: 0	PA: 41				

PITCHER	IP	WLS	BF	H	R	ER	SO	BB	IBB	HBP	BLK	WP	HR	S	P	ERA	WHIP
Nelson Briles, R (1, 1) ERA: 3.45	7.0	W	34	10	3	3	4	3	0	0	0	0	0	39	51	3.86	1.857
Steve Foucault, R (8, 1) ERA: 2.92	2.0		7	1	0	0	3	0	0	0	0	0	0	13	13	0.00	0.500

PITCHER	IP	WLS	BF	H	R	ER	SO	BB	IBB	HBP	BLK	WP	HR	S	P	ERA	WHIP

BOTTOM

Texas Rangers @ Boston Red Sox

Fenway Park, Boston, MA

Tue Aug 31 1976, 7:05 PM EDT

Att. 18,145 - Unknown - 70 F

livebaseballscorecards.com

AB	37
R	3
H	11
RBI	3
BB	3
SO	7
LOB	21

Batter	1	2	3	4	5	6	7	8	9	AB	R	H	RBI	BB	SO	LOB
Danny Thompson, R (1, 6) OBP: 0.281, SLG: 0.272	G1-6-3 1B		FC1 1-3			F9 ①			6-3 ①	4	0	1	0	0	0	1
Toby Harrah, R (1, 10) OBP: 0.372, SLG: 0.388	G1-6-3 ①② 1-2f		F4 ②			F6 ②			F7 ②	4	0	0	0	0	0	3
Mike Hargrove, L (1, 3) OBP: 0.402, SLG: 0.391	G3 ③		K ③			K ③			4-3 ③	4	0	0	0	0	2	2
Jeff Burroughs, R (1, 9) OBP: 0.299, SLG: 0.363		2B ①		6-3 ①			4-3 ①			3	0	1	0	0	0	0
Tom Grieve, R (1, 7) OBP: 0.295, SLG: 0.396		K ①		CS 1B			5-3 ②			3	0	1	0	0	1	1
Roy Howell, L (1, 5) OBP: 0.293, SLG: 0.362		F8 ②		K ②			4-3 ③			3	0	0	0	0	1	2
Lenny Randle, S (1, 4) OBP: 0.279, SLG: 0.255		G3 ③		CS ③ 1-2		3-1 ①		3-1 ①		3	0	0	0	0	0	1
Juan Beniquez, R (1, 8) OBP: 0.336, SLG: 0.311			L7 ①			G6-4-3 BB		F5 ②		2	0	0	0	1	0	0
Jim Sundberg, R (1, 2) OBP: 0.281, SLG: 0.295			E FC1 1B			G6-4-3 ②③ 1-2f		F7 ③		3	0	1	0	0	0	1
Inning Stats	R: 0 E: 0 K: 0 S: 3 H: 1 LOB: 0 BB: 0 P: 3	R: 0 E: 0 K: 1 S: 6 H: 1 LOB: 1 BB: 0 P: 6	R: 0 E: 1 K: 1 S: 7 H: 1 LOB: 2 BB: 0 P: 7	R: 0 E: 0 K: 1 S: 5 H: 1 LOB: 0 BB: 0 P: 5	R: 0 E: 0 K: 0 S: 2 H: 0 LOB: 0 BB: 1 P: 6	R: 0 E: 0 K: 1 S: 5 H: 0 LOB: 0 BB: 0 P: 5	R: 0 E: 0 K: 0 S: 3 H: 0 LOB: 0 BB: 0 P: 3	R: 0 E: 0 K: 0 S: 3 H: 0 LOB: 0 BB: 0 P: 3	R: 0 E: 0 K: 0 S: 3 H: 0 LOB: 0 BB: 0 P: 3	1B: 3 2B: 1 3B: 0 HR: 0 SF: 0 SAC: 0 DP: 2 HBP: 0						

PITCHER		IP	WLS	BF	H	R	ER	SO	BB	IBB	HBP	BLK	WP	HR	S	P	ERA	WHIP
Fergie Jenkins, R ERA: 3.27	(1, 1)	4.1		16	4	0	0	3	0	0	0	0	0	0	22	22	0.00	0.923
Tom Murphy, R ERA: 4.04	(5, 1)	4.2	W	14	0	0	0	1	1	0	0	0	0	0	15	19	0.00	0.214

PITCHER		IP	WLS	BF	H	R	ER	SO	BB	IBB	HBP	BLK	WP	HR	S	P	ERA	WHIP

TOP

Texas Rangers @ Boston Red Sox

Fenway Park, Boston, MA

Wed Sep 01 1976, 3:33 AM EDT

Att. 19,330 - Unknown - 78 F

livebaseballscorecards.com

AB	29
R	0
H	4
RBI	0
BB	1
SO	4
LOB	11

WP: 0	PA: 31		
PB: 0			
SB: 0			
CS: 1			

Batter	1	2	3	4	5	6	7	8	9	AB	R	H	RBI	BB	SO	LOB
Butch Hobson, R (1, 5) OBP: 0.259, SLG: 0.356	S S S 0-3 ① K		x 0-0 ② 5-3		x 0-0 ① SH3-4 1-2		S S S 0-3 ③ K			3	0	0	0	0	2	0
Denny Doyle, L (1, 4) OBP: 0.290, SLG: 0.307	x 0-0 SF7 3B		x 0-0 ③ 5-3		x 0-0 ② 4-3 2-3			x 0-0 ① 6-3		4	1	1	0	0	0	1
Fred Lynn, L (1, 8) OBP: 0.369, SLG: 0.477	x 0-0 ② SF7 3-H			x 0-0 3B 2B	x 0-0 ③ F5			x 0-0 ② P7		3	1	1	1	0	0	1
Carl Yastrzemski, L (1, 7) OBP: 0.357, SLG: 0.442 Rick Miller, L (9, 7) OBP: 0.343, SLG: 0.352	x 0-0 ③ G3			x 0-0 2B 3B 2-H		x 0-0 ① L6		x 0-0 ③ 4-3		4 0	1 0	1 0	1 0	0 0	0 0	0 0
Carlton Fisk, R (1, 2) OBP: 0.339, SLG: 0.396		x 0-0 ① F8		x 0-0 ① L8		x 0-0 1B				3	0	1	0	0	0	1
Cecil Cooper, L (1, 3) OBP: 0.312, SLG: 0.466		x 0-0 S 1B		x 0-0 ② F2		x 0-0 ② F8				3	0	1	0	0	0	2
Jim Rice, R (1, 10) OBP: 0.307, SLG: 0.450		x 0-0 ② F4		x 0-0 3-H 2B		S S S 0-3 ③ K				3	0	1	1	0	1	2
Dwight Evans, R (1, 9) OBP: 0.320, SLG: 0.416		x 0-0 ③ 4-3 1-2		x 0-0 ③ 5-3			x 0-0 ① F7			3	0	0	0	0	0	2
Bob Heise, R (1, 6) OBP: 0.286, SLG: 0.317			x 0-0 ① F2		x 0-0 E5 4-3 SH3-4		x 0-0 ② 5-3			3	0	0	0	0	0	0
Inning Stats	R: 1 H: 1 E: 0 LOB: 0 K: 1 BB: 0 S: 6 P: 6	R: 0 H: 1 E: 0 LOB: 1 K: 0 BB: 0 S: 4 P: 4	R: 0 H: 0 E: 0 LOB: 0 K: 0 BB: 0 S: 3 P: 3	R: 2 H: 3 E: 0 LOB: 1 K: 0 BB: 0 S: 6 P: 6	R: 0 H: 0 E: 1 LOB: 1 K: 0 BB: 0 S: 4 P: 4	R: 0 H: 1 E: 0 LOB: 1 K: 1 BB: 0 S: 6 P: 6	R: 0 H: 0 E: 0 LOB: 0 K: 1 BB: 0 S: 5 P: 5	R: 0 H: 0 E: 0 LOB: 0 K: 0 BB: 0 S: 3 P: 3		1B: 2 SF: 1 2B: 2 SAC: 1 3B: 2 DP: 0 HR: 0 HBP: 0						

PITCHER	IP	WLS	BF	H	R	ER	SO	BB	IBB	HBP	BLK	WP	HR	S	P	ERA	WHIP
Gaylord Perry, R (1, 1) ERA: 3.44	8.0	L	31	6	3	3	3	0	0	0	0	0	0	37	37	3.38	0.750

PITCHER	IP	WLS	BF	H	R	ER	SO	BB	IBB	HBP	BLK	WP	HR	S	P	ERA	WHIP

Texas Rangers @ Boston Red Sox

Fenway Park, Boston, MA

Wed Sep 01 1976, 3:33 AM EDT

Att. 19,330 - Unknown - 78 F

BOTTOM

livebaseballscorecards.com

AB	29
R	3
H	6
RBI	3
BB	0
SO	3
LOB	9

Batter	1	2	3	4	5	6	7	8	9	AB	R	H	RBI	BB	SO	LOB
Butch Hobson, R (1, 5) OBP: 0.258, SLG: 0.354	0-0 2B SF9 1B	0-3 K		0-0 F9			0-0 F8			4	1	1	0	0	1	1
Denny Doyle, L (1, 4) OBP: 0.290, SLG: 0.309	0-0 SF9 1-3 SF7 2B		0-0 3-1	0-0 L1			0-0 3-1			4	1	1	0	0	0	1
Fred Lynn, L (1, 8) OBP: 0.368, SLG: 0.475	0-0 SF9 2-3 3-H		BBBB 4-0 1B 2B BB		0-0 6-3			0-3 K		2	1	0	1	1	1	0
Carl Yastrzemski, L (1, 7) OBP: 0.356, SLG: 0.442	0-0 SF7 3-H		0-0 1-2 2B 1B		0-0 F7			0-3 K		3	1	1	1	0	1	0
Carlton Fisk, R (1, 2) OBP: 0.341, SLG: 0.400	0-0 2B 1B		0-0 4-3 1-H 2-H 2B		0-0 5-3			0-0 F8		4	1	2	2	0	0	0
Cecil Cooper, L (1, 3) OBP: 0.311, SLG: 0.466	0-0 1-H 2B		0-0 4-3 2-3			0-0 F6			0-3 K	4	0	1	1	0	1	1
Jim Rice, R (1, 10) OBP: 0.304, SLG: 0.447	0-3 K		0-3 K			0-0 F9			0-3 K	4	0	0	0	0	3	2
Dwight Evans, R (1, 9) OBP: 0.317, SLG: 0.411		0-0 5-3		0-0 F5		0-0 5-3			0-3 K	4	0	0	0	0	1	0
Bob Heise, R (1, 6) OBP: 0.289, SLG: 0.318		0-0 6-3		0-0 1B			0-0 4-3			3	0	1	0	0	0	0
Inning Stats	R: 3 E: 0 K: 1 S: 9 H: 4 LOB: 1 BB: 0 P: 9	R: 0 E: 0 K: 1 S: 5 H: 0 LOB: 0 BB: 0 P: 5	R: 2 E: 0 K: 1 S: 7 H: 2 LOB: 1 BB: 1 P: 11	R: 0 E: 0 K: 0 S: 4 H: 1 LOB: 1 BB: 0 P: 4	R: 0 E: 0 K: 0 S: 3 H: 0 LOB: 0 BB: 0 P: 3	R: 0 E: 0 K: 0 S: 3 H: 0 LOB: 0 BB: 0 P: 3	R: 0 E: 0 K: 0 S: 3 H: 0 LOB: 0 BB: 0 P: 3	R: 0 E: 0 K: 2 S: 7 H: 0 LOB: 0 BB: 0 P: 7	R: 0 E: 0 K: 3 S: 9 H: 0 LOB: 0 BB: 0 P: 9	1B: 4 2B: 3 3B: 0 HR: 0	SF: 2 SAC: 0 DP: 0 HBP: 0						

PITCHER	IP	WLS	BF	H	R	ER	SO	BB	IBB	HBP	BLK	WP	HR	S	P	ERA	WHIP
Jackie Brown, R (1, 1) ERA: 4.18	3.0	L	16	6	5	5	3	1	0	0	0	0	0	21	25	15.00	2.333
Stan Thomas, R (4, 1) ERA: 2.03	4.0		13	1	0	0	0	0	0	0	0	0	0	13	13	0.00	0.250
Dave LaRoche, L (8, 1) ERA: 2.08	2.0		6	0	0	0	5	0	0	0	0	0	0	16	16	0.00	0.000

PITCHER	IP	WLS	BF	H	R	ER	SO	BB	IBB	HBP	BLK	WP	HR	S	P	ERA	WHIP

TOP

Boston Red Sox @ Cleveland Indians

Cleveland Municipal Stadium, Cleveland, OH

Fri Sep 03 1976, 7:05 PM EDT
Att. 7,280 - Unknown - 74 F

livebaseballscorecards.com

AB	32
R	5
H	7
RBI	5
BB	1
SO	8
LOB	5

1B: 4 SF: 2
2B: 3 SAC: 0
3B: 0 DP: 0
HR: 0 HBP: 0

WP: 0 PA: 35
PB: 0
SB: 0
CS: 0

Batter	1	2	3	4	5	6	7	8	9	AB	R	H	RBI	BB	SO	LOB
Duane Kuiper, L (1, 4) OBP: 0.317, SLG: 0.328	6-3		2B 2-H		BB BBB			F5 1-2 2-3 1B		4	0	2	1	1	0	0
Tommy Smith, L (1, 9) OBP: 0.246, SLG: 0.276	F8		F7		F7			3-1	F7	5	0	0	0	0	0	5
John Lowenstein, L (1, 8) OBP: 0.282, SLG: 0.270	1-3			S 1B 1B		K SSS		HR		4	2	2	1	0	1	0
Rico Carty, R (1, 10) OBP: 0.380, SLG: 0.445		6-3		1-3 1-3		G4-6-1 1B		1B		4	0	2	0	0	0	1
Boog Powell, L (1, 3) OBP: 0.312, SLG: 0.328 Alan Ashby, S (8, PH) OBP: 0.296, SLG: 0.304 (9, 3)		5-3		K SSS		G4-6-1 1-2f		4-3		3 1	0 0	0 0	0 0	0 0	1 0	2 1
George Hendrick, R (1, 7) OBP: 0.334, SLG: 0.462		F6		1B 3-H			FC6-4 1B		4-3	4	0	2	1	0	0	0
Buddy Bell, R (1, 5) OBP: 0.341, SLG: 0.363			SH2-3 2B 1B	F9			F9		1B 1B	4	1	2	0	0	0	2
Ray Fosse, R (1, 2) OBP: 0.357, SLG: 0.386			F9		6-3		FC6-4 1-2f		1B 1-2 1B	4	0	1	0	0	0	2
Frank Duffy, R (1, 6) OBP: 0.272, SLG: 0.277 Joe Lis, R (9, PH)			SH2-3 1-2		F7		F4		F3	2 1	0 0	0 0	0 0	0 0	0 0	1 2
Inning Stats	R: 0 E: 0 K: 0 S: 3 H: 0 LOB: 0 BB: 0 P: 3	R: 0 E: 0 K: 0 S: 3 H: 0 LOB: 0 BB: 0 P: 3	R: 1 E: 0 K: 0 S: 5 H: 2 LOB: 1 BB: 0 P: 5	R: 1 E: 0 K: 1 S: 7 H: 2 LOB: 1 BB: 0 P: 7	R: 0 E: 0 K: 0 S: 3 H: 0 LOB: 1 BB: 1 P: 7	R: 0 E: 0 K: 1 S: 5 H: 1 LOB: 0 BB: 0 P: 5	R: 0 E: 0 K: 0 S: 4 H: 1 LOB: 1 BB: 0 P: 4	R: 1 E: 0 K: 0 S: 5 H: 2 LOB: 1 BB: 0 P: 5	R: 0 E: 0 K: 0 S: 6 H: 3 LOB: 3 BB: 0 P: 6	1B: 9 2B: 1 3B: 0 HR: 1 SF: 0 SAC: 1 DP: 1 HBP: 0						

PITCHER	IP	WLS	BF	H	R	ER	SO	BB	IBB	HBP	BLK	WP	HR	S	P	ERA	WHIP
Luis Tiant, R (1, 1) ERA: 3.05	9.0	W	38	11	3	3	2	1	0	0	0	0	1	41	45	3.00	1.333

PITCHER	IP	WLS	BF	H	R	ER	SO	BB	IBB	HBP	BLK	WP	HR	S	P	ERA	WHIP

BOTTOM

Boston Red Sox @ Cleveland Indians

Cleveland Municipal Stadium, Cleveland, OH

Fri Sep 03 1976, 7:05 PM EDT
Att. 7,280 - Unknown - 74 F

livebaseballscorecards.com

AB	36
R	3
H	11
RBI	3
BB	1
SO	2
LOB	16

WP: 0 PB: 0 SB: 2 CS: 0 PA: 38

Batter	1	2	3	4	5	6	7	8	9	AB	R	H	RBI	BB	SO	LOB
Butch Hobson, R (1, 5) OBP: 0.251, SLG: 0.343	F6		K		1-3		F7		F9	5	0	0	0	0	1	3
Denny Doyle, L (1, 4) OBP: 0.286, SLG: 0.305	4-3		F6		3-1		K		F3	5	0	0	0	0	1	3
Fred Lynn, L (1, 8) OBP: 0.367, SLG: 0.473	F8		4-3			E5 1B	G3			4	1	1	0	0	0	2
Carl Yastrzemski, L (1, 7) OBP: 0.357, SLG: 0.442		F7		F9		F9 HR 2-H		3B		4	2	2	1	0	0	0
Carlton Fisk, R (1, 2) OBP: 0.340, SLG: 0.403		F2		F7		F9 2-3		SF8 1-H		4	1	1	1	0	0	1
Cecil Cooper, L (1, 3) OBP: 0.316, SLG: 0.478		HR		S 1B		HR IBB		SF8 3-H		2	2	2	2	1	0	0
Jim Rice, R (1, 10) OBP: 0.302, SLG: 0.443		5-3		5-3 1-2		F5		4-3		4	0	0	0	0	0	3
Dwight Evans, R (1, 9) OBP: 0.321, SLG: 0.419			BB BB		SH1-4 BB	HR 1-H 3-H		6-3		2	1	1	3	2	0	0
Bob Heise, R (1, 6) OBP: 0.298, SLG: 0.311 Rick Burleson, R (6, 6) OBP: 0.352, SLG: 0.364			BB 1-2		SH1-4 1-2	F2			K	1 1	0 0	0 0	0 0	1 0	0 1	0 0
Inning Stats	R: 0 E: 0 K: 0 S: 3 H: 0 LOB: 0 BB: 0 P: 3	R: 1 E: 0 K: 0 S: 4 H: 1 LOB: 0 BB: 0 P: 4	R: 0 E: 0 K: 1 S: 5 H: 0 LOB: 2 BB: 2 P: 13	R: 0 E: 0 K: 0 S: 4 H: 1 LOB: 1 BB: 0 P: 4	R: 0 E: 0 K: 0 S: 3 H: 0 LOB: 1 BB: 1 P: 7	R: 4 E: 1 K: 0 S: 6 H: 3 LOB: 0 BB: 1 P: 10	R: 0 E: 0 K: 1 S: 5 H: 0 LOB: 0 BB: 0 P: 5	R: 2 E: 0 K: 0 S: 5 H: 2 LOB: 0 BB: 0 P: 5	R: 0 E: 0 K: 1 S: 5 H: 0 LOB: 0 BB: 0 P: 5	1B: 4 2B: 0 3B: 1 HR: 2 SF: 1 SAC: 1 DP: 0 HBP: 0						

PITCHER		IP	WLS	BF	H	R	ER	SO	BB	IBB	HBP	BLK	WP	HR	S	P	ERA	WHIP
Dennis Eckersley, R ERA: 3.8	(1, 1)	6.0	L	27	5	5	5	1	3	1	0	0	0	2	25	41	7.50	1.333
Don Hood, L ERA: 4.27	(7, 1)	2.0		8	2	2	2	1	0	0	0	0	0	0	10	10	9.00	1.000
Harry Parker, R ERA:	(9, 1)	1.0		3	0	0	0	1	0	0	0	0	0	0	5	5	0.00	0.000

PITCHER	IP	WLS	BF	H	R	ER	SO	BB	IBB	HBP	BLK	WP	HR	S	P	ERA	WHIP

TOP

Boston Red Sox @ Cleveland Indians

Cleveland Municipal Stadium, Cleveland, OH

Sat Sep 04 1976, 7:05 PM EDT

Unknown - 80 F

livebaseballscorecards.com

AB	32
R	7
H	7
RBI	7
BB	4
SO	3
LOB	12

1B: 4	SF: 1	WP: 0	PA: 38
2B: 0	SAC: 1	PB: 0	
3B: 1	DP: 0	SB: 1	
HR: 2	HBP: 0	CS: 0	

BOTTOM

Boston Red Sox @ Cleveland Indians

Cleveland Municipal Stadium, Cleveland, OH

Sat Sep 04 1976, 7:05 PM EDT

Unknown - 80 F

livebaseballscorecards.com

Batter	1	2	3	4	5	6	7	8	9	AB	R	H	RBI	BB	SO	LOB
Duane Kuiper, L (1, 4) OBP: 0.316, SLG: 0.326	1-3			F8		CS 1B		L8	4-3	5	0	1	0	0	0	3
Orlando Gonzalez, L (1, 3) OBP: 0.310, SLG: 0.264	F7			L7		F7 1-2		K		4	0	0	0	0	1	3
John Lowenstein, L (1, 8) OBP: 0.277, SLG: 0.264	4-3			F7			F8		E4 F9 6-3 1B	4	1	0	0	0	0	0
Rico Carty, R (1, 10) OBP: 0.377, SLG: 0.441		F9			E6 HR		1-3		6-3 1-2	4	1	0	0	0	0	1
George Hendrick, R (1, 7) OBP: 0.335, SLG: 0.469		5-3			1-H HR		1B		F9 2-3	4	1	2	2	0	0	1
Buddy Bell, R (1, 5) OBP: 0.341, SLG: 0.362		4-3			6-3		F8		1B 1B 3-H 1B	4	1	1	1	0	0	1
Ray Fosse, R (1, 2) OBP: 0.355, SLG: 0.384			L1		1-3			1-3	1B 1-2 2B 1B	4	1	1	0	0	0	0
Tommy Smith, L (1, 9) OBP: 0.254, SLG: 0.283			L6		F7			BB 1B	2B 1-2 2-H 1B	4	1	2	1	0	0	0
Frank Duffy, R (1, 6) OBP: 0.270, SLG: 0.276			5-3			F6		BBBB 4-0		2	0	0	0	0	0	0
Joe Lis, R (8, PH)										0	0	0	0	1	0	0
Alfredo Griffin, S (8, PR) (9, 6)										0	0	0	0	0	0	0
Larvell Blanks, R (9, PH) OBP: 0.346, SLG: 0.425								1-2 BB	1-H 2-H 2B	1	0	1	2	0	0	0
Inning Stats	R: 0 E: 0 K: 0 S: 3 H: 0 LOB: 0 BB: 0 P: 3	R: 0 E: 0 K: 0 S: 3 H: 0 LOB: 0 BB: 0 P: 3	R: 0 E: 0 K: 0 S: 3 H: 0 LOB: 0 BB: 0 P: 3	R: 0 E: 0 K: 0 S: 3 H: 0 LOB: 0 BB: 0 P: 3	R: 2 E: 1 K: 0 S: 5 H: 1 LOB: 0 BB: 0 P: 5	R: 0 E: 0 K: 0 S: 3 H: 1 LOB: 0 BB: 0 P: 3	R: 0 E: 0 K: 0 S: 4 H: 1 LOB: 1 BB: 0 P: 4	R: 0 E: 0 K: 1 S: 6 H: 1 LOB: 2 BB: 1 P: 10	R: 4 E: 1 K: 0 S: 8 H: 4 LOB: 1 BB: 0 P: 8	1B: 6 2B: 1 3B: 0 HR: 1	SF: 0 SAC: 0 DP: 0 HBP: 0		WP: 0 PB: 0 SB: 0 CS: 1	PA: 37			

PITCHER		IP	WLS	BF	H	R	ER	SO	BB	IBB	HBP	BLK	WP	HR	S	P	ERA	WHIP
Rick Wise, R ERA: 3.85	(1, 1)	8.2	W	35	7	6	1	1	1	0	0	0	0	1	36	40	1.04	0.923
Tom Murphy, R ERA: 4.04	(9, 1)	0.0		1	1	0	0	0	0	0	0	0	0	0	1	1	∞	∞
Tom House, L ERA: 4.61	(9, 1)	0.1	S	1	0	0	0	0	0	0	0	0	0	0	1	1	0.00	0.000

PITCHER	IP	WLS	BF	H	R	ER	SO	BB	IBB	HBP	BLK	WP	HR	S	P	ERA	WHIP

Boston Red Sox @ Cleveland Indians

Cleveland Municipal Stadium, Cleveland, OH

Sat Sep 04 1976, 7:05 PM EDT

Att. 25,793 - Unknown - 74 F

TOP

livebaseballscorecards.com

Batter	1	2	3	4	5	6	7	8	9	AB	R	H	RBI	BB	SO	LOB
Rick Burleson, R (1, 6) OBP: 0.350, SLG: 0.362	0-0 1B		0-3 K			0-0 F8		0-0 L5	0-0 G3	5	0	1	0	0	1	2
Denny Doyle, L (1, 4) OBP: 0.291, SLG: 0.312	0-0 G4-6-3 1-2		0-0 G3			0-0 5-3		0-0 1B		4	0	3	0	0	0	0
Fred Lynn, L (1, 8) OBP: 0.368, SLG: 0.472	0-0 F4		0-0 F6			4-0 5-3 BB		0-0 1-2		3	0	1	0	1	0	2
Carl Yastrzemski, L (1, 10) OBP: 0.355, SLG: 0.438	0-0 G4-6-3 1-2f			0-0 F4		0-0 5-3 1-2 2-3		0-3 K		4	0	0	0	0	1	6
Cecil Cooper, L (1, 3) OBP: 0.313, SLG: 0.473		0-0 6-3		0-0 5-3		0-0 F9		0-3 K		4	0	0	0	0	1	4
Rick Miller, L (1, 7) OBP: 0.346, SLG: 0.352		4-0 S FC BB		0-0 6-3			0-0 F9		0-0 1B	3	0	1	0	1	0	0
Dwight Evans, R (1, 9) OBP: 0.320, SLG: 0.418		0-0 FC S 1-2			0-0 F7		0-0 F4		0-0 1-2 1B	4	0	1	0	0	0	1
Bob Montgomery, R (1, 2) OBP: 0.280, SLG: 0.371		0-3 K 1-2 2-3			0-3 K		0-0 1B		0-3 K	4	0	1	0	0	3	4
Butch Hobson, R (1, 5) OBP: 0.246, SLG: 0.335		0-0 F9			0-0 F7		0-3 K		0-3 K	4	0	0	0	0	2	5

	AB	35
	R	0
	H	8
	RBI	0
	BB	2
	SO	8
	LOB	24

Inning Stats										
	R: 0 E: 0 K: 0 S: 4	H: 2 LOB: 1 BB: 0 P: 4	R: 0 E: 0 K: 1 S: 6	H: 0 LOB: 2 BB: 1 P: 10	R: 0 E: 0 K: 1 S: 5	H: 0 LOB: 0 BB: 0 P: 5	R: 0 E: 0 K: 0 S: 3	H: 0 LOB: 0 BB: 0 P: 3	R: 0 E: 0 K: 1 S: 5	H: 0 LOB: 0 BB: 0 P: 5
	R: 0 E: 0 K: 0 S: 4	H: 1 LOB: 2 BB: 1 P: 8	R: 0 E: 0 K: 1 S: 6	H: 1 LOB: 1 BB: 0 P: 6	R: 0 E: 0 K: 2 S: 9	H: 2 LOB: 2 BB: 0 P: 9	R: 0 E: 0 K: 2 S: 9	H: 2 LOB: 2 BB: 0 P: 9	1B: 7 2B: 1 3B: 0 HR: 0	SF: 0 SAC: 0 DP: 1 HBP: 0
	WP: 0 PB: 0 SB: 2 CS: 0	PA: 37								

PITCHER		IP	WLS	BF	H	R	ER	SO	BB	IBB	HBP	BLK	WP	HR	S	P	ERA	WHIP
Pat Dobson, R ERA: 3.33	(1, 1)	8.0	W	34	8	0	0	6	2	0	0	0	0	0	44	52	0.00	1.250
Jim Kern, R ERA: 2.52	(9, 1)	1.0	S	3	0	0	0	2	0	0	0	0	0	0	7	7	0.00	0.000

PITCHER		IP	WLS	BF	H	R	ER	SO	BB	IBB	HBP	BLK	WP	HR	S	P	ERA	WHIP

Boston Red Sox @ Cleveland Indians

Cleveland Municipal Stadium, Cleveland, OH

Sat Sep 04 1976, 7:05 PM EDT

Att. 25,793 - Unknown - 74 F

livebaseballscorecards.com

Batter	1	2	3	4	5	6	7	8	9	AB	R	H	RBI	BB	SO	LOB
Frank Duffy, R (1, 6) OBP: 0.270, SLG: 0.276	4-3	5-3			1B	G6-4-3 1-2f				4	1	1	0	0	0	3
Ray Fosse, R (1, 2) OBP: 0.362, SLG: 0.391	1B		G5-4-3		1-H E		6-3			4	2	3	1	0	0	0
Larvell Blanks, R (1, 4) OBP: 0.344, SLG: 0.422	1B 1-2		G5-4-3 1-2f		E6 1-H		5-3			4	0	1	0	0	0	1
George Hendrick, R (1, 8) OBP: 0.339, SLG: 0.469	1-3 2-H		1-3		BBBB FC6-4		BBBB			2	0	1	1	2	0	0
Frank Robinson, R (1, 10) OBP: 0.321, SLG: 0.348	L3			F4	FC6-4 1-2f		SSS K			3	0	0	0	0	0	4
John Lowenstein, L (7, PH) OBP: 0.276, SLG: 0.263										1	0	0	0	0	1	1
Buddy Bell, R (1, 5) OBP: 0.340, SLG: 0.363	5-3			F6		1B 2B		5-3		4	1	1	0	0	0	2
Joe Lis, R (1, 3) OBP: 0.200, SLG: 0.111		FC3-6 1B		1-3		F7		SSS K		4	0	1	0	0	1	1
Ron Pruitt, R (1, 7) OBP: 0.382, SLG: 0.323		L7			F9	1B 2-3		4-3		4	0	1	0	0	0	1
Charlie Spikes, R (1, 9) OBP: 0.301, SLG: 0.339		FC3-6 1-2f			4-3	G6-4-3 1-2 3-H				3	0	1	1	0	0	1
Tommy Smith, L (6, PR) (7, 9) OBP: 0.254, SLG: 0.283										0	0	0	0	0	0	0
Inning Stats	R: 1 E: 0 K: 0 S: 6 H: 3 LOB: 2 BB: 0 P: 6	R: 0 E: 0 K: 0 S: 4 H: 1 LOB: 1 BB: 0 P: 4	R: 0 E: 0 K: 0 S: 3 H: 1 LOB: 0 BB: 0 P: 3	R: 0 E: 0 K: 0 S: 3 H: 0 LOB: 0 BB: 0 P: 3	R: 2 E: 1 K: 0 S: 6 H: 2 LOB: 2 BB: 1 P: 10	R: 1 E: 0 K: 0 S: 5 H: 3 LOB: 2 BB: 0 P: 5	R: 0 E: 0 K: 1 S: 5 H: 0 LOB: 1 BB: 1 P: 9	R: 0 E: 0 K: 1 S: 5 H: 0 LOB: 0 BB: 0 P: 5		1B: 9 2B: 1 3B: 0 HR: 0 SF: 0 SAC: 0 DP: 2 HBP: 0						

PITCHER		IP	WLS	BF	H	R	ER	SO	BB	IBB	HBP	BLK	WP	HR	S	P	ERA	WHIP
Bill Lee, L ERA: 6.2	(1, 1)	5.1	L	27	10	4	3	0	1	0	0	0	0	0	26	30	5.06	2.062
Dick Pole, R ERA: 4.62	(6, 1)	2.2		8	0	0	0	2	1	0	0	0	0	0	11	15	0.00	0.375

PITCHER	IP	WLS	BF	H	R	ER	SO	BB	IBB	HBP	BLK	WP	HR	S	P	ERA	WHIP

AB	33
R	4
H	10
RBI	3
BB	2
SO	2
LOB	14

1B: 9 2B: 1 3B: 0 HR: 0 SF: 0 SAC: 0 DP: 2 HBP: 0

WP: 0 PB: 0 SB: 0 CS: 0 PA: 35

Boston Red Sox @ Cleveland Indians

Cleveland Municipal Stadium, Cleveland, OH

Sun Sep 05 1976, 3:33 AM EDT

Att. 10,124 - Unknown - 65 F

TOP

livebaseballscorecards.com

Batter	1	2	3	4	5	6	7	8	9	AB	R	H	RBI	BB	SO	LOB
Rick Burleson, R (1, 6) OBP: 0.353, SLG: 0.374	0-0 SH1-3 CS 2B		0-0 ① 6-3		0-0 HR		0-0 1B SF8 1B		0-0 ③ 4-3	5	2	3	1	0	0	0
Doug Griffin, R (1, 4) OBP: 0.256, SLG: 0.211	0-0 ① SH1-3 2-3		4-0 1B BB		0-0 1B		0-0 1B 1-3			2	0	2	0	1	0	0
Fred Lynn, L (1, 8) OBP: 0.369, SLG: 0.472	BBBB 4-0 CS BB		0-0 1-3 1B		0-3 ① K		0-0 ② SF8 3-H			2	0	1	1	1	1	1
Carl Yastrzemski, L (1, 3) OBP: 0.352, SLG: 0.435	0-0 ② ③ G1 1-2 3-H		0-3 ② K		0-3 ② K		0-0 ③ F9			4	0	0	0	0	2	6
Carlton Fisk, R (1, 2) OBP: 0.340, SLG: 0.402 Bob Montgomery, R (8, PH) OBP: 0.277, SLG: 0.367 (8, 2)		0-0 5-3 3B 1B	0-0 ③ F9		0-3 ③ K			SSS 0-3 ① K		3 1	1 0	1 0	0 0	0 0	1 1	3 0
Jim Rice, R (1, 7) OBP: 0.302, SLG: 0.443		0-0 ① 5-3 1-2		0-0 2B		0-0 ① 4-3		SSS 0-3 ② K		4	0	1	0	0	1	1
Dwight Evans, R (1, 9) OBP: 0.320, SLG: 0.421		0-0 2-H 3B	0-0 ① F4		0-0 ② 4-3			0-0 ③ F9		4	0	1	1	0	0	1
Bobby Darwin, R (1, 10) OBP: 0.262, SLG: 0.350		SSS 0-3 ② K	0-0 ② F7		0-0 ③ F7				0-0 ① F9	4	0	0	0	0	1	2
Butch Hobson, R (1, 5) OBP: 0.241, SLG: 0.328		0-0 ③ F4	0-0 ③ F4				0-0 ① F2		0-0 ② F9	4	0	0	0	0	0	2

	AB	33
	R	3
	H	9
	RBI	3
	BB	2
	SO	7
	LOB	16

Inning Stats										
	R: 0	H: 1	R: 1	H: 2	R: 0	H: 1	R: 0	H: 1	R: 1	H: 2
	E: 0	LOB: 1	E: 0	LOB: 1	E: 0	LOB: 1	E: 0	LOB: 1	E: 0	LOB: 2
	K: 0	BB: 1	K: 1	BB: 0	K: 1	BB: 1	K: 0	BB: 0	K: 3	BB: 0
	S: 3	P: 7	S: 7	P: 7	S: 6	P: 10	S: 4	P: 4	S: 11	P: 11

Inning Stats										
	R: 0	H: 0	R: 1	H: 2	R: 0	H: 0	R: 0	H: 1	1B: 5	SF: 1	WP: 0	PA: 37
	E: 0	LOB: 0	E: 0	LOB: 1	E: 0	LOB: 0	E: 0	LOB: 0	2B: 2	SAC: 1	PB: 0	
	K: 0	BB: 0	K: 0	BB: 0	K: 2	BB: 0	K: 0	BB: 0	3B: 1	DP: 0	SB: 0	
	S: 3	P: 3	S: 5	P: 5	S: 7	P: 7	S: 3	P: 3	HR: 1	HBP: 0	CS: 2	

PITCHER		IP	WLS	BF	H	R	ER	SO	BB	IBB	HBP	BLK	WP	HR	S	P	ERA	WHIP
Rick Waits, L ERA: 3.51	(1, 1)	6.1	W	29	9	3	3	5	2	0	0	0	0	1	37	45	4.26	1.737
Dave LaRoche, L ERA: 2.01	(7, 1)	2.2	S	8	0	0	0	2	0	0	0	0	0	0	12	12	0.00	0.000

PITCHER		IP	WLS	BF	H	R	ER	SO	BB	IBB	HBP	BLK	WP	HR	S	P	ERA	WHIP

BOTTOM

Boston Red Sox @ Cleveland Indians

Cleveland Municipal Stadium, Cleveland, OH

Sun Sep 05 1976, 3:33 AM EDT

Att. 10,124 - Unknown - 65 F

livebaseballscorecards.com

Batter	1	2	3	4	5	6	7	8	9	AB	R	H	RBI	BB	SO	LOB
Duane Kuiper, L (1, 4) OBP: 0.316, SLG: 0.327	5-3 1B 1B		CS 1B 1B 1-2		E1 G6-3	6-3 1-2 3-H		1-3		5	2	2	0	0	0	3
Orlando Gonzalez, L (1, 3) OBP: 0.311, SLG: 0.268 Joe Lis, R (7, PH) OBP: 0.182, SLG: 0.100 (8, 3)	5-3 1-2		FC6-4 1B 1-H 2-3		G6-3 1-2f		E6 FC1-6			3 1	0 0	1 0	1 0	0 0	0 0	2 0
Larvell Blanks, R (1, 6) OBP: 0.347, SLG: 0.427	5-3 1B 2-H		K SSS			BB 1B 2B	FC1-6 1-2f			4	1	2	1	0	1	2
Rico Carty, R (1, 10) OBP: 0.375, SLG: 0.437	5-3 1-2		FC6-4 1-2f			5-3 SSS	K SSS			4	0	0	0	0	1	4
George Hendrick, R (1, 7) OBP: 0.338, SLG: 0.466	6-3			F8		BB 1B BB BBBB	K SSS			3	1	0	0	1	1	2
John Lowenstein, L (1, 8) OBP: 0.275, SLG: 0.259		1-3		F7		FC6-4 1B 1B 1-2 2-3 BB BBBB		F6		3	1	0	0	1	0	0
Buddy Bell, R (1, 5) OBP: 0.341, SLG: 0.364		F8		1B		FC6-4 E 1B 1-2 2-H 3-H		5-3		4	1	2	2	0	0	0
Tommy Smith, L (1, 9) OBP: 0.250, SLG: 0.279 Ron Pruitt, R (6, PH) OBP: 0.397, SLG: 0.344 (7, 9)		4-3		4-3		FC6-4 1B 1-2 2-3		1B 1B		2 2	0 0	0 2	0 0	0 0	0 0	1 0
Alan Ashby, S (1, 2) OBP: 0.298, SLG: 0.302 Ray Fosse, R (6, PH) OBP: 0.363, SLG: 0.392 (7, 2)			CS 1B BB BBBB		F6	FC6-4 E 1-2f 2-3 3-H		1-2 1B		1 2	0 0	0 1	0 1	1 0	0 0	0 2
Inning Stats	R: 1 E: 0 K: 0 S: 5 H: 2 LOB: 1 BB: 0 P: 5	R: 0 E: 0 K: 0 S: 3 H: 0 LOB: 0 BB: 0 P: 3	R: 1 E: 0 K: 1 S: 6 H: 2 LOB: 1 BB: 1 P: 10	R: 0 E: 0 K: 0 S: 4 H: 1 LOB: 1 BB: 0 P: 4	R: 0 E: 1 K: 0 S: 3 H: 0 LOB: 0 BB: 0 P: 3	R: 4 E: 1 K: 2 S: 6 H: 3 LOB: 1 BB: 2 P: 14	R: 0 E: 1 K: 2 S: 8 H: 0 LOB: 1 BB: 0 P: 8	R: 0 E: 0 K: 0 S: 5 H: 2 LOB: 2 BB: 0 P: 5		1B: 9 2B: 1 3B: 0 HR: 0 SF: 0 SAC: 0 DP: 1 HBP: 0						

PITCHER		IP	WLS	BF	H	R	ER	SO	BB	IBB	HBP	BLK	WP	HR	S	P	ERA	WHIP				
Reggie Cleveland, R ERA: 3.55	(1, 1)	5.1	L	25	7	6	5	1	3	0	0	0	0	0	24	36	8.44	1.875				
Tom House, L ERA: 4.43	(6, 1)	1.2		7	1	0	0	2	0	0	0	0	0	0	11	11	0.00	0.600				
Jim Willoughby, R ERA: 2.92	(8, 1)	1.0		5	2	0	0	0	0	0	0	0	0	0	5	5	0.00	2.000				

PITCHER	IP	WLS	BF	H	R	ER	SO	BB	IBB	HBP	BLK	WP	HR	S	P	ERA	WHIP

AB	34
R	6
H	10
RBI	5
BB	3
SO	3
LOB	16

WP: 0 PB: 0 SB: 0 CS: 2 PA: 37

Batter	1	2	3	4	5	6	7	8	9	AB	R	H	RBI	BB	SO	LOB
Rick Burleson, R (1, 6) OBP: 0.351, SLG: 0.379	F8		6-3			F7		HR	K 1-2	5	1	1	1	0	1	3
Denny Doyle, L (1, 4) OBP: 0.289, SLG: 0.311	K			F4		FC4-6 1-2f		1B 2B 1B	G3	5	1	1	0	0	1	2
Fred Lynn, L (1, 8) OBP: 0.368, SLG: 0.470	F8			5-3		F7		1-3 2B 1B		4	1	1	0	0	0	1
Carl Yastrzemski, L (1, 7) OBP: 0.351, SLG: 0.433		4-3		F8			E E 1B	F9		4	1	1	0	0	0	2
Carlton Fisk, R (1, 2) OBP: 0.341, SLG: 0.402		5-3			BBBB F6 1B BB		E8 F8 1-H 1B 1B	F4		3	1	1	0	1	0	2
Cecil Cooper, L (1, 3) OBP: 0.314, SLG: 0.476		5-3			FC5-4 1-2 1B		F8 2-3	1-H 3-H 2B		4	0	2	2	0	0	1
Jim Rice, R (1, 10) OBP: 0.301, SLG: 0.442			F8		F6 1 2 2-3		FC4 3-H 1B	6-3		4	0	1	1	0	0	3
Dwight Evans, R (1, 9) OBP: 0.321, SLG: 0.424			F9 2B		FC5-4 1-2f		F8		FC1-6 1B	4	0	2	0	0	0	2
Butch Hobson, R (1, 5) OBP: 0.242, SLG: 0.328			F9 2-3			FC4-6 1B	FC4 1-2f		FC1-6 S 1-2f	3	0	1	0	0	0	2
Rick Miller, L (9, PH) OBP: 0.345, SLG: 0.350										1	0	0	0	0	0	1
Inning Stats	R: 0 E: 0 K: 1 S: 5 H: 0 LOB: 0 BB: 0 P: 5	R: 0 E: 0 K: 0 S: 3 H: 0 LOB: 0 BB: 0 P: 3	R: 0 E: 0 K: 0 S: 4 H: 1 LOB: 1 BB: 0 P: 4	R: 0 E: 0 K: 0 S: 3 H: 0 LOB: 0 BB: 0 P: 3	R: 0 E: 0 K: 0 S: 3 H: 1 LOB: 1 BB: 1 P: 7	R: 0 E: 0 K: 0 S: 4 H: 1 LOB: 1 BB: 0 P: 4	R: 2 E: 1 K: 0 S: 6 H: 3 LOB: 1 BB: 0 P: 6	R: 3 E: 0 K: 0 S: 7 H: 4 LOB: 1 BB: 0 P: 7	R: 0 E: 0 K: 1 S: 6 H: 1 LOB: 1 BB: 0 P: 6	1B: 8 2B: 2 3B: 0 HR: 1	SF: 0 SAC: 0 DP: 0 HBP: 0	WP: 0 PB: 0 SB: 1 CS: 0	PA: 38				

TOP

Boston Red Sox @ New York Yankees

Yankee Stadium, Bronx, NY

Mon Sep 06 1976, 7:05 PM EDT

Att. 25,118 - Unknown

livebaseballscorecards.com

AB	37
R	5
H	11
RBI	4
BB	1
SO	2
LOB	19

PITCHER		IP	WLS	BF	H	R	ER	SO	BB	IBB	HBP	BLK	WP	HR	S	P	ERA	WHIP
Doyle Alexander, R ERA: 3.05	(1, 1)	7.0	W	29	8	4	3	1	1	0	0	0	0	1	30	34	3.86	1.286
Grant Jackson, L ERA: 2.85	(8, 1)	0.2		4	2	1	1	0	0	0	0	0	0	0	4	4	13.50	3.000
Dick Tidrow, R ERA: 2.28	(8, 1)	1.1	S	5	1	0	0	1	0	0	0	0	0	0	7	7	0.00	0.750

PITCHER	IP	WLS	BF	H	R	ER	SO	BB	IBB	HBP	BLK	WP	HR	S	P	ERA	WHIP

BOTTOM

Boston Red Sox @ New York Yankees

Yankee Stadium, Bronx, NY

Mon Sep 06 1976, 7:05 PM EDT

Att. 25,118 - Unknown

Batter	1	2	3	4	5	6	7	8	9	AB	R	H	RBI	BB	SO	LOB
Mickey Rivers, L (1, 8) OBP: 0.324, SLG: 0.435	F7	FC4-6 S 1-2f 2-3 3-H		5-3		G1-6-3 1B		1-3		5	0	1	1	0	0	3
Roy White, S (1, 7) OBP: 0.350, SLG: 0.397	F7	F3 1-2		F8		F4		4-3		5	0	0	0	0	0	4
Thurman Munson, R (1, 2) OBP: 0.343, SLG: 0.422	5-3		K		1-3	G1-6-3 1-2f				4	0	0	0	0	1	1
Lou Piniella, R (1, 9) OBP: 0.319, SLG: 0.396		6-3	FC1-6 1B		WP HR 1B		1B			4	1	3	0	0	0	0
Chris Chambliss, L (1, 3) OBP: 0.325, SLG: 0.443		1B HBP 2B 1B	FC1-6 2B 1-2f		1-2 HR BB		K			3	2	1	0	1	1	2
Graig Nettles, L (1, 5) OBP: 0.316, SLG: 0.448		1B 1-2 2B HBP	2B 1-3		1-H 2-H HR		F9			3	2	2	3	0	0	1
Elliott Maddox, R (1, 10) OBP: 0.333, SLG: 0.357 Carlos May, L (3, PH) OBP: 0.338, SLG: 0.336	2B FC4-6 1-2 2-3 1B		IBB	4-3		K				1 2	1 0	1 0	0 0	0 1	0 1	0 1
Cesar Tovar, R (1, 4) OBP: 0.295, SLG: 0.208 Jim Mason, L (6, 6) OBP: 0.216, SLG: 0.239	FC4-6 1-3 2-H 3-H 2B	6-3		1B			SH1-4 1B			3 1	0 0	2 1	2 0	0 0	0 0	3 0
Fred Stanley, R (1, 6) OBP: 0.344, SLG: 0.303 (6, 4)	FC4-6 BB	5-3	F8			SH1-4 1-2				2	0	0	0	1	0	1
Inning Stats	R: 0 E: 0 K: 0 S: 3 H: 0 LOB: 0 BB: 0 P: 3	R: 3 E: 0 K: 0 S: 6 H: 3 LOB: 2 BB: 1 P: 11	R: 0 E: 0 K: 1 S: 7 H: 2 LOB: 3 BB: 1 P: 11	R: 0 E: 0 K: 0 S: 3 H: 0 LOB: 0 BB: 0 P: 3	R: 3 E: 0 K: 0 S: 6 H: 3 LOB: 1 BB: 1 P: 10	R: 0 E: 0 K: 0 S: 3 H: 1 LOB: 0 BB: 0 P: 3	R: 0 E: 0 K: 2 S: 8 H: 1 LOB: 1 BB: 0 P: 8	R: 0 E: 0 K: 0 S: 4 H: 1 LOB: 1 BB: 0 P: 4								

livebaseballscorecards.com

AB	33
R	6
H	11
RBI	6
BB	3
SO	3
LOB	16

1B: 8	SF: 0	WP: 1	PA: 38
2B: 2	SAC: 1	PB: 0	
3B: 0	DP: 1	SB: 1	
HR: 1	HBP: 1	CS: 0	

PITCHER		IP	WLS	BF	H	R	ER	SO	BB	IBB	HBP	BLK	WP	HR	S	P	ERA	WHIP
Rick Jones, L ERA: 3.06	(1, 1)	2.2	L	15	5	3	3	1	1	0	1	0	0	0	15	20	10.12	2.250
Tom Murphy, R ERA: 4.25	(3, 1)	2.1		12	3	3	3	0	1	1	0	0	1	1	10	18	11.57	1.714
Rick Kreuger, L ERA: 3.0	(6, 1)	3.0		11	3	0	0	2	0	0	0	0	0	0	15	15	0.00	1.000

PITCHER	IP	WLS	BF	H	R	ER	SO	BB	IBB	HBP	BLK	WP	HR	S	P	ERA	WHIP

Boston Red Sox @ New York Yankees

Yankee Stadium, Bronx, NY

Tue Sep 07 1976, 7:05 PM EDT

Att. 23,160 - Unknown

TOP

livebaseballscorecards.com

Batter	1	2	3	4	5	6	7	8	9	AB	R	H	RBI	BB	SO	LOB
Rick Burleson, R (1, 6) OBP: 0.350, SLG: 0.377	G4-3 1B		F3			6-3		FC5-2 1-2 2-3 3-H		4	0	1	0	0	0	3
Denny Doyle, L (1, 4) OBP: 0.287, SLG: 0.308	G4-3 1-2f			6-3		4-3		F9		4	0	0	0	0	0	3
Fred Lynn, L (1, 8) OBP: 0.369, SLG: 0.470	1B			G4-6-3 1B			4-3		F8	4	0	2	0	0	0	0
Carl Yastrzemski, L (1, 7) OBP: 0.351, SLG: 0.438	4-3			G4-6-3 1-2f			G3		HR	4	1	1	1	0	0	2
Carlton Fisk, R (1, 2) OBP: 0.340, SLG: 0.408		5-3			4-3		HR		K	4	1	1	1	0	1	0
Cecil Cooper, L (1, 3) OBP: 0.314, SLG: 0.473		4-3			5-3		3-1		FC5-4 1B	4	0	1	0	0	0	0
Jim Rice, R (1, 10) OBP: 0.303, SLG: 0.442		F9			1B			BB BB FC5-2 1B	FC5-4 1-2f	4	0	2	0	0	0	1
Dwight Evans, R (1, 9) OBP: 0.321, SLG: 0.422			F7	F7				FC5-2 BB 1-2 BB		2	0	0	0	1	0	1
Butch Hobson, R (1, 5) OBP: 0.240, SLG: 0.324			K			F9		FC5-2 1-2 2-3 BB		2	0	0	0	0	1	0
Rick Miller, L (8, PH) OBP: 0.347, SLG: 0.350										0	0	0	0	1	0	0
Bob Heise, R (8, 5) OBP: 0.298, SLG: 0.311										0	0	0	0	0	0	0

Inning Stats	1	2	3	4	5	6	7	8	9
	R: 0 E: 0 K: 0 S: 4	R: 0 E: 0 K: 0 S: 3	R: 0 E: 0 K: 1 S: 5	R: 0 E: 0 K: 0 S: 3	R: 0 E: 0 K: 0 S: 4	R: 0 E: 0 K: 0 S: 3	R: 1 E: 0 K: 0 S: 4	R: 0 E: 0 K: 0 S: 3	R: 1 E: 0 K: 1 S: 7
	H: 2 LOB: 1 BB: 0 P: 4	H: 0 LOB: 0 BB: 0 P: 3	H: 0 LOB: 0 BB: 0 P: 5	H: 1 LOB: 0 BB: 0 P: 3	H: 1 LOB: 1 BB: 0 P: 4	H: 0 LOB: 0 BB: 0 P: 3	H: 1 LOB: 0 BB: 0 P: 4	H: 1 LOB: 2 BB: 2 P: 11	H: 2 LOB: 1 BB: 0 P: 7

AB	32
R	2
H	8
RBI	2
BB	2
SO	2
LOB	10

1B: 6 SF: 0
2B: 0 SAC: 0
3B: 0 DP: 3
HR: 2 HBP: 0

WP: 0 PA: 34
PB: 0
SB: 0
CS: 0

PITCHER	IP	WLS	BF	H	R	ER	SO	BB	IBB	HBP	BLK	WP	HR	S	P	ERA	WHIP
Dock Ellis, R (1, 1) ERA: 3.16	7.0	W	27	6	1	1	1	2	0	0	0	0	1	27	35	1.29	1.143
Dick Tidrow, R (8, 1) ERA: 2.33	2.0	S	7	2	1	1	1	0	0	0	0	0	1	9	9	4.50	1.000

PITCHER	IP	WLS	BF	H	R	ER	SO	BB	IBB	HBP	BLK	WP	HR	S	P	ERA	WHIP

Batter	1	2	3	4	5	6	7	8	9	AB	R	H	RBI	BB	SO	LOB
Elliott Maddox, R (1, 8) OBP: 0.278, SLG: 0.294	5-3	F3			6-3		K			3	0	0	0	0	0	1
Lou Piniella, R (7, 7) OBP: 0.318, SLG: 0.394										1	0	0	0	0	1	1
Roy White, S (1, 7), (7, 8) OBP: 0.353, SLG: 0.398	BB		1B		G3			4-3 5-3 1B		3	1	2	0	1	0	0
Thurman Munson, R (1, 2) OBP: 0.343, SLG: 0.421	1-2 1B		F9		F9			5-3 1-2		4	1	1	0	0	0	1
Chris Chambliss, L (1, 3) OBP: 0.325, SLG: 0.445	1-H 2-H		L4			F8		4-3 2-3		4	0	1	2	0	0	1
Carlos May, L (1, 10) OBP: 0.334, SLG: 0.332	F5			6-3		F8		F7		4	0	0	0	0	0	2
Graig Nettles, L (1, 5) OBP: 0.316, SLG: 0.448	6-3			HR 1B		F8				3	1	1	0	0	0	1
Oscar Gamble, L (1, 9) OBP: 0.314, SLG: 0.421		BB FC4-6		1-H HR			BB 6-3			1	1	1	2	2	0	0
Cesar Tovar, R (1, 4) OBP: 0.281, SLG: 0.196		F8		6-3			1-2 6-3			3	0	0	0	0	0	2
Fred Stanley, R (1, 6) OBP: 0.339, SLG: 0.299		1-2f FC4-6		5-3			K			3	0	0	0	0	1	2
Inning Stats	R: 2 E: 0 K: 0 S: 5 H: 2 LOB: 1 BB: 1 P: 9	R: 0 E: 0 K: 0 S: 3 H: 0 LOB: 1 BB: 1 P: 7	R: 0 E: 0 K: 0 S: 3 H: 1 LOB: 0 BB: 0 P: 3	R: 2 E: 0 K: 0 S: 5 H: 2 LOB: 0 BB: 0 P: 5	R: 0 E: 0 K: 0 S: 3 H: 0 LOB: 0 BB: 0 P: 3	R: 0 E: 0 K: 0 S: 3 H: 0 LOB: 0 BB: 0 P: 3	R: 0 E: 0 K: 2 S: 7 H: 0 LOB: 1 BB: 1 P: 11	R: 0 E: 0 K: 0 S: 4 H: 1 LOB: 1 BB: 0 P: 4		1B: 4 2B: 0 3B: 1 HR: 1 SF: 0 SAC: 0 DP: 0 HBP: 0						

PITCHER	IP	WLS	BF	H	R	ER	SO	BB	IBB	HBP	BLK	WP	HR	S	P	ERA	WHIP
Luis Tiant, R (1, 1) ERA: 3.1	8.0	L	32	6	4	4	2	3	0	0	0	0	1	33	45	4.50	1.125

PITCHER	IP	WLS	BF	H	R	ER	SO	BB	IBB	HBP	BLK	WP	HR	S	P	ERA	WHIP

Boston Red Sox @ New York Yankees

Yankee Stadium, Bronx, NY

Tue Sep 07 1976, 7:05 PM EDT

Att. 23,160 - Unknown

livebaseballscorecards.com

AB	29
R	4
H	6
RBI	4
BB	3
SO	2
LOB	11

Batter	1	2	3	4	5	6	7	8	9	AB	R	H	RBI	BB	SO	LOB
Ron LeFlore, R (1, 8) OBP: 0.376, SLG: 0.409	L6		G6-4-3 1-2f			K	F8			4	0	0	0	0	1	3
Mickey Stanley, R (1, 5) OBP: 0.306, SLG: 0.435	BB 1B			F9		F8		FC6-4 1B		3	1	1	0	1	0	0
Rusty Staub, L (1, 9) OBP: 0.383, SLG: 0.420	G4-6-3 1-3 1B			K		4-3		L7		4	0	1	0	0	1	1
Willie Horton, R (1, 10) OBP: 0.342, SLG: 0.396	G4-6-3 1-2f			BB 1B			1B 1B 1B	FC6-4 1-3 1B		3	1	2	0	1	0	2
Alex Johnson, R (1, 7) OBP: 0.301, SLG: 0.356		1-3		1-2 1B			1B FC5-4 1-2 1B	FC6-4 1-2f 3-H		4	1	2	1	0	0	1
Bill Freehan, R (1, 2) OBP: 0.311, SLG: 0.402		F8		1-3			P9	5-3		4	0	0	0	0	0	5
Jason Thompson, L (1, 3) OBP: 0.335, SLG: 0.391		G3			P6		FC5-4 1-3 2-H 1B		4-1	4	0	1	1	0	0	0
Mark Wagner, R (1, 6) OBP: 0.259, SLG: 0.236 Marvin Lane, R (7, PH) Pedro Garcia, R (7, 4) OBP: 0.233, SLG: 0.300 Dan Meyer, L (9, PH) OBP: 0.294, SLG: 0.333			1-3		L9		FC5-4 1B 1-2f 3-H		F7	2 1 0 1	0 0 0 0	0 1 0 0	0 1 0 0	0 0 0 0	0 0 0 0	0 1 0 0
Chuck Scrivener, R (1, 4) OBP: 0.293, SLG: 0.282 (7, 6) Ben Oglivie, L (9, PH) OBP: 0.316, SLG: 0.477			G6-4-3		F7		1-2 1B		3-1	3 1	0 0	2 0	0 0	0 0	0 0	0 0
Inning Stats	R: 0 E: 0 K: 0 S: 3 H: 1 LOB: 1 BB: 1 P: 7	R: 0 E: 0 K: 0 S: 3 H: 0 LOB: 0 BB: 0 P: 3	R: 0 E: 0 K: 0 S: 3 H: 1 LOB: 0 BB: 0 P: 3	R: 0 E: 0 K: 1 S: 6 H: 1 LOB: 2 BB: 1 P: 10	R: 0 E: 0 K: 0 S: 3 H: 0 LOB: 0 BB: 0 P: 3	R: 0 E: 0 K: 1 S: 5 H: 0 LOB: 0 BB: 0 P: 5	R: 2 E: 0 K: 0 S: 7 H: 4 LOB: 2 BB: 0 P: 7	R: 1 E: 0 K: 0 S: 5 H: 2 LOB: 1 BB: 0 P: 5	R: 0 E: 0 K: 0 S: 3 H: 0 LOB: 0 BB: 0 P: 3	1B: 9 2B: 0 3B: 0 HR: 0	SF: 0 SAC: 0 DP: 2 HBP: 0			WP: 0 PB: 0 SB: 0 CS: 0		PA: 36	

PITCHER		IP	WLS	BF	H	R	ER	SO	BB	IBB	HBP	BLK	WP	HR	S	P	ERA	WHIP
Bill Lee, L ERA: 5.9	(1, 1)	6.2	W	27	7	2	2	2	2	0	0	0	0	0	29	37	2.70	1.350
Jim Willoughby, R ERA: 2.94	(7, 1)	2.1	S	9	2	1	1	0	0	0	0	0	0	0	9	9	3.86	0.857

PITCHER	IP	WLS	BF	H	R	ER	SO	BB	IBB	HBP	BLK	WP	HR	S	P	ERA	WHIP

TOP

Detroit Tigers @ Boston Red Sox

Fenway Park, Boston, MA

Wed Sep 08 1976, 7:05 PM EDT

Att. 13,966 - Unknown - 62 F

livebaseballscorecards.com

AB	34
R	3
H	9
RBI	3
BB	2
SO	2
LOB	13

Batter	1	2	3	4	5	6	7	8	9	AB	R	H	RBI	BB	SO	LOB
Rick Burleson, R (1, 6) OBP: 0.352, SLG: 0.379	E6 G4-6-3		FC5-2 1-2 3-H		FC5-4 1-2 1B		SF7-5-6 2-3 1B			4	0	2	0	0	0	2
Steve Dillard, R (1, 4) OBP: 0.336, SLG: 0.346	F2		F2		FC5-4 1B 1B 1-2f 2-3		BB 1-2 1B			4	1	1	0	0	0	5
Fred Lynn, L (1, 8) OBP: 0.368, SLG: 0.469	G4-6-3 1-2f			4-3	1B 1-3 3-H 1B		SF7-5-6 2-2 3-H			3	0	1	2	0	0	1
Carl Yastrzemski, L (1, 7) OBP: 0.354, SLG: 0.445		F7		HR	FC5-4 1-3 3-H 1B		BB 1-2 BBBB			3	1	2	2	1	0	0
Carlton Fisk, R (1, 2) OBP: 0.340, SLG: 0.406		5-3		FC4 1B	FC5-4 1-2f		F3			4	0	1	0	0	0	4
Cecil Cooper, L (1, 3) OBP: 0.311, SLG: 0.468		F8		P7		P6		P9		4	0	0	0	0	0	1
Jim Rice, R (1, 10) OBP: 0.302, SLG: 0.441			1B FC5-2 1B	FC4 1-2f		K		K		4	0	1	0	0	2	1
Dwight Evans, R (1, 9) OBP: 0.319, SLG: 0.418			F7		F8	4-3		5-3		4	0	0	0	0	0	1
Butch Hobson, R (1, 5) OBP: 0.251, SLG: 0.341			FC5-2 1-3 1B		FC5-4 1B 1B 1B		1B SF7-5-6 2B			3	2	3	0	0	0	0
Inning Stats	R: 0 E: 1 K: 0 S: 3 H: 0 LOB: 0 BB: 0 P: 3	R: 0 E: 0 K: 0 S: 3 H: 0 LOB: 0 BB: 0 P: 3	R: 0 E: 0 K: 0 S: 5 H: 2 LOB: 2 BB: 0 P: 5	R: 1 E: 0 K: 0 S: 5 H: 2 LOB: 1 BB: 0 P: 5	R: 2 E: 0 K: 0 S: 7 H: 4 LOB: 2 BB: 0 P: 7	R: 0 E: 0 K: 1 S: 5 H: 0 LOB: 0 BB: 0 P: 5	R: 1 E: 0 K: 0 S: 5 H: 3 LOB: 2 BB: 1 P: 9	R: 0 E: 0 K: 1 S: 5 H: 0 LOB: 0 BB: 0 P: 5		1B: 9 2B: 2 3B: 0 HR: 1 SF: 1 SAC: 0 DP: 2 HBP: 0						

PITCHER	IP	WLS	BF	H	R	ER	SO	BB	IBB	HBP	BLK	WP	HR	S	P	ERA	WHIP
Dave Lemanczyk, R (1, 1) ERA: 5.24	6.0	L	29	11	4	4	1	0	0	0	0	0	1	31	31	6.00	1.833
John Hiller, L (7, 1) ERA: 2.6	2.0		6	0	0	0	1	1	0	0	0	0	0	7	11	0.00	0.500

PITCHER	IP	WLS	BF	H	R	ER	SO	BB	IBB	HBP	BLK	WP	HR	S	P	ERA	WHIP

BOTTOM

Detroit Tigers @ Boston Red Sox

Fenway Park, Boston, MA

Wed Sep 08 1976, 7:05 PM EDT

Att. 13,966 - Unknown - 62 F

livebaseballscorecards.com

AB	33
R	4
H	11
RBI	4
BB	1
SO	2
LOB	15

WP: 0 PB: 0 SB: 0 CS: 0 PA: 35

Batter	1	2	3	4	5	6	7	8	9	AB	R	H	RBI	BB	SO	LOB
Ron LeFlore, R (1, 8) OBP: 0.374, SLG: 0.406	6-3			F3			5-3		4-3	4	0	0	0	0	0	0
Phil Mankowski, L (1, 5) OBP: 0.333, SLG: 0.370	F8			4-3			1B 1B		4-3	4	0	1	0	0	0	0
Ben Oglivie, L (1, 9) OBP: 0.317, SLG: 0.475	4-3			F9			1-2 1B			3	0	1	0	0	0	0
Rusty Staub, L (1, 10) OBP: 0.381, SLG: 0.418		F7			F7		L5			3	0	0	0	0	0	2
Jason Thompson, L (1, 3) OBP: 0.333, SLG: 0.388		F7			L6		1-3			3	0	0	0	0	0	2
Mickey Stanley, R (8, 3) OBP: 0.306, SLG: 0.435										0	0	0	0	0	0	0
Dan Meyer, L (1, 7) OBP: 0.291, SLG: 0.329		F9			F7			4-3		3	0	0	0	0	0	0
Bill Freehan, R (1, 2) OBP: 0.307, SLG: 0.396			5-3			4-3		K		3	0	0	0	0	1	0
Chuck Scrivener, R (1, 4) OBP: 0.287, SLG: 0.276			6-3			6-3		K		3	0	0	0	0	1	0
Mark Wagner, R (1, 6) OBP: 0.250, SLG: 0.228			6-3			K			6-3	2	0	0	0	0	1	0
Alex Johnson, R (9, PH) OBP: 0.300, SLG: 0.355										1	0	0	0	0	0	0
Inning Stats	R: 0 H: 0 E: 0 LOB: 0 K: 0 BB: 0 S: 3 P: 3	R: 0 H: 0 E: 0 LOB: 0 K: 0 BB: 0 S: 3 P: 3	R: 0 H: 0 E: 0 LOB: 0 K: 0 BB: 0 S: 3 P: 3	R: 0 H: 0 E: 0 LOB: 0 K: 0 BB: 0 S: 3 P: 3	R: 0 H: 0 E: 0 LOB: 0 K: 0 BB: 0 S: 3 P: 3	R: 0 H: 0 E: 0 LOB: 0 K: 1 BB: 0 S: 5 P: 5	R: 0 H: 2 E: 0 LOB: 2 K: 0 BB: 0 S: 5 P: 5	R: 0 H: 0 E: 0 LOB: 0 K: 2 BB: 0 S: 7 P: 7	R: 0 H: 0 E: 0 LOB: 0 K: 0 BB: 0 S: 3 P: 3	1B: 2 SF: 0 2B: 0 SAC: 0 3B: 0 DP: 0 HR: 0 HBP: 0						

PITCHER	IP	WLS	BF	H	R	ER	SO	BB	IBB	HBP	BLK	WP	HR	S	P	ERA	WHIP
Rick Wise, R (1, 1) ERA: 3.67	9.0	W	29	2	0	0	3	0	0	0	0	0	0	35	35	0.00	0.222

PITCHER	IP	WLS	BF	H	R	ER	SO	BB	IBB	HBP	BLK	WP	HR	S	P	ERA	WHIP

TOP

Detroit Tigers @ Boston Red Sox

Fenway Park, Boston, MA

Thu Sep 09 1976, 7:05 PM EDT

Att. 13,643 - Unknown - 67 F

livebaseballscorecards.com

AB	29
R	0
H	2
RBI	0
BB	0
SO	3
LOB	4

Detroit Tigers @ Boston Red Sox

Fenway Park, Boston, MA

Thu Sep 09 1976, 7:05 PM EDT

Att. 13,643 - Unknown - 67 F

BOTTOM

livebaseballscorecards.com

Batter	1	2	3	4	5	6	7	8	9	AB	R	H	RBI	BB	SO	LOB
Rick Burleson, R (1, 6) OBP: 0.349, SLG: 0.375	5-3		F8	K			6-3			4	0	0	0	0	1	2
Steve Dillard, R (1, 4) OBP: 0.358, SLG: 0.374	1B		2B		1B		BB			3	2	3	0	1	0	0
Fred Lynn, L (1, 8) OBP: 0.369, SLG: 0.470	L8		CS 1B		K		1B			4	0	2	1	0	1	2
Carl Yastrzemski, L (1, 7) OBP: 0.355, SLG: 0.446	F8		CS	1B	K		FC6-4			4	1	2	1	0	1	2
Carlton Fisk, R (1, 2) OBP: 0.339, SLG: 0.405		F9		1B	F9		FC6-4			4	0	1	0	0	0	3
Cecil Cooper, L (1, 3) OBP: 0.310, SLG: 0.466		F2		1B		4-3		P4		4	1	1	0	0	0	0
Jim Rice, R (1, 10) OBP: 0.304, SLG: 0.446		HR		1B		K		F7		3	1	1	1	1	1	0
Dwight Evans, R (1, 9) OBP: 0.316, SLG: 0.414		F5		K		6-3		K		4	0	0	0	0	2	3
Butch Hobson, R (1, 5) OBP: 0.252, SLG: 0.340			6-3	1B			6-3			3	0	1	2	0	0	0
Inning Stats	R: 0 E: 0 K: 0 S: 4 H: 1 LOB: 1 BB: 0 P: 4	R: 1 E: 0 K: 0 S: 4 H: 1 LOB: 0 BB: 0 P: 4	R: 1 E: 0 K: 0 S: 4 H: 2 LOB: 0 BB: 0 P: 4	R: 2 E: 0 K: 2 S: 10 H: 4 LOB: 2 BB: 1 P: 14	R: 0 E: 0 K: 2 S: 8 H: 1 LOB: 1 BB: 0 P: 8	R: 0 E: 0 K: 1 S: 5 H: 0 LOB: 0 BB: 0 P: 5	R: 1 E: 0 K: 0 S: 5 H: 2 LOB: 2 BB: 1 P: 9	R: 0 E: 0 K: 1 S: 5 H: 0 LOB: 0 BB: 0 P: 5		1B: 9 2B: 1 3B: 0 HR: 1	SF: 0 SAC: 0 DP: 0 HBP: 0		WP: 0 PB: 0 SB: 0 CS: 1	PA: 36			

	AB	33
	R	5
	H	11
	RBI	5
	BB	2
	SO	6
	LOB	12

PITCHER		IP	WLS	BF	H	R	ER	SO	BB	IBB	HBP	BLK	WP	HR	S	P	ERA	WHIP
Vern Ruhle, R ERA: 3.65	(1, 1)	3.2	L	18	8	4	4	1	0	1	0	0	0	1	19	23	9.82	2.182
Jim Crawford, L ERA: 4.45	(4, 1)	3.1		14	3	1	1	4	1	0	0	0	0	0	21	25	2.70	1.200
Steve Grilli, R ERA: 5.12	(8, 1)	1.0		3	0	0	0	1	0	0	0	0	0	0	5	5	0.00	0.000

PITCHER	IP	WLS	BF	H	R	ER	SO	BB	IBB	HBP	BLK	WP	HR	S	P	ERA	WHIP

Batter	1	2	3	4	5	6	7	8	9	AB	R	H	RBI	BB	SO	LOB
Ron LeFlore, R (1, 8) OBP: 0.373, SLG: 0.407	F3		G3 2B		G5-4-3 1-2f					3	0	1	0	0	0	2
Ben Oglivie, L (1, 3) OBP: 0.318, SLG: 0.488	HR		G3 2-3							2	1	1	1	0	0	1
Rusty Staub, L (1, 9) OBP: 0.379, SLG: 0.416	F7		6-3							2	0	0	0	0	0	1
Willie Horton, R (1, 10) OBP: 0.343, SLG: 0.400	2B			F3						2	0	1	0	0	0	0
Alex Johnson, R (1, 7) OBP: 0.299, SLG: 0.354	6-3			F9						2	0	0	0	0	0	1
Mickey Stanley, R (1, 5) OBP: 0.302, SLG: 0.429		P7		L8						2	0	0	0	0	0	0
Bill Freehan, R (1, 2) OBP: 0.304, SLG: 0.392		F8			F8					2	0	0	0	0	0	0
Pedro Garcia, R (1, 4) OBP: 0.232, SLG: 0.298		6-3			E5 E					2	0	0	0	0	0	0
Mark Wagner, R (1, 6) OBP: 0.242, SLG: 0.220			4-3		FC6 G5-4-3 1-2					2	0	0	0	0	0	1
Inning Stats	R: 1 E: 0 K: 0 S: 5 H: 2 LOB: 1 BB: 0 P: 5	R: 0 E: 0 K: 0 S: 3 H: 0 LOB: 0 BB: 0 P: 3	R: 0 E: 0 K: 0 S: 4 H: 1 LOB: 1 BB: 0 P: 4	R: 0 E: 0 K: 0 S: 3 H: 0 LOB: 0 BB: 0 P: 3	R: 0 E: 2 K: 0 S: 4 H: 0 LOB: 1 BB: 0 P: 4					1B: 0 2B: 2 3B: 0 HR: 1 SF: 0 SAC: 0 DP: 1 HBP: 0							

PITCHER	IP	WLS	BF	H	R	ER	SO	BB	IBB	HBP	BLK	WP	HR	S	P	ERA	WHIP
Reggie Cleveland, R (1, 1) ERA: 3.49	5.0	L	19	3	1	1	0	0	0	0	0	0	1	19	19	1.80	0.600

PITCHER	IP	WLS	BF	H	R	ER	SO	BB	IBB	HBP	BLK	WP	HR	S	P	ERA	WHIP

TOP

Detroit Tigers @ Boston Red Sox

Fenway Park, Boston, MA

Fri Sep 10 1976, 7:05 PM EDT

Att. 19,192 - Unknown - 70 F

livebaseballscorecards.com

AB	19
R	1
H	3
RBI	1
BB	0
SO	0
LOB	6

WP: 0 PA: 19
PB: 0
SB: 0
CS: 0

Batter	1	2	3	4	5	6	7	8	9	AB	R	H	RBI	BB	SO	LOB
Rick Burleson, R (1, 6) OBP: 0.349, SLG: 0.375	6-3		P4		1B					3	0	1	0	0	0	1
Steve Dillard, R (1, 4) OBP: 0.350, SLG: 0.364	5-3		2-3 (1-2)		F9					3	0	0	0	0	0	2
Fred Lynn, L (1, 8) OBP: 0.369, SLG: 0.470	BB, 1B		6-3							2	0	1	0	0	0	1
Carl Yastrzemski, L (1, 7) OBP: 0.355, SLG: 0.445	BBBB, FC6-4 (1-2), BB			E4, G5-4-3						1	0	0	0	1	0	0
Carlton Fisk, R (1, 2) OBP: 0.337, SLG: 0.403	FC6-4 (1-2f)			G5-4-3 (1-2f)						2	0	0	0	0	0	3
Cecil Cooper, L (1, 3) OBP: 0.313, SLG: 0.469		G1-4-3, 1B		S, 1B						2	0	2	0	0	0	0
Jim Rice, R (1, 10) OBP: 0.303, SLG: 0.444		G1-4-3 (1-2f)		SSS, K (1-2)						2	0	0	0	0	1	2
Dwight Evans, R (1, 9) OBP: 0.315, SLG: 0.412		4-3			G3					2	0	0	0	0	0	0
Butch Hobson, R (1, 5) OBP: 0.255, SLG: 0.342			2-3, 1B		F9					2	0	1	0	0	0	0
Inning Stats	R: 0 E: 0 K: 0 S: 4 H: 1 LOB: 2 BB: 1 P: 8	R: 0 E: 0 K: 0 S: 3 H: 1 LOB: 0 BB: 0 P: 3	R: 0 E: 0 K: 0 S: 4 H: 1 LOB: 1 BB: 0 P: 4	R: 0 E: 1 K: 1 S: 6 H: 1 LOB: 1 BB: 0 P: 6	R: 0 E: 0 K: 0 S: 4 H: 1 LOB: 1 BB: 0 P: 4					1B: 5 2B: 0 3B: 0 HR: 0	SF: 0 SAC: 0 DP: 2 HBP: 0					

PITCHER	IP	WLS	BF	H	R	ER	SO	BB	IBB	HBP	BLK	WP	HR	S	P	ERA	WHIP
Ray Bare, R (1, 1) ERA: 4.91	5.0	W	20	5	0	0	1	1	0	0	0	0	0	21	25	0.00	1.200

PITCHER	IP	WLS	BF	H	R	ER	SO	BB	IBB	HBP	BLK	WP	HR	S	P	ERA	WHIP

BOTTOM

Detroit Tigers @ Boston Red Sox

Fenway Park, Boston, MA

Fri Sep 10 1976, 7:05 PM EDT

Att. 19,192 - Unknown - 70 F

livebaseballscorecards.com

AB	19
R	0
H	5
RBI	0
BB	1
SO	1
LOB	9

1B: 5 SF: 0
2B: 0 SAC: 0
3B: 0 DP: 2
HR: 0 HBP: 0

WP: 0 PA: 20
PB: 0
SB: 1
CS: 0

Batter	1	2	3	4	5	6	7	8	9	AB	R	H	RBI	BB	SO	LOB
Frank Duffy, R (1, 6) OBP: 0.267, SLG: 0.276	0-0 2B 1B		0-0 5-3 ①		0-0 6-3 ①	0-0 P3 ②			0-0 F7 ①	5	1	1	0	0	0	2
Buddy Bell, R (1, 5) OBP: 0.341, SLG: 0.371	0-0 1-H 2B 2B		0-0 2B 1B		0-0 F3 ②	0-0 F2 ③			0-0 5-3 ②	5	2	2	1	0	0	2
Larvell Blanks, R (1, 4) OBP: 0.337, SLG: 0.407	0-0 F6 ①		0-0 F6 ②		0-0 5-3 ③		0-0 F7 ①		0-0 1B	5	0	1	0	0	0	2
Rico Carty, R (1, 10) OBP: 0.377, SLG: 0.440	0-0 F7 ②		0-0 1-H 2B			0-0 HR	0-0 4-3 ②		0-0 5-3 ③	5	1	2	2	0	0	2
George Hendrick, R (1, 8) OBP: 0.335, SLG: 0.465	0-0 2-H 2B		0-0 6-3 ③			0-0 1B 1B 2B	0-0 F7 ③			4	1	2	1	0	0	1
Ray Fosse, R (1, 2) OBP: 0.346, SLG: 0.375	0-0 5-3 ③			0-0 6-3 ①		0-0 F5 ①		0-0 4-3 ①		4	0	0	0	0	0	2
Joe Lis, R (1, 3) OBP: 0.344, SLG: 0.517		S S S 0-3 K ①		0-0 4-3 2B		B B B B 4-0 1B 1B BB		0-0 6-3 ②		3	1	1	0	1	1	0
Charlie Spikes, R (1, 9) OBP: 0.303, SLG: 0.338		S S S 0-3 K ②		0-0 4-3 ② 2-3		0-0 E 1B 1-2 2-3 1B		B B B B 4-0 BB		3	0	1	0	1	1	1
Ron Pruitt, R (1, 7) OBP: 0.375, SLG: 0.324		0-0 F8 ③		0-0 F7 ③		0-0 E4 1-3 2-H 3-H 1B		0-0 F8 ③		2	0	0	0	0	0	1
Boog Powell, L (6, PH) OBP: 0.315, SLG: 0.331										1	0	1	2	0	0	0
Tommy Smith, L (6, 7) OBP: 0.245, SLG: 0.272										1	0	0	0	0	0	1
Inning Stats	R: 2 E: 0 K: 0 S: 6 H: 3 LOB: 1 BB: 0 P: 6	R: 0 E: 0 K: 2 S: 7 H: 0 LOB: 0 BB: 0 P: 7	R: 1 E: 0 K: 0 S: 5 H: 2 LOB: 1 BB: 0 P: 5	R: 0 E: 0 K: 0 S: 4 H: 1 LOB: 1 BB: 0 P: 4	R: 0 E: 0 K: 0 S: 3 H: 0 LOB: 0 BB: 0 P: 3	R: 3 E: 1 K: 0 S: 7 H: 4 LOB: 2 BB: 1 P: 11	R: 0 E: 0 K: 0 S: 3 H: 0 LOB: 0 BB: 0 P: 3	R: 0 E: 0 K: 0 S: 3 H: 0 LOB: 1 BB: 1 P: 7	R: 0 E: 0 K: 0 S: 4 H: 1 LOB: 1 BB: 0 P: 4	1B: 5 2B: 5 3B: 0 HR: 1	SF: 0 SAC: 0 DP: 0 HBP: 0						

TOP

Cleveland Indians @ Boston Red Sox

Fenway Park, Boston, MA

Sat Sep 11 1976, 7:05 PM EDT

Att. 21,421 - Unknown

livebaseballscorecards.com

AB	38
R	6
H	11
RBI	6
BB	2
SO	2
LOB	14

WP: 0 PB: 0 SB: 0 CS: 0 PA: 40

PITCHER		IP	WLS	BF	H	R	ER	SO	BB	IBB	HBP	BLK	WP	HR	S	P	ERA	WHIP
Rick Jones, L ERA: 3.24	(1, 1)	0.2	L	5	3	2	2	0	0	0	0	0	0	0	5	5	27.00	4.500
Tom Murphy, R ERA: 4.43	(1, 1)	4.2		21	6	4	4	2	1	0	0	0	0	1	24	28	7.71	1.500
Dick Pole, R ERA: 4.47	(6, 1)	3.2		14	2	0	0	0	1	0	0	0	0	0	13	17	0.00	0.818

PITCHER	IP	WLS	BF	H	R	ER	SO	BB	IBB	HBP	BLK	WP	HR	S	P	ERA	WHIP

Batter	1	2	3	4	5	6	7	8	9	AB	R	H	RBI	BB	SO	LOB
Rick Burleson, R (1, 6) OBP: 0.346, SLG: 0.372	F6		G6-4-3 1-2f			4-3	FC6-4 1-2f			4	0	0	0	0	0	2
Steve Dillard, R (1, 4) OBP: 0.370, SLG: 0.404	2B			FC1-6 1B		1B 2B		3B 1B		4	2	4	0	0	0	0
Fred Lynn, L (1, 8) OBP: 0.370, SLG: 0.474	4-3			FC1-6 1B 1-2f SF8		2-H 1B		1-H SF8 3B		4	2	2	2	0	0	2
Carl Yastrzemski, L (1, 7) OBP: 0.355, SLG: 0.444 Rick Miller, L (8, 7) OBP: 0.347, SLG: 0.350 Jack Baker, R (8, PH) Bobby Darwin, R (9, 7) OBP: 0.262, SLG: 0.350	F7			1-3 2B 1B		F8		F6		3 0 1 0	0 0 0 0	1 0 0 0	0 0 0 0	0 0 0 0	0 0 0 0	2 0 1 0
Carlton Fisk, R (1, 2) OBP: 0.335, SLG: 0.401		F8		SF8 3-H		K		SF8 3-H		2	0	0	2	0	1	1
Cecil Cooper, L (1, 3) OBP: 0.315, SLG: 0.479		F4		1-H 2B			HR	F8		4	1	2	1	0	0	0
Jim Rice, R (1, 10) OBP: 0.300, SLG: 0.441		4-3			6-3		F5	K		4	0	0	0	0	1	0
Dwight Evans, R (1, 9) OBP: 0.312, SLG: 0.408			K		1-3		F9	F9		4	0	0	0	0	1	0
Butch Hobson, R (1, 5) OBP: 0.260, SLG: 0.345			G6-4-3 1B		K		FC6-4 1B	F9		4	0	2	0	0	1	0
Inning Stats	R: 0 E: 0 K: 0 S: 4 H: 1 LOB: 1 BB: 0 P: 4	R: 0 E: 0 K: 0 S: 3 H: 0 LOB: 0 BB: 0 P: 3	R: 0 E: 0 K: 1 S: 5 H: 1 LOB: 0 BB: 0 P: 5	R: 1 E: 0 K: 0 S: 5 H: 3 LOB: 2 BB: 0 P: 5	R: 0 E: 0 K: 1 S: 5 H: 0 LOB: 0 BB: 0 P: 5	R: 1 E: 0 K: 1 S: 7 H: 2 LOB: 1 BB: 0 P: 7	R: 1 E: 0 K: 0 S: 5 H: 2 LOB: 1 BB: 0 P: 5	R: 2 E: 0 K: 0 S: 5 H: 2 LOB: 0 BB: 0 P: 5	R: 0 E: 0 K: 1 S: 5 H: 0 LOB: 0 BB: 0 P: 5	1B: 6 2B: 3 3B: 1 HR: 1 SF: 2 SAC: 0 DP: 1 HBP: 0						

PITCHER		IP	WLS	BF	H	R	ER	SO	BB	IBB	HBP	BLK	WP	HR	S	P	ERA	WHIP
Jim Bibby, R ERA: 3.27	(1, 1)	7.0	W	28	9	3	3	3	0	0	0	0	0	1	34	34	3.86	1.286
Dave LaRoche, L ERA: 2.41	(8, 1)	2.0	S	8	2	2	2	1	0	0	0	0	0	0	10	10	9.00	1.000

PITCHER		IP	WLS	BF	H	R	ER	SO	BB	IBB	HBP	BLK	WP	HR	S	P	ERA	WHIP

BOTTOM

Cleveland Indians @ Boston Red Sox

Fenway Park, Boston, MA

Sat Sep 11 1976, 7:05 PM EDT

Att. 21,421 - Unknown

livebaseballscorecards.com

AB	34
R	5
H	11
RBI	5
BB	0
SO	4
LOB	8

Cleveland Indians @ Boston Red Sox

Fenway Park, Boston, MA

Sun Sep 12 1976, 3:33 AM EDT

Att. 24,819 - Unknown

TOP

livebaseballscorecards.com

Batter	1	2	3	4	5	6	7	8	9	AB	R	H	RBI	BB	SO	LOB
Duane Kuiper, L (1, 4) OBP: 0.310, SLG: 0.320	1-3		F8		G3			4-3 2-3		4	0	0	0	0	0	2
Buddy Bell, R (1, 5) OBP: 0.340, SLG: 0.369	K		F8			5-3		BB		2	0	0	0	0	1	0
Ron Pruitt, R (5, 5) OBP: 0.378, SLG: 0.320										1	0	0	0	1	0	0
Larvell Blanks, R (1, 6) OBP: 0.333, SLG: 0.402	4-3			L7		6-3		K		3	0	0	0	0	0	0
Alfredo Griffin, S (6, 6) OBP: 0.333, SLG: 0.333										1	0	0	0	0	1	2
Rico Carty, R (1, 10) OBP: 0.378, SLG: 0.441		3B 1B		K		6-3		K		2	1	1	0	0	1	0
Joe Lis, R (6, PH) OBP: 0.324, SLG: 0.484										2	0	0	0	0	1	2
George Hendrick, R (1, 8) OBP: 0.336, SLG: 0.477		F4		HR			HR		K	4	2	2	2	0	1	1
Tommy Smith, L (1, 7) OBP: 0.238, SLG: 0.264		F5		F5			F7		F4	4	0	0	0	0	0	1
Charlie Spikes, R (1, 9) OBP: 0.302, SLG: 0.343		1-H 3B	F8				K		6-3	4	0	1	1	0	1	0
Alan Ashby, S (1, 2) OBP: 0.301, SLG: 0.310		F9		1B			F7			3	0	1	0	0	0	1
Orlando Gonzalez, L (1, 3) OBP: 0.314, SLG: 0.292			F3		F6			4-3 2B		3	0	1	0	0	0	1
Inning Stats	R: 0 E: 0 K: 1 S: 5 H: 0 LOB: 0 BB: 0 P: 5	R: 1 E: 0 K: 0 S: 5 H: 2 LOB: 1 BB: 0 P: 5	R: 0 E: 0 K: 0 S: 3 H: 0 LOB: 0 BB: 0 P: 3	R: 1 E: 0 K: 1 S: 6 H: 1 LOB: 0 BB: 0 P: 6	R: 0 E: 0 K: 0 S: 4 H: 1 LOB: 1 BB: 0 P: 4	R: 0 E: 0 K: 0 S: 3 H: 0 LOB: 0 BB: 0 P: 3	R: 1 E: 0 K: 1 S: 6 H: 1 LOB: 0 BB: 0 P: 6	R: 0 E: 0 K: 2 S: 8 H: 1 LOB: 2 BB: 1 P: 12	R: 0 E: 0 K: 1 S: 5 H: 0 LOB: 0 BB: 0 P: 5	1B: 2 2B: 1 3B: 1 HR: 2	SF: 0 SAC: 0 DP: 0 HBP: 0					

	AB	33
	R	3
	H	6
	RBI	3
	BB	1
	SO	6
	LOB	10

PITCHER	IP	WLS	BF	H	R	ER	SO	BB	IBB	HBP	BLK	WP	HR	S	P	ERA	WHIP
Luis Tiant, R (1, 1) ERA: 3.1	9.0	W	34	6	3	3	6	1	0	0	0	0	2	45	49	3.00	0.778

PITCHER	IP	WLS	BF	H	R	ER	SO	BB	IBB	HBP	BLK	WP	HR	S	P	ERA	WHIP

PA: 34

Batter	1	2	3	4	5	6	7	8	9	AB	R	H	RBI	BB	SO	LOB
Rick Burleson, R (1, 6) OBP: 0.347, SLG: 0.374	6-3		SH3-4 1B 2B 1-H 2-H	1B 2B 1B	5-3			1-3		5	2	2	2	0	0	0
Steve Dillard, R (1, 4) OBP: 0.369, SLG: 0.402	6-3		SH3-4 2-3	2B 2B 1B 1-3		F5				3	1	1	0	0	0	0
Fred Lynn, L (1, 8) OBP: 0.371, SLG: 0.476	F8		1B FC6-4 1B 3-H	2B 2B 1-3 3-H		S S S K				4	2	2	2	0	1	0
Carl Yastrzemski, L (1, 7) OBP: 0.357, SLG: 0.448 Rick Miller, L (4, PR) OBP: 0.346, SLG: 0.349 (5, 7)		F9	FC6-4 1B 1-3	3B 2B 2-H 3-H		S S S K				3 1	0 1	2 0	2 0	0 0	0 1	0 0
Carlton Fisk, R (1, 2) OBP: 0.337, SLG: 0.414 Ernie Whitt, L (7, PH) (8, 2)		HR	FC6-4 S 1B 1-2f 3-H	3B 2-H			4-3			3 1	2 0	2 0	3 0	0 0	0 0	1 0
Cecil Cooper, L (1, 3) OBP: 0.315, SLG: 0.478 Jack Baker, R (7, PH) (8, 3)		4-3	1B 1-H	F7			F3			3 1	0 0	1 0	1 0	0 0	0 0	2 0
Jim Rice, R (1, 10) OBP: 0.300, SLG: 0.445		F3	5-3		HR		5-3			4	1	1	1	0	0	1
Dwight Evans, R (1, 9) OBP: 0.311, SLG: 0.406			B B B B SH 2B BB	5-3	F4			F4		3	1	0	0	1	0	0
Butch Hobson, R (1, 5) OBP: 0.256, SLG: 0.340			SH 2B 1-2	S S S K	6-3			F8		3	1	0	0	0	1	0
Inning Stats	R: 0 E: 0 K: 0 S: 3 H: 0 LOB: 0 BB: 0 P: 3	R: 1 E: 0 K: 0 S: 4 H: 1 LOB: 0 BB: 0 P: 4	R: 5 E: 1 K: 0 S: 8 H: 4 LOB: 1 BB: 1 P: 12	R: 4 E: 0 K: 1 S: 10 H: 5 LOB: 2 BB: 0 P: 10	R: 1 E: 0 K: 0 S: 4 H: 1 LOB: 0 BB: 0 P: 4	R: 0 E: 0 K: 2 S: 7 H: 0 LOB: 0 BB: 0 P: 7	R: 0 E: 0 K: 0 S: 3 H: 0 LOB: 0 BB: 0 P: 3	R: 0 E: 0 K: 0 S: 3 H: 0 LOB: 0 BB: 0 P: 3		1B: 5 2B: 3 3B: 1 HR: 2	SF: 0 SAC: 2 DP: 0 HBP: 0						

PITCHER	IP	WLS	BF	H	R	ER	SO	BB	IBB	HBP	BLK	WP	HR	S	P	ERA	WHIP
Stan Thomas, R (1, 1) ERA: 2.28	2.1	L	13	4	6	3	0	1	0	0	0	0	1	12	16	11.57	2.143
Eric Raich, R (3, 1) ERA: 16.88	2.2		15	7	5	5	1	0	0	0	0	0	1	17	17	16.88	2.625
Harry Parker, R (6, 1) ERA:	3.0		9	0	0	0	2	0	0	0	0	0	0	13	13	0.00	0.000

PITCHER	IP	WLS	BF	H	R	ER	SO	BB	IBB	HBP	BLK	WP	HR	S	P	ERA	WHIP

BOTTOM

Cleveland Indians @ Boston Red Sox

Fenway Park, Boston, MA

Sun Sep 12 1976, 3:33 AM EDT

Att. 24,819 - Unknown

livebaseballscorecards.com

AB	34
R	11
H	11
RBI	11
BB	1
SO	3
LOB	4

WP: 0	PB: 0	SB: 1	CS: 0
PA: 37			

Batter	1	2	3	4	5	6	7	8	9	AB	R	H	RBI	BB	SO	LOB
Frank Duffy, R (1, 6) OBP: 0.269, SLG: 0.274	BBBB 4-0 E FC5 6-3 BB		x 0-0 ① 5-3	x 0-0 ③ F8		BBB 4-0 G5-4-3 BB		x 0-0 ③ FC6-4 1-2f		3	1	0	0	2	0	2
Buddy Bell, R (1, 5) OBP: 0.340, SLG: 0.373	x 0-0 FC5 S 6-3 1-3		x 0-0 ② 6-3		x 0-0 SH2-3 2B 2B	x 0-0 ②③ G5-4-3 1-2f			x 0-0 1B 2B	5	2	2	0	0	0	2
Larvell Blanks, R (1, 4) OBP: 0.331, SLG: 0.399 Duane Kuiper, L (6, 4) OBP: 0.311, SLG: 0.321	x 0-0 ① 6-3 1-2 3-H		x 0-0 ③ G3		x 0-0 ① SH2-3 2-3		x 0-0 ① 4-3		x 0-0 1B SF8 2-H 1B	2 2	0 1	0 1	0 1	1 0	0 0	1 0
Rico Carty, R (1, 10) OBP: 0.381, SLG: 0.448	SSS 0-3 ② K 2-3			x 0-0 FC4-6 1B 1B	x 0-0 1B 3-H 2B		x 0-0 2B		x 0-0 G4-3 2-3 1B	5	2	4	1	0	1	1
George Hendrick, R (1, 8) OBP: 0.336, SLG: 0.477	x 0-0 ③ 4-3			x 0-0 FC4-6 1-2 1B	BBBB 4-0 1B BB		SSS 0-3 ② K		x 0-0 ① SF8 3-H	3	0	1	1	1	1	2
Charlie Spikes, R (1, 9) OBP: 0.301, SLG: 0.341		x 0-0 ① 1-3		x 0-0 ① FC4-6 WP 1B SF8 1-2f 2-3	x 0-0 1-2 2-H 1B		x 0-0 ③ 4-3		x 0-0 ②③ G4-3 1-2f	5	1	1	1	0	0	4
Ray Fosse, R (1, 2) OBP: 0.349, SLG: 0.377		x 0-0 ② F7		x 0-0 WP 1B 1-2 3-H 1B	x 0-0 ② F3			x 0-0 FC6-4 1B		4	1	2	1	0	0	2
Joe Lis, R (1, 3) OBP: 0.316, SLG: 0.471		x 0-0 1B		x 0-0 ② SF8 1-2 2-H	x 0-0 ③ F7			x 0-0 ① F8		3	0	1	1	0	0	3
Ron Pruitt, R (1, 7) OBP: 0.372, SLG: 0.316		SSS 0-3 ③ K		x 0-0 2-H 1B		x 0-0 ① L5		x 0-0 ② F4		4	0	1	1	0	1	2
Inning Stats	R: 1 H: 0 E: 1 LOB: 1 K: 1 BB: 1 S: 6 P: 10	R: 0 H: 1 E: 0 LOB: 1 K: 1 BB: 0 S: 6 P: 6	R: 0 H: 0 E: 0 LOB: 0 K: 0 BB: 0 S: 3 P: 3	R: 3 H: 4 E: 0 LOB: 1 K: 0 BB: 0 S: 7 P: 7	R: 2 H: 3 E: 0 LOB: 2 K: 0 BB: 1 S: 6 P: 10	R: 0 H: 0 E: 0 LOB: 0 K: 0 BB: 1 S: 2 P: 6	R: 0 H: 1 E: 0 LOB: 1 K: 1 BB: 0 S: 6 P: 6	R: 0 H: 1 E: 0 LOB: 1 K: 0 BB: 0 S: 4 P: 4	R: 2 H: 3 E: 0 LOB: 0 K: 0 BB: 0 S: 5 P: 5	1B: 9 SF: 2 2B: 4 SAC: 1 3B: 0 DP: 2 HR: 0 HBP: 0						

TOP

Cleveland Indians @ Boston Red Sox

Fenway Park, Boston, MA

Mon Sep 13 1976, 7:05 PM EDT

Att. 12,101 - Unknown - 76 F

livebaseballscorecards.com

AB	36
R	8
H	13
RBI	8
BB	3
SO	3
LOB	19

PITCHER		IP	WLS	BF	H	R	ER	SO	BB	IBB	HBP	BLK	WP	HR	S	P	ERA	WHIP
Bill Lee, L ERA: 6.14	(1, 1)	4.1	L	22	7	6	5	2	1	0	0	0	1	0	25	29	10.38	1.846
Dick Pole, R ERA: 4.45	(5, 1)	0.2		4	1	0	0	0	1	0	0	0	0	0	3	7	0.00	3.000
Tom Murphy, R ERA: 4.44	(6, 1)	4.0		16	5	2	2	1	1	0	0	0	0	0	17	21	4.50	1.500

PITCHER	IP	WLS	BF	H	R	ER	SO	BB	IBB	HBP	BLK	WP	HR	S	P	ERA	WHIP

Batter	1	2	3	4	5	6	7	8	9	AB	R	H	RBI	BB	SO	LOB
Rick Burleson, R (1, 6) OBP: 0.348, SLG: 0.374	6-3		F9		2B HBP 1-2		1B 1B			3	0	1	0	0	0	0
Steve Dillard, R (1, 4) OBP: 0.381, SLG: 0.417	S BB		6-3		1-3 2B 2-H		G4-6-3 1B 1-3			3	0	2	1	1	0	0
Fred Lynn, L (1, 8) OBP: 0.370, SLG: 0.475	K 1-2		S 1B		K		G4-6-3 1-2f			4	0	1	0	0	2	5
Carl Yastrzemski, L (1, 7) OBP: 0.354, SLG: 0.444	K		F8 1-2		K			4-3		4	0	0	0	0	2	4
Carlton Fisk, R (1, 2) OBP: 0.334, SLG: 0.411		K		G3		F6		5-3		4	0	0	0	0	1	0
Cecil Cooper, L (1, 3) OBP: 0.315, SLG: 0.474		S 2B BB		F9		F9		F5		3	1	0	0	1	0	0
Jim Rice, R (1, 10) OBP: 0.298, SLG: 0.442		K 1-2		F9		F4			K	4	0	0	0	0	2	1
Dwight Evans, R (1, 9) OBP: 0.315, SLG: 0.416		2B 2-H			HBP 2B BB		HR		K2-3	3	2	2	2	1	1	0
Butch Hobson, R (1, 5) OBP: 0.251, SLG: 0.333		K			K		K		K	4	0	0	0	0	4	2
Inning Stats	R: 0 H: 0 E: 0 LOB: 1 K: 2 BB: 1 S: 7 P: 11	R: 1 H: 1 E: 0 LOB: 1 K: 3 BB: 1 S: 10 P: 14	R: 0 H: 1 E: 0 LOB: 1 K: 0 BB: 0 S: 4 P: 4	R: 0 H: 0 E: 0 LOB: 0 K: 0 BB: 0 S: 3 P: 3	R: 1 H: 1 E: 0 LOB: 2 K: 3 BB: 1 S: 10 P: 15	R: 0 H: 0 E: 0 LOB: 0 K: 0 BB: 0 S: 3 P: 3	R: 1 H: 3 E: 0 LOB: 1 K: 1 BB: 0 S: 7 P: 7	R: 0 H: 0 E: 0 LOB: 0 K: 0 BB: 0 S: 3 P: 3	R: 0 H: 0 E: 0 LOB: 0 K: 3 BB: 0 S: 9 P: 9	1B: 3 SF: 0 2B: 2 SAC: 0 3B: 0 DP: 1 HR: 1 HBP: 1						

BOTTOM

Cleveland Indians @ Boston Red Sox

Fenway Park, Boston, MA

Mon Sep 13 1976, 7:05 PM EDT

Att. 12,101 - Unknown - 76 F

livebaseballscorecards.com

AB	32
R	3
H	6
RBI	3
BB	3
SO	12
LOB	12

PITCHER		IP	WLS	BF	H	R	ER	SO	BB	IBB	HBP	BLK	WP	HR	S	P	ERA	WHIP
Dennis Eckersley, R ERA: 3.8	(1, 1)	6.1	W	29	6	3	3	9	3	0	1	0	0	1	43	56	4.26	1.421
Dave LaRoche, L ERA: 2.33	(7, 1)	2.2	S	7	0	0	0	3	0	0	0	0	0	0	13	13	0.00	0.000

PITCHER	IP	WLS	BF	H	R	ER	SO	BB	IBB	HBP	BLK	WP	HR	S	P	ERA	WHIP

Batter	1	2	3	4	5	6	7	8	9	10	AB	R	H	RBI	BB	SO	LOB
Rick Burleson, R (1, 6) OBP: 0.352, SLG: 0.376	1B			FC3-6 1B		BB		E 1B 1-2 BB	F4		3	0	2	0	2	0	3
Steve Dillard, R (1, 4) OBP: 0.374, SLG: 0.408	F9			FC3-6 1B 1-2f		F8 2-3		E7 1-3 2-H 1B		K	5	0	1	1	0	1	3
Fred Lynn, L (1, 8) OBP: 0.369, SLG: 0.472	K			G3-6-3 1B 1-3		5-3		4-3		E4 G4-6-3	5	0	1	0	0	1	4
Carl Yastrzemski, L (1, 7) OBP: 0.353, SLG: 0.440		G3		G3-6-3 1-2f			K		BB 1B BB	G4-6-3 1-2f	4	1	0	0	1	1	3
Carlton Fisk, R (1, 2) OBP: 0.331, SLG: 0.407		6-3			F7		F2		F8		4	0	0	0	0	0	1
Cecil Cooper, L (1, 3) OBP: 0.312, SLG: 0.470		K			4-3		K		K		4	0	0	0	0	3	1
Jim Rice, R (1, 10) OBP: 0.297, SLG: 0.439			F7		F8			F9	1B 1B 1-2 BB		3	0	0	0	1	0	0
Dwight Evans, R (1, 9) OBP: 0.319, SLG: 0.417			5-3			F8 SH1-4 BB		BB 1B BB	1B 1-2 2-H 1B		2	1	1	1	2	0	0
Butch Hobson, R (1, 5) OBP: 0.250, SLG: 0.332			F7			SH1-4 1-2		K	1B 1-2 2-3		1	0	0	0	0	0	0
Rick Miller, L (8, PH) OBP: 0.344, SLG: 0.347											1	0	0	0	0	1	1
Bob Heise, R (8, 5) OBP: 0.298, SLG: 0.311											0	0	0	0	0	0	0
Denny Doyle, L (9, PH) OBP: 0.288, SLG: 0.309											1	0	1	0	0	0	0
Rico Petrocelli, R (9, 5) OBP: 0.307, SLG: 0.288											0	0	0	0	0	0	0
Inning Stats	R: 0 E: 0 K: 1 S: 5 / H: 1 LOB: 0 BB: 0 P: 5	R: 0 E: 0 K: 1 S: 5 / H: 0 LOB: 0 BB: 0 P: 5	R: 0 E: 0 K: 0 S: 3 / H: 0 LOB: 0 BB: 0 P: 3	R: 0 E: 0 K: 0 S: 4 / H: 2 LOB: 1 BB: 0 P: 4	R: 0 E: 0 K: 0 S: 3 / H: 0 LOB: 0 BB: 0 P: 3	R: 0 E: 0 K: 0 S: 3 / H: 0 LOB: 2 BB: 2 P: 11	R: 0 E: 0 K: 2 S: 7 / H: 0 LOB: 0 BB: 0 P: 7	R: 1 E: 1 K: 1 S: 6 / H: 1 LOB: 2 BB: 2 P: 14	R: 1 E: 0 K: 1 S: 7 / H: 2 LOB: 3 BB: 2 P: 15	R: 0 E: 1 K: 1 S: 5 / H: 0 LOB: 0 BB: 0 P: 5	1B: 6 2B: 0 3B: 0 HR: 0	SF: 0 SAC: 1 DP: 2 HBP: 0					

PITCHER	IP	WLS	BF	H	R	ER	SO	BB	IBB	HBP	BLK	WP	HR	S	P	ERA	WHIP
Jim Slaton, R (1, 1) ERA: 3.5	7.2		29	4	1	1	5	4	0	0	0	0	0	35	51	1.17	1.043
Ray Sadecki, L (8, 1) ERA: 3.89	0.1		2	0	1	1	0	1	0	0	0	0	0	1	5	27.00	3.000
Danny Frisella, R (9, 1) ERA: 2.75	2.0	W	9	2	0	0	2	1	0	0	0	0	0	12	16	0.00	1.500

PITCHER	IP	WLS	BF	H	R	ER	SO	BB	IBB	HBP	BLK	WP	HR	S	P	ERA	WHIP

TOP

Boston Red Sox @ Milwaukee Brewers

Milwaukee County Stadium, Milwaukee, WI

Tue Sep 14 1976, 8:05 PM EDT
Att. 4,298 - Unknown - 64 F

livebaseballscorecards.com

AB	33
R	2
H	6
RBI	2
BB	6
SO	7
LOB	16

WP: 0 PA: 40
PB: 0
SB: 0
CS: 0

Batter	1	2	3	4	5	6	7	8	9	10	AB	R	H	RBI	BB	SO	LOB
Von Joshua, L (1, 8) OBP: 0.294, SLG: 0.356	4-3	F8			G3		1B 1B 1-3 2-H		FC4-6 S 1-2f		5	0	1	1	0	0	2
Sixto Lezcano, R (1, 9) OBP: 0.357, SLG: 0.405	BB 2B		5-3		6-3		K S S S		K 1-2		5	0	1	0	0	2	3
George Scott, R (1, 3) OBP: 0.333, SLG: 0.406	BB BB		6-3		L8		1B 1-3 3-H			FC3-6 1B	4	0	2	1	1	0	0
Mike Hegan, L (1, 10) OBP: 0.318, SLG: 0.370	K S S S		1-3			F5	F9			K S S S	5	0	0	0	0	2	5
Darrell Porter, L (1, 2) OBP: 0.315, SLG: 0.307	BB 1-2 2-3			1B 1B		F5		4-3		FC3-6 HBP 1B 1-2f	4	1	1	0	1	0	1
Dan Thomas, R (1, 7) OBP: 0.382, SLG: 0.413	F2			L4		F8		K S S S		1B HBP 1-2 H	4	0	0	0	0	1	4
Robin Yount, R (1, 6) OBP: 0.305, SLG: 0.314		F8		F8			SH1-3 1B	F9		1B 1-2 2-H	5	1	2	1	0	0	1
Tim Johnson, L (1, 4) OBP: 0.332, SLG: 0.313 (10, 5)		1B		1-2 1B			SH1-3 1-2		4-3		3	0	2	0	0	0	0
Jim Gantner, L (1, 5) OBP: 0.353, SLG: 0.276 Bernie Carbo, L (7, PH) OBP: 0.350, SLG: 0.347 Jack Heidemann, R (7, PR) OBP: 0.246, SLG: 0.238 (8, 5) Don Money, R (9, PH) OBP: 0.333, SLG: 0.407 Gary Sutherland, R (9, PR) OBP: 0.262, SLG: 0.278 (10, 4)		F7		F9			1B 1B BB		FC4-6 1B		2 0 0 1 0 0	0 0 0 0 0 0	0 0 0 0 0 0	0 1 0 0 0 0	0 0 0 0 0 0	0 0 0 0 0 0	3 0 0 0 0 0
Inning Stats	R: 0 E: 0 K: 1 S: 6 H: 1 LOB: 3 BB: 2 P: 14	R: 0 E: 0 K: 0 S: 4 H: 1 LOB: 1 BB: 0 P: 4	R: 0 E: 0 K: 0 S: 3 H: 0 LOB: 0 BB: 0 P: 3	R: 0 E: 0 K: 0 S: 5 H: 2 LOB: 2 BB: 0 P: 5	R: 0 E: 0 K: 0 S: 3 H: 0 LOB: 0 BB: 0 P: 3	R: 0 E: 0 K: 0 S: 3 H: 0 LOB: 0 BB: 0 P: 3	R: 2 E: 0 K: 1 S: 8 H: 3 LOB: 2 BB: 1 P: 12	R: 0 E: 0 K: 1 S: 5 H: 0 LOB: 0 BB: 0 P: 5	R: 0 E: 0 K: 1 S: 6 H: 1 LOB: 2 BB: 0 P: 6	R: 1 E: 0 K: 1 S: 6 H: 2 LOB: 2 BB: 0 P: 7	1B: 9 2B: 1 3B: 0 HR: 0	SF: 0 SAC: 1 DP: 0 HBP: 1		WP: 0 PB: 0 SB: 1 CS: 0		PA: 43	

PITCHER		IP	WLS	BF	H	R	ER	SO	BB	IBB	HBP	BLK	WP	HR	S	P	ERA	WHIP
Rick Wise, R ERA: 3.61	(1, 1)	8.0		34	7	2	2	3	3	0	0	0	0	0	37	49	2.25	1.250
Jim Willoughby, R ERA: 2.99	(9, 1)	1.2	L	9	3	1	1	2	0	0	1	0	0	0	12	13	5.40	1.800

PITCHER	IP	WLS	BF	H	R	ER	SO	BB	IBB	HBP	BLK	WP	HR	S	P	ERA	WHIP

BOTTOM

Boston Red Sox @ Milwaukee Brewers

Milwaukee County Stadium, Milwaukee, WI

Tue Sep 14 1976, 8:05 PM EDT
Att. 4,298 - Unknown - 64 F

livebaseballscorecards.com

AB	38
R	3
H	10
RBI	3
BB	3
SO	5
LOB	19

Batter	1	2	3	4	5	6	7	8	9	AB	R	H	RBI	BB	SO	LOB
Rick Burleson, R (1, 6) OBP: 0.353, SLG: 0.378	BBBB 4-0 G6-4-3 BB		x 0-0 ② F8		x 0-0 G3 2B		SSS 0-3 ③ K			3	0	1	0	1	1	0
Steve Dillard, R (1, 4) OBP: 0.371, SLG: 0.398	x 0-0 ①② G6-4-3 1-2f		BBBB 4-0 S BB		x 0-0 ② G3 2-3			SSS 0-3 ① K		3	0	0	0	1	1	2
Rick Miller, L (1, 8) OBP: 0.343, SLG: 0.345	x 0-0 BB 1B		SSS 0-3 ③ K 1-2		SSS 0-3 ③ K			x 0-0 ② F7		4	0	1	0	0	2	2
Carl Yastrzemski, L (1, 7) OBP: 0.354, SLG: 0.439	BBBB 4-0 1-2 BB			BBBB 4-0 G1-4-3 BB		x 0-0 ① 4-3		x 0-0 ③ F8		2	0	0	0	2	0	0
Carlton Fisk, R (1, 2) OBP: 0.331, SLG: 0.404	x 0-0 ③ 1-3			x 0-0 ①② G1-4-3 1-2f		x 0-0 ② F8			BBBB 4-0 G4-3 1B BB	3	0	0	0	1	0	3
Cecil Cooper, L (1, 3) OBP: 0.314, SLG: 0.470		x 0-0 ① F8		x 0-0 ③ L9		x 0-0 1B			x 0-0 G4-3 1-2 1B	4	0	2	0	0	0	0
Jim Rice, R (1, 10) OBP: 0.297, SLG: 0.438		SSS 0-3 ② K			x 0-0 HR 1B	SSS 0-3 ③ K			x 0-0 ①② G4-3 1-2f 2-3	4	1	1	0	0	2	3
Dwight Evans, R (1, 9) OBP: 0.316, SLG: 0.413		x 0-0 ③ P8			SSS 0-3 ① K		x 0-0 ① F8		x 0-0 ③ 4-3	4	0	0	0	0	1	2
Butch Hobson, R (1, 5) OBP: 0.251, SLG: 0.346			x 0-0 ① F8		x 0-0 1-H HR		SSS 0-3 ② K			3	1	1	2	0	1	0

TOP

Boston Red Sox @ Milwaukee Brewers

Milwaukee County Stadium, Milwaukee, WI

Wed Sep 15 1976, 8:05 PM EDT

Att. 3,656 - Unknown - 60 F

livebaseballscorecards.com

AB	30
R	2
H	6
RBI	2
BB	5
SO	8
LOB	12

Inning Stats	1	2	3	4	5	6	7	8	9	1B	SF	WP	PA
R	0	0	0	0	2	0	0	0	0	4	0	0	35
E	0	0	0	0	0	0	0	0	0	2B: 1	SAC: 0	PB: 0	
K	0	1	1	0	2	1	2	1	0	3B: 0	DP: 3	SB: 1	
S	3	5	5	2	10	6	7	5	3	HR: 1	HBP: 0	CS: 0	
H	1	0	0	0	3	1	0	0	1				
LOB	2				1	1			1				
BB	2	0	1	1	0	0	0	0	1				
P	11	5	9	6	10	6	7	5	7				

PITCHER		IP	WLS	BF	H	R	ER	SO	BB	IBB	HBP	BLK	WP	HR	S	P	ERA	WHIP
Gary Beare, R ERA: 2.65	(1, 1)	8.0	L	33	6	2	2	8	5	0	0	0	0	1	44	64	2.25	1.375
Bill Castro, R ERA: 3.17	(9, 1)	1.0		2	0	0	0	0	0	0	0	0	0	0	2	2	0.00	0.000

PITCHER	IP	WLS	BF	H	R	ER	SO	BB	IBB	HBP	BLK	WP	HR	S	P	ERA	WHIP

BOTTOM

Batter	1	2	3	4	5	6	7	8	9	AB	R	H	RBI	BB	SO	LOB
Von Joshua, L (1, 8) OBP: 0.295, SLG: 0.357	PB 1B		5-3		FC6-4 1B		L6		FC4-6 BB 1-2f	5	0	2	0	0	0	2
Sixto Lezcano, R (1, 9) OBP: 0.356, SLG: 0.401	K 1-2		E3 BB 2-H		F9		K		FC6-4 BB 1-2	4	0	0	0	1	2	2
George Scott, R (1, 3) OBP: 0.333, SLG: 0.404	K		BB		FC6-4 1-2f		1B		FC6-4 1-2f	4	0	1	0	1	1	4
Hank Aaron, R (1, 10) OBP: 0.321, SLG: 0.383	K		BB 1-2 2-3			6-3	F6			3	0	0	0	1	1	2
Darrell Porter, L (1, 2) OBP: 0.314, SLG: 0.305		G3	F6			BB 1B		G3		3	0	0	0	1	0	3
Dan Thomas, R (1, 7) OBP: 0.373, SLG: 0.400		K		F9		BB 1-2		K		4	0	1	0	0	2	0
Robin Yount, R (1, 6) OBP: 0.304, SLG: 0.312		5-3		5-3		BB 1-2 2-3		F9		3	0	0	0	1	0	0
Tim Johnson, L (1, 4) OBP: 0.332, SLG: 0.310			SH1-4 E BB	4-3	F7				FC4-6 BB	2	1	0	0	1	0	3
Mike Hegan, L (9, PH) OBP: 0.321, SLG: 0.370										0	0	0	0	1	0	0
Jim Gantner, L (1, 5) OBP: 0.343, SLG: 0.267			SH1-4 1-2		G3	K			K	1	0	0	0	0	0	0
Bernie Carbo, L (6, PH) OBP: 0.349, SLG: 0.346										1	0	0	0	0	1	3
Jack Heidemann, R (7, 5) OBP: 0.245, SLG: 0.237										1	0	0	0	0	1	1
Inning Stats	R: 0 E: 0 K: 3 S: 10 H: 1 LOB: 1 BB: 0 P: 10	R: 0 E: 0 K: 1 S: 5 H: 0 LOB: 0 BB: 0 P: 5	R: 1 E: 1 K: 0 S: 4 H: 0 LOB: 3 BB: 3 P: 16	R: 0 E: 0 K: 0 S: 3 H: 0 LOB: 0 BB: 0 P: 3	R: 0 E: 0 K: 0 S: 4 H: 1 LOB: 1 BB: 0 P: 4	R: 0 E: 0 K: 1 S: 6 H: 1 LOB: 3 BB: 2 P: 14	R: 0 E: 0 K: 1 S: 6 H: 1 LOB: 1 BB: 0 P: 6	R: 0 E: 0 K: 1 S: 5 H: 0 LOB: 0 BB: 0 P: 5	R: 0 E: 0 K: 1 S: 5 H: 0 LOB: 2 BB: 2 P: 13	1B: 4 2B: 0 3B: 0 HR: 0	SF: 0 SAC: 1 DP: 0 HBP: 0						

PITCHER		IP	WLS	BF	H	R	ER	SO	BB	IBB	HBP	BLK	WP	HR	S	P	ERA	WHIP
Reggie Cleveland, R ERA: 3.29	(1, 1)	8.2	W	38	4	1	0	8	7	0	0	0	0	0	47	75	0.00	1.269
Tom Murphy, R ERA: 4.42	(9, 1)	0.1	S	1	0	0	0	0	0	0	0	0	0	0	1	1	0.00	0.000

PITCHER	IP	WLS	BF	H	R	ER	SO	BB	IBB	HBP	BLK	WP	HR	S	P	ERA	WHIP

Boston Red Sox @ Milwaukee Brewers

Milwaukee County Stadium, Milwaukee, WI

Wed Sep 15 1976, 8:05 PM EDT

Att. 3,656 - Unknown - 60 F

livebaseballscorecards.com

AB	31
R	1
H	4
RBI	0
BB	7
SO	8
LOB	20

1B: 4	SF: 0	WP: 0	PA: 39		
2B: 0	SAC: 1	PB: 1			
3B: 0	DP: 0	SB: 0			
HR: 0	HBP: 0	CS: 0			

Boston Red Sox @ Milwaukee Brewers

Milwaukee County Stadium, Milwaukee, WI

Thu Sep 16 1976, 8:05 PM EDT

Att. 3,545 - Unknown - 64 F

TOP

Batter	1	2	3	4	5	6	7	8	9	AB	R	H	RBI	BB	SO	LOB
Rick Burleson, R (1, 6) OBP: 0.354, SLG: 0.377	CS 1B		FC6-4 1-2f			F4		BB 1-2 2-3	6-3	4	0	1	0	1	0	1
Steve Dillard, R (1, 4) OBP: 0.361, SLG: 0.386	K 1-2		B1-3			F7		F4		4	0	0	0	0	1	4
Rick Miller, L (1, 8) OBP: 0.345, SLG: 0.347	K		S 1B				FC5-4 BB	SF8 3-H		2	0	1	1	1	1	0
Carl Yastrzemski, L (1, 7) OBP: 0.355, SLG: 0.438		F7	K 1-2				FC5-4 1-2	1B 1-3 2-H		3	0	1	1	1	1	1
Carlton Fisk, R (1, 2) OBP: 0.328, SLG: 0.400		K	L8				FC5-4 1B 1-2 2-3	F6		4	0	0	0	0	1	5
Cecil Cooper, L (1, 3) OBP: 0.315, SLG: 0.470		3-1		F7			1-3		G6-4-3 HR 1B	4	1	2	0	0	0	0
Jim Rice, R (1, 10) OBP: 0.299, SLG: 0.438			FC6-4 1B	K			F7	G6-4-3 1-2		4	0	2	0	0	1	2
Dwight Evans, R (1, 9) OBP: 0.315, SLG: 0.410			F9	6-3				BB SF8 1B BB	G6-4-3 1-2f 2-3	3	1	0	0	1	0	3
Butch Hobson, R (1, 5) OBP: 0.256, SLG: 0.364			F7			F9		BB 1-2 1B	HR 3-H	4	2	2	2	0	0	1
Inning Stats	R: 0 E: 0 K: 2 S: 7 H: 1 LOB: 0 BB: 0 P: 7	R: 0 E: 0 K: 1 S: 5 H: 0 LOB: 0 BB: 0 P: 5	R: 0 E: 0 K: 0 S: 4 H: 1 LOB: 1 BB: 0 P: 4	R: 0 E: 0 K: 1 S: 6 H: 1 LOB: 1 BB: 0 P: 6	R: 0 E: 0 K: 1 S: 5 H: 0 LOB: 0 BB: 0 P: 5	R: 0 E: 0 K: 0 S: 3 H: 0 LOB: 0 BB: 0 P: 3	R: 0 E: 0 K: 0 S: 3 H: 1 LOB: 2 BB: 2 P: 11	R: 2 E: 0 K: 0 S: 5 H: 2 LOB: 2 BB: 2 P: 13	R: 2 E: 0 K: 0 S: 5 H: 3 LOB: 0 BB: 0 P: 5	1B: 8 2B: 0 3B: 0 HR: 1 SF: 1 SAC: 0 DP: 2 HBP: 0						

	AB	32
	R	4
	H	9
	RBI	4
	BB	4
	SO	5
	LOB	17

WP: 0 PB: 0 SB: 1 CS: 1 PA: 37

livebaseballscorecards.com

PITCHER		IP	WLS	BF	H	R	ER	SO	BB	IBB	HBP	BLK	WP	HR	S	P	ERA	WHIP
Jim Colborn, R ERA: 3.63	(1, 1)	7.0		26	4	1	1	5	3	0	0	0	0	0	33	45	1.29	1.000
Danny Frisella, R ERA: 2.97	(8, 1)	1.0		8	4	3	3	0	1	0	0	0	0	0	7	11	27.00	5.000
Bill Castro, R ERA: 3.26	(9, 1)	1.0	L	3	1	0	0	0	0	0	0	0	0	1	3	3	0.00	1.000

PITCHER	IP	WLS	BF	H	R	ER	SO	BB	IBB	HBP	BLK	WP	HR	S	P	ERA	WHIP

Batter	1	2	3	4	5	6	7	8	9	AB	R	H	RBI	BB	SO	LOB
Robin Yount, R (1, 6) OBP: 0.304, SLG: 0.311	5-3		F9		1B		F9		F9	5	0	1	0	0	0	0
Charlie Moore, R (1, 2) OBP: 0.325, SLG: 0.309	F6		5-3		1-3 1B		HR 2B			4	1	2	0	0	0	0
George Scott, R (1, 3) OBP: 0.336, SLG: 0.413	BB 1B		FC5-4 1B		K		2-H HR			4	1	3	2	0	1	2
Hank Aaron, R (1, 10) OBP: 0.320, SLG: 0.379	B B B B 1-2 BB		FC5-4 1-2f		F7		6-3			3	0	0	0	1	0	3
Sixto Lezcano, R (1, 9) OBP: 0.355, SLG: 0.400	K			K		6-3		CS 1B		4	0	1	0	0	2	2
Dan Thomas, R (1, 7) OBP: 0.381, SLG: 0.463		6-3		HR		5-3 1B		K		4	1	2	1	0	1	1
Steve Bowling, R (1, 8) OBP: 0.278, SLG: 0.294		F9		F9		5-3 1-2		F3 1-2		4	0	0	0	0	0	2
Gary Sutherland, R (1, 4) OBP: 0.263, SLG: 0.279		1B		K		L5			4-3	3	0	1	0	0	1	1
Mike Hegan, L (9, PH) OBP: 0.320, SLG: 0.368										1	0	0	0	0	0	0
Jack Heidemann, R (1, 5) OBP: 0.239, SLG: 0.231		K			F8		F8		K	3	0	0	0	0	1	1
Bernie Carbo, L (9, PH) OBP: 0.348, SLG: 0.345										1	0	0	0	0	1	0
Inning Stats	R: 0 E: 0 K: 1 S: 6 / H: 1 LOB: 2 BB: 1 P: 10	R: 0 E: 0 K: 1 S: 6 / H: 1 LOB: 1 BB: 0 P: 6	R: 0 E: 0 K: 0 S: 4 / H: 1 LOB: 1 BB: 0 P: 4	R: 1 E: 0 K: 2 S: 8 / H: 1 LOB: 0 BB: 0 P: 8	R: 0 E: 0 K: 1 S: 7 / H: 2 LOB: 2 BB: 0 P: 7	R: 0 E: 0 K: 0 S: 4 / H: 1 LOB: 1 BB: 0 P: 4	R: 2 E: 0 K: 0 S: 5 / H: 2 LOB: 0 BB: 0 P: 5	R: 0 E: 0 K: 1 S: 5 / H: 1 LOB: 0 BB: 0 P: 5	R: 0 E: 0 K: 1 S: 5 / H: 0 LOB: 0 BB: 0 P: 5	1B: 7 2B: 1 3B: 0 HR: 2	SF: 0 SAC: 0 DP: 0 HBP: 0						

PITCHER	IP	WLS	BF	H	R	ER	SO	BB	IBB	HBP	BLK	WP	HR	S	P	ERA	WHIP
Rick Kreuger, L (1, 1) ERA: 3.18	8.0	W	34	10	3	3	6	1	0	0	0	0	2	45	49	3.38	1.375
Tom Murphy, R (9, 1) ERA: 4.37	1.0	S	3	0	0	0	1	0	0	0	0	0	0	5	5	0.00	0.000

PITCHER	IP	WLS	BF	H	R	ER	SO	BB	IBB	HBP	BLK	WP	HR	S	P	ERA	WHIP

BOTTOM

Boston Red Sox @ Milwaukee Brewers

Milwaukee County Stadium, Milwaukee, WI

Thu Sep 16 1976, 8:05 PM EDT

Att. 3,545 - Unknown - 64 F

livebaseballscorecards.com

AB	36
R	3
H	10
RBI	3
BB	1
SO	7
LOB	12

1B: 7	SF: 0	WP: 0	PA: 37
2B: 1	SAC: 0	PB: 0	
3B: 0	DP: 0	SB: 0	
HR: 2	HBP: 0	CS: 1	

Boston Red Sox @ Detroit Tigers

Tiger Stadium, Detroit, MI

Fri Sep 17 1976, 7:05 PM EDT

Att. 20,371 - Unknown

TOP

Batter	1	2	3	4	5	6	7	8	9	AB	R	H	RBI	BB	SO	LOB
Rick Burleson, R (1, 6) OBP: 0.356, SLG: 0.378	1-3	FC5-4 1-3 1B	2-H 3-H 1B		F3			BBBB G6-4-3 BB		4	0	2	2	1	0	1
Steve Dillard, R (1, 4) OBP: 0.355, SLG: 0.375	BBBB E S 4-3 BB	FC5-4 1-2f	SSS K			5-3		G6-4-3 1-2f		4	1	0	0	1	1	4
Rick Miller, L (1, 8) (3, 7) OBP: 0.343, SLG: 0.348	E7 4-3 1-3		1B 2B	F8		4-3			P4	5	1	1	0	0	0	1
Carl Yastrzemski, L (1, 7) OBP: 0.355, SLG: 0.438 Fred Lynn, L (3, PR) (3, 8) OBP: 0.367, SLG: 0.469	4-3 2-3 3-H		1B FC6 2-H 1B	G3		L4			SSS K	2 3	0 1	1 0	2 0	0 0	0 1	1 0
Carlton Fisk, R (1, 2) OBP: 0.329, SLG: 0.399 Ernie Whitt, L (9, 2)	5-3		FC6 1-3 1B	BBBB 4-0 BB			SSS K		5-3	4 0	0 0	1 0	0 0	1 0	1 0	1 0
Cecil Cooper, L (1, 3) OBP: 0.312, SLG: 0.466 Jack Baker, R (8, 3)		SSS K	FC6 2B 1-2f 5-3 3-H	L9			P6			4 0	1 0	0 0	1 0	0 0	1 0	2 0
Jim Rice, R (1, 10) OBP: 0.300, SLG: 0.446	4-3	5-3 1-3 1B 2B	SSS K				HR			4	2	2	1	0	1	0
Dwight Evans, R (1, 9) OBP: 0.319, SLG: 0.413	H WP 1B HBP	IIII 5-3 1B IBB		2B			SSS K			2	2	1	0	1	1	0
Butch Hobson, R (1, 5) OBP: 0.256, SLG: 0.362		1B 1-H 1B	5-3 1-2 2-3 3-H		1-3			F5		4	0	1	2	0	0	3

livebaseballscorecards.com

	AB	36
	R	8
	H	9
	RBI	8
	BB	4
	SO	6
	LOB	13

Inning Stats	1	2	3	4	5	6	7	8	9
	R: 1 E: 1 K: 0 S: 4	H: 0 LOB: 1 BB: 1 P: 8	R: 1 E: 0 K: 1 S: 7	H: 2 LOB: 2 BB: 0 P: 8	R: 5 E: 0 K: 1 S: 10	H: 5 LOB: 1 BB: 1 P: 14	R: 0 E: 0 K: 0 S: 3	H: 0 LOB: 1 BB: 1 P: 7	R: 0 E: 0 K: 1 S: 6	H: 1 LOB: 1 BB: 0 P: 6	R: 0 E: 0 K: 0 S: 3	H: 0 LOB: 0 BB: 0 P: 3	R: 1 E: 0 K: 2 S: 8	H: 1 LOB: 0 BB: 0 P: 8	R: 0 E: 0 K: 0 S: 2	H: 0 LOB: 0 BB: 1 P: 6	R: 0 E: 0 K: 1 S: 5	H: 0 LOB: 0 BB: 0 P: 5

	1B: 5	SF: 0	WP: 1	PA: 41
	2B: 3	SAC: 0	PB: 0	
	3B: 0	DP: 1	SB: 1	
	HR: 1	HBP: 1	CS: 0	

PITCHER		IP	WLS	BF	H	R	ER	SO	BB	IBB	HBP	BLK	WP	HR	S	P	ERA	WHIP
Mark Fidrych, R ERA: 2.46	(1, 1)	2.2	L	19	7	7	6	1	1	1	1	0	1	0	18	27	20.25	3.000
Bill Laxton, L ERA: 3.95	(3, 1)	6.1		22	2	1	1	5	2	0	0	0	0	1	30	38	1.42	0.632

PITCHER	IP	WLS	BF	H	R	ER	SO	BB	IBB	HBP	BLK	WP	HR	S	P	ERA	WHIP

Boston Red Sox @ Detroit Tigers

Tiger Stadium, Detroit, MI

Fri Sep 17 1976, 7:05 PM EDT

Att. 20,371 - Unknown

BOTTOM

livebaseballscorecards.com

Batter	1	2	3	4	5	6	7	8	9	AB	R	H	RBI	BB	SO	LOB
Dan Meyer, L (1, 3) OBP: 0.282, SLG: 0.318	4-3		P4		P5		L4			4	0	0	0	0	0	3
Ben Oglivie, L (1, 8) OBP: 0.306, SLG: 0.489	P6			F7	K			HR		4	1	1	1	0	1	2
Rusty Staub, L (1, 9) OBP: 0.387, SLG: 0.426	K			HR 1B	P2			F2		4	1	1	0	0	1	2
Willie Horton, R (1, 10) OBP: 0.345, SLG: 0.411		F9		1-H HR		K		6-3		4	1	1	2	0	1	0
Alex Johnson, R (1, 7) OBP: 0.300, SLG: 0.351		G6-4-3 BB		P8		E5 FC6-4		F9		3	0	0	0	1	0	0
Mickey Stanley, R (1, 5) OBP: 0.310, SLG: 0.441		G6-4-3 1-2f		3B		FC6-4 1-2f			1-3	4	0	1	0	0	0	2
Chuck Scrivener, R (1, 4) OBP: 0.297, SLG: 0.280			BB	F8		F7			K	3	0	0	0	1	1	2
Mark Wagner, R (1, 6) OBP: 0.296, SLG: 0.312 Phil Mankowski, L (9, PH) OBP: 0.314, SLG: 0.324		K		2B 1B			F9		F9	3 1	0 0	1 0	0 0	0 0	1 0	1 0
Bruce Kimm, R (1, 2) OBP: 0.322, SLG: 0.333		K		1-3 2B			5-3			3	0	1	0	0	1	1

Inning Stats	1	2	3	4	5	6	7	8	9
	R: 0 E: 0 K: 1 S: 5 H: 0 LOB: 0 BB: 0 P: 5	R: 0 E: 0 K: 0 S: 2 H: 0 LOB: 0 BB: 1 P: 6	R: 0 E: 0 K: 2 S: 7 H: 0 LOB: 1 BB: 1 P: 11	R: 2 E: 0 K: 0 S: 6 H: 3 LOB: 1 BB: 0 P: 6	R: 0 E: 0 K: 1 S: 7 H: 2 LOB: 2 BB: 0 P: 7	R: 0 E: 1 K: 1 S: 6 H: 0 LOB: 1 BB: 0 P: 6	R: 0 E: 0 K: 0 S: 3 H: 0 LOB: 0 BB: 0 P: 3	R: 1 E: 0 K: 0 S: 4 H: 1 LOB: 0 BB: 0 P: 4	R: 0 E: 0 K: 1 S: 5 H: 0 LOB: 0 BB: 0 P: 5

	1B: 2	SF: 0	WP: 0	PA: 35
	2B: 1	SAC: 0	PB: 0	
	3B: 1	DP: 1	SB: 0	
	HR: 2	HBP: 0	CS: 0	

	AB	33
	R	3
	H	6
	RBI	3
	BB	2
	SO	6
	LOB	13

PITCHER	IP	WLS	BF	H	R	ER	SO	BB	IBB	HBP	BLK	WP	HR	S	P	ERA	WHIP
Luis Tiant, R (1, 1) ERA: 3.09	9.0	W	35	6	3	3	6	2	0	0	0	0	2	45	53	3.00	0.889

PITCHER	IP	WLS	BF	H	R	ER	SO	BB	IBB	HBP	BLK	WP	HR	S	P	ERA	WHIP

Boston Red Sox @ Detroit Tigers

Tiger Stadium, Detroit, MI

Sat Sep 18 1976, 3:33 AM EDT

Att. 12,156 - Unknown

TOP

Batter	1	2	3	4	5	6	7	8	9	AB	R	H	RBI	BB	SO	LOB
Rick Miller, L (1, 7) OBP: 0.344, SLG: 0.346	BBBB 4-0 S HR BB		x 0-0 FC6-4 1B		x 0-0 ① L8		x 0-0 ③ 4-3		x 0-0 ③ F7	4	1	1	0	1	0	1
Steve Dillard, R (1, 4) OBP: 0.346, SLG: 0.364	x 0-0 ① P4		x 0-0 ① FC6-4 1B 1-2f 1B		x 0-0 ② L4			x 0-0 ① 1-3		4	1	0	0	0	0	2
Fred Lynn, L (1, 8) OBP: 0.370, SLG: 0.469	BBBB 4-0 1-2 HR BB		x 0-0 F9 1B 1-3 1B		x 0-0 ③ F2			BBBB 4-0 1B FC4-6 BB		2	2	1	0	2	0	0
Carl Yastrzemski, L (1, 10) OBP: 0.358, SLG: 0.446 Jim Rice, R (3, PR) OBP: 0.301, SLG: 0.446	x 0-0 1-H 2-H HR		x 0-0 FC6 1-2 3-H 1B			SSS 0-3 ① K		x 0-0 FC4-6 1-3 1B		2 2	1 0	2 1	4 0	0 0	0 1	0 0
Cecil Cooper, L (1, 3) OBP: 0.309, SLG: 0.461	x 0-0 ② G3		x 0-0 ② F9 2-3			x 0-0 ② G3		x 0-0 ② FC4-6 1-2f 3-H		4	0	0	1	0	0	3
Dwight Evans, R (1, 9) OBP: 0.318, SLG: 0.410	SSS 0-3 ③ K		x 0-0 ③ FC6 1-2f			BBBB 4-0 BB		SSS 0-3 ③ K		3	0	0	0	1	2	3
Butch Hobson, R (1, 5) OBP: 0.251, SLG: 0.355		x 0-0 ① 5-3		x 0-0 ① F8		SSS 0-3 ③ K			x 0-0 ① L7	4	0	0	0	0	1	1
Ernie Whitt, L (1, 2) Jack Baker, R (7, PH) Bob Montgomery, R (7, 2) OBP: 0.274, SLG: 0.363		x 0-0 ② P6		SSS 0-3 ② K			x 0-0 ① 5-3		SSS 0-3 ② K	2 1 1	0 0 0	0 0 0	0 0 0	0 0 1	1 0 0	0 0 0
Bob Heise, R (1, 6) OBP: 0.294, SLG: 0.306		x 0-0 ③ 6-3		x 0-0 ③ F9			x 0-0 ② 4-3		x 0-0 ① 1B	4	0	1	0	0	0	0
Inning Stats	R: 3 H: 1 E: 0 LOB: 0 K: 1 BB: 2 S: 6 P: 14	R: 0 H: 0 E: 0 LOB: 0 K: 0 BB: 0 S: 3 P: 3	R: 1 H: 3 E: 0 LOB: 2 K: 0 BB: 0 S: 6 P: 6	R: 0 H: 0 E: 0 LOB: 0 K: 1 BB: 0 S: 5 P: 5	R: 0 H: 0 E: 0 LOB: 0 K: 0 BB: 0 S: 3 P: 3	R: 0 H: 0 E: 0 LOB: 1 K: 2 BB: 1 S: 7 P: 11	R: 0 H: 0 E: 0 LOB: 0 K: 0 BB: 0 S: 3 P: 3	R: 1 H: 1 E: 0 LOB: 1 K: 1 BB: 1 S: 6 P: 10	R: 0 H: 1 E: 0 LOB: 1 K: 1 BB: 0 S: 6 P: 6	1B: 5 SF: 0 2B: 0 SAC: 0 3B: 0 DP: 0 HR: 1 HBP: 0						WP: 0 PA: 37 PB: 0 SB: 1 CS: 0	

	AB	33
	R	5
	H	6
	RBI	5
	BB	4
	SO	6
	LOB	10

livebaseballscorecards.com

PITCHER		IP	WLS	BF	H	R	ER	SO	BB	IBB	HBP	BLK	WP	HR	S	P	ERA	WHIP
Vern Ruhle, R ERA: 3.92	(1, 1)	2.1	L	12	3	4	4	1	2	0	0	0	0	1	12	20	15.43	2.143
Jim Crawford, L ERA: 3.99	(3, 1)	6.2		25	3	1	1	5	2	0	0	0	0	0	33	41	1.35	0.750

PITCHER		IP	WLS	BF	H	R	ER	SO	BB	IBB	HBP	BLK	WP	HR	S	P	ERA	WHIP

Batter	1	2	3	4	5	6	7	8	9	AB	R	H	RBI	BB	SO	LOB
Marvin Lane, R (1, 8) OBP: 0.350, SLG: 0.235	BBBB 4-0 FC3-6 1B BB	BBBB 4-0 BB		x 0-0 F8 ③			x 0-0 1B 1B	x 0-0 1-2 2-H 1B		3	0	2	1	2	0	2
Ben Oglivie, L (1, 3) OBP: 0.307, SLG: 0.487	x 0-0 FC3-6 1-2 1B	SSS 0-3 ③ K			SSS 0-3 ① K		x 0-0 FC6-4 1-2 1B	SSS 0-3 ③ K		5	0	2	0	0	3	4
Rusty Staub, L (1, 9) OBP: 0.384, SLG: 0.422	x 0-0 ① FC3-6 G4-6-3 1-2f 2-3		x 0-0 ① P3		x 0-0 ② F8		x 0-0 ① P7		SSS 0-3 ① K	5	0	0	0	0	1	4
Willie Horton, R (1, 10) OBP: 0.343, SLG: 0.408 Bruce Kimm, R (9, PR) OBP: 0.322, SLG: 0.333	x 0-0 ②③ G4-6-3 1-2f		x 0-0 ② F8		x 0-0 ③ 5-3		x 0-0 ② F2		x 0-0 L4-3 1B	5	0	1	0	0	0	4
										0	0	0	0	0	0	0
Alex Johnson, R (1, 7) OBP: 0.299, SLG: 0.356		x 0-0 HR	x 0-0 ③ 4-3			x 0-0 ① 4-3	x 0-0 ③ FC6-4 1-2f		x 0-0 ②③ L4-3 1-2	5	1	1	1	0	0	3
Mickey Stanley, R (1, 5) OBP: 0.320, SLG: 0.455		x 0-0 2B 6-3 1B		x 0-0 BB 1B		x 0-0 2B 2B		x 0-0 ① F7		4	2	3	0	0	0	0
Bill Freehan, R (1, 2) OBP: 0.302, SLG: 0.395		x 0-0 6-3 1-3 2B		x 0-0 ① F8		x 0-0 2-H 2B		x 0-0 ② 5-3		4	0	2	1	0	0	1
Chuck Scrivener, R (1, 4) OBP: 0.301, SLG: 0.281 (9, 6)	SSS 0-3 ① K	BBBB 4-0 1-2 BB				x 0-0 ② F8		x 0-0 1B 1B 1B		3	1	1	0	1	1	3
Mark Wagner, R (1, 6) OBP: 0.286, SLG: 0.300 Dan Meyer, L (8, PH) OBP: 0.285, SLG: 0.320 Jerry Manuel, S (9, 4) OBP: 0.233, SLG: 0.179	x 0-0 ② 6-3 2-3 3-H	SSS 0-3 ② K				x 0-0 ③ G3		x 0-0 1B 1-2 1B		3	0	0	1	0	1	4
										1	0	1	0	0	0	0
										0	0	0	0	0	0	0
Inning Stats	R: 0 E: 0 K: 0 S: 3 H: 1 LOB: 1 BB: 1 P: 7	R: 2 E: 0 K: 2 S: 10 H: 3 LOB: 2 BB: 1 P: 14	R: 0 E: 0 K: 0 S: 3 H: 0 LOB: 0 BB: 0 P: 3	R: 0 E: 0 K: 1 S: 6 H: 1 LOB: 2 BB: 1 P: 10	R: 0 E: 0 K: 1 S: 5 H: 0 LOB: 0 BB: 0 P: 5	R: 1 E: 0 K: 0 S: 5 H: 2 LOB: 1 BB: 0 P: 5	R: 0 E: 0 K: 0 S: 5 H: 2 LOB: 2 BB: 0 P: 5	R: 1 E: 0 K: 1 S: 8 H: 3 LOB: 2 BB: 0 P: 8	R: 0 E: 0 K: 1 S: 5 H: 1 LOB: 1 BB: 0 P: 5	1B: 9 2B: 4 3B: 0 HR: 1	SF: 0 SAC: 0 DP: 2 HBP: 0						

BOTTOM

Boston Red Sox @ Detroit Tigers

Tiger Stadium, Detroit, MI

Sat Sep 18 1976, 3:33 AM EDT

Att. 12,156 - Unknown

livebaseballscorecards.com

AB	38
R	4
H	13
RBI	4
BB	3
SO	6
LOB	25

WP: 0 PB: 0 SB: 0 CS: 0 PA: 41

PITCHER		IP	WLS	BF	H	R	ER	SO	BB	IBB	HBP	BLK	WP	HR	S	P	ERA	WHIP
Bill Lee, L ERA: 6.0	(1, 1)	6.1	W	30	9	3	3	4	3	0	0	0	0	1	35	47	4.26	1.895
Jim Willoughby, R ERA: 3.04	(7, 1)	1.1		7	3	1	1	0	0	0	0	0	0	0	7	7	6.75	2.250
Tom House, L ERA: 4.36	(8, 1)	0.2		2	0	0	0	2	0	0	0	0	0	0	6	6	0.00	0.000
Tom Murphy, R ERA: 4.34	(9, 1)	0.2	S	2	1	0	0	0	0	0	0	0	0	0	2	2	0.00	1.500

PITCHER	IP	WLS	BF	H	R	ER	SO	BB	IBB	HBP	BLK	WP	HR	S	P	ERA	WHIP

Boston Red Sox @ Detroit Tigers

Tiger Stadium, Detroit, MI

Sun Sep 19 1976, 3:33 AM EDT

Att. 8,949 - Unknown

TOP

Batter	1	2	3	4	5	6	7	8	9	AB	R	H	RBI	BB	SO	LOB
Bob Heise, R (1, 6) OBP: 0.309, SLG: 0.321	G6-3 1B		E7 HR 1-2		SH1-4 1-2		1B 2-H	FC5-4 1-2f		4	1	2	1	0	0	2
Steve Dillard, R (1, 4) OBP: 0.348, SLG: 0.386	G6-3 1-2f		HR 1-H 2-H		L7		1B 1-2		F2	5	1	2	3	0	0	2
Fred Lynn, L (1, 8)	K		6-3		4-3		F8		6-3 2B	5	0	1	0	0	1	3
Carlton Fisk, R (1, 2) OBP: 0.331, SLG: 0.399		CS 1B	4-3			1B BB	1-3		6-3 BB	3	0	1	0	2	0	2
Jim Rice, R (1, 7) OBP: 0.300, SLG: 0.444		K		P4		G5-4-3 1-2		E7 2B	6-3 1-2 2-3	5	1	1	0	0	1	3
Dwight Evans, R (1, 9) OBP: 0.323, SLG: 0.422		3B 1-2		2B	K			F8 WP 2-H	BB	4	1	3	1	1	1	2
Jack Baker, R (1, 3)		5-3		K	G5-4-3 1-2f			F8 2-3	K	5	0	0	0	0	2	8
Bobby Darwin, R (1, 10) OBP: 0.257, SLG: 0.344			5-3	K			4-3	FC5-4 3-H		3	0	0	0	0	1	1
Carl Yastrzemski, L (8, PH) OBP: 0.359, SLG: 0.446										0	0	0	0	1	0	0
Bill Lee, L (8, PR)										0	0	0	0	0	0	0
Butch Hobson, R (1, 5) OBP: 0.260, SLG: 0.364			E HR BB		SH1-4 1B		1B 2B	K		3	2	2	0	1	1	1
Inning Stats	R: 0 E: 0 K: 1 S: 5 H: 1 LOB: 0 BB: 0 P: 5	R: 0 E: 0 K: 1 S: 6 H: 2 LOB: 1 BB: 0 P: 6	R: 3 E: 1 K: 0 S: 5 H: 1 LOB: 0 BB: 1 P: 9	R: 0 E: 0 K: 2 S: 8 H: 1 LOB: 1 BB: 0 P: 8	R: 0 E: 0 K: 0 S: 4 H: 1 LOB: 1 BB: 0 P: 4	R: 0 E: 0 K: 1 S: 5 H: 1 LOB: 1 BB: 1 P: 9	R: 1 E: 0 K: 0 S: 6 H: 3 LOB: 2 BB: 0 P: 6	R: 2 E: 1 K: 1 S: 7 H: 1 LOB: 1 BB: 1 P: 11	R: 0 E: 0 K: 1 S: 6 H: 1 LOB: 3 BB: 2 P: 14	1B: 6 2B: 4 3B: 1 HR: 1 SF: 0 SAC: 1 DP: 2 HBP: 0	WP: 1 PB: 0 SB: 0 CS: 1 PA: 43					

	AB	37
	R	6
	H	12
	RBI	5
	BB	5
	SO	7
	LOB	24

livebaseballscorecards.com

PITCHER		IP	WLS	BF	H	R	ER	SO	BB	IBB	HBP	BLK	WP	HR	S	P	ERA	WHIP
Dave Roberts, L ERA: 4.07	(1, 1)	7.1	L	35	11	6	4	5	3	0	0	0	1	1	42	54	4.91	1.909
Steve Grilli, R ERA: 4.98	(8, 1)	1.2		8	1	0	0	2	2	0	0	0	0	0	10	18	0.00	1.800

PITCHER	IP	WLS	BF	H	R	ER	SO	BB	IBB	HBP	BLK	WP	HR	S	P	ERA	WHIP

Boston Red Sox @ Detroit Tigers

Tiger Stadium, Detroit, MI

Sun Sep 19 1976, 3:33 AM EDT

Att. 8,949 - Unknown

BOTTOM

Batter	1	2	3	4	5	6	7	8	9	AB	R	H	RBI	BB	SO	LOB
Phil Mankowski, L (1, 5) OBP: 0.333, SLG: 0.395	1B		L4			3B		F5		4	1	2	0	0	0	0
Ben Oglivie, L (1, 8) OBP: 0.310, SLG: 0.488	1B		G3			F2		1B		4	0	2	0	0	0	1
Rusty Staub, L (1, 9) OBP: 0.384, SLG: 0.421	1B		F8			BB		G3		3	0	1	1	1	0	1
Willie Horton, R (1, 10) OBP: 0.343, SLG: 0.404	K			F9		K			1B SH1-3 BB	3	0	0	0	1	2	4
Alex Johnson, R (1, 7) OBP: 0.297, SLG: 0.354	K			6-3		F8			SH1-3	3	0	0	0	0	1	4
Dan Meyer, L (1, 3) OBP: 0.284, SLG: 0.319	K			1-6-3			F8		FC6-4 1B	4	0	1	0	0	1	2
Bill Freehan, R (1, 2) OBP: 0.297, SLG: 0.388		K			F8		F9		L5	4	0	0	0	0	1	2
Chuck Scrivener, R (1, 4) OBP: 0.296, SLG: 0.276		F7			F6		F7		FC6-4	3	0	0	0	0	0	0
Mickey Stanley, R (9, PH) OBP: 0.318, SLG: 0.452										1	0	0	0	0	0	2
Mark Wagner, R (1, 6) OBP: 0.276, SLG: 0.289		F2			K			6-3		3	0	0	0	0	1	0
Inning Stats	R: 1 H: 3 E: 0 LOB: 2 K: 3 BB: 0 S: 12 P: 12	R: 0 H: 0 E: 0 LOB: 0 K: 1 BB: 0 S: 5 P: 5	R: 0 H: 0 E: 0 LOB: 0 K: 0 BB: 0 S: 3 P: 3	R: 0 H: 0 E: 0 LOB: 0 K: 0 BB: 0 S: 3 P: 3	R: 0 H: 0 E: 0 LOB: 0 K: 1 BB: 0 S: 5 P: 5	R: 0 H: 1 E: 0 LOB: 2 K: 1 BB: 1 S: 6 P: 10	R: 0 H: 0 E: 0 LOB: 0 K: 0 BB: 0 S: 3 P: 3	R: 0 H: 1 E: 0 LOB: 1 K: 0 BB: 0 S: 4 P: 4	R: 0 H: 1 E: 0 LOB: 2 K: 0 BB: 1 S: 4 P: 8	1B: 5 SF: 0 2B: 0 SAC: 1 3B: 1 DP: 0 HR: 0 HBP: 0						

PITCHER	IP	WLS	BF	H	R	ER	SO	BB	IBB	HBP	BLK	WP	HR	S	P	ERA	WHIP
Rick Wise, R (1, 1) ERA: 3.5	9.0	W	35	6	1	1	6	2	0	0	0	0	0	45	53	1.00	0.889

PITCHER	IP	WLS	BF	H	R	ER	SO	BB	IBB	HBP	BLK	WP	HR	S	P	ERA	WHIP

AB	32
R	1
H	6
RBI	1
BB	2
SO	6
LOB	16

livebaseballscorecards.com

Batter	1	2	3	4	5	6	7	8	9	AB	R	H	RBI	BB	SO	LOB
Rick Burleson, R (1, 6) OBP: 0.359, SLG: 0.379	BBBB 4-0 FC5-4 BB	x 0-0 1B		x 0-0 ② FC1-2 BB BB BB 1-2 3-H	x 0-0 G5-4-3 1-3 1B		x 0-0 ③ 5-3		BBBB 4-0 2B BB	4	1	2	0	2	0	3
Steve Dillard, R (1, 4) OBP: 0.347, SLG: 0.387	x 0-0 ① FC5-4 4-3 1-2f	x 0-0 ③ 6-3		BBBB 4-0 BB BB 2B 1-2 2-3 BB	x 0-0 ② ③ G5-4-3 1-2f			x 0-0 ① F9	x 0-0 1-3 2B	5	1	1	0	1	0	4
Rick Miller, L (1, 8) OBP: 0.343, SLG: 0.340	x 0-0 ② 4-3 1-2		x 0-0 ① G3	BBBB 4-0 BB 2B 1-2 2-3 3-H BB		SSS 0-3 ① K		BBBB 4-0 2B BB	SSS 0-3 ③ K	4	2	0	1	2	2	3
Carl Yastrzemski, L (1, 10) OBP: 0.358, SLG: 0.445 Bobby Darwin, R (6, PH) OBP: 0.266, SLG: 0.354	x 0-0 ③ F2		x 0-0 ② G3	BBBB 4-0 2B 1B 1-2 2-3 3-H BB		BBBB 4-0 BB		x 0-0 1-H 2B		2 1	1 0	0 1	1 1	1 1	0 0	1 0
Carlton Fisk, R (1, 2) OBP: 0.332, SLG: 0.400		BBBB 4-0 HR BB	x 0-0 ③ L9	x 0-0 1B 1-3 2-H 3-H 2B		SSS 0-3 ② K		SSS 0-3 ② K		4	2	1	2	1	2	2
Cecil Cooper, L (1, 3) OBP: 0.311, SLG: 0.469 Jack Baker, R (6, 3)		x 0-0 1-H HR		x 0-0 ① 4-3 2-H 3-H 1B		x 0-0 ③ 4-3		x 0-0 ③ P1		4 1	1 0	2 0	4 0	0 0	0 0	1 1
Jim Rice, R (1, 7) OBP: 0.301, SLG: 0.455		SSS 0-3 ① K		x 0-0 HR			SSS 0-3 ① K		x 0-0 HR	5	2	2	2	0	3	1
Dwight Evans, R (1, 9) OBP: 0.324, SLG: 0.427		x 0-0 HR		BBBB 4-0 1B FC1-2 BB	x 0-0 ① F9		x 0-0 ② F8		SSS 0-3 ① K	4	1	1	1	1	1	0
Butch Hobson, R (1, 5) OBP: 0.267, SLG: 0.373		x 0-0 ② F9		x 0-0 BB FC1-2 1-3 BB 1B	x 0-0 1B 1B		x 0-0 2B		x 0-0 ② 1-3	5	1	3	0	0	0	0
Inning Stats	R: 0 H: 0 E: 0 LOB: 1 K: 0 BB: 1 S: 3 P: 7	R: 3 H: 3 E: 0 LOB: 1 K: 1 BB: 1 S: 8 P: 12	R: 0 H: 0 E: 0 LOB: 0 K: 0 BB: 0 S: 3 P: 3	R: 7 H: 4 E: 0 LOB: 1 K: 1 BB: 4 S: 9 P: 25	R: 0 H: 2 E: 0 LOB: 1 K: 0 BB: 0 S: 4 P: 4	R: 0 H: 0 E: 0 LOB: 1 K: 2 BB: 1 S: 7 P: 11	R: 0 H: 1 E: 0 LOB: 1 K: 1 BB: 0 S: 6 P: 6	R: 1 H: 1 E: 0 LOB: 1 K: 1 BB: 1 S: 6 P: 10	R: 1 H: 2 E: 0 LOB: 2 K: 2 BB: 1 S: 9 P: 13	1B: 5 SF: 0 2B: 4 SAC: 0 3B: 0 DP: 1 HR: 4 HBP: 0						

PITCHER		IP	WLS	BF	H	R	ER	SO	BB	IBB	HBP	BLK	WP	HR	S	P	ERA	WHIP
Ed Glynn, L ERA: 3.63	(1, 1)	3.1	L	17	4	5	5	1	3	0	0	0	0	3	16	28	13.50	2.100
Dave Lemanczyk, R ERA: 5.7	(4, 1)	0.1		4	1	0	0	0	2	0	0	0	0	0	2	10	0.00	9.000
Bill Laxton, L ERA: 4.07	(4, 1)	4.1		21	6	6	6	5	3	0	0	0	0	0	28	40	12.46	2.077
John Hiller, L ERA: 2.57	(9, 1)	1.0		6	2	1	1	2	1	0	0	0	0	1	9	13	9.00	3.000

PITCHER	IP	WLS	BF	H	R	ER	SO	BB	IBB	HBP	BLK	WP	HR	S	P	ERA	WHIP

Boston Red Sox @ Detroit Tigers

Tiger Stadium, Detroit, MI

Mon Sep 20 1976, 7:05 PM EDT

Att. 5,328 - Unknown

TOP

livebaseballscorecards.com

AB	39
R	12
H	13
RBI	12
BB	9
SO	8
LOB	16

WP: 0 PA: 48
PB: 0
SB: 0
CS: 0

Boston Red Sox @ Detroit Tigers

Tiger Stadium, Detroit, MI

Mon Sep 20 1976, 7:05 PM EDT

Att. 5,328 - Unknown

livebaseballscorecards.com

BOTTOM

Batter	1	2	3	4	5	6	7	8	9	AB	R	H	RBI	BB	SO	LOB
Phil Mankowski, L (1, 5) OBP: 0.318, SLG: 0.372	0-0 2B BB 1B	0-0 ③ 6-3		0-0 ② 3-1		0-0 FC6 1-2		0-0 ③ L4		5	1	1	0	0	0	2
Dan Meyer, L (1, 3) OBP: 0.290, SLG: 0.328	0-0 BB 1-3 G3-2-3 2B		0-0 2B 1B	0-0 ③ 4-3		0-0 ② P1			0-0 HR 1B	5	2	3	0	0	0	2
Rusty Staub, L (1, 9) OBP: 0.386, SLG: 0.429	B B B B 4-0 G3-2-3 BB BB		0-0 ① 4-3 1-H 2B 2B		0-0 ① F5	0-0 ③ G3			0-0 1-H HR	4	2	2	3	1	0	2
Willie Horton, R (1, 10) OBP: 0.346, SLG: 0.405	B B B B 4-0 G3-2-3 1-2 2-3 3-H BB		0-0 ① F7		0-0 1B 1B		0-0 G6-3 1B		0-0 ① F8	4	0	2	1	1	0	1
Ben Oglivie, L (1, 7) OBP: 0.311, SLG: 0.490	0-0 ① ② G3-2-3 1-2 2-3 3-Hf		0-0 ② 4-3 2-3		0-0 1-2 1B		0-0 ① ② G6-3 1-2f		0-0 2B	5	0	2	0	0	0	5
Mickey Stanley, R (1, 8) OBP: 0.320, SLG: 0.453	0-0 ③ 6-3		B B B 4-0 2B BB		0-0 ② F7		0-0 2B		0-0 ② F9	4	1	1	0	1	0	5
Bill Freehan, R (1, 2) OBP: 0.299, SLG: 0.393		0-0 FC6-4 1B	0-0 1-H 3-H 2B		0-0 ③ P6		0-0 ③ F9		0-0 ③ 5-3	5	0	2	2	0	0	4
Chuck Scrivener, R (1, 4) OBP: 0.291, SLG: 0.270		0-0 ① FC6-4 1-2f	0-0 ③ F9			0-0 ① F3		0-0 ① 6-3		4	0	0	0	0	0	2
Mark Wagner, R (1, 6) OBP: 0.275, SLG: 0.287		0-0 ② F8		S S S 0-3 ① K		0-0 E 1B		0-0 ② F7		4	0	1	0	0	1	1
Inning Stats	R: 1 H: 2 E: 0 LOB: 2 K: 0 BB: 2 S: 4 P: 12	R: 0 H: 1 E: 0 LOB: 1 K: 0 BB: 0 S: 4 P: 4	R: 3 H: 3 E: 0 LOB: 1 K: 0 BB: 1 S: 6 P: 10	R: 0 H: 0 E: 0 LOB: 0 K: 1 BB: 0 S: 5 P: 5	R: 0 H: 2 E: 0 LOB: 2 K: 0 BB: 0 S: 5 P: 5	R: 0 H: 1 E: 1 LOB: 2 K: 0 BB: 0 S: 5 P: 5	R: 0 H: 2 E: 0 LOB: 1 K: 0 BB: 0 S: 4 P: 4	R: 0 H: 0 E: 0 LOB: 0 K: 0 BB: 0 S: 3 P: 3	R: 2 H: 3 E: 0 LOB: 1 K: 0 BB: 0 S: 6 P: 6	1B: 8 SF: 0 2B: 5 SAC: 0 3B: 0 DP: 2 HR: 1 HBP: 0						WP: 0 PA: 43 PB: 0 SB: 0 CS: 0	

	AB	40
	R	6
	H	14
	RBI	6
	BB	3
	SO	1
	LOB	24

PITCHER		IP	WLS	BF	H	R	ER	SO	BB	IBB	HBP	BLK	WP	HR	S	P	ERA	WHIP
Reggie Cleveland, R ERA: 3.35	(1, 1)	0.0		4	2	1	1	0	2	0	0	0	0	0	2	10	∞	∞
Rick Jones, L ERA: 3.4	(1, 1)	9.0	W	39	12	5	5	1	1	0	0	0	0	1	40	44	5.00	1.444

PITCHER	IP	WLS	BF	H	R	ER	SO	BB	IBB	HBP	BLK	WP	HR	S	P	ERA	WHIP

Batter	1	2	3	4	5	6	7	8	9	AB	R	H	RBI	BB	SO	LOB
Von Joshua, L (1, 8) OBP: 0.292, SLG: 0.352	F9			L7		K			F6	4	0	0	0	0	1	1
Sixto Lezcano, R (1, 9) OBP: 0.352, SLG: 0.392	5-3			BB			K		E1 1-3	3	0	0	0	1	1	1
George Scott, R (1, 3) OBP: 0.340, SLG: 0.427	6-3			K			4-3 3B		K	4	1	1	0	0	2	3
Mike Hegan, L (1, 10) OBP: 0.314, SLG: 0.365		P7		K 1-2			4-3 3-H		K	4	0	0	1	0	2	3
Darrell Porter, L (1, 2) OBP: 0.305, SLG: 0.295		K			K		F9			3	0	0	0	0	2	0
Dan Thomas, R (1, 7) OBP: 0.380, SLG: 0.485		K			K			K		3	0	0	0	0	3	0
Robin Yount, R (1, 6) OBP: 0.298, SLG: 0.305			F9		F4			G4-6-3 1B		3	0	1	0	0	0	0
Tim Johnson, L (1, 4) OBP: 0.325, SLG: 0.304			P7			L8		G4-6-3 1-2f		3	0	0	0	0	0	1
Jim Gantner, L (1, 5) OBP: 0.326, SLG: 0.268			L7			K			E 1B	3	0	1	0	0	1	0
Inning Stats	R: 0 E: 0 K: 0 S: 3 H: 0 LOB: 0 BB: 0 P: 3	R: 0 E: 0 K: 2 S: 7 H: 0 LOB: 0 BB: 0 P: 7	R: 0 E: 0 K: 0 S: 3 H: 0 LOB: 0 BB: 0 P: 3	R: 0 E: 0 K: 2 S: 7 H: 0 LOB: 1 BB: 1 P: 11	R: 0 E: 0 K: 2 S: 7 H: 0 LOB: 0 BB: 0 P: 7	R: 0 E: 0 K: 2 S: 7 H: 0 LOB: 0 BB: 0 P: 7	R: 1 E: 0 K: 1 S: 6 H: 1 LOB: 0 BB: 0 P: 6	R: 0 E: 0 K: 1 S: 5 H: 1 LOB: 0 BB: 0 P: 5	R: 0 E: 1 K: 2 S: 9 H: 1 LOB: 2 BB: 0 P: 9	1B: 2 2B: 0 3B: 1 HR: 0	SF: 0 SAC: 0 DP: 1 HBP: 0						

PITCHER	IP	WLS	BF	H	R	ER	SO	BB	IBB	HBP	BLK	WP	HR	S	P	ERA	WHIP
Luis Tiant, R (1, 1) ERA: 3.02	9.0	W	31	3	1	1	12	1	0	0	0	0	0	54	58	1.00	0.444

PITCHER	IP	WLS	BF	H	R	ER	SO	BB	IBB	HBP	BLK	WP	HR	S	P	ERA	WHIP

TOP

Milwaukee Brewers @ Boston Red Sox

Fenway Park, Boston, MA

Tue Sep 21 1976, 7:05 PM EDT

Unknown - 65 F

livebaseballscorecards.com

AB	30
R	1
H	3
RBI	1
BB	1
SO	12
LOB	9

PA: 31

WP: 0 PB: 0 SB: 1 CS: 0

Batter	1	2	3	4	5	6	7	8	9	AB	R	H	RBI	BB	SO	LOB
Rick Burleson, R (1, 6) OBP: 0.358, SLG: 0.376	BBBB 4-0 BB		x 0-0 F7 ③		x 0-0 4-3 ② 2-3		x 0-0 G4-3 ② ③ 1-2f			3	0	0	0	1	0	2
Steve Dillard, R (1, 4) OBP: 0.351, SLG: 0.390	x 0-0 F3 ①			x 0-0 6-3 BB 1B	x 0-0 4-3 ③			x 0-0 SH2-4 1B 1B		4	1	2	0	0	0	2
Rick Miller, L (1, 8) OBP: 0.347, SLG: 0.339	x 0-0 F7 ②			BBBB 4-0 6-3 1-2 BB		BBBB 4-0 E S SF8 BB		x 0-0 SH2-4 ① 1-2		1	1	0	0	2	0	1
Carl Yastrzemski, L (1, 10) OBP: 0.358, SLG: 0.442 Bill Lee, L (8, PR)	x 0-0 1-3 ③			x 0-0 F8 ①		x 0-0 G3 ① 1-3		BBBB 4-0 1B HR BB		3 0	0 1	0 0	0 0	1 0	0 0	4 0
Carlton Fisk, R (1, 2) OBP: 0.331, SLG: 0.399		x 0-0 6-3 ①		x 0-0 6-3 ② 1-2 2-3		x 0-0 SF8 ② 3-H		x 0-0 HR 1B 1-2 2-H		3	1	1	2	0	0	2
Cecil Cooper, L (1, 3) OBP: 0.311, SLG: 0.474		x 0-0 F8 ②		SSS 0-3 K ③		SSS 0-3 K ③		x 0-0 HR 1-H 2-H		4	1	1	3	0	2	2
Jim Rice, R (1, 7) OBP: 0.304, SLG: 0.460		SSS 0-3 K ③			x 0-0 F9 2B 2B		BBBB 4-0 SH3-4 1B BB	x 0-0 2B		3	2	2	0	1	1	0
Dwight Evans, R (1, 9) OBP: 0.322, SLG: 0.424		SSS 0-3 K ①			x 0-0 F9 ① 2-3		x 0-0 SH3-4 ① 1-2	x 0-0 F8 ②		3	0	0	0	0	1	3
Butch Hobson, R (1, 5) OBP: 0.270, SLG: 0.380		SSS 0-3 K ②			x 0-0 4-3 2B 3-H		x 0-0 G4-3 1B 2-H	x 0-0 F9 ③		4	0	2	2	0	1	2
Inning Stats	R: 0 H: 0 E: 0 LOB: 1 K: 0 BB: 1 S: 3 P: 7	R: 0 H: 0 E: 0 LOB: 0 K: 1 BB: 0 S: 5 P: 5	R: 0 H: 0 E: 0 LOB: 0 K: 2 BB: 0 S: 7 P: 7	R: 0 H: 1 E: 0 LOB: 2 K: 1 BB: 1 S: 6 P: 10	R: 1 H: 2 E: 0 LOB: 1 K: 0 BB: 0 S: 5 P: 5	R: 1 H: 0 E: 0 LOB: 0 K: 1 BB: 1 S: 5 P: 9	R: 1 H: 1 E: 0 LOB: 0 K: 0 BB: 1 S: 3 P: 7	R: 4 H: 4 E: 0 LOB: 2 K: 0 BB: 1 S: 7 P: 11		1B: 4 SF: 1 2B: 3 SAC: 2 3B: 0 DP: 1 HR: 1 HBP: 0						

PITCHER		IP	WLS	BF	H	R	ER	SO	BB	IBB	HBP	BLK	WP	HR	S	P	ERA	WHIP
Moose Haas, R ERA: 2.7	(1, 1)	6.1	L	27	4	3	2	5	4	0	0	0	0	0	33	49	2.84	1.263
Bill Castro, R ERA: 3.57	(7, 1)	1.0		5	2	3	3	0	1	0	0	0	0	0	4	8	27.00	3.000
Kevin Kobel, L ERA: 11.25	(8, 1)	0.2		4	2	1	1	0	0	0	0	0	0	1	4	4	13.50	3.000

PITCHER	IP	WLS	BF	H	R	ER	SO	BB	IBB	HBP	BLK	WP	HR	S	P	ERA	WHIP

BOTTOM

Milwaukee Brewers @ Boston Red Sox

Fenway Park, Boston, MA

Tue Sep 21 1976, 7:05 PM EDT

Unknown - 65 F

livebaseballscorecards.com

AB	28
R	7
H	8
RBI	7
BB	5
SO	5
LOB	18

Batter	1	2	3	4	5	6	7	8	9	AB	R	H	RBI	BB	SO	LOB
Robin Yount, R (1, 6) OBP: 0.296, SLG: 0.303	F9		4-3		F9		5-3			4	0	0	0	0	0	2
Charlie Moore, R (1, 2) OBP: 0.329, SLG: 0.310	BBBB 4-0 L8-6-3 BB		F9			1-3		4-3 SF8 2B		3	1	1	0	1	0	0
George Scott, R (1, 3) OBP: 0.338, SLG: 0.424	L8-6-3 1-2		F2			6-3		4-3 2-3		4	0	0	0	0	0	2
Sixto Lezcano, R (1, 9) OBP: 0.351, SLG: 0.390		BBBB 4-0 SH1-4 FC6-4 BB BB		5-3		F9		SF8 3-H		2	1	0	1	1	0	0
Dan Thomas, R (1, 7) OBP: 0.398, SLG: 0.478		BBBB 4-0 FC6-4 SH1-4 1-2 BB		BBBB 4-0 BB			BBBB 4-0 1B SH1-4 BB	SSS 0-3 K		1	1	0	0	3	1	0
Gary Sutherland, R (1, 10) OBP: 0.256, SLG: 0.271		SH1-4 1-2 2-3		F9			SH1-4 1-2		F7	2	0	0	0	0	0	1
Steve Bowling, R (1, 8) OBP: 0.269, SLG: 0.250		BBBB 4-0 FC6-4 BB		4-3			1-3		5-3	3	0	0	0	1	0	2
Jack Heidemann, R (1, 4) OBP: 0.235, SLG: 0.227		FC6-4 1-2f 2-3 3-H			6-3		1B 2-H 1B		F9	4	0	1	2	0	0	2
Jim Gantner, L (1, 5) OBP: 0.327, SLG: 0.273		L1			L6		1-2 1B			3	0	1	0	0	0	2
Inning Stats	R: 0 H: 0 E: 0 LOB: 0 K: 0 BB: 1 S: 2 P: 6	R: 1 H: 0 E: 0 LOB: 2 K: 0 BB: 3 S: 3 P: 15	R: 0 H: 0 E: 0 LOB: 0 K: 0 BB: 0 S: 3 P: 3	R: 0 H: 0 E: 0 LOB: 1 K: 0 BB: 1 S: 3 P: 7	R: 0 H: 0 E: 0 LOB: 0 K: 0 BB: 0 S: 3 P: 3	R: 0 H: 0 E: 0 LOB: 0 K: 0 BB: 0 S: 3 P: 3	R: 1 H: 2 E: 0 LOB: 2 K: 0 BB: 1 S: 5 P: 9	R: 1 H: 1 E: 0 LOB: 0 K: 1 BB: 0 S: 6 P: 6	R: 0 H: 0 E: 0 LOB: 0 K: 0 BB: 0 S: 3 P: 3	1B: 2 SF: 1 2B: 2 SAC: 2 3B: 0 DP: 1 HR: 0 HBP: 0						

TOP

Milwaukee Brewers @ Boston Red Sox

Fenway Park, Boston, MA

Tue Sep 21 1976, 7:05 PM EDT

Att. 17,840 - Unknown - 63 F

livebaseballscorecards.com

AB	26
R	3
H	3
RBI	3
BB	6
SO	1
LOB	11

WP: 0 PB: 0 SB: 0 CS: 0 PA: 35

PITCHER	IP	WLS	BF	H	R	ER	SO	BB	IBB	HBP	BLK	WP	HR	S	P	ERA	WHIP
Rick Kreuger, L (1, 1) ERA: 3.12	9.0	L	35	3	3	3	1	6	0	0	0	0	0	31	55	3.00	1.000

PITCHER	IP	WLS	BF	H	R	ER	SO	BB	IBB	HBP	BLK	WP	HR	S	P	ERA	WHIP

BOTTOM

Milwaukee Brewers @ Boston Red Sox

Fenway Park, Boston, MA

Tue Sep 21 1976, 7:05 PM EDT

Att. 17,840 - Unknown - 63 F

Batter	1	2	3	4	5	6	7	8	9	AB	R	H	RBI	BB	SO	LOB
Bob Heise, R (1, 6) OBP: 0.293, SLG: 0.304	3-1		F3		4-3			6-3		3	0	0	0	0	0	0
Denny Doyle, L (8, PH) OBP: 0.288, SLG: 0.308										1	0	0	0	0	0	0
Rick Burleson, R (9, 6) OBP: 0.358, SLG: 0.376										0	0	0	0	0	0	0
Steve Dillard, R (1, 4) OBP: 0.343, SLG: 0.380	F9		F8			K		6-3		4	0	0	0	0	1	0
Rick Miller, L (1, 8) OBP: 0.349, SLG: 0.346	K			1B		2B		L7		4	0	2	0	0	1	0
Carl Yastrzemski, L (1, 10) OBP: 0.359, SLG: 0.443		4-3		1B		K			L3 1B	4	0	2	0	0	1	1
Doug Griffin, R (9, PR) OBP: 0.256, SLG: 0.211										0	0	0	0	0	0	0
Cecil Cooper, L (1, 3) OBP: 0.308, SLG: 0.469		L8		F4		L8			L3 1-2	4	0	0	0	0	0	3
Jim Rice, R (1, 7) OBP: 0.307, SLG: 0.462		1B 1B		K			FC6-4 1B		1B	4	0	3	0	0	1	1
Dwight Evans, R (1, 9) OBP: 0.321, SLG: 0.423		1-2 1B			K		FC6-4 E S 1-2f		4-3	4	0	1	0	0	1	2
Butch Hobson, R (1, 5) OBP: 0.267, SLG: 0.375		K			6-3		K 1-3			3	0	0	0	0	2	3
Ernie Whitt, L (1, 2) OBP: 0.167, SLG: 0.667			F9		HR		4-3			3	1	1	1	0	0	1
Inning Stats	R: 0 H: 0 E: 0 LOB: 0 K: 1 BB: 0 S: 5 P: 5	R: 0 H: 2 E: 0 LOB: 2 K: 1 BB: 0 S: 7 P: 7	R: 0 H: 0 E: 0 LOB: 0 K: 0 BB: 0 S: 3 P: 3	R: 0 H: 2 E: 0 LOB: 1 K: 1 BB: 0 S: 6 P: 6	R: 1 H: 1 E: 0 LOB: 0 K: 1 BB: 0 S: 6 P: 6	R: 0 H: 1 E: 0 LOB: 1 K: 2 BB: 0 S: 8 P: 8	R: 0 H: 1 E: 0 LOB: 1 K: 1 BB: 0 S: 6 P: 6	R: 0 H: 0 E: 0 LOB: 0 K: 0 BB: 0 S: 3 P: 3	R: 0 H: 2 E: 0 LOB: 1 K: 0 BB: 0 S: 4 P: 4	1B: 7 SF: 0 2B: 2 SAC: 0 3B: 0 DP: 1 HR: 1 HBP: 0					WP: 0 PA: 34 PB: 0 SB: 1 CS: 0	

PITCHER		IP	WLS	BF	H	R	ER	SO	BB	IBB	HBP	BLK	WP	HR	S	P	ERA	WHIP
Jim Colborn, R ERA: 3.52	(1, 1)	9.0	W	34	9	1	1	7	0	0	0	0	0	1	48	48	1.00	1.000

PITCHER	IP	WLS	BF	H	R	ER	SO	BB	IBB	HBP	BLK	WP	HR	S	P	ERA	WHIP

livebaseballscorecards.com

AB	34
R	1
H	9
RBI	1
BB	0
SO	7
LOB	11

Batter	1	2	3	4	5	6	7	8	9	AB	R	H	RBI	BB	SO	LOB
Von Joshua, L (1, 8) OBP: 0.293, SLG: 0.351	0-0 2B 1B 1B	0-0 ③ G3			0-0 ① G3		0-0 ① L6	4-0 IBB		4	1	1	0	1	0	1
Robin Yount, R (1, 6) OBP: 0.294, SLG: 0.301	0-0 ① F7		0-0 ① F4		0-0 ② 6-3		0-3 ② K	0-0 ③ 5-3		5	0	0	0	0	1	4
George Scott, R (1, 3) OBP: 0.340, SLG: 0.426	0-0 1-3 1B 2B		0-0 ② 6-3		4-0 BB		0-0 1B		0-0 ① F8	4	1	2	0	1	0	0
Mike Hegan, L (1, 10) OBP: 0.316, SLG: 0.362	4-0 1B IBB		0-0 1B		0-3 ③ K		0-0 ③ F8		0-0 ② 4-3	4	0	1	0	1	1	2
Sixto Lezcano, R (1, 9) OBP: 0.353, SLG: 0.392	0-0 ② 1-3 2-H 3-H 1B		0-0 ③ 5-3			0-0 1B 1B		0-0 E BB E 1B	0-3 ③ K	5	1	3	2	0	1	1
Dan Thomas, R (1, 7) OBP: 0.379, SLG: 0.452	0-0 ③ 6-3			0-0 ① 6-3		0-3 ① K		0-3 ① K		4	0	0	0	0	2	3
Charlie Moore, R (1, 2) OBP: 0.328, SLG: 0.306		0-0 ① 6-3		0-0 ② F7		0-0 ② F8		4-0 E 1-2 BB		3	0	0	0	1	0	1
Tim Johnson, L (1, 4) OBP: 0.331, SLG: 0.318		0-0 3B		0-0 FC4-6 1B		0-0 1-3 S 1B		0-3 ② K		4	0	3	0	0	1	2
Jim Gantner, L (1, 5) OBP: 0.308, SLG: 0.255		0-0 ② F9		0-0 ③ FC4-6 1-2f		0-0 ③ 3-1 1-2		0-0 E5 1-3 2-H		3	0	0	0	0	0	4
Hank Aaron, R (8, PH) OBP: 0.316, SLG: 0.367										1	0	0	0	0	0	1
Jack Heidemann, R (8, PR) OBP: 0.235, SLG: 0.227 (8, 5)										0	0	0	0	0	0	0
Inning Stats	R: 2 E: 0 K: 0 S: 5 H: 3 LOB: 1 BB: 1 P: 9	R: 0 E: 0 K: 0 S: 4 H: 1 LOB: 1 BB: 0 P: 4	R: 0 E: 0 K: 0 S: 4 H: 1 LOB: 1 BB: 0 P: 4	R: 0 E: 0 K: 0 S: 4 H: 1 LOB: 1 BB: 0 P: 4	R: 0 E: 0 K: 1 S: 5 H: 0 LOB: 1 BB: 1 P: 9	R: 0 E: 0 K: 1 S: 7 H: 2 LOB: 2 BB: 0 P: 7	R: 0 E: 0 K: 1 S: 6 H: 1 LOB: 1 BB: 0 P: 6	R: 1 E: 1 K: 2 S: 9 H: 1 LOB: 3 BB: 2 P: 17	R: 0 E: 0 K: 1 S: 5 H: 0 LOB: 0 BB: 0 P: 5	1B: 8 2B: 1 3B: 1 HR: 0	SF: 0 SAC: 0 DP: 0 HBP: 0						

PITCHER	IP	WLS	BF	H	R	ER	SO	BB	IBB	HBP	BLK	WP	HR	S	P	ERA	WHIP
Dick Pole, R (1, 1) ERA: 4.33	7.1	W	34	10	3	2	4	2	1	0	0	0	0	39	51	2.46	1.636
Jim Willoughby, R (8, 1) ERA: 2.99	1.2	S	7	0	0	0	2	0	1	0	0	0	0	10	14	0.00	0.000

PITCHER	IP	WLS	BF	H	R	ER	SO	BB	IBB	HBP	BLK	WP	HR	S	P	ERA	WHIP

WP: 0 PB: 0 SB: 1 CS: 0 PA: 41

TOP

Milwaukee Brewers @ Boston Red Sox

Fenway Park, Boston, MA

Wed Sep 22 1976, 7:05 PM EDT

Att. 11,796 - Unknown - 62 F

livebaseballscorecards.com

AB	37
R	3
H	10
RBI	2
BB	4
SO	6
LOB	19

BOTTOM

Milwaukee Brewers @ Boston Red Sox

Fenway Park, Boston, MA

Wed Sep 22 1976, 7:05 PM EDT

Att. 11,796 - Unknown - 62 F

livebaseballscorecards.com

Batter	1	2	3	4	5	6	7	8	9	AB	R	H	RBI	BB	SO	LOB
Rick Burleson, R (1, 6) OBP: 0.361, SLG: 0.376	BBBB 4-0 1B 1B BB	X 0-0 ③ FC6-4 1-2f			X 0-0 ① 6-3	X 0-0 1B		BBBB 4-0 S HR BB		3	2	1	0	2	0	1
Steve Dillard, R (1, 4) OBP: 0.333, SLG: 0.368	X 0-0 ① F6	X 0-0 ① F5			SSS 0-3 ② K	X 0-0 ③ 4-3		SSS 0-3 ① K		5	0	0	0	0	2	3
Carlton Fisk, R (1, 2) OBP: 0.330, SLG: 0.403	X 0-0 ② F6	X 0-0 ② F8			X 0-0 E5 2B		X 0-0 ① 2-3	X 0-0 1-H HR		5	2	1	2	0	0	1
Carl Yastrzemski, L (1, 10) OBP: 0.361, SLG: 0.443 Doug Griffin, R (7, PR) OBP: 0.256, SLG: 0.211 Fred Lynn, L (8, PH) OBP: 0.367, SLG: 0.467	X 0-0 1B 1-3 1B	SSS 0-3 ③ K			H 1-0 2B HBP		BBBB 4-0 2B BB BB	X 0-0 ② F5		2 0 1	0 1 0	1 0 0	0 0 0	1 0 0	1 0 0	0 0 0
Jim Rice, R (1, 7) OBP: 0.311, SLG: 0.469	X 0-0 1B 1-2 3-H 1B			X 0-0 ① 6-3	X 0-0 1-3 2-H 2B		X 0-0 BB 1-3 2B	X 0-0 1B		5	0	4	2	0	0	0
Dwight Evans, R (1, 8) OBP: 0.322, SLG: 0.421 (6, 9)	X 0-0 ③ F9			X 0-0 2B SF8 1B	BBB 4-0 BB		X 0-0 ② 6-3	SSS 0-3 ③ K		4	1	1	0	1	1	6
Bobby Darwin, R (1, 9) OBP: 0.269, SLG: 0.362 Cecil Cooper, L (5, PH) OBP: 0.309, SLG: 0.468 (6, 3)	SSS 0-3 ① K			X 0-0 1-3 2B	SSS 0-3 ③ K		IIII 4-0 BB IBB			2 1	0 0	1 0	0 0	0 1	1 1	0 3
Jack Baker, R (1, 3) Rick Miller, L (6, 8) OBP: 0.350, SLG: 0.344	BBBB 4-0 FC6-4 BB			X 0-0 ② SF8 3-H	SSS 0-3 ① K	BBBB 4-0 FC6-4 1-2 2-3 3-H BB				0 1	0 0	0 0	1 1	1 1	0 0	0 0
Butch Hobson, R (1, 5) OBP: 0.263, SLG: 0.369	X 0-0 ② F7			X 0-0 ③ 6-3	SSS 0-3 ② K	X 0-0 ③ FC6-4 1-2f				4	0	0	0	0	1	5
Inning Stats	R: 1 E: 0 K: 0 S: 5 H: 2 LOB: 2 BB: 1 P: 9	R: 0 E: 0 K: 1 S: 5 H: 0 LOB: 1 BB: 1 P: 9	R: 0 E: 0 K: 1 S: 5 H: 0 LOB: 0 BB: 0 P: 5	R: 1 E: 0 K: 0 S: 5 H: 2 LOB: 1 BB: 0 P: 5	R: 1 E: 1 K: 2 S: 9 H: 1 LOB: 3 BB: 1 P: 14	R: 0 E: 0 K: 2 S: 8 H: 1 LOB: 1 BB: 0 P: 8	R: 1 E: 0 K: 0 S: 4 H: 1 LOB: 3 BB: 3 P: 16	R: 2 E: 0 K: 2 S: 9 H: 2 LOB: 1 BB: 1 P: 13		1B: 5 2B: 3 3B: 0 HR: 1	SF: 1 SAC: 0 DP: 0 HBP: 1		WP: 0 PB: 0 SB: 1 CS: 0	PA: 42			

	AB	33
	R	6
	H	9
	RBI	6
	BB	7
	SO	8
	LOB	19

PITCHER		IP	WLS	BF	H	R	ER	SO	BB	IBB	HBP	BLK	WP	HR	S	P	ERA	WHIP
Jerry Augustine, L ERA: 3.27	(1, 1)	4.2	L	24	5	3	2	3	3	0	1	0	0	0	26	39	3.86	1.714
Eduardo Rodriguez, R ERA: 3.63	(5, 1)	3.1		18	4	3	3	5	3	1	0	0	0	1	24	40	8.10	2.100

PITCHER	IP	WLS	BF	H	R	ER	SO	BB	IBB	HBP	BLK	WP	HR	S	P	ERA	WHIP

Batter	1	2	3	4	5	6	7	8	9	AB	R	H	RBI	BB	SO	LOB
Charlie Moore, R (1, 2) OBP: 0.326, SLG: 0.303	6-3	F2			FC4-6, 1B 1-2 1B		K		F5	5	0	1	0	0	1	2
Robin Yount, R (1, 6) OBP: 0.297, SLG: 0.307	E, FC5-2 2B		F8		FC4-6 1-2 2-H 1B			6-3 2B		4	0	3	1	0	0	0
George Scott, R (1, 3) OBP: 0.338, SLG: 0.423	E4, FC5-2 1B 2-3		F9		FC4-6 1-2f 2-3			6-3 2-3		4	1	0	0	0	0	4
Sixto Lezcano, R (1, 9) OBP: 0.351, SLG: 0.389	FC5-2 1B 1-2 3-H		F3		F9			F3		4	0	0	0	0	0	5
Dan Thomas, R (1, 7) OBP: 0.385, SLG: 0.455	1B 1-3 2-H			6-3		G6-4-3 1B		F3		4	0	2	1	0	0	1
Gary Sutherland, R (1, 10) OBP: 0.252, SLG: 0.266	F9			6-3		G6-4-3 1-2f			6-3	4	0	0	0	0	0	3
Steve Bowling, R (1, 8) OBP: 0.233, SLG: 0.214		F9		K		F5			6-3	4	0	0	0	0	1	0
Jack Heidemann, R (1, 4) OBP: 0.235, SLG: 0.248		F8			F5		4-3		HR	4	1	1	1	0	0	0
Jim Gantner, L (1, 5) OBP: 0.339, SLG: 0.280		1B			1B 1B HBP		F8		1B	3	1	2	0	0	0	0
Inning Stats	R: 1 E: 1 K: 0 S: 6 H: 2 LOB: 2 BB: 0 P: 6	R: 0 E: 0 K: 0 S: 4 H: 1 LOB: 1 BB: 0 P: 4	R: 0 E: 0 K: 0 S: 3 H: 0 LOB: 0 BB: 0 P: 3	R: 0 E: 0 K: 1 S: 5 H: 0 LOB: 0 BB: 0 P: 5	R: 1 E: 0 K: 0 S: 5 H: 2 LOB: 2 BB: 0 P: 6	R: 0 E: 0 K: 0 S: 3 H: 1 LOB: 0 BB: 0 P: 3	R: 0 E: 0 K: 1 S: 5 H: 0 LOB: 0 BB: 0 P: 5	R: 0 E: 0 K: 0 S: 4 H: 1 LOB: 1 BB: 0 P: 4	R: 1 E: 0 K: 0 S: 5 H: 2 LOB: 1 BB: 0 P: 5	1B: 6 2B: 2 3B: 0 HR: 1 SF: 0 SAC: 0 DP: 1 HBP: 1						

PITCHER	IP	WLS	BF	H	R	ER	SO	BB	IBB	HBP	BLK	WP	HR	S	P	ERA	WHIP
Bill Lee, L (1, 1) ERA: 5.63	9.0	W	37	9	3	2	2	0	0	1	0	0	1	40	41	2.00	1.000

PITCHER	IP	WLS	BF	H	R	ER	SO	BB	IBB	HBP	BLK	WP	HR	S	P	ERA	WHIP

TOP

Milwaukee Brewers @ Boston Red Sox

Fenway Park, Boston, MA

Thu Sep 23 1976, 3:33 AM EDT

Att. 6,154 - Unknown - 68 F

livebaseballscorecards.com

AB	36
R	3
H	9
RBI	3
BB	0
SO	2
LOB	15

PA: 37

WP: 0
PB: 0
SB: 0
CS: 0

BOTTOM

Milwaukee Brewers @ Boston Red Sox

Fenway Park, Boston, MA

Thu Sep 23 1976, 3:33 AM EDT

Att. 6,154 - Unknown - 68 F

livebaseballscorecards.com

Batter	1	2	3	4	5	6	7	8	9	AB	R	H	RBI	BB	SO	LOB
Rick Burleson, R (1, 6) OBP: 0.363, SLG: 0.379	0-0 S SF9 2B	0-0 S HR 1B		0-0 1-3 ③		BBB 4-0 2B BB		0-0 6-3 ②		4	2	2	0	1	0	0
Steve Dillard, R (1, 4) OBP: 0.341, SLG: 0.377	BBB 4-0 SF9 S SF8 BB	0-0 F9 ②			0-0 L8-4 BB 1B	0-0 1-3 3-H 2B		0-0 6-3 ③		4	1	2	1	1	0	1
Bob Montgomery, R (1, 10) OBP: 0.283, SLG: 0.398	0-0 SF9 ① 1-3 2-H	0-0 1-H HR			BBB 4-0 1-2 HR BB	0-0 F9 ③				2	2	1	3	1	0	2
Carlton Fisk, R (1, 2) OBP: 0.331, SLG: 0.404	0-0 SF8 ② 3-H	0-0 CS 1B			0-0 ① ② L8-4 2-3		BBB 4-0 HR BB			2	1	1	1	1	0	2
Jim Rice, R (1, 7) OBP: 0.312, SLG: 0.474	0-0 1B 1B	0-0 ③ CS 1-2	0-0 F9 ①		0-0 1-H HR		SSS 0-3 K ①			4	1	2	2	0	1	1
Dwight Evans, R (1, 8) OBP: 0.323, SLG: 0.428	0-0 1-3 1B		SSS 0-3 K ②		0-0 F9 ③		0-0 1-H HR			4	1	2	2	0	1	0
Bobby Darwin, R (1, 9) OBP: 0.268, SLG: 0.371	0-0 5-3 ③		0-0 6-3 ③			0-0 2B 3B	SSS 0-3 K ②			4	1	1	0	0	1	2
Jack Baker, R (1, 3) OBP: 0.133, SLG: 0.308		0-0 HR		0-0 P7 ①		0-0 ① F4	SSS 0-3 K ③			4	1	1	1	0	1	1
Butch Hobson, R (1, 5) OBP: 0.259, SLG: 0.363		SSS 0-3 K ①		0-0 F8 ②		SSS 0-3 K ②		0-0 6-3 ①		4	0	0	0	0	2	1
Inning Stats	R: 2 E: 0 K: 0 S: 6 H: 3 LOB: 2 BB: 1 P: 10	R: 3 E: 0 K: 1 S: 8 H: 4 LOB: 0 BB: 0 P: 8	R: 0 E: 0 K: 1 S: 5 H: 0 LOB: 0 BB: 0 P: 5	R: 0 E: 0 K: 0 S: 3 H: 0 LOB: 0 BB: 0 P: 3	R: 2 E: 0 K: 0 S: 4 H: 2 LOB: 0 BB: 1 P: 8	R: 1 E: 0 K: 1 S: 7 H: 2 LOB: 2 BB: 1 P: 11	R: 2 E: 0 K: 3 S: 10 H: 1 LOB: 0 BB: 1 P: 14	R: 0 E: 0 K: 0 S: 3 H: 0 LOB: 0 BB: 0 P: 3		1B: 5 2B: 3 3B: 1 HR: 4		SF: 2 SAC: 0 DP: 1 HBP: 0				

	AB	32
	R	10
	H	12
	RBI	10
	BB	4
	SO	6
	LOB	10

WP: 0 PB: 0 SB: 3 CS: 1 PA: 39

PITCHER		IP	WLS	BF	H	R	ER	SO	BB	IBB	HBP	BLK	WP	HR	S	P	ERA	WHIP
Bill Travers, L (1, 1) ERA: 2.73		1.2	L	12	6	5	5	1	1	0	0	0	0	2	13	17	27.00	4.200
Pete Broberg, R (2, 1) ERA: 4.97		4.0		17	5	3	3	2	2	0	0	0	0	1	19	27	6.75	1.750
Danny Frisella, R (6, 1) ERA: 3.13		2.1		9	1	2	2	3	1	0	0	0	0	1	14	18	7.71	0.857

PITCHER	IP	WLS	BF	H	R	ER	SO	BB	IBB	HBP	BLK	WP	HR	S	P	ERA	WHIP

Batter	1	2	3	4	5	6	7	8	9	AB	R	H	RBI	BB	SO	LOB
Rick Burleson, R (1, 6) OBP: 0.360, SLG: 0.376	6-3		F4		G4-3 1-2f			FC6-4 1-2f		4	0	0	0	0	0	4
Denny Doyle, L (1, 4) OBP: 0.285, SLG: 0.305	6-3		G3			6-3		K		4	0	0	0	0	1	2
Rick Miller, L (1, 8) OBP: 0.356, SLG: 0.352	1B			F9 8-2 2B		3-1		BB FC4-6		3	0	2	0	1	0	0
Carl Yastrzemski, L (1, 10) OBP: 0.361, SLG: 0.440	K			BB		F7		FC4-6 1-2f		3	0	0	0	1	1	3
Carlton Fisk, R (1, 2) OBP: 0.331, SLG: 0.403		6-3		F9 2-3			K		E8 FC1-5-2 1B	4	0	1	0	0	1	2
Cecil Cooper, L (1, 3) OBP: 0.308, SLG: 0.466		2-3		8-2 3-Hf			1B		K	4	0	1	0	0	1	3
Jim Rice, R (1, 7) OBP: 0.312, SLG: 0.476		5-3			3B		F2		FC1-5-2 3-H	4	0	1	0	0	0	2
Dwight Evans, R (1, 9) OBP: 0.321, SLG: 0.425			K		L9		F3		K	4	0	0	0	0	2	3
Butch Hobson, R (1, 5) OBP: 0.267, SLG: 0.368			1B		G4-3 BB			FC6-4 1B		2	0	2	0	1	0	0
Inning Stats	R: 0 E: 0 K: 1 S: 6 H: 1 LOB: 1 BB: 0 P: 6	R: 0 E: 0 K: 0 S: 3 H: 0 LOB: 0 BB: 0 P: 3	R: 0 E: 0 K: 1 S: 6 H: 1 LOB: 1 BB: 0 P: 6	R: 0 E: 0 K: 0 S: 3 H: 1 LOB: 1 BB: 1 P: 7	R: 0 E: 0 K: 0 S: 3 H: 1 LOB: 1 BB: 1 P: 7	R: 0 E: 0 K: 0 S: 3 H: 0 LOB: 0 BB: 0 P: 3	R: 0 E: 0 K: 1 S: 6 H: 1 LOB: 1 BB: 0 P: 6	R: 0 E: 1 K: 1 S: 6 H: 1 LOB: 2 BB: 1 P: 10	R: 0 E: 1 K: 2 S: 8 H: 1 LOB: 1 BB: 0 P: 8	1B: 5 2B: 2 3B: 1 HR: 0 SF: 0 SAC: 0 DP: 2 HBP: 0						

PITCHER	IP	WLS	BF	H	R	ER	SO	BB	IBB	HBP	BLK	WP	HR	S	P	ERA	WHIP
Wayne Garland, R (1, 1) ERA: 2.6	9.0	W	35	7	0	0	6	3	0	0	0	0	0	44	56	0.00	1.111

PITCHER	IP	WLS	BF	H	R	ER	SO	BB	IBB	HBP	BLK	WP	HR	S	P	ERA	WHIP

TOP

Boston Red Sox @ Baltimore Orioles

Memorial Stadium, Baltimore, MD

Fri Sep 24 1976, 7:05 PM EDT

Att. 7,285 - Unknown

livebaseballscorecards.com

AB	32
R	0
H	7
RBI	0
BB	3
SO	6
LOB	19

Batter	1	2	3	4	5	6	7	8	9	AB	R	H	RBI	BB	SO	LOB
Al Bumbry, L (1, 8) (7, 7) OBP: 0.312, SLG: 0.372	1-3	F8			5-3			4-3		4	0	0	0	0	0	1
Bobby Grich, R (1, 4) OBP: 0.381, SLG: 0.422	5-3		F8		F7			K		4	0	0	0	0	1	0
Reggie Jackson, L (1, 9) OBP: 0.354, SLG: 0.502	K		4-3			F7		1B		4	0	1	0	0	1	0
Lee May, R (1, 10) OBP: 0.309, SLG: 0.447		6-3	2B			F8		F6		4	0	1	0	0	0	1
Ken Singleton, S (1, 7) OBP: 0.360, SLG: 0.400		HR	4-3			F8				3	1	1	1	0	0	1
Paul Blair, R (7, 8) OBP: 0.250, SLG: 0.270										0	0	0	0	0	0	0
Tony Muser, L (1, 3) OBP: 0.275, SLG: 0.274	2B 2B 1B			F9			B2 1B			3	1	2	0	0	0	0
Doug DeCinces, R (1, 5) OBP: 0.284, SLG: 0.354	1-3 2B 2B			F7			B2 1-2			3	1	1	0	0	0	1
Mark Belanger, R (1, 6) OBP: 0.334, SLG: 0.326	2-H 3-H 2B			1-3			5-3			3	0	1	2	0	0	1
Rick Dempsey, R (1, 2) OBP: 0.260, SLG: 0.201	F3				2-3		F8			3	0	0	0	0	0	2
Inning Stats	R: 0 E: 0 K: 1 S: 5 H: 0 LOB: 0 BB: 0 P: 5	R: 3 E: 0 K: 0 S: 7 H: 4 LOB: 1 BB: 0 P: 7	R: 0 E: 0 K: 0 S: 4 H: 1 LOB: 1 BB: 0 P: 4	R: 0 E: 0 K: 0 S: 3 H: 0 LOB: 0 BB: 0 P: 3	R: 0 E: 0 K: 0 S: 3 H: 0 LOB: 0 BB: 0 P: 3	R: 0 E: 0 K: 0 S: 3 H: 0 LOB: 0 BB: 0 P: 3	R: 0 E: 0 K: 0 S: 4 H: 1 LOB: 1 BB: 0 P: 4	R: 0 E: 0 K: 1 S: 6 H: 1 LOB: 1 BB: 0 P: 6		1B: 3 2B: 3 3B: 0 HR: 1	SF: 0 SAC: 0 DP: 0 HBP: 0					

PITCHER	IP	WLS	BF	H	R	ER	SO	BB	IBB	HBP	BLK	WP	HR	S	P	ERA	WHIP
Rick Wise, R (1, 1) ERA: 3.49	8.0	L	31	7	3	3	2	0	0	0	0	0	1	35	35	3.38	0.875

PITCHER	IP	WLS	BF	H	R	ER	SO	BB	IBB	HBP	BLK	WP	HR	S	P	ERA	WHIP

BOTTOM

Boston Red Sox @ Baltimore Orioles

Memorial Stadium, Baltimore, MD

Fri Sep 24 1976, 7:05 PM EDT

Att. 7,285 - Unknown

livebaseballscorecards.com

AB	31
R	3
H	7
RBI	3
BB	0
SO	2
LOB	7

Batter	1	2	3	4	5	6	7	8	9	AB	R	H	RBI	BB	SO	LOB
Rick Burleson, R (1, 6) OBP: 0.358, SLG: 0.373	F9			L1		6-3		L5		4	0	0	0	0	0	0
Doug Griffin, R (1, 4) OBP: 0.248, SLG: 0.205	5-3			F8		6-3			F7	4	0	0	0	0	0	0
Carlton Fisch, R (1, 2) OBP: 0.332, SLG: 0.408	K			2B			6-3 2B		F7	4	0	2	0	0	1	0
Carl Yastrzemski, L (1, 3) OBP: 0.358, SLG: 0.437		3-1		F7			6-3 2-3		G3	4	0	0	0	0	0	2
Jim Rice, R (1, 7) OBP: 0.312, SLG: 0.476		4-3			F5		S 1B			3	0	1	0	0	0	0
Dwight Evans, R (1, 8) OBP: 0.321, SLG: 0.430		5-3			HR		F4 1-2			3	1	1	1	0	0	2
Bobby Darwin, R (1, 9) OBP: 0.264, SLG: 0.365			F3		4-3		K			3	0	0	0	0	1	2
Jack Baker, R (1, 10) OBP: 0.111, SLG: 0.250			5-3		K			F6		3	0	0	0	0	1	0
Butch Hobson, R (1, 5) OBP: 0.264, SLG: 0.363			5-3			F7		K		3	0	0	0	0	1	0
Inning Stats	R: 0 E: 0 K: 1 S: 5	R: 0 E: 0 K: 0 S: 3	R: 0 E: 0 K: 0 S: 3	R: 0 E: 0 K: 0 S: 4	R: 1 E: 0 K: 1 S: 6	R: 0 E: 0 K: 0 S: 3	R: 0 E: 0 K: 1 S: 7	R: 0 E: 0 K: 1 S: 5	R: 0 E: 0 K: 0 S: 3							
	H: 0 LOB: 0 BB: 0 P: 5	H: 0 LOB: 0 BB: 0 P: 3	H: 0 LOB: 0 BB: 0 P: 3	H: 1 LOB: 1 BB: 0 P: 4	H: 1 LOB: 0 BB: 0 P: 6	H: 0 LOB: 0 BB: 0 P: 3	H: 2 LOB: 2 BB: 0 P: 7	H: 0 LOB: 0 BB: 0 P: 5	H: 0 LOB: 0 BB: 0 P: 3							

PITCHER	IP	WLS	BF	H	R	ER	SO	BB	IBB	HBP	BLK	WP	HR	S	P	ERA	WHIP
Ross Grimsley, L (1, 1) ERA: 3.95	9.0	L	31	4	1	1	4	0	0	0	0	0	1	39	39	1.00	0.444

PITCHER	IP	WLS	BF	H	R	ER	SO	BB	IBB	HBP	BLK	WP	HR	S	P	ERA	WHIP

1B: 1	SF: 0	WP: 0	PA: 31
2B: 2	SAC: 0	PB: 0	
3B: 0	DP: 0	SB: 1	
HR: 1	HBP: 0	CS: 0	

TOP

Boston Red Sox @ Baltimore Orioles

Memorial Stadium, Baltimore, MD

Sat Sep 25 1976, 7:05 PM EDT

Att. 10,562 - Unknown

livebaseballscorecards.com

AB	31
R	1
H	4
RBI	1
BB	0
SO	4
LOB	6

Batter	1	2	3	4	5	6	7	8	9	AB	R	H	RBI	BB	SO	LOB
Al Bumbry, L (1, 7) OBP: 0.311, SLG: 0.370	BBBB 4-0 E S BB		x 0-0 ③ F8			x 0-0 ① F7			x 0-0 ① F4	3	0	0	0	1	0	1
Paul Blair, R (1, 8) OBP: 0.247, SLG: 0.267	x 0-0 ① F9 1-3			x 0-0 ① 6-3		x 0-0 ② F8			x 0-0 ② 4-3	4	0	0	0	0	0	2
Bobby Grich, R (1, 4) OBP: 0.378, SLG: 0.419	SSS 0-3 ② K			SSS 0-3 ② K		SSS 0-3 ③ K			x 0-0 ③ 6-3	4	0	0	0	0	3	2
Reggie Jackson, L (1, 9) OBP: 0.354, SLG: 0.501	x 0-0 ③ 4-3			x 0-0 1B			x 0-0 ① F5			3	0	1	0	0	0	1
Lee May, R (1, 3) OBP: 0.307, SLG: 0.445		x 0-0 ① 5-3		x 0-0 ③ F2			x 0-0 ② F3			3	0	0	0	0	0	1
Ken Singleton, S (1, 10) OBP: 0.361, SLG: 0.400		BBBB 4-0 G1-6-3 BB			BBB 4-0 L5-3 BB		SSS 0-3 ③ K			1	0	0	0	2	1	0
Doug DeCinces, R (1, 5) OBP: 0.283, SLG: 0.352		x 0-0 ②③ G1-6-3 1-2f			SSS 0-3 ① K			SSS 0-3 ① K		3	0	0	0	0	2	2
Mark Belanger, R (1, 6) OBP: 0.332, SLG: 0.324			x 0-0 ① F8		x 0-0 ②③ L5-3 1-2			SSS 0-3 ② K		3	0	0	0	0	1	1
Dave Duncan, R (1, 2) OBP: 0.269, SLG: 0.261			x 0-0 ② 4-3			x 0-0 1B		x 0-0 ③ F8		3	0	1	0	0	0	0
Inning Stats	R: 0 E: 0 K: 1 S: 5 H: 0 LOB: 1 BB: 1 P: 9	R: 0 E: 0 K: 0 S: 2 H: 0 LOB: 0 BB: 1 P: 6	R: 0 E: 0 K: 0 S: 3 H: 0 LOB: 0 BB: 0 P: 3	R: 0 E: 0 K: 1 S: 6 H: 1 LOB: 1 BB: 0 P: 6	R: 0 E: 0 K: 1 S: 4 H: 0 LOB: 0 BB: 1 P: 8	R: 0 E: 0 K: 1 S: 6 H: 1 LOB: 1 BB: 0 P: 6	R: 0 E: 0 K: 1 S: 5 H: 0 LOB: 0 BB: 0 P: 5	R: 0 E: 0 K: 2 S: 7 H: 0 LOB: 0 BB: 0 P: 7	R: 0 E: 0 K: 0 S: 3 H: 0 LOB: 0 BB: 0 P: 3	1B: 2 2B: 1 3B: 0 HR: 0	SF: 0 SAC: 0 DP: 2 HBP: 0						

PITCHER	IP	WLS	BF	H	R	ER	SO	BB	IBB	HBP	BLK	WP	HR	S	P	ERA	WHIP
Luis Tiant, R (1, 1) ERA: 2.92	9.0	W	30	2	0	0	7	3	0	0	0	0	0	41	53	0.00	0.556

PITCHER	IP	WLS	BF	H	R	ER	SO	BB	IBB	HBP	BLK	WP	HR	S	P	ERA	WHIP

Boston Red Sox @ Baltimore Orioles

Memorial Stadium, Baltimore, MD

Sat Sep 25 1976, 7:05 PM EDT

Att. 10,562 - Unknown

BOTTOM

livebaseballscorecards.com

AB	27
R	0
H	2
RBI	0
BB	3
SO	7
LOB	10

1B: 2	SF: 0	WP: 0	PA: 30
2B: 1	SAC: 0	PB: 0	
3B: 0	DP: 2	SB: 1	
HR: 0	HBP: 0	CS: 0	

Batter	1	2	3	4	5	6	7	8	9	AB	R	H	RBI	BB	SO	LOB
Rick Burleson, R (1, 6) OBP: 0.356, SLG: 0.373	1-3		5-3		2-H: 1B 2B			L9-3 1-2	F3	5	0	1	1	0	0	2
Denny Doyle, L (1, 4) OBP: 0.289, SLG: 0.306	K			L9	2-H: 1B			BB: 1B 2B BB	FC4-6 BB	3	1	1	0	2	1	0
Rick Miller, L (1, 8) OBP: 0.353, SLG: 0.349	6-3			K		6-3		1-2: BB 2B 1B	FC4-6 1-2f	5	1	1	0	0	1	1
Carl Yastrzemski, L (1, 3) OBP: 0.359, SLG: 0.436		CS 1B		K		3-1		1-2 2-3: 2B 1B BB		3	1	1	0	1	1	0
Cecil Cooper, L (1, 10) OBP: 0.310, SLG: 0.469		F7 1-2			FC5-4 1B	F9		1-3 2-H 3-H: 1B 2B		4	1	2	2	0	0	1
Jim Rice, R (1, 7) OBP: 0.312, SLG: 0.474		F8			FC5-4 1-2f: 1B 2B		K	2-H 3-H: 2B 1B		4	2	1	2	0	1	1
Dwight Evans, R (1, 9) OBP: 0.322, SLG: 0.433			F5		1-2: 2B 1B		K	1-H: 2B		4	1	2	1	0	1	0
Ernie Whitt, L (1, 2) OBP: 0.300, SLG: 0.667			E BB		1-H 2-H: 2B 2B		F8	F5		3	1	1	2	1	0	1
Butch Hobson, R (1, 5) OBP: 0.264, SLG: 0.361			K 1-2		F7			L9-3 1B	F7	4	0	1	0	0	1	2
Inning Stats	R: 0 E: 0 K: 1 S: 5 H: 0 LOB: 0 BB: 0 P: 5	R: 0 E: 0 K: 0 S: 3 H: 1 LOB: 0 BB: 0 P: 3	R: 0 E: 1 K: 1 S: 5 H: 0 LOB: 1 BB: 1 P: 9	R: 0 E: 0 K: 2 S: 7 H: 0 LOB: 0 BB: 0 P: 7	R: 3 E: 0 K: 0 S: 7 H: 5 LOB: 2 BB: 0 P: 7	R: 0 E: 0 K: 0 S: 3 H: 0 LOB: 0 BB: 0 P: 3	R: 0 E: 0 K: 2 S: 7 H: 0 LOB: 0 BB: 0 P: 7	R: 5 E: 0 K: 0 S: 7 H: 5 LOB: 1 BB: 2 P: 15	R: 0 E: 0 K: 0 S: 3 H: 0 LOB: 1 BB: 1 P: 7	1B: 7 2B: 5 3B: 0 HR: 0 SF: 0 SAC: 0 DP: 1 HBP: 0						

TOP

Boston Red Sox @ Baltimore Orioles

Memorial Stadium, Baltimore, MD

Sun Sep 26 1976, 3:33 AM EDT

Att. 8,272 - Unknown

livebaseballscorecards.com

AB	35
R	8
H	11
RBI	8
BB	4
SO	6
LOB	8

PITCHER		IP	WLS	BF	H	R	ER	SO	BB	IBB	HBP	BLK	WP	HR	S	P	ERA	WHIP
Dennis Martinez, R ERA: 3.2	(1, 1)	7.2	L	30	8	5	5	6	2	0	0	0	0	0	40	48	5.87	1.304
Tippy Martinez, L ERA: 2.42	(8, 1)	0.1		5	3	3	3	0	1	0	0	0	0	0	4	8	81.00	12.000
Dyar Miller, R ERA: 3.02	(9, 1)	1.0		4	0	0	0	0	1	0	0	0	0	0	3	7	0.00	1.000

PITCHER		IP	WLS	BF	H	R	ER	SO	BB	IBB	HBP	BLK	WP	HR	S	P	ERA	WHIP

WP: 0 PB: 0 SB: 0 CS: 1 PA: 39

Batter	1	2	3	4	5	6	7	8	9	AB	R	H	RBI	BB	SO	LOB
Al Bumbry, L (1, 8) OBP: 0.311, SLG: 0.369	1-3		4-3			G6-3 1-2f			1B 1B 1-3 1B 1-2 3-H	4	1	1	1	0	0	2
Tony Muser, L (1, 3) OBP: 0.278, SLG: 0.275	1-3			BBBB 4-0 G4-6-3 BB			F8		1-3 1B 1B 1-2 2-3	3	0	1	0	1	0	0
Bobby Grich, R (1, 4) OBP: 0.376, SLG: 0.416	F9			F8			SSS 0-3 K		SSS 0-3 K	4	0	0	0	0	2	4
Reggie Jackson, L (1, 9) OBP: 0.352, SLG: 0.498 Tom Shopay, L (9, 9) OBP: 0.333, SLG: 0.231		F3		G4-6-3 1-2f			4-3		1-3 1B 1-2 2-3 3-H	3 1	0 0	0 1	0 1	0 0	0 0	1 0
Ken Singleton, S (1, 7) OBP: 0.360, SLG: 0.398		F7			G5-4-3 1B			F8	1-3 1-2 2-3 3-H	4	0	1	1	0	0	2
Doug DeCinces, R (1, 5) OBP: 0.280, SLG: 0.349		F5			G5-4-3 1-2f			F7	5-3	4	0	0	0	0	0	3
Andres Mora, R (1, 10) OBP: 0.255, SLG: 0.345			6-3		F9			4-3		3	0	0	0	0	0	0
Mark Belanger, R (1, 6) OBP: 0.334, SLG: 0.325			6-3			BBBB 4-0 G6-3 BB			E FC 1B 1B	2	1	1	0	1	0	0
Rick Dempsey, R (1, 2) OBP: 0.261, SLG: 0.203			1B			SSS 0-3 K			FC 1B 1B 1B 1-3	3	1	1	0	0	1	2
Inning Stats	R: 0 H: 0 E: 0 LOB: 0 K: 0 BB: 0 S: 3 P: 3	R: 0 H: 0 E: 0 LOB: 0 K: 0 BB: 0 S: 3 P: 3	R: 0 H: 1 E: 0 LOB: 1 K: 0 BB: 0 S: 4 P: 4	R: 0 H: 0 E: 0 LOB: 0 K: 0 BB: 1 S: 2 P: 6	R: 0 H: 1 E: 0 LOB: 0 K: 0 BB: 0 S: 3 P: 3	R: 0 H: 0 E: 0 LOB: 0 K: 1 BB: 1 S: 4 P: 8	R: 0 H: 0 E: 0 LOB: 0 K: 1 BB: 0 S: 5 P: 5	R: 0 H: 0 E: 0 LOB: 0 K: 0 BB: 0 S: 3 P: 3	R: 3 H: 4 E: 1 LOB: 2 K: 1 BB: 0 S: 10 P: 10	1B: 6 SF: 0 2B: 0 SAC: 0 3B: 0 DP: 3 HR: 0 HBP: 0						

PITCHER	IP	WLS	BF	H	R	ER	SO	BB	IBB	HBP	BLK	WP	HR	S	P	ERA	WHIP
Reggie Cleveland, R (1, 1) ERA: 3.22	9.0	W	33	6	3	1	3	2	0	0	0	0	0	37	45	1.00	0.889

PITCHER	IP	WLS	BF	H	R	ER	SO	BB	IBB	HBP	BLK	WP	HR	S	P	ERA	WHIP

BOTTOM

Boston Red Sox @ Baltimore Orioles

Memorial Stadium, Baltimore, MD

Sun Sep 26 1976, 3:33 AM EDT

Att. 8,272 - Unknown

livebaseballscorecards.com

AB	31
R	3
H	6
RBI	3
BB	2
SO	3
LOB	14

WP: 0	PA: 33		
PB: 0			
SB: 0			
CS: 0			

Batter	1	2	3	4	5	6	7	8	9	AB	R	H	RBI	BB	SO	LOB
Sandy Alomar Sr., S (1, 4) OBP: 0.297, SLG: 0.288	G6-4-3 1B 1B	F8		F9			F7		1B	5	0	2	0	0	0	3
Roy White, S (1, 7) (6, 8) OBP: 0.365, SLG: 0.410	G6-4-3 1-2 1B		5-3	G6-3 1-2f			1B		F7	5	0	2	0	0	0	2
Thurman Munson, R (1, 2) OBP: 0.337, SLG: 0.430 Fran Healy, R (5, 2) OBP: 0.306, SLG: 0.264 Elrod Hendricks, L (9, PH) OBP: 0.237, SLG: 0.290	G6-4-3 1-2f 2-3		HR		4-3		K		K	3 1 1	1 0 0	1 0 0	1 0 0	0 0 0	0 1 1	2 1 1
Lou Piniella, R (1, 9) (6, 7) OBP: 0.322, SLG: 0.397	6-3		2B 1B BB		5-3		F7			3	1	0	0	1	0	2
Chris Chambliss, L (1, 3) OBP: 0.324, SLG: 0.444		5-3 1B 1B	K		F9			F8		4	1	1	0	0	1	1
Graig Nettles, L (1, 5) OBP: 0.322, SLG: 0.454		5-3 1-2	1B 1-3 2B			SH5-3 4-3 2B		F7		4	2	2	0	0	0	1
Otto Velez, R (1, 10) OBP: 0.404, SLG: 0.391 Carlos May, L (6, PH) OBP: 0.339, SLG: 0.331		2-H 1B	2-H 3-H 1B			SH5-3 2-3		BB		2 0	0 0	2 0	3 0	0 1	0 0	0 0
Elliott Maddox, R (1, 8) OBP: 0.275, SLG: 0.261 Oscar Gamble, L (6, PH) OBP: 0.314, SLG: 0.420 (6, 9)	BB BB		F9			4-3 3-H		4-3		1 2	0 0	0 0	0 1	1 0	0 0	1 1
Fred Stanley, R (1, 6) OBP: 0.329, SLG: 0.275 Gene Locklear, L (9, PH) OBP: 0.274, SLG: 0.281	1-2 BB			G6-3 1B		1-3			K	2 1	0 0	1 0	0 0	1 0	0 1	0 0
Inning Stats	R: 0 E: 0 K: 0 S: 4 H: 2 LOB: 1 BB: 0 P: 4	R: 1 E: 0 K: 0 S: 4 H: 2 LOB: 2 BB: 2 P: 12	R: 3 E: 0 K: 1 S: 8 H: 3 LOB: 1 BB: 1 P: 12	R: 0 E: 0 K: 0 S: 3 H: 1 LOB: 0 BB: 0 P: 3	R: 0 E: 0 K: 0 S: 3 H: 0 LOB: 0 BB: 0 P: 3	R: 1 E: 0 K: 0 S: 4 H: 1 LOB: 0 BB: 0 P: 4	R: 0 E: 0 K: 1 S: 6 H: 1 LOB: 1 BB: 0 P: 6	R: 0 E: 0 K: 0 S: 3 H: 0 LOB: 1 BB: 1 P: 7	R: 0 E: 0 K: 2 S: 8 H: 1 LOB: 1 BB: 0 P: 8	1B: 8 2B: 2 3B: 0 HR: 1 SF: 0 SAC: 1 DP: 2 HBP: 0						

TOP

New York Yankees @ Boston Red Sox

Fenway Park, Boston, MA

Tue Sep 28 1976, 7:05 PM EDT

Att. 21,200 - Unknown - 58 F

livebaseballscorecards.com

AB	34
R	5
H	11
RBI	5
BB	4
SO	4
LOB	15

PA: 39

WP: 0 PB: 0 SB: 0 CS: 0

PITCHER		IP	WLS	BF	H	R	ER	SO	BB	IBB	HBP	BLK	WP	HR	S	P	ERA	WHIP
Rick Kreuger, L ERA: 4.06	(1, 1)	5.0	W	24	9	5	5	1	3	0	0	0	0	1	23	35	9.00	2.400
Tom Murphy, R ERA: 4.17	(6, 1)	4.0	S	15	2	0	0	3	1	0	0	0	0	0	20	24	0.00	0.750

PITCHER	IP	WLS	BF	H	R	ER	SO	BB	IBB	HBP	BLK	WP	HR	S	P	ERA	WHIP

BOTTOM

New York Yankees @ Boston Red Sox

Fenway Park, Boston, MA

Tue Sep 28 1976, 7:05 PM EDT
Att. 21,200 - Unknown - 58 F

livebaseballscorecards.com

Batter	1	2	3	4	5	6	7	8	9	AB	R	H	RBI	BB	SO	LOB
Rick Burleson, R (1, 6) OBP: 0.360, SLG: 0.378	5-3 ①	CS 1B		1-3 3B 2B		BBBB 4-0 BB		1-3 1B		4	1	3	0	1	0	0
Denny Doyle, L (1, 4) OBP: 0.290, SLG: 0.312	4-3 ②	1-2 CS ③	2B 1B	2-H 3-H 1B 3B		F7 ③		F4 ③		5	1	2	2	0	0	3
Rick Miller, L (1, 8) OBP: 0.357, SLG: 0.357 Bobby Darwin, R (5, 9) OBP: 0.262, SLG: 0.363	1B 2B		F7 ①	3-H CS 1B			5-3 ①			3 1	1 0	2 0	1 0	0 0	0 0	1 0
Carl Yastrzemski, L (1, 3) OBP: 0.358, SLG: 0.435	2-H 1B		F4 ②	1-2 CS ③	F9 ①		G3 ②			4	0	1	1	0	0	1
Cecil Cooper, L (1, 10) OBP: 0.309, SLG: 0.469	F8 ③		1-3 2B		G3 ②		F9 ③			4	0	1	0	0	0	1
Jim Rice, R (1, 7) OBP: 0.313, SLG: 0.481		5-3 ①	6-3 ③		2B			HR		4	1	2	1	0	0	2
Dwight Evans, R (1, 9) OBP: 0.322, SLG: 0.430 (5, 8)		4-3 ②		F9 ①	F8 ③			BBBB 4-0 1B BB		3	0	0	0	1	0	1
Ernie Whitt, L (1, 2) OBP: 0.429, SLG: 0.750		HR 2B		BBBB 4-0 2B 3B BB		G5-4-3 1B		F9 ①		3	2	2	0	1	0	1
Butch Hobson, R (1, 5) OBP: 0.268, SLG: 0.375		2-H HR		F8 ②		1-2f G5-4-3 ①②		1-3 1B ②		4	1	2	2	0	0	2
Inning Stats	R: 1 E: 0 K: 0 S: 5 H: 2 LOB: 1 BB: 0 P: 5	R: 2 E: 0 K: 0 S: 5 H: 3 LOB: 0 BB: 0 P: 5	R: 0 E: 0 K: 0 S: 5 H: 2 LOB: 2 BB: 0 P: 5	R: 3 E: 0 K: 0 S: 5 H: 3 LOB: 0 BB: 1 P: 9	R: 0 E: 0 K: 0 S: 4 H: 1 LOB: 1 BB: 0 P: 4	R: 0 E: 0 K: 0 S: 3 H: 1 LOB: 1 BB: 1 P: 7	R: 0 E: 0 K: 0 S: 3 H: 0 LOB: 0 BB: 0 P: 3	R: 1 E: 0 K: 0 S: 5 H: 3 LOB: 2 BB: 1 P: 9		1B: 7 2B: 5 3B: 1 HR: 2		SF: 0 SAC: 0 DP: 1 HBP: 0		WP: 0 PB: 0 SB: 0 CS: 2	PA: 40	

PITCHER	IP	WLS	BF	H	R	ER	SO	BB	IBB	HBP	BLK	WP	HR	S	P	ERA	WHIP
Ed Figueroa, R (1, 1) ERA: 3.02	8.0	L	38	15	7	7	0	3	0	0	0	0	2	35	47	7.88	2.250

PITCHER	IP	WLS	BF	H	R	ER	SO	BB	IBB	HBP	BLK	WP	HR	S	P	ERA	WHIP

AB	35
R	7
H	15
RBI	7
BB	3
SO	0
LOB	12

Batter	1	2	3	4	5	6	7	8	9	AB	R	H	RBI	BB	SO	LOB
Gene Locklear, L (1, 10) OBP: 0.276, SLG: 0.283 Cesar Tovar, R (6, PH) OBP: 0.263, SLG: 0.179	F8	BB, HR, 1B 1-2 3-H		1-3		F2			F8	3 2	1 0	1 0	1 0	0 0	0 0	0 0
Roy White, S (1, 8) OBP: 0.366, SLG: 0.412 Larry Murray, S (6, 8)	HR, 2B	B B B HR, BB 1-2 2-3		F9			1-3		F8	2 2	2 0	1 0	0 0	1 0	0 0	0 0
Graig Nettles, L (1, 5) OBP: 0.326, SLG: 0.470	2-H HR	1-H 2-H 3-H HR			1B, SF8, 2B		1B, SF7, 2B		G3	5	4	4	6	0	0	0
Chris Chambliss, L (1, 3) OBP: 0.324, SLG: 0.444 Otto Velez, R (5, 3) OBP: 0.409, SLG: 0.398	F8	E6			SF8, 1B 2-3		1B 2-3			3 1	0 0	1 1	0 0	0 0	0 0	0 0
Carlos May, L (1, 7) OBP: 0.336, SLG: 0.329	4-3	4-3			SF8 1-2 3-H		SF7 3-H			2	0	0	2	0	0	1
Oscar Gamble, L (1, 9) OBP: 0.312, SLG: 0.418 Lou Piniella, R (5, PH) OBP: 0.320, SLG: 0.394 (5, 9)		4-3	4-3		F7		4-3			2 2	0 0	0 0	0 0	0 0	0 0	0 2
Elrod Hendricks, L (1, 2) OBP: 0.237, SLG: 0.289 Fran Healy, R (8, 2) OBP: 0.306, SLG: 0.264	F8, BB, 1B, 1B	F8			4-3			4-3		4 0	1 0	1 0	0 0	0 0	0 0	1 0
Sandy Alomar Sr., S (1, 4) OBP: 0.296, SLG: 0.282	B B B B BB, 1B, HR, BB 1-2	S S S K				S S S K		F7		3	1	0	0	1	2	0
Jim Mason, L (1, 6) OBP: 0.208, SLG: 0.234	F8 2-3		S S S K			6-3		1-3		4	0	0	0	0	1	2
Inning Stats	R: 2 E: 0 K: 0 S: 5 H: 2 LOB: 0 BB: 0 P: 5	R: 5 E: 1 K: 0 S: 7 H: 3 LOB: 1 BB: 2 P: 15	R: 0 E: 0 K: 1 S: 5 H: 0 LOB: 0 BB: 0 P: 5	R: 0 E: 0 K: 1 S: 5 H: 0 LOB: 0 BB: 0 P: 5	R: 1 E: 0 K: 0 S: 5 H: 2 LOB: 1 BB: 0 P: 5	R: 0 E: 0 K: 1 S: 5 H: 0 LOB: 0 BB: 0 P: 5	R: 1 E: 0 K: 0 S: 5 H: 2 LOB: 1 BB: 0 P: 5	R: 0 E: 0 K: 0 S: 3 H: 0 LOB: 0 BB: 0 P: 3	R: 0 E: 0 K: 0 S: 3 H: 0 LOB: 0 BB: 0 P: 3	1B: 4 2B: 3 3B: 0 HR: 2 SF: 2 SAC: 0 DP: 0 HBP: 0						

TOP

New York Yankees @ Boston Red Sox

Fenway Park, Boston, MA

Wed Sep 29 1976, 7:05 PM EDT

Att. 23,980 - Unknown - 60 F

livebaseballscorecards.com

AB	35
R	9
H	9
RBI	9
BB	2
SO	3
LOB	6

WP: 0 PB: 0 SB: 0 CS: 0 PA: 39

PITCHER		IP	WLS	BF	H	R	ER	SO	BB	IBB	HBP	BLK	WP	HR	S	P	ERA	WHIP
Luis Tiant, R ERA: 3.13	(1, 1)	1.2	L	12	5	7	7	0	2	0	0	0	0	2	10	18	37.80	4.200
Rick Jones, L ERA: 3.36	(2, 1)	6.1		24	4	2	2	3	0	0	0	0	0	0	30	30	2.84	0.632
Jim Willoughby, R ERA: 2.96	(9, 1)	1.0		3	0	0	0	0	0	0	0	0	0	0	3	3	0.00	0.000

PITCHER	IP	WLS	BF	H	R	ER	SO	BB	IBB	HBP	BLK	WP	HR	S	P	ERA	WHIP

BOTTOM

New York Yankees @ Boston Red Sox

Fenway Park, Boston, MA

Wed Sep 29 1976, 7:05 PM EDT

Att. 23,980 - Unknown - 60 F

livebaseballscorecards.com

Batter	1	2	3	4	5	6	7	8	9	AB	R	H	RBI	BB	SO	LOB
Rick Burleson, R (1, 6) OBP: 0.360, SLG: 0.377	5-3		E 1B 1B		K	F8		BB		4	1	1	0	1	1	0
Denny Doyle, L (1, 4) OBP: 0.290, SLG: 0.311 Jack Baker, R (8, PH) OBP: 0.105, SLG: 0.235 Bob Heise, R (9, 4) OBP: 0.293, SLG: 0.304	6-3		K		E4 1B 1B		2B 1B	F4		4 1 0	2 0 0	1 0 0	0 0 0	0 0 0	1 0 0	2 1 0
Rick Miller, L (1, 8) OBP: 0.361, SLG: 0.366	5-3		E6 1-H 3-H 1B		1B 1B 1-2 1B		F9 1-H 2B		F7	5	1	3	2	0	0	0
Carl Yastrzemski, L (1, 3) OBP: 0.357, SLG: 0.432		FC1-6 E BB	FC		K		F7		K	4	0	0	0	1	2	4
Cecil Cooper, L (1, 10) OBP: 0.308, SLG: 0.466		E4 FC1-6 1-2	F6		1B 1-3 2-H 1B		F9 2-3		4-3	5	0	1	1	0	0	4
Jim Rice, R (1, 7) OBP: 0.313, SLG: 0.480		F7	F5		1-2 3-H 1B		F9			4	0	1	1	0	0	5
Dwight Evans, R (1, 9) OBP: 0.321, SLG: 0.429 Bobby Darwin, R (4, 9) OBP: 0.258, SLG: 0.356	FC1-6 1-2f 2-3		K	K				K		1 3	0 0	0 0	0 0	0 0	0 3	2 2
Ernie Whitt, L (1, 2) OBP: 0.353, SLG: 0.600 Carlton Fisk, R (8, PH) OBP: 0.331, SLG: 0.407 (9, 2)	4-3		4-3			1-3		5-3		3 1	0 0	0 0	0 0	0 0	0 0	2 0
Butch Hobson, R (1, 5) OBP: 0.271, SLG: 0.397			1B 3B	6-3		F7		HR		4	2	2	1	0	0	0

AB	39
R	6
H	9
RBI	5
BB	2
SO	7
LOB	22

Inning Stats	1	2	3	4	5	6	7	8	9
	R: 0 E: 0 K: 0 S: 3	H: 0 LOB: 0 BB: 0 P: 3	R: 0 E: 1 K: 0 S: 4	H: 0 LOB: 2 BB: 1 P: 8	R: 2 E: 1 K: 1 S: 9	H: 3 LOB: 2 BB: 0 P: 9	R: 0 E: 0 K: 1 S: 5	H: 0 LOB: 0 BB: 0 P: 5	R: 2 E: 1 K: 3 S: 13	H: 3 LOB: 2 BB: 0 P: 13	R: 0 E: 0 K: 0 S: 3	H: 0 LOB: 0 BB: 0 P: 3	R: 1 E: 0 K: 0 S: 5	H: 2 LOB: 1 BB: 0 P: 5	R: 1 E: 0 K: 1 S: 6	H: 1 LOB: 1 BB: 1 P: 10	R: 0 E: 0 K: 1 S: 5	H: 0 LOB: 0 BB: 0 P: 5

| | | | |

Batter	1	2	3	4	5	6	7	8	9	AB	R	H	RBI	BB	SO	LOB
Al Bumbry, L (1, 8) OBP: 0.313, SLG: 0.368	0-0 2B		0-0 F9 ①		0-3 K ①	0-0 F8 ③			0-0 5-3 ①	5	0	1	0	0	1	3
Rich Dauer, R (1, 4) OBP: 0.156, SLG: 0.103	0-0 1-3 ①		0-0 6-3 ②		0-0 1B 1-2		0-0 6-3 ①		1-0 HBP G4-6-3	4	0	1	0	0	0	1
Reggie Jackson, L (1, 10) OBP: 0.348, SLG: 0.501	0-3 K ②		0-0 F8 ③		0-3 K ②		0-0 HR		0-0 G4-6-3 ②③ 1-2f	5	1	1	1	0	2	4
Lee May, R (1, 3) OBP: 0.312, SLG: 0.447	0-0 F9 ③			0-0 6-3 ①	0-0 F5 ③		0-0 F2 ②			2	0	0	0	0	0	1
Tony Muser, L (4, 3) OBP: 0.275, SLG: 0.270										2	0	0	0	0	0	2
Ken Singleton, S (1, 9) OBP: 0.366, SLG: 0.404		0-3 K ①		0-0 SF8 3B		0-0 1B FC3-6 1B	4-0 BB			3	2	2	0	1	1	0
Doug DeCinces, R (1, 5) OBP: 0.284, SLG: 0.357		0-0 F7 ②		4-0 SF8 1B BB		0-0 FC3-6 1B 1-2	0-0 P6 ③			3	1	1	0	1	0	1
Andres Mora, R (1, 7) OBP: 0.259, SLG: 0.355		0-0 E5 E		0-0 SF8 ② 1-2 3-H		0-0 FC3-6 1B 1-2 2-3		0-0 F3 ①		3	0	1	1	0	0	0
Kiko Garcia, R (1, 6) OBP: 0.174, SLG: 0.391		0-0 E4 2-3		0-0 1B 2-H ③		0-0 FC3-6 ① 1-2f 2-3 3-H		0-0 F9 ②		4	0	1	2	0	0	3
Dave Duncan, R (1, 2) OBP: 0.271, SLG: 0.271		0-3 K ③			0-0 E6 1B	0-3 K ②		0-0 5-3 ③		4	0	0	0	0	2	4
Inning Stats	R: 0 H: 1 E: 0 LOB: 1 K: 1 BB: 0 S: 6 P: 6	R: 0 H: 0 E: 2 LOB: 2 K: 2 BB: 0 S: 9 P: 9	R: 0 H: 0 E: 0 LOB: 0 K: 0 BB: 0 S: 3 P: 3	R: 2 H: 2 E: 0 LOB: 1 K: 0 BB: 1 S: 4 P: 8	R: 0 H: 1 E: 1 LOB: 2 K: 2 BB: 0 S: 9 P: 9	R: 1 H: 3 E: 0 LOB: 2 K: 1 BB: 0 S: 8 P: 8	R: 1 H: 1 E: 0 LOB: 1 K: 0 BB: 1 S: 4 P: 8	R: 0 H: 0 E: 0 LOB: 0 K: 0 BB: 0 S: 3 P: 3	R: 0 H: 0 E: 0 LOB: 0 K: 0 BB: 0 S: 2 P: 3	1B: 5 SF: 1 2B: 1 SAC: 0 3B: 1 DP: 1 HR: 1 HBP: 1						

Baltimore Orioles @ Boston Red Sox

Fenway Park, Boston, MA

Fri Oct 01 1976, 7:05 PM EDT

Att. 15,749 - Unknown

TOP

livebaseballscorecards.com

AB	35
R	4
H	8
RBI	4
BB	2
SO	6
LOB	19

PITCHER	IP	WLS	BF	H	R	ER	SO	BB	IBB	HBP	BLK	WP	HR	S	P	ERA	WHIP
Rick Wise, R (1, 1) ERA: 3.53	8.0	W	36	8	4	4	6	2	0	0	0	0	1	46	54	4.50	1.250
Jim Willoughby, R (9, 1) ERA: 2.93	1.0	S	3	0	0	0	0	0	0	1	0	0	0	2	3	0.00	0.000

PITCHER	IP	WLS	BF	H	R	ER	SO	BB	IBB	HBP	BLK	WP	HR	S	P	ERA	WHIP

WP: 0 PA: 39
PB: 0
SB: 0
CS: 0

Baltimore Orioles @ Boston Red Sox

Fenway Park, Boston, MA

Fri Oct 01 1976, 7:05 PM EDT

Att. 15,749 - Unknown

livebaseballscorecards.com

Batter	1	2	3	4	5	6	7	8	9	AB	R	H	RBI	BB	SO	LOB
Rick Burleson, R (1, 6) OBP: 0.362, SLG: 0.381	4-3		1B 2B		F7		BB 1B SF8 1-2 1B	G3 1B		5	2	3	0	0	0	0
Denny Doyle, L (1, 4) OBP: 0.289, SLG: 0.310	F7		K		6-3		SF8 BB 1B 1-2 2-3 1B	G3 1-2		5	1	1	0	0	1	2
Rick Miller, L (1, 8) OBP: 0.365, SLG: 0.369	1B 2B		1B BB		F7		1B 1B 1-2 2-3 3-H BB	F7		3	2	1	1	2	0	1
Carl Yastrzemski, L (1, 3) OBP: 0.357, SLG: 0.432	2-H 1B		1-3 2-H 1B			3-1	SF8 2-3 3-H	L4		4	0	2	3	0	0	1
Cecil Cooper, L (1, 10) OBP: 0.306, SLG: 0.462	K		F8			F7	K			4	0	0	0	0	2	5
Jim Rice, R (1, 7) OBP: 0.314, SLG: 0.480		K		K		HBP 1B	BB 1B 1-3 3-H 1B			4	0	2	1	0	2	0
Carlton Fisk, R (1, 2) OBP: 0.335, SLG: 0.415		K		HR		1-2 HBP	BB 1-2 3-H 1B			3	1	2	2	0	1	0
Dwight Evans, R (1, 9) OBP: 0.321, SLG: 0.427		K		6-3		K	1-2 2-3 BB			3	0	0	0	1	2	2
Butch Hobson, R (1, 5) OBP: 0.271, SLG: 0.392			6-3	F9			BB F8			3	1	0	0	1	0	3

Inning Stats	1	2	3	4	5	6	7	8	9
	R: 1 H: 2 E: 0 LOB: 1 K: 1 BB: 0 S: 7 P: 7	R: 0 H: 0 E: 0 LOB: 0 K: 3 BB: 0 S: 9 P: 9	R: 1 H: 2 E: 0 LOB: 2 K: 1 BB: 1 S: 7 P: 11	R: 1 H: 1 E: 0 LOB: 0 K: 1 BB: 0 S: 6 P: 6	R: 0 H: 0 E: 0 LOB: 0 K: 0 BB: 0 S: 3 P: 3	R: 0 H: 1 E: 0 LOB: 2 K: 1 BB: 0 S: 6 P: 7	R: 4 H: 4 E: 0 LOB: 3 K: 1 BB: 3 S: 9 P: 21	R: 0 H: 1 E: 0 LOB: 1 K: 0 BB: 0 S: 4 P: 4	

1B: 8	SF: 1
2B: 2	SAC: 0
3B: 0	DP: 0
HR: 1	HBP: 1

WP: 0 PA: 40
PB: 0
SB: 0
CS: 0

PITCHER	IP	WLS	BF	H	R	ER	SO	BB	IBB	HBP	BLK	WP	HR	S	P	ERA	WHIP
Dave Pagan, R (1, 1) ERA: 4.73	6.0		26	6	3	3	7	1	0	1	0	0	1	38	43	4.50	1.167
Fred Holdsworth, R (7, 1) ERA: 2.04	2.0	L	14	5	4	4	1	3	0	0	0	0	0	13	25	18.00	4.000

PITCHER	IP	WLS	BF	H	R	ER	SO	BB	IBB	HBP	BLK	WP	HR	S	P	ERA	WHIP

Batter	1	2	3	4	5	6	7	8	9	AB	R	H	RBI	BB	SO	LOB
Al Bumbry, L (1, 8) OBP: 0.312, SLG: 0.366	G3		F8 1-2		F8			BB		3	0	0	0	1	0	2
Rich Dauer, R (1, 4) OBP: 0.139, SLG: 0.091	6-3		1-3			4-3		F8		4	0	0	0	0	0	3
Tony Muser, L (1, 3) OBP: 0.272, SLG: 0.266	4-3			F7		G3		F8		4	0	0	0	0	0	2
Reggie Jackson, L (1, 10) OBP: 0.351, SLG: 0.502		BB G3-6-1		S 1B		CS 1B			K	3	0	2	0	1	1	0
Ken Singleton, S (1, 9) OBP: 0.365, SLG: 0.403		G3-6-1 1-2f		F8 1-2		CS 1-2	F7		E 1B	4	0	1	0	0	0	2
Tom Shopay, L (9, PR) OBP: 0.313, SLG: 0.214										0	0	0	0	0	0	0
Andres Mora, R (1, 7) OBP: 0.258, SLG: 0.350		BB		K			F8		FC G6-4-3 1-2	3	0	0	0	1	1	2
Bob Bailor, R (9, PR)										0	0	0	0	0	0	0
Brooks Robinson, R (1, 5) OBP: 0.238, SLG: 0.307		F7			G3		F8		G6-4-3 1-2f	4	0	0	0	0	0	3
Kiko Garcia, R (1, 6) OBP: 0.231, SLG: 0.462			L6		S 1B			2B		3	0	2	0	0	0	0
Rick Dempsey, R (1, 2) OBP: 0.263, SLG: 0.204			WP BB		F9 1-2			K		2	0	0	0	1	1	2
Inning Stats	R: 0 E: 0 K: 0 S: 3 H: 0 LOB: 0 BB: 0 P: 3	R: 0 E: 0 K: 0 S: 2 H: 0 LOB: 1 BB: 2 P: 10	R: 0 E: 0 K: 0 S: 3 H: 0 LOB: 1 BB: 1 P: 7	R: 0 E: 0 K: 1 S: 6 H: 1 LOB: 1 BB: 0 P: 6	R: 0 E: 0 K: 0 S: 4 H: 1 LOB: 1 BB: 0 P: 4	R: 0 E: 0 K: 0 S: 3 H: 1 LOB: 0 BB: 0 P: 3	R: 0 E: 0 K: 0 S: 3 H: 0 LOB: 0 BB: 0 P: 3	R: 0 E: 0 K: 1 S: 6 H: 1 LOB: 2 BB: 1 P: 10	R: 0 E: 1 K: 1 S: 6 H: 1 LOB: 2 BB: 0 P: 6	1B: 4 2B: 1 3B: 0 HR: 0 SF: 0 SAC: 0 DP: 2 HBP: 0						

PITCHER		IP	WLS	BF	H	R	ER	SO	BB	IBB	HBP	BLK	WP	HR	S	P	ERA	WHIP
Reggie Cleveland, R ERA: 3.07	(1, 1)	8.0	W	30	4	0	0	2	4	0	0	0	1	0	30	46	0.00	1.000
Tom House, L ERA: 4.33	(9, 1)	0.1		1	0	0	0	1	0	0	0	0	0	0	3	3	0.00	0.000
Jim Willoughby, R ERA: 2.91	(9, 1)	0.2	S	3	1	0	0	0	0	0	0	0	0	0	3	3	0.00	1.500

PITCHER	IP	WLS	BF	H	R	ER	SO	BB	IBB	HBP	BLK	WP	HR	S	P	ERA	WHIP

TOP

Baltimore Orioles @ Boston Red Sox

Fenway Park, Boston, MA

Sat Oct 02 1976, 3:33 AM EDT

Att. 12,753 - Unknown

livebaseballscorecards.com

AB	30
R	0
H	5
RBI	0
BB	4
SO	3
LOB	16

WP: 1	PA: 35						
PB: 0							
SB: 2							
CS: 1							

Batter	1	2	3	4	5	6	7	8	9	AB	R	H	RBI	BB	SO	LOB
Rick Burleson, R (1, 6) OBP: 0.365, SLG: 0.386	G4-6-3 1B		5-3			G5-3 SH1-4 1B		2B		4	0	3	0	0	0	0
Denny Doyle, L (1, 4) OBP: 0.287, SLG: 0.308	G4-6-3 1-2f		4-3			SH1-4 1-2		5-3		3	0	0	0	0	0	2
Rick Miller, L (1, 8) OBP: 0.368, SLG: 0.370	3B 1B			4-3		BBB 4-0 BB				2	1	1	0	1	0	0
Jim Rice, R (1, 7) OBP: 0.315, SLG: 0.484	1-H 3B			G1 1B		G5-3 2-3f				3	0	2	1	0	0	2
Cecil Cooper, L (1, 10) OBP: 0.304, SLG: 0.459	4-3			G1 1-2			SSS 0-3 K			3	0	0	0	0	1	2
Dwight Evans, R (1, 9) OBP: 0.319, SLG: 0.424		F9		F8			F7			3	0	0	0	0	0	1
Jack Baker, R (1, 3) OBP: 0.091, SLG: 0.200		5-3			F2		P6			3	0	0	0	0	0	0
Ernie Whitt, L (1, 2) OBP: 0.300, SLG: 0.500		SSS 0-3 K			6-3			F8		3	0	0	0	0	1	0
Butch Hobson, R (1, 5) OBP: 0.268, SLG: 0.388			SSS 0-3 K		SSS 0-3 K			F2		3	0	0	0	0	2	0
Inning Stats	R: 1 E: 0 K: 0 S: 5 H: 3 LOB: 1 BB: 0 P: 5	R: 0 E: 0 K: 1 S: 5 H: 0 LOB: 0 BB: 0 P: 5	R: 0 E: 0 K: 1 S: 5 H: 0 LOB: 0 BB: 0 P: 5	R: 0 E: 0 K: 0 S: 4 H: 1 LOB: 1 BB: 0 P: 4	R: 0 E: 0 K: 1 S: 5 H: 0 LOB: 0 BB: 0 P: 5	R: 0 E: 0 K: 0 S: 3 H: 1 LOB: 1 BB: 1 P: 7	R: 0 E: 0 K: 1 S: 5 H: 0 LOB: 0 BB: 0 P: 5	R: 0 E: 0 K: 0 S: 4 H: 1 LOB: 1 BB: 0 P: 4		1B: 4 2B: 1 3B: 1 HR: 0 SF: 0 SAC: 1 DP: 2 HBP: 0						

PITCHER	IP	WLS	BF	H	R	ER	SO	BB	IBB	HBP	BLK	WP	HR	S	P	ERA	WHIP
Dennis Martinez, R (1, 1) ERA: 2.6	8.0	L	29	6	1	1	4	1	0	0	0	0	0	36	40	1.12	0.875

PITCHER	IP	WLS	BF	H	R	ER	SO	BB	IBB	HBP	BLK	WP	HR	S	P	ERA	WHIP

BOTTOM

Baltimore Orioles @ Boston Red Sox

Fenway Park, Boston, MA

Sat Oct 02 1976, 3:33 AM EDT

Att. 12,753 - Unknown

livebaseballscorecards.com

AB	27
R	1
H	6
RBI	1
BB	1
SO	4
LOB	7

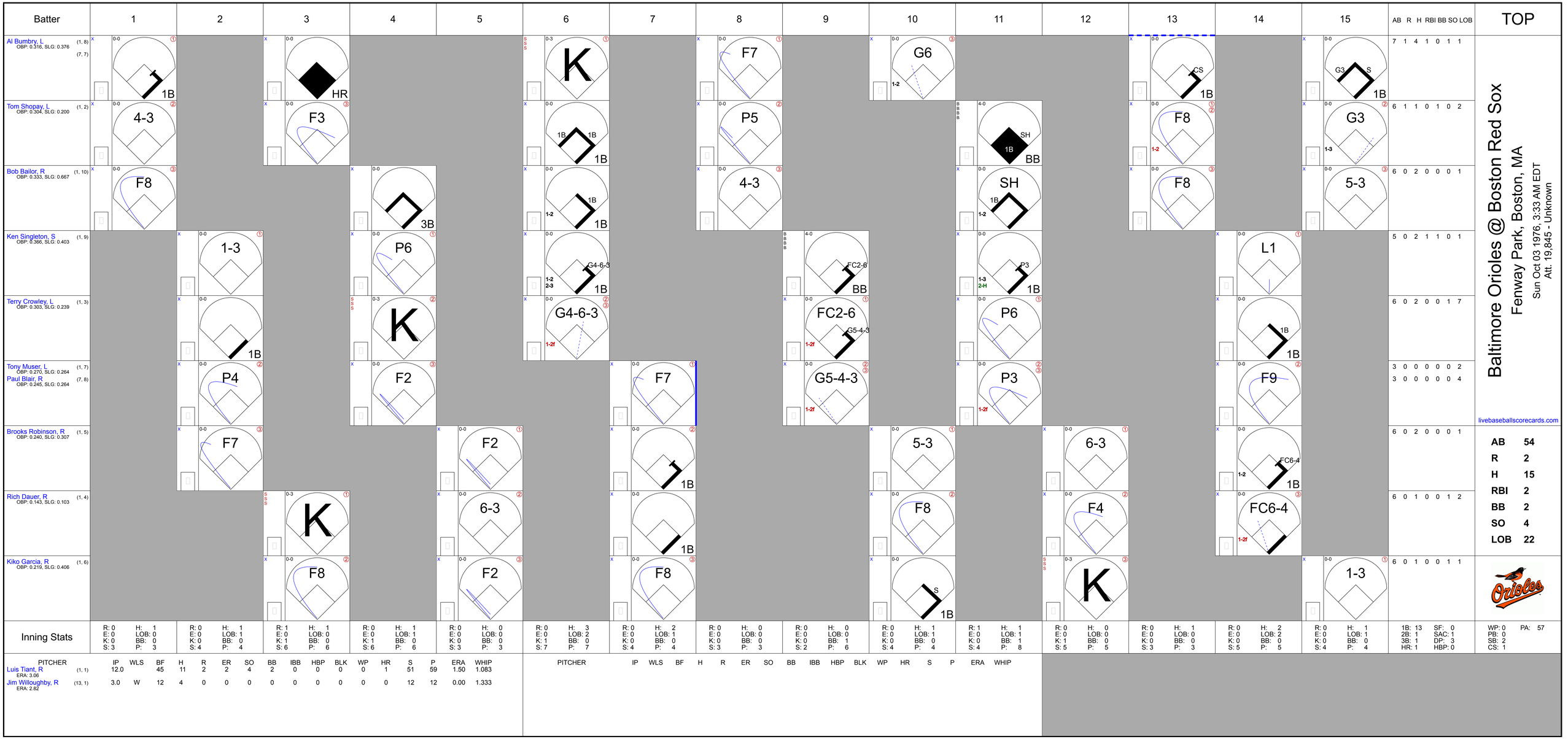
Batter
1
2
3
4
5
6
7
8
9
10
11
12
13
14
15
AB R H RBI BB SO LOB
TOP
Al Bumbry, L (1, 8) OBP: 0.316, SLG: 0.376
(7, 7)
1B
HR
K
1B 1B 1B
F7
G6
1-2
CS 1B
G3 S 1B
7 1 4 1 0 1 1
Tom Shopay, L (1, 2) OBP: 0.304, SLG: 0.200
4-3
F3
P5
BBBB SH 1B BB
F8
G3
6 1 1 0 1 0 2
Bob Bailor, R (1, 10) OBP: 0.333, SLG: 0.667
F8
3B
1B 1B
4-3
SH 1B
F8
5-3
6 0 2 0 0 0 1
Ken Singleton, S (1, 9) OBP: 0.366, SLG: 0.403
1-3
P6
G4-6-3 1B
BBBB FC2-6 BB
P3 1B
L1
5 0 2 1 1 0 1
Terry Crowley, L (1, 3) OBP: 0.303, SLG: 0.239
1B
K
G4-6-3
FC2-6 G5-4-3
P6
1B
6 0 2 0 0 1 7
Tony Muser, L (1, 7) OBP: 0.270, SLG: 0.264
Paul Blair, R (7, 8) OBP: 0.245, SLG: 0.264
P4
F2
F7
G5-4-3
P3
F9
3 0 0 0 0 0 2
3 0 0 0 0 0 4
Brooks Robinson, R (1, 5) OBP: 0.240, SLG: 0.307
F7
F2
F7
5-3
6-3
FC6-4
6 0 2 0 0 0 1
Rich Dauer, R (1, 4) OBP: 0.143, SLG: 0.103
K
6-3
1B
F8
F4
FC6-4
6 0 1 0 0 1 2
Kiko Garcia, R (1, 6) OBP: 0.219, SLG: 0.406
F8
F2
F8
S 1B
K
1-3
6 0 1 0 0 1 1
Baltimore Orioles @ Boston Red Sox
Fenway Park, Boston, MA
Sun Oct 03 1976, 3:33 AM EDT
Att. 19,845 - Unknown
livebaseballscorecards.com
AB 54
R 2
H 15
RBI 2
BB 2
SO 4
LOB 22
Inning Stats
R: 0 H: 1 E: 0 LOB: 0 K: 0 BB: 0 S: 3 P: 3
R: 0 H: 1 E: 0 LOB: 1 K: 0 BB: 0 S: 4 P: 4
R: 1 H: 1 E: 0 LOB: 0 K: 1 BB: 0 S: 6 P: 6
R: 0 H: 1 E: 0 LOB: 1 K: 1 BB: 0 S: 6 P: 6
R: 0 H: 0 E: 0 LOB: 0 K: 0 BB: 0 S: 3 P: 3
R: 0 H: 3 E: 0 LOB: 2 K: 1 BB: 0 S: 7 P: 7
R: 0 H: 2 E: 0 LOB: 1 K: 0 BB: 0 S: 4 P: 4
R: 0 H: 0 E: 0 LOB: 0 K: 0 BB: 0 S: 3 P: 3
R: 0 H: 0 E: 0 LOB: 0 K: 0 BB: 1 S: 2 P: 6
R: 0 H: 1 E: 0 LOB: 0 K: 0 BB: 0 S: 4 P: 5
R: 1 H: 1 E: 0 LOB: 0 K: 0 BB: 1 S: 4 P: 8
R: 0 H: 0 E: 0 LOB: 0 K: 1 BB: 0 S: 5 P: 5
R: 0 H: 1 E: 0 LOB: 0 K: 0 BB: 0 S: 3 P: 3
R: 0 H: 2 E: 0 LOB: 2 K: 0 BB: 0 S: 5 P: 5
R: 0 H: 1 E: 0 LOB: 1 K: 0 BB: 0 S: 4 P: 4
1B: 13 SF: 0 2B: 1 SAC: 1 3B: 1 DP: 3 HR: 1 HBP: 0
WP: 0 PA: 57 PB: 0 SB: 2 CS: 1
PITCHER IP WLS BF H R ER SO BB IBB HBP BLK WP HR S P ERA WHIP
Luis Tiant, R (1, 1) ERA: 3.06 12.0 45 11 2 2 4 2 0 0 0 0 1 51 59 1.50 1.083
Jim Willoughby, R (13, 1) ERA: 2.82 3.0 W 12 4 0 0 0 0 0 0 0 0 0 12 12 0.00 1.333
PITCHER IP WLS BF H R ER SO BB IBB HBP BLK WP HR S P ERA WHIP

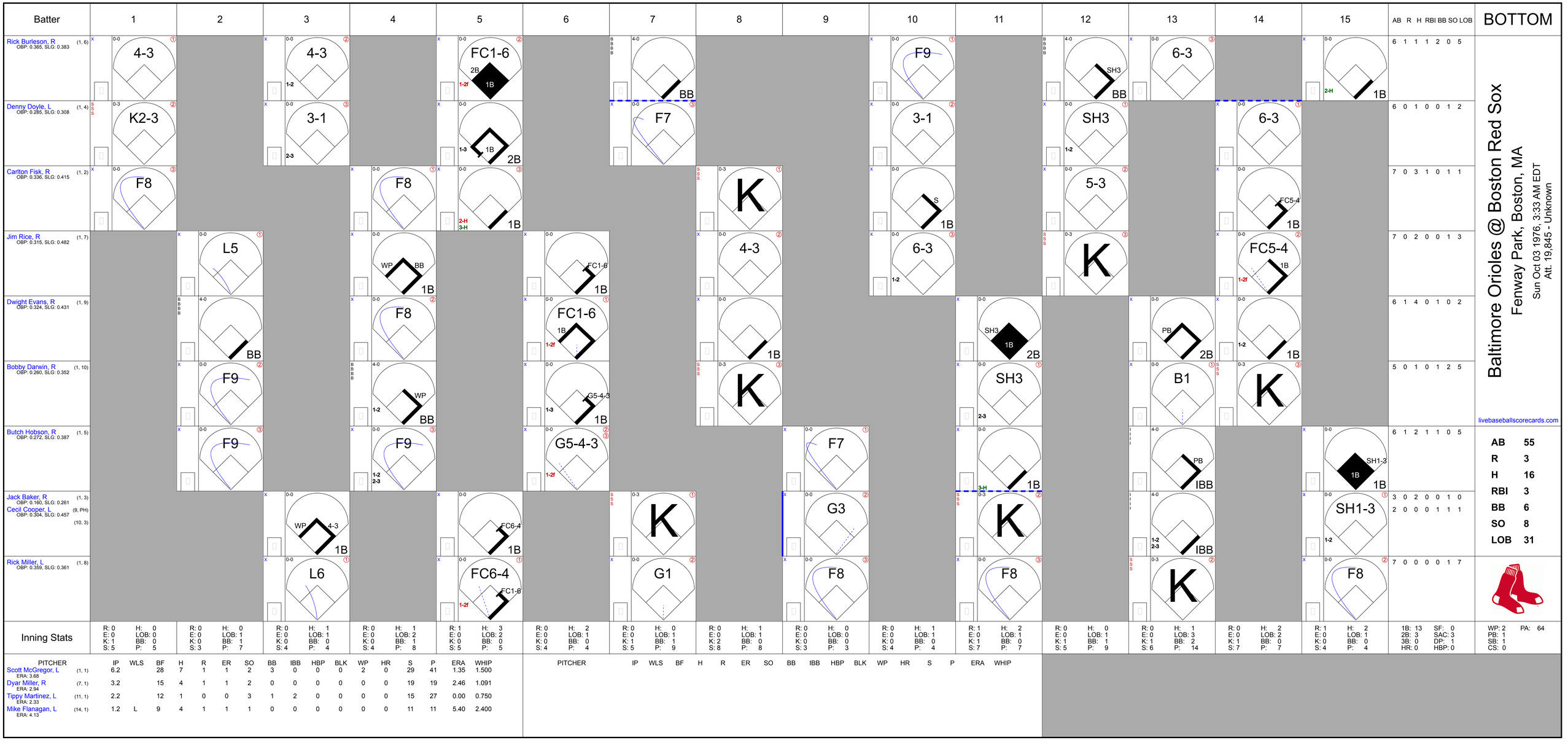
Batter
1
2
3
4
5
6
7
8
9
10
11
12
13
14
15
AB R H RBI BB SO LOB
BOTTOM
Rick Burleson, R (1, 6)
OBP: 0.365, SLG: 0.383
4-3
K2-3
F8
4-3
3-1
FC1-6
2B
1B
1-2f
1-3
2-3
2-H
3-H
F8
WP
BB
1B
FC1-6
1B
1-2f
2B
1B
BB
F7
K
4-3
1B
K
F9
3-1
S
1B
6-3
1-2
K
SH3
BB
SH3
1-2
5-3
K
6-3
2-H
1B
6-3
FC5-4
1B
FC5-4
1B
1-2f
1B
6 1 1 1 2 0 5
6 0 1 0 0 1 2
7 0 3 1 0 1 1
7 0 2 0 0 1 3
6 1 4 0 1 0 2
5 0 1 0 1 2 5
Jim Rice, R (1, 7)
OBP: 0.315, SLG: 0.482
L5
Dwight Evans, R (1, 9)
OBP: 0.324, SLG: 0.431
BB
F8
WP
BB
1B
FC1-6
1B
1-2f
SH3
1B
2B
PB
2B
1-2
1B
Bobby Darwin, R (1, 10)
OBP: 0.260, SLG: 0.352
F9
F8
WP
BB
G5-4-3
1-3
1B
SH3
2-3
B1
K
Butch Hobson, R (1, 5)
OBP: 0.272, SLG: 0.387
F9
F9
1-2
2-3
G5-4-3
1-2f
F7
G3
F8
1B
3-H
K
F8
PB
IBB
1-2
2-3
IBB
SH1-3
1B
1B
SH1-3
1-2
F8
6 1 2 1 1 0 5
3 0 2 0 0 1 0
2 0 0 0 1 1 1
7 0 0 0 0 1 7
Jack Baker, R (1, 3)
OBP: 0.160, SLG: 0.261
Cecil Cooper, L (9, PH) (10, 3)
OBP: 0.304, SLG: 0.457
Rick Miller, L (1, 8)
OBP: 0.359, SLG: 0.361
WP
4-3
1B
L6
FC6-4
1B
FC6-4
FC1-6
1-2f
G1
K
G1
Baltimore Orioles @ Boston Red Sox
Fenway Park, Boston, MA
Sun Oct 03 1976, 3:33 AM EDT
Att. 19,845 - Unknown
livebaseballscorecards.com
AB 55
R 3
H 16
RBI 3
BB 6
SO 8
LOB 31
Inning Stats
R: 0 H: 0 E: 0 LOB: 0 K: 1 BB: 0 S: 5 P: 5
R: 0 H: 0 E: 0 LOB: 1 K: 0 BB: 1 S: 3 P: 7
R: 0 H: 1 E: 0 LOB: 1 K: 0 BB: 0 S: 4 P: 4
R: 0 H: 1 E: 0 LOB: 2 K: 0 BB: 1 S: 4 P: 8
R: 1 H: 3 E: 0 LOB: 2 K: 0 BB: 0 S: 5 P: 5
R: 0 H: 2 E: 0 LOB: 1 K: 0 BB: 0 S: 4 P: 4
R: 0 H: 0 E: 0 LOB: 1 K: 1 BB: 1 S: 5 P: 9
R: 0 H: 1 E: 0 LOB: 1 K: 2 BB: 0 S: 8 P: 8
R: 0 H: 0 E: 0 LOB: 0 K: 0 BB: 0 S: 3 P: 3
R: 0 H: 1 E: 0 LOB: 1 K: 0 BB: 0 S: 4 P: 4
R: 1 H: 2 E: 1 LOB: 1 K: 1 BB: 0 S: 7 P: 7
R: 0 H: 0 E: 0 LOB: 1 K: 1 BB: 1 S: 5 P: 9
R: 0 H: 1 E: 0 LOB: 3 K: 1 BB: 2 S: 6 P: 14
R: 0 H: 2 E: 0 LOB: 2 K: 1 BB: 0 S: 7 P: 7
R: 1 H: 2 E: 0 LOB: 1 K: 0 BB: 0 S: 4 P: 4
1B: 13 SF: 0 2B: 3 SAC: 3 3B: 0 DP: 1 HR: 0 HBP: 0
WP: 2 PA: 64 PB: 1 SB: 1 CS: 0
PITCHER IP WLS BF H R ER SO BB IBB HBP BLK WP HR S P ERA WHIP
Scott McGregor, L (1, 1) ERA: 3.68 6.2 28 7 1 1 2 3 0 0 0 2 0 29 41 1.35 1.500
Dyar Miller, R (7, 1) ERA: 2.94 3.2 15 4 1 1 2 0 0 0 0 0 0 19 19 2.46 1.091
Tippy Martinez, L (11, 1) ERA: 2.33 2.2 12 1 0 0 3 1 2 0 0 0 0 15 27 0.00 0.750
Mike Flanagan, L (14, 1) ERA: 4.13 1.2 L 9 4 1 1 1 0 0 0 0 0 0 11 11 5.40 2.400
PITCHER IP WLS BF H R ER SO BB IBB HBP BLK WP HR S P ERA WHIP