

Boston Red Sox - 1977

Batter	1	2	3	4	5	6	7	8	9	10	11	AB	R	H	RBI	BB	SO	LOB						
Rick Manning, L OBP: 0.333, SLG: 0.500 (1, 8)	F7		F7		CS	4-3		SH1-3 1B	6-3		FC3 1B	6	1	2	0	0	0	2						
Duane Kuiper, L (1, 4)	F7		L1			F8		SH1-3	K		FC3 G6-3	5	0	0	1	0	1	3						
Jim Norris, L OBP: 0.333, SLG: 0.333 (1, 9)			6-3					F7			3-1	6	0	2	0	0	0	3						
Rico Carty, R OBP: 0.250, SLG: 0.250 Paul Dade, R (8, PR)	F9				F8	FC5-4 1B						4	0	1	1	0	0	2						
Andre Thornton, R OBP: 0.200, SLG: 0.200 (1, 3)					F7							5	0	1	0	0	1	2						
Bill Melton, R OBP: 0.600, SLG: 0.600 (1, 5)					F9							5	2	3	0	0	0	1						
Buddy Bell, R OBP: 0.600, SLG: 1.200 (1, 7)					6-3							5	1	3	2	0	0	3						
Ray Fosse, R John Lowenstein, L Fred Kendall, R (9, PR) (9, 2)	F7				6-3							4	0	0	0	0	0	3						
Frank Duffy, R (1, 6)	F3											2	1	0	0	2	0	3						
Inning Stats	R: 0 E: 0 K: 0 S: 4	H: 1 LOB: 1 BB: 0 P: 4	R: 0 E: 0 K: 0 S: 5	H: 2 LOB: 2 BB: 0 P: 5	R: 0 E: 0 K: 0 S: 3	H: 0 LOB: 0 BB: 0 P: 3	R: 0 E: 0 K: 0 S: 3	H: 0 LOB: 0 BB: 0 P: 3	R: 0 E: 0 K: 0 S: 4	H: 1 LOB: 1 BB: 0 P: 4	R: 1 E: 1 K: 1 S: 7	H: 2 LOB: 1 BB: 0 P: 7	R: 1 E: 0 K: 0 S: 5	H: 2 LOB: 1 BB: 0 P: 5	R: 2 E: 1 K: 1 S: 8	H: 2 LOB: 2 BB: 0 P: 8	R: 0 E: 1 K: 0 S: 4	H: 1 LOB: 2 BB: 1 P: 8	R: 1 E: 0 K: 0 S: 4	H: 1 LOB: 1 BB: 1 P: 8	1B: 10 2B: 1 3B: 0 HR: 1	SF: 0 SAC: 2 DP: 2 HBP: 0	WP: 0 PB: 0 SB: 0 CS: 1	PA: 49
PITCHER	IP ERA WLS BF H R ER SO BB IBB HBP BLK WP HR S P ERA WHIP	7.2 1.17 3.1 17 4 3 3 1 2 0 0 0 0 1 17 25 8.10 1.800																						

Cleveland Indians @ Boston Red Sox
Fenway Park, Boston, MA
Thu Apr 07 1977, 3:33 AM EST
Att: 34,790 - Unknown


AB 43
R 5
H 12
RBI 4
BB 3
SO 2
LOB 22



Batter	1	2	3	4	5	6	7	8	9	10	11	AB	R	H	RBI	BB	SO	LOB				
Rick Burleson, R (1, 6)	5-3	6-3			SH1-3 BB		F8		F9		F8	5	0	0	0	1	0	1				
Denny Doyle, L Doug Griffin, R (11, PH)	F9				SH1-3		K		F7		F2	4	0	0	0	0	1	0				
Jim Rice, R OBP: 0.200, SLG: 0.200 (1, 7)					6-3		K		6-3			5	1	1	0	0	2	1				
Carl Yastrzemski, L OBP: 1.000, SLG: 1.000 Rick Miller, L OBP: 0.333, SLG: 0.333 (3, PR) (4, 8)					F5							1	0	1	1	0	0	0				
George Scott, R OBP: 0.200, SLG: 0.200 (1, 3)	F8						F8		L8			5	0	1	0	0	0	3				
Bernie Carbo, L OBP: 0.800, SLG: 1.750 (1, 10)												4	1	3	1	1	1	1				
Dwight Evans, R OBP: 0.200, SLG: 0.800 (4, 9)												5	1	1	1	0	3	5				
Carlton Fisk, R OBP: 0.800, SLG: 1.000 (1, 2)												3	0	2	1	2	1	1				
Butch Hobson, R (1, 5)												5	0	0	0	0	2	7				
Inning Stats	R: 1 E: 0 K: 0 S: 5	H: 2 LOB: 1 BB: 0 P: 5	R: 2 E: 0 K: 0 S: 4	H: 2 LOB: 0 BB: 1 P: 8	R: 0 E: 0 K: 1 S: 5	H: 0 LOB: 1 BB: 0 P: 6	R: 0 E: 0 K: 3 S: 10	H: 1 LOB: 1 BB: 0 P: 10	R: 0 E: 0 K: 0 S: 6	H: 0 LOB: 2 BB: 0 P: 7	R: 1 E: 0 K: 2 S: 9	H: 2 LOB: 2 BB: 1 P: 13	R: 0 E: 0 K: 0 S: 8	H: 0 LOB: 0 BB: 0 P: 3	R: 0 E: 0 K: 2 S: 8	H: 1 LOB: 1 BB: 0 P: 8	R: 0 E: 0 K: 0 S: 4	H: 1 LOB: 1 BB: 0 P: 4	1B: 6 2B: 3 3B: 0 HR: 2	SF: 0 SAC: 1 DP: 1 HBP: 1	WP: 0 PB: 0 SB: 0 CS: 4	PA: 47
PITCHER	IP ERA WLS BF H R ER SO BB IBB HBP BLK WP HR S P ERA WHIP	9.0 4.0 2.0 39 8 4 4 9 2 2 1 0 0 0 12 12 0.00 1.111																				

Cleveland Indians @ Boston Red Sox
Fenway Park, Boston, MA
Thu Apr 07 1977, 3:33 AM EST
Att: 34,790 - Unknown

AB 41
R 4
H 10
RBI 4
BB 4
SO 11
LOB 21



Batter	1	2	3	4	5	6	7	8	9	AB	R	H	RBI	BB	SO	LOB	TOP				
Rick Manning, L OBP: 0.333, SLG: 0.583 (1, 8)	6-3			HR	1-3			F6	F8	6	2	2	0	0	0	5					
Duane Kuiper, L OBP: 0.273, SLG: 0.364 (1, 4)	6-3			L9			K	F6	E	6	3	3	3	0	1	1					
Jim Norris, L OBP: 0.545, SLG: 0.909 (8, 3)	E3			HR			S	SH1-4	E3	5	3	4	3	0	0	0					
Rico Carty, R OBP: 0.250, SLG: 0.143 Ron Pruitt, R OBP: 1.000, SLG: 2.000 (8, PR)	CS	K		6-3			K	1B		3	0	0	0	1	2	1					
Andre Thornton, R OBP: 0.125, SLG: 0.125 John Lowenstein, L OBP: 1.000, SLG: 1.000 Charlie Spikes, R OBP: 0.500, SLG: 0.500 (8, PH)		6-3		G3			F2	1B	K	3	0	0	0	0	0	1					
Bill Melton, R OBP: 0.500, SLG: 0.625 Paul Dade, R OBP: 0.750, SLG: 1.000 (7, PR)		F8					F8	1B	F8	3	0	1	0	0	0	0					
Buddy Bell, R OBP: 0.667, SLG: 1.111 (1, 7)			F7				CS	1B	SH	4	1	3	3	0	0	0					
Ray Fosse, R OBP: 0.111, SLG: 0.125 (1, 2)			4-3				BB	1B	SF7	4	1	1	1	0	0	3					
Frank Duffy, R Larvell Blanks, R (8, 6)			K				1-2	BB	K	2	1	0	0	2	2	2					
Inning Stats	R: 0 E: 1 K: 0 S: 3	H: 0 LOB: 0 BB: 0 P: 3	R: 0 E: 0 K: 1 S: 5	H: 0 LOB: 0 BB: 0 P: 5	R: 0 E: 0 K: 1 S: 5	H: 0 LOB: 0 BB: 0 P: 5	R: 2 E: 0 K: 0 S: 5	H: 2 LOB: 0 BB: 0 P: 5	R: 0 E: 0 K: 2 S: 4	H: 1 LOB: 1 BB: 0 P: 8	R: 1 E: 0 K: 1 S: 6	H: 1 LOB: 2 BB: 0 P: 6	R: 13 E: 1 K: 0 S: 14	H: 10 LOB: 2 BB: 3 P: 26	R: 3 E: 1 K: 1 S: 8	H: 3 LOB: 1 BB: 1 P: 12	1B: 11 2B: 7 3B: 1 HR: 1	SF: 1 SAC: 2 DP: 1 HBP: 0	WP: 0 PB: 0 SB: 1 CS: 3	PA: 52	
PITCHER	IP	WLS	BF	H	R	ER	SO	BB	IBB	HBP	BLK	WP	HR	S	P	ERA	WHIP				
Reggie Cleveland, R ERA: 3.86	7.0		27	6	3	3	5	1	0	0	0	0	1	36	40	3.86	1.000				
Bill Campbell, R ERA: 17.18	0.1	L	5	3	4	4	0	0	1	0	0	0	0	4	8	108.00	9.000				
Jim Willoughby, R ERA: 135.0	0.0		4	2	2	2	0	1	0	0	0	0	0	3	7	∞	∞				
Tom House, L ERA: 135.0	0.1		7	5	7	6	0	1	0	0	0	0	0	6	10	162.00	18.000				
Tom Murphy, R ERA: 13.5	1.1		8	3	3	2	1	1	0	0	0	0	0	9	13	13.50	3.000				

Cleveland Indians @ Boston Red Sox
Fenway Park, Boston, MA
Sun Apr 10 1977, 3:33 AM EST
Att: 14,931 - Unknown - 50 F

AB 43
R 19
H 19
RBI 15
BB 5
SO 6
LOB 15



Batter	1	2	3	4	5	6	7	8	9	AB	R	H	RBI	BB	SO	LOB	BOTTOM				
Rick Burleson, R OBP: 0.273, SLG: 0.111 (1, 6)	S		K		L7		4-3	2B		4	2	1	1	1	1	1					
Denny Doyle, L OBP: 0.222, SLG: 0.333 (1, 4)	F8		4-3		1-3		BB	4-3		5	0	2	3	0	0	1					
Jim Rice, R OBP: 0.200, SLG: 0.111 (1, 7)	K		K				6-3	F7		4	0	0	0	1	2	3					
Carl Yastrzemski, L OBP: 0.571, SLG: 0.500 (1, 9)	S			FC6-4			4-3	4-3		5	0	2	2	0	0	3					
George Scott, R OBP: 0.300, SLG: 0.222 (1, 3)	K		FC6-4				BB	F9		4	1	1	0	1	1	3					
Bernie Carbo, L OBP: 0.500, SLG: 0.875 (1, 10)		K		F7			K	BB	F5	4	1	0	0	1	2	2					
Dwight Evans, R OBP: 0.500, SLG: 0.778 (1, 8)		1B		1B				SF9	F5	4	2	3	0	1	0	0					
Carlton Fisk, R OBP: 0.625, SLG: 0.600 Bob Montgomery, R OBP: 1.000, SLG: 1.000 (8, PH)		L9		P2			SF9	1B	F5	2	1	0	0	1	0	3					
Butch Hobson, R OBP: 0.100, SLG: 0.111 (1, 5)		F6			5-3		SF9	1B	6-3	4	1	1	2	0	0	2					
Inning Stats	R: 1 E: 0 K: 2 S: 8	H: 1 LOB: 1 BB: 1 P: 12	R: 0 E: 0 K: 1 S: 6	H: 1 LOB: 1 BB: 0 P: 6	R: 0 E: 0 K: 2 S: 7	H: 0 LOB: 0 BB: 0 P: 7	R: 0 E: 0 K: 0 S: 5	H: 2 LOB: 2 BB: 0 P: 5	R: 0 E: 0 K: 1 S: 5	H: 0 LOB: 1 BB: 1 P: 9	R: 2 E: 1 K: 0 S: 5	H: 2 LOB: 2 BB: 2 P: 13	R: 6 E: 0 K: 0 S: 7	H: 4 LOB: 1 BB: 3 P: 19	R: 0 E: 0 K: 0 S: 4	H: 1 LOB: 1 BB: 0 P: 4	1B: 10 2B: 1 3B: 0 HR: 0	SF: 1 SAC: 0 DP: 0 HBP: 0	WP: 1 PB: 1 SB: 2 CS: 0	PA: 45	
PITCHER	IP	WLS	BF	H	R	ER	SO	BB	IBB	HBP	BLK	WP	HR	S	P	ERA	WHIP				
Al Fitzmorris, R ERA: 3.0	6.0		25	5	2	2	6	2	0	0	0	0	0	35	43	3.00	1.167				
Jim Kern, R ERA: 11.57	0.2		5	1	1	0	0	2	0	0	0	0	0	3	11	0.00	4.500				
Dave LaRoche, L ERA: 11.57	0.1	W	4	1	3	3	0	2	0	0	0	1	0	2	10	81.00	9.000				
Tom Buskey, R ERA: 13.5	2.0		11	4	3	3	0	1	0	0	0	0	0	10	14	13.50	2.500				

Cleveland Indians @ Boston Red Sox
Fenway Park, Boston, MA
Sun Apr 10 1977, 3:33 AM EST
Att: 14,931 - Unknown - 50 F

AB 37
R 9
H 11
RBI 9
BB 7
SO 6
LOB 18



Batter	1	2	3	4	5	6	7	8	9	AB	R	H	RBI	BB	SO	LOB	TOP																					
Rick Burleson, R OBP: 0.400, SLG: 0.385	0-0 G6-4-3 1B		0-0 2B			0-0 1B		0-0 F9		4	0	3	0	0	0	0																						
Doug Griffin, R (1, 4)	0-0 G6-4-3 1-2		0-0 5-3			0-0 F8		0-0 F9		4	0	0	0	0	0	3																						
Jim Rice, R OBP: 0.286, SLG: 0.231	0-0 5-3			0-0 6-3		0-0 1B		0-0 1B		4	1	2	0	0	0	0																						
George Scott, R OBP: 0.429, SLG: 0.462		0-0 2B		0-0 F7		0-0 1B		0-0 1B		4	0	3	1	0	0	0																						
Carl Yastrzemski, L OBP: 0.455, SLG: 0.500		0-0 6-3 2-3		0-0 G3		0-0 F8		0-0 F9		4	1	1	0	0	0	3																						
Dwight Evans, R OBP: 0.397, SLG: 0.538		0-0 6-3 3-H			0-0 F3				0-0 5-3	4	0	0	1	0	0	0																						
Butch Hobson, R OBP: 0.143, SLG: 0.154		0-0 L8			0-0 1B				0-0 F9	4	0	1	0	0	0	0																						
Bob Montgomery, R OBP: 0.667, SLG: 0.500			0-0 F8		0-3 K				0-0 1B	3	0	1	0	1	1	1																						
Bernie Carbo, L OBP: 0.385, SLG: 0.636			0-0 L6		0-0 6-3				0-0 F7	3	0	0	0	0	0	2																						
Carlton Fisk, R OBP: 0.556, SLG: 0.500									0-0 F7	1	0	0	0	0	0	1																						
Inning Stats	R: 0 E: 0 K: 0 S: 3	H: 1 LOB: 0 BB: 0 P: 3	R: 1 E: 0 K: 0 S: 4	H: 2 LOB: 1 BB: 0 P: 4	R: 0 E: 0 K: 0 S: 4	H: 1 LOB: 1 BB: 0 P: 4	R: 0 E: 0 K: 1 S: 6	H: 0 LOB: 0 BB: 0 P: 3	R: 0 E: 0 K: 1 S: 5	H: 1 LOB: 1 BB: 0 P: 6	R: 1 E: 0 K: 0 S: 5	H: 3 LOB: 1 BB: 0 P: 5	R: 0 E: 0 K: 0 S: 3	H: 0 LOB: 1 BB: 1 P: 7	R: 0 E: 0 K: 0 S: 5	H: 2 LOB: 2 BB: 0 P: 5	R: 0 E: 0 K: 0 S: 4	H: 1 LOB: 1 BB: 0 P: 4	1B: 8 2B: 3 3B: 0 HR: 0	SF: 0 SAC: 0 DP: 1 HBP: 0	WP: 0 PB: 0 SB: 0 CS: 0	PA: 36																
PITCHER	IP	WLS	BF	H	R	ER	SO	BB	IBB	HBP	BLK	WP	HR	S	P	ERA	WHIP	PITCHER				IP	WLS	BF	H	R	ER	SO	BB	IBB	HBP	BLK	WP	HR	S	P	ERA	WHIP
Ken Brett, L ERA: 5.91	(1, 1)	7.2	W	31	10	2	2	1	1	0	0	0	0	0	32	36	2.35	1.435																				
Dave Hamilton, L ERA: 5.79	(8, 1)	1.1	S	5	1	0	0	0	0	0	0	0	0	0	5	5	0.00	0.750																				

Boston Red Sox @ Chicago White Sox
Comiskey Park, Chicago, IL
Tue Apr 12 1977, 4:33 AM EST
Att: 34,612 - Unknown - 84 F

AB 35
R 2
H 11
RBI 2
BB 1
SO 1
LOB 10



Batter	1	2	3	4	5	6	7	8	9	AB	R	H	RBI	BB	SO	LOB	BOTTOM																					
Ralph Garr, L OBP: 0.450, SLG: 0.444	0-0 5-3 2B			0-0 F5		0-0 4-3				4	2	2	1	0	0	2																						
Alan Bannister, R OBP: 0.353, SLG: 0.267	0-0 5-3 1-2			0-0 F7						4	0	1	0	0	0	3																						
Jorge Orta, L OBP: 0.333, SLG: 0.467	0-0 2B			0-0 4-3						4	0	3	2	0	0	2																						
Richie Zisk, R OBP: 0.500, SLG: 0.667	0-0 P3			0-0 G6-4-3		0-0 CS				3	0	0	0	1	1	4																						
Jim Spencer, L OBP: 0.278, SLG: 0.389	0-0 G3			0-0 P1		0-0 2B				4	0	1	0	0	0	2																						
Oscar Gamble, L OBP: 0.333, SLG: 0.364		0-0 1B		0-0 1-3		0-0 F8				3	1	0	0	1	0	1																						
Eric Soderholm, R OBP: 0.353, SLG: 0.375		0-0 2B		0-0 F9		0-3 K				4	1	1	0	0	1	1																						
Chet Lemon, R OBP: 0.176, SLG: 0.188		0-0 2B				0-0 F7				4	1	2	1	0	0	0																						
Jim Essian, R OBP: 0.333, SLG: 0.333		0-0 P6				0-0 F8				3	0	1	0	0	0	2																						
Inning Stats	R: 1 E: 0 K: 0 S: 5	H: 2 LOB: 1 BB: 0 P: 5	R: 4 E: 1 K: 0 S: 7	H: 5 LOB: 1 BB: 1 P: 11	R: 0 E: 0 K: 0 S: 3	H: 0 LOB: 0 BB: 0 P: 3	R: 0 E: 0 K: 0 S: 5	H: 2 LOB: 2 BB: 0 P: 5	R: 0 E: 0 K: 1 S: 5	H: 1 LOB: 1 BB: 1 P: 9	R: 0 E: 0 K: 0 S: 3	H: 0 LOB: 0 BB: 0 P: 3	R: 0 E: 0 K: 1 S: 6	H: 1 LOB: 1 BB: 0 P: 6	R: 0 E: 0 K: 0 S: 3	H: 0 LOB: 0 BB: 0 P: 3	1B: 7 2B: 3 3B: 1 HR: 0	SF: 0 SAC: 0 DP: 1 HBP: 0	WP: 0 PB: 0 SB: 2 CS: 1	PA: 35																		
PITCHER	IP	WLS	BF	H	R	ER	SO	BB	IBB	HBP	BLK	WP	HR	S	P	ERA	WHIP	PITCHER				IP	WLS	BF	H	R	ER	SO	BB	IBB	HBP	BLK	WP	HR	S	P	ERA	WHIP
Rick Wise, R ERA: 33.75	(1, 1)	1.1	L	12	7	5	5	0	0	0	0	0	0	0	11	15	33.75	6.000																				
Tom Murphy, R ERA: 2.57	(2, 1)	5.2		20	4	0	0	2	1	0	0	0	0	23	27	0.00	0.882																					
Jim Willoughby, R ERA: 27.0	(8, 1)	1.0		3	0	0	0	0	0	0	0	0	0	3	3	0.00	0.000																					

Boston Red Sox @ Chicago White Sox
Comiskey Park, Chicago, IL
Tue Apr 12 1977, 4:33 AM EST
Att: 34,612 - Unknown - 84 F


AB 33
R 5
H 11
RBI 4
BB 2
SO 2
LOB 17



Batter	1	2	3	4	5	6	7	8	9	AB	R	H	RBI	BB	SO	LOB	TOP								
Rick Burleson, R OBP: 0.400, SLG: 0.444 (1, 6)	0-0 6-3		0-0 1B		0-0 L1		0-0 2B		0-0 F3	5	0	2	0	0	0	0									
Denny Doyle, L OBP: 0.187, SLG: 0.250 (1, 4)	0-0 F8		0-3 K2-3				0-0 L4		0-0 L7	3	0	0	0	0	1	1									
Dave Coleman, R (7, PH)										1	0	0	0	0	0	2									
Doug Griffin, R (7, 4)										0	0	0	0	0	0	0									
Rick Miller, L OBP: 0.250, SLG: 0.250 (9, PH)			1-2							1	0	0	0	0	0	0									
Jim Rice, R OBP: 0.316, SLG: 0.188 (1, 10)	0-0 F9			4-0 1B BB		0-3 K		4-0 FC5 1B BB	0-3 K	3	0	0	0	2	2	0									
Carl Yastrzemski, L OBP: 0.533, SLG: 0.571 (1, 7)		0-0 1B				0-0 F8				4	1	3	0	0	0	1									
George Scott, R OBP: 0.333, SLG: 0.353 (1, 3)		0-0 L8				0-0 F9				4	1	0	0	0	0	5									
Bernie Carbo, L OBP: 0.412, SLG: 0.571 (1, 9)		0-3 K				0-0 1B				3	0	1	0	1	1	1									
Carlton Fisk, R OBP: 0.385, SLG: 0.300 (1, 2)		0-0 1-3				0-0 5-3				4	0	0	1	0	1	5									
Dwight Evans, R OBP: 0.444, SLG: 0.706 (1, 8)					0-3 K					4	1	3	1	0	1	0									
Butch Hobson, R OBP: 0.167, SLG: 0.176 (1, 5)			0-0 G5-4-3 1B		0-0 5-3					4	0	1	1	0	1	3									
Inning Stats	R: 0 E: 0 K: 0 S: 3	H: 0 LOB: 0 BB: 0 P: 3	R: 0 E: 0 K: 1 S: 6	H: 1 LOB: 1 BB: 0 P: 6	R: 0 E: 0 K: 1 S: 6	H: 2 LOB: 1 BB: 0 P: 6	R: 0 E: 0 K: 0 S: 4	H: 1 LOB: 2 BB: 1 P: 8	R: 0 E: 0 K: 1 S: 5	H: 0 LOB: 0 BB: 0 P: 5	R: 0 E: 0 K: 1 S: 6	H: 1 LOB: 1 BB: 0 P: 6	R: 1 E: 0 K: 1 S: 8	H: 3 LOB: 2 BB: 0 P: 8	R: 2 E: 0 K: 1 S: 7	H: 2 LOB: 2 BB: 2 P: 15	R: 0 E: 0 K: 1 S: 5	H: 0 LOB: 0 BB: 0 P: 5	1B: 8 2B: 1 3B: 1 HR: 0	SF: 0 SAC: 0 DP: 1 HBP: 0	WP: 1 PB: 0 SB: 2 CS: 0	PA: 39			
PITCHER	IP	WLS	BF	H	R	ER	SO	BB	IBB	HBP	BLK	WP	HR	S	P	ERA	WHIP								
Bart Johnson, R ERA: 1.35 (1, 1)	6.2	W	28	8	1	1	5	1	0	0	0	0	0	37	41	1.35	1.350								
Dave Hamilton, L ERA: 8.44 (7, 1)	0.2		5	1	2	2	0	2	0	0	0	1	0	3	11	27.00	4.500								
Lerrin LaGrow, R ERA: (8, 1)	1.2	S	6	1	0	0	2	0	0	0	0	0	0	10	10	0.00	0.600								

Boston Red Sox @ Chicago White Sox
Comiskey Park, Chicago, IL
Wed Apr 13 1977, 4:33 AM EST
Att. 5,344 - Unknown - 76 F


AB 36
R 3
H 10
RBI 3
BB 3
SO 7
LOB 18



Batter	1	2	3	4	5	6	7	8	9	AB	R	H	RBI	BB	SO	LOB	BOTTOM								
Ralph Garr, L OBP: 0.440, SLG: 0.522 (1, 7)	0-0 3-1		0-3 K		0-0 3B		0-0 1B	0-0 P4		5	1	2	2	0	1	1									
Alan Bannister, R OBP: 0.333, SLG: 0.263 (1, 6)	0-3 K		0-0 1B		0-0 6-3		0-0 1-3			4	0	1	0	0	1	3									
Jorge Orta, L OBP: 0.318, SLG: 0.474 (1, 4)	0-0 2B		0-0 F9		0-0 6-3		0-0 P5			4	0	1	0	0	0	4									
Richie Zisk, R OBP: 0.455, SLG: 0.737 (1, 9)	0-0 F8				0-0 F7		0-0 L7	0-0 HR		4	1	1	3	0	0	1									
Jim Spencer, L OBP: 0.227, SLG: 0.318 (1, 3)		0-0 1-3			0-0 L3		0-0 E6	0-0 G3		4	0	0	0	0	0	0									
Oscar Gamble, L OBP: 0.388, SLG: 0.357 (1, 10)		0-0 F9			0-0 CS 1B		0-0 F4 BB		0-0 5-3	3	0	1	0	1	0	0									
Eric Soderholm, R OBP: 0.381, SLG: 0.550 (1, 5)		0-0 E3			0-0 CS		0-0 F4		0-0 SF9	4	2	2	0	0	0	2									
Chet Lemon, R OBP: 0.143, SLG: 0.158 (1, 8)		0-0 CS		0-3 K		0-0 E5	0-0 F9		0-0 SF9	3	1	0	1	0	1	3									
Jim Essian, R OBP: 0.667, SLG: 1.200 (1, 2)					0-0 SH1-4 HR		0-0 SH1-4		0-0 1B HR	2	2	2	1	1	0	0									
Inning Stats	R: 0 E: 0 K: 1 S: 6	H: 1 LOB: 1 BB: 0 P: 6	R: 0 E: 1 K: 0 S: 3	H: 0 LOB: 0 BB: 0 P: 3	R: 1 E: 0 K: 2 S: 9	H: 2 LOB: 1 BB: 0 P: 9	R: 0 E: 0 K: 0 S: 3	H: 1 LOB: 0 BB: 0 P: 3	R: 0 E: 1 K: 0 S: 4	H: 0 LOB: 2 BB: 1 P: 8	R: 3 E: 0 K: 0 S: 6	H: 3 LOB: 0 BB: 0 P: 6	R: 0 E: 0 K: 0 S: 4	H: 1 LOB: 1 BB: 1 P: 8	R: 1 E: 0 K: 0 S: 4	H: 1 LOB: 1 BB: 1 P: 8	1B: 4 2B: 2 3B: 2 HR: 2	SF: 1 SAC: 1 DP: 0 HBP: 0	WP: 0 PB: 0 SB: 0 CS: 2	PA: 39					
PITCHER	IP	WLS	BF	H	R	ER	SO	BB	IBB	HBP	BLK	WP	HR	S	P	ERA	WHIP								
Fergie Jenkins, R ERA: 3.88 (1, 1)	7.0	L	32	9	6	5	3	1	0	0	0	0	0	2	37	6.43	1.429								
Jim Willoughby, R ERA: 19.0 (8, 1)	1.0		5	1	1	1	0	1	0	0	0	0	0	4	8	9.00	2.000								

Boston Red Sox @ Chicago White Sox
Comiskey Park, Chicago, IL
Wed Apr 13 1977, 4:33 AM EST
Att. 5,344 - Unknown - 76 F

AB 33
R 7
H 10
RBI 7
BB 2
SO 3
LOB 14



Batter	1	2	3	4	5	6	7	8	9	AB	R	H	RBI	BB	SO	LOB	TOP										
Rick Burleson, R OBP: 0.433, SLG: 0.481 (1, 6)	0-0 2B		0-0 F5		0-0 5-3	0-0 1-3		4-0 BB		4	0	1	0	1	0	2	Boston Red Sox @ Cleveland Indians Cleveland Municipal Stadium, Cleveland, OH Sun Apr 17 1977, 3:33 AM EST Unknown - 67 F										
Denny Doyle, L OBP: 0.318, SLG: 0.455 (1, 4)	0-0 F6		0-0 1B		0-0 1B 3B		0-0 E 1B	0-0 1-3		5	2	3	0	0	0	2											
Jim Rice, R OBP: 0.345, SLG: 0.346 (1, 10)	0-0 5-3		0-0 F7		0-0 1B		0-0 L8		0-0 G4-3 1B	5	0	2	1	0	0	3											
Carl Yastrzemski, L OBP: 0.480, SLG: 0.696 (1, 7)	4-0 IBB		0-0 F6		0-0 F5		0-0 E7 1B 2B		0-0 G4-3 1B	4	1	1	1	1	0	3											
George Scott, R OBP: 0.321, SLG: 0.280 (1, 3)	0-3 K			0-3 K		4-0 1B 1B SF8 BB	0-3 K		0-0 HBP 1B	4	1	1	0	1	3	3											
Carlton Fisk, R OBP: 0.455, SLG: 0.412 (1, 2)		4-0 5-3 BB		0-3 K		0-0 SF8 1B	0-0 1B		1-0 1B	3	0	2	1	1	1	0											
Dwight Evans, R OBP: 0.444, SLG: 0.731 (1, 9)	0-0 5-3 1-2		0-0 1B		0-0 SF8 1B		0-0 G3		0-3 K	5	0	2	0	0	1	4											
Butch Hobson, R OBP: 0.120, SLG: 0.130 (1, 5)	0-0 5-3		0-3 K		0-0 SF8		0-0 F8			3	0	0	1	0	1	2											
Rick Miller, L OBP: 0.250, SLG: 0.182 (1, 8)	0-0 P7			0-0 L9		0-0 6-3		0-3 K		4	0	0	0	0	1	3											
Inning Stats	R: 0 E: 0 K: 1 S: 6	H: 1 LOB: 2 BB: 1 P: 10	R: 0 E: 0 K: 0 S: 3	H: 0 LOB: 1 BB: 1 P: 7	R: 0 E: 0 K: 0 S: 4	H: 1 LOB: 1 BB: 0 P: 4	R: 0 E: 0 K: 3 S: 10	H: 1 LOB: 1 BB: 0 P: 10	R: 1 E: 0 K: 0 S: 5	H: 2 LOB: 1 BB: 0 P: 9	R: 2 E: 1 K: 1 S: 8	H: 3 LOB: 1 BB: 0 P: 8	R: 0 E: 0 K: 1 S: 5	H: 0 LOB: 1 BB: 1 P: 9	R: 0 E: 0 K: 1 S: 6	H: 2 LOB: 2 BB: 0 P: 7	1B: 9 2B: 2 3B: 1 HR: 0	SF: 1 SAC: 0 DP: 1 HBP: 1	WP: 0 PA: 43 PB: 0 SB: 1 CS: 0								
PITCHER	IP	WLS	BF	H	R	ER	SO	BB	IBB	HBP	BLK	WP	HR	S	P	ERA	WHIP										
Al Fitzmorris, R ERA: 3.65 (1, 1)	6.1	L	30	8	3	3	4	2	1	0	0	0	0	35	47	4.26	1.579										
Rick Waits, L ERA: (7, 1)	0.0		1	1	0	0	0	0	0	0	0	0	0	1	1	∞	∞										
Jim Kern, R ERA: (7, 1)	2.2		12	3	1	1	3	1	0	1	0	0	0	16	21	3.38	1.500										

AB	37
R	4
H	12
RBI	4
BB	4
SO	7
LOB	22



Batter	1	2	3	4	5	6	7	8	9	AB	R	H	RBI	BB	SO	LOB	BOTTOM										
Rick Manning, L OBP: 0.387, SLG: 0.429 (1, 8)	0-0 6-3		0-0 1B		0-0 4-3			0-0 F7		4	0	1	0	0	0	1	Boston Red Sox @ Cleveland Indians Cleveland Municipal Stadium, Cleveland, OH Sun Apr 17 1977, 3:33 AM EST Unknown - 67 F										
Duane Kuiper, L OBP: 0.483, SLG: 0.440 (1, 4)	0-0 L6		0-0 1B			4-0 G3-6-3 BB		0-0 6-3		3	0	1	0	1	0	0											
Jim Norris, L OBP: 0.321, SLG: 0.423 (1, 9)	0-0 4-3		0-0 F8			0-0 G3-6-3		0-0 G3		4	0	0	0	0	0	3											
Rico Carty, R OBP: 0.208, SLG: 0.174 (1, 10)		0-3 K		0-0 5-3		0-0 G3		0-3 K		4	0	0	0	0	2	0											
Buddy Bell, R OBP: 0.458, SLG: 0.636 (1, 7)		4-0 G6-4-3 BB		0-0 6-3			0-3 K			2	0	0	0	1	1	0											
Bill Melton, R OBP: 0.227, SLG: 0.273 (1, 5)		0-0 G6-4-3		0-0 F5			0-0 4-3			2	0	0	0	0	0	1											
Paul Dade, R OBP: 0.500, SLG: 0.600 (7, PH) (8, 5)		0-0 1-2								1	0	0	0	0	0	0											
Andre Thornton, R OBP: 0.208, SLG: 0.391 (1, 3)			0-0 HR		0-0 3B		0-0 L6			3	1	2	1	0	0	0											
Larvell Blanks, R (1, 6)			0-0 L8		0-3 K			0-0 F9		3	0	0	0	0	1	1											
Ray Fosse, R OBP: 0.227, SLG: 0.200 (1, 2)			0-0 F9		0-0 6-3			0-0 F7		3	0	0	0	0	0	1											
Inning Stats	R: 0 E: 0 K: 0 S: 3	H: 0 LOB: 0 BB: 0 P: 3	R: 0 E: 0 K: 1 S: 4	H: 0 LOB: 0 BB: 1 P: 8	R: 1 E: 0 K: 0 S: 6	H: 3 LOB: 2 BB: 0 P: 6	R: 0 E: 0 K: 0 S: 3	H: 0 LOB: 0 BB: 0 P: 3	R: 0 E: 0 K: 1 S: 5	H: 0 LOB: 0 BB: 0 P: 6	R: 0 E: 0 K: 1 S: 5	H: 0 LOB: 0 BB: 0 P: 5	R: 0 E: 0 K: 0 S: 3	H: 0 LOB: 0 BB: 0 P: 3	R: 0 E: 0 K: 1 S: 5	H: 0 LOB: 0 BB: 0 P: 5	1B: 2 2B: 0 3B: 1 HR: 1	SF: 0 SAC: 0 DP: 2 HBP: 0	WP: 0 PA: 31 PB: 0 SB: 0 CS: 0								
PITCHER	IP	WLS	BF	H	R	ER	SO	BB	IBB	HBP	BLK	WP	HR	S	P	ERA	WHIP										
Reggie Cleveland, R ERA: 2.25 (1, 1)	9.0	W	31	4	1	1	4	2	0	0	0	0	1	37	45	1.00	0.667										



Batter	1	2	3	4	5	6	7	8	9	AB	R	H	RBI	BB	SO	LOB	TOP					
Ron LeFlore, R OBP: 0.280, SLG: 0.400	6-3		F9		4-3			G3		4	0	0	0	0	0	0						
Tito Fuentes, S OBP: 0.367, SLG: 0.370	6-3		K			S 2B		F9		4	1	1	0	0	1	0						
Rusty Staub, L OBP: 0.370, SLG: 0.550	HR			G3		1-H 2B			BB	3	1	2	1	1	0	0						
Ben Oglivie, L OBP: 0.333, SLG: 0.553	HR			K		G4-6-3 BB		F4		3	1	1	2	1	1	1						
Jason Thompson, L OBP: 0.364, SLG: 0.412	F8			1B BB		K				2	0	0	0	2	1	2						
Steve Kemp, L OBP: 0.186, SLG: 0.293		P7		1B BB		G4-6-3			K	4	0	1	0	0	1	3						
Milt May, L OBP: 0.364, SLG: 0.355		3-1		F8						4	0	1	0	0	0	2						
Tom Verzyer, R OBP: 0.316, SLG: 0.333								G5-4-3 1B		0	0	0	0	0	0	0						
Aurelio Rodriguez, R OBP: 0.256, SLG: 0.216		4-3			F6			G5-4-3		4	0	0	0	0	0	2						
Mark Wagner, R OBP: 0.176, SLG: 0.250			K		6-3					3	0	0	0	0	2	0						
Inning Stats	R: 2 E: 0 K: 0 S: 5	H: 2 LOB: 0 BB: 0 P: 5	R: 0 E: 0 K: 0 S: 3	H: 0 LOB: 0 BB: 0 P: 3	R: 0 E: 0 K: 2 S: 7	H: 0 LOB: 0 BB: 0 P: 7	R: 0 E: 0 K: 1 S: 6	H: 1 LOB: 2 BB: 1 P: 10	R: 0 E: 0 K: 0 S: 3	H: 0 LOB: 0 BB: 0 P: 3	R: 1 E: 0 K: 1 S: 6	H: 2 LOB: 1 BB: 1 P: 10	R: 0 E: 0 K: 1 S: 5	H: 0 LOB: 0 BB: 0 P: 5	R: 0 E: 0 K: 0 S: 3	H: 1 LOB: 1 BB: 1 P: 9	1B: 3 2B: 2 3B: 0 HR: 1	SF: 0 SAC: 0 DP: 2 HBP: 0	WP: 0 PB: 0 SB: 2 CS: 0	PA: 35		
PITCHER	IP	WLS	BF	H	R	ER	SO	BB	IBB	HBP	BLK	WP	HR	S	P	ERA	WHIP					
Fergie Jenkins, R ERA: 3.63	(1, 1)	7.2	W	29	5	3	3	5	2	0	0	0	0	1	37	45	3.52	0.913				
Bill Lee, L ERA:	(8, 1)	0.2		5	1	0	0	1	2	0	0	0	0	0	5	13	0.00	4.500				
Jim Willoughby, R ERA: 13.5	(9, 1)	0.2	S	1	0	0	0	0	0	0	0	0	0	0	1	1	0.00	0.000				

Detroit Tigers @ Boston Red Sox
Fenway Park, Boston, MA
Mon Apr 18 1977, 3:33 AM EST
Att: 30,059 - Unknown - 69 F

AB 31
R 3
H 6
RBI 3
BB 4
SO 6
LOB 10



Batter	1	2	3	4	5	6	7	8	9	AB	R	H	RBI	BB	SO	LOB	BOTTOM				
Rick Burleson, R OBP: 0.410, SLG: 0.412	1B	2B		4-3		6-3				3	1	1	0	2	0	1					
Steve Dillard, R OBP: 0.600, SLG: 0.800	1B	BB			5-3		G5-4-3 1B	K		5	1	3	1	0	1	3					
Jim Rice, R OBP: 0.378, SLG: 0.412	1B	F4			5-3		G5-4-3			4	0	1	0	0	0	2					
George Scott, R OBP: 0.278, SLG: 0.242	K				5-3		E5			4	0	0	0	0	2	2					
Carl Yastrzemski, L OBP: 0.485, SLG: 0.677	BB					L3	CS	1B		4	1	3	1	0	0	0					
Carlton Fisk, R OBP: 0.433, SLG: 0.375	1B					5-3		BB		3	0	1	0	1	1	1					
Dwight Evans, R OBP: 0.400, SLG: 0.606	BB							1B		3	1	1	0	1	0	4					
Butch Hobson, R OBP: 0.156, SLG: 0.379		F4			5-3		HR	BB		3	1	1	3	0	0	0					
Rick Miller, L OBP: 0.278, SLG: 0.188	CS	BLK			F7		E1	K		3	0	0	0	1	1	2					
Inning Stats	R: 1 E: 0 K: 1 S: 8	H: 4 LOB: 3 BB: 1 P: 12	R: 1 E: 0 K: 0 S: 3	H: 1 LOB: 2 BB: 2 P: 11	R: 0 E: 0 K: 2 S: 8	H: 1 LOB: 1 BB: 0 P: 8	R: 0 E: 0 K: 0 S: 3	H: 0 LOB: 0 BB: 0 P: 3	R: 0 E: 1 K: 0 S: 6	H: 2 LOB: 1 BB: 0 P: 6	R: 0 E: 0 K: 0 S: 3	H: 1 LOB: 0 BB: 0 P: 3	R: 1 E: 0 K: 2 S: 9	H: 2 LOB: 3 BB: 2 P: 17	1B: 8 2B: 2 3B: 0 HR: 1	SF: 1 SAC: 0 DP: 1 HBP: 0	WP: 0 PB: 0 SB: 1 CS: 2	PA: 39			
PITCHER	IP	WLS	BF	H	R	ER	SO	BB	IBB	HBP	BLK	WP	HR	S	P	ERA	WHIP				
Bob Sykes, L ERA: 3.38	(1, 1)	1.2		11	5	2	2	1	3	0	0	1	10	22		10.80	4.800				
Fernando Arroyo, R ERA: 3.46	(2, 1)	5.1	L	23	6	3	3	2	1	0	0	0	1	26	30	5.06	1.312				
John Hiller, L ERA: 6.75	(8, 1)	1.0		4	0	0	0	2	1	0	0	0	0	7	11	0.00	1.000				

Detroit Tigers @ Boston Red Sox
Fenway Park, Boston, MA
Mon Apr 18 1977, 3:33 AM EST
Att: 30,059 - Unknown - 69 F


AB 32
R 5
H 11
RBI 5
BB 5
SO 5
LOB 15



Batter	1	2	3	4	5	6	7	8	9	AB	R	H	RBI	BB	SO	LOB	TOP			
Ron LeFlore, R (1, 8) OBP: 0.291, SLG: 0.388	4-0 CS BB	0-3 K		0-0 6-3		0-0 1B		0-0 FC6-4		4	0	1	0	1	1	1				
Tito Fuentes, S (1, 4) OBP: 0.333, SLG: 0.333	0-0 F7	0-0 6-3		0-0 E6 PB		0-0 6-3		0-0 F7		5	0	0	0	0	0	2				
Rusty Staub, L (1, 10) OBP: 0.333, SLG: 0.533	0-0 2B			0-0 F9		0-0 1-3		0-0 F6		5	1	1	0	0	0	1				
Ben Oglivie, L (1, 9) OBP: 0.340, SLG: 0.558	0-0 2B			0-0 F9		0-0 G4-6-3 1B		0-0 3-1		5	1	2	1	0	0	0				
Jason Thompson, L (1, 3) OBP: 0.396, SLG: 0.432	0-0 1B			0-0 2B HBP		0-0 G4-6-3		0-0 1B		3	1	2	1	0	0	1				
Steve Kemp, L (1, 7) OBP: 0.234, SLG: 0.378	0-0 1B			0-0 2B		0-0 2B		0-0 G3		4	0	3	1	0	0	1				
Milt May, L (1, 2) OBP: 0.378, SLG: 0.353	0-0 1B			0-0 BB		0-0 G3		0-0 4-3		3	0	1	0	1	0	1				
Aurelio Rodriguez, R (1, 5) OBP: 0.233, SLG: 0.195	0-0 4-3			0-0 5-3		0-0 F2		0-0 F9		4	0	0	0	0	0	5				
Mark Wagner, R (1, 6) OBP: 0.150, SLG: 0.211				0-0 4-3		0-0 1-3		0-0 FC6-4 BB		3	0	0	0	0	0	0				
Phil Mankowski, L (8, PH) OBP: 0.333, SLG: 0.200										0	0	0	0	1	0	0				
Tom Venzler, R (8, 6) OBP: 0.316, SLG: 0.333										0	0	0	0	0	0	0				
Inning Stats	R: 2 E: 0 K: 0 S: 7	H: 5 LOB: 3 BB: 1 P: 11	R: 0 E: 0 K: 1 S: 5	H: 0 LOB: 0 BB: 0 P: 5	R: 1 E: 0 K: 0 S: 4	H: 1 LOB: 2 BB: 1 P: 9	R: 0 E: 1 K: 0 S: 4	H: 0 LOB: 1 BB: 0 P: 4	R: 0 E: 0 K: 0 S: 4	H: 1 LOB: 1 BB: 0 P: 4	R: 0 E: 0 K: 0 S: 4	H: 1 LOB: 1 BB: 0 P: 4	R: 0 E: 0 K: 0 S: 3	H: 0 LOB: 1 BB: 1 P: 7	R: 0 E: 0 K: 0 S: 3	H: 0 LOB: 0 BB: 0 P: 3	1B: 6 2B: 4 3B: 0 HR: 0	SF: 0 SAC: 0 DP: 1 HBP: 1	WP: 0 PB: 1 SB: 0 CS: 1	PA: 40
PITCHER	IP WLS BF H R ER SO BB IBB HBP BLK WP HR S P ERA WHIP	IP WLS BF H R ER SO BB IBB HBP BLK WP HR S P ERA WHIP																		
Bob Stanley, R (1, 1) ERA: 3.0	8.0	W	37	10	3	3	1	3	0	0	0	0	0	0	0	35	48	3.38	1.625	
Bill Campbell, R (9, 1) ERA: 10.29	1.0		3	0	0	0	0	0	0	0	0	0	0	0	3	3	0.00	0.000		

Detroit Tigers @ Boston Red Sox
Fenway Park, Boston, MA
Tue Apr 19 1977, 6:05 PM EST
Att: 16,941 - Unknown - 58 F


AB 36
R 3
H 10
RBI 3
BB 3
SO 1
LOB 12



Batter	1	2	3	4	5	6	7	8	9	AB	R	H	RBI	BB	SO	LOB	BOTTOM			
Rick Burleson, R (1, 6) OBP: 0.432, SLG: 0.564	0-0 G6-4-3 1B	0-0 2H HR	0-0 FC6-4			0-0 G3		0-0 1B		5	2	3	2	0	0	3				
Denny Doyle, L (1, 4) OBP: 0.250, SLG: 0.419	0-0 G6-4-3 1-2	0-0 4-3		0-0 G3		0-0 1B		0-0 L4		5	1	1	1	0	0	2				
Jim Rice, R (1, 10) OBP: 0.405, SLG: 0.436	0-0 4-3			0-3 K		0-0 FC6-4 1B		0-0 BB 1B		5	0	3	2	0	1	0				
Carl Yastrzemski, L (1, 7) OBP: 0.500, SLG: 0.647		0-0 1B	0-0 1B	0-0 F4		0-0 P7		0-0 1-2 BB		3	2	1	0	2	0	1				
George Scott, R (1, 3) OBP: 0.268, SLG: 0.237		0-0 E 1B	0-3 K		0-3 K	0-0 FC6-4		0-3 K		5	1	1	0	0	3	4				
Carlton Fisk, R (1, 2) OBP: 0.429, SLG: 0.379		0-0 E 2B	0-3 K		0-0 L7-4 1B		0-0 K	0-0 F7		5	1	2	1	0	2	3				
Dwight Evans, R (1, 9) OBP: 0.436, SLG: 0.611		0-0 F2	0-0 BB	0-0 1B		0-0 1B		0-0 FC6-4 BB		3	1	2	0	1	0	2				
Butch Hobson, R (1, 5) OBP: 0.194, SLG: 0.406		0-0 2B	0-0 1B	0-0 BB		0-0 L7-4		0-0 FC6-4		3	1	1	2	1	0	3				
Rick Miller, L (1, 8) OBP: 0.364, SLG: 0.350		0-0 HR	0-0 FC6-4	0-0 1B		0-0 E G3 2B		0-3 K		4	2	3	3	0	1	1				
Inning Stats	R: 0 E: 0 K: 0 S: 3	H: 1 LOB: 0 BB: 0 P: 3	R: 6 E: 1 K: 0 S: 8	H: 6 LOB: 1 BB: 1 P: 12	R: 2 E: 0 K: 2 S: 10	H: 3 LOB: 2 BB: 1 P: 14	R: 0 E: 0 K: 1 S: 5	H: 0 LOB: 0 BB: 0 P: 5	R: 0 E: 0 K: 0 S: 6	H: 2 LOB: 1 BB: 0 P: 6	R: 2 E: 1 K: 0 S: 6	H: 3 LOB: 1 BB: 0 P: 6	R: 0 E: 0 K: 2 S: 7	H: 0 LOB: 1 BB: 1 P: 11	R: 1 E: 0 K: 1 S: 7	H: 2 LOB: 2 BB: 1 P: 11	1B: 12 2B: 4 3B: 1 HR: 1	SF: 0 SAC: 0 DP: 2 HBP: 0	WP: 0 PB: 0 SB: 0 CS: 0	PA: 42
PITCHER	IP WLS BF H R ER SO BB IBB HBP BLK WP HR S P ERA WHIP	IP WLS BF H R ER SO BB IBB HBP BLK WP HR S P ERA WHIP																		
Ray Bare, R (1, 1) ERA: 9.58	1.1	L	9	5	5	5	0	1	0	0	0	0	0	0	1	30	34	9.64	2.357	
Jim Crawford, L (2, 1) ERA: 5.0	4.2		23	10	5	5	4	1	0	0	0	0	0	0	14	22	4.50	2.000		
Steve Grilli, R (7, 1) ERA: 17.18	2.0		10	2	1	1	3	2	0	0	0	0	0	0	0	14	22	4.50	2.000	

Detroit Tigers @ Boston Red Sox
Fenway Park, Boston, MA
Tue Apr 19 1977, 6:05 PM EST
Att: 16,941 - Unknown - 58 F

AB 38
R 11
H 17
RBI 11
BB 4
SO 7
LOB 19



Batter	1	2	3	4	5	6	7	8	9	AB	R	H	RBI	BB	SO	LOB	TOP			
Mickey Stanley, R OBP: 0.250, SLG: 0.250	F9		K		F8 1B		6-3			4	0	1	0	0	1	0				
Tito Fuentes, S OBP: 0.345, SLG: 0.345	F 1B		L5		1-2 1B		F7			4	0	2	0	0	0	0				
Rusty Staub, L OBP: 0.345, SLG: 0.571	L9		HR		F8 2-3		F8		K	4	1	1	1	0	1	3				
Ben Oglivie, L OBP: 0.333, SLG: 0.532	E4 1B		F5		F8		F8		P9	4	0	1	0	0	0	2				
Jason Thompson, L OBP: 0.385, SLG: 0.415	4-3				K		3-1			4	0	1	0	0	1	2				
Steve Kemp, L OBP: 0.235, SLG: 0.429		L9			L6				F6	4	1	1	1	0	0	0				
Milt May, L OBP: 0.390, SLG: 0.395		1B 2B					F8		K	4	1	2	0	0	1	0				
Tom Verzyer, R OBP: 0.261, SLG: 0.273		F2			F8		3-1		K	4	0	0	0	0	1	2				
Aurelio Rodriguez, R OBP: 0.239, SLG: 0.205		2H 1B			F2		6-3			3	0	1	1	0	0	0				
Inning Stats	R: 0 E: 1 K: 0 S: 5	H: 2 LOB: 2 BB: 0 P: 5	R: 1 E: 0 K: 0 S: 4	H: 2 LOB: 1 BB: 0 P: 4	R: 1 E: 0 K: 1 S: 6	H: 1 LOB: 0 BB: 0 P: 6	R: 0 E: 0 K: 1 S: 6	H: 1 LOB: 1 BB: 0 P: 6	R: 0 E: 0 K: 0 S: 5	H: 2 LOB: 2 BB: 0 P: 5	R: 1 E: 0 K: 0 S: 4	H: 1 LOB: 0 BB: 0 P: 4	R: 0 E: 0 K: 0 S: 3	H: 0 LOB: 0 BB: 0 P: 3	R: 0 E: 0 K: 2 S: 7	H: 1 LOB: 1 BB: 0 P: 7	1B: 7 2B: 1 3B: 0 HR: 2	SF: 0 SAC: 0 DP: 0 HBP: 0	WP: 0 PB: 0 SB: 0 CS: 0	PA: 35
PITCHER	IP	WLS	BF	H	R	ER	SO	BB	IBB	HBP	BLK	WP	HR	S	P	ERA	WHIP			
Luis Tiant, R ERA: 3.27	6.0	L	26	9	3	3	2	0	0	0	0	0	2	30	30	4.50	1.500			
Jim Willoughby, R ERA: 6.35	3.0		9	1	0	0	3	0	0	0	0	0	0	15	15	0.00	0.333			

Detroit Tigers @ Boston Red Sox
Fenway Park, Boston, MA
Wed Apr 20 1977, 6:05 PM EST
Att: 20,289 - Unknown - 60 F

AB	35
R	3
H	10
RBI	3
BB	0
SO	5
LOB	9



Batter	1	2	3	4	5	6	7	8	9	AB	R	H	RBI	BB	SO	LOB	BOTTOM					
Rick Burleson, R OBP: 0.438, SLG: 0.558	4-3		CS 1B		6-3			1-3 1B		4	1	2	0	0	0	0						
Denny Doyle, L OBP: 0.343, SLG: 0.500								1B		3	0	2	0	1	0	0						
Steve Dillard, R OBP: 0.600, SLG: 0.800	3-1		1-2 3B					G3 1-3 1B		0	0	0	0	0	0	0						
Jim Rice, R OBP: 0.391, SLG: 0.488			F3		5-3			1-3		4	1	1	1	0	0	4						
Carl Yastrzemski, L OBP: 0.476, SLG: 0.605					F4			G3		4	0	1	1	0	0	2						
George Scott, R OBP: 0.244, SLG: 0.214					F9			G3		4	0	0	0	0	0	3						
Carlton Fisk, R OBP: 0.436, SLG: 0.355								5-3		2	0	0	0	2	1	0						
Dwight Evans, R OBP: 0.442, SLG: 0.600								F3														
Butch Hobson, R OBP: 0.175, SLG: 0.361										4	0	2	0	0	0	1						
Rick Miller, L OBP: 0.320, SLG: 0.304																						
Bobby Darwin, R										1	0	0	0	0	1	1						
Inning Stats	R: 1 E: 0 K: 0 S: 4	H: 1 LOB: 0 BB: 0 P: 4	R: 0 E: 0 K: 0 S: 3	H: 0 LOB: 1 BB: 1 P: 7	R: 0 E: 0 K: 0 S: 4	H: 2 LOB: 1 BB: 0 P: 4	R: 0 E: 0 K: 0 S: 4	H: 1 LOB: 2 BB: 1 P: 8	R: 0 E: 0 K: 0 S: 3	H: 0 LOB: 1 BB: 1 P: 7	R: 0 E: 0 K: 0 S: 3	H: 1 LOB: 0 BB: 0 P: 3	R: 0 E: 0 K: 0 S: 3	H: 0 LOB: 0 BB: 0 P: 3	R: 1 E: 0 K: 0 S: 5	H: 2 LOB: 2 BB: 0 P: 5	R: 0 E: 0 K: 3 S: 10	H: 1 LOB: 1 BB: 0 P: 10	1B: 6 2B: 0 3B: 1 HR: 1	SF: 0 SAC: 0 DP: 1 HBP: 0	WP: 0 PB: 0 SB: 0 CS: 1	PA: 36
PITCHER	IP	WLS	BF	H	R	ER	SO	BB	IBB	HBP	BLK	WP	HR	S	P	ERA	WHIP					
Vern Ruhle, R ERA: 3.98	7.0	W	29	7	2	2	0	3	0	0	0	0	1	26	38	2.57	1.429					
Steve Foucault, R ERA	0.1		1	0	0	0	0	0	0	0	0	0	0	1	1	0.00	0.000					
John Hiller, L ERA: 5.4	1.2	S	6	1	0	0	3	0	0	0	0	0	0	12	12	0.00	0.600					

Detroit Tigers @ Boston Red Sox
Fenway Park, Boston, MA
Wed Apr 20 1977, 6:05 PM EST
Att: 20,289 - Unknown - 60 F


AB	33
R	2
H	8
RBI	2
BB	3
SO	3
LOB	15



Batter	1	2	3	4	5	6	7	8	9	AB	R	H	RBI	BB	SO	LOB	TOP
Mickey Stanley, R OBP: 0.333, SLG: 0.667 (1, 8)	0-0 4-3		0-0 F9		0-0 F6		0-0 HR	0-0 G5-4-3 1B		5	1	2	2	0	0	0	
Tito Fuentes, S OBP: 0.348, SLG: 0.350 (1, 4)	0-0 G3-6-1 1B		0-0 6-3		0-0 F7		0-0 2B 1B	0-0 G5-4-3 1-2		5	1	2	0	0	0	1	
Rusty Staub, L OBP: 0.317, SLG: 0.519 (1, 10)	0-0 G3-6-1 1-2		0-0 L9		0-0 E4 4-3 WP 1B		0-0 F4		0-0 4-3	5	1	0	0	0	0	2	
Ben Oglivie, L OBP: 0.339, SLG: 0.538 (1, 9)		0-0 4-3 1B		0-0 6-3		0-0 4-3		0-0 G3		5	2	2	0	0	0	1	
Jason Thompson, L OBP: 0.404, SLG: 0.500 (1, 3)		0-0 4-3 1-2		0-0 HR		0-0 1B 1B		0-0 F7		5	1	3	4	0	0	1	
Steve Kemp, L OBP: 0.295, SLG: 0.434 (1, 7)		0-0 BB 1B		0-0 G2		0-0 F8		0-0 G6-4-3 1B		4	0	2	1	0	0	1	
Milt May, L OBP: 0.422, SLG: 0.415 (1, 2)		0-0 BB 1B		0-0 FC6-4 1B		0-0 1B		0-0 G6-4-3 1-2		3	0	2	0	1	0	2	
Tom Verzyer, R OBP: 0.222, SLG: 0.231 (1, 6)		0-0 F8		0-0 FC6-4 1-2		0-0 F7		0-0 4-3		4	0	0	0	0	0	5	
Aurelio Rodriguez, R OBP: 0.280, SLG: 0.277 (1, 5)		0-0 P8		0-0 F8		0-0 HR BB		0-0 HR		3	2	1	1	1	0	2	
Inning Stats	R: 0 E: 0 K: 0 S: 3	H: 1 LOB: 0 BB: 0 P: 3	R: 1 E: 0 K: 0 S: 5	H: 2 LOB: 2 BB: 1 P: 9	R: 0 E: 0 K: 0 S: 3	H: 0 LOB: 0 BB: 0 P: 3	R: 1 E: 0 K: 0 S: 5	H: 2 LOB: 1 BB: 0 P: 5	R: 0 E: 0 K: 0 S: 3	H: 0 LOB: 0 BB: 0 P: 3	R: 1 E: 0 K: 0 S: 4	H: 2 LOB: 0 BB: 0 P: 4	R: 0 E: 0 K: 0 S: 3	H: 0 LOB: 0 BB: 0 P: 3	1B: 10 2B: 1 3B: 0 HR: 3	SF: 0 SAC: 0 DP: 3 HBP: 0	WP: 1 PA: 41 FB: 0 CS: 0
PITCHER	IP WLS BF H R ER SO BB IBB HBP BLK WP HR S P ERA WHIP	IP WLS BF H R ER SO BB IBB HBP BLK WP HR S P ERA WHIP	IP WLS BF H R ER SO BB IBB HBP BLK WP HR S P ERA WHIP	IP WLS BF H R ER SO BB IBB HBP BLK WP HR S P ERA WHIP	IP WLS BF H R ER SO BB IBB HBP BLK WP HR S P ERA WHIP	IP WLS BF H R ER SO BB IBB HBP BLK WP HR S P ERA WHIP	IP WLS BF H R ER SO BB IBB HBP BLK WP HR S P ERA WHIP	IP WLS BF H R ER SO BB IBB HBP BLK WP HR S P ERA WHIP	IP WLS BF H R ER SO BB IBB HBP BLK WP HR S P ERA WHIP	IP WLS BF H R ER SO BB IBB HBP BLK WP HR S P ERA WHIP	IP WLS BF H R ER SO BB IBB HBP BLK WP HR S P ERA WHIP	IP WLS BF H R ER SO BB IBB HBP BLK WP HR S P ERA WHIP	IP WLS BF H R ER SO BB IBB HBP BLK WP HR S P ERA WHIP	IP WLS BF H R ER SO BB IBB HBP BLK WP HR S P ERA WHIP	IP WLS BF H R ER SO BB IBB HBP BLK WP HR S P ERA WHIP	IP WLS BF H R ER SO BB IBB HBP BLK WP HR S P ERA WHIP	IP WLS BF H R ER SO BB IBB HBP BLK WP HR S P ERA WHIP
Reggie Cleveland, R ERA: 3.27 (1, 1)	6.0 L 28	8 5 4 0	2 0 0 0	0 0 0 0	1 2 26 34	6.00 1.667											
Bill Lee, L ERA: 7.36 (7, 1)	3.0	13 6 3 3 0	0 0 0 0	0 0 0 0	0 1 13 13	9.00 2.000											

Detroit Tigers @ Boston Red Sox
Fenway Park, Boston, MA
Thu Apr 21 1977, 3:33 AM EST
Att: 24,903 - Unknown - 81 F


AB 39
R 8
H 14
RBI 8
BB 2
SO 0
LOB 15



Batter	1	2	3	4	5	6	7	8	9	AB	R	H	RBI	BB	SO	LOB	BOTTOM		
Rick Burleson, R OBP: 0.423, SLG: 0.553 (1, 6)	0-0 1-3		0-0 2B			0-0 G3		0-0 F9		4	0	1	0	0	0	0			
Denny Doyle, L OBP: 0.333, SLG: 0.474 (1, 4)	0-0 6-3		0-3 K			0-0 4-3		0-0 G5-4-3 1B		4	0	1	0	0	1	1			
Jim Rice, R OBP: 0.360, SLG: 0.447 (1, 10)	0-0 6-3		0-0 6-3			0-0 6-3		0-0 G5-4-3 1-2		4	0	0	0	0	0	2			
Carl Yastrzemski, L OBP: 0.435, SLG: 0.548 (1, 7)		0-0 E3 FC2-5 1B		0-0 G3		0-0 6-3		0-0 F9		4	0	0	0	0	0	0			
George Scott, R OBP: 0.271, SLG: 0.267 (1, 3)		0-0 FC2-5 1B		0-0 3-1		0-0 2B				3	0	2	0	0	0	0			
Carlton Fisk, R OBP: 0.405, SLG: 0.324 (1, 2)		0-0 FC2-5 1-2 2-3F		0-3 K		0-0 5-3				3	0	0	0	0	1	3			
Dwight Evans, R OBP: 0.413, SLG: 0.558 (1, 9)		0-3 K			0-0 B5-3		0-0 F8			3	0	0	0	0	1	3			
Butch Hobson, R OBP: 0.163, SLG: 0.333 (1, 5)		0-0 FC6-4 1-2			0-3 K			0-0 6-3		3	0	0	0	0	1	2			
Rick Miller, L OBP: 0.286, SLG: 0.269 (1, 8)			0-0 L4		0-0 F8			0-0 F8		3	0	0	0	0	0	0			
Inning Stats	R: 0 E: 0 K: 0 S: 3	H: 0 LOB: 0 BB: 0 P: 3	R: 0 E: 1 K: 1 S: 7	H: 1 LOB: 2 BB: 0 P: 7	R: 0 E: 0 K: 1 S: 6	H: 1 LOB: 0 BB: 0 P: 6	R: 0 E: 0 K: 1 S: 5	H: 0 LOB: 0 BB: 0 P: 5	R: 0 E: 0 K: 0 S: 3	H: 0 LOB: 0 BB: 0 P: 3	R: 0 E: 0 K: 0 S: 4	H: 1 LOB: 1 BB: 0 P: 4	R: 0 E: 0 K: 0 S: 3	H: 0 LOB: 0 BB: 0 P: 3	R: 0 E: 0 K: 0 S: 3	H: 1 LOB: 0 BB: 0 P: 3	1B: 2 2B: 2 3B: 0 HR: 0	SF: 0 SAC: 0 DP: 1 HBP: 0	WP: 0 PA: 31 FB: 0 CS: 0
PITCHER	IP WLS BF H R ER SO BB IBB HBP BLK WP HR S P ERA WHIP	IP WLS BF H R ER SO BB IBB HBP BLK WP HR S P ERA WHIP	IP WLS BF H R ER SO BB IBB HBP BLK WP HR S P ERA WHIP	IP WLS BF H R ER SO BB IBB HBP BLK WP HR S P ERA WHIP	IP WLS BF H R ER SO BB IBB HBP BLK WP HR S P ERA WHIP	IP WLS BF H R ER SO BB IBB HBP BLK WP HR S P ERA WHIP	IP WLS BF H R ER SO BB IBB HBP BLK WP HR S P ERA WHIP	IP WLS BF H R ER SO BB IBB HBP BLK WP HR S P ERA WHIP	IP WLS BF H R ER SO BB IBB HBP BLK WP HR S P ERA WHIP	IP WLS BF H R ER SO BB IBB HBP BLK WP HR S P ERA WHIP	IP WLS BF H R ER SO BB IBB HBP BLK WP HR S P ERA WHIP	IP WLS BF H R ER SO BB IBB HBP BLK WP HR S P ERA WHIP	IP WLS BF H R ER SO BB IBB HBP BLK WP HR S P ERA WHIP	IP WLS BF H R ER SO BB IBB HBP BLK WP HR S P ERA WHIP	IP WLS BF H R ER SO BB IBB HBP BLK WP HR S P ERA WHIP	IP WLS BF H R ER SO BB IBB HBP BLK WP HR S P ERA WHIP	IP WLS BF H R ER SO BB IBB HBP BLK WP HR S P ERA WHIP		
Dave Rozema, R ERA: 2.11 (1, 1)	9.0 W 31	4 0 0 4	0 0 0 0	0 0 0 0	0 0 39 39	0.00 0.444													

Detroit Tigers @ Boston Red Sox
Fenway Park, Boston, MA
Thu Apr 21 1977, 3:33 AM EST
Att: 24,903 - Unknown - 81 F


AB 31
R 0
H 4
RBI 0
BB 0
SO 4
LOB 11



Batter	1	2	3	4	5	6	7	8	9	AB	R	H	RBI	BB	SO	LOB	TOP								
Rick Burleson, R OBP: 0.421, SLG: 0.538 (1, 6)										5	1	2	1	0	0	1									
Denny Doyle, L OBP: 0.341, SLG: 0.452 (1, 4)										4	1	1	0	1	1	2									
Jim Rice, R OBP: 0.345, SLG: 0.412 (1, 10)										4	0	0	0	1	1	2									
Carl Yastrzemski, L OBP: 0.431, SLG: 0.522 (9, PR)										4	0	1	1	1	1	3									
George Scott, R OBP: 0.283, SLG: 0.360 (1, 3)										5	1	2	2	0	0	1									
Carlton Fisk, R OBP: 0.404, SLG: 0.333 (1, 2)										5	2	2	0	0	1	4									
Dwight Evans, R OBP: 0.420, SLG: 0.609 (1, 9)										3	1	1	2	1	2	1									
Butch Hobson, R OBP: 0.191, SLG: 0.333 (1, 5)										3	1	1	0	1	1	1									
Rick Miller, L OBP: 0.281, SLG: 0.267 (1, 8)										4	1	1	1	0	0	2									
Inning Stats	R: 2 E: 2 K: 0 S: 6	H: 3 LOB: 1 BB: 0 P: 6	R: 0 E: 0 K: 1 S: 4	H: 0 LOB: 0 BB: 1 P: 8	R: 0 E: 0 K: 0 S: 3	H: 0 LOB: 1 BB: 1 P: 7	R: 0 E: 0 K: 1 S: 5	H: 0 LOB: 0 BB: 0 P: 5	R: 0 E: 0 K: 0 S: 3	H: 0 LOB: 0 BB: 0 P: 3	R: 0 E: 0 K: 1 S: 5	H: 0 LOB: 0 BB: 0 P: 5	R: 4 E: 1 K: 2 S: 12	H: 5 LOB: 2 BB: 1 P: 16	R: 2 E: 0 K: 2 S: 5	H: 2 LOB: 1 BB: 1 P: 9	R: 1 E: 0 K: 2 S: 8	H: 1 LOB: 2 BB: 1 P: 12	1B: 8 2B: 1 3B: 0 HR: 2	SF: 0 SAC: 0 DP: 1 HBP: 0	WP: 0 PB: 0 SB: 2 CS: 0	PA: 43			
PITCHER	IP WLS BF H R ER SO BB IBB HBP BLK WP HR S P ERA WHIP	6.1 L 27 7 6 4 4 2 0 0 0 0 1 33 41 5.68 1.421	7.2 8 3 2 2 1 2 0 0 0 0 0 1 8 16 18.00 5.000	8.1 7 1 1 1 2 1 0 0 0 0 0 0 10 14 5.40 1.200																					

Boston Red Sox @ Toronto Blue Jays
Exhibition Stadium, Toronto, ON
Sun Apr 24 1977, 3:33 AM EDT
Att: 29,303 - Unknown - 48 F


AB	37
R	9
H	11
RBI	7
BB	5
SO	7
LOB	17



Batter	1	2	3	4	5	6	7	8	9	AB	R	H	RBI	BB	SO	LOB	BOTTOM								
Bob Bailor, R OBP: 0.289, SLG: 0.452 (1, 8)										4	0	1	0	0	0	0									
Jim Mason, L OBP: 0.163, SLG: 0.100 (1, 6)										4	0	0	0	0	0	1									
Al Woods, L OBP: 0.375, SLG: 0.696 (1, 7)										3	0	1	0	0	0	0									
Ron Fairly, L OBP: 0.343, SLG: 0.345 (1, 10)										3	0	0	0	0	0	2									
Otto Velez, R OBP: 0.500, SLG: 0.781 (1, 9)										3	0	0	0	0	1	1									
Doug Ault, R OBP: 0.452, SLG: 0.648 (1, 3)										3	0	1	0	0	1	0									
Dave McKay, S OBP: 0.236, SLG: 0.241 (1, 5)										3	0	0	0	0	1	1									
Alan Ashby, S OBP: 0.304, SLG: 0.293 (1, 2)										3	0	0	0	0	2	0									
Pedro Garcia, R OBP: 0.250, SLG: 0.267 (1, 4)										3	0	0	0	0	1	0									
Inning Stats	R: 0 E: 0 K: 0 S: 3	H: 1 LOB: 0 BB: 0 P: 3	R: 0 E: 0 K: 1 S: 5	H: 0 LOB: 0 BB: 0 P: 5	R: 0 E: 0 K: 0 S: 3	H: 0 LOB: 0 BB: 0 P: 3	R: 0 E: 0 K: 0 S: 4	H: 1 LOB: 1 BB: 0 P: 4	R: 0 E: 0 K: 1 S: 5	H: 1 LOB: 0 BB: 0 P: 5	R: 0 E: 0 K: 1 S: 5	H: 0 LOB: 0 BB: 0 P: 5	R: 0 E: 1 K: 0 S: 4	H: 0 LOB: 1 BB: 0 P: 4	R: 0 E: 0 K: 2 S: 7	H: 0 LOB: 0 BB: 0 P: 7	R: 0 E: 0 K: 1 S: 5	H: 0 LOB: 0 BB: 0 P: 5	1B: 2 2B: 2 3B: 0 HR: 0	SF: 0 SAC: 0 DP: 2 HBP: 0	WP: 0 PB: 0 SB: 0 CS: 0	PA: 29			
PITCHER	IP WLS BF H R ER SO BB IBB HBP BLK WP HR S P ERA WHIP	9.0 W 29 3 0 0 6 0 0 0 0 0 0 0 41 41 0.00 0.333																							

Boston Red Sox @ Toronto Blue Jays
Exhibition Stadium, Toronto, ON
Sun Apr 24 1977, 3:33 AM EDT
Att: 29,303 - Unknown - 48 F

AB	29
R	0
H	3
RBI	0
BB	0
SO	6
LOB	5



Batter	1	2	3	4	5	6	7	8	9	AB	R	H	RBI	BB	SO	LOB	TOP										
Rick Burleson, R (1, 6) OBP: 0.426, SLG: 0.536										4	1	2	1	0	1	0	Boston Red Sox @ Toronto Blue Jays Exhibition Stadium, Toronto, ON Mon Apr 25 1977, 3:33 AM EDT Unknown - 40 F										
Steve Dillard, R (1, 4) OBP: 0.625, SLG: 0.750										3	0	2	0	0	0	1											
Jim Rice, R (1, 10) OBP: 0.339, SLG: 0.400										4	0	1	0	0	1	1											
George Scott, R (1, 3) OBP: 0.298, SLG: 0.426										4	1	2	1	0	0	3											
Carl Yastrzemski, L (1, 7) OBP: 0.436, SLG: 0.511										1	0	0	1	2	0	0											
Carlton Fisk, R (1, 2) OBP: 0.392, SLG: 0.326										4	0	1	0	0	1	4											
Dwight Evans, R (1, 9) OBP: 0.389, SLG: 0.560										4	0	0	0	0	0	2											
Butch Hobson, R (1, 5) OBP: 0.196, SLG: 0.326										4	1	1	0	0	2	2											
Rick Miller, L (1, 8) OBP: 0.257, SLG: 0.242										3	0	0	0	0	0	1											
Bernie Carbo, L (9, PH) OBP: 0.389, SLG: 0.533										1	0	0	0	0	1	0											
Inning Stats	R: 0 E: 1 K: 2 S: 7	H: 1 LOB: 0 BB: 0 P: 7	R: 0 E: 0 K: 1 S: 6	H: 1 LOB: 2 BB: 1 P: 10	R: 0 E: 0 K: 0 S: 3	H: 1 LOB: 0 BB: 0 P: 3	R: 0 E: 0 K: 1 S: 5	H: 1 LOB: 1 BB: 1 P: 9	R: 1 E: 0 K: 0 S: 5	H: 2 LOB: 1 BB: 0 P: 5	R: 1 E: 0 K: 0 S: 4	H: 1 LOB: 0 BB: 0 P: 4	R: 0 E: 0 K: 0 S: 3	H: 0 LOB: 0 BB: 0 P: 3	R: 1 E: 0 K: 0 S: 6	H: 2 LOB: 2 BB: 0 P: 6	R: 0 E: 0 K: 2 S: 7	H: 0 LOB: 0 BB: 0 P: 7	1B: 8 2B: 0 3B: 0 HR: 1	SF: 1 SAC: 1 DP: 0 HBP: 0	WP: 0 PB: 0 SB: 3 CS: 1	PA: 37					
PITCHER	IP	WLS	BF	H	R	ER	SO	BB	IBB	HBP	BLK	WP	HR	S	P	ERA	WHIP										
Jerry Garvin, L (1, 1) ERA: 2.45	7.0		30	9	3	3	4	2	0	0	0	0	1	36	44	3.86	1.571										
Pete Vuckovich, R (8, 1) ERA: 1.29	2.0	W	6	0	0	0	2	0	0	0	0	0	0	10	10	0.00	0.000										

Batter	1	2	3	4	5	6	7	8	9	AB	R	H	RBI	BB	SO	LOB	BOTTOM										
Bob Bailor, R (1, 8) OBP: 0.286, SLG: 0.435										4	0	1	0	0	0	2	Boston Red Sox @ Toronto Blue Jays Exhibition Stadium, Toronto, ON Mon Apr 25 1977, 3:33 AM EDT Unknown - 40 F										
Jim Mason, L (1, 6) OBP: 0.170, SLG: 0.136										4	1	1	0	0	1	1											
Al Woods, L (1, 7) OBP: 0.357, SLG: 0.630										4	1	1	1	0	0	0											
Ron Fairly, L (1, 10) OBP: 0.359, SLG: 0.344										3	0	1	0	1	1	1											
Otto Velez, R (1, 9) OBP: 0.523, SLG: 0.972										4	2	3	3	0	0	1											
Steve Bowling, R (9, 9) OBP: 0.321, SLG: 0.136										0	0	0	0	0	0	0											
Doug Ault, R (1, 3) OBP: 0.455, SLG: 0.638										4	0	2	0	0	2	1											
Dave McKay, S (1, 5) OBP: 0.241, SLG: 0.246										3	0	1	0	0	1	2											
Pedro Garcia, R (1, 4) OBP: 0.254, SLG: 0.270										3	0	1	0	0	1	1											
Phil Roof, R (1, 2) OBP: 0.344, SLG: 0.293										2	0	0	0	0	1	2											
Sam Ewing, L (7, PH) OBP: 0.436, SLG: 0.250										1	0	0	0	0	0	1											
Alan Ashby, S (8, 2) OBP: 0.304, SLG: 0.293										0	0	0	0	0	0	0											
Inning Stats	R: 0 E: 0 K: 0 S: 3	H: 1 LOB: 0 BB: 0 P: 3	R: 0 E: 0 K: 1 S: 6	H: 1 LOB: 1 BB: 0 P: 6	R: 0 E: 0 K: 1 S: 5	H: 0 LOB: 0 BB: 0 P: 5	R: 0 E: 0 K: 0 S: 3	H: 0 LOB: 0 BB: 0 P: 3	R: 1 E: 0 K: 2 S: 10	H: 3 LOB: 2 BB: 0 P: 10	R: 0 E: 0 K: 1 S: 5	H: 1 LOB: 2 BB: 1 P: 9	R: 0 E: 0 K: 0 S: 4	H: 1 LOB: 1 BB: 0 P: 4	R: 3 E: 0 K: 2 S: 11	H: 4 LOB: 1 BB: 0 P: 11	R: 0 E: 0 K: 1 S: 7	H: 0 LOB: 0 BB: 0 P: 7	1B: 7 2B: 2 3B: 0 HR: 2	SF: 0 SAC: 1 DP: 0 HBP: 0	WP: 0 PB: 0 SB: 0 CS: 1	PA: 34					
PITCHER	IP	WLS	BF	H	R	ER	SO	BB	IBB	HBP	BLK	WP	HR	S	P	ERA	WHIP										
Luis Tiant, R (1, 1) ERA: 3.44	7.1		30	9	3	3	5	1	0	0	0	0	1	39	43	3.68	1.364										
Bill Campbell, R (8, 1) ERA: 10.57	0.2	L	4	2	1	1	2	0	0	0	0	0	1	8	8	13.50	3.000										



Batter	1	2	3	4	5	6	7	8	9	AB	R	H	RBI	BB	SO	LOB	TOP										
Rick Burleson, R OBP: 0.424, SLG: 0.533 (1, 6)	6-3		BB 1B		5-3		2B 1B	SF9		4	1	2	1	0	0	0	Boston Red Sox @ Toronto Blue Jays Exhibition Stadium, Toronto, ON Mon Apr 25 1977, 3:38 AM EDT Att: 15,016 - Cloudy - 40 F										
Denny Doyle, L OBP: 0.327, SLG: 0.447 (1, 4)	4-3		P6		3-1		2B 2B	F9		5	1	1	1	0	0	3											
Jim Rice, R OBP: 0.375, SLG: 0.421 (1, 10)	1B BB		1-2 BB		6-3		4-3 2B		FC3-6 BB	2	0	1	2	3	0	0											
Carl Yastrzemski, L OBP: 0.417, SLG: 0.481 (1, 7)	1-3 1B		G3		4-3		4-3		FC3-6 G6-3	5	0	1	0	0	0	4											
George Scott, R OBP: 0.274, SLG: 0.390 (1, 3)	F9				L4		5-3		G6-3	5	0	0	0	0	0	4											
Carlton Fisk, R OBP: 0.400, SLG: 0.326 (1, 2)					5-3		1-3		S 1B BB	3	0	1	0	1	0	0											
Dwight Evans, R OBP: 0.414, SLG: 0.577 (8, 8)		CS 1B	K 1-2		1B E BB		1B 2B	1B SF9 BB		2	3	1	0	2	1	1											
Butch Hobson, R OBP: 0.218, SLG: 0.340 (1, 5)		K			E6 E 1B		K		1-3 2H 1B	4	0	2	0	0	2	1											
Rick Miller, L OBP: 0.263, SLG: 0.250 (1, 8)					4-3		1B 2B 1B			3	1	1	1	0	0	1											
Steve Dillard, R OBP: 0.697, SLG: 0.778 (8, PH)					E6					1	0	1	0	0	0	0											
Bernie Carbo, L OBP: 0.389, SLG: 0.533 (8, 9)										0	0	0	0	0	0	0											
Inning Stats	R: 0 E: 0 K: 0 S: 4	H: 1 LOB: 2 BB: 1 P: 8	R: 0 E: 0 K: 2 S: 7	H: 1 LOB: 0 BB: 0 P: 7	R: 0 E: 0 K: 0 S: 4	H: 1 LOB: 2 BB: 1 P: 8	R: 1 E: 1 K: 0 S: 4	H: 1 LOB: 0 BB: 0 P: 3	R: 0 E: 0 K: 0 S: 3	H: 0 LOB: 0 BB: 0 P: 3	R: 0 E: 0 K: 0 S: 3	H: 0 LOB: 0 BB: 0 P: 3	R: 4 E: 0 K: 1 S: 10	H: 5 LOB: 1 BB: 0 P: 10	R: 1 E: 0 K: 0 S: 4	H: 2 LOB: 2 BB: 2 P: 12	R: 0 E: 0 K: 0 S: 2	H: 0 LOB: 0 BB: 1 P: 6	1B: 8 2B: 4 3B: 0 HR: 0	SF: 1 SAC: 0 DP: 2 HBP: 0	WP: 0 PB: 0 SB: 1 CS: 1	PA: 41					
PITCHER	IP	WLS	BF	H	R	ER	SO	BB	IBB	HBP	BLK	WP	HR	S	P	ERA	WHIP										
Dave Lemanczyk, R ERA: 4.11 (1, 1)	6.1		29	8	5	4	3	3	0	0	0	0	0	32	44	5.68	1.737										
Pete Vuckovich, R ERA: 2.25 (7, 1)	1.0	L	6	2	1	1	0	2	0	0	0	0	0	4	12	9.00	4.000										
Mike Willis, L ERA: (8, 1)	1.2		6	1	0	0	0	1	0	0	0	0	0	5	9	0.00	1.200										

Batter	1	2	3	4	5	6	7	8	9	AB	R	H	RBI	BB	SO	LOB	BOTTOM										
Bob Bailor, R OBP: 0.296, SLG: 0.420 (1, 8)	1B S 1B HBP		6-3		FC3-6 FC 1B 1B		6-3		FC5-4-6	4	2	1	0	0	0	1	Boston Red Sox @ Toronto Blue Jays Exhibition Stadium, Toronto, ON Mon Apr 25 1977, 3:38 AM EDT Att: 15,016 - Cloudy - 40 F										
Jim Mason, L OBP: 0.173, SLG: 0.143 (1, 6)	1B FC3-6 1B		4-3		FC FC3-6		4-3		4-3	5	1	1	1	0	0	2											
Al Woods, L OBP: 0.344, SLG: 0.581 (1, 7)	FC3-6 1B		L8		FC3-6 1B		F9			4	0	1	1	0	0	2											
Ron Fairly, L OBP: 0.349, SLG: 0.333 (1, 10)	FC3-6 G1-6-3				L9 BB 1B		3-1			4	0	1	2	0	0	1											
Otto Velez, R OBP: 0.542, SLG: 0.974 (1, 9)	G1-6-3				4-3 WP 2B		1-2 BB			3	1	2	0	1	0	1											
John Scott, R OBP: 0.154, SLG: 0.167 (8, PR)					1-2 BB					0	0	0	0	0	0	0											
Doug Ault, R OBP: 0.443, SLG: 0.613 (1, 3)					4-3 P6		F9			4	0	1	0	0	0	5											
Dave McKay, S OBP: 0.242, SLG: 0.246 (1, 5)					FC2-6 FC1-6		K		F7	4	0	1	0	0	1	2											
Alan Ashby, S OBP: 0.286, SLG: 0.273 (1, 2)					FC1-6		CS 1B			3	0	0	0	0	0	1											
Phil Roof, R OBP: 0.471, SLG: 0.308 (9, PH)					CS		F9		SH1-4 1B	0	0	0	0	0	0	0											
Sam Ewing, L OBP: 0.471, SLG: 0.308 (9, PH)					1-2		3-1			1	0	1	0	0	0	0											
Pedro Garcia, R OBP: 0.257, SLG: 0.288 (1, 4)					5-3		1B FC 2B		SH1-4	3	1	1	0	0	1	1											
Inning Stats	R: 2 E: 0 K: 0 S: 4	H: 2 LOB: 0 BB: 0 P: 5	R: 0 E: 1 K: 0 S: 4	H: 1 LOB: 1 BB: 0 P: 4	R: 0 E: 0 K: 0 S: 3	H: 0 LOB: 0 BB: 0 P: 3	R: 1 E: 0 K: 0 S: 4	H: 2 LOB: 0 BB: 0 P: 4	R: 2 E: 0 K: 0 S: 7	H: 3 LOB: 3 BB: 1 P: 11	R: 0 E: 0 K: 2 S: 7	H: 0 LOB: 0 BB: 0 P: 7	R: 0 E: 0 K: 0 S: 3	H: 0 LOB: 0 BB: 0 P: 3	R: 0 E: 0 K: 0 S: 4	H: 1 LOB: 1 BB: 0 P: 4	R: 0 E: 0 K: 0 S: 4	H: 1 LOB: 1 BB: 0 P: 4	R: 0 E: 0 K: 0 S: 4	H: 1 LOB: 1 BB: 0 P: 4	1B: 8 2B: 2 3B: 0 HR: 0	SF: 0 SAC: 1 DP: 1 HBP: 1	WP: 1 PB: 0 SB: 1 CS: 1	PA: 39			
PITCHER	IP	WLS	BF	H	R	ER	SO	BB	IBB	HBP	BLK	WP	HR	S	P	ERA	WHIP										
Bob Stanley, R ERA: 4.96 (1, 1)	4.1		19	7	5	5	0	0	0	1	0	0	0	18	19	10.38	1.615										
Jim Willoughby, R ERA: 3.46 (5, 1)	4.2	W	19	3	0	0	2	1	0	0	0	0	0	22	26	0.00	0.857										



Batter	1	2	3	4	5	6	7	8	9	AB	R	H	RBI	BB	SO	LOB	TOP										
Rick Burleson, R OBP: 0.413, SLG: 0.500 (1, 6)	L3		F9		E		4-3			4	0	1	0	0	0	1	Boston Red Sox @ Milwaukee Brewers Milwaukee County Stadium, Milwaukee, WI Wed Apr 27 1977, 8:05 PM EDT Att: 10,646 - Unknown - 79 F										
Denny Doyle, L OBP: 0.340, SLG: 0.451 (1, 4)	3-1		E7		P8			FC6-4		4	1	2	0	0	0	1											
Jim Rice, R OBP: 0.370, SLG: 0.400 (1, 10)	F4		WP		F9			F7		4	0	1	1	0	0	1											
Carl Yastrzemski, L OBP: 0.362, SLG: 0.410 (1, 7)		F5	F9		4-3			F9		4	0	0	0	0	0	2											
George Scott, R OBP: 0.268, SLG: 0.368 (1, 3)		FC5-4			F3			FC6-4		4	0	1	0	0	0	1											
Carlton Fisk, R OBP: 0.429, SLG: 0.444 (1, 2)		FC5-4			F3			F8		4	1	2	1	0	0	0											
Dwight Evans, R OBP: 0.394, SLG: 0.517 (1, 9)		FC5-4			K		HR	1-3		4	0	0	0	0	1	2											
Butch Hobson, R OBP: 0.206, SLG: 0.328 (1, 5)		FC6-4			1-3		K	5-3		4	0	0	0	0	1	2											
Rick Miller, L OBP: 0.267, SLG: 0.286 (1, 8)			L5		K			3B		3	0	1	0	0	1	0											
Inning Stats	R: 0 E: 0 K: 0 S: 3	H: 0 LOB: 0 BB: 0 P: 3	R: 0 E: 0 K: 0 S: 5	H: 2 LOB: 2 BB: 0 P: 5	R: 1 E: 1 K: 0 S: 5	H: 2 LOB: 1 BB: 0 P: 5	R: 0 E: 0 K: 1 S: 5	H: 0 LOB: 0 BB: 0 P: 5	R: 0 E: 1 K: 0 S: 6	H: 1 LOB: 1 BB: 0 P: 6	R: 0 E: 0 K: 0 S: 3	H: 0 LOB: 0 BB: 0 P: 3	R: 1 E: 0 K: 1 S: 7	H: 2 LOB: 1 BB: 0 P: 7	R: 0 E: 0 K: 0 S: 4	H: 1 LOB: 0 BB: 0 P: 4	R: 0 E: 0 K: 0 S: 3	H: 0 LOB: 0 BB: 0 P: 3	1B: 6 2B: 0 3B: 1 HR: 1	SF: 0 SAC: 0 DP: 0 HBP: 0	WP: 1 PB: 0 SB: 0 CS: 0	PA: 35					
PITCHER	IP	WLS	BF	H	R	ER	SO	BB	IBB	HBP	BLK	WP	HR	S	P	ERA	WHIP										
Moose Haas, R ERA: 3.25 (1, 1)	7.1		30	8	2	1	3	0	0	0	0	1	1	36	36	1.23	1.091										
Bob McClure, L ERA: (8, 1)	0.1		1	0	0	0	0	0	0	0	0	0	0	1	1	0.00	0.000										
Bill Castro, R ERA: 4.5 (8, 1)	1.1	W	4	0	0	0	0	0	0	0	0	0	0	4	4	0.00	0.000										

Batter	1	2	3	4	5	6	7	8	9	AB	R	H	RBI	BB	SO	LOB	BOTTOM										
Von Joshua, L OBP: 0.255, SLG: 0.255 (1, 8)	K		F8		G1			SH1-4		3	0	0	0	0	1	1	Boston Red Sox @ Milwaukee Brewers Milwaukee County Stadium, Milwaukee, WI Wed Apr 27 1977, 8:05 PM EDT Att: 10,646 - Unknown - 79 F										
Robin Yount, R OBP: 0.371, SLG: 0.386 (1, 6)	K		K		F8			E9		4	1	1	1	0	2	1											
Cecil Cooper, L OBP: 0.300, SLG: 0.407 (1, 3)	K				4-1			F9		3	0	0	0	1	1	0											
Dan Thomas, R OBP: 0.333, SLG: 0.471 (1, 10)		F8			BB			F3		4	1	2	1	0	0	0											
Don Money, R OBP: 0.345, SLG: 0.380 (1, 4)					F7			F7		3	0	1	0	0	0	1											
Sal Bando, R OBP: 0.305, SLG: 0.280 (1, 5)					F7			5-3		3	1	0	0	1	0	4											
Sixto Lezcano, R OBP: 0.237, SLG: 0.345 (1, 9)					F9			L9		3	0	1	2	0	0	1											
Jim Wohlford, R OBP: 0.250, SLG: 0.250 (1, 7)					6-3			F8		2	0	0	0	0	0	1											
Ken McMullen, R (7, PH)								L7		1	0	0	0	0	0	0											
Steve Brye, R OBP: 0.385, SLG: 0.364 (8, 7)										0	0	0	0	0	0	0											
Charlie Moore, R OBP: 0.244, SLG: 0.359 (1, 2)								F3		2	0	1	0	0	0	0											
Mike Hegan, L (8, PH)										0	0	0	0	1	0	0											
Tim Johnson, L (8, PR)										0	1	0	0	0	0	0											
Larry Haney, R (9, 2)								SH1-4		0	0	0	0	0	0	0											
Inning Stats	R: 0 E: 0 K: 3 S: 9	H: 0 LOB: 0 BB: 0 P: 9	R: 0 E: 0 K: 0 S: 4	H: 1 LOB: 1 BB: 0 P: 4	R: 0 E: 0 K: 1 S: 6	H: 1 LOB: 1 BB: 0 P: 6	R: 2 E: 0 K: 0 S: 5	H: 2 LOB: 1 BB: 1 P: 9	R: 0 E: 0 K: 0 S: 3	H: 0 LOB: 0 BB: 0 P: 3	R: 0 E: 0 K: 0 S: 3	H: 0 LOB: 0 BB: 0 P: 3	R: 0 E: 0 K: 0 S: 3	H: 0 LOB: 0 BB: 0 P: 3	R: 2 E: 1 K: 0 S: 4	H: 2 LOB: 2 BB: 2 P: 13	R: 0 E: 0 K: 0 S: 3	H: 0 LOB: 0 BB: 0 P: 3	1B: 5 2B: 1 3B: 0 HR: 0	SF: 0 SAC: 1 DP: 1 HBP: 1	WP: 0 PB: 0 SB: 0 CS: 0	PA: 33					
PITCHER	IP	WLS	BF	H	R	ER	SO	BB	IBB	HBP	BLK	WP	HR	S	P	ERA	WHIP										
Reggie Cleveland, R ERA: 3.88 (1, 1)	7.1	L	31	6	4	4	4	2	1	0	0	0	0	36	48	4.91	1.091										
Bill Campbell, R ERA: 9.35 (8, 1)	0.2		2	0	0	0	0	0	0	1	0	0	0	1	2	0.00	0.000										

AB	35
R	2
H	8
RBI	2
BB	0
SO	3
LOB	10



Batter	1	2	3	4	5	6	7	8	9	AB	R	H	RBI	BB	SO	LOB	TOP					
Bill North, S OBP: 0.364, SLG: 0.338 (1, 8)	L4		K		G3			P7		4	0	0	0	0	1	1						
Mitchell Page, L OBP: 0.455, SLG: 0.718 (1, 9)	S			HR	P7					4	1	3	1	0	0	1						
Manny Sanguillen, R OBP: 0.369, SLG: 0.418 Jeff Newman, R OBP: 0.182, SLG: 0.200 (8, 2)	F4			HR				K		4	1	1	0	0	1	2						
Dick Allen, R OBP: 0.403, SLG: 0.524 Dave Giusti, R (8, 1)	F8			K				1-3		4	0	0	0	0	1	3						
Wayne Gross, L OBP: 0.420, SLG: 0.588 (1, 5)		1-3		HR						4	2	2	3	0	1	0						
Earl Williams, R OBP: 0.297, SLG: 0.492 (8, 3)	F6			6-3				5-3		4	0	0	0	0	0	0						
Rich McKinney, R OBP: 0.233, SLG: 0.476 (1, 7)		4-3		K						4	0	0	0	0	1	0						
Marty Perez, R OBP: 0.429, SLG: 0.571 (1, 4)			K					G3		3	0	1	0	0	1	0						
Rob Picciolo, R OBP: 0.222, SLG: 0.224 (7, PH) Rodney Scott, S OBP: 0.450, SLG: 0.406 (7, 6)			K		4-3			4-3		2	0	0	0	0	1	1						
Inning Stats	R: 0 E: 0 K: 0 S: 4	H: 1 LOB: 1 BB: 0 P: 4	R: 0 E: 0 K: 0 S: 3	H: 0 LOB: 0 BB: 0 P: 3	R: 0 E: 0 K: 3 S: 9	H: 0 LOB: 0 BB: 0 P: 9	R: 3 E: 0 K: 2 S: 10	H: 3 LOB: 0 BB: 0 P: 10	R: 0 E: 0 K: 0 S: 4	H: 1 LOB: 0 BB: 0 P: 4	R: 1 E: 0 K: 0 S: 4	H: 1 LOB: 0 BB: 0 P: 4	R: 0 E: 0 K: 1 S: 5	H: 0 LOB: 0 BB: 0 P: 5	R: 0 E: 0 K: 1 S: 6	H: 1 LOB: 1 BB: 0 P: 6	R: 0 E: 0 K: 1 S: 5	H: 0 LOB: 0 BB: 0 P: 5	1B: 2 2B: 2 3B: 0 HR: 3	SF: 0 SAC: 0 DP: 0 HBP: 0	WP: 0 PB: 0 SB: 1 CS: 0	PA: 34
PITCHER	IP	WLS	BF	H	R	ER	SO	BB	IBB	HBP	BLK	WP	HR	S	P	ERA	WHIP					
Fergie Jenkins, R ERA: 3.13 (1, 1)	6.0	W	24	6	4	4	5	0	0	0	0	0	3	34	34	6.00	1.000					
Bill Campbell, R ERA: 6.94 (7, 1)	3.0	S	10	1	0	0	3	0	0	0	0	0	0	16	16	0.00	0.333					

Oakland Athletics @ Boston Red Sox
Fenway Park, Boston, MA
Fri Apr 29 1977, 7:05 PM EDT
Att: 17,411 - Unknown - 54 F

AB 34
R 4
H 7
RBI 4
BB 0
SO 8
LOB 8



Batter	1	2	3	4	5	6	7	8	9	AB	R	H	RBI	BB	SO	LOB	BOTTOM					
Rick Burleson, R OBP: 0.400, SLG: 0.479 (1, 6)	4-3	5-3			F8			G6-3		5	0	1	0	0	0	4						
Denny Doyle, L OBP: 0.333, SLG: 0.436 (1, 4)	1-3		G3		HR					4	1	1	0	0	1	1						
Jim Rice, R OBP: 0.351, SLG: 0.377 (1, 10)	6-3		K		F8					4	0	0	0	0	1	2						
Carl Yastrzemski, L OBP: 0.384, SLG: 0.469 (1, 7)		HR	K		HR					3	2	2	2	1	1	0						
George Scott, R OBP: 0.293, SLG: 0.444 (1, 3)		HR		E	HR			F9		4	3	3	1	0	0	2						
Carlton Fisk, R OBP: 0.433, SLG: 0.500 (1, 2)		HR	K		G1			1B SH1-3		4	1	2	3	0	1	1						
Dwight Evans, R OBP: 0.391, SLG: 0.500 (1, 9)	F9			F5		G6-4-3		SH1-3		2	0	0	0	1	0	1						
Butch Hobson, R OBP: 0.224, SLG: 0.339 (1, 5)	K			E7		G6-4-3		WP		4	0	2	1	0	1	1						
Rick Miller, L OBP: 0.286, SLG: 0.273 (1, 8)	S			L6		G3		IBB		2	0	0	0	2	0	1						
Inning Stats	R: 0 E: 0 K: 0 S: 3	H: 0 LOB: 0 BB: 0 P: 3	R: 3 E: 0 K: 1 S: 8	H: 3 LOB: 1 BB: 1 P: 12	R: 0 E: 0 K: 2 S: 7	H: 0 LOB: 0 BB: 0 P: 7	R: 1 E: 1 K: 1 S: 7	H: 2 LOB: 1 BB: 0 P: 7	R: 3 E: 0 K: 0 S: 6	H: 3 LOB: 0 BB: 0 P: 6	R: 0 E: 0 K: 0 S: 2	H: 0 LOB: 0 BB: 1 P: 6	R: 0 E: 0 K: 1 S: 6	H: 1 LOB: 2 BB: 1 P: 10	R: 0 E: 0 K: 0 S: 4	H: 2 LOB: 2 BB: 1 P: 8	1B: 7 2B: 1 3B: 0 HR: 3	SF: 0 SAC: 1 DP: 2 HBP: 0	WP: 1 PB: 1 SB: 1 CS: 0	PA: 37		
PITCHER	IP	WLS	BF	H	R	ER	SO	BB	IBB	HBP	BLK	WP	HR	S	P	ERA	WHIP					
Dock Ellis, R ERA: 4.01 (1, 1)	5.0	L	24	8	7	7	4	1	0	0	0	0	3	31	35	12.60	1.800					
Joe Coleman, R ERA: 2.16 (6, 1)	2.0		8	1	0	0	1	1	1	0	0	0	0	8	16	0.00	1.000					
Dave Giusti, R ERA: 2.84 (8, 1)	1.0		5	2	0	0	0	0	1	0	0	1	0	4	8	0.00	2.000					

Oakland Athletics @ Boston Red Sox
Fenway Park, Boston, MA
Fri Apr 29 1977, 7:05 PM EDT
Att: 17,411 - Unknown - 54 F


AB 32
R 7
H 11
RBI 7
BB 4
SO 5
LOB 13



Batter	1	2	3	4	5	6	7	8	9	AB	R	H	RBI	BB	SO	LOB	TOP								
Bill North, S OBP: 0.358, SLG: 0.333 (1, 8)	5-3		1-2 1B					F9		4	0	1	0	0	1	3									
Larry Murray, S OBP: 0.500, SLG: 0.750 (1, 9)			F9					F9		4	1	2	0	0	0	4									
Mitchell Page, L OBP: 0.435, SLG: 0.683 (1, 7)	F8							K		4	0	0	0	0	1	3									
Dick Allen, R OBP: 0.395, SLG: 0.507 (1, 3)		K						5-3		4	0	1	2	0	2	0									
Manny Sanguillen, R OBP: 0.349, SLG: 0.398 (1, 10)		F5						F3		4	0	0	0	0	2	1									
Wayne Gross, L OBP: 0.412, SLG: 0.611 (1, 5)	P7									4	1	1	1	0	0	0									
Earl Williams, R OBP: 0.309, SLG: 0.540 (1, 2)			5-3					F8		4	1	2	1	0	0	0									
Marty Perez, R OBP: 0.364, SLG: 0.455 (1, 4)			1B					F9		4	0	1	0	0	1	1									
Rob Picciolo, R OBP: 0.230, SLG: 0.232 (1, 6)			F5							2	0	1	0	0	0	1									
Sheldon Mallory, L (8, PH) OBP: 0.452, SLG: 0.333 (8, 6)										1	1	1	0	0	0	0									
Rodney Scott, S OBP: 0.439, SLG: 0.394 (8, 6)								2B 1B 1B		1	0	0	0	0	0	0									
Inning Stats	R: 0 E: 0 K: 0 S: 3	H: 1 LOB: 0 BB: 0 P: 3	R: 0 E: 0 K: 1 S: 5	H: 0 LOB: 0 BB: 0 P: 5	R: 0 E: 0 K: 0 S: 5	H: 2 LOB: 2 BB: 0 P: 5	R: 0 E: 0 K: 2 S: 7	H: 0 LOB: 0 BB: 0 P: 7	R: 1 E: 0 K: 2 S: 10	H: 3 LOB: 2 BB: 0 P: 10	R: 0 E: 0 K: 0 S: 3	H: 0 LOB: 0 BB: 0 P: 3	R: 0 E: 0 K: 0 S: 3	H: 0 LOB: 0 BB: 0 P: 3	R: 2 E: 0 K: 2 S: 10	H: 3 LOB: 1 BB: 0 P: 10	R: 1 E: 0 K: 0 S: 4	H: 1 LOB: 0 BB: 0 P: 4	1B: 7 2B: 1 3B: 0 HR: 2	SF: 0 SAC: 0 DP: 0 HBP: 0	WP: 0 PB: 0 SB: 0 CS: 0	PA: 36			
PITCHER	IP	WLS	BF	H	R	ER	SO	BB	IBB	HBP	BLK	WP	HR	S	P	ERA	WHIP								
Luis Tiant, R ERA: 3.42 (1, 1)	8.0	W	32	9	3	3	7	0	0	0	0	0	1	46	46	3.38	1.125								
Jim Willoughby, R ERA: 3.97 (9, 1)	1.0		4	1	1	1	0	0	0	0	0	0	1	4	4	9.00	1.000								

Oakland Athletics @ Boston Red Sox
Fenway Park, Boston, MA
Sat Apr 30 1977, 3:33 AM EDT
Att: 22,999 - Unknown - 72 F


AB 36
R 4
H 10
RBI 4
BB 0
SO 7
LOB 13



Batter	1	2	3	4	5	6	7	8	9	AB	R	H	RBI	BB	SO	LOB	BOTTOM								
Rick Burleson, R OBP: 0.400, SLG: 0.474 (1, 6)	5-3		6-3					G5-4-3 1B		5	0	2	3	0	0	1									
Denny Doyle, L OBP: 0.306, SLG: 0.400 (1, 4)	K2-3		4-3					G5-4-3 1B		5	0	0	0	0	1	4									
Jim Rice, R OBP: 0.358, SLG: 0.375 (1, 10)	K									3	0	1	0	1	1	0									
Carl Yastrzemski, L OBP: 0.390, SLG: 0.455 (1, 7)			G6-4-3 BB					L5		2	1	0	0	2	1	1									
George Scott, R OBP: 0.316, SLG: 0.459 (1, 3)		G6-4-3 1-2						1B BB		2	2	1	0	2	0	1									
Carlton Fisk, R OBP: 0.451, SLG: 0.532 (1, 2)								1B S 2B		4	3	3	1	0	0	1									
Dwight Evans, R OBP: 0.384, SLG: 0.531 (1, 9)								K		4	1	1	2	0	2	4									
Butch Hobson, R OBP: 0.254, SLG: 0.354 (1, 5)								1B 4-3 1B		3	1	2	1	1	0	0									
Rick Miller, L OBP: 0.283, SLG: 0.271 (1, 8)			F5					F6		4	0	1	0	0	1	4									
Inning Stats	R: 0 E: 0 K: 2 S: 7	H: 0 LOB: 0 BB: 0 P: 7	R: 2 E: 0 K: 0 S: 4	H: 2 LOB: 0 BB: 1 P: 8	R: 0 E: 0 K: 0 S: 3	H: 0 LOB: 0 BB: 0 P: 3	R: 0 E: 0 K: 1 S: 6	H: 1 LOB: 1 BB: 0 P: 6	R: 1 E: 0 K: 1 S: 7	H: 2 LOB: 1 BB: 0 P: 7	R: 3 E: 0 K: 1 S: 7	H: 3 LOB: 1 BB: 2 P: 15	R: 0 E: 0 K: 0 S: 3	H: 1 LOB: 1 BB: 1 P: 7	R: 2 E: 0 K: 1 S: 7	H: 2 LOB: 2 BB: 2 P: 15	1B: 8 2B: 2 3B: 0 HR: 1	SF: 0 SAC: 0 DP: 2 HBP: 0	WP: 0 PB: 0 SB: 2 CS: 2	PA: 38					
PITCHER	IP	WLS	BF	H	R	ER	SO	BB	IBB	HBP	BLK	WP	HR	S	P	ERA	WHIP								
Mike Norris, R ERA: 3.38 (1, 1)	5.0	L	22	6	5	5	4	2	0	0	0	0	1	28	36	9.00	1.600								
Stan Bahnsen, R ERA: 5.23 (6, 1)	2.0		9	3	1	1	1	1	1	0	0	0	0	9	17	4.50	2.000								
Jim Umberger, L ERA: 7.71 (8, 1)	0.0		2	1	2	2	0	1	0	0	0	0	0	1	5	∞	∞								
Dave Giusti, R ERA: 2.63 (8, 1)	1.0		5	1	0	0	1	0	1	0	0	0	0	6	10	0.00	1.000								

Oakland Athletics @ Boston Red Sox
Fenway Park, Boston, MA
Sat Apr 30 1977, 3:33 AM EDT
Att: 22,999 - Unknown - 72 F

AB 32
R 8
H 11
RBI 7
BB 6
SO 6
LOB 16



Batter	1	2	3	4	5	6	7	8	9	AB	R	H	RBI	BB	SO	LOB	TOP																					
Bill North, S OBP: 0.353, SLG: 0.319 (1, 8)	G3	G6-4-3			1-3		SH		L4-3	3	1	0	0	1	0	2																						
Larry Murray, S OBP: 0.333, SLG: 0.444 (1, 9)	1-4-3		4-3		4-3		E2		F3	5	0	1	1	0	0	1																						
Mitchell Page, L OBP: 0.433, SLG: 0.663 (1, 7)			4-3				L9		L4-3	4	0	1	0	1	0	2																						
Dick Allen, R OBP: 0.388, SLG: 0.507 Jeff Newman, R OBP: 0.182, SLG: 0.200 (1, 3) (7, 2)	5-3		FC5		K		F9			4	0	1	0	0	1	3																						
Manny Sanguillen, R OBP: 0.356, SLG: 0.395 (1, 10)		2B	FC5			4-3				3	1	1	0	1	0	1																						
Wayne Gross, L OBP: 0.404, SLG: 0.605 (1, 5)		1B			3-1		5-3		G3	4	1	1	0	0	0	2																						
Earl Williams, R OBP: 0.333, SLG: 0.561 (1, 2) (7, 3)		FC5-6					HBP		F2	3	0	2	1	0	0	0																						
Marty Perez, R OBP: 0.333, SLG: 0.400 (1, 4)		FC5-6			K		1-3		F8	4	0	1	1	0	1	2																						
Rob Picciolo, R OBP: 0.231, SLG: 0.222 (1, 6)		FC5-6			4-3				5-3	3	1	0	0	1	0	3																						
Inning Stats	R: 0 E: 0 K: 0 S: 3	H: 0 LOB: 1 BB: 1 P: 7	R: 2 E: 0 K: 0 S: 6	H: 4 LOB: 1 BB: 0 P: 6	R: 0 E: 0 K: 1 S: 4	H: 1 LOB: 1 BB: 0 P: 4	R: 0 E: 0 K: 1 S: 6	H: 1 LOB: 1 BB: 0 P: 6	R: 0 E: 0 K: 0 S: 3	H: 0 LOB: 1 BB: 0 P: 4	R: 2 E: 2 K: 0 S: 5	H: 1 LOB: 2 BB: 2 P: 13	R: 0 E: 0 K: 0 S: 3	H: 0 LOB: 0 BB: 1 P: 3	R: 0 E: 0 K: 0 S: 2	H: 0 LOB: 0 BB: 1 P: 6	1B: 5 2B: 4 3B: 0 HR: 0	SF: 0 SAC: 1 DP: 2 HBP: 1	WP: 0 PB: 0 SB: 0 CS: 0	PA: 39																		
PITCHER	IP	WLS	BF	H	R	ER	SO	BB	IBB	HBP	BLK	WP	HR	S	P	ERA	WHIP	PITCHER				IP	WLS	BF	H	R	ER	SO	BB	IBB	HBP	BLK	WP	HR	S	P	ERA	WHIP
Bob Stanley, R ERA: 4.84 (1, 1)	6.0		29	8	4	3	2	2	0	1	0	0	0	30	39	4.50	1.667																					
Bill Campbell, R ERA: 5.92 (7, 1)	3.0	W	10	0	0	0	0	2	0	0	0	0	0	8	16	0.00	0.667																					

Oakland Athletics @ Boston Red Sox
Fenway Park, Boston, MA
Sun May 01 1977, 3:33 AM EDT
Att: 22,053 - Unknown - 74 F

AB 33
R 4
H 8
RBI 3
BB 4
SO 2
LOB 16



Batter	1	2	3	4	5	6	7	8	9	AB	R	H	RBI	BB	SO	LOB	BOTTOM																					
Rick Burleson, R OBP: 0.404, SLG: 0.488 (1, 6)	L4				6-3			1B		4	1	2	0	0	0	0																						
Steve Dillard, R OBP: 0.444, SLG: 0.500 (1, 4)	6-3		F5		K			SF8		4	1	1	0	0	1	2																						
Jim Rice, R OBP: 0.341, SLG: 0.355 (1, 10)	P9		K					K		4	0	0	0	0	3	4																						
George Scott, R OBP: 0.337, SLG: 0.474 (1, 3)		L4		4-3			L9-6-3	HR		2	2	1	0	2	0	0																						
Carl Yastrzemski, L OBP: 0.383, SLG: 0.449 (1, 7)				4-3		L9-6-3		SF8		3	0	1	1	0	0	2																						
Carlton Fisk, R OBP: 0.467, SLG: 0.636 (1, 2)				HR			G6-4-3	HR		4	2	3	5	0	1	1																						
Dwight Evans, R OBP: 0.377, SLG: 0.515 (1, 9)				HR	F4		G6-4-3	1B		4	0	1	0	0	1	2																						
Butch Hobson, R OBP: 0.253, SLG: 0.348 (1, 5)			K		F9			F8		4	0	1	0	0	1	1																						
Rick Miller, L OBP: 0.291, SLG: 0.280 Dave Coleman, R (7, PH) (8, 8)					L5			F9		2	0	1	0	0	0	0																						
Inning Stats	R: 0 E: 0 K: 0 S: 3	H: 0 LOB: 0 BB: 0 P: 3	R: 0 E: 0 K: 2 S: 8	H: 1 LOB: 1 BB: 0 P: 8	R: 0 E: 0 K: 2 S: 9	H: 2 LOB: 0 BB: 0 P: 9	R: 2 E: 0 K: 0 S: 5	H: 2 LOB: 0 BB: 0 P: 5	R: 0 E: 0 K: 1 S: 5	H: 0 LOB: 0 BB: 0 P: 5	R: 0 E: 0 K: 1 S: 4	H: 0 LOB: 1 BB: 1 P: 8	R: 0 E: 0 K: 0 S: 4	H: 2 LOB: 1 BB: 0 P: 4	R: 4 E: 0 K: 1 S: 9	H: 4 LOB: 1 BB: 1 P: 13	1B: 7 2B: 3 3B: 0 HR: 2	SF: 1 SAC: 0 DP: 2 HBP: 0	WP: 0 PB: 0 SB: 0 CS: 0	PA: 35																		
PITCHER	IP	WLS	BF	H	R	ER	SO	BB	IBB	HBP	BLK	WP	HR	S	P	ERA	WHIP	PITCHER				IP	WLS	BF	H	R	ER	SO	BB	IBB	HBP	BLK	WP	HR	S	P	ERA	WHIP
Vida Blue, L ERA: 5.28 (1, 1)	7.0		29	9	4	4	6	1	0	0	0	0	1	40	44	5.14	1.429																					
Stan Bahnsen, R ERA: 7.24 (8, 1)	0.2	L	5	2	2	2	1	1	0	0	0	0	1	6	10	27.00	4.500																					
Dave Giusti, R ERA: 2.57 (8, 1)	0.1		1	0	0	0	0	0	0	0	0	0	0	1	1	0.00	0.000																					

Oakland Athletics @ Boston Red Sox
Fenway Park, Boston, MA
Sun May 01 1977, 3:33 AM EDT
Att: 22,053 - Unknown - 74 F

AB 32
R 6
H 11
RBI 6
BB 2
SO 7
LOB 13



Batter	1	2	3	4	5	6	7	8	9	AB	R	H	RBI	BB	SO	LOB	TOP										
Larry Milbourne, S OBP: 0.229, SLG: 0.247 (1, 4)	0-0 1B 1B 2B	0-0 4-3		0-0 F3			0-0 E HR 1B		0-0 F7	5	2	2	0	0	0	1											
Steve Braun, L OBP: 0.476, SLG: 0.375 (1, 7)	0-0 1B 1B SF8	0-0 P8			0-0 1B G4-6-3 2B		0-0 F5 1-3		0-0 F4	5	2	2	0	0	0	1											
Carlos Lopez, R OBP: 0.367, SLG: 0.432 (1, 9)	0-0 1B HR 1B		0-0 5-3		0-0 G4-6-3 CI 2-3 1B		0-0 HR		4-0 CI 2B BB	4	3	3	3	1	0	0											
Dan Meyer, L OBP: 0.281, SLG: 0.393 (1, 3)	0-0 HR 1B		0-0 B1-3		0-1 CI G4-6-3 1B		0-3 K		0-1 CI 2B	3	1	1	0	0	1	0											
Juan Bernhardt, R OBP: 0.377, SLG: 0.569 (1, 5)	0-0 SF8		0-0		0-0 G4-6-3 1B				0-0	4	0	3	2	0	0	2											
Bill Stein, R OBP: 0.356, SLG: 0.484 (1, 10)	0-0 HR			0-0 HR			0-3 K		0-3 K	5	2	2	4	0	2	4											
Ruppert Jones, L OBP: 0.287, SLG: 0.367 (1, 8)	0-3 K			0-0 G3			0-3 K		0-3 K	4	0	0	0	0	3	0											
Bob Stinson, S OBP: 0.392, SLG: 0.419 (1, 2)	0-0 5-3			0-0 4-3 1B			0-0 F3		0-0 1-3	4	0	1	0	0	0	0											
Craig Reynolds, L OBP: 0.264, SLG: 0.310 (1, 6)		0-0 F8		0-0 4-3 1-2			0-0 G3		0-3 K	4	0	0	0	0	1	1											
Inning Stats	R: 5 E: 0 K: 1 S: 10	H: 5 LOB: 0 BB: 0 P: 10	R: 0 E: 0 K: 0 S: 3	H: 0 LOB: 0 BB: 0 P: 3	R: 0 E: 0 K: 0 S: 3	H: 1 LOB: 1 BB: 0 P: 3	R: 1 E: 0 K: 0 S: 5	H: 2 LOB: 1 BB: 0 P: 5	R: 1 E: 1 K: 0 S: 5	H: 2 LOB: 1 BB: 0 P: 5	R: 0 E: 0 K: 1 S: 5	H: 0 LOB: 0 BB: 0 P: 5	R: 2 E: 1 K: 2 S: 10	H: 3 LOB: 1 BB: 0 P: 10	R: 0 E: 0 K: 2 S: 7	H: 0 LOB: 0 BB: 0 P: 7	R: 1 E: 1 K: 1 S: 7	H: 1 LOB: 2 BB: 1 P: 11	1B: 8 2B: 3 3B: 0 HR: 3	SF: 1 SAC: 0 DP: 1 HBP: 0	WP: 0 PB: 0 CS: 0	PA: 42					
PITCHER	IP	WLS	BF	H	R	ER	SO	BB	IBB	HBP	BLK	WP	HR	S	P	ERA	WHIP										
Rick Wise, R ERA: 13.5 (1, 1)	0.1	L	6	5	5	5	0	0	0	0	0	0	1	6	6	135.00	15.000										
Bill Lee, L ERA: 4.32 (1, 1)	5.2		21	5	2	2	2	0	0	0	0	0	1	25	25	3.18	0.882										
Tom Murphy, R ERA: 3.77 (7, 1)	3.0		15	4	3	2	5	1	0	0	0	0	1	24	28	6.00	1.667										

Seattle Mariners @ Boston Red Sox
Fenway Park, Boston, MA
Tue May 03 1977, 7:05 PM EDT
Att: 12,422 - Unknown - 60 F

AB	38
R	10
H	14
RBI	9
BB	1
SO	7
LOB	9



Batter	1	2	3	4	5	6	7	8	9	AB	R	H	RBI	BB	SO	LOB	BOTTOM										
Rick Burleson, R OBP: 0.411, SLG: 0.494 (1, 6)	4-0 WP 1B BB		0-0 L9		0-0 E FC6-4 2B		0-0 1-2 2-H 1B		0-0 5-3	5	2	2	1	1	0	1											
Denny Doyle, L OBP: 0.305, SLG: 0.385 (1, 4)	4-0 1B BB		0-0 G3		0-0 E4 FC6-4 2-3		0-0 G3		0-0 1B	5	0	1	0	1	0	4											
Jim Rice, R OBP: 0.344, SLG: 0.350 (1, 10)	0-0 FC5-4 1-2 2-H 1B		4-0		0-0 FC6-4 1-2 3-H		0-0 F5		0-0 F7	4	0	1	2	1	0	2											
Carl Yastrzemski, L OBP: 0.372, SLG: 0.432 Dave Coleman, R (9, 7)	0-3 K		0-0 F9		0-0 L7		0-0 F4		0-0	5	0	1	0	0	1	4											
George Scott, R OBP: 0.330, SLG: 0.469 (1, 3)	0-0 F4			0-0 6-3		0-0 F8 1B 2B		0-3 E6 BB 1B		5	2	1	0	0	1	4											
Carlton Fisk, R OBP: 0.475, SLG: 0.618 (1, 2)	0-0 FC5-4 1-2			4-0 BB		0-0 F8 2-3		4-0 BB 1B BB		2	2	0	0	3	0	3											
Dwight Evans, R OBP: 0.390, SLG: 0.556 (8, 8)		0-3 K		0-3 K		0-0 HBP 1B 1B		4-0 1-2 2-3 BB		4	2	2	3	1	2	1											
Butch Hobson, R OBP: 0.263, SLG: 0.351 (1, 5)		0-0 L6		0-0 F8		0-3 K		0-0 1-3 2-H 3-H 1B		5	0	2	2	0	1	2											
Rick Miller, L OBP: 0.293, SLG: 0.269 Bernie Carbo, L OBP: 0.350, SLG: 0.471 (7, PH) (8, 9)		0-0 5-3			0-0 4-3		1-0 1B HBP		0-0 G3	2	0	0	0	0	0	0											
Inning Stats	R: 1 E: 0 K: 1 S: 6	H: 1 LOB: 2 BB: 2 P: 14	R: 0 E: 0 K: 1 S: 5	H: 0 LOB: 0 BB: 0 P: 5	R: 0 E: 0 K: 0 S: 3	H: 0 LOB: 1 BB: 1 P: 7	R: 0 E: 0 K: 1 S: 5	H: 0 LOB: 1 BB: 1 P: 9	R: 1 E: 1 K: 0 S: 5	H: 1 LOB: 1 BB: 0 P: 5	R: 2 E: 0 K: 1 S: 8	H: 3 LOB: 2 BB: 0 P: 9	R: 2 E: 1 K: 0 S: 5	H: 1 LOB: 2 BB: 2 P: 13	R: 0 E: 0 K: 1 S: 7	H: 2 LOB: 2 BB: 0 P: 7	R: 2 E: 0 K: 0 S: 5	H: 2 LOB: 1 BB: 1 P: 9	1B: 7 2B: 2 3B: 0 HR: 1	SF: 0 SAC: 0 DP: 0 HBP: 1	WP: 1 PB: 0 CS: 0	PA: 47					
PITCHER	IP	WLS	BF	H	R	ER	SO	BB	IBB	HBP	BLK	WP	HR	S	P	ERA	WHIP										
Frank MacCormack, R ERA: 3.88 (1, 1)	0.0		3	1	1	1	0	2	0	0	0	0	0	1	9												
John Montague, R ERA: 4.03 (1, 1)	6.2	W	30	4	5	2	4	3	0	1	0	0	0	34	47	2.70	1.050										
Tommy Moore, R ERA: 6.65 (7, 1)	1.1		10	4	2	2	1	2	0	0	0	0	1	10	18	13.50	4.500										
Dave Pagan, R ERA: 5.09 (8, 1)	1.0	S	4	1	0	0	0	0	0	0	0	0	0	4	4	0.00	1.000										

Seattle Mariners @ Boston Red Sox
Fenway Park, Boston, MA
Tue May 03 1977, 7:05 PM EDT
Att: 12,422 - Unknown - 60 F


AB	39
R	8
H	10
RBI	8
BB	7
SO	5
LOB	24



Batter	1	2	3	4	5	6	7	8	9	AB	R	H	RBI	BB	SO	LOB	TOP										
Larry Milbourne, S (1,4) OBP: 0.227, SLG: 0.235	4-3						F8		G3-6-1	4	0	0	0	1	0	2											
Steve Braun, L (1,7) OBP: 0.459, SLG: 0.357	5-3						F8			4	0	0	0	0	1	1											
Carlos Lopez, R (1,9) OBP: 0.396, SLG: 0.447	1B						F8			3	0	2	0	0	0	1											
Dan Meyer, L (1,3) OBP: 0.280, SLG: 0.387	1B						G3			4	0	1	0	0	0	3											
Juan Bernhardt, R (1,10) OBP: 0.358, SLG: 0.539	F8						E5			4	1	0	0	0	0	3											
Bill Stein, R (1,5) OBP: 0.352, SLG: 0.485							6-3			4	1	1	0	0	0	1											
Ruppert Jones, L (1,8) OBP: 0.286, SLG: 0.376							SF9			3	0	1	2	0	2	0											
Craig Reynolds, L (1,6) OBP: 0.286, SLG: 0.330										4	0	3	0	0	0	0											
Skip Jutze, R (1,2) OBP: 0.083, SLG: 0.333										2	0	0	0	0	0	2											
Tommy Smith, L (7, PH) OBP: 0.357, SLG: 0.429	FC6-4									1	0	0	0	0	0	0											
Larry Cox, R (7,2) OBP: 0.250, SLG: 0.143	1B									0	0	0	0	0	0	0											
Dave Collins, S (9, PH) OBP: 0.256, SLG: 0.158	1-2t									1	0	0	0	0	1	2											
Inning Stats	R: 0 E: 0 K: 0 S: 5	H: 2 LOB: 2 BB: 0 P: 5	R: 0 E: 0 K: 1 S: 6	H: 1 LOB: 0 BB: 0 P: 6	R: 0 E: 0 K: 0 S: 3	H: 0 LOB: 1 BB: 1 P: 7	R: 1 E: 1 K: 0 S: 5	H: 1 LOB: 0 BB: 0 P: 5	R: 0 E: 0 K: 1 S: 5	H: 0 LOB: 1 BB: 0 P: 6	R: 0 E: 0 K: 0 S: 3	H: 0 LOB: 0 BB: 0 P: 3	R: 0 E: 0 K: 0 S: 4	H: 1 LOB: 1 BB: 0 P: 4	R: 1 E: 0 K: 1 S: 7	H: 3 LOB: 1 BB: 0 P: 7	1B: 6 2B: 2 3B: 0 HR: 0	SF: 1 SAC: 0 DP: 1 HBP: 1	WP: 0 PB: 0 CS: 0	PA: 37							
PITCHER	IP	WLS	BF	H	R	ER	SO	BB	IBB	HBP	BLK	WP	HR	S	P	ERA	WHIP										
Reggie Cleveland, R (1,1) ERA: 3.13	8.0	W	35	8	2	1	3	1	0	1	0	0	0	39	44	1.12	1.125										
Bill Campbell, R (9,1) ERA: 5.17	1.0	S	2	0	0	0	1	0	0	0	0	0	0	4	4	0.00	0.000										

Seattle Mariners @ Boston Red Sox
Fenway Park, Boston, MA
Wed May 04 1977, 7:05 PM EDT
Att: 11,408 - Unknown - 60 F


AB 34
R 2
H 8
RBI 2
BB 1
SO 4
LOB 15



Batter	1	2	3	4	5	6	7	8	9	AB	R	H	RBI	BB	SO	LOB	BOTTOM										
Rick Burleson, R (1,6) OBP: 0.400, SLG: 0.473	5-3						6-3		1-4-3	4	0	0	0	1	0	3											
Denny Doyle, L (1,4) OBP: 0.301, SLG: 0.386	G3						F7		F8	5	1	1	0	0	0	5											
Jim Rice, R (1,10) OBP: 0.351, SLG: 0.417	G3						L6			4	2	2	1	0	0	2											
Carl Yastrzemski, L (1,7) OBP: 0.389, SLG: 0.442										3	0	2	2	1	0	0											
George Scott, R (1,3) OBP: 0.326, SLG: 0.459	1-4-3						P7			4	0	1	0	0	0	3											
Carlton Fisk, R (1,2) OBP: 0.488, SLG: 0.629										2	2	1	0	2	0	1											
Dwight Evans, R (1,8) OBP: 0.393, SLG: 0.548										1	0	0	0	1	0	2											
Bernie Carbo, L (1,9) OBP: 0.375, SLG: 0.450										3	0	1	1	1	0	3											
Butch Hobson, R (1,5) OBP: 0.274, SLG: 0.359										4	0	2	1	0	2	1											
Inning Stats	R: 1 E: 0 K: 0 S: 5	H: 2 LOB: 1 BB: 0 P: 5	R: 1 E: 0 K: 1 S: 7	H: 2 LOB: 2 BB: 1 P: 11	R: 1 E: 0 K: 0 S: 5	H: 2 LOB: 2 BB: 1 P: 9	R: 0 E: 0 K: 0 S: 4	H: 1 LOB: 0 BB: 0 P: 4	R: 0 E: 0 K: 1 S: 3	H: 0 LOB: 1 BB: 1 P: 3	R: 0 E: 0 K: 1 S: 4	H: 0 LOB: 0 BB: 1 P: 8	R: 1 E: 0 K: 0 S: 4	H: 1 LOB: 1 BB: 1 P: 8	R: 1 E: 0 K: 0 S: 4	H: 1 LOB: 2 BB: 2 P: 12	1B: 6 2B: 2 3B: 1 HR: 1	SF: 0 SAC: 2 DP: 2 HBP: 0	WP: 1 PB: 0 CS: 0	PA: 38							
PITCHER	IP	WLS	BF	H	R	ER	SO	BB	IBB	HBP	BLK	WP	HR	S	P	ERA	WHIP										
Stan Thomas, R (1,1) ERA: 3.8	7.0	L	32	9	4	4	2	4	0	0	0	0	1	32	48	5.14	1.857										
Dick Pole, R (8,1) ERA: 9.0	1.0		6	1	1	1	0	2	0	0	0	1	0	4	12	9.00	3.000										

Seattle Mariners @ Boston Red Sox
Fenway Park, Boston, MA
Wed May 04 1977, 7:05 PM EDT
Att: 11,408 - Unknown - 60 F

AB 30
R 5
H 10
RBI 5
BB 6
SO 2
LOB 20



Batter	1	2	3	4	5	6	7	8	9	AB	R	H	RBI	BB	SO	LOB	TOP			
Larry Milbourne, S OBP: 0.217, SLG: 0.225	F7		B1-3			1-3		F8		4	0	0	0	0	0	0				
Steve Braun, L OBP: 0.451, SLG: 0.364	HR		P8			4-3			F7	4	1	1	0	0	0	0				
Carlos Lopez, R OBP: 0.404, SLG: 0.490	F6									4	0	2	0	0	0	1				
Dan Meyer, L OBP: 0.288, SLG: 0.423	HR									4	1	2	2	0	1	2				
Juan Bernhardt, R OBP: 0.341, SLG: 0.513	L5									4	0	0	0	0	0	3				
Bill Stein, R OBP: 0.351, SLG: 0.480										3	0	1	0	0	0	0				
Ruppert Jones, L OBP: 0.278, SLG: 0.365										3	0	0	0	0	0	2				
Craig Reynolds, L OBP: 0.277, SLG: 0.319										3	0	0	0	0	0	0				
Bob Stinson, S OBP: 0.390, SLG: 0.415										3	0	1	0	0	0	0				
Inning Stats	R: 2 E: 0 K: 0 S: 5	H: 2 LOB: 0 BB: 0 P: 5	R: 0 E: 0 K: 0 S: 3	H: 0 LOB: 0 BB: 0 P: 3	R: 0 E: 0 K: 0 S: 3	H: 1 LOB: 0 BB: 0 P: 3	R: 0 E: 0 K: 0 S: 3	H: 0 LOB: 0 BB: 0 P: 3	R: 0 E: 0 K: 0 S: 3	H: 0 LOB: 0 BB: 0 P: 3	R: 0 E: 0 K: 0 S: 5	H: 2 LOB: 2 BB: 0 P: 5	R: 0 E: 0 K: 1 S: 6	H: 0 LOB: 1 BB: 0 P: 6	R: 0 E: 0 K: 1 S: 6	H: 1 LOB: 1 BB: 0 P: 6	1B: 3 2B: 3 3B: 0 HR: 1	SF: 0 SAC: 0 DP: 0 HBP: 0	WP: 0 PB: 0 CS: 1	PA: 33
PITCHER Fergie Jenkins, R ERA: 2.91	IP: 9.0 WLS: W BF: 32 H: 7 R: 2 ER: 2 SO: 1 BB: 0 IBB: 0 HBP: 0 BLK: 0 WP: 0 HR: 1 S: 34 P: 34 ERA: 2.00 WHIP: 0.778															PITCHER				

Seattle Mariners @ Boston Red Sox
Fenway Park, Boston, MA
Thu May 05 1977, 7:05 PM EDT
Att: 10,358 - Unknown - 52 F

AB	32
R	2
H	7
RBI	2
BB	0
SO	1
LOB	8



Batter	1	2	3	4	5	6	7	8	9	AB	R	H	RBI	BB	SO	LOB	BOTTOM			
Bernie Carbo, L OBP: 0.357, SLG: 0.417	1-3		K					F8		4	0	1	0	0	1	2				
Denny Doyle, L OBP: 0.295, SLG: 0.392	K									4	2	1	0	0	1	1				
Jim Rice, R OBP: 0.347, SLG: 0.443	1-3									4	1	1	2	0	0	2				
Carl Yastrzemski, L OBP: 0.383, SLG: 0.432	K									4	1	1	1	0	1	2				
George Scott, R OBP: 0.323, SLG: 0.483										4	1	1	2	0	2	1				
Carlton Fisk, R OBP: 0.477, SLG: 0.608										4	0	1	0	0	0	0				
Dwight Evans, R OBP: 0.386, SLG: 0.532										4	0	1	0	0	3	1				
Butch Hobson, R OBP: 0.264, SLG: 0.346										3	0	0	0	0	2	1				
Steve Dillard, R OBP: 0.429, SLG: 0.450										2	0	0	0	1	1	0				
Inning Stats	R: 0 E: 0 K: 2 S: 8	H: 1 LOB: 1 BB: 0 P: 8	R: 0 E: 0 K: 2 S: 7	H: 0 LOB: 0 BB: 0 P: 7	R: 0 E: 0 K: 1 S: 6	H: 0 LOB: 1 BB: 0 P: 6	R: 0 E: 0 K: 1 S: 4	H: 1 LOB: 2 BB: 1 P: 8	R: 3 E: 0 K: 1 S: 8	H: 3 LOB: 0 BB: 0 P: 8	R: 0 E: 0 K: 2 S: 7	H: 0 LOB: 0 BB: 0 P: 7	R: 2 E: 1 K: 1 S: 8	H: 2 LOB: 1 BB: 0 P: 8	R: 0 E: 0 K: 1 S: 8	H: 0 LOB: 1 BB: 0 P: 8	1B: 4 2B: 1 3B: 0 HR: 2	SF: 0 SAC: 0 DP: 0 HBP: 0	WP: 0 PB: 0 CS: 0	PA: 34
PITCHER Diego Segui, R ERA: 7.66 Dave Pagan, R ERA: 4.82	IP: 7.0 WLS: L BF: 30 H: 6 R: 5 ER: 4 SO: 10 BB: 1 IBB: 0 HBP: 0 BLK: 0 WP: 0 HR: 2 S: 49 P: 53 ERA: 5.14 WHIP: 1.000															PITCHER				

Seattle Mariners @ Boston Red Sox
Fenway Park, Boston, MA
Thu May 05 1977, 7:05 PM EDT
Att: 10,358 - Unknown - 52 F

AB	33
R	5
H	7
RBI	5
BB	1
SO	11
LOB	10



Batter	1	2	3	4	5	6	7	8	9	AB	R	H	RBI	BB	SO	LOB	TOP										
Bobby Grich, R OBP: 0.378, SLG: 0.439 (1, 6)										6	1	2	2	0	2	2	California Angels @ Boston Red Sox Fenway Park, Boston, MA Fri May 06 1977, 7:05 PM EDT Att: 24,301 - Unknown										
Jerry Remy, L OBP: 0.357, SLG: 0.378 (1, 4)										4	1	4	0	1	0	0											
Don Baylor, R OBP: 0.321, SLG: 0.515 Dan Briggs, L OBP: 0.269, SLG: 0.333 (8, 3)										4	0	0	1	0	1	4											
Joe Rudi, R OBP: 0.369, SLG: 0.510 (1, 7)										5	2	2	1	0	0	4											
Bobby Bonds, R OBP: 0.348, SLG: 0.450 (1, 9)										5	2	3	3	0	0	0											
Dave Chalk, R OBP: 0.386, SLG: 0.417 (1, 5)										3	0	1	0	1	0	0											
Bruce Bochte, L OBP: 0.323, SLG: 0.370 (1, 8)										5	0	2	1	0	0	3											
Ron Jackson, R OBP: 0.310, SLG: 0.410 (1, 10)										5	1	1	0	0	2	3											
Andy Etchebarren, R OBP: 0.423, SLG: 0.318 (1, 2)										4	1	1	0	1	2	2											
Inning Stats	R: 0 E: 0 K: 2 S: 8	H: 1 LOB: 1 BB: 0 P: 8	R: 0 E: 0 K: 0 S: 3	H: 0 LOB: 0 BB: 0 P: 3	R: 2 E: 0 K: 0 S: 6	H: 3 LOB: 1 BB: 0 P: 6	R: 0 E: 0 K: 1 S: 6	H: 1 LOB: 1 BB: 0 P: 6	R: 0 E: 0 K: 1 S: 6	H: 3 LOB: 1 BB: 0 P: 8	R: 2 E: 0 K: 0 S: 6	H: 3 LOB: 2 BB: 1 P: 10	R: 1 E: 0 K: 0 S: 5	H: 2 LOB: 2 BB: 1 P: 9	R: 1 E: 0 K: 2 S: 9	H: 2 LOB: 2 BB: 1 P: 13		1B: 12 2B: 1 3B: 1 HR: 2	SF: 1 SAC: 1 DP: 0 HBP: 0	WP: 0 PB: 0 SB: 4 CS: 0	PA: 46						
PITCHER	IP	WLS	BF	H	R	ER	SO	BB	IBB	HBP	BLK	WP	HR	S	P	ERA	WHIP										
Luis Tiant, R ERA: 3.9	6.0	L	27	9	4	4	5	0	0	0	0	0	2	37	37	6.00	1.500										
Jim Willoughby, R ERA: 5.25	0.2		6	3	2	2	0	1	0	0	0	0	0	5	9	27.00	6.000										
Tom House, L ERA: 27.0	0.1		1	0	0	0	0	0	0	0	0	0	0	1	1	0.00	0.000										
Tom Murphy, R ERA: 4.3	0.1		4	2	1	1	0	1	0	0	0	0	0	3	7	27.00	9.000										
Bill Campbell, R ERA: 5.19	1.2		8	2	1	1	2	1	0	0	1	0	0	11	15	5.40	1.800										
Batter	1	2	3	4	5	6	7	8	9	AB	R	H	RBI	BB	SO	LOB	BOTTOM										
Bernie Carbo, L OBP: 0.364, SLG: 0.414 (1, 9)										5	0	2	2	0	3	0	California Angels @ Boston Red Sox Fenway Park, Boston, MA Fri May 06 1977, 7:05 PM EDT Att: 24,301 - Unknown										
Denny Doyle, L OBP: 0.293, SLG: 0.372 (1, 4)										4	0	0	0	1	3	4											
Jim Rice, R OBP: 0.350, SLG: 0.429 (1, 10)										3	0	0	0	1	2	4											
Carl Yastrzemski, L OBP: 0.404, SLG: 0.434 (1, 7)										2	1	1	1	3	0	1											
George Scott, R OBP: 0.327, SLG: 0.473 (1, 3)										4	0	1	0	1	2	6											
Carlton Fisk, R OBP: 0.467, SLG: 0.584 (1, 2)										3	1	0	0	1	1	2											
Dwight Evans, R OBP: 0.380, SLG: 0.519 (1, 8)										4	1	1	1	0	2	2											
Butch Hobson, R OBP: 0.253, SLG: 0.329 (1, 5)										4	0	0	0	0	2	3											
Steve Dillard, R OBP: 0.400, SLG: 0.417 (1, 6)										4	1	1	0	0	1	3											
Inning Stats	R: 0 E: 0 K: 3 S: 9	H: 0 LOB: 2 BB: 1 P: 14	R: 0 E: 0 K: 2 S: 7	H: 0 LOB: 0 BB: 0 P: 7	R: 0 E: 0 K: 3 S: 9	H: 0 LOB: 1 BB: 1 P: 13	R: 3 E: 0 K: 1 S: 7	H: 2 LOB: 2 BB: 3 P: 19	R: 0 E: 0 K: 0 S: 2	H: 0 LOB: 0 BB: 1 P: 6	R: 0 E: 0 K: 1 S: 5	H: 0 LOB: 0 BB: 0 P: 5	R: 0 E: 0 K: 2 S: 7	H: 0 LOB: 2 BB: 0 P: 7	R: 0 E: 1 K: 2 S: 9	H: 2 LOB: 3 BB: 0 P: 9		R: 1 E: 1 K: 2 S: 10	H: 2 LOB: 3 BB: 1 P: 14	1B: 6 2B: 0 3B: 0 HR: 0	SF: 0 SAC: 0 DP: 1 HBP: 1	WP: 1 PB: 0 SB: 0 CS: 0	PA: 41				
PITCHER	IP	WLS	BF	H	R	ER	SO	BB	IBB	HBP	BLK	WP	HR	S	P	ERA	WHIP										
Nolan Ryan, R ERA: 2.75	8.2	W	40	6	4	3	15	7	0	0	0	0	1	62	91	3.12	1.500										
Paul Hartzell, R ERA: 3.62	0.1	S	1	0	0	0	1	0	0	0	0	0	0	3	3	0.00	0.000										

Batter	1	2	3	4	5	6	7	8	9	AB	R	H	RBI	BB	SO	LOB	TOP			
Bobby Grich, R OBP: 0.375, SLG: 0.431 (1, 6)	0-0 4-3		0-0 F5			0-0 6-3		0-0 G3 1B		4	0	1	0	0	0	0	California Angels @ Boston Red Sox Fenway Park, Boston, MA Sat May 07 1977, 3:33 AM EDT Att: 28,426 - Unknown - 64 F			
Jerry Remy, L OBP: 0.353, SLG: 0.366 (1, 4)	0-0 E5 FC6-4		0-0 G3			4-0 BB G6-4-3		0-0 G3 1-2 2-3		3	0	0	0	1	0	2				
Don Baylor, R OBP: 0.310, SLG: 0.495 (1, 3)	0-0 FC6-4 1-2			0-0 6-3		0-0 G6-4-3 1-2		0-3 K		4	0	0	0	0	1	4				
Joe Rudi, R OBP: 0.357, SLG: 0.490 (1, 7)	0-0 6-3			0-3 K			0-0 6-3		0-3 K	4	0	0	0	0	2	1				
Bobby Bonds, R OBP: 0.353, SLG: 0.456 (1, 9)		4-0 CS BB		0-0 F4			0-0 1B 2B		0-0 5-3	3	0	1	0	1	0	0				
Dave Chalk, R OBP: 0.402, SLG: 0.434 (1, 5)		0-0 6-3 1B 1-2			0-0 S 1B		0-0 G4-6-3 1B 2-3		0-0 5-3	4	0	3	0	0	0	0				
Bruce Bochte, L OBP: 0.314, SLG: 0.358 (1, 8)		0-0 6-3 1-2			0-0 F7 1-2		0-0 G4-6-3 1B 1-2			3	0	0	0	0	0	4				
Ron Jackson, R OBP: 0.289, SLG: 0.381 (1, 10)		0-0 6-3			0-0 2-3			0-0 6-3		3	0	0	0	0	0	2				
Andy Etchebarren, R OBP: 0.393, SLG: 0.292 (1, 2)			0-0 6-3					0-0 G3 1B 1B		2	0	0	0	0	0	1				
Bob Jones, L OBP: 0.375, SLG: 0.500 (8, PH)					0-0 F6					1	0	1	0	0	0	0				
Terry Humphrey, R OBP: 0.291, SLG: 0.240 (8, 2)										0	0	0	0	0	0	0				
Inning Stats	R: 0 E: 2 K: 0 S: 4	H: 0 LOB: 1 BB: 0 P: 4	R: 0 E: 0 K: 0 S: 3	H: 1 LOB: 1 BB: 1 P: 7	R: 0 E: 0 K: 0 S: 3	H: 0 LOB: 0 BB: 0 P: 3	R: 0 E: 0 K: 1 S: 5	H: 0 LOB: 1 BB: 0 P: 5	R: 0 E: 0 K: 0 S: 4	H: 2 LOB: 1 BB: 0 P: 6	R: 0 E: 0 K: 0 S: 4	H: 2 LOB: 1 BB: 0 P: 4	R: 0 E: 0 K: 1 S: 7	H: 2 LOB: 2 BB: 0 P: 7	R: 0 E: 0 K: 1 S: 5	H: 0 LOB: 0 BB: 0 P: 5	1B: 5 2B: 1 3B: 0 HR: 0	SF: 0 SAC: 0 DP: 2 HBP: 0	WP: 0 PB: 0 SB: 1 CS: 1	PA: 33
PITCHER Bob Stanley, R ERA: 3.45 (1, 1)	IP: 9.0 WLS: W BF: 33 H: 6 R: 0 ER: 0 SO: 3 BB: 2 IBB: 0 HBP: 0 BLK: 0 WP: 0 HR: 0 S: 37 P: 45 ERA: 0.00 WHIP: 0.889															PITCHER				

Batter	1	2	3	4	5	6	7	8	9	AB	R	H	RBI	BB	SO	LOB	BOTTOM			
Rick Burleson, R OBP: 0.385, SLG: 0.453 (1, 6)	0-3 K			0-3 K	0-3 K		0-0 F3			4	0	0	0	0	3	1	California Angels @ Boston Red Sox Fenway Park, Boston, MA Sat May 07 1977, 3:33 AM EDT Att: 28,426 - Unknown - 64 F			
Steve Dillard, R OBP: 0.414, SLG: 0.536 (1, 4)	0-0 F4			0-0 F3		0-0 BB 1B		0-0 HR		4	1	2	1	0	0	0				
Jim Rice, R OBP: 0.364, SLG: 0.436 (1, 7)	0-3 K			4-0 3B BB		0-0 BB 1B		0-0 G6-4-3 1B		3	1	2	0	1	1	0				
George Scott, R OBP: 0.324, SLG: 0.485 (1, 3)		0-0 5-3		0-0 1B 3B		0-0 P1		0-0 F7		4	0	1	1	0	0	3				
Carlton Fisk, R OBP: 0.448, SLG: 0.556 (1, 2)		0-0 F9		0-0 F8		0-0 F4		0-0 G6-4-3 1-2		4	0	0	0	0	0	4				
Dwight Evans, R OBP: 0.389, SLG: 0.530 (1, 9)		0-3 K			0-0 F9 2B	4-0 BB	0-0 BB	0-0 BB		2	1	1	0	1	1	0				
Butch Hobson, R OBP: 0.245, SLG: 0.318 (1, 5)			0-3 K		0-0 F9	0-0 F3				3	0	0	0	0	1	4				
Bobby Darwin, R OBP: 0.200, SLG: 0.400 (1, 10)			0-3 K		0-0 2B		0-0 F6			3	0	1	1	0	1	0				
Dave Coleman, R OBP: 0.200, SLG: 0.400 (1, 8)			0-0 F7		3-H K		0-0 4-3			3	0	0	0	0	1	1				
Inning Stats	R: 0 E: 0 K: 2 S: 7	H: 0 LOB: 0 BB: 0 P: 7	R: 0 E: 0 K: 1 S: 5	H: 0 LOB: 0 BB: 0 P: 5	R: 0 E: 0 K: 2 S: 7	H: 0 LOB: 0 BB: 0 P: 7	R: 1 E: 0 K: 1 S: 6	H: 1 LOB: 1 BB: 1 P: 10	R: 1 E: 0 K: 2 S: 9	H: 2 LOB: 1 BB: 0 P: 9	R: 0 E: 0 K: 0 S: 5	H: 2 LOB: 3 BB: 1 P: 9	R: 0 E: 0 K: 0 S: 3	H: 0 LOB: 0 BB: 0 P: 3	R: 1 E: 0 K: 0 S: 4	H: 2 LOB: 0 BB: 0 P: 4		1B: 3 2B: 2 3B: 1 HR: 1	SF: 0 SAC: 0 DP: 1 HBP: 0	WP: 0 PB: 0 SB: 0 CS: 0
PITCHER Frank Tanana, L ERA: 3.25 (1, 1)	IP: 8.0 WLS: L BF: 32 H: 7 R: 3 ER: 3 SO: 8 BB: 2 IBB: 0 HBP: 0 BLK: 0 WP: 0 HR: 1 S: 46 P: 54 ERA: 3.38 WHIP: 1.125															PITCHER				

Batter	1	2	3	4	5	6	7	8	9	AB	R	H	RBI	BB	SO	LOB	TOP										
Bobby Grich, R OBP: 0.363, SLG: 0.415 (1, 6)	F5		G3		F2		6-3			4	0	0	0	0	0	2	California Angels @ Boston Red Sox Fenway Park, Boston, MA Sun May 08 1977, 3:33 AM EDT Att: 20,864 - Unknown - 63 F										
Jerry Remy, L OBP: 0.350, SLG: 0.362 (1, 4)	4-3			4-3	BB 1-2 1B		4-3			4	0	1	0	0	0	1											
Don Baylor, R OBP: 0.317, SLG: 0.490 (1, 7)	F7			1B	FC6-4 BB 1-2 2-3			K		3	0	1	0	1	1	0											
Joe Rudi, R OBP: 0.353, SLG: 0.490 (1, 10) Bob Jones, L OBP: 0.375, SLG: 0.500 (8, PR)		K		F9	FC6-4 BB 1-2			2B		4	0	1	0	0	1	4											
Bobby Bonds, R OBP: 0.350, SLG: 0.467 (1, 9)		1B 3B		F3			5-3			4	1	1	0	0	0	2											
Dave Chalk, R OBP: 0.396, SLG: 0.425 (1, 5)						6-3	F8		F8	4	0	1	1	0	0	1											
Ron Jackson, R OBP: 0.286, SLG: 0.370 (1, 3)			F7		2B 1B		F7		F9	4	1	1	0	0	0	1											
Gil Flores, R OBP: 0.350, SLG: 1.500 (1, 8)			L9		1B 2B					4	1	3	0	0	0	0											
Terry Humphrey, R OBP: 0.293, SLG: 0.245 (1, 2) Tony Solaita, L OBP: 0.298, SLG: 0.362 (9, PH)			6-3		BB 1B 2H 3H		F8		4-3	3	0	1	2	0	0	1											
Inning Stats	R: 0 E: 0 K: 0 S: 3	H: 0 LOB: 0 BB: 0 P: 3	R: 1 E: 0 K: 1 S: 6	H: 2 LOB: 0 BB: 0 P: 6	R: 0 E: 0 K: 0 S: 3	H: 0 LOB: 0 BB: 0 P: 3	R: 0 E: 0 K: 0 S: 4	H: 1 LOB: 1 BB: 0 P: 4	R: 2 E: 0 K: 0 S: 7	H: 4 LOB: 3 BB: 1 P: 11	R: 0 E: 0 K: 0 S: 3	H: 0 LOB: 0 BB: 0 P: 3	R: 0 E: 0 K: 0 S: 4	H: 1 LOB: 1 BB: 0 P: 4	R: 0 E: 0 K: 1 S: 6	H: 1 LOB: 1 BB: 0 P: 6		R: 0 E: 0 K: 0 S: 3	H: 1 LOB: 0 BB: 0 P: 3	1B: 6 2B: 2 3B: 2 HR: 0	SF: 0 SAC: 0 DP: 0 HBP: 0	WP: 0 PB: 0 SB: 0 CS: 1	PA: 36				
PITCHER	IP	WLS	BF	H	R	ER	SO	BB	IBB	HBP	BLK	WP	HR	S	P	ERA	WHIP										
Bill Lee, L ERA: 5.14 (1, 1)	4.2		20	7	3	3	1	0	0	0	0	0	0	22	22	5.79	1.500										
Jim Willoughby, R ERA: 3.86 (5, 1)	4.1	W	16	3	0	0	1	1	0	0	0	0	0	17	21	0.00	0.923										

Batter	1	2	3	4	5	6	7	8	9	AB	R	H	RBI	BB	SO	LOB	BOTTOM										
Rick Burleson, R OBP: 0.389, SLG: 0.455 (1, 6)	G5-4-3 1B	G4-6-3 1-2			3-1 1B		K			4	0	2	0	0	1	2	California Angels @ Boston Red Sox Fenway Park, Boston, MA Sun May 08 1977, 3:33 AM EDT Att: 20,864 - Unknown - 63 F										
Denny Doyle, L OBP: 0.291, SLG: 0.366 (1, 4)	F7			FC3-6 1B	3-1 1-2		4-3			4	0	1	0	0	0	2											
Jim Rice, R OBP: 0.369, SLG: 0.427 (1, 10)	G5-4-3 1-2		F8		BB		BB			2	0	0	0	2	0	2											
Carl Yastrzemski, L OBP: 0.398, SLG: 0.437 (1, 7)		1B 2B	FC3-6 1-2		F9		G3			4	1	1	0	0	0	4											
George Scott, R OBP: 0.321, SLG: 0.475 (1, 3)		K	F7			K		G6-4-3 1B		4	0	1	0	0	2	2											
Carlton Fisk, R OBP: 0.440, SLG: 0.541 (1, 2)		BB 1B		6-3		5-3		G6-4-3 1-2		4	1	1	1	0	0	1											
Dwight Evans, R OBP: 0.394, SLG: 0.558 (1, 8)		2H 1B			F8			5-3		3	2	1	1	1	0	0											
Bernie Carbo, L OBP: 0.389, SLG: 0.438 (1, 9)		1B BB			K		2B 1B			3	0	2	1	0	1	0											
Butch Hobson, R OBP: 0.258, SLG: 0.341 (1, 5)		1-3 2H 1B				K		K		3	0	2	1	0	1	0											
Inning Stats	R: 0 E: 0 K: 0 S: 3	H: 1 LOB: 0 BB: 0 P: 3	R: 3 E: 0 K: 1 S: 8	H: 4 LOB: 1 BB: 1 P: 12	R: 0 E: 0 K: 0 S: 4	H: 1 LOB: 0 BB: 0 P: 4	R: 0 E: 0 K: 1 S: 5	H: 0 LOB: 0 BB: 0 P: 5	R: 0 E: 0 K: 1 S: 6	H: 1 LOB: 2 BB: 1 P: 10	R: 1 E: 0 K: 1 S: 7	H: 3 LOB: 2 BB: 0 P: 7	R: 0 E: 0 K: 1 S: 5	H: 0 LOB: 1 BB: 1 P: 9	R: 0 E: 0 K: 0 S: 3	H: 1 LOB: 0 BB: 0 P: 3		1B: 8 2B: 2 3B: 0 HR: 1	SF: 0 SAC: 0 DP: 3 HBP: 0	WP: 0 PB: 0 SB: 0 CS: 0	PA: 34						
PITCHER	IP	WLS	BF	H	R	ER	SO	BB	IBB	HBP	BLK	WP	HR	S	P	ERA	WHIP										
Gary Ross, R ERA: 6.0 (1, 1)	6.0	L	27	10	4	4	4	2	0	0	0	0	0	33	41	6.00	2.000										
Don Kirkwood, R ERA: 4.82 (7, 1)	2.0		7	1	0	0	1	1	0	0	0	0	0	8	12	0.00	1.000										

Batter	1	2	3	4	5	6	7	8	9	AB	R	H	RBI	BB	SO	LOB	TOP			
Rick Burleson, R OBP: 0.393, SLG: 0.456 (1, 6)	F9																4 0 2 0 0 0 0			
Steve Dillard, R OBP: 0.394, SLG: 0.469 (1, 4)	6-3																4 0 0 0 0 0 2			
Jim Rice, R OBP: 0.357, SLG: 0.410 (1, 10)	4-3																4 0 0 0 0 1 1			
George Scott, R OBP: 0.336, SLG: 0.481 (1, 3)																	3 0 2 0 1 0 0			
Carl Yastrzemski, L OBP: 0.393, SLG: 0.429 (1, 7)																	4 0 1 0 0 0 3			
Carlton Fisk, R OBP: 0.423, SLG: 0.517 (1, 2)																	4 0 0 0 0 1 3			
Dwight Evans, R OBP: 0.382, SLG: 0.539 (1, 9)																	3 0 0 0 0 0 2			
Butch Hobson, R OBP: 0.260, SLG: 0.372 (1, 5)																	3 1 1 1 0 1 0			
Dave Coleman, R (1, 8)																	3 0 0 0 0 0 0			
Inning Stats	R: 0 E: 0 K: 0 S: 3	H: 0 LOB: 0 BB: 0 P: 3	R: 0 E: 0 K: 0 S: 4	H: 1 LOB: 1 BB: 0 P: 4	R: 1 E: 0 K: 0 S: 5	H: 2 LOB: 1 BB: 0 P: 5	R: 0 E: 0 K: 0 S: 4	H: 1 LOB: 1 BB: 0 P: 4	R: 0 E: 0 K: 0 S: 3	H: 0 LOB: 0 BB: 1 P: 3	R: 0 E: 0 K: 1 S: 5	H: 0 LOB: 0 BB: 0 P: 5	R: 0 E: 0 K: 0 S: 3	H: 1 LOB: 0 BB: 0 P: 3	R: 0 E: 0 K: 2 S: 8	H: 1 LOB: 1 BB: 0 P: 8	1B: 5 2B: 0 3B: 0 HR: 1	SF: 0 SAC: 0 DP: 0 HBP: 0	WP: 0 PB: 0 SB: 1 CS: 1	PA: 33
PITCHER Vida Blue, L ERA: 3.83 (1, 1)	IP: 9.0 WLS: W BF: 33 H: 6 R: 1 ER: 1 SO: 3 BB: 1 IBB: 0 HBP: 0 BLK: 0 WP: 0 HR: 1 S: 38 P: 42 ERA: 1.00 WHIP: 0.778															PITCHER IP: WLS: BF: H: R: ER: SO: BB: IBB: HBP: BLK: WP: HR: S: P: ERA: WHIP:				

Boston Red Sox @ Oakland Athletics
Oakland-Alameda County Coliseum, Oakland, CA
Mon May 09 1977, 7:05 PM PDT
Att: 17,290 - Unknown

AB 32
R 1
H 6
RBI 1
BB 1
SO 3
LOB 11



Batter	1	2	3	4	5	6	7	8	9	AB	R	H	RBI	BB	SO	LOB	BOTTOM			
Bill North, S OBP: 0.336, SLG: 0.326 (1, 8)	F6																3 0 0 0 1 0 0			
Rodney Scott, S OBP: 0.407, SLG: 0.360 (1, 6)																	4 2 1 0 0 0 1			
Rob Picciolo, R OBP: 0.214, SLG: 0.205 (8, 6)																	0 0 0 0 0 0 0			
Mitchell Page, L OBP: 0.456, SLG: 0.709 (1, 7)																	4 0 2 2 0 0 0			
Larry Murray, S OBP: 0.267, SLG: 0.276 (9, 7)																	0 0 0 0 0 0 0			
Dick Allen, R OBP: 0.336, SLG: 0.407 (1, 3)																	4 0 0 0 0 3 2			
Manny Sanguillen, R OBP: 0.345, SLG: 0.378 (1, 2)																	3 0 0 0 1 0 0			
Wayne Gross, L OBP: 0.383, SLG: 0.586 (1, 5)																	2 0 0 0 1 1 1			
Earl Williams, R OBP: 0.347, SLG: 0.545 (1, 10)																	3 0 2 0 0 0 3			
Tony Armas, R OBP: 0.275, SLG: 0.200 (1, 9)																	3 0 0 0 0 1 2			
Marty Perez, R OBP: 0.262, SLG: 0.308 (1, 4)																	3 0 0 0 0 1 0			
Inning Stats	R: 1 E: 0 K: 1 S: 7	H: 2 LOB: 3 BB: 2 P: 15	R: 0 E: 0 K: 1 S: 5	H: 0 LOB: 0 BB: 0 P: 5	R: 0 E: 0 K: 0 S: 3	H: 0 LOB: 0 BB: 0 P: 3	R: 0 E: 0 K: 1 S: 6	H: 1 LOB: 1 BB: 0 P: 6	R: 1 E: 0 K: 1 S: 6	H: 1 LOB: 1 BB: 1 P: 10	R: 0 E: 1 K: 1 S: 6	H: 1 LOB: 1 BB: 0 P: 6	R: 0 E: 0 K: 0 S: 3	H: 0 LOB: 0 BB: 0 P: 3	R: 0 E: 0 K: 1 S: 5	H: 0 LOB: 0 BB: 0 P: 5	1B: 3 2B: 1 3B: 1 HR: 0	SF: 0 SAC: 0 DP: 1 HBP: 0	WP: 0 PB: 0 SB: 1 CS: 0	PA: 32
PITCHER Reggie Cleveland, R ERA: 2.98 (1, 1)	IP: 8.0 WLS: L BF: 32 H: 5 R: 2 ER: 2 SO: 6 BB: 3 IBB: 0 HBP: 0 BLK: 0 WP: 0 HR: 0 S: 41 P: 53 ERA: 2.25 WHIP: 1.000															PITCHER IP: WLS: BF: H: R: ER: SO: BB: IBB: HBP: BLK: WP: HR: S: P: ERA: WHIP:				

Boston Red Sox @ Oakland Athletics
Oakland-Alameda County Coliseum, Oakland, CA
Mon May 09 1977, 7:05 PM PDT
Att: 17,290 - Unknown

AB 29
R 2
H 5
RBI 2
BB 3
SO 6
LOB 9



Batter	1	2	3	4	5	6	7	8	9	AB	R	H	RBI	BB	SO	LOB	TOP					
Rick Burleson, R OBP: 0.397, SLG: 0.458 (1, 6)	0-0 4-3		0-0 1B		0-0 1B		0-0 F8			4	0	2	0	0	0	2	Boston Red Sox @ Oakland Athletics Oakland-Alameda County Coliseum, Oakland, CA Wed May 11 1977, 3:33 AM PDT Att: 3,183 - Unknown					
Denny Doyle, L OBP: 0.276, SLG: 0.349 (1, 4)	0-0 L3		0-0 G3		0-0 4-3			0-0 F7		4	0	0	0	0	0	2						
Jim Rice, R OBP: 0.353, SLG: 0.404 (1, 10)	0-0 FC6 1B			0-0 E6 G6-4-3 1B 2B		0-0 5-3		0-3 K		4	1	1	0	0	1	0						
Carl Yastrzemski, L OBP: 0.387, SLG: 0.421 (1, 7)	0-0 FC6			0-0 G6-4-3 1B		0-0 4-3		0-0 G3		4	0	1	0	0	0	1						
George Scott, R OBP: 0.325, SLG: 0.463 (1, 3)		0-3 K		0-0 G6-4-3		0-0 F9			0-0 6-3	4	0	0	0	0	1	2						
Carlton Fisk, R OBP: 0.435, SLG: 0.538 (1, 2)		0-0 CS 1B		0-0 2B			0-0 4-3 1B		0-0 L8	4	0	3	1	0	0	0						
Dwight Evans, R OBP: 0.368, SLG: 0.516 (1, 8)		0-3 K		0-0 F4			0-0 F9		0-0 6-3	4	0	0	0	0	1	3						
Bernie Carbo, L OBP: 0.385, SLG: 0.429 (1, 9)			0-3 K		0-0 F8					3	0	1	0	0	1	0						
Butch Hobson, R OBP: 0.252, SLG: 0.361 (1, 5)			0-3 K		0-0 L1					3	0	0	0	0	1	2						
Inning Stats	R: 0 E: 0 K: 0 S: 4	H: 1 LOB: 1 BB: 0 P: 4	R: 0 E: 0 K: 2 S: 7	H: 1 LOB: 0 BB: 0 P: 7	R: 0 E: 0 K: 2 S: 8	H: 1 LOB: 1 BB: 0 P: 8	R: 1 E: 1 K: 0 S: 5	H: 2 LOB: 1 BB: 0 P: 5	R: 0 E: 0 K: 0 S: 4	H: 1 LOB: 0 BB: 0 P: 4	R: 0 E: 0 K: 0 S: 3	H: 0 LOB: 0 BB: 0 P: 3	R: 0 E: 0 K: 1 S: 5	H: 2 LOB: 2 BB: 0 P: 5	R: 0 E: 0 K: 0 S: 3	H: 0 LOB: 0 BB: 0 P: 3	R: 0 E: 0 K: 0 S: 3	H: 0 LOB: 0 BB: 0 P: 3	1B: 7 2B: 1 3B: 0 HR: 0	SF: 0 SAC: 0 DP: 1 HBP: 0	WP: 0 PB: 0 SB: 0 CS: 1	PA: 34
PITCHER Doc Medich, R ERA: 4.32 (1, 1)	IP: 9.0 WLS: W BF: 34 H: 8 R: 1 ER: 0 SO: 5 BB: 0 IBB: 0 HBP: 0 BLK: 0 WP: 0 HR: 0 S: 44 P: 44 ERA: 0.00 WHIP: 0.889															PITCHER						



Batter	1	2	3	4	5	6	7	8	9	AB	R	H	RBI	BB	SO	LOB	BOTTOM					
Bill North, S OBP: 0.327, SLG: 0.316 (1, 8)	0-0 1-3		0-0 SH5-3		0-0 F7			0-0 L6		3	0	0	0	0	0	0	Boston Red Sox @ Oakland Athletics Oakland-Alameda County Coliseum, Oakland, CA Wed May 11 1977, 3:33 AM PDT Att: 3,183 - Unknown					
Rodney Scott, S OBP: 0.397, SLG: 0.340 (1, 6)	0-0 4-3		0-0 4-3		0-0 CS BB		0-3 K		3	0	0	0	1	1	1							
Mitchell Page, L OBP: 0.450, SLG: 0.719 Larry Murray, S OBP: 0.267, SLG: 0.276 (1, 7) (9, 7)	0-0 HR		0-0 L7		0-0 CS		0-3 K		0-0 3-1	4	1	1	1	0	1	1						
Dick Allen, R OBP: 0.327, SLG: 0.394 (1, 3)	0-0 F3			0-0 6-3		0-0 F3			3	0	0	0	0	0	0							
Manny Sanguillen, R OBP: 0.345, SLG: 0.395 (1, 2)		0-0 2-3		0-0 6-3		0-0 3B			3	0	1	0	0	0	0							
Wayne Gross, L OBP: 0.390, SLG: 0.614 (1, 5)		0-0 BB		0-0 HR		0-0 F5			2	1	1	1	1	0	1							
Earl Williams, R OBP: 0.347, SLG: 0.571 (1, 10)		0-0 F9		0-0 HR			0-3 K		3	1	1	1	0	1	1							
Tony Armas, R OBP: 0.259, SLG: 0.188 (1, 9)		0-3 K		0-0 6-3			0-0 P7		3	0	0	0	0	1	1							
Marty Perez, R OBP: 0.267, SLG: 0.310 (1, 4)			0-0 4-3 SH5-3 1B		0-0 F8		0-0 F8		3	0	1	0	0	0	0							
Inning Stats	R: 1 E: 0 K: 0 S: 4	H: 1 LOB: 0 BB: 0 P: 4	R: 0 E: 0 K: 1 S: 5	H: 0 LOB: 1 BB: 1 P: 9	R: 0 E: 0 K: 0 S: 4	H: 1 LOB: 0 BB: 0 P: 4	R: 2 E: 0 K: 0 S: 5	H: 2 LOB: 0 BB: 0 P: 5	R: 0 E: 0 K: 0 S: 2	H: 0 LOB: 0 BB: 1 P: 6	R: 0 E: 0 K: 1 S: 6	H: 1 LOB: 0 BB: 0 P: 6	R: 0 E: 0 K: 1 S: 5	H: 0 LOB: 0 BB: 0 P: 5	R: 0 E: 0 K: 1 S: 5	H: 0 LOB: 0 BB: 0 P: 5	R: 0 E: 0 K: 1 S: 5	H: 0 LOB: 0 BB: 0 P: 5	1B: 1 2B: 0 3B: 1 HR: 3	SF: 0 SAC: 1 DP: 0 HBP: 0	WP: 0 PB: 0 SB: 0 CS: 1	PA: 31
PITCHER Fergie Jenkins, R ERA: 2.98 (1, 1)	IP: 8.0 WLS: L BF: 30 H: 5 R: 3 ER: 3 SO: 4 BB: 2 IBB: 0 HBP: 0 BLK: 0 WP: 0 HR: 3 S: 36 P: 44 ERA: 3.38 WHIP: 0.875															PITCHER						



Batter	1	2	3	4	5	6	7	8	9	AB	R	H	RBI	BB	SO	LOB	TOP																			
Rick Burleson, R OBP: 0.397, SLG: 0.464 (1, 6)	5-3	F9		G4-6-3													5 1 2 0 0 0 3																			
Fred Lynn, L OBP: 0.750, SLG: 2.667 (1, 8)	HR			HR													3 2 2 2 1 0 0																			
Jim Rice, R OBP: 0.355, SLG: 0.413 (1, 10)	6-3			WP 4-3													5 1 2 0 0 0 2																			
Carl Yastrzemski, L OBP: 0.388, SLG: 0.430 (1, 7)	2B			4-3													5 1 2 2 0 0 1																			
George Scott, R OBP: 0.328, SLG: 0.482 (1, 3)	F3			K													4 1 1 2 0 1 1																			
Dwight Evans, R OBP: 0.351, SLG: 0.490 (1, 9)		6-3		K													5 0 0 0 0 2 3																			
Denny Doyle, L OBP: 0.295, SLG: 0.356 (1, 4)		2B															4 1 2 0 1 0 3																			
Butch Hobson, R OBP: 0.252, SLG: 0.366 (1, 5)				K													4 0 1 1 0 1 2																			
Bob Montgomery, R OBP: 0.500, SLG: 0.375 (1, 2)		6-3															4 0 1 0 0 1 2																			
Inning Stats	R: 1 E: 0 K: 0 S: 5	H: 2 LOB: 1 BB: 0 P: 5	R: 1 E: 0 K: 0 S: 5	H: 2 LOB: 1 BB: 0 P: 5	R: 2 E: 0 K: 2 S: 9	H: 2 LOB: 0 BB: 0 P: 9	R: 0 E: 0 K: 1 S: 5	H: 1 LOB: 1 BB: 1 P: 9	R: 0 E: 0 K: 0 S: 3	H: 0 LOB: 0 BB: 0 P: 3	R: 0 E: 0 K: 0 S: 6	H: 1 LOB: 2 BB: 1 P: 10	R: 0 E: 0 K: 1 S: 8	H: 3 LOB: 1 BB: 0 P: 8	R: 1 E: 0 K: 0 S: 6	H: 2 LOB: 3 BB: 0 P: 7	1B: 6 2B: 4 3B: 0 HR: 3	SF: 0 SAC: 1 DP: 1 HBP: 1	WP: 1 PA: 43 PB: 0 CS: 0																	
PITCHER	IP	WLS	BF	H	R	ER	SO	BB	IBB	HBP	BLK	WP	HR	S	P	ERA	WHIP	PITCHER		IP	WLS	BF	H	R	ER	SO	BB	IBB	HBP	BLK	WP	HR	S	P	ERA	WHIP
Dick Pole, R ERA: 19.8 (1, 1)	2.0		12	6	4	4	0	0	0	0	0	0	2	12	12	18.00	3.000																			
John Montague, R ERA: 4.24 (3, 1)	5.0		18	2	0	0	4	2	0	0	0	1	0	24	32	0.00	0.800																			
Enrique Romo, R ERA: 2.53 (8, 1)	1.1	L	5	3	3	1	1	0	0	1	1	0	1	12	13	20.25	3.750																			
Diego Segui, R ERA: 7.86 (9, 1)	0.2		2	0	0	0	0	0	0	0	0	0	0	2	2	0.00	0.000																			

Boston Red Sox @ Seattle Mariners
The Kingdom, Seattle, WA
Fri May 13 1977, 10:05 PM EDT
Att: 20,523 - Dome - 72 F

AB	39
R	7
H	13
RBI	7
BB	2
SO	5
LOB	17



Batter	1	2	3	4	5	6	7	8	9	AB	R	H	RBI	BB	SO	LOB	BOTTOM																			
Dave Collins, S OBP: 0.242, SLG: 0.145 (1, 10)	1-3	F7		F8													5 0 0 0 0 1 1																			
Steve Braun, L OBP: 0.423, SLG: 0.345 (1, 7)	F5	FC4-6		F7													5 0 1 0 0 0 0																			
Carlos Lopez, R OBP: 0.374, SLG: 0.425 (1, 9)																	1 1 0 0 0 0 1																			
Tommy Smith, L OBP: 0.313, SLG: 0.375 (4, PH) (5, 9)	2B	HBP		K													3 0 0 0 0 2 0																			
Dan Meyer, L OBP: 0.303, SLG: 0.421 (1, 3)	2B	BB															3 1 0 0 1 0 2																			
Bill Stein, R OBP: 0.329, SLG: 0.451 (1, 5)	1B	2B															4 1 1 2 0 0 2																			
Bob Stinson, S OBP: 0.383, SLG: 0.395 (1, 2)	HR	1B		F7													4 1 1 1 0 0 0																			
Ruppert Jones, L OBP: 0.285, SLG: 0.397 (1, 8)	HR			4-3													4 1 2 2 0 0 0																			
Craig Reynolds, L OBP: 0.298, SLG: 0.353 (1, 6)																	4 0 3 0 0 0 0																			
Larry Milbourne, S OBP: 0.243, SLG: 0.260 (1, 4)	K			4-1													4 0 1 0 0 1 4																			
Inning Stats	R: 5 E: 0 K: 1 S: 9	H: 4 LOB: 1 BB: 1 P: 14	R: 0 E: 1 K: 0 S: 5	H: 1 LOB: 2 BB: 0 P: 5	R: 0 E: 0 K: 0 S: 4	H: 1 LOB: 1 BB: 0 P: 4	R: 0 E: 0 K: 1 S: 5	H: 0 LOB: 0 BB: 0 P: 7	R: 0 E: 0 K: 0 S: 3	H: 0 LOB: 0 BB: 0 P: 3	R: 0 E: 0 K: 0 S: 4	H: 1 LOB: 1 BB: 0 P: 4	R: 0 E: 0 K: 1 S: 5	H: 0 LOB: 0 BB: 0 P: 5	R: 0 E: 0 K: 0 S: 5	H: 2 LOB: 2 BB: 0 P: 5	R: 0 E: 0 K: 1 S: 5	H: 0 LOB: 0 BB: 0 P: 5	1B: 5 2B: 2 3B: 1 HR: 1	SF: 0 SAC: 0 DP: 0 HBP: 1	WP: 0 PA: 39 PB: 0 CS: 0															
PITCHER	IP	WLS	BF	H	R	ER	SO	BB	IBB	HBP	BLK	WP	HR	S	P	ERA	WHIP	PITCHER		IP	WLS	BF	H	R	ER	SO	BB	IBB	HBP	BLK	WP	HR	S	P	ERA	WHIP
Luis Tiant, R ERA: 5.18 (1, 1)	0.2		7	5	0	0	3	0	0	0	0	0	0	33	35	0.00	0.714																			
Jim Willoughby, R ERA: 2.7 (1, 1)	7.0	W	27	5	0	0	3	0	0	0	0	0	0	33	35	0.00	0.714																			
Bill Campbell, R ERA: 4.82 (8, 1)	1.1	S	4	0	0	0	1	0	0	0	0	0	0	6	6	0.00	0.000																			

Boston Red Sox @ Seattle Mariners
The Kingdom, Seattle, WA
Fri May 13 1977, 10:05 PM EDT
Att: 20,523 - Dome - 72 F


AB	37
R	5
H	9
RBI	5
BB	1
SO	4
LOB	10



Batter	1	2	3	4	5	6	7	8	9	AB	R	H	RBI	BB	SO	LOB	TOP								
Rick Burleson, R OBP: 0.389, SLG: 0.453 (1, 6)										5	0	1	0	0	1	5									
Fred Lynn, L OBP: 0.444, SLG: 1.250 (1, 8)										5	1	1	1	0	1	2									
Jim Rice, R OBP: 0.364, SLG: 0.442 (1, 10)										4	2	2	2	1	0	1									
Carl Yastrzemski, L OBP: 0.380, SLG: 0.413 (1, 7)										4	0	0	0	1	0	2									
George Scott, R OBP: 0.323, SLG: 0.479 (1, 3)										5	0	1	1	0	0	1									
Carlton Fisk, R OBP: 0.438, SLG: 0.567 (1, 2)										4	2	2	1	0	1	0									
Dwight Evans, R OBP: 0.365, SLG: 0.510 (1, 9)									4	2	3	0	0	1	1		AB 38								
Butch Hobson, R OBP: 0.264, SLG: 0.394 (1, 5)										3	0	2	1	0	0	1	R 8								
Denny Doyle, L OBP: 0.303, SLG: 0.372 (1, 4)										4	1	2	2	0	0	3	H 14								
Inning Stats	R: 2 E: 0 K: 0 S: 5	H: 2 LOB: 0 BB: 0 P: 5	R: 0 E: 0 K: 1 S: 7	H: 2 LOB: 2 BB: 0 P: 7	R: 0 E: 0 K: 0 S: 3	H: 0 LOB: 1 BB: 1 P: 7	R: 3 E: 0 K: 0 S: 7	H: 4 LOB: 1 BB: 0 P: 7	R: 0 E: 0 K: 1 S: 5	H: 0 LOB: 0 BB: 0 P: 5	R: 1 E: 0 K: 0 S: 5	H: 2 LOB: 1 BB: 0 P: 5	R: 0 E: 0 K: 0 S: 3	H: 1 LOB: 0 BB: 0 P: 3	R: 1 E: 0 K: 1 S: 7	H: 2 LOB: 1 BB: 0 P: 7	R: 1 E: 0 K: 1 S: 5	H: 1 LOB: 1 BB: 1 P: 9	1B: 7 2B: 4 3B: 1 HR: 2	SF: 0 SAC: 1 DP: 1 HBP: 0	WP: 1 PB: 0 SB: 1 CS: 0	PA: 41			
PITCHER	IP	WLS	BF	H	R	ER	SO	BB	IBB	HBP	BLK	WP	HR	S	P	ERA	WHIP								
Stan Thomas, R ERA: 4.97 (1, 1)	3.2	L	20	8	5	5	1	1	0	0	0	1	2	21	25	12.27	2.455								
Dave Pagan, R ERA: 5.52 (4, 1)	3.2		15	5	2	2	2	0	0	0	0	0	0	19	19	4.91	1.364								
Bill Laxton, L ERA: 4.38 (8, 1)	1.2		6	1	1	1	1	1	0	0	0	0	0	7	11	5.40	1.200								

Boston Red Sox @ Seattle Mariners
The Kingdom, Seattle, WA
Sat May 14 1977, 10:05 PM EDT
Att: 52,485 - Dome - 72 F


AB 38
R 8
H 14
RBI 8
BB 2
SO 4
LOB 16





Batter	1	2	3	4	5	6	7	8	9	AB	R	H	RBI	BB	SO	LOB	BOTTOM								
Dave Collins, S OBP: 0.239, SLG: 0.150 (1, 10)										5	0	1	0	0	0	2									
Craig Reynolds, L OBP: 0.294, SLG: 0.347 (1, 6)										5	0	1	0	0	1	3									
Steve Braun, L OBP: 0.414, SLG: 0.336 (1, 7)									3	0	0	0	0	0	1										
Leroy Stanton, R OBP: 0.254, SLG: 0.441 (7, 9)									2	0	1	0	0	1	0										
Dan Meyer, L OBP: 0.299, SLG: 0.437 (1, 3)									5	1	1	1	0	0	3										
Bill Stein, R OBP: 0.320, SLG: 0.438 (1, 5)									4	0	0	0	0	1	0										
Ruppert Jones, L OBP: 0.305, SLG: 0.438 (1, 8)									4	2	4	1	0	0	0										
Bob Stinson, S OBP: 0.388, SLG: 0.490 (1, 2)									4	1	2	0	0	0	1										
Tommy Smith, L OBP: 0.350, SLG: 0.500 (7, 7)									4	0	2	2	0	1	2										
Larry Milbourne, S OBP: 0.243, SLG: 0.259 (1, 4)										4	0	1	0	0	0	2									
Inning Stats	R: 0 E: 0 K: 0 S: 3	H: 0 LOB: 0 BB: 0 P: 3	R: 2 E: 0 K: 0 S: 6	H: 3 LOB: 1 BB: 0 P: 6	R: 0 E: 1 K: 0 S: 4	H: 0 LOB: 1 BB: 0 P: 4	R: 0 E: 0 K: 0 S: 3	H: 1 LOB: 0 BB: 0 P: 3	R: 0 E: 0 K: 0 S: 4	H: 2 LOB: 2 BB: 0 P: 4	R: 0 E: 0 K: 0 S: 3	H: 0 LOB: 0 BB: 0 P: 3	R: 1 E: 1 K: 0 S: 6	H: 2 LOB: 2 BB: 0 P: 6	R: 1 E: 0 K: 3 S: 12	H: 3 LOB: 2 BB: 0 P: 12	R: 0 E: 0 K: 1 S: 7	H: 2 LOB: 2 BB: 0 P: 7	1B: 9 2B: 1 3B: 1 HR: 2	SF: 0 SAC: 0 DP: 1 HBP: 0	WP: 0 PB: 0 SB: 0 CS: 0	PA: 40			
PITCHER	IP	WLS	BF	H	R	ER	SO	BB	IBB	HBP	BLK	WP	HR	S	P	ERA	WHIP								
Bob Stanley, R ERA: 3.69 (1, 1)	7.2	W	33	10	4	4	2	0	0	0	0	0	2	37	37	4.70	1.304								
Bill Campbell, R ERA: 4.5 (8, 1)	1.1	S	7	3	0	0	2	0	0	0	0	0	0	11	11	0.00	2.250								

Boston Red Sox @ Seattle Mariners
The Kingdom, Seattle, WA
Sat May 14 1977, 10:05 PM EDT
Att: 52,485 - Dome - 72 F

AB 40
R 4
H 13
RBI 4
BB 0
SO 4
LOB 14



Batter	1	2	3	4	5	6	7	8	9	AB	R	H	RBI	BB	SO	LOB	TOP										
Rick Burleson, R OBP: 0.397, SLG: 0.450 (1, 6)	F8		4-3 1B BB	5-3		4-0 S BB		FC3-2 S 1B		3	1	1	0	2	0	2	Boston Red Sox @ Seattle Mariners The Kingdom, Seattle, WA Sun May 15 1977, 6:33 AM EDT Att: 47,353 - Dome - 72 F AB 33 R 5 H 8 RBI 5 BB 9 SO 8 LOB 17 										
Fred Lynn, L OBP: 0.286, SLG: 0.769 (1, 8)	K		4-3		F5	K		FC3-2		5	0	0	0	0	2	5											
Jim Rice, R OBP: 0.366, SLG: 0.436 (1, 7)	K				E5 BB 1B			F8		4	1	1	1	1	1	2											
George Scott, R OBP: 0.326, SLG: 0.467 (1, 3)		4-0 HR BB	K		1B BB			F8		3	1	0	0	2	1	3											
Carlton Fisk, R OBP: 0.444, SLG: 0.590 (1, 2)		1-H HR			1B BB		6-3	F9		3	1	1	2	2	0	0											
Dwight Evans, R OBP: 0.358, SLG: 0.495 (1, 9)	K				FC5-4 S 1B		F3	F9		5	0	1	1	0	1	1											
Bobby Darwin, R OBP: 0.222, SLG: 0.333 (1, 10)	L5				1B			K		4	1	1	0	0	1	3											
Butch Hobson, R OBP: 0.272, SLG: 0.387 (1, 5)					WP 1B BB		K	K		2	0	0	0	2	2	0											
Steve Dillard, R OBP: 0.405, SLG: 0.500 (1, 4)	F7				WP 1B		E S 1B	1B FC3-2 1B		4	0	3	1	0	0	1											
Inning Stats	R: 0 E: 0 K: 2 S: 7	H: 0 LOB: 0 BB: 0 P: 7	R: 2 E: 0 K: 1 S: 6	H: 1 LOB: 1 BB: 2 P: 14	R: 1 E: 0 K: 1 S: 5	H: 1 LOB: 0 BB: 1 P: 9	R: 1 E: 0 K: 0 S: 4	H: 2 LOB: 2 BB: 2 P: 12	R: 1 E: 1 K: 0 S: 4	H: 1 LOB: 2 BB: 2 P: 12	R: 0 E: 0 K: 2 S: 8	H: 1 LOB: 3 BB: 2 P: 16	R: 0 E: 0 K: 1 S: 5	H: 0 LOB: 0 BB: 0 P: 5	R: 0 E: 0 K: 1 S: 7	H: 2 LOB: 2 BB: 0 P: 7		R: 0 E: 0 K: 0 S: 3	H: 0 LOB: 0 BB: 0 P: 3	1B: 7 2B: 0 3B: 0 HR: 1	SF: 0 SAC: 0 DP: 1 HBP: 0	WP: 1 PB: 0 SB: 4 CS: 0	PA: 42				
PITCHER	IP	WLS	BF	H	R	ER	SO	BB	IBB	HBP	BLK	WP	HR	S	P	ERA	WHIP										
Rick Jones, L ERA: 7.45 (1, 1)	3.2	L	18	4	4	4	4	5	0	0	0	0	1	21	41	9.82	2.455										
Tommy Moore, R ERA: 4.91 (4, 1)	0.2		6	1	1	0	0	2	0	0	0	1	0	4	12	0.00	4.500										
Diego Segui, R ERA: 6.68 (5, 1)	4.2		18	3	0	0	4	2	0	0	0	0	0	24	32	0.00	1.071										

Batter	1	2	3	4	5	6	7	8	9	AB	R	H	RBI	BB	SO	LOB	BOTTOM										
Dave Collins, S OBP: 0.236, SLG: 0.141 (1, 10)	E5 G6-4-3			FC6-4 1-2f					4-3	4	0	0	0	1	1	1	Boston Red Sox @ Seattle Mariners The Kingdom, Seattle, WA Sun May 15 1977, 6:33 AM EDT Att: 47,353 - Dome - 72 F AB 34 R 4 H 7 RBI 4 BB 2 SO 7 LOB 14 										
Jose Baez, R OBP: 0.385, SLG: 0.351 (1, 4)	L9				5-3					3	0	0	0	0	0	3											
Larry Milbourne, S OBP: 0.241, SLG: 0.257 (7, PH) (8, 4)		F8					F9			1	0	0	0	0	0	0											
Steve Braun, L OBP: 0.404, SLG: 0.325 (1, 7)	G6-4-3 1-2f			F3			L4			4	0	0	0	0	1	1											
Leroy Stanton, R OBP: 0.299, SLG: 0.475 (1, 9)		4-0 HR BB								2	2	2	0	1	0	0											
Tommy Smith, L OBP: 0.350, SLG: 0.500 (8, PR) (9, 9)				FC6-4 1B		2B		FC3-6 HBP		0	0	0	0	0	0	0											
Bill Stein, R OBP: 0.318, SLG: 0.440 (1, 5)		K		FC6-4 1-2f		2B		FC3-6 4-3		4	0	1	1	0	1	3											
Dan Meyer, L OBP: 0.291, SLG: 0.423 (1, 3)		K		K		4-3		4-3		4	0	0	0	0	2	4											
Ruppert Jones, L OBP: 0.303, SLG: 0.455 (1, 8)				4-3			K			4	1	1	2	0	2	2											
Craig Reynolds, L OBP: 0.292, SLG: 0.352 (1, 6)		1-H HR			L1		G3			4	1	1	0	0	0	0											
Skip Jutze, R OBP: 0.200, SLG: 0.400 (1, 2)							5-3			3	0	2	1	0	0	0											
Bob Stinson, S OBP: 0.384, SLG: 0.395 (8, PH)		2-H 1B			FC6-4 1B				G3	1	0	0	0	0	0	0											
Inning Stats	R: 0 E: 1 K: 0 S: 3	H: 0 LOB: 0 BB: 0 P: 3	R: 3 E: 0 K: 2 S: 10	H: 3 LOB: 2 BB: 2 P: 18	R: 0 E: 0 K: 1 S: 6	H: 1 LOB: 1 BB: 0 P: 6	R: 0 E: 0 K: 0 S: 4	H: 1 LOB: 1 BB: 0 P: 4	R: 1 E: 0 K: 1 S: 7	H: 2 LOB: 1 BB: 0 P: 7	R: 0 E: 0 K: 1 S: 5	H: 0 LOB: 0 BB: 0 P: 5	R: 0 E: 0 K: 1 S: 5	H: 0 LOB: 0 BB: 0 P: 5	R: 0 E: 0 K: 1 S: 5	H: 0 LOB: 2 BB: 0 P: 6	R: 0 E: 0 K: 0 S: 3	H: 0 LOB: 0 BB: 0 P: 3	1B: 3 2B: 3 3B: 0 HR: 1	SF: 0 SAC: 0 DP: 1 HBP: 1	WP: 0 PB: 0 SB: 0 CS: 0	PA: 37					
PITCHER	IP	WLS	BF	H	R	ER	SO	BB	IBB	HBP	BLK	WP	HR	S	P	ERA	WHIP										
Bill Lee, L ERA: 5.4 (1, 1)	6.0	W	27	7	4	4	5	2	0	0	0	0	0	35	43	6.00	1.500										
Bill Campbell, R ERA: 3.91 (7, 1)	3.0	S	10	0	0	0	2	0	0	1	0	0	0	13	14	0.00	0.000										

Batter	1	2	3	4	5	6	7	8	9	AB	R	H	RBI	BB	SO	LOB	TOP					
Rick Burleson, R OBP: 0.383, SLG: 0.446 (1, 6)	5-3			G5-3 1B	5-3		F4			4	0	1	0	0	0	3						
Fred Lynn, L OBP: 0.273, SLG: 0.571 (1, 8)	1-3			G5-3 2B		G3		F7		4	1	1	0	0	0	0						
Jim Rice, R OBP: 0.357, SLG: 0.452 (1, 7)	5-3			G5-3 1-2 2-3f		6-3		4-3 2B		4	0	1	0	0	0	2						
Carl Yastrzemski, L OBP: 0.377, SLG: 0.425 (1, 10)		3-1						4-3		4	0	2	1	0	0	1						
George Scott, R OBP: 0.326, SLG: 0.512 (1, 3)	K			2H 2B		F7		K		4	0	0	0	0	2	3						
Carlton Fisk, R OBP: 0.429, SLG: 0.560 (1, 2)	K					F5		F8		4	1	1	0	0	1	0						
Dwight Evans, R OBP: 0.380, SLG: 0.539 (1, 9)				CS 1B				BB FC6-4 1-2 1B		3	0	3	0	1	0	0						
Butch Hobson, R OBP: 0.276, SLG: 0.391 (1, 5)				K		K		FC6-4 FC4-6 1-2 2-3 1B		4	0	0	0	0	2	5						
Denny Doyle, L OBP: 0.308, SLG: 0.360 (1, 4)				F7				FC4-6 1-2 3H 1B		2	0	0	1	1	0	1						
Inning Stats	R: 0 E: 0 K: 0 S: 3	H: 0 LOB: 0 BB: 0 P: 3	R: 0 E: 0 K: 2 S: 7	H: 0 LOB: 0 BB: 0 P: 7	R: 0 E: 0 K: 1 S: 5	H: 1 LOB: 0 BB: 0 P: 5	R: 1 E: 0 K: 0 S: 5	H: 3 LOB: 1 BB: 0 P: 5	R: 0 E: 0 K: 1 S: 6	H: 1 LOB: 2 BB: 1 P: 10	R: 0 E: 0 K: 0 S: 4	H: 1 LOB: 1 BB: 0 P: 4	R: 1 E: 0 K: 0 S: 4	H: 1 LOB: 1 BB: 1 P: 8	R: 0 E: 0 K: 1 S: 6	H: 1 LOB: 1 BB: 0 P: 6	R: 0 E: 0 K: 0 S: 3	H: 1 LOB: 0 BB: 0 P: 3	1B: 6 2B: 4 3B: 0 HR: 0	SF: 0 SAC: 0 DP: 3 HBP: 0	WP: 0 PB: 0 SB: 0 CS: 1	PA: 35
PITCHER	IP	WLS	BF	H	R	ER	SO	BB	IBB	HBP	BLK	WP	HR	S	P	ERA	WHIP					
Wayne Simpson, R ERA: 5.5 (1, 1)	6.0	W	25	7	2	2	4	2	0	0	0	0	0	31	39	3.00	1.500					
Paul Hartzell, R ERA: 3.06 (7, 1)	3.0	S	10	2	0	0	1	0	0	0	0	0	0	12	12	0.00	0.667					

Boston Red Sox @ California Angels
Anaheim Stadium, Anaheim, CA
Tue May 17 1977, 10:05 PM EDT
Att: 13,883 - Unknown - 54 F

AB 33
R 2
H 9
RBI 2
BB 2
SO 5
LOB 15



Batter	1	2	3	4	5	6	7	8	9	AB	R	H	RBI	BB	SO	LOB	BOTTOM					
Gil Flores, R OBP: 0.378, SLG: 0.568 (1, 8)	F9		K	K		F8				4	0	0	0	0	2	5						
Jerry Remy, L OBP: 0.365, SLG: 0.378 (1, 4)	1-3		SF8					S 1B		3	1	2	2	0	0	0						
Tony Solaita, L OBP: 0.324, SLG: 0.390 (1, 3)	3-1		3H 4-0 1-2 2-3 BB		4-3 HR		F7			3	0	0	0	1	0	1						
Bobby Bonds, R OBP: 0.337, SLG: 0.479 (1, 9)		P9		1-2 2H 3H 1B		6-3		F8		4	0	1	2	0	0	1						
Dave Chalk, R OBP: 0.391, SLG: 0.387 (1, 5)		F8		6-3				6-3		4	0	1	0	0	0	3						
Don Baylor, R OBP: 0.308, SLG: 0.426 Rusty Torres, S (9, 8)	K			5-3		K		K		4	0	0	0	0	3	1						
Willie Aikens, L OBP: 0.500, SLG: 0.333 (1, 10)			1B SF8 BB		S 2B 1B		F7		1-3	3	2	1	0	1	0	0						
Bobby Grich, R OBP: 0.363, SLG: 0.414 (1, 6)			BB 1B 1B		1H 1B 2B		5-3		F7	4	2	2	1	0	0	0						
Terry Humphrey, R OBP: 0.352, SLG: 0.303 (1, 2)			1-2 2-3 1B		2H CS 1B				1B	3	1	3	1	0	0	0						
Inning Stats	R: 0 E: 0 K: 0 S: 3	H: 0 LOB: 0 BB: 0 P: 3	R: 0 E: 0 K: 1 S: 5	H: 0 LOB: 0 BB: 0 P: 5	R: 3 E: 0 K: 1 S: 8	H: 3 LOB: 2 BB: 2 P: 16	R: 2 E: 0 K: 1 S: 7	H: 3 LOB: 0 BB: 0 P: 7	R: 1 E: 0 K: 1 S: 7	H: 2 LOB: 1 BB: 0 P: 7	R: 0 E: 0 K: 0 S: 4	H: 1 LOB: 1 BB: 0 P: 4	R: 0 E: 0 K: 0 S: 4	H: 1 LOB: 1 BB: 0 P: 4	R: 0 E: 0 K: 1 S: 5	H: 0 LOB: 0 BB: 0 P: 5	1B: 8 2B: 1 3B: 0 HR: 1	SF: 1 SAC: 0 DP: 0 HBP: 0	WP: 0 PB: 0 SB: 2 CS: 1	PA: 35		
PITCHER	IP	WLS	BF	H	R	ER	SO	BB	IBB	HBP	BLK	WP	HR	S	P	ERA	WHIP					
Fergie Jenkins, R ERA: 3.64 (1, 1)	5.0	L	24	8	6	6	4	2	0	0	0	0	0	13	38	10.80	2.000					
Tom Murphy, R ERA: 3.57 (6, 1)	3.0		11	2	0	0	1	0	0	0	0	0	0	13	13	0.00	0.667					

Boston Red Sox @ California Angels
Anaheim Stadium, Anaheim, CA
Tue May 17 1977, 10:05 PM EDT
Att: 13,883 - Unknown - 54 F

AB 32
R 6
H 10
RBI 6
BB 2
SO 5
LOB 11



Batter	1	2	3	4	5	6	7	8	9	AB	R	H	RBI	BB	SO	LOB	TOP					
Robin Yount, R OBP: 0.319, SLG: 0.366 (1, 6)	G3	E5				SH1-4		SH3-4		3	0	1	0	0	0	0	Milwaukee Brewers @ Boston Red Sox Fenway Park, Boston, MA Sat May 21 1977, 3:33 AM EDT Att: 25,405 - Unknown - 66 F					
Don Money, R OBP: 0.354, SLG: 0.443 (1, 4)	5-3	F8		K		2B		2B WP		4	2	1	1	1	1	3						
Sixto Lezcano, R OBP: 0.333, SLG: 0.444 (1, 9)	5-3		2B	P8		K		K		5	1	1	0	0	2	5						
Sal Bando, R OBP: 0.348, SLG: 0.429 (1, 5)		2B	6-3		1B			2B		4	1	3	3	1	0	1						
Cecil Cooper, L OBP: 0.329, SLG: 0.486 (1, 10)	K			F8	4-3			F9		5	0	1	1	0	1	4						
Ken McMullen, R OBP: 0.295, SLG: 0.405 (1, 3)	2B	5-3		K					F8	5	1	1	0	0	2	2						
Steve Brye, R OBP: 0.333, SLG: 0.472 (1, 7)	P7		P8		1B				F8	5	0	1	0	0	1	3						
Von Joshua, L OBP: 0.270, SLG: 0.302 (1, 8)	2B	E	4-3	F8				K		4	1	0	0	1	1	2						
Charlie Moore, R OBP: 0.342, SLG: 0.419 (1, 2)	E			1B		SH1-4		WP	SH3-4	3	3	3	2	1	0	0						
Inning Stats	R: 0 E: 0 K: 0 S: 3	H: 0 LOB: 0 BB: 0 P: 3	R: 4 E: 1 K: 1 S: 8	H: 2 LOB: 1 BB: 2 P: 16	R: 1 E: 0 K: 0 S: 5	H: 2 LOB: 1 BB: 0 P: 5	R: 0 E: 0 K: 1 S: 6	H: 1 LOB: 2 BB: 1 P: 10	R: 0 E: 0 K: 1 S: 7	H: 2 LOB: 2 BB: 0 P: 7	R: 2 E: 0 K: 2 S: 8	H: 3 LOB: 1 BB: 0 P: 8	R: 0 E: 0 K: 2 S: 7	H: 0 LOB: 0 BB: 0 P: 7	R: 2 E: 0 K: 1 S: 7	H: 2 LOB: 1 BB: 1 P: 11	R: 0 E: 0 K: 1 S: 5	H: 0 LOB: 0 BB: 0 P: 5	1B: 5 2B: 7 3B: 0 HR: 0	SF: 0 SAC: 1 DP: 0 HBP: 0	WP: 1 PB: 0 CS: 0	PA: 44
PITCHER	IP	WLS	BF	H	R	ER	SO	BB	IBB	HBP	BLK	WP	HR	S	P	ERA	WHIP					
Bob Stanley, R ERA: 4.26 (1, 1)	5.1		29	9	7	5	3	2	1	0	0	0	0	32	44	8.44	2.062					
Bill Campbell, R ERA: 4.13 (6, 1)	2.1		11	3	2	2	4	1	0	0	0	1	0	18	22	7.71	1.714					
Tom House, L ERA: 24.0 (8, 1)	1.1	W	4	0	0	0	1	0	0	0	0	0	0	6	6	0.00	0.000					

Batter	1	2	3	4	5	6	7	8	9	AB	R	H	RBI	BB	SO	LOB	BOTTOM					
Rick Burleson, R OBP: 0.377, SLG: 0.432 (1, 6)	K	1B		K		G5-4-3		4-3		4	0	0	1	1	2	1	Milwaukee Brewers @ Boston Red Sox Fenway Park, Boston, MA Sat May 21 1977, 3:33 AM EDT Att: 25,405 - Unknown - 66 F					
Fred Lynn, L OBP: 0.313, SLG: 0.500 (1, 8)	S	SF9		HBP	1B	1-3			L4	3	0	1	1	1	0	0						
Jim Rice, R OBP: 0.366, SLG: 0.519 (1, 10)	F7	SF9		1B	HBP				HR	3	1	1	2	0	1	1						
Carl Yastrzemski, L OBP: 0.387, SLG: 0.454 (1, 7)				F8					E8	4	2	3	1	1	0	2						
George Scott, R OBP: 0.333, SLG: 0.529 (1, 3)	P9	5-3			F8				2B	4	1	1	1	1	0	4						
Carlton Fisk, R OBP: 0.430, SLG: 0.548 (1, 2)		PB	L6	2B	1B				1B	2	2	0	0	3	1	1						
Dwight Evans, R OBP: 0.384, SLG: 0.540 (1, 9)		BB	6-3	1B	CS	2B			1B	5	2	3	1	0	0	1						
Butch Hobson, R OBP: 0.280, SLG: 0.407 (1, 5)		BB	5-3		CS	1B			FC5-4	4	1	1	0	1	0	1						
Denny Doyle, L OBP: 0.318, SLG: 0.356 (1, 4)		SF9		K	CS				K	1	0	0	1	2	1	0						
Bernie Carbo, L OBP: 0.375, SLG: 0.417 (8, PH)		SF9								1	0	0	0	0	1	0						
Doug Griffin, R (9, 4)		SF9								0	0	0	0	0	0	0						
Inning Stats	R: 0 E: 0 K: 1 S: 5	H: 0 LOB: 2 BB: 2 P: 13	R: 4 E: 0 K: 0 S: 5	H: 2 LOB: 4 BB: 4 P: 21	R: 0 E: 0 K: 0 S: 3	H: 0 LOB: 0 BB: 0 P: 3	R: 0 E: 0 K: 2 S: 8	H: 1 LOB: 2 BB: 0 P: 9	R: 1 E: 0 K: 0 S: 3	H: 2 LOB: 0 BB: 1 P: 7	R: 0 E: 0 K: 0 S: 2	H: 0 LOB: 0 BB: 1 P: 6	R: 1 E: 0 K: 2 S: 8	H: 1 LOB: 1 BB: 1 P: 12	R: 0 E: 0 K: 1 S: 5	H: 0 LOB: 0 BB: 0 P: 5	R: 4 E: 2 K: 0 S: 6	H: 4 LOB: 2 BB: 1 P: 10	1B: 6 2B: 2 3B: 0 HR: 2	SF: 2 SAC: 0 DP: 1 HBP: 1	WP: 0 PB: 1 CS: 2	PA: 45
PITCHER	IP	WLS	BF	H	R	ER	SO	BB	IBB	HBP	BLK	WP	HR	S	P	ERA	WHIP					
Moose Haas, R ERA: 3.41 (1, 1)	1.0		6	4	4	4	1	6	0	0	0	0	0	6	30	36.00	7.000					
Sam Hinds, R ERA: 3.35 (2, 1)	5.1		21	5	2	2	3	2	0	1	0	0	1	24	33	3.38	1.312					
Bill Castro, R ERA: 5.4 (7, 1)	2.1	L	13	4	4	3	2	2	0	0	0	0	1	15	23	11.57	2.571					

Batter	1	2	3	4	5	6	7	8	9	AB	R	H	RBI	BB	SO	LOB	TOP								
Robin Yount, R OBP: 0.321, SLG: 0.363 (1, 6)	4-0 BB		0-3 K		0-0 HR 1B	0-0 E6		0-0 1-3		4	1	1	1	1	1	0	Milwaukee Brewers @ Boston Red Sox Fenway Park, Boston, MA Sun May 22 1977, 3:33 AM EDT Unknown - 88 F								
Don Money, R OBP: 0.362, SLG: 0.486 (1, 4)	0-0 F6			0-0 HR	0-0 HR	0-0 F8		4-0 BB 1B		4	3	2	4	1	0	2									
Sixto Lezcano, R OBP: 0.335, SLG: 0.459 (1, 9)	0-0 F4			0-3 K	0-0 F7		0-0 HR	4-0 BB 1B		4	1	1	1	1	1	1									
Sal Bando, R OBP: 0.349, SLG: 0.428 (1, 5)	0-0 F8			0-0 1B	0-0 F5		0-3 K	0-0 BB 1B		5	0	2	1	0	1	1									
Cecil Cooper, L OBP: 0.319, SLG: 0.470 (1, 10)		0-0 F5		0-3 K	0-0 E3 Cl		0-0 F9	0-3 K		5	0	0	0	0	2	3									
Mike Hegan, L OBP: 0.362, SLG: 0.289 (1, 3)		0-3 K		0-0 F8	0-1 Cl		0-0 HR	0-3 K		4	1	1	1	0	2	3									
Von Joshua, L OBP: 0.274, SLG: 0.326 (1, 8)		0-0 6-3					0-0 HR		0-0 4-3	5	2	2	1	0	0	2									
Steve Brye, R OBP: 0.355, SLG: 0.474 (1, 7)			1-0 G5-4-3 HBP		0-0 2B 1B	0-0 F9	0-0 1B	0-3 K		4	1	2	0	0	1	0									
Charlie Moore, R OBP: 0.336, SLG: 0.418 (1, 2)			0-0 G5-4-3		0-0 1B HR 2B	0-3 K	0-0 L6	0-0 6-3		5	1	1	1	0	1	2									
Inning Stats	R: 0 E: 0 K: 0 S: 3	H: 0 LOB: 1 BB: 1 P: 7	R: 0 E: 0 K: 1 S: 5	H: 0 LOB: 0 BB: 0 P: 5	R: 0 E: 0 K: 1 S: 4	H: 1 LOB: 1 BB: 0 P: 5	R: 1 E: 0 K: 2 S: 9	H: 2 LOB: 1 BB: 0 P: 9	R: 5 E: 2 K: 0 S: 10	H: 5 LOB: 2 BB: 0 P: 10	R: 0 E: 1 K: 1 S: 6	H: 0 LOB: 1 BB: 0 P: 6	R: 3 E: 0 K: 1 S: 9	H: 4 LOB: 1 BB: 0 P: 9	R: 1 E: 0 K: 2 S: 8	H: 1 LOB: 2 BB: 2 P: 16	R: 0 E: 0 K: 1 S: 5	H: 0 LOB: 0 BB: 0 P: 5	1B: 6 2B: 1 3B: 0 HR: 5	SF: 0 SAC: 0 DP: 1 HBP: 1	WP: 0 PB: 0 SB: 0 CS: 0	PA: 45			
PITCHER	IP	WLS	BF	H	R	ER	SO	BB	IBB	HBP	BLK	WP	HR	S	P	ERA	WHIP								
Reggie Cleveland, R ERA: 3.81 (1, 1)	4.0		20	7	6	6	4	1	0	1	0	0	2	26	31	13.50	2.000								
Rick Wise, R ERA: 12.51 (5, 1)	3.0		16	4	3	3	2	0	0	0	0	0	3	20	20	9.00	1.333								
Bill Campbell, R ERA: 4.15 (8, 1)	2.0	W	9	1	1	1	3	2	0	0	0	0	0	13	21	4.50	1.500								


Batter	1	2	3	4	5	6	7	8	9	AB	R	H	RBI	BB	SO	LOB	BOTTOM									
Rick Burleson, R OBP: 0.385, SLG: 0.438 (1, 6)	0-0 P7				0-0 6-3			0-0 WP HR 1B		5	2	3	0	0	0	0	Milwaukee Brewers @ Boston Red Sox Fenway Park, Boston, MA Sun May 22 1977, 3:33 AM EDT Unknown - 88 F									
Fred Lynn, L OBP: 0.324, SLG: 0.667 (1, 8)	0-0 HR	0-0 F9			0-0 F8		0-0 HR	0-0 F5		5	2	2	4	0	0	4										
Jim Rice, R OBP: 0.373, SLG: 0.529 (1, 10)	0-0 5-3		0-0 5-3		0-0 3B		4-0 BB	4-0 HR IBB		3	1	1	0	2	0	0										
Carl Yastrzemski, L OBP: 0.394, SLG: 0.484 (1, 7)	0-0 FC5-4 1B		0-0 HR		0-0 L4		0-0 G6-4-3 1B	0-0 P8		5	1	3	1	0	0	4										
George Scott, R OBP: 0.329, SLG: 0.539 (1, 3)	0-0 FC5-4		0-0 P9		0-0 6-3		0-0 G6-4-3	0-0 HR		5	1	1	4	0	0	3										
Carlton Fisk, R OBP: 0.436, SLG: 0.542 (1, 2)		4-0 HR BB	0-0 5-3		0-0 5-3		0-0 HR 1B		0-0 BB	3	2	1	0	2	0	0										
Dwight Evans, R OBP: 0.385, SLG: 0.558 (1, 9)		0-3 K		0-0 1B		0-0 6-3		0-0 HR K		5	1	2	2	0	2	2										
Butch Hobson, R OBP: 0.287, SLG: 0.433 (1, 5)		0-0 HR		0-3 K			0-3 K	0-0 1B SH WP 1B		4	2	2	2	0	2	0										
Denny Doyle, L OBP: 0.319, SLG: 0.350 (1, 4)		0-0 6-3		0-0 F9			4-0 HR BB	0-0 SH WP 1B HR		2	2	0	0	1	0	0										
Inning Stats	R: 1 E: 0 K: 0 S: 5	H: 2 LOB: 1 BB: 0 P: 5	R: 2 E: 0 K: 1 S: 7	H: 2 LOB: 1 BB: 1 P: 11	R: 1 E: 0 K: 0 S: 4	H: 1 LOB: 0 BB: 0 P: 4	R: 0 E: 0 K: 1 S: 5	H: 1 LOB: 0 BB: 0 P: 5	R: 0 E: 0 K: 0 S: 3	H: 0 LOB: 0 BB: 0 P: 3	R: 3 E: 0 K: 1 S: 7	H: 3 LOB: 1 BB: 2 P: 15	R: 7 E: 1 K: 1 S: 11	H: 5 LOB: 1 BB: 2 P: 19	1B: 8 2B: 0 3B: 1 HR: 6	SF: 0 SAC: 1 DP: 1 HBP: 0	WP: 1 PB: 0 SB: 1 CS: 0	PA: 43								
PITCHER	IP	WLS	BF	H	R	ER	SO	BB	IBB	HBP	BLK	WP	HR	S	P	ERA	WHIP									
Gary Beare, R ERA: 10.55 (1, 1)	6.1		30	9	7	7	3	3	0	0	0	0	0	1	1	4	9.95	1.895								
Bob McClure, L ERA: 1.45 (7, 1)	0.0		1	1	0	0	0	0	0	0	0	0	0	1	1	∞	∞									
Bill Castro, R ERA: 6.1 (7, 1)	0.2		3	2	2	2	0	0	0	0	0	0	1	3	3	27.00	3.000									
Rich Folkers, L ERA: 9.0 (8, 1)	1.0	L	9	3	5	1	1	1	1	0	0	1	1	9	17	9.00	4.000									

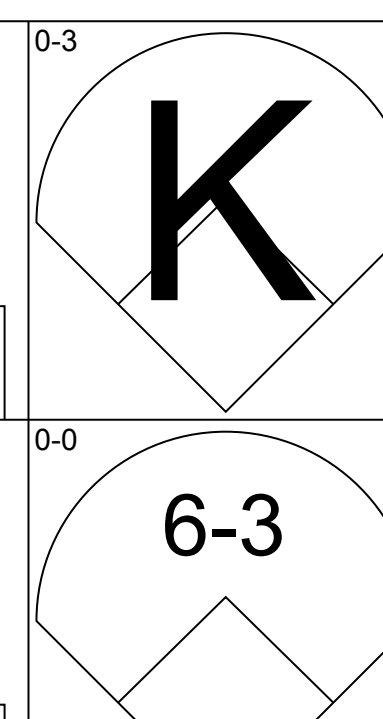
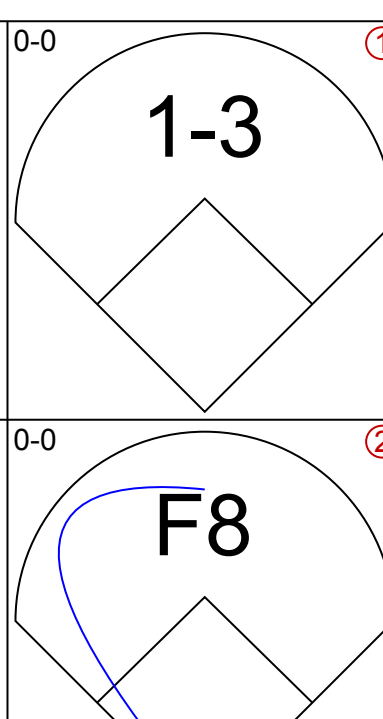
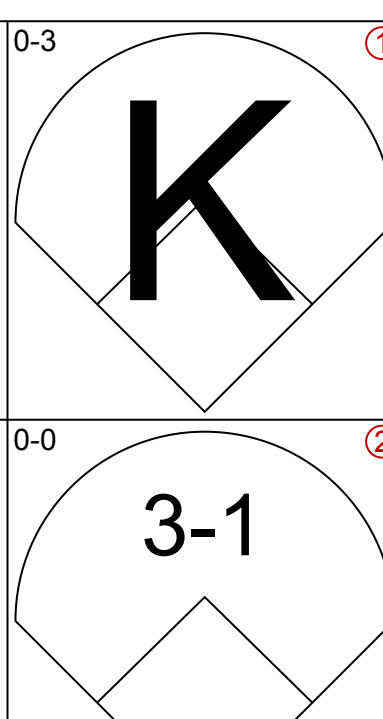
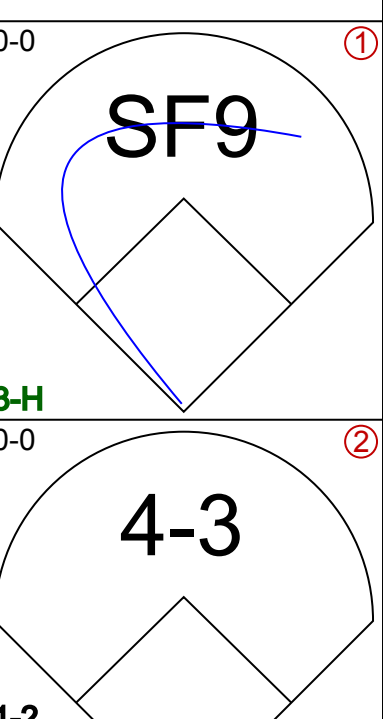
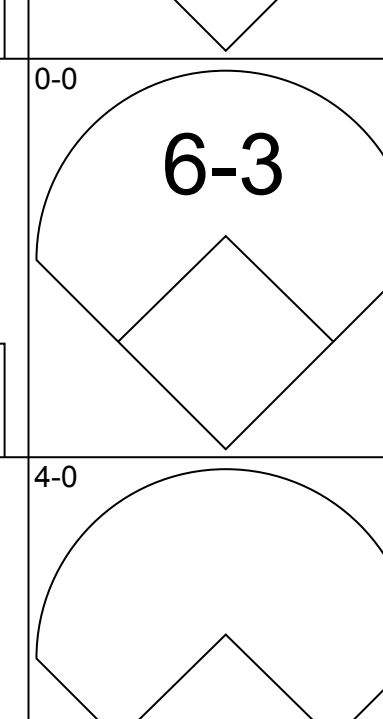
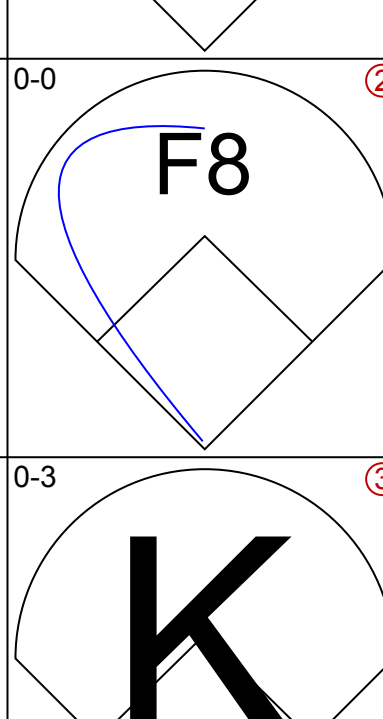
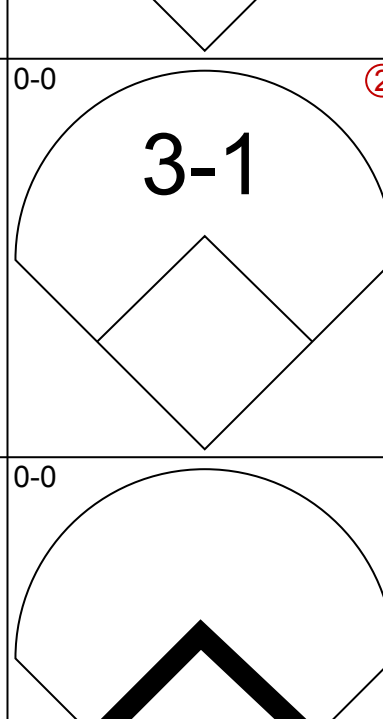
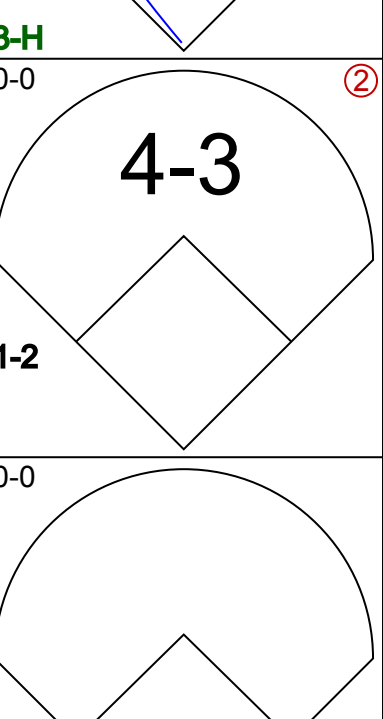
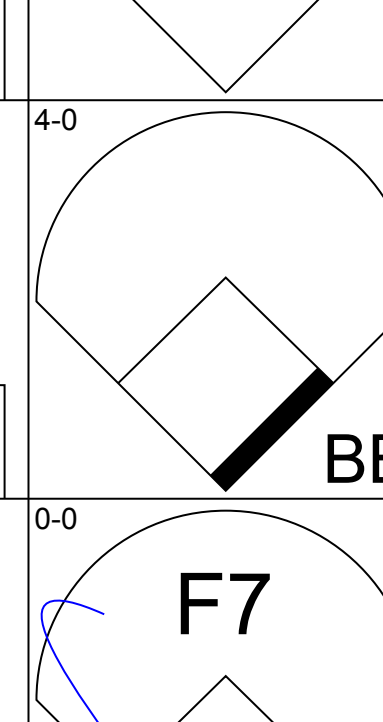
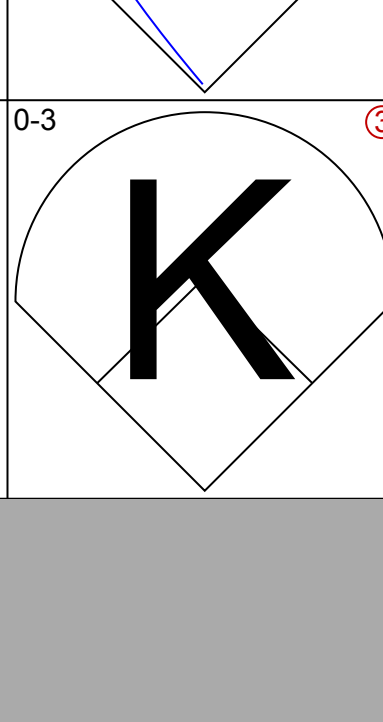
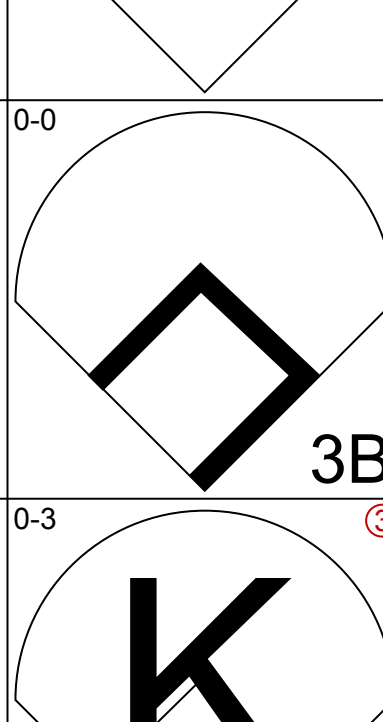
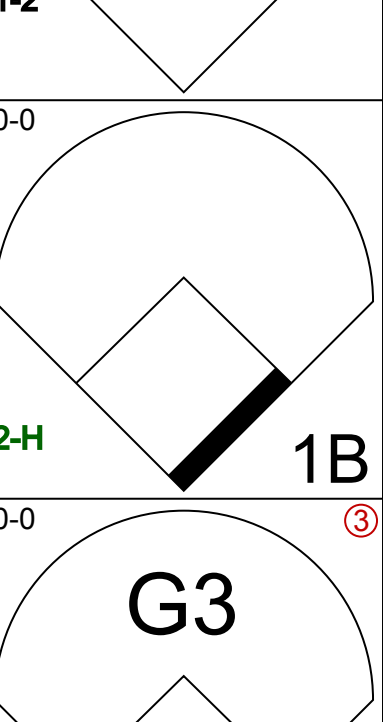
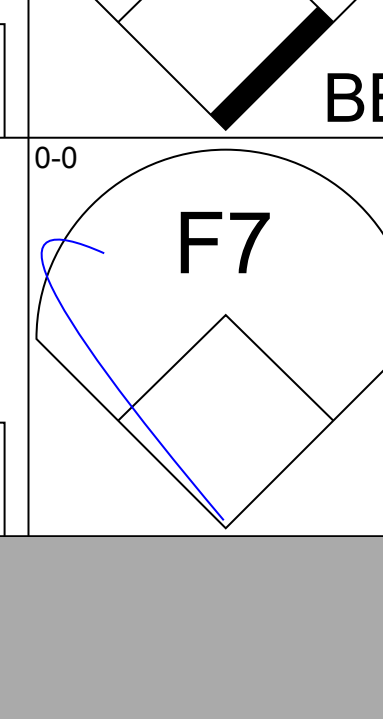
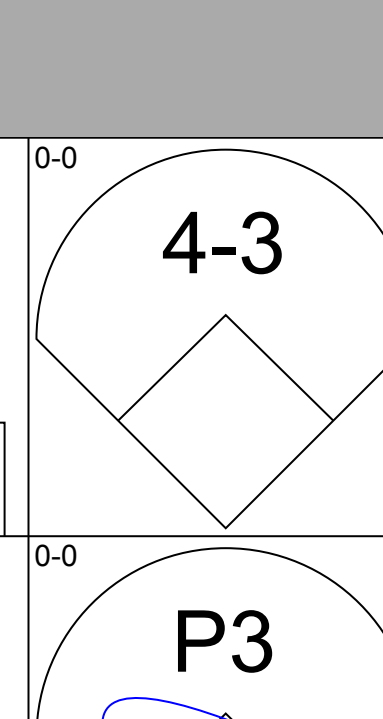

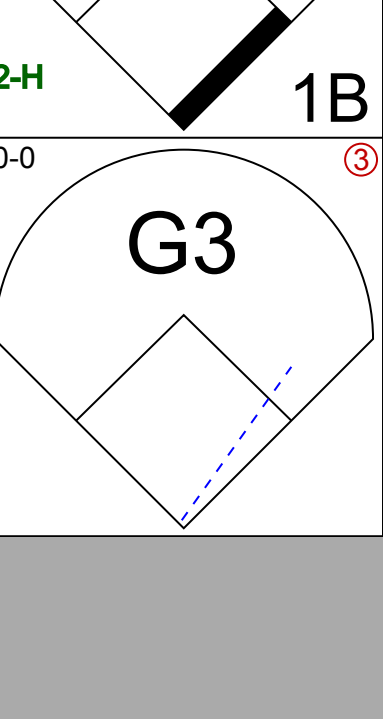
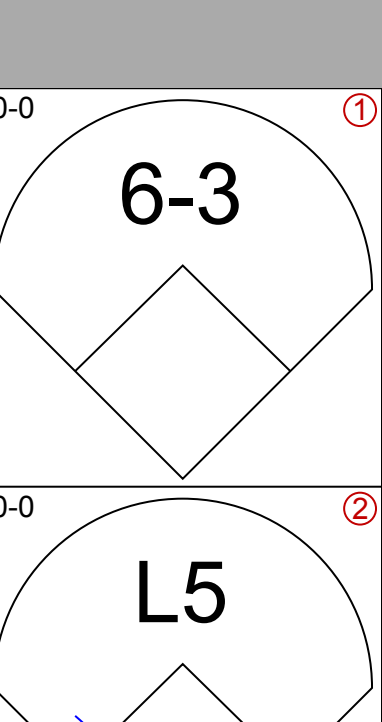
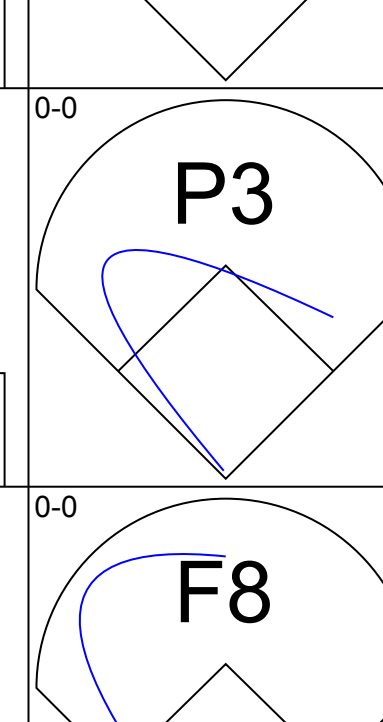
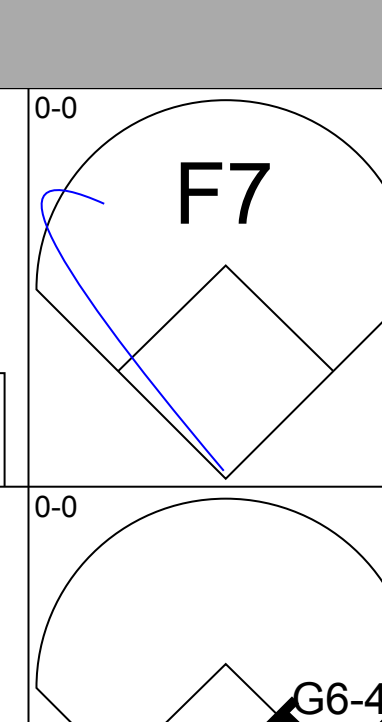
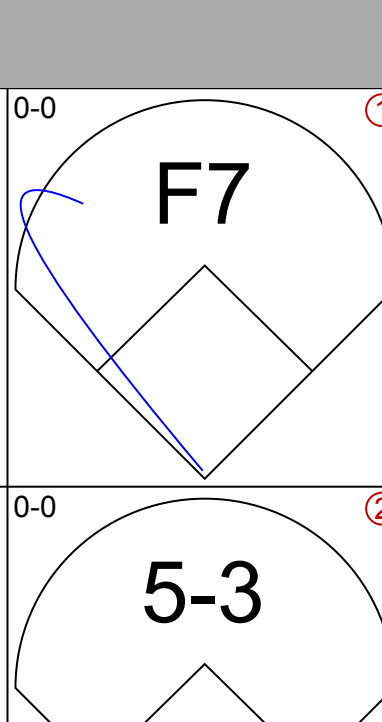
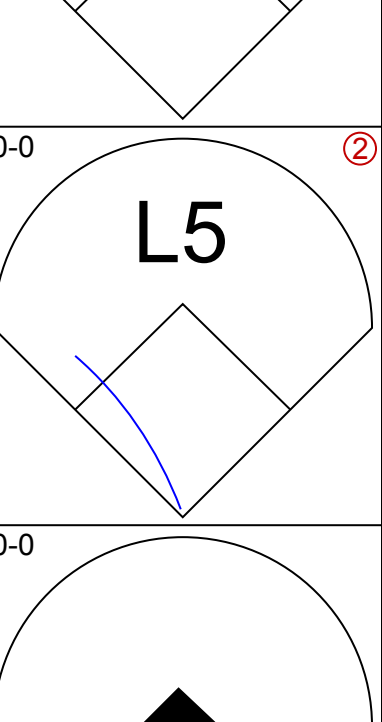
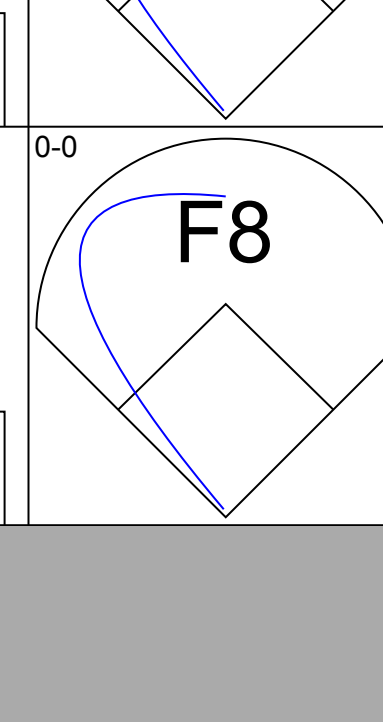
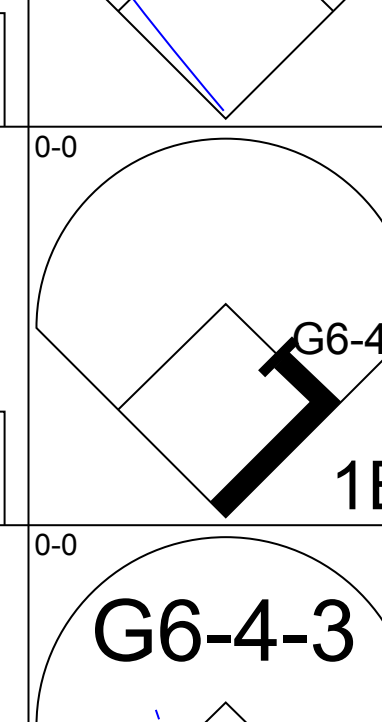
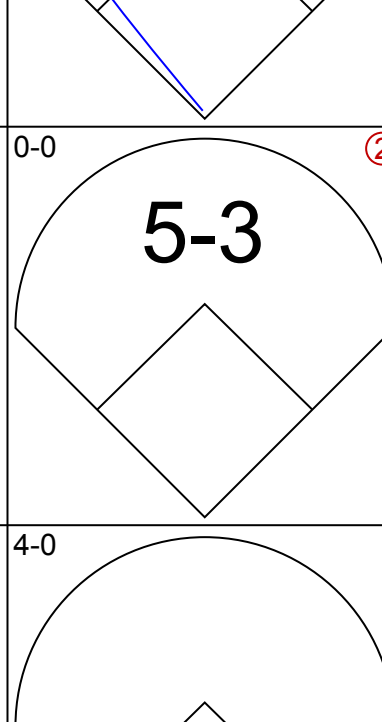
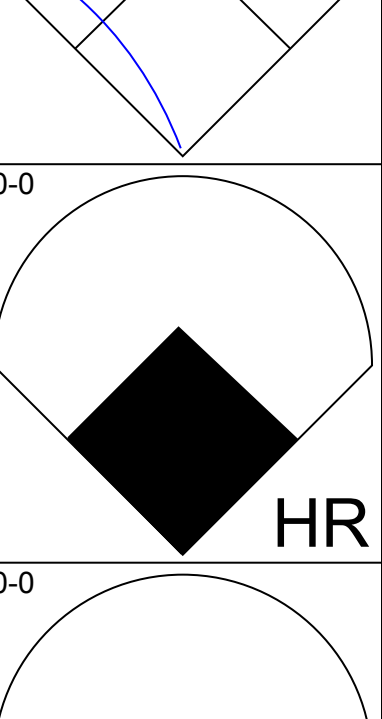
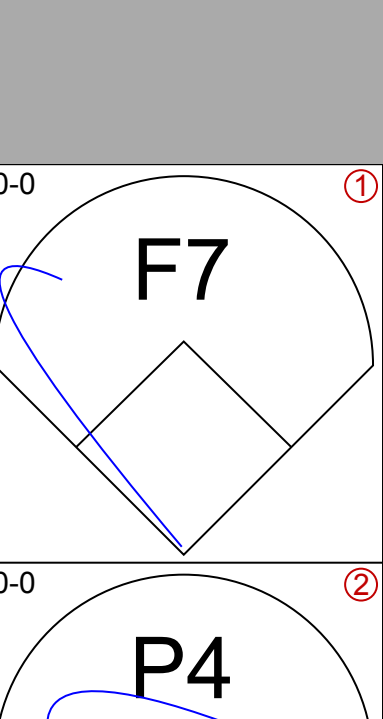
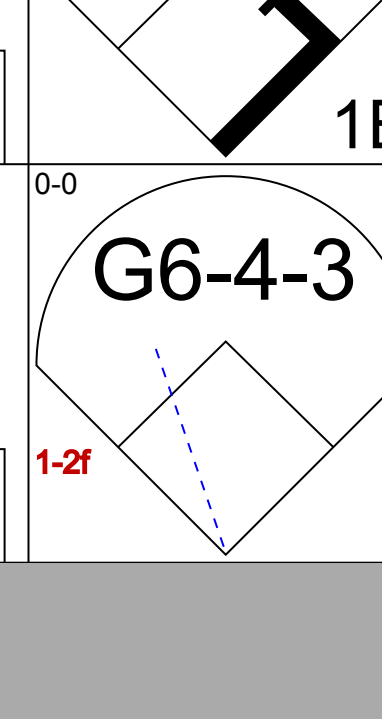
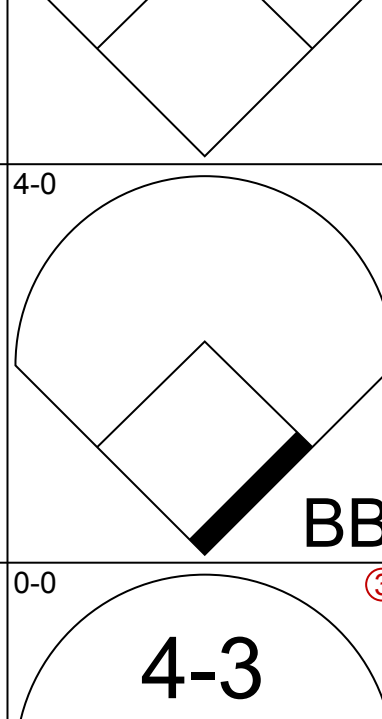
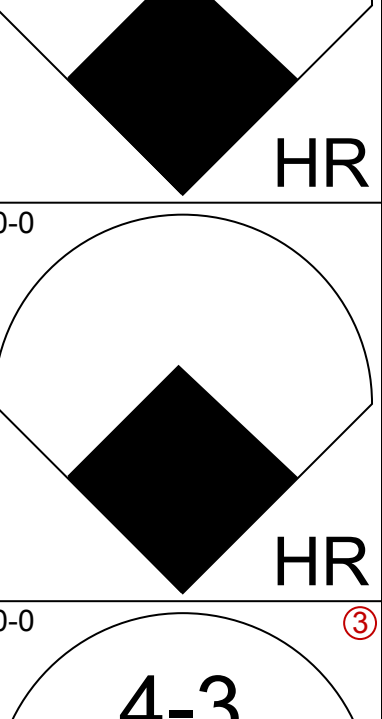
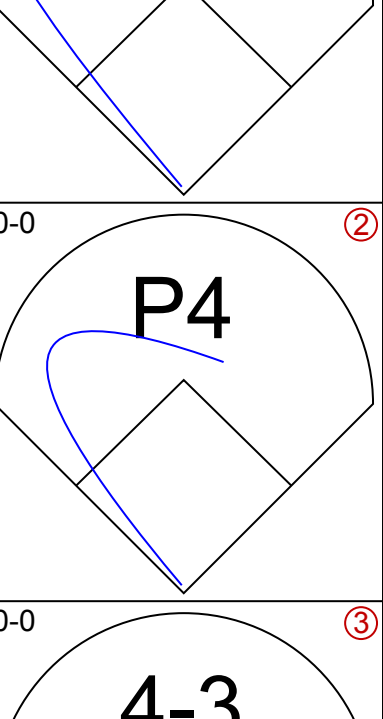
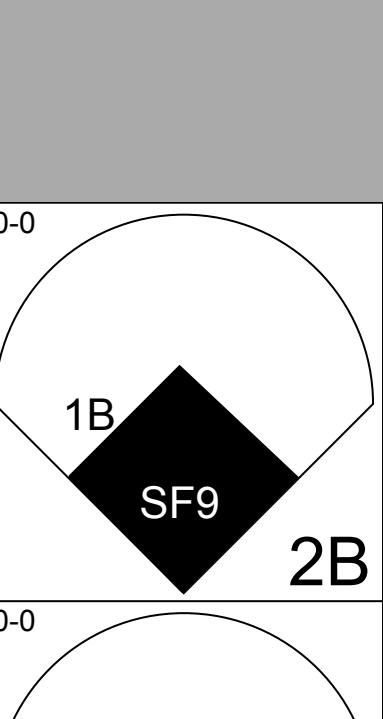
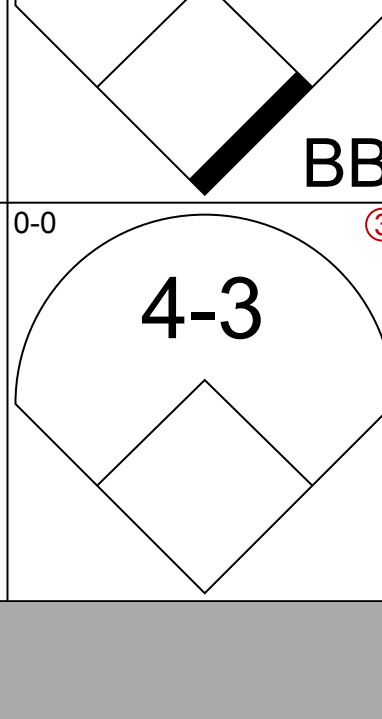
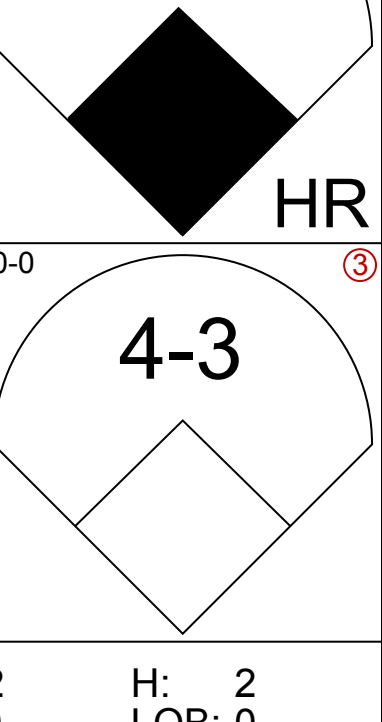
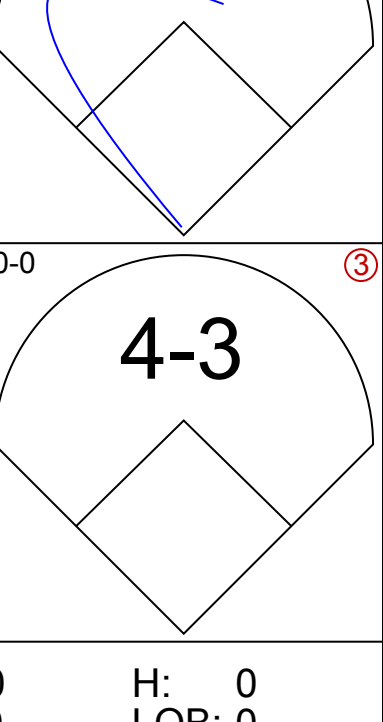
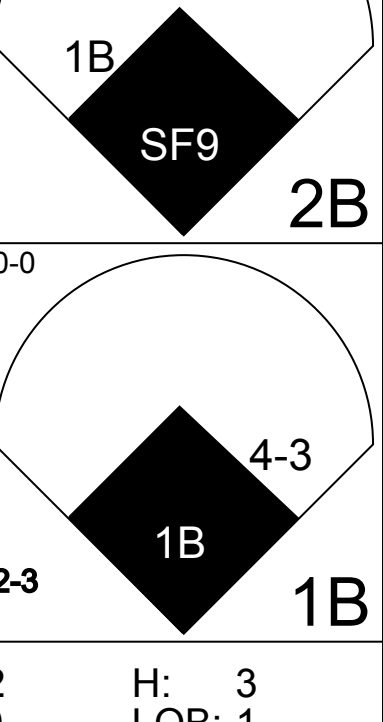
Batter	1	2	3	4	5	6	7	8	9	AB	R	H	RBI	BB	SO	LOB	TOP																					
Robin Yount, R OBP: 0.322, SLG: 0.362 (1, 6)										6	0	2	1	0	1	4	Milwaukee Brewers @ Boston Red Sox Fenway Park, Boston, MA Sun May 22 1977, 7:05 PM EDT Att: 29,653 - Unknown																					
Don Money, R OBP: 0.367, SLG: 0.493 (1, 4)										6	0	3	0	0	0	3																						
Sixto Lezcano, R OBP: 0.335, SLG: 0.458 (1, 9)										5	0	1	0	1	2	6																						
Sal Bando, R OBP: 0.337, SLG: 0.411 (1, 5)										6	0	0	0	0	0	5																						
Cecil Cooper, L OBP: 0.327, SLG: 0.471 (1, 10)										4	1	2	0	1	1	1																						
Ken McMullen, R OBP: 0.250, SLG: 0.511 (1, 3)										5	2	3	1	0	1	2																						
Von Joshua, L OBP: 0.296, SLG: 0.345 (1, 8)										4	2	4	0	1	0	0																						
Jim Wohlford, R OBP: 0.235, SLG: 0.253 (1, 7)										4	1	2	4	1	1	4																						
Larry Haney, R OBP: 0.150, SLG: 0.158 (1, 2)										5	0	1	0	0	0	7																						
Inning Stats	R: 0 E: 0 K: 2 S: 8	H: 1 LOB: 1 BB: 0 P: 8	R: 0 E: 0 K: 0 S: 4	H: 1 LOB: 3 BB: 2 P: 12	R: 0 E: 0 K: 1 S: 6	H: 1 LOB: 1 BB: 0 P: 6	R: 2 E: 0 K: 0 S: 7	H: 4 LOB: 2 BB: 0 P: 7	R: 1 E: 0 K: 0 S: 5	H: 2 LOB: 2 BB: 1 P: 9	R: 0 E: 0 K: 0 S: 4	H: 1 LOB: 1 BB: 0 P: 4	R: 3 E: 0 K: 1 S: 10	H: 5 LOB: 2 BB: 0 P: 10	R: 0 E: 0 K: 2 S: 9	H: 2 LOB: 2 BB: 0 P: 9	R: 0 E: 0 K: 0 S: 4	H: 1 LOB: 2 BB: 1 P: 8	1B: 13 2B: 3 3B: 0 HR: 2	SF: 0 SAC: 0 DP: 0 HBP: 0	WP: 0 PB: 0 SB: 1 CS: 0	PA: 49																
PITCHER	IP	WLS	BF	H	R	ER	SO	BB	IBB	HBP	BLK	WP	HR	S	P	ERA	WHIP	PITCHER				IP	WLS	BF	H	R	ER	SO	BB	IBB	HBP	BLK	WP	HR	S	P	ERA	WHIP
Fergie Jenkins, R ERA: 4.11 (1, 1)	6.1	L	35	13	6	6	3	2	1	0	0	0	2	38	50	8.53	2.368																					
Tom House, L ERA: 12.71 (7, 1)	2.2		14	5	0	0	3	1	0	0	0	0	0	19	23	0.00	2.250																					

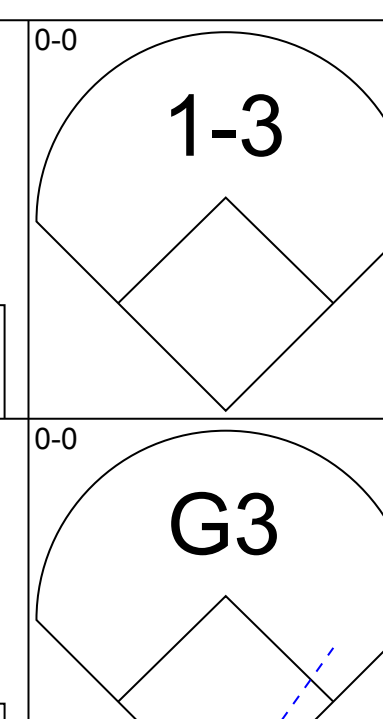
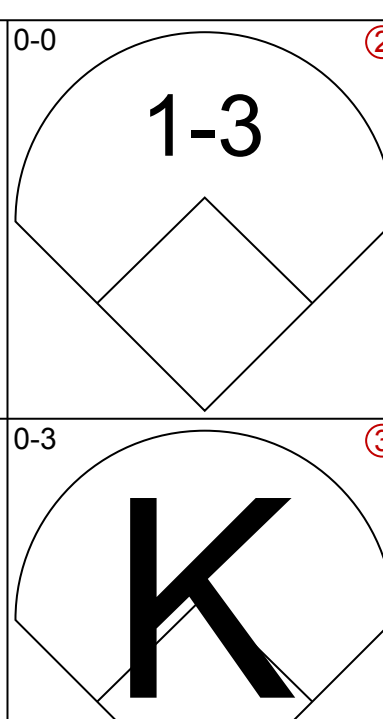
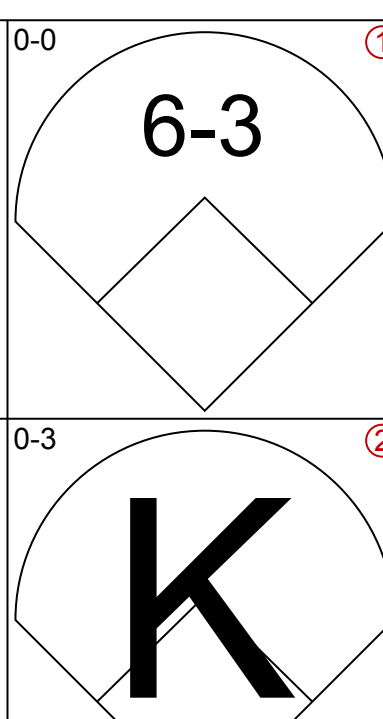
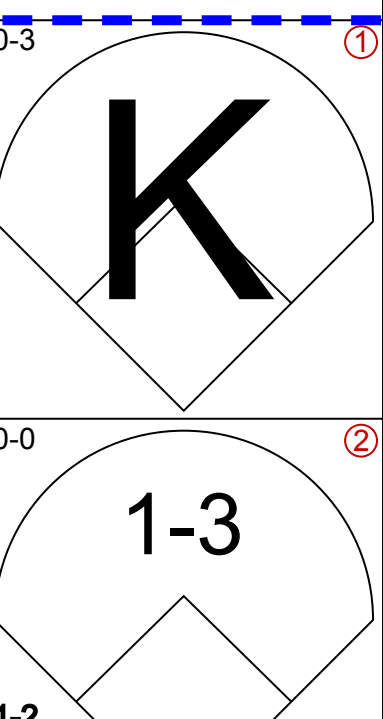
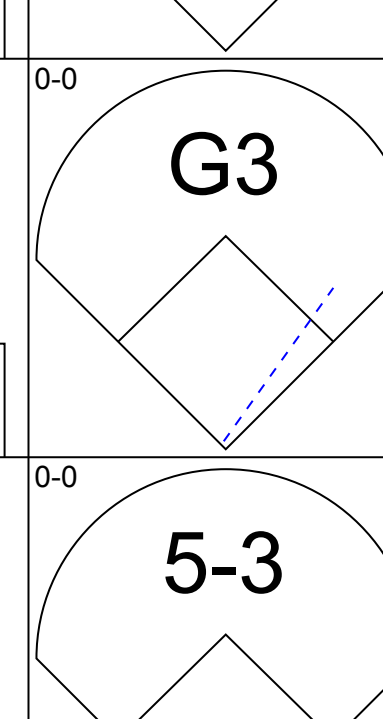

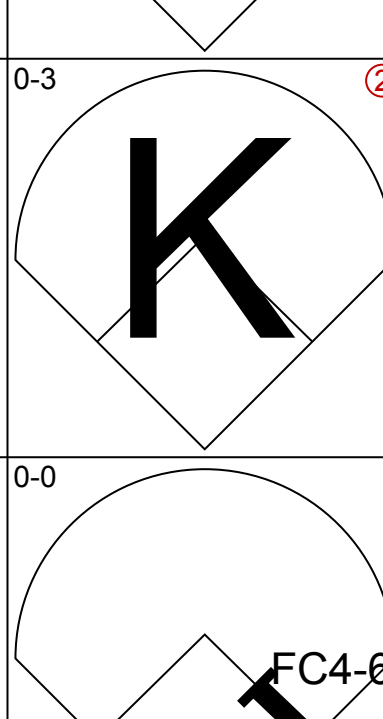
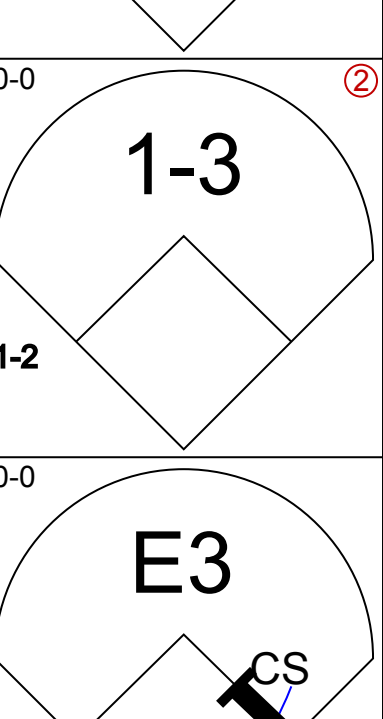
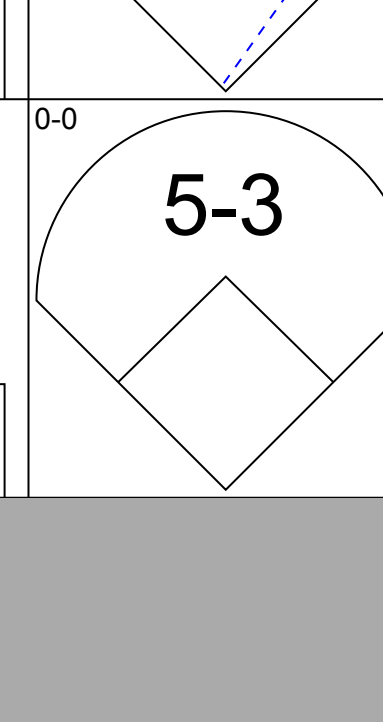
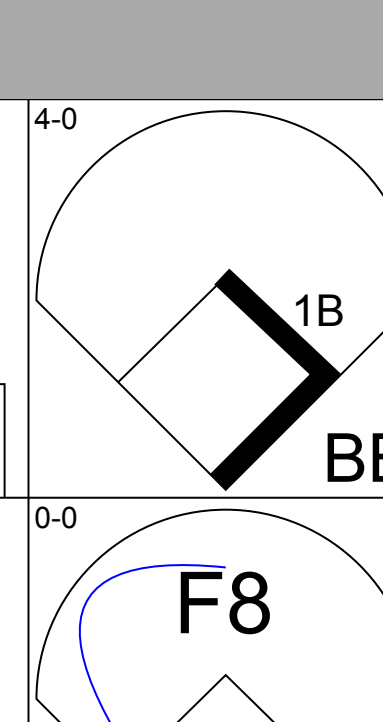
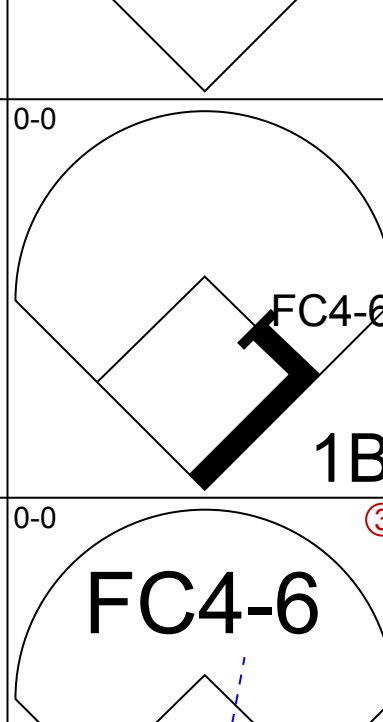
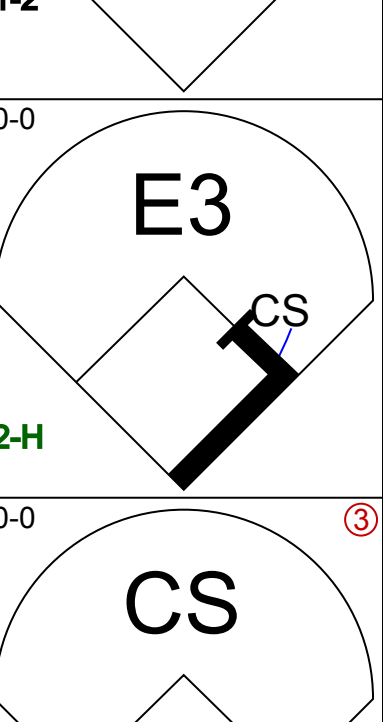
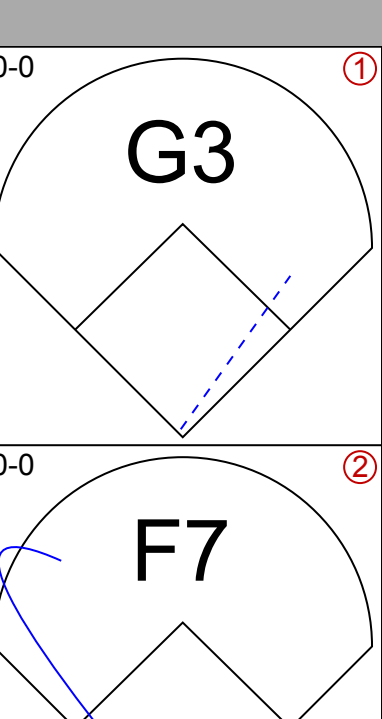
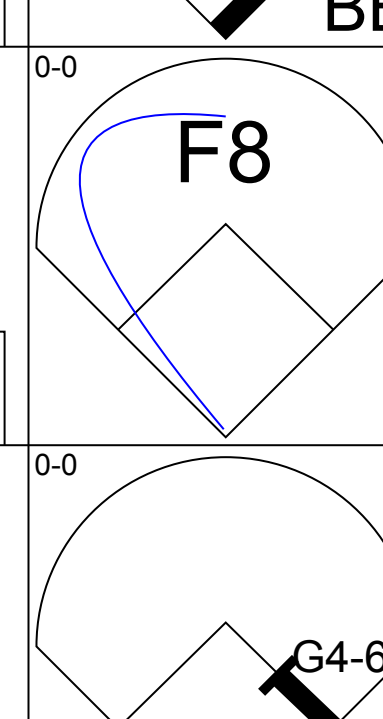
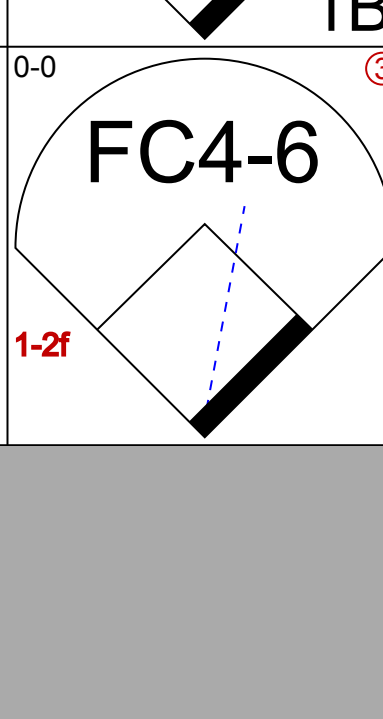
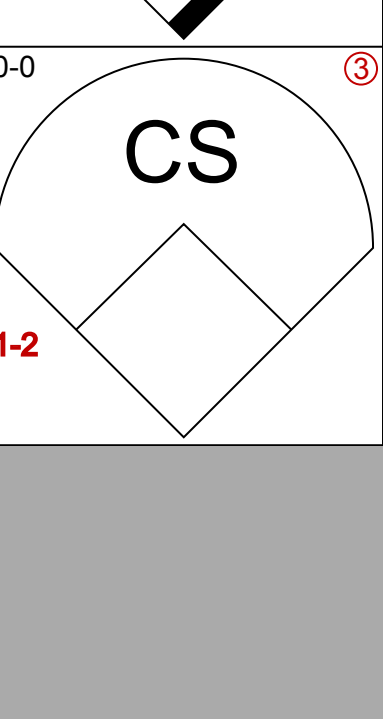
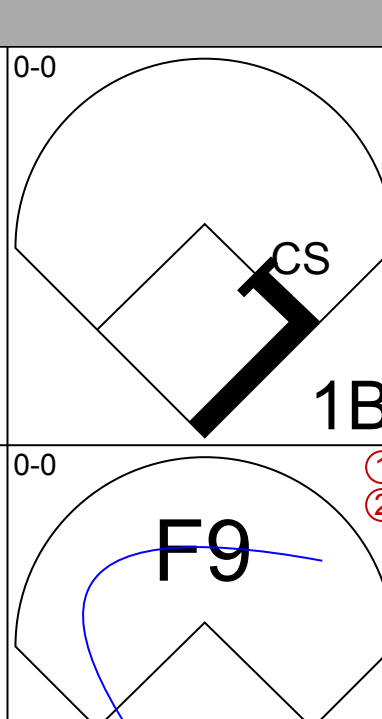


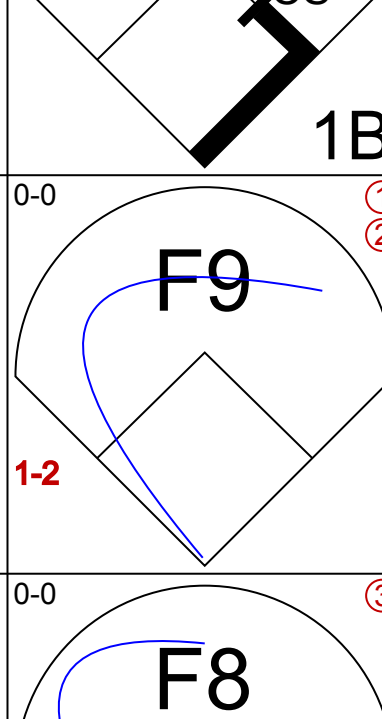
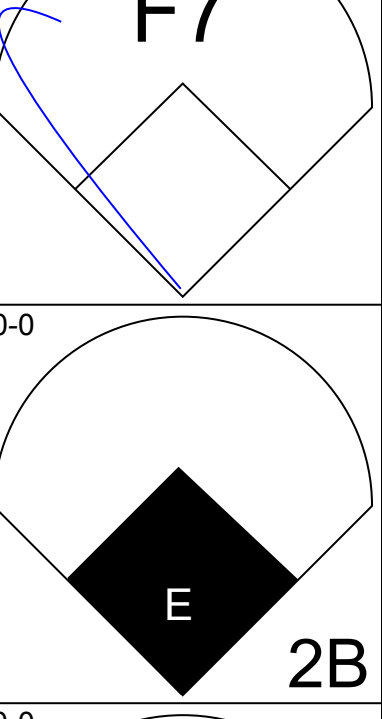
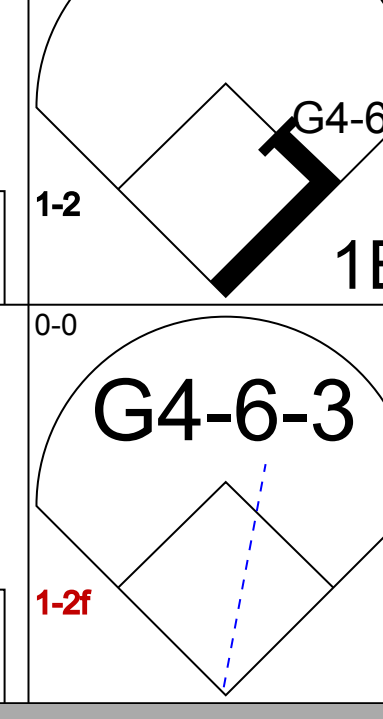
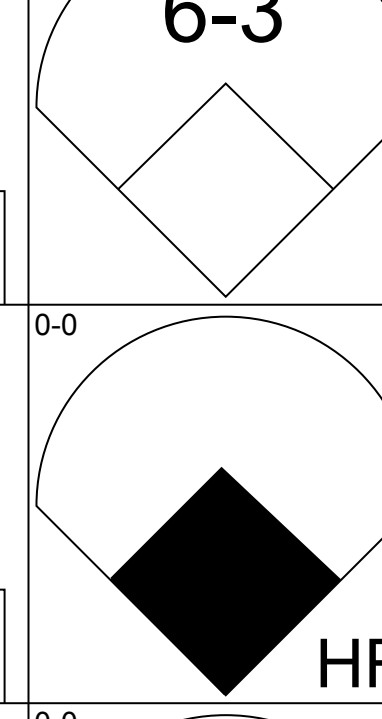
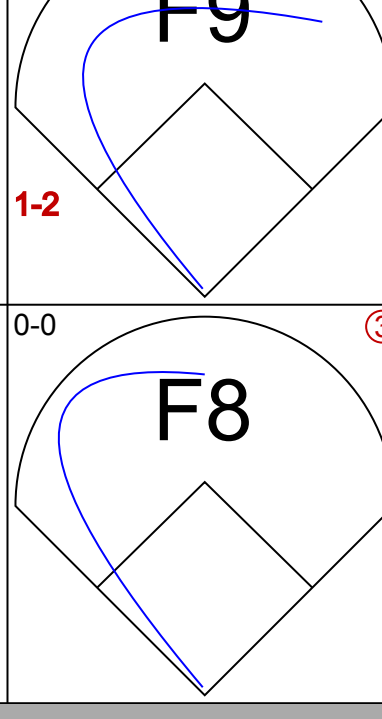
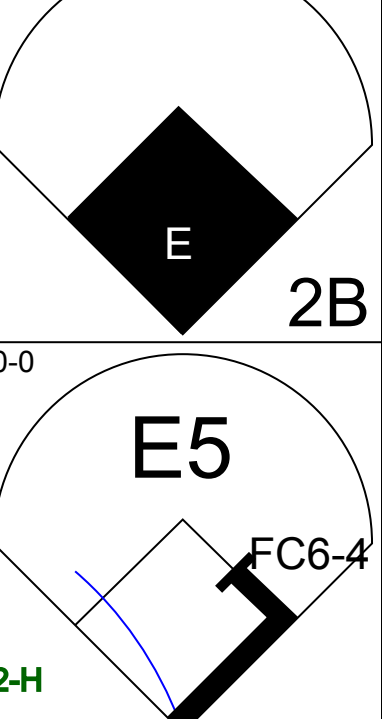
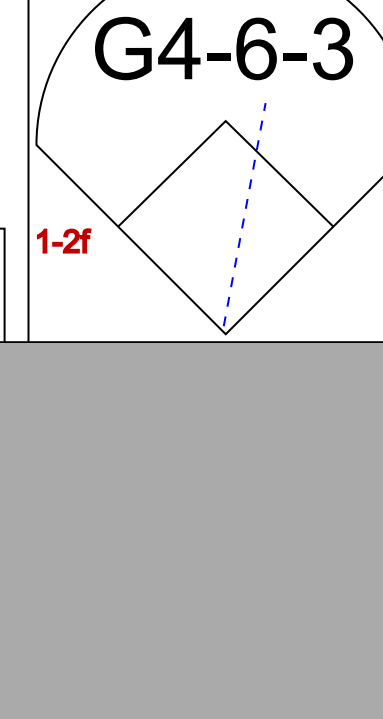
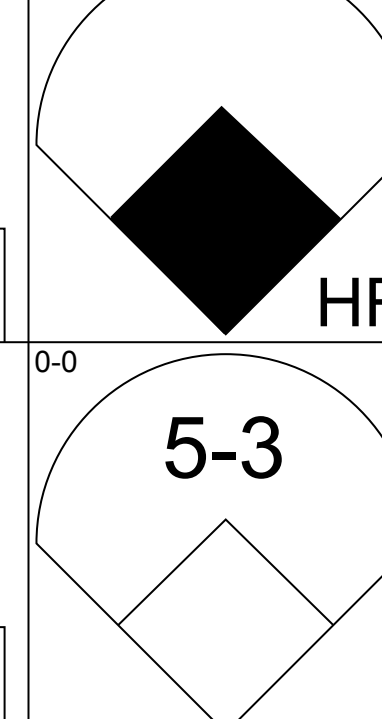
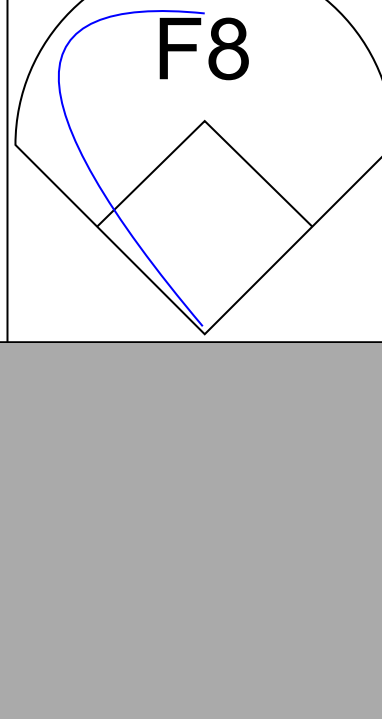
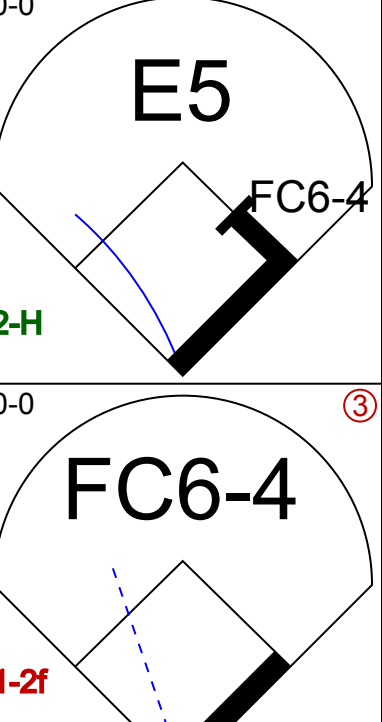
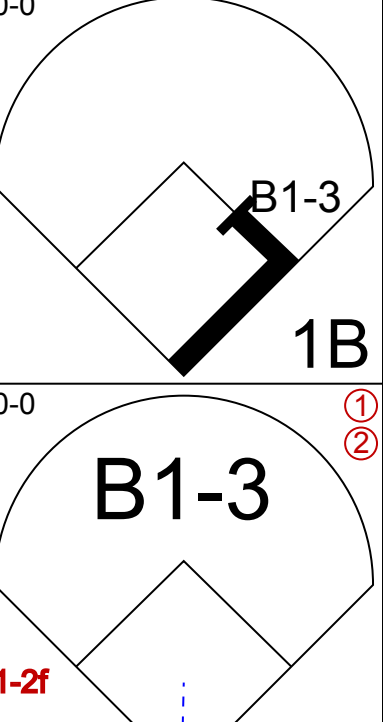
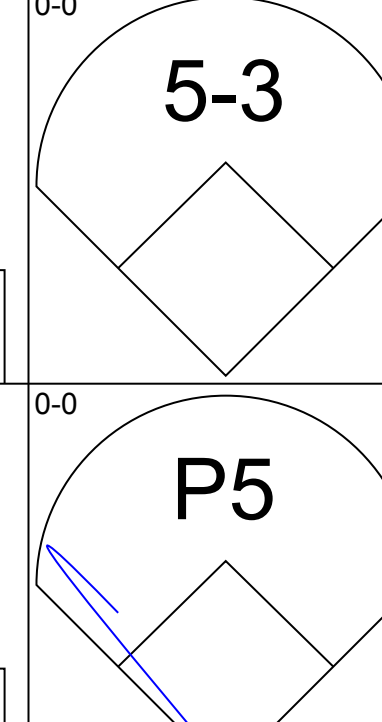
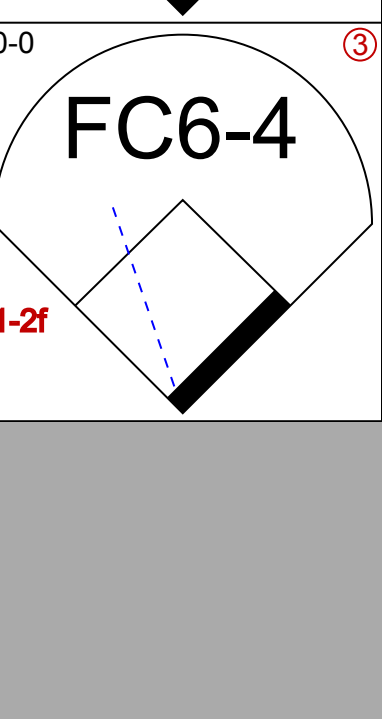
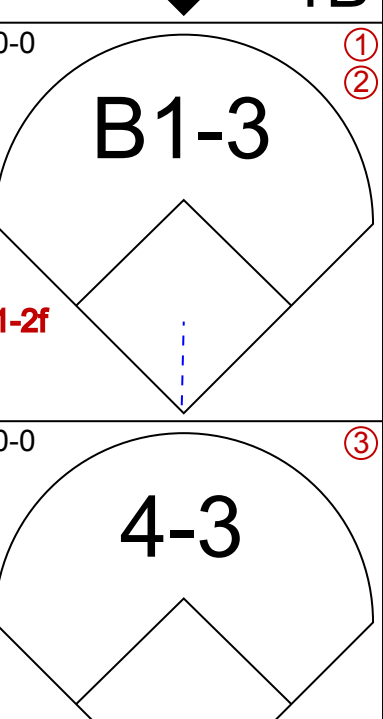
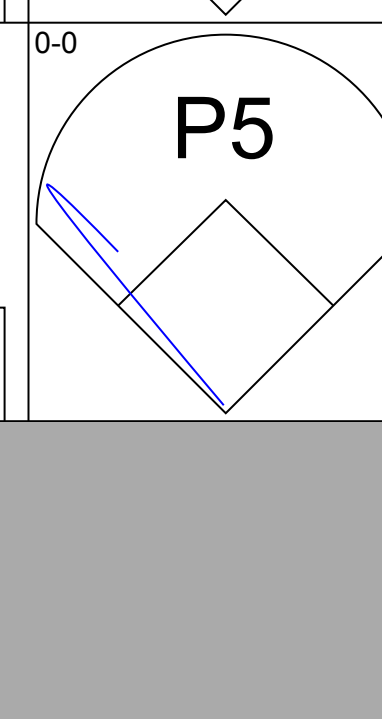
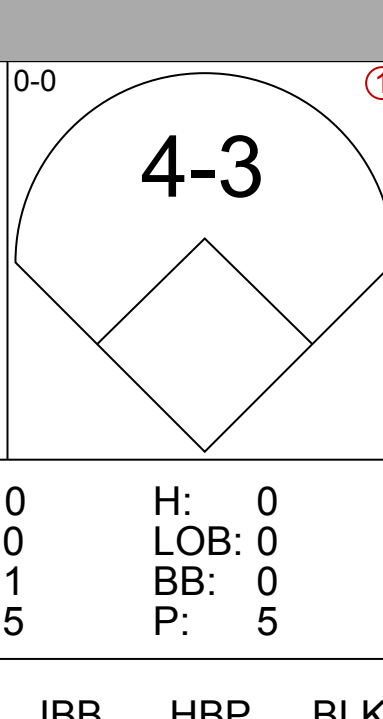
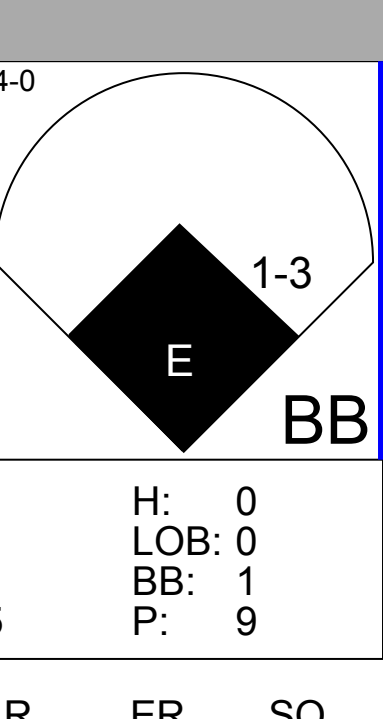
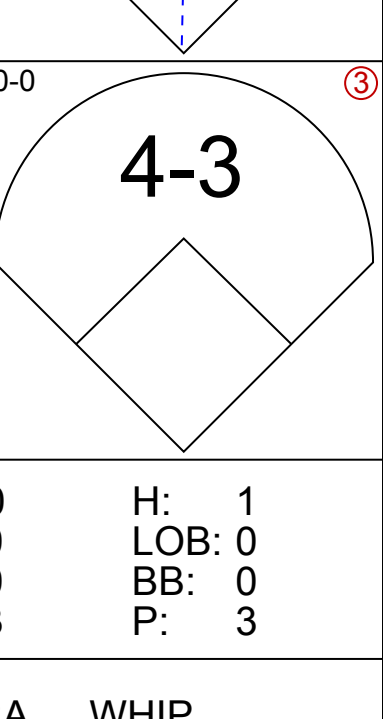
AB	45
R	6
H	18
RBI	6
BB	4
SO	6
LOB	32



Batter	1	2	3	4	5	6	7	8	9	AB	R	H	RBI	BB	SO	LOB	BOTTOM																					
Rick Burleson, R OBP: 0.394, SLG: 0.445 (1, 6)										2	0	1	0	2	0	1	Milwaukee Brewers @ Boston Red Sox Fenway Park, Boston, MA Sun May 22 1977, 7:05 PM EDT Att: 29,653 - Unknown																					
Fred Lynn, L OBP: 0.293, SLG: 0.595 (1, 8)										4	0	0	0	0	1	4																						
Jim Rice, R OBP: 0.364, SLG: 0.514 (1, 10)										4	0	0	0	0	2	2																						
Carl Yastrzemski, L OBP: 0.386, SLG: 0.472 (1, 7)										3	0	0	0	0	0	1																						
George Scott, R OBP: 0.329, SLG: 0.531 (1, 3)										2	0	0	0	1	1	0																						
Dwight Evans, R OBP: 0.384, SLG: 0.553 (8, PR) (9, 9)										3	0	1	0	0	2	1																						
Butch Hobson, R OBP: 0.281, SLG: 0.423 (1, 5)										3	0	0	0	0	1	2																						
Denny Doyle, L OBP: 0.322, SLG: 0.346 (8, PH) (9, 4)										1	0	0	0	0	0	0																						
Steve Dillard, R OBP: 0.390, SLG: 0.475 (8, PH) (9, 4)										1	0	0	0	0	0	1																						
Bob Montgomery, R OBP: 0.385, SLG: 0.273 (1, 2)										3	0	0	0	0	1	2																						
Inning Stats	R: 0 E: 0 K: 1 S: 4	H: 0 LOB: 1 BB: 1 P: 8	R: 0 E: 0 K: 1 S: 5	H: 0 LOB: 0 BB: 0 P: 5	R: 0 E: 0 K: 1 S: 5	H: 0 LOB: 0 BB: 0 P: 5	R: 0 E: 0 K: 2 S: 8	H: 1 LOB: 1 BB: 0 P: 8	R: 0 E: 0 K: 1 S: 4	H: 0 LOB: 0 BB: 1 P: 8	R: 0 E: 0 K: 0 S: 3	H: 0 LOB: 1 BB: 0 P: 4	R: 0 E: 0 K: 1 S: 5	H: 0 LOB: 0 BB: 0 P: 5	R: 0 E: 0 K: 1 S: 6	H: 1 LOB: 1 BB: 0 P: 6	R: 0 E: 0 K: 0 S: 2	H: 0 LOB: 0 BB: 1 P: 6	1B: 1 2B: 2 3B: 0 HR: 0	SF: 0 SAC: 0 DP: 3 HBP: 1	WP: 0 PB: 0 SB: 0 CS: 1	PA: 30																
PITCHER	IP	WLS	BF	H	R	ER	SO	BB	IBB	HBP	BLK	WP	HR	S	P	ERA	WHIP	PITCHER				IP	WLS	BF	H	R	ER	SO	BB	IBB	HBP	BLK	WP	HR	S	P	ERA	WHIP
Eduardo Rodriguez, R ERA: 3.58 (1, 1)	9.0	W	30	2	0	0	8	3	0	1	0	0	0	42	55	0.00	0.556																					



Batter	1	2	3	4	5	6	7	8	9	AB	R	H	RBI	BB	SO	LOB	TOP		
Rick Burleson, R OBP: 0.384, SLG: 0.436 (1, 6)										3	0	0	1	0	2	0	Boston Red Sox @ New York Yankees Yankee Stadium, Bronx, NY Mon May 23 1977, 7:05 PM EDT Att: 31,261 - Unknown - 71 F		
Fred Lynn, L OBP: 0.267, SLG: 0.537 (1, 8)										4	0	0	0	0	0	1			
Jim Rice, R OBP: 0.373, SLG: 0.531 (1, 10)										3	0	2	1	1	1	0			
Carl Yastrzemski, L OBP: 0.376, SLG: 0.488 (1, 7)										4	0	0	0	0	1	3			
George Scott, R OBP: 0.321, SLG: 0.517 (1, 3)										4	0	0	0	0	0	0			
Carlton Fisk, R OBP: 0.431, SLG: 0.533 (1, 2)										4	0	1	0	0	0	0			
Dwight Evans, R OBP: 0.387, SLG: 0.570 (1, 9)										3	1	1	1	1	0	1			
Butch Hobson, R OBP: 0.287, SLG: 0.455 (1, 5)										4	2	2	1	0	0	1			
Denny Doyle, L OBP: 0.322, SLG: 0.346 (1, 4)										3	1	1	0	0	0	0			
Inning Stats	R: 0 E: 0 K: 1 S: 5	H: 0 LOB: 1 BB: 1 P: 9	R: 2 E: 0 K: 0 S: 5	H: 2 LOB: 0 BB: 0 P: 5	R: 0 E: 0 K: 1 S: 5	H: 0 LOB: 0 BB: 0 P: 5	R: 0 E: 0 K: 0 S: 3	H: 0 LOB: 0 BB: 0 P: 3	R: 0 E: 0 K: 2 S: 8	H: 1 LOB: 1 BB: 0 P: 8	R: 0 E: 0 K: 0 S: 3	H: 1 LOB: 0 BB: 0 P: 3	R: 2 E: 0 K: 0 S: 6	H: 3 LOB: 1 BB: 0 P: 6	R: 0 E: 0 K: 0 S: 3	H: 0 LOB: 1 BB: 1 P: 7		1B: 3 2B: 1 3B: 1 HR: 2	SF: 1 SAC: 0 DP: 1 HBP: 0
PITCHER Ed Figueroa, R ERA: 1.55 (1, 1)	IP: 9.0 WLS: L BF: 35	H: 7 R: 4 ER: 4 SO: 4	BB: 2 IBB: 0 HBP: 0 BLK: 0	WP: 0 HR: 2 S: 41 P: 49	ERA: 4.00 WHIP: 1.000	PITCHER													

Batter	1	2	3	4	5	6	7	8	9	AB	R	H	RBI	BB	SO	LOB	BOTTOM				
Willie Randolph, R OBP: 0.359, SLG: 0.416 (1, 4)										4	0	0	0	0	1	1	Boston Red Sox @ New York Yankees Yankee Stadium, Bronx, NY Mon May 23 1977, 7:05 PM EDT Att: 31,261 - Unknown - 71 F				
Graig Nettles, L OBP: 0.292, SLG: 0.434 (1, 5)										4	0	0	0	0	2	1					
Thurman Munson, R OBP: 0.385, SLG: 0.574 (1, 2)										3	0	1	0	1	0	0					
Chris Chambliss, L OBP: 0.321, SLG: 0.414 (1, 3)										4	0	1	0	0	0	2					
Mickey Rivers, L OBP: 0.321, SLG: 0.366 (9, PR)										0	0	0	0	0	0	0					
Roy White, S OBP: 0.377, SLG: 0.408 (1, 7)										4	0	1	0	0	0	1					
Reggie Jackson, L OBP: 0.367, SLG: 0.472 (1, 9)										4	2	2	1	0	0	3					
Lou Piniella, R OBP: 0.341, SLG: 0.275 (1, 10)										3	0	1	0	0	0	0					
Paul Blair, R OBP: 0.364, SLG: 0.415 (1, 8)										3	0	0	0	0	0	2					
Bucky Dent, R OBP: 0.318, SLG: 0.333 (1, 6)										2	0	0	0	0	0	0					
Jimmy Wynn, R OBP: 0.311, SLG: 0.262 (8, PH)										0	1	0	0	1	0	0					
Fred Stanley, R OBP: 0.222, SLG: 0.222 (9, 6)										0	0	0	0	0	0	0					
Inning Stats	R: 0 E: 0 K: 0 S: 3	H: 0 LOB: 0 BB: 0 P: 3	R: 1 E: 1 K: 0 S: 5	H: 1 LOB: 1 BB: 0 P: 5	R: 0 E: 0 K: 1 S: 5	H: 0 LOB: 0 BB: 0 P: 5	R: 0 E: 0 K: 0 S: 3	H: 1 LOB: 1 BB: 0 P: 7	R: 0 E: 0 K: 0 S: 3	H: 1 LOB: 0 BB: 0 P: 3	R: 0 E: 0 K: 1 S: 6	H: 1 LOB: 1 BB: 0 P: 6	R: 1 E: 0 K: 0 S: 4	H: 1 LOB: 0 BB: 0 P: 4	R: 1 E: 1 K: 1 S: 5	H: 0 LOB: 0 BB: 1 P: 9	R: 0 E: 0 K: 0 S: 3	H: 1 LOB: 1 BB: 0 P: 3	1B: 4 2B: 2 3B: 0 HR: 1	SF: 0 SAC: 0 DP: 2 HBP: 0	WP: 0 PA: 34 SB: 0 CS: 2
PITCHER Bill Lee, L ERA: 4.33 (1, 1)	IP: 7.0 WLS: W BF: 27	H: 5 R: 3 ER: 1 SO: 2	BB: 2 IBB: 0 HBP: 0 BLK: 0	WP: 0 HR: 1 S: 29 P: 37	ERA: 1.29 WHIP: 1.000	PITCHER															
Bill Campbell, R ERA: 3.9 (8, 1)	IP: 2.0 WLS: S BF: 6	H: 1 R: 0 ER: 0 SO: 1	BB: 0 IBB: 0 HBP: 0 BLK: 0	WP: 0 HR: 0 S: 8 P: 8	ERA: 0.00 WHIP: 0.500	PITCHER															

Batter	1	2	3	4	5	6	7	8	9	AB	R	H	RBI	BB	SO	LOB	TOP								
Rick Burleson, R OBP: 0.379, SLG: 0.435										5	1	1	0	0	0	6	Boston Red Sox @ New York Yankees Yankee Stadium, Bronx, NY Tue May 24 1977, 7:05 PM EDT Att: 27,013 - Unknown								
Fred Lym, L OBP: 0.260, SLG: 0.500										5	1	1	1	0	0	0									
Jim Rice, R OBP: 0.376, SLG: 0.537										4	0	2	0	0	0	0									
George Scott, R OBP: 0.319, SLG: 0.530										4	1	1	1	0	0	2									
Carl Yastrzemski, L OBP: 0.366, SLG: 0.444										4	0	0	0	0	1	1									
Carlton Fisk, R OBP: 0.439, SLG: 0.536										3	2	2	0	1	0	0									
Dwight Evans, R OBP: 0.383, SLG: 0.568										4	0	1	0	0	1	2									
Butch Hobson, R OBP: 0.286, SLG: 0.445										3	0	0	0	1	0	2									
Steve Dillard, R OBP: 0.409, SLG: 0.512										1	0	1	2	1	0	0									
Bernie Carbo, L OBP: 0.361, SLG: 0.405										0	0	0	0	1	0	0									
Inning Stats	R: 2 E: 0 K: 1 S: 7	H: 3 LOB: 0 BB: 0 P: 7	R: 0 E: 0 K: 0 S: 4	H: 1 LOB: 2 BB: 1 P: 8	R: 1 E: 0 K: 0 S: 4	H: 1 LOB: 1 BB: 1 P: 8	R: 0 E: 0 K: 0 S: 3	H: 0 LOB: 0 BB: 0 P: 3	R: 1 E: 0 K: 0 S: 5	H: 2 LOB: 2 BB: 1 P: 9	R: 0 E: 0 K: 0 S: 4	H: 1 LOB: 1 BB: 0 P: 4	R: 0 E: 0 K: 1 S: 5	H: 0 LOB: 0 BB: 0 P: 5	R: 0 E: 0 K: 0 S: 2	H: 0 LOB: 0 BB: 1 P: 6	1B: 4 2B: 4 3B: 0 HR: 1	SF: 1 SAC: 0 DP: 2 HBP: 0	WP: 0 PB: 0 SB: 0 CS: 0	PA: 38					
PITCHER	IP	WLS	BF	H	R	ER	SO	BB	IBB	HBP	BLK	WP	HR	S	P	ERA	WHIP								
Ken Holtzman, L ERA: 5.77	(1, 1)	3.2	18	6	4	4	1	2	0	0	0	0	1	18	26	9.82	2.182								
Dick Tidrow, R ERA: 1.77	(4, 1)	5.1	W	20	3	1	1	1	1	0	0	0	0	20	28	1.69	0.750								

Batter	1	2	3	4	5	6	7	8	9	AB	R	H	RBI	BB	SO	LOB	BOTTOM								
Willie Randolph, R OBP: 0.353, SLG: 0.411										2	0	0	1	0	0	0	Boston Red Sox @ New York Yankees Yankee Stadium, Bronx, NY Tue May 24 1977, 7:05 PM EDT Att: 27,013 - Unknown								
Mickey Rivers, L OBP: 0.326, SLG: 0.378										4	2	2	1	0	0	0									
Thurman Munson, R OBP: 0.382, SLG: 0.566										4	0	1	1	0	0	1									
Chris Chambliss, L OBP: 0.320, SLG: 0.410										4	0	1	1	0	0	1									
Reggie Jackson, L OBP: 0.370, SLG: 0.465										2	0	0	0	2	1	0									
Roy White, S OBP: 0.373, SLG: 0.404										4	0	1	0	0	1	1									
Graig Nettles, L OBP: 0.297, SLG: 0.453										3	1	1	1	1	0	4									
Carlos May, L OBP: 0.395, SLG: 0.403										3	1	1	1	1	0	1									
Bucky Dent, R OBP: 0.323, SLG: 0.357										4	2	2	0	0	0	2									
Inning Stats	R: 1 E: 0 K: 0 S: 6	H: 3 LOB: 3 BB: 1 P: 10	R: 0 E: 0 K: 0 S: 3	H: 0 LOB: 0 BB: 0 P: 3	R: 0 E: 0 K: 0 S: 3	H: 0 LOB: 1 BB: 1 P: 7	R: 1 E: 0 K: 0 S: 4	H: 1 LOB: 0 BB: 0 P: 4	R: 0 E: 0 K: 2 S: 7	H: 0 LOB: 0 BB: 0 P: 7	R: 4 E: 0 K: 0 S: 7	H: 5 LOB: 0 BB: 0 P: 7	R: 0 E: 0 K: 0 S: 3	H: 0 LOB: 2 BB: 2 P: 11	R: 0 E: 0 K: 0 S: 3	H: 0 LOB: 2 BB: 2 P: 11	1B: 5 2B: 1 3B: 1 HR: 2	SF: 1 SAC: 1 DP: 1 HBP: 0	WP: 0 PB: 0 SB: 1 CS: 0	PA: 36					
PITCHER	IP	WLS	BF	H	R	ER	SO	BB	IBB	HBP	BLK	WP	HR	S	P	ERA	WHIP								
Luis Tiant, R ERA: 5.95	(1, 1)	6.1	L	30	9	6	2	2	0	0	0	0	2	32	40	8.53	1.737								
Bill Campbell, R ERA: 3.71	(7, 1)	1.2		6	0	0	0	1	1	0	0	0	0	4	12	0.00	0.600								

Batter	1	2	3	4	5	6	7	8	9	AB	R	H	RBI	BB	SO	LOB	TOP										
Larry Hisle, R OBP: 0.374, SLG: 0.599 (1, 7)	0-3 K	0-0 F9	0-0 4-3		0-0 1B			0-0 6-3		5	0	1	1	0	1	4	Minnesota Twins @ Boston Red Sox Fenway Park, Boston, MA Wed May 25 1977, 7:05 PM EDT Att: 24,686 - Unknown										
Roy Smalley, S OBP: 0.305, SLG: 0.287 (1, 6)	0-0 1B	0-3 K	0-0 E4		0-3 K			0-3 K		5	1	1	0	0	3	4											
Rod Carew, L OBP: 0.444, SLG: 0.562 (1, 3)	0-0 1B		0-0 1B			0-0 P6		0-0 6-3		5	2	2	1	0	0	2											
Lyman Bostock, L OBP: 0.413, SLG: 0.493 (1, 8)	0-0 1B		0-0 2B	4-0 1B	5-3 1B			4-0 BB		3	2	2	1	2	0	0											
Butch Wynegar, S OBP: 0.376, SLG: 0.496 (1, 2)	0-0 G3		0-0 F7	1-2 1B	5-3 BB			0-0 BB		5	0	0	0	0	0	5											
Glenn Adams, L OBP: 0.370, SLG: 0.500 Craig Kusick, R OBP: 0.385, SLG: 0.515 (9, PH)	0-0 F8		0-0 1B	0-0 CS				0-3 K		4	1	2	3	0	0	1											
Dan Ford, R OBP: 0.327, SLG: 0.386 (1, 9)		0-0 3B	0-0 1B	0-3 K				0-3 K		3	1	1	0	0	2	1											
Mike Cabbage, L OBP: 0.347, SLG: 0.359 (1, 5)	0-0 L4		0-0 1B		0-0 4-3			0-0 F8		4	1	1	2	0	0	1											
Rob Wilfong, L OBP: 0.353, SLG: 0.338 (1, 4)		4-0 BB	0-0 E4		0-0 L9			0-0 1B		3	1	1	0	1	0	1											
Inning Stats	R: 2 E: 0 K: 1 S: 8	H: 3 LOB: 1 BB: 0 P: 8	R: 0 E: 0 K: 1 S: 6	H: 1 LOB: 2 BB: 1 P: 10	R: 6 E: 2 K: 0 S: 9	H: 4 LOB: 1 BB: 0 P: 10	R: 1 E: 0 K: 1 S: 5	H: 1 LOB: 0 BB: 1 P: 9	R: 0 E: 0 K: 1 S: 6	H: 1 LOB: 1 BB: 0 P: 6	R: 0 E: 0 K: 0 S: 3	H: 0 LOB: 0 BB: 0 P: 3	R: 0 E: 0 K: 1 S: 5	H: 0 LOB: 0 BB: 0 P: 5	R: 0 E: 0 K: 1 S: 6	H: 1 LOB: 1 BB: 0 P: 6		R: 0 E: 0 K: 1 S: 4	H: 0 LOB: 0 BB: 1 P: 8	1B: 8 2B: 2 3B: 1 HR: 0	SF: 0 SAC: 0 DP: 1 HBP: 1	WP: 0 PB: 1 SB: 0 CS: 1	PA: 42				
PITCHER	IP	WLS	BF	H	R	ER	SO	BB	IBB	HBP	BLK	WP	HR	S	P	ERA	WHIP										
Mike Paxton, R ERA: 19.29 Reggie Cleveland, R ERA: 3.59 Tom House, L ERA: 12.91	(1, 1)	2.1	L	15	7	5	2	1	0	0	0	0	0	18	22	19.29	3.429										
	(3, 1)	5.2		24	4	4	1	4	1	0	1	0	0	30	35	1.59	0.882										
	(9, 1)	1.0		3	0	0	0	1	1	0	0	0	0	4	8	0.00	1.000										

AB	38
R	9
H	11
RBI	8
BB	3
SO	7
LOB	19



Batter	1	2	3	4	5	6	7	8	9	AB	R	H	RBI	BB	SO	LOB	BOTTOM										
Rick Burleson, R OBP: 0.374, SLG: 0.445 (1, 6)	0-0 6-3	0-0 F9		0-0 F8					0-0 1-3	5	0	1	0	0	0	1	Minnesota Twins @ Boston Red Sox Fenway Park, Boston, MA Wed May 25 1977, 7:05 PM EDT Att: 24,686 - Unknown										
Fred Lynn, L OBP: 0.283, SLG: 0.509 (1, 8)	0-0 2B	4-0 BB			0-0 L8		0-0 F8		0-0 F8	4	0	1	0	1	0	2											
Jim Rice, R OBP: 0.358, SLG: 0.506 (1, 10)	0-0 F9	0-0 4-3			0-0 F8			0-0 F9		4	0	0	0	0	0	2											
Carl Yastrzemski, L OBP: 0.360, SLG: 0.430 (1, 7)	0-0 3-1		4-0 BB		0-0 F8			0-3 K		3	0	0	0	1	1	1											
Carlton Fisk, R OBP: 0.449, SLG: 0.557 (1, 2)		0-0 1B	0-0 1B		0-0 F8		0-0 F5		0-0 BB	4	1	2	0	0	0	1											
George Scott, R OBP: 0.316, SLG: 0.513 (1, 3)		0-0 2B	0-0 1B		0-0 F8		0-0 F8		4-0 1B	3	1	1	0	1	0	1											
Dwight Evans, R OBP: 0.385, SLG: 0.589 (1, 9)		0-0 3B	0-0 2B		0-0 P4		0-0 6-3		0-0 F8	4	1	1	1	0	0	3											
Butch Hobson, R OBP: 0.297, SLG: 0.462 (1, 5)		0-0 SF8		0-0 P6			0-0 5-3		0-0 F8	4	1	1	2	0	0	0											
Steve Dillard, R OBP: 0.367, SLG: 0.467 (1, 4)		0-0 SF8		0-0 6-3			0-0 6-3		0-0 E9	3	0	0	1	0	0	0											
Inning Stats	R: 0 E: 0 K: 0 S: 4	H: 1 LOB: 1 BB: 0 P: 4	R: 4 E: 0 K: 0 S: 7	H: 4 LOB: 1 BB: 1 P: 11	R: 0 E: 0 K: 0 S: 3	H: 0 LOB: 1 BB: 1 P: 7	R: 0 E: 0 K: 0 S: 3	H: 0 LOB: 0 BB: 0 P: 3	R: 0 E: 0 K: 0 S: 3	H: 0 LOB: 0 BB: 0 P: 3	R: 0 E: 0 K: 0 S: 4	H: 1 LOB: 1 BB: 0 P: 4	R: 0 E: 0 K: 1 S: 6	H: 1 LOB: 2 BB: 1 P: 10	R: 0 E: 1 K: 0 S: 4	H: 0 LOB: 1 BB: 0 P: 4		1B: 3 2B: 2 3B: 2 HR: 0	SF: 1 SAC: 0 DP: 0 HBP: 0	WP: 0 PB: 0 SB: 0 CS: 0	PA: 38						
PITCHER	IP	WLS	BF	H	R	ER	SO	BB	IBB	HBP	BLK	WP	HR	S	P	ERA	WHIP										
Paul Thordogard, R ERA: 3.38 Tom Johnson, R ERA: 1.71	(1, 1)	8.0	W	34	7	4	4	1	3	0	0	0	0	33	45	4.50	1.250										
	(9, 1)	1.0		4	0	0	0	0	0	0	0	0	0	4	4	0.00	0.000										



Batter	1	2	3	4	5	6	7	8	9	AB	R	H	RBI	BB	SO	LOB	TOP					
George Brett, L (1.5) OBP: 0.385, SLG: 0.446										4	0	0	0	0	0	0	Kansas City Royals @ Boston Red Sox Fenway Park, Boston, MA Fri May 27 1977, 7:05 PM EDT Att: 23,472 - Unknown - 75 F					
Hal McRae, R (1.10) OBP: 0.369, SLG: 0.479										4	1	1	1	0	0							
Amos Otis, R (1.8) OBP: 0.292, SLG: 0.415										3	0	1	0	1	1							
Al Cowens, R (1.9) OBP: 0.302, SLG: 0.481										4	0	0	0	0	3							
John Mayberry, L (1.3) OBP: 0.327, SLG: 0.345										4	0	3	0	0	0							
Darrell Porter, L (1.2) OBP: 0.344, SLG: 0.459										4	0	0	0	0	1							
Cookie Rojas, R (1.4) OBP: 0.333, SLG: 0.429										4	0	2	0	0	2							
Tom Poquette, L (1.7) OBP: 0.333, SLG: 0.382										4	0	1	0	0	4							
Freddie Patek, R (1.6) OBP: 0.321, SLG: 0.371										3	0	0	0	0	1							
Inning Stats	R: 0 E: 0 K: 1 S: 5	H: 0 LOB: 0 BB: 0 P: 5	R: 0 E: 0 K: 1 S: 7	H: 2 LOB: 2 BB: 0 P: 7	R: 0 E: 0 K: 1 S: 5	H: 0 LOB: 0 BB: 0 P: 5	R: 0 E: 0 K: 0 S: 3	H: 0 LOB: 0 BB: 0 P: 3	R: 0 E: 0 K: 0 S: 4	H: 1 LOB: 1 BB: 0 P: 4	R: 0 E: 0 K: 1 S: 5	H: 0 LOB: 1 BB: 1 P: 9	R: 0 E: 0 K: 1 S: 6	H: 2 LOB: 0 BB: 0 P: 6	R: 1 E: 0 K: 1 S: 7	H: 2 LOB: 1 BB: 0 P: 7	R: 0 E: 0 K: 0 S: 4	H: 1 LOB: 1 BB: 0 P: 4	1B: 6 2B: 1 3B: 0 HR: 1	SF: 0 SAC: 0 DP: 0 HBP: 0	WP: 0 PB: 0 SB: 2 CS: 0	PA: 35
PITCHER Fergie Jenkins, R (1.1) ERA: 3.74	IP: 9.0 WLS: W BF: 35 H: 8 R: 1 ER: 1 SO: 6 BB: 1 IBB: 0 HBP: 0 BLK: 0 WP: 0 HR: 1 S: 46 P: 50 ERA: 1.00 WHIP: 1.000															PITCHER	IP: 9.0 WLS: W BF: 35 H: 8 R: 1 ER: 1 SO: 6 BB: 1 IBB: 0 HBP: 0 BLK: 0 WP: 0 HR: 1 S: 46 P: 50 ERA: 1.00 WHIP: 1.000					

Batter	1	2	3	4	5	6	7	8	9	AB	R	H	RBI	BB	SO	LOB	BOTTOM			
Rick Burleson, R (1.6) OBP: 0.375, SLG: 0.456										5	2	2	0	0	1	2	Kansas City Royals @ Boston Red Sox Fenway Park, Boston, MA Fri May 27 1977, 7:05 PM EDT Att: 23,472 - Unknown - 75 F			
Fred Lynn, L (1.8) OBP: 0.297, SLG: 0.525										4	1	2	1	0	0	3				
Dave Coleman, R (8.8)										0	0	0	0	1	0	0				
Jim Rice, R (1.10) OBP: 0.348, SLG: 0.491										5	1	0	0	0	1	4				
Carl Yastrzemski, L (1.7) OBP: 0.370, SLG: 0.438										4	1	3	2	0	0	0				
Bernie Carbo, L (8.7) OBP: 0.381, SLG: 0.405										0	0	0	0	0	0	0				
Carlton Fisk, R (1.2) OBP: 0.450, SLG: 0.575										3	1	1	2	1	1					
George Scott, R (1.3) OBP: 0.315, SLG: 0.525										4	1	1	1	0	2					
Dwight Evans, R (1.9) OBP: 0.382, SLG: 0.587										4	0	1	0	0	2	0				
Butch Hobson, R (1.5) OBP: 0.296, SLG: 0.463										4	1	1	0	0	3	1				
Denny Doyle, L (1.4) OBP: 0.336, SLG: 0.354										3	2	2	1	0	0	1				
Inning Stats	R: 1 E: 0 K: 0 S: 5	H: 3 LOB: 1 BB: 0 P: 5	R: 0 E: 0 K: 3 S: 9	H: 0 LOB: 0 BB: 0 P: 9	R: 2 E: 0 K: 2 S: 9	H: 2 LOB: 2 BB: 1 P: 14	R: 1 E: 0 K: 0 S: 5	H: 2 LOB: 0 BB: 0 P: 5	R: 0 E: 0 K: 1 S: 5	H: 0 LOB: 0 BB: 0 P: 5	R: 0 E: 0 K: 3 S: 9	H: 0 LOB: 0 BB: 0 P: 9	R: 6 E: 1 K: 1 S: 12	H: 6 LOB: 1 BB: 0 P: 12	R: 0 E: 0 K: 0 S: 2	H: 0 LOB: 0 BB: 1 P: 6	1B: 6 2B: 5 3B: 0 HR: 2	SF: 0 SAC: 0 DP: 2 HBP: 1	WP: 1 PB: 0 SB: 0 CS: 0	PA: 39
PITCHER Dennis Leonard, R (1.1) ERA: 4.95	IP: 6.1 WLS: L BF: 32 H: 11 R: 9 ER: 8 SO: 9 BB: 1 IBB: 0 HBP: 1 BLK: 0 WP: 1 HR: 1 S: 48 P: 53 ERA: 11.37 WHIP: 1.895															PITCHER	IP: 6.1 WLS: L BF: 32 H: 11 R: 9 ER: 8 SO: 9 BB: 1 IBB: 0 HBP: 1 BLK: 0 WP: 1 HR: 1 S: 48 P: 53 ERA: 11.37 WHIP: 1.895			
PITCHER Marty Pattin, R (7.1) ERA: 6.86	IP: 0.2 WLS: L BF: 4 H: 2 R: 1 ER: 1 SO: 1 BB: 0 IBB: 0 HBP: 0 BLK: 0 WP: 0 HR: 1 S: 6 P: 6 ERA: 13.50 WHIP: 3.000															PITCHER	IP: 0.2 WLS: L BF: 4 H: 2 R: 1 ER: 1 SO: 1 BB: 0 IBB: 0 HBP: 0 BLK: 0 WP: 0 HR: 1 S: 6 P: 6 ERA: 13.50 WHIP: 3.000			
PITCHER Steve Mingo, L (8.1) ERA: 3.74	IP: 1.0 WLS: L BF: 3 H: 0 R: 0 ER: 0 SO: 0 BB: 1 IBB: 0 HBP: 0 BLK: 0 WP: 0 HR: 0 S: 2 P: 6 ERA: 0.00 WHIP: 1.000															PITCHER	IP: 1.0 WLS: L BF: 3 H: 0 R: 0 ER: 0 SO: 0 BB: 1 IBB: 0 HBP: 0 BLK: 0 WP: 0 HR: 0 S: 2 P: 6 ERA: 0.00 WHIP: 1.000			

Batter	1	2	3	4	5	6	7	8	9	AB	R	H	RBI	BB	SO	LOB	TOP																
George Brett, L (1, 5) OBP: 0.390, SLG: 0.452	F8	HR		3-1	3B		F2			5	2	2	0	1	0	1	Kansas City Royals @ Boston Red Sox Fenway Park, Boston, MA Sat May 28 1977, 3:33 AM EDT Att: 26,126 - Unknown - 79 F																
Hal McRae, R (1, 10) OBP: 0.378, SLG: 0.518	S	HR		1B	SF8		P4		F8	5	4	3	4	1	0	2																	
Amos Otis, R (1, 8) OBP: 0.300, SLG: 0.440	F8			2B	SF9				F8	4	2	2	2	1	0	3																	
John Mayberry, L (1, 3) OBP: 0.324, SLG: 0.338	1B	F7		SF8	4-3				3-1	3	0	0	1	1	0	1																	
Al Cowens, R (1, 9) OBP: 0.310, SLG: 0.500	BB			F9	2B		6-3		HR	4	2	2	2	0	0	0																	
Tom Pogue, L (1, 7) OBP: 0.352, SLG: 0.404	1-2			1B	2B				P6	4	1	3	2	1	0	0																	
Buck Martinez, R (1, 2) OBP: 0.219, SLG: 0.281	F7			F8	1B		F7		K	5	0	1	1	0	1	5																	
Freddie Patek, R (1, 6) OBP: 0.313, SLG: 0.361		F3		K	F3		4-3		4-3	4	0	0	0	0	1	3																	
Davey Nelson, R (8, 4) OBP: 0.286, SLG: 0.370										1	0	0	0	0	0	0																	
Frank White, R (1, 4) OBP: 0.284, SLG: 0.289		F9					F9			3	1	2	0	0	0	0																	
Ralph LaCock, L (7, PH) OBP: 0.323, SLG: 0.439										1	0	0	0	0	0	0																	
Bob Heise, R (7, 4) OBP: 0.143, SLG: 0.143					3-1		CS		1B	0	0	0	0	0	0	0																	
Darrell Porter, L (9, PH) OBP: 0.345, SLG: 0.464					2B		1B		1B	1	0	1	0	0	0	0																	
Inning Stats	R: 1 E: 0 K: 0 S: 4	H: 1 LOB: 3 BB: 3 P: 16	R: 2 E: 0 K: 0 S: 4	H: 1 LOB: 1 BB: 2 P: 12	R: 0 E: 0 K: 1 S: 6	H: 1 LOB: 1 BB: 0 P: 6	R: 5 E: 0 K: 0 S: 8	H: 5 LOB: 1 BB: 0 P: 9	R: 2 E: 0 K: 0 S: 5	H: 3 LOB: 0 BB: 0 P: 5	R: 0 E: 0 K: 0 S: 4	H: 1 LOB: 1 BB: 0 P: 4	R: 0 E: 0 K: 1 S: 3	H: 0 LOB: 0 BB: 0 P: 3	R: 2 E: 0 K: 1 S: 7	H: 2 LOB: 0 BB: 0 P: 7	R: 0 E: 0 K: 0 S: 5	H: 2 LOB: 2 BB: 0 P: 5	1B: 9 2B: 3 3B: 1 HR: 3	SF: 2 SAC: 0 DP: 0 HBP: 1	WP: 0 PB: 0 SB: 1 CS: 1	PA: 48											
PITCHER	IP WLS BF H R ER SO BB IBB HBP BLK WP HR S P ERA WHIP																																
Luis Tiant, R (1, 1) ERA: 6.7	3.1	21	6	6	6	1	5	0	0	0	0	0	1	18	38	16.20	3.300																
Mike Paxton, R (4, 1) ERA: 20.25	1.2	10	5	4	4	0	0	0	1	0	0	0	0	9	10	21.60	3.000																
Bill Campbell, R (6, 1) ERA: 3.79	4.0	W	17	5	2	2	1	0	0	0	0	0	2	19	19	4.50	1.250																

Batter	1	2	3	4	5	6	7	8	9	AB	R	H	RBI	BB	SO	LOB	BOTTOM																
Rick Burleson, R (1, 6) OBP: 0.374, SLG: 0.448	F8		K		HR	HR	K	K		5	2	1	1	1	3	3	Kansas City Royals @ Boston Red Sox Fenway Park, Boston, MA Sat May 28 1977, 3:33 AM EDT Att: 26,126 - Unknown - 79 F																
Fred Lynn, L (1, 8) OBP: 0.303, SLG: 0.525			K		K	K	K			2	1	1	0	0	1	0																	
Bernie Carbo, L (5, 9) OBP: 0.356, SLG: 0.375	HR		K		K	K	K			3	0	0	0	0	3	4																	
Jim Rice, R (1, 10) OBP: 0.354, SLG: 0.530	L5		F9		HR	HR	BB	BB		5	2	3	5	0	0	1																	
Carl Yastrzemski, L (1, 7) OBP: 0.382, SLG: 0.467	HR			HR	1B	P6	BB	BB		4	3	3	2	1	0	0																	
Carlton Fisk, R (1, 2) OBP: 0.455, SLG: 0.594	K			HR	1B	F2	BB	BB		4	2	2	3	1	1	0																	
George Scott, R (1, 3) OBP: 0.322, SLG: 0.542		BB		5-3	HR	HR	K			4	2	2	2	1	1	3																	
Dwight Evans, R (1, 9) OBP: 0.376, SLG: 0.594	F7		K		HR	E5	5-3			5	2	1	3	0	1	1																	
Butch Hobson, R (1, 5) OBP: 0.293, SLG: 0.461	K		K		K	1B	5-3			5	1	1	1	0	3	1																	
Denny Doyle, L (1, 4) OBP: 0.346, SLG: 0.373	F8				2B	1B	BB	1B		5	2	3	0	0	0	1																	
Inning Stats	R: 2 E: 1 K: 1 S: 7	H: 2 LOB: 0 BB: 0 P: 7	R: 0 E: 0 K: 1 S: 5	H: 0 LOB: 1 BB: 1 P: 9	R: 0 E: 0 K: 2 S: 7	H: 0 LOB: 0 BB: 0 P: 7	R: 2 E: 0 K: 2 S: 9	H: 2 LOB: 0 BB: 0 P: 9	R: 7 E: 0 K: 2 S: 14	H: 7 LOB: 0 BB: 0 P: 14	R: 2 E: 0 K: 1 S: 6	H: 1 LOB: 1 BB: 1 P: 10	R: 4 E: 1 K: 3 S: 14	H: 4 LOB: 3 BB: 2 P: 22	R: 0 E: 0 K: 1 S: 6	H: 1 LOB: 1 BB: 0 P: 6	1B: 9 2B: 2 3B: 0 HR: 6	SF: 0 SAC: 0 DP: 0 HBP: 0	WP: 0 PB: 0 SB: 0 CS: 0	PA: 46													
PITCHER	IP WLS BF H R ER SO BB IBB HBP BLK WP HR S P ERA WHIP																																
Doug Bird, R (1, 1) ERA: 6.4	4.1	3	3	1	1	0	0	0	0	0	0	0	3	3	∞	∞																	
Larry Gura, L (5, 1) ERA: 3.19	0.0	3	3	1	1	0	0	0	0	0	0	0	3	3	∞	∞																	
Marty Pattin, R (5, 1) ERA: 8.02	1.2	L	11	4	8	7	2	1	0	0	0	0	3	14	18	37.80	3.000																
Andy Hassler, L (7, 1) ERA: 4.03	2.0	11	3	1	0	4	2	0	0	0	0	0	0	17	25	0.00	2.500																



Batter	1	2	3	4	5	6	7	8	9	AB	R	H	RBI	BB	SO	LOB	TOP			
George Brett, L (1, 5) OBP: 0.384, SLG: 0.443	6-3	1B		4-3		G1-6-3			6-3	5	0	1	0	0	0	4	Kansas City Royals @ Boston Red Sox Fenway Park, Boston, MA Sun May 29 1977, 3:33 AM EDT Att: 26,920 - Unknown - 58 F livebaseballscorecards.com			
Hal McRae, R (1, 10) OBP: 0.374, SLG: 0.509	6-3	F8			6-3		4-3 1B 1B		F9	5	0	1	0	0	0	1				
Amos Otis, R (1, 8) OBP: 0.303, SLG: 0.431	BB BB			P4		E9 6-3	4-3 1-2		BB BB	3	0	0	0	2	0	1				
John Mayberry, L (1, 3) OBP: 0.320, SLG: 0.329	1-2 BB			G3		6-3			BB	4	0	0	0	1	0	3				
Al Cowens, R (1, 9) OBP: 0.309, SLG: 0.494	5-3			5-3		P3				4	0	1	0	0	0	3				
Tom Pogue, L (1, 7) OBP: 0.365, SLG: 0.424				4-3						4	1	3	0	0	0	0				
Darrell Porter, L (1, 2) OBP: 0.361, SLG: 0.491		HR 1B			1B FC4-2 BB	FC1-6 1B BB			L9	2	2	1	2	2	0	1				
Freddie Patek, R (1, 6) OBP: 0.317, SLG: 0.364					FC4-2 S 1B	FC1-6 1B			K	4	0	2	0	0	1	3				
Frank White, R (1, 4) OBP: 0.264, SLG: 0.288	6-3			FC4-2 S		G1-6-3 1B			FC6-4	4	0	1	1	0	0	4				
Inning Stats	R: 0 E: 0 K: 0 S: 3	H: 0 LOB: 2 BB: 2 P: 11	R: 2 E: 0 K: 0 S: 6	H: 4 LOB: 1 BB: 0 P: 6	R: 0 E: 0 K: 0 S: 3	H: 0 LOB: 0 BB: 0 P: 3	R: 0 E: 0 K: 0 S: 4	H: 1 LOB: 2 BB: 1 P: 8	R: 0 E: 1 K: 0 S: 4	H: 0 LOB: 1 BB: 0 P: 4	R: 0 E: 0 K: 0 S: 4	H: 2 LOB: 2 BB: 0 P: 4	R: 0 E: 0 K: 1 S: 6	H: 1 LOB: 1 BB: 0 P: 6	R: 0 E: 0 K: 0 S: 3	H: 0 LOB: 1 BB: 1 P: 7	1B: 8 2B: 1 3B: 0 HR: 1	SF: 0 SAC: 0 DP: 1 HBP: 0	WP: 0 PB: 0 SB: 2 CS: 0	PA: 40
PITCHER Bob Stanley, R (1, 1) ERA: 4.42	IP: 9.0 WLS: L BF: 40 H: 10 R: 3 ER: 3 SO: 1 BB: 5 IBB: 0 HBP: 0 BLK: 0 WP: 0 HR: 1 S: 37 P: 57 ERA: 3.00 WHIP: 1.667																			

Batter	1	2	3	4	5	6	7	8	9	AB	R	H	RBI	BB	SO	LOB	BOTTOM			
Rick Burleson, R (1, 6) OBP: 0.381, SLG: 0.452	G6-4-3 BB		6-3		BB 1B		1B			3	0	2	0	1	0	0	Kansas City Royals @ Boston Red Sox Fenway Park, Boston, MA Sun May 29 1977, 3:33 AM EDT Att: 26,920 - Unknown - 58 F livebaseballscorecards.com			
Bernie Carbo, L (1, 9) OBP: 0.347, SLG: 0.364	K		K		1-2 1B		F8			4	0	1	0	0	2	2				
Jim Rice, R (1, 10) OBP: 0.352, SLG: 0.521	G6-4-3 1-2			5-3	4-0 1-2 2-3 BB				5-3	3	0	0	0	1	0	1				
Carl Yastrzemski, L (1, 7) OBP: 0.379, SLG: 0.458		P5		L8	P6				FC6-4 BB	3	0	0	0	1	0	3				
Carlton Fisk, R (1, 2) OBP: 0.462, SLG: 0.600		FC6-5 2B		1B BB		G4-6-3 BB			P4	2	0	1	0	2	0	1				
George Scott, R (1, 3) OBP: 0.321, SLG: 0.535		FC6-5 1B		FC5-4 1B		L9			FC6-4	4	0	1	0	0	0	3				
Dwight Evans, R (1, 8) OBP: 0.374, SLG: 0.585		1-2 1B		FC5-4 1-2		G4-6-3 1-2				4	0	1	0	0	1	3				
Butch Hobson, R (1, 5) OBP: 0.286, SLG: 0.449		F9					L8			4	0	0	0	0	2	2				
Denny Doyle, L (1, 4) Fred Lynn, L (9, PH) OBP: 0.338, SLG: 0.364 OBP: 0.299, SLG: 0.516			K		4-3				F9	3	0	0	0	0	1	0				
Inning Stats	R: 0 E: 0 K: 1 S: 4	H: 0 LOB: 0 BB: 1 P: 8	R: 0 E: 0 K: 2 S: 7	H: 2 LOB: 2 BB: 0 P: 5	R: 0 E: 0 K: 2 S: 7	H: 0 LOB: 0 BB: 0 P: 7	R: 0 E: 0 K: 0 S: 4	H: 1 LOB: 2 BB: 1 P: 8	R: 0 E: 0 K: 0 S: 2	H: 2 LOB: 3 BB: 1 P: 11	R: 0 E: 0 K: 0 S: 4	H: 0 LOB: 1 BB: 0 P: 4	R: 0 E: 0 K: 0 S: 3	H: 0 LOB: 1 BB: 1 P: 7	R: 0 E: 0 K: 2 S: 7	H: 0 LOB: 0 BB: 0 P: 7	1B: 5 2B: 1 3B: 0 HR: 0	SF: 0 SAC: 0 DP: 2 HBP: 0	WP: 0 PB: 0 SB: 0 CS: 0	PA: 36
PITCHER Jim Colborn, R (1, 1) ERA: 2.72 Mark Littell, R (8, 1) ERA: 3.0	IP: 7.1 WLS: W BF: 31 H: 6 R: 0 ER: 0 SO: 4 BB: 5 IBB: 0 HBP: 0 BLK: 0 WP: 0 HR: 0 S: 34 P: 54 ERA: 0.00 WHIP: 1.500																			

Batter	1	2	3	4	5	6	7	8	9	AB	R	H	RBI	BB	SO	LOB	TOP					
Willie Randolph, R (1,4) OBP: 0.352, SLG: 0.393	0-0 1-3		0-0 1B		4-0 1B FC6-4 BB		0-0 G3			3	1	1	0	1	0	0						
Mickey Rivers, L (1,8) OBP: 0.333, SLG: 0.377	0-0 1-3		0-0 1-2 G4-6-3 1B		0-0 1-3 FC6-4 1B		0-0 1B			4	0	3	0	0	0	0						
Thurman Munson, R (1,2) OBP: 0.366, SLG: 0.542	0-0 6-3		0-0 G4-6-3 1-2		0-0 FC6-4 G6-4-3		0-0 L4			4	0	0	1	0	0	4						
Chris Chambliss, L (1,3) OBP: 0.325, SLG: 0.440		0-0 F9		0-0 4-3		0-0 G6-4-3 1-2		0-0 L6		4	0	0	0	0	0	1						
Lou Piniella, R (1,10) OBP: 0.367, SLG: 0.377		0-0 6-3		0-0 1B 3B		0-0 3-4-1 1B		0-0 5-3		4	1	2	0	0	0	0						
Reggie Jackson, L (1,9) OBP: 0.380, SLG: 0.486		0-0 HR		0-0 FC1-6 1B		0-3 K		0-0 1-3		4	1	2	2	0	1	1						
Paul Blair, R (8,9) OBP: 0.364, SLG: 0.415		0-0 HR		0-0 3-H FC1-6 1B		0-0 3-4-1		0-0 1-2		4	2	1	1	0	0	2						
Graig Nettles, L (1,5) OBP: 0.296, SLG: 0.455		0-0 HR		0-0 1-2 FC1-6 2B		0-0 3-4-1		0-0 1-2		4	0	1	1	0	1	1						
Jimmy Wynn, R (1,7) OBP: 0.296, SLG: 0.265		0-0 P3		0-0 1-H 2B		0-0 6-3		0-3 K		4	0	1	1	0	1	1						
Bucky Dent, R (1,6) OBP: 0.314, SLG: 0.348			0-0 5-3		0-0 1-3		0-0 P6		0-0 6-3	4	0	0	0	0	0	1						
Inning Stats	R: 0 E: 0 K: 0 S: 3	H: 0 LOB: 0 BB: 0 P: 3	R: 2 E: 0 K: 0 S: 5	H: 2 LOB: 0 BB: 0 P: 5	R: 0 E: 0 K: 0 S: 4	H: 2 LOB: 1 BB: 0 P: 4	R: 2 E: 0 K: 0 S: 6	H: 3 LOB: 1 BB: 0 P: 6	R: 1 E: 0 K: 0 S: 3	H: 1 LOB: 0 BB: 1 P: 7	R: 0 E: 0 K: 1 S: 6	H: 1 LOB: 1 BB: 0 P: 6	R: 0 E: 0 K: 0 S: 4	H: 1 LOB: 0 BB: 0 P: 4	R: 0 E: 0 K: 0 S: 3	H: 0 LOB: 0 BB: 0 P: 3	R: 0 E: 0 K: 1 S: 5	H: 0 LOB: 0 BB: 0 P: 5	1B: 6 2B: 1 3B: 1 HR: 2	SF: 0 SAC: 0 DP: 2 HBP: 0	WP: 0 PB: 0 SB: 0 CS: 0	PA: 36
PITCHER Bill Lee, L (1,1) ERA: 4.5	IP: 9.0 WLS: L BF: 36 H: 10 R: 5 ER: 5 SO: 2 BB: 1 IBB: 0 HBP: 0 BLK: 0 WP: 0 HR: 2 S: 39 P: 43 ERA: 5.00 WHIP: 1.222															PITCHER	IP: 9.0 WLS: W BF: 37 H: 7 R: 4 ER: 3 SO: 3 BB: 6 IBB: 0 HBP: 0 BLK: 0 WP: 0 HR: 1 S: 37 P: 61 ERA: 3.00 WHIP: 1.444					

New York Yankees @ Boston Red Sox
Fenway Park, Boston, MA
Mon May 30 1977, 7:05 PM EDT
Att: 35,521 - Unknown - 60 F

AB	35
R	5
H	10
RBI	5
BB	1
SO	2
LOB	10






Batter	1	2	3	4	5	6	7	8	9	AB	R	H	RBI	BB	SO	LOB	BOTTOM					
Rick Burleson, R (1,6) OBP: 0.377, SLG: 0.445	0-0 1B G5-4-3		0-0 4-3		0-0 F8		0-0 F9		0-0 6-3	5	1	1	0	0	0	2						
Fred Lynn, L (1,8) OBP: 0.296, SLG: 0.500	0-0 1-3 G5-4-3 1B		0-0 4-3		0-0 4-3		0-0 L3			4	0	1	1	0	0	0						
Jim Rice, R (1,10) OBP: 0.350, SLG: 0.514	0-0 G5-4-3 1-2 3-H		0-0 1B		0-0 F8			0-0 5-3		4	0	1	0	0	0	1						
Carl Yastrzemski, L (1,7) OBP: 0.371, SLG: 0.446	0-0 4-3		0-0 F8			0-0 4-3		0-0 F7		4	0	0	0	0	0	1						
Carlton Fisk, R (1,2) OBP: 0.457, SLG: 0.611		0-0 F8		0-0 F7		0-3 K		0-0 HR		4	1	1	1	0	1	0						
George Scott, R (1,3) OBP: 0.330, SLG: 0.532		4-0 BB 1B BB		4-0 FC6-4 BB		4-0 BB		0-0 P4		1	1	0	0	3	0	0						
Dwight Evans, R (1,9) OBP: 0.371, SLG: 0.574		0-3 K		0-0 FC6-4 1-2		4-0 1-2 BB		0-0 5-3		3	0	0	0	1	1	2						
Butch Hobson, R (1,5) OBP: 0.291, SLG: 0.444		4-0 1B 1-2 BB		0-3 K		0-0 6-3		4-0 1B S BB		2	0	0	0	2	1	3						
Denny Doyle, L (1,4) OBP: 0.350, SLG: 0.376		0-0 1-3 2-H 1B			0-0 E9 F8 4-3 1B			0-0 F7		4	1	3	1	0	0	0						
Steve Dillard, R (8, PR) OBP: 0.367, SLG: 0.467								0-0 1-H 1B		0	0	0	0	0	0	0						
Inning Stats	R: 1 E: 0 K: 0 S: 4	H: 2 LOB: 0 BB: 0 P: 4	R: 1 E: 0 K: 1 S: 5	H: 1 LOB: 2 BB: 2 P: 13	R: 0 E: 0 K: 0 S: 4	H: 1 LOB: 1 BB: 0 P: 4	R: 0 E: 0 K: 1 S: 5	H: 0 LOB: 1 BB: 1 P: 9	R: 1 E: 1 K: 0 S: 4	H: 1 LOB: 0 BB: 0 P: 4	R: 0 E: 0 K: 1 S: 5	H: 0 LOB: 2 BB: 2 P: 13	R: 0 E: 0 K: 0 S: 3	H: 0 LOB: 0 BB: 0 P: 3	R: 1 E: 0 K: 0 S: 4	H: 1 LOB: 0 BB: 0 P: 4	R: 0 E: 0 K: 0 S: 3	H: 1 LOB: 1 BB: 1 P: 7	1B: 6 2B: 0 3B: 0 HR: 1	SF: 0 SAC: 0 DP: 1 HBP: 0	WP: 0 PB: 0 SB: 1 CS: 0	PA: 37
PITCHER Mike Torrez, R (1,1) ERA: 3.86	IP: 9.0 WLS: W BF: 37 H: 7 R: 4 ER: 3 SO: 3 BB: 6 IBB: 0 HBP: 0 BLK: 0 WP: 0 HR: 1 S: 37 P: 61 ERA: 3.00 WHIP: 1.444															PITCHER	IP: 9.0 WLS: L BF: 36 H: 10 R: 5 ER: 5 SO: 2 BB: 1 IBB: 0 HBP: 0 BLK: 0 WP: 0 HR: 2 S: 39 P: 43 ERA: 5.00 WHIP: 1.222					

New York Yankees @ Boston Red Sox
Fenway Park, Boston, MA
Mon May 30 1977, 7:05 PM EDT
Att: 35,521 - Unknown - 60 F

AB	31
R	4
H	7
RBI	3
BB	6
SO	3
LOB	9




Batter	1	2	3	4	5	6	7	8	9	AB	R	H	RBI	BB	SO	LOB	TOP			
Willie Randolph, R (1,4) OBP: 0.360, SLG: 0.401	0-0 CS 1B		0-0 FC4-6 1B		0-0 P4		0-0 1B			4	0	3	0	0	0	0	<p>New York Yankees @ Boston Red Sox Fenway Park, Boston, MA Tue May 31 1977, 7:05 PM EDT Att: 30,102 - Unknown</p> <p>livebaseballscores.com</p> <p>AB 35 R 1 H 9 RBI 1 BB 1 SO 3 LOB 16</p> 			
Mickey Rivers, L (1,8) OBP: 0.326, SLG: 0.368	0-0 5-3		0-0 FC4-6 BB		0-0 F7		0-0 4-3			4	0	0	0	0	0	3				
Thurman Munson, R (1,2) OBP: 0.369, SLG: 0.541	0-0 1B 1B		0-0 F9		0-0 2B 1B		0-0 F9			4	0	2	0	0	0	1				
Chris Chambliss, L (1,3) OBP: 0.338, SLG: 0.454	0-0 1-2 1B		0-0 BB		0-0 G3 2B		0-0 1B			3	0	3	0	1	0	0				
Reggie Jackson, L (1,9) OBP: 0.352, SLG: 0.474	0-0 3-1		0-0 G3		0-0 G3		0-0 P6 1B			4	0	0	0	0	0	7				
Roy White, S (1,7) OBP: 0.356, SLG: 0.400		0-0 P5		0-0 F9		0-0 6-3		0-0 4-3		4	0	0	0	0	0	3				
Graig Nettles, L (1,5) OBP: 0.295, SLG: 0.468		0-0 HR		0-0 4-3		0-0 4-3		0-0 4-3		4	1	1	1	0	0	2				
Carlos May, L (1,10) OBP: 0.358, SLG: 0.360		0-3 K		0-3 K		0-3 K		0-0 6-3		4	0	0	0	0	3	0				
Bucky Dent, R (1,6) OBP: 0.308, SLG: 0.341		0-0 1-3			0-0 F8		0-0 5-3		0-0 3-1	3	0	0	0	0	0	0				
Dell Alton, L (9, PH) OBP: 0.500, SLG: 1.000										1	0	0	0	0	0	0				
Inning Stats	R: 0 E: 0 K: 0 S: 5	H: 3 LOB: 2 BB: 0 P: 5	R: 1 E: 0 K: 1 S: 6	H: 1 LOB: 0 BB: 1 P: 6	R: 0 E: 0 K: 1 S: 4	H: 1 LOB: 2 BB: 1 P: 8	R: 0 E: 0 K: 1 S: 5	H: 0 LOB: 0 BB: 0 P: 5	R: 0 E: 0 K: 0 S: 3	H: 2 LOB: 2 BB: 0 P: 5	R: 0 E: 0 K: 1 S: 6	H: 1 LOB: 1 BB: 0 P: 6	R: 0 E: 0 K: 0 S: 4	H: 1 LOB: 1 BB: 0 P: 4	R: 0 E: 0 K: 0 S: 3	H: 0 LOB: 0 BB: 0 P: 3	1B: 7 2B: 1 3B: 0 HR: 1	SF: 0 SAC: 0 DP: 0 HBP: 0	WP: 0 PB: 0 CS: 1	PA: 36
PITCHER Reggie Cleveland, R (1,1) ERA: 3.27	IP: 9.0 WLS: W BF: 36 H: 9 R: 1 ER: 1 SO: 3 BB: 1 IBB: 0 HBP: 0 BLK: 0 WP: 0 HR: 1 S: 41 P: 45 ERA: 1.00 WHIP: 1.111																			

Batter	1	2	3	4	5	6	7	8	9	AB	R	H	RBI	BB	SO	LOB	BOTTOM				
Rick Burleson, R (1,6) OBP: 0.374, SLG: 0.446	0-0 3-1		0-0 WP 2B		0-3 K		0-0 F8			4	0	1	0	0	1	1	<p>New York Yankees @ Boston Red Sox Fenway Park, Boston, MA Tue May 31 1977, 7:05 PM EDT Att: 30,102 - Unknown</p> <p>livebaseballscores.com</p> <p>AB 29 R 5 H 7 RBI 5 BB 2 SO 10 LOB 11</p> 				
Denny Doyle, L (1,4) OBP: 0.348, SLG: 0.372	0-0 F7		0-0 3-1		0-0 F9		0-0 G4-6-3 1B			4	0	1	0	0	0	1					
Jim Rice, R (1,10) OBP: 0.348, SLG: 0.525	0-0 HR		0-0 6-3		0-3 K		0-3 K			4	1	1	1	0	2	1					
Carl Yastrzemski, L (1,7) OBP: 0.374, SLG: 0.460	0-0 2B		0-0 2B		0-0 6-3		0-0 G4-6-3			4	0	2	0	0	0	1					
Carlton Fisk, R (1,2) OBP: 0.452, SLG: 0.599	0-3 K		0-0 P5		1-0 SH3 1B HBP		0-0 5-3			3	1	0	0	0	1	2					
George Scott, R (1,3) OBP: 0.337, SLG: 0.532		4-0 HR BB	1-0 HBP		4-0 SH3 1B BB		0-3 K			0	1	0	0	1	0	0					
Bernie Carbo, L (3, FR) OBP: 0.353, SLG: 0.356			0-0 HBP		1-2 SH3 1B BB		0-0 K			1	1	0	0	1	1	0					
Dwight Evans, R (1,9) OBP: 0.365, SLG: 0.564		0-3 K	0-3 K		0-0 SH3		0-0 F9			3	0	0	0	0	2	3					
Butch Hobson, R (1,5) OBP: 0.291, SLG: 0.460		0-0 1-H HR		0-3 K		0-3 K				3	1	1	2	0	2	2					
Rick Miller, L (1,8) OBP: 0.295, SLG: 0.273		0-0 F7		0-3 K		0-0 2-H 3-H 1B				3	0	1	2	0	1	0					
Inning Stats	R: 1 E: 0 K: 1 S: 7	H: 2 LOB: 1 BB: 0 P: 7	R: 2 E: 0 K: 1 S: 7	H: 2 LOB: 1 BB: 1 P: 11	R: 0 E: 0 K: 1 S: 6	H: 1 LOB: 2 BB: 0 P: 7	R: 0 E: 0 K: 3 S: 9	H: 0 LOB: 0 BB: 0 P: 9	R: 0 E: 0 K: 1 S: 5	H: 1 LOB: 1 BB: 1 P: 11	R: 0 E: 0 K: 1 S: 5	H: 1 LOB: 0 BB: 0 P: 5	R: 0 E: 0 K: 1 S: 5	H: 0 LOB: 0 BB: 0 P: 5	R: 0 E: 0 K: 1 S: 5	H: 0 LOB: 0 BB: 0 P: 5		1B: 2 2B: 3 3B: 0 HR: 2	SF: 0 SAC: 1 DP: 1 HBP: 2	WP: 1 PB: 0 CS: 0	PA: 34
PITCHER Gil Patterson, R (1,1) ERA: 5.0	IP: 5.2 WLS: L BF: 26 H: 5 R: 5 ER: 5 SO: 8 BB: 2 IBB: 2 HBP: 2 BLK: 0 WP: 1 HR: 2 S: 38 P: 48 ERA: 7.94 WHIP: 1.235																				
PITCHER Sparky Lyle, L (6,1) ERA: 0.9	IP: 2.1 WLS: L BF: 8 H: 2 R: 0 ER: 0 SO: 2 BB: 0 IBB: 0 HBP: 0 BLK: 0 WP: 0 HR: 0 S: 12 P: 12 ERA: 0.00 WHIP: 0.857																				

Batter	1	2	3	4	5	6	7	8	9	AB	R	H	RBI	BB	SO	LOB	TOP								
Rick Burleson, R (1, 6) OBP: 0.368, SLG: 0.438 Doug Griffin, R (9, PH)	F9		K			E6	IBB		FC6-4	3	0	0	0	1	1	0									
Denny Doyle, L (1, 4) OBP: 0.338, SLG: 0.360 Steve Dillard, R (7, PH) OBP: 0.360, SLG: 0.457	F8		4-3			SH5-3	1-3			2	0	0	0	0	0	0									
Jim Rice, R (1, 10) OBP: 0.343, SLG: 0.511	BB 1B			6-3		K		6-3		4	0	1	0	0	1	1									
Carl Yastrzemski, L (1, 7) OBP: 0.354, SLG: 0.491	1-2 BB			FC5-4 BB		G3		4-3		2	0	0	0	2	0	1									
Carlton Fisk, R (1, 2) OBP: 0.449, SLG: 0.587	L8			K			G6-4-3 1B	5-3		4	0	1	0	0	1	3									
George Scott, R (1, 3) OBP: 0.343, SLG: 0.536		G4-6-3 1B		FC5-4 1-2			G6-4-3 1-2		BB 1B	4	0	2	0	0	0	2									
Bernie Carbo, L (1, 9) OBP: 0.364, SLG: 0.429 Jack Baker, R (9, PH)		G4-6-3 1-2			G6-4-3 1B			HR	F8	3	1	2	1	0	0	1	AB 31								
Butch Hobson, R (1, 5) OBP: 0.290, SLG: 0.447		F8			F4		BLK HBP 1B		FC6-4 BB	3	0	1	0	1	0	1	R 1								
Rick Miller, L (1, 8) OBP: 0.309, SLG: 0.283 Fred Lynn, L (9, PH) OBP: 0.292, SLG: 0.493			K			G6-4-3 1-2		BLK HBP	K	2	0	0	0	0	1	1	H 7								
Inning Stats	R: 0 E: 0 K: 0 S: 4	H: 1 LOB: 2 BB: 1 P: 8	R: 0 E: 0 K: 0 S: 3	H: 1 LOB: 0 BB: 0 P: 3	R: 0 E: 0 K: 2 S: 7	H: 0 LOB: 0 BB: 0 P: 7	R: 0 E: 0 K: 1 S: 5	H: 0 LOB: 1 BB: 1 P: 9	R: 0 E: 0 K: 0 S: 3	H: 1 LOB: 0 BB: 0 P: 3	R: 0 E: 1 K: 1 S: 6	H: 0 LOB: 1 BB: 0 P: 6	R: 1 E: 0 K: 0 S: 5	H: 3 LOB: 3 BB: 1 P: 10	R: 0 E: 0 K: 0 S: 3	H: 0 LOB: 0 BB: 0 P: 3	R: 0 E: 0 K: 1 S: 6	H: 1 LOB: 2 BB: 1 P: 10	1B: 6 2B: 0 3B: 0 HR: 1	SF: 0 SAC: 1 DP: 3 HBP: 1	WP: 0 PB: 0 SB: 0 CS: 0	PA: 37			
PITCHER	IP	WLS	BF	H	R	ER	SO	BB	IBB	HBP	BLK	WP	HR	S	P	ERA	WHIP								
Nelson Briles, R (1, 1) ERA: 4.58	6.2		27	6	1	1	4	2	0	1	0	0	1	32	41	1.35	1.200								
Darold Knowles, L (7, 1) ERA: 1.2	2.1	W	10	1	0	0	1	1	1	0	1	0	0	10	18	0.00	0.857								

Boston Red Sox @ Texas Rangers
Arlington Stadium, Arlington, TX
Thu Jun 02 1977, 8:05 PM EDT
Att: 12,158 - Unknown


AB 31
R 1
H 7
RBI 1
BB 4
SO 5
LOB 18

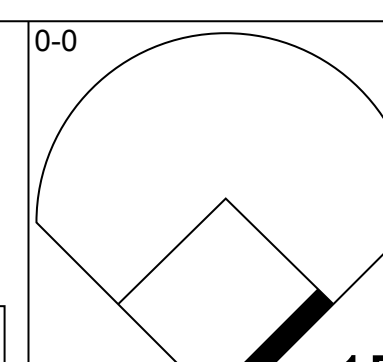
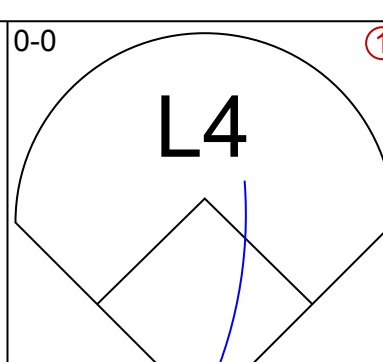
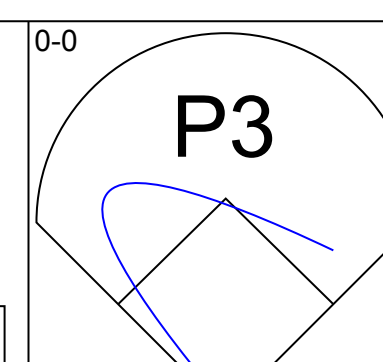
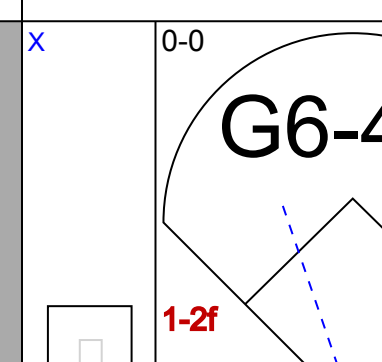
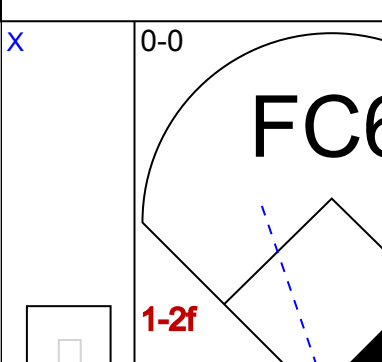
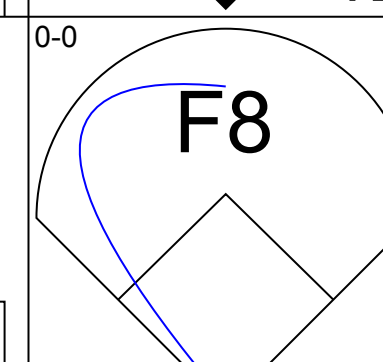
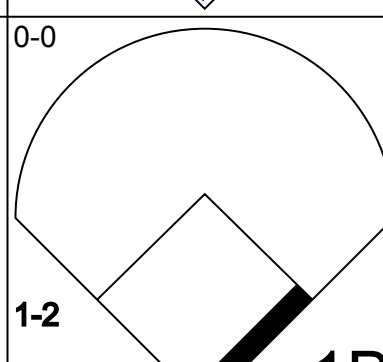
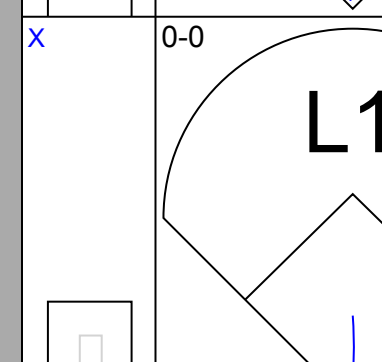
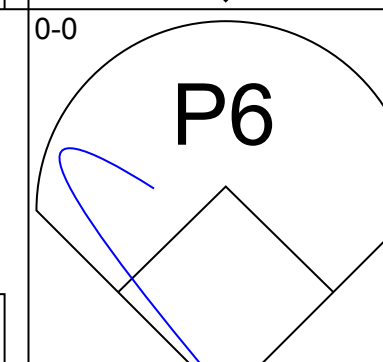
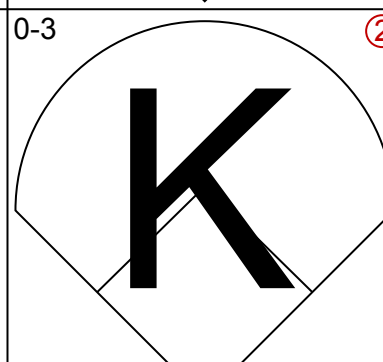


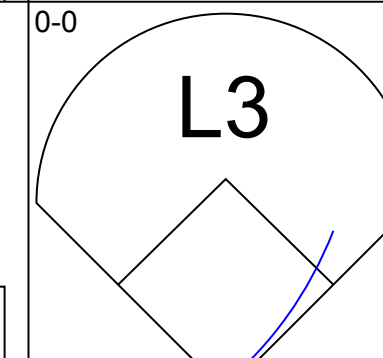
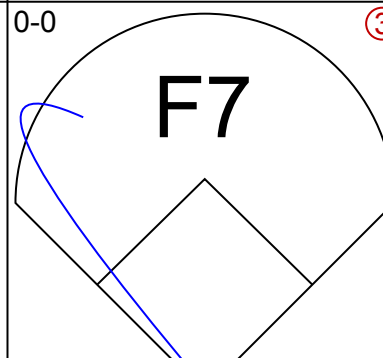


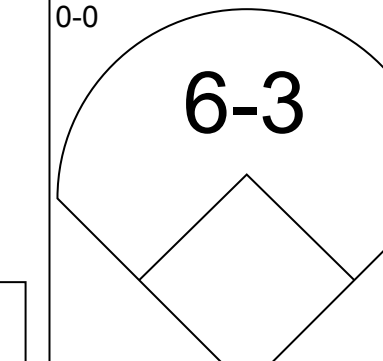
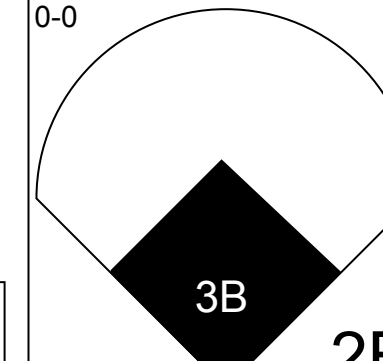


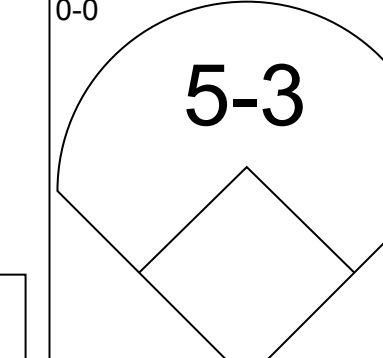
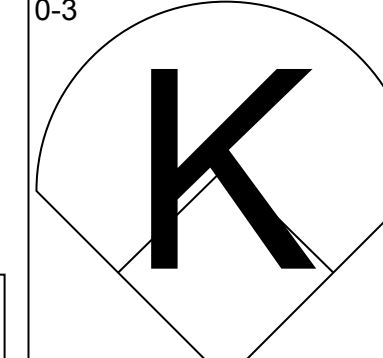


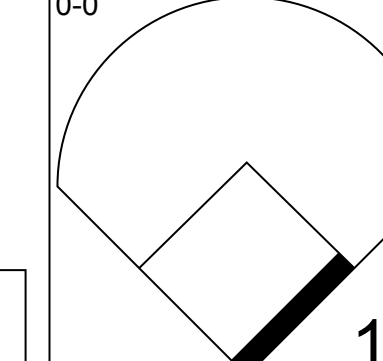
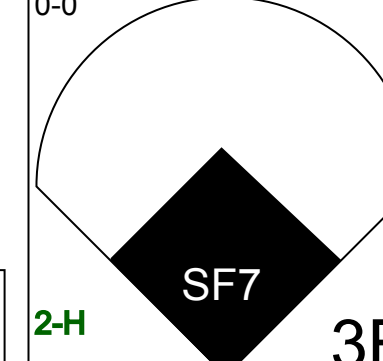

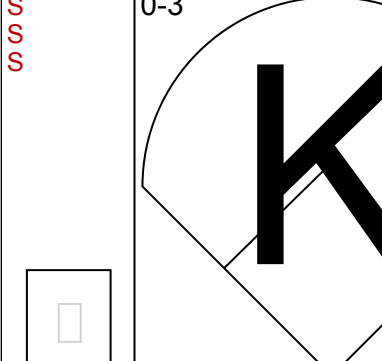
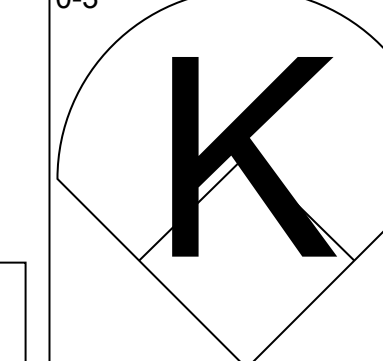
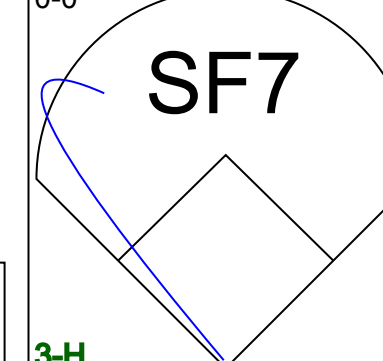

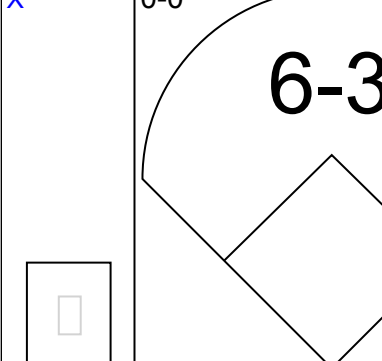
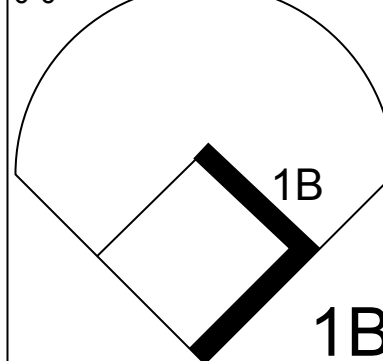
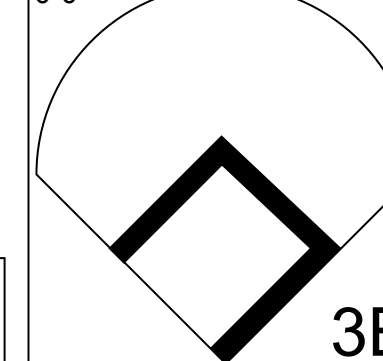
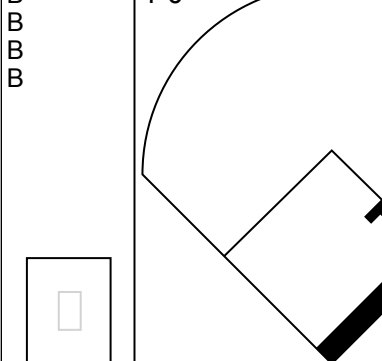


Batter	1	2	3	4	5	6	7	8	9	AB	R	H	RBI	BB	SO	LOB	BOTTOM								
Bert Campaneris, R (1, 6) OBP: 0.338, SLG: 0.358	1-3		F7			F8		SH1-4		3	0	0	0	0	0	0									
Sandy Alomar Sr., S (1, 4) OBP: 0.296, SLG: 0.300	K		G3			4-3		P9		4	0	0	0	0	1	1									
Dave May, L (1, 9) OBP: 0.313, SLG: 0.339	F8			4-3		F9		2B BB		3	1	0	0	1	0	0									
Willie Horton, R (1, 10) OBP: 0.346, SLG: 0.536 Jim Fregosi, R (8, PR) OBP: 0.304, SLG: 0.450		K		K			K	2B		4	0	1	2	0	3	0									
Toby Harrah, R (1, 5) OBP: 0.397, SLG: 0.480		HR		F5		L6		K		4	1	1	1	0	1	1									
Mike Hargrove, L (1, 3) OBP: 0.382, SLG: 0.357		FC6 BB			SH1-3 1B		1B BB			1	0	1	0	2	0	0									
Tom Grieve, R (1, 7) OBP: 0.171, SLG: 0.208 Ken Henderson, S (7, PH) OBP: 0.326, SLG: 0.444 Lew Beasley, L (7, PR) OBP: 0.286, SLG: 0.316		K			K		1-2 1B			2	0	0	0	0	2	2	AB 27								
Jim Sundberg, R (1, 2) OBP: 0.274, SLG: 0.310		FC6 1-2			SH1-3 1-2		6-3			1	0	1	0	0	0	0	H 5								
Juan Beniquez, R (1, 8) OBP: 0.325, SLG: 0.370			5-3			F9		SH1-4 2B 1B		2	0	0	0	0	3		RBI 3								
Inning Stats	R: 0 E: 0 K: 1 S: 5	H: 0 LOB: 0 BB: 0 P: 5	R: 1 E: 0 K: 2 S: 8	H: 1 LOB: 1 BB: 1 P: 12	R: 0 E: 0 K: 0 S: 3	H: 0 LOB: 0 BB: 0 P: 3	R: 0 E: 0 K: 1 S: 5	H: 0 LOB: 0 BB: 0 P: 5	R: 0 E: 0 K: 0 S: 6	H: 1 LOB: 1 BB: 0 P: 6	R: 0 E: 0 K: 0 S: 3	H: 0 LOB: 0 BB: 0 P: 3	R: 0 E: 0 K: 1 S: 6	H: 1 LOB: 2 BB: 1 P: 10	R: 2 E: 0 K: 1 S: 7	H: 2 LOB: 1 BB: 1 P: 11	1B: 3 2B: 1 3B: 0 HR: 1	SF: 0 SAC: 2 DP: 0 HBP: 0	WP: 0 PB: 0 SB: 0 CS: 0	PA: 32					
PITCHER	IP	WLS	BF	H	R	ER	SO	BB	IBB	HBP	BLK	WP	HR	S	P	ERA	WHIP								
Fergie Jenkins, R (1, 1) ERA: 3.48	8.0	L	32	5	3	1	7	3	0	0	0	0	1	43	55	1.12	1.000								

Boston Red Sox @ Texas Rangers
Arlington Stadium, Arlington, TX
Thu Jun 02 1977, 8:05 PM EDT
Att: 12,158 - Unknown

AB 27
R 3
H 5
RBI 3
BB 3
SO 7
LOB 8

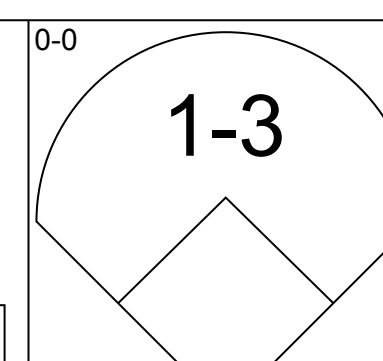
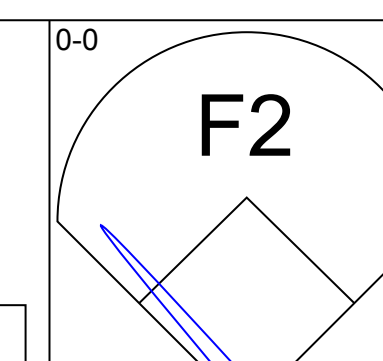
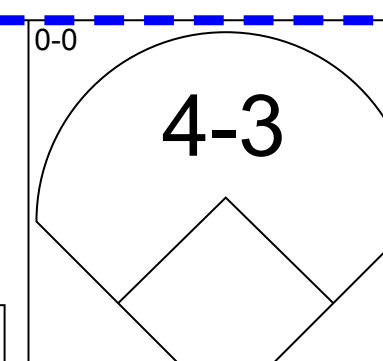

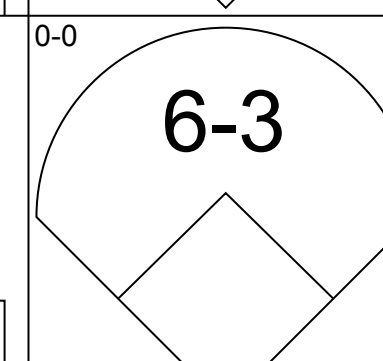
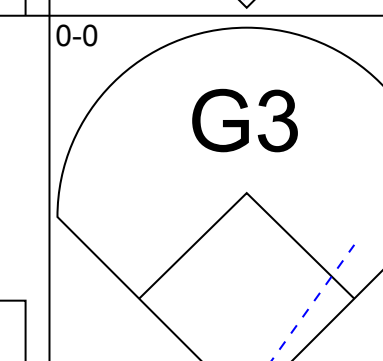
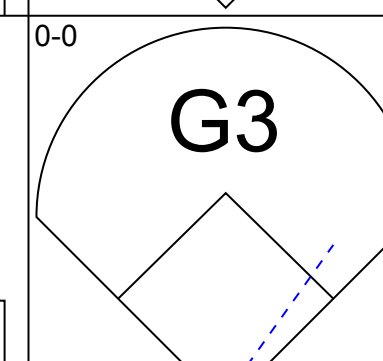

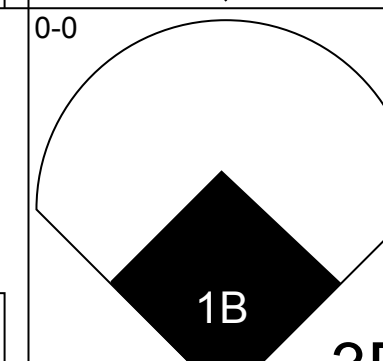
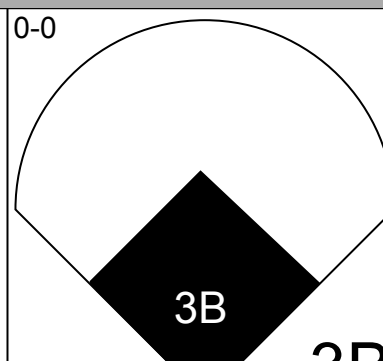
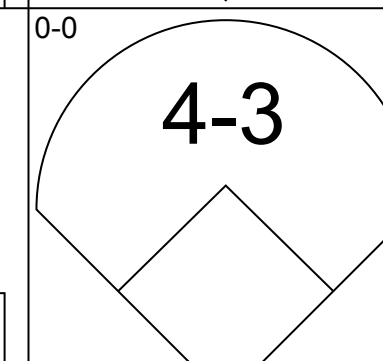


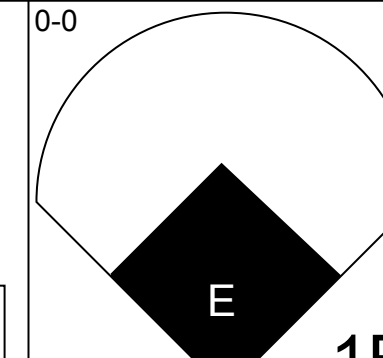
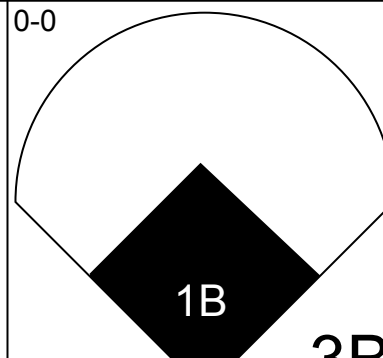



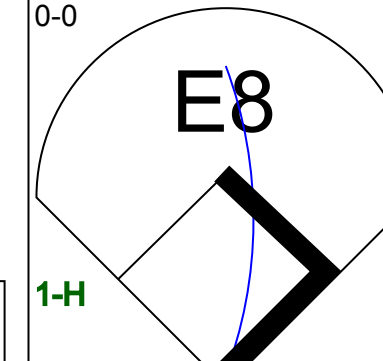
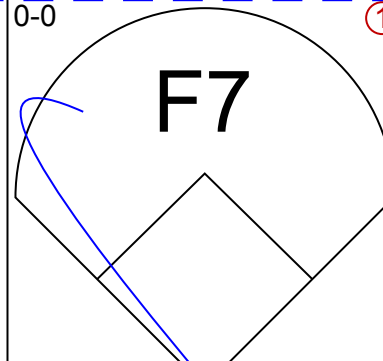
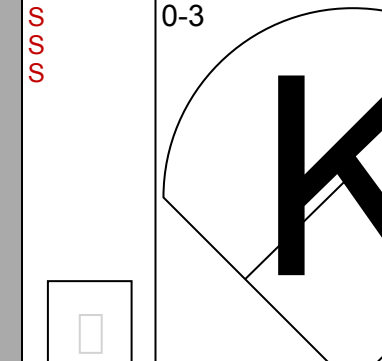

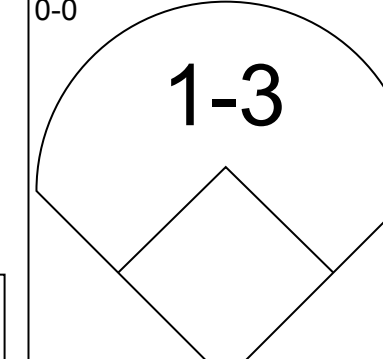
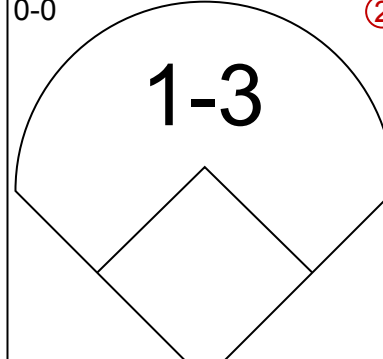
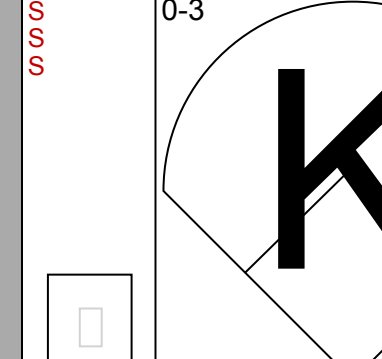

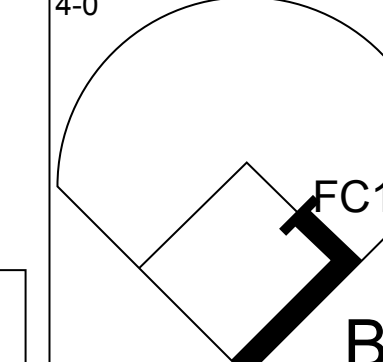
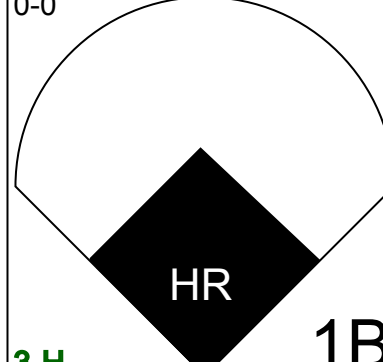

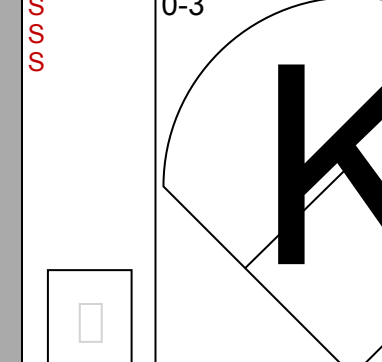

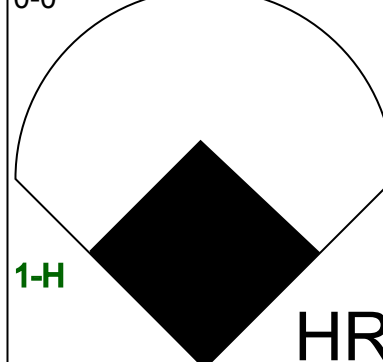



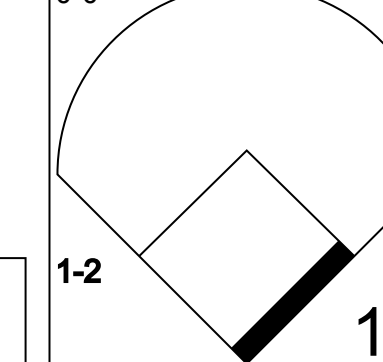
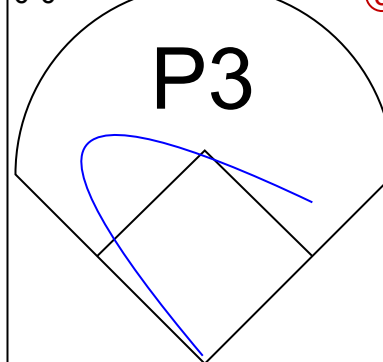



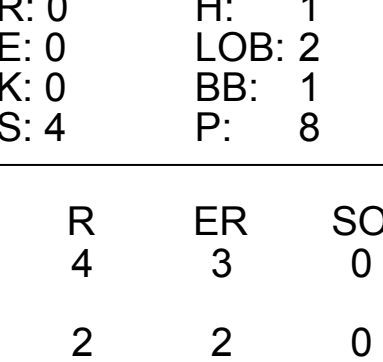
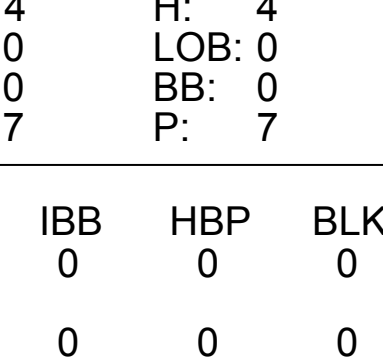
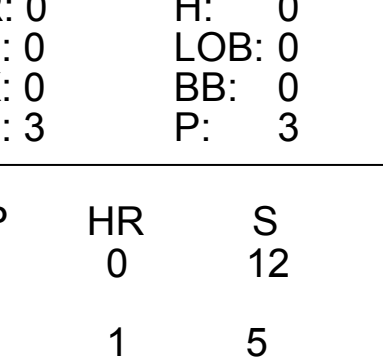
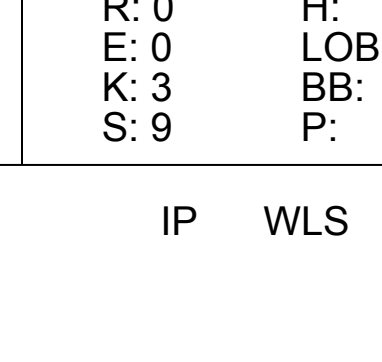



Batter	1	2	3	4	5	6	7	8	9	AB	R	H	RBI	BB	SO	LOB	TOP			
Rick Burleson, R OBP: 0.364, SLG: 0.432 (1, 6)										5	0	1	0	0	0	4				
Fred Lynn, L OBP: 0.289, SLG: 0.479 (1, 8)										4	0	1	0	0	1	1				
Jim Rice, R OBP: 0.341, SLG: 0.505 (1, 10)										4	0	1	0	0	1	3				
Carl Yastrzemski, L OBP: 0.379, SLG: 0.485 (1, 7)										4	0	1	0	0	0	4				
Carlton Fisk, R OBP: 0.444, SLG: 0.585 (1, 2)										4	1	1	0	0	1	2				
George Scott, R OBP: 0.337, SLG: 0.525 (1, 3)										4	0	0	0	0	2	2				
Butch Hobson, R OBP: 0.294, SLG: 0.460 (1, 5)										4	1	2	1	0	2	0				
Denny Doyle, L OBP: 0.329, SLG: 0.353 (1, 4)										3	0	0	1	0	1	1				
Bernie Carbo, L OBP: 0.390, SLG: 0.481 (1, 9)										3	0	2	0	1	0	0				
Inning Stats	R: 0 E: 0 K: 0 S: 4	H: 1 LOB: 1 BB: 0 P: 4	R: 0 E: 0 K: 1 S: 6	H: 1 LOB: 1 BB: 0 P: 6	R: 0 E: 0 K: 1 S: 7	H: 2 LOB: 2 BB: 0 P: 7	R: 2 E: 0 K: 1 S: 8	H: 3 LOB: 1 BB: 0 P: 8	R: 0 E: 0 K: 2 S: 8	H: 0 LOB: 0 BB: 0 P: 7	R: 0 E: 1 K: 0 S: 3	H: 0 LOB: 0 BB: 0 P: 3	R: 0 E: 0 K: 0 S: 4	H: 1 LOB: 1 BB: 0 P: 4	R: 0 E: 0 K: 1 S: 5	H: 0 LOB: 1 BB: 1 P: 9	1B: 6 2B: 1 3B: 2 HR: 0	SF: 1 SAC: 0 DP: 1 HBP: 0	WP: 0 PB: 0 SB: 0 CS: 0	PA: 37
PITCHER Dave Goltz, R ERA: 3.55 (1, 1)	IP: 9.0 WLS: W BF: 37 H: 9 R: 2 ER: 2 SO: 8 BB: 1 IBB: 0 HBP: 0 BLK: 0 WP: 0 HR: 0 S: 52 P: 56 ERA: 2.00 WHIP: 1.111															PITCHER				

Boston Red Sox @ Minnesota Twins
Metropolitan Stadium, Bloomington, MI
Fri Jun 03 1977, 8:05 PM EDT
Att: 11,852 - Unknown - 81 F

AB 35
R 2
H 9
RBI 2
BB 1
SO 8
LOB 17



Batter	1	2	3	4	5	6	7	8	9	AB	R	H	RBI	BB	SO	LOB	BOTTOM												
Butch Wynegar, S OBP: 0.368, SLG: 0.459 (1, 2)										5	0	0	0	0	1	3													
Roy Smalley, S OBP: 0.317, SLG: 0.306 (1, 6)										4	0	0	0	0	0	3													
Rod Carew, L OBP: 0.447, SLG: 0.580 (1, 3)										4	2	3	0	0	0	0													
Lyman Bostock, L OBP: 0.405, SLG: 0.488 (1, 8)										4	2	2	2	0	1	2													
Glenn Adams, L OBP: 0.359, SLG: 0.432 (1, 7)										4	0	1	0	0	1	1													
Mike Cubbage, L OBP: 0.346, SLG: 0.352 (1, 5)										4	0	1	0	0	1	2													
Larry Hise, R OBP: 0.363, SLG: 0.570 (1, 10)										1	1	1	1	1	0	0													
Rich Chiles, L OBP: 0.362, SLG: 0.309 (5, PH)										2	0	0	0	0	1	2													
Dan Ford, R OBP: 0.326, SLG: 0.387 (1, 9)										4	1	1	2	0	0	3													
Rob Wilfong, L OBP: 0.347, SLG: 0.326 (1, 4)										4	0	2	0	0	0	0													
Inning Stats	R: 2 E: 1 K: 0 S: 6	H: 2 LOB: 1 BB: 0 P: 6	R: 0 E: 0 K: 0 S: 4	H: 1 LOB: 2 BB: 1 P: 8	R: 4 E: 0 K: 0 S: 7	H: 4 LOB: 0 BB: 0 P: 7	R: 0 E: 0 K: 0 S: 3	H: 0 LOB: 0 BB: 0 P: 3	R: 0 E: 0 K: 1 S: 7	H: 2 LOB: 2 BB: 0 P: 7	R: 0 E: 0 K: 0 S: 5	H: 2 LOB: 2 BB: 0 P: 5	R: 0 E: 0 K: 3 S: 9	H: 0 LOB: 0 BB: 0 P: 9	R: 0 E: 0 K: 1 S: 5	H: 0 LOB: 0 BB: 0 P: 5	1B: 7 2B: 0 3B: 3 HR: 1	SF: 0 SAC: 0 DP: 0 HBP: 0	WP: 0 PB: 0 SB: 1 CS: 0	PA: 37									
PITCHER Bob Stanley, R ERA: 4.72 (1, 1)	IP: 2.0 WLS: L BF: 13 H: 5 R: 4 ER: 3 SO: 0 BB: 1 IBB: 0 HBP: 0 BLK: 0 WP: 0 HR: 0 S: 12 P: 16 ERA: 13.50 WHIP: 3.000															PITCHER													
Ramon Hernandez, L ERA: 9.35 (3, 1)	1.0	5	2	2	2	0	0	0	0	0	1	5	5	18.00	2.000														
Rick Wise, R ERA: 10.53 (4, 1)	4.0	16	4	0	0	4	0	0	0	0	0	24	24	0.00	1.000														
Tom Murphy, R ERA: 6.23 (8, 1)	1.0	3	0	0	0	1	0	0	0	0	0	5	5	0.00	0.000														

Boston Red Sox @ Minnesota Twins
Metropolitan Stadium, Bloomington, MI
Fri Jun 03 1977, 8:05 PM EDT
Att: 11,852 - Unknown - 81 F

AB 36
R 6
H 11
RBI 5
BB 1
SO 5
LOB 16



Batter	1	2	3	4	5	6	7	8	9	AB	R	H	RBI	BB	SO	LOB	TOP								
Rick Burleson, R OBP: 0.356, SLG: 0.424 (1, 6)	0-0 4-3		0-0 G3		0-0 4-3		0-0 5-3	0-0 SF9		4	0	0	1	0	0	2	Boston Red Sox @ Minnesota Twins Metropolitan Stadium, Bloomington, MI Sat Jun 04 1977, 4:33 AM EDT Att: 15,290 - Cloudy - 79 F								
Fred Lynn, L OBP: 0.296, SLG: 0.474 (1, 8)	0-0 L6		0-0 1B		0-0 6-3		0-0 2B	0-3 K		5	0	2	2	0	1	1									
Jim Rice, R OBP: 0.338, SLG: 0.503 (1, 10)	0-0 F8		0-3 K			0-0 F9	0-0 2B		0-0 F8	5	0	1	0	0	1	1									
Carl Yastrzemski, L OBP: 0.380, SLG: 0.491 (1, 7)		0-0 L8		0-0 1B	0-0 3B	0-0 G3	0-0 IBB		0-0 F9	4	1	1	0	1	0	0									
Carlton Fisk, R OBP: 0.443, SLG: 0.579 (1, 2)		0-0 1B		0-0 5-3		0-0 1B	0-3 K		0-0 F9	5	1	2	0	0	1	4									
George Scott, R OBP: 0.335, SLG: 0.519 (1, 3)		0-0 L8		0-0 F9		0-0 1B	0-0 F9			4	0	1	0	0	0	5									
Bernie Carbo, L OBP: 0.413, SLG: 0.509 (1, 9)		0-0 6-3		0-0 1B		0-0 1B	0-0 SH1-3	0-0 2B		3	1	2	1	1	0	1									
Butch Hobson, R OBP: 0.289, SLG: 0.452 (1, 5)			0-0 4-3	0-0 L8		0-0 F7	0-0 SH1-3		0-0 2-3	3	0	0	0	0	0	3									
Denny Doyle, L OBP: 0.340, SLG: 0.366 (1, 4)			0-0 G3	0-0 1B	0-0 2B	0-0 5-3		0-0 1B	0-0 PB	3	2	2	0	1	0	0									
Inning Stats	R: 0 E: 0 K: 0 S: 3	H: 0 LOB: 0 BB: 0 P: 3	R: 0 E: 0 K: 0 S: 4	H: 1 LOB: 1 BB: 0 P: 4	R: 1 E: 0 K: 1 S: 7	H: 2 LOB: 1 BB: 0 P: 7	R: 1 E: 0 K: 0 S: 5	H: 2 LOB: 0 BB: 0 P: 5	R: 0 E: 0 K: 0 S: 3	H: 0 LOB: 0 BB: 0 P: 3	R: 1 E: 0 K: 1 S: 8	H: 3 LOB: 3 BB: 1 P: 12	R: 1 E: 0 K: 1 S: 6	H: 1 LOB: 1 BB: 1 P: 10	R: 0 E: 0 K: 0 S: 3	H: 0 LOB: 0 BB: 0 P: 3		1B: 7 2B: 3 3B: 1 HR: 0	SF: 1 SAC: 1 DP: 0 HBP: 0	WP: 1 PB: 1 SB: 2 CS: 0	PA: 41				
PITCHER	IP	WLS	BF	H	R	ER	SO	BB	IBB	HBP	BLK	WP	HR	S	P	ERA	WHIP								
Paul Thordogard, R ERA: 3.71 (1, 1)	5.2	L	25	7	3	3	1	0	1	0	0	1	0	26	30	4.76	1.235								
Tom Johnson, R ERA: 1.82 (6, 1)	2.1		13	4	2	2	2	1	1	0	0	0	0	15	23	7.71	2.143								
Tom Burgmeier, L ERA: 2.14 (9, 1)	1.0		3	0	0	0	0	0	0	0	0	0	0	3	3	0.00	0.000								

Batter	1	2	3	4	5	6	7	8	9	AB	R	H	RBI	BB	SO	LOB	BOTTOM								
Jerry Terrell, R OBP: 0.295, SLG: 0.319 (1, 5)	0-0 F8		0-0 F8			0-0 G4-6-3		0-0 1-3		4	0	0	0	0	0	2	Boston Red Sox @ Minnesota Twins Metropolitan Stadium, Bloomington, MI Sat Jun 04 1977, 4:33 AM EDT Att: 15,290 - Cloudy - 79 F								
Rod Carew, L OBP: 0.438, SLG: 0.569 (1, 3)	0-0 L6			0-0 4-3		0-0 G3			0-0 4-3	4	0	0	0	0	0	0									
Dan Ford, R OBP: 0.325, SLG: 0.384 (1, 9)	0-0 F2			0-0 1-3			0-0 F8		0-0 FC6-4	4	0	1	0	0	0	0									
Larry Hise, R OBP: 0.390, SLG: 0.596 (1, 7)		0-0 FC		0-0 HR		0-0 1B	0-0 G5-4-3		0-0 FC6-4	4	1	3	1	0	0	1									
Rob Wilfong, L OBP: 0.347, SLG: 0.326 (9, PR)		0-0 2B		0-0 L9		0-0 1B	0-0 G5-4-3		0-0 FC6-4	0	0	0	0	0	0	0									
Craig Kusick, R OBP: 0.359, SLG: 0.511 (1, 10)		0-0 FC		0-0 L9		0-0 1B	0-0 G5-4-3		0-0 FC6-4	4	0	0	0	0	0	3									
Butch Wynegar, S OBP: 0.398, SLG: 0.464 (1, 2)		0-0 FC6-2-5-3-6		0-3 K		0-0 K		0-0 4-3	0-0 2B	3	1	1	0	0	1	2									
Lyman Bostock, L OBP: 0.399, SLG: 0.480 (1, 8)		0-0 4-3		0-0 4-3		0-0 4-3		0-0 4-3		3	0	0	0	0	0	2									
Roy Smalley, S OBP: 0.312, SLG: 0.301 (1, 6)			0-0 6-3		0-0 L8			0-0 6-3		3	0	0	1	0	0	0									
Bob Randall, R OBP: 0.253, SLG: 0.280 (1, 4)			0-0 5-3			0-0 G4-6-3		0-0 E4		3	0	1	0	0	0	0									
Inning Stats	R: 0 E: 0 K: 0 S: 3	H: 0 LOB: 0 BB: 0 P: 3	R: 0 E: 0 K: 0 S: 4	H: 1 LOB: 1 BB: 0 P: 4	R: 0 E: 0 K: 0 S: 3	H: 0 LOB: 0 BB: 0 P: 3	R: 1 E: 0 K: 1 S: 5	H: 1 LOB: 0 BB: 0 P: 5	R: 0 E: 0 K: 0 S: 3	H: 1 LOB: 1 BB: 0 P: 3	R: 1 E: 1 K: 0 S: 5	H: 1 LOB: 1 BB: 0 P: 5	R: 0 E: 0 K: 0 S: 4	H: 1 LOB: 1 BB: 0 P: 4	R: 0 E: 0 K: 0 S: 3	H: 1 LOB: 1 BB: 0 P: 4	1B: 3 2B: 3 3B: 0 HR: 1	SF: 0 SAC: 0 DP: 3 HBP: 0	WP: 0 PB: 0 SB: 0 CS: 0	PA: 32					
PITCHER	IP	WLS	BF	H	R	ER	SO	BB	IBB	HBP	BLK	WP	HR	S	P	ERA	WHIP								
Bill Lee, L ERA: 4.0 (1, 1)	9.0	W	32	6	2	2	1	0	0	0	0	0	1	34	34	2.00	0.667								

Batter	1	2	3	4	5	6	7	8	9	AB	R	H	RBI	BB	SO	LOB	TOP								
Rick Burleson, R (1, 6) OBP: 0.358, SLG: 0.422 Steve Dillard, R (7, 6) OBP: 0.353, SLG: 0.447	0-0 1B		4-0 BB		0-0 F3		0-0 P4	0-0 L6		3	0	1	0	1	0	1									
Fred Lynn, L (1, 8) OBP: 0.279, SLG: 0.444	0-3 K		0-0 G4-6-3		0-0 L6-3		0-0 F8		0-0 F7	5	0	0	0	0	1	3									
Jim Rice, R (1, 10) OBP: 0.335, SLG: 0.500	0-0 F7		0-0 F9			0-0 6-3	0-0 P4		0-0 HR	5	1	1	0	0	0	1									
Carl Yastrzemski, L (1, 7) OBP: 0.380, SLG: 0.503	0-0 L6				0-0 F8		4-0 1B BB		0-0 F9	4	2	1	2	1	0	1									
Carlton Fisk, R (1, 2) OBP: 0.442, SLG: 0.571		0-0 L6		1-0 HBP		0-0 1B BB		0-0 P4	0-0 F8	4	1	1	0	0	0	0									
George Scott, R (1, 3) OBP: 0.350, SLG: 0.532		4-0 BB BB		4-0 HBP		0-0 1B BB		0-0 1B	0-0 2B	3	1	3	1	2	0	0									
Bernie Carbo, L (1, 9) OBP: 0.397, SLG: 0.483	0-0 F7		0-3 K		0-3 K		0-3 K		0-0 3-1	5	0	1	0	0	2	6									
Butch Hobson, R (1, 5) OBP: 0.299, SLG: 0.456	4-0 1-2 BB		0-3 K		0-0 1B		0-0 1B		0-0 1B	3	0	2	2	1	1	2									
Denny Doyle, L (1, 4) OBP: 0.344, SLG: 0.366	0-0 F9		0-0 1B		0-0 4-3		0-0 1B		0-0 1B	3	0	1	0	1	0	4									
Inning Stats	R: 0 E: 0 K: 1 S: 6	H: 1 LOB: 1 BB: 0 P: 6	R: 0 E: 0 K: 0 S: 3	H: 0 LOB: 2 BB: 2 P: 11	R: 0 E: 0 K: 0 S: 2	H: 0 LOB: 0 BB: 1 P: 6	R: 0 E: 0 K: 2 S: 7	H: 0 LOB: 2 BB: 1 P: 12	R: 0 E: 0 K: 0 S: 3	H: 0 LOB: 0 BB: 0 P: 3	R: 2 E: 1 K: 1 S: 8	H: 3 LOB: 2 BB: 1 P: 12	R: 0 E: 0 K: 0 S: 3	H: 0 LOB: 0 BB: 0 P: 3	R: 1 E: 0 K: 0 S: 6	H: 3 LOB: 3 BB: 1 P: 10	R: 2 E: 0 K: 0 S: 6	H: 3 LOB: 1 BB: 0 P: 6	1B: 8 2B: 3 HR: 1	SF: 0 SAC: 0 DP: 2 HBP: 1	WP: 0 PB: 0 SB: 1 CS: 0	PA: 43			
PITCHER	IP	WLS	BF	H	R	ER	SO	BB	IBB	HBP	BLK	WP	HR	S	P	ERA	WHIP								
Pete Redfern, R (1, 1) ERA: 4.73	4.0		17	1	0	0	3	4	0	1	0	0	0	18	35	0.00	1.250								
Tom Burgmeier, L (5, 1) ERA: 2.45	2.0	L	10	4	2	2	1	1	0	0	0	0	0	11	15	9.00	2.500								
Tom Johnson, R (7, 1) ERA: 1.94	2.0		10	3	1	1	0	0	1	0	0	0	0	9	13	4.50	1.500								
Jeff Holly, L (9, 1) ERA: 6.14	0.1		3	2	2	2	0	0	0	0	0	0	1	3	3	54.00	6.000								
Ron Schueler, R (9, 1) ERA: 4.09	0.2		3	1	0	0	0	0	0	0	0	0	0	3	3	0.00	1.500								

Boston Red Sox @ Minnesota Twins
Metropolitan Stadium, Bloomington, MI
Sun Jun 05 1977, 4:33 AM EDT
Att: 37,756 - Unknown - 79 F

AB 36
R 5
H 11
RBI 5
BB 6
SO 4
LOB 21

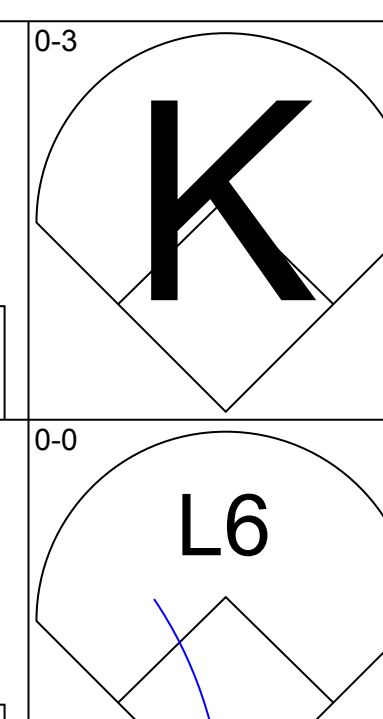
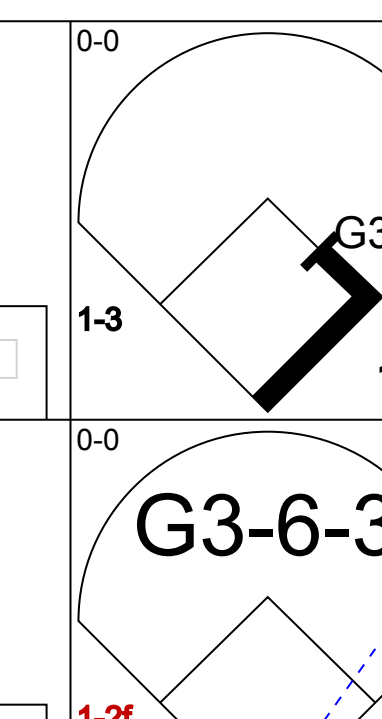
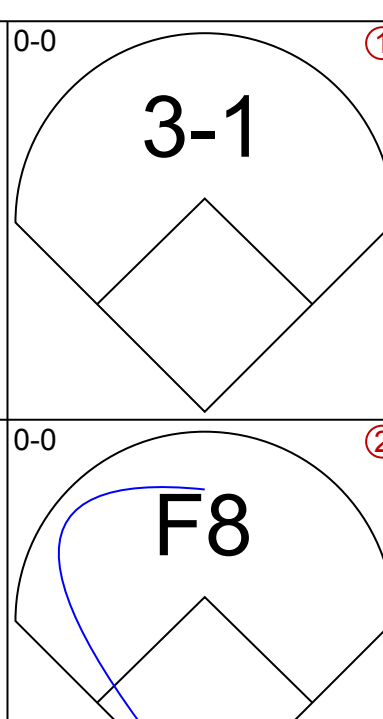
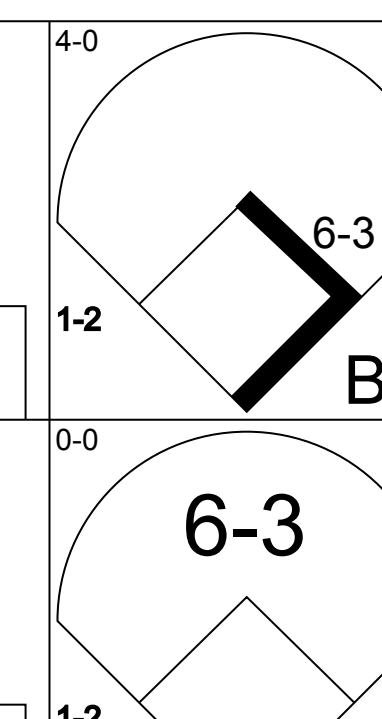
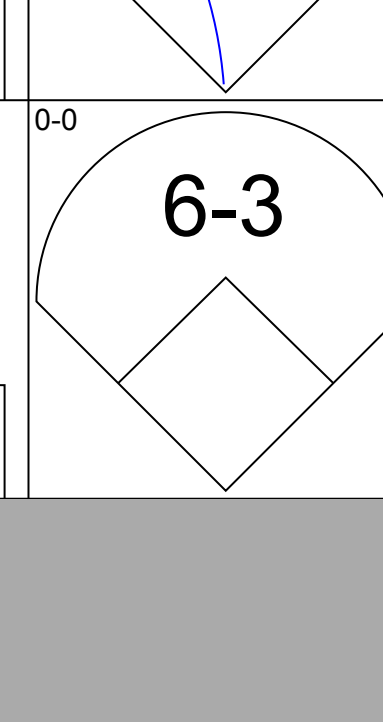

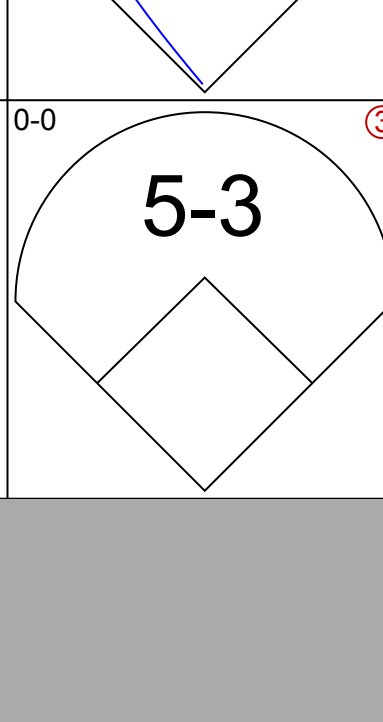
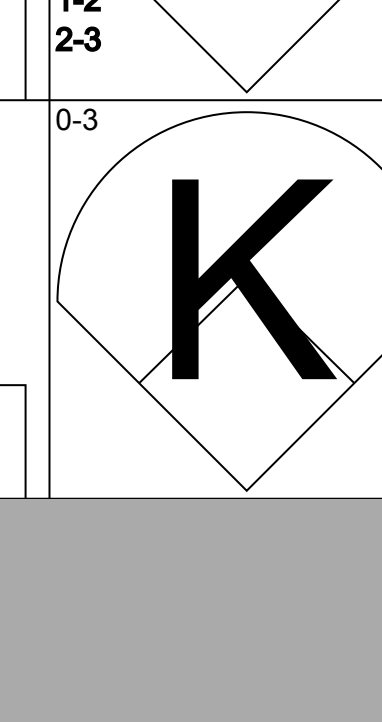



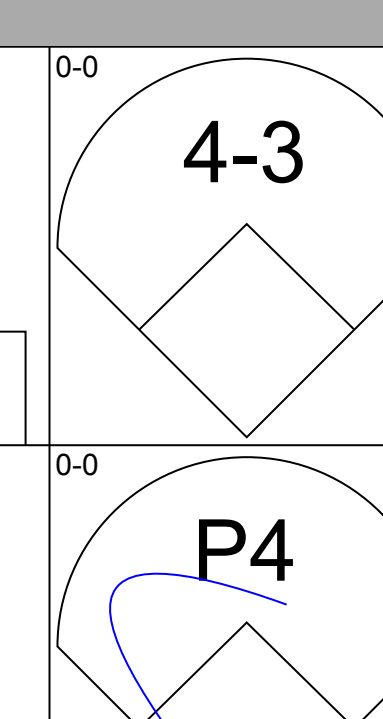
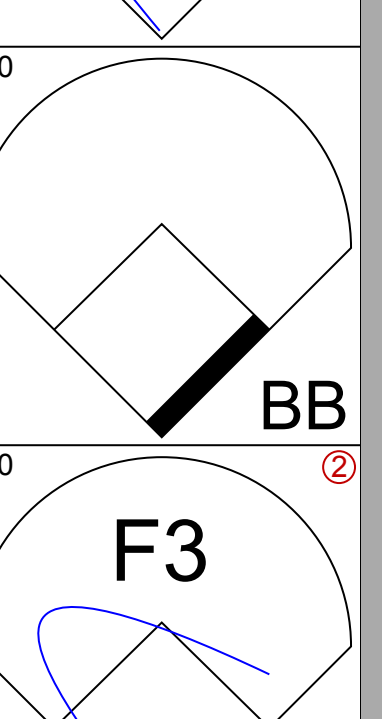
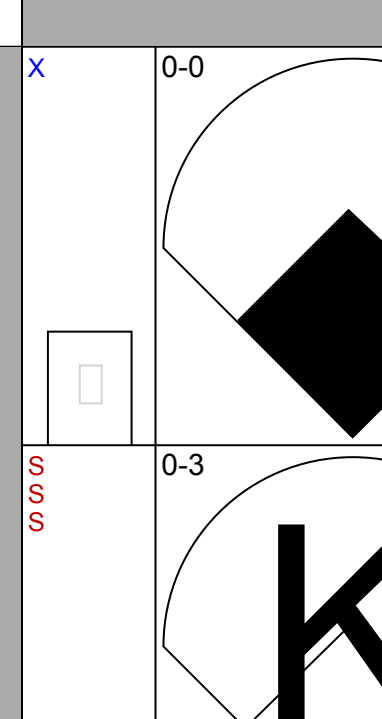
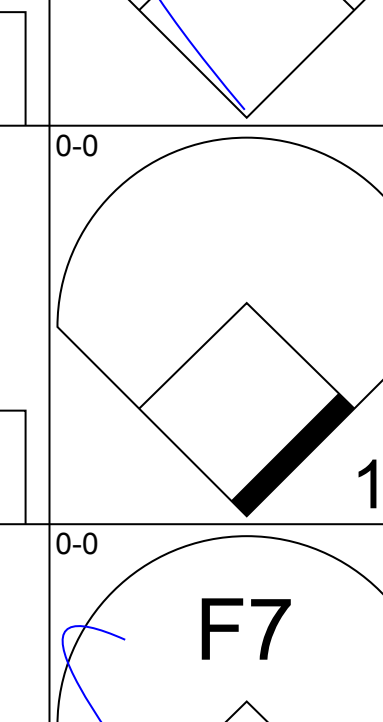
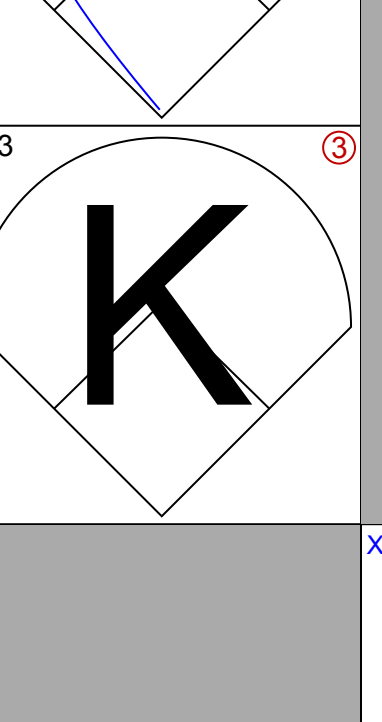
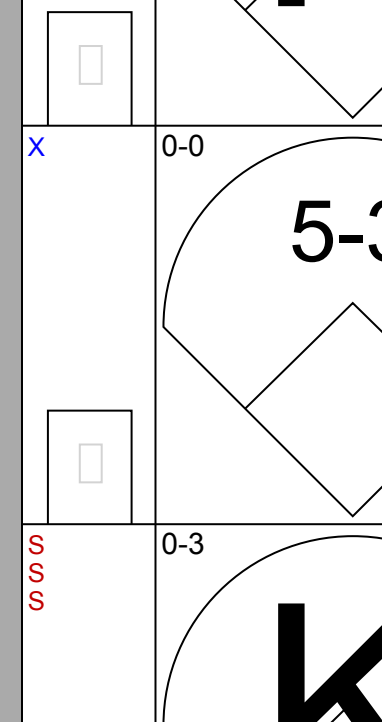
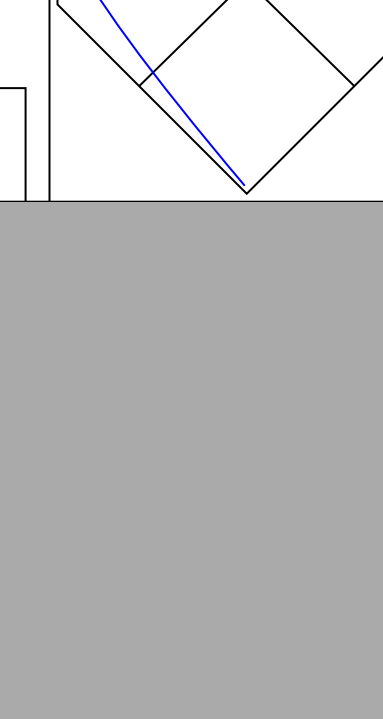


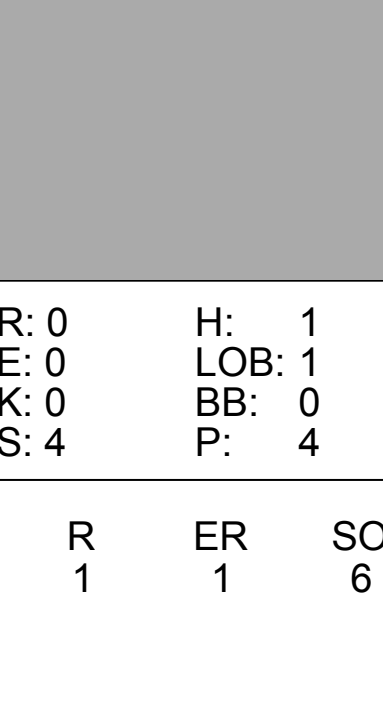
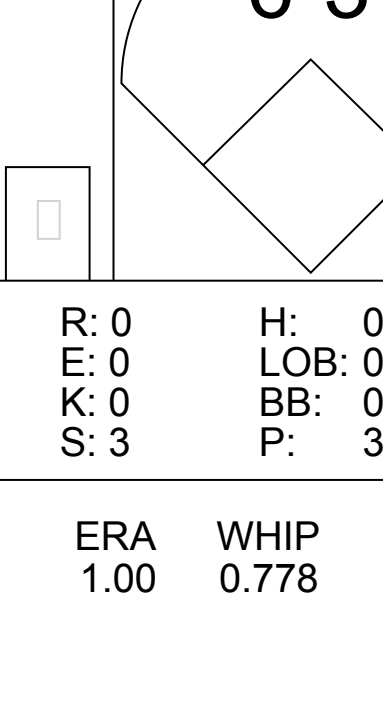
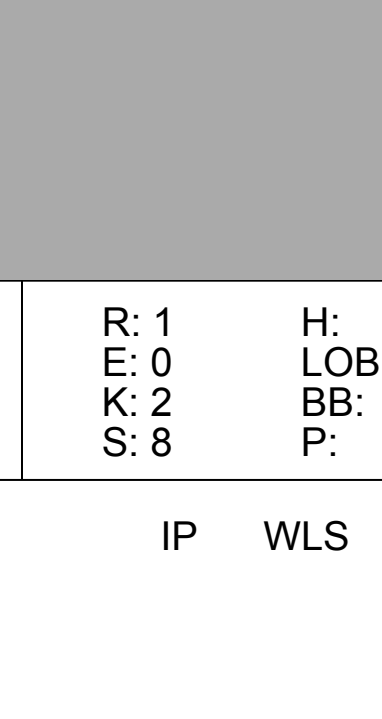
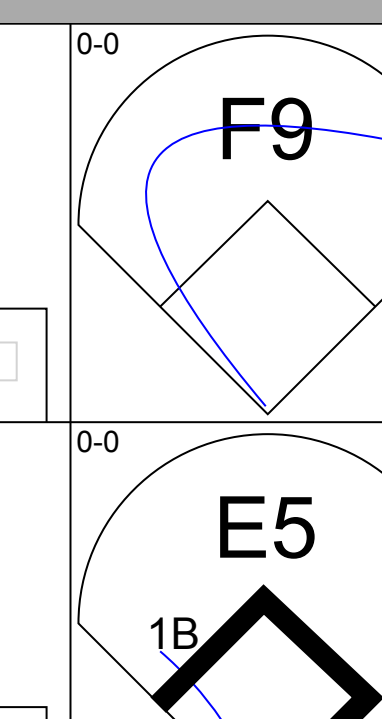
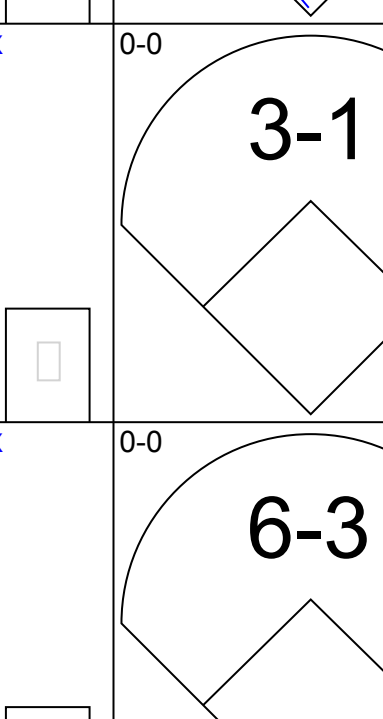
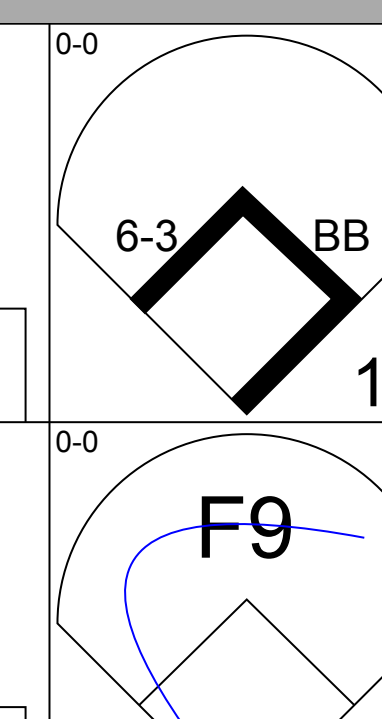
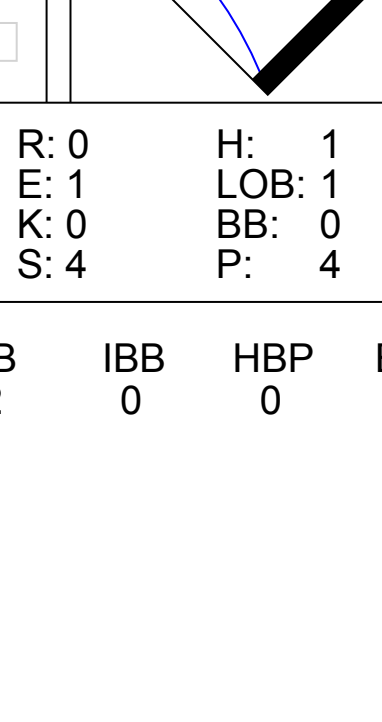
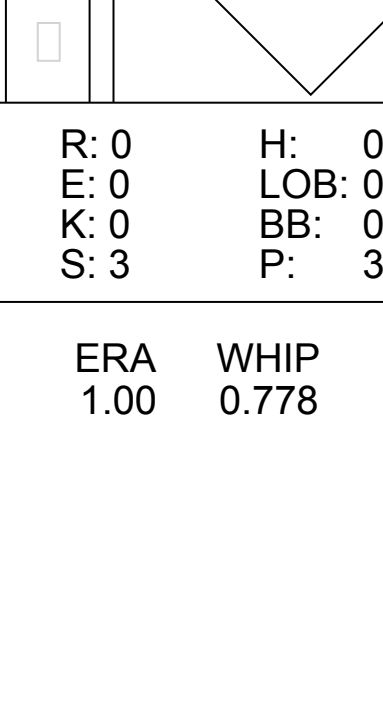
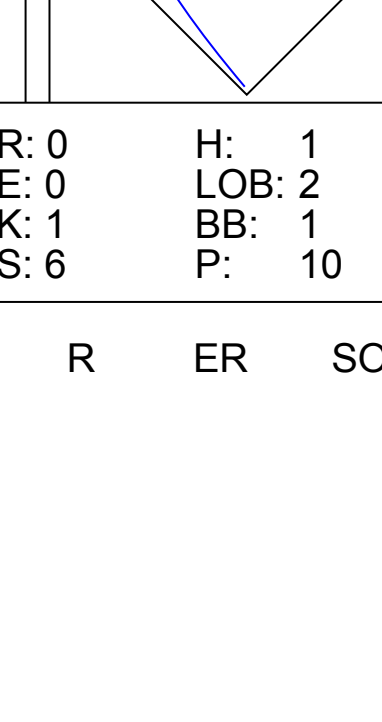


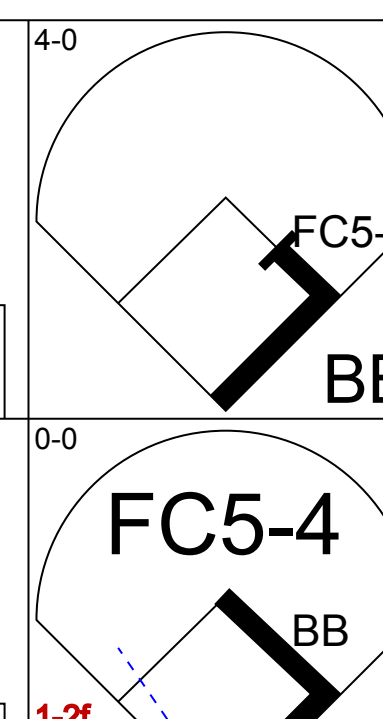
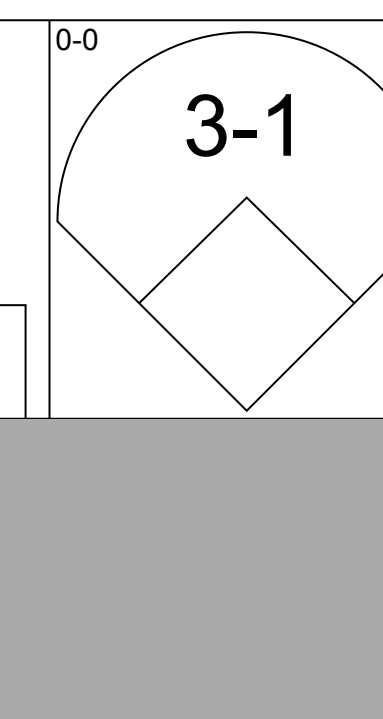
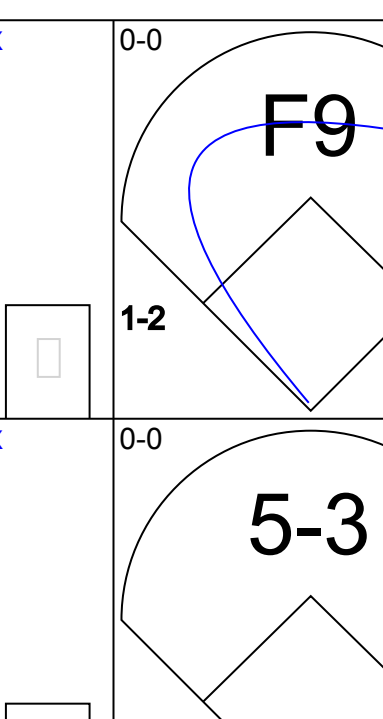
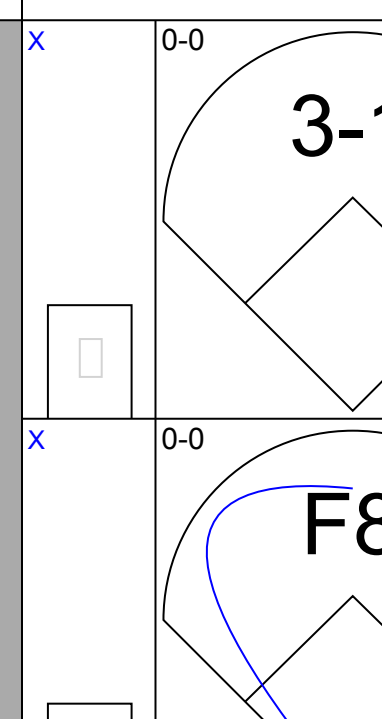
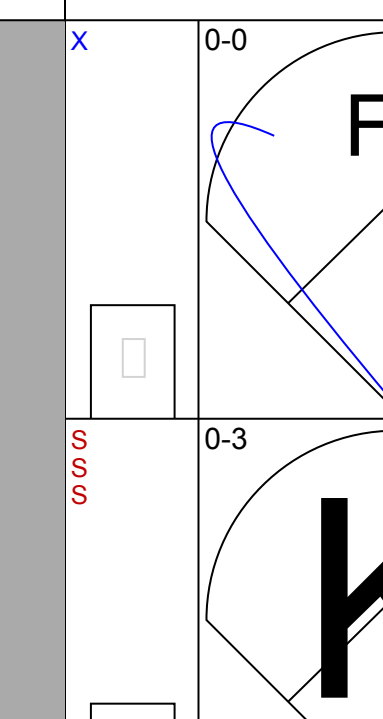
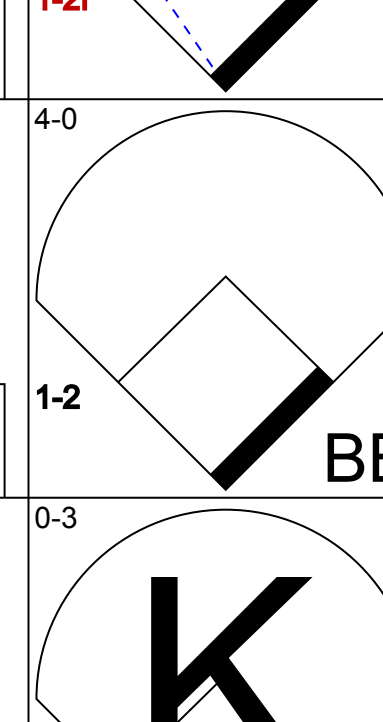
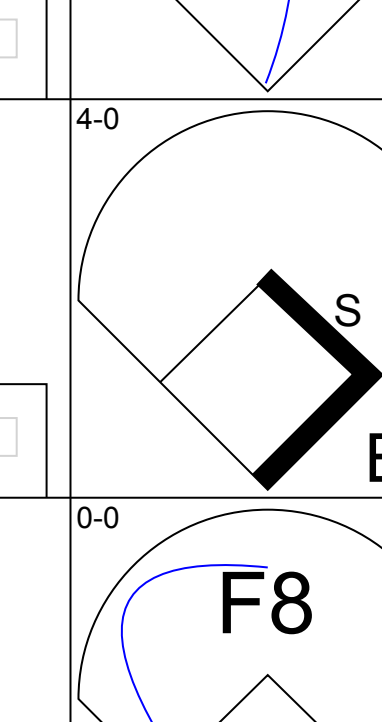
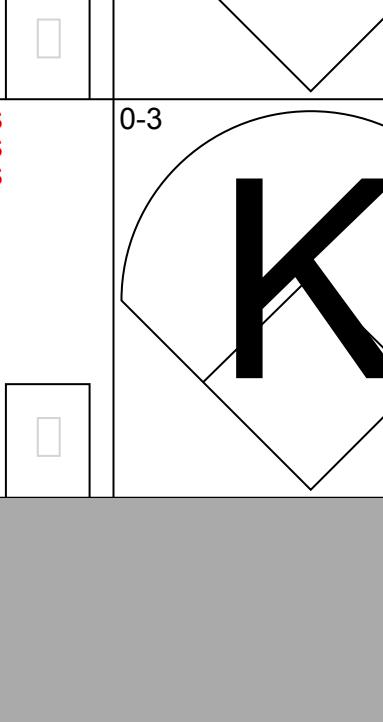
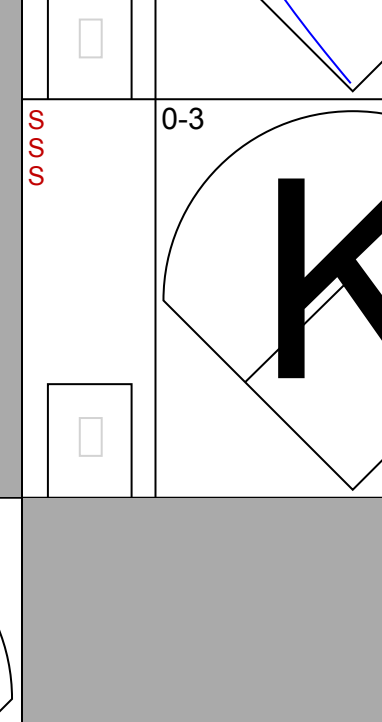

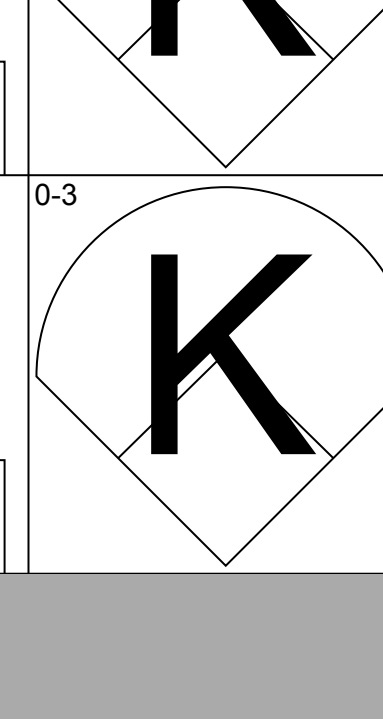
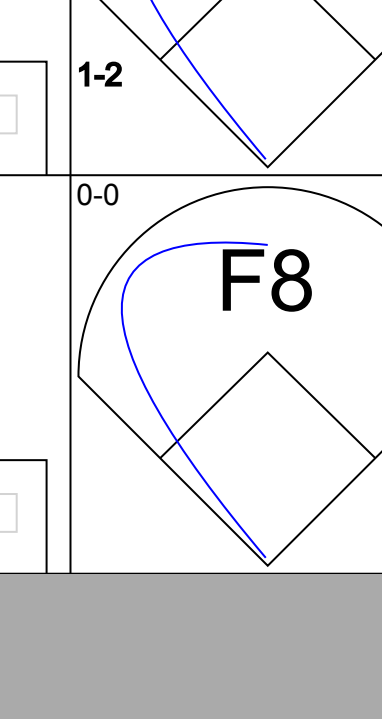




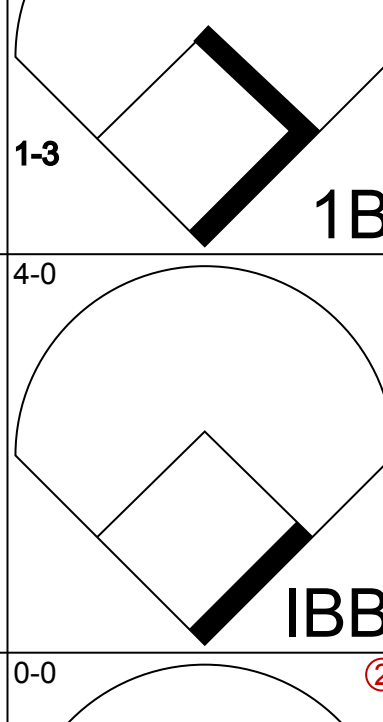
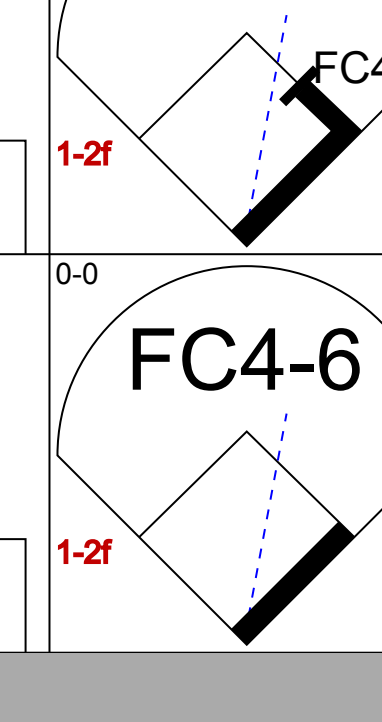

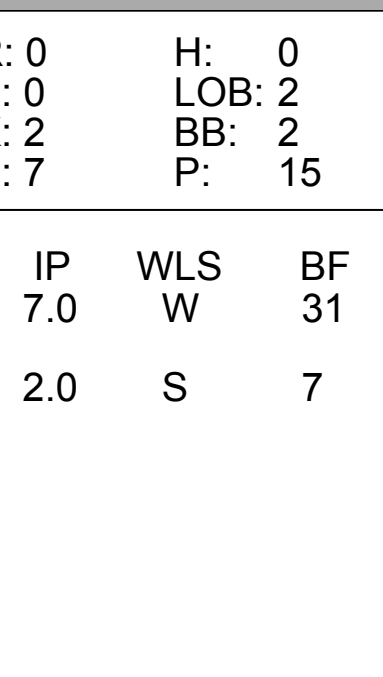
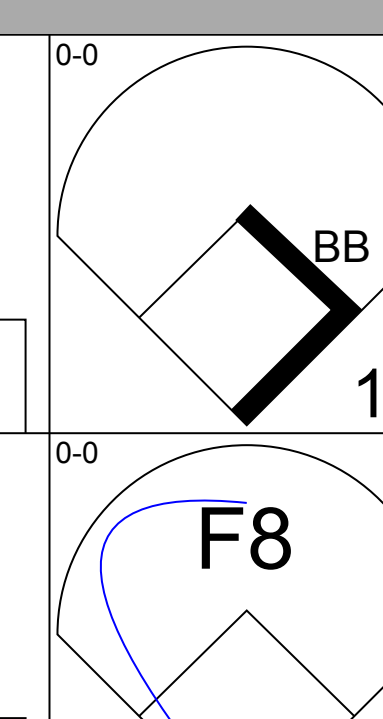
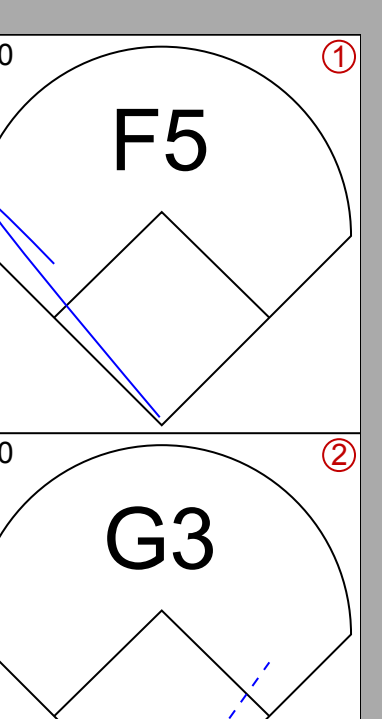
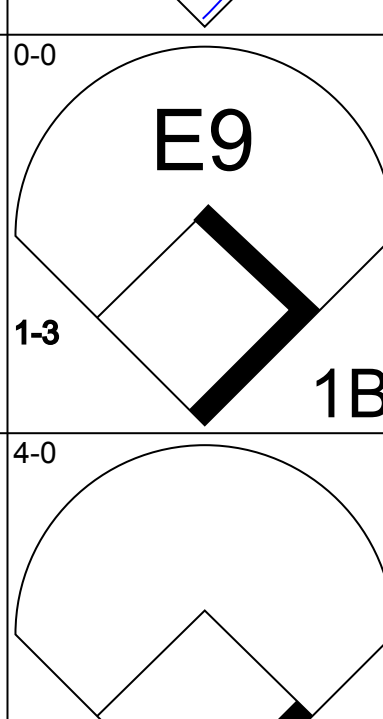
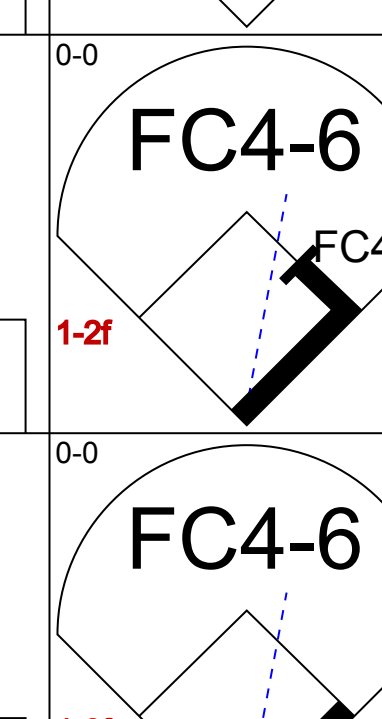
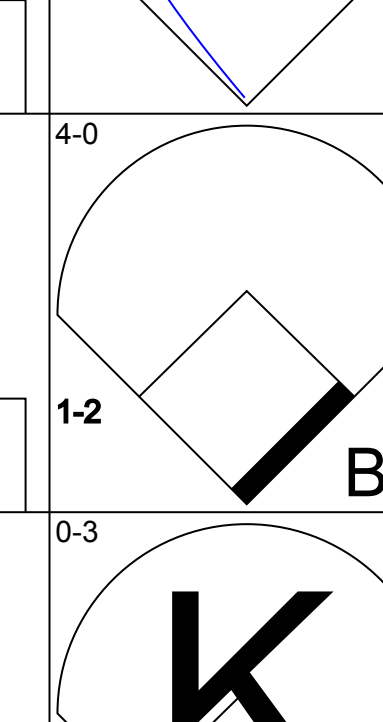
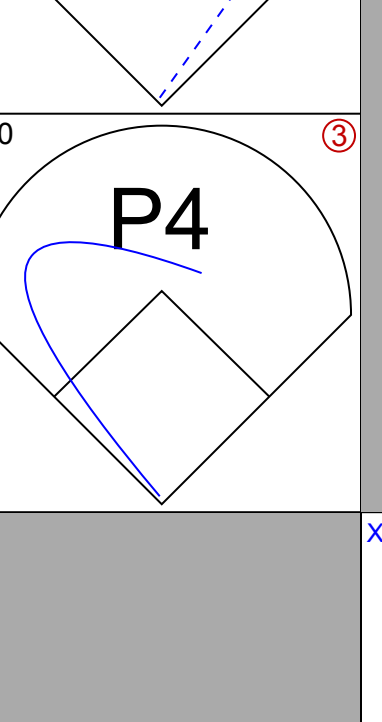
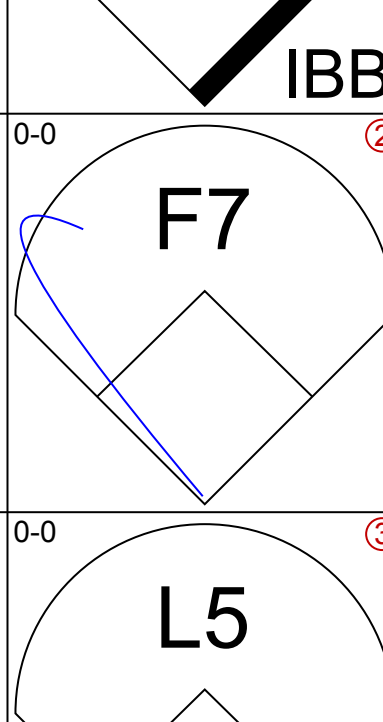

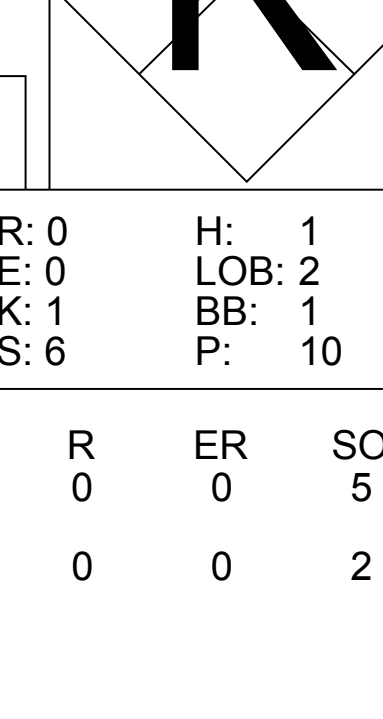
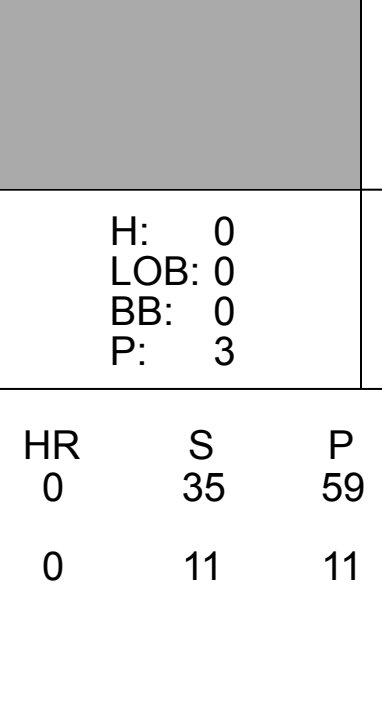
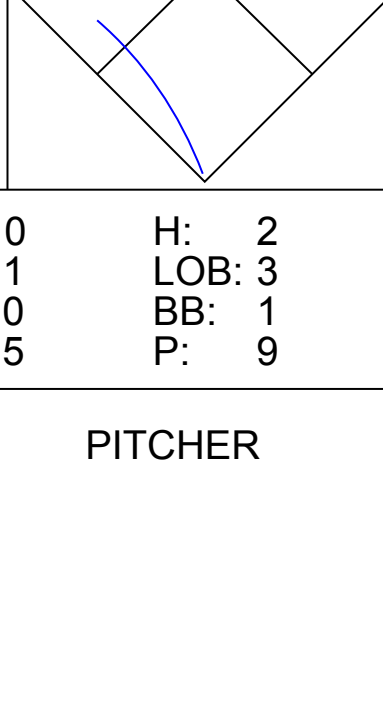




Batter	1	2	3	4	5	6	7	8	9	AB	R	H	RBI	BB	SO	LOB	BOTTOM								
Lyman Bostock, L (1, 8) OBP: 0.401, SLG: 0.480	0-0 1B		0-0 F8			0-0 FC3-2 1B		0-0 G3		4	0	2	0	0	0	1									
Rod Carew, L (1, 3) OBP: 0.436, SLG: 0.565	0-0 1B				0-0 4-3		0-0 SF7	0-3 K		3	0	1	1	0	1	1									
Butch Wynegar, S (1, 2) OBP: 0.360, SLG: 0.452	0-0 G4-6-3				0-0 3-1		0-0 FC3-2	0-0 F2		4	0	0	0	0	0	5									
Glenn Adams, L (1, 10) OBP: 0.326, SLG: 0.390	0-0 4-3				0-3 K		0-3 K		0-0 4-3	4	0	0	0	0	2	3									
Larry Hise, R (1, 7) OBP: 0.388, SLG: 0.594		0-0 F3				0-0 F7		0-0 4-3 2B		4	0	1	0	0	0	0									
Mike Cabbage, L (1, 5) OBP: 0.337, SLG: 0.342		0-0 4-3				0-0 4-3		0-0 4-3		4	0	0	0	0	0	1									
Dan Ford, R (1, 9) OBP: 0.320, SLG: 0.377		0-0 5-3				0-0 P2		0-3 K		3	0	0	0	0	1	1									
Rob Wilfong, L (1, 4) OBP: 0.356, SLG: 0.337			0-0 CS 1B			0-0 1B SF7 1B		0-0 F7		3	1	2	0	0	0	1									
Jerry Terrell, R (1, 6) OBP: 0.309, SLG: 0.333			0-0 4-3			0-0 SF7 FC3-2 1B		0-0 G3 1B		3	0	2	0	0	0	1									
Inning Stats	R: 0 E: 0 K: 0 S: 4	H: 2 LOB: 1 BB: 0 P: 4	R: 0 E: 0 K: 0 S: 3	H: 0 LOB: 0 BB: 0 P: 3	R: 0 E: 0 K: 1 S: 5	H: 0 LOB: 0 BB: 0 P: 5	R: 0 E: 0 K: 0 S: 3	H: 0 LOB: 0 BB: 0 P: 3	R: 1 E: 0 K: 1 S: 8	H: 3 LOB: 2 BB: 0 P: 8	R: 0 E: 0 K: 1 S: 6	H: 1 LOB: 1 BB: 0 P: 6	R: 0 E: 0 K: 1 S: 6	H: 1 LOB: 1 BB: 0 P: 6	R: 0 E: 0 K: 0 S: 3	H: 0 LOB: 0 BB: 0 P: 3	1B: 7 2B: 1 3B: 0 HR: 0	SF: 1 SAC: 0 DP: 1 HBP: 0	WP: 0 PB: 0 SB: 0 CS: 1	PA: 33					
PITCHER	IP	WLS	BF	H	R	ER	SO	BB	IBB	HBP	BLK	WP	HR	S	P	ERA	WHIP								
Reggie Cleveland, R (1, 1) ERA: 3.17	5.0	W	19	6	1	1	1	0	0	0	0	0	0	21	21	1.80	1.200								
Bill Campbell, R (6, 1) ERA: 3.2	4.0	S	14	2	0	0	3	0	0	0	0	0	0	20	20	0.00	0.500								

Boston Red Sox @ Minnesota Twins
Metropolitan Stadium, Bloomington, MI
Sun Jun 05 1977, 4:33 AM EDT
Att: 37,756 - Unknown - 79 F

AB 32
R 1
H 8
RBI 1
BB 0
SO 4
LOB 14



Batter	1	2	3	4	5	6	7	8	9	AB	R	H	RBI	BB	SO	LOB	TOP			
Bernie Carbo, L OBP: 0.403, SLG: 0.476 (1, 9)										3	0	1	0	1	1	0	Boston Red Sox @ Kansas City Royals Royals Stadium, Kansas City, MO Mon Jun 06 1977, 8:05 PM EDT Att: 25,881 - Unknown - 77 F			
Fred Lynn, L OBP: 0.267, SLG: 0.424 (1, 8)										4	0	0	0	0	0	4				
Jim Rice, R OBP: 0.329, SLG: 0.490 (1, 10)										4	0	0	0	0	1	2				
Carl Yastrzemski, L OBP: 0.383, SLG: 0.516 (1, 7)										3	1	1	1	1	0	0				
Carlton Fisk, R OBP: 0.438, SLG: 0.570 (1, 2)										4	0	1	0	0	1	1				
George Scott, R OBP: 0.349, SLG: 0.526 (1, 3)										4	0	1	0	0	2	2				
Butch Hobson, R OBP: 0.293, SLG: 0.446 (1, 5)										4	0	0	0	0	1	2				
Denny Doyle, L OBP: 0.344, SLG: 0.365 (1, 4)										3	0	1	0	0	0	0				
Steve Dillard, R OBP: 0.333, SLG: 0.420 (1, 6)										3	0	0	0	0	0	1				
Inning Stats	R: 0 E: 0 K: 1 S: 5	H: 0 LOB: 0 BB: 0 P: 5	R: 0 E: 0 K: 0 S: 4	H: 1 LOB: 1 BB: 0 P: 4	R: 0 E: 1 K: 0 S: 4	H: 1 LOB: 1 BB: 0 P: 4	R: 0 E: 0 K: 1 S: 5	H: 0 LOB: 1 BB: 1 P: 9	R: 0 E: 0 K: 0 S: 3	H: 0 LOB: 0 BB: 0 P: 3	R: 1 E: 0 K: 2 S: 8	H: 1 LOB: 0 BB: 0 P: 8	R: 0 E: 0 K: 1 S: 6	H: 1 LOB: 2 BB: 1 P: 10	R: 0 E: 0 K: 1 S: 6	H: 1 LOB: 1 BB: 0 P: 6	1B: 3 2B: 1 3B: 0 HR: 1	SF: 0 SAC: 0 DP: 1 HBP: 0	WP: 0 PB: 0 SB: 0 CS: 0	PA: 34
PITCHER Dennis Leonard, R ERA: 4.37 (1, 1)	IP: 9.0 WLS: L BF: 34 H: 5 R: 1 ER: 1 SO: 6 BB: 2 IBB: 0 HBP: 0 BLK: 0 WP: 0 HR: 1 S: 44 P: 52 ERA: 1.00 WHIP: 0.778															PITCHER IP: WLS: BF: H: R: ER: SO: BB: IBB: HBP: BLK: WP: HR: S: P: ERA: WHIP:				

Batter	1	2	3	4	5	6	7	8	9	AB	R	H	RBI	BB	SO	LOB	BOTTOM					
George Brett, L OBP: 0.372, SLG: 0.444 (1, 5)										4	0	0	0	1	0	5	Boston Red Sox @ Kansas City Royals Royals Stadium, Kansas City, MO Mon Jun 06 1977, 8:05 PM EDT Att: 25,881 - Unknown - 77 F					
Hal McRae, R OBP: 0.356, SLG: 0.481 (1, 10)										5	0	0	0	0	1	4						
Amos Otis, R OBP: 0.332, SLG: 0.438 (1, 8)										2	0	0	0	2	2	1						
John Mayberry, L OBP: 0.335, SLG: 0.394 (1, 3)										3	0	1	0	1	1	3						
Davey Nelson, R OBP: 0.324, SLG: 0.333 (8, PR)										0	0	0	0	0	0	0						
John Wathan, R OBP: 0.467, SLG: 0.462 (9, PR)										0	0	0	0	0	0	0						
Al Cowens, R OBP: 0.341, SLG: 0.558 (1, 9)										4	0	0	0	0	2	5						
Tom Poquette, L OBP: 0.389, SLG: 0.443 (1, 7)										4	0	2	0	0	0	1						
Darrell Porter, L OBP: 0.351, SLG: 0.453 (1, 2)										3	0	0	0	1	0	2						
Freddie Patek, R OBP: 0.326, SLG: 0.363 (1, 6)										2	0	0	0	1	0	3						
Ralph LaCock, L OBP: 0.353, SLG: 0.500 (9, PH)										1	0	1	0	0	0	0						
Joe Zdeb, R OBP: 0.333, SLG: 0.300 (9, PR)										0	0	0	0	0	0	0						
Frank White, R OBP: 0.279, SLG: 0.305 (1, 4)										3	0	1	0	0	1	5						
Inning Stats	R: 0 E: 0 K: 2 S: 7	H: 0 LOB: 2 BB: 2 P: 15	R: 0 E: 0 K: 1 S: 6	H: 1 LOB: 2 BB: 1 P: 10	R: 0 E: 0 K: 0 S: 3	H: 0 LOB: 0 BB: 1 P: 7	R: 0 E: 0 K: 0 S: 3	H: 0 LOB: 0 BB: 0 P: 3	R: 0 E: 0 K: 1 S: 6	H: 1 LOB: 1 BB: 0 P: 6	R: 0 E: 0 K: 0 S: 5	H: 2 LOB: 3 BB: 1 P: 9	R: 0 E: 0 K: 1 S: 5	H: 0 LOB: 0 BB: 0 P: 5	R: 0 E: 0 K: 1 S: 5	H: 0 LOB: 1 BB: 1 P: 9	R: 0 E: 0 K: 1 S: 6	H: 1 LOB: 2 BB: 0 P: 6	1B: 5 2B: 0 3B: 0 HR: 0	SF: 0 SAC: 1 DP: 0 HBP: 0	WP: 0 PB: 0 SB: 2 CS: 0	PA: 38
PITCHER Luis Tiant, R ERA: 6.0 (1, 1)	IP: 7.0 WLS: W BF: 31 H: 4 R: 0 ER: 0 SO: 5 BB: 5 IBB: 1 HBP: 0 BLK: 0 WP: 0 HR: 0 S: 35 P: 59 ERA: 0.00 WHIP: 1.286															PITCHER IP: WLS: BF: H: R: ER: SO: BB: IBB: HBP: BLK: WP: HR: S: P: ERA: WHIP:						
Bill Campbell, R ERA: 3.06 (8, 1)	IP: 2.0 WLS: S BF: 7 H: 1 R: 0 ER: 0 SO: 2 BB: 0 IBB: 0 HBP: 0 BLK: 0 WP: 0 HR: 1 S: 11 P: 11 ERA: 0.00 WHIP: 0.500															PITCHER IP: WLS: BF: H: R: ER: SO: BB: IBB: HBP: BLK: WP: HR: S: P: ERA: WHIP:						



Batter	1	2	3	4	5	6	7	8	9	AB	R	H	RBI	BB	SO	LOB	TOP				
Bernie Carbo , L (1, 9) OBP: 0.416, SLG: 0.478										4	0	2	1	1	2	0	Boston Red Sox @ Kansas City Royals Royals Stadium, Kansas City, MO Tue Jun 07 1977, 8:05 PM EDT Att: 21,184 - Unknown - 79 F				
Fred Lynn , L (1, 8) OBP: 0.263, SLG: 0.411										5	0	1	1	0	0	2					
Jim Rice , R (1, 10) OBP: 0.330, SLG: 0.502										5	1	2	1	0	0	3					
Carl Yastrzemski , L (1, 7) OBP: 0.390, SLG: 0.516										2	1	1	0	2	0	0					
Carlton Fisk , R (1, 2) OBP: 0.437, SLG: 0.571										3	0	1	0	0	0	3					
George Scott , R (1, 3) OBP: 0.347, SLG: 0.530										4	0	1	1	0	1	1					
Butch Hobson , R (1, 5) OBP: 0.287, SLG: 0.436										4	0	0	0	0	3	2					
Denny Doyle , L (1, 4) OBP: 0.341, SLG: 0.358										3	0	0	0	1	0	0					
Steve Dillard , R (1, 6) OBP: 0.345, SLG: 0.426										4	2	2	0	0	0	2					
Inning Stats	R: 0 E: 0 K: 1 S: 7	H: 2 LOB: 2 BB: 0 P: 7	R: 0 E: 0 K: 1 S: 5	H: 0 LOB: 0 BB: 0 P: 5	R: 0 E: 0 K: 0 S: 3	H: 0 LOB: 1 BB: 1 P: 7	R: 0 E: 0 K: 0 S: 2	H: 0 LOB: 0 BB: 1 P: 6	R: 1 E: 0 K: 1 S: 7	H: 2 LOB: 1 BB: 0 P: 7	R: 1 E: 0 K: 0 S: 5	H: 3 LOB: 1 BB: 0 P: 5	R: 1 E: 0 K: 1 S: 6	H: 1 LOB: 2 BB: 2 P: 14	R: 0 E: 0 K: 1 S: 5	H: 0 LOB: 0 BB: 0 P: 5	1B: 7 2B: 1 3B: 1 HR: 1	SF: 0 SAC: 1 DP: 2 HBP: 0	WP: 0 PB: 0 SB: 1 CS: 0	PA: 39	
PITCHER	IP	WLS	BF	H	R	ER	SO	BB	IBB	HBP	BLK	WP	HR	S	P	ERA	WHIP				
Jim Colborn , R (1, 1) ERA: 3.16	6.1		28	8	3	3	4	2	0	0	0	0	1	34	42	4.26	1.579				
Steve Mingori , L (7, 1) ERA: 2.59	0.0		1	1	0	0	0	0	0	0	0	0	0	1	1	∞	∞				
Mark Littell , R (7, 1) ERA: 3.22	2.2	W	10	1	1	1	2	1	1	0	0	0	0	12	20	3.38	0.750				

Batter	1	2	3	4	5	6	7	8	9	AB	R	H	RBI	BB	SO	LOB	BOTTOM					
Tom Poquette , L (1, 7) OBP: 0.381, SLG: 0.433										3	0	0	0	0	0	1	Boston Red Sox @ Kansas City Royals Royals Stadium, Kansas City, MO Tue Jun 07 1977, 8:05 PM EDT Att: 21,184 - Unknown - 79 F					
Joe Zdeb , R (8, PH) OBP: 0.368, SLG: 0.344										2	0	2	1	0	0	0						
Hal McRae , R (1, 10) OBP: 0.354, SLG: 0.476										4	0	1	0	0	0	1						
George Brett , L (1, 5) OBP: 0.370, SLG: 0.436										3	1	0	0	1	0	2						
John Mayberry , L (1, 3) OBP: 0.329, SLG: 0.385										4	0	0	0	0	2	2						
Al Cowens , R (1, 9) OBP: 0.344, SLG: 0.572										4	2	2	1	0	1	1						
Amos Otis , R (1, 8) OBP: 0.335, SLG: 0.433										2	2	0	0	2	1	0						
Darrell Porter , L (1, 2) OBP: 0.357, SLG: 0.458										3	0	2	1	0	0	0						
Freddie Patek , R (1, 6) OBP: 0.323, SLG: 0.359										2	0	0	0	0	0	1						
Ralph LaCock , L (7, PH) OBP: 0.362, SLG: 0.524										1	0	1	1	0	0	0						
Bob Heise , R (8, 6) OBP: 0.091, SLG: 0.091										0	0	0	0	0	0	0						
Cookie Rojas , R (9, PH) OBP: 0.336, SLG: 0.423										0	0	0	0	1	0	0						
Frank White , R (1, 4) OBP: 0.274, SLG: 0.299										3	0	0	0	0	1	3						
John Wathan , R (9, PH) OBP: 0.438, SLG: 0.429										1	0	0	1	0	0	2						
Inning Stats	R: 0 E: 0 K: 0 S: 3	H: 0 LOB: 0 BB: 0 P: 3	R: 0 E: 0 K: 2 S: 7	H: 0 LOB: 0 BB: 0 P: 7	R: 0 E: 0 K: 0 S: 4	H: 1 LOB: 1 BB: 0 P: 4	R: 0 E: 0 K: 0 S: 3	H: 1 LOB: 0 BB: 0 P: 3	R: 1 E: 0 K: 1 S: 6	H: 1 LOB: 0 BB: 0 P: 6	R: 0 E: 0 K: 0 S: 3	H: 0 LOB: 0 BB: 0 P: 3	R: 2 E: 0 K: 1 S: 7	H: 2 LOB: 2 BB: 2 P: 15	R: 0 E: 0 K: 1 S: 6	H: 1 LOB: 1 BB: 0 P: 6	R: 2 E: 1 K: 0 S: 4	H: 2 LOB: 3 BB: 2 P: 12	1B: 6 2B: 2 3B: 0 HR: 1	SF: 0 SAC: 1 DP: 1 HBP: 0	WP: 0 PB: 0 SB: 0 CS: 0	PA: 37
PITCHER	IP	WLS	BF	H	R	ER	SO	BB	IBB	HBP	BLK	WP	HR	S	P	ERA	WHIP					
Fergie Jenkins , R (1, 1) ERA: 3.53	6.2		25	4	3	3	3	2	0	0	0	0	1	29	37	4.05	0.900					
Bob Stanley , R (7, 1) ERA: 4.7	0.1		2	1	0	0	1	0	0	0	0	0	0	4	4	0.00	3.000					
Ramon Hernandez , L (8, 1) ERA: 8.38	1.0		4	1	0	0	1	0	0	0	0	0	0	6	6	0.00	1.000					
Mike Paxton , R (9, 1) ERA: 16.5	0.1	L	6	2	2	2	0	1	1	0	0	0	0	4	12	54.00	9.000					

Batter	1	2	3	4	5	6	7	8	9	AB	R	H	RBI	BB	SO	LOB	TOP				
Al Bumbry, L OBP: 0.338, SLG: 0.359 (1, 8)	F7		E4		K		FC1-6	4-3		5	0	0	1	0	1	4	Baltimore Orioles @ Boston Red Sox Fenway Park, Boston, MA Wed Jun 08 1977, 7:05 PM EDT Att: 22,943 - Unknown				
Billy Smith, S OBP: 0.352, SLG: 0.377 (1, 4)	K		G4-6-3				5-3			5	0	2	1	0	1	3					
Ken Singleton, S OBP: 0.360, SLG: 0.503 (1, 9)	K		1-3							3	0	0	0	1	1	3					
Tom Shopay, L OBP: 0.263, SLG: 0.353 (7, 9)	K				F8			L6		1	0	0	0	0	0	1					
Lee May, R OBP: 0.284, SLG: 0.418 (1, 3)		F9			K					3	0	0	0	0	1	2					
Tony Muser, L OBP: 0.346, SLG: 0.340 (5, 3)							3-1			2	0	1	0	0	0	2					
Eddie Murray, S OBP: 0.324, SLG: 0.442 (1, 10)		3-1 2B		E3			4-3			5	2	3	1	0	0	1					
Pat Kelly, L OBP: 0.360, SLG: 0.430 (1, 7)		3-1			K		6-3			2	0	0	0	0	1	2					
Andres Mora, R OBP: 0.200, SLG: 0.400 (4, 7)		2-3						WP FC4-6 1B		3	1	1	0	0	0	1					
Doug DeCinces, R OBP: 0.360, SLG: 0.468 (1, 5)										2	0	2	1	1	0	0					
Rich Dauer, R OBP: 0.197, SLG: 0.179 (6, 5)								FC4-6 WP 1B		2	1	1	0	0	0	1					
Rick Dempsey, R OBP: 0.328, SLG: 0.323 (1, 2)		3-H 2B			BB		1B			3	0	0	0	1	1	4					
Mark Belanger, R OBP: 0.274, SLG: 0.263 (1, 6)										1	0	1	0	1	0	0					
Kiko Garcia, R OBP: 0.343, SLG: 0.353 (5, 6)			G4-6-3 E 1B				1B	FC4-6 4-3 1B		2	1	1	1	0	0	2					
Inning Stats	R: 0 E: 0 K: 2 S: 7	H: 0 LOB: 0 BB: 0 P: 7	R: 1 E: 0 K: 0 S: 5	H: 2 LOB: 1 BB: 0 P: 5	R: 0 E: 1 K: 0 S: 4	H: 1 LOB: 1 BB: 0 P: 4	R: 0 E: 1 K: 1 S: 6	H: 1 LOB: 2 BB: 1 P: 10	R: 0 E: 0 K: 1 S: 8	H: 1 LOB: 1 BB: 0 P: 6	R: 0 E: 0 K: 0 S: 4	H: 1 LOB: 2 BB: 1 P: 8	R: 4 E: 0 K: 0 S: 7	H: 4 LOB: 1 BB: 0 P: 11	R: 0 E: 0 K: 0 S: 4	H: 1 LOB: 1 BB: 0 P: 4	1B: 9 2B: 2 3B: 0 HR: 1	SF: 0 SAC: 0 DP: 1 HBP: 0	WP: 1 PB: 0 SB: 0 CS: 0	PA: 43	
PITCHER	IP	WLS	BF	H	R	ER	SO	BB	IBB	HBP	BLK	WP	HR	S	P	ERA	WHIP				
Rick Wise, R ERA: 8.1 (1, 1)	7.0	W	31	7	1	1	6	3	0	0	0	0	0	40	52	1.29	1.429				
Tom Murphy, R ERA: 7.23 (8, 1)	2.0		12	5	4	4	0	1	0	0	0	1	1	11	15	18.00	3.000				

Batter	1	2	3	4	5	6	7	8	9	AB	R	H	RBI	BB	SO	LOB	BOTTOM				
Bernie Carbo, L OBP: 0.434, SLG: 0.471 (1, 9)	CS BB	1B 1B BB	E 2B BB	K		F8		G4-6-3 1B		3	2	1	0	3	1	0	Baltimore Orioles @ Boston Red Sox Fenway Park, Boston, MA Wed Jun 08 1977, 7:05 PM EDT Att: 22,943 - Unknown				
Fred Lynn, L OBP: 0.257, SLG: 0.396 (1, 8)	K	1B 1B 1B	E1 2B SF8	F7		3-1		G4-6-3		6	2	1	1	0	1	3					
Jim Rice, R OBP: 0.340, SLG: 0.509 (1, 10)		1B 1B 1B	HBP BB 2B	BB		F9				3	2	2	2	2	0	0					
Carl Yastrzemski, L OBP: 0.394, SLG: 0.516 (1, 7)	K	1B HBP 1B	BB HBP BB							2	1	1	1	1	1	1					
Rick Miller, L OBP: 0.314, SLG: 0.279 (4, 7)	K	1B HBP 1B	BB HBP BB							1	0	0	0	1	0	0					
Carlton Fisk, R OBP: 0.441, SLG: 0.579 (1, 2)		1B HBP 1B	SF8							3	2	2	1	0	1	2					
Bob Montgomery, R OBP: 0.385, SLG: 0.273 (8, 2)				K						0	0	0	0	0	0	0					
George Scott, R OBP: 0.396, SLG: 0.533 (1, 3)						K				1	2	1	2	1	0	0					
Jack Baker, R (3, FR) (4, 3)								F4		2	0	0	0	0	1	1					
Butch Hobson, R OBP: 0.295, SLG: 0.450 (1, 5)		FC1				K				3	2	1	4	2	1	2					
Denny Doyle, L OBP: 0.343, SLG: 0.359 (1, 4)										5	1	2	2	0	2	5					
Steve Dillard, R OBP: 0.317, SLG: 0.397 (1, 6)		SF8						F9		4	0	0	1	0	0	4					
Inning Stats	R: 0 E: 0 K: 2 S: 6	H: 0 LOB: 1 BB: 2 P: 14	R: 11 E: 1 K: 0 S: 11	H: 7 LOB: 2 BB: 2 P: 20	R: 3 E: 1 K: 1 S: 7	H: 1 LOB: 3 BB: 3 P: 20	R: 0 E: 0 K: 2 S: 7	H: 0 LOB: 2 BB: 2 P: 15	R: 0 E: 0 K: 0 S: 3	H: 0 LOB: 0 BB: 0 P: 3	R: 0 E: 0 K: 1 S: 6	H: 1 LOB: 2 BB: 1 P: 10	R: 0 E: 0 K: 0 S: 3	H: 1 LOB: 0 BB: 0 P: 3	R: 0 E: 0 K: 0 S: 3	H: 1 LOB: 0 BB: 0 P: 3	1B: 8 2B: 3 3B: 0 HR: 1	SF: 2 SAC: 0 DP: 2 HBP: 2	WP: 2 PB: 0 SB: 0 CS: 1	PA: 47	
PITCHER	IP	WLS	BF	H	R	ER	SO	BB	IBB	HBP	BLK	WP	HR	S	P	ERA	WHIP				
Dennis Martinez, R ERA: 3.27 (1, 1)	1.1	L	9	2	4	3	2	3	0	0	0	0	0	10	22	20.25	3.750				
Scott McGregor, L ERA: 4.11 (2, 1)	0.0		4	3	2	2	0	1	0	0	0	1	0	3	7	∞	∞				
Tony Chevez, R ERA: 12.38 (2, 1)	1.0		12	3	8	7	0	3	0	2	0	0	1	7	21	63.00	6.000				
Tippy Martinez, L ERA: 2.55 (3, 1)	5.2		22	3	0	0	6	3	0	0	0	0	0	31	43	0.00	1.059				



Batter	1	2	3	4	5	6	7	8	9	AB	R	H	RBI	BB	SO	LOB	TOP			
Al Bumby, L OBP: 0.339, SLG: 0.360 (1, 8)	F7	K		G3				SF9 BB 1B		5	0	2	0	0	1	2	Baltimore Orioles @ Boston Red Sox Fenway Park, Boston, MA Thu Jun 09 1977, 7:05 PM EDT Att: 24,064 - Unknown			
Rich Dauer, R OBP: 0.234, SLG: 0.259 (1, 4)						B1-3				2	2	2	1	1	0	0				
Billy Smith, S OBP: 0.354, SLG: 0.375 (6, PH) (6, 4)	HR			G1-6-3 1B		BB SF8 BB				1	0	0	0	1	0	2				
Ken Singleton, S OBP: 0.441, SLG: 0.497 (1, 9)										4	0	1	1	1	0	3				
Kiko Garcia, R OBP: 0.343, SLG: 0.353 (8, 6)	E6 BB			G1-6-3 1B		FC5-4 BB 1B				0	0	0	0	0	0	0				
Lee May, R OBP: 0.291, SLG: 0.414 (1, 3)										2	0	0	0	3	1	2				
Eddie Murray, S OBP: 0.322, SLG: 0.439 (1, 10)	F8					SF8				4	0	1	1	0	1	2				
Doug DeCinces, R OBP: 0.355, SLG: 0.456 (1, 5)	F6			F8		FC5-4 BB 1B				4	0	0	0	1	1	6				
Andres Mora, R OBP: 0.154, SLG: 0.308 (7, PH) (7, 7)				5-3		4-3				3	0	0	0	0	0	2				
Pat Kelly, L OBP: 0.355, SLG: 0.424 (7, 7)										2	0	0	0	0	1	1				
Rick Dempsey, R OBP: 0.321, SLG: 0.315 (1, 2)				F7						4	0	0	0	0	1	0				
Mark Belanger, R OBP: 0.287, SLG: 0.277 (8, PH) (8, 9)										3	0	3	0	0	0	0				
Tom Shopay, L OBP: 0.300, SLG: 0.389 (8, 9)										1	1	1	0	0	0	0				
Inning Stats	R: 1 E: 1 K: 0 S: 5	H: 1 LOB: 2 BB: 1 P: 9	R: 0 E: 0 K: 1 S: 6	H: 1 LOB: 1 BB: 0 P: 6	R: 0 E: 0 K: 0 S: 4	H: 2 LOB: 2 BB: 1 P: 8	R: 0 E: 0 K: 0 S: 4	H: 1 LOB: 1 BB: 0 P: 4	R: 1 E: 0 K: 0 S: 4	H: 1 LOB: 2 BB: 2 P: 12	R: 0 E: 0 K: 3 S: 9	H: 0 LOB: 1 BB: 1 P: 13	R: 1 E: 0 K: 1 S: 7	H: 2 LOB: 2 BB: 1 P: 11	R: 0 E: 0 K: 1 S: 5	H: 0 LOB: 0 BB: 0 P: 5	1B: 9 2B: 0 3B: 0 HR: 1	SF: 2 SAC: 0 DP: 1 HBP: 0	WP: 0 PB: 0 SB: 1 CS: 0	PA: 43
PITCHER	IP WLS BF H R ER SO BB IBB HBP BLK WP HR S P ERA WHIP	5.0 W 25 6 2 2 1 4 0 0 0 0 1 23 39 3.60 2.000	4.0 S 18 4 1 1 5 2 0 0 0 0 0 26 34 2.25 1.500																	

AB 35
R 3
H 10
RBI 3
BB 6
SO 6
LOB 20



Batter	1	2	3	4	5	6	7	8	9	AB	R	H	RBI	BB	SO	LOB	BOTTOM			
Rick Burleson, R OBP: 0.365, SLG: 0.428 (1, 6)	2B BB			HR 2B						2	2	1	0	2	0	1	Baltimore Orioles @ Boston Red Sox Fenway Park, Boston, MA Thu Jun 09 1977, 7:05 PM EDT Att: 24,064 - Unknown			
Fred Lynn, L OBP: 0.257, SLG: 0.420 (1, 8)	F8									4	1	1	2	0	1	2				
Jim Rice, R OBP: 0.343, SLG: 0.537 (1, 10)				HR						4	2	2	2	0	2	1				
Carl Yastrzemski, L OBP: 0.400, SLG: 0.526 (1, 3)										4	1	3	1	0	0	0				
Carlton Fisk, R OBP: 0.437, SLG: 0.588 (1, 2)										4	1	1	2	0	1	2				
Bernie Carbo, L OBP: 0.414, SLG: 0.446 (1, 7)										4	0	0	0	0	0	1				
Butch Hobson, R OBP: 0.294, SLG: 0.446 (1, 5)										4	0	1	0	0	2	0				
Denny Doyle, L OBP: 0.335, SLG: 0.350 (1, 4)										4	0	0	0	0	1	1				
Rick Miller, L OBP: 0.315, SLG: 0.270 (1, 9)										2	0	0	0	1	1	0				
Inning Stats	R: 1 E: 0 K: 2 S: 8	H: 1 LOB: 1 BB: 1 P: 12	R: 0 E: 0 K: 2 S: 7	H: 0 LOB: 0 BB: 0 P: 7	R: 3 E: 0 K: 1 S: 9	H: 4 LOB: 1 BB: 0 P: 9	R: 0 E: 0 K: 0 S: 3	H: 0 LOB: 0 BB: 0 P: 3	R: 0 E: 0 K: 1 S: 4	H: 0 LOB: 0 BB: 1 P: 8	R: 0 E: 0 K: 0 S: 3	H: 0 LOB: 0 BB: 0 P: 3	R: 0 E: 0 K: 1 S: 5	H: 0 LOB: 1 BB: 1 P: 9	R: 3 E: 0 K: 1 S: 9	H: 4 LOB: 1 BB: 0 P: 9	1B: 3 2B: 2 3B: 0 HR: 4	SF: 0 SAC: 0 DP: 0 HBP: 0	WP: 1 PB: 0 SB: 0 CS: 0	PA: 35
PITCHER	IP WLS BF H R ER SO BB IBB HBP BLK WP HR S P ERA WHIP	8.0 L 35 9 7 7 8 3 0 0 0 1 4 48 60 7.88 1.500																		

AB 32
R 7
H 9
RBI 7
BB 3
SO 8
LOB 8



Batter	1	2	3	4	5	6	7	8	9	AB	R	H	RBI	BB	SO	LOB	TOP			
Bert Campaneris, R (1, 6) OBP: 0.333, SLG: 0.369	0-0 1-3		0-0 BB 3B	0-0 6-3			0-3 K		0-0 F7	5	1	1	0	0	1	4				
Bump Wills, S (1, 4) OBP: 0.396, SLG: 0.449	0-0 1-3		4-0 BB S BB				0-0 4-3		0-0 F5	3	0	0	0	1	0	1				
Mike Hargrove, L (1, 3) OBP: 0.398, SLG: 0.406	0-0 4-3		4-0 1-2 BB BB				0-0 3-1		0-0 F9	3	0	0	0	1	0	0				
Willie Horton, R (1, 10) OBP: 0.339, SLG: 0.500		0-3 K	4-0 G6-4-3 BB				0-0 5-3		0-3 K	3	0	0	1	1	2	0				
Toby Harrah, R (1, 5) OBP: 0.395, SLG: 0.511		0-0 E1 1B	0-0 G6-4-3 BB				0-0 4-3		0-0 5-3	4	0	0	0	0	0	3				
Ken Henderson, S (1, 9) OBP: 0.304, SLG: 0.412		0-0 L9					0-0 E9 2B		0-0 4-3	1	0	0	0	0	0	1				
Dave May, L (2, 9) OBP: 0.304, SLG: 0.333							0-0 2B			3	1	1	0	0	0	0				
Tom Grieve, R (1, 7) OBP: 0.243, SLG: 0.327		0-0 1B					0-0 F8		0-0 F8	4	0	1	0	0	0	1				
Jim Sundberg, R (1, 2) OBP: 0.284, SLG: 0.310		0-0 G3					0-0 2B		0-0 1B	4	0	2	1	0	0	2				
Juan Beniquez, R (1, 8) OBP: 0.342, SLG: 0.414			0-0 F4				0-0 2B		0-0 1B	4	0	2	0	0	0	1				
Inning Stats	R: 0 E: 0 K: 0 S: 3	H: 0 LOB: 0 BB: 0 P: 3	R: 0 E: 1 K: 1 S: 7	H: 1 LOB: 2 BB: 0 P: 7	R: 1 E: 0 K: 0 S: 3	H: 1 LOB: 2 BB: 3 P: 15	R: 1 E: 0 K: 0 S: 5	H: 2 LOB: 1 BB: 0 P: 5	R: 0 E: 0 K: 0 S: 3	H: 0 LOB: 0 BB: 0 P: 3	R: 0 E: 0 K: 1 S: 6	H: 1 LOB: 1 BB: 0 P: 6	R: 0 E: 0 K: 1 S: 5	H: 0 LOB: 0 BB: 0 P: 5	R: 0 E: 0 K: 0 S: 5	H: 2 LOB: 2 BB: 0 P: 5	1B: 3 2B: 3 3B: 1 HR: 0	SF: 0 SAC: 0 DP: 1 HBP: 0	WP: 0 PB: 0 SB: 1 CS: 0	PA: 37
PITCHER Reggie Cleveland, R (1, 1) ERA: 3.05	IP: 9.0 WLS: W BF: 37 H: 7 R: 2 ER: 2 SO: 3 BB: 3 IBB: 0 HBP: 0 BLK: 0 WP: 0 HR: 0 S: 40 P: 52 ERA: 2.00 WHIP: 1.11																			

Texas Rangers @ Boston Red Sox
Fenway Park, Boston, MA
Sun Jun 12 1977, 3:33 AM EDT
Unknown - 70 F

AB	34
R	2
H	7
RBI	2
BB	3
SO	3
LOB	13



Batter	1	2	3	4	5	6	7	8	9	AB	R	H	RBI	BB	SO	LOB	BOTTOM					
Rick Burleson, R (1, 6) OBP: 0.366, SLG: 0.427	0-0 4-3		0-0 1-3						0-0 1B	5	0	2	0	0	0	0						
Fred Lynn, L (1, 8) OBP: 0.257, SLG: 0.412	4-0 BB 6-3								0-0 1B	2	0	0	1	1	0	0						
Jim Rice, R (1, 10) OBP: 0.346, SLG: 0.541	0-0 6-3								0-0 1B	4	1	2	0	0	0	2						
Carl Yastrzemski, L (1, 7) OBP: 0.397, SLG: 0.518	0-0 F8								0-0 1B	3	0	0	0	1	0	3						
Carlton Fisk, R (1, 2) OBP: 0.443, SLG: 0.587		0-0 F7							0-0 1B	2	1	1	1	1	0	0						
George Scott, R (1, 3) OBP: 0.349, SLG: 0.522		0-0 6-3							0-0 HBP	4	0	0	0	0	0	5						
Bernie Carbo, L (1, 9) OBP: 0.418, SLG: 0.449									0-0 1B	4	0	2	0	0	0	0						
Rick Miller, L (0, PR) OBP: 0.315, SLG: 0.270									0-0 1B	0	1	0	0	0	0	0						
Butch Hobson, R (1, 5) OBP: 0.294, SLG: 0.444									0-0 1B	3	0	1	1	0	0	0						
Denny Doyle, L (1, 4) OBP: 0.333, SLG: 0.344									0-0 1B	3	0	0	0	1	0	2						
Inning Stats	R: 0 E: 0 K: 0 S: 3	H: 0 LOB: 1 BB: 1 P: 7	R: 0 E: 0 K: 0 S: 3	H: 0 LOB: 0 BB: 0 P: 3	R: 0 E: 0 K: 0 S: 3	H: 0 LOB: 0 BB: 0 P: 3	R: 1 E: 0 K: 0 S: 5	H: 2 LOB: 1 BB: 0 P: 5	R: 0 E: 0 K: 0 S: 3	H: 0 LOB: 0 BB: 0 P: 3	R: 0 E: 0 K: 0 S: 4	H: 1 LOB: 1 BB: 0 P: 4	R: 1 E: 0 K: 0 S: 4	H: 2 LOB: 1 BB: 1 P: 8	R: 0 E: 0 K: 0 S: 4	H: 1 LOB: 3 BB: 1 P: 9	R: 1 E: 0 K: 0 S: 4	H: 2 LOB: 2 BB: 1 P: 8	1B: 7 2B: 1 3B: 0 HR: 0	SF: 1 SAC: 2 DP: 1 HBP: 1	WP: 0 PB: 0 SB: 0 CS: 0	PA: 38
PITCHER Doyle Alexander, R (1, 1) ERA: 3.83	IP: 6.1 WLS: 4 BF: 25 H: 4 R: 2 ER: 2 SO: 2 BB: 2 IBB: 0 HBP: 0 BLK: 0 WP: 0 HR: 0 S: 23 P: 31 ERA: 2.84 WHIP: 0.947																					
PITCHER Mike Marshall, R (7, 1) ERA: 6.55	IP: 1.1 WLS: 6 BF: 2 H: 2 R: 0 ER: 0 SO: 0 BB: 1 IBB: 0 HBP: 0 BLK: 0 WP: 0 HR: 5 S: 9 P: 10 ERA: 0.00 WHIP: 2.250																					
PITCHER Adrian Devine, R (8, 1) ERA: 2.0	IP: 1.0 WLS: L BF: 7 H: 2 R: 1 ER: 1 SO: 0 BB: 1 IBB: 1 HBP: 0 BLK: 0 WP: 0 HR: 5 S: 10 P: 10 ERA: 9.00 WHIP: 2.000																					

Texas Rangers @ Boston Red Sox
Fenway Park, Boston, MA
Sun Jun 12 1977, 3:33 AM EDT
Unknown - 70 F

AB	30
R	3
H	8
RBI	3
BB	4
SO	0
LOB	12



Batter	1	2	3	4	5	6	7	8	9	AB	R	H	RBI	BB	SO	LOB	TOP			
Bert Campaneris, R OBP: 0.328, SLG: 0.362	0-0 6-3			0-0 6-3		0-3 K			0-0 F9	4	0	0	0	0	1	1				
Bump Wills, S OBP: 0.383, SLG: 0.444	0-0 CS 1B			0-0 F8			0-0 G3		0-0 4-3	4	0	1	0	0	0	1				
Mike Hargrove, L OBP: 0.397, SLG: 0.410	0-0 L6			0-0 2B			0-0 3-1			3	0	1	0	0	0	1				
Willie Horton, R OBP: 0.333, SLG: 0.491		0-3 K		0-3 K						3	0	0	0	0	2	1				
Toby Harrah, R OBP: 0.390, SLG: 0.503		0-0 F2			0-0 5-3				0-0 F4	3	0	0	0	0	0	0				
Dave May, L OBP: 0.295, SLG: 0.322		0-0 F6			0-3 K				0-0 6-3	3	0	0	0	0	1	0				
Tom Grieve, R OBP: 0.236, SLG: 0.317			0-0 6-3		0-3 K				0-0 4-3	3	0	0	0	0	1	0				
Jim Sundberg, R OBP: 0.280, SLG: 0.306			0-3 K			0-0 F3			0-3 K	2	0	0	0	0	1	0				
Ken Henderson, S OBP: 0.301, SLG: 0.408										1	0	0	0	0	1	0				
Juan Beniquez, R OBP: 0.342, SLG: 0.413			0-3 K			0-0 5-3				3	0	1	0	0	1	0				
Inning Stats	R: 0 E: 0 K: 0 S: 3	H: 1 LOB: 0 BB: 0 P: 3	R: 0 E: 0 K: 1 S: 5	H: 0 LOB: 0 BB: 0 P: 5	R: 0 E: 0 K: 2 S: 7	H: 0 LOB: 1 BB: 0 P: 7	R: 0 E: 0 K: 1 S: 6	H: 0 LOB: 0 BB: 0 P: 6	R: 0 E: 0 K: 2 S: 7	H: 0 LOB: 0 BB: 0 P: 7	R: 0 E: 0 K: 0 S: 3	H: 0 LOB: 0 BB: 0 P: 3	R: 0 E: 0 K: 0 S: 3	H: 0 LOB: 0 BB: 0 P: 3	R: 0 E: 0 K: 1 S: 6	H: 1 LOB: 1 BB: 0 P: 6	1B: 2 2B: 1 3B: 0 HR: 0	SF: 0 SAC: 0 DP: 0 HBP: 0	WP: 0 PB: 0 SB: 0 CS: 1	PA: 29
PITCHER Luiz Tiant, R ERA: 5.18	IP: 9.0 WLS: W BF: 29 H: 3 R: 0 ER: 0 SO: 8 BB: 0 IBB: 0 HBP: 0 BLK: 0 WP: 0 HR: 0 S: 45 P: 45 ERA: 0.00 WHIP: 0.333															PITCHER				

Texas Rangers @ Boston Red Sox
Fenway Park, Boston, MA
Sun Jun 12 1977, 3:38 AM EDT
Att: 31,038 - Unknown - 76 F

AB	29
R	0
H	3
RBI	0
BB	0
SO	8
LOB	4



Batter	1	2	3	4	5	6	7	8	9	AB	R	H	RBI	BB	SO	LOB	BOTTOM			
Rick Burleson, R OBP: 0.368, SLG: 0.431	0-0 2B	4-0 CS BB			0-0 6-3			0-0 6-3		3	1	1	0	1	0	0				
Fred Lynn, L OBP: 0.248, SLG: 0.396	0-0 F2	0-0 CS	0-0 1-3		0-0 F7			0-0 4-3		4	0	0	0	0	0	1				
Jim Rice, R OBP: 0.345, SLG: 0.543	0-0 G3 2H 1B		0-0 F8		0-3 K					3	1	1	1	0	1	0				
Carl Yastrzemski, L OBP: 0.396, SLG: 0.513	0-0 G3		4-0 BB		0-0 F9					2	0	0	0	1	0	1				
Carlton Fisk, R OBP: 0.441, SLG: 0.583	0-0 1B		0-0 L6		0-0 5-3					3	0	1	1	0	0	1				
George Scott, R OBP: 0.349, SLG: 0.519	0-0 1B			0-0 L9			0-0 F7			3	0	1	0	0	0	0				
Bernie Carbo, L OBP: 0.404, SLG: 0.432	0-0 F7			0-0 F2			0-0 G3			3	0	0	0	0	0	2				
Rick Miller, L OBP: 0.315, SLG: 0.270										0	0	0	0	0	0	0				
Butch Hobson, R OBP: 0.290, SLG: 0.438		0-3 K		0-3 K			0-3 K			3	0	0	0	0	3	0				
Denny Doyle, L OBP: 0.333, SLG: 0.339		1-0 CS HBP			0-0 1-3			0-3 K		2	0	0	0	0	1	0				
Inning Stats	R: 2 E: 0 K: 0 S: 7	H: 4 LOB: 2 BB: 0 P: 7	R: 0 E: 0 K: 1 S: 3	H: 0 LOB: 1 BB: 1 P: 8	R: 0 E: 0 K: 0 S: 3	H: 0 LOB: 1 BB: 1 P: 7	R: 0 E: 0 K: 1 S: 5	H: 0 LOB: 0 BB: 0 P: 5	R: 0 E: 0 K: 0 S: 3	H: 0 LOB: 0 BB: 0 P: 3	R: 0 E: 0 K: 1 S: 5	H: 0 LOB: 0 BB: 0 P: 5	R: 0 E: 0 K: 1 S: 5	H: 0 LOB: 0 BB: 0 P: 5	R: 0 E: 0 K: 1 S: 5	H: 0 LOB: 0 BB: 0 P: 5	1B: 2 2B: 2 3B: 0 HR: 0	SF: 0 SAC: 0 DP: 0 HBP: 1	WP: 0 PB: 0 SB: 0 CS: 2	PA: 30
PITCHER Nelson Briles, R ERA: 4.31	IP: 8.0 WLS: L BF: 29 H: 4 R: 2 ER: 2 SO: 5 BB: 2 IBB: 0 HBP: 1 BLK: 0 WP: 0 HR: 0 S: 36 P: 45 ERA: 2.25 WHIP: 0.750															PITCHER				

Texas Rangers @ Boston Red Sox
Fenway Park, Boston, MA
Sun Jun 12 1977, 3:38 AM EDT
Att: 31,038 - Unknown - 76 F

AB	26
R	2
H	4
RBI	2
BB	2
SO	5
LOB	5




Batter	1	2	3	4	5	6	7	8	9	10	AB	R	H	RBI	BB	SO	LOB	TOP									
Alan Bannister, R OBP: 0.381, SLG: 0.391 (1.7)	F8	K			SF8 1B		G3	FC4			5	1	1	0	0	1	5	Chicago White Sox @ Boston Red Sox Fenway Park, Boston, MA Mon Jun 13 1977, 7:05 PM EDT Att: 23,114 - Unknown - 70 F									
Wayne Nordhagen, R OBP: 0.364, SLG: 0.485 (10.8)											0	0	0	0	0	0											
Jorge Orta, L OBP: 0.338, SLG: 0.421 (1.4)	HR		5-3		1B		HR		4-3		4	2	2	1	1	0	0										
Richie Zisk, R OBP: 0.354, SLG: 0.591 (1.9)	F3		E5		FC6-4 1B		HR		K		5	1	2	2	0	1	0										
Oscar Gamble, L OBP: 0.367, SLG: 0.556 (1.10)	G3		K		SF8		4-3		G3		4	0	0	1	0	1	1										
Lamar Johnson, R OBP: 0.326, SLG: 0.456 (1.3)		F7	F8		FC6-4		6-3			F6	5	0	0	0	0	0	3										
Chat Lemon, R OBP: 0.359, SLG: 0.524 Royce Stillman, L OBP: 0.310, SLG: 0.429 (10.7)	1B BB			K					6-3		3	0	1	0	1	1	0										
Eric Soderholm, R OBP: 0.387, SLG: 0.465 (1.5)	1B		F5		1B		1B		4-3		1	0	0	0	0	0	0										
Kevin Bell, R OBP: 0.286, SLG: 0.462 (1.6)	1B		K		F9		K				4	0	1	0	0	2	3										
Jim Essian, R OBP: 0.400, SLG: 0.411 (1.2)	F4			K	G1-4-6-3		FC4 1B				4	0	1	0	0	1	5										
Inning Stats	R: 1 E: 0 K: 0 S: 4	H: 1 LOB: 0 BB: 0 P: 4	R: 0 E: 0 K: 1 S: 7	H: 2 LOB: 3 BB: 1 P: 11	R: 0 E: 1 K: 1 S: 6	H: 0 LOB: 1 BB: 0 P: 6	R: 0 E: 0 K: 2 S: 7	H: 0 LOB: 0 BB: 0 P: 7	R: 1 E: 0 K: 1 S: 8	H: 3 LOB: 2 BB: 0 P: 8	R: 0 E: 0 K: 0 S: 4	H: 2 LOB: 1 BB: 1 P: 4	R: 2 E: 0 K: 0 S: 4	H: 1 LOB: 0 BB: 1 P: 8	R: 0 E: 0 K: 1 S: 6	H: 1 LOB: 2 BB: 1 P: 10	R: 0 E: 0 K: 0 S: 3	H: 0 LOB: 0 BB: 0 P: 5	R: 0 E: 0 K: 0 S: 3	H: 0 LOB: 0 BB: 0 P: 3	1B: 8 2B: 0 3B: 0 HR: 2	SF: 1 SAC: 0 DP: 1 HBP: 0	WP: 0 PB: 0 SB: 0 CS: 0	PA: 43			
PITCHER	IP	WLS	BF	H	R	ER	SO	BB	IBB	HBP	BLK	WP	HR	S	P	ERA	WHIP										
Fergie Jenkins, R ERA: 3.54 (1.1)	4.2		22	6	2	2	5	1	0	0	0	0	1	31	35	3.86	1.500										
Bob Stanley, R ERA: 4.81 (5.1)	2.1		10	3	2	2	0	1	0	0	0	0	1	9	13	7.71	1.714										
Mike Paxton, R ERA: 14.14 (8.1)	1.0		5	1	0	0	1	1	0	0	0	0	0	6	10	0.00	2.000										
Bill Campbell, R ERA: 2.89 (9.1)	2.0	W	6	0	0	0	1	0	0	0	0	0	0	8	8	0.00	0.000										

Batter	1	2	3	4	5	6	7	8	9	10	AB	R	H	RBI	BB	SO	LOB	BOTTOM									
Rick Burleson, R OBP: 0.373, SLG: 0.436 (1.6)	2B		F9		F9			3B 1B		WP SH 1B BB	4	3	2	0	1	0	1	Chicago White Sox @ Boston Red Sox Fenway Park, Boston, MA Mon Jun 13 1977, 7:05 PM EDT Att: 23,114 - Unknown - 70 F									
Fred Lynn, L OBP: 0.258, SLG: 0.418 Rick Miller, L OBP: 0.315, SLG: 0.270 (9.8)	1B 2B		F3				2B	F4		SH 1B WP	4	1	2	1	0	0	1										
Jim Rice, R OBP: 0.354, SLG: 0.555 (1.10)	1B		F3				1B	1B		1B IBB	4	1	3	2	1	0	0										
Carl Yastrzemski, L OBP: 0.398, SLG: 0.593 (1.7)	F2			1-3			F8	SF9		F5	4	0	0	1	0	0	4										
Carlton Fisk, R OBP: 0.445, SLG: 0.583 (1.2)	1B			5-3			E8 FC6-4 1B	F3			5	0	3	1	0	0	0										
George Scott, R OBP: 0.343, SLG: 0.510 (1.3)	6-3			6-3			FC6-4			E6	4	0	0	0	0	0	3										
Bernie Carbo, L OBP: 0.398, SLG: 0.424 (1.9)		L1					1B	K		K	4	0	1	0	0	2	1										
Butch Hobson, R OBP: 0.285, SLG: 0.429 (1.5)		6-3					F4	F8		F8	4	0	0	0	0	0	2										
Denny Doyle, L OBP: 0.326, SLG: 0.331 (1.4)		6-3					F8	L4		K	4	0	0	0	0	1	2										
Inning Stats	R: 2 E: 0 K: 0 S: 6	H: 4 LOB: 1 BB: 0 P: 6	R: 0 E: 0 K: 0 S: 3	H: 0 LOB: 0 BB: 0 P: 3	R: 0 E: 0 K: 0 S: 3	H: 0 LOB: 0 BB: 0 P: 3	R: 0 E: 0 K: 0 S: 3	H: 0 LOB: 0 BB: 0 P: 3	R: 0 E: 1 K: 1 S: 5	H: 3 LOB: 2 BB: 0 P: 5	R: 0 E: 0 K: 0 S: 5	H: 0 LOB: 0 BB: 0 P: 5	R: 2 E: 0 K: 0 S: 5	H: 2 LOB: 0 BB: 0 P: 5	R: 0 E: 1 K: 2 S: 8	H: 0 LOB: 1 BB: 2 P: 8	R: 1 E: 0 K: 0 S: 3		H: 1 LOB: 3 BB: 2 P: 11	1B: 7 2B: 3 3B: 1 HR: 0	SF: 1 SAC: 1 DP: 0 HBP: 0	WP: 1 PB: 0 SB: 0 CS: 0	PA: 41				
PITCHER	IP	WLS	BF	H	R	ER	SO	BB	IBB	HBP	BLK	WP	HR	S	P	ERA	WHIP										
Francisco Barrios, R ERA: 4.15 (1.1)	7.1		30	10	4	4	1	0	0	0	0	0	0	32	32	4.91	1.364										
Dave Hamilton, L ERA: 4.5 (8.1)	0.1		1	0	0	0	0	0	0	0	0	0	0	1	1	0.00	0.000										
Larry Anderson, R ERA: 1.5 (8.1)	1.2	L	10	1	1	1	2	1	1	0	0	1	0	12	20	5.40	1.200										

Batter	1	2	3	4	5	6	7	8	9	AB	R	H	RBI	BB	SO	LOB	TOP			
Ralph Garr, L OBP: 0.291, SLG: 0.379 (1, 7)										4	1	1	1	0	0	1	Chicago White Sox @ Boston Red Sox Fenway Park, Boston, MA Tue Jun 14 1977, 7:05 PM EDT Att: 27,147 - Unknown - 76 F			
Alan Bannister, R OBP: 0.375, SLG: 0.385 (1, 8)										4	0	0	0	0	1	0				
Jorge Orta, L OBP: 0.332, SLG: 0.413 (1, 4)										4	0	0	0	0	0	0				
Richie Zisk, R OBP: 0.356, SLG: 0.589 (1, 9)										4	0	2	0	0	1	0				
Oscar Gamble, L OBP: 0.361, SLG: 0.544 (1, 10)										3	0	0	0	0	0	2				
Lamar Johnson, R OBP: 0.315, SLG: 0.439 (1, 3)										3	0	0	0	0	1	1				
Eric Soderholm, R OBP: 0.381, SLG: 0.457 (1, 5)										3	0	0	0	0	0	0				
Kevin Bell, R OBP: 0.235, SLG: 0.375 (1, 6)										3	0	0	0	0	1	0				
Jim Essian, R OBP: 0.399, SLG: 0.417 (1, 2)										3	0	1	0	0	0	0				
Inning Stats	R: 1 E: 0 K: 0 S: 5	H: 2 LOB: 1 BB: 0 P: 5	R: 0 E: 0 K: 2 S: 7	H: 0 LOB: 0 BB: 0 P: 7	R: 0 E: 0 K: 0 S: 3	H: 0 LOB: 0 BB: 0 P: 3	R: 0 E: 0 K: 0 S: 4	H: 1 LOB: 1 BB: 0 P: 4	R: 0 E: 0 K: 0 S: 4	H: 0 LOB: 0 BB: 0 P: 5	R: 0 E: 0 K: 0 S: 3	H: 0 LOB: 0 BB: 0 P: 3	R: 0 E: 0 K: 1 S: 5	H: 0 LOB: 0 BB: 0 P: 3	R: 0 E: 0 K: 1 S: 5	H: 0 LOB: 0 BB: 0 P: 5	1B: 2 2B: 1 3B: 0 HR: 1	SF: 0 SAC: 0 DP: 0 HBP: 0	WP: 0 PB: 0 SB: 0 CS: 0	PA: 31
PITCHER	IP WLS BF H R ER SO BB IBB HBP BLK WP HR S P ERA WHIP	7.0 W 25 4 1 1 3 0 0 0 0 0 1 31 31 1.29 0.571	2.0 S 6 0 0 0 1 0 0 0 0 0 0 8 8 0.00 0.000																	


Batter	1	2	3	4	5	6	7	8	9	AB	R	H	RBI	BB	SO	LOB	BOTTOM			
Rick Burleson, R OBP: 0.375, SLG: 0.432 (1, 6)										2	1	0	0	1	0	0	Chicago White Sox @ Boston Red Sox Fenway Park, Boston, MA Tue Jun 14 1977, 7:05 PM EDT Att: 27,147 - Unknown - 76 F			
Fred Lynn, L OBP: 0.258, SLG: 0.425 (1, 8)										3	0	1	0	0	1	1				
Jim Rice, R OBP: 0.353, SLG: 0.548 (1, 10)										3	1	0	0	1	2	2				
Carl Yastrzemski, L OBP: 0.386, SLG: 0.498 (1, 7)										4	1	1	2	0	0	1				
Carlton Fisk, R OBP: 0.437, SLG: 0.571 (1, 2)										4	0	0	0	0	3	2				
George Scott, R OBP: 0.350, SLG: 0.547 (1, 3)										4	2	3	4	0	1	0				
Bernie Carbo, L OBP: 0.392, SLG: 0.449 (1, 9)										4	1	1	1	0	1	1				
Butch Hobson, R OBP: 0.281, SLG: 0.423 (1, 5)										3	0	0	0	0	2	1				
Denny Doyle, L OBP: 0.326, SLG: 0.327 (1, 4)										2	1	0	0	1	0	0				
Inning Stats	R: 0 E: 0 K: 1 S: 5	H: 0 LOB: 1 BB: 1 P: 9	R: 0 E: 0 K: 2 S: 8	H: 1 LOB: 0 BB: 0 P: 8	R: 0 E: 0 K: 1 S: 6	H: 1 LOB: 1 BB: 0 P: 6	R: 2 E: 0 K: 0 S: 5	H: 2 LOB: 0 BB: 0 P: 5	R: 0 E: 0 K: 2 S: 7	H: 0 LOB: 0 BB: 0 P: 7	R: 0 E: 0 K: 2 S: 7	H: 0 LOB: 0 BB: 0 P: 7	R: 5 E: 0 K: 2 S: 9	H: 2 LOB: 2 BB: 2 P: 18	R: 5 E: 0 K: 2 S: 9	H: 2 LOB: 2 BB: 2 P: 18	1B: 1 2B: 2 3B: 0 HR: 3	SF: 0 SAC: 1 DP: 0 HBP: 1	WP: 0 PB: 0 SB: 0 CS: 0	PA: 34
PITCHER	IP WLS BF H R ER SO BB IBB HBP BLK WP HR S P ERA WHIP	7.1 L 30 4 5 5 8 2 1 1 0 0 2 42 55 6.14 0.818	0.0 L 1 1 0 0 0 0 0 0 0 0 0 1 1 - -	0.2 S 3 1 2 2 2 0 0 0 0 0 1 7 7 27.00 1.500																

Batter	1	2	3	4	5	6	7	8	9	AB	R	H	RBI	BB	SO	LOB	TOP							
Ralph Garr, L (1.7) OBP: 0.294, SLG: 0.385	0-0 6-3		0-0 1B	0-0 4-3		0-0 2B	0-0 G4-6-3			5	0	2	0	0	0	4								
Chet Lemon, R (1.8) OBP: 0.360, SLG: 0.521	0-0 F7		1-2 1B		0-0 F7	0-0 F7		0-0 G4-6-3 1B		5	0	2	0	0	0	1								
Jorge Orta, L (1.4) OBP: 0.329, SLG: 0.412	0-0 4-3		0-0 F7		0-0 HR 2B		0-0 E3 2B	0-0 F9		5	2	1	0	0	0	3								
Richie Zisk, R (1.9) OBP: 0.353, SLG: 0.579		0-0 F9	0-3 K		0-3 K		4-0 2B BB	0-0 G4-6-3		4	1	0	0	1	2	4								
Oscar Gamble, L (1.10) OBP: 0.368, SLG: 0.560		4-0 1B BB		4-0 2B BB	0-0 2H HR		0-0 P7		0-0 6-3	3	1	1	2	2	0	2								
Lamar Johnson, R (1.3) OBP: 0.330, SLG: 0.460	0-0 1B		0-0 1B	0-0 F3	0-0 1B		0-0 2B		0-0 6-3	5	1	3	1	0	0	1								
Eric Soderholm, R (1.5) OBP: 0.391, SLG: 0.458	0-3 K		0-0 1-3 2B	0-0 1-3		4-0 2B 1B IBB		0-0 F3		4	1	1	0	1	1	3	AB 38 R 7 H 12 RBI 7 BB 5 SO 6 LOB 23							
Kevin Bell, R (1.6) OBP: 0.286, SLG: 0.421	0-3 K		4-0 BB		0-0 5-3		0-0 1B 2B			3	1	1	2	1	1	2								
Jim Essian, R (1.2) OBP: 0.395, SLG: 0.412			0-3 K	0-3 K		0-0 F2	0-0 G4-6-3 1B			4	0	1	2	0	2	3								
Inning Stats	R: 0 E: 0 K: 0 S: 3	H: 0 LOB: 0 BB: 0 P: 3	R: 0 E: 0 K: 2 S: 8	H: 1 LOB: 2 BB: 1 P: 12	R: 0 E: 0 K: 2 S: 9	H: 2 LOB: 2 BB: 0 P: 9	R: 0 E: 0 K: 1 S: 6	H: 1 LOB: 3 BB: 2 P: 14	R: 2 E: 0 K: 1 S: 8	H: 3 LOB: 1 BB: 0 P: 8	R: 0 E: 0 K: 0 S: 4	H: 1 LOB: 1 BB: 0 P: 4	R: 5 E: 1 K: 0 S: 6	H: 3 LOB: 0 BB: 2 P: 14	R: 0 E: 0 K: 0 S: 3	H: 1 LOB: 0 BB: 0 P: 3	R: 0 E: 0 K: 0 S: 3	H: 0 LOB: 0 BB: 0 P: 3	1B: 6 2B: 5 3B: 0 HR: 1	SF: 0 SAC: 0 DP: 2 HBP: 0	WP: 0 PB: 0 SB: 0 CS: 0	PA: 43		
PITCHER	IP WLS BF H R ER SO BB IBB HBP BLK WP HR S P ERA WHIP	IP WLS BF H R ER SO BB IBB HBP BLK WP HR S P ERA WHIP																						
Luis Tiant, R (1.1) ERA: 5.47	6.1 L	35 10 7 6 6	4 1 0 0	0 0 0 0	0 0 0 0	0 0 0 0	0 0 8 8	0.00 0.750																
Mike Paxton, R (7.1) ERA: 10.24	2.2	8 2 0 0 0																						

Chicago White Sox @ Boston Red Sox
Fenway Park, Boston, MA
Thu Jun 16 1977, 7:05 PM EDT
Att: 32,031 - Unknown - 74 F

AB 38
R 7
H 12
RBI 7
BB 5
SO 6
LOB 23



Batter	1	2	3	4	5	6	7	8	9	AB	R	H	RBI	BB	SO	LOB	BOTTOM					
Rick Burleson, R (1.6) OBP: 0.372, SLG: 0.427	0-0 G3-6 1B		0-3 K		0-0 4-3		0-0 6-3		0-0 1-3	5	0	1	0	0	1	1						
Fred Lynn, L (1.8) OBP: 0.246, SLG: 0.407	0-0 G3-6 1-2		0-0 FC4-6 1B		0-0 4-3		0-3 K		0-0 F2	5	0	0	0	0	1	2						
Jim Rice, R (1.10) OBP: 0.361, SLG: 0.566	0-0 F8		0-0 1B		0-0 HR		0-0 G3-6-3 1B		0-0 1B	5	1	4	1	0	0	0						
Carl Yastrzemski, L (1.7) OBP: 0.386, SLG: 0.495		0-0 CS 1B	0-0 1-3		0-0 SH2-3 1B		0-0 G3-6-3 F8		0-0 F8	5	0	2	0	0	0	4						
Carlton Fisk, R (1.2) OBP: 0.443, SLG: 0.580	0-3 K		0-0 1B		0-0 SH2-3 1B		0-0 SH2-3 1B		0-0 1B 2B	4	1	3	0	0	1	1						
George Scott, R (1.3) OBP: 0.354, SLG: 0.562	0-0 HR		0-0 F7		0-0 SH2-3		0-0 SH2-3 1B		0-0 BB BB 1B	3	1	2	2	0	0	1						
Bernie Carbo, L (1.9) OBP: 0.406, SLG: 0.444	4-0 BB		0-0 BB		0-0 F9		4-0 G6-4-3 IBB		4-0 BB BB	1	0	0	0	3	0	1	AB 35 R 3 H 13 RBI 3 BB 4 SO 4 LOB 18					
Butch Hobson, R (1.5) OBP: 0.281, SLG: 0.417	0-0 4-3		0-0 F3		0-0 G6-4-3		0-0 G6-4-3 1-2 2-3		4-0 1-2 2-3 BB	3	0	0	0	1	0	5						
Denny Doyle, L (1.4) OBP: 0.326, SLG: 0.328			0-0 FC4-6 1B		0-0 G3		0-0 4-3		0-3 K	3	0	1	0	0	0	0						
Dwight Evans, R (8, PH) OBP: 0.362, SLG: 0.554										1	0	0	0	0	1	3						
Steve Dillard, R (9.4) OBP: 0.317, SLG: 0.397										0	0	0	0	0	0	0						
Inning Stats	R: 0 E: 0 K: 0 S: 3	H: 1 LOB: 0 BB: 0 P: 3	R: 1 E: 0 K: 1 S: 6	H: 2 LOB: 1 BB: 1 P: 10	R: 0 E: 0 K: 1 S: 7	H: 2 LOB: 2 BB: 0 P: 7	R: 0 E: 0 K: 0 S: 4	H: 1 LOB: 1 BB: 0 P: 4	R: 0 E: 0 K: 0 S: 3	H: 0 LOB: 0 BB: 0 P: 3	R: 1 E: 0 K: 0 S: 5	H: 3 LOB: 2 BB: 1 P: 9	R: 0 E: 0 K: 1 S: 5	H: 0 LOB: 0 BB: 0 P: 5	R: 1 E: 0 K: 1 S: 7	H: 3 LOB: 3 BB: 2 P: 15	R: 0 E: 0 K: 0 S: 4	H: 1 LOB: 1 BB: 0 P: 4	1B: 10 2B: 1 3B: 0 HR: 2	SF: 0 SAC: 1 DP: 3 HBP: 0	WP: 0 PB: 0 SB: 0 CS: 1	PA: 40
PITCHER	IP WLS BF H R ER SO BB IBB HBP BLK WP HR S P ERA WHIP	IP WLS BF H R ER SO BB IBB HBP BLK WP HR S P ERA WHIP																				
Steve Stone, R (1.1) ERA: 3.38	7.2	32 11 3 3 3																				
Larry Anderson, R (8.1) ERA: 1.5	0.0	3 1 0 0 0																				
Lerrin LaGrow, R (8.1) ERA: 1.61	1.1	S 5 1 0 0 1																				

Chicago White Sox @ Boston Red Sox
Fenway Park, Boston, MA
Thu Jun 16 1977, 7:05 PM EDT
Att: 32,031 - Unknown - 74 F

AB 35
R 3
H 13
RBI 3
BB 4
SO 4
LOB 18



Batter	1	2	3	4	5	6	7	8	9	AB	R	H	RBI	BB	SO	LOB	TOP										
Willie Randolph, R (1,4) OBP: 0.373, SLG: 0.432	F9	1B		5-3		F8			FC4-6 1B	5	1	2	1	0	0	0	New York Yankees @ Boston Red Sox Fenway Park, Boston, MA Fri Jun 17 1977, 7:05 PM EDT Att: 34,557 - Unknown - 70 F										
Mickey Rivers, L (1,8) OBP: 0.348, SLG: 0.409	G3 E 1B	1B		F9			K		FC4-6 1-2 1B	5	0	2	1	0	1	1											
Thurman Munson, R (1,2) OBP: 0.357, SLG: 0.505	E5 G3 1-2 1B			5-3			5-3		K	5	0	1	1	0	1	2											
Chris Chambliss, L (1,3) OBP: 0.339, SLG: 0.440	G3 1-2 2-3 1B	4-3							K	5	0	2	0	0	1	5											
Cliff Johnson, R (1,10) OBP: 0.398, SLG: 0.544	4-3			4-3					K	4	0	0	0	0	0	4											
Reggie Jackson, L (1,9) OBP: 0.375, SLG: 0.539		F8		1B 1B BB					3-1	3	1	1	0	1	0	0											
Lou Piniella, R (1,7) OBP: 0.374, SLG: 0.467		F8 1B 2B		1B CS 1B			K		6-3 1B	4	1	3	0	0	1	1											
Graig Nettles, L (1,5) OBP: 0.298, SLG: 0.436		F8 2-3 1B		1-3 2-H 1B			1-3		6-3	4	0	1	1	0	0	2											
Bucky Dent, R (1,6) OBP: 0.322, SLG: 0.405							4-3		F2	2	1	0	0	1	1	2											
Roy White, S (8,PH) OBP: 0.346, SLG: 0.396										1	0	0	0	0	0	1											
Fred Stanley, R (8,6) OBP: 0.222, SLG: 0.222		1B 1B BB		K						0	0	0	0	0	0	0											
Inning Stats	R: 0 E: 1 K: 0 S: 5	H: 1 LOB: 2 BB: 0 P: 5	R: 3 E: 0 K: 0 S: 7	H: 4 LOB: 2 BB: 1 P: 11	R: 1 E: 0 K: 1 S: 6	H: 2 LOB: 1 BB: 1 P: 10	R: 0 E: 0 K: 0 S: 3	H: 0 LOB: 0 BB: 0 P: 3	R: 0 E: 0 K: 1 S: 6	H: 2 LOB: 1 BB: 0 P: 6	R: 0 E: 0 K: 0 S: 3	H: 0 LOB: 0 BB: 0 P: 3	R: 0 E: 0 K: 1 S: 6	H: 1 LOB: 1 BB: 0 P: 6	R: 0 E: 0 K: 0 S: 4	H: 1 LOB: 1 BB: 0 P: 4	R: 0 E: 0 K: 2 S: 8	H: 1 LOB: 1 BB: 0 P: 8	1B: 11 2B: 1 3B: 0 HR: 0	SF: 0 SAC: 0 DP: 1 HBP: 0	WP: 0 PB: 0 SB: 0 CS: 1	PA: 40					
PITCHER	IP	WLS	BF	H	R	ER	SO	BB	IBB	HBP	BLK	WP	HR	S	P	ERA	WHIP	PITCHER									
Bill Lee, L (1,1) ERA: 4.47	2.1		17	7	4	4	0	2	0	0	0	0	0	15	23	15.43	3.857										
Bob Stanley, R (3,1) ERA: 4.54	3.2	W	11	2	0	0	2	0	0	0	0	0	0	15	15	0.00	0.545										
Bill Campbell, R (7,1) ERA: 2.64	3.0	S	12	3	0	0	3	0	0	0	0	0	0	18	18	0.00	1.000										

AB	38
R	4
H	12
RBI	4
BB	2
SO	5
LOB	18



Batter	1	2	3	4	5	6	7	8	9	AB	R	H	RBI	BB	SO	LOB	BOTTOM										
Rick Burleson, R (1,6) OBP: 0.372, SLG: 0.437	HR	FC3-6 CS 1-2 1B				G6-4-3 FC3-6 BB 1-2 1B			K	4	1	1	1	1	1	3	New York Yankees @ Boston Red Sox Fenway Park, Boston, MA Fri Jun 17 1977, 7:05 PM EDT Att: 34,557 - Unknown - 70 F										
Fred Lynn, L (1,8) OBP: 0.246, SLG: 0.423	HR	CS 1-2 1B		K		FC3-6 1B G3 1-2 1B		4-3	4-3	5	2	1	1	0	1	1											
Jim Rice, R (1,10) OBP: 0.363, SLG: 0.565	K			6-3		G3 1-3 1B		HR 1B		4	1	2	0	0	1	0											
Carl Yastrzemski, L (1,7) OBP: 0.388, SLG: 0.509	P6			1B 1B		G3 1-2 3-H 1B		HR		4	1	2	3	0	0	1											
Carlton Fisk, R (1,2) OBP: 0.448, SLG: 0.613	HR			1B		K		HR		4	2	3	2	0	1	1											
George Scott, R (1,3) OBP: 0.356, SLG: 0.575	HR			G3				F8		4	2	2	1	0	0	2											
Bernie Carbo, L (1,9) OBP: 0.404, SLG: 0.441	F8							E 1B 1B		3	0	1	0	0	1	0											
Dwight Evans, R (7,PH) OBP: 0.366, SLG: 0.554					K			E8 1B 1-3 1B		0	0	0	0	1	0	0											
Butch Hobson, R (1,5) OBP: 0.276, SLG: 0.409					F9			K		4	0	0	0	0	2	3											
Denny Doyle, L (1,4) OBP: 0.330, SLG: 0.331					1-3			G6-4-3 1-3 3-H 1B		4	0	2	1	0	0	0											
Inning Stats	R: 4 E: 0 K: 1 S: 9	H: 4 LOB: 0 BB: 0 P: 9	R: 0 E: 0 K: 1 S: 5	H: 1 LOB: 0 BB: 0 P: 5	R: 0 E: 0 K: 1 S: 7	H: 2 LOB: 2 BB: 0 P: 7	R: 0 E: 0 K: 1 S: 5	H: 0 LOB: 0 BB: 0 P: 5	R: 1 E: 0 K: 1 S: 6	H: 1 LOB: 1 BB: 1 P: 10	R: 1 E: 1 K: 1 S: 7	H: 3 LOB: 0 BB: 0 P: 7	R: 3 E: 0 K: 0 S: 6	H: 3 LOB: 1 BB: 1 P: 10	R: 0 E: 0 K: 1 S: 5	H: 0 LOB: 0 BB: 0 P: 5	R: 0 E: 0 K: 1 S: 5	H: 0 LOB: 0 BB: 0 P: 5	1B: 8 2B: 0 3B: 0 HR: 6	SF: 0 SAC: 0 DP: 1 HBP: 0	WP: 0 PB: 0 SB: 0 CS: 1	PA: 39					
PITCHER	IP	WLS	BF	H	R	ER	SO	BB	IBB	HBP	BLK	WP	HR	S	P	ERA	WHIP	PITCHER									
Catfish Hunter, R (1,1) ERA: 5.95	0.2		6	4	4	4	1	0	0	0	0	0	0	4	8	54.00	6.000										
Ken Clay, R (1,1) ERA: 1.23	4.1	L	17	4	1	1	4	1	0	0	0	0	0	24	28	2.08	1.154										
Dick Tidrow, R (6,1) ERA: 2.18	3.0		15	6	4	3	2	1	0	0	0	0	2	18	22	9.00	2.333										


AB	36
R	9
H	14
RBI	9
BB	2
SO	7
LOB	11



Batter	1	2	3	4	5	6	7	8	9	AB	R	H	RBI	BB	SO	LOB	TOP					
Mickey Rivers, L (1,8) OBP: 0.348, SLG: 0.409	0-0 2B 4-3 1B		0-0 4-1		0-0 E3 1B	0-0 G3		0-0 1-3		5	1	2	0	0	0	5						
Willie Randolph, R (1,4) OBP: 0.373, SLG: 0.436	0-0 4-3 WP 2B		0-0 F8		0-0 6-3		0-0 G4-6-3 1B		0-0 6-3	5	1	2	0	0	0	1						
Thurman Munson, R (1,2) OBP: 0.358, SLG: 0.502	0-0 4-3		0-0 1B		0-0 F8		0-0 G4-6-3 1B		0-3 K	5	0	2	1	0	1	2						
Chris Chambliss, L (1,3) OBP: 0.333, SLG: 0.432	0-3 K		0-0 F8		0-0 F8		0-0 G4-6-3 1B		0-0 F8	5	0	0	0	0	1	3						
Reggie Jackson, L (1,9) OBP: 0.379, SLG: 0.545	0-0 2B			0-0 P3		0-0 1B 2B 1B			0-0 5-3	3	1	2	0	0	0	0						
Paul Blair, R (6,9) OBP: 0.347, SLG: 0.373				0-0 L3 1B		0-0 2B 1-3 1B				4	0	3	0	0	0	1						
Graig Nettles, L (1,5) OBP: 0.305, SLG: 0.445	0-0 L9			0-0 L3		0-0 2B 1-3 1B			0-0 4-3 2B	4	0	1	1	0	1	2						
Roy White, S (1,7) OBP: 0.345, SLG: 0.398		0-3 K		0-0 L3		0-0 1-3 3H 2B			0-0 1-3	4	0	1	1	0	1	2						
Carlos May, L (1,10) OBP: 0.349, SLG: 0.388		0-3 K		0-0 E 1B 1B		0-0 K			0-0 4-3	4	1	1	0	0	2	3						
Bucky Dent, R (1,6) OBP: 0.319, SLG: 0.401 (6, PH)			0-0 F8		0-0 F8		4-0 BB		4-0 BB	2	0	0	0	0	0	1						
Lou Piniella, R (6, PH) OBP: 0.380, SLG: 0.467					0-0 F8					0	0	0	0	1	0	0						
Fred Stanley, R (6,6) OBP: 0.222, SLG: 0.222										0	0	0	0	0	0	0						
Cliff Johnson, R (8, PH) OBP: 0.401, SLG: 0.544										0	0	0	0	1	0	0						
George Zeber, S (8,6) OBP: 0.455, SLG: 0.529										0	0	0	0	0	0	0						
Inning Stats	R: 2 E: 0 K: 1 S: 8	H: 3 LOB: 1 BB: 0 P: 8	R: 0 E: 0 K: 2 S: 7	H: 0 LOB: 0 BB: 0 P: 7	R: 0 E: 0 K: 0 S: 4	H: 1 LOB: 1 BB: 0 P: 4	R: 0 E: 0 K: 0 S: 3	H: 1 LOB: 2 BB: 0 P: 3	R: 1 E: 1 K: 0 S: 5	H: 2 LOB: 1 BB: 0 P: 5	R: 1 E: 0 K: 1 S: 8	H: 3 LOB: 3 BB: 1 P: 12	R: 0 E: 0 K: 0 S: 4	H: 2 LOB: 1 BB: 0 P: 4	R: 0 E: 0 K: 0 S: 4	H: 1 LOB: 2 BB: 1 P: 8	R: 0 E: 0 K: 1 S: 5	H: 0 LOB: 0 BB: 0 P: 5	1B: 9 2B: 5 3B: 0 HR: 0	SF: 0 SAC: 0 DP: 2 HBP: 0	WP: 1 PB: 0 CS: 0	PA: 40
PITCHER	IP WLS BF H R ER SO BB IBB HBP BLK WP HR S P ERA WHIP																					
Reggie Cleveland, R (1,1) ERA: 3.16	5.1 W 25 10 4 3 3 0 0 0 0 0 1 0 31 31 5.06 1.875																					
Bill Campbell, R (6,1) ERA: 2.48	3.2 S 15 3 0 0 2 2 0 0 0 0 0 0 0 17 25 0.00 1.364																					

New York Yankees @ Boston Red Sox
Fenway Park, Boston, MA
Sat Jun 18 1977, 3:33 AM EDT
Att: 34,603 - Unknown - 90 F


AB 38
R 4
H 13
RBI 2
BB 2
SO 5
LOB 19



Batter	1	2	3	4	5	6	7	8	9	AB	R	H	RBI	BB	SO	LOB	BOTTOM			
Rick Burleson, R (1,6) OBP: 0.376, SLG: 0.441	0-0 3-1 HR 1B			0-3 K		0-0 6-3		0-0 HR 1B		5	2	3	0	0	1	1				
Fred Lynn, L (1,8) OBP: 0.252, SLG: 0.425	0-0 1-2 HR 1B		0-0 4-3		0-0 SF7		0-0 2B 1B		0-0 F2	4	1	2	1	0	0	2				
Jim Rice, R (1,10) OBP: 0.364, SLG: 0.564	0-0 3-1		0-0 5-3		0-0 1B HBP		0-0 1-3 2B		0-3 K	4	0	1	0	0	1	3				
Carl Yastrzemski, L (1,7) OBP: 0.396, SLG: 0.544	0-0 2H 3H HR		0-0 1B		0-0 FC6-4 1B		0-0 G3		0-0 1H HR	5	2	4	5	0	0	2				
Carlton Fisk, R (1,2) OBP: 0.443, SLG: 0.601	4-0 E 1B BB		0-3 K		0-0 FC6-4		0-0 F8		0-0 F8	4	0	0	0	1	1	5				
George Scott, R (1,3) OBP: 0.399, SLG: 0.587	0-0 E6 G4-6-3 1B		0-0 F8		0-0 6-3		0-0 HR			4	1	2	1	0	0	1				
Bernie Carbo, L (1,9) OBP: 0.411, SLG: 0.510	0-0 G4-6-3			0-0 HR		0-0 HR		0-0 F2		3	2	2	2	0	0	2				
Dwight Evans, R (7, PH) OBP: 0.364, SLG: 0.550 (8,9)				0-0 3B 1B		0-0 K		0-0 5-3		1	0	0	0	0	0	0				
Butch Hobson, R (1,5) OBP: 0.275, SLG: 0.406		0-3 K		0-0 3B 1B		0-0 K		0-0 5-3		4	1	1	0	0	2	0				
Denny Doyle, L (1,4) OBP: 0.328, SLG: 0.341		0-0 F7		0-0 1H SF7 3B		0-0 4-3		0-0 P4		4	1	1	1	0	0	0				
Inning Stats	R: 3 E: 1 K: 0 S: 6	H: 4 LOB: 1 BB: 1 P: 10	R: 0 E: 0 K: 1 S: 6	H: 1 LOB: 1 BB: 0 P: 6	R: 0 E: 0 K: 1 S: 6	H: 1 LOB: 1 BB: 0 P: 6	R: 3 E: 0 K: 1 S: 9	H: 4 LOB: 2 BB: 0 P: 10	R: 1 E: 0 K: 1 S: 6	H: 1 LOB: 0 BB: 0 P: 6	R: 0 E: 0 K: 0 S: 5	H: 2 LOB: 2 BB: 0 P: 5	R: 1 E: 0 K: 0 S: 4	H: 1 LOB: 0 BB: 0 P: 4	R: 2 E: 0 K: 1 S: 7	H: 2 LOB: 0 BB: 0 P: 7	1B: 9 2B: 1 3B: 1 HR: 5	SF: 1 SAC: 0 DP: 1 HBP: 1	WP: 0 PB: 0 CS: 0	PA: 41
PITCHER	IP WLS BF H R ER SO BB IBB HBP BLK WP HR S P ERA WHIP																			
Mike Torrez, R (1,1) ERA: 4.91	5.1 L 30 13 7 7 4 1 0 1 0 0 0 2 3 36 41 11.81 2.625																			
Sparky Lyle, L (6,1) ERA: 1.73	2.2 11 3 3 3 1 0 0 0 0 0 0 2 13 13 10.12 1.125																			

New York Yankees @ Boston Red Sox
Fenway Park, Boston, MA
Sat Jun 18 1977, 3:33 AM EDT
Att: 34,603 - Unknown - 90 F



AB 38
R 10
H 16
RBI 10
BB 1
SO 5
LOB 16



Batter	1	2	3	4	5	6	7	8	9	AB	R	H	RBI	BB	SO	LOB	TOP		
Mickey Rivers, L (1, 8) OBP: 0.343, SLG: 0.402	F8		G4-6-3			4-3			4-3	4	0	0	0	0	0	1	New York Yankees @ Boston Red Sox Fenway Park, Boston, MA Sun Jun 19 1977, 3:33 AM EDT Att: 34,750 - Unknown - 80 F		
Willie Randolph, R (1, 4) OBP: 0.366, SLG: 0.429	F9		F5			K			5-3	4	0	0	0	0	1	0			
Thurman Munson, R (1, 2) OBP: 0.353, SLG: 0.496	K			F5			F9			3	0	0	0	0	1	0			
Chris Chambliss, L (1, 3)		4-3 E 2B BB		L4-6 2B			G3			2	1	1	0	1	0	0			
Reggie Jackson, L (1, 9)	L6		L4-6				F5			3	0	0	0	0	0	2			
Graig Nettles, L (1, 5) OBP: 0.302, SLG: 0.440	4-3				F9			F8		3	0	0	0	0	0	1			
Roy White, S (1, 7)					F9			L3		3	0	1	1	0	0	0			
Carlos May, L (1, 10) OBP: 0.341, SLG: 0.378		3-H 2B			K			F7		3	0	0	0	0	2	1			
Bucky Dent, R (1, 6) OBP: 0.320, SLG: 0.400				G4-6-3 1B		F8			F9	3	0	1	0	0	0	0			
Inning Stats	R: 0 E: 0 K: 1 S: 5	H: 0 LOB: 0 BB: 0 P: 5	R: 1 E: 1 K: 1 S: 6	H: 1 LOB: 1 BB: 1 P: 10	R: 0 E: 0 K: 0 S: 3	H: 1 LOB: 0 BB: 0 P: 3	R: 0 E: 0 K: 1 S: 5	H: 0 LOB: 0 BB: 0 P: 5	R: 0 E: 0 K: 0 S: 3	H: 0 LOB: 0 BB: 0 P: 3	R: 0 E: 0 K: 0 S: 3	H: 0 LOB: 0 BB: 0 P: 3	R: 0 E: 0 K: 0 S: 3	H: 0 LOB: 0 BB: 0 P: 3	R: 0 E: 0 K: 0 S: 3	H: 0 LOB: 0 BB: 0 P: 3	1B: 1 2B: 3 3B: 0 HR: 0	SF: 0 SAC: 0 DP: 2 HBP: 0	WP: 0 PA: 29 CS: 0
PITCHER Fergie Jenkins, R (1, 1) ERA: 3.23	IP: 9.0 WLS: W BF: 29 H: 3 R: 1 ER: 0 SO: 4 BB: 1 IBB: 0 HBP: 0 BLK: 0 WP: 0 HR: 0 S: 36 P: 40 ERA: 0.00 WHIP: 0.444															PITCHER			

Batter	1	2	3	4	5	6	7	8	9	AB	R	H	RBI	BB	SO	LOB	BOTTOM		
Rick Burleson, R (1, 6) OBP: 0.377, SLG: 0.438	4-3			BB E BB	F8		K			4	1	1	0	1	1	2	New York Yankees @ Boston Red Sox Fenway Park, Boston, MA Sun Jun 19 1977, 3:33 AM EDT Att: 34,750 - Unknown - 80 F		
Fred Lynn, L (1, 8) OBP: 0.257, SLG: 0.423	L8		SF9	E 1-2 BB		1B 1B		F8		3	1	1	1	1	0	0			
Jim Rice, R (1, 10) OBP: 0.372, SLG: 0.581	1B		F9	E9		1B				5	1	4	2	0	0	1			
Carl Yastrzemski, L (1, 7) OBP: 0.400, SLG: 0.559			F9	F8		1B				5	1	3	2	0	0	3			
Carlton Fisk, R (1, 2) OBP: 0.442, SLG: 0.594	K			1-3 S HR 1B	BB 1B BB	F3		3-1		4	2	1	0	1	1	3			
George Scott, R (1, 3) OBP: 0.355, SLG: 0.591		K		K	F9	F8				5	1	1	1	0	2	3			
Bernie Carbo, L (1, 9) OBP: 0.419, SLG: 0.535	1-3			1-3						3	1	1	1	2	0	1			
Butch Hobson, R (1, 5) OBP: 0.278, SLG: 0.404	F7			HR BB						4	1	1	1	1	2	1			
Denny Doyle, L (1, 4) OBP: 0.332, SLG: 0.357			1B SF9 HBP	HR	F7		F7			3	2	1	3	0	0	2			
Inning Stats	R: 0 E: 0 K: 1 S: 7	H: 2 LOB: 2 BB: 0 P: 7	R: 0 E: 0 K: 1 S: 5	H: 0 LOB: 0 BB: 0 P: 5	R: 1 E: 0 K: 0 S: 4	H: 1 LOB: 1 BB: 0 P: 5	R: 4 E: 1 K: 1 S: 8	H: 3 LOB: 3 BB: 3 P: 20	R: 1 E: 0 K: 0 S: 5	H: 1 LOB: 2 BB: 2 P: 12	R: 1 E: 0 K: 2 S: 8	H: 3 LOB: 1 BB: 0 P: 8	R: 3 E: 0 K: 1 S: 8	H: 3 LOB: 1 BB: 1 P: 12	R: 0 E: 0 K: 0 S: 5	H: 0 LOB: 0 BB: 0 P: 8	1B: 9 2B: 0 3B: 0 HR: 5	SF: 1 SAC: 0 DP: 0 HBP: 1	WP: 0 PA: 44 CS: 0
PITCHER Ed Figueroa, R (1, 1) ERA: 2.99 Ken Clay, R (5, 1) ERA: 2.0 Dick Tidrow, R (7, 1) ERA: 2.65	IP: 4.1 WLS: L BF: 26 H: 7 R: 6 ER: 6 SO: 3 BB: 5 IBB: 0 HBP: 0 BLK: 0 WP: 0 HR: 1 S: 26 P: 47 ERA: 12.46 WHIP: 2.769															PITCHER			


AB	28
R	1
H	3
RBI	1
BB	1
SO	4
LOB	5



Batter	1	2	3	4	5	6	7	8	9	AB	R	H	RBI	BB	SO	LOB	TOP										
Rick Burleson, R OBP: 0.370, SLG: 0.429 (1, 6)	0-3 K2-3 ①		0-0 F8 ①	0-3 K ③		0-0 6-3 ③			0-0 6-3 ①	5	0	0	0	0	2	2											
Fred Lynn, L OBP: 0.269, SLG: 0.425 (1, 8)	0-0 F8 ②		4-0 3B BB ②		0-0 2B 1B ①		0-0 4-3 ①		0-0 1B ①	4	2	2	0	1	0	0											
Jim Rice, R OBP: 0.379, SLG: 0.593 (1, 10)	0-0 FC6 1B ③		0-0 3B ②		0-0 2B 1B ①		0-0 1B ②		0-3 K ②	5	1	4	1	0	1	1											
Carl Yastrzemski, L OBP: 0.400, SLG: 0.559 (1, 7)	0-0 FC6 1-2 ③		0-3 K ②		0-0 6-3 2B ①		0-0 F5 ②		0-0 BB 1B ①	5	0	2	2	0	1	3											
Carlton Fisk, R OBP: 0.437, SLG: 0.583 (1, 2)		0-0 F7 ①	0-0 F6 ③		0-0 F2 ①		0-0 F2 ③		4-0 FC5-4 BB ①	4	0	0	0	1	0	3											
George Scott, R OBP: 0.352, SLG: 0.581 (1, 3)		4-0 BB BB ②		0-0 6-3 ①	0-0 6-3 ②			0-0 5-3 ①	0-0 FC5-4 BB ③	4	0	0	0	1	0	4											
Dwight Evans, R OBP: 0.366, SLG: 0.547 (1, 9)		4-0 1-2 BB ②		0-0 1B 1B ②	0-0 6-3 ③			0-3 K ②		3	0	1	0	1	1	1											
Butch Hobson, R OBP: 0.278, SLG: 0.414 (1, 5)		0-3 K ②		0-3 K ②		0-3 K ①		0-0 HR ③		4	1	1	1	0	3	3											
Steve Dillard, R OBP: 0.313, SLG: 0.387 (1, 4)		0-0 F9 ③		0-0 1B ③		0-0 6-3 ②		0-0 5-3 ③		4	0	1	0	0	0	2											
Denny Doyle, L OBP: 0.332, SLG: 0.357 (8, 4)				1-2 1B ③						0	0	0	0	0	0	0											
Inning Stats	R: 0 E: 0 K: 1 S: 6	H: 1 LOB: 1 BB: 0 P: 6	R: 0 E: 0 K: 1 S: 5	H: 0 LOB: 2 BB: 2 P: 13	R: 1 E: 0 K: 1 S: 6	H: 1 LOB: 1 BB: 1 P: 10	R: 0 E: 0 K: 2 S: 9	H: 2 LOB: 2 BB: 0 P: 9	R: 2 E: 0 K: 0 S: 6	H: 3 LOB: 1 BB: 0 P: 6	R: 0 E: 0 K: 1 S: 5	H: 0 LOB: 0 BB: 0 P: 5	R: 0 E: 0 K: 0 S: 4	H: 1 LOB: 1 BB: 0 P: 4	R: 1 E: 0 K: 1 S: 6	H: 1 LOB: 3 BB: 1 P: 11	R: 0 E: 0 K: 1 S: 7	H: 2 LOB: 1 BB: 1 P: 11	1B: 8 2B: 1 3B: 1 HR: 1	SF: 0 SAC: 0 DP: 0 HBP: 0	WP: 0 PB: 0 SB: 0 CS: 0	PA: 42					
PITCHER	IP	WLS	BF	H	R	ER	SO	BB	IBB	HBP	BLK	WP	HR	S	P	ERA	WHIP										
Rudy May, L ERA: 3.11 (1, 1)	8.2	L	40	11	4	4	8	3	0	0	0	0	1	53	65	4.15	1.615										
Dick Drago, R ERA: 2.59 (9, 1)	0.1		2	0	0	0	0	1	0	0	0	0	0	1	5	0.00	3.000										

Boston Red Sox @ Baltimore Orioles
Memorial Stadium, Baltimore, MD
Mon Jun 20 1977, 7:05 PM EDT
Att: 23,815 - Unknown


AB 38
R 4
H 11
RBI 4
BB 4
SO 8
LOB 19



Batter	1	2	3	4	5	6	7	8	9	AB	R	H	RBI	BB	SO	LOB	BOTTOM										
Al Bumbry, L OBP: 0.349, SLG: 0.388 (1, 8)	0-3 K ①		0-3 K ②			0-3 K ①		0-3 K ③		4	0	0	0	0	4	1											
Dave Skaggs, R OBP: 0.313, SLG: 0.429 (9, 2)										0	0	0	0	0	0	0											
Billy Smith, S OBP: 0.333, SLG: 0.339 (1, 4)	0-0 3-1 ②		0-0 L3 ③			0-0 6-3 ②			0-0 F7 ①	4	0	0	0	0	0	1											
Ken Singleton, S OBP: 0.445, SLG: 0.531 (1, 9)	4-0 BB ③				0-0 4-3 ①		0-0 F8 ③		0-0 G3 ②	3	0	0	0	1	0	0											
Lee May, R OBP: 0.293, SLG: 0.407 (1, 3)	0-3 K ③				0-3 K ②				0-0 F8 ③	4	0	1	0	0	2	1											
Eddie Murray, S OBP: 0.325, SLG: 0.418 (1, 10)		0-0 1-3 ①			0-3 K ③					3	0	0	0	0	2	1											
Pat Kelly, L OBP: 0.386, SLG: 0.458 (1, 7)		0-0 4-3 ②			4-0 WP BB ①				0-0 F7 ②	2	0	0	0	1	0	1											
Doug DeCinces, R OBP: 0.345, SLG: 0.435 (1, 5)		0-3 K ③			0-0 B1 1-2 ①				0-3 K ③	3	0	0	0	0	2	2											
Rick Dempsey, R OBP: 0.294, SLG: 0.282 (8, PH) (9, 8)			0-0 F3 ①		0-0 F3 ②				0-0 F5 ①	2	0	0	0	0	0	1											
Mark Belanger, R OBP: 0.277, SLG: 0.255 (1, 6)					0-0 1-3 ③				0-0 F7 ②	3	0	1	0	0	0	1											
Inning Stats	R: 0 E: 0 K: 2 S: 7	H: 0 LOB: 1 BB: 1 P: 11	R: 0 E: 0 K: 1 S: 5	H: 0 LOB: 0 BB: 0 P: 5	R: 0 E: 0 K: 1 S: 6	H: 1 LOB: 1 BB: 0 P: 6	R: 0 E: 0 K: 2 S: 7	H: 0 LOB: 0 BB: 0 P: 7	R: 0 E: 0 K: 0 S: 3	H: 0 LOB: 1 BB: 1 P: 7	R: 0 E: 0 K: 1 S: 5	H: 0 LOB: 0 BB: 0 P: 5	R: 0 E: 0 K: 2 S: 8	H: 1 LOB: 1 BB: 0 P: 8	R: 0 E: 0 K: 1 S: 5	H: 0 LOB: 0 BB: 0 P: 5	R: 0 E: 0 K: 0 S: 3	H: 0 LOB: 0 BB: 0 P: 3	1B: 0 2B: 2 3B: 0 HR: 0	SF: 0 SAC: 0 DP: 0 HBP: 0	WP: 1 PB: 0 SB: 0 CS: 0	PA: 31					
PITCHER	IP	WLS	BF	H	R	ER	SO	BB	IBB	HBP	BLK	WP	HR	S	P	ERA	WHIP										
Rick Wise, R ERA: 5.27 (1, 1)	9.0	W	31	2	0	0	10	2	0	0	0	1	0	49	57	0.00	0.444										

Boston Red Sox @ Baltimore Orioles
Memorial Stadium, Baltimore, MD
Mon Jun 20 1977, 7:05 PM EDT
Att: 23,815 - Unknown

AB 29
R 0
H 2
RBI 0
BB 2
SO 10
LOB 9



Batter	1	2	3	4	5	6	7	8	9	AB	R	H	RBI	BB	SO	LOB	TOP								
Rick Burleson, R OBP: 0.367, SLG: 0.424 (1, 6)										5	0	1	0	0	1	2	Boston Red Sox @ Baltimore Orioles Memorial Stadium, Baltimore, MD Tue Jun 21 1977, 7:05 PM EDT Att: 24,174 - Unknown								
Fred Lynn, L OBP: 0.282, SLG: 0.413 (1, 8)										4	0	0	0	0	1										
Jim Rice, R OBP: 0.381, SLG: 0.607 (1, 10)										4	2	2	1	0	1										
Carl Yastrzemski, L OBP: 0.394, SLG: 0.550 (1, 7)										4	0	0	0	0	1	2									
Carlton Fisk, R OBP: 0.438, SLG: 0.580 (1, 2)										3	2	1	1	1	1	0									
George Scott, R OBP: 0.355, SLG: 0.591 (1, 3)										3	2	1	2	0	0	0									
Bernie Carbo, L OBP: 0.417, SLG: 0.525 (9, PH)										2	0	0	0	1	1	0									
Dwight Evans, R OBP: 0.365, SLG: 0.543 (9, 9)										1	0	0	0	0	0	2									
Butch Hobson, R OBP: 0.281, SLG: 0.420 (1, 5)										4	1	2	1	0	1	1									
Denny Doyle, L OBP: 0.332, SLG: 0.362 (1, 4)										3	0	1	2	0	1	0									
Inning Stats	R: 0 E: 0 K: 0 S: 4	H: 1 LOB: 1 BB: 0 P: 4	R: 0 E: 0 K: 1 S: 5	H: 0 LOB: 0 BB: 0 P: 5	R: 0 E: 0 K: 0 S: 3	H: 1 LOB: 0 BB: 0 P: 3	R: 3 E: 0 K: 1 S: 7	H: 2 LOB: 0 BB: 1 P: 11	R: 0 E: 0 K: 1 S: 5	H: 0 LOB: 0 BB: 0 P: 5	R: 0 E: 0 K: 2 S: 7	H: 0 LOB: 1 BB: 1 P: 11	R: 0 E: 0 K: 1 S: 5	H: 0 LOB: 0 BB: 0 P: 5	R: 0 E: 0 K: 1 S: 5	H: 0 LOB: 0 BB: 0 P: 5	R: 4 E: 0 K: 1 S: 9	H: 4 LOB: 1 BB: 0 P: 10	1B: 3 2B: 4 3B: 0 HR: 2	SF: 0 SAC: 1 DP: 1 HBP: 1	WP: 0 PB: 0 SB: 0 CS: 0	PA: 37			
PITCHER	IP	WLS	BF	H	R	ER	SO	BB	IBB	HBP	BLK	WP	HR	S	P	ERA	WHIP								
Dennis Martinez, R ERA: 3.21 (1, 1)	8.1	L	33	6	6	6	8	2	0	1	0	0	2	46	55	6.48	0.960								
Tippy Martinez, L ERA: 2.66 (9, 1)	0.2		4	2	1	1	0	0	0	0	0	0	0	4	4	13.50	3.000								


AB	33
R	7
H	8
RBI	7
BB	2
SO	8
LOB	9



Batter	1	2	3	4	5	6	7	8	9	AB	R	H	RBI	BB	SO	LOB	BOTTOM								
Al Bumbry, L OBP: 0.344, SLG: 0.382 (1, 8)										4	0	0	0	0	0	1	Boston Red Sox @ Baltimore Orioles Memorial Stadium, Baltimore, MD Tue Jun 21 1977, 7:05 PM EDT Att: 24,174 - Unknown								
Pat Kelly, L OBP: 0.383, SLG: 0.459 (1, 7)										4	0	1	0	0	1	0									
Ken Singleton, S OBP: 0.442, SLG: 0.523 (1, 9)										3	0	0	0	1	1	0									
Lee May, R OBP: 0.292, SLG: 0.405 (1, 3)										4	0	1	0	0	1	2									
Eddie Murray, S OBP: 0.321, SLG: 0.413 (1, 10)										3	0	0	0	0	0	1									
Doug DeCinces, R OBP: 0.341, SLG: 0.429 (1, 5)										3	0	0	0	0	2	0									
Billy Smith, S OBP: 0.333, SLG: 0.335 (1, 4)										2	0	0	0	1	0	0									
Rick Dempsey, R OBP: 0.290, SLG: 0.278 (1, 2)										3	0	0	0	0	0	1									
Mark Belanger, R OBP: 0.274, SLG: 0.254 (9, PH)										1	0	0	0	1	0	0									
Tony Muser, L OBP: 0.345, SLG: 0.340 (9, PH)										1	0	0	0	0	0	0									
Inning Stats	R: 0 E: 0 K: 1 S: 5	H: 0 LOB: 0 BB: 0 P: 5	R: 0 E: 0 K: 0 S: 3	H: 0 LOB: 0 BB: 0 P: 3	R: 0 E: 0 K: 0 S: 2	H: 0 LOB: 1 BB: 2 P: 10	R: 0 E: 0 K: 0 S: 4	H: 1 LOB: 1 BB: 0 P: 4	R: 0 E: 0 K: 1 S: 5	H: 0 LOB: 0 BB: 0 P: 5	R: 0 E: 0 K: 1 S: 5	H: 0 LOB: 0 BB: 0 P: 5	R: 0 E: 0 K: 1 S: 5	H: 0 LOB: 0 BB: 0 P: 5	R: 0 E: 0 K: 1 S: 5	H: 0 LOB: 0 BB: 0 P: 5	R: 0 E: 0 K: 0 S: 4	H: 1 LOB: 2 BB: 1 P: 8	1B: 1 2B: 1 3B: 0 HR: 0	SF: 0 SAC: 0 DP: 1 HBP: 0	WP: 0 PB: 0 SB: 0 CS: 0	PA: 31			
PITCHER	IP	WLS	BF	H	R	ER	SO	BB	IBB	HBP	BLK	WP	HR	S	P	ERA	WHIP								
Luis Tiant, R ERA: 4.87 (1, 1)	9.0	W	31	2	0	0	5	3	0	0	0	0	0	38	50	0.00	0.556								

AB	28
R	0
H	2
RBI	0
BB	3
SO	5
LOB	5



Batter	1	2	3	4	5	6	7	8	9	AB	R	H	RBI	BB	SO	LOB	TOP			
Rick Burleson, R OBP: 0.362, SLG: 0.417 (1, 6)	F9		K2-3			F9		F7		4	0	0	0	0	1	0	Boston Red Sox @ Baltimore Orioles Memorial Stadium, Baltimore, MD Wed Jun 22 1977, 7:05 PM EDT Att: 27,134 - Unknown - 78 F			
Fred Lynn, L OBP: 0.255, SLG: 0.401 (1, 8)	F8		4-3			F4		F2		4	0	0	0	0	0	0				
Jim Rice, R OBP: 0.383, SLG: 0.621 (1, 10)	5-3				F8		HR		HR	4	2	2	1	0	0	0				
Carl Yastrzemski, L OBP: 0.388, SLG: 0.540 (1, 7)		4-3			4-3		F8		F5	4	0	0	0	0	0	1				
Carlton Fisk, R OBP: 0.439, SLG: 0.605 (1, 2)		K			F4		HR		HR	4	2	2	3	0	1	0				
George Scott, R OBP: 0.357, SLG: 0.602 (1, 3)									6-3	4	1	2	1	0	0	0				
Bernie Carbo, L OBP: 0.419, SLG: 0.515 (1, 9)										2	1	0	0	2	1	1				
Butch Hobson, R OBP: 0.281, SLG: 0.430 (1, 5)										4	1	1	2	0	0	2				
Denny Doyle, L OBP: 0.325, SLG: 0.354 (1, 4)			4-3			1-3			F5	4	0	0	0	0	0	0				
Inning Stats	R: 0 E: 0 K: 0 S: 3	H: 0 LOB: 0 BB: 0 P: 3	R: 1 E: 0 K: 1 S: 6	H: 1 LOB: 1 BB: 1 P: 10	R: 0 E: 0 K: 1 S: 5	H: 0 LOB: 0 BB: 0 P: 5	R: 0 E: 0 K: 0 S: 3	H: 0 LOB: 0 BB: 0 P: 3	R: 0 E: 0 K: 0 S: 3	H: 0 LOB: 0 BB: 0 P: 3	R: 2 E: 0 K: 1 S: 8	H: 3 LOB: 1 BB: 0 P: 8	R: 0 E: 0 K: 0 S: 3	H: 0 LOB: 0 BB: 0 P: 3	R: 4 E: 0 K: 0 S: 6	H: 3 LOB: 0 BB: 1 P: 10		1B: 1 2B: 1 3B: 0 HR: 5	SF: 0 SAC: 0 DP: 0 HBP: 0	WP: 0 PB: 0 SB: 0 CS: 0
PITCHER Jim Palmer, R ERA: 3.39 (1, 1)	IP: 9.0 WLS: L BF: 36 H: 7 R: 7 ER: 7 SO: 3 BB: 2 IBB: 0 HBP: 0 BLK: 0 WP: 0 HR: 5 S: 40 P: 48 ERA: 7.00 WHIP: 1.000															PITCHER				

Batter	1	2	3	4	5	6	7	8	9	AB	R	H	RBI	BB	SO	LOB	BOTTOM					
Al Bumbry, L OBP: 0.345, SLG: 0.383 (1, 8)	1B BB G3		6-3	L5		G3			G4-6-3	5	1	2	0	0	0	2	Boston Red Sox @ Baltimore Orioles Memorial Stadium, Baltimore, MD Wed Jun 22 1977, 7:05 PM EDT Att: 27,134 - Unknown - 78 F					
Rich Dauer, R OBP: 0.261, SLG: 0.300 Eddie Murray, S OBP: 0.320, SLG: 0.411 (1, 4) (9, PH)	L8		G3	F3					G4-6-3	4	0	0	0	0	0	2						
Ken Singleton, S OBP: 0.443, SLG: 0.518 (1, 9)	G3 1B BB		G3 1B BB		6-3		K			2	1	0	0	2	1	0						
Lee May, R OBP: 0.295, SLG: 0.406 (1, 3)	G3 1B		G3 1B		K		K			4	1	2	0	0	2	0						
Pat Kelly, L OBP: 0.380, SLG: 0.460 (1, 7)	G3		G3		G3				F7	4	0	1	3	0	0	2						
Doug DeCinces, R OBP: 0.339, SLG: 0.425 (1, 5)	K		E5						K	4	0	1	0	0	2	3						
Andres Mora, R OBP: 0.148, SLG: 0.444 (1, 10)		5-3	FC6-4			G5-4-3			K	4	0	0	0	0	1	3						
Rick Dempsey, R OBP: 0.291, SLG: 0.294 Tom Shopy, L OBP: 0.324, SLG: 0.345 (1, 2) (9, PH)	F8			F8					1B	3	1	1	1	0	0	0						
Mark Belanger, R OBP: 0.280, SLG: 0.257 Tony Muser, L OBP: 0.339, SLG: 0.333 (1, 6) (9, PH)	6-3								K	0	0	0	0	1	0	0						
Inning Stats	R: 1 E: 0 K: 1 S: 7	H: 2 LOB: 2 BB: 1 P: 11	R: 0 E: 0 K: 0 S: 3	H: 0 LOB: 0 BB: 0 P: 3	R: 2 E: 1 K: 0 S: 6	H: 2 LOB: 2 BB: 1 P: 10	R: 0 E: 0 K: 0 S: 4	H: 1 LOB: 1 BB: 0 P: 4	R: 0 E: 0 K: 1 S: 5	H: 0 LOB: 0 BB: 0 P: 5	R: 1 E: 0 K: 0 S: 4	H: 2 LOB: 1 BB: 1 P: 8	R: 0 E: 0 K: 2 S: 7	H: 0 LOB: 0 BB: 0 P: 7	R: 0 E: 0 K: 2 S: 7	H: 0 LOB: 0 BB: 0 P: 7	R: 0 E: 0 K: 1 S: 5	H: 1 LOB: 1 BB: 1 P: 9	1B: 6 2B: 1 3B: 0 HR: 1	SF: 0 SAC: 0 DP: 2 HBP: 0	WP: 0 PB: 0 SB: 1 CS: 0	PA: 38
PITCHER Reggie Cleveland, R ERA: 3.35 Mike Paxton, R ERA: 8.25 Bill Campbell, R ERA: 2.44 (1, 1) (6, 1) (9, 1)	IP: 2.1 WLS: W BF: 7 H: 0 R: 0 ER: 0 SO: 4 BB: 0 IBB: 0 HBP: 0 BLK: 0 WP: 0 HR: 0 S: 15 P: 15 ERA: 0.00 WHIP: 0.000															PITCHER						

Batter	1	2	3	4	5	6	7	8	9	AB R H RBI BB SO LOB	TOP											
Rick Burleson, R OBP: 0.362, SLG: 0.421 (1, 6)	F7	F4			1B 2B		1B	6-3		5 1 2 0 0 0 2	Boston Red Sox @ Baltimore Orioles Memorial Stadium, Baltimore, MD Thu Jun 23 1977, 7:05 PM EDT Att: 27,810 - Unknown											
Fred Lynn, L OBP: 0.259, SLG: 0.397 (1, 8)	WP 1B BB		F7		1B SF8 1B		K	6-3		4 1 1 1 1 1 1												
Jim Rice, R OBP: 0.380, SLG: 0.613 (1, 9)	F7		K		1-3 1B		F9	5-3		5 0 1 0 0 1 2												
Carl Yastrzemski, L OBP: 0.388, SLG: 0.538 (1, 7)	WP 1-2 1B		4-3		SF8		F9	3B BB		3 1 1 1 1 0 1												
Carlton Fisk, R OBP: 0.442, SLG: 0.611 (1, 2)	6-3			2B BB	F7		SH1-4 1B BB	1-1 3B		3 2 1 1 2 0 3												
George Scott, R OBP: 0.354, SLG: 0.593 (1, 3)		F9		K	K		SH1-4 1-2 1B	4-3		5 1 1 0 0 2 3												
Butch Hobson, R OBP: 0.285, SLG: 0.450 (1, 5)		HR		1-H 2B		F8	SH1-4			3 1 2 2 0 0 0												
Tommy Helms, R OBP: 0.125, SLG: 0.133 (1, 10)			F7		4-3		1B IBB			3 0 1 0 1 0 1												
Steve Dillard, R OBP: 0.310, SLG: 0.379 (1, 4)		5-3		5-3		4-3	1-3 2-H 1B			4 0 1 2 0 0 2												
Inning Stats	R: 0 E: 0 K: 0 S: 4	H: 1 LOB: 2 BB: 1 P: 8	R: 1 E: 0 K: 0 S: 5	H: 2 LOB: 1 BB: 0 P: 5	R: 0 E: 0 K: 1 S: 5	H: 0 LOB: 0 BB: 0 P: 5	R: 1 E: 0 K: 1 S: 6	H: 1 LOB: 1 BB: 1 P: 10	R: 2 E: 0 K: 1 S: 8	H: 3 LOB: 1 BB: 0 P: 8		R: 0 E: 0 K: 0 S: 3	H: 0 LOB: 0 BB: 0 P: 3	R: 0 E: 0 K: 1 S: 6	H: 1 LOB: 1 BB: 0 P: 6	R: 2 E: 0 K: 0 S: 4	H: 2 LOB: 1 BB: 2 P: 12	R: 1 E: 0 K: 0 S: 4	H: 1 LOB: 1 BB: 1 P: 8	1B: 6 2B: 3 3B: 1 HR: 1	SF: 1 SAC: 1 DP: 0 HBP: 0	WP: 1 PB: 0 SB: 0 CS: 0
PITCHER	IP WLS BF H R ER SO BB IBB HBP BLK WP HR S P ERA WHIP											PITCHER	IP WLS BF H R ER SO BB IBB HBP BLK WP HR S P ERA WHIP									
Mike Flanagan, L ERA: 4.69 (1, 1)	4.0 L 21 7 4 4 2 2 2 0 0 0 1 1 23 31 9.00 2.250																					
Scott McGregor, L ERA: 3.66 (5, 1)	3.2 15 3 2 2 2 1 1 0 0 0 0 0 17 25 4.91 1.091																					
Dick Drago, R ERA: 2.81 (8, 1)	1.1 6 1 1 1 0 1 0 0 0 0 0 0 5 9 6.75 1.500																					

Batter	1	2	3	4	5	6	7	8	9	AB R H RBI BB SO LOB	BOTTOM											
Al Bumbry, L OBP: 0.346, SLG: 0.381 (1, 8)	S 2B 1B		S BB		E1 SF8 SH1-4 1-2 1B		4-3		K	4 1 1 0 1 1 2	Boston Red Sox @ Baltimore Orioles Memorial Stadium, Baltimore, MD Thu Jun 23 1977, 7:05 PM EDT Att: 27,810 - Unknown											
Billy Smith, S OBP: 0.333, SLG: 0.340 (1, 4)	K		K		SH1-4					3 0 1 0 0 2 2												
Ken Singleton, S OBP: 0.446, SLG: 0.522 (1, 9)			1-3		4-0 BB		L7			2 0 1 1 1 0 1												
Tom Shopay, L OBP: 0.314, SLG: 0.333 (5, PR) (6, 7)	2-H 2B									1 0 0 0 0 0 1												
Lee May, R OBP: 0.295, SLG: 0.417 (1, 3)	K			HR	SF8			6-3		3 1 1 2 0 1 1												
Pat Kelly, L OBP: 0.373, SLG: 0.450 (1, 7) (6, 9)	K		E3		F8			F7		4 0 0 0 0 1 3												
Eddie Murray, S OBP: 0.315, SLG: 0.405 (1, 10)		F9		4-3		F5		4-3		4 0 0 0 0 0 1												
Doug DeCinces, R OBP: 0.333, SLG: 0.417 (1, 5)		K		5-3		6-3		F7		4 0 0 0 0 1 1												
Rick Dempsey, R OBP: 0.287, SLG: 0.289 (9, PH)		K		F9		F7		F7		3 0 0 0 0 1 1												
Tony Muser, L OBP: 0.333, SLG: 0.327 (9, PH)										1 0 0 0 0 0 0												
Mark Belanger, R OBP: 0.280, SLG: 0.258 (9, PH)			F3		SH1-4 SF8 E 1B		F4			3 1 1 0 0 0 0												
Andres Mora, R OBP: 0.179, SLG: 0.464 (9, PH)										1 0 1 0 0 0 0												
Inning Stats	R: 1 E: 0 K: 3 S: 11	H: 2 LOB: 1 BB: 0 P: 11	R: 0 E: 0 K: 2 S: 7	H: 0 LOB: 0 BB: 0 P: 7	R: 0 E: 0 K: 1 S: 5	H: 0 LOB: 1 BB: 1 P: 9	R: 1 E: 1 K: 0 S: 5	H: 1 LOB: 1 BB: 0 P: 5	R: 1 E: 1 K: 0 S: 5	H: 1 LOB: 2 BB: 1 P: 9	R: 0 E: 0 K: 0 S: 3	H: 0 LOB: 0 BB: 0 P: 3	R: 0 E: 0 K: 0 S: 4	H: 1 LOB: 1 BB: 0 P: 4	R: 0 E: 0 K: 0 S: 3	H: 0 LOB: 0 BB: 0 P: 3	R: 0 E: 0 K: 1 S: 6	H: 1 LOB: 1 BB: 0 P: 6	1B: 3 2B: 2 3B: 0 HR: 1	SF: 1 SAC: 1 DP: 0 HBP: 0	WP: 0 PB: 0 SB: 2 CS: 0	PA: 37
PITCHER	IP WLS BF H R ER SO BB IBB HBP BLK WP HR S P ERA WHIP											PITCHER	IP WLS BF H R ER SO BB IBB HBP BLK WP HR S P ERA WHIP									
Fergie Jenkins, R ERA: 3.13 (1, 1)	9.0 W 37 6 3 2 7 2 0 0 0 0 1 49 57 2.00 0.889																					



Batter	1	2	3	4	5	6	7	8	9	AB	R	H	RBI	BB	SO	LOB	TOP					
Rick Burleson, R OBP: 0.365, SLG: 0.429 (1, 6)	5-3		S 1B		2B 1B			F8		4	1	2	0	0	0	0	Boston Red Sox @ New York Yankees Yankee Stadium, Bronx, NY Sat Jun 25 1977, 3:33 AM EDT Att: 47,481 - Cloudy					
Fred Lynn, L OBP: 0.275, SLG: 0.401 (1, 8)	1B		4-3		1-H 2B			FC4-6 BB		3	0	2	1	1	0	1						
Jim Rice, R OBP: 0.368, SLG: 0.593 (1, 10)	L8			F7	5-3			F8		4	0	0	0	0	0	3						
Carl Yastrzemski, L OBP: 0.383, SLG: 0.537 (1, 7)	F8			F7		G3		FC4-6 1-2		4	0	0	0	0	0	2						
Carlton Fisk, R OBP: 0.438, SLG: 0.597 (1, 2)		F8		1B 1B		G4-6-3 BB		5-3		3	0	1	0	1	0	0						
George Scott, R OBP: 0.357, SLG: 0.598 (1, 3)		F9		FC4-6 1B		G4-6-3 1-2		FC6-4 1B		4	0	2	0	0	0	1						
Bernie Carbo, L OBP: 0.402, SLG: 0.482 (1, 9)		4-3		FC4-6 1-2		K		F7		4	0	0	0	0	1	3						
Butch Hobson, R OBP: 0.283, SLG: 0.451 (1, 5)			5-3		F9		1-4-3	FC6-4		4	0	0	0	0	0	1						
Denny Doyle, L OBP: 0.314, SLG: 0.340 (1, 4)			F7		4-3		1-3			3	0	0	0	0	0	0						
Inning Stats	R: 0 E: 0 K: 0 S: 4	H: 1 LOB: 1 BB: 0 P: 4	R: 0 E: 0 K: 0 S: 3	H: 0 LOB: 0 BB: 0 P: 3	R: 0 E: 0 K: 0 S: 4	H: 1 LOB: 1 BB: 0 P: 4	R: 0 E: 0 K: 0 S: 5	H: 2 LOB: 2 BB: 0 P: 5	R: 1 E: 0 K: 0 S: 5	H: 2 LOB: 1 BB: 0 P: 5	R: 0 E: 0 K: 0 S: 2	H: 0 LOB: 0 BB: 1 P: 6	R: 0 E: 0 K: 0 S: 5	H: 0 LOB: 0 BB: 0 P: 5	R: 0 E: 0 K: 0 S: 3	H: 0 LOB: 1 BB: 1 P: 7	R: 0 E: 0 K: 0 S: 4	H: 1 LOB: 1 BB: 0 P: 4	1B: 6 2B: 1 3B: 0 HR: 0	SF: 0 SAC: 0 DP: 1 HBP: 0	WP: 0 PB: 0 SB: 1 CS: 0	PA: 35
PITCHER Mike Torrez, R ERA: 4.57 (1, 1)	IP: 9.0 WLS: W BF: 35 H: 7 R: 1 ER: 1 SO: 1 BB: 2 IBB: 0 HBP: 0 BLK: 0 WP: 0 HR: 0 S: 35 P: 43 ERA: 1.00 WHIP: 1.000															PITCHER						

Batter	1	2	3	4	5	6	7	8	9	AB	R	H	RBI	BB	SO	LOB	BOTTOM					
Mickey Rivers, L OBP: 0.333, SLG: 0.395 (1, 8)	HR		P2	G3			FC1-6 BB	G3		4	1	1	1	1	0	4	Boston Red Sox @ New York Yankees Yankee Stadium, Bronx, NY Sat Jun 25 1977, 3:33 AM EDT Att: 47,481 - Cloudy					
Willie Randolph, R OBP: 0.361, SLG: 0.428 (1, 4)	G3		F9		F8		FC1-6 FC5-4 1B 1-2			1	0	0	0	0	0	0						
George Zeber, S OBP: 0.400, SLG: 0.450 (3, 4)										3	0	0	0	0	0	2						
Thurman Munson, R OBP: 0.358, SLG: 0.502 (1, 2)	1-3			1B 1B	F7		FC5-4 1-2 1B			4	1	2	0	0	0	0						
Chris Chambliss, L OBP: 0.337, SLG: 0.433 (1, 3)	6-3			1-2 HR 1B	F8		FC5-4 1-2 2-3			4	1	1	0	0	0	2						
Reggie Jackson, L OBP: 0.367, SLG: 0.533 (1, 9)		K		P5		F7	F8			4	0	0	0	0	1	4						
Roy White, S OBP: 0.348, SLG: 0.414 (1, 7)		G3		1-2 2-H HR 1B		G3 BB		1B S 1B		3	1	2	1	1	0	0						
Graig Nettles, L OBP: 0.297, SLG: 0.442 (1, 5)		P2		1-H 2-H HR 1B		G3		1B		4	1	2	3	0	0	1						
Carlos May, L OBP: 0.333, SLG: 0.362 (1, 10)			F7		6-3			P5		3	0	0	0	1	0	2						
Bucky Dent, R OBP: 0.323, SLG: 0.392 (1, 6)							IBB			4	0	2	0	0	1	4						
Inning Stats	R: 1 E: 0 K: 0 S: 4	H: 1 LOB: 0 BB: 0 P: 4	R: 0 E: 0 K: 1 S: 5	H: 0 LOB: 0 BB: 0 P: 5	R: 0 E: 0 K: 0 S: 4	H: 1 LOB: 1 BB: 0 P: 4	R: 4 E: 0 K: 0 S: 8	H: 5 LOB: 1 BB: 0 P: 8	R: 0 E: 0 K: 0 S: 3	H: 0 LOB: 0 BB: 0 P: 3	R: 0 E: 0 K: 0 S: 3	H: 0 LOB: 2 BB: 2 P: 11	R: 0 E: 0 K: 0 S: 4	H: 1 LOB: 2 BB: 1 P: 8	R: 0 E: 0 K: 1 S: 7	H: 2 LOB: 2 BB: 0 P: 7	R: 0 E: 0 K: 0 S: 4	H: 0 LOB: 0 BB: 0 P: 4	1B: 8 2B: 0 3B: 0 HR: 2	SF: 0 SAC: 0 DP: 0 HBP: 0	WP: 0 PB: 0 SB: 1 CS: 0	PA: 37
PITCHER Luis Tiant, R ERA: 5.03 (1, 1)	IP: 6.1 WLS: L BF: 30 H: 8 R: 5 ER: 5 SO: 1 BB: 2 IBB: 1 HBP: 0 BLK: 0 WP: 0 HR: 2 S: 29 P: 41 ERA: 7.11 WHIP: 1.579															PITCHER						
Mike Paxton, R ERA: 7.24 (7, 1)	IP: 1.2 WLS: L BF: 7 H: 2 R: 0 ER: 0 SO: 1 BB: 0 IBB: 0 HBP: 0 BLK: 0 WP: 0 HR: 0 S: 9 P: 9 ERA: 0.00 WHIP: 1.200															PITCHER						

Batter	1	2	3	4	5	6	7	8	9	AB	R	H	RBI	BB	SO	LOB	TOP										
Rick Burleson, R OBP: 0.365, SLG: 0.429 (1, 6)										5	1	2	1	0	1	2	Boston Red Sox @ New York Yankees Yankee Stadium, Bronx, NY Sun Jun 26 1977, 3:33 AM EDT Att: 55,039 - Unknown										
Fred Lynn, L OBP: 0.279, SLG: 0.397 (1, 8)										4	0	1	0	1	0	3											
Jim Rice, R OBP: 0.373, SLG: 0.594 (1, 9)										3	0	2	0	1	0	1											
Carl Yastrzemski, L OBP: 0.378, SLG: 0.528 (1, 7)										4	0	0	0	0	0	6											
Carlton Fisk, R OBP: 0.436, SLG: 0.591 (1, 2)										2	1	0	1	1	1	1											
George Scott, R OBP: 0.355, SLG: 0.597 (1, 3)										4	1	1	0	0	2	3											
Butch Hobson, R OBP: 0.279, SLG: 0.444 (1, 5)										4	0	0	0	0	3	2											
Tommy Helms, R OBP: 0.190, SLG: 0.158 (9, PR)										4	0	1	2	0	0	0											
Rick Miller, L OBP: 0.315, SLG: 0.270 (9, PR)										0	1	0	0	0	0	0											
Steve Dillard, R OBP: 0.307, SLG: 0.371 (1, 4)										4	0	1	0	0	1	0											
Inning Stats	R: 1 E: 0 K: 0 S: 5	H: 2 LOB: 2 BB: 1 P: 9	R: 0 E: 0 K: 1 S: 5	H: 0 LOB: 0 BB: 1 P: 5	R: 0 E: 0 K: 3 S: 9	H: 0 LOB: 0 BB: 0 P: 9	R: 0 E: 0 K: 1 S: 4	H: 1 LOB: 1 BB: 0 P: 4	R: 0 E: 0 K: 2 S: 6	H: 0 LOB: 0 BB: 0 P: 7	R: 0 E: 0 K: 0 S: 4	H: 1 LOB: 1 BB: 0 P: 4	R: 3 E: 0 K: 0 S: 6	H: 3 LOB: 2 BB: 1 P: 10	1B: 7 2B: 1 3B: 0 HR: 0	SF: 1 SAC: 0 DP: 0 HBP: 0	WP: 2 PB: 0 SB: 0 CS: 0	PA: 38									
PITCHER	IP	WLS	BF	H	R	ER	SO	BB	IBB	HBP	BLK	WP	HR	S	P	ERA	WHIP										
Don Gullett, L ERA: 4.1 (1, 1)	8.1		36	8	4	4	8	3	0	0	0	2	0	49	61	4.32	1.320										
Dick Tidrow, R ERA: 2.99 (9, 1)	0.1	W	1	0	0	0	0	0	0	0	0	0	0	1	1	0.00	0.000										
Sparky Lyle, L ERA: 1.88 (9, 1)	0.1		1	0	0	0	0	0	0	0	0	0	0	1	1	0.00	0.000										
Batter	1	2	3	4	5	6	7	8	9	AB	R	H	RBI	BB	SO	LOB	BOTTOM										
Mickey Rivers, L OBP: 0.338, SLG: 0.399 (1, 8)										5	3	3	0	0	0	0	Boston Red Sox @ New York Yankees Yankee Stadium, Bronx, NY Sun Jun 26 1977, 3:33 AM EDT Att: 55,039 - Unknown										
Roy White, S OBP: 0.337, SLG: 0.417 (1, 7)										3	2	2	0	2	0	0											
Thurman Munson, R OBP: 0.366, SLG: 0.506 (1, 2)										4	0	3	2	1	0	2											
Chris Chambliss, L OBP: 0.338, SLG: 0.432 (1, 3)										3	0	1	2	1	1	3											
Reggie Jackson, L OBP: 0.366, SLG: 0.532 (1, 9)										4	0	1	0	0	1	3											
Paul Blair, R OBP: 0.363, SLG: 0.419 (8, 9)										1	0	1	1	0	0	0											
Graig Nettles, L OBP: 0.296, SLG: 0.437 (1, 5)										3	0	0	0	1	0	3											
Carlos May, L ERA: 3.53 (1, 10)										3	0	0	0	0	0	1											
Cliff Johnson, R OBP: 0.405, SLG: 0.556 (8, PH)										0	0	0	0	1	0	0											
George Zeber, S OBP: 0.414, SLG: 0.435 (1, 4)										3	0	1	0	1	0	1											
Bucky Dent, R OBP: 0.318, SLG: 0.385 (1, 6)										4	0	0	0	0	0	3											
Inning Stats	R: 1 E: 0 K: 0 S: 5	H: 3 LOB: 1 BB: 0 P: 5	R: 0 E: 0 K: 0 S: 4	H: 1 LOB: 1 BB: 0 P: 4	R: 2 E: 0 K: 0 S: 6	H: 4 LOB: 1 BB: 0 P: 6	R: 0 E: 0 K: 0 S: 3	H: 0 LOB: 0 BB: 0 P: 3	R: 0 E: 0 K: 0 S: 3	H: 0 LOB: 2 BB: 2 P: 11	R: 1 E: 0 K: 2 S: 9	H: 2 LOB: 1 BB: 1 P: 13	R: 0 E: 0 K: 0 S: 2	H: 0 LOB: 0 BB: 1 P: 6	R: 1 E: 0 K: 0 S: 3	H: 2 LOB: 3 BB: 2 P: 11	1B: 11 2B: 1 3B: 0 HR: 0	SF: 1 SAC: 0 DP: 2 HBP: 0	WP: 0 PB: 0 SB: 3 CS: 0	PA: 41							
PITCHER	IP	WLS	BF	H	R	ER	SO	BB	IBB	HBP	BLK	WP	HR	S	P	ERA	WHIP										
Reggie Cleveland, R ERA: 4.33 (3, 1)	3.1		16	2	1	1	0	4	0	0	0	0	0	12	28	2.70	1.800										
Ramon Hernandez, L ERA: 7.71 (7, 1)	2.0		6	0	0	0	2	1	0	0	0	0	0	9	13	0.00	0.500										
Bill Campbell, R ERA: 2.65 (9, 1)	0.1	L	5	2	1	1	0	1	1	0	0	0	0	3	11	27.00	9.000										

Batter	1	2	3	4	5	6	7	8	9	AB	R	H	RBI	BB	SO	LOB	TOP			
Rick Burleson, R OBP: 0.364, SLG: 0.426 (1, 6)	0-0 1-3		0-0 F7 1B 1-3 1B		0-0 G6-3 1-2			0-0 4-3		4	0	1	0	0	0	1	Boston Red Sox @ Detroit Tigers Tiger Stadium, Detroit, MI Mon Jun 27 1977, 7:05 PM EDT Att: 14,433 - Unknown			
Fred Lynn, L OBP: 0.290, SLG: 0.406 (1, 8)	0-0 5-3 1B		0-0 F7 1-2 1B		0-3 K			0-0 FC5-4 1B		4	0	3	1	0	1	0				
Jim Rice, R OBP: 0.369, SLG: 0.585 (1, 9)	0-0 5-3 1-2		0-0 F7 1-2 2-3		0-3 K			0-0 F6		4	0	0	0	0	1	4				
George Scott, R OBP: 0.351, SLG: 0.588 (1, 3)	0-0 F9		0-0 F3		0-0 5-3			0-0 FC5-4 1-2		4	0	0	0	0	0	4				
Carl Yastrzemski, L OBP: 0.372, SLG: 0.520 (1, 7)		0-3 K	0-0 G3		0-0 L9			0-0 G3		4	0	0	0	0	1	2				
Butch Hobson, R OBP: 0.276, SLG: 0.441 (1, 5)		0-0 E8		0-0 6-3			0-0 6-3	0-0 FC5-4 1B		4	0	1	0	0	0	0				
Tommy Helms, R OBP: 0.160, SLG: 0.130 (1, 10)		0-0 6-3		0-0 6-3			0-0 F9	0-0 FC5-4 FC4 1-2		4	0	0	0	0	0	2				
Steve Dillard, R OBP: 0.304, SLG: 0.365 (1, 4)		0-0 F8		0-0 P9			0-0 1B	0-0 FC4 1-2		4	0	1	0	0	0	2				
Bob Montgomery R OBP: 0.438, SLG: 0.308 (1, 2)			0-0 1B 1B		4-0 BB G6-3		0-0 F9			2	1	1	0	1	0	1				
Inning Stats	R: 0 E: 0 K: 0 S: 4	H: 1 LOB: 1 BB: 0 P: 4	R: 0 E: 1 K: 1 S: 6	H: 0 LOB: 1 BB: 0 P: 6	R: 1 E: 0 K: 0 S: 6	H: 3 LOB: 2 BB: 0 P: 6	R: 0 E: 0 K: 0 S: 3	H: 0 LOB: 0 BB: 0 P: 3	R: 0 E: 0 K: 1 S: 5	H: 0 LOB: 0 BB: 0 P: 5	R: 0 E: 0 K: 0 S: 4	H: 1 LOB: 1 BB: 0 P: 4	R: 0 E: 0 K: 0 S: 4	H: 1 LOB: 1 BB: 0 P: 4	R: 0 E: 0 K: 0 S: 4	H: 1 LOB: 1 BB: 0 P: 4	1B: 7 2B: 0 3B: 0 HR: 0	SF: 0 SAC: 0 DP: 1 HBP: 0	WP: 0 PB: 0 SB: 0 CS: 0	PA: 35
PITCHER Dave Roberts, L ERA: 4.47 (1, 1)	IP: 9.0 WLS: W BF: 35 H: 7 R: 1 ER: 1 SO: 3 BB: 1 IBB: 0 HBP: 0 BLK: 0 WP: 0 HR: 0 S: 40 P: 44 ERA: 1.00 WHIP: 0.889																			

Batter	1	2	3	4	5	6	7	8	9	AB	R	H	RBI	BB	SO	LOB	BOTTOM			
Ron LeFlore, R OBP: 0.314, SLG: 0.398 (1, 8)	0-0 F9	0-0 2B 2B		0-0 P9		0-0 G3 S 1B		0-3 K		5	1	2	1	0	1	0	Boston Red Sox @ Detroit Tigers Tiger Stadium, Detroit, MI Mon Jun 27 1977, 7:05 PM EDT Att: 14,433 - Unknown			
Tito Fuentes, S OBP: 0.332, SLG: 0.382 (1, 4)	0-0 2B 1B	0-0 F7		4-0 HBP BB		0-0 G3 1-3				3	1	1	0	1	0	2				
Rusty Staub, L OBP: 0.295, SLG: 0.386 (1, 10)	0-0 F8	0-0 2B 2B		0-0 F7		0-0 L8				4	0	1	1	0	0	3				
Steve Kemp, L OBP: 0.347, SLG: 0.464 (1, 7)	0-0 BB 1-H 2B	0-0 L4		1-0 FC6-4 HBP		4-0 BB G4-6-3				2	0	1	1	1	0	1				
Jason Thompson, L OBP: 0.355, SLG: 0.504 (1, 3)	4-0 BB BB		0-0 HR	0-0 FC6-4 1-2		0-0 G4-6-3 1-2				3	1	1	1	1	0	3				
Ben Oglivie, L OBP: 0.322, SLG: 0.483 (1, 9)	4-0 1-2 2-3 BB		0-0 F7		0-0 1-3		0-0 1B			3	0	1	0	1	0	0				
Milt May, L OBP: 0.282, SLG: 0.387 (1, 2)	0-0 L9		0-0 4-3		0-0 4-3		0-0 6-3			4	0	0	0	0	0	4				
Phil Mankowski, L OBP: 0.355, SLG: 0.381 Aurelio Rodriguez, R OBP: 0.287, SLG: 0.289 (8, PH) (9, 5)		0-0 3-1		0-0 1B		0-0 F9		0-0 F8		3	0	1	0	0	0	0				
Tom Verzyer, R OBP: 0.235, SLG: 0.276 (1, 6)		0-0 2B 2B		0-0 G3		0-3 K		0-0 F8		4	1	1	0	0	1	1				
Inning Stats	R: 1 E: 0 K: 0 S: 5	H: 2 LOB: 3 BB: 2 P: 13	R: 2 E: 0 K: 0 S: 6	H: 3 LOB: 1 BB: 0 P: 6	R: 1 E: 0 K: 0 S: 5	H: 2 LOB: 1 BB: 0 P: 5	R: 0 E: 0 K: 0 S: 3	H: 0 LOB: 2 BB: 1 P: 8	R: 0 E: 0 K: 1 S: 6	H: 1 LOB: 1 BB: 0 P: 6	R: 0 E: 0 K: 0 S: 3	H: 1 LOB: 1 BB: 1 P: 7	R: 0 E: 0 K: 1 S: 5	H: 0 LOB: 0 BB: 0 P: 5	R: 0 E: 0 K: 1 S: 5	H: 0 LOB: 0 BB: 0 P: 5	1B: 4 2B: 4 3B: 0 HR: 1	SF: 0 SAC: 0 DP: 1 HBP: 1	WP: 0 PB: 0 SB: 1 CS: 0	PA: 37
PITCHER Rick Wise, R ERA: 5.68 Mike Paxton, R ERA: 5.11 Ramon Hernandez, L ERA: 6.43 (1, 1) (2, 1) (6, 1)	IP: 12 WLS: L BF: 17 H: 3 R: 1 ER: 1 SO: 1 BB: 1 IBB: 0 HBP: 1 BLK: 0 WP: 0 HR: 1 S: 17 P: 22 ERA: 2.25 WHIP: 1.000																			

Batter	1	2	3	4	5	6	7	8	9	AB	R	H	RBI	BB	SO	LOB	TOP								
Rick Burleson, R OBP: 0.359, SLG: 0.420 (1, 6)	0-0 6-3		0-0 6-3		0-0 5-3		0-0 6-3			4	0	0	0	0	0	2									
Fred Lynn, L OBP: 0.294, SLG: 0.423 (1, 8)	0-0 HR		4-0 BB		0-0 F6			0-3 K		3	1	1	1	1	1	0									
Jim Rice, R OBP: 0.367, SLG: 0.587 (1, 10)	0-0 FC4-2 3B		0-0 F8		0-0 F9			0-0 5-3		4	0	1	0	0	0	1									
Carl Yastrzemski, L OBP: 0.374, SLG: 0.531 (1, 7)	0-0 FC4-2			0-0 HR		0-0 L8		0-0 1B		4	1	2	1	0	0	1									
George Scott, R OBP: 0.346, SLG: 0.579 (1, 3)	0-3 K			0-0 F7		0-0 L6		0-0 F3		4	0	0	0	0	1	2									
Bernie Carbo, L OBP: 0.407, SLG: 0.482 (9, PH)		0-0 4-3		4-0 5-3 BB			0-0 1B G6-2-3		0-0 6-3 SH1-4	2	0	1	0	1	0	0									
Tommy Helms, R OBP: 0.192, SLG: 0.167 (9, PR)										1	0	1	0	0	0	0									
Rick Miller, L OBP: 0.315, SLG: 0.270 (9, 9)										0	0	0	0	0	0	0									
Butch Hobson, R OBP: 0.279, SLG: 0.440 (1, 5)		0-0 P9		0-0 5-3		1-2 1B		0-0 SH1-4		3	0	1	0	0	0	1									
Denny Doyle, L OBP: 0.314, SLG: 0.337 (9, PH)								0-0 6-3		2	0	0	0	1	0	1									
Steve Dillard, R OBP: 0.300, SLG: 0.360 (9, 4)		0-0 6-3		0-0 3-1		1-2 BB G6-2-3		0-0 6-3		1	0	0	0	0	0	2									
Bob Montgomery, R OBP: 0.350, SLG: 0.235 (1, 2)			0-0 4-3		0-3 K		0-0 G6-2-3		0-0 5-3	4	0	0	0	0	1	5									
Inning Stats	R: 1 E: 0 K: 1 S: 7	H: 2 LOB: 1 BB: 0 P: 7	R: 0 E: 0 K: 0 S: 3	H: 0 LOB: 0 BB: 0 P: 3	R: 0 E: 0 K: 0 S: 3	H: 0 LOB: 1 BB: 1 P: 7	R: 1 E: 0 K: 0 S: 4	H: 1 LOB: 2 BB: 1 P: 8	R: 0 E: 0 K: 1 S: 5	H: 0 LOB: 0 BB: 0 P: 5	R: 0 E: 0 K: 0 S: 3	H: 0 LOB: 0 BB: 0 P: 3	R: 0 E: 0 K: 0 S: 4	H: 2 LOB: 2 BB: 1 P: 8	R: 0 E: 0 K: 1 S: 6	H: 1 LOB: 1 BB: 0 P: 6	R: 0 E: 0 K: 0 S: 4	H: 1 LOB: 2 BB: 0 P: 4	1B: 4 2B: 0 3B: 1 HR: 2	SF: 0 SAC: 1 DP: 1 HBP: 0	WP: 0 PB: 0 SB: 0 CS: 0	PA: 36			
PITCHER	IP	WLS	BF	H	R	ER	SO	BB	IBB	HBP	BLK	WP	HR	S	P	ERA	WHIP								
Fernando Arroyo, R ERA: 3.17 (1, 1)	7.0		28	5	2	2	2	3	0	0	0	0	2	29	41	2.57	1.143								
Jim Crawford, L ERA: 3.71 (8, 1)	2.0	W	8	2	0	0	1	0	0	0	0	0	0	10	10	0.00	1.000								

Boston Red Sox @ Detroit Tigers
Tiger Stadium, Detroit, MI
Tue Jun 28 1977, 7:05 PM EDT
Att: 13,403 - Unknown

AB 32
R 2
H 7
RBI 2
BB 3
SO 3
LOB 15



Batter	1	2	3	4	5	6	7	8	9	AB	R	H	RBI	BB	SO	LOB	BOTTOM								
Ron LeFlore, R OBP: 0.319, SLG: 0.401 (1, 8)	0-3 K			0-0 2B 1B	0-0 F9			0-0 BB SH1-4 1B	0-0 1B	5	1	3	1	0	1	1									
Tito Fuentes, S OBP: 0.332, SLG: 0.385 (1, 4)	0-0 4-3			0-0 G4-6-3 1B		0-3 K		0-0 SH1-4	0-0 1B	3	0	1	1	0	1	0									
Rusty Staub, L OBP: 0.265, SLG: 0.391 (1, 10)	0-0 2-6 1B			4-0 G4-6-3 BB		0-0 1B		4-0 BB IBB		2	0	2	0	2	0	0									
Bruce Kimm, R (6, PR)										0	0	0	0	0	0	0									
Steve Kemp, L OBP: 0.342, SLG: 0.458 (1, 7)	0-0 2-6	0-0 4-3		0-0 G4-6-3	0-0 G4-6-3	0-0 G4-6-3		0-0 SF7		3	0	0	1	0	0	3									
Jason Thompson, L OBP: 0.364, SLG: 0.508 (1, 3)				4-0 G4-6-3 1B	4-0 BB		0-0 1B	4-0 1B	1-2 2-3 BB	2	0	2	0	2	0	0									
Ben Oglivie, L OBP: 0.316, SLG: 0.474 (1, 9)			0-0 G4-6-3		0-0 L8		0-0 L8	0-0 F8		4	0	0	0	0	0	7									
Milt May, L OBP: 0.281, SLG: 0.384 (1, 2)				0-0 L8		0-3 K		0-0 G4-6-3 1B		4	0	1	0	0	1	0									
Phil Mankowski, L OBP: 0.358, SLG: 0.390 (1, 5)			0-3 K		0-0 WP 2B		0-0 G4-6-3		0-0 SH1 1B	4	1	2	0	0	1	2									
Tom Veryzer, R OBP: 0.232, SLG: 0.273 (1, 6)					0-0 6-3			0-0 SH1-4 1B		2	0	0	0	0	0	1									
Tim Corcoran, L OBP: 0.269, SLG: 0.322 (8, PH)										1	1	1	0	0	0	0									
Chuck Scrivener, R OBP: 0.207, SLG: 0.115 (9, 6)										0	0	0	0	0	0	0									
Inning Stats	R: 0 E: 0 K: 1 S: 5	H: 1 LOB: 0 BB: 0 P: 5	R: 0 E: 0 K: 0 S: 3	H: 1 LOB: 0 BB: 0 P: 3	R: 0 E: 0 K: 1 S: 5	H: 0 LOB: 0 BB: 0 P: 5	R: 1 E: 0 K: 0 S: 4	H: 2 LOB: 2 BB: 2 P: 12	R: 0 E: 0 K: 1 S: 6	H: 1 LOB: 1 BB: 0 P: 6	R: 0 E: 0 K: 0 S: 5	H: 1 LOB: 0 BB: 0 P: 5	R: 0 E: 0 K: 0 S: 4	H: 2 LOB: 1 BB: 0 P: 4	R: 1 E: 0 K: 0 S: 5	H: 2 LOB: 3 BB: 2 P: 13	R: 0 E: 0 K: 0 S: 4	H: 2 LOB: 1 BB: 0 P: 4	1B: 10 2B: 2 3B: 0 HR: 0	SF: 1 SAC: 2 DP: 4 HBP: 0	WP: 1 PB: 0 SB: 0 CS: 0	PA: 37			
PITCHER	IP	WLS	BF	H	R	ER	SO	BB	IBB	HBP	BLK	WP	HR	S	P	ERA	WHIP								
Fergie Jenkins, R ERA: 3.04 (1, 1)	6.1		26	8	1	1	4	2	0	0	0	0	0	31	39	1.42	1.579								
Bill Campbell, R ERA: 2.82 (7, 1)	2.1	L	12	4	2	2	0	1	1	0	0	0	0	10	18	7.71	2.143								

Boston Red Sox @ Detroit Tigers
Tiger Stadium, Detroit, MI
Tue Jun 28 1977, 7:05 PM EDT
Att: 13,403 - Unknown

AB 30
R 3
H 12
RBI 3
BB 4
SO 4
LOB 14



Batter	1	2	3	4	5	6	7	8	9	AB	R	H	RBI	BB	SO	LOB	TOP		
Rick Burleson, R OBP: 0.397, SLG: 0.416 (1, 6)	0-0 1-6-3		0-0 6-3		0-0 5-3		0-0 E 1B		0-3 K	5	0	1	0	0	1	0			
Fred Lynn, L OBP: 0.297, SLG: 0.429 (1, 8)	0-0 L8		0-0 F6		0-0 2B		0-0 E9 1B		0-0 G3	5	0	2	1	0	0	0			
Jim Rice, R OBP: 0.366, SLG: 0.583 (1, 10)	0-0 1B		0-3 K		0-0 6-3		0-0 F3			4	0	1	0	0	1	3			
Carl Yastrzemski, L OBP: 0.369, SLG: 0.523 (1, 7)	0-0 G3			0-0 4-1		0-0 F8		0-0 F3		4	0	0	0	0	0	3			
Carlton Fisk, R OBP: 0.440, SLG: 0.592 (1, 2)		4-0 1B BB		0-0 HBP 1B		0-0 G6-4-3 1B		0-0 5-3		3	0	2	0	1	0	0			
George Scott, R OBP: 0.344, SLG: 0.572 (1, 3)		0-0 F8		1-0 FC6-4 HBP		0-0 G6-4-3 1-2		0-0 5-3		3	0	0	0	0	0	2			
Bernie Carbo, L OBP: 0.403, SLG: 0.474 (1, 9)		0-3 K		0-3 K			0-0 4-3	0-0 FC6-4 1B		4	0	1	0	0	2	3			
Butch Hobson, R OBP: 0.282, SLG: 0.452 (1, 5)		0-0 1-2 1B		0-0 FC6-4 1-2			0-0 HR	0-0 FC6-4 1-2		4	1	2	1	0	0	3			
Denny Doyle, L OBP: 0.313, SLG: 0.332 (1, 4)		0-0 F7			0-3 K		4-0 1B E BB		0-0 4-3	3	1	0	0	1	1	2			
Inning Stats	R: 0 E: 0 K: 0 S: 4	H: 1 LOB: 1 BB: 0 P: 4	R: 0 E: 0 K: 1 S: 6	H: 1 LOB: 2 BB: 1 P: 10	R: 0 E: 0 K: 1 S: 5	H: 0 LOB: 0 BB: 0 P: 5	R: 0 E: 0 K: 1 S: 6	H: 1 LOB: 1 BB: 0 P: 7	R: 0 E: 0 K: 0 S: 3	H: 1 LOB: 0 BB: 0 P: 3	R: 2 E: 1 K: 0 S: 6	H: 3 LOB: 2 BB: 1 P: 10	R: 0 E: 0 K: 0 S: 4	H: 1 LOB: 1 BB: 0 P: 4	R: 0 E: 0 K: 1 S: 5	H: 0 LOB: 0 BB: 0 P: 5	1B: 7 2B: 1 3B: 0 HR: 1	SF: 0 SAC: 0 DP: 1 HBP: 1	WP: 0 PA: 38 PB: 0 SB: 0 CS: 0
PITCHER Mark Fidrych, R ERA: 1.83 (1, 1)	IP: 9.0 WLS: W BF: 38	H: 9 R: 2 ER: 2 SO: 5	BB: 2 IBB: 0 HBP: 1 BLK: 0	WP: 0 HR: 1 S: 45 P: 54	ERA: 2.00 WHIP: 1.222	PITCHER	IP: 9.0 WLS: W BF: 38	H: 9 R: 2 ER: 2 SO: 5	BB: 2 IBB: 0 HBP: 1 BLK: 0	WP: 0 HR: 1 S: 45 P: 54	ERA: 2.00 WHIP: 1.222	PITCHER	IP: 9.0 WLS: W BF: 38	H: 9 R: 2 ER: 2 SO: 5	BB: 2 IBB: 0 HBP: 1 BLK: 0	WP: 0 HR: 1 S: 45 P: 54	ERA: 2.00 WHIP: 1.222		

Boston Red Sox @ Detroit Tigers
Tiger Stadium, Detroit, MI
Wed Jun 29 1977, 7:05 PM EDT
Att: 51,745 - Unknown

AB 35
R 2
H 9
RBI 2
BB 2
SO 5
LOB 16



Batter	1	2	3	4	5	6	7	8	9	AB	R	H	RBI	BB	SO	LOB	BOTTOM		
Ron LeFlore, R OBP: 0.318, SLG: 0.399 (1, 8)	0-3 K		0-0 1B S FC3-6 1B		0-0 L9		0-0 F9			4	1	1	0	0	1	1			
Tito Fuentes, S OBP: 0.338, SLG: 0.391 (1, 4)	0-0 1B		0-0 FC3-6 1B		0-0 F7		0-0 FC4-6 1B			4	0	3	0	0	0	0			
Rusty Staub, L OBP: 0.301, SLG: 0.385 (1, 10)	0-0 G3		0-0 F3		0-0 3-1		0-0 F3			4	0	0	0	0	0	3			
Steve Kemp, L OBP: 0.344, SLG: 0.456 (1, 7)		4-0 2B FC3 BB	0-0 FC3-6 1B		0-0 G4-6-3 1B		0-0 FC4-6 HR			3	3	1	1	1	0	2			
Jason Thompson, L OBP: 0.369, SLG: 0.528 (1, 3)		0-0 FC3 FC6-4 2B	0-0 WP 1B		0-0 G4-6-3 1-2		0-0 HR			4	2	3	3	0	0	1			
Mickey Stanley, R OBP: 0.320, SLG: 0.517 (1, 9)		0-0 FC3 FC6-4	0-0 F7		0-3 K		4-0 BB 1B BB			3	1	0	1	1	1	2			
Aurelio Rodriguez, R OBP: 0.266, SLG: 0.279 (1, 5)		0-0 FC6-4 1-2 3-H		0-0 6-3		0-0 1-3	4-0 1B BB			3	0	0	1	1	0	1			
Tom Verzyer, R OBP: 0.232, SLG: 0.272 (1, 6)		0-0 FC6-4 1-2		0-0 F9		0-0 F8	0-0 1-3 2-H 1B			4	0	1	1	0	0	1			
Bruce Kimm, R OBP: 0.095, SLG: 0.100 (1, 2)		0-0 5-3		0-0 5-3		0-0 2B				3	0	1	0	0	0	1			
Inning Stats	R: 0 E: 0 K: 1 S: 5	H: 1 LOB: 0 BB: 0 P: 5	R: 2 E: 0 K: 0 S: 5	H: 1 LOB: 1 BB: 1 P: 9	R: 2 E: 1 K: 0 S: 6	H: 3 LOB: 1 BB: 0 P: 6	R: 0 E: 0 K: 0 S: 3	H: 0 LOB: 0 BB: 0 P: 3	R: 0 E: 0 K: 1 S: 5	H: 1 LOB: 0 BB: 0 P: 5	R: 0 E: 0 K: 0 S: 4	H: 1 LOB: 1 BB: 0 P: 4	R: 3 E: 0 K: 0 S: 5	H: 3 LOB: 2 BB: 2 P: 13	R: 0 E: 0 K: 1 S: 5	H: 0 LOB: 0 BB: 0 P: 5	1B: 7 2B: 2 3B: 0 HR: 1	SF: 0 SAC: 0 DP: 1 HBP: 0	WP: 1 PA: 35 PB: 0 SB: 1 CS: 0
PITCHER Bill Lee, L ERA: 5.12 Bob Stanley, R ERA: 4.21 Ramon Hernandez, L ERA: 7.36 Tom Murphy, R ERA: 7.13	IP: 2.2 WLS: L BF: 14	H: 5 R: 4 ER: 4 SO: 1	BB: 1 IBB: 0 HBP: 0 BLK: 0	WP: 1 HR: 0 S: 15 P: 19	ERA: 13.50 WHIP: 2.250	PITCHER	IP: 4.1 WLS: L BF: 15	H: 3 R: 1 ER: 1 SO: 1	BB: 0 IBB: 0 HBP: 0 BLK: 0	WP: 0 HR: 0 S: 17 P: 17	ERA: 2.08 WHIP: 0.692	PITCHER	IP: 0.2 WLS: L BF: 5	H: 1 R: 1 ER: 1 SO: 0	BB: 2 IBB: 0 HBP: 0 BLK: 0	WP: 0 HR: 0 S: 3 P: 11	ERA: 13.50 WHIP: 4.500		
PITCHER Tom Murphy, R ERA: 7.13 (8, 1)	IP: 0.1 WLS: L BF: 1	H: 1 R: 1 ER: 1 SO: 0	BB: 0 IBB: 0 HBP: 0 BLK: 0	WP: 0 HR: 0 S: 1 P: 1	ERA: 27.00 WHIP: 3.000	PITCHER	IP: 0.1 WLS: L BF: 1	H: 1 R: 1 ER: 1 SO: 0	BB: 0 IBB: 0 HBP: 0 BLK: 0	WP: 0 HR: 0 S: 1 P: 1	ERA: 27.00 WHIP: 3.000								

Boston Red Sox @ Detroit Tigers
Tiger Stadium, Detroit, MI
Wed Jun 29 1977, 7:05 PM EDT
Att: 51,745 - Unknown

AB 32
R 7
H 10
RBI 7
BB 3
SO 2
LOB 12



Batter	1	2	3	4	5	6	7	8	9	AB	R	H	RBI	BB	SO	LOB	TOP								
Al Bumbry, L OBP: 0.340, SLG: 0.369 (1.8)	0-0 4-3		0-0 6-3			0-3 K	0-0 2B		0-0 1B 1-3 1B	5	0	2	1	0	1	0	Baltimore Orioles @ Boston Red Sox Fenway Park, Boston, MA Fri Jul 01 1977, 7:05 PM EDT Att: 33,481 - Unknown								
Billy Smith, S OBP: 0.314, SLG: 0.326 (1.4)	0-3 K		0-0 F9			0-0 F5	0-0 F9		0-0 1-3 1-2	5	0	0	0	0	1	3									
Pat Kelly, L OBP: 0.385, SLG: 0.454 (1.7)	0-0 4-3					0-0 F7		4-0 1B BB	0-0 FC6-4 1B	4	1	2	0	1	0	0									
Ken Singleton, S OBP: 0.431, SLG: 0.496 (1.9)		0-0 E9 1B				0-3 K		0-3 K	0-3 K	5	0	1	0	0	3	4									
Eddie Murray, S OBP: 0.326, SLG: 0.420 (1.10)		0-0 F8				0-0 F6		0-0 4-3	0-0 FC6-4	5	1	1	1	0	0	4									
Tony Muser, L OBP: 0.329, SLG: 0.333 (1.3)		0-3 K				0-0 F8		0-0 HR	0-0 HR	4	2	2	1	0	1	2									
Doug DeCinces, R OBP: 0.328, SLG: 0.426 (1.5)		0-0 F9				0-0 F2		0-0 HR	0-0 HR	4	2	2	4	0	0	1									
Rick Dempsey, R OBP: 0.306, SLG: 0.314 (1.2)						0-0 F5		4-0 1B BB	4-0 L3 BB	2	2	1	1	2	0	0									
Mark Belanger, R OBP: 0.282, SLG: 0.263 (1.6)			0-3 K			0-0 6-3		0-0 2B	0-0 L3	4	0	1	0	0	1	1									
Inning Stats	R: 0 E: 0 K: 1 S: 5	H: 0 LOB: 0 BB: 0 P: 5	R: 0 E: 1 K: 1 S: 6	H: 1 LOB: 1 BB: 0 P: 6	R: 1 E: 0 K: 1 S: 6	H: 1 LOB: 0 BB: 0 P: 6	R: 0 E: 0 K: 1 S: 6	H: 1 LOB: 1 BB: 0 P: 6	R: 0 E: 0 K: 0 S: 3	H: 0 LOB: 0 BB: 0 P: 3	R: 0 E: 0 K: 1 S: 5	H: 0 LOB: 0 BB: 0 P: 5	R: 3 E: 0 K: 0 S: 7	H: 4 LOB: 2 BB: 1 P: 11	R: 4 E: 0 K: 1 S: 7	H: 3 LOB: 2 BB: 0 P: 15	R: 0 E: 0 K: 1 S: 7	H: 2 LOB: 2 BB: 0 P: 7	1B: 6 2B: 4 3B: 0 HR: 3	SF: 0 SAC: 0 DP: 1 HBP: 0	WP: 0 PB: 0 SB: 1 CS: 0	PA: 41			
PITCHER	IP	WLS	BF	H	R	ER	SO	BB	IBB	HBP	BLK	WP	HR	S	P	ERA	WHIP								
Luis Tiant, R ERA: 5.06 (1.1)	6.2	L	28	7	4	4	5	1	0	0	0	0	2	37	41	5.40	1.200								
Mike Paxton, R ERA: 7.39 (7.1)	0.2		5	2	3	3	1	1	0	0	0	0	0	6	10	40.50	4.500								
Tom Murphy, R ERA: 7.01 (8.1)	1.2		8	3	1	1	1	1	0	0	0	0	1	9	13	5.40	2.400								

AB	38
R	8
H	12
RBI	8
BB	3
SO	7
LOB	15



Batter	1	2	3	4	5	6	7	8	9	AB	R	H	RBI	BB	SO	LOB	BOTTOM								
Rick Burleson, R OBP: 0.358, SLG: 0.417 (1.6)	0-3 K		0-0 1B					0-0 5-3		4	0	2	1	0	1	0	Baltimore Orioles @ Boston Red Sox Fenway Park, Boston, MA Fri Jul 01 1977, 7:05 PM EDT Att: 33,481 - Unknown								
Fred Lynn, L OBP: 0.307, SLG: 0.433 (1.8)	4-0 1B BB		0-0 1-3 1B		0-0 F3			0-0 5-3 1B		3	1	2	0	1	0	0									
Jim Rice, R OBP: 0.364, SLG: 0.578 (1.10)	0-0 1B CS		0-3 K					0-0 5-3		4	0	1	0	0	1	3									
Carl Yastrzemski, L OBP: 0.368, SLG: 0.519 (1.7)	0-0 1-3 3-H 1B		0-0 F6					0-0 F8		4	0	1	1	0	0	3									
Carlton Fisk, R OBP: 0.441, SLG: 0.588 (1.2)	0-3 K				4-0 G6-4-3 BB			4-0 BB		2	0	0	0	2	1	2									
George Scott, R OBP: 0.340, SLG: 0.564 (1.3)		0-0 6-3			0-0 G6-4-3			0-3 K		4	0	0	0	0	1	2									
Bernie Carbo, L OBP: 0.392, SLG: 0.458 (1.9)		0-0 3-1			0-0 3-1			0-3 K		4	0	0	0	0	2	0									
Butch Hobson, R OBP: 0.279, SLG: 0.447 (1.5)		0-0 5-3						0-3 K		3	0	0	0	0	1	0									
Denny Doyle, L OBP: 0.313, SLG: 0.341 (1.4)			0-0 L6					0-0 G3		3	1	1	0	0	0	0									
Inning Stats	R: 1 E: 0 K: 2 S: 8	H: 2 LOB: 2 BB: 1 P: 12	R: 0 E: 0 K: 0 S: 3	H: 0 LOB: 0 BB: 0 P: 3	R: 0 E: 0 K: 1 S: 7	H: 2 LOB: 2 BB: 0 P: 7	R: 0 E: 0 K: 0 S: 2	H: 0 LOB: 0 BB: 1 P: 6	R: 1 E: 0 K: 0 S: 4	H: 2 LOB: 0 BB: 0 P: 4	R: 0 E: 0 K: 1 S: 5	H: 0 LOB: 1 BB: 1 P: 9	R: 0 E: 0 K: 2 S: 7	H: 0 LOB: 0 BB: 0 P: 7	R: 0 E: 0 K: 0 S: 4	H: 1 LOB: 1 BB: 0 P: 4	R: 0 E: 0 K: 1 S: 5	H: 0 LOB: 0 BB: 0 P: 5	1B: 6 2B: 1 3B: 1 HR: 0	SF: 0 SAC: 0 DP: 2 HBP: 0	WP: 0 PB: 0 SB: 0 CS: 1	PA: 34			
PITCHER	IP	WLS	BF	H	R	ER	SO	BB	IBB	HBP	BLK	WP	HR	S	P	ERA	WHIP								
Jim Palmer, R ERA: 3.18 (1.1)	9.0	W	34	7	2	2	7	3	0	0	0	0	0	45	57	2.00	1.111								



Batter	1	2	3	4	5	6	7	8	9	AB	R	H	RBI	BB	SO	LOB	TOP										
Al Bumby, L OBP: 0.344, SLG: 0.380 (1, 8)										5	3	3	0	0	0	1											
Billy Smith, S OBP: 0.308, SLG: 0.318 (1, 4)										5	1	0	0	0	1	4											
Pat Kelly, L OBP: 0.385, SLG: 0.452 (1, 7)										5	0	2	2	0	0	2											
Ken Singleton, S OBP: 0.432, SLG: 0.496 (1, 9)										4	0	2	2	0	1	2											
Eddie Murray, S OBP: 0.325, SLG: 0.418 (1, 10)										4	0	1	0	0	0	3											
Lee May, R OBP: 0.292, SLG: 0.401 Tony Muser, L OBP: 0.329, SLG: 0.333 (9, 3)									4	1	2	0	0	0	0	1											
Doug DeCinces, R OBP: 0.331, SLG: 0.427 (1, 5)									4	0	2	0	0	0	0	1											
Rick Dempsey, R OBP: 0.302, SLG: 0.310 (1, 2)									3	0	0	0	0	1	3												
Mark Belanger, R OBP: 0.282, SLG: 0.264 (1, 6)									3	0	1	1	0	0	3												
Inning Stats	R: 1 E: 0 K: 1 S: 7	H: 2 LOB: 1 BB: 0 P: 7	R: 0 E: 0 K: 0 S: 5	H: 1 LOB: 1 BB: 0 P: 4	R: 0 E: 0 K: 0 S: 4	H: 1 LOB: 1 BB: 0 P: 4	R: 1 E: 0 K: 0 S: 5	H: 2 LOB: 0 BB: 0 P: 5	R: 0 E: 0 K: 1 S: 3	H: 2 LOB: 2 BB: 0 P: 7	R: 0 E: 0 K: 0 S: 3	H: 0 LOB: 0 BB: 0 P: 3	R: 2 E: 0 K: 1 S: 7	H: 3 LOB: 0 BB: 0 P: 7	R: 0 E: 0 K: 1 S: 7	H: 2 LOB: 0 BB: 0 P: 3	R: 0 E: 0 K: 0 S: 3	H: 0 LOB: 0 BB: 0 P: 3	1B: 11 2B: 2 HR: 0	SF: 1 SAC: 1 DP: 0 HBP: 0	WP: 0 PB: 0 SB: 0 CS: 1	PA: 39					
PITCHER	IP	WLS	BF	H	R	ER	SO	BB	IBB	HBP	BLK	WP	HR	S	P	ERA	WHIP										
Reggie Cleveland, R ERA: 3.88 (1, 1)	4.0	L	19	7	3	3	1	0	0	0	0	0	0	21	21	6.75	1.750										
Bob Stanley, R ERA: 4.17 (5, 1)	5.0		20	6	2	2	2	0	0	0	0	0	0	24	24	3.60	1.200										

Baltimore Orioles @ Boston Red Sox
Fenway Park, Boston, MA
Sat Jul 02 1977, 7:05 PM EDT
Att: 32,987 - Unknown

AB	37
R	5
H	13
RBI	5
BB	0
SO	3
LOB	20



Batter	1	2	3	4	5	6	7	8	9	AB	R	H	RBI	BB	SO	LOB	BOTTOM										
Rick Burleson, R OBP: 0.360, SLG: 0.418 (1, 6)										4	1	2	0	0	1	1											
Fred Lynn, L OBP: 0.301, SLG: 0.423 (1, 8)										4	0	0	0	0	1	3											
Jim Rice, R OBP: 0.363, SLG: 0.572 (1, 9)										3	1	0	0	1	1	2											
Carl Yastrzemski, L OBP: 0.366, SLG: 0.515 (1, 7)										4	0	1	1	0	1	0											
Carlton Fisk, R OBP: 0.435, SLG: 0.580 (1, 2)										3	0	0	1	0	0	0											
George Scott, R OBP: 0.336, SLG: 0.556 (1, 3)										4	0	0	0	0	1	1											
Butch Hobson, R OBP: 0.276, SLG: 0.442 (1, 5)										3	0	0	0	0	2	0											
Tommy Helms, R OBP: 0.207, SLG: 0.185 (1, 10)										3	0	1	0	0	0	0											
Steve Dillard, R OBP: 0.301, SLG: 0.372 (1, 4)										3	0	1	0	0	0	1											
Inning Stats	R: 2 E: 0 K: 1 S: 7	H: 2 LOB: 1 BB: 1 P: 11	R: 0 E: 0 K: 1 S: 6	H: 1 LOB: 1 BB: 0 P: 6	R: 0 E: 0 K: 1 S: 5	H: 0 LOB: 0 BB: 0 P: 5	R: 0 E: 0 K: 0 S: 3	H: 0 LOB: 0 BB: 0 P: 3	R: 0 E: 0 K: 1 S: 5	H: 0 LOB: 0 BB: 0 P: 5	R: 0 E: 0 K: 1 S: 5	H: 0 LOB: 0 BB: 0 P: 5	R: 0 E: 0 K: 1 S: 5	H: 0 LOB: 0 BB: 0 P: 5	R: 0 E: 0 K: 1 S: 5	H: 0 LOB: 0 BB: 0 P: 5	1B: 4 2B: 1 3B: 0 HR: 0	SF: 1 SAC: 0 DP: 0 HBP: 0	WP: 0 PB: 0 SB: 1 CS: 0	PA: 33							
PITCHER	IP	WLS	BF	H	R	ER	SO	BB	IBB	HBP	BLK	WP	HR	S	P	ERA	WHIP										
Mike Flanagan, L ERA: 4.19 (1, 1)	9.0	W	33	5	2	2	7	1	0	0	0	0	0	46	50	2.00	0.667										

Baltimore Orioles @ Boston Red Sox
Fenway Park, Boston, MA
Sat Jul 02 1977, 7:05 PM EDT
Att: 32,987 - Unknown

AB	31
R	2
H	5
RBI	2
BB	1
SO	7
LOB	8



Batter	1	2	3	4	5	6	7	8	9	AB	R	H	RBI	BB	SO	LOB	TOP					
Al Bumbry, L OBP: 0.341, SLG: 0.375 (1, 8)										4	1	0	0	1	0	4	Baltimore Orioles @ Boston Red Sox Fenway Park, Boston, MA Sun Jul 03 1977, 3:33 AM EDT Att: 31,081 - Unknown					
Rich Dauer, R OBP: 0.286, SLG: 0.317 (1, 4)										4	1	1	0	1	0	3						
Pat Kelly, L OBP: 0.386, SLG: 0.451 (1, 7)										5	2	2	1	0	1	3						
Ken Singleton, S OBP: 0.434, SLG: 0.498 (1, 9)										5	2	3	1	0	2	3						
Eddie Murray, S OBP: 0.329, SLG: 0.431 (1, 10)										5	3	3	3	0	1	2						
Lee May, R OBP: 0.297, SLG: 0.415 (1, 3)																						
Tony Muser, L OBP: 0.329, SLG: 0.333 (9, 3)										5	1	3	4	0	1	0						
Doug DeCinces, R OBP: 0.336, SLG: 0.426 (1, 5)										3	2	1	1	1	0	0						
Rick Dempsey, R OBP: 0.300, SLG: 0.312 (1, 2)										5	0	1	0	0	3	2						
Mark Belanger, R OBP: 0.285, SLG: 0.273 (1, 6)										4	0	2	2	0	0	1						
Inning Stats	R: 0 E: 0 K: 0 S: 3	H: 0 LOB: 0 BB: 0 P: 3	R: 0 E: 0 K: 0 S: 3	H: 2 LOB: 1 BB: 0 P: 3	R: 1 E: 0 K: 0 S: 5	H: 2 LOB: 2 BB: 0 P: 6	R: 3 E: 0 K: 0 S: 7	H: 5 LOB: 1 BB: 0 P: 7	R: 4 E: 0 K: 2 S: 11	H: 4 LOB: 0 BB: 0 P: 11	R: 4 E: 0 K: 0 S: 6	H: 3 LOB: 0 BB: 1 P: 10	R: 0 E: 0 K: 1 S: 5	H: 0 LOB: 1 BB: 1 P: 9	R: 0 E: 0 K: 3 S: 9	H: 0 LOB: 1 BB: 1 P: 13	R: 0 E: 0 K: 2 S: 7	H: 0 LOB: 0 BB: 0 P: 7	1B: 12 2B: 2 3B: 0 HR: 2	SF: 0 SAC: 0 DP: 1 HBP: 1	WP: 0 PB: 0 SB: 1 CS: 0	PA: 44
PITCHER	IP WLS BF H R ER SO BB IBB HBP BLK WP HR S P ERA WHIP																					
Rick Wise, R ERA: 6.04 (1, 1)	3.1 L 16 8 4 4 0 0 0 0 1 0 0 0 0 10 10 10.80 2.400																					
Mike Paxton, R ERA: 9.64 (4, 1)	1.0 8 5 4 4 1 0 0 0 0 0 0 1 10 10 36.00 5.000																					
Bill Lee, L ERA: 5.61 (5, 1)	1.1 8 3 4 4 1 1 0 0 0 0 0 1 9 13 27.00 3.000																					
Tom Murphy, R ERA: 6.92 (6, 1)	0.1 2 0 0 0 0 1 0 0 0 0 0 0 1 5 0.00 3.000																					
Bill Campbell, R ERA: 2.7 (7, 1)	3.0 10 0 0 0 6 1 0 0 0 0 0 0 21 25 0.00 0.333																					
Batter	1	2	3	4	5	6	7	8	9	AB	R	H	RBI	BB	SO	LOB	BOTTOM					
Rick Burleson, R OBP: 0.358, SLG: 0.413 (1, 6)										4	1	0	0	1	0	0	Baltimore Orioles @ Boston Red Sox Fenway Park, Boston, MA Sun Jul 03 1977, 3:33 AM EDT Att: 31,081 - Unknown					
Fred Lynn, L OBP: 0.308, SLG: 0.436 (1, 8)										4	1	2	1	1	0	0						
Jim Rice, R OBP: 0.363, SLG: 0.576 (1, 10)										5	0	2	1	0	0	1						
Carl Yastrzemski, L OBP: 0.367, SLG: 0.516 (1, 7)										5	1	2	0	0	0	3						
Carlton Fisk, R OBP: 0.438, SLG: 0.576 (1, 2)										2	2	0	0	2	1	2						
George Scott, R OBP: 0.331, SLG: 0.548 (1, 3)										4	0	0	0	0	1	5						
Bernie Carbo, L OBP: 0.388, SLG: 0.460 (1, 9)										4	1	1	2	0	3	3						
Butch Hobson, R OBP: 0.279, SLG: 0.443 (1, 5)										4	1	2	2	0	1	2						
Denny Doyle, L OBP: 0.312, SLG: 0.349 (1, 4)										4	1	1	1	0	1	1						
Inning Stats	R: 0 E: 0 K: 0 S: 3	H: 3 LOB: 0 BB: 0 P: 8	R: 3 E: 0 K: 1 S: 7	H: 3 LOB: 0 BB: 0 P: 8	R: 0 E: 0 K: 1 S: 6	H: 1 LOB: 2 BB: 1 P: 10	R: 1 E: 0 K: 0 S: 4	H: 1 LOB: 1 BB: 1 P: 8	R: 4 E: 1 K: 1 S: 8	H: 3 LOB: 1 BB: 2 P: 16	R: 0 E: 0 K: 2 S: 7	H: 0 LOB: 0 BB: 0 P: 7	R: 0 E: 0 K: 2 S: 7	H: 0 LOB: 0 BB: 0 P: 7	R: 0 E: 0 K: 0 S: 5	H: 2 LOB: 2 BB: 0 P: 5		1B: 4 2B: 4 3B: 2 HR: 0	SF: 0 SAC: 0 DP: 0 HBP: 1	WP: 0 PB: 0 SB: 0 CS: 1	PA: 41	
PITCHER	IP WLS BF H R ER SO BB IBB HBP BLK WP HR S P ERA WHIP																					
Dennis Martinez, R ERA: 3.39 (1, 1)	5.2 W 27 7 7 7 3 0 1 0 0 0 0 1 29 42 11.12 1.765																					
Fred Holdsworth, R ERA: 6.29 (6, 1)	0.0 2 1 1 0 0 1 0 0 0 0 0 0 1 5																					
Dick Drago, R ERA: 2.32 (6, 1)	3.1 S 12 2 0 0 4 0 0 0 0 0 0 0 20 20 0.00 0.600																					

AB	40
R	12
H	16
RBI	12
BB	3
SO	8
LOB	18



AB	36
R	8
H	10
RBI	7
BB	4
SO	7
LOB	17



Batter	1	2	3	4	5	6	7	8	9	AB	R	H	RBI	BB	SO	LOB	TOP								
Bob Bailor, R OBP: 0.344, SLG: 0.414 (1, 8)	4-3	K					F9	BB 1B		5	0	2	0	0	1	1	Toronto Blue Jays @ Boston Red Sox Fenway Park, Boston, MA Mon Jul 04 1977, 3:33 AM EDT Att: 21,073 - Unknown - 88 F								
Steve Stiggs, R OBP: 0.353, SLG: 0.478 (1, 4)	E1 FC4-6		L9-3 1B		K		F 1B 2B	BB 1B		4	1	2	0	1	1	1									
Al Woods, L OBP: 0.354, SLG: 0.428 (1, 7)	FC4-6 2B		L9-3		G3		E3 1B	G1-2-3		5	2	0	0	0	0	7									
Ron Fairly, L OBP: 0.420, SLG: 0.543 (1, 3)			5-3		F7		1B 1B			5	0	2	2	0	1	1									
Sam Ewing, L OBP: 0.363, SLG: 0.375 Doug Ault, R (7, PH) OBP: 0.344, SLG: 0.415 (1, 10)	K				K		E6 HR 1B	1B 1B		3	1	1	0	0	2	1									
Otto Velez, R OBP: 0.375, SLG: 0.516 (1, 9)		K			F3		HR			5	1	2	2	0	1	1									
Doug Rader, R OBP: 0.357, SLG: 0.441 (1, 5)		1B 2B					5-3	G5-2-3		5	1	2	0	0	1	4									
Hector Torres, R OBP: 0.263, SLG: 0.311 (1, 6)		6-3					F8			3	0	0	0	1	0	1									
Alan Ashby, S OBP: 0.299, SLG: 0.285 Ernie Whitt, L (8, PR) OBP: 0.250, SLG: 0.316 (8, 2)					G3		K	BB 1B G1-2-3 1B		4	0	2	1	0	1	2									
Inning Stats	R: 1 E: 1 K: 1 S: 7	H: 1 LOB: 1 BB: 0 P: 7	R: 1 E: 0 K: 2 S: 9	H: 2 LOB: 1 BB: 0 P: 9	R: 0 E: 0 K: 0 S: 3	H: 1 LOB: 0 BB: 0 P: 3	R: 0 E: 0 K: 1 S: 6	H: 1 LOB: 2 BB: 1 P: 10	R: 0 E: 0 K: 1 S: 6	H: 1 LOB: 1 BB: 0 P: 6	R: 2 E: 1 K: 1 S: 7	H: 2 LOB: 0 BB: 0 P: 7	R: 2 E: 1 K: 0 S: 7	H: 4 LOB: 2 BB: 0 P: 7	R: 0 E: 0 K: 0 S: 4	H: 2 LOB: 2 BB: 1 P: 8	R: 0 E: 0 K: 2 S: 7	H: 0 LOB: 1 BB: 0 P: 8	1B: 8 2B: 6 3B: 0 HR: 1	SF: 0 SAC: 0 DP: 3 HBP: 1	WP: 0 PB: 0 SB: 1 CS: 0	PA: 43			
PITCHER	IP	WLS	BF	H	R	ER	SO	BB	IBB	HBP	BLK	WP	HR	S	P	ERA	WHIP								
Fergie Jenkins, R ERA: 3.18 (1, 1)	6.1		31	10	6	4	6	1	0	0	0	0	1	42	46	5.68	1.737								
Ramon Hernandez, L ERA: 7.36 (7, 1)	0.0	L	1	1	0	0	0	0	0	0	0	0	0	1	1	∞	∞								
Reggie Cleveland, R ERA: 3.62 (7, 1)	1.0		5	3	0	0	0	0	0	0	0	0	0	5	5	0.00	3.000								
Bill Campbell, R ERA: 2.64 (8, 1)	1.2	W	6	0	0	0	2	1	0	1	0	0	0	8	13	0.00	0.600								

AB	40
R	6
H	14
RBI	6
BB	2
SO	8
LOB	19



Batter	1	2	3	4	5	6	7	8	9	AB	R	H	RBI	BB	SO	LOB	BOTTOM								
Rick Burleson, R OBP: 0.353, SLG: 0.407 (1, 6)	3-1			F4		F9		F6		4	0	0	0	0	0	0	Toronto Blue Jays @ Boston Red Sox Fenway Park, Boston, MA Mon Jul 04 1977, 3:33 AM EDT Att: 21,073 - Unknown - 88 F								
Fred Lynn, L OBP: 0.312, SLG: 0.470 (1, 8)	K			6-3		HR		HR		4	2	2	2	0	1	0									
Jim Rice, R OBP: 0.365, SLG: 0.585 Rick Miller, L OBP: 0.315, SLG: 0.270 (1, 9) (9, 9)	F8			6-3				HR		4	1	2	1	0	0	0									
Carl Yastrzemski, L OBP: 0.368, SLG: 0.527 (1, 7)		F6				FC5-4 1B		4-3		4	1	2	1	0	0	1									
Carlton Fisk, R OBP: 0.435, SLG: 0.569 (1, 2)		F9			FC5-4 HR		G4-6-3 BB	1-3		3	1	0	0	1	0	1									
George Scott, R OBP: 0.333, SLG: 0.568 (1, 3)		F4			HR		G4-6-3	HR		4	2	2	3	0	0	1									
Butch Hobson, R OBP: 0.282, SLG: 0.455 (1, 5)			K			6-3		HR		4	1	2	1	0	1	0									
Tommy Helms, R OBP: 0.194, SLG: 0.172 Bernie Carbo, L OBP: 0.395, SLG: 0.488 (1, 10) (7, PH)			F8			F5		HR		2	0	0	0	0	0	0									
Steve Dillard, R OBP: 0.294, SLG: 0.363 Denny Doyle, L OBP: 0.309, SLG: 0.346 (1, 4) (8, 4)			F4			F4		F8		2	0	0	0	0	0	0									
Inning Stats	R: 0 E: 0 K: 1 S: 5	H: 0 LOB: 0 BB: 0 P: 5	R: 0 E: 0 K: 0 S: 3	H: 0 LOB: 0 BB: 0 P: 3	R: 0 E: 0 K: 1 S: 5	H: 0 LOB: 0 BB: 0 P: 5	R: 0 E: 0 K: 0 S: 3	H: 0 LOB: 0 BB: 0 P: 3	R: 2 E: 0 K: 0 S: 5	H: 2 LOB: 1 BB: 0 P: 5	R: 1 E: 0 K: 0 S: 5	H: 2 LOB: 0 BB: 0 P: 5	R: 2 E: 0 K: 0 S: 4	H: 2 LOB: 1 BB: 1 P: 8	R: 4 E: 0 K: 1 S: 10	H: 5 LOB: 2 BB: 1 P: 14	R: 0 E: 0 K: 2 S: 7	H: 0 LOB: 1 BB: 0 P: 8	1B: 3 2B: 0 3B: 0 HR: 8	SF: 0 SAC: 0 DP: 1 HBP: 0	WP: 0 PB: 0 SB: 0 CS: 0	PA: 36			
PITCHER	IP	WLS	BF	H	R	ER	SO	BB	IBB	HBP	BLK	WP	HR	S	P	ERA	WHIP								
Jerry Garvin, L ERA: 3.87 (1, 1)	6.0		22	4	3	3	2	0	0	0	0	0	2	26	26	4.50	0.667								
Chuck Hartenstein, R ERA: 7.23 (7, 1)	1.1	L	8	4	4	4	0	1	0	0	0	0	4	7	11	27.00	3.750								
Mike Willis, L ERA: 3.19 (8, 1)	0.1		3	2	2	2	0	0	0	0	0	0	2	3	3	54.00	6.000								
Jerry Johnson, R ERA: 4.06 (8, 1)	0.1		3	1	0	0	1	1	0	0	0	0	0	4	8	0.00	6.000								



Batter	1	2	3	4	5	6	7	8	9	AB	R	H	RBI	BB	SO	LOB	TOP				
Bob Bailor, R OBP: 0.345, SLG: 0.414 (1, 8)										5	1	2	0	0	0	0					
Steve Stagos, R OBP: 0.310, SLG: 0.429 (1, 4)										5	1	1	1	0	1	2					
Al Woods, L OBP: 0.346, SLG: 0.417 (1, 7)										5	0	0	0	0	1	4					
Ron Fairly, L OBP: 0.424, SLG: 0.546 (1, 10)										4	1	3	1	0	0	2					
Otto Velez, R OBP: 0.376, SLG: 0.529 (1, 9)										4	1	2	3	0	1	1					
Doug Radler, R OBP: 0.355, SLG: 0.436 (1, 5)										3	0	0	0	1	0	3					
Doug Ault, R OBP: 0.343, SLG: 0.410 (1, 3)										3	0	0	0	1	2	3					
Ernie Whitt, L OBP: 0.208, SLG: 0.261 (1, 2)										4	0	0	0	0	0	1					
Hector Torres, R OBP: 0.265, SLG: 0.320 (1, 6)										3	1	1	0	0	0	0					
Sam Ewing, L OBP: 0.360, SLG: 0.371 (8, PH)										1	0	0	0	0	1	0					
John Scott, R OBP: 0.265, SLG: 0.311 (8, 8)										0	0	0	0	0	0	0					
Inning Stats	R: 2 E: 0 K: 1 S: 9	H: 3 LOB: 2 BB: 0 P: 9	R: 0 E: 0 K: 0 S: 3	H: 0 LOB: 0 BB: 0 P: 3	R: 2 E: 0 K: 1 S: 7	H: 2 LOB: 1 BB: 1 P: 11	R: 1 E: 0 K: 0 S: 6	H: 3 LOB: 2 BB: 0 P: 6	R: 0 E: 0 K: 1 S: 5	H: 0 LOB: 1 BB: 1 P: 9	R: 0 E: 0 K: 0 S: 4	H: 1 LOB: 1 BB: 0 P: 4	R: 0 E: 0 K: 1 S: 5	H: 0 LOB: 0 BB: 0 P: 5	R: 0 E: 0 K: 2 S: 7	H: 0 LOB: 0 BB: 0 P: 7	1B: 7 2B: 2 3B: 0 HR: 1	SF: 0 SAC: 0 DP: 1 HBP: 0	WP: 0 PB: 0 SB: 0 CS: 0	PA: 39	
PITCHER	IP	WLS	BF	H	R	ER	SO	BB	IBB	HBP	BLK	WP	HR	S	P	ERA	WHIP				
Luis Tiant, R ERA: 5.34 (1, 1)	3.1		20	8	5	5	2	1	0	0	0	0	1	23	27	13.50	2.700				
Mike Paxton, R ERA: 7.66 (4, 1)	3.0		11	1	0	0	1	1	0	0	0	0	0	12	16	0.00	0.667				
Bill Campbell, R ERA: 2.55 (7, 1)	2.2	W	8	0	0	0	3	0	0	0	0	0	0	14	14	0.00	0.000				

Toronto Blue Jays @ Boston Red Sox
Fenway Park, Boston, MA
Wed Jul 06 1977, 7:05 PM EDT
Att: 34,956 - Unknown - 73 F

AB	37
R	5
H	9
RBI	5
BB	2
SO	6
LOB	16



Batter	1	2	3	4	5	6	7	8	9	AB	R	H	RBI	BB	SO	LOB	BOTTOM				
Rick Burleson, R OBP: 0.354, SLG: 0.407 (1, 6)										5	0	2	1	0	1	3					
Fred Lynn, L OBP: 0.324, SLG: 0.489 (1, 8)										5	2	4	1	0	0	0					
Jim Rice, R OBP: 0.363, SLG: 0.579 (1, 10)										5	1	1	0	0	2	5					
Carl Yastrzemski, L OBP: 0.378, SLG: 0.534 (1, 7)										4	3	4	2	1	0	0					
Carlton Fisk, R OBP: 0.431, SLG: 0.563 (1, 2)										4	0	1	2	0	1	5					
George Scott, R OBP: 0.338, SLG: 0.573 (1, 3)										3	1	2	2	1	0	3					
Bernie Carbo, L OBP: 0.366, SLG: 0.477 (1, 9)										3	1	0	0	0	1	2					
Rick Miller, L OBP: 0.320, SLG: 0.277 (7, PH) (8, 9)										2	0	1	0	0	1	0					
Butch Hobson, R OBP: 0.282, SLG: 0.455 (1, 5)										4	0	1	1	0	1	4					
Denny Doyle, L OBP: 0.308, SLG: 0.344 (1, 4)										4	1	1	0	0	0	4					
Inning Stats	R: 1 E: 0 K: 1 S: 7	H: 2 LOB: 1 BB: 0 P: 7	R: 2 E: 0 K: 1 S: 9	H: 4 LOB: 2 BB: 0 P: 9	R: 2 E: 0 K: 0 S: 6	H: 3 LOB: 1 BB: 0 P: 6	R: 0 E: 0 K: 1 S: 7	H: 2 LOB: 3 BB: 1 P: 11	R: 0 E: 0 K: 1 S: 5	H: 0 LOB: 0 BB: 0 P: 5	R: 0 E: 0 K: 1 S: 5	H: 0 LOB: 0 BB: 0 P: 5	R: 1 E: 0 K: 1 S: 8	H: 3 LOB: 3 BB: 1 P: 12	R: 3 E: 0 K: 1 S: 8	H: 3 LOB: 0 BB: 0 P: 8	1B: 13 2B: 4 3B: 0 HR: 0	SF: 2 SAC: 0 DP: 0 HBP: 0	WP: 1 PB: 0 SB: 0 CS: 0	PA: 43	
PITCHER	IP	WLS	BF	H	R	ER	SO	BB	IBB	HBP	BLK	WP	HR	S	P	ERA	WHIP				
Pete Vuckovich, R ERA: 3.61 (1, 1)	6.0	L	33	13	6	6	5	1	0	0	0	0	0	41	49	9.00	2.333				
Jerry Johnson, R ERA: 4.42 (7, 1)	2.0		10	4	3	3	2	0	0	0	0	0	0	14	14	13.50	2.000				

Toronto Blue Jays @ Boston Red Sox
Fenway Park, Boston, MA
Wed Jul 06 1977, 7:05 PM EDT
Att: 34,956 - Unknown - 73 F

AB	39
R	9
H	17
RBI	9
BB	2
SO	7
LOB	26



Batter	1	2	3	4	5	6	7	8	9	AB	R	H	RBI	BB	SO	LOB	TOP
Bob Bailor, R OBP: 0.346, SLG: 0.417 (1, 8)										5	0	2	0	0	0	3	Toronto Blue Jays @ Boston Red Sox Fenway Park, Boston, MA Thu Jul 07 1977, 7:05 PM EDT Att: 32,641 - Unknown - 70 F
Steve Stiggs, R OBP: 0.346, SLG: 0.406 (1, 4)										4	0	1	0	1	1	2	
Al Woods, L OBP: 0.344, SLG: 0.414 (1, 7)										4	1	1	0	0	0	5	
Ron Fairly, L OBP: 0.418, SLG: 0.537 (1, 10)										4	0	0	0	0	0	3	
Otto Velez, R OBP: 0.371, SLG: 0.520 (1, 9)										4	0	0	0	0	0	3	
Doug Radler, R OBP: 0.342, SLG: 0.449 (1, 5)										3	1	2	2	1	0	0	
Doug Ault, R OBP: 0.342, SLG: 0.407 (1, 3)										4	0	1	0	0	1	1	
Hector Torres, R OBP: 0.266, SLG: 0.320 (7, PR)										3	0	1	0	0	0	2	
John Scott, R OBP: 0.263, SLG: 0.309 (7, 8)										1	0	0	0	0	0	0	
Alan Ashby, S OBP: 0.301, SLG: 0.289 (1, 2)										4	0	2	0	0	1	0	
Inning Stats	R: 0 E: 1 K: 1 S: 7	H: 1 LOB: 2 BB: 0 P: 7	R: 0 E: 0 K: 0 S: 3	H: 0 LOB: 0 BB: 0 P: 3	R: 0 E: 0 K: 0 S: 4	H: 2 LOB: 1 BB: 0 P: 4	R: 0 E: 0 K: 0 S: 5	H: 2 LOB: 0 BB: 0 P: 5	R: 0 E: 0 K: 0 S: 4	H: 2 LOB: 2 BB: 1 P: 8	R: 0 E: 0 K: 1 S: 5	H: 0 LOB: 1 BB: 1 P: 9	R: 0 E: 0 K: 1 S: 6	H: 1 LOB: 1 BB: 0 P: 6	1B: 8 2B: 1 3B: 0 HR: 1	SF: 0 SAC: 0 DP: 1 HBP: 0	WP: 0 PA: 38 PB: 0 SB: 0 CS: 2
PITCHER	IP WLS BF H R ER SO BB IBB HBP BLK WP HR S P ERA WHIP																
Bob Stanley, R ERA: 4.09 (1, 1)	6.0 W 26 8 2 2 1 0 0 0 0 0 1 28 28 3.00 1.333																
Bill Campbell, R ERA: 2.45 (7, 1)	3.0 S 12 2 0 0 2 2 0 0 0 0 0 0 14 22 0.00 1.333																

Batter	1	2	3	4	5	6	7	8	9	AB	R	H	RBI	BB	SO	LOB	BOTTOM		
Rick Burleson, R OBP: 0.352, SLG: 0.404 (1, 6)										5	0	1	0	0	0	3	Toronto Blue Jays @ Boston Red Sox Fenway Park, Boston, MA Thu Jul 07 1977, 7:05 PM EDT Att: 32,641 - Unknown - 70 F		
Fred Lynn, L OBP: 0.330, SLG: 0.487 (1, 8)										3	2	1	0	2	0	2			
Jim Rice, R OBP: 0.366, SLG: 0.592 (1, 10)										5	2	3	1	0	0	3			
Carl Yastrzemski, L OBP: 0.380, SLG: 0.533 (1, 7)										2	0	1	1	1	0	1			
Carlton Fisk, R OBP: 0.432, SLG: 0.576 (1, 2)										3	1	2	3	0	0	1			
George Scott, R OBP: 0.333, SLG: 0.565 (1, 3)										4	0	0	0	0	2	5			
Bernie Carbo, L OBP: 0.397, SLG: 0.477 (1, 9)										2	0	1	0	2	0	2			
Tommy Helms, R OBP: 0.200, SLG: 0.182 (1, 5)										4	0	1	0	0	0	4			
Denny Doyle, L OBP: 0.309, SLG: 0.344 (1, 4)										3	0	1	0	0	0	1			
Inning Stats	R: 1 E: 0 K: 0 S: 6	H: 3 LOB: 2 BB: 0 P: 6	R: 0 E: 1 K: 0 S: 3	H: 0 LOB: 1 BB: 1 P: 7	R: 1 E: 0 K: 1 S: 7	H: 2 LOB: 2 BB: 1 P: 11	R: 0 E: 0 K: 0 S: 4	H: 1 LOB: 1 BB: 0 P: 4	R: 1 E: 0 K: 0 S: 5	H: 2 LOB: 2 BB: 1 P: 9	R: 0 E: 0 K: 0 S: 3	H: 1 LOB: 0 BB: 0 P: 3	R: 2 E: 0 K: 1 S: 7	H: 2 LOB: 1 BB: 1 P: 11	R: 0 E: 0 K: 0 S: 3	H: 0 LOB: 1 BB: 1 P: 7		1B: 8 2B: 1 3B: 0 HR: 2	SF: 2 SAC: 1 DP: 0 HBP: 0
PITCHER	IP WLS BF H R ER SO BB IBB HBP BLK WP HR S P ERA WHIP																		
Jesse Jefferson, R ERA: 4.21 (1, 1)	8.0 L 39 11 5 5 2 5 0 0 0 0 0 2 38 58 5.62 2.000																		

Batter	1	2	3	4	5	6	7	8	9	AB	R	H	RBI	BB	SO	LOB	TOP																					
Rick Burleson, R OBP: 0.355, SLG: 0.403 (1, 6)										3	1	1	0	2	1	0	Boston Red Sox @ Milwaukee Brewers Milwaukee County Stadium, Milwaukee, WI Fri Jul 08 1977, 8:05 PM EDT Att: 31,663 - Unknown - 77 F																					
Fred Lynn, L OBP: 0.332, SLG: 0.495 (1, 8)										5	2	2	1	0	0	3																						
Jim Rice, R OBP: 0.369, SLG: 0.607 (1, 10)										5	1	3	2	0	1	1																						
Carl Yastrzemski, L OBP: 0.380, SLG: 0.529 (1, 7)										4	0	1	0	1	1	2																						
Carlton Fisk, R OBP: 0.429, SLG: 0.569 (1, 2)										5	0	1	1	0	2	4																						
George Scott, R OBP: 0.335, SLG: 0.574 (1, 3)										4	2	2	1	0	0	2																						
Bernie Carbo, L OBP: 0.400, SLG: 0.500 (1, 9)										4	1	2	1	0	1	0																						
Tommy Helms, R OBP: 0.179, SLG: 0.162 (1, 5)										4	0	0	0	0	0	2																						
Denny Doyle, L OBP: 0.312, SLG: 0.347 (1, 4)										4	0	2	1	0	0	0																						
Inning Stats	R: 0 E: 0 K: 0 S: 5	H: 3 LOB: 2 BB: 0 P: 5	R: 1 E: 0 K: 0 S: 4	H: 2 LOB: 0 BB: 0 P: 4	R: 2 E: 1 K: 1 S: 7	H: 2 LOB: 1 BB: 1 P: 11	R: 0 E: 0 K: 1 S: 5	H: 0 LOB: 0 BB: 0 P: 5	R: 0 E: 0 K: 1 S: 6	H: 1 LOB: 2 BB: 1 P: 10	R: 1 E: 0 K: 0 S: 5	H: 3 LOB: 2 BB: 1 P: 9	R: 0 E: 0 K: 1 S: 5	H: 0 LOB: 0 BB: 0 P: 5	R: 1 E: 0 K: 0 S: 4	H: 1 LOB: 0 BB: 0 P: 4	R: 2 E: 0 K: 2 S: 9	H: 2 LOB: 0 BB: 0 P: 9	1B: 9 2B: 1 3B: 2 HR: 3	SF: 0 SAC: 0 DP: 3 HBP: 0	WP: 1 PB: 0 SB: 0 CS: 1	PA: 42																
PITCHER	IP	WLS	BF	H	R	ER	SO	BB	IBB	HBP	BLK	WP	HR	S	P	ERA	WHIP	PITCHER				IP	WLS	BF	H	R	ER	SO	BB	IBB	HBP	BLK	WP	HR	S	P	ERA	WHIP
Jim Slaton, R ERA: 2.94 (1, 1)	5.2	L	27	11	4	4	3	1	1	0	0	1	1	31	39	6.35	2.118																					
Eduardo Rodriguez, R ERA: 5.45 (6, 1)	3.1		14	3	3	3	3	1	0	0	0	0	2	19	23	8.10	1.200																					

AB	38
R	7
H	14
RBI	7
BB	3
SO	6
LOB	14



Batter	1	2	3	4	5	6	7	8	9	AB	R	H	RBI	BB	SO	LOB	BOTTOM																					
Robin Yount, R OBP: 0.343, SLG: 0.379 (1, 6)										5	0	1	1	0	1	0	Boston Red Sox @ Milwaukee Brewers Milwaukee County Stadium, Milwaukee, WI Fri Jul 08 1977, 8:05 PM EDT Att: 31,663 - Unknown - 77 F																					
Von Joshua, L OBP: 0.282, SLG: 0.344 (1, 8)										5	0	1	0	0	1	2																						
Cecil Cooper, L OBP: 0.328, SLG: 0.448 (1, 3)										4	1	1	0	0	1	1																						
Sal Bando, R OBP: 0.354, SLG: 0.433 (1, 5)										2	1	1	2	1	0	0																						
Don Money, R OBP: 0.363, SLG: 0.479 (1, 4)										4	0	1	0	0	0	0																						
Sixto Lezcano, R OBP: 0.347, SLG: 0.475 (1, 9)										4	0	1	0	0	1	2																						
Jamie Quirk, L OBP: 0.283, SLG: 0.381 (1, 10)										4	1	2	0	0	0	3																						
Steve Brye, R OBP: 0.270, SLG: 0.386 (1, 7)										1	0	0	0	1	0	2																						
Tim Johnson, L OBP: 0.150, SLG: 0.118 (7, PH) (8, 7)										2	0	0	0	0	2	1																						
Charlie Moore, R OBP: 0.295, SLG: 0.341 (1, 2)										2	0	0	0	0	0	2																						
Mike Hegan, L OBP: 0.313, SLG: 0.283 (7, PH)										1	0	0	0	0	1	0																						
Larry Haney, R OBP: 0.184, SLG: 0.174 (8, 2)										0	0	0	0	0	0	0																						
Bob Sheldon, L OBP: 0.347, SLG: 0.381 (8, PH)										0	0	0	0	1	0	0																						
Inning Stats	R: 0 E: 0 K: 1 S: 5	H: 0 LOB: 0 BB: 0 P: 5	R: 1 E: 0 K: 0 S: 5	H: 2 LOB: 2 BB: 1 P: 9	R: 0 E: 0 K: 0 S: 3	H: 0 LOB: 0 BB: 0 P: 3	R: 0 E: 0 K: 0 S: 4	H: 1 LOB: 2 BB: 1 P: 8	R: 0 E: 0 K: 1 S: 6	H: 1 LOB: 1 BB: 0 P: 6	R: 0 E: 0 K: 0 S: 4	H: 1 LOB: 1 BB: 0 P: 4	R: 0 E: 0 K: 2 S: 7	H: 0 LOB: 0 BB: 0 P: 7	R: 1 E: 0 K: 0 S: 4	H: 1 LOB: 0 BB: 0 P: 4	R: 3 E: 0 K: 3 S: 11	H: 2 LOB: 2 BB: 1 P: 15	1B: 6 2B: 0 3B: 1 HR: 1	SF: 1 SAC: 0 DP: 0 HBP: 0	WP: 0 PB: 0 SB: 0 CS: 0	PA: 38																
PITCHER	IP	WLS	BF	H	R	ER	SO	BB	IBB	HBP	BLK	WP	HR	S	P	ERA	WHIP	PITCHER				IP	WLS	BF	H	R	ER	SO	BB	IBB	HBP	BLK	WP	HR	S	P	ERA	WHIP
Reggie Cleveland, R ERA: 3.57 (1, 1)	9.0	W	38	8	3	3	7	3	0	0	0	0	1	49	61	3.00	1.222																					



Batter	1	2	3	4	5	6	7	8	9	AB	R	H	RBI	BB	SO	LOB	TOP																						
Rick Burleson, R OBP: 0.360, SLG: 0.409 (1, 6)	0-0 6-3			4-0 G5-4-3 BB		0-0 FC6-4 1B		0-0 1-H 2B		3	0	2	1	1	0	0	Boston Red Sox @ Milwaukee Brewers Milwaukee County Stadium, Milwaukee, WI Sat Jul 09 1977, 4:33 AM EDT Att: 25,372 - Unknown - 64 F																						
Fred Lynn, L OBP: 0.326, SLG: 0.485 (1, 8)	0-0 F5		0-0 L7		0-0 F8		0-3 K		4	0	0	0	0	1	3																								
Jim Rice, R OBP: 0.368, SLG: 0.602 (1, 9)	0-0 1-3		0-0 G5-4-3 1-2		0-0 FC6-4 1-2		4-0 IBB		3	0	0	0	1	0	2																								
Carl Yastrzemski, L OBP: 0.378, SLG: 0.529 (1, 7)		0-0 4-3			0-0 F5		0-0 5-3 2B	0-0 4-3	4	0	1	0	0	0	2																								
Carlton Fisk, R OBP: 0.423, SLG: 0.561 (1, 2)		0-3 K			0-0 L1		0-0 5-3	0-0 F8	4	0	0	0	0	1	1																								
George Scott, R OBP: 0.334, SLG: 0.569 (1, 3)		0-3 K			4-0 2B BB		0-0 5-3	0-0 4-3	3	1	0	0	1	1	1																								
Butch Hobson, R OBP: 0.281, SLG: 0.456 (1, 5)			0-3 K		0-0 1B 1-H 2B		0-0 P7	0-0 F9	4	0	1	1	0	1	1																								
Tommy Helms, R OBP: 0.190, SLG: 0.175 (1, 10)			0-0 6-3		0-0 2-3 1B		0-0 F7		3	0	1	0	0	0	0																								
Steve Dillard, R OBP: 0.295, SLG: 0.361 (1, 4)			0-0 1-3		0-0 F8		0-0 2B 1B		3	1	1	0	0	0	0																								
Inning Stats	R: 0 E: 0 K: 0 S: 3	H: 0 LOB: 0 BB: 0 P: 3	R: 0 E: 0 K: 2 S: 7	H: 0 LOB: 0 BB: 0 P: 7	R: 0 E: 0 K: 1 S: 5	H: 0 LOB: 0 BB: 1 P: 5	R: 0 E: 0 K: 0 S: 2	H: 0 LOB: 0 BB: 1 P: 6	R: 1 E: 0 K: 0 S: 4	H: 2 LOB: 2 BB: 1 P: 8	R: 0 E: 0 K: 0 S: 4	H: 1 LOB: 1 BB: 0 P: 4	R: 0 E: 0 K: 0 S: 4	H: 1 LOB: 1 BB: 0 P: 4	R: 1 E: 0 K: 1 S: 7	H: 2 LOB: 2 BB: 1 P: 11	R: 0 E: 0 K: 0 S: 3	H: 0 LOB: 0 BB: 0 P: 3	1B: 3 2B: 3 3B: 0 HR: 0	SF: 0 SAC: 0 DP: 1 HBP: 0	WP: 0 PA: 34 CS: 0																		
PITCHER	IP	WLS	BF	H	R	ER	SO	BB	IBB	HBP	BLK	WP	HR	S	P	ERA	WHIP	PITCHER				IP	WLS	BF	H	R	ER	SO	BB	IBB	HBP	BLK	WP	HR	S	P	ERA	WHIP	
Jerry Augustine, L ERA: 3.87 (1, 1)	8.0	W	31	6	2	2	4	2	1	0	0	0	0	36	48	2.25	1.000					8.0	L	32	7	3	3	4	1	0	0	0	0	0	0	0	3.38	1.000	
Bill Castro, R ERA: 4.97 (9, 1)	1.0	S	3	0	0	0	0	0	0	0	0	0	0	3	3	0.00	0.000					1.0	S	3	0	0	0	0	0	0	0	0	0	0	0	0	0	0.00	0.000

AB	31
R	2
H	6
RBI	2
BB	3
SO	4
LOB	10



Batter	1	2	3	4	5	6	7	8	9	AB	R	H	RBI	BB	SO	LOB	BOTTOM																					
Bob Sheldon, L OBP: 0.346, SLG: 0.378 (1, 10)	0-0 F8		0-0 F5			0-0 SH2-4 1B		0-0 SH1-4		3	1	1	0	0	0	0	Boston Red Sox @ Milwaukee Brewers Milwaukee County Stadium, Milwaukee, WI Sat Jul 09 1977, 4:33 AM EDT Att: 25,372 - Unknown - 64 F																					
Robin Yount, R OBP: 0.348, SLG: 0.387 (1, 6)	0-0 4-3 2B		0-0 1B			0-0 SH2-4 1-2		0-0 E 1B		3	0	3	0	0	0	0																						
Cecil Cooper, L OBP: 0.327, SLG: 0.445 (1, 3)	0-0 4-3 2-3		0-3 K			0-0 2-H 1B		0-0 E4 1-2 3-H		4	0	1	2	0	1	3																						
Sal Bando, R OBP: 0.353, SLG: 0.429 (1, 5)	0-0 F7			4-0 CS BB		0-3 K		0-3 K		3	0	0	0	1	2	4																						
Don Money, R OBP: 0.358, SLG: 0.473 (1, 4)		0-0 F4		0-0 F4 1-2		0-0 F6		0-0 F8		4	0	0	0	0	0	4																						
Sixto Lezcano, R OBP: 0.344, SLG: 0.470 (1, 9)		0-0 P1		0-0 F3			0-0 F3		3	0	0	0	0	0	0	0																						
Von Joshua, L OBP: 0.279, SLG: 0.341 (1, 8)		0-0 4-3			0-3 K		0-0 F6		3	0	0	0	0	1	0	0																						
Jamie Quirk, L OBP: 0.256, SLG: 0.371 (1, 7)			0-0 6-3		0-0 F8		0-0 F6		3	0	0	0	0	0	0	0																						
Jim Wothford, R OBP: 0.236, SLG: 0.271 (8, 7)									0	0	0	0	0	0	0	0																						
Charlie Moore, R OBP: 0.300, SLG: 0.361 (1, 2)			0-0 HR		0-0 F8			0-0 1B SH1-4 E 1B		3	2	2	1	0	0	0																						
Inning Stats	R: 0 E: 0 K: 0 S: 4	H: 1 LOB: 1 BB: 0 P: 4	R: 0 E: 0 K: 0 S: 3	H: 0 LOB: 0 BB: 0 P: 3	R: 1 E: 0 K: 1 S: 7	H: 2 LOB: 1 BB: 0 P: 7	R: 0 E: 0 K: 0 S: 2	H: 0 LOB: 0 BB: 1 P: 6	R: 0 E: 0 K: 0 S: 5	H: 0 LOB: 0 BB: 0 P: 5	R: 1 E: 0 K: 1 S: 7	H: 2 LOB: 1 BB: 0 P: 7	R: 0 E: 0 K: 0 S: 3	H: 0 LOB: 0 BB: 0 P: 3	R: 1 E: 1 K: 1 S: 8	H: 2 LOB: 2 BB: 0 P: 8	R: 0 E: 0 K: 0 S: 3	H: 0 LOB: 0 BB: 0 P: 3	1B: 5 2B: 1 3B: 0 HR: 1	SF: 0 SAC: 2 DP: 0 HBP: 0	WP: 0 PA: 32 CS: 1																	
PITCHER	IP	WLS	BF	H	R	ER	SO	BB	IBB	HBP	BLK	WP	HR	S	P	ERA	WHIP	PITCHER				IP	WLS	BF	H	R	ER	SO	BB	IBB	HBP	BLK	WP	HR	S	P	ERA	WHIP
Fergie Jenkins, R ERA: 3.19 (1, 1)	8.0	L	32	7	3	3	4	1	0	0	0	0	1	39	43	3.38	1.000					8.0	L	32	7	3	3	4	1	0	0	0	0	0	0	3.19	1.000	



Batter	1	2	3	4	5	6	7	8	9	AB	R	H	RBI	BB	SO	LOB	TOP				
Rick Burleson, R OBP: 0.365, SLG: 0.415 (1,6)	5-3	1B	G4-6-3			G6-4-3		BB		4	0	2	1	1	0	3	Boston Red Sox @ Milwaukee Brewers Milwaukee County Stadium, Milwaukee, WI Sun Jul 10 1977, 8:05 PM EDT Att: 28,887 - Unknown - 66 F livebaseballscores.com				
Fred Lynn, L OBP: 0.322, SLG: 0.467 (1,8)	1B	BB				F3		3-1		4	0	1	0	1	1	3					
Jim Rice, R OBP: 0.370, SLG: 0.594 (1,7)	L6	FC5-4				G6-4-3			F4	5	0	1	0	0	4						
George Scott, R OBP: 0.343, SLG: 0.576 (1,3)		HR	E6					5-3	L5-4	5	2	2	1	0	1	1					
Carlton Fisk, R OBP: 0.423, SLG: 0.551 (1,2)	F8		1B					F7		4	1	1	0	1	1	1					
Butch Hobson, R OBP: 0.294, SLG: 0.468 (1,5)		FC1-4	E					K	L5-4	5	1	3	1	0	1	2					
Dwight Evans, R OBP: 0.354, SLG: 0.540 (1,10)		FC1-4-5	1B					K		2	1	1	1	0	0	1					
Bernie Carbo, L OBP: 0.406, SLG: 0.496 (3, PR)	1B	E7	1B					K		2	0	0	0	0	2	1					
Steve Dillard, R OBP: 0.298, SLG: 0.360 (1,4)		1B						K		4	1	2	1	0	1	1					
Rick Miller, L OBP: 0.333, SLG: 0.296 (1,9)	E8	F4						F4		4	1	2	1	0	0	4					
Inning Stats	R: 0 E: 0 K: 0 S: 3	H: 1 LOB: 1 BB: 0 P: 3	R: 4 E: 1 K: 0 S: 8	H: 5 LOB: 2 BB: 1 P: 12	R: 3 E: 2 K: 0 S: 7	H: 4 LOB: 2 BB: 0 P: 7	R: 0 E: 0 K: 3 S: 10	H: 1 LOB: 1 BB: 0 P: 10	R: 0 E: 0 K: 1 S: 6	H: 1 LOB: 1 BB: 0 P: 6	R: 0 E: 0 K: 1 S: 5	H: 0 LOB: 0 BB: 0 P: 5	R: 0 E: 0 K: 2 S: 8	H: 1 LOB: 2 BB: 1 P: 12	R: 0 E: 0 K: 0 S: 3	H: 1 LOB: 1 BB: 1 P: 7	1B: 13 2B: 2 3B: 0 HR: 1	SF: 0 SAC: 0 DP: 3 HBP: 0	WP: 0 PB: 0 CS: 0	PA: 42	
PITCHER	IP	WLS	BF	H	R	ER	SO	BB	IBB	HBP	BLK	WP	HR	S	P	ERA	WHIP				
Mike Caldwell, L ERA: 4.05 (1,1)	1.2	L	11	6	4	4	0	1	0	0	0	0	1	10	14	21.60	4.200				
Lary Sorensen, R ERA: 5.1 (2,1)	0.1		6	4	3	2	0	0	0	0	0	0	0	6	6	54.00	12.000				
Bob McClure, L ERA: 2.9 (3,1)	4.0		13	3	0	0	4	0	0	0	0	0	0	21	21	0.00	0.750				
Eduardo Rodriguez, R ERA: 5.35 (7,1)	3.0		12	2	0	0	3	2	0	0	0	0	0	16	24	0.00	1.333				

Batter	1	2	3	4	5	6	7	8	9	AB	R	H	RBI	BB	SO	LOB	BOTTOM					
Robin Yount, R OBP: 0.347, SLG: 0.385 (1,6)	4-3		FC5-4						F9	2	0	0	0	0	0	1	Boston Red Sox @ Milwaukee Brewers Milwaukee County Stadium, Milwaukee, WI Sun Jul 10 1977, 8:05 PM EDT Att: 28,887 - Unknown - 66 F livebaseballscores.com					
Ken McMullen, R OBP: 0.294, SLG: 0.407 (5,5)			1B							1	0	0	0	0	1	0						
Jim Whitford, R OBP: 0.263, SLG: 0.286 (7, PH)										2	1	1	0	0	0	0						
Don Money, R OBP: 0.356, SLG: 0.478 (1,4)	F3		F3							4	1	1	2	0	0	1						
Cecil Cooper, L OBP: 0.333, SLG: 0.446 (1,3)										4	0	3	0	0	0	0						
Sal Bando, R OBP: 0.346, SLG: 0.421 (1,10)	F7									4	0	0	0	0	1	4						
Von Joshua, L OBP: 0.276, SLG: 0.337 (1,8)			F3							4	1	1	0	0	1	1						
Jamie Quirk, L OBP: 0.286, SLG: 0.390 (1,7)			4-3							4	0	2	1	0	0	0						
Steve Brye, R OBP: 0.273, SLG: 0.398 (1,9)										4	0	1	0	0	0	2						
Tim Johnson, L OBP: 0.120, SLG: 0.091 (1,5)			K							4	0	0	0	0	1	2						
Larry Haney, R OBP: 0.196, SLG: 0.188 (1,2)										2	0	1	0	0	0	1						
Bob Sheldon, L OBP: 0.316, SLG: 0.340 (7, PH)										1	0	0	0	0	1	0						
Charlie Moore, R OBP: 0.295, SLG: 0.354 (8,2)			FC5-4							1	0	0	0	0	0	0						
Inning Stats	R: 0 E: 0 K: 0 S: 4	H: 1 LOB: 1 BB: 0 P: 4	R: 0 E: 0 K: 1 S: 6	H: 1 LOB: 0 BB: 0 P: 6	R: 0 E: 0 K: 1 S: 7	H: 2 LOB: 2 BB: 0 P: 7	R: 1 E: 0 K: 0 S: 5	H: 2 LOB: 1 BB: 0 P: 5	R: 1 E: 0 K: 1 S: 7	H: 2 LOB: 1 BB: 0 P: 7	R: 0 E: 0 K: 0 S: 3	H: 0 LOB: 0 BB: 0 P: 3	R: 1 E: 0 K: 1 S: 6	H: 1 LOB: 0 BB: 0 P: 6	R: 0 E: 0 K: 1 S: 6	H: 1 LOB: 1 BB: 0 P: 6	R: 0 E: 0 K: 0 S: 3	H: 0 LOB: 0 BB: 0 P: 3	1B: 6 2B: 2 3B: 1 HR: 1	SF: 0 SAC: 0 DP: 0 HBP: 0	WP: 0 PB: 0 CS: 0	PA: 37
PITCHER	IP	WLS	BF	H	R	ER	SO	BB	IBB	HBP	BLK	WP	HR	S	P	ERA	WHIP					
Rick Wise, R ERA: 5.56 (1,1)	9.0	W	37	10	3	3	5	0	0	0	0	0	1	47	47	3.00	1.111					

Batter	1	2	3	4	5	6	7	8	9	AB	R	H	RBI	BB	SO	LOB	TOP			
Rick Burleson, R OBP: 0.363, SLG: 0.413 (1, 6)	F4		K		F8			1B		4	0	1	0	0	1	0	Boston Red Sox @ Cleveland Indians Cleveland Municipal Stadium, Cleveland, OH Mon Jul 11 1977, 7:05 PM EDT Att: 12,573 - Unknown - 75 F			
Fred Lynn, L OBP: 0.316, SLG: 0.458 (1, 8)	F6		F7		G3			P7		4	0	0	0	0	0	1				
Jim Rice, R OBP: 0.371, SLG: 0.592 (1, 10)	1B		HBP		1-3			L9		3	0	1	0	0	0	1				
Carl Yastrzemski, L OBP: 0.378, SLG: 0.520 (1, 7)	P7		CS		1B			4-3		4	1	1	0	0	0	2				
Carlton Fisk, R OBP: 0.421, SLG: 0.547 (1, 2)	K		SH1-3		6-3			K		4	0	1	0	0	2	0				
George Scott, R OBP: 0.342, SLG: 0.572 (1, 3)	K		SH1-3		K			6-3		4	0	1	1	0	2	0				
Butch Hobson, R OBP: 0.294, SLG: 0.470 (1, 5)	1B		SH1-3		K			K		3	1	1	0	0	2	0				
Denny Doyle, L OBP: 0.312, SLG: 0.348 (1, 4)	E2		4-3		6-3			6-3		3	0	1	1	0	0	2				
Rick Miller, L OBP: 0.321, SLG: 0.284 (1, 9)	4-3		5-3		L7			L7		3	0	0	0	0	0	3				
Inning Stats	R: 0 E: 0 K: 0 S: 4	H: 1 LOB: 1 BB: 0 P: 4	R: 1 E: 1 K: 2 S: 9	H: 2 LOB: 1 BB: 0 P: 9	R: 0 E: 0 K: 1 S: 4	H: 0 LOB: 0 BB: 0 P: 5	R: 1 E: 0 K: 0 S: 6	H: 3 LOB: 2 BB: 0 P: 6	R: 0 E: 0 K: 0 S: 3	H: 0 LOB: 0 BB: 0 P: 3	R: 0 E: 0 K: 1 S: 5	H: 0 LOB: 0 BB: 0 P: 5	R: 0 E: 0 K: 0 S: 4	H: 1 LOB: 1 BB: 0 P: 4	R: 0 E: 0 K: 2 S: 7	H: 0 LOB: 0 BB: 0 P: 7	1B: 6 2B: 1 3B: 0 HR: 0	SF: 0 SAC: 1 DP: 0 HBP: 1	WP: 0 PB: 0 SB: 0 CS: 1	PA: 35
PITCHER Jim Bibby, R ERA: 3.39 (1, 1)	IP: 9.0 WLS: L BF: 34	H: 7 R: 2 ER: 2 SO: 7	BB: 0 IBB: 0 HBP: 1 BLK: 0	WP: 0 HR: 0 S: 47 P: 48	ERA: 2.00 WHIP: 0.778															

Batter	1	2	3	4	5	6	7	8	9	AB	R	H	RBI	BB	SO	LOB	BOTTOM			
Duane Kuiper, L OBP: 0.332, SLG: 0.318 (1, 4)	1B		F7		4-3			4-3		4	0	1	0	0	0	0	Boston Red Sox @ Cleveland Indians Cleveland Municipal Stadium, Cleveland, OH Mon Jul 11 1977, 7:05 PM EDT Att: 12,573 - Unknown - 75 F			
Jim Norris, L OBP: 0.366, SLG: 0.343 (1, 8)	1B		4-3		1B			4-3		3	0	1	0	1	0	0				
Paul Dade, R OBP: 0.384, SLG: 0.414 (1, 7)	F6		6-3		BB			F4		4	0	1	0	0	0	2				
Rico Carty, R OBP: 0.345, SLG: 0.388 (1, 10)	F4		G6-4-3		BB			F8		3	0	0	0	1	0	3				
Buddy Bell, R OBP: 0.366, SLG: 0.434 (1, 5)	F8		G6-4-3		6-3			6-3		3	0	0	0	0	0	3				
Andre Thornton, R OBP: 0.302, SLG: 0.441 (1, 3)	K		HR		F6			F6		3	1	1	1	0	1	0				
Charlie Spikes, R OBP: 0.375, SLG: 0.391 (1, 9)	6-3		G6-4-3		1B			6-3		3	0	1	0	0	0	0				
Ray Fosse, R OBP: 0.277, SLG: 0.389 (1, 2)	K		K		K			1-3		3	0	0	0	0	2	1				
Frank Duffy, R OBP: 0.257, SLG: 0.295 (1, 6)			K		G6-4-3			4-3		2	0	0	0	0	1	1				
Larvell Blanks, R OBP: 0.292, SLG: 0.409 (8, PH) (9, 6)			K		1-2			4-3		1	0	0	0	0	0	0				
Inning Stats	R: 0 E: 0 K: 0 S: 5	H: 2 LOB: 2 BB: 0 P: 5	R: 0 E: 0 K: 2 S: 7	H: 0 LOB: 0 BB: 0 P: 7	R: 0 E: 0 K: 1 S: 5	H: 0 LOB: 0 BB: 0 P: 5	R: 0 E: 0 K: 0 S: 2	H: 0 LOB: 0 BB: 1 P: 6	R: 1 E: 0 K: 1 S: 6	H: 2 LOB: 0 BB: 0 P: 6	R: 0 E: 0 K: 0 S: 3	H: 1 LOB: 1 BB: 1 P: 7	R: 0 E: 0 K: 0 S: 3	H: 0 LOB: 0 BB: 0 P: 3	R: 0 E: 0 K: 0 S: 3	H: 0 LOB: 0 BB: 0 P: 3	1B: 4 2B: 0 3B: 0 HR: 1	SF: 0 SAC: 0 DP: 2 HBP: 0	WP: 0 PB: 0 SB: 0 CS: 0	PA: 31
PITCHER Bob Stanley, R ERA: 3.8 (1, 1)	IP: 9.0 WLS: W BF: 31	H: 5 R: 1 ER: 1 SO: 4	BB: 2 IBB: 0 HBP: 0 BLK: 0	WP: 0 HR: 1 S: 37 P: 45	ERA: 1.00 WHIP: 0.778															

Batter	1	2	3	4	5	6	7	8	9	AB	R	H	RBI	BB	SO	LOB	TOP								
Rick Burleson, R OBP: 0.361, SLG: 0.408 (1, 6)	F8		K				FC5-4		K	4	0	0	0	1	2	3									
Fred Lynn, L OBP: 0.311, SLG: 0.450 (1, 8)	K			6-3	L9		K			4	0	0	0	0	2	4									
Jim Rice, R OBP: 0.370, SLG: 0.588 (1, 10)	K			1B			K		K	4	0	1	0	0	3	2									
Carl Yastrzemski, L OBP: 0.374, SLG: 0.513 (1, 7)		3-1		F8			F7		L8	4	0	0	0	0	0	1									
Carlton Fisk, R OBP: 0.422, SLG: 0.545 (1, 2)	K			FC6-4					F8	3	0	1	0	1	1	0									
George Scott, R OBP: 0.341, SLG: 0.568 (1, 3)				1B	FC6-4		G1		F8	4	0	1	0	0	0	3									
Butch Hobson, R OBP: 0.300, SLG: 0.483 (1, 5)	K									4	1	3	1	0	1	1									
Denny Doyle, L OBP: 0.313, SLG: 0.348 (1, 4)																									
Steve Dillard, R OBP: 0.295, SLG: 0.356 (9, PH)			K		F8		FC5-4		FC4	3	0	1	0	0	1	1									
Rick Miller, L OBP: 0.322, SLG: 0.286 (1, 9)			L7							3	0	1	0	0	1	1									
Dwight Evans, R OBP: 0.362, SLG: 0.537 (9, PH)					K		FC5-4		K	1	0	0	0	0	1	1									
Inning Stats	R: 0 E: 0 K: 2 S: 7	H: 0 LOB: 0 BB: 7	R: 0 E: 0 K: 2 S: 8	H: 1 LOB: 1 BB: 0 P: 8	R: 0 E: 0 K: 2 S: 7	H: 0 LOB: 0 BB: 0 P: 7	R: 0 E: 0 K: 0 S: 5	H: 2 LOB: 2 BB: 0 P: 5	R: 0 E: 0 K: 1 S: 6	H: 1 LOB: 2 BB: 1 P: 10	R: 0 E: 0 K: 1 S: 5	H: 0 LOB: 1 BB: 1 P: 9	R: 1 E: 0 K: 2 S: 10	H: 3 LOB: 2 BB: 0 P: 10	R: 0 E: 0 K: 0 S: 3	H: 0 LOB: 0 BB: 0 P: 3	R: 0 E: 0 K: 2 S: 8	H: 1 LOB: 1 BB: 0 P: 8	1B: 7 2B: 0 3B: 0 HR: 1	SF: 0 SAC: 0 DP: 0 HBP: 0	WP: 0 PB: 0 SB: 0 CS: 0	PA: 37			
PITCHER	IP	WLS	BF	H	R	ER	SO	BB	IBB	HBP	BLK	WP	HR	S	P	ERA	WHIP								
Dennis Eckersley, R ERA: 3.24 (1, 1)	6.1	W	28	7	1	1	8	2	0	0	0	0	1	42	50	1.42	1.421								
Rick Waits, L ERA: 4.19 (7, 1)	2.2		9	1	0	0	4	0	0	0	0	0	0	17	17	0.00	0.375								

Boston Red Sox @ Cleveland Indians
Cleveland Municipal Stadium, Cleveland, OH

Tue Jul 12, 1977, 7:05 PM EDT
Att: 14,425 - Unknown - 85 F



AB	35
R	1
H	8
RBI	1
BB	2
SO	12
LOB	18

Batter	1	2	3	4	5	6	7	8	9	AB	R	H	RBI	BB	SO	LOB	BOTTOM								
Jim Norris, L OBP: 0.361, SLG: 0.338 (1, 8)	L4		F7	3-1			F9			4	0	0	0	0	0	2									
Duane Kuiper, L OBP: 0.331, SLG: 0.324 (1, 4)	4-3						G3		6-3	4	0	1	0	0	0	0									
Paul Dade, R OBP: 0.378, SLG: 0.407 (1, 7)	1-3						F8		F9	4	0	0	0	0	1	1									
Rico Carty, R OBP: 0.343, SLG: 0.385 (1, 10)			F8				4-3		F7	4	1	1	0	0	0	0									
Buddy Bell, R OBP: 0.374, SLG: 0.453 (1, 5)										4	4	4	1	0	0	0									
Andre Thornton, R OBP: 0.312, SLG: 0.470 (1, 3)										4	1	3	2	0	0	1									
Charlie Spikes, R OBP: 0.393, SLG: 0.519 (1, 9)			F8						G5-4-3	4	1	2	2	0	0	3									
Fred Kendall, R OBP: 0.277, SLG: 0.357 (1, 2)										4	0	2	2	0	0	1									
Frank Duffy, R OBP: 0.252, SLG: 0.289 (1, 6)										4	0	0	0	0	0	3									
Inning Stats	R: 0 E: 0 K: 0 S: 3	H: 0 LOB: 0 BB: 0 P: 3	R: 1 E: 0 K: 0 S: 5	H: 2 LOB: 1 BB: 0 P: 5	R: 0 E: 0 K: 1 S: 6	H: 1 LOB: 0 BB: 0 P: 6	R: 4 E: 0 K: 0 S: 7	H: 4 LOB: 0 BB: 0 P: 7	R: 0 E: 0 K: 0 S: 3	H: 0 LOB: 0 BB: 0 P: 3	R: 1 E: 0 K: 0 S: 6	H: 3 LOB: 2 BB: 0 P: 6	R: 0 E: 0 K: 0 S: 3	H: 0 LOB: 0 BB: 0 P: 3	R: 1 E: 0 K: 0 S: 5	H: 3 LOB: 1 BB: 0 P: 5	1B: 8 2B: 1 3B: 2 HR: 2	SF: 0 SAC: 0 DP: 1 HBP: 0	WP: 0 PB: 0 SB: 0 CS: 0	PA: 36					
PITCHER	IP	WLS	BF	H	R	ER	SO	BB	IBB	HBP	BLK	WP	HR	S	P	ERA	WHIP								
Reggie Cleveland, R ERA: 3.87 (1, 1)	5.1	L	26	10	6	6	1	0	0	0	0	0	2	28	28	10.12	1.875								
Tom Murphy, R ERA: 6.59 (6, 1)	2.2		10	3	1	1	0	0	0	0	0	0	0	10	10	3.38	1.125								

Boston Red Sox @ Cleveland Indians
Cleveland Municipal Stadium, Cleveland, OH

Tue Jul 12, 1977, 7:05 PM EDT
Att: 14,425 - Unknown - 85 F



AB	36
R	7
H	13
RBI	7
BB	0
SO	1
LOB	11

Batter	1	2	3	4	5	6	7	8	9	AB	R	H	RBI	BB	SO	LOB	TOP					
Rick Burleson, R OBP: 0.354, SLG: 0.399 (1, 6)										5	0	0	0	0	0	2	Boston Red Sox @ Cleveland Indians Cleveland Municipal Stadium, Cleveland, OH Thu Jul 14 1977, 7:05 PM EDT Att: 15,451 - Unknown - 80 F livebaseballscorecards.com					
Fred Lynn, L OBP: 0.319, SLG: 0.454 (1, 8)										5	1	3	0	0	0	0						
Jim Rice, R OBP: 0.370, SLG: 0.599 (1, 10)										5	0	1	1	0	1	2						
Carl Yastrzemski, L OBP: 0.380, SLG: 0.521 (1, 7)										3	2	2	1	2	0	0						
Carlton Fisk, R OBP: 0.418, SLG: 0.540 (1, 2)										5	1	2	1	0	0	4						
George Scott, R OBP: 0.340, SLG: 0.561 (1, 3)										5	1	2	2	0	2	2						
Dwight Evans, R OBP: 0.369, SLG: 0.530 (1, 9)										2	0	0	0	1	0	2						
Rick Miller, L OBP: 0.326, SLG: 0.291 (6, 9)										1	0	0	0	0	0	0						
Butch Hobson, R OBP: 0.307, SLG: 0.505 (1, 5)										4	1	1	1	0	0	2						
Denny Doyle, L OBP: 0.306, SLG: 0.340 (1, 4)										3	1	1	1	0	0	0						
Inning Stats	R: 0 E: 0 K: 0 S: 4	H: 1 LOB: 2 BB: 1 P: 8	R: 0 E: 0 K: 1 S: 5	H: 0 LOB: 0 BB: 0 P: 5	R: 0 E: 0 K: 0 S: 4	H: 1 LOB: 1 BB: 0 P: 4	R: 3 E: 0 K: 0 S: 6	H: 3 LOB: 1 BB: 0 P: 10	R: 1 E: 0 K: 1 S: 8	H: 3 LOB: 2 BB: 0 P: 8	R: 3 E: 0 K: 1 S: 9	H: 4 LOB: 2 BB: 1 P: 13	R: 0 E: 0 K: 0 S: 3	H: 0 LOB: 0 BB: 0 P: 3	R: 0 E: 0 K: 0 S: 3	H: 0 LOB: 0 BB: 0 P: 3	R: 0 E: 0 K: 0 S: 3	H: 0 LOB: 0 BB: 0 P: 3	1B: 8 2B: 2 3B: 0 HR: 2	SF: 1 SAC: 0 DP: 0 HBP: 0	WP: 0 PB: 0 SB: 0 CS: 0	PA: 42
PITCHER	IP WLS BF H R ER SO BB IBB HBP BLK WP HR S P ERA WHIP																					
Al Fitzmorris, R ERA: 6.62 (1, 1)	5.1 L 28 10 6 6 2 2 0 0 0 0 2 30 38 10.12 2.250																					
Don Hood, L ERA: 3.42 (6, 1)	3.2 14 2 1 1 1 1 0 0 0 0 0 15 19 2.46 0.818																					

Batter	1	2	3	4	5	6	7	8	9	AB	R	H	RBI	BB	SO	LOB	BOTTOM					
Jim Norris, L OBP: 0.358, SLG: 0.335 (1, 8)										4	0	0	0	0	1	4	Boston Red Sox @ Cleveland Indians Cleveland Municipal Stadium, Cleveland, OH Thu Jul 14 1977, 7:05 PM EDT Att: 15,451 - Unknown - 80 F livebaseballscorecards.com					
Paul Dade, R OBP: 0.375, SLG: 0.403 (8, 8)										1	0	0	0	0	1	2						
Duane Kuiper, L OBP: 0.335, SLG: 0.326 (1, 4)										4	0	1	1	0	0	0						
Buddy Bell, R OBP: 0.372, SLG: 0.449 (1, 5)										5	1	1	0	0	2	3						
Rico Carty, R OBP: 0.351, SLG: 0.407 (1, 10)										5	1	4	2	0	0	1						
Charlie Spikes, R OBP: 0.368, SLG: 0.514 (1, 9)										5	0	0	0	0	1	4						
Larvell Blanks, R OBP: 0.305, SLG: 0.413 (1, 6)										4	0	1	0	0	1	1						
Andre Thornton, R OBP: 0.324, SLG: 0.484 (1, 3)										3	1	2	1	1	1	1						
Bruce Bochte, L OBP: 0.333, SLG: 0.344 (1, 7)										4	1	2	0	0	0	2						
Ray Fosse, R OBP: 0.281, SLG: 0.395 (1, 2)										4	0	1	0	0	0	4						
Inning Stats	R: 1 E: 0 K: 0 S: 5	H: 2 LOB: 1 BB: 0 P: 5	R: 0 E: 0 K: 1 S: 6	H: 1 LOB: 2 BB: 1 P: 10	R: 1 E: 0 K: 0 S: 4	H: 1 LOB: 0 BB: 0 P: 4	R: 2 E: 0 K: 0 S: 7	H: 4 LOB: 2 BB: 0 P: 7	R: 0 E: 0 K: 2 S: 8	H: 1 LOB: 1 BB: 0 P: 8	R: 0 E: 0 K: 0 S: 3	H: 0 LOB: 0 BB: 0 P: 3	R: 0 E: 0 K: 1 S: 6	H: 1 LOB: 1 BB: 0 P: 6	R: 0 E: 0 K: 2 S: 9	H: 2 LOB: 2 BB: 0 P: 9	R: 0 E: 0 K: 1 S: 5	H: 0 LOB: 1 BB: 0 P: 6	1B: 8 2B: 2 3B: 0 HR: 2	SF: 0 SAC: 0 DP: 0 HBP: 1	WP: 0 PB: 0 SB: 0 CS: 0	PA: 41
PITCHER	IP WLS BF H R ER SO BB IBB HBP BLK WP HR S P ERA WHIP																					
Luis Tiant, R ERA: 5.35 (1, 1)	3.2 W 16 4 0 0 4 0 0 0 0 0 0 24 24 0.00 1.000																					
Mike Paxton, R ERA: 6.29 (4, 1)	4.0 S 5 0 0 0 2 0 0 1 0 0 0 8 9 0.00 0.000																					
Ramon Hernandez, L ERA: 6.75 (8, 1)	1.1 S 5 0 0 0 2 0 0 1 0 0 0 8 9 0.00 0.000																					

Batter	1	2	3	4	5	6	7	8	9	AB	R	H	RBI	BB	SO	LOB	TOP
Rick Burleson, R OBP: 0.358, SLG: 0.400 (1, 6)										4	0	2	1	1	0	1	Boston Red Sox @ Chicago White Sox Comiskey Park, Chicago, IL Fri Jul 15 1977, 8:05 PM EDT Att: 41,597 - Unknown - 90 F
Fred Lynn, L OBP: 0.316, SLG: 0.448 (1, 8)										5	0	1	2	0	0	4	
Jim Rice, R OBP: 0.368, SLG: 0.594 (1, 10)										5	1	1	0	0	1	3	
Carl Yastrzemski, L OBP: 0.384, SLG: 0.532 (1, 7)										3	1	2	2	1	0	1	
Carlton Fisk, R OBP: 0.416, SLG: 0.536 (1, 2)										4	1	1	0	0	0	2	
George Scott, R OBP: 0.339, SLG: 0.558 (1, 3)										4	1	1	0	0	1	2	
Butch Hobson, R OBP: 0.306, SLG: 0.502 (1, 5)										4	0	1	1	0	0	1	
Steve Dillard, R OBP: 0.299, SLG: 0.370 (7, PH)										2	1	1	0	0	0	0	
Denny Doyle, L OBP: 0.303, SLG: 0.337 (7, 4)										2	0	0	0	0	0	2	
Rick Miller, L OBP: 0.333, SLG: 0.293 (1, 9)										3	2	1	1	1	0	1	
Inning Stats	R: 0 E: 0 K: 0 S: 3	H: 1 LOB: 0 BB: 0 P: 3	R: 0 E: 0 K: 0 S: 2	H: 0 LOB: 0 BB: 1 P: 6	R: 0 E: 0 K: 0 S: 3	H: 0 LOB: 0 BB: 0 P: 3	R: 0 E: 0 K: 0 S: 3	H: 1 LOB: 1 BB: 0 P: 4	R: 2 E: 0 K: 0 S: 6	H: 3 LOB: 2 BB: 1 P: 10	R: 2 E: 0 K: 1 S: 7	H: 2 LOB: 0 BB: 0 P: 7	R: 1 E: 0 K: 1 S: 6	H: 1 LOB: 1 BB: 1 P: 10	1B: 9 2B: 1 3B: 0 HR: 1	SF: 0 SAC: 0 DP: 1 HBP: 0	WP: 0 PA: 40 PB: 0 SB: 0 CS: 1
PITCHER	IP WLS BF H R ER SO BB IBB HBP BLK WP HR S P ERA WHIP																
Wilbur Wood, L ERA: 4.19 (1, 1)	6.0 W 25 8 4 4 0 1 0 0 0 0 0 24 28 6.00 1.500																
Lerrin LaGrow, R ERA: 2.31 (7, 1)	3.0 S 14 3 3 3 2 2 0 0 0 0 1 16 24 9.00 1.667																

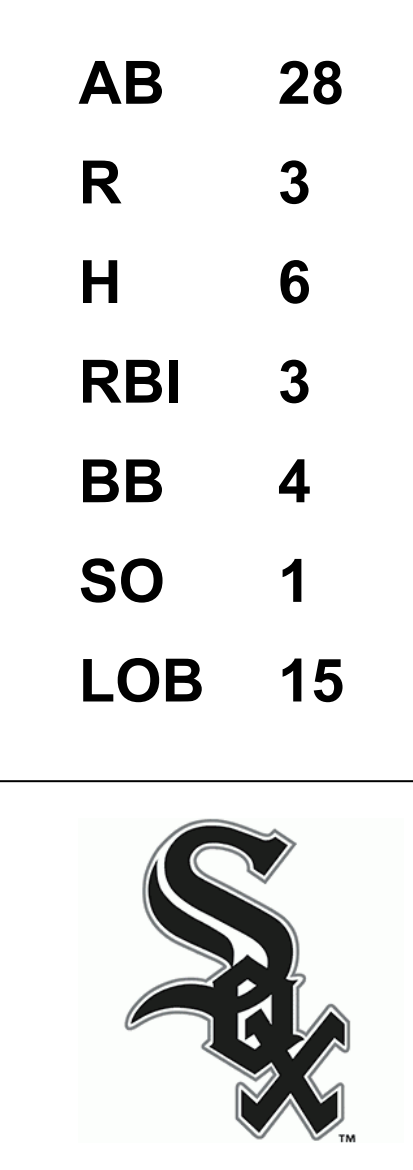
Batter	1	2	3	4	5	6	7	8	9	AB	R	H	RBI	BB	SO	LOB	BOTTOM		
Ralph Garr, L OBP: 0.329, SLG: 0.425 (1, 7)										4	0	1	2	0	0	2	Boston Red Sox @ Chicago White Sox Comiskey Park, Chicago, IL Fri Jul 15 1977, 8:05 PM EDT Att: 41,597 - Unknown - 90 F		
Alan Bannister, R OBP: 0.375, SLG: 0.386 (1, 6)										4	2	1	1	1	0	3			
Jorge Orta, L OBP: 0.345, SLG: 0.441 (1, 4)										3	1	1	1	2	0	0			
Richie Zisk, R OBP: 0.368, SLG: 0.552 (1, 9)										3	1	0	0	2	0	2			
Oscar Gamble, L OBP: 0.348, SLG: 0.552 (1, 10)										2	0	0	0	0	0	3			
Lamar Johnson, R OBP: 0.322, SLG: 0.528 (4, PH)										2	0	2	4	0	0	0			
Jim Spencer, L OBP: 0.304, SLG: 0.442 (1, 3)										4	1	1	0	0	1	6			
Chet Lemon, R OBP: 0.355, SLG: 0.466 (1, 8)										4	1	1	0	0	1	1			
Eric Soderholm, R OBP: 0.363, SLG: 0.450 (1, 5)										4	2	2	0	0	0	1			
Brian Downing, R OBP: 0.443, SLG: 0.347 (1, 2)										3	1	2	1	1	0	0			
Inning Stats	R: 0 E: 0 K: 0 S: 4	H: 1 LOB: 3 BB: 2 P: 12	R: 1 E: 1 K: 1 S: 7	H: 2 LOB: 1 BB: 0 P: 7	R: 0 E: 0 K: 0 S: 3	H: 0 LOB: 0 BB: 0 P: 3	R: 6 E: 0 K: 1 S: 10	H: 5 LOB: 1 BB: 2 P: 18	R: 0 E: 0 K: 0 S: 3	H: 0 LOB: 0 BB: 0 P: 3	R: 1 E: 0 K: 0 S: 4	H: 1 LOB: 2 BB: 2 P: 12	R: 1 E: 0 K: 0 S: 4	H: 2 LOB: 0 BB: 0 P: 4	R: 0 E: 0 K: 0 S: 3	H: 0 LOB: 0 BB: 0 P: 3	1B: 10 2B: 0 3B: 1 HR: 0	SF: 1 SAC: 0 DP: 1 HBP: 0	WP: 0 PA: 41 PB: 0 SB: 1 CS: 0
PITCHER	IP WLS BF H R ER SO BB IBB HBP BLK WP HR S P ERA WHIP																		
Bob Stanley, R ERA: 4.11 (1, 1)	3.2 L 20 6 5 5 1 3 0 0 0 0 0 0 19 31 12.27 2.455																		
Bill Lee, L ERA: 5.94 (4, 1)	3.1 17 5 4 4 1 2 1 0 0 0 0 0 16 28 10.80 2.100																		
Tom Murphy, R ERA: 6.37 (8, 1)	1.0 3 0 0 0 0 0 0 0 0 0 0 0 3 3 0.00 0.000																		


Batter	1	2	3	4	5	6	7	8	9	AB	R	H	RBI	BB	SO	LOB	TOP																			
Rick Burleson, R OBP: 0.354, SLG: 0.396 (1, 6)	6-3		6-3		5-3			6-3		4	0	0	1	0	0	2	Boston Red Sox @ Chicago White Sox Comiskey Park, Chicago, IL Sun Jul 17 1977, 4:33 AM EDT Att: 27,235 - Unknown - 81 F																			
Fred Lynn, L OBP: 0.314, SLG: 0.444 (1, 8)	F8		4-3				K	1B BB		3	0	0	0	1	1																					
Jim Rice, R OBP: 0.371, SLG: 0.596 (1, 7)	F2						F8	1B		4	1	2	0	0	0																					
Carlton Fisk, R OBP: 0.407, SLG: 0.525 (1, 2)		5-3		SF7		B2-3		K		3	0	0	1	0	2																					
George Scott, R OBP: 0.334, SLG: 0.546 (1, 3)		K		K			K		F8	4	0	0	0	0	3																					
Butch Hobson, R OBP: 0.305, SLG: 0.505 Steve Dillard, R OBP: 0.299, SLG: 0.370 (9, PR)		K		K			K		1B CS	4	0	1	0	0	3																					
Bernie Carbo, L OBP: 0.408, SLG: 0.493 (1, 10)			E FC5 6-3 BB		F8		1B		F9	3	1	1	0	1	0																					
Denny Doyle, L OBP: 0.299, SLG: 0.332 (1, 4)			K		F9		G3		CS	3	0	0	0	0	1																					
Rick Miller, L OBP: 0.323, SLG: 0.284 (1, 9)			FC5 E 6-3 1-3		E6				F6	3	0	0	0	0	1																					
Inning Stats	R: 0 E: 0 K: 0 S: 3	H: 0 LOB: 0 BB: 0 P: 3	R: 0 E: 0 K: 2 S: 7	H: 0 LOB: 0 BB: 0 P: 7	R: 1 E: 2 K: 1 S: 6	H: 0 LOB: 1 BB: 1 P: 10	R: 1 E: 0 K: 2 S: 8	H: 1 LOB: 0 BB: 0 P: 8	R: 0 E: 1 K: 0 S: 4	H: 0 LOB: 1 BB: 0 P: 4	R: 0 E: 0 K: 1 S: 5	H: 0 LOB: 0 BB: 0 P: 5	R: 0 E: 0 K: 2 S: 8	H: 1 LOB: 1 BB: 0 P: 8	R: 0 E: 0 K: 1 S: 6	H: 1 LOB: 2 BB: 1 P: 10		R: 0 E: 0 K: 0 S: 3	H: 1 LOB: 1 BB: 0 P: 3	1B: 3 2B: 0 3B: 1 HR: 0	SF: 1 SAC: 0 DP: 0 HBP: 0	WP: 0 PB: 0 SB: 1 CS: 1	PA: 35													
PITCHER	IP	WLS	BF	H	R	ER	SO	BB	IBB	HBP	BLK	WP	HR	S	P	ERA	WHIP	PITCHER		IP	WLS	BF	H	R	ER	SO	BB	IBB	HBP	BLK	WP	HR	S	P	ERA	WHIP
Steve Stone, R ERA: 3.87 (1, 1)	8.0	W	31	3	2	1	9	2	0	0	0	0	0	47	55	1.12	0.625			1.0	S	3	1	0	0	0	0	0	0	0	0	0	3	3	0.00	1.000
Lerrin LaGrow, R ERA: 2.27 (9, 1)	1.0	S	3	1	0	0	0	0	0	0	0	0	0	3	3	0.00	1.000																			


AB	31
R	2
H	4
RBI	2
BB	2
SO	9
LOB	9



Batter	1	2	3	4	5	6	7	8	9	AB	R	H	RBI	BB	SO	LOB	BOTTOM																			
Ralph Garr, L OBP: 0.330, SLG: 0.425 (1, 7)	K	F3			E4 L5-3		2B			4	0	1	0	0	1	2	Boston Red Sox @ Chicago White Sox Comiskey Park, Chicago, IL Sun Jul 17 1977, 4:33 AM EDT Att: 27,235 - Unknown - 81 F																			
Alan Bannister, R OBP: 0.372, SLG: 0.381 (1, 6)	F7		5-3		L5-3		5-3			4	0	0	0	0	3																					
Jorge Orta, L OBP: 0.346, SLG: 0.438 (1, 4)	4-3				F7		P7			4	0	1	0	0	2																					
Richie Zisk, R OBP: 0.371, SLG: 0.548 (1, 9)		WP 2B BB	F4			F4		FC6-4 1B		3	1	1	0	1	0																					
Oscar Gamble, L OBP: 0.341, SLG: 0.535 (1, 10)		2B SF9 BB	4-3			F6		FC6-4 L4-3		3	1	0	0	1	2																					
Jim Spencer, L OBP: 0.306, SLG: 0.457 (1, 3)		SF9 1-3 2B			F5		HR	L4-3		4	1	2	2	0	1																					
Chet Lemon, R OBP: 0.351, SLG: 0.459 (1, 8)		F2			F7		F9			3	0	0	0	0	2																					
Jack Brohamer, L OBP: 0.370, SLG: 0.356 (1, 5)		IBB					2B BB			1	0	1	0	2	0																					
Brian Downing, R OBP: 0.430, SLG: 0.338 (1, 2)		SF9			F5		L7			2	0	0	1	0	2																					
Inning Stats	R: 0 E: 0 K: 1 S: 5	H: 0 LOB: 0 BB: 0 P: 5	R: 2 E: 0 K: 0 S: 4	H: 1 LOB: 2 BB: 3 P: 16	R: 0 E: 0 K: 0 S: 4	H: 1 LOB: 1 BB: 0 P: 4	R: 0 E: 0 K: 0 S: 4	H: 1 LOB: 0 BB: 0 P: 4	R: 0 E: 0 K: 0 S: 4	H: 1 LOB: 2 BB: 1 P: 8	R: 0 E: 0 K: 0 S: 3	H: 1 LOB: 0 BB: 0 P: 3	R: 0 E: 0 K: 0 S: 3	H: 1 LOB: 0 BB: 0 P: 3	1B: 3 2B: 4 3B: 0 HR: 1	SF: 1 SAC: 0 DP: 2 HBP: 0		WP: 1 PB: 0 SB: 0 CS: 0	PA: 33																	
PITCHER	IP	WLS	BF	H	R	ER	SO	BB	IBB	HBP	BLK	WP	HR	S	P	ERA	WHIP	PITCHER		IP	WLS	BF	H	R	ER	SO	BB	IBB	HBP	BLK	WP	HR	S	P	ERA	WHIP
Reggie Cleveland, R ERA: 3.88 (1, 1)	6.2	L	29	5	3	3	1	3	1	0	0	0	0	27	43	4.05	1.200			0.1		1	0	0	0	0	0	0	0	0	1	1	0.00	0.000		
Ramon Hernandez, L ERA: 6.61 (7, 1)	0.1		1	0	0	0	0	0	0	0	0	0	0	1	1	0.00	0.000			1.0		3	1	0	0	0	0	0	0	3	3	0.00	1.000			
Bill Campbell, R ERA: 2.53 (8, 1)	1.0		3	1	0	0	0	0	0	0	0	0	0	3	3	0.00	1.000																			



Batter	1	2	3	4	5	6	7	8	9	AB	R	H	RBI	BB	SO	LOB	TOP								
Duane Kuiper, L OBP: 0.332, SLG: 0.334 (1, 4)	0-0 4-3		0-0 2B		0-0 4-3		0-0 CS 1B		0-0 2B	5	0	3	1	0	0	0	Cleveland Indians @ Boston Red Sox Fenway Park, Boston, MA Thu Jul 21 1977, 3:33 AM EDT Att: 20,173 - Unknown - 100 F AB 34 R 4 H 11 RBI 4 BB 2 SO 10 LOB 14 								
Buddy Bell, R OBP: 0.355, SLG: 0.422 (1, 5)	0-3 K		0-3 K		0-0 5-3		0-0 CS 1-2		0-0 F3	5	0	0	0	0	3	2									
Paul Dade, R OBP: 0.365, SLG: 0.398 (1, 7)	0-3 K		0-3 K		0-0 K				0-0 G3	3	0	0	0	0	3	1									
John Lowenstein, L OBP: 0.377, SLG: 0.361 (6, PH) (8, 7)	0-3 K		0-3 K		0-0 2B				0-0 1B	1	0	0	0	0	0	0									
Andre Thornton, R OBP: 0.337, SLG: 0.503 (1, 3)		0-0 SF7 3B	0-3 K		0-0 2B				0-0 1B	4	1	3	0	0	1	1									
Rico Carty, R OBP: 0.343, SLG: 0.392 (1, 10)		0-3 K		0-3 K		0-0 F7			0-0 1B	4	0	1	0	0	2	2									
Charlie Spikes, R OBP: 0.362, SLG: 0.462 (1, 9)		0-0 SF7		4-0 L9-3 BB			4-0 F8 SH1 HR BB		0-0 FC6-4	1	1	0	1	2	0	2									
Jim Norris, L OBP: 0.362, SLG: 0.357 (1, 8)		0-0 1B		0-0 L9-3			0-0 SH1		0-0 5-3 2B	3	1	2	0	0	0	1									
Fred Kendall, R OBP: 0.305, SLG: 0.379 (1, 2)		0-0 2-3 1B		0-0 6-3			0-0 F8		0-0 5-3	4	0	1	0	0	0	2									
Frank Duffy, R OBP: 0.247, SLG: 0.286 (1, 6)		0-0 F7		0-0 F6			0-0 HR		0-3 K	2	0	0	0	0	0	2									
Larvell Blanks, R OBP: 0.302, SLG: 0.425 (7, PH) (7, 6)										2	1	1	2	0	1	1									
Inning Stats	R: 0 E: 0 K: 2 S: 7	H: 0 LOB: 0 BB: 0 P: 7	R: 1 E: 0 K: 1 S: 8	H: 3 LOB: 2 BB: 0 P: 8	R: 0 E: 0 K: 3 S: 10	H: 1 LOB: 1 BB: 0 P: 10	R: 0 E: 0 K: 1 S: 4	H: 0 LOB: 0 BB: 1 P: 8	R: 0 E: 0 K: 0 S: 3	H: 1 LOB: 1 BB: 0 P: 6	R: 2 E: 0 K: 0 S: 4	H: 2 LOB: 2 BB: 1 P: 8	R: 0 E: 0 K: 1 S: 7	H: 2 LOB: 2 BB: 0 P: 7	R: 1 E: 0 K: 1 S: 7	H: 2 LOB: 1 BB: 0 P: 7	1B: 5 2B: 5 3B: 1 HR: 1	SF: 1 SAC: 1 DP: 1 HBP: 0	WP: 0 PB: 0 SB: 0 CS: 1	PA: 39					
PITCHER	IP	WLS	BF	H	R	ER	SO	BB	IBB	HBP	BLK	WP	HR	S	P	ERA	WHIP								
Luis Tiant, R ERA: 5.26 (1, 1)	7.0	W	28	7	3	3	8	2	0	0	0	0	1	42	50	3.86	1.286								
Mike Paxton, R ERA: 6.16 (8, 1)	2.0		10	4	1	1	2	0	0	0	0	0	0	14	14	4.50	2.000								

Batter	1	2	3	4	5	6	7	8	9	AB	R	H	RBI	BB	SO	LOB	BOTTOM								
Rick Burleson, R OBP: 0.353, SLG: 0.393 (1, 6)	0-0 6-3		0-0 G6-4-3 1B		0-0 P7-4-3		0-0 1-3		0-0 F3	5	0	1	1	0	0	3	Cleveland Indians @ Boston Red Sox Fenway Park, Boston, MA Thu Jul 21 1977, 3:33 AM EDT Att: 20,173 - Unknown - 100 F AB 35 R 11 H 15 RBI 11 BB 4 SO 3 LOB 15 								
Fred Lynn, L OBP: 0.312, SLG: 0.443 (1, 8)	0-0 F9		0-0 F5		0-3 K		0-0 BB 2B		0-0 F3	5	1	1	1	0	1	3									
Jim Rice, R OBP: 0.371, SLG: 0.592 (1, 7)	0-0 F3		0-0 G6-4-3		0-0 L8		4-0 BB 1B IBB		0-0 1B	4	1	1	0	1	0	2									
Carl Yastrzemski, L OBP: 0.384, SLG: 0.526 (1, 10)		0-3 K		0-0 G6-4-3 1B		0-0 G3		4-0 BB 1B BB	0-0 F4	3	1	1	0	1	1	0									
Steve Dillard, R OBP: 0.296, SLG: 0.366 (7, PR)		0-3 K		0-0 1B		0-0 5-3		4-0 1B HR BB		1	1	0	0	0	0	2									
Carlton Fisk, R OBP: 0.408, SLG: 0.523 (1, 2)		0-3 K		0-0 1B		0-0 5-3		4-0 1B HR BB		3	1	1	1	1	1	0									
Bob Montgomery, R OBP: 0.350, SLG: 0.235 (8, 2)		0-3 K		0-0 1B		0-0 5-3		4-0 1B HR BB		0	0	0	0	0	0	0									
George Scott, R OBP: 0.339, SLG: 0.547 (1, 3)		4-0 BB		0-0 G6-4-3		0-0 5-3		4-0 1B HR BB		3	2	2	2	1	0	2									
Butch Hobson, R OBP: 0.310, SLG: 0.520 (1, 5)		0-0 F3		0-0 1B		0-0 S		0-0 2B		4	2	3	4	0	0	1									
Denny Doyle, L OBP: 0.299, SLG: 0.332 (1, 4)			0-0 2B		0-0 4-3		0-0 SF8		0-0 F7	3	1	1	1	0	0	2									
Rick Miller, L OBP: 0.350, SLG: 0.326 (1, 9)			0-0 1B		0-0 1B		0-0 P7-4-3		0-0 1B	4	1	4	1	0	0	0									
Inning Stats	R: 0 E: 0 K: 0 S: 3	H: 0 LOB: 0 BB: 0 P: 3	R: 0 E: 0 K: 2 S: 7	H: 0 LOB: 1 BB: 1 P: 11	R: 1 E: 0 K: 0 S: 5	H: 3 LOB: 1 BB: 0 P: 5	R: 1 E: 0 K: 0 S: 5	H: 3 LOB: 1 BB: 0 P: 5	R: 0 E: 0 K: 1 S: 5	H: 1 LOB: 0 BB: 0 P: 5	R: 0 E: 0 K: 0 S: 3	H: 0 LOB: 0 BB: 0 P: 3	R: 9 E: 0 K: 0 S: 9	H: 6 LOB: 1 BB: 3 P: 21	R: 0 E: 0 K: 0 S: 5	H: 2 LOB: 2 BB: 0 P: 5	1B: 11 2B: 4 3B: 0 HR: 1	SF: 1 SAC: 0 DP: 3 HBP: 0	WP: 1 PB: 0 SB: 2 CS: 0	PA: 40					
PITCHER	IP	WLS	BF	H	R	ER	SO	BB	IBB	HBP	BLK	WP	HR	S	P	ERA	WHIP								
Wayne Garland, R ERA: 4.49 (1, 1)	6.2	L	29	11	6	6	3	1	0	0	0	0	0	1	13	8.10	1.800								
Rick Waits, L ERA: 4.51 (7, 1)	0.0		4	1	2	2	0	2	1	0	0	0	0	1	13	∞	∞								
Tom Buskey, R ERA: 4.78 (7, 1)	1.1		7	3	3	3	0	0	0	0	0	1	1	7	7	20.25	2.250								

Batter	1	2	3	4	5	6	7	8	9	AB	R	H	RBI	BB	SO	LOB	TOP										
Duane Kuiper, L (1,4) OBP: 0.328, SLG: 0.329	0-0 4-3	0-0 L7						0-0 L6									5 0 0 0 0 0 3										
Buddy Bell, R (1,5) OBP: 0.355, SLG: 0.425	0-0 FC6-4 1B		0-0 5-3					0-0 1-5-3									5 0 2 0 0 0 3										
Larvell Blanks, R (1,6) OBP: 0.293, SLG: 0.411	0-0 FC6-4 HR		0-0 5-3					0-0 6-3									5 1 0 0 0 0 5										
Andre Thornton, R (1,10) OBP: 0.348, SLG: 0.531	0-0 HR		0-0 BB 1B					0-0 F7									4 3 3 2 1 0 0										
Bill Melton, R (1,3) OBP: 0.330, SLG: 0.308	0-0 E5		4-0 BB 1-2					0-3 K									3 1 1 1 2 1 0										
Bruce Bochte, L (1,7) OBP: 0.336, SLG: 0.353	0-0 G3		0-0 1-3					0-0 HR									5 2 2 1 0 0 5										
Ron Pruitt, R (1,9) OBP: 0.328, SLG: 0.311		0-0 6-3		0-0 5-3				0-0 1B									5 0 3 2 0 0 0										
John Lowenstein, L (1,8) OBP: 0.378, SLG: 0.392		0-0 HR		0-0 4-3				0-0 F8									5 1 2 1 0 0 2										
Ray Fosse, R (1,2) OBP: 0.286, SLG: 0.393		0-3 K		0-0 L5				0-0 F9									4 0 1 1 0 1 0										
Inning Stats	R: 2 E: 1 K: 0 S: 6	H: 2 LOB: 1 BB: 0 P: 6	R: 1 E: 0 K: 1 S: 6	H: 1 LOB: 0 BB: 0 P: 6	R: 0 E: 0 K: 0 S: 4	H: 1 LOB: 2 BB: 1 P: 8	R: 0 E: 0 K: 0 S: 3	H: 0 LOB: 0 BB: 0 P: 3	R: 0 E: 0 K: 0 S: 3	H: 0 LOB: 0 BB: 0 P: 3	R: 1 E: 0 K: 1 S: 7	H: 2 LOB: 1 BB: 0 P: 7	R: 0 E: 0 K: 0 S: 4	H: 1 LOB: 1 BB: 0 P: 4	R: 3 E: 0 K: 0 S: 8	H: 5 LOB: 3 BB: 1 P: 12	R: 1 E: 1 K: 0 S: 4	H: 2 LOB: 1 BB: 1 P: 8	1B: 8 2B: 3 3B: 0 HR: 3	SF: 0 SAC: 0 DP: 0 HBP: 0	WP: 0 PB: 0 SB: 0 CS: 0	PA: 44					
PITCHER	IP	WLS	BF	H	R	ER	SO	BB	IBB	HBP	BLK	WP	HR	S	P	ERA	WHIP										
Bob Stanley, R (1,1) ERA: 4.22	6.0	L	26	6	4	4	2	1	0	0	0	0	3	29	33	6.00	1.167										
Tom Murphy, R (7,1) ERA: 6.75	1.0		6	2	2	2	0	1	0	0	0	0	0	5	9	18.00	3.000										
Bill Lee, L (8,1) ERA: 6.08	0.0		4	4	1	1	0	0	0	0	0	0	0	4	4	∞	∞										
Ramon Hernandez, L (8,1) ERA: 6.38	2.0		8	2	1	1	0	1	0	0	0	0	0	7	11	4.50	1.500										

Cleveland Indians @ Boston Red Sox
Fenway Park, Boston, MA
Thu Jul 21 1977, 7:05 PM EDT
Att: 29,059 - Unknown - 82 F

AB 41
R 8
H 14
RBI 8
BB 3
SO 2
LOB 18



Batter	1	2	3	4	5	6	7	8	9	AB	R	H	RBI	BB	SO	LOB	BOTTOM										
Rick Burleson, R (1,6) OBP: 0.351, SLG: 0.394	0-0 L8			0-0 5-3				0-0 L9 2B									4 0 1 0 0 0 0										
Bernie Carbo, L (1,9) OBP: 0.405, SLG: 0.486	0-0 1B			0-3 K				0-0 L9 2-3									4 0 1 0 0 2 1										
Jim Rice, R (1,7) OBP: 0.370, SLG: 0.597	0-0 6-3			0-0 HR				0-0 L9									4 1 1 1 0 0 1										
Carl Yastrzemski, L (1,10) OBP: 0.382, SLG: 0.522		0-0 F5		0-0 3-1				0-0 G3									3 0 0 0 1 0 1										
George Scott, R (1,3) OBP: 0.338, SLG: 0.547		0-0 F5		0-0 5-3				0-0 1B 2B									4 1 1 0 0 0 1										
Butch Hobson, R (1,5) OBP: 0.309, SLG: 0.517		0-0 F2		0-0 BB 1B				0-3 K									4 0 1 0 0 1 2										
Denny Doyle, L (1,4) OBP: 0.299, SLG: 0.332			0-0 F4		0-0 F8			0-0 G5-3 2H 1B									3 0 1 1 0 0 1										
Rick Miller, L (1,8) OBP: 0.358, SLG: 0.323			0-0 L7		4-0 BB 1-2			4-0 BB									1 0 0 0 2 0 0										
Bob Montgomery, R (1,2) OBP: 0.318, SLG: 0.211			0-0 6-3		0-3 K			0-0 G5-3 2-3									2 0 0 0 0 1 2										
Carlton Fisk, R (7,PH) OBP: 0.407, SLG: 0.521																	1 0 0 0 0 0 2										
Inning Stats	R: 0 E: 0 K: 0 S: 3	H: 1 LOB: 0 BB: 0 P: 3	R: 0 E: 0 K: 0 S: 3	H: 0 LOB: 0 BB: 0 P: 3	R: 0 E: 0 K: 0 S: 3	H: 0 LOB: 0 BB: 0 P: 3	R: 1 E: 0 K: 1 S: 6	H: 1 LOB: 0 BB: 0 P: 6	R: 0 E: 0 K: 0 S: 4	H: 1 LOB: 2 BB: 1 P: 10	R: 1 E: 0 K: 1 S: 6	H: 2 LOB: 1 BB: 1 P: 10	R: 0 E: 0 K: 1 S: 5	H: 0 LOB: 0 BB: 0 P: 5	R: 0 E: 0 K: 0 S: 2	H: 0 LOB: 0 BB: 1 P: 6	1B: 3 2B: 2 3B: 0 HR: 1	SF: 0 SAC: 0 DP: 2 HBP: 0	WP: 0 PB: 0 SB: 0 CS: 0	PA: 33							
PITCHER	IP	WLS	BF	H	R	ER	SO	BB	IBB	HBP	BLK	WP	HR	S	P	ERA	WHIP										
Jim Bibby, R (1,1) ERA: 3.76	6.1	W	26	6	2	2	3	2	0	0	0	0	1	30	38	2.84	1.263										
Jim Kern, R (7,1) ERA: 2.83	2.2	S	7	0	0	0	1	1	0	0	0	0	0	8	12	0.00	0.375										

Cleveland Indians @ Boston Red Sox
Fenway Park, Boston, MA
Thu Jul 21 1977, 7:05 PM EDT
Att: 29,059 - Unknown - 82 F


AB 30
R 2
H 6
RBI 2
BB 3
SO 4
LOB 11



Batter	1	2	3	4	5	6	7	8	9	AB	R	H	RBI	BB	SO	LOB	TOP				
Duane Kuiper, L (1, 4) OBP: 0.324, SLG: 0.325	G3		F7		K		4-3		F9	5	0	0	0	0	1	3					
Buddy Bell, R (1, 5) OBP: 0.354, SLG: 0.423	5-3			F7		1B		E4		4	0	1	0	0	0	0					
Charlie Spikes, R (1, 9) OBP: 0.339, SLG: 0.429	4-3			F9		F9		F4		4	0	0	0	0	0	2					
Andre Thornton, R (1, 3) OBP: 0.355, SLG: 0.531		4-3		1B		1B		FC6-4		2	0	1	0	2	0	0					
Rico Carty, R (1, 10) OBP: 0.342, SLG: 0.389	4-3			1B		F7		FC6-4		4	0	1	0	0	0	4					
Bruce Bochte, L (1, 7) OBP: 0.335, SLG: 0.352	1B			F5		F7		L6		4	0	1	0	0	0	6					
Jim Norris, L (1, 8) OBP: 0.358, SLG: 0.352	F8				F8		K		F7	4	0	0	0	0	1	1					
Ray Fosse, R (1, 2) OBP: 0.291, SLG: 0.396			5-3		6-3		1B		1B	4	0	2	0	0	0	0					
Frank Duffy, R (1, 6) OBP: 0.248, SLG: 0.286										3	0	1	0	0	1	1					
Larvell Blanks, R (9, PH) OBP: 0.291, SLG: 0.408			K				F5		F8	1	0	0	0	0	0	1					
Inning Stats	R: 0 E: 0 K: 0 S: 3	H: 0 LOB: 0 BB: 0 P: 3	R: 0 E: 0 K: 0 S: 4	H: 1 LOB: 1 BB: 0 P: 4	R: 0 E: 0 K: 1 S: 5	H: 0 LOB: 0 BB: 0 P: 5	R: 0 E: 0 K: 0 S: 4	H: 1 LOB: 2 BB: 1 P: 8	R: 0 E: 0 K: 1 S: 6	H: 1 LOB: 1 BB: 0 P: 6	R: 0 E: 0 K: 0 S: 5	H: 2 LOB: 2 BB: 0 P: 5	R: 0 E: 0 K: 1 S: 6	H: 1 LOB: 1 BB: 0 P: 6	R: 0 E: 1 K: 0 S: 4	H: 0 LOB: 2 BB: 1 P: 8	R: 0 E: 0 K: 0 S: 4	H: 1 LOB: 1 BB: 0 P: 4	1B: 7 2B: 0 3B: 0 HR: 0	SF: 0 SAC: 0 DP: 0 HBP: 0	WP: 0 PA: 37
PITCHER	IP	WLS	BF	H	R	ER	SO	BB	IBB	HBP	BLK	WP	HR	S	P	ERA	WHIP				
Rick Wise, R (1, 1) ERA: 4.68	9.0	W	37	7	0	0	3	2	0	0	0	0	0	41	49	0.00	1.000				

Cleveland Indians @ Boston Red Sox
Fenway Park, Boston, MA
Fri Jul 22 1977, 7:05 PM EDT
Att: 34,030 - Unknown - 68 F


AB 35
R 0
H 7
RBI 0
BB 2
SO 3
LOB 18



Batter	1	2	3	4	5	6	7	8	9	AB	R	H	RBI	BB	SO	LOB	BOTTOM				
Rick Burleson, R (1, 6) OBP: 0.353, SLG: 0.395	G3	FC5-4		F4			5-3			4	1	2	0	0	0	0					
Fred Lynn, L (1, 8) OBP: 0.311, SLG: 0.440	G3	L8			6-3		FC5-4			4	0	1	0	0	0	2					
Jim Rice, R (1, 10) OBP: 0.367, SLG: 0.590	F7	FC5-4			K		FC5-4			4	0	0	0	0	1	3					
Carl Yastrzemski, L (1, 7) OBP: 0.384, SLG: 0.518	BB	BB	4-3				G3			2	1	0	0	2	0	1					
Carlton Fisk, R (1, 2) OBP: 0.405, SLG: 0.518	BB	BB	5-3		F3			4-3		4	1	1	1	0	0	1					
George Scott, R (1, 3) OBP: 0.345, SLG: 0.548	2B	BB								1	0	1	0	3	0	0					
Butch Hobson, R (1, 5) OBP: 0.309, SLG: 0.517	2B			K		K		K		4	0	1	2	0	3	3					
Denny Doyle, L (1, 4) OBP: 0.295, SLG: 0.327	K				F9		K		K	4	0	0	0	0	3	4					
Rick Miller, L (1, 9) OBP: 0.349, SLG: 0.313		1-3			F9		L1-6			3	0	0	0	0	0	1					
Inning Stats	R: 3 E: 0 K: 1 S: 8	H: 3 LOB: 2 BB: 2 P: 16	R: 0 E: 0 K: 0 S: 4	H: 1 LOB: 1 BB: 0 P: 4	R: 0 E: 0 K: 1 S: 5	H: 0 LOB: 1 BB: 1 P: 9	R: 0 E: 0 K: 0 S: 3	H: 0 LOB: 0 BB: 0 P: 3	R: 0 E: 0 K: 2 S: 8	H: 1 LOB: 1 BB: 0 P: 8	R: 0 E: 0 K: 0 S: 4	H: 1 LOB: 1 BB: 0 P: 4	R: 0 E: 0 K: 2 S: 7	H: 0 LOB: 1 BB: 1 P: 11	1B: 5 2B: 1 3B: 0 HR: 0	SF: 0 SAC: 0 DP: 0 HBP: 0	WP: 0 PA: 35				
PITCHER	IP	WLS	BF	H	R	ER	SO	BB	IBB	HBP	BLK	WP	HR	S	P	ERA	WHIP				
Al Fitzmorris, R (1, 1) ERA: 6.34	6.2	L	30	6	3	3	5	4	0	0	0	0	0	36	52	4.05	1.500				
Don Hood, L (7, 1) ERA: 3.25	1.1		5	0	0	0	2	1	0	0	0	0	0	8	12	0.00	0.750				

Cleveland Indians @ Boston Red Sox
Fenway Park, Boston, MA
Fri Jul 22 1977, 7:05 PM EDT
Att: 34,030 - Unknown - 68 F

AB 30
R 3
H 6
RBI 3
BB 5
SO 7
LOB 15




Batter	1	2	3	4	5	6	7	8	9	AB	R	H	RBI	BB	SO	LOB	TOP								
Duane Kuiper, L OBP: 0.322, SLG: 0.323 (1, 4)										5	1	1	0	0	2	1	Cleveland Indians @ Boston Red Sox Fenway Park, Boston, MA Sat Jul 23 1977, 3:33 AM EDT Att: 35,592 - Unknown - 73 F								
Buddy Bell, R OBP: 0.355, SLG: 0.429 (1, 5)										5	2	2	1	0	0	1									
Larvell Blanks, R OBP: 0.294, SLG: 0.414 (1, 6)										5	2	2	1	0	0	1									
Andre Thornton, R OBP: 0.361, SLG: 0.547 (1, 3)										4	3	2	2	1	1	0									
Rico Carty, R OBP: 0.343, SLG: 0.402 (1, 10)										5	1	2	4	0	0	0									
Bruce Bochte, L OBP: 0.339, SLG: 0.360 (1, 7)										5	0	3	1	0	0	0									
Charlie Spikes, R OBP: 0.333, SLG: 0.407 Jim Norris, L OBP: 0.358, SLG: 0.352 (1, 9) (7, 9)										3	0	0	0	1	0	3									
John Lowenstein, L OBP: 0.366, SLG: 0.377 (1, 8)										4	0	0	0	0	2	3									
Fred Kendall, R OBP: 0.304, SLG: 0.376 (1, 2)										4	0	1	0	0	1	0									
Inning Stats	R: 4 E: 0 K: 0 S: 7	H: 4 LOB: 0 BB: 0 P: 7	R: 0 E: 0 K: 2 S: 7	H: 0 LOB: 0 BB: 0 P: 7	R: 0 E: 0 K: 1 S: 5	H: 0 LOB: 0 BB: 0 P: 5	R: 0 E: 0 K: 0 S: 4	H: 1 LOB: 1 BB: 0 P: 4	R: 3 E: 0 K: 1 S: 10	H: 5 LOB: 2 BB: 0 P: 10	R: 0 E: 0 K: 2 S: 7	H: 0 LOB: 0 BB: 0 P: 7	R: 2 E: 0 K: 0 S: 5	H: 2 LOB: 2 BB: 2 P: 13	R: 0 E: 0 K: 0 S: 4	H: 1 LOB: 1 BB: 0 P: 4	R: 0 E: 0 K: 0 S: 3	H: 0 LOB: 0 BB: 0 P: 3	1B: 8 2B: 2 3B: 1 HR: 2	SF: 0 SAC: 0 DP: 0 HBP: 0	WP: 0 PB: 0 SB: 0 CS: 0	PA: 42			
PITCHER	IP	WLS	BF	H	R	ER	SO	BB	IBB	HBP	BLK	WP	HR	S	P	ERA	WHIP								
Reggie Cleveland, R ERA: 4.16 (1, 1)	0.0		4	4	4	0	0	0	0	0	0	0	1	4	4	∞	∞								
Mike Planton, R ERA: 6.11 (1, 1)	4.2		19	5	3	3	4	0	0	0	0	0	0	27	27	5.79	1.071								
Ramon Hernandez, L ERA: 5.95 (5, 1)	1.1	L	5	1	0	0	2	0	0	0	0	0	0	9	9	0.00	0.750								
Bill Campbell, R ERA: 2.7 (7, 1)	1.0	L	7	2	2	2	0	2	0	0	0	0	1	5	13	18.00	4.000								
Bob Stanley, R ERA: 4.14 (8, 1)	2.0		7	1	0	0	0	0	0	0	0	0	0	7	7	0.00	0.500								

Batter	1	2	3	4	5	6	7	8	9	AB	R	H	RBI	BB	SO	LOB	BOTTOM								
Rick Burleson, R OBP: 0.354, SLG: 0.403 (1, 6)										5	2	2	1	0	2	4	Cleveland Indians @ Boston Red Sox Fenway Park, Boston, MA Sat Jul 23 1977, 3:33 AM EDT Att: 35,592 - Unknown - 73 F								
Fred Lynn, L OBP: 0.317, SLG: 0.464 (1, 8)										4	2	2	4	1	2	0									
Jim Rice, R OBP: 0.369, SLG: 0.589 (1, 10)										4	0	2	1	1	1	0									
Carl Yastrzemski, L OBP: 0.384, SLG: 0.518 (1, 7)										4	0	1	1	1	0	2									
Carlton Fisk, R OBP: 0.403, SLG: 0.522 (1, 2)										5	1	1	1	0	0	6									
George Scott, R OBP: 0.345, SLG: 0.550 (1, 3)										4	0	1	0	1	2	1									
Butch Hobson, R OBP: 0.307, SLG: 0.515 (1, 5)										5	1	1	0	0	2	2									
Denny Doyle, L OBP: 0.295, SLG: 0.324 Bernie Carbo, L OBP: 0.402, SLG: 0.483 Steve Dillard, R OBP: 0.296, SLG: 0.366 Dwight Evans, R OBP: 0.368, SLG: 0.527 (1, 4) (7, PH) (8, 4) (9, PH)										2	1	0	0	1	0	1									
Rick Miller, L OBP: 0.357, SLG: 0.309 (1, 9)										1	1	0	0	2	0	1									
Inning Stats	R: 0 E: 0 K: 3 S: 9	H: 0 LOB: 0 BB: 0 P: 9	R: 1 E: 0 K: 2 S: 8	H: 1 LOB: 0 BB: 0 P: 8	R: 3 E: 0 K: 0 S: 6	H: 3 LOB: 1 BB: 1 P: 10	R: 0 E: 0 K: 1 S: 6	H: 1 LOB: 1 BB: 0 P: 6	R: 2 E: 0 K: 0 S: 6	H: 3 LOB: 1 BB: 0 P: 6	R: 2 E: 0 K: 1 S: 6	H: 1 LOB: 3 BB: 4 P: 22	R: 0 E: 0 K: 1 S: 5	H: 0 LOB: 2 BB: 2 P: 13	R: 0 E: 0 K: 1 S: 6	H: 1 LOB: 1 BB: 0 P: 6	R: 0 E: 0 K: 2 S: 7	H: 0 LOB: 0 BB: 0 P: 7	1B: 2 2B: 3 3B: 2 HR: 3	SF: 0 SAC: 1 DP: 0 HBP: 0	WP: 0 PB: 0 SB: 1 CS: 0	PA: 44			
PITCHER	IP	WLS	BF	H	R	ER	SO	BB	IBB	HBP	BLK	WP	HR	S	P	ERA	WHIP								
Dennis Eckersley, R ERA: 3.99 (1, 1)	5.0		25	7	7	7	6	1	0	0	0	0	3	36	40	12.60	2.000								
Rick Waits, L ERA: 4.94 (6, 1)	0.1		2	0	0	0	0	1	0	0	0	0	0	1	5	0.00	3.000								
Jim Kern, R ERA: 2.67 (6, 1)	3.2	W	17	1	1	1	5	5	0	0	0	0	0	22	42	2.46	1.636								


Batter	1	2	3	4	5	6	7	8	9	AB	R	H	RBI	BB	SO	LOB	TOP					
Ralph Garr, L OBP: 0.327, SLG: 0.443 (1, 7)	 1B	 HR		 K		 FC4-6 2B		 G3		5	2	2	1	0	1	3	Chicago White Sox @ Boston Red Sox Fenway Park, Boston, MA Sun Jul 24 1977, 3:33 AM EDT Att: 34,490 - Unknown - 79 F					
Alan Bannister, R OBP: 0.371, SLG: 0.388 (1, 6)	 E3 1B	 F3		 6-3		 2B		 F7		5	1	1	1	0	0	2						
Jorge Orta, L OBP: 0.344, SLG: 0.434 (1, 4)	 F8 1B		 L1		 L9		 4-3		 1-3 1B	5	0	2	1	0	0	0						
Richie Zisk, R OBP: 0.377, SLG: 0.547 (1, 9)	 1-2 2H 1B		 4-3		 2B 1B		 K		 1-3	5	1	2	1	0	1	1						
Oscar Gamble, L OBP: 0.342, SLG: 0.534 Lamar Johnson, R (7, PH) OBP: 0.340, SLG: 0.554 (1, 10)	 F8 2-3		 F6		 L4 1-H 2B		 1B BB		 G4-6-3 BB	3	0	1	1	0	0	2						
Jim Spencer, L OBP: 0.308, SLG: 0.454 (1, 3)	 F4			 HR 2B		 L4 2-3		 1B		 G4-6-3 1-2	5	1	2	1	0	5						
Chet Lemon, R OBP: 0.348, SLG: 0.457 (1, 8)	 K			 K		 FC1-5 E 1B		 5-3		4	0	1	0	0	2	4						
Eric Soderholm, R OBP: 0.361, SLG: 0.480 (1, 5)		 K		 2H HR		 E1 FC4-6 FC1-5 2B 1-2		 HR		4	3	2	3	0	1	1						
Jim Essian, R OBP: 0.371, SLG: 0.443 (1, 2)	 F7			 2B		 FC1-5 FC4-6 1-2 2-3		 F9		4	0	1	0	0	0	2						
Inning Stats	R: 2 E: 1 K: 1 S: 9	H: 3 LOB: 2 BB: 0 P: 9	R: 1 E: 0 K: 1 S: 6	H: 1 LOB: 0 BB: 0 P: 6	R: 0 E: 0 K: 0 S: 3	H: 0 LOB: 0 BB: 0 P: 3	R: 2 E: 0 K: 2 S: 10	H: 3 LOB: 1 BB: 0 P: 10	R: 1 E: 0 K: 0 S: 4	H: 2 LOB: 2 BB: 0 P: 4	R: 1 E: 1 K: 1 S: 6	H: 1 LOB: 1 BB: 1 P: 10	R: 1 E: 0 K: 0 S: 4	H: 1 LOB: 0 BB: 0 P: 4	R: 0 E: 0 K: 0 S: 3	H: 1 LOB: 1 BB: 1 P: 7		1B: 7 2B: 4 3B: 0 HR: 3	SF: 0 SAC: 0 DP: 1 HBP: 0	WP: 0 PB: 1 SB: 0 CS: 0	PA: 42	
PITCHER	IP WLS BF H R ER SO BB IBB HBP BLK WP HR S P ERA WHIP	IP WLS BF H R ER SO BB IBB HBP BLK WP HR S P ERA WHIP	IP WLS BF H R ER SO BB IBB HBP BLK WP HR S P ERA WHIP	IP WLS BF H R ER SO BB IBB HBP BLK WP HR S P ERA WHIP	IP WLS BF H R ER SO BB IBB HBP BLK WP HR S P ERA WHIP	IP WLS BF H R ER SO BB IBB HBP BLK WP HR S P ERA WHIP	IP WLS BF H R ER SO BB IBB HBP BLK WP HR S P ERA WHIP	IP WLS BF H R ER SO BB IBB HBP BLK WP HR S P ERA WHIP	IP WLS BF H R ER SO BB IBB HBP BLK WP HR S P ERA WHIP	IP WLS BF H R ER SO BB IBB HBP BLK WP HR S P ERA WHIP	IP WLS BF H R ER SO BB IBB HBP BLK WP HR S P ERA WHIP	IP WLS BF H R ER SO BB IBB HBP BLK WP HR S P ERA WHIP	IP WLS BF H R ER SO BB IBB HBP BLK WP HR S P ERA WHIP	IP WLS BF H R ER SO BB IBB HBP BLK WP HR S P ERA WHIP	IP WLS BF H R ER SO BB IBB HBP BLK WP HR S P ERA WHIP	IP WLS BF H R ER SO BB IBB HBP BLK WP HR S P ERA WHIP	IP WLS BF H R ER SO BB IBB HBP BLK WP HR S P ERA WHIP	IP WLS BF H R ER SO BB IBB HBP BLK WP HR S P ERA WHIP	IP WLS BF H R ER SO BB IBB HBP BLK WP HR S P ERA WHIP	IP WLS BF H R ER SO BB IBB HBP BLK WP HR S P ERA WHIP	IP WLS BF H R ER SO BB IBB HBP BLK WP HR S P ERA WHIP	IP WLS BF H R ER SO BB IBB HBP BLK WP HR S P ERA WHIP

AB	40
R	9
H	14
RBI	9
BB	2
SO	5
LOB	20



Batter	1	2	3	4	5	6	7	8	9	AB	R	H	RBI	BB	SO	LOB	BOTTOM					
Rick Burleson, R OBP: 0.354, SLG: 0.403 (1, 6)	 6-3		 HR 1B	 5-3			 6-3		 1B 1B 1-2 1B	5	2	2	1	0	0	1	Chicago White Sox @ Boston Red Sox Fenway Park, Boston, MA Sun Jul 24 1977, 3:33 AM EDT Att: 34,490 - Unknown - 79 F					
Fred Lynn, L OBP: 0.318, SLG: 0.475 (1, 8)	 4-3		 1-H HR		 F8		 F8		 1B 1B 1-3 1B	5	1	2	2	0	0	0						
Jim Rice, R OBP: 0.370, SLG: 0.590 (1, 7)	 HR 2B		 F4		 K		 6-3		 1B 1-2 3-H 1B	5	1	2	1	0	1	0						
Carl Yastrzemski, L OBP: 0.387, SLG: 0.527 (1, 10)	 2H HR		 BB 1B		 BB 1B			 3-1	 F8	4	1	2	2	1	0	2						
Carlton Fisk, R OBP: 0.404, SLG: 0.521 (1, 2)	 1B		 K		 1-2 BB 1B			 4-3		3	0	1	0	1	1	1						
George Scott, R OBP: 0.342, SLG: 0.544 (1, 3)	 K		 F3		 K			 F3		4	0	0	0	0	2	4						
Butch Hobson, R OBP: 0.307, SLG: 0.512 (1, 5)		 F8		 4-3 1B		 K			 K	4	0	1	0	0	2	0						
Denny Doyle, L OBP: 0.298, SLG: 0.327 (1, 4)		 F9		 4-3		 G3-6-3 1B			 WP 1B 1B	4	1	2	0	0	0	1						
Rick Miller, L OBP: 0.345, SLG: 0.297 (1, 9)		 F9		 L7		 G3-6-3 1B 1-2			 F6	4	0	0	0	0	0	3						
Inning Stats	R: 2 E: 0 K: 1 S: 8	H: 3 LOB: 1 BB: 0 P: 8	R: 0 E: 0 K: 0 S: 3	H: 0 LOB: 0 BB: 0 P: 3	R: 2 E: 0 K: 1 S: 7	H: 2 LOB: 1 BB: 1 P: 11	R: 0 E: 0 K: 0 S: 4	H: 1 LOB: 1 BB: 0 P: 4	R: 0 E: 0 K: 2 S: 8	H: 1 LOB: 2 BB: 1 P: 12	R: 0 E: 0 K: 1 S: 5	H: 1 LOB: 0 BB: 0 P: 5	R: 0 E: 0 K: 0 S: 3	H: 0 LOB: 0 BB: 0 P: 3	R: 0 E: 0 K: 0 S: 3	H: 0 LOB: 0 BB: 0 P: 3		R: 2 E: 0 K: 1 S: 9	H: 4 LOB: 2 BB: 0 P: 9	1B: 9 2B: 1 3B: 0 HR: 2	SF: 0 SAC: 0 DP: 1 HBP: 0	WP: 1 PB: 0 SB: 0 CS: 0
PITCHER	IP WLS BF H R ER SO BB IBB HBP BLK WP HR S P ERA WHIP	IP WLS BF H R ER SO BB IBB HBP BLK WP HR S P ERA WHIP	IP WLS BF H R ER SO BB IBB HBP BLK WP HR S P ERA WHIP	IP WLS BF H R ER SO BB IBB HBP BLK WP HR S P ERA WHIP	IP WLS BF H R ER SO BB IBB HBP BLK WP HR S P ERA WHIP	IP WLS BF H R ER SO BB IBB HBP BLK WP HR S P ERA WHIP	IP WLS BF H R ER SO BB IBB HBP BLK WP HR S P ERA WHIP	IP WLS BF H R ER SO BB IBB HBP BLK WP HR S P ERA WHIP	IP WLS BF H R ER SO BB IBB HBP BLK WP HR S P ERA WHIP	IP WLS BF H R ER SO BB IBB HBP BLK WP HR S P ERA WHIP	IP WLS BF H R ER SO BB IBB HBP BLK WP HR S P ERA WHIP	IP WLS BF H R ER SO BB IBB HBP BLK WP HR S P ERA WHIP	IP WLS BF H R ER SO BB IBB HBP BLK WP HR S P ERA WHIP	IP WLS BF H R ER SO BB IBB HBP BLK WP HR S P ERA WHIP	IP WLS BF H R ER SO BB IBB HBP BLK WP HR S P ERA WHIP	IP WLS BF H R ER SO BB IBB HBP BLK WP HR S P ERA WHIP	IP WLS BF H R ER SO BB IBB HBP BLK WP HR S P ERA WHIP	IP WLS BF H R ER SO BB IBB HBP BLK WP HR S P ERA WHIP	IP WLS BF H R ER SO BB IBB HBP BLK WP HR S P ERA WHIP	IP WLS BF H R ER SO BB IBB HBP BLK WP HR S P ERA WHIP	IP WLS BF H R ER SO BB IBB HBP BLK WP HR S P ERA WHIP	IP WLS BF H R ER SO BB IBB HBP BLK WP HR S P ERA WHIP


AB	38
R	6
H	12
RBI	6
BB	2
SO	6
LOB	12



Batter	1	2	3	4	5	6	7	8	9	AB	R	H	RBI	BB	SO	LOB	TOP						
Ralph Garr, L OBP: 0.325, SLG: 0.439 (1, 7)										5	0	1	0	0	1	1							
Alan Bannister, R OBP: 0.369, SLG: 0.384 (1, 6)										4	1	0	0	1	0	1							
Jorge Orta, L OBP: 0.345, SLG: 0.438 (1, 4)										4	2	2	0	0	0	1							
Richie Zisk, R OBP: 0.376, SLG: 0.544 (1, 9)										4	0	1	1	0	1	3							
Oscar Gamble, L OBP: 0.344, SLG: 0.531 (1, 10)										3	2	1	1	1	1	1							
Jim Spencer, L OBP: 0.307, SLG: 0.462 (1, 3)										4	1	1	3	0	0	2							
Chet Lemon, R OBP: 0.347, SLG: 0.455 (1, 8)										4	0	1	0	0	1	1							
Eric Soderholm, R OBP: 0.359, SLG: 0.487 (1, 5)										4	1	1	2	0	0	1							
Jim Essian, R OBP: 0.368, SLG: 0.439 (1, 2)										2	0	0	0	0	1	1							
Royce Stillman, L OBP: 0.305, SLG: 0.363 (7, PH)										1	0	0	0	0	1	0							
Brian Downing, R OBP: 0.438, SLG: 0.420 (7, 2)										1	1	1	1	0	0	0							
Inning Stats	R: 0 E: 0 K: 0 S: 4	H: 1 LOB: 1 BB: 0 P: 4	R: 0 E: 0 K: 0 S: 3	H: 0 LOB: 0 BB: 0 P: 3	R: 0 E: 0 K: 0 S: 3	H: 0 LOB: 0 BB: 0 P: 3	R: 1 E: 1 K: 1 S: 7	H: 2 LOB: 1 BB: 0 P: 7	R: 0 E: 0 K: 0 S: 8	H: 1 LOB: 1 BB: 0 P: 8	R: 0 E: 0 K: 0 S: 3	H: 0 LOB: 0 BB: 0 P: 3	R: 2 E: 0 K: 1 S: 6	H: 1 LOB: 0 BB: 1 P: 10	R: 4 E: 0 K: 2 S: 10	H: 3 LOB: 0 BB: 1 P: 14	R: 1 E: 0 K: 0 S: 4	H: 1 LOB: 0 BB: 0 P: 4	1B: 5 2B: 1 3B: 0 HR: 3	SF: 0 SAC: 0 DP: 0 HBP: 0	WP: 0 PB: 0 SB: 0 CS: 0	PA: 38	
PITCHER	IP	WLS	BF	H	R	ER	SO	BB	IBB	HBP	BLK	WP	HR	S	P	ERA	WHIP					ERA	WHIP
Luis Tiant, R ERA: 5.2 (1, 1)	6.2		26	5	3	3	3	1	0	0	0	0	1	31	35	4.05	0.900						
Bill Campbell, R ERA: 3.12 (7, 1)	2.1	L	12	4	5	5	3	1	0	0	0	0	2	17	21	19.29	2.143						

Chicago White Sox @ Boston Red Sox
Fenway Park, Boston, MA
Mon Jul 25 1977, 7:05 PM EDT
Att: 27,505 - Unknown - 71 F


AB 36
R 8
H 9
RBI 8
BB 2
SO 6
LOB 12



Batter	1	2	3	4	5	6	7	8	9	AB	R	H	RBI	BB	SO	LOB	BOTTOM						
Rick Burleson, R OBP: 0.352, SLG: 0.401 (1, 6)										5	0	1	0	0	0	3							
Fred Lynn, L OBP: 0.316, SLG: 0.473 (1, 8)										5	1	1	0	0	1	1							
Jim Rice, R OBP: 0.375, SLG: 0.599 (1, 7)										4	2	3	2	1	1	0							
Carl Yastrzemski, L OBP: 0.384, SLG: 0.521 (1, 10)										4	0	0	0	1	1	4							
Carlton Fisk, R OBP: 0.405, SLG: 0.520 (1, 2)										4	1	2	1	0	0	1							
George Scott, R OBP: 0.343, SLG: 0.545 (1, 3)										3	1	1	0	1	0	1							
Butch Hobson, R OBP: 0.306, SLG: 0.507 (1, 5)										3	0	0	0	0	0	2							
Denny Doyle, L OBP: 0.298, SLG: 0.327 (1, 4)										3	1	1	0	0	0	2							
Rick Miller, L OBP: 0.350, SLG: 0.324 (1, 9)										4	1	2	3	0	0	1							
Inning Stats	R: 2 E: 0 K: 1 S: 7	H: 2 LOB: 0 BB: 0 P: 7	R: 1 E: 0 K: 0 S: 4	H: 2 LOB: 1 BB: 0 P: 5	R: 0 E: 0 K: 1 S: 5	H: 0 LOB: 1 BB: 1 P: 9	R: 0 E: 0 K: 0 S: 3	H: 0 LOB: 0 BB: 0 P: 3	R: 0 E: 0 K: 0 S: 5	H: 2 LOB: 2 BB: 0 P: 5	R: 3 E: 0 K: 0 S: 5	H: 2 LOB: 1 BB: 1 P: 9	R: 1 E: 0 K: 0 S: 5	H: 2 LOB: 1 BB: 0 P: 5	R: 0 E: 0 K: 0 S: 4	H: 1 LOB: 0 BB: 0 P: 4	R: 0 E: 0 K: 1 S: 4	H: 0 LOB: 0 BB: 1 P: 8	1B: 7 2B: 2 3B: 1 HR: 1	SF: 0 SAC: 1 DP: 2 HBP: 1	WP: 1 PB: 0 SB: 0 CS: 0	PA: 40	
PITCHER	IP	WLS	BF	H	R	ER	SO	BB	IBB	HBP	BLK	WP	HR	S	P	ERA	WHIP					ERA	WHIP
Steve Stone, R ERA: 4.1 (1, 1)	6.0		28	8	6	6	2	2	0	0	0	0	0	29	38	9.00	1.667						
Don Kirkwood, R ERA: 4.42 (7, 1)	1.2		8	3	1	1	0	0	0	0	0	0	0	8	8	5.40	1.800						
Lerrin LaGrow, R ERA: 2.13 (8, 1)	1.1	W	4	0	0	0	1	1	0	0	0	0	0	5	9	0.00	0.750						

Chicago White Sox @ Boston Red Sox
Fenway Park, Boston, MA
Mon Jul 25 1977, 7:05 PM EDT
Att: 27,505 - Unknown - 71 F

AB 35
R 7
H 11
RBI 6
BB 3
SO 3
LOB 15



Batter	1	2	3	4	5	6	7	8	9	AB	R	H	RBI	BB	SO	LOB	TOP					
Von Joshua, L OBP: 0.287, SLG: 0.355 (1, 8)										4	0	1	1	0	1	1	Milwaukee Brewers @ Boston Red Sox Fenway Park, Boston, MA Tue Jul 26 1977, 7:05 PM EDT Att: 30,950 - Unknown - 70 F					
Jimmy Wynn, R OBP: 0.289, SLG: 0.235 (1, 9)										4	0	1	1	1	2	1						
Cecil Cooper, L OBP: 0.327, SLG: 0.447 (1, 3)										4	0	0	0	0	2	4						
Sal Bando, R OBP: 0.341, SLG: 0.399 (1, 5)										4	0	0	0	0	1	4						
Don Money, R OBP: 0.360, SLG: 0.482 (1, 7)										4	0	1	0	0	1	0						
Ken McMullen, R OBP: 0.302, SLG: 0.381 (1, 10)										4	0	0	0	0	2	1						
Robin Yount, R OBP: 0.355, SLG: 0.396 (1, 6)										3	1	3	0	1	0	0						
Lenn Sakata, R OBP: 0.207, SLG: 0.286 (1, 4)										4	1	1	0	0	1	4						
Larry Haney, R OBP: 0.254, SLG: 0.250 (1, 2)										3	1	2	1	0	1	2						
Jamie Quirk, L OBP: 0.263, SLG: 0.365 (9, PH)										1	0	0	0	0	0	0						
Inning Stats	R: 0 E: 0 K: 3 S: 10	H: 1 LOB: 1 BB: 0 P: 10	R: 0 E: 0 K: 1 S: 6	H: 1 LOB: 2 BB: 1 P: 10	R: 0 E: 0 K: 1 S: 5	H: 0 LOB: 0 BB: 0 P: 5	R: 0 E: 0 K: 1 S: 5	H: 0 LOB: 0 BB: 0 P: 5	R: 3 E: 1 K: 0 S: 7	H: 4 LOB: 1 BB: 0 P: 7	R: 0 E: 0 K: 1 S: 6	H: 1 LOB: 1 BB: 0 P: 6	R: 0 E: 0 K: 2 S: 8	H: 1 LOB: 2 BB: 1 P: 12	R: 0 E: 0 K: 2 S: 8	H: 1 LOB: 0 BB: 0 P: 8	R: 0 E: 0 K: 0 S: 3	H: 0 LOB: 0 BB: 0 P: 3	1B: 7 2B: 2 3B: 0 HR: 0	SF: 1 SAC: 0 DP: 0 HBP: 0	WP: 0 PB: 0 SB: 1 CS: 0	PA: 38
PITCHER Don Aase, R ERA: 2.0 (1, 1)	IP: 9.0 WLS: W BF: 38	H: 9 R: 3 ER: 2 SO: 11	BB: 2 IBB: 0 HBP: 0 BLK: 0	WP: 0 HR: 0 S: 58 P: 66	ERA: 2.00 WHIP: 1.222	PITCHER										IP: 9.0 WLS: W BF: 38	H: 9 R: 3 ER: 2 SO: 11	BB: 2 IBB: 0 HBP: 0 BLK: 0	WP: 0 HR: 0 S: 58 P: 66	ERA: 2.00 WHIP: 1.222		

Batter	1	2	3	4	5	6	7	8	9	AB	R	H	RBI	BB	SO	LOB	BOTTOM			
Rick Burleson, R OBP: 0.349, SLG: 0.397 (1, 6)										3	0	0	1	0	0	2	Milwaukee Brewers @ Boston Red Sox Fenway Park, Boston, MA Tue Jul 26 1977, 7:05 PM EDT Att: 30,950 - Unknown - 70 F			
Fred Lynn, L OBP: 0.318, SLG: 0.479 (1, 8)										3	0	2	1	0	0	0				
Jim Rice, R OBP: 0.374, SLG: 0.603 (1, 7)										4	1	1	1	0	0	2				
Carl Yastrzemski, L OBP: 0.383, SLG: 0.518 (1, 10)										4	0	1	0	0	1	1				
Carlton Fisk, R OBP: 0.402, SLG: 0.516 (1, 2)										3	0	0	0	0	0	1				
George Scott, R OBP: 0.341, SLG: 0.540 (1, 3)										3	0	0	0	0	1	0				
Butch Hobson, R OBP: 0.306, SLG: 0.506 (1, 5)										3	1	1	0	0	0	0				
Denny Doyle, L OBP: 0.302, SLG: 0.331 (1, 4)										3	1	2	0	0	0	0				
Rick Miller, L OBP: 0.358, SLG: 0.333 (1, 9)										3	1	2	1	0	0	0				
Inning Stats	R: 0 E: 0 K: 0 S: 4	H: 1 LOB: 1 BB: 0 P: 4	R: 0 E: 0 K: 0 S: 3	H: 0 LOB: 0 BB: 0 P: 3	R: 3 E: 1 K: 0 S: 7	H: 4 LOB: 1 BB: 0 P: 7	R: 0 E: 0 K: 0 S: 3	H: 0 LOB: 0 BB: 0 P: 3	R: 0 E: 0 K: 0 S: 3	H: 0 LOB: 0 BB: 0 P: 3	R: 1 E: 0 K: 1 S: 7	H: 3 LOB: 1 BB: 0 P: 7	R: 0 E: 0 K: 1 S: 5	H: 1 LOB: 0 BB: 0 P: 5	1B: 7 2B: 1 3B: 0 HR: 1	SF: 2 SAC: 0 DP: 1 HBP: 0		WP: 0 PB: 0 SB: 0 CS: 2	PA: 31	
PITCHER Lary Sorensen, R ERA: 4.92 (1, 1)	IP: 8.0 WLS: L BF: 31	H: 9 R: 4 ER: 4 SO: 2	BB: 0 IBB: 0 HBP: 0 BLK: 0	WP: 0 HR: 1 S: 35 P: 35	ERA: 4.50 WHIP: 1.125	PITCHER										IP: 8.0 WLS: L BF: 31	H: 9 R: 4 ER: 4 SO: 2	BB: 0 IBB: 0 HBP: 0 BLK: 0	WP: 0 HR: 1 S: 35 P: 35	ERA: 4.50 WHIP: 1.125

Batter	1	2	3	4	5	6	7	8	9	AB	R	H	RBI	BB	SO	LOB	TOP								
Von Joshua, L (1, 8) OBP: 0.290, SLG: 0.364	0-3 K		0-0 G1-6-3 1B		0-0 G3		0-0 2B	0-0 F9	0-0 1B FC4 2B	6	1	3	2	0	1	2	Milwaukee Brewers @ Boston Red Sox Fenway Park, Boston, MA Wed Jul 27 1977, 7:05 PM EDT Att: 31,417 - Unknown - 70 F								
Robin Yount, R (1, 6) OBP: 0.355, SLG: 0.398 Ed Romero, R (8, 6) OBP: 0.379, SLG: 0.320	0-0 2B		0-0 G1-6-3 1B				0-0 6-3	0-0 FC6-4	0-0 FC4 1B	5	1	2	0	0	0	5									
Cecil Cooper, L (1, 3) OBP: 0.329, SLG: 0.453	0-3 K		0-0 1B 2B					0-0 1B 1B	0-0 1B 2B FC4	6	2	3	2	0	1	3									
Don Money, R (1, 7) OBP: 0.363, SLG: 0.491 Jim Wohlford, R (9, 7) OBP: 0.292, SLG: 0.284	0-3 K		0-0 1B					0-0 1B 1B	0-0 6-3 1B L7	6	2	3	2	0	1	3									
Jimmy Wynn, R (1, 9) OBP: 0.304, SLG: 0.238		0-3 K			0-0 4-3			0-0 1B 1B	0-0 1B 1B	3	2	1	1	2	1	0									
Sal Bando, R (1, 5) OBP: 0.339, SLG: 0.396		0-0 F8			0-0 4-3			0-0 1B 1B	0-0 1B 1B	5	1	1	1	0	0	3									
Jamie Quirk, L (1, 10) OBP: 0.269, SLG: 0.368 Ken McMullen, R (9, PH) OBP: 0.307, SLG: 0.386 Dick Davis, R (9, PR) OBP: 0.250, SLG: 0.256					0-0 F7			0-0 1B 1B	0-0 E 1B	4	1	2	1	0	0	1									
Lenn Sakata, R (1, 4) OBP: 0.235, SLG: 0.281		0-0 5-3						0-0 1B 1B	0-0 E 1B	4	1	1	1	1	0	2									
Larry Haney, R (1, 2) OBP: 0.262, SLG: 0.258 Steve Brye, R (7, PH) OBP: 0.271, SLG: 0.381 Charlie Moore, R (7, 2) OBP: 0.285, SLG: 0.329					0-0 F2			0-0 1B 1B	0-0 E6	2	1	1	0	0	0	0									
Inning Stats	R: 0 E: 0 K: 3 S: 10	H: 1 LOB: 1 BB: 0 P: 10	R: 0 E: 0 K: 1 S: 6	H: 1 LOB: 1 BB: 0 P: 6	R: 1 E: 0 K: 0 S: 5	H: 4 LOB: 2 BB: 0 P: 5	R: 0 E: 0 K: 0 S: 3	H: 0 LOB: 0 BB: 0 P: 3	R: 0 E: 0 K: 0 S: 3	H: 0 LOB: 0 BB: 0 P: 3	R: 2 E: 0 K: 0 S: 5	H: 2 LOB: 1 BB: 1 P: 9	R: 0 E: 0 K: 0 S: 3	H: 1 LOB: 1 BB: 1 P: 7	R: 4 E: 1 K: 0 S: 9	H: 5 LOB: 2 BB: 0 P: 9		R: 7 E: 1 K: 0 S: 10	H: 6 LOB: 1 BB: 1 P: 14	1B: 14 2B: 5 3B: 0 HR: 1	SF: 0 SAC: 0 DP: 1 HBP: 0	WP: 0 PB: 0 SB: 0 CS: 0	PA: 49		
PITCHER	IP WLS BF H R ER SO BB IBB HBP BLK WP HR S P ERA WHIP	6.0 26 8 3 3 4 2 0 0 0 0 1 32 40 4.50 1.667	1.0 L 6 4 3 3 0 0 0 0 0 0 0 0 6 6 27.00 4.000	1.1 10 4 4 4 0 1 0 0 0 0 0 9 13 27.00 3.750	0.2 7 4 4 2 0 0 0 0 0 0 0 7 7 27.00 6.000																				

AB	46
R	14
H	20
RBI	14
BB	3
SO	4
LOB	22



Batter	1	2	3	4	5	6	7	8	9	AB	R	H	RBI	BB	SO	LOB	BOTTOM								
Rick Burleson, R (1, 6) OBP: 0.352, SLG: 0.397	0-0 4-3		0-3 K					0-0 BB 1B		3	0	1	0	2	1	0	Milwaukee Brewers @ Boston Red Sox Fenway Park, Boston, MA Wed Jul 27 1977, 7:05 PM EDT Att: 31,417 - Unknown - 70 F								
Fred Lynn, L (1, 8) OBP: 0.321, SLG: 0.480	0-0 4-3		0-0 3B 1B					0-3 K		4	1	2	1	0	1	1									
Jim Rice, R (1, 9) OBP: 0.381, SLG: 0.613			0-0 1B 3B					0-0 BB		2	1	2	2	3	0	0									
Carl Yastrzemski, L (1, 7) OBP: 0.381, SLG: 0.513	0-0 6-3		0-0 1B					0-3 K		5	0	1	1	0	2	8									
Carlton Fisk, R (1, 2) OBP: 0.399, SLG: 0.509		0-3 K	0-0 G1-4-3 1B					0-0 1B 1B	0-0 K2-3	4	1	0	0	1	1	0									
George Scott, R (1, 3) OBP: 0.344, SLG: 0.543		0-0 2B			0-3 K			0-0 1B 1B	0-0 F9	4	1	2	0	1	1	0									
Butch Hobson, R (1, 5) OBP: 0.303, SLG: 0.500	0-3 K				0-0 5-3			0-0 SH5-4 1B	0-0 F8	4	0	0	0	0	2	2									
Dwight Evans, R (1, 10) OBP: 0.374, SLG: 0.527 Rick Miller, L (6, PH) OBP: 0.360, SLG: 0.336		0-0 BB			0-0 FC6-4 BB			0-0 1B 1B	0-0 F8	0	0	0	0	2	0	0									
Steve Dillard, R (1, 4) OBP: 0.290, SLG: 0.358 Denny Doyle, L (6, PH) OBP: 0.300, SLG: 0.328		0-0 4-3			0-0 FC6-4 1B			0-0 K	0-0 1-3	2	0	0	0	0	1	2									
Inning Stats	R: 0 E: 0 K: 0 S: 4	H: 1 LOB: 1 BB: 0 P: 4	R: 0 E: 0 K: 2 S: 8	H: 1 LOB: 1 BB: 1 P: 12	R: 2 E: 0 K: 1 S: 7	H: 3 LOB: 0 BB: 0 P: 7	R: 0 E: 0 K: 1 S: 5	H: 0 LOB: 1 BB: 1 P: 9	R: 0 E: 0 K: 0 S: 3	H: 1 LOB: 1 BB: 1 P: 7	R: 3 E: 0 K: 2 S: 10	H: 3 LOB: 3 BB: 3 P: 22	R: 0 E: 0 K: 2 S: 7	H: 0 LOB: 1 BB: 1 P: 11	R: 0 E: 0 K: 2 S: 7	H: 0 LOB: 2 BB: 2 P: 15		R: 0 E: 0 K: 1 S: 5	H: 0 LOB: 0 BB: 0 P: 5	1B: 6 2B: 2 3B: 1 HR: 0	SF: 0 SAC: 2 DP: 2 HBP: 0	WP: 0 PB: 0 SB: 1 CS: 0	PA: 43		
PITCHER	IP WLS BF H R ER SO BB IBB HBP BLK WP HR S P ERA WHIP	5.0 24 7 4 4 4 3 1 0 0 0 0 0 5 9 0.00 3.000	0.2 4 1 0 0 1 1 0 0 0 0 0 0 5 9 0.00 3.000	3.1 W 15 1 1 1 6 4 0 0 0 0 0 0 23 39 2.70 1.500																					



Batter	1	2	3	4	5	6	7	8	9	AB	R	H	RBI	BB	SO	LOB	TOP					
Von Joshua, L (1, 8) OBP: 0.293, SLG: 0.366										4	0	2	0	0	1	0	Milwaukee Brewers @ Boston Red Sox Fenway Park, Boston, MA Thu Jul 28 1977, 3:33 AM EDT Att: 34,705 - Unknown - 75 F					
Robin Yount, R (1, 6) OBP: 0.352, SLG: 0.394										4	0	0	0	0	0	2						
Jimmy Wynn, R (1, 9) OBP: 0.311, SLG: 0.250										4	0	2	0	0	0	2						
Don Money, R (1, 7) OBP: 0.359, SLG: 0.485										4	0	0	0	0	1	3						
Jamie Quirk, L (1, 10) OBP: 0.264, SLG: 0.361										3	0	0	0	0	1	0						
Sal Bando, R (1, 5) OBP: 0.336, SLG: 0.394										2	0	0	0	1	1	0						
Ken McMullen, R (1, 3) OBP: 0.308, SLG: 0.379										2	0	0	0	1	0	1						
Lenn Sakata, R (1, 4) OBP: 0.216, SLG: 0.257										3	0	0	0	0	1	1						
Larry Haney, R (1, 2) OBP: 0.254, SLG: 0.250										2	0	0	0	0	0	0						
Steve Brye, R (8, PH) OBP: 0.270, SLG: 0.379										1	0	0	0	0	0	0						
Charlie Moore, R (8, 2) OBP: 0.285, SLG: 0.329										0	0	0	0	0	0	0						
Inning Stats	R: 0 E: 0 K: 1 S: 6	H: 1 LOB: 1 BB: 0 P: 6	R: 0 E: 0 K: 0 S: 2	H: 0 LOB: 0 BB: 1 P: 6	R: 0 E: 0 K: 1 S: 5	H: 0 LOB: 0 BB: 0 P: 5	R: 0 E: 0 K: 0 S: 3	H: 1 LOB: 1 BB: 0 P: 3	R: 0 E: 0 K: 1 S: 5	H: 0 LOB: 1 BB: 1 P: 9	R: 0 E: 0 K: 2 S: 4	H: 1 LOB: 1 BB: 0 P: 4	R: 0 E: 0 K: 0 S: 7	H: 0 LOB: 0 BB: 0 P: 7	R: 0 E: 0 K: 0 S: 3	H: 0 LOB: 0 BB: 0 P: 3	R: 0 E: 0 K: 0 S: 4	H: 1 LOB: 1 BB: 0 P: 4	1B: 4 2B: 0 3B: 0 HR: 0	SF: 0 SAC: 0 DP: 2 HBP: 0	WP: 0 PB: 0 SB: 0 CS: 0	PA: 31
PITCHER Mike Paxton, R (1, 1) ERA: 4.87	IP: 9.0 WLS: W BF: 31 H: 4 R: 0 ER: 0 SO: 5 BB: 2 IBB: 0 HBP: 0 BLK: 0 WP: 0 HR: 0 S: 39 P: 47 ERA: 0.00 WHIP: 0.667																	PITCHER				

Batter	1	2	3	4	5	6	7	8	9	AB	R	H	RBI	BB	SO	LOB	BOTTOM					
Rick Burleson, R (1, 6) OBP: 0.352, SLG: 0.397										5	1	2	0	0	0	0	Milwaukee Brewers @ Boston Red Sox Fenway Park, Boston, MA Thu Jul 28 1977, 3:33 AM EDT Att: 34,705 - Unknown - 75 F					
Fred Lynn, L (1, 8) OBP: 0.319, SLG: 0.478										5	1	1	1	0	0	1						
Jim Rice, R (1, 10) OBP: 0.382, SLG: 0.622										4	2	2	2	0	1	0						
George Scott, R (1, 3) OBP: 0.341, SLG: 0.537										4	1	0	0	0	3	1						
Carlton Fisk, R (1, 2) OBP: 0.400, SLG: 0.509										4	1	2	1	0	0	0						
Butch Hobson, R (1, 5) OBP: 0.308, SLG: 0.514										4	2	3	2	0	0	2						
Bernie Carbo, L (1, 7) OBP: 0.404, SLG: 0.507										3	2	2	3	0	0	1						
Rick Miller, L (1, 9) OBP: 0.357, SLG: 0.333										4	1	1	0	0	0	1						
Denny Doyle, L (1, 4) OBP: 0.289, SLG: 0.338										4	1	1	3	0	1	0						
Inning Stats	R: 0 E: 0 K: 1 S: 5	H: 0 LOB: 0 BB: 0 P: 5	R: 1 E: 1 K: 0 S: 5	H: 1 LOB: 1 BB: 0 P: 5	R: 6 E: 1 K: 1 S: 11	H: 6 LOB: 0 BB: 0 P: 11	R: 0 E: 0 K: 0 S: 3	H: 1 LOB: 0 BB: 0 P: 3	R: 1 E: 0 K: 1 S: 7	H: 2 LOB: 1 BB: 0 P: 7	R: 0 E: 0 K: 1 S: 5	H: 0 LOB: 0 BB: 0 P: 5	R: 0 E: 0 K: 1 S: 5	H: 0 LOB: 0 BB: 0 P: 5	R: 4 E: 0 K: 0 S: 7	H: 4 LOB: 0 BB: 0 P: 7		R: 0 E: 0 K: 0 S: 4	H: 0 LOB: 0 BB: 0 P: 4	1B: 7 2B: 3 3B: 0 HR: 4	SF: 1 SAC: 0 DP: 1 HBP: 0	WP: 0 PB: 0 SB: 0 CS: 0
PITCHER Sam Hinds, R (1, 1) ERA: 3.76	IP: 2.2 WLS: L BF: 16 H: 7 R: 7 ER: 6 SO: 2 BB: 0 IBB: 0 HBP: 0 BLK: 0 WP: 0 HR: 1 S: 20 P: 20 ERA: 20.25 WHIP: 2.625																	PITCHER				
PITCHER Eduardo Rodriguez, R (3, 1) ERA: 5.56	IP: 5.1 WLS: L BF: 22 H: 7 R: 5 ER: 5 SO: 3 BB: 0 IBB: 0 HBP: 0 BLK: 0 WP: 0 HR: 3 S: 28 P: 28 ERA: 8.44 WHIP: 1.312																	PITCHER				

Batter	1	2	3	4	5	6	7	8	9	AB	R	H	RBI	BB	SO	LOB	TOP			
Rick Burleson, R OBP: 0.352, SLG: 0.393 (1, 6)										3	0	1	0	1	1	2				
Fred Lynn, L OBP: 0.320, SLG: 0.471 (1, 8)										2	0	0	0	1	1					
Jim Rice, R OBP: 0.379, SLG: 0.614 (1, 10)										4	0	1	0	0	1	2				
George Scott, R OBP: 0.339, SLG: 0.530 (1, 3)										3	1	0	0	1	1					
Carlton Fisk, R OBP: 0.402, SLG: 0.507 (1, 2)										3	1	1	0	1	1	0				
Butch Hobson, R OBP: 0.305, SLG: 0.507 (1, 5)										3	1	1	1	0	0	1				
Bernie Carbo, L OBP: 0.405, SLG: 0.519 (1, 7)										2	0	0	0	1	0	0				
Rick Miller, L OBP: 0.368, SLG: 0.342 (1, 9)										3	0	1	2	0	0	0				
Denny Doyle, L OBP: 0.293, SLG: 0.330 (1, 4)										3	0	0	0	0	1	2				
Inning Stats	R: 0 E: 0 K: 1 S: 3	H: 0 LOB: 1 BB: 2 P: 11	R: 3 E: 0 K: 0 S: 5	H: 3 LOB: 1 BB: 2 P: 13	R: 0 E: 0 K: 1 S: 4	H: 0 LOB: 0 BB: 0 P: 5	R: 0 E: 0 K: 0 S: 2	H: 0 LOB: 0 BB: 1 P: 6	R: 0 E: 0 K: 1 S: 5	H: 0 LOB: 0 BB: 0 P: 5	R: 0 E: 0 K: 1 S: 5	H: 0 LOB: 0 BB: 0 P: 5	R: 0 E: 0 K: 1 S: 6	H: 1 LOB: 1 BB: 0 P: 6	R: 0 E: 0 K: 0 S: 3	H: 1 LOB: 0 BB: 0 P: 3	1B: 5 2B: 1 3B: 0 HR: 0	SF: 0 SAC: 0 DP: 4 HBP: 1	WP: 0 PB: 0 SB: 0 CS: 2	PA: 32
PITCHER Nolan Ryan, R ERA: 2.66 (1, 1)	IP: 9.0 WLS: L BF: 32 H: 5 R: 3 ER: 3 SO: 6 BB: 5 IBB: 0 HBP: 1 BLK: 0 WP: 0 HR: 0 S: 38 P: 59 ERA: 3.00 WHIP: 1.111															PITCHER				

Boston Red Sox @ California Angels
Anaheim Stadium, Anaheim, CA
Sat Jul 30 1977, 10:05 PM EDT
Att: 32,662 - Unknown

AB 26
R 3
H 5
RBI 3
BB 5
SO 6
LOB 9



Batter	1	2	3	4	5	6	7	8	9	AB	R	H	RBI	BB	SO	LOB	BOTTOM					
Jerry Remy, L OBP: 0.327, SLG: 0.350 (1, 4)										4	0	1	0	1	1	1						
Rance Mulliniks, L OBP: 0.347, SLG: 0.447 (1, 6)										4	0	1	0	0	0	4						
Bobby Bonds, R OBP: 0.361, SLG: 0.546 (1, 9)										4	0	1	0	0	2	1						
Tony Solaita, L OBP: 0.346, SLG: 0.409 (1, 3)										3	0	1	0	1	0	2						
Don Baylor, R OBP: 0.330, SLG: 0.398 (1, 7)										4	0	1	0	0	1	4						
Dave Chalk, R OBP: 0.343, SLG: 0.357 (1, 5)										3	0	0	0	1	0	0						
Danny Gooden, L OBP: 0.239, SLG: 0.318 (1, 10)										4	0	0	0	0	0	2						
Gil Flores, R OBP: 0.330, SLG: 0.353 (1, 8)										4	0	2	0	0	1	0						
Terry Humphrey, R OBP: 0.283, SLG: 0.275 (1, 2)										1	0	0	0	1	1	0						
Mario Guerrero, R OBP: 0.322, SLG: 0.385 (7, PH)										1	0	0	0	0	0	0						
Ike Hampton, S OBP: 0.389, SLG: 0.556 (8, 2)										0	0	0	0	0	0	0						
Ron Jackson, R OBP: 0.294, SLG: 0.329 (9, PH)										1	0	0	0	0	0	1						
Inning Stats	R: 0 E: 0 K: 0 S: 5	H: 2 LOB: 2 BB: 0 P: 5	R: 0 E: 0 K: 0 S: 4	H: 1 LOB: 3 BB: 2 P: 12	R: 0 E: 0 K: 1 S: 6	H: 1 LOB: 2 BB: 1 P: 10	R: 0 E: 0 K: 1 S: 5	H: 0 LOB: 0 BB: 0 P: 5	R: 0 E: 0 K: 2 S: 7	H: 0 LOB: 1 BB: 1 P: 11	R: 0 E: 0 K: 1 S: 5	H: 0 LOB: 0 BB: 0 P: 5	R: 0 E: 1 K: 0 S: 4	H: 1 LOB: 1 BB: 0 P: 4	R: 0 E: 0 K: 0 S: 3	H: 1 LOB: 0 BB: 0 P: 3	R: 0 E: 0 K: 1 S: 6	H: 1 LOB: 1 BB: 0 P: 6	1B: 5 2B: 2 3B: 0 HR: 0	SF: 0 SAC: 0 DP: 1 HBP: 0	WP: 0 PB: 0 SB: 0 CS: 0	PA: 37
PITCHER Luis Tiant, R ERA: 4.93 Bob Stanley, R ERA: 4.20 (7, 1)	IP: 6.2 WLS: W BF: 29 H: 4 R: 0 ER: 0 SO: 5 BB: 4 IBB: 0 HBP: 0 BLK: 0 WP: 0 HR: 0 S: 35 P: 51 ERA: 0.00 WHIP: 1.350															PITCHER						

Boston Red Sox @ California Angels
Anaheim Stadium, Anaheim, CA
Sat Jul 30 1977, 10:05 PM EDT
Att: 32,662 - Unknown

AB 33
R 0
H 7
RBI 0
BB 4
SO 6
LOB 15



Batter	1	2	3	4	5	6	7	8	9	AB	R	H	RBI	BB	SO	LOB	TOP										
Rick Burleson, R OBP: 0.391, SLG: 0.394 (1, 6)	F9		2B		1-3			P4-3		4	0	1	0	0	0	1											
Fred Lynn, L OBP: 0.323, SLG: 0.470 (1, 8)	1B		BB		1-3			F7		3	0	1	0	1	0	0											
Jim Rice, R OBP: 0.378, SLG: 0.611 (1, 7)	K		K		F8			1B	1B	4	1	1	0	0	2	3											
George Scott, R OBP: 0.338, SLG: 0.527 (1, 3)	5-3			K		F9		PB	1B	4	0	1	0	0	1	1											
Carlton Fisk, R OBP: 0.403, SLG: 0.506 (1, 2)	F2		K		1B	B5	BB	PB	1B	3	0	1	1	1	1	0											
Butch Hobson, R OBP: 0.304, SLG: 0.504 (1, 5)	K		1B		F8			K		4	0	1	0	0	2	3											
Dwight Evans, R OBP: 0.371, SLG: 0.522 (1, 10)	K		L1		1B			K		4	0	1	0	0	2	3											
Steve Dillard, R OBP: 0.282, SLG: 0.347 (1, 4)			F4		F5			K		3	0	0	0	0	0	2											
Bernie Carbo, L OBP: 0.403, SLG: 0.516 (9, PH)								1-2		1	0	0	0	0	1	2											
Denny Doyle, L OBP: 0.293, SLG: 0.330 (9, 4)								2-3		0	0	0	0	0	0	0											
Rick Miller, L OBP: 0.364, SLG: 0.333 (1, 9)			B1-3		4-3			F7		3	0	0	0	1	0	3											
Inning Stats	R: 0 E: 0 K: 1 S: 6	H: 1 LOB: 1 BB: 0 P: 6	R: 0 E: 0 K: 2 S: 7	H: 0 LOB: 0 BB: 0 P: 7	R: 0 E: 0 K: 1 S: 6	H: 1 LOB: 2 BB: 1 P: 10	R: 0 E: 0 K: 2 S: 8	H: 1 LOB: 1 BB: 0 P: 8	R: 0 E: 0 K: 0 S: 3	H: 0 LOB: 0 BB: 0 P: 3	R: 0 E: 0 K: 0 S: 3	H: 1 LOB: 1 BB: 1 P: 7	R: 0 E: 0 K: 0 S: 2	H: 0 LOB: 0 BB: 1 P: 6	R: 1 E: 0 K: 3 S: 13	H: 3 LOB: 3 BB: 0 P: 13	1B: 6 2B: 3 3B: 0 HR: 0	SF: 0 SAC: 0 DP: 2 HBP: 0	WP: 0 PB: 1 SB: 0 CS: 0	PA: 36							
PITCHER	IP	WLS	BF	H	R	ER	SO	BB	IBB	HBP	BLK	WP	HR	S	P	ERA	WHIP										
Frank Tanana, L ERA: 2.16 (1, 1)	7.0		26	4	0	0	6	2	0	0	0	0	0	36	44	0.00	0.857										
Dave LaRoche, L ERA: 3.49 (8, 1)	1.0	L	6	3	1	1	0	1	0	0	0	0	0	5	9	9.00	4.000										
Dyar Miller, R ERA: 3.34 (9, 1)	1.0		4	0	0	0	3	0	0	0	0	0	0	10	10	0.00	0.000										

Boston Red Sox @ California Angels
Anaheim Stadium, Anaheim, CA
Sun Jul 31 1977, 6:33 AM EDT
Att: 19,514 - Unknown - 80 F

AB	33
R	1
H	7
RBI	1
BB	3
SO	9
LOB	18



Batter	1	2	3	4	5	6	7	8	9	AB	R	H	RBI	BB	SO	LOB	BOTTOM										
Jerry Remy, L OBP: 0.324, SLG: 0.347 (1, 4)	B1-3		F8			B2		F8		4	0	0	0	0	0	2											
Rance Mulliniks, L OBP: 0.336, SLG: 0.432 (1, 6)	P7			4-3		F7			5-3	4	0	0	0	0	0	1											
Bobby Bonds, R OBP: 0.358, SLG: 0.540 (1, 9)	6-3			K		FC6-4			K	4	0	0	0	0	2	1											
Tony Solaita, L OBP: 0.350, SLG: 0.410 (1, 3)		F5							K	2	0	1	0	1	0	0											
Dan Briggs, L OBP: 0.219, SLG: 0.197 (7, PR) (8, 3)				BB					K	1	0	0	0	0	1	0											
Don Baylor, R OBP: 0.328, SLG: 0.394 (1, 7)		F8		K		B2				3	0	0	0	0	1	2											
Dave Chalk, R OBP: 0.340, SLG: 0.354 (1, 5)		K				1-3		5-3		3	0	0	0	0	1	1											
Danny Goodwin, L OBP: 0.224, SLG: 0.298 (1, 10)			K		G3			K		3	0	0	0	0	2	2											
Gil Flores, R OBP: 0.325, SLG: 0.347 (1, 8)			5-3		L8			F8		3	0	0	0	0	0	0											
Terry Humphrey, R OBP: 0.289, SLG: 0.287 (1, 2)									F6	2	0	2	0	0	0	0											
Mario Guerrero, R OBP: 0.320, SLG: 0.381 (8, PH)										1	0	0	0	0	0	0											
Andy Etchebarren, R OBP: 0.276, SLG: 0.257 (9, 2)			2B			FC6-4				0	0	0	0	0	0	0											
Inning Stats	R: 0 E: 0 K: 0 S: 3	H: 0 LOB: 0 BB: 0 P: 3	R: 0 E: 0 K: 1 S: 5	H: 0 LOB: 0 BB: 0 P: 5	R: 0 E: 0 K: 1 S: 6	H: 1 LOB: 1 BB: 0 P: 6	R: 0 E: 0 K: 2 S: 7	H: 0 LOB: 1 BB: 1 P: 11	R: 0 E: 0 K: 0 S: 3	H: 0 LOB: 0 BB: 0 P: 3	R: 0 E: 0 K: 0 S: 4	H: 1 LOB: 1 BB: 0 P: 4	R: 0 E: 0 K: 1 S: 6	H: 1 LOB: 2 BB: 0 P: 6	R: 0 E: 0 K: 0 S: 3	H: 0 LOB: 0 BB: 0 P: 3	R: 0 E: 0 K: 2 S: 7	H: 0 LOB: 0 BB: 0 P: 7	1B: 2 2B: 1 3B: 0 HR: 0	SF: 0 SAC: 0 DP: 0 HBP: 0	WP: 0 PB: 0 SB: 0 CS: 0	PA: 31					
PITCHER	IP	WLS	BF	H	R	ER	SO	BB	IBB	HBP	BLK	WP	HR	S	P	ERA	WHIP										
Don Aase, R ERA: 1.0 (1, 1)	9.0	W	31	3	0	0	7	1	0	0	0	0	0	44	48	0.00	0.444										

Boston Red Sox @ California Angels
Anaheim Stadium, Anaheim, CA
Sun Jul 31 1977, 6:33 AM EDT
Att: 19,514 - Unknown - 80 F

AB	30
R	0
H	3
RBI	0
BB	1
SO	7
LOB	9



Batter	1	2	3	4	5	6	7	8	9	AB	R	H	RBI	BB	SO	LOB	TOP											
Rick Burleson, R OBP: 0.353, SLG: 0.396 Steve Dillard, R OBP: 0.283, SLG: 0.347 (7, PH) (7, 6)	0-0 4-3	0-0 L5		0-0 S 1B	0-0 6-3	0-3 BB BB BB 6-3	0-3 K			3	1	1	0	1	0	1												
Fred Lynn, L OBP: 0.313, SLG: 0.455 (1, 8)	0-0 L8	0-3 K		0-0 F9	0-0 6-3			0-0 L7		5	0	0	0	0	1	3												
Jim Rice, R OBP: 0.387, SLG: 0.627 (1, 10)	0-0 HR		0-0 S 1B		0-0 HR	0-0 BB HR BB		0-0 4-3		4	4	3	2	1	0	0												
George Scott, R OBP: 0.340, SLG: 0.538 (1, 3)	0-3 K		0-0 1-H HR		0-0 E6	0-0 BB HR BB		0-3 K		4	2	1	2	1	2	0												
Carlton Fisk, R OBP: 0.401, SLG: 0.497 (1, 2)		0-0 1B HR BB	0-0 5-3		0-0 F8	0-0 HR BB		0-0 F7		3	2	0	1	2	0	1												
Bernie Carbo, L OBP: 0.408, SLG: 0.535 (1, 7)	0-0 1-2 HR	0-0 1B	0-3 K		0-0 1-2 BB	0-0 1-H 2-H 3-H HR		0-3 K		4	2	2	4	1	2	0												
Butch Hobson, R OBP: 0.300, SLG: 0.503 (1, 5)	0-0 1-H 2-H HR	0-0 F8		0-0 F8		0-3 K	0-3 K		0-3 K	5	1	1	3	0	3	2												
Rick Miller, L OBP: 0.351, SLG: 0.328 (1, 9)	0-0 4-3 2B		0-0 4-3		0-0 F7		0-3 K			4	0	1	0	0	1	2												
Denny Doyle, L OBP: 0.290, SLG: 0.326 (1, 4)	0-0 4-3 2-3		0-0 1-3		0-0 4-3		0-3 K			4	0	0	0	0	1	1												
Inning Stats	R: 1 E: 0 K: 1 S: 6	H: 1 LOB: 0 BB: 0 P: 6	R: 3 E: 0 K: 1 S: 8	H: 3 LOB: 1 BB: 1 P: 12	R: 2 E: 0 K: 1 S: 7	H: 2 LOB: 0 BB: 0 P: 7	R: 0 E: 0 K: 0 S: 4	H: 1 LOB: 1 BB: 0 P: 4	R: 1 E: 1 K: 1 S: 7	H: 1 LOB: 2 BB: 1 P: 11	R: 5 E: 0 K: 1 S: 6	H: 1 LOB: 0 BB: 4 P: 22	R: 0 E: 0 K: 3 S: 9	H: 0 LOB: 0 BB: 0 P: 9	R: 0 E: 0 K: 2 S: 5	H: 0 LOB: 0 BB: 0 P: 5	R: 0 E: 0 K: 2 S: 7	H: 0 LOB: 0 BB: 0 P: 7	1B: 3 2B: 1 3B: 0 HR: 5	SF: 0 SAC: 0 DP: 0 HBP: 0	WP: 0 PB: 0 SB: 2 CS: 0	PA: 43						
PITCHER	IP	WLS	BF	H	R	ER	SO	BB	IBB	HBP	BLK	WP	HR	S	P	ERA	WHIP											
Gary Wheelock, R ERA: 4.19	(1, 1)	2.0	L	11	4	4	4	2	1	0	0	0	0	2	14	18	18.00	2.500										
Diego Segui, R ERA: 5.52	(3, 1)	2.1		12	4	3	3	1	0	0	0	0	0	2	14	14	11.57	1.714										
Mike Kekich, L ERA: 5.09	(5, 1)	1.1		10	1	5	5	1	5	0	0	0	0	1	7	27	33.75	4.500										
Enrique Romo, R ERA: 2.3	(6, 1)	2.1		7	0	0	0	5	0	0	0	0	0	0	17	17	0.00	0.000										
Bob Galasso, R ERA: 6.52	(9, 1)	1.0		3	0	0	0	2	0	0	0	0	0	0	7	7	0.00	0.000										

Boston Red Sox @ Seattle Mariners
The Kingdom, Seattle, WA
Wed Aug 03 1977, 10:05 PM EDT
Att: 21,152 - Dome - 70 F

livebaseballscores.com

AB 37
R 12
H 9
RBI 12
BB 6
SO 11
LOB 10




Batter	1	2	3	4	5	6	7	8	9	AB	R	H	RBI	BB	SO	LOB	BOTTOM										
Julio Cruz, S OBP: 0.328, SLG: 0.345 (1, 4)	0-0 S 1B BB	0-0 1B		0-0 BB		0-0 1-2 1B		0-0 1-2 G6-3		3	1	2	0	2	0	1											
Dave Collins, S OBP: 0.288, SLG: 0.309 (1, 7)	0-0 P7	0-0 F7		0-0 F8		0-3 K		0-0 1-3		5	0	0	0	0	1	5											
Dan Meyer, L OBP: 0.329, SLG: 0.430 (1, 3)	0-0 1-H 1B		0-0 FC3-6 SF8 1B		0-0 4-3	0-0 1-2 2-3 1B		0-0 G1-6-3 BB		4	2	3	1	1	0	0											
Leroy Stanton, R OBP: 0.341, SLG: 0.518 (1, 9)	0-3 K		0-0 FC3-6 1B		0-3 K	0-0 L7-1-2 3-H		0-0 G1-6-3		5	0	1	0	0	2	5											
Ruppert Jones, L OBP: 0.308, SLG: 0.459 (1, 8)	0-0 1B		0-0 FC3-6 1-2 2-3 1B		0-0 E 1B 2B		0-0 4-3		0-0 F9	5	1	2	0	0	0	2											
Bill Stein, R OBP: 0.300, SLG: 0.418 (1, 5)	0-0 1-2 3-H 1B		0-0 SF8		0-0 E5 1B		0-0 1B			3	0	2	2	0	0	1											
Steve Braun, L OBP: 0.343, SLG: 0.291 (1, 10)	0-0 F7		0-0 F8		0-0 1-2 3-H 1B		0-0 F7			4	0	1	1	0	0	4											
Bob Stinson, S OBP: 0.379, SLG: 0.404 (1, 2)		0-0 F8		0-0 G3		0-0 F8		0-0 G3		4	0	0	0	0	0	3											
Craig Reynolds, L OBP: 0.262, SLG: 0.285 (1, 6)	0-0 4-3		0-0 F6		0-0 E4 1B 1-7-1-2 1B		0-0 G6-3 1B			4	0	1	0	0	0	0											
Inning Stats	R: 2 E: 0 K: 1 S: 8	H: 3 LOB: 2 BB: 1 P: 12	R: 0 E: 0 K: 0 S: 4	H: 1 LOB: 1 BB: 0 P: 4	R: 1 E: 0 K: 0 S: 5	H: 2 LOB: 1 BB: 0 P: 5	R: 0 E: 0 K: 0 S: 3	H: 0 LOB: 1 BB: 1 P: 7	R: 1 E: 1 K: 1 S: 8	H: 2 LOB: 2 BB: 0 P: 8	R: 0 E: 1 K: 1 S: 7	H: 2 LOB: 2 BB: 0 P: 7	R: 0 E: 0 K: 0 S: 4	H: 1 LOB: 1 BB: 0 P: 4	R: 0 E: 0 K: 0 S: 3	H: 1 LOB: 0 BB: 0 P: 3	R: 0 E: 0 K: 0 S: 2	H: 0 LOB: 0 BB: 1 P: 6	1B: 11 2B: 2 3B: 0 HR: 0	SF: 1 SAC: 0 DP: 3 HBP: 0	WP: 0 PB: 0 SB: 1 CS: 0	PA: 41					
PITCHER	IP	WLS	BF	H	R	ER	SO	BB	IBB	HBP	BLK	WP	HR	S	P	ERA	WHIP										
Mike Paxton, R ERA: 4.93	(1, 1)	5.0	W	26	8	4	3	2	2	0	0	0	0	28	36	5.40	2.000										
Bob Stanley, R ERA: 4.18	(6, 1)	2.0		9	3	0	0	1	0	0	0	0	0	11	11	0.00	1.500										
Reggie Cleveland, R ERA: 4.37	(8, 1)	1.0		3	1	0	0	0	0	0	0	0	0	3	3	0.00	1.000										
Jim Willoughby, R ERA: 3.86	(9, 1)	1.0		3	0	0	0	0	1	0	0	0	0	2	6	0.00	1.000										


Boston Red Sox @ Seattle Mariners
The Kingdom, Seattle, WA
Wed Aug 03 1977, 10:05 PM EDT
Att: 21,152 - Dome - 70 F

livebaseballscores.com

AB 37
R 4
H 12
RBI 4
BB 3
SO 3
LOB 21



Batter	1	2	3	4	5	6	7	8	9	AB	R	H	RBI	BB	SO	LOB	TOP			
Rick Burleson, R OBP: 0.353, SLG: 0.394 (1, 6)	0-0 6-3		4-0 CS BB		0-0 F9		0-0 5-3 FC1-5 1B		0-0 4-3	4	0	1	1	1	0	0	Boston Red Sox @ Oakland Athletics Oakland-Alameda County Coliseum, Oakland, CA Thu Aug 04 1977, 7:05 PM PDT Att: 13,326 - Unknown - 65 F livebaseballscorecards.com AB 33 R 3 H 9 RBI 3 BB 4 SO 2 LOB 15 			
Fred Lynn, L OBP: 0.311, SLG: 0.449 (1, 8)	0-0 6-3		4-0 1B 1-2 BB		0-0 5-3		0-0 FC1-5 5-3		0-0 4-3	4	1	0	0	1	0	2				
Jim Rice, R OBP: 0.388, SLG: 0.625 (1, 7)	4-0 BB		0-0 1B 1-3		0-0 F8		0-0 5-3			3	0	1	0	1	0	2				
George Scott, R OBP: 0.339, SLG: 0.535 (1, 3)	0-0 1-3		0-0 1B 1-3				0-0 4-3		0-3 K	4	0	1	1	0	1	3				
Carlton Fisk, R OBP: 0.400, SLG: 0.494 (1, 2)		0-0 6-3	0-0 L7				0-0 CS 1B		0-0 5-3	4	0	1	0	0	0	2				
Butch Hobson, R OBP: 0.299, SLG: 0.503 (1, 5)		0-0 2B			0-0 F8		0-0 F8		0-0 F9	4	0	1	0	0	0	1				
Dwight Evans, R OBP: 0.372, SLG: 0.513 (1, 10)		0-0 F7			0-0 4-3 1B		0-0 CS 1-2		0-0 SH 1B BB	3	1	2	0	1	0	1				
Bernie Carbo, L OBP: 0.404, SLG: 0.528 (7, PH)		0-0 G3			0-0 4-3				0-3 K	2	0	0	0	0	0	2				
Rick Miller, L OBP: 0.349, SLG: 0.326 (7, 9)					1-2				0-0 SH 1B K	1	1	0	0	0	1	1				
Steve Dillard, R OBP: 0.291, SLG: 0.352 (1, 4)					0-0 F7 1B				0-0 F9	4	0	2	1	0	0	1				
Inning Stats	R: 0 E: 0 K: 0 S: 3	H: 0 LOB: 1 BB: 1 P: 7	R: 0 E: 0 K: 0 S: 4	H: 1 LOB: 1 BB: 0 P: 4	R: 1 E: 0 K: 0 S: 4	H: 3 LOB: 2 BB: 2 P: 12	R: 0 E: 0 K: 0 S: 4	H: 1 LOB: 1 BB: 0 P: 4	R: 0 E: 0 K: 0 S: 3	H: 0 LOB: 0 BB: 0 P: 3	R: 2 E: 1 K: 1 S: 9	H: 3 LOB: 2 BB: 0 P: 9	R: 0 E: 0 K: 1 S: 5	H: 0 LOB: 1 BB: 1 P: 9	R: 0 E: 0 K: 0 S: 3	H: 0 LOB: 0 BB: 0 P: 3	1B: 8 2B: 1 3B: 0 HR: 0	SF: 0 SAC: 1 DP: 0 HBP: 0	WP: 0 PB: 0 SB: 0 CS: 2	PA: 39
PITCHER Vida Blue, L ERA: 3.74 (1, 1)	IP: 9.0 WLS: L BF: 38 H: 9 R: 3 ER: 2 SO: 2 BB: 4 IBB: 0 HBP: 0 BLK: 0 WP: 0 HR: 0 S: 38 P: 54 ERA: 2.00 WHIP: 1.444															PITCHER				

Batter	1	2	3	4	5	6	7	8	9	AB	R	H	RBI	BB	SO	LOB	BOTTOM			
Sheldon Mallory, L OBP: 0.349, SLG: 0.282 (1, 3)	0-0 F8		0-0 F9						0-0 4-3	4	0	0	0	0	0	0	Boston Red Sox @ Oakland Athletics Oakland-Alameda County Coliseum, Oakland, CA Thu Aug 04 1977, 7:05 PM PDT Att: 13,326 - Unknown - 65 F livebaseballscorecards.com AB 29 R 1 H 3 RBI 1 BB 0 SO 2 LOB 2 			
Rodney Scott, S OBP: 0.337, SLG: 0.302 (1, 4)	0-0 6-3		0-0 1-4-3						0-0 F7	4	0	0	0	0	0	0				
Manny Sanguillen, R OBP: 0.289, SLG: 0.333 (1, 2)	0-0 F7				0-0 F9		0-0 G5-4-3 1B			3	0	1	0	0	0	0				
Mitchell Page, L OBP: 0.384, SLG: 0.526 (1, 10)		0-0 F8			0-0 G3		0-0 G5-4-3 1-2			3	0	0	0	0	0	1				
Wayne Gross, L OBP: 0.333, SLG: 0.411 (1, 5)		0-0 4-3			0-0 G3		0-0 5-3			3	0	0	0	0	0	0				
Jim Tyrone, R OBP: 0.310, SLG: 0.340 (1, 7)		0-0 3B 1B			0-0 6-3				0-0 F2	3	1	1	0	0	0	0				
Willie Crawford, L OBP: 0.320, SLG: 0.309 (1, 9)		0-0 1H 3B			0-0 F8				0-0 1-3	3	0	1	1	0	0	0				
Larry Murray, S OBP: 0.250, SLG: 0.288 (1, 8)		0-0 F8			0-0 G3				0-0 G3	3	0	0	0	0	0	1				
Rob Piccolo, R OBP: 0.209, SLG: 0.233 Marty Perez, R OBP: 0.307, SLG: 0.340 (8, PH)					0-0 F5		0-3 K		0-3 K	2	0	0	0	0	1	0				
Inning Stats	R: 0 E: 0 K: 0 S: 3	H: 0 LOB: 0 BB: 0 P: 3	R: 1 E: 0 K: 0 S: 5	H: 2 LOB: 1 BB: 0 P: 5	R: 0 E: 0 K: 0 S: 3	H: 0 LOB: 0 BB: 0 P: 3	R: 0 E: 0 K: 0 S: 3	H: 0 LOB: 0 BB: 0 P: 3	R: 0 E: 0 K: 1 S: 5	H: 0 LOB: 0 BB: 0 P: 5	R: 0 E: 0 K: 0 S: 3	H: 1 LOB: 0 BB: 0 P: 3	R: 0 E: 0 K: 0 S: 3	H: 0 LOB: 0 BB: 0 P: 3	R: 0 E: 0 K: 1 S: 5	H: 0 LOB: 0 BB: 0 P: 5		1B: 2 2B: 0 3B: 1 HR: 0	SF: 0 SAC: 0 DP: 1 HBP: 0	WP: 0 PB: 0 SB: 0 CS: 0
PITCHER Fergie Jenkins, R ERA: 3.52 (1, 1)	IP: 9.0 WLS: W BF: 29 H: 3 R: 1 ER: 1 SO: 2 BB: 0 IBB: 0 HBP: 0 BLK: 0 WP: 0 HR: 0 S: 33 P: 33 ERA: 1.00 WHIP: 0.333															PITCHER				

Batter	1	2	3	4	5	6	7	8	9	AB	R	H	RBI	BB	SO	LOB	TOP				
Rick Burleson, R OBP: 0.395, SLG: 0.395 (1, 6)	G3		G4-6-3 1B			E S 1B		4-3		4	0	2	0	0	0	0					
Fred Lynn, L OBP: 0.307, SLG: 0.443 (1, 8)	F4		G4-6-3 1-2			1-3		K		4	0	0	0	0	1	3					
Jim Rice, R OBP: 0.385, SLG: 0.619 (1, 10)	F7			L9		K			2-3	4	0	0	0	0	1	1					
Carl Yastrzemski, L OBP: 0.384, SLG: 0.511 (1, 7)		G5-4-3 BB		G5-4-3 BB				G3		1	0	0	0	3	0	0					
George Scott, R OBP: 0.336, SLG: 0.529 (1, 3)	G5-4-3 1-2		G5-4-3 1-2			F8		F9		4	0	0	0	0	0	4					
Carlton Fisk, R OBP: 0.402, SLG: 0.499 (1, 2)					E7 1B			F2		3	1	2	0	0	0	0					
Butch Hobson, R OBP: 0.297, SLG: 0.499 (1, 5)					K	2B		F7		3	0	0	0	0	1	2					
Rick Miller, L OBP: 0.355, SLG: 0.328 (1, 9)			6-3 BB			CS 1B		F8		2	0	1	1	1	0	0					
Steve Dillard, R OBP: 0.283, SLG: 0.343 (1, 4)			6-3 1-2			K		6-3		3	0	0	0	0	1	2					
Inning Stats	R: 0 E: 0 K: 0 S: 3	H: 0 LOB: 0 BB: 0 P: 3	R: 0 E: 0 K: 0 S: 3	H: 1 LOB: 1 BB: 1 P: 7	R: 0 E: 0 K: 0 S: 3	H: 1 LOB: 1 BB: 1 P: 7	R: 0 E: 0 K: 0 S: 2	H: 0 LOB: 0 BB: 0 P: 6	R: 1 E: 1 K: 2 S: 8	H: 2 LOB: 0 BB: 0 P: 8	R: 0 E: 0 K: 0 S: 3	H: 0 LOB: 0 BB: 0 P: 3	R: 0 E: 0 K: 1 S: 5	H: 0 LOB: 0 BB: 0 P: 5	R: 0 E: 0 K: 0 S: 3	H: 0 LOB: 0 BB: 0 P: 3	1B: 4 2B: 1 3B: 0 HR: 0	SF: 0 SAC: 0 DP: 3 HBP: 0	WP: 0 PB: 0 SB: 1 CS: 1	PA: 32	
PITCHER	IP	WLS	BF	H	R	ER	SO	BB	IBB	HBP	BLK	WP	HR	S	P	ERA	WHIP				
Joe Coleman, R ERA: 2.71 (1, 1)	7.0	L	26	5	1	0	3	4	0	0	0	0	0	28	44	0.00	1.286				
Bob Lacey, L ERA: 2.9 (8, 1)	2.0		6	0	0	0	1	0	0	0	0	0	0	8	8	0.00	0.000				

Boston Red Sox @ Oakland Athletics
Oakland-Alameda County Coliseum, Oakland, CA

AB 28
R 1
H 5
RBI 1
BB 4
SO 4
LOB 12



WP: 0 PA: 32
PB: 0
SB: 1
CS: 1

Boston Red Sox @ Oakland Athletics
Oakland-Alameda County Coliseum, Oakland, CA

AB 29
R 0
H 5
RBI 0
BB 0
SO 8
LOB 7



Batter	1	2	3	4	5	6	7	8	9	AB	R	H	RBI	BB	SO	LOB	BOTTOM				
Sheldon Mallory, L OBP: 0.333, SLG: 0.267 (1, 8)	F4		6-3			K			F7	4	0	0	0	0	1	0					
Rodney Scott, S OBP: 0.330, SLG: 0.296 (1, 4)	F7			G3		K			K	4	0	0	0	0	2	0					
Manny Sanguillen, R OBP: 0.293, SLG: 0.339 (1, 2)										3	0	3	0	0	0	0					
Matt Alexander, S OBP: 0.342, SLG: 0.265 (7, PR)										0	0	0	0	0	0	0					
Jeff Newman, R OBP: 0.276, SLG: 0.372 (8, 2)										0	0	0	0	0	0	0					
Mitchell Page, L OBP: 0.384, SLG: 0.524 (1, 7)	K									3	0	1	0	0	1	2					
Wayne Gross, L OBP: 0.330, SLG: 0.408 (1, 5)		K								3	0	0	0	0	1	3					
Jim Tyrone, R OBP: 0.311, SLG: 0.339 (1, 9)										3	0	1	0	0	0	0					
Larry Murray, S OBP: 0.250, SLG: 0.288 (8, PR) (9, 9)		F4								0	0	0	0	0	0	0					
Willie Crawford, L OBP: 0.317, SLG: 0.305 (1, 10)										3	0	0	0	0	0	1					
Rich McKinney, R OBP: 0.239, SLG: 0.329 (1, 3)										3	0	0	0	0	3	1					
Rob Piccolo, R OBP: 0.208, SLG: 0.231 (1, 6)										2	0	0	0	0	0	0					
Tim Hosley, R OBP: 0.250, SLG: 0.167 (8, PH)										1	0	0	0	0	0	0					
Inning Stats	R: 0 E: 0 K: 1 S: 6	H: 1 LOB: 1 BB: 0 P: 6	R: 0 E: 0 K: 1 S: 5	H: 0 LOB: 0 BB: 0 P: 5	R: 0 E: 0 K: 0 S: 4	H: 2 LOB: 1 BB: 0 P: 4	R: 0 E: 0 K: 2 S: 7	H: 0 LOB: 0 BB: 0 P: 7	R: 0 E: 0 K: 0 S: 3	H: 1 LOB: 1 BB: 0 P: 3	R: 0 E: 0 K: 1 S: 5	H: 1 LOB: 1 BB: 0 P: 5	R: 0 E: 0 K: 1 S: 5	H: 0 LOB: 0 BB: 0 P: 5	R: 0 E: 0 K: 0 S: 3	H: 0 LOB: 0 BB: 0 P: 5	1B: 5 2B: 0 3B: 0 HR: 0	SF: 0 SAC: 0 DP: 1 HBP: 0	WP: 0 PB: 0 SB: 0 CS: 2	PA: 29	
PITCHER	IP	WLS	BF	H	R	ER	SO	BB	IBB	HBP	BLK	WP	HR	S	P	ERA	WHIP				
Luis Tiant, R ERA: 4.61 (1, 1)	9.0	W	29	5	0	0	8	0	0	0	0	0	0	45	45	0.00	0.556				

Fri Aug 05 1977, 7:05 PM PDT
Alt. 7,163 - Unknown - 58 F

WP: 0 PA: 32
PB: 0
SB: 1
CS: 1



Batter	1	2	3	4	5	6	7	8	9	AB	R	H	RBI	BB	SO	LOB	TOP			
Rick Burleson, R OBP: 0.352, SLG: 0.392 (1, 6)	L5	6-3		F9			6-3		HR	5	1	1	0	0	0	3	Boston Red Sox @ Oakland Athletics Oakland-Alameda County Coliseum, Oakland, CA Sun Aug 07 1977, 3:33 AM PDT Att: 7,586 - Unknown			
Fred Lynn, L OBP: 0.308, SLG: 0.456 (1, 8)	1B	4-3			3-1		6-3		HR	5	1	2	3	0	0	3				
Jim Rice, R OBP: 0.386, SLG: 0.618 (1, 10)	1B			F8					5-3	5	0	1	0	0	0	0				
Carl Yastrzemski, L OBP: 0.382, SLG: 0.506 (1, 3)	P7			2B	4-3				G3	4	1	1	0	0	0	2				
Carlton Fisk, R OBP: 0.404, SLG: 0.500 (1, 2)	1B			1H					F7	4	0	2	1	0	0	0				
Bernie Carbo, L OBP: 0.406, SLG: 0.545 (1, 7)	K				K					4	1	2	1	0	2	4				
Butch Hobson, R OBP: 0.296, SLG: 0.492 (1, 5)		6-3		F3					HR	3	0	0	0	1	1	2				
Rick Miller, L OBP: 0.358, SLG: 0.329 (1, 9)		6-3			K				FC4	4	0	2	0	0	1	0				
Denny Doyle, L OBP: 0.280, SLG: 0.329 (1, 4)	F7				4-3				HR	4	1	1	0	0	0	3				
Inning Stats	R: 0 E: 0 K: 1 S: 8	H: 3 LOB: 3 BB: 0 P: 8	R: 0 E: 0 K: 0 S: 4	H: 1 LOB: 2 BB: 1 P: 8	R: 1 E: 0 K: 1 S: 7	H: 2 LOB: 1 BB: 0 P: 7	R: 0 E: 0 K: 1 S: 5	H: 0 LOB: 0 BB: 0 P: 5	R: 0 E: 0 K: 0 S: 3	H: 0 LOB: 0 BB: 0 P: 3	R: 0 E: 0 K: 0 S: 4	H: 1 LOB: 1 BB: 0 P: 4	R: 0 E: 0 K: 0 S: 3	H: 0 LOB: 0 BB: 0 P: 3	R: 4 E: 0 K: 1 S: 9	H: 4 LOB: 0 BB: 0 P: 9	1B: 8 2B: 2 3B: 0 HR: 2	SF: 0 SAC: 0 DP: 1 HBP: 0	WP: 0 PB: 0 SB: 0 CS: 0	PA: 39
PITCHER	IP	WLS	BF	H	R	ER	SO	BB	IBB	HBP	BLK	WP	HR	S	P	ERA	WHIP			
Rick Langford, R ERA: 3.51 (1, 1)	8.1	L	35	10	3	3	4	1	0	0	0	0	1	42	46	3.24	1.320			
Bob Lacey, L ERA: 3.08 (9, 1)	0.2	S	4	2	2	2	0	0	0	0	0	0	1	4	4	27.00	3.000			

AB 38
R 5
H 12
RBI 5
BB 1
SO 4
LOB 17



Batter	1	2	3	4	5	6	7	8	9	AB	R	H	RBI	BB	SO	LOB	BOTTOM			
Rodney Scott, S OBP: 0.340, SLG: 0.306 (1, 4)	K		4-3			BLK			S	4	0	2	1	1	1	0	Boston Red Sox @ Oakland Athletics Oakland-Alameda County Coliseum, Oakland, CA Sun Aug 07 1977, 3:33 AM PDT Att: 7,586 - Unknown			
Manny Sanguillen, R OBP: 0.299, SLG: 0.333 (1, 2)	6-3		L5			F2	1-3		F9	5	0	0	0	0	0	6				
Jerry Tabb, L OBP: 0.286, SLG: 0.167 (1, 3)	1B		F7			K			G3	5	0	1	0	0	1	3				
Mitchell Page, L OBP: 0.378, SLG: 0.513 (1, 7)	G3				F5				K	3	0	0	0	1	1	1				
Jim Tyrone, R OBP: 0.315, SLG: 0.330 (1, 9)					F7					3	1	1	0	1	0	2				
Matt Alexander, S OBP: 0.342, SLG: 0.265 (8, PR)		4-3				P9				0	0	0	0	0	0	0				
Wayne Gross, L OBP: 0.326, SLG: 0.402 (1, 5)		4-3			4-3				BB	4	0	0	0	0	0	2				
Sheldon Mallory, L OBP: 0.337, SLG: 0.280 (1, 8)			F7			G3			F6	4	0	1	0	0	0	1				
Tim Hosley, R OBP: 0.304, SLG: 0.200 (1, 10)										2	0	1	1	1	1	0				
Larry Murray, S OBP: 0.257, SLG: 0.295 (7, PR)									1B	1	1	1	0	0	0	0				
Rob Picciolo, R OBP: 0.203, SLG: 0.226 (1, 6)									1B	2	0	0	0	0	0	1				
Willie Crawford, L OBP: 0.314, SLG: 0.300 (7, PH)									1B	1	0	0	0	0	0	2				
Marty Perez, R OBP: 0.310, SLG: 0.343 (8, 4)									F9	1	0	1	0	0	0	0				
Inning Stats	R: 0 E: 0 K: 1 S: 6	H: 1 LOB: 1 BB: 0 P: 6	R: 1 E: 0 K: 0 S: 5	H: 2 LOB: 1 BB: 0 P: 5	R: 0 E: 0 K: 0 S: 3	H: 0 LOB: 0 BB: 0 P: 3	R: 0 E: 0 K: 0 S: 3	H: 0 LOB: 0 BB: 0 P: 3	R: 0 E: 0 K: 0 S: 3	H: 0 LOB: 1 BB: 1 P: 10	R: 0 E: 0 K: 0 S: 4	H: 1 LOB: 3 BB: 2 P: 12	R: 0 E: 0 K: 1 S: 5	H: 0 LOB: 1 BB: 1 P: 9	R: 1 E: 0 K: 0 S: 6	H: 3 LOB: 2 BB: 0 P: 6	1B: 7 2B: 1 3B: 0 HR: 0	SF: 0 SAC: 0 DP: 0 HBP: 0	WP: 0 PB: 0 SB: 1 CS: 0	PA: 39
PITCHER	IP	WLS	BF	H	R	ER	SO	BB	IBB	HBP	BLK	WP	HR	S	P	ERA	WHIP			
Rick Wise, R ERA: 4.25 (1, 1)	8.1	W	37	8	2	2	4	3	1	0	1	0	0	41	57	2.16	1.320			
Bill Campbell, R ERA: 2.85 (9, 1)	0.2	S	2	0	0	0	0	0	0	0	0	0	2	2	0.00	0.000				



Batter	1	2	3	4	5	6	7	8	9	AB	R	H	RBI	BB	SO	LOB	TOP																				
Thad Bosley, L (1,8) OBP: 0.545, SLG: 0.690	L4		1B				HR	1B	P7								5 2 3 2 0 0 1																				
Jerry Remy, L (1,4) OBP: 0.321, SLG: 0.342	CS		1B				F7	1B	G3								5 1 3 0 0 0 2																				
Bobby Bonds, R (1,9) OBP: 0.356, SLG: 0.571	5-3		1B				HR	2B	6-3								5 2 2 3 0 1 2																				
Tony Solaita, L (1,3) OBP: 0.331, SLG: 0.386		F2							F5								4 0 1 2 0 2 0																				
Dan Briggs, L (7, PR) OBP: 0.219, SLG: 0.197																	0 0 0 0 0 0 0																				
Ron Jackson, R (9, PH) OBP: 0.301, SLG: 0.355																	1 0 0 0 0 0 0																				
Don Baylor, R (1,7) OBP: 0.327, SLG: 0.408																	5 1 2 0 0 0 1																				
Dave Chalk, R (1,5) OBP: 0.342, SLG: 0.361																	4 1 1 1 0 1 2																				
Rance Mulliniks, L (1,6) OBP: 0.336, SLG: 0.408																	3 1 0 0 1 1 1																				
Danny Goodwin, L (1,10) OBP: 0.286, SLG: 0.390																	4 1 2 2 0 0 0																				
Terry Humphrey, R (1,2) OBP: 0.295, SLG: 0.303																	4 1 2 0 0 1 1																				
Inning Stats	R: 0 E: 0 K: 0 S: 3	H: 1 LOB: 0 BB: 0 P: 3	R: 0 E: 0 K: 0 S: 3	H: 1 LOB: 0 BB: 0 P: 3	R: 2 E: 0 K: 1 S: 8	H: 4 LOB: 1 BB: 0 P: 8	R: 0 E: 0 K: 1 S: 5	H: 0 LOB: 0 BB: 0 P: 5	R: 0 E: 0 K: 1 S: 5	H: 0 LOB: 0 BB: 0 P: 5	R: 5 E: 0 K: 2 S: 12	H: 5 LOB: 1 BB: 1 P: 16	R: 3 E: 0 K: 1 S: 9	H: 4 LOB: 1 BB: 0 P: 9	R: 0 E: 0 K: 0 S: 4	H: 1 LOB: 0 BB: 0 P: 4	R: 0 E: 0 K: 0 S: 3	H: 0 LOB: 0 BB: 0 P: 3	1B: 10 2B: 5 3B: 0 HR: 1	SF: 0 SAC: 0 DP: 0 HBP: 0	WP: 0 PB: 0 SB: 0 CS: 1	PA: 41															
PITCHER	IP	WLS	BF	H	R	ER	SO	BB	IBB	HBP	BLK	WP	HR	S	P	ERA	WHIP	PITCHER		IP	WLS	BF	H	R	ER	SO	BB	IBB	HBP	BLK	WP	HR	S	P	ERA	WHIP	
Luis Tiant, R (1,1) ERA: 4.8	5.2		24	10	6	4	0	0	0	0	0	0	1	32	32	9.53	1.765	Jim Willoughby, R (8,1) ERA: 3.6		2.0	W	7	1	0	0	0	0	0	0	0	0	7	7	0.00	0.500		
Bill Campbell, R (6,1) ERA: 2.93	0.1		3	1	1	1	1	0	0	0	0	0	0	4	8	27.00	6.000																				
Bob Stanley, R (7,1) ERA: 4.42	0.0		4	4	3	3	0	0	0	0	0	0	0	4	4	∞	∞																				
Reggie Cleveland, R (7,1) ERA: 4.35	0.2		2	0	0	0	1	0	0	0	0	0	0	4	4	0.00	0.000																				
Bill Lee, L (7,1) ERA: 5.9	0.1		1	0	0	0	0	0	0	0	0	0	0	1	1	0.00	0.000																				

California Angels @ Boston Red Sox
Fenway Park, Boston, MA
Wed Aug 10 1977, 7:05 PM EDT
Att: 34,869 - Unknown - 78 F

AB	40
R	10
H	16
RBI	10
BB	1
SO	6
LOB	10



Batter	1	2	3	4	5	6	7	8	9	AB	R	H	RBI	BB	SO	LOB	BOTTOM																				
Rick Burleson, R (1,6) OBP: 0.353, SLG: 0.390	5-3		1B	F4			6-3	SH3-4									4 1 1 1 1 0 2																				
Fred Lynn, L (1,8) OBP: 0.310, SLG: 0.466	4-3		1B	3-1			3B	SH3-4									4 2 2 0 0 0 1																				
Jim Rice, R (1,10) OBP: 0.386, SLG: 0.620	F7			K			SF8	1B									3 1 1 2 1 1 0																				
Carl Yastrzemski, L (1,7) OBP: 0.382, SLG: 0.507		F4		E9			L9	1B									5 1 2 2 0 0 0																				
Carlton Fisk, R (1,2) OBP: 0.406, SLG: 0.505		5-3		1B			3B	1B									4 2 2 0 1 1 2																				
George Scott, R (1,3) OBP: 0.337, SLG: 0.532		K		1B			F8	F8									4 1 1 1 1 1 3																				
Butch Hobson, R (1,5) OBP: 0.298, SLG: 0.492				1B			6-3	K									4 1 2 2 0 1 1																				
Dwight Evans, R (1,9) OBP: 0.372, SLG: 0.510				1B			6-3	HR									3 1 2 1 0 0 1																				
Steve Dillard, R (1,4) OBP: 0.275, SLG: 0.325				1B			L4-3	1B									2 0 0 0 1 0 2																				
Bernie Carbo, L (8, PH) OBP: 0.409, SLG: 0.566				1-3			L4-3	HR									1 1 1 2 0 0 0																				
Denny Doyle, L (9,4) OBP: 0.280, SLG: 0.329				1-2			L4-3	HR									0 0 0 0 0 0 0																				
Inning Stats	R: 0 E: 0 K: 0 S: 3	H: 0 LOB: 0 BB: 0 P: 3	R: 0 E: 0 K: 1 S: 5	H: 0 LOB: 0 BB: 0 P: 5	R: 1 E: 0 K: 0 S: 5	H: 2 LOB: 1 BB: 0 P: 5	R: 3 E: 1 K: 1 S: 7	H: 2 LOB: 2 BB: 3 P: 19	R: 1 E: 0 K: 0 S: 5	H: 2 LOB: 1 BB: 0 P: 5	R: 0 E: 0 K: 0 S: 3	H: 1 LOB: 0 BB: 0 P: 3	R: 3 E: 0 K: 1 S: 9	H: 4 LOB: 1 BB: 0 P: 9	R: 3 E: 0 K: 1 S: 8	H: 3 LOB: 2 BB: 2 P: 16	R: 0 E: 0 K: 0 S: 0	H: 0 LOB: 0 BB: 0 P: 0	1B: 6 2B: 5 3B: 3 HR: 1	SF: 2 SAC: 1 DP: 1 HBP: 0	WP: 0 PB: 0 SB: 0 CS: 0	PA: 42															
PITCHER	IP	WLS	BF	H	R	ER	SO	BB	IBB	HBP	BLK	WP	HR	S	P	ERA	WHIP	PITCHER		IP	WLS	BF	H	R	ER	SO	BB	IBB	HBP	BLK	WP	HR	S	P	ERA	WHIP	
Frank Tanana, L (1,1) ERA: 2.24	5.0		24	6	5	5	2	3	0	0	0	0	1	25	37	9.00	1.800	Dyar Miller, R (6,1) ERA: 3.94		2.0	L	13	7	6	6	1	1	0	0	0	1	14	18	27.00	4.000		
Dave LaRoche, L (8,1) ERA: 3.32	1.0		5	1	0	0	1	0	1	0	0	0	0	6	10	0.00	1.000																				

California Angels @ Boston Red Sox
Fenway Park, Boston, MA
Wed Aug 10 1977, 7:05 PM EDT
Att: 34,869 - Unknown - 78 F

AB	34
R	11
H	14
RBI	11
BB	5
SO	4
LOB	12



Batter	1	2	3	4	5	6	7	8	9	AB	R	H	RBI	BB	SO	LOB	TOP															
Thad Bosley, L OBP: 0.500, SLG: 0.618 (1, 8)										5	0	1	0	0	0	1	California Angels @ Boston Red Sox Fenway Park, Boston, MA Thu Aug 11 1977, 7:05 PM EDT Att: 35,691 - Unknown - 70 F															
Jerry Remy, L OBP: 0.324, SLG: 0.346 (1, 4)										4	3	2	0	1	1																	
Bobby Bonds, R OBP: 0.355, SLG: 0.576 (1, 9)										3	1	1	4	0	0	1																
Tony Solaita, L OBP: 0.326, SLG: 0.380 (1, 3)										4	0	0	0	0	0	2																
Dan Briggs, L OBP: 0.219, SLG: 0.197 (7, 3)										0	0	0	0	0	0	0																
Don Baylor, R OBP: 0.327, SLG: 0.414 (1, 7)										4	1	1	1	0	0	1																
Rusty Torres, S OBP: 0.224, SLG: 0.290 (7, 7)										0	0	0	0	0	0	0																
Dave Chalk, R OBP: 0.346, SLG: 0.366 (1, 5)										3	1	2	0	1	0	0																
Rance Mulliniks, L OBP: 0.333, SLG: 0.404 (1, 6)										4	1	1	0	0	0	2																
Danny Goodwin, L OBP: 0.299, SLG: 0.387 (1, 10)										3	0	1	1	1	1	1																
Terry Humphrey, R OBP: 0.294, SLG: 0.302 (1, 2)										4	0	1	0	0	1	3																
Inning Stats	R: 0 E: 0 K: 0 S: 4	H: 1 LOB: 1 BB: 0 P: 4	R: 3 E: 0 K: 0 S: 6	H: 4 LOB: 0 BB: 0 P: 6	R: 1 E: 1 K: 0 S: 4	H: 1 LOB: 0 BB: 0 P: 4	R: 0 E: 0 K: 1 S: 5	H: 0 LOB: 0 BB: 0 P: 5	R: 2 E: 0 K: 0 S: 4	H: 2 LOB: 0 BB: 1 P: 8	R: 0 E: 1 K: 1 S: 6	H: 1 LOB: 2 BB: 1 P: 10	R: 1 E: 1 K: 0 S: 5	H: 1 LOB: 1 BB: 0 P: 5	R: 0 E: 0 K: 0 S: 2	H: 0 LOB: 0 BB: 1 P: 6	R: 0 E: 0 K: 1 S: 5	H: 0 LOB: 0 BB: 0 P: 5	R: 0 E: 0 K: 1 S: 5	H: 0 LOB: 0 BB: 0 P: 5	R: 0 E: 0 K: 0 S: 6	H: 0 LOB: 0 BB: 0 P: 5	R: 0 E: 0 K: 0 S: 2	H: 0 LOB: 0 BB: 1 P: 6	R: 0 E: 0 K: 0 S: 4	H: 1 LOB: 2 BB: 0 P: 5	R: 0 E: 0 K: 0 S: 4	H: 1 LOB: 2 BB: 0 P: 5	1B: 6 2B: 2 3B: 0 HR: 2	SF: 1 SAC: 0 DP: 3 HBP: 0	WP: 0 PB: 0 SB: 1 CS: 0	PA: 38
PITCHER	IP	WLS	BF	H	R	ER	SO	BB	IBB	HBP	BLK	WP	HR	S	P	ERA	WHIP															
Don Aase, R ERA: 2.4 (1, 1)	5.0	L	22	8	6	5	1	1	0	0	0	0	2	23	27	9.00	1.800															
Bob Stanley, R ERA: 4.35 (6, 1)	4.0		16	2	1	1	2	1	1	0	1	0	0	18	26	2.25	0.750															

Batter	1	2	3	4	5	6	7	8	9	AB	R	H	RBI	BB	SO	LOB	BOTTOM										
Rick Burleson, R OBP: 0.354, SLG: 0.391 (1, 6)										4	1	2	0	0	0	1	California Angels @ Boston Red Sox Fenway Park, Boston, MA Thu Aug 11 1977, 7:05 PM EDT Att: 35,691 - Unknown - 70 F										
Fred Lynn, L OBP: 0.309, SLG: 0.464 (1, 8)										4	0	1	0	0	0	2											
Jim Rice, R OBP: 0.385, SLG: 0.621 (1, 10)										4	1	1	1	0	0	2											
Carl Yastrzemski, L OBP: 0.378, SLG: 0.503 (1, 7)										3	0	0	1	0	0	2											
Carlton Fisk, R OBP: 0.407, SLG: 0.504 (1, 2)										3	0	1	0	0	1	0											
George Scott, R OBP: 0.336, SLG: 0.529 (1, 3)										4	0	1	0	0	0	1											
Butch Hobson, R OBP: 0.298, SLG: 0.492 (1, 5)										4	1	1	0	0	0	2											
Dwight Evans, R OBP: 0.365, SLG: 0.500 (1, 9)										4	0	0	0	0	0	3											
Denny Doyle, L OBP: 0.280, SLG: 0.329 (1, 4)										3	0	1	1	0	0	0											
Bernie Carbo, L OBP: 0.407, SLG: 0.563 (8, PH)										1	0	0	0	0	0	2											
Inning Stats	R: 2 E: 0 K: 0 S: 6	H: 3 LOB: 1 BB: 0 P: 6	R: 1 E: 0 K: 0 S: 5	H: 2 LOB: 1 BB: 0 P: 5	R: 0 E: 0 K: 0 S: 3	H: 0 LOB: 0 BB: 0 P: 3	R: 0 E: 0 K: 0 S: 3	H: 0 LOB: 0 BB: 0 P: 3	R: 0 E: 0 K: 1 S: 5	H: 0 LOB: 0 BB: 0 P: 5	R: 0 E: 0 K: 0 S: 3	H: 0 LOB: 0 BB: 0 P: 3	R: 0 E: 0 K: 0 S: 3	H: 0 LOB: 0 BB: 0 P: 3	R: 0 E: 0 K: 0 S: 4	H: 1 LOB: 2 BB: 0 P: 5	R: 0 E: 0 K: 0 S: 4	H: 0 LOB: 0 BB: 0 P: 5	R: 0 E: 0 K: 0 S: 4	H: 1 LOB: 2 BB: 0 P: 5	1B: 6 2B: 1 3B: 1 HR: 0	SF: 1 SAC: 0 DP: 0 HBP: 1	WP: 0 PB: 0 SB: 0 CS: 0	PA: 36			
PITCHER	IP	WLS	BF	H	R	ER	SO	BB	IBB	HBP	BLK	WP	HR	S	P	ERA	WHIP										
Paul Hartzell, R ERA: 3.33 (1, 1)	9.0	W	36	8	3	3	1	0	0	1	0	0	0	37	38	3.00	0.889										

Batter	1	2	3	4	5	6	7	8	9	AB	R	H	RBI	BB	SO	LOB	TOP			
Julio Cruz, S OBP: 0.317, SLG: 0.326 (1,4)										4	0	0	0	0	0	3				
Steve Braun, L OBP: 0.342, SLG: 0.297 (1,7)										4	0	1	1	0	1	1				
Dan Meyer, L OBP: 0.337, SLG: 0.444 (1,3)										4	0	2	0	0	0	1				
Leroy Stanton, R OBP: 0.327, SLG: 0.513 (1,10)										3	0	1	0	1	1	2				
Ruppert Jones, L OBP: 0.312, SLG: 0.466 (1,8)										4	0	0	0	0	2	4				
Bill Stein, R OBP: 0.294, SLG: 0.411 (1,5)										4	0	1	0	0	1	1				
Carlos Lopez, R OBP: 0.312, SLG: 0.433 (1,9)										4	0	0	0	0	1	3				
Bob Stinson, S OBP: 0.375, SLG: 0.402 (1,2)										3	1	1	1	1	1	0				
Craig Reynolds, L OBP: 0.262, SLG: 0.289 (1,6)										3	1	2	0	0	0	1				
Inning Stats	R: 0 E: 0 K: 1 S: 5	H: 0 LOB: 0 BB: 0 P: 5	R: 0 E: 0 K: 2 S: 8	H: 1 LOB: 1 BB: 0 P: 8	R: 1 E: 0 K: 1 S: 7	H: 2 LOB: 1 BB: 0 P: 7	R: 0 E: 0 K: 1 S: 4	H: 0 LOB: 0 BB: 1 P: 8	R: 1 E: 0 K: 0 S: 5	H: 2 LOB: 1 BB: 0 P: 5	R: 0 E: 0 K: 0 S: 2	H: 0 LOB: 0 BB: 1 P: 6	R: 0 E: 0 K: 2 S: 8	H: 1 LOB: 1 BB: 0 P: 8	R: 0 E: 0 K: 0 S: 3	H: 0 LOB: 0 BB: 0 P: 3	1B: 5 2B: 2 3B: 0 HR: 1	SF: 0 SAC: 0 DP: 2 HBP: 0	WP: 0 PB: 0 CS: 0	PA: 35
PITCHER Rick Wise, R ERA: 4.05 (1,1)	IP: 9.0 WLS: W BF: 35 H: 8 R: 2 ER: 2 SO: 7 BB: 2 IBB: 0 HBP: 0 BLK: 0 WP: 0 HR: 1 S: 47 P: 55 ERA: 2.00 WHIP: 1.111															PITCHER				

Seattle Mariners @ Boston Red Sox
Fenway Park, Boston, MA
Fri Aug 12, 1977, 7:05 PM EDT
Att: 27,005 - Unknown - 70 F

AB	33
R	2
H	8
RBI	2
BB	2
SO	7
LOB	16



Batter	1	2	3	4	5	6	7	8	9	AB	R	H	RBI	BB	SO	LOB	BOTTOM			
Rick Burleson, R OBP: 0.352, SLG: 0.388 (1,6)										4	1	0	0	1	3	2				
Fred Lynn, L OBP: 0.314, SLG: 0.470 (1,8)										4	3	2	1	1	0	0				
Jim Rice, R OBP: 0.387, SLG: 0.627 (1,10)										4	1	2	2	1	0	0				
Carl Yastrzemski, L OBP: 0.381, SLG: 0.501 (1,7)										3	1	1	2	2	1	2				
Carlton Fisk, R OBP: 0.410, SLG: 0.508 (1,2)										3	0	2	1	1	1	2				
George Scott, R OBP: 0.336, SLG: 0.526 (1,3)										2	0	0	1	1	1	4				
Butch Hobson, R OBP: 0.295, SLG: 0.488 (1,5)										4	0	0	0	0	2	4				
Dwight Evans, R OBP: 0.363, SLG: 0.493 (1,9)										3	0	0	0	1	1	0				
Denny Doyle, L OBP: 0.280, SLG: 0.328 (1,4)										4	1	1	0	0	0	1				
Inning Stats	R: 2 E: 0 K: 1 S: 6	H: 1 LOB: 2 BB: 3 P: 18	R: 4 E: 0 K: 1 S: 9	H: 4 LOB: 2 BB: 2 P: 17	R: 0 E: 0 K: 2 S: 7	H: 0 LOB: 0 BB: 0 P: 7	R: 0 E: 0 K: 0 S: 4	H: 1 LOB: 2 BB: 1 P: 8	R: 0 E: 0 K: 1 S: 5	H: 0 LOB: 0 BB: 0 P: 5	R: 1 E: 0 K: 3 S: 11	H: 2 LOB: 2 BB: 1 P: 15	R: 0 E: 0 K: 0 S: 3	H: 0 LOB: 1 BB: 1 P: 7	R: 0 E: 0 K: 1 S: 5	H: 0 LOB: 0 BB: 0 P: 5	1B: 4 2B: 3 3B: 0 HR: 1	SF: 1 SAC: 0 DP: 0 HBP: 0	WP: 1 PB: 0 SB: 1 CS: 0	PA: 40
PITCHER Paul Mitchell, R ERA: 12.33 (1,1)	IP: 1.2 WLS: L BF: 12 H: 4 R: 5 ER: 5 SO: 2 BB: 2 IBB: 1 HBP: 0 BLK: 0 WP: 1 HR: 1 S: 13 P: 25 ERA: 27.00 WHIP: 3.600															PITCHER				
John Montague, R ERA: 4.69 (2,1)	IP: 3.2 WLS: W BF: 17 H: 3 R: 2 ER: 2 SO: 4 BB: 3 IBB: 0 HBP: 0 BLK: 0 WP: 0 HR: 0 S: 22 P: 34 ERA: 4.91 WHIP: 1.636															PITCHER				
Mike Kekich, L ERA: 5.0 (6,1)	IP: 0.0 WLS: W BF: 2 H: 1 R: 0 ER: 0 SO: 0 BB: 1 IBB: 0 HBP: 0 BLK: 0 WP: 0 HR: 0 S: 1 P: 5 ERA: ∞ WHIP: ∞															PITCHER				
Diego Segui, R ERA: 5.2 (6,1)	IP: 2.2 WLS: W BF: 9 H: 0 R: 0 ER: 0 SO: 3 BB: 1 IBB: 0 HBP: 0 BLK: 0 WP: 0 HR: 0 S: 14 P: 18 ERA: 0.00 WHIP: 0.375															PITCHER				

Seattle Mariners @ Boston Red Sox
Fenway Park, Boston, MA
Fri Aug 12, 1977, 7:05 PM EDT
Att: 27,005 - Unknown - 70 F

AB	31
R	7
H	8
RBI	7
BB	8
SO	9
LOB	15



Batter	1	2	3	4	5	6	7	8	9	AB	R	H	RBI	BB	SO	LOB	TOP										
Julio Cruz, S OBP: 0.306, SLG: 0.314 (1,4)	F8		1-3		B1-3		K		P7	5	0	0	0	0	1	2											
Dave Collins, S OBP: 0.283, SLG: 0.303 (1,10)	F9				F5		K		G3	5	0	0	0	0	2	1											
Dan Meyer, L OBP: 0.338, SLG: 0.451 (1,3)	3-1			4-3						3	1	1	1	1	0	0											
Leroy Stanton, R OBP: 0.324, SLG: 0.506 (1,9)		1-3		6-3		G1-6-3 BB			5-3	4	0	0	0	0	0	1											
Ruppert Jones, L OBP: 0.318, SLG: 0.476 (1,8)										4	1	4	0	0	0	0											
Bill Stein, R OBP: 0.293, SLG: 0.409 (1,5)										4	1	1	1	0	3	3											
Steve Braun, L OBP: 0.344, SLG: 0.307 (1,7)										4	2	2	1	0	1	1											
Skip Jutze, R OBP: 0.321, SLG: 0.421 (1,2)			3-1						1-3	4	1	2	3	0	0	0											
Craig Reynolds, L OBP: 0.261, SLG: 0.288 (1,6)			P9		F5					4	0	1	0	0	0	1											
Inning Stats	R: 0 E: 0 K: 0 S: 3	H: 0 LOB: 0 BB: 0 P: 3	R: 0 E: 0 K: 2 S: 8	H: 1 LOB: 1 BB: 0 P: 8	R: 0 E: 0 K: 0 S: 3	H: 0 LOB: 0 BB: 0 P: 3	R: 0 E: 0 K: 0 S: 3	H: 0 LOB: 0 BB: 0 P: 3	R: 4 E: 0 K: 1 S: 9	H: 4 LOB: 0 BB: 0 P: 9	R: 0 E: 0 K: 1 S: 5	H: 1 LOB: 1 BB: 1 P: 9	R: 0 E: 0 K: 1 S: 6	H: 1 LOB: 1 BB: 0 P: 6	R: 1 E: 0 K: 2 S: 9	H: 2 LOB: 1 BB: 0 P: 9	R: 1 E: 0 K: 0 S: 5	H: 2 LOB: 1 BB: 0 P: 5	1B: 7 2B: 0 3B: 1 HR: 3	SF: 0 SAC: 0 DP: 1 HBP: 0	WP: 0 PB: 0 SB: 1 CS: 0	PA: 38					
PITCHER	IP	WLS	BF	H	R	ER	SO	BB	IBB	HBP	BLK	WP	HR	S	P	ERA	WHIP										
Fergie Jenkins, R ERA: 3.62 (1,1)	8.0	W	33	9	5	5	7	1	0	0	0	0	2	46	50	5.62	1.250										
Bill Campbell, R ERA: 2.99 (9,1)	1.0		5	2	1	1	0	0	0	0	0	0	1	5	5	9.00	2.000										

Seattle Mariners @ Boston Red Sox
Fenway Park, Boston, MA
Sat Aug 13 1977, 3:33 AM EDT
Att: 34,095 - Unknown - 86 F

AB 37
R 6
H 11
RBI 6
BB 1
SO 7
LOB 9



Batter	1	2	3	4	5	6	7	8	9	AB	R	H	RBI	BB	SO	LOB	BOTTOM										
Rick Burleson, R OBP: 0.355, SLG: 0.390 (1,6)										5	1	3	0	0	0	1											
Fred Lynn, L OBP: 0.315, SLG: 0.475 (1,8)	F5									5	1	2	3	0	1	2											
Jim Rice, R OBP: 0.384, SLG: 0.620 (1,10)	K									5	0	0	0	0	3	3											
Carl Yastrzemski, L OBP: 0.387, SLG: 0.515 (1,7)										2	3	2	1	2	0	0											
Rick Miller, L OBP: 0.356, SLG: 0.326 (8,7)										1	0	0	0	0	1	0											
Carlton Fisk, R OBP: 0.405, SLG: 0.501 (1,2)										5	0	0	0	0	0	5											
George Scott, R OBP: 0.337, SLG: 0.536 (1,3)										4	2	2	2	0	1	0											
Butch Hobson, R OBP: 0.297, SLG: 0.495 (1,5)										4	2	2	2	0	0	0											
Dwight Evans, R OBP: 0.366, SLG: 0.517 (1,9)										4	2	2	3	0	1	0											
Denny Doyle, L OBP: 0.295, SLG: 0.331 (1,4)										3	2	2	1	1	0	0											
Inning Stats	R: 0 E: 0 K: 1 S: 5	H: 1 LOB: 0 BB: 0 P: 5	R: 1 E: 0 K: 0 S: 4	H: 1 LOB: 0 BB: 0 P: 4	R: 1 E: 0 K: 2 S: 10	H: 3 LOB: 3 BB: 1 P: 14	R: 0 E: 0 K: 1 S: 5	H: 0 LOB: 0 BB: 0 P: 5	R: 0 E: 0 K: 0 S: 3	H: 0 LOB: 0 BB: 0 P: 3	R: 7 E: 1 K: 0 S: 9	H: 6 LOB: 6 BB: 1 P: 13	R: 4 E: 0 K: 1 S: 9	H: 4 LOB: 1 BB: 1 P: 13	R: 0 E: 0 K: 2 S: 7	H: 0 LOB: 0 BB: 0 P: 7	1B: 7 2B: 2 3B: 2 HR: 4	SF: 0 SAC: 0 DP: 0 HBP: 0	WP: 0 PB: 0 SB: 0 CS: 1	PA: 42							
PITCHER	IP	WLS	BF	H	R	ER	SO	BB	IBB	HBP	BLK	WP	HR	S	P	ERA	WHIP										
Bob Galasso, R ERA: 6.35 (1,1)	5.2	L	25	8	5	5	4	1	0	0	0	0	3	32	36	7.94	1.588										
Enrique Romo, R ERA: 2.59 (6,1)	0.0		3	2	1	1	0	1	0	0	0	0	1	2	6	∞	∞										
Bill Laxton, L ERA: 4.92 (6,1)	0.2		8	5	7	6	0	1	0	0	0	0	0	7	11	81.00	9.000										
Mike Kekich, L ERA: 4.85 (7,1)	1.2		5	0	0	0	3	0	0	0	0	0	0	11	11	0.00	0.000										

Seattle Mariners @ Boston Red Sox
Fenway Park, Boston, MA
Sat Aug 13 1977, 3:33 AM EDT
Att: 34,095 - Unknown - 86 F

AB 38
R 13
H 15
RBI 12
BB 3
SO 7
LOB 11



Batter	1	2	3	4	5	6	7	8	9	AB	R	H	RBI	BB	SO	LOB	TOP										
Jose Baez, R OBP: 0.308, SLG: 0.323 (1, 4)	F3		G5-4-3 1B		F4			1B 2B		4	1	2	0	0	0	1	Seattle Mariners @ Boston Red Sox Fenway Park, Boston, MA Sun Aug 14 1977, 3:33 AM EDT Att: 31,223 - Unknown - 83 F										
Steve Braun, L OBP: 0.340, SLG: 0.304 (1, 7)	F5		G5-4-3 1-2		F8			K		4	0	0	0	0	1	4											
Dan Meyer, L OBP: 0.340, SLG: 0.454 (1, 3)	K				F6			1B		4	0	2	1	0	1	0											
Leroy Stanton, R OBP: 0.323, SLG: 0.503 (1, 10)		5-3			5-3			1B		4	0	1	0	0	0	1											
Ruppert Jones, L OBP: 0.322, SLG: 0.477 (1, 8)					FC5-2 1B			1B		3	0	2	0	1	0	2											
Bill Stein, R OBP: 0.291, SLG: 0.405 (1, 5)	F9				FC5-2 1-2			K		4	0	0	0	0	1	6											
Carlos Lopez, R OBP: 0.307, SLG: 0.426 (1, 9)	L1				5-3 3-H			F5		4	0	0	0	0	1	3											
Larry Cox, R OBP: 0.314, SLG: 0.394 (1, 2)					1B			K		4	0	2	0	0	2	0											
Craig Reynolds, L OBP: 0.259, SLG: 0.285 (1, 6)	F5				1B			F8		4	0	0	0	0	0	2											
Inning Stats	R: 0 E: 0 K: 1 S: 5	H: 0 LOB: 0 BB: 0 P: 5	R: 0 E: 0 K: 0 S: 4	H: 1 LOB: 1 BB: 0 P: 4	R: 0 E: 0 K: 0 S: 4	H: 2 LOB: 1 BB: 0 P: 4	R: 0 E: 0 K: 0 S: 5	H: 2 LOB: 2 BB: 0 P: 5	R: 0 E: 0 K: 0 S: 4	H: 1 LOB: 1 BB: 0 P: 4	R: 0 E: 0 K: 0 S: 3	H: 0 LOB: 1 BB: 1 P: 7	R: 0 E: 0 K: 1 S: 5	H: 0 LOB: 0 BB: 0 P: 5	R: 1 E: 0 K: 2 S: 10	H: 3 LOB: 2 BB: 0 P: 10	R: 0 E: 0 K: 2 S: 7	H: 0 LOB: 0 BB: 0 P: 7	1B: 7 2B: 2 3B: 0 HR: 0	SF: 0 SAC: 0 DP: 1 HBP: 0	WP: 0 PB: 0 CS: 0	PA: 36					
PITCHER	IP	WLS	BF	H	R	ER	SO	BB	IBB	HBP	BLK	WP	HR	S	P	ERA	WHIP										
Mike Paxton, R ERA: 4.4 (1, 1)	8.0	W	33	9	1	1	4	1	0	0	0	0	0	40	44	1.12	1.250										
Jim Willoughby, R ERA: 3.45 (9, 1)	1.0		3	0	0	0	2	0	0	0	0	0	0	7	7	0.00	0.000										

Batter	1	2	3	4	5	6	7	8	9	AB	R	H	RBI	BB	SO	LOB	BOTTOM										
Rick Burleson, R OBP: 0.353, SLG: 0.390 (1, 6)	4-3		FC6-2 1-2			F9	F7			5	0	1	2	0	0	2	Seattle Mariners @ Boston Red Sox Fenway Park, Boston, MA Sun Aug 14 1977, 3:33 AM EDT Att: 31,223 - Unknown - 83 F										
Fred Lynn, L OBP: 0.313, SLG: 0.470 (1, 8)	K	2B 3-H	F8			F8		G3		4	0	0	0	1	1	2											
Jim Rice, R OBP: 0.382, SLG: 0.618 (1, 10)	K	FC6-4 1-2				K		4-3		5	0	1	0	0	2	2											
Carl Yastrzemski, L OBP: 0.388, SLG: 0.517 Rick Miller, L OBP: 0.354, SLG: 0.324 (1, 7) (7, 7)		HR 2B	2B BB			L9		F8		4	2	2	0	0	0	1											
Carlton Fisk, R OBP: 0.408, SLG: 0.509 (1, 2)		HR 2B	2B 1B			F9		F8		1	0	0	0	0	0	0											
George Scott, R OBP: 0.338, SLG: 0.540 (1, 3)		HR 2B	2B 1B			F9		F8		4	2	2	0	0	1	2											
Butch Hobson, R OBP: 0.299, SLG: 0.498 (1, 5)		HR 2B	2B 1B			F9		F8		4	2	2	1	0	1	3											
Dwight Evans, R OBP: 0.372, SLG: 0.533 (1, 9)		HR 2B	2B 1B			F9		F8		3	2	2	4	1	0	1											
Denny Doyle, L OBP: 0.285, SLG: 0.330 (1, 4)		HR 2B	2B 1B			F9		F8		4	0	1	2	0	0	3											
Inning Stats	R: 0 E: 0 K: 2 S: 7	H: 4 LOB: 2 BB: 1 P: 12	R: 4 E: 1 K: 0 S: 8	H: 4 LOB: 2 BB: 1 P: 12	R: 3 E: 0 K: 1 S: 8	H: 3 LOB: 2 BB: 2 P: 16	R: 0 E: 0 K: 1 S: 5	H: 0 LOB: 0 BB: 0 P: 5	R: 1 E: 0 K: 1 S: 6	H: 2 LOB: 0 BB: 0 P: 6	R: 0 E: 0 K: 0 S: 4	H: 1 LOB: 1 BB: 0 P: 4	R: 3 E: 0 K: 0 S: 5	H: 2 LOB: 0 BB: 1 P: 9	R: 0 E: 0 K: 0 S: 3	H: 0 LOB: 0 BB: 0 P: 3	1B: 4 2B: 6 3B: 0 HR: 2	SF: 0 SAC: 0 DP: 1 HBP: 0	WP: 0 PB: 0 CS: 0	PA: 40							
PITCHER	IP	WLS	BF	H	R	ER	SO	BB	IBB	HBP	BLK	WP	HR	S	P	ERA	WHIP										
Gary Wheelock, R ERA: 4.89 (1, 1)	2.0	L	14	5	6	4	2	2	0	0	0	0	1	16	24	18.00	3.500										
Diego Segui, R ERA: 5.46 (3, 1)	4.1		21	7	5	5	3	2	0	0	0	0	0	25	33	10.38	2.077										
Bill Laxton, L ERA: 4.79 (7, 1)	1.2		5	0	0	0	0	0	0	0	0	0	0	5	5	0.00	0.000										

Batter	1	2	3	4	5	6	7	8	9	AB	R	H	RBI	BB	SO	LOB	TOP			
Tom Poquette, L (1, 7) OBP: 0.317, SLG: 0.394										4	0	1	0	0	0	2				
Hal McRae, R (1, 10) OBP: 0.353, SLG: 0.500										4	0	1	0	0	1	1				
Amos Otis, R (1, 8) OBP: 0.336, SLG: 0.440										2	0	0	0	2	0	1				
Al Cowens, R (1, 9) OBP: 0.342, SLG: 0.501										3	0	0	1	1	1	2				
John Mayberry, L (1, 3) OBP: 0.357, SLG: 0.426										3	0	1	0	0	0	0				
Joe Zdeb, R (8, PR) OBP: 0.359, SLG: 0.421										0	0	0	0	0	0	0				
Bob Heise, R (8, 6) OBP: 0.295, SLG: 0.310										0	0	0	0	0	0	0				
George Brett, L (9, PH) OBP: 0.364, SLG: 0.507										1	0	0	0	0	0	3				
Cookie Rojas, R (1, 5) OBP: 0.298, SLG: 0.336										3	0	0	0	0	0	1				
Darrell Porter, L (1, 2) OBP: 0.317, SLG: 0.470										2	0	0	0	0	2	0				
John Wathan, R (7, 2) OBP: 0.281, SLG: 0.317										1	0	0	0	0	0	1				
Freddie Patek, R (1, 6) OBP: 0.325, SLG: 0.370										2	0	0	0	0	0	0				
Ralph LaCock, L (8, 3) OBP: 0.357, SLG: 0.435										1	0	0	0	0	0	0				
Frank White, R (1, 4) OBP: 0.289, SLG: 0.347										2	0	1	0	0	1	0				
Joe Lahoud, L (9, PH) OBP: 0.375, SLG: 0.300										1	1	1	0	0	0	0				
Inning Stats	R: 0 E: 0 K: 1 S: 6	H: 1 LOB: 1 BB: 0 P: 6	R: 0 E: 0 K: 1 S: 5	H: 0 LOB: 0 BB: 0 P: 5	R: 0 E: 0 K: 0 S: 3	H: 1 LOB: 0 BB: 0 P: 3	R: 0 E: 0 K: 1 S: 4	H: 0 LOB: 0 BB: 1 P: 8	R: 0 E: 0 K: 1 S: 5	H: 0 LOB: 0 BB: 0 P: 5	R: 0 E: 0 K: 0 S: 3	H: 0 LOB: 0 BB: 0 P: 3	R: 0 E: 0 K: 0 S: 3	H: 1 LOB: 1 BB: 0 P: 3	R: 1 E: 0 K: 0 S: 5	H: 2 LOB: 3 BB: 2 P: 13	1B: 5 2B: 0 3B: 0 HR: 0	SF: 0 SAC: 0 DP: 2 HBP: 0	WP: 0 PB: 0 SB: 0 CS: 1	PA: 32
PITCHER	IP WLS BF H R ER SO BB IBB HBP BLK WP HR S P ERA WHIP																			
Reggie Cleveland, R (1, 1) ERA: 4.14	8.2 W 29 5 1 1 5 1 0 0 0 0 0 0 38 42 1.04 0.692																			
Bill Campbell, R (9, 1) ERA: 2.98	0.1 S 3 0 0 0 0 2 0 0 0 0 0 0 1 9 0.00 6.000																			


Kansas City Royals @ Boston Red Sox
Fenway Park, Boston, MA
Mon Aug 15 1977, 7:05 PM EDT
Att: 33,424 - Unknown - 76 F


AB 29
R 1
H 5
RBI 1
BB 3
SO 5
LOB 11

Batter	1	2	3	4	5	6	7	8	9	AB	R	H	RBI	BB	SO	LOB	BOTTOM	
Rick Burleson, R (1, 6) OBP: 0.354, SLG: 0.390										3	0	1	0	1	0	1		
Fred Lynn, L (1, 8) OBP: 0.310, SLG: 0.464										4	0	0	0	0	0	3		
Jim Rice, R (1, 10) OBP: 0.383, SLG: 0.619										4	0	2	0	0	2	1		
Carl Yastrzemski, L (1, 7) OBP: 0.391, SLG: 0.517										2	1	1	0	2	0	0		
Carlton Fisk, R (1, 2) OBP: 0.406, SLG: 0.505										3	0	0	0	0	0	6		
George Scott, R (1, 3) OBP: 0.342, SLG: 0.547										2	1	1	1	2	0	1		
Butch Hobson, R (1, 5) OBP: 0.298, SLG: 0.495										4	0	1	0	0	0	3		
Dwight Evans, R (1, 9) OBP: 0.370, SLG: 0.528										4	0	1	1	0	1	2		
Rick Miller, L (8, PR) OBP: 0.354, SLG: 0.324										0	0	0	0	0	0	0		
Denny Doyle, L (1, 4) OBP: 0.284, SLG: 0.329										4	0	1	0	0	0	2		
Inning Stats	R: 0 E: 0 K: 1 S: 5	H: 0 LOB: 0 BB: 0 P: 5	R: 0 E: 0 K: 1 S: 6	H: 1 LOB: 2 BB: 1 P: 10	R: 0 E: 0 K: 0 S: 5	H: 2 LOB: 3 BB: 1 P: 9	R: 1 E: 0 K: 0 S: 4	H: 1 LOB: 0 BB: 0 P: 4	R: 0 E: 0 K: 0 S: 2	H: 0 LOB: 2 BB: 1 P: 6	R: 0 E: 1 K: 0 S: 4	H: 2 LOB: 2 BB: 0 P: 4	R: 1 E: 1 K: 0 S: 5	H: 1 LOB: 2 BB: 1 P: 9	1B: 6 2B: 1 3B: 0 HR: 1	SF: 0 SAC: 1 DP: 1 HBP: 0	WP: 0 PB: 0 SB: 0 CS: 0	PA: 36
PITCHER	IP WLS BF H R ER SO BB IBB HBP BLK WP HR S P ERA WHIP																	
Jim Colborn, R (1, 1) ERA: 3.75	7.2 L 35 8 2 1 3 4 0 0 0 0 0 0 1 36 56 1.17 1.565																	
Steve Mingori, L (8, 1) ERA: 3.02	0.1 1 0 0 0 0 0 0 0 0 0 0 0 1 1 0.00 0.000																	

Kansas City Royals @ Boston Red Sox
Fenway Park, Boston, MA
Mon Aug 15 1977, 7:05 PM EDT
Att: 33,424 - Unknown - 76 F

AB 30
R 2
H 8
RBI 2
BB 5
SO 3
LOB 19

Batter	1	2	3	4	5	6	7	8	9	AB	R	H	RBI	BB	SO	LOB	TOP					
Rick Burleson, R OBP: 0.353, SLG: 0.388 (1, 6)	5-3		BB 1B				5-3			4	1	1	1	0	0	2	Boston Red Sox @ Milwaukee Brewers Milwaukee County Stadium, Milwaukee, WI Wed Aug 17 1977, 8:05 PM EDT Att: 13,692 - Unknown - 66 F AB 34 R 3 H 8 RBI 3 BB 1 SO 3 LOB 9 					
Fred Lynn, L OBP: 0.306, SLG: 0.456 (1, 8)	6-3		3-H 4-0 1B			F7		6-3		3	0	0	0	1	0	0						
Jim Rice, R OBP: 0.383, SLG: 0.617 (1, 10)	K		1-3 2-H 1B			1B		6-3		4	0	2	1	0	1	0						
Carl Yastrzemski, L OBP: 0.388, SLG: 0.518 (1, 7)		F7	L8			F5		HR		4	1	1	1	0	0	3						
Carlton Fisk, R OBP: 0.403, SLG: 0.499 (1, 2)	5-3			5-3		FC6-4 1B		1-3		4	0	1	0	0	0	0						
George Scott, R OBP: 0.338, SLG: 0.539 (1, 3)	1-4-3			6-3		FC6-4 1B		F4		4	0	0	0	0	0	2						
Butch Hobson, R OBP: 0.300, SLG: 0.504 (1, 5)			4-3 1B	5-3			K	6-3		4	1	1	0	0	1	0						
Dwight Evans, R OBP: 0.365, SLG: 0.516 (1, 9)			6-3			F9		K		4	0	0	0	0	1	1						
Denny Doyle, L OBP: 0.298, SLG: 0.332 (1, 4)			4-3			1B				3	0	2	0	0	0	1						
Inning Stats	R: 0 E: 0 K: 1 S: 5	H: 0 LOB: 0 BB: 0 P: 5	R: 0 E: 0 K: 0 S: 3	H: 0 LOB: 0 BB: 0 P: 3	R: 2 E: 0 K: 0 S: 6	H: 3 LOB: 2 BB: 1 P: 10	R: 0 E: 0 K: 0 S: 3	H: 0 LOB: 0 BB: 0 P: 3	R: 0 E: 0 K: 0 S: 3	H: 1 LOB: 0 BB: 0 P: 3	R: 0 E: 0 K: 0 S: 5	H: 2 LOB: 2 BB: 0 P: 5	R: 0 E: 0 K: 2 S: 8	H: 1 LOB: 1 BB: 0 P: 8	R: 1 E: 0 K: 0 S: 4	H: 1 LOB: 0 BB: 0 P: 4		R: 0 E: 0 K: 0 S: 3	H: 0 LOB: 0 BB: 0 P: 3	1B: 6 2B: 1 3B: 0 HR: 1	SF: 0 SAC: 0 DP: 1 HBP: 0	WP: 0 PB: 0 SB: 0 CS: 0
PITCHER Lary Sorensen, R ERA: 4.16 (1, 1)	IP: 9.0 WLS: W BF: 35 H: 8 R: 3 ER: 3 SO: 3 BB: 1 IBB: 0 HBP: 0 BLK: 0 WP: 0 HR: 1 S: 40 P: 44 ERA: 3.00 WHIP: 1.000											PITCHER IP: 9.0 WLS: W BF: 35 H: 8 R: 3 ER: 3 SO: 3 BB: 1 IBB: 0 HBP: 0 BLK: 0 WP: 0 HR: 1 S: 40 P: 44 ERA: 3.00 WHIP: 1.000										

Batter	1	2	3	4	5	6	7	8	9	AB	R	H	RBI	BB	SO	LOB	BOTTOM			
Von Joshua, L OBP: 0.287, SLG: 0.382 (1, 8)	HR 1B	F8		FC6-4 1B			3-1			4	1	2	0	0	0	1	Boston Red Sox @ Milwaukee Brewers Milwaukee County Stadium, Milwaukee, WI Wed Aug 17 1977, 8:05 PM EDT Att: 13,692 - Unknown - 66 F AB 30 R 5 H 10 RBI 5 BB 2 SO 2 LOB 12 			
Jim Wehford, R OBP: 0.303, SLG: 0.333 (1, 9) (8, 7)	F2		6-3	FC6-4 1B			6-3			4	0	0	0	0	0	3				
Don Money, R OBP: 0.359, SLG: 0.492 (1, 7)			K				5-3			4	1	2	2	0	1	0				
Steve Brye, R OBP: 0.288, SLG: 0.436 (8, 9)	HR									0	0	0	0	0	0	0				
Cecil Cooper, L OBP: 0.324, SLG: 0.452 (1, 3)	CS BB		G3				L8			3	0	0	0	1	0	1				
Sal Bando, R OBP: 0.335, SLG: 0.384 (1, 5)	F8			SH1-4 HR BB			6-3			3	1	0	0	1	0	2				
Robin Yount, R OBP: 0.352, SLG: 0.390 (1, 6)		G3 1B		SH1-4			5-3			3	1	1	0	0	0	1				
Jamie Quirk, L OBP: 0.245, SLG: 0.339 (1, 10)		G3		HR			G5-4-3 1B			3	1	2	2	0	0	1				
Lenn Sakata, R OBP: 0.264, SLG: 0.283 (1, 4)		F6		CS 1B			K			3	0	1	0	0	1	2				
Charlie Moore, R OBP: 0.297, SLG: 0.330 (1, 2)				1B			G5-4-3			3	0	2	1	0	0	1				
Inning Stats	R: 2 E: 0 K: 0 S: 4	H: 2 LOB: 0 BB: 1 P: 8	R: 0 E: 0 K: 0 S: 5	H: 2 LOB: 1 BB: 0 P: 5	R: 0 E: 0 K: 1 S: 5	H: 0 LOB: 0 BB: 0 P: 5	R: 2 E: 0 K: 0 S: 6	H: 4 LOB: 2 BB: 1 P: 10	R: 0 E: 0 K: 0 S: 4	H: 1 LOB: 1 BB: 0 P: 4	R: 0 E: 0 K: 1 S: 5	H: 1 LOB: 0 BB: 0 P: 5	R: 0 E: 0 K: 0 S: 3	H: 0 LOB: 0 BB: 0 P: 3	R: 0 E: 0 K: 0 S: 3	H: 0 LOB: 0 BB: 0 P: 3	1B: 6 2B: 2 3B: 0 HR: 2	SF: 0 SAC: 1 DP: 1 HBP: 0	WP: 0 PB: 0 SB: 0 CS: 2	PA: 33
PITCHER Rick Wise, R ERA: 4.33 Bob Stanley, R ERA: 4.19 (4, 1)	IP: 3.2 WLS: L BF: 18 H: 7 R: 5 ER: 5 SO: 1 BB: 2 IBB: 0 HBP: 0 BLK: 0 WP: 0 HR: 2 S: 18 P: 26 ERA: 12.27 WHIP: 2.455											PITCHER IP: 4.1 WLS: L BF: 15 H: 3 R: 0 ER: 0 SO: 1 BB: 0 IBB: 0 HBP: 0 BLK: 0 WP: 0 HR: 17 S: 17 P: 17 ERA: 0.00 WHIP: 0.692								

Batter	1	2	3	4	5	6	7	8	9	AB	R	H	RBI	BB	SO	LOB	TOP			
Rick Burleson, R OBP: 0.350, SLG: 0.384 (1, 6)	L4	F7			L7		F3		G1-6-3	5	0	0	0	0	0	2				
Fred Lynn, L OBP: 0.306, SLG: 0.452 (1, 8)	BB 1B 2B		K		F7			4-3	F7	5	1	1	0	0	1	0				
Jim Rice, R OBP: 0.382, SLG: 0.611 (1, 10)	K		F4		6-3			1B 1B		4	1	1	0	0	1	1				
Carl Yastrzemski, L OBP: 0.389, SLG: 0.514 (1, 7)	1B BB BB		FC6 BB		S 1B			1B 1B		2	1	2	0	2	0	0				
Carlton Fisk, R OBP: 0.404, SLG: 0.497 (1, 2)	1B BB		FC6		K			1B 1B		3	0	1	1	1	1	2				
George Scott, R OBP: 0.342, SLG: 0.542 (1, 3)	1-2 2-3 BB		1-2 2-3 3-H 1B		5-3		6-3	K		4	0	1	1	0	1	3				
Butch Hobson, R OBP: 0.303, SLG: 0.507 (1, 5)	L7		L7-2 3B		L7-2		E8 4-3	1-3 2-H 1B		4	0	2	1	0	0	3				
Bernie Carbo, L OBP: 0.398, SLG: 0.543 (1, 9)		L8	L7-2 3-H		L7-2		4-3	4-3		4	0	0	0	0	0	4				
Denny Doyle, L OBP: 0.296, SLG: 0.330 (1, 4)	1-3				4-3		L4	G1-6-3 1B		4	0	1	0	0	0	1				
Inning Stats	R: 1 E: 0 K: 1 S: 7	H: 2 LOB: 3 BB: 2 P: 15	R: 0 E: 0 K: 0 S: 3	H: 0 LOB: 0 BB: 0 P: 3	R: 0 E: 0 K: 1 S: 5	H: 0 LOB: 1 BB: 1 P: 9	R: 0 E: 0 K: 0 S: 3	H: 1 LOB: 0 BB: 0 P: 3	R: 0 E: 0 K: 0 S: 3	H: 0 LOB: 0 BB: 0 P: 3	R: 0 E: 1 K: 0 S: 4	H: 0 LOB: 1 BB: 0 P: 4	R: 2 E: 0 K: 1 S: 9	H: 4 LOB: 2 BB: 0 P: 9	R: 0 E: 0 K: 0 S: 3	H: 1 LOB: 0 BB: 0 P: 3	1B: 7 2B: 2 3B: 1 HR: 0	SF: 0 SAC: 0 DP: 2 HBP: 0	WP: 0 PB: 0 SB: 1 CS: 0	PA: 38
PITCHER Jim Colborn, R ERA: 3.71 (1, 1)	IP: 9.0 WLS: W BF: 38 H: 9 R: 3 ER: 3 SO: 4 BB: 3 IBB: 0 HBP: 0 BLK: 0 WP: 0 HR: 0 S: 43 P: 55 ERA: 3.00 WHIP: 1.333															PITCHER				

Boston Red Sox @ Kansas City Royals
Royals Stadium, Kansas City, MO
Fri Aug 19 1977, 8:05 PM EDT
Att: 36,725 - Unknown - 80 F

AB 35
R 3
H 9
RBI 3
BB 3
SO 4
LOB 16



Batter	1	2	3	4	5	6	7	8	9	AB	R	H	RBI	BB	SO	LOB	BOTTOM	
Tom Poquette, L OBP: 0.319, SLG: 0.403 (1, 7)	1-3		L8-5 2B		F8		SH3-4 1-2	P2		4	0	1	0	0	0	2		
Hal McRae, R OBP: 0.353, SLG: 0.501 (1, 10)	F9		L8-5 2-3			2B 2B	E5 SF7 1B	F8		5	2	2	0	0	0	2		
George Brett, L OBP: 0.367, SLG: 0.519 (1, 5)	HR			BB		E HR 2B	SF7 2-H 1B	4-3		3	2	2	3	1	0	1		
Al Cowens, R OBP: 0.340, SLG: 0.495 (1, 9)	4-3			F2		E6 HR 2B	HR HBP			3	2	0	0	0	0	2		
John Mayberry, L OBP: 0.353, SLG: 0.433 (1, 3)		1B		K		F5	HR			4	1	2	2	0	1	3		
Darrell Porter, L OBP: 0.353, SLG: 0.455 (1, 2)	F7			K		K	BB 1B			4	0	1	0	0	2	4		
Amos Otis, R OBP: 0.333, SLG: 0.440 (1, 8)		K			K	HR	HR	BB		3	1	1	3	1	2	1		
Freddie Patek, R OBP: 0.320, SLG: 0.365 (1, 6)	F8					K	F9			4	0	1	0	0	1	3		
Frank White, R OBP: 0.294, SLG: 0.352 (1, 4)			5-3		K		SH3-4 E 1B	BB		3	1	1	0	1	1	1		
Inning Stats	R: 1 E: 0 K: 0 S: 4	H: 1 LOB: 0 BB: 0 P: 4	R: 0 E: 0 K: 1 S: 6	H: 1 LOB: 0 BB: 0 P: 6	R: 0 E: 0 K: 2 S: 7	H: 0 LOB: 1 BB: 1 P: 11	R: 0 E: 0 K: 2 S: 8	H: 1 LOB: 1 BB: 0 P: 8	R: 4 E: 1 K: 2 S: 11	H: 3 LOB: 0 BB: 0 P: 11	R: 4 E: 1 K: 0 S: 7	H: 4 LOB: 2 BB: 1 P: 12	R: 0 E: 0 K: 0 S: 3	H: 0 LOB: 1 BB: 1 P: 7	1B: 4 2B: 5 3B: 0 HR: 3	SF: 1 SAC: 1 DP: 1 HBP: 1	WP: 0 PB: 0 SB: 0 CS: 0	PA: 39
PITCHER Mike Paxton, R ERA: 4.29 (1, 1)	IP: 5.2 WLS: L BF: 25 H: 7 R: 5 ER: 2 SO: 6 BB: 1 IBB: 0 HBP: 0 BLK: 0 WP: 0 HR: 2 S: 36 P: 40 ERA: 3.18 WHIP: 1.412															PITCHER		
Jim Willoughby, R ERA: 4.22 (6, 1)	1.0 6 2 3 3 1 0 0 0 1 0 0 0 7 8 27.00 2.000																	
Bill Lee, L ERA: 5.91 (7, 1)	1.1 8 2 1 1 0 2 0 0 0 0 1 6 14 6.75 3.000																	

Boston Red Sox @ Kansas City Royals
Royals Stadium, Kansas City, MO
Fri Aug 19 1977, 8:05 PM EDT
Att: 36,725 - Unknown - 80 F

AB 33
R 9
H 11
RBI 8
BB 3
SO 7
LOB 19



Batter	1	2	3	4	5	6	7	8	9	AB	R	H	RBI	BB	SO	LOB	TOP										
Rick Burleson, R OBP: 0.348, SLG: 0.384 (1, 6)										5	0	1	1	0	0	1	Boston Red Sox @ Kansas City Royals Royals Stadium, Kansas City, MO Sat Aug 20 1977, 8:05 PM EDT Att: 40,502 - Unknown - 83 F livebaseballscorecards.com										
Fred Lynn, L OBP: 0.308, SLG: 0.449 (1, 8)										3	0	0	0	2	2	1											
Jim Rice, R OBP: 0.381, SLG: 0.608 (1, 10)										4	0	1	0	0	1	3											
Carl Yastrzemski, L OBP: 0.390, SLG: 0.513 (1, 7)										3	0	1	0	1	0	0											
Carlton Fisk, R OBP: 0.400, SLG: 0.492 (1, 2)										4	0	0	0	0	0	4											
George Scott, R OBP: 0.344, SLG: 0.542 (1, 3)										4	1	2	0	0	1	0											
Butch Hobson, R OBP: 0.300, SLG: 0.502 (1, 5)										4	1	0	0	0	3	2											
Bernie Carbo, L OBP: 0.399, SLG: 0.540 (7, PH)										1	0	0	0	1	1	0											
Dwight Evans, R OBP: 0.365, SLG: 0.518 (7, 9)										2	0	1	1	0	0	0											
Denny Doyle, L OBP: 0.295, SLG: 0.328 (1, 4)										2	0	0	0	0	0	1											
Steve Dillard, R OBP: 0.280, SLG: 0.322 (7, 4)										1	0	0	0	0	0	2											
Rick Miller, L OBP: 0.352, SLG: 0.322 (9, PH)										1	0	0	0	0	1	0											
Inning Stats	R: 0 E: 0 K: 1 S: 5	H: 0 LOB: 2 BB: 2 P: 13	R: 0 E: 0 K: 1 S: 5	H: 0 LOB: 1 BB: 1 P: 9	R: 0 E: 0 K: 1 S: 5	H: 0 LOB: 0 BB: 0 P: 5	R: 0 E: 0 K: 2 S: 7	H: 2 LOB: 2 BB: 0 P: 5	R: 2 E: 1 K: 0 S: 6	H: 2 LOB: 2 BB: 1 P: 10	R: 0 E: 0 K: 1 S: 6	H: 1 LOB: 1 BB: 0 P: 6	R: 0 E: 0 K: 2 S: 8	H: 1 LOB: 1 BB: 0 P: 8	1B: 4 2B: 2 3B: 0 HR: 0	SF: 0 SAC: 0 DP: 0 HBP: 0	WP: 0 PB: 0 SB: 0 CS: 0	PA: 38									
PITCHER	IP	WLS	BF	H	R	ER	SO	BB	IBB	HBP	BLK	WP	HR	S	P	ERA	WHIP										
Mark Littell, R ERA: 3.42	5.0	W	18	0	0	0	6	3	0	0	0	0	0	27	39	0.00	0.600										
Steve Mingo, L ERA: 3.14	1.0		8	4	2	1	0	0	0	0	0	0	0	8	8	9.00	4.000										
Doug Bird, R ERA: 4.83	3.0	S	12	2	0	0	3	1	0	0	0	0	0	17	21	0.00	1.000										

Batter	1	2	3	4	5	6	7	8	9	AB	R	H	RBI	BB	SO	LOB	BOTTOM										
Tom Poquette, L OBP: 0.318, SLG: 0.404 (1, 7)										4	1	1	0	0	0	0	Boston Red Sox @ Kansas City Royals Royals Stadium, Kansas City, MO Sat Aug 20 1977, 8:05 PM EDT Att: 40,502 - Unknown - 83 F livebaseballscorecards.com										
Hal McRae, R OBP: 0.354, SLG: 0.505 (1, 10)										4	1	2	0	0	2	1											
George Brett, L OBP: 0.368, SLG: 0.517 (1, 5)										3	1	1	1	1	0	1											
Al Cowens, R OBP: 0.341, SLG: 0.499 (1, 9)										4	1	2	2	0	0	2											
John Mayberry, L OBP: 0.355, SLG: 0.433 (1, 3)										3	1	1	1	1	1	1											
Darrell Porter, L OBP: 0.352, SLG: 0.452 (1, 2)										4	0	1	0	0	1	1											
Amos Otis, R OBP: 0.335, SLG: 0.444 (1, 8)										4	0	2	1	0	0	1											
Freddie Patek, R OBP: 0.319, SLG: 0.364 (1, 6)										4	0	1	0	0	1	2											
Frank White, R OBP: 0.291, SLG: 0.348 (1, 4)										4	0	0	0	0	2	2											
Inning Stats	R: 1 E: 0 K: 0 S: 5	H: 2 LOB: 1 BB: 0 P: 5	R: 0 E: 0 K: 1 S: 6	H: 1 LOB: 1 BB: 0 P: 6	R: 3 E: 0 K: 2 S: 11	H: 4 LOB: 1 BB: 0 P: 11	R: 0 E: 0 K: 1 S: 5	H: 0 LOB: 0 BB: 0 P: 5	R: 0 E: 0 K: 1 S: 6	H: 1 LOB: 1 BB: 0 P: 6	R: 0 E: 0 K: 1 S: 6	H: 1 LOB: 2 BB: 1 P: 10	R: 1 E: 0 K: 0 S: 4	H: 2 LOB: 1 BB: 1 P: 8	1B: 6 2B: 4 3B: 1 HR: 0	SF: 0 SAC: 0 DP: 0 HBP: 0		WP: 0 PB: 0 SB: 1 CS: 0	PA: 36								
PITCHER	IP	WLS	BF	H	R	ER	SO	BB	IBB	HBP	BLK	WP	HR	S	P	ERA	WHIP										
Luis Tiant, R ERA: 4.97	2.1	L	14	7	4	4	2	0	0	0	0	0	0	18	18	15.43	3.000										
Bob Stanley, R ERA: 4.11	4.2		19	3	1	1	5	1	1	0	0	0	0	27	35	1.93	0.857										
Bill Campbell, R ERA: 2.88	1.0		3	1	0	0	0	0	0	0	0	0	0	3	3	0.00	1.000										

Batter	1	2	3	4	5	6	7	8	9	AB	R	H	RBI	BB	SO	LOB	TOP								
Rick Burleson, R OBP: 0.353, SLG: 0.387 (1, 6)	G3		G4-6-3 BB		E9 3-1 1B		1B		FC4-6 1B	4	1	3	0	1	0	0	Boston Red Sox @ Kansas City Royals Royals Stadium, Kansas City, MO Sun Aug 21 1977, 4:33 AM EDT Att: 31,199 - Unknown AB 36 R 4 H 10 RBI 4 BB 3 SO 4 LOB 19								
Fred Lynn, L OBP: 0.309, SLG: 0.446 (1, 8)	PB BB		G4-6-3 1-2f		3-1		1B		FC4-6 1-2f 1B	4	0	1	2	1	0	3									
Jim Rice, R OBP: 0.361, SLG: 0.608 (1, 10)	K 1-2				FC5-4 1B		F9		K 3-H 6-3	5	0	2	1	0	2	4									
Carl Yastrzemski, L OBP: 0.387, SLG: 0.508 (1, 7)	F7		P5		F7		1-3			4	0	0	0	0	0	5									
Carlton Fisk, R OBP: 0.399, SLG: 0.489 (1, 2)		1B BB			5-3		FC5-4 1-2f		6-3	3	0	0	0	1	0	1									
George Scott, R OBP: 0.343, SLG: 0.539 (1, 3)		1B			F3		L7		6-3	4	0	1	0	0	0	0									
Butch Hobson, R OBP: 0.298, SLG: 0.498 (1, 5)	F6		L8		L8		F9		K	4	0	0	0	0	1	2									
Dwight Evans, R OBP: 0.363, SLG: 0.526 (1, 9)	P4				HR		P6		K	4	1	1	1	0	1	2									
Steve Dillard, R OBP: 0.281, SLG: 0.331 (1, 4)	5-3				E 3-1 2B		1-3		1B FC4-6 1B	3	1	1	0	0	0	2									
Denny Doyle, L OBP: 0.297, SLG: 0.330 (8, 4)										1	1	1	0	0	0	0									
Inning Stats	R: 0 E: 0 K: 1 S: 5	H: 0 LOB: 1 BB: 1 P: 9	R: 0 E: 0 K: 0 S: 4	H: 1 LOB: 2 BB: 1 P: 8	R: 0 E: 0 K: 0 S: 3	H: 1 LOB: 1 BB: 1 P: 7	R: 0 E: 0 K: 0 S: 3	H: 0 LOB: 0 BB: 0 P: 3	R: 3 E: 1 K: 0 S: 7	H: 4 LOB: 1 BB: 0 P: 7	R: 0 E: 0 K: 0 S: 3	H: 0 LOB: 0 BB: 0 P: 3	R: 0 E: 0 K: 1 S: 5	H: 2 LOB: 2 BB: 0 P: 5	R: 0 E: 0 K: 1 S: 5	H: 0 LOB: 0 BB: 0 P: 5	R: 1 E: 0 K: 2 S: 9	H: 2 LOB: 1 BB: 0 P: 9	1B: 7 2B: 2 3B: 0 HR: 1	SF: 0 SAC: 0 DP: 1 HBP: 0	WP: 0 PB: 1 SB: 0 CS: 0	PA: 39			
PITCHER	IP	WLS	BF	H	R	ER	SO	BB	IBB	HBP	BLK	WP	HR	S	P	ERA	WHIP								
Paul Splittorf, L ERA: 4.2 (1, 1)	6.1		29	8	3	3	1	3	0	0	0	0	1	28	40	4.26	1.737								
Marty Pattin, R ERA: 4.13 (7, 1)	0.1	1	0	0	0	0	0	0	0	0	0	0	0	1	1	0.00	0.000								
Larry Gura, L ERA: 3.23 (7, 1)	0.1	1	0	0	0	0	0	0	0	0	0	0	0	1	1	0.00	0.000								
Doug Bird, R ERA: 4.83 (8, 1)	2.0	W	8	2	1	1	3	0	0	0	0	0	0	14	14	4.50	1.000								

Batter	1	2	3	4	5	6	7	8	9	AB	R	H	RBI	BB	SO	LOB	BOTTOM								
Tom Poquette, L OBP: 0.327, SLG: 0.417 (1, 7)	F9		SF8 1-3 2B		3B 2B		FC5-4 BB		1-2 2-H 3-H 1B	4	1	3	2	1	0	0	Boston Red Sox @ Kansas City Royals Royals Stadium, Kansas City, MO Sun Aug 21 1977, 4:33 AM EDT Att: 31,199 - Unknown AB 32 R 6 H 11 RBI 6 BB 5 SO 2 LOB 19								
Hal McRae, R OBP: 0.352, SLG: 0.502 (1, 10)	CS 1B		F3		K		FC5-4 1-2f		6-3	5	0	1	0	0	1	6									
George Brett, L OBP: 0.369, SLG: 0.521 (1, 5)	F7		SF8 IBB		3B		F8			3	0	1	1	1	0	2									
Al Cowens, R OBP: 0.341, SLG: 0.498 (1, 9)	CS 1-2		F8		P3				1B BB 1B	3	1	1	1	0	0	1									
John Mayberry, L OBP: 0.352, SLG: 0.429 (1, 3)		E4 1B 2B	L9		F9		L9			4	1	0	0	0	0	3									
Darrell Porter, L OBP: 0.354, SLG: 0.453 (1, 2)		2B L6-5 1B			K		F7		BB BB 1B 1B	4	1	2	0	0	1	0									
Amos Otis, R OBP: 0.341, SLG: 0.450 (1, 8)		1-3 2-H 2B			CS 1B		BB		BB BB 1B BB	2	1	2	1	2	0	0									
Freddie Patek, R OBP: 0.317, SLG: 0.361 (1, 6)			L6-5		F7		P4		1B BB	3	0	0	0	0	0	4									
Joe Lathour, L OBP: 0.394, SLG: 0.333 (8, PH)					1-2					0	0	0	1	1	0	0									
Bob Heise, R OBP: 0.292, SLG: 0.304 (9, 6)					3-H					0	0	0	0	0	0	0									
Frank White, R OBP: 0.290, SLG: 0.347 (1, 4)			2B SF8 1B		F9		2-3		F9	4	1	1	0	0	0	3									
Inning Stats	R: 0 E: 0 K: 0 S: 3	H: 1 LOB: 0 BB: 0 P: 3	R: 1 E: 1 K: 0 S: 5	H: 2 LOB: 1 BB: 0 P: 5	R: 1 E: 0 K: 0 S: 5	H: 2 LOB: 2 BB: 1 P: 9	R: 0 E: 0 K: 1 S: 5	H: 1 LOB: 0 BB: 0 P: 5	R: 1 E: 0 K: 1 S: 7	H: 2 LOB: 1 BB: 0 P: 7	R: 0 E: 0 K: 0 S: 3	H: 0 LOB: 1 BB: 1 P: 7	R: 0 E: 0 K: 0 S: 3	H: 0 LOB: 1 BB: 1 P: 7	R: 3 E: 0 K: 0 S: 6	H: 3 LOB: 2 BB: 2 P: 14	R: 1 E: 0 K: 2 S: 9	H: 2 LOB: 1 BB: 0 P: 9	1B: 7 2B: 4 3B: 1 HR: 0	SF: 1 SAC: 0 DP: 1 HBP: 0	WP: 0 PB: 0 SB: 0 CS: 2	PA: 39			
PITCHER	IP	WLS	BF	H	R	ER	SO	BB	IBB	HBP	BLK	WP	HR	S	P	ERA	WHIP								
Don Aase, R ERA: 2.74 (1, 1)	6.1		28	8	3	2	2	2	0	0	0	0	0	29	41	2.84	1.579								
Bill Campbell, R ERA: 3.06 (7, 1)	1.2	L	10	3	3	3	0	2	0	0	0	0	0	8	16	16.20	3.000								

Batter	1	2	3	4	5	6	7	8	9	AB	R	H	RBI	BB	SO	LOB	TOP				
Bernie Carbo, L OBP: 0.396, SLG: 0.534 (1, 9)										4	1	1	0	0	3	0	Boston Red Sox @ Minnesota Twins Metropolitan Stadium, Bloomington, MI Mon Aug 22 1977, 8:05 PM EDT Att: 22,805 - Cloudy - 68 F				
Fred Lynn, L OBP: 0.311, SLG: 0.455 (1, 8)										4	1	2	1	0	0	0					
Jim Rice, R OBP: 0.380, SLG: 0.605 (1, 10)										4	0	1	0	0	1	2					
Carl Yastrzemski, L OBP: 0.384, SLG: 0.503 (1, 7)										4	0	0	0	0	0	1					
Carlton Fisk, R OBP: 0.398, SLG: 0.486 (1, 2)										4	0	1	0	0	1	1					
George Scott, R OBP: 0.344, SLG: 0.539 (1, 3)										4	1	2	0	0	1	1					
Butch Hobson, R OBP: 0.297, SLG: 0.502 (1, 5)										4	1	1	2	0	1	2					
Denny Doyle, L OBP: 0.293, SLG: 0.326 (1, 4)										4	0	0	0	0	0	2					
Steve Dillard, R OBP: 0.275, SLG: 0.323 (1, 6)										3	0	0	0	0	1	1					
Inning Stats	R: 1 E: 1 K: 0 S: 5	H: 2 LOB: 1 BB: 0 P: 5	R: 0 E: 0 K: 0 S: 4	H: 1 LOB: 1 BB: 0 P: 4	R: 0 E: 0 K: 1 S: 6	H: 1 LOB: 1 BB: 0 P: 6	R: 0 E: 0 K: 2 S: 8	H: 0 LOB: 0 BB: 0 P: 7	R: 0 E: 0 K: 1 S: 5	H: 0 LOB: 0 BB: 0 P: 5	R: 0 E: 0 K: 0 S: 3	H: 0 LOB: 0 BB: 0 P: 3	R: 1 E: 0 K: 1 S: 6	H: 1 LOB: 0 BB: 0 P: 6	R: 2 E: 0 K: 1 S: 7	H: 2 LOB: 0 BB: 0 P: 7	1B: 6 2B: 0 3B: 0 HR: 2	SF: 0 SAC: 0 DP: 1 HBP: 0	WP: 0 PB: 0 SB: 0 CS: 0	PA: 35	
PITCHER	IP	WLS	BF	H	R	ER	SO	BB	IBB	HBP	BLK	WP	HR	S	P	ERA	WHIP				
Paul Thordogard, R ERA: 3.92	(1, 1)	8.2	34	8	4	3	8	0	0	0	0	0	2	50	50	3.12	0.923				
Tom Johnson, R ERA: 2.83	(9, 1)	0.1	W	1	0	0	0	0	0	0	0	0	0	1	1	0.00	0.000				

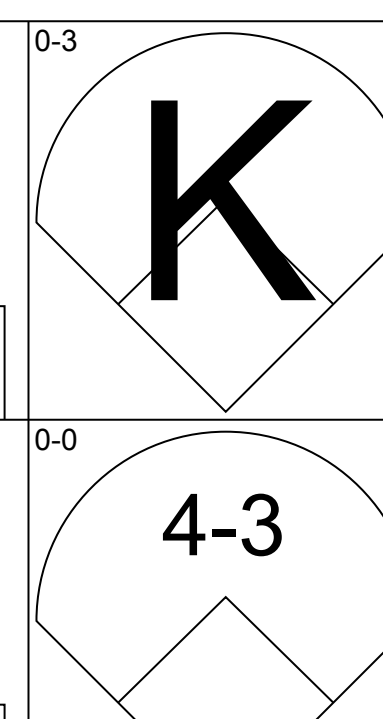
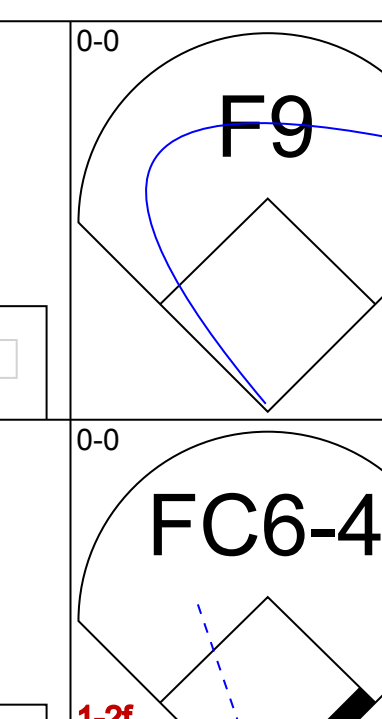
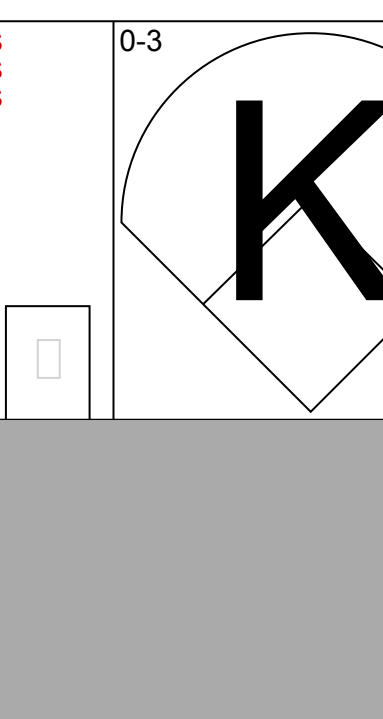
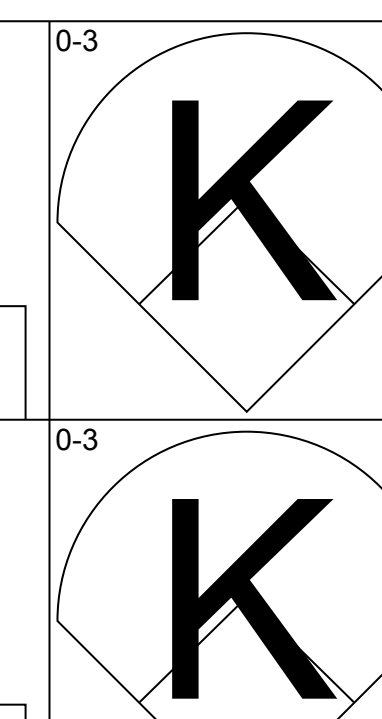
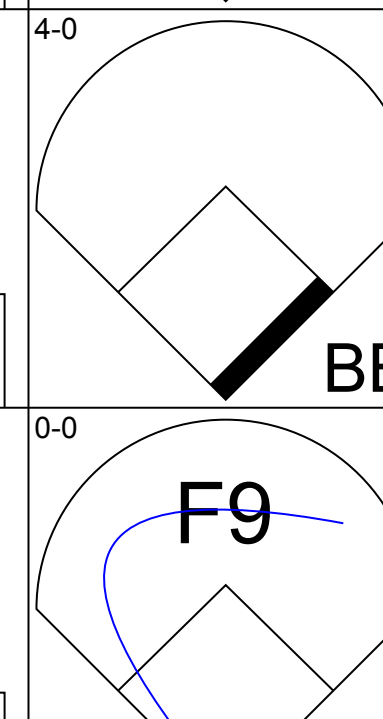

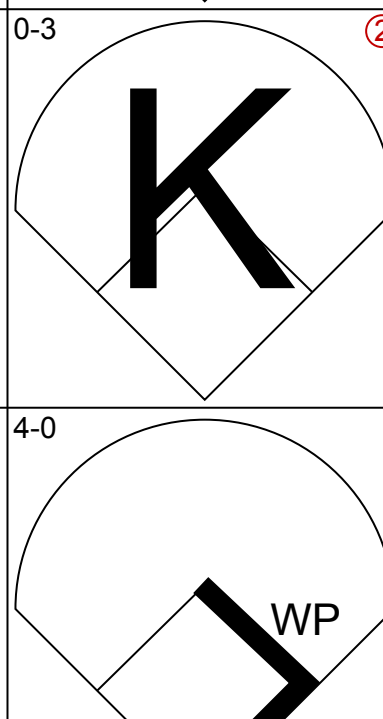


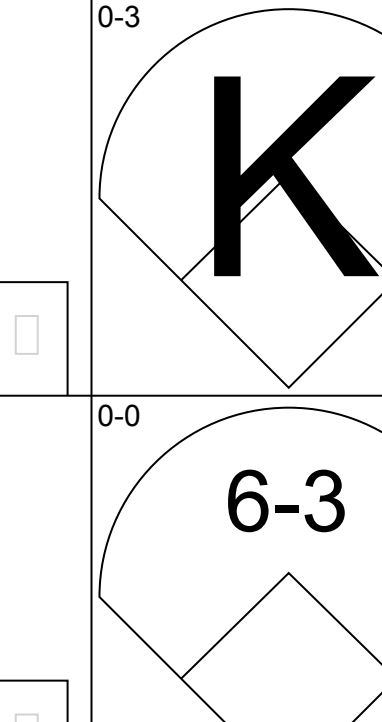
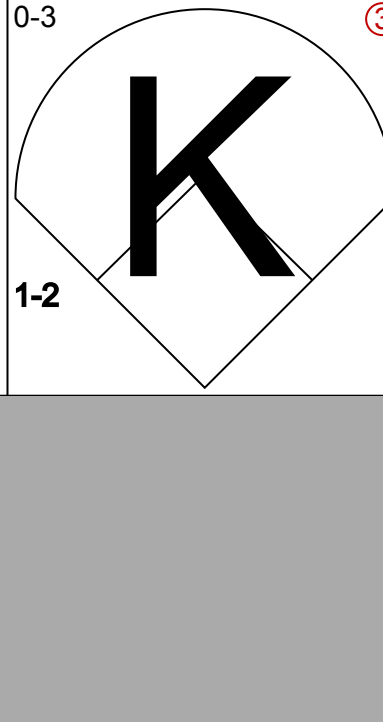

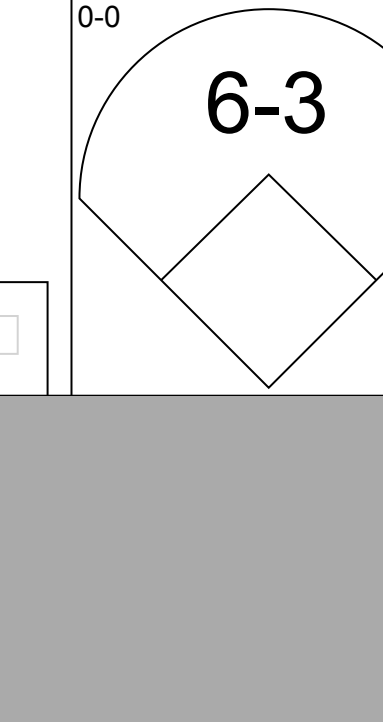




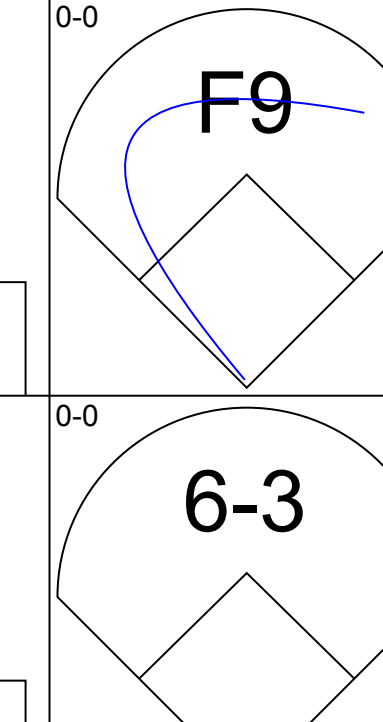
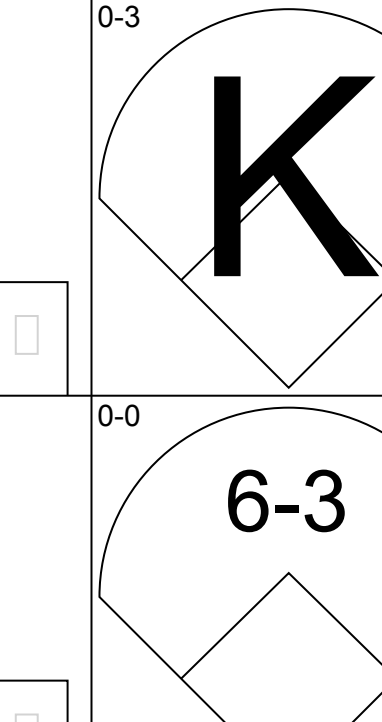
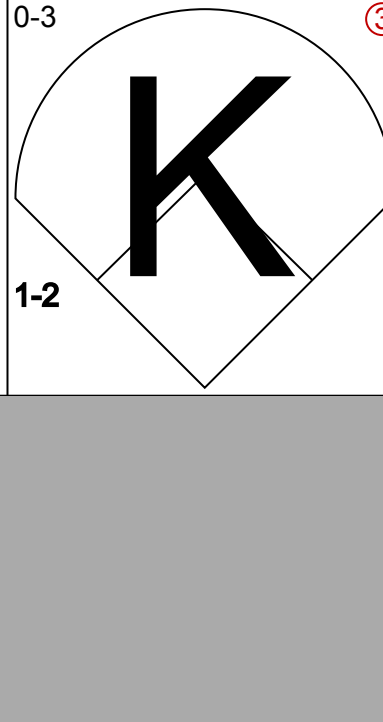

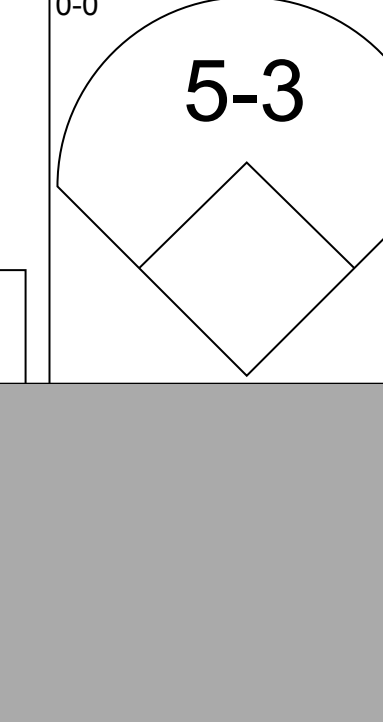

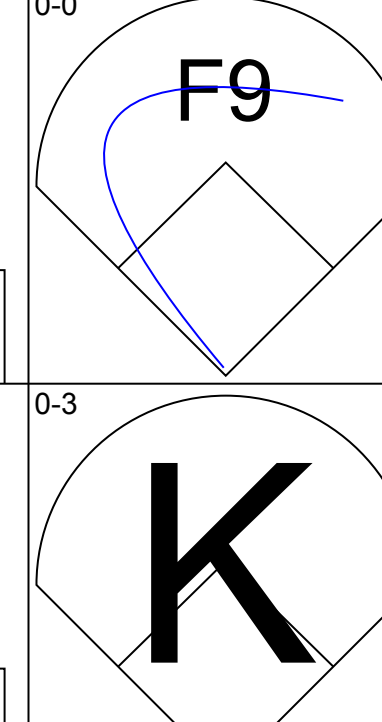

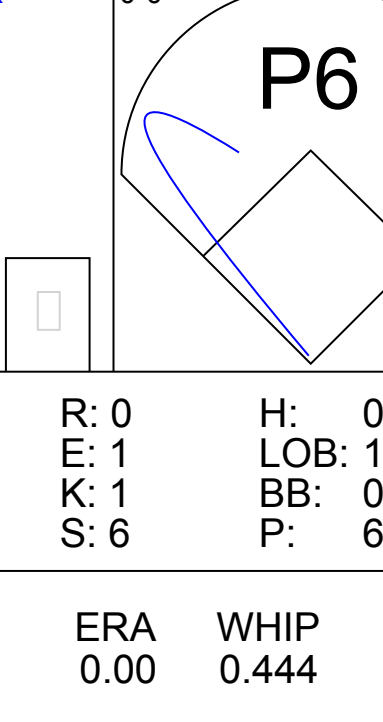

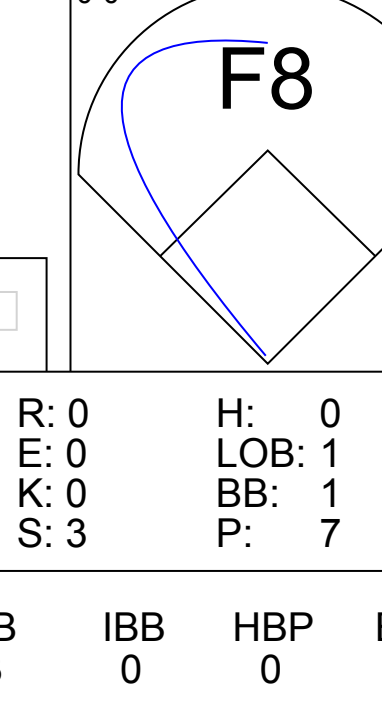
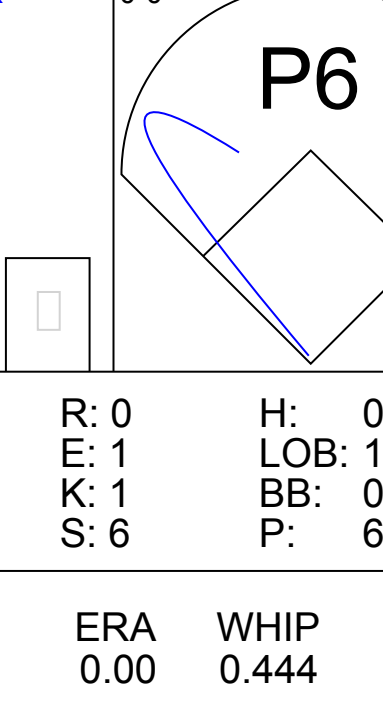

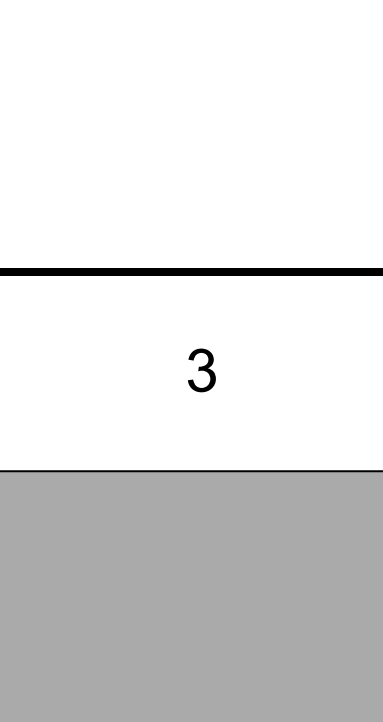
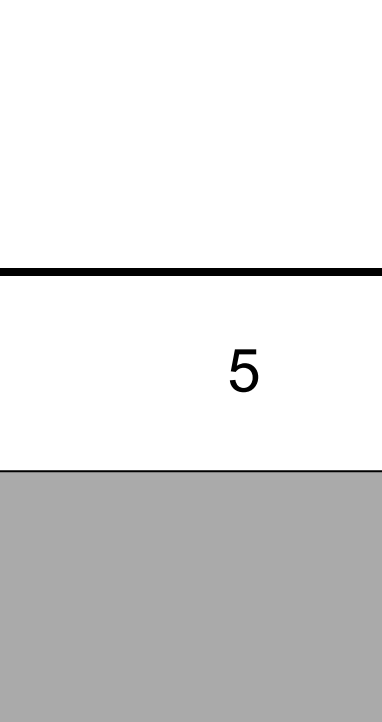
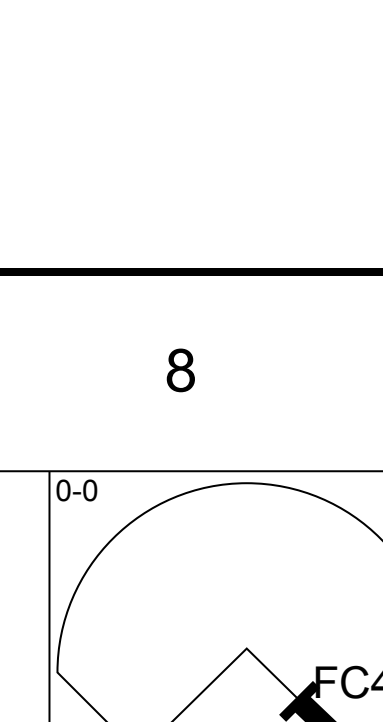
AB	35
R	4
H	8
RBI	3
BB	0
SO	8
LOB	10

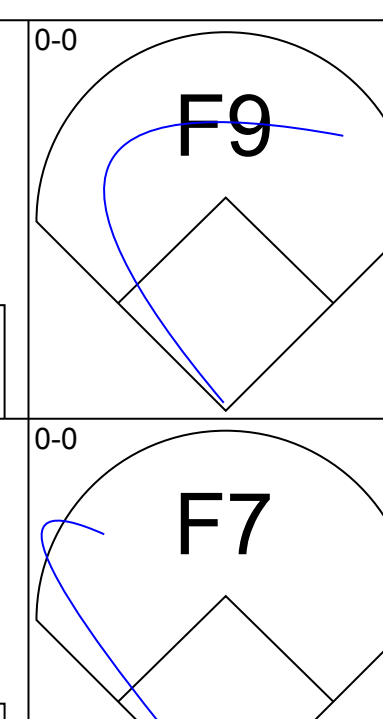
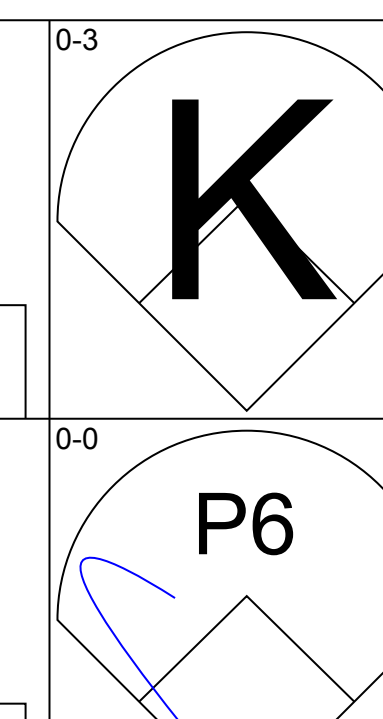
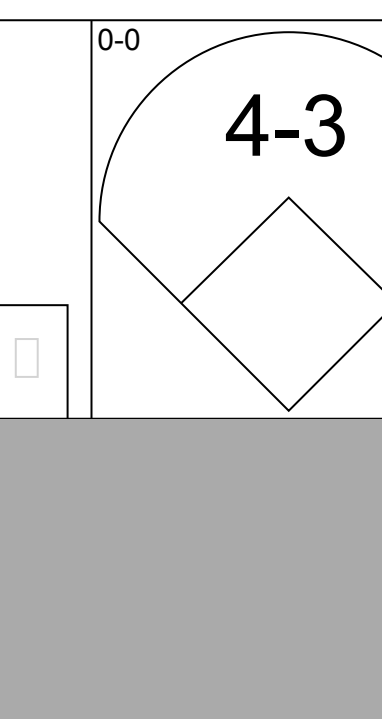
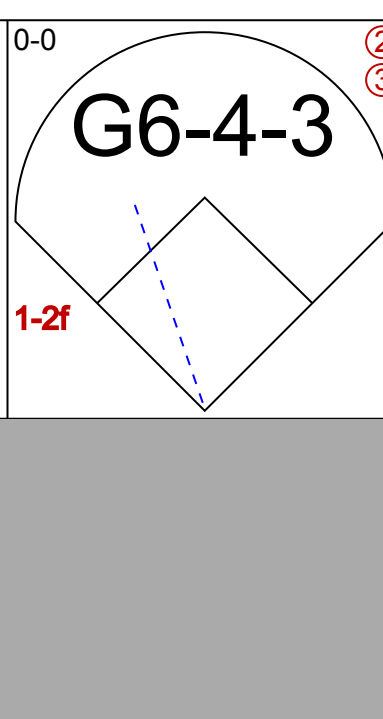
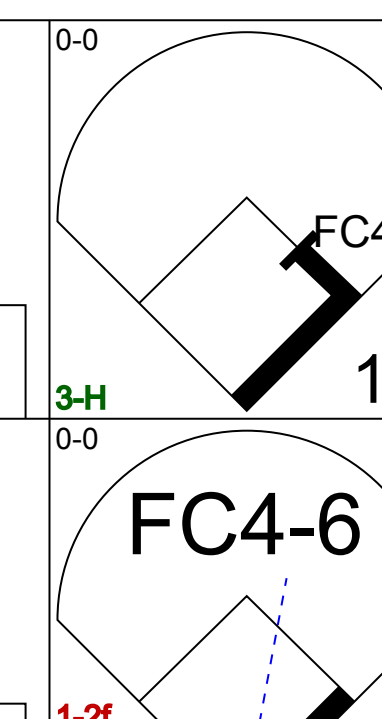
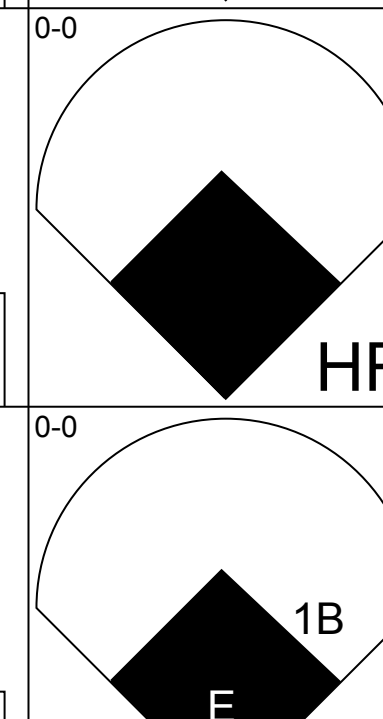

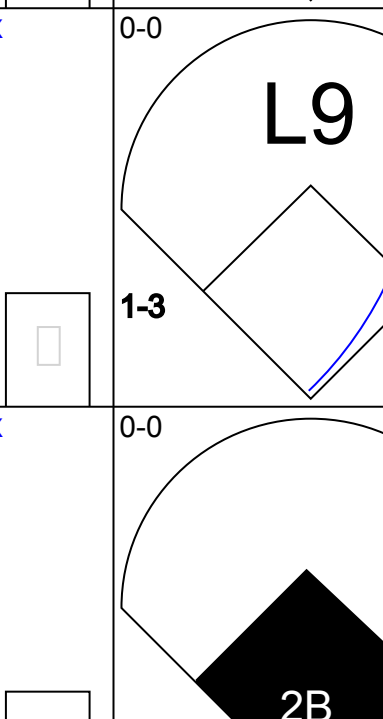
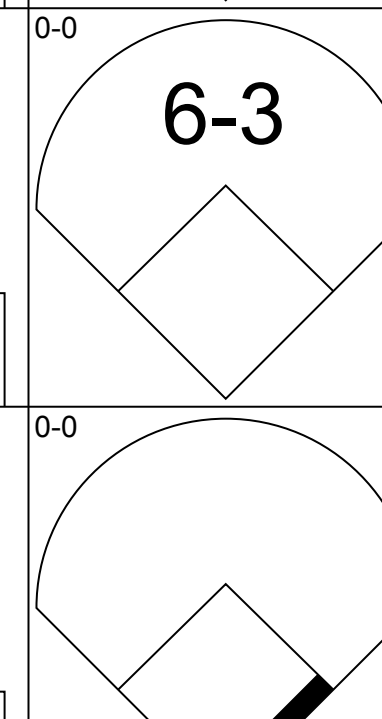

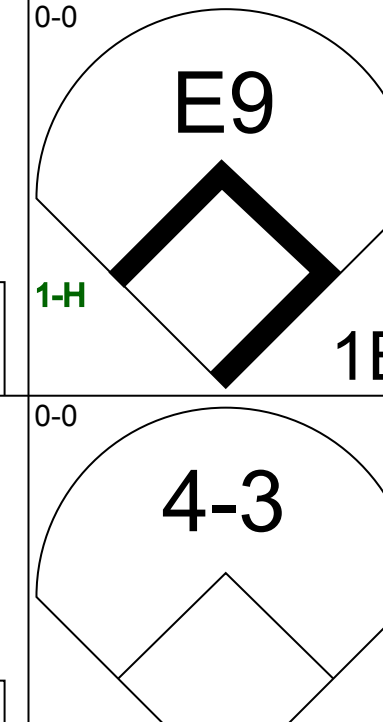
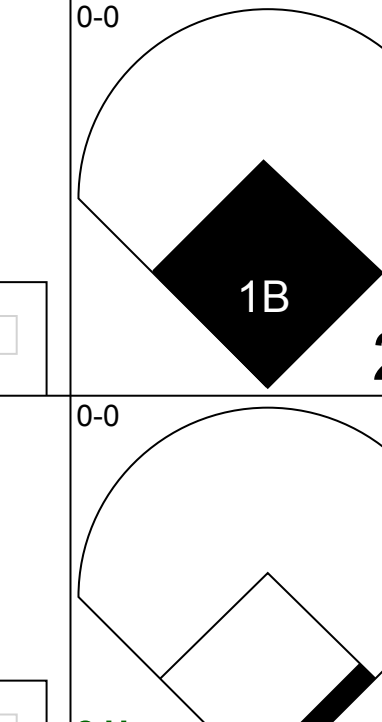
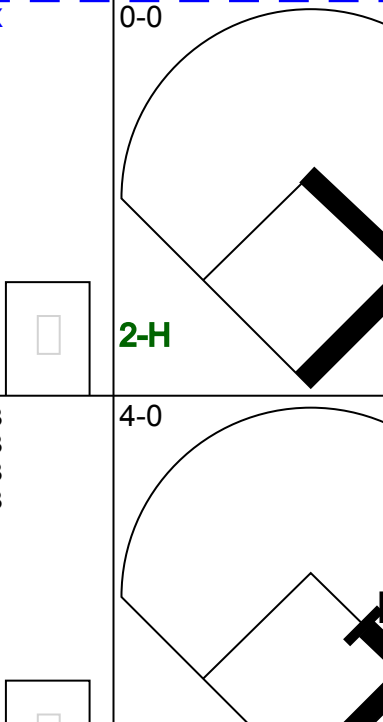
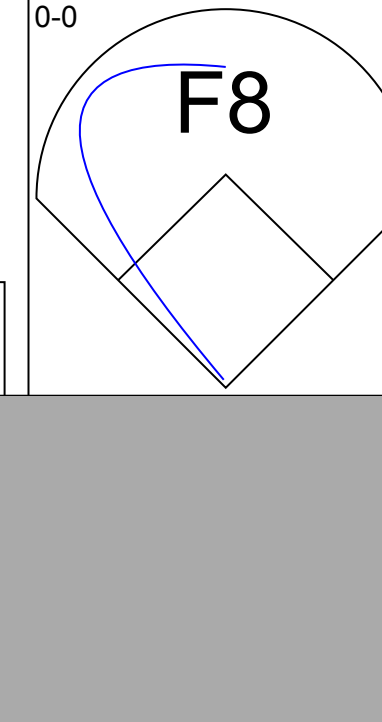


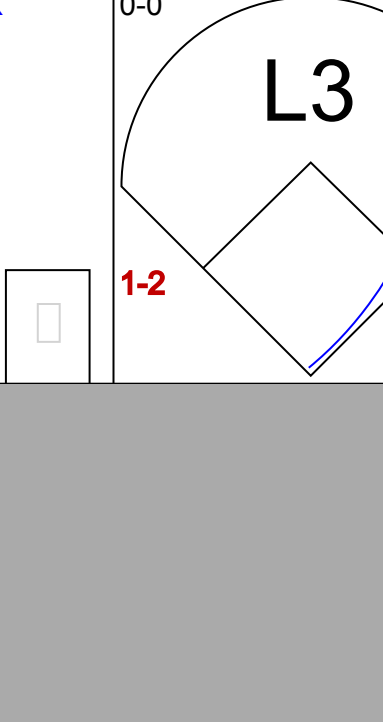


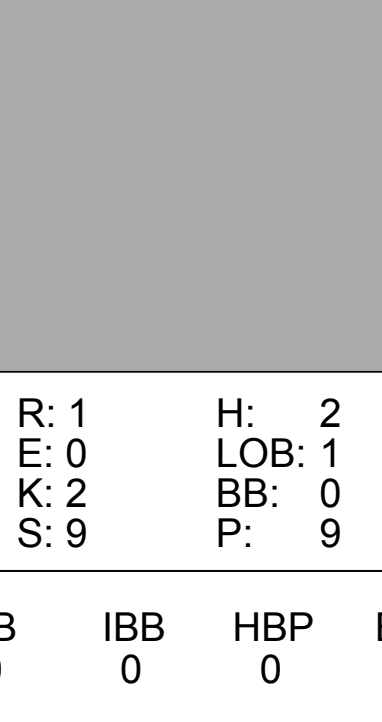
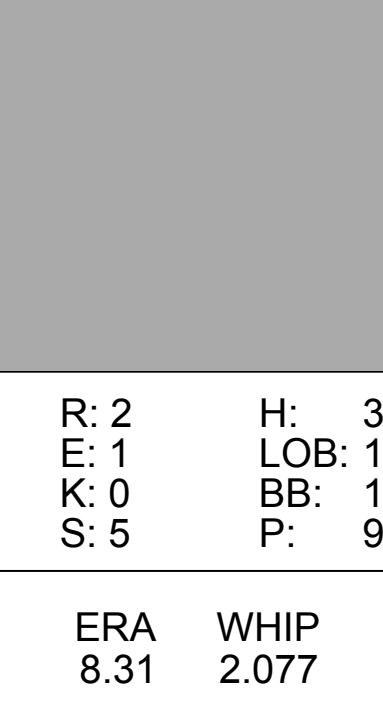





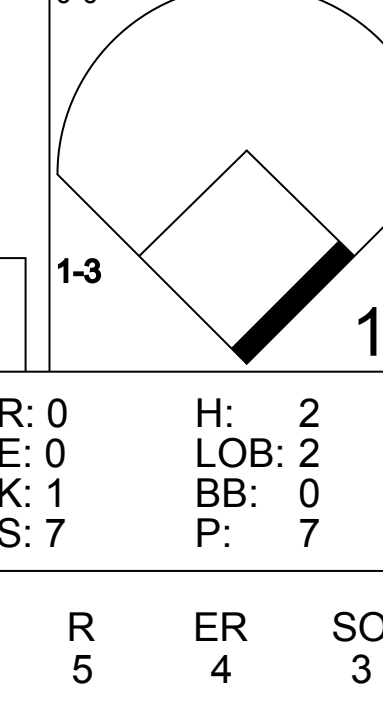
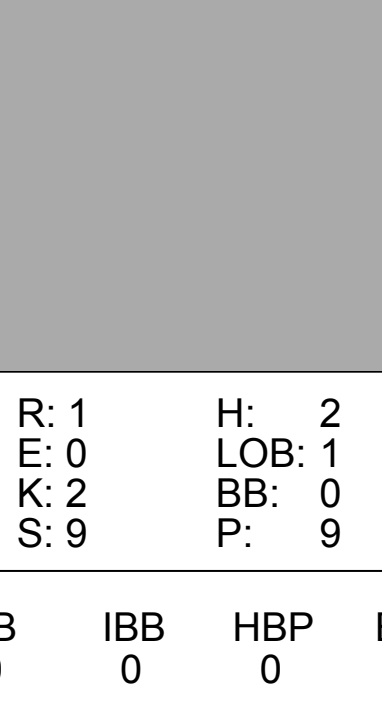
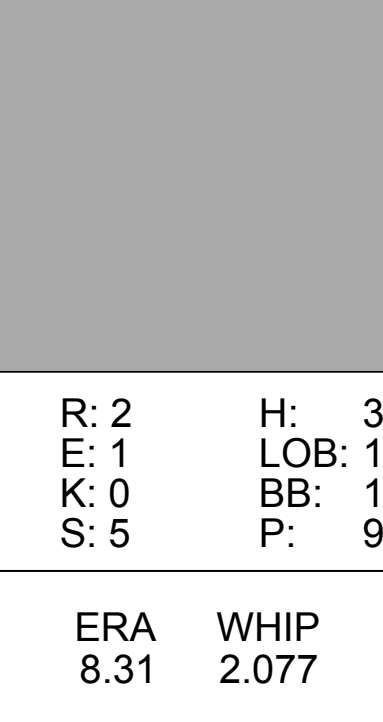
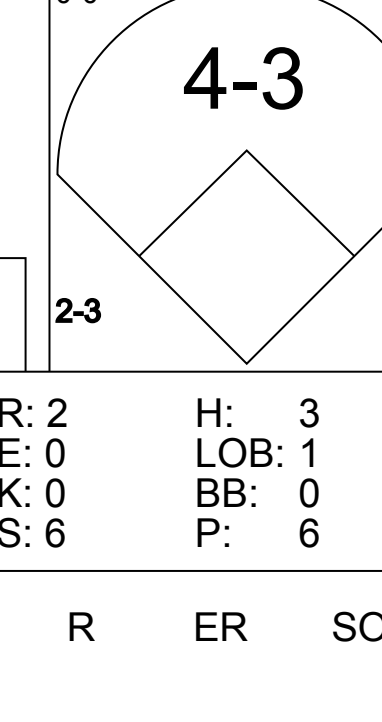






Batter	1	2	3	4	5	6	7	8	9	AB	R	H	RBI	BB	SO	LOB	BOTTOM				
Larry Hise, R OBP: 0.369, SLG: 0.531 (1, 8)										5	0	2	2	0	0	1	Boston Red Sox @ Minnesota Twins Metropolitan Stadium, Bloomington, MI Mon Aug 22 1977, 8:05 PM EDT Att: 22,805 - Cloudy - 68 F				
Roy Smalley, S OBP: 0.334, SLG: 0.331 (1, 6)										4	0	1	0	0	0	1					
Rod Carew, L OBP: 0.447, SLG: 0.572 (1, 3)										4	0	1	1	0	2	0					
Lyman Bostock, L OBP: 0.384, SLG: 0.504 (1, 7)										4	0	1	0	0	0	3					
Glenn Adams, L OBP: 0.371, SLG: 0.473										2	1	1	1	0	0	0					
Craig Kusick, R OBP: 0.367, SLG: 0.436 (5, PH)										2	0	0	0	0	0	1					
Rich Chiles, L OBP: 0.323, SLG: 0.333										4	1	2	0	0	1	0					
Jerry Terrell, R OBP: 0.265, SLG: 0.266 (9, FR)										0	1	0	0	0	0	0					
Butch Wynegar, S OBP: 0.359, SLG: 0.378 (1, 2)										4	1	2	1	0	0	0					
Mike Cabbage, L OBP: 0.330, SLG: 0.401 (1, 5)										4	0	0	0	0	1	3					
Bob Randall, R OBP: 0.275, SLG: 0.285 (1, 4)										3	1	1	0	0	0	2					
Inning Stats	R: 0 E: 0 K: 1 S: 5	H: 0 LOB: 0 BB: 0 P: 5	R: 4 E: 0 K: 0 S: 9	H: 6 LOB: 3 BB: 0 P: 10	R: 0 E: 0 K: 0 S: 3	H: 0 LOB: 0 BB: 0 P: 3	R: 0 E: 0 K: 0 S: 4	H: 1 LOB: 1 BB: 0 P: 4	R: 0 E: 0 K: 1 S: 5	H: 1 LOB: 0 BB: 0 P: 5	R: 0 E: 0 K: 1 S: 5	H: 0 LOB: 0 BB: 0 P: 5	R: 0 E: 0 K: 0 S: 3	H: 0 LOB: 0 BB: 0 P: 3	R: 1 E: 0 K: 1 S: 7	H: 3 LOB: 2 BB: 0 P: 7	1B: 9 2B: 1 3B: 0 HR: 1	SF: 0 SAC: 0 DP: 1 HBP: 1	WP: 0 PB: 0 SB: 0 CS: 0	PA: 37	
PITCHER	IP	WLS	BF	H	R	ER	SO	BB	IBB	HBP	BLK	WP	HR	S	P	ERA	WHIP				
Rick Wise, R ERA: 4.6	(1, 1)	1.2	L	10	4	4	4	1	0	0	0	0	0	27	27	1.42	0.789				
Bill Lee, L ERA: 5.54	(2, 1)	6.1	L	23	5	1	1	2	0	0	0	0	0	6	6	0.00	3.000				
Bill Campbell, R ERA: 3.06	(9, 1)	0.2	4	2	0	0	1	0	0	0	0	0	0	6	6	0.00	3.000				

AB	36
R	5
H	11
RBI	5
BB	0
SO	4
LOB	11



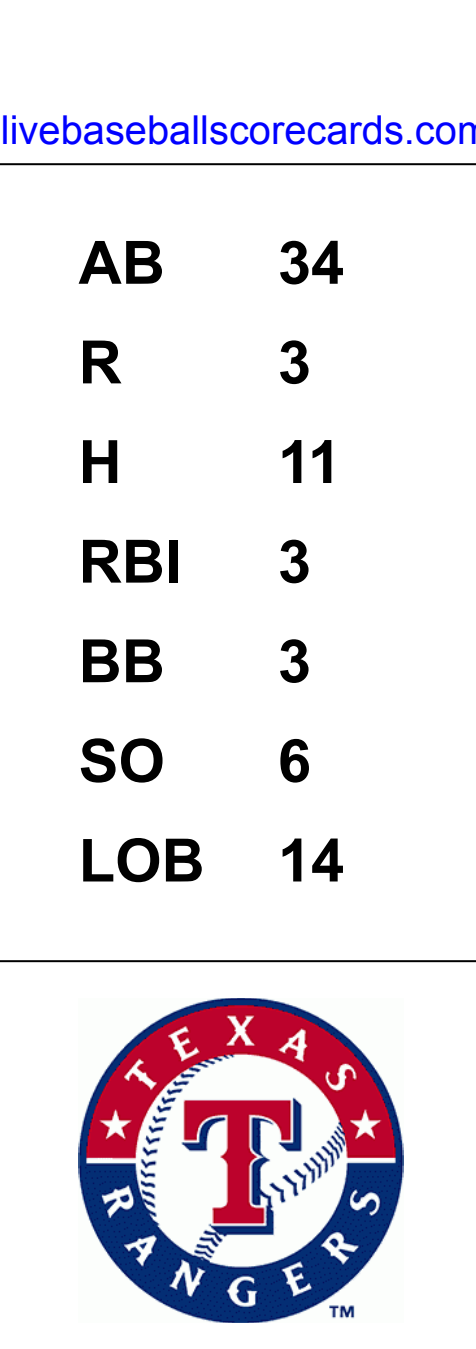
Batter	1	2	3	4	5	6	7	8	9	AB	R	H	RBI	BB	SO	LOB	TOP			
Rick Burleson, R OBP: 0.350, SLG: 0.384 (1, 6)										4	0	0	0	0	3	2	Boston Red Sox @ Minnesota Twins Metropolitan Stadium, Bloomington, MI Tue Aug 23 1977, 8:05 PM EDT Att: 32,346 - Unknown - 67 F			
Fred Lynn, L OBP: 0.308, SLG: 0.450 (1, 8)										4	0	0	0	0	1	1				
Jim Rice, R OBP: 0.381, SLG: 0.604 (1, 10)										3	0	1	0	1	2	0				
Carl Yastrzemski, L OBP: 0.383, SLG: 0.499 (1, 7)										3	0	0	0	1	1	2				
Carlton Fisk, R OBP: 0.395, SLG: 0.481 (1, 2)										4	0	0	0	0	2	2				
George Scott, R OBP: 0.342, SLG: 0.535 (1, 3)										3	0	0	0	0	0	1				
Butch Hobson, R OBP: 0.296, SLG: 0.499 (1, 5)										3	0	0	0	0	0	0				
Bernie Carbo, L OBP: 0.395, SLG: 0.528 (1, 9)										2	0	0	0	1	1	1				
Denny Doyle, L OBP: 0.291, SLG: 0.323 (1, 4)										3	0	0	0	0	0	2				
Inning Stats	R: 0 E: 0 K: 1 S: 5	H: 0 LOB: 1 BB: 1 P: 9	R: 0 E: 0 K: 0 S: 3	H: 0 LOB: 0 BB: 0 P: 3	R: 0 E: 0 K: 0 S: 3	H: 0 LOB: 1 BB: 1 P: 7	R: 0 E: 0 K: 2 S: 8	H: 1 LOB: 1 BB: 0 P: 8	R: 0 E: 1 K: 1 S: 6	H: 0 LOB: 1 BB: 0 P: 6	R: 0 E: 0 K: 1 S: 5	H: 0 LOB: 0 BB: 0 P: 5	R: 0 E: 0 K: 2 S: 7	H: 0 LOB: 0 BB: 0 P: 7	R: 0 E: 0 K: 1 S: 5	H: 0 LOB: 0 BB: 0 P: 5	1B: 1 2B: 0 3B: 0 HR: 0	SF: 0 SAC: 0 DP: 0 HBP: 0	WP: 2 PB: 0 SB: 0 CS: 0	PA: 32
PITCHER Dave Goltz, R ERA: 3.23 (1, 1)	IP: 9.0 WLS: W BF: 32 H: 1 R: 0 ER: 0 SO: 10 BB: 3 IBB: 0 HBP: 0 BLK: 0 WP: 2 HR: 0 S: 49 P: 61 ERA: 0.00 WHIP: 0.444															PITCHER IP: WLS: BF: H: R: ER: SO: BB: IBB: HBP: BLK: WP: HR: S: P: ERA: WHIP				

Batter	1	2	3	4	5	6	7	8	9	AB	R	H	RBI	BB	SO	LOB	BOTTOM			
Larry Hise, R OBP: 0.367, SLG: 0.527 (1, 8)										5	0	1	1	0	1	3	Boston Red Sox @ Minnesota Twins Metropolitan Stadium, Bloomington, MI Tue Aug 23 1977, 8:05 PM EDT Att: 32,346 - Unknown - 67 F			
Roy Smalley, S OBP: 0.333, SLG: 0.330 (1, 6)										5	1	1	0	0	0	3				
Rod Carew, L OBP: 0.445, SLG: 0.576 (1, 3)										4	1	1	1	0	1	1				
Lyman Bostock, L OBP: 0.387, SLG: 0.508 (1, 7)										4	2	3	1	0	0	0				
Glenn Adams, L OBP: 0.379, SLG: 0.489 (1, 10)										4	1	3	1	0	0	1				
Rich Chiles, L OBP: 0.326, SLG: 0.333 (1, 9)										3	0	1	1	1	0	1				
Butch Wynegar, S OBP: 0.358, SLG: 0.379 (1, 2)										4	1	1	0	0	1	3				
Mike Cabbage, L OBP: 0.332, SLG: 0.405 (1, 5)										4	1	2	1	0	0	0				
Bob Randall, R OBP: 0.278, SLG: 0.286 (1, 4)										3	0	1	0	1	0	1				
Inning Stats	R: 2 E: 1 K: 0 S: 6	H: 3 LOB: 1 BB: 0 P: 6	R: 0 E: 0 K: 1 S: 7	H: 2 LOB: 2 BB: 0 P: 7	R: 1 E: 0 K: 2 S: 9	H: 2 LOB: 1 BB: 0 P: 9	R: 0 E: 0 K: 0 S: 3	H: 0 LOB: 0 BB: 0 P: 3	R: 2 E: 1 K: 0 S: 5	H: 3 LOB: 1 BB: 1 P: 9	R: 0 E: 0 K: 0 S: 2	H: 0 LOB: 0 BB: 1 P: 6	R: 0 E: 0 K: 0 S: 4	H: 1 LOB: 1 BB: 0 P: 4	R: 2 E: 0 K: 0 S: 6	H: 3 LOB: 1 BB: 0 P: 6	1B: 8 2B: 6 3B: 0 HR: 1	SF: 0 SAC: 0 DP: 2 HBP: 0	WP: 0 PB: 0 SB: 0 CS: 0	PA: 38
PITCHER Fergie Jenkins, R ERA: 3.76 Bob Stanley, R ERA: 4.13 (5, 1)	IP: 4.1 WLS: L BF: 22 H: 9 R: 5 ER: 4 SO: 3 BB: 0 IBB: 0 HBP: 0 BLK: 0 WP: 0 HR: 1 S: 28 P: 28 ERA: 8.31 WHIP: 2.077															PITCHER IP: WLS: BF: H: R: ER: SO: BB: IBB: HBP: BLK: WP: HR: S: P: ERA: WHIP				



Batter	1	2	3	4	5	6	7	8	9	AB	R	H	RBI	BB	SO	LOB	TOP					
Mike Hargrove, L (1, 3) OBP: 0.318, SLG: 0.457										4	1	2	0	1	0	0						
Bump Willis, S (1, 4) OBP: 0.355, SLG: 0.405										4	1	2	0	0	0	2						
Jim Sundberg, R (1, 2) OBP: 0.372, SLG: 0.398										4	1	2	1	0	1	3						
John Ellis, R (1, 10) Sandy Alomar Sr., S (7, PR) OBP: 0.279, SLG: 0.346 OBP: 0.358, SLG: 0.345										4	0	1	1	0	1	5						
Kurt Bevacqua, R (1, 5) OBP: 0.350, SLG: 0.538										4	0	2	1	0	0	0						
Claudell Washington, L (1, 7) OBP: 0.323, SLG: 0.431										4	0	0	0	0	1	2						
Juan Beniquez, R (1, 8) OBP: 0.346, SLG: 0.425										3	0	1	0	1	2	0	AB 34 R 3 H 11 RBI 3 BB 3 SO 6 LOB 14					
Dave May, L (1, 9) OBP: 0.314, SLG: 0.345										3	0	0	0	1	1	2						
Bert Campaneris, R (1, 6) OBP: 0.314, SLG: 0.341										4	0	1	0	0	0	0						
Inning Stats	R: 0 E: 0 K: 0 S: 4	H: 2 LOB: 1 BB: 0 P: 4	R: 0 E: 0 K: 1 S: 6	H: 2 LOB: 1 BB: 0 P: 6	R: 0 E: 1 K: 1 S: 7	H: 1 LOB: 2 BB: 0 P: 7	R: 0 E: 0 K: 0 S: 3	H: 1 LOB: 1 BB: 2 P: 11	R: 2 E: 0 K: 2 S: 6	H: 4 LOB: 1 BB: 0 P: 6	R: 0 E: 0 K: 2 S: 7	H: 0 LOB: 0 BB: 0 P: 7	R: 1 E: 0 K: 1 S: 5	H: 1 LOB: 1 BB: 1 P: 9	R: 0 E: 0 K: 1 S: 5	H: 0 LOB: 0 BB: 0 P: 5	R: 0 E: 0 K: 0 S: 3	H: 0 LOB: 0 BB: 0 P: 3	1B: 8 2B: 4 3B: 0 HR: 0	SF: 0 SAC: 0 DP: 2 HBP: 0	WP: 0 PB: 0 SB: 1 CS: 1	PA: 38
PITCHER	IP WLS BF H R ER SO BB IBB HBP BLK WP HR S P ERA WHIP																					
Mike Paxton, R (1, 1) ERA: 4.19	5.2 L 26 10 2 2 4 2 0 0 0 0 0 32 40 3.18 2.118																					
Jim Willoughby, R (6, 1) ERA: 4.08	3.1 11 1 1 1 2 1 0 0 0 0 0 14 18 2.70 0.600																					

Texas Rangers @ Boston Red Sox
Fenway Park, Boston, MA
Wed Aug 24 1977, 7:05 PM EDT
Unknown - 73 F



Batter	1	2	3	4	5	6	7	8	9	AB	R	H	RBI	BB	SO	LOB	BOTTOM					
Rick Burleson, R (1, 6) OBP: 0.348, SLG: 0.381										4	0	0	0	0	1	1						
Fred Lynn, L (1, 8) OBP: 0.314, SLG: 0.453										2	0	2	0	2	0	0						
Jim Rice, R (1, 10) OBP: 0.378, SLG: 0.599										4	0	0	0	0	2	4						
Carl Yastrzemski, L (1, 7) OBP: 0.379, SLG: 0.494										4	0	0	0	0	1	2						
Carlton Fisk, R (1, 2) OBP: 0.392, SLG: 0.478										3	0	0	0	0	0	1						
George Scott, R (1, 3) OBP: 0.340, SLG: 0.531										3	0	0	0	0	0	0						
Butch Hobson, R (1, 5) OBP: 0.296, SLG: 0.500										3	0	1	0	0	0	0	AB 28 R 0 H 3 RBI 0 BB 3 SO 5 LOB 11					
Bernie Carbo, L (1, 9) OBP: 0.394, SLG: 0.522										2	0	0	0	1	1	1						
Denny Doyle, L (1, 4) OBP: 0.288, SLG: 0.320										3	0	0	0	0	0	2						
Inning Stats	R: 0 E: 0 K: 0 S: 2	H: 0 LOB: 0 BB: 1 P: 6	R: 0 E: 0 K: 0 S: 3	H: 0 LOB: 0 BB: 0 P: 3	R: 0 E: 0 K: 1 S: 6	H: 1 LOB: 1 BB: 0 P: 6	R: 0 E: 0 K: 1 S: 5	H: 0 LOB: 1 BB: 1 P: 9	R: 0 E: 0 K: 1 S: 5	H: 0 LOB: 0 BB: 0 P: 5	R: 0 E: 0 K: 0 S: 4	H: 1 LOB: 1 BB: 0 P: 4	R: 0 E: 0 K: 1 S: 5	H: 0 LOB: 0 BB: 0 P: 5	R: 0 E: 0 K: 0 S: 2	H: 0 LOB: 1 BB: 1 P: 6	R: 0 E: 0 K: 1 S: 6	H: 1 LOB: 1 BB: 0 P: 6	1B: 2 2B: 1 3B: 0 HR: 0	SF: 0 SAC: 0 DP: 2 HBP: 0	WP: 0 PB: 0 SB: 0 CS: 0	PA: 31
PITCHER	IP WLS BF H R ER SO BB IBB HBP BLK WP HR S P ERA WHIP																					
Gaylord Perry, R (1, 1) ERA: 3.14	5.0 W 17 1 0 0 3 2 0 0 0 0 0 21 29 0.00 0.600																					
Adrian Devine, R (6, 1) ERA: 2.93	4.0 S 14 2 0 0 2 1 0 0 0 0 0 0 17 21 0.00 0.750																					

Texas Rangers @ Boston Red Sox
Fenway Park, Boston, MA
Wed Aug 24 1977, 7:05 PM EDT
Unknown - 73 F



Batter	1	2	3	4	5	6	7	8	9	AB	R	H	RBI	BB	SO	LOB	TOP					
Mike Hargrove, L (1, 3) OBP: 0.317, SLG: 0.455	G3		G4-6-3 BB 1-2 BB		1-3		1B	G3		4	0	1	0	1	0	1						
Bump Wills, S (1, 4) OBP: 0.357, SLG: 0.409	G3 2B		G4-6-3 BB 1-2 2-3 BB		B4-3		K		CS 1B	4	0	2	0	1	1	1						
Claudell Washington, L (1, 9) OBP: 0.324, SLG: 0.436 (8, 7)	G3 2-3		G4-6-3 1-2 2-3 3-H		G3				1-2 HR	5	1	2	1	0	0	3						
Willie Horton, R (1, 10) OBP: 0.343, SLG: 0.429	1-3		F4			2B 3B	F9		F3	5	1	1	0	0	0	4						
Jim Sundberg, R (1, 2) OBP: 0.370, SLG: 0.395		F9		K		K	K			5	0	1	0	0	3	3						
Toby Harrah, R (1, 5) OBP: 0.387, SLG: 0.468		5-3		FC6-4 1B				F8	5-3	5	0	2	1	0	0	1						
Juan Beniquez, R (1, 8) OBP: 0.347, SLG: 0.427			FC6-4 1B	FC6-4 1B		6-3			1B 2B	3	2	1	0	1	0	2						
Tom Grieve, R (1, 7) OBP: 0.277, SLG: 0.339 (8, FR)										4	0	2	2	0	1	2						
Dave May, L (8, 9) OBP: 0.314, SLG: 0.345 (8, 9)							F5			0	0	0	0	0	0	0						
Jim Mason, L (1, 6) OBP: 0.244, SLG: 0.254			BB G4-6-3 1B		4-3				F6	4	2	2	1	0	0	2						
Inning Stats	R: 0 E: 0 K: 0 S: 4	H: 1 LOB: 1 BB: 0 P: 4	R: 0 E: 1 K: 1 S: 5	H: 0 LOB: 1 BB: 1 P: 9	R: 1 E: 0 K: 0 S: 3	H: 1 LOB: 1 BB: 2 P: 11	R: 1 E: 0 K: 1 S: 7	H: 2 LOB: 1 BB: 0 P: 7	R: 0 E: 0 K: 0 S: 3	H: 0 LOB: 0 BB: 0 P: 3	R: 1 E: 0 K: 2 S: 7	H: 2 LOB: 1 BB: 0 P: 7	R: 1 E: 0 K: 2 S: 10	H: 3 LOB: 2 BB: 0 P: 10	R: 1 E: 0 K: 0 S: 5	H: 2 LOB: 1 BB: 0 P: 5	R: 1 E: 0 K: 0 S: 5	H: 3 LOB: 1 BB: 0 P: 5	1B: 8 2B: 3 3B: 1 HR: 2	SF: 0 SAC: 0 DP: 1 HBP: 0	WP: 0 PB: 0 SB: 1 CS: 1	PA: 42
PITCHER	IP	WLS	BF	H	R	ER	SO	BB	IBB	HBP	BLK	WP	HR	S	P	ERA	WHIP					
Reggie Cleveland, R (1, 1) ERA: 4.22	6.0	L	28	8	4	4	3	3	0	0	0	0	1	31	43	6.00	1.833					
Bill Campbell, R (7, 1) ERA: 3.14	3.0		14	6	2	2	2	0	0	0	0	0	1	18	18	6.00	2.000					

Texas Rangers @ Boston Red Sox
Fenway Park, Boston, MA
Wed Aug 24 1977, 7:05 PM EDT
Att: 31,784 - Unknown

AB	39
R	6
H	14
RBI	5
BB	3
SO	5
LOB	19

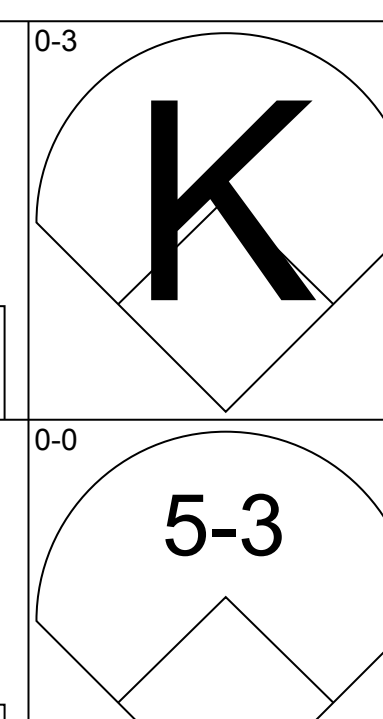
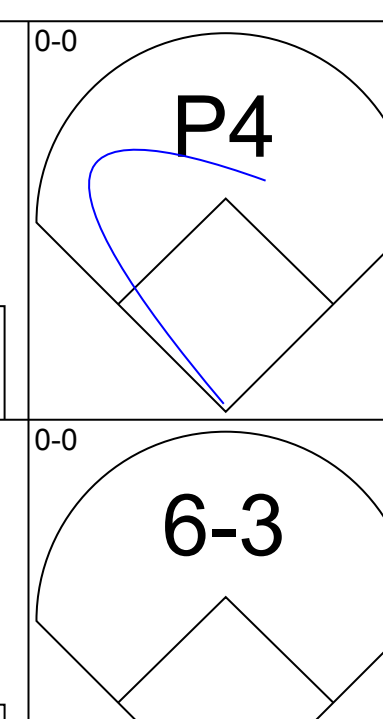
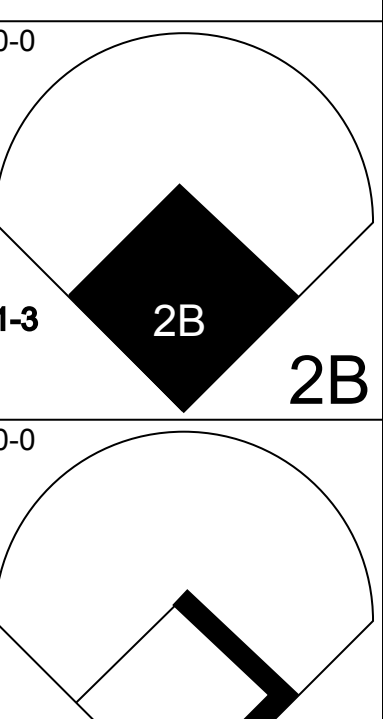

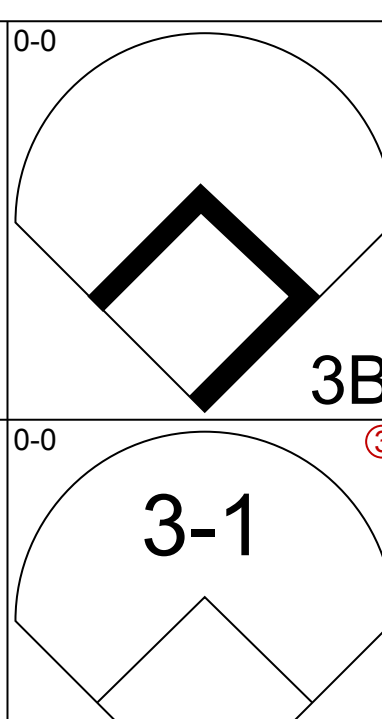
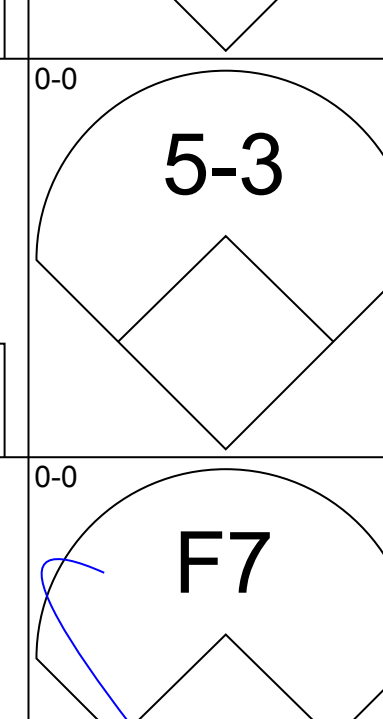
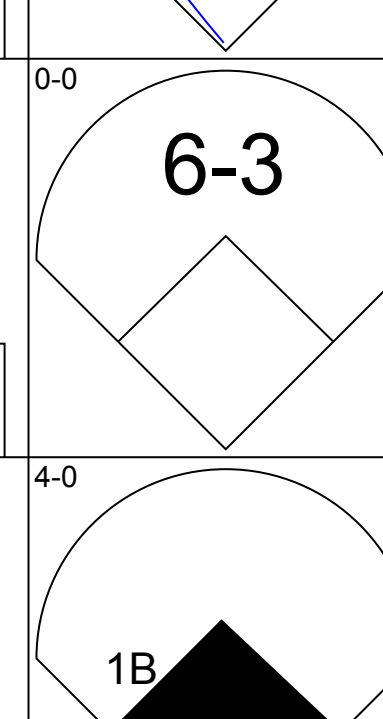
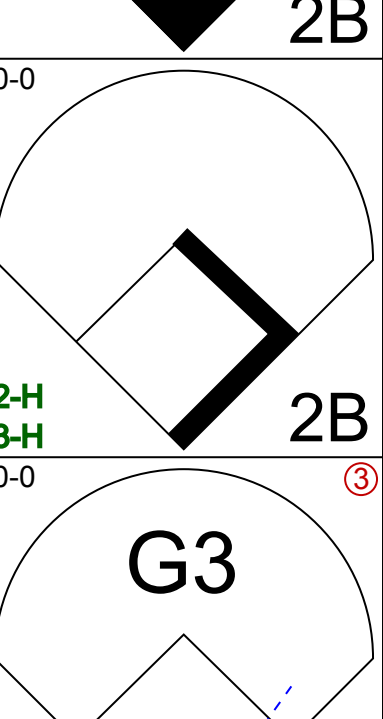
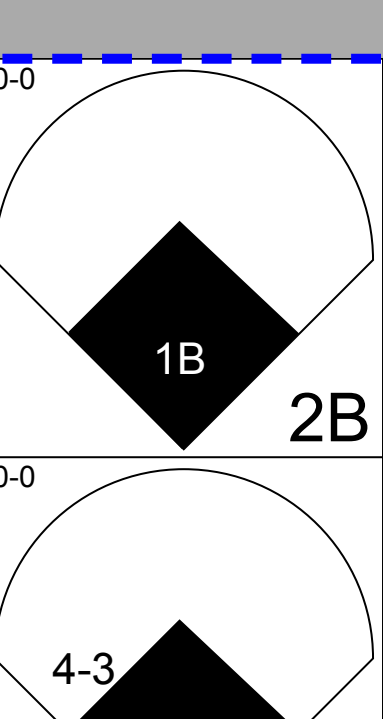
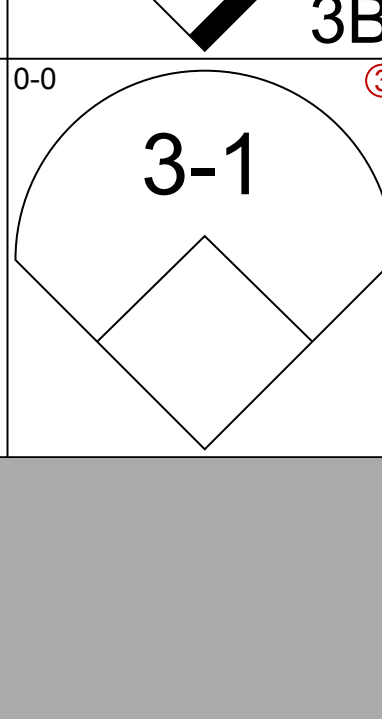
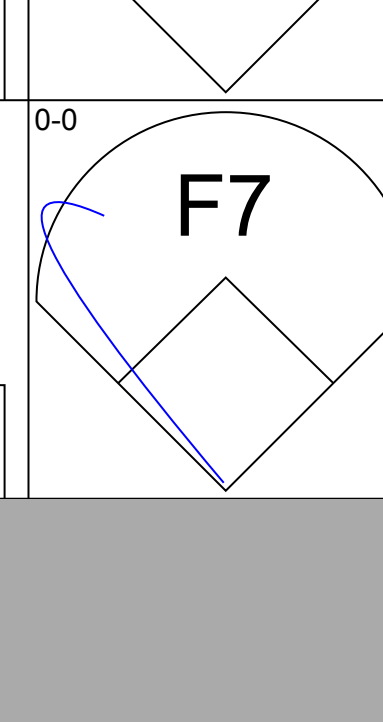
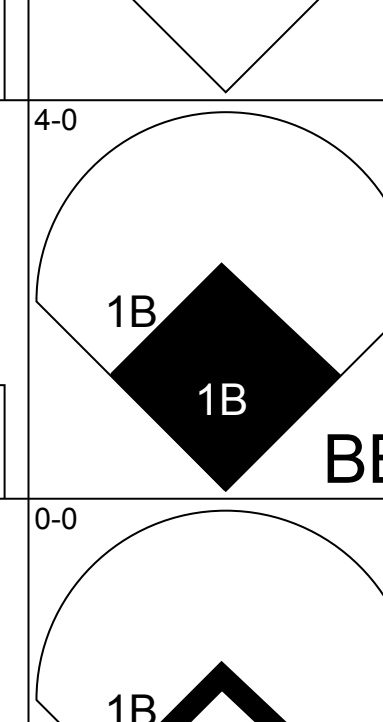
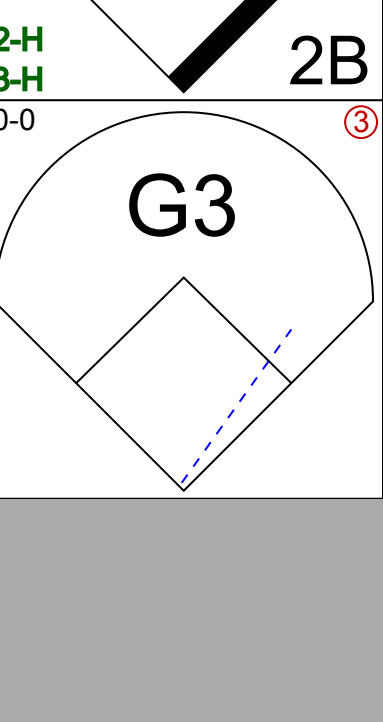
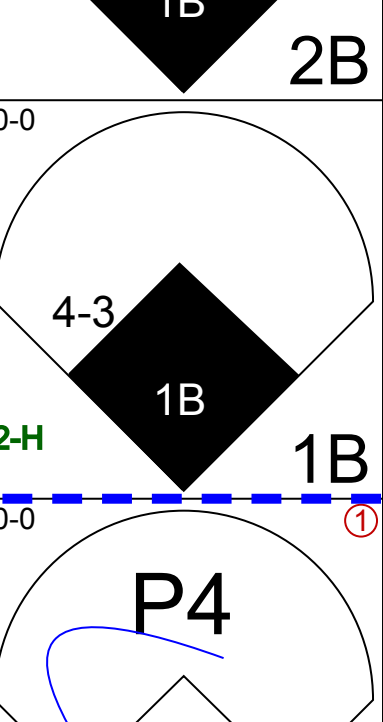
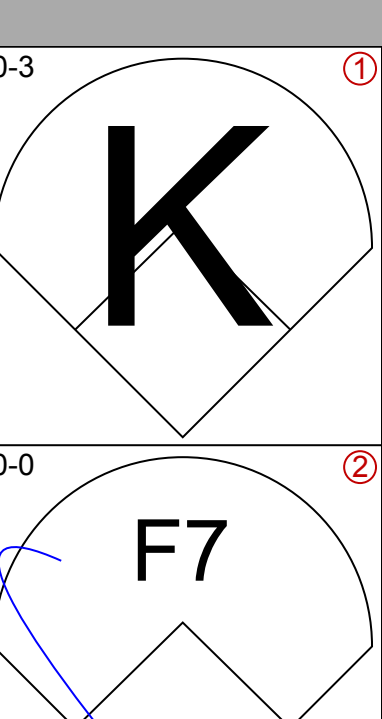
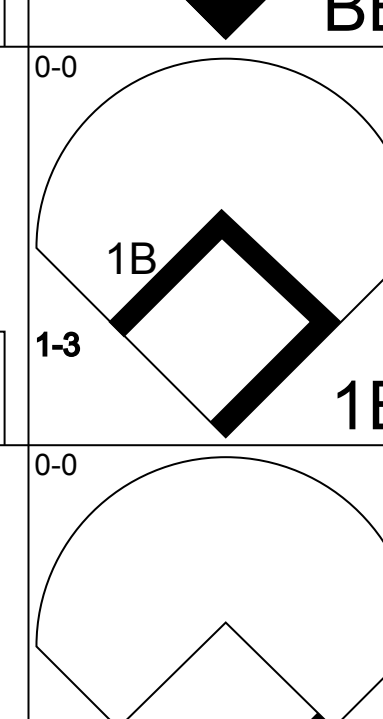
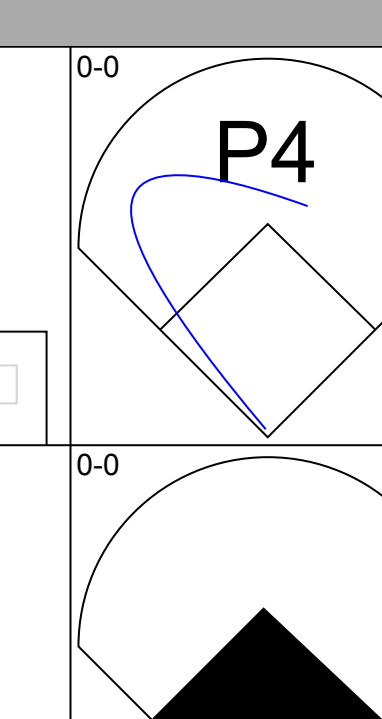
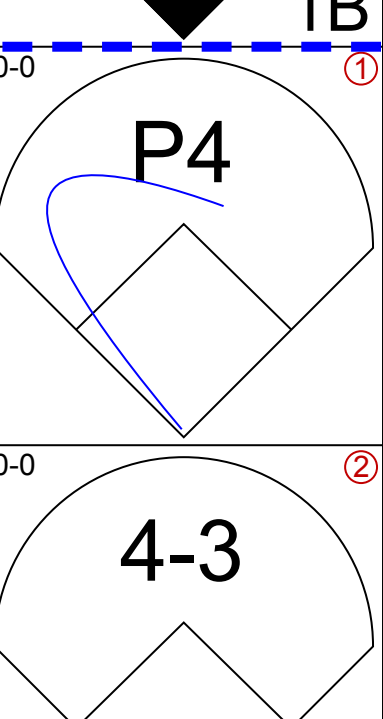

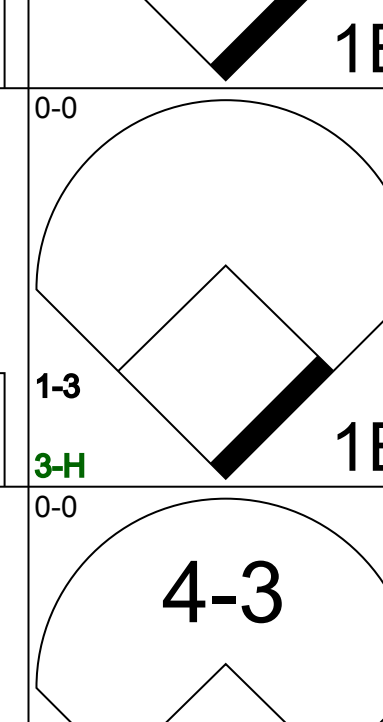
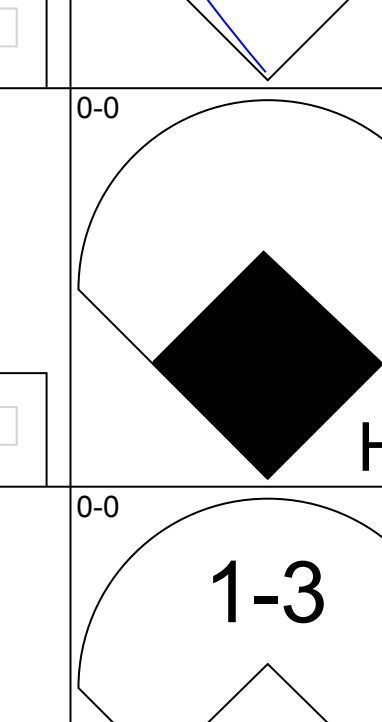
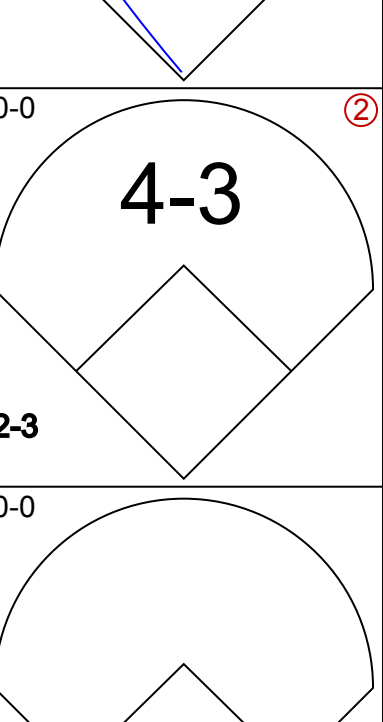

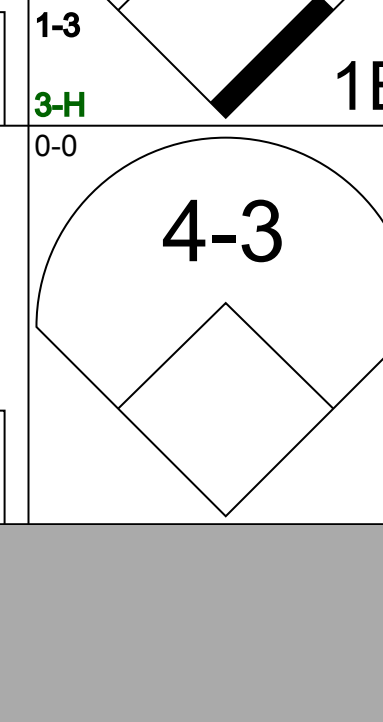
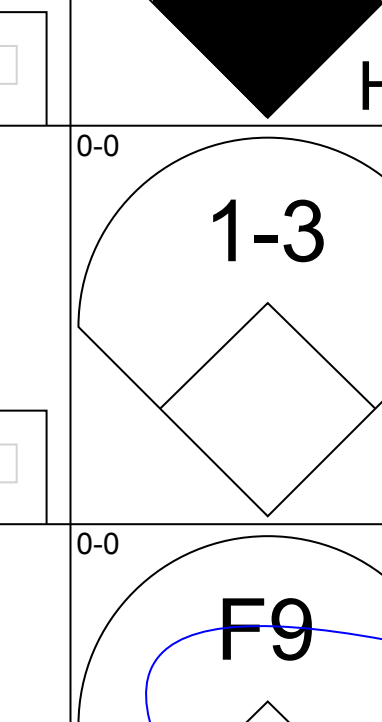
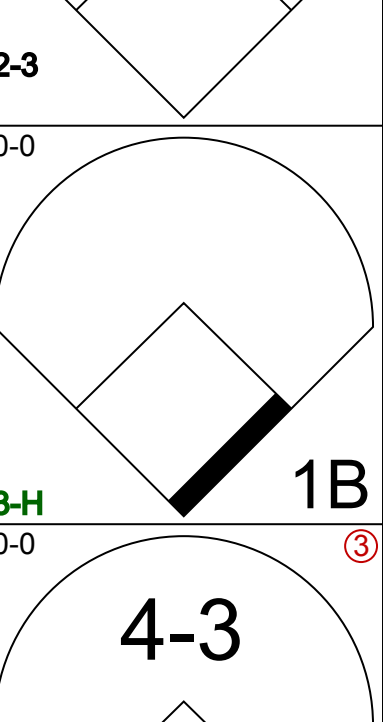
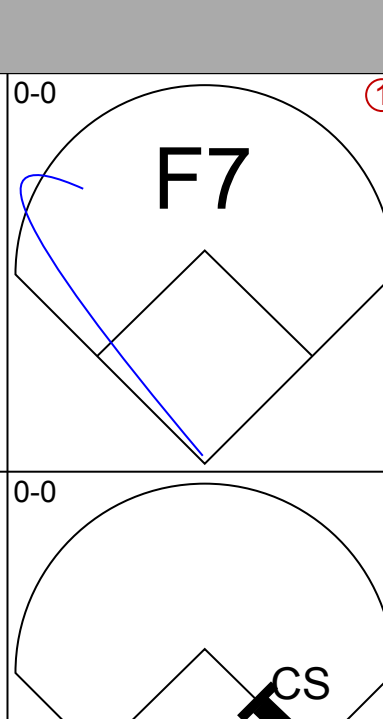
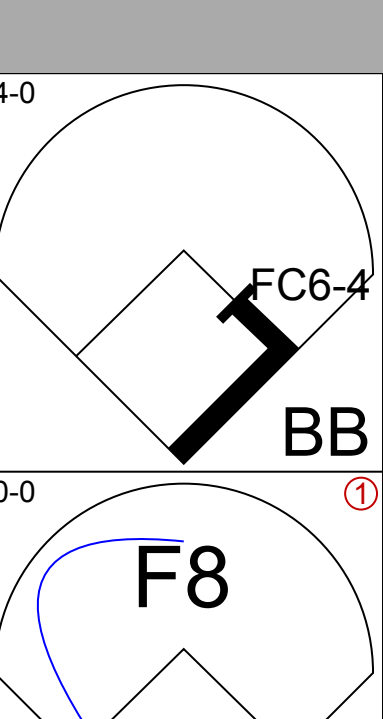
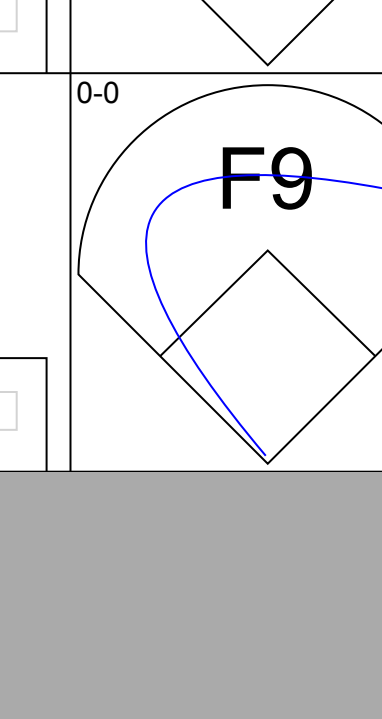
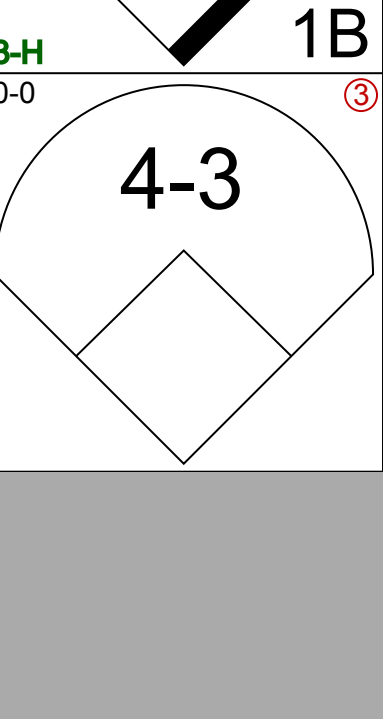
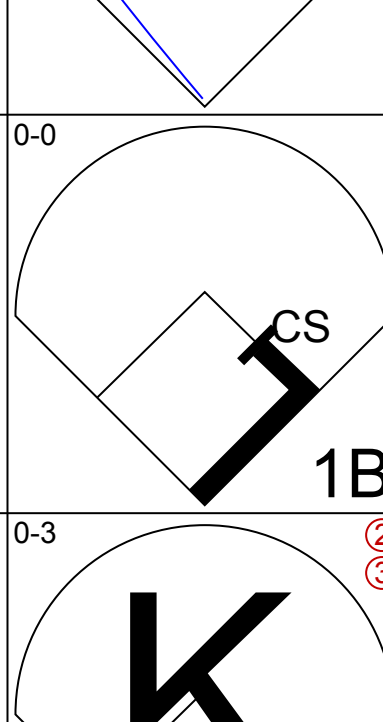
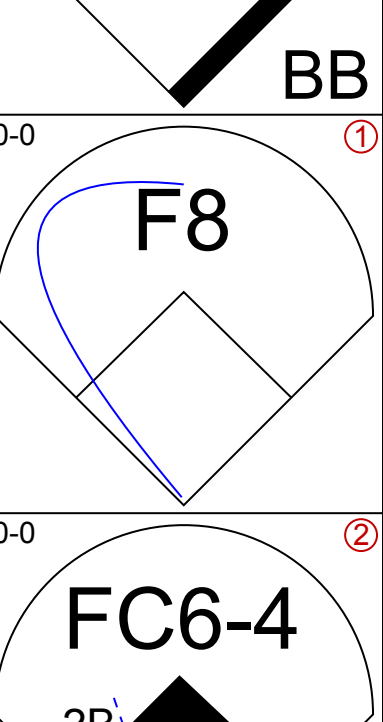
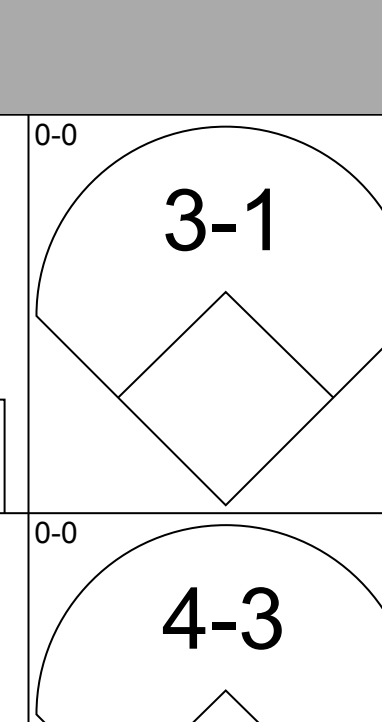
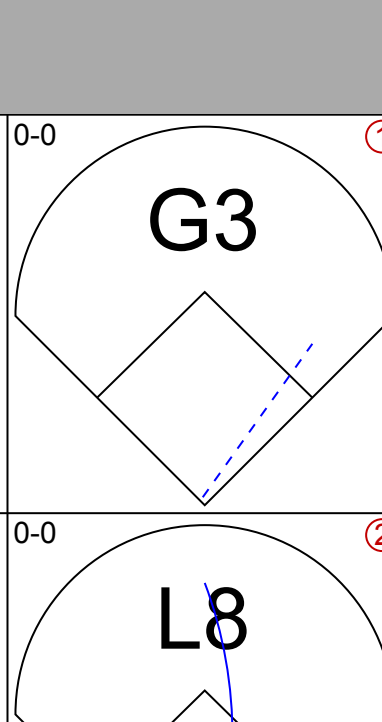
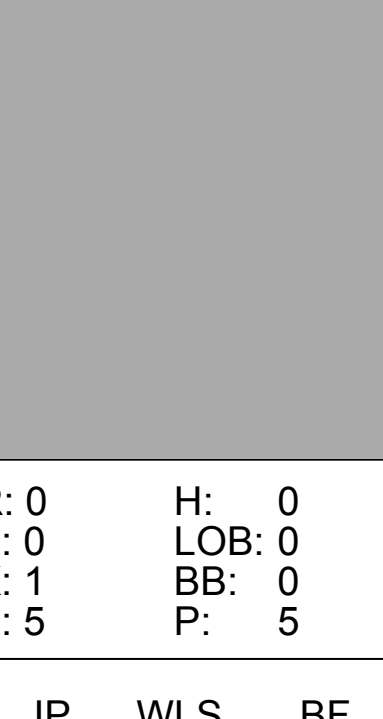
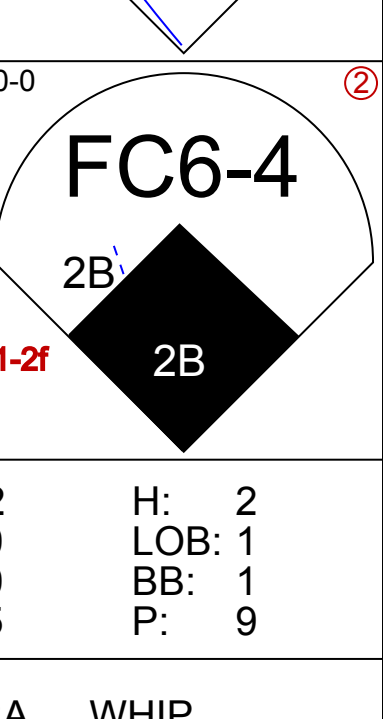
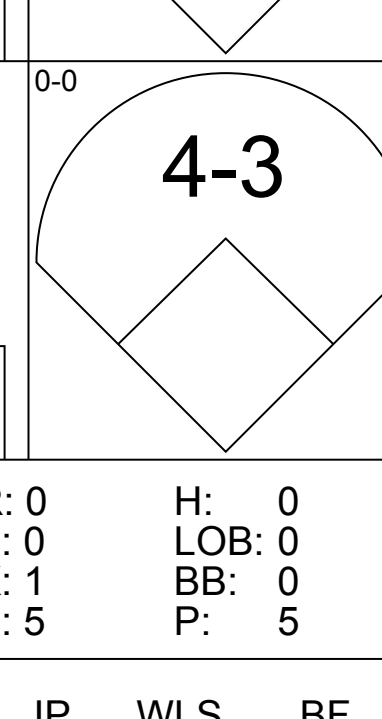
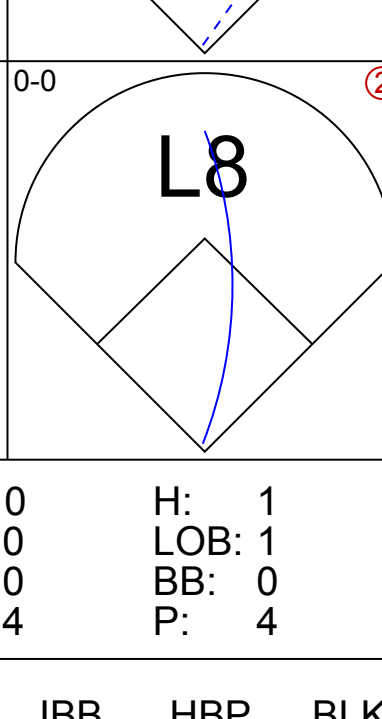


Batter	1	2	3	4	5	6	7	8	9	AB	R	H	RBI	BB	SO	LOB	BOTTOM					
Rick Burleson, R (1, 6) OBP: 0.349, SLG: 0.380	K2-3-2 1B			FC6-4 BB	4-3		K			3	0	1	0	1	1	3						
Fred Lynn, L (1, 8) OBP: 0.311, SLG: 0.448	K2-3-2 1-1		FC6-4 1-2 HR			F9		K		4	1	0	0	0	2	2						
Jim Rice, R (1, 10) OBP: 0.375, SLG: 0.594	F7		L5			F5		K		4	0	0	0	0	1	1						
Carl Yastrzemski, L (1, 7) OBP: 0.380, SLG: 0.504		4-3		1-H HR			1B 2B			4	2	2	2	0	1	0						
George Scott, R (1, 3) OBP: 0.339, SLG: 0.529		F5		6-3					K	4	0	1	1	0	1	0						
Butch Hobson, R (1, 5) OBP: 0.293, SLG: 0.496		F9				F9			4-3	4	0	0	0	0	1	1						
Carlton Fisk, R (1, 2) OBP: 0.391, SLG: 0.474			K				F7		4-3	3	0	0	0	1	1	0						
Bernie Carbo, L (1, 9) OBP: 0.398, SLG: 0.522				FC4-6 BB						2	0	1	0	1	1	0						
Denny Doyle, L (1, 4) OBP: 0.289, SLG: 0.319			K							2	0	0	0	1	1	3						
Inning Stats	R: 0 E: 0 K: 1 S: 5	H: 1 LOB: 0 BB: 0 P: 5	R: 0 E: 0 K: 0 S: 3	H: 0 LOB: 0 BB: 0 P: 3	R: 0 E: 0 K: 2 S: 7	H: 1 LOB: 1 BB: 0 P: 7	R: 2 E: 0 K: 0 S: 4	H: 1 LOB: 0 BB: 1 P: 8	R: 0 E: 0 K: 0 S: 3	H: 0 LOB: 2 BB: 2 P: 11	R: 1 E: 0 K: 1 S: 7	H: 2 LOB: 1 BB: 0 P: 7	R: 0 E: 0 K: 2 S: 7	H: 0 LOB: 1 BB: 1 P: 11	R: 0 E: 0 K: 3 S: 9	H: 0 LOB: 0 BB: 0 P: 9	R: 0 E: 0 K: 1 S: 5	H: 0 LOB: 0 BB: 0 P: 5	1B: 3 2B: 3 3B: 0 HR: 1	SF: 0 SAC: 0 DP: 2 HBP: 0	WP: 0 PB: 0 SB: 0 CS: 1	PA: 34
PITCHER	IP	WLS	BF	H	R	ER	SO	BB	IBB	HBP	BLK	WP	HR	S	P	ERA	WHIP					
Nelson Briles, R (1, 1) ERA: 4.15	5.2		23	5	3	3	3	3	0	0	0	0	0	26	38	4.76	1.412					
Len Barker, R (6, 1) ERA: 4.09	3.1	W	11	0	0	0	7	1	0	0	0	0	0	24	28	0.00	0.300					

Texas Rangers @ Boston Red Sox
Fenway Park, Boston, MA
Wed Aug 24 1977, 7:05 PM EDT
Att: 31,784 - Unknown

AB	30
R	3
H	5
RBI	3
BB	4
SO	10
LOB	10

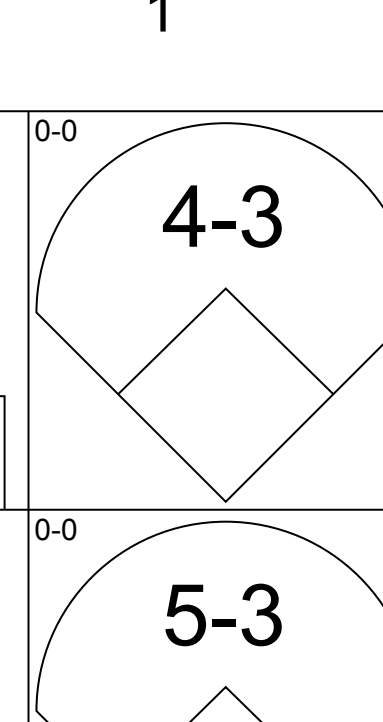
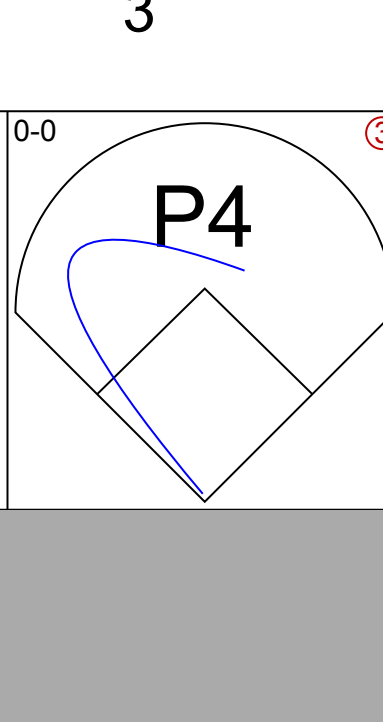
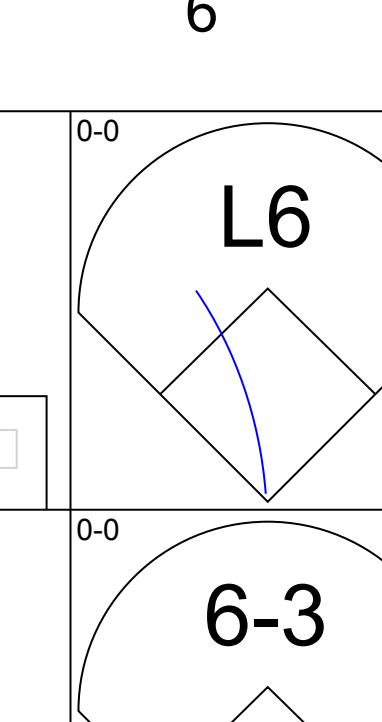
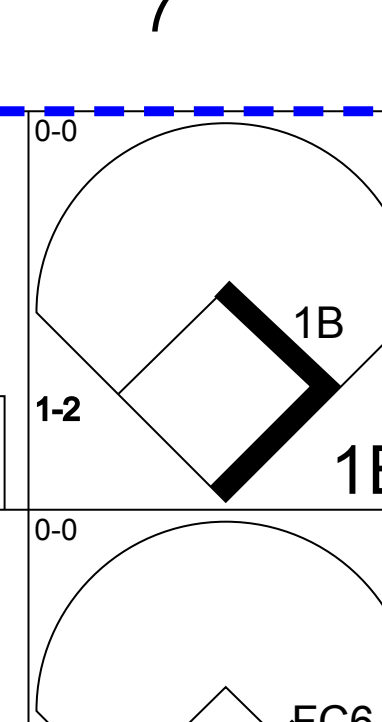
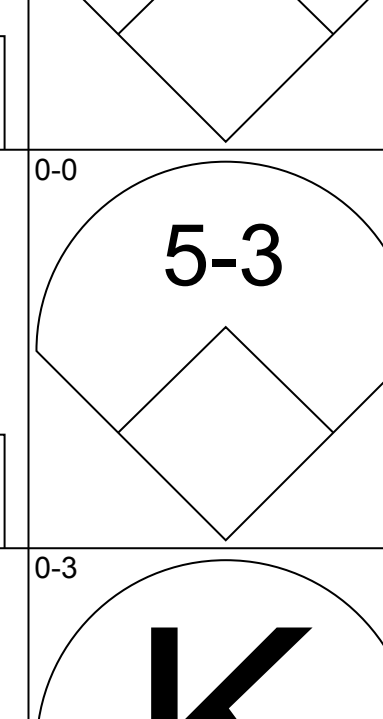
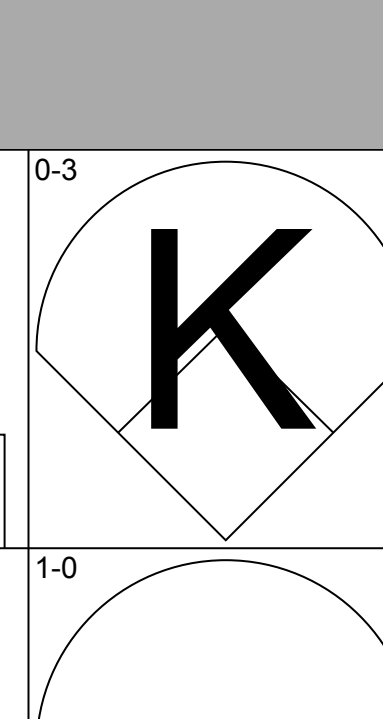
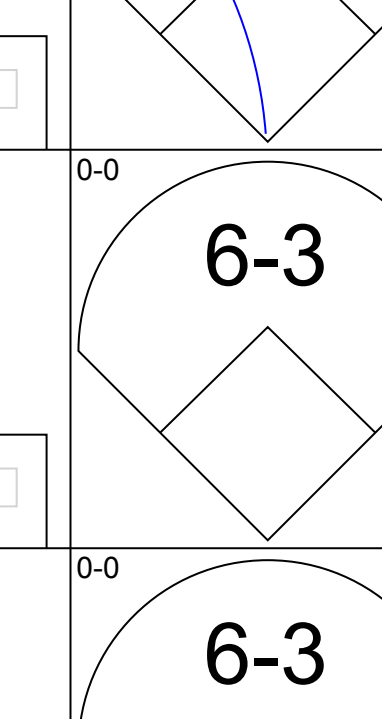
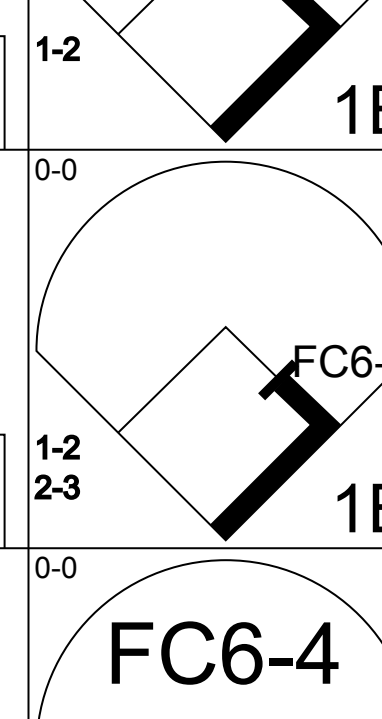
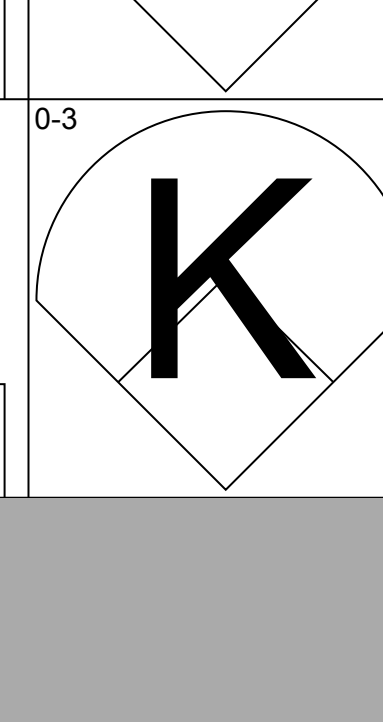
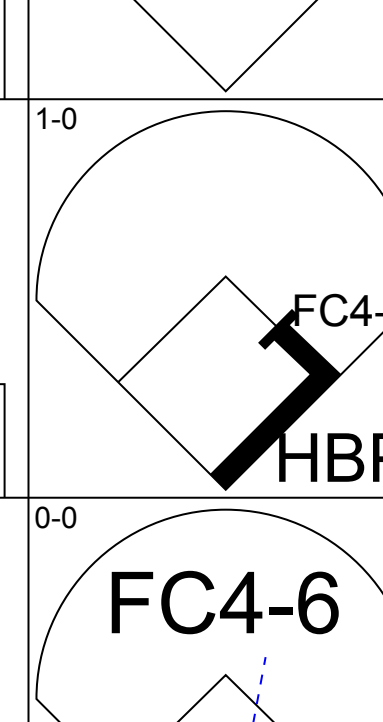

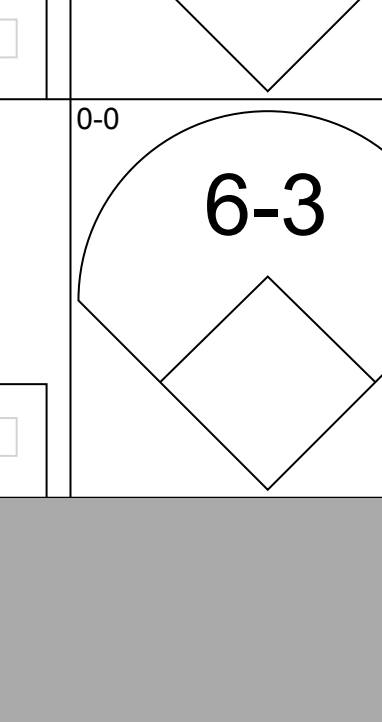
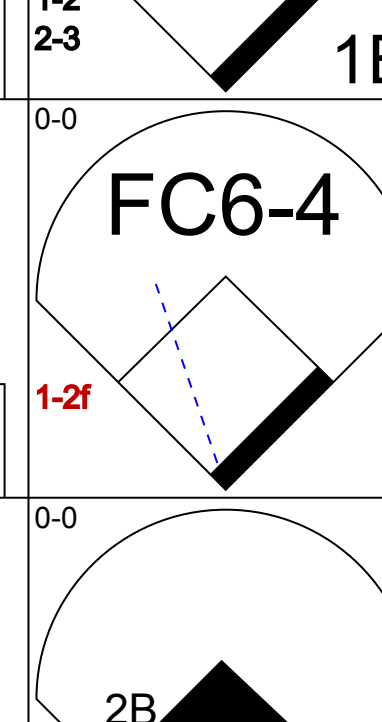
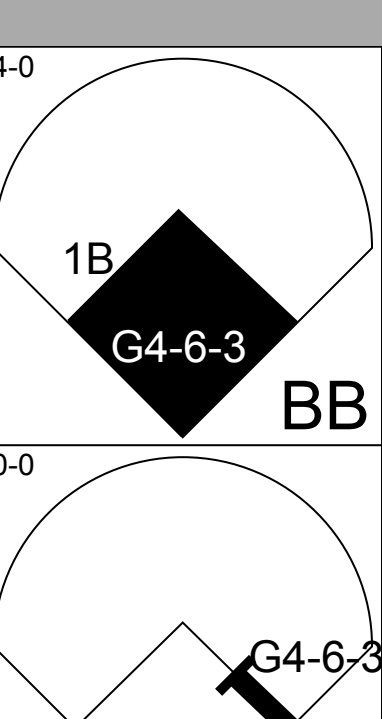

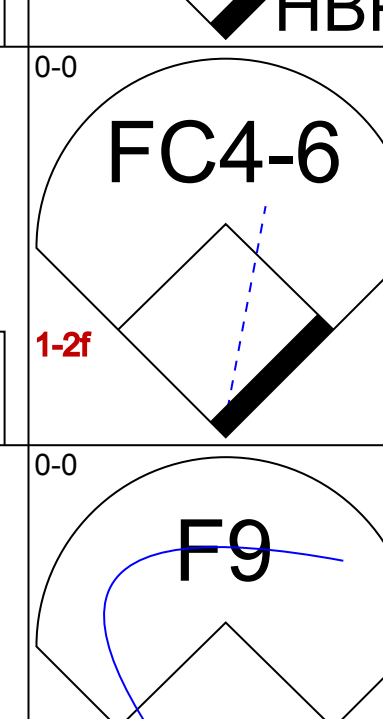


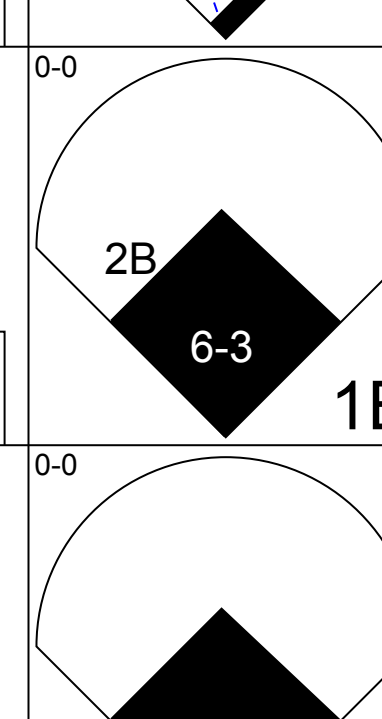
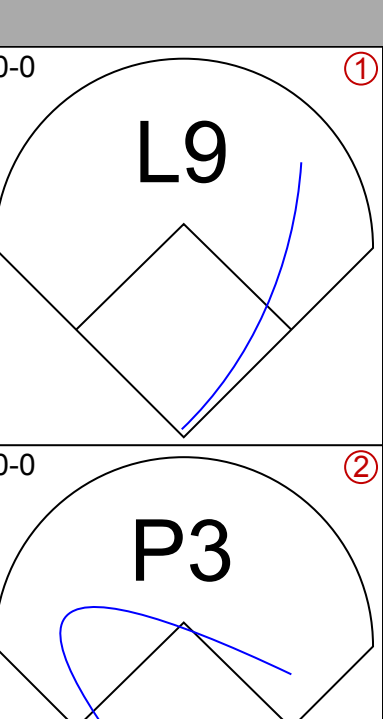
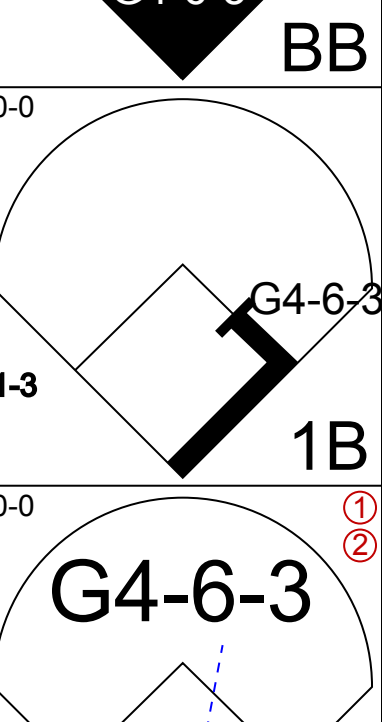

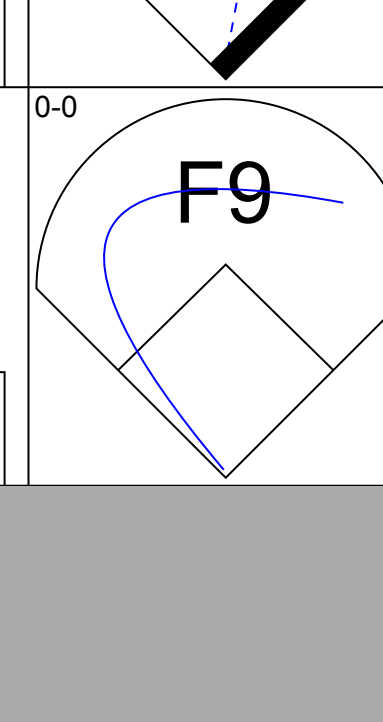

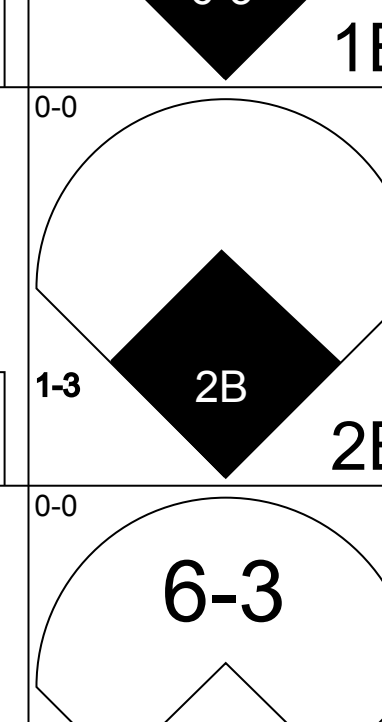
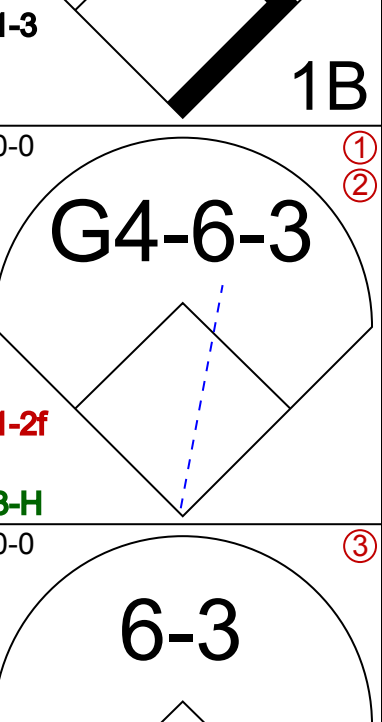

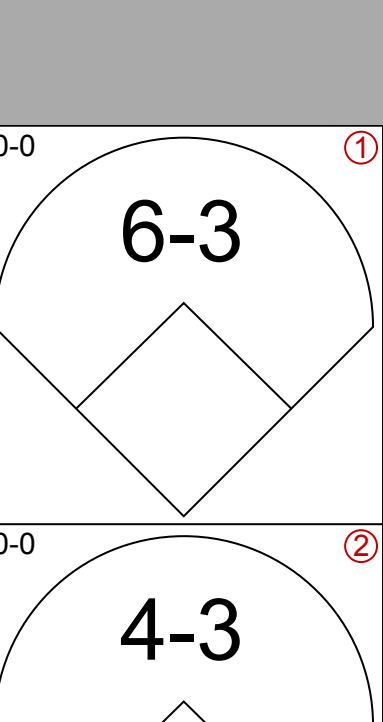

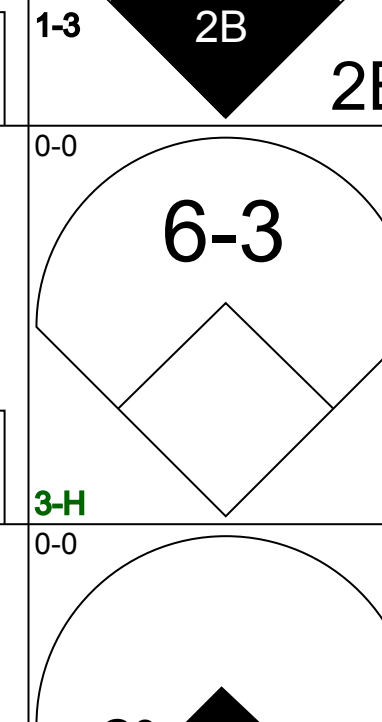
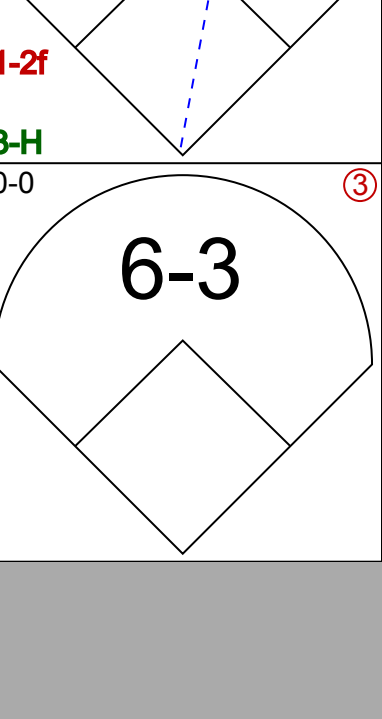
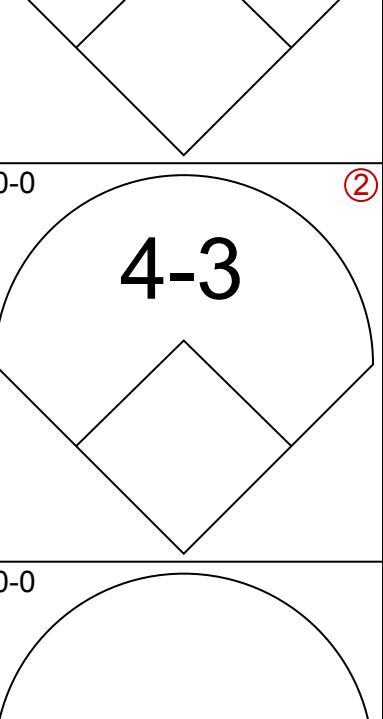

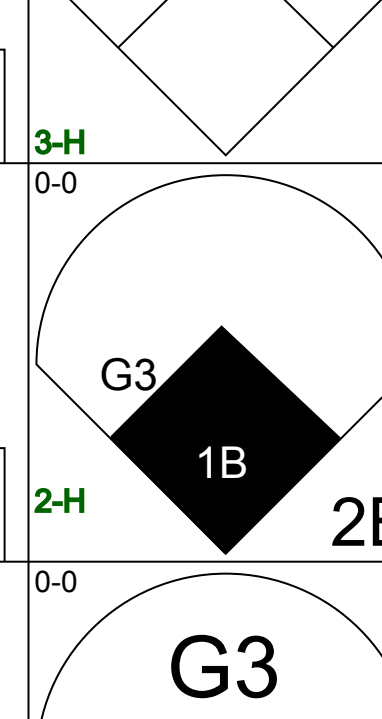

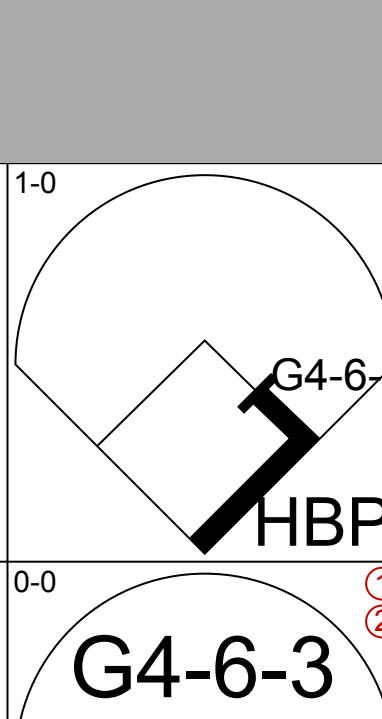
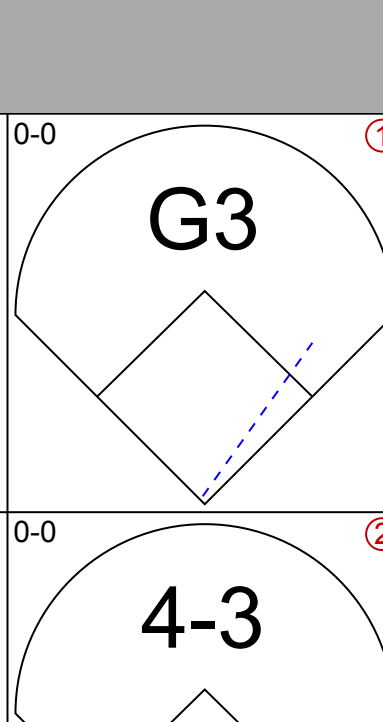
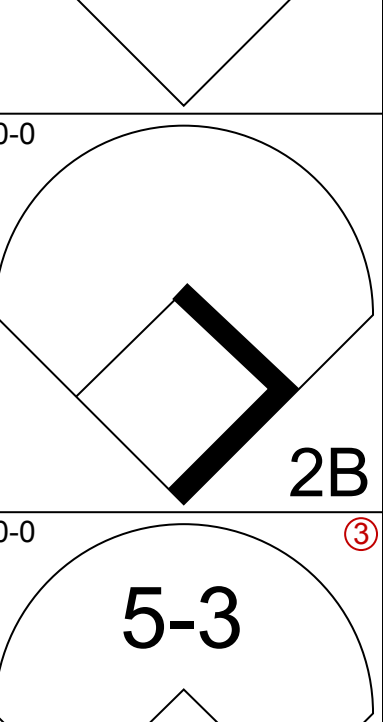

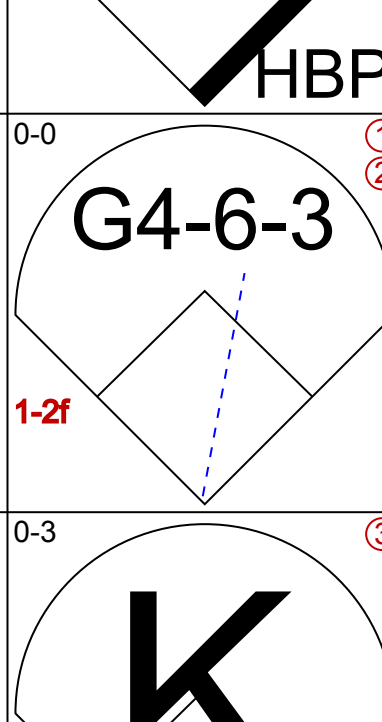
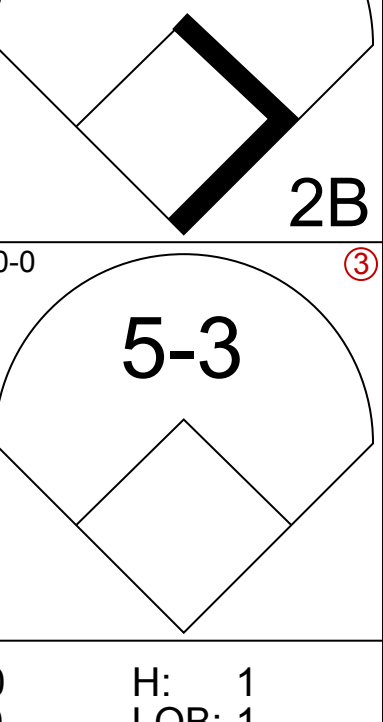

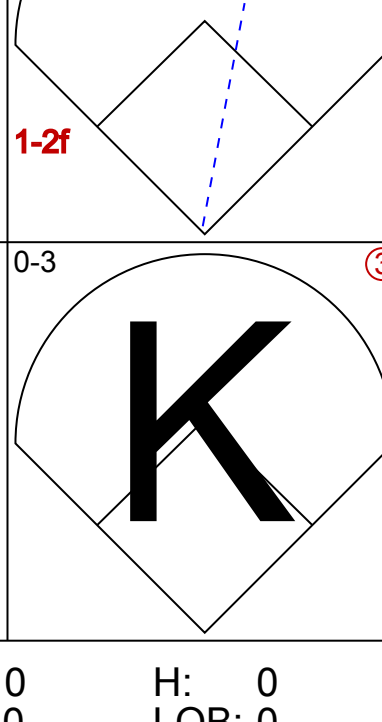
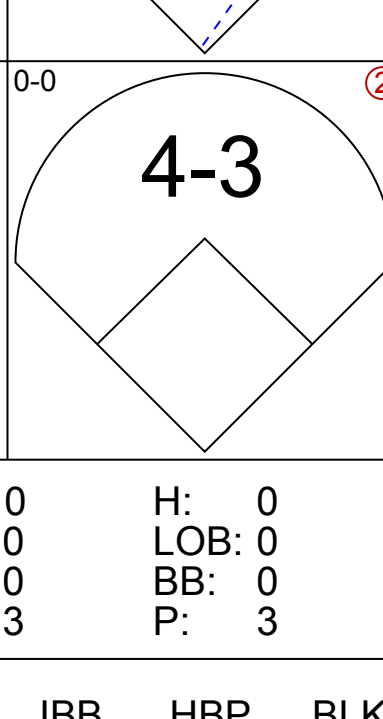
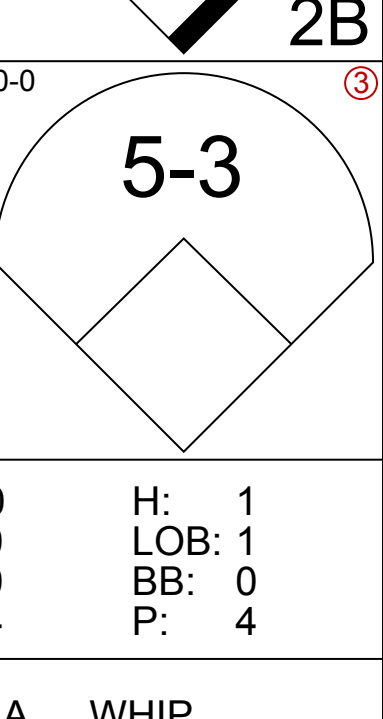
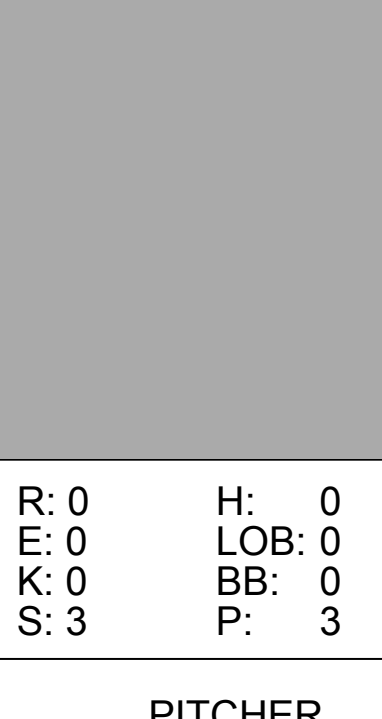
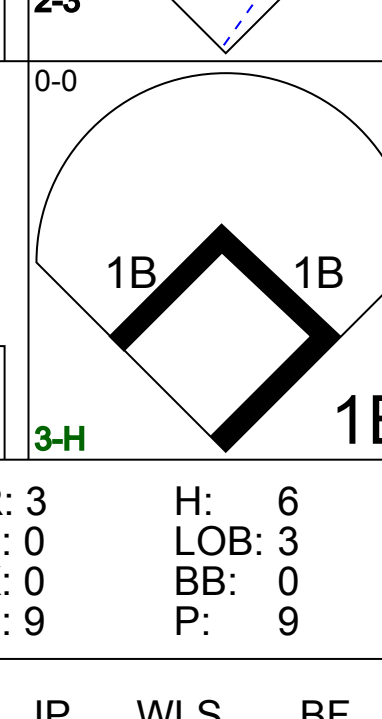
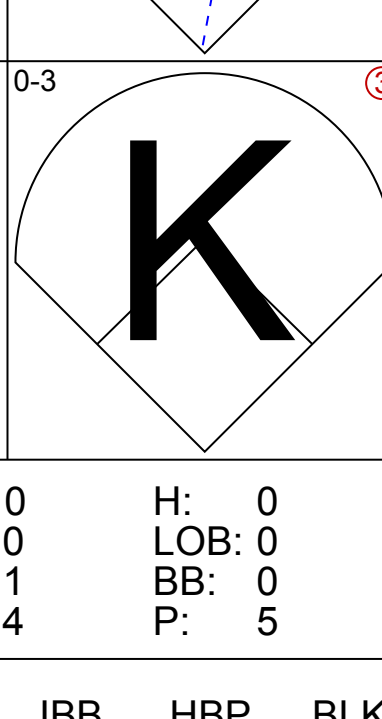
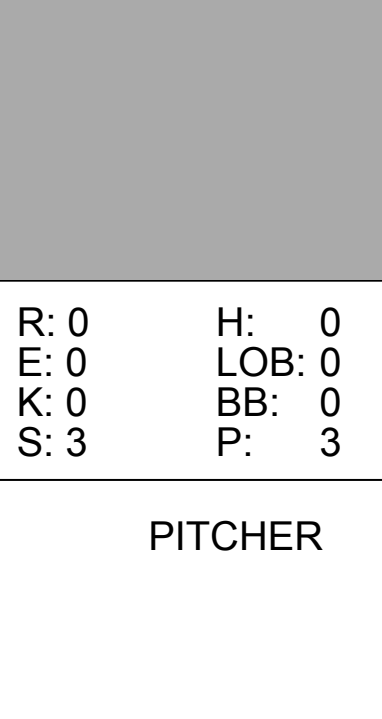
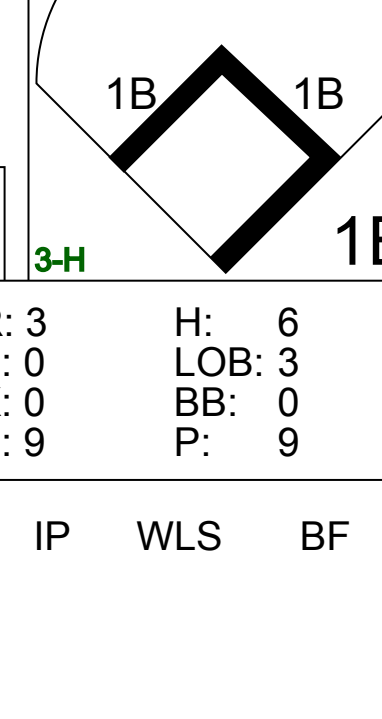
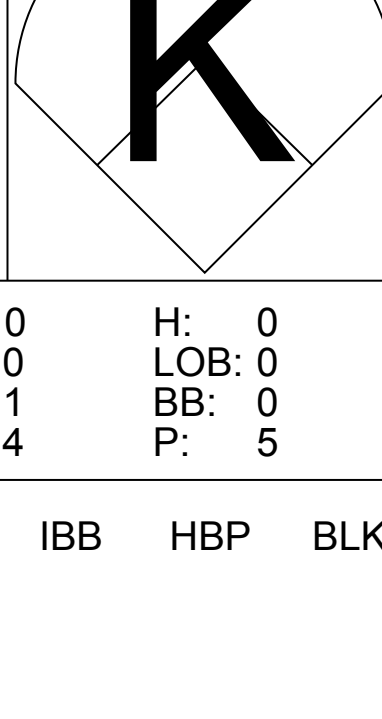


Batter	1	2	3	4	5	6	7	8	9	AB	R	H	RBI	BB	SO	LOB	TOP					
Larry Hisle, R OBP: 0.397, SLG: 0.528 (1, 8)										5	1	2	0	0	2	0						
Rod Carew, L OBP: 0.441, SLG: 0.571 (1, 3)										5	1	2	2	0	0	1						
Lyman Bostock, L OBP: 0.391, SLG: 0.513 (1, 7)										3	2	1	1	1	0	1						
Glenn Adams, L OBP: 0.372, SLG: 0.490 (1, 10)										4	0	1	0	0	1	1						
Rich Chiles, L OBP: 0.332, SLG: 0.358 (1, 9)										4	1	2	2	0	0	1						
Mike Cabbage, L OBP: 0.328, SLG: 0.399 (1, 5)										4	0	1	1	0	0	2						
Butch Wynegar, S OBP: 0.355, SLG: 0.371 (1, 2)										3	0	0	0	1	0	1						
Roy Smalley, S OBP: 0.329, SLG: 0.324 (1, 6)										4	0	1	0	0	0	1						
Bob Randall, R OBP: 0.274, SLG: 0.281 (1, 4)										4	1	0	0	0	1	2						
Inning Stats	R: 0 E: 0 K: 1 S: 5	H: 0 LOB: 0 BB: 0 P: 5	R: 0 E: 0 K: 1 S: 5	H: 0 LOB: 0 BB: 0 P: 5	R: 0 E: 0 K: 1 S: 5	H: 1 LOB: 0 BB: 0 P: 5	R: 1 E: 0 K: 0 S: 5	H: 2 LOB: 2 BB: 1 P: 9	R: 2 E: 0 K: 0 S: 5	H: 2 LOB: 1 BB: 1 P: 9	R: 1 E: 0 K: 0 S: 4	H: 1 LOB: 0 BB: 0 P: 4	R: 0 E: 0 K: 1 S: 5	H: 0 LOB: 0 BB: 0 P: 5	R: 2 E: 0 K: 0 S: 6	H: 3 LOB: 1 BB: 0 P: 6	R: 0 E: 0 K: 0 S: 4	H: 1 LOB: 1 BB: 0 P: 4	1B: 5 2B: 3 3B: 1 HR: 1	SF: 0 SAC: 0 DP: 0 HBP: 0	WP: 0 PB: 0 SB: 0 CS: 1	PA: 38
PITCHER	IP	WLS	BF	H	R	ER	SO	BB	IBB	HBP	BLK	WP	HR	S	P	ERA	WHIP					
Don Aase, R ERA: 3.08 (1, 1)	7.0		28	6	4	4	4	2	0	0	0	0	1	34	42	5.14	1.143					
Rick Kreuzer, L ERA: (8, 1)	0.0	L	2	2	2	2	0	0	0	0	0	0	0	2	2	∞	∞					
Bill Campbell, R ERA: 3.05 (8, 1)	2.0		8	2	0	0	0	0	0	0	0	0	0	8	8	0.00	1.000					

Minnesota Twins @ Boston Red Sox
Fenway Park, Boston, MA
Fri Aug 26 1977, 7:05 PM EDT
Att: 33,415 - Unknown - 74 F



AB 36
R 6
H 10
RBI 6
BB 2
SO 4
LOB 10

Batter	1	2	3	4	5	6	7	8	9	AB	R	H	RBI	BB	SO	LOB	BOTTOM					
Rick Burleson, R OBP: 0.348, SLG: 0.381 (1, 6)										4	0	1	0	0	0	0						
Tommy Helms, R OBP: 0.240, SLG: 0.250 (1, 10)										4	0	1	0	0	1	0						
Butch Hobson, R OBP: 0.293, SLG: 0.498 (1, 5)										3	0	0	0	0	1	3						
Carl Yastrzemski, L OBP: 0.382, SLG: 0.502 (1, 7)										3	2	1	0	1	0	1						
Jim Rice, R OBP: 0.376, SLG: 0.593 (1, 9)										4	1	2	0	0	0	1						
George Scott, R OBP: 0.342, SLG: 0.534 (1, 3)										4	0	0	1	0	1	2						
Rick Miller, L OBP: 0.355, SLG: 0.329 (1, 8)										3	1	1	1	0	0	0						
Denny Doyle, L OBP: 0.286, SLG: 0.318 (1, 4)										3	0	1	0	0	0	1						
Bernie Carbo, L OBP: 0.395, SLG: 0.519 (9, PH)										1	0	0	0	0	0	1						
Bob Montgomery R OBP: 0.276, SLG: 0.200 (1, 2)										3	0	1	1	0	0	1						
Fred Lynn, L OBP: 0.315, SLG: 0.449 (9, PH)										1	0	0	0	0	1	0						
Inning Stats	R: 0 E: 0 K: 1 S: 5	H: 0 LOB: 0 BB: 0 P: 5	R: 1 E: 0 K: 0 S: 3	H: 1 LOB: 0 BB: 1 P: 7	R: 0 E: 0 K: 0 S: 3	H: 0 LOB: 0 BB: 0 P: 3	R: 0 E: 0 K: 1 S: 5	H: 0 LOB: 1 BB: 0 P: 6	R: 0 E: 0 K: 0 S: 4	H: 1 LOB: 1 BB: 0 P: 4	R: 0 E: 0 K: 0 S: 3	H: 0 LOB: 0 BB: 0 P: 3	R: 3 E: 0 K: 0 S: 9	H: 6 LOB: 3 BB: 0 P: 9	R: 0 E: 0 K: 1 S: 5	H: 0 LOB: 0 BB: 0 P: 5	R: 0 E: 0 K: 1 S: 4	H: 0 LOB: 0 BB: 0 P: 5	1B: 5 2B: 3 3B: 0 HR: 0	SF: 0 SAC: 0 DP: 2 HBP: 2	WP: 0 PB: 0 SB: 0 CS: 0	PA: 36
PITCHER	IP	WLS	BF	H	R	ER	SO	BB	IBB	HBP	BLK	WP	HR	S	P	ERA	WHIP					
Paul Thordogard, R ERA: 3.97 (1, 1)	6.2		27	6	4	4	2	1	0	1	0	0	0	29	34	5.40	1.050					
Tom Johnson, R ERA: 2.91 (7, 1)	2.1	W	9	2	0	0	2	0	0	1	0	0	0	12	13	0.00	0.857					

Minnesota Twins @ Boston Red Sox
Fenway Park, Boston, MA
Fri Aug 26 1977, 7:05 PM EDT
Att: 33,415 - Unknown - 74 F



AB 33
R 4
H 8
RBI 3
BB 1
SO 4
LOB 10

Batter	1	2	3	4	5	6	7	8	9	AB	R	H	RBI	BB	SO	LOB	TOP																
Jerry Terrell, R OBP: 0.268, SLG: 0.269 Glenn Adams, L OBP: 0.374, SLG: 0.490	FC6 BB SF8 1B	5-3			5-3		G4-6-3		3-1 E BB	4	1	1	0	0	0	2																	
Dan Ford, R OBP: 0.350, SLG: 0.442	FC6 BB 1-2		4-3		1B			E6 2B	E6 3-1	4	0	1	1	1	0	2																	
Rod Carew, L OBP: 0.441, SLG: 0.571	FC6 BB SF8 1B		F7		1B				3-1	5	1	2	1	0	0	4																	
Larry Hise, R OBP: 0.363, SLG: 0.523	SF8 1-2 2-3		K		5-3			L5	L7	4	0	0	1	0	1	6																	
Craig Kusick, R OBP: 0.366, SLG: 0.433 Lyman Bostock, L OBP: 0.390, SLG: 0.512					6-3		P3	F5		3	0	1	1	0	0	0																	
Roy Smalley, S OBP: 0.326, SLG: 0.322		F7		F7		L4		1-3		4	0	0	0	0	0	2																	
Bob Gorinski, R OBP: 0.234, SLG: 0.348 Butch Wynegar, S OBP: 0.354, SLG: 0.371		E S 1B			2B		6-3		P4	3	1	2	0	0	0	0																	
Bob Randall, R OBP: 0.275, SLG: 0.282 Mike Cubbage, L OBP: 0.330, SLG: 0.401					5-3			5-3		3	0	1	1	0	0	1																	
Bud Bulling, R OBP: 0.320, SLG: 0.190 Rich Chiles, L OBP: 0.335, SLG: 0.366		FC4-6 WP 1-2			K			G4-6-3 1B		3	0	1	0	0	1	1																	
Inning Stats	R: 2 E: 0 K: 0 S: 4	H: 2 LOB: 1 BB: 1 P: 8	R: 1 E: 1 K: 0 S: 5	H: 2 LOB: 1 BB: 0 P: 5	R: 0 E: 0 K: 1 S: 5	H: 0 LOB: 0 BB: 0 P: 5	R: 0 E: 0 K: 0 S: 4	H: 1 LOB: 1 BB: 0 P: 4	R: 0 E: 0 K: 1 S: 7	H: 2 LOB: 2 BB: 0 P: 7	R: 0 E: 0 K: 0 S: 3	H: 0 LOB: 0 BB: 0 P: 3	R: 0 E: 0 K: 0 S: 3	H: 1 LOB: 0 BB: 0 P: 3	R: 0 E: 1 K: 0 S: 5	H: 1 LOB: 2 BB: 1 P: 10	R: 2 E: 1 K: 0 S: 6	H: 2 LOB: 2 BB: 1 P: 10	1B: 8 2B: 3 3B: 0 HR: 0	SF: 1 SAC: 0 DP: 1 HBP: 0	WP: 1 PB: 0 SB: 1 CS: 0	PA: 40											
PITCHER	IP WLS BF H R ER SO BB IBB HBP BLK WP HR S P ERA WHIP	IP WLS BF H R ER SO BB IBB HBP BLK WP HR S P ERA WHIP															IP WLS BF H R ER SO BB IBB HBP BLK WP HR S P ERA WHIP																
Bill Lee, L ERA: 5.4	7.0	W	30	9	3	3	2	1	0	0	0	0	1	0	0	33	37	3.86	1.429														
Jim Willoughby, R ERA: 4.23	2.0	S	10	2	2	1	0	1	0	0	0	0	0	0	9	13	4.50	1.500															

Minnesota Twins @ Boston Red Sox
Fenway Park, Boston, MA
Sat Aug 27 1977, 3:33 AM EDT
Att: 34,636 - Unknown - 85 F

AB 37
R 5
H 11
RBI 5
BB 2
SO 2
LOB 20



Batter	1	2	3	4	5	6	7	8	9	AB	R	H	RBI	BB	SO	LOB	BOTTOM																
Rick Burleson, R OBP: 0.348, SLG: 0.380			E6 HR		4-3		6-3			4	1	1	0	0	0	1																	
Tommy Helms, R OBP: 0.295, SLG: 0.314 Steve Dillard, R OBP: 0.273, SLG: 0.320	F8		HR		P6			2B SF8 BB		3	1	1	2	1	0	1																	
Butch Hobson, R OBP: 0.295, SLG: 0.506	K		HR		1-3			SF8 SF7 2B		4	2	2	1	0	1	1																	
Carl Yastrzemski, L OBP: 0.379, SLG: 0.499	4-3		L8			F3		SF8		3	0	0	1	0	0	1																	
Jim Rice, R OBP: 0.374, SLG: 0.590		F9			6-3		F9	SF7		3	0	0	1	0	0	0																	
George Scott, R OBP: 0.343, SLG: 0.540		6-3						K		4	1	2	1	0	1	1																	
Rick Miller, L OBP: 0.349, SLG: 0.322		6-3			K		L8			3	0	0	0	0	1	1																	
Denny Doyle, L OBP: 0.286, SLG: 0.318			F2		G3			L3-4 1B		3	0	1	0	0	0	1																	
Bob Montgomery, R OBP: 0.313, SLG: 0.393			WP E6 2B					L3-4 1-2		3	1	2	1	0	0	1																	
Inning Stats	R: 0 E: 0 K: 1 S: 6	H: 1 LOB: 0 BB: 0 P: 6	R: 0 E: 0 K: 0 S: 3	H: 0 LOB: 0 BB: 0 P: 3	R: 3 E: 1 K: 0 S: 6	H: 3 LOB: 0 BB: 0 P: 6	R: 0 E: 0 K: 1 S: 6	H: 1 LOB: 1 BB: 0 P: 6	R: 1 E: 0 K: 0 S: 4	H: 1 LOB: 0 BB: 0 P: 4	R: 1 E: 0 K: 0 S: 4	H: 1 LOB: 0 BB: 0 P: 4	R: 0 E: 0 K: 0 S: 3	H: 1 LOB: 1 BB: 1 P: 10	R: 2 E: 0 K: 1 S: 6	H: 1 LOB: 1 BB: 1 P: 10	R: 2 E: 0 K: 1 S: 6	H: 1 LOB: 1 BB: 1 P: 10	1B: 3 2B: 3 3B: 0 HR: 4	SF: 2 SAC: 0 DP: 1 HBP: 0	WP: 1 PB: 0 SB: 0 CS: 0	PA: 33											
PITCHER	IP WLS BF H R ER SO BB IBB HBP BLK WP HR S P ERA WHIP	IP WLS BF H R ER SO BB IBB HBP BLK WP HR S P ERA WHIP															IP WLS BF H R ER SO BB IBB HBP BLK WP HR S P ERA WHIP																
Dave Johnson, R ERA: 4.22	3.0	L	13	4	3	3	1	0	0	0	0	0	0	0	0	0	15	9.00	1.333														
Ron Schueler, R ERA: 4.56	4.0	L	15	4	2	2	1	0	0	0	0	0	0	0	2	17	17	4.50	1.000														
Tom Johnson, R ERA: 3.03	1.0		5	1	2	2	1	1	0	0	0	0	0	0	6	10	18.00	2.000															

Minnesota Twins @ Boston Red Sox
Fenway Park, Boston, MA
Sat Aug 27 1977, 3:33 AM EDT
Att: 34,636 - Unknown - 85 F

AB 30
R 7
H 9
RBI 7
BB 1
SO 3
LOB 8



Batter	1	2	3	4	5	6	7	8	9	AB	R	H	RBI	BB	SO	LOB	TOP										
Larry Hisle, R OBP: 0.365, SLG: 0.529										4	2	3	1	0	0		Minnesota Twins @ Boston Red Sox Fenway Park, Boston, MA Sun Aug 28 1977, 3:33 AM EDT Att: 31,619 - Unknown - 92 F										
Rod Carew, L OBP: 0.441, SLG: 0.569									5	1	2	0	0	0	3												
Lyman Bostock, L OBP: 0.394, SLG: 0.516									4	0	3	1	1	1	2												
Glenn Adams, L OBP: 0.372, SLG: 0.485									4	0	1	1	0	0	4												
Rich Chiles, L OBP: 0.333, SLG: 0.369									4	0	1	0	0	0	2												
Mike Cabbage, L OBP: 0.329, SLG: 0.397									3	0	0	0	1	0	1												
Roy Smalley, S OBP: 0.324, SLG: 0.319									4	0	0	0	0	0	4												
Butch Wynegar, S OBP: 0.353, SLG: 0.370									4	1	1	0	0	0	1												
Bob Randall, R OBP: 0.275, SLG: 0.282									3	1	1	0	0	0	0												
Dan Ford, R OBP: 0.351, SLG: 0.443									1	0	1	0	0	0	0												
Inning Stats	R: 0 E: 0 K: 0 S: 4	H: 2 LOB: 1 BB: 0 P: 4	R: 0 E: 0 K: 0 S: 4	H: 1 LOB: 1 BB: 0 P: 4	R: 1 E: 0 K: 0 S: 4	H: 1 LOB: 1 BB: 1 P: 8	R: 0 E: 0 K: 0 S: 3	H: 0 LOB: 0 BB: 0 P: 3	R: 4 E: 0 K: 0 S: 8	H: 6 LOB: 2 BB: 1 P: 12	R: 0 E: 0 K: 0 S: 3	H: 0 LOB: 0 BB: 0 P: 3	R: 0 E: 0 K: 0 S: 2	H: 0 LOB: 0 BB: 1 P: 6	R: 0 E: 0 K: 0 S: 3	H: 0 LOB: 0 BB: 0 P: 3	R: 0 E: 0 K: 1 S: 7	H: 2 LOB: 2 BB: 0 P: 7	1B: 9 2B: 2 3B: 0 HR: 1	SF: 0 SAC: 0 DP: 2 HBP: 0	WP: 0 PB: 0 SB: 0 CS: 1	PA: 39					
PITCHER	IP	WLS	BF	H	R	ER	SO	BB	IBB	HBP	BLK	WP	HR	S	P	ERA	WHIP										
Fergie Jenkins, R ERA: 3.71	(1, 1)	2.0	8	3	0	0	0	0	0	0	0	0	0	8	8	0.00	1.500										
Reggie Cleveland, R ERA: 4.47	(3, 1)	2.0	13	6	5	5	0	1	0	0	0	0	1	12	16	22.50	3.500										
Mike Paxton, R ERA: 3.95	(5, 1)	4.1	W	16	3	0	0	1	1	0	0	0	0	14	22	0.00	0.923										
Bill Campbell, R ERA: 3.03	(9, 1)	0.2	S	2	0	0	0	1	0	0	0	0	0	4	4	0.00	0.000										

Batter	1	2	3	4	5	6	7	8	9	AB	R	H	RBI	BB	SO	LOB	BOTTOM										
Rick Burleson, R OBP: 0.349, SLG: 0.381										4	1	2	0	0	1	1	Minnesota Twins @ Boston Red Sox Fenway Park, Boston, MA Sun Aug 28 1977, 3:33 AM EDT Att: 31,619 - Unknown - 92 F										
Tommy Helms, R OBP: 0.276, SLG: 0.315										3	1	1	0	0	0	2											
Steve Dillard, R OBP: 0.273, SLG: 0.320										0	1	0	0	0	0	0											
Butch Hobson, R OBP: 0.299, SLG: 0.510										3	0	3	0	0	0	0											
Carl Yastrzemski, L OBP: 0.380, SLG: 0.498										3	0	1	2	1	0	2											
Jim Rice, R OBP: 0.371, SLG: 0.585										4	0	0	0	0	0	6											
George Scott, R OBP: 0.340, SLG: 0.535										4	0	0	0	0	0	2											
Rick Miller, L OBP: 0.353, SLG: 0.340										4	2	2	0	0	0	0											
Denny Doyle, L OBP: 0.286, SLG: 0.317										4	0	1	1	0	0	1											
Bob Montgomery, R OBP: 0.306, SLG: 0.469										4	1	1	2	0	0	1											
Inning Stats	R: 1 E: 0 K: 0 S: 5	H: 2 LOB: 1 BB: 0 P: 5	R: 2 E: 0 K: 1 S: 7	H: 2 LOB: 0 BB: 0 P: 7	R: 1 E: 1 K: 0 S: 5	H: 2 LOB: 1 BB: 0 P: 5	R: 0 E: 0 K: 0 S: 3	H: 0 LOB: 0 BB: 0 P: 3	R: 0 E: 0 K: 0 S: 4	H: 2 LOB: 1 BB: 0 P: 8	R: 1 E: 0 K: 0 S: 5	H: 2 LOB: 0 BB: 0 P: 5	R: 1 E: 0 K: 0 S: 4	H: 1 LOB: 1 BB: 0 P: 5	R: 0 E: 0 K: 0 S: 3	H: 0 LOB: 0 BB: 0 P: 3	R: 0 E: 0 K: 0 S: 3	H: 0 LOB: 0 BB: 0 P: 3	1B: 8 2B: 2 3B: 0 HR: 1	SF: 0 SAC: 1 DP: 1 HBP: 1	WP: 0 PB: 0 SB: 0 CS: 0	PA: 36					
PITCHER	IP	WLS	BF	H	R	ER	SO	BB	IBB	HBP	BLK	WP	HR	S	P	ERA	WHIP										
Dave Goltz, R ERA: 3.34	(1, 1)	6.0	28	10	5	5	1	0	0	0	0	0	0	29	33	7.50	1.833										
Ron Schuefer, R ERA: 4.6	(7, 1)	1.0	L	5	1	1	1	0	0	0	1	0	0	4	5	9.00	1.000										
Tom Burgmeier, L ERA: 4.47	(8, 1)	1.0		3	0	0	0	0	0	0	0	0	0	3	3	0.00	0.000										

AB	36
R	5
H	12
RBI	5
BB	3
SO	1
LOB	17

AB	33
R	6
H	11
RBI	5
BB	1
SO	1
LOB	15



Batter	1	2	3	4	5	6	7	8	9	AB	R	H	RBI	BB	SO	LOB	TOP								
Bill North, S (1, 8) <small>OBP: 0.381, SLG: 0.335</small> Larry Murray, S (7, 8) <small>OBP: 0.231, SLG: 0.248</small> Marty Perez, R (8, PH) <small>OBP: 0.299, SLG: 0.332</small>										3	1	1	0	0	1	0									
Rodney Scott, S (1, 4) <small>OBP: 0.331, SLG: 0.280</small>										5	0	0	1	0	3	3									
Mitchell Page, L (1, 7) <small>OBP: 0.386, SLG: 0.509</small>										5	2	3	4	0	1	1									
Jerry Tabb, L (1, 3) <small>OBP: 0.270, SLG: 0.370</small>										4	0	0	0	1	2	2									
Earl Williams, R (1, 10) <small>OBP: 0.298, SLG: 0.428</small> Matt Alexander, S (8, PR) <small>OBP: 0.302, SLG: 0.231</small> Rich McKinney, R (9, PH) <small>OBP: 0.238, SLG: 0.316</small>										4	0	2	0	0	1	0									
Manny Sanguillen, R (1, 2) <small>OBP: 0.296, SLG: 0.342</small> Sheldon Malroy, L (8, PR) <small>OBP: 0.298, SLG: 0.279</small>										3	0	1	0	1	0	1									
Wayne Gross, L (1, 5) <small>OBP: 0.340, SLG: 0.399</small>										2	2	1	0	2	0	1									
Jim Tyrone, R (1, 9) <small>OBP: 0.320, SLG: 0.362</small>										4	1	3	2	0	0	1									
Rob Picciolo, R (1, 6) <small>OBP: 0.205, SLG: 0.237</small> Willie Crawford, L (8, PH) <small>OBP: 0.308, SLG: 0.307</small> Jeff Newman, R (8, 2) <small>OBP: 0.261, SLG: 0.374</small>										2	1	1	1	0	0	1									
Inning Stats	R: 0 E: 0 K: 1 S: 6	H: 1 LOB: 1 BB: 0 P: 6	R: 0 E: 0 K: 0 S: 3	H: 1 LOB: 1 BB: 1 P: 7	R: 1 E: 0 K: 2 S: 8	H: 1 LOB: 0 BB: 0 P: 8	R: 0 E: 0 K: 1 S: 5	H: 1 LOB: 0 BB: 0 P: 5	R: 4 E: 0 K: 0 S: 5	H: 2 LOB: 0 BB: 1 P: 10	R: 1 E: 0 K: 1 S: 7	H: 2 LOB: 1 BB: 0 P: 7	R: 0 E: 0 K: 2 S: 8	H: 1 LOB: 1 BB: 0 P: 8	R: 1 E: 0 K: 0 S: 4	H: 2 LOB: 2 BB: 2 P: 12	R: 1 E: 0 K: 1 S: 6	H: 2 LOB: 1 BB: 1 P: 10	1B: 6 2B: 4 3B: 1 HR: 3	SF: 0 SAC: 1 DP: 2 HBP: 1	WP: 0 PB: 0 SB: 2 CS: 1	PA: 42			
PITCHER	IP	WLS	BF	H	R	ER	SO	BB	IBB	HBP	BLK	WP	HR	S	P	ERA	WHIP								
Rick Wise, R (1, 1) <small>ERA: 4.79</small> Jim Willoughby, R (6, 1) <small>ERA: 4.24</small> Bill Campbell, R (8, 1) <small>ERA: 3.15</small> Bob Stanley, R (9, 1) <small>ERA: 4.11</small>	5.0		22	6	5	5	4	2	0	1	0	0	2	27	36	9.00	1.600								
	2.0		10	4	2	2	3	0	0	0	0	0	0	1	16	9.00	2.000								
	1.1	L	9	3	1	1	1	2	1	0	0	0	0	1	8	6.75	3.750								
	0.2		1	0	0	0	0	0	0	0	0	0	0	1	1	0.00	0.000								

Oakland Athletics @ Boston Red Sox
Fenway Park, Boston, MA
Mon Aug 29 1977, 7:05 PM EDT
Att: 29,750 - Unknown - 83 F

AB 35
R 8
H 13
RBI 8
BB 5
SO 8
LOB 14



Batter	1	2	3	4	5	6	7	8	9	AB	R	H	RBI	BB	SO	LOB	BOTTOM								
Rick Burleson, R (1, 6) <small>OBP: 0.347, SLG: 0.381</small>										6	1	1	1	0	0	4									
Tommy Helms, R (1, 10) <small>OBP: 0.302, SLG: 0.328</small> Steve Dillard, R (7, PR) <small>OBP: 0.273, SLG: 0.320</small> Bernie Carbo, L (9, PH) <small>OBP: 0.395, SLG: 0.516</small>										4	0	2	0	1	0	3									
Butch Hobson, R (1, 5) <small>OBP: 0.296, SLG: 0.504</small>										5	0	0	0	0	0	6									
Carl Yastrzemski, L (1, 7) <small>OBP: 0.378, SLG: 0.494</small>										5	1	1	1	0	0	4									
Jim Rice, R (1, 9) <small>OBP: 0.375, SLG: 0.605</small>									5	3	4	4	0	1	0										
George Scott, R (1, 3) <small>OBP: 0.341, SLG: 0.533</small>									4	1	1	0	1	1	2										
Fred Lynn, L (1, 8) <small>OBP: 0.318, SLG: 0.451</small>									5	0	3	0	0	1	2										
Carlton Fisk, R (1, 2) <small>OBP: 0.394, SLG: 0.474</small>									4	0	2	1	1	1	2										
Denny Doyle, L (1, 4) <small>OBP: 0.285, SLG: 0.316</small>									5	1	1	0	0	1	4										
Inning Stats	R: 0 E: 0 K: 0 S: 4	H: 4 LOB: 3 BB: 1 P: 11	R: 1 E: 0 K: 1 S: 7	H: 2 LOB: 1 BB: 0 P: 7	R: 2 E: 2 K: 1 S: 9	H: 2 LOB: 2 BB: 0 P: 9	R: 0 E: 0 K: 1 S: 6	H: 1 LOB: 2 BB: 1 P: 10	R: 2 E: 0 K: 0 S: 7	H: 4 LOB: 2 BB: 0 P: 7	R: 0 E: 0 K: 2 S: 4	H: 1 LOB: 2 BB: 0 P: 4	R: 0 E: 0 K: 2 S: 7	H: 0 LOB: 1 BB: 1 P: 11	R: 0 E: 0 K: 1 S: 5	H: 0 LOB: 0 BB: 0 P: 5	1B: 11 2B: 1 3B: 0 HR: 3	SF: 0 SAC: 0 DP: 0 HBP: 0	WP: 0 PB: 0 SB: 1 CS: 0	PA: 47					
PITCHER	IP	WLS	BF	H	R	ER	SO	BB	IBB	HBP	BLK	WP	HR	S	P	ERA	WHIP								
Joe Coleman, R (1, 1) <small>ERA: 2.85</small> Pablo Torrealba, L (4, 1) <small>ERA: 1.79</small> Doug Bair, R (7, 1) <small>ERA: 3.82</small>	3.0		19	8	5	3	1	1	0	0	0	0	2	20	24	9.00	3.000								
	3.0		17	6	2	2	2	1	0	0	0	0	1	20	24	6.00	2.333								
	3.0	W	11	1	0	0	3	1	0	0	0	0	0	16	20	0.00	0.667								

Oakland Athletics @ Boston Red Sox
Fenway Park, Boston, MA
Mon Aug 29 1977, 7:05 PM EDT
Att: 29,750 - Unknown - 83 F

AB 44
R 7
H 15
RBI 7
BB 3
SO 6
LOB 27



Batter	1	2	3	4	5	6	7	8	9	AB	R	H	RBI	BB	SO	LOB	TOP										
Bill North, S OBP: 0.383, SLG: 0.335 (1, 8)										3	1	1	0	1	1	3	Oakland Athletics @ Boston Red Sox Fenway Park, Boston, MA Tue Aug 30 1977, 7:05 PM EDT Att: 27,264 - Unknown - 70 F										
Marty Perez, R OBP: 0.298, SLG: 0.331 (1, 4) Rodney Scott, S OBP: 0.331, SLG: 0.280 (8, FR) (8, 4)										4	0	1	1	0	1	2											
Mitchell Page, L OBP: 0.385, SLG: 0.506 (1, 7)										4	0	1	1	0	1	2											
Jerry Tabb, L OBP: 0.279, SLG: 0.375 (1, 3)										4	0	2	0	0	0	2											
Earl Williams, R OBP: 0.294, SLG: 0.422 (1, 10)										4	0	0	0	0	1	2											
Manny Sanguillen, R OBP: 0.296, SLG: 0.341 (1, 2) Sheldon Mallory, L OBP: 0.298, SLG: 0.279 (9, FR)										4	0	1	0	0	0	2											
Wayne Gross, L OBP: 0.339, SLG: 0.400 (1, 5)										4	0	1	0	0	0	2											
Jim Tyrone, R OBP: 0.320, SLG: 0.361 (1, 9)										3	1	1	0	0	1	1											
Rob Piccolo, R OBP: 0.207, SLG: 0.238 (1, 6)										3	0	1	0	0	0	1											
Inning Stats	R: 0 E: 0 K: 2 S: 7	H: 1 LOB: 0 BB: 0 P: 7	R: 0 E: 0 K: 0 S: 3	H: 1 LOB: 0 BB: 0 P: 3	R: 0 E: 0 K: 2 S: 8	H: 1 LOB: 1 BB: 0 P: 8	R: 0 E: 0 K: 0 S: 3	H: 0 LOB: 0 BB: 0 P: 3	R: 0 E: 0 K: 1 S: 6	H: 1 LOB: 1 BB: 0 P: 6	R: 1 E: 0 K: 0 S: 5	H: 3 LOB: 1 BB: 0 P: 5	R: 0 E: 0 K: 1 S: 6	H: 1 LOB: 1 BB: 0 P: 6	R: 1 E: 1 K: 0 S: 5	H: 1 LOB: 2 BB: 1 P: 9		R: 0 E: 0 K: 0 S: 3	H: 1 LOB: 1 BB: 0 P: 3	1B: 8 2B: 2 3B: 0 HR: 0	SF: 0 SAC: 0 DP: 3 HBP: 0	WP: 0 PB: 0 SB: 0 CS: 1	PA: 34				
PITCHER	IP	WLS	BF	H	R	ER	SO	BB	IBB	HBP	BLK	WP	HR	S	P	ERA	WHIP										
Luis Tiant, R ERA: 4.93 (1, 1)	5.1	W	20	6	1	1	4	0	0	0	0	0	0	28	28	1.69	1.125										
Reggie Cleveland, R ERA: 4.36 (6, 1)	3.2	S	14	3	1	0	1	1	0	0	0	0	0	15	19	0.00	1.091										

Batter	1	2	3	4	5	6	7	8	9	AB	R	H	RBI	BB	SO	LOB	BOTTOM										
Rick Burleson, R OBP: 0.346, SLG: 0.380 (1, 6)										4	0	1	2	0	1	3	Oakland Athletics @ Boston Red Sox Fenway Park, Boston, MA Tue Aug 30 1977, 7:05 PM EDT Att: 27,264 - Unknown - 70 F										
Tommy Helms, R OBP: 0.284, SLG: 0.306 (1, 10)										4	0	0	0	0	0	4											
Butch Hobson, R OBP: 0.296, SLG: 0.504 (1, 5)										4	1	1	0	0	0	2											
Carl Yastrzemski, L OBP: 0.377, SLG: 0.494 (1, 7)										4	1	1	1	0	0	0											
Jim Rice, R OBP: 0.372, SLG: 0.600 (1, 9)										4	0	0	0	0	0	1											
George Scott, R OBP: 0.342, SLG: 0.532 (1, 3)										3	2	1	0	1	2	0											
Fred Lynn, L OBP: 0.318, SLG: 0.458 (1, 8)										3	1	1	3	0	1	0											
Carlton Fisk, R OBP: 0.395, SLG: 0.473 (1, 2)										3	1	1	0	1	0	0											
Denny Doyle, L OBP: 0.282, SLG: 0.329 (1, 4)										4	1	4	1	0	0	0											
Inning Stats	R: 0 E: 0 K: 1 S: 5	H: 0 LOB: 0 BB: 0 P: 5	R: 0 E: 0 K: 1 S: 5	H: 0 LOB: 0 BB: 0 P: 5	R: 1 E: 0 K: 1 S: 7	H: 2 LOB: 1 BB: 0 P: 7	R: 0 E: 0 K: 0 S: 3	H: 0 LOB: 0 BB: 0 P: 3	R: 2 E: 1 K: 0 S: 7	H: 3 LOB: 2 BB: 0 P: 7	R: 0 E: 0 K: 1 S: 5	H: 0 LOB: 0 BB: 0 P: 5	R: 1 E: 0 K: 0 S: 4	H: 1 LOB: 1 BB: 1 P: 8	R: 3 E: 0 K: 0 S: 7	H: 4 LOB: 2 BB: 1 P: 11		R: 0 E: 0 K: 0 S: 3	H: 1 LOB: 1 BB: 0 P: 3	1B: 5 2B: 4 3B: 0 HR: 1	SF: 2 SAC: 0 DP: 0 HBP: 0	WP: 0 PB: 0 SB: 1 CS: 0	PA: 37				
PITCHER	IP	WLS	BF	H	R	ER	SO	BB	IBB	HBP	BLK	WP	HR	S	P	ERA	WHIP										
Rick Langford, R ERA: 3.71 (1, 1)	7.0	L	30	7	5	5	4	1	0	0	0	0	1	37	41	6.43	1.143										
Bob Lacey, L ERA: 3.45 (8, 1)	1.0		7	3	2	2	0	1	0	0	0	0	0	6	10	18.00	4.000										



Batter	1	2	3	4	5	6	7	8	9	AB	R	H	RBI	BB	SO	LOB	TOP								
Paul Dade, R OBP: 0.333, SLG: 0.362 (1, 8)										4	0	1	0	0	0	1	Cleveland Indians @ Boston Red Sox Fenway Park, Boston, MA Wed Aug 31 1977, 7:05 PM EDT Att: 29,226 - Unknown - 64 F								
Duane Kuiper, L OBP: 0.327, SLG: 0.337 (1, 4)										4	0	0	0	0	0	1									
Buddy Bell, R OBP: 0.351, SLG: 0.426 (1, 5)										4	0	0	0	0	1	0									
Andre Thornton, R OBP: 0.389, SLG: 0.590 (1, 3)										4	1	1	0	0	0	0									
Bruce Bochte, L OBP: 0.357, SLG: 0.396 (1, 7)										4	1	2	0	0	1	0									
Rico Carty, R OBP: 0.383, SLG: 0.446 (1, 10)										4	1	2	1	0	2	1									
John Lowenstein, L OBP: 0.349, SLG: 0.349 (9, PR)										0	1	0	0	0	0	0									
Ron Pruitt, R OBP: 0.399, SLG: 0.461 (1, 9)										3	0	3	2	1	0	0									
Fred Kendall, R OBP: 0.262, SLG: 0.335 (1, 2)										3	0	0	0	0	1	4									
Jim Norris, L OBP: 0.360, SLG: 0.365 (9, PH)										1	0	1	1	0	0	0									
Ray Fosse, R OBP: 0.294, SLG: 0.376 (9, 2)										0	0	0	0	0	0	0									
Frank Duffy, R OBP: 0.252, SLG: 0.283 (1, 6)										4	0	0	0	0	1	5									
Inning Stats	R: 0 E: 0 K: 1 S: 5	H: 1 LOB: 0 BB: 0 P: 5	R: 0 E: 0 K: 2 S: 9	H: 2 LOB: 2 BB: 0 P: 9	R: 0 E: 0 K: 0 S: 3	H: 0 LOB: 0 BB: 0 P: 3	R: 0 E: 0 K: 1 S: 5	H: 0 LOB: 0 BB: 0 P: 5	R: 0 E: 0 K: 1 S: 6	H: 1 LOB: 1 BB: 0 P: 6	R: 0 E: 0 K: 0 S: 3	H: 0 LOB: 0 BB: 0 P: 3	R: 3 E: 0 K: 1 S: 9	H: 4 LOB: 1 BB: 0 P: 9	R: 0 E: 0 K: 0 S: 3	H: 0 LOB: 0 BB: 0 P: 3	R: 1 E: 0 K: 0 S: 4	H: 2 LOB: 2 BB: 1 P: 8	1B: 7 2B: 4 3B: 0 HR: 0	SF: 0 SAC: 0 DP: 1 HBP: 0	WP: 0 PB: 0 SB: 0 CS: 1	PA: 36			
PITCHER	IP	WLS	BF	H	R	ER	SO	BB	IBB	HBP	BLK	WP	HR	S	P	ERA	WHIP								
Don Aase, R ERA: 3.23 (1, 1)	6.0		24	7	3	3	5	0	0	0	0	0	0	34	34	4.50	1.167								
Bob Stanley, R ERA: 4.11 (7, 1)	2.1	L	11	3	1	1	1	1	0	0	0	0	0	12	16	3.86	1.714								
Jim Willoughby, R ERA: 4.17 (9, 1)	0.2		1	0	0	0	0	0	0	0	0	0	0	1	1	0.00	0.000								

AB	35
R	4
H	10
RBI	4
BB	1
SO	6
LOB	12



Batter	1	2	3	4	5	6	7	8	9	AB	R	H	RBI	BB	SO	LOB	BOTTOM								
Rick Burleson, R OBP: 0.343, SLG: 0.377 (1, 6)										4	0	0	0	0	0	1	Cleveland Indians @ Boston Red Sox Fenway Park, Boston, MA Wed Aug 31 1977, 7:05 PM EDT Att: 29,226 - Unknown - 64 F								
Denny Doyle, L OBP: 0.286, SLG: 0.329 (1, 4)										3	0	1	0	2	1	1									
Fred Lynn, L OBP: 0.319, SLG: 0.455 (1, 8)										2	0	0	0	2	1	4									
Carl Yastrzemski, L OBP: 0.378, SLG: 0.499 (1, 7)										4	2	2	0	0	0	2									
Jim Rice, R OBP: 0.373, SLG: 0.599 (1, 10)										4	0	2	2	0	1	2									
George Scott, R OBP: 0.341, SLG: 0.528 (1, 3)										3	0	0	0	0	0	3									
Butch Hobson, R OBP: 0.293, SLG: 0.500 (1, 5)										4	0	0	0	0	2	5									
Carlton Fisk, R OBP: 0.398, SLG: 0.485 (1, 2)										4	1	3	1	0	0	1									
Rick Miller, L OBP: 0.350, SLG: 0.338 (1, 9)										4	0	1	0	0	1	1									
Inning Stats	R: 0 E: 0 K: 0 S: 3	H: 1 LOB: 0 BB: 0 P: 3	R: 0 E: 0 K: 0 S: 4	H: 1 LOB: 1 BB: 0 P: 4	R: 1 E: 0 K: 0 S: 3	H: 1 LOB: 1 BB: 1 P: 7	R: 1 E: 0 K: 0 S: 4	H: 1 LOB: 1 BB: 1 P: 8	R: 0 E: 0 K: 1 S: 6	H: 2 LOB: 3 BB: 1 P: 10	R: 1 E: 0 K: 1 S: 7	H: 2 LOB: 1 BB: 0 P: 7	R: 0 E: 0 K: 0 S: 3	H: 0 LOB: 0 BB: 0 P: 3	R: 0 E: 0 K: 2 S: 7	H: 0 LOB: 2 BB: 1 P: 12		R: 0 E: 0 K: 2 S: 8	H: 1 LOB: 1 BB: 0 P: 8	1B: 5 2B: 4 3B: 0 HR: 1	SF: 0 SAC: 1 DP: 2 HBP: 1	WP: 1 PB: 0 SB: 1 CS: 2	PA: 39		
PITCHER	IP	WLS	BF	H	R	ER	SO	BB	IBB	HBP	BLK	WP	HR	S	P	ERA	WHIP								
Al Fitzmorris, R ERA: 5.0 (1, 1)	5.0		23	8	3	3	1	3	0	0	0	0	0	8	8	5.40	2.200								
Pat Dobson, R ERA: 5.63 (6, 1)	2.0		6	0	0	0	1	0	0	0	0	0	0	8	8	0.00	0.000								
Jim Kern, R ERA: 3.18 (8, 1)	2.0	W	9	1	0	0	4	1	0	1	0	0	0	15	20	0.00	1.000								



Batter	1	2	3	4	5	6	7	8	9	AB	R	H	RBI	BB	SO	LOB	TOP			
Paul Dade, R OBP: 0.329, SLG: 0.358 (1, 8)										4	0	0	0	0	0	1	Cleveland Indians @ Boston Red Sox Fenway Park, Boston, MA Thu Sep 01 1977, 3:33 AM EDT Att: 31,736 - Unknown - 85 F			
Duane Kuiper, L OBP: 0.326, SLG: 0.336 (1, 4)										4	0	1	0	0	0	1				
Buddy Bell, R OBP: 0.352, SLG: 0.427 (1, 5)										4	1	2	0	0	0	1				
Andre Thornton, R OBP: 0.390, SLG: 0.587 (1, 3)										3	0	1	0	1	1	1				
Ron Pruitt, R OBP: 0.401, SLG: 0.462 (1, 9)										4	0	2	0	0	0	2				
Rico Carty, R OBP: 0.362, SLG: 0.445 (1, 10)										3	0	1	1	0	0	1				
Bruce Bochte, L OBP: 0.356, SLG: 0.394 Larvell Blanks, R OBP: 0.308, SLG: 0.405 (7, PH) (7, 6)										2	0	0	0	0	0	2				
Fred Kendall, R OBP: 0.259, SLG: 0.331 (1, 2)										3	0	0	0	0	0	2				
Frank Duffy, R OBP: 0.253, SLG: 0.285 Rick Manning, L OBP: 0.282, SLG: 0.345 (7, 8)										2	0	1	0	0	0	0				
Inning Stats	R: 0 E: 0 K: 0 S: 3	H: 0 LOB: 0 BB: 0 P: 3	R: 0 E: 0 K: 1 S: 6	H: 1 LOB: 1 BB: 0 P: 6	R: 0 E: 0 K: 0 S: 3	H: 0 LOB: 0 BB: 0 P: 3	R: 0 E: 0 K: 0 S: 4	H: 2 LOB: 1 BB: 0 P: 4	R: 0 E: 0 K: 0 S: 3	H: 1 LOB: 0 BB: 0 P: 3	R: 1 E: 0 K: 0 S: 6	H: 2 LOB: 2 BB: 0 P: 6	R: 0 E: 0 K: 0 S: 4	H: 1 LOB: 1 BB: 0 P: 4	R: 0 E: 0 K: 0 S: 2	H: 0 LOB: 0 BB: 1 P: 6	1B: 8 2B: 0 3B: 0 HR: 0	SF: 1 SAC: 0 DP: 3 HBP: 0	WP: 0 PB: 0 SB: 0 CS: 0	PA: 33
PITCHER	IP: 7.2 WLS: W BF: 29 H: 8 R: 1 ER: 1 SO: 1 BB: 0 IBB: 0 HBP: 0 BLK: 0 WP: 0 HR: 0 S: 31 P: 31 ERA: 1.17 WHIP: 1.043	IP: 1.0 WLS: S BF: 2 H: 0 R: 0 ER: 0 SO: 0 BB: 0 IBB: 0 HBP: 0 BLK: 0 WP: 0 HR: 0 S: 5 P: 5 ERA: 0.00 WHIP: 3.000	IP: 1.0 WLS: S BF: 2 H: 0 R: 0 ER: 0 SO: 0 BB: 0 IBB: 0 HBP: 0 BLK: 0 WP: 0 HR: 0 S: 2 P: 2 ERA: 0.00 WHIP: 0.000																	

AB 31
R 1
H 8
RBI 1
BB 1
SO 1
LOB 13



Batter	1	2	3	4	5	6	7	8	9	AB	R	H	RBI	BB	SO	LOB	BOTTOM			
Rick Burleson, R OBP: 0.343, SLG: 0.378 (1, 6)										4	0	1	0	0	1	3	Cleveland Indians @ Boston Red Sox Fenway Park, Boston, MA Thu Sep 01 1977, 3:33 AM EDT Att: 31,736 - Unknown - 85 F			
Bernie Carbo, L OBP: 0.396, SLG: 0.526 (1, 9)										4	1	2	0	0	0	3				
Fred Lynn, L OBP: 0.319, SLG: 0.456 (1, 8)										4	1	1	1	0	1	2				
Carl Yastrzemski, L OBP: 0.381, SLG: 0.503 (1, 7)										4	1	3	1	0	0	1				
Jim Rice, R OBP: 0.372, SLG: 0.600 (1, 10)										4	0	1	1	0	3	3				
George Scott, R OBP: 0.339, SLG: 0.524 (1, 3)										4	0	0	0	0	2	3				
Carlton Fisk, R OBP: 0.398, SLG: 0.484 (1, 2)										3	0	1	0	0	1	1				
Butch Hobson, R OBP: 0.293, SLG: 0.498 (1, 5)										4	0	1	0	0	0	2				
Denny Doyle, L OBP: 0.297, SLG: 0.328 (1, 4)										1	0	0	0	1	0	0				
Inning Stats	R: 2 E: 0 K: 2 S: 10	H: 3 LOB: 1 BB: 0 P: 10	R: 0 E: 0 K: 0 S: 5	H: 2 LOB: 2 BB: 0 P: 5	R: 0 E: 0 K: 2 S: 8	H: 1 LOB: 1 BB: 0 P: 8	R: 0 E: 0 K: 1 S: 5	H: 0 LOB: 1 BB: 1 P: 9	R: 0 E: 0 K: 1 S: 6	H: 1 LOB: 1 BB: 0 P: 6	R: 0 E: 0 K: 0 S: 2	H: 0 LOB: 0 BB: 0 P: 3	R: 0 E: 0 K: 1 S: 6	H: 1 LOB: 1 BB: 0 P: 6	R: 1 E: 0 K: 1 S: 7	H: 2 LOB: 1 BB: 0 P: 7	1B: 4 2B: 5 3B: 1 HR: 0	SF: 0 SAC: 1 DP: 1 HBP: 1	WP: 0 PB: 0 SB: 1 CS: 0	PA: 35
PITCHER	IP: 8.0 WLS: L BF: 35 H: 10 R: 3 ER: 3 SO: 8 BB: 1 IBB: 0 HBP: 1 BLK: 0 WP: 0 HR: 0 S: 49 P: 54 ERA: 3.38 WHIP: 1.375																			



Batter	1	2	3	4	5	6	7	8	9	AB	R	H	RBI	BB	SO	LOB	TOP								
Rick Burleson, R OBP: 0.341, SLG: 0.376 (1, 6)	0-0 6-3		0-0 F8		0-0 4-3		0-0 L9		0-0 1B 1B	5	0	1	1	0	0	0	Boston Red Sox @ Texas Rangers Arlington Stadium, Arlington, TX Fri Sep 02 1977, 8:05 PM EDT Att: 18,883 - Unknown - 90 F								
Bernie Carbo, L OBP: 0.394, SLG: 0.518 (1, 9)	0-0 4-3		4-0 1B 1B		0-3 K		0-3 K		0-0 1-2 2-H 1B	3	1	0	0	1	2	0									
Tommy Helms, R OBP: 0.294, SLG: 0.317 (9, PH)	0-0 4-3								0-0 1-2 2-H 1B	1	0	1	1	0	0	0									
Steve Dillard, R OBP: 0.273, SLG: 0.320 (9, PR)	0-0 4-3								0-0 1-2 2-H 1B	0	0	0	0	0	0	0									
Fred Lynn, L OBP: 0.317, SLG: 0.453 (1, 8)	0-0 1-3		0-0 1B 1B						0-0 F5	5	0	1	0	0	0	2									
Carl Yastrzemski, L OBP: 0.382, SLG: 0.503 (1, 7)		0-0 4-3	0-0 1B 1B						0-0 F9	4	0	2	1	0	0	0									
Jim Rice, R OBP: 0.371, SLG: 0.597 (1, 10)		4-0 FC5-4 BB	0-0 F8						0-0 F6	3	0	0	0	1	0	2									
George Scott, R OBP: 0.338, SLG: 0.522 (1, 3)		0-0 FC5-4 WP BB 1-2			0-0 6-3				0-0 1B	4	0	1	0	0	1	1									
Carlton Fisk, R OBP: 0.399, SLG: 0.481 (1, 2)		4-0 WP BB 1-2			0-0 1-3				0-3 K	2	1	0	0	2	1	2									
Butch Hobson, R OBP: 0.295, SLG: 0.503 (1, 5)		4-0 1-2 2-3 BB			0-3 K				0-0 K HR	3	1	1	1	1	2	1									
Denny Doyle, L OBP: 0.295, SLG: 0.325 (1, 4)		0-0 F7							0-0 1B 1B	3	0	0	0	0	0	3									
Bob Montgomery, R OBP: 0.324, SLG: 0.485 (9, PH)					0-0 4-3				0-0 1B 1B	1	1	1	0	0	0	0									
Inning Stats	R: 0 E: 0 K: 0 S: 3	H: 0 LOB: 0 BB: 0 P: 3	R: 0 E: 0 K: 0 S: 3	H: 0 LOB: 3 BB: 3 P: 15	R: 1 E: 0 K: 0 S: 4	H: 2 LOB: 1 BB: 1 P: 8	R: 0 E: 0 K: 1 S: 5	H: 0 LOB: 0 BB: 0 P: 5	R: 0 E: 0 K: 1 S: 7	H: 2 LOB: 2 BB: 0 P: 7	R: 1 E: 0 K: 1 S: 6	H: 1 LOB: 0 BB: 0 P: 6	R: 0 E: 0 K: 0 S: 3	H: 0 LOB: 0 BB: 0 P: 3	R: 2 E: 0 K: 2 S: 10	H: 3 LOB: 2 BB: 1 P: 14	1B: 7 2B: 0 3B: 0 HR: 1	SF: 0 SAC: 0 DP: 0 HBP: 0	WP: 1 PB: 0 SB: 0 CS: 0	PA: 39					
PITCHER	IP	WLS	BF	H	R	ER	SO	BB	IBB	HBP	BLK	WP	HR	S	P	ERA	WHIP								
Bert Blyleven, R ERA: 2.68 (1, 1)	5.0	W	20	2	1	1	2	4	0	0	0	1	0	20	36	1.80	1.200								
Nelson Briles, R ERA: 4.15 (6, 1)	2.0		9	3	1	1	2	0	0	0	0	0	1	13	13	4.50	1.500								
Roger Moret, L ERA: 4.39 (8, 1)	2.0	S	10	3	2	2	2	1	0	0	0	0	0	13	17	9.00	2.000								

Batter	1	2	3	4	5	6	7	8	9	AB	R	H	RBI	BB	SO	LOB	BOTTOM								
Mike Hargrove, L OBP: 0.321, SLG: 0.466 (1, 3)	4-0 SH1-3 BB		0-0 F9		0-0 FC1 1B E	0-0 2-H 1B		0-0 1B 2B		4	2	3	1	1	0	0	Boston Red Sox @ Texas Rangers Arlington Stadium, Arlington, TX Fri Sep 02 1977, 8:05 PM EDT Att: 18,883 - Unknown - 90 F								
Bump Wills, S OBP: 0.380, SLG: 0.417 (1, 4)	0-0 SH1-3 1-2		0-0 F5		0-0 E SF9 1B	0-0 6-3		0-0 G6-4-3 1B		4	1	2	1	0	1										
Claudell Washington, L OBP: 0.327, SLG: 0.436 (1, 7)	0-3 K				0-0 4-3	0-0 FC1 SF9 1-3 2-H		0-0 G6-4-3 1B 1-2		5	1	1	0	0	1										
Pat Putnam, L OBP: 0.500, SLG: 0.500 (1, 10)	0-0 F8				0-0 BB FC4-6 1B	0-0 F6		0-0 1B		4	1	2	0	0	0										
Jim Sundberg, R OBP: 0.371, SLG: 0.401 (1, 2)		0-0 5-3			0-0 FC4-6 BB 1B	0-0 SF9		0-0 4-3 1B		3	0	2	2	0	0										
Toby Harrah, R OBP: 0.386, SLG: 0.491 (1, 5)		0-0 4-3			4-0 FC4-6 BB 1-2 2-3	0-0 F8		0-0 4-3 1B		3	0	1	0	1	0										
Ken Henderson, S OBP: 0.294, SLG: 0.368 (1, 9)		4-0 BB			0-0 FC4-6 WP 1-2 2-3 3-H			0-0 1B		3	0	1	1	1	0										
Juan Beniquez, R OBP: 0.343, SLG: 0.415 (1, 8)		0-0 L7			4-0 1-2 BB			0-0 SH1-3 1B		3	1	1	0	1	0										
Bert Campaneris, R OBP: 0.314, SLG: 0.347 (1, 6)					0-3 K	0-0 6-3		0-0 SH1-3 1B		3	0	0	0	0	1										
Inning Stats	R: 0 E: 0 K: 1 S: 5	H: 0 LOB: 1 BB: 1 P: 9	R: 0 E: 0 K: 0 S: 3	H: 0 LOB: 1 BB: 1 P: 7	R: 0 E: 0 K: 1 S: 5	H: 0 LOB: 0 BB: 0 P: 5	R: 1 E: 0 K: 0 S: 5	H: 2 LOB: 3 BB: 2 P: 13	R: 2 E: 0 K: 0 S: 6	H: 3 LOB: 1 BB: 0 P: 5	R: 1 E: 0 K: 0 S: 6	H: 4 LOB: 2 BB: 0 P: 6	R: 1 E: 0 K: 0 S: 4	H: 2 LOB: 0 BB: 0 P: 4	1B: 12 2B: 1 3B: 0 HR: 0	SF: 1 SAC: 2 DP: 1 HBP: 0		WP: 1 PB: 0 SB: 0 CS: 0	PA: 39						
PITCHER	IP	WLS	BF	H	R	ER	SO	BB	IBB	HBP	BLK	WP	HR	S	P	ERA	WHIP								
Fergie Jenkins, R ERA: 3.7 (1, 1)	5.2	L	28	7	4	2	2	4	0	0	0	0	0	28	44	3.18	1.941								
Bob Stanley, R ERA: 4.19 (6, 1)	1.2		10	6	2	2	0	0	0	0	0	0	0	10	10	10.80	3.600								
Jim Willoughby, R ERA: 4.07 (8, 1)	0.2		1	0	0	0	0	0	0	0	0	0	0	1	1	0.00	0.000								



Batter	1	2	3	4	5	6	7	8	9	AB	R	H	RBI	BB	SO	LOB	TOP																					
Rick Burleson, R OBP: 0.342, SLG: 0.384 (1, 6)	0-0 HR		0-0 1B	0-0 6-3		0-0 CS 1B		0-0 4-3		5	2	3	2	0	0	1																						
Denny Doyle, L OBP: 0.297, SLG: 0.326 (1, 4)	0-0 6-3		0-0 G3 1B	0-0 1-2		0-0 4-3		0-0 F7		5	1	2	1	0	0	1																						
Fred Lynn, L OBP: 0.318, SLG: 0.449 (1, 8)	0-3 K		0-0 SF9 G3 1B	0-0 6-3			0-0 F2		0-0 3B 1B	5	1	2	1	0	1	1																						
Carl Yastrzemski, L OBP: 0.384, SLG: 0.510 (1, 7)	0-0 1B		0-0 G3		0-0 6-3		0-0 WP 1B 2B		0-0 1H 1B 3B	5	2	3	1	0	0	2																						
Jim Rice, R OBP: 0.376, SLG: 0.601 (1, 10)		0-0 E4 FC5-4	0-0 SF9 IBB		0-0 1B BB		0-0 K		0-0 1B	3	0	1	1	2	1	1																						
Carlton Fisk, R OBP: 0.396, SLG: 0.477 (1, 2)		0-0 F8	0-0 SF9		0-0 L7		0-0 BB 1B		0-0 B2	4	0	1	2	0	0	3																						
George Scott, R OBP: 0.336, SLG: 0.516 (1, 3)		0-3 K	0-0 4-3		0-0 1B		0-0 3H 4-0 BB 1B		0-3 K	4	0	1	0	1	2	4																						
Butch Hobson, R OBP: 0.292, SLG: 0.496 (1, 5)		0-0 FC5-4		0-0 F4		0-0 K		0-0 FC6-4 BB	0-3 K	5	0	0	0	0	2	6																						
Rick Miller, L OBP: 0.351, SLG: 0.348 (1, 9)			0-0 1B 3B	0-0 6-3 1B		0-0 F9		0-0 3-1		4	2	2	0	0	0	0																						
Inning Stats	R: 1 E: 0 K: 1 S: 6	H: 2 LOB: 1 BB: 0 P: 6	R: 0 E: 1 K: 1 S: 6	H: 0 LOB: 1 BB: 0 P: 6	R: 3 E: 0 K: 0 S: 7	H: 4 LOB: 2 BB: 1 P: 11	R: 1 E: 0 K: 0 S: 5	H: 2 LOB: 1 BB: 0 P: 5	R: 0 E: 0 K: 1 S: 3	H: 1 LOB: 0 BB: 0 P: 3	R: 1 E: 0 K: 1 S: 7	H: 2 LOB: 2 BB: 1 P: 11	R: 0 E: 0 K: 0 S: 3	H: 0 LOB: 0 BB: 0 P: 3	R: 2 E: 0 K: 2 S: 10	H: 3 LOB: 1 BB: 0 P: 10	1B: 11 2B: 1 3B: 2 HR: 1	SF: 1 SAC: 0 DP: 0 HBP: 0	WP: 1 PB: 0 SB: 0 CS: 1	PA: 44																		
PITCHER	IP	WLS	BF	H	R	ER	SO	BB	IBB	HBP	BLK	WP	HR	S	P	ERA	WHIP	PITCHER				IP	WLS	BF	H	R	ER	SO	BB	IBB	HBP	BLK	WP	HR	S	P	ERA	WHIP
Gaylord Perry, R ERA: 3.25 (1, 1)	3.2	L	20	8	5	5	2	0	1	0	0	0	1	23	27	12.27	2.182																					
Paul Lindblad, L ERA: 3.51 (4, 1)	2.2		11	3	1	1	1	1	0	0	0	0	0	12	16	3.38	1.500																					
Len Barker, R ERA: 3.81 (7, 1)	0.1		3	1	0	0	1	1	0	0	0	1	0	4	8	0.00	6.000																					
Adrian Devine, R ERA: 3.34 (7, 1)	2.1		10	3	2	2	2	0	0	0	0	0	0	14	14	7.71	1.286																					

Boston Red Sox @ Texas Rangers
Arlington Stadium, Arlington, TX
Sun Sep 04 1977, 8:05 PM EDT
Att: 27,794 - Unknown - 90 F

AB 40
R 8
H 15
RBI 8
BB 3
SO 6
LOB 19



Batter	1	2	3	4	5	6	7	8	9	AB	R	H	RBI	BB	SO	LOB	BOTTOM																					
Mike Hargrove, L OBP: 0.318, SLG: 0.459 (1, 3)	4-0 2B BB	0-0 E 1B		0-0 5-3			0-0 F7		0-3 K	4	0	1	1	1	1	1																						
Bump Wills, S OBP: 0.361, SLG: 0.421 (1, PR)	0-0 BB	0-0 E 1B			0-3 K		0-0 K		0-0 K	1	0	1	0	0	0	0																						
Sandy Alomar Sr., S OBP: 0.352, SLG: 0.344 (2, 4)		0-0 E 1B					0-0 K		0-0 K	2	0	1	1	0	1	0																						
Kurt Bevacqua, R OBP: 0.378, SLG: 0.659 (8, 4)	1-3 2B	1-2 2H 1B					2H 3B		HR	2	1	2	2	0	0	0																						
Claudell Washington, L OBP: 0.325, SLG: 0.436 (6, 8)	0-3 K	0-0 E6		0-3 K			0-3 K		0-0 1B	5	0	1	0	0	3	6																						
Willie Horton, R OBP: 0.334, SLG: 0.423 (1, 10)	0-0 L7	0-0 F6		0-3 K			0-0 6-3		0-3 K	5	0	0	0	0	2	6																						
Jim Sundberg, R OBP: 0.370, SLG: 0.397 (1, 2)	0-0 6-3		0-0 F8		0-0 5-3		0-0 5-3		0-0 1B BB	3	0	0	0	1	0	2																						
Dave May, L OBP: 0.309, SLG: 0.335 (6, 7)		0-0 3-1		0-0 F9		0-0 L6		0-3 K		4	0	0	0	0	1	1																						
Toby Harrah, R OBP: 0.387, SLG: 0.488 (1, 5)		1-0 1B HBP		0-0 6-3		0-0 F2		0-0 1B		3	1	1	0	0	0	0																						
Juan Beniquez, R OBP: 0.339, SLG: 0.410 (6, 9)		0-0 F4		0-0 6-3			0-3 K		0-3 K	2	0	0	0	0	0	1																						
Ken Henderson, S ERA: 4.65 (7, PR)		0-0 F4		0-0 6-3			0-0 K		0-0 K	2	0	0	0	0	2	2																						
Bert Campaneris, R OBP: 0.313, SLG: 0.346 (7, PH)		0-0 1B		0-0 6-3			0-0 3B 2B		0-0 3-1	2	1	1	0	0	0	0																						
Pat Putnam, L OBP: 0.500, SLG: 0.750 (7, PR)		1-2 1B								1	0	1	0	0	0	0																						
Jim Mason, L OBP: 0.242, SLG: 0.252 (8, 6)		1-2 1B								1	1	0	0	0	0	0																						
Inning Stats	R: 0 E: 0 K: 1 S: 6	H: 1 LOB: 2 BB: 1 P: 10	R: 2 E: 1 K: 0 S: 7	H: 3 LOB: 3 BB: 0 P: 8	R: 0 E: 0 K: 0 S: 3	H: 0 LOB: 0 BB: 0 P: 3	R: 0 E: 0 K: 0 S: 3	H: 0 LOB: 0 BB: 0 P: 3	R: 0 E: 0 K: 3 S: 9	H: 0 LOB: 0 BB: 0 P: 9	R: 0 E: 0 K: 0 S: 3	H: 0 LOB: 0 BB: 0 P: 3	R: 1 E: 0 K: 2 S: 9	H: 2 LOB: 2 BB: 0 P: 9	R: 0 E: 0 K: 2 S: 8	H: 1 LOB: 2 BB: 1 P: 12	R: 1 E: 0 K: 2 S: 9	H: 2 LOB: 1 BB: 0 P: 9	1B: 5 2B: 2 3B: 1 HR: 1	SF: 0 SAC: 0 DP: 0 HBP: 1	WP: 0 PB: 0 SB: 0 CS: 0	PA: 40																
PITCHER	IP	WLS	BF	H	R	ER	SO	BB	IBB	HBP	BLK	WP	HR	S	P	ERA	WHIP	PITCHER				IP	WLS	BF	H	R	ER	SO	BB	IBB	HBP	BLK	WP	HR	S	P	ERA	WHIP
Luis Tiant, R ERA: 4.99 (3, 1)	5.1	W	19	2	1	1	5	1	0	0	0	0	0	28	32	1.69	0.562																					
Rick Wise, R ERA: 4.65 (8, 1)	1.2	S	8	3	1	1	4	0	0	0	0	0	1	16	16	5.40	1.800																					

Boston Red Sox @ Texas Rangers
Arlington Stadium, Arlington, TX
Sun Sep 04 1977, 8:05 PM EDT
Att: 27,794 - Unknown - 90 F

AB 37
R 4
H 9
RBI 4
BB 2
SO 10
LOB 19



Batter	1	2	3	4	5	6	7	8	9	AB	R	H	RBI	BB	SO	LOB	TOP								
Rick Burleson, R OBP: 0.343, SLG: 0.384 (1, 6)	0-0 5-3	0-0 1-2 2-3 1B			0-0 1-3 3-6-3 HR 1B	0-0 5-3		0-0 F7		5	1	2	0	0	0	0									
Denny Doyle, L OBP: 0.293, SLG: 0.322 (1, 4)	0-3 K	0-0 F6			0-0 3-6-3		0-0 6-3	0-0 G3		5	0	0	0	0	1	4									
Fred Lynn, L OBP: 0.314, SLG: 0.443 (1, 8)	0-0 6-3		0-3 K		0-0 1-3		0-0 5-3	0-0 F7		5	0	0	0	0	1	1									
Carl Yastrzemski, L OBP: 0.387, SLG: 0.510 Sam Bowen, R (8, 7)		0-0 S 3B 1B	0-0 L4		4-0 HR BB		4-0 BB BB	0-3 K		2	3	1	0	2	0	0									
Jim Rice, R OBP: 0.376, SLG: 0.604 (1, 10)		0-3 K	0-0 F7		0-0 1-3		4-0 BB BB	0-0 F9		4	2	1	3	1	1	1									
Carlton Fisk, R OBP: 0.401, SLG: 0.488 (1, 2)		0-0 1B 3B		4-0 FC6-4 BB 1B	0-0 HR		0-0 BB BB			3	1	3	3	1	0	0									
George Scott, R OBP: 0.334, SLG: 0.512 (1, 3)		0-3 K		0-3 K	0-3 K		0-0 5-3			4	0	0	0	0	3	4									
Butch Hobson, R OBP: 0.293, SLG: 0.502 (1, 5)		0-0 1B BB 1B		0-0 FC6-4 E 1-2		0-0 6-3		0-0 HR		4	1	2	2	0	0	1									
Rick Miller, L OBP: 0.349, SLG: 0.341 (1, 9)		4-0 1-2 BB		0-3 K	0-3 K		0-0 6-3			3	0	0	0	1	2	1									
Inning Stats	R: 0 E: 0 K: 1 S: 5	H: 0 LOB: 0 BB: 0 P: 5	R: 2 E: 0 K: 2 S: 11	H: 4 LOB: 3 BB: 1 P: 15	R: 0 E: 0 K: 1 S: 5	H: 0 LOB: 0 BB: 0 P: 5	R: 0 E: 1 K: 2 S: 7	H: 0 LOB: 1 BB: 1 P: 11	R: 3 E: 0 K: 1 S: 8	H: 3 LOB: 1 BB: 1 P: 12	R: 0 E: 0 K: 0 S: 5	H: 0 LOB: 0 BB: 0 P: 5	R: 2 E: 0 K: 0 S: 4	H: 1 LOB: 1 BB: 2 P: 12	R: 1 E: 0 K: 0 S: 4	H: 1 LOB: 0 BB: 0 P: 4	R: 0 E: 0 K: 1 S: 5	H: 0 LOB: 0 BB: 0 P: 5	1B: 5 2B: 1 3B: 1 HR: 2	SF: 0 SAC: 0 DP: 0 HBP: 0	WP: 0 PB: 0 SB: 1 CS: 0	PA: 41			
PITCHER	IP	WLS	BF	H	R	ER	SO	BB	IBB	HBP	BLK	WP	HR	S	P	ERA	WHIP								
Jeff Byrd, R ERA: 5.53 (1, 1)	4.2	L	24	7	5	5	6	3	0	0	0	0	1	33	45	9.64	2.143								
Jerry Johnson, R ERA: 4.54 (5, 1)	4.1		17	2	3	3	3	2	0	0	0	0	1	21	29	6.23	0.923								

Boston Red Sox @ Toronto Blue Jays
Exhibition Stadium, Toronto, ON
Mon Sep 05 1977, 7:05 PM EDT
Unknown - 75 F

AB 36
R 8
H 9
RBI 8
BB 5
SO 9
LOB 12



Batter	1	2	3	4	5	6	7	8	9	AB	R	H	RBI	BB	SO	LOB	BOTTOM								
Steve Stagg, R OBP: 0.332, SLG: 0.354 (1, 4)	0-0 6-3		0-0 F8			0-0 1B		0-0 F3		4	0	1	0	0	0	0									
Al Woods, L OBP: 0.336, SLG: 0.382 (1, 7)	0-0 F8		0-0 F8			0-0 F6			0-0 BB 1B	4	0	1	0	0	0	1									
Roy Howell, L OBP: 0.366, SLG: 0.371 (1, 5)	0-0 F7			0-0 3-1		0-0 6-3			4-0 1-2 BB BB	3	0	0	0	1	0	1									
Ron Fairly, L OBP: 0.367, SLG: 0.471 (1, 9)		0-0 3B		0-0 G3		0-3 K		0-0 F8		4	0	1	0	0	1	2									
Sam Ewing, L OBP: 0.345, SLG: 0.385 (1, 10)		0-3 K		0-0 1-3		0-0 6-3		0-0 L3		4	0	0	0	0	1	3									
Doug Ault, R OBP: 0.325, SLG: 0.406 (1, 3)		0-3 K			0-0 L8		0-0 E5	0-0 F7		4	0	0	0	0	1	3									
Steve Bowling, R OBP: 0.319, SLG: 0.286 (1, 8)		4-0 BB			0-0 F8		0-3 K			2	0	0	0	1	1	1									
Rick Cerone, R OBP: 0.214, SLG: 0.259 (1, 2)		0-0 5-3			0-0 5-3			0-0 L7		3	0	0	0	0	0	2									
Tim Nordbrook, R OBP: 0.378, SLG: 0.185 (1, 6)			0-0 F9			0-0 F8		0-0 F9		3	0	0	0	0	0	0									
Inning Stats	R: 0 E: 0 K: 0 S: 3	H: 0 LOB: 0 BB: 0 P: 3	R: 0 E: 0 K: 2 S: 8	H: 1 LOB: 2 BB: 1 P: 12	R: 0 E: 0 K: 0 S: 3	H: 0 LOB: 0 BB: 0 P: 3	R: 0 E: 0 K: 0 S: 3	H: 0 LOB: 0 BB: 0 P: 3	R: 0 E: 0 K: 0 S: 4	H: 1 LOB: 1 BB: 0 P: 4	R: 0 E: 1 K: 2 S: 8	H: 0 LOB: 1 BB: 0 P: 8	R: 0 E: 0 K: 0 S: 3	H: 0 LOB: 0 BB: 0 P: 3	R: 0 E: 0 K: 0 S: 4	H: 1 LOB: 2 BB: 1 P: 8	1B: 2 2B: 0 3B: 1 HR: 0	SF: 0 SAC: 0 DP: 0 HBP: 0	WP: 0 PB: 0 SB: 0 CS: 0	PA: 33					
PITCHER	IP	WLS	BF	H	R	ER	SO	BB	IBB	HBP	BLK	WP	HR	S	P	ERA	WHIP								
Don Aase, R ERA: 2.78 (1, 1)	9.0	W	33	3	0	0	4	2	0	0	0	0	0	39	47	0.00	0.556								

Boston Red Sox @ Toronto Blue Jays
Exhibition Stadium, Toronto, ON
Mon Sep 05 1977, 7:05 PM EDT
Unknown - 75 F

AB 31
R 0
H 3
RBI 0
BB 2
SO 4
LOB 13



Batter	1	2	3	4	5	6	7	8	9	AB	R	H	RBI	BB	SO	LOB	TOP								
Rick Burleson, R OBP: 0.345, SLG: 0.387 (1, 6)	0-0 4-3		4-0 SH1-4 BB	0-0 2B	0-0 1B	0-0 1B		0-3 K		4	0	2	1	1	1	2	Boston Red Sox @ Toronto Blue Jays Exhibition Stadium, Toronto, ON Mon Sep 05 1977, 7:05 PM EDT Att: 30,373 - Unknown - 64 F								
Denny Doyle, L OBP: 0.295, SLG: 0.322 (1, 4)	4-0 BB		0-0 SH1-4	0-0 5-3	0-0 3-H 2B	0-0 G3		0-0 1B		3	0	1	1	1	0	3									
Fred Lynn, L OBP: 0.311, SLG: 0.438 (1, 10)	0-3 K		0-0 F5	0-0 F9			0-0 F9	0-3 K		5	0	0	0	0	2	6									
Carl Yastrzemski, L OBP: 0.384, SLG: 0.504 (1, 3)	0-3 K		0-0 F7		0-0 F4		0-0 G3		0-3 K	5	0	0	0	0	2	2									
Jim Rice, R OBP: 0.375, SLG: 0.601 (1, 7)		0-0 6-3		0-0 1B 2B 1B	0-3 K		0-0 F4		0-0 F7	5	1	1	0	0	1	0									
Bernie Carbo, L OBP: 0.394, SLG: 0.518 (1, 9)		0-0 1B 2B		0-3 K	4-0 BB		0-0 F7		0-3 K	4	1	1	0	1	2	1									
Butch Hobson, R OBP: 0.297, SLG: 0.504 (1, 5)		0-0 2-H 1B		0-0 2B 1B	0-0 F3		0-0 E 2B 1B			4	2	3	1	0	0	1									
Rick Miller, L OBP: 0.347, SLG: 0.345 (1, 8)		0-3 K		0-0 1B 2B 2B		0-3 K		0-0 E3 2B 1B		4	2	1	2	0	2	2									
Bob Montgomery, R OBP: 0.341, SLG: 0.514 (1, 2)		0-3 K		0-0 2B 1B		0-3 K		0-0 1B 2B		4	0	2	1	0	2	1									
Inning Stats	R: 0 E: 0 K: 2 S: 7	H: 0 LOB: 1 BB: 1 P: 11	R: 1 E: 0 K: 2 S: 9	H: 2 LOB: 1 BB: 0 P: 9	R: 0 E: 0 K: 0 S: 3	H: 0 LOB: 1 BB: 1 P: 7	R: 3 E: 0 K: 1 S: 10	H: 5 LOB: 2 BB: 0 P: 10	R: 0 E: 0 K: 1 S: 5	H: 1 LOB: 1 BB: 0 P: 8	R: 0 E: 0 K: 0 S: 3	H: 0 LOB: 0 BB: 0 P: 3	R: 2 E: 1 K: 2 S: 11	H: 3 LOB: 2 BB: 0 P: 11	R: 0 E: 0 K: 2 S: 7	H: 0 LOB: 0 BB: 0 P: 7	1B: 7 2B: 4 3B: 0 HR: 0	SF: 0 SAC: 1 DP: 0 HBP: 0	WP: 0 PB: 0 SB: 0 CS: 0	PA: 42					
PITCHER	IP	WLS	BF	H	R	ER	SO	BB	IBB	HBP	BLK	WP	HR	S	P	ERA	WHIP								
Jim Clancy, R ERA: 5.91 (1, 1)	3.1	L	19	7	4	4	5	2	0	0	0	0	0	27	35	10.80	2.700								
Mike Willis, L ERA: 4.35 (4, 1)	3.2		13	1	0	0	3	1	0	0	0	0	0	18	22	0.00	0.545								
Pete Vuckovich, R ERA: 3.46 (8, 1)	2.0		10	3	2	1	4	0	0	0	0	0	0	18	18	4.50	1.500								

AB	38
R	6
H	11
RBI	6
BB	3
SO	12
LOB	18



Batter	1	2	3	4	5	6	7	8	9	AB	R	H	RBI	BB	SO	LOB	BOTTOM								
Steve Staggs, R OBP: 0.331, SLG: 0.349 (1, 4)	0-3 K		0-0 5-3		4-0 1-2 BB			0-0 F8		3	0	0	0	1	1	0	Boston Red Sox @ Toronto Blue Jays Exhibition Stadium, Toronto, ON Mon Sep 05 1977, 7:05 PM EDT Att: 30,373 - Unknown - 64 F								
Al Woods, L OBP: 0.336, SLG: 0.380 (1, 7)	0-0 1B		0-0 4-3		0-0 4-3		0-0 F2		4	0	1	0	0	0	2										
Roy Howell, L OBP: 0.364, SLG: 0.370 (1, 5)	0-0 1B		0-0 F7		0-0 1-3		0-0 K		4	0	1	0	0	1	0										
Ron Fairly, L OBP: 0.368, SLG: 0.476 (1, 10)	0-0 G5-4-3		0-0 FC4-6 1B		0-0 1-3		0-0 1-3		0-0 3B	4	0	2	0	0	0	2									
Otto Velez, R OBP: 0.359, SLG: 0.442 (1, 9)		4-0 BB		0-0 F4		0-0 F3		0-3 K		3	0	0	0	1	1	2									
Doug Ault, R OBP: 0.325, SLG: 0.405 (1, 3)		0-0 F8		0-0 FC4-6		0-0 FC6-4 1B		0-3 K		4	0	1	0	0	1	3									
Steve Bowling, R OBP: 0.309, SLG: 0.276 (1, 8)		0-3 K		0-0 5-3		0-0 FC6-4 FC4-6		0-0 4-3		4	0	0	0	0	1	3									
Hector Torres, R OBP: 0.292, SLG: 0.367 (1, 6)		0-0 F7		0-0 4-3		0-0 F9				3	0	0	0	0	2										
Alan Ashby, S OBP: 0.284, SLG: 0.282 (1, 2)			0-0 4-3		4-0 BB BB		0-0 FC4-6			2	0	0	0	1	0	1									
Inning Stats	R: 0 E: 0 K: 1 S: 6	H: 2 LOB: 1 BB: 0 P: 6	R: 0 E: 0 K: 1 S: 5	H: 0 LOB: 1 BB: 1 P: 9	R: 0 E: 0 K: 0 S: 3	H: 0 LOB: 0 BB: 0 P: 3	R: 0 E: 0 K: 0 S: 4	H: 1 LOB: 1 BB: 0 P: 4	R: 0 E: 0 K: 0 S: 3	H: 0 LOB: 2 BB: 2 P: 11	R: 0 E: 0 K: 0 S: 3	H: 0 LOB: 0 BB: 0 P: 3	R: 0 E: 0 K: 1 S: 5	H: 0 LOB: 0 BB: 0 P: 5	R: 0 E: 0 K: 2 S: 8	H: 1 LOB: 1 BB: 0 P: 8	1B: 4 2B: 0 3B: 1 HR: 0	SF: 0 SAC: 0 DP: 1 HBP: 0	WP: 0 PB: 0 SB: 0 CS: 0	PA: 34					
PITCHER	IP	WLS	BF	H	R	ER	SO	BB	IBB	HBP	BLK	WP	HR	S	P	ERA	WHIP								
Reggie Cleveland, R ERA: 4.08 (1, 1)	9.0	W	34	5	0	0	5	3	0	0	0	0	0	41	53	0.00	0.889								



Batter	1	2	3	4	5	6	7	8	9	AB	R	H	RBI	BB	SO	LOB	TOP										
Rick Burleson, R OBP: 0.345, SLG: 0.388 (1, 6)										6	2	2	0	0	0	6	Boston Red Sox @ Toronto Blue Jays Exhibition Stadium, Toronto, ON Tue Sep 06 1977, 7:05 PM EDT Att: 17,666 - Unknown - 66 F										
Denny Doyle, L OBP: 0.294, SLG: 0.321 (1, 4)										5	0	1	0	0	0	3											
Fred Lynn, L OBP: 0.316, SLG: 0.447 (1, 8)										3	3	2	2	2	1	0											
Carl Yastrzemski, L OBP: 0.380, SLG: 0.500 (1, 3)										4	0	0	1	0	1	4											
Jim Rice, R OBP: 0.376, SLG: 0.600 (1, 7)										4	2	2	1	0	1	2											
Carlton Fisk, R OBP: 0.401, SLG: 0.500 Bo Diaz, R (8, 2)										5	2	2	7	0	0	1											
Bernie Carbo, L OBP: 0.394, SLG: 0.510 (1, 10)										3	0	0	0	2	1	1											
Butch Hobson, R OBP: 0.298, SLG: 0.502 (1, 5)										4	0	1	0	1	1	1											
Rick Miller, L OBP: 0.354, SLG: 0.345 (1, 9)										3	2	1	0	2	0	2											
Inning Stats	R: 4 E: 0 K: 1 S: 7	H: 2 LOB: 1 BB: 2 P: 16	R: 1 E: 0 K: 0 S: 4	H: 1 LOB: 2 BB: 2 P: 12	R: 0 E: 0 K: 0 S: 4	H: 1 LOB: 2 BB: 1 P: 8	R: 0 E: 0 K: 1 S: 5	H: 0 LOB: 0 BB: 0 P: 5	R: 0 E: 0 K: 0 S: 4	H: 1 LOB: 3 BB: 2 P: 12	R: 1 E: 0 K: 0 S: 6	H: 1 LOB: 0 BB: 0 P: 6	R: 0 E: 0 K: 1 S: 5	H: 0 LOB: 0 BB: 0 P: 5	R: 5 E: 0 K: 1 S: 10	H: 5 LOB: 0 BB: 0 P: 10		R: 0 E: 0 K: 0 S: 3	H: 0 LOB: 0 BB: 0 P: 3	1B: 7 2B: 1 3B: 0 HR: 3	SF: 1 SAC: 0 DP: 0 HBP: 1	WP: 1 PB: 0 SB: 0 CS: 0	PA: 46				
PITCHER	IP	WLS	BF	H	R	ER	SO	BB	IBB	HBP	BLK	WP	HR	S	P	ERA	WHIP										
Mike Darr, R ERA: 33.75 (1, 1)	1.1	L	12	3	5	5	1	4	0	1	0	0	1	9	26	33.75	5.250										
Tom Murphy, R ERA: 5.45 (2, 1)	6.1		29	7	5	5	4	3	0	0	0	1	1	34	46	7.11	1.579										
Pete Vuckovich, R ERA: 3.49 (8, 1)	1.1		5	1	1	1	0	0	0	0	0	0	1	5	5	6.75	0.750										

AB	37
R	11
H	11
RBI	11
BB	7
SO	5
LOB	20



Batter	1	2	3	4	5	6	7	8	9	AB	R	H	RBI	BB	SO	LOB	BOTTOM										
Steve Stagg, R OBP: 0.332, SLG: 0.350 (1, 4)										5	1	2	0	0	0	1	Boston Red Sox @ Toronto Blue Jays Exhibition Stadium, Toronto, ON Tue Sep 06 1977, 7:05 PM EDT Att: 17,666 - Unknown - 66 F										
Al Woods, L OBP: 0.333, SLG: 0.378 (1, 7)										3	0	0	0	0	0	2											
Dave McKay, S OBP: 0.211, SLG: 0.255 (7, 6)										2	0	0	0	0	0	1											
Doug Ault, R OBP: 0.326, SLG: 0.406 (1, 3)										4	0	2	2	0	1	1											
Doug Rader, R OBP: 0.348, SLG: 0.448 (1, 5)										4	0	1	0	0	0	3											
Ron Fairly, L OBP: 0.367, SLG: 0.474 (1, 10)										4	0	1	0	0	1	2											
Steve Bowling, R OBP: 0.315, SLG: 0.283 (1, 9)										4	0	2	0	0	1	1											
Gary Woods, R OBP: 0.275, SLG: 0.288 (1, 8)										4	0	2	0	0	0	2											
Rick Cerone, R OBP: 0.217, SLG: 0.246 (1, 2)										3	0	0	0	1	0	4											
Tim Nordbrook, R OBP: 0.385, SLG: 0.207 Otto Velez, R OBP: 0.360, SLG: 0.441 (6, PH) (7, 9)										2	1	1	0	0	0	2											
Inning Stats	R: 0 E: 0 K: 0 S: 4	H: 1 LOB: 1 BB: 0 P: 4	R: 0 E: 0 K: 1 S: 6	H: 2 LOB: 1 BB: 0 P: 6	R: 1 E: 0 K: 0 S: 5	H: 2 LOB: 1 BB: 0 P: 5	R: 0 E: 0 K: 0 S: 5	H: 2 LOB: 2 BB: 0 P: 5	R: 0 E: 0 K: 1 S: 5	H: 0 LOB: 0 BB: 0 P: 5	R: 1 E: 0 K: 0 S: 5	H: 2 LOB: 1 BB: 0 P: 5	R: 0 E: 0 K: 1 S: 5	H: 2 LOB: 0 BB: 0 P: 5	R: 0 E: 0 K: 1 S: 5	H: 0 LOB: 0 BB: 0 P: 5	R: 0 E: 0 K: 0 S: 2	H: 0 LOB: 0 BB: 1 P: 6	1B: 11 2B: 0 3B: 0 HR: 0	SF: 0 SAC: 0 DP: 2 HBP: 0	WP: 0 PB: 0 SB: 0 CS: 0	PA: 38					
PITCHER	IP	WLS	BF	H	R	ER	SO	BB	IBB	HBP	BLK	WP	HR	S	P	ERA	WHIP										
Bill Lee, L ERA: 4.87 (1, 1)	7.0	W	32	11	2	2	2	1	0	0	0	0	0	35	39	2.57	1.714										
Jim Willoughby, R ERA: 3.89 (8, 1)	2.0		6	0	0	0	1	1	0	0	0	0	0	7	11	0.00	0.500										



Batter	1	2	3	4	5	6	7	8	9	AB	R	H	RBI	BB	SO	LOB	TOP			
Rick Burleson, R OBP: 0.343, SLG: 0.385 (1, 6)	0-0 5-3		0-0 5-3		0-0 L5			0-0 F9		4	0	0	0	0	0	1				
Denny Doyle, L OBP: 0.284, SLG: 0.319 (1, 4)	4-0 BB			0-0 3-1		0-0 G3		0-0 G3-6-1		2	0	0	0	1	0	0				
Bernie Carbo, L OBP: 0.397, SLG: 0.512 (8, PH)	4-3 BB									1	0	1	0	0	0	0				
Steve Dillard, R OBP: 0.273, SLG: 0.320 (8, PR)	4-3 BB									0	0	0	0	0	0	0				
Fred Lynn, L OBP: 0.318, SLG: 0.446 (1, 8)	4-3 1-2			4-0 G3-6-1 BB		0-0 FC6-4 1B		0-0 G3-6-1 1-2		3	0	1	0	1	0	2				
Carl Yastrzemski, L OBP: 0.377, SLG: 0.496 (1, 7)	0-0 F7			0-0 G3-6-1 1-2		0-3 K				4	0	0	0	0	1	3				
Jim Rice, R OBP: 0.377, SLG: 0.599 (1, 10)				0-3 K		4-0 2B 6-3 BB		0-0 FC6-4 1-2		3	1	1	0	1	1	1				
Carlton Fisk, R OBP: 0.403, SLG: 0.503 (1, 2)				0-0 L8		0-0 1B 2B		4-0 4-3 WP BB		3	1	2	0	1	0	0				
George Scott, R OBP: 0.332, SLG: 0.508 (1, 3)				0-0 4-3		0-0 6-3		0-0 L8		4	0	0	1	0	0	4				
Butch Hobson, R OBP: 0.298, SLG: 0.501 (1, 5)				0-0 F9		0-0 3-1 1B		0-0 4-3		3	0	1	1	0	0	1				
Rick Miller, L OBP: 0.348, SLG: 0.339 (1, 9)				0-3 K		0-0 3-1 2-3		0-0 G3		3	0	0	0	0	1	2				
Inning Stats	R: 0 E: 0 K: 0 S: 3	H: 0 LOB: 1 BB: 1 P: 7	R: 0 E: 0 K: 1 S: 5	H: 0 LOB: 0 BB: 0 P: 5	R: 0 E: 0 K: 1 S: 5	H: 0 LOB: 0 BB: 0 P: 5	R: 0 E: 0 K: 0 S: 2	H: 0 LOB: 1 BB: 1 P: 6	R: 2 E: 0 K: 0 S: 5	H: 2 LOB: 1 BB: 1 P: 9	R: 0 E: 0 K: 1 S: 6	H: 1 LOB: 1 BB: 0 P: 6	R: 0 E: 0 K: 0 S: 3	H: 0 LOB: 1 BB: 1 P: 7	R: 0 E: 0 K: 0 S: 4	H: 2 LOB: 1 BB: 0 P: 4	1B: 5 2B: 1 3B: 0 HR: 0	SF: 0 SAC: 0 DP: 3 HBP: 0	WP: 2 PB: 0 SB: 0 CS: 0	PA: 34
PITCHER Dave Lemanczyk, R ERA: 4.31 (1, 1)	IP: 9.0 WLS: W BF: 34 H: 6 R: 2 ER: 2 SO: 3 BB: 4 IBB: 0 HBP: 0 BLK: 0 WP: 2 HR: 0 S: 36 P: 52 ERA: 2.00 WHIP: 1.111															PITCHER				

Boston Red Sox @ Toronto Blue Jays
Exhibition Stadium, Toronto, ON
Wed Sep 07 1977, 7:05 PM EDT
Att: 31,684 - Unknown - 64 F

AB 30
R 2
H 6
RBI 2
BB 4
SO 3
LOB 14



Batter	1	2	3	4	5	6	7	8	9	AB	R	H	RBI	BB	SO	LOB	BOTTOM			
Steve Stagg, R OBP: 0.331, SLG: 0.349 (1, 4)	0-0 F8		0-0 1-2 3H 1B		0-0 F9		0-0 4-3			4	0	1	1	0	0	0				
Al Woods, L OBP: 0.330, SLG: 0.374 (1, 7)	0-0 4-3		0-0 F7			0-0 6-3		0-0 3-1		4	0	0	0	0	0	2				
Roy Howell, L OBP: 0.366, SLG: 0.382 (1, 5)	0-3 K		0-0 L4			0-0 HR		0-0 S 1B		4	1	2	1	0	1	2				
John Scott, R OBP: 0.264, SLG: 0.300 (8, PR)										0	0	0	0	0	0	0				
Doug Rader, R OBP: 0.348, SLG: 0.448 (9, 5)										0	0	0	0	0	0	0				
Ron Fairly, L OBP: 0.369, SLG: 0.472 (1, 10)			0-3 K		0-0 G3		4-0 5-3 1B BB		4-0 1-2 IBB	2	1	0	0	2	1	0				
Doug Ault, R OBP: 0.326, SLG: 0.407 (1, 3)			0-0 F9		0-0 2B		0-0 5-3		0-0 F2	4	0	1	0	0	0	3				
Gary Woods, R OBP: 0.274, SLG: 0.287 (1, 8)			0-3 K		0-0 5-3		0-0 1B		0-0 4-3	4	0	1	1	0	1	3				
Steve Bowling, R OBP: 0.308, SLG: 0.276 (1, 9)			0-0 6-3		0-3 K		0-0 L7			3	0	0	0	0	1	2				
Alan Ashby, S OBP: 0.295, SLG: 0.285 (1, 2)			0-0 1B 1B 2B		0-0 F8		0-0 4-3			3	1	1	0	0	0	0				
Tim Nordbrook, R OBP: 0.381, SLG: 0.219 (1, 6)			0-0 1B 2-3 1B		0-0 6-3		0-0 5-3			3	0	1	0	0	0	0				
Inning Stats	R: 0 E: 0 K: 1 S: 5	H: 0 LOB: 0 BB: 0 P: 5	R: 0 E: 0 K: 2 S: 7	H: 0 LOB: 0 BB: 0 P: 7	R: 1 E: 0 K: 0 S: 6	H: 3 LOB: 2 BB: 0 P: 6	R: 0 E: 0 K: 1 S: 6	H: 1 LOB: 1 BB: 0 P: 6	R: 0 E: 0 K: 0 S: 3	H: 0 LOB: 0 BB: 0 P: 3	R: 2 E: 0 K: 0 S: 5	H: 2 LOB: 1 BB: 1 P: 9	R: 0 E: 0 K: 0 S: 3	H: 0 LOB: 0 BB: 0 P: 3	R: 0 E: 0 K: 0 S: 4	H: 1 LOB: 2 BB: 1 P: 8	1B: 4 2B: 2 3B: 0 HR: 1	SF: 0 SAC: 0 DP: 0 HBP: 0	WP: 0 PB: 0 SB: 1 CS: 0	PA: 33
PITCHER Fergie Jenkins, R ERA: 3.88 (1, 1)	IP: 8.0 WLS: L BF: 33 H: 7 R: 3 ER: 3 SO: 4 BB: 1 IBB: 1 HBP: 0 BLK: 0 WP: 0 HR: 1 S: 39 P: 47 ERA: 3.38 WHIP: 1.000															PITCHER				

Boston Red Sox @ Toronto Blue Jays
Exhibition Stadium, Toronto, ON
Wed Sep 07 1977, 7:05 PM EDT
Att: 31,684 - Unknown - 64 F

AB 31
R 3
H 7
RBI 3
BB 2
SO 4
LOB 12



Batter	1	2	3	4	5	6	7	8	9	AB	R	H	RBI	BB	SO	LOB	TOP					
Rick Burleson, R OBP: 0.341, SLG: 0.384 (1, 6)	L8						FC5 1B		F8								5 0 1 0 0 1 2					
Denny Doyle, L OBP: 0.283, SLG: 0.317 (1, 4)	F7	G3					F7		F2								5 0 1 0 0 0 1					
Fred Lynn, L OBP: 0.315, SLG: 0.442 (1, 8)	4-3						F7										4 0 0 0 0 0 2					
Carl Yastrzemski, L OBP: 0.378, SLG: 0.502 (1, 7)							L7										4 2 2 1 0 0 0					
Jim Rice, R OBP: 0.378, SLG: 0.597 (1, 10)							6-3										3 2 1 0 1 0 1					
Carlton Fisk, R OBP: 0.404, SLG: 0.517 (1, 2)																	4 2 2 5 0 0 1					
George Scott, R OBP: 0.333, SLG: 0.514 (1, 3)																	4 1 2 1 0 0 1					
Butch Hobson, R OBP: 0.297, SLG: 0.499 (1, 5)																	4 0 1 0 0 1 2					
Rick Miller, L OBP: 0.346, SLG: 0.337 (1, 9)																	4 0 1 0 0 0 0					
Inning Stats	R: 0 E: 0 K: 0 S: 3	H: 0 LOB: 0 BB: 0 P: 3	R: 4 E: 1 K: 0 S: 8	H: 4 LOB: 1 BB: 0 P: 8	R: 0 E: 0 K: 0 S: 3	H: 0 LOB: 0 BB: 0 P: 3	R: 0 E: 0 K: 0 S: 5	H: 1 LOB: 0 BB: 0 P: 3	R: 0 E: 0 K: 1 S: 5	H: 0 LOB: 0 BB: 0 P: 5	R: 2 E: 0 K: 0 S: 5	H: 2 LOB: 0 BB: 0 P: 5	R: 0 E: 0 K: 0 S: 5	H: 3 LOB: 2 BB: 0 P: 5	R: 1 E: 0 K: 1 S: 6	H: 1 LOB: 1 BB: 0 P: 10	R: 0 E: 0 K: 0 S: 3	H: 0 LOB: 0 BB: 0 P: 3	1B: 7 2B: 0 3B: 0 HR: 4	SF: 0 SAC: 0 DP: 1 HBP: 0	WP: 0 PB: 0 SB: 0 CS: 0	PA: 38
PITCHER	IP	WLS	BF	H	R	ER	SO	BB	IBB	HBP	BLK	WP	HR	S	P	ERA	WHIP					
Jesse Jefferson, R ERA: 4.44 (1, 1)	6.2	L	29	10	6	5	1	0	0	0	0	0	3	31	31	6.75	1.500					
Mike Willis, L ERA: 4.36 (7, 1)	2.1		9	1	1	1	1	1	0	0	0	0	1	10	14	3.86	0.857					

Boston Red Sox @ Toronto Blue Jays
Exhibition Stadium, Toronto, ON
Thu Sep 08 1977, 7:05 PM EDT
Att: 19,163 - Unknown - 66 F

AB 37
R 7
H 11
RBI 7
BB 1
SO 2
LOB 10



Batter	1	2	3	4	5	6	7	8	9	AB	R	H	RBI	BB	SO	LOB	BOTTOM					
Steve Stagg, R OBP: 0.333, SLG: 0.349 (1, 4)	6-3						F3										3 1 1 0 1 0 2					
Al Woods, L OBP: 0.332, SLG: 0.375 (1, 7)																	4 1 2 0 0 0 1					
Roy Howell, L OBP: 0.365, SLG: 0.380 (1, 5)																	4 0 1 0 0 0 3					
Ron Fairly, L OBP: 0.368, SLG: 0.470 (1, 10)																	4 0 1 0 0 1 4					
Doug Ault, R OBP: 0.327, SLG: 0.406 (1, 3)																	3 0 1 2 0 0 1					
Gary Woods, R OBP: 0.273, SLG: 0.286 (1, 8)																	4 0 1 0 0 0 2					
Steve Bowling, R OBP: 0.302, SLG: 0.270 (1, 9)																	3 0 0 0 0 0 1					
Sam Ewing, L OBP: 0.343, SLG: 0.383 (9, PH)																	1 0 0 0 0 1 0					
Alan Ashby, S OBP: 0.284, SLG: 0.285 (1, 2)																	4 0 1 0 0 0 0					
Tim Nordbrook, R OBP: 0.364, SLG: 0.206 (1, 6)																	2 0 0 0 0 1 0					
Doug Rader, R OBP: 0.347, SLG: 0.447 (7, PH)																	1 0 0 0 0 0 2					
Dave McKay, S OBP: 0.210, SLG: 0.253 (8, 6)																	1 0 0 0 0 0 0					
Inning Stats	R: 0 E: 0 K: 0 S: 4	H: 1 LOB: 1 BB: 0 P: 4	R: 0 E: 0 K: 0 S: 3	H: 0 LOB: 0 BB: 0 P: 3	R: 0 E: 0 K: 1 S: 6	H: 1 LOB: 1 BB: 0 P: 6	R: 0 E: 0 K: 0 S: 3	H: 1 LOB: 0 BB: 0 P: 3	R: 0 E: 0 K: 0 S: 5	H: 0 LOB: 0 BB: 0 P: 3	R: 2 E: 1 K: 0 S: 5	H: 2 LOB: 2 BB: 1 P: 9	R: 0 E: 0 K: 0 S: 5	H: 2 LOB: 2 BB: 0 P: 5	R: 0 E: 0 K: 1 S: 6	H: 1 LOB: 2 BB: 0 P: 7	R: 0 E: 0 K: 1 S: 5	H: 0 LOB: 0 BB: 0 P: 5	1B: 8 2B: 0 3B: 0 HR: 0	SF: 0 SAC: 0 DP: 1 HBP: 1	WP: 0 PB: 0 SB: 0 CS: 0	PA: 36
PITCHER	IP	WLS	BF	H	R	ER	SO	BB	IBB	HBP	BLK	WP	HR	S	P	ERA	WHIP					
Mike Paxton, R ERA: 3.38 (1, 1)	9.0	W	36	8	2	0	3	1	0	1	0	0	0	40	45	0.00	1.000					

Boston Red Sox @ Toronto Blue Jays
Exhibition Stadium, Toronto, ON
Thu Sep 08 1977, 7:05 PM EDT
Att: 19,163 - Unknown - 66 F

AB 34
R 2
H 8
RBI 2
BB 1
SO 3
LOB 16



Batter	1	2	3	4	5	6	7	8	9	AB	R	H	RBI	BB	SO	LOB	TOP				
Ron LeFlore, R (1, 8) OBP: 0.361, SLG: 0.476	F9		K			K		F9		4	0	0	0	0	2	2					
Tito Fuentes, S (1, 4) OBP: 0.347, SLG: 0.394	4-3		4-3			G4-6-3 1B		4-3		4	0	1	0	0	0	1					
Rusty Staub, L (1, 10) OBP: 0.343, SLG: 0.459	1B				P7	G4-6-3 1-2				4	1	2	0	0	0	2					
Steve Kemp, L (1, 7) OBP: 0.351, SLG: 0.443	F8				4-3			BB		3	0	1	0	1	0	1					
Jason Thompson, L (1, 3) OBP: 0.346, SLG: 0.480			4-3 2B		4-3			F5		4	0	2	0	0	0	1					
Ben Oglivie, L (1, 9) OBP: 0.312, SLG: 0.449	4-3					K		F9		4	0	0	0	0	1	5					
Milt May, L (1, 2) OBP: 0.301, SLG: 0.403			F3			F9		F5		4	0	1	1	0	0	2					
Aurelio Rodriguez, R (1, 5) OBP: 0.263, SLG: 0.386			5-3			F4		F9		4	0	0	0	0	0	4					
Tom Verzyer, R (1, 6) OBP: 0.231, SLG: 0.255										1	0	0	0	1	1	0					
Bob Molinaro, L (8, PH) OBP: 0.500, SLG: 1.000										1	0	1	0	0	0	0					
Chuck Scrivener, R (8, 6) OBP: 0.172, SLG: 0.102										0	0	0	0	0	0	0					
Inning Stats	R: 0 E: 0 K: 0 S: 4	H: 1 LOB: 1 BB: 0 P: 4	R: 0 E: 0 K: 0 S: 4	H: 1 LOB: 1 BB: 0 P: 4	R: 0 E: 0 K: 2 S: 7	H: 0 LOB: 0 BB: 0 P: 7	R: 0 E: 0 K: 0 S: 3	H: 0 LOB: 0 BB: 0 P: 3	R: 0 E: 0 K: 1 S: 5	H: 0 LOB: 0 BB: 0 P: 5	R: 0 E: 0 K: 0 S: 3	H: 0 LOB: 1 BB: 1 P: 7	R: 0 E: 0 K: 0 S: 4	H: 1 LOB: 1 BB: 0 P: 4	R: 1 E: 0 K: 0 S: 6	H: 4 LOB: 2 BB: 0 P: 6	1B: 6 2B: 2 3B: 0 HR: 0	SF: 0 SAC: 0 DP: 2 HBP: 0	WP: 0 PB: 0 SB: 0 CS: 0	PA: 35	
PITCHER	IP WLS BF H R ER SO BB IBB HBP BLK WP HR S P ERA WHIP	8.1 W 34 8 1 1 4 2 0 0 0 0 0 40 48 1.08 1.200	0.2 S 1 0 0 0 0 0 0 0 0 0 0 1 1 0.00 0.000																		

Detroit Tigers @ Boston Red Sox
Fenway Park, Boston, MA
Fri Sep 09 1977, 7:05 PM EDT
Unknown - 70 F

AB 33
R 1
H 8
RBI 1
BB 2
SO 4
LOB 18



Batter	1	2	3	4	5	6	7	8	9	AB	R	H	RBI	BB	SO	LOB	BOTTOM			
Rick Burleson, R (1, 6) OBP: 0.341, SLG: 0.383	G4-6-3 1B	SF9		CS	F7		F9			3	0	1	1	0	0	0				
Denny Doyle, L (1, 4) OBP: 0.290, SLG: 0.314	G4-6-3 1-2	G3			5-3		1-3			4	0	0	0	0	0	3				
Fred Lynn, L (1, 8) OBP: 0.316, SLG: 0.441	F7			G3						3	0	1	0	1	0	0				
Carl Yastrzemski, L (1, 7) OBP: 0.377, SLG: 0.500				G3						4	1	1	0	0	0	2				
Jim Rice, R (1, 10) OBP: 0.380, SLG: 0.609				HR 1B						4	2	3	3	0	1	0				
Carlton Fisk, R (1, 2) OBP: 0.406, SLG: 0.520										3	2	3	0	1	0	0				
George Scott, R (1, 3) OBP: 0.332, SLG: 0.512				BB SF9 1B	E6 5-3 E 1B					4	0	1	0	0	1	4				
Butch Hobson, R (1, 5) OBP: 0.299, SLG: 0.497										2	0	0	0	2	0	3				
Rick Miller, L (1, 9) OBP: 0.344, SLG: 0.332										3	0	0	0	1	0	3				
Inning Stats	R: 0 E: 0 K: 0 S: 3	H: 1 LOB: 0 BB: 0 P: 3	R: 3 E: 0 K: 0 S: 6	H: 3 LOB: 2 BB: 2 P: 14	R: 0 E: 0 K: 1 S: 5	H: 0 LOB: 0 BB: 0 P: 5	R: 1 E: 2 K: 1 S: 6	H: 1 LOB: 0 BB: 0 P: 6	R: 0 E: 0 K: 0 S: 4	H: 1 LOB: 1 BB: 0 P: 4	R: 1 E: 0 K: 0 S: 5	H: 3 LOB: 1 BB: 0 P: 5	R: 0 E: 0 K: 0 S: 3	H: 0 LOB: 1 BB: 1 P: 7	R: 0 E: 0 K: 0 S: 3	H: 1 LOB: 2 BB: 2 P: 11	1B: 8 2B: 0 3B: 0 HR: 2	SF: 1 SAC: 0 DP: 3 HBP: 0	WP: 0 PB: 0 SB: 0 CS: 1	PA: 37
PITCHER	IP WLS BF H R ER SO BB IBB HBP BLK WP HR S P ERA WHIP	6.0 L 27 9 5 4 2 2 0 0 0 0 2 29 37 6.00 1.833	2.0 9 1 0 0 0 2 1 0 0 0 0 6 18 0.00 1.500																	

Detroit Tigers @ Boston Red Sox
Fenway Park, Boston, MA
Fri Sep 09 1977, 7:05 PM EDT
Unknown - 70 F

AB 30
R 5
H 10
RBI 4
BB 5
SO 2
LOB 15



Batter	1	2	3	4	5	6	7	8	9	AB	R	H	RBI	BB	SO	LOB	TOP					
Ron LeFlore, R OBP: 0.360, SLG: 0.475 (1, 8)	0-0 4-3		0-0 F9		0-0 1-3			0-0 F9		4	0	0	0	0	0	1	Detroit Tigers @ Boston Red Sox Fenway Park, Boston, MA Sat Sep 10 1977, 3:33 AM EDT Att: 26,782 - Unknown - 68 F					
Lou Whitaker, L OBP: 0.356, SLG: 0.667 (1, 4)	0-0 1B			0-0 1B		0-0 1-3		0-0 F6		4	1	2	0	0	0	0						
Rusty Staub, L OBP: 0.339, SLG: 0.453 (1, 10)	0-0 P7			0-0 F9		0-0 F4		0-0 3-1		4	0	0	0	0	0	2						
Steve Kemp, L OBP: 0.348, SLG: 0.437 (1, 7)	0-3 K			0-0 F7		0-0 3-1			0-0 F8	4	0	0	0	0	1	2						
Jason Thompson, L OBP: 0.349, SLG: 0.486 (1, 3)		4-0 BB		0-0 FC4-6			0-0 1B		0-0 L4	3	0	2	1	1	0	0						
Ben Oglivie, L OBP: 0.306, SLG: 0.441 (1, 9)	0-3 K			0-0 FC4-6			0-0 F9		0-0 4-3	4	0	0	0	0	1	3						
Milt May, L OBP: 0.301, SLG: 0.403 (1, 2)	0-0 G4-6-3					0-0 F8		1-2 1B		3	0	1	0	0	0	1						
Aurelio Rodriguez, R OBP: 0.264, SLG: 0.391 (1, 5)			0-0 6-3		0-0 F2		0-0 L7			3	0	0	0	0	0	2						
Alan Trammell, R OBP: 0.600, SLG: 0.500 (1, 6)			0-3 K		4-0 BB		0-0 F7			1	0	0	0	1	1	0						
Bob Molinaro, L OBP: 0.250, SLG: 0.500 (7, PH)										1	0	0	0	0	0	2						
Chuck Scrivener, R OBP: 0.172, SLG: 0.102 (7, 6)										0	0	0	0	0	0	0						
Inning Stats	R: 0 E: 0 K: 1 S: 6	H: 1 LOB: 1 BB: 0 P: 6	R: 0 E: 0 K: 1 S: 4	H: 0 LOB: 0 BB: 1 P: 8	R: 0 E: 0 K: 1 S: 5	H: 0 LOB: 0 BB: 0 P: 5	R: 1 E: 0 K: 0 S: 5	H: 2 LOB: 1 BB: 0 P: 5	R: 0 E: 0 K: 0 S: 3	H: 0 LOB: 1 BB: 1 P: 7	R: 0 E: 0 K: 0 S: 3	H: 0 LOB: 0 BB: 0 P: 3	R: 0 E: 0 K: 0 S: 5	H: 2 LOB: 2 BB: 0 P: 5	R: 0 E: 0 K: 0 S: 3	H: 0 LOB: 0 BB: 0 P: 3	R: 0 E: 0 K: 0 S: 3	H: 0 LOB: 0 BB: 0 P: 3	1B: 5 2B: 0 3B: 0 HR: 0	SF: 0 SAC: 0 DP: 1 HBP: 0	WP: 0 PB: 0 SB: 0 CS: 0	PA: 33
PITCHER Don Aase, R ERA: 2.57 (1, 1)	IP: 9.0 WLS: W BF: 33 H: 5 R: 1 ER: 1 SO: 3 BB: 2 IBB: 0 HBP: 0 BLK: 0 WP: 0 HR: 0 S: 37 P: 45 ERA: 1.00 WHIP: 0.778															PITCHER						


Batter	1	2	3	4	5	6	7	8	9	AB	R	H	RBI	BB	SO	LOB	BOTTOM			
Rick Burleson, R OBP: 0.341, SLG: 0.384 (1, 6)	0-0 4-3		0-0 F3			0-0 L8	0-0 SH3-4	0-0 F8		4	0	0	0	0	0	2	Detroit Tigers @ Boston Red Sox Fenway Park, Boston, MA Sat Sep 10 1977, 3:33 AM EDT Att: 26,782 - Unknown - 68 F			
Bernie Carbo, L OBP: 0.396, SLG: 0.519 (1, 9)	4-0 BB			0-0 4-3		0-0 HR	0-0 E3	0-0 F8		3	1	1	1	1	0	1				
Rick Miller, L OBP: 0.343, SLG: 0.330 (7, FR)	0-0 G4-6-3					0-0 1B	0-0 1B	0-0 F8		1	1	0	0	0	0	1				
Fred Lynn, L OBP: 0.320, SLG: 0.448 (1, 8)	0-0 G4-6-3			0-0 F6		4-0 1B	0-0 1B	0-0 1B		3	2	1	1	1	0	1				
Carl Yastrzemski, L OBP: 0.379, SLG: 0.499 (1, 7)		0-0 F5		4-0 BB		0-0 1B	0-0 1B	0-0 1B		3	1	2	1	1	0	0				
Jim Rice, R OBP: 0.379, SLG: 0.604 (1, 10)	0-3 K			0-0 F8		1-3 2B	0-0 L6			4	1	1	1	0	1	3				
Carlton Fisk, R OBP: 0.409, SLG: 0.520 (1, 2)	0-3 K					1-2 2B	0-0 1B			4	0	2	1	0	1	2				
George Scott, R OBP: 0.331, SLG: 0.510 (1, 3)			0-0 F6		0-0 F9	0-0 2B	0-0 P9			4	0	1	2	0	0	3				
Butch Hobson, R OBP: 0.296, SLG: 0.490 (1, 5)			0-0 6-3		0-3 K	0-0 F9		0-3 K		4	0	0	0	0	2	2				
Denny Doyle, L OBP: 0.293, SLG: 0.314 (1, 4)			0-0 1B		0-0 4-3		0-0 1B	4-0 BB		3	1	2	0	1	0	1				
Inning Stats	R: 0 E: 0 K: 0 S: 2	H: 0 LOB: 1 BB: 1 P: 6	R: 0 E: 0 K: 2 S: 7	H: 0 LOB: 0 BB: 0 P: 7	R: 0 E: 0 K: 0 S: 4	H: 1 LOB: 1 BB: 0 P: 4	R: 0 E: 0 K: 0 S: 3	H: 0 LOB: 1 BB: 1 P: 7	R: 0 E: 0 K: 1 S: 6	H: 1 LOB: 1 BB: 0 P: 6	R: 4 E: 0 K: 0 S: 7	H: 4 LOB: 1 BB: 1 P: 11	R: 3 E: 1 K: 0 S: 8	H: 4 LOB: 2 BB: 0 P: 8	R: 0 E: 0 K: 1 S: 5	H: 0 LOB: 1 BB: 1 P: 9	1B: 8 2B: 1 3B: 0 HR: 1	SF: 0 SAC: 1 DP: 1 HBP: 0	WP: 0 PB: 0 SB: 0 CS: 0	PA: 38
PITCHER Milt Wilcox, R ERA: 3.48 (1, 1)	IP: 5.1 WLS: L BF: 22 H: 4 R: 3 ER: 3 SO: 3 BB: 3 IBB: 0 HBP: 0 BLK: 0 WP: 0 HR: 1 S: 25 P: 37 ERA: 5.06 WHIP: 1.312															PITCHER				
Steve Foucault, R ERA: 3.29 (6, 1)	1.0 8 4 4 2 0 0 0 0 0 0 0 8 8 18.00 4.000																			
Bob Sykes, L ERA: 4.12 (7, 1)	0.1 3 2 0 0 0 0 0 0 0 0 3 3 0.00 6.000																			
Bruce Taylor, R ERA: 3.38 (7, 1)	1.1 5 0 0 0 0 1 1 0 0 0 6 10 0.00 0.750																			



Batter	1	2	3	4	5	6	7	8	9	AB	R	H	RBI	BB	SO	LOB	TOP
Ron LeFlore, R OBP: 0.360, SLG: 0.473 (1, 8)	6-3		1-3		G4-6-3			G4-6-3		4	0	1	0	0	0	1	
Tito Fuentes, S OBP: 0.346, SLG: 0.393 (1, 4)	F9		G6-4-3		F5			G4-6-3		4	0	1	0	0	0	2	
Rusty Staub, L OBP: 0.340, SLG: 0.453 (1, 10)	1B		G6-4-3		4-3					3	2	1	0	1	0	1	
Jason Thompson, L OBP: 0.350, SLG: 0.486 (1, 3)	1B			K				F8		4	0	2	0	0	1	0	
Lance Parrish, R OBP: 0.500, SLG: 0.667 (1, 2)	1B		F4					L4		4	0	1	1	0	0	2	
John Wockenfuss, R OBP: 0.327, SLG: 0.510 (1, 7)	5-3							5-3		3	0	1	0	0	0	2	
Steve Kemp, L OBP: 0.347, SLG: 0.436 (9, PH)								E4		1	0	0	0	0	0	0	
Mickey Stanley, R OBP: 0.291, SLG: 0.407 (1, 9)		6-3			F9			F8		3	0	0	0	0	0	1	
Ben Oglivie, L OBP: 0.310, SLG: 0.443 (9, PH)										1	0	1	0	0	0	0	
Aurelio Rodriguez, R OBP: 0.264, SLG: 0.389 (1, 5)		6-3			5-3					4	0	1	0	0	0	2	
Tom Verzyer, R OBP: 0.230, SLG: 0.254 (1, 6)										1	0	0	0	0	0	0	
Alan Trammell, R OBP: 0.571, SLG: 0.500 (2, 6)	4-3							F9		2	0	1	0	0	0	1	
Inning Stats	R: 1 E: 0 K: 0 S: 6	H: 3 LOB: 2 BB: 0 P: 6	R: 0 E: 0 K: 0 S: 3	H: 0 LOB: 0 BB: 0 P: 3	R: 0 E: 0 K: 1 S: 6	H: 1 LOB: 1 BB: 0 P: 6	R: 0 E: 0 K: 0 S: 3	H: 0 LOB: 0 BB: 0 P: 3	R: 0 E: 0 K: 0 S: 4	H: 2 LOB: 1 BB: 0 P: 4	R: 1 E: 1 K: 0 S: 5	H: 2 LOB: 2 BB: 1 P: 9	1B: 10 2B: 0 3B: 0 HR: 0	SF: 0 SAC: 0 DP: 4 HBP: 0	WP: 0 PB: 1 SB: 0 CS: 0	PA: 35	
PITCHER	IP WLS BF H R ER SO BB IBB HBP BLK WP HR S P ERA WHIP																
Bill Lee, L ERA: 4.58 (1, 1)	8.0 W 29 8 1 1 1 0 0 0 0 0 0 0 0 31 31 1.12 1.000																
Bob Stanley, R ERA: 4.16 (9, 1)	1.0 6 2 1 0 0 1 0 0 0 0 0 0 0 5 9 0.00 3.000																

Detroit Tigers @ Boston Red Sox
Fenway Park, Boston, MA
Sun Sep 11 1977, 3:33 AM EDT
Att: 34,325 - Unknown - 67 F


AB 34
R 2
H 10
RBI 1
BB 1
SO 1
LOB 12





Batter	1	2	3	4	5	6	7	8	9	AB	R	H	RBI	BB	SO	LOB	BOTTOM			
Rick Burleson, R OBP: 0.341, SLG: 0.386 (1, 6)	6-3						F8	5-3		5	0	2	0	0	0	0				
Bernie Carbo, L OBP: 0.402, SLG: 0.517 (1, 9)			2B		1B					1	0	0	0	3	1	0				
Rick Miller, L OBP: 0.343, SLG: 0.330 (7, PR) (8, 9)	K						1B	BB		0	1	0	0	0	0	0				
Fred Lynn, L OBP: 0.321, SLG: 0.447 (1, 8)			BB		BB			BB		3	1	1	0	1	0	4				
Carl Yastrzemski, L OBP: 0.380, SLG: 0.501 (1, 7)	4-3				L8			1B		4	2	2	0	0	0	1				
Jim Rice, R OBP: 0.381, SLG: 0.611 (1, 10)								1B		3	2	2	4	0	1	0				
Carlton Fisk, R OBP: 0.406, SLG: 0.517 (1, 2)								HR		4	0	1	1	0	1	3				
George Scott, R OBP: 0.329, SLG: 0.506 (1, 3)										4	0	0	0	0	0	4				
Butch Hobson, R OBP: 0.296, SLG: 0.489 (1, 5)										4	0	1	1	0	2	0				
Denny Doyle, L OBP: 0.291, SLG: 0.311 (1, 4)										4	0	0	0	0	0	1				
Inning Stats	R: 0 E: 0 K: 1 S: 6	H: 1 LOB: 1 BB: 0 P: 6	R: 0 E: 0 K: 1 S: 4	H: 0 LOB: 0 BB: 0 P: 5	R: 0 E: 0 K: 1 S: 6	H: 1 LOB: 2 BB: 1 P: 10	R: 0 E: 0 K: 1 S: 6	H: 1 LOB: 1 BB: 0 P: 6	R: 0 E: 0 K: 0 S: 4	H: 1 LOB: 2 BB: 1 P: 8	R: 2 E: 0 K: 0 S: 6	H: 3 LOB: 1 BB: 0 P: 6	R: 4 E: 0 K: 0 S: 5	H: 2 LOB: 1 BB: 2 P: 13	R: 0 E: 0 K: 1 S: 5	H: 0 LOB: 0 BB: 0 P: 5	1B: 5 2B: 3 3B: 0 HR: 1	SF: 0 SAC: 0 DP: 1 HBP: 1	WP: 1 PB: 0 SB: 0 CS: 0	PA: 37
PITCHER	IP WLS BF H R ER SO BB IBB HBP BLK WP HR S P ERA WHIP																			
Fernando Arroyo, R ERA: 3.95 (1, 1)	6.1 L 29 7 3 3 4 3 0 0 0 0 0 1 0 33 46 4.26 1.579																			
John Hiller, L ERA: 3.6 (7, 1)	1.2 8 2 3 3 1 1 0 0 0 0 0 1 9 13 16.20 1.800																			

Detroit Tigers @ Boston Red Sox
Fenway Park, Boston, MA
Sun Sep 11 1977, 3:33 AM EDT
Att: 34,325 - Unknown - 67 F

AB 32
R 6
H 9
RBI 6
BB 4
SO 5
LOB 13



Batter	1	2	3	4	5	6	7	8	9	AB	R	H	RBI	BB	SO	LOB	TOP			
Rick Burleson, R OBP: 0.341, SLG: 0.385 (1, 6)	0-0 6-3	0-3 K			0-0 1B		0-3 K			4	0	1	0	0	2	3	Boston Red Sox @ New York Yankees Yankee Stadium, Bronx, NY Tue Sep 13 1977, 7:05 PM EDT Att: 55,269 - Unknown - 74 F AB 32 R 2 H 5 RBI 1 BB 3 SO 9 LOB 16 			
Tommy Helms, R OBP: 0.274, SLG: 0.294 (1, 10)	0-3 K		0-0 L9		0-3 K		0-0 F7			4	0	0	0	0	2	1				
Fred Lynn, L OBP: 0.318, SLG: 0.443 (1, 8)	0-0 4-3		0-0 F2		0-0 4-3		0-3 K			4	0	0	0	0	1	1				
Carl Yastrzemski, L OBP: 0.379, SLG: 0.503 (1, 7)		0-0 WP 3B	0-0 F5		0-0 P7		0-0 F5			4	1	1	0	0	0	0				
Jim Rice, R OBP: 0.382, SLG: 0.610 (1, 9)	0-3 K			4-0 BB	0-0 BB		0-0 F9		0-0 1B	3	0	1	0	1	1	1				
Carlton Fisk, R OBP: 0.407, SLG: 0.514 (1, 2)	4-0 WP 1B	4-0 BB	0-0 L8		0-0 F7		0-0 F8			3	1	0	0	1	0	2				
George Scott, R OBP: 0.330, SLG: 0.505 (1, 3)	4-0 FC4-6 1B 1-2 3-H	4-0 BB	0-0 F9		0-0 1B		0-3 K			3	0	1	0	1	1	2				
Butch Hobson, R OBP: 0.296, SLG: 0.487 (1, 5)	0-0 FC4-6 1B	0-0 1B	0-0 F8		0-0 F7		0-3 K			4	0	1	1	0	1	3				
Denny Doyle, L OBP: 0.290, SLG: 0.309 (7, PH)	0-0 FC4-6				0-0 G3		0-3 K			2	0	0	0	0	0	2				
Bob Montgomery, R OBP: 0.370, SLG: 0.500 (7, 4)	1-2 2-3									1	0	0	0	0	1	1				
Steve Dillard, R OBP: 0.273, SLG: 0.320 (7, 4)										0	0	0	0	0	0	0				
Inning Stats	R: 0 E: 0 K: 1 S: 5	H: 0 LOB: 0 BB: 0 P: 5	R: 2 E: 0 K: 2 S: 9	H: 2 LOB: 2 BB: 2 P: 17	R: 0 E: 0 K: 0 S: 3	H: 0 LOB: 0 BB: 0 P: 3	R: 0 E: 0 K: 0 S: 3	H: 1 LOB: 1 BB: 0 P: 7	R: 0 E: 0 K: 0 S: 6	H: 0 LOB: 0 BB: 0 P: 3	R: 0 E: 0 K: 1 S: 8	H: 1 LOB: 1 BB: 0 P: 8	R: 0 E: 0 K: 1 S: 5	H: 0 LOB: 0 BB: 0 P: 5	R: 0 E: 0 K: 2 S: 8	H: 1 LOB: 1 BB: 0 P: 8	1B: 4 2B: 0 3B: 1 HR: 0	SF: 0 SAC: 0 DP: 0 HBP: 0	WP: 1 PB: 0 SB: 0 CS: 0	PA: 35
PITCHER Ron Guidry, L ERA: 2.9 (1, 1)	IP: 9.0 WLS: W BF: 35 H: 5 R: 2 ER: 2 SO: 9 BB: 3 IBB: 0 HBP: 0 BLK: 0 WP: 1 HR: 0 S: 50 P: 62 ERA: 2.00 WHIP: 0.889															PITCHER IP: WLS: BF: H: R: ER: SO: BB: IBB: HBP: BLK: WP: HR: S: P: ERA: WHIP				

Batter	1	2	3	4	5	6	7	8	9	AB	R	H	RBI	BB	SO	LOB	BOTTOM			
Mickey Rivers, L OBP: 0.347, SLG: 0.437 (1, 8)	0-0 L6		0-0 1B		0-0 HR	0-0 FC1-6				4	1	2	2	0	0	1	Boston Red Sox @ New York Yankees Yankee Stadium, Bronx, NY Tue Sep 13 1977, 7:05 PM EDT Att: 55,269 - Unknown - 74 F AB 34 R 4 H 10 RBI 4 BB 1 SO 7 LOB 13 			
Roy White, S OBP: 0.373, SLG: 0.422 (1, 7)	0-0 2B		0-0 F4		0-0 L8	0-3 K				4	0	1	0	0	1	2				
Thurman Munson, R OBP: 0.340, SLG: 0.432 (1, 2)	0-0 F7			0-0 FC4-6 1B	0-0 FC4-6 1B		0-0 6-3			4	0	2	0	0	0	1				
Reggie Jackson, L OBP: 0.367, SLG: 0.522 (1, 9)	0-3 K			0-3 K	0-0 FC4-6 2B		0-3 K			4	1	0	0	0	3	3				
Paul Blair, R OBP: 0.338, SLG: 0.437 (8, 9)					1-2 2B					0	0	0	0	0	0	0				
Chris Chambliss, L OBP: 0.343, SLG: 0.462 (1, 3)		0-0 F5		0-0 FC4-6 1B	0-0 2B		0-0 G3			4	1	1	1	0	0	1				
Graig Nettles, L OBP: 0.324, SLG: 0.485 (1, 5)	0-0 G3			0-0 FC5 1B	4-0 2B		0-3 K			3	0	1	0	1	1	0				
Lou Piniella, R OBP: 0.360, SLG: 0.505 (1, 10)	0-3 K			0-0 1B	0-0 FC6-4 IBB		0-0 5-3			4	0	1	1	0	1	2				
Willie Randolph, R OBP: 0.361, SLG: 0.414 (1, 4)			0-0 F8	0-0 FC5 1B		0-0 FC1-6 1B		0-0 F9		4	0	1	0	0	0	2				
Bucky Dent, R OBP: 0.302, SLG: 0.357 (1, 6)			0-0 F6		0-0 HR	0-3 K				3	1	1	0	0	1	1				
Inning Stats	R: 0 E: 0 K: 1 S: 6	H: 1 LOB: 1 BB: 0 P: 6	R: 0 E: 0 K: 1 S: 5	H: 0 LOB: 0 BB: 0 P: 5	R: 0 E: 0 K: 0 S: 4	H: 1 LOB: 1 BB: 0 P: 4	R: 1 E: 0 K: 1 S: 8	H: 3 LOB: 2 BB: 0 P: 8	R: 3 E: 0 K: 0 S: 7	H: 4 LOB: 2 BB: 1 P: 11	R: 0 E: 0 K: 2 S: 8	H: 1 LOB: 1 BB: 0 P: 8	R: 0 E: 0 K: 1 S: 5	H: 0 LOB: 0 BB: 0 P: 5	R: 0 E: 0 K: 1 S: 5	H: 0 LOB: 0 BB: 0 P: 5	1B: 7 2B: 2 3B: 0 HR: 1	SF: 0 SAC: 0 DP: 0 HBP: 0	WP: 0 PB: 0 SB: 1 CS: 0	PA: 35
PITCHER Mike Paxton, R ERA: 3.61 (1, 1)	IP: 4.1 WLS: L BF: 21 H: 8 R: 4 ER: 4 SO: 3 BB: 0 IBB: 0 HBP: 0 BLK: 0 WP: 0 HR: 1 S: 27 P: 27 ERA: 8.31 WHIP: 1.846															PITCHER IP: WLS: BF: H: R: ER: SO: BB: IBB: HBP: BLK: WP: HR: S: P: ERA: WHIP				
Jim Willoughby, R ERA: 3.86 (5, 1)	3.2 L 14 2 0 0 4 0 1 0 0 0 0 21 25 0.00 0.545															PITCHER IP: WLS: BF: H: R: ER: SO: BB: IBB: HBP: BLK: WP: HR: S: P: ERA: WHIP				

Batter	1	2	3	4	5	6	7	8	9	AB	R	H	RBI	BB	SO	LOB	TOP		
Rick Burleson, R OBP: 0.342, SLG: 0.387 (1, 6)	F9		6-3 BB 1B		G1-2-3 BB 1-3 1B		SH3-4			3	0	2	0	0	0	0	Boston Red Sox @ New York Yankees Yankee Stadium, Bronx, NY Wed Sep 14 1977, 7:05 PM EDT Att: 54,365 - Unknown - 69 F		
Bernie Carbo, L OBP: 0.403, SLG: 0.512 (1, 9)	1-3		6-3 BB		G1-2-3 BB		F9			2	0	0	0	2	0	1			
Fred Lynn, L OBP: 0.316, SLG: 0.439 (1, 8)	F6		6-3		G1-2-3		4-3			4	0	0	0	0	0	6			
Carl Yastrzemski, L OBP: 0.376, SLG: 0.499 (1, 7)		F8	F6		L1-3			F8		4	0	0	0	0	0	4			
Jim Rice, R OBP: 0.383, SLG: 0.613 (1, 10)							5-3	F4		4	0	2	0	0	0	0			
Carlton Fisk, R OBP: 0.404, SLG: 0.510 (1, 2)							6-3	F5		4	0	0	0	0	1	2			
George Scott, R OBP: 0.331, SLG: 0.504 (1, 3)									L8	3	0	1	0	1	0	1			
Butch Hobson, R OBP: 0.294, SLG: 0.483 (1, 5)									F8	4	0	0	0	0	1	4			
Denny Doyle, L OBP: 0.291, SLG: 0.311 (1, 4)			3-1						4-3	4	0	2	0	0	0	0			
Inning Stats	R: 0 E: 0 K: 0 S: 3	H: 0 LOB: 0 BB: 0 P: 3	R: 0 E: 0 K: 2 S: 8	H: 1 LOB: 2 BB: 1 P: 12	R: 0 E: 0 K: 0 S: 4	H: 1 LOB: 2 BB: 1 P: 8	R: 0 E: 0 K: 0 S: 4	H: 1 LOB: 1 BB: 0 P: 4	R: 0 E: 0 K: 0 S: 4	H: 2 LOB: 2 BB: 1 P: 8	R: 0 E: 0 K: 0 S: 4	H: 1 LOB: 1 BB: 0 P: 4	R: 0 E: 0 K: 0 S: 3	H: 0 LOB: 0 BB: 0 P: 3	R: 0 E: 0 K: 0 S: 3	H: 0 LOB: 0 BB: 0 P: 3	1B: 6 2B: 0 3B: 1 HR: 0	SF: 0 SAC: 1 DP: 1 HBP: 0	WP: 0 PA: 36 CS: 1
PITCHER Ed Figueroa, R ERA: 3.57 (1, 1)	IP: 9.0 WLS: W BF: 36 H: 7 R: 0 ER: 0 SO: 2 BB: 3 IBB: 0 HBP: 0 BLK: 0 WP: 0 HR: 0 S: 37 P: 49 ERA: 0.00 WHIP: 1.111																		

Batter	1	2	3	4	5	6	7	8	9	AB	R	H	RBI	BB	SO	LOB	BOTTOM				
Mickey Rivers, L OBP: 0.347, SLG: 0.435 (1, 8)			F2			L9		F7		3	0	0	0	0	0	2	Boston Red Sox @ New York Yankees Yankee Stadium, Bronx, NY Wed Sep 14 1977, 7:05 PM EDT Att: 54,365 - Unknown - 69 F				
Roy White, S OBP: 0.373, SLG: 0.419 (1, 7)	G4-6-3 HBP		4-0 BB			K		FC6-4		3	0	0	0	1	1	2					
Thurman Munson, R OBP: 0.340, SLG: 0.430 (1, 2)	G4-6-3 1-2		1-2 BB			L5				4	1	1	0	0	1	2					
Reggie Jackson, L OBP: 0.368, SLG: 0.529 (1, 9)									HR 1B	4	1	2	2	0	1	0					
Chris Chambliss, L OBP: 0.341, SLG: 0.459 (1, 3)			FC4-6 1B			K		G3		4	1	2	2	0	1	0					
Graig Nettles, L OBP: 0.324, SLG: 0.484 (1, 5)			FC4-6 1-2			4-3		4-3		3	0	0	0	0	0	1					
Lou Piniella, R OBP: 0.356, SLG: 0.500 (1, 10)			F9			F5				3	0	1	0	0	0	1					
Lou Piniella, R OBP: 0.356, SLG: 0.500 (1, 10)			F7			L5		F6		3	0	0	0	0	0	2					
Willie Randolph, R OBP: 0.359, SLG: 0.411 (1, 4)									L5	3	0	0	0	0	0	0					
Bucky Dent, R OBP: 0.305, SLG: 0.360 (1, 6)									F7	3	0	2	0	0	0	0					
Inning Stats	R: 0 E: 0 K: 1 S: 4	H: 0 LOB: 0 BB: 0 P: 5	R: 0 E: 0 K: 0 S: 4	H: 1 LOB: 1 BB: 0 P: 4	R: 0 E: 0 K: 0 S: 4	H: 1 LOB: 2 BB: 1 P: 8	R: 0 E: 0 K: 1 S: 5	H: 0 LOB: 0 BB: 0 P: 5	R: 0 E: 0 K: 0 S: 3	H: 0 LOB: 0 BB: 0 P: 3	R: 0 E: 0 K: 1 S: 5	H: 0 LOB: 0 BB: 0 P: 5	R: 0 E: 0 K: 0 S: 4	H: 1 LOB: 1 BB: 0 P: 4	R: 0 E: 0 K: 0 S: 4	H: 1 LOB: 1 BB: 0 P: 4	R: 2 E: 0 K: 0 S: 2	H: 2 LOB: 0 BB: 0 P: 2	1B: 5 2B: 0 3B: 0 HR: 1	SF: 0 SAC: 0 DP: 1 HBP: 1	WP: 0 PA: 31 CS: 0
PITCHER Reggie Cleveland, R ERA: 4.1 (1, 1)	IP: 8.0 WLS: L BF: 31 H: 6 R: 2 ER: 2 SO: 3 BB: 1 IBB: 0 HBP: 1 BLK: 0 WP: 0 HR: 1 S: 35 P: 40 ERA: 2.25 WHIP: 0.875																				

Batter	1	2	3	4	5	6	7	8	9	AB	R	H	RBI	BB	SO	LOB	TOP										
Rick Burleson, R OBP: 0.339, SLG: 0.383 (1, 6)										5	0	0	0	0	1	2											
Bernie Carbo, L OBP: 0.408, SLG: 0.516 (1, 9)										4	1	3	0	0	0	1											
Rick Miller, L OBP: 0.341, SLG: 0.328 (6, 9)										1	0	0	0	0	0	0											
Carlton Fisk, R OBP: 0.402, SLG: 0.506 (1, 2)										5	1	1	1	0	0	2											
Carl Yastrzemski, L OBP: 0.378, SLG: 0.500 (1, 7)										5	1	3	0	0	0	1											
Jim Rice, R OBP: 0.383, SLG: 0.614 (1, 10)										4	1	2	0	0	0	2											
George Scott, R OBP: 0.331, SLG: 0.502 (1, 3)										4	1	1	2	0	1	3											
Fred Lynn, L OBP: 0.315, SLG: 0.436 (1, 8)										3	1	0	0	1	0	1											
Butch Hobson, R OBP: 0.293, SLG: 0.483 (1, 5)										4	1	1	0	0	0	3											
Denny Doyle, L OBP: 0.291, SLG: 0.315 (1, 4)										4	0	1	3	0	0	1											
Inning Stats	R: 0 E: 0 K: 0 S: 4	H: 1 LOB: 1 BB: 0 P: 4	R: 1 E: 0 K: 0 S: 4	H: 1 LOB: 0 BB: 0 P: 4	R: 0 E: 0 K: 1 S: 6	H: 1 LOB: 1 BB: 0 P: 6	R: 0 E: 0 K: 1 S: 3	H: 0 LOB: 0 BB: 0 P: 3	R: 6 E: 0 K: 1 S: 11	H: 6 LOB: 1 BB: 1 P: 15	R: 0 E: 0 K: 0 S: 4	H: 1 LOB: 1 BB: 0 P: 4	R: 0 E: 0 K: 0 S: 4	H: 1 LOB: 1 BB: 0 P: 4	R: 0 E: 0 K: 0 S: 3	H: 0 LOB: 0 BB: 0 P: 3	1B: 9 2B: 2 3B: 1 HR: 0	SF: 0 SAC: 0 DP: 0 HBP: 0	WP: 1 PB: 1 SB: 0 CS: 0	PA: 40							
PITCHER	IP	WLS	BF	H	R	ER	SO	BB	IBB	HBP	BLK	WP	HR	S	P	ERA	WHIP										
Mike Torrez, R ERA: 3.85 (1, 1)	4.0		16	4	1	1	1	0	0	0	0	1	0	18	18	2.25	1.000										
Sparky Lyle, L ERA: 2.22 (5, 1)	1.1	L	11	6	6	6	0	1	0	0	0	0	0	10	14	40.50	5.250										
Ken Clay, R ERA: 4.78 (6, 1)	3.2		13	2	0	0	1	0	0	0	0	0	0	15	15	0.00	0.545										

Boston Red Sox @ New York Yankees
Yankee Stadium, Bronx, NY
Thu Sep 15 1977, 7:05 PM EDT
Att: 55,218 - Unknown

AB 39
R 7
H 12
RBI 6
BB 1
SO 2
LOB 16



Batter	1	2	3	4	5	6	7	8	9	AB	R	H	RBI	BB	SO	LOB	BOTTOM										
Mickey Rivers, L OBP: 0.347, SLG: 0.435 (1, 8)										2	0	1	0	0	0	0											
Paul Blair, R OBP: 0.338, SLG: 0.435 (3, FR)										3	1	1	0	0	0	2											
Roy White, S OBP: 0.370, SLG: 0.416 (1, 7)										4	0	0	0	0	2	3											
Thurman Munson, R OBP: 0.339, SLG: 0.435 (1, 2)										4	1	1	2	0	0	1											
Reggie Jackson, L OBP: 0.369, SLG: 0.534 (1, 9)										3	1	1	1	1	1	0											
Chris Chambliss, L OBP: 0.339, SLG: 0.456 (1, 3)										4	0	0	0	0	1	1											
Graig Nettles, L OBP: 0.325, SLG: 0.486 (1, 5)										4	0	2	0	0	0	1											
Lou Piniella, R OBP: 0.355, SLG: 0.497 (1, 10)										4	0	1	0	0	0	1											
Willie Randolph, R OBP: 0.356, SLG: 0.408 (1, 4)										4	0	0	0	0	0	3											
Bucky Dent, R OBP: 0.305, SLG: 0.362 (1, 6)										3	0	1	0	0	0	1											
Dell Alton, L OBP: 0.417, SLG: 0.563 (9, PH)										1	0	1	0	0	0	0											
Inning Stats	R: 0 E: 0 K: 0 S: 3	H: 0 LOB: 0 BB: 0 P: 3	R: 0 E: 0 K: 0 S: 5	H: 2 LOB: 2 BB: 0 P: 5	R: 0 E: 0 K: 1 S: 6	H: 1 LOB: 1 BB: 0 P: 6	R: 1 E: 0 K: 1 S: 6	H: 1 LOB: 0 BB: 0 P: 6	R: 0 E: 0 K: 1 S: 5	H: 0 LOB: 0 BB: 0 P: 5	R: 0 E: 0 K: 0 S: 4	H: 1 LOB: 1 BB: 0 P: 4	R: 2 E: 0 K: 0 S: 5	H: 2 LOB: 1 BB: 1 P: 9	R: 0 E: 0 K: 0 S: 4	H: 1 LOB: 1 BB: 0 P: 4	1B: 4 2B: 3 3B: 0 HR: 2	SF: 0 SAC: 0 DP: 0 HBP: 0	WP: 0 PB: 0 SB: 1 CS: 0	PA: 37							
PITCHER	IP	WLS	BF	H	R	ER	SO	BB	IBB	HBP	BLK	WP	HR	S	P	ERA	WHIP										
Luis Tiant, R ERA: 4.75 (1, 1)	7.1		31	8	3	3	4	1	0	0	0	0	2	38	42	3.68	1.227										
Bill Campbell, R ERA: 3.04 (8, 1)	1.2		6	1	0	0	0	0	0	0	0	0	0	6	6	0.00	0.600										

Boston Red Sox @ New York Yankees
Yankee Stadium, Bronx, NY
Thu Sep 15 1977, 7:05 PM EDT
Att: 55,218 - Unknown

AB 36
R 3
H 9
RBI 3
BB 1
SO 4
LOB 13



Batter	1	2	3	4	5	6	7	8	9	AB	R	H	RBI	BB	SO	LOB	TOP			
Rick Burleson, R OBP: 0.337, SLG: 0.381 (1, 6)	0-0 4-3			0-0 4-3		0-0 G4-6-3		0-0 F8		4	0	0	0	0	0	1	Boston Red Sox @ Baltimore Orioles Memorial Stadium, Baltimore, MD Fri Sep 16 1977, 7:05 PM EDT Att: 29,736 - Unknown			
Bernie Carbo, L OBP: 0.410, SLG: 0.516 (1, 9)	0-3 K			0-0 1-3		0-0 1B		0-0 1B		4	0	2	0	0	1	0				
Carlton Fisk, R OBP: 0.401, SLG: 0.504 (1, 2)	0-0 F8			0-0 5-3		0-0 FC6 1B		0-3 K		4	0	1	0	0	1	1				
Carl Yastrzemski, L OBP: 0.379, SLG: 0.506 (1, 7)		0-0 F7			0-0 HR	0-0 FC6		0-0 1B		4	1	2	1	0	0	2				
Jim Rice, R OBP: 0.381, SLG: 0.610 (1, 10)		0-0 F7			0-0 E5 1-3		0-3 K	0-3 K		4	0	0	0	0	2	2				
George Scott, R OBP: 0.328, SLG: 0.498 (1, 3)		0-0 6-3			0-0 1-3		0-0 5-3		0-0 6-3	4	0	0	0	0	0	1				
Fred Lynn, L OBP: 0.317, SLG: 0.436 (1, 8)			0-0 FC6-4 1B		0-0 L5		0-0 1B	0-0 F9		4	0	2	0	0	0	1				
Butch Hobson, R OBP: 0.293, SLG: 0.482 (1, 5)			0-0 FC6-4 CS		0-3 K		0-0 1B	0-3 K		4	0	1	0	0	2	2				
Denny Doyle, L OBP: 0.282, SLG: 0.314 (1, 4)			0-0 1-3			4-0 BB		0-3 K		1	0	0	0	1	0	1				
Rick Miller, L OBP: 0.340, SLG: 0.326 (7, PH)										1	0	0	0	0	1	2				
Steve Dillard, R OBP: 0.273, SLG: 0.320 (7, 4)										0	0	0	0	0	0	0				
Inning Stats	R: 0 E: 0 K: 1 S: 5	H: 0 LOB: 0 BB: 0 P: 5	R: 0 E: 0 K: 0 S: 3	H: 0 LOB: 0 BB: 0 P: 3	R: 0 E: 0 K: 0 S: 3	H: 1 LOB: 0 BB: 0 P: 3	R: 0 E: 0 K: 0 S: 3	H: 0 LOB: 0 BB: 0 P: 3	R: 1 E: 1 K: 1 S: 7	H: 1 LOB: 1 BB: 0 P: 7	R: 0 E: 0 K: 0 S: 4	H: 2 LOB: 2 BB: 1 P: 8	R: 0 E: 0 K: 2 S: 9	H: 2 LOB: 2 BB: 0 P: 9	R: 0 E: 0 K: 1 S: 5	H: 0 LOB: 0 BB: 0 P: 5	1B: 7 2B: 0 3B: 0 HR: 1	SF: 0 SAC: 0 DP: 1 HBP: 0	WP: 0 PB: 0 SB: 0 CS: 1	PA: 35
PITCHER Jim Palmer, R ERA: 3.04 (1, 1)	IP: 9.0 WLS: W BF: 35 H: 8 R: 1 ER: 1 SO: 7 BB: 1 IBB: 0 HBP: 0 BLK: 0 WP: 0 HR: 1 S: 48 P: 52 ERA: 1.00 WHIP: 1.000															PITCHER				

Batter	1	2	3	4	5	6	7	8	9	AB	R	H	RBI	BB	SO	LOB	BOTTOM			
Al Bumbry, L OBP: 0.367, SLG: 0.406 (1, 8) (7, 7)	0-0 2B		0-0 4-3		0-0 1B 2B 1B		0-0 F8			4	1	2	0	0	0	1	Boston Red Sox @ Baltimore Orioles Memorial Stadium, Baltimore, MD Fri Sep 16 1977, 7:05 PM EDT Att: 29,736 - Unknown			
Rich Dauer, R OBP: 0.284, SLG: 0.310 (1, 4)	0-0 1-3		0-0 F7		0-0 2B 1B		0-0 5-3			4	1	1	0	0	0	1				
Ken Singleton, S OBP: 0.447, SLG: 0.521 (1, 9) (6, PR)	4-0 BB		0-0 L3		0-0 2B		0-0 HR 1B			3	0	2	2	1	0	0				
Mike Dimmel, R (9, 9)	0-0 G6-4-3 BB				1-H 3-H 2B					0	1	0	0	0	0	0				
Lee May, R OBP: 0.287, SLG: 0.413 (1, 3)	0-0 G6-4-3			0-0 4-3		0-0 F3		0-0 HR 1B		4	1	1	2	0	0	2				
Tony Muser, L OBP: 0.315, SLG: 0.295 (9, 3)	1-2					0-0 F2		1-H HR		0	0	0	0	0	0	0				
Eddie Murray, S OBP: 0.315, SLG: 0.429 (1, 10)		0-0 F8		0-0 HR		0-0 F8		0-0 F8		4	1	1	1	0	0	1				
Andres Mora, R OBP: 0.286, SLG: 0.505 (1, 7)		0-0 1B		4-0 HR		0-0 F8		0-0 F8		2	1	1	0	1	1	0				
Elliott Maddox, R OBP: 0.364, SLG: 0.398 (7, 8)		0-0 3B		0-0 G5-4-3 BB		0-3 K		0-0 FC6-4 1B		1	0	1	0	0	0	0				
Doug DeCinces, R OBP: 0.349, SLG: 0.436 (1, 5)		0-0 6-3		0-0 G5-4-3		0-0 K		0-0 FC6-4		4	0	0	0	0	1	3				
Mark Belanger, R OBP: 0.286, SLG: 0.273 (1, 6)		0-0 1B			0-3 K		0-0 4-3			3	0	1	1	0	1	0				
Dave Skaggs, R OBP: 0.347, SLG: 0.360 (1, 2)		3-H 4-3			0-0 F3		0-0 1B			3	0	1	0	0	0	1				
Inning Stats	R: 0 E: 0 K: 0 S: 3	H: 1 LOB: 1 BB: 1 P: 7	R: 1 E: 0 K: 0 S: 5	H: 2 LOB: 1 BB: 0 P: 5	R: 0 E: 0 K: 0 S: 3	H: 0 LOB: 0 BB: 0 P: 3	R: 1 E: 0 K: 0 S: 3	H: 1 LOB: 0 BB: 1 P: 7	R: 2 E: 0 K: 1 S: 7	H: 3 LOB: 1 BB: 0 P: 7	R: 0 E: 0 K: 1 S: 5	H: 0 LOB: 0 BB: 0 P: 5	R: 0 E: 0 K: 1 S: 6	H: 1 LOB: 1 BB: 0 P: 6	R: 2 E: 0 K: 0 S: 6	H: 3 LOB: 1 BB: 0 P: 6	1B: 6 2B: 2 3B: 1 HR: 2	SF: 0 SAC: 0 DP: 2 HBP: 0	WP: 0 PB: 0 SB: 0 CS: 0	PA: 34
PITCHER Don Aase, R ERA: 2.86 (1, 1)	IP: 5.0 WLS: L BF: 21 H: 7 R: 4 ER: 4 SO: 1 BB: 2 IBB: 0 HBP: 0 BLK: 0 WP: 0 HR: 1 S: 21 P: 29 ERA: 7.20 WHIP: 1.800															PITCHER				
Rick Wise, R ERA: 4.6 (6, 1)	IP: 3.0 WLS: L BF: 13 H: 4 R: 2 ER: 2 SO: 2 BB: 0 IBB: 0 HBP: 0 BLK: 0 WP: 0 HR: 1 S: 17 P: 17 ERA: 6.00 WHIP: 1.333															PITCHER				

Batter	1	2	3	4	5	6	7	8	9	AB	R	H	RBI	BB	SO	LOB	TOP			
Rick Burleson, R OBP: 0.338, SLG: 0.384 (1, 6)										5	0	2	0	0	0	3	Boston Red Sox @ Baltimore Orioles Memorial Stadium, Baltimore, MD Sat Sep 17 1977, 3:33 AM EDT Att: 26,324 - Unknown			
Bernie Carbo, L OBP: 0.411, SLG: 0.516 (1, 9)										4	0	2	1	0	1	2				
Carlton Fisk, R OBP: 0.401, SLG: 0.503 Bo Diaz, R (7, PH) (7, 2)										3	0	1	0	0	1	2				
Carl Yastrzemski, L OBP: 0.378, SLG: 0.503 Sam Bowen, R (1, 7) (8, 7)										3	0	0	0	1	0	2				
Jim Rice, R OBP: 0.379, SLG: 0.605 (1, 10)										4	0	0	0	0	1	2				
George Scott, R OBP: 0.328, SLG: 0.496 (1, 3)										4	1	1	0	0	1	1				
Fred Lynn, L OBP: 0.319, SLG: 0.438 Rick Miller, L OBP: 0.338, SLG: 0.324 (7, PR) (7, 8)										3	0	2	0	0	0	1				
Butch Hobson, R OBP: 0.293, SLG: 0.482 (1, 5)										4	0	1	0	0	2	3				
Denny Doyle, L OBP: 0.282, SLG: 0.314 (1, 4)										4	0	1	1	0	0	1				
Inning Stats	R: 0 E: 0 K: 1 S: 6	H: 1 LOB: 1 BB: 0 P: 6	R: 0 E: 0 K: 2 S: 8	H: 1 LOB: 1 BB: 0 P: 8	R: 0 E: 0 K: 1 S: 6	H: 1 LOB: 1 BB: 0 P: 6	R: 0 E: 0 K: 0 S: 4	H: 1 LOB: 1 BB: 0 P: 4	R: 0 E: 0 K: 0 S: 3	H: 1 LOB: 0 BB: 0 P: 3	R: 2 E: 0 K: 2 S: 11	H: 4 LOB: 2 BB: 0 P: 11	R: 0 E: 0 K: 0 S: 3	H: 0 LOB: 0 BB: 0 P: 3	R: 0 E: 0 K: 1 S: 6	H: 1 LOB: 1 BB: 0 P: 6		1B: 8 2B: 1 3B: 1 HR: 0	SF: 0 SAC: 0 DP: 1 HBP: 0	WP: 0 PB: 0 SB: 0 CS: 0
PITCHER Dennis Martinez, R ERA: 3.74 (1, 1)	IP: 9.0 WLS: W BF: 37	H: 10 R: 2 ER: 2 SO: 8	BB: 1 IBB: 0 HBP: 0 BLK: 0	WP: 0 HR: 0 S: 52 P: 56	ERA: 2.00 WHIP: 1.222	PITCHER										IP: WLS: BF: H: R: ER: SO: BB: IBB: HBP: BLK: WP: HR: S: P: ERA: WHIP				

Batter	1	2	3	4	5	6	7	8	9	AB	R	H	RBI	BB	SO	LOB	BOTTOM			
Elliott Maddox, R OBP: 0.385, SLG: 0.419 (1, 8)										3	3	2	0	1	0	1	Boston Red Sox @ Baltimore Orioles Memorial Stadium, Baltimore, MD Sat Sep 17 1977, 3:33 AM EDT Att: 26,324 - Unknown			
Rich Dauer, R OBP: 0.288, SLG: 0.319 (1, 4)										5	3	3	1	0	1	2				
Ken Singleton, S OBP: 0.446, SLG: 0.519 Mike Dimmel, R (7, 9)										4	2	1	1	0	1	3				
Lee May, R OBP: 0.289, SLG: 0.417 Tony Muser, L OBP: 0.315, SLG: 0.292 (8, 3)										3	2	2	4	0	0	1				
Eddie Murray, S OBP: 0.319, SLG: 0.434 (1, 10)										5	1	4	3	0	0	0				
Andres Mora, R OBP: 0.276, SLG: 0.500 Al Bumbry, L OBP: 0.365, SLG: 0.404 (6, 7)										2	0	0	1	0	0	1				
Doug DeCinces, R OBP: 0.348, SLG: 0.433 (1, 5)										3	0	0	0	1	0	2				
Mark Belanger, R OBP: 0.290, SLG: 0.274 (1, 6)										2	0	1	1	2	0	0				
Dave Skaggs, R OBP: 0.345, SLG: 0.358 (1, 2)										4	0	1	0	0	1	4				
Inning Stats	R: 2 E: 0 K: 0 S: 5	H: 2 LOB: 1 BB: 1 P: 9	R: 0 E: 0 K: 0 S: 4	H: 1 LOB: 1 BB: 0 P: 4	R: 1 E: 1 K: 0 S: 4	H: 1 LOB: 1 BB: 0 P: 4	R: 0 E: 0 K: 0 S: 2	H: 0 LOB: 2 BB: 2 P: 10	R: 5 E: 0 K: 0 S: 9	H: 6 LOB: 1 BB: 0 P: 9	R: 3 E: 0 K: 1 S: 8	H: 3 LOB: 1 BB: 0 P: 9	R: 0 E: 0 K: 2 S: 8	H: 1 LOB: 2 BB: 1 P: 12	R: 0 E: 0 K: 1 S: 5	H: 0 LOB: 0 BB: 0 P: 5		1B: 10 2B: 4 3B: 0 HR: 0	SF: 2 SAC: 0 DP: 1 HBP: 1	WP: 1 PB: 0 SB: 1 CS: 0
PITCHER Bill Lee, L ERA: 4.83 Bob Stanley, R ERA: 4.27 Jim Willoughby, R ERA: 4.38 Jim Burton, L ERA: (6, 1)	IP: 4.0 WLS: L BF: 21	H: 7 R: 6 ER: 5 SO: 0	BB: 3 IBB: 0 HBP: 0 BLK: 0	WP: 0 HR: 0 S: 18 P: 30	ERA: 11.25 WHIP: 2.500	PITCHER										IP: WLS: BF: H: R: ER: SO: BB: IBB: HBP: BLK: WP: HR: S: P: ERA: WHIP				

Batter	1	2	3	4	5	6	7	8	9	AB	R	H	RBI	BB	SO	LOB	TOP										
Rick Burleson, R OBP: 0.338, SLG: 0.384 (1, 6)										6	2	1	0	0	3												
Ted Cox, R OBP: 1.000, SLG: 1.250 (1, 10)										4	3	4	1	1	0	0											
Jim Rice, R OBP: 0.382, SLG: 0.606 (1, 9)										4	1	3	0	1	0	2											
Carl Yastrzemski, L OBP: 0.377, SLG: 0.501 (1, 7)										4	0	1	2	0	1	6											
Carlton Fisk, R OBP: 0.402, SLG: 0.504 (1, 2)										5	1	3	2	0	0	2											
George Scott, R OBP: 0.328, SLG: 0.496 (1, 3)										4	2	1	0	1	0	4											
Butch Hobson, R OBP: 0.294, SLG: 0.479 (1, 5)										3	0	0	1	2	1	1											
Fred Lynn, L OBP: 0.320, SLG: 0.438 (1, 8)										4	1	1	1	1	0	2											
Steve Dillard, R OBP: 0.265, SLG: 0.310 (1, 4)										4	0	0	1	0	2	2											
Denny Doyle, L OBP: 0.291, SLG: 0.313 (8, 4)										1	0	0	1	0	0	2											
Inning Stats	R: 1 E: 0 K: 0 S: 5	H: 3 LOB: 1 BB: 0 P: 5	R: 1 E: 0 K: 0 S: 4	H: 1 LOB: 1 BB: 1 P: 8	R: 1 E: 0 K: 1 S: 4	H: 1 LOB: 1 BB: 0 P: 8	R: 0 E: 0 K: 1 S: 5	H: 0 LOB: 0 BB: 0 P: 5	R: 1 E: 0 K: 0 S: 6	H: 3 LOB: 2 BB: 0 P: 6	R: 0 E: 0 K: 0 S: 3	H: 1 LOB: 0 BB: 0 P: 3	R: 0 E: 0 K: 1 S: 5	H: 0 LOB: 0 BB: 0 P: 5	R: 4 E: 0 K: 0 S: 6	H: 3 LOB: 2 BB: 3 P: 18	1B: 12 2B: 3 3B: 0 HR: 0	SF: 1 SAC: 0 DP: 1 HBP: 0	WP: 1 PB: 0 SB: 1 CS: 0	PA: 46							
PITCHER	IP	WLS	BF	H	R	ER	SO	BB	IBB	HBP	BLK	WP	HR	S	P	ERA	WHIP										
Mike Flanagan, L ERA: 3.75 (1, 1)	4.2		23	8	4	4	1	2	0	0	0	0	0	23	31	7.71	2.143										
Scott McGregor, L ERA: 4.34 (5, 1)	3.2	L	17	6	4	4	3	0	1	0	0	1	0	22	26	9.82	1.636										
Dick Drago, R ERA: 3.49 (9, 1)	0.0		3	1	0	0	0	2	0	0	0	0	0	1	9	∞	∞										
Tippy Martinez, L ERA: 2.57 (9, 1)	0.2		3	0	2	2	0	1	0	0	0	0	0	2	6	27.00	1.500										

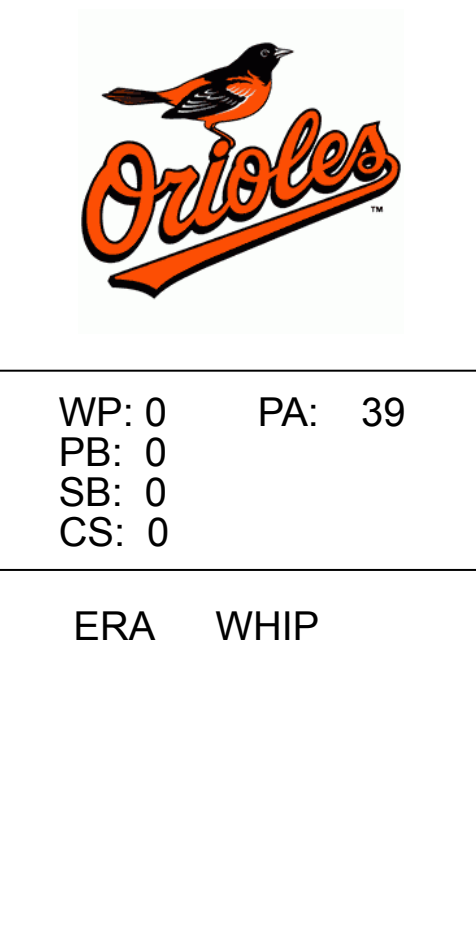
Boston Red Sox @ Baltimore Orioles
Memorial Stadium, Baltimore, MD
Sun Sep 18 1977, 3:33 AM EDT
Att: 51,798 - Unknown

AB 39
R 10
H 15
RBI 10
BB 6
SO 4
LOB 24

Batter	1	2	3	4	5	6	7	8	9	AB	R	H	RBI	BB	SO	LOB	BOTTOM											
Al Bumbry, L OBP: 0.364, SLG: 0.400 (1, 8)										4	0	0	0	1	1	2												
Rich Dauer, R OBP: 0.292, SLG: 0.322 (1, 4)										4	0	2	1	0	0	1												
Terry Crowley, L OBP: 0.368, SLG: 0.579 (9, PH)										1	0	1	0	0	0	0												
Ken Singleton, S OBP: 0.446, SLG: 0.516 (1, 9)										4	0	1	0	1	0	3												
Lee May, R OBP: 0.289, SLG: 0.415 (1, 3)										4	0	1	0	0	1	3												
Eddie Murray, S OBP: 0.320, SLG: 0.436 (1, 10)										4	1	2	0	0	1	1												
Andres Mora, R OBP: 0.275, SLG: 0.495 (1, 7)										4	1	1	0	0	1	2												
Doug DeCinces, R OBP: 0.347, SLG: 0.438 (1, 5)										4	1	1	3	0	0	2												
Mark Belanger, R OBP: 0.290, SLG: 0.275 (1, 6)										3	1	1	0	0	0	1												
Tony Muser, L OBP: 0.310, SLG: 0.289 (9, PH)										1	0	0	0	0	0	0												
Dave Skaggs, R OBP: 0.341, SLG: 0.354 (1, 2)										2	0	0	0	0	0	0												
Pat Kelly, L OBP: 0.352, SLG: 0.374 (9, PH)										1	0	1	0	0	0	0												
Inning Stats	R: 0 E: 0 K: 0 S: 3	H: 1 LOB: 1 BB: 1 P: 7	R: 4 E: 0 K: 0 S: 8	H: 5 LOB: 1 BB: 0 P: 8	R: 0 E: 0 K: 1 S: 4	H: 1 LOB: 1 BB: 0 P: 4	R: 0 E: 0 K: 1 S: 5	H: 0 LOB: 0 BB: 0 P: 5	R: 0 E: 0 K: 0 S: 4	H: 1 LOB: 1 BB: 0 P: 4	R: 0 E: 0 K: 0 S: 4	H: 1 LOB: 2 BB: 1 P: 8	R: 0 E: 0 K: 2 S: 7	H: 0 LOB: 0 BB: 0 P: 7	R: 0 E: 0 K: 0 S: 5	H: 2 LOB: 2 BB: 0 P: 5	1B: 9 2B: 1 3B: 0 HR: 1	SF: 0 SAC: 1 DP: 1 HBP: 0	WP: 0 PB: 0 SB: 0 CS: 0	PA: 39								
PITCHER	IP	WLS	BF	H	R	ER	SO	BB	IBB	HBP	BLK	WP	HR	S	P	ERA	WHIP											
Mike Paxton, R ERA: 3.93 (1, 1)	1.2		11	6	4	4	0	1	0	0	0	0	0	1	10	14	21.60	4.200										
Bob Stanley, R ERA: 4.12 (2, 1)	5.0	W	18	3	0	0	2	0	0	0	0	0	0	22	22	0.00	0.600											
Bill Campbell, R ERA: 2.98 (7, 1)	2.1	S	10	2	0	0	2	1	0	0	0	0	0	13	17	0.00	1.286											

Boston Red Sox @ Baltimore Orioles
Memorial Stadium, Baltimore, MD
Sun Sep 18 1977, 3:33 AM EDT
Att: 51,798 - Unknown

AB 36
R 4
H 11
RBI 4
BB 2
SO 4
LOB 15



Batter	1	2	3	4	5	6	7	8	9	AB	R	H	RBI	BB	SO	LOB	TOP			
Willie Randolph, R (1, 4) OBP: 0.353, SLG: 0.399	0-0 6-3		0-0 F8			0-0 6-3		0-0 B2		4	0	0	0	0	0	0	New York Yankees @ Boston Red Sox Fenway Park, Boston, MA Mon Sep 19 1977, 7:05 PM EDT Att: 34,346 - Unknown - 71 F			
Roy White, S (1, 7) OBP: 0.367, SLG: 0.414	0-0 F2		0-0 F5			0-0 2B		0-0 4-3		4	1	1	0	0	0	0				
Thurman Munson, R (1, 2) OBP: 0.341, SLG: 0.448	0-0 HR			0-0 F8		0-0 2B		0-0 F9		4	1	2	2	0	0	0				
Reggie Jackson, L (1, 9) OBP: 0.371, SLG: 0.548	0-0 G3			0-0 1-3		0-0 6-3			0-0 F8	4	0	0	0	0	0	1				
Chris Chambliss, L (1, 3) OBP: 0.336, SLG: 0.451		0-0 3-1		0-3 K		0-0 4-3			0-0 1-3	4	0	0	0	0	1	1				
Graig Nettles, L (1, 5) OBP: 0.326, SLG: 0.485		0-3 K			0-0 G5-3 1B		0-0 3-1		0-0 G3	4	0	1	0	0	1	0				
Lou Piniella, R (1, 10) OBP: 0.368, SLG: 0.507		4-0 BB			0-0 1-2 1B		0-0 G5-4-3 1B			2	0	2	0	1	0	0				
Paul Blair, R (1, 8) OBP: 0.311, SLG: 0.416		0-3 K			0-0 F7		0-0 G5-4-3			3	0	0	0	0	1	4				
Bucky Dent, R (1, 6) OBP: 0.306, SLG: 0.359			0-3 K		0-0 G5-3			0-0 HR		2	0	0	0	0	1	2				
Dave Kingman, R (8, PH) OBP: 0.275, SLG: 0.445					2-3					1	1	1	1	0	0	0				
Fred Stanley, R (8, 6) OBP: 0.326, SLG: 0.282										0	0	0	0	0	0	0				
Inning Stats	R: 1 E: 0 K: 0 S: 4	H: 1 LOB: 0 BB: 0 P: 4	R: 0 E: 0 K: 2 S: 7	H: 0 LOB: 1 BB: 1 P: 11	R: 0 E: 0 K: 1 S: 5	H: 0 LOB: 0 BB: 0 P: 5	R: 0 E: 0 K: 1 S: 5	H: 2 LOB: 1 BB: 0 P: 4	R: 1 E: 0 K: 0 S: 5	H: 2 LOB: 1 BB: 0 P: 5	R: 0 E: 0 K: 0 S: 3	H: 1 LOB: 0 BB: 0 P: 3	R: 1 E: 0 K: 0 S: 4	H: 1 LOB: 0 BB: 0 P: 4	R: 0 E: 0 K: 0 S: 3	H: 0 LOB: 0 BB: 0 P: 3	1B: 3 2B: 2 3B: 0 HR: 2	SF: 0 SAC: 0 DP: 2 HBP: 0	WP: 0 PB: 0 SB: 0 CS: 0	PA: 33
PITCHER Reggie Cleveland, R (1, 1) ERA: 4.04	IP: 9.0 WLS: W BF: 33 H: 7 R: 3 ER: 3 SO: 4 BB: 1 IBB: 0 HBP: 0 BLK: 0 WP: 0 HR: 2 S: 40 P: 44 ERA: 3.00 WHIP: 0.889																			

livebaseballscores.com



AB 32
R 3
H 7
RBI 3
BB 1
SO 4
LOB 8

Batter	1	2	3	4	5	6	7	8	9	AB	R	H	RBI	BB	SO	LOB	BOTTOM			
Rick Burleson, R (1, 6) OBP: 0.337, SLG: 0.383	0-0 F9 1B 1B		0-0 5-3	0-0 6-3			0-3 K			4	1	1	0	0	1	0	New York Yankees @ Boston Red Sox Fenway Park, Boston, MA Mon Sep 19 1977, 7:05 PM EDT Att: 34,346 - Unknown - 71 F			
Ted Cox, R (1, 10) OBP: 0.778, SLG: 0.875	0-0 1B 1-2 1B		0-0 4-3 HR 1B		0-0 G3		0-0 F8			4	1	2	0	0	0	0				
Jim Rice, R (1, 9) OBP: 0.361, SLG: 0.604	0-0 F9		0-0 4-3 HR 1B		0-0 5-3			0-0 F8		4	1	1	0	0	0	2				
Carl Yastrzemski, L (1, 7) OBP: 0.378, SLG: 0.507	0-0 1-3 3-H 1B		0-0 4-3		0-0 3-1			0-0 HR		4	1	2	2	0	0	2				
Carlton Fisk, R (1, 2) OBP: 0.403, SLG: 0.514	0-3 K		0-0 1-2 2-3 HR		0-0 3-1 1B		0-0 L4		0-0 HR 1B 3B	4	2	2	3	0	1	2				
George Scott, R (1, 3) OBP: 0.331, SLG: 0.498	0-3 K		0-0 2-H 3-H HR			0-0 3-1 1B		0-0 HR 1B		4	0	3	1	0	1	2				
Fred Lynn, L (1, 8) OBP: 0.317, SLG: 0.434		0-0 G3	0-0 G3			0-0 3-1		0-0 F8		4	0	0	0	0	0	3				
Butch Hobson, R (1, 5) OBP: 0.293, SLG: 0.476		4-0 CS BB		0-3 K		0-0 6-3		0-0 F9		3	0	0	0	1	1	2				
Denny Doyle, L (1, 4) OBP: 0.289, SLG: 0.311		0-0 G3		0-0 L9			0-0 1-5-3			3	0	0	0	0	0	1				
Inning Stats	R: 1 E: 0 K: 2 S: 10	H: 3 LOB: 2 BB: 0 P: 10	R: 0 E: 0 K: 0 S: 2	H: 0 LOB: 0 BB: 1 P: 6	R: 3 E: 0 K: 0 S: 7	H: 4 LOB: 1 BB: 0 P: 7	R: 0 E: 0 K: 1 S: 5	H: 0 LOB: 0 BB: 0 P: 5	R: 0 E: 0 K: 0 S: 3	H: 0 LOB: 0 BB: 0 P: 3	R: 0 E: 0 K: 0 S: 4	H: 1 LOB: 1 BB: 0 P: 4	R: 0 E: 0 K: 1 S: 5	H: 0 LOB: 0 BB: 0 P: 5	R: 2 E: 0 K: 0 S: 6	H: 3 LOB: 1 BB: 0 P: 6		1B: 8 2B: 0 3B: 1 HR: 2	SF: 0 SAC: 0 DP: 0 HBP: 0	WP: 0 PB: 0 SB: 0 CS: 1
PITCHER Ed Figueroa, R (1, 1) ERA: 3.69 Sparky Lyle, L (8, 1) ERA: 2.31	IP: 7.1 WLS: L BF: 33 H: 11 R: 6 ER: 6 SO: 4 BB: 1 IBB: 0 HBP: 0 BLK: 0 WP: 0 HR: 2 S: 40 P: 44 ERA: 7.36 WHIP: 1.636																			

livebaseballscores.com



AB 34
R 6
H 11
RBI 6
BB 1
SO 4
LOB 14

Batter	1	2	3	4	5	6	7	8	9	AB	R	H	RBI	BB	SO	LOB	TOP								
Mickey Rivers, L OBP: 0.346, SLG: 0.433 (1, 8)	F8		F6		5-3		L3		L3 1B	5	0	1	0	0	0	2	New York Yankees @ Boston Red Sox Fenway Park, Boston, MA Wed Sep 21 1977, 7:05 PM EDT Att: 30,212 - Unknown - 52 F								
Roy White, S OBP: 0.366, SLG: 0.414 (1, 7)	2-3 2B			K	F9		G4-6-3		L3	5	0	1	0	0	1	3									
Thurman Munson, R OBP: 0.340, SLG: 0.446 (1, 2)	2-3			L5		F8 BB 1B		F8		4	0	1	0	0	0	1									
Reggie Jackson, L OBP: 0.374, SLG: 0.549 (1, 9)	F6			S 1B		F8 BB 1B		2B 1B		3	1	2	0	1	0	1									
Chris Chambliss, L OBP: 0.337, SLG: 0.453 (1, 3)		K		1-2 BB		F8		2B		3	0	1	0	1	1	2									
Graig Nettles, L OBP: 0.325, SLG: 0.483 (1, 5)	F2			K		FC5-2-6 1B		IBB		3	0	0	0	1	1	4									
Lou Piniella, R OBP: 0.370, SLG: 0.516 (1, 10)	F8					HR		K		4	1	2	2	0	1	3									
Willie Randolph, R OBP: 0.353, SLG: 0.400 (1, 4)			K		F9 2B	5-3		F8		4	0	1	0	0	1	5									
Bucky Dent, R OBP: 0.304, SLG: 0.357 (1, 6)			F4		F9			B1-3		2	0	0	0	0	0	1									
Dave Kingman, R OBP: 0.275, SLG: 0.444 (7, PH)							E5			1	0	0	0	0	0	0									
Fred Stanley, R OBP: 0.326, SLG: 0.282 (7, 6)										0	0	0	0	0	0	0									
Dell Alston, L OBP: 0.405, SLG: 0.545 (9, PH)										1	0	0	0	0	0	0									
Inning Stats	R: 0 E: 0 K: 0 S: 4	H: 1 LOB: 1 BB: 0 P: 4	R: 0 E: 0 K: 1 S: 5	H: 0 LOB: 0 BB: 0 P: 5	R: 0 E: 0 K: 1 S: 5	H: 0 LOB: 0 BB: 0 P: 5	R: 0 E: 0 K: 2 S: 8	H: 1 LOB: 2 BB: 1 P: 12	R: 1 E: 0 K: 0 S: 5	H: 2 LOB: 1 BB: 0 P: 5	R: 1 E: 0 K: 0 S: 5	H: 2 LOB: 2 BB: 1 P: 9	R: 0 E: 1 K: 0 S: 3	H: 0 LOB: 0 BB: 0 P: 3	R: 0 E: 0 K: 1 S: 7	H: 2 LOB: 3 BB: 1 P: 11	R: 0 E: 0 K: 0 S: 3	H: 1 LOB: 0 BB: 0 P: 3	1B: 5 2B: 4 3B: 0 HR: 1	SF: 0 SAC: 0 DP: 2 HBP: 0	WP: 0 PB: 0 SB: 1 CS: 0	PA: 38			
PITCHER	IP	WLS	BF	H	R	ER	SO	BB	IBB	HBP	BLK	WP	HR	S	P	ERA	WHIP								
Luis Tiant, R ERA: 4.71 (1, 1)	5.1		23	5	2	2	4	2	0	0	0	0	1	29	37	3.38	1.312								
Jim Willoughby, R ERA: 4.32 (6, 1)	0.2	W	3	1	0	0	0	0	0	0	0	0	0	3	3	0.00	1.500								
Bill Campbell, R ERA: 2.92 (7, 1)	3.0	S	12	3	0	0	1	0	1	0	0	0	0	13	17	0.00	1.000								

AB 35
R 2
H 9
RBI 2
BB 3
SO 5
LOB 22



Batter	1	2	3	4	5	6	7	8	9	AB	R	H	RBI	BB	SO	LOB	BOTTOM								
Rick Burleson, R OBP: 0.338, SLG: 0.387 (1, 6)	F7		5-3 1B		F8		3B			4	0	2	0	0	0	0	New York Yankees @ Boston Red Sox Fenway Park, Boston, MA Wed Sep 21 1977, 7:05 PM EDT Att: 30,212 - Unknown - 52 F								
Ted Cox, R OBP: 0.615, SLG: 0.667 (1, 10)	K		5-3 1-2		1B		6-3			4	0	1	0	0	1	2									
Jim Rice, R OBP: 0.379, SLG: 0.600 (1, 9)	L7		5-3		F7			F8		4	0	0	0	0	0	2									
Rick Miller, L OBP: 0.338, SLG: 0.324 (9, 9)										0	0	0	0	0	0	0									
Carl Yastrzemski, L OBP: 0.375, SLG: 0.503 (1, 7)		G1		L4		L9		K		4	0	0	0	0	1	0									
Carlton Fisk, R OBP: 0.402, SLG: 0.512 (1, 2)		5-3		1B E 1B		F8		P7		4	1	1	0	0	0	0									
George Scott, R OBP: 0.334, SLG: 0.505 (1, 3)		2B BB		E9 1H 1B		HR				2	2	2	1	1	0	0									
Fred Lynn, L OBP: 0.319, SLG: 0.437 (1, 8)		1H 2B		G5-4-3 BB		F3				2	0	1	1	1	0	0									
Butch Hobson, R OBP: 0.292, SLG: 0.474 (1, 5)		6-3		G5-4-3 1-2			F9			3	0	0	0	0	0	3									
Denny Doyle, L OBP: 0.287, SLG: 0.309 (1, 4)			K		P8		6-3			3	0	0	0	0	1	0									
Inning Stats	R: 0 E: 0 K: 1 S: 5	H: 0 LOB: 0 BB: 0 P: 5	R: 1 E: 0 K: 0 S: 4	H: 1 LOB: 1 BB: 1 P: 8	R: 0 E: 0 K: 1 S: 6	H: 1 LOB: 1 BB: 0 P: 6	R: 1 E: 1 K: 0 S: 4	H: 2 LOB: 1 BB: 1 P: 8	R: 0 E: 0 K: 0 S: 4	H: 1 LOB: 0 BB: 0 P: 4	R: 1 E: 0 K: 0 S: 4	H: 1 LOB: 0 BB: 0 P: 4	R: 0 E: 0 K: 1 S: 5	H: 0 LOB: 0 BB: 0 P: 5	R: 0 E: 0 K: 0 S: 5	H: 0 LOB: 0 BB: 0 P: 5	1B: 4 2B: 1 3B: 1 HR: 1	SF: 0 SAC: 0 DP: 1 HBP: 0	WP: 0 PB: 0 SB: 0 CS: 0	PA: 32					
PITCHER	IP	WLS	BF	H	R	ER	SO	BB	IBB	HBP	BLK	WP	HR	S	P	ERA	WHIP								
Mike Torrez, R ERA: 3.8 (1, 1)	8.0	L	32	7	3	2	3	2	0	0	0	0	1	36	44	2.25	1.125								

AB 30
R 3
H 7
RBI 2
BB 2
SO 3
LOB 7



Batter	1	2	3	4	5	6	7	8	9	AB	R	H	RBI	BB	SO	LOB	TOP										
Rick Burleson, R OBP: 0.337, SLG: 0.384 (1, 6)										4	0	0	0	1	0	3	Boston Red Sox @ Detroit Tigers Tiger Stadium, Detroit, MI Thu Sep 22 1977, 7:05 PM EDT Att: 3,507 - Unknown										
Ted Cox, R OBP: 0.444, SLG: 0.471 (1, 10)										5	0	0	0	0	0	1											
Jim Rice, R OBP: 0.376, SLG: 0.596 (1, 9)										4	0	0	0	0	0	0											
Carl Yastrzemski, L OBP: 0.377, SLG: 0.509 (1, 7)										4	0	3	0	0	1	0											
Carlton Fisk, R OBP: 0.401, SLG: 0.516 (1, 2)										4	2	1	1	0	0	3											
George Scott, R OBP: 0.332, SLG: 0.502 (1, 3)										4	1	0	0	0	0	2											
Fred Lynn, L OBP: 0.321, SLG: 0.443 (1, 8)										3	1	1	1	1	0	1											
Butch Hobson, R OBP: 0.293, SLG: 0.473 (1, 5)										3	0	1	0	1	2	0											
Denny Doyle, L OBP: 0.288, SLG: 0.309 (1, 4)										3	0	1	1	0	0	2											
Bernie Carbo, L OBP: 0.410, SLG: 0.513 (9, PH)										1	0	0	0	0	0	0											
Inning Stats	R: 0 E: 0 K: 0 S: 3	H: 0 LOB: 0 BB: 0 P: 3	R: 1 E: 0 K: 1 S: 6	H: 1 LOB: 2 BB: 2 P: 14	R: 0 E: 0 K: 0 S: 3	H: 0 LOB: 0 BB: 0 P: 3	R: 2 E: 1 K: 0 S: 7	H: 3 LOB: 2 BB: 0 P: 7	R: 0 E: 0 K: 0 S: 4	H: 1 LOB: 1 BB: 0 P: 4	R: 0 E: 0 K: 1 S: 5	H: 0 LOB: 0 BB: 0 P: 5	R: 0 E: 0 K: 0 S: 3	H: 0 LOB: 0 BB: 0 P: 3	R: 0 E: 0 K: 0 S: 4	H: 1 LOB: 1 BB: 0 P: 4	R: 1 E: 0 K: 1 S: 6	H: 1 LOB: 1 BB: 1 P: 10	1B: 3 2B: 2 3B: 0 HR: 2	SF: 0 SAC: 0 DP: 1 HBP: 0	WP: 0 PB: 0 SB: 0 CS: 0	PA: 38					
PITCHER	IP	WLS	BF	H	R	ER	SO	BB	IBB	HBP	BLK	WP	HR	S	P	ERA	WHIP										
Fernando Arroyo, R ERA: 3.94 (1, 1)	8.2	W	37	7	4	3	3	3	0	0	0	0	2	40	52	3.12	1.154										
Steve Foucault, R ERA: 3.14 (9, 1)	0.1	S	1	0	0	0	0	0	0	0	0	0	0	1	1	0.00	0.000										

Batter	1	2	3	4	5	6	7	8	9	AB	R	H	RBI	BB	SO	LOB	BOTTOM										
Ron LeFlore, R OBP: 0.363, SLG: 0.481 (1, 8)										5	1	3	1	0	0	0	Boston Red Sox @ Detroit Tigers Tiger Stadium, Detroit, MI Thu Sep 22 1977, 7:05 PM EDT Att: 3,507 - Unknown										
Tito Fuentes, S OBP: 0.345, SLG: 0.392 (1, 4)										4	0	1	0	0	0	2											
Rusty Staub, L OBP: 0.338, SLG: 0.455 (1, 10)										3	1	0	0	1	0	3											
Steve Kemp, L OBP: 0.343, SLG: 0.433 (1, 7)										4	1	1	2	0	0	2											
Jason Thompson, L OBP: 0.347, SLG: 0.489 (1, 3)										3	1	2	1	1	0	0											
Ben Oglivie, L OBP: 0.324, SLG: 0.456 (1, 9)										3	0	1	1	1	0	1											
Milt May, L OBP: 0.295, SLG: 0.386 (1, 2)										3	0	0	0	1	0	2											
Aurelio Rodriguez, R OBP: 0.264, SLG: 0.378 (1, 5)										4	0	0	0	0	1	5											
Chuck Scrivener, R OBP: 0.143, SLG: 0.083 (1, 6)										2	0	0	0	0	1	2											
Tim Corcoran, L OBP: 0.291, SLG: 0.368 (7, PH)										1	1	1	0	0	0	0											
Alan Trammell, R OBP: 0.250, SLG: 0.211 (8, 6)										1	0	0	0	0	0	0											
Inning Stats	R: 0 E: 0 K: 0 S: 4	H: 1 LOB: 1 BB: 0 P: 4	R: 0 E: 1 K: 2 S: 8	H: 0 LOB: 2 BB: 1 P: 12	R: 0 E: 0 K: 0 S: 4	H: 1 LOB: 0 BB: 0 P: 4	R: 1 E: 0 K: 0 S: 4	H: 1 LOB: 0 BB: 0 P: 4	R: 0 E: 0 K: 0 S: 4	H: 1 LOB: 1 BB: 0 P: 4	R: 4 E: 0 K: 0 S: 7	H: 4 LOB: 3 BB: 3 P: 19	R: 0 E: 0 K: 0 S: 3	H: 0 LOB: 0 BB: 0 P: 3	1B: 4 2B: 3 3B: 1 HR: 1	SF: 0 SAC: 1 DP: 0 HBP: 0	WP: 0 PB: 0 SB: 0 CS: 0	PA: 38									
PITCHER	IP	WLS	BF	H	R	ER	SO	BB	IBB	HBP	BLK	WP	HR	S	P	ERA	WHIP										
Don Aase, R ERA: 2.96 (1, 1)	6.1	L	28	7	3	3	2	1	0	0	0	0	0	31	35	4.26	1.263										
Jim Willoughby, R ERA: 4.65 (7, 1)	0.1	L	6	2	2	2	0	1	2	0	0	0	0	3	15	54.00	9.000										
Bob Stanley, R ERA: 4.08 (7, 1)	1.1		4	0	0	0	0	0	0	0	0	0	0	4	4	0.00	0.000										

Batter	1	2	3	4	5	6	7	8	9	AB	R	H	RBI	BB	SO	LOB	TOP										
Rick Burleson, R OBP: 0.336, SLG: 0.383 (1, 6)										5	1	1	0	0	2	3											
Ted Cox, R OBP: 0.435, SLG: 0.455 (1, 10)										5	0	2	1	0	1	0											
Jim Rice, R OBP: 0.375, SLG: 0.593 (1, 9)										5	0	1	0	0	1	3											
Carl Yastrzemski, L OBP: 0.374, SLG: 0.504 (1, 7)										5	0	0	0	0	1	4											
Carlton Fisk, R OBP: 0.403, SLG: 0.518 (1, 2)										2	1	1	0	2	0	0											
George Scott, R OBP: 0.333, SLG: 0.501 (1, 3)										3	0	1	1	1	1	2											
Fred Lynn, L OBP: 0.320, SLG: 0.441 (1, 8)										4	1	1	0	0	2	5											
Butch Hobson, R OBP: 0.296, SLG: 0.482 (1, 5)										4	2	3	3	0	0	1											
Steve Dillard, R OBP: 0.264, SLG: 0.303 (1, 4)										3	0	0	0	1	1	3											
Inning Stats	R: 1 E: 0 K: 1 S: 7	H: 2 LOB: 3 BB: 2 P: 15	R: 1 E: 0 K: 0 S: 5	H: 2 LOB: 1 BB: 0 P: 5	R: 3 E: 0 K: 1 S: 6	H: 2 LOB: 0 BB: 2 P: 14	R: 0 E: 1 K: 2 S: 8	H: 0 LOB: 1 BB: 0 P: 8	R: 0 E: 0 K: 0 S: 4	H: 1 LOB: 1 BB: 0 P: 4	R: 0 E: 0 K: 2 S: 7	H: 0 LOB: 0 BB: 0 P: 7	R: 0 E: 0 K: 1 S: 5	H: 0 LOB: 0 BB: 0 P: 5	R: 0 E: 0 K: 2 S: 9	H: 2 LOB: 2 BB: 0 P: 9	R: 0 E: 0 K: 0 S: 3	H: 1 LOB: 0 BB: 0 P: 3	1B: 7 2B: 2 3B: 0 HR: 1	SF: 0 SAC: 0 DP: 1 HBP: 0	WP: 0 PB: 0 SB: 0 CS: 1	PA: 41					
PITCHER	IP	WLS	BF	H	R	ER	SO	BB	IBB	HBP	BLK	WP	HR	S	P	ERA	WHIP										
Bob Sykes, L ERA: 4.57 (1, 1)	2.2	L	17	6	5	5	2	3	0	0	0	0	1	18	30	16.88	3.375										
Vern Riffe, R ERA: 5.98 (3, 1)	6.1		23	4	0	0	7	1	0	0	0	0	0	36	40	0.00	0.789										

Boston Red Sox @ Detroit Tigers
Tiger Stadium, Detroit, MI
Fri Sep 23 1977, 7:05 PM EDT
Att: 11,344 - Unknown

AB	36
R	5
H	10
RBI	5
BB	4
SO	9
LOB	21



Batter	1	2	3	4	5	6	7	8	9	AB	R	H	RBI	BB	SO	LOB	BOTTOM										
Ron LeFlore, R OBP: 0.362, SLG: 0.479 (1, 8)										4	0	1	0	0	0	0											
Tito Fuentes, S OBP: 0.345, SLG: 0.391 (1, 4)										3	0	1	0	0	0	1											
Rusty Staub, L OBP: 0.337, SLG: 0.452 (1, 10)										3	0	0	0	0	0	1											
Steve Kemp, L OBP: 0.343, SLG: 0.432 (1, 7)										3	0	1	0	0	0	0											
Jason Thompson, L OBP: 0.345, SLG: 0.486 (1, 3)										3	0	0	0	0	1	1											
Lance Parrish, R OBP: 0.382, SLG: 0.552 (1, 2)										3	1	1	1	0	0	1											
Ben Oglivie, L OBP: 0.322, SLG: 0.453 (1, 9)										3	0	0	0	0	0	0											
Aurelio Rodriguez, R OBP: 0.261, SLG: 0.374 (1, 5)										3	0	0	0	0	0	0											
Alan Trammell, R OBP: 0.227, SLG: 0.190 (1, 6)										2	0	0	0	0	0	0											
Mickey Stanley, R OBP: 0.290, SLG: 0.403 (9, PH)										1	0	0	0	0	0	0											
Inning Stats	R: 0 E: 0 K: 0 S: 3	H: 1 LOB: 0 BB: 0 P: 3	R: 0 E: 0 K: 0 S: 3	H: 0 LOB: 0 BB: 0 P: 3	R: 0 E: 0 K: 0 S: 3	H: 0 LOB: 0 BB: 0 P: 3	R: 0 E: 0 K: 0 S: 3	H: 0 LOB: 0 BB: 0 P: 3	R: 0 E: 0 K: 0 S: 3	H: 1 LOB: 0 BB: 0 P: 3	R: 0 E: 0 K: 0 S: 3	H: 0 LOB: 0 BB: 0 P: 3	R: 0 E: 0 K: 1 S: 6	H: 1 LOB: 0 BB: 0 P: 6	R: 0 E: 0 K: 0 S: 3	H: 0 LOB: 0 BB: 0 P: 3	1B: 3 2B: 0 3B: 0 HR: 1	SF: 0 SAC: 0 DP: 3 HBP: 0	WP: 0 PB: 0 SB: 0 CS: 0	PA: 28							
PITCHER	IP	WLS	BF	H	R	ER	SO	BB	IBB	HBP	BLK	WP	HR	S	P	ERA	WHIP										
Bill Lee, L ERA: 4.54 (1, 1)	9.0	W	28	4	1	1	1	0	0	0	0	0	1	30	30	1.00	0.444										

Boston Red Sox @ Detroit Tigers
Tiger Stadium, Detroit, MI
Fri Sep 23 1977, 7:05 PM EDT
Att: 11,344 - Unknown

AB	28
R	1
H	4
RBI	1
BB	0
SO	1
LOB	4



Batter	1	2	3	4	5	6	7	8	9	AB	R	H	RBI	BB	SO	LOB	TOP										
Rick Burleson, R OBP: 0.335, SLG: 0.381 (1, 6)										5	0	1	0	0	1	4	Boston Red Sox @ Detroit Tigers Tiger Stadium, Detroit, MI Sat Sep 24 1977, 3:33 AM EDT Att: 9,245 - Unknown										
Ted Cox, R OBP: 0.429, SLG: 0.556 (1, 10)										5	1	2	1	0	1	2											
Jim Rice, R OBP: 0.374, SLG: 0.590 (1, 9)										5	1	1	0	0	1	4											
Carl Yastrzemski, L OBP: 0.374, SLG: 0.508 (1, 7)										4	1	1	2	0	0	2											
Carlton Fisk, R OBP: 0.402, SLG: 0.516 (1, 2)										4	1	1	0	0	0	2											
George Scott, R OBP: 0.333, SLG: 0.501 (1, 3)										4	0	1	0	0	1	1											
Fred Lynn, L OBP: 0.323, SLG: 0.451 (1, 8)										3	2	2	2	1	0	0											
Butch Hobson, R OBP: 0.296, SLG: 0.481 (1, 5)										4	0	1	1	0	2	2											
Denny Doyle, L OBP: 0.287, SLG: 0.307 (1, 4)										3	0	0	0	1	2	2											
Inning Stats	R: 0 E: 0 K: 0 S: 5	H: 2 LOB: 2 BB: 0 P: 5	R: 0 E: 0 K: 2 S: 8	H: 1 LOB: 2 BB: 1 P: 12	R: 1 E: 0 K: 0 S: 4	H: 1 LOB: 0 BB: 0 P: 4	R: 0 E: 0 K: 0 S: 3	H: 0 LOB: 0 BB: 0 P: 3	R: 0 E: 0 K: 0 S: 3	H: 0 LOB: 0 BB: 0 P: 3	R: 4 E: 0 K: 2 S: 11	H: 4 LOB: 0 BB: 0 P: 11	R: 0 E: 0 K: 1 S: 5	H: 0 LOB: 0 BB: 0 P: 5	R: 0 E: 0 K: 1 S: 5	H: 0 LOB: 0 BB: 0 P: 5		R: 1 E: 0 K: 2 S: 9	H: 2 LOB: 2 BB: 1 P: 13	1B: 5 2B: 2 3B: 0 HR: 3	SF: 0 SAC: 0 DP: 0 HBP: 0	WP: 0 PB: 0 SB: 1 CS: 0	PA: 39				
PITCHER	IP	WLS	BF	H	R	ER	SO	BB	IBB	HBP	BLK	WP	HR	S	P	ERA	WHIP										
Milt Wilcox, R ERA: 3.72 (1, 1)	5.1	L	25	8	5	5	2	1	0	0	0	0	3	28	32	8.44	1.688										
Bruce Taylor, R ERA: 3.28 (6, 1)	3.2		14	2	1	1	6	1	0	0	0	0	0	25	29	2.46	0.818										

Batter	1	2	3	4	5	6	7	8	9	AB	R	H	RBI	BB	SO	LOB	BOTTOM										
Ron LeFlore, R OBP: 0.363, SLG: 0.481 (1, 8)										4	0	2	0	0	0	0	Boston Red Sox @ Detroit Tigers Tiger Stadium, Detroit, MI Sat Sep 24 1977, 3:33 AM EDT Att: 9,245 - Unknown										
Lou Whitaker, L OBP: 0.345, SLG: 0.333 (1, 4)										3	0	1	1	1	0	0											
Rusty Staub, L OBP: 0.336, SLG: 0.451 (1, 10)										4	0	1	0	0	0	4											
Steve Kemp, L OBP: 0.343, SLG: 0.430 (1, 7)										3	1	0	0	1	0	1											
Jason Thompson, L OBP: 0.343, SLG: 0.483 (1, 3)										4	0	0	0	0	0	1											
Ben Oglivie, L OBP: 0.316, SLG: 0.449 (1, 9)										4	0	0	0	0	1	1											
Milt May, L OBP: 0.296, SLG: 0.385 (1, 2)										3	0	1	0	0	0	0											
Phil Mankowski, L OBP: 0.316, SLG: 0.349 (1, 5)										2	1	1	1	1	0	0											
Alan Trammell, R OBP: 0.208, SLG: 0.174 Tim Corcoran, L OBP: 0.288, SLG: 0.365 Chuck Scrivener, R OBP: 0.143, SLG: 0.083 (1, 6)										2	0	0	0	0	2	0											
Inning Stats	R: 0 E: 0 K: 0 S: 3	H: 0 LOB: 0 BB: 0 P: 3	R: 1 E: 0 K: 1 S: 6	H: 2 LOB: 2 BB: 1 P: 10	R: 0 E: 0 K: 1 S: 5	H: 0 LOB: 0 BB: 0 P: 5	R: 0 E: 0 K: 0 S: 3	H: 1 LOB: 0 BB: 0 P: 3	R: 0 E: 0 K: 1 S: 5	H: 1 LOB: 1 BB: 1 P: 9	R: 0 E: 0 K: 0 S: 3	H: 0 LOB: 0 BB: 0 P: 3	R: 0 E: 0 K: 0 S: 5	H: 2 LOB: 2 BB: 1 P: 9	R: 0 E: 0 K: 0 S: 3	H: 0 LOB: 0 BB: 0 P: 3		1B: 4 2B: 2 3B: 0 HR: 0	SF: 0 SAC: 0 DP: 2 HBP: 0	WP: 0 PB: 0 SB: 0 CS: 0	PA: 33						
PITCHER	IP	WLS	BF	H	R	ER	SO	BB	IBB	HBP	BLK	WP	HR	S	P	ERA	WHIP										
Mike Paxton, R ERA: 3.81 (1, 1)	7.2	W	29	6	2	2	3	3	0	0	0	0	0	32	44	2.35	1.174										
Bill Campbell, R ERA: 2.89 (8, 1)	1.1	S	4	0	0	0	0	0	0	0	0	0	0	4	4	0.00	0.000										

Batter	1	2	3	4	5	6	7	8	9	AB	R	H	RBI	BB	SO	LOB	TOP										
Rick Burleson, R OBP: 0.337, SLG: 0.383 (1, 6)										5	1	2	1	1	0	2											
Ted Cox, R OBP: 0.382, SLG: 0.469 (1, 10)										5	0	0	0	1	0	5											
Jim Rice, R OBP: 0.375, SLG: 0.590 (1, 9)										5	1	2	0	1	2	3											
Carl Yastrzemski, L OBP: 0.375, SLG: 0.511 (1, 7)										4	2	1	2	2	0	4											
Carlton Fisk, R OBP: 0.400, SLG: 0.519 (1, 2)										5	1	1	3	0	0	5											
George Scott, R OBP: 0.337, SLG: 0.504 (1, 3)										4	2	3	0	1	0	0											
Fred Lynn, L OBP: 0.326, SLG: 0.455 (1, 8)										5	2	3	1	0	1	2											
Butch Hobson, R OBP: 0.300, SLG: 0.491 (1, 5)										4	2	3	3	1	0	1											
Steve Dillard, R OBP: 0.269, SLG: 0.299 (1, 4)										2	1	0	1	2	0	2											
Inning Stats	R: 3 E: 0 K: 1 S: 8	H: 3 LOB: 1 BB: 1 P: 12	R: 1 E: 0 K: 1 S: 6	H: 1 LOB: 1 BB: 1 P: 10	R: 1 E: 0 K: 0 S: 5	H: 2 LOB: 1 BB: 0 P: 5	R: 1 E: 1 K: 0 S: 4	H: 1 LOB: 2 BB: 2 P: 12	R: 1 E: 0 K: 0 S: 4	H: 3 LOB: 2 BB: 1 P: 10	R: 0 E: 0 K: 0 S: 4	H: 1 LOB: 2 BB: 1 P: 8	R: 3 E: 0 K: 0 S: 6	H: 3 LOB: 0 BB: 0 P: 6	R: 0 E: 0 K: 1 S: 4	H: 0 LOB: 0 BB: 1 P: 8	1B: 7 2B: 4 3B: 1 HR: 3	SF: 2 SAC: 0 DP: 1 HBP: 0	WP: 4 PB: 0 SB: 1 CS: 0	PA: 50							
PITCHER	IP	WLS	BF	H	R	ER	SO	BB	IBB	HBP	BLK	WP	HR	S	P	ERA	WHIP										
Ed Glynn, L ERA: 5.06 (1, 1)	1.0	L	9	4	4	4	1	2	0	0	0	0	1	9	17	36.00	6.000										
Steve Grilli, R ERA: 4.55 (2, 1)	4.0		21	5	4	3	1	4	0	0	0	1	1	19	35	6.75	2.250										
Jim Crawford, L ERA: 4.68 (6, 1)	2.0		14	6	4	4	0	2	0	0	0	3	1	12	20	18.00	4.000										
Steve Foucault, R ERA: 3.04 (8, 1)	2.0		6	0	0	0	1	1	0	0	0	0	0	7	11	0.00	0.500										

Boston Red Sox @ Detroit Tigers
Tiger Stadium, Detroit, MI
Sun Sep 25 1977, 3:33 AM EDT
Att: 12,707 - Unknown

AB 39
R 12
H 15
RBI 11
BB 9
SO 3
LOB 24



Batter	1	2	3	4	5	6	7	8	9	AB	R	H	RBI	BB	SO	LOB	BOTTOM										
Ron LeFlore, R OBP: 0.365, SLG: 0.483 (1, 8)										5	1	3	0	0	0	2											
Tito Fuentes, S OBP: 0.347, SLG: 0.393 (1, 4)										5	0	3	0	0	0	0											
Rusty Staub, L OBP: 0.337, SLG: 0.450 (1, 10)										5	2	2	0	0	0	5											
Steve Kemp, L OBP: 0.342, SLG: 0.428 (1, 7)										5	1	1	0	0	1	5											
Jason Thompson, L OBP: 0.343, SLG: 0.482 (1, 3)										5	0	2	0	0	0	2											
Ben Oglivie, L OBP: 0.320, SLG: 0.455 (1, 9)										5	1	2	2	0	0	2											
Milt May, L OBP: 0.297, SLG: 0.387 (1, 2)										4	0	2	2	0	0	0											
Aurelio Rodriguez, R OBP: 0.261, SLG: 0.374 (1, 5)										0	0	0	0	0	0	0											
Phil Mankowski, L OBP: 0.318, SLG: 0.354 (1, 5)										5	0	2	0	0	0	5											
Alan Trammell, R OBP: 0.185, SLG: 0.154 (1, 6)										3	0	0	0	0	0	1											
Tim Corcoran, L OBP: 0.295, SLG: 0.371 (8, PH)										1	0	1	0	0	0	0											
Chuck Scrivener, R OBP: 0.143, SLG: 0.083 (9, 6)										0	0	0	0	0	0	0											
Inning Stats	R: 1 E: 0 K: 1 S: 6	H: 2 LOB: 0 BB: 0 P: 6	R: 0 E: 0 K: 0 S: 4	H: 1 LOB: 1 BB: 0 P: 4	R: 0 E: 0 K: 0 S: 3	H: 0 LOB: 0 BB: 0 P: 3	R: 1 E: 0 K: 0 S: 6	H: 3 LOB: 2 BB: 0 P: 6	R: 0 E: 0 K: 0 S: 5	H: 2 LOB: 1 BB: 0 P: 5	R: 0 E: 0 K: 0 S: 5	H: 2 LOB: 2 BB: 0 P: 5	R: 0 E: 0 K: 0 S: 5	H: 2 LOB: 2 BB: 0 P: 5	R: 2 E: 0 K: 0 S: 7	H: 4 LOB: 2 BB: 0 P: 7	1B: 15 2B: 2 3B: 0 HR: 1	SF: 1 SAC: 0 DP: 1 HBP: 0	WP: 0 PB: 0 SB: 0 CS: 0	PA: 44							
PITCHER	IP	WLS	BF	H	R	ER	SO	BB	IBB	HBP	BLK	WP	HR	S	P	ERA	WHIP										
Reggie Cleveland, R ERA: 4.09 (1, 1)	9.0	W	44	18	5	5	1	0	0	0	0	0	1	46	46	5.00	2.000										

Boston Red Sox @ Detroit Tigers
Tiger Stadium, Detroit, MI
Sun Sep 25 1977, 3:33 AM EDT
Att: 12,707 - Unknown

AB 43
R 5
H 18
RBI 4
BB 0
SO 1
LOB 22



Batter	1	2	3	4	5	6	7	8	9	AB	R	H	RBI	BB	SO	LOB	TOP								
Bob Bailor, R OBP: 0.340, SLG: 0.412 (1, 9)	F8		FC4-6 1B		K		E5		F7	5	0	1	0	0	1	2	Toronto Blue Jays @ Boston Red Sox Fenway Park, Boston, MA Tue Sep 27 1977, 7:05 PM EDT Unknown - 73 F								
Al Woods, L OBP: 0.336, SLG: 0.382 Otto Velez, R OBP: 0.361, SLG: 0.457 (1, 7)	F7		FC4-6 1B		F9		5-3		FC6-4	1	0	0	0	0	0	0									
Roy Howell, L OBP: 0.362, SLG: 0.408 (1, 5)	1B 2B 1B		1B		F7		K			4	1	2	0	0	1	0									
Ron Fairly, L OBP: 0.363, SLG: 0.467 (1, 3)	2B 1B		G6-4-3 1B		G3		HR BB			3	2	2	0	1	0	0									
Sam Ewing, L OBP: 0.340, SLG: 0.392 (1, 10)	1B		G6-4-3		4-3		HR			4	1	2	4	0	0	3									
Dave McKay, S OBP: 0.214, SLG: 0.265 (1, 4)	6-3				3-1		K2-3		4-3	4	0	0	0	0	1	1									
Gary Woods, R OBP: 0.249, SLG: 0.273 (1, 8)					F7		6-3		5-3	4	0	0	0	0	0	0									
Alan Ashby, S OBP: 0.299, SLG: 0.282 (1, 2)			G5-4-3 1B		4-3		1B E		3-1	4	1	2	0	0	0	0									
Tim Nordbrook, R OBP: 0.286, SLG: 0.181 Doug Rader, R OBP: 0.346, SLG: 0.438 John Scott, R OBP: 0.266, SLG: 0.305 (1, 6)	G5-4-3				F3		1B E		FC6-4 BB	3	0	1	0	0	0	1									
Inning Stats	R: 2 E: 0 K: 0 S: 6	H: 3 LOB: 1 BB: 0 P: 6	R: 0 E: 0 K: 0 S: 3	H: 1 LOB: 0 BB: 0 P: 3	R: 0 E: 0 K: 0 S: 5	H: 3 LOB: 2 BB: 0 P: 5	R: 0 E: 0 K: 0 S: 3	H: 0 LOB: 0 BB: 0 P: 3	R: 0 E: 0 K: 1 S: 5	H: 0 LOB: 0 BB: 0 P: 5	R: 0 E: 0 K: 0 S: 3	H: 0 LOB: 0 BB: 0 P: 3	R: 1 E: 1 K: 1 S: 8	H: 2 LOB: 2 BB: 0 P: 8	R: 2 E: 0 K: 1 S: 6	H: 1 LOB: 0 BB: 1 P: 10		R: 0 E: 0 K: 0 S: 3	H: 0 LOB: 1 BB: 1 P: 7	1B: 8 2B: 1 3B: 0 HR: 1	SF: 0 SAC: 0 DP: 2 HBP: 0	WP: 0 PB: 0 SB: 0 CS: 0	PA: 38		
PITCHER	IP	WLS	BF	H	R	ER	SO	BB	IBB	HBP	BLK	WP	HR	S	P	ERA	WHIP								
Don Aase, R ERA: 3.12 Bill Campbell, R ERA: 2.85 (1, 1)	7.1	W	32	10	5	4	3	1	0	0	0	0	1	37	41	4.91	1.500								
(8, 1)	1.2	S	6	0	0	0	0	1	0	0	0	0	0	5	9	0.00	0.600								

AB	36
R	5
H	10
RBI	4
BB	2
SO	3
LOB	11



Batter	1	2	3	4	5	6	7	8	9	AB	R	H	RBI	BB	SO	LOB	BOTTOM								
Rick Burleson, R OBP: 0.337, SLG: 0.382 (1, 6)	F5	2B 3-1 1B	BB		F8			1-3		4	1	1	0	1	0	0	Toronto Blue Jays @ Boston Red Sox Fenway Park, Boston, MA Tue Sep 27 1977, 7:05 PM EDT Unknown - 73 F								
Ted Cox, R OBP: 0.385, SLG: 0.486 (1, 10)	BB 1B	3-1 2B	1-3		F7		L7			5	1	2	0	0	0	3									
Bernie Carbo, L OBP: 0.407, SLG: 0.507 Rick Miller, L OBP: 0.338, SLG: 0.324 (1, 9)	4-0 BB BB	0-3 K			3-1		K			3	1	0	0	1	2	2									
Carl Yastrzemski, L OBP: 0.374, SLG: 0.509 (1, 7)	1-2 BB	3-1			4-3		6-3			4	1	1	2	0	0	1									
Carlton Fisk, R OBP: 0.401, SLG: 0.518 (1, 2)	4-3 1B	6-3			1B		F4			4	1	2	1	0	0	1									
George Scott, R OBP: 0.339, SLG: 0.506 (1, 3)	1-2 2H	4-3 1B			2B		6-3			4	1	3	1	0	0	0									
Fred Lynn, L OBP: 0.325, SLG: 0.452 (1, 8)	4-3				F9		F3			3	0	0	0	1	0	5									
Butch Hobson, R OBP: 0.301, SLG: 0.493 (1, 5)	2H 3H	1B			1-3 2B		K2-3		5-3	4	0	2	2	0	1	1									
Denny Doyle, L OBP: 0.285, SLG: 0.304 (1, 4)	F9				G3		F9		L4	4	0	0	0	0	0	3									
Inning Stats	R: 5 E: 0 K: 0 S: 8	H: 5 LOB: 1 BB: 1 P: 12	R: 1 E: 0 K: 1 S: 7	H: 2 LOB: 1 BB: 0 P: 7	R: 0 E: 0 K: 0 S: 5	H: 2 LOB: 3 BB: 1 P: 9	R: 0 E: 0 K: 0 S: 5	H: 2 LOB: 2 BB: 0 P: 5	R: 0 E: 0 K: 1 S: 5	H: 0 LOB: 0 BB: 0 P: 5	R: 0 E: 0 K: 1 S: 3	H: 0 LOB: 0 BB: 1 P: 7	R: 0 E: 0 K: 0 S: 3	H: 0 LOB: 0 BB: 0 P: 3	1B: 9 2B: 2 3B: 0 HR: 0	SF: 0 SAC: 0 DP: 0 HBP: 0		WP: 0 PB: 0 SB: 0 CS: 0	PA: 38						
PITCHER	IP	WLS	BF	H	R	ER	SO	BB	IBB	HBP	BLK	WP	HR	S	P	ERA	WHIP								
Jeff Byrd, R ERA: 6.18 Mike Willis, L ERA: 4.16 (1, 1)	0.2	L	8	5	5	5	0	1	0	0	0	0	0	7	11	67.50	9.000								
(1, 1)	7.1		30	6	1	1	3	2	0	0	0	0	0	34	42	1.23	1.091								



Batter	1	2	3	4	5	6	7	8	9	AB	R	H	RBI	BB	SO	LOB	TOP					
Bob Bailor, R OBP: 0.339, SLG: 0.410 (1, 7)										5	0	1	0	0	0	1						
Roy Howell, L OBP: 0.367, SLG: 0.423 (1, 5)										4	1	3	1	1	0	0						
Sam Ewing, L OBP: 0.337, SLG: 0.388 (1, 10)										5	0	1	0	0	1	4						
Ron Fairly, L OBP: 0.363, SLG: 0.467 (1, 3)										4	0	1	0	0	1	2						
Otto Velez, R OBP: 0.367, SLG: 0.459 (1, 9)										1	0	1	0	3	0	0						
Steve Bowling, R OBP: 0.332, SLG: 0.271 (1, 8)										3	0	0	0	0	1	5						
Doug Ault, R OBP: 0.310, SLG: 0.383 (8, PH)										1	0	0	0	0	1	3						
Gary Woods, R OBP: 0.249, SLG: 0.273 (8, 8)										0	0	0	0	0	0	0						
Rick Cerone, R OBP: 0.255, SLG: 0.290 (1, 2)										4	0	0	0	0	1	4						
Dave McKay, S OBP: 0.215, SLG: 0.264 (1, 4)										4	0	1	0	0	3	0						
Hector Torres, R OBP: 0.284, SLG: 0.348 (1, 6)										3	0	0	0	0	1	1						
Doug Rader, R OBP: 0.345, SLG: 0.437 (9, PH)										1	0	0	0	0	0	0						
Inning Stats	R: 0 E: 0 K: 0 S: 3	H: 0 LOB: 0 BB: 0 P: 3	R: 0 E: 0 K: 0 S: 4	H: 1 LOB: 1 BB: 0 P: 4	R: 0 E: 0 K: 1 S: 5	H: 0 LOB: 0 BB: 0 P: 5	R: 0 E: 0 K: 2 S: 8	H: 1 LOB: 2 BB: 1 P: 12	R: 0 E: 0 K: 1 S: 6	H: 1 LOB: 1 BB: 0 P: 6	R: 0 E: 0 K: 1 S: 6	H: 1 LOB: 2 BB: 1 P: 10	R: 0 E: 0 K: 2 S: 7	H: 0 LOB: 0 BB: 0 P: 7	R: 1 E: 0 K: 1 S: 8	H: 3 LOB: 1 BB: 1 P: 12	R: 0 E: 0 K: 1 S: 6	H: 1 LOB: 2 BB: 1 P: 10	1B: 5 2B: 2 3B: 0 HR: 1	SF: 0 SAC: 0 DP: 0 HBP: 0	WP: 0 PB: 0 SB: 1 CS: 0	PA: 39
PITCHER	IP	WLS	BF	H	R	ER	SO	BB	IBB	HBP	BLK	WP	HR	S	P	ERA	WHIP					
Luis Tiant, R ERA: 4.53 (1, 1)	7.0	W	27	4	0	0	7	2	0	0	0	0	0	39	47	0.00	0.857					
Bob Stanley, R ERA: 4.13 (8, 1)	0.1		4	3	1	1	0	0	0	0	0	0	1	4	4	27.00	9.000					
Bill Campbell, R ERA: 2.82 (8, 1)	1.2	S	8	1	0	0	2	2	0	0	0	0	0	10	18	0.00	1.800					

Toronto Blue Jays @ Boston Red Sox
Fenway Park, Boston, MA
Tue Sep 27 1977, 7:05 PM EDT
Att: 23,952 - Unknown

AB 35
R 1
H 8
RBI 1
BB 4
SO 9
LOB 20

Batter	1	2	3	4	5	6	7	8	9	AB	R	H	RBI	BB	SO	LOB	BOTTOM					
Rick Burleson, R OBP: 0.338, SLG: 0.382 (1, 6)										5	0	2	0	0	0	1						
Ted Cox, R OBP: 0.364, SLG: 0.452 (1, 10)										5	1	1	0	0	0	5						
Jim Rice, R OBP: 0.376, SLG: 0.591 (1, 9)										4	0	2	0	0	1	3						
Carl Yastrzemski, L OBP: 0.373, SLG: 0.507 (1, 7)										4	0	1	1	0	0	2						
Carlton Fisk, R OBP: 0.400, SLG: 0.516 (1, 2)										4	1	1	0	0	0	2						
George Scott, R OBP: 0.342, SLG: 0.511 (1, 3)										3	2	2	1	1	0	1						
Fred Lynn, L OBP: 0.327, SLG: 0.452 (1, 8)										4	1	2	0	0	1	2						
Butch Hobson, R OBP: 0.301, SLG: 0.493 (1, 5)										4	0	1	1	0	0	1						
Denny Doyle, L OBP: 0.287, SLG: 0.306 (1, 4)										4	0	2	1	0	0	1						
Inning Stats	R: 0 E: 0 K: 0 S: 4	H: 1 LOB: 1 BB: 0 P: 4	R: 2 E: 0 K: 0 S: 6	H: 3 LOB: 1 BB: 0 P: 6	R: 1 E: 0 K: 0 S: 5	H: 2 LOB: 1 BB: 1 P: 9	R: 0 E: 0 K: 0 S: 3	H: 0 LOB: 0 BB: 0 P: 3	R: 0 E: 0 K: 1 S: 10	H: 5 LOB: 3 BB: 0 P: 10	R: 0 E: 0 K: 0 S: 3	H: 1 LOB: 0 BB: 0 P: 3	R: 0 E: 0 K: 1 S: 7	H: 2 LOB: 2 BB: 0 P: 7	R: 0 E: 0 K: 1 S: 7	H: 2 LOB: 2 BB: 0 P: 7	1B: 11 2B: 2 3B: 1 HR: 0	SF: 0 SAC: 0 DP: 1 HBP: 0	WP: 1 PB: 0 SB: 0 CS: 0	PA: 38		
PITCHER	IP	WLS	BF	H	R	ER	SO	BB	IBB	HBP	BLK	WP	HR	S	P	ERA	WHIP					
Dave Lemanczyk, R ERA: 4.41 (1, 1)	5.1	L	28	11	5	5	0	1	0	0	0	0	0	27	31	8.44	2.250					
Tom Murphy, R ERA: 4.79 (6, 1)	2.2		10	3	0	0	2	0	0	0	0	0	0	14	14	0.00	1.125					

Toronto Blue Jays @ Boston Red Sox
Fenway Park, Boston, MA
Tue Sep 27 1977, 7:05 PM EDT
Att: 23,952 - Unknown

AB 37
R 5
H 14
RBI 4
BB 1
SO 2
LOB 18

Batter	1	2	3	4	5	6	7	8	9	AB	R	H	RBI	BB	SO	LOB	TOP								
Gary Woods, R OBP: 0.243, SLG: 0.266 (1, 8)	6-3		6-3		FC2-6		G3		K	5	0	0	0	0	1	3									
Bob Bailor, R OBP: 0.335, SLG: 0.410 (1, 7)	5-3		FC5-2				1B		F9	5	0	2	1	0	0	1									
Otto Velez, R OBP: 0.368, SLG: 0.462 (1, 10)	6-3		4-3				1B			4	0	2	0	0	0	1									
Doug Rader, R OBP: 0.346, SLG: 0.438 (1, 3)		SH3-4 1B		SH1-4 BB			F9		G4-3	4	1	2	0	0	0	4									
Roy Howell, L OBP: 0.371, SLG: 0.433 (1, 5)		6-3 SH3-4 1B		SH1-4 BB			HR		F8	3	1	2	1	1	0	0									
Dave McKay, S OBP: 0.217, SLG: 0.266 (1, 4)		SH3-4		SH1-4			K		FC4-6 1B	2	0	1	0	0	1	0									
Steve Bowling, R OBP: 0.330, SLG: 0.270 (1, 9)		6-3		FC6-2-5 FC4-6			1B		F2	4	0	1	1	0	0	4									
Rick Cerone, R OBP: 0.245, SLG: 0.278 (1, 2)		5-3		FC4-6			G1-4-3		FC4-6	4	0	0	0	0	0	5									
Tim Nordbrook, R OBP: 0.295, SLG: 0.224 (1, 6)			E9 FC5-2				FC2-6 1B		4-3	4	1	2	0	0	0	0									
Inning Stats	R: 0 E: 0 K: 0 S: 3	H: 0 LOB: 0 BB: 0 P: 3	R: 1 E: 0 K: 0 S: 5	H: 2 LOB: 1 BB: 0 P: 5	R: 0 E: 1 K: 0 S: 4	H: 0 LOB: 1 BB: 0 P: 4	R: 0 E: 0 K: 0 S: 4	H: 1 LOB: 2 BB: 1 P: 8	R: 0 E: 0 K: 1 S: 5	H: 3 LOB: 2 BB: 0 P: 5	R: 1 E: 0 K: 0 S: 6	H: 2 LOB: 0 BB: 0 P: 6	R: 1 E: 0 K: 0 S: 5	H: 3 LOB: 1 BB: 0 P: 5	R: 0 E: 0 K: 0 S: 4	H: 1 LOB: 1 BB: 0 P: 4	R: 0 E: 0 K: 1 S: 5	H: 0 LOB: 0 BB: 0 P: 5	1B: 9 2B: 1 3B: 1 HR: 1	SF: 0 SAC: 0 DP: 2 HBP: 0	WP: 0 PB: 0 SB: 0 CS: 0	PA: 38			
PITCHER	IP	WLS	BF	H	R	ER	SO	BB	IBB	HBP	BLK	WP	HR	S	P	ERA	WHIP								
Bill Lee, L ERA: 4.43 (1, 1)	9.0	L	38	12	3	3	2	1	0	0	0	0	1	41	45	3.00	1.444								

Toronto Blue Jays @ Boston Red Sox
Fenway Park, Boston, MA
Wed Sep 28 1977, 7:05 PM EDT
Att: 20,362 - Unknown - 67 F

AB	35
R	3
H	12
RBI	3
BB	1
SO	2
LOB	18



Batter	1	2	3	4	5	6	7	8	9	AB	R	H	RBI	BB	SO	LOB	BOTTOM								
Rick Burleson, R OBP: 0.337, SLG: 0.382 (1, 6)			F7		5-6-3		F8			4	0	1	0	0	0	2									
Ted Cox, R OBP: 0.333, SLG: 0.413 (1, 10)	1B		FC6-4				K			4	0	0	0	0	3	3									
Jim Rice, R OBP: 0.376, SLG: 0.590 (1, 9)			K				1B			3	0	1	0	1	2	2									
Carl Yastrzemski, L OBP: 0.374, SLG: 0.512 (1, 7)	4-3						HR		FC4-6 BB	3	2	1	1	1	0	2									
Carlton Fisk, R OBP: 0.399, SLG: 0.516 (1, 2)					L9		G3		F8	4	0	1	0	0	0	2									
George Scott, R OBP: 0.340, SLG: 0.507 (1, 3)			F9				K		K	4	0	0	0	0	3	3									
Fred Lynn, L OBP: 0.328, SLG: 0.453 (1, 8)		5-3							F4	4	0	2	0	0	0	1									
Butch Hobson, R OBP: 0.301, SLG: 0.491 (1, 5)		P9					CS		5-3	4	0	1	1	0	1	1									
Denny Doyle, L OBP: 0.289, SLG: 0.308 (1, 4)					1-3				K	3	0	2	0	0	0	2									
Bob Bailey, R OBP: 0.344, SLG: 0.375 (9, PH)			FC6-4 1B				WP 1B		K	1	0	0	0	0	1	0									
Inning Stats	R: 0 E: 0 K: 2 S: 8	H: 1 LOB: 1 BB: 0 P: 8	R: 0 E: 0 K: 0 S: 4	H: 1 LOB: 1 BB: 0 P: 4	R: 0 E: 1 K: 1 S: 6	H: 1 LOB: 1 BB: 0 P: 6	R: 1 E: 0 K: 1 S: 7	H: 2 LOB: 2 BB: 1 P: 11	R: 0 E: 0 K: 1 S: 5	H: 1 LOB: 1 BB: 0 P: 5	R: 1 E: 0 K: 0 S: 6	H: 2 LOB: 0 BB: 0 P: 6	R: 0 E: 0 K: 2 S: 8	H: 1 LOB: 1 BB: 0 P: 8	R: 0 E: 0 K: 1 S: 5	H: 0 LOB: 1 BB: 1 P: 9	R: 0 E: 0 K: 1 S: 5	H: 0 LOB: 0 BB: 0 P: 5	1B: 7 2B: 1 3B: 0 HR: 1	SF: 0 SAC: 0 DP: 0 HBP: 0	WP: 1 PB: 0 SB: 0 CS: 1	PA: 37			
PITCHER	IP	WLS	BF	H	R	ER	SO	BB	IBB	HBP	BLK	WP	HR	S	P	ERA	WHIP								
Jesse Jefferson, R ERA: 4.31 (1, 1)	1.1			7	2	2	8	2	0	0	0	1	1	44	52	2.35	1.174								
Pete Vuckovich, R ERA: 3.51 (2, 1)	7.2	W	30	7	2	2	8	2	0	0	0	1	1	44	52	2.35	1.174								

Toronto Blue Jays @ Boston Red Sox
Fenway Park, Boston, MA
Wed Sep 28 1977, 7:05 PM EDT
Att: 20,362 - Unknown - 67 F

AB	34
R	2
H	9
RBI	2
BB	2
SO	10
LOB	18



Batter	1	2	3	4	5	6	7	8	9	AB	R	H	RBI	BB	SO	LOB	TOP								
Gary Woods, R OBP: 0.243, SLG: 0.266 (1, 8)	4-3 1		SH3-4 1-2		BB 1B	6-3		K		4	1	1	0	0	1	0	Toronto Blue Jays @ Boston Red Sox Fenway Park, Boston, MA Thu Sep 29 1977, 3:33 AM EDT Att: 12,240 - Unknown - 62 F AB 31 R 3 H 8 RBI 2 BB 4 SO 4 LOB 16								
Bob Bailor, R OBP: 0.335, SLG: 0.409 (1, 7)	1B E 1B		6-3 2-3		F7		6-3			4	1	1	0	0	0	2									
Roy Howell, L OBP: 0.372, SLG: 0.432 (1, 5)	E9 1-H 1B		K		BB 1B BB		5-3			3	0	1	0	1	1	1									
Ron Fairly, L OBP: 0.362, SLG: 0.467 (1, 3)	P8			4-3 SF8 2B	K		3-1			4	1	1	0	0	1	3									
Sam Ewing, L OBP: 0.340, SLG: 0.388 (1, 10)	G3			4-3 2-3	BB 1B			G4-6-3 BB		3	0	1	1	1	0	2									
Steve Bowling, R OBP: 0.237, SLG: 0.267 (1, 9)		F6		SF8	FC6-4 BB			K		2	0	0	1	1	1	1									
Dave McKay, S OBP: 0.217, SLG: 0.266 (1, 4)	6-3			1B	FC6-4 1-2			G4-6-3 1-2		4	0	1	0	0	0	4									
Alan Ashby, S OBP: 0.301, SLG: 0.282 (1, 2)	G3			1-3 1B	G1-6-3 BB			F8		3	0	1	0	1	0	0									
Tim Nordbrook, R OBP: 0.297, SLG: 0.228 Otto Velez, R OBP: 0.367, SLG: 0.461 (9, PH)			6-3 SH3-4 1B	F9	G1-6-3 1-2			5-3		3	0	1	0	0	0	3									
										1	0	0	0	0	0	0									
Inning Stats	R: 1 E: 1 K: 0 S: 5	H: 2 LOB: 1 BB: 0 P: 5	R: 0 E: 0 K: 0 S: 3	H: 0 LOB: 0 BB: 0 P: 3	R: 0 E: 0 K: 1 S: 6	H: 1 LOB: 1 BB: 0 P: 6	R: 1 E: 0 K: 0 S: 6	H: 3 LOB: 2 BB: 0 P: 6	R: 1 E: 0 K: 1 S: 7	H: 2 LOB: 3 BB: 2 P: 15	R: 0 E: 0 K: 0 S: 2	H: 0 LOB: 0 BB: 1 P: 6	R: 0 E: 0 K: 0 S: 3	H: 0 LOB: 0 BB: 0 P: 3	R: 0 E: 0 K: 1 S: 4	H: 0 LOB: 0 BB: 1 P: 8	R: 0 E: 0 K: 1 S: 5	H: 0 LOB: 0 BB: 0 P: 5	1B: 7 2B: 1 3B: 0 HR: 0	SF: 1 SAC: 1 DP: 2 HBP: 0	WP: 0 PB: 0 SB: 0 CS: 0	PA: 37			
PITCHER	IP	WLS	BF	H	R	ER	SO	BB	IBB	HBP	BLK	WP	HR	S	P	ERA	WHIP								
Mike Paxton, R ERA: 3.81 Bob Stanley, R ERA: 4.01	(1, 1)	4.2	24	8	3	2	2	2	0	0	0	0	0	26	34	3.86	2.143								
(5, 1)	4.1	W	13	0	0	0	2	2	0	0	0	0	0	15	23	0.00	0.462								

Batter	1	2	3	4	5	6	7	8	9	AB	R	H	RBI	BB	SO	LOB	BOTTOM								
Rick Burleson, R OBP: 0.338, SLG: 0.381 (1, 6)	K			2B HR 1B	1B SF8 BB		F9			3	2	1	0	1	1	0	Toronto Blue Jays @ Boston Red Sox Fenway Park, Boston, MA Thu Sep 29 1977, 3:33 AM EDT Att: 12,240 - Unknown - 62 F AB 31 R 7 H 9 RBI 7 BB 3 SO 5 LOB 10								
Ted Cox, R OBP: 0.385, SLG: 0.460 (1, 10)	F8			HR 2B	1-3 1B			2B 1B		4	2	3	1	0	0	0									
Jim Rice, R OBP: 0.376, SLG: 0.593 (7, 7)	K			HR	SF8			F9		3	1	1	4	0	1	1									
Carl Yastrzemski, L OBP: 0.372, SLG: 0.509 Rick Miller, L OBP: 0.341, SLG: 0.333 (7, 9)		G3		F9	F5			1B BB 2B		3	0	0	0	0	0	1									
Carlton Fisk, R OBP: 0.399, SLG: 0.516 (1, 2)	K			BLK 1B			F2	BB BB 1B		4	0	2	1	0	1	0									
George Scott, R OBP: 0.339, SLG: 0.504 (1, 3)	L8			6-3	L9			BB BB 1B		3	0	0	0	1	0	1									
Fred Lynn, L OBP: 0.327, SLG: 0.450 (1, 8)			3-1	F8	F4			1-2 2-3 3-H BB		3	0	0	1	1	0	1									
Butch Hobson, R OBP: 0.300, SLG: 0.491 (1, 5)			K		SH3-1 1B 2B		6-3	F6		4	1	1	0	0	1	3									
Steve Dillard, R OBP: 0.264, SLG: 0.292 (1, 4)	F4			F4	SH3-1		F8	K		3	0	0	0	0	1	3									
Inning Stats	R: 0 E: 0 K: 2 S: 7	H: 0 LOB: 0 BB: 0 P: 7	R: 0 E: 0 K: 1 S: 5	H: 0 LOB: 0 BB: 0 P: 5	R: 0 E: 0 K: 1 S: 5	H: 0 LOB: 0 BB: 0 P: 5	R: 3 E: 0 K: 0 S: 7	H: 4 LOB: 1 BB: 0 P: 7	R: 2 E: 0 K: 0 S: 5	H: 2 LOB: 1 BB: 1 P: 9	R: 0 E: 0 K: 0 S: 3	H: 0 LOB: 0 BB: 0 P: 3	R: 0 E: 0 K: 0 S: 3	H: 0 LOB: 0 BB: 0 P: 3	R: 2 E: 0 K: 1 S: 8	H: 3 LOB: 3 BB: 2 P: 16	R: 0 E: 0 K: 1 S: 5	H: 0 LOB: 0 BB: 0 P: 5	1B: 5 2B: 3 3B: 0 HR: 1	SF: 1 SAC: 1 DP: 0 HBP: 0	WP: 0 PB: 0 SB: 0 CS: 0	PA: 36			
PITCHER	IP	WLS	BF	H	R	ER	SO	BB	IBB	HBP	BLK	WP	HR	S	P	ERA	WHIP								
Jerry Garvin, L ERA: 4.19 Jerry Johnson, R ERA: 4.6	(1, 1)	7.1	L	32	9	7	4	1	0	0	1	0	0	4	12	0.00	3.000								
(8, 1)	0.2	4	0	0	0	0	1	2	0	0	0	0	0	4	12	0.00	3.000								

Batter	1	2	3	4	5	6	7	8	9	AB	R	H	RBI	BB	SO	LOB	TOP											
Al Bumby, L OBP: 0.371, SLG: 0.409 (1, 8)	4-3		1-3 2-H 2B	1B		K		K	5-3	6	0	2	1	0	2	7	Baltimore Orioles @ Boston Red Sox Fenway Park, Boston, MA Fri Sep 30 1977, 7:05 PM EDT Att: 28,553 - Unknown											
Rich Dauer, R OBP: 0.295, SLG: 0.341 (1, 4)	K		6-3	F7			F9		1B BB	4	1	0	1	1	1	2												
Pat Kelly, L OBP: 0.353, SLG: 0.375 (1, 7)	6-3		K		K		E4		1B 1-2 1B	5	1	1	0	0	2	1												
Ken Singleton, S OBP: 0.437, SLG: 0.508 Mike Dimmel, R (9, PR)		K		1B 1-3 2B	K		4-3		1B 1-3 2B 1B	5	1	2	1	0	2	1												
Lee May, R OBP: 0.297, SLG: 0.422 Tom Shopay, L OBP: 0.273, SLG: 0.275 (9, PR)	4-3			1-3 E 1B	K			5-3	2B 1-3 1B	5	1	2	1	0	1	0												
Eddie Murray, S OBP: 0.331, SLG: 0.459 (1, 3)	P6			1-3 1-2 1B		1B FC6-4 1B		BB E BB	1-3 3-H 2B	4	1	2	2	1	0	1												
Doug DeCinces, R OBP: 0.337, SLG: 0.424 (1, 5)			1B 2B	E6		F7		E4	5-3	5	2	2	1	0	0	5												
Rick Dempsey, R OBP: 0.314, SLG: 0.315 (8, PH) Terry Crowley, R OBP: 0.391, SLG: 0.545 (8, PR) Billy Smith, S OBP: 0.281, SLG: 0.300 (8, 6)			F7	K		FC6-4 1B			IBB	3	0	1	0	0	1	1												
Kiko Garcia, R OBP: 0.248, SLG: 0.313 (1, 6) Tony Muser, L OBP: 0.301, SLG: 0.280 (8, PH) Dave Skaggs, R OBP: 0.342, SLG: 0.338 (8, 2) Elliott Maddox, R OBP: 0.357, SLG: 0.383 (8, PH)			2B 1-2 6-3 1B	HR		FC6-4 1-2 3-H		F5	K	3	2	2	2	0	0	1												
Inning Stats	R: 0 E: 0 K: 1 S: 5	H: 0 LOB: 0 BB: 0 P: 5	R: 0 E: 0 K: 1 S: 5	H: 0 LOB: 0 BB: 0 P: 5	R: 2 E: 0 K: 1 S: 8	H: 3 LOB: 1 BB: 0 P: 8	R: 4 E: 1 K: 1 S: 10	H: 5 LOB: 1 BB: 0 P: 10	R: 0 E: 0 K: 3 S: 9	H: 0 LOB: 0 BB: 0 P: 9	R: 0 E: 1 K: 0 S: 3	H: 0 LOB: 0 BB: 0 P: 3	R: 0 E: 1 K: 1 S: 6	H: 0 LOB: 3 BB: 2 P: 14	R: 3 E: 0 K: 1 S: 9	H: 4 LOB: 3 BB: 2 P: 17		1B: 9 2B: 3 3B: 1 HR: 1	SF: 0 SAC: 0 DP: 0 HBP: 0	WP: 0 PB: 0 SB: 0 CS: 1	PA: 46							
PITCHER	IP	WLS	BF	H	R	ER	SO	BB	IBB	HBP	BLK	WP	HR	S	P	ERA	WHIP											
Reggie Cleveland, R ERA: 4.28 (1, 1)	3.1		16	6	5	5	3	0	0	0	0	0	0	0	22	22	13.50	1.800										
Jim Willoughby, R ERA: 4.62 (4, 1)	2.0		10	4	2	2	4	0	0	0	0	0	1	18	18	9.00	2.000											
Bill Campbell, R ERA: 2.95 (6, 1)	2.2	W	14	2	3	3	2	3	0	0	0	0	0	15	27	10.12	1.875											
Bob Stanley, R ERA: 3.99 (9, 1)	1.0	S	6	2	0	0	1	0	1	0	0	0	0	7	11	0.00	2.000											

Batter	1	2	3	4	5	6	7	8	9	AB	R	H	RBI	BB	SO	LOB	BOTTOM										
Rick Burleson, R OBP: 0.338, SLG: 0.382 (1, 6)	E 1B		1-2 2B	E4 SH5-3 2B	K			5-3		5	2	2	0	0	1	2	Baltimore Orioles @ Boston Red Sox Fenway Park, Boston, MA Fri Sep 30 1977, 7:05 PM EDT Att: 28,553 - Unknown										
Ted Cox, R OBP: 0.393, SLG: 0.509 (1, 10) Steve Dillard, R OBP: 0.264, SLG: 0.292 (8, PR)	F8		2B 1-2 2-3 BB	SH5-3		1B 3B		1B 1B		3	2	2	0	1	0	1											
Jim Rice, R OBP: 0.379, SLG: 0.598 (1, 9)	L6		1-3 1B	FC5 2B		1B		BLK 2B 1B		5	2	4	5	0	0	1											
Carl Yastrzemski, L OBP: 0.374, SLG: 0.509 (1, 7)	L6		1-3 2-H 3-H 2B	1B E IBB		P4		BLK 2B 1B		4	2	2	1	1	0	2											
Carlton Fisk, R OBP: 0.399, SLG: 0.517 (1, 2)	P5		1-3 2-H 3-H 1B	F7		F7		1-H 2-H 2B		5	0	2	4	0	0	3											
George Scott, R OBP: 0.336, SLG: 0.500 (1, 3)	F9		1-2 FC6 FC6-4	FC5		F7		L4		5	0	0	1	0	0	6											
Fred Lynn, L OBP: 0.326, SLG: 0.446 (1, 8)	F7		1-2 3-H F7	F7		G3		P5		4	0	0	0	0	0	4											
Butch Hobson, R OBP: 0.300, SLG: 0.489 (1, 5)			BB HBP FC6-4	F7		F7		F8		3	1	0	0	0	0	3											
Denny Doyle, L OBP: 0.289, SLG: 0.308 (1, 4)			L4	SH5-3 E 2B 1B	K		K			4	1	1	0	0	2	2											
Inning Stats	R: 0 E: 1 K: 0 S: 4	H: 1 LOB: 1 BB: 0 P: 4	R: 0 E: 0 K: 0 S: 3	H: 0 LOB: 0 BB: 0 P: 3	R: 5 E: 1 K: 0 S: 7	H: 3 LOB: 2 BB: 0 P: 16	R: 2 E: 1 K: 0 S: 7	H: 3 LOB: 2 BB: 0 P: 7	R: 0 E: 0 K: 2 S: 7	H: 0 LOB: 1 BB: 0 P: 8	R: 1 E: 0 K: 0 S: 5	H: 2 LOB: 1 BB: 0 P: 5	R: 0 E: 0 K: 1 S: 5	H: 0 LOB: 0 BB: 0 P: 5	R: 3 E: 0 K: 0 S: 7	H: 4 LOB: 2 BB: 0 P: 7		1B: 9 2B: 3 3B: 1 HR: 0	SF: 0 SAC: 1 DP: 0 HBP: 2	WP: 0 PB: 0 SB: 0 CS: 0	PA: 43						
PITCHER	IP	WLS	BF	H	R	ER	SO	BB	IBB	HBP	BLK	WP	HR	S	P	ERA	WHIP										
Dennis Martinez, R ERA: 4.1 (1, 1)	3.1		21	6	7	6	0	1	1	0	0	0	0	18	27	16.20	2.100										
Scott McGregor, L ERA: 4.42 (4, 1)	4.0	L	18	5	3	3	3	0	0	1	0	0	0	23	24	6.75	1.250										
Tippy Martinez, L ERA: 2.7 (8, 1)	0.0		2	2	1	1	0	0	0	0	1	0	0	2	2	∞	∞										
Dick Drago, R ERA: 3.41 (8, 1)	0.2		2	0	0	0	0	0	0	0	0	0	0	2	2	0.00	0.000										



Batter	1	2	3	4	5	6	7	8	9	AB	R	H	RBI	BB	SO	LOB	TOP				
Al Bumbry, L OBP: 0.371, SLG: 0.411 (1, 8)										5	0	2	0	0	0	2	Baltimore Orioles @ Boston Red Sox Fenway Park, Boston, MA Sat Oct 01 1977, 3:33 AM EDT Att: 29,107 - Unknown				
Rich Dauer, R OBP: 0.294, SLG: 0.349 (1, 4)										5	1	1	1	0	0	2					
Ken Singleton, S OBP: 0.438, SLG: 0.507 Mike Dimmel, R (9, PR)										4	1	2	0	1	1	1					
Lee May, R OBP: 0.296, SLG: 0.426 (1, 10)										5	1	1	2	0	2	4					
Eddie Murray, S OBP: 0.333, SLG: 0.470 Tony Muser, L OBP: 0.301, SLG: 0.280 (9, 3)										5	2	3	3	0	0	0					
Doug DeCinces, R OBP: 0.339, SLG: 0.433 (1, 5)										5	1	3	1	0	0	2					
Andres Mora, R Elliott Maddox, R OBP: 0.357, SLG: 0.383 (8, 8)										4	0	0	0	0	1	2					
Kiko Garcia, R OBP: 0.255, SLG: 0.313 (1, 6)										3	0	1	0	1	1	1					
Dave Skaggs, R OBP: 0.345, SLG: 0.352 (1, 2)										3	1	1	1	1	1	3					
Inning Stats	R: 0 E: 0 K: 1 S: 6	H: 1 LOB: 1 BB: 0 P: 6	R: 1 E: 0 K: 2 S: 8	H: 1 LOB: 0 BB: 0 P: 8	R: 3 E: 0 K: 0 S: 6	H: 3 LOB: 0 BB: 0 P: 6	R: 0 E: 0 K: 0 S: 4	H: 1 LOB: 2 BB: 1 P: 8	R: 1 E: 0 K: 1 S: 6	H: 2 LOB: 0 BB: 0 P: 6	R: 0 E: 0 K: 1 S: 6	H: 1 LOB: 1 BB: 0 P: 6	R: 1 E: 0 K: 0 S: 4	H: 2 LOB: 1 BB: 1 P: 8	R: 1 E: 0 K: 0 S: 5	H: 2 LOB: 2 BB: 1 P: 9		1B: 6 2B: 2 3B: 0 HR: 6	SF: 0 SAC: 0 DP: 0 HBP: 0	WP: 1 PB: 0 SB: 1 CS: 2	PA: 42
PITCHER	IP	WLS	BF	H	R	ER	SO	BB	IBB	HBP	BLK	WP	HR	S	P	ERA	WHIP				
Rick Wise, R ERA: 4.77 (1, 1)	3.0		14	5	4	4	3	0	0	0	0	0	3	20	20	12.00	1.667				
Jim Willoughby, R ERA: 4.94 (4, 1)	2.1	L	11	3	2	2	1	1	0	0	0	1	2	12	16	7.71	1.714				
Mike Paxton, R ERA: 3.83 (6, 1)	1.2		8	4	1	1	2	0	0	0	0	0	1	12	12	5.40	2.400				
Bob Stanley, R ERA: 3.99 (8, 1)	2.0		9	2	1	1	0	1	1	0	0	0	0	7	15	4.50	1.500				

Batter	1	2	3	4	5	6	7	8	9	AB	R	H	RBI	BB	SO	LOB	BOTTOM					
Steve Dillard, R OBP: 0.270, SLG: 0.312 Bob Bailey, R OBP: 0.340, SLG: 0.370 (9, FH)										4	1	2	0	0	0	0	Baltimore Orioles @ Boston Red Sox Fenway Park, Boston, MA Sat Oct 01 1977, 3:33 AM EDT Att: 29,107 - Unknown					
Ted Cox, R OBP: 0.393, SLG: 0.500 Rick Miller, L OBP: 0.341, SLG: 0.333 (9, PR)										5	0	2	2	0	0	1						
Jim Rice, R OBP: 0.376, SLG: 0.593 (1, 9)										5	0	0	0	0	2	2						
Carl Yastrzemski, L OBP: 0.372, SLG: 0.505 (1, 7)										4	0	0	0	0	0	1						
Carlton Fisk, R OBP: 0.402, SLG: 0.521 (1, 2)										4	2	3	0	0	1	0						
George Scott, R OBP: 0.337, SLG: 0.500 (1, 3)										4	1	2	1	0	0	2						
Fred Lynn, L OBP: 0.327, SLG: 0.447 (1, 8)										4	1	2	1	0	0	1						
Butch Hobson, R OBP: 0.300, SLG: 0.489 (1, 5)										4	0	1	0	0	2	2						
Tommy Helms, R OBP: 0.276, SLG: 0.296 Bernie Carbo, L OBP: 0.409, SLG: 0.522 (9, PH)										3	1	1	0	0	0	2						
Inning Stats	R: 0 E: 0 K: 1 S: 6	H: 1 LOB: 1 BB: 0 P: 6	R: 4 E: 0 K: 0 S: 7	H: 6 LOB: 1 BB: 0 P: 7	R: 0 E: 0 K: 1 S: 6	H: 1 LOB: 0 BB: 0 P: 6	R: 0 E: 0 K: 1 S: 5	H: 0 LOB: 0 BB: 0 P: 5	R: 0 E: 0 K: 0 S: 3	H: 0 LOB: 0 BB: 0 P: 3	R: 1 E: 0 K: 0 S: 6	H: 3 LOB: 2 BB: 0 P: 6	R: 0 E: 0 K: 0 S: 3	H: 0 LOB: 0 BB: 0 P: 3	R: 0 E: 0 K: 1 S: 5	H: 0 LOB: 0 BB: 0 P: 5		R: 2 E: 0 K: 1 S: 8	H: 3 LOB: 1 BB: 0 P: 8	1B: 9 2B: 4 3B: 0 HR: 1	SF: 0 SAC: 0 DP: 2 HBP: 0	WP: 1 PB: 0 SB: 0 CS: 0
PITCHER	IP	WLS	BF	H	R	ER	SO	BB	IBB	HBP	BLK	WP	HR	S	P	ERA	WHIP					
Mike Flanagan, L ERA: 3.64 (1, 1)	5.2	W	26	11	5	5	3	0	0	0	0	0	0	32	32	7.94	1.941					
Nelson Briles, R ERA: 4.33 (6, 1)	3.1	S	13	3	2	2	2	0	0	0	0	1	1	17	17	5.40	0.900					