Boston Red Sox - 1978

Batter	1	2	3	4	5	6	7	8	9	AB	R	H	RBI	BB	SO	LOB
Jerry Remy, L (1, 4) OBP: 0.250, SLG: 0.750	4-3		SF9 1-H 3B		F5		4-3			4	1	1	1	0	0	0
Rick Burleson, R (1, 6) OBP: 0.250, SLG: 0.333	K		SF9 3-H			F7		SH1-3 1B 1B		3	1	1	1	0	1	0
Jim Rice, R (1, 10) OBP: 0.333, SLG: 1.000	E5		3B			F8		SH1-3 1-2		3	0	1	0	0	0	0
Carl Yastrzemski, L (1, 7) OBP: 0.500, SLG: 0.500	F6		F7			E 1B		CS 2-H 1B		4	1	2	1	0	0	2
Carlton Fisk, R (1, 2)		K		G3		E1 1-H 1B		K 1-2		4	1	0	0	0	2	1
Fred Lynn, L (1, 8) OBP: 0.750, SLG: 1.000		L6-4 2B		CS 1B		3-H 1B			2-3	4	0	3	1	0	0	0
George Scott, R (1, 3)		L6-4 2-3		F8		F9			5-3	4	0	0	0	0	0	3
Dwight Evans, R (1, 9) OBP: 0.250, SLG: 0.250			6-3	CS 1-2	F7		F3		1B	4	0	1	0	0	0	0
Butch Hobson, R (1, 5) OBP: 0.250, SLG: 0.250			3B 1B		F7		F3		K	4	1	1	0	0	1	1
Inning Stats	R: 0 E: 1 K: 1 S: 6 H: 0 LOB: 1 BB: 0 P: 6	R: 0 E: 0 K: 1 S: 5 H: 1 LOB: 0 BB: 0 P: 5	R: 2 E: 0 K: 0 S: 6 H: 3 LOB: 1 BB: 0 P: 6	R: 0 E: 0 K: 0 S: 3 H: 1 LOB: 0 BB: 0 P: 3	R: 0 E: 0 K: 0 S: 3 H: 0 LOB: 0 BB: 0 P: 3	R: 2 E: 1 K: 0 S: 6 H: 2 LOB: 1 BB: 0 P: 6	R: 0 E: 0 K: 0 S: 3 H: 0 LOB: 0 BB: 0 P: 3	R: 1 E: 0 K: 1 S: 6 H: 2 LOB: 0 BB: 0 P: 6	R: 0 E: 0 K: 1 S: 6 H: 1 LOB: 1 BB: 0 P: 6	1B: 7 2B: 2 3B: 2 HR: 0	SF: 1 SAC: 1 DP: 1 HBP: 0						

PITCHER	IP	WLS	BF	H	R	ER	SO	BB	IBB	HBP	BLK	WP	HR	S	P	ERA	WHIP
Steve Stone, R (1, 1) ERA: 2.57	7.0		28	7	4	2	2	0	0	0	0	0	0	32	32	2.57	1.000
Lerrin LaGrow, R (8, 1) ERA: 4.5	2.0	W	8	3	1	1	2	0	0	0	0	0	0	12	12	4.50	1.500

PITCHER	IP	WLS	BF	H	R	ER	SO	BB	IBB	HBP	BLK	WP	HR	S	P	ERA	WHIP

TOP

Boston Red Sox @ Chicago White Sox

Comiskey Park, Chicago, IL

Fri Apr 07 1978, 4:33 AM EST
Att. 50,754 - Unknown

livebaseballscorecards.com

AB	34
R	5
H	10
RBI	4
BB	0
SO	4
LOB	7

BOTTOM

Boston Red Sox @ Chicago White Sox

Comiskey Park, Chicago, IL

Fri Apr 07 1978, 4:33 AM EST

Att. 50,754 - Unknown

livebaseballscorecards.com

Batter	1	2	3	4	5	6	7	8	9	AB	R	H	RBI	BB	SO	LOB
Ralph Garr, L (1, 7) OBP: 0.400, SLG: 0.400	G6-4-3 1B		F9 ① F7 ③ 1-2			F8 ②		BB 1B		5	0	2	0	0	0	3
Jorge Orta, L (1, 4) OBP: 0.800, SLG: 1.000	F8 ①		BBBB 4-0 1-2 BB		1B SF8 1B	0-0 ③ 3-H 2B		BBBB 4-0 1-2 BB		3	1	2	1	2	0	1
Lamar Johnson, R (1, 3) OBP: 0.400, SLG: 0.600	G6-4-3 ②③ 1-2f		F4 ②		FC5 E 1-3 1B		2B	5-3 ③		5	0	2	0	0	0	5
Bobby Bonds, R (1, 9) OBP: 0.200, SLG: 0.250		CS 1B	F9 ③		SF8 ① 3-H		F9 ①		6-3 ①	4	0	1	1	0	0	3
Ron Blomberg, L (1, 10) OBP: 0.200, SLG: 0.800	F4 ①② 1-2			G3 ①	E1 1-2		F5 ②		HR	5	1	1	1	0	0	3
Chet Lemon, R (1, 8) OBP: 0.800, SLG: 1.000	2B			H 1-0 2B HBP	SSS 0-3 ② K		BBBB 4-0 BB		2B 1B	3	2	2	0	1	1	2
Eric Soderholm, R (1, 5) OBP: 0.400, SLG: 0.500	BBBB 4-0 BB			1-H 1B 2B	FC5 ③ 2-3f		5-3 ③		F9 ②	4	1	1	1	1	0	5
Wayne Nordhagen, R (1, 2) OBP: 0.400, SLG: 0.800	SSS 0-3 ③ K			5-3 ②		4-3 2B		6-3 ①	1-H 2B	5	1	2	1	0	1	3
Don Kessinger, S (1, 6) OBP: 0.500, SLG: 0.500			BB 1B	S 2-H 1B		4-3 ① 2-3		4-3 ②		4	0	2	1	0	0	1

	AB	38
	R	6
	H	15
	RBI	6
	BB	4
	SO	2
	LOB	26

Inning Stats	1	2	3	4	5	6	7	8	9
	R: 0 E: 0 K: 0 S: 3	H: 1 LOB: 0 BB: 0 P: 3	R: 0 E: 0 K: 1 S: 6	H: 2 LOB: 2 BB: 1 P: 10	R: 0 E: 0 K: 0 S: 4	H: 1 LOB: 2 BB: 0 P: 8	R: 2 E: 0 K: 0 S: 5	H: 2 LOB: 1 BB: 0 P: 6	R: 1 E: 1 K: 1 S: 8	H: 2 LOB: 2 BB: 0 P: 8	R: 1 E: 0 K: 0 S: 4	H: 2 LOB: 1 BB: 0 P: 4	R: 0 E: 0 K: 0 S: 4	H: 1 LOB: 2 BB: 1 P: 8	R: 0 E: 0 K: 0 S: 4	H: 1 LOB: 2 BB: 1 P: 8	R: 2 E: 0 K: 0 S: 5	H: 3 LOB: 1 BB: 0 P: 5

	1B: 8	SF: 1	WP: 0	PA: 44
	2B: 6	SAC: 0	PB: 0	
	3B: 0	DP: 1	SB: 1	
	HR: 1	HBP: 1	CS: 1	

PITCHER		IP	WLS	BF	H	R	ER	SO	BB	IBB	HBP	BLK	WP	HR	S	P	ERA	WHIP
Mike Torrez, R ERA: 6.0	(1, 1)	6.0		29	10	4	4	2	2	0	1	0	0	0	30	39	6.00	2.000
Dick Drago, R ERA: 7.71	(7, 1)	2.1	L	13	4	2	2	0	2	0	0	0	0	1	11	19	7.71	2.571
Bill Campbell, R ERA:	(9, 1)	0.1		2	1	0	0	0	0	0	0	0	0	0	2	2	0.00	3.000

PITCHER	IP	WLS	BF	H	R	ER	SO	BB	IBB	HBP	BLK	WP	HR	S	P	ERA	WHIP

Batter	1	2	3	4	5	6	7	8	9	AB	R	H	RBI	BB	SO	LOB
Jerry Remy, L (1, 4) OBP: 0.333, SLG: 0.500	BBBB 4-0 S BB		x 0-0 4-3 S 1B 1B	x 0-0 ② G3		SSS 0-3 ③ K			x 0-0 ② F8	4	1	1	0	1	1	1
Rick Burleson, R (1, 6) OBP: 0.333, SLG: 0.714	x 0-0 ① F8		x 0-0 ① 4-3 1-3	x 0-0 HR			x 0-0 ① F3		BBBB 4-0 1-2 BB	4	1	1	1	1	0	2
Jim Rice, R (1, 10) OBP: 0.250, SLG: 0.500	x 0-0 ② F9		x 0-0 BB 1B 3-H 1B	SSS 0-3 ③ K			x 0-0 ② F4		x 0-0 ③ F7	5	1	1	1	0	1	3
Carl Yastrzemski, L (1, 7) OBP: 0.375, SLG: 0.286	x 0-0 ③ 1-3 1-2		BBBB 4-0 1B 1B 1-2 BB		x 0-0 ① F8		SSS 0-3 ③ K			3	1	0	0	1	1	1
Carlton Fisk, R (1, 2) OBP: 0.250, SLG: 0.375		x 0-0 CS 1B	x 0-0 ② F7		x 0-0 1B 2B			x 0-0 ① F6		4	1	2	0	0	0	2
Fred Lynn, L (1, 8) OBP: 0.750, SLG: 0.857		BBBB 4-0 ① BB 1-2 BB	x 0-0 1B 1-2 2-H 1B		x 0-0 G6-4-3 2-H 1B			x 0-0 ② 1-3		3	0	2	2	1	0	0
George Scott, R (1, 3) OBP: 0.250, SLG: 0.143		BBBB 4-0 1-2 BB	x 0-0 1-3 2-H 1B		x 0-0 ② ③ G6-4-3 1-2f			x 0-0 ③ F8		3	0	1	1	1	0	1
Dwight Evans, R (1, 9) OBP: 0.125, SLG: 0.125		x 0-0 ② P3	x 0-0 ③ 5-3			x 0-0 ① P3			x 0-0 ① F8	4	0	0	0	0	0	4
Butch Hobson, R (1, 5) OBP: 0.250, SLG: 0.250		x 0-0 ③ F8		SSS 0-3 ① K		x 0-0 ② F4			x 0-0 BB 1B	4	0	1	0	0	1	2
Inning Stats	R: 0 H: 0 E: 0 LOB: 1 K: 0 BB: 1 S: 3 P: 7	R: 0 H: 1 E: 0 LOB: 2 K: 0 BB: 2 S: 3 P: 11	R: 3 H: 4 E: 0 LOB: 2 K: 0 BB: 1 S: 7 P: 11	R: 1 H: 1 E: 0 LOB: 0 K: 2 BB: 0 S: 8 P: 8	R: 1 H: 2 E: 0 LOB: 0 K: 0 BB: 0 S: 4 P: 4	R: 0 H: 0 E: 0 LOB: 0 K: 1 BB: 0 S: 5 P: 5	R: 0 H: 0 E: 0 LOB: 0 K: 1 BB: 0 S: 5 P: 5	R: 0 H: 0 E: 0 LOB: 0 K: 0 BB: 0 S: 3 P: 3	R: 0 H: 1 E: 0 LOB: 2 K: 0 BB: 1 S: 4 P: 8	1B: 7 SF: 0 2B: 1 SAC: 0 3B: 0 DP: 1 HR: 1 HBP: 0						WP: 0 PA: 39 PB: 0 SB: 2 CS: 1	

TOP

Boston Red Sox @ Chicago White Sox

Comiskey Park, Chicago, IL

Sat Apr 08 1978, 4:33 AM EST

Att. 11,832 - Unknown

livebaseballscorecards.com

AB	34
R	5
H	9
RBI	5
BB	5
SO	4
LOB	16

PITCHER		IP	WLS	BF	H	R	ER	SO	BB	IBB	HBP	BLK	WP	HR	S	P	ERA	WHIP
Francisco Barrios, R ERA: 10.13	(1, 1)	2.2		16	5	3	3	0	4	0	0	0	0	0	12	28	10.12	3.375
Ron Schueler, R ERA: 7.71	(3, 1)	2.1		9	3	2	2	2	0	0	0	0	0	1	13	13	7.71	1.286
Pablo Torrealba, L ERA:	(6, 1)	3.2	W	13	1	0	0	2	1	0	0	0	0	0	16	20	0.00	0.545
Lerrin LaGrow, R ERA: 3.86	(9, 1)	0.1	S	1	0	0	0	0	0	0	0	0	0	0	1	1	0.00	0.000

PITCHER	IP	WLS	BF	H	R	ER	SO	BB	IBB	HBP	BLK	WP	HR	S	P	ERA	WHIP

Batter	1	2	3	4	5	6	7	8	9	AB	R	H	RBI	BB	SO	LOB
Ralph Garr, L (1, 7) OBP: 0.444, SLG: 0.444	F7		F9		FC3-6, 1B 1-2 2-H 3-H			1B 1B		4	1	2	2	0	0	0
Jorge Orta, L (1, 4) OBP: 0.556, SLG: 0.571	F7			E7	FC3-6 1-2f 2-3			SH5-3, 1B 1-3 2B 1B		4	1	1	0	0	0	2
Lamar Johnson, R (1, 3) OBP: 0.333, SLG: 0.444	F7			F3	5-3			SH5-3 1-2 3-H 2B 1B		4	1	1	1	0	0	3
Bobby Bonds, R (1, 9) OBP: 0.250, SLG: 0.429		G3 2B		F3		F8		SH5-3 1-2 2-3		3	0	1	0	0	0	1
Ron Blomberg, L (1, 10) OBP: 0.111, SLG: 0.444		G3 2-3		4-3		F8		S S S K		4	0	0	0	0	1	4
Chet Lemon, R (1, 8) OBP: 0.556, SLG: 0.714		1-3			F8	F5		1B 2-H 3-H 2B		4	1	1	2	0	0	1
Eric Soderholm, R (1, 5) OBP: 0.444, SLG: 0.500		F9			1B, BB 1B 1B		F7	1B 2-H 1B		4	1	2	1	0	0	1
Don Kessinger, S (1, 6) OBP: 0.500, SLG: 0.429			S S S K	B B B B 1B 1-2 1B BB			4-3	1-2 1B		3	1	1	0	1	1	0
Bill Nahorodny, R (1, 2) OBP: 0.250, SLG: 0.250			F6		FC3-6, 1B 1-2 2-3 1B		F9	S S S K		4	0	1	0	0	1	2
Inning Stats	R: 0 H: 0 E: 0 LOB: 0 K: 0 BB: 0 S: 3 P: 3	R: 0 H: 1 E: 0 LOB: 1 K: 0 BB: 0 S: 4 P: 4	R: 0 H: 0 E: 0 LOB: 0 K: 1 BB: 0 S: 5 P: 5	R: 0 H: 0 E: 1 LOB: 1 K: 0 BB: 0 S: 4 P: 4	R: 2 H: 3 E: 0 LOB: 2 K: 0 BB: 1 S: 6 P: 10	R: 0 H: 0 E: 0 LOB: 0 K: 0 BB: 0 S: 3 P: 3	R: 0 H: 0 E: 0 LOB: 0 K: 0 BB: 0 S: 3 P: 3	R: 4 H: 6 E: 0 LOB: 2 K: 2 BB: 0 S: 13 P: 13		1B: 8 SF: 0 2B: 2 SAC: 1 3B: 0 DP: 0 HR: 0 HBP: 0						WP: 0 PA: 36 PB: 0 SB: 0 CS: 0

PITCHER		IP	WLS	BF	H	R	ER	SO	BB	IBB	HBP	BLK	WP	HR	S	P	ERA	WHIP
Dennis Eckersley, R ERA: 2.57	(1, 1)	7.0		27	4	2	2	1	1	0	0	0	0	0	28	32	2.57	0.714
Bill Campbell, R ERA: 36.0	(8, 1)	0.2	L	6	4	4	4	1	0	0	0	0	0	0	8	8	54.00	6.000
Bob Stanley, R ERA:	(8, 1)	0.1		3	2	0	0	1	0	0	0	0	0	0	5	5	0.00	6.000

PITCHER	IP	WLS	BF	H	R	ER	SO	BB	IBB	HBP	BLK	WP	HR	S	P	ERA	WHIP

BOTTOM

Boston Red Sox @ Chicago White Sox

Comiskey Park, Chicago, IL

Sat Apr 08 1978, 4:33 AM EST

Att. 11,832 - Unknown

livebaseballscorecards.com

AB	34
R	6
H	10
RBI	6
BB	1
SO	3
LOB	14

Batter	1	2	3	4	5	6	7	8	9	AB	R	H	RBI	BB	SO	LOB
Jerry Remy, L (1, 4) OBP: 0.308, SLG: 0.417	1B S 1B		1-3		SH3-4 1-2	L9			1-3	4	0	1	0	0	0	1
Rick Burleson, R (1, 6) OBP: 0.357, SLG: 0.545	K E 1B E 1-2		G3 1B BB		FC1-4-5 2-H 1B		F9		F7	4	1	1	1	1	1	1
Jim Rice, R (1, 10) OBP: 0.385, SLG: 0.769	E PB 1-2 2-3 1B		G3 1-2 1B		FC1-4-5 WP PB 2-3		HR		F3	5	3	3	1	0	0	1
Carl Yastrzemski, L (1, 7) OBP: 0.417, SLG: 0.222	F7		G3 1-2 2-3		PB 2-3 BB		BB			2	0	0	0	2	0	4
Carlton Fisk, R (1, 2) OBP: 0.250, SLG: 0.273	E5 PB 1-3 2-H		F2		1-2 3-H BB		K			3	0	0	0	1	1	4
Fred Lynn, L (1, 8) OBP: 0.500, SLG: 0.545	6-3 2-3 3-H			F6	4-3		F5			4	0	0	0	0	0	4
George Scott, R (1, 3) OBP: 0.250, SLG: 0.182		1-3		F9 1B		F7		5-3		4	0	1	0	0	0	0
Dwight Evans, R (1, 9) OBP: 0.167, SLG: 0.091		F9		F9 1-2		BB		K		3	0	0	0	1	1	1
Butch Hobson, R (1, 5) OBP: 0.250, SLG: 0.250		F8			SH3-4 1B 1B	P3		6-3		4	1	1	0	0	0	1
Inning Stats	R: 2 E: 2 K: 1 S: 8 H: 2 LOB: 1 BB: 0 P: 8	R: 0 E: 0 K: 0 S: 3 H: 0 LOB: 0 BB: 0 P: 3	R: 0 E: 0 K: 0 S: 4 H: 1 LOB: 2 BB: 1 P: 8	R: 0 E: 0 K: 0 S: 3 H: 1 LOB: 0 BB: 0 P: 3	R: 2 E: 0 K: 0 S: 5 H: 2 LOB: 2 BB: 2 P: 13	R: 0 E: 0 K: 0 S: 3 H: 0 LOB: 1 BB: 1 P: 7	R: 1 E: 0 K: 1 S: 6 H: 1 LOB: 1 BB: 1 P: 10	R: 0 E: 0 K: 1 S: 5 H: 0 LOB: 0 BB: 0 P: 5	R: 0 E: 0 K: 0 S: 3 H: 0 LOB: 0 BB: 0 P: 3	1B: 6 2B: 0 3B: 0 HR: 1 SF: 0 SAC: 1 DP: 0 HBP: 0	WP: 1 PB: 2 SB: 1 CS: 0 PA: 39					

PITCHER	IP	WLS	BF	H	R	ER	SO	BB	IBB	HBP	BLK	WP	HR	S	P	ERA	WHIP
Wilbur Wood, L (1, 1) ERA: 2.0	9.0	L	39	7	5	2	3	5	0	0	0	1	1	40	60	2.00	1.333

PITCHER	IP	WLS	BF	H	R	ER	SO	BB	IBB	HBP	BLK	WP	HR	S	P	ERA	WHIP

TOP

Boston Red Sox @ Chicago White Sox

Comiskey Park, Chicago, IL

Sun Apr 09 1978, 4:33 AM EST
Att. 30,794 - Unknown - 43 F

livebaseballscorecards.com

AB	33
R	5
H	7
RBI	2
BB	5
SO	3
LOB	17

Batter	1	2	3	4	5	6	7	8	9	AB	R	H	RBI	BB	SO	LOB
Ralph Garr, L (1, 7) OBP: 0.385, SLG: 0.462	F8		F7		2B			K		4	0	1	0	0	1	0
Jorge Orta, L (1, 4) OBP: 0.462, SLG: 0.545	L3		2B		K			G3		4	0	1	0	0	1	2
Lamar Johnson, R (1, 3) OBP: 0.308, SLG: 0.333	FC5 1B, BB		K			L8			F8	3	0	0	0	1	1	1
Bobby Bonds, R (1, 9) OBP: 0.333, SLG: 0.455	1-2, 1B			6-3		G6-4-3 1B			6-3	4	0	2	0	0	0	0
Chet Lemon, R (1, 8) OBP: 0.462, SLG: 0.545	FC5, 2-3f			6-3		G6-4-3, 1-2f			1B, 1B	4	0	1	0	0	0	3
Eric Soderholm, R (1, 5) OBP: 0.385, SLG: 0.417		6-3		6-3			F8		1-2, 1B	4	0	1	0	0	0	0
Junior Moore, R (1, 10)		6-3			5-3		6-3		K	4	0	0	0	0	1	2
Wayne Nordhagen, R (1, 2) OBP: 0.250, SLG: 0.500		K			F8		5-3			3	0	0	0	0	1	0
Don Kessinger, S (1, 6) OBP: 0.455, SLG: 0.400			L4		2B, 1B			1-3		3	0	1	0	0	0	0
Inning Stats	R: 0 E: 0 K: 0 S: 4 H: 1 LOB: 2 BB: 1 P: 8	R: 0 E: 0 K: 1 S: 5 H: 0 LOB: 0 BB: 0 P: 5	R: 0 E: 0 K: 1 S: 6 H: 1 LOB: 1 BB: 0 P: 6	R: 0 E: 0 K: 0 S: 3 H: 0 LOB: 0 BB: 0 P: 3	R: 0 E: 0 K: 1 S: 7 H: 2 LOB: 2 BB: 0 P: 7	R: 0 E: 0 K: 0 S: 3 H: 1 LOB: 0 BB: 0 P: 3	R: 0 E: 0 K: 0 S: 3 H: 0 LOB: 0 BB: 0 P: 3	R: 0 E: 0 K: 1 S: 5 H: 0 LOB: 0 BB: 0 P: 5	R: 0 E: 0 K: 1 S: 7 H: 2 LOB: 2 BB: 0 P: 7	1B: 5 2B: 2 3B: 0 HR: 0	SF: 0 SAC: 0 DP: 1 HBP: 0						

PITCHER	IP	WLS	BF	H	R	ER	SO	BB	IBB	HBP	BLK	WP	HR	S	P	ERA	WHIP
Bill Lee, L (1, 1) ERA:	9.0	W	34	7	0	0	5	1	0	0	0	0	0	43	47	0.00	0.889

PITCHER	IP	WLS	BF	H	R	ER	SO	BB	IBB	HBP	BLK	WP	HR	S	P	ERA	WHIP

BOTTOM

Boston Red Sox @ Chicago White Sox

Comiskey Park, Chicago, IL

Sun Apr 09 1978, 4:33 AM EST
Att. 30,794 - Unknown - 43 F

livebaseballscorecards.com

AB	33
R	0
H	7
RBI	0
BB	1
SO	5
LOB	8

1B: 5	SF: 0	WP: 0	PA: 34
2B: 2	SAC: 0	PB: 0	
3B: 0	DP: 1	SB: 0	
HR: 0	HBP: 0	CS: 0	

Batter	1	2	3	4	5	6	7	8	9	AB	R	H	RBI	BB	SO	LOB
Jerry Remy, L (1, 4) OBP: 0.278, SLG: 0.353	SSS 0-3 ① K		x 0-0 ③ 4-3		x 0-0 5-3 2B 1B		x 0-0 ② 4-3		x 0-0 ③ F8	5	1	1	0	0	1	2
Rick Burleson, R (1, 6) OBP: 0.278, SLG: 0.400	x 0-0 ② 1-3			x 0-0 ① 6-3	x 0-0 ② 5-3 1-2		x 0-0 ③ 6-3			4	0	0	0	0	0	1
Jim Rice, R (1, 10) OBP: 0.353, SLG: 0.706	x 0-0 ③ 6-3			x 0-0 ② 5-3	x 0-0 2-H 2B			x 0-0 ① F8		4	0	1	1	0	0	0
Carl Yastrzemski, L (1, 7) OBP: 0.500, SLG: 0.333		BBBB 4-0 7-4 BB		x 0-0 BB 1B 1B	x 0-0 ③ F8			x 0-0 1B		3	1	2	0	1	0	1
Carlton Fisk, R (1, 2) OBP: 0.313, SLG: 0.500		x 0-0 ① ② 7-4 1-2f		BBBB 4-0 1B 1-2 WP BB		x 0-0 HR		x 0-0 ② F4		3	2	1	1	1	0	2
Fred Lynn, L (1, 8) OBP: 0.438, SLG: 0.467		SSS 0-3 ③ K		x 0-0 1-3 2-H WP 1B		x 0-0 ① F9		x 0-0 ③ F9		4	0	1	1	0	1	1
George Scott, R (1, 3) OBP: 0.375, SLG: 0.231		BBBB 4-0 G6-4-3 BB BB		BBBB 4-0 1-2 3-H FC6-4 BB		x 0-0 ② F8			x 0-0 F8 1B	2	0	1	0	2	0	0
Dwight Evans, R (1, 9) OBP: 0.188, SLG: 0.071		BBBB 4-0 1-2 G6-4-3 BB		x 0-0 ③ 1-2f FC6-4		SSS 0-3 ③ K			SSS 0-3 ① K	3	0	0	0	1	2	3
Butch Hobson, R (1, 5) OBP: 0.188, SLG: 0.188		x 0-0 ① ② 1-2f 2-3 G6-4-3			x 0-0 ① F4		SSS 0-3 ① K		x 0-0 ② 1-2 F8	4	0	0	0	0	1	3
Inning Stats	R: 0 E: 0 K: 1 S: 5 H: 0 LOB: 0 BB: 0 P: 5	R: 0 E: 0 K: 1 S: 4 H: 0 LOB: 0 BB: 1 P: 8	R: 0 E: 0 K: 0 S: 2 H: 0 LOB: 1 BB: 2 P: 10	R: 2 E: 0 K: 0 S: 5 H: 2 LOB: 2 BB: 2 P: 13	R: 1 E: 0 K: 0 S: 5 H: 2 LOB: 1 BB: 0 P: 5	R: 1 E: 0 K: 1 S: 6 H: 1 LOB: 0 BB: 0 P: 6	R: 0 E: 0 K: 1 S: 5 H: 0 LOB: 0 BB: 0 P: 5	R: 0 E: 0 K: 0 S: 4 H: 1 LOB: 1 BB: 0 P: 4	R: 0 E: 0 K: 1 S: 6 H: 1 LOB: 1 BB: 0 P: 6	1B: 5 2B: 2 3B: 0 HR: 1	SF: 0 SAC: 0 DP: 2 HBP: 0						

TOP

Boston Red Sox @ Cleveland Indians

Cleveland Municipal Stadium, Cleveland, OH

Mon Apr 10 1978, 3:33 AM EST
Att. 4,177 - Unknown - 75 F

livebaseballscorecards.com

AB	32
R	4
H	7
RBI	3
BB	5
SO	5
LOB	13

WP: 1 PB: 0 SB: 0 CS: 0 PA: 37

PITCHER		IP	WLS	BF	H	R	ER	SO	BB	IBB	HBP	BLK	WP	HR	S	P	ERA	WHIP
Don Hood, L ERA: 5.4	(1, 1)	5.0		22	4	3	3	2	5	0	0	0	1	0	21	41	5.40	1.800
Mike Paxton, R ERA: 1.5	(6, 1)	3.0		11	2	1	1	2	0	0	0	0	0	1	15	15	3.00	0.667
Jim Kern, R ERA:	(9, 1)	1.0	W	4	1	0	0	1	0	0	0	0	0	0	6	6	0.00	1.000

PITCHER	IP	WLS	BF	H	R	ER	SO	BB	IBB	HBP	BLK	WP	HR	S	P	ERA	WHIP

Batter	1	2	3	4	5	6	7	8	9	AB	R	H	RBI	BB	SO	LOB
Paul Dade, R (1, 9) OBP: 0.357, SLG: 0.615	WP 4-3 2B		F8		5-3		6-3			4	1	1	0	0	0	0
Duane Kuiper, L (1, 4) OBP: 0.231, SLG: 0.308	4-3 2-H		E HR 2B		4-3		6-3			4	1	1	1	0	0	0
Johnny Grubb, L (1, 7) OBP: 0.385, SLG: 0.500	F8		E4 HR 2-3		G3			G3		4	1	0	0	0	0	1
Andre Thornton, R (1, 3) OBP: 0.462, SLG: 0.900	HBP		1-H HR 3-H			BBBB 1B BB		G4-6-3 1B		2	1	2	3	1	0	0
Willie Horton, R (1, 10) OBP: 0.333, SLG: 0.417	K		F7			F9		G4-6-3 1-2f		4	0	0	0	0	1	3
Larvell Blanks, R (1, 6) OBP: 0.308, SLG: 0.385		1-3	SSS K			1-2 1B			F7	4	0	1	0	0	1	0
Buddy Bell, R (1, 5) OBP: 0.417, SLG: 0.545		6-3 2B		6-3		F8			E 1B	4	1	2	0	0	0	2
Rick Manning, L (1, 8)		6-3 2-3		1-3		F7			E4 1B 1-2	4	0	0	0	0	0	4
Ron Pruitt, R (1, 2) OBP: 0.333, SLG: 0.500		F7		F7			L5		1-2 1B 2-H	4	0	1	1	0	0	1
Inning Stats	R: 1 H: 1 E: 0 LOB: 1 K: 1 BB: 0 S: 6 P: 7	R: 0 H: 1 E: 0 LOB: 1 K: 0 BB: 0 S: 4 P: 4	R: 3 H: 2 E: 1 LOB: 0 K: 1 BB: 0 S: 8 P: 8	R: 0 H: 0 E: 0 LOB: 0 K: 0 BB: 0 S: 3 P: 3	R: 0 H: 0 E: 0 LOB: 0 K: 0 BB: 0 S: 3 P: 3	R: 0 H: 1 E: 0 LOB: 2 K: 0 BB: 1 S: 4 P: 8	R: 0 H: 0 E: 0 LOB: 0 K: 0 BB: 0 S: 3 P: 3	R: 0 H: 1 E: 0 LOB: 0 K: 0 BB: 0 S: 3 P: 3	R: 1 H: 2 E: 1 LOB: 2 K: 0 BB: 0 S: 4 P: 4	1B: 4 SF: 0 2B: 3 SAC: 0 3B: 0 DP: 1 HR: 1 HBP: 1						

BOTTOM

Boston Red Sox @ Cleveland Indians

Cleveland Municipal Stadium, Cleveland, OH

Mon Apr 10 1978, 3:33 AM EST

Att. 4,177 - Unknown - 75 F

livebaseballscorecards.com

AB	34
R	5
H	8
RBI	5
BB	1
SO	2
LOB	11

WP: 1 PA: 36
PB: 0
SB: 0
CS: 0

PITCHER		IP	WLS	BF	H	R	ER	SO	BB	IBB	HBP	BLK	WP	HR	S	P	ERA	WHIP
Allen Ripley, R ERA: 3.38	(1, 1)	8.0		32	6	4	3	2	1	0	1	0	1	1	34	39	3.38	0.875
Reggie Cleveland, R ERA:	(9, 1)	0.1	L	3	1	1	0	0	0	0	0	0	0	0	3	3	0.00	3.000
Dick Drago, R ERA: 7.71	(9, 1)	0.0		1	1	0	0	0	0	0	0	0	0	0	1	1	∞	∞

PITCHER	IP	WLS	BF	H	R	ER	SO	BB	IBB	HBP	BLK	WP	HR	S	P	ERA	WHIP

Batter	1	2	3	4	5	6	7	8	9	AB	R	H	RBI	BB	SO	LOB
Jerry Remy, L (1, 4) OBP: 0.391, SLG: 0.455	F7	1-3 1B		1-3 S 1B		1-3 2-H 3-H 1B			SH3-4 E 1B	5	1	4	2	0	0	0
Rick Burleson, R (1, 6) OBP: 0.273, SLG: 0.368	5-3	6-3		1-2 5-3		3-H S 1B			1-2 SH3-4	4	0	1	1	0	0	4
Jim Rice, R (1, 10) OBP: 0.364, SLG: 0.773	HR		SSS K		6-3	1-2 SSS K			2-H E3 1B	5	1	2	1	0	2	1
Carl Yastrzemski, L (1, 7) OBP: 0.429, SLG: 0.250	BBBB BB		F8		SSS K		1-6-3		F7	4	0	0	0	1	1	1
Carlton Fisk, R (1, 2) OBP: 0.286, SLG: 0.421	SSS K		1B		6-3		SSS K		F2	5	0	1	0	0	2	2
Fred Lynn, L (1, 8) OBP: 0.400, SLG: 0.579		HR	G3			SSS K	F8			4	1	1	1	0	1	1
George Scott, R (1, 3) OBP: 0.350, SLG: 0.235		5-3		SSS K		BB 1B 1B		SSS K		4	1	1	0	0	2	0
Dwight Evans, R (1, 9) OBP: 0.300, SLG: 0.125		BBBB 1B BB		BBBB 1B BB		1-2 BB 1B 1B		6-3		2	1	1	0	2	0	0
Butch Hobson, R (1, 5) OBP: 0.200, SLG: 0.158		F3		F8		BBBB 1B 1-2 2-3 BB		F7		3	1	0	0	1	0	2
Inning Stats	R: 1 H: 1 E: 0 LOB: 1 K: 1 BB: 1 S: 6 P: 10	R: 1 H: 2 E: 0 LOB: 2 K: 0 BB: 1 S: 5 P: 9	R: 0 H: 1 E: 0 LOB: 1 K: 1 BB: 0 S: 6 P: 6	R: 0 H: 1 E: 0 LOB: 2 K: 1 BB: 1 S: 6 P: 10	R: 0 H: 0 E: 0 LOB: 0 K: 1 BB: 0 S: 5 P: 5	R: 3 H: 4 E: 0 LOB: 1 K: 2 BB: 1 S: 10 P: 14	R: 0 H: 0 E: 0 LOB: 0 K: 1 BB: 0 S: 5 P: 5	R: 0 H: 0 E: 0 LOB: 0 K: 1 BB: 0 S: 5 P: 5	R: 1 H: 2 E: 1 LOB: 1 K: 0 BB: 0 S: 5 P: 5	1B: 9 SF: 0 2B: 0 SAC: 1 3B: 0 DP: 0 HR: 2 HBP: 0						

PITCHER	IP	WLS	BF	H	R	ER	SO	BB	IBB	HBP	BLK	WP	HR	S	P	ERA	WHIP
Wayne Garland, R (1, 1) ERA: 7.5	6.0	L	30	9	5	5	6	4	0	0	0	0	2	38	54	7.50	2.167
Rick Waits, L (7, 1) ERA: 3.0	3.0		11	2	1	1	2	0	0	0	0	0	0	15	15	3.00	0.667

PITCHER	IP	WLS	BF	H	R	ER	SO	BB	IBB	HBP	BLK	WP	HR	S	P	ERA	WHIP

TOP

Boston Red Sox @ Cleveland Indians

Cleveland Municipal Stadium, Cleveland, OH

Wed Apr 12 1978, 3:33 AM EST
Att. 6,234 - Unknown - 70 F

livebaseballscorecards.com

AB	36
R	6
H	11
RBI	5
BB	4
SO	8
LOB	11

WP: 0 PA: 41
PB: 0
SB: 2
CS: 0

BOTTOM

Batter	1	2	3	4	5	6	7	8	9	AB	R	H	RBI	BB	SO	LOB
Paul Dade, R (1, 9) OBP: 0.421, SLG: 0.667	CS 1B	6-3			4-3		1-3 1B 1-2 2-H		1B E 2B	5	1	3	1	0	0	2
Duane Kuiper, L (1, 4) OBP: 0.222, SLG: 0.278	6-3 1-2		K		1-4-3		1-3 1-2 2-3		E 1B 2-3	5	0	1	0	0	1	3
Johnny Grubb, L (1, 7) OBP: 0.389, SLG: 0.600	2B		2B			G3	K		K	5	0	2	0	0	2	4
Andre Thornton, R (1, 3) OBP: 0.444, SLG: 0.929	BB		F7			F8		HR	E5 1-2 3-H	4	1	1	1	1	0	2
Willie Horton, R (1, 10) OBP: 0.294, SLG: 0.353	L5		K			1B		6-3	K	5	0	1	0	0	2	5
Larvell Blanks, R (1, 6) OBP: 0.353, SLG: 0.412		SH1-4 1B 1B		4-3		F8		WP 1B		4	0	2	0	0	0	1
Buddy Bell, R (1, 5) OBP: 0.375, SLG: 0.467		SH1-4 1-2 1B		K			F9	K 1-2		4	0	1	0	0	2	1
Rick Manning, L (1, 8) OBP: 0.071, SLG: 0.143		SH1-4 1-2 2-3		G3			1B 2B	F8		3	1	1	0	0	0	1
Ron Pruitt, R (1, 2) OBP: 0.375, SLG: 0.462		5-3			1B		1-3 1B BB		4-3	3	0	1	0	1	0	2
Inning Stats	R: 0 E: 0 K: 0 S: 4 H: 2 LOB: 2 BB: 1 P: 8	R: 0 E: 0 K: 0 S: 5 H: 2 LOB: 2 BB: 0 P: 5	R: 0 E: 0 K: 2 S: 8 H: 1 LOB: 1 BB: 0 P: 8	R: 0 E: 0 K: 1 S: 5 H: 0 LOB: 0 BB: 0 P: 5	R: 0 E: 0 K: 0 S: 3 H: 1 LOB: 0 BB: 0 P: 3	R: 0 E: 0 K: 0 S: 4 H: 1 LOB: 1 BB: 0 P: 4	R: 1 E: 0 K: 1 S: 7 H: 2 LOB: 2 BB: 1 P: 11	R: 1 E: 0 K: 1 S: 7 H: 2 LOB: 1 BB: 0 P: 7	R: 1 E: 1 K: 2 S: 10 H: 2 LOB: 2 BB: 0 P: 10	1B: 8 2B: 4 3B: 0 HR: 1 SF: 0 SAC: 1 DP: 0 HBP: 0							

PITCHER	IP	WLS	BF	H	R	ER	SO	BB	IBB	HBP	BLK	WP	HR	S	P	ERA	WHIP
Mike Torrez, R (1, 1) ERA: 3.77	8.1	W	38	13	3	2	5	2	0	0	0	1	1	46	54	2.16	1.800
Tom Burgmeier, L (9, 1) ERA:	0.1		2	0	0	0	1	0	0	0	0	0	0	4	4	0.00	0.000
Dick Drago, R (9, 1) ERA: 6.75	0.1	S	1	0	0	0	1	0	0	0	0	0	0	3	3	0.00	0.000

PITCHER	IP	WLS	BF	H	R	ER	SO	BB	IBB	HBP	BLK	WP	HR	S	P	ERA	WHIP

Boston Red Sox @ Cleveland Indians

Cleveland Municipal Stadium, Cleveland, OH

Wed Apr 12 1978, 3:33 AM EST
Att. 6,234 - Unknown - 70 F

livebaseballscorecards.com

AB	38
R	3
H	13
RBI	2
BB	2
SO	7
LOB	21

WP: 1 PB: 0 SB: 0 CS: 1 PA: 41

Batter	1	2	3	4	5	6	7	8	9	10	AB	R	H	RBI	BB	SO	LOB
Mike Hargrove, L (1, 3) OBP: 0.280, SLG: 0.333	F7		F5		F7			HR		4-3	5	1	1	1	0	0	0
Bert Campaneris, R (1, 6) OBP: 0.143, SLG: 0.100	G3		6-3			K		F8		WP 1B	5	0	1	0	0	1	0
Al Oliver, L (1, 7) OBP: 0.360, SLG: 0.500	1B		BB			F9		F6		F9	4	0	1	0	1	0	1
Richie Zisk, R (1, 10) OBP: 0.375, SLG: 0.783	F9		F4			L5		K		WP 1B	5	0	1	0	0	1	2
Toby Harrah, R (1, 5) OBP: 0.273, SLG: 0.381		F8 SF9 2B		F9			F8 1B 2B		6-3	K	5	2	2	0	0	1	2
Claudell Washington, L (1, 9) OBP: 0.278, SLG: 0.235		F8		G3			F8		1B		4	0	1	0	0	0	2
Juan Beniquez, R (1, 8) OBP: 0.200, SLG: 0.211		SF9		5-3			S 1B		1B		3	0	2	2	0	0	0
Bump Wills, S (1, 4) OBP: 0.263, SLG: 0.222		F9			4-3		F8		F9		4	0	0	0	0	0	3
Jim Sundberg, R (1, 2) OBP: 0.105, SLG: 0.263			HR		K		F7		F7		4	1	1	1	0	1	3
Inning Stats	R: 0 E: 0 K: 0 S: 4 / H: 1 LOB: 1 BB: 0 P: 4	R: 1 E: 0 K: 0 S: 4 / H: 1 LOB: 0 BB: 0 P: 4	R: 1 E: 0 K: 0 S: 4 / H: 1 LOB: 1 BB: 1 P: 8	R: 0 E: 0 K: 0 S: 3 / H: 0 LOB: 0 BB: 0 P: 3	R: 0 E: 0 K: 1 S: 5 / H: 0 LOB: 0 BB: 0 P: 5	R: 0 E: 0 K: 1 S: 5 / H: 0 LOB: 0 BB: 0 P: 5	R: 1 E: 0 K: 0 S: 5 / H: 2 LOB: 1 BB: 0 P: 5	R: 1 E: 0 K: 1 S: 6 / H: 1 LOB: 0 BB: 0 P: 6	R: 0 E: 0 K: 0 S: 5 / H: 2 LOB: 2 BB: 0 P: 5	R: 0 E: 0 K: 1 S: 7 / H: 2 LOB: 2 BB: 0 P: 7	1B: 6 2B: 2 3B: 0 HR: 2	SF: 1 SAC: 0 DP: 0 HBP: 0						

PITCHER		IP	WLS	BF	H	R	ER	SO	BB	IBB	HBP	BLK	WP	HR	S	P	ERA	WHIP
Dennis Eckersley, R ERA: 3.24	(1, 1)	9.2		40	10	4	4	3	1	0	0	0	0	2	45	49	3.72	1.138
Dick Drago, R ERA: 6.0	(10, 1)	0.1	W	1	0	0	0	1	0	0	0	0	1	0	3	3	0.00	0.000

PITCHER	IP	WLS	BF	H	R	ER	SO	BB	IBB	HBP	BLK	WP	HR	S	P	ERA	WHIP

TOP

Texas Rangers @ Boston Red Sox

Fenway Park, Boston, MA

Fri Apr 14 1978, 3:33 AM EST
Att. 34,747 - Unknown - 55 F

livebaseballscorecards.com

AB	39
R	4
H	10
RBI	4
BB	1
SO	4
LOB	13

WP: 1	PB: 0	SB: 1	CS: 0
PA: 41			

Batter	1	2	3	4	5	6	7	8	9	10	AB	R	H	RBI	BB	SO	LOB
Jerry Remy, L (1, 4) OBP: 0.429, SLG: 0.462	B3		6-3 1B		CS BB	F7		6-3 PB 1B 1B		SH1-4 1-2	4	1	2	0	1	0	2
Rick Burleson, R (1, 6) OBP: 0.286, SLG: 0.400	E3		6-3 1-2		BB 1-2 1B		BB 2B	6-3 1-3		4-3 2-3	6	0	2	0	0	0	3
Jim Rice, R (1, 10) OBP: 0.429, SLG: 0.731	F7		K		FC6 1-2 BB		BB BB	3-H 1B		3-H 1B	4	0	2	2	2	1	2
Carl Yastrzemski, L (1, 7) OBP: 0.385, SLG: 0.200	4-3			3-1	FC6 1-2f		FC4-6 1-2 2-3 BB	F9			4	0	0	0	1	0	4
Carlton Fisk, R (1, 2) OBP: 0.308, SLG: 0.542		6-3		K		1B 3B	F4		G1-4-3 2B		5	1	2	0	0	1	3
Fred Lynn, L (1, 8) OBP: 0.440, SLG: 0.696		1B		HR		F2	F8		G1-4-3 IBB		4	1	2	1	1	0	4
George Scott, R (1, 3) OBP: 0.360, SLG: 0.318		K		2B		1B 3-H 1B	FC4-6 1-2f		G1-4-3 1-2f 2-3		5	0	2	1	0	1	6
Dwight Evans, R (1, 9) OBP: 0.240, SLG: 0.095		1-3		F8		F8		F7	P3		5	0	0	0	0	0	4
Butch Hobson, R (1, 5) OBP: 0.280, SLG: 0.375			K		F9	1-3 1B		HR		4-3 SH1-4 1B 1B	5	2	3	1	0	1	0
Inning Stats	R: 0 H: 0 E: 1 LOB: 1 K: 0 BB: 0 S: 4 P: 4	R: 0 H: 1 E: 0 LOB: 1 K: 1 BB: 0 S: 6 P: 6	R: 0 H: 1 E: 0 LOB: 1 K: 2 BB: 0 S: 8 P: 8	R: 1 H: 2 E: 0 LOB: 1 K: 1 BB: 0 S: 7 P: 7	R: 0 H: 1 E: 0 LOB: 2 K: 0 BB: 2 S: 3 P: 11	R: 1 H: 3 E: 0 LOB: 2 K: 0 BB: 0 S: 6 P: 6	R: 0 H: 1 E: 0 LOB: 3 K: 0 BB: 2 S: 4 P: 12	R: 2 H: 3 E: 0 LOB: 1 K: 0 BB: 0 S: 6 P: 6	R: 0 H: 1 E: 0 LOB: 1 K: 0 BB: 1 S: 3 P: 7	R: 1 H: 2 E: 0 LOB: 1 K: 0 BB: 0 S: 4 P: 4	1B: 9 SF: 0 2B: 3 SAC: 1 3B: 1 DP: 1 HR: 2 HBP: 0						WP: 0 PA: 48 PB: 1 SB: 0 CS: 1

PITCHER	IP	WLS	BF	H	R	ER	SO	BB	IBB	HBP	BLK	WP	HR	S	P	ERA	WHIP
Doyle Alexander, R (1, 1) ERA: 3.75	6.0		30	9	2	2	4	3	0	0	0	0	1	35	47	3.00	2.000
Len Barker, R (7, 1) ERA: 5.06	3.2	L	18	6	3	3	0	1	1	0	0	0	1	16	24	7.36	1.909

PITCHER	IP	WLS	BF	H	R	ER	SO	BB	IBB	HBP	BLK	WP	HR	S	P	ERA	WHIP

BOTTOM

Texas Rangers @ Boston Red Sox

Fenway Park, Boston, MA

Fri Apr 14 1978, 3:33 AM EST
Att. 34,747 - Unknown - 55 F

livebaseballscorecards.com

AB	42
R	5
H	15
RBI	5
BB	5
SO	4
LOB	28

Texas Rangers @ Boston Red Sox

Fenway Park, Boston, MA

Sat Apr 15 1978, 3:33 AM EST
Att. 18,624 - Unknown - 55 F

TOP

Batter	1	2	3	4	5	6	7	8	9	AB	R	H	RBI	BB	SO	LOB
Mike Hargrove, L (1, 3) OBP: 0.276, SLG: 0.333	3-1		G5-4-3 1B		SF7 3-H		F6			3	0	1	1	0	0	1
Bert Campaneris, R (1, 6) OBP: 0.125, SLG: 0.087	5-3		G5-4-3 1-2f		F9			G4-6-3 1B		3	0	0	0	0	0	2
John Lowenstein, L (8, PH) (8, 7) OBP: 0.500, SLG: 0.500										1	0	1	0	0	0	0
Al Oliver, L (1, 7) OBP: 0.345, SLG: 0.571	4-3			G3		HR		G4-6-3 1-2f		4	1	1	1	0	0	1
Jim Mason, L (8, 6)										0	0	0	0	0	0	0
Richie Zisk, R (1, 9) OBP: 0.393, SLG: 0.778		2B 2B		4-3		5-3		1B		4	1	2	0	0	0	0
Toby Harrah, R (1, 5) OBP: 0.231, SLG: 0.320		5-3		F2		K		K		4	0	0	0	0	2	2
Kurt Bevacqua, R (1, 10) OBP: 0.286, SLG: 0.857		F3 2-H 2B			HR	5-3			K	4	1	2	2	0	1	0
Juan Beniquez, R (1, 8) OBP: 0.208, SLG: 0.217		F3 2-3			FC5-4 1B		4-3		K	4	0	1	0	0	1	1
Bump Wills, S (1, 4) OBP: 0.217, SLG: 0.182		F4			FC5-4 1B SF7 1-2f		F8		4-3	4	1	0	0	0	0	2
Jim Sundberg, R (1, 2) OBP: 0.182, SLG: 0.409			F9		1-3 1B		3B			3	0	2	0	0	0	0

	AB	34
	R	4
	H	10
	RBI	4
	BB	0
	SO	4
	LOB	9

Inning Stats	1	2	3	4	5	6	7	8	9
	R: 0 E: 0 K: 0 S: 3	H: 0 LOB: 0 BB: 0 P: 3	R: 1 E: 0 K: 0 S: 5	H: 2 LOB: 1 BB: 0 P: 5	R: 0 E: 0 K: 0 S: 3	H: 1 LOB: 0 BB: 0 P: 3	R: 0 E: 0 K: 0 S: 3	H: 0 LOB: 0 BB: 0 P: 3	R: 2 E: 0 K: 0 S: 6	H: 3 LOB: 1 BB: 0 P: 6	R: 1 E: 0 K: 1 S: 6	H: 1 LOB: 0 BB: 0 P: 6	R: 0 E: 0 K: 0 S: 4	H: 1 LOB: 1 BB: 0 P: 4	R: 0 E: 0 K: 1 S: 6	H: 2 LOB: 1 BB: 0 P: 6	R: 0 E: 0 K: 2 S: 7	H: 0 LOB: 0 BB: 0 P: 7

	1B: 5	SF: 1	WP: 0	PA: 35
	2B: 2	SAC: 0	PB: 0	
	3B: 1	DP: 2	SB: 0	
	HR: 2	HBP: 0	CS: 0	

PITCHER		IP	WLS	BF	H	R	ER	SO	BB	IBB	HBP	BLK	WP	HR	S	P	ERA	WHIP
Bill Lee, L ERA: 2.25	(1, 1)	7.0	W	28	8	4	4	1	0	0	0	0	0	2	30	30	5.14	1.143
Bob Stanley, R ERA:	(8, 1)	1.0		4	2	0	0	1	0	0	0	0	0	0	6	6	0.00	2.000
Jim Wright, R ERA:	(9, 1)	1.0		3	0	0	0	2	0	0	0	0	0	0	7	7	0.00	0.000

PITCHER	IP	WLS	BF	H	R	ER	SO	BB	IBB	HBP	BLK	WP	HR	S	P	ERA	WHIP

livebaseballscorecards.com

Texas Rangers @ Boston Red Sox

Fenway Park, Boston, MA

Sat Apr 15 1978, 3:33 AM EST
Att. 18,624 - Unknown - 55 F

livebaseballscorecards.com

BOTTOM

Batter	1	2	3	4	5	6	7	8	9	AB	R	H	RBI	BB	SO	LOB
Jerry Remy, L (1, 4) OBP: 0.424, SLG: 0.452	S HR 1B	G3 ①		FC6-4 1B		6-3 ③ S S S	K ③			5	1	2	0	0	1	3
Rick Burleson, R (1, 6) OBP: 0.273, SLG: 0.367	F8 ①	F3 ②		FC6-4 ③ 1-2f			5-3 ①	FC5-4 1B		5	0	1	0	0	0	2
Jim Rice, R (1, 7) OBP: 0.455, SLG: 0.839	1-H HR	2-3 ③			E7 1B 1B		1B 2B	FC5-4 ① 1-2f		5	2	3	2	0	0	1
Carl Yastrzemski, L (1, 8) OBP: 0.387, SLG: 0.240	G3 ②		1-3 ①		1B 2-H 1B		2B 2-H 2B 1B	F8 ②		5	2	2	1	0	0	1
Carlton Fisk, R (1, 2) OBP: 0.323, SLG: 0.552	F6 ③		S S S K ②		L4-3 2-H 1B		1-3 2B 2B	L5 ③		5	1	2	1	0	1	1
George Scott, R (1, 3) OBP: 0.379, SLG: 0.292		B B B B 2B BB	F2 ③		L4-3 ② ③ 1-2		I I I 2B 1B IBB			2	2	0	0	2	0	1
Bernie Carbo, L (1, 10) OBP: 0.750, SLG: 2.000		1-H HR 2B		HR		S S S K ①	1B 1-3 2-H 3-H 2B			4	2	3	4	0	1	0
Dwight Evans, R (1, 9) OBP: 0.241, SLG: 0.120		E6 HR		G6-4-3 1B		P3 ② S S S	K ②			4	1	1	0	0	1	3
Butch Hobson, R (1, 5) OBP: 0.345, SLG: 0.571		1-H 2-H HR		G6-4-3 ① ② 1-2f		2B	2-3 3-H 1B			4	1	3	4	0	0	1
Inning Stats	R: 2 H: 2 E: 0 LOB: 0 K: 0 BB: 0 S: 5 P: 5	R: 4 H: 2 E: 1 LOB: 0 K: 0 BB: 1 S: 6 P: 10	R: 0 H: 0 E: 0 LOB: 0 K: 1 BB: 0 S: 5 P: 5	R: 1 H: 3 E: 0 LOB: 1 K: 0 BB: 0 S: 5 P: 5	R: 1 H: 3 E: 1 LOB: 0 K: 0 BB: 0 S: 4 P: 4	R: 0 H: 1 E: 0 LOB: 1 K: 1 BB: 0 S: 6 P: 6	R: 4 H: 5 E: 0 LOB: 2 K: 2 BB: 1 S: 12 P: 16	R: 0 H: 1 E: 0 LOB: 1 K: 0 BB: 0 S: 4 P: 4		1B: 9 SF: 0 2B: 6 SAC: 0 3B: 0 DP: 2 HR: 3 HBP: 0						

	AB	39
	R	12
	H	17
	RBI	12
	BB	2
	SO	4
	LOB	13

WP: 0 PA: 41
PB: 0
SB: 1
CS: 0

PITCHER		IP	WLS	BF	H	R	ER	SO	BB	IBB	HBP	BLK	WP	HR	S	P	ERA	WHIP
Dock Ellis, R ERA: 7.5	(1, 1)	1.0	L	9	4	6	5	0	1	0	0	0	0	2	8	12	45.00	5.000
Fergie Jenkins, R ERA: 9.0	(2, 1)	5.1		25	11	6	6	2	0	1	0	0	0	1	28	32	10.12	2.062
Steve Comer, R ERA:	(7, 1)	1.2		7	2	0	0	2	0	0	0	0	0	0	11	11	0.00	1.200

PITCHER	IP	WLS	BF	H	R	ER	SO	BB	IBB	HBP	BLK	WP	HR	S	P	ERA	WHIP

Batter	1	2	3	4	5	6	7	8	9	AB	R	H	RBI	BB	SO	LOB
Mike Hargrove, L (1, 3) OBP: 0.324, SLG: 0.333	G4-6-3, BB 1B		4-3		FC6-5, 1B BB		L6		1B 1-2 BB	3	1	1	0	2	0	0
Mike Jorgensen, L (9, PR)										0	0	0	0	0	0	0
John Lowenstein, L (1, 10) OBP: 0.714, SLG: 0.600	G4-6-3 1-2 BB		E4 1B 6-3		FC6-5 2B 1-2 1B		FC4 BB		FC6 1-2 2-H 1B	3	2	2	1	2	0	0
Al Oliver, L (1, 7) OBP: 0.324, SLG: 0.515	G4-6-3 1-2f 2-3		6-3 1-3 1B		FC6-5 2B 1-2 2-3f		FC4 1-2f		FC6 1-2f	5	0	1	0	0	0	7
Richie Zisk, R (1, 9) OBP: 0.406, SLG: 0.767	1B BB		6-3 2-3 3-H		1B 1-3 2-H 2B			5-3 1B		3	1	1	2	1	0	1
Bump Wills, S (1, 4) OBP: 0.296, SLG: 0.269	1-3 3-H 1B		F9		2-H 1B			G5-4-3 1B		4	0	3	2	0	0	1
Toby Harrah, R (1, 5) OBP: 0.233, SLG: 0.379	F7			SF7 3B		5-3		G5-4-3 1-2f		4	1	1	0	0	0	3
Bobby Thompson, S (1, 8) OBP: 0.500, SLG: 0.333		6-3		G3		G4-6-3 1B			G1-4-3 BB	3	0	1	0	1	0	1
Jim Sundberg, R (1, 2) OBP: 0.154, SLG: 0.360		F7		SF7 3-H		G4-6-3 1-2f			G1-4-3 1-2f	3	0	0	1	0	0	2
Bert Campaneris, R (1, 6) OBP: 0.111, SLG: 0.077		F9		F9			6-3		1B BB 1B	3	0	0	0	0	0	0
Claudell Washington, L (9, PH) OBP: 0.316, SLG: 0.278										1	1	1	0	0	0	0
Inning Stats	R: 1 E: 0 K: 0 S: 4 H: 2 LOB: 2 BB: 2 P: 12	R: 0 E: 0 K: 0 S: 3 H: 0 LOB: 0 BB: 0 P: 3	R: 1 E: 1 K: 0 S: 5 H: 1 LOB: 1 BB: 0 P: 5	R: 1 E: 0 K: 0 S: 4 H: 1 LOB: 0 BB: 0 P: 4	R: 2 E: 0 K: 0 S: 4 H: 3 LOB: 1 BB: 1 P: 8	R: 0 E: 0 K: 0 S: 3 H: 1 LOB: 0 BB: 0 P: 3	R: 0 E: 0 K: 0 S: 3 H: 0 LOB: 1 BB: 1 P: 7	R: 0 E: 0 K: 0 S: 3 H: 1 LOB: 0 BB: 0 P: 3	R: 1 E: 0 K: 0 S: 4 H: 2 LOB: 2 BB: 2 P: 12	1B: 9 2B: 1 3B: 1 HR: 0 SF: 1 SAC: 0 DP: 4 HBP: 0						

PITCHER		IP	WLS	BF	H	R	ER	SO	BB	IBB	HBP	BLK	WP	HR	S	P	ERA	WHIP
Allen Ripley, R ERA: 4.85	(1, 1)	5.0		23	7	5	4	0	3	0	0	0	0	0	20	32	7.20	2.000
Bob Stanley, R ERA: 1.8	(6, 1)	3.2	W	15	4	1	1	0	3	0	0	0	0	0	12	24	2.46	1.909
Tom Burgmeier, L ERA:	(9, 1)	0.1	S	1	0	0	0	0	0	0	0	0	0	0	1	1	0.00	0.000

PITCHER	IP	WLS	BF	H	R	ER	SO	BB	IBB	HBP	BLK	WP	HR	S	P	ERA	WHIP

TOP

Texas Rangers @ Boston Red Sox

Fenway Park, Boston, MA

Sun Apr 16 1978, 3:33 AM EST
Att. 22,168 - Unknown - 54 F

livebaseballscorecards.com

AB	32
R	6
H	11
RBI	6
BB	6
SO	0
LOB	15

WP: 0	PA: 39		
PB: 0			
SB: 0			
CS: 0			

Texas Rangers @ Boston Red Sox

Fenway Park, Boston, MA

Sun Apr 16 1978, 3:33 AM EST
Att. 22,168 - Unknown - 54 F

livebaseballscorecards.com

BOTTOM

Batter	1	2	3	4	5	6	7	8	9	AB	R	H	RBI	BB	SO	LOB
Jerry Remy, L (1, 4) OBP: 0.395, SLG: 0.444	E6 G1-6-3		1B 1-3 2-H 2B		6-3	G6-4-3 1-2f 3-H		1-3		5	1	1	1	0	0	1
Rick Burleson, R (1, 6) OBP: 0.289, SLG: 0.333	G1-6-3 1-2f		6-3 3-H		1B WP SF8 BB	5-3		BB S BB		3	1	0	1	2	0	2
Jim Rice, R (1, 7) OBP: 0.447, SLG: 0.771	K		1B 1B SF9-4-2 2-H 1B		1B 1-2 BB		3-1	K 1-2		4	1	1	1	1	2	1
Carl Yastrzemski, L (1, 8) OBP: 0.444, SLG: 0.310		FC4 1B	1B 1-2 SF9-4-2 1B		1-2 2-3 1B		6-3	BB BB		4	0	3	0	1	0	0
Carlton Fisk, R (1, 2) OBP: 0.361, SLG: 0.548		FC4 BB 1-2f	1-2 2-3 1B		SF8 3-H		1B WP HBP	1-2 2-3 BB		2	1	1	1	1	0	1
George Scott, R (1, 3) OBP: 0.382, SLG: 0.296		G3-6-1 1-2 BB	SF9-4-2 2-H 3-H		K		WP BB 1-3 1B	K		3	0	1	1	1	2	5
Bernie Carbo, L (1, 10) OBP: 0.625, SLG: 1.286		G3-6-1 1-2f		F7		1B 1B 1B	FC5 WP 1-2 BB			3	1	1	0	1	0	2
Dwight Evans, R (1, 9) OBP: 0.303, SLG: 0.148			1B 2B BB	K		1B 1-2 G6-4-3 1B	1-2 2-3 3-H BB			2	2	1	0	2	1	0
Butch Hobson, R (1, 5) OBP: 0.364, SLG: 0.563			2B 1-2 6-3 1B	K		G6-4-3 1-3 2-H 1B	FC5 2-3f			4	1	2	1	0	1	3
Inning Stats	R: 0 E: 1 K: 1 S: 5 H: 0 LOB: 0 BB: 0 P: 5	R: 0 E: 0 K: 0 S: 3 H: 1 LOB: 1 BB: 1 P: 7	R: 4 E: 0 K: 0 S: 7 H: 5 LOB: 1 BB: 1 P: 11	R: 0 E: 0 K: 2 S: 7 H: 0 LOB: 0 BB: 0 P: 7	R: 1 E: 0 K: 1 S: 6 H: 1 LOB: 2 BB: 2 P: 14	R: 2 E: 0 K: 0 S: 5 H: 3 LOB: 0 BB: 0 P: 5	R: 1 E: 0 K: 0 S: 4 H: 1 LOB: 3 BB: 2 P: 13	R: 0 E: 0 K: 2 S: 7 H: 0 LOB: 3 BB: 3 P: 19		1B: 10 2B: 2 3B: 0 HR: 0 SF: 2 SAC: 0 DP: 4 HBP: 1						

AB	30
R	8
H	11
RBI	6
BB	9
SO	6
LOB	15

PITCHER		IP	WLS	BF	H	R	ER	SO	BB	IBB	HBP	BLK	WP	HR	S	P	ERA	WHIP
Doc Medich, R ERA: 11.0	(1, 1)	4.1		21	6	5	5	3	4	0	0	0	1	0	23	39	10.38	2.308
Jim Umbarger, L ERA: 6.75	(5, 1)	0.2	L	5	3	2	2	1	0	0	0	0	0	0	7	7	27.00	4.500
Len Barker, R ERA: 5.14	(6, 1)	1.2		9	2	1	1	0	2	0	1	0	1	0	6	15	5.40	2.400
Steve Comer, R ERA:	(7, 1)	1.1		7	0	0	0	2	3	0	0	0	0	0	8	20	0.00	2.250

PITCHER	IP	WLS	BF	H	R	ER	SO	BB	IBB	HBP	BLK	WP	HR	S	P	ERA	WHIP

Batter	1	2	3	4	5	6	7	8	9	AB	R	H	RBI	BB	SO	LOB
Dick Davis, R (1, 9) OBP: 0.563, SLG: 0.769	1B SF7 1B	2B 1B		BBBB 4-0 1-2 BB		5-3		F9 2-3		4	1	2	0	1	0	2
Don Money, R (1, 6) OBP: 0.370, SLG: 0.500	WP BB BB 1-3 1B	1-3 2B		F8		6-3		SSS 0-3 K		5	1	2	0	0	1	4
Cecil Cooper, L (1, 3) OBP: 0.378, SLG: 0.707	SF7 3-H	P4		G3			1B G3 1B	G3		4	0	1	1	0	0	6
Larry Hisle, R (1, 7) OBP: 0.409, SLG: 0.658	BBBB 4-0 BB WP 1-2 BB	SSS 0-3 K			FC3-6 1B		SSS 0-3 K	BBBB 4-0 FC4-6 BB		3	0	1	0	2	2	3
Ben Oglivie, L (1, 10) OBP: 0.269, SLG: 0.174	III 4-0 BB 1-2 2-3 IBB	SSS 0-3 K			FC3-6 HBP 1-2f		G3 1-2		FC4-6 1-2f	4	0	0	0	1	1	3
Sal Bando, R (1, 5) OBP: 0.400, SLG: 0.375	BBBB 4-0 1-2 2-3 3-H BB	F9			H 1-0 1-2 HBP		2-3 1B	SSS 0-3 K		3	0	1	1	1	1	1
Gorman Thomas, R (1, 8) OBP: 0.372, SLG: 0.600	SSS 0-3 K	5-3			P4		L6		F8	5	0	0	0	0	1	8
Lenn Sakata, R (1, 4) OBP: 0.346, SLG: 0.261	SSS 0-3 K			F8	F7			BBBB 4-0 F9 BB		3	0	0	0	1	1	5
Buck Martinez, R (1, 2) OBP: 0.158, SLG: 0.211		SSS 0-3 K		BB 1B		P4		BBBB 4-0 1-2 BB		3	0	1	0	0	1	0
Tim Johnson, L (8, PH)										0	0	0	0	1	0	0
Charlie Moore, R (8, 2) OBP: 0.333, SLG: 0.250										0	0	0	0	0	0	0
Inning Stats	R: 2 E: 0 K: 2 S: 9 H: 2 LOB: 3 BB: 3 P: 21	R: 0 E: 0 K: 2 S: 9 H: 2 LOB: 2 BB: 0 P: 9	R: 0 E: 0 K: 1 S: 5 H: 0 LOB: 0 BB: 0 P: 5	R: 0 E: 0 K: 0 S: 4 H: 1 LOB: 2 BB: 1 P: 8	R: 0 E: 0 K: 0 S: 4 H: 1 LOB: 2 BB: 0 P: 5	R: 0 E: 0 K: 0 S: 3 H: 0 LOB: 0 BB: 0 P: 3	R: 0 E: 0 K: 1 S: 7 H: 2 LOB: 2 BB: 0 P: 7	R: 0 E: 0 K: 1 S: 5 H: 0 LOB: 2 BB: 2 P: 13	R: 0 E: 0 K: 1 S: 5 H: 0 LOB: 1 BB: 1 P: 9	1B: 7 2B: 1 3B: 0 HR: 0	SF: 1 SAC: 0 DP: 0 HBP: 1					

TOP

Milwaukee Brewers @ Boston Red Sox

Fenway Park, Boston, MA

Mon Apr 17 1978, 3:33 AM EST

Att. 26,075 - Unknown - 55 F

livebaseballscorecards.com

AB	34
R	2
H	8
RBI	2
BB	7
SO	8
LOB	32

PITCHER		IP	WLS	BF	H	R	ER	SO	BB	IBB	HBP	BLK	WP	HR	S	P	ERA	WHIP
Mike Torrez, R ERA: 3.38	(1, 1)	7.0	W	34	8	2	2	6	3	1	1	0	1	0	41	58	2.57	1.571
Jim Wright, R ERA:	(8, 1)	2.0		9	0	0	0	2	3	0	0	0	0	0	10	22	0.00	1.500

PITCHER	IP	WLS	BF	H	R	ER	SO	BB	IBB	HBP	BLK	WP	HR	S	P	ERA	WHIP

Batter	1	2	3	4	5	6	7	8	9	AB	R	H	RBI	BB	SO	LOB
Jerry Remy, L (1, 4) OBP: 0.415, SLG: 0.462	BB 1B			K	4-3		F8			3	1	2	1	0	1	0
Jack Brohamer, L (5, PH) (6, 4)	FC6-4 1B									2	0	0	0	0	0	2
Rick Burleson, R (1, 6) OBP: 0.279, SLG: 0.297	BB FC6-4			6-3	5-3			4-3		4	1	0	0	1	0	2
Jim Rice, R (1, 10) OBP: 0.442, SLG: 0.775	1B 3B	F8		WP BB 1B		K		5-3		5	2	2	2	0	1	0
Carl Yastrzemski, L (1, 7) OBP: 0.439, SLG: 0.303	FC4-6 1B	K		WP 1B BB		G3		4-3		4	1	1	1	1	1	0
Carlton Fisk, R (1, 2) OBP: 0.350, SLG: 0.500	L5	K		1B IBB		5-3				3	0	0	0	1	1	1
Fred Lynn, L (1, 8) OBP: 0.414, SLG: 0.630	FC4-6 E BB 2B	F8		FC6-4 1B			6-3			4	1	1	2	0	0	1
George Scott, R (1, 3) OBP: 0.368, SLG: 0.267	E 2B BB	F7		FC6-4			6-3			3	1	0	0	1	0	2
Dwight Evans, R (1, 9) OBP: 0.324, SLG: 0.194	E6 2B 1B	1B			6-3		E5 1B			4	1	2	0	0	0	2
Butch Hobson, R (1, 5) OBP: 0.405, SLG: 0.686	1B 2B	K			HR		IBB			3	1	2	3	1	1	1
Inning Stats	R: 6 E: 1 K: 0 S: 9 H: 5 LOB: 2 BB: 2 P: 17	R: 0 E: 0 K: 2 S: 7 H: 0 LOB: 0 BB: 0 P: 7	R: 0 E: 0 K: 1 S: 6 H: 1 LOB: 1 BB: 0 P: 6	R: 2 E: 0 K: 1 S: 7 H: 2 LOB: 2 BB: 2 P: 15	R: 1 E: 0 K: 0 S: 4 H: 1 LOB: 0 BB: 0 P: 4	R: 0 E: 0 K: 1 S: 5 H: 0 LOB: 0 BB: 0 P: 5	R: 0 E: 1 K: 0 S: 4 H: 1 LOB: 2 BB: 1 P: 8	R: 0 E: 0 K: 0 S: 3 H: 0 LOB: 0 BB: 0 P: 3		1B: 7 2B: 1 3B: 1 HR: 1 SF: 0 SAC: 0 DP: 0 HBP: 0					

PITCHER		IP	WLS	BF	H	R	ER	SO	BB	IBB	HBP	BLK	WP	HR	S	P	ERA	WHIP
Randy Stein, R ERA: 40.5	(1, 1)	0.2	L	9	4	6	3	0	2	0	0	0	0	0	7	15	40.50	9.000
Mike Caldwell, L ERA: 3.65	(1, 1)	6.1		28	6	3	3	5	1	2	0	0	1	1	35	47	4.26	1.105
Bill Castro, R ERA:	(8, 1)	1.0		3	0	0	0	0	0	0	0	0	0	0	3	3	0.00	0.000

PITCHER	IP	WLS	BF	H	R	ER	SO	BB	IBB	HBP	BLK	WP	HR	S	P	ERA	WHIP

BOTTOM

Milwaukee Brewers @ Boston Red Sox

Fenway Park, Boston, MA

Mon Apr 17 1978, 3:33 AM EST
Att. 26,075 - Unknown - 55 F

livebaseballscorecards.com

AB	35
R	9
H	10
RBI	9
BB	5
SO	5
LOB	11

Batter	1	2	3	4	5	6	7	8	9	AB	R	H	RBI	BB	SO	LOB
Paul Molitor, R (1, 6) OBP: 0.351, SLG: 0.444	P9	F8			S 1B	K			K	5	1	1	0	0	2	5
Don Money, R (1, 4) OBP: 0.353, SLG: 0.457	HR BB		5-3		F8	FC6-4 1-2f			K 1-3	4	1	0	0	1	1	4
Cecil Cooper, L (1, 3) OBP: 0.360, SLG: 0.652	L9		F9		1-H 1B		G3		F7	5	0	1	1	0	0	2
Larry Hisle, R (1, 7) OBP: 0.438, SLG: 0.786	1-H HR		2B			G3 HR 2B	F7			4	2	3	2	0	0	0
Ben Oglivie, L (1, 10) OBP: 0.233, SLG: 0.148	4-3		P4			G3 2-3	K			4	0	0	0	0	1	2
Dick Davis, R (1, 9) OBP: 0.550, SLG: 0.765		5-3 1B		F7		HR 2B		5-3		4	1	2	0	0	0	0
Sal Bando, R (1, 5) OBP: 0.386, SLG: 0.444		5-3 1-2		P3		2-H 3-H HR		P3		4	1	1	3	0	0	1
Gorman Thomas, R (1, 8) OBP: 0.383, SLG: 0.568		BB		1-6-3		1B BB		K		2	0	0	0	2	1	0
Charlie Moore, R (1, 2) OBP: 0.385, SLG: 0.273		F8			6-3	FC6-4 1-2 1B			E S BB	3	0	1	0	1	0	2
Inning Stats	R: 2 E: 0 K: 0 S: 4 H: 1 LOB: 0 BB: 1 P: 8	R: 0 E: 0 K: 0 S: 4 H: 1 LOB: 2 BB: 1 P: 8	R: 0 E: 0 K: 0 S: 4 H: 1 LOB: 1 BB: 0 P: 4	R: 0 E: 0 K: 0 S: 3 H: 0 LOB: 0 BB: 0 P: 3	R: 1 E: 0 K: 0 S: 4 H: 2 LOB: 1 BB: 0 P: 4	R: 3 E: 0 K: 1 S: 9 H: 4 LOB: 2 BB: 1 P: 13	R: 0 E: 0 K: 1 S: 5 H: 0 LOB: 0 BB: 0 P: 5	R: 0 E: 0 K: 1 S: 5 H: 0 LOB: 0 BB: 0 P: 5	R: 0 E: 1 K: 2 S: 7 H: 0 LOB: 1 BB: 1 P: 11	1B: 4 2B: 3 3B: 0 HR: 2 SF: 0 SAC: 0 DP: 0 HBP: 0						

TOP

Milwaukee Brewers @ Boston Red Sox

Fenway Park, Boston, MA

Tue Apr 18 1978, 3:33 AM EST
Att. 18,928 - Unknown - 58 F

livebaseballscorecards.com

AB	35
R	6
H	9
RBI	6
BB	4
SO	5
LOB	16

WP: 0 PB: 0 SB: 2 CS: 0 PA: 39

PITCHER		IP	WLS	BF	H	R	ER	SO	BB	IBB	HBP	BLK	WP	HR	S	P	ERA	WHIP
Dennis Eckersley, R ERA: 4.91	(1, 1)	5.1		26	8	6	6	0	3	0	0	0	0	2	23	35	10.12	2.062
Bob Stanley, R ERA: 1.59	(6, 1)	0.2		3	1	0	0	1	0	0	0	0	0	0	5	5	0.00	1.500
Luis Tiant, R ERA:	(7, 1)	3.0	W	10	0	0	0	4	1	0	0	0	0	0	17	21	0.00	0.333

PITCHER		IP	WLS	BF	H	R	ER	SO	BB	IBB	HBP	BLK	WP	HR	S	P	ERA	WHIP

BOTTOM

Milwaukee Brewers @ Boston Red Sox

Fenway Park, Boston, MA

Tue Apr 18 1978, 3:33 AM EST
Att. 18,928 - Unknown - 58 F

Batter	1	2	3	4	5	6	7	8	9	AB	R	H	RBI	BB	SO	LOB
Rick Burleson, R (1, 6) OBP: 0.255, SLG: 0.275	F9		FC6-4 1-2f 2-3		5-3	SF9 3-H			SH3-4 1-2	3	1	0	1	0	0	2
Jack Brohamer, L (1, 4) OBP: 0.571, SLG: 0.571 Frank Duffy, R (9, PR)	G4-6-3 1B		BB 1B 1-2 3-H 1B		1B	F9			2B 2-H 1B	5 0	0 1	4 0	2 0	0 0	0 0	0 0
Jim Rice, R (1, 10) OBP: 0.438, SLG: 0.733	G4-6-3 1-2f		BB 1-2 2-3 1B		1-3 1B		5-3		P5	5	0	2	0	0	0	2
Carl Yastrzemski, L (1, 7) OBP: 0.435, SLG: 0.278		4-3	BBBB FC5-4 1-2 2-3 3-H BB		F9		3-1		2B IBB	3	0	0	1	2	0	2
Carlton Fisk, R (1, 2) OBP: 0.333, SLG: 0.487		4-3	FC5-4 1-2f		SSS K		SSS K		1-3 2-H 2B	5	0	1	1	0	2	5
Fred Lynn, L (1, 8) OBP: 0.364, SLG: 0.548		F8		F8		F9		F8		4	0	0	0	0	0	0
George Scott, R (1, 3) OBP: 0.381, SLG: 0.273			BBBB FC6-4 E 1B BB	F8		2B 3B 1B		5-3		3	2	1	0	1	0	0
Dwight Evans, R (1, 9) OBP: 0.341, SLG: 0.235			E5 FC6-4 1-2	BBBB BB		1-3 3B 2B		SSS K		3	1	1	0	1	1	1
Butch Hobson, R (1, 5) OBP: 0.415, SLG: 0.718			SSS K	F9		2-H 3-H SF9 3B			SH3-4 1B 1B	4	2	2	2	0	1	3
Inning Stats	R: 0 E: 0 K: 0 S: 3 H: 1 LOB: 0 BB: 0 P: 3	R: 0 E: 0 K: 0 S: 3 H: 0 LOB: 0 BB: 0 P: 3	R: 2 E: 1 K: 1 S: 8 H: 2 LOB: 3 BB: 2 P: 16	R: 0 E: 0 K: 0 S: 3 H: 0 LOB: 1 BB: 1 P: 7	R: 0 E: 0 K: 1 S: 7 H: 2 LOB: 2 BB: 0 P: 7	R: 3 E: 0 K: 0 S: 6 H: 3 LOB: 0 BB: 0 P: 6	R: 0 E: 0 K: 1 S: 5 H: 0 LOB: 0 BB: 0 P: 5	R: 0 E: 0 K: 1 S: 5 H: 0 LOB: 0 BB: 0 P: 5	R: 2 E: 0 K: 0 S: 5 H: 3 LOB: 2 BB: 1 P: 9	1B: 8 2B: 2 3B: 1 HR: 0 SF: 1 SAC: 1 DP: 1 HBP: 0	WP: 0 PB: 0 SB: 0 CS: 0 PA: 41					

livebaseballscorecards.com

	AB	35
	R	7
	H	11
	RBI	7
	BB	4
	SO	4
	LOB	15

PITCHER		IP	WLS	BF	H	R	ER	SO	BB	IBB	HBP	BLK	WP	HR	S	P	ERA	WHIP
Lary Sorensen, R ERA: 5.4	(1, 1)	5.1		27	8	5	3	2	3	0	0	0	0	0	28	40	5.06	2.062
Eduardo Rodriguez, R ERA: 2.16	(6, 1)	3.1	L	14	3	2	2	2	0	1	0	0	0	0	17	21	5.40	0.900

PITCHER	IP	WLS	BF	H	R	ER	SO	BB	IBB	HBP	BLK	WP	HR	S	P	ERA	WHIP

Batter	1	2	3	4	5	6	7	8	9	AB	R	H	RBI	BB	SO	LOB
Paul Molitor, R (1, 6) OBP: 0.317, SLG: 0.400	E6 S E 4-3		F9		4-3 2-3			G6-4-3 1-2f		4	1	0	0	0	0	2
Don Money, R (1, 5) OBP: 0.345, SLG: 0.429	5-3 1-3			6-3	5-3			BB		3	0	0	0	1	0	2
Sal Bando, R (1, 10) OBP: 0.375, SLG: 0.425	4-3 3-H			HR 1B		P2		5-3		4	1	1	1	0	0	1
Larry Hisle, R (1, 7) OBP: 0.423, SLG: 0.733	CS BB			K		K			P3	3	0	0	0	1	2	1
Gorman Thomas, R (1, 8) OBP: 0.373, SLG: 0.610	CS 1-2	L8		1-H HR		K			5-3	4	1	1	2	0	1	0
Cecil Cooper, L (1, 3) OBP: 0.370, SLG: 0.700		K		1B			F7		HR	4	1	2	1	0	1	0
Dick Davis, R (1, 9) OBP: 0.500, SLG: 0.667		P8	5-3				G6-4-3 1B		P4	4	0	1	0	0	0	1
Lenn Sakata, R (1, 4) OBP: 0.345, SLG: 0.240			G6-4-3 BB		F9		G6-4-3 1-2f			2	0	0	0	1	0	1
Buck Martinez, R (1, 2) OBP: 0.190, SLG: 0.286 Jim Wohlford, R (8, PH) OBP: 0.250, SLG: 0.143 Andy Etchebarren, R (8, 2) OBP: 0.500, SLG: 0.600			G6-4-3 1-2f		4-3 2B			G6-4-3 1B		2 1 0	0 0 0	1 1 0	0 0 0	0 0 0	0 0 0	1 0 0
Inning Stats	R: 1 E: 2 K: 0 S: 3 H: 0 LOB: 0 BB: 1 P: 7	R: 0 E: 0 K: 1 S: 5 H: 0 LOB: 0 BB: 0 P: 5	R: 0 E: 0 K: 0 S: 2 H: 0 LOB: 0 BB: 1 P: 6	R: 2 E: 0 K: 1 S: 8 H: 3 LOB: 1 BB: 0 P: 8	R: 0 E: 0 K: 0 S: 4 H: 1 LOB: 1 BB: 0 P: 4	R: 0 E: 0 K: 2 S: 7 H: 0 LOB: 0 BB: 0 P: 7	R: 0 E: 0 K: 0 S: 3 H: 1 LOB: 0 BB: 0 P: 3	R: 0 E: 0 K: 0 S: 3 H: 1 LOB: 1 BB: 1 P: 7	R: 1 E: 0 K: 0 S: 4 H: 1 LOB: 0 BB: 0 P: 4	1B: 4 2B: 1 3B: 0 HR: 2 SF: 0 SAC: 0 DP: 3 HBP: 0						

PITCHER	IP	WLS	BF	H	R	ER	SO	BB	IBB	HBP	BLK	WP	HR	S	P	ERA	WHIP
Bill Lee, L (1, 1) ERA: 2.52	9.0	W	34	7	4	3	4	3	0	0	0	0	2	39	51	3.00	1.111

PITCHER	IP	WLS	BF	H	R	ER	SO	BB	IBB	HBP	BLK	WP	HR	S	P	ERA	WHIP

TOP

Milwaukee Brewers @ Boston Red Sox

Fenway Park, Boston, MA

Thu Apr 20 1978, 3:33 AM EST
Att. 16,238 - Unknown - 65 F

livebaseballscorecards.com

AB	31
R	4
H	7
RBI	4
BB	3
SO	4
LOB	9

Batter	1	2	3	4	5	6	7	8	9	AB	R	H	RBI	BB	SO	LOB
Jerry Remy, L (1, 4) OBP: 0.435, SLG: 0.465	6-3	BBB 1B BB	4-3			1B G6-4-3 1B	1-3 2-H 1B			4	1	2	1	1	0	1
Rick Burleson, R (1, 6) OBP: 0.288, SLG: 0.311	SSS K	1-2 1B		FC3-6 1B		1-3 G6-4-3 1B	1-3			5	0	3	0	0	1	2
Jim Rice, R (1, 10) OBP: 0.396, SLG: 0.660	SSS K	F8		FC3-6 2B 1-2f		G6-4-3 1-2f 3-H		5-3		5	0	0	0	0	1	4
Carl Yastrzemski, L (1, 7) OBP: 0.412, SLG: 0.293		SSS K	G3	1-3 2B		3-1		1-3		5	0	1	0	0	1	0
Carlton Fisk, R (1, 2) OBP: 0.360, SLG: 0.500		1-3 WP 1B	HR 1B	5-3			6-3	1B 1B		5	2	3	0	0	0	2
Fred Lynn, L (1, 8) OBP: 0.421, SLG: 0.694		WP 1-3 1-2 HR 1B	1-H HR	G3			1B 2B	1-3 1B		5	3	4	2	0	0	2
George Scott, R (1, 3) OBP: 0.362, SLG: 0.263	1-3 1-2 2-3	SSS K			5-3		BB 2-H 1B	SSS K		5	1	1	1	0	2	4
Dwight Evans, R (1, 9) OBP: 0.378, SLG: 0.306	BBB WP HR 2-3 3-H BB	E 3B			6-3		BBB 1B 1-2 BB			2	2	1	0	2	0	0
Butch Hobson, R (1, 5) OBP: 0.400, SLG: 0.744	1-H 3-H HR	E6 3-H			5-3		SSS K			4	1	1	3	0	1	2
Inning Stats	R: 0 E: 0 K: 2 S: 7 H: 0 LOB: 0 BB: 0 P: 7	R: 4 E: 0 K: 1 S: 9 H: 4 LOB: 2 BB: 2 P: 17	R: 3 E: 1 K: 1 S: 9 H: 3 LOB: 1 BB: 0 P: 9	R: 0 E: 0 K: 0 S: 5 H: 2 LOB: 2 BB: 0 P: 5	R: 0 E: 0 K: 0 S: 3 H: 0 LOB: 0 BB: 0 P: 3	R: 1 E: 0 K: 0 S: 4 H: 2 LOB: 0 BB: 0 P: 4	R: 2 E: 0 K: 1 S: 8 H: 3 LOB: 2 BB: 1 P: 12	R: 0 E: 0 K: 1 S: 7 H: 2 LOB: 2 BB: 0 P: 7		1B: 11 2B: 2 3B: 1 HR: 2 SF: 0 SAC: 0 DP: 1 HBP: 0						

PITCHER		IP	WLS	BF	H	R	ER	SO	BB	IBB	HBP	BLK	WP	HR	S	P	ERA	WHIP
Moose Haas, R ERA: 5.4	(1, 1)	1.2	L	7	2	2	2	3	0	0	0	0	0	0	13	13	10.80	1.200
Andy Replogle, R ERA: 6.0	(2, 1)	3.1		22	9	6	5	1	2	0	0	0	2	2	22	30	13.50	3.300
Randy Stein, R ERA: 16.88	(6, 1)	2.0		9	3	2	2	1	1	0	0	0	0	0	10	14	9.00	2.000
Bill Castro, R ERA:	(8, 1)	1.0		5	2	0	0	1	0	0	0	0	0	0	7	7	0.00	2.000

PITCHER		IP	WLS	BF	H	R	ER	SO	BB	IBB	HBP	BLK	WP	HR	S	P	ERA	WHIP

BOTTOM

Milwaukee Brewers @ Boston Red Sox

Fenway Park, Boston, MA

Thu Apr 20 1978, 3:33 AM EST

Att. 16,238 - Unknown - 65 F

livebaseballscorecards.com

AB	40
R	10
H	16
RBI	7
BB	3
SO	6
LOB	17

WP: 2 PA: 43
PB: 0
SB: 0
CS: 0

Cleveland Indians @ Boston Red Sox

Fenway Park, Boston, MA

Fri Apr 21 1978, 6:05 PM EST

Att. 25,401 - Unknown - 50 F

TOP

livebaseballscorecards.com

Batter	1	2	3	4	5	6	7	8	9	AB	R	H	RBI	BB	SO	LOB
Paul Dade, R (1, 9) OBP: 0.415, SLG: 0.564	E6 FC5-4 1B SF8	F9			4-3		P9		FC5-4 1B	5	1	1	0	0	0	1
Johnny Grubb, L (1, 7) OBP: 0.400, SLG: 0.571	FC5-4 1-2 1B		BBBB G6-4-3 BB			HR	BB BB 1B 1B		F7	4	2	3	1	1	0	1
Buddy Bell, R (1, 5) OBP: 0.432, SLG: 0.543	FC5-4 SF8 1-2f 2-3		F7			FC1-5 1B 1B	BBBB BB 1-2 1B BB		FC5-4 1-2f	4	1	1	0	1	0	4
Andre Thornton, R (1, 3) OBP: 0.385, SLG: 0.552	SF8 1-2 3-H		G6-4-3 1-2f			5-3 FC1-5 1-2 1B 1B	BBBB 1B 1-2 2-3 BB		6-3	3	1	1	1	1	0	2
Larvell Blanks, R (1, 6) OBP: 0.270, SLG: 0.324	F9			4-3		FC1-5 5-3 1-2 2-3f 1B	1-2 2-H 3-H 1B			4	1	1	2	0	0	3
Ted Cox, R (1, 10) OBP: 0.100, SLG: 0.100		1-3		G3		5-3 1-2 2-3	L4			4	0	0	0	0	0	4
Ron Pruitt, R (1, 2) OBP: 0.321, SLG: 0.520		F3		P4		E S 2-H 3-H 1B		5-3		4	0	1	2	0	0	0
Rick Manning, L (1, 8) OBP: 0.125, SLG: 0.188		E 2B			6-3	1-3 1-3		6-3		4	1	1	0	0	0	1
Duane Kuiper, L (1, 4) OBP: 0.189, SLG: 0.194		E5 2-H 1B			4-3		4-3	6-3		4	0	1	0	0	0	0
Inning Stats	R: 1 H: 1 E: 1 LOB: 1 K: 0 BB: 0 S: 5 P: 5	R: 1 H: 2 E: 1 LOB: 1 K: 0 BB: 0 S: 5 P: 5	R: 0 H: 0 E: 0 LOB: 0 K: 0 BB: 1 S: 2 P: 6	R: 0 H: 0 E: 0 LOB: 0 K: 0 BB: 0 S: 3 P: 3	R: 0 H: 0 E: 0 LOB: 0 K: 0 BB: 0 S: 3 P: 3	R: 3 H: 4 E: 0 LOB: 1 K: 0 BB: 0 S: 7 P: 7	R: 2 H: 2 E: 0 LOB: 2 K: 0 BB: 2 S: 5 P: 13	R: 0 H: 0 E: 0 LOB: 0 K: 0 BB: 0 S: 3 P: 3	R: 0 H: 1 E: 0 LOB: 1 K: 0 BB: 0 S: 4 P: 4	1B: 8 SF: 1 2B: 1 SAC: 0 3B: 0 DP: 1 HR: 1 HBP: 0						

	AB	36
	R	7
	H	10
	RBI	6
	BB	3
	SO	0
	LOB	16

WP: 0 PA: 40
PB: 0
SB: 1
CS: 0

PITCHER		IP	WLS	BF	H	R	ER	SO	BB	IBB	HBP	BLK	WP	HR	S	P	ERA	WHIP
Mike Torrez, R ERA: 4.18	(1, 1)	6.2		30	8	7	5	0	2	0	0	0	0	1	28	36	6.75	1.500
Dick Drago, R ERA: 3.38	(7, 1)	2.1	W	10	2	0	0	0	1	0	0	0	0	0	9	13	0.00	1.286

PITCHER	IP	WLS	BF	H	R	ER	SO	BB	IBB	HBP	BLK	WP	HR	S	P	ERA	WHIP

Batter	1	2	3	4	5	6	7	8	9	AB	R	H	RBI	BB	SO	LOB
Jerry Remy, L (1, 4) OBP: 0.400, SLG: 0.426	L3		B1-3	K		4-3				4	0	0	0	0	1	1
Rick Burleson, R (1, 6) OBP: 0.268, SLG: 0.286	F9		F8		5-3		6-3			4	0	0	0	0	0	0
Jim Rice, R (1, 10) OBP: 0.404, SLG: 0.704	HR		F8		F3		S HR 1B			4	2	2	1	0	0	0
Carl Yastrzemski, L (1, 7) OBP: 0.418, SLG: 0.295	F7			BB BB G6-4-3 1B	BB BB BB		L8			3	1	1	0	1	0	1
Carlton Fisk, R (1, 2) OBP: 0.389, SLG: 0.574		1B 1B 1B		BB G6-4-3 1-2 2B BB	P5		1-H HR			3	3	2	2	1	0	1
Fred Lynn, L (1, 8) OBP: 0.452, SLG: 0.692		1B 1-3 1B		BB G6-4-3 1-2 2-3 BB		HR 1B	1-3			3	1	2	0	1	0	0
George Scott, R (1, 3) OBP: 0.373, SLG: 0.357	P8		G6-4-3 1-2f 2-3 3-H			HR 1-H		FC3-6 1B		4	1	2	2	0	0	4
Dwight Evans, R (1, 9) OBP: 0.388, SLG: 0.350		1-3 3-H 1B	2B 3-H 2B			6-3		FC3-6 CS 1-2f		4	1	2	2	0	0	1
Butch Hobson, R (1, 5) OBP: 0.388, SLG: 0.723		F9	2-H			F7		K 1-2		4	0	1	1	0	1	2
Inning Stats	R: 1 E: 0 K: 0 S: 4 H: 1 LOB: 0 BB: 0 P: 4	R: 1 E: 0 K: 0 S: 5 H: 3 LOB: 1 BB: 0 P: 5	R: 0 E: 0 K: 0 S: 3 H: 0 LOB: 0 BB: 0 P: 3	R: 3 E: 0 K: 1 S: 7 H: 3 LOB: 1 BB: 2 P: 15	R: 0 E: 0 K: 0 S: 3 H: 0 LOB: 1 BB: 1 P: 7	R: 2 E: 0 K: 0 S: 5 H: 2 LOB: 0 BB: 0 P: 5	R: 2 E: 0 K: 0 S: 5 H: 2 LOB: 0 BB: 0 P: 5	R: 0 E: 0 K: 1 S: 5 H: 1 LOB: 1 BB: 0 P: 5		1B: 7 2B: 3 3B: 0 HR: 3 SF: 0 SAC: 0 DP: 2 HBP: 0				WP: 0 PB: 0 SB: 1 CS: 1 PA: 36		

PITCHER		IP	WLS	BF	H	R	ER	SO	BB	IBB	HBP	BLK	WP	HR	S	P	ERA	WHIP
Wayne Garland, R ERA: 6.65	(1, 1)	3.2		18	7	5	5	0	2	0	0	0	0	1	16	24	12.27	2.455
Dennis Kinney, L ERA: 8.1	(4, 1)	2.1		10	2	2	2	1	1	0	0	0	0	1	11	15	7.71	1.286
Jim Kern, R ERA: 3.86	(7, 1)	2.0	L	8	3	2	2	1	0	0	0	0	0	1	10	10	9.00	1.500

PITCHER	IP	WLS	BF	H	R	ER	SO	BB	IBB	HBP	BLK	WP	HR	S	P	ERA	WHIP

BOTTOM

Cleveland Indians @ Boston Red Sox

Fenway Park, Boston, MA

Fri Apr 21 1978, 6:05 PM EST
Att. 25,401 - Unknown - 50 F

livebaseballscorecards.com

AB	33
R	9
H	12
RBI	8
BB	3
SO	2
LOB	10

Batter	1	2	3	4	5	6	7	8	9	AB	R	H	RBI	BB	SO	LOB
Paul Dade, R (1, 9) OBP: 0.413, SLG: 0.545	0-0 BB 1B 1B	0-0 E4 CS		0-0 G4-6-3 1B		0-0 ② ③ F7 1-2		0-0 E5 HR 2-3 3-H		5	2	2	0	0	0	2
Johnny Grubb, L (1, 7) OBP: 0.400, SLG: 0.625	B B B B	S S S		0-0 ② ③ G4-6-3 1-2f			0-0 ① G3	0-0 1-H 3-H HR		4	2	1	3	1	1	2
Buddy Bell, R (1, 5) OBP: 0.452, SLG: 0.550	0-0 E 1-2 2-H 2B 1B	0-0 3B 1B			0-0 FC5-4 1B		0-0 ② F8	0-0 ① 4-3		5	2	3	1	0	0	0
Andre Thornton, R (1, 3) OBP: 0.432, SLG: 0.765 Wayne Cage, L (8, 3)	0-0 E6 1-3 2-H 2B 1B	0-0 1-H 3B			0-0 ① F8		0-0 HR	0-0 2B		5 0	2 0	4 0	2 0	0 0	0 0	1 0
Larvell Blanks, R (1, 6) OBP: 0.262, SLG: 0.333	0-0 1B 1-H FC5-4 3-H 2B	0-0 ③ 4-3			0-0 ② FC5-4 1B 1-2f		S S S 0-3 ③ K	0-0 ② 5-3		5	1	1	2	0	1	3
Willie Horton, R (1, 10) OBP: 0.316, SLG: 0.432	S S S 0-3 ① K		0-0 ① F3		0-0 S 1-3 1B			HR	5-3	5	1	2	1	0	1	2
Ron Pruitt, R (1, 2) OBP: 0.333, SLG: 0.500	0-0 FC5-4 2-3 1B		0-0 ② L7		0-0 ③ L5 1-2			0-0 BB 1B 1B	0-0 ① 6-3	5	1	2	0	0	0	2
Rick Manning, L (1, 8) OBP: 0.167, SLG: 0.176 Horace Speed, R (9, PH) (9, 8)	0-0 ② FC5-4 1-2f 3-H		B B B B 4-0 CS BB			S S S 0-3 ① K		B B B B 4-0 1B 1-2 E BB	S S S 0-3 ② K	2 1	1 0	0 0	1 0	2 0	1 1	1 0
Duane Kuiper, L (1, 4) OBP: 0.214, SLG: 0.220	0-0 ③ 1-3	0-0 ③ CS 1-2		0-0 ① 1-3		0-0 CS 1B		0-0 E 1-3 2-H HR 1B	0-0 ③ 1-3	5	1	2	1	0	0	1
Inning Stats	R: 5 E: 1 K: 1 S: 10 H: 5 LOB: 1 BB: 1 P: 14	R: 1 E: 1 K: 1 S: 7 H: 2 LOB: 1 BB: 0 P: 7	R: 0 E: 0 K: 0 S: 2 H: 0 LOB: 0 BB: 1 P: 6	R: 0 E: 0 K: 0 S: 3 H: 1 LOB: 0 BB: 0 P: 3	R: 0 E: 0 K: 0 S: 5 H: 2 LOB: 2 BB: 0 P: 5	R: 0 E: 0 K: 1 S: 5 H: 1 LOB: 0 BB: 0 P: 5	R: 1 E: 0 K: 1 S: 6 H: 1 LOB: 0 BB: 0 P: 6	R: 6 E: 1 K: 0 S: 9 H: 5 LOB: 1 BB: 1 P: 13	R: 0 E: 0 K: 1 S: 5 H: 0 LOB: 0 BB: 0 P: 5	1B: 11 2B: 2 3B: 1 HR: 3	SF: 0 SAC: 0 DP: 1 HBP: 0					

PITCHER		IP	WLS	BF	H	R	ER	SO	BB	IBB	HBP	BLK	WP	HR	S	P	ERA	WHIP
Allen Ripley, R ERA: 8.31	(1, 1)	0.0	L	5	4	5	5	0	1	0	0	0	0	0	4	8	∞	∞
Bob Stanley, R ERA: 1.69	(1, 1)	5.0		20	6	1	1	2	1	0	0	0	0	0	23	27	1.80	1.400
Jim Wright, R ERA: 9.0	(6, 1)	2.0		12	5	6	6	2	1	0	0	0	0	2	15	19	27.00	3.000
Tom Burgmeier, L ERA: 3.38	(8, 1)	2.0		8	2	1	0	1	0	0	0	0	0	1	10	10	0.00	1.000

PITCHER	IP	WLS	BF	H	R	ER	SO	BB	IBB	HBP	BLK	WP	HR	S	P	ERA	WHIP

TOP

Cleveland Indians @ Boston Red Sox

Fenway Park, Boston, MA

Sat Apr 22 1978, 3:33 AM EST

Att. 36,005 - Unknown - 58 F

livebaseballscorecards.com

AB	42
R	13
H	17
RBI	11
BB	3
SO	5
LOB	14

WP: 0	PA: 46
PB: 0	
SB: 1	
CS: 3	

BOTTOM

Cleveland Indians @ Boston Red Sox

Fenway Park, Boston, MA

Sat Apr 22 1978, 3:33 AM EST
Att. 36,005 - Unknown - 58 F

Batter	1	2	3	4	5	6	7	8	9	AB	R	H	RBI	BB	SO	LOB
Jerry Remy, L (1, 4) OBP: 0.389, SLG: 0.400	BBBB 4-0 FC5-4 BB		x 0-0 ② ③ G4-3 1-2f		x 0-0 ② L7		x 0-0 ② FC3-6 1-2f		x 0-0 ① 6-3	3	0	0	0	1	0	4
Frank Duffy, R (9, PH)										1	0	0	0	0	0	0
Rick Burleson, R (1, 6) OBP: 0.246, SLG: 0.259	x 0-0 ① FC5-4 1-2f			x 0-0 ① F9	x 0-0 ③ 6-3		x 0-0 ③ P8		x 0-0 ② 5-3	5	0	0	0	0	0	4
Jim Rice, R (1, 10) OBP: 0.387, SLG: 0.655	x 0-0 ② F8			x 0-0 ② 6-3		x 0-0 ① 6-3		BBBB 4-0 WP HR BB	SSS 0-3 ③ K	4	1	0	0	1	1	1
Carl Yastrzemski, L (1, 7) OBP: 0.407, SLG: 0.292	x 0-0 ③ F8			x 0-0 1B		x 0-0 ② F8		SSS 0-3 ① K 1-2		4	0	1	0	0	1	2
Carlton Fisk, R (1, 2) OBP: 0.379, SLG: 0.540		SSS 0-3 ① K		x 0-0 ③ 5-3		H 1-0 1B HBP		x 0-0 ② 5-3		3	0	0	0	0	1	2
Fred Lynn, L (1, 8) OBP: 0.457, SLG: 0.667		x 0-0 ② F8			x 0-0 ① F9	x 0-0 1-3 1B		BBBB 4-0 HR BB		3	1	1	0	1	0	0
George Scott, R (1, 3) OBP: 0.382, SLG: 0.435		x 0-0 ③ 4-3			x 0-0 1B 1B	x 0-0 ③ F9		x 0-0 1-H 2-H HR		4	2	2	3	0	0	2
Dwight Evans, R (1, 9) OBP: 0.415, SLG: 0.386			x 0-0 G4-3 1B		x 0-0 1-3 1B 1B		x 0-0 ① P7	x 0-0 1B		4	0	3	0	0	0	0
Butch Hobson, R (1, 5) OBP: 0.396, SLG: 0.700			x 0-0 ① F3		x 0-0 1-2 3-H 1B		BBBB 4-0 FC3-6 BB	x 0-0 ③ F8		3	0	1	1	1	0	2
Inning Stats	R: 0 H: 0 E: 0 LOB: 1 K: 0 BB: 1 S: 3 P: 7	R: 0 H: 0 E: 0 LOB: 0 K: 1 BB: 0 S: 5 P: 5	R: 0 H: 1 E: 0 LOB: 0 K: 0 BB: 0 S: 3 P: 3	R: 0 H: 1 E: 0 LOB: 1 K: 0 BB: 0 S: 4 P: 4	R: 1 H: 3 E: 0 LOB: 2 K: 0 BB: 0 S: 6 P: 6	R: 0 H: 1 E: 0 LOB: 2 K: 0 BB: 0 S: 4 P: 5	R: 0 H: 0 E: 0 LOB: 1 K: 0 BB: 1 S: 3 P: 7	R: 3 H: 2 E: 0 LOB: 1 K: 1 BB: 2 S: 7 P: 15	R: 0 H: 0 E: 0 LOB: 0 K: 1 BB: 0 S: 5 P: 5	1B: 7 SF: 0 2B: 0 SAC: 0 3B: 0 DP: 1 HR: 1 HBP: 1						WP: 1 PA: 39 PB: 0 SB: 0 CS: 0	

livebaseballscorecards.com

	AB	34
	R	4
	H	8
	RBI	4
	BB	4
	SO	3
	LOB	17

PITCHER		IP	WLS	BF	H	R	ER	SO	BB	IBB	HBP	BLK	WP	HR	S	P	ERA	WHIP
Rick Wise, R ERA: 2.66	(1, 1)	7.0	W	29	6	1	1	1	2	0	1	0	0	0	28	37	1.29	1.143
Rick Kreuger, L ERA: 9.82	(8, 1)	2.0		10	2	3	3	2	2	0	0	0	1	1	12	20	13.50	2.000

PITCHER	IP	WLS	BF	H	R	ER	SO	BB	IBB	HBP	BLK	WP	HR	S	P	ERA	WHIP

Batter	1	2	3	4	5	6	7	8	9	AB	R	H	RBI	BB	SO	LOB
Paul Dade, R (1, 9) OBP: 0.380, SLG: 0.500	F9		6-3		K			K		4	0	0	0	0	2	2
Johnny Grubb, L (1, 7) OBP: 0.386, SLG: 0.667	G3			K		P7		HR		4	1	1	1	0	1	0
Buddy Bell, R (1, 5) OBP: 0.457, SLG: 0.614	F3			HR		1-3		FC6-4 1B		4	1	2	1	0	0	0
Andre Thornton, R (1, 3) OBP: 0.417, SLG: 0.711		F7		CS 1B		K		FC6-4 1-2f		4	0	1	0	0	1	1
Larvell Blanks, R (1, 6) OBP: 0.283, SLG: 0.333		6-3		F3 1-2			SH1-3 1B		5-3 BB	3	0	1	0	1	0	1
Willie Horton, R (1, 10) OBP: 0.317, SLG: 0.500		HR			K		SH1-3 1-2		5-3 1-2	3	1	1	1	0	1	1
Ron Pruitt, R (1, 2) OBP: 0.324, SLG: 0.455		F9			BB BB		K		K	3	0	0	0	1	2	2
Rick Manning, L (1, 8) OBP: 0.175, SLG: 0.162			L6		1-2 BB		F8		F8	3	0	0	0	1	0	2
Duane Kuiper, L (1, 4) OBP: 0.200, SLG: 0.205			L9		K			K		3	0	0	0	0	2	2
Inning Stats	R: 0 E: 0 K: 0 S: 3 H: 0 LOB: 0 BB: 0 P: 3	R: 1 E: 0 K: 0 S: 4 H: 1 LOB: 0 BB: 0 P: 4	R: 0 E: 0 K: 0 S: 3 H: 0 LOB: 0 BB: 0 P: 3	R: 1 E: 0 K: 1 S: 6 H: 2 LOB: 0 BB: 0 P: 6	R: 0 E: 0 K: 3 S: 9 H: 0 LOB: 2 BB: 2 P: 17	R: 0 E: 0 K: 1 S: 5 H: 0 LOB: 0 BB: 0 P: 5	R: 0 E: 0 K: 1 S: 6 H: 1 LOB: 1 BB: 0 P: 6	R: 1 E: 0 K: 2 S: 9 H: 2 LOB: 1 BB: 0 P: 9	R: 0 E: 0 K: 1 S: 5 H: 0 LOB: 1 BB: 1 P: 9	1B: 3 2B: 0 3B: 0 HR: 3 SF: 0 SAC: 1 DP: 0 HBP: 0						

PITCHER	IP	WLS	BF	H	R	ER	SO	BB	IBB	HBP	BLK	WP	HR	S	P	ERA	WHIP
Luis Tiant, R (1, 1) ERA: 2.25	5.0		19	3	2	2	4	2	0	0	0	0	2	25	33	3.60	1.000
Dick Drago, R (6, 1) ERA: 3.38	2.2		11	3	1	1	4	0	0	0	0	0	1	19	19	3.38	1.125
Bill Campbell, R (8, 1) ERA: 15.43	1.1	W	5	0	0	0	1	1	0	0	0	0	0	6	10	0.00	0.750

PITCHER	IP	WLS	BF	H	R	ER	SO	BB	IBB	HBP	BLK	WP	HR	S	P	ERA	WHIP

TOP

Cleveland Indians @ Boston Red Sox

Fenway Park, Boston, MA

Sun Apr 23 1978, 3:33 AM EST

Unknown - 60 F

livebaseballscorecards.com

AB	31
R	3
H	6
RBI	3
BB	3
SO	9
LOB	11

WP: 0	PA: 35		
PB: 0			
SB: 0			
CS: 1			

Batter	1	2	3	4	5	6	7	8	9	AB	R	H	RBI	BB	SO	LOB
Jerry Remy, L (1, 4) OBP: 0.397, SLG: 0.426	6-3	1-H 2B		G3 1-2		BB 1B 1B		SH 2B 1-2 2B		4	1	2	1	0	0	1
Rick Burleson, R (1, 6) OBP: 0.242, SLG: 0.254	K	1-3		K		BB 1-2 1B		K		5	0	1	0	0	3	4
Jim Rice, R (1, 7) OBP: 0.358, SLG: 0.603	E5		5-3		E6 E WP	P8		K		5	0	0	0	0	1	4
Carlton Fisk, R (1, 2) OBP: 0.381, SLG: 0.537	1-3		P6		P4 1-2	BB 1-2 2-3 BB		2B 1-3 2-H 2B		4	1	1	1	1	0	2
George Scott, R (1, 3) OBP: 0.383, SLG: 0.451		P3	1B 1B		F8	L9		2B 2-H 3-H 2B		5	0	2	2	0	0	4
Fred Lynn, L (1, 8) OBP: 0.451, SLG: 0.630		K	1-3 1B		E BB		F2	F7		4	0	1	0	1	1	2
Dwight Evans, R (1, 9) OBP: 0.404, SLG: 0.375		HR 1B	5-3		E6 1-2 2-3		6-3			4	1	1	0	0	0	4
Butch Hobson, R (1, 5) OBP: 0.404, SLG: 0.736		1-H HR		G3 BB	L9		F2			3	1	1	2	1	0	3
Bob Bailey, R (1, 10) Frank Duffy, R (8, PR)		E6 2B		P6		K		SH 2B BB		3 0	1 1	0 0	0 0	1 0	1 0	1 0
Inning Stats	R: 0 E: 1 K: 1 S: 6 H: 0 LOB: 1 BB: 0 P: 6	R: 3 E: 1 K: 1 S: 9 H: 3 LOB: 1 BB: 0 P: 9	R: 0 E: 0 K: 0 S: 5 H: 2 LOB: 2 BB: 0 P: 5	R: 0 E: 0 K: 1 S: 5 H: 0 LOB: 1 BB: 1 P: 9	R: 0 E: 2 K: 0 S: 5 H: 0 LOB: 3 BB: 1 P: 9	R: 0 E: 0 K: 1 S: 7 H: 2 LOB: 3 BB: 1 P: 11	R: 0 E: 0 K: 0 S: 3 H: 0 LOB: 0 BB: 0 P: 3	R: 3 E: 1 K: 2 S: 10 H: 2 LOB: 2 BB: 1 P: 14		1B: 5 2B: 3 3B: 0 HR: 1	SF: 0 SAC: 1 DP: 0 HBP: 0					

BOTTOM

Cleveland Indians @ Boston Red Sox

Fenway Park, Boston, MA

Sun Apr 23 1978, 3:33 AM EST

Unknown - 60 F

livebaseballscorecards.com

AB	37
R	6
H	9
RBI	6
BB	4
SO	6
LOB	25

WP: 1 PA: 42
PB: 0
SB: 0
CS: 0

PITCHER		IP	WLS	BF	H	R	ER	SO	BB	IBB	HBP	BLK	WP	HR	S	P	ERA	WHIP
Rick Waits, L ERA: 1.5	(1, 1)	6.0		32	7	3	2	4	3	0	0	0	1	1	37	49	3.00	1.667
Dennis Kinney, L ERA: 6.23	(7, 1)	1.0	L	5	0	2	1	0	1	0	0	0	0	0	4	8	9.00	1.000
Jim Kern, R ERA: 4.76	(8, 1)	1.0		5	2	1	0	2	0	0	0	0	0	0	9	9	0.00	2.000

PITCHER		IP	WLS	BF	H	R	ER	SO	BB	IBB	HBP	BLK	WP	HR	S	P	ERA	WHIP

Batter	1	2	3	4	5	6	7	8	9	10	11	AB	R	H	RBI	BB	SO	LOB
Paul Dade, R (1, 9) OBP: 0.357, SLG: 0.481	6-3		F9	F9		K		F9		2B		6	0	1	1	0	1	3
Johnny Grubb, L (1, 7) OBP: 0.420, SLG: 0.732	2B 1B		BB	K			HR		SH1-4 1B	G3		5	2	3	1	1	1	3
Buddy Bell, R (1, 5) OBP: 0.471, SLG: 0.625	2B		BB		F7		G4-3 1B 1B		SH1-4		4-3	4	2	2	0	1	0	0
Andre Thornton, R (1, 3) OBP: 0.426, SLG: 0.674	F8		F7		1B		G4-3		IBB		6-3	5	0	2	0	1	0	4
Larvell Blanks, R (1, 6) OBP: 0.288, SLG: 0.373	2B		F7		F9		G4-3		L9		1B 2B	6	1	2	2	0	0	7
Jim Norris, L (1, 10) OBP: 0.375, SLG: 0.714	5-3			HR	F8		1B		F8		1B IBB	5	3	2	2	1	0	4
Duane Kuiper, L (1, 4) OBP: 0.255, SLG: 0.260		4-3		CS 1B		F8	1B			S 2B 1B	1B 1B	6	2	4	2	0	0	0
Ron Hassey, L (1, 2) OBP: 0.333, SLG: 0.333		F7		BB 1B		F7		F8		B1	1B	6	0	2	2	0	0	1
Rick Manning, L (1, 8) OBP: 0.196, SLG: 0.167		F7		BB		1B		4-3		K	F7	5	0	1	0	1	1	2
Inning Stats	R: 2 E: 0 K: 0 S: 6 H: 3 LOB: 1 BB: 0 P: 6	R: 0 E: 0 K: 0 S: 3 H: 0 LOB: 0 BB: 0 P: 3	R: 0 E: 0 K: 0 S: 3 H: 0 LOB: 2 BB: 2 P: 11	R: 1 E: 0 K: 1 S: 7 H: 3 LOB: 2 BB: 1 P: 11	R: 0 E: 0 K: 0 S: 4 H: 1 LOB: 1 BB: 0 P: 4	R: 0 E: 0 K: 1 S: 6 H: 1 LOB: 1 BB: 0 P: 6	R: 3 E: 0 K: 0 S: 6 H: 5 LOB: 1 BB: 0 P: 6	R: 0 E: 0 K: 0 S: 3 H: 0 LOB: 0 BB: 0 P: 3	R: 0 E: 0 K: 0 S: 4 H: 1 LOB: 2 BB: 1 P: 8	R: 1 E: 0 K: 1 S: 7 H: 2 LOB: 1 BB: 0 P: 7	R: 3 E: 0 K: 0 S: 6 H: 3 LOB: 1 BB: 1 P: 10							

PITCHER		IP	WLS	BF	H	R	ER	SO	BB	IBB	HBP	BLK	WP	HR	S	P	ERA	WHIP
Dennis Eckersley, R ERA: 5.46	(1, 1)	6.0		31	11	6	6	2	3	0	0	0	0	2	32	44	9.00	2.333
Bill Campbell, R ERA: 8.53	(7, 1)	4.0		16	5	1	1	1	0	1	0	0	0	0	17	21	2.25	1.250
Bob Stanley, R ERA: 3.86	(11, 1)	1.0	L	7	3	3	3	0	0	1	0	0	0	0	6	10	27.00	3.000

PITCHER	IP	WLS	BF	H	R	ER	SO	BB	IBB	HBP	BLK	WP	HR	S	P	ERA	WHIP

TOP

Cleveland Indians @ Boston Red Sox

Fenway Park, Boston, MA

Sun Apr 23 1978, 6:05 PM EST

Att. 36,246 - Unknown

livebaseballscorecards.com

AB	48
R	10
H	19
RBI	10
BB	5
SO	3
LOB	24

1B: 13	SF: 0	WP: 0	PA: 54
2B: 4	SAC: 1	PB: 0	
3B: 0	DP: 1	SB: 2	
HR: 2	HBP: 0	CS: 1	

Cleveland Indians @ Boston Red Sox

Fenway Park, Boston, MA

Sun Apr 23 1978, 6:05 PM EST

Att. 36,246 - Unknown

livebaseballscorecards.com

BOTTOM

Batter	1	2	3	4	5	6	7	8	9	10	11	AB	R	H	RBI	BB	SO	LOB
Jerry Remy, L (1, 4) OBP: 0.359, SLG: 0.390	L7	P6		E6		K		G3 1-2 2-3		SF7 3-H		5	0	0	1	0	1	2
Bernie Carbo, L (1, 9) OBP: 0.455, SLG: 0.900	K		F8	K		P5		K		F9		3	0	0	0	0	2	1
Dwight Evans, R (6, PH) OBP: 0.383, SLG: 0.353 (7, 9)												3	0	0	0	0	1	3
Jim Rice, R (1, 10) OBP: 0.356, SLG: 0.623	BB 1B 1B		F8		HR	K			1-3	F8 1-3		6	2	2	1	0	1	1
Carl Yastrzemski, L (1, 7) OBP: 0.415, SLG: 0.288	BB 1B 1-2 BB		K		1B FC1-5 1B		3-1		BB BB		4-3	4	0	1	0	2	1	0
George Scott, R (1, 3) OBP: 0.424, SLG: 0.500	BB 1-2 2-H 1B			E HR 1B	FC1-5 1-3 1B 1B		F8		1-2 BB		2B	5	2	4	1	1	0	0
Fred Lynn, L (1, 8) OBP: 0.439, SLG: 0.588	1-2 2-3 BB			E9 1-3 HR 1B	FC1-5 FC5 1B 1-2 3-H		4-3		F8		K	5	1	1	0	1	1	5
Butch Hobson, R (1, 5) OBP: 0.397, SLG: 0.741	K			2-H 3-H HR	K			G3 SH3-4 BB	F8		K	5	1	1	3	1	3	8
Fred Kendall, R (1, 2) OBP: 0.333, SLG: 0.333		1-4-3		K	1-2 2-H 1B			SH3-4 1-2		SF7 3B		3	0	1	1	0	1	0
Rick Burleson, R (8, PH) OBP: 0.254, SLG: 0.300 (9, 6)												1	1	1	0	0	0	0
Frank Duffy, R (1, 6)		K		F2	FC5 2-3f			G3 BB		E S BB		3	0	0	0	0	1	2
Carlton Fisk, R (8, PH) OBP: 0.400, SLG: 0.537 (9, 2)												0	0	0	0	2	0	0

Inning Stats	1	2	3	4	5	6	7	8	9	10	11
	R: 1 E: 0 K: 2 S: 9	R: 0 E: 0 K: 1 S: 5	R: 0 E: 0 K: 1 S: 5	R: 3 E: 2 K: 2 S: 11	R: 2 E: 0 K: 1 S: 9	R: 0 E: 0 K: 2 S: 7	R: 0 E: 0 K: 0 S: 3	R: 0 E: 0 K: 1 S: 5	R: 0 E: 0 K: 0 S: 3	R: 1 E: 0 K: 0 S: 4	R: 0 E: 0 K: 2 S: 8
	H: 2 LOB: 3 BB: 2 P: 17	H: 0 LOB: 0 BB: 0 P: 5	H: 0 LOB: 0 BB: 0 P: 5	H: 3 LOB: 1 BB: 0 P: 11	H: 4 LOB: 2 BB: 0 P: 9	H: 0 LOB: 0 BB: 0 P: 7	H: 0 LOB: 0 BB: 0 P: 3	H: 0 LOB: 2 BB: 2 P: 13	H: 0 LOB: 2 BB: 2 P: 11	H: 1 LOB: 1 BB: 1 P: 8	H: 1 LOB: 1 BB: 0 P: 8

	AB	43
	R	7
	H	11
	RBI	7
	BB	7
	SO	12
	LOB	22

	1B: 7	SF: 1	WP: 0	PA: 52
	2B: 1	SAC: 1	PB: 0	
	3B: 1	DP: 0	SB: 1	
	HR: 2	HBP: 0	CS: 0	

PITCHER		IP	WLS	BF	H	R	ER	SO	BB	IBB	HBP	BLK	WP	HR	S	P	ERA	WHIP
Mike Paxton, R ERA: 6.23	(1, 1)	4.0		23	8	6	6	6	2	0	0	0	0	2	33	41	13.50	2.500
Rick Kreuger, L ERA: 5.4	(5, 1)	3.0		10	1	0	0	3	0	0	0	0	0	0	16	16	0.00	0.333
Jim Kern, R ERA: 4.15	(8, 1)	3.0	W	15	1	1	1	1	5	0	0	0	0	0	12	32	3.00	2.000
Dennis Kinney, L ERA: 5.06	(11, 1)	1.0	S	4	1	0	0	2	0	0	0	0	0	0	8	8	0.00	1.000

PITCHER		IP	WLS	BF	H	R	ER	SO	BB	IBB	HBP	BLK	WP	HR	S	P	ERA	WHIP

Batter	1	2	3	4	5	6	7	8	9	AB	R	H	RBI	BB	SO	LOB
Jerry Remy, L (1, 4) OBP: 0.362, SLG: 0.391	0-0 E 1B 1B	0-0 S 1B 1B		0-0 ① G3		0-0 ③ 4-3			0-0 ① F8	5	2	2	0	0	0	0
Rick Burleson, R (1, 6) OBP: 0.250, SLG: 0.281	0-0 E6 1B 1B 1-2	B B B 4-0 1B 1-4-3 1-2 BB		0-0 ② L9			0-0 ① F8		0-0 ② 5-3	4	2	0	0	1	0	1
Jim Rice, R (1, 7) OBP: 0.372, SLG: 0.622	0-0 1B 1-3 2-H 1B	0-0 1-4-3 S 1-3 2-H 1B		0-0 ③ L1			0-0 1B 1B		0-0 ③ 5-3	5	0	3	2	0	0	0
Carl Yastrzemski, L (1, 3) OBP: 0.406, SLG: 0.286	0-0 1-3 3-H 1B	0-0 ② 1-4-3 1-3 3-H			0-0 ① F8		0-0 ② F9			4	0	1	2	0	0	2
Carlton Fisk, R (1, 2) OBP: 0.406, SLG: 0.526	B B B B 4-0 BB	0-0 ③ 5-3			0-0 ② 1-3		0-0 1-3 1B			3	0	1	0	1	0	1
Fred Lynn, L (1, 8) OBP: 0.426, SLG: 0.582	S S S 0-3 ① K		0-0 ① P2		0-0 2B		0-0 ③ P3			4	0	1	0	0	1	5
Dwight Evans, R (1, 9) OBP: 0.371, SLG: 0.340 Bernie Carbo, L (3, 9) OBP: 0.385, SLG: 0.750	S S S 0-3 ② K		S S S 0-3 ② K		0-0 ③ F7			0-0 ① 6-3		2	0	0	0	0	2	3
										2	0	0	0	0	0	1
Butch Hobson, R (1, 5) OBP: 0.373, SLG: 0.694	0-0 ③ F2		0-0 E6 FC5-4			0-0 ① F8		0-0 ② 6-3		4	0	0	0	0	0	3
Bob Bailey, R (1, 10)		S S S 0-3 ① K	0-0 ③ FC5-4 1-2f			0-0 ② 6-3		0-0 ③ 5-3		4	0	0	0	0	1	1
Inning Stats	R: 2 E: 1 K: 2 S: 11 H: 3 LOB: 3 BB: 1 P: 15	R: 2 E: 0 K: 1 S: 7 H: 2 LOB: 1 BB: 1 P: 11	R: 0 E: 1 K: 1 S: 6 H: 0 LOB: 1 BB: 0 P: 6	R: 0 E: 0 K: 0 S: 3 H: 0 LOB: 0 BB: 0 P: 3	R: 0 E: 0 K: 0 S: 4 H: 1 LOB: 1 BB: 0 P: 4	R: 0 E: 0 K: 0 S: 3 H: 0 LOB: 0 BB: 0 P: 3	R: 0 E: 0 K: 0 S: 5 H: 2 LOB: 2 BB: 0 P: 5	R: 0 E: 0 K: 0 S: 3 H: 0 LOB: 0 BB: 0 P: 3	R: 0 E: 0 K: 0 S: 3 H: 0 LOB: 0 BB: 0 P: 3	1B: 7 2B: 1 3B: 0 HR: 0	SF: 0 SAC: 0 DP: 0 HBP: 0						

PITCHER	IP	WLS	BF	H	R	ER	SO	BB	IBB	HBP	BLK	WP	HR	S	P	ERA	WHIP
Jerry Augustine, L (1, 1) ERA: 5.08	9.0	L	39	8	4	3	4	2	0	0	0	0	0	45	53	3.00	1.111

PITCHER	IP	WLS	BF	H	R	ER	SO	BB	IBB	HBP	BLK	WP	HR	S	P	ERA	WHIP

TOP

Boston Red Sox @ Milwaukee Brewers

Milwaukee County Stadium, Milwaukee, WI

Tue Apr 25 1978, 7:05 PM EST
Att. 9,051 - Unknown - 47 F

livebaseballscorecards.com

AB	37
R	4
H	8
RBI	4
BB	2
SO	4
LOB	17

WP: 0 PB: 0 SB: 2 CS: 0 PA: 39

BOTTOM

Batter	1	2	3	4	5	6	7	8	9	AB	R	H	RBI	BB	SO	LOB
Paul Molitor, R (1, 6) OBP: 0.300, SLG: 0.397	5-3		FC6-4 1B		FC1-5 E 1-2 2-3f		K		FC6-4 1-2f	4	0	1	0	0	1	2
Sixto Lezcano, R (9, PH) OBP: 0.467, SLG: 0.450										1	0	0	0	0	0	1
Cecil Cooper, L (1, 3) OBP: 0.333, SLG: 0.567	5-3 1B		P6		E1 G6-4-3 1-3 2-H		FC6-4 1B			4	0	2	0	0	0	2
Sal Bando, R (1, 5) OBP: 0.354, SLG: 0.439	5-3 1-2		FC6-4 1-2f		G6-4-3 1-2f		FC6-4 1-2f			4	0	0	0	0	0	5
Larry Hisle, R (1, 7) OBP: 0.362, SLG: 0.645	F2			6-3		HR		5-3		4	1	1	1	0	0	1
Gorman Thomas, R (1, 8) OBP: 0.358, SLG: 0.607		2B		HR		F8		K		4	1	2	1	0	1	0
Dick Davis, R (1, 10) OBP: 0.419, SLG: 0.536		P7		F9		FC4-6 1B		5-3		4	0	1	0	0	0	1
Jim Wohlford, R (1, 9) OBP: 0.211, SLG: 0.222		3-1		P6		FC4-6 1-2f			FC1-6 1B	3	0	0	0	0	0	2
Ben Oglivie, L (9, PH) OBP: 0.318, SLG: 0.425										1	0	1	0	0	0	0
Lenn Sakata, R (1, 4) OBP: 0.333, SLG: 0.281		5-3			FC1-5 BB 1B	F7			FC1-6 FC5-4 1-2f	4	0	1	0	0	0	3
Buck Martinez, R (1, 2) OBP: 0.258, SLG: 0.300			5-3		FC1-5 E 1-2 BB		P2		FC5-4 FC6-4 1-2f	2	1	0	0	1	0	0
Don Money, R (9, PH) OBP: 0.338, SLG: 0.426										1	0	0	0	0	0	1
Charlie Moore, R (9, PR) OBP: 0.278, SLG: 0.188										0	0	0	0	0	0	0
Inning Stats	R: 0 H: 1 E: 0 LOB: 1 K: 0 BB: 0 S: 4 P: 4	R: 0 H: 1 E: 0 LOB: 1 K: 0 BB: 0 S: 4 P: 4	R: 0 H: 1 E: 0 LOB: 1 K: 0 BB: 0 S: 4 P: 4	R: 1 H: 1 E: 0 LOB: 0 K: 0 BB: 0 S: 4 P: 4	R: 1 H: 1 E: 1 LOB: 1 K: 0 BB: 1 S: 4 P: 8	R: 1 H: 2 E: 0 LOB: 1 K: 0 BB: 0 S: 5 P: 5	R: 0 H: 1 E: 0 LOB: 1 K: 1 BB: 0 S: 6 P: 6	R: 0 H: 0 E: 0 LOB: 0 K: 1 BB: 0 S: 5 P: 5	R: 0 H: 1 E: 0 LOB: 1 K: 0 BB: 0 S: 4 P: 4	1B: 6 SF: 0 2B: 1 SAC: 0 3B: 0 DP: 1 HR: 2 HBP: 0						

PITCHER		IP	WLS	BF	H	R	ER	SO	BB	IBB	HBP	BLK	WP	HR	S	P	ERA	WHIP
Bill Lee, L ERA: 2.56	(1, 1)	6.2	W	29	8	3	2	1	1	0	0	0	0	2	30	34	2.70	1.350
Dick Drago, R ERA: 2.61	(7, 1)	2.1	S	8	1	0	0	1	0	0	0	0	0	0	10	10	0.00	0.429

PITCHER	IP	WLS	BF	H	R	ER	SO	BB	IBB	HBP	BLK	WP	HR	S	P	ERA	WHIP

Boston Red Sox @ Milwaukee Brewers

Milwaukee County Stadium, Milwaukee, WI

Tue Apr 25 1978, 7:05 PM EST

Att. 9,051 - Unknown - 47 F

livebaseballscorecards.com

AB	36
R	3
H	9
RBI	2
BB	1
SO	2
LOB	18

Batter	1	2	3	4	5	6	7	8	9	AB	R	H	RBI	BB	SO	LOB
Jerry Remy, L (1, 4) OBP: 0.365, SLG: 0.391	5-3	FC4-6 1-2f			3-1 1-2		PB 1B 2B 1B		K	5	2	2	0	0	1	2
Rick Burleson, R (1, 6) OBP: 0.260, SLG: 0.304	1-3		K		3-1 1-3 2-H		2B 1-2 1B		FC6-4 1-2f	5	0	2	1	0	1	1
Jim Rice, R (1, 7) OBP: 0.373, SLG: 0.620	HBP 1B 1B		5-3		F8		1-3 2-H 2B		F9	5	1	2	1	0	0	3
Carl Yastrzemski, L (1, 3) OBP: 0.403, SLG: 0.276 Fred Kendall, R (7, PH) OBP: 0.250, SLG: 0.250 (7, 3)	1B 1-2 HBP		G3		3-1 2-3 3-H		P3			2 1	0 0	0 0	1 0	0 0	0 0	1 2
Carlton Fisk, R (1, 2) OBP: 0.397, SLG: 0.508	1-2 2-H 1B			F9	4-3		P7			4	0	1	1	0	0	3
Fred Lynn, L (1, 8) OBP: 0.400, SLG: 0.542	K			2-3		L8		P6		4	0	0	0	0	1	2
Dwight Evans, R (1, 9) OBP: 0.364, SLG: 0.321		P3		BB		F9		K		3	0	0	0	1	1	0
Butch Hobson, R (1, 5) OBP: 0.352, SLG: 0.652		P3		F7		F9		P5		4	0	0	0	0	0	1
Bob Bailey, R (1, 10) OBP: 0.333, SLG: 0.111		FC4-6 BB			1B 2B BB		6-3		FC6-4 1B	2	1	1	0	2	0	0
Inning Stats	R: 1 E: 0 K: 1 S: 7 H: 2 LOB: 2 BB: 0 P: 8	R: 0 E: 0 K: 0 S: 3 H: 0 LOB: 1 BB: 1 P: 7	R: 0 E: 0 K: 1 S: 5 H: 0 LOB: 0 BB: 0 P: 5	R: 0 E: 0 K: 0 S: 3 H: 0 LOB: 1 BB: 1 P: 7	R: 2 E: 0 K: 0 S: 5 H: 2 LOB: 1 BB: 1 P: 9	R: 0 E: 0 K: 0 S: 3 H: 0 LOB: 0 BB: 0 P: 3	R: 1 E: 0 K: 0 S: 6 H: 3 LOB: 2 BB: 0 P: 6	R: 0 E: 0 K: 1 S: 5 H: 0 LOB: 0 BB: 0 P: 5	R: 0 E: 0 K: 1 S: 6 H: 1 LOB: 1 BB: 0 P: 6	1B: 6 2B: 2 3B: 0 HR: 0 SF: 0 SAC: 0 DP: 0 HBP: 1	WP: 0 PB: 1 SB: 0 CS: 0 PA: 39					

PITCHER		IP	WLS	BF	H	R	ER	SO	BB	IBB	HBP	BLK	WP	HR	S	P	ERA	WHIP
Mike Caldwell, L ERA: 3.71	(1, 1)	6.1	W	29	6	4	4	2	3	0	1	0	0	0	29	42	5.68	1.421
Eduardo Rodriguez, R ERA: 2.16	(7, 1)	0.0		1	1	0	0	0	0	0	0	0	0	0	1	1	∞	∞
Bob McClure, L ERA: 1.54	(7, 1)	2.2	S	9	1	0	0	2	0	0	0	0	0	0	13	13	0.00	0.375

PITCHER	IP	WLS	BF	H	R	ER	SO	BB	IBB	HBP	BLK	WP	HR	S	P	ERA	WHIP

TOP

Boston Red Sox @ Milwaukee Brewers

Milwaukee County Stadium, Milwaukee, WI

Wed Apr 26 1978, 7:05 PM EST

Att. 8,724 - Unknown

livebaseballscorecards.com

AB	35
R	4
H	8
RBI	4
BB	3
SO	4
LOB	15

BOTTOM

Batter	1	2	3	4	5	6	7	8	9	AB	R	H	RBI	BB	SO	LOB
Paul Molitor, R (1, 6) OBP: 0.313, SLG: 0.419	0-0 1B 2B	0-0 ③ 4-3			0-0 ① 1-3		0-0 S 1B			4	1	2	0	0	0	0
Jim Gantner, L (1, 5) OBP: 0.333, SLG: 0.333	0-0 ① E9 2-H 1B		0-0 1B 1B 1B		0-0 ② G3		0-0 ② F7			4	1	2	1	0	0	1
Cecil Cooper, L (1, 3) OBP: 0.355, SLG: 0.634	0-0 HR		0-0 1B 1-2 1B		0-0 2B		0-0 ③ F7 1-2			4	1	3	1	0	0	1
Larry Hisle, R (1, 7) OBP: 0.342, SLG: 0.606	0-0 ② 6-3		0-0 ① P3		0-0 ③ 1-3			0-0 ① 6-3		4	0	0	0	0	0	4
Ben Oglivie, L (1, 9) OBP: 0.333, SLG: 0.432	0-0 ③ P4		0-0 G6-4-3 1-2 2-H 1B			0-0 5-3 1B 1B		0-0 ② P3		4	1	2	1	0	0	1
Sal Bando, R (1, 10) OBP: 0.362, SLG: 0.433		0-0 FC5-4 1B	0-0 ② ③ G6-4-3 1-2f			0-0 ① 5-3 1-3		4-0 B B B B BB		3	0	1	0	1	0	3
Gorman Thomas, R (1, 8) OBP: 0.352, SLG: 0.583		0-0 ① FC5-4 S 1-2f HR		0-0 ① L5		0-0 CS 3-H 1B		0-0 ③ P8		4	1	1	1	0	0	2
Lenn Sakata, R (1, 4) OBP: 0.308, SLG: 0.257		0-0 ② L7		0-0 ② F8		0-0 ② ③ 1-3 1-2				3	0	0	0	0	0	2
Charlie Moore, R (1, 2) OBP: 0.286, SLG: 0.368		0-0 1-H HR		0-0 ③ 6-3			0-0 ① P6			3	1	1	2	0	0	0
Inning Stats	R: 2 E: 1 K: 0 S: 5 H: 3 LOB: 1 BB: 0 P: 5	R: 2 E: 0 K: 0 S: 5 H: 2 LOB: 0 BB: 0 P: 5	R: 1 E: 0 K: 0 S: 5 H: 3 LOB: 1 BB: 0 P: 5	R: 0 E: 0 K: 0 S: 3 H: 0 LOB: 0 BB: 0 P: 3	R: 0 E: 0 K: 0 S: 4 H: 1 LOB: 1 BB: 0 P: 4	R: 1 E: 0 K: 0 S: 4 H: 2 LOB: 0 BB: 0 P: 4	R: 0 E: 0 K: 0 S: 4 H: 1 LOB: 1 BB: 0 P: 4	R: 0 E: 0 K: 0 S: 3 H: 0 LOB: 1 BB: 1 P: 7		1B: 8 2B: 2 3B: 0 HR: 2	SF: 0 SAC: 0 DP: 1 HBP: 0						

PITCHER		IP	WLS	BF	H	R	ER	SO	BB	IBB	HBP	BLK	WP	HR	S	P	ERA	WHIP
Mike Torrez, R ERA: 5.34	(1, 1)	2.1	L	14	8	5	5	0	0	0	0	0	0	2	14	14	19.29	3.429
Bob Stanley, R ERA: 3.12	(3, 1)	5.2		20	4	1	1	0	1	0	0	0	0	0	19	23	1.59	0.882

PITCHER	IP	WLS	BF	H	R	ER	SO	BB	IBB	HBP	BLK	WP	HR	S	P	ERA	WHIP

Boston Red Sox @ Milwaukee Brewers

Milwaukee County Stadium, Milwaukee, WI

Wed Apr 26 1978, 7:05 PM EST

Att. 8,724 - Unknown

livebaseballscorecards.com

AB	33
R	6
H	12
RBI	6
BB	1
SO	0
LOB	14

1B: 8 2B: 2 3B: 0 HR: 2 SF: 0 SAC: 0 DP: 1 HBP: 0

WP: 0 PB: 0 SB: 2 CS: 1 PA: 34

Batter	1	2	3	4	5	6	7	8	9	10	11	AB	R	H	RBI	BB	SO	LOB
Jerry Remy, L (1, 4) OBP: 0.354, SLG: 0.370	BBBB 4-0 FC1-4 BB		x 0-0 4-3 ③			x 0-0 F7 ①	SSS 0-3 K ③			x 0-0 B5-3 ①		4	0	0	0	1	1	0
Rick Burleson, R (1, 6) OBP: 0.256, SLG: 0.297	x 0-0 FC1-4 ① 1-2f			x 0-0 5-3 ①		x 0-0 6-3 ②		x 0-0 F4 ①		x 0-0 CS 1B		5	0	1	0	0	0	1
Jim Rice, R (1, 7) OBP: 0.364, SLG: 0.590	x 0-0 L7 ②			x 0-0 6-3 ②		BBBB 4-0 2B BB		SSS 0-3 K ②		x 0-0 L6 ②		4	1	0	0	1	1	2
Carl Yastrzemski, L (1, 3) OBP: 0.403, SLG: 0.302	x 0-0 1-3 ③			x 0-0 4-3 ③		x 0-0 1-H 1B 2B		x 0-0 FC5-4 1B		0-0 CS ③ 1-2	x 0-0 F7 ①	5	1	2	1	0	0	1
Carlton Fisk, R (1, 2) OBP: 0.397, SLG: 0.500		SSS 0-3 K ①			x 0-0 L7 ①	x 0-0 2-H 1B		x 0-0 FC5-4 ③ 1-2f			x 0-0 FC4 E 1B	5	1	2	1	0	1	1
Fred Lynn, L (1, 8) OBP: 0.386, SLG: 0.516		x 0-0 F8 ②			x 0-0 1B 1B 1B	x 0-0 L5 ③			SSS 0-3 K ①		x 0-0 FC4 FC6-5 1-H	5	0	1	0	0	1	1
Butch Hobson, R (1, 5) OBP: 0.355, SLG: 0.676		SSS 0-3 K ③			x 0-0 1B 1-2 1B		x 0-0 HR		x 0-0 1-3 ②		x 0-0 FC6-5 E ② 2-3	5	1	2	1	0	1	1
Dwight Evans, R (1, 9) OBP: 0.366, SLG: 0.328			SSS 0-3 K ①		x 0-0 4-3 1-2 2-3 1B		SSS 0-3 K ①		x 0-0 E 1B		x 0-0 E5 1-2	5	0	2	0	0	2	1
Bob Bailey, R (1, 10) OBP: 0.267, SLG: 0.083			x 0-0 F9 ②		x 0-0 4-3 ② ③ 1-2		x 0-0 F4 ②	SSS 0-3 K ③ 1-2			x 0-0 F7 ③	3	0	0	0	0	0	3
Bernie Carbo, L (9, PH) OBP: 0.333, SLG: 0.643												2	0	0	0	0	1	3
Inning Stats	R: 0 E: 0 K: 0 S: 3 H: 0 LOB: 1 BB: 1 P: 7	R: 0 E: 0 K: 2 S: 7 H: 0 LOB: 0 BB: 0 P: 7	R: 0 E: 0 K: 1 S: 5 H: 0 LOB: 0 BB: 0 P: 5	R: 0 E: 0 K: 0 S: 3 H: 0 LOB: 0 BB: 0 P: 3	R: 0 E: 0 K: 0 S: 5 H: 3 LOB: 2 BB: 0 P: 5	R: 2 E: 0 K: 0 S: 5 H: 2 LOB: 1 BB: 1 P: 9	R: 1 E: 0 K: 2 S: 8 H: 1 LOB: 0 BB: 0 P: 8	R: 0 E: 0 K: 1 S: 6 H: 1 LOB: 1 BB: 0 P: 6	R: 0 E: 1 K: 2 S: 8 H: 1 LOB: 1 BB: 0 P: 8	R: 0 E: 0 K: 0 S: 3 H: 1 LOB: 0 BB: 0 P: 3	R: 1 E: 2 K: 0 S: 6 H: 1 LOB: 2 BB: 0 P: 6	1B: 8 2B: 1 3B: 0 HR: 1 SF: 0 SAC: 0 DP: 0 HBP: 0						

PITCHER		IP	WLS	BF	H	R	ER	SO	BB	IBB	HBP	BLK	WP	HR	S	P	ERA	WHIP
Jim Umbarger, L ERA: 3.38	(1, 1)	7.0		28	6	3	3	5	2	0	0	0	0	1	36	44	3.86	1.143
Reggie Cleveland, R ERA: 3.86	(8, 1)	0.0	W	0	0	0	0	0	0	0	0	0	0	0	0	0	∞	∞

PITCHER		IP	WLS	BF	H	R	ER	SO	BB	IBB	HBP	BLK	WP	HR	S	P	ERA	WHIP

TOP

Boston Red Sox @ Texas Rangers

Arlington Stadium, Arlington, TX

Fri Apr 28 1978, 7:05 PM EST

Att. 29,731 - Unknown

livebaseballscorecards.com

AB	43
R	4
H	10
RBI	3
BB	2
SO	8
LOB	14

Batter	1	2	3	4	5	6	7	8	9	10	11	AB	R	H	RBI	BB	SO	LOB
Mike Hargrove, L (1, 3) OBP: 0.366, SLG: 0.436	F6			F2		BB, 1B, 1-2		F9		BB		3	1	0	0	2	0	0
Mike Jorgensen, L (10, PR) OBP: 0.600, SLG: 0.500 (11, 3)												0	0	0	0	0	0	0
Bump Wills, S (1, 4) OBP: 0.254, SLG: 0.286	F9			G3		F8		6-3		4-3		5	0	0	0	0	0	3
Al Oliver, L (1, 7) OBP: 0.297, SLG: 0.362	5-3			K		1B, 1-2, 2-3		1B		HR, 1B		4	1	2	0	1	1	0
Richie Zisk, R (1, 9) OBP: 0.338, SLG: 0.682		L6			F5	1-2, 2-H, 3-H, 1B		F9			HR, 1-H	5	1	2	4	0	0	1
Toby Harrah, R (1, 5) OBP: 0.313, SLG: 0.414		F7			K	K			L4-3, 1B			4	0	1	0	0	2	2
Claudell Washington, L (1, 10) OBP: 0.258, SLG: 0.233		F8			4-3		1B		L4-3, 1-2			4	0	1	0	0	0	1
Jim Sundberg, R (1, 2) OBP: 0.278, SLG: 0.431			F9			1B, 2B	B3		6-3			4	1	1	0	0	0	1
Juan Beniquez, R (1, 8) OBP: 0.196, SLG: 0.236			F7			P8	1-2, 1B				4-3	4	0	1	0	0	0	1
Bert Campaneris, R (1, 6) OBP: 0.180, SLG: 0.130			4-3			BB, S, 2-H, 1B	5-3				F8	3	1	1	1	0	0	1
John Lowenstein, L (10, PH) OBP: 0.435, SLG: 0.421												1	0	0	0	0	0	0
Jim Mason, L (11, 6)												0	0	0	0	0	0	0
Inning Stats	R: 0 E: 0 K: 0 S: 3 H: 0 LOB: 0 BB: 0 P: 3	R: 0 E: 0 K: 0 S: 3 H: 0 LOB: 0 BB: 0 P: 3	R: 0 E: 0 K: 0 S: 3 H: 0 LOB: 0 BB: 0 P: 3	R: 0 E: 0 K: 1 S: 5 H: 0 LOB: 0 BB: 0 P: 5	R: 0 E: 0 K: 1 S: 5 H: 0 LOB: 0 BB: 0 P: 5	R: 3 E: 0 K: 1 S: 8 H: 3 LOB: 2 BB: 2 P: 16	R: 0 E: 0 K: 0 S: 4 H: 2 LOB: 1 BB: 0 P: 4	R: 0 E: 0 K: 0 S: 4 H: 1 LOB: 1 BB: 0 P: 4	R: 0 E: 0 K: 0 S: 3 H: 1 LOB: 0 BB: 0 P: 3	R: 0 E: 0 K: 0 S: 3 H: 0 LOB: 1 BB: 1 P: 7	R: 2 E: 0 K: 0 S: 2 H: 2 LOB: 0 BB: 0 P: 2	1B: 7 2B: 2 3B: 0 HR: 1	SF: 0 SAC: 0 DP: 1 HBP: 0		WP: 0 PB: 0 SB: 1 CS: 0	PA: 40		

PITCHER		IP	WLS	BF	H	R	ER	SO	BB	IBB	HBP	BLK	WP	HR	S	P	ERA	WHIP
Luis Tiant, R ERA: 3.0	(1, 1)	7.0		27	5	3	3	3	2	0	0	0	0	0	4	31	3.86	1.000
Tom Burgmeier, L ERA: 2.45	(8, 1)	1.0		4	1	0	0	0	0	0	0	0	0	0	4	4	0.00	1.000
Dick Drago, R ERA: 2.19	(9, 1)	2.0		7	1	0	0	0	1	0	0	0	0	0	6	10	0.00	1.000
Bill Campbell, R ERA: 11.37	(11, 1)	0.0	L	2	2	2	2	0	0	0	0	0	0	1	2	2	∞	∞

PITCHER	IP	WLS	BF	H	R	ER	SO	BB	IBB	HBP	BLK	WP	HR	S	P	ERA	WHIP

BOTTOM

Boston Red Sox @ Texas Rangers

Arlington Stadium, Arlington, TX

Fri Apr 28 1978, 7:05 PM EST

Att. 29,731 - Unknown

livebaseballscorecards.com

AB	37
R	5
H	9
RBI	5
BB	3
SO	3
LOB	10

Batter	1	2	3	4	5	6	7	8	9	AB	R	H	RBI	BB	SO	LOB
Jerry Remy, L (1, 4) OBP: 0.349, SLG: 0.364	1-3			F7		FC4-6 1B 1-2f 2-3		CS 1B		4	0	1	0	0	0	2
Rick Burleson, R (1, 6) OBP: 0.267, SLG: 0.299	F9			3-1		S 1B 1-3 3-H		BBBB BB 1-2		3	0	1	1	1	0	0
Jim Rice, R (1, 7) OBP: 0.359, SLG: 0.570	BBBB PO BB			6-3		SSS K 1-2		F9		3	0	0	0	1	1	3
Carl Yastrzemski, L (1, 3) OBP: 0.407, SLG: 0.313	PO 1-2	G1-4-3 1B			G3		S 1B		F9	4	0	2	0	0	0	0
Carlton Fisk, R (1, 2) OBP: 0.390, SLG: 0.478		G1-4-3 1-2f			6-3		BBBB BB 1-2		1-3	3	0	0	0	1	0	1
Fred Lynn, L (1, 8) OBP: 0.365, SLG: 0.485		6-3			F7		F5		6-3	4	0	0	0	0	0	2
George Scott, R (1, 10) OBP: 0.406, SLG: 0.475			L9			F8	K			3	0	0	0	0	1	2
Butch Hobson, R (1, 5) OBP: 0.354, SLG: 0.658			SSS K			BBBB FC4-6 1B 1B BB	F9			2	1	0	0	1	1	2
Dwight Evans, R (1, 9) OBP: 0.365, SLG: 0.328			6-3			FC4-6 1-2 1B		4-3		3	0	1	0	0	0	0

TOP

Boston Red Sox @ Texas Rangers

Arlington Stadium, Arlington, TX

Sat Apr 29 1978, 7:05 PM EST

Att. 34,101 - Unknown

livebaseballscorecards.com

AB	29
R	1
H	5
RBI	1
BB	4
SO	3
LOB	12

Inning Stats	1	2	3	4	5	6	7	8	9
	R: 0 E: 0 K: 0 S: 2	R: 0 E: 0 K: 0 S: 3	R: 0 E: 0 K: 1 S: 5	R: 0 E: 0 K: 0 S: 3	R: 0 E: 0 K: 0 S: 3	R: 1 E: 0 K: 1 S: 7	R: 0 E: 0 K: 1 S: 6	R: 0 E: 0 K: 0 S: 3	R: 0 E: 0 K: 0 S: 3
	H: 0 LOB: 0 BB: 1 P: 6	H: 1 LOB: 0 BB: 0 P: 3	H: 0 LOB: 0 BB: 0 P: 5	H: 0 LOB: 0 BB: 0 P: 3	H: 0 LOB: 0 BB: 0 P: 3	H: 2 LOB: 2 BB: 1 P: 11	H: 1 LOB: 2 BB: 1 P: 10	H: 1 LOB: 1 BB: 1 P: 7	H: 0 LOB: 0 BB: 0 P: 3

1B: 5	SF: 0
2B: 0	SAC: 0
3B: 0	DP: 1
HR: 0	HBP: 0

WP: 0	PA: 34
PB: 0	
SB: 2	
CS: 1	

PITCHER	IP	WLS	BF	H	R	ER	SO	BB	IBB	HBP	BLK	WP	HR	S	P	ERA	WHIP
Dock Ellis, R (1, 1) ERA: 4.95	9.0	W	33	5	1	1	3	4	0	0	0	0	0	35	51	1.00	1.000

PITCHER	IP	WLS	BF	H	R	ER	SO	BB	IBB	HBP	BLK	WP	HR	S	P	ERA	WHIP

BOTTOM

Boston Red Sox @ Texas Rangers

Arlington Stadium, Arlington, TX

Sat Apr 29 1978, 7:05 PM EST

Att. 34,101 - Unknown

Batter	1	2	3	4	5	6	7	8	9	AB	R	H	RBI	BB	SO	LOB
Mike Hargrove, L (1, 3) OBP: 0.382, SLG: 0.458 Mike Jorgensen, L (8, PR) OBP: 0.600, SLG: 0.500 (9, 3)	F8		BBBB 1B BB		S 1B	4-3		1-H 2-H 2B		4	0	2	2	1	0	2
										0	0	0	0	0	0	0
Claudell Washington, L (1, 10) OBP: 0.229, SLG: 0.206 Kurt Bevacqua, R (8, PH) OBP: 0.190, SLG: 0.350	F4		SSS K		SSS K 1-2		4-3	BBBB FC6-4 BB		4	0	0	0	0	2	2
										0	0	0	0	1	0	0
Al Oliver, L (1, 7) OBP: 0.291, SLG: 0.351	F7		1-2 1B		3-1		L9	F8		5	0	1	0	0	0	3
Richie Zisk, R (1, 9) OBP: 0.342, SLG: 0.657		5-3	SSS K			1B 6-3 1B 1B	BBBB 1B BB	FC6-4 1-2f		4	1	1	0	1	1	4
Toby Harrah, R (1, 5) OBP: 0.309, SLG: 0.403		1-3		SSS K		6-3 1-2	1-2 1B			4	0	1	0	0	1	1
Bump Wills, S (1, 4) OBP: 0.286, SLG: 0.305		S 1B		H FC6-4 S HBP		1B 2-3 1B 1B	4-3			3	1	2	0	0	0	2
Jim Sundberg, R (1, 2) OBP: 0.293, SLG: 0.426		BBBB 1-2 BB		FC6-4 1-3		1B 1-2 3-H 1B		E5 SH3-4 2B		3	1	1	1	1	0	1
Juan Beniquez, R (1, 8) OBP: 0.186, SLG: 0.224		6-3		SSS K		F8		SH3-4 1-2		3	0	0	0	0	1	5
Bert Campaneris, R (1, 6) OBP: 0.204, SLG: 0.160			SSS K		4-3	1-2 2-H 1B		2B 1B		4	1	2	1	0	1	0
Inning Stats	R: 0 E: 0 K: 0 S: 3 H: 0 LOB: 0 BB: 0 P: 3	R: 0 E: 0 K: 0 S: 4 H: 1 LOB: 2 BB: 1 P: 8	R: 0 E: 0 K: 3 S: 10 H: 1 LOB: 2 BB: 1 P: 14	R: 0 E: 0 K: 2 S: 7 H: 0 LOB: 1 BB: 0 P: 8	R: 0 E: 0 K: 1 S: 6 H: 1 LOB: 1 BB: 0 P: 6	R: 2 E: 0 K: 0 S: 7 H: 4 LOB: 2 BB: 0 P: 7	R: 0 E: 0 K: 0 S: 4 H: 1 LOB: 2 BB: 1 P: 8	R: 2 E: 1 K: 0 S: 6 H: 2 LOB: 2 BB: 1 P: 10		1B: 9 2B: 1 3B: 0 HR: 0 SF: 0 SAC: 1 DP: 0 HBP: 1						

	AB	34
	R	4
	H	10
	RBI	4
	BB	4
	SO	6
	LOB	20

WP: 0 PB: 0 SB: 3 CS: 0 PA: 40

livebaseballscorecards.com

PITCHER		IP	WLS	BF	H	R	ER	SO	BB	IBB	HBP	BLK	WP	HR	S	P	ERA	WHIP
Dennis Eckersley, R (1, 1) ERA: 5.09		7.1	L	37	10	4	3	6	3	0	1	0	0	0	45	58	3.68	1.773
Tom Burgmeier, L (8, 1) ERA: 2.25		0.1		2	0	0	0	0	1	0	0	0	0	0	1	5	0.00	3.000
Bob Stanley, R (8, 1) ERA: 3.06		0.1		1	0	0	0	0	0	0	0	0	0	0	1	1	0.00	0.000

PITCHER	IP	WLS	BF	H	R	ER	SO	BB	IBB	HBP	BLK	WP	HR	S	P	ERA	WHIP

Batter	1	2	3	4	5	6	7	8	9	AB	R	H	RBI	BB	SO	LOB
Jerry Remy, L (1, 4) OBP: 0.345, SLG: 0.358	6-3			F7		G6-3, 1B			F9	4	0	1	0	0	0	0
Rick Burleson, R (1, 6) OBP: 0.267, SLG: 0.288	F4			BBBB, E, SF9, BB		G6-3, 1-2f			1-4-3	3	1	0	0	1	0	1
Jim Rice, R (1, 7) OBP: 0.344, SLG: 0.551	6-3			SF9, 1-H			P7		SSS, K	3	0	0	1	0	1	0
Carl Yastrzemski, L (1, 3) OBP: 0.405, SLG: 0.314		G3		1B			L9			3	0	1	0	0	0	0
Carlton Fisk, R (1, 2) OBP: 0.376, SLG: 0.458		SSS, K		F7			F4			3	0	0	0	0	1	1
Fred Lynn, L (1, 8) OBP: 0.364, SLG: 0.479		L7			F4			1B, B1, 1B		3	0	1	0	0	0	0
Bernie Carbo, L (1, 10) OBP: 0.333, SLG: 0.588			F9		F7			1-3, 1B		3	0	1	0	0	0	0
Butch Hobson, R (1, 5) OBP: 0.341, SLG: 0.632			1-3		F4			F6		3	0	0	0	0	0	2
Dwight Evans, R (1, 9) OBP: 0.351, SLG: 0.313			F3			SSS, K		3-3f, B1		3	0	0	0	0	1	2
Inning Stats	R: 0 E: 0 K: 0 S: 3	R: 0 E: 0 K: 1 S: 5	R: 0 E: 0 K: 0 S: 3	R: 1 E: 1 K: 0 S: 4	R: 0 E: 0 K: 0 S: 3	R: 0 E: 0 K: 1 S: 5	R: 0 E: 0 K: 0 S: 3	R: 0 E: 0 K: 0 S: 4	R: 0 E: 0 K: 1 S: 5	1B: 4 2B: 1 3B: 0 HR: 0	SF: 1 SAC: 0 DP: 2 HBP: 0					
	H: 0 LOB: 0 BB: 0 P: 3	H: 0 LOB: 0 BB: 0 P: 5	H: 0 LOB: 0 BB: 0 P: 3	H: 1 LOB: 1 BB: 1 P: 8	H: 0 LOB: 0 BB: 0 P: 3	H: 1 LOB: 0 BB: 0 P: 5	H: 0 LOB: 0 BB: 0 P: 3	H: 2 LOB: 1 BB: 0 P: 4	H: 0 LOB: 0 BB: 0 P: 5							WP: 0 PB: 0 SB: 0 CS: 0	PA: 30

PITCHER	IP	WLS	BF	H	R	ER	SO	BB	IBB	HBP	BLK	WP	HR	S	P	ERA	WHIP
Fergie Jenkins, R (1, 1) ERA: 2.87	9.0	W	30	4	1	0	3	1	0	0	0	0	0	35	39	0.00	0.556

PITCHER	IP	WLS	BF	H	R	ER	SO	BB	IBB	HBP	BLK	WP	HR	S	P	ERA	WHIP

TOP

Boston Red Sox @ Texas Rangers

Arlington Stadium, Arlington, TX

Sun Apr 30 1978, 4:33 AM EDT

Att. 22,554 - Unknown

livebaseballscorecards.com

AB	28
R	1
H	4
RBI	1
BB	1
SO	3
LOB	6

Batter	1	2	3	4	5	6	7	8	9	AB	R	H	RBI	BB	SO	LOB
Mike Hargrove, L (1, 3) OBP: 0.363, SLG: 0.429	F7		F9			F7		FC4-6 1-2f		4	0	0	0	0	0	1
Bert Campaneris, R (1, 6) OBP: 0.224, SLG: 0.170	6-3		BBBB 4-0 E S BB			6-3			SH2-3 2B 1B	3	1	1	0	1	0	0
Al Oliver, L (1, 7) OBP: 0.280, SLG: 0.338	6-3		F7 1-3			4-3			SH2-3 1-2	3	0	0	0	0	0	1
Richie Zisk, R (1, 9) OBP: 0.350, SLG: 0.662 Bobby Thompson, S (9, PR) OBP: 0.429, SLG: 0.727		6-3		F7 1B			SSS K		1B 2-H 2B	4 0	0 1	2 0	1 0	0 0	1 0	0 0
Toby Harrah, R (1, 5) OBP: 0.306, SLG: 0.385		6-3		F7 1-2			4-3		1B IBB	3	0	0	0	1	0	1
Kurt Bevacqua, R (1, 10) OBP: 0.208, SLG: 0.348 John Lowenstein, L (9, PH) OBP: 0.458, SLG: 0.450	1B 1B			F8			F8		1-2 2-H 1B	3 1	0 0	1 1	0 1	0 0	0 0	0 0
Jim Sundberg, R (1, 2) OBP: 0.328, SLG: 0.474	1-2 1B				L4-6 2B			FC1-6 1B		3	0	3	0	0	0	0
Juan Beniquez, R (1, 8) OBP: 0.177, SLG: 0.213	F8				L4-6 2-3			FC1-6 CS 1-2f		3	0	0	0	0	0	4
Bump Wills, S (1, 4) OBP: 0.288, SLG: 0.306			B1-3		6-3			FC4-6 1-2 1B		3	0	1	0	0	0	0
Inning Stats	R: 0 H: 0 E: 0 LOB: 0 K: 0 BB: 0 S: 3 P: 3	R: 0 H: 2 E: 0 LOB: 2 K: 0 BB: 0 S: 5 P: 5	R: 0 H: 0 E: 0 LOB: 1 K: 0 BB: 1 S: 3 P: 7	R: 0 H: 1 E: 0 LOB: 0 K: 0 BB: 0 S: 3 P: 3	R: 0 H: 1 E: 0 LOB: 0 K: 0 BB: 0 S: 3 P: 3	R: 0 H: 0 E: 0 LOB: 0 K: 0 BB: 0 S: 3 P: 3	R: 0 H: 0 E: 0 LOB: 0 K: 1 BB: 0 S: 5 P: 5	R: 0 H: 2 E: 0 LOB: 1 K: 0 BB: 0 S: 4 P: 4	R: 2 H: 3 E: 0 LOB: 2 K: 0 BB: 1 S: 4 P: 8	1B: 7 SF: 0 2B: 3 SAC: 1 3B: 0 DP: 1 HR: 0 HBP: 0						

PITCHER		IP	WLS	BF	H	R	ER	SO	BB	IBB	HBP	BLK	WP	HR	S	P	ERA	WHIP
Bill Lee, L ERA: 2.25	(1, 1)	8.1		30	7	1	1	1	1	0	0	0	0	0	31	35	1.08	0.960
Bill Campbell, R ERA: 12.79	(9, 1)	0.0	L	3	2	1	1	0	0	1	0	0	0	0	2	6	∞	∞

PITCHER	IP	WLS	BF	H	R	ER	SO	BB	IBB	HBP	BLK	WP	HR	S	P	ERA	WHIP

BOTTOM

Boston Red Sox @ Texas Rangers

Arlington Stadium, Arlington, TX

Sun Apr 30 1978, 4:33 AM EDT

Att. 22,554 - Unknown

livebaseballscorecards.com

AB	30
R	2
H	9
RBI	2
BB	2
SO	1
LOB	7

WP: 0 PA: 33
PB: 0
SB: 1
CS: 1

Batter	1	2	3	4	5	6	7	8	9	AB	R	H	RBI	BB	SO	LOB
Al Bumbry, L (1, 7) (7, 8) OBP: 0.348, SLG: 0.359	F7		FC6 1-2f		G4-6-3 1-2f		G1-2-3 BB 1-2 2-3 3-H BB		HR	4	1	1	2	1	0	2
Billy Smith, S (1, 4) OBP: 0.340, SLG: 0.372	G3			K		BB BB G6-4-3 1B	G1-2-3 1-2 2-3 3-H BB		BB 1B 1B	4	2	2	1	1	1	0
Larry Harlow, L (1, 8) OBP: 0.442, SLG: 0.578 Gary Roenicke, R (7, PH) OBP: 0.294, SLG: 0.185 Pat Kelly, L (7, PH) OBP: 0.368, SLG: 0.294 (7, 7)	K			1B E BB		G6-4-3 BB 1-2 BB	G1-2-3 1-2 2-3 3-Hf		BB 1B 1-2 BB	1	1	0	0	2	1	0
										0	0	0	0	0	0	0
										1	0	0	0	1	0	3
Ken Singleton, S (1, 9) OBP: 0.462, SLG: 0.500		P4		4-3 E 1-3 1B		G6-4-3 1-2 2-3 BB	 BB		BB 1-2 2-H 1B	3	0	2	1	2	0	0
Lee May, R (1, 10) OBP: 0.306, SLG: 0.462		F8		E5 4-3 1-2 3-H		G6-4-3 1-2f 2-3 3-H	K		F7	5	0	0	0	0	1	8
Eddie Murray, S (1, 3) OBP: 0.318, SLG: 0.370		K		4-3 1-2 2-3		F8		G3	F8	5	0	0	0	0	1	5
Doug DeCinces, R (1, 5) OBP: 0.351, SLG: 0.406			FC6 1B	F7			1B 1B BB BB	K	 1-2 2-3 BB	3	1	1	0	2	1	2
Rick Dempsey, R (1, 2) OBP: 0.314, SLG: 0.283			K		G4-6-3 BB		BB 1B 1-2 BB 1B	BB	K	3	1	1	0	2	2	4
Mark Belanger, R (1, 6) OBP: 0.343, SLG: 0.356 Terry Crowley, L (7, PH) OBP: 0.400, SLG: 0.400 Kiko Garcia, R (7, 6) OBP: 0.333, SLG: 0.200			F7		K		BB BB 1-2 2-3 G1-2-3 1B	3-1		2	0	0	0	0	1	2
										1	0	1	0	0	0	0
										1	0	0	0	0	0	1

Baltimore Orioles @ Boston Red Sox

Fenway Park, Boston, MA

Mon May 01 1978, 7:05 PM EDT

Att. 18,710 - Unknown

TOP

livebaseballscorecards.com

AB	33
R	6
H	8
RBI	4
BB	11
SO	8
LOB	27

Inning Stats	1	2	3	4	5	6	7	8	9
	R: 0 H: 0 E: 0 LOB: 0 K: 1 BB: 0 S: 5 P: 5	R: 0 H: 0 E: 0 LOB: 0 K: 1 BB: 0 S: 5 P: 5	R: 0 H: 1 E: 0 LOB: 1 K: 1 BB: 0 S: 6 P: 6	R: 1 H: 1 E: 1 LOB: 2 K: 1 BB: 1 S: 7 P: 11	R: 0 H: 0 E: 0 LOB: 0 K: 1 BB: 1 S: 4 P: 8	R: 1 H: 1 E: 0 LOB: 1 K: 0 BB: 2 S: 3 P: 11	R: 2 H: 2 E: 0 LOB: 3 K: 1 BB: 4 S: 6 P: 22	R: 0 H: 0 E: 0 LOB: 1 K: 1 BB: 1 S: 5 P: 9	R: 2 H: 3 E: 0 LOB: 3 K: 1 BB: 2 S: 8 P: 16

| | | | | | | | | | |

Batter	1	2	3	4	5	6	7	8	9	AB	R	H	RBI	BB	SO	LOB
Rick Burleson, R (1, 6) OBP: 0.266, SLG: 0.277	x 0-0 ① 4-3		x 0-0 ① SH5-4 1-2 2-3		x 0-0 ③ 6-3		B B B 4-0 SH1-4 HR BB	x 0-0 ②③ G4-6-3 1-2f		3	1	0	0	1	0	1
Jerry Remy, L (1, 4) OBP: 0.344, SLG: 0.361	x 0-0 ② L4		x 0-0 ② SF8 3-H			x 0-0 FC4-6 1B WP 1B	x 0-0 ① SH1-4 1-2			2	1	1	1	0	0	0
Jim Rice, R (1, 7) OBP: 0.360, SLG: 0.624	x 0-0 ③ 6-3		x 0-0 2-H HR			x 0-0 FC4-6 1-2 1B	x 0-0 2-H HR			4	2	3	4	0	0	0
Carl Yastrzemski, L (1, 3) OBP: 0.409, SLG: 0.329		x 0-0 ① F2	B B B B 4-0 CS BB			x 0-0 ① FC4-6 BB 1-2f 2-3 2B	x 0-0 2B			3	1	1	0	1	0	2
Carlton Fisk, R (1, 2) OBP: 0.382, SLG: 0.446		x 0-0 ② 5-3	0-0 ③ CS 1-2	x 0-0 ① L5		B B B B 4-0 1-2 3-H 2B BB	B B B 4-0 FC6-4 BB			2	1	0	0	2	0	0
Fred Lynn, L (1, 8) OBP: 0.370, SLG: 0.486		B B B 4-0 BB		S S S 0-3 ② K		x 0-0 1-H 2-H WP 2B 2B	x 0-0 ② F8			3	1	1	2	1	1	2
Butch Hobson, R (1, 5) OBP: 0.341, SLG: 0.633 Frank Duffy, R (7, 5)		x 0-0 ③ P4		x 0-0 ③ 6-3		x 0-0 2-H 2B	x 0-0 ③ FC6-4 1-2f			3 1	0 0	1 0	1 0	0 0	0 0	1 2
Bernie Carbo, L (1, 9) OBP: 0.364, SLG: 0.550			x 0-0 E3 SH5-4 1B SF8	x 0-0 ① 1B	S S S 0-3 ② K			B B B B 4-0 FC6 BB		3	1	1	0	1	1	1
Jack Brohamer, L (1, 10) OBP: 0.455, SLG: 0.455			x 0-0 1-2 SH5-4 HR 1B	S S S 0-3 ② K	x 0-0 ③ F7			x 0-0 ① FC6 1-2f G4-6-3		4	1	1	0	0	1	2
Inning Stats	R: 0 E: 0 K: 0 S: 3 H: 0 LOB: 0 BB: 0 P: 3	R: 0 E: 0 K: 0 S: 3 H: 0 LOB: 1 BB: 1 P: 7	R: 3 E: 1 K: 0 S: 5 H: 2 LOB: 0 BB: 1 P: 9	R: 0 E: 0 K: 1 S: 5 H: 0 LOB: 0 BB: 0 P: 5	R: 0 E: 0 K: 1 S: 5 H: 1 LOB: 0 BB: 0 P: 5	R: 4 E: 0 K: 1 S: 9 H: 4 LOB: 1 BB: 1 P: 13	R: 2 E: 0 K: 0 S: 5 H: 2 LOB: 2 BB: 2 P: 13	R: 0 E: 0 K: 0 S: 2 H: 0 LOB: 0 BB: 1 P: 6		1B: 4 2B: 3 3B: 0 HR: 2	SF: 1 SAC: 2 DP: 1 HBP: 0			WP: 2 PB: 0 SB: 0 CS: 1	PA: 38		

PITCHER		IP	WLS	BF	H	R	ER	SO	BB	IBB	HBP	BLK	WP	HR	S	P	ERA	WHIP
Nelson Briles, R ERA: 3.93	(1, 1)	5.1	L	24	6	7	4	2	3	0	0	0	1	1	25	37	6.75	1.688
Tim Stoddard, R ERA: 8.76	(6, 1)	1.0		7	3	2	2	1	1	0	0	0	1	1	8	12	18.00	4.000
Joe Kerrigan, R ERA: 6.92	(7, 1)	1.2		6	0	0	0	0	2	0	0	0	0	0	4	12	0.00	1.200

PITCHER	IP	WLS	BF	H	R	ER	SO	BB	IBB	HBP	BLK	WP	HR	S	P	ERA	WHIP

BOTTOM

Baltimore Orioles @ Boston Red Sox

Fenway Park, Boston, MA

Mon May 01 1978, 7:05 PM EDT

Att. 18,710 - Unknown

livebaseballscorecards.com

AB	28
R	9
H	9
RBI	8
BB	6
SO	3
LOB	11

Baltimore Orioles @ Boston Red Sox

Fenway Park, Boston, MA

Tue May 02 1978, 7:05 PM EDT

Att. 19,930 - Unknown

TOP

livebaseballscorecards.com

Batter	1	2	3	4	5	6	7	8	9	AB	R	H	RBI	BB	SO	LOB
Al Bumbry, L (1, 7) OBP: 0.351, SLG: 0.366	F7	BB		1-3			G3		2B	4	0	1	0	1	0	0
Billy Smith, S (1, 4) OBP: 0.327, SLG: 0.340	BB	F8			F8		F9		F8	4	0	0	0	1	0	3
Eddie Murray, S (1, 3) OBP: 0.311, SLG: 0.397	F7		L6		3-1		HR		F7	5	1	1	1	0	0	2
Ken Singleton, S (1, 9) OBP: 0.464, SLG: 0.489 Carlos Lopez, R (7, 9) OBP: 0.303, SLG: 0.367	BB		1B		F8		F8			3 0	0 0	1 0	0 0	1 0	0 0	0 0
Larry Harlow, L (1, 8) OBP: 0.464, SLG: 0.612	1B		4-3			E SF8 S	1B	1B	2B	4	2	3	0	0	0	1
Lee May, R (1, 10) OBP: 0.315, SLG: 0.463	6-3		1B			F2		CS 1B		4	0	2	1	0	0	4
Doug DeCinces, R (1, 5) OBP: 0.333, SLG: 0.384		5-3	F7			E5		K		4	0	0	0	0	1	4
Mark Belanger, R (1, 6) OBP: 0.324, SLG: 0.339		P6		6-3		SF8		F9		3	0	0	1	0	0	0
Dave Skaggs, R (1, 2)		BB		6-3		1-3			F8	3	0	0	0	1	0	1

	AB	34
	R	3
	H	8
	RBI	3
	BB	4
	SO	1
	LOB	15

Inning Stats	1	2	3	4	5	6	7	8	9	1B: 5	SF: 1	WP: 0	PA: 39
R	0	0	0	0	0	1	1	1	0	2B: 2	SAC: 0	PB: 0	
E	0	0	0	0	0	1	0	0	0	3B: 0	DP: 0	SB: 2	
K	0	0	0	0	0	0	0	1	0	HR: 1	HBP: 0	CS: 1	
S	4	3	5	3	3	5	4	6	4				
H	1	0	2	0	0	1	1	2	1				
LOB	3	2	2	0	0	1	0	0	1				
BB	2	2	0	0	0	0	0	0	0				
P	12	11	5	3	3	5	4	6	4				

PITCHER		IP	WLS	BF	H	R	ER	SO	BB	IBB	HBP	BLK	WP	HR	S	P	ERA	WHIP
Allen Ripley, R ERA: 5.91	(1, 1)	8.1	L	37	8	3	2	1	4	0	0	0	0	1	35	51	2.16	1.440
Tom Burgmeier, L ERA: 1.93	(9, 1)	0.2		2	0	0	0	0	0	0	0	0	0	0	2	2	0.00	0.000

PITCHER	IP	WLS	BF	H	R	ER	SO	BB	IBB	HBP	BLK	WP	HR	S	P	ERA	WHIP

Baltimore Orioles @ Boston Red Sox

Fenway Park, Boston, MA

Tue May 02 1978, 7:05 PM EDT

Att. 19,930 - Unknown

BOTTOM

livebaseballscorecards.com

Batter	1	2	3	4	5	6	7	8	9	AB	R	H	RBI	BB	SO	LOB
Rick Burleson, R (1, 6) OBP: 0.263, SLG: 0.264	P4		5-3		BB		3-1		K	4	0	0	0	1	1	1
Jerry Remy, L (1, 4) OBP: 0.340, SLG: 0.349	4-3		3-1		K		1B BB			3	0	0	0	1	1	2
Jim Rice, R (1, 7) OBP: 0.375, SLG: 0.625	1B		BB		K		G4-6-3 1B			3	0	2	0	1	1	1
Carl Yastrzemski, L (1, 3) OBP: 0.413, SLG: 0.320	1-3		BB			1B 1B BB	G4-6-3			2	1	0	0	2	0	3
Carlton Fisk, R (1, 2) OBP: 0.366, SLG: 0.423		P4	F9			K		F7		4	0	0	0	0	1	4
Fred Lynn, L (1, 8) OBP: 0.353, SLG: 0.462		3-1		4-3		F7		P5		4	0	0	0	0	0	1
Butch Hobson, R (1, 5) OBP: 0.348, SLG: 0.622		BB		K		1B 1-3 1B		F8		3	0	1	0	1	1	0
Bernie Carbo, L (1, 9) OBP: 0.346, SLG: 0.500		1-3		5-3		1-2 3-H 1B			G3	4	0	1	1	0	0	1
Jack Brohamer, L (1, 10) OBP: 0.400, SLG: 0.357			3-1 5-3 BB		G3	F7			4-3	3	0	0	0	1	0	2
Inning Stats	R: 0 E: 0 K: 0 S: 4 H: 1 LOB: 1 BB: 0 P: 4	R: 0 E: 0 K: 0 S: 3 H: 0 LOB: 1 BB: 1 P: 7	R: 0 E: 0 K: 0 S: 3 H: 0 LOB: 3 BB: 3 P: 15	R: 0 E: 0 K: 1 S: 5 H: 0 LOB: 0 BB: 0 P: 5	R: 0 E: 0 K: 2 S: 7 H: 0 LOB: 1 BB: 1 P: 11	R: 1 E: 0 K: 1 S: 7 H: 2 LOB: 2 BB: 1 P: 11	R: 0 E: 0 K: 0 S: 3 H: 1 LOB: 1 BB: 1 P: 7	R: 0 E: 0 K: 0 S: 3 H: 0 LOB: 0 BB: 0 P: 3	R: 0 E: 0 K: 1 S: 5 H: 0 LOB: 0 BB: 0 P: 5	1B: 4 2B: 0 3B: 0 HR: 0	SF: 0 SAC: 0 DP: 1 HBP: 0						

	AB	30
	R	1
	H	4
	RBI	1
	BB	7
	SO	5
	LOB	15

WP: 0 PB: 0 SB: 0 CS: 0 PA: 37

PITCHER	IP	WLS	BF	H	R	ER	SO	BB	IBB	HBP	BLK	WP	HR	S	P	ERA	WHIP
Dennis Martinez, R (1, 1) ERA: 4.87	9.0	W	37	4	1	1	5	7	0	0	0	0	0	40	68	1.00	1.222

PITCHER	IP	WLS	BF	H	R	ER	SO	BB	IBB	HBP	BLK	WP	HR	S	P	ERA	WHIP

Minnesota Twins @ Boston Red Sox

Fenway Park, Boston, MA

Wed May 03 1978, 7:05 PM EDT

Att. 16,403 - Unknown - 56 F

livebaseballscorecards.com

TOP

Batter	1	2	3	4	5	6	7	8	9	AB	R	H	RBI	BB	SO	LOB
Hosken Powell, L (1, 9) OBP: 0.290, SLG: 0.290	1B BLK 1B 1B	F5		F8		3-1 1B 1B 1-2 2-3 3-H		F4	4-3	3	1	1	0	0	0	0
Willie Norwood, R (6, PH) OBP: 0.286, SLG: 0.316										2	1	1	1	0	0	0
(6, 9)																
Glenn Adams, L (9, PH) OBP: 0.175, SLG: 0.206										1	0	0	0	0	0	1
Roy Smalley, S (1, 6) OBP: 0.364, SLG: 0.408	BB 1B 1B 1-3	CS 1B		1B		SF8 3-H		F8		4	1	3	1	0	0	0
Rod Carew, L (1, 3) OBP: 0.425, SLG: 0.495	1B 1B BB 1-2	CS 1-2	BB BB 1B	F9		3-1 1-2 2-3		1B		4	1	2	0	1	0	3
Mike Cubbage, L (1, 5) OBP: 0.383, SLG: 0.403	F6		F8		G1-6-3 1B	FC6-4 1B 2-H 3-H		K		5	0	2	2	0	1	5
(6, 4)																
Dan Ford, R (1, 8) OBP: 0.358, SLG: 0.484	F9 1B 1B 1-3 2-H 3-H		P9		G1-6-3 1-2f	FC6-4 1-2f			F6	5	0	1	2	0	0	3
Jose Morales, R (1, 10) OBP: 0.474, SLG: 0.667	1B 1-2 3-H		BB BB 1-2		F8		CS 2B		3B 2B	4	1	3	1	1	0	0
Craig Kusick, R (1, 7) OBP: 0.321, SLG: 0.333	F9 2-3		BB 1-2 2-3			BB 1B 1B	F8		1B 3B 2-H	3	2	1	1	2	0	3
Butch Wynegar, S (1, 2) OBP: 0.292, SLG: 0.313	K		F6			1B BB SF8 1B 1-2	K		1B 3-H	5	1	2	1	0	2	6
Bob Randall, R (1, 4) OBP: 0.369, SLG: 0.419		K		F9		3-1 1B 1B BB 1-2 2-3	BB 2-3		F9	2	0	0	0	0	1	0
Rich Chiles, L (6, PH) OBP: 0.452, SLG: 0.360										0	1	0	0	1	0	0
Larry Wolfe, R (6, 5) OBP: 0.297, SLG: 0.343										1	0	0	0	1	0	1
Inning Stats	R: 3 E: 0 K: 1 S: 9 H: 4 LOB: 2 BB: 1 P: 13	R: 0 E: 0 K: 1 S: 5 H: 1 LOB: 0 BB: 0 P: 5	R: 0 E: 0 K: 0 S: 4 H: 1 LOB: 3 BB: 2 P: 12	R: 0 E: 0 K: 0 S: 4 H: 1 LOB: 1 BB: 0 P: 4	R: 0 E: 0 K: 0 S: 3 H: 1 LOB: 0 BB: 0 P: 3	R: 4 E: 0 K: 0 S: 6 H: 3 LOB: 1 BB: 2 P: 14	R: 0 E: 0 K: 1 S: 5 H: 1 LOB: 1 BB: 1 P: 9	R: 0 E: 0 K: 1 S: 6 H: 1 LOB: 1 BB: 0 P: 6	R: 2 E: 0 K: 0 S: 6 H: 3 LOB: 1 BB: 0 P: 6	1B: 13 2B: 2 3B: 1 HR: 0 SF: 1 SAC: 0 DP: 1 HBP: 0							

	AB	39
	R	9
	H	16
	RBI	9
	BB	6
	SO	4
	LOB	22

WP: 0 PB: 0 SB: 0 CS: 2 PA: 47

PITCHER		IP	WLS	BF	H	R	ER	SO	BB	IBB	HBP	BLK	WP	HR	S	P	ERA	WHIP
Luis Tiant, R ERA: 4.95	(1, 1)	5.0		27	9	6	6	2	5	0	0	1	0	0	26	46	10.80	2.800
Tom Burgmeier, L ERA: 4.5	(6, 1)	3.1	W	17	7	3	3	2	1	0	0	0	0	0	20	24	8.10	2.400
Bob Stanley, R ERA: 3.38	(9, 1)	0.2	S	2	0	0	0	0	0	0	0	0	0	0	2	2	0.00	0.000

PITCHER	IP	WLS	BF	H	R	ER	SO	BB	IBB	HBP	BLK	WP	HR	S	P	ERA	WHIP

Batter	1	2	3	4	5	6	7	8	9	AB	R	H	RBI	BB	SO	LOB
Rick Burleson, R (1, 6) OBP: 0.276, SLG: 0.293	4-3		E9	2B		FC3-6 BB	SH5-4 FC6-2 2B	FC4-6		5	2	2	1	1	0	1
Jerry Remy, L (1, 10) OBP: 0.347, SLG: 0.348	K		4-3	G6-4-3 BB		E 1B	SH5-4			3	1	1	1	1	1	1
Jim Rice, R (1, 7) OBP: 0.376, SLG: 0.614	5-3		1B 1B	G6-4-3		FC3-6 1B	FC6-2 BB			5	1	2	1	0	0	3
Carl Yastrzemski, L (1, 3) OBP: 0.423, SLG: 0.329		BB 1B	1B		P7	FC3-6 WP E	FC5-4 BB			4	2	2	1	1	0	2
Carlton Fisk, R (1, 2) OBP: 0.378, SLG: 0.420		1B SF7 BB	1B		F7	E PB BB	FC5-4			3	2	1	1	2	0	2
Fred Lynn, L (1, 8) OBP: 0.367, SLG: 0.482		1B	L8		2B	E7 PB 1B		G3		5	0	3	3	0	0	2
Butch Hobson, R (1, 5) OBP: 0.333, SLG: 0.600 Frank Duffy, R (7, 5)		SF7	K		K	K BB		6-3 BB		3 0	0 1	0 0	1 0	0 1	3 0	4 0
Bernie Carbo, L (1, 9) OBP: 0.345, SLG: 0.481 Dwight Evans, R (6, PH) OBP: 0.354, SLG: 0.309 (7, 9)		K		BLK 2B 1B		4-3 1-2 BB		6-3		3 1	1 0	1 0	0 0	0 1	1 0	1 1
Jack Brohamer, L (1, 4) OBP: 0.400, SLG: 0.368		K		F6		BB 1B G3		FC4-6 1B		5	1	2	1	0	1	5
Inning Stats	R: 0 E: 0 K: 1 S: 5 H: 0 LOB: 0 BB: 0 P: 5	R: 2 E: 0 K: 2 S: 9 H: 2 LOB: 1 BB: 1 P: 13	R: 2 E: 1 K: 1 S: 9 H: 3 LOB: 2 BB: 0 P: 9	R: 1 E: 0 K: 0 S: 4 H: 2 LOB: 1 BB: 1 P: 8	R: 0 E: 0 K: 1 S: 6 H: 1 LOB: 1 BB: 0 P: 6	R: 5 E: 1 K: 1 S: 10 H: 4 LOB: 3 BB: 3 P: 22	R: 0 E: 0 K: 0 S: 4 H: 1 LOB: 2 BB: 1 P: 8	R: 1 E: 0 K: 0 S: 4 H: 1 LOB: 1 BB: 1 P: 8		1B: 11 2B: 3 3B: 0 HR: 0 SF: 1 SAC: 1 DP: 1 HBP: 0						

PITCHER		IP	WLS	BF	H	R	ER	SO	BB	IBB	HBP	BLK	WP	HR	S	P	ERA	WHIP
Gary Serum, R ERA: 2.93	(1, 1)	3.1		19	7	5	4	4	1	0	0	1	0	0	26	30	10.80	2.400
Dave Johnson, R ERA: 8.44	(4, 1)	2.1	L	15	5	5	4	2	3	0	0	0	1	0	16	28	15.43	3.429
Mac Scarce, L ERA: 1.35	(6, 1)	0.2		4	1	0	0	0	1	0	0	0	0	0	3	7	0.00	3.000
Greg Thayer, R ERA: 4.5	(7, 1)	1.2		8	1	1	1	0	2	0	0	0	0	0	6	14	5.40	1.800

PITCHER	IP	WLS	BF	H	R	ER	SO	BB	IBB	HBP	BLK	WP	HR	S	P	ERA	WHIP

BOTTOM

Minnesota Twins @ Boston Red Sox

Fenway Park, Boston, MA

Wed May 03 1978, 7:05 PM EDT

Att. 16,403 - Unknown - 56 F

livebaseballscorecards.com

AB	37
R	11
H	14
RBI	10
BB	7
SO	6
LOB	22

WP: 1 PA: 46
PB: 1
SB: 0
CS: 0

Batter	1	2	3	4	5	6	7	8	9	AB	R	H	RBI	BB	SO	LOB
Hosken Powell, L (1, 9) OBP: 0.274, SLG: 0.273	3-1		F9			F8			F9	4	0	0	0	0	0	0
Roy Smalley, S (1, 6) OBP: 0.360, SLG: 0.402	G6-4-3 1B		G3			6-3			G3	4	0	1	0	0	0	0
Rod Carew, L (1, 3) OBP: 0.419, SLG: 0.481	G6-4-3 1-2f			6-3		4-3			BB	3	1	0	0	1	0	1
Mike Cubbage, L (1, 5) OBP: 0.376, SLG: 0.387		BB		F9			L4		E4 1B 1-H	3	0	0	0	1	0	0
Dan Ford, R (1, 8) OBP: 0.364, SLG: 0.495		K		2B			6-3		1B 1-2	4	0	2	0	0	1	1
Glenn Adams, L (1, 10) OBP: 0.179, SLG: 0.224		2B 1-3		F8			F8		F8	4	0	1	0	0	0	3
Rich Chiles, L (1, 7) OBP: 0.412, SLG: 0.321		G3			4-3			3-1		3	0	0	0	0	0	2
Butch Wynegar, S (1, 2) OBP: 0.283, SLG: 0.302		F9			F5			F9		3	0	0	0	0	0	2
Bob Randall, R (1, 4) OBP: 0.356, SLG: 0.403			F8		K			5-3		3	0	0	0	0	1	0
Inning Stats	R: 0 E: 0 K: 0 S: 3 H: 1 LOB: 0 BB: 0 P: 3	R: 0 E: 0 K: 1 S: 6 H: 1 LOB: 2 BB: 1 P: 10	R: 0 E: 0 K: 0 S: 3 H: 0 LOB: 0 BB: 0 P: 3	R: 0 E: 0 K: 0 S: 4 H: 1 LOB: 1 BB: 0 P: 4	R: 0 E: 0 K: 1 S: 5 H: 0 LOB: 0 BB: 0 P: 5	R: 0 E: 0 K: 0 S: 3 H: 0 LOB: 0 BB: 0 P: 3	R: 0 E: 0 K: 0 S: 3 H: 0 LOB: 0 BB: 0 P: 3	R: 0 E: 0 K: 0 S: 3 H: 0 LOB: 0 BB: 0 P: 3	R: 1 E: 1 K: 0 S: 5 H: 1 LOB: 2 BB: 1 P: 9	1B: 2 2B: 2 3B: 0 HR: 0 SF: 0 SAC: 0 DP: 1 HBP: 0						

PITCHER	IP	WLS	BF	H	R	ER	SO	BB	IBB	HBP	BLK	WP	HR	S	P	ERA	WHIP
Dennis Eckersley, R (1, 1) ERA: 4.06	9.0	W	33	4	1	0	2	2	0	0	0	0	0	35	43	0.00	0.667

PITCHER	IP	WLS	BF	H	R	ER	SO	BB	IBB	HBP	BLK	WP	HR	S	P	ERA	WHIP

TOP

Minnesota Twins @ Boston Red Sox

Fenway Park, Boston, MA

Thu May 04 1978, 7:05 PM EDT

Att. 15,784 - Unknown - 54 F

livebaseballscorecards.com

AB	31
R	1
H	4
RBI	0
BB	2
SO	2
LOB	9

BOTTOM

Minnesota Twins @ Boston Red Sox

Fenway Park, Boston, MA

Thu May 04 1978, 7:05 PM EDT

Att. 15,784 - Unknown - 54 F

livebaseballscorecards.com

Batter	1	2	3	4	5	6	7	8	9	AB	R	H	RBI	BB	SO	LOB
Rick Burleson, R (1, 6) OBP: 0.300, SLG: 0.312	0-0 1B 3B 2B	1-0 E 1-2 SF8 HBP	0-0 ② SF7 3-H		BBBB 4-0 BB		BBBB 4-0 BB			1	2	1	1	2	0	0
Jerry Remy, L (1, 10) OBP: 0.350, SLG: 0.351	0-0 3B 2-3 1B	0-0 E3 SF8 1-3 2-H 3-H 1B	SSS 0-3 ③ K		x 0-0 ③ 4-3		x 0-0 ③ L7			5	2	2	1	0	1	4
Jim Rice, R (1, 7) OBP: 0.377, SLG: 0.648	0-0 ② SF9 1-H 3-H 3B	0-0 ② SF8 2-3 3-H		0-0 3B	0-0 ① F7			0-0 ① 1-3		4	1	2	3	0	0	0
Carl Yastrzemski, L (1, 3) OBP: 0.420, SLG: 0.333 Fred Kendall, R (5, 3) OBP: 0.167, SLG: 0.167	0-0 ① SF9 3-H	0-0 1B 3-H 1B		SSS 0-3 ① K	0-0 ② 6-3			0-0 ② 6-3		2 2	0 0	1 0	2 0	0 0	1 0	1 0
Carlton Fisk, R (1, 2) OBP: 0.379, SLG: 0.419	0-0 ② L8	0-0 1-2 1B		0-0 ② F5	0-0 1B			0-0 ③ L7		5	0	2	0	0	0	1
Fred Lynn, L (1, 8) OBP: 0.362, SLG: 0.465	0-0 ③ 1-3	0-0 ③ F8		BBBB 4-0 BB	0-0 ③ G2					3	0	0	0	1	0	3
Butch Hobson, R (1, 5) OBP: 0.333, SLG: 0.602 Frank Duffy, R (5, 5) OBP: 0.286, SLG: 0.167		0-0 4-3 1B 2B	0-0 ① 5-3	0-0 ③ F4			0-0 F9 4-3 1B			3 1	1 0	1 1	0 0	0 0	0 0	2 0
Bernie Carbo, L (1, 9) OBP: 0.333, SLG: 0.433		0-0 ① 4-3 2-3	BBBB 4-0 2B SF7 BB		0-0 ① F8		0-0 ① 4-3 1-2			3	1	0	0	1	0	2
Jack Brohamer, L (1, 4) OBP: 0.417, SLG: 0.409		BBBB 4-0 1B HBP E BB	0-0 1-3 2B		0-0 ② 1-6-3		0-0 ② F9 2-3			3	1	1	0	1	0	1
Inning Stats	R: 3 E: 0 K: 0 S: 6 H: 3 LOB: 0 BB: 0 P: 6	R: 4 E: 1 K: 0 S: 7 H: 4 LOB: 2 BB: 1 P: 12	R: 1 E: 0 K: 1 S: 6 H: 1 LOB: 1 BB: 1 P: 10	R: 0 E: 0 K: 1 S: 6 H: 1 LOB: 2 BB: 1 P: 10	R: 0 E: 0 K: 0 S: 3 H: 0 LOB: 1 BB: 1 P: 7	R: 0 E: 0 K: 0 S: 4 H: 1 LOB: 1 BB: 0 P: 4	R: 0 E: 0 K: 0 S: 4 H: 1 LOB: 2 BB: 1 P: 8	R: 0 E: 0 K: 0 S: 3 H: 0 LOB: 0 BB: 0 P: 3		1B: 6 2B: 3 3B: 2 HR: 0	SF: 3 SAC: 0 DP: 0 HBP: 1			WP: 0 PB: 0 SB: 0 CS: 0	PA: 41	

	AB	32
	R	8
	H	11
	RBI	7
	BB	5
	SO	2
	LOB	14

PITCHER		IP	WLS	BF	H	R	ER	SO	BB	IBB	HBP	BLK	WP	HR	S	P	ERA	WHIP
Paul Thormodsgard, R ERA: 5.35	(1, 1)	1.2	L	13	6	7	7	0	1	0	1	0	0	0	11	16	37.80	4.200
Greg Thayer, R ERA: 3.93	(2, 1)	4.1		20	4	1	1	2	3	0	0	0	0	0	21	33	2.08	1.615
Tom Johnson, R ERA: 2.86	(7, 1)	2.0		8	1	0	0	0	1	0	0	0	0	0	7	11	0.00	1.000

PITCHER	IP	WLS	BF	H	R	ER	SO	BB	IBB	HBP	BLK	WP	HR	S	P	ERA	WHIP

Batter	1	2	3	4	5	6	7	8	9	10	AB	R	H	RBI	BB	SO	LOB
Don Kessinger, S (1, 6) OBP: 0.347, SLG: 0.333	FC1-4 1B		FC3-5-6-1 2B	G6-4-3 1-2f		BBBB 4-0 G4-6-3 BB		0-0 FC5 2-3f			4	0	2	0	1	0	4
Junior Moore, R (1, 10) OBP: 0.371, SLG: 0.355	F6		FC3-5-6-1 1B 2-3		L4-3 1B	G4-6-3 1-2f			SSS 0-3 K		5	1	1	0	0	1	3
Bobby Bonds, R (1, 9) OBP: 0.360, SLG: 0.412 Bob Molinaro, L (9, PR) OBP: 0.400, SLG: 0.522 (9, 9)	FC1-4 1-2f		1B S 1B 2-H		L4-3 1-2		6-3		BBBB 4-0 BB		4 0	0 0	1 0	1 0	1 0	0 0	2 0
Lamar Johnson, R (1, 3) OBP: 0.337, SLG: 0.395	F9		F9		BBBB 4-0 1B S 2B BB		F4		P9		4	1	0	0	1	0	3
Wayne Nordhagen, R (1, 7) OBP: 0.319, SLG: 0.578		5-3	FC6-4 1B 1-3		2B 1B 1-3		F6		F4		5	1	2	0	0	0	1
Chet Lemon, R (1, 8) OBP: 0.348, SLG: 0.420		6-3	FC6-4 1-2f		2B 1-H 3-H			BBBB 4-0 CS SH1-3 BB		3-1	4	0	1	2	1	0	2
Jorge Orta, L (1, 4) OBP: 0.341, SLG: 0.494		1B 2B		4-3	BBBB 4-0 FC6-4 BB			SH1-3 1-2		F9	3	1	1	0	1	0	0
Eric Soderholm, R (1, 5) OBP: 0.273, SLG: 0.371		2-H 1B		CI 1B	FC6-4 1-2f			BBBB 4-0 FC5 1B BB 2-3		F6	3	0	1	1	1	0	2
Bill Nahorodny, R (1, 2) OBP: 0.368, SLG: 0.404		P7		G6-4-3 1B 1-2		F8		1B 1-2			4	0	2	0	0	0	1
Inning Stats	R: 0 E: 0 K: 0 S: 4 H: 1 LOB: 1 BB: 0 P: 4	R: 1 E: 0 K: 0 S: 5 H: 2 LOB: 1 BB: 0 P: 5	R: 1 E: 0 K: 0 S: 6 H: 3 LOB: 2 BB: 0 P: 6	R: 0 E: 1 K: 0 S: 4 H: 1 LOB: 1 BB: 0 P: 4	R: 2 E: 0 K: 0 S: 5 H: 3 LOB: 2 BB: 2 P: 13	R: 0 E: 0 K: 0 S: 2 H: 0 LOB: 0 BB: 1 P: 6	R: 0 E: 0 K: 0 S: 3 H: 0 LOB: 0 BB: 0 P: 3	R: 0 E: 0 K: 0 S: 3 H: 1 LOB: 2 BB: 2 P: 11	R: 0 E: 0 K: 1 S: 5 H: 0 LOB: 1 BB: 1 P: 9	R: 0 E: 0 K: 0 S: 3 H: 0 LOB: 0 BB: 0 P: 3	1B: 8 2B: 4 3B: 0 HR: 0	SF: 0 SAC: 1 DP: 3 HBP: 0						

PITCHER		IP	WLS	BF	H	R	ER	SO	BB	IBB	HBP	BLK	WP	HR	S	P	ERA	WHIP
Bill Lee, L ERA: 2.57	(1, 1)	9.0		41	11	4	4	1	6	0	0	0	0	0	37	61	4.00	1.889
Bob Stanley, R ERA: 3.22	(10, 1)	1.0	W	3	0	0	0	0	0	0	0	0	0	0	3	3	0.00	0.000

PITCHER	IP	WLS	BF	H	R	ER	SO	BB	IBB	HBP	BLK	WP	HR	S	P	ERA	WHIP

TOP

Chicago White Sox @ Boston Red Sox

Fenway Park, Boston, MA

Sat May 06 1978, 3:33 AM EDT

Unknown - 67 F

livebaseballscorecards.com

AB	36
R	4
H	11
RBI	4
BB	6
SO	1
LOB	18

1B: 8	SF: 0	WP: 0	PA: 44
2B: 4	SAC: 1	PB: 0	
3B: 0	DP: 3	SB: 2	
HR: 0	HBP: 0	CS: 1	

Batter	1	2	3	4	5	6	7	8	9	10	AB	R	H	RBI	BB	SO	LOB
Rick Burleson, R (1, 6) OBP: 0.304, SLG: 0.309	1-3		1-3		BB 1-2		K		SH3 1B		4	1	1	0	1	1	1
Jerry Remy, L (1, 4) OBP: 0.374, SLG: 0.392	PB 1B 2B		1B		BB 1-2 2-3			2B 2B	SH3 1-2		3	2	3	0	1	0	0
Jim Rice, R (1, 7) OBP: 0.387, SLG: 0.655	G3 S 2-H 1B		F8		L4			1B 2-H 2B	CS 2-H 1B		5	1	3	3	0	0	4
Carl Yastrzemski, L (1, 3) OBP: 0.419, SLG: 0.337	G3 1-3			K		P7-3 1B		FC5-4 2-H 1B	CS 1-2	3-1	5	0	2	1	0	1	1
Carlton Fisk, R (1, 2) OBP: 0.370, SLG: 0.407	F8			K		P7-3 1-2f		FC5-4 FC6-4 1-2f		HR 1B	5	1	1	0	0	1	3
Fred Lynn, L (1, 8) OBP: 0.361, SLG: 0.461 Dwight Evans, R (8, PH) OBP: 0.358, SLG: 0.357 (9, 8)	F8			CS 1B		4-3		FC6-4 1B 1-2f		HR 1-H	3 2	0 1	1 1	0 2	0 0	0 0	0 1
Butch Hobson, R (1, 10) OBP: 0.340, SLG: 0.593	F6			CS 1-2	BB BB BB		F8	1B 1-2			3	0	1	0	1	0	0
Bernie Carbo, L (1, 9) OBP: 0.297, SLG: 0.382	K				F8		F8	1-3			4	0	0	0	0	1	3
Jack Brohamer, L (1, 5) OBP: 0.393, SLG: 0.423			F9		F5		2B		4-3		4	0	1	0	0	0	1
Inning Stats	R: 1 H: 2 E: 0 LOB: 1 K: 0 BB: 0 S: 5 P: 5		R: 0 H: 0 E: 0 LOB: 0 K: 1 BB: 0 S: 5 P: 5	R: 0 H: 1 E: 0 LOB: 0 K: 0 BB: 0 S: 4 P: 4	R: 0 H: 1 E: 0 LOB: 0 K: 2 BB: 0 S: 7 P: 7	R: 0 H: 0 E: 0 LOB: 3 K: 0 BB: 3 S: 3 P: 15	R: 0 H: 1 E: 0 LOB: 0 K: 0 BB: 0 S: 3 P: 3	R: 0 H: 1 E: 0 LOB: 1 K: 1 BB: 0 S: 6 P: 6	R: 2 H: 4 E: 0 LOB: 2 K: 0 BB: 0 S: 7 P: 7	R: 1 H: 2 E: 0 LOB: 0 K: 0 BB: 0 S: 4 P: 4	R: 2 H: 2 E: 0 LOB: 0 K: 0 BB: 0 S: 3 P: 3	1B: 9 SF: 0 2B: 5 SAC: 1 3B: 0 DP: 1 HR: 1 HBP: 0						

PITCHER		IP	WLS	BF	H	R	ER	SO	BB	IBB	HBP	BLK	WP	HR	S	P	ERA	WHIP
Steve Stone, R ERA: 4.11	(1, 1)	7.0		30	8	3	3	4	3	0	0	0	0	0	35	47	3.86	1.571
Rich Hinton, L ERA: 1.69	(8, 1)	0.0		1	1	0	0	0	0	0	0	0	0	0	1	1	∞	∞
Jim Willoughby, R ERA: 4.7	(8, 1)	2.1	L	11	5	3	3	0	0	0	0	0	0	1	11	11	11.57	2.143

PITCHER	IP	WLS	BF	H	R	ER	SO	BB	IBB	HBP	BLK	WP	HR	S	P	ERA	WHIP

BOTTOM

Chicago White Sox @ Boston Red Sox

Fenway Park, Boston, MA

Sat May 06 1978, 3:33 AM EDT

Unknown - 67 F

livebaseballscorecards.com

AB	38
R	6
H	14
RBI	6
BB	3
SO	4
LOB	14

Batter	1	2	3	4	5	6	7	8	9	AB	R	H	RBI	BB	SO	LOB
Ralph Garr, L (1, 7) OBP: 0.306, SLG: 0.391	6-3		FC4-6 1B		6-3			F9		4	0	1	0	0	0	3
Don Kessinger, S (1, 6) OBP: 0.321, SLG: 0.306	G3		FC4-6 1-2f			F7		F8		4	0	0	0	0	0	2
Jorge Orta, L (1, 4) OBP: 0.337, SLG: 0.482	F8			F9		F6		1-2 1B		4	0	1	0	0	0	0
Lamar Johnson, R (1, 3) OBP: 0.323, SLG: 0.376		P8		5-3		5-3		L4		4	0	0	0	0	0	2
Ron Blomberg, L (1, 10) OBP: 0.256, SLG: 0.452		1B		K			F9		G3	4	0	1	0	0	1	0
Chet Lemon, R (1, 8) OBP: 0.355, SLG: 0.447		K			F3		6-3 2B		3-1 2B	4	0	2	0	0	1	1
Bob Molinaro, L (1, 9) OBP: 0.379, SLG: 0.481		4-3			1B 1B		6-3 2-3		3-1 2-3	4	0	1	0	0	0	3
Eric Soderholm, R (1, 5) OBP: 0.272, SLG: 0.365			3-1		1-3 1B		F3		F9	4	0	1	0	0	0	2
Wayne Nordhagen, R (1, 2) OBP: 0.300, SLG: 0.542			F8		K			E5 1B		3	0	0	0	0	1	2
Inning Stats	R: 0 E: 0 K: 0 S: 3 H: 0 LOB: 0 BB: 0 P: 3	R: 0 E: 0 K: 1 S: 6 H: 1 LOB: 1 BB: 0 P: 6	R: 0 E: 0 K: 0 S: 4 H: 1 LOB: 1 BB: 0 P: 4	R: 0 E: 0 K: 1 S: 5 H: 0 LOB: 0 BB: 0 P: 5	R: 0 E: 0 K: 1 S: 7 H: 2 LOB: 2 BB: 0 P: 7	R: 0 E: 0 K: 0 S: 3 H: 0 LOB: 0 BB: 0 P: 3	R: 0 E: 0 K: 0 S: 4 H: 1 LOB: 1 BB: 0 P: 4	R: 0 E: 1 K: 0 S: 5 H: 1 LOB: 2 BB: 0 P: 5	R: 0 E: 0 K: 0 S: 4 H: 1 LOB: 1 BB: 0 P: 4	1B: 5 2B: 2 3B: 0 HR: 0 SF: 0 SAC: 0 DP: 0 HBP: 0						

PITCHER	IP	WLS	BF	H	R	ER	SO	BB	IBB	HBP	BLK	WP	HR	S	P	ERA	WHIP
Jim Wright, R (1, 1) ERA: 3.21	9.0	W	35	7	0	0	3	0	0	0	0	0	0	41	41	0.00	0.778

PITCHER	IP	WLS	BF	H	R	ER	SO	BB	IBB	HBP	BLK	WP	HR	S	P	ERA	WHIP

TOP

Chicago White Sox @ Boston Red Sox

Fenway Park, Boston, MA

Sat May 06 1978, 7:05 PM EDT

Att. 32,238 - Unknown - 60 F

livebaseballscorecards.com

AB	35
R	0
H	7
RBI	0
BB	0
SO	3
LOB	15

PA: 35

WP: 0
PB: 0
SB: 0
CS: 0

BOTTOM

Chicago White Sox @ Boston Red Sox

Fenway Park, Boston, MA

Sat May 06 1978, 7:05 PM EDT

Att. 32,238 - Unknown - 60 F

Batter	1	2	3	4	5	6	7	8	9	AB	R	H	RBI	BB	SO	LOB
Rick Burleson, R (1, 6) OBP: 0.303, SLG: 0.317	5-3			HR 2B	F4		F9			4	1	1	0	0	0	1
Jerry Remy, L (1, 4) OBP: 0.369, SLG: 0.386	CS 1B			L3	F7	4-3				4	0	1	0	0	0	2
Jim Rice, R (1, 7) OBP: 0.390, SLG: 0.684	F6 1-2			HR 2-H	4-3 2B			6-3		4	1	2	2	0	0	1
Carl Yastrzemski, L (1, 3) OBP: 0.422, SLG: 0.348		F8		BB BBBB	4-3 2-3			2B		3	0	1	0	1	0	1
Butch Hobson, R (1, 10) OBP: 0.346, SLG: 0.585		G6-4-3 1B		F8	BB BBBB			F3		3	0	1	0	1	0	2
Bernie Carbo, L (1, 9) OBP: 0.293, SLG: 0.351		G6-4-3 1-2f		BB BBBB	6-3			3-1		3	0	0	0	1	0	4
Jack Brohamer, L (1, 5) OBP: 0.355, SLG: 0.379		4-3	F8				P9			3	0	0	0	0	0	2
Dwight Evans, R (1, 8) OBP: 0.369, SLG: 0.411		F8			G6-4-3 1B		HR			3	1	2	1	0	0	0
Bob Montgomery, R (1, 2)		5-3			G6-4-3 1-2f		BB BBBB			2	0	0	0	1	0	1
Inning Stats	R: 0 E: 0 K: 0 S: 3 H: 1 LOB: 0 BB: 0 P: 3	R: 0 E: 0 K: 0 S: 3 H: 1 LOB: 0 BB: 0 P: 3	R: 0 E: 0 K: 0 S: 3 H: 0 LOB: 0 BB: 0 P: 3	R: 2 E: 0 K: 0 S: 5 H: 2 LOB: 2 BB: 2 P: 13	R: 0 E: 0 K: 0 S: 3 H: 1 LOB: 0 BB: 0 P: 3	R: 0 E: 0 K: 0 S: 4 H: 1 LOB: 2 BB: 1 P: 8	R: 1 E: 0 K: 0 S: 4 H: 1 LOB: 1 BB: 1 P: 8	R: 0 E: 0 K: 0 S: 4 H: 1 LOB: 1 BB: 0 P: 4		1B: 3 2B: 3 3B: 0 HR: 2 SF: 0 SAC: 0 DP: 2 HBP: 0							

PITCHER	IP	WLS	BF	H	R	ER	SO	BB	IBB	HBP	BLK	WP	HR	S	P	ERA	WHIP
Francisco Barrios, R (1, 1) ERA: 4.42	8.0	L	33	8	3	3	0	4	0	0	0	0	2	29	45	3.38	1.500

PITCHER	IP	WLS	BF	H	R	ER	SO	BB	IBB	HBP	BLK	WP	HR	S	P	ERA	WHIP

AB	29
R	3
H	8
RBI	3
BB	4
SO	0
LOB	14

WP: 0 PB: 0 SB: 0 CS: 1 PA: 33

livebaseballscorecards.com

Batter	1	2	3	4	5	6	7	8	9	AB	R	H	RBI	BB	SO	LOB
Bob Molinaro, L (1, 7) OBP: 0.364, SLG: 0.452	G3		S 1B			G3		F9		4	0	1	0	0	0	1
Don Kessinger, S (1, 6) OBP: 0.316, SLG: 0.302	1-3		G3 1-2			G4-6-3 1B			G3	4	0	1	0	0	0	1
Jorge Orta, L (1, 4) OBP: 0.323, SLG: 0.461	F6			F8		G4-6-3 1-2f			K SSS	4	0	0	0	0	1	1
Bobby Bonds, R (1, 10) OBP: 0.367, SLG: 0.417		FC6-4 1B		G3			G6-3 1B		K SSS	4	0	2	0	0	1	0
Lamar Johnson, R (1, 3) OBP: 0.323, SLG: 0.375		FC6-4 G3 1-2f		1B			G6-3 1-2f			3	0	1	0	0	0	2
Wayne Nordhagen, R (1, 9) OBP: 0.283, SLG: 0.510		G3 1-2		5-3			F8			3	0	0	0	0	0	2
Chet Lemon, R (1, 8) OBP: 0.354, SLG: 0.443		6-3			F9			FC6-4 1B		3	0	1	0	0	0	1
Eric Soderholm, R (1, 5) OBP: 0.262, SLG: 0.351			K SSS		K SSS			FC6-4 1-2f		3	0	0	0	0	2	1
Bill Nahorodny, R (1, 2) OBP: 0.350, SLG: 0.382			F3		5-3			F8		3	0	0	0	0	0	1
Inning Stats	R: 0 H: 0 E: 0 LOB: 0 K: 0 BB: 0 S: 3 P: 3	R: 0 H: 1 E: 0 LOB: 1 K: 0 BB: 0 S: 4 P: 4	R: 0 H: 1 E: 0 LOB: 1 K: 1 BB: 0 S: 6 P: 6	R: 0 H: 1 E: 0 LOB: 1 K: 0 BB: 0 S: 4 P: 4	R: 0 H: 0 E: 0 LOB: 0 K: 1 BB: 0 S: 5 P: 5	R: 0 H: 1 E: 0 LOB: 0 K: 0 BB: 0 S: 3 P: 3	R: 0 H: 1 E: 0 LOB: 0 K: 0 BB: 0 S: 3 P: 3	R: 0 H: 1 E: 0 LOB: 1 K: 0 BB: 0 S: 4 P: 4	R: 0 H: 0 E: 0 LOB: 0 K: 2 BB: 0 S: 7 P: 7	1B: 6 SF: 0 2B: 0 SAC: 0 3B: 0 DP: 2 HR: 0 HBP: 0						

TOP

Chicago White Sox @ Boston Red Sox

Fenway Park, Boston, MA

Sun May 07 1978, 3:33 AM EDT

Att. 30,921 - Unknown - 65 F

livebaseballscorecards.com

AB	31
R	0
H	6
RBI	0
BB	0
SO	4
LOB	10

PITCHER	IP	WLS	BF	H	R	ER	SO	BB	IBB	HBP	BLK	WP	HR	S	P	ERA	WHIP
Mike Torrez, R (1, 1) ERA: 4.37	9.0	W	31	6	0	0	4	0	0	0	0	0	0	39	39	0.00	0.667

PITCHER	IP	WLS	BF	H	R	ER	SO	BB	IBB	HBP	BLK	WP	HR	S	P	ERA	WHIP

Batter	1	2	3	4	5	6	7	8	9	AB	R	H	RBI	BB	SO	LOB
Rick Burleson, R (1, 6) OBP: 0.309, SLG: 0.324	HR 1B	F3		S 1B		F8				4	1	2	0	0	0	0
Jerry Remy, L (1, 4) OBP: 0.357, SLG: 0.371	K	P8		L8			4-3			4	0	0	0	0	1	2
Jim Rice, R (1, 7) OBP: 0.394, SLG: 0.703	1-H HR	HR 1B		K 1-2			K			4	2	2	2	0	2	1
Carl Yastrzemski, L (1, 3) OBP: 0.416, SLG: 0.376	4-3	1-H HR		F8			4-3			4	1	1	2	0	0	1
Carlton Fisk, R (1, 2) OBP: 0.375, SLG: 0.404	BB BB	4-3 1B			F7			6-3		3	1	1	0	1	0	0
Fred Lynn, L (1, 8) OBP: 0.356, SLG: 0.446	1-2 BB	4-3 1-2			1-3			3-1		3	0	0	0	1	0	1
Butch Hobson, R (1, 5) OBP: 0.343, SLG: 0.571	F7	2-H 1B			F2			K		4	0	1	1	0	1	2
Dwight Evans, R (1, 9) OBP: 0.368, SLG: 0.400		5-3	FC6-4 BB			P7				2	0	0	0	1	0	0
Bob Bailey, R (1, 10) OBP: 0.222, SLG: 0.067		K	1-2f FC6-4			6-3				3	0	0	0	0	1	2
Inning Stats	R: 2 E: 0 K: 1 S: 7 H: 2 LOB: 2 BB: 2 P: 15	R: 0 E: 0 K: 1 S: 5 H: 0 LOB: 0 BB: 0 P: 5	R: 3 E: 0 K: 0 S: 7 H: 4 LOB: 2 BB: 1 P: 11	R: 0 E: 0 K: 1 S: 6 H: 1 LOB: 1 BB: 0 P: 6	R: 0 E: 0 K: 0 S: 3 H: 0 LOB: 0 BB: 0 P: 3	R: 0 E: 0 K: 0 S: 3 H: 0 LOB: 0 BB: 0 P: 3	R: 0 E: 0 K: 1 S: 5 H: 0 LOB: 0 BB: 0 P: 5	R: 0 E: 0 K: 1 S: 5 H: 0 LOB: 0 BB: 0 P: 5		1B: 5 2B: 0 3B: 0 HR: 2	SF: 0 SAC: 0 DP: 0 HBP: 0						

PITCHER		IP	WLS	BF	H	R	ER	SO	BB	IBB	HBP	BLK	WP	HR	S	P	ERA	WHIP
Pablo Torrealba, L ERA: 4.86	(1, 1)	2.2	L	16	6	5	5	2	2	0	0	0	0	2	18	26	16.88	3.000
Lerrin LaGrow, R ERA: 4.05	(3, 1)	3.1		12	1	0	0	1	1	0	0	0	0	0	13	17	0.00	0.600
Jim Willoughby, R ERA: 4.15	(7, 1)	2.0		6	0	0	0	2	0	0	0	0	0	0	10	10	0.00	0.000

PITCHER	IP	WLS	BF	H	R	ER	SO	BB	IBB	HBP	BLK	WP	HR	S	P	ERA	WHIP

BOTTOM

Chicago White Sox @ Boston Red Sox

Fenway Park, Boston, MA

Sun May 07 1978, 3:33 AM EDT
Att. 30,921 - Unknown - 65 F

livebaseballscorecards.com

AB	31
R	5
H	7
RBI	5
BB	3
SO	5
LOB	9

Batter	1	2	3	4	5	6	7	8	9	AB	R	H	RBI	BB	SO	LOB
Freddie Patek, R (1, 6) OBP: 0.303, SLG: 0.365	6-3		1-2 2-3 2B 1B		4-3		4-3			4	1	1	0	0	0	0
Tom Poquette, L (1, 7) OBP: 0.298, SLG: 0.523	F8		L9		1-3			G3		4	0	0	0	0	0	3
Hal McRae, R (1, 10) OBP: 0.333, SLG: 0.581	5-3		1-H 2-H 3-H FC6-2 2B			BBBB 4-0 1B SF9 BB		1B		3	1	2	3	1	0	0
Al Cowens, R (1, 9) OBP: 0.343, SLG: 0.437		1B	3-H FC6-2			L6		F7		4	0	1	0	0	0	3
Darrell Porter, L (1, 2) OBP: 0.390, SLG: 0.489		P4	L8			1-3 FC6 1B		L3		4	0	1	0	0	0	3
Amos Otis, R (1, 8) OBP: 0.321, SLG: 0.493		F3		F9		3-H SF9			5-3	3	0	0	1	0	0	1
Clint Hurdle, L (1, 3) OBP: 0.333, SLG: 0.382		S S S K		1-3		1-2f FC6			1B 2B	4	0	1	0	0	1	2
Jerry Terrell, R (1, 5) OBP: 0.278, SLG: 0.212			1B 1B 2B 1B	1-3			5-3		L4-3 2-3 1B	3	1	1	0	0	0	0
Ralph LaCock, L (9, PH) OBP: 0.200, SLG: 0.154										1	0	1	0	0	0	0
Frank White, R (1, 4) OBP: 0.282, SLG: 0.338			1-2 1B 2B 1B		F8		6-3		L4-3 1-2	3	1	1	0	0	0	0
Joe Lahoud, L (9, PH)										1	0	0	0	0	0	2
Inning Stats	R: 0 E: 0 K: 0 S: 3 H: 0 LOB: 0 BB: 0 P: 3	R: 0 E: 0 K: 1 S: 6 H: 1 LOB: 1 BB: 0 P: 6	R: 3 E: 0 K: 0 S: 7 H: 4 LOB: 1 BB: 0 P: 7	R: 0 E: 0 K: 0 S: 3 H: 0 LOB: 0 BB: 0 P: 3	R: 0 E: 0 K: 0 S: 3 H: 0 LOB: 0 BB: 0 P: 3	R: 1 E: 0 K: 0 S: 4 H: 1 LOB: 1 BB: 1 P: 8	R: 0 E: 0 K: 0 S: 3 H: 0 LOB: 0 BB: 0 P: 3	R: 0 E: 0 K: 0 S: 4 H: 1 LOB: 1 BB: 0 P: 4	R: 0 E: 0 K: 0 S: 4 H: 2 LOB: 1 BB: 0 P: 4	1B: 7 2B: 3 3B: 0 HR: 0	SF: 1 SAC: 0 DP: 1 HBP: 0						

PITCHER	IP	WLS	BF	H	R	ER	SO	BB	IBB	HBP	BLK	WP	HR	S	P	ERA	WHIP
Luis Tiant, R (1, 1) ERA: 4.91	2.0		8	2	1	1	1	0	0	0	0	0	0	10	10	4.50	1.000
Bob Stanley, R (3, 1) ERA: 3.38	7.0	W	28	7	3	3	0	1	0	0	0	0	0	27	31	3.86	1.143

PITCHER	IP	WLS	BF	H	R	ER	SO	BB	IBB	HBP	BLK	WP	HR	S	P	ERA	WHIP

TOP

Kansas City Royals @ Boston Red Sox

Fenway Park, Boston, MA

Mon May 08 1978, 7:05 PM EDT

Att. 25,891 - Unknown - 65 F

livebaseballscorecards.com

AB	34
R	4
H	9
RBI	4
BB	1
SO	1
LOB	14

WP: 0	PA: 36
PB: 0	
SB: 0	
CS: 0	

Batter	1	2	3	4	5	6	7	8	9	AB	R	H	RBI	BB	SO	LOB
Rick Burleson, R (1, 6) OBP: 0.299, SLG: 0.312	5-3	G4-6-3 1-2f			4-3		SH1-4 1-2	F7		4	0	0	0	0	0	3
Jerry Remy, L (1, 4) OBP: 0.353, SLG: 0.367	2B SF8 1B	L9			K		6-3			4	1	1	0	0	1	1
Jim Rice, R (1, 7) OBP: 0.405, SLG: 0.711	SF8 E 1-3 2B		F8		HBP 1B		HR IBB			3	2	2	0	1	0	0
Carl Yastrzemski, L (1, 3) OBP: 0.419, SLG: 0.411	SF8 2-3 3-H		4-3		1-2 HBP		1-H 2-H HR			2	1	1	4	0	0	0
Carlton Fisk, R (1, 2) OBP: 0.362, SLG: 0.388	E6 2B 1B 3-H		P4		F2		P5			4	1	0	0	0	0	2
Fred Lynn, L (1, 8) OBP: 0.362, SLG: 0.490	1B 1-3 2B			HR	F7			K		4	2	2	1	0	1	0
Butch Hobson, R (1, 5) OBP: 0.357, SLG: 0.574 Frank Duffy, R (9, 5) OBP: 0.286, SLG: 0.167	BBB 1B BB			G6-4-3 1B	K			E 1B 1B		3 0	0 0	2 0	0 0	1 0	1 0	0 0
Dwight Evans, R (1, 9) OBP: 0.374, SLG: 0.405	1-3 2-H 3-H 1B			P3	4-3			E7 1-3 1B		4	0	2	2	0	0	1
Bernie Carbo, L (1, 10) OBP: 0.318, SLG: 0.342 Bob Bailey, R (8, PH) OBP: 0.211, SLG: 0.063		BBBB G4-6-3 BB		G6-4-3 1-2f			BBBB SH1-4 HR BB	L5		1 1	1 0	0 0	0 0	2 0	0 0	1 2
Inning Stats	R: 4 E: 1 K: 0 S: 7 H: 4 LOB: 2 BB: 1 P: 11	R: 0 E: 0 K: 0 S: 2 H: 0 LOB: 0 BB: 1 P: 6	R: 0 E: 0 K: 0 S: 3 H: 0 LOB: 0 BB: 0 P: 3	R: 1 E: 0 K: 0 S: 4 H: 2 LOB: 0 BB: 0 P: 4	R: 0 E: 0 K: 1 S: 6 H: 1 LOB: 2 BB: 0 P: 7	R: 0 E: 0 K: 1 S: 5 H: 0 LOB: 0 BB: 0 P: 5	R: 3 E: 0 K: 0 S: 4 H: 1 LOB: 0 BB: 2 P: 12	R: 0 E: 1 K: 1 S: 7 H: 2 LOB: 2 BB: 0 P: 7		1B: 6 2B: 2 3B: 0 HR: 2	SF: 1 SAC: 1 DP: 2 HBP: 1						

PITCHER		IP	WLS	BF	H	R	ER	SO	BB	IBB	HBP	BLK	WP	HR	S	P	ERA	WHIP
Dennis Leonard, R ERA: 3.71	(1, 1)	6.2	L	30	7	7	4	2	3	1	1	0	0	1	29	46	5.40	1.500
Al Hrabosky, L ERA: 1.8	(7, 1)	1.1		7	3	1	1	1	0	0	0	0	0	1	9	9	6.75	2.250

PITCHER	IP	WLS	BF	H	R	ER	SO	BB	IBB	HBP	BLK	WP	HR	S	P	ERA	WHIP

BOTTOM

Kansas City Royals @ Boston Red Sox

Fenway Park, Boston, MA

Mon May 08 1978, 7:05 PM EDT

Att. 25,891 - Unknown - 65 F

livebaseballscorecards.com

AB	30
R	8
H	10
RBI	7
BB	4
SO	3
LOB	10

WP: 0	PB: 0	SB: 0	CS: 0
PA: 37			

Kansas City Royals @ Boston Red Sox

Fenway Park, Boston, MA

Tue May 09 1978, 7:05 PM EDT

Att. 22,369 - Unknown - 62 F

livebaseballscorecards.com

TOP

Batter	1	2	3	4	5	6	7	8	9	AB	R	H	RBI	BB	SO	LOB
Freddie Patek, R (1, 6) OBP: 0.293, SLG: 0.352	K		K			5-3		F7		3	0	0	0	0	2	0
Joe Lahoud, L (8, PH)										1	0	0	0	0	0	0
U L Washington, S (8, 6) OBP: 0.500, SLG: 0.333										0	0	0	0	0	0	0
Tom Poquette, L (1, 7) OBP: 0.314, SLG: 0.521	1B			F9		G4-6-3 1B		G3		4	0	2	0	0	0	0
Hal McRae, R (1, 10) OBP: 0.339, SLG: 0.578	K			E 1B		G4-6-3 1-2f			L9 PB 1B	4	1	2	0	0	1	2
Al Cowens, R (1, 9) OBP: 0.340, SLG: 0.429	F2			E8 1-3 1B			6-3		F7	4	0	1	0	0	0	2
Darrell Porter, L (1, 2) OBP: 0.385, SLG: 0.479		G3		F8			L6		PB S 1-2 1B	4	0	1	0	0	0	2
Willie Wilson, S (9, PR) OBP: 0.319, SLG: 0.364										0	0	0	0	0	0	0
Clint Hurdle, L (1, 3)		P4		F8			HR HBP		L9 2-3	3	1	0	0	0	0	4
(8, 5)																
Amos Otis, R (1, 8) OBP: 0.318, SLG: 0.519		K			F8		HR 1-H		K 1-3 3-H	4	1	1	2	0	2	1
Jerry Terrell, R (1, 5) OBP: 0.256, SLG: 0.194			K		5-3		K			3	0	0	0	0	2	0
(8, 4)																
Frank White, R (1, 4) OBP: 0.275, SLG: 0.329			K		P3			F7		2	0	0	0	0	1	0
Ralph LaCock, L (8, PH) OBP: 0.188, SLG: 0.143										1	0	0	0	0	0	0
(8, 3)																

	AB	33
	R	3
	H	7
	RBI	2
	BB	0
	SO	8
	LOB	11

Inning Stats										
	R: 0	H: 1	R: 0	H: 0	R: 0	H: 0	R: 0	H: 2	R: 0	H: 0
	E: 0	LOB: 1	E: 0	LOB: 0	E: 0	LOB: 0	E: 1	LOB: 2	E: 0	LOB: 0
	K: 2	BB: 0	K: 1	BB: 0	K: 3	BB: 0	K: 0	BB: 0	K: 0	BB: 0
	S: 8	P: 8	S: 5	P: 5	S: 9	P: 9	S: 5	P: 5	S: 3	P: 3

Inning Stats										
	R: 0	H: 1	R: 2	H: 1	R: 0	H: 0	R: 1	H: 2	1B: 6	SF: 0
	E: 0	LOB: 0	E: 0	LOB: 0	E: 0	LOB: 0	E: 0	LOB: 2	2B: 0	SAC: 0
	K: 0	BB: 0	K: 1	BB: 0	K: 0	BB: 0	K: 1	BB: 0	3B: 0	DP: 1
	S: 3	P: 3	S: 6	P: 7	S: 3	P: 3	S: 7	P: 7	HR: 1	HBP: 1

WP: 0	PA: 34
PB: 1	
SB: 1	
CS: 0	

PITCHER		IP	WLS	BF	H	R	ER	SO	BB	IBB	HBP	BLK	WP	HR	S	P	ERA	WHIP
Dennis Eckersley, R ERA: 3.71	(1, 1)	9.0	W	34	7	3	2	8	0	0	1	0	0	1	49	50	2.00	0.778

PITCHER	IP	WLS	BF	H	R	ER	SO	BB	IBB	HBP	BLK	WP	HR	S	P	ERA	WHIP

BOTTOM

Kansas City Royals @ Boston Red Sox

Fenway Park, Boston, MA

Tue May 09 1978, 7:05 PM EDT

Att. 22,369 - Unknown - 62 F

Batter	1	2	3	4	5	6	7	8	9	AB	R	H	RBI	BB	SO	LOB
Rick Burleson, R (1, 6) OBP: 0.295, SLG: 0.307	5-3	1B 1-3 2-H 1B		F9		G4-6-3 1-2f		F8		5	0	1	1	0	0	3
Jerry Remy, L (1, 4) OBP: 0.358, SLG: 0.389	B1	1-3 3-H 1B			L4		HR 3B			4	1	2	1	0	0	0
Jim Rice, R (1, 7) OBP: 0.415, SLG: 0.734	1B 1B	2-3			H 1-0 BB HBP		3-H HR			3	1	2	2	0	0	2
Carl Yastrzemski, L (1, 3) OBP: 0.430, SLG: 0.418	1-3 1B		G4-6-3 1B		B B B 4-0 1-2 BB		G3			3	0	2	0	1	0	0
Carlton Fisk, R (1, 2) OBP: 0.350, SLG: 0.373	L6		S S S K		P4		F7			4	0	0	0	0	1	5
Fred Lynn, L (1, 8) OBP: 0.367, SLG: 0.490		BB 1B 1B	G4-6-3 1-2f		4-3		1B			4	1	2	0	0	0	3
Butch Hobson, R (1, 10) OBP: 0.353, SLG: 0.558		F8		6-3		B B B 4-0 FC1-6 BB	S S S 0-3 K			3	0	0	0	1	1	2
Dwight Evans, R (1, 9) OBP: 0.358, SLG: 0.386		F2		5-3		FC1-6 1B 1-2f		S S S K		4	0	0	0	0	1	2
Jack Brohamer, L (1, 5) OBP: 0.400, SLG: 0.406		B B B 4-0 1B 1-2 1B BB		1B		G4-6-3 1-2 1B		F9		3	1	2	0	1	0	0
Inning Stats	R: 0 E: 0 K: 0 S: 5 H: 2 LOB: 2 BB: 0 P: 5	R: 2 E: 0 K: 0 S: 6 H: 3 LOB: 2 BB: 1 P: 10	R: 0 E: 0 K: 1 S: 5 H: 1 LOB: 0 BB: 0 P: 5	R: 0 E: 0 K: 0 S: 4 H: 1 LOB: 1 BB: 0 P: 4	R: 0 E: 0 K: 0 S: 3 H: 0 LOB: 2 BB: 1 P: 8	R: 0 E: 0 K: 0 S: 3 H: 1 LOB: 1 BB: 1 P: 7	R: 2 E: 0 K: 1 S: 8 H: 3 LOB: 1 BB: 0 P: 8	R: 0 E: 0 K: 1 S: 5 H: 0 LOB: 0 BB: 0 P: 5		1B: 9 2B: 0 3B: 1 HR: 1 SF: 0 SAC: 0 DP: 2 HBP: 1						

livebaseballscorecards.com

AB	33
R	4
H	11
RBI	4
BB	3
SO	3
LOB	17

WP: 0 PB: 0 SB: 0 CS: 0 PA: 37

PITCHER		IP	WLS	BF	H	R	ER	SO	BB	IBB	HBP	BLK	WP	HR	S	P	ERA	WHIP
Jim Colborn, R ERA: 5.73	(1, 1)	6.2	L	33	11	4	4	1	3	0	1	0	0	1	31	44	5.40	2.100
Doug Bird, R ERA: 6.28	(7, 1)	1.1		4	0	0	0	2	0	0	0	0	0	0	8	8	0.00	0.000

PITCHER	IP	WLS	BF	H	R	ER	SO	BB	IBB	HBP	BLK	WP	HR	S	P	ERA	WHIP

Batter	1	2	3	4	5	6	7	8	9	AB	R	H	RBI	BB	SO	LOB
Rick Burleson, R (1, 6) OBP: 0.294, SLG: 0.299	K		K		E4		IBB			3	0	0	0	1	2	0
Jerry Remy, L (1, 4) OBP: 0.346, SLG: 0.376	K		K			K	4-3			4	0	0	0	0	3	3
Jim Rice, R (1, 7) OBP: 0.410, SLG: 0.717	6-3		BB			F4		6-3		3	0	0	0	1	0	0
Carl Yastrzemski, L (1, 3) OBP: 0.424, SLG: 0.412		G3	K			F7		FC5-4 1B		4	0	1	0	0	1	1
Carlton Fisk, R (1, 2) OBP: 0.347, SLG: 0.368		1B 1B 1B		4-3			F8	FC5-4 1-2f		4	1	1	0	0	0	1
Fred Lynn, L (1, 8) OBP: 0.363, SLG: 0.481		1B 1B 1-2 1B		G3			K	F8		4	0	1	0	0	1	1
Butch Hobson, R (1, 10) OBP: 0.358, SLG: 0.551		1B 1-2 2-H 1B		F8			1B 2B BB		K	3	1	1	1	1	1	0
Dwight Evans, R (1, 9) OBP: 0.354, SLG: 0.379		K			K		2B 1-3 1B		F7	4	0	1	0	0	2	2
Frank Duffy, R (1, 5) OBP: 0.364, SLG: 0.400		1-2 2-3 1B			4-3		1-3 3-H 2B		F8	4	0	2	1	0	0	0
Inning Stats	R: 0 E: 0 K: 2 S: 7 H: 0 LOB: 0 BB: 0 P: 7	R: 1 E: 0 K: 1 S: 8 H: 4 LOB: 2 BB: 0 P: 8	R: 0 E: 0 K: 3 S: 9 H: 0 LOB: 1 BB: 1 P: 13	R: 0 E: 0 K: 0 S: 3 H: 0 LOB: 0 BB: 0 P: 3	R: 0 E: 1 K: 1 S: 5 H: 0 LOB: 1 BB: 0 P: 5	R: 0 E: 0 K: 1 S: 5 H: 0 LOB: 0 BB: 0 P: 5	R: 1 E: 0 K: 1 S: 7 H: 2 LOB: 3 BB: 2 P: 15	R: 0 E: 0 K: 0 S: 4 H: 1 LOB: 1 BB: 0 P: 4	R: 0 E: 0 K: 1 S: 5 H: 0 LOB: 0 BB: 0 P: 5	1B: 6 2B: 1 3B: 0 HR: 0 SF: 0 SAC: 0 DP: 0 HBP: 0						

PITCHER	IP	WLS	BF	H	R	ER	SO	BB	IBB	HBP	BLK	WP	HR	S	P	ERA	WHIP
Mike Flanagan, L (1, 1) ERA: 3.61	9.0	W	36	7	2	2	10	2	1	0	0	0	0	53	65	2.00	1.000

PITCHER	IP	WLS	BF	H	R	ER	SO	BB	IBB	HBP	BLK	WP	HR	S	P	ERA	WHIP

TOP

Boston Red Sox @ Baltimore Orioles

Memorial Stadium, Baltimore, MD

Wed May 10 1978, 7:05 PM EDT

Att. 10,023 - Unknown

livebaseballscorecards.com

AB	33
R	2
H	7
RBI	2
BB	3
SO	10
LOB	8

WP: 0	PA: 36
PB: 0	
SB: 0	
CS: 0	

Batter	1	2	3	4	5	6	7	8	9	AB	R	H	RBI	BB	SO	LOB
Al Bumbry, L (1, 8) OBP: 0.353, SLG: 0.376	S 1B		L8		K			3-1		4	0	1	0	0	1	1
Billy Smith, S (1, 4) OBP: 0.297, SLG: 0.324	F5 1-2		F9			F9		F4		4	0	0	0	0	0	2
Larry Harlow, L (1, 9) OBP: 0.420, SLG: 0.508	F7		CS 1-2	F7		F8			SH2-4 HR 1B	3	0	0	0	0	0	1
Carlos Lopez, R (9, PH) OBP: 0.350, SLG: 0.389										1	1	1	0	0	0	0
Ken Singleton, S (1, 7) OBP: 0.444, SLG: 0.541	K			HR		BB			SH2-4 1-2	2	1	1	1	1	1	1
Eddie Murray, S (1, 3) OBP: 0.339, SLG: 0.455		1B		G3		L8			HR 2-H	4	1	2	2	0	0	1
Lee May, R (1, 10) OBP: 0.292, SLG: 0.444		K		1B			F7			3	0	1	0	0	1	1
Doug DeCinces, R (1, 5) OBP: 0.313, SLG: 0.396		F9		F9			K			3	0	0	0	0	1	2
Rick Dempsey, R (1, 2) OBP: 0.313, SLG: 0.278		F9			L4-3 1B		F7			3	0	1	0	0	0	1
Mark Belanger, R (1, 6) OBP: 0.333, SLG: 0.362			CS 1B		L4-3 1-2			6-3		3	0	1	0	0	0	1
Inning Stats	R: 0 E: 0 K: 1 S: 6 H: 1 LOB: 1 BB: 0 P: 6	R: 0 E: 0 K: 1 S: 6 H: 1 LOB: 1 BB: 0 P: 6	R: 0 E: 0 K: 0 S: 3 H: 1 LOB: 0 BB: 0 P: 3	R: 1 E: 0 K: 0 S: 5 H: 2 LOB: 1 BB: 0 P: 5	R: 0 E: 0 K: 1 S: 5 H: 1 LOB: 0 BB: 0 P: 5	R: 0 E: 0 K: 0 S: 3 H: 0 LOB: 1 BB: 1 P: 7	R: 0 E: 0 K: 1 S: 5 H: 0 LOB: 0 BB: 0 P: 5	R: 0 E: 0 K: 0 S: 3 H: 0 LOB: 0 BB: 0 P: 3	R: 2 E: 0 K: 0 S: 3 H: 2 LOB: 0 BB: 0 P: 3	1B: 6 2B: 1 3B: 0 HR: 2 SF: 0 SAC: 1 DP: 1 HBP: 0						

PITCHER	IP	WLS	BF	H	R	ER	SO	BB	IBB	HBP	BLK	WP	HR	S	P	ERA	WHIP
Allen Ripley, R (1, 1) ERA: 4.71	7.1		27	6	1	1	4	1	0	0	0	0	1	34	38	1.23	0.955
Tom Burgmeier, L (8, 1) ERA: 6.0	1.0	L	5	2	2	2	0	0	0	0	0	0	1	5	5	18.00	2.000

PITCHER	IP	WLS	BF	H	R	ER	SO	BB	IBB	HBP	BLK	WP	HR	S	P	ERA	WHIP

BOTTOM

Boston Red Sox @ Baltimore Orioles

Memorial Stadium, Baltimore, MD

Wed May 10 1978, 7:05 PM EDT

Att. 10,023 - Unknown

livebaseballscorecards.com

AB	30
R	3
H	8
RBI	3
BB	1
SO	4
LOB	11

WP: 0 PA: 33
PB: 0
SB: 1
CS: 1

Batter	1	2	3	4	5	6	7	8	9	AB	R	H	RBI	BB	SO	LOB
Rick Burleson, R (1, 6) OBP: 0.284, SLG: 0.287	K		K	F9			6-3 1-2		K	5	0	0	0	0	3	3
Jerry Remy, L (1, 4) OBP: 0.341, SLG: 0.369	F9		HR 1B		4-3		F7		E6 FC6-4 1-2 3-H	5	1	1	0	0	0	1
Jim Rice, R (1, 7) OBP: 0.403, SLG: 0.720	E5		1-H HR		5-3			5-3	FC6-4 1-2f	5	1	1	2	0	0	2
Carl Yastrzemski, L (1, 3) OBP: 0.419, SLG: 0.406	F4		3-1		F5			G1-6-3 1B		4	0	1	0	0	0	1
Carlton Fisk, R (1, 2) OBP: 0.344, SLG: 0.364		6-3	1B 1B			F8		G1-6-3 1-2f		4	0	1	0	0	0	1
Fred Lynn, L (1, 8) OBP: 0.376, SLG: 0.519		SF7 3B	1-2 1B			WP 2B			F4	4	1	3	0	0	0	0
Butch Hobson, R (1, 5) OBP: 0.363, SLG: 0.545 Frank Duffy, R (9, PR) OBP: 0.364, SLG: 0.400 (9, 5)		SF7 BB	K			F9 2-3			BB 1B 1B	3 0	0 1	1 0	0 0	1 0	1 0	3 0
Dwight Evans, R (1, 9) OBP: 0.350, SLG: 0.371		SF7 1-2 3-H		K	K				1B E 1-2 BB	2	1	0	1	1	2	1
Bernie Carbo, L (1, 10) OBP: 0.333, SLG: 0.341		4-3		K			CS BB		E 1-3 2-H 1B	3	0	1	1	1	1	1
Inning Stats	R: 0 E: 1 K: 1 S: 6 H: 0 LOB: 1 BB: 0 P: 6	R: 1 E: 0 K: 0 S: 4 H: 1 LOB: 1 BB: 1 P: 8	R: 2 E: 0 K: 2 S: 11 H: 4 LOB: 2 BB: 0 P: 11	R: 0 E: 0 K: 2 S: 7 H: 0 LOB: 0 BB: 0 P: 7	R: 0 E: 0 K: 0 S: 3 H: 0 LOB: 0 BB: 0 P: 3	R: 0 E: 0 K: 1 S: 6 H: 1 LOB: 1 BB: 0 P: 6	R: 0 E: 0 K: 0 S: 2 H: 0 LOB: 0 BB: 1 P: 6	R: 0 E: 0 K: 0 S: 3 H: 1 LOB: 0 BB: 0 P: 3	R: 2 E: 1 K: 1 S: 8 H: 2 LOB: 2 BB: 1 P: 12	1B: 6 2B: 1 3B: 1 HR: 1 SF: 1 SAC: 0 DP: 1 HBP: 0	WP: 1 PB: 0 SB: 0 CS: 1 PA: 39					

PITCHER	IP	WLS	BF	H	R	ER	SO	BB	IBB	HBP	BLK	WP	HR	S	P	ERA	WHIP
Dennis Martinez, R (1, 1) ERA: 4.58	8.1	L	35	8	5	4	6	3	0	0	0	1	1	44	56	4.32	1.320
Don Stanhouse, R (9, 1) ERA: 2.51	0.2		4	1	0	0	1	0	0	0	0	0	0	6	6	0.00	1.500

PITCHER	IP	WLS	BF	H	R	ER	SO	BB	IBB	HBP	BLK	WP	HR	S	P	ERA	WHIP

TOP

Boston Red Sox @ Baltimore Orioles

Memorial Stadium, Baltimore, MD

Thu May 11 1978, 7:05 PM EDT

Att. 14,950 - Unknown

livebaseballscorecards.com

AB	35
R	5
H	9
RBI	4
BB	3
SO	7
LOB	13

Batter	1	2	3	4	5	6	7	8	9	AB	R	H	RBI	BB	SO	LOB
Al Bumbry, L (1, 8) OBP: 0.355, SLG: 0.371	F4		4-3		K		BB 1B HBP		SF8 BB 1B 1B	4	1	1	0	0	1	0
Mark Belanger, R (1, 6) OBP: 0.346, SLG: 0.366	F9		G5-3 BB 1B		BB		BB 1B		K	2	0	1	0	1	0	0
Terry Crowley, L (7, PH) OBP: 0.400, SLG: 0.400										1	0	1	1	0	0	0
Kiko Garcia, R (7, PR) OBP: 0.333, SLG: 0.357 (8, 6)										0	0	0	0	0	0	0
Larry Harlow, L (9, PH) OBP: 0.414, SLG: 0.500										1	0	0	0	0	1	2
Carlos Lopez, R (1, 9) OBP: 0.349, SLG: 0.368	6-3		BB 1-2		F8		G4-6-3 BB 1-2 2-3		1B BB 1-2 2-3	2	0	0	0	1	0	1
Ken Singleton, S (7, PH) OBP: 0.459, SLG: 0.541 (8, 9)										0	0	0	0	2	0	0
Rick Dempsey, R (9, PR) OBP: 0.313, SLG: 0.278										0	0	0	0	0	0	0
Eddie Murray, S (1, 3) OBP: 0.333, SLG: 0.456		1B SF8 2B	G5-3 2-3f			F9	G4-6-3 1-2f		SF8 2-3 3-H	4	1	1	1	0	0	5
Lee May, R (1, 10) OBP: 0.315, SLG: 0.456		SF8 BB 2-3 1B		F4		FC6-4 BB		SH1-4 1B	1-3 3-H 1B	4	0	3	1	1	0	0
Gary Roenicke, R (1, 7) OBP: 0.286, SLG: 0.200	F6			FC6-4 1B		FC6-4 1-2f		SH1-4 1-2	F7	4	0	1	0	0	0	5
Doug DeCinces, R (1, 5) OBP: 0.311, SLG: 0.383	BB 1-2			L7		6-3		F8		3	0	0	0	1	0	3
Rich Dauer, R (1, 4) OBP: 0.147, SLG: 0.133	SF8 2-3 3-H			FC6-4 1-2f			F9	L7		2	0	0	1	0	0	1
Billy Smith, S (8, PH) OBP: 0.293, SLG: 0.319 (9, 4)										1	0	0	0	0	0	1
Dave Skaggs, R (1, 2) OBP: 0.333, SLG: 0.200	1-3				4-3		HBP 1B		BB 1B SF8 1B	3	1	1	0	0	0	2
Pat Kelly, L (9, PH) OBP: 0.381, SLG: 0.316										1	1	1	0	0	0	0
Inning Stats	R: 0 E: 0 K: 0 S: 3 H: 0 LOB: 0 BB: 0 P: 3	R: 1 E: 0 K: 0 S: 5 H: 2 LOB: 2 BB: 1 P: 9	R: 0 E: 0 K: 0 S: 3 H: 1 LOB: 1 BB: 1 P: 7	R: 0 E: 0 K: 0 S: 4 H: 1 LOB: 1 BB: 0 P: 4	R: 0 E: 0 K: 1 S: 5 H: 0 LOB: 1 BB: 1 P: 9	R: 0 E: 0 K: 0 S: 3 H: 0 LOB: 1 BB: 1 P: 7	R: 1 E: 0 K: 0 S: 4 H: 2 LOB: 3 BB: 1 P: 9	R: 0 E: 0 K: 0 S: 4 H: 1 LOB: 1 BB: 0 P: 4	R: 2 E: 0 K: 1 S: 8 H: 3 LOB: 2 BB: 1 P: 12	1B: 9 2B: 1 3B: 0 HR: 0	SF: 2 SAC: 1 DP: 2 HBP: 1						

PITCHER		IP	WLS	BF	H	R	ER	SO	BB	IBB	HBP	BLK	WP	HR	S	P	ERA	WHIP
Bill Lee, L ERA: 2.6	(1, 1)	6.1	W	28	5	2	2	1	4	0	1	0	0	0	25	42	2.84	1.421
Bob Stanley, R ERA: 3.77	(7, 1)	1.2		9	4	2	2	0	1	0	0	0	0	0	8	12	10.80	3.000
Tom Burgmeier, L ERA: 5.79	(9, 1)	0.1		2	0	0	0	1	1	0	0	0	0	0	3	7	0.00	3.000
Dick Drago, R ERA: 2.08	(9, 1)	0.2	S	3	1	0	0	0	0	0	0	0	0	0	3	3	0.00	1.500

PITCHER	IP	WLS	BF	H	R	ER	SO	BB	IBB	HBP	BLK	WP	HR	S	P	ERA	WHIP

BOTTOM

Boston Red Sox @ Baltimore Orioles

Memorial Stadium, Baltimore, MD

Thu May 11 1978, 7:05 PM EDT

Att. 14,950 - Unknown

livebaseballscorecards.com

AB	32
R	4
H	10
RBI	4
BB	6
SO	2
LOB	20

Boston Red Sox @ Minnesota Twins

Metropolitan Stadium, Bloomington , MI

Sat May 13 1978, 4:33 AM EDT

Att. 7,914 - Unknown - 64 F

TOP

livebaseballscorecards.com

Batter	1	2	3	4	5	6	7	8	9	AB	R	H	RBI	BB	SO	LOB
Rick Burleson, R (1, 6) OBP: 0.281, SLG: 0.278	F3	BB 1-2 2-3 3-H			L8		K		FC4-6 1-2f	4	0	0	1	1	1	3
Jerry Remy, L (1, 4) OBP: 0.331, SLG: 0.357	P8	G3			B1-3			F9		4	0	0	0	0	0	3
Jim Rice, R (1, 7) OBP: 0.405, SLG: 0.711	K		BB G6-4-3		K			G3-6-3 1B		3	0	1	0	1	2	0
Carl Yastrzemski, L (1, 3) OBP: 0.414, SLG: 0.409		E 1B 2B	G6-4-3 1-2f			6-3		G3-6-3 1-2f		4	1	1	0	0	0	2
Carlton Fisk, R (1, 2) OBP: 0.341, SLG: 0.360		E6 1B BB BB 2-3	F6			F2			6-3 1B SF7 1B	4	2	1	0	0	0	1
Fred Lynn, L (1, 8) OBP: 0.388, SLG: 0.550		BB 1B BB 1-2		HR		K			6-3 1-2 1B	3	1	2	1	1	1	0
Butch Hobson, R (1, 5) OBP: 0.362, SLG: 0.540		BB 1-2 2-3 3-H 1B		F3			5-3		6-3 1-2 2-3	3	0	1	1	0	0	0
Frank Duffy, R (7, 5) OBP: 0.333, SLG: 0.364										1	0	0	0	0	0	2
Dwight Evans, R (1, 9) OBP: 0.346, SLG: 0.359		F2		K			5-3		FC4-6 BB	3	0	0	0	1	1	3
Bob Bailey, R (1, 10) OBP: 0.217, SLG: 0.158		K		6-3			5-3 2B		SF7 3-H	3	0	1	1	0	1	3

	AB	R	H	RBI	BB	SO	LOB
	32	4	7	4	4	6	17

Inning Stats	1	2	3	4	5	6	7	8	9
	R: 0 E: 0 K: 1 S: 5	R: 2 E: 1 K: 1 S: 8	R: 0 E: 0 K: 0 S: 2	R: 1 E: 0 K: 1 S: 6	R: 0 E: 0 K: 1 S: 5	R: 0 E: 0 K: 1 S: 5	R: 0 E: 0 K: 1 S: 6	R: 0 E: 0 K: 0 S: 3	R: 1 E: 0 K: 0 S: 5
	H: 0 LOB: 0 BB: 0 P: 5	H: 2 LOB: 3 BB: 2 P: 16	H: 0 LOB: 0 BB: 1 P: 6	H: 1 LOB: 0 BB: 0 P: 6	H: 0 LOB: 0 BB: 0 P: 5	H: 0 LOB: 0 BB: 0 P: 5	H: 1 LOB: 1 BB: 0 P: 6	H: 1 LOB: 0 BB: 0 P: 3	H: 2 LOB: 2 BB: 1 P: 9

1B: 4	SF: 1
2B: 2	SAC: 0
3B: 0	DP: 2
HR: 1	HBP: 0

WP: 0	PA: 37
PB: 0	
SB: 0	
CS: 0	

PITCHER	IP	WLS	BF	H	R	ER	SO	BB	IBB	HBP	BLK	WP	HR	S	P	ERA	WHIP
Geoff Zahn, L (1, 1) ERA: 2.7	8.0	L	31	5	3	2	6	3	0	0	0	0	1	40	52	2.25	1.000
Tom Johnson, R (9, 1) ERA: 3.38	1.0		6	2	1	1	0	1	0	0	0	0	0	5	9	9.00	3.000

PITCHER	IP	WLS	BF	H	R	ER	SO	BB	IBB	HBP	BLK	WP	HR	S	P	ERA	WHIP

BOTTOM

Boston Red Sox @ Minnesota Twins

Metropolitan Stadium, Bloomington , MI

Sat May 13 1978, 4:33 AM EDT

Att. 7,914 - Unknown - 64 F

Batter	1	2	3	4	5	6	7	8	9	AB	R	H	RBI	BB	SO	LOB
Willie Norwood, R (1, 7) OBP: 0.340, SLG: 0.383	4-3 S 2B 1B		BBBB 4-0 G6-3 BB			0-0 ① F8		0-0 ② E8		3	1	1	0	1	0	0
Roy Smalley, S (1, 6) OBP: 0.367, SLG: 0.389	0-0 ① 4-3 1-3		0-0 ① F8			SSS 0-3 ② K		0-0 ③ F7		4	0	0	0	0	1	2
Rod Carew, L (1, 3) OBP: 0.453, SLG: 0.516	0-0 F8 3-H 2B		0-0 ②③ G6-3 1-2f			SSS 0-3 ③ K			0-0 G4-3 1B	4	0	2	1	0	1	1
Mike Cubbage, L (1, 5) OBP: 0.396, SLG: 0.473 Jose Morales, R (9, PH) OBP: 0.433, SLG: 0.519	0-0 ② F8 2-3			0-0 G4-6-3 1B			0-0 HR		0-0 ①② G4-3 1-2f	3 1	1 0	2 0	1 0	0 0	0 0	1 1
Dan Ford, R (1, 8) OBP: 0.363, SLG: 0.484 Bombo Rivera, R (9, PR) OBP: 0.375, SLG: 0.265	SSS 0-3 ③ K			SSS 0-3 ① K			0-0 4-3 SH1-4 1B		H 1-0 HBP	3 0	0 0	1 0	0 0	0 0	2 0	2 0
Butch Wynegar, S (1, 2) OBP: 0.297, SLG: 0.330		0-0 ① F9		0-0 ②③ G4-6-3 1-2f			0-0 ① SH1-4 1-2		0-0 ③ 6-3	3	0	0	0	0	0	2
Rich Chiles, L (1, 10) OBP: 0.372, SLG: 0.278		0-0 FC3-6 1B			0-0 ① G3		0-0 ② 4-3 2-3			3	0	1	0	0	0	1
Hosken Powell, L (1, 9) OBP: 0.247, SLG: 0.244		0-0 ② FC3-6 1-2f			0-0 ② 6-3		0-0 ③ F5			3	0	0	0	0	0	2
Rob Wilfong, L (1, 4) OBP: 0.429, SLG: 0.667 Glenn Adams, L (8, PH) OBP: 0.182, SLG: 0.211 Bob Randall, R (9, 4) OBP: 0.327, SLG: 0.372		SSS 0-3 ③ K			0-0 ③ F3			0-0 ① 4-3		2 1 0	0 0 0	0 0 0	0 0 0	0 0 0	1 0 0	1 0 0

Inning Stats																															
	R: 1	H: 2		R: 0	H: 1		R: 0	H: 0		R: 0	H: 1		R: 0	H: 0		R: 0	H: 0		R: 1	H: 2		R: 0	H: 0		R: 0	H: 1		1B: 5	SF: 0		WP: 0	PA: 33
	E: 0	LOB: 1		E: 0	LOB: 1		E: 0	LOB: 0		K: 1	LOB: 0		E: 0	LOB: 0		K: 0	LOB: 0		K: 0	LOB: 0		E: 1	LOB: 0		K: 0	LOB: 0		2B: 1	SAC: 1		PB: 0	
	K: 1	BB: 0		K: 1	BB: 0		K: 0	BB: 1		S: 5	BB: 0		K: 0	BB: 0		S: 2	BB: 0		K: 2	BB: 0		K: 0	BB: 0		K: 0	BB: 0		3B: 0	DP: 3		SB: 1	
	S: 7	P: 7		S: 6	P: 6		S: 2	P: 6		S: 5	P: 5		S: 3	P: 3		S: 7	P: 7		S: 5	P: 5		S: 3	P: 3		S: 3	P: 4		HR: 1	HBP: 1		CS: 0	

livebaseballscorecards.com

	AB	30
	R	2
	H	7
	RBI	2
	BB	1
	SO	5
	LOB	13

PITCHER		IP	WLS	BF	H	R	ER	SO	BB	IBB	HBP	BLK	WP	HR	S	P	ERA	WHIP
Mike Torrez, R ERA: 4.05	(1, 1)	8.0	W	30	7	2	2	5	1	0	0	0	0	1	39	43	2.25	1.000
Tom Burgmeier, L ERA: 5.23	(9, 1)	1.0	S	3	0	0	0	0	0	0	1	0	0	0	2	3	0.00	0.000

PITCHER	IP	WLS	BF	H	R	ER	SO	BB	IBB	HBP	BLK	WP	HR	S	P	ERA	WHIP

Boston Red Sox @ Minnesota Twins

Metropolitan Stadium, Bloomington , MI

Sun May 14 1978, 4:33 AM EDT

Att. 7,008 - Unknown - 66 F

livebaseballscorecards.com

Batter	1	2	3	4	5	6	7	8	9	AB	R	H	RBI	BB	SO	LOB
Rick Burleson, R (1, 6) OBP: 0.272, SLG: 0.267	6-3	FC6 1-2f		F9		L9		F9		5	0	0	0	0	0	3
Jerry Remy, L (1, 4) OBP: 0.326, SLG: 0.351	1-3		F5		5-3 1B 1B	6-3			4-3	5	1	1	0	0	0	0
Jim Rice, R (1, 7) OBP: 0.412, SLG: 0.712	BB		1B CS 1B		5-3 1-3		K		2B 2B	4	1	2	0	1	1	1
Carl Yastrzemski, L (1, 3) OBP: 0.420, SLG: 0.426	F6		CS 1-3 1B		2B HR 3-H 1B		1-3		2-H 2B	5	1	3	2	0	0	1
Carlton Fisk, R (1, 2) OBP: 0.358, SLG: 0.402		HR	1-2 3-H BB		1-3 HR 2B		BB BB		F8	3	2	2	1	2	0	1
Fred Lynn, L (1, 8) OBP: 0.405, SLG: 0.579		BB 1B	3-4-1		2-H 3-H HR		1-2 BB		IBB	3	1	2	3	2	0	2
Butch Hobson, R (1, 10) OBP: 0.356, SLG: 0.521		FC6 1-2 BB		K	F9		F7		F9	4	0	0	0	1	1	4
Jack Brohamer, L (1, 5) OBP: 0.385, SLG: 0.371		F7		G3	G3			CS BB		3	0	0	0	1	0	2
Dwight Evans, R (1, 9) OBP: 0.342, SLG: 0.365		F7		2B		5-3		K 1-2		4	0	1	0	0	1	3

Inning Stats	1	2	3	4	5	6	7	8	9	
	R: 0 H: 0 E: 0 LOB: 1 K: 0 BB: 1 S: 3 P: 7	R: 1 H: 2 E: 0 LOB: 2 K: 0 BB: 1 S: 5 P: 9	R: 0 H: 2 E: 0 LOB: 2 K: 0 BB: 1 S: 4 P: 8	R: 0 H: 1 E: 0 LOB: 1 K: 1 BB: 0 S: 6 P: 6	R: 4 H: 4 E: 0 LOB: 0 K: 0 BB: 0 S: 7 P: 7	R: 0 H: 0 E: 0 LOB: 0 K: 0 BB: 0 S: 3 P: 3	R: 0 H: 0 E: 0 LOB: 2 K: 1 BB: 2 S: 5 P: 13	R: 0 H: 0 E: 0 LOB: 0 K: 1 BB: 1 S: 4 P: 8	R: 1 H: 2 E: 0 LOB: 2 K: 0 BB: 1 S: 5 P: 9	1B: 5 SF: 0 2B: 5 SAC: 0 3B: 0 DP: 1 HR: 2 HBP: 0	WP: 0 PA: 43 PB: 0 SB: 0 CS: 3

PITCHER		IP	WLS	BF	H	R	ER	SO	BB	IBB	HBP	BLK	WP	HR	S	P	ERA	WHIP
Paul Thormodsgard, R ERA: 5.52	(1, 1)	4.1	L	23	8	4	4	1	3	0	0	0	0	1	22	34	8.31	2.538
Mac Scarce, L ERA: 3.86	(5, 1)	0.2		3	1	1	1	0	0	0	0	0	0	1	3	3	13.50	1.500
Greg Thayer, R ERA: 2.89	(6, 1)	4.0		17	2	1	1	2	3	1	0	0	0	0	17	33	2.25	1.250

PITCHER	IP	WLS	BF	H	R	ER	SO	BB	IBB	HBP	BLK	WP	HR	S	P	ERA	WHIP

Batter	1	2	3	4	5	6	7	8	9	AB	R	H	RBI	BB	SO	LOB
Willie Norwood, R (1, 8) OBP: 0.333, SLG: 0.404	S S S 0-3 ① K		x 0-0 HR	x 0-0 ③ F7			x 0-0 ① F7	x 0-0 ②③ G5-4-3 1-2f		5	1	1	1	0	1	3
Roy Smalley, S (1, 6) OBP: 0.361, SLG: 0.389	x 0-0 2B		x 0-0 ① 1-3		x 0-0 ① F2		x 0-0 ② 6-3		x 0-0 ① F8	5	0	1	0	0	0	0
Rod Carew, L (1, 3) OBP: 0.444, SLG: 0.504	S S S 0-3 ② K		x 0-0 ② 4-3		x 0-0 ② F7		x 0-0 BB BB 1B		S S S 0-3 ② K	5	0	1	0	0	2	1
Mike Cubbage, L (1, 5) OBP: 0.400, SLG: 0.500 Larry Wolfe, R (9, PH) OBP: 0.267, SLG: 0.326	x 0-0 ③ L8		x 0-0 HR		x 0-0 ③ 4-3		B B B B 4-0 1-2 BB		x 0-0 2B	3	1	1	1	1	0	1
										1	0	1	0	0	0	0
Glenn Adams, L (1, 10) OBP: 0.198, SLG: 0.241 Craig Kusick, R (9, PH) OBP: 0.281, SLG: 0.273		x 0-0 ① F3	x 0-0 3B			x 0-0 ① 3-1	B B B B 4-0 1-2 2-3 FC6-4 BB		x 0-0 ③ F3	3	0	1	0	1	0	0
										1	0	0	0	0	0	1
Rich Chiles, L (1, 7) OBP: 0.370, SLG: 0.308 Jose Morales, R (7, PH) OBP: 0.419, SLG: 0.500 (8, 7)		x 0-0 2B	x 0-0 ③ L3			x 0-0 ② P8	x 0-0 ③ FC6-4 1-2f			3	0	1	0	0	0	1
										1	0	0	0	0	0	3
Butch Wynegar, S (1, 2) OBP: 0.304, SLG: 0.330		B B B B 4-0 BB		x 0-0 ① F3		x 0-0 1B 1B		x 0-0 ① F8		3	0	1	0	1	0	0
Hosken Powell, L (1, 9) OBP: 0.250, SLG: 0.247 Bombo Rivera, R (8, PH) OBP: 0.390, SLG: 0.314 (9, 9)		x 0-0 ② F5		x 0-0 ② G3		x 0-0 1-2 1B		x 0-0 2B		3	0	1	0	0	0	2
										1	0	1	0	0	0	0
Rob Wilfong, L (1, 4) OBP: 0.400, SLG: 0.500 Bob Randall, R (8, PH) OBP: 0.333, SLG: 0.372 (9, 4)		x 0-0 ③ F6		B B B B 4-0 BB		x 0-0 ③ F8		B B B B 4-0 G5-4-3 BB		2	0	0	0	1	0	4
										0	0	0	0	1	0	0
Inning Stats	R: 0 E: 0 K: 2 S: 8 H: 1 LOB: 1 BB: 0 P: 8	R: 0 E: 0 K: 0 S: 4 H: 1 LOB: 2 BB: 1 P: 8	R: 2 E: 0 K: 0 S: 6 H: 3 LOB: 1 BB: 0 P: 6	R: 0 E: 0 K: 0 S: 3 H: 0 LOB: 1 BB: 1 P: 7	R: 0 E: 0 K: 0 S: 3 H: 0 LOB: 0 BB: 0 P: 3	R: 0 E: 0 K: 0 S: 5 H: 2 LOB: 2 BB: 0 P: 5	R: 0 E: 0 K: 0 S: 4 H: 1 LOB: 3 BB: 2 P: 12	R: 0 E: 0 K: 0 S: 3 H: 1 LOB: 1 BB: 1 P: 7	R: 0 E: 0 K: 1 S: 6 H: 1 LOB: 1 BB: 0 P: 6	1B: 3 2B: 4 3B: 1 HR: 2	SF: 0 SAC: 0 DP: 1 HBP: 0						

PITCHER	IP	WLS	BF	H	R	ER	SO	BB	IBB	HBP	BLK	WP	HR	S	P	ERA	WHIP
Dennis Eckersley, R (1, 1) ERA: 3.6	6.2	W	32	8	2	2	2	4	0	0	0	0	2	32	48	2.70	1.800
Tom Burgmeier, L (7, 1) ERA: 4.26	2.1	S	9	2	0	0	1	1	0	0	0	0	0	10	14	0.00	1.286

PITCHER	IP	WLS	BF	H	R	ER	SO	BB	IBB	HBP	BLK	WP	HR	S	P	ERA	WHIP

BOTTOM

Boston Red Sox @ Minnesota Twins

Metropolitan Stadium, Bloomington , MI

Sun May 14 1978, 4:33 AM EDT

Att. 7,008 - Unknown - 66 F

livebaseballscorecards.com

AB	36
R	2
H	10
RBI	2
BB	5
SO	3
LOB	16

Batter	1	2	3	4	5	6	7	8	9	AB	R	H	RBI	BB	SO	LOB
Rick Burleson, R (1, 6) OBP: 0.271, SLG: 0.267	4-3		G5-4-3 BB 1B 1-3		L9			F7		4	0	1	0	0	0	0
Jerry Remy, L (1, 4) OBP: 0.338, SLG: 0.353	BB S		BBBB G5-4-3 BB 1-2			1-3		1B		2	0	1	0	2	0	0
Jim Rice, R (1, 10) OBP: 0.401, SLG: 0.692	SSS K 1-2		G5-4-3 1-2f 2-3 3-H			P6		SSS K		4	0	0	0	0	2	4
Carl Yastrzemski, L (1, 7) OBP: 0.415, SLG: 0.415 (6, 3)	BB		P6			P6			P6	3	0	0	0	1	0	1
Carlton Fisk, R (1, 2) OBP: 0.348, SLG: 0.388	F8			F8			L7		5-3	4	0	0	0	0	0	2
Fred Lynn, L (1, 8) OBP: 0.392, SLG: 0.559		SSS K		4-3			F7		F3	4	0	0	0	0	1	0
George Scott, R (1, 3) OBP: 0.394, SLG: 0.459		L9		4-3			BBBB BB			2	0	0	0	0	0	0
Bernie Carbo, L (6, 7) OBP: 0.347, SLG: 0.341										0	0	0	0	1	0	0
Butch Hobson, R (1, 5) OBP: 0.348, SLG: 0.508		SSS K			F8		4-3			3	0	0	0	0	1	1
Dwight Evans, R (1, 9) OBP: 0.342, SLG: 0.357			BBBB 1B G5-4-3 BB		6-3			SSS K		2	1	0	0	1	1	0
Inning Stats	R: 0 H: 0 E: 0 LOB: 2 K: 1 BB: 2 S: 5 P: 13	R: 0 H: 0 E: 0 LOB: 0 K: 2 BB: 0 S: 7 P: 7	R: 1 H: 1 E: 0 LOB: 1 K: 0 BB: 2 S: 3 P: 11	R: 0 H: 0 E: 0 LOB: 0 K: 0 BB: 0 S: 3 P: 3	R: 0 H: 0 E: 0 LOB: 0 K: 0 BB: 0 S: 3 P: 3	R: 0 H: 0 E: 0 LOB: 0 K: 0 BB: 0 S: 3 P: 3	R: 0 H: 0 E: 0 LOB: 1 K: 0 BB: 1 S: 3 P: 7	R: 0 H: 1 E: 0 LOB: 1 K: 2 BB: 0 S: 8 P: 8	R: 0 H: 0 E: 0 LOB: 0 K: 0 BB: 0 S: 3 P: 3	1B: 2 SF: 0 2B: 0 SAC: 0 3B: 0 DP: 1 HR: 0 HBP: 0						

TOP

Boston Red Sox @ Kansas City Royals

Royals Stadium, Kansas City, MO

Mon May 15 1978, 8:05 PM EDT

Att. 34,166 - Unknown - 58 F

livebaseballscorecards.com

AB	28
R	1
H	2
RBI	0
BB	5
SO	5
LOB	8

PITCHER	IP	WLS	BF	H	R	ER	SO	BB	IBB	HBP	BLK	WP	HR	S	P	ERA	WHIP
Rich Gale, R (1, 1) ERA: 2.08	9.0	W	33	2	1	1	5	5	0	0	0	0	0	38	58	1.00	0.778

PITCHER	IP	WLS	BF	H	R	ER	SO	BB	IBB	HBP	BLK	WP	HR	S	P	ERA	WHIP

Batter	1	2	3	4	5	6	7	8	9	AB	R	H	RBI	BB	SO	LOB
Willie Wilson, S (1, 7) OBP: 0.307, SLG: 0.358	4-3		6-3		F7		SH F9 S 2-3			3	0	0	0	0	0	2
Tom Poquette, L (1, 9) OBP: 0.286, SLG: 0.448	F8			G3	G4-6-3 1-2f		F7 1-2 3-H			4	0	0	0	0	0	3
Jerry Terrell, R (8, 5) OBP: 0.262, SLG: 0.205										0	0	0	0	0	0	0
Hal McRae, R (1, 10) OBP: 0.333, SLG: 0.548	6-3			HBP 2B 1B		6-3	F9 2-3			4	1	1	0	0	0	1
Al Cowens, R (1, 5) OBP: 0.333, SLG: 0.430 (8, 9)		K		2B 1-2 HBP		F7	P6			3	1	0	0	0	1	1
Clint Hurdle, L (1, 3) OBP: 0.340, SLG: 0.422		4-3		1B 1-H 2-H FC5-2-6-3 2B		HBP 2B		3-1		4	0	2	2	0	0	0
Amos Otis, R (1, 8) OBP: 0.373, SLG: 0.584		2B		FC5-2-6-3 S 2-3 1B		HBP IBB		L7		3	0	2	0	1	0	0
John Wathan, R (1, 2) OBP: 0.286, SLG: 0.333		5-3		FC5-2-6-3 1-3 3-H		FC6-4 1-2 2-3 HBP		P6		3	0	0	0	0	0	3
Freddie Patek, R (1, 6) OBP: 0.279, SLG: 0.330			6-3		S 1B	FC6-4 1-2f				3	0	1	0	0	0	3
Frank White, R (1, 4) OBP: 0.304, SLG: 0.349			5-3		G4-6-3 1-2 BB		SH E 2B			2	1	1	0	1	0	0
Inning Stats	R: 0 H: 0 E: 0 LOB: 0 K: 0 BB: 0 S: 3 P: 3	R: 0 H: 1 E: 0 LOB: 1 K: 1 BB: 0 S: 6 P: 6	R: 0 H: 0 E: 0 LOB: 0 K: 0 BB: 0 S: 3 P: 3	R: 2 H: 3 E: 0 LOB: 1 K: 0 BB: 0 S: 5 P: 6	R: 0 H: 1 E: 0 LOB: 1 K: 0 BB: 1 S: 3 P: 7	R: 0 H: 1 E: 0 LOB: 3 K: 0 BB: 1 S: 4 P: 9	R: 1 H: 1 E: 0 LOB: 1 K: 0 BB: 0 S: 5 P: 5	R: 0 H: 0 E: 0 LOB: 0 K: 0 BB: 0 S: 3 P: 3		1B: 3 SF: 0 2B: 5 SAC: 1 3B: 0 DP: 2 HR: 0 HBP: 2						

PITCHER	IP	WLS	BF	H	R	ER	SO	BB	IBB	HBP	BLK	WP	HR	S	P	ERA	WHIP
Allen Ripley, R (1, 1) ERA: 4.42	8.0	L	34	7	3	3	1	1	1	2	0	0	0	32	42	3.38	1.000

PITCHER	IP	WLS	BF	H	R	ER	SO	BB	IBB	HBP	BLK	WP	HR	S	P	ERA	WHIP

BOTTOM

Boston Red Sox @ Kansas City Royals

Royals Stadium, Kansas City, MO

Mon May 15 1978, 8:05 PM EDT

Att. 34,166 - Unknown - 58 F

livebaseballscorecards.com

AB	29
R	3
H	7
RBI	2
BB	2
SO	1
LOB	13

Boston Red Sox @ Kansas City Royals

Royals Stadium, Kansas City, MO

Tue May 16 1978, 8:05 PM EDT

Att. 23,474 - Unknown - 63 F

TOP

livebaseballscorecards.com

Batter	1	2	3	4	5	6	7	8	9	AB	R	H	RBI	BB	SO	LOB
Rick Burleson, R (1, 6) OBP: 0.277, SLG: 0.273	E6 G4-6-3		1B		2-H 1B			P6		4	0	2	1	0	0	0
Jerry Remy, L (1, 4) OBP: 0.336, SLG: 0.350	G4-6-3 1-2f		L8			G4-6-3 1B 1B		F6		4	0	1	0	0	0	2
Jim Rice, R (1, 7) OBP: 0.404, SLG: 0.687	1B			L8				L9		4	0	2	0	0	0	0
Carl Yastrzemski, L (1, 3) OBP: 0.404, SLG: 0.402	K			L8		G4-6-3 1-2f 2-3			P4	4	0	0	0	0	1	3
Carlton Fisk, R (1, 2) OBP: 0.345, SLG: 0.384		G4-6-3 1B		5-3		5-3			P4	4	0	1	0	0	0	1
Fred Lynn, L (1, 8) OBP: 0.388, SLG: 0.545		G4-6-3 1-2f			BBBB 1B SF9 BB		P4		3-1	3	1	0	0	1	0	1
Dwight Evans, R (1, 9) OBP: 0.350, SLG: 0.396		F9			SH1-3 1-3 1B 1B		HR			3	2	2	1	0	0	0
Bob Bailey, R (1, 10) OBP: 0.192, SLG: 0.143			L5		SF9 3-H		K			2	0	0	1	0	1	0
Frank Duffy, R (1, 5) OBP: 0.286, SLG: 0.308			P4		SH1-3 1-2		P3			2	0	0	0	0	0	0

	AB	30
	R	3
	H	8
	RBI	3
	BB	1
	SO	2
	LOB	7

Inning Stats																		
	R: 0	H: 1	R: 0	H: 1	R: 0	H: 1	R: 0	H: 0	R: 2	H: 2	R: 0	H: 2	R: 1	H: 1	R: 0	H: 0	R: 0	H: 0
	E: 1	LOB: 1	E: 0	LOB: 0	E: 0	LOB: 1	E: 0	LOB: 0	E: 0	LOB: 1	E: 0	LOB: 1	E: 0	LOB: 0	E: 0	LOB: 0	E: 0	LOB: 0
	K: 1	BB: 0	K: 0	BB: 0	K: 0	BB: 1	K: 0	BB: 0	K: 0	BB: 0	K: 0	BB: 0	K: 1	BB: 0	K: 0	BB: 0	K: 0	BB: 0
	S: 6	P: 6	S: 3	P: 3	S: 4	P: 4	S: 3	P: 3	S: 4	P: 8	S: 4	P: 4	S: 6	P: 6	S: 3	P: 3	S: 3	P: 3

	1B: 7	SF: 1	WP: 0	PA: 33
	2B: 0	SAC: 1	PB: 0	
	3B: 0	DP: 3	SB: 0	
	HR: 1	HBP: 0	CS: 0	

PITCHER	IP	WLS	BF	H	R	ER	SO	BB	IBB	HBP	BLK	WP	HR	S	P	ERA	WHIP
Paul Splittorff, L (1, 1) ERA: 2.69	9.0	L	33	8	3	3	2	1	0	0	0	0	1	36	40	3.00	1.000

PITCHER	IP	WLS	BF	H	R	ER	SO	BB	IBB	HBP	BLK	WP	HR	S	P	ERA	WHIP

Batter	1	2	3	4	5	6	7	8	9	AB	R	H	RBI	BB	SO	LOB
Willie Wilson, S (1, 7) OBP: 0.315, SLG: 0.365	0-0 S S 5-3 1B		0-0 ① F2		0-0 CS 1B			0-0 ① F9		4	1	2	0	0	0	0
Jerry Terrell, R (1, 5) OBP: 0.239, SLG: 0.186	0-0 ① P4 1-2		0-0 E4 FC5-4 1B		0-0 ③ CS 1-2	0-0 ① F8		0-0 ② F3		4	0	0	0	0	0	1
Amos Otis, R (1, 8) OBP: 0.368, SLG: 0.570	0-0 ② 5-3 2-H		0-0 FC5-4 1-2 1B			0-0 ② 6-3		0-0 ③ F7		4	0	1	1	0	0	0
Hal McRae, R (1, 10) OBP: 0.338, SLG: 0.546	0-0 ③ F7		0-0 ② ③ FC5-4 1-2f 2-3			0-0 1B			0-0 1B 1B	4	0	2	0	0	0	2
John Wathan, R (1, 2) OBP: 0.282, SLG: 0.324		0-0 ① 5-3		0-0 ① 5-3		0-0 ③ L6			0-0 1-2 1B	4	0	1	0	0	0	1
Clint Hurdle, L (1, 3) OBP: 0.337, SLG: 0.407		B B B B 4-0 2B BB		S S S 0-3 ② K			0-0 ① L4		S S S 0-3 ① K	3	1	0	0	1	2	2
Joe Zdeb, R (1, 9) OBP: 0.217, SLG: 0.364		0-0 ② 1-H 2B		S S S 0-3 ③ K			0-0 ② 6-3		0-0 ② P3	4	0	1	1	0	1	2
Freddie Patek, R (1, 6) OBP: 0.287, SLG: 0.337		0-0 1B			0-0 ① F7		0-0 FC6-4 1B		S S S 0-3 ③ K	4	0	2	0	0	1	2
Frank White, R (1, 4) OBP: 0.295, SLG: 0.337		0-0 ③ 1-3			0-0 ② P5		0-0 ③ FC6-4 1-2f			3	0	0	0	0	0	2
Inning Stats	R: 1 H: 1 E: 0 LOB: 0 K: 0 BB: 0 S: 4 P: 4	R: 1 H: 2 E: 0 LOB: 1 K: 0 BB: 1 S: 4 P: 8	R: 0 H: 1 E: 1 LOB: 1 K: 0 BB: 0 S: 4 P: 4	R: 0 H: 0 E: 0 LOB: 0 K: 2 BB: 0 S: 7 P: 7	R: 0 H: 1 E: 0 LOB: 0 K: 0 BB: 0 S: 3 P: 3	R: 0 H: 1 E: 0 LOB: 1 K: 0 BB: 0 S: 4 P: 4	R: 0 H: 1 E: 0 LOB: 1 K: 0 BB: 0 S: 4 P: 4	R: 0 H: 0 E: 0 LOB: 0 K: 0 BB: 0 S: 3 P: 3	R: 0 H: 2 E: 0 LOB: 2 K: 2 BB: 0 S: 9 P: 9	1B: 8 SF: 0 2B: 1 SAC: 0 3B: 0 DP: 0 HR: 0 HBP: 0							WP: 0 PA: 36 PB: 0 SB: 2 CS: 1

PITCHER	IP	WLS	BF	H	R	ER	SO	BB	IBB	HBP	BLK	WP	HR	S	P	ERA	WHIP
Bill Lee, L (1, 1) ERA: 2.52	9.0	W	35	9	2	2	4	1	0	0	0	0	0	42	46	2.00	1.111

PITCHER	IP	WLS	BF	H	R	ER	SO	BB	IBB	HBP	BLK	WP	HR	S	P	ERA	WHIP

BOTTOM

Boston Red Sox @ Kansas City Royals

Royals Stadium, Kansas City, MO

Tue May 16 1978, 8:05 PM EDT

Att. 23,474 - Unknown - 63 F

livebaseballscorecards.com

AB	34
R	2
H	9
RBI	2
BB	1
SO	4
LOB	12

Batter	1	2	3	4	5	6	7	8	9	AB	R	H	RBI	BB	SO	LOB
Rick Burleson, R (1, 6) OBP: 0.287, SLG: 0.275	HR 1B	G5-4-3 1-2f			F9		G4-6-3 BB		BB	3	1	1	0	2	0	3
Jerry Remy, L (1, 4) OBP: 0.338, SLG: 0.352	K		L9-3 1B		1-2 1B		G4-6-3 1-2f		K	5	0	2	0	0	2	3
Jim Rice, R (1, 7) OBP: 0.398, SLG: 0.691	1-H HR		L9-3 1-2		K			4-3	K	5	1	1	2	0	2	4
Carl Yastrzemski, L (1, 3) OBP: 0.391, SLG: 0.386	F8		K		F9			G3	4-3	5	0	0	0	0	1	3
Carlton Fisk, R (1, 2) OBP: 0.356, SLG: 0.398	BB			1B 2B		F8		1B		3	0	2	0	1	0	0
Fred Lynn, L (1, 8) OBP: 0.384, SLG: 0.536	F9			G4-3 2-3 1B		K		L3		4	0	1	0	0	1	2
Butch Hobson, R (1, 5) OBP: 0.353, SLG: 0.504		5-3		K		1B			HR BB	3	1	1	0	1	1	2
Dwight Evans, R (1, 9) OBP: 0.355, SLG: 0.429		1B 1B		G4-3 1-2f		F8			1-H HR	4	1	2	2	0	0	3
Bob Bailey, R (1, 10) OBP: 0.267, SLG: 0.360		G5-4-3 1-3 1B			1B 1B		1-3		HR	4	1	3	1	0	0	0
Inning Stats	R: 2 E: 0 K: 1 S: 7 H: 2 LOB: 1 BB: 1 P: 11	R: 0 E: 0 K: 0 S: 4 H: 2 LOB: 1 BB: 0 P: 4	R: 0 E: 0 K: 1 S: 5 H: 1 LOB: 0 BB: 0 P: 5	R: 0 E: 0 K: 1 S: 6 H: 2 LOB: 1 BB: 0 P: 6	R: 0 E: 0 K: 1 S: 7 H: 2 LOB: 2 BB: 0 P: 7	R: 0 E: 0 K: 1 S: 6 H: 1 LOB: 1 BB: 0 P: 6	R: 0 E: 0 K: 0 S: 2 H: 0 LOB: 0 BB: 1 P: 6	R: 0 E: 0 K: 0 S: 4 H: 1 LOB: 1 BB: 0 P: 4	R: 3 E: 0 K: 2 S: 9 H: 2 LOB: 2 BB: 2 P: 17	1B: 9 2B: 2 3B: 0 HR: 3 SF: 0 SAC: 0 DP: 4 HBP: 0	WP: 0 PB: 0 SB: 0 CS: 0 PA: 40					

PITCHER		IP	WLS	BF	H	R	ER	SO	BB	IBB	HBP	BLK	WP	HR	S	P	ERA	WHIP
Bob Sykes, L ERA: 1.38	(1, 1)	8.0	W	35	12	4	4	5	3	0	0	0	0	2	42	54	4.50	1.875
John Hiller, L ERA: 2.51	(9, 1)	1.0	S	5	1	1	1	2	1	0	0	0	0	1	8	12	9.00	2.000

PITCHER		IP	WLS	BF	H	R	ER	SO	BB	IBB	HBP	BLK	WP	HR	S	P	ERA	WHIP

TOP

Boston Red Sox @ Detroit Tigers

Tiger Stadium, Detroit, MI

Fri May 19 1978, 7:05 PM EDT

Att. 48,817 - Unknown

livebaseballscorecards.com

AB	36
R	5
H	13
RBI	5
BB	4
SO	7
LOB	20

BOTTOM

Boston Red Sox @ Detroit Tigers

Tiger Stadium, Detroit, MI

Fri May 19 1978, 7:05 PM EDT

Att. 48,817 - Unknown

livebaseballscorecards.com

Batter	1	2	3	4	5	6	7	8	9	AB	R	H	RBI	BB	SO	LOB
Ron LeFlore, R (1, 8) OBP: 0.354, SLG: 0.408	F7		S, E, 1B	G1-6-3, 1-2f			5-3	F9		5	1	1	0	0	0	2
Lou Whitaker, L (1, 4) OBP: 0.426, SLG: 0.393	BB		E8, HR, 1-H, 1B		4-3		G6-3, 1B			3	1	2	1	1	0	0
Rusty Staub, L (1, 10) OBP: 0.366, SLG: 0.415	F9		HR, 2-H		FC3-6, BB		G6-3, 1-2f			3	1	1	2	1	0	2
Jason Thompson, L (1, 3) OBP: 0.384, SLG: 0.590	K		E, E, BB		FC3-6, 1-2f			F8		3	1	0	0	1	1	2
Steve Kemp, L (1, 7) OBP: 0.458, SLG: 0.404		F9, F8, BB	E5, 1-H, 1B		K			1B, 1B, BB		2	1	1	0	2	1	1
Milt May, L (1, 2) OBP: 0.382, SLG: 0.643		F8, 1-2	K		K			FC6-5, 1B, 1-3		4	0	1	0	0	2	2
Tim Corcoran, L (1, 9) OBP: 0.309, SLG: 0.257		F9, 2-3	F9		F8			FC6-5, 2B, 1B, 1-2, 3-H		4	1	1	1	0	0	2
Phil Mankowski, L (1, 5) OBP: 0.356, SLG: 0.358		F7		FC2-6, BB	1B, 2B			FC6-5, 2B, 1-2, 2-3f		2	0	1	0	1	0	1
Aurelio Rodriguez, R (7, 5) OBP: 0.372, SLG: 0.507										1	1	0	0	0	0	2
Alan Trammell, R (1, 6) OBP: 0.375, SLG: 0.424			G3	FC2-6, G1-6-3, 1-2f	1B, 2-H			2B, 1-H, 2-H		4	0	2	2	0	0	1
Inning Stats	R: 0 E: 0 K: 1 S: 5 H: 0 LOB: 1 BB: 1 P: 9	R: 0 E: 0 K: 0 S: 3 H: 0 LOB: 1 BB: 1 P: 7	R: 4 E: 2 K: 1 S: 9 H: 4 LOB: 1 BB: 1 P: 13	R: 0 E: 0 K: 0 S: 2 H: 0 LOB: 0 BB: 1 P: 6	R: 0 E: 0 K: 1 S: 5 H: 0 LOB: 1 BB: 1 P: 9	R: 0 E: 0 K: 1 S: 6 H: 2 LOB: 2 BB: 0 P: 6	R: 0 E: 0 K: 0 S: 3 H: 1 LOB: 0 BB: 0 P: 3	R: 3 E: 0 K: 0 S: 6 H: 3 LOB: 1 BB: 1 P: 10		1B: 7 2B: 2 3B: 0 HR: 1 SF: 0 SAC: 0 DP: 2 HBP: 0						

	AB	31
	R	7
	H	10
	RBI	6
	BB	6
	SO	4
	LOB	15

PITCHER		IP	WLS	BF	H	R	ER	SO	BB	IBB	HBP	BLK	WP	HR	S	P	ERA	WHIP
Mike Torrez, R ERA: 4.3	(1, 1)	7.1	L	33	8	6	5	4	6	0	0	0	0	1	35	59	6.14	1.909
Tom Burgmeier, L ERA: 4.97	(8, 1)	0.0		1	1	0	0	0	0	0	0	0	0	0	1	1	∞	∞
Bob Stanley, R ERA: 3.69	(8, 1)	0.2		3	1	1	1	0	0	0	0	0	0	0	3	3	13.50	1.500

PITCHER	IP	WLS	BF	H	R	ER	SO	BB	IBB	HBP	BLK	WP	HR	S	P	ERA	WHIP

Boston Red Sox @ Detroit Tigers

Tiger Stadium, Detroit, MI

Sat May 20 1978, 3:33 AM EDT

Att. 30,856 - Unknown

TOP

livebaseballscorecards.com

Batter	1	2	3	4	5	6	7	8	9	AB	R	H	RBI	BB	SO	LOB
Rick Burleson, R (1, 6) OBP: 0.290, SLG: 0.286	F9	F4		L1-3 1B		1B E 2B 3-H		F9		5	1	2	1	0	0	1
Jerry Remy, L (1, 4) OBP: 0.333, SLG: 0.347	F8	1-3		L1-3 1-2		E 1B 2-3		F8		5	0	1	0	0	0	2
Jim Rice, R (1, 7) OBP: 0.404, SLG: 0.707	BB 1B 1B		HR	K		E7 1-3 3-H		K		5	1	3	2	0	2	0
Carl Yastrzemski, L (1, 3) OBP: 0.404, SLG: 0.392	BB 1-2 1B		L8		BB BB	G6-4-3 HBP			SH1-4 1B	3	1	2	0	1	0	0
Carlton Fisk, R (1, 2) OBP: 0.359, SLG: 0.405	BB 1-2 2-3 BB		1B 2B		F8	G6-4-3 1-2f			SH1-4 1-2	3	1	1	0	1	0	4
Fred Lynn, L (1, 8) OBP: 0.392, SLG: 0.531	4-3		1B 2-H 1B		BB G5-4-3 1-2 BB		4-3		1B IBB	3	0	1	1	2	0	3
Butch Hobson, R (1, 5) OBP: 0.354, SLG: 0.500		F2	1-3 1B		G5-4-3 1-2f		6-3		G5-4-3 1-3 2-H 1B	5	0	2	1	0	0	2
Dwight Evans, R (1, 9) OBP: 0.365, SLG: 0.459		HR	F3			F7 S 2B 1B	BB		G5-4-3 1-2f	4	2	2	1	1	0	4
Bernie Carbo, L (1, 10) OBP: 0.346, SLG: 0.341 Bob Bailey, R (7, PH) OBP: 0.258, SLG: 0.346		1B	4-3			F7 1-3	6-3			3 1	0 0	1 0	0 0	0 0	0 0	3 1

	AB	37
	R	6
	H	15
	RBI	6
	BB	5
	SO	2
	LOB	20

| Inning Stats | | |

Boston Red Sox @ Detroit Tigers

Tiger Stadium, Detroit, MI

Sat May 20 1978, 3:33 AM EDT

Att. 30,856 - Unknown

BOTTOM

Batter	1	2	3	4	5	6	7	8	9	AB	R	H	RBI	BB	SO	LOB
Ron LeFlore, R (1, 8) OBP: 0.349, SLG: 0.401	F8		1B		6-3		K 1-2		F9	5	0	1	0	0	1	3
Lou Whitaker, L (1, 4) OBP: 0.411, SLG: 0.379	F8		1-3 1B		F8		FC1-6-5-1 2-3		4-3	5	0	1	0	0	0	3
Rusty Staub, L (1, 10) OBP: 0.363, SLG: 0.417	1B 2B		L4		F8		4-3			4	1	1	0	0	0	3
Jason Thompson, L (1, 3) OBP: 0.381, SLG: 0.580	2-3 2B 1B		F9			3-1		3-1		4	0	1	0	0	0	2
Steve Kemp, L (1, 7) OBP: 0.466, SLG: 0.429	1-H 3-H 2B			BBBB G3-6-3 BB		HR 2B		3-1		3	1	2	1	1	0	0
Milt May, L (1, 2) OBP: 0.375, SLG: 0.662		1-3		G3-6-3 1-2f		2-H HR	S S S K			4	1	1	2	0	1	1
Tim Corcoran, L (1, 9) OBP: 0.318, SLG: 0.270		4-3		HR 1B		F9			1B 1B	4	1	2	0	0	0	0
Phil Mankowski, L (1, 5) OBP: 0.349, SLG: 0.404		F3		1-H HR		G3			F8	4	1	1	2	0	0	1
Alan Trammell, R (1, 6) OBP: 0.373, SLG: 0.419 John Wockenfuss, R (9, PH) OBP: 0.438, SLG: 0.483			P9	6-3			FC1-6-5-1 BLK 1B		1-2 1B	3 1	0 0	1 1	0 0	0 0	0 0	0 0
Inning Stats	R: 1 E: 0 K: 0 S: 5 H: 3 LOB: 2 BB: 0 P: 5	R: 0 E: 0 K: 0 S: 3 H: 0 LOB: 0 BB: 0 P: 3	R: 0 E: 0 K: 0 S: 5 H: 2 LOB: 2 BB: 0 P: 5	R: 2 E: 0 K: 0 S: 4 H: 2 LOB: 2 BB: 1 P: 8	R: 0 E: 0 K: 0 S: 3 H: 0 LOB: 0 BB: 0 P: 3	R: 2 E: 0 K: 0 S: 5 H: 2 LOB: 2 BB: 0 P: 5	R: 0 E: 0 K: 1 S: 6 H: 1 LOB: 1 BB: 0 P: 6	R: 0 E: 0 K: 1 S: 5 H: 0 LOB: 0 BB: 0 P: 5	R: 0 E: 0 K: 0 S: 5 H: 2 LOB: 2 BB: 0 P: 5	1B: 7 2B: 3 3B: 0 HR: 2 SF: 0 SAC: 0 DP: 1 HBP: 0				WP: 0 PB: 0 SB: 0 CS: 0		PA: 38

PITCHER		IP	WLS	BF	H	R	ER	SO	BB	IBB	HBP	BLK	WP	HR	S	P	ERA	WHIP
Dennis Eckersley, R ERA: 3.95	(1, 1)	6.0		26	9	5	5	0	1	0	0	0	0	2	25	29	7.50	1.667
Bill Campbell, R ERA: 8.68	(7, 1)	3.0	W	12	3	0	0	2	0	0	0	1	0	0	16	16	0.00	1.000

PITCHER		IP	WLS	BF	H	R	ER	SO	BB	IBB	HBP	BLK	WP	HR	S	P	ERA	WHIP

livebaseballscorecards.com

AB	37
R	5
H	12
RBI	5
BB	1
SO	2
LOB	13

Batter	1	2	3	4	5	6	7	8	9	AB	R	H	RBI	BB	SO	LOB
Rick Burleson, R (1, 6) OBP: 0.283, SLG: 0.278	SSS 0-3 ① K		x 0-0 ② 5-3			x 0-0 ① F7		x 0-0 ① 5-3		4	0	0	0	0	1	2
Jerry Remy, L (1, 4) OBP: 0.331, SLG: 0.344	x 0-0 ② L7		x 0-0 ③ 5-3			x 0-0 FC5-4 1B 1-2 2-3 1B		SSS 0-3 ② K		4	0	1	0	0	1	1
Jim Rice, R (1, 7) OBP: 0.406, SLG: 0.702	x 0-0 1B			SSS 0-3 ① K		x 0-0 FC5-4 1B 1-2 3-H		x 0-0 E6		4	0	2	1	0	1	0
Carl Yastrzemski, L (1, 3) OBP: 0.400, SLG: 0.383	SSS 0-3 ③ K			BBBB 4-0 CS BB		x 0-0 ② FC5-4 1-2f 2-3		x 0-0 ③ 4-3		3	0	0	0	1	1	4
Carlton Fisk, R (1, 2) OBP: 0.350, SLG: 0.393		x 0-0 ① B1-3		SSS 0-3 ②③ K 1-2		x 0-0 ③ P9			x 0-0 ① 5-3	4	0	0	0	0	1	4
Fred Lynn, L (1, 8) OBP: 0.381, SLG: 0.515		x 0-0 ② F6			x 0-0 ① 4-3		x 0-0 ① 4-3		SSS 0-3 ② K	4	0	0	0	0	1	0
Butch Hobson, R (1, 5) OBP: 0.351, SLG: 0.492		x 0-0 ③ F8			SSS 0-3 ② K		SSS 0-3 ② K		x 0-0 1B	4	0	1	0	0	2	0
Dwight Evans, R (1, 9) OBP: 0.362, SLG: 0.446			SSS 0-3 ① K		x 0-0 ③ 1-3		BBBB 4-0 BB		SSS 0-3 ③ K	3	0	0	0	1	2	1
Bernie Carbo, L (1, 10) OBP: 0.370, SLG: 0.391 Jack Brohamer, L (6, PR) OBP: 0.375, SLG: 0.361			x 0-0 2B			x 0-0 1B 1B 1B	SSS 0-3 ③ K			2 1	0 1	2 0	0 0	0 0	0 1	0 1
Inning Stats	R: 0 E: 0 K: 2 S: 8 H: 1 LOB: 1 BB: 0 P: 8	R: 0 E: 0 K: 0 S: 3 H: 0 LOB: 0 BB: 0 P: 3	R: 0 E: 0 K: 1 S: 6 H: 1 LOB: 1 BB: 0 P: 6	R: 0 E: 0 K: 2 S: 6 H: 0 LOB: 1 BB: 1 P: 10	R: 0 E: 0 K: 1 S: 5 H: 0 LOB: 0 BB: 0 P: 5	R: 1 E: 0 K: 0 S: 6 H: 3 LOB: 3 BB: 0 P: 6	R: 0 E: 0 K: 2 S: 7 H: 0 LOB: 1 BB: 1 P: 11	R: 0 E: 1 K: 1 S: 6 H: 0 LOB: 1 BB: 0 P: 6	R: 0 E: 0 K: 2 S: 8 H: 1 LOB: 1 BB: 0 P: 8	1B: 5 2B: 2 3B: 0 HR: 0	SF: 0 SAC: 0 DP: 1 HBP: 0						

PITCHER	IP	WLS	BF	H	R	ER	SO	BB	IBB	HBP	BLK	WP	HR	S	P	ERA	WHIP
Milt Wilcox, R (1, 1) ERA: 3.05	9.0	W	35	6	1	1	11	2	0	0	0	0	0	55	63	1.00	0.889

PITCHER	IP	WLS	BF	H	R	ER	SO	BB	IBB	HBP	BLK	WP	HR	S	P	ERA	WHIP

Boston Red Sox @ Detroit Tigers

Tiger Stadium, Detroit, MI

Sun May 21 1978, 3:33 AM EDT

Unknown

TOP

livebaseballscorecards.com

AB	33
R	1
H	6
RBI	1
BB	2
SO	11
LOB	13

PA: 35

WP: 0 PB: 0 SB: 1 CS: 1

Boston Red Sox @ Detroit Tigers

Tiger Stadium, Detroit, MI

Sun May 21 1978, 3:33 AM EDT

Unknown

BOTTOM

Batter	1	2	3	4	5	6	7	8	9	AB	R	H	RBI	BB	SO	LOB
Ron LeFlore, R (1, 8) OBP: 0.347, SLG: 0.397	F9	6-3	F4	FC3-6 1B						4	0	1	0	0	0	0
Mark Wagner, R (1, 6) OBP: 0.342, SLG: 0.362	1B BB G3 1B	BB BB 1B	G1-6-3 1B	F9						4	1	3	0	0	0	2
Rusty Staub, L (1, 10) OBP: 0.366, SLG: 0.411	G3 1B BB	FC5 BB BB	G1-6-3	FC3-6						2	0	0	0	2	0	3
Jason Thompson, L (1, 3) OBP: 0.384, SLG: 0.599	G3 1B	L9		HR			P9			4	1	2	1	0	0	2
Steve Kemp, L (1, 7) OBP: 0.460, SLG: 0.417	G3	BB		F6			G3			3	0	0	1	1	0	2
John Wockenfuss, R (1, 9) OBP: 0.400, SLG: 0.438	5-3	FC5		F4			F8			3	0	0	0	0	0	5
Tim Corcoran, L (7, 9) OBP: 0.314, SLG: 0.267										1	0	0	0	0	0	0
Lance Parrish, R (1, 2) OBP: 0.284, SLG: 0.547		F8	FC4-6 1B	5-3						3	0	1	0	0	0	0
Aurelio Rodriguez, R (1, 5) OBP: 0.358, SLG: 0.486		6-3	FC4-6 G4-6-3				F7			3	0	0	0	0	0	1
Steve Dillard, R (1, 4) OBP: 0.260, SLG: 0.261		F7	G4-6-3				F9 1B 1B			2	0	0	0	0	0	1
Mickey Stanley, R (7, PH) OBP: 0.300, SLG: 0.400										1	0	1	0	0	0	0
Lou Whitaker, L (7, PR) (8, 4) OBP: 0.411, SLG: 0.379										0	0	0	0	0	0	0
Inning Stats	R: 1 E: 0 K: 0 S: 5 H: 2 LOB: 2 BB: 1 P: 9	R: 0 E: 0 K: 0 S: 3 H: 0 LOB: 0 BB: 0 P: 3	R: 0 E: 0 K: 0 S: 4 H: 1 LOB: 3 BB: 2 P: 12	R: 0 E: 0 K: 0 S: 3 H: 1 LOB: 0 BB: 0 P: 3	R: 0 E: 0 K: 0 S: 3 H: 1 LOB: 0 BB: 0 P: 3	R: 1 E: 0 K: 0 S: 4 H: 1 LOB: 0 BB: 0 P: 4	R: 0 E: 0 K: 0 S: 5 H: 2 LOB: 2 BB: 0 P: 5	R: 0 E: 0 K: 0 S: 3 H: 0 LOB: 0 BB: 0 P: 3		1B: 7 2B: 0 3B: 0 HR: 1	SF: 0 SAC: 0 DP: 2 HBP: 0						

PITCHER	IP	WLS	BF	H	R	ER	SO	BB	IBB	HBP	BLK	WP	HR	S	P	ERA	WHIP
Bill Lee, L (1, 1) ERA: 2.49	8.0	L	33	8	2	2	0	3	0	0	0	0	1	30	42	2.25	1.375

PITCHER	IP	WLS	BF	H	R	ER	SO	BB	IBB	HBP	BLK	WP	HR	S	P	ERA	WHIP

AB	30
R	2
H	8
RBI	2
BB	3
SO	0
LOB	16

WP: 0 PA: 33
PB: 0
SB: 0
CS: 0

livebaseballscorecards.com

Boston Red Sox @ Detroit Tigers

Tiger Stadium, Detroit, MI

Sun May 21 1978, 7:05 PM EDT

Att. 52,368 - Unknown

TOP

Batter	1	2	3	4	5	6	7	8	9	AB	R	H	RBI	BB	SO	LOB
Rick Burleson, R (1, 6) OBP: 0.285, SLG: 0.299	6-3		6-3	3B	4-3			2B	5-3	6	0	2	2	0	0	3
Jerry Remy, L (1, 4) OBP: 0.327, SLG: 0.340	S 1B		E3 CS	4-3		K		F6		5	0	1	0	0	1	3
Jim Rice, R (1, 7) OBP: 0.411, SLG: 0.695	K		BB		1B SF7 1B	6-3		IBB		3	1	1	0	2	1	1
Carl Yastrzemski, L (1, 3) OBP: 0.394, SLG: 0.380	G3		1-3		1B E 1B	F4		SF9		4	1	1	1	0	0	2
Fred Lynn, L (1, 8) OBP: 0.368, SLG: 0.500		6-3		4-3	SF7		K	F3		4	0	0	1	0	1	2
Butch Hobson, R (1, 5) OBP: 0.366, SLG: 0.507		1B 1B		FC4-6 1B BB	1B BB E 1B		K		F8 3B 2B	4	4	3	0	1	1	0
Dwight Evans, R (1, 9) OBP: 0.370, SLG: 0.448		1B 1B		FC4-6 1B	K		FC6-4 BB		F8	4	0	2	0	1	1	3
Jack Brohamer, L (1, 10) OBP: 0.395, SLG: 0.368		CS 1B		FC4-6 1B 3B	E BB		FC6-4		5-3	2	1	1	1	1	0	2
Bob Bailey, R (7, PH) OBP: 0.242, SLG: 0.321										2	0	0	0	0	0	2
Bob Montgomery, R (1, 2) OBP: 0.625, SLG: 0.857		F2		3B 1B	E9			2B SF9 1B	3B	5	2	4	4	0	0	2
Inning Stats	R: 0 E: 0 K: 1 S: 6 H: 1 LOB: 1 BB: 0 P: 6	R: 1 E: 0 K: 0 S: 5 H: 3 LOB: 1 BB: 0 P: 5	R: 0 E: 1 K: 0 S: 3 H: 0 LOB: 1 BB: 1 P: 7	R: 3 E: 0 K: 0 S: 6 H: 3 LOB: 1 BB: 1 P: 10	R: 3 E: 1 K: 1 S: 9 H: 4 LOB: 2 BB: 1 P: 13	R: 0 E: 0 K: 1 S: 5 H: 0 LOB: 0 BB: 0 P: 5	R: 0 E: 0 K: 2 S: 7 H: 0 LOB: 1 BB: 1 P: 11	R: 1 E: 0 K: 0 S: 5 H: 2 LOB: 2 BB: 1 P: 9	R: 1 E: 0 K: 0 S: 5 H: 2 LOB: 1 BB: 0 P: 5	1B: 11 2B: 2 3B: 2 HR: 0 SF: 2 SAC: 0 DP: 0 HBP: 0							

	AB	39
	R	9
	H	15
	RBI	9
	BB	5
	SO	5
	LOB	20

WP: 0 PB: 0 SB: 1 CS: 2 PA: 46

livebaseballscorecards.com

PITCHER		IP	WLS	BF	H	R	ER	SO	BB	IBB	HBP	BLK	WP	HR	S	P	ERA	WHIP
Dave Rozema, R ERA: 2.66	(1, 1)	4.0	L	20	7	4	4	1	2	0	0	0	0	0	20	28	9.00	2.250
Jack Morris, R ERA: 6.75	(5, 1)	1.0		8	4	3	3	1	1	0	0	0	0	0	9	13	27.00	5.000
Jim Crawford, L ERA: 3.6	(6, 1)	3.0		13	2	1	1	3	1	1	0	0	0	0	17	25	3.00	1.000
Fernando Arroyo, R ERA: 8.31	(9, 1)	1.0		5	2	1	1	0	0	0	0	0	0	0	5	5	9.00	2.000

PITCHER	IP	WLS	BF	H	R	ER	SO	BB	IBB	HBP	BLK	WP	HR	S	P	ERA	WHIP

Boston Red Sox @ Detroit Tigers

Tiger Stadium, Detroit, MI

Sun May 21 1978, 7:05 PM EDT

Att. 52,368 - Unknown

livebaseballscorecards.com

BOTTOM

Batter	1	2	3	4	5	6	7	8	9	AB	R	H	RBI	BB	SO	LOB
Ron LeFlore, R (1, 8) OBP: 0.343, SLG: 0.388	F9		BBB 4-0 E S 1B BB		F7		FC1-2 1-2 2-3 3-Hf		F8	4	1	0	0	1	0	3
Lou Whitaker, L (1, 4) OBP: 0.410, SLG: 0.380	SSS 0-3 K		0-0 S 1-H 1B		F8		G3		BB 1B 1B	5	1	2	1	0	1	3
Rusty Staub, L (1, 10) OBP: 0.367, SLG: 0.414	F9		0-0 F5 1-2			P9		F9 2B	BBB 4-0 1B 1-2 BB	4	0	1	0	1	0	1
Jason Thompson, L (1, 3) OBP: 0.378, SLG: 0.585		L4		F7		F7		F9	1-2 1B 2-H	5	0	1	1	0	0	1
Steve Kemp, L (1, 7) OBP: 0.458, SLG: 0.407		SSS 0-3 K		BBB 4-0 1B BB		SSS 0-3 K		BBB 4-0 BB	SSS 0-3 K	3	0	0	0	2	3	2
Milt May, L (1, 2) OBP: 0.381, SLG: 0.649		BBB 4-0 BB		0-0 1-2 1B			0-0 3-1	0-0 F9 2-3		3	0	1	0	1	0	2
Tim Corcoran, L (1, 9) OBP: 0.311, SLG: 0.266		SSS 0-3 K		0-0 L8			0-0 1B BB FC1-2 1B	0-0 3-1		4	0	1	0	0	1	5
Phil Mankowski, L (1, 5) OBP: 0.358, SLG: 0.450			0-0 F8	0-0 F5			BBB 4-0 FC1-2 1B 1-2 BB		0-0 HR	3	1	1	1	1	0	2
Alan Trammell, R (1, 6) OBP: 0.366, SLG: 0.409			SSS 0-3 K		0-0 6-3		0-0 FC1-2 1-2 2-3 1B		0-0 5-3	4	0	1	0	0	1	0
Inning Stats	R: 0 E: 0 K: 1 S: 5 H: 0 LOB: 0 BB: 0 P: 5	R: 0 E: 0 K: 2 S: 7 H: 0 LOB: 1 BB: 1 P: 11	R: 1 E: 0 K: 1 S: 6 H: 1 LOB: 1 BB: 1 P: 10	R: 0 E: 0 K: 0 S: 4 H: 1 LOB: 2 BB: 1 P: 8	R: 0 E: 0 K: 0 S: 3 H: 0 LOB: 0 BB: 0 P: 3	R: 0 E: 0 K: 1 S: 5 H: 0 LOB: 0 BB: 0 P: 5	R: 0 E: 0 K: 0 S: 5 H: 2 LOB: 3 BB: 1 P: 9	R: 0 E: 0 K: 0 S: 4 H: 1 LOB: 2 BB: 1 P: 8	R: 2 E: 0 K: 1 S: 8 H: 3 LOB: 2 BB: 1 P: 12	1B: 6 2B: 1 3B: 0 HR: 1	SF: 0 SAC: 0 DP: 0 HBP: 0					

PITCHER	IP	WLS	BF	H	R	ER	SO	BB	IBB	HBP	BLK	WP	HR	S	P	ERA	WHIP
Luis Tiant, R (1, 1) ERA: 4.06	9.0	W	41	8	3	2	6	6	0	0	0	0	1	47	71	2.00	1.556

PITCHER	IP	WLS	BF	H	R	ER	SO	BB	IBB	HBP	BLK	WP	HR	S	P	ERA	WHIP

AB	35
R	3
H	8
RBI	3
BB	6
SO	6
LOB	19

WP: 0 PA: 41
PB: 0
SB: 2
CS: 0

Batter	1	2	3	4	5	6	7	8	9	AB	R	H	RBI	BB	SO	LOB
Rick Burleson, R (1, 6) OBP: 0.284, SLG: 0.298	L8		F9		FC5-4 1-2f			FC1-6 1B		4	0	1	0	0	0	1
Jerry Remy, L (1, 4) OBP: 0.331, SLG: 0.350	HR 2B		G6-3 1B			6-3		FC1-6 1B 1-2f HR		4	2	2	0	0	0	1
Jim Rice, R (1, 7) OBP: 0.413, SLG: 0.708	2-H HR		G6-3 1-2f			4-3		1-3 HR 1B		4	2	2	2	0	0	1
Carl Yastrzemski, L (1, 3) OBP: 0.391, SLG: 0.397	4-3			F9		F8		1-H 3-H HR		4	1	1	3	0	0	0
Carlton Fisk, R (1, 2) OBP: 0.354, SLG: 0.387	BB			K			G4-6-3 BB	F8		2	0	0	0	2	1	0
Fred Lynn, L (1, 8) OBP: 0.359, SLG: 0.486	F5			3-1			G4-6-3 1-2f		L8	4	0	0	0	0	0	2
Butch Hobson, R (1, 5) OBP: 0.363, SLG: 0.500		6-3			F8		1B		5-3	4	0	1	0	0	0	0
Dwight Evans, R (1, 9) OBP: 0.367, SLG: 0.437		K			E5 FC5-4		K		FC6-4 BB	3	0	0	0	1	2	1
Jack Brohamer, L (1, 10) OBP: 0.362, SLG: 0.333		F9			F8			3-1	FC6-4 1-2f	4	0	0	0	0	0	2
Inning Stats	R: 2 H: 2 E: 0 LOB: 1 K: 0 BB: 1 S: 5 P: 9	R: 0 H: 0 E: 0 LOB: 0 K: 1 BB: 0 S: 5 P: 5	R: 0 H: 1 E: 0 LOB: 0 K: 0 BB: 0 S: 3 P: 3	R: 0 H: 0 E: 0 LOB: 0 K: 1 BB: 0 S: 5 P: 5	R: 0 H: 0 E: 1 LOB: 1 K: 0 BB: 0 S: 4 P: 4	R: 0 H: 0 E: 0 LOB: 0 K: 0 BB: 0 S: 3 P: 3	R: 0 H: 1 E: 0 LOB: 1 K: 1 BB: 1 S: 5 P: 9	R: 3 H: 3 E: 0 LOB: 0 K: 0 BB: 0 S: 6 P: 6	R: 0 H: 0 E: 0 LOB: 1 K: 0 BB: 1 S: 3 P: 7	1B: 4 SF: 0 2B: 1 SAC: 0 3B: 0 DP: 2 HR: 2 HBP: 0						

PITCHER	IP	WLS	BF	H	R	ER	SO	BB	IBB	HBP	BLK	WP	HR	S	P	ERA	WHIP
Jim Clancy, R (1, 1) ERA: 5.11	9.0	L	36	7	5	5	3	3	0	0	0	0	2	39	51	5.00	1.111

PITCHER	IP	WLS	BF	H	R	ER	SO	BB	IBB	HBP	BLK	WP	HR	S	P	ERA	WHIP

TOP

Boston Red Sox @ Toronto Blue Jays

Exhibition Stadium, Toronto, ON

Mon May 22 1978, 3:33 AM EDT

Att. 25,054 - Unknown - 63 F

livebaseballscorecards.com

AB	33
R	5
H	7
RBI	5
BB	3
SO	3
LOB	8

Batter	1	2	3	4	5	6	7	8	9	AB	R	H	RBI	BB	SO	LOB
Rick Bosetti, R (1, 8) OBP: 0.309, SLG: 0.396	F9		B1-3		F7		CS 1-2	F7	1-2 2-3 1B	5	0	1	0	0	0	1
Bob Bailor, R (1, 9) OBP: 0.301, SLG: 0.321	K		6-3			F7		F8	F7	5	0	0	0	0	1	3
Roy Howell, L (1, 5) OBP: 0.303, SLG: 0.388	HR 2B		4-3			K		1B		4	1	2	0	0	1	0
John Mayberry, L (1, 3) OBP: 0.318, SLG: 0.440	2-H HR			G3		HR		K		4	2	2	3	0	1	1
Tom Hutton, L (1, 7) OBP: 0.330, SLG: 0.368	4-3			L9		1B			L9	3	0	1	0	0	0	0
Otto Velez, R (9, PH) OBP: 0.371, SLG: 0.467										1	0	0	0	0	0	0
Sam Ewing, L (1, 10) OBP: 0.278, SLG: 0.235		6-3		F4		4-3			BB 1B 1B	3	0	0	0	0	0	1
Doug Ault, R (9, PH) OBP: 0.393, SLG: 0.417										0	1	0	0	1	0	0
Rick Cerone, R (1, 2) OBP: 0.301, SLG: 0.279		FC3-6 1B			WP 1B		F3		1-2 1B 1B	4	0	3	0	0	0	0
Dave McKay, S (1, 4) OBP: 0.274, SLG: 0.348		FC3-6 1-2f			F5 1-2		F4		1-2 2-H 1B	4	0	1	1	0	0	2
Luis Gomez, R (1, 6) OBP: 0.283, SLG: 0.252		5-3			K		CS 1B		P7	3	0	1	0	0	1	2
Willie Upshaw, L (9, PH) OBP: 0.315, SLG: 0.375										1	0	0	0	0	0	2
Inning Stats	R: 2 H: 2 E: 0 LOB: 0 K: 1 BB: 0 S: 7 P: 7	R: 0 H: 1 E: 0 LOB: 1 K: 0 BB: 0 S: 4 P: 4	R: 0 H: 0 E: 0 LOB: 0 K: 0 BB: 0 S: 3 P: 3	R: 0 H: 0 E: 0 LOB: 0 K: 0 BB: 0 S: 3 P: 3	R: 0 H: 1 E: 0 LOB: 1 K: 1 BB: 0 S: 6 P: 6	R: 1 H: 2 E: 0 LOB: 1 K: 1 BB: 0 S: 7 P: 7	R: 0 H: 1 E: 0 LOB: 0 K: 0 BB: 0 S: 3 P: 3	R: 0 H: 1 E: 0 LOB: 1 K: 1 BB: 0 S: 6 P: 6	R: 1 H: 3 E: 0 LOB: 3 K: 0 BB: 1 S: 6 P: 10	1B: 8 SF: 0 2B: 1 SAC: 0 3B: 0 DP: 0 HR: 2 HBP: 0						WP: 1 PA: 39 PB: 0 SB: 0 CS: 1	

PITCHER	IP	WLS	BF	H	R	ER	SO	BB	IBB	HBP	BLK	WP	HR	S	P	ERA	WHIP
Allen Ripley, R (1, 1) ERA: 4.33	7.0	W	27	7	3	3	3	0	0	0	0	1	2	33	33	3.86	1.000
Tom Burgmeier, L (8, 1) ERA: 5.14	1.1		7	2	1	1	1	1	0	0	0	0	0	8	12	6.75	2.250
Bob Stanley, R (9, 1) ERA: 3.62	0.2	S	4	2	0	0	0	0	0	0	0	0	0	4	4	0.00	3.000

PITCHER	IP	WLS	BF	H	R	ER	SO	BB	IBB	HBP	BLK	WP	HR	S	P	ERA	WHIP

BOTTOM

Boston Red Sox @ Toronto Blue Jays

Exhibition Stadium, Toronto, ON

Mon May 22 1978, 3:33 AM EDT

Att. 25,054 - Unknown - 63 F

livebaseballscorecards.com

AB	37
R	4
H	11
RBI	4
BB	1
SO	4
LOB	12

Batter	1	2	3	4	5	6	7	8	9	10	11	12	AB	R	H	RBI	BB	SO	LOB
Rick Burleson, R (1, 6) OBP: 0.282, SLG: 0.301	6-3		F4			4-3			F9		S 2B		5	0	1	0	0	0	1
Jerry Remy, L (1, 4) OBP: 0.333, SLG: 0.364	6-3			G5-4-3 1B		K			3B		L6		5	0	2	0	0	1	1
Jim Rice, R (1, 7) OBP: 0.402, SLG: 0.688	6-3			G5-4-3 1-2f		F6			F2		4-3 2-3		5	0	0	0	0	0	3
Carl Yastrzemski, L (1, 3) OBP: 0.391, SLG: 0.404		G1		2B			G3-6 1B		4-3			F9	5	0	2	0	0	0	1
Carlton Fisk, R (1, 2) OBP: 0.349, SLG: 0.376		1-3		K			P8			1B BB		F6	4	0	0	0	1	1	2
Fred Lynn, L (1, 8) OBP: 0.354, SLG: 0.476		1-3			4-3		G3-6 1-2f			G5-4-3 1-3 1B		L3	5	0	1	0	0	0	1
Butch Hobson, R (1, 5) OBP: 0.360, SLG: 0.514			F9		HR			4-3		K			4	1	1	1	0	1	2
Dwight Evans, R (1, 9) OBP: 0.364, SLG: 0.426			BB		F8			4-3		G5-4-3 1-2f			3	0	0	0	1	0	2
Jack Brohamer, L (1, 10) OBP: 0.333, SLG: 0.304			F9		F8			F9			F7		4	0	0	0	0	0	1
Inning Stats	R: 0 H: 0 E: 0 LOB: 0 K: 0 BB: 0 S: 3 P: 3	R: 0 H: 0 E: 0 LOB: 0 K: 0 BB: 0 S: 3 P: 3	R: 0 H: 0 E: 0 LOB: 1 K: 0 BB: 1 S: 3 P: 7	R: 0 H: 2 E: 0 LOB: 1 K: 1 BB: 0 S: 6 P: 6	R: 1 H: 1 E: 0 LOB: 0 K: 0 BB: 0 S: 4 P: 4	R: 0 H: 0 E: 0 LOB: 0 K: 1 BB: 0 S: 5 P: 5	R: 0 H: 1 E: 0 LOB: 0 K: 0 BB: 0 S: 3 P: 3	R: 0 H: 0 E: 0 LOB: 0 K: 0 BB: 0 S: 3 P: 3	R: 0 H: 1 E: 0 LOB: 1 K: 0 BB: 0 S: 4 P: 4	R: 0 H: 1 E: 0 LOB: 1 K: 1 BB: 1 S: 5 P: 9	R: 0 H: 1 E: 0 LOB: 1 K: 0 BB: 0 S: 4 P: 4	R: 0 H: 0 E: 0 LOB: 0 K: 0 BB: 0 S: 3 P: 3	1B: 3 SF: 0 2B: 2 SAC: 0 3B: 1 DP: 3 HR: 1 HBP: 0						

PITCHER	IP	WLS	BF	H	R	ER	SO	BB	IBB	HBP	BLK	WP	HR	S	P	ERA	WHIP
Jesse Jefferson, R (1, 1) ERA: 4.26	12.0	W	42	7	1	1	3	2	0	0	0	0	1	46	54	0.75	0.750

PITCHER	IP	WLS	BF	H	R	ER	SO	BB	IBB	HBP	BLK	WP	HR	S	P	ERA	WHIP

TOP

Boston Red Sox @ Toronto Blue Jays

Exhibition Stadium, Toronto, ON

Tue May 23 1978, 7:05 PM EDT

Att. 14,578 - Unknown - 65 F

livebaseballscorecards.com

AB	40
R	1
H	7
RBI	1
BB	2
SO	3
LOB	14

WP: 0 PA: 42
PB: 0
SB: 1
CS: 0

Batter	1	2	3	4	5	6	7	8	9	10	11	12	AB	R	H	RBI	BB	SO	LOB
Rick Bosetti, R (1, 8) OBP: 0.310, SLG: 0.393	6-3		6-3		FC6 1-2f			F8		CS 1B		2-3 3-H 1B	6	0	2	1	0	0	1
Bob Bailor, R (1, 9) OBP: 0.310, SLG: 0.331	F7		1B			6-3 S SF9 1B		F7		FC4-6 1-2 1B			5	1	3	0	0	0	0
Roy Howell, L (1, 5) OBP: 0.300, SLG: 0.378	PB 1B BB		F8			6-3 1-3		K		FC4-6 1-2f			4	0	0	0	1	1	3
John Mayberry, L (1, 3) OBP: 0.323, SLG: 0.441 Willie Upshaw, L (9, PR) OBP: 0.309, SLG: 0.367 (10, 7)	1B 1-2 HBP			K		SF9 3-H			FC5 SH2-4 1B		K		2 1	0 0	1 0	1 0	0 0	1 1	0 0
Tom Hutton, L (1, 7) OBP: 0.327, SLG: 0.363 (10, 3)	1-2 2-H 1B			6-3		1-3			SH2-4 1-2		P8		4	0	1	0	0	0	0
Sam Ewing, L (1, 10) OBP: 0.261, SLG: 0.190		K		4-3			F7		FC5 IBB		G3		4	0	0	0	1	1	0
Rick Cerone, R (1, 2) OBP: 0.296, SLG: 0.275		F7			1-3		1B		FC5 1-2 2-3f			6-3	5	0	1	0	0	0	2
Dave McKay, S (1, 4) OBP: 0.276, SLG: 0.347 Rico Carty, R (9, PH) OBP: 0.407, SLG: 0.528 Tim Johnson, L (10, 4)		4-3			K		S 1-2		F4			2B 1B BB	3 1 0	0 0 1	1 0 0	0 0 0	1 0 1	0 2 0	1 0 0
Luis Gomez, R (1, 6) OBP: 0.288, SLG: 0.269			K		FC6		F9 1-2			4-3		1B 1-3 2B	5	0	2	0	0	1	1
Inning Stats	R: 0 E: 0 K: 0 S: 3 H: 1 LOB: 2 BB: 1 P: 8	R: 0 E: 0 K: 1 S: 5 H: 0 LOB: 0 BB: 0 P: 5	R: 0 E: 0 K: 1 S: 6 H: 1 LOB: 1 BB: 0 P: 6	R: 0 E: 0 K: 1 S: 5 H: 0 LOB: 0 BB: 0 P: 5	R: 0 E: 0 K: 1 S: 6 H: 1 LOB: 1 BB: 0 P: 6	R: 1 E: 0 K: 0 S: 4 H: 1 LOB: 0 BB: 0 P: 4	R: 0 E: 0 K: 0 S: 4 H: 2 LOB: 1 BB: 0 P: 4	R: 0 E: 0 K: 1 S: 5 H: 0 LOB: 0 BB: 0 P: 5	R: 0 E: 0 K: 0 S: 4 H: 1 LOB: 2 BB: 1 P: 8	R: 0 E: 0 K: 0 S: 4 H: 2 LOB: 1 BB: 0 P: 4	R: 0 E: 0 K: 1 S: 5 H: 0 LOB: 0 BB: 0 P: 5	R: 1 E: 0 K: 0 S: 3 H: 2 LOB: 2 BB: 1 P: 7	1B: 10 2B: 1 3B: 0 HR: 0 SF: 1 SAC: 1 DP: 0 HBP: 1						

PITCHER	IP	WLS	BF	H	R	ER	SO	BB	IBB	HBP	BLK	WP	HR	S	P	ERA	WHIP
Jim Wright, R (1, 1) ERA: 2.25	10.0		39	9	1	1	5	1	1	1	0	0	0	46	55	0.90	1.000
Bill Campbell, R (11, 1) ERA: 8.44	1.1	L	7	2	1	1	1	1	0	0	0	0	0	8	12	6.75	2.250

PITCHER	IP	WLS	BF	H	R	ER	SO	BB	IBB	HBP	BLK	WP	HR	S	P	ERA	WHIP

BOTTOM

Boston Red Sox @ Toronto Blue Jays

Exhibition Stadium, Toronto, ON

Tue May 23 1978, 7:05 PM EDT

Att. 14,578 - Unknown - 65 F

livebaseballscorecards.com

AB	40
R	2
H	11
RBI	2
BB	3
SO	6
LOB	9

WP	0
PB	1
SB	2
CS	1
PA	46

Batter	1	2	3	4	5	6	7	8	9	AB	R	H	RBI	BB	SO	LOB
Rick Burleson, R (1, 6) OBP: 0.280, SLG: 0.304	6-3		1B 2B		K		K FC4-6 2-3		F7	5	1	1	0	0	2	1
Jerry Remy, L (1, 4) OBP: 0.330, SLG: 0.359	4-3		1B 2-H 1B		F7		FC4-6 S 1-2f 3-H		K	5	0	1	2	0	1	1
Jim Rice, R (1, 7) OBP: 0.392, SLG: 0.669	F4		F9			6-3	K 1-3		F8	5	0	0	0	0	1	2
Fred Lynn, L (1, 8) OBP: 0.364, SLG: 0.476		HR BB	1-3 1B			HR BB		5-3		2	2	1	0	2	0	0
Carlton Fisk, R (1, 2) OBP: 0.353, SLG: 0.400		F8	F9			1-H HR		2B 1B		4	2	2	2	0	0	3
Butch Hobson, R (1, 5) OBP: 0.352, SLG: 0.500		F8		F8		L8		F9		4	0	0	0	0	0	2
Jack Brohamer, L (1, 10) OBP: 0.364, SLG: 0.408		1-H HR		G5-4-3 BB		4-3		1-3 1B 2B		3	2	2	2	1	0	0
Dwight Evans, R (1, 9) OBP: 0.367, SLG: 0.424		5-3		G5-4-3 1-2f			PB 5-3 FC4-6 BB	2-H 3-H 1B		3	1	1	2	1	0	1
Fred Kendall, R (1, 3) OBP: 0.100, SLG: 0.100			F6		F8		5-3 1-2	F8		4	0	0	0	0	0	2
Inning Stats	R: 0 E: 0 K: 0 S: 3 H: 0 LOB: 0 BB: 0 P: 3	R: 2 E: 0 K: 0 S: 4 H: 1 LOB: 0 BB: 1 P: 8	R: 1 E: 0 K: 0 S: 6 H: 3 LOB: 2 BB: 0 P: 6	R: 0 E: 0 K: 0 S: 2 H: 0 LOB: 0 BB: 1 P: 6	R: 0 E: 0 K: 1 S: 5 H: 0 LOB: 0 BB: 0 P: 5	R: 2 E: 0 K: 0 S: 4 H: 1 LOB: 0 BB: 1 P: 8	R: 1 E: 0 K: 2 S: 8 H: 0 LOB: 1 BB: 1 P: 12	R: 2 E: 0 K: 0 S: 6 H: 3 LOB: 1 BB: 0 P: 6	R: 0 E: 0 K: 1 S: 5 H: 0 LOB: 0 BB: 0 P: 5	1B: 4 2B: 2 3B: 0 HR: 2	SF: 0 SAC: 0 DP: 1 HBP: 0						

TOP

Boston Red Sox @ Toronto Blue Jays

Exhibition Stadium, Toronto, ON

Wed May 24 1978, 7:05 PM EDT

Att. 28,825 - Unknown - 73 F

livebaseballscorecards.com

AB	35
R	8
H	8
RBI	8
BB	4
SO	4
LOB	12

WP: 0 PB: 1 SB: 2 CS: 0 PA: 39

PITCHER		IP	WLS	BF	H	R	ER	SO	BB	IBB	HBP	BLK	WP	HR	S	P	ERA	WHIP
Dave Lemanczyk, R ERA: 8.34	(1, 1)	6.0	L	25	5	5	5	1	3	0	0	0	0	2	24	36	7.50	1.333
Joe Coleman, R ERA: 2.08	(7, 1)	2.0		11	3	3	2	2	1	0	0	0	0	0	14	18	9.00	2.000
Mike Willis, L ERA: 6.08	(9, 1)	1.0		3	0	0	0	1	0	0	0	0	0	0	5	5	0.00	0.000

PITCHER	IP	WLS	BF	H	R	ER	SO	BB	IBB	HBP	BLK	WP	HR	S	P	ERA	WHIP

Batter	1	2	3	4	5	6	7	8	9	AB	R	H	RBI	BB	SO	LOB
Rick Bosetti, R (1, 8) OBP: 0.313, SLG: 0.394	6-3		1B		6-3		G3 1B 1B		F9	5	0	2	0	0	0	1
Bob Bailor, R (1, 9) OBP: 0.315, SLG: 0.336	L5		1B			BB 1B BB 1B	G3 1-2			4	1	2	0	0	0	1
Roy Howell, L (1, 5) OBP: 0.305, SLG: 0.381	4-3		G3			BB BB FC5-4 1B 1-2	2-H 1B			4	1	2	0	0	0	1
John Mayberry, L (1, 3) OBP: 0.327, SLG: 0.435		4-3		BBBB FC4-6 BB		BBBB FC5-4 BB 1-2 2-3		3-1		2	0	0	0	2	0	0
Tom Hutton, L (1, 7) OBP: 0.324, SLG: 0.351		F6		F6		BBBBB 4-0 FC5-4 BB 1-2 2-3 3-H		3-1		3	0	0	1	1	0	1
Willie Upshaw, L (1, 10) OBP: 0.305, SLG: 0.346		BBBB 4-0 BB BB		FC4-6 1-2f		SSS 0-3 K		F9		3	0	0	0	1	1	4
Rick Cerone, R (1, 2) OBP: 0.294, SLG: 0.266		BBBB 4-0 FC6-4 BB 1-2		F3		FC5-4 1-2f 2-3 3-H			5-3	3	0	0	1	1	0	3
Dave McKay, S (1, 4) OBP: 0.275, SLG: 0.342		FC6-4 1-2f			F8	F4			G3 1B	4	0	1	0	0	0	4
Luis Gomez, R (1, 6) OBP: 0.283, SLG: 0.264			F7		6-3		4-3		G3 1-2	2	0	0	0	0	0	0
Doug Ault, R (7, PH) OBP: 0.379, SLG: 0.400										1	0	0	0	0	0	0
Tim Johnson, L (8, 6)										1	0	0	0	0	0	1
Inning Stats	R: 0 H: 0 E: 0 LOB: 0 K: 0 BB: 0 S: 3 P: 3	R: 0 H: 0 E: 0 LOB: 2 K: 0 BB: 2 S: 3 P: 11	R: 0 H: 2 E: 0 LOB: 1 K: 0 BB: 0 S: 4 P: 4	R: 0 H: 0 E: 0 LOB: 1 K: 0 BB: 1 S: 3 P: 7	R: 0 H: 0 E: 0 LOB: 0 K: 0 BB: 0 S: 3 P: 3	R: 2 H: 2 E: 0 LOB: 2 K: 1 BB: 2 S: 7 P: 15	R: 0 H: 2 E: 0 LOB: 2 K: 0 BB: 0 S: 4 P: 4	R: 0 H: 0 E: 0 LOB: 0 K: 0 BB: 0 S: 3 P: 3	R: 0 H: 1 E: 0 LOB: 1 K: 0 BB: 0 S: 4 P: 4	1B: 7 SF: 0 2B: 0 SAC: 0 3B: 0 DP: 0 HR: 0 HBP: 0						

PITCHER	IP	WLS	BF	H	R	ER	SO	BB	IBB	HBP	BLK	WP	HR	S	P	ERA	WHIP
Mike Torrez, R (1, 1) ERA: 4.0	9.0	W	37	7	2	2	1	5	0	0	0	0	0	34	54	2.00	1.333

PITCHER	IP	WLS	BF	H	R	ER	SO	BB	IBB	HBP	BLK	WP	HR	S	P	ERA	WHIP

BOTTOM

Boston Red Sox @ Toronto Blue Jays

Exhibition Stadium, Toronto, ON

Wed May 24 1978, 7:05 PM EDT

Att. 28,825 - Unknown - 73 F

livebaseballscorecards.com

AB	32
R	2
H	7
RBI	2
BB	5
SO	1
LOB	16

WP: 0	PA: 37		
PB: 0			
SB: 0			
CS: 0			

Batter	1	2	3	4	5	6	7	8	9	AB	R	H	RBI	BB	SO	LOB
Rick Burleson, R (1, 6) OBP: 0.278, SLG: 0.307	F8	K			K	FC5 4-3 1-3 2-3f 3-H			E 2B	5	1	1	0	0	2	4
Jerry Remy, L (1, 4) OBP: 0.326, SLG: 0.354	K		K		1-2 HR 1B	4-3 1-2 3-H			E6 E 2-H	5	1	1	1	0	2	1
Jim Rice, R (1, 7) OBP: 0.392, SLG: 0.676	BB	L9			1-H 2-H HR	F6			6-3 1-3	4	1	1	3	1	0	2
Carl Yastrzemski, L (1, 8) OBP: 0.380, SLG: 0.391	L3		K		F8		4-3		F2	5	0	0	0	0	1	2
Carlton Fisk, R (1, 2) OBP: 0.349, SLG: 0.389		HR BB		K	6-3		K		5-3	4	1	0	0	1	2	1
Butch Hobson, R (1, 5) OBP: 0.355, SLG: 0.497		F8		1B		BB 1B 1B BB	F8			3	1	1	0	1	0	1
Bob Bailey, R (1, 10) OBP: 0.243, SLG: 0.313		L8		K		1B BB E 1-2 1B		5-3		4	1	1	0	0	1	2
Dwight Evans, R (1, 9) OBP: 0.371, SLG: 0.445		1-H HR		K		FC5 1B 1-2 2-3 BB		K		3	1	1	2	1	2	1
Fred Kendall, R (1, 3) OBP: 0.286, SLG: 0.357		2B			1B HR 1B	E 4-3 1-2 2-3 3-H 1B		P7		4	2	3	1	0	0	0
Inning Stats	R: 0 E: 0 K: 1 S: 5 H: 0 LOB: 1 BB: 1 P: 9	R: 2 E: 0 K: 1 S: 7 H: 2 LOB: 1 BB: 1 P: 11	R: 0 E: 0 K: 2 S: 7 H: 0 LOB: 0 BB: 0 P: 7	R: 0 E: 0 K: 3 S: 10 H: 1 LOB: 1 BB: 0 P: 10	R: 3 E: 0 K: 1 S: 8 H: 3 LOB: 0 BB: 0 P: 8	R: 3 E: 1 K: 0 S: 5 H: 2 LOB: 1 BB: 2 P: 13	R: 0 E: 0 K: 1 S: 5 H: 0 LOB: 0 BB: 0 P: 5	R: 0 E: 0 K: 1 S: 5 H: 0 LOB: 0 BB: 0 P: 5	R: 1 E: 2 K: 0 S: 5 H: 1 LOB: 1 BB: 0 P: 5	1B: 5 2B: 2 3B: 0 HR: 2 SF: 0 SAC: 0 DP: 0 HBP: 0						

TOP

Boston Red Sox @ Toronto Blue Jays

Exhibition Stadium, Toronto, ON

Thu May 25 1978, 7:05 PM EDT
Att. 17,197 - Unknown - 77 F

livebaseballscorecards.com

AB	37
R	9
H	9
RBI	7
BB	4
SO	10
LOB	14

PITCHER		IP	WLS	BF	H	R	ER	SO	BB	IBB	HBP	BLK	WP	HR	S	P	ERA	WHIP
Tom Underwood, L ERA: 4.1	(1, 1)	5.0	L	25	7	7	6	8	3	0	0	0	0	2	38	50	10.80	2.000
Don Kirkwood, R ERA: 2.4	(6, 1)	2.0		8	1	1	0	1	1	0	0	0	0	0	9	13	0.00	1.000
Balor Moore, L ERA: 5.55	(8, 1)	2.0		8	1	1	0	1	0	0	0	0	0	0	10	10	0.00	0.500

PITCHER	IP	WLS	BF	H	R	ER	SO	BB	IBB	HBP	BLK	WP	HR	S	P	ERA	WHIP

Batter	1	2	3	4	5	6	7	8	9	AB	R	H	RBI	BB	SO	LOB
Rick Bosetti, R (1, 8) OBP: 0.309, SLG: 0.388	F9	F7			B1	L1		1B 1-2 2-3 3-H 1B		5	0	1	1	0	0	2
Bob Bailor, R (1, 9) OBP: 0.317, SLG: 0.338	4-3 SSS	K			F6		4-3 1B	G5-4-3 1-2 2-3 3-H 1B		5	0	2	1	0	1	2
Roy Howell, L (1, 5) OBP: 0.308, SLG: 0.382	1B		L6		BB 1B 1B		4-3 1-2	G5-4-3 1-2f		5	0	2	0	0	0	4
John Mayberry, L (1, 3) OBP: 0.323, SLG: 0.427	L4		F7		BB 1-2 1B		F2		6-3	5	0	1	0	0	0	2
Tom Hutton, L (1, 7) OBP: 0.327, SLG: 0.357		1B 1B 2B	6-3		BBBB 4-0 1-2 2-3 BB		5-3		3-1	4	1	1	0	1	0	1
Willie Upshaw, L (1, 10) OBP: 0.323, SLG: 0.382 Otto Velez, R (8, PH) OBP: 0.378, SLG: 0.452		1B 1B 2-3 1B	3-1 2B	L4				BBBB 4-0 2B 1B BB	5-3	3 1	1 1	2 0	0 0	0 1	0 0	3 0
Dave McKay, S (1, 4) OBP: 0.274, SLG: 0.338		FC2-5 1B 1-3 3-H 1B	3-1 2-3		L9			SSS 0-3 K		4	0	1	1	0	1	2
Luis Gomez, R (1, 6) OBP: 0.290, SLG: 0.281		FC2-5 1-2 3-H 1B	1-3		F6			1B 1-3 1B 2B		4	1	2	1	0	0	1
Alan Ashby, S (1, 2) OBP: 0.275, SLG: 0.250		FC2-5 1-2 2-3f	SSS K		HR			BBBB 4-0 1B 1B BB		3	1	1	1	1	1	3
Inning Stats	R: 0 E: 0 K: 0 S: 4 H: 1 LOB: 1 BB: 0 P: 4	R: 2 E: 0 K: 1 S: 9 H: 4 LOB: 2 BB: 0 P: 9	R: 0 E: 0 K: 0 S: 3 H: 0 LOB: 0 BB: 0 P: 3	R: 0 E: 0 K: 1 S: 6 H: 1 LOB: 1 BB: 0 P: 6	R: 0 E: 0 K: 0 S: 5 H: 2 LOB: 3 BB: 1 P: 9	R: 1 E: 0 K: 0 S: 4 H: 1 LOB: 0 BB: 0 P: 4	R: 0 E: 0 K: 0 S: 4 H: 1 LOB: 1 BB: 0 P: 4	R: 2 E: 0 K: 1 S: 7 H: 3 LOB: 2 BB: 2 P: 15	R: 0 E: 0 K: 0 S: 3 H: 0 LOB: 0 BB: 0 P: 3	1B: 9 2B: 3 3B: 0 HR: 1 SF: 0 SAC: 0 DP: 1 HBP: 0	WP: 0 PB: 0 SB: 0 CS: 0 PA: 42					

PITCHER		IP	WLS	BF	H	R	ER	SO	BB	IBB	HBP	BLK	WP	HR	S	P	ERA	WHIP
Dennis Eckersley, R ERA: 3.95	(1, 1)	7.0	W	32	10	3	3	2	1	0	0	0	0	1	35	39	3.86	1.571
Tom Burgmeier, L ERA: 6.28	(8, 1)	0.1		5	2	2	2	1	2	0	0	0	0	0	5	13	54.00	12.000
Dick Drago, R ERA: 1.84	(8, 1)	1.2	S	5	1	0	0	0	0	0	0	0	0	0	5	5	0.00	0.600

PITCHER	IP	WLS	BF	H	R	ER	SO	BB	IBB	HBP	BLK	WP	HR	S	P	ERA	WHIP

BOTTOM

Boston Red Sox @ Toronto Blue Jays

Exhibition Stadium, Toronto, ON

Thu May 25 1978, 7:05 PM EDT
Att. 17,197 - Unknown - 77 F

livebaseballscorecards.com

AB	39
R	5
H	13
RBI	5
BB	3
SO	3
LOB	20

Batter	1	2	3	4	5	6	7	8	9	AB	R	H	RBI	BB	SO	LOB
Ron LeFlore, R (1, 8) OBP: 0.337, SLG: 0.369	4-3 4-3 1B		G5-4-3 1-2f			G6-4-3 1B		5-3		4	0	2	0	0	0	1
Mark Wagner, R (1, 6) OBP: 0.294, SLG: 0.309	4-3 1-2			F8		G6-4-3 1-2f		5-3		4	0	0	0	0	0	2
Rusty Staub, L (1, 10) OBP: 0.382, SLG: 0.451	4-3 2-3			HR		HR 2B			F9	4	2	2	1	0	0	1
Jason Thompson, L (1, 3) OBP: 0.366, SLG: 0.572	6-3			K		2-H HR			F2	4	1	1	2	0	1	1
Steve Kemp, L (1, 7) OBP: 0.454, SLG: 0.391		3-1		L6		4-3			G3	4	0	0	0	0	0	0
John Wockenfuss, R (1, 9) OBP: 0.356, SLG: 0.366		5-3			F8		G4-6-3 1B			3	0	1	0	0	0	0
Lance Parrish, R (1, 2) OBP: 0.260, SLG: 0.527		1-3			E5 FC6-4		G4-6-3 1-2f			3	0	0	0	0	0	1
Aurelio Rodriguez, R (1, 5) OBP: 0.330, SLG: 0.440			F9		K		F7			3	0	0	0	0	1	1
Steve Dillard, R (1, 4) OBP: 0.275, SLG: 0.276			G5-4-3 1B		FC6-4 1-2f			5-3		2	0	1	0	0	0	1
Mickey Stanley, R (8, PH) OBP: 0.250, SLG: 0.333										1	0	0	0	0	0	0
Lou Whitaker, L (8, 4) OBP: 0.391, SLG: 0.363										0	0	0	0	0	0	0
Inning Stats	R: 0 H: 1 E: 0 LOB: 1 K: 0 BB: 0 S: 4 P: 4	R: 0 H: 0 E: 0 LOB: 0 K: 0 BB: 0 S: 3 P: 3	R: 0 H: 1 E: 0 LOB: 0 K: 0 BB: 0 S: 3 P: 3	R: 1 H: 1 E: 0 LOB: 0 K: 1 BB: 0 S: 6 P: 6	R: 0 H: 0 E: 1 LOB: 1 K: 1 BB: 0 S: 6 P: 6	R: 2 H: 3 E: 0 LOB: 0 K: 0 BB: 0 S: 5 P: 5	R: 0 H: 1 E: 0 LOB: 0 K: 0 BB: 0 S: 3 P: 3	R: 0 H: 0 E: 0 LOB: 0 K: 0 BB: 0 S: 3 P: 3	R: 0 H: 0 E: 0 LOB: 0 K: 0 BB: 0 S: 3 P: 3	1B: 4 2B: 1 3B: 0 HR: 2	SF: 0 SAC: 0 DP: 3 HBP: 0						

PITCHER		IP	WLS	BF	H	R	ER	SO	BB	IBB	HBP	BLK	WP	HR	S	P	ERA	WHIP
Bill Lee, L ERA: 2.55	(1, 1)	9.0	W	32	7	3	3	2	0	0	0	0	0	2	36	36	3.00	0.778

PITCHER		IP	WLS	BF	H	R	ER	SO	BB	IBB	HBP	BLK	WP	HR	S	P	ERA	WHIP

TOP

Detroit Tigers @ Boston Red Sox

Fenway Park, Boston, MA

Fri May 26 1978, 7:05 PM EDT

Att. 33,431 - Unknown - 57 F

livebaseballscorecards.com

AB	32
R	3
H	7
RBI	3
BB	0
SO	2
LOB	8

Detroit Tigers @ Boston Red Sox

Fenway Park, Boston, MA

Fri May 26 1978, 7:05 PM EDT

Att. 33,431 - Unknown - 57 F

BOTTOM

livebaseballscorecards.com

Batter	1	2	3	4	5	6	7	8	9	AB	R	H	RBI	BB	SO	LOB
Rick Burleson, R (1, 6) OBP: 0.286, SLG: 0.320	F8		G4-6-3 1B		E 2B	4-3 1B		F7		5	0	3	1	0	0	0
Jerry Remy, L (1, 4) OBP: 0.328, SLG: 0.352	HR BB		G4-6-3 1-2f		E4 BB 2-3	4-3 1-2 2-3 3-H		1B		4	1	1	1	1	0	4
Jim Rice, R (1, 7) OBP: 0.392, SLG: 0.684	HR 1-H		1B		K	1-3		K		5	1	2	2	0	2	5
Carl Yastrzemski, L (1, 8) OBP: 0.377, SLG: 0.383	3-1		F2		BB 1-2		4-3			3	0	0	0	1	0	1
Carlton Fisk, R (1, 2) OBP: 0.346, SLG: 0.386	1B			F7	F6		F7			4	0	1	0	0	0	3
Butch Hobson, R (1, 5) OBP: 0.353, SLG: 0.487	K			F9		6-3 BB	4-0			3	0	0	0	1	1	1
Jack Brohamer, L (1, 10) OBP: 0.356, SLG: 0.415		F8		G3		1B 1B 2B	L3			4	1	1	0	0	0	1
Dwight Evans, R (1, 9) OBP: 0.381, SLG: 0.496		K			HR	1B 1B 4-3 BB		HR		3	3	2	2	1	1	0
Fred Kendall, R (1, 3) OBP: 0.278, SLG: 0.333		F8			1-3	4-3 1B 1-2 2-3 1B		4-3		4	0	1	0	0	0	0
Inning Stats	R: 2 H: 2 E: 0 LOB: 1 K: 1 BB: 1 S: 7 P: 11	R: 0 H: 0 E: 0 LOB: 0 K: 1 BB: 0 S: 5 P: 5	R: 0 H: 2 E: 0 LOB: 1 K: 0 BB: 0 S: 4 P: 4	R: 0 H: 0 E: 0 LOB: 0 K: 0 BB: 0 S: 3 P: 3	R: 1 H: 2 E: 1 LOB: 3 K: 1 BB: 1 S: 8 P: 12	R: 2 H: 3 E: 0 LOB: 2 K: 0 BB: 1 S: 6 P: 10	R: 0 H: 0 E: 0 LOB: 1 K: 0 BB: 1 S: 3 P: 7	R: 1 H: 2 E: 0 LOB: 1 K: 1 BB: 0 S: 7 P: 7		1B: 6 SF: 0 2B: 2 SAC: 0 3B: 0 DP: 1 HR: 3 HBP: 0						

	AB	35
	R	6
	H	11
	RBI	6
	BB	4
	SO	4
	LOB	15

WP: 0 PA: 39
PB: 0
SB: 0
CS: 0

PITCHER	IP	WLS	BF	H	R	ER	SO	BB	IBB	HBP	BLK	WP	HR	S	P	ERA	WHIP
Milt Wilcox, R (1, 1) ERA: 3.61	8.0	L	39	11	6	6	4	4	0	0	0	0	3	43	59	6.75	1.875

PITCHER	IP	WLS	BF	H	R	ER	SO	BB	IBB	HBP	BLK	WP	HR	S	P	ERA	WHIP

Batter	1	2	3	4	5	6	7	8	9	AB	R	H	RBI	BB	SO	LOB
Ron LeFlore, R (1, 8) OBP: 0.335, SLG: 0.366	5-3		L8			G4-3		6-3		4	0	1	0	0	0	0
Lou Whitaker, L (1, 4) OBP: 0.385, SLG: 0.357	4-3		4-3			G4-3 1-2f		1B		4	0	1	0	0	0	1
Rusty Staub, L (1, 10) OBP: 0.379, SLG: 0.446	5-3			S 1B		F7		F9		4	0	1	0	0	0	1
Jason Thompson, L (1, 3) OBP: 0.358, SLG: 0.559		F2		K 1-2			K		F5	4	0	0	0	0	2	1
Steve Kemp, L (1, 7) OBP: 0.461, SLG: 0.397		1B BB		F7			F8 1B		BB 1B	3	0	2	0	1	0	1
Milt May, L (1, 2) OBP: 0.396, SLG: 0.636		1B		G3			1B		G4-6-3 BB	3	0	2	0	1	0	1
Steve Dillard, R (9, PR) OBP: 0.275, SLG: 0.276										0	0	0	0	0	0	0
Tim Corcoran, L (1, 9) OBP: 0.277, SLG: 0.233		P9			F8		F8 2-3		G4-6-3 1-2f	4	0	0	0	0	0	6
Phil Mankowski, L (1, 5) OBP: 0.316, SLG: 0.391		F9			F8		K			3	0	0	0	0	1	4
Alan Trammell, R (1, 6) OBP: 0.325, SLG: 0.360			6-3		F8			K		2	0	0	0	0	0	0
Lance Parrish, R (8, PH) OBP: 0.256, SLG: 0.520										1	0	0	0	0	1	0
Mark Wagner, R (8, 6) OBP: 0.294, SLG: 0.309										0	0	0	0	0	0	0
Inning Stats	R: 0 E: 0 K: 0 S: 3 H: 0 LOB: 0 BB: 0 P: 3	R: 0 E: 0 K: 0 S: 4 H: 1 LOB: 2 BB: 1 P: 8	R: 0 E: 0 K: 0 S: 3 H: 0 LOB: 0 BB: 0 P: 3	R: 0 E: 0 K: 1 S: 6 H: 1 LOB: 1 BB: 0 P: 6	R: 0 E: 0 K: 0 S: 3 H: 0 LOB: 0 BB: 0 P: 3	R: 0 E: 0 K: 0 S: 3 H: 1 LOB: 0 BB: 0 P: 3	R: 0 E: 0 K: 2 S: 9 H: 2 LOB: 2 BB: 0 P: 9	R: 0 E: 0 K: 1 S: 6 H: 1 LOB: 1 BB: 0 P: 6	R: 0 E: 0 K: 0 S: 3 H: 1 LOB: 2 BB: 1 P: 7	1B: 7 2B: 0 3B: 0 HR: 0 SF: 0 SAC: 0 DP: 2 HBP: 0						

PITCHER	IP	WLS	BF	H	R	ER	SO	BB	IBB	HBP	BLK	WP	HR	S	P	ERA	WHIP
Luis Tiant, R (1, 1) ERA: 3.15	9.0	W	34	7	0	0	4	2	0	0	0	0	0	40	48	0.00	1.000

PITCHER	IP	WLS	BF	H	R	ER	SO	BB	IBB	HBP	BLK	WP	HR	S	P	ERA	WHIP

Detroit Tigers @ Boston Red Sox

Fenway Park, Boston, MA

Sat May 27 1978, 3:33 AM EDT
Att. 33,335 - Unknown - 65 F

TOP

livebaseballscorecards.com

AB	32
R	0
H	7
RBI	0
BB	2
SO	4
LOB	15

WP: 0 PA: 34
PB: 0
SB: 1
CS: 0

Batter	1	2	3	4	5	6	7	8	9	AB	R	H	RBI	BB	SO	LOB
Rick Burleson, R (1, 6) OBP: 0.280, SLG: 0.314	6-3		F3			F6		F8		4	0	0	0	0	0	0
Jerry Remy, L (1, 4) OBP: 0.321, SLG: 0.344	F7			G3		P7		F8		4	0	0	0	0	0	0
Jim Rice, R (1, 7) OBP: 0.391, SLG: 0.695	K			6-3		HR				3	1	1	1	0	1	0
Carl Yastrzemski, L (1, 8) OBP: 0.371, SLG: 0.376		G3		G3		6-3				3	0	0	0	0	0	0
Carlton Fisk, R (1, 2) OBP: 0.346, SLG: 0.385		1B			F6		F8			3	0	1	0	0	0	0
Butch Hobson, R (1, 5) OBP: 0.352, SLG: 0.484		F9			BB 1B		F4			3	0	1	0	0	0	1
Jack Brohamer, L (1, 10) OBP: 0.371, SLG: 0.418		F8			FC6-4 BB		1B			2	0	1	0	1	0	1
Dwight Evans, R (1, 9) OBP: 0.373, SLG: 0.485			6-3		K		5-3			3	0	0	0	0	1	3
Fred Kendall, R (1, 3) OBP: 0.238, SLG: 0.286			5-3		FC6-4			5-3		3	0	0	0	0	0	2
Inning Stats	R: 0 E: 0 K: 1 S: 5 H: 0 LOB: 0 BB: 0 P: 5	R: 0 E: 0 K: 0 S: 4 H: 1 LOB: 1 BB: 0 P: 4	R: 0 E: 0 K: 0 S: 3 H: 0 LOB: 0 BB: 0 P: 3	R: 0 E: 0 K: 0 S: 3 H: 0 LOB: 0 BB: 0 P: 3	R: 0 E: 0 K: 1 S: 6 H: 1 LOB: 2 BB: 1 P: 10	R: 1 E: 0 K: 0 S: 4 H: 1 LOB: 0 BB: 0 P: 4	R: 0 E: 0 K: 0 S: 4 H: 1 LOB: 1 BB: 0 P: 4	R: 0 E: 0 K: 0 S: 3 H: 0 LOB: 0 BB: 0 P: 3		1B: 3 2B: 0 3B: 0 HR: 1 SF: 0 SAC: 0 DP: 0 HBP: 0				WP: 0 PB: 0 SB: 0 CS: 0 PA: 29		

PITCHER		IP	WLS	BF	H	R	ER	SO	BB	IBB	HBP	BLK	WP	HR	S	P	ERA	WHIP
Dave Rozema, R ERA: 2.39	(1, 1)	5.0		18	2	0	0	2	1	0	0	0	0	0	21	25	0.00	0.600
Jack Morris, R ERA: 6.16	(6, 1)	3.0	L	11	2	1	1	0	0	0	0	0	0	1	11	11	3.00	0.667

PITCHER	IP	WLS	BF	H	R	ER	SO	BB	IBB	HBP	BLK	WP	HR	S	P	ERA	WHIP

BOTTOM

Detroit Tigers @ Boston Red Sox

Fenway Park, Boston, MA

Sat May 27 1978, 3:33 AM EDT
Att. 33,335 - Unknown - 65 F

livebaseballscorecards.com

AB	28
R	1
H	4
RBI	1
BB	1
SO	2
LOB	7

Batter	1	2	3	4	5	6	7	8	9	10	AB	R	H	RBI	BB	SO	LOB
Ron LeFlore, R (1, 8) OBP: 0.346, SLG: 0.399	BB, 4-3, 1B		1B, G4-6-3, 1B		HR		2-3, 2B			1-3	5	2	4	1	0	0	0
Lou Whitaker, L (1, 4) OBP: 0.375, SLG: 0.348	4-3, 1-2		G4-6-3, 1-3, 1B		4-3		6-3			2-3	5	0	1	0	0	0	3
Rusty Staub, L (1, 10) OBP: 0.374, SLG: 0.439	F5		G4-6-3, 1-2f, 3-H		1B		8-2-4-5, 2-3f			F9	5	0	1	0	0	0	4
Jason Thompson, L (1, 3) OBP: 0.361, SLG: 0.572	BBBB, BB		F6			HR		5-3			3	1	1	1	1	0	0
Steve Kemp, L (1, 7) OBP: 0.462, SLG: 0.391	BBBBB, 1-2, 2-3, BB			SSS, K		4-3		G3-6-1, BB			2	0	0	0	2	1	0
Milt May, L (1, 2) OBP: 0.380, SLG: 0.609	L9			4-3		F4		G3-6-1, 1-2f			4	0	0	0	0	0	4
Tim Corcoran, L (1, 9) OBP: 0.295, SLG: 0.255		L3		1B		1B			CS, 1B		4	0	3	0	0	0	0
Phil Mankowski, L (1, 5) Aurelio Rodriguez, R (7, 5) OBP: 0.316, SLG: 0.389 OBP: 0.326, SLG: 0.435		CS, 1B		L4		F8			SSS, K		3 1	0 0	1 0	0 0	0 0	0 1	2 1
Alan Trammell, R (1, 6) OBP: 0.321, SLG: 0.367		SSS, K, 1-2			6-3		2B			SSS, K, 1-2	4	0	1	0	0	2	2
Inning Stats	R: 0 E: 0 K: 0 S: 4 H: 1 LOB: 3 BB: 2 P: 12	R: 0 E: 0 K: 1 S: 5 H: 1 LOB: 1 BB: 0 P: 5	R: 1 E: 0 K: 0 S: 4 H: 2 LOB: 0 BB: 0 P: 4	R: 0 E: 0 K: 1 S: 6 H: 1 LOB: 1 BB: 0 P: 6	R: 1 E: 0 K: 0 S: 4 H: 2 LOB: 1 BB: 0 P: 4	R: 1 E: 0 K: 0 S: 5 H: 2 LOB: 1 BB: 0 P: 5	R: 0 E: 0 K: 0 S: 4 H: 2 LOB: 1 BB: 0 P: 4	R: 0 E: 0 K: 0 S: 2 H: 0 LOB: 0 BB: 1 P: 6	R: 0 E: 0 K: 2 S: 7 H: 1 LOB: 0 BB: 0 P: 7	R: 0 E: 0 K: 0 S: 3 H: 0 LOB: 0 BB: 0 P: 3	1B: 8 2B: 4 3B: 0 HR: 2 SF: 0 SAC: 0 DP: 4 HBP: 0	WP: 0 PB: 0 SB: 0 CS: 2 PA: 39					

PITCHER		IP	WLS	BF	H	R	ER	SO	BB	IBB	HBP	BLK	WP	HR	S	P	ERA	WHIP
Allen Ripley, R ERA: 4.35	(1, 1)	6.0		28	11	3	3	2	2	0	0	0	0	2	30	38	4.50	2.167
Tom Burgmeier, L ERA: 5.51	(7, 1)	2.0		6	1	0	0	0	1	0	0	0	0	0	5	9	0.00	1.000
Bob Stanley, R ERA: 3.41	(9, 1)	2.0	W	5	0	0	0	2	0	0	0	0	0	0	9	9	0.00	0.000

PITCHER	IP	WLS	BF	H	R	ER	SO	BB	IBB	HBP	BLK	WP	HR	S	P	ERA	WHIP

TOP

Detroit Tigers @ Boston Red Sox

Fenway Park, Boston, MA

Sun May 28 1978, 3:33 AM EDT

Unknown - 87 F

livebaseballscorecards.com

AB	36
R	3
H	12
RBI	2
BB	3
SO	4
LOB	16

Detroit Tigers @ Boston Red Sox

Fenway Park, Boston, MA

Sun May 28 1978, 3:33 AM EDT

Unknown - 87 F

livebaseballscorecards.com

BOTTOM

Batter	1	2	3	4	5	6	7	8	9	10	AB	R	H	RBI	BB	SO	LOB
Rick Burleson, R (1, 6) OBP: 0.278, SLG: 0.316	6-3			4-3	G6-4-3 1-2f		F6		F9		5	1	1	0	0	0	4
Jerry Remy, L (1, 4) OBP: 0.313, SLG: 0.335	G3			4-3 2-3		F7		P7	F8 1-2		5	0	0	0	0	0	2
Jim Rice, R (1, 7) OBP: 0.396, SLG: 0.705	F7			2B SF7 BB		1B BB		6-3		HR	3	2	1	1	2	0	0
Carl Yastrzemski, L (1, 3) OBP: 0.379, SLG: 0.391		5-3		1-3 3-H 2B		BB 1-3 1B		2B 1B 1B			4	1	3	1	0	0	0
Carlton Fisk, R (1, 2) OBP: 0.349, SLG: 0.392		F7		SF7 3-H		G4-6-3 1-2 BB		1B 1-3 2B			2	0	1	1	1	0	0
Fred Lynn, L (1, 8) OBP: 0.361, SLG: 0.470		F8		4-3		G4-6-3 1-2f		FC6-4 2-3 3-H 1B			4	0	1	1	0	0	4
Butch Hobson, R (1, 5) OBP: 0.356, SLG: 0.478			G5-4-3 BB		1B BB		F8	FC6-4 1-2f			2	0	0	0	2	0	2
Dwight Evans, R (1, 9) OBP: 0.364, SLG: 0.471			G5-4-3 1-2f		L9		K		K		4	0	0	0	0	2	2
Jack Brohamer, L (1, 10) OBP: 0.375, SLG: 0.421 Bob Bailey, R (7, PH) OBP: 0.282, SLG: 0.333 Frank Duffy, R (9, PR) OBP: 0.286, SLG: 0.308			L5		G6-4-3 1-3					S	2 1 0	0 0 0	1 1 0	0 0 0	0 1 0	0 0 0	0 0 0
Inning Stats	R: 0 E: 0 K: 0 S: 3 H: 0 LOB: 0 BB: 0 P: 3	R: 0 E: 0 K: 0 S: 3 H: 0 LOB: 0 BB: 0 P: 3	R: 0 E: 0 K: 0 S: 2 H: 0 LOB: 0 BB: 1 P: 6	R: 2 E: 0 K: 0 S: 5 H: 2 LOB: 1 BB: 1 P: 9	R: 0 E: 0 K: 0 S: 3 H: 1 LOB: 1 BB: 1 P: 7	R: 0 E: 0 K: 0 S: 3 H: 1 LOB: 2 BB: 2 P: 11	R: 0 E: 0 K: 1 S: 6 H: 1 LOB: 1 BB: 0 P: 6	R: 1 E: 0 K: 0 S: 6 H: 3 LOB: 2 BB: 0 P: 6	R: 0 E: 0 K: 1 S: 5 H: 0 LOB: 2 BB: 1 P: 9	R: 1 E: 0 K: 0 S: 1 H: 1 LOB: 0 BB: 0 P: 1	1B: 5 2B: 3 3B: 0 HR: 1	SF: 1 SAC: 0 DP: 3 HBP: 0					WP: 0 PB: 0 SB: 1 CS: 0	PA: 39

	AB	32
	R	4
	H	9
	RBI	4
	BB	6
	SO	2
	LOB	14

PITCHER		IP	WLS	BF	H	R	ER	SO	BB	IBB	HBP	BLK	WP	HR	S	P	ERA	WHIP
Jack Billingham, R ERA: 3.39	(1, 1)	5.1		23	4	2	2	0	5	0	0	0	0	0	18	38	3.38	1.688
John Hiller, L ERA: 2.77	(6, 1)	3.2	L	16	5	2	2	2	1	0	0	0	0	1	19	23	4.91	1.636

PITCHER	IP	WLS	BF	H	R	ER	SO	BB	IBB	HBP	BLK	WP	HR	S	P	ERA	WHIP

Detroit Tigers @ Boston Red Sox

Fenway Park, Boston, MA

Sun May 28 1978, 3:38 AM EDT

Att. 34,672 - Unknown - 89 F

livebaseballscorecards.com

Batter	1	2	3	4	5	6	7	8	9	AB	R	H	RBI	BB	SO	LOB
Ron LeFlore, R (1, 8) OBP: 0.340, SLG: 0.391	F8		G4-6-3, 1-2f, 3-H			5-3		G3		4	0	0	0	0	0	1
Lou Whitaker, L (1, 4) OBP: 0.370, SLG: 0.344	F7		1B			K		K		4	0	1	0	0	2	0
Rusty Staub, L (1, 10) OBP: 0.377, SLG: 0.441	1B			G4-6-3, 1B			F8		L6	4	0	2	0	0	0	0
Jason Thompson, L (1, 3) OBP: 0.359, SLG: 0.565	F7			G4-6-3, 1-2f			3B, 1B		F8	4	1	1	0	0	0	2
Steve Kemp, L (1, 7) OBP: 0.457, SLG: 0.401		K		K			1B, 3B, 1-H		L7	4	1	1	1	0	2	0
Milt May, L (1, 2) OBP: 0.369, SLG: 0.589		F8			F6		G3			3	0	0	0	0	0	1
Tim Corcoran, L (1, 9) OBP: 0.306, SLG: 0.268		F3			G4-6-3, 1B		1B, 3-H			3	0	2	1	0	0	0
Phil Mankowski, L (1, 5) OBP: 0.317, SLG: 0.400			1B, G4-6-3, 2B		G4-6-3, 1-2f		4-3			3	1	1	0	0	0	2
Alan Trammell, R (1, 6) OBP: 0.322, SLG: 0.366			G4-6-3, 2-3, 1B			5-3		F7		3	0	1	0	0	0	0
Inning Stats	R: 0 E: 0 K: 0 S: 4 H: 1 LOB: 1 BB: 0 P: 4	R: 0 E: 0 K: 1 S: 5 H: 0 LOB: 0 BB: 0 P: 5	R: 1 E: 0 K: 0 S: 4 H: 3 LOB: 1 BB: 0 P: 4	R: 0 E: 0 K: 1 S: 5 H: 1 LOB: 0 BB: 0 P: 5	R: 0 E: 0 K: 0 S: 3 H: 1 LOB: 0 BB: 0 P: 3	R: 0 E: 0 K: 1 S: 5 H: 0 LOB: 0 BB: 0 P: 5	R: 2 E: 0 K: 0 S: 6 H: 3 LOB: 1 BB: 0 P: 6	R: 0 E: 0 K: 1 S: 5 H: 0 LOB: 0 BB: 0 P: 5	R: 0 E: 0 K: 0 S: 3 H: 0 LOB: 0 BB: 0 P: 3	1B: 7 2B: 1 3B: 1 HR: 0 SF: 0 SAC: 0 DP: 3 HBP: 0						

	AB	32
	R	3
	H	9
	RBI	2
	BB	0
	SO	4
	LOB	6

WP: 0 PB: 0 SB: 0 CS: 0 PA: 32

PITCHER		IP	WLS	BF	H	R	ER	SO	BB	IBB	HBP	BLK	WP	HR	S	P	ERA	WHIP
Jim Wright, R (1, 1) ERA: 2.61		7.0	W	26	9	3	3	3	0	0	0	0	0	0	32	32	3.86	1.286
Dick Drago, R (8, 1) ERA: 1.62		2.0	S	6	0	0	0	1	0	0	0	0	0	0	8	8	0.00	0.000

PITCHER	IP	WLS	BF	H	R	ER	SO	BB	IBB	HBP	BLK	WP	HR	S	P	ERA	WHIP

Batter	1	2	3	4	5	6	7	8	9	AB	R	H	RBI	BB	SO	LOB
Jerry Remy, L (1, 4) OBP: 0.312, SLG: 0.344	1-3		4-3	L7			SF7 3B			4	1	1	0	0	0	1
Fred Lynn, L (1, 8) OBP: 0.364, SLG: 0.474	4-3		1B 1B		1B 1B		SF7 3-H			3	0	2	1	0	0	0
Jim Rice, R (1, 7) OBP: 0.398, SLG: 0.701	F9		1-2 1B		K		8-5 BB 1B			4	0	2	0	0	1	1
Carl Yastrzemski, L (1, 3) OBP: 0.387, SLG: 0.396		1B SF8 1B	F8		1-3 1B		BBBB 1-2 BB			3	1	2	0	1	0	2
Butch Hobson, R (1, 5) OBP: 0.359, SLG: 0.491		1-3 1B		HR 3B	L6		8-5 2-3f			4	1	2	0	0	0	4
Dwight Evans, R (1, 9) OBP: 0.367, SLG: 0.493		SSS K		3-H HR	F6			CS 1B		4	1	2	2	0	1	4
Jack Brohamer, L (1, 10) OBP: 0.373, SLG: 0.441 Bob Bailey, R (8, PH) OBP: 0.275, SLG: 0.324		SF8 3-H	F8			SH1-3 CS 2B		F7		2 1	0 0	1 0	1 0	0 0	0 0	0 1
Bob Montgomery, R (1, 2) OBP: 0.455, SLG: 0.600		4-3	F9			SH1-3 2-3		L5 1-2		3	0	0	0	0	0	2
Frank Duffy, R (1, 6) OBP: 0.294, SLG: 0.267			F8	BB		F8 3-H				2	0	0	0	1	0	1

Detroit Tigers @ Boston Red Sox

Fenway Park, Boston, MA

Sun May 28 1978, 3:38 AM EDT

Att. 34,672 - Unknown - 89 F

BOTTOM

livebaseballscorecards.com

AB	30
R	4
H	12
RBI	4
BB	2
SO	2
LOB	16

Inning Stats	1	2	3	4	5	6	7	8	9
	R: 0 E: 0 K: 0 S: 3	H: 0 LOB: 0 BB: 0 P: 3	R: 1 E: 0 K: 1 S: 7	H: 2 LOB: 1 BB: 0 P: 7	R: 0 E: 0 K: 0 S: 5	H: 2 LOB: 2 BB: 0 P: 5	R: 2 E: 0 K: 0 S: 5	H: 2 LOB: 1 BB: 1 P: 9	R: 0 E: 0 K: 1 S: 7	H: 2 LOB: 2 BB: 0 P: 7	R: 0 E: 0 K: 0 S: 3	H: 1 LOB: 0 BB: 0 P: 3	R: 1 E: 0 K: 0 S: 4	H: 2 LOB: 1 BB: 1 P: 8	R: 0 E: 0 K: 0 S: 3	H: 1 LOB: 0 BB: 0 P: 3

| | | | |

Batter	1	2	3	4	5	6	7	8	9	AB	R	H	RBI	BB	SO	LOB
Rick Bosetti, R (1, 8) OBP: 0.309, SLG: 0.387	F9		5-3			FC4-6 1B	5-3			4	0	1	0	0	0	0
Bob Bailor, R (1, 9) OBP: 0.305, SLG: 0.318	FC5-4 1B		F9			FC4-6 1B 1-2f	F8			4	1	1	0	0	0	1
Roy Howell, L (1, 5) OBP: 0.295, SLG: 0.375	FC5-4 FC5 BB 1-2f			HR		1B 1-2 1B		F7		4	2	2	1	0	0	1
John Mayberry, L (1, 3) OBP: 0.333, SLG: 0.447	BB 1-2 BB			3-1		1B 1-3 2-H 1B		BB G6-4-3 BB		2	1	1	1	2	0	0
Otto Velez, R (1, 10) OBP: 0.356, SLG: 0.410	FC5 2-3f			F9		1B 1-3 3-H 1B		G6-4-3 1-2f		4	0	1	1	0	0	3
Willie Upshaw, L (1, 7) OBP: 0.354, SLG: 0.429		4-3		3-1		1B 1-3 3-H 1B			F8	4	0	1	1	0	0	0
Dave McKay, S (1, 4) OBP: 0.267, SLG: 0.350		F5			G3	FC5-4 1-2 1B			4-3	4	0	1	0	0	0	0
Luis Gomez, R (1, 6) OBP: 0.299, SLG: 0.285 Rico Carty, R (6, PH) OBP: 0.404, SLG: 0.524 Tim Johnson, L (6, 6) OBP: 0.333, SLG: 0.278		K			F7	FC5-4 1-2f			2B	2 1 1	0 0 0	0 0 1	0 0 0	1 0 0	0 0 0	0 2 0
Alan Ashby, S (1, 2) OBP: 0.313, SLG: 0.276 Sam Ewing, L (9, PH) OBP: 0.250, SLG: 0.182			4-3		K		K		K	3 1	0 0	0 0	0 0	0 1	2 1	0 1
Inning Stats	R: 0 E: 0 K: 0 S: 4 H: 1 LOB: 2 BB: 1 P: 8	R: 0 E: 0 K: 1 S: 5 H: 0 LOB: 0 BB: 0 P: 5	R: 0 E: 0 K: 0 S: 3 H: 0 LOB: 0 BB: 0 P: 3	R: 1 E: 0 K: 0 S: 4 H: 1 LOB: 0 BB: 0 P: 4	R: 0 E: 0 K: 1 S: 5 H: 0 LOB: 0 BB: 0 P: 5	R: 3 E: 0 K: 0 S: 8 H: 6 LOB: 2 BB: 0 P: 8	R: 0 E: 0 K: 1 S: 5 H: 0 LOB: 0 BB: 0 P: 5	R: 0 E: 0 K: 0 S: 2 H: 0 LOB: 0 BB: 1 P: 6	R: 0 E: 0 K: 1 S: 6 H: 1 LOB: 1 BB: 0 P: 6	1B: 7 2B: 1 3B: 0 HR: 1 SF: 0 SAC: 0 DP: 1 HBP: 0						

PITCHER	IP	WLS	BF	H	R	ER	SO	BB	IBB	HBP	BLK	WP	HR	S	P	ERA	WHIP
Mike Torrez, R (1, 1) ERA: 4.0	9.0	W	36	9	4	4	4	2	0	0	0	0	1	42	50	4.00	1.222

PITCHER	IP	WLS	BF	H	R	ER	SO	BB	IBB	HBP	BLK	WP	HR	S	P	ERA	WHIP

TOP

Toronto Blue Jays @ Boston Red Sox

Fenway Park, Boston, MA

Mon May 29 1978, 3:33 AM EDT

Att. 25,935 - Unknown - 88 F

livebaseballscorecards.com

AB	34
R	4
H	9
RBI	4
BB	2
SO	4
LOB	8

1B: 7	SF: 0	WP: 0	PA: 36		
2B: 1	SAC: 0	PB: 0			
3B: 0	DP: 1	SB: 0			
HR: 1	HBP: 0	CS: 0			

BOTTOM

Toronto Blue Jays @ Boston Red Sox

Fenway Park, Boston, MA

Mon May 29 1978, 3:33 AM EDT

Att. 25,935 - Unknown - 88 F

livebaseballscorecards.com

Batter	1	2	3	4	5	6	7	8	9	AB	R	H	RBI	BB	SO	LOB
Rick Burleson, R (1, 6) OBP: 0.281, SLG: 0.318	0-0 FC4-6 1B	0-3 K		0-0 5-3		0-0 5-3		0-0 1-3 1B		5	0	2	0	0	1	2
Fred Lynn, L (1, 8) OBP: 0.362, SLG: 0.475	0-0 FC4-6 1-2f	0-0 E7 1-H 2B		0-3 K			0-0 F8			4	0	1	0	0	1	1
Jim Rice, R (1, 7) OBP: 0.391, SLG: 0.687	0-3 K	0-3 K		0-0 F6			0-0 F9			4	0	0	0	0	2	2
Carl Yastrzemski, L (1, 3) OBP: 0.389, SLG: 0.395	0-3 K		BB 4-0 BB 1B		0-0 4-3		0-0 1B 1B			3	0	1	0	1	1	1
Carlton Fisk, R (1, 2) OBP: 0.353, SLG: 0.391		4-0 BB HR BB	0-0 L7		0-0 F4		0-0 1-3 1B			3	1	1	0	1	0	1
Butch Hobson, R (1, 5) OBP: 0.356, SLG: 0.482		4-0 1-2 HR BB	0-3 K		0-0 L9			0-0 5-3		3	1	0	0	1	1	1
Dwight Evans, R (1, 9) OBP: 0.371, SLG: 0.514		0-3 K	0-0 BB 1-2 1B			0-3 K		0-0 HR		4	1	2	1	0	2	2
Bob Bailey, R (1, 10) OBP: 0.318, SLG: 0.459		0-0 1-H 2-H HR	BB 4-0 FC5-4 1-2 2-3 BB			0-0 5-3		0-0 FC6-5 2B		3	1	2	3	1	0	0
Jerry Remy, L (8, PR) OBP: 0.312, SLG: 0.344										0	0	0	0	0	0	0
Frank Duffy, R (1, 4) OBP: 0.333, SLG: 0.368		0-0 2B E 1B	0-0 FC5-4 1-2f			0-0 2B		0-0 FC6-5 1B 2-3		4	1	2	0	0	0	4
Inning Stats	R: 0 E: 0 K: 2 S: 8 H: 1 LOB: 1 BB: 0 P: 8	R: 4 E: 1 K: 3 S: 12 H: 3 LOB: 1 BB: 2 P: 20	R: 0 E: 0 K: 1 S: 6 H: 1 LOB: 3 BB: 2 P: 14	R: 0 E: 0 K: 1 S: 5 H: 0 LOB: 0 BB: 0 P: 5	R: 0 E: 0 K: 0 S: 3 H: 0 LOB: 0 BB: 0 P: 3	R: 0 E: 0 K: 1 S: 6 H: 1 LOB: 1 BB: 0 P: 6	R: 0 E: 0 K: 0 S: 4 H: 2 LOB: 2 BB: 0 P: 4	R: 1 E: 0 K: 0 S: 5 H: 3 LOB: 1 BB: 0 P: 5		1B: 6 2B: 3 3B: 0 HR: 2	SF: 0 SAC: 0 DP: 0 HBP: 0						

AB	33
R	5
H	11
RBI	4
BB	4
SO	8
LOB	14

WP: 0 PB: 0 SB: 0 CS: 0 PA: 37

PITCHER	IP	WLS	BF	H	R	ER	SO	BB	IBB	HBP	BLK	WP	HR	S	P	ERA	WHIP
Tom Underwood, L (1, 1) ERA: 4.15	8.0	L	37	11	5	4	8	4	0	0	0	0	2	49	65	4.50	1.875

PITCHER	IP	WLS	BF	H	R	ER	SO	BB	IBB	HBP	BLK	WP	HR	S	P	ERA	WHIP

Batter	1	2	3	4	5	6	7	8	9	AB	R	H	RBI	BB	SO	LOB
Rick Bosetti, R (1, 8) OBP: 0.307, SLG: 0.384	F4		1-3 1B	FC1-4 1-2f 2-3				1-3		4	0	1	0	0	0	2
Bob Bailor, R (1, 9) OBP: 0.299, SLG: 0.311	F8		7-2 3-Hf	F4				6-3		4	0	0	0	0	0	4
Roy Howell, L (1, 5) OBP: 0.294, SLG: 0.372	1B			F5		F7		F8		4	0	1	0	0	0	0
John Mayberry, L (1, 3) OBP: 0.326, SLG: 0.436	F8			F9		G3			S S S K	4	0	0	0	0	1	1
Willie Upshaw, L (1, 7) OBP: 0.361, SLG: 0.446		S S S K		1B		F7			2B	4	0	2	0	0	1	0
Sam Ewing, L (1, 10) OBP: 0.214, SLG: 0.154		F7		4-3			F8		S S S K	4	0	0	0	0	1	2
Dave McKay, S (1, 4) OBP: 0.275, SLG: 0.356		G3			1B FC5-2-5 1B		WP 1B		4-3	4	0	2	0	0	0	1
Alan Ashby, S (1, 2) OBP: 0.314, SLG: 0.279			S S S K		FC1-4 FC5-2-5 1-3 1B		S S S K			3	0	1	0	0	2	1
Luis Gomez, R (1, 6) OBP: 0.299, SLG: 0.286			1B 7-2 1B		FC5-2-5 FC1-4 1-2 3-H		F7 1-2			3	0	1	0	0	0	3
Inning Stats	R: 0 E: 0 K: 0 S: 4 H: 1 LOB: 1 BB: 0 P: 4	R: 0 E: 0 K: 1 S: 5 H: 0 LOB: 0 BB: 0 P: 5	R: 0 E: 0 K: 1 S: 6 H: 2 LOB: 1 BB: 0 P: 6	R: 0 E: 0 K: 0 S: 4 H: 1 LOB: 1 BB: 0 P: 4	R: 0 E: 0 K: 0 S: 5 H: 2 LOB: 2 BB: 0 P: 5	R: 0 E: 0 K: 0 S: 3 H: 0 LOB: 0 BB: 0 P: 3	R: 0 E: 0 K: 1 S: 6 H: 1 LOB: 1 BB: 0 P: 6	R: 0 E: 0 K: 0 S: 3 H: 0 LOB: 0 BB: 0 P: 3	R: 0 E: 0 K: 2 S: 8 H: 1 LOB: 1 BB: 0 P: 8	1B: 7 2B: 2 3B: 0 HR: 0 SF: 0 SAC: 0 DP: 1 HBP: 0						

PITCHER	IP	WLS	BF	H	R	ER	SO	BB	IBB	HBP	BLK	WP	HR	S	P	ERA	WHIP
Dennis Eckersley, R (1, 1) ERA: 3.51	9.0	W	34	8	0	0	5	0	0	0	0	1	0	44	44	0.00	0.889

PITCHER	IP	WLS	BF	H	R	ER	SO	BB	IBB	HBP	BLK	WP	HR	S	P	ERA	WHIP

TOP

Toronto Blue Jays @ Boston Red Sox

Fenway Park, Boston, MA

Tue May 30 1978, 7:05 PM EDT

Att. 25,853 - Unknown - 83 F

livebaseballscorecards.com

AB	34
R	0
H	8
RBI	0
BB	0
SO	5
LOB	14

WP: 1	PB: 0	SB: 0	CS: 0	PA:	34

BOTTOM

Toronto Blue Jays @ Boston Red Sox

Fenway Park, Boston, MA

Tue May 30 1978, 7:05 PM EDT

Att. 25,853 - Unknown - 83 F

Batter	1	2	3	4	5	6	7	8	9	AB	R	H	RBI	BB	SO	LOB
Rick Burleson, R (1, 6) OBP: 0.279, SLG: 0.332	HR	F9		K		SF8 2-3 3-H		6-3		4	1	1	2	0	1	2
Jerry Remy, L (1, 4) OBP: 0.316, SLG: 0.347	FC5-4 1B		B3	L9 1-2		1-2 3-H 1B				4	0	2	1	0	0	1
Jim Rice, R (1, 7) OBP: 0.388, SLG: 0.678	FC5-4 1B 1-2f		1B 1B 1B		1-3	F8				4	0	1	0	0	0	3
Carl Yastrzemski, L (1, 3) OBP: 0.386, SLG: 0.392	P7		1B 1-2 1B		F8		6-3			4	0	1	0	0	0	1
Carlton Fisk, R (1, 2) OBP: 0.356, SLG: 0.394	1-2 1B		L3 1-2 2-3 1B		6-3		F8			4	0	2	0	0	0	0
Fred Lynn, L (1, 8) OBP: 0.365, SLG: 0.475	4-3		L3 1-2			BB HBP SF8 1B	1B			4	1	2	0	0	0	5
Butch Hobson, R (1, 5) OBP: 0.349, SLG: 0.471		F8		6-3		F8	F9			4	0	0	0	0	0	2
Dwight Evans, R (1, 9) OBP: 0.379, SLG: 0.544		2B		HR		SF8 BB 1-2 1B HBP		5-3		3	2	2	1	0	0	0
Bob Bailey, R (1, 10) OBP: 0.333, SLG: 0.436		K		S BB		1-2 2-3 1B BB		F9		2	0	0	0	2	1	1
Inning Stats	R: 1 H: 3 E: 0 LOB: 2 K: 0 BB: 0 S: 6 P: 6	R: 0 H: 1 E: 0 LOB: 1 K: 1 BB: 0 S: 6 P: 6	R: 0 H: 3 E: 0 LOB: 2 K: 0 BB: 0 S: 5 P: 5	R: 1 H: 1 E: 0 LOB: 1 K: 1 BB: 1 S: 6 P: 10	R: 0 H: 0 E: 0 LOB: 0 K: 0 BB: 0 S: 3 P: 3	R: 2 H: 2 E: 0 LOB: 2 K: 0 BB: 1 S: 5 P: 10	R: 0 H: 1 E: 0 LOB: 1 K: 0 BB: 0 S: 4 P: 4	R: 0 H: 0 E: 0 LOB: 0 K: 0 BB: 0 S: 3 P: 3		1B: 8 SF: 1 2B: 2 SAC: 0 3B: 0 DP: 1 HR: 2 HBP: 1						

livebaseballscorecards.com

	AB	33
	R	4
	H	11
	RBI	4
	BB	2
	SO	2
	LOB	15

WP: 0 PA: 37
PB: 0
SB: 1
CS: 0

PITCHER		IP	WLS	BF	H	R	ER	SO	BB	IBB	HBP	BLK	WP	HR	S	P	ERA	WHIP
Jerry Garvin, L ERA: 6.51	(1, 1)	5.1	L	27	9	4	4	2	2	0	1	0	0	2	28	37	6.75	2.062
Joe Coleman, R ERA: 1.85	(6, 1)	2.2		10	2	0	0	0	0	0	0	0	0	0	10	10	0.00	0.750

Toronto Blue Jays @ Boston Red Sox

Fenway Park, Boston, MA

Wed May 31 1978, 7:05 PM EDT

Att. 27,945 - Unknown - 60 F

livebaseballscorecards.com

TOP

Batter	1	2	3	4	5	6	7	8	9	AB	R	H	RBI	BB	SO	LOB
Rick Bosetti, R (1, 8) OBP: 0.310, SLG: 0.384	F8			K2-3			FC5-4, 1B		FC6-2, E, 3-H	5	0	2	2	0	1	1
Bob Bailor, R (1, 9) OBP: 0.296, SLG: 0.314	2B			G3			FC5-4, G3, 1-2f		E6, 1-3	5	1	1	0	0	0	4
Roy Howell, L (1, 5) OBP: 0.292, SLG: 0.364	2B, BB	F6		4-3			G3, 1-2		3-1	4	1	0	0	1	0	3
Otto Velez, R (1, 7) OBP: 0.347, SLG: 0.419	2B, 1-H, 2-H	F6			F4		K			4	1	1	2	0	1	1
John Mayberry, L (1, 3) OBP: 0.325, SLG: 0.438	2B, 6-3, BB, 2-H	3-1			G3			L8		4	1	1	1	0	0	0
Doug Ault, R (1, 10) OBP: 0.378, SLG: 0.375 Willie Upshaw, L (8, PR) OBP: 0.361, SLG: 0.446	1B, BB, 6-3, BB		FC1-5, 1B		L9			CS, 1B		3 0	1 0	2 0	0 0	1 0	0 0	0 0
Dave McKay, S (1, 4) OBP: 0.274, SLG: 0.352	6-3, 1-2, 2-3		G5-3, FC1-5, 1-2, 1B			4-3		F8, 1-2		4	0	1	0	0	0	3
Rick Cerone, R (1, 2) OBP: 0.300, SLG: 0.277	1B, BB, BB		FC1-5, 1-2, 2-3f			F9			SH5-4, FC6-2, 2B	3	1	1	0	1	0	2
Luis Gomez, R (1, 6) OBP: 0.300, SLG: 0.281	1B, 1-2, 2-3, 3-H, BB		G5-3, 2-3f			F4			SH5-4, 2-3	2	0	0	1	1	0	2

Inning Stats	1	2	3	4	5	6	7	8	9
	R: 6 E: 0 K: 0 S: 7	H: 4 LOB: 2 BB: 4 P: 23	R: 0 E: 0 K: 0 S: 3	H: 0 LOB: 0 BB: 0 P: 3	R: 0 E: 0 K: 0 S: 4	H: 2 LOB: 1 BB: 0 P: 4	R: 0 E: 0 K: 1 S: 5	H: 0 LOB: 0 BB: 0 P: 5	R: 0 E: 0 K: 0 S: 3	H: 0 LOB: 0 BB: 0 P: 3	R: 0 E: 0 K: 1 S: 6	H: 1 LOB: 1 BB: 0 P: 6	R: 0 E: 0 K: 0 S: 3	H: 1 LOB: 1 BB: 0 P: 3	R: 0 E: 1 K: 0 S: 5	H: 1 LOB: 2 BB: 0 P: 5

	1B	SF	WP	PA
	5	0	0	39
	2B	SAC	PB	
	4	1	0	
	3B	DP	SB	
	0	1	0	
	HR	HBP	CS	
	0	0	1	

AB	34
R	6
H	9
RBI	6
BB	4
SO	2
LOB	16

PITCHER		IP	WLS	BF	H	R	ER	SO	BB	IBB	HBP	BLK	WP	HR	S	P	ERA	WHIP
Bill Lee, L ERA: 3.18	(1, 1)	0.2	L	9	3	6	6	0	4	0	0	0	0	0	5	21	81.00	10.500
Bob Stanley, R ERA: 2.74	(1, 1)	8.1		30	6	0	0	2	0	0	0	0	0	0	34	34	0.00	0.720

PITCHER	IP	WLS	BF	H	R	ER	SO	BB	IBB	HBP	BLK	WP	HR	S	P	ERA	WHIP

BOTTOM

Batter	1	2	3	4	5	6	7	8	9	AB	R	H	RBI	BB	SO	LOB
Rick Burleson, R (1, 6) OBP: 0.278, SLG: 0.328	1-3		BB BB 1B 1-2		1-3		F6		F7	5	0	1	0	0	0	0
Jerry Remy, L (1, 4) OBP: 0.318, SLG: 0.345	BBBB 1B BB		F7		F8		1B		4-3	4	0	1	0	1	0	2
Jim Rice, R (1, 7) OBP: 0.389, SLG: 0.671	G4-6-3 1-2 1B		SSS K		1B 1B		L8		SSS K	5	0	2	0	0	2	3
Carl Yastrzemski, L (1, 3) OBP: 0.388, SLG: 0.391	G4-6-3 1-2f		BBBB BB 1-2 2-3		1-2 1B		L8			3	0	1	0	1	0	3
Carlton Fisk, R (1, 2) OBP: 0.354, SLG: 0.387		SSS K	BBBB BB 1-2 2-3 3-H		SSS K			F6		3	0	0	1	1	2	2
Fred Lynn, L (1, 8) OBP: 0.368, SLG: 0.476		1B	F7			P7		WP 1B 1B		4	1	2	0	0	0	3
Butch Hobson, R (1, 5) OBP: 0.342, SLG: 0.460		SSS K		SSS K		SSS K		L8		4	0	0	0	0	3	2
Dwight Evans, R (1, 9) OBP: 0.382, SLG: 0.539		SSS K		SSS K		BBBB BB		WP 1-H 1B		3	0	1	1	1	2	1
Jack Brohamer, L (1, 10) OBP: 0.366, SLG: 0.429			BB 1B BB 1B	3-1		4-3		F9 1-2		4	1	1	0	0	0	2
Inning Stats	R: 0 H: 1 E: 0 LOB: 1 K: 0 BB: 1 S: 3 P: 7	R: 0 H: 1 E: 0 LOB: 1 K: 3 BB: 0 S: 10 P: 10	R: 1 H: 2 E: 0 LOB: 3 K: 1 BB: 2 S: 7 P: 15	R: 0 H: 0 E: 0 LOB: 0 K: 2 BB: 0 S: 7 P: 7	R: 0 H: 2 E: 0 LOB: 2 K: 1 BB: 0 S: 7 P: 7	R: 0 H: 0 E: 0 LOB: 1 K: 1 BB: 1 S: 5 P: 9	R: 0 H: 1 E: 0 LOB: 1 K: 0 BB: 0 S: 4 P: 4	R: 1 H: 2 E: 0 LOB: 1 K: 0 BB: 0 S: 5 P: 5	R: 0 H: 0 E: 0 LOB: 0 K: 1 BB: 0 S: 5 P: 5	1B: 9 2B: 0 3B: 0 HR: 0	SF: 0 SAC: 0 DP: 1 HBP: 0					

PITCHER	IP	WLS	BF	H	R	ER	SO	BB	IBB	HBP	BLK	WP	HR	S	P	ERA	WHIP
Jim Clancy, R (1, 1) ERA: 4.27	7.2	W	35	9	2	2	8	4	0	0	0	1	0	47	63	2.35	1.696
Tom Murphy, R (8, 1) ERA: 2.43	1.1		4	0	0	0	1	0	0	0	0	1	0	6	6	0.00	0.000

PITCHER	IP	WLS	BF	H	R	ER	SO	BB	IBB	HBP	BLK	WP	HR	S	P	ERA	WHIP

Toronto Blue Jays @ Boston Red Sox

Fenway Park, Boston, MA

Wed May 31 1978, 7:05 PM EDT

Att. 27,945 - Unknown - 60 F

livebaseballscorecards.com

AB	35
R	2
H	9
RBI	2
BB	4
SO	9
LOB	18

1B: 9	SF: 0	WP: 2	PA: 39
2B: 0	SAC: 0	PB: 0	
3B: 0	DP: 1	SB: 0	
HR: 0	HBP: 0	CS: 0	

Batter	1	2	3	4	5	6	7	8	9	AB	R	H	RBI	BB	SO	LOB
Rick Burleson, R (1, 6) OBP: 0.280, SLG: 0.335	F8	S, 2B 2-H		K	6-3				G5-3, 1B 1B	5	0	2	1	0	1	0
Jerry Remy, L (1, 4) OBP: 0.320, SLG: 0.346	K2-3	K 2-3		F7			E, S 1B		G5-3 1-2 1B	5	0	2	0	0	2	1
Jim Rice, R (1, 7) OBP: 0.389, SLG: 0.662	BB BB		E BB	K			K 1-3		G5-3 1-2 2-3f	3	0	0	0	2	2	3
Carl Yastrzemski, L (1, 3) OBP: 0.389, SLG: 0.384	BB 1-2		L4 1-3		F8		F3		IBB	3	0	0	0	2	0	2
Carlton Fisk, R (1, 2) OBP: 0.350, SLG: 0.393	F7		K		1B 3B		F7		P4	5	1	1	0	0	1	6
Fred Lynn, L (1, 8) OBP: 0.376, SLG: 0.476		1B SF9 BB	4-3		CS 3-H 1B			5-3 BB		2	1	1	1	2	0	1
Jack Brohamer, L (1, 10) OBP: 0.373, SLG: 0.424		E 1-3 2B 1B		BB HR BB	P6			P6		3	2	1	0	1	0	2
Dwight Evans, R (1, 9) OBP: 0.379, SLG: 0.529		F5		HR 1-2 BB	CS 1-2	F8		5-3 1-2		3	1	0	0	1	0	3
Butch Hobson, R (1, 5) OBP: 0.340, SLG: 0.475		SF9 1-2 3-H		HR 1-H 2-H		6-3		F2		3	1	1	4	0	0	1
Inning Stats	R: 0 E: 0 K: 1 S: 5 H: 0 LOB: 2 BB: 2 P: 13	R: 2 E: 1 K: 1 S: 7 H: 2 LOB: 1 BB: 1 P: 11	R: 0 E: 1 K: 1 S: 5 H: 0 LOB: 1 BB: 1 P: 9	R: 3 E: 0 K: 2 S: 8 H: 1 LOB: 0 BB: 2 P: 16	R: 1 E: 0 K: 0 S: 4 H: 2 LOB: 0 BB: 0 P: 4	R: 0 E: 0 K: 0 S: 3 H: 0 LOB: 0 BB: 0 P: 3	R: 0 E: 0 K: 1 S: 6 H: 1 LOB: 1 BB: 0 P: 6	R: 0 E: 0 K: 0 S: 3 H: 0 LOB: 1 BB: 1 P: 7	R: 0 E: 0 K: 0 S: 4 H: 2 LOB: 2 BB: 1 P: 8	1B: 5 2B: 1 3B: 1 HR: 1 SF: 1 SAC: 0 DP: 1 HBP: 0	WP: 0 PB: 0 SB: 2 CS: 1 PA: 42					

PITCHER	IP	WLS	BF	H	R	ER	SO	BB	IBB	HBP	BLK	WP	HR	S	P	ERA	WHIP
Nolan Ryan, R (1, 1) ERA: 3.66	4.1	L	24	5	6	5	5	6	0	0	0	0	1	28	52	10.38	2.538
Dyar Miller, R (5, 1) ERA: 2.22	4.2		17	3	0	0	1	1	1	0	0	0	0	17	25	0.00	0.857

PITCHER	IP	WLS	BF	H	R	ER	SO	BB	IBB	HBP	BLK	WP	HR	S	P	ERA	WHIP

TOP

Boston Red Sox @ California Angels

Anaheim Stadium, Anaheim, CA

Fri Jun 02 1978, 10:05 PM EDT

Att. 31,324 - Unknown

livebaseballscorecards.com

AB	32
R	6
H	8
RBI	6
BB	8
SO	6
LOB	19

Boston Red Sox @ California Angels

Anaheim Stadium, Anaheim, CA

Fri Jun 02 1978, 10:05 PM EDT

Att. 31,324 - Unknown

BOTTOM

Batter	1	2	3	4	5	6	7	8	9	AB	R	H	RBI	BB	SO	LOB
Bobby Grich, R (1, 4) OBP: 0.343, SLG: 0.313	F8		F8			1B 1B		K		4	1	1	0	0	1	0
Carney Lansford, R (1, 5) OBP: 0.344, SLG: 0.448	F7		F3			F8		6-3		4	0	0	0	0	0	1
Lyman Bostock, L (1, 8) OBP: 0.287, SLG: 0.329	1B			G5-4-3 1B		1B 1-3 1B			FC6-4 1B	4	0	4	0	0	0	0
Joe Rudi, R (1, 7) OBP: 0.239, SLG: 0.296	K			F8		G6-4-3 1-3 3-H 1B			F9	4	0	1	1	0	1	3
Don Baylor, R (1, 10) OBP: 0.360, SLG: 0.530		K		G5-4-3 1-2f		G6-4-3 1-2f			FC6-4 1-2f	4	0	0	0	0	1	4
Ron Fairly, L (1, 3) OBP: 0.344, SLG: 0.469		5-3 BB			G3 1B		F7		P4	3	0	1	0	1	0	1
Ron Jackson, R (1, 9) OBP: 0.426, SLG: 0.524		5-3 1-2			G3 1-2		5-3			3	0	0	0	0	0	2
Terry Humphrey, R (1, 2) OBP: 0.274, SLG: 0.324		K			F2		5-3			3	0	0	0	0	1	2
Rance Mulliniks, L (1, 6) OBP: 0.222, SLG: 0.216			4-3		4-3			6-3		3	0	0	0	0	0	1

Inning Stats	1	2	3	4	5	6	7	8	9
	R: 0 E: 0 K: 1 S: 6	H: 1 LOB: 1 BB: 0 P: 6	R: 0 E: 0 K: 2 S: 7	H: 0 LOB: 1 BB: 1 P: 11	R: 0 E: 0 K: 0 S: 3	H: 0 LOB: 0 BB: 0 P: 3	R: 0 E: 0 K: 0 S: 3	H: 1 LOB: 0 BB: 0 P: 3	R: 0 E: 0 K: 0 S: 4	H: 1 LOB: 1 BB: 0 P: 4	R: 1 E: 0 K: 0 S: 5	H: 3 LOB: 1 BB: 0 P: 5	R: 0 E: 0 K: 0 S: 3	H: 0 LOB: 0 BB: 0 P: 3	R: 0 E: 0 K: 1 S: 5	H: 0 LOB: 0 BB: 0 P: 5	R: 0 E: 0 K: 0 S: 4	H: 1 LOB: 1 BB: 0 P: 4

PITCHER		IP	WLS	BF	H	R	ER	SO	BB	IBB	HBP	BLK	WP	HR	S	P	ERA	WHIP
Luis Tiant, R ERA: 2.93	(1, 1)	6.0	W	23	6	1	1	3	1	0	0	0	0	0	28	32	1.50	1.167
Dick Drago, R ERA: 1.37	(7, 1)	3.0	S	10	1	0	0	1	0	0	0	0	0	0	12	12	0.00	0.333

PITCHER	IP	WLS	BF	H	R	ER	SO	BB	IBB	HBP	BLK	WP	HR	S	P	ERA	WHIP

AB	32
R	1
H	7
RBI	1
BB	1
SO	4
LOB	14

1B: 7	SF: 0	WP: 0	PA: 33
2B: 0	SAC: 0	PB: 0	
3B: 0	DP: 2	SB: 0	
HR: 0	HBP: 0	CS: 0	

livebaseballscorecards.com

Batter	1	2	3	4	5	6	7	8	9	AB	R	H	RBI	BB	SO	LOB
Rick Burleson, R (1, 6) OBP: 0.275, SLG: 0.329	F5		1-3		F9		6-3			4	0	0	0	0	0	0
Jerry Remy, L (1, 4) OBP: 0.318, SLG: 0.344	L7			S 2B 1B	4-3		L7			4	1	1	0	0	0	0
Jim Rice, R (1, 7) OBP: 0.382, SLG: 0.650	6-3			K 1-2	4-3			4-3		4	0	0	0	0	1	1
Carl Yastrzemski, L (1, 3) OBP: 0.386, SLG: 0.378		F7		2B SF8 BB		G3		K		3	1	0	0	1	1	0
Carlton Fisk, R (1, 2) OBP: 0.357, SLG: 0.409		BB		SF8 S 1-3 2-H 2B		2B		1-3		3	1	2	1	1	0	0
Fred Lynn, L (1, 8) OBP: 0.378, SLG: 0.491		L7		S IBB		F7			HR	3	1	1	1	1	0	2
Jack Brohamer, L (1, 10) OBP: 0.367, SLG: 0.420 Frank Duffy, R (9, PR) OBP: 0.333, SLG: 0.368		F9		SF8 2-3 3-H		F8			G6-4-3 1B	3 0	0 0	1 0	1 0	0 0	0 0	2 0
Dwight Evans, R (1, 9) OBP: 0.376, SLG: 0.519			K	BB 1-2 3-H			F5		G6-4-3 1-2f	3	0	0	0	1	1	1
Butch Hobson, R (1, 5) OBP: 0.338, SLG: 0.486			F3	F8			HR		F7	4	1	1	1	0	0	3
Inning Stats	R: 0 E: 0 K: 0 S: 3 / H: 0 LOB: 0 BB: 0 P: 3	R: 0 E: 0 K: 0 S: 3 / H: 0 LOB: 1 BB: 1 P: 7	R: 0 E: 0 K: 1 S: 5 / H: 0 LOB: 0 BB: 0 P: 5	R: 3 E: 0 K: 1 S: 7 / H: 2 LOB: 2 BB: 3 P: 19	R: 0 E: 0 K: 0 S: 3 / H: 0 LOB: 0 BB: 0 P: 3	R: 0 E: 0 K: 0 S: 4 / H: 1 LOB: 1 BB: 0 P: 4	R: 1 E: 0 K: 0 S: 4 / H: 1 LOB: 0 BB: 0 P: 4	R: 0 E: 0 K: 1 S: 5 / H: 0 LOB: 0 BB: 0 P: 5	R: 1 E: 0 K: 0 S: 4 / H: 2 LOB: 1 BB: 0 P: 4	1B: 2 2B: 2 3B: 0 HR: 2	SF: 1 SAC: 0 DP: 1 HBP: 0						

PITCHER	IP	WLS	BF	H	R	ER	SO	BB	IBB	HBP	BLK	WP	HR	S	P	ERA	WHIP
Chris Knapp, R (1, 1) ERA: 3.75	7.0		29	4	4	4	2	3	1	0	0	0	1	29	45	5.14	1.000
Paul Hartzell, R (8, 1) ERA: 3.67	2.0	L	7	2	1	1	1	0	0	0	0	0	1	9	9	4.50	1.000

PITCHER	IP	WLS	BF	H	R	ER	SO	BB	IBB	HBP	BLK	WP	HR	S	P	ERA	WHIP

TOP

Boston Red Sox @ California Angels

Anaheim Stadium, Anaheim, CA

Sat Jun 03 1978, 10:05 PM EDT

Att. 34,228 - Unknown

livebaseballscorecards.com

AB	31
R	5
H	6
RBI	4
BB	4
SO	3
LOB	9

PA: 36

WP: 0 PB: 0 SB: 3 CS: 0

Boston Red Sox @ California Angels

Anaheim Stadium, Anaheim, CA

Sat Jun 03 1978, 10:05 PM EDT

Att. 34,228 - Unknown

BOTTOM

Batter	1	2	3	4	5	6	7	8	9	AB	R	H	RBI	BB	SO	LOB
Ken Landreaux, L (1, 9) OBP: 0.275, SLG: 0.299	1-3		G6-4-3 1B		1B		1B		4-3 1-2	5	0	3	0	0	0	1
Bobby Grich, R (1, 4) OBP: 0.345, SLG: 0.312	FC6-4 1B		G6-4-3 1-2f		6-3		F7		BB	4	0	1	0	1	0	3
Lyman Bostock, L (1, 8) OBP: 0.296, SLG: 0.337	F8			1B G6-4-3 1B		2B 1B		HR 1B	F9	5	3	3	0	0	0	3
Joe Rudi, R (1, 7) OBP: 0.250, SLG: 0.318	FC6-4 1-2f			G6-4-3 1-3 1B		4-1 1-H 2B		F9		4	0	2	1	0	0	2
Don Baylor, R (1, 10) OBP: 0.363, SLG: 0.547		FC6-4 1B		G6-4-3 1-2f 3-H		F7		1-H HR		4	1	2	2	0	0	2
Ron Fairly, L (1, 3) OBP: 0.340, SLG: 0.452		F8		BB		4-1 2-3		K		3	0	0	0	1	1	2
Carney Lansford, R (1, 5) OBP: 0.333, SLG: 0.433		FC6-4 S 1-2f		F9		P9		6-3		4	0	0	0	0	0	3
Brian Downing, R (1, 2) OBP: 0.415, SLG: 0.317		F9 1-2			6-3		6-3		K	3	0	0	0	0	0	1
Rick Miller, L (9, PH) OBP: 0.348, SLG: 0.309										1	0	0	0	0	1	0
Rance Mulliniks, L (1, 6) OBP: 0.216, SLG: 0.209			6-3		K		B4-3		4-3 1B	3	0	0	0	0	1	0
Tony Solaita, L (9, PH) OBP: 0.309, SLG: 0.292										1	0	1	0	0	0	0
Dave Chalk, R (9, PR) OBP: 0.373, SLG: 0.313										0	0	0	0	0	0	0
Inning Stats	R: 0 E: 0 K: 0 S: 4 H: 1 LOB: 1 BB: 0 P: 4	R: 0 E: 0 K: 0 S: 4 H: 1 LOB: 1 BB: 0 P: 4	R: 0 E: 0 K: 0 S: 3 H: 1 LOB: 0 BB: 0 P: 3	R: 1 E: 0 K: 0 S: 4 H: 2 LOB: 1 BB: 1 P: 8	R: 0 E: 0 K: 1 S: 6 H: 1 LOB: 1 BB: 0 P: 6	R: 1 E: 0 K: 0 S: 5 H: 2 LOB: 1 BB: 0 P: 5	R: 0 E: 0 K: 0 S: 4 H: 1 LOB: 1 BB: 0 P: 4	R: 2 E: 0 K: 1 S: 7 H: 2 LOB: 0 BB: 0 P: 7	R: 0 E: 0 K: 1 S: 6 H: 1 LOB: 2 BB: 1 P: 10	1B: 10 2B: 1 3B: 0 HR: 1	SF: 0 SAC: 0 DP: 2 HBP: 0						

livebaseballscorecards.com

AB	37
R	4
H	12
RBI	3
BB	2
SO	3
LOB	17

WP: 0 PB: 0 SB: 1 CS: 0 PA: 39

PITCHER		IP	WLS	BF	H	R	ER	SO	BB	IBB	HBP	BLK	WP	HR	S	P	ERA	WHIP
Mike Torrez, R ERA: 4.05	(1, 1)	8.0	W	34	11	4	4	2	1	0	0	0	0	1	37	41	4.50	1.500
Bill Campbell, R ERA: 7.71	(9, 1)	1.0	S	5	1	0	0	1	1	0	0	0	0	0	6	10	0.00	2.000

PITCHER		IP	WLS	BF	H	R	ER	SO	BB	IBB	HBP	BLK	WP	HR	S	P	ERA	WHIP

Batter	1	2	3	4	5	6	7	8	9	AB	R	H	RBI	BB	SO	LOB
Rick Burleson, R (1, 6) OBP: 0.271, SLG: 0.323	S S S 0-3 ① K		x 0-0 ② 5-3 1-2 2-3			x 0-0 ① 5-3			x 0-0 E6 2B SF9	4	1	0	0	0	1	2
Fred Lynn, L (1, 8) OBP: 0.376, SLG: 0.483	x 0-0 ② F9		S S S 0-3 ③ K			B B B B 4-0 G6-4-3 BB			x 0-0 ① F9	3	0	0	0	1	1	3
Jim Rice, R (1, 7) OBP: 0.380, SLG: 0.647	S S S 0-3 ③ K			x 0-0 ① F8		x 0-0 ②③ G6-4-3 1-2f			x 0-0 SF9 1-3 1B 2B	4	1	1	0	0	1	1
Carl Yastrzemski, L (1, 3) OBP: 0.384, SLG: 0.377		x 0-0 G6-4-3 1B		x 0-0 ② F4			x 0-0 ① F8		x 0-0 ② SF9 2-3 3-H	3	0	1	1	0	0	0
Carlton Fisk, R (1, 2) OBP: 0.355, SLG: 0.406		x 0-0 ① F8		S S S 0-3 ③ K			x 0-0 ② F8		x 0-0 3-H 1B	4	0	1	1	0	1	1
Dwight Evans, R (1, 9) OBP: 0.368, SLG: 0.506		x 0-0 ②③ G6-4-3 1-2f			x 0-0 ① F5		x 0-0 ③ F8		S S S 0-3 ③ K	4	0	0	0	0	1	2
Bob Bailey, R (1, 10) OBP: 0.340, SLG: 0.425			B B B B 4-0 WP 1B BB		x 0-0 ② 6-3			x 0-0 ① 4-3		1	0	0	0	1	0	0
George Scott, R (8, PH) OBP: 0.389, SLG: 0.452										1	0	0	0	0	0	0
Butch Hobson, R (1, 5) OBP: 0.333, SLG: 0.478			S S S 0-3 ① K		x 0-0 E6 FC6-4			x 0-0 ② F9		3	0	0	0	0	1	1
Frank Duffy, R (1, 4) OBP: 0.333, SLG: 0.364			x 0-0 WP 1-2 1B		x 0-0 ③ FC6-4 1-2f			x 0-0 ③ B2-3		3	0	1	0	0	0	1

TOP

Boston Red Sox @ California Angels

Anaheim Stadium, Anaheim, CA

Sun Jun 04 1978, 6:33 AM EDT

Att. 29,911 - Unknown

livebaseballscorecards.com

AB	30
R	2
H	4
RBI	2
BB	2
SO	6
LOB	11

Inning Stats	1	2	3	4	5	6	7	8	9
	R: 0 E: 0 K: 2 S: 7	H: 0 LOB: 0 BB: 0 P: 7	R: 0 E: 0 K: 0 S: 3	H: 1 LOB: 0 BB: 0 P: 3	R: 0 E: 0 K: 2 S: 8	H: 1 LOB: 2 BB: 1 P: 12	R: 0 E: 0 K: 1 S: 5	H: 0 LOB: 0 BB: 0 P: 5	R: 0 E: 1 K: 0 S: 4	H: 0 LOB: 1 BB: 0 P: 4	R: 0 E: 0 K: 0 S: 2	H: 0 LOB: 0 BB: 1 P: 6	R: 0 E: 0 K: 0 S: 3	H: 0 LOB: 0 BB: 0 P: 3	R: 0 E: 0 K: 0 S: 3	H: 0 LOB: 0 BB: 0 P: 3	R: 2 E: 1 K: 1 S: 8	H: 2 LOB: 1 BB: 0 P: 8

| | | | | | | | | | |

Batter	1	2	3	4	5	6	7	8	9	AB	R	H	RBI	BB	SO	LOB
Ken Landreaux, L (1, 9) OBP: 0.284, SLG: 0.338	BBBB 4-0 S BB		SSS 0-3 K ②		x 0-0 B2 ①		x 0-0 HR	x 0-0 F6 ②		4	1	1	1	1	1	2
Bobby Grich, R (1, 4) OBP: 0.353, SLG: 0.322	SSS 0-3 K ① 1-2		x 0-0 1B		x 0-0 SH3 ② 1-2		x 0-0 BB 1B SF8 1B	x 0-0 2-H 1B		4	1	3	1	0	1	1
Lyman Bostock, L (1, 8) OBP: 0.298, SLG: 0.335	x 0-0 F6 ②		x 0-0 F7 ③		4-0 IBB		x 0-0 SF8 BB 1-2 1B	x 0-0 F8 ③		4	0	1	0	1	0	3
Joe Rudi, R (1, 7) OBP: 0.260, SLG: 0.310	BBBB 4-0 BB			SSS 0-3 K ①	x 0-0 F8 ③		BBBB 4-0 1-2 2-3 BB			2	0	0	0	2	1	2
Don Baylor, R (1, 10) OBP: 0.356, SLG: 0.534	SSS 0-3 K ③			x 0-0 5-3 ②		x 0-0 F8 ①	SSS 0-3 K ①			4	0	0	0	0	2	5
Ron Jackson, R (1, 3) OBP: 0.429, SLG: 0.556		x 0-0 F9 ①		x 0-0 HR		x 0-0 BB 1B	x 0-0 SF8 ② 2-3 3-H			3	1	2	2	0	0	0
Carney Lansford, R (1, 5) OBP: 0.331, SLG: 0.427		x 0-0 F8 ②		x 0-0 S 1B		x 0-0 F8 ②	x 0-0 L5 ③			4	0	1	0	0	0	3
Brian Downing, R (1, 2) OBP: 0.407, SLG: 0.303		x 0-0 F8 ③		x 0-0 F8 ③ 1-2		BBBB 4-0 1-2 BB		x 0-0 5-3 ①		3	0	0	0	1	0	1
Rance Mulliniks, L (1, 6) OBP: 0.226, SLG: 0.232			x 0-0 F8 ①		x 0-0 SH3 1B	x 0-0 1-3 ③		x 0-0 1B 2B		4	1	2	0	0	0	2
Inning Stats	R: 0 E: 0 K: 2 S: 7 H: 0 LOB: 2 BB: 2 P: 15	R: 0 E: 0 K: 0 S: 3 H: 0 LOB: 0 BB: 0 P: 3	R: 0 E: 0 K: 1 S: 6 H: 1 LOB: 1 BB: 0 P: 6	R: 1 E: 0 K: 1 S: 7 H: 2 LOB: 1 BB: 0 P: 7	R: 0 E: 0 K: 0 S: 4 H: 1 LOB: 2 BB: 1 P: 8	R: 0 E: 0 K: 0 S: 4 H: 1 LOB: 2 BB: 1 P: 8	R: 2 E: 0 K: 1 S: 8 H: 3 LOB: 2 BB: 1 P: 12	R: 1 E: 0 K: 0 S: 5 H: 2 LOB: 1 BB: 0 P: 5		1B: 7 2B: 1 3B: 0 HR: 2	SF: 1 SAC: 1 DP: 0 HBP: 0					

PITCHER		IP	WLS	BF	H	R	ER	SO	BB	IBB	HBP	BLK	WP	HR	S	P	ERA	WHIP
Dennis Eckersley, R ERA: 3.61	(1, 1)	7.2	L	38	10	4	4	5	4	1	0	0	0	2	43	63	4.70	1.826
Tom Burgmeier, L ERA: 5.4	(8, 1)	0.1		1	0	0	0	0	0	0	0	0	0	0	1	1	0.00	0.000

PITCHER	IP	WLS	BF	H	R	ER	SO	BB	IBB	HBP	BLK	WP	HR	S	P	ERA	WHIP

BOTTOM

Boston Red Sox @ California Angels

Anaheim Stadium, Anaheim, CA

Sun Jun 04 1978, 6:33 AM EDT

Att. 29,911 - Unknown

livebaseballscorecards.com

AB	32
R	4
H	10
RBI	4
BB	5
SO	5
LOB	19

WP: 0	PA: 39		
PB: 0			
SB: 2			
CS: 0			

Boston Red Sox @ Oakland Athletics

Oakland-Alameda County Coliseum, Oakland, CA

Mon Jun 05 1978, 7:05 PM PDT

Att. 36,463 - Unknown

TOP

livebaseballscorecards.com

Batter	1	2	3	4	5	6	7	8	9	AB	R	H	RBI	BB	SO	LOB
Rick Burleson, R (1, 6) OBP: 0.273, SLG: 0.324	F7		1-3		G4-3 1B		2-3 HR 1B		F7	5	1	2	0	0	0	1
Jerry Remy, L (1, 4) OBP: 0.316, SLG: 0.343	4-3		F6		1-2f G4-3		3-H SF8		CS 1B	4	0	1	1	0	0	2
Jim Rice, R (1, 7) OBP: 0.385, SLG: 0.668	1B			E9 3B	F9		1-H HR		SSS K 1-2	5	2	3	2	0	1	1
Carl Yastrzemski, L (1, 3) OBP: 0.383, SLG: 0.373 Fred Kendall, R (6, 3) OBP: 0.273, SLG: 0.318	F7			BBB 1B 1B G5-2-3 BB		F4	HR 1B			2 1	0 1	0 1	0 0	1 0	0 0	1 0
Carlton Fisk, R (1, 2) OBP: 0.358, SLG: 0.424		L7		G5-2-3 1-2 1B		SSS K	1-H HR			4	1	2	2	0	1	0
Fred Lynn, L (1, 8) OBP: 0.378, SLG: 0.483		F8		G5-2-3 1-2 2-3 1B		1B	F8			4	0	2	0	0	0	0
George Scott, R (1, 10) OBP: 0.368, SLG: 0.424		4-3		G5-2-3 1-2 2-3 3-Hf		1-3		5-3		4	0	0	0	0	0	4
Dwight Evans, R (1, 9) OBP: 0.371, SLG: 0.518			2B	SSS K			1B SF8 2B	F7		4	1	2	0	0	1	2
Butch Hobson, R (1, 5) OBP: 0.332, SLG: 0.489			SSS K		HR		SSS K	SSS K		4	1	1	1	0	3	2
Inning Stats	R: 0 E: 0 K: 0 S: 4 H: 1 LOB: 1 BB: 0 P: 4	R: 0 E: 0 K: 0 S: 3 H: 0 LOB: 0 BB: 0 P: 3	R: 0 E: 0 K: 1 S: 6 H: 1 LOB: 1 BB: 0 P: 6	R: 1 E: 1 K: 1 S: 7 H: 3 LOB: 2 BB: 1 P: 11	R: 1 E: 0 K: 0 S: 4 H: 2 LOB: 0 BB: 0 P: 4	R: 0 E: 0 K: 1 S: 6 H: 1 LOB: 1 BB: 0 P: 6	R: 5 E: 0 K: 1 S: 10 H: 5 LOB: 0 BB: 0 P: 10	R: 0 E: 0 K: 1 S: 5 H: 0 LOB: 0 BB: 0 P: 5	R: 0 E: 0 K: 1 S: 5 H: 1 LOB: 1 BB: 0 P: 5	1B: 8 2B: 3 3B: 1 HR: 3 SF: 1 SAC: 0 DP: 3 HBP: 0						

	AB	37
	R	7
	H	14
	RBI	6
	BB	1
	SO	6
	LOB	13

WP: 0 PB: 0 SB: 0 CS: 1 PA: 39

PITCHER		IP	WLS	BF	H	R	ER	SO	BB	IBB	HBP	BLK	WP	HR	S	P	ERA	WHIP
Pete Broberg, R ERA: 3.29	(1, 1)	6.2	W	30	11	5	5	4	1	0	0	0	0	2	37	41	6.75	1.800
Elias Sosa, R ERA: 1.77	(7, 1)	2.1	S	9	3	2	2	2	0	0	0	0	0	1	13	13	7.71	1.286

PITCHER	IP	WLS	BF	H	R	ER	SO	BB	IBB	HBP	BLK	WP	HR	S	P	ERA	WHIP

BOTTOM

Boston Red Sox @ Oakland Athletics

Oakland-Alameda County Coliseum, Oakland, CA

Mon Jun 05 1978, 7:05 PM PDT

Att. 36,463 - Unknown

livebaseballscorecards.com

Batter	1	2	3	4	5	6	7	8	9	AB	R	H	RBI	BB	SO	LOB
Miguel Dilone, S (1, 8) OBP: 0.319, SLG: 0.315	0-0 SH1-3 1B 2B	4-0 ② CS 1-2 BB		0-0 1-3 3-H 1B 1B		0-0 ② FC3-2 BB 2-3 3-H		0-0 ③ F7		1	1	1	0	1	0	0
Dwayne Murphy, L (3, 8) OBP: 0.250, SLG: 0.125										3	1	1	1	0	0	2
Gary Thomasson, L (1, 9) OBP: 0.274, SLG: 0.366	4-0 SH1-3 1B BB	0-0 ③ CS 1-2	0-0 ① 4-3	0-0 2-H 3-H 1B		4-0 FC6-4 1-2 BB				2	1	1	2	2	0	0
Mario Guerrero, R (1, 6) OBP: 0.296, SLG: 0.372	0-0 ① SH1-3 1-2 2-3		0-0 ② 6-3	0-0 ③ F6		0-0 ③ FC6-4 1-2f				3	0	0	0	0	0	4
Mitchell Page, L (1, 7) OBP: 0.363, SLG: 0.440	0-0 S 2B 2-H 3-H 1B		0-0 ③ F6		0-3 ① K		0-0 G3 1B 2B			4	2	2	2	0	1	0
Tony Armas, R (8, 7) OBP: 0.319, SLG: 0.294										0	0	0	0	0	0	0
Dave Revering, L (1, 3) OBP: 0.302, SLG: 0.376	0-0 1-H 1B 2B			0-0 SH1-3 2B 2B		0-0 ② 1-3		0-0 ① G3 2-3		4	2	2	1	0	0	1
Jim Essian, R (1, 2) OBP: 0.337, SLG: 0.315	0-3 ② K			0-0 ① SH1-3 2-3		0-3 ③ K		0-0 L9-3 3-H 1B		3	0	1	1	0	2	1
Wayne Gross, L (1, 5) OBP: 0.366, SLG: 0.371	0-0 ③ 2-H 1B			0-0 1B 1B 3-H 2B		0-0 2B FC3-2 1B		0-0 ②③ L9-3 1-2		4	1	3	2	0	0	1
Gary Alexander, R (1, 10) OBP: 0.305, SLG: 0.452		0-3 ① K		0-0 ② F8		0-0 ① F3		0-0 ① 5-3		4	0	0	0	0	1	2
Mike Edwards, R (1, 4) OBP: 0.302, SLG: 0.297		1-0 CS HBP		0-0 1B 1B 2-3 1B		0-0 FC3-2 1-3 2B		0-0 ② 6-3		3	1	2	0	0	0	0
Inning Stats	R: 4 H: 4 E: 0 LOB: 1 K: 1 BB: 1 S: 8 P: 12	R: 0 H: 0 E: 0 LOB: 0 K: 1 BB: 1 S: 3 P: 8	R: 0 H: 0 E: 0 LOB: 0 K: 0 BB: 0 S: 3 P: 3	R: 4 H: 5 E: 0 LOB: 1 K: 0 BB: 0 S: 8 P: 8	R: 0 H: 0 E: 0 LOB: 0 K: 2 BB: 0 S: 7 P: 7	R: 0 H: 2 E: 0 LOB: 3 K: 0 BB: 1 S: 5 P: 9	R: 1 H: 2 E: 0 LOB: 0 K: 0 BB: 0 S: 4 P: 4	R: 0 H: 0 E: 0 LOB: 0 K: 0 BB: 0 S: 3 P: 3		1B: 7 SF: 0 2B: 7 SAC: 2 3B: 0 DP: 1 HR: 0 HBP: 1						

	AB	31
	R	9
	H	13
	RBI	9
	BB	3
	SO	4
	LOB	11

WP: 0 PB: 0 SB: 1 CS: 2 PA: 38

PITCHER		IP	WLS	BF	H	R	ER	SO	BB	IBB	HBP	BLK	WP	HR	S	P	ERA	WHIP
Allen Ripley, R ERA: 4.97	(1, 1)	1.0	L	7	4	4	4	1	1	0	0	0	0	0	8	12	36.00	5.000
Jim Wright, R ERA: 3.25	(2, 1)	5.0		23	7	4	4	3	2	0	1	0	0	0	26	35	7.20	1.800
Dick Drago, R ERA: 1.66	(7, 1)	2.0		7	2	1	1	0	0	0	0	0	0	0	7	7	4.50	1.000

PITCHER	IP	WLS	BF	H	R	ER	SO	BB	IBB	HBP	BLK	WP	HR	S	P	ERA	WHIP

Boston Red Sox @ Oakland Athletics

Oakland-Alameda County Coliseum, Oakland, CA

Tue Jun 06 1978, 7:05 PM PDT

Att. 7,914 - Unknown

TOP

livebaseballscorecards.com

Batter	1	2	3	4	5	6	7	8	9	AB	R	H	RBI	BB	SO	LOB
Rick Burleson, R (1, 6) OBP: 0.272, SLG: 0.322	K		4-3 1-2		6-3		1B		1-3	5	0	1	0	0	1	2
Jerry Remy, L (1, 4) OBP: 0.310, SLG: 0.336	F7		F8 2-3			4-3	F8			4	0	0	0	0	0	2
Jim Rice, R (1, 7) OBP: 0.382, SLG: 0.661	F2		K			1B 1B		5-3		4	0	1	0	0	1	1
Carl Yastrzemski, L (1, 3) OBP: 0.381, SLG: 0.370		F9		F9		BB 1-3 1B		G3		4	0	1	0	0	0	0
Carlton Fisk, R (1, 2) OBP: 0.365, SLG: 0.433		F9 1B 2B		FC1-4 BB		K		1B		3	1	2	0	1	1	2
Fred Lynn, L (1, 8) OBP: 0.376, SLG: 0.475		F9 2-3		K		1-2 BB		K		3	0	0	0	1	2	3
George Scott, R (1, 10) OBP: 0.363, SLG: 0.414		3-H 1B		FC1-4 1-2f		F4			K	4	0	1	1	0	1	4
Dwight Evans, R (1, 9) OBP: 0.374, SLG: 0.515		1-3			G1-4-3 BB		F8		1B	3	0	1	0	1	0	1
Butch Hobson, R (1, 5) OBP: 0.330, SLG: 0.484			F8 4-3 1B		G1-4-3 1-2f		F3		F8	4	0	1	0	0	0	2
Inning Stats	R: 0 E: 0 K: 1 S: 5 H: 0 LOB: 0 BB: 0 P: 5	R: 1 E: 0 K: 0 S: 5 H: 2 LOB: 1 BB: 0 P: 5	R: 0 E: 0 K: 1 S: 6 H: 1 LOB: 1 BB: 0 P: 6	R: 0 E: 0 K: 1 S: 5 H: 0 LOB: 1 BB: 1 P: 9	R: 0 E: 0 K: 0 S: 2 H: 0 LOB: 0 BB: 1 P: 6	R: 0 E: 0 K: 1 S: 7 H: 2 LOB: 3 BB: 1 P: 11	R: 0 E: 0 K: 0 S: 4 H: 1 LOB: 1 BB: 0 P: 4	R: 0 E: 0 K: 1 S: 6 H: 1 LOB: 1 BB: 0 P: 6	R: 0 E: 0 K: 1 S: 6 H: 1 LOB: 1 BB: 0 P: 6	1B: 7 2B: 1 3B: 0 HR: 0	SF: 0 SAC: 0 DP: 1 HBP: 0						

AB	34	
R	1	
H	8	
RBI	1	
BB	3	
SO	6	
LOB	17	

WP: 0 PB: 0 SB: 0 CS: 0 PA: 37

PITCHER		IP	WLS	BF	H	R	ER	SO	BB	IBB	HBP	BLK	WP	HR	S	P	ERA	WHIP
Steve Renko, R ERA: 2.45	(1, 1)	7.0	W	29	6	1	1	4	3	0	0	0	0	0	34	46	1.29	1.286
Rick Langford, R ERA: 2.59	(8, 1)	2.0		8	2	0	0	2	0	0	0	0	0	0	12	12	0.00	1.000

PITCHER	IP	WLS	BF	H	R	ER	SO	BB	IBB	HBP	BLK	WP	HR	S	P	ERA	WHIP

BOTTOM

Boston Red Sox @ Oakland Athletics

Oakland-Alameda County Coliseum, Oakland, CA

Tue Jun 06 1978, 7:05 PM PDT

Att. 7,914 - Unknown

livebaseballscorecards.com

Batter	1	2	3	4	5	6	7	8	9	AB	R	H	RBI	BB	SO	LOB
Mike Edwards, R (1, 4) OBP: 0.299, SLG: 0.293	6-3	L1		5-3		1B		6-3		5	0	1	0	0	0	2
Gary Thomasson, L (1, 9) OBP: 0.279, SLG: 0.362	BBBB, 1B, BB		4-3		K	1-3, 1B		5-3		4	0	1	0	1	1	0
Mario Guerrero, R (1, 6) OBP: 0.300, SLG: 0.374	1-3, G5-4-3, 1B		1B		F8	5-3				4	0	2	0	0	0	2
Jeff Newman, R (1, 3) OBP: 0.353, SLG: 0.521	G5-4-3, 1-2f		F8		5-3		4-3			4	0	0	0	0	0	3
Mitchell Page, L (1, 7) OBP: 0.358, SLG: 0.431		K	F9			L3	1B, 1B			3	0	0	0	0	1	1
Wayne Gross, L (7, 5) OBP: 0.370, SLG: 0.376										1	1	1	0	0	0	0
Tony Armas, R (1, 8) OBP: 0.329, SLG: 0.306		CS, 1B		E6, 4-3, SH1-4, 2B		F3	1B, 1-2, 1B			4	1	2	0	0	0	0
Jim Essian, R (1, 2) OBP: 0.343, SLG: 0.322		E5, 1-2, 1B		SH1-4, 1-2		E, HR, 1B	FC6-4, 1-3, 2-H, 1B			3	2	2	0	0	0	1
Gary Alexander, R (1, 10) OBP: 0.304, SLG: 0.447		E, 2-H, 1B		4-3, 2-3		E5, 1-2, HR	FC6-4, 1-2f			4	2	1	1	0	0	3
Taylor Duncan, R (1, 5) OBP: 0.182, SLG: 0.545		E5, 1-H		2B, 3-H		1-H, 2-H, HR		4-3		3	1	2	4	0	0	0
Mark Budaska, S (7, 7)										1	0	0	0	0	0	0

Inning Stats	1	2	3	4	5	6	7	8	9
R	0	2	0	1	0	3	1	0	
E	0	2	0	1	0	1	0	0	
K	0	1	0	0	1	0	0	0	
S	3	8	4	5	5	8	5	3	
H	1	2	1	1	0	4	3	0	
LOB	1	1	1	1	0	2	1	0	
BB	1	0	0	0	0	0	0	0	
P	7	8	4	5	5	8	5	3	

1B	10
2B	1
3B	0
HR	1
SF	0
SAC	1
DP	1
HBP	0

AB	36
R	7
H	12
RBI	5
BB	1
SO	2
LOB	12

WP	0
PB	0
SB	0
CS	1
PA	38

PITCHER	IP	WLS	BF	H	R	ER	SO	BB	IBB	HBP	BLK	WP	HR	S	P	ERA	WHIP
Bill Lee, L (1, 1) ERA: 2.98	5.2	L	29	9	6	0	2	1	0	0	0	0	1	32	36	0.00	1.765
Bob Stanley, R (6, 1) ERA: 2.8	2.1		9	3	1	1	0	0	0	0	0	0	0	9	9	3.86	1.286

PITCHER	IP	WLS	BF	H	R	ER	SO	BB	IBB	HBP	BLK	WP	HR	S	P	ERA	WHIP

Boston Red Sox @ Seattle Mariners

The Kingdome, Seattle, WA

Fri Jun 09 1978, 10:05 PM EDT

Att. 11,677 - Dome - 72 F

livebaseballscorecards.com

TOP

Batter	1	2	3	4	5	6	7	8	9	AB	R	H	RBI	BB	SO	LOB
Rick Burleson, R (1, 6) OBP: 0.272, SLG: 0.320	4-3		FC6-4 1B 1-3		G4-6-3 1-2f			SH1-4 1-2	F9	4	0	1	0	0	0	3
Jerry Remy, L (1, 4) OBP: 0.309, SLG: 0.333	S BB		SF8 3-H			F8		F9		2	0	0	1	1	0	2
Jim Rice, R (1, 7) OBP: 0.380, SLG: 0.652	K 1-2		FC6-4 1-2f			6-3		1B BB		3	0	0	0	1	1	2
Carl Yastrzemski, L (1, 3) OBP: 0.383, SLG: 0.370	F7			4-3		BB		1-3 2-H 1B		3	0	1	1	1	0	1
Carlton Fisk, R (1, 2) OBP: 0.359, SLG: 0.424		5-3		P9		F9		K		4	0	0	0	0	1	3
Fred Lynn, L (1, 8) OBP: 0.378, SLG: 0.478		L5-4 2B		K			L8		S 1B BB	3	1	1	0	1	1	0
George Scott, R (1, 10) OBP: 0.357, SLG: 0.397		L5-4 2-3			FC5-4 BB		K		L8 1-2	3	0	0	0	1	1	2
Dwight Evans, R (1, 9) OBP: 0.371, SLG: 0.509			K		FC5-4 1B 1-2f		5-3		5-3 2-H 1B	4	0	1	1	0	1	1
Butch Hobson, R (1, 5) OBP: 0.339, SLG: 0.490			1B SF8 1B		G4-6-3 1-2 1B			SH1-4 1B BB	5-3 1-2	2	1	2	0	1	0	0
Frank Duffy, R (8, PR) OBP: 0.320, SLG: 0.348 (8, 5)										1	1	0	0	0	0	1
Inning Stats	R: 0 E: 0 K: 1 S: 5 H: 0 LOB: 1 BB: 1 P: 9	R: 0 E: 0 K: 0 S: 3 H: 1 LOB: 0 BB: 0 P: 3	R: 1 E: 0 K: 1 S: 7 H: 2 LOB: 1 BB: 0 P: 7	R: 0 E: 0 K: 1 S: 5 H: 0 LOB: 0 BB: 0 P: 5	R: 0 E: 0 K: 0 S: 3 H: 1 LOB: 1 BB: 1 P: 7	R: 0 E: 0 K: 0 S: 3 H: 0 LOB: 1 BB: 1 P: 7	R: 0 E: 0 K: 1 S: 5 H: 0 LOB: 0 BB: 0 P: 5	R: 1 E: 0 K: 1 S: 6 H: 1 LOB: 2 BB: 2 P: 14	R: 1 E: 0 K: 0 S: 4 H: 1 LOB: 1 BB: 1 P: 8	1B: 5 2B: 2 3B: 0 HR: 0 SF: 1 SAC: 1 DP: 2 HBP: 0							

	AB	29
	R	3
	H	6
	RBI	3
	BB	6
	SO	5
	LOB	15

WP: 0 PB: 0 SB: 2 CS: 0 PA: 37

PITCHER	IP	WLS	BF	H	R	ER	SO	BB	IBB	HBP	BLK	WP	HR	S	P	ERA	WHIP
Paul Mitchell, R (1, 1) ERA: 3.5	7.2	L	31	5	2	2	4	5	0	0	0	0	0	34	54	2.35	1.304
Enrique Romo, R (8, 1) ERA: 3.59	1.1		6	1	1	1	1	1	0	0	0	0	0	7	11	6.75	1.500

PITCHER	IP	WLS	BF	H	R	ER	SO	BB	IBB	HBP	BLK	WP	HR	S	P	ERA	WHIP

Batter	1	2	3	4	5	6	7	8	9	AB	R	H	RBI	BB	SO	LOB
Julio Cruz, S (1, 4) OBP: 0.372, SLG: 0.317	6-3		F7		F6			3-1 3B		4	1	1	0	0	0	2
Craig Reynolds, L (1, 6) OBP: 0.372, SLG: 0.407	F5			6-3 G3 1B		F3		3-1 3-H		4	0	1	1	0	0	0
Ruppert Jones, L (1, 8) OBP: 0.336, SLG: 0.346	G3			G3 1-2		S 1B		F8		4	0	1	0	0	0	1
Leroy Stanton, R (1, 10) OBP: 0.308, SLG: 0.300		L7		6-3 2-3		K 1-2		K		4	0	0	0	0	2	2
Bruce Bochte, L (1, 7) OBP: 0.329, SLG: 0.385		1B CS 2B		F6		F8			HR	4	1	2	1	0	0	2
Dan Meyer, L (1, 3) OBP: 0.217, SLG: 0.322		2-3 1B			F8		1-3		F7	4	0	1	0	0	0	0
John Hale, L (1, 9) OBP: 0.287, SLG: 0.262		F5			2B		1B 2B		F7	4	0	2	0	0	0	2
Juan Bernhardt, R (1, 5) OBP: 0.348, SLG: 0.469		CS 3-H	F8		F4		G4-6-3 2-3 1B		5-3	4	0	1	0	0	0	1
Bob Stinson, S (1, 2) OBP: 0.386, SLG: 0.409			F9		CI		G4-6-3 1-2f			2	0	0	0	0	0	2
Inning Stats	R: 0 H: 0 E: 0 LOB: 0 K: 0 BB: 0 S: 3 P: 3	R: 0 H: 2 E: 0 LOB: 1 K: 0 BB: 0 S: 4 P: 4	R: 0 H: 0 E: 0 LOB: 0 K: 0 BB: 0 S: 3 P: 3	R: 0 H: 1 E: 0 LOB: 1 K: 0 BB: 0 S: 4 P: 4	R: 0 H: 1 E: 1 LOB: 2 K: 0 BB: 0 S: 5 P: 5	R: 0 H: 1 E: 0 LOB: 1 K: 1 BB: 0 S: 6 P: 6	R: 0 H: 2 E: 0 LOB: 1 K: 0 BB: 0 S: 4 P: 4	R: 1 H: 1 E: 0 LOB: 0 K: 1 BB: 0 S: 6 P: 6	R: 1 H: 1 E: 0 LOB: 0 K: 0 BB: 0 S: 4 P: 4	1B: 4 SF: 0 2B: 3 SAC: 0 3B: 1 DP: 1 HR: 1 HBP: 0						

PITCHER	IP	WLS	BF	H	R	ER	SO	BB	IBB	HBP	BLK	WP	HR	S	P	ERA	WHIP
Luis Tiant, R (1, 1) ERA: 2.78	9.0	W	35	9	2	2	2	0	0	0	0	0	1	39	39	2.00	1.000

PITCHER	IP	WLS	BF	H	R	ER	SO	BB	IBB	HBP	BLK	WP	HR	S	P	ERA	WHIP

BOTTOM

Boston Red Sox @ Seattle Mariners

The Kingdome, Seattle, WA

Fri Jun 09 1978, 10:05 PM EDT

Att. 11,677 - Dome - 72 F

livebaseballscorecards.com

AB	34
R	2
H	9
RBI	2
BB	0
SO	2
LOB	12

Boston Red Sox @ Seattle Mariners

The Kingdome, Seattle, WA

Sat Jun 10 1978, 10:05 PM EDT

Att. 15,910 - Dome

TOP

livebaseballscorecards.com

Batter	1	2	3	4	5	6	7	8	9	AB	R	H	RBI	BB	SO	LOB
Rick Burleson, R (1, 6) OBP: 0.277, SLG: 0.338	5-3		K	1B 3B 1-H 2-H 3-H	FC6-4 1-2f			3B 1B 1-2	2B 1-3	6	2	3	3	0	1	2
Jerry Remy, L (1, 4) OBP: 0.312, SLG: 0.333 Jack Brohamer, L (1, 4) OBP: 0.369, SLG: 0.411	G6-4-3 BB		CS 1-2	BB 1B		F8		F5	4-3	0 4	0 2	0 1	0 1	1 1	0 0	0 4
Jim Rice, R (1, 7) OBP: 0.379, SLG: 0.651	G6-4-3 1-2f			L7		6-3		SF9 1-H 2-H	1-3	5	1	1	2	1	0	4
Carl Yastrzemski, L (1, 3) OBP: 0.385, SLG: 0.374 Fred Kendall, R (7, 3) OBP: 0.261, SLG: 0.318		3-1		BB 2B		G3		SF9 3-H		3 0	1 0	1 0	1 1	1 0	0 0	0 0
Carlton Fisk, R (1, 2) OBP: 0.364, SLG: 0.431	3-1 2B			BB F3			5-3	2B 1B		4	1	2	0	1	0	2
Fred Lynn, L (1, 8) OBP: 0.379, SLG: 0.481	3-1 2-3		E6 FC6-4 1-2 2-H 3-H	4-3			G4-3 1B	1-3 2B		5	0	2	1	0	0	2
George Scott, R (1, 10) OBP: 0.348, SLG: 0.423	K		FC6-4 E 3B S 1-2f 2-3	HR			G4-3 1-2f	K		5	2	1	1	0	2	6
Dwight Evans, R (1, 9) OBP: 0.382, SLG: 0.531			CS 1B	E 3B 1-2 BB	6-3			HR	2B 1B	4	2	3	1	1	0	0
Butch Hobson, R (1, 5) OBP: 0.341, SLG: 0.485			K	E6 3B 1-2 2-3 3-H	FC6-4 BB			1B 3B 1B	K	4	2	1	0	1	2	4
Inning Stats	R: 0 E: 0 K: 0 S: 2 H: 0 LOB: 0 BB: 1 P: 6	R: 0 E: 0 K: 1 S: 6 H: 1 LOB: 1 BB: 0 P: 6	R: 0 E: 0 K: 2 S: 7 H: 1 LOB: 0 BB: 0 P: 7	R: 8 E: 2 K: 0 S: 8 H: 3 LOB: 2 BB: 5 P: 28	R: 1 E: 0 K: 0 S: 4 H: 1 LOB: 1 BB: 1 P: 8	R: 0 E: 0 K: 0 S: 3 H: 0 LOB: 0 BB: 0 P: 3	R: 0 E: 0 K: 0 S: 3 H: 1 LOB: 0 BB: 0 P: 3	R: 4 E: 0 K: 1 S: 11 H: 6 LOB: 2 BB: 0 P: 11	R: 0 E: 0 K: 1 S: 7 H: 2 LOB: 2 BB: 0 P: 7	1B: 7 2B: 4 3B: 2 HR: 2 SF: 1 SAC: 0 DP: 2 HBP: 0						

	AB	40
	R	13
	H	15
	RBI	11
	BB	7
	SO	5
	LOB	24

WP: 0 PB: 0 SB: 1 CS: 1 PA: 49

PITCHER	IP	WLS	BF	H	R	ER	SO	BB	IBB	HBP	BLK	WP	HR	S	P	ERA	WHIP
Dick Pole, R (1, 1) ERA: 5.58	3.2	L	19	3	7	2	3	5	0	0	0	0	0	20	40	4.91	2.182
Jim Todd, R (4, 1) ERA: 4.73	1.1		9	3	2	1	0	2	0	0	0	0	1	7	15	6.75	3.750
John Montague, R (6, 1) ERA: 5.7	2.0		6	1	0	0	0	0	0	0	0	0	0	6	6	0.00	0.500
Tom House, L (8, 1) ERA: 3.9	0.2		8	6	4	4	0	0	0	0	0	0	1	8	8	54.00	9.000
Shane Rawley, L (8, 1) ERA: 3.62	1.1		6	2	0	0	2	0	0	0	0	0	0	10	10	0.00	1.500

PITCHER	IP	WLS	BF	H	R	ER	SO	BB	IBB	HBP	BLK	WP	HR	S	P	ERA	WHIP

Boston Red Sox @ Seattle Mariners

The Kingdome, Seattle, WA

Sat Jun 10 1978, 10:05 PM EDT

Att. 15,910 - Dome

livebaseballscorecards.com

Batter	1	2	3	4	5	6	7	8	9	AB	R	H	RBI	BB	SO	LOB
Julio Cruz, S (1, 4) OBP: 0.370, SLG: 0.316	F7		P3-1 1B		K			G3 1-2		4	0	1	0	0	1	1
Craig Reynolds, L (1, 6) OBP: 0.365, SLG: 0.398	G3		P3-1 1-2f			F6		F9		4	0	0	0	0	0	2
Ruppert Jones, L (1, 8) OBP: 0.335, SLG: 0.341	4-3		6-3			3-1			3-1 BB	3	0	0	0	1	0	0
Leroy Stanton, R (1, 10) OBP: 0.302, SLG: 0.293		F8		6-3		K			K	4	0	0	0	0	2	1
Bruce Bochte, L (1, 7) OBP: 0.332, SLG: 0.387		6-3 BB CI 1B		4-3 1B			F8		3-1 1-2	4	1	2	0	0	0	1
Dan Meyer, L (1, 3) OBP: 0.212, SLG: 0.315		CI 6-3 BB 1-2		4-3 1-2			4-3		P7	3	0	0	0	0	0	2
John Hale, L (1, 9) OBP: 0.288, SLG: 0.257		6-3 1-2 2-3 BB		L3			K			2	0	0	0	1	1	1
Juan Bernhardt, R (1, 5) OBP: 0.337, SLG: 0.452		6-3 1-2 2-3 3-H			5-3			L7		3	0	0	1	0	0	2
Bill Plummer, R (1, 2) OBP: 0.286, SLG: 0.394		L5			F5			G3 1B		3	0	1	0	0	0	2
Inning Stats	R: 0 H: 0 E: 0 LOB: 0 K: 0 BB: 0 S: 3 P: 3	R: 1 H: 1 E: 1 LOB: 2 K: 0 BB: 1 S: 5 P: 9	R: 0 H: 1 E: 0 LOB: 0 K: 0 BB: 0 S: 3 P: 3	R: 0 H: 1 E: 0 LOB: 1 K: 0 BB: 0 S: 4 P: 4	R: 0 H: 0 E: 0 LOB: 0 K: 1 BB: 0 S: 5 P: 5	R: 0 H: 0 E: 0 LOB: 0 K: 1 BB: 0 S: 5 P: 5	R: 0 H: 0 E: 0 LOB: 0 K: 1 BB: 0 S: 5 P: 5	R: 0 H: 1 E: 0 LOB: 1 K: 0 BB: 0 S: 4 P: 4	R: 0 H: 0 E: 0 LOB: 1 K: 1 BB: 1 S: 5 P: 9	1B: 4 SF: 0 2B: 1 SAC: 0 3B: 0 DP: 1 HR: 0 HBP: 0						

PITCHER		IP	WLS	BF	H	R	ER	SO	BB	IBB	HBP	BLK	WP	HR	S	P	ERA	WHIP
Mike Torrez, R ERA: 3.71	(1, 1)	8.0	W	29	4	1	0	3	1	0	0	0	0	0	34	38	0.00	0.625
Allen Ripley, R ERA: 4.88	(9, 1)	1.0		4	0	0	0	1	1	0	0	0	0	0	5	9	0.00	1.000

PITCHER	IP	WLS	BF	H	R	ER	SO	BB	IBB	HBP	BLK	WP	HR	S	P	ERA	WHIP

AB	30
R	1
H	4
RBI	1
BB	2
SO	4
LOB	12

Batter	1	2	3	4	5	6	7	8	9	AB	R	H	RBI	BB	SO	LOB
Rick Burleson, R (1, 6) OBP: 0.279, SLG: 0.351	3-1		HR	K		L3 1B			6-3	5	1	2	1	0	1	1
Fred Lynn, L (1, 8) OBP: 0.388, SLG: 0.492	2B		1B		FC6-4 BB	L3			FC4-6 1B	4	0	3	0	1	0	2
Jim Rice, R (1, 7) OBP: 0.372, SLG: 0.638	6-3		5-3		FC6-4 BB 1B		F9		L8	5	0	0	0	0	0	4
Carl Yastrzemski, L (1, 3) OBP: 0.389, SLG: 0.380	K			1B 1B	BB		G6-4-3		FC4-6	5	1	3	0	0	1	2
George Scott, R (1, 10) OBP: 0.366, SLG: 0.432		G4-6-3		1B 1B	BB		G6-4-3			3	1	2	0	1	0	1
Jack Brohamer, L (1, 4) OBP: 0.364, SLG: 0.403		G4-6-3		1B SF8	P7			G3		4	1	1	1	0	0	4
Dwight Evans, R (1, 9) OBP: 0.384, SLG: 0.547		K		S	K			HR		4	1	2	2	0	2	3
Butch Hobson, R (1, 5) OBP: 0.335, SLG: 0.475			F8	K		F8		5-3		4	0	0	0	0	1	2
Frank Duffy, R (8, 5) OBP: 0.320, SLG: 0.348										0	0	0	0	0	0	0
Fred Kendall, R (1, 2) OBP: 0.259, SLG: 0.320			5-3	SF8		1B 1B		F8		3	0	1	1	0	0	0
Inning Stats	R: 0 E: 0 K: 1 S: 6 H: 1 LOB: 1 BB: 0 P: 6	R: 0 E: 0 K: 1 S: 5 H: 1 LOB: 0 BB: 0 P: 5	R: 1 E: 0 K: 0 S: 5 H: 2 LOB: 1 BB: 0 P: 5	R: 3 E: 0 K: 2 S: 11 H: 4 LOB: 1 BB: 0 P: 11	R: 0 E: 0 K: 1 S: 6 H: 1 LOB: 3 BB: 2 P: 14	R: 0 E: 0 K: 0 S: 4 H: 2 LOB: 1 BB: 0 P: 4	R: 0 E: 0 K: 0 S: 3 H: 1 LOB: 0 BB: 0 P: 3	R: 1 E: 0 K: 0 S: 4 H: 1 LOB: 0 BB: 0 P: 4	R: 0 E: 0 K: 0 S: 4 H: 1 LOB: 1 BB: 0 P: 4	1B: 11 2B: 2 3B: 0 HR: 2 SF: 1 SAC: 0 DP: 3 HBP: 0	WP: 0 PB: 0 SB: 1 CS: 0 PA: 40					

PITCHER		IP	WLS	BF	H	R	ER	SO	BB	IBB	HBP	BLK	WP	HR	S	P	ERA	WHIP
Byron McLaughlin, R ERA: 5.79	(1, 1)	4.0	L	20	8	4	4	4	1	0	0	0	0	1	27	31	9.00	2.250
John Montague, R ERA: 5.02	(5, 1)	5.0		20	6	1	1	1	1	0	0	0	0	1	21	25	1.80	1.400

PITCHER		IP	WLS	BF	H	R	ER	SO	BB	IBB	HBP	BLK	WP	HR	S	P	ERA	WHIP

TOP

Boston Red Sox @ Seattle Mariners

The Kingdome, Seattle, WA

Sun Jun 11 1978, 6:33 AM EDT

Att. 18,626 - Dome - 72 F

livebaseballscorecards.com

AB	37
R	5
H	14
RBI	5
BB	2
SO	5
LOB	19

BOTTOM

Boston Red Sox @ Seattle Mariners

The Kingdome, Seattle, WA

Sun Jun 11 1978, 6:33 AM EDT

Att. 18,626 - Dome - 72 F

Batter	1	2	3	4	5	6	7	8	9	AB	R	H	RBI	BB	SO	LOB
Julio Cruz, S (1, 4) OBP: 0.371, SLG: 0.318	0-0 1B S 2B 1B		0-0 F9 S 1B		0-0 ③ 1-3		0-0 ② 4-3 1-2 2-3		S S S 0-3 ③ K	5	1	2	0	0	1	2
Craig Reynolds, L (1, 6) OBP: 0.367, SLG: 0.397	0-0 2B 1-3 SF9 1B		0-0 ① F9 1-3			B B B B 4-0 WP 1B BB	0-0 ③ L9			3	1	1	0	1	0	3
Ruppert Jones, L (1, 8) OBP: 0.341, SLG: 0.350	0-0 SF9 1-3 3-H 2B		B B B B 4-0 G3-6-3 BB			0-0 WP 1-2 1B		S S S 0-3 ① K		3	0	2	1	1	1	0
Bruce Bochte, L (1, 7) OBP: 0.331, SLG: 0.400	0-0 ① SF9 2-3 3-H		0-0 ② ③ G3-6-3 1-2f			0-0 ① P7		0-0 HR		3	1	1	2	0	0	4
Leroy Stanton, R (1, 10) OBP: 0.301, SLG: 0.292	0-0 ② F9			0-0 ① 5-3		S S S 0-3 ② K 1-2 2-3		0-0 1B		4	0	1	0	0	1	3
Dan Meyer, L (1, 3) OBP: 0.206, SLG: 0.305	0-0 ③ G3			S S S 0-3 ② K		0-0 ③ 1-3		S S S 0-3 ② K		4	0	0	0	0	2	4
John Hale, L (1, 9) OBP: 0.279, SLG: 0.248		0-0 ① 4-3		0-0 ③ F7			0-0 ① F8	S S S 0-3 ③ K		4	0	0	0	0	1	1
Juan Bernhardt, R (1, 5) OBP: 0.333, SLG: 0.443		0-0 ② F6			0-0 ① 6-3		0-0 4-3 1B 1B		0-0 ① 4-3	4	0	1	0	0	0	0
Bill Plummer, R (1, 2) OBP: 0.282, SLG: 0.378		S S S 0-3 ③ K			S S S 0-3 ② K		0-0 4-3 1-2 1B		0-0 ② F5	4	0	1	0	0	2	0
Inning Stats	R: 2 H: 3 E: 0 LOB: 1 K: 0 BB: 0 S: 6 P: 6	R: 0 H: 0 E: 0 LOB: 0 K: 1 BB: 0 S: 5 P: 5	R: 0 H: 1 E: 0 LOB: 1 K: 0 BB: 1 S: 3 P: 7	R: 0 H: 0 E: 0 LOB: 0 K: 1 BB: 0 S: 5 P: 5	R: 0 H: 0 E: 0 LOB: 0 K: 1 BB: 0 S: 5 P: 5	R: 0 H: 1 E: 0 LOB: 2 K: 1 BB: 1 S: 6 P: 10	R: 0 H: 2 E: 0 LOB: 2 K: 0 BB: 0 S: 5 P: 5	R: 1 H: 2 E: 0 LOB: 1 K: 3 BB: 0 S: 11 P: 11	R: 0 H: 0 E: 0 LOB: 0 K: 1 BB: 0 S: 5 P: 5	1B: 7 SF: 1 2B: 1 SAC: 0 3B: 0 DP: 1 HR: 1 HBP: 0							

	AB	34
	R	3
	H	9
	RBI	3
	BB	2
	SO	8
	LOB	17

WP: 1 PA: 37
PB: 0
SB: 2
CS: 0

livebaseballscorecards.com

PITCHER		IP	WLS	BF	H	R	ER	SO	BB	IBB	HBP	BLK	WP	HR	S	P	ERA	WHIP
Dennis Eckersley, R ERA: 3.54	(1, 1)	7.0	W	29	7	2	2	4	2	0	0	0	1	0	35	43	2.57	1.286
Bill Campbell, R ERA: 7.24	(8, 1)	2.0	S	8	2	1	1	4	0	0	0	0	0	1	16	16	4.50	1.000

PITCHER	IP	WLS	BF	H	R	ER	SO	BB	IBB	HBP	BLK	WP	HR	S	P	ERA	WHIP

Batter	1	2	3	4	5	6	7	8	9	AB	R	H	RBI	BB	SO	LOB
Ken Landreaux, L (1, 9) OBP: 0.274, SLG: 0.353	E3 (G3, 5-3) 2B	L6 ①		G3 ③		1B 1B BB	E 1-2 1B	K ②		5	2	1	0	1	1	3
Bobby Grich, R (1, 4) OBP: 0.345, SLG: 0.307	5-3 ① 1-2	L6 ②			L6 ①	1B 1-3 1B	E4 1-3 2-H	K ③		6	1	1	0	0	1	5
Lyman Bostock, L (1, 8) OBP: 0.329, SLG: 0.356	G3 ② 2-3	6-3 ③			E 1B 1B	HBP 1B IBB	IBB		F9 ①	4	1	1	0	2	0	1
Joe Rudi, R (1, 7) OBP: 0.252, SLG: 0.281	1B 1B 3-H 2B		BBBB L1-3 BB		FC5-4 1-2 1B	HBP 1-2 2-H 3-H 1B	F9 ③		6-3 ②	5	1	3	3	1	0	3
Ron Jackson, R (1, 5) OBP: 0.406, SLG: 0.514	BB 1B 2-3 1B		L1-3 ① ② 1-2		FC5-4 ② 1-2f 2-H	H 1-0 1-2 2-3 HBP		H 1-0 FC6-4 HBP	F7 ③	4	1	1	0	0	0	2
Merv Rettenmund, R (1, 10) OBP: 0.392, SLG: 0.410	BBBB 4-0 1B 1-2 BB		E5		6-3 ③	F8 ③		FC6-4 ① BB 1B 1-2f BB		4	1	0	0	1	0	5
Ron Fairly, L (1, 3) OBP: 0.333, SLG: 0.448	1B 1-3 2-H 3-H 1B		G3 ③			E G6-4-3 2B	F9 ①	BB BB 1-2 1B		5	1	3	2	0	0	1
Dave Chalk, R (1, 6) OBP: 0.383, SLG: 0.322	1-2 1B			5-3 ①		E1 G6-4-3 2-3	L7 ②	BBBB 4-0 BB 1-2 2-3 BB		4	0	1	0	1	0	1
Brian Downing, R (1, 2) OBP: 0.391, SLG: 0.322	P8 ③			1-3 ②		①② BBBB G6-4-3 1-2f 3-H	BBBB 4-0 1B E BB	BBBB 4-0 1-2 2-3 3-H BB		3	1	0	0	1	0	4
Tony Solaita, L (8, PH) OBP: 0.365, SLG: 0.340										0	0	0	1	1	0	0
Terry Humphrey, R (8, 2) OBP: 0.253, SLG: 0.296										0	0	0	0	0	0	0
Inning Stats	R: 3 E: 1 K: 0 S: 8 H: 4 LOB: 3 BB: 1 P: 12	R: 0 E: 0 K: 0 S: 3 H: 0 LOB: 0 BB: 0 P: 3	R: 0 E: 0 K: 0 S: 3 H: 0 LOB: 1 BB: 1 P: 7	R: 0 E: 0 K: 0 S: 3 H: 0 LOB: 0 BB: 0 P: 3	R: 1 E: 1 K: 0 S: 5 H: 2 LOB: 1 BB: 0 P: 5	R: 3 E: 1 K: 0 S: 6 H: 3 LOB: 3 BB: 2 P: 15	R: 1 E: 1 K: 0 S: 5 H: 1 LOB: 3 BB: 2 P: 13	R: 1 E: 0 K: 2 S: 8 H: 1 LOB: 3 BB: 2 P: 17	R: 0 E: 0 K: 0 S: 3 H: 0 LOB: 0 BB: 0 P: 3	1B: 9 2B: 3 3B: 0 HR: 0	SF: 0 SAC: 0 DP: 2 HBP: 2						

PITCHER		IP	WLS	BF	H	R	ER	SO	BB	IBB	HBP	BLK	WP	HR	S	P	ERA	WHIP
Bill Lee, L ERA: 2.82	(1, 1)	5.0		24	6	4	0	0	2	0	0	0	0	0	22	30	0.00	1.600
Bob Stanley, R ERA: 3.35	(6, 1)	0.2		8	3	3	3	0	1	1	1	0	0	0	5	14	40.50	6.000
Dick Drago, R ERA: 1.93	(6, 1)	1.2		12	2	2	1	0	2	1	1	0	0	0	8	21	5.40	2.400
Bill Campbell, R ERA: 6.46	(8, 1)	1.2	W	6	0	0	0	2	1	0	0	0	0	0	9	13	0.00	0.600

PITCHER	IP	WLS	BF	H	R	ER	SO	BB	IBB	HBP	BLK	WP	HR	S	P	ERA	WHIP

TOP

California Angels @ Boston Red Sox

Fenway Park, Boston, MA

Mon Jun 12 1978, 7:05 PM EDT

Att. 31,652 - Unknown - 76 F

livebaseballscorecards.com

AB	40
R	9
H	11
RBI	6
BB	8
SO	2
LOB	25

WP: 0	PA: 50					
PB: 0						
SB: 0						
CS: 0						

BOTTOM

California Angels @ Boston Red Sox

Fenway Park, Boston, MA

Mon Jun 12 1978, 7:05 PM EDT

Att. 31,652 - Unknown - 76 F

Batter	1	2	3	4	5	6	7	8	9	AB	R	H	RBI	BB	SO	LOB
Rick Burleson, R (1, 6) OBP: 0.281, SLG: 0.352	0-0 1B	0-0 P8		0-0 F8 2-3		0-0 2-H 1B		0-0 5-3		5	0	2	1	0	0	2
Fred Lynn, L (1, 8) OBP: 0.388, SLG: 0.505	0-0 F8		0-0 4-3	0-0 1-H 3-H HR		0-0 6-3			0-0 1B BB 1B 1B	5	2	2	3	0	0	2
Jim Rice, R (1, 10) OBP: 0.373, SLG: 0.630	0-0 F4		0-0 4-3	0-3 K		4-0 IBB			B B B B 4-0 1-2 1B 1B BB	3	0	0	0	2	1	1
Carl Yastrzemski, L (1, 7) OBP: 0.389, SLG: 0.377	0-0 4-3		B B B 4-0 BB		0-0 4-3	0-0 G3			0-0 1-2 2-3 1B 1B	4	0	1	0	1	0	3
Carlton Fisk, R (1, 2) OBP: 0.361, SLG: 0.425		0-0 F2	S S S 0-3 K		0-0 F8		0-0 6-3		0-0 1-2 2-3 3-H 1B	5	0	1	1	0	1	1
George Scott, R (1, 3) OBP: 0.371, SLG: 0.435		0-0 1B HR 1B		0-0 1B WP E 1B	S S S 0-3 K		0-0 F9			4	2	2	0	0	1	0
Jack Brohamer, L (1, 4) OBP: 0.380, SLG: 0.432		0-0 1-3 HR 1B		0-0 F8 E 1-3 HR 1B		0-0 2B 2B	0-0 3-1			4	3	3	0	0	0	0
Dwight Evans, R (1, 9) OBP: 0.386, SLG: 0.568		0-0 1-H 3-H HR	S S S 0-3 K			0-0 2-H 1B 2B		0-0 5-3		4	2	2	4	0	1	2
Butch Hobson, R (1, 5) OBP: 0.329, SLG: 0.466		0-0 4-3		0-0 E6 1-2 3-H HR		0-0 F3		0-0 6-3		4	1	0	1	0	0	2
Inning Stats	R: 0 E: 0 K: 0 S: 4 H: 1 LOB: 1 BB: 0 P: 4	R: 3 E: 0 K: 0 S: 6 H: 3 LOB: 0 BB: 0 P: 6	R: 0 E: 0 K: 1 S: 5 H: 0 LOB: 1 BB: 1 P: 9	R: 4 E: 1 K: 2 S: 11 H: 3 LOB: 0 BB: 0 P: 11	R: 0 E: 0 K: 1 S: 5 H: 0 LOB: 0 BB: 0 P: 5	R: 2 E: 0 K: 0 S: 6 H: 3 LOB: 2 BB: 1 P: 10	R: 0 E: 0 K: 0 S: 3 H: 0 LOB: 0 BB: 0 P: 3	R: 0 E: 0 K: 0 S: 3 H: 0 LOB: 0 BB: 0 P: 3	R: 1 E: 0 K: 0 S: 3 H: 3 LOB: 3 BB: 1 P: 7	1B: 9 2B: 2 3B: 0 HR: 2	SF: 0 SAC: 0 DP: 0 HBP: 0						

livebaseballscorecards.com

AB	38
R	10
H	13
RBI	10
BB	3
SO	4
LOB	13

WP: 1 PB: 0 SB: 0 CS: 0 PA: 41

PITCHER		IP	WLS	BF	H	R	ER	SO	BB	IBB	HBP	BLK	WP	HR	S	P	ERA	WHIP
Tom Griffin, R ERA: 4.5	(1, 1)	4.0		21	7	7	4	3	1	0	0	0	1	2	26	30	9.00	2.000
Ken Brett, L ERA: 5.83	(5, 1)	2.0		10	3	2	2	1	0	1	0	0	0	0	11	15	9.00	1.500
Paul Hartzell, R ERA: 3.43	(7, 1)	2.0		6	0	0	0	0	0	0	0	0	0	0	6	6	0.00	0.000
Dave LaRoche, L ERA: 3.15	(9, 1)	0.0	L	4	3	1	1	0	1	0	0	0	0	0	3	7	∞	∞

PITCHER	IP	WLS	BF	H	R	ER	SO	BB	IBB	HBP	BLK	WP	HR	S	P	ERA	WHIP

Batter	1	2	3	4	5	6	7	8	9	AB	R	H	RBI	BB	SO	LOB
Ken Landreaux, L (1, 9) OBP: 0.264, SLG: 0.340	1-3		G3			4-3			P9	4	0	0	0	0	0	0
Bobby Grich, R (1, 4) OBP: 0.340, SLG: 0.301	K			K			L7		6-3	4	0	0	0	0	2	0
Lyman Bostock, L (1, 8) OBP: 0.329, SLG: 0.356	4-3			F8			G6-3			3	0	1	0	0	0	0
Joe Rudi, R (1, 7) OBP: 0.254, SLG: 0.282		FC3-6		K			G6-3			3	0	1	0	0	1	1
Ron Fairly, L (1, 3) OBP: 0.325, SLG: 0.435		FC3-6			K			1-3		3	0	0	0	0	1	1
Ron Jackson, R (1, 5) OBP: 0.399, SLG: 0.503		K			6-3			5-3		3	0	0	0	0	1	1
Tony Solaita, L (1, 10) OBP: 0.364, SLG: 0.327		6-3			F8			FC6-4		2	0	0	0	1	0	1
Dave Chalk, R (1, 6) OBP: 0.376, SLG: 0.316			6-3			F9		FC6-4		3	0	0	0	0	0	1
Brian Downing, R (1, 2) OBP: 0.384, SLG: 0.315			F3			6-3			K	2	0	0	0	0	0	0
Rick Miller, L (9, PH) OBP: 0.344, SLG: 0.304										1	0	0	0	0	1	0
Inning Stats	R: 0 H: 0 E: 0 LOB: 0 K: 1 BB: 0 S: 5 P: 5	R: 0 H: 1 E: 0 LOB: 1 K: 1 BB: 0 S: 6 P: 6	R: 0 H: 0 E: 0 LOB: 0 K: 0 BB: 0 S: 3 P: 3	R: 0 H: 0 E: 0 LOB: 0 K: 2 BB: 0 S: 7 P: 7	R: 0 H: 0 E: 0 LOB: 0 K: 1 BB: 0 S: 5 P: 5	R: 0 H: 0 E: 0 LOB: 0 K: 0 BB: 0 S: 3 P: 3	R: 0 H: 1 E: 0 LOB: 0 K: 0 BB: 0 S: 3 P: 3	R: 0 H: 0 E: 0 LOB: 1 K: 0 BB: 1 S: 3 P: 7	R: 0 H: 0 E: 0 LOB: 0 K: 1 BB: 0 S: 5 P: 5	1B: 2 SF: 0 2B: 0 SAC: 0 3B: 0 DP: 1 HR: 0 HBP: 0						

PITCHER	IP	WLS	BF	H	R	ER	SO	BB	IBB	HBP	BLK	WP	HR	S	P	ERA	WHIP
Jim Wright, R (1, 1) ERA: 2.6	9.0	W	29	2	0	0	6	1	0	0	0	0	0	40	44	0.00	0.333

PITCHER	IP	WLS	BF	H	R	ER	SO	BB	IBB	HBP	BLK	WP	HR	S	P	ERA	WHIP

TOP

California Angels @ Boston Red Sox

Fenway Park, Boston, MA

Tue Jun 13 1978, 7:05 PM EDT

Att. 26,539 - Unknown - 61 F

livebaseballscorecards.com

AB	28
R	0
H	2
RBI	0
BB	1
SO	6
LOB	5

PA: 29

WP: 0
PB: 0
SB: 0
CS: 0

Batter	1	2	3	4	5	6	7	8	9	AB	R	H	RBI	BB	SO	LOB
Rick Burleson, R (1, 6) OBP: 0.285, SLG: 0.355	L6		K		CS 1B			FC4-6 1B		4	0	2	0	0	1	0
Jerry Remy, L (1, 4) OBP: 0.307, SLG: 0.327	L7		F8		CS 1-2	L6		F8		4	0	0	0	0	0	1
Jim Rice, R (1, 10) OBP: 0.371, SLG: 0.624	F4			2B 1B		6-3		K		4	1	1	0	0	1	1
Carl Yastrzemski, L (1, 7) OBP: 0.387, SLG: 0.380		F2		1-H 2B		F7		FC4-6 1-2f		4	0	1	1	0	0	1
Carlton Fisk, R (1, 2) OBP: 0.369, SLG: 0.441		HR 2B		G5-4-3 BB			SH3 SF7 2B			2	2	2	0	1	0	0
Fred Lynn, L (1, 8) OBP: 0.385, SLG: 0.500		K		F5			SH3 2-3			2	0	0	0	0	1	3
George Scott, R (1, 3) OBP: 0.370, SLG: 0.471		2-H HR		G5-4-3 1-2f			SF7 3-H			2	1	1	3	0	0	2
Dwight Evans, R (1, 9) OBP: 0.381, SLG: 0.559		P7			F8		K			3	0	0	0	0	1	0
Butch Hobson, R (1, 5) OBP: 0.329, SLG: 0.478			F8		F9			HR		3	1	1	1	0	0	0
Inning Stats	R: 0 E: 0 K: 0 S: 3 H: 0 LOB: 0 BB: 0 P: 3	R: 2 E: 0 K: 1 S: 7 H: 2 LOB: 0 BB: 0 P: 7	R: 0 E: 0 K: 1 S: 5 H: 0 LOB: 0 BB: 0 P: 5	R: 1 E: 0 K: 0 S: 4 H: 2 LOB: 1 BB: 1 P: 8	R: 0 E: 0 K: 0 S: 3 H: 1 LOB: 0 BB: 0 P: 3	R: 0 E: 0 K: 0 S: 3 H: 0 LOB: 0 BB: 0 P: 3	R: 1 E: 0 K: 1 S: 6 H: 1 LOB: 0 BB: 0 P: 6	R: 1 E: 0 K: 1 S: 7 H: 2 LOB: 1 BB: 0 P: 7		1B: 3 2B: 3 3B: 0 HR: 2 SF: 1 SAC: 1 DP: 1 HBP: 0						

PITCHER	IP	WLS	BF	H	R	ER	SO	BB	IBB	HBP	BLK	WP	HR	S	P	ERA	WHIP
Chris Knapp, R (1, 1) ERA: 3.98	8.0	L	31	8	5	5	4	1	0	0	0	0	2	38	42	5.62	1.125

PITCHER	IP	WLS	BF	H	R	ER	SO	BB	IBB	HBP	BLK	WP	HR	S	P	ERA	WHIP

BOTTOM

California Angels @ Boston Red Sox

Fenway Park, Boston, MA

Tue Jun 13 1978, 7:05 PM EDT

Att. 26,539 - Unknown - 61 F

livebaseballscorecards.com

AB	28
R	5
H	8
RBI	5
BB	1
SO	4
LOB	8

WP: 0	PA: 32		
PB: 0			
SB: 0			
CS: 1			

Batter	1	2	3	4	5	6	7	8	9	AB	R	H	RBI	BB	SO	LOB
Miguel Dilone, S (1, 7) OBP: 0.318, SLG: 0.317	F5		K			F6		4-3		4	0	0	0	0	1	1
Gary Thomasson, L (1, 9) OBP: 0.272, SLG: 0.338	F2			3-1		F6			G3	4	0	0	0	0	0	0
Dave Revering, L (1, 3) OBP: 0.299, SLG: 0.393	G3			F4		3-1			F8	4	0	0	0	0	0	0
Mario Guerrero, R (1, 6) OBP: 0.289, SLG: 0.367		P7		F7			F9		F7	2	0	0	0	0	0	0
Rob Picciolo, R (4, 6) OBP: 0.333, SLG: 0.333										1	0	0	0	0	0	0
Taylor Duncan, R (9, PH) OBP: 0.147, SLG: 0.294										1	0	0	0	0	0	0
Wayne Gross, L (1, 5) OBP: 0.342, SLG: 0.344		K			F8		F9			3	0	0	0	0	1	0
Tony Armas, R (1, 8) OBP: 0.278, SLG: 0.275		F7			1B		2B			3	0	2	0	0	0	0
Gary Alexander, R (1, 10) OBP: 0.299, SLG: 0.428			F5		K		K			3	0	0	0	0	2	2
Jim Essian, R (1, 2) OBP: 0.345, SLG: 0.315			1B		1-2 1B			K		2	0	2	0	0	0	0
Mike Edwards, R (5, 4) OBP: 0.272, SLG: 0.264										1	0	0	0	0	1	0
Steve Staggs, R (1, 4) OBP: 0.385, SLG: 0.321			K		F4			6-3		1	0	0	0	0	1	1
Jeff Newman, R (5, PH) OBP: 0.290, SLG: 0.400										2	0	0	0	0	0	2
(5, 2)																

TOP

Oakland Athletics @ Boston Red Sox

Fenway Park, Boston, MA

Wed Jun 14 1978, 7:05 PM EDT

Att. 29,690 - Unknown - 60 F

livebaseballscorecards.com

AB	31
R	0
H	4
RBI	0
BB	0
SO	6
LOB	6

Inning Stats	1	2	3	4	5	6	7	8	9	1B: 3	SF: 0	WP: 0	PA: 31
R:	0	0	0	0	0	0	0	0	0	2B: 1	SAC: 0	PB: 0	
E:	0	0	0	0	0	0	0	0	0	3B: 0	DP: 0	SB: 0	
K:	0	1	2	0	1	0	1	1	0	HR: 0	HBP: 0	CS: 0	
S:	3	5	8	3	7	3	6	5	3				
H:	0	0	1	0	2	0	1	0	0				
LOB:	0	0	1	0	2	0	1	0	0				
BB:	0	0	0	0	0	0	0	0	0				
P:	3	5	8	3	7	3	6	5	3				

PITCHER	IP	WLS	BF	H	R	ER	SO	BB	IBB	HBP	BLK	WP	HR	S	P	ERA	WHIP
Luis Tiant, R (1, 1) ERA: 2.39	9.0	W	31	4	0	0	6	0	0	0	0	0	0	43	43	0.00	0.444

PITCHER	IP	WLS	BF	H	R	ER	SO	BB	IBB	HBP	BLK	WP	HR	S	P	ERA	WHIP

BOTTOM

Oakland Athletics @ Boston Red Sox

Fenway Park, Boston, MA

Wed Jun 14 1978, 7:05 PM EDT

Att. 29,690 - Unknown - 60 F

livebaseballscorecards.com

Batter	1	2	3	4	5	6	7	8	9	AB	R	H	RBI	BB	SO	LOB
Rick Burleson, R (1, 6) OBP: 0.283, SLG: 0.352	F8	E5 FC4-6 1-2 3-H	K		F8			G5-4-3 1B		5	0	1	1	0	1	1
Jerry Remy, L (1, 4) OBP: 0.306, SLG: 0.326	HR 1B	FC4-6 1B 1-2f 2-3 HR	4-1			F9		G5-4-3 1-2f		4	2	1	0	0	0	2
Frank Duffy, R (7, 4) OBP: 0.308, SLG: 0.333										1	0	0	0	0	0	1
Jim Rice, R (1, 7) OBP: 0.371, SLG: 0.631	1-H HR	1-3 HR 3-H 1B		1-3		6-3		F7		5	2	2	3	0	0	0
Carl Yastrzemski, L (1, 8) OBP: 0.385, SLG: 0.392	F6	1-H 3-H HR		K		F5				4	1	1	3	0	1	0
Carlton Fisk, R (1, 2) OBP: 0.375, SLG: 0.459	2B	1-3 1B BB		3B			K			3	1	2	0	1	1	0
George Scott, R (1, 3) OBP: 0.385, SLG: 0.466	FC6-4 BB	1-3 1-2		BB			2B BB			1	1	0	0	3	0	1
Jack Brohamer, L (1, 10) OBP: 0.375, SLG: 0.424	FC6-4 1-2f	2-H 1B		G3			F6			4	0	1	1	0	0	5
Dwight Evans, R (1, 9) OBP: 0.383, SLG: 0.568		1B E 2B; F5			F9		1-H 2B			4	1	2	1	0	0	1
Butch Hobson, R (1, 5) OBP: 0.328, SLG: 0.474		FC4-6 E 1B 2-3 1B	6-3		F9		5-3			4	1	1	0	0	0	1
Inning Stats	R: 2 E: 0 K: 0 S: 6 H: 3 LOB: 2 BB: 1 P: 10	R: 6 E: 1 K: 0 S: 9 H: 5 LOB: 1 BB: 1 P: 13	R: 0 E: 0 K: 1 S: 5 H: 0 LOB: 0 BB: 0 P: 5	R: 0 E: 0 K: 1 S: 6 H: 1 LOB: 2 BB: 1 P: 10	R: 0 E: 0 K: 0 S: 3 H: 0 LOB: 0 BB: 0 P: 3	R: 0 E: 0 K: 0 S: 3 H: 0 LOB: 0 BB: 0 P: 3	R: 1 E: 0 K: 1 S: 6 H: 1 LOB: 1 BB: 1 P: 10	R: 0 E: 0 K: 0 S: 3 H: 1 LOB: 0 BB: 0 P: 3		1B: 5 2B: 3 3B: 1 HR: 2	SF: 0 SAC: 0 DP: 1 HBP: 0						

	AB	35
	R	9
	H	11
	RBI	9
	BB	4
	SO	3
	LOB	12

PITCHER	IP	WLS	BF	H	R	ER	SO	BB	IBB	HBP	BLK	WP	HR	S	P	ERA	WHIP
Pete Broberg, R (1, 1) ERA: 4.04	1.0	L	9	5	4	4	0	1	0	0	0	0	1	8	12	36.00	6.000
Dave Heaverlo, R (2, 1) ERA: 3.59	6.0		27	5	5	3	3	3	0	0	0	0	1	30	42	4.50	1.333
John Henry Johnson, L (8, 1) ERA: 2.64	1.0		3	1	0	0	0	0	0	0	0	0	0	3	3	0.00	1.000

PITCHER	IP	WLS	BF	H	R	ER	SO	BB	IBB	HBP	BLK	WP	HR	S	P	ERA	WHIP

Batter	1	2	3	4	5	6	7	8	9	AB	R	H	RBI	BB	SO	LOB
Miguel Dilone, S (1, 9) OBP: 0.324, SLG: 0.323	S 1B		SH1-4 1-2	K			1B S 1B		F7	4	0	2	0	0	1	2
Larry Murray, S (1, 7) OBP: 0.286, SLG: 0.167	BBBB G6-4-3 1-2 BB		L7-4 2-3		6-3		1B 1-3 1B			3	0	1	0	1	0	1
Dave Revering, L (1, 3) OBP: 0.303, SLG: 0.392	B5			BBBB FC6-4 BB	F9		1-3 1B			3	0	1	0	1	0	2
Mario Guerrero, R (1, 6) OBP: 0.284, SLG: 0.361	G6-4-3 1-2f			FC6-4 1B 1-2f 1B	K		5-3			4	1	0	0	0	1	5
Wayne Gross, L (1, 5) OBP: 0.340, SLG: 0.341		K		1B 1-3 1B		F7		4-3		4	1	1	0	0	1	0
Taylor Duncan, R (1, 10) OBP: 0.211, SLG: 0.342		FC4 1B		1B 2B 1-3 3-H 1B		G5-3 1B 1B		6-3		4	1	3	1	0	0	0
Tony Armas, R (1, 8) OBP: 0.286, SLG: 0.283		FC4 1-2f		2B 1-2 3-H 1B		1-2 1B		F4		4	0	2	1	0	0	1
Jim Essian, R (1, 2) OBP: 0.343, SLG: 0.320		5-3		1-3 2-H 2B		G5-3 2-3f			F3	4	0	1	1	0	0	3
Mike Edwards, R (1, 4) OBP: 0.273, SLG: 0.266			L7-4 SH1-4 1B	4-3			B5-3		6-3	3	0	1	0	0	0	2
Gary Alexander, R (9, PH) OBP: 0.298, SLG: 0.425										1	0	0	0	0	0	0
Inning Stats	R: 0 E: 0 K: 0 S: 3 H: 1 LOB: 1 BB: 1 P: 7	R: 0 E: 0 K: 1 S: 6 H: 1 LOB: 1 BB: 0 P: 6	R: 0 E: 0 K: 0 S: 3 H: 1 LOB: 0 BB: 0 P: 3	R: 3 E: 0 K: 1 S: 9 H: 4 LOB: 2 BB: 1 P: 13	R: 0 E: 0 K: 1 S: 5 H: 0 LOB: 0 BB: 0 P: 5	R: 0 E: 0 K: 0 S: 4 H: 2 LOB: 1 BB: 0 P: 4	R: 0 E: 0 K: 0 S: 5 H: 3 LOB: 2 BB: 0 P: 5	R: 0 E: 0 K: 0 S: 3 H: 0 LOB: 0 BB: 0 P: 3	R: 0 E: 0 K: 0 S: 3 H: 0 LOB: 0 BB: 0 P: 3	1B: 11 2B: 2 3B: 0 HR: 0 SF: 0 SAC: 1 DP: 3 HBP: 0						

PITCHER	IP	WLS	BF	H	R	ER	SO	BB	IBB	HBP	BLK	WP	HR	S	P	ERA	WHIP
Mike Torrez, R (1, 1) ERA: 3.65	9.0	W	37	12	3	3	3	2	0	0	0	0	0	41	49	3.00	1.556

PITCHER	IP	WLS	BF	H	R	ER	SO	BB	IBB	HBP	BLK	WP	HR	S	P	ERA	WHIP

Oakland Athletics @ Boston Red Sox

Fenway Park, Boston, MA

Thu Jun 15 1978, 7:05 PM EDT

Att. 32,281 - Unknown - 74 F

TOP

livebaseballscorecards.com

AB	34
R	3
H	12
RBI	3
BB	2
SO	3
LOB	16

WP: 0 PB: 0 SB: 2 CS: 0 PA: 37

Batter	1	2	3	4	5	6	7	8	9	AB	R	H	RBI	BB	SO	LOB
Rick Burleson, R (1, 6) OBP: 0.285, SLG: 0.347	BBBB 4-0 CS 1B BB		x 0-0 ① 6-3	x 0-0 ③ F8		x 0-0 ②③ G6-3 1-2f		III 4-0 3B IBB		3	1	0	0	2	0	3
Jerry Remy, L (1, 4) OBP: 0.316, SLG: 0.333	x 0-0 1-2 1B		x 0-0 E S 1B		x 0-0 CS 1B		BBBB 4-0 HR BB	SSS 0-3 ② K		4	1	3	0	1	1	2
Jim Rice, R (1, 10) OBP: 0.375, SLG: 0.649	SSS 0-3 ① K		BBBB 4-0 E 1-2 BB		SSS 0-3 ①② K 1-2		x 0-0 1-H HR	x 0-0 1-H 2-H HR 3B		4	2	2	4	1	2	3
Carl Yastrzemski, L (1, 7) OBP: 0.385, SLG: 0.403	SSS 0-3 ②③ K 2-3		x 0-0 E4 1-2 2-3		BBBB 4-0 2B BB		x 0-0 ① L3	x 0-0 3-H HR		4	1	1	2	1	1	4
Carlton Fisk, R (1, 2) OBP: 0.376, SLG: 0.462		SSS 0-3 ① K	SSS 0-3 ② K		x 0-0 1-3 2B		x 0-0 1B	x 0-0 ③ F9		5	0	2	0	0	2	3
Fred Lynn, L (1, 8) OBP: 0.383, SLG: 0.495		x 0-0 BB 1B 1B	x 0-0 ③ 4-3		x 0-0 ③ 6-3		x 0-0 ② F9			4	1	1	0	0	0	6
George Scott, R (1, 3) OBP: 0.380, SLG: 0.451		BBBB 4-0 1B 1-2 BB		x 0-0 ① F3		x 0-0 E5 FC5-4	x 0-0 ③ F8			3	0	0	0	1	0	1
Dwight Evans, R (1, 9) OBP: 0.385, SLG: 0.566		x 0-0 G6-4-3 1-2 2-H 1B		x 0-0 E5 F9 1B		x 0-0 ① FC5-4 1B 1-2f		x 0-0 ① F3		4	0	2	1	0	0	1
Butch Hobson, R (1, 5) OBP: 0.331, SLG: 0.479		x 0-0 ②③ G6-4-3 1-2f		x 0-0 ② F9 2-3		x 0-0 G6-3 1-2 1B		x 0-0 3B 2B		4	1	2	0	0	0	3
Inning Stats	R: 0 E: 0 K: 2 S: 7 H: 1 LOB: 2 BB: 1 P: 11	R: 1 E: 0 K: 1 S: 6 H: 2 LOB: 1 BB: 1 P: 10	R: 0 E: 1 K: 1 S: 7 H: 1 LOB: 3 BB: 1 P: 11	R: 0 E: 1 K: 0 S: 4 H: 1 LOB: 1 BB: 0 P: 4	R: 0 E: 0 K: 1 S: 6 H: 2 LOB: 2 BB: 1 P: 10	R: 0 E: 1 K: 0 S: 4 H: 1 LOB: 1 BB: 0 P: 4	R: 2 E: 0 K: 0 S: 5 H: 2 LOB: 1 BB: 1 P: 9	R: 4 E: 0 K: 1 S: 8 H: 3 LOB: 0 BB: 1 P: 12		1B: 8 2B: 4 3B: 1 HR: 2	SF: 0 SAC: 0 DP: 4 HBP: 0					

PITCHER		IP	WLS	BF	H	R	ER	SO	BB	IBB	HBP	BLK	WP	HR	S	P	ERA	WHIP
Steve Renko, R ERA: 2.44	(1, 1)	6.1		32	10	3	3	5	5	0	0	0	0	1	37	57	4.26	2.368
Bob Lacey, L ERA: 2.57	(7, 1)	1.2	L	9	3	4	4	1	0	1	0	0	0	1	10	14	21.60	1.800

PITCHER	IP	WLS	BF	H	R	ER	SO	BB	IBB	HBP	BLK	WP	HR	S	P	ERA	WHIP

BOTTOM

Oakland Athletics @ Boston Red Sox

Fenway Park, Boston, MA

Thu Jun 15 1978, 7:05 PM EDT

Att. 32,281 - Unknown - 74 F

livebaseballscorecards.com

AB	35
R	7
H	13
RBI	7
BB	6
SO	6
LOB	26

Batter	1	2	3	4	5	6	7	8	9	AB	R	H	RBI	BB	SO	LOB
Julio Cruz, S (1, 4) OBP: 0.372, SLG: 0.321	6-3		BBBB 4-0 CS BB		F9			G3 1-2	SSS 0-3 K	4	0	0	0	1	1	3
Craig Reynolds, L (1, 6) OBP: 0.361, SLG: 0.403	6-3		F9 1-2			F7		E FC5-4 1B 2-3	1-2 1B	5	1	2	0	0	0	1
Dan Meyer, L (1, 3) OBP: 0.214, SLG: 0.298	F8			1B		F9		E5 FC5-4 1-3 3-H	SSS 0-3 K	5	0	1	1	0	1	3
Leon Roberts, R (1, 9) OBP: 0.370, SLG: 0.521		5-3 1B		SSS 0-3 K		F9		FC5-4 1B 1-2f 1B 3-H		4	1	1	1	0	1	2
Bruce Bochte, L (1, 7) OBP: 0.325, SLG: 0.389		F8		F8			SSS 0-3 K	1B 1-2 1B		4	0	1	0	0	1	2
Leroy Stanton, R (1, 10) OBP: 0.299, SLG: 0.293		5-3 1-2		SSS 0-3 K			0-0 5-3	1-2 2-H 1B		4	0	1	1	0	1	2
John Hale, L (1, 8) OBP: 0.301, SLG: 0.264		BBBB 4-0 BB			G3		BBBB 4-0 BB	4-3		2	0	0	0	2	0	2
Bill Stein, R (1, 5) OBP: 0.307, SLG: 0.347		4-3			4-3		5-3		1B	4	0	1	0	0	0	3
Bob Stinson, S (1, 2) OBP: 0.392, SLG: 0.417			L9		1B			1B G3 E 1B	SSS 0-3 K	4	1	2	0	0	1	1
Inning Stats	R: 0 E: 0 K: 0 S: 3 H: 0 LOB: 0 BB: 0 P: 3	R: 0 E: 0 K: 0 S: 4 H: 1 LOB: 2 BB: 1 P: 8	R: 0 E: 0 K: 0 S: 2 H: 0 LOB: 0 BB: 1 P: 6	R: 0 E: 0 K: 2 S: 8 H: 1 LOB: 1 BB: 0 P: 8	R: 0 E: 0 K: 0 S: 4 H: 1 LOB: 1 BB: 0 P: 4	R: 0 E: 0 K: 0 S: 3 H: 0 LOB: 0 BB: 0 P: 3	R: 0 E: 0 K: 1 S: 5 H: 0 LOB: 1 BB: 1 P: 9	R: 3 E: 1 K: 0 S: 8 H: 4 LOB: 2 BB: 0 P: 8	R: 0 E: 0 K: 3 S: 11 H: 2 LOB: 2 BB: 0 P: 11	1B: 9 2B: 0 3B: 0 HR: 0 SF: 0 SAC: 0 DP: 0 HBP: 0							

PITCHER		IP	WLS	BF	H	R	ER	SO	BB	IBB	HBP	BLK	WP	HR	S	P	ERA	WHIP
Dennis Eckersley, R ERA: 3.36	(1, 1)	7.2		33	7	3	1	3	3	0	0	0	0	0	36	48	1.17	1.304
Bill Campbell, R ERA: 5.94	(8, 1)	1.1	W	6	2	0	0	3	0	0	0	0	0	0	12	12	0.00	1.500

PITCHER	IP	WLS	BF	H	R	ER	SO	BB	IBB	HBP	BLK	WP	HR	S	P	ERA	WHIP

TOP

Seattle Mariners @ Boston Red Sox

Fenway Park, Boston, MA

Fri Jun 16 1978, 7:05 PM EDT

Att. 31,519 - Unknown - 72 F

livebaseballscorecards.com

AB	36
R	3
H	9
RBI	3
BB	3
SO	6
LOB	19

1B: 9	SF: 0	WP: 0	PA: 39
2B: 0	SAC: 0	PB: 0	
3B: 0	DP: 0	SB: 0	
HR: 0	HBP: 0	CS: 1	

BOTTOM

Seattle Mariners @ Boston Red Sox

Fenway Park, Boston, MA

Fri Jun 16 1978, 7:05 PM EDT

Att. 31,519 - Unknown - 72 F

Batter	1	2	3	4	5	6	7	8	9	AB	R	H	RBI	BB	SO	LOB
Rick Burleson, R (1, 6) OBP: 0.285, SLG: 0.346	6-3		E FC4 4-3 1B		6-3		K			4	1	1	0	0	1	0
Frank Duffy, R (8, 6) OBP: 0.308, SLG: 0.333										0	0	0	0	0	0	0
Jerry Remy, L (1, 4) OBP: 0.319, SLG: 0.338	F8		FC4 4-3 1-3		BB			E 2B		3	1	1	0	1	0	1
Jim Rice, R (1, 10) OBP: 0.370, SLG: 0.639	5-3		F4		F8			5-3		4	0	0	0	0	0	4
Carl Yastrzemski, L (1, 7) OBP: 0.387, SLG: 0.399		2B 1B BB	4-3 1-2 3-H			F9		E IBB		2	2	0	1	2	0	1
Carlton Fisk, R (1, 2) OBP: 0.378, SLG: 0.472		1B 1B 1-3 2B	K			2B		F4		4	1	2	0	0	1	3
Fred Lynn, L (1, 8) OBP: 0.385, SLG: 0.500		G4-3 1B 2-3 3-H 1B	F8			5-3		E4 E 1-H 2-H 2B		4	1	2	3	0	0	1
George Scott, R (1, 3) OBP: 0.384, SLG: 0.447		G4-3 1-2 3-H 1B		G5-4-3 BB		5-3		E6 3-H		3	0	1	1	1	0	1
Dwight Evans, R (1, 9) OBP: 0.378, SLG: 0.555		G4-3 1-2f 2-3		G5-4-3 1-2f			F8	F7		4	0	0	0	0	0	4
Butch Hobson, R (1, 5) OBP: 0.327, SLG: 0.473		F8			6-3		F8			3	0	0	0	0	0	1
Inning Stats	R: 0 E: 0 K: 0 S: 3 H: 0 LOB: 0 BB: 0 P: 3	R: 2 E: 0 K: 0 S: 5 H: 3 LOB: 1 BB: 1 P: 9	R: 1 E: 1 K: 1 S: 7 H: 1 LOB: 1 BB: 0 P: 7	R: 0 E: 0 K: 0 S: 2 H: 0 LOB: 0 BB: 1 P: 6	R: 0 E: 0 K: 0 S: 3 H: 0 LOB: 1 BB: 1 P: 7	R: 0 E: 0 K: 0 S: 4 H: 1 LOB: 1 BB: 0 P: 4	R: 0 E: 0 K: 1 S: 5 H: 0 LOB: 0 BB: 0 P: 5	R: 3 E: 2 K: 0 S: 6 H: 2 LOB: 1 BB: 1 P: 10		1B: 3 2B: 4 3B: 0 HR: 0 SF: 0 SAC: 0 DP: 2 HBP: 0						

	AB	31
	R	6
	H	7
	RBI	5
	BB	4
	SO	2
	LOB	16

WP: 0 PB: 0 SB: 0 CS: 0 PA: 35

livebaseballscorecards.com

PITCHER	IP	WLS	BF	H	R	ER	SO	BB	IBB	HBP	BLK	WP	HR	S	P	ERA	WHIP
Dick Pole, R (1, 1) ERA: 5.47	8.0	L	35	7	6	4	2	3	1	0	0	0	0	35	51	4.50	1.250

PITCHER	IP	WLS	BF	H	R	ER	SO	BB	IBB	HBP	BLK	WP	HR	S	P	ERA	WHIP

Seattle Mariners @ Boston Red Sox

Fenway Park, Boston, MA

Sat Jun 17 1978, 3:33 AM EDT

Att. 32,551 - Unknown - 80 F

TOP

livebaseballscorecards.com

Batter	1	2	3	4	5	6	7	8	9	AB	R	H	RBI	BB	SO	LOB
Julio Cruz, S (1, 4) OBP: 0.369, SLG: 0.319	4-3		2B 1B 1-2 3-H		F8		G5-6-3 1-2f		1-3	5	1	1	1	0	0	2
Craig Reynolds, L (1, 6) OBP: 0.355, SLG: 0.395	1-3		F7		F8		6-3			4	0	0	0	0	0	2
Dan Meyer, L (1, 3) OBP: 0.215, SLG: 0.303	G3		2B 1-H 2-H		F9			G3		4	0	1	2	0	0	0
Leon Roberts, R (1, 9) OBP: 0.374, SLG: 0.542		5-3	BB B B B			F7		HR		3	1	1	1	1	0	0
Bruce Bochte, L (1, 8) (8, 7) OBP: 0.324, SLG: 0.387		4-3	G3			FC6-4 1B		F7		4	0	1	0	0	0	2
Leroy Stanton, R (1, 7) OBP: 0.298, SLG: 0.292		F4		1B		FC6-4 BB 1-2f		K S S S		4	0	1	0	0	1	1
John Hale, L (8, 8) OBP: 0.301, SLG: 0.264										0	0	0	0	0	0	0
Bill Stein, R (1, 5) OBP: 0.311, SLG: 0.347			1B 1B	F8		FC6-4 BB B B B 1-2			L9	3	1	1	0	1	0	1
Juan Bernhardt, R (1, 10) OBP: 0.318, SLG: 0.418			K S S S	F8		FC6-4 1-2f			6-3	4	0	0	0	0	1	4
Bob Stinson, S (1, 2) OBP: 0.400, SLG: 0.426			1B 2B 1-3	F6			G5-6-3 1B		1B	4	1	3	0	0	0	1

AB	35
R	4
H	9
RBI	4
BB	2
SO	2
LOB	13

Inning Stats										
	R: 0 H: 0 E: 0 LOB: 0 K: 0 BB: 0 S: 3 P: 3	R: 0 H: 0 E: 0 LOB: 0 K: 0 BB: 0 S: 3 P: 3	R: 3 H: 4 E: 0 LOB: 2 K: 1 BB: 1 S: 9 P: 13	R: 0 H: 1 E: 0 LOB: 1 K: 0 BB: 0 S: 4 P: 4	R: 0 H: 0 E: 0 LOB: 0 K: 0 BB: 0 S: 3 P: 3	R: 0 H: 1 E: 0 LOB: 2 K: 0 BB: 1 S: 4 P: 8	R: 0 H: 1 E: 0 LOB: 0 K: 0 BB: 0 S: 3 P: 3	R: 1 H: 1 E: 0 LOB: 0 K: 1 BB: 0 S: 6 P: 6	R: 0 H: 1 E: 0 LOB: 1 K: 0 BB: 0 S: 4 P: 4	1B: 7 SF: 0 2B: 1 SAC: 0 3B: 0 DP: 1 HR: 1 HBP: 0	WP: 0 PA: 37 PB: 0 SB: 0 CS: 0

PITCHER	IP	WLS	BF	H	R	ER	SO	BB	IBB	HBP	BLK	WP	HR	S	P	ERA	WHIP
Allen Ripley, R (1, 1) ERA: 4.83	8.0		33	8	4	4	2	2	0	0	0	0	1	35	43	4.50	1.250
Bob Stanley, R (9, 1) ERA: 3.28	1.0	W	4	1	0	0	0	0	0	0	0	0	0	4	4	0.00	1.000

PITCHER	IP	WLS	BF	H	R	ER	SO	BB	IBB	HBP	BLK	WP	HR	S	P	ERA	WHIP

Batter	1	2	3	4	5	6	7	8	9	AB	R	H	RBI	BB	SO	LOB
Rick Burleson, R (1, 6) OBP: 0.294, SLG: 0.354	0-0 1B SF9 1B	0-0 1-2 1B		0-0 2-3 1B		0-0 ③ 4-3			0-0 E FC4 1-3 1B 1B	5	2	4	0	0	0	1
Jerry Remy, L (1, 4) OBP: 0.317, SLG: 0.335	0-0 1-3 1B	0-0 ③ F8		0-0 ③ L3			0-0 ① B1-3		0-0 FC4 1B 1-3 3-H	5	0	1	1	0	0	5
Jim Rice, R (1, 10) OBP: 0.374, SLG: 0.637	0-0 ① L6		0-0 1B 1B		0-0 G4-6-3 1B		0-0 ② 6-3		4-0 1B IBB	4	0	2	0	1	0	2
Carl Yastrzemski, L (1, 7) OBP: 0.383, SLG: 0.396	0-0 ② SF9 3-H		0-0 ① F6		0-0 ① ② G4-6-3 1-2f		0-0 ③ F2		0-0 1-2 2-3 3-H 1B	4	0	1	2	0	0	2
Fred Lynn, L (1, 8) OBP: 0.382, SLG: 0.495	0-0 ③ 4-3		0-0 G4-3 1-3 1B		0-0 ③ F7			0-0 ① 4-3		4	0	1	0	0	0	1
George Scott, R (1, 3) OBP: 0.379, SLG: 0.459		0-0 SF9 3B	0-0 ② ③ G4-3 1-2f			0-0 ① 1-3		0-0 ② F8		4	1	1	0	0	0	2
Dwight Evans, R (1, 9) OBP: 0.380, SLG: 0.569		0-0 ① 6-3		0-0 1B S 1B		0-0 HR		0-0 ③ 5-3		4	1	2	1	0	0	1
Butch Hobson, R (1, 5) OBP: 0.329, SLG: 0.473		0-0 ② SF9 3-H		0-0 ① L9		B B B B 4-0 BB			0-0 1B FC4 1B	2	1	1	1	1	0	1
Bob Montgomery, R (1, 2) OBP: 0.429, SLG: 0.538 Carlton Fisk, R (9, PH) OBP: 0.376, SLG: 0.470		0-0 1B 1B		S S S 0-3 ② K 1-2		S S S 0-3 ② K			0-0 ① L5	3 1	0 0	1 0	0 0	0 0	2 0	2 1
Inning Stats	R: 1 E: 0 K: 0 S: 5 H: 2 LOB: 1 BB: 0 P: 5	R: 1 E: 0 K: 0 S: 6 H: 3 LOB: 2 BB: 0 P: 6	R: 0 E: 0 K: 0 S: 4 H: 2 LOB: 1 BB: 0 P: 4	R: 0 E: 0 K: 1 S: 7 H: 2 LOB: 2 BB: 0 P: 7	R: 0 E: 0 K: 0 S: 3 H: 1 LOB: 0 BB: 0 P: 3	R: 1 E: 0 K: 1 S: 6 H: 1 LOB: 1 BB: 1 P: 10	R: 0 E: 0 K: 0 S: 3 H: 0 LOB: 0 BB: 0 P: 3	R: 0 E: 0 K: 0 S: 3 H: 0 LOB: 0 BB: 0 P: 3	R: 2 E: 1 K: 0 S: 5 H: 3 LOB: 3 BB: 1 P: 9	1B: 12 2B: 0 3B: 1 HR: 1	SF: 2 SAC: 0 DP: 2 HBP: 0						

PITCHER	IP	WLS	BF	H	R	ER	SO	BB	IBB	HBP	BLK	WP	HR	S	P	ERA	WHIP
Jim Colborn, R (1, 1) ERA: 6.41	5.1		26	11	3	3	1	1	0	0	0	0	1	27	31	5.06	2.250
John Montague, R (6, 1) ERA: 5.67	3.0	L	14	3	2	2	1	0	1	0	0	0	0	15	19	6.00	1.000

PITCHER	IP	WLS	BF	H	R	ER	SO	BB	IBB	HBP	BLK	WP	HR	S	P	ERA	WHIP

BOTTOM

Seattle Mariners @ Boston Red Sox

Fenway Park, Boston, MA

Sat Jun 17 1978, 3:33 AM EDT
Att. 32,551 - Unknown - 80 F

livebaseballscorecards.com

AB	36
R	5
H	14
RBI	5
BB	2
SO	2
LOB	18

WP: 0 PB: 0 SB: 1 CS: 0 PA: 40

Batter	1	2	3	4	5	6	7	8	9	AB	R	H	RBI	BB	SO	LOB
Julio Cruz, S (1, 4) OBP: 0.366, SLG: 0.316	K		1B		B3		1-3		K	5	0	1	0	0	2	1
Craig Reynolds, L (1, 6) OBP: 0.360, SLG: 0.405	E6 G3		1-3 1B		1B 2B		F9		1-3 1B	5	1	3	0	0	0	0
Dan Meyer, L (1, 3) OBP: 0.214, SLG: 0.300	G3 2-3		P7		S 2-H 1B		6-3		1-3 1-2	5	0	1	1	0	0	5
Leon Roberts, R (1, 9) OBP: 0.375, SLG: 0.532	6-3			L3 1B	K 1-2			2B BB	5-3	4	1	1	0	1	1	4
Bruce Bochte, L (1, 8) (8, 7) OBP: 0.319, SLG: 0.381		4-3		L3 1-2		5-3		F8		4	0	0	0	0	0	2
Leroy Stanton, R (1, 7) OBP: 0.302, SLG: 0.296 John Hale, L (8, 8) OBP: 0.301, SLG: 0.264		G3		1B 1B		FC6-4 1B		F9		4 0	0 0	2 0	0 0	0 0	0 0	1 0
Bill Stein, R (1, 5) OBP: 0.314, SLG: 0.355		K		1-2 1B		FC6-4 1-2f 2B		1-H 2B		4	1	2	1	0	1	1
Bob Robertson, R (1, 10) OBP: 0.182, SLG: 0.344		5-3	K			1-H 2B		1-3		4	0	1	1	0	1	3
Bob Stinson, S (1, 2) OBP: 0.397, SLG: 0.417		K			F9	4-3			1B BB	3	0	0	0	1	1	1
Inning Stats	R: 0 H: 0 E: 1 LOB: 1 K: 1 BB: 0 S: 6 P: 6	R: 0 H: 0 E: 0 LOB: 0 K: 1 BB: 0 S: 5 P: 5	R: 0 H: 2 E: 0 LOB: 2 K: 1 BB: 0 S: 7 P: 7	R: 0 H: 3 E: 0 LOB: 2 K: 1 BB: 0 S: 7 P: 7	R: 1 H: 2 E: 0 LOB: 1 K: 1 BB: 0 S: 7 P: 7	R: 1 H: 2 E: 0 LOB: 1 K: 0 BB: 0 S: 5 P: 5	R: 0 H: 0 E: 0 LOB: 0 K: 0 BB: 0 S: 3 P: 3	R: 1 H: 1 E: 0 LOB: 1 K: 0 BB: 1 S: 4 P: 8	R: 0 H: 1 E: 0 LOB: 2 K: 1 BB: 1 S: 6 P: 10	1B: 8 SF: 0 2B: 4 SAC: 0 3B: 0 DP: 1 HR: 0 HBP: 0						WP: 0 PA: 40 PB: 0 SB: 1 CS: 0	

PITCHER		IP	WLS	BF	H	R	ER	SO	BB	IBB	HBP	BLK	WP	HR	S	P	ERA	WHIP
Jim Wright, R ERA: 2.73	(1, 1)	7.2	L	34	10	3	3	5	1	0	0	0	0	0	43	47	3.52	1.435
Dick Drago, R ERA: 1.88	(8, 1)	0.2		4	1	0	0	1	1	0	0	0	0	0	5	9	0.00	3.000
Tom Burgmeier, L ERA: 5.29	(9, 1)	0.1		1	0	0	0	0	0	0	0	0	0	0	1	1	0.00	0.000
Bob Stanley, R ERA: 3.26	(9, 1)	0.1		1	0	0	0	0	0	0	0	0	0	0	1	1	0.00	0.000

PITCHER	IP	WLS	BF	H	R	ER	SO	BB	IBB	HBP	BLK	WP	HR	S	P	ERA	WHIP

TOP

Seattle Mariners @ Boston Red Sox

Fenway Park, Boston, MA

Sun Jun 18 1978, 3:33 AM EDT
Att. 28,961 - Unknown - 82 F

livebaseballscorecards.com

AB	38
R	3
H	11
RBI	3
BB	2
SO	6
LOB	18

Seattle Mariners @ Boston Red Sox

Fenway Park, Boston, MA

Sun Jun 18 1978, 3:33 AM EDT
Att. 28,961 - Unknown - 82 F

BOTTOM

Batter	1	2	3	4	5	6	7	8	9	AB	R	H	RBI	BB	SO	LOB
Rick Burleson, R (1, 6) OBP: 0.292, SLG: 0.355	F8	F8			F7		2B		F9	5	0	1	0	0	0	3
Jerry Remy, L (1, 4) OBP: 0.314, SLG: 0.336	L7		E3 1B 1B		F9		F8		1-3 2B	5	0	1	0	0	0	1
Jim Rice, R (1, 7) OBP: 0.378, SLG: 0.647	HR		1B 1-2 1B		1B			L5	L7	5	1	3	1	0	0	2
Carl Yastrzemski, L (1, 10) OBP: 0.385, SLG: 0.403	2B		G4-6-3 1-2 2-3 1B		F7			4-3		4	0	2	0	0	0	1
Carlton Fisk, R (1, 2) OBP: 0.374, SLG: 0.479	4-3		F3			F8		HR		4	1	1	1	0	0	4
Fred Lynn, L (1, 8) OBP: 0.384, SLG: 0.498		F9 2B	G4-6-3 1-2f			6-3		BB		3	0	1	0	1	0	3
George Scott, R (1, 3) OBP: 0.367, SLG: 0.441		F9 2-3		5-3		6-3		P9		4	0	0	0	0	0	2
Dwight Evans, R (1, 9) OBP: 0.378, SLG: 0.560		BB		K			5-3		F3	3	0	0	0	1	1	0
Butch Hobson, R (1, 5) OBP: 0.328, SLG: 0.469		F4		6-3			1-3		2B 1B	4	0	1	0	0	0	2

	AB	37
	R	2
	H	10
	RBI	2
	BB	2
	SO	1
	LOB	18

livebaseballscorecards.com

Inning Stats	1	2	3	4	5	6	7	8	9
	R: 1 E: 0 K: 0 S: 5	H: 2 LOB: 1 BB: 0 P: 5	R: 0 E: 0 K: 0 S: 4	H: 1 LOB: 2 BB: 1 P: 8	R: 0 E: 1 K: 0 S: 5	H: 2 LOB: 2 BB: 0 P: 5	R: 0 E: 0 K: 1 S: 5	H: 0 LOB: 0 BB: 0 P: 5	R: 0 E: 0 K: 0 S: 4	H: 1 LOB: 1 BB: 0 P: 4
	R: 0 E: 0 K: 0 S: 3	H: 0 LOB: 0 BB: 0 P: 3	R: 0 E: 0 K: 0 S: 4	H: 1 LOB: 1 BB: 0 P: 4	R: 1 E: 0 K: 0 S: 4	H: 1 LOB: 1 BB: 1 P: 8	R: 0 E: 0 K: 0 S: 5	H: 2 LOB: 2 BB: 0 P: 5	1B: 4 2B: 4 3B: 0 HR: 2	SF: 0 SAC: 0 DP: 1 HBP: 0

WP: 0 PB: 0 SB: 0 CS: 0 PA: 39

PITCHER	IP	WLS	BF	H	R	ER	SO	BB	IBB	HBP	BLK	WP	HR	S	P	ERA	WHIP
Glenn Abbott, R (1, 1) ERA: 4.4	9.0	W	39	10	2	2	1	2	0	0	0	0	2	39	47	2.00	1.333

PITCHER	IP	WLS	BF	H	R	ER	SO	BB	IBB	HBP	BLK	WP	HR	S	P	ERA	WHIP

Batter	1	2	3	4	5	6	7	8	9	AB	R	H	RBI	BB	SO	LOB
Roy White, S (1, 7) OBP: 0.359, SLG: 0.418	S S S 0-3 ① K			x 0-0 HR	x 0-0 ① FC6-4 1-3 1B		x 0-0 ③ 5-3		x 0-0 ③ F8	5	1	2	1	0	1	3
Willie Randolph, R (1, 4) OBP: 0.370, SLG: 0.326	x 0-0 ② 6-3			x 0-0 HR 1B	x 0-0 ② F8			x 0-0 ① F5		4	1	1	0	0	0	1
Thurman Munson, R (1, 2) OBP: 0.300, SLG: 0.382	x 0-0 ③ F9			x 0-0 1-H HR	x 0-0 ③ FC6-4 1-2f			x 0-0 ② F6		4	1	1	2	0	0	1
Reggie Jackson, L (1, 9) OBP: 0.337, SLG: 0.461		x 0-0 ① F7		x 0-0 1B FC3-6 2B		S S S 0-3 ① K		x 0-0 ③ 4-3		4	1	1	0	0	1	0
Chris Chambliss, L (1, 3) OBP: 0.343, SLG: 0.395		x 0-0 ② F5		x 0-0 FC3-6 2-3 1B		x 0-0 ② F7			x 0-0 ① 4-3	4	0	1	0	0	0	0
Graig Nettles, L (1, 5) OBP: 0.337, SLG: 0.447		x 0-0 ③ F5		S S S 0-3 ① K		H 1-0 HBP			x 0-0 1B BB 1B	3	0	1	0	0	1	2
Gary Thomasson, L (1, 8) OBP: 0.276, SLG: 0.349 Cliff Johnson, R (9, PH) OBP: 0.331, SLG: 0.364			x 0-0 ① F4	x 0-0 ② FC3-6 1-2f 3-H		x 0-0 ③ 4-3			B B B B 4-0 1B 1-2 BB	3 0	0 0	0 0	1 0	0 1	0 0	2 0
Jim Spencer, L (1, 10) OBP: 0.319, SLG: 0.549 Lou Piniella, R (9, PH) OBP: 0.387, SLG: 0.424			x 0-0 ② F8	S S S 0-3 ③ K			x 0-0 ① 4-3		x 0-0 1-2 2-3 1B	3 1	0 0	0 1	0 0	0 0	1 0	1 0
Bucky Dent, R (1, 6) OBP: 0.281, SLG: 0.298 Fred Stanley, R (5, PR) (5, 6) OBP: 0.459, SLG: 0.345 Jay Johnstone, L (9, PH) OBP: 0.246, SLG: 0.203			x 0-0 ③ 6-3		x 0-0 1B 1B		x 0-0 ② L7		x 0-0 ② F5	2 1 1	0 0 0	1 0 0	0 0 0	0 0 0	0 0 0	0 0 3
Inning Stats	R: 0 E: 0 K: 1 S: 5 H: 0 LOB: 0 BB: 0 P: 5	R: 0 E: 0 K: 0 S: 3 H: 0 LOB: 0 BB: 0 P: 3	R: 0 E: 0 K: 0 S: 3 H: 0 LOB: 0 BB: 0 P: 3	R: 4 E: 0 K: 2 S: 12 H: 5 LOB: 1 BB: 0 P: 12	R: 0 E: 0 K: 0 S: 4 H: 2 LOB: 1 BB: 0 P: 4	R: 0 E: 0 K: 1 S: 5 H: 0 LOB: 1 BB: 0 P: 6	R: 0 E: 0 K: 0 S: 3 H: 0 LOB: 0 BB: 0 P: 3	R: 0 E: 0 K: 0 S: 3 H: 0 LOB: 0 BB: 0 P: 3	R: 0 E: 0 K: 0 S: 5 H: 2 LOB: 3 BB: 1 P: 9	1B: 6 2B: 1 3B: 0 HR: 2	SF: 0 SAC: 0 DP: 0 HBP: 1						

PITCHER		IP	WLS	BF	H	R	ER	SO	BB	IBB	HBP	BLK	WP	HR	S	P	ERA	WHIP
Luis Tiant, R ERA: 2.82	(1, 1)	3.0		13	4	4	4	1	0	0	0	0	0	2	15	15	12.00	1.333
Tom Burgmeier, L ERA: 4.03	(4, 1)	5.1	W	21	4	0	0	3	1	0	1	0	0	0	25	30	0.00	0.938
Bob Stanley, R ERA: 3.21	(9, 1)	0.2		3	1	0	0	0	0	0	0	0	0	0	3	3	0.00	1.500

PITCHER	IP	WLS	BF	H	R	ER	SO	BB	IBB	HBP	BLK	WP	HR	S	P	ERA	WHIP

TOP

New York Yankees @ Boston Red Sox

Fenway Park, Boston, MA

Mon Jun 19 1978, 7:05 PM EDT

Att. 33,163 - Unknown - 77 F

livebaseballscorecards.com

AB	35
R	4
H	9
RBI	4
BB	1
SO	4
LOB	13

1B: 6	SF: 0	WP: 0	PA: 37
2B: 1	SAC: 0	PB: 0	
3B: 0	DP: 0	SB: 0	
HR: 2	HBP: 1	CS: 0	

BOTTOM

New York Yankees @ Boston Red Sox

Fenway Park, Boston, MA

Mon Jun 19 1978, 7:05 PM EDT

Att. 33,163 - Unknown - 77 F

livebaseballscorecards.com

Batter	1	2	3	4	5	6	7	8	9	AB	R	H	RBI	BB	SO	LOB
Rick Burleson, R (1, 6) OBP: 0.294, SLG: 0.360	4-3 SF9 2B		F9	K		F7 1-2		E9 2B; 1-3 2-H 3-H 1B		5	2	2	1	0	1	3
Jerry Remy, L (1, 4) OBP: 0.316, SLG: 0.341	4-3 2-3		G6-4-3 1B		F6		G3	1B 2-H 3-H 2B		5	1	2	2	0	0	1
Jim Rice, R (1, 10) OBP: 0.375, SLG: 0.641	SF9 3-H		G6-4-3 1-2f		G3		K	BB 1-3 2-H 1B		4	0	1	2	0	1	1
Carl Yastrzemski, L (1, 7) OBP: 0.389, SLG: 0.409	BB			1B 2B	1B		4-3	1-2		4	1	2	0	1	0	1
Carlton Fisk, R (1, 2) OBP: 0.378, SLG: 0.484	4-3			2B FC5-4 2-H 1B	K			1B 2B; BB IBB		4	2	2	1	1	1	2
Fred Lynn, L (1, 8) OBP: 0.393, SLG: 0.505		E7		E 1-3 2B		F9 1B		SH3 1B IBB; 1-2 2-3 BB		3	2	2	0	2	0	0
George Scott, R (1, 3) OBP: 0.360, SLG: 0.430		K		K		K		1B SH3 1-2 2-H E 1B; 1-3		5	1	1	1	0	3	7
Dwight Evans, R (1, 9) OBP: 0.382, SLG: 0.560		K		FC5-4 BB		S 1-2 1B		SH3 1-2 2-3		2	0	1	0	1	1	1
Butch Hobson, R (1, 5) OBP: 0.327, SLG: 0.463		6-3		FC5-4 1-2f 2-H 3-H		F9 2-3		E 2B BB		3	1	0	1	1	0	4
Inning Stats	R: 1 E: 0 K: 0 S: 4 H: 1 LOB: 1 BB: 1 P: 8	R: 0 E: 1 K: 2 S: 8 H: 0 LOB: 1 BB: 0 P: 8	R: 0 E: 0 K: 0 S: 3 H: 1 LOB: 0 BB: 0 P: 3	R: 3 E: 1 K: 2 S: 10 H: 3 LOB: 1 BB: 1 P: 14	R: 0 E: 0 K: 1 S: 6 H: 1 LOB: 1 BB: 0 P: 6	R: 0 E: 0 K: 1 S: 7 H: 2 LOB: 2 BB: 0 P: 7	R: 0 E: 0 K: 1 S: 5 H: 0 LOB: 0 BB: 0 P: 5	R: 6 E: 1 K: 0 S: 8 H: 5 LOB: 3 BB: 4 P: 24		1B: 8 2B: 5 3B: 0 HR: 0 SF: 1 SAC: 1 DP: 1 HBP: 0						

	AB	35
	R	10
	H	13
	RBI	8
	BB	6
	SO	7
	LOB	20

WP: 0 PB: 0 SB: 1 CS: 0 PA: 43

PITCHER		IP	WLS	BF	H	R	ER	SO	BB	IBB	HBP	BLK	WP	HR	S	P	ERA	WHIP
Ken Clay, R ERA: 4.19	(1, 1)	3.0		15	5	4	3	2	1	0	0	0	0	0	18	22	9.00	2.000
Rich Gossage, R ERA: 2.37	(4, 1)	4.1	L	22	6	5	5	5	2	1	0	0	0	0	29	41	10.38	1.846
Sparky Lyle, L ERA: 4.09	(8, 1)	0.2		6	2	1	1	0	1	1	0	0	0	0	4	12	13.50	4.500

PITCHER	IP	WLS	BF	H	R	ER	SO	BB	IBB	HBP	BLK	WP	HR	S	P	ERA	WHIP

Batter	1	2	3	4	5	6	7	8	9	AB	R	H	RBI	BB	SO	LOB
Roy White, S (1, 7) OBP: 0.361, SLG: 0.413	F8		4-3 1-2	F8		BB			E HR 1B	4	1	1	0	1	0	1
Willie Randolph, R (1, 4) OBP: 0.367, SLG: 0.328	6-3			FC4-6 1B 2B 6-3		L4-6 2-3			FC1 1-2 HR	5	2	1	0	0	0	3
Thurman Munson, R (1, 2) OBP: 0.299, SLG: 0.379	L4			FC4-6 1B	F8		4-3		F8	5	0	1	0	0	0	2
Reggie Jackson, L (1, 9) OBP: 0.339, SLG: 0.471		K		FC4-6 1B 1B 2B 1-2f 2-3	BB FC3-6		E4 CS		1-H 2-H HR	4	2	1	3	1	1	2
Chris Chambliss, L (1, 3) OBP: 0.344, SLG: 0.395		F8		1B 2B 1-2 3-H 1B	FC3-6 E 1-2f		1-2 1B		F9	5	1	2	1	0	0	1
Graig Nettles, L (1, 5) OBP: 0.342, SLG: 0.448		G3		2B HR 1-2 2-3 1B	E2 2-3 1B		K		BB BB	4	1	2	0	1	1	1
Gary Thomasson, L (1, 8) OBP: 0.276, SLG: 0.353			G3	HR 1-3 2-H 3-H 2B	F7			F8	1-2 BB	4	1	1	2	0	0	2
Paul Blair, R (8, 8) OBP: 0.282, SLG: 0.344										0	0	0	0	1	0	0
Jim Spencer, L (1, 10) OBP: 0.314, SLG: 0.528			K	HR IBB		K		5-3	K	4	1	0	0	1	3	2
Fred Stanley, R (1, 6) OBP: 0.488, SLG: 0.500			BB WP	HR 1-H 2-H 3-H		2B L4-6		L3		3	1	2	4	1	0	0

TOP

New York Yankees @ Boston Red Sox

Fenway Park, Boston, MA

Tue Jun 20 1978, 7:05 PM EDT

Att. 32,643 - Unknown - 67 F

livebaseballscorecards.com

AB	38
R	10
H	11
RBI	10
BB	6
SO	5
LOB	14

Inning Stats	1	2	3	4	5	6	7	8	9			
	R: 0 E: 0 K: 0 S: 3	H: 0 LOB: 0 BB: 0 P: 3	R: 0 E: 0 K: 1 S: 5	H: 0 LOB: 0 BB: 0 P: 5	R: 0 E: 0 K: 1 S: 5	H: 0 LOB: 1 BB: 1 P: 9	R: 7 E: 0 K: 0 S: 9	H: 6 LOB: 0 BB: 1 P: 13	R: 0 E: 2 K: 0 S: 4	H: 1 LOB: 2 BB: 1 P: 8	R: 0 E: 0 K: 1 S: 5	H: 1 LOB: 1 BB: 1 P: 9
	R: 0 E: 1 K: 1 S: 6	H: 1 LOB: 1 BB: 0 P: 6	R: 0 E: 0 K: 0 S: 3	H: 0 LOB: 0 BB: 0 P: 3	R: 3 E: 1 K: 1 S: 8	H: 2 LOB: 2 BB: 2 P: 16	1B: 6 2B: 4 3B: 0 HR: 2	SF: 0 SAC: 0 DP: 1 HBP: 0	WP: 1 PB: 0 SB: 0 CS: 1	PA: 44		

PITCHER		IP	WLS	BF	H	R	ER	SO	BB	IBB	HBP	BLK	WP	HR	S	P	ERA	WHIP
Mike Torrez, R ERA: 4.12	(1, 1)	3.1	L	18	6	7	7	2	1	1	0	0	1	1	20	28	18.90	2.100
Jim Wright, R ERA: 2.65	(4, 1)	1.2		7	1	0	0	0	1	0	0	0	0	0	6	10	0.00	1.200
Dick Drago, R ERA: 2.25	(6, 1)	4.0		19	4	3	2	3	3	0	0	0	0	1	22	34	4.50	1.750

PITCHER	IP	WLS	BF	H	R	ER	SO	BB	IBB	HBP	BLK	WP	HR	S	P	ERA	WHIP

Batter	1	2	3	4	5	6	7	8	9	AB	R	H	RBI	BB	SO	LOB
Rick Burleson, R (1, 6) OBP: 0.295, SLG: 0.362	BBBB 4-0 G4-6-3 BB	x 0-0 ③ F7		x 0-0 ③ F8			SSS 0-3 ② K		x 0-0 2B	4	0	1	0	1	1	1
Jerry Remy, L (1, 4) OBP: 0.314, SLG: 0.339	x 0-0 ①② G4-6-3 1-2f		x 0-0 ① F8		x 0-0 ① 4-3		x 0-0 1B		x 0-0 ③ F2	5	0	1	0	0	0	2
Jim Rice, R (1, 10) OBP: 0.373, SLG: 0.634	x 0-0 ③ G3		BBBB 4-0 FC4-6 BB		x 0-0 ② 4-3		x 0-0 ③ F8			3	0	0	0	1	0	1
Carl Yastrzemski, L (1, 7) OBP: 0.391, SLG: 0.408		BBBB 4-0 FC3-5 BB BB	x 0-0 ② FC4-6 WP 1-2f		x 0-0 1B			x 0-0 ① G3		3	0	1	0	1	0	1
Carlton Fisk, R (1, 2) OBP: 0.384, SLG: 0.482		BBBB 4-0 FC3-5 1B 1-2 BB	IIII 4-0 1-2 IBB		SSS 0-3 ③ K			BBBB 4-0 G3 BB		1	1	0	0	3	1	1
Fred Lynn, L (1, 8) OBP: 0.386, SLG: 0.495		x 0-0 ① FC3-5 FC5 1B 1-2 2-3f	x 0-0 ③ 4-1			SSS 0-3 ① K		x 0-0 ② G3 1-2		4	0	0	0	0	1	5
George Scott, R (1, 3) OBP: 0.357, SLG: 0.423		x 0-0 FC5 HR 1-2 2-H 1B		x 0-0 ① F8		x 0-0 ② 1-3		SSS 0-3 ③ K		4	1	1	1	0	1	1
Dwight Evans, R (1, 9) OBP: 0.380, SLG: 0.552		x 0-0 ② FC5 HR 1-2 2-3f		BBBB 4-0 BB		x 0-0 ③ 5-3			x 0-0 ① 1-3	3	1	0	0	1	0	2
Butch Hobson, R (1, 5) OBP: 0.326, SLG: 0.472		x 0-0 1-H 2-H HR		SSS 0-3 ② K			x 0-0 ① F3		SSS 0-3 ② K	4	1	1	3	0	2	1
Inning Stats	R: 0 H: 0 E: 0 LOB: 0 K: 0 BB: 1 S: 2 P: 6	R: 4 H: 2 E: 0 LOB: 0 K: 0 BB: 2 S: 5 P: 13	R: 0 H: 0 E: 0 LOB: 2 K: 0 BB: 2 S: 3 P: 11	R: 0 H: 0 E: 0 LOB: 1 K: 1 BB: 1 S: 5 P: 9	R: 0 H: 1 E: 0 LOB: 1 K: 1 BB: 0 S: 6 P: 6	R: 0 H: 0 E: 0 LOB: 0 K: 1 BB: 0 S: 5 P: 5	R: 0 H: 1 E: 0 LOB: 1 K: 1 BB: 0 S: 6 P: 6	R: 0 H: 0 E: 0 LOB: 1 K: 1 BB: 1 S: 5 P: 9	R: 0 H: 1 E: 0 LOB: 1 K: 1 BB: 0 S: 6 P: 6	1B: 3 SF: 0 2B: 1 SAC: 0 3B: 0 DP: 1 HR: 1 HBP: 0						

PITCHER	IP	WLS	BF	H	R	ER	SO	BB	IBB	HBP	BLK	WP	HR	S	P	ERA	WHIP
Don Gullett, L (1, 1) ERA: 3.1	9.0	W	38	5	4	4	6	6	1	0	0	1	1	43	71	4.00	1.222

PITCHER	IP	WLS	BF	H	R	ER	SO	BB	IBB	HBP	BLK	WP	HR	S	P	ERA	WHIP

BOTTOM

New York Yankees @ Boston Red Sox

Fenway Park, Boston, MA

Tue Jun 20 1978, 7:05 PM EDT

Att. 32,643 - Unknown - 67 F

livebaseballscorecards.com

AB	31
R	4
H	5
RBI	4
BB	7
SO	6
LOB	15

WP: 1 PA: 38
PB: 0
SB: 0
CS: 0

Batter	1	2	3	4	5	6	7	8	9	AB	R	H	RBI	BB	SO	LOB
Roy White, S (1, 7) OBP: 0.358, SLG: 0.408	F9		1B			K		P7		4	0	1	0	0	1	1
Willie Randolph, R (1, 4) OBP: 0.362, SLG: 0.322	F9		K			F4		4-3 1-2		4	0	0	0	0	1	2
Thurman Munson, R (1, 2) OBP: 0.294, SLG: 0.373	E5			1-3		6-3		K		4	0	0	0	0	1	1
Reggie Jackson, L (1, 9) OBP: 0.337, SLG: 0.467	F8			K			4-3 G3 1B 1B		F8	4	1	1	0	0	1	1
Chris Chambliss, L (1, 3) OBP: 0.347, SLG: 0.397		K		F8			G3 4-3 1-2 1B		FC3-6 1B	4	0	2	0	0	1	0
Graig Nettles, L (1, 5) OBP: 0.337, SLG: 0.440		K			F6		4-3 1-2 2-3		FC3-6 BB 1-2f	4	0	0	0	0	1	3
Gary Thomasson, L (1, 8) OBP: 0.275, SLG: 0.347		F3			P9		G3 2-3 3-H		BB 1-2	3	0	0	1	1	0	1
Jay Johnstone, L (1, 10) OBP: 0.246, SLG: 0.254			F8		HR		4-3		K	4	1	1	1	0	1	3
Fred Stanley, R (1, 6) OBP: 0.477, SLG: 0.486			F3		F3			4-3 1B		3	0	1	0	0	0	0
Inning Stats	R: 0 E: 1 K: 0 S: 4 H: 0 LOB: 1 BB: 0 P: 4	R: 0 E: 0 K: 2 S: 7 H: 0 LOB: 0 BB: 0 P: 7	R: 0 E: 0 K: 1 S: 6 H: 1 LOB: 1 BB: 0 P: 6	R: 0 E: 0 K: 1 S: 5 H: 0 LOB: 0 BB: 0 P: 5	R: 1 E: 0 K: 0 S: 4 H: 1 LOB: 0 BB: 0 P: 4	R: 0 E: 0 K: 1 S: 5 H: 0 LOB: 0 BB: 0 P: 5	R: 1 E: 0 K: 0 S: 5 H: 2 LOB: 1 BB: 0 P: 5	R: 0 E: 0 K: 1 S: 6 H: 1 LOB: 1 BB: 0 P: 6	R: 0 E: 0 K: 1 S: 6 H: 1 LOB: 2 BB: 1 P: 10	1B: 5 2B: 0 3B: 0 HR: 1 SF: 0 SAC: 0 DP: 0 HBP: 0	WP: 0 PB: 0 SB: 0 CS: 0 PA: 35					

PITCHER	IP	WLS	BF	H	R	ER	SO	BB	IBB	HBP	BLK	WP	HR	S	P	ERA	WHIP
Dennis Eckersley, R (1, 1) ERA: 3.26	9.0	W	35	6	2	2	7	1	0	0	0	0	1	48	52	2.00	0.778

PITCHER	IP	WLS	BF	H	R	ER	SO	BB	IBB	HBP	BLK	WP	HR	S	P	ERA	WHIP

TOP

New York Yankees @ Boston Red Sox

Fenway Park, Boston, MA

Wed Jun 21 1978, 7:05 PM EDT

Att. 32,459 - Unknown - 62 F

livebaseballscorecards.com

AB	34
R	2
H	6
RBI	2
BB	1
SO	7
LOB	12

BOTTOM

New York Yankees @ Boston Red Sox

Fenway Park, Boston, MA

Wed Jun 21 1978, 7:05 PM EDT
Att. 32,459 - Unknown - 62 F

Batter	1	2	3	4	5	6	7	8	9	AB	R	H	RBI	BB	SO	LOB
Rick Burleson, R (1, 6) OBP: 0.294, SLG: 0.362	F8	6-3	K			1-3		1-3 2B		5	0	1	0	0	1	1
Jerry Remy, L (1, 4) OBP: 0.312, SLG: 0.336	F8		S 2B 1B	F7		4-3		K		5	1	1	0	0	1	2
Jim Rice, R (1, 10) OBP: 0.380, SLG: 0.635	S 1B		2B WP 1-2 BB	FC6-4 1B			F2	BB		3	1	2	0	2	0	0
Carl Yastrzemski, L (1, 7) OBP: 0.391, SLG: 0.409	FC5-4 1-2 BB		WP 2B 1-3 2-H 2B	FC6-4 1-2f			F3	K		4	1	1	1	1	1	4
Carlton Fisk, R (1, 2) OBP: 0.382, SLG: 0.482	FC5-4 1-2f		WP SF8 2-H 3-H 2B	F4			5-3			4	1	1	1	0	0	3
Fred Lynn, L (1, 8) OBP: 0.388, SLG: 0.511		SH3-4 BB SF7 1B	SF8 2-H		6-3			HR		3	2	2	2	0	0	0
George Scott, R (1, 3) OBP: 0.361, SLG: 0.447		SH3-4 1-2 BB	F9		F9			HR		3	1	1	1	1	0	0
Dwight Evans, R (1, 9) OBP: 0.379, SLG: 0.553		SH3-4 1-2 2-3	HR 2B		5-3			F9		3	1	1	0	0	0	0
Butch Hobson, R (1, 5) OBP: 0.328, SLG: 0.487		SF7 3-H	2-H HR			K		2B 1B		3	1	2	3	0	1	0
Inning Stats	R: 0 E: 0 K: 0 S: 4 H: 1 LOB: 2 BB: 1 P: 8	R: 1 E: 0 K: 0 S: 4 H: 1 LOB: 1 BB: 1 P: 8	R: 6 E: 0 K: 1 S: 10 H: 5 LOB: 0 BB: 1 P: 14	R: 0 E: 0 K: 0 S: 4 H: 1 LOB: 1 BB: 0 P: 4	R: 0 E: 0 K: 0 S: 3 H: 0 LOB: 0 BB: 0 P: 3	R: 0 E: 0 K: 1 S: 5 H: 0 LOB: 0 BB: 0 P: 5	R: 0 E: 0 K: 0 S: 3 H: 0 LOB: 0 BB: 0 P: 3	R: 2 E: 0 K: 2 S: 11 H: 4 LOB: 3 BB: 1 P: 15		1B: 5 2B: 4 3B: 0 HR: 3	SF: 2 SAC: 1 DP: 0 HBP: 0						

livebaseballscorecards.com

AB	33
R	9
H	12
RBI	8
BB	4
SO	4
LOB	10

WP: 2 PB: 0 SB: 2 CS: 0 PA: 40

PITCHER		IP	WLS	BF	H	R	ER	SO	BB	IBB	HBP	BLK	WP	HR	S	P	ERA	WHIP
Jim Beattie, R ERA: 4.09	(1, 1)	2.0	L	14	5	5	5	0	3	0	0	0	1	0	11	23	22.50	4.000
Dick Tidrow, R ERA: 4.17	(3, 1)	5.0		18	3	2	2	2	0	0	0	0	1	1	22	22	3.60	0.600
Catfish Hunter, R ERA: 5.93	(8, 1)	1.0		8	4	2	2	2	1	0	0	0	0	2	11	15	18.00	5.000

PITCHER	IP	WLS	BF	H	R	ER	SO	BB	IBB	HBP	BLK	WP	HR	S	P	ERA	WHIP

Baltimore Orioles @ Boston Red Sox

Fenway Park, Boston, MA

Fri Jun 23 1978, 7:05 PM EDT

Att. 34,582 - Unknown

TOP

livebaseballscorecards.com

Batter	1	2	3	4	5	6	7	8	9	AB	R	H	RBI	BB	SO	LOB
Mark Belanger, R (1, 6) OBP: 0.295, SLG: 0.246	5-3		F8		F8			6-3		4	0	0	0	0	0	1
Rich Dauer, R (1, 5) OBP: 0.308, SLG: 0.355	6-3		BB		4-3			4-3		3	0	0	0	1	0	1
Ken Singleton, S (1, 9) OBP: 0.422, SLG: 0.438	1B		F9			F7		1B		4	0	2	0	0	0	1
Eddie Murray, S (1, 3) OBP: 0.323, SLG: 0.477	5-3		F7			F8		4-3		4	0	0	0	0	0	3
Lee May, R (1, 10) OBP: 0.296, SLG: 0.451		F9		F5		F7			5-3	4	0	0	0	0	0	0
Andres Mora, R (1, 7) OBP: 0.300, SLG: 0.411		BB, 1B		G6-4-3, 1B			E5, FC4-6		HR	4	2	3	1	0	0	0
Doug DeCinces, R (1, 4) OBP: 0.325, SLG: 0.391		BB, 1B, 1-2		G6-4-3, 1-2f			FC4-6, FC6-4, 1-2f		F2	3	0	0	0	1	0	2
Carlos Lopez, R (1, 8) OBP: 0.289, SLG: 0.348		G4-6-3, 1-3, 2-H			1-3		F2		2B	4	0	2	1	0	0	1
Rick Dempsey, R (1, 2) OBP: 0.266, SLG: 0.297		G4-6-3, 1-2f			1B		FC6-4, 1-2f		F9	4	0	1	0	0	0	4
Inning Stats	R: 0 E: 0 K: 0 S: 4 H: 1 LOB: 1 BB: 0 P: 4	R: 1 E: 0 K: 0 S: 4 H: 2 LOB: 1 BB: 1 P: 8	R: 0 E: 0 K: 0 S: 3 H: 0 LOB: 1 BB: 1 P: 7	R: 0 E: 0 K: 0 S: 3 H: 1 LOB: 0 BB: 0 P: 3	R: 0 E: 0 K: 0 S: 4 H: 1 LOB: 1 BB: 0 P: 4	R: 0 E: 0 K: 0 S: 3 H: 0 LOB: 0 BB: 0 P: 3	R: 0 E: 1 K: 0 S: 4 H: 0 LOB: 1 BB: 0 P: 4	R: 0 E: 0 K: 0 S: 4 H: 1 LOB: 1 BB: 0 P: 4	R: 1 E: 0 K: 0 S: 5 H: 2 LOB: 0 BB: 0 P: 5	1B: 6 2B: 1 3B: 0 HR: 1 SF: 0 SAC: 0 DP: 2 HBP: 0							

	AB	34
	R	2
	H	8
	RBI	2
	BB	2
	SO	0
	LOB	13

PITCHER	IP	WLS	BF	H	R	ER	SO	BB	IBB	HBP	BLK	WP	HR	S	P	ERA	WHIP
Bill Lee, L (1, 1) ERA: 2.74	9.0	W	36	8	2	2	0	2	0	0	0	0	1	34	42	2.00	1.111

PITCHER	IP	WLS	BF	H	R	ER	SO	BB	IBB	HBP	BLK	WP	HR	S	P	ERA	WHIP

WP: 0 PB: 0 SB: 0 CS: 0 PA: 36

Baltimore Orioles @ Boston Red Sox

Fenway Park, Boston, MA

Fri Jun 23 1978, 7:05 PM EDT

Att. 34,582 - Unknown

BOTTOM

livebaseballscorecards.com

Batter	1	2	3	4	5	6	7	8	9	AB	R	H	RBI	BB	SO	LOB
Rick Burleson, R (1, 6) OBP: 0.300, SLG: 0.371	FC6-4 HR 1B	CS 1B			B1-3		1B 2B			4	2	3	0	0	0	0
Jerry Remy, L (1, 4) OBP: 0.311, SLG: 0.335	FC6-4 1B	CS	F7		K 1B SF8		F9			4	1	1	0	0	1	1
Jim Rice, R (1, 10) OBP: 0.385, SLG: 0.640	K		FC6-4 2B		FC5-4 1B		1B 1B			4	0	3	1	0	1	2
Carl Yastrzemski, L (1, 7) OBP: 0.392, SLG: 0.410	FC6-4 HR		BB		SF8		1B			2	1	1	1	1	0	2
Carlton Fisk, R (1, 2) OBP: 0.380, SLG: 0.491	HR		FC6-4		FC5-4		F4			4	1	1	3	0	0	5
Fred Lynn, L (1, 8) OBP: 0.390, SLG: 0.507	BB		F7			F7		FC5-4 BB		2	0	0	0	2	0	2
George Scott, R (1, 3) OBP: 0.358, SLG: 0.441	F3			G5-4-3 1B		6-3		F4		4	0	1	0	0	0	2
Dwight Evans, R (1, 9) OBP: 0.377, SLG: 0.546		G6-4-3 BB		K		F8		FC5-4		3	0	0	0	1	1	2
Butch Hobson, R (1, 5) OBP: 0.323, SLG: 0.479		G6-4-3		G5-4-3			F8	F6		4	0	0	0	0	0	3
Inning Stats	R: 3 H: 3 E: 0 LOB: 1 K: 1 BB: 1 S: 8 P: 12	R: 0 H: 1 E: 0 LOB: 0 K: 0 BB: 1 S: 2 P: 6	R: 0 H: 1 E: 0 LOB: 2 K: 0 BB: 1 S: 4 P: 8	R: 0 H: 1 E: 0 LOB: 0 K: 1 BB: 0 S: 5 P: 5	R: 1 H: 1 E: 0 LOB: 1 K: 1 BB: 0 S: 7 P: 7	R: 0 H: 0 E: 0 LOB: 0 K: 0 BB: 0 S: 3 P: 3	R: 1 H: 3 E: 0 LOB: 2 K: 0 BB: 0 S: 6 P: 6	R: 0 H: 0 E: 0 LOB: 1 K: 0 BB: 1 S: 3 P: 7		1B: 7 SF: 1 2B: 2 SAC: 0 3B: 0 DP: 2 HR: 1 HBP: 0						

PITCHER	IP	WLS	BF	H	R	ER	SO	BB	IBB	HBP	BLK	WP	HR	S	P	ERA	WHIP
Jim Palmer, R (1, 1) ERA: 2.05	8.0	L	36	10	5	5	3	4	0	0	0	1	1	38	54	5.62	1.750

PITCHER	IP	WLS	BF	H	R	ER	SO	BB	IBB	HBP	BLK	WP	HR	S	P	ERA	WHIP

AB	31
R	5
H	10
RBI	5
BB	4
SO	3
LOB	19

WP: 1 PA: 37
PB: 0
SB: 0
CS: 1

Batter	1	2	3	4	5	6	7	8	9	AB	R	H	RBI	BB	SO	LOB
Larry Harlow, L (1, 8) OBP: 0.367, SLG: 0.385	x 0-0 ① F7		x 0-0 ② F8		x 0-0 ① F9 2-3		x 0-0 ③ F7			4	0	0	0	0	0	2
Billy Smith, S (1, 4) OBP: 0.324, SLG: 0.368	x 0-0 ② F2		x 0-0 ③ P3		x 0-0 ② 4-3			x 0-0 ① F9		4	0	0	0	0	0	1
Eddie Murray, S (1, 3) OBP: 0.322, SLG: 0.485	S S S 0-3 ③ K			x 0-0 HR	x 0-0 ③ F7			x 0-0 ② F9		4	1	1	1	0	1	1
Ken Singleton, S (1, 9) OBP: 0.419, SLG: 0.434		S S S 0-3 ① K		x 0-0 1B BB G5-2-3 1B		S S S 0-3 ① K		x 0-0 ③ 1-3		4	0	1	0	0	2	0
Pat Kelly, L (1, 7) OBP: 0.406, SLG: 0.378		B B B B 4-0 S BB		B B B B 4-0 G5-2-3 1B 1-2 BB		x 0-0 ② 4-3			x 0-0 ① F8	2	0	0	0	2	0	0
Terry Crowley, L (1, 10) OBP: 0.348, SLG: 0.348		x 0-0 ② F9		x 0-0 G5-2-3 1-2 2-3 1B		S S S 0-3 ③ K			x 0-0 ② G3	4	0	1	0	0	1	1
Doug DeCinces, R (1, 5) OBP: 0.324, SLG: 0.404		S S S 0-3 ③ K 1-2		x 0-0 ① ② G5-2-3 1-2 2-3 3-Hf			S S S 0-3 ① K		x 0-0 HR	4	1	1	1	0	2	4
Rick Dempsey, R (1, 2) OBP: 0.271, SLG: 0.317			x 0-0 HR	x 0-0 ③ F8			x 0-0 1B		x 0-0 ③ 6-3	4	1	2	1	0	0	2
Mark Belanger, R (1, 6) OBP: 0.295, SLG: 0.253			x 0-0 ① 6-3		x 0-0 F9 2B		x 0-0 ② F8			3	0	1	0	0	0	1
Inning Stats	R: 0 H: 0 E: 0 LOB: 0 K: 1 BB: 0 S: 5 P: 5	R: 0 H: 0 E: 0 LOB: 1 K: 2 BB: 1 S: 7 P: 11	R: 1 H: 1 E: 0 LOB: 0 K: 0 BB: 0 S: 4 P: 4	R: 1 H: 3 E: 0 LOB: 2 K: 0 BB: 1 S: 5 P: 9	R: 0 H: 1 E: 0 LOB: 1 K: 0 BB: 0 S: 4 P: 4	R: 0 H: 0 E: 0 LOB: 0 K: 2 BB: 0 S: 7 P: 7	R: 0 H: 1 E: 0 LOB: 1 K: 1 BB: 0 S: 6 P: 6	R: 0 H: 0 E: 0 LOB: 0 K: 0 BB: 0 S: 3 P: 3	R: 1 H: 1 E: 0 LOB: 0 K: 0 BB: 0 S: 4 P: 4	1B: 3 SF: 0 2B: 1 SAC: 0 3B: 0 DP: 1 HR: 3 HBP: 0							

TOP

Baltimore Orioles @ Boston Red Sox

Fenway Park, Boston, MA

Sat Jun 24 1978, 3:33 AM EDT

Att. 32,213 - Unknown

livebaseballscorecards.com

AB	33
R	3
H	7
RBI	3
BB	2
SO	6
LOB	12

WP: 0 PA: 35
PB: 0
SB: 1
CS: 0

PITCHER	IP	WLS	BF	H	R	ER	SO	BB	IBB	HBP	BLK	WP	HR	S	P	ERA	WHIP
Luis Tiant, R (1, 1) ERA: 2.84	9.0	W	35	7	3	3	6	2	0	0	0	0	3	45	53	3.00	1.000

PITCHER	IP	WLS	BF	H	R	ER	SO	BB	IBB	HBP	BLK	WP	HR	S	P	ERA	WHIP

BOTTOM

Baltimore Orioles @ Boston Red Sox

Fenway Park, Boston, MA

Sat Jun 24 1978, 3:33 AM EDT

Att. 32,213 - Unknown

Batter	1	2	3	4	5	6	7	8	9	AB	R	H	RBI	BB	SO	LOB
Rick Burleson, R (1, 6) OBP: 0.301, SLG: 0.372	6-3		K		FC6-4 1B 1-2	1B 1-2 2-H 3-H		K		5	0	2	2	0	2	0
Jerry Remy, L (1, 4) OBP: 0.306, SLG: 0.328	F9		6-3		FC6-4 1-2f 2-3	F7		4-3		5	0	0	0	0	0	4
Jim Rice, R (1, 10) OBP: 0.382, SLG: 0.631	F8			K	F8		BB E BB	F6		4	1	0	0	1	1	2
Carl Yastrzemski, L (1, 7) OBP: 0.390, SLG: 0.405		3-1		4-3		6-3	FC4-6 1-2 BB			3	0	0	0	1	0	0
Carlton Fisk, R (1, 2) OBP: 0.385, SLG: 0.511		2B		HR		2B BB	F7			3	2	2	1	1	0	2
Fred Lynn, L (1, 8) OBP: 0.388, SLG: 0.506		F7		3-1		1B BB 1-3	FC4-6 WP 1-2f 2-H			4	2	1	0	0	0	2
George Scott, R (1, 3) OBP: 0.362, SLG: 0.438		L6			4-3	IBB BB	1B E 2-H			3	1	1	1	1	0	1
Dwight Evans, R (1, 9) OBP: 0.383, SLG: 0.552			K		2B 1B	BB 1B 1-2 2-3 3-H	E9 1-3			3	1	2	1	1	1	0
Butch Hobson, R (1, 5) OBP: 0.326, SLG: 0.492			HR		FC6-4 1B 2-H	K	P3			4	1	2	2	0	1	5
Inning Stats	R: 0 H: 0 E: 0 LOB: 0 K: 0 BB: 0 S: 3 P: 3	R: 0 H: 1 E: 0 LOB: 1 K: 0 BB: 0 S: 4 P: 4	R: 1 H: 1 E: 0 LOB: 0 K: 2 BB: 0 S: 8 P: 8	R: 1 H: 1 E: 0 LOB: 0 K: 1 BB: 0 S: 6 P: 6	R: 1 H: 3 E: 0 LOB: 2 K: 0 BB: 0 S: 6 P: 6	R: 3 H: 2 E: 0 LOB: 2 K: 1 BB: 3 S: 7 P: 19	R: 2 H: 2 E: 2 LOB: 2 K: 0 BB: 2 S: 5 P: 13	R: 0 H: 0 E: 0 LOB: 0 K: 1 BB: 0 S: 5 P: 5		1B: 5 SF: 0 2B: 3 SAC: 0 3B: 0 DP: 0 HR: 2 HBP: 0						

livebaseballscorecards.com

AB	34
R	8
H	10
RBI	7
BB	5
SO	5
LOB	16

WP: 1 PA: 39
PB: 0
SB: 0
CS: 0

PITCHER		IP	WLS	BF	H	R	ER	SO	BB	IBB	HBP	BLK	WP	HR	S	P	ERA	WHIP
Scott McGregor, L ERA: 3.59	(1, 1)	5.1	L	24	7	5	5	3	1	0	0	0	0	2	29	33	8.44	1.500
Joe Kerrigan, R ERA: 5.86	(6, 1)	2.2		15	3	3	3	2	3	1	0	0	1	0	15	31	10.12	2.250

PITCHER	IP	WLS	BF	H	R	ER	SO	BB	IBB	HBP	BLK	WP	HR	S	P	ERA	WHIP

Batter	1	2	3	4	5	6	7	8	9	AB	R	H	RBI	BB	SO	LOB
Larry Harlow, L (1, 8) OBP: 0.363, SLG: 0.380	F9		6-3		1B	F5			F5	5	0	1	0	0	0	1
Rich Dauer, R (1, 5) OBP: 0.312, SLG: 0.357	K		E G3 1B		BB 1-3 1B		F2		E5	5	0	2	0	0	1	0
Eddie Murray, S (1, 3) OBP: 0.323, SLG: 0.480	1B BB		G3 1-3		BB 1-2		4-3		L7	3	0	0	0	2	0	2
Ken Singleton, S (1, 9) OBP: 0.419, SLG: 0.431	1-2 1B		K		K		BB		F8	4	0	1	0	1	2	5
Lee May, R (1, 10) OBP: 0.292, SLG: 0.444	K			K	F5		F9			4	0	0	0	0	2	6
Andres Mora, R (1, 7) OBP: 0.321, SLG: 0.481		4-3 2B		G3 1B		HR		F8		4	1	3	1	0	0	0
Billy Smith, S (1, 4) OBP: 0.318, SLG: 0.360		4-3 2-3		G3 1-2		K		G3		4	0	0	0	0	1	2
Elrod Hendricks, L (1, 2) OBP: 0.333, SLG: 0.333		K		5-3		K		1B		4	0	1	0	0	2	2
Mark Belanger, R (1, 6) OBP: 0.296, SLG: 0.254		6-3			6-3	1B		K		3	0	1	0	0	0	1
Terry Crowley, L (8, PH) OBP: 0.333, SLG: 0.333										1	0	0	0	0	1	1
Kiko Garcia, R (8, 6) OBP: 0.362, SLG: 0.512										0	0	0	0	0	0	0
Inning Stats	R: 0 E: 0 K: 2 S: 8 H: 1 LOB: 2 BB: 1 P: 12	R: 0 E: 0 K: 1 S: 6 H: 1 LOB: 1 BB: 0 P: 6	R: 0 E: 1 K: 1 S: 6 H: 1 LOB: 1 BB: 0 P: 6	R: 0 E: 0 K: 1 S: 6 H: 1 LOB: 1 BB: 0 P: 6	R: 0 E: 0 K: 1 S: 7 H: 2 LOB: 3 BB: 1 P: 11	R: 1 E: 0 K: 2 S: 9 H: 2 LOB: 1 BB: 0 P: 9	R: 0 E: 0 K: 0 S: 3 H: 0 LOB: 1 BB: 1 P: 7	R: 0 E: 0 K: 1 S: 6 H: 1 LOB: 1 BB: 0 P: 6	R: 0 E: 1 K: 0 S: 4 H: 0 LOB: 1 BB: 0 P: 4	1B: 7 2B: 1 3B: 0 HR: 1	SF: 0 SAC: 0 DP: 0 HBP: 0						

TOP

Baltimore Orioles @ Boston Red Sox

Fenway Park, Boston, MA

Sun Jun 25 1978, 3:33 AM EDT

Att. 33,526 - Unknown

livebaseballscorecards.com

AB	37
R	1
H	9
RBI	1
BB	3
SO	9
LOB	20

PITCHER	IP	WLS	BF	H	R	ER	SO	BB	IBB	HBP	BLK	WP	HR	S	P	ERA	WHIP
Mike Torrez, R (1, 1) ERA: 3.88	9.0	W	40	9	1	1	9	3	0	0	0	0	1	55	67	1.00	1.333

PITCHER	IP	WLS	BF	H	R	ER	SO	BB	IBB	HBP	BLK	WP	HR	S	P	ERA	WHIP

Baltimore Orioles @ Boston Red Sox

Fenway Park, Boston, MA

Sun Jun 25 1978, 3:33 AM EDT

Att. 33,526 - Unknown

BOTTOM

Batter	1	2	3	4	5	6	7	8	9	AB	R	H	RBI	BB	SO	LOB
Rick Burleson, R (1, 6) OBP: 0.301, SLG: 0.380	5-3	G5-3 2-3f			HR		K			4	1	1	1	0	1	5
Jerry Remy, L (1, 4) OBP: 0.305, SLG: 0.327	F7		3-1		1B		F7			4	0	1	0	0	0	2
Jim Rice, R (1, 10) OBP: 0.380, SLG: 0.633	E9 3B		F8			5-3		5-3		4	1	1	0	0	0	0
Carl Yastrzemski, L (1, 7) OBP: 0.385, SLG: 0.398	1-3		K			4-3		4-3		4	0	0	0	0	1	0
Carlton Fisk, R (1, 2) OBP: 0.384, SLG: 0.506		2B 1B		5-3		K		F8		4	1	1	0	0	1	0
Fred Lynn, L (1, 8) OBP: 0.387, SLG: 0.509		SH2-3 1-H 2B		4-3			F8			3	0	1	1	0	0	0
George Scott, R (1, 3) OBP: 0.375, SLG: 0.459		G5-3 SH2-3 BB		CS BB			1B 3B			1	1	1	0	2	0	0
Dwight Evans, R (1, 9) OBP: 0.384, SLG: 0.552		SH2-3 1-2 2-3		CS 1-2	K		S 3-H 1B			2	0	1	1	0	1	0
Butch Hobson, R (1, 5) OBP: 0.330, SLG: 0.490		IBB			K		BB 1-2			1	0	0	0	2	1	0
Inning Stats	R: 1 E: 1 K: 0 S: 4 H: 1 LOB: 0 BB: 0 P: 4	R: 1 E: 0 K: 0 S: 4 H: 2 LOB: 2 BB: 2 P: 12	R: 0 E: 0 K: 1 S: 5 H: 0 LOB: 0 BB: 0 P: 5	R: 0 E: 0 K: 0 S: 2 H: 0 LOB: 0 BB: 1 P: 6	R: 1 E: 0 K: 2 S: 8 H: 2 LOB: 1 BB: 0 P: 8	R: 0 E: 0 K: 1 S: 5 H: 0 LOB: 0 BB: 0 P: 5	R: 1 E: 0 K: 1 S: 7 H: 2 LOB: 2 BB: 1 P: 11	R: 0 E: 0 K: 0 S: 3 H: 0 LOB: 0 BB: 0 P: 3		1B: 3 2B: 1 3B: 2 HR: 1 SF: 0 SAC: 1 DP: 1 HBP: 0						

PITCHER	IP	WLS	BF	H	R	ER	SO	BB	IBB	HBP	BLK	WP	HR	S	P	ERA	WHIP
Dennis Martinez, R (1, 1) ERA: 4.62	8.0	L	32	7	4	3	5	3	1	0	0	0	1	38	54	3.38	1.250

PITCHER	IP	WLS	BF	H	R	ER	SO	BB	IBB	HBP	BLK	WP	HR	S	P	ERA	WHIP

livebaseballscorecards.com

AB	27
R	4
H	7
RBI	3
BB	4
SO	5
LOB	7

WP: 0 PA: 33
PB: 0
SB: 1
CS: 1

Batter	1	2	3	4	5	6	7	8	9	AB	R	H	RBI	BB	SO	LOB
Rick Burleson, R (1, 6) OBP: 0.296, SLG: 0.374	4-3	FC6-4 1-2f			F8		K		K	5	0	0	0	0	2	4
Jerry Remy, L (1, 4) OBP: 0.306, SLG: 0.324	F2		F4		F9 2-3		BB 1-2		BB	3	0	0	0	2	0	1
Jim Rice, R (1, 10) OBP: 0.381, SLG: 0.639	1B 1B		K		HR 3-H		F9 2-3		4-3	5	1	2	2	0	1	3
Carl Yastrzemski, L (1, 7) OBP: 0.383, SLG: 0.396	1B 1-3		F9		L4		F8			4	0	1	0	0	0	2
Carlton Fisk, R (1, 2) OBP: 0.385, SLG: 0.523	K			F4		2B 1B		HR		4	2	2	1	0	1	2
Fred Lynn, L (1, 8) OBP: 0.389, SLG: 0.506		BB		G3		G4-3 2-H 1B		4-3		3	0	1	1	1	0	0
George Scott, R (1, 3) OBP: 0.378, SLG: 0.464		FC6-4 1-2 BB		2B		F8		K		3	0	1	0	1	1	1
Dwight Evans, R (1, 9) OBP: 0.378, SLG: 0.542		K		K		G4-3 1-2f		4-3		4	0	0	0	0	2	4
Butch Hobson, R (1, 5) OBP: 0.329, SLG: 0.484		K			E4 F9 HR		F9 BB BB		K	3	1	0	0	1	2	2
Inning Stats	R: 0 E: 0 K: 1 S: 7 H: 2 LOB: 2 BB: 0 P: 7	R: 0 E: 0 K: 2 S: 7 H: 0 LOB: 2 BB: 2 P: 15	R: 0 E: 0 K: 1 S: 5 H: 0 LOB: 0 BB: 0 P: 5	R: 0 E: 0 K: 1 S: 6 H: 1 LOB: 1 BB: 0 P: 6	R: 2 E: 1 K: 0 S: 5 H: 1 LOB: 0 BB: 0 P: 5	R: 1 E: 0 K: 0 S: 4 H: 2 LOB: 0 BB: 0 P: 4	R: 0 E: 0 K: 1 S: 5 H: 0 LOB: 2 BB: 2 P: 13	R: 1 E: 0 K: 1 S: 6 H: 1 LOB: 0 BB: 0 P: 6	R: 0 E: 0 K: 2 S: 7 H: 0 LOB: 1 BB: 1 P: 11	1B: 3 2B: 2 3B: 0 HR: 2 SF: 0 SAC: 0 DP: 1 HBP: 0						

PITCHER		IP	WLS	BF	H	R	ER	SO	BB	IBB	HBP	BLK	WP	HR	S	P	ERA	WHIP
Andy Messersmith, R ERA: 4.71	(1, 1)	6.1	L	29	6	3	1	6	4	0	0	0	0	1	37	53	1.42	1.579
Rich Gossage, R ERA: 2.32	(7, 1)	2.2		10	1	1	1	3	1	0	0	0	0	1	15	19	3.38	0.750

PITCHER	IP	WLS	BF	H	R	ER	SO	BB	IBB	HBP	BLK	WP	HR	S	P	ERA	WHIP

TOP

Boston Red Sox @ New York Yankees

Yankee Stadium, Bronx, NY

Mon Jun 26 1978, 7:05 PM EDT

Att. 52,124 - Unknown

livebaseballscorecards.com

AB	34
R	4
H	7
RBI	4
BB	5
SO	9
LOB	19

WP: 0 PA: 39
PB: 0
SB: 0
CS: 0

Boston Red Sox @ New York Yankees

Yankee Stadium, Bronx, NY

Mon Jun 26 1978, 7:05 PM EDT

Att. 52,124 - Unknown

livebaseballscorecards.com

BOTTOM

Batter	1	2	3	4	5	6	7	8	9	AB	R	H	RBI	BB	SO	LOB
Roy White, S (1, 7) OBP: 0.349, SLG: 0.405	0-0 S, 1B; 1B	4-0 1-2; BB		0-0 G4-6-3 1-2f			0-3 K		0-0 F7	4	1	1	0	1	1	1
Graig Nettles, L (1, 5)	0-3 K 1-2	0-3 K			0-0 4-3		0-0 F9		0-0 F5	5	0	0	0	0	2	3
Thurman Munson, R (1, 2) OBP: 0.296, SLG: 0.367	0-0 6-3		0-0 F7		0-0 L5		0-0 F8		0-3 K	5	0	0	0	0	1	1
Chris Chambliss, L (1, 3) OBP: 0.352, SLG: 0.406	0-0 BB 2-H; 1B		1-0 BB; HBP		4-0 BB			0-0 1B; 1B		2	0	2	1	1	0	0
Lou Piniella, R (1, 9) OBP: 0.389, SLG: 0.413	4-0 1-2; BB		0-0 L9		0-0 F9			0-3 K		3	0	0	0	1	1	3
Reggie Jackson, L (1, 10) OBP: 0.335, SLG: 0.460	0-3 K		4-0 1-2; BB			0-0 4-3		0-0 BB 1-3; 1B		3	0	1	0	1	1	2
Gary Thomasson, L (1, 8) OBP: 0.275, SLG: 0.339		0-0 F5	0-0 4-3			0-0 5-3		0-0 F9		4	0	0	0	0	0	4
Fred Stanley, R (1, 6) OBP: 0.413, SLG: 0.396		0-3 K		0-0 FC2-6 1B		0-0 1B		4-0 1-2; BB		3	0	2	0	0	1	0
Jim Spencer, L (8, PH) OBP: 0.304, SLG: 0.500										0	0	0	0	1	0	0
Paul Blair, R (9, 4) OBP: 0.289, SLG: 0.353										0	0	0	0	0	0	0
(9, 6)																
(9, 4)																
Damaso Garcia, R (1, 4) OBP: 0.429, SLG: 0.429		0-0 BB; 1B		0-0 FC2-6 G4-6-3 1-2f		0-3 K		0-0 4-3		3	0	1	0	0	1	2
Jay Johnstone, L (8, PH) OBP: 0.215, SLG: 0.219										1	0	0	0	0	0	3
Brian Doyle, L (9, 6) OBP: 0.222, SLG: 0.222										0	0	0	0	0	0	0
(9, 4)																
(9, 6)																

Inning Stats	1	2	3	4	5	6	7	8	9
	R: 1 E: 0 K: 2 S: 9 H: 2 LOB: 2 BB: 1 P: 13	R: 0 E: 0 K: 2 S: 8 H: 1 LOB: 2 BB: 1 P: 12	R: 0 E: 0 K: 0 S: 3 H: 0 LOB: 2 BB: 1 P: 8	R: 0 E: 0 K: 0 S: 3 H: 1 LOB: 0 BB: 0 P: 3	R: 0 E: 0 K: 0 S: 3 H: 0 LOB: 1 BB: 1 P: 7	R: 0 E: 0 K: 1 S: 6 H: 1 LOB: 1 BB: 0 P: 6	R: 0 E: 0 K: 1 S: 5 H: 0 LOB: 0 BB: 0 P: 5	R: 0 E: 0 K: 1 S: 7 H: 2 LOB: 3 BB: 1 P: 11	R: 0 E: 0 K: 1 S: 5 H: 0 LOB: 0 BB: 0 P: 5

	AB	33
	R	1
	H	7
	RBI	1
	BB	5
	SO	8
	LOB	19

| | | | | | | | | | | | | | | | |

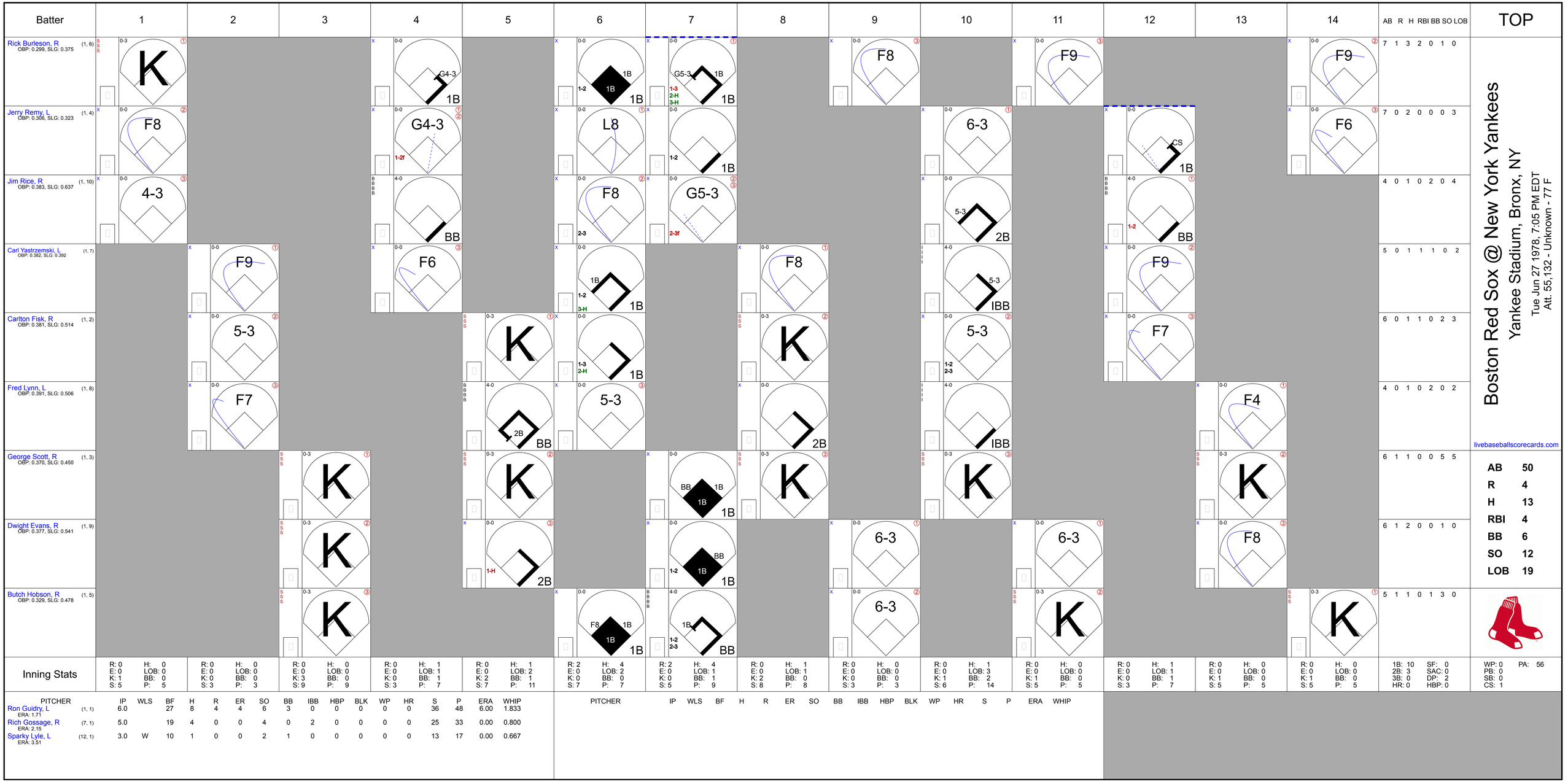
Batter
1
2
3
4
5
6
7
8
9
10
11
12
13
14
AB R H RBI BB SO LOB
TOP
Rick Burleson, R (1, 6) OBP: 0.299, SLG: 0.375
7 1 3 2 0 1 0
Jerry Remy, L (1, 4) OBP: 0.306, SLG: 0.323
7 0 2 0 0 0 3
Jim Rice, R (1, 10) OBP: 0.383, SLG: 0.637
4 0 1 0 2 0 4
Carl Yastrzemski, L (1, 7) OBP: 0.382, SLG: 0.392
5 0 1 1 1 0 2
Carlton Fisk, R (1, 2) OBP: 0.381, SLG: 0.514
6 0 1 1 0 2 3
Fred Lynn, L (1, 8) OBP: 0.391, SLG: 0.506
4 0 1 0 2 0 2
George Scott, R (1, 3) OBP: 0.370, SLG: 0.450
6 1 1 0 0 5 5
Dwight Evans, R (1, 9) OBP: 0.377, SLG: 0.541
6 1 2 0 0 1 0
Butch Hobson, R (1, 5) OBP: 0.329, SLG: 0.478
5 1 1 0 1 3 0
Boston Red Sox @ New York Yankees
Yankee Stadium, Bronx, NY
Tue Jun 27 1978, 7:05 PM EDT
Att. 55,132 - Unknown - 77 F
livebaseballscorecards.com
AB 50
R 4
H 13
RBI 4
BB 6
SO 12
LOB 19
Inning Stats
1B: 10 SF: 0
2B: 3 SAC: 0
3B: 0 DP: 2
HR: 0 HBP: 0
WP: 0 PA: 56
PB: 0
SB: 0
CS: 1
PITCHER IP WLS BF H R ER SO BB IBB HBP BLK WP HR S P ERA WHIP
Ron Guidry, L (1, 1) ERA: 1.71 6.0 27 8 4 4 6 3 0 0 0 0 0 36 48 6.00 1.833
Rich Gossage, R (7, 1) ERA: 2.15 5.0 19 4 0 0 4 0 2 0 0 0 0 25 33 0.00 0.800
Sparky Lyle, L (12, 1) ERA: 3.51 3.0 W 10 1 0 0 2 1 0 0 0 0 0 13 17 0.00 0.667

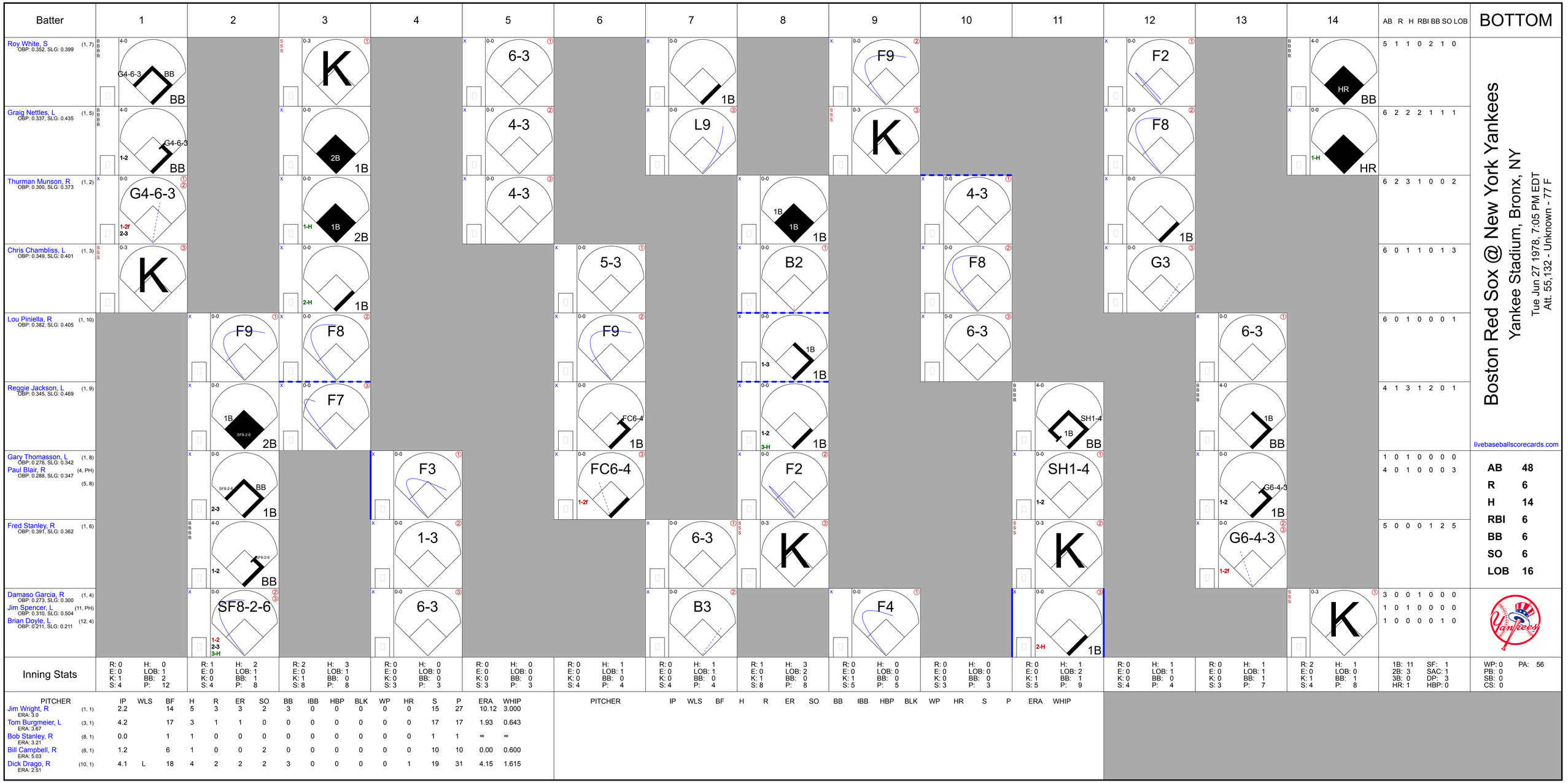
Batter
1
2
3
4
5
6
7
8
9
10
11
12
13
14
AB R H RBI BB SO LOB
BOTTOM
Roy White, S (1, 7) OBP: 0.352, SLG: 0.399
5 1 1 0 2 1 0
Graig Nettles, L (1, 5) OBP: 0.337, SLG: 0.435
6 2 2 2 1 1 1
Thurman Munson, R (1, 2) OBP: 0.300, SLG: 0.373
6 2 3 1 0 0 2
Chris Chambliss, L (1, 3) OBP: 0.349, SLG: 0.401
6 0 1 1 0 1 3
Lou Piniella, R (1, 10) OBP: 0.382, SLG: 0.405
6 0 1 0 0 0 1
Reggie Jackson, L (1, 9) OBP: 0.345, SLG: 0.469
4 1 3 1 2 0 1
Gary Thomasson, L (1, 8) OBP: 0.278, SLG: 0.342
1 0 1 0 0 0 0
Paul Blair, R (4, PH) (5, 8) OBP: 0.288, SLG: 0.347
4 0 1 0 0 0 3
Fred Stanley, R (1, 6) OBP: 0.391, SLG: 0.362
5 0 0 0 1 2 5
Damaso Garcia, R (1, 4) OBP: 0.273, SLG: 0.300
3 0 0 1 0 0 0
Jim Spencer, L (11, PH) OBP: 0.310, SLG: 0.504
1 0 1 0 0 0 0
Brian Doyle, L (12, 4) OBP: 0.211, SLG: 0.211
1 0 0 0 0 1 0
Boston Red Sox @ New York Yankees
Yankee Stadium, Bronx, NY
Tue Jun 27 1978, 7:05 PM EDT
Att. 55,132 - Unknown - 77 F
livebaseballscorecards.com
AB 48
R 6
H 14
RBI 6
BB 6
SO 6
LOB 16
Inning Stats
1B: 11 SF: 1
2B: 3 SAC: 1
3B: 0 DP: 3
HR: 1 HBP: 0
WP: 0 PA: 56
PB: 0
SB: 0
CS: 0
PITCHER IP WLS BF H R ER SO BB IBB HBP BLK WP HR S P ERA WHIP
Jim Wright, R (1, 1) ERA: 3.0 2.2 14 5 3 3 2 3 0 0 0 0 0 15 27 10.12 3.000
Tom Burgmeier, L (3, 1) ERA: 3.67 4.2 17 3 1 1 0 0 0 0 0 0 0 17 17 1.93 0.643
Bob Stanley, R (8, 1) ERA: 3.21 0.0 1 1 0 0 0 0 0 0 0 0 0 1 1 ∞ ∞
Bill Campbell, R (8, 1) ERA: 5.03 1.2 6 1 0 0 2 0 0 0 0 0 0 10 10 0.00 0.600
Dick Drago, R (10, 1) ERA: 2.51 4.1 L 18 4 2 2 2 3 0 0 0 0 1 19 31 4.15 1.615

Boston Red Sox @ Baltimore Orioles

Memorial Stadium, Baltimore, MD

Thu Jun 29 1978, 7:05 PM EDT

Att. 28,899 - Unknown

TOP

livebaseballscorecards.com

Batter	1	2	3	4	5	6	7	8	9	AB	R	H	RBI	BB	SO	LOB
Rick Burleson, R (1, 6) OBP: 0.294, SLG: 0.369	K		F8			G3		E4 FC6-4 1-2	K	5	0	0	0	0	2	1
Jerry Remy, L (1, 4) OBP: 0.302, SLG: 0.318	1-3			F7		E1 BB		FC6-4 1B 1-2f 2-3		4	0	0	0	0	0	2
Jim Rice, R (1, 7) OBP: 0.387, SLG: 0.637	F7			FC4-6 1B		BB 1-2		1B 1-2 3-H		3	0	2	1	1	0	0
Carl Yastrzemski, L (1, 10) OBP: 0.377, SLG: 0.386		6-3		FC4-6 1-2f		F8		4-3		4	0	0	0	0	0	5
Carlton Fisk, R (1, 2) OBP: 0.375, SLG: 0.506		P5		F8			F7		6-3	4	0	0	0	0	0	1
Fred Lynn, L (1, 8) OBP: 0.393, SLG: 0.506		1B			4-3		6-3		HR 1B	4	1	2	0	0	0	0
George Scott, R (1, 3) OBP: 0.367, SLG: 0.467		4-3			K		K		HR 1-H	4	1	1	2	0	2	1
Dwight Evans, R (1, 9) OBP: 0.379, SLG: 0.551			K		1-3			BB FC6-4 E 1B	HR	3	2	1	1	1	1	0
Butch Hobson, R (1, 5) OBP: 0.326, SLG: 0.475			K			F5		F7	5-3	2	0	0	0	0	1	0
Jack Brohamer, L (8, PH) OBP: 0.371, SLG: 0.419										1	0	0	0	0	0	1
(8, 5)										1	0	0	0	0	0	0
Bob Bailey, R (9, PH) OBP: 0.333, SLG: 0.415										0	0	0	0	0	0	0
Frank Duffy, R (9, 5) OBP: 0.308, SLG: 0.333																

Inning Stats	1	2	3	4	5	6	7	8	9
	R: 0 E: 0 K: 1 S: 5	H: 0 LOB: 0 BB: 0 P: 5	R: 0 E: 0 K: 0 S: 4	H: 1 LOB: 1 BB: 0 P: 4	R: 0 E: 0 K: 2 S: 7	H: 0 LOB: 0 BB: 0 P: 7	R: 0 E: 0 K: 0 S: 4	H: 1 LOB: 1 BB: 0 P: 4	R: 0 E: 0 K: 1 S: 5	H: 0 LOB: 0 BB: 0 P: 5	R: 0 E: 1 K: 0 S: 4	H: 0 LOB: 2 BB: 1 P: 8	R: 0 E: 0 K: 1 S: 5	H: 0 LOB: 0 BB: 0 P: 5	R: 1 E: 1 K: 0 S: 5	H: 1 LOB: 2 BB: 1 P: 9	R: 3 E: 0 K: 1 S: 8	H: 3 LOB: 0 BB: 0 P: 8

	1B: 4	SF: 0	WP: 0	PA: 37
	2B: 0	SAC: 0	PB: 0	
	3B: 0	DP: 0	SB: 0	
	HR: 2	HBP: 0	CS: 0	

AB	35
R	4
H	6
RBI	4
BB	2
SO	6
LOB	11

PITCHER		IP	WLS	BF	H	R	ER	SO	BB	IBB	HBP	BLK	WP	HR	S	P	ERA	WHIP
Dennis Martinez, R ERA: 4.53	(1, 1)	8.1	L	35	6	4	3	5	2	0	0	0	0	2	43	51	3.24	0.960
Tippy Martinez, L ERA: 5.93	(9, 1)	0.2		2	0	0	0	1	0	0	0	0	0	0	4	4	0.00	0.000

PITCHER	IP	WLS	BF	H	R	ER	SO	BB	IBB	HBP	BLK	WP	HR	S	P	ERA	WHIP

Batter	1	2	3	4	5	6	7	8	9	AB	R	H	RBI	BB	SO	LOB
Mark Belanger, R (1, 6) OBP: 0.297, SLG: 0.254	x 0-0 L5-3 1B		x 0-0 BB 1B 1B	BBB 4-0 1B 1-2 2-3 BB		x 0-0 ③ 5-3			x 0-0 1B	3	1	2	0	1	0	0
Terry Crowley, L (9, PH) OBP: 0.387, SLG: 0.379										1	0	1	0	0	0	0
Doug DeCinces, R (9, PR) OBP: 0.322, SLG: 0.398										0	0	0	0	0	0	0
Rich Dauer, R (1, 5) OBP: 0.331, SLG: 0.397	x 0-0 ①② L5-3 1-2		x 0-0 ① F7	x 0-0 1-2 2-H 3-H 1B			x 0-0 ① 5-3		x 0-0 ② L5	5	0	1	2	0	0	3
Eddie Murray, S (1, 3) OBP: 0.334, SLG: 0.491	BBBB 4-0 BB BB BB		BBB 4-0 1B 1-2 BB	SSS 0-3 ② K			x 0-0 ② 6-3		x 0-0 ③ 4-3	3	0	0	0	2	1	3
Lee May, R (1, 10) OBP: 0.305, SLG: 0.468	BBBB 4-0 BB 1-2 BB		x 0-0 FC6-4 1-2 2-H 1B	x 0-0 ③ L6			SSS 0-3 ③ K			3	0	1	1	1	1	2
Andres Mora, R (1, 7) OBP: 0.300, SLG: 0.424	BBBB 4-0 1-2 2-3 BB		x 0-0 ② F4		x 0-0 ① 6-3			x 0-0 FC5-4 1B		2	0	0	0	1	0	2
Larry Harlow, L (7, 8) OBP: 0.353, SLG: 0.372										1	0	1	0	0	0	0
Mike Anderson, R (1, 9) (7, 7)	SSS 0-3 ③ K		x 0-0 ③ FC6-4 1-2f		SSS 0-3 ② K			x 0-0 ① F8		4	0	0	0	0	2	6
Carlos Lopez, R (1, 8) OBP: 0.275, SLG: 0.327		SSS 0-3 ① K		x 0-0 ① F9	x 0-0 ③ F3			x 0-0 ② FC5-4 FC5-4 1-2f		4	0	0	0	0	1	1
Billy Smith, S (1, 4) OBP: 0.316, SLG: 0.380		x 0-0 ② 5-3		x 0-0 BB 1B 1B 1B		SSS 0-3 ① K		x 0-0 ③ FC5-4 1-2f		3	1	1	0	0	1	0
Kiko Garcia, R (8, 4) OBP: 0.345, SLG: 0.472										1	0	0	0	0	0	1
Dave Skaggs, R (1, 2) OBP: 0.192, SLG: 0.125		x 0-0 ③ 6-3		x 0-0 BB 1B 1-2 1B		x 0-0 ② 6-3			SSS 0-3 ① K	3	1	1	0	0	0	0
Pat Kelly, L (9, PH) OBP: 0.392, SLG: 0.347										1	0	0	0	0	1	0
Inning Stats	R: 0 E: 0 K: 1 S: 5 H: 1 LOB: 3 BB: 3 P: 17	R: 0 E: 0 K: 1 S: 5 H: 0 LOB: 0 BB: 0 P: 5	R: 1 E: 0 K: 0 S: 5 H: 2 LOB: 2 BB: 1 P: 9	R: 2 E: 0 K: 1 S: 8 H: 3 LOB: 2 BB: 1 P: 12	R: 0 E: 0 K: 1 S: 5 H: 0 LOB: 0 BB: 0 P: 5	R: 0 E: 0 K: 1 S: 5 H: 0 LOB: 0 BB: 0 P: 5	R: 0 E: 0 K: 1 S: 5 H: 0 LOB: 0 BB: 0 P: 5	R: 0 E: 0 K: 0 S: 4 H: 1 LOB: 1 BB: 0 P: 4	R: 0 E: 0 K: 1 S: 6 H: 1 LOB: 1 BB: 0 P: 6	1B: 8 2B: 1 3B: 0 HR: 0	SF: 0 SAC: 0 DP: 1 HBP: 0						

PITCHER		IP	WLS	BF	H	R	ER	SO	BB	IBB	HBP	BLK	WP	HR	S	P	ERA	WHIP
Bill Lee, L ERA: 2.91	(1, 1)	3.1		20	6	3	3	2	5	0	0	0	0	0	19	39	8.10	3.300
Allen Ripley, R ERA: 4.41	(4, 1)	5.2	W	19	2	0	0	5	0	0	0	0	0	0	29	29	0.00	0.353

PITCHER	IP	WLS	BF	H	R	ER	SO	BB	IBB	HBP	BLK	WP	HR	S	P	ERA	WHIP

BOTTOM

Boston Red Sox @ Baltimore Orioles

Memorial Stadium, Baltimore, MD

Thu Jun 29 1978, 7:05 PM EDT

Att. 28,899 - Unknown

livebaseballscorecards.com

AB	34
R	3
H	8
RBI	3
BB	5
SO	7
LOB	18

1B: 8	SF: 0	WP: 0	PA: 39
2B: 1	SAC: 0	PB: 0	
3B: 0	DP: 1	SB: 0	
HR: 0	HBP: 0	CS: 0	

Batter	1	2	3	4	5	6	7	8	9	10	11	AB	R	H	RBI	BB	SO	LOB
Rick Burleson, R (1, 6) OBP: 0.299, SLG: 0.373	K		1B		E 1B G1-2-3		5-3			CS		5	0	3	0	0	1	0
Jerry Remy, L (1, 4) OBP: 0.304, SLG: 0.320	K		1-2 1B		1-2 E		K2-3			K		5	0	2	0	0	3	1
Jim Rice, R (1, 7) OBP: 0.384, SLG: 0.630	6-3		K		E5 1-2 2-3			SH5-4		K 1-2		5	0	1	0	0	2	5
Carlton Fisk, R (1, 2) OBP: 0.370, SLG: 0.498		K		5-3	G1-2-3 3-Hf			SH5-4 1-2			5-3	4	0	0	0	0	1	3
Fred Lynn, L (1, 8) OBP: 0.396, SLG: 0.520		HR		F8 1B		WP 1B		K			F7	5	2	3	1	0	1	1
George Scott, R (1, 3) OBP: 0.368, SLG: 0.460		6-3		1-2		K 1-2		K			BB	4	0	1	0	1	2	2
Dwight Evans, R (1, 9) OBP: 0.375, SLG: 0.544		K		F8 2-3		P6 2-H			K		F3	5	0	1	1	0	2	3
Bob Bailey, R (1, 10) OBP: 0.309, SLG: 0.378			K	K		P6 1-2			2-3			4	0	0	0	0	2	3
Frank Duffy, R (1, 5) OBP: 0.267, SLG: 0.286			6-3		K		6-3		4-3			4	0	0	0	0	1	0
Inning Stats	R: 0 E: 0 K: 2 S: 7 H: 0 LOB: 0 BB: 0 P: 7	R: 1 E: 0 K: 2 S: 8 H: 1 LOB: 0 BB: 0 P: 8	R: 0 E: 0 K: 2 S: 9 H: 2 LOB: 2 BB: 0 P: 9	R: 0 E: 0 K: 1 S: 7 H: 2 LOB: 2 BB: 0 P: 7	R: 0 E: 1 K: 1 S: 7 H: 2 LOB: 2 BB: 0 P: 7	R: 1 E: 0 K: 1 S: 6 H: 2 LOB: 1 BB: 0 P: 6	R: 0 E: 0 K: 1 S: 5 H: 0 LOB: 0 BB: 0 P: 5	R: 0 E: 0 K: 2 S: 8 H: 1 LOB: 1 BB: 0 P: 8	R: 0 E: 0 K: 1 S: 5 H: 0 LOB: 0 BB: 0 P: 5	R: 0 E: 0 K: 2 S: 7 H: 1 LOB: 1 BB: 0 P: 7	R: 0 E: 0 K: 0 S: 3 H: 0 LOB: 1 BB: 1 P: 7	1B: 10 2B: 1 3B: 0 HR: 1 SF: 0 SAC: 1 DP: 2 HBP: 0						

PITCHER	IP	WLS	BF	H	R	ER	SO	BB	IBB	HBP	BLK	WP	HR	S	P	ERA	WHIP
Mike Flanagan, L (1, 1) ERA: 3.3	9.0		36	10	2	2	13	0	0	0	0	1	1	62	62	2.00	1.111
Don Stanhouse, R (10, 1) ERA: 2.92	2.0	W	7	1	0	0	2	1	0	0	0	0	0	10	14	0.00	1.000

PITCHER	IP	WLS	BF	H	R	ER	SO	BB	IBB	HBP	BLK	WP	HR	S	P	ERA	WHIP

Boston Red Sox @ Baltimore Orioles

Memorial Stadium, Baltimore, MD

Fri Jun 30 1978, 7:05 PM EDT

Att. 33,034 - Unknown

TOP

livebaseballscorecards.com

AB	41
R	2
H	11
RBI	2
BB	1
SO	15
LOB	18

WP: 1 PB: 0 SB: 0 CS: 1 PA: 43

Batter	1	2	3	4	5	6	7	8	9	10	11	AB	R	H	RBI	BB	SO	LOB
Larry Harlow, L (1, 8) OBP: 0.350, SLG: 0.365	x 0-0 F8 ①		S S S 0-3 K ③		B B B B 4-0 1-2 BB			x 0-0 6-3 ②		x 0-0 4-3 ③		4	0	0	0	1	1	2
Rich Dauer, R (1, 4) OBP: 0.339, SLG: 0.413	x 0-0 F8 ②			B B B 4-0 SH2-3 HR BB	x 0-0 L6 ③			x 0-0 2B			x 0-0 1B 2B	4	2	2	0	1	0	2
Pat Kelly, L (1, 9) OBP: 0.387, SLG: 0.343	S S S 0-3 K ③			x 0-0 SH2-3 ① 1-2		x 0-0 4-3 ①		S S S 0-3 K ③			x 0-0 2-H 1B	4	0	1	1	0	2	1
Eddie Murray, S (1, 3) OBP: 0.333, SLG: 0.498		x 0-0 F8 ①		x 0-0 2-H HR		x 0-0 F5 ②			S S S 0-3 K ①			4	1	1	2	0	1	0
Terry Crowley, L (1, 10) OBP: 0.343, SLG: 0.333		x 0-0 F6 ②		x 0-0 F9 ②		x 0-0 4-3 ③			x 0-0 4-3 ②			4	0	0	0	0	0	0
Doug DeCinces, R (1, 5) OBP: 0.316, SLG: 0.389		x 0-0 4-3 ③		S S S 0-3 K ③			S S S 0-3 K ①		x 0-0 F6 ③			4	0	0	0	0	2	0
Andres Mora, R (1, 7) OBP: 0.288, SLG: 0.406			x 0-0 L5 ①		S S S 0-3 K ①		x 0-0 F7 ②			x 0-0 F8 ①		4	0	0	0	0	1	0
Rick Dempsey, R (1, 2) Carlos Lopez, R (10, PR) Dave Skaggs, R (11, 2) OBP: 0.295, SLG: 0.342 OBP: 0.275, SLG: 0.327 OBP: 0.192, SLG: 0.125			x 0-0 5-3 1B		x 0-0 FC2-6 1B		x 0-0 P4 ③			x 0-0 2B		4 0 0	0 0 0	3 0 0	0 0 0	0 0 0	0 0 0	0 0 0
Mark Belanger, R (1, 6) OBP: 0.292, SLG: 0.249			x 0-0 5-3 ② 1-2		x 0-0 FC2-6 ② BB 1-2f			x 0-0 F8 ①		x 0-0 F3 ②		4	0	0	0	0	0	3
Inning Stats	R: 0 H: 0 E: 0 LOB: 0 K: 1 BB: 0 S: 5 P: 5	R: 0 H: 0 E: 0 LOB: 0 K: 0 BB: 0 S: 3 P: 3	R: 0 H: 1 E: 0 LOB: 1 K: 1 BB: 0 S: 6 P: 6	R: 2 H: 1 E: 0 LOB: 0 K: 1 BB: 1 S: 6 P: 10	R: 0 H: 1 E: 0 LOB: 2 K: 1 BB: 1 S: 6 P: 10	R: 0 H: 0 E: 0 LOB: 0 K: 0 BB: 0 S: 3 P: 3	R: 0 H: 0 E: 0 LOB: 0 K: 1 BB: 0 S: 5 P: 5	R: 0 H: 1 E: 0 LOB: 1 K: 1 BB: 0 S: 6 P: 6	R: 0 H: 0 E: 0 LOB: 0 K: 1 BB: 0 S: 5 P: 5	R: 0 H: 1 E: 0 LOB: 1 K: 0 BB: 0 S: 4 P: 4	R: 1 H: 2 E: 0 LOB: 1 K: 0 BB: 0 S: 2 P: 2	1B: 3 SF: 0 2B: 3 SAC: 1 3B: 0 DP: 0 HR: 1 HBP: 0						

PITCHER	IP	WLS	BF	H	R	ER	SO	BB	IBB	HBP	BLK	WP	HR	S	P	ERA	WHIP
Luis Tiant, R (1, 1) ERA: 2.83	10.0	L	39	7	3	3	7	2	0	0	0	0	1	51	59	2.70	0.900

PITCHER	IP	WLS	BF	H	R	ER	SO	BB	IBB	HBP	BLK	WP	HR	S	P	ERA	WHIP

BOTTOM

Boston Red Sox @ Baltimore Orioles

Memorial Stadium, Baltimore, MD

Fri Jun 30 1978, 7:05 PM EDT

Att. 33,034 - Unknown

livebaseballscorecards.com

AB	36
R	3
H	7
RBI	3
BB	2
SO	7
LOB	8

WP: 0 PA: 39
PB: 0
SB: 0
CS: 0

Batter	1	2	3	4	5	6	7	8	9	10	11	AB	R	H	RBI	BB	SO	LOB
Rick Burleson, R (1, 6) OBP: 0.299, SLG: 0.370	B B B B 4-0 BB BB		x 0-0 ② 5-3		x 0-0 ② FC5-4 1B 1-2f 3-H		x 0-0 ② 6-3 1-2		x 0-0 4-1 1-2 3-H 1B		x 0-0 ① F9	5	0	1	2	1	0	4
Jerry Remy, L (1, 4) OBP: 0.301, SLG: 0.316	x 0-0 ① F7		x 0-0 ③ 4-3		x 0-0 1-2 1B		x 0-0 ③ 3-1		x 0-0 ② 4-1 1-2 2-3		x 0-0 ②③ G3-6-3 1-2f	6	0	1	0	0	0	6
Jim Rice, R (1, 10) OBP: 0.379, SLG: 0.620	S S S 0-3 ② K			x 0-0 ① 6-3	x 0-0 ③ F8			x 0-0 ① F8	x 0-0 ③ 6-3			5	0	0	0	0	1	5
Carl Yastrzemski, L (1, 7) OBP: 0.381, SLG: 0.388	B B B B 4-0 1-2 BB			S S S 0-3 ② K		x 0-0 1B		x 0-0 ② F8		x 0-0 FC1-6 1B		4	0	2	0	1	1	0
Carlton Fisk, R (1, 2) OBP: 0.371, SLG: 0.496	x 0-0 ③ F3			x 0-0 1B		x 0-0 ① F9		x 0-0 E7 1B		x 0-0 ① FC1-6 1B 1-2f		5	0	2	0	0	0	4
Fred Lynn, L (1, 8) OBP: 0.393, SLG: 0.514		x 0-0 ① 4-3		x 0-0 ③ L7		x 0-0 ② F7		x 0-0 ③ 3-1		x 0-0 G4-6-3 1-2 1B		5	0	1	0	0	0	3
George Scott, R (1, 3) OBP: 0.357, SLG: 0.444		x 0-0 ② F8			S S S 0-3 ① K	x 0-0 ③ 4-3			S S S 0-3 ① K	x 0-0 ②③ G4-6-3 1-2f		5	0	0	0	0	2	3
Dwight Evans, R (1, 9) OBP: 0.379, SLG: 0.541		x 0-0 ③ F3			x 0-0 1B FC5-4 1B		x 0-0 ① 6-3		B B B B 4-0 1B 1B BB		B B B B 4-0 1B BB	3	2	1	0	2	0	0
Jack Brohamer, L (1, 5) OBP: 0.386, SLG: 0.427 Frank Duffy, R (9, 5) OBP: 0.290, SLG: 0.310			x 0-0 ① 6-3		x 0-0 FC5-4 1-3 1B		B B B B 4-0 6-3 BB		x 0-0 4-1 1B 1-3 1B		x 0-0 G3-6-3 1-2 1B	3 1	0 0	2 1	0 0	1 0	0 0	0 0
Inning Stats	R: 0 H: 0 E: 0 LOB: 2 K: 1 BB: 2 S: 5 P: 13	R: 0 H: 0 E: 0 LOB: 0 K: 0 BB: 0 S: 3 P: 3	R: 0 H: 0 E: 0 LOB: 0 K: 0 BB: 0 S: 3 P: 3	R: 0 H: 1 E: 0 LOB: 1 K: 1 BB: 0 S: 6 P: 6	R: 1 H: 3 E: 0 LOB: 2 K: 1 BB: 0 S: 8 P: 8	R: 0 H: 1 E: 0 LOB: 1 K: 0 BB: 0 S: 4 P: 4	R: 0 H: 0 E: 0 LOB: 1 K: 0 BB: 1 S: 3 P: 7	R: 0 H: 1 E: 1 LOB: 1 K: 0 BB: 0 S: 4 P: 4	R: 1 H: 2 E: 0 LOB: 2 K: 1 BB: 1 S: 7 P: 11	R: 0 H: 2 E: 0 LOB: 1 K: 0 BB: 0 S: 4 P: 4	R: 0 H: 1 E: 0 LOB: 1 K: 0 BB: 1 S: 3 P: 7	1B: 11 SF: 0 2B: 0 SAC: 0 3B: 0 DP: 2 HR: 0 HBP: 0						WP: 0 PA: 47 PB: 0 SB: 0 CS: 0

PITCHER		IP	WLS	BF	H	R	ER	SO	BB	IBB	HBP	BLK	WP	HR	S	P	ERA	WHIP
Jim Palmer, R ERA: 2.31	(1, 1)	9.0		39	8	2	2	4	4	0	0	0	0	0	43	59	2.00	1.333
Tippy Martinez, L ERA: 5.88	(10, 1)	0.1		3	2	0	0	0	0	0	0	0	0	0	3	3	0.00	6.000
Don Stanhouse, R ERA: 2.87	(10, 1)	0.2		3	1	0	0	0	1	0	0	0	0	0	2	6	0.00	3.000
Nelson Briles, R ERA: 4.85	(11, 1)	1.0	W	2	0	0	0	0	0	0	0	0	0	0	2	2	0.00	0.000

PITCHER	IP	WLS	BF	H	R	ER	SO	BB	IBB	HBP	BLK	WP	HR	S	P	ERA	WHIP

Boston Red Sox @ Baltimore Orioles

Memorial Stadium, Baltimore, MD

Sat Jul 01 1978, 7:05 PM EDT

Att. 38,542 - Unknown

TOP

livebaseballscorecards.com

AB	42
R	2
H	11
RBI	2
BB	5
SO	4
LOB	25

Batter	1	2	3	4	5	6	7	8	9	10	11	AB	R	H	RBI	BB	SO	LOB
Larry Harlow, L (1, 8) OBP: 0.347, SLG: 0.361	K		F9			G3		F8		SH1-4 1-2	1-2 2-3 3-H 1B	5	0	1	1	0	1	1
Rich Dauer, R (1, 4) OBP: 0.329, SLG: 0.400	6-3			5-3		1-3		6-3		F3		5	0	0	0	0	0	1
Ken Singleton, S (1, 10) OBP: 0.413, SLG: 0.423	4-3			6-3		1B		K		IBB		4	0	1	0	1	1	0
Eddie Murray, S (1, 3) OBP: 0.337, SLG: 0.497		K		F4		FC6-4 1-2			BB E SH1-4	IBB 1-2 2-3		3	0	1	0	2	1	0
Andres Mora, R (1, 7) OBP: 0.290, SLG: 0.404		5-3			HR	FC6-4 1-2f			SH1-4 1-2	L9		3	1	1	0	0	0	2
Mike Anderson, R (8, 7) (10, 9)					1B							1	0	0	0	0	0	3
Doug DeCinces, R (1, 5) OBP: 0.318, SLG: 0.402		K			HR 1-H		K		E5 4-3 2-3		BB 1B FC6-2	4	1	1	2	1	2	1
Pat Kelly, L (1, 9) OBP: 0.386, SLG: 0.336			4-3		HBP CS		K		4-3 1-2		FC6-2 IBB 1-3 1B	2	0	0	0	0	1	0
Carlos Lopez, R (8, 9) OBP: 0.275, SLG: 0.327											1B	0	0	0	0	0	0	0
Terry Crowley, L (9, PH) OBP: 0.351, SLG: 0.343												2	1	1	0	0	0	2
(10, 7)																		
Rick Dempsey, R (1, 2) OBP: 0.299, SLG: 0.345			5-3 1B		F4		1B		F9		1B FC6-2 1-2 IBB	4	0	2	0	0	0	3
Elrod Hendricks, L (11, PH) OBP: 0.462, SLG: 0.364												0	0	0	0	1	0	0
Mark Belanger, R (1, 6) OBP: 0.291, SLG: 0.249			5-3 1-2		6-3 1-2		F6			IBB SH1-4 1B	FC6-2 1-2 3-Hf 1B	4	0	1	0	0	0	3
Lee May, R (11, PH) OBP: 0.304, SLG: 0.467												1	0	0	0	0	0	3
Inning Stats	R: 0 E: 0 K: 1 S: 5 H: 0 LOB: 0 BB: 0 P: 5	R: 0 E: 0 K: 2 S: 7 H: 0 LOB: 0 BB: 0 P: 7	R: 0 E: 0 K: 0 S: 4 H: 1 LOB: 1 BB: 0 P: 4	R: 0 E: 0 K: 0 S: 3 H: 0 LOB: 0 BB: 0 P: 3	R: 2 E: 0 K: 0 S: 4 H: 2 LOB: 0 BB: 0 P: 5	R: 0 E: 0 K: 0 S: 5 H: 2 LOB: 2 BB: 0 P: 5	R: 0 E: 0 K: 2 S: 8 H: 1 LOB: 1 BB: 0 P: 8	R: 0 E: 0 K: 1 S: 5 H: 0 LOB: 0 BB: 0 P: 5	R: 0 E: 1 K: 0 S: 4 H: 0 LOB: 2 BB: 1 P: 8	R: 0 E: 0 K: 0 S: 4 H: 1 LOB: 3 BB: 2 P: 12	R: 1 E: 0 K: 0 S: 3 H: 2 LOB: 3 BB: 2 P: 11	1B: 8 2B: 0 3B: 0 HR: 1	SF: 0 SAC: 2 DP: 0 HBP: 1	WP: 0 PB: 0 SB: 0 CS: 1	PA: 46			

PITCHER	IP	WLS	BF	H	R	ER	SO	BB	IBB	HBP	BLK	WP	HR	S	P	ERA	WHIP
Mike Torrez, R (1, 1) ERA: 3.78	10.1	L	46	9	3	3	6	2	3	1	0	0	1	52	73	2.61	1.065

PITCHER	IP	WLS	BF	H	R	ER	SO	BB	IBB	HBP	BLK	WP	HR	S	P	ERA	WHIP

BOTTOM

Boston Red Sox @ Baltimore Orioles

Memorial Stadium, Baltimore, MD

Sat Jul 01 1978, 7:05 PM EDT

Att. 38,542 - Unknown

livebaseballscorecards.com

AB	38
R	3
H	9
RBI	3
BB	5
SO	6
LOB	19

New York Yankees @ Boston Red Sox

Fenway Park, Boston, MA

Mon Jul 03 1978, 7:05 PM EDT

Att. 34,722 - Unknown - 67 F

TOP

livebaseballscorecards.com

Batter	1	2	3	4	5	6	7	8	9	AB	R	H	RBI	BB	SO	LOB
Mickey Rivers, L (1, 8) OBP: 0.293, SLG: 0.377	L3	F8		4-3			F7		F7	4	0	0	0	0	0	1
Paul Blair, R (9, PH) OBP: 0.270, SLG: 0.333										1	0	0	0	0	0	0
Graig Nettles, L (1, 5) OBP: 0.334, SLG: 0.442	HR		1B 2B		F8		FC6-4 1B		F7	5	2	3	1	0	0	0
Thurman Munson, R (1, 2) OBP: 0.304, SLG: 0.376	1B FC5-2-6 BB		K		F9		FC6-4 1-2f		K	3	0	0	0	1	1	2
Cliff Johnson, R (7, 2) OBP: 0.317, SLG: 0.340										1	0	0	0	0	1	0
Chris Chambliss, L (1, 3) OBP: 0.342, SLG: 0.400	FC5-2-6 1-3 1B		1-3		F5		F6			4	0	1	0	0	0	2
Lou Piniella, R (1, 7) OBP: 0.367, SLG: 0.396	FC5-2-6 1-2 3-H		2-H 1B			1-3		F4		4	0	1	1	0	0	2
Reggie Jackson, L (1, 10) OBP: 0.340, SLG: 0.457	K		K			E3 1B		3-1		4	0	0	0	0	2	3
Gary Thomasson, L (1, 9) OBP: 0.307, SLG: 0.415		F8		HR		1-2 1B		HR 2B		4	2	3	1	0	0	0
Damaso Garcia, R (1, 4) OBP: 0.242, SLG: 0.200		5-3		F6		K		2-H HR		2	0	0	0	0	0	0
Jay Johnstone, L (6, PH) OBP: 0.245, SLG: 0.244										1	0	0	0	0	1	2
Bucky Dent, R (6, 6) OBP: 0.284, SLG: 0.319										1	1	1	2	0	0	0
Fred Stanley, R (1, 6) OBP: 0.385, SLG: 0.359		1B		F2		K		G3		2	0	1	0	0	0	0
Jim Spencer, L (6, PH) OBP: 0.300, SLG: 0.487										1	0	0	0	0	1	2
Brian Doyle, L (6, 4) OBP: 0.217, SLG: 0.217										1	0	0	0	0	0	0

	AB	38
	R	5
	H	10
	RBI	5
	BB	1
	SO	6
	LOB	14

Inning Stats	1	2	3	4	5	6	7	8	9
	R: 1 E: 0 K: 1 S: 7 H: 2 LOB: 2 BB: 1 P: 11	R: 0 E: 0 K: 0 S: 4 H: 1 LOB: 1 BB: 0 P: 4	R: 1 E: 0 K: 2 S: 9 H: 2 LOB: 1 BB: 0 P: 9	R: 1 E: 0 K: 0 S: 4 H: 1 LOB: 0 BB: 0 P: 4	R: 0 E: 0 K: 0 S: 3 H: 0 LOB: 0 BB: 0 P: 3	R: 0 E: 1 K: 2 S: 9 H: 1 LOB: 2 BB: 0 P: 9	R: 0 E: 0 K: 0 S: 4 H: 1 LOB: 1 BB: 0 P: 4	R: 2 E: 0 K: 0 S: 5 H: 2 LOB: 0 BB: 0 P: 5	R: 0 E: 0 K: 1 S: 5 H: 0 LOB: 0 BB: 0 P: 5

	1B: 5	SF: 0	WP: 0	PA: 39
	2B: 2	SAC: 0	PB: 0	
	3B: 0	DP: 0	SB: 0	
	HR: 3	HBP: 0	CS: 0	

PITCHER		IP	WLS	BF	H	R	ER	SO	BB	IBB	HBP	BLK	WP	HR	S	P	ERA	WHIP
Dennis Eckersley, R ERA: 3.28	(1, 1)	8.0	W	36	10	5	5	5	1	0	0	0	0	3	45	49	5.62	1.375
Tom Burgmeier, L ERA: 3.54	(9, 1)	1.0		3	0	0	0	1	0	0	0	0	0	0	5	5	0.00	0.000

PITCHER	IP	WLS	BF	H	R	ER	SO	BB	IBB	HBP	BLK	WP	HR	S	P	ERA	WHIP

Batter	1	2	3	4	5	6	7	8	9	AB	R	H	RBI	BB	SO	LOB
Rick Burleson, R (1, 6) OBP: 0.301, SLG: 0.368	F8	F8		5-3 FC4-2 2B BB	SF9 3-H		G4-6-3 BB			2	1	0	1	2	0	2
Jerry Remy, L (1, 4) OBP: 0.299, SLG: 0.318	1B 2B		E4 2B	FC4-2 5-3 1-2 3-H 2B	F8		G4-6-3 1-2f			5	3	1	0	0	0	3
Jim Rice, R (1, 10) OBP: 0.376, SLG: 0.620	F8		F8	5-3 1-2 2-3		1B 3B	5-3			5	1	1	0	0	0	4
Carl Yastrzemski, L (1, 7) OBP: 0.388, SLG: 0.397	2-H 1B		1-H 1B 2B	2B IBB		FC3-6 3-H 1B		6-3		4	1	3	3	1	0	0
Carlton Fisk, R (1, 2) OBP: 0.371, SLG: 0.498	5-3		FC6-4 2-H 1B	1-3 2-H 3-H 2B		FC3-6 1B 1-2f		K		5	0	2	3	0	1	2
Fred Lynn, L (1, 8) OBP: 0.390, SLG: 0.508		L9	FC6-4 1-2f	3-1		BB 1-3 1B		L8		5	0	1	0	0	0	3
George Scott, R (1, 3) OBP: 0.360, SLG: 0.459		2B	F9		2B 2B	F4				4	1	2	0	0	0	3
Dwight Evans, R (1, 9) OBP: 0.388, SLG: 0.547		BB		2B BB	SH1-3 2-H SF9 2B	1-2 BB				1	2	1	1	3	0	0
Jack Brohamer, L (1, 5) OBP: 0.385, SLG: 0.435		F7		1-H FC4-2 2B	SH1-3 2-3	4-3				3	0	1	1	0	0	5
Inning Stats	R: 1 H: 2 E: 0 LOB: 1 K: 0 BB: 0 S: 5 P: 5	R: 0 H: 1 E: 0 LOB: 2 K: 0 BB: 1 S: 4 P: 8	R: 2 H: 2 E: 1 LOB: 1 K: 0 BB: 0 S: 6 P: 6	R: 3 H: 2 E: 0 LOB: 2 K: 0 BB: 3 S: 5 P: 17	R: 2 H: 2 E: 0 LOB: 0 K: 0 BB: 0 S: 5 P: 5	R: 1 H: 3 E: 0 LOB: 3 K: 0 BB: 1 S: 6 P: 10	R: 0 H: 0 E: 0 LOB: 0 K: 0 BB: 1 S: 2 P: 6	R: 0 H: 0 E: 0 LOB: 0 K: 1 BB: 0 S: 5 P: 5		1B: 4 SF: 1 2B: 7 SAC: 1 3B: 1 DP: 1 HR: 0 HBP: 0						

PITCHER		IP	WLS	BF	H	R	ER	SO	BB	IBB	HBP	BLK	WP	HR	S	P	ERA	WHIP
Ed Figueroa, R ERA: 3.59	(1, 1)	3.2	L	23	7	6	5	0	3	1	0	0	0	0	19	35	12.27	2.727
Sparky Lyle, L ERA: 3.55	(4, 1)	1.1		6	2	2	2	0	0	0	0	0	0	0	6	6	13.50	1.500
Bob Kammeyer, R ERA: 3.0	(6, 1)	3.0		13	3	1	1	1	2	0	0	0	0	0	13	21	3.00	1.667

PITCHER	IP	WLS	BF	H	R	ER	SO	BB	IBB	HBP	BLK	WP	HR	S	P	ERA	WHIP

BOTTOM

New York Yankees @ Boston Red Sox

Fenway Park, Boston, MA

Mon Jul 03 1978, 7:05 PM EDT

Att. 34,722 - Unknown - 67 F

livebaseballscorecards.com

AB	34
R	9
H	12
RBI	9
BB	6
SO	1
LOB	22

Batter	1	2	3	4	5	6	7	8	9	AB	R	H	RBI	BB	SO	LOB
Rick Burleson, R (1, 6) OBP: 0.299, SLG: 0.365	6-3		F4		F4		FC4-6 2-3 1B		6-3	5	0	1	0	0	0	1
Jerry Remy, L (1, 4) OBP: 0.299, SLG: 0.320	3B 2B		F8		F4		FC4-6 1-2f 3-H HR S		K	4	2	1	1	0	0	2
Frank Duffy, R (8, 4) OBP: 0.281, SLG: 0.300										1	0	0	0	0	1	0
Jim Rice, R (1, 10) OBP: 0.375, SLG: 0.622	2-H 3B			4-3		1-3	K 1-2			4	0	1	1	0	1	1
Carl Yastrzemski, L (1, 7) OBP: 0.389, SLG: 0.410	F3			HR 1B		1-3	HR 2-H			4	2	2	2	0	0	1
Sam Bowen, R (7, 7)										0	0	0	0	0	0	0
Carlton Fisk, R (1, 2) OBP: 0.367, SLG: 0.491	F7		F9		F8		K			4	0	0	0	0	1	2
Fred Kendall, R (8, 2) OBP: 0.259, SLG: 0.320										0	0	0	0	0	0	0
Fred Lynn, L (1, 8) OBP: 0.391, SLG: 0.530		F8	1-H HR				HR	3-1		4	2	2	3	0	0	0
George Scott, R (1, 3) OBP: 0.358, SLG: 0.454	K		5-3				E 1B 1B	1-3		4	1	1	0	0	1	0
Dwight Evans, R (1, 9) OBP: 0.390, SLG: 0.546	K				G3 1B		E1 1-H 2B 1B	K		4	1	2	0	0	2	0
Jack Brohamer, L (1, 5) OBP: 0.380, SLG: 0.438			G3		G3 1-2		1B FC4-6 3-H 2B		4-3	4	1	1	1	0	0	1
Inning Stats	R: 1 E: 0 K: 0 S: 5 H: 2 LOB: 1 BB: 0 P: 5	R: 0 E: 0 K: 2 S: 7 H: 0 LOB: 0 BB: 0 P: 7	R: 0 E: 0 K: 0 S: 3 H: 0 LOB: 0 BB: 0 P: 3	R: 2 E: 0 K: 0 S: 5 H: 2 LOB: 0 BB: 0 P: 5	R: 0 E: 0 K: 0 S: 4 H: 1 LOB: 1 BB: 0 P: 4	R: 0 E: 0 K: 0 S: 3 H: 0 LOB: 0 BB: 0 P: 3	R: 6 E: 1 K: 2 S: 13 H: 6 LOB: 0 BB: 0 P: 13	R: 0 E: 0 K: 1 S: 5 H: 0 LOB: 0 BB: 0 P: 5	R: 0 E: 0 K: 1 S: 5 H: 0 LOB: 0 BB: 0 P: 5	1B: 5 2B: 2 3B: 1 HR: 3 SF: 0 SAC: 0 DP: 0 HBP: 0						

PITCHER		IP	WLS	BF	H	R	ER	SO	BB	IBB	HBP	BLK	WP	HR	S	P	ERA	WHIP
Steve Stone, R ERA: 4.22	(1, 1)	6.0	L	27	9	7	7	2	0	0	0	0	0	2	31	31	10.50	1.500
Lerrin LaGrow, R ERA: 4.4	(7, 1)	3.0		11	2	2	2	4	0	0	0	0	0	1	19	19	6.00	0.667

PITCHER	IP	WLS	BF	H	R	ER	SO	BB	IBB	HBP	BLK	WP	HR	S	P	ERA	WHIP

TOP

Boston Red Sox @ Chicago White Sox

Comiskey Park, Chicago, IL

Wed Jul 05 1978, 8:05 PM EDT

Att. 26,434 - Unknown - 80 F

livebaseballscorecards.com

AB	38
R	9
H	11
RBI	8
BB	0
SO	6
LOB	8

BOTTOM

Batter	1	2	3	4	5	6	7	8	9	AB	R	H	RBI	BB	SO	LOB
Alan Bannister, R (1, 10) OBP: 0.312, SLG: 0.298	G3 1B	1-3			6-3		5-3		F8	4	0	1	0	0	0	1
Bob Molinaro, L (9, PH) OBP: 0.349, SLG: 0.415										1	0	0	0	0	0	0
Don Kessinger, S (1, 6) OBP: 0.311, SLG: 0.315	G3 1-2		BBBB CS BB		BBBB FC6-4 BB		4-3		SSS K	2	0	0	0	2	0	1
Greg Pryor, R (8, 6) OBP: 0.278, SLG: 0.267										1	0	0	0	0	1	0
Claudell Washington, L (1, 9) OBP: 0.288, SLG: 0.370	BBBB BB		G3 1-2		FC6-4 FC6-4 1-2f		6-3			3	0	0	0	1	0	2
Lamar Johnson, R (1, 3) OBP: 0.311, SLG: 0.364	L7		F3		FC6-4 1-2f			F8		4	0	0	0	0	0	3
Jorge Orta, L (1, 4) OBP: 0.347, SLG: 0.480	1-3			1B 1B		FC5-4 1B		E 1B E 1B		4	1	3	0	0	0	2
Chet Lemon, R (1, 8) OBP: 0.367, SLG: 0.504		5-3		L8		FC5-4 BB 1-2f		E 1-2 1B		4	0	1	0	0	0	2
Wayne Nordhagen, R (1, 7) OBP: 0.310, SLG: 0.428										3	0	2	0	0	1	1
Ron Blomberg, L (8, PH) OBP: 0.265, SLG: 0.371		2B 1B 1B		1-2 1B				E3 G5-4-3 1-2 2-H		1	0	0	0	0	0	1
Henry Cruz, L (9, 7) OBP: 0.301, SLG: 0.391							SSS K			0	0	0	0	0	0	0
Eric Soderholm, R (1, 5) OBP: 0.313, SLG: 0.410		1-2 2B 1B		SSS K		BBBB BB 1-2		G5-4-3 1-2f		3	1	1	0	1	1	4
Bill Nahorodny, R (1, 2) OBP: 0.297, SLG: 0.368		1-H 2-3 2B		F7			SSS K		F9	4	0	1	1	0	1	4

Inning Stats	1	2	3	4	5	6	7	8	9
R	0	1	0	0	0	0	0	1	0
E	0	0	0	0	0	0	0	1	0
K	0	0	0	1	0	2	0	0	1
S	4	5	2	7	3	8	3	5	5
H	1	3	0	2	0	1	0	2	0
LOB	2	1	0	2	1	2	0	1	0
BB	1	0	1	0	1	1	0	0	0
P	8	5	6	7	7	12	3	5	5

PITCHER		IP	WLS	BF	H	R	ER	SO	BB	IBB	HBP	BLK	WP	HR	S	P	ERA	WHIP
Bill Lee, L ERA: 2.84	(1, 1)	6.0	W	27	7	1	1	3	4	0	0	0	0	0	29	45	1.50	1.833
Bob Stanley, R ERA: 3.02	(7, 1)	3.0	S	11	2	1	0	1	0	0	0	0	0	0	13	13	0.00	0.667

PITCHER	IP	WLS	BF	H	R	ER	SO	BB	IBB	HBP	BLK	WP	HR	S	P	ERA	WHIP

Boston Red Sox @ Chicago White Sox

Comiskey Park, Chicago, IL

Wed Jul 05 1978, 8:05 PM EDT

Att. 26,434 - Unknown - 80 F

livebaseballscorecards.com

AB	34
R	2
H	9
RBI	1
BB	4
SO	4
LOB	21

1B: 8	SF: 0	WP: 0	PA: 38
2B: 1	SAC: 0	PB: 0	
3B: 0	DP: 1	SB: 0	
HR: 0	HBP: 0	CS: 1	

Batter	1	2	3	4	5	6	7	8	9	10	AB	R	H	RBI	BB	SO	LOB
Rick Burleson, R (1, 6) OBP: 0.295, SLG: 0.360	5-3	P1		K2-3		G6-4-3			F8		5	0	0	0	0	1	5
Frank Duffy, R (1, 4) OBP: 0.351, SLG: 0.353	HR, 1B	F8, 1B			G5-4-3, BB		6-3		1-3, 1B		4	2	3	0	1	0	0
Jim Rice, R (1, 10) OBP: 0.375, SLG: 0.618	HR, 1B	F8			G5-4-3		SF8, 1B		1-3		5	2	2	0	0	0	3
Carl Yastrzemski, L (1, 7) OBP: 0.392, SLG: 0.422	HR	L9			4-3		2-6, 1B		PO, BB		4	1	2	3	1	0	1
Carlton Fisk, R (1, 2) OBP: 0.367, SLG: 0.502	5-3	S, 1B				HR	SF8		PO	F8	4	1	2	3	0	0	0
Fred Lynn, L (1, 8) OBP: 0.395, SLG: 0.546	6-3	P8				1B, BB, 1B	2-6	F2, 2B		HR	5	1	3	1	0	0	1
George Scott, R (1, 3) OBP: 0.359, SLG: 0.445		F8		K		BB		BB		G3	3	0	0	0	2	1	0
Dwight Evans, R (1, 9) OBP: 0.390, SLG: 0.542		K		S, BB		G6-4-3, 1B		F2		F6	4	0	1	0	1	1	2
Jack Brohamer, L (1, 5) OBP: 0.375, SLG: 0.430		1B		F2		F4		4-3			4	0	1	0	0	0	5
Inning Stats	R: 3 E: 0 K: 0 S: 6 / H: 3 LOB: 0 BB: 0 P: 6	R: 0 E: 0 K: 1 S: 6 / H: 1 LOB: 1 BB: 0 P: 6	R: 1 E: 0 K: 0 S: 5 / H: 2 LOB: 1 BB: 0 P: 5	R: 0 E: 0 K: 2 S: 7 / H: 0 LOB: 1 BB: 1 P: 11	R: 0 E: 0 K: 0 S: 2 / H: 0 LOB: 0 BB: 1 P: 6	R: 1 E: 0 K: 0 S: 5 / H: 3 LOB: 2 BB: 1 P: 9	R: 1 E: 0 K: 0 S: 4 / H: 2 LOB: 1 BB: 0 P: 4	R: 0 E: 0 K: 0 S: 3 / H: 1 LOB: 1 BB: 1 P: 7	R: 0 E: 0 K: 0 S: 3 / H: 1 LOB: 1 BB: 1 P: 7	R: 1 E: 0 K: 0 S: 4 / H: 1 LOB: 0 BB: 0 P: 4	1B: 10 2B: 1 3B: 0 HR: 3	SF: 1 SAC: 0 DP: 2 HBP: 0						

PITCHER		IP	WLS	BF	H	R	ER	SO	BB	IBB	HBP	BLK	WP	HR	S	P	ERA	WHIP
Wilbur Wood, L ERA: 4.58	(1, 1)	5.0		24	8	5	5	3	2	0	0	0	0	2	28	36	9.00	2.000
Mike Proly, R ERA: 1.5	(6, 1)	2.0		9	3	1	1	0	1	0	0	0	0	0	7	11	4.50	2.000
Jim Willoughby, R ERA: 3.18	(8, 1)	3.0	L	12	3	1	1	0	2	0	0	0	0	1	10	18	3.00	1.667

PITCHER	IP	WLS	BF	H	R	ER	SO	BB	IBB	HBP	BLK	WP	HR	S	P	ERA	WHIP

TOP

Boston Red Sox @ Chicago White Sox

Comiskey Park, Chicago, IL

Thu Jul 06 1978, 8:05 PM EDT

Att. 29,330 - Unknown - 85 F

livebaseballscorecards.com

AB	38
R	7
H	14
RBI	7
BB	5
SO	3
LOB	17

WP: 0 PB: 0 SB: 2 CS: 0 PA: 45

Batter	1	2	3	4	5	6	7	8	9	10	AB	R	H	RBI	BB	SO	LOB
Bob Molinaro, L (1, 10) OBP: 0.356, SLG: 0.421	0-0 S 2B 1B		0-0 CS 1B 1B		0-0 ③ F9		0-0 6-3 1-3 2B		0-0 ② 5-3		3	1	2	0	0	0	0
Wayne Nordhagen, R (7, PH) OBP: 0.314, SLG: 0.437											1	0	1	0	0	0	0
Ron Blomberg, L (9, PH) OBP: 0.263, SLG: 0.368											1	0	0	0	0	0	0
Ralph Garr, L (1, 7) OBP: 0.317, SLG: 0.361	0-0 1-H 1B 2B		0-0 1-2 1B			SSS 0-3 ① K	0-0 ② 6-3 2-3 3-H		SSS 0-3 K 1B 1B		3	1	2	1	0	1	0
Alan Bannister, R (7, PH) OBP: 0.309, SLG: 0.294											1	0	0	1	0	0	2
(8, 7)																	
Henry Cruz, L (9, PH) OBP: 0.297, SLG: 0.385											1	0	0	0	0	1	0
(10, 7)																	
Jorge Orta, L (1, 4) OBP: 0.347, SLG: 0.478	0-0 ① F7		0-0 ① F3			0-0 2B 1B 1B	0-0 ③ F9		0-0 ③ 1-H 1B		5	1	2	0	0	0	5
Lamar Johnson, R (1, 3) OBP: 0.316, SLG: 0.385	0-0 FC3-6 2-H 1B		0-0 ② F3			0-0 1B 1-3 2B		0-0 HR		SSS 0-3 ① K	5	1	3	2	0	1	2
Claudell Washington, L (1, 9) OBP: 0.277, SLG: 0.355	0-0 ② FC3-6 S 1-2f		0-0 ③ CS 2-3	0-0 ① G3		0-0 ② 5-3		0-0 ① 5-3		0-0 ② L6	5	0	0	0	0	0	3
Chet Lemon, R (1, 8) OBP: 0.364, SLG: 0.498	0-0 ③ F8 1-2			0-0 ② F9		0-0 FC6-4 2-3 3-H 1B		SSS 0-3 ② K		0-0 ③ L6	5	0	1	1	0	1	1
Eric Soderholm, R (1, 5) OBP: 0.308, SLG: 0.403		0-0 ① L8		0-0 ③ 5-3		0-0 ③ FC6-4 1-2f		0-0 ③ F7			4	0	0	0	0	0	2
Bill Nahorodny, R (1, 2) OBP: 0.296, SLG: 0.379		0-0 ② F5			0-0 ① F8		0-0 ① F8		0-0 HR		4	1	1	1	0	0	0
Don Kessinger, S (1, 6) OBP: 0.311, SLG: 0.312		0-0 ③ 6-3			0-0 ② F3		BBBB 4-0 2B 6-3 BB		0-0 ① 4-3		2	0	0	0	1	0	0
Greg Pryor, R (7, PR) OBP: 0.276, SLG: 0.264											1	1	0	0	0	0	0
(8, 6)																	
Inning Stats	R: 2 H: 3 E: 0 LOB: 1 K: 0 BB: 0 S: 6 P: 6	R: 0 H: 0 E: 0 LOB: 0 K: 0 BB: 0 S: 3 P: 3	R: 0 H: 2 E: 0 LOB: 1 K: 0 BB: 0 S: 4 P: 4	R: 0 H: 0 E: 0 LOB: 0 K: 0 BB: 0 S: 3 P: 3	R: 0 H: 0 E: 0 LOB: 0 K: 0 BB: 0 S: 3 P: 3	R: 1 H: 3 E: 0 LOB: 2 K: 1 BB: 0 S: 8 P: 8	R: 1 H: 1 E: 0 LOB: 2 K: 0 BB: 1 S: 4 P: 8	R: 1 H: 1 E: 0 LOB: 0 K: 1 BB: 0 S: 6 P: 6	R: 1 H: 2 E: 0 LOB: 2 K: 1 BB: 0 S: 7 P: 7	R: 0 H: 0 E: 0 LOB: 0 K: 1 BB: 0 S: 5 P: 5	1B: 7 SF: 0 2B: 3 SAC: 0 3B: 0 DP: 0 HR: 2 HBP: 0						

PITCHER		IP	WLS	BF	H	R	ER	SO	BB	IBB	HBP	BLK	WP	HR	S	P	ERA	WHIP
Luis Tiant, R ERA: 2.87	(1, 1)	5.0		19	5	2	2	0	0	0	0	0	0	0	19	19	3.60	1.000
Tom Burgmeier, L ERA: 4.15	(6, 1)	2.1		13	5	3	3	1	1	0	0	0	0	1	14	18	11.57	2.571
Bill Campbell, R ERA: 4.84	(8, 1)	2.2	W	10	2	1	1	3	0	0	0	0	1	1	16	16	3.38	0.750

PITCHER	IP	WLS	BF	H	R	ER	SO	BB	IBB	HBP	BLK	WP	HR	S	P	ERA	WHIP

BOTTOM

Boston Red Sox @ Chicago White Sox

Comiskey Park, Chicago, IL

Thu Jul 06 1978, 8:05 PM EDT
Att. 29,330 - Unknown - 85 F

livebaseballscorecards.com

AB	41
R	6
H	12
RBI	6
BB	1
SO	4
LOB	15

WP: 1 PA: 43
PB: 0
SB: 2
CS: 1

Boston Red Sox @ Cleveland Indians

Cleveland Municipal Stadium, Cleveland, OH

Fri Jul 07 1978, 7:05 PM EDT

Att. 19,543 - Unknown - 87 F

TOP

livebaseballscorecards.com

Batter	1	2	3	4	5	6	7	8	9	AB	R	H	RBI	BB	SO	LOB
Rick Burleson, R (1, 6) OBP: 0.299, SLG: 0.360	HBP	1-3			1B		F8		BB	3	3	1	0	1	0	0
Jerry Remy, L (1, 4) OBP: 0.303, SLG: 0.325	1B		F7		9-2		L1		1B	5	2	3	0	0	0	0
Jim Rice, R (1, 7) OBP: 0.378, SLG: 0.627	3B		K		CS		5-3		HR	5	2	3	5	0	1	0
Carl Yastrzemski, L (1, 10) OBP: 0.389, SLG: 0.429	L3		G3		9-2			F9	HR	5	1	1	2	0	0	3
Carlton Fisk, R (1, 2) OBP: 0.371, SLG: 0.504	5-3			WP WP G3 BB	CS	2B		BB	F7	3	1	1	0	2	0	1
Fred Lynn, L (1, 8) OBP: 0.393, SLG: 0.542	1B			G3		6-3		F9		4	0	1	1	0	0	3
George Scott, R (1, 3) OBP: 0.351, SLG: 0.434	5-3			K		4-3		K		4	0	0	0	0	2	4
Dwight Evans, R (1, 9) OBP: 0.391, SLG: 0.537		F7		BB		BB			4-3	2	0	0	0	2	0	0
Jack Brohamer, L (1, 5) OBP: 0.362, SLG: 0.413		F3		4-3		K			F9	4	0	0	0	0	1	3

	AB	35
	R	9
	H	10
	RBI	8
	BB	5
	SO	4
	LOB	14

Inning Stats																				
	R: 3	H: 3	R: 0	H: 0	R: 0	H: 0	R: 1	H: 0	R: 1	H: 3	R: 0	H: 1	R: 0	H: 0	R: 0	H: 0	R: 4	H: 3	1B: 6	SF: 0	WP: 2	PA: 42
	E: 0	LOB: 1	E: 0	LOB: 0	E: 0	LOB: 0	E: 0	LOB: 1	E: 0	LOB: 0	E: 0	LOB: 2	E: 0	LOB: 0	E: 0	LOB: 1	E: 0	LOB: 0	2B: 3	SAC: 0	PB: 0	
	K: 0	BB: 0	K: 0	BB: 0	K: 1	BB: 0	K: 1	BB: 2	K: 0	BB: 0	K: 1	BB: 1	K: 0	BB: 0	K: 1	BB: 1	K: 0	BB: 1	3B: 1	DP: 1	SB: 2	
	S: 6	P: 7	S: 3	P: 3	S: 5	P: 5	S: 5	P: 13	S: 4	P: 4	S: 6	P: 10	S: 3	P: 3	S: 5	P: 9	S: 6	P: 10	HR: 1	HBP: 1	CS: 1	

PITCHER		IP	WLS	BF	H	R	ER	SO	BB	IBB	HBP	BLK	WP	HR	S	P	ERA	WHIP
Dave Freisleben, R ERA: 7.5	(1, 1)	4.0		20	5	5	5	2	2	0	1	0	2	0	21	30	11.25	1.750
Jim Kern, R ERA: 3.35	(5, 1)	4.2		17	2	1	1	2	3	0	0	0	0	0	18	30	1.93	1.071
Dan Spillner, R ERA: 4.15	(9, 1)	0.1	W	4	3	3	3	0	0	0	0	0	0	1	4	4	81.00	9.000

PITCHER	IP	WLS	BF	H	R	ER	SO	BB	IBB	HBP	BLK	WP	HR	S	P	ERA	WHIP

BOTTOM

Batter	1	2	3	4	5	6	7	8	9	AB	R	H	RBI	BB	SO	LOB
Rick Manning, L (1, 8) OBP: 0.327, SLG: 0.353	4-1	BB, 1-3, 3-H, 1B		4-3, 1-H, 2B		4-3, 2-3	1B, 1-3, 2-H, 3-H, 1B			5	0	3	4	0	0	1
Johnny Grubb, L (1, 7) OBP: 0.349, SLG: 0.425	6-3	BBBB, 1-2, BB		4-3, 2-3		E, S, 3-H, 1B	G5-4-3, 2-3, 3-H, 1B			4	0	2	2	1	0	1
Buddy Bell, R (1, 5) OBP: 0.331, SLG: 0.432	BB, 1B	F9		6-3		1-3, 1-3	G5-4-3, 1-2f			5	0	1	0	0	0	7
Andre Thornton, R (1, 3) OBP: 0.390, SLG: 0.520	BBBB, 1-2, BB	5-3			2B, 1B	F6		F9		4	1	1	0	1	0	1
Bernie Carbo, L (1, 10) OBP: 0.384, SLG: 0.389	SSS, K	4-3			1-H, 2B		F7	SSS, K		5	0	1	1	0	2	2
Gary Alexander, R (1, 2) OBP: 0.321, SLG: 0.479	SSS, K	SSS, K			F8		BBBB, 1B, FC, BB	SSS, K		4	1	0	0	1	3	1
Jim Norris, L (1, 9) OBP: 0.338, SLG: 0.333	6-3	SH1-3, 1B, 2B			F8		HBP, FC, 1-3, 1B, 1B	SH1-4, 1B, 1B		4	2	2	0	0	0	1
Paul Dade, R (9, PH) OBP: 0.355, SLG: 0.364										1	1	1	0	0	0	0
Duane Kuiper, L (1, 4) OBP: 0.279, SLG: 0.288	1B, 1B, 1B			SH1-3, 2-3	4-3	FC, HBP, 1-2, 1B, 3-H		SH1-4, 1-2		3	2	1	1	0	0	2
Tom Veryzer, R (1, 6) OBP: 0.312, SLG: 0.373	1B, 1-3, 1B			2B, 3-H, 1B		4-3, 1B, 2B	1B, 1B, 1-2, 2-3, HBP		2-H, 1B	4	3	4	2	0	0	0
Inning Stats	R: 0 E: 0 K: 1 S: 6 H: 1 LOB: 2 BB: 1 P: 10	R: 1 E: 0 K: 1 S: 8 H: 3 LOB: 3 BB: 1 P: 12	R: 0 E: 0 K: 1 S: 5 H: 0 LOB: 0 BB: 0 P: 5	R: 2 E: 0 K: 0 S: 6 H: 3 LOB: 1 BB: 0 P: 6	R: 1 E: 0 K: 0 S: 5 H: 2 LOB: 1 BB: 0 P: 5	R: 1 E: 0 K: 0 S: 5 H: 2 LOB: 1 BB: 0 P: 5	R: 4 E: 0 K: 0 S: 6 H: 3 LOB: 1 BB: 1 P: 11	R: 0 E: 0 K: 2 S: 7 H: 0 LOB: 0 BB: 0 P: 7	R: 1 E: 0 K: 0 S: 3 H: 2 LOB: 1 BB: 0 P: 3	1B: 12 2B: 4 3B: 0 HR: 0 SF: 0 SAC: 2 DP: 1 HBP: 1						

PITCHER		IP	WLS	BF	H	R	ER	SO	BB	IBB	HBP	BLK	WP	HR	S	P	ERA	WHIP
Mike Torrez, R ERA: 3.91	(1, 1)	5.0		26	9	4	4	3	2	0	0	0	0	0	30	38	7.20	2.200
Dick Drago, R ERA: 3.74	(6, 1)	1.1		10	3	5	5	0	1	0	1	0	0	0	8	13	33.75	3.000
Tom Burgmeier, L ERA: 3.94	(7, 1)	1.2		6	2	0	0	2	0	0	0	0	0	0	10	10	0.00	1.200
Bill Campbell, R ERA: 5.16	(9, 1)	0.1	L	3	2	1	1	0	0	0	0	0	0	0	3	3	27.00	6.000

PITCHER	IP	WLS	BF	H	R	ER	SO	BB	IBB	HBP	BLK	WP	HR	S	P	ERA	WHIP

Boston Red Sox @ Cleveland Indians

Cleveland Municipal Stadium, Cleveland, OH

Fri Jul 07 1978, 7:05 PM EDT

Att. 19,543 - Unknown - 87 F

livebaseballscorecards.com

AB	39
R	10
H	16
RBI	10
BB	3
SO	5
LOB	16

WP: 0 PA: 45
PB: 0
SB: 1
CS: 0

Batter	1	2	3	4	5	6	7	8	9	AB	R	H	RBI	BB	SO	LOB
Jerry Remy, L (1, 4) OBP: 0.302, SLG: 0.321	BBBB 4-0 3B BB	x 0-0 ③ 2-3			S S S 0-3 ① K	x 0-0 ③ L4		x 0-0 ① F8		4	1	0	0	1	1	2
Jack Brohamer, L (1, 5) OBP: 0.364, SLG: 0.431	x 0-0 1-H HR 3B	x 0-0 ① 4-1			x 0-0 ② L9		x 0-0 1B 2B 1B	S S S 0-3 ② K		5	2	2	1	0	1	1
Jim Rice, R (1, 10) OBP: 0.379, SLG: 0.629	S S S 0-3 ① K	S S S 0-3 ② K			x 0-0 1B 3B		x 0-0 1-3 2B 1B	x 0-0 ③ L9		5	2	2	0	0	2	2
Carl Yastrzemski, L (1, 7) Sam Bowen, R (7, 8) OBP: 0.393, SLG: 0.442	I I I I 4-0 HR IBB	x 0-0 HR			x 0-0 1B 3-H 1B		S S S 0-3 ① K	B B B B 4-0 2B 5-3 BB		3 0	2 1	2 0	2 0	1 1	1 0	2 0
Carlton Fisk, R (1, 2) OBP: 0.374, SLG: 0.519	x 0-0 1-H 3-H HR	S S S 0-3 ③ K			x 0-0 1-2 1B		x 0-0 1-H 3-H 2B 2B	x 0-0 ① F6		5	2	3	5	0	1	1
Fred Lynn, L (1, 8) Bob Bailey, R (7, 7) OBP: 0.397, SLG: 0.542 OBP: 0.321, SLG: 0.413	BBBB 4-0 G6-4-3 BB			x 0-0 SH1-3 1B 1B	S S S 0-3 ③ K		B B B B 4-0 2B BB	x 0-0 1-3 2B		2 1	2 0	1 1	0 0	2 0	1 0	2 0
George Scott, R (1, 3) OBP: 0.347, SLG: 0.433	x 0-0 ② ③ G6-4-3 1-2f			S S S 0-3 ① K	S S S 0-3 ① K	x 0-0 P6-4 1-H 2-H 2B		x 0-0 ② 5-3 3-H		5	0	1	3	0	2	3
Dwight Evans, R (1, 9) OBP: 0.386, SLG: 0.529		x 0-0 ① 5-3		x 0-0 ② SH1-3 1-2	x 0-0 ② F9	x 0-0 ② ③ P6-4 2-3f		x 0-0 ③ 5-3		4	0	0	0	0	0	2
Frank Duffy, R (1, 6) OBP: 0.390, SLG: 0.378		S S S 0-3 ② K		x 0-0 ③ 2-H 1B	x 0-0 1B			B B B B 4-0 BB		3	0	2	1	1	1	0
Inning Stats	R: 4 H: 2 E: 0 LOB: 0 K: 1 BB: 3 S: 6 P: 18	R: 0 H: 0 E: 0 LOB: 0 K: 1 BB: 0 S: 5 P: 5	R: 1 H: 1 E: 0 LOB: 0 K: 2 BB: 0 S: 8 P: 8	R: 1 H: 2 E: 0 LOB: 1 K: 1 BB: 0 S: 6 P: 6	R: 1 H: 3 E: 0 LOB: 2 K: 2 BB: 0 S: 10 P: 10	R: 0 H: 1 E: 0 LOB: 1 K: 1 BB: 0 S: 6 P: 6	R: 4 H: 4 E: 0 LOB: 0 K: 1 BB: 1 S: 8 P: 12	R: 0 H: 0 E: 0 LOB: 1 K: 1 BB: 1 S: 5 P: 9	R: 1 H: 1 E: 0 LOB: 1 K: 0 BB: 1 S: 4 P: 8	1B: 7 SF: 0 2B: 4 SAC: 1 3B: 2 DP: 2 HR: 2 HBP: 0						WP: 0 PA: 44 PB: 0 SB: 0 CS: 0	

PITCHER		IP	WLS	BF	H	R	ER	SO	BB	IBB	HBP	BLK	WP	HR	S	P	ERA	WHIP
Mike Paxton, R ERA: 3.86	(1, 1)	4.0	L	18	5	6	6	5	2	1	0	0	0	2	25	37	13.50	1.750
Don Hood, L ERA: 5.22	(5, 1)	5.0		26	9	6	6	5	3	0	0	0	0	0	33	45	10.80	2.400

PITCHER	IP	WLS	BF	H	R	ER	SO	BB	IBB	HBP	BLK	WP	HR	S	P	ERA	WHIP

TOP

Boston Red Sox @ Cleveland Indians

Cleveland Municipal Stadium, Cleveland, OH

Sat Jul 08 1978, 7:05 PM EDT

Unknown - 78 F

livebaseballscorecards.com

AB	37
R	12
H	14
RBI	12
BB	6
SO	10
LOB	15

BOTTOM

Boston Red Sox @ Cleveland Indians

Cleveland Municipal Stadium, Cleveland, OH

Sat Jul 08 1978, 7:05 PM EDT

Unknown - 78 F

Batter	1	2	3	4	5	6	7	8	9	AB	R	H	RBI	BB	SO	LOB
Rick Manning, L (1, 8) OBP: 0.328, SLG: 0.358	FC4-6 1B		FC4-6 BB 1-2f		K			2B 2B 1-3	SF7 3-H	4	1	2	1	0	1	2
Johnny Grubb, L (1, 7) OBP: 0.350, SLG: 0.426	FC4-6 1-2f		BB 1-2			F8		HR 2B 2-H 3-H	F5	4	1	1	2	1	0	2
Buddy Bell, R (1, 5) OBP: 0.330, SLG: 0.440	F8		F9			F4		HR 2-H		4	1	1	2	0	0	3
Andre Thornton, R (1, 3) OBP: 0.385, SLG: 0.512	K			F7		F7		K		4	0	0	0	0	2	1
Bernie Carbo, L (1, 10) OBP: 0.367, SLG: 0.368		4-3		K			F7	K		4	0	0	0	0	2	0
Jim Norris, L (1, 9) OBP: 0.333, SLG: 0.328 Horace Speed, R (6, 9) OBP: 0.378, SLG: 0.351		F7		F6			K	5-3		2 2	0 0	0 0	0 0	0 0	0 1	0 0
Duane Kuiper, L (1, 4) OBP: 0.286, SLG: 0.294		F8			B1-3 1B		FC6-4 1B		1B SF7 1B	4	1	3	0	0	0	0
Larvell Blanks, R (1, 6) OBP: 0.285, SLG: 0.347			K		B1-3 1-2		FC6-4 1-2f		1-3 1B	4	0	1	0	0	1	2
Bo Diaz, R (1, 2) OBP: 0.226, SLG: 0.258 Gary Alexander, R (5, PH) (6, 2) OBP: 0.321, SLG: 0.475			FC4-6 1B		K			2B 2B BB	K	1 2	0 1	1 0	0 0	0 1	0 2	0 3

	AB	35
	R	5
	H	9
	RBI	5
	BB	2
	SO	9
	LOB	13

livebaseballscorecards.com

Inning Stats	1	2	3	4	5	6	7	8	9
	R: 0 E: 0 K: 1 S: 6	H: 1 LOB: 1 BB: 0 P: 6	R: 0 E: 0 K: 0 S: 3	H: 0 LOB: 0 BB: 0 P: 3	R: 0 E: 0 K: 1 S: 6	H: 1 LOB: 2 BB: 1 P: 10	R: 0 E: 0 K: 1 S: 5	H: 0 LOB: 0 BB: 0 P: 5	R: 0 E: 0 K: 2 S: 8	H: 1 LOB: 1 BB: 0 P: 8
	R: 0 E: 0 K: 0 S: 3	H: 0 LOB: 0 BB: 0 P: 3	R: 0 E: 0 K: 1 S: 6	H: 1 LOB: 1 BB: 0 P: 6	R: 4 E: 0 K: 2 S: 10	H: 3 LOB: 0 BB: 1 P: 14	R: 1 E: 0 K: 1 S: 7	H: 2 LOB: 1 BB: 0 P: 7		

	1B: 6	SF: 1
	2B: 2	SAC: 0
	3B: 0	DP: 0
	HR: 1	HBP: 0

	WP: 0	PA: 38
	PB: 0	
	SB: 0	
	CS: 0	

PITCHER		IP	WLS	BF	H	R	ER	SO	BB	IBB	HBP	BLK	WP	HR	S	P	ERA	WHIP
Dennis Eckersley, R ERA: 3.39	(1, 1)	9.0	W	38	9	5	5	9	2	0	0	0	0	1	54	62	5.00	1.222

PITCHER	IP	WLS	BF	H	R	ER	SO	BB	IBB	HBP	BLK	WP	HR	S	P	ERA	WHIP

Batter	1	2	3	4	5	6	7	8	9	AB	R	H	RBI	BB	SO	LOB
Rick Burleson, R (1, 6) OBP: 0.296, SLG: 0.355	4-3		F8		L6			F7		4	0	0	0	0	0	0
Frank Duffy, R (1, 4) OBP: 0.356, SLG: 0.341	L7		5-3			5-3		F9		4	0	0	0	0	0	0
Jim Rice, R (1, 7) OBP: 0.380, SLG: 0.633	L8		BBBB WP BB			1B 3B		SSS K		3	1	1	0	1	1	0
Dwight Evans, R (1, 9) OBP: 0.388, SLG: 0.527		BBBB 1B E BB	F7 1-2			3-H 1B			L5	3	1	1	1	1	0	1
Bob Bailey, R (1, 10) OBP: 0.333, SLG: 0.420		E SF8 1-3 1B		SSS K		SSS K			CS 1B	4	1	2	0	0	2	1
Bob Montgomery, R (1, 2) OBP: 0.333, SLG: 0.412		4-3		SSS K		6-3			6-3 1-2	4	0	0	0	0	1	4
Fred Kendall, R (1, 3) OBP: 0.233, SLG: 0.286		FC5 2-3 3-H		F3			4-3			3	0	0	0	0	0	1
Jack Brohamer, L (1, 5) OBP: 0.355, SLG: 0.423		SF8 3-H			F9		6-3			2	0	0	1	0	0	0
Sam Bowen, R (1, 8)		SSS K			5-3		6-3			3	0	0	0	0	1	1
Inning Stats	R: 0 E: 0 K: 0 S: 3 H: 0 LOB: 0 BB: 0 P: 3	R: 2 E: 1 K: 1 S: 7 H: 1 LOB: 1 BB: 1 P: 11	R: 0 E: 0 K: 0 S: 3 H: 0 LOB: 1 BB: 1 P: 7	R: 0 E: 0 K: 2 S: 7 H: 0 LOB: 0 BB: 0 P: 7	R: 0 E: 0 K: 0 S: 3 H: 0 LOB: 0 BB: 0 P: 3	R: 1 E: 0 K: 1 S: 7 H: 2 LOB: 1 BB: 0 P: 7	R: 0 E: 0 K: 0 S: 3 H: 0 LOB: 0 BB: 0 P: 3	R: 0 E: 0 K: 1 S: 5 H: 0 LOB: 0 BB: 0 P: 5	R: 0 E: 0 K: 0 S: 3 H: 1 LOB: 0 BB: 0 P: 3	1B: 3 2B: 0 3B: 1 HR: 0 SF: 1 SAC: 0 DP: 0 HBP: 0						

PITCHER	IP	WLS	BF	H	R	ER	SO	BB	IBB	HBP	BLK	WP	HR	S	P	ERA	WHIP
David Clyde, L (1, 1) ERA: 3.84	9.0	L	33	4	3	1	5	2	0	0	0	1	0	41	49	1.00	0.667

PITCHER	IP	WLS	BF	H	R	ER	SO	BB	IBB	HBP	BLK	WP	HR	S	P	ERA	WHIP

TOP

Boston Red Sox @ Cleveland Indians

Cleveland Municipal Stadium, Cleveland, OH

Sat Jul 08 1978, 7:05 PM EDT

Att. 41,859 - Unknown

livebaseballscorecards.com

AB	30
R	3
H	4
RBI	2
BB	2
SO	5
LOB	8

PA: 33

WP: 1
PB: 0
SB: 0
CS: 1

Batter	1	2	3	4	5	6	7	8	9	AB	R	H	RBI	BB	SO	LOB
Paul Dade, R (1, 9) OBP: 0.351, SLG: 0.360 Rick Manning, L (7, 8) OBP: 0.326, SLG: 0.356	F6		K		FC6-4 (1B) 1-2f		B4-3		FC6-4 1-2f	3 2	1 0	0 0	0 0	0 0	1 0	1 1
Duane Kuiper, L (1, 4) OBP: 0.285, SLG: 0.294	G3		K		1B 1-2		F7			4	1	1	0	0	1	0
Buddy Bell, R (1, 5) OBP: 0.335, SLG: 0.442	HBP BB			1B	1B		4-3			3	0	2	1	1	0	0
Andre Thornton, R (1, 3) OBP: 0.386, SLG: 0.510	1-2 HBP			F4	1-3 2-H			F7		3	0	1	1	0	0	1
Bernie Carbo, L (1, 10) OBP: 0.362, SLG: 0.363	4-3			1-3 FC5-4	F9			6-3		4	0	1	0	0	0	4
Gary Alexander, R (1, 2) OBP: 0.320, SLG: 0.476		5-3		K		2B		4-3		4	0	1	0	0	1	2
Horace Speed, R (1, 8) OBP: 0.354, SLG: 0.325 (7, 9) Jim Norris, L (9, PH) OBP: 0.331, SLG: 0.326		K		FC5-4 1-2f		6-3			4-3	3 1	0 0	0 0	0 0	0 0	1 0	3 0
Ted Cox, R (1, 7) OBP: 0.275, SLG: 0.223 Johnny Grubb, L (6, PH) OBP: 0.351, SLG: 0.424 (7, 7)		6-3			6-3	L6			FC5-4 BB	2 1	0 0	0 0	0 0	0 1	0 0	0 1
Tom Veryzer, R (1, 6) OBP: 0.310, SLG: 0.370			4-3		FC6-4 1B	F3			FC5-4 1-2f FC6-4	4	0	1	0	0	0	2
Inning Stats	R: 0 E: 0 K: 0 S: 3 H: 0 LOB: 2 BB: 1 P: 8	R: 0 E: 0 K: 1 S: 5 H: 0 LOB: 0 BB: 0 P: 5	R: 0 E: 0 K: 2 S: 7 H: 0 LOB: 0 BB: 0 P: 7	R: 0 E: 0 K: 1 S: 7 H: 2 LOB: 2 BB: 0 P: 7	R: 2 E: 0 K: 0 S: 7 H: 4 LOB: 2 BB: 0 P: 7	R: 0 E: 0 K: 0 S: 4 H: 1 LOB: 1 BB: 0 P: 4	R: 0 E: 0 K: 0 S: 3 H: 0 LOB: 0 BB: 0 P: 3	R: 0 E: 0 K: 0 S: 3 H: 0 LOB: 0 BB: 0 P: 3	R: 0 E: 0 K: 0 S: 3 H: 0 LOB: 1 BB: 1 P: 7	1B: 6 2B: 1 3B: 0 HR: 0	SF: 0 SAC: 0 DP: 0 HBP: 1						

PITCHER	IP	WLS	BF	H	R	ER	SO	BB	IBB	HBP	BLK	WP	HR	S	P	ERA	WHIP
Jim Wright, R (1, 1) ERA: 2.89	8.1	W	35	7	2	2	4	2	0	1	0	0	0	40	49	2.16	1.080
Bob Stanley, R (9, 1) ERA: 2.98	0.2	S	2	0	0	0	0	0	0	0	0	0	0	2	2	0.00	0.000

PITCHER	IP	WLS	BF	H	R	ER	SO	BB	IBB	HBP	BLK	WP	HR	S	P	ERA	WHIP

BOTTOM

Boston Red Sox @ Cleveland Indians

Cleveland Municipal Stadium, Cleveland, OH

Sat Jul 08 1978, 7:05 PM EDT

Att. 41,859 - Unknown

livebaseballscorecards.com

AB	34
R	2
H	7
RBI	2
BB	2
SO	4
LOB	15

WP: 0 PB: 0 SB: 0 CS: 0 PA: 37

Boston Red Sox @ Cleveland Indians

Cleveland Municipal Stadium, Cleveland, OH

Sun Jul 09 1978, 3:33 AM EDT

Att. 41,394 - Unknown - 76 F

TOP

livebaseballscorecards.com

Batter	1	2	3	4	5	6	7	8	9	AB	R	H	RBI	BB	SO	LOB
Rick Burleson, R (1, 6) OBP: 0.298, SLG: 0.357	CS 1B		K		FC6-4 1-2f		F3		F8	1	0	1	0	0	0	0
Frank Duffy, R (1, 6) OBP: 0.327, SLG: 0.311										4	0	0	0	0	1	4
Jerry Remy, L (1, 4) OBP: 0.301, SLG: 0.320	K 1-2		6-3			F8		BB 1B 1B		4	1	1	0	0	1	1
Jim Rice, R (1, 10) OBP: 0.379, SLG: 0.628	BB 1B			P8		5-3		K		4	0	1	0	0	1	1
Carl Yastrzemski, L (1, 7) OBP: 0.398, SLG: 0.442	BB 1-2			4-3		1B		1B 1B 1-2 BB		2	0	1	0	2	0	0
Carlton Fisk, R (1, 2) OBP: 0.373, SLG: 0.516	L8			1-3		5-3		1B 1-2 2-H 1B		4	0	1	1	0	0	3
Fred Lynn, L (1, 8) OBP: 0.402, SLG: 0.543		G6-4-3 BB			1B 1B		K	G4-6-3 1-2 2-3 1B		3	0	2	0	1	1	0
George Scott, R (1, 3) OBP: 0.345, SLG: 0.429		G6-4-3 1-2f			K		1B 1B	G4-6-3 1-2f		4	0	1	0	0	1	5
Dwight Evans, R (1, 9) OBP: 0.386, SLG: 0.523		K			FC6-4 1-2 1B		K		K	4	0	1	0	0	3	1
Jack Brohamer, L (1, 5) OBP: 0.352, SLG: 0.417			F9		K		1-2 1B		F7	4	0	1	0	0	1	2

	AB	34
	R	1
	H	10
	RBI	1
	BB	3
	SO	9
	LOB	17

Inning Stats										
	R: 0 E: 0 K: 1 S: 6	H: 2 LOB: 2 BB: 1 P: 10	R: 0 E: 0 K: 1 S: 4	H: 0 LOB: 0 BB: 1 P: 8	R: 0 E: 0 K: 1 S: 5	H: 0 LOB: 0 BB: 0 P: 5	R: 0 E: 0 K: 0 S: 3	H: 0 LOB: 0 BB: 0 P: 3	R: 0 E: 0 K: 2 S: 9	H: 2 LOB: 2 BB: 0 P: 9
	R: 0 E: 0 K: 0 S: 4	H: 1 LOB: 1 BB: 0 P: 4	R: 0 E: 0 K: 2 S: 9	H: 2 LOB: 2 BB: 0 P: 9	R: 1 E: 0 K: 1 S: 7	H: 3 LOB: 2 BB: 1 P: 11	R: 0 E: 0 K: 1 S: 5	H: 0 LOB: 0 BB: 0 P: 5	1B: 10 2B: 0 3B: 0 HR: 0	SF: 0 SAC: 0 DP: 2 HBP: 0
	WP: 0 PB: 0 SB: 0 CS: 1	PA: 37								

PITCHER		IP	WLS	BF	H	R	ER	SO	BB	IBB	HBP	BLK	WP	HR	S	P	ERA	WHIP
Rick Wise, R ERA: 3.19	(1, 1)	7.1	W	32	9	1	1	8	3	0	0	0	0	0	45	57	1.23	1.636
Dan Spillner, R ERA: 3.98	(8, 1)	1.2		5	1	0	0	1	0	0	0	0	0	0	7	7	0.00	0.600

PITCHER	IP	WLS	BF	H	R	ER	SO	BB	IBB	HBP	BLK	WP	HR	S	P	ERA	WHIP

BOTTOM

Boston Red Sox @ Cleveland Indians

Cleveland Municipal Stadium, Cleveland, OH

Sun Jul 09 1978, 3:33 AM EDT

Att. 41,394 - Unknown - 76 F

livebaseballscorecards.com

Batter	1	2	3	4	5	6	7	8	9	AB	R	H	RBI	BB	SO	LOB
Rick Manning, L (1, 8) OBP: 0.327, SLG: 0.354	6-3	FC6 1-3 2-H		BB HR BB		BB 1B		5-3		4	1	1	0	1	0	1
Johnny Grubb, L (1, 7) OBP: 0.360, SLG: 0.427	1B 1B	IBB		1-2 2-3 HR BB		F8		G6-4-3 1B		3	1	2	0	2	0	1
Buddy Bell, R (1, 5) OBP: 0.340, SLG: 0.452	1-3 1B	L5 3-H		1-H 2-H 3-H HR		1-2 BB		G6-4-3 1-2f		4	1	2	4	1	0	4
Andre Thornton, R (1, 3) OBP: 0.381, SLG: 0.502	F2		F8	F6		F6				4	0	0	0	0	0	4
Gary Alexander, R (1, 2) OBP: 0.319, SLG: 0.476	K		2B	F5			L5			4	0	1	0	0	1	2
Bernie Carbo, L (1, 10) OBP: 0.357, SLG: 0.357		K	L9		G6-4-3 1B		E6 2B E			4	1	1	0	0	1	1
Horace Speed, R (1, 9) OBP: 0.346, SLG: 0.318	2B 1B	K			G6-4-3 1-2f		P9			4	1	1	0	0	1	3
Duane Kuiper, L (1, 4) OBP: 0.291, SLG: 0.307	FC6 1-H E 2B			BB SH1-3 HR 1B	1-3		1-3 E5 2B			4	2	3	1	0	0	0
Tom Veryzer, R (1, 6) OBP: 0.305, SLG: 0.363	E6 E L5			SH1-3 1-2		6-3	E5 2-H 3-H			3	0	0	0	0	0	2
Inning Stats	R: 0 E: 0 K: 1 S: 7 H: 2 LOB: 2 BB: 0 P: 7	R: 2 E: 2 K: 1 S: 8 H: 2 LOB: 2 BB: 1 P: 12	R: 0 E: 0 K: 1 S: 6 H: 1 LOB: 1 BB: 0 P: 6	R: 4 E: 0 K: 0 S: 5 H: 2 LOB: 0 BB: 2 P: 13	R: 0 E: 0 K: 0 S: 3 H: 1 LOB: 0 BB: 0 P: 3	R: 0 E: 0 K: 0 S: 4 H: 1 LOB: 2 BB: 1 P: 8	R: 1 E: 2 K: 0 S: 5 H: 1 LOB: 2 BB: 0 P: 5	R: 0 E: 0 K: 0 S: 3 H: 1 LOB: 0 BB: 0 P: 3		1B: 7 2B: 4 3B: 0 HR: 1	SF: 0 SAC: 1 DP: 3 HBP: 0						

	AB	34
	R	7
	H	11
	RBI	5
	BB	4
	SO	3
	LOB	18

WP: 0 PB: 0 SB: 0 CS: 0 PA: 39

PITCHER		IP	WLS	BF	H	R	ER	SO	BB	IBB	HBP	BLK	WP	HR	S	P	ERA	WHIP
Allen Ripley, R ERA: 4.85	(1, 1)	3.1	L	21	7	6	5	3	2	1	0	0	0	1	24	36	13.50	2.700
Bob Stanley, R ERA: 2.73	(4, 1)	4.2		18	4	1	0	0	1	0	0	0	0	0	17	21	0.00	1.071

PITCHER	IP	WLS	BF	H	R	ER	SO	BB	IBB	HBP	BLK	WP	HR	S	P	ERA	WHIP

Texas Rangers @ Boston Red Sox

Fenway Park, Boston, MA

Thu Jul 13 1978, 7:05 PM EDT

Att. 33,995 - Unknown - 82 F

TOP

livebaseballscorecards.com

Batter	1	2	3	4	5	6	7	8	9	AB	R	H	RBI	BB	SO	LOB
Bobby Bonds, R (1, 9) OBP: 0.329, SLG: 0.442	K		F8	F8		HR		FC5-4 1B		5	1	2	1	0	1	0
Bobby Thompson, S (8, 9) OBP: 0.289, SLG: 0.365										0	0	0	0	0	0	0
Juan Beniquez, R (1, 8) OBP: 0.310, SLG: 0.405	HR		2B		1B 1B	K		FC5-4 5-3 1B 1-2f		5	3	3	1	0	1	1
Jim Sundberg, R (1, 2) OBP: 0.378, SLG: 0.396	F4		K		FC6-5 1B 1-3		6-3	5-3 1-2		5	0	1	0	0	1	2
Al Oliver, L (1, 10) OBP: 0.328, SLG: 0.507	HR		P7		FC6-5 1-2 3-H		1B HR	FC5-4 2-H		5	2	4	3	0	0	1
Richie Zisk, R (1, 7) OBP: 0.346, SLG: 0.434	K			BB 1B	FC6-5 1-2 2-3f		F8	FC5-4 1-2f		5	1	1	0	0	1	4
Mike Hargrove, L (1, 3) OBP: 0.394, SLG: 0.370		6-3		BBBB 1B SF9 BB 1-2	F7		1B HR 1-3		L3	4	2	1	0	1	0	2
Mike Jorgensen, L (9, 3) OBP: 0.389, SLG: 0.160										0	0	0	0	0	0	0
Toby Harrah, R (1, 5) OBP: 0.332, SLG: 0.314		HR		SF9 SF7 1B 1-3 2-H	4-3		HR 1-H 3-H		K	5	3	3	5	0	1	2
Bump Wills, S (1, 4) OBP: 0.299, SLG: 0.343		1-3		SF9 2-3 3-H		1-3	2B		2B	4	0	2	1	0	0	0
Bert Campaneris, R (1, 6) OBP: 0.272, SLG: 0.243		F8		SF7 3-H		6-3	F3		F7	4	0	0	1	0	0	2
Inning Stats	R: 2 E: 0 K: 2 S: 9 H: 2 LOB: 0 BB: 0 P: 9	R: 1 E: 0 K: 0 S: 4 H: 1 LOB: 0 BB: 0 P: 4	R: 0 E: 0 K: 1 S: 6 H: 1 LOB: 1 BB: 0 P: 6	R: 3 E: 0 K: 0 S: 5 H: 2 LOB: 0 BB: 1 P: 9	R: 1 E: 0 K: 0 S: 6 H: 3 LOB: 2 BB: 0 P: 6	R: 1 E: 0 K: 1 S: 6 H: 1 LOB: 0 BB: 0 P: 6	R: 3 E: 0 K: 0 S: 7 H: 4 LOB: 1 BB: 0 P: 7	R: 1 E: 0 K: 0 S: 5 H: 2 LOB: 1 BB: 0 P: 5	R: 0 E: 0 K: 1 S: 6 H: 1 LOB: 1 BB: 0 P: 6	1B: 9 2B: 3 3B: 0 HR: 5 SF: 2 SAC: 0 DP: 0 HBP: 0	WP: 0 PB: 0 SB: 0 CS: 0 PA: 45					

	AB	42
	R	12
	H	17
	RBI	12
	BB	1
	SO	5
	LOB	14

PITCHER	IP	WLS	BF	H	R	ER	SO	BB	IBB	HBP	BLK	WP	HR	S	P	ERA	WHIP
Luis Tiant, R (1, 1) ERA: 3.26	3.0	L	15	5	5	5	3	1	0	0	0	0	3	20	24	15.00	2.000
Bob Stanley, R (4, 1) ERA: 3.05	3.0		14	5	3	3	1	0	0	0	0	0	1	16	16	9.00	1.667
Allen Ripley, R (7, 1) ERA: 5.15	3.0		16	7	4	4	1	0	0	0	0	0	1	18	18	12.00	2.333

PITCHER	IP	WLS	BF	H	R	ER	SO	BB	IBB	HBP	BLK	WP	HR	S	P	ERA	WHIP

Batter	1	2	3	4	5	6	7	8	9	AB	R	H	RBI	BB	SO	LOB
Jerry Remy, L (1, 4) OBP: 0.303, SLG: 0.327	L8		CS 1B		F8			4-3 3B	4-3 2-3 3-H	5	1	2	1	0	0	2
Jack Brohamer, L (1, 5) OBP: 0.338, SLG: 0.400	1-3		P7 1-2			P7		4-3 3-H	K	5	0	0	1	0	1	2
Jim Rice, R (1, 10) OBP: 0.376, SLG: 0.621	4-3			6-3		FC5-4 BB		6-3	F7	4	0	0	0	1	0	1
Carl Yastrzemski, L (1, 7) OBP: 0.399, SLG: 0.441		BB 1B SF8 1B		G6-4-3 BB		FC5-4 1B 1-2f		F3		3	1	1	0	1	0	1
Carlton Fisk, R (1, 2) OBP: 0.377, SLG: 0.529		BB 1-2 1B		G6-4-3 1-2f		FC4-6 1-2 1B			HR	4	1	3	1	0	0	1
Fred Lynn, L (1, 8) OBP: 0.406, SLG: 0.554		G6-4-3 1-2 2-3 BB			HR	FC4-6 1-2f			HR BB	2	2	1	1	2	0	2
George Scott, R (1, 3) OBP: 0.348, SLG: 0.456		SF8 3-H			2B	6-3			1-H HR	3	1	2	3	0	0	0
Dwight Evans, R (1, 9) OBP: 0.381, SLG: 0.515		G6-4-3 1-2f			K	K			E6 2B 4-3	4	1	0	0	0	2	3
Frank Duffy, R (1, 6) OBP: 0.321, SLG: 0.327			F9		5-3	P7			4-3 1-3 2B	4	0	1	0	0	0	1
Inning Stats	R: 0 E: 0 K: 0 S: 3 H: 0 LOB: 0 BB: 0 P: 3	R: 1 E: 0 K: 0 S: 4 H: 2 LOB: 1 BB: 1 P: 8	R: 0 E: 0 K: 0 S: 3 H: 1 LOB: 0 BB: 0 P: 3	R: 0 E: 0 K: 0 S: 2 H: 0 LOB: 0 BB: 1 P: 6	R: 1 E: 0 K: 1 S: 7 H: 2 LOB: 1 BB: 0 P: 7	R: 0 E: 0 K: 0 S: 4 H: 1 LOB: 2 BB: 1 P: 8	R: 0 E: 0 K: 1 S: 5 H: 0 LOB: 0 BB: 0 P: 5	R: 1 E: 0 K: 0 S: 4 H: 1 LOB: 0 BB: 0 P: 4	R: 4 E: 1 K: 1 S: 9 H: 3 LOB: 1 BB: 1 P: 13	1B: 4 2B: 2 3B: 1 HR: 3	SF: 1 SAC: 0 DP: 2 HBP: 0						

PITCHER	IP	WLS	BF	H	R	ER	SO	BB	IBB	HBP	BLK	WP	HR	S	P	ERA	WHIP
Dock Ellis, R (1, 1) ERA: 3.92	8.0	W	34	9	6	6	2	4	0	0	0	0	3	34	50	6.75	1.625
Steve Comer, R (9, 1) ERA: 0.9	1.0		5	1	1	0	1	0	0	0	0	0	0	7	7	0.00	1.000

PITCHER	IP	WLS	BF	H	R	ER	SO	BB	IBB	HBP	BLK	WP	HR	S	P	ERA	WHIP

Texas Rangers @ Boston Red Sox

Fenway Park, Boston, MA

Thu Jul 13 1978, 7:05 PM EDT

Att. 33,995 - Unknown - 82 F

BOTTOM

livebaseballscorecards.com

AB	34
R	7
H	10
RBI	7
BB	4
SO	3
LOB	13

WP: 0	PB: 0	SB: 0	CS: 1
PA: 39			

Texas Rangers @ Boston Red Sox

Fenway Park, Boston, MA

Fri Jul 14 1978, 7:05 PM EDT

Att. 32,899 - Unknown - 82 F

livebaseballscorecards.com

Batter	1	2	3	4	5	6	7	8	9	AB	R	H	RBI	BB	SO	LOB
Bobby Bonds, R (1, 9) OBP: 0.330, SLG: 0.441	4-3		F5 1-2		E S 1B	2-H 3-H 1B		F4 1-2		5	0	2	2	0	0	3
Juan Beniquez, R (1, 8) OBP: 0.308, SLG: 0.400	CS 1B		L7		K 1-3	F6			B1-3	5	0	1	0	0	1	3
Jim Sundberg, R (1, 2) OBP: 0.379, SLG: 0.398	1-2 2B		F6		FC5-4 BB		F2		F8	4	0	1	0	1	0	1
Al Oliver, L (1, 10) OBP: 0.329, SLG: 0.502	F9			P7	K		G6-4-3 1B		BB	4	0	1	0	1	1	3
Richie Zisk, R (1, 7) OBP: 0.344, SLG: 0.429		2-3		BB BB	FC5-4 1-2f		G6-4-3 1-2f		K	4	0	0	0	1	1	4
Mike Hargrove, L (1, 3) OBP: 0.401, SLG: 0.375		FC6-4 BB		1-2 BB		5-3 1B 1B BB		4-3 1B 2B		1	1	1	0	3	0	0
Mike Jorgensen, L (8, PR) OBP: 0.389, SLG: 0.160 (8, 3)										0	1	0	0	0	0	0
Toby Harrah, R (1, 5) OBP: 0.331, SLG: 0.313		FC6-4 S 1-2f		P9		5-3 1-2 1B 1B		4-3 2-3		4	1	1	0	0	0	4
Bump Wills, S (1, 4) OBP: 0.299, SLG: 0.342		5-3 1-2		4-3		F7		S 3-H 1B		4	0	1	1	0	0	5
Bert Campaneris, R (1, 6) OBP: 0.277, SLG: 0.265			S 1B		HR	5-3 1-2 2-3		F3		4	1	2	1	0	0	4
Jim Mason, L (8, 6) OBP: 0.270, SLG: 0.271										0	0	0	0	0	0	0

Inning Stats	1	2	3	4	5	6	7	8	9	
	R: 0 H: 2	R: 0 H: 0	R: 0 H: 1	R: 0 H: 0	R: 1 H: 2	R: 2 H: 2	R: 0 H: 1	R: 1 H: 2	R: 0 H: 0	1B: 7 SF: 0
	E: 0 LOB: 1	E: 0 LOB: 1	E: 0 LOB: 1	E: 0 LOB: 2	E: 0 LOB: 2	E: 0 LOB: 1	E: 0 LOB: 0	E: 0 LOB: 1	E: 0 LOB: 1	2B: 2 SAC: 0
	K: 0 BB: 0	K: 0 BB: 1	K: 0 BB: 0	K: 0 BB: 2	K: 2 BB: 1	K: 0 BB: 1	K: 0 BB: 0	K: 0 BB: 0	K: 1 BB: 1	3B: 0 DP: 1
	S: 4 P: 4	S: 3 P: 7	S: 4 P: 4	S: 3 P: 11	S: 9 P: 13	S: 5 P: 9	S: 3 P: 3	S: 5 P: 5	S: 5 P: 9	HR: 1 HBP: 0

WP: 0 PA: 41
PB: 0
SB: 4
CS: 1

PITCHER	IP	WLS	BF	H	R	ER	SO	BB	IBB	HBP	BLK	WP	HR	S	P	ERA	WHIP
Mike Torrez, R (1, 1) ERA: 3.91	9.0	L	41	10	4	4	3	6	0	0	0	0	1	41	65	4.00	1.778

PITCHER	IP	WLS	BF	H	R	ER	SO	BB	IBB	HBP	BLK	WP	HR	S	P	ERA	WHIP

Texas Rangers @ Boston Red Sox

Fenway Park, Boston, MA

Fri Jul 14 1978, 7:05 PM EDT

Att. 32,899 - Unknown - 82 F

livebaseballscorecards.com

BOTTOM

Batter	1	2	3	4	5	6	7	8	9	AB	R	H	RBI	BB	SO	LOB
Jerry Remy, L (1, 4) OBP: 0.308, SLG: 0.332	F9		1B		G4-6-3 1B (1-2)		1B (1-2, 2-3)			4	0	3	0	0	0	0
Jack Brohamer, L (1, 5) OBP: 0.336, SLG: 0.395	1B		F2		G4-6-3 (1-2f)		4-3			4	0	1	0	0	0	6
Jim Rice, R (1, 10) OBP: 0.372, SLG: 0.614	K		5-3			4-3		F2		4	0	0	0	0	1	1
Carl Yastrzemski, L (1, 7) OBP: 0.397, SLG: 0.436		FC4-6 BB		4-3		4-3		F6		3	0	0	0	1	0	0
Carlton Fisk, R (1, 2) OBP: 0.376, SLG: 0.524		FC4-6 (1-2) BB		5-3		1-3		F8		3	0	0	0	1	0	0
Fred Lynn, L (1, 8) OBP: 0.407, SLG: 0.562		FC4-6 G6-4-3 (1-2f, 2-3)		K			FC5-4 BB		HR	3	1	1	1	1	1	2
George Scott, R (1, 3) OBP: 0.342, SLG: 0.446		G6-4-3 (1-2f)			5-3		K		K	4	0	0	0	0	2	3
Dwight Evans, R (1, 9) OBP: 0.382, SLG: 0.536			HR		HR		FC5-4 (1B, 1B) (1-2f)		F8	4	2	2	2	0	0	1
Frank Duffy, R (1, 6) OBP: 0.359, SLG: 0.333			5-3		BB 1B		1B (1-2)		L9	2	0	1	0	1	0	0
Bob Bailey, R (9, PH) OBP: 0.328, SLG: 0.412										1	0	0	0	0	0	0

Inning Stats	1	2	3	4	5	6	7	8	9
	R: 0 H: 1 E: 0 LOB: 0 K: 1 BB: 0 S: 5 P: 5	R: 0 H: 0 E: 0 LOB: 1 K: 0 BB: 2 S: 2 P: 10	R: 1 H: 2 E: 0 LOB: 1 K: 0 BB: 0 S: 5 P: 5	R: 0 H: 0 E: 0 LOB: 0 K: 1 BB: 0 S: 5 P: 5	R: 1 H: 2 E: 0 LOB: 1 K: 0 BB: 1 S: 4 P: 8	R: 0 H: 0 E: 0 LOB: 0 K: 0 BB: 0 S: 3 P: 3	R: 0 H: 2 E: 0 LOB: 3 K: 1 BB: 1 S: 7 P: 11	R: 0 H: 0 E: 0 LOB: 0 K: 0 BB: 0 S: 3 P: 3	R: 1 H: 1 E: 0 LOB: 0 K: 1 BB: 0 S: 6 P: 6

1B: 5	SF: 0
2B: 0	SAC: 0
3B: 0	DP: 2
HR: 3	HBP: 0
WP: 0	PA: 36
PB: 0	
SB: 0	
CS: 0	

AB	32
R	3
H	8
RBI	3
BB	4
SO	4
LOB	13

PITCHER	IP	WLS	BF	H	R	ER	SO	BB	IBB	HBP	BLK	WP	HR	S	P	ERA	WHIP
Fergie Jenkins, R (1, 1) ERA: 2.87	8.0	W	33	8	3	3	3	4	0	0	0	0	3	35	51	3.38	1.500
Reggie Cleveland, R (9, 1) ERA: 2.92	1.0	S	3	0	0	0	1	0	0	0	0	0	0	5	5	0.00	0.000

PITCHER	IP	WLS	BF	H	R	ER	SO	BB	IBB	HBP	BLK	WP	HR	S	P	ERA	WHIP

Batter	1	2	3	4	5	6	7	8	9	AB	R	H	RBI	BB	SO	LOB
Willie Norwood, R (1, 7) OBP: 0.317, SLG: 0.382	FC4-6 1B		K		6-3	FC6-4 1-2f			5-3 1-2	5	0	1	0	0	1	3
Rod Carew, L (1, 3) OBP: 0.431, SLG: 0.470	FC4-6 L6-4 E 1-2f		K		4-3 1B		6-3		FC5-4 2-3 1B	5	0	2	0	0	1	1
Dan Ford, R (1, 8) OBP: 0.342, SLG: 0.449	E4 1-2		F8		4-3 1-2		K		FC5-4 1-2f 3-H 1B	5	0	0	1	0	1	3
Bombo Rivera, R (1, 9) OBP: 0.409, SLG: 0.396 Glenn Adams, L (9, PH) OBP: 0.276, SLG: 0.400 Rob Wilfong, L (9, PR) OBP: 0.345, SLG: 0.351	L6-4 2-3			5-3	6-3		1B		1B	4 1 0	0 0 0	1 1 0	0 0 0	0 0 0	0 0 0	3 0 0
Jose Morales, R (1, 10) OBP: 0.370, SLG: 0.417		6-3		1B 1B 1B		BB 1B 1B	1-3		G3	5	2	2	0	0	0	3
Roy Smalley, S (1, 6) OBP: 0.349, SLG: 0.412		1B 1B		1B SF8 1-2 1B		1B 1-2 BB		F7		3	1	2	0	1	0	0
Bob Randall, R (1, 4) OBP: 0.338, SLG: 0.370		1-2 1B		1-3 2-H 1B		F7		L8		4	0	2	1	0	0	2
Larry Wolfe, R (1, 5) OBP: 0.310, SLG: 0.346		F8		SF8 3-H		FC5-4 1-3 2-H 1B		F8		3	0	1	2	0	0	2
Glenn Borgmann, R (1, 2) OBP: 0.305, SLG: 0.290 Craig Kusick, R (9, PH) OBP: 0.316, SLG: 0.333		F9		F8		FC5-4 FC6-4 1-2f			1B 5-3 FC5-4 BB	3 0	0 1	0 0	0 0	0 1	0 0	5 0
Inning Stats	R: 0 H: 1 E: 1 LOB: 1 K: 0 BB: 0 S: 4 P: 4	R: 0 H: 2 E: 0 LOB: 2 K: 0 BB: 0 S: 5 P: 5	R: 0 H: 0 E: 0 LOB: 0 K: 2 BB: 0 S: 7 P: 7	R: 2 H: 3 E: 0 LOB: 1 K: 0 BB: 0 S: 6 P: 6	R: 0 H: 1 E: 0 LOB: 1 K: 0 BB: 0 S: 4 P: 4	R: 1 H: 2 E: 0 LOB: 2 K: 0 BB: 1 S: 5 P: 9	R: 0 H: 1 E: 0 LOB: 1 K: 1 BB: 0 S: 6 P: 6	R: 0 H: 0 E: 0 LOB: 0 K: 0 BB: 0 S: 3 P: 3	R: 1 H: 2 E: 0 LOB: 2 K: 0 BB: 1 S: 5 P: 9	1B: 12 SF: 1 2B: 1 SAC: 0 3B: 0 DP: 1 HR: 0 HBP: 0						WP: 0 PA: 41 PB: 0 SB: 0 CS: 0	

PITCHER		IP	WLS	BF	H	R	ER	SO	BB	IBB	HBP	BLK	WP	HR	S	P	ERA	WHIP
Bill Lee, L ERA: 2.94	(1, 1)	8.1	W	38	11	4	4	3	2	0	0	0	0	0	42	50	4.32	1.560
Bob Stanley, R ERA: 3.02	(9, 1)	0.2	S	3	1	0	0	0	0	0	0	0	0	0	3	3	0.00	1.500

PITCHER	IP	WLS	BF	H	R	ER	SO	BB	IBB	HBP	BLK	WP	HR	S	P	ERA	WHIP

TOP

Minnesota Twins @ Boston Red Sox

Fenway Park, Boston, MA

Sat Jul 15 1978, 3:33 AM EDT

Att. 32,861 - Unknown - 82 F

livebaseballscorecards.com

AB	38
R	4
H	12
RBI	4
BB	2
SO	3
LOB	22

BOTTOM

Minnesota Twins @ Boston Red Sox

Fenway Park, Boston, MA

Sat Jul 15 1978, 3:33 AM EDT

Att. 32,861 - Unknown - 82 F

livebaseballscorecards.com

Batter	1	2	3	4	5	6	7	8	9	AB	R	H	RBI	BB	SO	LOB
Jerry Remy, L (1, 4) OBP: 0.307, SLG: 0.329	BBBB 4-0 FC3-6 BB	SSS 0-3 ③ K			x 0-0 ① F6		x 0-0 ② F7			3	0	0	0	1	1	0
Dwight Evans, R (1, 9) OBP: 0.378, SLG: 0.529	x 0-0 ① FC3-6 1B BB HBP 1-2f		x 0-0 ① F7		x 0-0 ② F2		x 0-0 ③ F9			4	1	0	0	0	0	1
Jim Rice, R (1, 7) OBP: 0.374, SLG: 0.611	BBBB 4-0 HBP 1B 1-2 BB		x 0-0 ② 6-3		x 0-0 ③ F9			BBBB 4-0 FC5-4 1B BB		2	0	0	0	2	0	0
Carl Yastrzemski, L (1, 10) OBP: 0.401, SLG: 0.451	x 0-0 HBP 1-2 2-3 1B		x 0-0 ③ F7			x 0-0 HR		x 0-0 FC5-4 1-2 1B		4	1	3	1	0	0	0
Carlton Fisk, R (1, 2) OBP: 0.377, SLG: 0.522	H 1-0 1-2 2-3 3-H HBP			SSS 0-3 ① K		x 0-0 G4-6-3 BB 1B		x 0-0 ① ② FC5-4 BB 1B 1-2 2-3		3	1	1	1	0	1	2
Fred Lynn, L (1, 8) OBP: 0.409, SLG: 0.558	x 0-0 ② F5			x 0-0 ② L9		BBBB 4-0 G4-6-3 1-2 BB		BBBB 4-0 FC5 1B 1-2 BB		2	0	0	0	2	0	3
George Scott, R (1, 3) OBP: 0.345, SLG: 0.464	x 0-0 ③ L7			x 0-0 HR		x 0-0 ① ② G4-6-3 1-2f 2-3		x 0-0 1-2 2-H 1B		4	1	2	2	0	0	5
Bob Bailey, R (1, 5) OBP: 0.323, SLG: 0.455 Jack Brohamer, L (9, 5) OBP: 0.336, SLG: 0.395		x 0-0 ① 5-3		x 0-0 HR		SSS 0-3 ③ K		x 0-0 ③ FC5 2-3f		4 0	1 0	1 0	1 0	0 0	1 0	3 0
Frank Duffy, R (1, 6) OBP: 0.322, SLG: 0.315		x 0-0 ② F8		x 0-0 ③ L5			x 0-0 ① 4-3			3	0	0	0	0	0	0
Inning Stats	R: 1 E: 0 K: 0 S: 4 H: 1 LOB: 3 BB: 2 P: 13	R: 0 E: 0 K: 1 S: 5 H: 0 LOB: 0 BB: 0 P: 5	R: 0 E: 0 K: 0 S: 3 H: 0 LOB: 0 BB: 0 P: 3	R: 2 E: 0 K: 1 S: 7 H: 2 LOB: 0 BB: 0 P: 7	R: 0 E: 0 K: 0 S: 3 H: 0 LOB: 0 BB: 0 P: 3	R: 1 E: 0 K: 1 S: 6 H: 2 LOB: 1 BB: 1 P: 10	R: 0 E: 0 K: 0 S: 3 H: 0 LOB: 0 BB: 0 P: 3	R: 1 E: 0 K: 0 S: 4 H: 2 LOB: 2 BB: 2 P: 12		1B: 4 2B: 0 3B: 0 HR: 3	SF: 0 SAC: 0 DP: 2 HBP: 1						

	AB	29
	R	5
	H	7
	RBI	5
	BB	5
	SO	3
	LOB	14

WP: 0 PB: 0 SB: 0 CS: 0 PA: 35

PITCHER		IP	WLS	BF	H	R	ER	SO	BB	IBB	HBP	BLK	WP	HR	S	P	ERA	WHIP
Darrell Jackson, L ERA: 3.45	(1, 1)	5.0	L	23	5	4	4	2	2	0	1	0	0	3	24	33	7.20	1.400
Mike Marshall, R ERA: 2.6	(6, 1)	3.0		12	2	1	1	1	3	0	0	0	0	0	11	23	3.00	1.667

PITCHER	IP	WLS	BF	H	R	ER	SO	BB	IBB	HBP	BLK	WP	HR	S	P	ERA	WHIP

Minnesota Twins @ Boston Red Sox

Fenway Park, Boston, MA

Sun Jul 16 1978, 3:33 AM EDT

Cloudy

TOP

Batter	1	2	3	4	5	6	7	8	9	AB	R	H	RBI	BB	SO	LOB
Hosken Powell, L (1, 9) OBP: 0.321, SLG: 0.346	BBBB; 4-0; G3 G3 BB		x 0-0 2B 3B	x 0-0 ③ G3			x 0-0 ① F9		x 0-0 4-3 1B 1B	4	1	2	0	1	0	3
Roy Smalley, S (1, 6) OBP: 0.352, SLG: 0.418	x 0-0 ① G3 1-2		x 0-0 2B 3-H 2B		x 0-0 ① F9		x 0-0 ② 1-3 1B		x 0-0 4-3 1-2 1B	5	1	3	1	0	0	1
Rod Carew, L (1, 3) OBP: 0.433, SLG: 0.478	x 0-0 ② G3 2-3		x 0-0 2-H 2B		x 0-0 F9 2B		x 0-0 1B 3-H 1B		x 0-0 ② 4-3 1-2 2-3	5	0	3	2	0	0	3
Dan Ford, R (1, 8) OBP: 0.340, SLG: 0.445	SSS; 0-3 ③ K		x 0-0 ② F9		x 0-0 ② F9 2-3		x 0-0 1-3 1B		x 0-0 ③ L1	5	0	1	0	0	1	5
Mike Cubbage, L (1, 5) OBP: 0.369, SLG: 0.454		SSS 0-3 ① K	x 0-0 ③ F5		x 0-0 ③ F8		x 0-0 ③ L3			4	0	0	0	0	1	4
Glenn Adams, L (1, 10) OBP: 0.275, SLG: 0.396		x 0-0 1B		SSS 0-3 ① K		x 0-0 ① 4-3		SSS 0-3 ① K		4	0	1	0	0	2	0
Butch Wynegar, S (1, 2) OBP: 0.337, SLG: 0.357		x 0-0 ② F7		x 0-0 ② F6		x 0-0 ② L3		x 0-0 ② G3		4	0	0	0	0	0	1
Rich Chiles, L (1, 7) OBP: 0.361, SLG: 0.343		x 0-0 ③ F4		x 0-0 1B 1B		x 0-0 ③ F7		x 0-0 ③ 3-1		4	0	1	0	0	0	1
Rob Wilfong, L (1, 4) OBP: 0.352, SLG: 0.359			x 0-0 ① 4-3	x 0-0 1-3 1B			x 0-0 1B 1B 1B		SSS 0-3 ① K	4	1	2	0	0	1	0

	AB	39
	R	3
	H	13
	RBI	3
	BB	1
	SO	5
	LOB	18

livebaseballscorecards.com

Inning Stats	1	2	3	4	5	6	7	8	9
R	0	0	2	0	0	0	1	0	0
E	0	0	0	0	0	0	0	0	0
K	1	1	0	1	0	0	0	1	1
S	5	6	6	7	4	3	6	5	7
H	0	1	3	2	1	0	4	0	2
LOB	1	1	1	2	1	0	2	0	2
BB	1	0	0	0	0	0	0	0	0
P	9	6	6	7	4	3	6	5	7

1B	9	
2B	3	
3B	1	
HR	0	
SF	0	
SAC	0	
DP	0	
HBP	0	
WP	0	
PB	0	
SB	0	
CS	0	
PA	40	

PITCHER		IP	WLS	BF	H	R	ER	SO	BB	IBB	HBP	BLK	WP	HR	S	P	ERA	WHIP
Dennis Eckersley, R (1, 1) ERA: 3.41		7.0	W	32	11	3	3	3	1	0	0	0	0	0	37	41	3.86	1.714
Bill Campbell, R (8, 1) ERA: 4.74		2.0	S	8	2	0	0	2	0	0	0	0	0	0	12	12	0.00	1.000

PITCHER	IP	WLS	BF	H	R	ER	SO	BB	IBB	HBP	BLK	WP	HR	S	P	ERA	WHIP

Minnesota Twins @ Boston Red Sox

Fenway Park, Boston, MA

Sun Jul 16 1978, 3:33 AM EDT

Cloudy

Batter	1	2	3	4	5	6	7	8	9	AB	R	H	RBI	BB	SO	LOB
Jerry Remy, L (1, 4) OBP: 0.306, SLG: 0.327	F6	F7		G4-6-3 1-2 1B		4-3		G3 2-3		5	0	1	0	0	0	2
Jack Brohamer, L (1, 5) OBP: 0.345, SLG: 0.405	2B BB	1B SF8 BB		G4-6-3 1-2f			G3 1B 2B	SF8 3-H		2	3	1	1	2	0	2
Jim Rice, R (1, 10) OBP: 0.377, SLG: 0.616	1B WP 1-H 2B	K			BB 1B		G3 2-3	2B		5	1	3	1	0	1	2
Carl Yastrzemski, L (1, 7) OBP: 0.404, SLG: 0.453	WP 2-3 1B	2B 1-3 1B			K		BB BB 3-H 1B	K		5	0	3	1	0	2	2
Carlton Fisk, R (1, 2) OBP: 0.379, SLG: 0.520	F8 1-2 3-H	SF8 3-H			BB 1-2 BB		BB 1-2 BB			1	0	0	1	2	0	1
Fred Lynn, L (1, 8) OBP: 0.410, SLG: 0.559	K	1-3 2B			L9		BB 1-2 2-3 BB			3	0	1	0	1	1	3
George Scott, R (1, 3) OBP: 0.338, SLG: 0.454		E4	F3		4-3		F3			4	0	0	0	0	0	7
Dwight Evans, R (1, 9) OBP: 0.373, SLG: 0.521		F8		4-3		K	K			4	0	0	0	0	2	4
Frank Duffy, R (1, 6) OBP: 0.333, SLG: 0.345		K		1B 1B		5-3		G3 SF8 2B		4	1	2	0	0	1	1

Inning Stats	1	2	3	4	5	6	7	8	9	
	R: 2 H: 2	R: 0 H: 0	R: 1 H: 2	R: 0 H: 2	R: 0 H: 1	R: 0 H: 0	R: 1 H: 2	R: 1 H: 2		1B: 6 SF: 2
	E: 0 LOB: 1	E: 1 LOB: 1	E: 0 LOB: 2	E: 0 LOB: 1	E: 0 LOB: 2	E: 0 LOB: 0	E: 0 LOB: 3	E: 0 LOB: 1		2B: 5 SAC: 0
	K: 1 BB: 1	K: 1 BB: 0	K: 1 BB: 1	K: 0 BB: 0	K: 1 BB: 1	K: 1 BB: 0	K: 1 BB: 2	K: 1 BB: 0		3B: 0 DP: 1
	S: 7 P: 11	S: 6 P: 6	S: 7 P: 11	S: 4 P: 4	S: 6 P: 10	S: 5 P: 5	S: 7 P: 15	S: 7 P: 7		HR: 0 HBP: 0

PITCHER		IP	WLS	BF	H	R	ER	SO	BB	IBB	HBP	BLK	WP	HR	S	P	ERA	WHIP
Gary Serum, R ERA: 3.52	(1, 1)	4.0		20	6	3	3	3	2	0	0	0	1	0	24	32	6.75	2.000
Roric Harrison, R ERA: 6.75	(5, 1)	3.2	L	19	5	2	2	3	3	0	0	0	0	0	22	34	4.91	2.182
Jeff Holly, L ERA:	(8, 1)	0.1		1	0	0	0	1	0	0	0	0	0	0	3	3	0.00	0.000

PITCHER	IP	WLS	BF	H	R	ER	SO	BB	IBB	HBP	BLK	WP	HR	S	P	ERA	WHIP

livebaseballscorecards.com

AB	33
R	5
H	11
RBI	4
BB	5
SO	7
LOB	24

WP: 1 PA: 40
PB: 0
SB: 0
CS: 0

Batter	1	2	3	4	5	6	7	8	9	AB	R	H	RBI	BB	SO	LOB
Hosken Powell, L (1, 9) OBP: 0.327, SLG: 0.353	1B		L3 1B		1B		F9		K	5	0	3	0	0	1	2
Roy Smalley, S (1, 6) OBP: 0.349, SLG: 0.413	F7		L3 1-2		L4			F9		4	0	0	0	0	0	3
Rod Carew, L (1, 3) OBP: 0.434, SLG: 0.477	1-2 1B			4-3		BBBB G5-4-3 BB		F8		3	0	1	0	1	0	0
Dan Ford, R (1, 8) OBP: 0.342, SLG: 0.445	F7			1B 1B		G5-4-3 1-2f		1B 1B		4	0	2	0	0	0	3
Mike Cubbage, L (1, 5) OBP: 0.370, SLG: 0.454 Larry Wolfe, R (4, 5) OBP: 0.308, SLG: 0.343 Glenn Adams, L (8, PH) OBP: 0.280, SLG: 0.400 Bob Randall, R (8, 5) OBP: 0.338, SLG: 0.370	SSS K			6-3 1-2 1B		L4		FC4-6 1-2 1B		2 1 1 0	0 0 0 0	1 0 1 0	0 0 0 0	0 0 0 0	1 0 0 0	2 0 0 0
Craig Kusick, R (1, 10) OBP: 0.307, SLG: 0.322		F8		6-3 1-2			L7	FC4-6 1-2f		4	0	0	0	0	0	4
Butch Wynegar, S (1, 2) OBP: 0.332, SLG: 0.351		4-3			F6		G3		4-3	4	0	0	0	0	0	0
Willie Norwood, R (1, 7) OBP: 0.319, SLG: 0.399		F8			HR		1B 2B		F4	4	2	2	1	0	0	0
Rob Wilfong, L (1, 4) OBP: 0.359, SLG: 0.366			L1		F9		2-H 1B		1B	4	0	2	1	0	0	0
Inning Stats	R: 0 E: 0 K: 1 S: 7 H: 2 LOB: 2 BB: 0 P: 7	R: 0 E: 0 K: 0 S: 3 H: 0 LOB: 0 BB: 0 P: 3	R: 0 E: 0 K: 0 S: 3 H: 1 LOB: 0 BB: 0 P: 3	R: 0 E: 0 K: 0 S: 4 H: 2 LOB: 1 BB: 0 P: 4	R: 1 E: 0 K: 0 S: 5 H: 2 LOB: 1 BB: 0 P: 5	R: 0 E: 0 K: 0 S: 2 H: 0 LOB: 0 BB: 1 P: 6	R: 1 E: 0 K: 0 S: 5 H: 2 LOB: 1 BB: 0 P: 5	R: 0 E: 0 K: 0 S: 5 H: 2 LOB: 2 BB: 0 P: 5	R: 0 E: 0 K: 1 S: 6 H: 1 LOB: 1 BB: 0 P: 6	1B: 10 2B: 2 3B: 0 HR: 1 SF: 0 SAC: 0 DP: 2 HBP: 0						

PITCHER		IP	WLS	BF	H	R	ER	SO	BB	IBB	HBP	BLK	WP	HR	S	P	ERA	WHIP
Jim Wright, R ERA: 2.86	(1, 1)	7.0	W	28	9	2	2	1	1	0	0	0	0	1	29	33	2.57	1.429
Bob Stanley, R ERA: 2.92	(8, 1)	2.0	S	9	3	0	0	1	0	0	0	0	0	0	11	11	0.00	1.500

PITCHER	IP	WLS	BF	H	R	ER	SO	BB	IBB	HBP	BLK	WP	HR	S	P	ERA	WHIP

TOP

Minnesota Twins @ Boston Red Sox

Fenway Park, Boston, MA

Sun Jul 16 1978, 7:05 PM EDT

Att. 35,589 - Unknown

livebaseballscorecards.com

AB	36
R	2
H	12
RBI	2
BB	1
SO	2
LOB	14

WP: 0 PB: 0 SB: 0 CS: 0 PA: 37

Batter	1	2	3	4	5	6	7	8	9	AB	R	H	RBI	BB	SO	LOB
Jerry Remy, L (1, 4) OBP: 0.305, SLG: 0.329	0-0 1B FC6-2 2B		0-0 ① L9		0-0 ③ F7			0-0 ① F8		4	0	1	0	0	0	0
Jack Brohamer, L (1, 5) OBP: 0.342, SLG: 0.408	0-0 ① F8		0-0 ② P7			0-0 4-3 HR 2B		0-0 ② F7		4	1	1	0	0	0	1
Jim Rice, R (1, 7) OBP: 0.378, SLG: 0.615	0-0 WP FC6-2 1B 2-3 1B		0-0 ③ F4			0-0 ① F6		0-0 FC4-6 1B		4	1	2	0	0	0	1
Carl Yastrzemski, L (1, 3) OBP: 0.402, SLG: 0.451	0-0 ② FC6-2 1B 1-2 3-H			0-0 6-3 F9 1B		0-0 ② 4-3 2-3		0-0 ③ FC4-6 1-2f		4	0	1	0	0	0	4
Fred Lynn, L (1, 8) OBP: 0.412, SLG: 0.570	0-0 1-2 2-H 1B			0-0 ① F9 1-2		0-0 3-H HR				3	1	2	3	0	0	1
Dwight Evans, R (1, 9) OBP: 0.370, SLG: 0.516	0-0 ③ F8			0-0 ② 6-3 2-3		0-0 ③ F9				3	0	0	0	0	0	3
Garry Hancock, L (1, 10)		S S S 0-3 ① K		0-0 ③ F8			0-0 ① 4-3			3	0	0	0	0	1	1
Bob Montgomery, R (1, 2) OBP: 0.286, SLG: 0.350		S S S 0-3 ② K			S S S 0-3 ① K		0-0 ② 4-3			3	0	0	0	0	2	0
Frank Duffy, R (1, 6) OBP: 0.318, SLG: 0.328		0-0 ③ 4-3			0-0 ② 1-3		0-0 ③ F8			3	0	0	0	0	0	0
Inning Stats	R: 1 H: 3 E: 0 LOB: 2 K: 0 BB: 0 S: 6 P: 6	R: 0 H: 0 E: 0 LOB: 0 K: 2 BB: 0 S: 7 P: 7	R: 0 H: 0 E: 0 LOB: 0 K: 0 BB: 0 S: 3 P: 3	R: 0 H: 1 E: 0 LOB: 1 K: 0 BB: 0 S: 4 P: 4	R: 0 H: 0 E: 0 LOB: 0 K: 1 BB: 0 S: 5 P: 5	R: 2 H: 2 E: 0 LOB: 0 K: 0 BB: 0 S: 5 P: 5	R: 0 H: 0 E: 0 LOB: 0 K: 0 BB: 0 S: 3 P: 3	R: 0 H: 1 E: 0 LOB: 1 K: 0 BB: 0 S: 4 P: 4		1B: 4 SF: 0 2B: 2 SAC: 0 3B: 0 DP: 0 HR: 1 HBP: 0						

PITCHER	IP	WLS	BF	H	R	ER	SO	BB	IBB	HBP	BLK	WP	HR	S	P	ERA	WHIP
Roger Erickson, R (1, 1) ERA: 4.87	8.0	L	31	7	3	3	3	0	0	0	0	1	1	37	37	3.38	0.875

PITCHER	IP	WLS	BF	H	R	ER	SO	BB	IBB	HBP	BLK	WP	HR	S	P	ERA	WHIP

BOTTOM

Minnesota Twins @ Boston Red Sox

Fenway Park, Boston, MA

Sun Jul 16 1978, 7:05 PM EDT

Att. 35,589 - Unknown

livebaseballscorecards.com

AB	31
R	3
H	7
RBI	3
BB	0
SO	3
LOB	11

Batter	1	2	3	4	5	6	7	8	9	10	AB	R	H	RBI	BB	SO	LOB
Hosken Powell, L (1, 9) OBP: 0.321, SLG: 0.345	F7		F9 1-2		3-1			SH 6-3 SH2-4 1-2	F5		4	0	0	0	0	0	4
Roy Smalley, S (1, 6) OBP: 0.347, SLG: 0.409	F7			BBBB G6-4-3 BB BB		4-3		SH2-4 1-2 2-3		SSS K	3	0	0	0	1	1	0
Rod Carew, L (1, 3) OBP: 0.436, SLG: 0.474	4-3			BBBB 4-0 G6-4-3 1-2 BB		G3		IIII 6-3 IBB		BBBB FC6-4 BB 1B BB	2	1	0	0	3	0	0
Dan Ford, R (1, 8) OBP: 0.343, SLG: 0.441		4-3		G6-4-3 1-2f 2-3		BBBB FC4-6 BB		6-3 1-2 2-3 3-H		BBBB FC6-4 1-2 BB	3	0	0	1	2	0	4
Mike Cubbage, L (1, 5) OBP: 0.371, SLG: 0.448		3-1		BBBB 4-0 BB		FC4-6 1-2f		IIII 4-0 IBB		FC6-4 BB 1B 1-2f 2-3	3	0	0	0	2	0	3
Jose Morales, R (1, 10) OBP: 0.364, SLG: 0.409 Bob Randall, R (10, PR) OBP: 0.338, SLG: 0.370		L8		SSS K			F8	F9		BB 1-2 3-H 1B	5 0	0 0	1 0	1 0	0 0	1 0	5 0
Willie Norwood, R (1, 7) OBP: 0.318, SLG: 0.398 Rich Chiles, L (3, 7) OBP: 0.361, SLG: 0.343 Bombo Rivera, R (9, PR) OBP: 0.412, SLG: 0.396 (9, 7)			F9		L7		G3		3-1 SH1-4 1B	BBBB 4-0 1-2 2-3 BB	1 3 0	0 0 0	0 1 0	0 0 1	0 0 0	0 0 0	0 0 0
Butch Wynegar, S (1, 2) OBP: 0.331, SLG: 0.350			FC6-4 1B		G3		F9		SH1-4 1-2	3-1	4	0	1	0	0	0	3
Rob Wilfong, L (1, 4) OBP: 0.365, SLG: 0.372			FC6-4 S 1-2f		1B			SH2-4 SH 6-3 1B		3-1 2-3	4	1	2	0	0	0	3
Inning Stats	R: 0 H: 0 E: 0 LOB: 0 K: 0 BB: 0 S: 3 P: 3	R: 0 H: 0 E: 0 LOB: 0 K: 0 BB: 0 S: 3 P: 3	R: 0 H: 1 E: 0 LOB: 1 K: 0 BB: 0 S: 4 P: 4	R: 0 H: 0 E: 0 LOB: 2 K: 1 BB: 3 S: 4 P: 16	R: 0 H: 1 E: 0 LOB: 1 K: 0 BB: 0 S: 4 P: 4	R: 0 H: 0 E: 0 LOB: 1 K: 0 BB: 1 S: 3 P: 7	R: 0 H: 0 E: 0 LOB: 0 K: 0 BB: 0 S: 3 P: 3	R: 1 H: 1 E: 0 LOB: 3 K: 0 BB: 2 S: 5 P: 13	R: 0 H: 1 E: 0 LOB: 2 K: 0 BB: 0 S: 4 P: 4	R: 1 H: 1 E: 0 LOB: 3 K: 1 BB: 3 S: 6 P: 18	1B: 5 SF: 0 2B: 0 SAC: 3 3B: 0 DP: 1 HR: 0 HBP: 0						

PITCHER		IP	WLS	BF	H	R	ER	SO	BB	IBB	HBP	BLK	WP	HR	S	P	ERA	WHIP
Luis Tiant, R ERA: 3.06	(1, 1)	9.0		37	4	1	1	1	4	2	0	0	0	0	33	57	1.00	0.889
Bill Campbell, R ERA: 4.91	(10, 1)	1.0	W	7	1	1	1	1	3	0	0	0	0	0	6	18	9.00	4.000

PITCHER	IP	WLS	BF	H	R	ER	SO	BB	IBB	HBP	BLK	WP	HR	S	P	ERA	WHIP

TOP

Minnesota Twins @ Boston Red Sox

Fenway Park, Boston, MA

Mon Jul 17 1978, 7:05 PM EDT

Att. 33,233 - Unknown - 69 F

livebaseballscorecards.com

AB	32
R	2
H	5
RBI	2
BB	9
SO	2
LOB	22

PA: 44

WP: 0
PB: 0
SB: 1
CS: 0

Batter	1	2	3	4	5	6	7	8	9	10	AB	R	H	RBI	BB	SO	LOB
Jerry Remy, L (1, 4) OBP: 0.304, SLG: 0.331	G3		1-3 2B		F7		F7			SH3-4 1-2	4	0	1	0	0	0	1
Jack Brohamer, L (1, 5) OBP: 0.338, SLG: 0.396	4-3		G3		F5			BBBB G3-6-3 1B BB		P9	4	0	0	0	1	0	3
Jim Rice, R (1, 7) OBP: 0.378, SLG: 0.612	SSS K		L8			5-3		1-2 G3-6-3 1B		1B 2-H 1B	5	1	2	1	0	1	2
Carl Yastrzemski, L (1, 10) OBP: 0.405, SLG: 0.456		4-3		G3 SF9 2B		1B 1B		1-2f 2-3 G3-6-3		1B S 1-3 1B	5	1	3	0	0	0	2
Carlton Fisk, R (1, 2) OBP: 0.379, SLG: 0.518		5-3		G3 2-3		G4-6-3 1-2 1B		SSS K		1-3 3-H 1B	5	0	2	1	0	1	2
Fred Lynn, L (1, 8) OBP: 0.410, SLG: 0.567		BBBB 4-0 BB		SF9 3-H		G4-6-3 1-2f			4-3		2	0	0	1	1	0	2
George Scott, R (1, 3) OBP: 0.341, SLG: 0.465		5-3		3B			1B		SSS K		4	0	2	0	0	1	1
Dwight Evans, R (1, 9) OBP: 0.368, SLG: 0.512			FC3-6 1B	SSS K			SSS K			F6	4	0	1	0	0	2	2
Frank Duffy, R (1, 6) OBP: 0.304, SLG: 0.313			FC3-6 2B 1-2f		5-3		SSS K			SH3-4 1B	3	0	0	0	0	1	2
Garry Hancock, L (10, PH) OBP: 0.250, SLG: 0.250											1	1	1	0	0	0	0
Inning Stats	R: 0 E: 0 K: 1 S: 5 H: 0 LOB: 0 BB: 0 P: 5	R: 0 E: 0 K: 0 S: 3 H: 0 LOB: 1 BB: 1 P: 7	R: 0 E: 0 K: 0 S: 5 H: 2 LOB: 2 BB: 0 P: 5	R: 1 E: 0 K: 1 S: 7 H: 2 LOB: 1 BB: 0 P: 7	R: 0 E: 0 K: 0 S: 3 H: 0 LOB: 0 BB: 0 P: 3	R: 0 E: 0 K: 0 S: 4 H: 2 LOB: 1 BB: 0 P: 4	R: 0 E: 0 K: 2 S: 8 H: 1 LOB: 1 BB: 0 P: 8	R: 0 E: 0 K: 1 S: 5 H: 1 LOB: 1 BB: 1 P: 9	R: 0 E: 0 K: 1 S: 5 H: 0 LOB: 0 BB: 0 P: 5	R: 2 E: 0 K: 0 S: 6 H: 4 LOB: 2 BB: 0 P: 6	1B: 9 2B: 2 3B: 1 HR: 0	SF: 1 SAC: 1 DP: 2 HBP: 0					

PITCHER	IP	WLS	BF	H	R	ER	SO	BB	IBB	HBP	BLK	WP	HR	S	P	ERA	WHIP
Dave Goltz, R (1, 1) ERA: 2.7	9.0		36	9	2	2	6	2	0	0	0	0	0	46	54	2.00	1.222
Mike Marshall, R (10, 1) ERA: 2.73	0.2	L	5	3	1	1	0	0	0	0	0	0	0	5	5	13.50	4.500

PITCHER	IP	WLS	BF	H	R	ER	SO	BB	IBB	HBP	BLK	WP	HR	S	P	ERA	WHIP

BOTTOM

Minnesota Twins @ Boston Red Sox

Fenway Park, Boston, MA

Mon Jul 17 1978, 7:05 PM EDT

Att. 33,233 - Unknown - 69 F

livebaseballscorecards.com

AB	37
R	3
H	12
RBI	3
BB	2
SO	6
LOB	17

1B: 9 SF: 1
2B: 2 SAC: 1
3B: 1 DP: 2
HR: 0 HBP: 0

WP: 0 PA: 41
PB: 0
SB: 1
CS: 0

Batter	1	2	3	4	5	6	7	8	9	AB	R	H	RBI	BB	SO	LOB
Jerry Remy, L (1, 4) OBP: 0.303, SLG: 0.330	4-3			1-6-3		FC6 1B		F5	F8	5	0	1	0	0	0	1
Dwight Evans, R (1, 9) OBP: 0.366, SLG: 0.507	F7			F8		FC6 1-2f		1B BLK 1B	F8	5	1	1	0	0	0	2
Jim Rice, R (1, 7) OBP: 0.378, SLG: 0.609	4-3			5-3			1B FC4-6 1B	1-3 HR BLK 1B	1-2f FC6-4	5	2	2	0	0	0	1
Carl Yastrzemski, L (1, 10) OBP: 0.406, SLG: 0.455		F8			G3		FC4-6 1-3 1B	BBB 1-2 HR 3-H BB		3	1	1	0	1	0	0
Carlton Fisk, R (1, 2) OBP: 0.380, SLG: 0.531		SSS K			2B		FC4-6 1B 1-2f 3-H 1B	1-H 2-H HR		4	2	2	4	0	1	1
Fred Lynn, L (1, 8) OBP: 0.405, SLG: 0.559		F7			4-3		F8	F7		4	0	0	0	0	0	2
George Scott, R (1, 3) OBP: 0.344, SLG: 0.466			6-3		F9		1B E 1-3 1B	1B		4	1	2	0	0	0	1
Butch Hobson, R (1, 5) OBP: 0.325, SLG: 0.471			F3			F9	1B E 1-2 3-H 1B	5-3		4	1	1	1	0	0	1
Frank Duffy, R (1, 6) OBP: 0.315, SLG: 0.313			1-3			6-3	E2 1-H 2-H 1B		BBB FC6-4 BB	3	0	1	1	1	0	0
Inning Stats	R: 0 E: 0 K: 0 S: 3 H: 0 LOB: 0 BB: 0 P: 3	R: 0 E: 0 K: 1 S: 5 H: 0 LOB: 0 BB: 0 P: 5	R: 0 E: 0 K: 0 S: 3 H: 0 LOB: 0 BB: 0 P: 3	R: 0 E: 0 K: 0 S: 3 H: 0 LOB: 0 BB: 0 P: 3	R: 0 E: 0 K: 0 S: 4 H: 1 LOB: 1 BB: 0 P: 4	R: 0 E: 0 K: 0 S: 4 H: 1 LOB: 1 BB: 0 P: 4	R: 4 E: 1 K: 0 S: 7 H: 5 LOB: 2 BB: 0 P: 7	R: 4 E: 0 K: 0 S: 7 H: 4 LOB: 1 BB: 1 P: 11	R: 0 E: 0 K: 0 S: 3 H: 0 LOB: 1 BB: 1 P: 7	1B: 9 2B: 1 3B: 0 HR: 1 SF: 0 SAC: 0 DP: 0 HBP: 0						

TOP

Boston Red Sox @ Milwaukee Brewers

Milwaukee County Stadium, Milwaukee, WI

Wed Jul 19 1978, 8:05 PM EDT

Att. 45,332 - Unknown - 81 F

livebaseballscorecards.com

AB	37
R	8
H	11
RBI	6
BB	2
SO	1
LOB	9

PITCHER		IP	WLS	BF	H	R	ER	SO	BB	IBB	HBP	BLK	WP	HR	S	P	ERA	WHIP
Lary Sorensen, R ERA: 3.2	(1, 1)	7.1	L	30	9	6	5	1	0	0	0	0	0	0	32	32	6.14	1.227
Bob McClure, L ERA: 3.98	(8, 1)	0.2		5	2	2	2	0	1	0	0	1	0	1	4	8	27.00	4.500
Bill Castro, R ERA: 1.54	(9, 1)	1.0		4	0	0	0	0	1	0	0	0	0	0	3	7	0.00	1.000

PITCHER		IP	WLS	BF	H	R	ER	SO	BB	IBB	HBP	BLK	WP	HR	S	P	ERA	WHIP

WP: 0 PB: 0 SB: 0 CS: 0 PA: 39

Batter	1	2	3	4	5	6	7	8	9	AB	R	H	RBI	BB	SO	LOB
Paul Molitor, R (1, 4) OBP: 0.325, SLG: 0.417	5-3		5-3		F5		4-3			4	0	0	0	0	0	0
Don Money, R (1, 3) OBP: 0.362, SLG: 0.437	FC5, BB, 1B		F3		E6		B1-3			4	0	1	0	0	0	0
Sal Bando, R (1, 5) OBP: 0.377, SLG: 0.420	BBBB; 4-0; FC5; 1-2; BB		HR, 2B		F9		6-3			3	1	1	0	1	0	1
Larry Hisle, R (1, 10) OBP: 0.359, SLG: 0.567	FC5; 1-2; 2-3f		2-H; HR		5-3			F9		4	1	1	2	0	0	3
Ben Oglivie, L (1, 7) OBP: 0.350, SLG: 0.481	3-1		2B			1B, SH1, 1B		F7		4	0	2	0	0	0	2
Sixto Lezcano, R (1, 9) OBP: 0.407, SLG: 0.552		5-3	4-3			SH1; 1-2		F8		3	0	0	0	0	0	1
Robin Yount, R (1, 6) OBP: 0.313, SLG: 0.383		L4		L9		S; 2-3; 1B			5-3	4	0	1	0	0	0	0
Gorman Thomas, R (1, 8) OBP: 0.356, SLG: 0.532		BBBB; 4-0; BB		F6		F5; 1-2			6-3	3	0	0	0	1	0	2
Charlie Moore, R (1, 2) OBP: 0.300, SLG: 0.355		F7		5-3		4-3			F7	4	0	0	0	0	0	3
Inning Stats	R: 0 H: 1 E: 0 LOB: 2 K: 0 BB: 1 S: 4 P: 8	R: 0 H: 0 E: 0 LOB: 1 K: 0 BB: 1 S: 3 P: 7	R: 2 H: 3 E: 0 LOB: 1 K: 0 BB: 0 S: 6 P: 6	R: 0 H: 0 E: 0 LOB: 0 K: 0 BB: 0 S: 3 P: 3	R: 0 H: 0 E: 1 LOB: 1 K: 0 BB: 0 S: 4 P: 4	R: 0 H: 2 E: 0 LOB: 2 K: 0 BB: 0 S: 5 P: 5	R: 0 H: 0 E: 0 LOB: 0 K: 0 BB: 0 S: 3 P: 3	R: 0 H: 0 E: 0 LOB: 0 K: 0 BB: 0 S: 3 P: 3	R: 0 H: 0 E: 0 LOB: 0 K: 0 BB: 0 S: 3 P: 3	1B: 3 SF: 0 2B: 2 SAC: 1 3B: 0 DP: 0 HR: 1 HBP: 0				WP: 0 PA: 36 PB: 0 SB: 1 CS: 0		

PITCHER	IP	WLS	BF	H	R	ER	SO	BB	IBB	HBP	BLK	WP	HR	S	P	ERA	WHIP
Mike Torrez, R (1, 1) ERA: 3.8	9.0	W	36	6	2	2	0	2	0	0	0	0	1	34	42	2.00	0.889

PITCHER	IP	WLS	BF	H	R	ER	SO	BB	IBB	HBP	BLK	WP	HR	S	P	ERA	WHIP

BOTTOM

Boston Red Sox @ Milwaukee Brewers

Milwaukee County Stadium, Milwaukee, WI

Wed Jul 19 1978, 8:05 PM EDT

Att. 45,332 - Unknown - 81 F

livebaseballscorecards.com

AB	33
R	2
H	6
RBI	2
BB	2
SO	0
LOB	12

Batter	1	2	3	4	5	6	7	8	9	AB	R	H	RBI	BB	SO	LOB
Jerry Remy, L (1, 4) OBP: 0.304, SLG: 0.336	2B 2B	FC3-6 1-2f 2-3			F3		F9		1-3 1B 2B	5	2	2	0	0	0	2
Dwight Evans, R (1, 9) OBP: 0.363, SLG: 0.500	K	K			K		E6 G6-4-3		1B BB	4	0	0	0	1	3	3
Jim Rice, R (1, 7) OBP: 0.381, SLG: 0.612	HR 2-H 2B		F3		BB 1B 1B		G6-4-3 1-2f		1-3 2-H 3-H 1B	5	2	3	3	0	0	1
Carl Yastrzemski, L (1, 10) OBP: 0.403, SLG: 0.449	4-3		F7		1B 1-2 BB			F8	F9	4	0	0	0	1	0	3
Carlton Fisk, R (1, 2) OBP: 0.384, SLG: 0.543	HR 2-H		1B		1-2 2-H 1B			5-3		4	1	3	3	0	0	0
Fred Lynn, L (1, 8) OBP: 0.401, SLG: 0.551	1-3		F9		F7			F7		4	0	0	0	0	0	3
George Scott, R (1, 3) OBP: 0.342, SLG: 0.462		FC5-6 1B 1B		K		F9			4-3	4	0	1	0	0	1	0
Butch Hobson, R (1, 5) OBP: 0.328, SLG: 0.471		FC3-6 FC5-6 1-2 1B		K		K			2B 1B 1B	4	1	2	0	0	2	0
Frank Duffy, R (1, 6) OBP: 0.303, SLG: 0.300		FC5-6 FC3-6 1-2 2-3f		K		F8			F7	3	0	0	0	0	1	2
Jack Brohamer, L (9, PH) OBP: 0.336, SLG: 0.393										1	0	0	0	0	0	1
Inning Stats	R: 3 E: 0 K: 1 S: 8 H: 3 LOB: 0 BB: 0 P: 8	R: 0 E: 0 K: 1 S: 7 H: 2 LOB: 2 BB: 0 P: 7	R: 0 E: 0 K: 0 S: 4 H: 1 LOB: 1 BB: 0 P: 4	R: 0 E: 0 K: 3 S: 9 H: 0 LOB: 0 BB: 0 P: 9	R: 1 E: 0 K: 1 S: 7 H: 2 LOB: 2 BB: 1 P: 11	R: 0 E: 0 K: 1 S: 5 H: 0 LOB: 0 BB: 0 P: 5	R: 0 E: 1 K: 0 S: 3 H: 0 LOB: 0 BB: 0 P: 3	R: 0 E: 0 K: 0 S: 3 H: 0 LOB: 0 BB: 0 P: 3	R: 2 E: 0 K: 0 S: 6 H: 3 LOB: 2 BB: 1 P: 10	1B: 7 2B: 3 3B: 0 HR: 1 SF: 0 SAC: 0 DP: 1 HBP: 0						

PITCHER		IP	WLS	BF	H	R	ER	SO	BB	IBB	HBP	BLK	WP	HR	S	P	ERA	WHIP
Andy Replogle, R ERA: 4.87	(1, 1)	1.0		8	5	3	3	1	0	0	0	0	0	1	10	10	27.00	5.000
Eduardo Rodriguez, R ERA: 4.06	(2, 1)	7.2	W	31	6	3	3	6	2	0	0	0	0	0	41	49	3.52	1.043
Bob McClure, L ERA: 3.95	(9, 1)	0.1	S	1	0	0	0	0	0	0	0	0	0	0	1	1	0.00	0.000

PITCHER	IP	WLS	BF	H	R	ER	SO	BB	IBB	HBP	BLK	WP	HR	S	P	ERA	WHIP

TOP

Boston Red Sox @ Milwaukee Brewers

Milwaukee County Stadium, Milwaukee, WI

Thu Jul 20 1978, 8:05 PM EDT

Att. 35,044 - Unknown - 60 F

livebaseballscorecards.com

AB	38
R	6
H	11
RBI	6
BB	2
SO	7
LOB	15

BOTTOM

Boston Red Sox @ Milwaukee Brewers

Milwaukee County Stadium, Milwaukee, WI

Thu Jul 20 1978, 8:05 PM EDT

Att. 35,044 - Unknown - 60 F

livebaseballscorecards.com

Batter	1	2	3	4	5	6	7	8	9	AB	R	H	RBI	BB	SO	LOB
Paul Molitor, R (1, 4) OBP: 0.327, SLG: 0.417	F4		F8	1-2 1B			WP SH2-3 1B 1B	SSS K		5	1	2	0	0	1	1
Don Money, R (1, 3) OBP: 0.366, SLG: 0.444	1B 2B		1B	F8			SH2-3 1-2			3	1	2	0	0	0	2
Sal Bando, R (1, 5) OBP: 0.376, SLG: 0.418	G6-4-3 2-H 1B		5-3	SSS K			F3 2-3			4	0	1	1	0	1	4
Larry Hisle, R (1, 10) OBP: 0.361, SLG: 0.565	G6-4-3 1-2f			BBBB 1B 1B BB	B1-3		3-H 1B			3	1	1	1	1	0	1
Sixto Lezcano, R (1, 9) OBP: 0.405, SLG: 0.548		E6 G4-3		1B 1-2 2B 1B	5-3		L6			4	1	1	0	0	0	1
Dick Davis, R (1, 7) OBP: 0.294, SLG: 0.400		G4-3 1-2f		2B 1-2 2-H 1B 1B	F4			F6 SH1-4 E 1B		4	2	2	1	0	0	1
Robin Yount, R (1, 6) OBP: 0.309, SLG: 0.378		1-3	SSS K		F7			SH1-4 1-2		3	0	0	0	0	1	2
Gorman Thomas, R (1, 8) OBP: 0.354, SLG: 0.531			SSS K	1-3 2-H 1B 2B	5-3			F6 2-3		4	1	1	1	0	1	1
Charlie Moore, R (1, 2) OBP: 0.305, SLG: 0.379			HR	2-H 3-H 1B 1B	G3			E5 3-H		4	1	2	3	0	0	0
Inning Stats	R: 1 E: 0 K: 0 S: 4 H: 2 LOB: 0 BB: 0 P: 4	R: 0 E: 1 K: 0 S: 3 H: 0 LOB: 0 BB: 0 P: 3	R: 1 E: 0 K: 1 S: 7 H: 2 LOB: 1 BB: 0 P: 7	R: 4 E: 0 K: 2 S: 12 H: 5 LOB: 2 BB: 1 P: 16	R: 0 E: 0 K: 0 S: 3 H: 0 LOB: 0 BB: 0 P: 3		R: 0 E: 0 K: 0 S: 3 H: 0 LOB: 0 BB: 0 P: 3 R: 1 E: 0 K: 0 S: 5 H: 2 LOB: 1 BB: 0 P: 5	R: 1 E: 1 K: 1 S: 7 H: 1 LOB: 1 BB: 0 P: 7		1B: 9 2B: 2 3B: 0 HR: 1 SF: 0 SAC: 2 DP: 2 HBP: 0						

	AB	34
	R	8
	H	12
	RBI	7
	BB	1
	SO	4
	LOB	13

WP: 1 PB: 0 SB: 0 CS: 0 PA: 37

PITCHER		IP	WLS	BF	H	R	ER	SO	BB	IBB	HBP	BLK	WP	HR	S	P	ERA	WHIP
Bill Lee, L ERA: 3.3	(1, 1)	3.1	L	17	7	6	6	2	1	0	0	0	0	1	20	24	16.20	2.400
Dick Drago, R ERA: 3.52	(4, 1)	4.2		20	5	2	1	2	0	0	0	0	1	0	24	24	1.93	1.071

PITCHER	IP	WLS	BF	H	R	ER	SO	BB	IBB	HBP	BLK	WP	HR	S	P	ERA	WHIP

Batter	1	2	3	4	5	6	7	8	9	AB	R	H	RBI	BB	SO	LOB
Jerry Remy, L (1, 4) OBP: 0.306, SLG: 0.338	G4-6-3 1B			F8		2B 1B		F8 ③		4	0	2	0	0	0	0
Dwight Evans, R (1, 9) (6, 8) OBP: 0.362, SLG: 0.500	G4-6-3 ①② 1-2f			2B		K			5-3 ①	4	0	1	0	0	1	2
Jim Rice, R (1, 7) OBP: 0.382, SLG: 0.613	6-3 ③			P4 ②		1-3 2B			1B	4	0	2	0	0	0	1
Carl Yastrzemski, L (1, 10) OBP: 0.399, SLG: 0.444		F9 ①		3-1 ③		F7 ③			F7 ②	4	0	0	0	0	0	4
Carlton Fisk, R (1, 2) OBP: 0.380, SLG: 0.537		6-3 ②			F2 ①		L5 ①		F2 ③	4	0	0	0	0	0	1
Fred Lynn, L (1, 8) OBP: 0.398, SLG: 0.548		G3 ③			F7 ②		F8 ②			2	0	0	0	0	0	0
Garry Hancock, L (6, 9) OBP: 0.200, SLG: 0.200										1	0	0	0	0	0	0
George Scott, R (1, 3) OBP: 0.342, SLG: 0.460			F9 ①		1B		F7 ③			3	0	1	0	0	0	0
Butch Hobson, R (1, 5) OBP: 0.324, SLG: 0.466			F3 ②		P4 ③			6-3 ①		3	0	0	0	0	0	1
Frank Duffy, R (1, 6) OBP: 0.291, SLG: 0.288			F7 ③			F9 ①		P6 ②		3	0	0	0	0	0	0
Inning Stats	R: 0 E: 0 K: 0 S: 3 H: 1 LOB: 0 BB: 0 P: 3	R: 0 E: 0 K: 0 S: 3 H: 0 LOB: 0 BB: 0 P: 3	R: 0 E: 0 K: 0 S: 3 H: 0 LOB: 0 BB: 0 P: 3	R: 0 E: 0 K: 0 S: 4 H: 1 LOB: 1 BB: 0 P: 4	R: 0 E: 0 K: 0 S: 4 H: 1 LOB: 1 BB: 0 P: 4	R: 0 E: 0 K: 1 S: 7 H: 2 LOB: 2 BB: 0 P: 7	R: 0 E: 0 K: 0 S: 3 H: 0 LOB: 0 BB: 0 P: 3	R: 0 E: 0 K: 0 S: 3 H: 0 LOB: 0 BB: 0 P: 3	R: 0 E: 0 K: 0 S: 4 H: 1 LOB: 1 BB: 0 P: 4	1B: 4 2B: 2 3B: 0 HR: 0	SF: 0 SAC: 0 DP: 1 HBP: 0						

PITCHER	IP	WLS	BF	H	R	ER	SO	BB	IBB	HBP	BLK	WP	HR	S	P	ERA	WHIP
Paul Splittorff, L (1, 1) ERA: 3.22	9.0	W	32	6	0	0	1	0	0	0	0	0	0	34	34	0.00	0.667

PITCHER	IP	WLS	BF	H	R	ER	SO	BB	IBB	HBP	BLK	WP	HR	S	P	ERA	WHIP

TOP

Boston Red Sox @ Kansas City Royals

Royals Stadium, Kansas City, MO

Fri Jul 21 1978, 8:05 PM EDT

Att. 39,841 - Unknown - 91 F

livebaseballscorecards.com

AB	32
R	0
H	6
RBI	0
BB	0
SO	1
LOB	9

WP: 0 PB: 0 SB: 0 CS: 0 PA: 32

Batter	1	2	3	4	5	6	7	8	9	AB	R	H	RBI	BB	SO	LOB
George Brett, L (1, 5) OBP: 0.353, SLG: 0.478	F8		6-3		3B 1B	1-2 2-3 1B		F8		5	1	2	0	0	0	1
Hal McRae, R (1, 10) OBP: 0.323, SLG: 0.439	G6-4-3 1B		L7		1-H CS 3B	5-3		5-3		5	0	2	1	0	0	4
Ralph LaCock, L (1, 3) OBP: 0.311, SLG: 0.460	G6-4-3 1-2f		4-3		CS 3-H	6-3 3B 2B	1B 1B 1B			4	2	2	0	0	0	1
Amos Otis, R (1, 8) OBP: 0.366, SLG: 0.511		1B HR 1B		4-3 S SF8 1B		6-3 2-3	1B 1-2 FC9-2-1-5 1B			2	1	2	0	0	0	0
Willie Wilson, S (4, PR) (5, 8) OBP: 0.309, SLG: 0.312										2	1	1	0	0	0	1
Darrell Porter, L (1, 2) OBP: 0.380, SLG: 0.451		1-3 HR 1B		4-3 1-3		1B 3-H 3B	F5			4	2	2	1	0	0	3
Clint Hurdle, L (1, 9) OBP: 0.350, SLG: 0.395		1-H HR 3-H		SF8 3-H		BB 1B 3-H	1-3 2-H 1B			3	2	3	6	0	0	0
Tom Poquette, L (1, 7) OBP: 0.254, SLG: 0.338	F7			L7		F8	FC9-2-1-5 3-H			3	0	0	0	0	0	2
Joe Zdeb, R (7, PH) (8, 7) OBP: 0.247, SLG: 0.281										1	0	0	0	0	0	2
Freddie Patek, R (1, 6) OBP: 0.339, SLG: 0.346	K				5-3	1B 1B 1-2 BB		L8		3	0	0	0	1	1	0
Frank White, R (1, 4) OBP: 0.335, SLG: 0.393	K				F2	1B 1-2 2-H 1B		BB		3	0	1	1	1	1	0
Inning Stats	R: 0 H: 1 E: 0 LOB: 0 K: 0 BB: 0 S: 3 P: 3	R: 3 H: 3 E: 0 LOB: 0 K: 2 BB: 0 S: 10 P: 10	R: 0 H: 0 E: 0 LOB: 0 K: 0 BB: 0 S: 3 P: 3	R: 1 H: 1 E: 0 LOB: 1 K: 0 BB: 0 S: 4 P: 4	R: 1 H: 2 E: 0 LOB: 0 K: 0 BB: 0 S: 4 P: 4	R: 3 H: 5 E: 0 LOB: 3 K: 0 BB: 1 S: 8 P: 12	R: 1 H: 3 E: 0 LOB: 1 K: 0 BB: 0 S: 5 P: 5	R: 0 H: 0 E: 0 LOB: 1 K: 0 BB: 1 S: 3 P: 7		1B: 11 SF: 1 2B: 2 SAC: 0 3B: 2 DP: 2 HR: 1 HBP: 0						

BOTTOM

Boston Red Sox @ Kansas City Royals

Royals Stadium, Kansas City, MO

Fri Jul 21 1978, 8:05 PM EDT

Att. 39,841 - Unknown - 91 F

livebaseballscorecards.com

AB	35
R	9
H	15
RBI	9
BB	2
SO	2
LOB	14

WP: 0 PA: 39
PB: 0
SB: 1
CS: 1

PITCHER		IP	WLS	BF	H	R	ER	SO	BB	IBB	HBP	BLK	WP	HR	S	P	ERA	WHIP
Dennis Eckersley, R ERA: 3.6	(1, 1)	5.0	L	20	7	5	5	2	0	0	0	0	0	1	24	24	9.00	1.400
Allen Ripley, R ERA: 5.55	(6, 1)	1.1		13	8	4	4	0	1	0	0	0	0	0	12	16	27.00	6.750
Tom Burgmeier, L ERA: 3.74	(7, 1)	1.2		5	0	0	0	0	1	0	0	0	0	0	4	8	0.00	0.600

PITCHER	IP	WLS	BF	H	R	ER	SO	BB	IBB	HBP	BLK	WP	HR	S	P	ERA	WHIP

Batter	1	2	3	4	5	6	7	8	9	10	AB	R	H	RBI	BB	SO	LOB
Jerry Remy, L (1, 4) OBP: 0.306, SLG: 0.340	HR 2B	G3		P6			P4		F2		4	1	1	0	0	0	1
Bob Bailey, R (9, PH) OBP: 0.318, SLG: 0.446											1	0	0	0	0	0	1
Jack Brohamer, L (9, 4) OBP: 0.336, SLG: 0.393											0	0	0	0	0	0	0
Fred Lynn, L (1, 8) OBP: 0.395, SLG: 0.552	2-H HR	F7		G3			F8		K		5	1	1	2	0	1	2
Jim Rice, R (1, 10) OBP: 0.380, SLG: 0.615	5-3	F8	K				HR			K	5	1	1	1	0	2	0
Carl Yastrzemski, L (1, 7) OBP: 0.399, SLG: 0.441	WP 1B 1B	BB BB	P4				4-3			4-3	4	1	1	0	1	0	0
Carlton Fisk, R (1, 2) OBP: 0.378, SLG: 0.534	P4 1-2	L8	2B					5-3		P4	5	0	1	0	0	0	2
George Scott, R (1, 3) OBP: 0.345, SLG: 0.458	2-H 1B	1-2 BB	5-3					L9			3	0	1	1	1	0	1
Butch Hobson, R (1, 5) OBP: 0.320, SLG: 0.459	K	L8		F9				F8			4	0	0	0	0	1	3
Dwight Evans, R (1, 9) OBP: 0.366, SLG: 0.516		HR		SH1-3 2B		1-3			SH3 1B		4	1	3	1	0	0	0
Frank Duffy, R (1, 6) OBP: 0.284, SLG: 0.280		6-3		SH1-3 2-3		K			SH3 1-2		2	0	0	0	0	1	0
Inning Stats	R: 3 E: 0 K: 1 S: 9 H: 4 LOB: 1 BB: 0 P: 9	R: 1 E: 0 K: 0 S: 4 H: 1 LOB: 0 BB: 0 P: 4	R: 0 E: 0 K: 0 S: 3 H: 0 LOB: 2 BB: 2 P: 11	R: 0 E: 0 K: 0 S: 4 H: 1 LOB: 1 BB: 0 P: 4	R: 0 E: 0 K: 1 S: 6 H: 1 LOB: 1 BB: 0 P: 6	R: 0 E: 0 K: 1 S: 5 H: 0 LOB: 0 BB: 0 P: 5	R: 1 E: 0 K: 0 S: 4 H: 1 LOB: 0 BB: 0 P: 4	R: 0 E: 0 K: 0 S: 3 H: 0 LOB: 0 BB: 0 P: 3	R: 0 E: 0 K: 1 S: 6 H: 1 LOB: 1 BB: 0 P: 6	R: 0 E: 0 K: 1 S: 5 H: 0 LOB: 0 BB: 0 P: 5	1B: 3 2B: 3 3B: 0 HR: 3	SF: 0 SAC: 2 DP: 0 HBP: 0						

PITCHER		IP	WLS	BF	H	R	ER	SO	BB	IBB	HBP	BLK	WP	HR	S	P	ERA	WHIP
Doug Bird, R ERA: 5.7	(1, 1)	1.1		9	5	4	3	1	0	0	0	0	1	2	11	11	20.25	3.750
Larry Gura, L ERA: 2.82	(2, 1)	7.0		27	4	1	1	2	2	0	0	0	0	1	29	37	1.29	0.857
Al Hrabosky, L ERA: 2.64	(9, 1)	1.2	W	5	0	0	0	2	0	0	0	0	0	0	9	9	0.00	0.000

PITCHER	IP	WLS	BF	H	R	ER	SO	BB	IBB	HBP	BLK	WP	HR	S	P	ERA	WHIP

TOP

Boston Red Sox @ Kansas City Royals

Royals Stadium, Kansas City, MO

Sat Jul 22 1978, 4:33 AM EDT

Att. 37,538 - Unknown - 87 F

livebaseballscorecards.com

AB	37
R	5
H	9
RBI	5
BB	2
SO	5
LOB	10

WP: 1 PA: 41
PB: 0
SB: 0
CS: 0

Batter	1	2	3	4	5	6	7	8	9	10	AB	R	H	RBI	BB	SO	LOB
George Brett, L (1, 5) OBP: 0.356, SLG: 0.484	K		L8 2B		BB S			4-3	2B		4	0	2	0	1	1	0
Hal McRae, R (1, 10) OBP: 0.324, SLG: 0.437	F7		L8 2-3		K 1-2			1B 1B BB 1B	G4-6-3 IBB		4	1	1	0	1	1	2
Ralph LaCock, L (1, 3) OBP: 0.316, SLG: 0.462	G3	P4				1B		BB 1B BB 1-2	G4-6-3 1-2f		4	0	2	0	0	0	1
Jerry Terrell, R (8, PR) OBP: 0.230, SLG: 0.207											0	1	0	0	0	0	0
John Wathan, R (9, 3) OBP: 0.304, SLG: 0.379											1	0	0	0	0	0	2
Amos Otis, R (1, 8) OBP: 0.366, SLG: 0.509		BB HR 1B	F7			F9		BB BB 1B 1-2 2-3		L8	5	1	2	0	0	0	2
Darrell Porter, L (1, 2) OBP: 0.381, SLG: 0.449		F8		G4-6-3 1B		F9		BB BB 1-2 2-3 3-H		4-3	4	0	1	1	1	0	2
Clint Hurdle, L (1, 9) OBP: 0.351, SLG: 0.397		HR BB 1-2		F8		P5		F2		1B 2B	4	2	1	0	1	0	5
Tom Poquette, L (1, 7) OBP: 0.264, SLG: 0.356		HR 1-H 2-H		G4-6-3 1-2f			F8	BB 1-2 2-3 3-H		1B IBB	3	1	1	4	2	0	1
Freddie Patek, R (1, 6) OBP: 0.336, SLG: 0.342		P4			5-3		F9	F5		1B 1-2 2-H	3	0	0	0	0	0	0
Steve Braun, L (8, PH) OBP: 0.336, SLG: 0.386											1	0	0	0	0	0	3
U L Washington, S (9, 6) OBP: 0.350, SLG: 0.333											1	0	1	1	0	0	0
Frank White, R (1, 4) OBP: 0.331, SLG: 0.388		F3			B1-3		K		6-3		4	0	0	0	0	1	0
Inning Stats	R: 0 H: 0 E: 0 LOB: 0 K: 1 BB: 0 S: 5 P: 5	R: 3 H: 2 E: 0 LOB: 0 K: 0 BB: 1 S: 5 P: 9	R: 0 H: 1 E: 0 LOB: 1 K: 0 BB: 0 S: 4 P: 4	R: 0 H: 1 E: 0 LOB: 0 K: 0 BB: 0 S: 3 P: 3	R: 0 H: 0 E: 0 LOB: 1 K: 1 BB: 1 S: 5 P: 9	R: 0 H: 1 E: 0 LOB: 1 K: 0 BB: 0 S: 4 P: 4	R: 0 H: 0 E: 0 LOB: 0 K: 1 BB: 0 S: 5 P: 5	R: 2 H: 3 E: 0 LOB: 3 K: 0 BB: 2 S: 6 P: 14	R: 0 H: 1 E: 0 LOB: 1 K: 0 BB: 1 S: 3 P: 7	R: 1 H: 2 E: 0 LOB: 2 K: 0 BB: 1 S: 4 P: 8	1B: 7 SF: 0 2B: 3 SAC: 0 3B: 0 DP: 2 HR: 1 HBP: 0						

PITCHER		IP	WLS	BF	H	R	ER	SO	BB	IBB	HBP	BLK	WP	HR	S	P	ERA	WHIP
Luis Tiant, R ERA: 3.26	(1, 1)	7.1		30	7	5	5	3	2	0	0	0	0	1	34	42	6.14	1.227
Bob Stanley, R ERA: 2.92	(8, 1)	0.0		1	1	0	0	0	0	0	0	0	0	0	1	1	∞	∞
Bill Campbell, R ERA: 4.85	(8, 1)	0.1		3	0	0	0	0	2	0	0	0	0	0	1	9	0.00	6.000
Dick Drago, R ERA: 3.57	(8, 1)	2.0	L	10	3	1	1	0	0	2	0	0	0	0	8	16	4.50	1.500

PITCHER	IP	WLS	BF	H	R	ER	SO	BB	IBB	HBP	BLK	WP	HR	S	P	ERA	WHIP

BOTTOM

Boston Red Sox @ Kansas City Royals

Royals Stadium, Kansas City, MO

Sat Jul 22 1978, 4:33 AM EDT
Att. 37,538 - Unknown - 87 F

livebaseballscorecards.com

AB	38
R	6
H	11
RBI	6
BB	6
SO	3
LOB	18

WP: 0 PA: 44
PB: 0
SB: 1
CS: 0

Batter	1	2	3	4	5	6	7	8	9	AB	R	H	RBI	BB	SO	LOB
Jerry Remy, L (1, 4) OBP: 0.305, SLG: 0.339	G3		BB, 1B, BB 1-2 2-3 1B	6-3			6-3			4	1	1	0	0	0	0
Fred Lynn, L (1, 8) OBP: 0.397, SLG: 0.551	G6-4-3 1B		BB, BB 1-2 2-3 3-H 1B		F7		5-3			4	0	2	1	0	0	0
Jim Rice, R (1, 10) OBP: 0.377, SLG: 0.611	G6-4-3 1-2f		P8		F8			F7		3	0	0	0	0	0	4
Garry Hancock, L (8, PH) OBP: 0.167, SLG: 0.167										1	0	0	0	0	0	0
Carl Yastrzemski, L (1, 7) OBP: 0.397, SLG: 0.439		5-3 1B	P6		F7			G3		4	0	1	0	0	0	3
Carlton Fisk, R (1, 2) OBP: 0.379, SLG: 0.536		S S S K	B B B B BB 1-2 2-3 3-H BB			6-3 2B		F9		3	0	1	1	1	1	1
George Scott, R (1, 3) OBP: 0.343, SLG: 0.451		5-3 1-2	B B B B 1-2 2-3 3-H BB			6-3 2-3			F9	3	0	0	1	1	0	2
Butch Hobson, R (1, 5) OBP: 0.316, SLG: 0.453		F2	F8			L4			F8	4	0	0	0	0	0	5
Dwight Evans, R (1, 9) OBP: 0.365, SLG: 0.513			1B, 1B, 1B 1B	5-3		S S S K			6-3	4	1	1	0	0	1	1
Frank Duffy, R (1, 6) OBP: 0.286, SLG: 0.282			1B, 1B 1-2 BB 1B	F2			F5			3	1	1	0	0	0	0
Inning Stats	R: 0 E: 0 K: 0 S: 3 H: 1 LOB: 0 BB: 0 P: 3	R: 0 E: 0 K: 1 S: 6 H: 1 LOB: 1 BB: 0 P: 6	R: 3 E: 0 K: 0 S: 7 H: 4 LOB: 3 BB: 2 P: 15	R: 0 E: 0 K: 0 S: 3 H: 0 LOB: 0 BB: 0 P: 3	R: 0 E: 0 K: 0 S: 3 H: 0 LOB: 0 BB: 0 P: 3	R: 0 E: 0 K: 1 S: 6 H: 1 LOB: 1 BB: 0 P: 6	R: 0 E: 0 K: 0 S: 3 H: 0 LOB: 0 BB: 0 P: 3	R: 0 E: 0 K: 0 S: 3 H: 0 LOB: 0 BB: 0 P: 3	R: 0 E: 0 K: 0 S: 3 H: 0 LOB: 0 BB: 0 P: 3	1B: 6 2B: 1 3B: 0 HR: 0 SF: 0 SAC: 0 DP: 1 HBP: 0						

PITCHER		IP	WLS	BF	H	R	ER	SO	BB	IBB	HBP	BLK	WP	HR	S	P	ERA	WHIP
Rich Gale, R ERA: 2.81	(1, 1)	2.2		15	6	3	3	1	2	0	0	0	0	0	15	23	10.12	3.000
Marty Pattin, R ERA: 4.14	(3, 1)	6.1	W	20	1	0	0	1	0	0	0	0	0	0	22	22	0.00	0.158

PITCHER	IP	WLS	BF	H	R	ER	SO	BB	IBB	HBP	BLK	WP	HR	S	P	ERA	WHIP

TOP

Boston Red Sox @ Kansas City Royals

Royals Stadium, Kansas City, MO

Sun Jul 23 1978, 4:33 AM EDT

Att. 39,425 - Unknown - 71 F

AB	33
R	3
H	7
RBI	3
BB	2
SO	2
LOB	16

WP: 0 PB: 0 SB: 0 CS: 0 PA: 35

livebaseballscorecards.com

Batter	1	2	3	4	5	6	7	8	9	AB	R	H	RBI	BB	SO	LOB
George Brett, L (1, 5) OBP: 0.361, SLG: 0.491	0-0 2B 1B	0-0 4-3 S 2B		0-0 ② F8		0-0 CS 2-H 1B				4	2	3	1	0	0	0
Hal McRae, R (1, 10) OBP: 0.323, SLG: 0.438	0-0 ① 1-H 2B	0-0 ① L4		SSS 0-3 ③ K		0-0 ③ CS 1-2	x 0-0 ① 6-3			4	0	1	1	0	1	1
Ralph LaCock, L (1, 3) OBP: 0.321, SLG: 0.478	0-0 2B 1B	0-0 ② 4-3 2-3			x 0-0 SF9 3B		x 0-0 ② 3-1			4	2	2	0	0	0	1
Amos Otis, R (1, 8) OBP: 0.368, SLG: 0.513	0-0 1B 1-H FC4-6 2B	BBB 4-0 S BB			x 0-0 ① SF9 3-H		x 0-0 ③ 6-3			2	1	1	2	1	0	0
Darrell Porter, L (1, 2) OBP: 0.379, SLG: 0.446	0-0 FC4-6 BB 1B 2-3 1B	SSS 0-3 ③ K 1-2 3-H			SSS 0-3 ② K			SSS 0-3 ① K		4	1	1	0	0	3	1
Clint Hurdle, L (1, 9) OBP: 0.353, SLG: 0.394	BBB 4-0 FC4-6 1-2 BB	x 0-0 ① 4-3			x 0-0 ③ L9			BBB 4-0 FC4-6 BB		2	0	0	0	2	0	0
Tom Poquette, L (1, 7) OBP: 0.265, SLG: 0.352 Willie Wilson, S (6, PR) OBP: 0.307, SLG: 0.310 (7, 7)	x 0-0 ② FC4-6 1B 1-2f 2-3 3-H	x 0-0 ② F7				BBB 4-0 SH1-3 1B BB		x 0-0 ② FC4-6 S 1-2f		2 1	0 1	0 0	1 0	1 0	0 0	2 1
Freddie Patek, R (1, 6) OBP: 0.339, SLG: 0.345	0-0 S 1-3 3-H 1B	x 0-0 CS 1B				x 0-0 ① SH1-3 1-2		x 0-0 ③ F7 1-2		3	0	2	1	0	0	1
Frank White, R (1, 4) OBP: 0.328, SLG: 0.384	x 0-0 ③ 4-3 1-2	0-0 ③ CS 1-2		x 0-0 ① 6-3		x 0-0 ② 5-3				3	0	0	0	0	0	4
Inning Stats	R: 4 E: 0 K: 0 S: 8 H: 6 LOB: 2 BB: 1 P: 12	R: 1 E: 0 K: 1 S: 6 H: 1 LOB: 1 BB: 1 P: 10	R: 0 E: 0 K: 0 S: 3 H: 1 LOB: 0 BB: 0 P: 3	R: 0 E: 0 K: 1 S: 5 H: 0 LOB: 0 BB: 0 P: 5	R: 1 E: 0 K: 1 S: 6 H: 1 LOB: 0 BB: 0 P: 6	R: 1 E: 0 K: 0 S: 3 H: 1 LOB: 1 BB: 1 P: 7	R: 0 E: 0 K: 0 S: 3 H: 0 LOB: 0 BB: 0 P: 3	R: 0 E: 0 K: 1 S: 5 H: 0 LOB: 1 BB: 1 P: 9		1B: 6 2B: 3 3B: 1 HR: 0	SF: 1 SAC: 1 DP: 0 HBP: 0					

PITCHER		IP	WLS	BF	H	R	ER	SO	BB	IBB	HBP	BLK	WP	HR	S	P	ERA	WHIP
Jim Wright, R ERA: 3.34	(1, 1)	0.1	L	6	5	4	4	0	1	0	0	0	0	0	5	9	108.00	18.000
Bob Stanley, R ERA: 2.99	(1, 1)	7.2		29	5	3	3	4	3	0	0	0	0	0	34	46	3.52	1.043

PITCHER	IP	WLS	BF	H	R	ER	SO	BB	IBB	HBP	BLK	WP	HR	S	P	ERA	WHIP

BOTTOM

Boston Red Sox @ Kansas City Royals

Royals Stadium, Kansas City, MO

Sun Jul 23 1978, 4:33 AM EDT

Att. 39,425 - Unknown - 71 F

livebaseballscorecards.com

AB	29
R	7
H	10
RBI	6
BB	4
SO	4
LOB	11

1B: 6 2B: 3 3B: 1 HR: 0 SF: 1 SAC: 1 DP: 0 HBP: 0

WP: 0 PB: 0 SB: 4 CS: 2 PA: 37

Batter	1	2	3	4	5	6	7	8	9	AB	R	H	RBI	BB	SO	LOB
Jerry Remy, L (1, 4) OBP: 0.305, SLG: 0.336	BBBB 4-0 BB 1B BB	x 0-0 ③ G3			x 0-0 ① SH3-4 2-3		SSS 0-3 ② K		x 0-0 ② 4-3 2-3	3	1	0	0	1	1	1
Fred Lynn, L (1, 8) OBP: 0.399, SLG: 0.549	BBBB 4-0 F8 1B 1-2 1B BB		x 0-0 ① G3		x 0-0 BLK 3-H 1B		x 0-0 ③ 6-3		H 1-0 WP HBP	3	1	1	1	1	0	0
Jim Rice, R (1, 10) OBP: 0.375, SLG: 0.606	x 0-0 1B 1-2 2-H 1B	x 0-0 ② P9			SSS 0-3 ② K			SSS 0-3 ① K	x 0-0 ③ 5-3 1-2 3-H	5	0	1	1	0	2	2
Carl Yastrzemski, L (1, 7) OBP: 0.396, SLG: 0.437	x 0-0 ① F8 2-3		x 0-0 ③ 4-3		x 0-0 ③ L7 1-2			x 0-0 BB 1B		4	0	1	0	0	0	3
George Scott, R (1, 3) OBP: 0.346, SLG: 0.449 Sam Bowen, R (8, PR) Fred Kendall, R (8, 3) OBP: 0.233, SLG: 0.286	x 0-0 ② 1-3 3-H 1B			x 0-0 ① F4		x 0-0 ① F6		BBBB 4-0 1-2 BB		3 0 0	0 0 0	1 0 0	1 0 0	1 0 0	0 0 0	0 0 0
Butch Hobson, R (1, 5) OBP: 0.318, SLG: 0.449	BBBB 4-0 FC5-4 BB			BBB 4-0 BB		SSS 0-3 ② K		SSS 0-3 ② K		2	0	0	0	2	2	2
Dwight Evans, R (1, 9) OBP: 0.364, SLG: 0.508	x 0-0 ③ FC5-4 1-2f			SSS 0-3 ② K		BBBB 4-0 BB		SSS 0-3 ③ K		3	0	0	0	1	2	5
Bob Montgomery, R (1, 2) OBP: 0.250, SLG: 0.304 Carlton Fisk, R (9, PH) OBP: 0.381, SLG: 0.537		SSS 0-3 ① K		SSS 0-3 ③ K		SSS 0-3 ③ K			x 0-0 4-3 G3 WP 1B	3 1	0 1	0 1	0 1	0 0	3 0	2 0
Frank Duffy, R (1, 6) OBP: 0.287, SLG: 0.296 Jack Brohamer, L (9, PH) OBP: 0.333, SLG: 0.390		x 0-0 ② F7			x 0-0 SH3-4 1B 2B		x 0-0 ① L7		x 0-0 ① G3 1-2	3 1	1 0	1 0	0 0	0 0	0 0	0 1
Inning Stats	R: 2 E: 0 K: 0 S: 4 H: 2 LOB: 2 BB: 3 P: 16	R: 0 E: 0 K: 1 S: 5 H: 0 LOB: 0 BB: 0 P: 5	R: 0 E: 0 K: 0 S: 3 H: 0 LOB: 0 BB: 0 P: 3	R: 0 E: 0 K: 2 S: 7 H: 0 LOB: 1 BB: 1 P: 11	R: 1 E: 0 K: 1 S: 7 H: 2 LOB: 1 BB: 0 P: 7	R: 0 E: 0 K: 2 S: 7 H: 0 LOB: 1 BB: 1 P: 11	R: 0 E: 0 K: 1 S: 5 H: 0 LOB: 0 BB: 0 P: 5	R: 0 E: 0 K: 3 S: 10 H: 1 LOB: 2 BB: 1 P: 14	R: 1 E: 0 K: 0 S: 4 H: 1 LOB: 1 BB: 0 P: 5	1B: 5 2B: 1 3B: 0 HR: 0 SF: 0 SAC: 1 DP: 0 HBP: 1						

PITCHER	IP	WLS	BF	H	R	ER	SO	BB	IBB	HBP	BLK	WP	HR	S	P	ERA	WHIP
Darrell Jackson, L (1, 1) ERA: 3.28	7.1	W	32	5	3	3	8	6	0	0	1	0	0	42	66	3.68	1.500
Mike Marshall, R (8, 1) ERA: 2.83	1.2	S	7	1	1	1	2	0	0	1	0	1	0	10	11	5.40	0.600

PITCHER	IP	WLS	BF	H	R	ER	SO	BB	IBB	HBP	BLK	WP	HR	S	P	ERA	WHIP

TOP

Boston Red Sox @ Minnesota Twins

Metropolitan Stadium, Bloomington , MI

Mon Jul 24 1978, 4:33 AM EDT

Unknown - 81 F

livebaseballscorecards.com

AB	31
R	4
H	6
RBI	3
BB	6
SO	10
LOB	16

1B: 5	SF: 0	WP: 1	PA: 39
2B: 1	SAC: 1	PB: 0	
3B: 0	DP: 0	SB: 0	
HR: 0	HBP: 1	CS: 0	

BOTTOM

Boston Red Sox @ Minnesota Twins

Metropolitan Stadium, Bloomington , MI

Mon Jul 24 1978, 4:33 AM EDT

Unknown - 81 F

livebaseballscorecards.com

Batter	1	2	3	4	5	6	7	8	9	AB	R	H	RBI	BB	SO	LOB
Willie Norwood, R (1, 7) OBP: 0.321, SLG: 0.397	6-3		4-3 SH1 1B		F5	FC4-6 1-2f 2-3				3	0	1	0	0	0	0
Hosken Powell, L (6, PH) OBP: 0.320, SLG: 0.337 (7, 9)										1	0	0	0	0	0	2
Bombo Rivera, R (1, 9) OBP: 0.406, SLG: 0.392 (7, 7)	G3		SH1 1-2		2B	F8				3	0	1	0	0	0	2
Dan Ford, R (1, 8) OBP: 0.354, SLG: 0.462	1B		4-3 2-3		IBB		SH1-4 1B			3	0	2	0	1	0	1
Jose Morales, R (1, 10) OBP: 0.367, SLG: 0.414	F3		1-3		4-3		SH1-4 1-2			3	0	0	0	0	0	4
Craig Kusick, R (1, 3) OBP: 0.303, SLG: 0.301		F8		CS BB		1B 2B BB	F2			2	1	0	0	2	0	1
Roy Smalley, S (1, 6) OBP: 0.351, SLG: 0.415	1B E 1B			K		1-2 2B 1B	4-3			4	2	2	0	0	1	2
Larry Wolfe, R (1, 5) OBP: 0.304, SLG: 0.336	E8 1-H 1B			F8		L7		K		2	1	1	0	0	0	1
Mike Cubbage, L (6, PH) OBP: 0.362, SLG: 0.432 (7, 5)										2	0	0	0	0	1	2
Bob Randall, R (1, 4) OBP: 0.335, SLG: 0.364	CS 1B		CS 1-2		5-3	FC4-6 1-H 2-H 2B		5-3		2	0	1	0	0	0	0
Rod Carew, L (6, PH) OBP: 0.423, SLG: 0.465										1	0	1	2	0	0	0
Rob Wilfong, L (7, 4) OBP: 0.356, SLG: 0.362										1	0	0	0	0	0	0
Glenn Borgmann, R (1, 2) OBP: 0.303, SLG: 0.320		K 1-2			HR	FC4-6 BB		K		3	1	1	1	1	2	1
Inning Stats	R: 0 E: 0 K: 0 S: 4 H: 1 LOB: 1 BB: 0 P: 4	R: 2 E: 1 K: 1 S: 7 H: 3 LOB: 0 BB: 0 P: 7	R: 0 E: 0 K: 0 S: 4 H: 1 LOB: 1 BB: 0 P: 4	R: 0 E: 0 K: 1 S: 4 H: 0 LOB: 0 BB: 1 P: 8	R: 1 E: 0 K: 0 S: 5 H: 2 LOB: 2 BB: 1 P: 9	R: 2 E: 0 K: 0 S: 5 H: 2 LOB: 2 BB: 2 P: 13	R: 0 E: 0 K: 0 S: 4 H: 1 LOB: 1 BB: 0 P: 4	R: 0 E: 0 K: 2 S: 7 H: 0 LOB: 0 BB: 0 P: 7		1B: 7 2B: 2 3B: 0 HR: 1	SF: 0 SAC: 2 DP: 0 HBP: 0					

	AB	30
	R	5
	H	10
	RBI	3
	BB	4
	SO	4
	LOB	16

WP: 0 PB: 0 SB: 0 CS: 2 PA: 37

PITCHER		IP	WLS	BF	H	R	ER	SO	BB	IBB	HBP	BLK	WP	HR	S	P	ERA	WHIP
Tom Burgmeier, L ERA: 3.76	(1, 1)	4.2		21	7	3	2	2	1	1	0	0	0	1	23	31	3.86	1.714
Dick Drago, R ERA: 3.71	(5, 1)	3.1	L	15	3	2	2	2	2	0	0	0	0	0	17	25	5.40	1.500

PITCHER	IP	WLS	BF	H	R	ER	SO	BB	IBB	HBP	BLK	WP	HR	S	P	ERA	WHIP

Batter	1	2	3	4	5	6	7	8	9	AB	R	H	RBI	BB	SO	LOB
Jerry Remy, L (1, 4) OBP: 0.301, SLG: 0.332	4-3		K		F7		K		F9	5	0	0	0	0	2	0
Fred Lynn, L (1, 8) OBP: 0.398, SLG: 0.544	G3		K			E 1B BB	6-3			3	1	0	0	1	1	0
Jim Rice, R (1, 10) OBP: 0.376, SLG: 0.606	2B		4-3			FC5 1B HR 1-2	BB			3	1	1	0	1	0	1
Carl Yastrzemski, L (1, 7) OBP: 0.399, SLG: 0.437	FC6-4 BB			G5-3 1B BB		HR 1B 1-2 2-H	K			2	1	1	1	2	1	1
Carlton Fisk, R (1, 2) OBP: 0.385, SLG: 0.549	FC6-4 1-2f			G5-3 1B 1-2		HR 1-H 2-H		G6-4-3 1B		4	1	3	3	0	0	2
George Scott, R (1, 3) OBP: 0.340, SLG: 0.441		F9		G5-3 1-2 2-3f		6-3		G6-4-3 1-2f		4	0	0	0	0	0	3
Butch Hobson, R (1, 5) OBP: 0.317, SLG: 0.446 Jack Brohamer, L (9, 5) OBP: 0.333, SLG: 0.390		FC3-6 1B		K		6-3		6-3		4 0	0 0	1 0	0 0	0 0	1 0	1 0
Dwight Evans, R (1, 9) OBP: 0.363, SLG: 0.505		FC3-6 FC6-4 1-2f			5-3	FC5-4 1B			4-3	4	0	1	0	0	0	1
Frank Duffy, R (1, 6) OBP: 0.275, SLG: 0.282		FC6-4 1-2f			6-3	FC5-4 1-2f			G3	4	0	0	0	0	0	2
Inning Stats	R: 0 H: 1 E: 0 LOB: 2 K: 0 BB: 1 S: 4 P: 8	R: 0 H: 1 E: 0 LOB: 1 K: 0 BB: 0 S: 4 P: 4	R: 0 H: 0 E: 0 LOB: 0 K: 2 BB: 0 S: 7 P: 7	R: 0 H: 1 E: 0 LOB: 1 K: 1 BB: 1 S: 5 P: 9	R: 0 H: 0 E: 0 LOB: 0 K: 0 BB: 0 S: 3 P: 3	R: 4 H: 3 E: 1 LOB: 1 K: 0 BB: 1 S: 7 P: 11	R: 0 H: 0 E: 0 LOB: 1 K: 2 BB: 1 S: 7 P: 11	R: 0 H: 1 E: 0 LOB: 0 K: 0 BB: 0 S: 3 P: 3	R: 0 H: 0 E: 0 LOB: 0 K: 0 BB: 0 S: 3 P: 3	1B: 5 SF: 0 2B: 1 SAC: 0 3B: 0 DP: 2 HR: 1 HBP: 0						

PITCHER	IP	WLS	BF	H	R	ER	SO	BB	IBB	HBP	BLK	WP	HR	S	P	ERA	WHIP
Geoff Zahn, L (1, 1) ERA: 3.13	9.0	L	37	7	4	3	5	4	0	0	0	0	1	43	59	3.00	1.222

PITCHER	IP	WLS	BF	H	R	ER	SO	BB	IBB	HBP	BLK	WP	HR	S	P	ERA	WHIP

TOP

Boston Red Sox @ Minnesota Twins

Metropolitan Stadium, Bloomington , MI

Mon Jul 24 1978, 8:05 PM EDT

Att. 21,580 - Unknown

livebaseballscorecards.com

AB	33
R	4
H	7
RBI	4
BB	4
SO	5
LOB	11

BOTTOM

Boston Red Sox @ Minnesota Twins

Metropolitan Stadium, Bloomington , MI

Mon Jul 24 1978, 8:05 PM EDT

Att. 21,580 - Unknown

livebaseballscorecards.com

Batter	1	2	3	4	5	6	7	8	9	AB	R	H	RBI	BB	SO	LOB
Hosken Powell, L (1, 9) OBP: 0.316, SLG: 0.332	L3		G1 2-3		F8		F9		F8	3	0	0	0	0	0	1
Bob Randall, R (7, PH) (8, 4) OBP: 0.332, SLG: 0.361										2	0	0	0	0	0	0
Roy Smalley, S (1, 6) OBP: 0.351, SLG: 0.418	F7		3-1		4-3 2B		FC6 1B		3-1	5	0	2	0	0	0	1
Rod Carew, L (1, 3) OBP: 0.421, SLG: 0.468	BLK 3B			6-3	4-3 2-3		FC6 1-2f			4	1	1	0	0	0	2
Mike Cubbage, L (1, 5) OBP: 0.359, SLG: 0.428	4-3 3-H			F8	FC6-4 BB			6-3		2	0	0	0	0	0	0
Larry Wolfe, R (5, PH) (6, 5) OBP: 0.306, SLG: 0.333										1	0	0	0	1	0	0
Dan Ford, R (1, 8) OBP: 0.356, SLG: 0.463		L8		1B 1B	FC6-4 1-2f			F8 1B		4	1	2	0	0	0	2
Butch Wynegar, S (1, 2) OBP: 0.332, SLG: 0.355		F9		1B 1-3		L5		1-2 1B		4	0	2	0	0	0	0
Rich Chiles, L (1, 7) OBP: 0.353, SLG: 0.348		K		BB 1-3 3-H		6-3		F8 2-3		2	0	1	1	0	1	0
Bombo Rivera, R (6, PH) (7, 7) (8, 9) OBP: 0.401, SLG: 0.387										2	0	0	0	0	0	2
Glenn Adams, L (1, 10) OBP: 0.287, SLG: 0.396			G1 SH1-4 1B	BB 1-2		4-3		4-3		1	0	1	0	1	0	0
Jose Morales, R (6, PH) OBP: 0.363, SLG: 0.409										2	0	0	0	0	0	2
Rob Wilfong, L (1, 4) OBP: 0.352, SLG: 0.358			SH1-4 1-2	K			5-3		F6	1	0	0	0	0	1	3
Willie Norwood, R (7, PH) (8, 7) OBP: 0.319, SLG: 0.394										2	0	0	0	0	0	0

	AB	35
	R	2
	H	9
	RBI	1
	BB	2
	SO	2
	LOB	13

Inning Stats	1	2	3	4	5	6	7	8	9	1B: 7	SF: 0	WP: 0	PA: 38
R	1	0	0	1	0	0	0	0	0	2B: 1	SAC: 1	PB: 0	
E	0	0	0	0	0	0	0	0	0	3B: 1	DP: 0	SB: 0	
K	0	1	0	1	0	0	0	0	0	HR: 0	HBP: 0	CS: 0	
S	4	5	4	8	4	3	4	5	3				
H	1	0	1	3	1	0	1	2	0				
LOB	0	0	1	3	2	0	1	2	0				
BB	0	0	1	1	1	0	0	0	0				
P	4	5	4	12	8	3	4	5	3				

PITCHER		IP	WLS	BF	H	R	ER	SO	BB	IBB	HBP	BLK	WP	HR	S	P	ERA	WHIP
Mike Torrez, R ERA: 3.84	(1, 1)	0.2		3	1	1	1	0	0	0	0	0	0	0	3	3	13.50	1.500
Bill Campbell, R ERA: 4.6	(1, 1)	3.1		15	4	1	1	2	1	0	0	1	0	0	18	22	2.70	1.500
Andy Hassler, L ERA: 4.09	(5, 1)	3.1	W	15	4	0	0	0	1	0	0	0	0	0	14	18	0.00	1.500
Bob Stanley, R ERA: 2.92	(8, 1)	1.2	S	5	0	0	0	0	0	0	0	0	0	0	5	5	0.00	0.000

PITCHER	IP	WLS	BF	H	R	ER	SO	BB	IBB	HBP	BLK	WP	HR	S	P	ERA	WHIP

Boston Red Sox @ Minnesota Twins

Metropolitan Stadium, Bloomington , MI

Tue Jul 25 1978, 8:05 PM EDT

Att. 18,608 - Unknown - 84 F

TOP

livebaseballscorecards.com

Batter	1	2	3	4	5	6	7	8	9	AB	R	H	RBI	BB	SO	LOB
Jerry Remy, L (1, 4) (7, 6) OBP: 0.302, SLG: 0.332	L8		1B		L8		BB 2-H		F8	5	0	2	1	0	0	0
Fred Lynn, L (1, 8) OBP: 0.402, SLG: 0.545	1B		G4-6-3 1-2 1B		K		BB 1-2			3	0	2	0	1	1	0
Jim Rice, R (1, 10) OBP: 0.373, SLG: 0.600	K		G4-6-3 1-2f		5-3		4-3			4	0	0	0	0	1	5
Carl Yastrzemski, L (1, 7) OBP: 0.396, SLG: 0.432	F4			4-3		F8		F9		4	0	0	0	0	0	1
Carlton Fisk, R (1, 2) OBP: 0.388, SLG: 0.551		FC3-6 1B		S 1B		6-3		5-3 1B		4	1	3	0	0	0	0
George Scott, R (1, 3) OBP: 0.335, SLG: 0.433		F9		5-3 1-2		6-3		5-3 1-2		4	0	0	0	0	0	3
Butch Hobson, R (1, 5) OBP: 0.320, SLG: 0.451		FC3-6 FC6-4 1-2f		2-H 1B			1B 2B	F3		4	1	2	1	0	0	2
Dwight Evans, R (1, 9) OBP: 0.361, SLG: 0.500		FC6-4 1-2f		FC5-4 BB			K		L4	3	0	0	0	1	1	2
Frank Duffy, R (1, 6) OBP: 0.269, SLG: 0.276			5-3		FC5-4 1-2f		F5		1-3	2	0	0	0	0	0	2
Jack Brohamer, L (7, PH) (7, 4) OBP: 0.329, SLG: 0.384										2	0	0	0	0	0	1
Inning Stats	R: 0 E: 0 K: 1 S: 6 H: 1 LOB: 1 BB: 0 P: 6	R: 0 E: 0 K: 0 S: 4 H: 1 LOB: 1 BB: 0 P: 4	R: 0 E: 0 K: 0 S: 4 H: 2 LOB: 1 BB: 0 P: 4	R: 1 E: 0 K: 0 S: 5 H: 2 LOB: 2 BB: 1 P: 9	R: 0 E: 0 K: 1 S: 5 H: 0 LOB: 0 BB: 0 P: 5	R: 0 E: 0 K: 0 S: 3 H: 0 LOB: 0 BB: 0 P: 3	R: 1 E: 0 K: 1 S: 7 H: 2 LOB: 2 BB: 1 P: 11	R: 0 E: 0 K: 0 S: 4 H: 1 LOB: 1 BB: 0 P: 4	R: 0 E: 0 K: 0 S: 3 H: 0 LOB: 0 BB: 0 P: 3	1B: 8 2B: 1 3B: 0 HR: 0 SF: 0 SAC: 0 DP: 1 HBP: 0							WP: 0 PB: 0 SB: 1 CS: 0 PA: 37

	AB	35
	R	2
	H	9
	RBI	2
	BB	2
	SO	3
	LOB	16

PITCHER		IP	WLS	BF	H	R	ER	SO	BB	IBB	HBP	BLK	WP	HR	S	P	ERA	WHIP
Roger Erickson, R ERA: 4.77	(1, 1)	7.1	W	32	9	2	2	3	2	0	0	0	0	0	36	44	2.46	1.500
Mike Marshall, R ERA: 2.75	(8, 1)	1.2	S	5	0	0	0	0	0	0	0	0	0	0	5	5	0.00	0.000

PITCHER		IP	WLS	BF	H	R	ER	SO	BB	IBB	HBP	BLK	WP	HR	S	P	ERA	WHIP

Boston Red Sox @ Minnesota Twins

Metropolitan Stadium, Bloomington , MI

Tue Jul 25 1978, 8:05 PM EDT

Att. 18,608 - Unknown - 84 F

livebaseballscorecards.com

BOTTOM

Batter	1	2	3	4	5	6	7	8	9	AB	R	H	RBI	BB	SO	LOB
Roy Smalley, S (1, 6) OBP: 0.347, SLG: 0.412	5-3	FC6-4 1-2f		G6-4-3 1-2f		E6 BB 1B		4-3 2-3		5	1	0	0	0	0	4
Rod Carew, L (1, 3) OBP: 0.428, SLG: 0.470	BB 5-3 1B		BBBB G3 BB		BBBB 3B BB	BBBB 1B 1-2 BB		IIII FC6-4 IBB		1	1	1	0	4	0	0
Dan Ford, R (1, 8) OBP: 0.357, SLG: 0.468	5-3 1-2		F9		SF8 1-H 3B	1-2 2-H 1B		FC6-4 HBP 1-2f 3-H		5	1	2	3	0	0	3
Jose Morales, R (1, 10) OBP: 0.364, SLG: 0.404	BBBB BB BB		G3 1-2		SF8 3-H	4-3		H 1-0 FC6-4 1-2 HBP		2	0	0	1	1	0	3
Craig Kusick, R (1, 7) OBP: 0.304, SLG: 0.296 Hosken Powell, L (7, 9) OBP: 0.318, SLG: 0.330	BBBB 1-2 2-3 BB		6-3		5-3		BBBB SH1-4 BB	FC6-4 1-2f		2 1	0 0	0 0	0 0	1 1	0 0	1 2
Bob Randall, R (1, 4) OBP: 0.336, SLG: 0.362	F9			E FC1 SF9 1B	BBBB BB		SH1-4 1-2			2	1	1	0	1	0	3
Larry Wolfe, R (1, 5) OBP: 0.301, SLG: 0.327 Mike Cubbage, L (7, PH) OBP: 0.358, SLG: 0.426 (8, 5)		L6		FC1 1B 1-3	L9		F8			3 1	0 0	0 0	0 0	0 0	0 0	2 1
Bombo Rivera, R (1, 9) OBP: 0.392, SLG: 0.380 (7, 7)		F8		SF9 3-H		3-1	F6			3	0	0	1	0	0	1
Butch Wynegar, S (1, 2) OBP: 0.338, SLG: 0.364		FC6-4 1B		G6-4-3 1-2 1B		F9		4-3 FC6-4 2B		4	1	3	0	0	0	0
Inning Stats	R: 0 E: 0 K: 0 S: 4 H: 1 LOB: 3 BB: 2 P: 12	R: 0 E: 0 K: 0 S: 4 H: 1 LOB: 1 BB: 0 P: 4	R: 0 E: 0 K: 0 S: 3 H: 0 LOB: 1 BB: 1 P: 7	R: 1 E: 1 K: 0 S: 5 H: 2 LOB: 1 BB: 0 P: 5	R: 2 E: 0 K: 0 S: 4 H: 1 LOB: 1 BB: 2 P: 12	R: 1 E: 1 K: 0 S: 5 H: 1 LOB: 2 BB: 1 P: 9	R: 0 E: 0 K: 0 S: 3 H: 0 LOB: 1 BB: 1 P: 7	R: 1 E: 0 K: 0 S: 4 H: 1 LOB: 2 BB: 1 P: 9		1B: 5 2B: 1 3B: 1 HR: 0 SF: 2 SAC: 1 DP: 1 HBP: 1						

	AB	29
	R	5
	H	7
	RBI	5
	BB	8
	SO	0
	LOB	20

WP: 0 PB: 0 SB: 0 CS: 0 PA: 41

PITCHER		IP	WLS	BF	H	R	ER	SO	BB	IBB	HBP	BLK	WP	HR	S	P	ERA	WHIP
Bill Lee, L ERA: 3.3	(1, 1)	5.2	L	30	6	4	2	0	6	0	0	0	0	0	24	48	3.18	2.118
Jim Wright, R ERA: 3.36	(6, 1)	2.1		11	1	1	1	0	1	1	1	0	0	0	8	17	3.86	0.857

PITCHER	IP	WLS	BF	H	R	ER	SO	BB	IBB	HBP	BLK	WP	HR	S	P	ERA	WHIP

Batter	1	2	3	4	5	6	7	8	9	AB	R	H	RBI	BB	SO	LOB
Jerry Remy, L (1, 4) OBP: 0.299, SLG: 0.329	4-3		F6			6-3			B5-3	4	0	0	0	0	0	0
Fred Lynn, L (1, 8) OBP: 0.400, SLG: 0.545	G3			4-3 2B		4-3			5-3	4	0	1	0	0	0	0
Jim Rice, R (1, 10) OBP: 0.373, SLG: 0.597	BB WP			6-3			P8			2	0	0	0	1	0	1
Carl Yastrzemski, L (1, 7) OBP: 0.394, SLG: 0.429 Garry Hancock, L (5, 7) OBP: 0.143, SLG: 0.143	G3 1-2			4-3 2-3			G3			2 1	0 0	0 0	0 0	0 0	0 0	2 0
Carlton Fisk, R (1, 2) OBP: 0.385, SLG: 0.546		L7		6-3			6-3			3	0	0	0	0	0	1
Butch Hobson, R (1, 5) OBP: 0.320, SLG: 0.449		K			G4-6-3 1B			K		3	0	1	0	0	2	0
George Scott, R (1, 3) OBP: 0.331, SLG: 0.427		1-3			G4-6-3 1-2f			K		3	0	0	0	0	1	1
Dwight Evans, R (1, 9) OBP: 0.358, SLG: 0.495			6-3		K			K		3	0	0	0	0	2	0
Frank Duffy, R (1, 6) OBP: 0.263, SLG: 0.270 Jack Brohamer, L (9, PH) OBP: 0.327, SLG: 0.381			6-3			6-3			G3	2 1	0 0	0 0	0 0	0 0	0 0	0 0
Inning Stats	R: 0 E: 0 K: 0 S: 3 H: 0 LOB: 1 BB: 1 P: 7	R: 0 E: 0 K: 1 S: 5 H: 0 LOB: 0 BB: 0 P: 5	R: 0 E: 0 K: 0 S: 3 H: 0 LOB: 0 BB: 0 P: 3	R: 0 E: 0 K: 0 S: 4 H: 1 LOB: 1 BB: 0 P: 4	R: 0 E: 0 K: 1 S: 5 H: 1 LOB: 0 BB: 0 P: 5	R: 0 E: 0 K: 0 S: 3 H: 0 LOB: 0 BB: 0 P: 3	R: 0 E: 0 K: 0 S: 3 H: 0 LOB: 0 BB: 0 P: 3	R: 0 E: 0 K: 3 S: 9 H: 0 LOB: 0 BB: 0 P: 9	R: 0 E: 0 K: 0 S: 3 H: 0 LOB: 0 BB: 0 P: 3	1B: 1 2B: 1 3B: 0 HR: 0	SF: 0 SAC: 0 DP: 1 HBP: 0			WP: 1 PB: 0 SB: 0 CS: 0	PA: 29		

PITCHER	IP	WLS	BF	H	R	ER	SO	BB	IBB	HBP	BLK	WP	HR	S	P	ERA	WHIP
Doc Medich, R (1, 1) ERA: 3.57	9.0	W	29	2	0	0	5	1	0	0	0	1	0	38	42	0.00	0.333

PITCHER	IP	WLS	BF	H	R	ER	SO	BB	IBB	HBP	BLK	WP	HR	S	P	ERA	WHIP

TOP

Boston Red Sox @ Texas Rangers

Arlington Stadium, Arlington, TX

Wed Jul 26 1978, 8:05 PM EDT

Att. 21,671 - Unknown - 95 F

livebaseballscorecards.com

AB	28
R	0
H	2
RBI	0
BB	1
SO	5
LOB	5

Batter	1	2	3	4	5	6	7	8	9	AB	R	H	RBI	BB	SO	LOB
Mike Hargrove, L (1, 3) OBP: 0.396, SLG: 0.365	PB 1B		BB		K		IBB			2	0	1	0	2	1	0
Juan Beniquez, R (1, 8) OBP: 0.321, SLG: 0.408	B1		K		L6		F6			4	0	0	0	0	1	4
Jim Sundberg, R (1, 2) OBP: 0.387, SLG: 0.398	K 1-2		K			6-3		K		1	0	0	0	0	1	1
John Ellis, R (2, 2) OBP: 0.242, SLG: 0.328										3	0	0	0	0	2	1
Al Oliver, L (1, 7) OBP: 0.331, SLG: 0.488	BB		6-3			F8		HR 1B		3	1	1	0	1	0	1
Bobby Bonds, R (1, 9) OBP: 0.350, SLG: 0.462	K			S 1B		1B		1-H HR		4	1	3	2	0	1	2
Gary Gray, R (1, 10) OBP: 0.227, SLG: 0.364		E6		F4		6-3		E5 1-3		4	0	0	0	0	0	2
John Lowenstein, L (8, PR) OBP: 0.363, SLG: 0.439										0	0	0	0	0	0	0
Kurt Bevacqua, R (1, 5) OBP: 0.255, SLG: 0.304		P9		1-3 1-3			SH1 1B	1-3 1-2		4	0	1	0	0	0	3
Bump Wills, S (1, 4) OBP: 0.296, SLG: 0.321		F8		5-3			SH1 1-2	IBB		2	0	0	0	1	0	2
Bert Campaneris, R (1, 6) OBP: 0.265, SLG: 0.268		L9			F7		K	4-3		4	0	0	0	0	1	4
Inning Stats	R: 0 H: 1 E: 0 LOB: 2 K: 2 BB: 1 S: 8 P: 12	R: 0 H: 0 E: 1 LOB: 1 K: 0 BB: 0 S: 4 P: 4	R: 0 H: 0 E: 0 LOB: 1 K: 2 BB: 1 S: 7 P: 11	R: 0 H: 1 E: 0 LOB: 1 K: 0 BB: 0 S: 4 P: 4	R: 0 H: 0 E: 0 LOB: 0 K: 1 BB: 0 S: 5 P: 5	R: 0 H: 1 E: 0 LOB: 1 K: 0 BB: 0 S: 4 P: 4	R: 0 H: 1 E: 0 LOB: 2 K: 1 BB: 1 S: 6 P: 10	R: 2 H: 2 E: 1 LOB: 2 K: 1 BB: 1 S: 8 P: 12		1B: 5 SF: 0 2B: 0 SAC: 1 3B: 0 DP: 0 HR: 1 HBP: 0				WP: 0 PA: 36 PB: 1 SB: 2 CS: 0		

PITCHER	IP	WLS	BF	H	R	ER	SO	BB	IBB	HBP	BLK	WP	HR	S	P	ERA	WHIP
Dennis Eckersley, R (1, 1) ERA: 3.53	8.0	L	36	6	2	2	7	2	2	0	0	0	1	46	62	2.25	1.000

PITCHER	IP	WLS	BF	H	R	ER	SO	BB	IBB	HBP	BLK	WP	HR	S	P	ERA	WHIP

BOTTOM

Boston Red Sox @ Texas Rangers

Arlington Stadium, Arlington, TX

Wed Jul 26 1978, 8:05 PM EDT

Att. 21,671 - Unknown - 95 F

livebaseballscorecards.com

AB	31
R	2
H	6
RBI	2
BB	4
SO	7
LOB	20

Boston Red Sox @ Texas Rangers

Arlington Stadium, Arlington, TX

Thu Jul 27 1978, 8:05 PM EDT

Att. 29,684 - Unknown

TOP

livebaseballscorecards.com

Batter	1	2	3	4	5	6	7	8	9	AB	R	H	RBI	BB	SO	LOB
Jerry Remy, L (1, 4) OBP: 0.296, SLG: 0.326	S S S 0-3 ① K		S S S 0-3 ② K		x 0-0 ② F7		x 0-0 ③ F8			4	0	0	0	0	2	3
Sam Bowen, R (1, 8) OBP: 0.250, SLG: 0.571	S S S 0-3 ② K		x 0-0 HR		x 0-0 ③ F5			x 0-0 ① 1-3		4	1	1	1	0	1	1
Jim Rice, R (1, 7) OBP: 0.372, SLG: 0.594	S S S 0-3 ③ K		x 0-0 FC6 1B			x 0-0 ① 5-3		x 0-0 ② 5-3		4	0	1	0	0	1	0
Carlton Fisk, R (1, 2) OBP: 0.381, SLG: 0.540		x 0-0 ① F8	x 0-0 ③ FC6 1-2f			x 0-0 ② 5-3		x 0-0 ③ L5		4	0	0	0	0	0	1
Butch Hobson, R (1, 5) OBP: 0.316, SLG: 0.443		x 0-0 ② F8		x 0-0 ① L6		x 0-0 ③ 6-3			x 0-0 ① F9	4	0	0	0	0	0	0
Bob Bailey, R (1, 10) OBP: 0.329, SLG: 0.441		x 0-0 1B 1B		x 0-0 ② F9			B B B B 4-0 1B BB		x 0-0 ② 6-3	3	0	1	0	1	0	0
Dwight Evans, R (1, 9) OBP: 0.363, SLG: 0.498		x 0-0 1-2 FC6-4 1B		x 0-0 CS 1B			x 0-0 ① F5		x 0-0 FC4 1B	4	0	3	0	0	0	1
Fred Kendall, R (1, 3) OBP: 0.206, SLG: 0.250		x 0-0 ③ FC6-4 1-2f		0-0 ③ CS 1-2	x 0-0 ① F9		x 0-0 ② F7		x 0-0 ③ FC4 1-2f	4	0	0	0	0	0	4
Frank Duffy, R (1, 6) OBP: 0.276, SLG: 0.283			x 0-0 ① 6-3		x 0-0 1B		x 0-0 1-2 1B			3	0	2	0	0	0	0

	AB	34
	R	1
	H	8
	RBI	1
	BB	1
	SO	4
	LOB	10

Inning Stats	1	2	3	4	5	6	7	8	9
	R: 0 E: 0 K: 3 S: 9	H: 0 LOB: 0 BB: 0 P: 9	R: 0 E: 0 K: 0 S: 5	H: 2 LOB: 2 BB: 0 P: 5	R: 1 E: 0 K: 1 S: 7	H: 2 LOB: 1 BB: 0 P: 7	R: 0 E: 0 K: 0 S: 3	H: 1 LOB: 0 BB: 0 P: 3	R: 0 E: 0 K: 0 S: 4	H: 1 LOB: 1 BB: 0 P: 4	R: 0 E: 0 K: 0 S: 3	H: 0 LOB: 0 BB: 0 P: 3	R: 0 E: 0 K: 0 S: 4	H: 1 LOB: 2 BB: 1 P: 8	R: 0 E: 0 K: 0 S: 3	H: 0 LOB: 0 BB: 0 P: 3	R: 0 E: 0 K: 0 S: 4	H: 1 LOB: 1 BB: 0 P: 4

PITCHER		IP	WLS	BF	H	R	ER	SO	BB	IBB	HBP	BLK	WP	HR	S	P	ERA	WHIP	PITCHER		IP	WLS	BF	H	R	ER	SO	BB	IBB	HBP	BLK	WP	HR	S	P	ERA	WHIP
Jon Matlack, L (1, 1) ERA: 2.24		9.0	W	35	8	1	1	4	1	0	0	0	0	1	42	46	1.00	1.000																			

1B: 7	SF: 0	WP: 0	PA: 36
2B: 0	SAC: 0	PB: 0	
3B: 0	DP: 0	SB: 0	
HR: 1	HBP: 0	CS: 1	

Batter	1	2	3	4	5	6	7	8	9	AB	R	H	RBI	BB	SO	LOB
Mike Hargrove, L (1, 3) OBP: 0.394, SLG: 0.372	F8		6-3		HR			K		4	1	1	1	0	1	0
Juan Beniquez, R (1, 8) OBP: 0.316, SLG: 0.402	F9			F2	F8			K		4	0	0	0	0	1	0
Jim Sundberg, R (1, 2) OBP: 0.385, SLG: 0.394	6-3			1B E HBP	5-3			F7		3	1	0	0	0	0	0
Al Oliver, L (1, 7) OBP: 0.331, SLG: 0.486		6-3		E 1-3 1B		F4				3	0	1	0	0	0	0
Bobby Bonds, R (1, 9) OBP: 0.350, SLG: 0.459		1B HBP		FC5 1-3 3-H		2-3				2	0	0	0	0	0	1
Gary Gray, R (1, 10) OBP: 0.240, SLG: 0.360		1-2 1B		F2		5-3				3	0	1	0	0	0	2
Kurt Bevacqua, R (1, 5) OBP: 0.250, SLG: 0.298		L6		F9			1-3			3	0	0	0	0	0	3
Bump Wills, S (1, 4) OBP: 0.296, SLG: 0.330			B2-3		HR		K			3	1	1	1	0	1	0
Bert Campaneris, R (1, 6) OBP: 0.262, SLG: 0.265			5-3		K		6-3			3	0	0	0	0	1	0
Inning Stats	R: 0 E: 0 K: 0 S: 3 H: 0 LOB: 0 BB: 0 P: 3	R: 0 E: 0 K: 0 S: 3 H: 1 LOB: 1 BB: 0 P: 4	R: 0 E: 0 K: 0 S: 3 H: 0 LOB: 0 BB: 0 P: 3	R: 1 E: 1 K: 0 S: 5 H: 1 LOB: 2 BB: 0 P: 6	R: 2 E: 0 K: 1 S: 7 H: 2 LOB: 0 BB: 0 P: 7	R: 0 E: 0 K: 0 S: 3 H: 0 LOB: 0 BB: 0 P: 3	R: 0 E: 0 K: 1 S: 5 H: 0 LOB: 0 BB: 0 P: 5	R: 0 E: 0 K: 2 S: 7 H: 0 LOB: 0 BB: 0 P: 7		1B: 2 2B: 0 3B: 0 HR: 2 SF: 0 SAC: 0 DP: 0 HBP: 2						

PITCHER	IP	WLS	BF	H	R	ER	SO	BB	IBB	HBP	BLK	WP	HR	S	P	ERA	WHIP
Luis Tiant, R (1, 1) ERA: 3.19	8.0	L	30	4	3	2	4	0	0	2	0	0	2	36	38	2.25	0.500

PITCHER	IP	WLS	BF	H	R	ER	SO	BB	IBB	HBP	BLK	WP	HR	S	P	ERA	WHIP

BOTTOM

Boston Red Sox @ Texas Rangers

Arlington Stadium, Arlington, TX

Thu Jul 27 1978, 8:05 PM EDT

Att. 29,684 - Unknown

livebaseballscorecards.com

AB	28
R	3
H	4
RBI	2
BB	0
SO	4
LOB	6

WP: 0	PA: 30		
PB: 0			
SB: 0			
CS: 0			

Batter	1	2	3	4	5	6	7	8	9	AB	R	H	RBI	BB	SO	LOB
Steve Braun, L (1, 5) OBP: 0.343, SLG: 0.388	4-3		BBB 4-0 1-3 1-2 BB		SSS 0-3 K	0-0 L7			0-0 6-3	3	0	0	0	1	1	0
Jerry Terrell, R (6, 5) OBP: 0.231, SLG: 0.200										1	0	0	0	0	0	0
Hal McRae, R (1, 10) OBP: 0.325, SLG: 0.431	BBBB 4-0 1B BB		SSS 0-3 K		0-0 E FC4-2-5 1B	SSS 0-3 K			0-0 F8	4	0	1	0	1	2	3
Ralph LaCock, L (1, 3) OBP: 0.318, SLG: 0.477	0-0 G6-4-3 1-2 1B		0-0 1-3 1-2 2-3 3-H		0-0 E3 FC4-2-5 1-3		0-0 F8		0-0 P6	5	0	1	1	0	0	3
Amos Otis, R (1, 8) OBP: 0.358, SLG: 0.495	0-0 G6-4-3 1-2f		0-0 F8		0-0 FC4-2-5 2-3 3-H		0-0 6-3			4	0	0	0	0	0	6
Darrell Porter, L (1, 2) OBP: 0.376, SLG: 0.434		SSS 0-3 K		0-0 F8	0-0 L4		0-0 F5			4	0	0	0	0	1	2
Clint Hurdle, L (1, 7) OBP: 0.352, SLG: 0.399		0-0 F7		SSS 0-3 K		0-0 1B HR 1B		0-0 F8		4	1	1	0	0	1	0
Willie Wilson, S (8, 7) OBP: 0.306, SLG: 0.304										0	0	0	0	0	0	0
Al Cowens, R (1, 9) OBP: 0.316, SLG: 0.380		0-0 5-3		0-0 1B		0-0 P6		SSS 0-3 K		4	0	1	0	0	1	1
Freddie Patek, R (1, 6) OBP: 0.348, SLG: 0.355			BBBB 4-0 1B S 1-3 BB	0-0 1-2 1B		0-0 1-2 HR 1B		BBBB 4-0 S BB		2	2	2	0	2	0	0
Frank White, R (1, 4) OBP: 0.327, SLG: 0.393			0-0 1-3 BB 1-3 1B	SSS 0-3 K		0-0 1-H 2-H HR		0-0 F8 1-2		4	1	2	3	0	1	3
Inning Stats	R: 0 H: 1 E: 0 LOB: 1 K: 0 BB: 1 S: 3 P: 7	R: 0 H: 0 E: 0 LOB: 0 K: 1 BB: 0 S: 5 P: 5	R: 1 H: 1 E: 0 LOB: 2 K: 1 BB: 2 S: 6 P: 14	R: 0 H: 2 E: 0 LOB: 2 K: 2 BB: 0 S: 9 P: 9	R: 0 H: 1 E: 1 LOB: 2 K: 1 BB: 0 S: 7 P: 7	R: 3 H: 3 E: 0 LOB: 0 K: 1 BB: 0 S: 8 P: 8	R: 0 H: 0 E: 0 LOB: 0 K: 0 BB: 0 S: 3 P: 3	R: 0 H: 0 E: 0 LOB: 1 K: 1 BB: 1 S: 5 P: 9	R: 0 H: 0 E: 0 LOB: 0 K: 0 BB: 0 S: 3 P: 3	1B: 7 SF: 0 2B: 0 SAC: 0 3B: 0 DP: 1 HR: 1 HBP: 0						

TOP

Kansas City Royals @ Boston Red Sox

Fenway Park, Boston, MA

Fri Jul 28 1978, 7:05 PM EDT

Att. 35,348 - Unknown - 79 F

livebaseballscorecards.com

AB	35
R	4
H	8
RBI	4
BB	4
SO	7
LOB	18

PITCHER		IP	WLS	BF	H	R	ER	SO	BB	IBB	HBP	BLK	WP	HR	S	P	ERA	WHIP
Mike Torrez, R ERA: 3.85	(1, 1)	9.0	L	39	8	4	4	7	4	0	0	0	0	1	49	65	4.00	1.333

PITCHER	IP	WLS	BF	H	R	ER	SO	BB	IBB	HBP	BLK	WP	HR	S	P	ERA	WHIP

BOTTOM

Kansas City Royals @ Boston Red Sox

Fenway Park, Boston, MA

Fri Jul 28 1978, 7:05 PM EDT

Att. 35,348 - Unknown - 79 F

livebaseballscorecards.com

Batter	1	2	3	4	5	6	7	8	9	AB	R	H	RBI	BB	SO	LOB
Rick Burleson, R (1, 6) OBP: 0.298, SLG: 0.356	SSS 0-3 ① K		SSS 0-3 ③ K		x 0-0 ③ 6-3			x 0-0 BB 1B 1B		4	0	1	0	0	2	2
Jerry Remy, L (1, 4) OBP: 0.296, SLG: 0.325	x 0-0 ② B2-3			x 0-0 1B 1B		x 0-0 ① F8		x 0-0 ① F9		4	0	1	0	0	0	1
Jim Rice, R (1, 7) OBP: 0.368, SLG: 0.588	x 0-0 ③ 4-3			SSS 0-3 ① K		SSS 0-3 ② K		SSS 0-3 ② K		4	0	0	0	0	3	2
Carlton Fisk, R (1, 2) OBP: 0.385, SLG: 0.542		SSS 0-3 K		x 0-0 G4-6-3 1-3 1B		x 0-0 1B 1B		x 0-0 BB 1-2 1B		4	0	3	0	0	1	0
Fred Lynn, L (1, 8) OBP: 0.401, SLG: 0.543		x 0-0 ① F7		x 0-0 ②③ G4-6-3 1-2f		x 0-0 1-2 1B		BBBB 4-0 1-2 2-3 BB		3	0	1	0	1	0	3
Butch Hobson, R (1, 5) OBP: 0.315, SLG: 0.441		x 0-0 ② F3			x 0-0 FC2-6 1B	x 0-0 ③ 1-3		x 0-0 ③ F9		4	0	1	0	0	0	6
Dwight Evans, R (1, 9) OBP: 0.359, SLG: 0.492		SSS 0-3 ③ K			x 0-0 ① FC2-6 1B 6-3 1-2f		x 0-0 ① 6-3		x 0-0 ① 5-3	4	0	0	0	0	1	2
George Scott, R (1, 3) OBP: 0.325, SLG: 0.419			SSS 0-3 ① K		x 0-0 ② 6-3 1-2		x 0-0 ② 6-3		x 0-0 ② F9	4	0	0	0	0	1	1
Garry Hancock, L (1, 10) OBP: 0.182, SLG: 0.182			SSS 0-3 ② K		x 0-0 2-3 1B		x 0-0 ③ P6		x 0-0 ③ 4-3	4	0	1	0	0	1	0

	AB	35
	R	0
	H	8
	RBI	0
	BB	1
	SO	9
	LOB	17

Inning Stats										
	R: 0 H: 0 E: 0 LOB: 0 K: 1 BB: 0 S: 5 P: 5	R: 0 H: 0 E: 0 LOB: 1 K: 2 BB: 0 S: 8 P: 8	R: 0 H: 0 E: 0 LOB: 0 K: 3 BB: 0 S: 9 P: 9	R: 0 H: 2 E: 0 LOB: 1 K: 1 BB: 0 S: 6 P: 6	R: 0 H: 2 E: 0 LOB: 2 K: 0 BB: 0 S: 5 P: 5	R: 0 H: 2 E: 0 LOB: 2 K: 1 BB: 0 S: 7 P: 7	R: 0 H: 0 E: 0 LOB: 0 K: 0 BB: 0 S: 3 P: 3	R: 0 H: 2 E: 0 LOB: 3 K: 1 BB: 1 S: 7 P: 11	R: 0 H: 0 E: 0 LOB: 0 K: 0 BB: 0 S: 3 P: 3	1B: 8 SF: 0 2B: 0 SAC: 0 3B: 0 DP: 1 HR: 0 HBP: 0	WP: 1 PA: 36 PB: 0 SB: 0 CS: 0

PITCHER		IP	WLS	BF	H	R	ER	SO	BB	IBB	HBP	BLK	WP	HR	S	P	ERA	WHIP
Rich Gale, R ERA: 2.62	(1, 1)	9.0	W	36	8	0	0	9	1	0	0	0	1	0	53	57	0.00	1.000

PITCHER	IP	WLS	BF	H	R	ER	SO	BB	IBB	HBP	BLK	WP	HR	S	P	ERA	WHIP

Batter	1	2	3	4	5	6	7	8	9	AB	R	H	RBI	BB	SO	LOB
Steve Braun, L (1, 5) OBP: 0.340, SLG: 0.384	F8			F7		4-3			CS 1B	4	0	1	0	0	0	0
Willie Wilson, S (9, PR) OBP: 0.306, SLG: 0.304										0	0	0	0	0	0	0
Hal McRae, R (1, 10) OBP: 0.327, SLG: 0.431	CS 1B			K		S 1B			6-3 1-2	4	0	2	0	0	1	1
Ralph LaCock, L (1, 3) OBP: 0.317, SLG: 0.471	K 1-2			FC6-4 1B		G3 1-2			4-3	4	0	1	0	0	1	3
Amos Otis, R (1, 8) OBP: 0.358, SLG: 0.493		G4-6-3 1B		FC6-4 1-2f			6-3			3	0	1	0	0	0	1
Darrell Porter, L (1, 2) OBP: 0.373, SLG: 0.430		G4-6-3 1-2f			K		F8			3	0	0	0	0	1	1
Clint Hurdle, L (1, 7) OBP: 0.348, SLG: 0.394		L9			G3		4-3			3	0	0	0	0	0	0
Al Cowens, R (1, 9) OBP: 0.316, SLG: 0.380			5-3		1B			5-3		3	0	1	0	0	0	0
Freddie Patek, R (1, 6) OBP: 0.346, SLG: 0.353			F7		1-3			P6		2	0	0	0	0	0	1
Tom Poquette, L (8, PH) OBP: 0.265, SLG: 0.343										1	0	0	0	0	0	0
U L Washington, S (8, 6) OBP: 0.350, SLG: 0.333										0	0	0	0	0	0	0
Frank White, R (1, 4) OBP: 0.326, SLG: 0.391			P3			5-3		G3		2	0	0	0	0	0	0
Randy Bass, L (8, PH)										1	0	0	0	0	0	0
Jerry Terrell, R (8, 4) OBP: 0.231, SLG: 0.200										0	0	0	0	0	0	0
Inning Stats	R: 0 H: 1 E: 0 LOB: 1 K: 1 BB: 0 S: 5 P: 5	R: 0 H: 1 E: 0 LOB: 0 K: 0 BB: 0 S: 3 P: 3	R: 0 H: 0 E: 0 LOB: 0 K: 0 BB: 0 S: 3 P: 3	R: 0 H: 1 E: 0 LOB: 1 K: 1 BB: 0 S: 6 P: 6	R: 0 H: 1 E: 0 LOB: 1 K: 1 BB: 0 S: 6 P: 6	R: 0 H: 1 E: 0 LOB: 1 K: 0 BB: 0 S: 4 P: 4	R: 0 H: 0 E: 0 LOB: 0 K: 0 BB: 0 S: 3 P: 3	R: 0 H: 0 E: 0 LOB: 0 K: 0 BB: 0 S: 3 P: 3	R: 0 H: 1 E: 0 LOB: 1 K: 0 BB: 0 S: 3 P: 3	1B: 6 2B: 1 3B: 0 HR: 0	SF: 0 SAC: 0 DP: 2 HBP: 0					

PITCHER	IP	WLS	BF	H	R	ER	SO	BB	IBB	HBP	BLK	WP	HR	S	P	ERA	WHIP
Jim Wright, R (1, 1) ERA: 3.0	9.0	W	30	6	0	0	3	0	0	0	0	0	0	36	36	0.00	0.667

PITCHER	IP	WLS	BF	H	R	ER	SO	BB	IBB	HBP	BLK	WP	HR	S	P	ERA	WHIP

TOP

Kansas City Royals @ Boston Red Sox

Fenway Park, Boston, MA

Sat Jul 29 1978, 3:33 AM EDT

Att. 35,098 - Unknown - 79 F

livebaseballscorecards.com

AB	30
R	0
H	6
RBI	0
BB	0
SO	3
LOB	7

WP: 0 PA: 30
PB: 0
SB: 1
CS: 2

Batter	1	2	3	4	5	6	7	8	9	AB	R	H	RBI	BB	SO	LOB
Rick Burleson, R (1, 6) OBP: 0.297, SLG: 0.355	P6		G5-4-3 1-2f		1-3			1B 1B		4	0	1	0	0	0	2
Jerry Remy, L (1, 4) OBP: 0.295, SLG: 0.324	L8			G3		K		1-2 1B		4	0	1	0	0	1	0
Jim Rice, R (1, 7) OBP: 0.367, SLG: 0.584	6-3			BB 1B BB		6-3		F3		3	1	0	0	1	0	2
Carlton Fisk, R (1, 2) OBP: 0.385, SLG: 0.539		F2		1B 1-2 BB		5-3				2	0	0	0	1	0	0
Fred Lynn, L (1, 8) OBP: 0.401, SLG: 0.541		K		1-3 2-H 1B			4-3			3	0	1	1	0	1	0
Butch Hobson, R (1, 5) OBP: 0.312, SLG: 0.436		K		K			K			3	0	0	0	0	3	2
Dwight Evans, R (1, 9) OBP: 0.359, SLG: 0.494			1B 2B	1-3			K			3	0	1	0	0	1	2
George Scott, R (1, 3) OBP: 0.322, SLG: 0.413			K	1-3				6-3		3	0	0	0	0	1	1
Garry Hancock, L (1, 10) OBP: 0.214, SLG: 0.214			G5-4-3 2-3 1B	F9				K		3	0	1	0	0	1	0
Inning Stats	R: 0 E: 0 K: 0 S: 3 H: 0 LOB: 0 BB: 0 P: 3	R: 0 E: 0 K: 2 S: 7 H: 0 LOB: 0 BB: 0 P: 7	R: 0 E: 0 K: 1 S: 6 H: 2 LOB: 1 BB: 0 P: 6	R: 1 E: 0 K: 1 S: 6 H: 1 LOB: 2 BB: 2 P: 14	R: 0 E: 0 K: 0 S: 3 H: 0 LOB: 0 BB: 0 P: 3	R: 0 E: 0 K: 1 S: 5 H: 0 LOB: 0 BB: 0 P: 5	R: 0 E: 0 K: 2 S: 7 H: 0 LOB: 0 BB: 0 P: 7	R: 0 E: 0 K: 1 S: 7 H: 2 LOB: 2 BB: 0 P: 7		1B: 4 2B: 1 3B: 0 HR: 0 SF: 0 SAC: 0 DP: 1 HBP: 0						

PITCHER	IP	WLS	BF	H	R	ER	SO	BB	IBB	HBP	BLK	WP	HR	S	P	ERA	WHIP
Dennis Leonard, R (1, 1) ERA: 3.33	8.0	L	30	5	1	1	8	2	0	0	0	0	0	44	52	1.12	0.875

PITCHER	IP	WLS	BF	H	R	ER	SO	BB	IBB	HBP	BLK	WP	HR	S	P	ERA	WHIP

BOTTOM

Kansas City Royals @ Boston Red Sox

Fenway Park, Boston, MA

Sat Jul 29 1978, 3:33 AM EDT

Att. 35,098 - Unknown - 79 F

livebaseballscorecards.com

AB	28
R	1
H	5
RBI	1
BB	2
SO	8
LOB	9

Kansas City Royals @ Boston Red Sox

Fenway Park, Boston, MA

Sun Jul 30 1978, 3:33 AM EDT

Att. 34,626 - Unknown - 78 F

TOP

livebaseballscorecards.com

Batter	1	2	3	4	5	6	7	8	9	AB	R	H	RBI	BB	SO	LOB
Freddie Patek, R (1, 6) OBP: 0.343, SLG: 0.354	0-0 1B FC6-4 2B		0-0 ① 5-3		0-0 ① F2		0-0 ② L9 1-2		0-0 ③ 4-3	5	1	1	0	0	0	1
Steve Braun, L (9, 5) OBP: 0.340, SLG: 0.384										0	0	0	0	0	0	0
Joe Zdeb, R (1, 9) OBP: 0.265, SLG: 0.290	0-0 FC6-4 2-3 1B		0-0 1B 1B		0-0 ② 6-3		0-0 ③ F9			4	1	2	0	0	0	1
Al Cowens, R (1, 10) OBP: 0.319, SLG: 0.382	0-0 ① FC6-4 FC4-6 1B 1-2f 3-H		0-0 1B 1-3 1B		0-0 ③ P5			0-0 FC6-4 BB 1B		4	0	2	1	0	0	1
Willie Wilson, S (8, PR) OBP: 0.306, SLG: 0.304										0	0	0	0	0	0	0
Amos Otis, R (1, 8) OBP: 0.363, SLG: 0.495	0-0 FC4-6 1-2 1B		0-0 1-2 3-H 1B			0-0 ① F9		BBB 4-0 FC6-4 1-2 BB		3	0	2	1	1	0	0
Darrell Porter, L (1, 2) OBP: 0.369, SLG: 0.425	0-0 ② FC4-6 1-2f 2-3		0-0 ② L8			0-0 ② G3		SSS 0-3 ① K		4	0	0	0	0	1	6
John Wathan, R (1, 3) OBP: 0.298, SLG: 0.374	0-0 ③ F8		0-0 ③ 5-3			0-0 1B		0-0 ② FC6-4 1-2f 2-3		4	0	1	0	0	0	6
Clint Hurdle, L (1, 7) OBP: 0.344, SLG: 0.389		0-0 ① F9		SSS 0-3 ① K		0-0 ③ L9		0-0 ③ 4-3		4	0	0	0	0	1	3
Frank White, R (1, 4) OBP: 0.324, SLG: 0.388		0-0 ② 1-3		SSS 0-3 ② K			0-0 ① F7		0-0 ① 1-3	2	0	0	0	0	1	0
U L Washington, S (5, 4) OBP: 0.333, SLG: 0.316										2	0	0	0	0	0	0
(9, 6)																
Jerry Terrell, R (1, 5) OBP: 0.232, SLG: 0.203		0-0 ③ 5-3		0-0 ③ 5-3			0-0 S 1B		0-0 ② F8	4	0	1	0	0	0	0
(9, 4)																
Inning Stats	R: 1 H: 3 E: 0 LOB: 2 K: 0 BB: 0 S: 6 P: 6	R: 0 H: 0 E: 0 LOB: 0 K: 0 BB: 0 S: 3 P: 3	R: 1 H: 3 E: 0 LOB: 2 K: 0 BB: 0 S: 6 P: 6	R: 0 H: 0 E: 0 LOB: 0 K: 2 BB: 0 S: 7 P: 7	R: 0 H: 0 E: 0 LOB: 0 K: 0 BB: 0 S: 3 P: 3	R: 0 H: 1 E: 0 LOB: 1 K: 0 BB: 0 S: 4 P: 4	R: 0 H: 1 E: 0 LOB: 1 K: 0 BB: 0 S: 4 P: 4	R: 0 H: 1 E: 0 LOB: 2 K: 1 BB: 1 S: 6 P: 10	R: 0 H: 0 E: 0 LOB: 0 K: 0 BB: 0 S: 3 P: 3	1B: 8 SF: 0 2B: 1 SAC: 0 3B: 0 DP: 0 HR: 0 HBP: 0							

	AB	36
	R	2
	H	9
	RBI	2
	BB	1
	SO	3
	LOB	18

WP: 0 PA: 37
PB: 0
SB: 1
CS: 0

PITCHER	IP	WLS	BF	H	R	ER	SO	BB	IBB	HBP	BLK	WP	HR	S	P	ERA	WHIP
Bill Lee, L (1, 1) ERA: 3.21	9.0	L	37	9	2	2	3	1	0	0	0	0	0	42	46	2.00	1.111

PITCHER	IP	WLS	BF	H	R	ER	SO	BB	IBB	HBP	BLK	WP	HR	S	P	ERA	WHIP

BOTTOM

Kansas City Royals @ Boston Red Sox

Fenway Park, Boston, MA

Sun Jul 30 1978, 3:33 AM EDT

Att. 34,626 - Unknown - 78 F

livebaseballscorecards.com

Batter	1	2	3	4	5	6	7	8	9	AB	R	H	RBI	BB	SO	LOB
Rick Burleson, R (1, 6) OBP: 0.297, SLG: 0.354	P4		1B			5-3		G3 1-2		4	0	1	0	0	0	1
Jerry Remy, L (1, 4) OBP: 0.296, SLG: 0.324	1B		4-3			L6		BBBB 4-0 BB		3	0	1	0	0	0	1
Fred Kendall, R (8, PH) OBP: 0.229, SLG: 0.250										0	0	0	0	1	0	0
Frank Duffy, R (8, PR) (9, 4) OBP: 0.276, SLG: 0.283										0	0	0	0	0	0	0
Jim Rice, R (1, 7) OBP: 0.364, SLG: 0.578	F9			F8		SSS K		SSS K		4	0	0	0	0	2	3
Carlton Fisk, R (1, 2) OBP: 0.381, SLG: 0.533	P6			F8			P4		F5	4	0	0	0	0	0	1
Bob Bailey, R (1, 10) OBP: 0.311, SLG: 0.413		P5		P6			SSS K		L8	4	0	0	0	0	1	0
Fred Lynn, L (1, 8) OBP: 0.399, SLG: 0.540		F7			6-3		3-1		2B	4	0	1	0	0	0	0
Dwight Evans, R (1, 9) OBP: 0.363, SLG: 0.499		P4			FC5-4 1B			BBBB 1B 2B	BB	3	1	2	0	1	0	0
George Scott, R (1, 3) OBP: 0.320, SLG: 0.408			BBBB 4-0 G6-4-3 BB		FC5-4 FC5-4 1-2f			P5	SSS K	3	0	0	0	1	1	4
Butch Hobson, R (1, 5) OBP: 0.313, SLG: 0.435			G6-4-3 1-2f		FC5-4 1-2f			G3 2-H 1B		3	0	1	1	0	0	2
Inning Stats	R: 0 H: 1 E: 0 LOB: 1 K: 0 BB: 0 S: 4 P: 4	R: 0 H: 0 E: 0 LOB: 0 K: 0 BB: 0 S: 3 P: 3	R: 0 H: 1 E: 0 LOB: 1 K: 0 BB: 1 S: 3 P: 7	R: 0 H: 0 E: 0 LOB: 0 K: 0 BB: 0 S: 3 P: 3	R: 0 H: 1 E: 0 LOB: 1 K: 0 BB: 0 S: 4 P: 4	R: 0 H: 0 E: 0 LOB: 0 K: 1 BB: 0 S: 5 P: 5	R: 0 H: 0 E: 0 LOB: 0 K: 1 BB: 0 S: 5 P: 5	R: 1 H: 2 E: 0 LOB: 2 K: 1 BB: 1 S: 7 P: 11	R: 0 H: 1 E: 0 LOB: 2 K: 1 BB: 1 S: 6 P: 10	1B: 4 SF: 0 2B: 2 SAC: 0 3B: 0 DP: 1 HR: 0 HBP: 0						

	AB	32
	R	1
	H	6
	RBI	1
	BB	3
	SO	4
	LOB	12

PITCHER		IP	WLS	BF	H	R	ER	SO	BB	IBB	HBP	BLK	WP	HR	S	P	ERA	WHIP
Paul Splittorff, L ERA: 3.14	(1, 1)	7.2	W	28	5	1	1	2	1	0	0	0	0	0	31	35	1.17	0.783
Al Hrabosky, L ERA: 2.54	(8, 1)	1.1	S	7	1	0	0	2	2	0	0	0	0	0	9	17	0.00	2.250

PITCHER	IP	WLS	BF	H	R	ER	SO	BB	IBB	HBP	BLK	WP	HR	S	P	ERA	WHIP

Batter	1	2	3	4	5	6	7	8	9	AB	R	H	RBI	BB	SO	LOB
Thad Bosley, L (1, 8) OBP: 0.330, SLG: 0.349	SSS 0-3 ① K		x 0-0 ③ F7			x 0-0 SH1-4 1B 1B		x 0-0 ① F8		4	1	1	0	0	1	0
Don Kessinger, S (1, 6) OBP: 0.329, SLG: 0.317	x 0-0 ② F8			x 0-0 FC1-5 BB 1B		x 0-0 ① SH1-4 1-2		x 0-0 ② 6-3		3	0	1	0	0	0	0
Jorge Orta, L (1, 4) OBP: 0.346, SLG: 0.460	x 0-0 2B			BBBB 4-0 FC1-5 1-2 BB		x 0-0 2-H 1B		x 0-0 ③ F8		3	0	2	1	1	0	0
Eric Soderholm, R (1, 5) OBP: 0.324, SLG: 0.454	SSS 0-3 ③ K			x 0-0 ① FC1-5 1-2 2-3f		BBBB 4-0 BB			x 0-0 HR	3	1	1	1	1	1	3
Ralph Garr, L (1, 7) OBP: 0.323, SLG: 0.368		x 0-0 G3-6-3 1B		x 0-0 ② F8		SSS 0-3 ② K			SSS 0-3 ① K	4	0	1	0	0	2	4
Bob Molinaro, L (1, 10) OBP: 0.327, SLG: 0.409		x 0-0 ① ② G3-6-3 1-2f		x 0-0 ③ F8		x 0-0 ③ F5			x 0-0 ② F9	4	0	0	0	0	0	5
Claudell Washington, L (1, 9) OBP: 0.257, SLG: 0.343		x 0-0 ③ 6-3			SSS 0-3 ① K		x 0-0 ① F9		x 0-0 ③ 6-3	4	0	0	0	0	1	0
Lamar Johnson, R (1, 3) OBP: 0.312, SLG: 0.366			SSS 0-3 ① K		x 0-0 ② F9		x 0-0 ② 5-3			3	0	0	0	0	1	0
Mike Colbern, R (1, 2) OBP: 0.267, SLG: 0.276			x 0-0 ② F3		SSS 0-3 ③ K		x 0-0 ③ 5-3			3	0	0	0	0	1	0

TOP

Chicago White Sox @ Boston Red Sox

Fenway Park, Boston, MA

Mon Jul 31 1978, 7:05 PM EDT

Att. 28,858 - Unknown - 66 F

livebaseballscorecards.com

AB	31
R	2
H	6
RBI	2
BB	2
SO	7
LOB	12

Inning Stats	1	2	3	4	5	6	7	8	9			
	R: 0	R: 0	R: 0	R: 0	R: 0	R: 1	R: 0	R: 0	R: 1	1B: 4	SF: 0	WP: 0
	E: 0	E: 0	E: 0	E: 0	E: 0	E: 0	E: 0	E: 0	E: 0	2B: 1	SAC: 1	PB: 0
	K: 2	K: 0	K: 1	K: 0	K: 2	K: 1	K: 0	K: 0	K: 1	3B: 0	DP: 1	SB: 0
	S: 8	S: 3	S: 5	S: 4	S: 7	S: 7	S: 3	S: 3	S: 6	HR: 1	HBP: 0	CS: 0
	H: 1	H: 1	H: 0	H: 1	H: 0	H: 2	H: 0	H: 0	H: 1			PA: 34
	LOB: 1	LOB: 0	LOB: 0	LOB: 2	LOB: 0	LOB: 2	LOB: 0	LOB: 0	LOB: 0			
	BB: 0	BB: 0	BB: 0	BB: 1	BB: 0	BB: 1	BB: 0	BB: 0	BB: 0			
	P: 8	P: 3	P: 5	P: 8	P: 7	P: 11	P: 3	P: 3	P: 6			

PITCHER	IP	WLS	BF	H	R	ER	SO	BB	IBB	HBP	BLK	WP	HR	S	P	ERA	WHIP
Dennis Eckersley, R (1, 1) ERA: 3.45	9.0	W	34	6	2	2	7	2	0	0	0	0	1	46	54	2.00	0.889

PITCHER	IP	WLS	BF	H	R	ER	SO	BB	IBB	HBP	BLK	WP	HR	S	P	ERA	WHIP

Batter	1	2	3	4	5	6	7	8	9	AB	R	H	RBI	BB	SO	LOB
Rick Burleson, R (1, 6) OBP: 0.301, SLG: 0.363	5-3		K		1B		1B 2B	2B 2B 1-H 2-H 3-H		5	2	3	3	0	1	1
Jerry Remy, L (1, 4) OBP: 0.299, SLG: 0.328	K			BB S 1B	F6		1B 2-H 3-H	2B 2-H		4	1	2	3	1	1	2
Jim Rice, R (1, 7) OBP: 0.365, SLG: 0.578	5-3			K 1-2		2B 2B	1-3	1B 2-H		5	1	2	0	0	1	2
Carlton Fisk, R (1, 2) OBP: 0.380, SLG: 0.533		F2		F4		E 2B 2-H	F7			4	1	1	1	0	0	2
Fred Lynn, L (1, 8) OBP: 0.400, SLG: 0.540		K		1B 2-H		1-3 2-H		CS 1B		4	0	2	1	0	1	0
Dwight Evans, R (1, 9) OBP: 0.364, SLG: 0.497		F8		K		CS BB		BB CS 2B 1-2		3	1	1	0	1	1	1
Butch Hobson, R (1, 5) OBP: 0.309, SLG: 0.430			4-3		F8	K		K 1-2 2-3		4	0	0	0	0	2	3
George Scott, R (1, 3) OBP: 0.323, SLG: 0.407			K		5-3	CS 1-2	2B 1B 1B	BB 2B BB		3	2	1	0	1	1	0
Bob Bailey, R (1, 10) OBP: 0.333, SLG: 0.406			BB	1B BB			F7	2B BB 1-2 2-3		1	1	0	0	3	0	1
Inning Stats	R: 0 H: 0 E: 0 LOB: 0 K: 1 BB: 0 S: 5 P: 5	R: 0 H: 0 E: 0 LOB: 0 K: 1 BB: 0 S: 5 P: 5	R: 0 H: 0 E: 0 LOB: 1 K: 2 BB: 1 S: 7 P: 11	R: 1 H: 1 E: 0 LOB: 1 K: 2 BB: 1 S: 8 P: 12	R: 0 H: 1 E: 0 LOB: 2 K: 0 BB: 1 S: 4 P: 8	R: 2 H: 2 E: 1 LOB: 0 K: 1 BB: 1 S: 6 P: 10	R: 2 H: 3 E: 0 LOB: 1 K: 0 BB: 0 S: 6 P: 6	R: 4 H: 5 E: 0 LOB: 2 K: 1 BB: 2 S: 8 P: 16		1B: 7 SF: 0 2B: 6 SAC: 0 3B: 0 DP: 1 HR: 0 HBP: 0						

BOTTOM

Chicago White Sox @ Boston Red Sox

Fenway Park, Boston, MA

Mon Jul 31 1978, 7:05 PM EDT

Att. 28,858 - Unknown - 66 F

livebaseballscorecards.com

AB	33
R	9
H	12
RBI	8
BB	6
SO	8
LOB	12

PITCHER		IP	WLS	BF	H	R	ER	SO	BB	IBB	HBP	BLK	WP	HR	S	P	ERA	WHIP
Ken Kravec, L ERA: 4.05	(1, 1)	6.1	L	29	7	5	4	7	4	0	0	0	0	0	39	55	5.68	1.737
Lerrin LaGrow, R ERA: 3.88	(7, 1)	0.2		2	0	0	0	0	0	0	0	0	0	0	2	2	0.00	0.000
Rich Hinton, L ERA: 4.19	(8, 1)	1.0		8	5	4	4	1	2	0	0	0	0	0	8	16	36.00	7.000

PITCHER	IP	WLS	BF	H	R	ER	SO	BB	IBB	HBP	BLK	WP	HR	S	P	ERA	WHIP

Batter	1	2	3	4	5	6	7	8	9	AB	R	H	RBI	BB	SO	LOB
Thad Bosley, L (1, 8) OBP: 0.323, SLG: 0.341	1-3		F8		S 1B		4-3		4-3 1-2	5	0	1	0	0	0	1
Don Kessinger, S (1, 6) OBP: 0.325, SLG: 0.312	4-3		4-3		K		K		4-3	5	0	0	0	0	2	2
Jorge Orta, L (1, 4) OBP: 0.350, SLG: 0.464	1B			G3	BB 1-2			2B		3	1	2	0	1	0	0
Eric Soderholm, R (1, 5) OBP: 0.320, SLG: 0.448 Kevin Bell, R (8, 5) OBP: 0.273, SLG: 0.200	F9			L6	5-3			5-3		4 0	0 0	0 0	0 0	0 0	0 0	4 0
Ralph Garr, L (1, 7) OBP: 0.328, SLG: 0.379 Tom Spencer, R (8, 7) OBP: 0.353, SLG: 0.344		1B 1B		HR 2B		F7		1B 2-H 2B		4 0	2 0	3 0	1 0	0 0	0 0	0 0
Lamar Johnson, R (1, 3) OBP: 0.320, SLG: 0.382		G4-6-3 1-2 1B		HR 2-H		BB		CS 2-H 1B		3	1	3	3	1	0	0
Bob Molinaro, L (1, 10) OBP: 0.325, SLG: 0.422		F8		HR		F4		F8 1-2		4	1	1	1	0	0	4
Claudell Washington, L (1, 9) OBP: 0.257, SLG: 0.346		G4-6-3 1-2f		6-3		F8			FC1-5 2B	4	0	1	0	0	0	3
Bill Nahorodny, R (1, 2) OBP: 0.291, SLG: 0.370			K		6-3		F3		FC1-5 4-3 2-3	4	0	0	0	0	1	1
Inning Stats	R: 0 E: 0 K: 0 S: 4 H: 1 LOB: 1 BB: 0 P: 4	R: 0 E: 0 K: 0 S: 4 H: 2 LOB: 1 BB: 0 P: 4	R: 0 E: 0 K: 1 S: 5 H: 0 LOB: 0 BB: 0 P: 5	R: 3 E: 0 K: 0 S: 6 H: 3 LOB: 0 BB: 0 P: 6	R: 0 E: 0 K: 1 S: 6 H: 1 LOB: 2 BB: 1 P: 10	R: 0 E: 0 K: 0 S: 3 H: 0 LOB: 1 BB: 1 P: 7	R: 0 E: 0 K: 1 S: 5 H: 0 LOB: 0 BB: 0 P: 5	R: 2 E: 0 K: 0 S: 5 H: 3 LOB: 0 BB: 0 P: 5	R: 0 E: 0 K: 0 S: 4 H: 1 LOB: 1 BB: 0 P: 4	1B: 5 2B: 4 3B: 0 HR: 2 SF: 0 SAC: 0 DP: 1 HBP: 0						

PITCHER		IP	WLS	BF	H	R	ER	SO	BB	IBB	HBP	BLK	WP	HR	S	P	ERA	WHIP
Luis Tiant, R ERA: 3.37	(1, 1)	7.1	L	33	10	5	5	3	2	0	0	0	0	2	37	45	6.14	1.636
Bob Stanley, R ERA: 2.85	(8, 1)	1.2		5	1	0	0	0	0	0	0	0	0	0	5	5	0.00	0.600

PITCHER		IP	WLS	BF	H	R	ER	SO	BB	IBB	HBP	BLK	WP	HR	S	P	ERA	WHIP

TOP

Chicago White Sox @ Boston Red Sox

Fenway Park, Boston, MA

Tue Aug 01 1978, 7:05 PM EDT
Att. 30,020 - Unknown - 65 F

livebaseballscorecards.com

AB	36
R	5
H	11
RBI	5
BB	2
SO	3
LOB	15

PA: 38

WP: 0
PB: 0
SB: 1
CS: 1

BOTTOM

Chicago White Sox @ Boston Red Sox

Fenway Park, Boston, MA

Tue Aug 01 1978, 7:05 PM EDT
Att. 30,020 - Unknown - 65 F

Batter	1	2	3	4	5	6	7	8	9	AB	R	H	RBI	BB	SO	LOB
Rick Burleson, R (1, 6) OBP: 0.300, SLG: 0.361	6-3		F7		FC4-6 1-2 1B			5-3		4	0	1	0	0	0	0
Jerry Remy, L (1, 4) OBP: 0.299, SLG: 0.328	F7		4-3		FC4-6 FC5-4 1-2f 2-3			E 1B		4	0	1	0	0	0	2
Jim Rice, R (1, 7) OBP: 0.364, SLG: 0.574	B B B B 2B BB			F9	FC5-4 1-2f			1-3 1-2		3	1	0	0	1	0	3
Carl Yastrzemski, L (1, 10) OBP: 0.392, SLG: 0.430	1-H 2B			4-3		4-3		4-3		4	0	1	1	0	0	1
Carlton Fisk, R (1, 2) OBP: 0.378, SLG: 0.529	6-3			E 1B		S S S K			F8	4	1	1	0	0	1	1
Fred Lynn, L (1, 8) OBP: 0.401, SLG: 0.539		FC6-4 1B		E9 1-H 1B		1-3			G3	4	0	2	0	0	0	0
Dwight Evans, R (1, 9) OBP: 0.360, SLG: 0.491		FC6-4 G6-4-3 1-2f		F6			6-3		S S S K	4	0	0	0	0	1	2
George Scott, R (1, 3) OBP: 0.320, SLG: 0.402		G6-4-3 1-2f			4-3		S S S K			3	0	0	0	0	1	1
Butch Hobson, R (1, 5) OBP: 0.306, SLG: 0.425			F9		E6 FC4-6 1B		5-3			3	0	0	0	0	0	0
Inning Stats	R: 1 E: 0 K: 0 S: 4 H: 1 LOB: 1 BB: 1 P: 8	R: 0 E: 0 K: 0 S: 3 H: 1 LOB: 0 BB: 0 P: 3	R: 0 E: 0 K: 0 S: 3 H: 0 LOB: 0 BB: 0 P: 3	R: 1 E: 1 K: 0 S: 5 H: 2 LOB: 1 BB: 0 P: 5	R: 0 E: 1 K: 0 S: 5 H: 1 LOB: 2 BB: 0 P: 5	R: 0 E: 0 K: 1 S: 5 H: 0 LOB: 0 BB: 0 P: 5	R: 0 E: 0 K: 1 S: 5 H: 0 LOB: 0 BB: 0 P: 5	R: 0 E: 1 K: 0 S: 4 H: 1 LOB: 1 BB: 0 P: 4	R: 0 E: 0 K: 1 S: 5 H: 0 LOB: 0 BB: 0 P: 5	1B: 5 2B: 1 3B: 0 HR: 0 SF: 0 SAC: 0 DP: 1 HBP: 0						

PITCHER	IP	WLS	BF	H	R	ER	SO	BB	IBB	HBP	BLK	WP	HR	S	P	ERA	WHIP
Mike Proly, R (1, 1) ERA: 2.19	9.0	W	34	6	2	1	3	1	0	0	0	0	0	39	43	1.00	0.778

PITCHER	IP	WLS	BF	H	R	ER	SO	BB	IBB	HBP	BLK	WP	HR	S	P	ERA	WHIP

AB	33
R	2
H	6
RBI	1
BB	1
SO	3
LOB	10

WP: 0 PA: 34
PB: 0
SB: 0
CS: 0

livebaseballscorecards.com

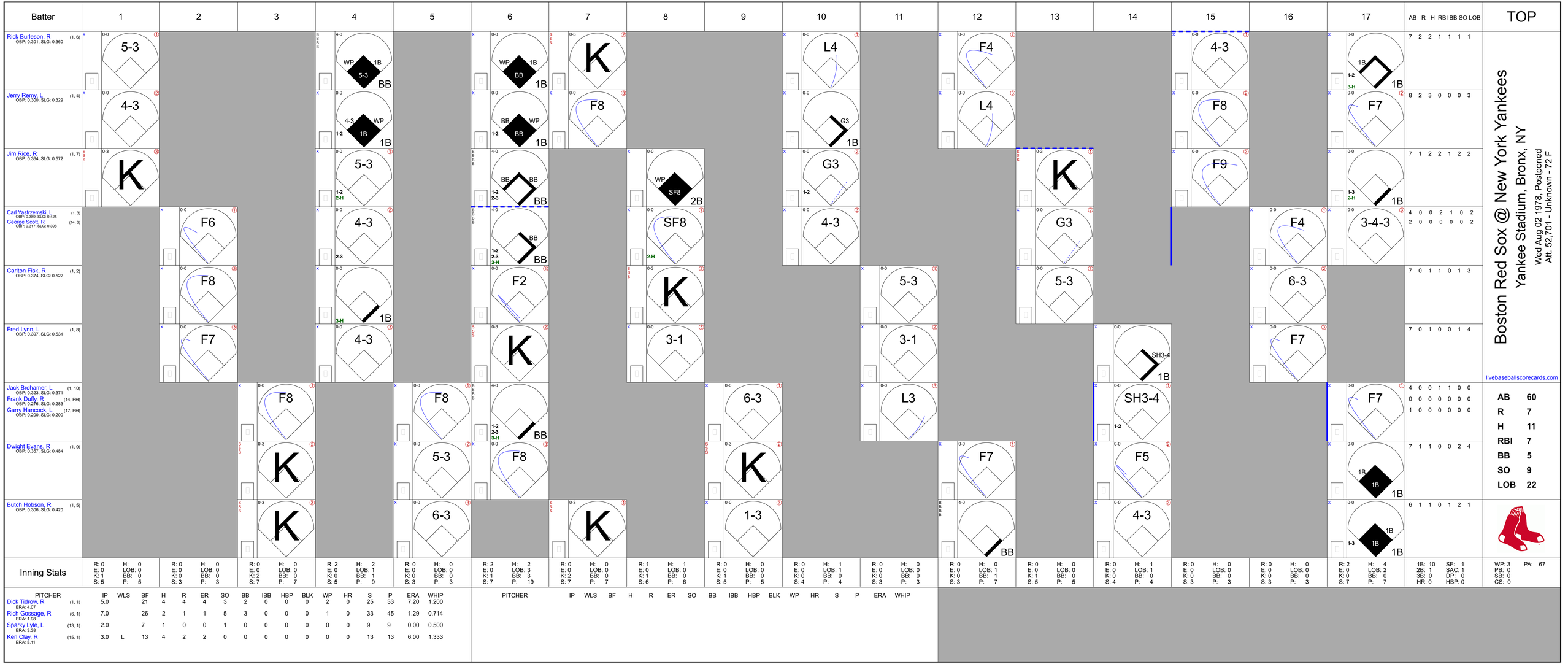
Batter
1
2
3
4
5
6
7
8
9
10
11
12
13
14
15
16
17
AB R H RBI BB SO LOB
TOP
Rick Burleson, R (1, 6) OBP: 0.301, SLG: 0.360
7 2 2 1 1 1 1
Jerry Remy, L (1, 4) OBP: 0.300, SLG: 0.329
8 2 3 0 0 0 3
Jim Rice, R (1, 7) OBP: 0.364, SLG: 0.572
7 1 2 2 1 2 2
Carl Yastrzemski, L (1, 3) OBP: 0.369, SLG: 0.425
George Scott, R (14, 3) OBP: 0.317, SLG: 0.398
4 0 0 2 1 0 2
2 0 0 0 0 0 2
Carlton Fisk, R (1, 2) OBP: 0.374, SLG: 0.522
7 0 1 1 0 1 3
Fred Lynn, L (1, 8) OBP: 0.397, SLG: 0.531
7 0 1 0 0 1 4
Jack Brohamer, L (1, 10) OBP: 0.323, SLG: 0.371
Frank Duffy, R (14, PH) OBP: 0.276, SLG: 0.283
Garry Hancock, L (17, PH) OBP: 0.200, SLG: 0.200
4 0 0 1 1 0 0
0 0 0 0 0 0 0
1 0 0 0 0 0 0
Dwight Evans, R (1, 9) OBP: 0.357, SLG: 0.484
7 1 1 0 0 2 4
Butch Hobson, R (1, 5) OBP: 0.306, SLG: 0.420
6 1 1 0 1 2 1
Boston Red Sox @ New York Yankees
Yankee Stadium, Bronx, NY
Wed Aug 02 1978, Postponed
Att. 52,701 - Unknown - 72 F
livebaseballscorecards.com
AB 60
R 7
H 11
RBI 7
BB 5
SO 9
LOB 22
Inning Stats
PITCHER IP WLS BF H R ER SO BB IBB HBP BLK WP HR S P ERA WHIP
Dick Tidrow, R (1, 1) ERA: 4.07 5.0 21 4 4 4 3 2 0 0 0 2 0 25 33 7.20 1.200
Rich Gossage, R (6, 1) ERA: 1.98 7.0 26 2 1 1 5 3 0 0 0 1 0 33 45 1.29 0.714
Sparky Lyle, L (13, 1) ERA: 3.38 2.0 7 1 0 0 1 0 0 0 0 0 0 9 9 0.00 0.500
Ken Clay, R (15, 1) ERA: 5.11 3.0 L 13 4 2 2 0 0 0 0 0 0 0 13 13 6.00 1.333
PITCHER IP WLS BF H R ER SO BB IBB HBP BLK WP HR S P ERA WHIP

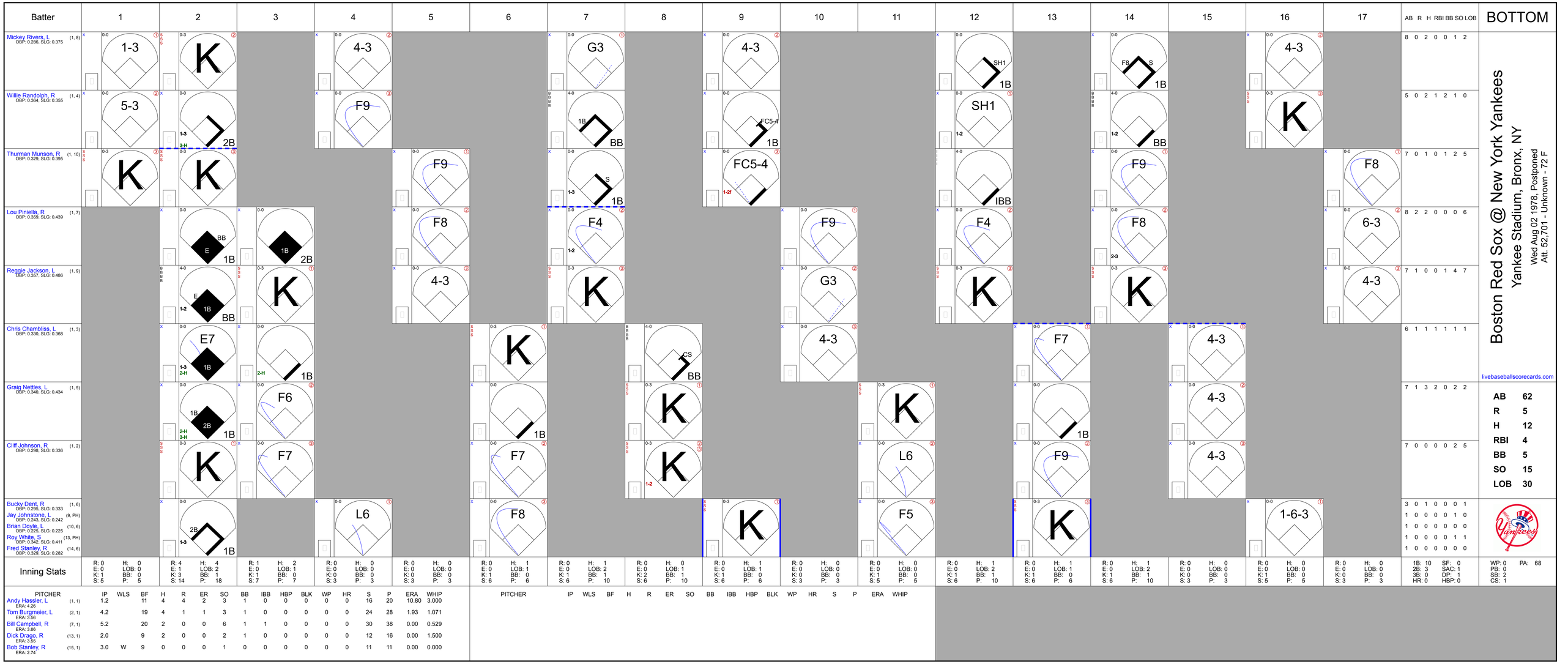
Batter
1
2
3
4
5
6
7
8
9
10
11
12
13
14
15
16
17
AB R H RBI BB SO LOB
BOTTOM
Mickey Rivers, L (1, 8) OBP: 0.286, SLG: 0.375
1-3
K
F9
G3
4-3
SH1
1B
F8
S
Willie Randolph, R (1, 4) OBP: 0.364, SLG: 0.355
5-3
2B
BB
FC5-4
SH1
IBB
Thurman Munson, R (1, 10) OBP: 0.329, SLG: 0.395
F9
F8
FC5-4
Lou Piniella, R (1, 7) OBP: 0.359, SLG: 0.439
BB
E
1B
2B
F4
6-3
Reggie Jackson, L (1, 9) OBP: 0.357, SLG: 0.486
Chris Chambliss, L (1, 3) OBP: 0.330, SLG: 0.368
E7
F7
CS
Graig Nettles, L (1, 5) OBP: 0.340, SLG: 0.434
F6
Cliff Johnson, R (1, 2) OBP: 0.298, SLG: 0.336
F7
L6
F9
Bucky Dent, R (1, 6) OBP: 0.295, SLG: 0.333
Jay Johnstone, L (9, PH) OBP: 0.243, SLG: 0.242
Brian Doyle, L (10, 6) OBP: 0.225, SLG: 0.225
Roy White, S (13, PH) OBP: 0.342, SLG: 0.411
Fred Stanley, R (14, 6) OBP: 0.326, SLG: 0.282
L6
F8
F5
1-6-3
Boston Red Sox @ New York Yankees
Yankee Stadium, Bronx, NY
Wed Aug 02 1978, Postponed
Att. 52,701 - Unknown - 72 F
livebaseballscorecards.com
AB 62
R 5
H 12
RBI 4
BB 5
SO 15
LOB 30
Inning Stats
PITCHER IP WLS BF H R ER SO BB IBB HBP BLK WP HR S P ERA WHIP
Andy Hassler, L (1, 1) ERA: 4.26 1.2 11 4 4 2 3 1 0 0 0 0 0 16 20 10.80 3.000
Tom Burgmeier, L (2, 1) ERA: 3.56 4.2 19 4 1 1 3 1 0 0 0 0 0 24 28 1.93 1.071
Bill Campbell, R (7, 1) ERA: 3.86 5.2 20 2 0 0 6 1 1 0 0 0 0 30 38 0.00 0.529
Dick Drago, R (13, 1) ERA: 3.55 2.0 9 2 0 0 2 1 0 0 0 0 0 12 16 0.00 1.500
Bob Stanley, R (15, 1) ERA: 2.74 3.0 W 9 0 0 0 1 0 0 0 0 0 0 11 11 0.00 0.000

Batter	1	2	3	4	5	6	7	8	9	AB	R	H	RBI	BB	SO	LOB
Rick Burleson, R (1, 6) OBP: 0.301, SLG: 0.359	F9		1B 1B 1-2 1B		L6	F9				4	1	1	0	0	0	1
Jerry Remy, L (1, 4) OBP: 0.304, SLG: 0.329	BBBB 4-0 CS BB		1-3 2-H 1B		BBBB 4-0 HR BB		1-3			2	1	1	1	2	0	0
Jim Rice, R (1, 7) OBP: 0.367, SLG: 0.580	F9 1-2		FC5-4 3-H 1B		1-H HR		BBBB 4-0 1B HR BB			3	2	2	3	1	0	1
Carl Yastrzemski, L (1, 3) OBP: 0.390, SLG: 0.426		FC5-4 1B	SSS K		SSS K		HR 1-2 1B			4	1	2	0	0	2	2
Carlton Fisk, R (1, 2) OBP: 0.373, SLG: 0.519		FC5-4 G3 1-2f	FC5-4 1-2f		S 1B		F8			4	0	1	0	0	0	5
Fred Lynn, L (1, 8) OBP: 0.395, SLG: 0.537		G3 1-2		G3	F8 1-2		1-H 2-H HR			4	1	1	3	0	0	2
Jack Brohamer, L (1, 10) OBP: 0.319, SLG: 0.366		F8		F8		F6	HR			2	0	0	0	0	0	1
Bob Bailey, R (6, PH) OBP: 0.338, SLG: 0.455										2	1	1	1	0	0	0
Dwight Evans, R (1, 9) OBP: 0.353, SLG: 0.479			5-3	E4		6-3	F9			4	0	0	0	0	0	0
Butch Hobson, R (1, 5) OBP: 0.309, SLG: 0.423			1B 1B 1B	L6		1B				3	1	2	0	0	0	1
Inning Stats	R: 0 E: 0 K: 0 S: 2 H: 0 LOB: 0 BB: 1 P: 6	R: 0 E: 0 K: 0 S: 4 H: 1 LOB: 1 BB: 0 P: 4	R: 2 E: 0 K: 1 S: 9 H: 4 LOB: 2 BB: 0 P: 9	R: 0 E: 1 K: 0 S: 4 H: 0 LOB: 1 BB: 0 P: 4	R: 2 E: 0 K: 1 S: 7 H: 2 LOB: 1 BB: 1 P: 11	R: 0 E: 0 K: 0 S: 4 H: 1 LOB: 1 BB: 0 P: 4	R: 4 E: 0 K: 0 S: 6 H: 3 LOB: 0 BB: 1 P: 10			1B: 8 2B: 0 3B: 0 HR: 3 SF: 0 SAC: 0 DP: 0 HBP: 0						

PITCHER		IP	WLS	BF	H	R	ER	SO	BB	IBB	HBP	BLK	WP	HR	S	P	ERA	WHIP
Jim Beattie, R ERA: 4.04	(1, 1)	4.2	L	23	7	4	4	2	2	0	0	0	0	1	25	33	7.71	1.929
Paul Lindblad, L ERA: 4.29	(5, 1)	2.1		12	4	4	4	0	1	0	0	0	0	2	11	15	15.43	2.143

PITCHER	IP	WLS	BF	H	R	ER	SO	BB	IBB	HBP	BLK	WP	HR	S	P	ERA	WHIP

Boston Red Sox @ New York Yankees

Yankee Stadium, Bronx, NY

Thu Aug 03 1978, 7:05 PM EDT

Att. 53,379 - Unknown

TOP

livebaseballscorecards.com

AB	32
R	8
H	11
RBI	8
BB	3
SO	2
LOB	13

Batter	1	2	3	4	5	6	7	8	9	AB	R	H	RBI	BB	SO	LOB
Mickey Rivers, L (1, 8) OBP: 0.286, SLG: 0.375	4-3		G3		1B					3	0	1	0	0	0	0
Willie Randolph, R (1, 4) OBP: 0.361, SLG: 0.352	K			K	6-3					3	0	0	0	0	2	2
Thurman Munson, R (1, 2) OBP: 0.331, SLG: 0.395	K			BB		E SF8 1B				2	1	1	0	1	1	0
Reggie Jackson, L (1, 9) OBP: 0.354, SLG: 0.482		4-3		K		E3				3	0	0	0	0	1	2
Chris Chambliss, L (1, 3) OBP: 0.333, SLG: 0.370		F8		1B		1B				3	0	2	0	0	0	0
Graig Nettles, L (1, 5) OBP: 0.340, SLG: 0.435		1B		F8		SF8				2	0	1	1	0	0	2
Roy White, S (1, 10) OBP: 0.342, SLG: 0.408		F7			BB	F7				2	0	0	0	1	0	3
Jay Johnstone, L (1, 7) OBP: 0.245, SLG: 0.245			F7		F8					3	0	1	0	0	0	1
Bucky Dent, R (1, 6) OBP: 0.292, SLG: 0.330			K		F7	L6				2	0	0	0	0	1	1
Gary Thomasson, L (6, PH) OBP: 0.298, SLG: 0.386										1	0	0	0	0	0	3
Fred Stanley, R (7, 6) OBP: 0.329, SLG: 0.282										0	0	0	0	0	0	0
Inning Stats	R: 0 E: 0 K: 2 S: 7 H: 0 LOB: 0 BB: 0 P: 7	R: 0 E: 0 K: 0 S: 4 H: 1 LOB: 1 BB: 0 P: 4	R: 0 E: 0 K: 1 S: 5 H: 0 LOB: 0 BB: 0 P: 5	R: 0 E: 0 K: 2 S: 8 H: 1 LOB: 2 BB: 1 P: 12	R: 0 E: 0 K: 0 S: 4 H: 1 LOB: 2 BB: 1 P: 8	R: 1 E: 1 K: 0 S: 7 H: 3 LOB: 3 BB: 0 P: 7				1B: 6 2B: 0 3B: 0 HR: 0	SF: 1 SAC: 0 DP: 0 HBP: 0			WP: 0 PB: 0 SB: 0 CS: 0	PA: 27		

PITCHER	IP	WLS	BF	H	R	ER	SO	BB	IBB	HBP	BLK	WP	HR	S	P	ERA	WHIP
Mike Torrez, R (1, 1) ERA: 3.71	6.0	W	27	6	1	0	5	2	0	0	0	0	0	35	43	0.00	1.333

PITCHER	IP	WLS	BF	H	R	ER	SO	BB	IBB	HBP	BLK	WP	HR	S	P	ERA	WHIP

BOTTOM

Boston Red Sox @ New York Yankees

Yankee Stadium, Bronx, NY

Thu Aug 03 1978, 7:05 PM EDT

Att. 53,379 - Unknown

livebaseballscorecards.com

AB	24
R	1
H	6
RBI	1
BB	2
SO	5
LOB	14

Batter	1	2	3	4	5	6	7	8	9	AB	R	H	RBI	BB	SO	LOB
Rick Burleson, R (1, 6) OBP: 0.300, SLG: 0.358	L6-3 1B		P6			5-3		F9		4	0	1	0	0	0	1
Jerry Remy, L (1, 4) OBP: 0.306, SLG: 0.331	L6-3 1-2			1B SF8 1B		F7			L9 HBP SF8 1B	4	2	2	0	0	0	1
Jim Rice, R (1, 7) OBP: 0.368, SLG: 0.578	6-3			1-3 1B		1-6-3			BB 1-2 HBP	3	0	1	0	0	0	0
Carl Yastrzemski, L (1, 3) OBP: 0.386, SLG: 0.423		1-3		SF8 3-H			5-3		L9 2-3	3	0	0	1	0	0	2
Carlton Fisk, R (1, 2) OBP: 0.374, SLG: 0.516		B B B FC3-6 BB		F6			F2		B B B B 1-2 BB	2	0	0	0	2	0	1
Fred Lynn, L (1, 8) OBP: 0.391, SLG: 0.532		FC3-6 1-2f		F8			P6		SF8 3-H	3	0	0	1	0	0	2
Jack Brohamer, L (1, 10) OBP: 0.311, SLG: 0.356		G3			S S S K			P6	3-1	4	0	0	0	0	1	3
Dwight Evans, R (1, 9) OBP: 0.353, SLG: 0.478			S S S K		G5-4-3 1B			6-3		3	0	1	0	0	1	0
Butch Hobson, R (1, 5) OBP: 0.309, SLG: 0.422			F9		G5-4-3 1-2f				1B	3	0	1	0	0	0	1
Inning Stats	R: 0 E: 0 K: 0 S: 3 H: 1 LOB: 0 BB: 0 P: 3	R: 0 E: 0 K: 0 S: 3 H: 0 LOB: 1 BB: 1 P: 7	R: 0 E: 0 K: 1 S: 5 H: 0 LOB: 0 BB: 0 P: 5	R: 1 E: 0 K: 0 S: 5 H: 2 LOB: 1 BB: 0 P: 5	R: 0 E: 0 K: 1 S: 5 H: 1 LOB: 0 BB: 0 P: 5	R: 0 E: 0 K: 0 S: 3 H: 0 LOB: 0 BB: 0 P: 3	R: 0 E: 0 K: 0 S: 3 H: 0 LOB: 0 BB: 0 P: 3	R: 0 E: 0 K: 0 S: 4 H: 1 LOB: 1 BB: 0 P: 4	R: 1 E: 0 K: 0 S: 4 H: 1 LOB: 2 BB: 1 P: 9	1B: 6 2B: 1 3B: 0 HR: 0 SF: 2 SAC: 0 DP: 2 HBP: 1						

PITCHER	IP	WLS	BF	H	R	ER	SO	BB	IBB	HBP	BLK	WP	HR	S	P	ERA	WHIP
Lary Sorensen, R (1, 1) ERA: 3.2	9.0	W	34	6	2	2	2	2	0	1	0	0	0	35	44	2.00	0.889

PITCHER	IP	WLS	BF	H	R	ER	SO	BB	IBB	HBP	BLK	WP	HR	S	P	ERA	WHIP

TOP

Boston Red Sox @ Milwaukee Brewers

Milwaukee County Stadium, Milwaukee, WI

Fri Aug 04 1978, 8:05 PM EDT
Att. 52,562 - Unknown - 66 F

livebaseballscorecards.com

AB	29
R	2
H	6
RBI	2
BB	2
SO	2
LOB	11

WP: 0 PB: 0 SB: 0 CS: 0 PA: 34

BOTTOM

Batter	1	2	3	4	5	6	7	8	9	AB	R	H	RBI	BB	SO	LOB
Paul Molitor, R (1, 4) OBP: 0.315, SLG: 0.402	P4	P4		CS 1B			F9			4	0	1	0	0	0	0
Don Money, R (1, 3) OBP: 0.368, SLG: 0.427	HR 1B	K		CS 1-2	L7		K			4	1	1	0	0	2	0
Sal Bando, R (1, 5) OBP: 0.363, SLG: 0.447	1-H HR		L7		F9		1B 1B			4	1	2	2	0	0	0
Larry Hisle, R (1, 7) OBP: 0.369, SLG: 0.569	HR		F8		1-3		1-2 1B			4	1	2	1	0	0	0
Sixto Lezcano, R (1, 9) OBP: 0.389, SLG: 0.502	BB 1B		5-3			2-3	L9			4	0	1	0	0	0	2
Cecil Cooper, L (1, 10) OBP: 0.375, SLG: 0.502	F8			F7		HR		P5		4	1	1	1	0	0	1
Robin Yount, R (1, 6) OBP: 0.327, SLG: 0.396	B B B 1-2 BB			HR 1B		2B		1-3		3	1	2	0	1	0	0
Gorman Thomas, R (1, 8) OBP: 0.363, SLG: 0.563	F7			1-H HR		K		5-3		4	1	1	2	0	1	3
Buck Martinez, R (1, 2) OBP: 0.238, SLG: 0.247		5-3		6-3		K				3	0	0	0	0	1	1
Inning Stats	R: 3 H: 4 E: 0 LOB: 2 K: 0 BB: 1 S: 7 P: 11	R: 0 H: 0 E: 0 LOB: 0 K: 1 BB: 0 S: 5 P: 5	R: 0 H: 0 E: 0 LOB: 0 K: 0 BB: 0 S: 3 P: 3	R: 2 H: 3 E: 0 LOB: 0 K: 0 BB: 0 S: 5 P: 5	R: 0 H: 0 E: 0 LOB: 0 K: 0 BB: 0 S: 3 P: 3	R: 1 H: 2 E: 0 LOB: 1 K: 2 BB: 0 S: 9 P: 9	R: 0 H: 2 E: 0 LOB: 2 K: 1 BB: 0 S: 7 P: 7	R: 0 H: 0 E: 0 LOB: 0 K: 0 BB: 0 S: 3 P: 3		1B: 6 SF: 0 2B: 1 SAC: 0 3B: 0 DP: 0 HR: 4 HBP: 0						

PITCHER		IP	WLS	BF	H	R	ER	SO	BB	IBB	HBP	BLK	WP	HR	S	P	ERA	WHIP
Bill Lee, L ERA: 3.39	(1, 1)	0.2	L	7	4	3	3	0	1	0	0	0	0	2	6	10	40.50	7.500
Jim Wright, R ERA: 3.12	(1, 1)	5.1		20	5	3	3	3	0	0	0	0	0	2	26	26	5.06	0.938
Andy Hassler, L ERA: 4.13	(7, 1)	2.0		8	2	0	0	1	0	0	0	0	0	0	10	10	0.00	1.000

PITCHER	IP	WLS	BF	H	R	ER	SO	BB	IBB	HBP	BLK	WP	HR	S	P	ERA	WHIP

Boston Red Sox @ Milwaukee Brewers

Milwaukee County Stadium, Milwaukee, WI

Fri Aug 04 1978, 8:05 PM EDT

Att. 52,562 - Unknown - 66 F

livebaseballscorecards.com

AB	34
R	6
H	11
RBI	6
BB	1
SO	4
LOB	7

WP: 0 PA: 36
PB: 0
SB: 0
CS: 1

Batter	1	2	3	4	5	6	7	8	9	AB	R	H	RBI	BB	SO	LOB
Rick Burleson, R (1, 6) OBP: 0.299, SLG: 0.356	F9		4-3 1-2	3-1			FC4-6 1B	K		5	0	1	0	0	1	5
Jerry Remy, L (1, 4) OBP: 0.305, SLG: 0.336	4-3		2-H HR		K		FC4-6 FC9-6 1-2f		F7	5	1	1	2	0	1	1
Jim Rice, R (1, 7) OBP: 0.366, SLG: 0.574	6-3		5-3		K		FC9-6 WP 1B 1-2f		4-3 1B	5	1	1	0	0	1	1
Carl Yastrzemski, L (1, 3) OBP: 0.390, SLG: 0.435 George Scott, R (9, PH) OBP: 0.316, SLG: 0.397 (9, 3)		HR		1B SF8 1B	4-3		1-H 1B		4-3 1-2	4 1	2 0	3 0	2 0	0 0	0 0	0 1
Carlton Fisk, R (1, 2) OBP: 0.375, SLG: 0.513		F8		1B 1-3 1B		6-3 HR BB	K		5-3	4	2	1	0	1	1	2
Fred Lynn, L (1, 8) OBP: 0.387, SLG: 0.528		F8		SF8 3-H		K		1-3		3	0	0	1	0	1	1
Garry Hancock, L (1, 10) OBP: 0.222, SLG: 0.222 Bob Bailey, R (8, PH) OBP: 0.346, SLG: 0.455		F7		1B 1B 2-H 1B		6-3 1-2		FC6-4 1B BB		3 0	0 0	1 0	1 0	0 1	0 0	1 0
Dwight Evans, R (1, 9) OBP: 0.357, SLG: 0.489			F9	1B 1-2 1B		HR 2-H		FC6-4 1-2 1B		4	1	3	2	0	0	0
Butch Hobson, R (1, 5) OBP: 0.311, SLG: 0.423 Frank Duffy, R (8, PR) OBP: 0.276, SLG: 0.283 (8, 5)			4-3 HR 1B	1-3 2-H 1B		K		FC6-4 1-2f 2-3		4 0	1 0	2 0	0 0	0 0	1 0	2 0
Inning Stats	R: 0 E: 0 K: 0 S: 3 H: 0 LOB: 0 BB: 0 P: 3	R: 1 E: 0 K: 0 S: 4 H: 1 LOB: 0 BB: 0 P: 4	R: 2 E: 0 K: 0 S: 5 H: 2 LOB: 0 BB: 0 P: 5	R: 2 E: 0 K: 0 S: 7 H: 5 LOB: 2 BB: 0 P: 7	R: 0 E: 0 K: 2 S: 7 H: 0 LOB: 0 BB: 0 P: 7	R: 2 E: 0 K: 2 S: 8 H: 1 LOB: 0 BB: 1 P: 12	R: 1 E: 0 K: 1 S: 7 H: 2 LOB: 1 BB: 0 P: 7	R: 0 E: 0 K: 1 S: 6 H: 1 LOB: 2 BB: 1 P: 10	R: 0 E: 0 K: 0 S: 4 H: 1 LOB: 1 BB: 0 P: 4	1B: 10 2B: 0 3B: 0 HR: 3 SF: 1 SAC: 0 DP: 0 HBP: 0						

PITCHER		IP	WLS	BF	H	R	ER	SO	BB	IBB	HBP	BLK	WP	HR	S	P	ERA	WHIP
Eduardo Rodriguez, R ERA: 5.24	(1, 1)	3.0	L	14	5	5	5	0	0	0	0	0	0	2	14	14	15.00	1.667
Randy Stein, R ERA: 4.67	(4, 1)	4.0		18	6	3	3	5	1	0	0	0	1	1	27	31	6.75	1.750
Bob McClure, L ERA: 3.77	(8, 1)	2.0		9	2	0	0	1	1	0	0	0	0	0	10	14	0.00	1.500

PITCHER	IP	WLS	BF	H	R	ER	SO	BB	IBB	HBP	BLK	WP	HR	S	P	ERA	WHIP

TOP

Boston Red Sox @ Milwaukee Brewers

Milwaukee County Stadium, Milwaukee, WI

Sat Aug 05 1978, 4:33 AM EDT
Att. 52,968 - Unknown

livebaseballscorecards.com

AB	38
R	8
H	13
RBI	8
BB	2
SO	6
LOB	14

WP: 1 PA: 41
PB: 0
SB: 0
CS: 0

Batter	1	2	3	4	5	6	7	8	9	AB	R	H	RBI	BB	SO	LOB
Robin Yount, R (1, 6) OBP: 0.326, SLG: 0.394	0-0 1B SF7 1B	0-0 5-3 1-2			0-0 F2		0-3 K			4	1	1	0	0	1	3
Don Money, R (1, 4) OBP: 0.364, SLG: 0.421	0-3 K		0-0 F7		0-3 K		0-0 6-3			4	0	0	0	0	2	3
Ben Oglivie, L (1, 3) OBP: 0.345, SLG: 0.470	0-0 1B 1-3 1B		0-0 3-1			0-0 4-3		0-3 K		4	0	1	0	0	1	0
Larry Hisle, R (1, 7) OBP: 0.365, SLG: 0.564	0-0 SF7 3-H		0-0 6-3			0-0 E5 1B		0-0 6-3		3	0	0	1	0	0	0
Cecil Cooper, L (1, 10) OBP: 0.381, SLG: 0.507	0-0 1B 1-3 1B			0-0 G6-4-3 1B		0-0 1B 1-3 1B		0-0 F8		4	0	3	0	0	0	0
Sixto Lezcano, R (1, 9) OBP: 0.385, SLG: 0.495	0-3 K			0-0 G6-4-3 1-2f		0-3 K			0-0 5-3	4	0	0	0	0	2	5
Sal Bando, R (1, 5) OBP: 0.360, SLG: 0.442		0-3 K		0-0 F9		0-0 L6			0-3 K	4	0	0	0	0	2	2
Gorman Thomas, R (1, 8) OBP: 0.362, SLG: 0.558		0-0 5-3			0-0 P1		0-0 FC1-4 1B		0-3 K	4	0	1	0	0	1	0
Charlie Moore, R (1, 2) OBP: 0.297, SLG: 0.357		0-0 S 1B			0-0 1B		0-0 FC1-4 1-2f			3	0	2	0	0	0	1
Inning Stats	R: 1 H: 3 E: 0 LOB: 2 K: 2 BB: 0 S: 10 P: 10	R: 0 H: 1 E: 0 LOB: 1 K: 1 BB: 0 S: 6 P: 6	R: 0 H: 0 E: 0 LOB: 0 K: 0 BB: 0 S: 3 P: 3	R: 0 H: 1 E: 0 LOB: 0 K: 0 BB: 0 S: 3 P: 3	R: 0 H: 1 E: 0 LOB: 1 K: 1 BB: 0 S: 6 P: 6	R: 0 H: 1 E: 1 LOB: 2 K: 1 BB: 0 S: 7 P: 7	R: 0 H: 1 E: 0 LOB: 1 K: 1 BB: 0 S: 6 P: 6	R: 0 H: 0 E: 0 LOB: 0 K: 1 BB: 0 S: 5 P: 5	R: 0 H: 0 E: 0 LOB: 0 K: 2 BB: 0 S: 7 P: 7	1B: 8 SF: 1 2B: 0 SAC: 0 3B: 0 DP: 1 HR: 0 HBP: 0							

PITCHER	IP	WLS	BF	H	R	ER	SO	BB	IBB	HBP	BLK	WP	HR	S	P	ERA	WHIP
Dennis Eckersley, R (1, 1) ERA: 3.32	9.0	W	35	8	1	1	9	0	0	0	0	0	0	53	53	1.00	0.889

PITCHER	IP	WLS	BF	H	R	ER	SO	BB	IBB	HBP	BLK	WP	HR	S	P	ERA	WHIP

BOTTOM

Boston Red Sox @ Milwaukee Brewers

Milwaukee County Stadium, Milwaukee, WI

Sat Aug 05 1978, 4:33 AM EDT

Att. 52,968 - Unknown

livebaseballscorecards.com

AB	34
R	1
H	8
RBI	1
BB	0
SO	9
LOB	14

1B: 8	SF: 1	WP: 0	PA: 35
2B: 0	SAC: 0	PB: 0	
3B: 0	DP: 1	SB: 1	
HR: 0	HBP: 0	CS: 0	

Batter	1	2	3	4	5	6	7	8	9	AB	R	H	RBI	BB	SO	LOB
Rick Burleson, R (1, 6) OBP: 0.298, SLG: 0.354	5-3	1B 1-3 2-H 3-H			6-3		F7		5-3	5	0	1	1	0	0	2
Jerry Remy, L (1, 4) OBP: 0.303, SLG: 0.337	K	P4			4-3			4-3	2B	5	0	1	0	0	1	2
Jim Rice, R (1, 7) OBP: 0.365, SLG: 0.569	F3		P5			5-3		BB 2B 1B	F9	4	1	0	0	1	0	1
Carl Yastrzemski, L (1, 3) OBP: 0.391, SLG: 0.438		1B 1B 1B 1B	F7			6-3		2B 1B 1-3		4	1	2	0	0	0	0
Carlton Fisk, R (1, 2) OBP: 0.371, SLG: 0.508		F7	F7			F2		L8		4	0	0	0	0	0	3
Fred Lynn, L (1, 8) OBP: 0.391, SLG: 0.528		1B 1B BB 1B 1-2		4-3			BB 1B	IBB 1B		2	1	1	0	2	0	0
Dwight Evans, R (1, 9) OBP: 0.358, SLG: 0.489		BB 1B 1B 1-2 2-3		5-3			F3	1B 1-2 2-3 3-H		4	1	2	1	0	0	1
Bob Bailey, R (1, 10) OBP: 0.357, SLG: 0.464 Garry Hancock, L (8, PH) OBP: 0.211, SLG: 0.211		BB 1B 1-2 2-3 3-H		K			1B 1-2	L4		3 1	0 0	2 0	1 0	0 0	1 0	0 3
Butch Hobson, R (1, 5) OBP: 0.310, SLG: 0.419		BB 1B 1-2 2-3 3-H			5-3		F2		5-3	3	0	0	1	1	0	2
Inning Stats	R: 0 E: 0 K: 1 S: 5 H: 0 LOB: 0 BB: 0 P: 5	R: 3 E: 0 K: 0 S: 7 H: 5 LOB: 2 BB: 1 P: 11	R: 0 E: 0 K: 0 S: 3 H: 0 LOB: 0 BB: 0 P: 3	R: 0 E: 0 K: 1 S: 5 H: 0 LOB: 0 BB: 0 P: 5	R: 0 E: 0 K: 0 S: 3 H: 0 LOB: 0 BB: 0 P: 3	R: 0 E: 0 K: 0 S: 3 H: 0 LOB: 0 BB: 0 P: 3	R: 0 E: 0 K: 0 S: 4 H: 1 LOB: 2 BB: 1 P: 8	R: 1 E: 0 K: 0 S: 5 H: 2 LOB: 3 BB: 2 P: 13	R: 0 E: 0 K: 0 S: 4 H: 1 LOB: 1 BB: 0 P: 4	1B: 7 2B: 2 3B: 0 HR: 0 SF: 0 SAC: 0 DP: 0 HBP: 0						

PITCHER	IP	WLS	BF	H	R	ER	SO	BB	IBB	HBP	BLK	WP	HR	S	P	ERA	WHIP
Bill Travers, L (1, 1) ERA: 5.11	7.1	L	31	7	4	4	2	3	0	0	0	0	0	32	44	4.91	1.364
Bill Castro, R (8, 1) ERA: 1.64	1.2		8	2	0	0	0	0	1	0	0	0	0	7	11	0.00	1.200

PITCHER	IP	WLS	BF	H	R	ER	SO	BB	IBB	HBP	BLK	WP	HR	S	P	ERA	WHIP

TOP

Boston Red Sox @ Milwaukee Brewers

Milwaukee County Stadium, Milwaukee, WI

Sun Aug 06 1978, 4:33 AM EDT
Att. 48,444 - Unknown - 78 F

livebaseballscorecards.com

AB	35
R	4
H	9
RBI	4
BB	4
SO	2
LOB	14

WP: 0 PA: 39
PB: 0
SB: 0
CS: 0

Batter	1	2	3	4	5	6	7	8	9	AB	R	H	RBI	BB	SO	LOB
Robin Yount, R (1, 6) OBP: 0.325, SLG: 0.392	5-3		5-3		K			1B		4	0	1	0	0	1	1
Don Money, R (1, 4) OBP: 0.362, SLG: 0.422	FC5-4 2B		F7			P5		L7		4	0	1	0	0	0	1
Ben Oglivie, L (1, 3) OBP: 0.347, SLG: 0.470	FC5-4 1B		K			1B		L7		4	0	2	0	0	1	1
Larry Hisle, R (1, 7) OBP: 0.364, SLG: 0.561	FC5-4 1-2f 2-3			F2		F7			FC5-4 1B	4	0	1	0	0	0	3
Cecil Cooper, L (1, 10) OBP: 0.375, SLG: 0.498	F8			3-1		K			K	4	0	0	0	0	2	4
Sixto Lezcano, R (1, 9) OBP: 0.383, SLG: 0.492		FC6-4 1B		K			K		FC5-4 1B 1-2f	4	0	1	0	0	2	1
Sal Bando, R (1, 5) OBP: 0.359, SLG: 0.440		F8			F8		L4		1B 1-2	4	0	1	0	0	0	1
Gorman Thomas, R (1, 8) OBP: 0.358, SLG: 0.551		K			K		K		F7	4	0	0	0	0	3	3
Buck Martinez, R (1, 2) OBP: 0.241, SLG: 0.256		FC6-4 1-2f			2B			3-1		2	0	1	0	0	0	1
Dave May, L (8, PH) OBP: 0.302, SLG: 0.364										1	0	0	0	0	0	0
Charlie Moore, R (9, 2) OBP: 0.297, SLG: 0.357										0	0	0	0	0	0	0
Inning Stats	R: 0 H: 2 E: 0 LOB: 2 K: 0 BB: 0 S: 5 P: 5	R: 0 H: 1 E: 0 LOB: 1 K: 1 BB: 0 S: 6 P: 6	R: 0 H: 0 E: 0 LOB: 0 K: 1 BB: 0 S: 5 P: 5	R: 0 H: 0 E: 0 LOB: 0 K: 1 BB: 0 S: 5 P: 5	R: 0 H: 1 E: 0 LOB: 1 K: 2 BB: 0 S: 8 P: 8	R: 0 H: 1 E: 0 LOB: 1 K: 1 BB: 0 S: 6 P: 6	R: 0 H: 0 E: 0 LOB: 0 K: 2 BB: 0 S: 7 P: 7	R: 0 H: 1 E: 0 LOB: 1 K: 0 BB: 0 S: 4 P: 4	R: 0 H: 2 E: 0 LOB: 2 K: 1 BB: 0 S: 7 P: 7	1B: 6 SF: 0 2B: 2 SAC: 0 3B: 0 DP: 0 HR: 0 HBP: 0						

PITCHER	IP	WLS	BF	H	R	ER	SO	BB	IBB	HBP	BLK	WP	HR	S	P	ERA	WHIP
Luis Tiant, R (1, 1) ERA: 3.14	9.0	W	35	8	0	0	9	0	0	0	0	0	0	53	53	0.00	0.889

PITCHER	IP	WLS	BF	H	R	ER	SO	BB	IBB	HBP	BLK	WP	HR	S	P	ERA	WHIP

BOTTOM

Boston Red Sox @ Milwaukee Brewers

Milwaukee County Stadium, Milwaukee, WI

Sun Aug 06 1978, 4:33 AM EDT

Att. 48,444 - Unknown - 78 F

livebaseballscorecards.com

AB	35
R	0
H	8
RBI	0
BB	0
SO	9
LOB	16

1B: 6	SF: 0	WP: 0	PA: 35			
2B: 2	SAC: 0	PB: 0				
3B: 0	DP: 0	SB: 0				
HR: 0	HBP: 0	CS: 0				

Batter	1	2	3	4	5	6	7	8	9	AB	R	H	RBI	BB	SO	LOB
Jim Norris, L (1, 9) OBP: 0.349, SLG: 0.333	6-3		6-3		1B 1B 2B	F7			F7	5	1	1	0	0	0	0
Rick Manning, L (1, 8) OBP: 0.320, SLG: 0.362	HR 1B		BBBB S 1B BB		6-3		FC5 2B		6-3	4	2	2	0	1	0	1
Johnny Grubb, L (1, 7) OBP: 0.379, SLG: 0.479	1-H HR		SSS K 1-2		1B 1B 2-3 1B		F5		4-3	5	2	2	2	0	1	2
Andre Thornton, R (1, 3) OBP: 0.398, SLG: 0.532	F7		2-H 1B		1B 6-3 1-2 3-H 1B		F4			4	1	2	2	0	0	1
Bernie Carbo, L (1, 10) OBP: 0.358, SLG: 0.360	SSS K		4-3		6-3 1-3 2-H 1B		BBBB BB			3	0	1	1	1	1	1
Gary Alexander, R (1, 2) OBP: 0.318, SLG: 0.468		HR		5-3	6-3 1-2 3-H		FC5 2-3f			4	1	1	2	0	0	3
Buddy Bell, R (1, 5) OBP: 0.346, SLG: 0.436		F8		BBBB BB	6-3			SSS K		3	0	0	0	1	1	1
Duane Kuiper, L (1, 4) OBP: 0.312, SLG: 0.334		6-3		F7		5-3		SSS K		4	0	0	0	0	1	1
Tom Veryzer, R (1, 6) OBP: 0.309, SLG: 0.358		6-3		F8		F9		SSS K		4	0	0	0	0	1	1
Inning Stats	R: 2 H: 2 E: 0 LOB: 0 K: 1 BB: 0 S: 7 P: 7	R: 1 H: 1 E: 0 LOB: 0 K: 0 BB: 0 S: 4 P: 4	R: 1 H: 1 E: 0 LOB: 1 K: 1 BB: 1 S: 6 P: 10	R: 0 H: 0 E: 0 LOB: 1 K: 0 BB: 1 S: 3 P: 7	R: 3 H: 4 E: 0 LOB: 1 K: 0 BB: 0 S: 7 P: 7	R: 0 H: 0 E: 0 LOB: 0 K: 0 BB: 0 S: 3 P: 3	R: 0 H: 1 E: 0 LOB: 2 K: 0 BB: 1 S: 4 P: 8	R: 0 H: 0 E: 0 LOB: 0 K: 3 BB: 0 S: 9 P: 9	R: 0 H: 0 E: 0 LOB: 0 K: 0 BB: 0 S: 3 P: 3	1B: 5 SF: 0 2B: 2 SAC: 0 3B: 0 DP: 0 HR: 2 HBP: 0						

TOP

Cleveland Indians @ Boston Red Sox

Fenway Park, Boston, MA

Tue Aug 08 1978, 7:05 PM EDT

Att. 34,485 - Unknown - 86 F

livebaseballscorecards.com

AB	36
R	7
H	9
RBI	7
BB	3
SO	5
LOB	11

PITCHER		IP	WLS	BF	H	R	ER	SO	BB	IBB	HBP	BLK	WP	HR	S	P	ERA	WHIP
Mike Torrez, R ERA: 3.99	(1, 1)	4.1		22	7	7	7	2	2	0	0	0	0	2	24	32	14.54	2.077
Bob Stanley, R ERA: 2.58	(5, 1)	4.2	W	17	2	0	0	3	1	0	0	0	0	0	22	26	0.00	0.643

PITCHER		IP	WLS	BF	H	R	ER	SO	BB	IBB	HBP	BLK	WP	HR	S	P	ERA	WHIP

Cleveland Indians @ Boston Red Sox

Fenway Park, Boston, MA

Tue Aug 08 1978, 7:05 PM EDT

Att. 34,485 - Unknown - 86 F

livebaseballscorecards.com

BOTTOM

Batter	1	2	3	4	5	6	7	8	9	AB	R	H	RBI	BB	SO	LOB
Rick Burleson, R (1, 6) OBP: 0.299, SLG: 0.353	BBBB 4-0 F9 HR BB		x 0-0 1B HR 1B	x 0-0 ① F8		x 0-0 ① F3		x 0-0 ① 4-3		4	2	1	0	1	0	0
Jerry Remy, L (1, 4) OBP: 0.302, SLG: 0.336	x 0-0 ① L7		x 0-0 1-3 HR 1B	x 0-0 ② 4-3		x 0-0 ② F7		x 0-0 ② F5		5	1	1	0	0	0	1
Jim Rice, R (1, 10) OBP: 0.371, SLG: 0.586	BBBB 4-0 1-2 HR BB		x 0-0 1-H 3-H HR	x 0-0 1B 1B		x 0-0 HR		x 0-0 1B		4	3	4	4	1	0	0
Carl Yastrzemski, L (1, 7) OBP: 0.390, SLG: 0.437 Garry Hancock, L (6, 7) OBP: 0.190, SLG: 0.190	x 0-0 ② F9 2-3		x 0-0 ① 6-3	x 0-0 BB 1-3 1B		x 0-0 ③ 4-3		x 0-0 ③ 4-3		3 2	0 0	1 0	0 0	0 0	0 0	2 1
Carlton Fisk, R (1, 2) OBP: 0.377, SLG: 0.520	x 0-0 1-H 3-H HR		x 0-0 4-3 HR 1B	BBBB 4-0 1-2 BB			x 0-0 2B 1B			3	2	3	3	1	0	0
Fred Lynn, L (1, 8) OBP: 0.387, SLG: 0.522	x 0-0 ③ 4-3		x 0-0 ② 4-3 1-2	x 0-0 ③ G3			SSS 0-3 ① K			4	0	0	0	0	1	5
Dwight Evans, R (1, 9) OBP: 0.360, SLG: 0.500		x 0-0 ① B5-3	x 0-0 2-H HR		x 0-0 ① 5-3		x 0-0 1-3 2B			4	1	2	2	0	0	0
George Scott, R (1, 3) OBP: 0.311, SLG: 0.390		SSS 0-3 ② K	SSS 0-3 K		SSS 0-3 ② K		SSS 0-3 ② K			4	0	0	0	0	4	2
Butch Hobson, R (1, 5) OBP: 0.307, SLG: 0.414		x 0-0 ③ F3	x 0-0 ③ F9		x 0-0 ③ 6-3		x 0-0 ③ F9			4	0	0	0	0	0	3
Inning Stats	R: 3 H: 1 E: 0 LOB: 0 K: 0 BB: 2 S: 4 P: 12	R: 0 H: 0 E: 0 LOB: 0 K: 1 BB: 0 S: 5 P: 5	R: 5 H: 5 E: 0 LOB: 1 K: 1 BB: 0 S: 11 P: 11	R: 0 H: 2 E: 0 LOB: 3 K: 0 BB: 1 S: 5 P: 9	R: 0 H: 0 E: 0 LOB: 0 K: 1 BB: 0 S: 5 P: 5	R: 1 H: 1 E: 0 LOB: 0 K: 0 BB: 0 S: 4 P: 4	R: 0 H: 2 E: 0 LOB: 2 K: 2 BB: 0 S: 9 P: 9	R: 0 H: 1 E: 0 LOB: 1 K: 0 BB: 0 S: 4 P: 4		1B: 7 SF: 0 2B: 1 SAC: 0 3B: 0 DP: 0 HR: 4 HBP: 0						

	AB	37
	R	9
	H	12
	RBI	9
	BB	3
	SO	5
	LOB	14

WP: 0 PA: 40
PB: 1
SB: 0
CS: 0

PITCHER		IP	WLS	BF	H	R	ER	SO	BB	IBB	HBP	BLK	WP	HR	S	P	ERA	WHIP
Dave Freisleben, R ERA: 6.97	(1, 1)	2.0	L	11	3	5	5	1	2	0	0	0	0	1	11	19	22.50	2.500
Paul Reuschel, R ERA: 4.02	(3, 1)	1.2		12	5	3	3	1	1	0	0	0	0	2	13	17	16.20	3.600
Don Hood, L ERA: 4.95	(4, 1)	2.2		10	2	1	1	2	0	0	0	0	0	1	14	14	3.38	0.750
Dan Spillner, R ERA: 4.12	(7, 1)	1.2		7	2	0	0	1	0	0	0	0	0	0	9	9	0.00	1.200

PITCHER	IP	WLS	BF	H	R	ER	SO	BB	IBB	HBP	BLK	WP	HR	S	P	ERA	WHIP

Cleveland Indians @ Boston Red Sox

Fenway Park, Boston, MA

Wed Aug 09 1978, 7:05 PM EDT

Att. 33,285 - Unknown - 82 F

TOP

livebaseballscorecards.com

Batter	1	2	3	4	5	6	7	8	9	AB	R	H	RBI	BB	SO	LOB
Rick Manning, L (1, 8) OBP: 0.318, SLG: 0.360	6-3		4-3			F5	G3		E 1B 1-3 1B	5	1	1	0	0	0	2
Tom Veryzer, R (1, 6) OBP: 0.311, SLG: 0.359	F8			BB 1B		BB 2B 1B		L8	E5 1B 1-2 3-H	5	1	2	0	0	0	1
Johnny Grubb, L (1, 7) OBP: 0.379, SLG: 0.476	F9			L6		BBBB 1-2 2B BB		B1	1B 1-3 2-H	4	0	1	1	1	0	1
Andre Thornton, R (1, 3) OBP: 0.395, SLG: 0.536		F7		F3		L7		HR	F9	5	1	1	1	0	0	5
Gary Alexander, R (1, 10) OBP: 0.322, SLG: 0.473		SSS K		BBBB 1-2 BB		1-H 2-H 2B		FC6-4 1B		3	0	2	1	1	1	0
Buddy Bell, R (1, 5) OBP: 0.345, SLG: 0.434		SSS K		5-3			SH3-4 2B 1B	FC6-4 1-2f		4	1	1	0	0	1	3
Duane Kuiper, L (1, 4) OBP: 0.309, SLG: 0.332			F9		G3		SH3-4 1-2		4-3	3	0	0	0	0	0	0
Ted Cox, R (1, 9) OBP: 0.293, SLG: 0.276			E6 4-3		6-3		F8 2-H 2B		6-3	3	0	1	1	0	0	0
Horace Speed, R (7, 9) OBP: 0.305, SLG: 0.256										1	0	0	0	0	0	0
Bo Diaz, R (1, 2) OBP: 0.246, SLG: 0.357			4-3 1-2		6-3		F8 2-3		1B E 1B	4	1	1	0	0	0	2
Inning Stats	R: 0 E: 0 K: 0 S: 3 H: 0 LOB: 0 BB: 0 P: 3	R: 0 E: 0 K: 2 S: 7 H: 0 LOB: 0 BB: 0 P: 7	R: 0 E: 1 K: 0 S: 4 H: 0 LOB: 1 BB: 0 P: 4	R: 0 E: 0 K: 0 S: 4 H: 1 LOB: 2 BB: 1 P: 8	R: 0 E: 0 K: 0 S: 3 H: 0 LOB: 0 BB: 0 P: 3	R: 1 E: 0 K: 0 S: 4 H: 2 LOB: 2 BB: 1 P: 8	R: 1 E: 0 K: 0 S: 5 H: 2 LOB: 1 BB: 0 P: 5	R: 1 E: 0 K: 0 S: 5 H: 2 LOB: 1 BB: 0 P: 5	R: 2 E: 1 K: 0 S: 7 H: 3 LOB: 2 BB: 0 P: 7	1B: 7 2B: 2 3B: 0 HR: 1 SF: 0 SAC: 1 DP: 0 HBP: 0						

	AB	37
	R	5
	H	10
	RBI	4
	BB	2
	SO	2
	LOB	14

WP: 0 PB: 0 SB: 0 CS: 0 PA: 40

PITCHER		IP	WLS	BF	H	R	ER	SO	BB	IBB	HBP	BLK	WP	HR	S	P	ERA	WHIP
Bill Lee, L ERA: 3.38	(1, 1)	8.2	L	39	10	5	3	2	2	0	0	0	0	1	41	49	3.12	1.385
Dick Drago, R ERA: 3.52	(9, 1)	0.1		1	0	0	0	0	0	0	0	0	0	0	1	1	0.00	0.000

PITCHER	IP	WLS	BF	H	R	ER	SO	BB	IBB	HBP	BLK	WP	HR	S	P	ERA	WHIP

BOTTOM

Cleveland Indians @ Boston Red Sox

Fenway Park, Boston, MA

Wed Aug 09 1978, 7:05 PM EDT

Att. 33,285 - Unknown - 82 F

livebaseballscorecards.com

Batter	1	2	3	4	5	6	7	8	9	AB	R	H	RBI	BB	SO	LOB
Rick Burleson, R (1, 6) OBP: 0.301, SLG: 0.354	F8		SF9 2-3 1B		6-3		1-2 2-3 1B			4	0	2	0	0	0	0
Jerry Remy, L (1, 4) OBP: 0.302, SLG: 0.335	S 1B		F8			4-1		F7		4	0	1	0	0	0	2
Jim Rice, R (1, 7) OBP: 0.372, SLG: 0.586	K 1-2		SF9 2-3 3-H			E S 1B		G4-3 1B		3	0	2	1	0	1	1
Carl Yastrzemski, L (1, 10) OBP: 0.389, SLG: 0.434	BB		G3			F9		G4-3 1-2f		3	0	0	0	1	0	3
Carlton Fisk, R (1, 2) OBP: 0.376, SLG: 0.516	5-3			FC4-6 BB		F7 1-3			K	3	0	0	0	1	1	3
Fred Lynn, L (1, 8) OBP: 0.384, SLG: 0.516		6-3		FC4-6 G6-4-3 1-2f			K		F8	4	0	0	0	0	1	1
Dwight Evans, R (1, 9) OBP: 0.356, SLG: 0.495		5-3		G6-4-3 1-2f			6-3		K	4	0	0	0	0	1	1
George Scott, R (1, 3) OBP: 0.312, SLG: 0.387		K			5-3		BB 1B BB			2	0	0	0	1	1	0
Garry Hancock, L (7, PR) OBP: 0.190, SLG: 0.190										0	0	0	0	0	0	0
Fred Kendall, R (8, 3) OBP: 0.229, SLG: 0.250										0	0	0	0	0	0	0
Butch Hobson, R (1, 5) OBP: 0.310, SLG: 0.417			1B SF9 2B		L4		BB 1-2 1B			2	1	1	0	1	0	0
Inning Stats	R: 0 E: 0 K: 1 S: 6 H: 1 LOB: 2 BB: 1 P: 10	R: 0 E: 0 K: 1 S: 5 H: 0 LOB: 0 BB: 0 P: 5	R: 1 E: 0 K: 0 S: 5 H: 2 LOB: 1 BB: 0 P: 5	R: 0 E: 0 K: 0 S: 2 H: 0 LOB: 0 BB: 1 P: 6	R: 0 E: 0 K: 0 S: 3 H: 0 LOB: 0 BB: 0 P: 3	R: 0 E: 0 K: 0 S: 4 H: 1 LOB: 1 BB: 0 P: 4	R: 0 E: 0 K: 1 S: 5 H: 1 LOB: 2 BB: 2 P: 13	R: 0 E: 0 K: 0 S: 3 H: 1 LOB: 0 BB: 0 P: 3	R: 0 E: 0 K: 2 S: 7 H: 0 LOB: 0 BB: 0 P: 7	1B: 5 2B: 1 3B: 0 HR: 0	SF: 1 SAC: 0 DP: 2 HBP: 0			WP: 0 PB: 0 SB: 2 CS: 0		PA: 34	

	AB	29
	R	1
	H	6
	RBI	1
	BB	4
	SO	5
	LOB	11

PITCHER		IP	WLS	BF	H	R	ER	SO	BB	IBB	HBP	BLK	WP	HR	S	P	ERA	WHIP
Rick Wise, R ERA: 3.47	(1, 1)	6.2	W	27	4	1	1	3	4	0	0	0	0	0	29	45	1.35	1.200
Jim Kern, R ERA: 3.07	(7, 1)	2.1	S	7	2	0	0	2	0	0	0	0	0	0	11	11	0.00	0.857

PITCHER	IP	WLS	BF	H	R	ER	SO	BB	IBB	HBP	BLK	WP	HR	S	P	ERA	WHIP

Batter	1	2	3	4	5	6	7	8	9	10	11	12	13	AB	R	H	RBI	BB	SO	LOB
Rick Manning, L (1, 8) OBP: 0.316, SLG: 0.357	K		4-3		SH1-3	E2 1B		F8		F6			E6 6-3 SH1-4 1B	6	1	1	1	0	1	2
Johnny Grubb, L (1, 7) OBP: 0.381, SLG: 0.472	HBP		F7		IBB	IBB		F9		F9			SH1-4	3	0	0	0	2	0	2
Buddy Bell, R (1, 5) OBP: 0.342, SLG: 0.428	K		BB		SF9	6-3			4-3		5-3		6-3	5	0	0	1	1	1	5
Andre Thornton, R (1, 3) OBP: 0.393, SLG: 0.529	F5		K		F9		E5		FC6-4 BB		6-3		1B	6	0	1	1	1	1	4
Bernie Carbo, L (1, 10) OBP: 0.360, SLG: 0.361 Ted Cox, R (11, PH) OBP: 0.301, SLG: 0.284		E FC4 SF9 1B	4-3		L9-3 1B		K		K		1B 1B		1B	5 2	1 0	2 2	0 0	0 0	2 0	2 0
Gary Alexander, R (1, 2) OBP: 0.321, SLG: 0.470 Bo Diaz, R (4, 2) OBP: 0.242, SLG: 0.344		K	K		L9-3		K		FC6-4		1B		G3	2 5	0 0	0 1	0 0	0 1	2 5	1 0
Jim Norris, L (1, 9) OBP: 0.358, SLG: 0.356		FC4 SF9	CS 1B			HR	FC6 BB			FC5-4 BB 1B		K		5	1	3	1	1	1	1
Duane Kuiper, L (1, 4) OBP: 0.312, SLG: 0.336		SF9	CS		SH1-3 SF9 2B	1B E 1B	FC6			FC5-4 BB		P7		4	2	2	1	1	0	2
Tom Veryzer, R (1, 6) OBP: 0.311, SLG: 0.356		6-3			SF9 SH1-3 BB	E 1B		F9		FC5-4		K		5	0	1	0	1	1	3
Inning Stats	R: 0 E: 0 K: 2 S: 7 H: 0 LOB: 1 BB: 0 P: 8	R: 1 E: 1 K: 1 S: 7 H: 1 LOB: 1 BB: 0 P: 7	R: 0 E: 0 K: 1 S: 5 H: 0 LOB: 1 BB: 1 P: 9	R: 0 E: 0 K: 1 S: 5 H: 1 LOB: 0 BB: 0 P: 5	R: 1 E: 0 K: 0 S: 4 H: 1 LOB: 2 BB: 2 P: 12	R: 2 E: 1 K: 0 S: 7 H: 5 LOB: 3 BB: 1 P: 11	R: 0 E: 1 K: 2 S: 8 H: 0 LOB: 2 BB: 1 P: 12	R: 0 E: 0 K: 0 S: 3 H: 0 LOB: 0 BB: 0 P: 3	R: 0 E: 0 K: 1 S: 5 H: 0 LOB: 1 BB: 1 P: 9	R: 0 E: 0 K: 0 S: 4 H: 1 LOB: 2 BB: 1 P: 8	R: 0 E: 0 K: 0 S: 4 H: 2 LOB: 2 BB: 0 P: 4	R: 0 E: 0 K: 2 S: 7 H: 0 LOB: 0 BB: 0 P: 7	R: 1 E: 1 K: 0 S: 6 H: 2 LOB: 2 BB: 0 P: 6	1B: 11 2B: 2 3B: 0 HR: 1 SF: 2 SAC: 2 DP: 1 HBP: 1						

PITCHER	IP	WLS	BF	H	R	ER	SO	BB	IBB	HBP	BLK	WP	HR	S	P	ERA	WHIP
Dennis Eckersley, R (1, 1) ERA: 3.37	5.2		29	8	4	3	5	2	2	1	0	0	1	34	51	4.76	1.765
Dick Drago, R (6, 1) ERA: 3.22	4.1		18	1	0	0	3	3	0	0	0	0	0	21	33	0.00	0.923
Bob Stanley, R (11, 1) ERA: 2.48	3.0	W	13	4	1	0	2	0	0	0	0	0	0	17	17	0.00	1.333

PITCHER	IP	WLS	BF	H	R	ER	SO	BB	IBB	HBP	BLK	WP	HR	S	P	ERA	WHIP

TOP

Cleveland Indians @ Boston Red Sox

Fenway Park, Boston, MA

Thu Aug 10 1978, 3:33 AM EDT

Att. 33,541 - Unknown - 88 F

livebaseballscorecards.com

AB	48
R	5
H	13
RBI	5
BB	7
SO	10
LOB	27

PA: 61

WP: 0
PB: 0
SB: 2
CS: 1

Batter	1	2	3	4	5	6	7	8	9	10	11	12	13	AB	R	H	RBI	BB	SO	LOB
Rick Burleson, R (1, 6) OBP: 0.303, SLG: 0.358	SH1-3 2B		1B		6-3		K	G5-4-3 1-2f			F7		2-H 1B	7	0	3	1	0	1	2
Jerry Remy, L (1, 4) OBP: 0.305, SLG: 0.338	SH1-3 2-3		F6		1B		3B 1B		CS 1B		L7			5	1	3	0	0	0	1
Jim Rice, R (1, 7) OBP: 0.370, SLG: 0.585	L4		K		4-3		1-H 3B		K 1-2			L6		6	0	1	1	0	2	4
Carl Yastrzemski, L (1, 10) OBP: 0.388, SLG: 0.430	CS BB			F9		HR BLK 1B	K		1-3			K		5	1	1	0	1	2	1
Fred Lynn, L (1, 8) OBP: 0.387, SLG: 0.527	CS 1-2	2B		F7		1-H HR	BB			G3		BB		4	1	2	2	2	0	0
Dwight Evans, R (1, 9) OBP: 0.353, SLG: 0.488		F8		2B BB		F2	K			6-3		K		5	1	0	0	1	2	4
Butch Hobson, R (1, 5) OBP: 0.313, SLG: 0.420		K		1-H 2B		5-3		SH3-4 BB		FC5-6 1B			E3	5	1	2	1	1	1	0
George Scott, R (1, 3) OBP: 0.313, SLG: 0.391 Garry Hancock, L (13, PR) OBP: 0.190, SLG: 0.190		K		5-3		1B		SH3-4 1-2		FC5-6 1-2f			1B 2B	5 0	0 1	2 0	0 0	0 0	1 0	3 0
Fred Kendall, R (1, 2) OBP: 0.211, SLG: 0.229 Carlton Fisk, R (8, PH) OBP: 0.376, SLG: 0.513 (9, 2)		F8	F3		K			G5-4-3 IBB			F9		F9	3 2	0 0	0 0	0 0	1 1	1 0	1 1
Inning Stats	R: 0 E: 0 K: 0 S: 3 H: 1 LOB: 1 BB: 1 P: 7	R: 0 E: 0 K: 2 S: 8 H: 1 LOB: 1 BB: 0 P: 8	R: 0 E: 0 K: 1 S: 6 H: 1 LOB: 1 BB: 0 P: 6	R: 1 E: 0 K: 0 S: 4 H: 1 LOB: 1 BB: 1 P: 8	R: 0 E: 0 K: 0 S: 4 H: 1 LOB: 1 BB: 0 P: 4	R: 2 E: 0 K: 1 S: 8 H: 3 LOB: 1 BB: 0 P: 8	R: 1 E: 0 K: 3 S: 11 H: 2 LOB: 2 BB: 1 P: 15	R: 0 E: 0 K: 0 S: 2 H: 0 LOB: 1 BB: 2 P: 10	R: 0 E: 0 K: 1 S: 5 H: 1 LOB: 0 BB: 0 P: 5	R: 0 E: 0 K: 0 S: 4 H: 1 LOB: 1 BB: 0 P: 4	R: 0 E: 0 K: 0 S: 3 H: 0 LOB: 0 BB: 0 P: 3	R: 0 E: 0 K: 2 S: 7 H: 0 LOB: 1 BB: 1 P: 11	R: 2 E: 1 K: 0 S: 4 H: 2 LOB: 2 BB: 0 P: 4	1B: 8 2B: 4 3B: 1 HR: 1 SF: 0 SAC: 2 DP: 1 HBP: 0						

PITCHER		IP	WLS	BF	H	R	ER	SO	BB	IBB	HBP	BLK	WP	HR	S	P	ERA	WHIP
Mike Paxton, R ERA: 3.31	(1, 1)	6.1		30	10	4	4	5	2	0	0	1	0	1	38	46	5.68	1.895
Sid Monge, L ERA: 2.7	(7, 1)	0.1		2	0	0	0	1	1	0	0	0	0	0	3	7	0.00	3.000
Jim Kern, R ERA: 2.97	(7, 1)	2.1		8	1	0	0	2	1	1	0	0	0	0	10	18	0.00	0.857
Don Hood, L ERA: 4.94	(10, 1)	0.1		1	0	0	0	0	0	0	0	0	0	0	1	1	0.00	0.000
Dan Spillner, R ERA: 4.06	(10, 1)	3.0	L	14	3	2	1	2	1	0	0	0	0	0	17	21	3.00	1.333

PITCHER	IP	WLS	BF	H	R	ER	SO	BB	IBB	HBP	BLK	WP	HR	S	P	ERA	WHIP

BOTTOM

Cleveland Indians @ Boston Red Sox

Fenway Park, Boston, MA

Thu Aug 10 1978, 3:33 AM EDT

Att. 33,541 - Unknown - 88 F

livebaseballscorecards.com

AB	47
R	6
H	14
RBI	5
BB	6
SO	10
LOB	17

WP: 0 PB: 0 SB: 0 CS: 2 PA: 56

Batter	1	2	3	4	5	6	7	8	9	AB	R	H	RBI	BB	SO	LOB
Paul Molitor, R (1, 4) OBP: 0.315, SLG: 0.401	H 1-0 2B HBP	x 0-0 1B 2B		x 0-0 1B 1B	x 0-0 ③ L8		x 0-0 ① L7	x 0-0 ③ 5-3		5	1	2	0	0	0	3
Don Money, R (1, 10) OBP: 0.357, SLG: 0.420	S S S 0-3 ① K	x 0-0 ② L5		x 0-0 1-2 1B		x 0-0 2B 1B 1B	x 0-0 ② F8		B B B B 4-0 S 1B BB	5	2	2	0	1	1	2
Sal Bando, R (1, 5) OBP: 0.359, SLG: 0.439	x 0-0 1-3 2B	x 0-0 2-H 1B		S S S 0-3 ③ K		x 0-0 2B 1-2 1B 1B	B B B B 4-0 1B BB		x 0-0 ① F9 1-2	5	1	3	1	1	1	3
Larry Hisle, R (1, 7) OBP: 0.365, SLG: 0.560	S S S 0-3 ② K	x 0-0 ③ 5-3			B B B B 4-0 2B SF9 BB	x 0-0 1-3 2-H 1B 2B	x 0-0 1-2 1B		S S S 0-3 ② K	5	2	2	1	1	2	4
Ben Oglivie, L (1, 3) (9, 9) OBP: 0.364, SLG: 0.483	B B B B 4-0 BB		x 0-0 CS 1B		x 0-0 SF9 1-3 1B 2B	x 0-0 2-H 3-H 1-3 1B	x 0-0 ③ P4		x 0-0 2-H 1B	5	1	4	3	1	0	2
Sixto Lezcano, R (1, 9) Dave May, L (9, PH) Tony Muser, L (9, 3) OBP: 0.374, SLG: 0.479 OBP: 0.319, SLG: 0.356 OBP: 0.207, SLG: 0.231	S S S 0-3 ③ K		x 0-0 ① ② 1-4-3 1-2		x 0-0 ① SF9 2-3 3-H	x 0-0 ① 1-3 1-2		x 0-0 SH1-4 2B 1B	S S S 0-3 ③ K	4 1 0	1 0 0	1 0 0	1 0 0	0 1 0	1 1 0	5 1 0
Robin Yount, R (1, 6) OBP: 0.331, SLG: 0.405		x 0-0 HR 1B	x 0-0 ③ L3		x 0-0 1B 3-H 1B	x 0-0 ② 6-3		x 0-0 ① SH1-4 1-2		4	1	2	1	0	0	1
Gorman Thomas, R (1, 8) OBP: 0.351, SLG: 0.542		x 0-0 1-H HR		x 0-0 ① 6-3	x 0-0 ② P3	B B B B 4-0 BB		S S S 0-3 ② K		4	1	1	2	1	1	2
Charlie Moore, R (1, 2) OBP: 0.290, SLG: 0.352		S S S 0-3 ① K		x 0-0 ② P4	x 0-0 1-2 1B	x 0-0 ③ 1-3		x 0-0 2-H 2B		5	0	2	1	0	1	2
Inning Stats	R: 0 E: 0 K: 3 S: 10 H: 1 LOB: 3 BB: 1 P: 15	R: 3 E: 0 K: 1 S: 9 H: 4 LOB: 1 BB: 0 P: 9	R: 0 E: 0 K: 0 S: 3 H: 1 LOB: 0 BB: 0 P: 3	R: 0 E: 0 K: 1 S: 7 H: 2 LOB: 2 BB: 0 P: 7	R: 2 E: 0 K: 0 S: 6 H: 3 LOB: 2 BB: 1 P: 10	R: 3 E: 0 K: 0 S: 7 H: 4 LOB: 2 BB: 1 P: 11	R: 0 E: 0 K: 0 S: 4 H: 1 LOB: 2 BB: 1 P: 8	R: 1 E: 0 K: 1 S: 7 H: 2 LOB: 1 BB: 0 P: 7	R: 1 E: 0 K: 2 S: 8 H: 1 LOB: 1 BB: 1 P: 12	1B: 13 2B: 5 3B: 0 HR: 1 SF: 1 SAC: 1 DP: 0 HBP: 1						

PITCHER		IP	WLS	BF	H	R	ER	SO	BB	IBB	HBP	BLK	WP	HR	S	P	ERA	WHIP
Luis Tiant, R ERA: 3.37	(1, 1)	4.1	L	25	10	5	5	5	2	0	1	0	0	1	32	41	10.38	2.769
Tom Burgmeier, L ERA: 4.14	(5, 1)	2.2		17	7	4	4	0	2	0	0	0	0	0	15	23	13.50	3.375
Bill Campbell, R ERA: 3.89	(8, 1)	2.0		9	2	1	1	3	1	0	0	0	0	0	14	18	4.50	1.500

PITCHER	IP	WLS	BF	H	R	ER	SO	BB	IBB	HBP	BLK	WP	HR	S	P	ERA	WHIP

TOP

Milwaukee Brewers @ Boston Red Sox

Fenway Park, Boston, MA

Fri Aug 11 1978, 7:05 PM EDT

Att. 35,142 - Unknown - 76 F

livebaseballscorecards.com

AB	43
R	10
H	19
RBI	10
BB	5
SO	8
LOB	25

WP: 0	PA: 51		
PB: 0			
SB: 1			
CS: 1			

BOTTOM

Milwaukee Brewers @ Boston Red Sox

Fenway Park, Boston, MA

Fri Aug 11 1978, 7:05 PM EDT
Att. 35,142 - Unknown - 76 F

livebaseballscorecards.com

Batter	1	2	3	4	5	6	7	8	9	AB	R	H	RBI	BB	SO	LOB
Rick Burleson, R (1, 6) OBP: 0.302, SLG: 0.358	x 0-0 ① F9		x 0-0 FC9-2 1B 2B		x 0-0 ③ F7		x 0-0 ② P9	x 0-0 ③ 6-3		5	0	1	0	0	0	3
Jerry Remy, L (1, 4) OBP: 0.306, SLG: 0.337	x 0-0 ② L4		x 0-0 2-3 1B			x 0-0 ① F5	B B B B 4-0 1B 1-2 BB		x 0-0 E4 FC4-6 HBP	4	0	1	0	1	0	0
Jim Rice, R (1, 7)	B B B B 4-0 CS BB		x 0-0 ① ② FC9-2 3-H			x 0-0 2B	x 0-0 1-3 2-H 1B		x 0-0 ① F8	4	0	2	1	1	0	3
Carlton Fisk, R (1, 2) OBP: 0.374, SLG: 0.508	0-0 ③ CS 1-2	S S S 0-3 ① K	x 0-0 ③ L8			x 0-0 ② 5-3	x 0-0 ③ L4		H 1-0 FC4-6 1-2 HBP	4	0	0	0	0	1	4
Fred Lynn, L (1, 8) OBP: 0.385, SLG: 0.521		x 0-0 E4 BB 1B		x 0-0 ① F8		x 0-0 ③ F9		B B B B 4-0 1B 1B 4-3 BB	x 0-0 ② FC4-6 1-2f 2-3	4	2	0	0	1	0	3
Garry Hancock, L (1, 10) OBP: 0.231, SLG: 0.269		x 0-0 ② F8		x 0-0 ② P5			x 0-0 2B 2B	x 0-0 4-3 1B 1-2 1B	x 0-0 ③ 1-3	5	1	2	0	0	0	3
Dwight Evans, R (1, 9) OBP: 0.357, SLG: 0.492	B B B B 4-0 1B 1-2 BB			x 0-0 ③ F9			x 0-0 2-H 1B 2B	x 0-0 1-2 2-3 4-3 1B		3	1	2	1	1	0	0
George Scott, R (1, 3) OBP: 0.312, SLG: 0.389		x 0-0 1-3 2-H 1B			x 0-0 ① F9		x 0-0 ① 6-3	S S S 0-3 ① K		4	0	1	1	0	1	4
Butch Hobson, R (1, 5) OBP: 0.312, SLG: 0.418		x 0-0 ③ P6			x 0-0 ② 5-3		x 0-0 2-H BB 1B 1B	x 0-0 ② 4-3 1-2 2-3 3-H		4	1	1	2	0	0	4
Inning Stats	R: 0 E: 0 K: 0 S: 2 H: 0 LOB: 0 BB: 1 P: 6	R: 1 E: 1 K: 1 S: 7 H: 1 LOB: 2 BB: 1 P: 11	R: 0 E: 0 K: 0 S: 4 H: 2 LOB: 1 BB: 0 P: 4	R: 0 E: 0 K: 0 S: 3 H: 0 LOB: 0 BB: 0 P: 3	R: 0 E: 0 K: 0 S: 3 H: 0 LOB: 0 BB: 0 P: 3	R: 0 E: 0 K: 0 S: 4 H: 1 LOB: 1 BB: 0 P: 4	R: 3 E: 0 K: 0 S: 7 H: 4 LOB: 2 BB: 1 P: 11	R: 1 E: 0 K: 1 S: 7 H: 2 LOB: 2 BB: 1 P: 11	R: 0 E: 1 K: 0 S: 4 H: 0 LOB: 2 BB: 0 P: 5	1B: 6 2B: 5 3B: 0 HR: 0	SF: 0 SAC: 0 DP: 1 HBP: 1						

	AB	37
	R	5
	H	10
	RBI	5
	BB	4
	SO	2
	LOB	24

PITCHER		IP	WLS	BF	H	R	ER	SO	BB	IBB	HBP	BLK	WP	HR	S	P	ERA	WHIP
Eduardo Rodriguez, R ERA: 5.14	(1, 1)	6.1	W	27	7	4	3	1	2	0	0	0	0	0	27	35	4.26	1.421
Randy Stein, R ERA: 4.82	(7, 1)	0.2		6	2	1	1	0	2	0	0	0	0	0	4	12	13.50	6.000
Bill Castro, R ERA: 1.73	(8, 1)	2.0		9	1	0	0	1	0	0	1	0	0	0	10	11	0.00	0.500

PITCHER	IP	WLS	BF	H	R	ER	SO	BB	IBB	HBP	BLK	WP	HR	S	P	ERA	WHIP

Batter	1	2	3	4	5	6	7	8	9	AB	R	H	RBI	BB	SO	LOB
Robin Yount, R (1, 6) OBP: 0.327, SLG: 0.400	x 0-0 ① F9		x 0-0 ① F9			S S S 0-3 ① K		x 0-0 ② 4-3		4	0	0	0	0	1	1
Dave May, L (1, 9) OBP: 0.301, SLG: 0.333 Charlie Moore, R (8, 2) OBP: 0.290, SLG: 0.352	S S S 0-3 ② K		x 0-0 ② ③ G4-6-3 1-2f			x 0-0 ② P6		x 0-0 ③ 4-3		4 0	0 0	0 0	0 0	0 0	1 0	1 0
Don Money, R (1, 5) OBP: 0.353, SLG: 0.415 (8, 3)	x 0-0 ③ F8			x 0-0 ① P4		x 0-0 ③ 6-3			x 0-0 ① 5-3	4	0	0	0	0	0	0
Cecil Cooper, L (1, 10) OBP: 0.372, SLG: 0.500 Jim Wohlford, R (9, PR) OBP: 0.344, SLG: 0.424		S S S 0-3 ① K		x 0-0 ② 4-3			x 0-0 ① P5		x 0-0 1B	4 0	0 0	1 0	0 0	0 0	1 0	0 0
Dick Davis, R (1, 7) OBP: 0.296, SLG: 0.416		x 0-0 BB 1B		S S S 0-3 ③ K			x 0-0 2B 1B		x 0-0 ② F9	4	1	2	0	0	1	1
Ben Oglivie, L (1, 3) (8, 9) OBP: 0.363, SLG: 0.480		x 0-0 ② F9			x 0-0 F9 1B		x 0-0 ② P6		x 0-0 ③ L9	4	0	1	0	0	0	3
Gorman Thomas, R (1, 8) OBP: 0.354, SLG: 0.545		B B B B 4-0 1-2 BB			S S S 0-3 ① K		x 0-0 1-H 2B			2	0	1	1	1	1	1
Jim Gantner, L (1, 4) OBP: 0.279, SLG: 0.275		x 0-0 ③ P4			x 0-0 ② F9 1-2		x 0-0 ③ 4-3			3	0	0	0	0	0	4
Buck Martinez, R (1, 2) OBP: 0.238, SLG: 0.253 Sal Bando, R (8, PH) (8, 5) OBP: 0.358, SLG: 0.438			x 0-0 G4-6-3 1B		x 0-0 ③ 6-3			x 0-0 ① F5		2 1	0 0	1 0	0 0	0 0	0 0	1 0
Inning Stats	R: 0 E: 0 K: 1 S: 5 H: 0 LOB: 0 BB: 0 P: 5	R: 0 E: 0 K: 1 S: 6 H: 1 LOB: 2 BB: 1 P: 10	R: 0 E: 0 K: 0 S: 3 H: 1 LOB: 0 BB: 0 P: 3	R: 0 E: 0 K: 1 S: 5 H: 0 LOB: 0 BB: 0 P: 5	R: 0 E: 0 K: 1 S: 6 H: 1 LOB: 1 BB: 0 P: 6	R: 0 E: 0 K: 1 S: 5 H: 0 LOB: 0 BB: 0 P: 5	R: 1 E: 0 K: 0 S: 5 H: 2 LOB: 1 BB: 0 P: 5	R: 0 E: 0 K: 0 S: 3 H: 0 LOB: 0 BB: 0 P: 3	R: 0 E: 0 K: 0 S: 4 H: 1 LOB: 1 BB: 0 P: 4	1B: 5 2B: 1 3B: 0 HR: 0	SF: 0 SAC: 0 DP: 1 HBP: 0						

PITCHER		IP	WLS	BF	H	R	ER	SO	BB	IBB	HBP	BLK	WP	HR	S	P	ERA	WHIP
Jim Wright, R ERA: 2.93	(1, 1)	9.0	W	33	6	1	1	5	1	0	0	0	0	0	42	46	1.00	0.778

PITCHER	IP	WLS	BF	H	R	ER	SO	BB	IBB	HBP	BLK	WP	HR	S	P	ERA	WHIP

TOP

Milwaukee Brewers @ Boston Red Sox

Fenway Park, Boston, MA

Sat Aug 12 1978, 3:33 AM EDT

Att. 33,092 - Unknown - 76 F

livebaseballscorecards.com

AB	32
R	1
H	6
RBI	1
BB	1
SO	5
LOB	12

1B: 5	SF: 0	WP: 0	PA: 33
2B: 1	SAC: 0	PB: 0	
3B: 0	DP: 1	SB: 0	
HR: 0	HBP: 0	CS: 0	

Milwaukee Brewers @ Boston Red Sox

Fenway Park, Boston, MA

Sat Aug 12 1978, 3:33 AM EDT
Att. 33,092 - Unknown - 76 F

livebaseballscorecards.com

Batter	1	2	3	4	5	6	7	8	9	AB	R	H	RBI	BB	SO	LOB
Rick Burleson, R (1, 6) OBP: 0.302, SLG: 0.357	0-3 K	0-0 1-2 2-H 1B		0-0 1-3		0-0 F7				4	0	1	1	0	1	3
Jerry Remy, L (1, 4) OBP: 0.306, SLG: 0.338	0-0 6-3 1B 2B	0-0 G3			0-0 F8		0-0 F7			4	1	1	0	0	0	2
Jim Rice, R (1, 7) OBP: 0.371, SLG: 0.584	0-0 6-3 2-3		0-0 5-3		0-0 1B		0-0 F9			4	0	1	0	0	0	1
Carlton Fisk, R (1, 2) OBP: 0.375, SLG: 0.515	0-0 3-H 1B		0-0 HR		0-3 K		0-0 P3			4	1	2	2	0	1	1
Fred Lynn, L (1, 8) OBP: 0.382, SLG: 0.516	0-0 1-3		0-0 4-3		0-0 F9			0-0 L7		4	0	0	0	0	0	2
Bob Bailey, R (1, 10) OBP: 0.364, SLG: 0.451		4-0 WP 1B BB	0-0 F9			4-0 FC4-6 BB		0-0 6-3		2	1	0	0	2	0	0
Dwight Evans, R (1, 9) OBP: 0.354, SLG: 0.487		0-0 F8		0-0 F8		0-0 FC4-6 1B 1-2f		0-0 F2		4	0	0	0	0	0	2
George Scott, R (1, 3) OBP: 0.309, SLG: 0.384		0-0 F8 1-2		0-0 F2		0-0 L8				3	0	0	0	0	0	2
Butch Hobson, R (1, 5) OBP: 0.318, SLG: 0.422		4-0 1B BB		0-0 E6 1B		0-0 1-2 1B				2	0	2	0	1	0	0

Inning Stats	1	2	3	4	5	6	7	8	9	1B	SF	WP	PA
	R: 1 H: 2 E: 0 LOB: 1 K: 1 BB: 0 S: 7 P: 7	R: 1 H: 1 E: 0 LOB: 2 K: 0 BB: 2 S: 4 P: 12	R: 1 H: 1 E: 0 LOB: 0 K: 0 BB: 0 S: 4 P: 4	R: 0 H: 1 E: 1 LOB: 1 K: 0 BB: 0 S: 4 P: 4	R: 0 H: 1 E: 0 LOB: 1 K: 1 BB: 0 S: 6 P: 6	R: 0 H: 1 E: 0 LOB: 2 K: 0 BB: 1 S: 4 P: 8	R: 0 H: 0 E: 0 LOB: 0 K: 0 BB: 0 S: 3 P: 3	R: 0 H: 0 E: 0 LOB: 0 K: 0 BB: 0 S: 3 P: 3		1B: 5 SF: 0 2B: 1 SAC: 0 3B: 0 DP: 0 HR: 1 HBP: 0	WP: 1 PA: 34 PB: 0 SB: 0 CS: 0		

PITCHER	IP	WLS	BF	H	R	ER	SO	BB	IBB	HBP	BLK	WP	HR	S	P	ERA	WHIP
Bill Travers, L (1, 1) ERA: 4.98	8.0	L	34	7	3	3	2	3	0	0	0	1	1	35	47	3.38	1.250

PITCHER	IP	WLS	BF	H	R	ER	SO	BB	IBB	HBP	BLK	WP	HR	S	P	ERA	WHIP

AB	31
R	3
H	7
RBI	3
BB	3
SO	2
LOB	13

Batter	1	2	3	4	5	6	7	8	9	AB	R	H	RBI	BB	SO	LOB
Robin Yount, R (1, 6) OBP: 0.325, SLG: 0.397	6-3			6-3		E6 BB	F8		1-2 2-H 1B	5	0	1	1	0	0	1
Don Money, R (1, 4) OBP: 0.351, SLG: 0.410	F9			6-3		1-2 BB		5-3	K	4	0	0	0	1	1	2
Ben Oglivie, L (1, 3) OBP: 0.364, SLG: 0.484	K			1B		P6		2B		4	0	2	0	0	1	2
Larry Hisle, R (1, 7) OBP: 0.362, SLG: 0.553		1-3		K		P3		P6		4	0	0	0	0	1	4
Cecil Cooper, L (1, 10) OBP: 0.366, SLG: 0.491		F8			F9		6-3	F2		4	0	0	0	0	0	1
Sal Bando, R (1, 5) OBP: 0.362, SLG: 0.441		F9			G4-6-3 1B		2B 1B		1B	4	1	3	0	0	0	0
Jim Wohlford, R (1, 9) OBP: 0.351, SLG: 0.438			G5-4-3 1B		G4-6-3 1-2f		1-3 1B 2B		L5	4	1	2	0	0	0	1
Gorman Thomas, R (1, 8) OBP: 0.353, SLG: 0.551			K			HR	5-3		E5 1B 1B	4	2	1	1	0	1	3
Charlie Moore, R (1, 2) OBP: 0.294, SLG: 0.355			G5-4-3 1-2f			1-3	2-H 3-H 1B		1-2 1B 1B	4	0	2	2	0	0	1
Inning Stats	R: 0 E: 0 K: 1 S: 5 H: 0 LOB: 0 BB: 0 P: 5	R: 0 E: 0 K: 0 S: 3 H: 0 LOB: 0 BB: 0 P: 3	R: 0 E: 0 K: 1 S: 5 H: 1 LOB: 0 BB: 0 P: 5	R: 0 E: 0 K: 1 S: 6 H: 1 LOB: 1 BB: 0 P: 6	R: 0 E: 0 K: 0 S: 3 H: 1 LOB: 0 BB: 0 P: 3	R: 1 E: 1 K: 0 S: 5 H: 1 LOB: 2 BB: 1 P: 9	R: 2 E: 0 K: 0 S: 6 H: 3 LOB: 1 BB: 0 P: 6	R: 0 E: 0 K: 0 S: 4 H: 1 LOB: 1 BB: 0 P: 4	R: 1 E: 1 K: 1 S: 8 H: 3 LOB: 2 BB: 0 P: 8	1B: 8 2B: 2 3B: 0 HR: 1 SF: 0 SAC: 0 DP: 2 HBP: 0							

TOP

Milwaukee Brewers @ Boston Red Sox

Fenway Park, Boston, MA

Sat Aug 12 1978, 7:05 PM EDT

Att. 27,030 - Unknown - 70 F

livebaseballscorecards.com

AB	37
R	4
H	11
RBI	4
BB	1
SO	4
LOB	15

PITCHER		IP	WLS	BF	H	R	ER	SO	BB	IBB	HBP	BLK	WP	HR	S	P	ERA	WHIP
Bob Stanley, R ERA: 2.59	(1, 1)	7.0	W	28	7	3	3	3	1	0	0	0	0	1	33	37	3.86	1.143
Bill Campbell, R ERA: 3.69	(8, 1)	2.0		10	4	1	0	1	0	0	0	0	0	0	12	12	0.00	2.000

PITCHER	IP	WLS	BF	H	R	ER	SO	BB	IBB	HBP	BLK	WP	HR	S	P	ERA	WHIP

Batter	1	2	3	4	5	6	7	8	9	AB	R	H	RBI	BB	SO	LOB
Rick Burleson, R (1, 6) OBP: 0.303, SLG: 0.363	FC1-6 1B	5-3		4-3 2-3	1-H E 3-H 3B			F9		5	1	2	2	0	0	1
Jerry Remy, L (1, 4) OBP: 0.305, SLG: 0.337	FC1-6 HBP 1B 1-2f E	K		F8	E3 3-H			HR 1B		5	2	1	0	0	1	2
Jim Rice, R (1, 7) OBP: 0.375, SLG: 0.592	HBP 1-2 E 1B	1B		1B 3-H 1B	F9			1-H HR		5	2	4	3	0	0	1
Carlton Fisk, R (1, 2) OBP: 0.375, SLG: 0.513	E 1-2 2-3 1B HBP	K		1-2 1B		L6		F6		4	1	1	0	0	1	1
Fred Lynn, L (1, 8) OBP: 0.378, SLG: 0.509	E3 1-3 2-H 3-H 1B		6-3	F5		L1		K		5	1	0	0	0	1	3
Bob Bailey, R (1, 10) OBP: 0.348, SLG: 0.427	F3		5-3		P6	K				4	0	0	0	0	1	2
Dwight Evans, R (1, 9) OBP: 0.355, SLG: 0.487	1B 2-H 3-H 1B		F3		1B 3B 1B		4-3			4	1	2	2	0	0	0
George Scott, R (1, 3) OBP: 0.315, SLG: 0.390	1-3 1B			2B 1B	1-3 3B 1B		5-3			4	2	3	0	0	0	0
Butch Hobson, R (1, 5) OBP: 0.317, SLG: 0.422	K			4-3 1-H 1B 2B	K		K			4	1	1	1	0	3	4
Inning Stats	R: 4 E: 1 K: 1 S: 10 H: 4 LOB: 2 BB: 0 P: 11	R: 0 E: 0 K: 2 S: 8 H: 1 LOB: 1 BB: 0 P: 8	R: 0 E: 0 K: 0 S: 3 H: 0 LOB: 0 BB: 0 P: 3	R: 2 E: 0 K: 0 S: 7 H: 4 LOB: 2 BB: 0 P: 7	R: 3 E: 1 K: 1 S: 9 H: 3 LOB: 1 BB: 0 P: 9	R: 0 E: 0 K: 1 S: 5 H: 0 LOB: 0 BB: 0 P: 5	R: 0 E: 0 K: 1 S: 5 H: 0 LOB: 0 BB: 0 P: 5	R: 2 E: 0 K: 1 S: 7 H: 2 LOB: 0 BB: 0 P: 7		1B: 11 2B: 1 3B: 1 HR: 1 SF: 0 SAC: 0 DP: 0 HBP: 1						

PITCHER		IP	WLS	BF	H	R	ER	SO	BB	IBB	HBP	BLK	WP	HR	S	P	ERA	WHIP
Mike Caldwell, L ERA: 2.46	(1, 1)	4.1	L	26	11	8	4	3	0	0	1	0	0	0	31	32	8.31	2.538
Willie Mueller, R ERA: 4.91	(5, 1)	3.2		15	3	3	2	4	0	0	0	0	0	1	23	23	4.91	0.818

PITCHER	IP	WLS	BF	H	R	ER	SO	BB	IBB	HBP	BLK	WP	HR	S	P	ERA	WHIP

BOTTOM

Milwaukee Brewers @ Boston Red Sox

Fenway Park, Boston, MA

Sat Aug 12 1978, 7:05 PM EDT
Att. 27,030 - Unknown - 70 F

livebaseballscorecards.com

AB	40
R	11
H	14
RBI	8
BB	0
SO	7
LOB	14

Batter	1	2	3	4	5	6	7	8	9	10	AB	R	H	RBI	BB	SO	LOB
Robin Yount, R (1, 6) OBP: 0.324, SLG: 0.394	6-3		5-3		G6-3 1-2f			B5-3		BB, S 1B	5	0	1	0	0	0	1
Don Money, R (1, 3) OBP: 0.352, SLG: 0.410	WP, 1B 1B		K			HR 1B		F8		F8 1-2	5	1	2	0	0	1	1
Ben Oglivie, L (1, 9) OBP: 0.370, SLG: 0.497	WP 1-2 1B		K			1-H HR		1B		BB BB	4	1	3	2	1	1	0
Larry Hisle, R (1, 7) OBP: 0.362, SLG: 0.550	F9 1-2 2-3			E, S SF8 1B		L8		F9		1-2 2-3 BB	4	1	1	0	1	0	3
Cecil Cooper, L (1, 10) OBP: 0.359, SLG: 0.481	K			P4		F7			6-3	L8	5	0	0	0	0	1	6
Sal Bando, R (1, 5) OBP: 0.361, SLG: 0.440		F9		SF8 1-H		6-3			S 1B		3	0	1	1	0	0	0
Gorman Thomas, R (1, 8) OBP: 0.352, SLG: 0.547		E5 S		CS 1B			5-3		P4		4	0	1	0	0	0	1
Jim Gantner, L (1, 4) OBP: 0.267, SLG: 0.262		K 1-2		CS 1-2	4-3		4-3		F8 1-2		4	0	0	0	0	1	2
Charlie Moore, R (1, 2) OBP: 0.294, SLG: 0.353		5-3			G6-3 1B		P4			P4	4	0	1	0	0	0	1
Inning Stats	R: 0 H: 2 E: 0 LOB: 2 K: 1 BB: 0 S: 7 P: 7	R: 0 H: 0 E: 1 LOB: 1 K: 1 BB: 0 S: 6 P: 6	R: 0 H: 0 E: 0 LOB: 0 K: 2 BB: 0 S: 7 P: 7	R: 1 H: 2 E: 0 LOB: 0 K: 0 BB: 0 S: 4 P: 4	R: 0 H: 1 E: 0 LOB: 0 K: 0 BB: 0 S: 3 P: 3	R: 2 H: 2 E: 0 LOB: 0 K: 0 BB: 0 S: 5 P: 5	R: 0 H: 0 E: 0 LOB: 0 K: 0 BB: 0 S: 3 P: 3	R: 0 H: 1 E: 0 LOB: 1 K: 0 BB: 0 S: 4 P: 4	R: 0 H: 1 E: 0 LOB: 1 K: 0 BB: 0 S: 4 P: 4	R: 0 H: 1 E: 0 LOB: 3 K: 0 BB: 2 S: 4 P: 12	1B: 9 SF: 1 2B: 0 SAC: 0 3B: 0 DP: 1 HR: 1 HBP: 0						

PITCHER	IP	WLS	BF	H	R	ER	SO	BB	IBB	HBP	BLK	WP	HR	S	P	ERA	WHIP
Mike Torrez, R (1, 1) ERA: 3.86	10.0	W	41	10	3	2	4	2	0	0	0	1	1	47	55	1.80	1.200

PITCHER	IP	WLS	BF	H	R	ER	SO	BB	IBB	HBP	BLK	WP	HR	S	P	ERA	WHIP

TOP

Milwaukee Brewers @ Boston Red Sox

Fenway Park, Boston, MA

Sun Aug 13 1978, 3:33 AM EDT
Att. 34,460 - Unknown - 80 F

livebaseballscorecards.com

AB	38
R	3
H	10
RBI	3
BB	2
SO	4
LOB	15

WP: 1	PA: 42
PB: 0	
SB: 4	
CS: 1	

Batter	1	2	3	4	5	6	7	8	9	10	AB	R	H	RBI	BB	SO	LOB
Rick Burleson, R (1, 6) OBP: 0.299, SLG: 0.358	S S S 0-3 ① K		x 0-0 ① FC6-4 G4-6-3 1-2f		x 0-0 ③ 5-3		x 0-0 ③ 6-3		x 0-0 ③ 4-3		5	0	0	0	0	1	3
Jerry Remy, L (1, 4) OBP: 0.308, SLG: 0.338	x 0-0 ② F7		x 0-0 ②③ G4-6-3 1-2f			x 0-0 HR 5-3 1B		B B B B 4-0 HBP S BB		x 0-0 G3 1B 1B 1B	4	2	2	0	1	0	1
Jim Rice, R (1, 7) OBP: 0.377, SLG: 0.593	B B B B 4-0 BB			x 0-0 1B FC5-4 2B		x 0-0 ① 5-3 1-2		x 0-0 ① 6-3 1-2		x 0-0 1B G3 1-2 1B	4	1	2	0	1	0	2
Fred Lynn, L (1, 8) OBP: 0.376, SLG: 0.505	x 0-0 ③ 4-3			x 0-0 FC5-4 2-3 1B		x 0-0 ② F9		x 0-0 ② P4		x 0-0 ① G3 1-2 2-3	5	0	1	0	0	0	5
Dwight Evans, R (1, 9) OBP: 0.358, SLG: 0.494		x 0-0 ① 5-3		x 0-0 ① FC5-4 G4-6-3 1-2f 3-H		x 0-0 2-H HR		4-0 HBP IBB		4-0 1B IBB	3	1	1	3	2	0	1
Garry Hancock, L (1, 10) OBP: 0.207, SLG: 0.241 Carlton Fisk, R (8, PH) OBP: 0.378, SLG: 0.514		x 0-0 ② 3-1		x 0-0 ②③ G4-6-3 1-2f		x 0-0 ③ 4-3		H 1-0 1-2 2-3 HBP		x 0-0 1-2 2-3 3-H 1B	3 1	0 0	0 1	0 1	0 0	1 0	1 0
George Scott, R (1, 3) OBP: 0.314, SLG: 0.385		B B B B 4-0 BB			x 0-0 ① 6-3		x 0-0 ① 4-3	S S S 0-3 ③ K			3	0	0	0	1	1	3
Butch Hobson, R (1, 5) OBP: 0.319, SLG: 0.429		x 0-0 ③ P4			x 0-0 4-3 2B		x 0-0 WP 2B		x 0-0 ① 6-3		4	0	2	0	0	0	1
Fred Kendall, R (1, 2) OBP: 0.214, SLG: 0.231			x 0-0 FC6-4 1B		x 0-0 ② 4-3 2-3		x 0-0 ② 5-3 2-3		x 0-0 ② F7		4	0	1	0	0	0	2
Inning Stats	R: 0 H: 0 E: 0 LOB: 1 K: 1 BB: 1 S: 5 P: 9	R: 0 H: 0 E: 0 LOB: 1 K: 0 BB: 1 S: 3 P: 7	R: 0 H: 1 E: 0 LOB: 0 K: 0 BB: 0 S: 3 P: 3	R: 1 H: 2 E: 0 LOB: 0 K: 0 BB: 0 S: 4 P: 4	R: 0 H: 1 E: 0 LOB: 1 K: 0 BB: 0 S: 4 P: 4	R: 2 H: 2 E: 0 LOB: 0 K: 0 BB: 0 S: 5 P: 5	R: 0 H: 1 E: 0 LOB: 1 K: 0 BB: 0 S: 4 P: 4	R: 0 H: 0 E: 0 LOB: 3 K: 1 BB: 2 S: 5 P: 14	R: 0 H: 0 E: 0 LOB: 0 K: 0 BB: 0 S: 3 P: 3	R: 1 H: 3 E: 0 LOB: 3 K: 0 BB: 1 S: 4 P: 8	1B: 6 SF: 0 2B: 3 SAC: 0 3B: 0 DP: 2 HR: 1 HBP: 1						

PITCHER	IP	WLS	BF	H	R	ER	SO	BB	IBB	HBP	BLK	WP	HR	S	P	ERA	WHIP
Andy Replogle, R (1, 1) ERA: 4.64	7.1		30	7	3	3	1	3	0	0	0	1	1	29	41	3.68	1.364
Bob McClure, L (8, 1) ERA: 4.15	0.1		2	0	0	0	0	0	1	0	0	0	0	1	5	0.00	0.000
Bill Castro, R (8, 1) ERA: 1.89	1.2	L	10	3	1	1	1	0	1	1	0	0	0	10	15	5.40	1.800

PITCHER	IP	WLS	BF	H	R	ER	SO	BB	IBB	HBP	BLK	WP	HR	S	P	ERA	WHIP

BOTTOM

Milwaukee Brewers @ Boston Red Sox

Fenway Park, Boston, MA

Sun Aug 13 1978, 3:33 AM EDT

Att. 34,460 - Unknown - 80 F

livebaseballscorecards.com

AB	36
R	4
H	10
RBI	4
BB	5
SO	2
LOB	19

Batter	1	2	3	4	5	6	7	8	9	AB	R	H	RBI	BB	SO	LOB
Paul Molitor, R (1, 4) OBP: 0.314, SLG: 0.401	F8		B1-3		SF7 3-H			SH2-3 1B		3	0	1	1	0	0	0
Don Money, R (1, 3) OBP: 0.352, SLG: 0.412	E 2B		5-3		F8			SH2-3 1-2		3	1	1	0	0	0	1
Sal Bando, R (1, 5) OBP: 0.364, SLG: 0.450	E7 G6-4-3 2-H 1B			BBBB F8 1B BB		HR		2-3		3	1	2	1	1	0	1
Larry Hisle, R (1, 10) OBP: 0.363, SLG: 0.548	G6-4-3 1-2f			G4-3 1-2 1B		L7		FC6-4 IBB		3	0	1	0	1	0	1
Dick Davis, R (1, 7) (7, 8) (8, 7) Dave May, L (9, 8) OBP: 0.301, SLG: 0.333		SSS K		F8 2-3		4-3		FC6-4 1-2f		4 0	0 0	0 0	0 0	0 0	1 0	4 0
Jim Wohlford, R (1, 9) (7, 7) (8, 8) (9, 7) OBP: 0.347, SLG: 0.462		HR		G4-3 1-2f		5-3			P5	4	1	1	1	0	0	2
Robin Yount, R (1, 6) OBP: 0.323, SLG: 0.390	1-3				BBBB SH1-4 1B SF7 BB		SSS K		F9	3	1	0	0	1	1	0
Gorman Thomas, R (1, 8) OBP: 0.354, SLG: 0.548 Ben Oglivie, L (7, 9) OBP: 0.372, SLG: 0.497	5-3				SH1-4 1-2 1B		1B		BBBB FC6-4 BB	3 0	0 0	2 0	0 0	0 1	0 0	0 0
Buck Martinez, R (1, 2) OBP: 0.235, SLG: 0.249			F9		SH1-4 1-2 2-3		5-3		FC6-4 1-2f	3	0	0	0	0	0	1
Inning Stats	R: 1 E: 1 K: 0 S: 4 H: 2 LOB: 0 BB: 0 P: 4	R: 1 E: 0 K: 1 S: 6 H: 1 LOB: 0 BB: 0 P: 6	R: 0 E: 0 K: 0 S: 3 H: 0 LOB: 0 BB: 0 P: 3	R: 0 E: 0 K: 0 S: 3 H: 1 LOB: 1 BB: 1 P: 7	R: 1 E: 0 K: 0 S: 4 H: 1 LOB: 1 BB: 1 P: 8	R: 1 E: 0 K: 0 S: 4 H: 1 LOB: 0 BB: 0 P: 4	R: 0 E: 0 K: 1 S: 5 H: 1 LOB: 0 BB: 0 P: 5	R: 0 E: 0 K: 0 S: 4 H: 1 LOB: 2 BB: 1 P: 8	R: 0 E: 0 K: 0 S: 3 H: 0 LOB: 1 BB: 1 P: 7	1B: 5 2B: 1 3B: 0 HR: 2 SF: 1 SAC: 2 DP: 2 HBP: 0						WP: 0 PB: 0 SB: 0 CS: 0 PA: 36	

PITCHER	IP	WLS	BF	H	R	ER	SO	BB	IBB	HBP	BLK	WP	HR	S	P	ERA	WHIP
Bill Lee, L (1, 1) ERA: 3.35	9.0	L	36	8	4	3	2	3	1	0	0	0	2	36	52	3.00	1.222

PITCHER	IP	WLS	BF	H	R	ER	SO	BB	IBB	HBP	BLK	WP	HR	S	P	ERA	WHIP

TOP

Milwaukee Brewers @ Boston Red Sox

Fenway Park, Boston, MA

Mon Aug 14 1978, 7:05 PM EDT

Att. 33,766 - Unknown - 91 F

livebaseballscorecards.com

AB	29
R	4
H	8
RBI	3
BB	4
SO	2
LOB	10

Batter	1	2	3	4	5	6	7	8	9	AB	R	H	RBI	BB	SO	LOB
Rick Burleson, R (1, 6) OBP: 0.298, SLG: 0.356	1-3	F8		2-H 1B		F8		5-3		5	0	1	0	0	0	4
Jerry Remy, L (1, 4) OBP: 0.308, SLG: 0.341	F7		4-3		4-3 2B		4-3		E8 1B	5	0	2	0	0	0	0
Jim Rice, R (1, 7) OBP: 0.379, SLG: 0.593	1B		1B 1B		P6		1B		5-3	5	0	3	0	0	0	2
Carlton Fisk, R (1, 2) OBP: 0.374, SLG: 0.507	F7		L7		4-3 2-3		SSS K		5-3	5	0	0	0	0	1	5
Fred Lynn, L (1, 8) OBP: 0.376, SLG: 0.506		4-3 1B 2B	1-2 1B		3-4-1		F9		5-3	5	1	2	0	0	0	3
Dwight Evans, R (1, 10) OBP: 0.357, SLG: 0.491	SSS K	F2				SSS K		SH1 1B SF9 1B		4	1	1	0	0	2	3
Garry Hancock, L (1, 9) OBP: 0.242, SLG: 0.303	4-3 2-3		F8			PB SF8 2B		SF9 SH1 1-2 1B		4	1	2	0	0	0	1
George Scott, R (1, 3) OBP: 0.318, SLG: 0.386	BB 3-H 1B		F9			BBBB 2-3 BB		SH1 1-2 2-3		2	0	1	1	1	0	0
Butch Hobson, R (1, 5) OBP: 0.321, SLG: 0.433	BBB 1-2 BB		1B 2B			SF8 3-H		SF9 2-3 3-H		1	0	1	2	1	0	0
Inning Stats	R: 0 H: 1 E: 0 LOB: 1 K: 0 BB: 0 S: 4 P: 4	R: 1 H: 2 E: 0 LOB: 2 K: 1 BB: 1 S: 7 P: 11	R: 0 H: 2 E: 0 LOB: 2 K: 0 BB: 0 S: 5 P: 5	R: 0 H: 2 E: 0 LOB: 2 K: 0 BB: 0 S: 4 P: 4	R: 0 H: 1 E: 0 LOB: 1 K: 0 BB: 0 S: 4 P: 4	R: 1 H: 1 E: 0 LOB: 1 K: 1 BB: 1 S: 6 P: 10	R: 0 H: 1 E: 0 LOB: 1 K: 1 BB: 0 S: 6 P: 6	R: 1 H: 2 E: 0 LOB: 1 K: 0 BB: 0 S: 5 P: 5	R: 0 H: 1 E: 1 LOB: 1 K: 0 BB: 0 S: 4 P: 4	1B: 9 SF: 2 2B: 4 SAC: 1 3B: 0 DP: 0 HR: 0 HBP: 0						

PITCHER		IP	WLS	BF	H	R	ER	SO	BB	IBB	HBP	BLK	WP	HR	S	P	ERA	WHIP
Lary Sorensen, R ERA: 3.18	(1, 1)	8.0	W	38	13	3	2	3	2	0	0	0	0	0	42	50	2.25	1.875
Bill Castro, R ERA: 1.86	(9, 1)	0.2		2	0	0	0	0	0	0	0	0	0	0	2	2	0.00	0.000
Bob McClure, L ERA: 4.13	(1, 1)	0.1	S	1	0	0	0	0	0	0	0	0	0	0	1	1	0.00	0.000

PITCHER	IP	WLS	BF	H	R	ER	SO	BB	IBB	HBP	BLK	WP	HR	S	P	ERA	WHIP

BOTTOM

Milwaukee Brewers @ Boston Red Sox

Fenway Park, Boston, MA

Mon Aug 14 1978, 7:05 PM EDT
Att. 33,766 - Unknown - 91 F

livebaseballscorecards.com

AB	36
R	3
H	13
RBI	3
BB	2
SO	3
LOB	18

Batter	1	2	3	4	5	6	7	8	9	AB	R	H	RBI	BB	SO	LOB
Rick Burleson, R (1, 6) OBP: 0.296, SLG: 0.353	6-3		F9		F3 2-3			F7		4	0	0	0	0	0	2
Jerry Remy, L (1, 4) OBP: 0.308, SLG: 0.345	4-3		K		3B 3-H			K		4	0	1	1	0	2	1
Jim Rice, R (1, 7) OBP: 0.378, SLG: 0.591	1B			E6 SH3 1B	K			F8		4	0	1	0	0	1	1
Carlton Fisk, R (1, 2) OBP: 0.375, SLG: 0.510	F8			SH3 1-2	K				4-3 5-3 2B	4	1	2	0	0	1	1
Fred Lynn, L (1, 8) OBP: 0.373, SLG: 0.503		4-3		SH3 1-2 2-3		F5			4-3 2-3	3	0	0	0	0	0	1
Dwight Evans, R (1, 9) OBP: 0.354, SLG: 0.486		K		F7		5-3			5-3 3-H	4	0	0	1	0	1	2
Bob Bailey, R (1, 10) OBP: 0.333, SLG: 0.405		5-3		6-3			5-3		K	4	0	0	0	0	1	2
George Scott, R (1, 3) OBP: 0.321, SLG: 0.390			FC6-4 1B		F3 SH1-4 3B 1B		K2-3			3	1	2	0	0	1	0
Butch Hobson, R (1, 5) OBP: 0.319, SLG: 0.431			FC6-4 1-2f		SH1-4 1-2		F3			2	0	0	0	0	0	1
Inning Stats	R: 0 H: 1 E: 0 LOB: 1 K: 0 BB: 0 S: 4 P: 4	R: 0 H: 0 E: 0 LOB: 0 K: 1 BB: 0 S: 5 P: 5	R: 0 H: 1 E: 0 LOB: 1 K: 1 BB: 0 S: 6 P: 6	R: 0 H: 1 E: 1 LOB: 2 K: 0 BB: 0 S: 5 P: 5	R: 1 H: 2 E: 0 LOB: 1 K: 1 BB: 0 S: 7 P: 7	R: 0 H: 0 E: 0 LOB: 0 K: 1 BB: 0 S: 5 P: 5	R: 0 H: 0 E: 0 LOB: 0 K: 1 BB: 0 S: 5 P: 5	R: 0 H: 0 E: 0 LOB: 0 K: 1 BB: 0 S: 5 P: 5	R: 1 H: 1 E: 0 LOB: 0 K: 1 BB: 0 S: 6 P: 6	1B: 4 SF: 0 2B: 1 SAC: 2 3B: 1 DP: 0 HR: 0 HBP: 0						

TOP

Boston Red Sox @ California Angels

Anaheim Stadium, Anaheim, CA

Tue Aug 15 1978, 10:05 PM EDT

Att. 41,144 - Unknown

livebaseballscorecards.com

AB	32
R	2
H	6
RBI	2
BB	0
SO	7
LOB	11

PITCHER	IP	WLS	BF	H	R	ER	SO	BB	IBB	HBP	BLK	WP	HR	S	P	ERA	WHIP
Frank Tanana, L (1, 1) ERA: 3.12	9.0	W	34	6	2	2	7	0	0	0	0	0	0	48	48	2.00	0.667

PITCHER	IP	WLS	BF	H	R	ER	SO	BB	IBB	HBP	BLK	WP	HR	S	P	ERA	WHIP

Boston Red Sox @ California Angels

Anaheim Stadium, Anaheim, CA

Tue Aug 15 1978, 10:05 PM EDT

Att. 41,144 - Unknown

BOTTOM

Batter	1	2	3	4	5	6	7	8	9	AB	R	H	RBI	BB	SO	LOB
Ken Landreaux, L (1, 8) (8, 7) OBP: 0.281, SLG: 0.337	G3	G3			1B 2B BB		G3	F8		4	1	0	0	1	0	3
Carney Lansford, R (1, 5) OBP: 0.331, SLG: 0.388	4-3 S BB	1B BB			B3		F3			2	0	0	0	2	0	1
Lyman Bostock, L (1, 9) OBP: 0.365, SLG: 0.376	4-3 1-3	1-3 1B			1-3 2B		HBP HR 1B			4	2	3	0	0	0	1
Don Baylor, R (1, 3) OBP: 0.337, SLG: 0.462	S HBP	K			S 1-H 3-H 2B		1-2 HR HBP			2	1	1	2	0	1	2
Ron Fairly, L (8, 3) OBP: 0.288, SLG: 0.356										0	0	0	0	0	0	0
Joe Rudi, R (1, 7) OBP: 0.276, SLG: 0.373	K 1-2	K			F8 2-3		1-H 2-H HR			4	1	1	3	0	2	5
Rick Miller, L (8, 8) OBP: 0.355, SLG: 0.340										0	0	0	0	0	0	0
Danny Goodwin, L (1, 10) OBP: 0.408, SLG: 0.550		FC1-5 BB BB	K		G3		4-3			3	0	0	0	1	1	3
Brian Downing, R (1, 2) OBP: 0.371, SLG: 0.371		FC1-5 1-2 BB		F8		6-3		F1		3	0	0	0	1	0	0
Dave Chalk, R (1, 6) OBP: 0.337, SLG: 0.307		FC1-5 1-2 2-3f		6-3		K		K		4	0	0	0	0	2	2
Bobby Grich, R (1, 4) OBP: 0.346, SLG: 0.302		K		K		G3		BB		3	0	0	0	1	2	2
Inning Stats	R: 0 E: 0 K: 1 S: 5 H: 0 LOB: 2 BB: 1 P: 10	R: 0 E: 0 K: 1 S: 5 H: 0 LOB: 2 BB: 2 P: 13	R: 0 E: 0 K: 3 S: 10 H: 1 LOB: 2 BB: 1 P: 14	R: 0 E: 0 K: 1 S: 5 H: 0 LOB: 0 BB: 0 P: 5	R: 2 E: 0 K: 0 S: 5 H: 2 LOB: 1 BB: 1 P: 9	R: 0 E: 0 K: 1 S: 5 H: 0 LOB: 0 BB: 0 P: 5	R: 3 E: 0 K: 0 S: 5 H: 2 LOB: 0 BB: 0 P: 6	R: 0 E: 0 K: 1 S: 5 H: 0 LOB: 1 BB: 1 P: 9		1B: 3 2B: 1 3B: 0 HR: 1	SF: 0 SAC: 0 DP: 0 HBP: 2						

	AB	29
	R	5
	H	5
	RBI	5
	BB	6
	SO	8
	LOB	19

WP: 0 PB: 0 SB: 3 CS: 0 PA: 37

livebaseballscorecards.com

PITCHER	IP	WLS	BF	H	R	ER	SO	BB	IBB	HBP	BLK	WP	HR	S	P	ERA	WHIP
Dennis Eckersley, R (1, 1) ERA: 3.42	8.0	L	37	5	5	4	8	6	0	2	0	0	1	45	71	4.50	1.375

PITCHER	IP	WLS	BF	H	R	ER	SO	BB	IBB	HBP	BLK	WP	HR	S	P	ERA	WHIP

Batter	1	2	3	4	5	6	7	8	9	AB	R	H	RBI	BB	SO	LOB
Rick Burleson, R (1, 6) OBP: 0.297, SLG: 0.352	x 0-0 CS 1B		S S S 0-3 ③ K		B B B B 4-0 BB 1-2 BB		x 0-0 ② L5		x 0-0 ① P1 1-3 2-H	4	0	1	0	1	1	2
Jerry Remy, L (1, 4) OBP: 0.310, SLG: 0.343	S S S 0-3 ① K			B B B B 4-0 HR BB	B B B B 4-0 1-2 2-3 BB		x 0-0 ③ FC6-4 1-2f		x 0-0 SH S 3-H	2	1	0	1	2	1	2
Jim Rice, R (1, 7) OBP: 0.378, SLG: 0.595	S S S 0-3 ② ③ K 1-2			x 0-0 1-H HR	x 0-0 ③ 6-3			x 0-0 FC6-4 S 1B	S S S 0-3 ② K 1-2	5	1	2	2	0	2	5
Carlton Fisk, R (1, 2) OBP: 0.375, SLG: 0.507		B B B B 4-0 E BB		S S S 0-3 ① K		x 0-0 1B		S S S 0-3 ① K 1-2	x 0-0 ③ F8	4	0	1	0	1	2	2
Fred Lynn, L (1, 8) OBP: 0.372, SLG: 0.499		S S S 0-3 ① K 1-2		x 0-0 ② F9		x 0-0 ① P6		4-0 FC6-4 IBB		3	0	0	0	1	1	2
Garry Hancock, L (1, 10) OBP: 0.222, SLG: 0.278 Carl Yastrzemski, L (8, PH) OBP: 0.387, SLG: 0.429		S S S 0-3 ② K		S S S 0-3 ③ K		x 0-0 ② F7		x 0-0 ② FC6-4 1-2f 2-3		3 1	0 0	0 0	0 0	0 0	2 0	2 2
Dwight Evans, R (1, 9) OBP: 0.351, SLG: 0.481		S S S 0-3 ③ K			S S S 0-3 ① K	x 0-0 ③ F5		x 0-0 ③ F9		4	0	0	0	0	2	4
George Scott, R (1, 3) OBP: 0.324, SLG: 0.387			x 0-0 ① 6-3		x 0-0 ② 1-3		B B B B 4-0 FC6-4 BB		B B B B 4-0 SH E BB	2	1	0	0	2	0	0
Butch Hobson, R (1, 5) OBP: 0.319, SLG: 0.429			S S S 0-3 ② K		B B B B 4-0 BB BB BB		S S S 0-3 ① K		x 0-0 SH E 1-2 SH	2	1	0	0	1	2	1
Inning Stats	R: 0 H: 1 E: 0 LOB: 0 K: 2 BB: 0 S: 7 P: 7	R: 0 H: 0 E: 1 LOB: 1 K: 3 BB: 1 S: 9 P: 13	R: 0 H: 0 E: 0 LOB: 0 K: 2 BB: 0 S: 7 P: 7	R: 2 H: 1 E: 0 LOB: 0 K: 2 BB: 1 S: 8 P: 12	R: 0 H: 0 E: 0 LOB: 3 K: 1 BB: 3 S: 5 P: 17	R: 0 H: 1 E: 0 LOB: 1 K: 0 BB: 0 S: 4 P: 4	R: 0 H: 0 E: 0 LOB: 1 K: 1 BB: 1 S: 5 P: 9	R: 0 H: 1 E: 0 LOB: 2 K: 1 BB: 1 S: 6 P: 10	R: 2 H: 0 E: 3 LOB: 1 K: 1 BB: 1 S: 7 P: 11	1B: 3 SF: 0 2B: 0 SAC: 2 3B: 0 DP: 0 HR: 1 HBP: 0						WP: 0 PA: 40 PB: 0 SB: 2 CS: 1	

PITCHER	IP	WLS	BF	H	R	ER	SO	BB	IBB	HBP	BLK	WP	HR	S	P	ERA	WHIP
Nolan Ryan, R (1, 1) ERA: 3.85	9.0	L	40	4	4	2	13	7	1	0	0	0	1	58	90	2.00	1.222

PITCHER	IP	WLS	BF	H	R	ER	SO	BB	IBB	HBP	BLK	WP	HR	S	P	ERA	WHIP

TOP

Boston Red Sox @ California Angels

Anaheim Stadium, Anaheim, CA

Wed Aug 16 1978, 10:05 PM EDT

Att. 37,535 - Unknown

livebaseballscorecards.com

AB	30
R	4
H	4
RBI	3
BB	8
SO	13
LOB	22

Boston Red Sox @ California Angels

Anaheim Stadium, Anaheim, CA

Wed Aug 16 1978, 10:05 PM EDT

Att. 37,535 - Unknown

BOTTOM

Batter	1	2	3	4	5	6	7	8	9	AB	R	H	RBI	BB	SO	LOB
Ken Landreaux, L (1, 8) OBP: 0.285, SLG: 0.337	F9		2B HBP		F7			SH1 1B		3	1	1	0	0	0	0
Carney Lansford, R (1, 5) OBP: 0.331, SLG: 0.385	5-3		K			FC4-6 E BB		SH1 1-2		2	0	0	0	1	1	2
Lyman Bostock, L (1, 9) OBP: 0.368, SLG: 0.381	E8 1B		1-H 2-H 2B			E4 FC4-6 1-2		IBB		3	0	2	2	1	0	1
Don Baylor, R (1, 3) OBP: 0.334, SLG: 0.458	E8 1-H		G3			F7		K		4	0	0	0	0	1	6
Joe Rudi, R (1, 7) OBP: 0.273, SLG: 0.369		F7		F8		FC4-6 1-2f 2-3		F9		4	0	0	0	0	0	4
Danny Goodwin, L (1, 10) OBP: 0.377, SLG: 0.500		F7		F8		K			F8	4	0	0	0	0	1	2
Brian Downing, R (1, 2) OBP: 0.369, SLG: 0.369		4-3		K			FC1-6 1B		4-3	4	0	1	0	0	1	0
Dave Chalk, R (1, 6) OBP: 0.339, SLG: 0.309			SH1-4 2B 1B		4-3		FC1-6 G4-3 1-2f		1B	4	1	2	0	0	0	1
Bobby Grich, R (1, 4) OBP: 0.344, SLG: 0.300 Ron Fairly, L (9, PH) OBP: 0.286, SLG: 0.354			SH1-4 1-2		F7		G4-3 1-2f		K	2 1	0 0	0 0	0 0	0 1	0 1	1 1
Inning Stats	R: 0 E: 1 K: 0 S: 4 H: 1 LOB: 2 BB: 0 P: 4	R: 0 E: 0 K: 0 S: 3 H: 0 LOB: 0 BB: 0 P: 3	R: 2 E: 0 K: 1 S: 7 H: 2 LOB: 1 BB: 0 P: 8	R: 0 E: 0 K: 1 S: 5 H: 0 LOB: 0 BB: 0 P: 5	R: 0 E: 0 K: 0 S: 3 H: 0 LOB: 0 BB: 0 P: 3	R: 0 E: 1 K: 1 S: 6 H: 0 LOB: 2 BB: 1 P: 10	R: 0 E: 0 K: 0 S: 3 H: 1 LOB: 0 BB: 0 P: 3	R: 0 E: 0 K: 1 S: 6 H: 1 LOB: 2 BB: 1 P: 10	R: 0 E: 0 K: 1 S: 6 H: 1 LOB: 1 BB: 0 P: 6	1B: 5 2B: 1 3B: 0 HR: 0	SF: 0 SAC: 2 DP: 1 HBP: 1						

	AB	31
	R	2
	H	6
	RBI	2
	BB	2
	SO	5
	LOB	18

WP: 0 PB: 0 SB: 0 CS: 0 PA: 36

livebaseballscorecards.com

PITCHER	IP	WLS	BF	H	R	ER	SO	BB	IBB	HBP	BLK	WP	HR	S	P	ERA	WHIP
Luis Tiant, R (1, 1) ERA: 3.28	9.0	W	36	6	2	2	5	1	1	1	0	0	0	43	52	2.00	0.778

PITCHER	IP	WLS	BF	H	R	ER	SO	BB	IBB	HBP	BLK	WP	HR	S	P	ERA	WHIP

Batter	1	2	3	4	5	6	7	8	9	AB	R	H	RBI	BB	SO	LOB
Rick Burleson, R (1, 6) OBP: 0.294, SLG: 0.349	4-3	FC4-6 1-2f		SH3 1-2		FC6 G3 SH3-4 BLK 1-2	F9		SH1-4 1-2 2-3	4	1	0	0	0	0	4
Jerry Remy, L (1, 4) OBP: 0.310, SLG: 0.342	K		2B BB	P7		SH3-4 1-2 2-3		1B 1B 1B	6-3	4	2	1	0	1	1	3
Jim Rice, R (1, 7) OBP: 0.378, SLG: 0.593	5-3		1B 1-H 2B	K		BLK G3 IBB		F8	F9	5	1	1	1	1	1	4
Carl Yastrzemski, L (1, 10) OBP: 0.386, SLG: 0.427 Jack Brohamer, L (5, PH) OBP: 0.318, SLG: 0.362		6-3	K		1B SF8 1B	G3 1-2 2-3 3-H		1B 1-2 1B		2 3	0 1	0 2	0 1	0 0	1 0	1 2
Carlton Fisk, R (1, 2) OBP: 0.377, SLG: 0.510		1B 2B	L8		F7	BLK BB		FC6-4 1-2 2-H 1B		4	1	2	1	1	0	2
Garry Hancock, L (1, 8) OBP: 0.282, SLG: 0.333 Bob Bailey, R (6, PH) OBP: 0.330, SLG: 0.400 Fred Lynn, L (6, 8) OBP: 0.371, SLG: 0.498		1B 2-H 1B	E 2-H 1B		FC4-6 1-3 1B	5-3 1-2 2-3 3-H		L7		3 1 1	1 0 0	3 0 0	2 0 0	0 0 0	0 0 0	0 2 2
Dwight Evans, R (1, 9) OBP: 0.349, SLG: 0.478		1B BB	E6 1-3		SF8 3-H		K	FC6-4 1-2f		3	0	0	1	1	1	3
George Scott, R (1, 3) OBP: 0.325, SLG: 0.391		FC4-6 1-3 2-H 1B	K		FC4-6 1-2f		6-3		SH1-4 2B	5	0	2	1	0	1	3
Butch Hobson, R (1, 5) OBP: 0.325, SLG: 0.427		K		SH3 BB		SH3-4 E G3 BB	BB		SH1-4 BB	1	1	0	0	4	1	2

| Inning Stats | | |

Batter	1	2	3	4	5	6	7	8	9	AB	R	H	RBI	BB	SO	LOB
Rick Miller, L (1, 8) OBP: 0.353, SLG: 0.338	0-0 ① 6-3	0-3 ③ K		0-0 ① FC1-6 G6-4-3 1-2f	0-0 ③ F7			0-0 G5-4-3 1B		5	0	1	0	0	1	5
Carney Lansford, R (1, 5) OBP: 0.329, SLG: 0.382	0-0 1B 1B 1B		0-0 ① 6-3	0-0 ②③ G6-4-3 1-2f		0-0 ① 1-3		0-0 ①② G5-4-3 1-2f		5	1	1	0	0	0	2
Lyman Bostock, L (1, 9) OBP: 0.371, SLG: 0.380	0-0 1B 1-2 1B		BBBB 4-0 FC6-4 BB		BBBB 4-0 1B 1B 1B BB	0-0 ② 4-3		0-0 ③ 4-3		3	1	1	0	2	0	0
Don Baylor, R (1, 3) OBP: 0.335, SLG: 0.457	0-0 ② F6		0-0 ② FC6-4 S HR 1-2f		0-0 1B 1-2 1B 1B	0-0 1B			0-0 ① 6-3	5	2	2	0	0	0	3
Joe Rudi, R (1, 7) OBP: 0.277, SLG: 0.381	0-0 ③ 1-3 2-H 1B		0-0 1-H HR		0-0 1B 1B 6-3 1-2 2-3 1B	0-0 ③ F4			0-0 ② F9	5	2	3	3	0	0	1
Danny Goodwin, L (1, 10) OBP: 0.397, SLG: 0.500	BBBB 4-0 1B BB	0-0 FC5 PB 1B			0-0 6-3 1B FC6-2 1-2 2-H 3-H 1B		0-0 ① 4-3		0-0 ③ 4-3	4	0	2	2	1	0	0
Brian Downing, R (1, 2) OBP: 0.370, SLG: 0.367	0-0 ① F8	BBBB 4-0 1-2 BB			0-0 FC6-2 6-3 1-2 2-3 1B		0-0 ② F7			1	0	0	0	1	0	1
Terry Humphrey, R (5, 2) OBP: 0.278, SLG: 0.317										2	0	1	0	0	0	0
Dave Chalk, R (1, 6) OBP: 0.341, SLG: 0.311	0-0 1-2 1B	0-0 ③ FC5 2-3f			0-0 ① 6-3 1-2 2-3 3-H		0-0 1B			4	0	2	1	0	0	4
Bobby Grich, R (1, 4) OBP: 0.341, SLG: 0.297	0-0 ② F3		0-0 E5 FC1-6		0-0 ② FC6-2 2-3 3-H		0-0 ③ F3			4	0	0	0	0	0	5
Inning Stats	R: 1 H: 3 E: 0 LOB: 2 K: 0 BB: 0 S: 5 P: 5	R: 0 H: 1 E: 0 LOB: 2 K: 1 BB: 1 S: 6 P: 10	R: 2 H: 2 E: 0 LOB: 2 K: 0 BB: 2 S: 5 P: 13	R: 0 H: 0 E: 1 LOB: 0 K: 0 BB: 0 S: 3 P: 3	R: 3 H: 4 E: 0 LOB: 2 K: 0 BB: 1 S: 7 P: 11	R: 0 H: 1 E: 0 LOB: 1 K: 0 BB: 0 S: 4 P: 4	R: 0 H: 1 E: 0 LOB: 1 K: 0 BB: 0 S: 4 P: 4	R: 0 H: 1 E: 0 LOB: 0 K: 0 BB: 0 S: 3 P: 3	R: 0 H: 0 E: 0 LOB: 0 K: 0 BB: 0 S: 3 P: 3	1B: 12 SF: 0 2B: 0 SAC: 0 3B: 0 DP: 2 HR: 1 HBP: 0						WP: 0 PA: 42 PB: 1 SB: 1 CS: 0	

PITCHER		IP	WLS	BF	H	R	ER	SO	BB	IBB	HBP	BLK	WP	HR	S	P	ERA	WHIP
Jim Wright, R ERA: 3.12	(1, 1)	2.2		15	6	3	3	1	2	0	0	0	0	1	15	23	10.12	3.000
Bob Stanley, R ERA: 2.7	(3, 1)	6.1	W	27	7	3	3	0	2	0	0	0	0	0	25	33	4.26	1.421

PITCHER	IP	WLS	BF	H	R	ER	SO	BB	IBB	HBP	BLK	WP	HR	S	P	ERA	WHIP

BOTTOM

Boston Red Sox @ California Angels

Anaheim Stadium, Anaheim, CA

Thu Aug 17 1978, 10:05 PM EDT

Att. 30,486 - Unknown

livebaseballscorecards.com

AB	38
R	6
H	13
RBI	6
BB	4
SO	1
LOB	21

Batter	1	2	3	4	5	6	7	8	9	AB	R	H	RBI	BB	SO	LOB
Rick Burleson, R (1, 6) OBP: 0.295, SLG: 0.352	HR 2B		L9		1B		F3		5-3	5	1	2	0	0	0	1
Jerry Remy, L (1, 4) OBP: 0.309, SLG: 0.341	F8		S 1B		G3		K		L3	5	0	1	0	0	1	3
Jim Rice, R (1, 7) OBP: 0.382, SLG: 0.603	2-H HR		1-2 K		1B 2B			2B 1B	S 1B	5	3	4	2	0	1	1
Carlton Fisk, R (1, 2) OBP: 0.378, SLG: 0.511	F7			L6	E SH3-4 2-H 1B			SH2-3 1-H 2B	1-2 F4	5	1	2	2	0	0	1
Garry Hancock, L (1, 8) OBP: 0.268, SLG: 0.317	4-3			4-3	SH3-4 1-2			SH2-3 2-3		2	0	0	0	0	0	0
Jack Brohamer, L (1, 10) OBP: 0.322, SLG: 0.372		F5		1B	F9			1B 2B 3-H		4	1	2	1	0	0	1
Dwight Evans, R (1, 9) OBP: 0.348, SLG: 0.476		6-3		K	F8 2-3			2-H 1B		4	0	1	1	0	1	2
George Scott, R (1, 3) OBP: 0.324, SLG: 0.386		K	K	K	SH1-4 BB			K		3	0	0	0	1	3	1
Butch Hobson, R (1, 5) OBP: 0.323, SLG: 0.424			4-3	K	SH1-4 1-2			K		3	0	0	0	0	2	1
Inning Stats	R: 2 H: 2 E: 0 LOB: 0 K: 0 BB: 0 S: 5 P: 5	R: 0 H: 0 E: 0 LOB: 0 K: 1 BB: 0 S: 5 P: 5	R: 0 H: 1 E: 0 LOB: 1 K: 1 BB: 0 S: 6 P: 6	R: 0 H: 1 E: 0 LOB: 1 K: 1 BB: 0 S: 6 P: 6	R: 0 H: 1 E: 0 LOB: 1 K: 2 BB: 0 S: 8 P: 8	R: 1 H: 2 E: 1 LOB: 1 K: 0 BB: 0 S: 5 P: 5	R: 0 H: 0 E: 0 LOB: 1 K: 1 BB: 1 S: 5 P: 9	R: 3 H: 4 E: 0 LOB: 1 K: 2 BB: 0 S: 11 P: 11	R: 0 H: 1 E: 0 LOB: 1 K: 0 BB: 0 S: 4 P: 4	1B: 7 SF: 0 2B: 4 SAC: 3 3B: 0 DP: 0 HR: 1 HBP: 0						

TOP

Boston Red Sox @ Oakland Athletics

Oakland-Alameda County Coliseum, Oakland, CA

Fri Aug 18 1978, 7:05 PM PDT
Att. 12,730 - Unknown

livebaseballscorecards.com

AB	36
R	6
H	12
RBI	6
BB	1
SO	8
LOB	11

WP: 0 PA: 40
PB: 0
SB: 2
CS: 0

PITCHER		IP	WLS	BF	H	R	ER	SO	BB	IBB	HBP	BLK	WP	HR	S	P	ERA	WHIP
Steve Renko, R ERA: 3.54	(1, 1)	7.0	L	30	8	4	4	6	1	0	0	0	0	1	41	45	5.14	1.286
Elias Sosa, R ERA: 2.78	(8, 1)	0.1		4	3	2	2	0	0	0	0	0	0	0	4	4	54.00	9.000
Dave Heaverlo, R ERA: 3.08	(8, 1)	1.2		6	1	0	0	2	0	0	0	0	0	0	10	10	0.00	0.600

PITCHER	IP	WLS	BF	H	R	ER	SO	BB	IBB	HBP	BLK	WP	HR	S	P	ERA	WHIP

BOTTOM

Boston Red Sox @ Oakland Athletics

Oakland-Alameda County Coliseum, Oakland, CA

Fri Aug 18 1978, 7:05 PM PDT

Att. 12,730 - Unknown

livebaseballscorecards.com

Batter	1	2	3	4	5	6	7	8	9	AB	R	H	RBI	BB	SO	LOB
Miguel Dilone, S (1, 8) (9, 5) OBP: 0.314, SLG: 0.288	BBBB 4-0 S BB		x 0-0 SH1-3 1B 1-2 1B		BBB 4-0 S BB		x 0-0 ② F8		S S S 0-3 ③ K	3	1	1	0	2	1	1
Dell Alston, L (1, 9) (9, 3) OBP: 0.286, SLG: 0.274	x 0-0 ① F7 1-2		x 0-0 ① SH1-3 1-2 2-3		x 0-0 ③ F7 1-2		x 0-0 ③ F5			3	0	0	0	0	0	3
Mitchell Page, L (1, 7) OBP: 0.366, SLG: 0.465	S S S 0-3 ② K		x 0-0 ② L6			x 0-0 ① F9		x 0-0 ① F7		4	0	0	0	0	1	3
Rico Carty, R (1, 10) OBP: 0.344, SLG: 0.491	S S S 0-3 ③ K		x 0-0 ③ 1B 2-H 3-H			x 0-0 1B		x 0-0 ② F5		4	0	2	2	0	1	1
Dave Revering, L (1, 3) OBP: 0.302, SLG: 0.413 Glenn Burke, R (8, PR) (9, 8) OBP: 0.255, SLG: 0.273		x 0-0 FC1-5 SH3 1B		x 0-0 ① F6		x 0-0 ② F8		x 0-0 E 2B		4	0	2	0	0	0	1
										0	0	0	0	0	0	0
Mario Guerrero, R (1, 6) OBP: 0.310, SLG: 0.365		x 0-0 ① SH3 1-2		x 0-0 ② F4		x 0-0 ③ 6-3		x 0-0 E5 FC4-6 2-3		3	0	0	0	0	0	2
Wayne Gross, L (1, 5) OBP: 0.314, SLG: 0.315 Darrell Woodard, R (7, PR) Rob Picciolo, R (8, 4) OBP: 0.260, SLG: 0.245 Joe Wallis, S (8, PH) OBP: 0.341, SLG: 0.434 (9, 9)		x 0-0 ② FC1-5 FC6-4 2-3		x 0-0 ③ 6-3			BBB 4-0 SH5-4 S 1B BB	x 0-0 ③ FC4-6 1-2f		2	0	0	0	1	0	1
										0	1	0	0	0	0	0
										0	0	0	0	0	0	0
										1	0	0	0	0	0	3
Jim Essian, R (1, 2) OBP: 0.332, SLG: 0.293		x 0-0 ③ FC6-4 1-2f			x 0-0 ① F7		x 0-0 ① SH5-4 1-3		x 0-0 ① F9	3	0	0	0	0	0	1
Mike Edwards, R (1, 4) OBP: 0.299, SLG: 0.325 Taylor Duncan, R (7, PH) OBP: 0.310, SLG: 0.373 (8, 5) (9, 4)			x 0-0 SH1-3 S 1B 1B		S S S 0-3 ② K		x 0-0 3-H 1B		x 0-0 ② 4-3	2	1	1	0	0	1	0
										2	0	1	1	0	0	0
Inning Stats	R: 0 E: 0 K: 2 S: 7 H: 0 LOB: 1 BB: 1 P: 11	R: 0 E: 0 K: 0 S: 4 H: 1 LOB: 1 BB: 0 P: 4	R: 2 E: 0 K: 0 S: 5 H: 3 LOB: 1 BB: 0 P: 5	R: 0 E: 0 K: 0 S: 3 H: 0 LOB: 0 BB: 0 P: 3	R: 0 E: 0 K: 1 S: 5 H: 0 LOB: 1 BB: 1 P: 9	R: 0 E: 0 K: 0 S: 4 H: 1 LOB: 1 BB: 0 P: 4	R: 1 E: 0 K: 0 S: 4 H: 1 LOB: 1 BB: 1 P: 8	R: 0 E: 1 K: 0 S: 5 H: 1 LOB: 3 BB: 0 P: 5	R: 0 E: 0 K: 1 S: 5 H: 0 LOB: 0 BB: 0 P: 5	1B: 6 2B: 1 3B: 0 HR: 0	SF: 0 SAC: 3 DP: 0 HBP: 0						

	AB	31
	R	3
	H	7
	RBI	3
	BB	3
	SO	4
	LOB	16

WP: 0 PB: 0 SB: 4 CS: 0 PA: 37

PITCHER		IP	WLS	BF	H	R	ER	SO	BB	IBB	HBP	BLK	WP	HR	S	P	ERA	WHIP
Mike Torrez, R ERA: 3.84	(1, 1)	8.0	W	34	7	3	3	3	3	0	0	0	0	0	37	49	3.38	1.250
Dick Drago, R ERA: 3.16	(9, 1)	1.0	S	3	0	0	0	1	0	0	0	0	0	0	5	5	0.00	0.000

PITCHER	IP	WLS	BF	H	R	ER	SO	BB	IBB	HBP	BLK	WP	HR	S	P	ERA	WHIP

Boston Red Sox @ Oakland Athletics

Oakland-Alameda County Coliseum, Oakland, CA

Sat Aug 19 1978, 3:33 AM PDT

Att. 11,806 - Unknown

TOP

livebaseballscorecards.com

Batter	1	2	3	4	5	6	7	8	9	AB	R	H	RBI	BB	SO	LOB
Rick Burleson, R (1, 6) OBP: 0.297, SLG: 0.350	B B B B 4-0 WP BB BB	x 0-0 ③ F8			x 0-0 ① 4-3		B B B B 4-0 1-2 3B BB		S S S 0-3 ② K	3	1	0	0	2	1	2
Jerry Remy, L (1, 4) OBP: 0.310, SLG: 0.340	B B B B 4-0 1-2 WP BB		x 0-0 ① F7		x 0-0 ② F9		S S S 0-3 ② K		x 0-0 1B 1B	4	0	1	0	1	1	2
Jim Rice, R (1, 8) OBP: 0.382, SLG: 0.605 (7, 7)	S S S 0-3 ① K		x 0-0 ② F8		x 0-0 ③ F9		x 0-0 1-H 2-H 3B		x 0-0 1-2 1B	5	0	2	2	0	1	2
Carlton Fisk, R (1, 7) OBP: 0.374, SLG: 0.505 (7, 2)	x 0-0 ② F8		x 0-0 ③ F5			S S S 0-3 ① K	x 0-0 ③ 6-3		x 0-0 ③ F9	5	0	0	0	0	1	5
Dwight Evans, R (1, 9) OBP: 0.347, SLG: 0.481	S S S 0-3 ③ K 1-2 2-3			x 0-0 ① 5-3		x 0-0 HR		x 0-0 ① F8		4	1	1	1	0	1	2
George Scott, R (1, 3) OBP: 0.323, SLG: 0.388		x 0-0 2B		S S S 0-3 ② K		S S S 0-3 ② K		x 0-0 ② 1-3		4	0	1	0	0	2	0
Bob Bailey, R (1, 10) OBP: 0.343, SLG: 0.407 Jack Brohamer, L (6, PH) OBP: 0.320, SLG: 0.369 Fred Kendall, R (8, PH) OBP: 0.209, SLG: 0.225 Carl Yastrzemski, L (8, PR) OBP: 0.386, SLG: 0.427		B B B B 4-0 BB	x 0-0 S 1B 1B		S S S 0-3 ③ K		x 0-0 E4		1 1 1 0 1 0 0 1 0 0 0 0 1 0 1 0 0 0 0 0 0 0 0 0 0 0 0 0							
Butch Hobson, R (1, 5) OBP: 0.322, SLG: 0.422		S S S 0-3 ① K	x 0-0 1-H 1B			x 0-0 ① F9	x 0-0 ③ F8			4	0	1	1	0	1	3
Bob Montgomery, R (1, 2) OBP: 0.231, SLG: 0.280 Garry Hancock, L (7, PH) OBP: 0.279, SLG: 0.326 (7, 8)		S S S 0-3 ② K	S S S 0-3 ③ K			x 0-0 BB 3B 1B		S S S 0-3 ① K		2 0 0 0 0 2 3 2 1 1 0 0 1 0						
Inning Stats	R: 0 E: 0 K: 2 S: 7 H: 0 LOB: 2 BB: 2 P: 15	R: 0 E: 0 K: 2 S: 8 H: 1 LOB: 2 BB: 1 P: 12	R: 0 E: 0 K: 0 S: 3 H: 0 LOB: 0 BB: 0 P: 3	R: 1 E: 0 K: 2 S: 9 H: 2 LOB: 1 BB: 0 P: 9	R: 0 E: 0 K: 0 S: 3 H: 0 LOB: 0 BB: 0 P: 3	R: 1 E: 0 K: 3 S: 10 H: 1 LOB: 0 BB: 0 P: 10	R: 2 E: 0 K: 1 S: 7 H: 2 LOB: 1 BB: 1 P: 11	R: 0 E: 1 K: 0 S: 4 H: 0 LOB: 1 BB: 0 P: 4	R: 0 E: 0 K: 2 S: 9 H: 2 LOB: 2 BB: 0 P: 9	1B: 5 2B: 1 3B: 1 HR: 1 SF: 0 SAC: 0 DP: 0 HBP: 0						

	AB	36
	R	4
	H	8
	RBI	4
	BB	4
	SO	12
	LOB	19

WP: 1 PB: 0 SB: 1 CS: 0 PA: 40

PITCHER		IP	WLS	BF	H	R	ER	SO	BB	IBB	HBP	BLK	WP	HR	S	P	ERA	WHIP
John Henry Johnson, L ERA: 2.71	(1, 1)	5.0	W	21	3	1	1	6	3	0	0	0	1	0	30	42	1.80	1.200
Mike Norris, R ERA: 5.09	(6, 1)	1.1		7	2	3	3	3	1	0	0	0	0	1	12	16	20.25	2.250
Bob Lacey, L ERA: 2.76	(7, 1)	2.2	S	12	3	0	0	3	0	0	0	0	0	0	18	18	0.00	1.125

PITCHER		IP	WLS	BF	H	R	ER	SO	BB	IBB	HBP	BLK	WP	HR	S	P	ERA	WHIP

BOTTOM

Boston Red Sox @ Oakland Athletics

Oakland-Alameda County Coliseum, Oakland, CA

Sat Aug 19 1978, 3:33 AM PDT

Att. 11,806 - Unknown

livebaseballscorecards.com

Batter	1	2	3	4	5	6	7	8	9	AB	R	H	RBI	BB	SO	LOB
Miguel Dilone, S (1, 8) (8, 9) (9, 7) OBP: 0.312, SLG: 0.286	L6		F2		CS 1B	FC5 1-2 2-3f		FC5 1B 1-2 2-3f E		5	1	1	0	0	0	4
Dell Alston, L (1, 9) (7, 7) OBP: 0.301, SLG: 0.300 Glenn Burke, R (9, 9) OBP: 0.255, SLG: 0.273	B2-3		1B 1-6-3 2B		1-2 4-3 1B	SSS K		1-3 2-H S S 1B		5 0	2 0	3 0	1 0	0 0	1 0	2 0
Mitchell Page, L (1, 7) OBP: 0.366, SLG: 0.464 Jim Essian, R (7, 2) OBP: 0.330, SLG: 0.291	B1-3		2-3 1-6-3 2B 1B		1-2 4-3		F4	1-H 3-H F6		3 2	1 0	1 0	0 0	0 0	0 0	1 0
Rico Carty, R (1, 10) OBP: 0.348, SLG: 0.500		HR	1-2 3-H 1-6-3		IBB		1B			3	1	2	2	1	0	1
Taylor Duncan, R (1, 5) OBP: 0.313, SLG: 0.380		4-3 G3 1B 1B	2-H 2B		4-3		F2			4	1	2	1	0	0	3
Dave Revering, L (1, 3) OBP: 0.302, SLG: 0.412 Darrell Woodard, R (6, PR) Wayne Gross, L (7, 3) OBP: 0.313, SLG: 0.313	1-2 G3		F9			1B SH 1B	G3			3 0 1	0 1 0	1 0 0	0 0 0	0 0 0	0 0 0	2 0 1
Mario Guerrero, R (1, 6) OBP: 0.308, SLG: 0.363 Tony Armas, R (7, 9) (8, 8) OBP: 0.259, SLG: 0.283	2-3 4-3			6-3		F7		FC2-6 1B		3 1	0 0	0 1	0 0	0 0	0 0	2 0
Bruce Robinson, L (1, 2) OBP: 0.667, SLG: 0.667 Rob Picciolo, R (6, PR) (7, 6) OBP: 0.255, SLG: 0.240	3-H FC4 1B			4-3		1-3 FC5 SH 1B		1-2f FC5 1B FC2-6		3 1	0 0	2 0	1 0	0 0	0 0	0 1
Mike Edwards, R (1, 4) OBP: 0.299, SLG: 0.325	1-2f FC4			F8		1-2 3-H SH FC5		1-2 1B FC5 1B		3	1	1	1	0	0	1
Inning Stats	R: 0 E: 0 K: 0 S: 3 H: 0 LOB: 0 BB: 0 P: 3	R: 2 E: 0 K: 0 S: 6 H: 3 LOB: 1 BB: 0 P: 6	R: 2 E: 0 K: 0 S: 6 H: 3 LOB: 1 BB: 0 P: 6	R: 0 E: 0 K: 0 S: 3 H: 0 LOB: 0 BB: 0 P: 3	R: 0 E: 0 K: 0 S: 4 H: 2 LOB: 2 BB: 1 P: 8	R: 1 E: 1 K: 1 S: 8 H: 2 LOB: 2 BB: 0 P: 8	R: 0 E: 0 K: 0 S: 4 H: 1 LOB: 1 BB: 0 P: 4	R: 3 E: 0 K: 0 S: 6 H: 3 LOB: 0 BB: 0 P: 6		1B: 11 2B: 2 3B: 0 HR: 1 SF: 0 SAC: 1 DP: 0 HBP: 0						

AB	37
R	8
H	14
RBI	6
BB	1
SO	1
LOB	18

WP: 0 PB: 0 SB: 2 CS: 1 PA: 39

PITCHER		IP	WLS	BF	H	R	ER	SO	BB	IBB	HBP	BLK	WP	HR	S	P	ERA	WHIP
Bill Lee, L ERA: 3.52	(1, 1)	5.1	L	26	10	5	5	0	0	1	0	0	0	1	25	29	8.44	1.875
Bill Campbell, R ERA: 3.67	(6, 1)	2.2		13	4	3	1	1	0	0	0	0	0	0	15	15	3.38	1.500

PITCHER	IP	WLS	BF	H	R	ER	SO	BB	IBB	HBP	BLK	WP	HR	S	P	ERA	WHIP

Batter	1	2	3	4	5	6	7	8	9	AB	R	H	RBI	BB	SO	LOB
Rick Burleson, R (1, 6) OBP: 0.300, SLG: 0.350	BBBB 4-0 G6-3 BB		x 0-0 HBP 1B 1B		BBBB 4-0 1-2 HR BB		x 0-0 ① FC4-6 FC4-6 1-2f			2	1	1	0	2	0	1
Jerry Remy, L (1, 4) OBP: 0.312, SLG: 0.348	x 0-0 ①② G6-3 1-2f		x 0-0 HBP 1-2 1B		x 0-0 1-H 2-H HR		x 0-0 ② FC4-6 1-2f			4	1	2	3	0	0	2
Jim Rice, R (1, 7) OBP: 0.381, SLG: 0.601	SSS 0-3 ③ K		H 1-0 G4-6-3 1-2 2-3 HBP		SSS 0-3 ② K		x 0-0 ③ L9			3	0	0	0	0	2	1
Carlton Fisk, R (1, 2) OBP: 0.377, SLG: 0.513		x 0-0 HR	x 0-0 ②③ G4-6-3 1-2f		BBBB 4-0 BB			x 0-0 8-5 S 1B		3	1	2	1	1	0	3
Jack Brohamer, L (1, 10) OBP: 0.318, SLG: 0.363		BBBB 4-0 FC2-6 BB		x 0-0 ① F6	x 0-0 ③ F8			x 0-0 ①② 8-5 1-3f		3	0	0	0	1	0	2
Garry Hancock, L (1, 8) OBP: 0.255, SLG: 0.298		x 0-0 ① FC2-6 FC4-6 1-2f		x 0-0 ② 3-1		x 0-0 ① G3		x 0-0 ③ 4-3		4	0	0	0	0	0	1
Dwight Evans, R (1, 9) OBP: 0.345, SLG: 0.476		x 0-0 ② FC4-6 1-2f		x 0-0 ③ 4-3		x 0-0 ② 5-3			x 0-0 ① F7	4	0	0	0	0	0	1
George Scott, R (1, 3) OBP: 0.319, SLG: 0.382		x 0-0 ③ F8			x 0-0 ① 4-3	x 0-0 ③ 6-3			x 0-0 ② 6-3	4	0	0	0	0	0	1
Butch Hobson, R (1, 5) OBP: 0.324, SLG: 0.421			SSS 0-3 ① K		BBBB 4-0 BB HR BB		x 0-0 FC4-6 1B		SSS 0-3 ③ K	3	1	1	0	1	2	0
Inning Stats	R: 0 H: 0 E: 0 LOB: 0 K: 1 BB: 1 S: 4 P: 8	R: 1 H: 1 E: 0 LOB: 1 K: 0 BB: 1 S: 4 P: 8	R: 0 H: 2 E: 0 LOB: 2 K: 1 BB: 0 S: 6 P: 7	R: 0 H: 0 E: 0 LOB: 0 K: 0 BB: 0 S: 3 P: 3	R: 3 H: 1 E: 0 LOB: 1 K: 1 BB: 3 S: 6 P: 18	R: 0 H: 0 E: 0 LOB: 0 K: 0 BB: 0 S: 3 P: 3	R: 0 H: 1 E: 0 LOB: 1 K: 0 BB: 0 S: 4 P: 4	R: 0 H: 1 E: 0 LOB: 0 K: 0 BB: 0 S: 3 P: 3	R: 0 H: 0 E: 0 LOB: 0 K: 1 BB: 0 S: 5 P: 5	1B: 4 SF: 0 2B: 1 SAC: 0 3B: 0 DP: 3 HR: 2 HBP: 1						

PITCHER	IP	WLS	BF	H	R	ER	SO	BB	IBB	HBP	BLK	WP	HR	S	P	ERA	WHIP
Matt Keough, R (1, 1) ERA: 2.97	9.0	L	36	6	4	4	4	5	0	1	0	0	2	38	59	4.00	1.222

PITCHER	IP	WLS	BF	H	R	ER	SO	BB	IBB	HBP	BLK	WP	HR	S	P	ERA	WHIP

TOP

Boston Red Sox @ Oakland Athletics

Oakland-Alameda County Coliseum, Oakland, CA

Sun Aug 20 1978, 3:33 AM PDT

Att. 13,411 - Unknown

livebaseballscorecards.com

AB	30
R	4
H	6
RBI	4
BB	5
SO	4
LOB	12

Batter	1	2	3	4	5	6	7	8	9	AB	R	H	RBI	BB	SO	LOB
Mike Edwards, R (1, 4) OBP: 0.296, SLG: 0.321 (6, 6)	4-3		6-3		F8		K		F8	4	0	0	0	0	1	3
Mario Guerrero, R (9, PH) OBP: 0.307, SLG: 0.362										1	0	0	0	0	0	0
Dell Alston, L (1, 9) OBP: 0.290, SLG: 0.288	F4			F6	3-1			B1-3		4	0	0	0	0	0	2
Mitchell Page, L (1, 7) OBP: 0.367, SLG: 0.474	K			F9		5-3 2B		HR		4	1	2	1	0	1	0
Rico Carty, R (1, 10) OBP: 0.349, SLG: 0.499 Darrell Woodard, R (8, PR)		F4		E FC5 1B		F7		4-0 1B BB		3	0	1	0	1	0	1
										0	0	0	0	0	0	0
Taylor Duncan, R (1, 5) OBP: 0.309, SLG: 0.373 (6, 4)		F6		FC5 1-3		5-3 2-3		K		4	0	0	0	0	1	3
Dave Revering, L (1, 3) OBP: 0.304, SLG: 0.415		2B		F9		5-3		1-2 1B		4	0	2	0	0	0	3
Joe Wallis, S (1, 8) OBP: 0.343, SLG: 0.435		K			L9		1B		G4-6-3 1B	4	0	2	0	0	1	1
Bruce Robinson, L (1, 2) OBP: 0.429, SLG: 0.429			L7		BB 1B		F8		G4-6-3 1-2f	4	0	1	0	0	0	2
Rob Picciolo, R (1, 6) OBP: 0.250, SLG: 0.235 Wayne Gross, L (5, PH) OBP: 0.317, SLG: 0.329 (6, 5)			F8	1-2 BB			K		HR	1	0	0	0	0	0	0
										2	1	1	1	1	1	1
Inning Stats	R: 0 E: 0 K: 1 S: 5 H: 0 LOB: 0 BB: 0 P: 5	R: 0 E: 0 K: 1 S: 6 H: 1 LOB: 1 BB: 0 P: 6	R: 0 E: 0 K: 0 S: 3 H: 0 LOB: 0 BB: 0 P: 3	R: 0 E: 1 K: 0 S: 5 H: 1 LOB: 2 BB: 0 P: 5	R: 0 E: 0 K: 0 S: 4 H: 1 LOB: 2 BB: 1 P: 8	R: 0 E: 0 K: 0 S: 4 H: 1 LOB: 1 BB: 0 P: 4	R: 0 E: 0 K: 2 S: 8 H: 1 LOB: 1 BB: 0 P: 8	R: 1 E: 0 K: 1 S: 6 H: 2 LOB: 1 BB: 1 P: 10	R: 1 E: 0 K: 0 S: 4 H: 2 LOB: 0 BB: 0 P: 4	1B: 5 2B: 2 3B: 0 HR: 2	SF: 0 SAC: 0 DP: 1 HBP: 0						

PITCHER	IP	WLS	BF	H	R	ER	SO	BB	IBB	HBP	BLK	WP	HR	S	P	ERA	WHIP
Dennis Eckersley, R (1, 1) ERA: 3.35	9.0	W	37	9	2	2	5	2	0	0	0	0	2	45	53	2.00	1.222

PITCHER	IP	WLS	BF	H	R	ER	SO	BB	IBB	HBP	BLK	WP	HR	S	P	ERA	WHIP

BOTTOM

Boston Red Sox @ Oakland Athletics

Oakland-Alameda County Coliseum, Oakland, CA

Sun Aug 20 1978, 3:33 AM PDT

Att. 13,411 - Unknown

livebaseballscorecards.com

AB	35
R	2
H	9
RBI	2
BB	2
SO	5
LOB	16

1B: 5	SF: 0	WP: 0	PA: 37
2B: 2	SAC: 0	PB: 0	
3B: 0	DP: 1	SB: 0	
HR: 2	HBP: 0	CS: 0	

Batter	1	2	3	4	5	6	7	8	9	AB	R	H	RBI	BB	SO	LOB
Rick Burleson, R (1, 6) OBP: 0.298, SLG: 0.347	4-3		F7			K		F9		4	0	0	0	0	1	0
Jerry Remy, L (1, 4) OBP: 0.311, SLG: 0.349	4-3		4-3			2B		L6		4	0	1	0	0	0	0
Jim Rice, R (1, 7) OBP: 0.380, SLG: 0.598	BB			6-3		6-3			F9	3	0	0	0	1	0	1
Carlton Fisk, R (1, 2) OBP: 0.376, SLG: 0.517	F7			F5		F6			HR	4	1	1	1	0	0	2
Fred Lynn, L (1, 8) OBP: 0.373, SLG: 0.500		FC4-6 1B		2B			F8		4-3	4	0	2	0	0	0	0
Garry Hancock, L (1, 10) OBP: 0.235, SLG: 0.275		FC4-6 1-2f		F6			6-3		6-3	4	0	0	0	0	0	2
Dwight Evans, R (1, 9) OBP: 0.342, SLG: 0.473		F7			1-3		F8			3	0	0	0	0	0	1
George Scott, R (1, 3) OBP: 0.319, SLG: 0.392		L4			K			HR		3	1	1	1	0	1	1
Butch Hobson, R (1, 5) OBP: 0.321, SLG: 0.418			K		K			5-3		3	0	0	0	0	2	0
Inning Stats	R: 0 E: 0 K: 0 S: 3	R: 0 E: 0 K: 0 S: 4	R: 0 E: 0 K: 1 S: 5	R: 0 E: 0 K: 0 S: 4	R: 0 E: 0 K: 2 S: 7	R: 0 E: 0 K: 1 S: 6	R: 0 E: 0 K: 0 S: 3	R: 1 E: 0 K: 0 S: 4	R: 1 E: 0 K: 0 S: 4	1B: 1 2B: 2 3B: 0 HR: 2	SF: 0 SAC: 0 DP: 0 HBP: 0			WP: 0 PB: 0 SB: 0 CS: 0	PA: 33		
	H: 0 LOB: 1 BB: 1 P: 7	H: 1 LOB: 1 BB: 0 P: 4	H: 0 LOB: 0 BB: 0 P: 5	H: 1 LOB: 1 BB: 0 P: 4	H: 0 LOB: 0 BB: 0 P: 7	H: 1 LOB: 1 BB: 0 P: 6	H: 0 LOB: 0 BB: 0 P: 3	H: 1 LOB: 0 BB: 0 P: 4	H: 1 LOB: 0 BB: 0 P: 4							

PITCHER	IP	WLS	BF	H	R	ER	SO	BB	IBB	HBP	BLK	WP	HR	S	P	ERA	WHIP
Glenn Abbott, R (1, 1) ERA: 4.63	9.0	W	33	5	2	2	4	1	0	0	0	0	2	40	44	2.00	0.667

PITCHER	IP	WLS	BF	H	R	ER	SO	BB	IBB	HBP	BLK	WP	HR	S	P	ERA	WHIP

TOP

Boston Red Sox @ Seattle Mariners

The Kingdome, Seattle, WA

Tue Aug 22 1978, 10:05 PM EDT

Att. 21,486 - Dome

livebaseballscorecards.com

AB	32
R	2
H	5
RBI	2
BB	1
SO	4
LOB	7

Batter	1	2	3	4	5	6	7	8	9	AB	R	H	RBI	BB	SO	LOB
Julio Cruz, S (1, 4) OBP: 0.338, SLG: 0.284	6-3			F7	4-3			F7		4	0	0	0	0	0	1
Craig Reynolds, L (1, 6) OBP: 0.342, SLG: 0.373	BB G4-6-3			E4 G4-6-3		4-3		E5 FC1-5 1B		3	0	1	0	1	0	0
Ruppert Jones, L (1, 8) OBP: 0.322, SLG: 0.328	G4-6-3 1-2f			G4-6-3 1-2f		3-1		BB FC1-5 1B BB		3	1	0	0	1	0	2
Leon Roberts, R (1, 9) OBP: 0.388, SLG: 0.561		G3			HR 1B	1B		FC1-5 BB 1B 1-2 3-H		4	2	2	0	0	0	2
Bruce Bochte, L (1, 10) OBP: 0.348, SLG: 0.402		G3			1-H HR	G3		1B BB 1-2 2-3		3	1	1	2	1	0	1
Dan Meyer, L (1, 3) OBP: 0.256, SLG: 0.330		K			F2	SH2-4 1B		FC6-4 1B 1-3 2-H 3-H		4	0	2	2	0	1	0
Leroy Stanton, R (1, 7) OBP: 0.273, SLG: 0.261		K			L9	SH2-4 1-2		FC6-4 1-2f		3	0	0	0	0	1	2
Bill Stein, R (1, 5) OBP: 0.313, SLG: 0.352		K			2B 1B	F8				3	1	1	0	0	1	1
Bill Plummer, R (1, 2) OBP: 0.333, SLG: 0.389		L6			1-H 2B	F8				3	0	1	1	0	0	1
Inning Stats	R: 0 E: 0 K: 0 S: 2 H: 0 LOB: 0 BB: 1 P: 6	R: 0 E: 0 K: 1 S: 5 H: 0 LOB: 0 BB: 0 P: 5	R: 0 E: 0 K: 2 S: 7 H: 0 LOB: 0 BB: 0 P: 7	R: 0 E: 1 K: 0 S: 3 H: 0 LOB: 0 BB: 0 P: 3	R: 3 E: 0 K: 0 S: 7 H: 4 LOB: 1 BB: 0 P: 7	R: 0 E: 0 K: 0 S: 4 H: 1 LOB: 1 BB: 0 P: 4	R: 0 E: 0 K: 0 S: 4 H: 1 LOB: 1 BB: 0 P: 4	R: 2 E: 1 K: 0 S: 5 H: 2 LOB: 2 BB: 2 P: 13		1B: 6 2B: 1 3B: 0 HR: 1 SF: 0 SAC: 1 DP: 2 HBP: 0				WP: 0 PB: 0 SB: 0 CS: 0 PA: 34		

PITCHER		IP	WLS	BF	H	R	ER	SO	BB	IBB	HBP	BLK	WP	HR	S	P	ERA	WHIP
Luis Tiant, R ERA: 3.41	(1, 1)	7.2	L	33	8	5	5	3	3	0	0	0	0	1	36	48	5.87	1.435
Dick Drago, R ERA: 3.14	(8, 1)	0.1		1	0	0	0	0	0	0	0	0	0	0	1	1	0.00	0.000

PITCHER	IP	WLS	BF	H	R	ER	SO	BB	IBB	HBP	BLK	WP	HR	S	P	ERA	WHIP

BOTTOM

Boston Red Sox @ Seattle Mariners

The Kingdome, Seattle, WA

Tue Aug 22 1978, 10:05 PM EDT

Att. 21,486 - Dome

livebaseballscorecards.com

AB	30
R	5
H	8
RBI	5
BB	3
SO	3
LOB	10

Batter	1	2	3	4	5	6	7	8	9	AB	R	H	RBI	BB	SO	LOB
Rick Burleson, R (1, 6) OBP: 0.297, SLG: 0.346	6-3	L3 1-2			1B		F9			4	0	1	0	0	0	1
Jerry Remy, L (1, 4) OBP: 0.315, SLG: 0.351	BBBB 4-0 HR BB		0-0 5-3 2B 1B		F7			0-0 HBP 1B		3	2	2	0	1	0	1
Jim Rice, R (1, 7) OBP: 0.381, SLG: 0.602	0-0 1-H HR		0-0 5-3 1-2		SSS 0-3 K			H 1-0 1-2 HBP		3	1	1	2	0	1	2
Carlton Fisk, R (1, 2) OBP: 0.373, SLG: 0.513	SSS 0-3 K		0-0 5-3		0-0 L8			0-0 F6		4	0	0	0	0	1	4
Fred Lynn, L (1, 8) OBP: 0.372, SLG: 0.500	SSS 0-3 K		0-0 2-H 2B			0-0 F5		SSS 0-3 K		4	0	1	1	0	2	3
Garry Hancock, L (1, 10) OBP: 0.218, SLG: 0.255	0-0 L6		0-0 4-3			0-0 L7		0-0 F8		4	0	0	0	0	0	4
Dwight Evans, R (1, 9) OBP: 0.340, SLG: 0.468		0-0 4-3		0-0 F9		0-0 F8			0-0 6-3	4	0	0	0	0	0	0
George Scott, R (1, 3) OBP: 0.318, SLG: 0.390		0-0 BLK 1B		SSS 0-3 K			0-0 6-3		SSS 0-3 K	4	0	1	0	0	2	0
Butch Hobson, R (1, 5) OBP: 0.318, SLG: 0.413		0-0 F9		SSS 0-3 K			0-0 L8		SSS 0-3 K	4	0	0	0	0	2	1
Inning Stats	R: 2 H: 1 E: 0 LOB: 1 K: 2 BB: 1 S: 9 P: 13	R: 0 H: 1 E: 0 LOB: 1 K: 0 BB: 0 S: 4 P: 4	R: 1 H: 2 E: 0 LOB: 1 K: 0 BB: 0 S: 5 P: 5	R: 0 H: 0 E: 0 LOB: 0 K: 2 BB: 0 S: 7 P: 7	R: 0 H: 1 E: 0 LOB: 1 K: 1 BB: 0 S: 6 P: 6	R: 0 H: 0 E: 0 LOB: 0 K: 0 BB: 0 S: 3 P: 3	R: 0 H: 0 E: 0 LOB: 0 K: 0 BB: 0 S: 3 P: 3	R: 0 H: 1 E: 0 LOB: 2 K: 1 BB: 0 S: 6 P: 7	R: 0 H: 0 E: 0 LOB: 0 K: 2 BB: 0 S: 7 P: 7	1B: 4 SF: 0 2B: 1 SAC: 0 3B: 0 DP: 0 HR: 1 HBP: 1						

PITCHER		IP	WLS	BF	H	R	ER	SO	BB	IBB	HBP	BLK	WP	HR	S	P	ERA	WHIP
Byron McLaughlin, R ERA: 4.91	(1, 1)	7.0	W	30	6	3	3	5	1	0	1	1	0	1	38	43	3.86	1.000
Enrique Romo, R ERA: 3.06	(8, 1)	2.0	S	6	0	0	0	3	0	0	0	0	0	0	12	12	0.00	0.000

PITCHER	IP	WLS	BF	H	R	ER	SO	BB	IBB	HBP	BLK	WP	HR	S	P	ERA	WHIP

TOP

Boston Red Sox @ Seattle Mariners

The Kingdome, Seattle, WA

Wed Aug 23 1978, 10:05 PM EDT

Att. 22,718 - Dome

livebaseballscorecards.com

AB	34
R	3
H	6
RBI	3
BB	1
SO	8
LOB	16

BOTTOM

Boston Red Sox @ Seattle Mariners

The Kingdome, Seattle, WA

Wed Aug 23 1978, 10:05 PM EDT

Att. 22,718 - Dome

Batter	1	2	3	4	5	6	7	8	9	AB	R	H	RBI	BB	SO	LOB
Julio Cruz, S (1, 4) OBP: 0.338, SLG: 0.282	4-3		K			4-3 1B BB	5-3			3	1	0	0	1	1	0
Craig Reynolds, L (1, 6) OBP: 0.341, SLG: 0.370	4-3			F9		4-3	FC3-6 BB			3	0	0	0	1	0	2
Ruppert Jones, L (1, 8) OBP: 0.322, SLG: 0.327	F7			F7		4-3 1B 1B	FC3-6			4	1	1	2	0	0	1
Leon Roberts, R (1, 9) OBP: 0.386, SLG: 0.558		F9		L9		4-3 1B		F8		4	1	1	0	0	0	0
Bruce Bochte, L (1, 10) OBP: 0.349, SLG: 0.406		FC5-4 1B			L3	4-3		FC6-4 1B 2B		4	0	2	0	0	0	2
Larry Milbourne, S (8, PR) OBP: 0.275, SLG: 0.324										0	1	0	0	0	0	0
Dan Meyer, L (1, 3) OBP: 0.259, SLG: 0.328		F9			K	4-3 1B IBB		FC6-4 IBB		2	0	0	0	2	1	1
Leroy Stanton, R (1, 7) OBP: 0.276, SLG: 0.262		FC5-4				FC6-4 BB		FC6-4 1B		3	0	1	2	1	0	3
John Hale, L (8, PR) OBP: 0.293, SLG: 0.271						1B		1B		0	0	0	0	0	0	0
(9, 7)																
Bill Stein, R (1, 5) OBP: 0.312, SLG: 0.351			K		FC6-4	5-3		1B		4	0	1	1	0	1	3
Bill Plummer, R (1, 2) OBP: 0.341, SLG: 0.387			F9			4-3 BB 1B BB	5-3	1B		3	1	1	0	1	0	0
Inning Stats	R: 0 E: 0 K: 0 S: 3 H: 0 LOB: 0 BB: 0 P: 3	R: 0 E: 0 K: 0 S: 4 H: 1 LOB: 1 BB: 0 P: 4	R: 0 E: 0 K: 2 S: 7 H: 0 LOB: 0 BB: 0 P: 7	R: 0 E: 0 K: 0 S: 3 H: 0 LOB: 0 BB: 0 P: 3	R: 0 E: 0 K: 1 S: 5 H: 0 LOB: 1 BB: 1 P: 9	R: 4 E: 0 K: 0 S: 6 H: 3 LOB: 2 BB: 3 P: 18	R: 0 E: 0 K: 0 S: 3 H: 0 LOB: 1 BB: 1 P: 7	R: 1 E: 0 K: 0 S: 5 H: 3 LOB: 3 BB: 1 P: 9		1B: 6 2B: 1 3B: 0 HR: 0	SF: 0 SAC: 0 DP: 0 HBP: 0					

livebaseballscorecards.com

AB	30
R	5
H	7
RBI	5
BB	6
SO	3
LOB	12

WP: 0 PB: 0 SB: 0 CS: 0 PA: 36

PITCHER		IP	WLS	BF	H	R	ER	SO	BB	IBB	HBP	BLK	WP	HR	S	P	ERA	WHIP
Mike Torrez, R ERA: 3.92	(1, 1)	5.2	L	25	4	4	4	3	3	1	0	0	0	0	27	43	6.35	1.235
Bob Stanley, R ERA: 2.73	(6, 1)	2.1		11	3	1	1	0	1	1	0	0	0	0	9	17	3.86	1.714

PITCHER	IP	WLS	BF	H	R	ER	SO	BB	IBB	HBP	BLK	WP	HR	S	P	ERA	WHIP

Batter	1	2	3	4	5	6	7	8	9	AB	R	H	RBI	BB	SO	LOB
Rick Miller, L (1, 8) OBP: 0.352, SLG: 0.344	F8 S 1B		L7		4-3			G4-6-3 1-2f		4	0	1	0	0	0	1
Carney Lansford, R (1, 5) OBP: 0.326, SLG: 0.380	F9		S 1B			6-3		5-3		4	0	1	0	0	0	1
Lyman Bostock, L (1, 9) OBP: 0.363, SLG: 0.374	F8 1-3		F8			6-3			3-1	4	0	0	0	0	0	2
Don Baylor, R (1, 10) OBP: 0.341, SLG: 0.473	F7		6-3 1-2			4-3			4-3	4	0	0	0	0	0	2
Joe Rudi, R (1, 7) OBP: 0.278, SLG: 0.386		5-3		F7			G5-4-3 1B		F9	4	0	1	0	0	0	0
Ron Fairly, L (1, 3) OBP: 0.295, SLG: 0.360		F6		F7			G5-4-3 1-2			3	0	1	0	0	0	0
Brian Downing, R (1, 2) OBP: 0.360, SLG: 0.348		BBBB BB 4-0 BB		SSS K 0-3			G5-4-3 1-2f 2-3			2	0	0	0	1	1	2
Dave Chalk, R (1, 6) OBP: 0.333, SLG: 0.303		BBBB 4-0 1-2 BB			F7		P7			2	0	0	0	1	0	1
Bobby Grich, R (1, 4) OBP: 0.341, SLG: 0.295		F9			F7			BBBB G4-6-3 BB 4-0		2	0	0	0	1	0	2
Inning Stats	R: 0 H: 1 E: 0 LOB: 1 K: 0 BB: 0 S: 4 P: 4	R: 0 H: 0 E: 0 LOB: 2 K: 0 BB: 2 S: 3 P: 11	R: 0 H: 1 E: 0 LOB: 1 K: 0 BB: 0 S: 4 P: 4	R: 0 H: 0 E: 0 LOB: 0 K: 1 BB: 0 S: 5 P: 5	R: 0 H: 0 E: 0 LOB: 0 K: 0 BB: 0 S: 3 P: 3	R: 0 H: 0 E: 0 LOB: 0 K: 0 BB: 0 S: 3 P: 3	R: 0 H: 2 E: 0 LOB: 1 K: 0 BB: 0 S: 4 P: 4	R: 0 H: 0 E: 0 LOB: 0 K: 0 BB: 1 S: 2 P: 6	R: 0 H: 0 E: 0 LOB: 0 K: 0 BB: 0 S: 3 P: 3	1B: 4 SF: 0 2B: 0 SAC: 0 3B: 0 DP: 2 HR: 0 HBP: 0						WP: 0 PA: 32 PB: 0 SB: 2 CS: 0

PITCHER	IP	WLS	BF	H	R	ER	SO	BB	IBB	HBP	BLK	WP	HR	S	P	ERA	WHIP
Dennis Eckersley, R (1, 1) ERA: 3.21	9.0	W	32	4	0	0	1	3	0	0	0	0	0	31	43	0.00	0.778

PITCHER	IP	WLS	BF	H	R	ER	SO	BB	IBB	HBP	BLK	WP	HR	S	P	ERA	WHIP

TOP

California Angels @ Boston Red Sox

Fenway Park, Boston, MA

Fri Aug 25 1978, 7:05 PM EDT

Att. 33,583 - Unknown - 64 F

livebaseballscorecards.com

AB	29
R	0
H	4
RBI	0
BB	3
SO	1
LOB	11

BOTTOM

California Angels @ Boston Red Sox

Fenway Park, Boston, MA

Fri Aug 25 1978, 7:05 PM EDT

Att. 33,583 - Unknown - 64 F

Batter	1	2	3	4	5	6	7	8	9	AB	R	H	RBI	BB	SO	LOB
Rick Burleson, R (1, 6) OBP: 0.298, SLG: 0.347	F8	F9		5-3		1B		1B		5	0	2	1	0	0	2
Jerry Remy, L (1, 4) OBP: 0.313, SLG: 0.350	FC6-5, 1B		F8	F9		F4		SF7		4	0	1	1	0	0	3
Jim Rice, R (1, 7) OBP: 0.383, SLG: 0.608	FC6-5		HR		4-3	K		F9		5	2	3	1	0	1	3
Carl Yastrzemski, L (1, 10) OBP: 0.382, SLG: 0.423	FC6-5		K		4-3	K				4	0	0	0	0	2	5
Carlton Fisk, R (1, 2) OBP: 0.374, SLG: 0.514			BB		5-3		F2			3	0	1	1	1	0	1
Fred Lynn, L (1, 8) OBP: 0.368, SLG: 0.495	L9		F8		F9		L3			4	0	0	0	0	0	4
Dwight Evans, R (1, 9) OBP: 0.341, SLG: 0.470		K		BB, 5-3		1B	K			3	2	1	0	1	2	0
George Scott, R (1, 3) OBP: 0.317, SLG: 0.389		6-3		5-3		1B		6-3		4	1	1	1	0	0	1
Butch Hobson, R (1, 5) OBP: 0.325, SLG: 0.423		BB		2B		1B		SF7		3	1	3	1	1	0	0
Inning Stats	R: 1 E: 0 K: 0 S: 6 H: 3 LOB: 2 BB: 0 P: 6	R: 0 E: 0 K: 1 S: 5 H: 0 LOB: 1 BB: 1 P: 9	R: 1 E: 0 K: 1 S: 6 H: 1 LOB: 1 BB: 1 P: 10	R: 1 E: 0 K: 0 S: 4 H: 1 LOB: 1 BB: 1 P: 8	R: 0 E: 0 K: 0 S: 4 H: 1 LOB: 1 BB: 0 P: 4	R: 2 E: 0 K: 2 S: 11 H: 4 LOB: 2 BB: 0 P: 11	R: 0 E: 0 K: 1 S: 5 H: 0 LOB: 0 BB: 0 P: 5	R: 1 E: 0 K: 0 S: 5 H: 2 LOB: 1 BB: 0 P: 5		1B: 7 2B: 4 3B: 0 HR: 1	SF: 1 SAC: 0 DP: 0 HBP: 0						

PITCHER		IP	WLS	BF	H	R	ER	SO	BB	IBB	HBP	BLK	WP	HR	S	P	ERA	WHIP
Don Aase, R (1, 1) ERA: 4.23		5.0	L	26	8	5	5	2	3	0	0	0	0	1	27	39	9.00	2.200
Dyar Miller, R (6, 1) ERA: 2.17		3.0		13	4	1	1	3	0	0	0	0	0	0	19	19	3.00	1.333

PITCHER	IP	WLS	BF	H	R	ER	SO	BB	IBB	HBP	BLK	WP	HR	S	P	ERA	WHIP

livebaseballscorecards.com

AB	35
R	6
H	12
RBI	6
BB	3
SO	5
LOB	19

WP: 0 PB: 0 SB: 0 CS: 0 PA: 39

Batter	1	2	3	4	5	6	7	8	9	AB	R	H	RBI	BB	SO	LOB
Rick Miller, L (1, 8) OBP: 0.349, SLG: 0.340	4-3	FC3-6 1-2f			F9			FC4-6 1-2f		4	0	0	0	0	0	3
Carney Lansford, R (1, 5) OBP: 0.322, SLG: 0.375	E5 2B FC5-2		6-3			F3		F8		4	0	0	0	0	0	1
Lyman Bostock, L (1, 9) OBP: 0.362, SLG: 0.375	FC5-2 1-3 2B		G3			F7		B2-3		4	0	1	0	0	0	1
Don Baylor, R (1, 10) OBP: 0.340, SLG: 0.470	FC5-2 2-3 3-H		F4			F8			1B FC4-6 HBP	3	1	0	0	0	0	2
Joe Rudi, R (1, 7) OBP: 0.283, SLG: 0.390	K			G6-3 1B			1B 1B		FC4-6 1-3 1B	4	0	3	0	0	1	2
Ron Fairly, L (1, 3) OBP: 0.290, SLG: 0.353		3-1		G6-3 1-2f			F9		FC4-6 1-2f 3-H	4	0	0	1	0	0	3
Brian Downing, R (1, 2) OBP: 0.359, SLG: 0.346		K		6-3			1-3 1B		F4	4	0	1	0	0	1	1
Dave Chalk, R (1, 6) OBP: 0.333, SLG: 0.301		HBP HBP			4-3		K		F4	3	0	0	0	0	1	2
Bobby Grich, R (1, 4) OBP: 0.343, SLG: 0.294		FC3-6 1-2 HBP			4-3			FC4-6 BB		1	0	0	0	1	0	0
Inning Stats	R: 0 E: 1 K: 1 S: 7 H: 1 LOB: 2 BB: 0 P: 7	R: 0 E: 0 K: 1 S: 5 H: 0 LOB: 2 BB: 0 P: 7	R: 0 E: 0 K: 0 S: 3 H: 0 LOB: 0 BB: 0 P: 3	R: 0 E: 0 K: 0 S: 3 H: 1 LOB: 0 BB: 0 P: 3	R: 0 E: 0 K: 0 S: 3 H: 0 LOB: 0 BB: 0 P: 3	R: 0 E: 0 K: 0 S: 3 H: 0 LOB: 0 BB: 0 P: 3	R: 0 E: 0 K: 1 S: 6 H: 2 LOB: 1 BB: 0 P: 6	R: 0 E: 0 K: 0 S: 3 H: 0 LOB: 1 BB: 1 P: 7	R: 1 E: 0 K: 0 S: 4 H: 1 LOB: 1 BB: 0 P: 5	1B: 4 2B: 1 3B: 0 HR: 0 SF: 0 SAC: 0 DP: 1 HBP: 3						

PITCHER	IP	WLS	BF	H	R	ER	SO	BB	IBB	HBP	BLK	WP	HR	S	P	ERA	WHIP
Jim Wright, R (1, 1) ERA: 2.95	9.0	W	35	5	1	1	3	1	0	3	0	0	0	37	44	1.00	0.667

PITCHER	IP	WLS	BF	H	R	ER	SO	BB	IBB	HBP	BLK	WP	HR	S	P	ERA	WHIP

TOP

California Angels @ Boston Red Sox

Fenway Park, Boston, MA

Sat Aug 26 1978, 3:33 AM EDT

Att. 33,531 - Unknown - 70 F

livebaseballscorecards.com

AB	31
R	1
H	5
RBI	1
BB	1
SO	3
LOB	15

Batter	1	2	3	4	5	6	7	8	9	AB	R	H	RBI	BB	SO	LOB
Rick Burleson, R (1, 6) OBP: 0.300, SLG: 0.349	F8 HR 2B	BBB 1B 1-2 2-3 SF8 BB		F9		4-3				3	2	1	0	1	0	0
Jack Brohamer, L (1, 4) OBP: 0.317, SLG: 0.360	F8 2-3	1-3 2-H 3-H 1B		F6			6-3			4	0	1	2	0	0	1
Jim Rice, R (1, 7) OBP: 0.382, SLG: 0.612	3-H HR	3-H SF8			F4		L8			3	1	1	3	0	0	0
Carl Yastrzemski, L (1, 10) OBP: 0.382, SLG: 0.422 Bob Bailey, R (7, PH) OBP: 0.340, SLG: 0.402	G5-4-3 1B	4-3			F9		4-3			3 1	0 0	1 0	0 0	0 0	0 0	1 0
Carlton Fisk, R (1, 2) OBP: 0.375, SLG: 0.512	G5-4-3 1-2f		E5 1B		BBB 4-0 E BB			F6		3	0	1	0	1	0	1
Fred Lynn, L (1, 8) OBP: 0.365, SLG: 0.490		L9	SSS K		F4 1-2			3-1		4	0	0	0	0	1	2
Dwight Evans, R (1, 9) OBP: 0.340, SLG: 0.470		1B 2B	6-3			SSS K		6-3		4	1	1	0	0	1	1
George Scott, R (1, 3) OBP: 0.320, SLG: 0.399		BBBB 4-0 BB 1B 1B BB	L6			HR				2	2	1	1	1	0	1
Butch Hobson, R (1, 5) OBP: 0.325, SLG: 0.423 Frank Duffy, R (7, 5) OBP: 0.276, SLG: 0.283		1-2 2-H BB 1B 1B		F4		SSS K				3 0	1 0	1 0	1 0	0 0	1 0	0 0
Inning Stats	R: 2 E: 0 K: 0 S: 5 H: 3 LOB: 0 BB: 0 P: 5	R: 4 E: 0 K: 0 S: 6 H: 3 LOB: 1 BB: 2 P: 14	R: 0 E: 1 K: 1 S: 6 H: 1 LOB: 1 BB: 0 P: 6	R: 0 E: 0 K: 0 S: 3 H: 0 LOB: 0 BB: 0 P: 3	R: 0 E: 1 K: 0 S: 3 H: 0 LOB: 1 BB: 1 P: 7	R: 1 E: 0 K: 2 S: 8 H: 1 LOB: 0 BB: 0 P: 8	R: 0 E: 0 K: 0 S: 3 H: 0 LOB: 0 BB: 0 P: 3	R: 0 E: 0 K: 0 S: 3 H: 0 LOB: 0 BB: 0 P: 3		1B: 4 2B: 2 3B: 0 HR: 2 SF: 1 SAC: 0 DP: 1 HBP: 0						

PITCHER		IP	WLS	BF	H	R	ER	SO	BB	IBB	HBP	BLK	WP	HR	S	P	ERA	WHIP
Paul Hartzell, R ERA: 3.07	(1, 1)	1.1	L	11	6	6	6	0	2	0	0	0	0	1	9	17	40.50	6.000
Ken Brett, L ERA: 4.83	(2, 1)	6.2		23	2	1	1	3	1	0	0	0	0	1	28	32	1.35	0.450

PITCHER	IP	WLS	BF	H	R	ER	SO	BB	IBB	HBP	BLK	WP	HR	S	P	ERA	WHIP

BOTTOM

California Angels @ Boston Red Sox

Fenway Park, Boston, MA

Sat Aug 26 1978, 3:33 AM EDT
Att. 33,531 - Unknown - 70 F

livebaseballscorecards.com

AB	30
R	7
H	8
RBI	7
BB	3
SO	3
LOB	7

Batter	1	2	3	4	5	6	7	8	9	10	11	12	AB	R	H	RBI	BB	SO	LOB
Rick Miller, L (1, 8) OBP: 0.349, SLG: 0.341	F7		F7		1-3			L9	FC3-6 IBB			1B 2B	5	1	1	0	1	0	0
Carney Lansford, R (1, 5) OBP: 0.322, SLG: 0.375	K		F8			G5-4-3 1B		BB 1B	K			B1	6	0	2	0	0	2	4
Lyman Bostock, L (1, 9) OBP: 0.362, SLG: 0.373	4-3			F7		L8		BB 1-2 1B	FC3-6 1-2f			1B FC5-2-5 IBB	5	0	1	0	1	0	4
Don Baylor, R (1, 10) OBP: 0.342, SLG: 0.471		1B G4-6-3 2B		F6		G5-4-3 1-2f		BB 1-2 2-3		5-3		FC5-2-5 1-3 2-H 1B	5	1	2	1	1	0	1
Joe Rudi, R (1, 7) (9, 3) OBP: 0.284, SLG: 0.389		G4-6-3 BB 2-3 1B		1B 1B			F9	K		5-3		FC5-2-5 1-2 3-H	6	0	2	0	0	1	5
Ron Fairly, L (1, 3) OBP: 0.302, SLG: 0.367 Ken Landreaux, L (9, PR) OBP: 0.278, SLG: 0.323 (9, 7)		4-0 G4-6-3 1-2 BB		1-3 1B			2B		1B 2B 1B	6-3		4-3	3 2	0 1	3 0	0 0	1 0	0 0	0 2
Brian Downing, R (1, 2) OBP: 0.357, SLG: 0.344	G4-6-3 1-2f 2-3 3-H		4-3				F6		2B 1-2 1B		6-3		5	0	1	0	0	0	5
Dave Chalk, R (1, 6) (9, 4) OBP: 0.329, SLG: 0.298	K				B3		F4		B1		6-3		5	0	0	0	0	1	4
Bobby Grich, R (1, 4) OBP: 0.341, SLG: 0.292 Danny Goodwin, L (9, PH) OBP: 0.407, SLG: 0.531 Jim Anderson, R (9, 6) OBP: 0.286, SLG: 0.286			F9		F9			F7	1-3 2-H 2B		6-3		3 1 1	0 0 0	0 1 0	0 1 0	0 0 0	0 0 0	0 0 0
Inning Stats	R: 0 E: 0 K: 1 S: 5 H: 0 LOB: 0 BB: 0 P: 5	R: 1 E: 0 K: 1 S: 6 H: 2 LOB: 1 BB: 1 P: 10	R: 0 E: 0 K: 0 S: 3 H: 0 LOB: 0 BB: 0 P: 3	R: 0 E: 0 K: 0 S: 5 H: 2 LOB: 2 BB: 0 P: 5	R: 0 E: 0 K: 0 S: 3 H: 0 LOB: 0 BB: 0 P: 3	R: 0 E: 0 K: 0 S: 3 H: 1 LOB: 0 BB: 0 P: 3	R: 0 E: 0 K: 0 S: 4 H: 1 LOB: 1 BB: 0 P: 4	R: 0 E: 0 K: 1 S: 7 H: 2 LOB: 3 BB: 1 P: 11	R: 1 E: 0 K: 1 S: 8 H: 3 LOB: 3 BB: 1 P: 12	R: 0 E: 0 K: 0 S: 3 H: 0 LOB: 0 BB: 0 P: 3	R: 0 E: 0 K: 0 S: 3 H: 0 LOB: 0 BB: 0 P: 3	R: 1 E: 0 K: 0 S: 5 H: 2 LOB: 2 BB: 1 P: 9	1B: 9 2B: 4 3B: 0 HR: 0	SF: 0 SAC: 0 DP: 2 HBP: 0		WP: 0 PB: 0 SB: 0 CS: 0	PA: 51	

PITCHER	IP	WLS	BF	H	R	ER	SO	BB	IBB	HBP	BLK	WP	HR	S	P	ERA	WHIP
Luis Tiant, R (1, 1) ERA: 3.35	8.0		33	9	2	2	3	2	0	0	0	0	0	37	45	2.25	1.375
Bob Stanley, R (9, 1) ERA: 2.71	4.0	W	18	4	1	1	1	0	2	0	0	0	0	18	26	2.25	1.000

PITCHER	IP	WLS	BF	H	R	ER	SO	BB	IBB	HBP	BLK	WP	HR	S	P	ERA	WHIP

TOP

California Angels @ Boston Red Sox

Fenway Park, Boston, MA

Sun Aug 27 1978, 3:33 AM EDT

Att. 34,216 - Unknown - 73 F

livebaseballscorecards.com

AB	47
R	3
H	13
RBI	2
BB	4
SO	4
LOB	25

Batter	1	2	3	4	5	6	7	8	9	10	11	12	AB	R	H	RBI	BB	SO	LOB
Rick Burleson, R (1, 6) OBP: 0.298, SLG: 0.347	K		L3		K		1-3		L9 SH1-4 1B		4-3		6	0	1	0	0	2	2
Jack Brohamer, L (1, 4) OBP: 0.309, SLG: 0.349	4-3		3-1 2-3			F7	G3		SH1-4 1-2		F4		5	0	0	0	0	0	2
Jim Rice, R (1, 7) OBP: 0.381, SLG: 0.608	4-3		6-3			5-3		1B 1B 1B	IBB		K		5	1	1	0	1	1	1
Carl Yastrzemski, L (1, 10) OBP: 0.386, SLG: 0.426 Jerry Remy, L (12, PR) OBP: 0.313, SLG: 0.350		F8 6-3 1B		F7		2B 1B		1B FC6-2-5 1-3 1B	L9 2-3			E BB 1B	6 0	0 1	4 0	0 0	0 0	0 0	2 0
Carlton Fisk, R (1, 2) OBP: 0.376, SLG: 0.513	6-3 1-2			K		2B 1-3		FC6-2-5 1-3 1B 3-H	IBB 1-2			F8	5	0	2	1	1	1	2
Fred Lynn, L (1, 8) OBP: 0.367, SLG: 0.495	F8 2-3			HR		FC5-4 IBB		F8	F9			E 1B BB 1-2	4	2	1	1	2	0	6
Dwight Evans, R (1, 9) OBP: 0.338, SLG: 0.465	S BB			G3		FC5-4 1-2f		FC6-2-5 2-3 3-H			K	F8	5	0	0	0	1	1	7
George Scott, R (1, 3) OBP: 0.324, SLG: 0.403	4-3 1-2				G6-4-3 1B		F9 2B	IBB			K	E5 1B 1-2 2-H	5	0	2	0	1	1	3
Butch Hobson, R (1, 5) OBP: 0.325, SLG: 0.424			3-1 2B		G6-4-3 1-2f		F9 2-3	K			5-3	1B 1-2 2-H	6	0	2	1	0	1	5
Inning Stats	R: 0 H: 0 E: 0 LOB: 0 K: 1 BB: 0 S: 5 P: 5	R: 0 H: 1 E: 0 LOB: 2 K: 0 BB: 1 S: 4 P: 8	R: 0 H: 1 E: 0 LOB: 1 K: 0 BB: 0 S: 4 P: 4	R: 1 H: 1 E: 0 LOB: 0 K: 1 BB: 0 S: 6 P: 6	R: 0 H: 1 E: 0 LOB: 0 K: 1 BB: 0 S: 5 P: 5	R: 0 H: 2 E: 0 LOB: 3 K: 0 BB: 1 S: 5 P: 9	R: 0 H: 1 E: 0 LOB: 1 K: 0 BB: 0 S: 4 P: 4	R: 1 H: 3 E: 0 LOB: 3 K: 1 BB: 1 S: 8 P: 12	R: 0 H: 1 E: 0 LOB: 3 K: 0 BB: 2 S: 4 P: 12	R: 0 H: 0 E: 0 LOB: 0 K: 2 BB: 0 S: 7 P: 7	R: 0 H: 0 E: 0 LOB: 0 K: 1 BB: 0 S: 5 P: 5	R: 2 H: 2 E: 1 LOB: 2 K: 0 BB: 1 S: 5 P: 9	1B: 9 SF: 0 2B: 3 SAC: 1 3B: 0 DP: 1 HR: 1 HBP: 0						

PITCHER		IP		BF	H	R	ER	SO	BB	IBB	HBP	BLK	WP	HR	S	P	ERA	WHIP
Al Fitzmorris, R ERA: 3.68	(1, 1)	7.0		31	9	2	2	3	1	1	0	0	0	1	35	43	2.57	1.429
Tom Griffin, R ERA: 3.69	(8, 1)	0.0		1	1	0	0	0	0	0	0	0	0	0	1	1	∞	∞
Dave LaRoche, L ERA: 2.21	(8, 1)	3.0		13	1	0	0	3	0	3	0	0	0	0	16	28	0.00	0.333
Dyar Miller, R ERA: 2.12	(11, 1)	1.2	L	9	2	2	0	1	1	0	0	0	0	0	10	14	0.00	1.800

PITCHER	IP		BF	H	R	ER	SO	BB	IBB	HBP	BLK	WP	HR	S	P	ERA	WHIP

BOTTOM

California Angels @ Boston Red Sox

Fenway Park, Boston, MA

Sun Aug 27 1978, 3:33 AM EDT

Att. 34,216 - Unknown - 73 F

livebaseballscorecards.com

AB	47
R	4
H	13
RBI	3
BB	6
SO	7
LOB	30

Seattle Mariners @ Boston Red Sox

Fenway Park, Boston, MA

Mon Aug 28 1978, 7:05 PM EDT

Att. 24,301 - Unknown - 70 F

TOP

livebaseballscorecards.com

Batter	1	2	3	4	5	6	7	8	9	AB	R	H	RBI	BB	SO	LOB
Julio Cruz, S (1, 4) OBP: 0.338, SLG: 0.287	BBBB; 4-0; 1B BLK SF9 BB	0-0; E6 S; 2-3		0-0 ① 6-3		0-0 ③ FC6-4; 1-2f		0-0 1B; 2-H 2B		4	2	1	1	1	0	2
Craig Reynolds, L (1, 6) OBP: 0.347, SLG: 0.379	0-0; FC5-4; 1-3 1B	0-0 ③ 3-1; 1-2		0-0 ② L4			H; 1-0; 2B SF9 HBP	0-0 ②; 2-H 1B		4	1	2	1	0	0	2
Ruppert Jones, L (1, 8) OBP: 0.330, SLG: 0.338	0-0 ① SF9; 3-H		0-0 3B 2B	SSS; 0-3 ③ K			0-0; SF9; 1-3 2B	SSS; 0-3 ③ K		4	1	2	1	0	2	0
Leon Roberts, R (1, 9) OBP: 0.380, SLG: 0.547	0-0 ② FC5-4 S; 1-2f		0-0; 2B; 2-H 3B		0-0 ① 6-3		0-0 ① 5-3		0-0; 1B SH3-4 E; 1B	5	2	2	1	0	0	3
Bruce Bochte, L (1, 10) OBP: 0.348, SLG: 0.404	BBBB; 4-0; 1-2 BB		0-0; 4-3 2B; 3-H 2B		0-0 ② F8		0-0 ②; 2-3; 3-H SF9		0-0 ① SH3-4; 1-2	2	1	1	2	1	0	0
Dan Meyer, L (1, 3) OBP: 0.255, SLG: 0.321	0-0 ③ 4-3		0-0 ① L7		0-0 ③ F8		0-0 ③ 4-3		0-0; E; 2-3 1B	5	0	1	0	0	0	4
Tom Paciorek, R (1, 7) OBP: 0.343, SLG: 0.443		SSS; 0-3 ① K	0-0 ② 4-3; 2-3			0-0 ① 6-3		0-0; 2B 1B	0-0; E6 G6-4-3; 1-2; 3-H	5	1	1	1	0	1	2
John Hale, L (9, PR) (9, 7) OBP: 0.293, SLG: 0.271										0	0	0	0	0	0	0
Bill Stein, R (1, 5) OBP: 0.327, SLG: 0.377		0-0; E; 2B	0-0; 3-H 2B			0-0; FC6-4; 1B		0-0; 1-H 2B 2B	0-0 ② ③ G6-4-3; 1-2f	5	1	4	2	0	0	2
Kevin Pasley, R (1, 2) OBP: 0.125, SLG: 0.125		SSS; 0-3 ② K	0-0 ③ 1-3			0-0 ② F7		SSS; 0-3 ① K		3	0	0	0	0	1	3
Bob Robertson, R (8, PH) OBP: 0.311, SLG: 0.386										1	0	0	0	0	1	1
Bill Plummer, R (8, 2) OBP: 0.330, SLG: 0.363										0	0	0	0	0	0	0
Inning Stats	R: 1 E: 0 K: 0 S: 4 / H: 1 LOB: 2 BB: 2 P: 12	R: 0 E: 1 K: 2 S: 9 / H: 1 LOB: 2 BB: 0 P: 9	R: 3 E: 0 K: 0 S: 7 / H: 4 LOB: 1 BB: 0 P: 7	R: 0 E: 0 K: 1 S: 5 / H: 0 LOB: 0 BB: 0 P: 5	R: 0 E: 0 K: 0 S: 3 / H: 0 LOB: 0 BB: 0 P: 3	R: 0 E: 0 K: 0 S: 4 / H: 1 LOB: 1 BB: 0 P: 4	R: 1 E: 0 K: 0 S: 4 / H: 1 LOB: 1 BB: 0 P: 5	R: 3 E: 0 K: 2 S: 10 / H: 4 LOB: 0 BB: 0 P: 10	R: 1 E: 1 K: 0 S: 5 / H: 2 LOB: 2 BB: 0 P: 5	1B: 6 2B: 7 3B: 1 HR: 0 / SF: 2 SAC: 1 DP: 1 HBP: 1						

	AB	38
	R	9
	H	14
	RBI	9
	BB	2
	SO	5
	LOB	19

WP: 0 PB: 0 SB: 2 CS: 0 / PA: 44

PITCHER	IP	WLS	BF	H	R	ER	SO	BB	IBB	HBP	BLK	WP	HR	S	P	ERA	WHIP
Mike Torrez, R (1, 1) ERA: 4.05	2.2		17	6	4	4	2	2	0	0	1	0	0	19	27	13.50	3.000
Bill Lee, L (3, 1) ERA: 3.59	4.1		18	4	3	3	1	0	0	1	0	0	0	19	20	6.23	0.923
Bill Campbell, R (8, 1) ERA: 3.98	1.1		7	4	2	2	2	0	0	0	0	0	0	11	11	13.50	3.000
Bob Stanley, R (9, 1) ERA: 2.69	0.2	W	2	0	0	0	0	0	0	0	0	0	0	2	2	0.00	0.000

Batter	1	2	3	4	5	6	7	8	9	AB	R	H	RBI	BB	SO	LOB
Rick Burleson, R (1, 6) OBP: 0.296, SLG: 0.343	K	F4		L9		6-3	5-3			5	0	0	0	0	1	5
Jack Brohamer, L (1, 4) OBP: 0.321, SLG: 0.362	S 1B	F9		1-3 1B		1B		3-1 S 1B		5	0	4	0	0	0	1
Jerry Remy, L (8, PR) OBP: 0.313, SLG: 0.350										0	0	0	0	0	0	0
Frank Duffy, R (9, 4) OBP: 0.276, SLG: 0.283										0	0	0	0	0	0	0
Jim Rice, R (1, 7) OBP: 0.380, SLG: 0.610	K 1-2		HR	F8		K		P7		5	1	1	1	0	2	4
Carl Yastrzemski, L (1, 10) OBP: 0.386, SLG: 0.428	4-3		G5-4-3 1B		1B 2B	F7		3-1 1-3		5	1	2	0	0	0	3
Carlton Fisk, R (1, 2) OBP: 0.376, SLG: 0.511		1B 2B 1B	G5-4-3 1-2f		BB 1B		F7	5-3		4	1	1	0	1	0	3
Fred Lynn, L (1, 8) OBP: 0.373, SLG: 0.506		2B 1-2 2B 1B	2B 3B		BB 1-3 2-H 1B		HBP 2B 1B		SH 1B 1B	5	4	5	1	0	0	0
Dwight Evans, R (1, 9) OBP: 0.343, SLG: 0.472	1-3 2-H 2B		3-H 2B	G6-4-3 1-2 BB		1-0 2B 1-2 HBP			SH 1-2 2B 1B	2	1	2	2	1	0	0
Garry Hancock, L (7, PR) OBP: 0.232, SLG: 0.268										1	1	1	0	0	0	0
(8, 9)																
George Scott, R (1, 3) OBP: 0.323, SLG: 0.404	K	5-3			L9	1-3 2-H 2B			SH 1-3 2-H 2B	4	1	1	1	0	1	6
Butch Hobson, R (1, 5) OBP: 0.328, SLG: 0.430	2-H 3-H 2B			1B BB	G6-4-3 1-2f	5-3			2-H 3-H 2B	4	0	2	4	1	0	6
Inning Stats	R: 0 E: 0 K: 2 S: 8 H: 1 LOB: 1 BB: 0 P: 8	R: 3 E: 0 K: 1 S: 9 H: 4 LOB: 1 BB: 0 P: 9	R: 2 E: 0 K: 0 S: 6 H: 4 LOB: 1 BB: 0 P: 6	R: 0 E: 0 K: 0 S: 3 H: 1 LOB: 1 BB: 1 P: 7	R: 1 E: 0 K: 0 S: 4 H: 2 LOB: 2 BB: 2 P: 12	R: 0 E: 0 K: 1 S: 6 H: 1 LOB: 1 BB: 0 P: 6	R: 1 E: 0 K: 0 S: 5 H: 2 LOB: 3 BB: 0 P: 6	R: 0 E: 0 K: 0 S: 4 H: 1 LOB: 2 BB: 0 P: 4	R: 3 E: 1 K: 0 S: 4 H: 3 LOB: 1 BB: 0 P: 4	1B: 11 2B: 6 3B: 1 HR: 1 SF: 0 SAC: 1 DP: 2 HBP: 1							

BOTTOM

Seattle Mariners @ Boston Red Sox

Fenway Park, Boston, MA

Mon Aug 28 1978, 7:05 PM EDT

Att. 24,301 - Unknown - 70 F

livebaseballscorecards.com

AB	40
R	10
H	19
RBI	9
BB	3
SO	4
LOB	28

WP: 0 PB: 0 SB: 2 CS: 0 PA: 45

PITCHER		IP	WLS	BF	H	R	ER	SO	BB	IBB	HBP	BLK	WP	HR	S	P	ERA	WHIP
Glenn Abbott, R ERA: 4.85	(1, 1)	2.0		13	7	5	5	3	0	0	0	0	0	1	19	19	22.50	3.500
Jim Todd, R ERA: 4.26	(3, 1)	2.0		11	5	1	1	0	2	0	0	0	0	0	9	17	4.50	3.500
Mike Parrott, R ERA: 5.68	(5, 1)	2.1		11	3	1	1	1	1	0	1	0	0	0	11	16	3.86	1.714
Enrique Romo, R ERA: 3.44	(7, 1)	1.2	L	10	4	3	3	0	0	0	0	0	0	0	10	10	16.20	2.400

PITCHER	IP	WLS	BF	H	R	ER	SO	BB	IBB	HBP	BLK	WP	HR	S	P	ERA	WHIP

Batter	1	2	3	4	5	6	7	8	9	AB	R	H	RBI	BB	SO	LOB
Julio Cruz, S (1, 4) OBP: 0.341, SLG: 0.291	F7		1-3		S, 1B, 3-H		G3, 1B		1B	5	0	3	1	0	0	0
Craig Reynolds, L (1, 6) OBP: 0.345, SLG: 0.384	HR		F7		F3, 1-2		G3, 1-2		1-3	5	1	1	1	0	0	3
Ruppert Jones, L (1, 8) OBP: 0.329, SLG: 0.340	G3		2B		G3		1-3			4	0	1	0	0	0	2
Leon Roberts, R (1, 9) OBP: 0.379, SLG: 0.542	F9		4-3			H, 1-0, BB, 1B, HBP		5-3		3	1	0	0	0	0	1
Bruce Bochte, L (1, 10) OBP: 0.349, SLG: 0.405		2B, SF9, 1B		G6-4-3, 1B		F8		F8		4	1	2	0	0	0	1
Bill Stein, R (1, 5) OBP: 0.328, SLG: 0.385		S S S, 0-3, K		G6-4-3, 1-2f		B B B B, 4-0, 1B, 1-2, BB		HR		3	1	1	1	1	1	2
Dan Meyer, L (1, 3) OBP: 0.257, SLG: 0.326		1-3, 2B		F9		G5-4-3, 1-3, 2-H, 1B		G3		4	0	2	1	0	0	0
Tom Paciorek, R (1, 7) OBP: 0.346, SLG: 0.459		SF9, 3-H			E7, 1B, 2B	G5-4-3, 1-2f			L6-4, 2B	3	1	2	1	0	0	2
Bill Plummer, R (1, 2) OBP: 0.316, SLG: 0.345		S S S, 0-3, K			F4		6-3		L6-4, 2-3	4	0	0	0	0	1	3
Inning Stats	R: 1 E: 0 K: 0 S: 4 H: 1 LOB: 0 BB: 0 P: 4	R: 1 E: 0 K: 2 S: 9 H: 2 LOB: 1 BB: 0 P: 9	R: 0 E: 0 K: 0 S: 4 H: 1 LOB: 0 BB: 0 P: 4	R: 0 E: 0 K: 0 S: 3 H: 1 LOB: 0 BB: 0 P: 3	R: 1 E: 1 K: 0 S: 5 H: 2 LOB: 1 BB: 0 P: 5	R: 1 E: 0 K: 0 S: 3 H: 1 LOB: 1 BB: 1 P: 8	R: 0 E: 0 K: 0 S: 4 H: 1 LOB: 1 BB: 0 P: 4	R: 1 E: 0 K: 0 S: 4 H: 1 LOB: 0 BB: 0 P: 4	R: 0 E: 0 K: 0 S: 4 H: 2 LOB: 1 BB: 0 P: 4	1B: 6 2B: 5 3B: 0 HR: 2	SF: 1 SAC: 0 DP: 3 HBP: 1						

PITCHER	IP	WLS	BF	H	R	ER	SO	BB	IBB	HBP	BLK	WP	HR	S	P	ERA	WHIP
Dick Drago, R (1, 1) ERA: 3.43	6.0	W	26	8	4	4	2	1	0	1	0	0	1	28	33	6.00	1.500
Tom Burgmeier, L (7, 1) ERA: 4.07	3.0	S	12	4	1	1	0	0	0	0	0	0	1	12	12	3.00	1.333

PITCHER	IP	WLS	BF	H	R	ER	SO	BB	IBB	HBP	BLK	WP	HR	S	P	ERA	WHIP

TOP

Seattle Mariners @ Boston Red Sox

Fenway Park, Boston, MA

Tue Aug 29 1978, 7:05 PM EDT

Att. 32,393 - Unknown

livebaseballscorecards.com

AB	35
R	5
H	12
RBI	5
BB	1
SO	2
LOB	14

WP: 0 PA: 38
PB: 0
SB: 1
CS: 0

Batter	1	2	3	4	5	6	7	8	9	AB	R	H	RBI	BB	SO	LOB
Rick Burleson, R (1, 6) OBP: 0.297, SLG: 0.342	F9	1B BB E 1B	4-3		BBB 4-0 G4-6-3 1-2 BB		0-0 G6-3 1-2f			4	1	1	0	1	0	1
Jack Brohamer, L (1, 4) OBP: 0.318, SLG: 0.363	E3 2B 1B	0-0 F9		0-0 F8	0-0 G4-6-3 1-2f 2-3			0-0 1B 2B		5	1	1	0	0	0	3
Jim Rice, R (1, 7) OBP: 0.380, SLG: 0.608	0-0 2B 2B 1-2 1B	SSS 0-3 K		0-0 F8	0-0 FC4-6 3-H 1B			0-0 6-3		5	1	2	1	0	1	2
Carl Yastrzemski, L (1, 10) OBP: 0.388, SLG: 0.431	0-0 2B 1-3 2-H 2B	BBB 4-0 E 1-2 BB		0-0 G3	0-0 FC4-6 1-2f			0-0 BB 2-3 1B		4	1	2	1	1	0	1
Carlton Fisk, R (1, 2) OBP: 0.379, SLG: 0.513	0-0 E 2-H 3-H 2B	0-0 E5 1-3 2-H 1B			BBB 4-0 SH HR 1B BB	0-0 5-3		0-0 F6		4	2	2	2	1	0	2
Fred Lynn, L (1, 8) OBP: 0.378, SLG: 0.506	BBB 4-0 E BB	III 4-0 IBB			0-0 SH HR 1-2 1B	0-0 G3		BBB 4-0 FC4 1-2 BB		2	1	1	0	3	0	0
Garry Hancock, L (1, 9) OBP: 0.217, SLG: 0.250	0-0 E1 1-3 2-H	0-0 F8			0-0 SH HR 1-2 2-3	0-0 F9		0-0 FC4 1-2f		4	1	0	0	0	0	7
George Scott, R (1, 3) OBP: 0.322, SLG: 0.412	SSS 0-3 K		0-0 F8		0-0 1-H 2-H 3-H HR		0-0 F4			4	1	1	4	0	1	2
Butch Hobson, R (1, 5) OBP: 0.328, SLG: 0.429 Frank Duffy, R (6, 5) OBP: 0.283, SLG: 0.290	0-0 5-3		0-0 6-3		0-0 G4-6-3 BB 1B 1B		0-0 G6-3 1B			3 1	1 0	1 1	0 0	0 0	0 0	2 0
Inning Stats	R: 4 E: 2 K: 1 S: 10 H: 3 LOB: 2 BB: 1 P: 14	R: 1 E: 1 K: 1 S: 7 H: 2 LOB: 3 BB: 2 P: 15	R: 0 E: 0 K: 0 S: 3 H: 0 LOB: 0 BB: 0 P: 3	R: 0 E: 0 K: 0 S: 3 H: 0 LOB: 0 BB: 0 P: 3	R: 5 E: 1 K: 0 S: 7 H: 4 LOB: 1 BB: 2 P: 15	R: 0 E: 0 K: 0 S: 3 H: 0 LOB: 0 BB: 0 P: 3	R: 0 E: 0 K: 0 S: 3 H: 1 LOB: 0 BB: 0 P: 3	R: 0 E: 0 K: 0 S: 5 H: 2 LOB: 3 BB: 1 P: 9		1B: 8 2B: 3 3B: 0 HR: 1	SF: 0 SAC: 1 DP: 2 HBP: 0					

PITCHER		IP	WLS	BF	H	R	ER	SO	BB	IBB	HBP	BLK	WP	HR	S	P	ERA	WHIP
Byron McLaughlin, R ERA: 5.2	(1, 1)	1.1	L	11	4	5	3	1	1	0	0	0	0	0	12	16	20.25	3.750
Glenn Abbott, R ERA: 4.96	(2, 1)	2.2		15	3	4	3	1	2	1	0	0	0	1	14	26	10.12	1.875
Jim Todd, R ERA: 4.18	(5, 1)	4.0		17	5	1	1	0	2	0	0	0	0	0	15	23	2.25	1.750

PITCHER	IP	WLS	BF	H	R	ER	SO	BB	IBB	HBP	BLK	WP	HR	S	P	ERA	WHIP

BOTTOM

Seattle Mariners @ Boston Red Sox

Fenway Park, Boston, MA

Tue Aug 29 1978, 7:05 PM EDT

Att. 32,393 - Unknown

livebaseballscorecards.com

AB	36
R	10
H	12
RBI	8
BB	6
SO	2
LOB	20

Batter	1	2	3	4	5	6	7	8	9	AB	R	H	RBI	BB	SO	LOB
Rick Bosetti, R (1, 8) OBP: 0.310, SLG: 0.359	S S S 0-3 ① K		x 0-0 1B			x 0-0 ② 1-3			x 0-0 1B	4	0	2	0	0	1	0
Bob Bailor, R (1, 5) OBP: 0.309, SLG: 0.331	x 0-0 ② F9		x 0-0 ③ F2			x 0-0 ③ 4-3			S S S 0-3 ① K	4	0	0	0	0	1	2
Al Woods, L (1, 7) OBP: 0.304, SLG: 0.420	x 0-0 ③ F8			x 0-0 ① F5			x 0-0 ① 4-3		x 0-0 ② F5	4	0	0	0	0	0	1
Willie Horton, R (1, 10) OBP: 0.318, SLG: 0.400		S S S 0-3 ① K		S S S 0-3 ② K			x 0-0 ② 1-3		x 0-0 ③ F7	4	0	0	0	0	2	1
John Mayberry, L (1, 3) OBP: 0.347, SLG: 0.445		x 0-0 HR		S S S 0-3 ③ K			x 0-0 ③ 1-6-3			3	1	1	1	0	1	0
Otto Velez, R (1, 9) OBP: 0.397, SLG: 0.468		S S S 0-3 ② K			S S S 0-3 ① K			S S S 0-3 ① K		3	0	0	0	0	3	0
Alan Ashby, S (1, 2) OBP: 0.350, SLG: 0.464		x 0-0 ③ 4-3			x 0-0 FC5-4 1B			x 0-0 FC3-6 1B		3	0	2	0	0	0	0
Dave McKay, S (1, 4) OBP: 0.267, SLG: 0.351			S S S 0-3 ① K		x 0-0 ② FC5-4 CS 1-2f			x 0-0 ② FC3-6 1-2f		3	0	0	0	0	1	2
Tim Johnson, L (1, 6) OBP: 0.330, SLG: 0.263			x 0-0 ② 3-1		0-0 ③ CS 1-2	x 0-0 ① F5		x 0-0 ③ 4-3		3	0	0	0	0	0	1
Inning Stats	R: 0 E: 0 K: 1 S: 5 H: 0 LOB: 0 BB: 0 P: 5	R: 1 E: 0 K: 2 S: 8 H: 1 LOB: 0 BB: 0 P: 8	R: 0 E: 0 K: 1 S: 6 H: 1 LOB: 0 BB: 0 P: 6	R: 0 E: 0 K: 2 S: 7 H: 0 LOB: 0 BB: 0 P: 7	R: 0 E: 0 K: 1 S: 5 H: 1 LOB: 0 BB: 0 P: 5	R: 0 E: 0 K: 0 S: 3 H: 0 LOB: 0 BB: 0 P: 3	R: 0 E: 0 K: 0 S: 3 H: 0 LOB: 0 BB: 0 P: 3	R: 0 E: 0 K: 1 S: 6 H: 1 LOB: 1 BB: 0 P: 6	R: 0 E: 0 K: 1 S: 6 H: 1 LOB: 1 BB: 0 P: 6	1B: 4 2B: 0 3B: 0 HR: 1	SF: 0 SAC: 0 DP: 0 HBP: 0						

TOP

Toronto Blue Jays @ Boston Red Sox

Fenway Park, Boston, MA

Wed Aug 30 1978, 7:05 PM EDT

Unknown - 81 F

livebaseballscorecards.com

AB	31
R	1
H	5
RBI	1
BB	0
SO	9
LOB	7

WP: 0 PB: 0 SB: 0 CS: 1 PA: 32

PITCHER	IP	WLS	BF	H	R	ER	SO	BB	IBB	HBP	BLK	WP	HR	S	P	ERA	WHIP
Dennis Eckersley, R (1, 1) ERA: 3.12	9.0	W	31	5	1	1	9	0	0	0	0	0	1	49	49	1.00	0.556

PITCHER	IP	WLS	BF	H	R	ER	SO	BB	IBB	HBP	BLK	WP	HR	S	P	ERA	WHIP

BOTTOM

Toronto Blue Jays @ Boston Red Sox

Fenway Park, Boston, MA

Wed Aug 30 1978, 7:05 PM EDT

Unknown - 81 F

livebaseballscorecards.com

Batter	1	2	3	4	5	6	7	8	9	AB	R	H	RBI	BB	SO	LOB
Rick Burleson, R (1, 6) OBP: 0.296, SLG: 0.342	SSS 0-3 ① K		SSS 0-3 ② K		x 0-0 4-3 1B	x 0-0 ③ F9				4	0	1	0	0	2	3
Jack Brohamer, L (1, 4) OBP: 0.312, SLG: 0.355	x 0-0 ② F7		x 0-0 ③ F8		x 0-0 ② 4-3 1-2		x 0-0 E3 L4-3			4	0	0	0	0	0	2
Frank Duffy, R (7, PR) (8, 4) OBP: 0.283, SLG: 0.290										0	0	0	0	0	0	0
Jim Rice, R (1, 7) OBP: 0.379, SLG: 0.604	x 0-0 ③ F8			SSS 0-3 ① K	4-0 IBB		x 0-0 ① F7			3	0	0	0	1	1	1
Carl Yastrzemski, L (1, 10) OBP: 0.387, SLG: 0.429		x 0-0 FC4-6 1B		x 0-0 ② F7	x 0-0 ③ F8		x 0-0 ②③ L4-3 1-2			4	0	1	0	0	0	3
Carlton Fisk, R (1, 2) OBP: 0.378, SLG: 0.510		x 0-0 ① B2		BBBB 4-0 1B BB		x 0-0 ① 6-3		x 0-0 ① F8		3	0	0	0	1	0	1
Fred Lynn, L (1, 8) OBP: 0.377, SLG: 0.503		x 0-0 ② FC4-6 1-2f		x 0-0 1-2 1B		SSS 0-3 ② K		x 0-0 ② F8		4	0	1	0	0	1	1
Garry Hancock, L (1, 9) OBP: 0.234, SLG: 0.254		x 0-0 ③ 4-3		x 0-0 ③ 4-3		BBBB 4-0 1B 2B BB		x 0-0 1B		3	1	1	0	1	0	3
George Scott, R (1, 3) OBP: 0.327, SLG: 0.422			x 0-0 1B		x 0-0 6-3 3B	x 0-0 2B 1-2 1B		SSS 0-3 ③ K		4	1	3	0	0	1	1
Butch Hobson, R (1, 5) OBP: 0.328, SLG: 0.431			x 0-0 ① F7		x 0-0 ① 6-3 3-H	x 0-0 1-3 2-H 2B				3	0	1	2	0	0	1

	AB	32
	R	2
	H	8
	RBI	2
	BB	3
	SO	5
	LOB	16

Inning Stats	1	2	3	4	5	6	7	8	9
	R: 0 H: 0 E: 0 LOB: 0 K: 1 BB: 0 S: 5 P: 5	R: 0 H: 1 E: 0 LOB: 1 K: 0 BB: 0 S: 4 P: 4	R: 0 H: 1 E: 0 LOB: 1 K: 1 BB: 0 S: 6 P: 6	R: 0 H: 1 E: 0 LOB: 2 K: 1 BB: 1 S: 6 P: 10	R: 1 H: 2 E: 0 LOB: 2 K: 0 BB: 1 S: 5 P: 9	R: 1 H: 2 E: 0 LOB: 2 K: 1 BB: 1 S: 7 P: 11	R: 0 H: 0 E: 1 LOB: 1 K: 0 BB: 0 S: 3 P: 3	R: 0 H: 1 E: 0 LOB: 1 K: 1 BB: 0 S: 6 P: 6	

	1B: 6	SF: 0	WP: 0	PA: 35
	2B: 2	SAC: 0	PB: 0	
	3B: 1	DP: 1	SB: 0	
	HR: 0	HBP: 0	CS: 0	

PITCHER	IP	WLS	BF	H	R	ER	SO	BB	IBB	HBP	BLK	WP	HR	S	P	ERA	WHIP
Don Kirkwood, R (1, 1) ERA: 3.71	8.0	L	35	8	2	2	5	2	1	0	0	0	0	42	54	2.25	1.250

PITCHER	IP	WLS	BF	H	R	ER	SO	BB	IBB	HBP	BLK	WP	HR	S	P	ERA	WHIP

Batter	1	2	3	4	5	6	7	8	9	AB	R	H	RBI	BB	SO	LOB
Rick Bosetti, R (1, 8) OBP: 0.311, SLG: 0.359	4-3		K		1B		1B FC4-6 1B 1-2	5-3 1-2 2-3		5	1	2	0	0	1	2
Bob Bailor, R (1, 5) OBP: 0.313, SLG: 0.337	BB 1B		4-3		WP 4-3 1B		FC4-6 1B SF7 1B 1-2 2-3	2B 2-H 3-H		5	1	4	2	0	0	0
Otto Velez, R (1, 9) OBP: 0.397, SLG: 0.463	BBB 4-0 1-2 BB			F3	4-3 1-2		FC4-6 1B 1-2 2-3 3-H	4-3		4	0	1	1	1	0	2
Willie Horton, R (1, 10) OBP: 0.316, SLG: 0.395	G3			BBBB 4-0 FC5 1B E BB	6-3 2-3		FC4-6 FC1-6 1-2f 2-3 3-H	SSS K		4	1	0	1	1	1	4
Doug Ault, R (1, 3) OBP: 0.340, SLG: 0.300 John Mayberry, L (7, PH) OBP: 0.348, SLG: 0.446 (7, 3) Willie Upshaw, L (9, PR) OBP: 0.299, SLG: 0.316 (9, 3)		F8		1B E G3 1B 1-2		6-3	SF7 3-H		1B	3 1 0	1 0 0	1 1 0	0 1 0	0 0 0	0 0 0	0 0 0
Dave McKay, S (1, 4) OBP: 0.266, SLG: 0.352		2B		FC5 G3 1B 1-2 2-H		4-3	FC1-6 1-2f		F8	5	0	1	0	0	0	3
Rick Cerone, R (1, 2) OBP: 0.297, SLG: 0.300	5-3			G3 1B 1-2 2-3		BBBB 4-0 PB BB		E5 FC1-6 1B	1B 1-2	4	0	2	0	1	0	1
Al Woods, L (1, 7) OBP: 0.301, SLG: 0.413	SSS K			G3 1-2 2-3 3-H		F7 1-2		5-3 FC1-6 2B 1B 1-2	F2	5	1	1	1	0	1	6
Luis Gomez, R (1, 6) OBP: 0.290, SLG: 0.262			6-3	SSS K			BBBB 1B 1B 1B BB	FC1-6 5-3 2B 1-2 2-3f		3	2	0	0	1	1	4
Inning Stats	R: 0 E: 0 K: 0 S: 3 H: 1 LOB: 1 BB: 1 P: 7	R: 0 E: 0 K: 1 S: 6 H: 1 LOB: 1 BB: 0 P: 6	R: 0 E: 0 K: 1 S: 5 H: 0 LOB: 0 BB: 0 P: 5	R: 2 E: 1 K: 1 S: 8 H: 2 LOB: 2 BB: 1 P: 12	R: 0 E: 0 K: 0 S: 4 H: 2 LOB: 1 BB: 0 P: 4	R: 0 E: 0 K: 0 S: 3 H: 0 LOB: 1 BB: 1 P: 7	R: 3 E: 0 K: 0 S: 6 H: 3 LOB: 1 BB: 1 P: 10	R: 2 E: 1 K: 0 S: 6 H: 2 LOB: 1 BB: 0 P: 6	R: 0 E: 0 K: 1 S: 7 H: 2 LOB: 2 BB: 0 P: 7	1B: 11 2B: 2 3B: 0 HR: 0 SF: 1 SAC: 0 DP: 0 HBP: 0						

TOP

Toronto Blue Jays @ Boston Red Sox

Fenway Park, Boston, MA

Wed Aug 30 1978, 7:05 PM EDT

Att. 32,825 - Unknown

livebaseballscorecards.com

AB	39
R	7
H	13
RBI	6
BB	4
SO	4
LOB	22

PITCHER		IP	WLS	BF	H	R	ER	SO	BB	IBB	HBP	BLK	WP	HR	S	P	ERA	WHIP
Andy Hassler, L ERA: 3.97	(1, 1)	5.0		22	6	2	1	3	2	0	0	0	1	0	26	34	1.80	1.600
Bob Stanley, R ERA: 2.85	(6, 1)	3.2	L	21	7	5	3	1	2	0	0	0	0	0	21	29	7.36	2.455
Tom Burgmeier, L ERA: 4.04	(9, 1)	0.1		1	0	0	0	0	0	0	0	0	0	0	1	1	0.00	0.000

PITCHER	IP	WLS	BF	H	R	ER	SO	BB	IBB	HBP	BLK	WP	HR	S	P	ERA	WHIP

BOTTOM

Toronto Blue Jays @ Boston Red Sox

Fenway Park, Boston, MA

Wed Aug 30 1978, 7:05 PM EDT

Att. 32,825 - Unknown

livebaseballscorecards.com

Batter	1	2	3	4	5	6	7	8	9	AB	R	H	RBI	BB	SO	LOB
Rick Burleson, R (1, 6) OBP: 0.297, SLG: 0.341	BBBB 4-0 FC5-4 BB		x 0-0 ② F3		x 0-0 ① F4	x 0-0 ② F8		x 0-0 1-2 1B		4	0	1	0	1	0	2
Fred Lynn, L (1, 8) OBP: 0.375, SLG: 0.500	x 0-0 ① FC5-4 1-2f		SSS 0-3 ③ K		x 0-0 HR 1B	x 0-0 ③ 4-3		SSS 0-3 ③ K		5	1	1	0	0	2	5
Jim Rice, R (1, 9) OBP: 0.381, SLG: 0.617	x 0-0 ② L7			x 0-0 1B 2B	x 0-0 1-H HR		x 0-0 HR		x 0-0 ① F9	5	3	3	3	0	0	1
Carl Yastrzemski, L (1, 7) OBP: 0.385, SLG: 0.425	x 0-0 ③ G3			x 0-0 ① L9	BBBB 4-0 E BB		x 0-0 ① F8		x 0-0 ② 4-3	4	0	0	0	1	0	2
George Scott, R (1, 3) OBP: 0.328, SLG: 0.422 Jerry Remy, L (9, PR) OBP: 0.313, SLG: 0.350		x 0-0 ① 6-3		x 0-0 BB 1B 2-H 1B	x 0-0 E5 1-2		SSS 0-3 ② K		x 0-0 E 1B	5 0	1 0	2 0	1 0	0 0	1 0	1 0
Butch Hobson, R (1, 5) OBP: 0.327, SLG: 0.426		BBBB 4-0 G5-4-3 BB		x 0-0 ② F8	x 0-0 ② F8		SSS 0-3 ③ K		x 0-0 E6 1-2	4	0	0	0	1	1	4
Bob Bailey, R (1, 10) OBP: 0.340, SLG: 0.393 Garry Hancock, L (8, PH) OBP: 0.227, SLG: 0.246	x 0-0 ② ③ G5-4-3 1-2f			BBBB 4-0 1B 1-2 1B BB	SSS 0-3 ③ K			SSS 0-3 ① K2-3	SSS 0-3 ③ K	2 2	1 0	0 0	0 0	1 0	1 2	3 2
Bob Montgomery, R (1, 2) OBP: 0.276, SLG: 0.357 Carlton Fisk, R (8, 2) OBP: 0.377, SLG: 0.509			SSS 0-3 ① K	x 0-0 1B 1-2 2-H 1B		x 0-0 SH5-3 2B		x 0-0 ② F8		3 1	0 0	2 0	1 0	0 0	1 0	0 0
Frank Duffy, R (1, 4) OBP: 0.304, SLG: 0.305			x 0-0 1B	x 0-0 ③ 1-3 2-H 1B		x 0-0 ① SH5-3 2-3		H 1-0 1B HBP		2	0	2	1	0	0	0

Inning Stats																		
	R: 0	H: 0	R: 0	H: 0	R: 0	H: 1	R: 3	H: 4	R: 2	H: 2	R: 0	H: 1	R: 1	H: 1	R: 0	H: 1	R: 0	H: 1
	E: 0	LOB: 1	E: 0	LOB: 0	E: 0	LOB: 1	E: 0	LOB: 2	E: 1	LOB: 2	E: 0	LOB: 1	E: 0	LOB: 0	E: 0	LOB: 2	E: 1	LOB: 2
	K: 0	BB: 1	K: 0	BB: 1	K: 2	BB: 0	K: 0	BB: 1	K: 1	BB: 1	K: 0	BB: 0	K: 2	BB: 0	K: 2	BB: 0	K: 1	BB: 0
	S: 3	P: 7	S: 2	P: 6	S: 8	P: 8	S: 6	P: 10	S: 8	P: 12	S: 4	P: 4	S: 8	P: 8	S: 8	P: 9	S: 7	P: 7

	1B: 7	SF: 0	WP: 0	PA: 43
	2B: 2	SAC: 1	PB: 0	
	3B: 0	DP: 1	SB: 0	
	HR: 2	HBP: 1	CS: 0	

PITCHER		IP	WLS	BF	H	R	ER	SO	BB	IBB	HBP	BLK	WP	HR	S	P	ERA	WHIP
Jerry Garvin, L ERA: 5.94	(1, 1)	6.0		30	9	6	6	3	4	0	0	0	0	2	32	48	9.00	2.167
Victor Cruz, R ERA: 0.91	(7, 1)	3.0	W	13	2	0	0	5	0	0	1	0	0	0	22	23	0.00	0.667

PITCHER	IP	WLS	BF	H	R	ER	SO	BB	IBB	HBP	BLK	WP	HR	S	P	ERA	WHIP

AB	37
R	6
H	11
RBI	6
BB	4
SO	8
LOB	20

Batter	1	2	3	4	5	6	7	8	9	AB	R	H	RBI	BB	SO	LOB
Dell Alston, L (1, 9) OBP: 0.264, SLG: 0.248	x 0-0 ① F5		x 0-0 ③ F8		x 0-0 1-3 SF4-1-2 1B		x 0-0 ① FC2-5 BB 1-2 2-3f 1B		x 0-0 ① 4-3	4	0	1	0	0	0	2
Glenn Burke, R (8, 7) OBP: 0.253, SLG: 0.271										1	0	0	0	0	0	0
Dave Revering, L (1, 3) OBP: 0.309, SLG: 0.415	x 0-0 1B			S S S 0-3 ① K	x 0-0 ② ③ SF4-1-2 2-H 3-H		B B B 4-0 1B 1B 1-2 2-3 BB		x 0-0 ② 3-1	3	1	1	1	1	1	0
Rico Carty, R (1, 10) OBP: 0.353, SLG: 0.525	x 0-0 ② F7			x 0-0 1B BB 1B		x 0-0 HR	x 0-0 ② PO 1B 1-3 2-H 3-H 1B		x 0-0 ③ 6-3	5	1	3	2	0	0	1
Mitchell Page, L (1, 7) OBP: 0.361, SLG: 0.460	x 0-0 ③ F9			x 0-0 ② F9		x 0-0 ① F9	x 0-0 1-2 3-H 1B			4	0	1	1	0	0	2
Tony Armas, R (7, 8) OBP: 0.252, SLG: 0.274										0	0	0	0	0	0	0
Bruce Robinson, L (1, 2) OBP: 0.350, SLG: 0.368		S S S 0-3 ① K		B B B 4-0 1B 1-2 BB		S S S 0-3 ② K	0-0 ③ PO 2-3	x 0-0 HR		2	0	0	0	1	2	0
Jim Essian, R (7, 2) OBP: 0.332, SLG: 0.303										1	1	1	1	0	0	0
Mario Guerrero, R (1, 6) OBP: 0.312, SLG: 0.362		B B B B 4-0 CS BB		x 0-0 1-2 2-3 1B		x 0-0 1B		x 0-0 FC6-4 1B		3	0	3	0	1	0	0
Wayne Gross, L (1, 5) OBP: 0.310, SLG: 0.326		S S S 0-3 ② K		x 0-0 ③ G3		x 0-0 ③ G3		S S S 0-3 ① K		4	0	0	0	0	2	6
Joe Wallis, S (1, 8) (7, 7) OBP: 0.332, SLG: 0.412		0-0 ③ CS 1-2	S S S 0-3 ① K		x 0-0 ① 6-3		x 0-0 FC2-5 SH 1B	x 0-0 ② F8		4	0	1	0	0	1	1
Miguel Dilone, S (8, 9) OBP: 0.303, SLG: 0.274										0	0	0	0	0	0	0
Mike Edwards, R (1, 4) OBP: 0.301, SLG: 0.328			x 0-0 ② F7		x 0-0 1B SF4-1-2 1B		x 0-0 SH BB FC2-5 1-2 1B	x 0-0 ③ FC6-4 1-2f		3	2	1	0	0	0	1
Inning Stats	R: 0 E: 0 K: 0 S: 4 H: 1 LOB: 1 BB: 0 P: 4	R: 0 E: 0 K: 2 S: 6 H: 0 LOB: 0 BB: 1 P: 10	R: 0 E: 0 K: 1 S: 5 H: 0 LOB: 0 BB: 0 P: 5	R: 0 E: 0 K: 1 S: 7 H: 2 LOB: 3 BB: 1 P: 11	R: 1 E: 0 K: 0 S: 4 H: 2 LOB: 0 BB: 0 P: 4	R: 1 E: 0 K: 1 S: 7 H: 2 LOB: 1 BB: 0 P: 7	R: 2 E: 1 K: 0 S: 5 H: 3 LOB: 1 BB: 1 P: 9	R: 1 E: 0 K: 1 S: 7 H: 2 LOB: 1 BB: 0 P: 7	R: 0 E: 0 K: 0 S: 3 H: 0 LOB: 0 BB: 0 P: 3	1B: 10 2B: 1 3B: 0 HR: 2	SF: 1 SAC: 1 DP: 1 HBP: 0						

TOP

Oakland Athletics @ Boston Red Sox

Fenway Park, Boston, MA

Fri Sep 01 1978, 7:05 PM EDT

Att. 30,156 - Unknown - 70 F

livebaseballscorecards.com

AB	34
R	5
H	12
RBI	5
BB	3
SO	6
LOB	13

WP: 0 PB: 0 SB: 0 CS: 1 PA: 41

PITCHER		IP	WLS	BF	H	R	ER	SO	BB	IBB	HBP	BLK	WP	HR	S	P	ERA	WHIP
Luis Tiant, R ERA: 3.36	(1, 1)	5.0	L	21	6	2	2	4	2	0	0	0	0	1	27	35	3.60	1.600
Tom Burgmeier, L ERA: 4.11	(6, 1)	1.1		8	2	2	1	1	1	0	0	0	0	0	9	13	6.75	2.250
Dick Drago, R ERA: 3.41	(7, 1)	0.1		2	2	0	0	0	0	0	0	0	0	0	2	2	0.00	6.000
Bill Lee, L ERA: 3.6	(7, 1)	2.1		8	2	1	1	1	0	0	0	0	0	1	10	10	3.86	0.857

PITCHER	IP	WLS	BF	H	R	ER	SO	BB	IBB	HBP	BLK	WP	HR	S	P	ERA	WHIP

Oakland Athletics @ Boston Red Sox

Fenway Park, Boston, MA

Fri Sep 01 1978, 7:05 PM EDT

Att. 30,156 - Unknown - 70 F

BOTTOM

Batter	1	2	3	4	5	6	7	8	9	AB	R	H	RBI	BB	SO	LOB
Rick Burleson, R (1, 6) OBP: 0.298, SLG: 0.341	E6 BB E FC4-6	BLK 1B			2-3		F4		1B	5	1	2	0	0	0	1
Jack Brohamer, L (1, 4) OBP: 0.309, SLG: 0.348	FC3 FC4-6 BB 1-2	F8 1-2			F9		BB BB		F7	4	0	0	0	1	0	3
Jim Rice, R (1, 7) OBP: 0.382, SLG: 0.615	FC4-6 1-2 2-3 BB		F8		1-3		1-2 BB			2	0	0	0	2	0	0
Carl Yastrzemski, L (1, 10) OBP: 0.382, SLG: 0.421	FC4-6 BB 1-2f 2-3 3-H		F9			G3	4-3			4	0	0	1	0	0	5
Carlton Fisk, R (1, 2) OBP: 0.378, SLG: 0.509	F6		K			PB 4-3 1B		G4-6-3 1B		4	0	2	0	0	1	2
Fred Lynn, L (1, 8) OBP: 0.376, SLG: 0.501	BB 1-2	2B				4-3 1-2		G4-6-3 1-2f		3	0	1	0	1	0	2
Garry Hancock, L (1, 9) OBP: 0.214, SLG: 0.232	1-3	F7				K 2-3		F5		4	0	0	0	0	1	5
George Scott, R (1, 3) OBP: 0.327, SLG: 0.423		F8		6-3			WP 2B		K	4	0	1	0	0	1	1
Butch Hobson, R (1, 5) OBP: 0.324, SLG: 0.422		K		5-3			F9 2-3		K	4	0	0	0	0	2	2
Inning Stats	R: 1 E: 2 K: 0 S: 5 H: 0 LOB: 3 BB: 2 P: 13	R: 0 E: 0 K: 1 S: 6 H: 1 LOB: 1 BB: 0 P: 6	R: 0 E: 0 K: 1 S: 5 H: 0 LOB: 0 BB: 0 P: 5	R: 0 E: 0 K: 0 S: 4 H: 1 LOB: 1 BB: 0 P: 4	R: 0 E: 0 K: 0 S: 3 H: 0 LOB: 0 BB: 0 P: 3	R: 0 E: 0 K: 1 S: 6 H: 1 LOB: 1 BB: 0 P: 6	R: 0 E: 0 K: 0 S: 4 H: 1 LOB: 3 BB: 2 P: 12	R: 0 E: 0 K: 0 S: 3 H: 1 LOB: 0 BB: 0 P: 3	R: 0 E: 0 K: 2 S: 8 H: 1 LOB: 1 BB: 0 P: 8	1B: 4 2B: 2 3B: 0 HR: 0 SF: 0 SAC: 0 DP: 1 HBP: 0						

livebaseballscorecards.com

	AB	34
	R	1
	H	6
	RBI	1
	BB	4
	SO	5
	LOB	21

WP: 1 PB: 1 SB: 0 CS: 0 PA: 38

PITCHER		IP	WLS	BF	H	R	ER	SO	BB	IBB	HBP	BLK	WP	HR	S	P	ERA	WHIP
Matt Keough, R ERA: 2.95	(1, 1)	6.2	W	30	4	1	0	3	4	0	0	1	1	0	32	48	0.00	1.200
Bob Lacey, L ERA: 3.02	(7, 1)	0.1		1	0	0	0	0	0	0	0	0	0	0	1	1	0.00	0.000
Dave Heaverlo, R ERA: 3.17	(8, 1)	2.0		7	2	0	0	2	0	0	0	0	0	0	11	11	0.00	1.000

PITCHER	IP	WLS	BF	H	R	ER	SO	BB	IBB	HBP	BLK	WP	HR	S	P	ERA	WHIP

Batter	1	2	3	4	5	6	7	8	9	AB	R	H	RBI	BB	SO	LOB
Dell Alston, L (1, 9) OBP: 0.255, SLG: 0.239	F9	F7			4-3		F8		F6	5	0	0	0	0	0	3
Dave Revering, L (1, 3) OBP: 0.308, SLG: 0.415	G3		F2		4-3		1B 2B 1-H		2B	4	0	1	1	0	0	0
Darrell Woodard, R (7, PR)										0	1	0	0	0	0	0
Jeff Newman, R (7, 3) OBP: 0.293, SLG: 0.355										1	0	1	0	0	0	0
Miguel Dilone, S (9, PR) OBP: 0.303, SLG: 0.274										0	0	0	0	0	0	0
Wayne Gross, L (9, 3) OBP: 0.310, SLG: 0.326										0	0	0	0	0	0	0
Rico Carty, R (1, 10) OBP: 0.356, SLG: 0.524	1B 1B		K		5-3		1B BB		G5-4-3 IBB	3	1	1	0	2	1	0
Mitchell Page, L (1, 7) OBP: 0.362, SLG: 0.460	1-2 1B		4-3			4-3	E 1B 1B 1-3 2-H		G5-4-3 1-2f	4	1	2	1	0	0	0
Jim Essian, R (7, 2) OBP: 0.331, SLG: 0.302										1	0	0	0	0	0	2
Bruce Robinson, L (1, 2) OBP: 0.386, SLG: 0.390	4-3			FC1-5 1B BB		1B	1B 1-H 3-H			3	0	2	2	1	0	2
Tony Armas, R (7, 8) OBP: 0.252, SLG: 0.274										0	0	0	0	0	0	0
Mario Guerrero, R (1, 6) OBP: 0.311, SLG: 0.361		6-3		FC1-5 1B 1-2 1B		F8	L9			4	0	1	0	0	0	3
Taylor Duncan, R (1, 5) OBP: 0.292, SLG: 0.345		F9		FC1-5 1B 1-2 2-3f		K		K		4	0	0	0	0	2	3
Joe Wallis, S (1, 8) OBP: 0.334, SLG: 0.415 (7, 7)		1B BB		F6			FC2-5 2B	F8		3	0	1	0	1	0	2
Mike Edwards, R (1, 4) OBP: 0.303, SLG: 0.330		1-2 1B		1-2 2-H 1B			FC2-5 E S 2B 2-3	F4		4	1	2	0	0	0	1

TOP

Oakland Athletics @ Boston Red Sox

Fenway Park, Boston, MA

Sat Sep 02 1978, 7:05 PM EDT

Att. 33,051 - Unknown - 76 F

livebaseballscorecards.com

	AB	R	H	RBI	BB	SO	LOB
	36	4	11	4	4	3	16

Inning Stats																														
	R: 0	H: 2		R: 0	H: 1		R: 0	H: 0		R: 0	H: 2		R: 0	H: 0		R: 0	H: 1		R: 4	H: 4		R: 0	H: 0		R: 0	H: 1		1B: 8	SF: 0		WP: 0	PA: 40
	E: 0	LOB: 2		E: 0	LOB: 2		E: 0	LOB: 0		E: 0	LOB: 2		E: 0	LOB: 0		E: 0	LOB: 1		E: 1	LOB: 2		E: 0	LOB: 0		E: 0	LOB: 1		2B: 3	SAC: 0		PB: 0	
	K: 0	BB: 0		K: 0	BB: 1		K: 1	BB: 0		K: 0	BB: 1		K: 0	BB: 0		K: 1	BB: 0		K: 0	BB: 1		K: 1	BB: 0		K: 0	BB: 1		3B: 0	DP: 1		SB: 1	
	S: 5	P: 5		S: 4	P: 8		S: 5	P: 5		S: 4	P: 8		S: 3	P: 3		S: 6	P: 6		S: 7	P: 11		S: 5	P: 5		S: 3	P: 7		HR: 0	HBP: 0		CS: 0	

PITCHER	IP	WLS	BF	H	R	ER	SO	BB	IBB	HBP	BLK	WP	HR	S	P	ERA	WHIP
Mike Torrez, R (1, 1) ERA: 4.0	9.0	L	40	11	4	3	3	3	1	0	0	0	0	42	58	3.00	1.556

PITCHER	IP	WLS	BF	H	R	ER	SO	BB	IBB	HBP	BLK	WP	HR	S	P	ERA	WHIP

BOTTOM

Oakland Athletics @ Boston Red Sox

Fenway Park, Boston, MA

Sat Sep 02 1978, 7:05 PM EDT

Att. 33,051 - Unknown - 76 F

livebaseballscorecards.com

Batter	1	2	3	4	5	6	7	8	9	AB	R	H	RBI	BB	SO	LOB
Rick Burleson, R (1, 6) OBP: 0.297, SLG: 0.339	4-3		6-3			BB, HBP	F9		FC4-6	4	0	0	0	0	0	3
Jack Brohamer, L (1, 4) OBP: 0.302, SLG: 0.339	F8			K		F8	F7		4-1	5	0	0	0	0	1	5
Jim Rice, R (1, 9) OBP: 0.386, SLG: 0.617	1B			CS, 1B		BB		PB, F9, WP, 1B		3	1	3	0	1	0	0
Carl Yastrzemski, L (1, 7) OBP: 0.379, SLG: 0.417	L8			F8		F6		F9		4	0	0	0	0	0	6
Carlton Fisk, R (1, 2) OBP: 0.375, SLG: 0.504		5-3			F7		E3, 2B, 1B	F3		4	1	0	0	0	0	1
Fred Lynn, L (1, 8) OBP: 0.377, SLG: 0.502		P7			L9		1B, 2B	FC6-4, BB		3	1	1	0	1	0	0
George Scott, R (1, 3) OBP: 0.326, SLG: 0.421		K			F9		FC5-4, 1B	FC6-4		4	0	1	2	0	1	1
Butch Hobson, R (1, 5) OBP: 0.323, SLG: 0.421			K			BB, HBP, 1B	FC5-4, HBP		K	4	0	1	0	0	2	1
Bob Bailey, R (1, 10) OBP: 0.340, SLG: 0.384 Jerry Remy, L (7, PR) OBP: 0.313, SLG: 0.350 Dwight Evans, R (9, PH) OBP: 0.345, SLG: 0.473 Garry Hancock, L (9, PR) OBP: 0.214, SLG: 0.232			K			F6	HBP		FC4-6, 1B	2 0 1 0	0 0 0 0	0 0 1 0	0 0 0 0	0 0 0 0	1 0 0 0	1 0 0 0
Inning Stats	R: 0 E: 0 K: 0 S: 4 H: 1 LOB: 1 BB: 0 P: 4	R: 0 E: 0 K: 1 S: 5 H: 0 LOB: 0 BB: 0 P: 5	R: 0 E: 0 K: 2 S: 7 H: 0 LOB: 0 BB: 0 P: 7	R: 0 E: 0 K: 1 S: 5 H: 1 LOB: 0 BB: 0 P: 5	R: 0 E: 0 K: 0 S: 3 H: 0 LOB: 0 BB: 0 P: 3	R: 0 E: 0 K: 0 S: 4 H: 1 LOB: 3 BB: 1 P: 9	R: 2 E: 1 K: 0 S: 6 H: 2 LOB: 2 BB: 0 P: 7	R: 1 E: 0 K: 0 S: 4 H: 1 LOB: 1 BB: 1 P: 8	R: 0 E: 0 K: 1 S: 6 H: 1 LOB: 1 BB: 0 P: 6	1B: 6 2B: 1 3B: 0 HR: 0	SF: 0 SAC: 0 DP: 0 HBP: 2			WP: 1 PB: 1 SB: 0 CS: 1	PA: 38		

	AB	34
	R	3
	H	7
	RBI	2
	BB	2
	SO	5
	LOB	18

PITCHER		IP	WLS	BF	H	R	ER	SO	BB	IBB	HBP	BLK	WP	HR	S	P	ERA	WHIP
Rick Langford, R ERA: 3.01	(1, 1)	6.0	W	24	4	2	1	4	1	0	1	0	0	0	30	35	1.50	0.833
Elias Sosa, R ERA: 2.6	(7, 1)	1.2		9	2	1	0	0	1	0	1	0	1	0	7	12	0.00	1.800
Dave Heaverlo, R ERA: 3.13	(8, 1)	1.1	S	5	1	0	0	1	0	0	0	0	0	0	7	7	0.00	0.750

PITCHER		IP	WLS	BF	H	R	ER	SO	BB	IBB	HBP	BLK	WP	HR	S	P	ERA	WHIP

Oakland Athletics @ Boston Red Sox

Fenway Park, Boston, MA

Sun Sep 03 1978, 3:33 AM EDT

Att. 29,029 - Unknown - 86 F

TOP

livebaseballscorecards.com

Batter	1	2	3	4	5	6	7	8	9	AB	R	H	RBI	BB	SO	LOB
Dell Alston, L (1, 9) OBP: 0.250, SLG: 0.234	F9	F6		6-3		G4-6-3 1-2f			5-3 1-2	3	0	0	0	0	0	2
Jeff Newman, R (6, PH) OBP: 0.292, SLG: 0.353										1	0	0	0	0	0	1
Tony Armas, R (6, 9) OBP: 0.251, SLG: 0.273										1	0	0	0	0	0	1
Dave Revering, L (1, 3) OBP: 0.307, SLG: 0.413	HR 1B		E3 FC6-4	K			3-1		F9	5	1	1	0	0	1	1
Rico Carty, R (1, 10) OBP: 0.354, SLG: 0.527	HR 1-H		FC6-4 2B 1-2f	F2			5-3		5-3	5	2	1	2	0	0	2
Mitchell Page, L (1, 7) OBP: 0.363, SLG: 0.463	K		2B 1-3		L4		S 1B			4	1	2	0	0	1	0
Bruce Robinson, L (1, 2) OBP: 0.375, SLG: 0.400	F9		2B 2-H 3-H		G3		4-3 1-2			4	1	1	2	0	0	1
Mario Guerrero, R (1, 6) OBP: 0.309, SLG: 0.358		F9	6-3		1-3			6-3		4	0	0	0	0	0	1
Taylor Duncan, R (1, 5) OBP: 0.298, SLG: 0.352		2B 1B	B B B 2B BB			F9 1B 2B		5-3		3	1	2	0	1	0	0
Joe Wallis, S (1, 8) OBP: 0.337, SLG: 0.423		1-3 2B	1-3 2-H 2B			F9 2-3		G3		4	0	2	1	0	0	1
Mike Edwards, R (1, 4) OBP: 0.305, SLG: 0.331		K	5-3			G4-6-3 3-H 1B			5-3 1B	4	0	2	1	0	1	4

	AB	R	H	RBI	BB	SO	LOB
	38	6	11	6	1	3	14

Inning Stats	1	2	3	4	5	6	7	8	9
R	2	0	3	0	0	1	0	0	0
E	0	0	1	0	0	0	0	0	0
K	1	1	0	1	0	0	0	0	0
S	7	7	7	5	3	4	4	3	4
H	2	2	3	0	0	2	1	0	1
LOB	0	2	2	0	0	0	1	0	1
BB	0	0	1	0	0	0	0	0	0
P	7	7	11	5	3	4	4	3	4

1B	5
2B	5
3B	0
HR	1
SF	0
SAC	0
DP	1
HBP	0
WP	0
PB	0
SB	1
CS	0
PA	39

PITCHER	IP	WLS	BF	H	R	ER	SO	BB	IBB	HBP	BLK	WP	HR	S	P	ERA	WHIP
Jim Wright, R (1, 1) ERA: 3.12	2.1		14	6	5	3	2	0	0	0	0	0	1	18	18	11.57	2.571
Bob Stanley, R (3, 1) ERA: 2.76	6.2	W	25	5	1	1	1	1	0	0	0	0	0	26	30	1.35	0.900

Batter	1	2	3	4	5	6	7	8	9	AB	R	H	RBI	BB	SO	LOB
Rick Burleson, R (1, 6) OBP: 0.298, SLG: 0.339	0-0 5-3 1B 1B	0-0 1-2 2B 1B		0-0 ① F9		0-0 ① F7		0-0 ② F7		5	2	2	0	0	0	1
Fred Lynn, L (1, 8) OBP: 0.381, SLG: 0.506	0-0 ① 5-3 1-2	0-0 1-H 2-H 2B		0-0 1-3 HR 1B		B B B B 4-0 BB		B B B B 4-0 1B 1B 1B BB		3	2	2	2	2	0	1
Jim Rice, R (1, 7) OBP: 0.387, SLG: 0.622	0-0 1B 1B 2-H 1B	0-0 ② 6-3		0-0 1-H 3-H HR		0-0 ② F6		0-0 1B 1B 1-2 1B		5	3	3	4	0	0	2
Carl Yastrzemski, L (1, 10) OBP: 0.379, SLG: 0.417	0-0 1-3 1B 1-3 BLK 1B	0-0 ③ F5		0-0 ② F9		S S S 0-3 ③ K		0-0 1B 1-2 2-3 E 1B		5	2	2	0	0	1	2
Carlton Fisk, R (1, 2) OBP: 0.379, SLG: 0.505	0-0 BLK 1-3 1-2 3-H 1B	B B B B 4-0 5-3 BB	B B B B 4-0 BB		S S S 0-3 ① K	0-0 E6 1-H 2-H 3-H 1B			3	0	2	3	2	1	0
George Scott, R (1, 3) OBP: 0.322, SLG: 0.414	0-0 ② 1-3 1-2 2-3	S S S 0-3 ① K	0-0 ③ F9			0-0 ② 4-3		0-0 ③ F4		5	0	0	0	0	1	5
Dwight Evans, R (1, 9) OBP: 0.344, SLG: 0.475 Garry Hancock, L (9, 9) OBP: 0.214, SLG: 0.232	0-0 ③ 6-3 2-3 3-H	0-0 ② 5-3 1-3		0-0 ① F2		0-0 3B				4 0	0 0	1 0	0 0	0 0	0 0	2 0
Butch Hobson, R (1, 5) OBP: 0.320, SLG: 0.416	0-0 ① L9	S S S 0-3 ③ K		S S S 0-3 ② K		S S S 0-3 ③ K				4	0	0	0	0	3	2
Jack Brohamer, L (1, 4) OBP: 0.306, SLG: 0.338	0-0 1B 2B 1B	B B B B 4-0 1B HR BB		0-0 ③ P7				S S S 0-3 ① K		3	2	1	0	1	1	0
Inning Stats	R: 3 E: 0 K: 0 S: 7 H: 4 LOB: 1 BB: 0 P: 7	R: 2 E: 0 K: 0 S: 6 H: 3 LOB: 1 BB: 0 P: 6	R: 0 E: 0 K: 2 S: 7 H: 0 LOB: 1 BB: 1 P: 11	R: 3 E: 0 K: 0 S: 5 H: 2 LOB: 1 BB: 2 P: 13	R: 0 E: 0 K: 1 S: 5 H: 0 LOB: 0 BB: 0 P: 5	R: 0 E: 0 K: 1 S: 5 H: 0 LOB: 1 BB: 1 P: 9	R: 0 E: 0 K: 2 S: 8 H: 1 LOB: 1 BB: 0 P: 8	R: 3 E: 1 K: 1 S: 8 H: 3 LOB: 1 BB: 1 P: 12		1B: 10 2B: 1 3B: 1 HR: 1	SF: 0 SAC: 0 DP: 0 HBP: 0					

PITCHER		IP	WLS	BF	H	R	ER	SO	BB	IBB	HBP	BLK	WP	HR	S	P	ERA	WHIP
Steve Renko, R ERA: 4.09	(1, 1)	1.1		10	6	5	5	0	0	0	0	1	0	0	10	10	33.75	4.500
Pete Broberg, R ERA: 4.8	(2, 1)	6.1	L	29	5	5	5	7	5	0	0	0	0	1	38	58	7.11	1.579
Bob Lacey, L ERA: 3.02	(8, 1)	0.0		1	1	0	0	0	0	0	0	0	0	0	1	1	∞	∞
Elias Sosa, R ERA: 2.59	(8, 1)	0.1		2	1	1	0	0	0	0	0	0	0	0	2	2	0.00	3.000

PITCHER	IP	WLS	BF	H	R	ER	SO	BB	IBB	HBP	BLK	WP	HR	S	P	ERA	WHIP

BOTTOM

Oakland Athletics @ Boston Red Sox

Fenway Park, Boston, MA

Sun Sep 03 1978, 3:33 AM EDT

Att. 29,029 - Unknown - 86 F

livebaseballscorecards.com

AB	37
R	11
H	13
RBI	9
BB	5
SO	7
LOB	15

Batter	1	2	3	4	5	6	7	8	9	AB	R	H	RBI	BB	SO	LOB
Rick Burleson, R (1, 6) OBP: 0.298, SLG: 0.339	0-0 2B HR 1B		0-0 F3 ①			S S S 0-3 K ①		x 0-0 L5 ③		4	1	1	0	0	1	1
Fred Lynn, L (1, 8) OBP: 0.380, SLG: 0.506	0-0 1-3 HR 2B		0-0 F9 ②			0-0 1-3 ②			x 0-0 F9 ①	4	1	1	0	0	0	0
Jim Rice, R (1, 7) OBP: 0.387, SLG: 0.625	0-0 2-H 3-H HR		0-0 6-3 ③			0-0 G3 ③			x 0-0 6-3 ②	4	1	1	3	0	0	0
Carl Yastrzemski, L (1, 10) OBP: 0.378, SLG: 0.415	0-0 F9 ①			0-0 G3 ①			0-0 4-3 ①		x 0-0 1B 1B	4	0	1	0	0	0	0
Carlton Fisk, R (1, 2) OBP: 0.378, SLG: 0.503	0-0 5-3 ②			0-0 F2 ②			0-0 4-3 ②		x 0-0 PO 1-2 1B	4	0	1	0	0	0	0
Dwight Evans, R (1, 9) OBP: 0.342, SLG: 0.472	0-0 F8 ③			S S S 0-3 K ③			S S S 0-3 K ③		0-0 PO ③ 1-2	3	0	0	0	0	2	0
George Scott, R (1, 3) OBP: 0.319, SLG: 0.411		x 0-0 5-3 ①			x 0-0 F9 ①			x 0-0 F8 ①		3	0	0	0	0	0	0
Butch Hobson, R (1, 5) OBP: 0.318, SLG: 0.413		S S S 0-3 K ②			x 0-0 5-3 ②			x 0-0 F9 ②		3	0	0	0	0	1	0
Frank Duffy, R (1, 4) OBP: 0.305, SLG: 0.306		x 0-0 6-3 ③			x 0-0 F8 ③			x 0-0 1B		3	0	1	0	0	0	0
Inning Stats	R: 3 H: 3 E: 0 LOB: 0 K: 0 BB: 0 S: 6 P: 6	R: 0 H: 0 E: 0 LOB: 0 K: 1 BB: 0 S: 5 P: 5	R: 0 H: 0 E: 0 LOB: 0 K: 0 BB: 0 S: 3 P: 3	R: 0 H: 0 E: 0 LOB: 0 K: 1 BB: 0 S: 5 P: 5	R: 0 H: 0 E: 0 LOB: 0 K: 0 BB: 0 S: 3 P: 3	R: 0 H: 0 E: 0 LOB: 0 K: 1 BB: 0 S: 5 P: 5	R: 0 H: 0 E: 0 LOB: 0 K: 1 BB: 0 S: 5 P: 5	R: 0 H: 1 E: 0 LOB: 1 K: 0 BB: 0 S: 4 P: 4	R: 0 H: 2 E: 0 LOB: 1 K: 0 BB: 0 S: 4 P: 4	1B: 4 SF: 0 2B: 1 SAC: 0 3B: 0 DP: 0 HR: 1 HBP: 0							

TOP

Boston Red Sox @ Baltimore Orioles

Memorial Stadium, Baltimore, MD

Mon Sep 04 1978, 7:05 PM EDT

Unknown

livebaseballscorecards.com

AB	32
R	3
H	6
RBI	3
BB	0
SO	4
LOB	1

WP: 0 PA: 33
PB: 0
SB: 0
CS: 0

PITCHER		IP	WLS	BF	H	R	ER	SO	BB	IBB	HBP	BLK	WP	HR	S	P	ERA	WHIP
Scott McGregor, L ERA: 3.47	(1, 1)	8.2	W	32	6	3	3	4	0	0	0	0	0	1	40	40	3.12	0.692
Don Stanhouse, R ERA: 2.98	(9, 1)	0.1	S	0	0	0	0	0	0	0	0	0	0	0	0	0	0.00	0.000

PITCHER		IP	WLS	BF	H	R	ER	SO	BB	IBB	HBP	BLK	WP	HR	S	P	ERA	WHIP

BOTTOM

Boston Red Sox @ Baltimore Orioles

Memorial Stadium, Baltimore, MD

Mon Sep 04 1978, 7:05 PM EDT

Unknown

livebaseballscorecards.com

Batter	1	2	3	4	5	6	7	8	9	AB	R	H	RBI	BB	SO	LOB
Larry Harlow, L (1, 8) OBP: 0.319, SLG: 0.344	HR	F8			4-3		E9 1B	1B		5	1	3	1	0	0	0
Pat Kelly, L (1, 7) OBP: 0.347, SLG: 0.397	K		K		K		6-3 1B 2-H	4-1		4	1	1	0	0	3	0
Andres Mora, R (8, PH) OBP: 0.274, SLG: 0.379										0	0	0	0	0	0	0
Terry Crowley, L (8, PH) OBP: 0.298, SLG: 0.250										1	0	0	0	0	0	3
Mike Anderson, R (9, 7) OBP: 0.188, SLG: 0.172										0	0	0	0	0	0	0
Ken Singleton, S (1, 9) OBP: 0.404, SLG: 0.474	2B E BB	F3				1B 2B 1B	6-3 2-3			3	2	1	0	1	0	1
Carlos Lopez, R (8, 9) OBP: 0.286, SLG: 0.358										0	0	0	0	0	0	0
Eddie Murray, S (1, 3) OBP: 0.353, SLG: 0.500	1-3 2B		4-3			1-2 2B 1B	3-H 1B			4	1	3	1	0	0	0
Lee May, R (1, 10) OBP: 0.291, SLG: 0.416	E9 3-H			1B 1B		1-H 2-H 2B	F7			4	0	2	2	0	0	2
Doug DeCinces, R (1, 5) OBP: 0.330, SLG: 0.501	K			K		K		K		4	0	0	0	0	4	4
Billy Smith, S (1, 4) OBP: 0.335, SLG: 0.376	4-3			G5-4-3 1-2 1B		IBB		1B 5-3 1B		3	0	2	0	1	0	2
Rick Dempsey, R (1, 2) OBP: 0.326, SLG: 0.354		F7		G5-4-3 1-2f		K		5-3 1-2		4	0	0	0	0	1	5
Kiko Garcia, R (1, 6) OBP: 0.312, SLG: 0.402		K			K	G1		1B IBB		2	0	0	0	0	2	0
Al Bumbry, L (6, PH) OBP: 0.349, SLG: 0.373										1	0	0	0	0	0	2
Mark Belanger, R (7, 6) OBP: 0.300, SLG: 0.247										0	0	0	0	1	0	0
Inning Stats	R: 2 E: 1 K: 2 S: 10 H: 2 LOB: 2 BB: 1 P: 14	R: 0 E: 0 K: 1 S: 5 H: 0 LOB: 0 BB: 0 P: 5	R: 0 E: 0 K: 1 S: 5 H: 0 LOB: 0 BB: 0 P: 5	R: 0 E: 0 K: 1 S: 6 H: 2 LOB: 1 BB: 0 P: 6	R: 0 E: 0 K: 2 S: 7 H: 0 LOB: 0 BB: 0 P: 7	R: 2 E: 0 K: 2 S: 10 H: 3 LOB: 2 BB: 1 P: 14	R: 1 E: 1 K: 0 S: 5 H: 3 LOB: 1 BB: 0 P: 5	R: 0 E: 0 K: 1 S: 7 H: 2 LOB: 3 BB: 1 P: 11		1B: 9 2B: 2 3B: 0 HR: 1	SF: 0 SAC: 0 DP: 1 HBP: 0						

	AB	35
	R	5
	H	12
	RBI	4
	BB	3
	SO	10
	LOB	19

WP: 0 PB: 0 SB: 0 CS: 0 PA: 38

PITCHER	IP	WLS	BF	H	R	ER	SO	BB	IBB	HBP	BLK	WP	HR	S	P	ERA	WHIP
Dennis Eckersley, R (1, 1) ERA: 3.19	6.1	L	29	9	5	4	9	1	1	0	0	0	1	45	53	5.68	1.579
Andy Hassler, L (7, 1) ERA: 3.89	1.1		8	3	0	0	1	0	1	0	0	0	0	9	13	0.00	2.250
Dick Drago, R (8, 1) ERA: 3.39	0.1		1	0	0	0	0	0	0	0	0	0	0	1	1	0.00	0.000

PITCHER	IP	WLS	BF	H	R	ER	SO	BB	IBB	HBP	BLK	WP	HR	S	P	ERA	WHIP

Batter	1	2	3	4	5	6	7	8	9	AB	R	H	RBI	BB	SO	LOB
Rick Burleson, R (1, 6) OBP: 0.297, SLG: 0.338	F9		CS 1B			F7		6-3 1-2		4	0	1	0	0	0	1
Fred Lynn, L (1, 8) OBP: 0.379, SLG: 0.503	1B		F8			F9		F8		4	0	1	0	0	0	3
Jim Rice, R (1, 7) OBP: 0.386, SLG: 0.621	K		K 1-2			FC6-4 BB		K		3	0	0	0	1	3	4
Carl Yastrzemski, L (1, 10) OBP: 0.375, SLG: 0.411	F3			F3		FC6-4 1-2f			K	4	0	0	0	0	1	2
Carlton Fisk, R (1, 2) OBP: 0.377, SLG: 0.501		2B 1B		5-3			E8 SH5-4		5-3	4	1	1	0	0	0	0
Jack Brohamer, L (1, 4) (8, 5) OBP: 0.306, SLG: 0.335		F7		G3			SH5-4 2-3		BB	2	0	0	0	1	0	1
Dwight Evans, R (1, 9) OBP: 0.341, SLG: 0.472		1-H 2B			F9		K		K	4	0	1	1	0	2	2
George Scott, R (1, 3) OBP: 0.317, SLG: 0.407		L3			F9		F3			3	0	0	0	0	0	2
Butch Hobson, R (1, 5) OBP: 0.318, SLG: 0.413		5-3			6-3			6-3 1B		3	0	1	0	0	0	1
Jerry Remy, L (8, PR) (8, 4) OBP: 0.313, SLG: 0.350										0	0	0	0	0	0	0
Inning Stats	R: 0 E: 0 K: 1 S: 6 H: 1 LOB: 1 BB: 0 P: 6	R: 1 E: 0 K: 0 S: 5 H: 2 LOB: 1 BB: 0 P: 5	R: 0 E: 0 K: 1 S: 5 H: 1 LOB: 1 BB: 0 P: 5	R: 0 E: 0 K: 0 S: 3 H: 0 LOB: 0 BB: 0 P: 3	R: 0 E: 0 K: 0 S: 3 H: 0 LOB: 0 BB: 0 P: 3	R: 0 E: 0 K: 0 S: 3 H: 0 LOB: 1 BB: 1 P: 7	R: 0 E: 1 K: 1 S: 6 H: 0 LOB: 1 BB: 0 P: 6	R: 0 E: 0 K: 1 S: 6 H: 1 LOB: 2 BB: 0 P: 6	R: 0 E: 0 K: 2 S: 7 H: 0 LOB: 1 BB: 1 P: 11	1B: 4 2B: 2 3B: 0 HR: 0 SF: 0 SAC: 1 DP: 1 HBP: 0	WP: 0 PB: 0 SB: 0 CS: 1 PA: 34					

PITCHER	IP	WLS	BF	H	R	ER	SO	BB	IBB	HBP	BLK	WP	HR	S	P	ERA	WHIP
Jim Palmer, R (1, 1) ERA: 2.48	8.0	W	30	5	1	1	4	1	0	0	0	0	0	37	41	1.12	0.750
Don Stanhouse, R (9, 1) ERA: 2.94	1.0	S	4	0	0	0	2	1	0	0	0	0	0	7	11	0.00	1.000

PITCHER	IP	WLS	BF	H	R	ER	SO	BB	IBB	HBP	BLK	WP	HR	S	P	ERA	WHIP

TOP

Boston Red Sox @ Baltimore Orioles

Memorial Stadium, Baltimore, MD

Tue Sep 05 1978, 7:05 PM EDT

Att. 15,644 - Unknown

livebaseballscorecards.com

AB	31
R	1
H	5
RBI	1
BB	2
SO	6
LOB	16

Batter	1	2	3	4	5	6	7	8	9	AB	R	H	RBI	BB	SO	LOB
Kiko Garcia, R (1, 6) OBP: 0.310, SLG: 0.397 Mark Belanger, R (8, 6) OBP: 0.300, SLG: 0.247	4-3 S 1B		F9		6-3		K			4 0	0 0	1 0	0 0	0 0	1 0	2 0
Rich Dauer, R (1, 4) OBP: 0.308, SLG: 0.370	F4 1-2		6-3			E BB	F7			3	0	0	0	1	0	3
Ken Singleton, S (1, 9) OBP: 0.403, SLG: 0.471 Larry Harlow, L (8, PR) OBP: 0.319, SLG: 0.344 (9, 8)	4-3 2-3			6-3		L6 1-3		1B 2B BB		3 0	0 1	0 0	0 0	1 0	0 0	2 0
Eddie Murray, S (1, 3) OBP: 0.352, SLG: 0.498	6-3			E5 1B		6-3		1-2 2B 1B		4	1	1	0	0	0	2
Doug DeCinces, R (1, 5) OBP: 0.329, SLG: 0.499		K		1-2 1B		F9		K		4	0	1	0	0	2	3
Lee May, R (1, 10) OBP: 0.293, SLG: 0.421		BB		F9			HR	F9		3	1	1	1	1	0	4
Andres Mora, R (1, 7) OBP: 0.271, SLG: 0.374 Mike Dimmel, R (7, PR) (8, 7) Terry Crowley, L (8, PH) OBP: 0.306, SLG: 0.273 Mike Anderson, R (9, 7) OBP: 0.188, SLG: 0.172		K		K			E5 6-3 1B	1-H 2-H 2B		3 0 1 0	0 1 0 0	0 0 1 0	0 0 2 0	0 0 0 0	2 0 0 0	3 0 0 0
Rick Dempsey, R (1, 2) OBP: 0.323, SLG: 0.350		F4			F5		6-3 2-3	K		4	0	0	0	0	1	4
Carlos Lopez, R (1, 8) OBP: 0.287, SLG: 0.357 (9, 9)			K		F3		3-H 1B			3	0	1	1	0	1	0
Inning Stats	R: 0 H: 1 E: 0 LOB: 1 K: 0 BB: 0 S: 4 P: 4	R: 0 H: 0 E: 0 LOB: 1 K: 2 BB: 1 S: 7 P: 11	R: 0 H: 0 E: 0 LOB: 0 K: 1 BB: 0 S: 5 P: 5	R: 0 H: 1 E: 1 LOB: 2 K: 1 BB: 0 S: 7 P: 7	R: 0 H: 0 E: 0 LOB: 0 K: 0 BB: 0 S: 3 P: 3	R: 0 H: 0 E: 1 LOB: 1 K: 0 BB: 1 S: 3 P: 7	R: 2 H: 2 E: 1 LOB: 2 K: 1 BB: 0 S: 8 P: 8	R: 2 H: 2 E: 0 LOB: 2 K: 2 BB: 1 S: 9 P: 13		1B: 4 SF: 0 2B: 1 SAC: 0 3B: 0 DP: 0 HR: 1 HBP: 0						WP: 0 PA: 35 PB: 0 SB: 1 CS: 0	

PITCHER		IP	WLS	BF	H	R	ER	SO	BB	IBB	HBP	BLK	WP	HR	S	P	ERA	WHIP
Bobby Sprowl, L ERA: 3.86	(1, 1)	7.0	L	31	5	4	3	5	3	0	0	0	0	1	38	50	3.86	1.143
Dick Drago, R ERA: 3.34	(8, 1)	1.0		4	1	0	0	2	0	0	0	0	0	0	8	8	0.00	1.000

PITCHER	IP	WLS	BF	H	R	ER	SO	BB	IBB	HBP	BLK	WP	HR	S	P	ERA	WHIP

BOTTOM

Boston Red Sox @ Baltimore Orioles

Memorial Stadium, Baltimore, MD

Tue Sep 05 1978, 7:05 PM EDT

Att. 15,644 - Unknown

livebaseballscorecards.com

AB	32
R	4
H	6
RBI	4
BB	3
SO	7
LOB	23

Batter	1	2	3	4	5	6	7	8	9	AB	R	H	RBI	BB	SO	LOB
Rick Burleson, R (1, 6) OBP: 0.295, SLG: 0.335	F7			6-3		F4		5-3		4	0	0	0	0	0	1
Fred Lynn, L (1, 8) OBP: 0.376, SLG: 0.499	4-3			E6 CS			4-3		3-1	4	0	0	0	0	0	0
Jim Rice, R (1, 7) OBP: 0.385, SLG: 0.618	6-3			F8 1-2			BBBB 4-0 HR BB		F7	3	1	0	0	1	0	1
Carl Yastrzemski, L (1, 10) OBP: 0.374, SLG: 0.417		F6			4-3		0-0 HR 1-H		F7	4	1	1	2	0	0	0
Carlton Fisk, R (1, 2) OBP: 0.377, SLG: 0.500		F8			FC4-6 1B		6-3			3	0	1	0	0	0	0
Jack Brohamer, L (1, 4) OBP: 0.302, SLG: 0.330 Jerry Remy, L (7, 4) OBP: 0.313, SLG: 0.350		4-3			FC4-6 1-2f		F8			3 0	0 0	0 0	0 0	0 0	0 0	1 0
Dwight Evans, R (1, 9) OBP: 0.341, SLG: 0.470			SSS K		F8			BBBB 4-0 F9 SH3-4 BB		2	0	0	0	1	1	1
George Scott, R (1, 3) OBP: 0.315, SLG: 0.405			4-3			SSS K		0-0 SH3-4 1-2		2	0	0	0	0	1	0
Butch Hobson, R (1, 5) OBP: 0.316, SLG: 0.410			L8			6-3		0-0 F9 2-3		3	0	0	0	0	0	1
Inning Stats	R: 0 E: 0 K: 0 S: 3 H: 0 LOB: 0 BB: 0 P: 3	R: 0 E: 0 K: 0 S: 3 H: 0 LOB: 0 BB: 0 P: 3	R: 0 E: 0 K: 1 S: 5 H: 0 LOB: 0 BB: 0 P: 5	R: 0 E: 1 K: 0 S: 3 H: 0 LOB: 0 BB: 0 P: 3	R: 0 E: 0 K: 0 S: 4 H: 1 LOB: 1 BB: 0 P: 4	R: 0 E: 0 K: 1 S: 5 H: 0 LOB: 0 BB: 0 P: 5	R: 2 E: 0 K: 0 S: 4 H: 1 LOB: 0 BB: 1 P: 8	R: 0 E: 0 K: 0 S: 3 H: 0 LOB: 1 BB: 1 P: 7	R: 0 E: 0 K: 0 S: 3 H: 0 LOB: 0 BB: 0 P: 3	1B: 1 2B: 0 3B: 0 HR: 1 SF: 0 SAC: 1 DP: 0 HBP: 0						

PITCHER	IP	WLS	BF	H	R	ER	SO	BB	IBB	HBP	BLK	WP	HR	S	P	ERA	WHIP
Dennis Martinez, R (1, 1) ERA: 3.87	9.0	L	31	2	2	2	2	2	0	0	0	0	1	33	41	2.00	0.444

PITCHER	IP	WLS	BF	H	R	ER	SO	BB	IBB	HBP	BLK	WP	HR	S	P	ERA	WHIP

TOP

Boston Red Sox @ Baltimore Orioles

Memorial Stadium, Baltimore, MD

Wed Sep 06 1978, 7:05 PM EDT

Att. 11,251 - Unknown

livebaseballscorecards.com

AB	28
R	2
H	2
RBI	2
BB	2
SO	2
LOB	5

WP: 0 PB: 0 SB: 0 CS: 1 PA: 31

Batter	1	2	3	4	5	6	7	8	9	AB	R	H	RBI	BB	SO	LOB
Larry Harlow, L (1, 8) OBP: 0.316, SLG: 0.341	6-3		K			K		4-3		4	0	0	0	0	2	0
Rich Dauer, R (1, 4) OBP: 0.307, SLG: 0.369	E5 (F8, BB)		G4-6-3, 1B			L6			K	4	0	1	0	0	1	0
Ken Singleton, S (1, 9) OBP: 0.402, SLG: 0.467	BB (1-2)		G4-6-3 (1-2f)			4-3			F7	3	0	0	0	1	0	1
Eddie Murray, S (1, 3) OBP: 0.350, SLG: 0.494	F8 (2-3)			F5			G3		F8	4	0	0	0	0	0	2
Pat Kelly, L (1, 7) OBP: 0.343, SLG: 0.392	F7			F6			F5			3	0	0	0	0	0	2
Terry Crowley, L (1, 10) OBP: 0.307, SLG: 0.275		F6		F8			1B			3	0	1	0	0	0	0
Doug DeCinces, R (1, 5) OBP: 0.327, SLG: 0.495		F2			F7		K			3	0	0	0	0	1	1
Rick Dempsey, R (1, 2) OBP: 0.323, SLG: 0.348		BB (E, S)			F7			G3		2	0	0	0	1	0	0
Kiko Garcia, R (1, 6) OBP: 0.303, SLG: 0.388		F9 (1-3)			F8			K		3	0	0	0	0	1	1
Inning Stats	R: 0 E: 1 K: 0 S: 4 H: 0 LOB: 2 BB: 1 P: 8	R: 0 E: 0 K: 0 S: 3 H: 0 LOB: 1 BB: 1 P: 7	R: 0 E: 0 K: 1 S: 5 H: 1 LOB: 0 BB: 0 P: 5	R: 0 E: 0 K: 0 S: 3 H: 0 LOB: 0 BB: 0 P: 3	R: 0 E: 0 K: 0 S: 3 H: 0 LOB: 0 BB: 0 P: 3	R: 0 E: 0 K: 1 S: 5 H: 0 LOB: 0 BB: 0 P: 5	R: 0 E: 0 K: 1 S: 6 H: 1 LOB: 1 BB: 0 P: 6	R: 0 E: 0 K: 1 S: 5 H: 0 LOB: 0 BB: 0 P: 5	R: 0 E: 0 K: 1 S: 5 H: 0 LOB: 0 BB: 0 P: 5	1B: 2 2B: 0 3B: 0 HR: 0	SF: 0 SAC: 0 DP: 1 HBP: 0						

PITCHER	IP	WLS	BF	H	R	ER	SO	BB	IBB	HBP	BLK	WP	HR	S	P	ERA	WHIP
Luis Tiant, R (1, 1) ERA: 3.19	9.0	W	31	2	0	0	5	2	0	0	0	0	0	39	47	0.00	0.444

PITCHER	IP	WLS	BF	H	R	ER	SO	BB	IBB	HBP	BLK	WP	HR	S	P	ERA	WHIP

BOTTOM

Boston Red Sox @ Baltimore Orioles

Memorial Stadium, Baltimore, MD

Wed Sep 06 1978, 7:05 PM EDT

Att. 11,251 - Unknown

livebaseballscorecards.com

AB	29
R	0
H	2
RBI	0
BB	2
SO	5
LOB	7

WP: 0 PB: 0 SB: 1 CS: 0 PA: 31

Batter	1	2	3	4	5	6	7	8	9	AB	R	H	RBI	BB	SO	LOB
Mickey Rivers, L (1, 8) OBP: 0.297, SLG: 0.400	K	1B BB 1-2 2-H 1B	6-3 2-3	2B 1-2 BB		4-3		F8		4	1	1	1	1	1	2
Paul Blair, R (7, 8) OBP: 0.236, SLG: 0.272										1	0	0	0	0	0	0
Willie Randolph, R (1, 4) OBP: 0.378, SLG: 0.358	E5 1B 1B	1B 1-2 2-3 BB	1B 3-H 1B	1-H 2-H 3-H 2B		HBP 3-H 1B		K		5	1	3	5	1	1	0
Thurman Munson, R (1, 2) OBP: 0.329, SLG: 0.378										3	1	3	1	1	0	0
Mike Heath, R (6, PR) OBP: 0.291, SLG: 0.313 (6, 2)	1B 1-2 SF8 1B	1-2 2-3 3-H 1B	1-3 1B	BB		HBP 1-2		2B 1B		1	1	1	0	0	0	0
Reggie Jackson, L (1, 10) OBP: 0.364, SLG: 0.473	1-3 2-H 1B	K	F2	K		F6		1-H 1B 2B		4	0	1	1	0	2	7
Cliff Johnson, R (6, PH) OBP: 0.308, SLG: 0.342										2	1	1	1	0	0	2
Chris Chambliss, L (1, 3) OBP: 0.333, SLG: 0.398	SF8 3-H	F9		SH 1B 1B		K		2-H 1B		4	1	1	1	0	1	7
Jim Spencer, L (8, PH) OBP: 0.306, SLG: 0.461 (8, 3)				G3						1	0	1	1	0	0	0
Graig Nettles, L (1, 5) OBP: 0.344, SLG: 0.458	1-3	K		SH 1-2 1B	G3		F6		2B	5	1	1	0	0	1	4
Fred Stanley, R (8, 5) OBP: 0.333, SLG: 0.294										1	0	1	0	0	0	0
Lou Piniella, R (1, 9) OBP: 0.360, SLG: 0.430 (6, 7)		1B 1B 1B	1B 1-3 2B	SH 1B 1-2 2-3 2B	F6		K		F8	5	3	2	0	0	1	1
Roy White, S (1, 7) OBP: 0.333, SLG: 0.404	1-3 1B 1B	6-3 1-3 2-3 1B	1-3 2-H 3-H BB 2B	L9			BB	6-3		4	3	3	2	0	0	0
Gary Thomasson, L (6, 9) OBP: 0.301, SLG: 0.365										1	0	0	0	1	0	1
Bucky Dent, R (1, 6) OBP: 0.300, SLG: 0.332	BB 1-2 3-H 1B	1-2 3-H 1-3	K			3B	F8		F7	6	2	2	2	0	1	5
Inning Stats	R: 2 E: 1 K: 1 S: 8 H: 2 LOB: 1 BB: 0 P: 8	R: 3 E: 0 K: 2 S: 12 H: 5 LOB: 3 BB: 1 P: 16	R: 2 E: 0 K: 0 S: 7 H: 4 LOB: 2 BB: 0 P: 7	R: 5 E: 1 K: 2 S: 12 H: 4 LOB: 2 BB: 2 P: 20	R: 0 E: 0 K: 0 S: 3 H: 0 LOB: 0 BB: 0 P: 3	R: 1 E: 0 K: 1 S: 7 H: 2 LOB: 2 BB: 0 P: 8	R: 0 E: 0 K: 1 S: 5 H: 0 LOB: 1 BB: 1 P: 9	R: 2 E: 0 K: 1 S: 7 H: 3 LOB: 1 BB: 0 P: 7	R: 0 E: 0 K: 0 S: 4 H: 1 LOB: 1 BB: 0 P: 4	1B: 16 2B: 4 3B: 1 HR: 0 SF: 1 SAC: 1 DP: 0 HBP: 1						

TOP

New York Yankees @ Boston Red Sox

Fenway Park, Boston, MA

Thu Sep 07 1978, 7:05 PM EDT

Att. 34,119 - Unknown - 60 F

livebaseballscorecards.com

AB	47
R	15
H	21
RBI	15
BB	4
SO	8
LOB	29

PITCHER		IP	WLS	BF	H	R	ER	SO	BB	IBB	HBP	BLK	WP	HR	S	P	ERA	WHIP
Mike Torrez, R ERA: 4.11	(1, 1)	1.0	L	10	6	5	3	1	0	0	0	0	0	0	12	12	27.00	6.000
Andy Hassler, L ERA: 4.28	(2, 1)	2.0		14	7	4	4	2	1	0	0	0	0	0	17	21	18.00	4.000
Dick Drago, R ERA: 3.55	(4, 1)	4.0		21	4	4	3	4	3	0	1	0	0	0	25	38	6.75	1.750
Bill Campbell, R ERA: 4.2	(8, 1)	2.0		9	4	2	2	1	0	0	0	0	0	0	11	11	9.00	2.000

PITCHER	IP	WLS	BF	H	R	ER	SO	BB	IBB	HBP	BLK	WP	HR	S	P	ERA	WHIP

WP: 0	PB: 0	SB: 0	CS: 0	PA: 54													

BOTTOM

Batter	1	2	3	4	5	6	7	8	9	AB	R	H	RBI	BB	SO	LOB
Rick Burleson, R (1, 6) OBP: 0.296, SLG: 0.338	0-0 2B		0-0 ② F6		0-0 1B 1B		0-0 ① 4-3 2-3		0-0 ③ 4-3	5	0	2	0	0	0	1
Fred Lynn, L (1, 8) OBP: 0.375, SLG: 0.496	0-0 ① F8		4-0 BB		0-3 ② K		0-0 ② 4-3 3-H			3	0	0	1	1	1	2
Jim Rice, R (1, 10) OBP: 0.384, SLG: 0.616	0-0 ② 5-3		0-3 ③ K		0-0 ② FC4-6 1-2 1B		0-0 ③ 1-3			4	0	1	0	0	1	2
Carl Yastrzemski, L (1, 7) OBP: 0.374, SLG: 0.421 Garry Hancock, L (7, 7) OBP: 0.225, SLG: 0.257	0-0 ③ F3			0-0 HR 3B	0-0 ③ FC4-6 1-2f			0-0 FC3-6 2B		3 1	1 0	1 1	0 0	0 0	0 0	3 0
Carlton Fisk, R (1, 2) OBP: 0.379, SLG: 0.510 Bob Montgomery, R (5, 2) OBP: 0.290, SLG: 0.345		0-0 4-3 2B		0-0 3-H HR		0-3 ① K		4-0 FC3-6 BB		2 1	1 0	2 0	2 0	0 1	0 1	0 0
Jack Brohamer, L (1, 4) OBP: 0.296, SLG: 0.324		0-0 ① 4-3 2-3		0-0 ① F8		0-0 ② P7		0-0 ① FC3-6 G6-4-3 1-2f 2-3		4	0	0	0	0	0	3
Dwight Evans, R (1, 9) OBP: 0.338, SLG: 0.466		0-0 ② F3		0-0 ② 6-3		0-0 E6		0-0 ② G6-4-3 ③ 1-2f		4	0	0	0	0	0	3
George Scott, R (1, 3) OBP: 0.312, SLG: 0.400		0-0 ③ F9		0-0 ③ 4-3		0-3 ③ K			0-0 ① 6-3	4	0	0	0	0	1	2
Butch Hobson, R (1, 5) OBP: 0.316, SLG: 0.408			0-0 ① 5-3		0-3 ① K		0-0 E7 4-3 4-3 1B		0-0 ② 6-3	4	1	1	0	0	1	0
Inning Stats	R: 0 E: 0 K: 0 S: 4 H: 1 LOB: 1 BB: 0 P: 4	R: 0 E: 0 K: 0 S: 4 H: 1 LOB: 1 BB: 0 P: 4	R: 0 E: 0 K: 1 S: 5 H: 0 LOB: 1 BB: 1 P: 9	R: 2 E: 0 K: 0 S: 5 H: 2 LOB: 0 BB: 0 P: 5	R: 0 E: 0 K: 2 S: 9 H: 2 LOB: 2 BB: 0 P: 9	R: 0 E: 1 K: 2 S: 8 H: 0 LOB: 1 BB: 0 P: 8	R: 1 E: 1 K: 0 S: 4 H: 1 LOB: 0 BB: 0 P: 4	R: 0 E: 0 K: 0 S: 3 H: 1 LOB: 1 BB: 1 P: 7	R: 0 E: 0 K: 0 S: 3 H: 0 LOB: 0 BB: 0 P: 3	1B: 3 2B: 3 3B: 1 HR: 1	SF: 0 SAC: 0 DP: 1 HBP: 0						

PITCHER		IP	WLS	BF	H	R	ER	SO	BB	IBB	HBP	BLK	WP	HR	S	P	ERA	WHIP
Catfish Hunter, R ERA: 3.7	(1, 1)	3.0		13	3	1	1	1	1	0	0	0	0	0	14	18	3.00	1.333
Ken Clay, R ERA: 4.39	(4, 1)	6.0	W	24	5	2	1	4	1	0	0	0	0	1	31	35	1.50	1.000

PITCHER	IP	WLS	BF	H	R	ER	SO	BB	IBB	HBP	BLK	WP	HR	S	P	ERA	WHIP

New York Yankees @ Boston Red Sox

Fenway Park, Boston, MA

Thu Sep 07 1978, 7:05 PM EDT

Att. 34,119 - Unknown - 60 F

livebaseballscorecards.com

AB	35
R	3
H	8
RBI	3
BB	2
SO	5
LOB	16

1B: 3 SF: 0
2B: 3 SAC: 0
3B: 1 DP: 1
HR: 1 HBP: 0

WP: 0 PA: 37
PB: 0
SB: 0
CS: 0

New York Yankees @ Boston Red Sox

Fenway Park, Boston, MA

Fri Sep 08 1978, 7:05 PM EDT

Att. 33,134 - Unknown - 66 F

TOP

livebaseballscorecards.com

Batter	1	2	3	4	5	6	7	8	9	AB	R	H	RBI	BB	SO	LOB
Mickey Rivers, L (1, 8) OBP: 0.301, SLG: 0.404	E S E 1B	BB HR 1B	1B 1B		P9 1-2		P7	FC6-4 1-2f		3	2	3	0	0	0	0
Paul Blair, R (3, PR) OBP: 0.230, SLG: 0.265 (3, 8)										3	0	0	0	0	0	3
Willie Randolph, R (1, 4) OBP: 0.380, SLG: 0.359	E6 6-3 1B 1-H	F8	G6-4-3 1-2 1B		1B 2-H		BBBB BB		5-3	4	1	2	1	1	0	1
Fred Stanley, R (7, 4) OBP: 0.331, SLG: 0.292										1	0	0	0	0	0	0
Thurman Munson, R (1, 2) OBP: 0.328, SLG: 0.375	F7	BBBB HR BB 1-2	G6-4-3 1-2f		SSS K		F8		F9	4	1	0	0	1	1	5
Mike Heath, R (8, 2) OBP: 0.287, SLG: 0.309										1	0	0	0	0	0	0
Reggie Jackson, L (1, 10) OBP: 0.364, SLG: 0.479	6-3 1-2	HR 1-H 2-H		SSS K		SSS K		5-3	F8	3	1	1	3	0	1	1
Cliff Johnson, R (6, PH) OBP: 0.303, SLG: 0.335										3	0	0	0	0	1	0
Chris Chambliss, L (1, 3) OBP: 0.333, SLG: 0.398	1B 2-H	E 2B 1B		F8		E9 1B		E3 G3 1B		5	3	2	1	0	0	0
Jim Spencer, L (8, 3) OBP: 0.306, SLG: 0.461										0	0	0	0	0	0	0
Graig Nettles, L (1, 5) OBP: 0.343, SLG: 0.455	G3	E1 2B 1-2		F9		4-3 2-H 1B		G3 1-2		5	0	1	1	0	0	3
Dennis Sherrill, R (8, 5)										0	0	0	0	0	0	0
Lou Piniella, R (1, 9) OBP: 0.364, SLG: 0.449		1B 3B			HR	4-3 1-2		1B 1B 2-H 1B		4	2	3	2	0	0	1
(6, 7)		1-3 2-H 2B														
Gary Thomasson, L (8, PH) OBP: 0.303, SLG: 0.368 (8, 7)										1	1	1	1	0	0	0
Roy White, S (1, 7) OBP: 0.335, SLG: 0.406		E S SF7 1B 3-H			E 1B 1B	F9		1B 1-3 1B		4	2	2	1	0	0	3
Jay Johnstone, L (6, 9) OBP: 0.286, SLG: 0.264		F7								1	0	1	0	0	0	0
Bucky Dent, R (1, 6) OBP: 0.298, SLG: 0.331	SF7 1-H	F8			F8	5-3		FC6-4 1-2 3-H 1B		4	0	1	2	0	0	1
Domingo Ramos, R (9, 6)										0	0	0	0	0	0	0

	AB	46
	R	13
	H	17
	RBI	12
	BB	2
	SO	3
	LOB	18

Inning Stats	1	2	3	4	5	6	7	8	9
	R: 2 E: 1 K: 0 S: 6	H: 2 LOB: 1 BB: 0 P: 6	R: 6 E: 1 K: 0 S: 10	H: 6 LOB: 2 BB: 1 P: 14	R: 0 E: 0 K: 0 S: 4	H: 2 LOB: 2 BB: 0 P: 4	R: 0 E: 0 K: 1 S: 5	H: 0 LOB: 0 BB: 0 P: 5	R: 2 E: 1 K: 1 S: 8	H: 3 LOB: 1 BB: 0 P: 8	R: 1 E: 1 K: 1 S: 7	H: 1 LOB: 1 BB: 0 P: 7	R: 0 E: 0 K: 0 S: 3	H: 0 LOB: 1 BB: 1 P: 7	R: 2 E: 1 K: 0 S: 7	H: 3 LOB: 2 BB: 0 P: 7	R: 0 E: 0 K: 0 S: 3	H: 0 LOB: 0 BB: 0 P: 3

1B: 13	SF: 1	WP: 0	PA: 49
2B: 1	SAC: 0	PB: 0	
3B: 1	DP: 1	SB: 2	
HR: 2	HBP: 0	CS: 0	

PITCHER		IP	WLS	BF	H	R	ER	SO	BB	IBB	HBP	BLK	WP	HR	S	P	ERA	WHIP
Jim Wright, R ERA: 3.25	(1, 1)	1.1	L	9	4	4	2	0	0	0	0	0	0	0	9	9	13.50	3.000
Tom Burgmeier, L ERA: 4.59	(2, 1)	0.2		8	4	4	3	0	1	0	0	0	0	1	7	11	40.50	7.500
Bill Lee, L ERA: 3.5	(3, 1)	7.0		32	9	5	1	3	1	0	0	0	0	1	37	41	1.29	1.429

PITCHER		IP	WLS	BF	H	R	ER	SO	BB	IBB	HBP	BLK	WP	HR	S	P	ERA	WHIP

BOTTOM

New York Yankees @ Boston Red Sox

Fenway Park, Boston, MA

Fri Sep 08 1978, 7:05 PM EDT

Att. 33,134 - Unknown - 66 F

livebaseballscorecards.com

Batter	1	2	3	4	5	6	7	8	9	AB	R	H	RBI	BB	SO	LOB
Rick Burleson, R (1, 6) OBP: 0.296, SLG: 0.337	K		4-3			K			HBP 1B 1B	4	1	1	0	0	2	0
Fred Lynn, L (1, 8) OBP: 0.374, SLG: 0.496	2B			F7			F5		F7	4	0	1	0	0	0	1
Jim Rice, R (1, 10) OBP: 0.385, SLG: 0.614	F9			1-3			G3-6-1 1B		1B 1-2 1B HBP	3	1	1	0	0	0	1
Carl Yastrzemski, L (1, 7) OBP: 0.371, SLG: 0.417	K			4-3			G3-6-1 1-2f		F7	4	0	0	0	0	1	4
Carlton Fisk, R (1, 2) OBP: 0.380, SLG: 0.509		F4			6-3			BB	1B 1-2 2-H 1B	3	0	1	1	1	0	0
Jack Brohamer, L (1, 4) OBP: 0.296, SLG: 0.322		K			F8			K	1-3 2-H 1B	4	0	1	1	0	2	1
Dwight Evans, R (1, 9) OBP: 0.337, SLG: 0.464		F9			K			1-3 1B	4-3	2	0	0	0	0	1	0
Garry Hancock, L (7, 9) OBP: 0.233, SLG: 0.264										2	0	1	0	0	0	2
George Scott, R (1, 3) OBP: 0.309, SLG: 0.397			L9			F9		K		3	0	0	0	0	1	2
Butch Hobson, R (1, 5) OBP: 0.314, SLG: 0.406			6-3			F9		K		3	0	0	0	0	1	2

AB	32
R	2
H	6
RBI	2
BB	1
SO	8
LOB	13

Inning Stats	1	2	3	4	5	6	7	8	9	1B: 5	SF: 0	WP: 0	PA: 34
R	0	0	0	0	0	0	0	0	2	2B: 1	SAC: 0	PB: 0	
E	0	0	0	0	0	0	0	0	0	3B: 0	DP: 1	SB: 0	
H	1	0	0	0	0	0	1	1	3	HR: 0	HBP: 1	CS: 0	
LOB	1	0	0	0	0	0	0	2	2				
K	2	1	3	3	0	1	0	3	6				
BB	0	0	0	0	0	0	0	1	0				
P	8	5	3	3	5	5	3	14	7				
S	8	5	3	3	5	5	3	10	6				

PITCHER		IP	WLS	BF	H	R	ER	SO	BB	IBB	HBP	BLK	WP	HR	S	P	ERA	WHIP
Jim Beattie, R	(1, 1)	8.2	W	33	6	2	0	8	1	0	1	0	0	0	47	52	0.00	0.808
ERA: 3.7																		
Ron Davis, R	(9, 1)	0.1		1	0	0	0	0	0	0	0	0	0	0	1	1	0.00	0.000
ERA: 54.0																		

PITCHER	IP	WLS	BF	H	R	ER	SO	BB	IBB	HBP	BLK	WP	HR	S	P	ERA	WHIP

New York Yankees @ Boston Red Sox

Fenway Park, Boston, MA

Sat Sep 09 1978, 3:33 AM EDT

Att. 33,611 - Unknown - 63 F

TOP

livebaseballscorecards.com

Batter	1	2	3	4	5	6	7	8	9	AB	R	H	RBI	BB	SO	LOB
Mickey Rivers, L (1, 8) OBP: 0.300, SLG: 0.403	F4		F2	WP, 1B; 2-H 3-H; 1B		1-3		1B		4	1	1	2	0	0	0
Paul Blair, R (6, 8) OBP: 0.236, SLG: 0.271										1	0	1	0	0	0	0
Willie Randolph, R (1, 4) OBP: 0.383, SLG: 0.359	B5-3		K	1B; PB; 2-3; BB		BB		1-2; 1B		3	1	1	0	2	1	0
Thurman Munson, R (1, 2) OBP: 0.330, SLG: 0.376	HBP			F7-4-3; 1B; PB; 1B		F7		F8		4	0	2	1	0	0	3
Reggie Jackson, L (1, 10) OBP: 0.362, SLG: 0.474	K			F7-4-3; BB		5-3		K		4	0	0	0	1	2	5
Chris Chambliss, L (1, 3) OBP: 0.332, SLG: 0.398		F8		2B; F8			K		F7	5	1	1	0	0	1	2
Graig Nettles, L (1, 5) OBP: 0.343, SLG: 0.454		1B		2B; E; IBB	3-1		F9		F2	4	1	1	0	1	0	0
Lou Piniella, R (1, 9) OBP: 0.367, SLG: 0.453		K		E; 1-3 2-H; 2B	F9		1B		FC5; HBP; 1B	5	1	3	1	0	1	1
Roy White, S (1, 7) OBP: 0.334, SLG: 0.401		6-3		E; 1B; IBB	E5; FC5-4		F8		1-2; HBP	3	1	0	0	1	0	2
Jay Johnstone, L (7, 7) OBP: 0.291, SLG: 0.264										0	0	0	0	0	0	0
Bucky Dent, R (1, 6) OBP: 0.297, SLG: 0.329			F8	E7; 1-3 2-H 3-H; 1B	FC5-4; 1-2f			F5	FC5; 2-3f	5	1	1	2	0	0	3

	AB	38
	R	7
	H	11
	RBI	6
	BB	5
	SO	5
	LOB	16

Inning Stats	1	2	3	4	5	6	7	8	9
	R: 0 E: 0 K: 1 S: 5	H: 0 LOB: 1 BB: 0 P: 6	R: 0 E: 0 K: 1 S: 6	H: 1 LOB: 1 BB: 0 P: 6	R: 0 E: 0 K: 1 S: 5	H: 0 LOB: 0 BB: 0 P: 5	R: 7 E: 1 K: 0 S: 8	H: 6 LOB: 2 BB: 4 P: 24	R: 0 E: 1 K: 0 S: 4	H: 0 LOB: 1 BB: 0 P: 4
	R: 0 E: 0 K: 0 S: 3	H: 0 LOB: 1 BB: 1 P: 7	R: 0 E: 0 K: 1 S: 6	H: 1 LOB: 1 BB: 0 P: 6	R: 0 E: 0 K: 1 S: 7	H: 2 LOB: 2 BB: 0 P: 7	R: 0 E: 0 K: 0 S: 4	H: 1 LOB: 2 BB: 0 P: 5	1B: 9 2B: 3 3B: 0 HR: 0	SF: 0 SAC: 0 DP: 1 HBP: 2	WP: 1 PB: 1 SB: 0 CS: 0	PA: 45

PITCHER		IP	WLS	BF	H	R	ER	SO	BB	IBB	HBP	BLK	WP	HR	S	P	ERA	WHIP
Dennis Eckersley, R ERA: 3.38	(1, 1)	3.2	L	21	7	7	6	3	1	2	1	0	1	0	23	36	14.73	2.182
Tom Burgmeier, L ERA: 4.15	(4, 1)	5.1		24	4	0	0	2	2	0	1	0	0	0	25	34	0.00	1.125

PITCHER		IP	WLS	BF	H	R	ER	SO	BB	IBB	HBP	BLK	WP	HR	S	P	ERA	WHIP

Batter	1	2	3	4	5	6	7	8	9	AB	R	H	RBI	BB	SO	LOB
Rick Burleson, R (1, 6) OBP: 0.297, SLG: 0.337	G3 SH1-3 1B		BBBB 4-0 SH3-4 BB		SSS 0-3 ③ K			x 0-0 ③ 1-3		3	0	1	0	1	1	0
Fred Lynn, L (1, 8) OBP: 0.373, SLG: 0.494	x 0-0 ① SH1-3 1-2		x 0-0 ① SH3-4 1-2			x 0-0 ① P8			x 0-0 ① F7	2	0	0	0	0	0	0
Jim Rice, R (1, 9) OBP: 0.384, SLG: 0.612	x 0-0 G3 1B		x 0-0 ② 6-3			x 0-0 ② 5-3			x 0-0 E6 BB	4	0	1	0	0	0	1
Carl Yastrzemski, L (1, 7) OBP: 0.368, SLG: 0.413	x 0-0 ② G3 1-2 2-3		x 0-0 ③ 4-3			x 0-0 ③ F8			x 0-0 ② P9	4	0	0	0	0	0	4
Carlton Fisk, R (1, 2) OBP: 0.381, SLG: 0.507	SSS 0-3 ③ K			BBBB 4-0 G6-4-3 BB			x 0-0 ① 4-3		BBBB 4-0 1-2 BB	2	0	0	0	2	1	2
Bob Bailey, R (1, 10) OBP: 0.336, SLG: 0.371		BBBB 4-0 SH3 BB		x 0-0 ①② G6-4-3 1-2f			x 0-0 ② P9		x 0-0 ③ F9	3	0	0	0	1	0	3
George Scott, R (1, 3) OBP: 0.308, SLG: 0.394		x 0-0 ① SH3 1-2		x 0-0 ③ 4-3			x 0-0 ③ 5-3			2	0	0	0	0	0	0
Butch Hobson, R (1, 5) OBP: 0.312, SLG: 0.403		x 0-0 ② F2			SSS 0-3 ① K			x 0-0 ① F9		3	0	0	0	0	1	1
Frank Duffy, R (1, 4) OBP: 0.296, SLG: 0.297		SSS 0-3 ③ K			SSS 0-3 ② K			x 0-0 ② F6		3	0	0	0	0	2	1
Inning Stats	R: 0 H: 2 E: 0 LOB: 2 K: 1 BB: 0 S: 7 P: 7	R: 0 H: 0 E: 0 LOB: 1 K: 1 BB: 1 S: 5 P: 9	R: 0 H: 0 E: 0 LOB: 1 K: 0 BB: 1 S: 3 P: 7	R: 0 H: 0 E: 0 LOB: 0 K: 0 BB: 1 S: 2 P: 6	R: 0 H: 0 E: 0 LOB: 0 K: 3 BB: 0 S: 9 P: 9	R: 0 H: 0 E: 0 LOB: 0 K: 0 BB: 0 S: 3 P: 3	R: 0 H: 0 E: 0 LOB: 0 K: 0 BB: 0 S: 3 P: 3	R: 0 H: 0 E: 0 LOB: 0 K: 0 BB: 1 S: 3 P: 3	R: 0 H: 0 E: 1 LOB: 2 K: 0 BB: 1 S: 4 P: 8	1B: 2 SF: 0 2B: 0 SAC: 3 3B: 0 DP: 1 HR: 0 HBP: 0						WP: 0 PA: 33 PB: 0 SB: 0 CS: 0	

PITCHER	IP	WLS	BF	H	R	ER	SO	BB	IBB	HBP	BLK	WP	HR	S	P	ERA	WHIP
Ron Guidry, L (1, 1) ERA: 1.77	9.0	W	33	2	0	0	5	4	0	0	0	0	0	39	55	0.00	0.667

PITCHER	IP	WLS	BF	H	R	ER	SO	BB	IBB	HBP	BLK	WP	HR	S	P	ERA	WHIP

BOTTOM

New York Yankees @ Boston Red Sox

Fenway Park, Boston, MA

Sat Sep 09 1978, 3:33 AM EDT
Att. 33,611 - Unknown - 63 F

livebaseballscorecards.com

AB	26
R	0
H	2
RBI	0
BB	4
SO	5
LOB	12

New York Yankees @ Boston Red Sox

Fenway Park, Boston, MA

Sun Sep 10 1978, 3:33 AM EDT

Att. 32,786 - Unknown - 68 F

TOP

livebaseballscorecards.com

Batter	1	2	3	4	5	6	7	8	9	AB	R	H	RBI	BB	SO	LOB
Mickey Rivers, L (1, 8) OBP: 0.299, SLG: 0.399	BBBB 4-0 G6-4-3 S 1B BB	SSS 0-3 ① K 1-2		x 0-0 ① 1-3		x 0-0 ① F7	x 0-0 ③ F8		x 0-0 ② FC6-4 1-2f 2-3	4	1	0	0	1	1	3
Paul Blair, R (8, 8) OBP: 0.234, SLG: 0.269										1	0	0	0	0	0	2
Willie Randolph, R (1, 4) OBP: 0.386, SLG: 0.360	BBBB 4-0 G6-4-3 1-2 BB	x 0-0 4-3 1B 2-3 1B		x 0-0 1B 1B SF9 1B		BBB 4-0 E S BB		x 0-0 ① 6-3	x 0-0 ③ F6	4	2	2	0	2	0	2
Thurman Munson, R (1, 2) OBP: 0.332, SLG: 0.378	x 0-0 ①② G6-4-3 1-2f 2-3	x 0-0 4-3 1-2 1B 1B		x 0-0 SF9 1B 1-2 1B		SSS 0-3 ② K 1-3		x 0-0 FC3-6 1B		5	0	3	0	0	1	3
Reggie Jackson, L (1, 10) OBP: 0.362, SLG: 0.473	x 0-0 BB BB 1B 3-H 1B	x 0-0 ② 4-3 1-2 2-3 3-H		x 0-0 CS 1-2 2-3 1B		SSS 0-3 ③ K		x 0-0 ② FC3-6 BB 1-2f		5	1	2	2	0	1	4
Lou Piniella, R (1, 9) OBP: 0.372, SLG: 0.456	BBBB 4-0 BB 1B 1-2 BB	x 0-0 ③ 2-H 3-H 1B		x 0-0 ② SF9 2-3 3-H			x 0-0 1B 1B 1B	BBBB 4-0 1-2 BB		2	2	2	2	2	0	0
Chris Chambliss, L (1, 3) OBP: 0.331, SLG: 0.395	BBBB 4-0 1B 1-2 2-3 BB		x 0-0 ① F7	0-0 ③ CS 1-2	x 0-0 ① F8		x 0-0 ① F8	x 0-0 ③ G3		4	0	0	0	1	0	3
Graig Nettles, L (1, 5) OBP: 0.347, SLG: 0.456	x 0-0 FC3-6 1-3 2-H 3-H 1B		x 0-0 1B 1B		BBB 4-0 1B BB		x 0-0 1-3 1B 1B		x 0-0 ① 4-3	4	0	3	2	1	0	0
Roy White, S (1, 7) OBP: 0.342, SLG: 0.406	x 0-0 ③ FC3-6 1-2f		x 0-0 G6-4-3 1-2 1B		x 0-0 G6-4-3 1-2 1B		x 0-0 1B 1B	BBBB 4-0 FC6-4 1B BB		4	0	3	0	1	0	2
Bucky Dent, R (1, 6) OBP: 0.301, SLG: 0.333		x 0-0 1B S 4-3 1B	x 0-0 ②③ G6-4-3 1-2f		x 0-0 ②③ G6-4-3 1-2f		x 0-0 ② 1-3 2-H 3-H 1B		x 0-0 FC6-4 1-2 1B	5	1	3	1	0	0	4

Inning Stats																																		
	R: 3	E: 0	K: 0	S: 4	H: 2	LOB: 2	BB: 4	P: 20	R: 2	E: 0	K: 1	S: 8	H: 4	LOB: 2	BB: 0	P: 8	R: 0	E: 0	K: 0	S: 4	H: 2	LOB: 1	BB: 0	P: 4	R: 1	E: 0	K: 0	S: 5	H: 3	LOB: 1	BB: 0	P: 5	R: 0	E: 0	K: 0	S: 3	H: 1	LOB: 1	BB: 1	P: 7
	R: 0	E: 0	K: 2	S: 7	H: 0	LOB: 1	BB: 1	P: 11	R: 1	E: 0	K: 0	S: 6	H: 4	LOB: 2	BB: 0	P: 6	R: 0	E: 0	K: 0	S: 4	H: 1	LOB: 2	BB: 1	P: 8	R: 0	E: 0	K: 0	S: 4	H: 1	LOB: 2	BB: 1	P: 8	1B: 18	2B: 0	3B: 0	HR: 0	SF: 1	SAC: 0	DP: 3	HBP: 0	WP: 0	PB: 0	SB: 3	CS: 1	PA: 48

PITCHER		IP	WLS	BF	H	R	ER	SO	BB	IBB	HBP	BLK	WP	HR	S	P	ERA	WHIP
Bobby Sprowl, L ERA: 7.04	(1, 1)	0.2	L	6	1	3	3	0	4	0	0	0	0	0	2	18	40.50	7.500
Bob Stanley, R ERA: 2.92	(1, 1)	3.0		17	10	3	3	1	0	0	0	0	0	0	19	19	9.00	3.333
Andy Hassler, L ERA: 4.24	(4, 1)	2.2		12	4	1	1	2	2	0	0	0	0	0	14	22	3.38	2.250
Dick Drago, R ERA: 3.53	(7, 1)	0.1		1	1	0	0	0	0	0	0	0	0	0	1	1	0.00	3.000
Bill Lee, L ERA: 3.46	(7, 1)	2.1		11	2	0	0	0	2	0	0	0	0	0	9	17	0.00	1.714

PITCHER	IP	WLS	BF	H	R	ER	SO	BB	IBB	HBP	BLK	WP	HR	S	P	ERA	WHIP

AB	38
R	7
H	18
RBI	7
BB	8
SO	3
LOB	23

Batter	1	2	3	4	5	6	7	8	9	AB	R	H	RBI	BB	SO	LOB
Rick Burleson, R (1, 6) OBP: 0.297, SLG: 0.335	BBBB 4-0 L3 BB		x 0-0 5-3 ③		x 0-0 5-3 ③		x 0-0 P8 ③			3	0	0	0	1	0	2
Fred Lynn, L (1, 8) OBP: 0.374, SLG: 0.499	x 0-0 L3 ①② 1-2			BBBB 4-0 BB 2B BB		x 0-0 HR		SSS 0-3 K ①		3	2	1	1	1	1	1
Jim Rice, R (1, 10) OBP: 0.382, SLG: 0.608	SSS 0-3 K ③			x 0-0 P8 ①		x 0-0 F7 ①		x 0-0 6-3 ②		4	0	0	0	0	1	1
Carl Yastrzemski, L (1, 7) OBP: 0.367, SLG: 0.410		x 0-0 L8 ①		BBBB 4-0 2B SF7 1-2 BB		x 0-0 L9 ②		x 0-0 G3 ③		3	1	0	0	1	0	0
Carlton Fisk, R (1, 2) OBP: 0.380, SLG: 0.507		x 0-0 5-3 ②		x 0-0 SF7 1-3 2-H 2B		x 0-0 6-3 ③			x 0-0 F4 ①	4	0	1	1	0	0	0
Garry Hancock, L (1, 9) OBP: 0.221, SLG: 0.253		x 0-0 6-3 ③		x 0-0 SF7 ② 2-3 3-H			x 0-0 1-3 ①		SSS 0-3 K ②	3	0	0	1	0	1	0
George Scott, R (1, 3) OBP: 0.310, SLG: 0.392			SSS 0-3 K ①	x 0-0 5-3 ③			BBBB 4-0 2B E BB		BBBB 4-0 1B BB	2	1	0	0	2	1	1
Butch Hobson, R (1, 5) OBP: 0.314, SLG: 0.406			x 0-0 2B		SSS 0-3 K ①		x 0-0 F7 ②		x 0-0 1-3 1B	4	0	2	0	0	1	1
Jerry Remy, L (1, 4) OBP: 0.312, SLG: 0.349			x 0-0 L8 ②		x 0-0 B1-3 ②		x 0-0 E3 1-H 2B		x 0-0 F7 ③	2	0	0	0	0	0	1
Jack Brohamer, L (7, PH) (8, 4) OBP: 0.297, SLG: 0.329										2	0	1	0	0	0	2
Inning Stats	R: 0 E: 0 K: 1 S: 4 H: 0 LOB: 0 BB: 1 P: 8	R: 0 E: 0 K: 0 S: 3 H: 0 LOB: 0 BB: 0 P: 3	R: 0 E: 0 K: 1 S: 6 H: 1 LOB: 1 BB: 0 P: 6	R: 2 E: 0 K: 0 S: 4 H: 1 LOB: 1 BB: 2 P: 12	R: 0 E: 0 K: 1 S: 5 H: 0 LOB: 0 BB: 0 P: 5	R: 1 E: 0 K: 0 S: 4 H: 1 LOB: 0 BB: 0 P: 4	R: 1 E: 1 K: 0 S: 4 H: 1 LOB: 1 BB: 1 P: 8	R: 0 E: 0 K: 1 S: 5 H: 0 LOB: 0 BB: 0 P: 5	R: 0 E: 0 K: 1 S: 6 H: 1 LOB: 2 BB: 1 P: 10	1B: 1 2B: 4 3B: 0 HR: 1	SF: 1 SAC: 0 DP: 1 HBP: 0						

PITCHER	IP	WLS	BF	H	R	ER	SO	BB	IBB	HBP	BLK	WP	HR	S	P	ERA	WHIP
Ed Figueroa, R (1, 1) ERA: 3.11	6.0	W	23	3	3	3	3	3	0	0	0	0	1	26	38	4.50	1.000
Rich Gossage, R (7, 1) ERA: 1.89	3.0	S	13	2	1	0	2	2	0	0	0	0	0	15	23	0.00	1.333

PITCHER	IP	WLS	BF	H	R	ER	SO	BB	IBB	HBP	BLK	WP	HR	S	P	ERA	WHIP

BOTTOM

New York Yankees @ Boston Red Sox

Fenway Park, Boston, MA

Sun Sep 10 1978, 3:33 AM EDT

Att. 32,786 - Unknown - 68 F

AB	30
R	4
H	5
RBI	3
BB	5
SO	5
LOB	9

livebaseballscorecards.com

Baltimore Orioles @ Boston Red Sox

Fenway Park, Boston, MA

Mon Sep 11 1978, 7:05 PM EDT

Att. 28,575 - Unknown

TOP

livebaseballscorecards.com

Batter	1	2	3	4	5	6	7	8	9	AB	R	H	RBI	BB	SO	LOB
Mark Belanger, R (1, 6) OBP: 0.302, SLG: 0.251	F7		BLK, 1-2, 1B		SF9, 3-H			2B, 1B	FC4-6, 1B	3	1	2	1	0	0	0
Terry Crowley, L (9, PH) OBP: 0.315, SLG: 0.284										1	0	1	0	0	0	0
Kiko Garcia, R (9, PR) OBP: 0.305, SLG: 0.381										0	0	0	0	0	0	0
Rich Dauer, R (1, 4) OBP: 0.307, SLG: 0.368	F8		F8, 1-2, 2-3		K			2B, 1-H, 2B	FC4-6, 1-2f	4	1	1	1	0	1	3
Al Bumbry, L (9, PH) OBP: 0.346, SLG: 0.369										1	0	0	0	0	0	1
Rick Dempsey, R (1, 2) OBP: 0.326, SLG: 0.356	4-3		K			F2		1B, 2-H, 2B		4	1	1	1	0	1	2
Ken Singleton, S (1, 9) OBP: 0.402, SLG: 0.473		F8		P4		1B		CS, 2-H, 1B		4	0	2	1	0	0	0
Mike Dimmel, R (8, PR)										0	0	0	0	0	0	0
(8, 9)																
Doug DeCinces, R (1, 5) OBP: 0.331, SLG: 0.496		1B, 1B		6-3		F7		K, 1-2		4	0	1	0	0	1	2
Eddie Murray, S (1, 3) OBP: 0.355, SLG: 0.501		F2, S, 1-3, 1B		F9		K		1B		4	0	2	0	0	1	1
Lee May, R (1, 10) OBP: 0.292, SLG: 0.417		F2, 1-3		5-3		F7		K		4	0	0	0	0	1	3
Pat Kelly, L (1, 7) OBP: 0.341, SLG: 0.389		F9		2B, SF9, 1B		4-3			K	4	1	1	0	0	1	0
Larry Harlow, L (1, 8) OBP: 0.316, SLG: 0.343		BLK, 1B		1-3, 2B		6-3			4-3	4	0	2	0	0	0	0
Inning Stats	R: 0 E: 0 K: 0 S: 3	H: 0 LOB: 0 BB: 0 P: 3	R: 0 E: 0 K: 0 S: 4	H: 2 LOB: 1 BB: 0 P: 4	R: 0 E: 0 K: 1 S: 7	H: 2 LOB: 2 BB: 0 P: 7	R: 0 E: 0 K: 0 S: 3	H: 0 LOB: 0 BB: 0 P: 3	R: 1 E: 0 K: 1 S: 7	H: 2 LOB: 1 BB: 0 P: 7	R: 0 E: 0 K: 1 S: 6	H: 1 LOB: 1 BB: 0 P: 6	R: 0 E: 0 K: 0 S: 3	H: 0 LOB: 0 BB: 0 P: 3	R: 3 E: 0 K: 2 S: 11	H: 5 LOB: 1 BB: 0 P: 11	R: 0 E: 0 K: 1 S: 6	H: 1 LOB: 1 BB: 0 P: 6

	AB	37
	R	4
	H	13
	RBI	4
	BB	0
	SO	6
	LOB	12

	1B: 10	SF: 1	WP: 0	PA: 38
	2B: 3	SAC: 0	PB: 0	
	3B: 0	DP: 0	SB: 1	
	HR: 0	HBP: 0	CS: 1	

PITCHER		IP	WLS	BF	H	R	ER	SO	BB	IBB	HBP	BLK	WP	HR	S	P	ERA	WHIP
Luis Tiant, R ERA: 3.27	(1, 1)	7.0		30	10	4	4	3	0	0	0	1	0	0	36	36	5.14	1.429
Bob Stanley, R ERA: 2.87	(8, 1)	2.0	W	8	3	0	0	3	0	0	0	0	0	0	14	14	0.00	1.500

PITCHER		IP	WLS	BF	H	R	ER	SO	BB	IBB	HBP	BLK	WP	HR	S	P	ERA	WHIP

Batter	1	2	3	4	5	6	7	8	9	AB	R	H	RBI	BB	SO	LOB
Rick Burleson, R (1, 6) OBP: 0.295, SLG: 0.333	P6		5-3		5-3		4-3 1-2			4	0	0	0	0	0	1
Fred Lynn, L (1, 8) OBP: 0.371, SLG: 0.495	3-1		3-1		4-3		4-3			4	0	0	0	0	0	1
Jim Rice, R (1, 9) OBP: 0.384, SLG: 0.619	1B			F9		HR		HR		4	2	3	2	0	0	0
Carl Yastrzemski, L (1, 7) OBP: 0.368, SLG: 0.416	F8			HR		4-3		BB CS		3	1	1	1	1	0	1
Carlton Fisk, R (1, 2) OBP: 0.379, SLG: 0.509		6-3		K		3B SH3		K 1-2		4	1	1	0	0	2	1
Dwight Evans, R (1, 10) OBP: 0.339, SLG: 0.464		1B FC5-4		BB		SH3 3-H		1-3		2	0	1	1	1	0	0
George Scott, R (1, 3) OBP: 0.307, SLG: 0.389		FC5-4 1-2f		F2		6-3				3	0	0	0	0	0	2
Butch Hobson, R (1, 5) OBP: 0.314, SLG: 0.412		F3			HR		5-3			3	1	1	1	0	0	1
Frank Duffy, R (9, 5) OBP: 0.296, SLG: 0.297										0	0	0	0	0	0	0
Jerry Remy, L (1, 4) OBP: 0.312, SLG: 0.349			K2-3		F9		4-3 1B			3	0	1	0	0	1	0
Inning Stats	R: 0 H: 1 E: 0 LOB: 1 K: 0 BB: 0 S: 4 P: 4	R: 0 H: 1 E: 0 LOB: 1 K: 0 BB: 0 S: 4 P: 4	R: 0 H: 0 E: 0 LOB: 0 K: 1 BB: 0 S: 5 P: 5	R: 1 H: 1 E: 0 LOB: 1 K: 1 BB: 1 S: 6 P: 10	R: 1 H: 1 E: 0 LOB: 0 K: 0 BB: 0 S: 4 P: 4	R: 2 H: 2 E: 0 LOB: 0 K: 0 BB: 0 S: 5 P: 5	R: 0 H: 1 E: 0 LOB: 1 K: 0 BB: 0 S: 4 P: 4	R: 1 H: 1 E: 0 LOB: 0 K: 1 BB: 1 S: 5 P: 9		1B: 3 SF: 0 2B: 1 SAC: 1 3B: 1 DP: 1 HR: 4 HBP: 0						WP: 0 PA: 33 PB: 0 SB: 0 CS: 1

BOTTOM

Baltimore Orioles @ Boston Red Sox

Fenway Park, Boston, MA

Mon Sep 11 1978, 7:05 PM EDT

Att. 28,575 - Unknown

livebaseballscorecards.com

AB	30
R	5
H	8
RBI	5
BB	2
SO	3
LOB	7

PITCHER		IP	WLS	BF	H	R	ER	SO	BB	IBB	HBP	BLK	WP	HR	S	P	ERA	WHIP
Jim Palmer, R ERA: 2.54	(1, 1)	5.0		21	5	3	3	2	1	0	0	0	0	3	24	28	5.40	1.200
Joe Kerrigan, R ERA: 4.84	(6, 1)	3.0	L	12	3	2	2	1	1	0	0	0	0	1	13	17	6.00	1.333

PITCHER	IP	WLS	BF	H	R	ER	SO	BB	IBB	HBP	BLK	WP	HR	S	P	ERA	WHIP

Baltimore Orioles @ Boston Red Sox

Fenway Park, Boston, MA

Tue Sep 12 1978, 7:05 PM EDT

Att. 28,924 - Unknown

TOP

livebaseballscorecards.com

Batter	1	2	3	4	5	6	7	8	9	AB	R	H	RBI	BB	SO	LOB
Larry Harlow, L (1, 8) OBP: 0.318, SLG: 0.343	K			G5-3, SH1-3, 1B	IBB		F2			3	0	1	0	1	1	1
Rick Dempsey, R (1, 2) OBP: 0.324, SLG: 0.354	5-3			SH1-3 1-2	K		FC6-4, CS 1-2f			3	0	0	0	0	1	4
Ken Singleton, S (1, 9) OBP: 0.405, SLG: 0.475	K			BB		BB, 1B	CS 1-2	CS, 2B		2	1	1	0	2	1	0
Carlos Lopez, R (8, PR) OBP: 0.280, SLG: 0.347 (8, 9)										0	0	0	0	0	0	0
Doug DeCinces, R (1, 5) OBP: 0.331, SLG: 0.493		K		G5-3 2-3f		1B, FC5-4 1-2		5-3 2-3		4	1	1	0	0	1	3
Eddie Murray, S (1, 3) OBP: 0.357, SLG: 0.501		BB, G6-4-3			E3, E, SH	FC5-4 1-3 2-H		IBB		2	1	1	1	2	0	0
Lee May, R (1, 10) OBP: 0.290, SLG: 0.414		G6-4-3 1-2f			E5, SH 1-2	FC5-4 1-2f 3-H		K		4	0	0	1	0	1	5
Andres Mora, R (1, 7) OBP: 0.263, SLG: 0.360			F9		SH 1-3 2-H	P9			5-3	3	0	0	0	0	0	1
Mike Anderson, R (9, 7) OBP: 0.188, SLG: 0.172										0	0	0	0	0	0	0
Kiko Garcia, R (1, 6) OBP: 0.297, SLG: 0.371		K			F9	F7			F7	4	0	0	0	0	1	3
Mark Belanger, R (9, 6) OBP: 0.302, SLG: 0.251										0	0	0	0	0	0	0
Rich Dauer, R (1, 4) OBP: 0.306, SLG: 0.367			G3		K		FC6-4, 1B		5-3	4	0	1	0	0	1	2

	AB	29
	R	3
	H	5
	RBI	2
	BB	5
	SO	7
	LOB	19

Inning Stats										
	R: 0 E: 0 K: 2 S: 7	H: 0 LOB: 0 BB: 0 P: 7	R: 0 E: 0 K: 1 S: 4	H: 0 LOB: 0 BB: 1 P: 8	R: 0 E: 0 K: 1 S: 5	H: 0 LOB: 0 BB: 0 P: 5	R: 0 E: 0 K: 0 S: 3	H: 1 LOB: 1 BB: 1 P: 7	R: 1 E: 3 K: 2 S: 10	H: 0 LOB: 3 BB: 1 P: 14
	R: 2 E: 0 K: 0 S: 5	H: 2 LOB: 1 BB: 1 P: 9	R: 0 E: 0 K: 0 S: 3	H: 1 LOB: 0 BB: 0 P: 3	R: 0 E: 0 K: 1 S: 5	H: 1 LOB: 2 BB: 1 P: 9	R: 0 E: 0 K: 0 S: 3	H: 0 LOB: 0 BB: 0 P: 3	1B: 4 2B: 1 3B: 0 HR: 0	SF: 0 SAC: 2 DP: 2 HBP: 0
	WP: 0 PB: 0 SB: 0 CS: 2	PA: 37								

PITCHER	IP	WLS	BF	H	R	ER	SO	BB	IBB	HBP	BLK	WP	HR	S	P	ERA	WHIP
Mike Torrez, R (1, 1) ERA: 4.02	9.0	L	36	5	3	2	7	3	2	0	0	0	0	45	65	2.00	0.889

PITCHER	IP	WLS	BF	H	R	ER	SO	BB	IBB	HBP	BLK	WP	HR	S	P	ERA	WHIP

Batter	1	2	3	4	5	6	7	8	9	AB	R	H	RBI	BB	SO	LOB
Rick Burleson, R (1, 6) OBP: 0.295, SLG: 0.334	SH5-3 4-3 2B		L6			F7		5-6-3		4	1	1	0	0	0	1
Jerry Remy, L (1, 4) OBP: 0.311, SLG: 0.347	SH5-3 2-3			F7		1-3			F9	2	0	0	0	0	0	0
Jack Brohamer, L (9, PH) OBP: 0.296, SLG: 0.327										1	0	0	0	0	0	0
Jim Rice, R (1, 9) OBP: 0.383, SLG: 0.616	4-3 3-H			1B		K			4-3	4	0	1	1	0	1	0
Carl Yastrzemski, L (1, 7) OBP: 0.365, SLG: 0.413	F8			F9			F5		K	4	0	0	0	0	1	1
Carlton Fisk, R (1, 2) OBP: 0.377, SLG: 0.506		K		K			1-3			3	0	0	0	0	2	1
Fred Lynn, L (1, 8) OBP: 0.369, SLG: 0.492		F5			6-3		4-3			3	0	0	0	0	0	0
Butch Hobson, R (1, 5) OBP: 0.314, SLG: 0.419		K			HR			F9		3	1	1	1	0	1	0
Dwight Evans, R (1, 10) OBP: 0.341, SLG: 0.463			K		G4-6-3 BB			BB		1	0	0	0	2	1	0
George Scott, R (1, 3) OBP: 0.305, SLG: 0.385			F9		G4-6-3 1-2f			K		3	0	0	0	0	1	2
Inning Stats	R: 1 E: 0 K: 0 S: 4 H: 1 LOB: 0 BB: 0 P: 4	R: 0 E: 0 K: 2 S: 7 H: 0 LOB: 0 BB: 0 P: 7	R: 0 E: 0 K: 1 S: 5 H: 0 LOB: 0 BB: 0 P: 5	R: 0 E: 0 K: 1 S: 6 H: 1 LOB: 1 BB: 0 P: 6	R: 1 E: 0 K: 0 S: 3 H: 1 LOB: 0 BB: 1 P: 7	R: 0 E: 0 K: 1 S: 5 H: 0 LOB: 0 BB: 0 P: 5	R: 0 E: 0 K: 0 S: 3 H: 0 LOB: 0 BB: 0 P: 3	R: 0 E: 0 K: 1 S: 5 H: 0 LOB: 1 BB: 1 P: 9	R: 0 E: 0 K: 1 S: 5 H: 0 LOB: 0 BB: 0 P: 5	1B: 1 2B: 1 3B: 0 HR: 1 SF: 0 SAC: 1 DP: 1 HBP: 0						

PITCHER	IP	WLS	BF	H	R	ER	SO	BB	IBB	HBP	BLK	WP	HR	S	P	ERA	WHIP
Dennis Martinez, R (1, 1) ERA: 3.8	9.0	W	31	3	2	2	7	2	0	0	0	0	1	43	51	2.00	0.556

PITCHER	IP	WLS	BF	H	R	ER	SO	BB	IBB	HBP	BLK	WP	HR	S	P	ERA	WHIP

BOTTOM

Baltimore Orioles @ Boston Red Sox

Fenway Park, Boston, MA

Tue Sep 12 1978, 7:05 PM EDT

Att. 28,924 - Unknown

livebaseballscorecards.com

AB	28
R	2
H	3
RBI	2
BB	2
SO	7
LOB	5

Batter	1	2	3	4	5	6	7	8	9	AB	R	H	RBI	BB	SO	LOB
Rick Burleson, R (1, 6) OBP: 0.294, SLG: 0.337	6-3	P9			K 1-2	3B				4	0	1	0	0	1	4
Fred Lynn, L (1, 8) OBP: 0.368, SLG: 0.489	4-3		F8		BB 2-3	F7				3	0	0	0	1	0	1
Jim Rice, R (1, 10) OBP: 0.381, SLG: 0.612	5-3		K		4-3			4-3		4	0	0	0	0	1	1
Carl Yastrzemski, L (1, 7) OBP: 0.366, SLG: 0.414		SH 1B 1B	F4			WP 1B		4-3		4	1	2	0	0	0	0
Carlton Fisk, R (1, 2) OBP: 0.375, SLG: 0.503		SH 1B 1B 1-2		K		F8		L7		3	0	0	0	0	1	1
Butch Hobson, R (1, 5) OBP: 0.315, SLG: 0.419 Frank Duffy, R (9, PR) OBP: 0.296, SLG: 0.297		1B 1-2 2-H 1B		K		K 1-2			FC6-4 1B	4 0	0 0	2 0	1 0	0 0	2 0	1 0
Dwight Evans, R (1, 9) OBP: 0.340, SLG: 0.462	K		1B		P1				B2	4	0	1	0	0	1	4
George Scott, R (1, 3) OBP: 0.303, SLG: 0.382 Garry Hancock, L (9, PH) OBP: 0.218, SLG: 0.250	K		K			F9			K	3 1	0 0	0 0	0 0	0 0	2 1	3 1
Jerry Remy, L (1, 4) OBP: 0.313, SLG: 0.347	1-2 2-3 1B				CS WP BB	4-3			FC6-4 1-2f	3	0	1	0	1	0	1
Inning Stats	R: 0 E: 0 K: 0 S: 3 H: 0 LOB: 0 BB: 0 P: 3	R: 1 E: 1 K: 2 S: 11 H: 3 LOB: 3 BB: 0 P: 11	R: 0 E: 0 K: 1 S: 5 H: 0 LOB: 0 BB: 0 P: 5	R: 0 E: 0 K: 3 S: 10 H: 1 LOB: 1 BB: 0 P: 10	R: 0 E: 0 K: 1 S: 4 H: 0 LOB: 1 BB: 2 P: 12	R: 0 E: 0 K: 1 S: 6 H: 1 LOB: 1 BB: 0 P: 6	R: 0 E: 0 K: 0 S: 4 H: 1 LOB: 1 BB: 0 P: 4	R: 0 E: 0 K: 0 S: 3 H: 0 LOB: 0 BB: 0 P: 3	R: 0 E: 0 K: 1 S: 6 H: 1 LOB: 1 BB: 0 P: 6	1B: 6 2B: 0 3B: 1 HR: 0 SF: 0 SAC: 1 DP: 0 HBP: 0						

PITCHER	IP	WLS	BF	H	R	ER	SO	BB	IBB	HBP	BLK	WP	HR	S	P	ERA	WHIP
David Clyde, L (1, 1) ERA: 4.36	8.0	W	33	7	1	1	8	2	0	0	0	2	0	47	55	1.12	1.125
Jim Kern, R (9, 1) ERA: 2.88	1.0	S	3	0	0	0	1	0	0	0	0	0	0	5	5	0.00	0.000

PITCHER	IP	WLS	BF	H	R	ER	SO	BB	IBB	HBP	BLK	WP	HR	S	P	ERA	WHIP

TOP

Boston Red Sox @ Cleveland Indians

Cleveland Municipal Stadium, Cleveland, OH

Wed Sep 13 1978, 7:05 PM EDT

Att. 5,568 - Unknown - 71 F

livebaseballscorecards.com

AB	33
R	1
H	7
RBI	1
BB	2
SO	9
LOB	17

Batter	1	2	3	4	5	6	7	8	9	AB	R	H	RBI	BB	SO	LOB
Rick Manning, L (1, 8) OBP: 0.311, SLG: 0.340	G3 1B		BBBB 4-0 E 1B BB		F8 ③			F7 ①		3	0	1	0	1	0	0
Buddy Bell, R (1, 5) OBP: 0.339, SLG: 0.412	G3 ① 1-2		E8 P4-3 1B 1-3 2-H			1B		G6-4-3 1B		4	0	3	1	0	0	1
Andre Thornton, R (1, 3) OBP: 0.378, SLG: 0.519	SSS K ②		P4-3 ②③ 1-2f			F8 ①		G6-4-3 ②③ 1-2f		4	0	0	0	0	1	5
Wayne Cage, L (1, 10) OBP: 0.314, SLG: 0.391	4-3 ③			6-3 ①		SSS K ②				3	0	0	0	0	1	2
Gary Alexander, R (1, 2) OBP: 0.315, SLG: 0.453		6-3 ①		SSS K ②		F4 ③				3	0	0	0	0	1	1
Jim Norris, L (1, 7) OBP: 0.357, SLG: 0.368		E4 G4-6-3		F4 ③			4-3 ①			3	0	0	0	0	0	0
Dan Briggs, L (1, 9) OBP: 0.286, SLG: 0.571		G4-6-3 ②③ 1-2f			SH4-3 3B		4-3 ②			3	1	1	0	0	0	1
Duane Kuiper, L (1, 4) OBP: 0.311, SLG: 0.344			SH3 1B 1B		6-3 ①		S 1B			3	1	2	0	0	0	1
Tom Veryzer, R (1, 6) OBP: 0.294, SLG: 0.332			SH3 ① 1-2		SH4-3 ② 3-H		F9 ③ 1-2			1	0	0	1	0	0	1
Inning Stats	R: 0 H: 1 E: 0 LOB: 1 K: 1 BB: 0 S: 6 P: 6	R: 0 H: 0 E: 1 LOB: 0 K: 0 BB: 0 S: 3 P: 3	R: 1 H: 2 E: 1 LOB: 1 K: 0 BB: 1 S: 4 P: 8	R: 0 H: 0 E: 0 LOB: 0 K: 1 BB: 0 S: 5 P: 5	R: 1 H: 1 E: 0 LOB: 0 K: 0 BB: 0 S: 4 P: 4	R: 0 H: 1 E: 0 LOB: 1 K: 1 BB: 0 S: 6 P: 6	R: 0 H: 1 E: 0 LOB: 1 K: 0 BB: 0 S: 4 P: 4	R: 0 H: 1 E: 0 LOB: 0 K: 0 BB: 0 S: 3 P: 3		1B: 6 SF: 0 2B: 1 SAC: 2 3B: 1 DP: 3 HR: 0 HBP: 0						

PITCHER	IP	WLS	BF	H	R	ER	SO	BB	IBB	HBP	BLK	WP	HR	S	P	ERA	WHIP
Dennis Eckersley, R (1, 1) ERA: 3.34	8.0	L	30	7	2	2	3	1	0	0	0	0	0	35	39	2.25	1.000

PITCHER	IP	WLS	BF	H	R	ER	SO	BB	IBB	HBP	BLK	WP	HR	S	P	ERA	WHIP

BOTTOM

Boston Red Sox @ Cleveland Indians

Cleveland Municipal Stadium, Cleveland, OH

Wed Sep 13 1978, 7:05 PM EDT

Att. 5,568 - Unknown - 71 F

livebaseballscorecards.com

AB	27
R	2
H	7
RBI	2
BB	1
SO	3
LOB	12

PA: 30

WP: 0
PB: 0
SB: 1
CS: 0

Batter	1	2	3	4	5	6	7	8	9	AB	R	H	RBI	BB	SO	LOB
Rick Burleson, R (1, 6) OBP: 0.294, SLG: 0.338	0-0 ① 6-3			0-0 ① F9		0-0 ② F8		0-0 4-3, 1-3, 1B, 2B		4	1	1	0	0	0	1
Jerry Remy, L (1, 4) OBP: 0.310, SLG: 0.344	0-3 ② K			0-0 ② 4-3		0-0 ③ FC6, 1-2f		0-0 ② 4-3, 2-3, 3-H		4	0	0	1	0	1	2
Jim Rice, R (1, 7) OBP: 0.380, SLG: 0.610	0-0 ③ F8			0-3 ③ K			0-0 ① 4-3	0-0 3-H, 1B		4	0	1	1	0	1	0
Carl Yastrzemski, L (1, 3) OBP: 0.365, SLG: 0.412		0-0 ① F8			0-0 ① 5-3		0-0 2B, 1B	0-0 ③ 4-3		4	1	1	0	0	0	1
Carlton Fisk, R (1, 2) OBP: 0.374, SLG: 0.503		0-3 ② K			0-0 ② F8		0-0 ② F6		0-0 F8, 2B	4	0	1	0	0	1	1
Fred Lynn, L (1, 8) OBP: 0.369, SLG: 0.491		0-0 ③ 4-3			0-0 1B		0-0 1-H, 2B		0-0 ① 6-4-3	4	0	2	1	0	0	1
Butch Hobson, R (1, 5) OBP: 0.313, SLG: 0.416			0-3 ① K		0-3 ③ K		0-3 ③ K		0-0 ② F8, 2-3	4	0	0	0	0	3	3
Jack Brohamer, L (1, 10) OBP: 0.295, SLG: 0.326			0-0 ② F4			0-0 ① F7		0-0 2B, 4-3, 1B	0-0 ③ F8	4	1	1	0	0	0	1
Dwight Evans, R (1, 9) OBP: 0.340, SLG: 0.460			0-3 ③ K			4-0 FC6, BB		0-0 ① F8		2	0	0	0	1	1	1
Inning Stats	R: 0 E: 0 K: 1 S: 5 H: 0 LOB: 0 BB: 0 P: 5	R: 0 E: 0 K: 1 S: 5 H: 0 LOB: 0 BB: 0 P: 5	R: 0 E: 0 K: 2 S: 7 H: 0 LOB: 0 BB: 0 P: 7	R: 0 E: 0 K: 1 S: 5 H: 0 LOB: 0 BB: 0 P: 5	R: 0 E: 0 K: 1 S: 6 H: 1 LOB: 1 BB: 0 P: 6	R: 0 E: 0 K: 0 S: 3 H: 0 LOB: 1 BB: 1 P: 7	R: 1 E: 0 K: 1 S: 7 H: 2 LOB: 1 BB: 0 P: 7	R: 2 E: 0 K: 0 S: 6 H: 3 LOB: 1 BB: 0 P: 6	R: 0 E: 0 K: 0 S: 4 H: 1 LOB: 1 BB: 0 P: 4	1B: 4 2B: 3 3B: 0 HR: 0	SF: 0 SAC: 0 DP: 0 HBP: 0						

TOP

Boston Red Sox @ Cleveland Indians

Cleveland Municipal Stadium, Cleveland, OH

Thu Sep 14 1978, 7:05 PM EDT
Att. 4,479 - Unknown - 75 F

livebaseballscorecards.com

AB	34
R	3
H	7
RBI	3
BB	1
SO	7
LOB	11

PITCHER		IP	WLS	BF	H	R	ER	SO	BB	IBB	HBP	BLK	WP	HR	S	P	ERA	WHIP
Mike Paxton, R ERA: 3.7	(1, 1)	7.1	W	28	5	3	3	7	1	0	0	0	0	0	41	45	3.68	0.818
Jim Kern, R ERA: 2.83	(8, 1)	1.2	S	7	2	0	0	0	0	0	0	0	0	0	7	7	0.00	1.200

PITCHER	IP	WLS	BF	H	R	ER	SO	BB	IBB	HBP	BLK	WP	HR	S	P	ERA	WHIP

BOTTOM

Boston Red Sox @ Cleveland Indians

Cleveland Municipal Stadium, Cleveland, OH

Thu Sep 14 1978, 7:05 PM EDT

Att. 4,479 - Unknown - 75 F

livebaseballscorecards.com

Batter	1	2	3	4	5	6	7	8	9	AB	R	H	RBI	BB	SO	LOB
Rick Manning, L (1, 8) OBP: 0.314, SLG: 0.344	0-0: 2B, SH1-3, 1B	4-0: 1-2, BB		0-3: K			0-0: 1B, 2B			3	2	2	0	1	1	0
Buddy Bell, R (1, 5) OBP: 0.339, SLG: 0.412	0-0: SH1-3, 1-2	0-3: K			0-0: 5-3		0-0: 2-H, 1B			3	0	1	1	0	1	2
Andre Thornton, R (1, 3) OBP: 0.379, SLG: 0.523	0-0: HR, 2-H, 2B		0-0: 4-3, 2B		0-0: F5		0-0: F4			4	1	2	1	0	0	1
Wayne Cage, L (1, 10) OBP: 0.309, SLG: 0.440	0-0: 2-H, HR		0-0: 4-3, 2-3		0-0: G3			0-0: L9		4	1	1	2	0	0	1
Gary Alexander, R (1, 2) OBP: 0.313, SLG: 0.449	0-0: L6		0-0: 5-3			0-0: F4		0-3: K2-3		4	0	0	0	0	1	1
Jim Norris, L (1, 7) OBP: 0.356, SLG: 0.366	0-0: 4-3		4-0: BB			0-0: 4-3		0-3: K		2	0	0	0	1	0	0
Horace Speed, R (7, 7) OBP: 0.331, SLG: 0.294										1	0	0	0	0	1	0
Dan Briggs, L (1, 9) OBP: 0.200, SLG: 0.400		0-0: F9	0-0: F8			0-0: F6				3	0	0	0	0	0	2
Duane Kuiper, L (1, 4) OBP: 0.312, SLG: 0.344		0-0: 1B, 1B		0-0: 4-3			0-0: 4-3			3	0	1	0	0	0	0
Tom Veryzer, R (1, 6) OBP: 0.294, SLG: 0.332		0-0: BB, 1-3, 1B		0-0: 6-3			0-0: 6-3			3	0	1	0	0	0	0
Inning Stats	R: 3 H: 3 E: 0 LOB: 0 K: 0 BB: 0 S: 6 P: 6	R: 0 H: 2 E: 0 LOB: 2 K: 1 BB: 1 S: 6 P: 10	R: 0 H: 1 E: 0 LOB: 2 K: 0 BB: 1 S: 4 P: 8	R: 0 H: 0 E: 0 LOB: 0 K: 1 BB: 0 S: 5 P: 5	R: 0 H: 0 E: 0 LOB: 0 K: 0 BB: 0 S: 3 P: 3	R: 0 H: 0 E: 0 LOB: 0 K: 0 BB: 0 S: 3 P: 3	R: 1 H: 2 E: 0 LOB: 1 K: 0 BB: 0 S: 5 P: 5	R: 0 H: 0 E: 0 LOB: 0 K: 2 BB: 0 S: 7 P: 7		1B: 4 SF: 0 2B: 3 SAC: 1 3B: 0 DP: 0 HR: 1 HBP: 0						

	AB	30
	R	4
	H	8
	RBI	4
	BB	2
	SO	4
	LOB	7

WP: 0 PA: 33
PB: 0
SB: 0
CS: 0

PITCHER		IP	WLS	BF	H	R	ER	SO	BB	IBB	HBP	BLK	WP	HR	S	P	ERA	WHIP
Jim Wright, R ERA: 3.43	(1, 1)	1.2	L	9	5	3	3	0	0	0	0	0	0	1	9	9	16.20	3.000
Dick Drago, R ERA: 3.34	(2, 1)	6.1		24	3	1	1	4	2	0	0	0	0	0	30	38	1.42	0.789

PITCHER	IP	WLS	BF	H	R	ER	SO	BB	IBB	HBP	BLK	WP	HR	S	P	ERA	WHIP

Batter	1	2	3	4	5	6	7	8	9	AB	R	H	RBI	BB	SO	LOB
Rick Burleson, R (1, 6) OBP: 0.295, SLG: 0.340	1-3		2B			BB FC1-6		6-3		3	0	1	0	1	0	0
Jerry Remy, L (1, 4) OBP: 0.308, SLG: 0.342	4-3		4-3			FC1-6 1-2f		F6		4	0	0	0	0	0	2
Jim Rice, R (1, 7) OBP: 0.378, SLG: 0.606	6-3			5-3		F4			K	4	0	0	0	0	1	1
Carl Yastrzemski, L (1, 3) OBP: 0.362, SLG: 0.409		K		G3			F9		4-3	4	0	0	0	0	1	0
Carlton Fisk, R (1, 2) OBP: 0.373, SLG: 0.500		F9		F8			BB 1B		6-3	3	0	0	0	1	0	0
Fred Lynn, L (1, 8) OBP: 0.371, SLG: 0.491		BB			4-3		1-2 1B			2	0	1	0	1	0	0
Butch Hobson, R (1, 5) OBP: 0.311, SLG: 0.413		5-3			K		K			3	0	0	0	0	2	3
Bob Bailey, R (1, 10) OBP: 0.327, SLG: 0.359			6-3		5-3		F8			3	0	0	0	0	0	2
Dwight Evans, R (1, 9) OBP: 0.338, SLG: 0.457			K			6-3		5-3		3	0	0	0	0	1	0
Inning Stats	R: 0 H: 0 E: 0 LOB: 0 K: 0 BB: 0 S: 3 P: 3	R: 0 H: 0 E: 0 LOB: 1 K: 1 BB: 1 S: 5 P: 9	R: 0 H: 1 E: 0 LOB: 1 K: 1 BB: 0 S: 6 P: 6	R: 0 H: 0 E: 0 LOB: 0 K: 0 BB: 0 S: 3 P: 3	R: 0 H: 0 E: 0 LOB: 0 K: 1 BB: 0 S: 5 P: 5	R: 0 H: 0 E: 0 LOB: 1 K: 0 BB: 1 S: 3 P: 7	R: 0 H: 1 E: 0 LOB: 2 K: 1 BB: 1 S: 6 P: 10	R: 0 H: 0 E: 0 LOB: 0 K: 0 BB: 0 S: 3 P: 3	R: 0 H: 0 E: 0 LOB: 0 K: 1 BB: 0 S: 5 P: 5	1B: 1 SF: 0 2B: 1 SAC: 0 3B: 0 DP: 0 HR: 0 HBP: 0						

TOP

Boston Red Sox @ New York Yankees

Yankee Stadium, Bronx, NY

Fri Sep 15 1978, 7:05 PM EDT

Att. 54,901 - Unknown - 67 F

livebaseballscorecards.com

AB	29
R	0
H	2
RBI	0
BB	3
SO	5
LOB	8

WP: 0 PA: 32
PB: 0
SB: 0
CS: 0

PITCHER	IP	WLS	BF	H	R	ER	SO	BB	IBB	HBP	BLK	WP	HR	S	P	ERA	WHIP
Ron Guidry, L (1, 1) ERA: 1.71	9.0	W	32	2	0	0	5	3	0	0	0	0	0	39	51	0.00	0.556

PITCHER	IP	WLS	BF	H	R	ER	SO	BB	IBB	HBP	BLK	WP	HR	S	P	ERA	WHIP

Batter	1	2	3	4	5	6	7	8	9	AB	R	H	RBI	BB	SO	LOB
Mickey Rivers, L (1, 8) OBP: 0.304, SLG: 0.408	5-3			G5-4-3 1B E 1B	F7	6-3				4	1	1	0	0	0	1
Paul Blair, R (8, 8) OBP: 0.233, SLG: 0.267										0	0	0	0	0	0	0
Willie Randolph, R (1, 4) OBP: 0.386, SLG: 0.359	6-3			G5-4-3 1-2 1B	FC3 S FC3-2 BB		4-3			3	0	1	0	1	0	0
Lou Piniella, R (1, 7) OBP: 0.367, SLG: 0.452	F7			G5-4-3 1-2f 2-H	FC3-2 E 1-2 IBB		F7			3	0	0	0	1	0	1
Reggie Jackson, L (1, 9) OBP: 0.362, SLG: 0.473		K		HR BB	FC3 FC3-2 1-2 2-3		K			3	1	0	0	1	2	2
Chris Chambliss, L (1, 3) OBP: 0.327, SLG: 0.394		F8		HR 1-H	FC3-2 1-2 2-3 3-Hf			K		4	1	1	2	0	1	3
Graig Nettles, L (1, 5) OBP: 0.349, SLG: 0.472		3-1		HR	F6			F7		4	1	1	1	0	0	3
Roy White, S (1, 10) OBP: 0.349, SLG: 0.409			L7	2B BB		G3 4-3 1B		PB 2B		3	0	2	0	1	0	0
Bucky Dent, R (1, 6) OBP: 0.296, SLG: 0.327			F4	2B 1-3		4-3 1-2		G3 2-3		4	0	1	0	0	0	2
Mike Heath, R (1, 2) OBP: 0.265, SLG: 0.283			6-3	K		G3 2-3				3	0	0	0	0	1	3
Inning Stats	R: 0 E: 0 K: 0 S: 3 H: 0 LOB: 0 BB: 0 P: 3	R: 0 E: 0 K: 1 S: 5 H: 0 LOB: 0 BB: 0 P: 5	R: 0 E: 0 K: 0 S: 3 H: 0 LOB: 0 BB: 0 P: 3	R: 4 E: 1 K: 1 S: 9 H: 5 LOB: 2 BB: 2 P: 17	R: 0 E: 1 K: 0 S: 4 H: 0 LOB: 3 BB: 2 P: 12	R: 0 E: 0 K: 0 S: 4 H: 1 LOB: 1 BB: 0 P: 4	R: 0 E: 0 K: 1 S: 5 H: 0 LOB: 0 BB: 0 P: 5	R: 0 E: 0 K: 1 S: 6 H: 1 LOB: 1 BB: 0 P: 6		1B: 3 2B: 2 3B: 0 HR: 2	SF: 0 SAC: 0 DP: 1 HBP: 0						

PITCHER	IP	WLS	BF	H	R	ER	SO	BB	IBB	HBP	BLK	WP	HR	S	P	ERA	WHIP
Luis Tiant, R (1, 1) ERA: 3.39	3.2	L	17	5	4	4	1	2	0	0	0	0	2	17	25	9.82	1.909
Andy Hassler, L (4, 1) ERA: 4.02	4.1		18	2	0	0	3	1	1	0	0	0	0	22	30	0.00	0.692

PITCHER	IP	WLS	BF	H	R	ER	SO	BB	IBB	HBP	BLK	WP	HR	S	P	ERA	WHIP

BOTTOM

Boston Red Sox @ New York Yankees

Yankee Stadium, Bronx, NY

Fri Sep 15 1978, 7:05 PM EDT

Att. 54,901 - Unknown - 67 F

livebaseballscorecards.com

AB	31
R	4
H	7
RBI	3
BB	4
SO	4
LOB	15

Batter	1	2	3	4	5	6	7	8	9	AB	R	H	RBI	BB	SO	LOB
Rick Burleson, R (1, 6) OBP: 0.295, SLG: 0.339	P7		B5-3		SH1-4 1B		6-3		P7	5	0	1	0	0	0	2
Jerry Remy, L (1, 4) OBP: 0.308, SLG: 0.342	S HR 1B		L4		SH1-4 1-2			4-3		3	1	1	0	0	0	0
Jim Rice, R (1, 7) (9, 9) OBP: 0.378, SLG: 0.610	1-H HR		BB 1B		F9			F2		4	1	2	2	0	0	1
Carl Yastrzemski, L (1, 3) (9, 7) OBP: 0.363, SLG: 0.408	K		1-2 FC5-4 BB		K			1B		3	0	1	0	1	2	1
Carlton Fisk, R (1, 2) OBP: 0.371, SLG: 0.496	K		1-2f FC5-4			F4		F5		4	0	0	0	0	1	3
Jack Brohamer, L (1, 10) Frank Duffy, R (9, PR) OBP: 0.299, SLG: 0.323 OBP: 0.296, SLG: 0.297		F8		SH1-4 BB		F8			FC3-6 BB	2 0	0 0	0 0	0 0	2 0	0 0	0 0
Garry Hancock, L (1, 8) OBP: 0.222, SLG: 0.253		1B		SH1-4 1-2		K			FC3-6 BB 1-2f	3	0	1	0	0	1	1
Butch Hobson, R (1, 5) OBP: 0.308, SLG: 0.409		F9		5-3			K		K	4	0	0	0	0	2	3
Dwight Evans, R (1, 9) OBP: 0.336, SLG: 0.454 Fred Lynn, L (9, PH) OBP: 0.372, SLG: 0.491 George Scott, R (9, PR) OBP: 0.303, SLG: 0.382 (9, 3)		K		F4			K		1-2 BB	3 0 0	0 0 0	0 0 0	0 0 0	0 1 0	2 0 0	2 0 0
Inning Stats	R: 2 E: 0 K: 2 S: 9 H: 2 LOB: 0 BB: 0 P: 9	R: 0 E: 0 K: 1 S: 6 H: 1 LOB: 1 BB: 0 P: 6	R: 0 E: 0 K: 0 S: 4 H: 1 LOB: 2 BB: 1 P: 8	R: 0 E: 0 K: 0 S: 3 H: 0 LOB: 1 BB: 1 P: 7	R: 0 E: 0 K: 1 S: 6 H: 1 LOB: 1 BB: 0 P: 6	R: 0 E: 0 K: 1 S: 5 H: 0 LOB: 0 BB: 0 P: 5	R: 0 E: 0 K: 2 S: 7 H: 0 LOB: 0 BB: 0 P: 7	R: 0 E: 0 K: 0 S: 4 H: 1 LOB: 1 BB: 0 P: 4	R: 0 E: 0 K: 1 S: 5 H: 0 LOB: 2 BB: 2 P: 13	1B: 5 2B: 0 3B: 0 HR: 1 SF: 0 SAC: 2 DP: 0 HBP: 0						

PITCHER	IP	WLS	BF	H	R	ER	SO	BB	IBB	HBP	BLK	WP	HR	S	P	ERA	WHIP
Catfish Hunter, R (1, 1) ERA: 3.55	9.0	W	37	6	2	2	8	4	0	0	0	0	1	49	65	2.00	1.111

PITCHER	IP	WLS	BF	H	R	ER	SO	BB	IBB	HBP	BLK	WP	HR	S	P	ERA	WHIP

TOP

Boston Red Sox @ New York Yankees

Yankee Stadium, Bronx, NY

Sat Sep 16 1978, 3:33 AM EDT

Att. 55,091 - Unknown - 78 F

livebaseballscorecards.com

AB	31
R	2
H	6
RBI	2
BB	4
SO	8
LOB	13

Batter	1	2	3	4	5	6	7	8	9	AB	R	H	RBI	BB	SO	LOB
Mickey Rivers, L (1, 8) OBP: 0.305, SLG: 0.414	L9		F6	SSS K			2B		SF9 3B	5	1	2	0	0	1	2
Willie Randolph, R (1, 4) OBP: 0.384, SLG: 0.357	1B 1B 1B		6-3		5-3		P9		6-3	5	1	1	0	0	0	2
Thurman Munson, R (1, 2) OBP: 0.333, SLG: 0.379	1B 1-3 1B		1B 1B		F9		5-3		SF9 3-H	4	0	2	1	0	0	1
Reggie Jackson, L (1, 9) OBP: 0.365, SLG: 0.482	L4-3 1-3 3-H 1B		1B 1-3 1B		HR			F7		4	1	3	2	0	0	0
Chris Chambliss, L (1, 3) OBP: 0.326, SLG: 0.392	L4-3 1-2		SSS K		4-3			BBBB 1B BB		3	0	0	0	1	1	4
Graig Nettles, L (1, 5) OBP: 0.348, SLG: 0.471		L8		4-3		F8		1-3 1B		4	0	1	0	0	0	0
Lou Piniella, R (1, 7) OBP: 0.366, SLG: 0.448		BBBB 4-0 BB		L5		5-3		6-3		3	0	0	0	1	0	2
Roy White, S (1, 10) OBP: 0.351, SLG: 0.408		F8		WP 1B		F8		IBB		3	0	1	0	1	0	1
Bucky Dent, R (1, 6) OBP: 0.296, SLG: 0.325		SSS K		BBBB 1-3 BB			5-3	F7		2	0	0	0	1	1	1
Jim Spencer, L (8, PH) OBP: 0.302, SLG: 0.455										1	0	0	0	0	0	3
Fred Stanley, R (9, 6) OBP: 0.331, SLG: 0.292										0	0	0	0	0	0	0
Inning Stats	R: 1 E: 0 K: 0 S: 5 H: 3 LOB: 1 BB: 0 P: 5	R: 0 E: 0 K: 1 S: 5 H: 0 LOB: 1 BB: 1 P: 9	R: 0 E: 0 K: 1 S: 7 H: 2 LOB: 2 BB: 0 P: 7	R: 0 E: 0 K: 1 S: 6 H: 1 LOB: 2 BB: 1 P: 10	R: 1 E: 0 K: 0 S: 4 H: 1 LOB: 0 BB: 0 P: 4	R: 0 E: 0 K: 0 S: 3 H: 0 LOB: 0 BB: 0 P: 3	R: 0 E: 0 K: 0 S: 4 H: 1 LOB: 1 BB: 0 P: 4	R: 0 E: 0 K: 0 S: 4 H: 1 LOB: 3 BB: 2 P: 12	R: 1 E: 0 K: 0 S: 3 H: 1 LOB: 0 BB: 0 P: 3	1B: 7 2B: 2 3B: 1 HR: 1	SF: 1 SAC: 0 DP: 1 HBP: 0						

PITCHER	IP	WLS	BF	H	R	ER	SO	BB	IBB	HBP	BLK	WP	HR	S	P	ERA	WHIP
Mike Torrez, R (1, 1) ERA: 3.99	8.2	L	39	10	3	3	3	3	1	0	0	1	1	41	57	3.12	1.500

PITCHER	IP	WLS	BF	H	R	ER	SO	BB	IBB	HBP	BLK	WP	HR	S	P	ERA	WHIP

BOTTOM

Boston Red Sox @ New York Yankees

Yankee Stadium, Bronx, NY

Sat Sep 16 1978, 3:33 AM EDT
Att. 55,091 - Unknown - 78 F

livebaseballscorecards.com

AB	34
R	3
H	10
RBI	3
BB	4
SO	3
LOB	16

1B: 7	SF: 1	WP: 2	PA: 39
2B: 2	SAC: 0	PB: 0	
3B: 1	DP: 1	SB: 0	
HR: 1	HBP: 0	CS: 0	

Batter	1	2	3	4	5	6	7	8	9	AB	R	H	RBI	BB	SO	LOB
Rick Burleson, R (1, 6) OBP: 0.296, SLG: 0.342	5-3		S 1B 1B		SH3-4 1-2		1-3 2B	5-3		4	1	2	0	0	0	1
Jerry Remy, L (1, 4) OBP: 0.307, SLG: 0.341	F6		F8		S 2-H 1B		SF8 3-H	3-1		4	0	1	2	0	0	2
Jim Rice, R (1, 7) OBP: 0.377, SLG: 0.607	1B		F3		K		F7		K	5	0	1	0	0	2	3
Carl Yastrzemski, L (1, 8) OBP: 0.366, SLG: 0.415	1-3		1-H 1B		FC6-4 1-2 IBB		G3		HR	4	1	2	2	1	0	2
Carlton Fisk, R (1, 2) OBP: 0.369, SLG: 0.492		K	F8		FC6-4 1-2f			1B 2B BB	F7	4	1	0	0	1	1	3
Jack Brohamer, L (1, 10) OBP: 0.295, SLG: 0.318 Frank Duffy, R (8, PH) OBP: 0.300, SLG: 0.301		F8		L9		4-3		2B 1-2 2B 1B	4-3	3 2	0 1	0 1	0 0	0 0	0 0	0 0
George Scott, R (1, 3) OBP: 0.305, SLG: 0.385		1B BB		F8		F8		1-3 2B 2-H		3	1	1	1	1	0	0
Butch Hobson, R (1, 5) OBP: 0.310, SLG: 0.412		FC6-4 1-2 1B		F8		6-3		SH1-3 2-H 2B 3-H		4	0	2	2	0	0	0
Dwight Evans, R (1, 9) OBP: 0.338, SLG: 0.454 Garry Hancock, L (9, 9) OBP: 0.222, SLG: 0.253		FC6-4 1-2f			SH3-4 1B 1B		2B SF8 BB	SH1-3 2-3		2 0	2 0	1 0	0 0	1 0	0 0	2 0
Inning Stats	R: 0 E: 0 K: 0 S: 4 H: 1 LOB: 1 BB: 0 P: 4	R: 0 E: 0 K: 1 S: 6 H: 1 LOB: 2 BB: 1 P: 10	R: 1 E: 0 K: 0 S: 5 H: 2 LOB: 1 BB: 0 P: 5	R: 0 E: 0 K: 0 S: 3 H: 0 LOB: 0 BB: 0 P: 3	R: 1 E: 0 K: 1 S: 7 H: 2 LOB: 2 BB: 1 P: 11	R: 0 E: 0 K: 0 S: 3 H: 0 LOB: 0 BB: 0 P: 3	R: 1 E: 0 K: 0 S: 4 H: 1 LOB: 1 BB: 1 P: 8	R: 3 E: 0 K: 0 S: 6 H: 3 LOB: 1 BB: 1 P: 10	R: 1 E: 0 K: 1 S: 6 H: 1 LOB: 0 BB: 0 P: 6	1B: 7 2B: 3 3B: 0 HR: 1 SF: 1 SAC: 2 DP: 0 HBP: 0						

PITCHER		IP	WLS	BF	H	R	ER	SO	BB	IBB	HBP	BLK	WP	HR	S	P	ERA	WHIP
Jim Beattie, R ERA: 3.66	(1, 1)	7.0	L	31	7	3	3	2	2	1	0	0	0	0	32	44	3.86	1.286
Sparky Lyle, L ERA: 3.42	(8, 1)	0.0		3	2	3	3	0	1	0	0	0	0	0	2	6	∞	∞
Ken Clay, R ERA: 4.39	(8, 1)	2.0		8	2	1	1	1	0	0	0	0	0	1	10	10	4.50	1.000

PITCHER		IP	WLS	BF	H	R	ER	SO	BB	IBB	HBP	BLK	WP	HR	S	P	ERA	WHIP

Boston Red Sox @ New York Yankees

Yankee Stadium, Bronx, NY

Sun Sep 17 1978, 3:33 AM EDT

Att. 55,088 - Sunny - 74 F

TOP

livebaseballscorecards.com

AB	35
R	7
H	11
RBI	7
BB	4
SO	3
LOB	13

Inning Stats	R: 0 E: 0 K: 0 S: 4 H: 1 LOB: 1 BB: 0 P: 4	R: 0 E: 0 K: 1 S: 6 H: 1 LOB: 2 BB: 1 P: 10	R: 1 E: 0 K: 0 S: 5 H: 2 LOB: 1 BB: 0 P: 5	R: 0 E: 0 K: 0 S: 3 H: 0 LOB: 0 BB: 0 P: 3	R: 1 E: 0 K: 1 S: 7 H: 2 LOB: 2 BB: 1 P: 11	R: 0 E: 0 K: 0 S: 3 H: 0 LOB: 0 BB: 0 P: 3	R: 1 E: 0 K: 0 S: 4 H: 1 LOB: 1 BB: 1 P: 8	R: 3 E: 0 K: 0 S: 6 H: 3 LOB: 1 BB: 1 P: 10	R: 1 E: 0 K: 1 S: 6 H: 1 LOB: 0 BB: 0 P: 6	1B: 7 2B: 3 3B: 0 HR: 1 SF: 1 SAC: 2 DP: 0 HBP: 0						

Batter	1	2	3	4	5	6	7	8	9	AB	R	H	RBI	BB	SO	LOB
Mickey Rivers, L (1, 8) OBP: 0.302, SLG: 0.411	L6		F6			F6		K		4	0	0	0	0	1	1
Willie Randolph, R (1, 4) OBP: 0.385, SLG: 0.358	6-3		1-3 1B			F8		E FC5 E 1B		4	1	2	0	0	0	0
Thurman Munson, R (1, 2) OBP: 0.331, SLG: 0.376	E5		5-3			5-3		FC5 1-3 E		4	1	0	0	0	0	3
Reggie Jackson, L (1, 10) OBP: 0.362, SLG: 0.478	L8			F4			K	E4 2-H 3-H		4	0	0	1	0	1	1
Chris Chambliss, L (1, 3) OBP: 0.326, SLG: 0.391		K		K			BB 1B	K		4	1	1	0	0	3	0
Graig Nettles, L (1, 5) OBP: 0.346, SLG: 0.467		4-3		F9			F2		F8	4	0	0	0	0	0	1
Roy White, S (1, 7) OBP: 0.350, SLG: 0.404		4-3			G3		BBBB 1B 1-2 BB		F9	3	0	0	0	1	0	0
Gary Thomasson, L (1, 9) OBP: 0.303, SLG: 0.366			L3		K		1-3 2-H 1B		F7	4	0	1	1	0	1	0
Bucky Dent, R (1, 6) OBP: 0.298, SLG: 0.324			BBBB 1B BB		F7		L8			1	0	0	0	1	0	0
Jim Spencer, L (7, PH) OBP: 0.300, SLG: 0.451										1	0	0	0	0	0	2
Fred Stanley, R (8, 6) OBP: 0.331, SLG: 0.292										0	0	0	0	0	0	0
Inning Stats	R: 0 E: 1 K: 0 S: 4 H: 0 LOB: 1 BB: 0 P: 4	R: 0 E: 0 K: 1 S: 5 H: 0 LOB: 0 BB: 0 P: 5	R: 0 E: 0 K: 0 S: 4 H: 1 LOB: 2 BB: 1 P: 8	R: 0 E: 0 K: 1 S: 5 H: 0 LOB: 0 BB: 0 P: 5	R: 0 E: 0 K: 1 S: 5 H: 0 LOB: 0 BB: 0 P: 5	R: 0 E: 0 K: 0 S: 3 H: 0 LOB: 0 BB: 0 P: 3	R: 1 E: 0 K: 1 S: 7 H: 2 LOB: 2 BB: 1 P: 11	R: 2 E: 2 K: 2 S: 9 H: 1 LOB: 0 BB: 0 P: 9	R: 0 E: 0 K: 0 S: 3 H: 0 LOB: 0 BB: 0 P: 3	1B: 4 2B: 0 3B: 0 HR: 0	SF: 0 SAC: 0 DP: 0 HBP: 0						WP: 0 PB: 0 SB: 0 CS: 0	PA: 35

PITCHER		IP	WLS	BF	H	R	ER	SO	BB	IBB	HBP	BLK	WP	HR	S	P	ERA	WHIP
Dennis Eckersley, R ERA: 3.28	(1, 1)	6.2	W	26	3	1	1	4	2	0	0	0	0	0	32	40	1.35	0.750
Bob Stanley, R ERA: 2.82	(7, 1)	2.1	S	9	1	2	0	2	0	0	0	0	0	0	13	13	0.00	0.429

PITCHER		IP	WLS	BF	H	R	ER	SO	BB	IBB	HBP	BLK	WP	HR	S	P	ERA	WHIP

BOTTOM

Boston Red Sox @ New York Yankees

Yankee Stadium, Bronx, NY

Sun Sep 17 1978, 3:33 AM EDT
Att. 55,088 - Sunny - 74 F

livebaseballscorecards.com

AB	33
R	3
H	4
RBI	2
BB	2
SO	6
LOB	8

Batter	1	2	3	4	5	6	7	8	9	10	11	AB	R	H	RBI	BB	SO	LOB
Rick Burleson, R (1, 6) OBP: 0.295, SLG: 0.339	6-3		F7		6-3 HBP		4-3		F9		FC3-2 1B 1B 3-H	5	0	0	0	0	0	5
Jerry Remy, L (1, 4) OBP: 0.308, SLG: 0.341	1-3			1B SF8 1B	6-3 1-2		5-3		F7		E8 1-H 2-H 1B	6	1	2	1	0	0	2
Jim Rice, R (1, 10) OBP: 0.376, SLG: 0.603	6-3			1B 1-3 1B	5-3		F8			K		5	0	1	0	0	1	1
Carl Yastrzemski, L (1, 7) (11, 3) OBP: 0.366, SLG: 0.413		BBB 4-0 G6-4-3 BB		SSS 0-3 K		6-3		G3		BBB 4-0 FC6-4 BB		3	0	0	0	2	1	2
Carlton Fisk, R (1, 2) OBP: 0.368, SLG: 0.489		G6-4-3 1-2f		SF8 3-H		BBB 4-0 HR BB		F4		FC6-4 1-2f		3	1	0	1	1	0	2
Fred Lynn, L (1, 8) OBP: 0.374, SLG: 0.497		4-3		6-3 1-3 1B		6-3 1-H HR		BBB 4-0 BB		SSS 0-3 K		4	1	2	2	1	1	1
Butch Hobson, R (1, 5) OBP: 0.309, SLG: 0.409			SSS 0-3 K	SSS 0-3 K		6-3		SSS 0-3 K			BBB 4-0 1B FC3-2 BB	4	0	0	0	1	3	3
Frank Duffy, R (11, PR) (11, 5) OBP: 0.300, SLG: 0.301												0	0	0	0	0	0	0
George Scott, R (1, 3) OBP: 0.304, SLG: 0.381			6-3		6-3	BBB 4-0 BB			SSS 0-3 K		5-3 1-3 1B	3	0	0	0	1	1	0
Jack Brohamer, L (11, PH) OBP: 0.298, SLG: 0.321												1	0	1	0	0	0	0
Garry Hancock, L (11, PR) OBP: 0.222, SLG: 0.253												0	1	0	0	0	0	0
Dwight Evans, R (1, 9) OBP: 0.341, SLG: 0.461			1B		HR	SSS 0-3 K			BBB 4-0 BB		5-3 1-2	4	1	2	1	1	1	3
Inning Stats	R: 0 E: 0 K: 0 S: 3 H: 0 LOB: 0 BB: 0 P: 3	R: 0 E: 0 K: 0 S: 2 H: 0 LOB: 0 BB: 1 P: 6	R: 0 E: 0 K: 1 S: 6 H: 1 LOB: 1 BB: 0 P: 6	R: 1 E: 0 K: 2 S: 10 H: 3 LOB: 2 BB: 0 P: 10	R: 1 E: 0 K: 0 S: 4 H: 1 LOB: 1 BB: 0 P: 5	R: 2 E: 0 K: 1 S: 6 H: 1 LOB: 1 BB: 2 P: 14	R: 0 E: 0 K: 0 S: 3 H: 0 LOB: 0 BB: 0 P: 3	R: 0 E: 0 K: 1 S: 5 H: 0 LOB: 1 BB: 1 P: 9	R: 0 E: 0 K: 1 S: 5 H: 0 LOB: 1 BB: 1 P: 9	R: 0 E: 0 K: 2 S: 7 H: 0 LOB: 1 BB: 1 P: 11	R: 1 E: 1 K: 0 S: 4 H: 2 LOB: 2 BB: 1 P: 8	1B: 6 2B: 0 3B: 0 HR: 2	SF: 1 SAC: 0 DP: 1 HBP: 1		WP: 0 PB: 0 SB: 0 CS: 0	PA: 47		

PITCHER		IP	WLS	BF	H	R	ER	SO	BB	IBB	HBP	BLK	WP	HR	S	P	ERA	WHIP
Jack Billingham, R ERA: 3.89	(1, 1)	5.2		26	6	4	4	3	3	0	1	0	0	2	28	41	6.35	1.588
Steve Baker, R ERA: 3.9	(6, 1)	4.1	L	18	1	1	1	5	4	0	0	0	0	0	24	40	2.08	1.154
John Hiller, L ERA: 2.62	(11, 1)	1.0		3	1	0	0	0	0	0	0	0	0	0	3	3	0.00	1.000

PITCHER	IP	WLS	BF	H	R	ER	SO	BB	IBB	HBP	BLK	WP	HR	S	P	ERA	WHIP

TOP

Boston Red Sox @ Detroit Tigers

Tiger Stadium, Detroit, MI

Mon Sep 18 1978, 7:05 PM EDT

Att. 13,849 - Unknown

livebaseballscorecards.com

AB	38
R	5
H	8
RBI	5
BB	7
SO	8
LOB	19

Boston Red Sox @ Detroit Tigers

Tiger Stadium, Detroit, MI

Mon Sep 18 1978, 7:05 PM EDT

Att. 13,849 - Unknown

BOTTOM

Batter	1	2	3	4	5	6	7	8	9	10	11	AB	R	H	RBI	BB	SO	LOB
Ron LeFlore, R (1, 8) OBP: 0.361, SLG: 0.398	4-3	K			CS 1B		5-3		CS 1-2	1-3		5	0	1	0	0	1	1
Lou Whitaker, L (1, 4) OBP: 0.360, SLG: 0.356	4-3 BB	K	K		K 1-2		4-3			1B 1B		4	0	1	0	1	2	1
Rusty Staub, L (1, 10) OBP: 0.351, SLG: 0.441	4-3 1-2	4-3	4-3		HR			F6		1-3 1B		5	1	2	1	0	0	1
Jason Thompson, L (1, 3) OBP: 0.366, SLG: 0.474	K		1B		F7			4-3		K		5	0	1	0	0	2	3
Steve Kemp, L (1, 7) OBP: 0.381, SLG: 0.405		HR BB	F6			FC1-6 1B		HR		F6		4	2	2	1	1	0	3
Lance Parrish, R (1, 2) OBP: 0.263, SLG: 0.443		K		1B FC5-2 1B		FC1-6 4-3 1-2f		F8			K	5	0	1	0	0	2	2
John Wockenfuss, R (1, 9) OBP: 0.361, SLG: 0.418		1-H HR		G5-3 FC5-2 1-3 1B		4-3 1-2			F7		K	3	1	2	2	0	0	1
Tim Corcoran, L (9, PH) OBP: 0.319, SLG: 0.320												1	0	0	0	0	0	0
(10, 9)																		
Mickey Stanley, R (11, PH) OBP: 0.312, SLG: 0.392												1	0	0	0	0	1	0
Aurelio Rodriguez, R (1, 5) OBP: 0.303, SLG: 0.397		F8		FC5-2 1-2 3-H		4-3			L5		4-3	3	0	0	0	0	0	3
Phil Mankowski, L (9, PH) OBP: 0.358, SLG: 0.381												2	0	0	0	0	0	0
(10, 5)																		
Alan Trammell, R (1, 6) OBP: 0.330, SLG: 0.327							1-3					2	0	0	0	1	0	2
Milt May, L (9, PH) OBP: 0.317, SLG: 0.383				G5-3 2-3f								0	0	0	0	1	0	0
Steve Dillard, R (9, PR) OBP: 0.274, SLG: 0.306												0	0	0	0	0	0	0
Mark Wagner, R (10, 6) OBP: 0.272, SLG: 0.284		BB							CS BB			0	0	0	0	0	0	0
Inning Stats	R: 0 E: 0 K: 1 S: 5 H: 0 LOB: 1 BB: 1 P: 9	R: 2 E: 0 K: 2 S: 8 H: 1 LOB: 1 BB: 2 P: 16	R: 0 E: 0 K: 1 S: 6 H: 1 LOB: 1 BB: 0 P: 6	R: 0 E: 0 K: 0 S: 4 H: 2 LOB: 1 BB: 0 P: 4	R: 1 E: 0 K: 1 S: 6 H: 2 LOB: 0 BB: 0 P: 6	R: 0 E: 0 K: 0 S: 4 H: 1 LOB: 1 BB: 0 P: 4	R: 0 E: 0 K: 0 S: 3 H: 0 LOB: 0 BB: 0 P: 3	R: 1 E: 0 K: 0 S: 4 H: 1 LOB: 0 BB: 0 P: 4	R: 0 E: 0 K: 0 S: 2 H: 0 LOB: 1 BB: 1 P: 6	R: 0 E: 0 K: 1 S: 7 H: 2 LOB: 2 BB: 0 P: 7	R: 0 E: 0 K: 2 S: 7 H: 0 LOB: 0 BB: 0 P: 7	1B: 7 2B: 0 3B: 0 HR: 3 SF: 0 SAC: 0 DP: 1 HBP: 0						

PITCHER		IP	WLS	BF	H	R	ER	SO	BB	IBB	HBP	BLK	WP	HR	S	P	ERA	WHIP
Bobby Sprowl, L ERA: 6.39	(1, 1)	5.0		22	6	3	3	5	3	0	0	0	0	2	29	41	5.40	1.800
Bob Stanley, R ERA: 2.79	(6, 1)	4.1		16	3	1	1	0	1	0	0	0	0	1	15	19	2.08	0.923
Andy Hassler, L ERA: 3.94	(10, 1)	1.2	W	6	1	0	0	3	0	0	0	0	0	0	12	12	0.00	0.600

PITCHER	IP	WLS	BF	H	R	ER	SO	BB	IBB	HBP	BLK	WP	HR	S	P	ERA	WHIP

livebaseballscorecards.com

AB	40
R	4
H	10
RBI	4
BB	4
SO	8
LOB	17

WP: 0 PB: 0 SB: 0 CS: 2 PA: 45

Boston Red Sox @ Detroit Tigers

Tiger Stadium, Detroit, MI

Tue Sep 19 1978, 7:05 PM EDT

Att. 15,901 - Unknown

Batter	1	2	3	4	5	6	7	8	9	AB	R	H	RBI	BB	SO	LOB
Rick Burleson, R (1, 6) OBP: 0.294, SLG: 0.337	F8	6-3		1B BB 1-2 1B		6-3	K			5	1	1	0	0	1	3
Jerry Remy, L (1, 4) OBP: 0.310, SLG: 0.342	1B HR 1B		1B SF7 1B	1B E 1-2 2-3 BB		E6 S	4-3			4	3	2	0	1	0	3
Jim Rice, R (1, 10) OBP: 0.376, SLG: 0.602	HR 1-3 1B		K	E 1-3 2-H 3-H 1B		L8		K		5	2	2	2	0	2	2
Carl Yastrzemski, L (1, 7) OBP: 0.370, SLG: 0.424	HR 1-H 3-H		1B 1-3	E4 1-H 3-H 2B		IBB 1-2		4-3		4	1	3	5	1	0	0
Carlton Fisk, R (1, 2) OBP: 0.365, SLG: 0.486	5-3		SF7 3-H	5-3		K		F3		4	0	0	1	0	1	3
Fred Lynn, L (1, 8) OBP: 0.374, SLG: 0.497	2B		F8		SH1-4 BB		6-3		F4	4	0	1	0	1	0	1
Butch Hobson, R (1, 5) OBP: 0.308, SLG: 0.407	6-3			K	SH1-4 1-2		BB 1B 1B		K	4	0	1	0	0	2	1
George Scott, R (1, 3) OBP: 0.305, SLG: 0.382		F9		BB 1B 1B 1B	5-3		BB 1-2 1B		F9	5	1	2	0	0	0	1
Dwight Evans, R (1, 9) OBP: 0.340, SLG: 0.458		K		F7	K		BB 1-2 2-3			3	0	0	0	1	2	2

Inning Stats	1	2	3	4	5	6	7	8	9		
	R: 3 E: 0 K: 0 S: 7	R: 0 E: 0 K: 1 S: 5	R: 1 E: 0 K: 1 S: 7	R: 4 E: 1 K: 1 S: 9	R: 0 E: 0 K: 1 S: 5	R: 0 E: 1 K: 1 S: 6	R: 0 E: 0 K: 1 S: 7	R: 0 E: 0 K: 1 S: 5	R: 0 E: 0 K: 1 S: 5	1B: 9 2B: 2 3B: 0 HR: 1	SF: 1 SAC: 1 DP: 0 HBP: 0
	H: 4 LOB: 1 BB: 0 P: 7	H: 0 LOB: 0 BB: 0 P: 5	H: 2 LOB: 1 BB: 0 P: 7	H: 4 LOB: 1 BB: 1 P: 13	H: 0 LOB: 1 BB: 1 P: 9	H: 0 LOB: 2 BB: 1 P: 10	H: 2 LOB: 3 BB: 1 P: 11	H: 0 LOB: 0 BB: 0 P: 5	H: 0 LOB: 0 BB: 0 P: 5	WP: 0 PB: 0 SB: 1 CS: 0	PA: 44

PITCHER		IP	WLS	BF	H	R	ER	SO	BB	IBB	HBP	BLK	WP	HR	S	P	ERA	WHIP
Jim Slaton, R ERA: 4.31	(1, 1)	2.1		13	6	4	4	2	0	0	0	0	0	1	17	17	15.43	2.571
Jack Morris, R ERA: 4.55	(3, 1)	4.0	L	23	6	4	4	3	3	1	0	0	0	0	25	41	9.00	2.250
Dave Tobik, R ERA: 4.66	(7, 1)	2.2		8	0	0	0	3	0	0	0	0	0	0	14	14	0.00	0.000

PITCHER	IP	WLS	BF	H	R	ER	SO	BB	IBB	HBP	BLK	WP	HR	S	P	ERA	WHIP

livebaseballscorecards.com

AB	38
R	8
H	12
RBI	8
BB	4
SO	8
LOB	16

Boston Red Sox @ Detroit Tigers

Tiger Stadium, Detroit, MI

Tue Sep 19 1978, 7:05 PM EDT

Att. 15,901 - Unknown

BOTTOM

Batter	1	2	3	4	5	6	7	8	9	AB	R	H	RBI	BB	SO	LOB
Ron LeFlore, R (1, 8) OBP: 0.364, SLG: 0.403	0-0 1B HR 1B	0-0 F9 1-H 2B		0-0 FC6-4 1B			0-0 G6-4-3 1B		SSS 0-3 ① K	5	1	4	1	0	1	2
Lou Whitaker, L (1, 4) OBP: 0.361, SLG: 0.355	0-0 BB 1-3 HR 1B	0-0 ① B1-3		SSS 0-3 ② K			0-0 ①② G6-4-3 1-2f		BBBB 4-0 1-2 2-3 BB	4	1	1	0	1	1	3
Rusty Staub, L (1, 10) OBP: 0.351, SLG: 0.439	BBBB 4-0 1-2 HR BB	0-0 ② F9 2-3		0-0 ③ FC6-4 1-2f			BBBB 4-0 BB		0-0 ②③ G3-2 3-Hf	3	1	0	0	2	0	5
Jason Thompson, L (1, 3) OBP: 0.366, SLG: 0.478	0-0 1-H 2-H 3-H HR	0-0 ③ 6-3			SSS 0-3 ① K		SSS 0-3 ③ K			4	1	1	4	0	2	2
Steve Kemp, L (1, 7) OBP: 0.381, SLG: 0.404	0-0 E1 G1-6-3		0-0 SH2-4 1B 1B		SSS 0-3 ② K			0-0 ① F4		4	1	1	0	0	1	0
Milt May, L (1, 2) OBP: 0.314, SLG: 0.380	0-0 ①② G1-6-3 1-2f		0-0 ① SH2-4 1-2		SSS 0-3 ③ K			0-0 ② 4-3		3	0	0	0	0	1	1
Tim Corcoran, L (1, 9) OBP: 0.321, SLG: 0.322	0-0 E8 1B		0-0 G5-4-3 2-H 1B			0-0 ① B2-3		0-0 ③ F7		4	0	2	1	0	0	0
Phil Mankowski, L (1, 5) OBP: 0.357, SLG: 0.379 Aurelio Rodriguez, R (3, PH) OBP: 0.304, SLG: 0.397 (4, 5)	SSS 0-3 ③ K		0-0 ②③ G5-4-3 1-2f			0-0 ② 1-3			0-0 BB 1B G3-2 1B	1 3	0 0	0 1	0 0	0 0	1 0	1 1
Alan Trammell, R (1, 6) OBP: 0.331, SLG: 0.328		0-0 2B 1B		0-0 ① 5-3		0-0 ③ 6-3			0-0 BB 1-2 1B	4	1	2	0	0	0	0
Inning Stats	R: 4 E: 2 K: 1 S: 9 H: 4 LOB: 1 BB: 1 P: 13	R: 1 E: 0 K: 0 S: 5 H: 2 LOB: 1 BB: 0 P: 5	R: 1 E: 0 K: 0 S: 4 H: 2 LOB: 0 BB: 0 P: 4	R: 0 E: 0 K: 1 S: 6 H: 1 LOB: 1 BB: 0 P: 6	R: 0 E: 0 K: 3 S: 9 H: 0 LOB: 0 BB: 0 P: 9	R: 0 E: 0 K: 0 S: 3 H: 0 LOB: 0 BB: 0 P: 3	R: 0 E: 0 K: 1 S: 5 H: 1 LOB: 1 BB: 1 P: 9	R: 0 E: 0 K: 0 S: 3 H: 0 LOB: 0 BB: 0 P: 3	R: 0 E: 0 K: 1 S: 6 H: 2 LOB: 2 BB: 1 P: 10	1B: 10 2B: 1 3B: 0 HR: 1	SF: 0 SAC: 1 DP: 4 HBP: 0						

livebaseballscorecards.com

AB	35
R	6
H	12
RBI	6
BB	3
SO	7
LOB	15

WP: 0 PB: 0 SB: 0 CS: 0 PA: 39

PITCHER		IP	WLS	BF	H	R	ER	SO	BB	IBB	HBP	BLK	WP	HR	S	P	ERA	WHIP
Luis Tiant, R ERA: 3.58	(1, 1)	0.0		4	3	4	4	0	1	0	0	0	0	1	3	7	∞	∞
Tom Burgmeier, L ERA: 4.25	(1, 1)	3.0		13	5	2	2	1	0	0	0	0	0	0	15	15	6.00	1.667
Bill Campbell, R ERA: 3.78	(4, 1)	5.0	W	19	4	0	0	5	1	0	0	0	0	0	28	32	0.00	1.000
Dick Drago, R ERA: 3.33	(9, 1)	0.1		1	0	0	0	1	0	0	0	0	0	0	3	3	0.00	0.000
Andy Hassler, L ERA: 3.9	(9, 1)	0.2	S	2	0	0	0	0	1	0	0	0	0	0	1	5	0.00	1.500

PITCHER	IP	WLS	BF	H	R	ER	SO	BB	IBB	HBP	BLK	WP	HR	S	P	ERA	WHIP

Batter	1	2	3	4	5	6	7	8	9	AB	R	H	RBI	BB	SO	LOB
Rick Burleson, R (1, 6) OBP: 0.294, SLG: 0.337	FC5 1B 1B		F9 ②			3-1 ①		L1 ③		4	0	1	0	0	0	0
Jerry Remy, L (1, 4) OBP: 0.315, SLG: 0.349	1-2 1B		1B			2B			HR 1B	4	1	4	0	0	0	0
Jim Rice, R (1, 10) OBP: 0.375, SLG: 0.604	S S S 0-3 ① K		0-0 ③ F7			0-0 ② 5-3			1-H HR	4	1	1	2	0	1	4
Carl Yastrzemski, L (1, 7) OBP: 0.367, SLG: 0.420	0-0 ② F9			3-1 ①		G3 ③			F9 ①	4	0	0	0	0	0	3
Carlton Fisk, R (1, 2) OBP: 0.362, SLG: 0.482	0-0 ③ FC5 2-3f			S S S 0-3 ② K			4-3 ①		5-3 ②	4	0	0	0	0	1	2
Fred Lynn, L (1, 8)		1-3 ①		G3 ③			6-3 ②		G3 ③	4	0	0	0	0	0	0
Butch Hobson, R (1, 5) OBP: 0.307, SLG: 0.405		F8 ②			L7 ①		F8 ③			3	0	0	0	0	0	0
George Scott, R (1, 3) OBP: 0.303, SLG: 0.379		6-3 ③			1-3 ②			F7 ①		3	0	0	0	0	0	0
Dwight Evans, R (1, 9) OBP: 0.338, SLG: 0.455			S S S 0-3 ① K		5-3 ③			5-3 ②		3	0	0	0	0	1	0
Inning Stats	R: 0 H: 2 E: 0 LOB: 2 K: 1 BB: 0 S: 7 P: 7	R: 0 H: 0 E: 0 LOB: 0 K: 0 BB: 0 S: 3 P: 3	R: 0 H: 1 E: 0 LOB: 1 K: 1 BB: 0 S: 6 P: 6	R: 0 H: 0 E: 0 LOB: 0 K: 1 BB: 0 S: 5 P: 5	R: 0 H: 0 E: 0 LOB: 0 K: 0 BB: 0 S: 3 P: 3	R: 0 H: 1 E: 0 LOB: 1 K: 0 BB: 0 S: 4 P: 4	R: 0 H: 0 E: 0 LOB: 0 K: 0 BB: 0 S: 3 P: 3	R: 0 H: 0 E: 0 LOB: 0 K: 0 BB: 0 S: 3 P: 3	R: 2 H: 2 E: 0 LOB: 0 K: 0 BB: 0 S: 5 P: 5	1B: 4 SF: 0 2B: 1 SAC: 0 3B: 0 DP: 0 HR: 1 HBP: 0						

PITCHER	IP	WLS	BF	H	R	ER	SO	BB	IBB	HBP	BLK	WP	HR	S	P	ERA	WHIP
Dave Rozema, R (1, 1) ERA: 2.95	9.0	W	33	6	2	2	3	0	0	0	0	0	1	39	39	2.00	0.667

PITCHER	IP	WLS	BF	H	R	ER	SO	BB	IBB	HBP	BLK	WP	HR	S	P	ERA	WHIP

TOP

Boston Red Sox @ Detroit Tigers

Tiger Stadium, Detroit, MI

Wed Sep 20 1978, 7:05 PM EDT

Att. 16,689 - Unknown

livebaseballscorecards.com

AB	33
R	2
H	6
RBI	2
BB	0
SO	3
LOB	9

PA: 33

WP: 0 PB: 0 SB: 0 CS: 0

Boston Red Sox @ Detroit Tigers

Tiger Stadium, Detroit, MI

Wed Sep 20 1978, 7:05 PM EDT

Att. 16,689 - Unknown

livebaseballscorecards.com

BOTTOM

Batter	1	2	3	4	5	6	7	8	9	AB	R	H	RBI	BB	SO	LOB
Ron LeFlore, R (1, 8)	4-3 ①		5-3 ① 1-2	K ② SSS		HR IBB	HR 2B 1-H 3-H			4	2	1	2	1	1	3
Dave Stegman, R (8, 8)										0	0	0	0	0	0	0
Lou Whitaker, L (1, 4)	1B 2B		L6 ② 2-3	6-3 ③		HR 1-H 2-H	HR BB BBBB			4	3	2	3	1	0	3
Rusty Staub, L (1, 10)	F7 1B 2-H		BB BBBB		BB 1B FC4-2 BBBB	G3 ②	HR 1-H 2-H			3	1	2	4	2	0	0
Jason Thompson, L (1, 3)	F7 ② 1-2		F8 ③		FC4-2 BB 1-2 1B	4-3 ③	1B			5	0	2	0	0	0	3
Steve Kemp, L (1, 7)	K ③ SSS			E3 1B 1B	FC4-2 BB 1-2 2-3 BBBB		BB 1B 4-3			4	2	1	0	1	1	2
Milt May, L (1, 2)	4-3 ①			FC2-5 1B 1-3	FC4-2 ① G6-4-3 1-2 2-3 3-Hf		FC6-4 1B 2B 1-2 BB BBBB	4-3 ①		4	1	1	0	1	0	3
Tim Corcoran, L (1, 9)	F8 ②			FC2-5 2B 1-2 3-H 1B	G6-4-3 ② ③ 1-2f		K ① SSS	F8 ②		2	1	1	1	0	0	0
John Wockenfuss, R (5, PH) (6, 9)										3	0	0	0	0	1	5
Phil Mankowski, L (1, 5)	F7 ③			FC2-5 ① 2B 1-2 2-3f		HR 2B	FC6-4 1B 1-2 2-H	1B		2	0	0	0	0	0	2
Aurelio Rodriguez, R (6, 5)										3	1	3	1	0	0	0
Alan Trammell, R (1, 6)			WP 5-3 1B	2B 1-3 2-H		1-3 ①	FC6-4 ② 2B 1-2f 2-3	L6 ③		5	1	2	1	0	0	4

| | | | | | | | | | |

Batter	1	2	3	4	5	6	7	8	9	AB	R	H	RBI	BB	SO	LOB
Rick Burleson, R (1, 6) OBP: 0.298, SLG: 0.341	4-3 F5 1B 1B	1-3 1B		E8 1-3 1B		F8			G4-6-3 1B	5	1	4	0	0	0	0
Jerry Remy, L (1, 4) OBP: 0.314, SLG: 0.346	F5 1-2	F6		BB			3-1		G4-6-3 1-2f	4	0	0	0	1	0	4
Jim Rice, R (1, 7) OBP: 0.372, SLG: 0.599	4-3 2-3	K		5-3			F7		K	5	0	0	0	0	2	5
Carl Yastrzemski, L (1, 10) OBP: 0.368, SLG: 0.419	WP 1B 1B BB	4-3			S 1B BB		4-3			2	2	0	0	2	0	2
Carlton Fisk, R (1, 2) OBP: 0.362, SLG: 0.480	WP 1-2 1B 3-H 1B		K		K 1-2			5-3		4	1	1	1	0	2	1
Fred Lynn, L (1, 8) OBP: 0.374, SLG: 0.493	1B 1-2 2-3 BB		3-1		G1-4-3 2-H 1B			1B 1B BB		2	1	1	1	2	0	0
Butch Hobson, R (1, 5) OBP: 0.308, SLG: 0.405	1-3 2-H 3-H 1B		5-3		G1-4-3 1-2f			L4 1B 1-2 1B		4	0	2	2	0	0	1
George Scott, R (1, 3) OBP: 0.303, SLG: 0.377	P9			F8		4-3		1-2 2-H 1B		4	0	1	1	0	0	2
Dwight Evans, R (1, 9) OBP: 0.339, SLG: 0.454		1B BB		E 1B 1B		K		L4 2-3		3	0	1	0	1	1	2
Inning Stats	R: 3 H: 3 E: 0 LOB: 2 K: 0 BB: 2 S: 6 P: 14	R: 0 H: 1 E: 0 LOB: 2 K: 1 BB: 1 S: 6 P: 10	R: 0 H: 0 E: 0 LOB: 0 K: 1 BB: 0 S: 5 P: 5	R: 0 H: 2 E: 1 LOB: 2 K: 0 BB: 1 S: 4 P: 8	R: 1 H: 1 E: 0 LOB: 0 K: 1 BB: 1 S: 5 P: 9	R: 0 H: 0 E: 0 LOB: 0 K: 1 BB: 0 S: 5 P: 5	R: 0 H: 0 E: 0 LOB: 0 K: 0 BB: 0 S: 3 P: 3	R: 1 H: 2 E: 0 LOB: 1 K: 0 BB: 1 S: 4 P: 8	R: 0 H: 1 E: 0 LOB: 0 K: 1 BB: 0 S: 5 P: 5	1B: 10 SF: 0 2B: 1 SAC: 0 3B: 0 DP: 3 HR: 0 HBP: 0						

PITCHER	IP	WLS	BF	H	R	ER	SO	BB	IBB	HBP	BLK	WP	HR	S	P	ERA	WHIP
Milt Wilcox, R (1, 1) ERA: 3.68	9.0	L	39	10	5	5	5	6	0	0	0	1	0	43	67	5.00	1.778

PITCHER	IP	WLS	BF	H	R	ER	SO	BB	IBB	HBP	BLK	WP	HR	S	P	ERA	WHIP

TOP

Boston Red Sox @ Detroit Tigers

Tiger Stadium, Detroit, MI

Thu Sep 21 1978, 7:05 PM EDT

Att. 15,213 - Unknown

livebaseballscorecards.com

AB	33
R	5
H	10
RBI	5
BB	6
SO	5
LOB	17

WP: 1	PA: 39		
PB: 0			
SB: 1			
CS: 0			

Batter	1	2	3	4	5	6	7	8	9	AB	R	H	RBI	BB	SO	LOB
Ron LeFlore, R (1, 8) OBP: 0.362, SLG: 0.401	L9		K			F3		F8		4	0	0	0	0	1	1
Lou Whitaker, L (1, 4) OBP: 0.361, SLG: 0.363	G3		FC4-6			F5		L7		2	0	0	0	0	0	1
Steve Dillard, R (4, 4) OBP: 0.269, SLG: 0.301										2	0	0	0	0	0	0
Rusty Staub, L (1, 10) OBP: 0.352, SLG: 0.442	F7		F5			G3			6-3	4	0	0	0	0	0	1
Jason Thompson, L (1, 3) OBP: 0.367, SLG: 0.483		F3		K			HR		G3-6-3	4	1	2	1	0	1	0
Steve Kemp, L (1, 7) OBP: 0.380, SLG: 0.402		1B		F9			L8		G3-6-3	4	0	1	0	0	0	1
Milt May, L (1, 2) OBP: 0.313, SLG: 0.375		F3		F8			F9			3	0	0	0	0	0	1
Tim Corcoran, L (1, 9) OBP: 0.328, SLG: 0.330		1B			G4-6-3		FC4-6			3	0	3	0	0	0	0
Phil Mankowski, L (1, 5) OBP: 0.349, SLG: 0.370		K			G4-6-3		FC4-6			3	0	0	0	0	1	4
Alan Trammell, R (1, 6) OBP: 0.332, SLG: 0.330			BB		5-3			F3		2	0	0	0	1	0	0
Inning Stats	R: 0 E: 0 K: 0 S: 3 H: 0 LOB: 0 BB: 0 P: 3	R: 0 E: 0 K: 1 S: 7 H: 2 LOB: 2 BB: 0 P: 7	R: 0 E: 0 K: 1 S: 5 H: 0 LOB: 1 BB: 1 P: 9	R: 0 E: 0 K: 1 S: 5 H: 0 LOB: 0 BB: 0 P: 5	R: 0 E: 0 K: 0 S: 3 H: 1 LOB: 0 BB: 0 P: 3	R: 0 E: 0 K: 0 S: 3 H: 0 LOB: 0 BB: 0 P: 3	R: 1 E: 0 K: 0 S: 5 H: 2 LOB: 1 BB: 0 P: 5	R: 0 E: 0 K: 0 S: 3 H: 0 LOB: 0 BB: 0 P: 3	R: 0 E: 0 K: 0 S: 3 H: 1 LOB: 0 BB: 0 P: 3	1B: 5 2B: 0 3B: 0 HR: 1 SF: 0 SAC: 0 DP: 2 HBP: 0	WP: 0 PB: 0 SB: 0 CS: 0 PA: 32					

PITCHER	IP	WLS	BF	H	R	ER	SO	BB	IBB	HBP	BLK	WP	HR	S	P	ERA	WHIP
Dennis Eckersley, R (1, 1) ERA: 3.2	9.0	W	32	6	1	1	3	1	0	0	0	0	1	37	41	1.00	0.778

PITCHER	IP	WLS	BF	H	R	ER	SO	BB	IBB	HBP	BLK	WP	HR	S	P	ERA	WHIP

BOTTOM

Boston Red Sox @ Detroit Tigers

Tiger Stadium, Detroit, MI

Thu Sep 21 1978, 7:05 PM EDT

Att. 15,213 - Unknown

livebaseballscorecards.com

AB	31
R	1
H	6
RBI	1
BB	1
SO	3
LOB	9

Boston Red Sox @ Toronto Blue Jays

Exhibition Stadium, Toronto, ON

Fri Sep 22 1978, 7:05 PM EDT

Att. 22,172 - Unknown - 59 F

TOP

livebaseballscorecards.com

Batter	1	2	3	4	5	6	7	8	9	AB	R	H	RBI	BB	SO	LOB
Rick Burleson, R (1, 6) OBP: 0.299, SLG: 0.340	K	K		F9			FC6-4 1B		BB BB BB	4	0	1	0	1	2	3
Jerry Remy, L (1, 4) OBP: 0.315, SLG: 0.346	S 2B 1B		F7		B1-3		L8		BB 1-2 BB	4	1	1	0	1	0	1
Jim Rice, R (1, 7) OBP: 0.371, SLG: 0.598	1-H 2B		K		F8		FC6-4 1-2f		K	5	0	1	1	0	2	3
Carl Yastrzemski, L (1, 10) OBP: 0.368, SLG: 0.416	K		4-3		FC6-4 BB			F7	BB 1-2 2-3	3	0	0	0	2	1	1
Carlton Fisk, R (1, 2) OBP: 0.362, SLG: 0.480	K			1B E 1B 1B	FC6-4 1-2f			1B SF7 1B	F8	5	2	2	0	0	1	5
Fred Lynn, L (1, 8) OBP: 0.375, SLG: 0.492		2B BB		E3 1B 1B G6-4-3 1-2		K		S 1-3 1B		3	1	1	0	1	1	1
Butch Hobson, R (1, 5) OBP: 0.310, SLG: 0.409		1-3 2B		G6-4-3 1B 1-2 2-3 1B		F8		SF7 3-H		3	0	2	1	0	0	0
Frank Duffy, R (9, 5) OBP: 0.300, SLG: 0.301										0	0	0	0	0	0	0
George Scott, R (1, 3) OBP: 0.302, SLG: 0.376	K			G6-4-3 1-2 2-3 3-H 1B		F8		K 1-2		4	0	1	1	0	2	3
Dwight Evans, R (1, 9) OBP: 0.337, SLG: 0.451	K			G6-4-3 1-2f 2-3 3-H			K		F4	4	0	0	0	0	2	4

AB	35
R	4
H	9
RBI	3
BB	5
SO	11
LOB	21

Inning Stats	1	2	3	4	5	6	7	8	9
	R: 1 E: 0 K: 3 S: 11 H: 2 LOB: 1 BB: 0 P: 11	R: 0 E: 0 K: 3 S: 10 H: 1 LOB: 2 BB: 1 P: 14	R: 0 E: 0 K: 1 S: 5 H: 0 LOB: 0 BB: 0 P: 5	R: 2 E: 1 K: 0 S: 6 H: 3 LOB: 1 BB: 0 P: 6	R: 0 E: 0 K: 0 S: 3 H: 0 LOB: 1 BB: 1 P: 7	R: 0 E: 0 K: 1 S: 5 H: 0 LOB: 0 BB: 0 P: 5	R: 0 E: 0 K: 1 S: 6 H: 1 LOB: 1 BB: 0 P: 6	R: 1 E: 0 K: 1 S: 7 H: 2 LOB: 1 BB: 0 P: 7	R: 0 E: 0 K: 1 S: 5 H: 0 LOB: 3 BB: 3 P: 17

| | | | | | | | | | |

BOTTOM

Boston Red Sox @ Toronto Blue Jays

Exhibition Stadium, Toronto, ON

Fri Sep 22 1978, 7:05 PM EDT
Att. 22,172 - Unknown - 59 F

Batter	1	2	3	4	5	6	7	8	9	AB	R	H	RBI	BB	SO	LOB
Rick Bosetti, R (1, 8) OBP: 0.300, SLG: 0.351	0-0 ① L4	0-0 S 1B			0-0 ② F2		0-0 ③ F6		0-0 1-2 2-H 3-H 1B	5	0	2	2	0	0	0
Al Woods, L (1, 7) OBP: 0.286, SLG: 0.380	B B B B 4-0 E FC5 2B BB	0-0 ③ 6-3 1-2			0-0 ③ F8			0-0 4-3 2B		3	1	1	0	1	0	1
Roy Howell, L (1, 5) OBP: 0.324, SLG: 0.373	0-0 FC5 1-3 2B		0-0 ① P7			0-0 ① F7		0-0 ① 4-3 2-3		4	1	0	0	0	0	2
John Mayberry, L (1, 10) OBP: 0.335, SLG: 0.422	0-0 6-3 1-H 3-H 1B 2B		0-0 ② 4-3			0-0 ② F8		S S S 0-3 ② K		4	1	1	2	0	1	1
Otto Velez, R (1, 9) OBP: 0.387, SLG: 0.452	0-0 ② 6-3 2-3		0-0 ③ 4-3			B B B B 4-0 1B BB		0-0 ③ F8		3	0	0	0	1	0	2
Willie Upshaw, L (1, 3) OBP: 0.303, SLG: 0.317 Bob Bailor, R (9, PH) OBP: 0.314, SLG: 0.342	0-0 3-H 1B			0-0 ① 6-3		0-0 1-3 1B			0-0 BB 1B 1B 1B	3 1	0 1	2 1	1 0	0 0	0 0	0 0
Alan Ashby, S (1, 2) OBP: 0.337, SLG: 0.434	0-0 ③ F7			S S S 0-3 ② K		0-0 ③ F7			0-0 ① B3	4	0	0	0	0	1	4
Dave McKay, S (1, 4) OBP: 0.275, SLG: 0.363		0-0 ① 3-1		0-0 ③ F8			0-0 ① F5		0-0 BB 1-2 1B 1B	4	1	1	0	0	0	0
Luis Gomez, R (1, 6) OBP: 0.279, SLG: 0.251 Doug Ault, R (9, PH) OBP: 0.353, SLG: 0.357 Tim Johnson, L (9, PR) OBP: 0.315, SLG: 0.250		0-0 ② 2-3			0-0 ① 6-3		0-0 ② F3		B B B B 4-0 1-2 2-3 1B BB	3 0 0	0 0 0	0 0 0	0 0 0	0 1 0	0 0 0	0 0 0
Inning Stats	R: 3 E: 1 K: 0 S: 6 H: 2 LOB: 1 BB: 1 P: 10	R: 0 E: 0 K: 0 S: 4 H: 1 LOB: 1 BB: 0 P: 4	R: 0 E: 0 K: 0 S: 3 H: 0 LOB: 0 BB: 0 P: 3	R: 0 E: 0 K: 1 S: 5 H: 0 LOB: 0 BB: 0 P: 5	R: 0 E: 0 K: 0 S: 3 H: 0 LOB: 0 BB: 0 P: 3	R: 0 E: 0 K: 0 S: 4 H: 1 LOB: 2 BB: 1 P: 8	R: 0 E: 0 K: 0 S: 3 H: 0 LOB: 0 BB: 0 P: 3	R: 0 E: 0 K: 1 S: 6 H: 1 LOB: 1 BB: 0 P: 6	R: 2 E: 0 K: 0 S: 4 H: 3 LOB: 2 BB: 1 P: 8	1B: 6 2B: 2 3B: 0 HR: 0	SF: 0 SAC: 0 DP: 0 HBP: 0						

AB	34
R	5
H	8
RBI	5
BB	3
SO	2
LOB	10

WP: 0 PB: 0 SB: 1 CS: 0 PA: 37

livebaseballscorecards.com

PITCHER		IP	WLS	BF	H	R	ER	SO	BB	IBB	HBP	BLK	WP	HR	S	P	ERA	WHIP
Bob Stanley, R ERA: 2.71	(1, 1)	7.0		29	5	3	1	1	2	0	0	0	0	0	29	37	1.29	1.000
Andy Hassler, L ERA: 4.06	(8, 1)	1.1	L	7	2	2	2	1	1	0	0	0	0	0	8	12	13.50	2.250
Bill Campbell, R ERA: 3.78	(9, 1)	0.0		1	1	0	0	0	0	0	0	0	0	0	1	1	∞	∞

PITCHER	IP	WLS	BF	H	R	ER	SO	BB	IBB	HBP	BLK	WP	HR	S	P	ERA	WHIP

Batter	1	2	3	4	5	6	7	8	9	AB	R	H	RBI	BB	SO	LOB
Rick Burleson, R (1, 6) OBP: 0.298, SLG: 0.339	0-0 S 1B 1B		0-0 6-3 ①	0-0 FC6-4 ③ 1-2f		0-0 FC4-6 ③ 1-2f			0-0 6-3 ②	5	1	1	0	0	0	3
Jerry Remy, L (1, 4) OBP: 0.315, SLG: 0.345	0-0 L6 ①		B B B B 4-0 CS BB		0-0 F7 ①		0-0 G3 ①		0-0 1B 1B	4	0	1	0	1	0	1
Jim Rice, R (1, 9) OBP: 0.371, SLG: 0.601	S S S 0-3 K ② 1-2		0-0 E5 BB ② 1-2		0-0 HR		0-0 5-3 ②		0-0 1B ② 1-2	5	1	2	1	0	1	2
Carl Yastrzemski, L (1, 7) OBP: 0.369, SLG: 0.415	0-0 S 1B ② 2-H		B B B B 4-0 BB 1-2		0-0 4-3 ②		0-0 F8 ③		0-0 4-3 ③	4	0	1	1	1	0	2
Carlton Fisk, R (1, 2) OBP: 0.363, SLG: 0.479	H 1-0 HBP 1-2		0-0 P7 ③		0-0 F4 ③			0-0 4-3 1B		3	0	1	0	0	0	2
Fred Lynn, L (1, 8) OBP: 0.374, SLG: 0.490	0-0 F8 ③			0-0 G3 ①		0-0 BB 1B		0-0 4-3 ① 1-2		4	0	1	0	0	0	3
Butch Hobson, R (1, 10) OBP: 0.309, SLG: 0.410		S S S 0-3 K ①		0-0 1B 2B		0-0 F7 ①		S S S 0-3 K ②		4	1	1	0	0	2	2
George Scott, R (1, 3) OBP: 0.299, SLG: 0.372		0-0 5-3 ②		0-0 6-3 ②		0-0 F8 ②		0-0 F9 ③		4	0	0	0	0	0	3
Jack Brohamer, L (1, 5) OBP: 0.301, SLG: 0.321		0-0 1-3 ③		0-0 FC6-4 1B 2-H		B B B B 4-0 FC4-6 BB 1-2			0-0 F8 ①	3	0	1	1	1	0	0
Inning Stats	R: 1 H: 2 E: 0 LOB: 2 K: 1 BB: 0 S: 7 P: 8	R: 0 H: 0 E: 0 LOB: 0 K: 1 BB: 0 S: 5 P: 5	R: 0 H: 0 E: 1 LOB: 2 K: 0 BB: 2 S: 3 P: 11	R: 1 H: 2 E: 0 LOB: 1 K: 0 BB: 0 S: 5 P: 5	R: 1 H: 1 E: 0 LOB: 0 K: 0 BB: 0 S: 4 P: 4	R: 0 H: 1 E: 0 LOB: 2 K: 0 BB: 1 S: 4 P: 8	R: 0 H: 0 E: 0 LOB: 0 K: 0 BB: 0 S: 3 P: 3	R: 0 H: 1 E: 0 LOB: 1 K: 1 BB: 0 S: 6 P: 6	R: 0 H: 2 E: 0 LOB: 2 K: 0 BB: 0 S: 5 P: 5	1B: 7 SF: 0 2B: 1 SAC: 0 3B: 0 DP: 0 HR: 1 HBP: 1						WP: 0 PA: 40 PB: 0 SB: 2 CS: 1	

PITCHER	IP	WLS	BF	H	R	ER	SO	BB	IBB	HBP	BLK	WP	HR	S	P	ERA	WHIP
Jesse Jefferson, R (1, 1) ERA: 4.42	9.0	L	40	9	3	3	3	3	0	1	0	0	1	42	55	3.00	1.333

PITCHER	IP	WLS	BF	H	R	ER	SO	BB	IBB	HBP	BLK	WP	HR	S	P	ERA	WHIP

TOP

Boston Red Sox @ Toronto Blue Jays

Exhibition Stadium, Toronto, ON

Sat Sep 23 1978, 3:33 AM EDT

Att. 30,059 - Unknown - 61 F

livebaseballscorecards.com

AB	36
R	3
H	9
RBI	3
BB	3
SO	3
LOB	18

Batter	1	2	3	4	5	6	7	8	9	AB	R	H	RBI	BB	SO	LOB
Rick Bosetti, R (1, 8) OBP: 0.299, SLG: 0.348	S S S 0-3 K ①	S S S 0-3 K ③		x 0-0 FC3-2 ② 1-2 3-H		S S S 0-3 K ②			H 1-0 FC3-6 HBP	4	0	0	0	0	3	6
Bob Bailor, R (1, 9) OBP: 0.314, SLG: 0.345	x 0-0 1B		x 0-0 FC6-5 2B	x 0-0 F9 ③		x 0-0 F6 ③			x 0-0 FC3-6 ① 1-2f	5	0	2	0	0	0	4
Roy Howell, L (1, 5) OBP: 0.322, SLG: 0.370	S S S 0-3 K ②		x 0-0 FC6-5 ① 1B 2-3		x 0-0 4-3 ①		x 0-0 4-3 ①		S S S 0-3 K ②	5	0	0	0	0	2	3
John Mayberry, L (1, 10) OBP: 0.334, SLG: 0.419	x 0-0 G3 ③		x 0-0 F9 ②		x 0-0 L8 ②		B B B B 4-0 BB		x 0-0 5-3 ③	4	0	0	0	1	0	3
Willie Upshaw, L (1, 3) OBP: 0.307, SLG: 0.317		x 0-0 F6 ①	x 0-0 1-2 1B		B B B B 4-0 BB		x 0-0 F7 ②			3	0	1	0	1	0	1
Al Woods, L (1, 7) OBP: 0.286, SLG: 0.374		B B B 4-0 2B FC1-2 BB	S S S 0-3 K ③		x 0-0 F9 ③		x 0-0 6-3 ③			3	0	0	0	1	1	4
Dave McKay, S (1, 4) OBP: 0.279, SLG: 0.367		x 0-0 FC1-2 1-3 2B		x 0-0 1B FC3-2 1B		B B B 4-0 2B BB		x 0-0 F9 ①		3	1	2	0	1	0	0
Alan Ashby, S (1, 2) OBP: 0.339, SLG: 0.437		I I I I 4-0 FC1-2 IBB		x 0-0 F8 ①		x 0-0 4-3 1-H 2B		x 0-0 5-3 ②		3	0	1	1	1	0	1
Luis Gomez, R (1, 6) OBP: 0.279, SLG: 0.252 Sam Ewing, L (8, PH) OBP: 0.254, SLG: 0.302 Tim Johnson, L (9, 6) OBP: 0.315, SLG: 0.250		x 0-0 FC1-2 ② 1-2 2-3 3-Hf		x 0-0 FC3-2 1-3 1B		x 0-0 4-3 ① 2-3		x 0-0 P9 ③		3 1 0	0 0 0	1 0 0	0 0 0	0 0 0	0 0 0	4 0 0
Inning Stats	R: 0 E: 0 K: 2 S: 8 H: 1 LOB: 1 BB: 0 P: 8	R: 0 E: 0 K: 1 S: 6 H: 1 LOB: 3 BB: 2 P: 14	R: 0 E: 0 K: 1 S: 7 H: 2 LOB: 2 BB: 0 P: 7	R: 0 E: 0 K: 0 S: 5 H: 2 LOB: 2 BB: 0 P: 5	R: 0 E: 0 K: 0 S: 3 H: 0 LOB: 1 BB: 1 P: 7	R: 1 E: 0 K: 1 S: 6 H: 1 LOB: 1 BB: 1 P: 10	R: 0 E: 0 K: 0 S: 3 H: 0 LOB: 1 BB: 1 P: 7	R: 0 E: 0 K: 0 S: 3 H: 0 LOB: 0 BB: 0 P: 3	R: 0 E: 0 K: 1 S: 5 H: 0 LOB: 1 BB: 0 P: 6	1B: 4 2B: 3 3B: 0 HR: 0	SF: 0 SAC: 0 DP: 0 HBP: 1			WP: 0 PB: 0 SB: 0 CS: 0	PA: 40		

PITCHER	IP	WLS	BF	H	R	ER	SO	BB	IBB	HBP	BLK	WP	HR	S	P	ERA	WHIP
Luis Tiant, R (1, 1) ERA: 3.47	9.0	W	40	7	1	1	6	4	1	1	0	0	0	46	67	1.00	1.222

PITCHER	IP	WLS	BF	H	R	ER	SO	BB	IBB	HBP	BLK	WP	HR	S	P	ERA	WHIP

BOTTOM

Boston Red Sox @ Toronto Blue Jays

Exhibition Stadium, Toronto, ON

Sat Sep 23 1978, 3:33 AM EDT
Att. 30,059 - Unknown - 61 F

livebaseballscorecards.com

AB	34
R	1
H	7
RBI	1
BB	5
SO	6
LOB	26

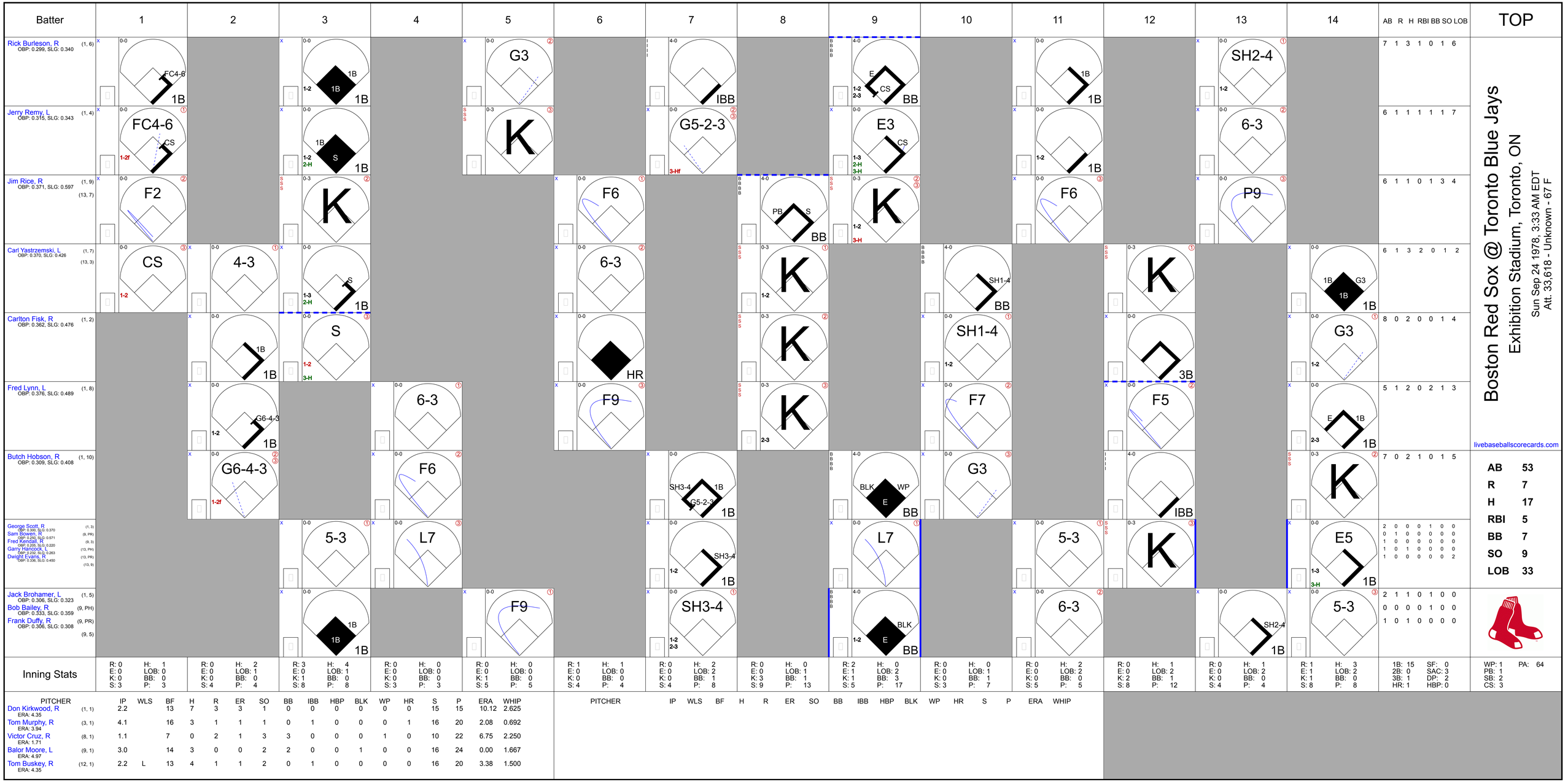
Batter
1
2
3
4
5
6
7
8
9
10
11
12
13
14
AB R H RBI BB SO LOB
TOP
Rick Burleson, R (1, 6) OBP: 0.299, SLG: 0.340
FC4-6 1B
G3
IBB
E CS BB
1B
SH2-4
7 1 3 1 0 1 6
Jerry Remy, L (1, 4) OBP: 0.315, SLG: 0.343
FC4-6 CS
1-2f
K
G5-2-3
3-Hf
E3 CS
1B
6-3
6 1 1 1 1 1 7
Jim Rice, R (1, 9) OBP: 0.371, SLG: 0.597 (13, 7)
F2
K
F6
PB S BB
K
F6
P9
6 1 1 0 1 3 4
Carl Yastrzemski, L (1, 7) OBP: 0.370, SLG: 0.426 (13, 3)
CS
4-3
S
6-3
K
SH1-4 BB
K
1B G3 1B
6 1 3 2 0 1 2
Carlton Fisk, R (1, 2) OBP: 0.362, SLG: 0.476
1B
S
HR
K
SH1-4
3B
G3
8 0 2 0 0 1 4
Fred Lynn, L (1, 8) OBP: 0.376, SLG: 0.489
G6-4-3
6-3
F9
K
F7
F5
E 1B
5 1 2 0 2 1 3
Butch Hobson, R (1, 10) OBP: 0.309, SLG: 0.408
G6-4-3
1-2f
F6
SH3-4 1B G5-2-3
BLK WP E BB
G3
IBB
K
7 0 2 1 0 1 5
George Scott, R (1, 3) OBP: 0.300, SLG: 0.370
Sam Bowen, R (9, PR) OBP: 0.250, SLG: 0.571
Fred Kendall, R (9, 3) OBP: 0.205, SLG: 0.220
Garry Maddox, L (13, PH) OBP: 0.333, SLG: 0.263
Dwight Evans, R (13, PR) OBP: 0.336, SLG: 0.450 (13, 9)
5-3
L7
SH3-4
L7
5-3
K
E5 1B
2 0 0 0 1 0 0
0 1 0 0 0 0 0
1 0 0 0 0 0 0
1 0 1 0 0 0 0
1 0 0 0 0 0 2
Jack Brohamer, L (1, 5) OBP: 0.306, SLG: 0.323
Bob Bailey, R (9, PH) OBP: 0.333, SLG: 0.359
Frank Duffy, R (9, PR) OBP: 0.306, SLG: 0.308 (9, 5)
F9
SH3-4
BLK E BB
6-3
SH2-4
5-3
2 1 1 0 1 0 0
0 0 0 0 1 0 0
1 0 1 0 0 0 0
Boston Red Sox @ Toronto Blue Jays
Exhibition Stadium, Toronto, ON
Sun Sep 24 1978, 3:33 AM EDT
Att. 33,618 - Unknown - 67 F
livebaseballscorecards.com
AB 53
R 7
H 17
RBI 5
BB 7
SO 9
LOB 33
Inning Stats
R: 0 H: 1 E: 0 LOB: 0 K: 0 BB: 0 S: 3 P: 3
R: 0 H: 2 E: 0 LOB: 1 K: 0 BB: 0 S: 4 P: 4
R: 3 H: 4 E: 0 LOB: 1 K: 1 BB: 0 S: 8 P: 8
R: 0 H: 0 E: 0 LOB: 0 K: 0 BB: 0 S: 3 P: 3
R: 0 H: 0 E: 0 LOB: 0 K: 1 BB: 0 S: 5 P: 5
R: 1 H: 1 E: 0 LOB: 0 K: 0 BB: 0 S: 4 P: 4
R: 0 H: 2 E: 0 LOB: 2 K: 4 BB: 1 P: 8
R: 0 H: 0 E: 0 LOB: 1 K: 3 BB: 1 S: 9 P: 13
R: 2 H: 0 E: 1 LOB: 2 K: 1 BB: 3 S: 5 P: 17
R: 0 H: 0 E: 0 LOB: 1 K: 0 BB: 1 S: 3 P: 7
R: 0 H: 2 E: 0 LOB: 2 K: 0 BB: 0 S: 5 P: 5
R: 0 H: 1 E: 0 LOB: 2 K: 2 BB: 1 S: 8 P: 12
R: 0 H: 1 E: 0 LOB: 2 K: 0 BB: 0 S: 4 P: 4
R: 1 H: 3 E: 1 LOB: 2 K: 1 BB: 0 S: 8 P: 8
1B: 15 SF: 0 2B: 0 SAC: 3 3B: 1 DP: 2 HR: 1 HBP: 0
WP: 1 PA: 64 PB: 1 SB: 2 CS: 3
PITCHER IP WLS BF H R ER SO BB IBB HBP BLK WP HR S P ERA WHIP
Don Kirkwood, R (1, 1) ERA: 4.35 2.2 L 13 4 1 1 2 0 1 0 0 0 0 0 16 20 3.38 1.500
Tom Murphy, R (3, 1) ERA: 3.94 4.1 16 3 1 1 1 0 1 0 0 0 1 0 10 22 6.75 2.250
Victor Cruz, R (8, 1) ERA: 1.71 1.1 7 0 2 1 3 3 0 0 0 1 0 0 16 24 0.00 1.667
Balor Moore, L (9, 1) ERA: 4.97 3.0 14 3 0 0 2 2 0 0 1 0 0 0 16 20 3.38 1.500
Tom Buskey, R (12, 1) ERA: 4.35 2.2 13 7 3 3 1 0 0 0 0 0 0 0 15 15 10.12 2.625

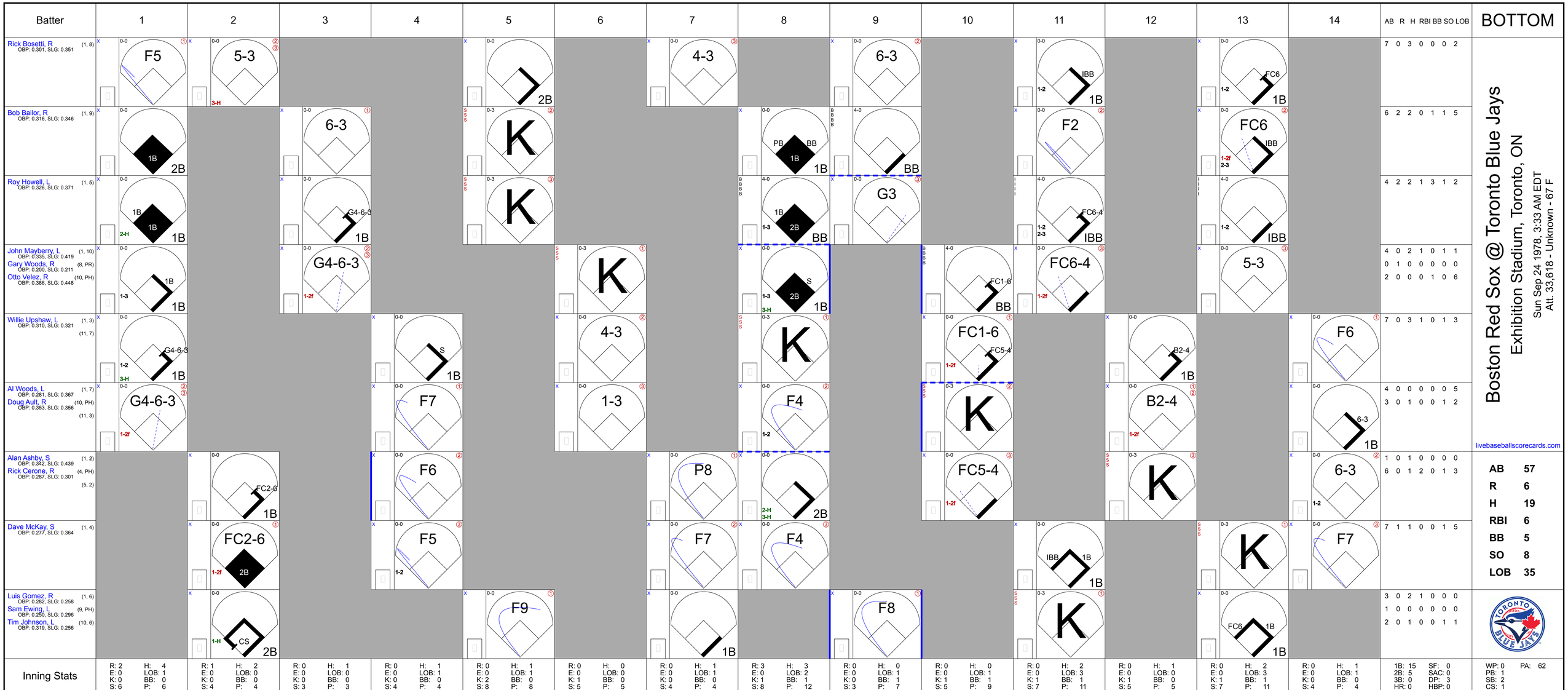
Batter
1
2
3
4
5
6
7
8
9
10
11
12
13
14
AB R H RBI BB SO LOB
BOTTOM
Rick Bosetti, R (1, 8) OBP: 0.301, SLG: 0.351
F5
5-3
3-H
2B
7 0 3 0 0 0 2
Bob Bailor, R (1, 9) OBP: 0.316, SLG: 0.346
1B 2B
6-3
K
PB BB 1B 1B
6-3
BB
F2
FC6 IBB 1-2f 2-3
6 2 2 0 1 1 5
Roy Howell, L (1, 5) OBP: 0.326, SLG: 0.371
1B 1B 2-H 1B
G4-6-3 1B
K
1B 2B 1-3 BB
G3
FC6-4 IBB 1-2 2-3
IBB 1-2
4 2 2 1 3 1 2
John Mayberry, L (1, 10) OBP: 0.335, SLG: 0.419
Gary Woods, R (8, PR) OBP: 0.200, SLG: 0.211
Otto Velez, R (10, PH) OBP: 0.386, SLG: 0.448
1B 1-3 1B
G4-6-3 1-2f
K
S 2B 1-3 3-H 1B
FC1-6 BB
FC6-4 1-2f
5-3
4 0 2 1 0 1 1
0 1 0 0 0 0 0
2 0 0 0 1 0 6
Willie Upshaw, L (1, 3) OBP: 0.310, SLG: 0.321 (11, 7)
G4-6-3 1-2 3-H 1B
S 1B
4-3
K
FC1-6 FC5-4 1-2f
B2-4 1B
F6
7 0 3 1 0 1 3
Al Woods, L (1, 7) OBP: 0.281, SLG: 0.367
Doug Ault, R (10, PH) OBP: 0.353, SLG: 0.356 (11, 3)
G4-6-3 1-2f
F7
1-3
F4 1-2
K
B2-4 1-2f
F6
6-3 1B
4 0 0 0 0 0 5
3 0 1 0 0 1 2
Alan Ashby, S (1, 2) OBP: 0.342, SLG: 0.439
Rick Cerone, R (4, PH) OBP: 0.287, SLG: 0.301 (5, 2)
FC2-6 1B
F6
P8
F4 2-H 3-H 2B
FC5-4 1-2f
K
6-3 1-2
1 0 1 0 0 0 0
6 0 1 2 0 1 3
Dave McKay, S (1, 4) OBP: 0.277, SLG: 0.364
FC2-6 1-2f 2B
F5 1-2
F7
F4
IBB 1B 1B
K
F7
7 1 1 0 0 1 5
Luis Gomez, R (1, 6) OBP: 0.282, SLG: 0.258
Sam Ewing, L (9, PH) OBP: 0.250, SLG: 0.296
Tim Johnson, L (10, 6) OBP: 0.319, SLG: 0.256
1-H CS 2B
F9
1B
F8
K
FC6 1B 1B
3 0 2 1 0 0 0
1 0 0 0 0 0 0
2 0 1 0 0 1 1
Inning Stats
R: 2 E: 0 K: 0 S: 6 H: 4 LOB: 1 BB: 0 P: 6
R: 1 E: 0 K: 0 S: 4 H: 2 LOB: 0 BB: 0 P: 4
R: 0 E: 0 K: 0 S: 3 H: 1 LOB: 0 BB: 0 P: 3
R: 0 E: 0 K: 0 S: 4 H: 1 LOB: 1 BB: 0 P: 4
R: 0 E: 0 K: 2 S: 8 H: 1 LOB: 1 BB: 0 P: 8
R: 0 E: 0 K: 1 S: 5 H: 0 LOB: 0 BB: 0 P: 5
R: 0 E: 0 K: 0 S: 4 H: 1 LOB: 1 BB: 0 P: 4
R: 3 E: 0 K: 1 S: 8 H: 3 LOB: 2 BB: 1 P: 12
R: 0 E: 0 K: 0 S: 3 H: 0 LOB: 1 BB: 1 P: 7
R: 0 E: 0 K: 1 S: 5 H: 0 LOB: 1 BB: 1 P: 9
R: 0 E: 0 K: 1 S: 7 H: 2 LOB: 3 BB: 1 P: 11
R: 0 E: 0 K: 1 S: 5 H: 1 LOB: 0 BB: 0 P: 5
R: 0 E: 0 K: 1 S: 7 H: 2 LOB: 3 BB: 1 P: 11
R: 0 E: 0 K: 0 S: 4 H: 1 LOB: 1 BB: 0 P: 4
1B: 15 2B: 5 3B: 0 HR: 0 SF: 0 SAC: 0 DP: 3 HBP: 0
WP: 0 PB: 1 SB: 2 CS: 1 PA: 62
PITCHER IP WLS BF H R ER SO BB IBB HBP BLK WP HR S P ERA WHIP
Mike Torrez, R (1, 1) ERA: 4.07 7.0 30 11 5 5 3 1 0 0 0 0 0 35 39 6.43 1.714
Bill Campbell, R (8, 1) ERA: 3.91 0.2 3 1 0 0 1 0 0 0 0 0 0 5 5 0.00 1.500
Bob Stanley, R (8, 1) ERA: 2.69 1.0 5 1 1 1 0 1 0 0 0 0 0 4 8 9.00 2.000
Tom Burgmeier, L (9, 1) ERA: 4.4 0.2 3 0 0 0 0 1 0 0 0 0 0 2 6 0.00 1.500
Dick Drago, R (10, 1) ERA: 3.12 4.2 W 21 6 0 0 4 0 2 0 0 0 0 27 35 0.00 1.286
PITCHER IP WLS BF H R ER SO BB IBB HBP BLK WP HR S P ERA WHIP
Boston Red Sox @ Toronto Blue Jays
Exhibition Stadium, Toronto, ON
Sun Sep 24 1978, 3:33 AM EDT
Att. 33,618 - Unknown - 67 F
livebaseballscorecards.com
AB 57
R 6
H 19
RBI 6
BB 5
SO 8
LOB 35

Batter	1	2	3	4	5	6	7	8	9	AB	R	H	RBI	BB	SO	LOB
Ron LeFlore, R (1, 8) OBP: 0.362, SLG: 0.401	0-0 S 1B		0-0 2B		0-0 1-4-3 S 1B			0-0 ① 6-3		4	0	3	0	0	0	0
Phil Mankowski, L (1, 5) OBP: 0.342, SLG: 0.361	S S S 0-3 ① K 1-2		0-0 ② F6		0-0 ② 1-4-3 1-3			0-0 ② 3-1		4	0	0	0	0	1	3
Rusty Staub, L (1, 10) OBP: 0.351, SLG: 0.438	0-0 ② F2		0-0 ③ 6-3		0-0 ③ F4			0-0 ③ F9		4	0	0	0	0	0	3
Jason Thompson, L (1, 3) OBP: 0.366, SLG: 0.476	B B B B 4-0 BB		S S S 0-3 ① K			0-0 L4-3 1B			0-0 ① F6	3	0	1	0	1	1	0
Steve Kemp, L (1, 7) OBP: 0.377, SLG: 0.400	0-0 ③ F7		B B B B 4-0 1B BB			0-0 ① F9			0-0 G3 1B	3	0	1	0	1	0	3
Milt May, L (1, 2) OBP: 0.308, SLG: 0.368		0-0 ① F8	0-0 ② F9			0-0 ②③ L4-3 1-2			0-0 ② G3 1-2	4	0	0	0	0	0	3
Tim Corcoran, L (1, 9) OBP: 0.329, SLG: 0.331		0-0 ② 4-3	0-0 1-2 1B				0-0 G4-6-3 1B		0-0 ③ F8	4	0	2	0	0	0	1
Steve Dillard, R (1, 4) OBP: 0.257, SLG: 0.292	S S S 0-3 ③ K		0-0 ③ F4				0-0 ①② G4-6-3 1-2f			3	0	0	0	0	1	3
Alan Trammell, R (1, 6) OBP: 0.337, SLG: 0.346			S S S 0-3 ① K		0-0 ① F4		0-0 ③ F9			3	0	0	0	0	1	0
Inning Stats	R: 0 H: 1 E: 0 LOB: 2 K: 1 BB: 1 S: 6 P: 10	R: 0 H: 0 E: 0 LOB: 0 K: 1 BB: 0 S: 5 P: 5	R: 0 H: 1 E: 0 LOB: 1 K: 1 BB: 0 S: 6 P: 6	R: 0 H: 1 E: 0 LOB: 2 K: 1 BB: 1 S: 6 P: 10	R: 0 H: 1 E: 0 LOB: 1 K: 0 BB: 0 S: 4 P: 4	R: 0 H: 1 E: 0 LOB: 0 K: 0 BB: 0 S: 3 P: 3	R: 0 H: 1 E: 0 LOB: 0 K: 0 BB: 0 S: 3 P: 3	R: 0 H: 0 E: 0 LOB: 0 K: 0 BB: 0 S: 3 P: 3	R: 0 H: 1 E: 0 LOB: 1 K: 0 BB: 0 S: 4 P: 4	1B: 6 SF: 0 2B: 2 SAC: 0 3B: 0 DP: 2 HR: 0 HBP: 0						

TOP

Detroit Tigers @ Boston Red Sox

Fenway Park, Boston, MA

Tue Sep 26 1978, 7:05 PM EDT

Att. 27,078 - Unknown - 52 F

livebaseballscorecards.com

AB	32
R	0
H	7
RBI	0
BB	2
SO	4
LOB	16

WP: 0 PA: 34
PB: 0
SB: 2
CS: 0

PITCHER	IP	WLS	BF	H	R	ER	SO	BB	IBB	HBP	BLK	WP	HR	S	P	ERA	WHIP
Dennis Eckersley, R (1, 1) ERA: 3.09	9.0	W	34	7	0	0	4	2	0	0	0	0	0	40	48	0.00	1.000

PITCHER	IP	WLS	BF	H	R	ER	SO	BB	IBB	HBP	BLK	WP	HR	S	P	ERA	WHIP

Detroit Tigers @ Boston Red Sox

Fenway Park, Boston, MA

Tue Sep 26 1978, 7:05 PM EDT

Att. 27,078 - Unknown - 52 F

livebaseballscorecards.com

BOTTOM

Batter	1	2	3	4	5	6	7	8	9	AB	R	H	RBI	BB	SO	LOB
Rick Burleson, R (1, 6) OBP: 0.299, SLG: 0.339	F9	SH5-4 1-2 2-3		L4		1B 2-H 1B		L6		4	0	1	1	0	0	2
Jerry Remy, L (1, 4) OBP: 0.317, SLG: 0.345	1B S FC4-6 1B	4-3			HR 1B	1-3 1B		P8		5	2	3	0	0	0	4
Jim Rice, R (1, 9) OBP: 0.371, SLG: 0.600	FC4-6 1-3 1B	6-3			1-H HR	S S S K		S S S K		5	1	2	2	0	2	6
Carl Yastrzemski, L (1, 7) OBP: 0.368, SLG: 0.422	FC4-6 BB 1-2f 3-H 2B		5-3		3-1		F4			4	1	0	1	0	0	1
Carlton Fisk, R (1, 2) OBP: 0.365, SLG: 0.477	B B B B 1-2 2B BB		FC6-4 1B		S S S K		1B			3	1	2	0	1	1	0
Fred Lynn, L (1, 8) OBP: 0.376, SLG: 0.489	1-H 2-H 2B		FC6-4 FC5-4 1-2f		F7		F9			4	0	1	2	0	0	2
Butch Hobson, R (1, 10) OBP: 0.308, SLG: 0.407	F8		FC5-4 1-2f			S 1B 1B	S S S K			4	1	1	0	0	1	3
George Scott, R (1, 3) OBP: 0.301, SLG: 0.372		SH5-4 1B 1B		5-3		6-3 1-2		2B 1B		4	0	2	0	0	0	1
Jack Brohamer, L (1, 5) OBP: 0.309, SLG: 0.330		SH5-4 1-2 1B		3-1		F9		1-3 2B		4	0	2	0	0	0	1
Inning Stats	R: 3 E: 0 K: 0 S: 6 H: 3 LOB: 1 BB: 1 P: 10	R: 0 E: 0 K: 0 S: 5 H: 2 LOB: 2 BB: 0 P: 5	R: 0 E: 0 K: 0 S: 4 H: 1 LOB: 1 BB: 0 P: 4	R: 0 E: 0 K: 0 S: 3 H: 0 LOB: 0 BB: 0 P: 3	R: 2 E: 0 K: 1 S: 7 H: 2 LOB: 0 BB: 0 P: 7	R: 1 E: 0 K: 1 S: 8 H: 3 LOB: 2 BB: 0 P: 8	R: 0 E: 0 K: 1 S: 6 H: 1 LOB: 1 BB: 0 P: 6	R: 0 E: 0 K: 1 S: 7 H: 2 LOB: 2 BB: 0 P: 7		1B: 11 2B: 2 3B: 0 HR: 1 SF: 0 SAC: 1 DP: 0 HBP: 0						

	AB	37
	R	6
	H	14
	RBI	6
	BB	1
	SO	4
	LOB	20

WP: 0 PB: 0 SB: 2 CS: 0 PA: 39

PITCHER		IP	WLS	BF	H	R	ER	SO	BB	IBB	HBP	BLK	WP	HR	S	P	ERA	WHIP
Dave Rozema, R ERA: 3.13	(1, 1)	5.2	L	29	11	6	6	1	1	0	0	0	0	1	30	34	9.53	2.118
Dave Tobik, R ERA: 3.75	(6, 1)	2.1		10	3	0	0	3	0	0	0	0	0	0	16	16	0.00	1.286

PITCHER	IP	WLS	BF	H	R	ER	SO	BB	IBB	HBP	BLK	WP	HR	S	P	ERA	WHIP

Batter	1	2	3	4	5	6	7	8	9	AB	R	H	RBI	BB	SO	LOB
Ron LeFlore, R (1, 8) OBP: 0.361, SLG: 0.405	6-3		F8			HR		5-3		4	1	1	1	0	0	0
Dave Stegman, R (8, 8) OBP: 0.300, SLG: 0.556										0	0	0	0	0	0	0
Lou Whitaker, L (1, 4) OBP: 0.362, SLG: 0.365	4-3			2B		BB 4-3		K		3	0	1	0	1	1	0
Rusty Staub, L (1, 10) OBP: 0.351, SLG: 0.442	HR			F3		4-3 1-2			F7	4	1	1	1	0	0	2
Jason Thompson, L (1, 3) OBP: 0.365, SLG: 0.473	6-3			K		F4			BB 1B	3	0	0	0	1	1	2
Steve Kemp, L (1, 7) OBP: 0.377, SLG: 0.399		G3		3-1			K		1-2 1B	4	0	1	0	0	1	1
Milt May, L (1, 2) OBP: 0.308, SLG: 0.365		BB G4-6-3			B2-3		5-3		F7	2	0	0	0	1	0	0
Lance Parrish, R (9, PH) OBP: 0.254, SLG: 0.426										1	0	0	0	0	0	2
Tim Corcoran, L (1, 9) OBP: 0.328, SLG: 0.329		G4-6-3 1-2f			K		1B		L7	2	0	0	0	0	1	1
John Wockenfuss, R (7, PH) OBP: 0.350, SLG: 0.399 (7, 9)										2	0	1	0	0	0	2
Aurelio Rodriguez, R (1, 5) OBP: 0.307, SLG: 0.398			F8		6-3		4-3			3	0	0	0	0	0	1
Alan Trammell, R (1, 6) OBP: 0.335, SLG: 0.344			F2			K		4-3		3	0	0	0	0	1	0
Inning Stats	R: 1 E: 0 K: 0 S: 4 H: 1 LOB: 0 BB: 0 P: 4	R: 0 E: 0 K: 0 S: 2 H: 0 LOB: 0 BB: 1 P: 6	R: 0 E: 0 K: 0 S: 3 H: 0 LOB: 0 BB: 0 P: 3	R: 0 E: 0 K: 1 S: 6 H: 1 LOB: 1 BB: 0 P: 6	R: 0 E: 0 K: 1 S: 5 H: 0 LOB: 0 BB: 0 P: 5	R: 1 E: 0 K: 1 S: 6 H: 1 LOB: 1 BB: 1 P: 10	R: 0 E: 0 K: 1 S: 6 H: 1 LOB: 1 BB: 0 P: 6	R: 0 E: 0 K: 1 S: 5 H: 0 LOB: 0 BB: 0 P: 5	R: 0 E: 0 K: 0 S: 4 H: 1 LOB: 2 BB: 1 P: 8	1B: 2 2B: 1 3B: 0 HR: 2 SF: 0 SAC: 0 DP: 1 HBP: 0	WP: 0 PB: 0 SB: 0 CS: 0 PA: 34					

TOP

Detroit Tigers @ Boston Red Sox

Fenway Park, Boston, MA

Wed Sep 27 1978, 7:05 PM EDT

Att. 26,035 - Unknown - 66 F

livebaseballscorecards.com

AB	31
R	2
H	5
RBI	2
BB	3
SO	5
LOB	11

PITCHER		IP	WLS	BF	H	R	ER	SO	BB	IBB	HBP	BLK	WP	HR	S	P	ERA	WHIP
Luis Tiant, R ERA: 3.45	(1, 1)	6.0	W	22	3	2	2	3	2	0	0	0	0	2	26	34	3.00	0.833
Andy Hassler, L ERA: 3.95	(7, 1)	2.1		10	2	0	0	2	1	0	0	0	0	0	13	17	0.00	1.286
Bob Stanley, R ERA: 2.68	(9, 1)	0.2	S	2	0	0	0	0	0	0	0	0	0	0	2	2	0.00	0.000

PITCHER	IP	WLS	BF	H	R	ER	SO	BB	IBB	HBP	BLK	WP	HR	S	P	ERA	WHIP

Detroit Tigers @ Boston Red Sox

Fenway Park, Boston, MA

Wed Sep 27 1978, 7:05 PM EDT

Att. 26,035 - Unknown - 66 F

livebaseballscorecards.com

BOTTOM

Batter	1	2	3	4	5	6	7	8	9	AB	R	H	RBI	BB	SO	LOB
Rick Burleson, R (1, 6) OBP: 0.297, SLG: 0.337	K	5-3		1-3			3-1			4	0	0	0	0	1	1
Jerry Remy, L (1, 4) OBP: 0.319, SLG: 0.344	3B WP BB	BB			F7		G3			2	1	0	0	2	0	0
Jim Rice, R (1, 9) OBP: 0.369, SLG: 0.596	6-3 1-2	F3			F8		F4			4	0	0	0	0	0	2
Carl Yastrzemski, L (1, 7) OBP: 0.368, SLG: 0.421	3B BB		FC2-6 BB		F9			K		2	1	0	0	2	1	0
Carlton Fisk, R (1, 2) OBP: 0.365, SLG: 0.481	1B 1-H 2-H 3B		FC2-6 CS 1-2f			L7		1B S 1B		4	2	2	2	0	0	1
Fred Lynn, L (1, 8) OBP: 0.376, SLG: 0.489	3-H 1B		K 1-2			1B BB		L9		3	0	1	1	1	1	2
Butch Hobson, R (1, 10) OBP: 0.310, SLG: 0.406	6-3			1-3 1B		F8		1B 1-2 IBB		3	0	1	0	1	0	2
George Scott, R (1, 3) OBP: 0.305, SLG: 0.383		HR		K		FC4-6 1-2 1B		1-2 2-H 1B		4	1	3	2	0	1	1
Jack Brohamer, L (1, 5) OBP: 0.305, SLG: 0.326		G3		1-3 1-2		FC4-6 1-2f		F4		3	0	0	0	0	0	3
Bob Bailey, R (8, PH) OBP: 0.330, SLG: 0.355										1	0	0	0	0	0	2
Frank Duffy, R (9, 5) OBP: 0.306, SLG: 0.308										0	0	0	0	0	0	0
Inning Stats	R: 3 E: 0 K: 1 S: 7 H: 2 LOB: 1 BB: 2 P: 15	R: 1 E: 0 K: 0 S: 4 H: 1 LOB: 1 BB: 1 P: 8	R: 0 E: 0 K: 1 S: 4 H: 0 LOB: 1 BB: 1 P: 8	R: 0 E: 0 K: 1 S: 6 H: 1 LOB: 1 BB: 0 P: 6	R: 0 E: 0 K: 0 S: 3 H: 0 LOB: 0 BB: 0 P: 3	R: 0 E: 0 K: 0 S: 4 H: 1 LOB: 2 BB: 1 P: 8	R: 0 E: 0 K: 0 S: 3 H: 0 LOB: 0 BB: 0 P: 3	R: 1 E: 0 K: 1 S: 7 H: 2 LOB: 2 BB: 1 P: 11		1B: 5 2B: 1 3B: 1 HR: 1 SF: 0 SAC: 0 DP: 1 HBP: 0						

AB	30
R	5
H	7
RBI	5
BB	6
SO	4
LOB	14

WP: 1 PB: 0 SB: 1 CS: 1 PA: 36

PITCHER		IP	WLS	BF	H	R	ER	SO	BB	IBB	HBP	BLK	WP	HR	S	P	ERA	WHIP
Milt Wilcox, R ERA: 3.76	(1, 1)	7.2	L	35	7	5	5	4	5	1	0	0	1	1	37	61	5.87	1.565
John Hiller, L ERA: 2.45	(8, 1)	0.1		1	0	0	0	0	0	0	0	0	0	0	1	1	0.00	0.000

Batter	1	2	3	4	5	6	7	8	9	AB	R	H	RBI	BB	SO	LOB
Lou Whitaker, L (1, 4) OBP: 0.363, SLG: 0.363	BBBB 4-0 G6-3 BB		x 0-0 ③ 6-3		0-0 ③ CS 1-2	BBBB 4-0 B1-6-4 BB		x 0-0 ③ 1-3		2	0	0	0	2	0	0
Phil Mankowski, L (1, 5) OBP: 0.340, SLG: 0.356	x 0-0 ①② G6-3 1-2f			BBBB 4-0 G4-6-3 BB		x 0-0 ①② B1-6-4 1-2f			x 0-0 ① 4-3	3	0	0	0	1	0	2
Rusty Staub, L (1, 10) OBP: 0.351, SLG: 0.441	BBBB 4-0 BB			x 0-0 ①② G4-6-3 1-2f		x 0-0 1B			x 0-0 ② F8	3	0	1	0	1	0	1
Jason Thompson, L (1, 3) OBP: 0.364, SLG: 0.472	SSS 0-3 ③ K			x 0-0 BB 1B 1B		SSS 0-3 ③ K			x 0-0 ③ G3	4	0	1	0	0	2	2
Steve Kemp, L (1, 7) OBP: 0.378, SLG: 0.399		x 0-0 ① G3		BBBB 4-0 1B 1-2 BB			BBBB 4-0 G4-6-3 BB			1	0	0	0	2	0	0
Milt May, L (1, 2) OBP: 0.309, SLG: 0.365		x 0-0 ② 4-3		x 0-0 ③ 1-2 2-H 1B			x 0-0 ①② G4-6-3 1-2f			3	0	1	0	0	0	1
Tim Corcoran, L (1, 9) OBP: 0.325, SLG: 0.326		x 0-0 ③ 3-1			x 0-0 ① F9		x 0-0 ③ G3			3	0	0	0	0	0	0
Mickey Stanley, R (1, 8) OBP: 0.306, SLG: 0.384			x 0-0 ① 1-3		x 0-0 ② 6-3			x 0-0 ① 4-3		3	0	0	0	0	0	0
Alan Trammell, R (1, 6) OBP: 0.335, SLG: 0.342			SSS 0-3 ② K		BBBB 4-0 CS BB			SSS 0-3 ② K		2	0	0	0	1	2	0
Inning Stats	R: 0 H: 0 E: 0 LOB: 1 K: 1 BB: 2 S: 4 P: 12	R: 0 H: 0 E: 0 LOB: 0 K: 0 BB: 0 S: 3 P: 3	R: 0 H: 0 E: 0 LOB: 0 K: 1 BB: 0 S: 5 P: 5	R: 0 H: 2 E: 0 LOB: 2 K: 0 BB: 2 S: 3 P: 11	R: 0 H: 0 E: 0 LOB: 0 K: 0 BB: 1 S: 2 P: 6	R: 0 H: 1 E: 0 LOB: 1 K: 1 BB: 1 S: 5 P: 9	R: 0 H: 0 E: 0 LOB: 0 K: 0 BB: 1 S: 2 P: 6	R: 0 H: 0 E: 0 LOB: 0 K: 1 BB: 0 S: 5 P: 5	R: 0 H: 0 E: 0 LOB: 0 K: 0 BB: 0 S: 3 P: 3	1B: 3 SF: 0 2B: 0 SAC: 0 3B: 0 DP: 4 HR: 0 HBP: 0						

TOP

Detroit Tigers @ Boston Red Sox

Fenway Park, Boston, MA

Thu Sep 28 1978, 7:05 PM EDT

Att. 26,774 - Unknown - 53 F

livebaseballscorecards.com

AB	24
R	0
H	3
RBI	0
BB	7
SO	4
LOB	6

PITCHER	IP	WLS	BF	H	R	ER	SO	BB	IBB	HBP	BLK	WP	HR	S	P	ERA	WHIP
Mike Torrez, R (1, 1) ERA: 3.92	9.0	W	31	3	0	0	4	7	0	0	0	0	0	32	60	0.00	1.111

PITCHER	IP	WLS	BF	H	R	ER	SO	BB	IBB	HBP	BLK	WP	HR	S	P	ERA	WHIP

Batter	1	2	3	4	5	6	7	8	9	AB	R	H	RBI	BB	SO	LOB
Rick Burleson, R (1, 6) OBP: 0.295, SLG: 0.335	5-3		5-3		G5-3 2-3f			F5		4	0	0	0	0	0	2
Jerry Remy, L (1, 4) OBP: 0.317, SLG: 0.342	F6		3-1			4-3				3	0	0	0	0	0	0
Jim Rice, R (1, 9) OBP: 0.369, SLG: 0.600	F6			HR		5-3				3	1	1	1	0	0	0
Carl Yastrzemski, L (1, 7) OBP: 0.367, SLG: 0.418		F8		F8		F8				3	0	0	0	0	0	0
Carlton Fisk, R (1, 2) OBP: 0.365, SLG: 0.479		1B BB		K			K			2	0	0	0	1	2	0
Fred Lynn, L (1, 8) OBP: 0.378, SLG: 0.490		1-3 1B		4-3			G1-4-3 1B			3	0	2	0	0	0	0
Butch Hobson, R (1, 10) OBP: 0.310, SLG: 0.405		K			G5-3 SH3 BB		G1-4-3 1-2f			2	0	0	0	1	1	3
George Scott, R (1, 3) OBP: 0.304, SLG: 0.381		F7			SH3 1-2			6-3		2	0	0	0	0	0	2
Jack Brohamer, L (1, 5) OBP: 0.305, SLG: 0.323			F8		BB			L7		2	0	0	0	1	0	0
Inning Stats	R: 0 E: 0 K: 0 S: 3 H: 0 LOB: 0 BB: 0 P: 3	R: 0 E: 0 K: 1 S: 6 H: 1 LOB: 2 BB: 1 P: 10	R: 0 E: 0 K: 0 S: 3 H: 0 LOB: 0 BB: 0 P: 3	R: 1 E: 0 K: 1 S: 6 H: 1 LOB: 0 BB: 0 P: 6	R: 0 E: 0 K: 0 S: 2 H: 0 LOB: 1 BB: 2 P: 10	R: 0 E: 0 K: 0 S: 3 H: 0 LOB: 0 BB: 0 P: 3	R: 0 E: 0 K: 1 S: 5 H: 1 LOB: 0 BB: 0 P: 5	R: 0 E: 0 K: 0 S: 3 H: 0 LOB: 0 BB: 0 P: 3		1B: 2 2B: 0 3B: 0 HR: 1	SF: 0 SAC: 1 DP: 2 HBP: 0						

PITCHER	IP	WLS	BF	H	R	ER	SO	BB	IBB	HBP	BLK	WP	HR	S	P	ERA	WHIP
Kip Young, R (1, 1) ERA: 2.81	8.0	L	28	3	1	1	3	3	0	0	0	0	1	31	43	1.12	0.750

PITCHER	IP	WLS	BF	H	R	ER	SO	BB	IBB	HBP	BLK	WP	HR	S	P	ERA	WHIP

WP: 0 PB: 0 SB: 0 CS: 0 PA: 28

BOTTOM

Detroit Tigers @ Boston Red Sox

Fenway Park, Boston, MA

Thu Sep 28 1978, 7:05 PM EDT

Att. 26,774 - Unknown - 53 F

livebaseballscorecards.com

AB	24
R	1
H	3
RBI	1
BB	3
SO	3
LOB	7

Batter	1	2	3	4	5	6	7	8	9	AB	R	H	RBI	BB	SO	LOB
Rick Bosetti, R (1, 8) OBP: 0.303, SLG: 0.352	1-3			1-3		G6-4-3 1-3 1B			FC6-4 1-2 1B	4	0	2	0	0	0	0
Bob Bailor, R (1, 9) OBP: 0.313, SLG: 0.342	4-3			G3		G6-4-3 1-2f			FC6-4 1-2f 2-3	4	0	0	0	0	0	4
Roy Howell, L (1, 5) OBP: 0.324, SLG: 0.370	P7			5-3			4-3		F5	4	0	0	0	0	0	2
John Mayberry, L (1, 3) OBP: 0.330, SLG: 0.417		F8			F8		F3		4-3	4	0	0	0	0	0	2
Al Woods, L (1, 7) OBP: 0.281, SLG: 0.369		4-3			F9		L7			3	0	0	0	0	0	0
Willie Upshaw, L (1, 10) OBP: 0.302, SLG: 0.307		L8			BBBB 4-0 BB			P7		2	0	0	0	1	0	0
Alan Ashby, S (1, 2) OBP: 0.337, SLG: 0.425			4-3		4-3			4-3		3	0	0	0	0	0	1
Dave McKay, S (1, 4) OBP: 0.271, SLG: 0.355			4-3			1-3		G3		3	0	0	0	0	0	0
Luis Gomez, R (1, 6) OBP: 0.281, SLG: 0.255			5-3			1B 1B			BBBB 4-0 FC6-4 1B BB	2	0	1	0	1	0	0
Inning Stats	R: 0 E: 0 K: 0 S: 3 H: 0 LOB: 0 BB: 0 P: 3	R: 0 E: 0 K: 0 S: 3 H: 0 LOB: 0 BB: 0 P: 3	R: 0 E: 0 K: 0 S: 3 H: 0 LOB: 0 BB: 0 P: 3	R: 0 E: 0 K: 0 S: 3 H: 0 LOB: 0 BB: 0 P: 3	R: 0 E: 0 K: 0 S: 3 H: 0 LOB: 1 BB: 1 P: 7	R: 0 E: 0 K: 0 S: 4 H: 2 LOB: 1 BB: 0 P: 4	R: 0 E: 0 K: 0 S: 3 H: 0 LOB: 0 BB: 0 P: 3	R: 0 E: 0 K: 0 S: 3 H: 0 LOB: 0 BB: 0 P: 3	R: 0 E: 0 K: 0 S: 4 H: 1 LOB: 2 BB: 1 P: 8	1B: 3 2B: 0 3B: 0 HR: 0 SF: 0 SAC: 0 DP: 1 HBP: 0							

TOP

Toronto Blue Jays @ Boston Red Sox

Fenway Park, Boston, MA

Fri Sep 29 1978, 7:05 PM EDT

Att. 29,626 - Unknown - 60 F

livebaseballscorecards.com

AB	29
R	0
H	3
RBI	0
BB	2
SO	0
LOB	9

WP: 0 PB: 0 SB: 0 CS: 0 PA: 31

PITCHER		IP	WLS	BF	H	R	ER	SO	BB	IBB	HBP	BLK	WP	HR	S	P	ERA	WHIP
Bob Stanley, R ERA: 2.55	(1, 1)	7.0	W	23	2	0	0	0	1	0	0	0	0	0	22	26	0.00	0.429
Dick Drago, R ERA: 3.04	(8, 1)	2.0		8	1	0	0	0	1	0	0	0	0	0	7	11	0.00	1.000

PITCHER	IP	WLS	BF	H	R	ER	SO	BB	IBB	HBP	BLK	WP	HR	S	P	ERA	WHIP

Batter	1	2	3	4	5	6	7	8	9	AB	R	H	RBI	BB	SO	LOB
Rick Burleson, R (1, 6) OBP: 0.296, SLG: 0.336	1-3	1B	BB 1B 2-3		F8		4-3			5	2	2	0	0	0	1
Jerry Remy, L (1, 4) OBP: 0.318, SLG: 0.343	2B	F7	1B BB 1-2 3-H		L6			4-3		5	1	2	1	0	0	1
Jim Rice, R (1, 9) OBP: 0.370, SLG: 0.601	1B 1-H	1B 1-2	F4		K S S S			1B FC1-5 B B B	BB	4	2	2	1	1	1	2
Carl Yastrzemski, L (1, 7) OBP: 0.369, SLG: 0.419	F4	BB 1-3 2-H	1B B B B 1-2 2-3			L8		FC1-5 1-3	1B	4	2	2	1	1	0	1
Carlton Fisk, R (1, 2) OBP: 0.367, SLG: 0.479	1B B B B	1B B B B 1-2	1-2 2-3 3-H			5-3		FC1-5 1-2	3B 3-H	3	2	1	1	2	0	2
Fred Lynn, L (1, 8) OBP: 0.380, SLG: 0.494	2B 1-2 2-H	1-3 2-H 3-H	L8			4-3		1B 1-H 2-H	3B	5	1	3	5	0	0	3
Butch Hobson, R (1, 10) OBP: 0.314, SLG: 0.412	1-3 2-H	L8	B B B B G1-6-3				G1-6-3	3-H		4	0	3	2	1	0	2
George Scott, R (1, 3) OBP: 0.305, SLG: 0.380	K S S S	1B F9 1B	F5				B B B B G1-6-3	F9		4	1	1	0	1	1	4
Jack Brohamer, L (1, 5) OBP: 0.301, SLG: 0.318		L5	F9 1-2	G1-6-3 1-2f			1-2f 2-3			4	0	0	0	0	0	4
Inning Stats	R: 3 H: 4 E: 0 LOB: 2 K: 1 BB: 1 S: 9 P: 13	R: 3 H: 4 E: 0 LOB: 2 K: 0 BB: 1 S: 7 P: 11	R: 2 H: 4 E: 0 LOB: 3 K: 0 BB: 1 S: 7 P: 11	R: 0 H: 0 E: 0 LOB: 0 K: 0 BB: 1 S: 2 P: 6	R: 0 H: 0 E: 0 LOB: 0 K: 1 BB: 0 S: 5 P: 5	R: 0 H: 0 E: 0 LOB: 0 K: 0 BB: 0 S: 3 P: 3	R: 0 H: 1 E: 0 LOB: 1 K: 0 BB: 1 S: 3 P: 7	R: 3 H: 3 E: 0 LOB: 1 K: 0 BB: 1 S: 6 P: 10		1B: 12 SF: 0 2B: 3 SAC: 0 3B: 1 DP: 2 HR: 0 HBP: 0						

PITCHER		IP	WLS	BF	H	R	ER	SO	BB	IBB	HBP	BLK	WP	HR	S	P	ERA	WHIP
Jim Clancy, R ERA: 4.09	(1, 1)	1.2	L	13	7	6	6	1	1	0	0	0	0	0	14	18	32.40	4.800
Mark Wiley, R ERA: 6.1	(2, 1)	0.2		6	3	2	2	0	1	0	0	0	0	0	5	9	27.00	6.000
Jerry Garvin, L ERA: 5.6	(3, 1)	2.2		11	2	0	0	1	2	0	0	0	0	0	11	19	0.00	1.500
Dave Lemanczyk, R ERA: 6.26	(6, 1)	3.0		14	4	3	3	0	2	0	0	0	0	0	12	20	9.00	2.000

PITCHER	IP	WLS	BF	H	R	ER	SO	BB	IBB	HBP	BLK	WP	HR	S	P	ERA	WHIP

BOTTOM

Toronto Blue Jays @ Boston Red Sox

Fenway Park, Boston, MA

Fri Sep 29 1978, 7:05 PM EDT

Att. 29,626 - Unknown - 60 F

livebaseballscorecards.com

AB	38
R	11
H	16
RBI	11
BB	6
SO	2
LOB	20

Batter	1	2	3	4	5	6	7	8	9	AB	R	H	RBI	BB	SO	LOB
Rick Bosetti, R (1, 8) OBP: 0.301, SLG: 0.349	SSS 0-3 ① K		x 0-0 ② F5			SSS 0-3 ② K		x 0-0 ③ F8		4	0	0	0	0	2	1
Bob Bailor, R (1, 9) OBP: 0.312, SLG: 0.340	SSS 0-3 ② K		x 0-0 ③ F8			BBBB 4-0 1B BB			x 0-0 ① F3	3	0	0	0	1	1	1
Roy Howell, L (1, 5) OBP: 0.325, SLG: 0.377	x 0-0 HR			x 0-0 ① 4-3		x 0-0 1-2 1B			SSS 0-3 ② K	4	1	2	1	0	1	0
John Mayberry, L (1, 3) OBP: 0.329, SLG: 0.416	SSS 0-3 ③ K			x 0-0 G4-6-3 1B		x 0-0 ③ F6			SSS 0-3 ③ K	4	0	1	0	0	2	2
Al Woods, L (1, 7) OBP: 0.278, SLG: 0.364		x 0-0 ① 4-3		x 0-0 ②③ G4-6-3 1-2f			x 0-0 ① F9			3	0	0	0	0	0	1
Willie Upshaw, L (1, 10) OBP: 0.302, SLG: 0.308		x 0-0 ② F9			x 0-0 ① G3		x 0-0 G1-6-3 1B			3	0	1	0	0	0	0
Alan Ashby, S (1, 2) OBP: 0.333, SLG: 0.420		SSS 0-3 ③ K			SSS 0-3 ② K		x 0-0 ②③ G1-6-3 1-2f			3	0	0	0	0	2	1
Dave McKay, S (1, 4) OBP: 0.269, SLG: 0.353			x 0-0 ① F6		x 0-0 ③ G3			x 0-0 ① F4		3	0	0	0	0	0	0
Luis Gomez, R (1, 6) OBP: 0.281, SLG: 0.255			x 0-0 1B			x 0-0 ① F3		SSS 0-3 ② K		3	0	1	0	0	1	0
Inning Stats	R: 1 H: 1 E: 0 LOB: 0 K: 3 BB: 0 S: 10 P: 10	R: 0 H: 0 E: 0 LOB: 0 K: 1 BB: 0 S: 5 P: 5	R: 0 H: 1 E: 0 LOB: 1 K: 0 BB: 0 S: 4 P: 4	R: 0 H: 1 E: 0 LOB: 0 K: 0 BB: 0 S: 3 P: 3	R: 0 H: 0 E: 0 LOB: 0 K: 1 BB: 0 S: 5 P: 5	R: 0 H: 1 E: 0 LOB: 2 K: 1 BB: 1 S: 6 P: 10	R: 0 H: 1 E: 0 LOB: 0 K: 0 BB: 0 S: 3 P: 3	R: 0 H: 0 E: 0 LOB: 0 K: 1 BB: 0 S: 5 P: 5	R: 0 H: 0 E: 0 LOB: 0 K: 2 BB: 0 S: 7 P: 7	1B: 4 SF: 0 2B: 0 SAC: 0 3B: 0 DP: 2 HR: 1 HBP: 0						

TOP

Toronto Blue Jays @ Boston Red Sox

Fenway Park, Boston, MA

Sat Sep 30 1978, 3:33 AM EDT
Att. 32,659 - Unknown - 69 F

livebaseballscorecards.com

AB	30
R	1
H	5
RBI	1
BB	1
SO	9
LOB	6

PITCHER	IP	WLS	BF	H	R	ER	SO	BB	IBB	HBP	BLK	WP	HR	S	P	ERA	WHIP
Dennis Eckersley, R (1, 1) ERA: 3.02	9.0	W	31	5	1	1	9	1	0	0	0	0	1	48	52	1.00	0.667

PITCHER	IP	WLS	BF	H	R	ER	SO	BB	IBB	HBP	BLK	WP	HR	S	P	ERA	WHIP

BOTTOM

Toronto Blue Jays @ Boston Red Sox

Fenway Park, Boston, MA

Sat Sep 30 1978, 3:33 AM EDT

Att. 32,659 - Unknown - 69 F

Batter	1	2	3	4	5	6	7	8	9	AB	R	H	RBI	BB	SO	LOB
Rick Burleson, R (1, 6) OBP: 0.294, SLG: 0.333	E5 2B G3	6-3		K			6-3			4	1	0	0	0	1	0
Jerry Remy, L (1, 4) OBP: 0.319, SLG: 0.344	G3 1B 2B 1-3	BB BB		K			L6			3	1	1	0	1	1	0
Jim Rice, R (1, 9) OBP: 0.371, SLG: 0.599	G3 1B BB	1-2 BB			F9		5-3			2	1	0	0	2	0	0
Carl Yastrzemski, L (1, 7) OBP: 0.368, SLG: 0.419	G3 1-2 2-3 3-H	F9			L8			4-3 FC1-2-5-6 2B		4	0	1	1	0	0	4
Carlton Fisk, R (1, 2) OBP: 0.368, SLG: 0.479	1B SF7 2-H 3-H 1B		1B G6-4-3 1B		1-3			4-3 2-3		4	2	2	2	0	0	1
Fred Lynn, L (1, 8) OBP: 0.382, SLG: 0.496	SF7 1-3 1B		G6-4-3 1-3 1B			FC5-4 1B		FC1-2-5-6 3-H		4	0	3	0	0	0	1
Butch Hobson, R (1, 10) OBP: 0.313, SLG: 0.410	SF7 1-2 3-H		G6-4-3 1-2f 3-H			K				2	0	0	1	0	1	2
George Scott, R (1, 3) OBP: 0.303, SLG: 0.377	F4		F7			FC5-4 FC6-4 1-2f				3	0	0	0	0	0	2
Jack Brohamer, L (1, 5) OBP: 0.297, SLG: 0.314		F7		F8		FC6-4 1-2f				3	0	0	0	0	0	1
Inning Stats	R: 4 E: 1 K: 0 S: 7 H: 3 LOB: 1 BB: 1 P: 11	R: 0 E: 0 K: 0 S: 3 H: 0 LOB: 2 BB: 2 P: 11	R: 1 E: 0 K: 0 S: 4 H: 2 LOB: 0 BB: 0 P: 4	R: 0 E: 0 K: 2 S: 7 H: 0 LOB: 0 BB: 0 P: 7	R: 0 E: 0 K: 0 S: 3 H: 0 LOB: 0 BB: 0 P: 3	R: 0 E: 0 K: 1 S: 6 H: 1 LOB: 1 BB: 0 P: 6	R: 0 E: 0 K: 0 S: 3 H: 0 LOB: 0 BB: 0 P: 3	R: 0 E: 0 K: 0 S: 3 H: 1 LOB: 0 BB: 0 P: 3		1B: 5 2B: 3 3B: 0 HR: 0	SF: 1 SAC: 0 DP: 2 HBP: 0					

livebaseballscorecards.com

	AB	29
	R	5
	H	7
	RBI	4
	BB	3
	SO	3
	LOB	11

WP: 0 PB: 0 SB: 0 CS: 0 PA: 33

PITCHER	IP	WLS	BF	H	R	ER	SO	BB	IBB	HBP	BLK	WP	HR	S	P	ERA	WHIP
Jesse Jefferson, R (1, 1) ERA: 4.38	8.0	L	33	7	5	3	3	3	0	0	0	0	0	36	48	3.38	1.250

Batter	1	2	3	4	5	6	7	8	9	AB	R	H	RBI	BB	SO	LOB
Rick Bosetti, R (1, 8) OBP: 0.299, SLG: 0.347	F8			K		K			F9	4	0	0	0	0	2	1
Bob Bailor, R (1, 9) OBP: 0.310, SLG: 0.338	5-3			B5-3		6-3			K	4	0	0	0	0	1	1
Roy Howell, L (1, 5) OBP: 0.325, SLG: 0.376	P7			1B			F8		F5	4	0	1	0	0	0	0
John Mayberry, L (1, 3) OBP: 0.329, SLG: 0.416		G3		F5			FC5-4 1B			3	0	1	0	0	0	1
Otto Velez, R (1, 7) OBP: 0.380, SLG: 0.448		6-3			F9		FC5-4 1-2f			3	0	0	0	0	0	1
Willie Upshaw, L (1, 10) OBP: 0.298, SLG: 0.304		1-3			F5		4-3			3	0	0	0	0	0	1
Dave McKay, S (1, 4) OBP: 0.268, SLG: 0.351			G3		4-3			4-3		3	0	0	0	0	0	0
Rick Cerone, R (1, 2) OBP: 0.284, SLG: 0.298			K			1-3		F6		3	0	0	0	0	1	0
Luis Gomez, R (1, 6) OBP: 0.280, SLG: 0.254			F8			E4		6-3		2	0	0	0	0	0	0
Sam Ewing, L (8, PH) OBP: 0.242, SLG: 0.286										1	0	0	0	0	0	0
Tim Johnson, L (8, 6) OBP: 0.319, SLG: 0.256										0	0	0	0	0	0	0
Inning Stats	R: 0 E: 0 K: 0 S: 3 H: 0 LOB: 0 BB: 0 P: 3	R: 0 E: 0 K: 0 S: 3 H: 0 LOB: 0 BB: 0 P: 3	R: 0 E: 0 K: 1 S: 5 H: 0 LOB: 0 BB: 0 P: 5	R: 0 E: 0 K: 1 S: 6 H: 1 LOB: 1 BB: 0 P: 6	R: 0 E: 0 K: 0 S: 3 H: 0 LOB: 0 BB: 0 P: 3	R: 0 E: 1 K: 1 S: 6 H: 0 LOB: 1 BB: 0 P: 6	R: 0 E: 0 K: 0 S: 4 H: 1 LOB: 1 BB: 0 P: 4	R: 0 E: 0 K: 0 S: 3 H: 0 LOB: 0 BB: 0 P: 3	R: 0 E: 0 K: 1 S: 5 H: 0 LOB: 0 BB: 0 P: 5	1B: 2 2B: 0 3B: 0 HR: 0 SF: 0 SAC: 0 DP: 0 HBP: 0						

PITCHER	IP	WLS	BF	H	R	ER	SO	BB	IBB	HBP	BLK	WP	HR	S	P	ERA	WHIP
Luis Tiant, R (1, 1) ERA: 3.31	9.0	W	30	2	0	0	4	0	0	0	0	0	0	38	38	0.00	0.222

PITCHER	IP	WLS	BF	H	R	ER	SO	BB	IBB	HBP	BLK	WP	HR	S	P	ERA	WHIP

TOP

Toronto Blue Jays @ Boston Red Sox

Fenway Park, Boston, MA

Sun Oct 01 1978, 3:33 AM EDT

Att. 29,201 - Unknown - 73 F

livebaseballscorecards.com

AB	30
R	0
H	2
RBI	0
BB	0
SO	4
LOB	5

BOTTOM

Toronto Blue Jays @ Boston Red Sox

Fenway Park, Boston, MA

Sun Oct 01 1978, 3:33 AM EDT
Att. 29,201 - Unknown - 73 F

livebaseballscorecards.com

Batter	1	2	3	4	5	6	7	8	9	AB	R	H	RBI	BB	SO	LOB
Rick Burleson, R (1, 6) OBP: 0.294, SLG: 0.338	5-3		FC8-5 FC4-6 1-2 2-3f		6-3 1-2		1-H HR			4	1	1	2	0	0	3
Jerry Remy, L (1, 4) OBP: 0.320, SLG: 0.347	B1-3		FC4-6 1-2f		2-H 2B		1B			4	0	2	1	0	0	2
Jim Rice, R (1, 9) OBP: 0.372, SLG: 0.603	K			9-4-5 BB 1B	K			HR		4	1	2	1	0	2	1
Carl Yastrzemski, L (1, 7) OBP: 0.367, SLG: 0.417		4-3		BB 1-2		4-3		F3		3	0	0	0	1	0	0
Carlton Fisk, R (1, 2) OBP: 0.366, SLG: 0.475		K		9-4-5 2-3f		5-3		F7		4	0	0	0	0	1	2
Fred Lynn, L (1, 8) OBP: 0.381, SLG: 0.493		F9		F5		CS BB		3-1		3	0	0	0	1	0	1
Butch Hobson, R (1, 10) OBP: 0.313, SLG: 0.409			5-3		E FC4-6 1B	CS 1-2	F9			3	1	1	0	0	0	0
George Scott, R (1, 3) OBP: 0.303, SLG: 0.375			FC8-5 BB BB		E4 FC4-6 1-3		F8			2	0	0	0	1	0	1
Jack Brohamer, L (1, 5) OBP: 0.301, SLG: 0.313			FC8-5 1-2 BB		FC4-6 6-3 1-2f 3-H 2B		HR BB			1	2	0	1	2	0	1

	AB	28
	R	5
	H	6
	RBI	5
	BB	5
	SO	3
	LOB	11

Inning Stats	1	2	3	4	5	6	7	8	9
	R: 0 H: 0 E: 0 LOB: 0 K: 1 BB: 0 S: 5 P: 5	R: 0 H: 0 E: 0 LOB: 0 K: 1 BB: 0 S: 5 P: 5	R: 0 H: 0 E: 0 LOB: 2 K: 0 BB: 2 S: 3 P: 11	R: 0 H: 1 E: 0 LOB: 1 K: 0 BB: 1 S: 3 P: 7	R: 2 H: 2 E: 1 LOB: 1 K: 1 BB: 0 S: 8 P: 8	R: 0 H: 0 E: 0 LOB: 0 K: 0 BB: 1 S: 2 P: 6	R: 2 H: 2 E: 0 LOB: 1 K: 0 BB: 1 S: 4 P: 8	R: 1 H: 1 E: 0 LOB: 0 K: 0 BB: 0 S: 4 P: 4	

	1B: 3	SF: 0	WP: 0	PA: 34
	2B: 2	SAC: 0	PB: 0	
	3B: 0	DP: 1	SB: 0	
	HR: 2	HBP: 0	CS: 1	

PITCHER	IP	WLS	BF	H	R	ER	SO	BB	IBB	HBP	BLK	WP	HR	S	P	ERA	WHIP
Don Kirkwood, R (1, 1) ERA: 4.24	8.0	L	33	6	5	3	3	5	0	0	0	0	2	34	54	3.38	1.375

PITCHER	IP	WLS	BF	H	R	ER	SO	BB	IBB	HBP	BLK	WP	HR	S	P	ERA	WHIP

Batter	1	2	3	4	5	6	7	8	9	AB	R	H	RBI	BB	SO	LOB
Mickey Rivers, L (1, 8) OBP: 0.302, SLG: 0.397	BBBB 4-0 S BB		x 0-0 2B		x 0-0 ③ FC6-5 2-3		BBB 4-0 S 2B BB		x 0-0 FC6-4 1B	2	1	1	0	2	0	1
Paul Blair, R (9, PH) OBP: 0.231, SLG: 0.264										1	0	1	0	0	0	0
(9, 8)																
Thurman Munson, R (1, 2) OBP: 0.332, SLG: 0.373	SSS 0-3 ① K 1-2		SSS 0-3 ③ K2-3			SSS 0-3 ① K	x 0-0 1-H 2B		x 0-0 ③ FC6-4 1-2f	5	0	1	1	0	3	3
Lou Piniella, R (1, 9) OBP: 0.361, SLG: 0.445	x 0-0 ② 5-3			x 0-0 FC6 1B		x 0-0 ② F8	x 0-0 ③ F9			4	0	1	0	0	0	2
Reggie Jackson, L (1, 10) OBP: 0.356, SLG: 0.477	x 0-0 ③ F7			x 0-0 ① F9		x 0-0 ③ 4-3		x 0-0 HR		4	1	1	1	0	0	2
Graig Nettles, L (1, 5) OBP: 0.343, SLG: 0.460		x 0-0 ① F6		x 0-0 ② F6			x 0-0 ① F9	SSS 0-3 ① K		4	0	0	0	0	1	1
Chris Chambliss, L (1, 3) OBP: 0.321, SLG: 0.382		x 0-0 ② F3		x 0-0 ③ FC6 1-2f			x 0-0 1B HR 1B	x 0-0 ② 4-3		4	1	1	0	0	0	1
Roy White, S (1, 7) OBP: 0.349, SLG: 0.393	SSS 0-3 ③ K				BBB 4-0 FC6-5 4-3 BB		x 0-0 1-2 HR 1B	x 0-0 ③ 4-3		3	1	1	0	1	1	0
Gary Thomasson, L (9, 7) OBP: 0.304, SLG: 0.367										0	0	0	0	0	0	0
Brian Doyle, L (1, 4) OBP: 0.192, SLG: 0.192			x 0-0 ① F4		x 0-0 ① 4-3 1-2		x 0-0 ② F7		x 0-0 ① 4-3	2	0	0	0	0	0	1
Jim Spencer, L (7, PH) OBP: 0.295, SLG: 0.440										1	0	0	0	0	0	2
Fred Stanley, R (7, 4) OBP: 0.324, SLG: 0.281										1	0	0	0	0	0	0
Bucky Dent, R (1, 6) OBP: 0.286, SLG: 0.317			x 0-0 ② F9		x 0-0 ② F6		x 0-0 1-H 2-H HR		SSS 0-3 ② K	4	1	1	3	0	1	1
Inning Stats	R: 0 H: 0 E: 0 LOB: 1 K: 1 BB: 1 S: 5 P: 9	R: 0 H: 0 E: 0 LOB: 0 K: 1 BB: 0 S: 5 P: 5	R: 0 H: 1 E: 0 LOB: 1 K: 1 BB: 0 S: 6 P: 6	R: 0 H: 1 E: 0 LOB: 1 K: 0 BB: 0 S: 4 P: 4	R: 0 H: 0 E: 0 LOB: 1 K: 0 BB: 1 S: 3 P: 7	R: 0 H: 0 E: 0 LOB: 0 K: 1 BB: 0 S: 5 P: 5	R: 4 H: 4 E: 0 LOB: 1 K: 0 BB: 1 S: 7 P: 11	R: 1 H: 1 E: 0 LOB: 0 K: 1 BB: 0 S: 6 P: 6	R: 0 H: 1 E: 0 LOB: 1 K: 1 BB: 0 S: 6 P: 6	1B: 4 SF: 0 2B: 2 SAC: 0 3B: 0 DP: 0 HR: 2 HBP: 0						

PITCHER	IP	WLS	BF	H	R	ER	SO	BB	IBB	HBP	BLK	WP	HR	S	P	ERA	WHIP
Mike Torrez, R (1, 1) ERA: 3.96	6.2	L	28	5	4	4	4	3	0	0	0	0	1	33	45	5.40	1.200
Bob Stanley, R (7, 1) ERA: 2.6	0.1		3	2	1	1	0	0	0	0	0	0	1	3	3	27.00	6.000
Andy Hassler, L (8, 1) ERA: 3.87	1.2		6	1	0	0	2	0	0	0	0	0	0	10	10	0.00	0.600
Dick Drago, R (9, 1) ERA: 3.03	0.1		1	0	0	0	0	0	0	0	0	0	0	1	1	0.00	0.000

PITCHER	IP	WLS	BF	H	R	ER	SO	BB	IBB	HBP	BLK	WP	HR	S	P	ERA	WHIP

TOP

New York Yankees @ Boston Red Sox

Fenway Park, Boston, MA

Mon Oct 02 1978, 3:33 AM EDT

Att. 32,925 - Unknown - 68 F

livebaseballscorecards.com

AB	35
R	5
H	8
RBI	5
BB	3
SO	6
LOB	14

WP: 0 PA: 38
PB: 0
SB: 2
CS: 0

BOTTOM

New York Yankees @ Boston Red Sox

Fenway Park, Boston, MA

Mon Oct 02 1978, 3:33 AM EDT

Att. 32,925 - Unknown - 68 F

livebaseballscorecards.com

Batter	1	2	3	4	5	6	7	8	9	AB	R	H	RBI	BB	SO	LOB
Rick Burleson, R (1, 6) OBP: 0.295, SLG: 0.339	S S S 0-3 ① K		x 0-0 ② 5-3			x 0-0 SH5-3 1B 2B	x 0-0 ③ 6-3 1-2		B B B B 4-0 F9 1B BB	4	1	1	0	1	1	2
Jerry Remy, L (1, 4) OBP: 0.321, SLG: 0.350	x 0-0 ② F7		x 0-0 ③ F7			x 0-0 ① SH5-3 2-3		x 0-0 1B 2B	x 0-0 1-2 1B	4	1	2	0	0	0	1
Jim Rice, R (1, 9) OBP: 0.370, SLG: 0.600	S S S 0-3 ③ K			x 0-0 ① 6-3		x 0-0 G3 3-H 1B		x 0-0 ① F9	x 0-0 ② F9 2-3	5	0	1	1	0	1	3
Carl Yastrzemski, L (1, 7) OBP: 0.367, SLG: 0.423		x 0-0 HR		S S S 0-3 ② K		x 0-0 ② G3 1-2		x 0-0 1B 2-H 1B 1B	x 0-0 ③ P5	5	2	2	2	0	1	3
Carlton Fisk, R (1, 2) OBP: 0.366, SLG: 0.475		x 0-0 ① F7		x 0-0 ③ F8		4-0 IBB		x 0-0 1B 1-2 1B		3	0	1	0	1	0	0
Fred Lynn, L (1, 8) OBP: 0.380, SLG: 0.492		x 0-0 ② F8			x 0-0 ① 1-3	x 0-0 ③ F9		x 0-0 1-2 2-H 1B		4	0	1	1	0	0	2
Butch Hobson, R (1, 10) OBP: 0.312, SLG: 0.408		x 0-0 ③ 5-3			x 0-0 1B		S S S 0-3 ① K	x 0-0 ② F9		4	0	1	0	0	1	2
George Scott, R (1, 3) OBP: 0.305, SLG: 0.379			x 0-0 SH2-3 2B		S S S 0-3 ② K		x 0-0 PB 1B	S S S 0-3 ③ K		4	0	2	0	0	2	3
Jack Brohamer, L (1, 5) OBP: 0.300, SLG: 0.311 Bob Bailey, R (7, PH) OBP: 0.328, SLG: 0.351 Frank Duffy, R (8, 5) OBP: 0.306, SLG: 0.308 Dwight Evans, R (9, PH) OBP: 0.336, SLG: 0.449			x 0-0 ① SH2-3 2-3		x 0-0 ③ F7		S S S 0-3 ② K		x 0-0 ① F7	1 1 0 1	0 0 0 0	0 0 0 0	0 0 0 0	0 1 0 0	0 1 0 0	1 1 0 0
Inning Stats	R: 0 E: 0 K: 2 S: 7 H: 0 LOB: 0 BB: 0 P: 7	R: 1 E: 0 K: 0 S: 4 H: 1 LOB: 0 BB: 0 P: 4	R: 0 E: 0 K: 0 S: 4 H: 1 LOB: 1 BB: 0 P: 4	R: 0 E: 0 K: 1 S: 5 H: 0 LOB: 0 BB: 0 P: 5	R: 0 E: 0 K: 1 S: 6 H: 1 LOB: 1 BB: 0 P: 6	R: 1 E: 0 K: 0 S: 5 H: 2 LOB: 2 BB: 1 P: 9	R: 0 E: 0 K: 2 S: 8 H: 1 LOB: 1 BB: 0 P: 8	R: 2 E: 0 K: 1 S: 9 H: 4 LOB: 2 BB: 0 P: 9	R: 0 E: 0 K: 0 S: 4 H: 1 LOB: 2 BB: 1 P: 8	1B: 7 2B: 3 3B: 0 HR: 1	SF: 0 SAC: 2 DP: 0 HBP: 0						

	AB	36
	R	4
	H	11
	RBI	4
	BB	2
	SO	7
	LOB	18

WP: 0 PB: 1 SB: 0 CS: 0 PA: 40

PITCHER		IP	WLS	BF	H	R	ER	SO	BB	IBB	HBP	BLK	WP	HR	S	P	ERA	WHIP
Ron Guidry, L ERA: 1.74	(1, 1)	6.1	W	26	6	2	2	5	0	1	0	0	0	1	35	39	2.84	0.947
Rich Gossage, R ERA: 2.01	(7, 1)	2.2	S	14	5	2	2	2	1	0	0	0	0	0	17	21	6.75	2.250

PITCHER	IP	WLS	BF	H	R	ER	SO	BB	IBB	HBP	BLK	WP	HR	S	P	ERA	WHIP