

Boston Red Sox - 1978

Batter	1	2	3	4	5	6	7	8	9	AB	R	H	RBI	BB	SO	LOB	TOP								
Jerry Remy, L OBP: 0.250, SLG: 0.750 (1, 4)	4-3		SF9 3B		F5		4-3			4	1	1	1	0	0	0	Boston Red Sox @ Chicago White Sox Comiskey Park, Chicago, IL Fri Apr 07 1978, 4:33 AM EST Att: 50,754 - Unknown								
Rick Burleson, R OBP: 0.250, SLG: 0.333 (1, 6)	K		SF9			F7		SH1-3 1B		3	1	1	1	0	1	0									
Jim Rice, R OBP: 0.333, SLG: 1.000 (1, 10)	E5					F8		SH1-3 1-2		3	0	1	0	0	0	0									
Carl Yastrzemski, L OBP: 0.500, SLG: 0.500 (1, 7)	F6		F7			E		CS 1B		4	1	2	1	0	0	2									
Carlton Fisk, R (1, 2)		K			G3			1-2 K		4	1	0	0	0	2	1									
Fred Lynn, L OBP: 0.750, SLG: 1.000 (1, 8)		L6-4 2B						2-3		4	0	3	1	0	0	0									
George Scott, R (1, 3)		L6-4 2-3			F8		F9		5-3	4	0	0	0	0	0	3									
Dwight Evans, R OBP: 0.250, SLG: 0.250 (1, 9)			6-3		CS	F7		F3		4	0	1	0	0	0	0									
Butch Hobson, R OBP: 0.250, SLG: 0.250 (1, 5)						F7		F3		4	1	1	0	0	1	1									
Inning Stats	R: 0 E: 1 K: 1 S: 6	H: 0 LOB: 1 BB: 0 P: 6	R: 0 E: 0 K: 1 S: 5	H: 1 LOB: 0 BB: 0 P: 5	R: 2 E: 0 K: 0 S: 6	H: 3 LOB: 1 BB: 0 P: 6	R: 0 E: 0 K: 0 S: 3	H: 1 LOB: 0 BB: 0 P: 3	R: 0 E: 0 K: 0 S: 3	H: 0 LOB: 0 BB: 0 P: 3	R: 2 E: 1 K: 0 S: 6	H: 2 LOB: 1 BB: 0 P: 6	R: 0 E: 0 K: 0 S: 3	H: 0 LOB: 0 BB: 0 P: 3	R: 1 E: 0 K: 1 S: 6	H: 2 LOB: 0 BB: 0 P: 6		R: 0 E: 0 K: 1 S: 6	H: 1 LOB: 1 BB: 0 P: 6	1B: 7 2B: 2 3B: 2 HR: 0	SF: 1 SAC: 1 DP: 1 HBP: 0	WP: 0 PB: 0 SB: 0 CS: 2	PA: 37		
PITCHER	IP	WLS	BF	H	R	ER	SO	BB	IBB	HBP	BLK	WP	HR	S	P	ERA	WHIP								
Steve Stone, R ERA: 2.57 (1, 1)	7.0		28	7	4	2	2	0	0	0	0	0	0	32	32	2.57	1.000								
Lerrin LaGrow, R ERA: 4.5 (8, 1)	2.0	W	8	3	1	1	2	0	0	0	0	0	0	12	12	4.50	1.500								

Batter	1	2	3	4	5	6	7	8	9	AB	R	H	RBI	BB	SO	LOB	BOTTOM								
Ralph Garr, L OBP: 0.400, SLG: 0.400 (1, 7)	G6-4-3 1B		F9	F7		F8		BB 1B		5	0	2	0	0	0	3	Boston Red Sox @ Chicago White Sox Comiskey Park, Chicago, IL Fri Apr 07 1978, 4:33 AM EST Att: 50,754 - Unknown								
Jorge Orta, L OBP: 0.800, SLG: 1.000 (1, 4)	F8				1B SF8			BB 1B		3	1	2	1	2	0	1									
Lamar Johnson, R OBP: 0.400, SLG: 0.600 (1, 3)	G6-4-3 1-2		F4		FC5 1-3			5-3		5	0	2	0	0	0	5									
Bobby Bonds, R OBP: 0.200, SLG: 0.250 (1, 9)		CS 1B	F9		SF8		F9		6-3	4	0	1	1	0	0	3									
Ron Blomberg, L OBP: 0.200, SLG: 0.800 (1, 10)	F4			G3	E1		F5		HR	5	1	1	1	0	0	3									
Chet Lemon, R OBP: 0.800, SLG: 1.000 (1, 8)				2B HBP	K			2B 1B		3	2	2	0	1	1	2									
Eric Soderholm, R OBP: 0.400, SLG: 0.500 (1, 5)				1B 2B	FC5		5-3		F9	4	1	1	1	1	0	5									
Wayne Nordhagen, R OBP: 0.400, SLG: 0.800 (1, 2)				5-3				6-3		5	1	2	1	0	1	3									
Don Kessinger, S OBP: 0.500, SLG: 0.500 (1, 6)								4-3 2B		4	0	2	1	0	0	1									
Inning Stats	R: 0 E: 0 K: 0 S: 3	H: 1 LOB: 0 BB: 0 P: 3	R: 0 E: 0 K: 1 S: 6	H: 2 LOB: 1 BB: 1 P: 10	R: 0 E: 0 K: 0 S: 4	H: 1 LOB: 2 BB: 1 P: 8	R: 2 E: 0 K: 0 S: 5	H: 2 LOB: 1 BB: 0 P: 6	R: 1 E: 1 K: 1 S: 8	H: 2 LOB: 2 BB: 0 P: 8	R: 1 E: 0 K: 0 S: 4	H: 2 LOB: 1 BB: 0 P: 4	R: 0 E: 0 K: 0 S: 4	H: 1 LOB: 2 BB: 1 P: 8	R: 0 E: 0 K: 0 S: 4	H: 1 LOB: 2 BB: 1 P: 8		R: 2 E: 0 K: 0 S: 5	H: 3 LOB: 1 BB: 0 P: 5	1B: 8 2B: 6 3B: 0 HR: 1	SF: 1 SAC: 0 DP: 1 HBP: 1	WP: 0 PB: 0 SB: 1 CS: 1	PA: 44		
PITCHER	IP	WLS	BF	H	R	ER	SO	BB	IBB	HBP	BLK	WP	HR	S	P	ERA	WHIP								
Mike Torrez, R ERA: 6.0 (1, 1)	6.0		29	10	4	4	2	2	0	1	0	0	0	30	39	6.00	2.000								
Dick Drago, R ERA: 7.1 (7, 1)	2.1	L	13	4	2	2	0	2	0	0	0	0	1	11	19	7.71	2.571								
Bill Campbell, R ERA: (9, 1)	0.1		2	1	0	0	0	0	0	0	0	0	0	2	2	0.00	3.000								


Batter	1	2	3	4	5	6	7	8	9	AB R H RBI BB SO LOB	TOP									
Jerry Remy, L OBP: 0.333, SLG: 0.500 (1, 4)										4 1 1 0 1 1 1	Boston Red Sox @ Chicago White Sox Comiskey Park, Chicago, IL Sat Apr 08 1978, 4:33 AM EST Att: 11,832 - Unknown									
Rick Burleson, R OBP: 0.333, SLG: 0.714 (1, 6)										4 1 1 1 1 0 2										
Jim Rice, R OBP: 0.250, SLG: 0.500 (1, 10)										5 1 1 1 0 1 3										
Carl Yastrzemski, L OBP: 0.375, SLG: 0.286 (1, 7)										3 1 0 0 1 1 1										
Carlton Fisk, R OBP: 0.250, SLG: 0.375 (1, 2)										4 1 2 0 0 0 2										
Fred Lynn, L OBP: 0.750, SLG: 0.857 (1, 8)										3 0 2 2 1 0 0										
George Scott, R OBP: 0.250, SLG: 0.143 (1, 3)										3 0 1 1 1 0 1										
Dwight Evans, R OBP: 0.125, SLG: 0.125 (1, 9)										4 0 0 0 0 0 4										
Butch Hobson, R OBP: 0.250, SLG: 0.250 (1, 5)										4 0 1 0 0 1 2										
Inning Stats	R: 0 E: 0 K: 0 S: 3	H: 0 LOB: 1 BB: 1 P: 7	R: 0 E: 0 K: 0 S: 3	H: 1 LOB: 2 BB: 11	R: 3 E: 0 K: 0 S: 7	H: 4 LOB: 2 BB: 11	R: 1 E: 0 K: 2 S: 8	H: 1 LOB: 0 BB: 0 P: 8	R: 1 E: 0 K: 0 S: 4	H: 2 LOB: 0 BB: 0 P: 4	R: 0 E: 0 K: 1 S: 5	H: 0 LOB: 0 BB: 0 P: 5	R: 0 E: 0 K: 0 S: 3	H: 0 LOB: 0 BB: 0 P: 3	R: 0 E: 0 K: 0 S: 4	H: 1 LOB: 2 BB: 1 P: 8	1B: 7 2B: 1 3B: 0 HR: 1	SF: 0 SAC: 0 DP: 1 HBP: 0	WP: 0 PB: 0 SB: 2 CS: 1	PA: 39
PITCHER	IP WLS BF H R ER SO BB IBB HBP BLK WP HR S P ERA WHIP																			
Francisco Barrios, R ERA: 10.13 (1, 1)	2.2 16 5 3 3 0 4 0 0 0 0 0 0 12 28 10.12 3.375																			
Ron Schueler, R ERA: 7.71 (3, 1)	2.1 9 3 2 2 2 0 0 0 0 0 0 1 13 13 7.71 1.286																			
Pablo Torrealba, L ERA: (6, 1)	3.2 W 13 1 0 0 2 1 0 0 0 0 0 0 16 20 0.00 0.545																			
Lerrin LaGow, R ERA: 3.86 (9, 1)	0.1 S 1 0 0 0 0 0 0 0 0 0 0 0 0 1 1 0.00 0.000																			

Batter	1	2	3	4	5	6	7	8	9	AB R H RBI BB SO LOB	BOTTOM									
Ralph Garr, L OBP: 0.444, SLG: 0.444 (1, 7)										4 1 2 2 0 0 0	Boston Red Sox @ Chicago White Sox Comiskey Park, Chicago, IL Sat Apr 08 1978, 4:33 AM EST Att: 11,832 - Unknown									
Jorge Orta, L OBP: 0.556, SLG: 0.571 (1, 4)										4 1 1 0 0 0 2										
Lamar Johnson, R OBP: 0.333, SLG: 0.444 (1, 3)										4 1 1 1 0 0 3										
Bobby Bonds, R OBP: 0.250, SLG: 0.429 (1, 9)										3 0 1 0 0 0 1										
Ron Blomberg, L OBP: 0.111, SLG: 0.444 (1, 10)										4 0 0 0 0 1 4										
Chet Lemon, R OBP: 0.596, SLG: 0.714 (1, 8)										4 1 1 2 0 0 1										
Eric Soderholm, R OBP: 0.444, SLG: 0.500 (1, 5)										4 1 2 1 0 0 1										
Don Kessinger, S OBP: 0.500, SLG: 0.429 (1, 6)										3 1 1 0 1 1 0										
Bill Nahorodny, R OBP: 0.250, SLG: 0.250 (1, 2)										4 0 1 0 0 1 2										
Inning Stats	R: 0 E: 0 K: 0 S: 3	H: 0 LOB: 0 BB: 0 P: 3	R: 0 E: 0 K: 0 S: 4	H: 1 LOB: 1 BB: 0 P: 4	R: 0 E: 0 K: 1 S: 5	H: 0 LOB: 0 BB: 0 P: 5	R: 0 E: 1 K: 0 S: 4	H: 0 LOB: 1 BB: 0 P: 4	R: 2 E: 0 K: 0 S: 6	H: 3 LOB: 2 BB: 1 P: 10	R: 0 E: 0 K: 0 S: 3	H: 0 LOB: 0 BB: 0 P: 3	R: 0 E: 0 K: 0 S: 3	H: 0 LOB: 0 BB: 0 P: 3	R: 4 E: 0 K: 2 S: 13	H: 6 LOB: 2 BB: 0 P: 13	1B: 8 2B: 2 3B: 0 HR: 0	SF: 0 SAC: 1 DP: 0 HBP: 0	WP: 0 PB: 0 SB: 0 CS: 0	PA: 36
PITCHER	IP WLS BF H R ER SO BB IBB HBP BLK WP HR S P ERA WHIP																			
Dennis Eckersley, R ERA: 2.97 (1, 1)	7.0 27 4 2 2 1 1 0 0 0 0 0 0 8 8 2.97 0.714																			
Bill Campbell, R ERA: 36.0 (8, 1)	0.2 L 6 4 4 4 1 0 0 0 0 0 0 0 8 8 54.00 6.000																			
Bob Stanley, R ERA: (8, 1)	0.1 3 2 0 0 0 1 0 0 0 0 0 0 0 5 5 0.00 6.000																			

Batter	1	2	3	4	5	6	7	8	9	AB	R	H	RBI	BB	SO	LOB	TOP					
Jerry Remy, L (1,4) OBP: 0.306, SLG: 0.417	0-0 1B S 1B		0-0 1-3		0-0 SH3-4	0-0 L9			0-0 1-3	4	0	1	0	0	0	1						
Rick Burleson, R (1,6) OBP: 0.357, SLG: 0.545	0-3 K E 1B		4-0 G3 1B BB		0-0 FC1-4 2H 1B		0-0 F9		0-0 F7	4	1	1	1	1	1	1						
Jim Rice, R (1,10) OBP: 0.385, SLG: 0.769	0-0 E 1-2 2-3 PB 1B		0-0 G3 1B		0-0 FC1-4-5 WP 2-3 PB		0-0 HR		0-0 F3	5	3	3	1	0	0	1						
Carl Yastrzemski, L (1,7) OBP: 0.417, SLG: 0.222	0-0 F7		0-0 G3 1-2 2-3		4-0 PB BB		4-0 BB			2	0	0	0	2	0	4						
Carlton Fisk, R (1,2) OBP: 0.250, SLG: 0.273	0-0 E5 PB 1-3 2H		0-0 F2		4-0 BB		0-3 K			3	0	0	0	1	1	4						
Fred Lynn, L (1,8) OBP: 0.500, SLG: 0.545	0-0 6-3			0-0 F6	0-0 4-3		0-0 F5			4	0	0	0	0	0	4						
George Scott, R (1,3) OBP: 0.250, SLG: 0.182		0-0 1-3		0-0 F9 1B		0-0 F7		0-0 5-3		4	0	1	0	0	0	0						
Dwight Evans, R (1,9) OBP: 0.167, SLG: 0.091		0-0 F9		0-0 F9 1-2		4-0 BB		0-3 K		3	0	0	0	1	1	1						
Butch Hobson, R (1,5) OBP: 0.250, SLG: 0.250		0-0 F8			0-0 SH3-4 1B 1B	0-0 P3		0-0 6-3		4	1	1	0	0	0	1						
Inning Stats	R: 2 E: 2 K: 1 S: 8	H: 2 LOB: 1 BB: 0 P: 8	R: 0 E: 0 K: 0 S: 3	H: 0 LOB: 0 BB: 0 P: 3	R: 0 E: 0 K: 0 S: 4	H: 1 LOB: 2 BB: 1 P: 8	R: 0 E: 0 K: 0 S: 3	H: 1 LOB: 0 BB: 0 P: 3	R: 2 E: 0 K: 0 S: 5	H: 2 LOB: 2 BB: 2 P: 13	R: 0 E: 0 K: 0 S: 3	H: 0 LOB: 1 BB: 1 P: 7	R: 1 E: 0 K: 1 S: 6	H: 1 LOB: 1 BB: 1 P: 10	R: 0 E: 0 K: 1 S: 5	H: 0 LOB: 0 BB: 0 P: 5	R: 0 E: 0 K: 0 S: 3	H: 0 LOB: 0 BB: 0 P: 3	1B: 6 2B: 0 3B: 0 HR: 1	SF: 0 SAC: 1 DP: 0 HBP: 0	WP: 1 PB: 2 SB: 1 CS: 0	PA: 39
PITCHER Wilbur Wood, L (1,1) ERA: 2.0	IP: 9.0 WLS: L BF: 39	H: 7 R: 5 ER: 2 SO: 3	BB: 5 IBB: 0 HBP: 0 BLK: 0	WP: 1 HR: 1 S: 40 P: 60	ERA: 2.00 WHIP: 1.333	PITCHER IP: WLS: BF: H: R: ER: SO: BB: IBB: HBP: BLK: WP: HR: S: P: ERA: WHIP																

Boston Red Sox @ Chicago White Sox
Comiskey Park, Chicago, IL
Sun Apr 09 1978, 4:33 AM EST
Att: 30,794 - Unknown - 43 F


AB 33
R 5
H 7
RBI 2
BB 5
SO 3
LOB 17

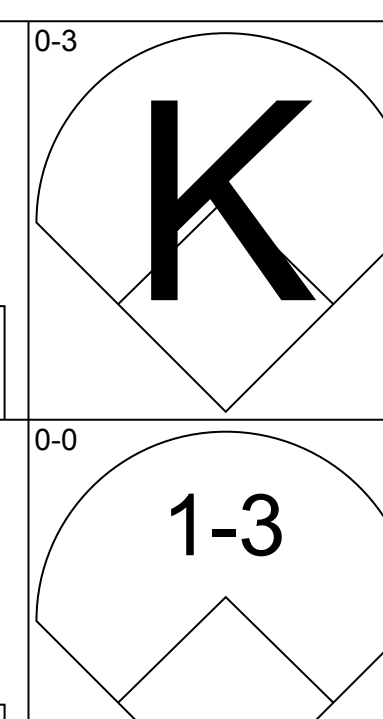
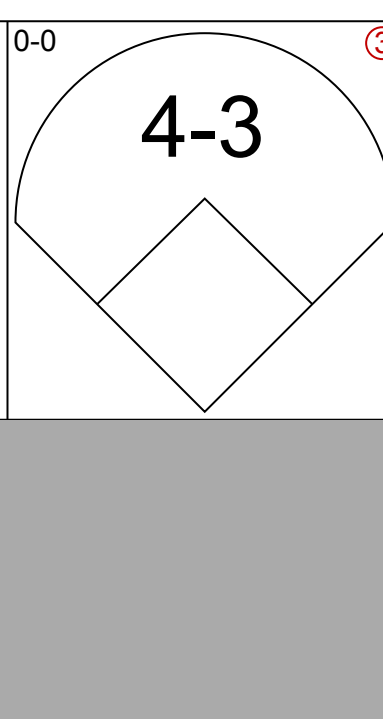
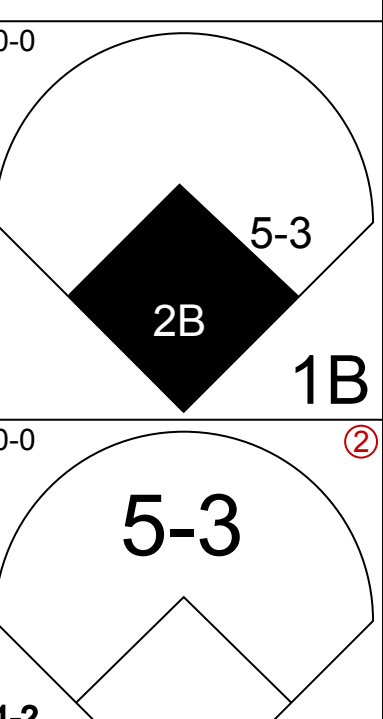
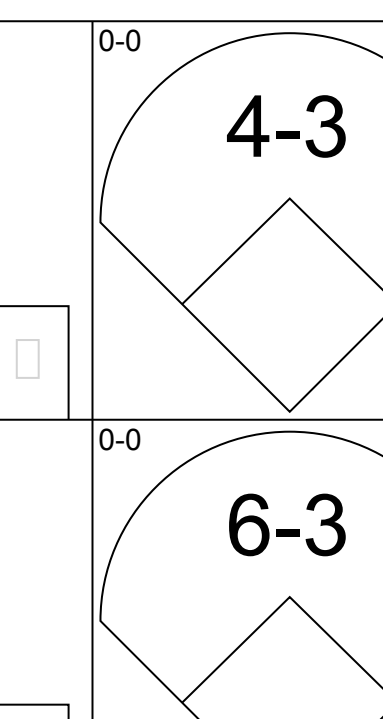
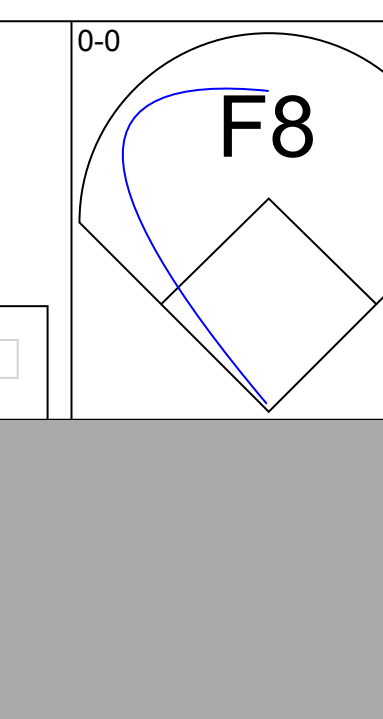
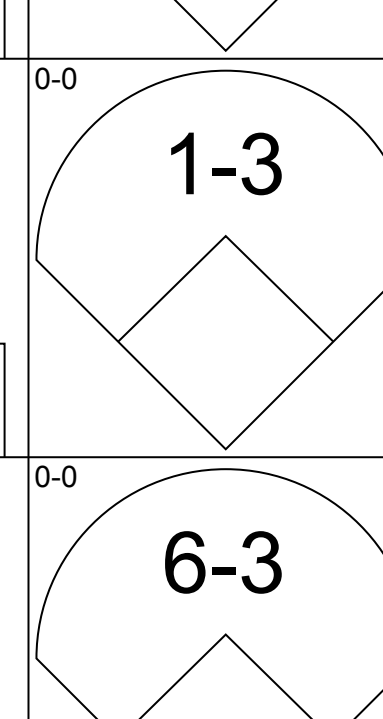
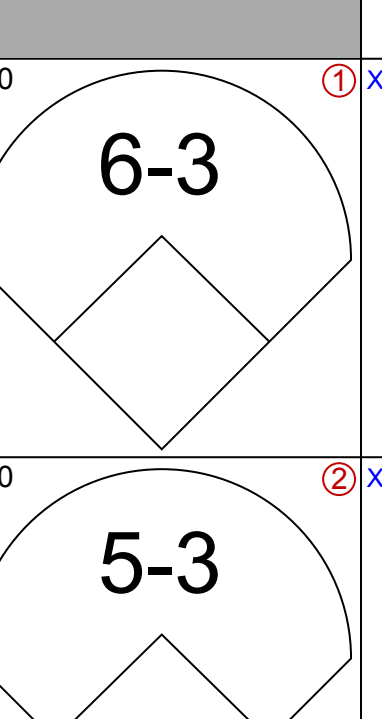
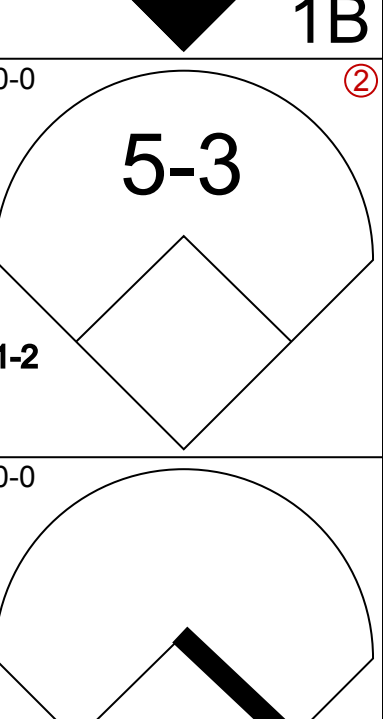
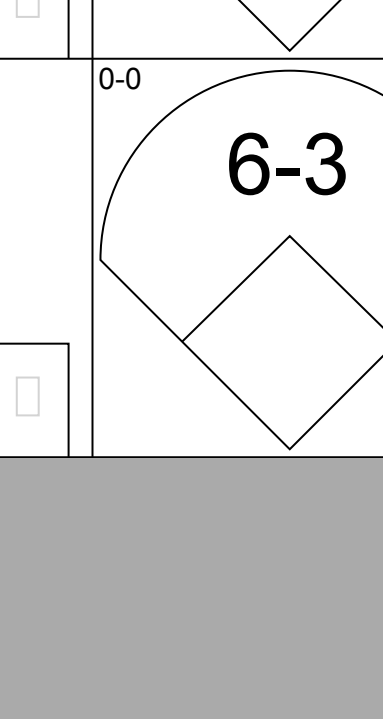
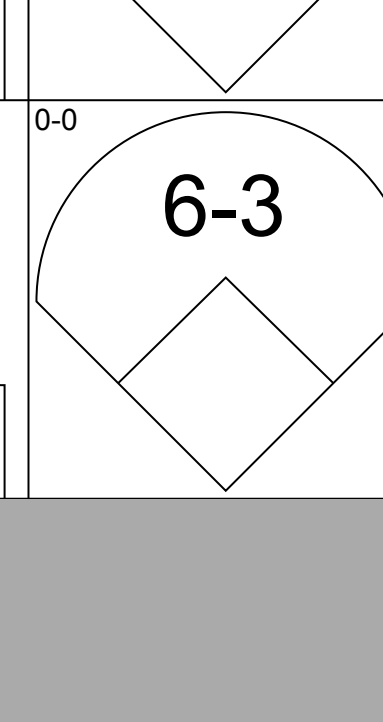
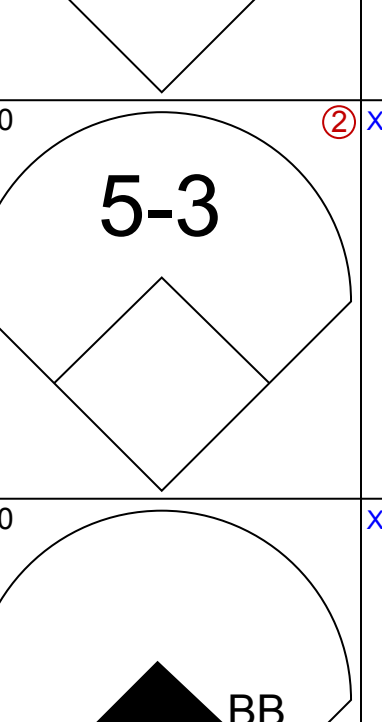
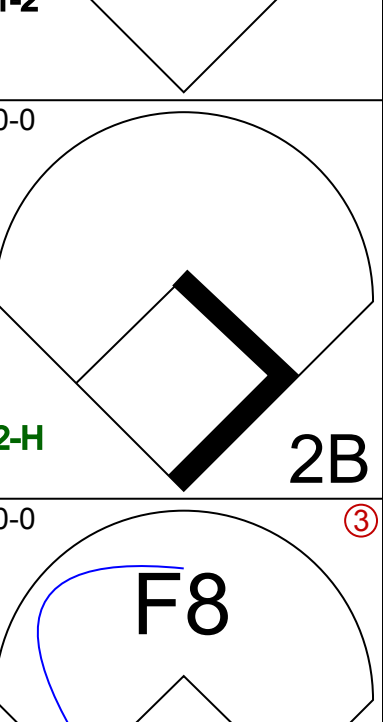

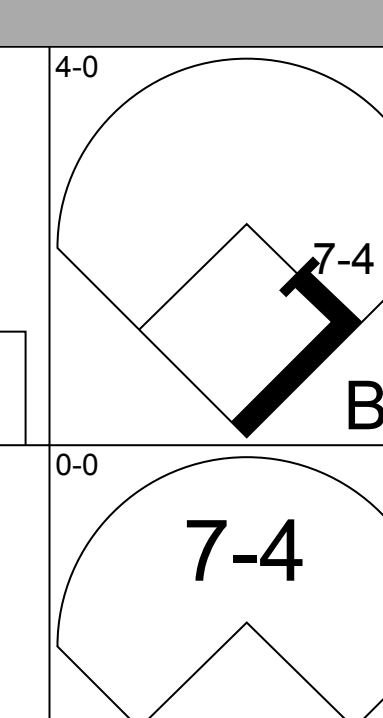
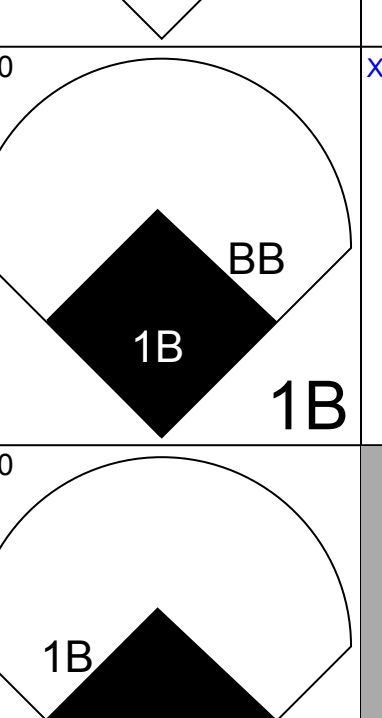
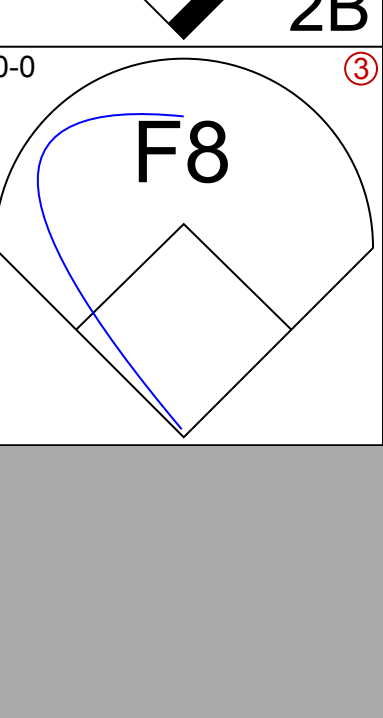

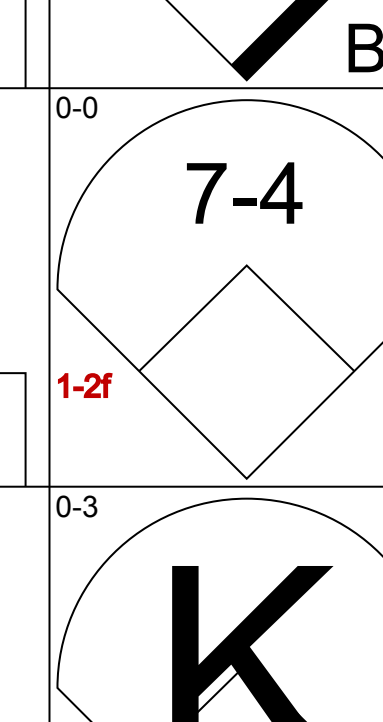
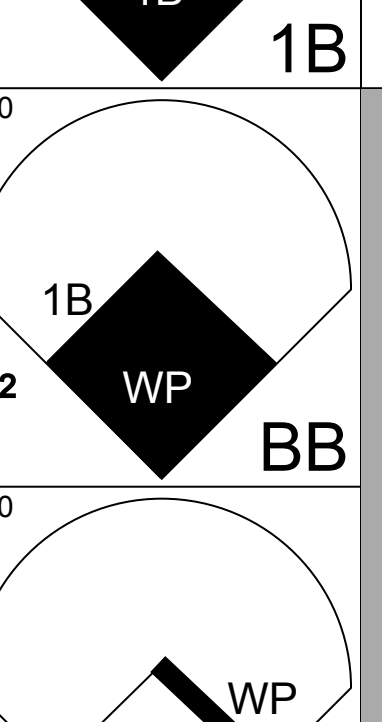
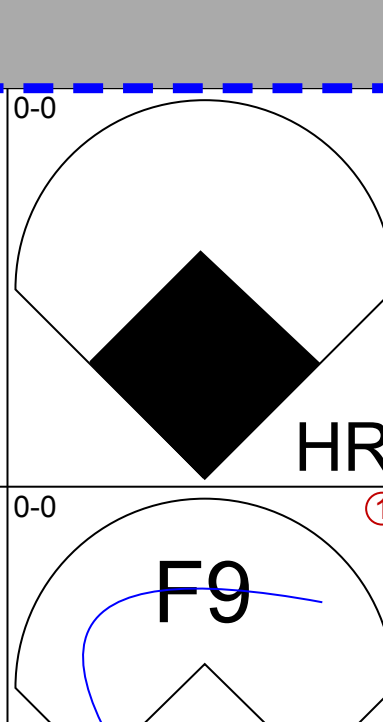

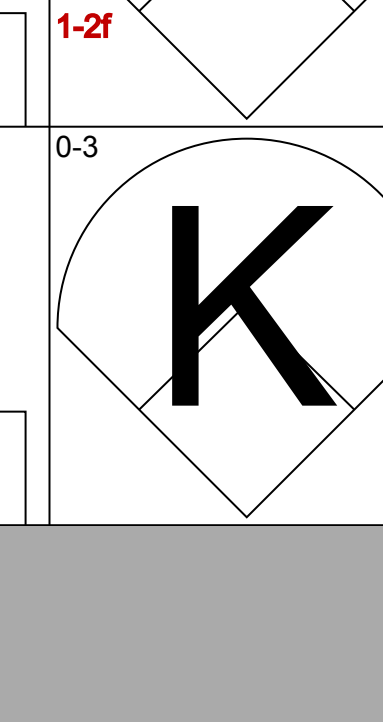
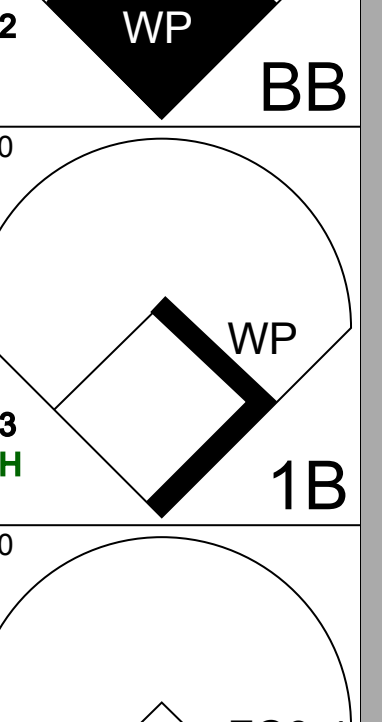
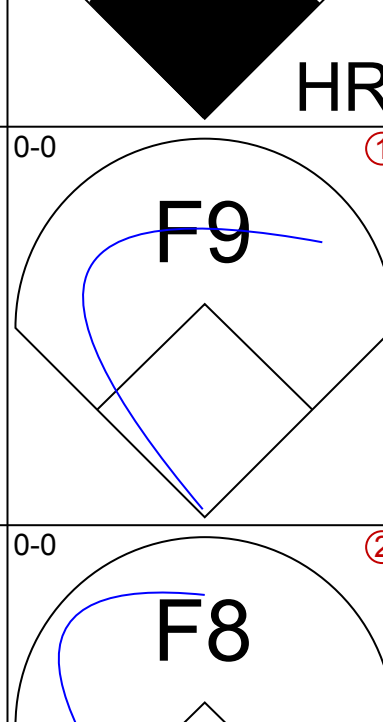
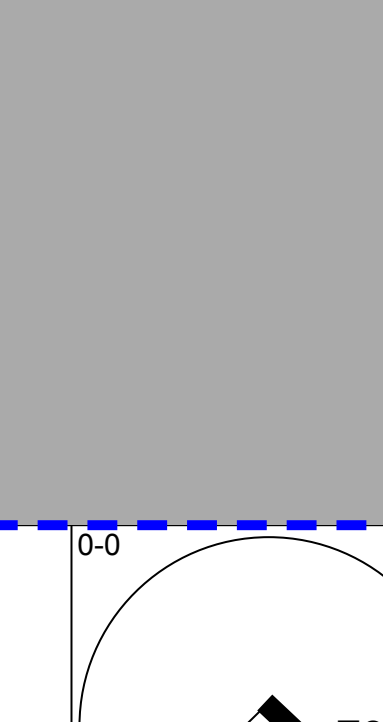
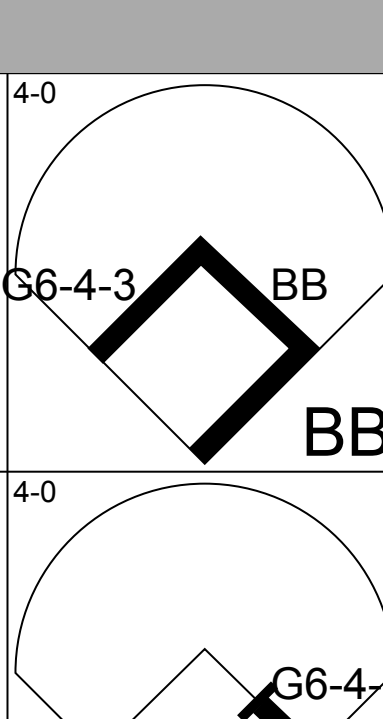
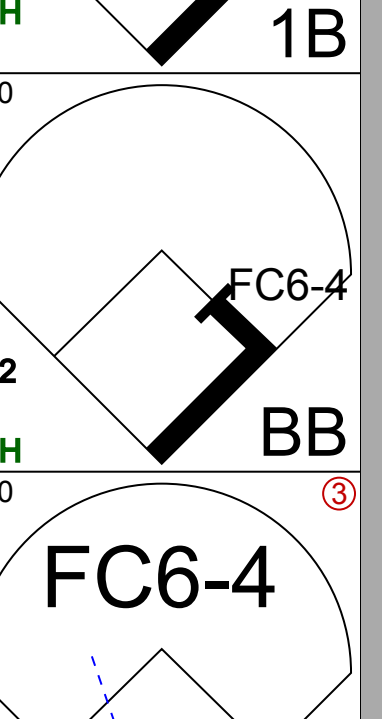
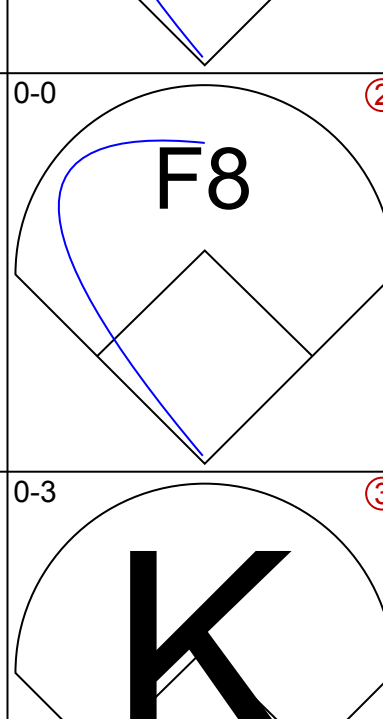
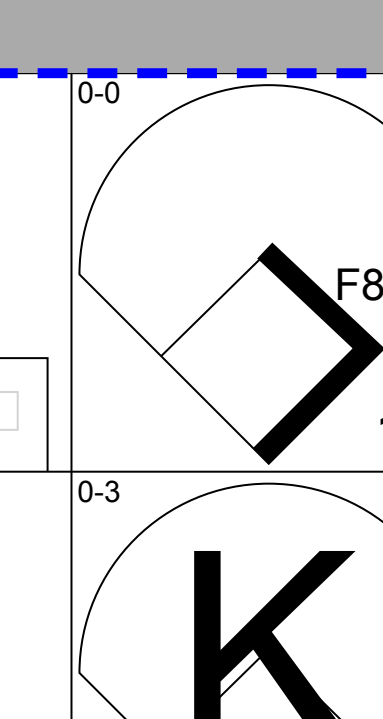
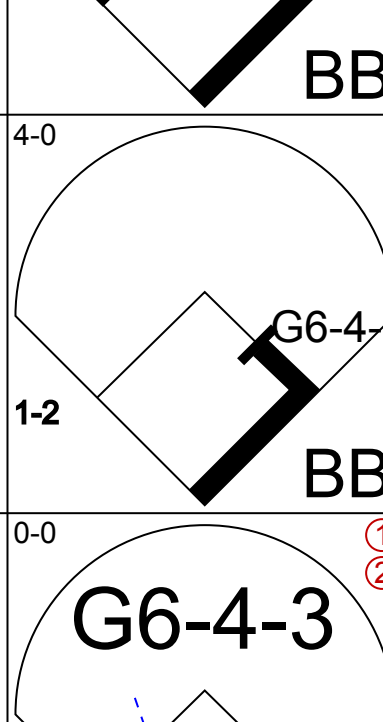
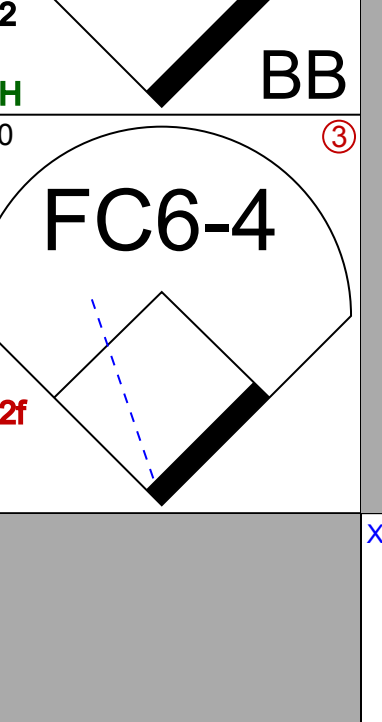
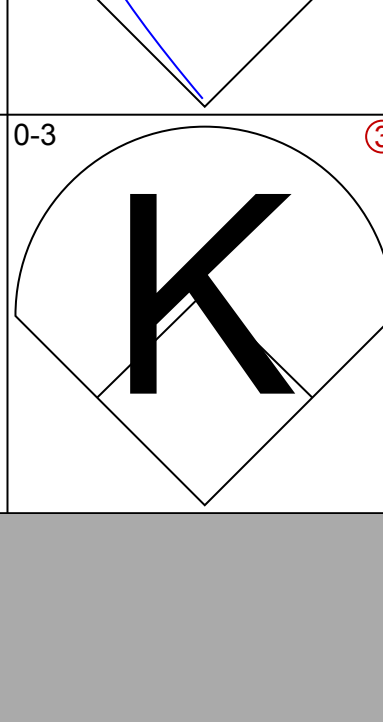
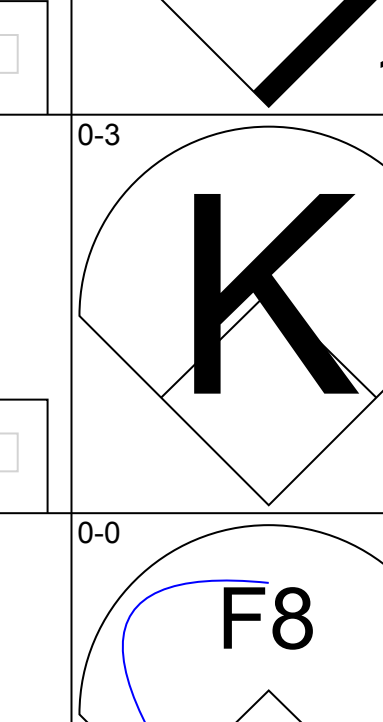
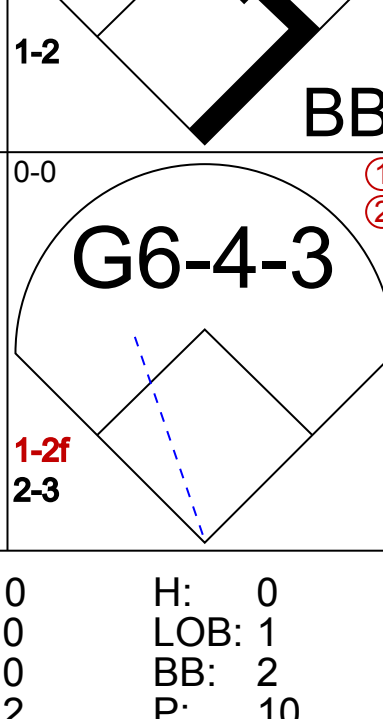
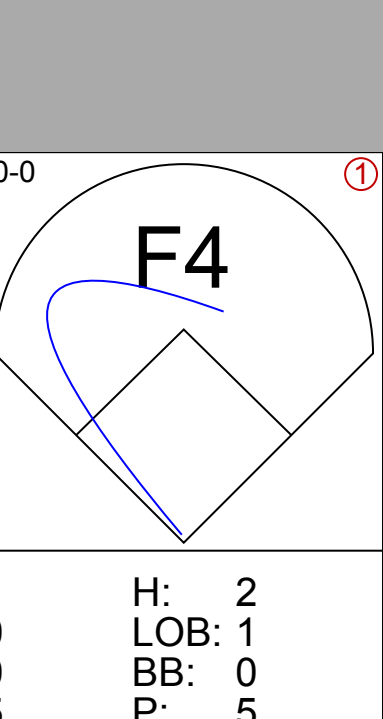
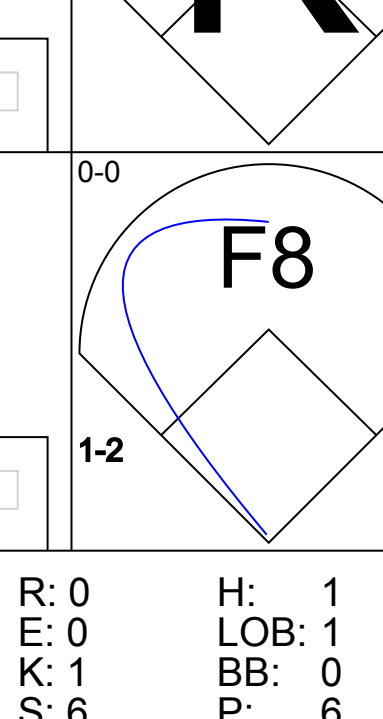


Batter	1	2	3	4	5	6	7	8	9	AB	R	H	RBI	BB	SO	LOB	BOTTOM					
Ralph Garr, L (1,7) OBP: 0.385, SLG: 0.462	0-0 F8		0-0 F7		0-0 1-3 2B			0-3 K		4	0	1	0	0	1	0						
Jorge Orta, L (1,4) OBP: 0.462, SLG: 0.545	0-0 L3		0-0 2B K		0-3 K			0-0 G3		4	0	1	0	0	1	2						
Lamar Johnson, R (1,3) OBP: 0.308, SLG: 0.333	4-0 FC5 1B BB		0-3 K		0-0 L8			0-0 F8		3	0	0	0	1	1	1						
Bobby Bonds, R (1,9) OBP: 0.333, SLG: 0.455	0-0 1-2 1B		0-0 6-3		0-0 G6-4-3 1B			0-0 6-3		4	0	2	0	0	0	0						
Chet Lemon, R (1,8) OBP: 0.462, SLG: 0.545	0-0 FC5 2-3f		0-0 6-3		0-0 6-3		0-0 G6-4-3 1-2f		0-0 1B 1B	4	0	1	0	0	0	3						
Eric Soderholm, R (1,5) OBP: 0.385, SLG: 0.417		0-0 6-3		0-0 6-3		0-0 F8		0-0 1-2 1B		4	0	1	0	0	0	0						
Junior Moore, R (1,10) OBP: 0.385, SLG: 0.417		0-0 6-3			0-0 5-3			0-3 K		4	0	0	0	0	1	2						
Wayne Nordhagen, R (1,2) OBP: 0.250, SLG: 0.500		0-3 K			0-0 F8			0-0 5-3		3	0	0	0	0	1	0						
Don Kessinger, S (1,6) OBP: 0.455, SLG: 0.400			0-0 L4		0-0 2B 1B			0-0 1-3		3	0	1	0	0	0	0						
Inning Stats	R: 0 E: 0 K: 0 S: 4	H: 1 LOB: 2 BB: 1 P: 8	R: 0 E: 0 K: 1 S: 5	H: 0 LOB: 0 BB: 0 P: 5	R: 0 E: 0 K: 1 S: 6	H: 1 LOB: 1 BB: 0 P: 6	R: 0 E: 0 K: 0 S: 3	H: 0 LOB: 0 BB: 0 P: 3	R: 0 E: 0 K: 1 S: 7	H: 2 LOB: 2 BB: 0 P: 7	R: 0 E: 0 K: 0 S: 3	H: 1 LOB: 0 BB: 0 P: 3	R: 0 E: 0 K: 0 S: 3	H: 0 LOB: 0 BB: 0 P: 3	R: 0 E: 0 K: 1 S: 5	H: 0 LOB: 0 BB: 0 P: 5	R: 0 E: 0 K: 1 S: 7	H: 2 LOB: 2 BB: 0 P: 7	1B: 5 2B: 2 3B: 0 HR: 0	SF: 0 SAC: 0 DP: 1 HBP: 0	WP: 0 PB: 0 SB: 0 CS: 0	PA: 34
PITCHER Bill Lee, L (1,1) ERA:	IP: 9.0 WLS: W BF: 34	H: 7 R: 0 ER: 0 SO: 5	BB: 1 IBB: 0 HBP: 0 BLK: 0	WP: 0 HR: 0 S: 43 P: 47	ERA: 0.00 WHIP: 0.889	PITCHER IP: WLS: BF: H: R: ER: SO: BB: IBB: HBP: BLK: WP: HR: S: P: ERA: WHIP																

Boston Red Sox @ Chicago White Sox
Comiskey Park, Chicago, IL
Sun Apr 09 1978, 4:33 AM EST
Att: 30,794 - Unknown - 43 F

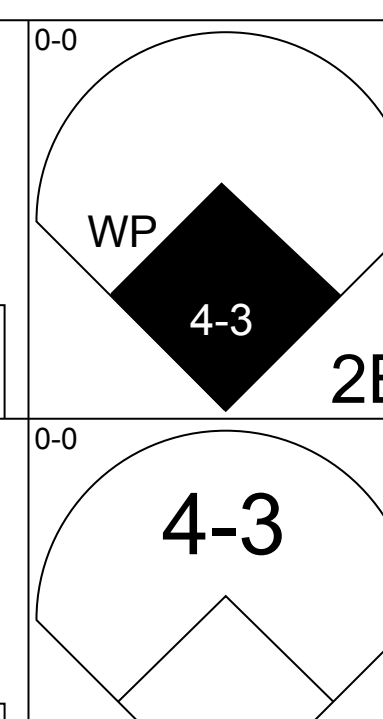
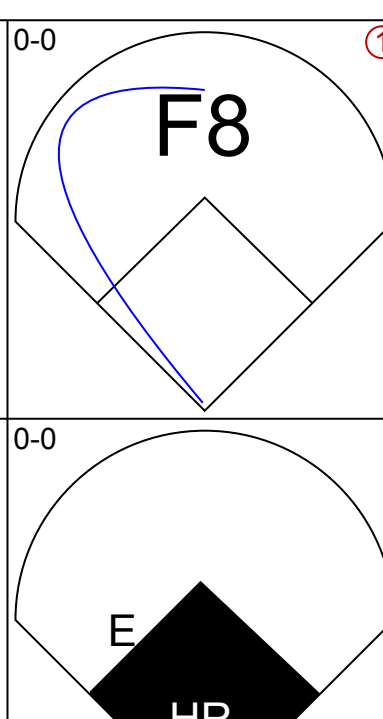
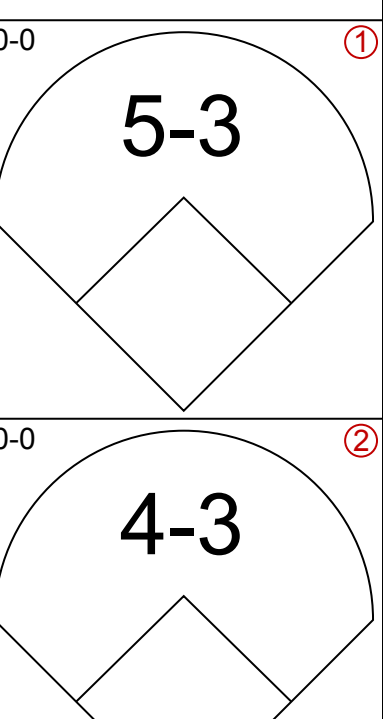
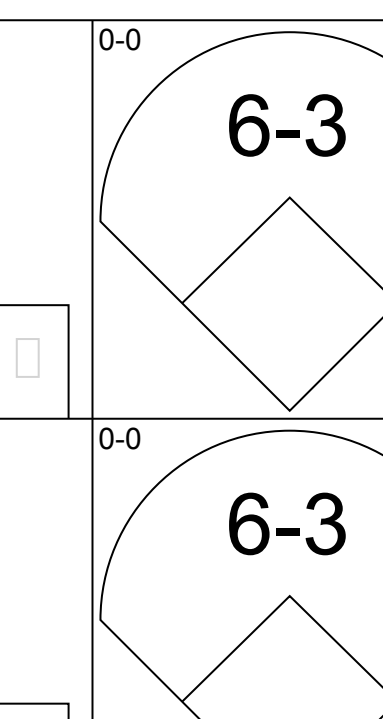
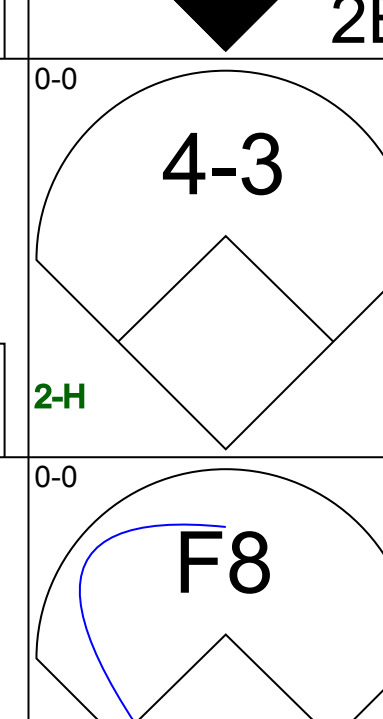
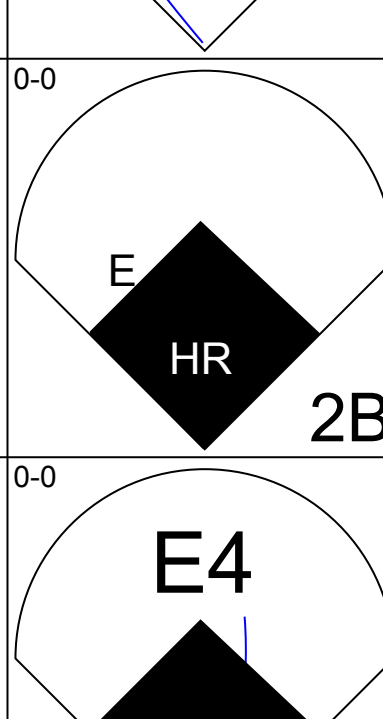
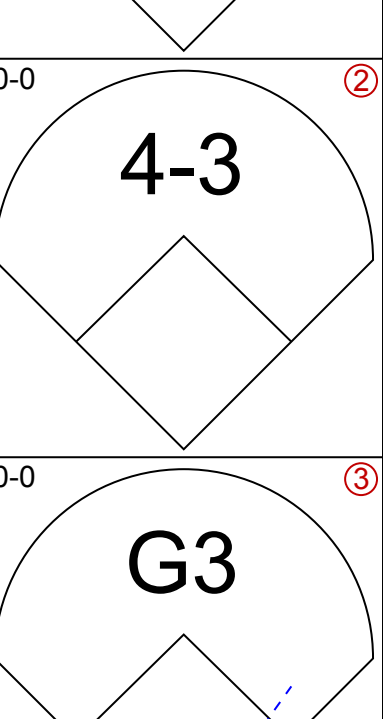
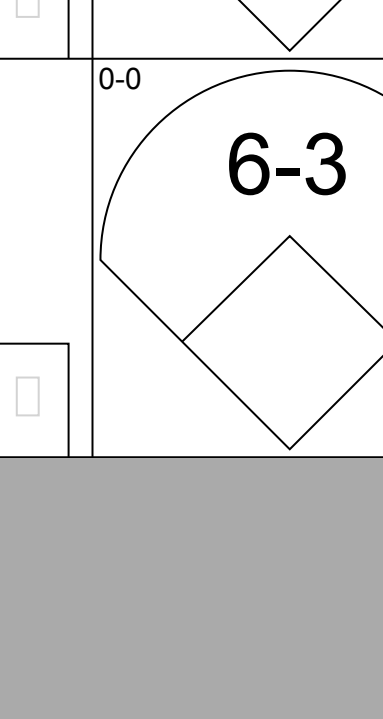
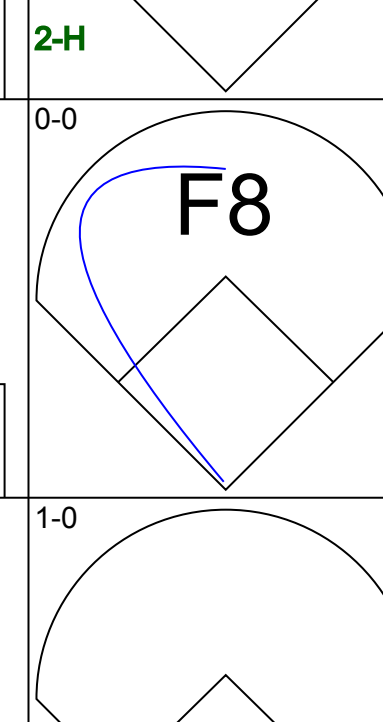
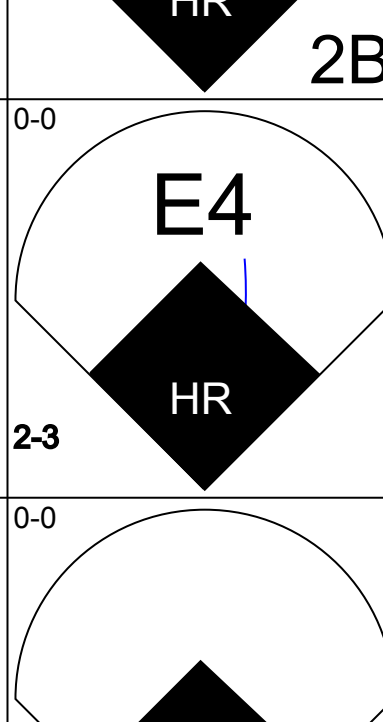
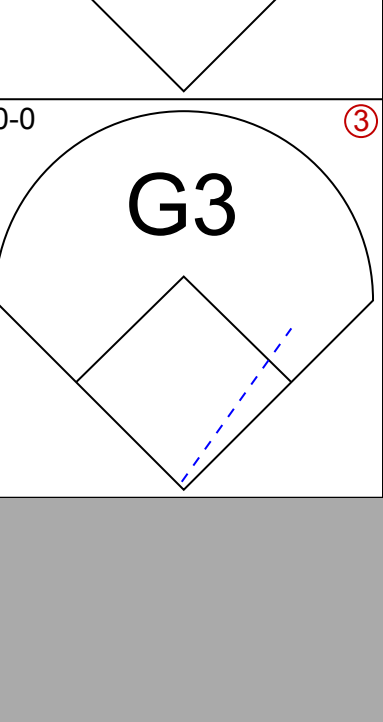

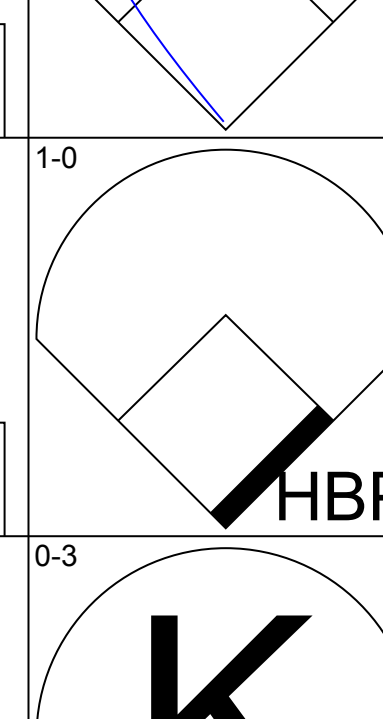
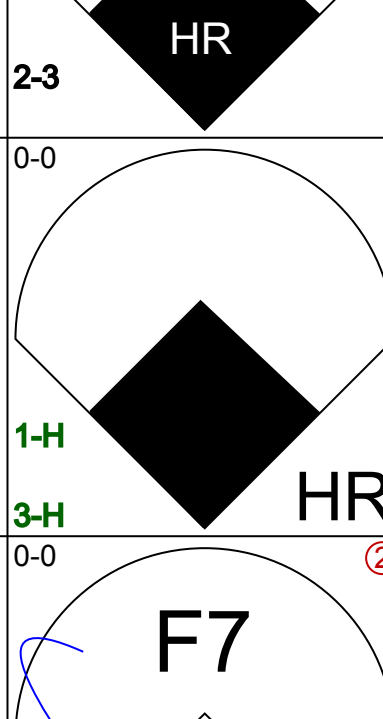
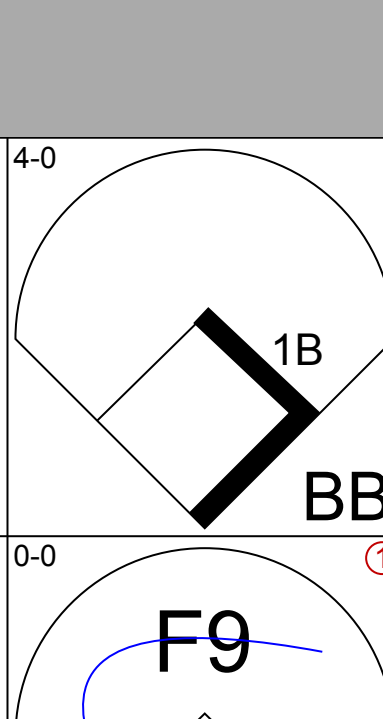

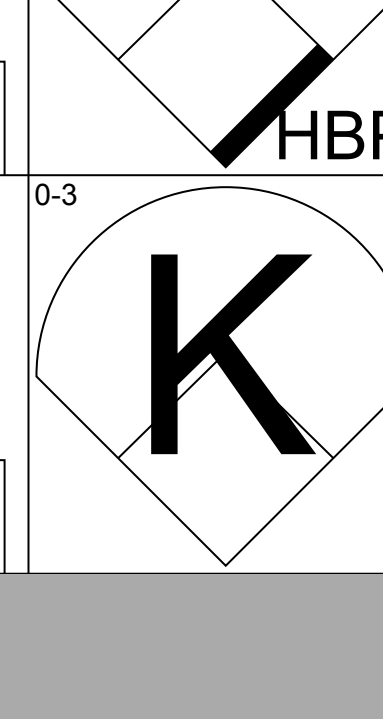
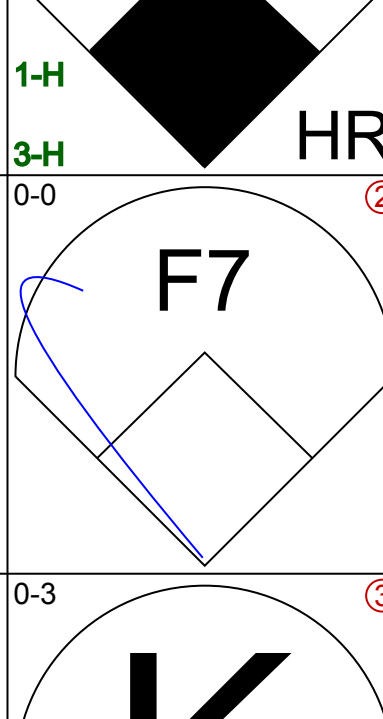
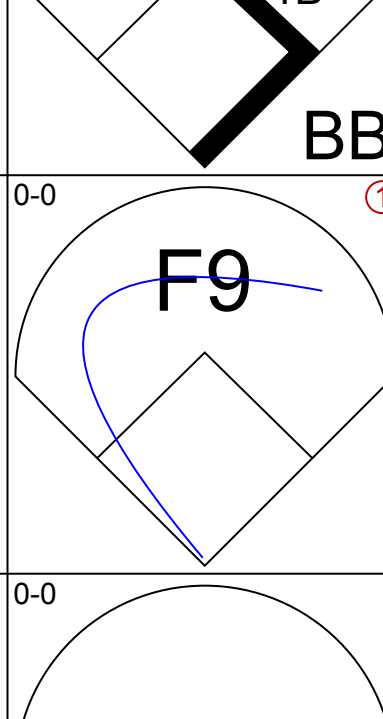

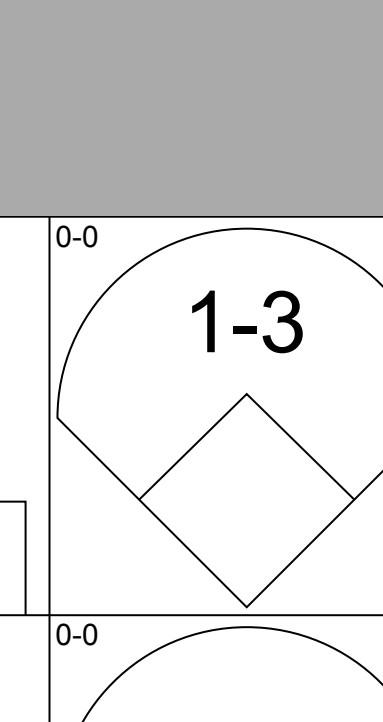
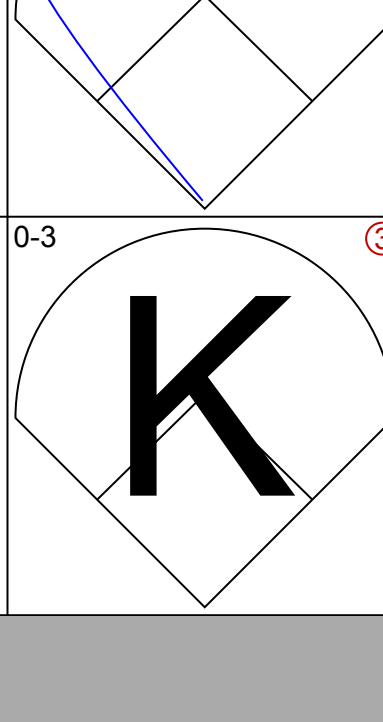
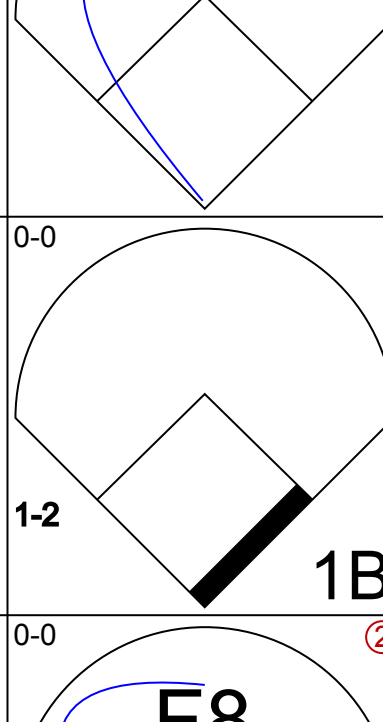
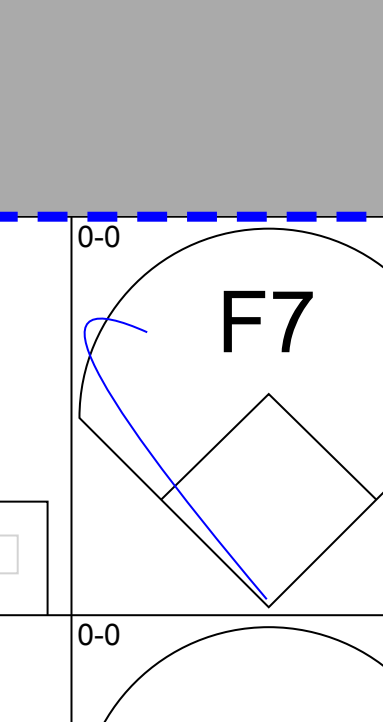
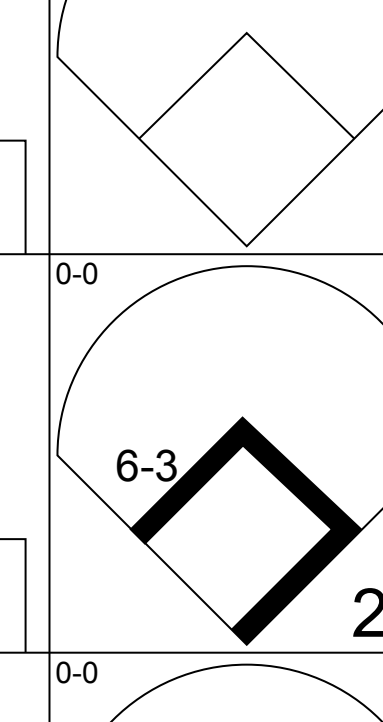
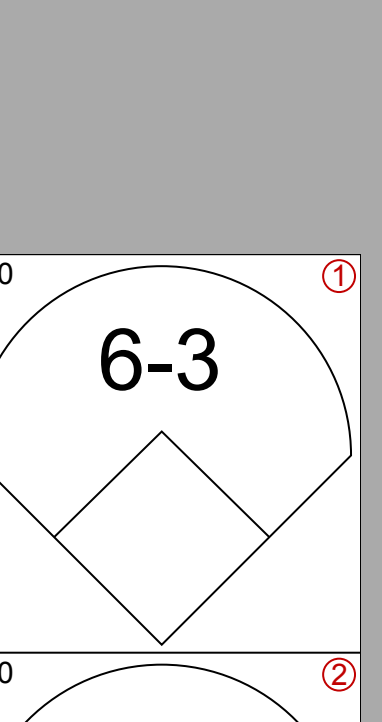
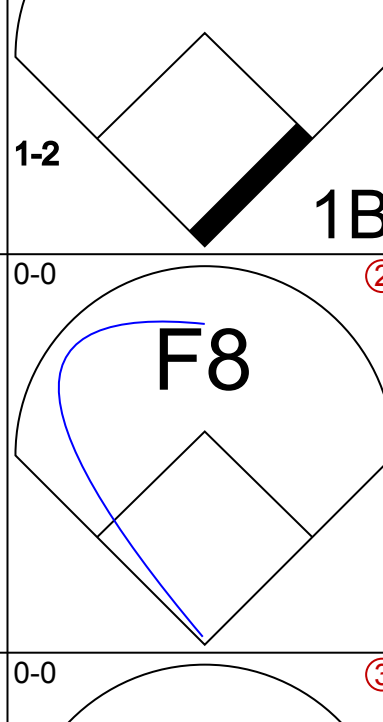
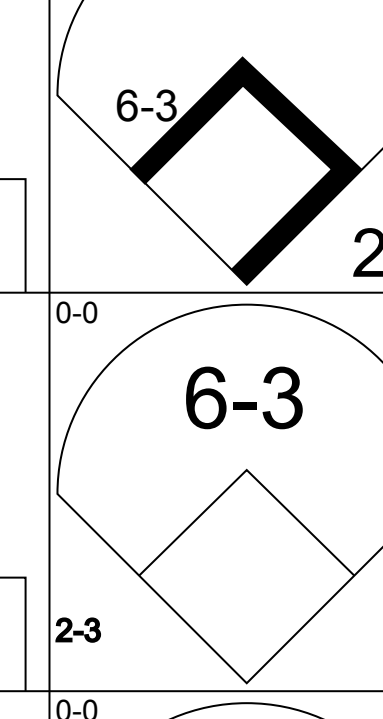
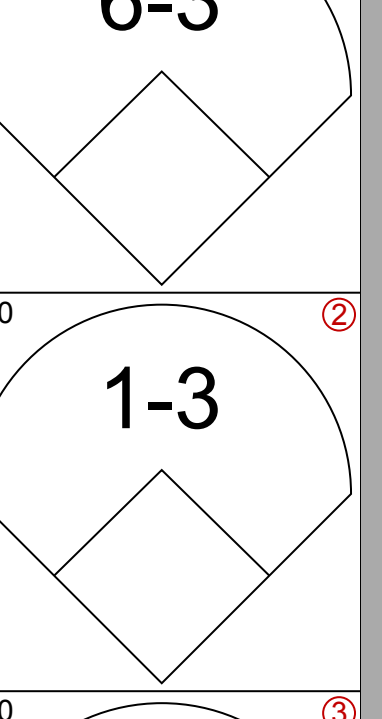
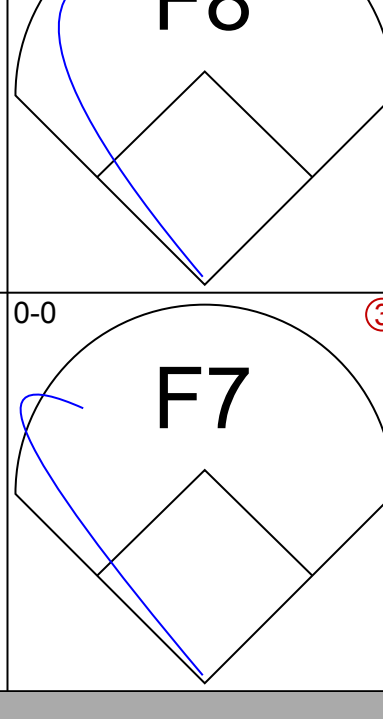
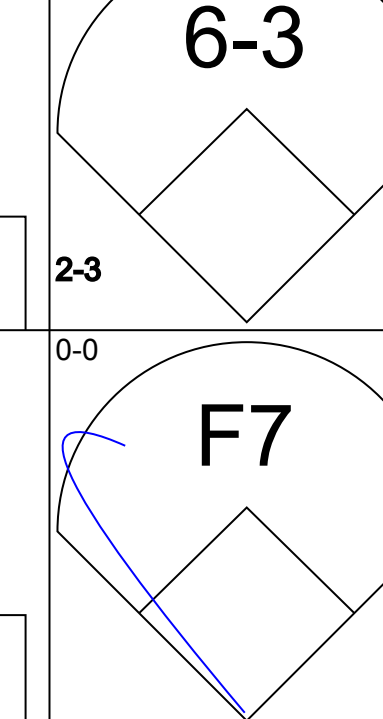
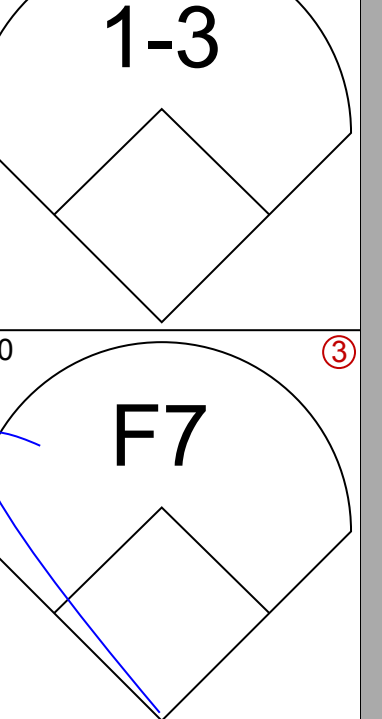
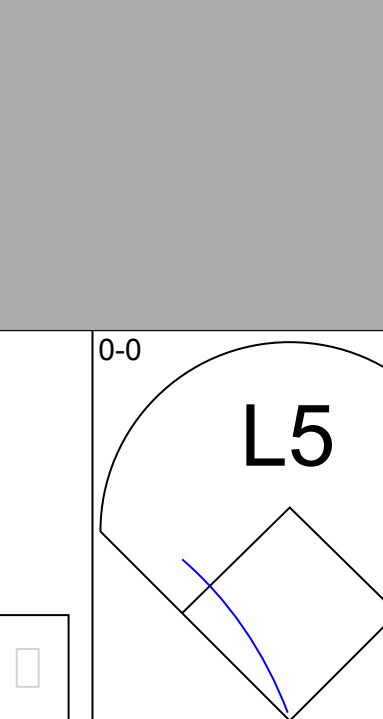
AB 33
R 0
H 7
RBI 0
BB 1
SO 5
LOB 8



Batter	1	2	3	4	5	6	7	8	9	AB	R	H	RBI	BB	SO	LOB	TOP			
Jerry Remy, L OBP: 0.278, SLG: 0.353 (1, 4)										5	1	1	0	0	1	2	Boston Red Sox @ Cleveland Indians Cleveland Municipal Stadium, Cleveland, OH Mon Apr 10 1978, 3:33 AM EST Att. 4,177 - Unknown - 75 F			
Rick Burleson, R OBP: 0.276, SLG: 0.400 (1, 6)										4	0	0	0	0	0	1				
Jim Rice, R OBP: 0.353, SLG: 0.706 (1, 10)										4	0	1	1	0	0	0				
Carl Yastrzemski, L OBP: 0.500, SLG: 0.333 (1, 7)										3	1	2	0	1	0	1				
Carlton Fisk, R OBP: 0.313, SLG: 0.500 (1, 2)										3	2	1	1	1	0	2				
Fred Lynn, L OBP: 0.438, SLG: 0.467 (1, 8)										4	0	1	1	0	1	1				
George Scott, R OBP: 0.375, SLG: 0.231 (1, 3)										2	0	1	0	2	0	0				
Dwight Evans, R OBP: 0.188, SLG: 0.071 (1, 9)										3	0	0	0	1	2	3				
Butch Hobson, R OBP: 0.188, SLG: 0.188 (1, 5)										4	0	0	0	0	1	3				
Inning Stats	R: 0 E: 0 K: 1 S: 5	H: 0 LOB: 0 BB: 0 P: 5	R: 0 E: 0 K: 1 S: 4	H: 0 LOB: 0 BB: 1 P: 8	R: 0 E: 0 K: 0 S: 2	H: 0 LOB: 1 BB: 2 P: 10	R: 2 E: 0 K: 0 S: 5	H: 2 LOB: 2 BB: 2 P: 13	R: 1 E: 0 K: 1 S: 6	H: 1 LOB: 0 BB: 0 P: 6	R: 0 E: 0 K: 0 S: 5	H: 0 LOB: 0 BB: 0 P: 5	R: 0 E: 0 K: 0 S: 4	H: 1 LOB: 1 BB: 0 P: 4	R: 0 E: 0 K: 1 S: 6	H: 1 LOB: 1 BB: 0 P: 6		1B: 5 2B: 2 3B: 0 HR: 1	SF: 0 SAC: 0 DP: 2 HBP: 0	WP: 1 PB: 0 SB: 0 CS: 0
PITCHER	IP WLS BF H R ER SO BB IBB HBP BLK WP HR S P ERA WHIP																			
Don Hood, L ERA: 5.4 (1, 1)	5.0 22 4 3 3 2 5 0 0 0 1 0 21 41 5.40 1.800																			
Mike Paxton, R ERA: 1.5 (6, 1)	3.0 11 2 1 1 2 0 0 0 0 0 1 15 15 3.00 0.667																			
Jim Kern, R ERA: (9, 1)	1.0 W 4 1 0 0 1 0 0 0 0 0 0 6 6 0.00 1.000																			

AB	32
R	4
H	7
RBI	3
BB	5
SO	5
LOB	13



Batter	1	2	3	4	5	6	7	8	9	AB	R	H	RBI	BB	SO	LOB	BOTTOM			
Paul Dade, R OBP: 0.397, SLG: 0.615 (1, 9)										4	1	1	0	0	0	0	Boston Red Sox @ Cleveland Indians Cleveland Municipal Stadium, Cleveland, OH Mon Apr 10 1978, 3:33 AM EST Att. 4,177 - Unknown - 75 F			
Duane Kuiper, L OBP: 0.231, SLG: 0.308 (1, 4)										4	1	1	1	0	0	0				
Johnny Grubb, L OBP: 0.385, SLG: 0.500 (1, 7)										4	1	0	0	0	0	1				
Andre Thornton, R OBP: 0.462, SLG: 0.900 (1, 3)										2	1	2	3	1	0	0				
Willie Horton, R OBP: 0.333, SLG: 0.417 (1, 10)										4	0	0	0	0	1	3				
Larvell Blanks, R OBP: 0.308, SLG: 0.385 (1, 6)										4	0	1	0	0	1	0				
Buddy Bell, R OBP: 0.417, SLG: 0.545 (1, 5)										4	1	2	0	0	0	2				
Rick Manning, L (1, 8)										4	0	0	0	0	0	4				
Ron Pruitt, R OBP: 0.333, SLG: 0.500 (1, 2)										4	0	1	1	0	0	1				
Inning Stats	R: 1 E: 0 K: 1 S: 6	H: 1 LOB: 1 BB: 0 P: 7	R: 0 E: 0 K: 0 S: 4	H: 1 LOB: 1 BB: 0 P: 4	R: 3 E: 1 K: 1 S: 8	H: 2 LOB: 0 BB: 0 P: 8	R: 0 E: 0 K: 0 S: 3	H: 0 LOB: 0 BB: 0 P: 3	R: 0 E: 0 K: 0 S: 4	H: 1 LOB: 2 BB: 1 P: 8	R: 0 E: 0 K: 0 S: 3	H: 0 LOB: 0 BB: 0 P: 3	R: 0 E: 0 K: 0 S: 3	H: 1 LOB: 0 BB: 0 P: 3	R: 1 E: 1 K: 0 S: 4	H: 2 LOB: 2 BB: 0 P: 4		1B: 4 2B: 3 3B: 0 HR: 1	SF: 0 SAC: 0 DP: 1 HBP: 1	WP: 1 PB: 0 SB: 0 CS: 0
PITCHER	IP WLS BF H R ER SO BB IBB HBP BLK WP HR S P ERA WHIP																			
Allen Ripley, R ERA: 3.38 (1, 1)	8.0 32 6 4 3 2 1 0 1 0 0 0 34 39 3.38 0.875																			
Reggie Cleveland, R ERA: (9, 1)	0.1 L 3 1 1 0 0 0 0 0 0 0 0 0 3 3 0.00 3.000																			
Dick Drago, R ERA: 7.71 (9, 1)	0.0 1 1 0 0 0 0 0 0 0 0 0 0 1 1 * *																			

AB	34
R	5
H	8
RBI	5
BB	1
SO	2
LOB	11



Batter	1	2	3	4	5	6	7	8	9	AB R H RBI BB SO LOB	TOP											
Jerry Remy, L (1,4) OBP: 0.391, SLG: 0.455	F7								SH3-4 E 1B	5 1 4 2 0 0 0	Boston Red Sox @ Cleveland Indians Cleveland Municipal Stadium, Cleveland, OH Wed Apr 12 1978, 3:33 AM EST Att. 6,234 - Unknown - 70 F livebaseballscores.com											
Rick Burleson, R (1,6) OBP: 0.273, SLG: 0.368	5-3	6-3		5-3					SH3-4 1-2	4 0 1 1 0 0 4												
Jim Rice, R (1,10) OBP: 0.364, SLG: 0.773	HR			K	6-3				E3 2-H 1B	5 1 2 1 0 2 1												
Carl Yastrzemski, L (1,7) OBP: 0.429, SLG: 0.250	BB			F8	K		1-6-3		F7	4 0 0 0 1 1 1												
Carlton Fisk, R (1,2) OBP: 0.286, SLG: 0.421	K			1B	6-3		K		F2	5 0 1 0 0 2 2												
Fred Lynn, L (1,8) OBP: 0.400, SLG: 0.579		HR		G3			F8			4 1 1 1 0 1 1												
George Scott, R (1,3) OBP: 0.350, SLG: 0.235	5-3			K					K	4 1 1 0 0 2 0												
Dwight Evans, R (1,9) OBP: 0.300, SLG: 0.125		1B BB		1B BB			6-3		6-3	2 1 1 0 2 0 0												
Butch Hobson, R (1,5) OBP: 0.200, SLG: 0.158	F3			F8			F7		F7	3 1 0 0 1 0 2												
Inning Stats	R: 1 E: 0 K: 1 S: 6	H: 1 LOB: 1 BB: 1 P: 10	R: 1 E: 0 K: 0 S: 5	H: 2 LOB: 2 BB: 1 P: 9	R: 0 E: 0 K: 1 S: 6	H: 1 LOB: 2 BB: 1 P: 6	R: 0 E: 0 K: 1 S: 6	H: 1 LOB: 2 BB: 1 P: 10	R: 0 E: 0 K: 1 S: 5	H: 0 LOB: 0 BB: 0 P: 5	R: 3 E: 0 K: 2 S: 10	H: 4 LOB: 1 BB: 1 P: 14	R: 0 E: 0 K: 1 S: 5	H: 0 LOB: 0 BB: 0 P: 5	R: 0 E: 0 K: 1 S: 5	H: 0 LOB: 0 BB: 0 P: 5	R: 1 E: 1 K: 0 S: 5	H: 2 LOB: 1 BB: 0 P: 5	1B: 9 2B: 0 3B: 0 HR: 2	SF: 0 SAC: 1 DP: 0 HBP: 0	WP: 0 PB: 0 SB: 2 CS: 0	PA: 41
PITCHER	IP WLS BF H R ER SO BB IBB HBP BLK WP HR S P ERA WHIP											PITCHER	IP WLS BF H R ER SO BB IBB HBP BLK WP HR S P ERA WHIP									
Wayne Garland, R (1,1) ERA: 7.5	6.0 L 30 9 5 5 6 4 0 0 0 0 0 2 38 54 7.50 2.167																					
Rick Waits, L (7,1) ERA: 3.0	3.0 11 2 1 1 2 0 0 0 0 0 0 0 15 15 3.00 0.667																					


Batter	1	2	3	4	5	6	7	8	9	AB R H RBI BB SO LOB	BOTTOM											
Paul Dade, R (1,9) OBP: 0.421, SLG: 0.667	CS 1B	6-3							1B E 2B	5 1 3 1 0 0 2	Boston Red Sox @ Cleveland Indians Cleveland Municipal Stadium, Cleveland, OH Wed Apr 12 1978, 3:33 AM EST Att. 6,234 - Unknown - 70 F livebaseballscores.com											
Duane Kuiper, L (1,4) OBP: 0.222, SLG: 0.278	6-3			K	1-4-3		1-3		E 1B	5 0 1 0 0 1 3												
Johnny Grubb, L (1,7) OBP: 0.389, SLG: 0.600	2B			2B			G3		K	5 0 2 0 0 2 4												
Andre Thornton, R (1,3) OBP: 0.444, SLG: 0.929	BB			F7			F8		E5 1-2 3-H 1B	4 1 1 1 1 0 2												
Willie Horton, R (1,10) OBP: 0.294, SLG: 0.353	L5			K			1B		K	5 0 1 0 0 2 5												
Larvell Blanks, R (1,6) OBP: 0.353, SLG: 0.412		SH1-4 1B		4-3			F8		WP 1B	4 0 2 0 0 0 1												
Buddy Bell, R (1,5) OBP: 0.375, SLG: 0.467		SH1-4 1B		K			F9		K	4 0 1 0 0 2 1												
Rick Manning, L (1,8) OBP: 0.071, SLG: 0.143	SH1-4			G3			1B 2B		F8	3 1 1 0 0 0 1												
Ron Pruitt, R (1,2) OBP: 0.375, SLG: 0.462	5-3						1-3 1B BB		4-3	3 0 1 0 1 0 2												
Inning Stats	R: 0 E: 0 K: 0 S: 4	H: 2 LOB: 2 BB: 1 P: 8	R: 0 E: 0 K: 0 S: 5	H: 2 LOB: 2 BB: 0 P: 5	R: 0 E: 0 K: 2 S: 8	H: 1 LOB: 0 BB: 0 P: 8	R: 0 E: 0 K: 1 S: 5	H: 0 LOB: 0 BB: 0 P: 5	R: 0 E: 0 K: 0 S: 3	H: 1 LOB: 0 BB: 0 P: 3	R: 0 E: 0 K: 0 S: 4	H: 1 LOB: 1 BB: 0 P: 4	R: 1 E: 0 K: 1 S: 7	H: 2 LOB: 2 BB: 1 P: 11	R: 0 E: 0 K: 1 S: 7	H: 2 LOB: 1 BB: 0 P: 7	R: 1 E: 1 K: 2 S: 10	H: 2 LOB: 2 BB: 0 P: 10	1B: 8 2B: 4 3B: 0 HR: 1	SF: 0 SAC: 1 DP: 0 HBP: 0	WP: 1 PB: 0 SB: 0 CS: 1	PA: 41
PITCHER	IP WLS BF H R ER SO BB IBB HBP BLK WP HR S P ERA WHIP											PITCHER	IP WLS BF H R ER SO BB IBB HBP BLK WP HR S P ERA WHIP									
Mike Torrez, R (1,1) ERA: 3.77	8.1 W 38 13 3 2 5 2 0 0 0 0 0 1 46 54 2.16 1.800																					
Tom Burgmeier, L (9,1) ERA	0.1 2 0 0 0 1 0 0 0 0 0 0 0 4 4 0.00 0.000																					
Dick Drago, R (9,1) ERA: 6.75	0.1 S 1 0 0 0 1 0 0 0 0 0 0 0 3 3 0.00 0.000																					

Batter	1	2	3	4	5	6	7	8	9	10	AB	R	H	RBI	BB	SO	LOB			
Mike Hargrove, L OBP: 0.280, SLG: 0.333 (1, 3)	F7		F5		F7			HR		4-3	5	1	1	1	0	0	0			
Bert Campaneris, R OBP: 0.143, SLG: 0.100 (1, 6)	G3		6-3			K		F8		WP 1B 1B	5	0	1	0	0	1	0			
Al Oliver, L OBP: 0.360, SLG: 0.500 (1, 7)						F9		F6		F9	4	0	1	0	1	0	1			
Richie Zisk, R OBP: 0.375, SLG: 0.783 (1, 10)	F9		F4			L5		K		WP 1B	5	0	1	0	0	1	2			
Toby Harrah, R OBP: 0.273, SLG: 0.381 (1, 5)					F9			F8 1B 2B		6-3 K	5	2	2	0	0	1	2			
Claudell Washington, L OBP: 0.278, SLG: 0.225 (1, 9)	F8		G3			F8		F8		1B 1B	4	0	1	0	0	0	2			
Juan Beniquez, R OBP: 0.200, SLG: 0.211 (1, 8)			SF9		5-3			S 1B		1B 1B	3	0	2	2	0	0	0			
Bump Wills, S OBP: 0.263, SLG: 0.222 (1, 4)	F9				4-3			F8		F9	4	0	0	0	0	0	3			
Jim Sundberg, R OBP: 0.105, SLG: 0.263 (1, 2)					K			F7		F7	4	1	1	1	0	1	3			
Inning Stats	R: 0 E: 0 K: 0 S: 4	H: 1 LOB: 1 BB: 0 P: 4	R: 1 E: 0 K: 0 S: 4	H: 1 LOB: 0 BB: 0 P: 4	R: 1 E: 0 K: 0 S: 4	H: 1 LOB: 1 BB: 1 P: 8	R: 0 E: 0 K: 0 S: 3	H: 0 LOB: 0 BB: 0 P: 3	R: 0 E: 0 K: 1 S: 5	H: 0 LOB: 0 BB: 0 P: 5	R: 1 E: 0 K: 0 S: 5	H: 2 LOB: 1 BB: 0 P: 5	R: 1 E: 0 K: 1 S: 6	H: 1 LOB: 0 BB: 0 P: 6	R: 0 E: 0 K: 0 S: 5	H: 2 LOB: 2 BB: 0 P: 5	R: 0 E: 0 K: 1 S: 7	H: 2 LOB: 0 BB: 0 P: 7	1B: 6 2B: 2 3B: 0 HR: 2	SF: 1 SAC: 0 DP: 0 HBP: 0
PITCHER	IP 9.2	WLS 1	BF 40	H 10	R 4	ER 4	SO 3	BB 1	IBB 0	HBP 0	BLK 0	WP 0	HR 2	S 45	P 49	ERA 3.72	WHIP 1.138			
Dennis Eckenstey, R ERA: 3.24 Dick Drago, R ERA: 5.0	(1, 1)	(10, 1)	0.1	W	1	0	0	0	1	0	3	3	0.00	0.000						

TOP

Texas Rangers @ Boston Red Sox
Fenway Park, Boston, MA
Fri Apr 14 1978, 3:33 AM EST
Att: 34,747 - Unknown - 55 F

AB	39
R	4
H	10
RBI	4
BB	1
SO	4
LOB	13




WP: 1 PA: 41
PB: 0 SB: 1 CS: 0

Batter	1	2	3	4	5	6	7	8	9	10	AB	R	H	RBI	BB	SO	LOB			
Jerry Remy, L OBP: 0.429, SLG: 0.462 (1, 4)	B3		6-3 1B		CS BB	F7		6-3 PB 1B		SH1-4	4	1	2	0	1	0	2			
Rick Burleson, R OBP: 0.286, SLG: 0.400 (1, 6)	E3		6-3 1-2		BB 1B		BB 2B	6-3 1-3		4-3	6	0	2	0	0	0	3			
Jim Rice, R OBP: 0.429, SLG: 0.731 (1, 10)	F7		K		FC6 BB		BB BB	BB 1B			4	0	2	2	2	1	2			
Carl Yastrzemski, L OBP: 0.395, SLG: 0.200 (1, 7)	4-3				3-1 FC6		FC4-6 BB	F9		1B	4	0	0	0	1	0	4			
Carlton Fisk, R OBP: 0.308, SLG: 0.542 (1, 2)			6-3		K		1B 3B	F4		G1-4-3 2B	5	1	2	0	0	1	3			
Fred Lynn, L OBP: 0.440, SLG: 0.696 (1, 8)					HR		F2	F8		G1-4-3 1B	4	1	2	1	1	0	4			
George Scott, R OBP: 0.360, SLG: 0.318 (1, 3)			K				1B 1B	FC4-6		G1-4-3	5	0	2	1	0	1	6			
Dwight Evans, R OBP: 0.240, SLG: 0.095 (1, 9)			1-3		F8		F8			P3	5	0	0	0	0	0	4			
Butch Hobson, R OBP: 0.280, SLG: 0.375 (1, 5)			K				F9			4-3 SH1-4 1B	5	2	3	1	0	1	0			
Inning Stats	R: 0 E: 1 K: 0 S: 4	H: 0 LOB: 1 BB: 0 P: 4	R: 0 E: 0 K: 1 S: 6	H: 1 LOB: 1 BB: 0 P: 6	R: 0 E: 0 K: 2 S: 8	H: 1 LOB: 1 BB: 0 P: 8	R: 1 E: 0 K: 1 S: 7	H: 2 LOB: 1 BB: 0 P: 7	R: 0 E: 0 K: 0 S: 3	H: 1 LOB: 2 BB: 2 P: 11	R: 1 E: 0 K: 0 S: 6	H: 3 LOB: 3 BB: 0 P: 6	R: 2 E: 0 K: 0 S: 6	H: 3 LOB: 1 BB: 0 P: 6	R: 0 E: 0 K: 0 S: 3	H: 1 LOB: 1 BB: 1 P: 7	R: 1 E: 0 K: 0 S: 4	H: 2 LOB: 1 BB: 0 P: 4	1B: 9 2B: 3 3B: 1 HR: 2	SF: 0 SAC: 1 DP: 1 HBP: 0
PITCHER	IP 6.0	WLS 3	BF 30	H 9	R 2	ER 2	SO 4	BB 3	IBB 0	HBP 0	BLK 0	WP 0	HR 1	S 35	P 47	ERA 3.00	WHIP 2.000			
Doyle Alexander, R ERA: 3.75 Len Barker, R ERA: 5.06	(1, 1)	(7, 1)	3.2	L	18	6	3	3	0	1	1	0	0	0	1	16	24	7.36	1.909	

BOTTOM

Texas Rangers @ Boston Red Sox
Fenway Park, Boston, MA
Fri Apr 14 1978, 3:33 AM EST
Att: 34,747 - Unknown - 55 F

AB	42
R	5
H	15
RBI	5
BB	5
SO	4
LOB	28



WP: 0 PA: 48
PB: 1 SB: 0 CS: 1

Batter	1	2	3	4	5	6	7	8	9	AB	R	H	RBI	BB	SO	LOB	TOP																					
Mike Hargrove, L (1, 3) OBP: 0.276, SLG: 0.333	3-1		G5-4-3 1B		SF7		F6			3	0	1	1	0	0	1																						
Bert Campaneris, R (1, 6) OBP: 0.125, SLG: 0.087 John Lowenstein, L (8, PH) OBP: 0.500, SLG: 0.500	5-3		G5-4-3 1-2		F9			G4-6-3 1B		3	0	0	0	0	0	2																						
Al Oliver, L (1, 7) OBP: 0.345, SLG: 0.571 Jim Mason, L (8, 6)	4-3			G3				G4-6-3 1-2		4	1	1	1	0	0	1																						
Richie Zisk, R (1, 9) OBP: 0.393, SLG: 0.778		2B 2B		4-3		5-3		1B		4	1	2	0	0	0	0																						
Toby Harrah, R (1, 5) OBP: 0.231, SLG: 0.320		5-3		F2		K		K		4	0	0	0	0	2	2																						
Kurt Bevacqua, R (1, 10) OBP: 0.286, SLG: 0.857		F3 2H 2B				HR		5-3		4	1	2	2	0	1	0																						
Juan Beniquez, R (1, 8) OBP: 0.208, SLG: 0.217		F3		F3		FC5-4 1B		4-3		4	0	1	0	0	1	1																						
Bump Wills, S (1, 4) OBP: 0.217, SLG: 0.182		F4		F4		FC5-4 1B SF7		F8		4	1	0	0	0	0	2																						
Jim Sundberg, R (1, 2) OBP: 0.182, SLG: 0.409				F9		1-3 1B				3	0	2	0	0	0	0																						
Inning Stats	R: 0 E: 0 K: 0 S: 3	H: 0 LOB: 0 BB: 0 P: 3	R: 1 E: 0 K: 0 S: 5	H: 2 LOB: 1 BB: 0 P: 5	R: 0 E: 0 K: 0 S: 3	H: 1 LOB: 0 BB: 0 P: 3	R: 0 E: 0 K: 0 S: 3	H: 0 LOB: 0 BB: 0 P: 3	R: 2 E: 0 K: 0 S: 6	H: 3 LOB: 1 BB: 0 P: 6	R: 1 E: 0 K: 1 S: 6	H: 1 LOB: 0 BB: 0 P: 6	R: 0 E: 0 K: 0 S: 4	H: 1 LOB: 0 BB: 0 P: 4	R: 0 E: 0 K: 1 S: 6	H: 2 LOB: 1 BB: 0 P: 6	R: 0 E: 0 K: 2 S: 7	H: 0 LOB: 0 BB: 0 P: 7	1B: 5 2B: 2 3B: 1 HR: 2	SF: 1 SAC: 0 DP: 2 HBP: 0	WP: 0 PA: 35 CS: 0																	
PITCHER	IP	WLS	BF	H	R	ER	SO	BB	IBB	HBP	BLK	WP	HR	S	P	ERA	WHIP	PITCHER				IP	WLS	BF	H	R	ER	SO	BB	IBB	HBP	BLK	WP	HR	S	P	ERA	WHIP
Bill Lee, L (1, 1) ERA: 2.25	7.0	W	28	8	4	4	1	0	0	0	0	0	2	30	30	5.14	1.143																					
Bob Stanley, R (8, 1) ERA:	1.0		4	2	0	0	1	0	0	0	0	0	0	6	6	0.00	2.000																					
Jim Wright, R (9, 1) ERA:	1.0		3	0	0	0	2	0	0	0	0	0	0	7	7	0.00	0.000																					

Texas Rangers @ Boston Red Sox
Fenway Park, Boston, MA
Sat Apr 15 1978, 3:33 AM EST
Att: 18,624 - Unknown - 55 F

AB 34
R 4
H 10
RBI 4
BB 0
SO 4
LOB 9



Batter	1	2	3	4	5	6	7	8	9	AB	R	H	RBI	BB	SO	LOB	BOTTOM																					
Jerry Remy, L (1, 4) OBP: 0.424, SLG: 0.452	HR 1B	G3		FC6-4 1B		6-3	K			5	1	2	0	0	1	3																						
Rick Burleson, R (1, 6) OBP: 0.273, SLG: 0.367	F8	F3		FC6-4 1-2			5-3	FC5-4 1B		5	0	1	0	0	0	2																						
Jim Rice, R (1, 7) OBP: 0.455, SLG: 0.839	1H HR	2-3			E7 1B		1B 2B	FC5-4 1-2		5	2	3	2	0	0	1																						
Carl Yastrzemski, L (1, 8) OBP: 0.387, SLG: 0.240	G3		1-3		1B 2H 1B		2B 2B 1B	F8		5	2	2	1	0	0	1																						
Carlton Fisk, R (1, 2) OBP: 0.323, SLG: 0.552	F6		K		L4-3 1B		2B 2B	L5		5	1	2	1	0	1	1																						
George Scott, R (1, 3) OBP: 0.379, SLG: 0.292		2B BB	F2		L4-3 1-2		2B 1B IBB			2	2	0	0	2	0	1																						
Bernie Carbo, L (1, 10) OBP: 0.750, SLG: 2.000		1H HR 2B			HR		K	1B 2B		4	2	3	4	0	1	0																						
Dwight Evans, R (1, 9) OBP: 0.241, SLG: 0.120		E6 HR			G6-4-3 1B		P3	K		4	1	1	0	0	1	3																						
Butch Hobson, R (1, 5) OBP: 0.345, SLG: 0.571		1H 2H HR			G6-4-3			2B		4	1	3	4	0	0	1																						
Inning Stats	R: 2 E: 0 K: 0 S: 5	H: 2 LOB: 0 BB: 0 P: 5	R: 4 E: 1 K: 0 S: 6	H: 2 LOB: 0 BB: 1 P: 10	R: 0 E: 0 K: 1 S: 5	H: 0 LOB: 0 BB: 0 P: 5	R: 1 E: 0 K: 0 S: 5	H: 3 LOB: 1 BB: 0 P: 5	R: 1 E: 1 K: 0 S: 4	H: 3 LOB: 0 BB: 0 P: 4	R: 0 E: 0 K: 1 S: 6	H: 1 LOB: 1 BB: 0 P: 6	R: 4 E: 0 K: 2 S: 12	H: 5 LOB: 2 BB: 1 P: 16	R: 0 E: 0 K: 0 S: 4	H: 1 LOB: 1 BB: 0 P: 4	1B: 9 2B: 6 3B: 0 HR: 3	SF: 0 SAC: 0 DP: 2 HBP: 0	WP: 0 PA: 41 CS: 0																			
PITCHER	IP	WLS	BF	H	R	ER	SO	BB	IBB	HBP	BLK	WP	HR	S	P	ERA	WHIP	PITCHER				IP	WLS	BF	H	R	ER	SO	BB	IBB	HBP	BLK	WP	HR	S	P	ERA	WHIP
Dock Ellis, R (1, 1) ERA: 7.5	1.0	L	9	4	6	5	0	1	0	0	0	0	1	28	32	10.12	2.062																					
Fergie Jenkins, R (2, 1) ERA: 9.0	5.1		25	11	6	6	2	0	1	0	0	0	0	11	11	0.00	1.200																					
Steve Comer, R (7, 1) ERA:	1.2		7	2	0	0	2	0	0	0	0	0	0	11	11	0.00	1.200																					

Texas Rangers @ Boston Red Sox
Fenway Park, Boston, MA
Sat Apr 15 1978, 3:33 AM EST
Att: 18,624 - Unknown - 55 F

AB 39
R 12
H 17
RBI 12
BB 2
SO 4
LOB 13



Batter	1	2	3	4	5	6	7	8	9	AB	R	H	RBI	BB	SO	LOB	TOP						
Mike Hargrove, L (1, 3) Mike Jorgensen, L (9, FR)										3	1	1	0	2	0	0							
John Lowenstein, L (1, 10)										3	2	2	1	2	0	0							
Al Oliver, L (1, 7)										5	0	1	0	0	0	7							
Richie Zisk, R (1, 9)										3	1	1	2	1	0	1							
Bump Willis, S (1, 4)										4	0	3	2	0	0	1							
Toby Harrah, R (1, 5)										4	1	1	0	0	0	3							
Bobby Thompson, S (1, 8)										3	0	1	0	1	0	1							
Jim Sundberg, R (1, 2)									3	0	0	1	0	0	2								
Bert Campaneris, R (1, 6) Claudell Washington, L (9, PH)									3	0	0	0	0	0	0	0							
Inning Stats	R: 1 E: 0 K: 0 S: 4	H: 2 LOB: 2 BB: 2 P: 12	R: 0 E: 0 K: 0 S: 3	H: 0 LOB: 0 BB: 0 P: 3	R: 1 E: 1 K: 0 S: 5	H: 1 LOB: 1 BB: 0 P: 5	R: 1 E: 0 K: 0 S: 4	H: 1 LOB: 0 BB: 0 P: 4	R: 2 E: 0 K: 0 S: 4	H: 3 LOB: 1 BB: 1 P: 8	R: 0 E: 0 K: 0 S: 3	H: 1 LOB: 1 BB: 0 P: 3	R: 0 E: 0 K: 0 S: 3	H: 0 LOB: 1 BB: 1 P: 7	R: 0 E: 0 K: 0 S: 3	H: 1 LOB: 0 BB: 0 P: 3	R: 1 E: 0 K: 0 S: 4	H: 2 LOB: 2 BB: 2 P: 12	1B: 9 2B: 1 3B: 1 HR: 0	SF: 1 SAC: 0 DP: 4 HBP: 0	WP: 0 PB: 0 SB: 0 CS: 0	PA: 39	
PITCHER	IP WLS BF H R ER SO BB IBB HBP BLK WP HR S P ERA WHIP																						
Allen Ripley, R (1, 1) ERA: 4.85	5.0	W	23	7	5	4	0	3	0	0	0	0	0	0	0	20	32	7.20	2.000				
Bob Stanley, R (6, 1) ERA: 1.5	3.2	L	15	4	1	1	0	3	0	0	0	0	0	0	0	12	24	2.46	1.909				
Tom Burgmeier, L (9, 1) ERA:	0.1	S	1	0	0	0	0	0	0	0	0	0	0	0	0	1	1	0.00	0.000				

Texas Rangers @ Boston Red Sox
Fenway Park, Boston, MA
Sun Apr 16 1978, 3:33 AM EST
Att: 22,168 - Unknown - 54 F

AB 32
R 6
H 11
RBI 6
BB 6
SO 0
LOB 15



Batter	1	2	3	4	5	6	7	8	9	AB	R	H	RBI	BB	SO	LOB	BOTTOM						
Jerry Remy, L (1, 4) OBP: 0.395, SLG: 0.444										5	1	1	1	0	0	1							
Rick Burleson, R (1, 6) OBP: 0.289, SLG: 0.333										3	1	0	1	2	0	2							
Jim Rice, R (1, 7) OBP: 0.447, SLG: 0.771										4	1	1	1	1	2	1							
Carl Yastrzemski, L (1, 8) OBP: 0.444, SLG: 0.310										4	0	3	0	1	0	0							
Carlton Fisk, R (1, 2) OBP: 0.361, SLG: 0.548										2	1	1	1	1	0	1							
George Scott, R (1, 3) OBP: 0.382, SLG: 0.296										3	0	1	1	1	2	5							
Bernie Carbo, L (1, 10) OBP: 0.625, SLG: 1.286										3	1	1	0	1	0	2							
Dwight Evans, R (1, 9) OBP: 0.303, SLG: 0.148										2	2	1	0	2	1	0							
Butch Hobson, R (1, 5) OBP: 0.364, SLG: 0.563										4	1	2	1	0	1	3							
Inning Stats	R: 0 E: 1 K: 1 S: 5	H: 0 LOB: 0 BB: 0 P: 5	R: 0 E: 0 K: 0 S: 3	H: 1 LOB: 1 BB: 1 P: 7	R: 4 E: 0 K: 0 S: 7	H: 5 LOB: 1 BB: 1 P: 11	R: 0 E: 0 K: 2 S: 7	H: 0 LOB: 0 BB: 0 P: 7	R: 1 E: 0 K: 1 S: 6	H: 1 LOB: 2 BB: 2 P: 14	R: 2 E: 0 K: 0 S: 5	H: 3 LOB: 0 BB: 0 P: 5	R: 1 E: 0 K: 0 S: 4	H: 1 LOB: 3 BB: 2 P: 13	R: 0 E: 0 K: 2 S: 7	H: 0 LOB: 3 BB: 3 P: 19	1B: 10 2B: 2 3B: 0 HR: 0	SF: 2 SAC: 0 DP: 4 HBP: 1	WP: 2 PB: 0 SB: 1 CS: 0	PA: 42			
PITCHER	IP WLS BF H R ER SO BB IBB HBP BLK WP HR S P ERA WHIP																						
Doc Medich, R (1, 1) ERA: 11.0	4.1	L	21	6	5	5	3	4	0	0	0	0	0	0	0	23	39	10.38	2.308				
Jim Umberger, L (5, 1) ERA: 6.75	0.2	L	5	3	2	2	1	0	0	0	0	0	0	0	0	7	7	27.00	4.500				
Len Barker, R (6, 1) ERA: 5.14	1.2		9	2	1	1	0	2	0	1	0	1	0	0	6	15	5.40	2.400					
Steve Comer, R (7, 1) ERA:	1.1		7	0	0	0	2	3	0	0	0	0	0	0	8	20	0.00	2.250					

Texas Rangers @ Boston Red Sox
Fenway Park, Boston, MA
Sun Apr 16 1978, 3:33 AM EST
Att: 22,168 - Unknown - 54 F

AB 30
R 8
H 11
RBI 6
BB 9
SO 6
LOB 15



Batter	1	2	3	4	5	6	7	8	9	AB	R	H	RBI	BB	SO	LOB	TOP				
Dick Davis, R OBP: 0.563, SLG: 0.769 (1, 9)										4	1	2	0	1	0	2	Milwaukee Brewers @ Boston Red Sox Fenway Park, Boston, MA Mon Apr 17 1978, 3:33 AM EST Att: 26,075 - Unknown - 55 F				
Don Money, R OBP: 0.370, SLG: 0.500 (1, 6)										5	1	2	0	0	1	4					
Cecil Cooper, L OBP: 0.378, SLG: 0.707 (1, 3)										4	0	1	1	0	0	6					
Larry Hisle, R OBP: 0.409, SLG: 0.658 (1, 7)										3	0	1	0	2	2	3					
Ben Oglivie, L OBP: 0.269, SLG: 0.174 (1, 10)										4	0	0	0	1	1	3					
Sal Bando, R OBP: 0.400, SLG: 0.375 (1, 5)										3	0	1	1	1	1	1					
Gorman Thomas, R OBP: 0.372, SLG: 0.600 (1, 8)										5	0	0	0	0	1	8					
Lenn Sakata, R OBP: 0.346, SLG: 0.261 (1, 4)										3	0	0	0	1	1	5					
Buck Martinez, R OBP: 0.158, SLG: 0.211 Tim Johnson, L (8, PH)										3	0	1	0	0	1	0					
Charlie Moore, R OBP: 0.333, SLG: 0.250 (8, 2)										0	0	0	0	1	0	0					
										0	0	0	0	0	0	0					
Inning Stats	R: 2 E: 0 K: 2 S: 9	H: 2 LOB: 3 BB: 3 P: 21	R: 0 E: 0 K: 2 S: 9	H: 2 LOB: 2 BB: 0 P: 9	R: 0 E: 0 K: 1 S: 5	H: 0 LOB: 0 BB: 0 P: 5	R: 0 E: 0 K: 0 S: 4	H: 1 LOB: 2 BB: 1 P: 8	R: 0 E: 0 K: 0 S: 3	H: 0 LOB: 0 BB: 0 P: 3	R: 0 E: 0 K: 1 S: 7	H: 2 LOB: 2 BB: 0 P: 7	R: 0 E: 0 K: 1 S: 5	H: 0 LOB: 1 BB: 1 P: 13	R: 0 E: 0 K: 1 S: 5	H: 0 LOB: 1 BB: 1 P: 9	1B: 7 2B: 1 3B: 0 HR: 0	SF: 1 SAC: 0 DP: 0 HBP: 1	WP: 1 PB: 0 CS: 0	PA: 43	
PITCHER	IP WLS BF H R ER SO BB IBB HBP BLK WP HR S P ERA WHIP	7.0 W 34 8 2 2 6 3 1 1 0 1 0 41 58 2.57 1.571	2.0 9 0 0 0 2 3 0 0 0 0 0 10 22 0.00 1.500																		

AB	34
R	2
H	8
RBI	2
BB	7
SO	8
LOB	32



Batter	1	2	3	4	5	6	7	8	9	AB	R	H	RBI	BB	SO	LOB	BOTTOM				
Jerry Remy, L OBP: 0.415, SLG: 0.462 Jack Brohamer, L (5, PH) (6, 4)										3	1	2	1	0	1	0	Milwaukee Brewers @ Boston Red Sox Fenway Park, Boston, MA Mon Apr 17 1978, 3:33 AM EST Att: 26,075 - Unknown - 55 F				
Rick Burleson, R OBP: 0.279, SLG: 0.297 (1, 6)										4	1	0	0	1	0	2					
Jim Rice, R OBP: 0.442, SLG: 0.775 (1, 10)										5	2	2	2	0	1	0					
Carl Yastrzemski, L OBP: 0.439, SLG: 0.303 (1, 7)										4	1	1	1	1	1	0					
Carlton Fisk, R OBP: 0.350, SLG: 0.500 (1, 2)										3	0	0	0	1	1	1					
Fred Lynn, L OBP: 0.414, SLG: 0.630 (1, 8)										4	1	1	2	0	0	1					
George Scott, R OBP: 0.368, SLG: 0.267 (1, 3)										3	1	0	0	1	0	2					
Dwight Evans, R OBP: 0.324, SLG: 0.194 (1, 9)										4	1	2	0	0	0	2					
Butch Hobson, R OBP: 0.405, SLG: 0.686 (1, 5)										3	1	2	3	1	1	1					
										1B: 7 2B: 1 3B: 1 HR: 1								SF: 0 SAC: 0 DP: 0 HBP: 0	WP: 1 PB: 0 CS: 0	PA: 40	
PITCHER	IP WLS BF H R ER SO BB IBB HBP BLK WP HR S P ERA WHIP	0.2 L 9 4 6 3 0 2 0 0 0 0 1 1 35 47 4.26 1.105	6.1 28 6 3 3 5 1 2 0 0 0 1 1 35 47 4.26 1.105																		



Batter	1	2	3	4	5	6	7	8	9	AB	R	H	RBI	BB	SO	LOB	TOP										
Paul Moltitor, R OBP: 0.351, SLG: 0.444 (1, 6)										5	1	1	0	0	2	5	Milwaukee Brewers @ Boston Red Sox Fenway Park, Boston, MA Tue Apr 18 1978, 3:33 AM EST Att: 18,928 - Unknown - 58 F										
Don Money, R OBP: 0.353, SLG: 0.457 (1, 4)										4	1	0	0	1	1	4											
Cecil Cooper, L OBP: 0.360, SLG: 0.652 (1, 3)										5	0	1	1	0	0	2											
Larry Hisle, R OBP: 0.438, SLG: 0.786 (1, 7)										4	2	3	2	0	0	0											
Ben Oglivie, L OBP: 0.233, SLG: 0.148 (1, 10)										4	0	0	0	0	1	2											
Dick Davis, R OBP: 0.550, SLG: 0.765 (1, 9)										4	1	2	0	0	0	0											
Sal Bando, R OBP: 0.386, SLG: 0.444 (1, 5)										4	1	1	3	0	0	1											
Gorman Thomas, R OBP: 0.383, SLG: 0.568 (1, 8)										2	0	0	0	2	1	0											
Charlie Moore, R OBP: 0.385, SLG: 0.273 (1, 2)										3	0	1	0	1	0	2											
Inning Stats	R: 2 E: 0 K: 0 S: 4	H: 1 LOB: 0 BB: 1 P: 8	R: 0 E: 0 K: 0 S: 4	H: 1 LOB: 2 BB: 1 P: 8	R: 0 E: 0 K: 0 S: 4	H: 1 LOB: 1 BB: 0 P: 4	R: 0 E: 0 K: 0 S: 3	H: 0 LOB: 0 BB: 0 P: 3	R: 1 E: 0 K: 1 S: 9	H: 2 LOB: 1 BB: 1 P: 13	R: 0 E: 0 K: 1 S: 5	H: 0 LOB: 0 BB: 0 P: 5	R: 0 E: 0 K: 1 S: 5	H: 0 LOB: 0 BB: 0 P: 5	R: 0 E: 1 K: 2 S: 7	H: 0 LOB: 1 BB: 1 P: 11	1B: 4 2B: 3 3B: 0 HR: 2	SF: 0 SAC: 0 DP: 0 HBP: 0	WP: 0 PB: 0 SB: 2 CS: 0	PA: 39							
PITCHER	IP	WLS	BF	H	R	ER	SO	BB	IBB	HBP	BLK	WP	HR	S	P	ERA	WHIP										
Dennis Eckersley, R ERA: 4.91 (1, 1)	5.1	26	8	6	6	0	3	0	0	0	0	0	2	23	35	10.12	2.062										
Bob Stanley, R ERA: 1.59 (6, 1)	0.2	3	1	0	0	1	0	0	0	0	0	0	0	5	5	0.00	1.500										
Luis Tiant, R ERA: (7, 1)	3.0	10	0	0	0	4	1	0	0	0	0	0	0	17	21	0.00	0.333										

Batter	1	2	3	4	5	6	7	8	9	AB	R	H	RBI	BB	SO	LOB	BOTTOM										
Rick Burleson, R OBP: 0.255, SLG: 0.275 (1, 6)										3	1	0	1	0	0	2	Milwaukee Brewers @ Boston Red Sox Fenway Park, Boston, MA Tue Apr 18 1978, 3:33 AM EST Att: 18,928 - Unknown - 58 F										
Jack Brohamer, L OBP: 0.571, SLG: 0.571 (1, 4)										5	0	4	2	0	0	0											
Frank Duffy, R (9, FR)										0	1	0	0	0	0	0											
Jim Rice, R OBP: 0.438, SLG: 0.733 (1, 10)										5	0	2	0	0	0	2											
Carl Yastrzemski, L OBP: 0.435, SLG: 0.278 (1, 7)										3	0	0	1	2	0	2											
Carlton Fisk, R OBP: 0.333, SLG: 0.487 (1, 2)										5	0	1	1	0	2	5											
Fred Lynn, L OBP: 0.384, SLG: 0.548 (1, 8)										4	0	0	0	0	0	0											
George Scott, R OBP: 0.381, SLG: 0.273 (1, 3)										3	2	1	0	1	0	0											
Dwight Evans, R OBP: 0.341, SLG: 0.235 (1, 9)										3	1	1	0	1	1	1											
Butch Hobson, R OBP: 0.415, SLG: 0.718 (1, 5)										4	2	2	2	0	1	3											
Inning Stats	R: 0 E: 0 K: 0 S: 3	H: 1 LOB: 0 BB: 0 P: 3	R: 0 E: 0 K: 0 S: 3	H: 0 LOB: 0 BB: 0 P: 3	R: 2 E: 1 K: 1 S: 8	H: 2 LOB: 3 BB: 2 P: 16	R: 0 E: 0 K: 0 S: 3	H: 0 LOB: 1 BB: 1 P: 7	R: 0 E: 0 K: 1 S: 7	H: 2 LOB: 2 BB: 0 P: 7	R: 3 E: 0 K: 0 S: 6	H: 3 LOB: 0 BB: 0 P: 6	R: 0 E: 0 K: 1 S: 5	H: 0 LOB: 0 BB: 0 P: 5	R: 0 E: 0 K: 1 S: 5	H: 0 LOB: 0 BB: 0 P: 5	R: 2 E: 0 K: 0 S: 5	H: 3 LOB: 2 BB: 1 P: 9	1B: 8 2B: 2 3B: 1 HR: 0	SF: 1 SAC: 1 DP: 1 HBP: 0	WP: 0 PB: 0 SB: 0 CS: 0	PA: 41					
PITCHER	IP	WLS	BF	H	R	ER	SO	BB	IBB	HBP	BLK	WP	HR	S	P	ERA	WHIP										
Lary Sorensen, R ERA: 5.4 (1, 1)	5.1	27	8	5	3	2	3	0	0	0	0	0	0	28	40	5.06	2.062										
Eduardo Rodriguez, R ERA: 2.16 (6, 1)	3.1	14	3	2	2	2	0	1	0	0	0	0	0	17	21	5.40	0.900										

Batter	1	2	3	4	5	6	7	8	9	AB	R	H	RBI	BB	SO	LOB	TOP					
Paul Mollitor, R OBP: 0.317, SLG: 0.400 (1, 6)	E6 S E 4-3		F9		4-3			G6-4-3		4	1	0	0	0	0	2	Milwaukee Brewers @ Boston Red Sox Fenway Park, Boston, MA Thu Apr 20 1978, 3:33 AM EST Att: 16,238 - Unknown - 65 F					
Don Money, R OBP: 0.345, SLG: 0.429 (1, 5)	5-3			6-3	5-3			BB		3	0	0	0	1	0	2						
Sal Bando, R OBP: 0.375, SLG: 0.425 (1, 10)	4-3			HR	1B		P2	5-3		4	1	1	1	0	0	1						
Larry Hisle, R OBP: 0.423, SLG: 0.733 (1, 7)	CS BB			K	K			P3		3	0	0	0	1	2	1						
Gorman Thomas, R OBP: 0.373, SLG: 0.610 (1, 8)	CS	L8		HR	K			5-3		4	1	1	2	0	1	0						
Cecil Cooper, L OBP: 0.370, SLG: 0.700 (1, 3)		K		HR	1B			HR		4	1	2	1	0	1	0						
Dick Davis, R OBP: 0.500, SLG: 0.667 (1, 9)	P8			5-3				P4		4	0	1	0	0	0	1						
Lenn Sakata, R OBP: 0.345, SLG: 0.240 (1, 4)			G6-4-3 BB		F9			G6-4-3		2	0	0	0	1	0	1						
Buck Martinez, R OBP: 0.190, SLG: 0.286 (1, 2)			G6-4-3							2	0	1	0	0	0	1						
Jim Wohlford, R OBP: 0.250, SLG: 0.143 (8, PH)										1	0	1	0	0	0	0						
Andy Etchebarren, R OBP: 0.500, SLG: 0.600 (8, 2)					4-3			G6-4-3 1B		0	0	0	0	0	0	0						
Inning Stats	R: 1 E: 2 K: 0 S: 3	H: 0 LOB: 0 BB: 1 P: 7	R: 0 E: 0 K: 1 S: 5	H: 0 LOB: 0 BB: 0 P: 5	R: 0 E: 0 K: 1 S: 2	H: 0 LOB: 0 BB: 1 P: 6	R: 2 E: 0 K: 1 S: 8	H: 3 LOB: 1 BB: 0 P: 8	R: 0 E: 0 K: 0 S: 4	H: 1 LOB: 1 BB: 0 P: 4	R: 0 E: 0 K: 2 S: 7	H: 0 LOB: 0 BB: 0 P: 7	R: 0 E: 0 K: 0 S: 3	H: 1 LOB: 0 BB: 0 P: 3	R: 0 E: 0 K: 0 S: 3	H: 1 LOB: 1 BB: 1 P: 7	R: 1 E: 0 K: 0 S: 4	H: 1 LOB: 0 BB: 0 P: 4	1B: 4 2B: 1 3B: 0 HR: 2	SF: 0 SAC: 0 DP: 3 HBP: 0	WP: 0 PB: 0 SB: 1 CS: 1	PA: 35
PITCHER Bill Lee, L ERA: 2.52 (1, 1)	IP: 9.0 WLS: W BF: 34 H: 7 R: 4 ER: 3 SO: 4 BB: 3 IBB: 0 HBP: 0 BLK: 0 WP: 0 HR: 2 S: 39 P: 51 ERA: 3.00 WHIP: 1.111															PITCHER						

Batter	1	2	3	4	5	6	7	8	9	AB	R	H	RBI	BB	SO	LOB	BOTTOM	
Jerry Remy, L OBP: 0.435, SLG: 0.465 (1, 4)	6-3	1B BB	4-3			1B G6-4-3	1-3 2H			4	1	2	1	1	0	1	Milwaukee Brewers @ Boston Red Sox Fenway Park, Boston, MA Thu Apr 20 1978, 3:33 AM EST Att: 16,238 - Unknown - 65 F	
Rick Burleson, R OBP: 0.285, SLG: 0.311 (1, 6)	K	1B		FC3-6 1B		G6-4-3 1B	1-3			5	0	3	0	0	1	2		
Jim Rice, R OBP: 0.396, SLG: 0.660 (1, 10)	K	F8		FC3-6 2B		G6-4-3		5-3		5	0	0	0	0	1	4		
Carl Yastrzemski, L OBP: 0.412, SLG: 0.293 (1, 7)		K	G3		2B	3-1		1-3		5	0	1	0	0	1	0		
Carlton Fisk, R OBP: 0.360, SLG: 0.500 (1, 2)		1-3 WP 1B	HR 1B	5-3		6-3		1B		5	2	3	0	0	0	2		
Fred Lynn, L OBP: 0.421, SLG: 0.694 (1, 8)		WP HR 1B	HR	G3		1B	2B	1-3 1B		5	3	4	2	0	0	2		
George Scott, R OBP: 0.362, SLG: 0.263 (1, 3)		1-3 2-3	K		5-3		BB 1B	K		5	1	1	1	0	2	4		
Dwight Evans, R OBP: 0.378, SLG: 0.306 (1, 9)		WP HR BB	E 3B		6-3		1B BB			2	2	1	0	2	0	0		
Butch Hobson, R OBP: 0.400, SLG: 0.744 (1, 5)		HR	E6		5-3		K			4	1	1	3	0	1	2		
Inning Stats	R: 0 E: 0 K: 2 S: 7	H: 4 LOB: 2 BB: 2 P: 17	R: 3 E: 1 K: 1 S: 9	H: 3 LOB: 1 BB: 0 P: 9	R: 0 E: 0 K: 0 S: 5	H: 2 LOB: 0 BB: 0 P: 5	R: 0 E: 0 K: 0 S: 4	H: 0 LOB: 0 BB: 0 P: 4	R: 2 E: 0 K: 1 S: 8	H: 3 LOB: 2 BB: 1 P: 12	R: 0 E: 0 K: 1 S: 7	H: 2 LOB: 2 BB: 0 P: 7	R: 0 E: 0 K: 1 S: 7	H: 2 LOB: 0 BB: 0 P: 7	1B: 11 2B: 2 3B: 1 HR: 2	SF: 0 SAC: 0 DP: 1 HBP: 0	WP: 2 PB: 0 SB: 0 CS: 0	PA: 43
PITCHER Moose Haas, R ERA: 5.4 (1, 1)	IP: 1.2 WLS: L BF: 7 H: 2 R: 2 ER: 2 SO: 3 BB: 0 IBB: 0 HBP: 0 BLK: 0 WP: 0 HR: 0 S: 13 P: 13 ERA: 10.80 WHIP: 1.200															PITCHER		
Andy Repplogle, R ERA: 6.0 (2, 1)	IP: 3.1 WLS: L BF: 22 H: 9 R: 6 ER: 5 SO: 1 BB: 2 IBB: 0 HBP: 0 BLK: 0 WP: 2 HR: 2 S: 22 P: 30 ERA: 13.50 WHIP: 3.300															PITCHER		
Randy Stein, R ERA: 16.88 (6, 1)	IP: 2.0 WLS: L BF: 9 H: 3 R: 2 ER: 2 SO: 1 BB: 1 IBB: 0 HBP: 0 BLK: 0 WP: 0 HR: 0 S: 10 P: 14 ERA: 9.00 WHIP: 2.000															PITCHER		
Bill Castro, R ERA: (8, 1)	IP: 1.0 WLS: L BF: 5 H: 2 R: 0 ER: 0 SO: 1 BB: 0 IBB: 0 HBP: 0 BLK: 0 WP: 0 HR: 0 S: 7 P: 7 ERA: 0.00 WHIP: 2.000															PITCHER		



Batter	1	2	3	4	5	6	7	8	9	AB	R	H	RBI	BB	SO	LOB	TOP								
Paul Dade, R OBP: 0.415, SLG: 0.564 (1, 9)										5	1	1	0	0	0	1									
Johnny Grubb, L OBP: 0.400, SLG: 0.571 (1, 7)										4	2	3	1	1	0	1									
Buddy Bell, R OBP: 0.432, SLG: 0.543 (1, 5)										4	1	1	0	1	0	4									
Andre Thornton, R OBP: 0.385, SLG: 0.552 (1, 3)										3	1	1	1	1	0	2									
Larvell Blanks, R OBP: 0.270, SLG: 0.324 (1, 6)										4	1	1	2	0	0	3									
Ted Cox, R OBP: 0.100, SLG: 0.100 (1, 10)										4	0	0	0	0	0	4									
Ron Pruitt, R OBP: 0.321, SLG: 0.520 (1, 2)										4	0	1	2	0	0	0									
Rick Manning, L OBP: 0.125, SLG: 0.188 (1, 8)										4	1	1	0	0	0	1									
Duane Kuiper, L OBP: 0.189, SLG: 0.194 (1, 4)										4	0	1	0	0	0	0									
Inning Stats	R: 1 E: 1 K: 0 S: 5	H: 1 LOB: 1 BB: 0 P: 5	R: 1 E: 1 K: 0 S: 5	H: 2 LOB: 1 BB: 0 P: 5	R: 0 E: 0 K: 0 S: 2	H: 0 LOB: 0 BB: 1 P: 6	R: 0 E: 0 K: 0 S: 3	H: 0 LOB: 0 BB: 0 P: 3	R: 0 E: 0 K: 0 S: 3	H: 0 LOB: 0 BB: 0 P: 3	R: 3 E: 0 K: 0 S: 7	H: 4 LOB: 1 BB: 0 P: 7	R: 2 E: 0 K: 0 S: 5	H: 2 LOB: 2 BB: 2 P: 13	R: 0 E: 0 K: 0 S: 3	H: 0 LOB: 0 BB: 0 P: 3	R: 0 E: 0 K: 0 S: 4	H: 1 LOB: 1 BB: 0 P: 4	1B: 8 2B: 1 3B: 0 HR: 1	SF: 1 SAC: 0 DP: 1 HBP: 0	WP: 0 PB: 0 SB: 1 CS: 0	PA: 40			
PITCHER	IP	WLS	BF	H	R	ER	SO	BB	IBB	HBP	BLK	WP	HR	S	P	ERA	WHIP								
Mike Torrez, R ERA: 4.18 (1, 1)	6.2		30	8	7	5	0	2	0	0	0	0	1	28	36	6.75	1.500								
Dick Drago, R ERA: 3.38 (7, 1)	2.1	W	10	2	0	0	0	1	0	0	0	0	0	9	13	0.00	1.286								

Cleveland Indians @ Boston Red Sox
Fenway Park, Boston, MA
Fri Apr 21 1978, 6:05 PM EST
Att: 25,401 - Unknown - 50 F

AB 36
R 7
H 10
RBI 6
BB 3
SO 0
LOB 16



Batter	1	2	3	4	5	6	7	8	9	AB	R	H	RBI	BB	SO	LOB	BOTTOM								
Jerry Remy, L OBP: 0.400, SLG: 0.426 (1, 4)										4	0	0	0	0	1	1									
Rick Burleson, R OBP: 0.285, SLG: 0.286 (1, 6)										4	0	0	0	0	0	0									
Jim Rice, R OBP: 0.404, SLG: 0.704 (1, 10)										4	2	2	1	0	0	0									
Carl Yastrzemski, L OBP: 0.418, SLG: 0.295 (1, 7)										3	1	1	0	1	0	1									
Carlton Fisk, R OBP: 0.389, SLG: 0.574 (1, 2)										3	3	2	2	1	0	1									
Fred Lynn, L OBP: 0.452, SLG: 0.692 (1, 8)										3	1	2	0	1	0	0									
George Scott, R OBP: 0.373, SLG: 0.357 (1, 3)										4	1	2	2	0	0	4									
Dwight Evans, R OBP: 0.388, SLG: 0.350 (1, 9)										4	1	2	2	0	0	1									
Butch Hobson, R OBP: 0.388, SLG: 0.723 (1, 5)										4	0	1	1	0	1	2									
Inning Stats	R: 1 E: 0 K: 0 S: 4	H: 1 LOB: 0 BB: 0 P: 4	R: 1 E: 0 K: 0 S: 5	H: 3 LOB: 1 BB: 0 P: 5	R: 0 E: 0 K: 0 S: 3	H: 0 LOB: 0 BB: 0 P: 3	R: 3 E: 0 K: 1 S: 7	H: 3 LOB: 1 BB: 2 P: 15	R: 0 E: 0 K: 0 S: 3	H: 0 LOB: 1 BB: 1 P: 7	R: 2 E: 0 K: 0 S: 5	H: 2 LOB: 0 BB: 0 P: 5	R: 2 E: 0 K: 0 S: 5	H: 2 LOB: 0 BB: 0 P: 5	R: 0 E: 0 K: 1 S: 5	H: 1 LOB: 1 BB: 0 P: 5	1B: 7 2B: 3 3B: 0 HR: 3	SF: 0 SAC: 0 DP: 2 HBP: 0	WP: 0 PB: 0 SB: 1 CS: 1	PA: 36					
PITCHER	IP	WLS	BF	H	R	ER	SO	BB	IBB	HBP	BLK	WP	HR	S	P	ERA	WHIP								
Wayne Garland, R ERA: 6.65 (1, 1)	3.2		18	7	5	5	0	2	0	0	0	0	1	16	24	12.27	2.455								
Dennis Kinney, L ERA: 8.1 (4, 1)	2.1		10	2	2	2	1	1	0	0	0	0	1	11	15	7.71	1.286								
Jim Kern, R ERA: 3.86 (7, 1)	2.0	L	8	3	2	2	1	0	0	0	0	0	1	10	10	9.00	1.500								

Cleveland Indians @ Boston Red Sox
Fenway Park, Boston, MA
Fri Apr 21 1978, 6:05 PM EST
Att: 25,401 - Unknown - 50 F

AB 33
R 9
H 12
RBI 8
BB 3
SO 2
LOB 10



Batter	1	2	3	4	5	6	7	8	9	AB	R	H	RBI	BB	SO	LOB	TOP					
Paul Dade, R OBP: 0.413, SLG: 0.545										5	2	2	0	0	0	2						
Johnny Grubb, L OBP: 0.400, SLG: 0.625										4	2	1	3	1	1	2						
Buddy Bell, R OBP: 0.452, SLG: 0.550										5	2	3	1	0	0	0						
Andre Thornton, R Wayne Cage, L OBP: 0.432, SLG: 0.765										5	2	4	2	0	0	1						
Larvell Blanks, R OBP: 0.262, SLG: 0.333										5	1	1	2	0	1	3						
Willie Horton, R OBP: 0.316, SLG: 0.432										5	1	2	1	0	1	2						
Ron Pruitt, R OBP: 0.333, SLG: 0.500										5	1	2	0	0	0	2						
Rick Manning, L Horace Speed, R OBP: 0.167, SLG: 0.176										2	1	0	1	2	1	1						
Duane Kuiper, L OBP: 0.214, SLG: 0.220										5	1	2	1	0	0	1						
Inning Stats	R: 5 E: 1 K: 1 S: 10	H: 5 LOB: 1 BB: 1 P: 14	R: 1 E: 1 K: 1 S: 7	H: 2 LOB: 1 BB: 0 P: 7	R: 0 E: 0 K: 0 S: 2	H: 0 LOB: 0 BB: 1 P: 6	R: 0 E: 0 K: 0 S: 3	H: 1 LOB: 0 BB: 0 P: 3	R: 0 E: 0 K: 0 S: 5	H: 2 LOB: 2 BB: 0 P: 5	R: 0 E: 0 K: 1 S: 6	H: 1 LOB: 0 BB: 0 P: 6	R: 1 E: 0 K: 1 S: 6	H: 1 LOB: 0 BB: 0 P: 6	R: 6 E: 1 K: 0 S: 9	H: 5 LOB: 1 BB: 1 P: 13	R: 0 E: 0 K: 1 S: 5	H: 0 LOB: 0 BB: 0 P: 5	1B: 11 2B: 2 3B: 1 HR: 3	SF: 0 SAC: 0 DP: 1 HBP: 0	WP: 0 PB: 0 SB: 1 CS: 3	PA: 46
PITCHER	IP WLS BF H R ER SO BB IBB HBP BLK WP HR S P ERA WHIP																					
Allen Ripley, R ERA: 8.31	(1, 1)	0.0	L	5	4	5	0	1	0	0	0	0	0	0	0	4	8	∞	∞			
Bob Stanley, R ERA: 1.69	(1, 1)	5.0		20	6	1	2	1	0	0	0	0	0	0	23	27	1.80	1.400				
Jim Wright, R ERA: 9.0	(6, 1)	2.0		12	5	6	6	2	1	0	0	0	0	2	15	19	27.00	3.000				
Tom Burgmeier, L ERA: 3.38	(8, 1)	2.0		8	2	1	0	1	0	0	0	0	0	1	10	10	0.00	1.000				

Cleveland Indians @ Boston Red Sox
Fenway Park, Boston, MA
Sat Apr 22 1978, 3:33 AM EST
Att: 36,005 - Unknown - 58 F

AB 42
R 13
H 17
RBI 11
BB 3
SO 5
LOB 14



Batter	1	2	3	4	5	6	7	8	9	AB	R	H	RBI	BB	SO	LOB	BOTTOM					
Jerry Remy, L Frank Duffy, R OBP: 0.369, SLG: 0.400										3	0	0	0	1	0	4						
Rick Burleson, R OBP: 0.246, SLG: 0.259										5	0	0	0	0	0	4						
Jim Rice, R OBP: 0.387, SLG: 0.655										4	1	0	0	1	1	1						
Carl Yastrzemski, L OBP: 0.407, SLG: 0.292										4	0	1	0	0	1	2						
Carlton Fisk, R OBP: 0.379, SLG: 0.540										3	0	0	0	0	1	2						
Fred Lynn, L OBP: 0.457, SLG: 0.667										3	1	1	0	1	0	0						
George Scott, R OBP: 0.382, SLG: 0.435										4	2	2	3	0	0	2						
Dwight Evans, R OBP: 0.415, SLG: 0.386										4	0	3	0	0	0	0						
Butch Hobson, R OBP: 0.396, SLG: 0.700										3	0	1	1	1	0	2						
Inning Stats	R: 0 E: 0 K: 0 S: 3	H: 0 LOB: 1 BB: 1 P: 7	R: 0 E: 0 K: 1 S: 5	H: 0 LOB: 0 BB: 0 P: 5	R: 0 E: 0 K: 0 S: 3	H: 1 LOB: 0 BB: 0 P: 3	R: 0 E: 0 K: 0 S: 4	H: 1 LOB: 1 BB: 0 P: 4	R: 1 E: 0 K: 0 S: 6	H: 3 LOB: 2 BB: 0 P: 6	R: 0 E: 0 K: 0 S: 4	H: 1 LOB: 2 BB: 0 P: 5	R: 0 E: 0 K: 0 S: 3	H: 0 LOB: 1 BB: 1 P: 7	R: 3 E: 0 K: 1 S: 7	H: 2 LOB: 1 BB: 2 P: 15	R: 0 E: 0 K: 1 S: 5	H: 0 LOB: 0 BB: 0 P: 5	1B: 7 2B: 0 3B: 0 HR: 1	SF: 0 SAC: 0 DP: 1 HBP: 1	WP: 1 PB: 0 SB: 0 CS: 0	PA: 39
PITCHER	IP WLS BF H R ER SO BB IBB HBP BLK WP HR S P ERA WHIP																					
Rick Wise, R ERA: 2.66	(1, 1)	7.0	W	29	6	1	1	1	2	0	0	28	37	1.29	1.143							
Rick Kreuger, L ERA: 9.82	(8, 1)	2.0		10	2	3	3	2	2	0	0	0	1	1	12	20	13.50	2.000				

Cleveland Indians @ Boston Red Sox
Fenway Park, Boston, MA
Sat Apr 22 1978, 3:33 AM EST
Att: 36,005 - Unknown - 58 F

AB 34
R 4
H 8
RBI 4
BB 4
SO 3
LOB 17





Batter	1	2	3	4	5	6	7	8	9	AB	R	H	RBI	BB	SO	LOB	TOP								
Paul Dade, R OBP: 0.380, SLG: 0.500 (1, 9)	F9		6-3		K			K		4	0	0	0	0	2	2	Cleveland Indians @ Boston Red Sox Fenway Park, Boston, MA Sun Apr 23 1978, 3:33 AM EST Unknown - 60 F								
Johnny Grubb, L OBP: 0.386, SLG: 0.667 (1, 7)	G3			K		P7		HR		4	1	1	1	0	1	0									
Buddy Bell, R OBP: 0.457, SLG: 0.614 (1, 5)	F3			HR		1-3		FC6-4 1B		4	1	2	1	0	0	0									
Andre Thornton, R OBP: 0.417, SLG: 0.711 (1, 3)	F7			CS 1B		K		FC6-4 1-2		4	0	1	0	0	1	1									
Larvell Blanks, R OBP: 0.283, SLG: 0.333 (1, 6)	6-3			F3 1-2			SH1-3 1B	5-3 BB		3	0	1	0	1	0	1									
Willie Horton, R OBP: 0.317, SLG: 0.500 (1, 10)	HR			K		SH1-3 1-2		5-3 1-2		3	1	1	1	0	1	1									
Ron Pruitt, R OBP: 0.324, SLG: 0.455 (1, 2)	F9			BB BB		K		K		3	0	0	0	1	2	2									
Rick Manning, L OBP: 0.175, SLG: 0.162 (1, 8)			L6		BB 1-2		F8	F8		3	0	0	0	1	0	2									
Duane Kuiper, L OBP: 0.200, SLG: 0.205 (1, 4)			L9		K			K		3	0	0	0	0	2	2									
Inning Stats	R: 0 E: 0 K: 0 S: 3	H: 0 LOB: 0 BB: 0 P: 3	R: 1 E: 0 K: 0 S: 4	H: 1 LOB: 0 BB: 0 P: 4	R: 0 E: 0 K: 0 S: 3	H: 0 LOB: 0 BB: 0 P: 3	R: 1 E: 0 K: 1 S: 6	H: 2 LOB: 0 BB: 0 P: 6	R: 0 E: 0 K: 3 S: 9	H: 0 LOB: 2 BB: 2 P: 17	R: 0 E: 0 K: 1 S: 5	H: 0 LOB: 0 BB: 0 P: 5	R: 0 E: 0 K: 1 S: 6	H: 1 LOB: 1 BB: 0 P: 6	R: 1 E: 0 K: 2 S: 9	H: 2 LOB: 1 BB: 1 P: 9	R: 0 E: 0 K: 1 S: 5	H: 0 LOB: 1 BB: 1 P: 9	1B: 3 2B: 0 3B: 0 HR: 3	SF: 0 SAC: 1 DP: 0 HBP: 0	WP: 0 PB: 0 SB: 0 CS: 1	PA: 35			
PITCHER	IP	WLS	BF	H	R	ER	SO	BB	IBB	HBP	BLK	WP	HR	S	P	ERA	WHIP								
Luis Tiant, R ERA: 2.25 (1, 1)	5.0		19	3	2	2	4	2	0	0	0	0	2	25	33	3.60	1.000								
Dick Drago, R ERA: 3.38 (6, 1)	2.2	L	11	3	1	1	4	0	0	0	0	0	1	19	19	3.38	1.125								
Bill Campbell, R ERA: 15.43 (8, 1)	1.1	W	5	0	0	0	1	1	0	0	0	0	0	6	10	0.00	0.750								

Batter	1	2	3	4	5	6	7	8	9	AB	R	H	RBI	BB	SO	LOB	BOTTOM								
Jerry Remy, L OBP: 0.397, SLG: 0.426 (1, 4)	6-3	2B		G3 1-2		BB 1B		SH 2B		4	1	2	1	0	0	1	Cleveland Indians @ Boston Red Sox Fenway Park, Boston, MA Sun Apr 23 1978, 3:33 AM EST Unknown - 60 F								
Rick Burleson, R OBP: 0.242, SLG: 0.254 (1, 6)	K	1-3		K		BB 1B		K		5	0	1	0	0	3	4									
Jim Rice, R OBP: 0.358, SLG: 0.603 (1, 7)	E5		5-3		E6 WP	P8		K		5	0	0	0	0	1	4									
Carlton Fisk, R OBP: 0.381, SLG: 0.537 (1, 2)	1-3		P6		P4 1-2	BB		2B 2B		4	1	1	1	1	0	2									
George Scott, R OBP: 0.383, SLG: 0.451 (1, 3)		P3	1B	1B	F8	L9		2B 2B		5	0	2	2	0	0	4									
Fred Lynn, L OBP: 0.451, SLG: 0.630 (1, 8)	K	K	1B	1B	E BB		F2	F7		4	0	1	0	1	1	2									
Dwight Evans, R OBP: 0.404, SLG: 0.375 (1, 9)		HR 1B	5-3		E6 1-2 2-3	6-3				4	1	1	0	0	0	4									
Butch Hobson, R OBP: 0.404, SLG: 0.736 (1, 5)		HR		G3 BB	L9	F2				3	1	1	2	1	0	3									
Bob Bailey, R Frank Duffy, R (8, PR)	E6 2B			P6		K		SH 2B BB		3	1	0	0	1	1	1									
Inning Stats	R: 0 E: 1 K: 1 S: 6	H: 0 LOB: 1 BB: 0 P: 6	R: 3 E: 1 K: 1 S: 9	H: 3 LOB: 1 BB: 0 P: 9	R: 0 E: 0 K: 0 S: 5	H: 2 LOB: 2 BB: 0 P: 5	R: 0 E: 0 K: 1 S: 5	H: 0 LOB: 1 BB: 1 P: 9	R: 0 E: 0 K: 0 S: 7	H: 2 LOB: 3 BB: 1 P: 11	R: 0 E: 0 K: 0 S: 3	H: 0 LOB: 0 BB: 0 P: 3	R: 3 E: 1 K: 2 S: 10	H: 2 LOB: 2 BB: 1 P: 14	R: 0 E: 0 K: 0 S: 3	H: 0 LOB: 0 BB: 0 P: 3	1B: 5 2B: 3 3B: 0 HR: 1	SF: 0 SAC: 1 DP: 0 HBP: 0	WP: 1 PB: 0 SB: 0 CS: 0	PA: 42					
PITCHER	IP	WLS	BF	H	R	ER	SO	BB	IBB	HBP	BLK	WP	HR	S	P	ERA	WHIP								
Rick Waits, L ERA: 1.5 (1, 1)	6.0		32	7	3	2	4	3	0	0	0	0	1	37	49	3.00	1.667								
Dennis Kinney, L ERA: 6.23 (7, 1)	1.0	L	5	0	2	1	0	1	0	0	0	0	0	4	8	9.00	1.000								
Jim Kern, R ERA: 4.76 (8, 1)	1.0		5	2	1	0	2	0	0	0	0	0	0	9	9	0.00	2.000								

Batter	1	2	3	4	5	6	7	8	9	AB	R	H	RBI	BB	SO	LOB	TOP				
Jerry Remy, L (1,4) OBP: 0.362, SLG: 0.391										5	2	2	0	0	0	0	Boston Red Sox @ Milwaukee Brewers Milwaukee County Stadium, Milwaukee, WI Tue Apr 25 1978, 7:05 PM EST Att. 9,051 - Unknown - 47 F				
Rick Burleson, R (1,6) OBP: 0.250, SLG: 0.281										4	2	0	0	1	0	1					
Jim Rice, R (1,7) OBP: 0.372, SLG: 0.622										5	0	3	2	0	0	0					
Carl Yastrzemski, L (1,3) OBP: 0.406, SLG: 0.286										4	0	1	2	0	0	2					
Carlton Fisk, R (1,2) OBP: 0.406, SLG: 0.526										3	0	1	0	1	0	1					
Fred Lynn, L (1,8) OBP: 0.426, SLG: 0.582										4	0	1	0	0	1	5					
Dwight Evans, R (1,9) OBP: 0.371, SLG: 0.340										2	0	0	0	0	2	3					
Bernie Carbo, L (3,9) OBP: 0.385, SLG: 0.750										2	0	0	0	0	0	1					
Butch Hobson, R (1,5) OBP: 0.373, SLG: 0.694										4	0	0	0	0	0	3					
Bob Bailey, R (1,10)										4	0	0	0	0	1	1					
Inning Stats	R: 2 E: 1 K: 2 S: 11	H: 3 LOB: 3 BB: 1 P: 15	R: 2 E: 0 K: 1 S: 7	H: 2 LOB: 1 BB: 1 P: 11	R: 0 E: 1 K: 1 S: 6	H: 0 LOB: 1 BB: 0 P: 6	R: 0 E: 0 K: 0 S: 3	H: 0 LOB: 0 BB: 0 P: 3	R: 0 E: 0 K: 0 S: 3	H: 2 LOB: 2 BB: 0 P: 5	R: 0 E: 0 K: 0 S: 3	H: 0 LOB: 0 BB: 0 P: 3	R: 0 E: 0 K: 0 S: 3	H: 0 LOB: 0 BB: 0 P: 3	1B: 7 2B: 1 3B: 0 HR: 0	SF: 0 SAC: 0 DP: 0 HBP: 0	WP: 0 PA: 39 CS: 0				
PITCHER Jerry Augustine, L (1,1) ERA: 5.08	IP: 9.0 WLS: L BF: 39	H: 8 R: 4 ER: 3 SO: 4	BB: 2 IBB: 0 HBP: 0 BLK: 0	WP: 0 HR: 0 S: 45 P: 53	ERA: 3.00 WHIP: 1.111	PITCHER											IP: 9.0 WLS: L BF: 39	H: 8 R: 4 ER: 3 SO: 4	BB: 2 IBB: 0 HBP: 0 BLK: 0	WP: 0 HR: 0 S: 45 P: 53	ERA: 3.00 WHIP: 1.111

Batter	1	2	3	4	5	6	7	8	9	AB	R	H	RBI	BB	SO	LOB	BOTTOM				
Paul Molitor, R (1,6) OBP: 0.300, SLG: 0.397										4	0	1	0	0	1	2	Boston Red Sox @ Milwaukee Brewers Milwaukee County Stadium, Milwaukee, WI Tue Apr 25 1978, 7:05 PM EST Att. 9,051 - Unknown - 47 F				
Sixto Lezcano, R (9, PH) OBP: 0.467, SLG: 0.450										1	0	0	0	0	1						
Cecil Cooper, L (1,3) OBP: 0.333, SLG: 0.567										4	0	2	0	0	0	2					
Sal Bando, R (1,5) OBP: 0.354, SLG: 0.439										4	0	0	0	0	0	5					
Larry Hise, R (1,7) OBP: 0.362, SLG: 0.645										4	1	1	1	0	0	1					
Gorman Thomas, R (1,8) OBP: 0.358, SLG: 0.607										4	1	2	1	0	1	0					
Dick Davis, R (1,10) OBP: 0.419, SLG: 0.536										4	0	1	0	0	0	1					
Jim Wohlford, R (1,9) OBP: 0.211, SLG: 0.222										3	0	0	0	0	0	2					
Ben Oglivie, L (9, PH) OBP: 0.318, SLG: 0.425										1	0	1	0	0	0	0					
Lenn Sakata, R (1,4) OBP: 0.333, SLG: 0.281										4	0	1	0	0	0	3					
Buck Martinez, R (1,2) OBP: 0.258, SLG: 0.300										2	1	0	0	1	0	0					
Don Money, R (9, PH) OBP: 0.338, SLG: 0.426										1	0	0	0	0	0	1					
Charlie Moore, R (9, PR) OBP: 0.278, SLG: 0.188										0	0	0	0	0	0	0					
Inning Stats	R: 0 E: 0 K: 0 S: 4	H: 1 LOB: 1 BB: 0 P: 4	R: 0 E: 0 K: 0 S: 4	H: 1 LOB: 1 BB: 0 P: 4	R: 0 E: 0 K: 0 S: 4	H: 1 LOB: 1 BB: 0 P: 4	R: 1 E: 0 K: 0 S: 4	H: 1 LOB: 1 BB: 0 P: 4	R: 1 E: 1 K: 0 S: 4	H: 1 LOB: 1 BB: 1 P: 8	R: 0 E: 0 K: 0 S: 5	H: 2 LOB: 1 BB: 0 P: 5	R: 0 E: 0 K: 1 S: 6	H: 1 LOB: 1 BB: 0 P: 6	R: 0 E: 0 K: 1 S: 5	H: 0 LOB: 0 BB: 0 P: 5	1B: 6 2B: 1 3B: 0 HR: 2	SF: 0 SAC: 0 DP: 1 HBP: 0	WP: 0 PA: 37 CS: 0		
PITCHER Bill Lee, L (1,1) ERA: 2.56	IP: 6.2 WLS: W BF: 29	H: 8 R: 3 ER: 2 SO: 1	BB: 1 IBB: 0 HBP: 0 BLK: 0	WP: 0 HR: 2 S: 30 P: 34	ERA: 2.70 WHIP: 1.350	PITCHER											IP: 6.2 WLS: W BF: 29	H: 8 R: 3 ER: 2 SO: 1	BB: 1 IBB: 0 HBP: 0 BLK: 0	WP: 0 HR: 2 S: 30 P: 34	ERA: 2.70 WHIP: 1.350
Dick Drago, R (7,1) ERA: 2.61	IP: 2.1 WLS: S BF: 8	H: 1 R: 0 ER: 0 SO: 1	BB: 0 IBB: 0 HBP: 0 BLK: 0	WP: 0 HR: 0 S: 10 P: 10	ERA: 0.00 WHIP: 0.429	PITCHER											IP: 2.1 WLS: S BF: 8	H: 1 R: 0 ER: 0 SO: 1	BB: 0 IBB: 0 HBP: 0 BLK: 0	WP: 0 HR: 0 S: 10 P: 10	ERA: 0.00 WHIP: 0.429

Batter	1	2	3	4	5	6	7	8	9	AB	R	H	RBI	BB	SO	LOB	TOP										
Jerry Remy, L (1, 4) OBP: 0.365, SLG: 0.391	5-3	FC4-6							K	5	2	2	0	0	1	2	Boston Red Sox @ Milwaukee Brewers Milwaukee County Stadium, Milwaukee, WI Wed Apr 26 1978, 7:05 PM EST Att: 8,724 - Unknown AB 35 R 4 H 8 RBI 4 BB 3 SO 4 LOB 15 										
Rick Burleson, R (1, 6) OBP: 0.280, SLG: 0.304	1-3		K						FC6-4	5	0	2	1	0	1												
Jim Rice, R (1, 7) OBP: 0.373, SLG: 0.620	HBP 1B		5-3						F9	5	1	2	1	0	0												
Carl Yastrzemski, L (1, 3) OBP: 0.403, SLG: 0.276	1B		G3						P3	2	0	0	1	0	0												
Fred Kendall, R (7, PH) OBP: 0.250, SLG: 0.250	1B HBP									1	0	0	0	0	0												
Carlton Fisk, R (1, 2) OBP: 0.397, SLG: 0.508	1B								P7	4	0	1	1	0	0												
Fred Lynn, L (1, 8) OBP: 0.400, SLG: 0.542	K								P6	4	0	0	0	0	1												
Dwight Evans, R (1, 9) OBP: 0.364, SLG: 0.321			P3						K	3	0	0	0	1	1												
Butch Hobson, R (1, 5) OBP: 0.352, SLG: 0.652			P3						P5	4	0	0	0	0	0												
Bob Bailey, R (1, 10) OBP: 0.333, SLG: 0.111									FC6-4 1B	2	1	1	0	2	0												
Inning Stats	R: 1 E: 0 K: 1 S: 7	H: 2 LOB: 2 BB: 0 P: 8	R: 0 E: 0 K: 0 S: 3	H: 0 LOB: 1 BB: 1 P: 7	R: 0 E: 0 K: 1 S: 5	H: 0 LOB: 0 BB: 0 P: 5	R: 0 E: 0 K: 0 S: 3	H: 0 LOB: 1 BB: 1 P: 7	R: 2 E: 0 K: 0 S: 5	H: 2 LOB: 1 BB: 1 P: 9	R: 0 E: 0 K: 0 S: 3	H: 0 LOB: 0 BB: 0 P: 3	R: 1 E: 0 K: 0 S: 6	H: 3 LOB: 2 BB: 0 P: 6	R: 0 E: 0 K: 1 S: 5	H: 0 LOB: 0 BB: 0 P: 5	R: 0 E: 0 K: 1 S: 6	H: 1 LOB: 1 BB: 0 P: 6	1B: 6 2B: 2 3B: 0 HR: 0	SF: 0 SAC: 0 DP: 0 HBP: 1	WP: 0 PB: 1 SB: 0 CS: 0	PA: 39					
PITCHER	IP	WLS	BF	H	R	ER	SO	BB	IBB	HBP	BLK	WP	HR	S	P	ERA	WHIP										
Mike Caldwell, L (1, 1) ERA: 3.71	6.1	W	29	6	4	4	2	3	0	1	0	0	0	29	42	5.68	1.421										
Eduardo Rodriguez, R (7, 1) ERA: 2.16	0.0		1	1	0	0	0	0	0	0	0	0	0	1	1												
Bob McClure, L (7, 1) ERA: 1.54	2.2	S	9	1	0	0	2	0	0	0	0	0	0	13	13	0.00	0.375										

Batter	1	2	3	4	5	6	7	8	9	AB	R	H	RBI	BB	SO	LOB	BOTTOM										
Paul Molitor, R (1, 6) OBP: 0.313, SLG: 0.419	1B 2B	4-3								4	1	2	0	0	0	0	Boston Red Sox @ Milwaukee Brewers Milwaukee County Stadium, Milwaukee, WI Wed Apr 26 1978, 7:05 PM EST Att: 8,724 - Unknown AB 33 R 6 H 12 RBI 6 BB 1 SO 0 LOB 14 										
Jim Gantner, L (1, 5) OBP: 0.333, SLG: 0.333	E9 1B								F7	4	1	2	1	0	0												
Cecil Cooper, L (1, 3) OBP: 0.355, SLG: 0.634	HR								F7	4	1	3	1	0	0												
Larry Hise, R (1, 7) OBP: 0.342, SLG: 0.606	6-3								6-3	4	0	0	0	0	4												
Ben Oglivie, L (1, 9) OBP: 0.333, SLG: 0.432	P4								P3	4	1	2	1	0	0												
Sal Bando, R (1, 10) OBP: 0.362, SLG: 0.433									FC5-4 1B	3	0	1	0	1	0												
Gorman Thomas, R (1, 8) OBP: 0.352, SLG: 0.583									FC5-4 HR	4	1	1	1	0	0												
Lenn Sakata, R (1, 4) OBP: 0.308, SLG: 0.257	L7								F8	3	0	0	0	0	0												
Charlie Moore, R (1, 2) OBP: 0.286, SLG: 0.368	HR								6-3	3	1	1	2	0	0												
Inning Stats	R: 2 E: 1 K: 0 S: 5	H: 3 LOB: 1 BB: 0 P: 5	R: 2 E: 0 K: 0 S: 5	H: 2 LOB: 0 BB: 0 P: 5	R: 1 E: 0 K: 0 S: 5	H: 3 LOB: 1 BB: 0 P: 5	R: 0 E: 0 K: 0 S: 3	H: 0 LOB: 0 BB: 0 P: 3	R: 0 E: 0 K: 0 S: 4	H: 1 LOB: 1 BB: 0 P: 4	R: 1 E: 0 K: 0 S: 4	H: 2 LOB: 0 BB: 0 P: 4	R: 0 E: 0 K: 0 S: 4	H: 1 LOB: 1 BB: 0 P: 4	R: 0 E: 0 K: 0 S: 3	H: 0 LOB: 1 BB: 1 P: 7	1B: 8 2B: 2 3B: 0 HR: 2	SF: 0 SAC: 0 DP: 1 HBP: 0	WP: 0 PB: 0 SB: 2 CS: 1	PA: 34							
PITCHER	IP	WLS	BF	H	R	ER	SO	BB	IBB	HBP	BLK	WP	HR	S	P	ERA	WHIP										
Mike Torrez, R (1, 1) ERA: 5.34	2.1	L	14	8	5	5	0	0	0	0	0	0	0	19	23	1.59	0.882										
Bob Stanley, R (3, 1) ERA: 3.12	5.2		20	4	1	1	0	1	0	0	0	0	0	19	23	1.59	0.882										

Batter	1	2	3	4	5	6	7	8	9	10	11	AB	R	H	RBI	BB	SO	LOB	TOP											
Jerry Remy, L OBP: 0.354, SLG: 0.370 (1, 4)			4-3			F7	K			B5-3		4	0	0	0	1	1	0												
Rick Burleson, R OBP: 0.296, SLG: 0.297 (1, 6)				5-3		6-3		F4				5	0	1	0	0	0	1												
Jim Rice, R OBP: 0.364, SLG: 0.590 (1, 7)	L7			6-3				K		L6		4	1	0	0	1	1	2												
Carl Yastrzemski, L OBP: 0.403, SLG: 0.302 (1, 3)	1-3			4-3						CS	F7	5	1	2	1	0	0	1												
Carlton Fisk, R OBP: 0.397, SLG: 0.500 (1, 2)						L7						5	1	2	1	0	1	1												
Fred Lynn, L OBP: 0.386, SLG: 0.516 (1, 8)	F8						L5			K		5	0	1	0	0	1	1												
Butch Hobson, R OBP: 0.355, SLG: 0.676 (1, 5)	K							1-3				5	1	2	1	0	1	1												
Dwight Evans, R OBP: 0.366, SLG: 0.328 (1, 9)			K					K		E5		5	0	2	0	0	2	1												
Bob Bailey, R OBP: 0.287, SLG: 0.083 Bernie Carbo, L OBP: 0.333, SLG: 0.643 (9, PH)			F9			4-3		F4		K	F7	3	0	0	0	0	0	3												
												2	0	0	0	0	1	3												
Inning Stats	R: 0 E: 0 K: 0 S: 3	H: 0 LOB: 1 BB: 1 P: 7	R: 0 E: 0 K: 2 S: 7	H: 0 LOB: 0 BB: 0 P: 7	R: 0 E: 0 K: 1 S: 5	H: 0 LOB: 0 BB: 0 P: 5	R: 0 E: 0 K: 0 S: 3	H: 0 LOB: 0 BB: 0 P: 3	R: 0 E: 0 K: 0 S: 5	H: 3 LOB: 2 BB: 0 P: 5	R: 2 E: 0 K: 0 S: 5	H: 2 LOB: 1 BB: 1 P: 9	R: 1 E: 0 K: 2 S: 8	H: 1 LOB: 0 BB: 0 P: 8	R: 0 E: 0 K: 1 S: 6	H: 1 LOB: 1 BB: 0 P: 6	R: 0 E: 1 K: 2 S: 8	H: 1 LOB: 1 BB: 0 P: 8	R: 0 E: 0 K: 0 S: 3	H: 1 LOB: 0 BB: 0 P: 3	R: 1 E: 2 K: 0 S: 6	H: 1 LOB: 2 BB: 0 P: 6	1B: 8 2B: 1 3B: 0 HR: 1	SF: 0 SAC: 0 DP: 0 HBP: 0	WP: 0 PB: 0 SB: 0 CS: 1	PA: 46				
PITCHER	IP: 7.0 WLS: 28 BF: 6 H: 3 ER: 3 SO: 5 BB: 2 IBB: 0 HBP: 0 BLK: 0 WP: 0 HR: 1 S: 36 P: 44 ERA: 3.86 WHIP: 1.143	IP: 0.0 WLS: 0 BF: 0 H: 0 ER: 0 SO: 0 BB: 0 IBB: 0 HBP: 0 BLK: 0 WP: 0 HR: 0 S: 0 P: 0 ERA: * WHIP: *																												

Boston Red Sox @ Texas Rangers
Arlington Stadium, Arlington, TX
Fri Apr 28 1978, 7:05 PM EST
Att: 29,731 - Unknown

AB	43
R	4
H	10
RBI	3
BB	2
SO	8
LOB	14



Batter	1	2	3	4	5	6	7	8	9	10	11	AB	R	H	RBI	BB	SO	LOB	BOTTOM													
Mike Hargrove, L OBP: 0.366, SLG: 0.436 Mike Jorgensen, L OBP: 0.600, SLG: 0.500 (10, PR)				F2				F9				3	1	0	0	2	0	0														
Bump Wills, S OBP: 0.254, SLG: 0.286 (1, 4)				G3		F8		6-3		4-3		5	0	0	0	0	0	3														
Al Oliver, L OBP: 0.297, SLG: 0.362 (1, 7)	5-3			K								4	1	2	0	1	1	0														
Richie Zisk, R OBP: 0.338, SLG: 0.682 (1, 9)		L6				F5		F9				5	1	2	4	0	0	1														
Toby Harrah, R OBP: 0.313, SLG: 0.414 (1, 5)		F7				K		K				4	0	1	0	0	2	2														
Claudell Washington, L OBP: 0.258, SLG: 0.233 (1, 10)	F8					4-3				L4-3		4	0	1	0	0	0	1														
Jim Sundberg, R OBP: 0.278, SLG: 0.431 (1, 2)						F9				B3		4	1	1	0	0	0	1														
Juan Beniquez, R OBP: 0.196, SLG: 0.236 (1, 8)						F7		P8				4	0	1	0	0	0	1														
Bert Campaneris, R OBP: 0.180, SLG: 0.130 John Lowenstein, L OBP: 0.435, SLG: 0.421 Jim Mason, L (11, 6)				4-3				5-3		F8		3	1	1	1	0	0	1														
												1	0	0	0	0	0	0														
												0	0	0	0	0	0	0														
Inning Stats	R: 0 E: 0 K: 0 S: 3	H: 0 LOB: 0 BB: 0 P: 3	R: 0 E: 0 K: 0 S: 3	H: 0 LOB: 0 BB: 0 P: 3	R: 0 E: 0 K: 0 S: 3	H: 0 LOB: 0 BB: 0 P: 3	R: 0 E: 0 K: 1 S: 5	H: 0 LOB: 0 BB: 0 P: 5	R: 0 E: 0 K: 1 S: 5	H: 3 LOB: 2 BB: 0 P: 5	R: 3 E: 0 K: 1 S: 8	H: 2 LOB: 1 BB: 2 P: 16	R: 0 E: 0 K: 0 S: 4	H: 2 LOB: 1 BB: 0 P: 4	R: 0 E: 0 K: 0 S: 4	H: 1 LOB: 1 BB: 0 P: 4	R: 0 E: 0 K: 0 S: 3	H: 1 LOB: 0 BB: 0 P: 3	R: 0 E: 0 K: 0 S: 3	H: 0 LOB: 1 BB: 1 P: 7	R: 2 E: 0 K: 0 S: 2	H: 2 LOB: 0 BB: 0 P: 2	1B: 7 2B: 2 3B: 0 HR: 1	SF: 0 SAC: 0 DP: 1 HBP: 0	WP: 0 PB: 0 SB: 0 CS: 0	PA: 40						
PITCHER	IP: 7.0 WLS: 27 BF: 5 H: 3 ER: 3 SO: 3 BB: 2 IBB: 0 HBP: 0 BLK: 0 WP: 0 HR: 0 S: 31 P: 39 ERA: 3.86 WHIP: 1.000	IP: 1.0 WLS: 4 BF: 1 H: 0 ER: 0 SO: 0 BB: 0 IBB: 0 HBP: 0 BLK: 0 WP: 0 HR: 0 S: 4 P: 4 ERA: 0.00 WHIP: 1.000	IP: 2.0 WLS: 7 BF: 1 H: 0 ER: 0 SO: 6 BB: 1 IBB: 0 HBP: 0 BLK: 0 WP: 0 HR: 6 S: 10 P: 10 ERA: 0.00 WHIP: 1.000	IP: 0.0 WLS: 2 BF: 2 H: 2 ER: 2 SO: 2 BB: 0 IBB: 0 HBP: 0 BLK: 0 WP: 1 HR: 2 S: 2 P: 2 ERA: * WHIP: *																												

Boston Red Sox @ Texas Rangers
Arlington Stadium, Arlington, TX
Fri Apr 28 1978, 7:05 PM EST
Att: 29,731 - Unknown

AB	37
R	5
H	9
RBI	5
BB	3
SO	3
LOB	10




Batter	1	2	3	4	5	6	7	8	9	AB	R	H	RBI	BB	SO	LOB	TOP
Jerry Remy, L (1,4) OBP: 0.346, SLG: 0.364	0-0 1-3			0-0 F7		0-0 FC4-6 1B		0-0 CS 1B		4	0	1	0	0	0	2	Boston Red Sox @ Texas Rangers Arlington Stadium, Arlington, TX Sat Apr 29 1978, 7:05 PM EST Att: 34,101 - Unknown
Rick Burleson, R (1,6) OBP: 0.297, SLG: 0.299	0-0 F9			0-0 3-1		0-0 S 1B		4-0 1-2 BB		3	0	1	1	1	0	0	
Jim Rice, R (1,7) OBP: 0.359, SLG: 0.570	4-0 PO BB			0-0 6-3		0-0 K		0-0 F9		3	0	0	0	1	1	3	
Carl Yastrzemski, L (1,3) OBP: 0.407, SLG: 0.313	0-0 PO	0-0 G1-4-3 1B			0-0 G3		0-0 S 1B		0-0 F9	4	0	2	0	0	0	0	
Carlton Fisk, R (1,2) OBP: 0.390, SLG: 0.478		0-0 G1-4-3			0-0 6-3		4-0 1-2 BB		0-0 1-3	3	0	0	0	1	0	1	
Fred Lynn, L (1,8) OBP: 0.365, SLG: 0.485		0-0 6-3			0-0 F7		0-0 F5		0-0 6-3	4	0	0	0	0	0	2	
George Scott, R (1,10) OBP: 0.406, SLG: 0.475			0-0 L9			0-0 F8	0-3 K			3	0	0	0	0	1	2	
Butch Hobson, R (1,5) OBP: 0.354, SLG: 0.658			0-3 K			4-0 FC4-6 1B BB	0-0 F9			2	1	0	0	1	1	2	
Dwight Evans, R (1,9) OBP: 0.365, SLG: 0.328			0-0 6-3			0-0 FC4-6 1B		0-0 4-3		3	0	1	0	0	0	0	
Inning Stats	R: 0 E: 0 K: 0 S: 2	H: 0 LOB: 0 BB: 1 P: 6	R: 0 E: 0 K: 0 S: 3	H: 1 LOB: 0 BB: 0 P: 3	R: 0 E: 0 K: 1 S: 5	H: 0 LOB: 0 BB: 0 P: 5	R: 0 E: 0 K: 0 S: 3	H: 0 LOB: 0 BB: 0 P: 3	R: 0 E: 0 K: 1 S: 6	H: 1 LOB: 2 BB: 1 P: 10	R: 0 E: 0 K: 0 S: 3	H: 1 LOB: 0 BB: 0 P: 7	R: 0 E: 0 K: 0 S: 3	H: 0 LOB: 0 BB: 0 P: 3	1B: 5 2B: 0 3B: 0 HR: 0	SF: 0 SAC: 0 DP: 1 HBP: 0	WP: 0 PA: 34 PB: 0 SB: 2 CS: 1
PITCHER Dock Ellis, R (1,1) ERA: 4.95	IP: 9.0 WLS: W BF: 33 H: 5 R: 1 ER: 1 SO: 3 BB: 4 IBB: 0 HBP: 0 BLK: 0 WP: 0 HR: 0 S: 35 P: 51 ERA: 1.00 WHIP: 1.000											PITCHER	IP: 9.0 WLS: W BF: 33 H: 5 R: 1 ER: 1 SO: 3 BB: 4 IBB: 0 HBP: 0 BLK: 0 WP: 0 HR: 0 S: 35 P: 51 ERA: 1.00 WHIP: 1.000				

Batter	1	2	3	4	5	6	7	8	9	AB	R	H	RBI	BB	SO	LOB	BOTTOM		
Mike Hargrove, L (1,3) OBP: 0.382, SLG: 0.458	0-0 F8		4-0 1B BB		0-0 S 1B	0-0 4-3		0-0 1-1 2-H 2B		4	0	2	2	1	0	2	Boston Red Sox @ Texas Rangers Arlington Stadium, Arlington, TX Sat Apr 29 1978, 7:05 PM EST Att: 34,101 - Unknown		
Mike Jorgensen, L (8, FR) OBP: 0.600, SLG: 0.500					0-3 K			4-0 FC6-4 BB		4	0	0	0	0	2	2			
Claudell Washington, L (1,10) OBP: 0.229, SLG: 0.206	0-0 F4				0-0 K		0-0 4-3			0	0	0	0	1	0	0			
Kurt Bevacqua, R (8, PH) OBP: 0.190, SLG: 0.350					1-2 K														
Al Oliver, L (1,7) OBP: 0.291, SLG: 0.351	0-0 F7		0-0 1-2 1B		0-0 3-1		0-0 L9	0-0 F8		5	0	1	0	0	0	3			
Richie Zisk, R (1,9) OBP: 0.342, SLG: 0.657		0-0 5-3	0-3 K			0-0 1B 6-3 1B	4-0 1B BB	0-0 FC6-4 1-2		4	1	1	0	1	1	4			
Toby Harrah, R (1,5) OBP: 0.309, SLG: 0.403		0-0 1-3		0-3 K		0-0 6-3				4	0	1	0	0	1	1			
Bump Wills, S (1,4) OBP: 0.286, SLG: 0.305		0-0 S 1B		1-0 FC6-4 S HBP		0-0 1B 2-3 1B	0-0 4-3			3	1	2	0	0	0	2			
Jim Sundberg, R (1,2) OBP: 0.293, SLG: 0.426		4-0 1B BB		0-0 FC6-4		0-0 1B 1-2 1B		0-0 E5 SH3-4 2B		3	1	1	1	1	0	1			
Juan Beniquez, R (1,8) OBP: 0.186, SLG: 0.224		0-0 6-3		0-3 K		0-0 F8		0-0 SH3-4		3	0	0	0	0	1	5			
Bert Campaneris, R (1,6) OBP: 0.204, SLG: 0.160			0-3 K		0-0 4-3		0-0 1-2 2-H 1B		0-0 2B 1B	4	1	2	1	0	1	0			
Inning Stats	R: 0 E: 0 K: 0 S: 3	H: 0 LOB: 0 BB: 0 P: 3	R: 0 E: 0 K: 0 S: 4	H: 1 LOB: 2 BB: 1 P: 8	R: 0 E: 0 K: 3 S: 10	H: 1 LOB: 2 BB: 1 P: 14	R: 0 E: 0 K: 2 S: 7	H: 0 LOB: 1 BB: 0 P: 8	R: 0 E: 0 K: 1 S: 6	H: 1 LOB: 1 BB: 0 P: 6	R: 2 E: 0 K: 0 S: 4	H: 4 LOB: 2 BB: 0 P: 7	R: 0 E: 0 K: 0 S: 4	H: 1 LOB: 2 BB: 1 P: 8	R: 2 E: 1 K: 0 S: 6	H: 2 LOB: 2 BB: 1 P: 10	1B: 9 2B: 1 3B: 0 HR: 0	SF: 0 SAC: 1 DP: 0 HBP: 1	WP: 0 PA: 40 PB: 0 SB: 3 CS: 0
PITCHER Dennis Eckersley, R (1,1) ERA: 5.09	IP: 7.1 WLS: L BF: 37 H: 10 R: 4 ER: 3 SO: 6 BB: 3 IBB: 0 HBP: 1 BLK: 0 WP: 0 HR: 0 S: 45 P: 58 ERA: 3.68 WHIP: 1.773											PITCHER	IP: 7.1 WLS: L BF: 37 H: 10 R: 4 ER: 3 SO: 6 BB: 3 IBB: 0 HBP: 1 BLK: 0 WP: 0 HR: 0 S: 45 P: 58 ERA: 3.68 WHIP: 1.773						
Tom Burgmeier, L (8,1) ERA: 2.25	0.1	2	0	0	0	0	0	0	0	0	0	1	5	0.00	3.000				
Bob Stanley, R (8,1) ERA: 3.06	0.1	1	0	0	0	0	0	0	0	0	0	1	1	0.00	0.000				

Batter	1	2	3	4	5	6	7	8	9	AB	R	H	RBI	BB	SO	LOB	TOP					
Jerry Remy, L (1,4) OBP: 0.346, SLG: 0.358	6-3			F7		G6-3 1B		F9		4	0	1	0	0	0	0	Boston Red Sox @ Texas Rangers Arlington Stadium, Arlington, TX Sun Apr 30 1978, 4:33 AM EDT Att: 22,554 - Unknown					
Rick Burleson, R (1,6) OBP: 0.297, SLG: 0.288	F4			F9 BB		G6-3 1-2		1-4-3		3	1	0	0	1	0	1						
Jim Rice, R (1,7) OBP: 0.344, SLG: 0.551	6-3			SF9 1-H			P7	K		3	0	0	1	0	1	0						
Carl Yastrzemski, L (1,3)		G3					L9			3	0	1	0	0	0	0						
Carlton Fisk, R (1,2) OBP: 0.376, SLG: 0.458		K					F7			3	0	0	0	0	1	1						
Fred Lynn, L (1,8) OBP: 0.364, SLG: 0.479		L7					F4			3	0	1	0	0	0	0						
Bernie Carbo, L (1,10) OBP: 0.333, SLG: 0.588				F9			F7			3	0	1	0	0	0	0						
Butch Hobson, R (1,5) OBP: 0.341, SLG: 0.632				1-3			F4			3	0	0	0	0	0	2						
Dwight Evans, R (1,9) OBP: 0.351, SLG: 0.313				F3				B1		3	0	0	0	0	1	2						
Inning Stats	R: 0 E: 0 K: 0 S: 3	H: 0 LOB: 0 BB: 0 P: 3	R: 0 E: 0 K: 1 S: 5	H: 0 LOB: 0 BB: 0 P: 5	R: 0 E: 0 K: 0 S: 3	H: 0 LOB: 0 BB: 0 P: 3	R: 1 E: 1 K: 0 S: 4	H: 1 LOB: 1 BB: 1 P: 8	R: 0 E: 0 K: 0 S: 3	H: 0 LOB: 0 BB: 0 P: 3	R: 0 E: 0 K: 1 S: 5	H: 1 LOB: 0 BB: 0 P: 5	R: 0 E: 0 K: 0 S: 3	H: 0 LOB: 0 BB: 0 P: 3	R: 0 E: 0 K: 0 S: 4	H: 2 LOB: 1 BB: 0 P: 4	R: 0 E: 0 K: 1 S: 5	H: 0 LOB: 0 BB: 0 P: 5	1B: 4 2B: 1 3B: 0 HR: 0	SF: 1 SAC: 0 DP: 2 HBP: 0	WP: 0 PB: 0 SB: 0 CS: 0	PA: 30
PITCHER Fergie Jenkins, R (1,1) ERA: 2.87	IP: 9.0 WLS: W BF: 30 H: 4 R: 1 ER: 0 SO: 3 BB: 1 IBB: 0 HBP: 0 BLK: 0 WP: 0 HR: 0 S: 35 P: 39 ERA: 0.00 WHIP: 0.556															PITCHER						

Batter	1	2	3	4	5	6	7	8	9	AB	R	H	RBI	BB	SO	LOB	BOTTOM					
Mike Hargrove, L (1,3) OBP: 0.363, SLG: 0.429	F7		F9			F7		FC4-6 1-2		4	0	0	0	0	0	1	Boston Red Sox @ Texas Rangers Arlington Stadium, Arlington, TX Sun Apr 30 1978, 4:33 AM EDT Att: 22,554 - Unknown					
Bert Campaneris, R (1,6) OBP: 0.224, SLG: 0.170	6-3		S BB			6-3			SH2-3 2B	3	1	1	0	1	0	0						
Al Oliver, L (1,7) OBP: 0.280, SLG: 0.338	6-3		F7 1-3			4-3			SH2-3 1-2	3	0	0	0	0	0	1						
Richie Zisk, R (1,9) OBP: 0.350, SLG: 0.662		6-3					K			4	0	2	1	0	1	0						
Bobby Thompson, S (9, PR) OBP: 0.425, SLG: 0.727										0	1	0	0	0	0	0						
Toby Harrah, R (1,5) OBP: 0.306, SLG: 0.385		6-3				F7 1-2			2H 2B	3	0	0	0	1	0	1						
Kurt Bevacqua, R (1,10) OBP: 0.208, SLG: 0.348																						
John Lowenstein, L (9, FH) OBP: 0.458, SLG: 0.450		1B				F8				1	0	1	1	0	0	0						
Jim Sundberg, R (1,2) OBP: 0.328, SLG: 0.474										3	0	3	0	0	0	0						
Juan Beniquez, R (1,8) OBP: 0.177, SLG: 0.213						L4-6 2B				3	0	0	0	0	0	4						
Bump Wills, S (1,4) OBP: 0.288, SLG: 0.306										3	0	1	0	0	0	0						
Inning Stats	R: 0 E: 0 K: 0 S: 3	H: 0 LOB: 0 BB: 0 P: 3	R: 0 E: 0 K: 0 S: 5	H: 2 LOB: 2 BB: 0 P: 5	R: 0 E: 0 K: 0 S: 3	H: 0 LOB: 1 BB: 1 P: 7	R: 0 E: 0 K: 0 S: 3	H: 1 LOB: 0 BB: 0 P: 3	R: 0 E: 0 K: 0 S: 3	H: 1 LOB: 0 BB: 0 P: 3	R: 0 E: 0 K: 0 S: 3	H: 0 LOB: 0 BB: 0 P: 3	R: 0 E: 0 K: 1 S: 5	H: 0 LOB: 0 BB: 0 P: 5	R: 0 E: 0 K: 0 S: 4	H: 2 LOB: 1 BB: 0 P: 4	R: 2 E: 0 K: 0 S: 4	H: 3 LOB: 2 BB: 1 P: 8	1B: 7 2B: 3 3B: 0 HR: 0	SF: 0 SAC: 1 DP: 1 HBP: 0	WP: 0 PB: 0 SB: 1 CS: 1	PA: 33
PITCHER Bill Lee, L (1,1) ERA: 2.25	IP: 8.1 WLS: L BF: 30 H: 7 R: 1 ER: 1 SO: 1 BB: 1 IBB: 0 HBP: 0 BLK: 0 WP: 0 HR: 0 S: 31 P: 35 ERA: 1.08 WHIP: 0.960															PITCHER						
Bill Campbell, R (9,1) ERA: 12.79	IP: 0.0 WLS: L BF: 3 H: 2 R: 1 ER: 1 SO: 0 BB: 0 IBB: 1 HBP: 0 BLK: 0 WP: 0 HR: 0 S: 2 P: 6 ERA: * WHIP: *															PITCHER						



Batter	1	2	3	4	5	6	7	8	9	AB	R	H	RBI	BB	SO	LOB	TOP										
Al Bumby, L OBP: 0.348, SLG: 0.359 (1, 7)										4	1	1	2	1	0	2	Baltimore Orioles @ Boston Red Sox Fenway Park, Boston, MA Mon May 01 1978, 7:05 PM EDT Att: 18,710 - Unknown										
Billy Smith, S OBP: 0.340, SLG: 0.372 (1, 4)										4	2	2	1	1	1	0											
Larry Harlow, L OBP: 0.442, SLG: 0.578 Gary Roenicke, R OBP: 0.294, SLG: 0.185 Pat Kelly, L OBP: 0.368, SLG: 0.294 (7, PH)										1	1	0	0	2	1	0											
Ken Singleton, S OBP: 0.462, SLG: 0.500 (1, 9)										3	0	2	1	2	0	0											
Lee May, R OBP: 0.306, SLG: 0.462 (1, 10)										5	0	0	0	0	1	8											
Eddie Murray, S OBP: 0.318, SLG: 0.370 (1, 3)										5	0	0	0	0	1	5											
Doug DeCinces, R OBP: 0.351, SLG: 0.406 (1, 5)										3	1	1	0	2	1	2											
Rick Dempsey, R OBP: 0.314, SLG: 0.283 (1, 2)										3	1	1	0	2	2	4											
Mark Belanger, R OBP: 0.343, SLG: 0.356 Terry Crowley, L OBP: 0.400, SLG: 0.400 Kiko Garcia, R OBP: 0.333, SLG: 0.200 (7, PH)										2	0	0	0	0	1	2											
Inning Stats	R: 0 E: 0 K: 1 S: 5	H: 0 LOB: 0 BB: 0 P: 5	R: 0 E: 0 K: 1 S: 5	H: 0 LOB: 0 BB: 0 P: 5	R: 0 E: 0 K: 1 S: 6	H: 1 LOB: 1 BB: 0 P: 6	R: 1 E: 1 K: 1 S: 7	H: 1 LOB: 2 BB: 1 P: 11	R: 0 E: 0 K: 1 S: 4	H: 0 LOB: 0 BB: 1 P: 8	R: 1 E: 0 K: 0 S: 3	H: 1 LOB: 1 BB: 2 P: 11	R: 2 E: 0 K: 1 S: 6	H: 2 LOB: 3 BB: 4 P: 22	R: 0 E: 0 K: 1 S: 5	H: 0 LOB: 1 BB: 1 P: 9		R: 2 E: 0 K: 1 S: 8	H: 3 LOB: 3 BB: 2 P: 16	1B: 7 2B: 3 3B: 0 HR: 1	SF: 0 SAC: 0 DP: 3 HBP: 0	WP: 0 PB: 0 SB: 0 CS: 0	PA: 44				
PITCHER	IP	WLS	BF	H	R	ER	SO	BB	IBB	HBP	BLK	WP	HR	S	P	ERA	WHIP										
Mike Torrez, R ERA: 5.45 (1, 1)	6.0	W	27	5	4	4	5	5	0	0	0	0	0	32	52	6.00	1.667										
Tom Burgmeier, L ERA: 2.25 (7, 1)	0.0		2	0	0	0	0	2	0	0	0	0	0	0	8	∞	∞										
Bob Stanley, R ERA: 3.48 (7, 1)	3.0	S	15	3	2	2	3	4	0	0	0	0	1	17	33	6.00	2.333										

AB	33
R	6
H	8
RBI	4
BB	11
SO	8
LOB	27



Batter	1	2	3	4	5	6	7	8	9	AB	R	H	RBI	BB	SO	LOB	BOTTOM										
Rick Burleson, R OBP: 0.266, SLG: 0.277 (1, 6)										3	1	0	0	1	0	1	Baltimore Orioles @ Boston Red Sox Fenway Park, Boston, MA Mon May 01 1978, 7:05 PM EDT Att: 18,710 - Unknown										
Jerry Remy, L OBP: 0.344, SLG: 0.361 (1, 4)										2	1	1	1	0	0	0											
Jim Rice, R OBP: 0.360, SLG: 0.624 (1, 7)										4	2	3	4	0	0	0											
Carl Yastrzemski, L OBP: 0.409, SLG: 0.329 (1, 3)										3	1	1	0	1	0	2											
Carlton Fisk, R OBP: 0.382, SLG: 0.446 (1, 2)										2	1	0	0	2	0	0											
Fred Lynn, L OBP: 0.370, SLG: 0.486 (1, 8)										3	1	1	2	1	1	2											
Butch Hobson, R OBP: 0.341, SLG: 0.633 Frank Duffy, R (7, 5)										3	0	1	1	0	0	1											
Bernie Carbo, L OBP: 0.364, SLG: 0.550 (1, 9)										3	1	1	0	1	1	1											
Jack Brohamer, L OBP: 0.455, SLG: 0.455 (1, 10)										4	1	1	0	0	1	2											
Inning Stats	R: 0 E: 0 K: 0 S: 3	H: 0 LOB: 0 BB: 0 P: 3	R: 0 E: 0 K: 0 S: 3	H: 0 LOB: 1 BB: 1 P: 7	R: 3 E: 1 K: 0 S: 5	H: 2 LOB: 0 BB: 1 P: 9	R: 0 E: 0 K: 1 S: 5	H: 0 LOB: 0 BB: 0 P: 5	R: 0 E: 0 K: 1 S: 5	H: 1 LOB: 0 BB: 0 P: 5	R: 4 E: 0 K: 1 S: 9	H: 4 LOB: 1 BB: 1 P: 13	R: 2 E: 0 K: 0 S: 5	H: 2 LOB: 2 BB: 2 P: 13	R: 0 E: 0 K: 0 S: 2	H: 0 LOB: 0 BB: 1 P: 6		1B: 4 2B: 3 3B: 0 HR: 2	SF: 1 SAC: 2 DP: 1 HBP: 0	WP: 2 PB: 0 SB: 0 CS: 1	PA: 38						
PITCHER	IP	WLS	BF	H	R	ER	SO	BB	IBB	HBP	BLK	WP	HR	S	P	ERA	WHIP										
Nelson Briles, R ERA: 3.93 (1, 1)	5.1	L	24	6	7	4	2	3	0	0	0	1	1	25	37	6.75	1.688										
Tim Stoddard, R ERA: 8.78 (6, 1)	1.0		7	3	2	2	1	1	0	0	0	1	1	8	12	18.00	4.000										
Joe Kerrigan, R ERA: 6.92 (7, 1)	1.2		6	0	0	0	0	2	0	0	0	0	0	4	12	0.00	1.200										



Batter	1	2	3	4	5	6	7	8	9	AB	R	H	RBI	BB	SO	LOB	TOP					
Al Bumbry, L OBP: 0.351, SLG: 0.366 (1, 7)	F7	1-2 BB		1-3			G3		F8 2B	4	0	1	0	1	0	0						
Billy Smith, S OBP: 0.327, SLG: 0.340 (1, 4)	1B BB BB	F8			F8		F9		F8	4	0	0	0	1	0	3						
Eddie Murray, S OBP: 0.311, SLG: 0.397 (1, 3)	F7		L6		3-1		HR		F7	5	1	1	1	0	0	2						
Ken Singleton, S OBP: 0.464, SLG: 0.489 (1, 9)	1B BB		1B 4-3		F8		F8			3	0	1	0	1	0	0						
Carlos Lopez, R OBP: 0.303, SLG: 0.367 (7, 9)	1-2 BB		1B							0	0	0	0	0	0	0						
Larry Harlow, L OBP: 0.464, SLG: 0.612 (1, 8)	1-2 2-3 1B		4-3			E SF8 1B			1B 2B	4	2	3	0	0	0	1						
Lee May, R OBP: 0.315, SLG: 0.463 (1, 10)	6-3		2-3 1B			F2			CS 1B	4	0	2	1	0	0	4						
Doug DeCinces, R OBP: 0.333, SLG: 0.384 (1, 5)		5-3	F7			E5 SF8 2-3			2H 1B	4	0	0	0	0	1	4						
Mark Belanger, R OBP: 0.324, SLG: 0.339 (1, 6)		P6		6-3		SF8			F9	3	0	0	1	0	0	0						
Dave Skaggs, R (1, 2)		BB BB	6-3		6-3	1-3 3-H			F8	3	0	0	0	1	0	1						
Inning Stats	R: 0 E: 0 K: 0 S: 4	H: 1 LOB: 3 BB: 2 P: 12	R: 0 E: 0 K: 0 S: 3	H: 0 LOB: 2 BB: 11	R: 0 E: 0 K: 0 S: 5	H: 2 LOB: 2 BB: 0 P: 5	R: 0 E: 0 K: 0 S: 3	H: 0 LOB: 0 BB: 0 P: 3	R: 0 E: 0 K: 0 S: 3	H: 0 LOB: 0 BB: 0 P: 3	R: 1 E: 1 K: 0 S: 5	H: 1 LOB: 1 BB: 0 P: 5	R: 1 E: 0 K: 0 S: 4	H: 1 LOB: 0 BB: 0 P: 4	R: 1 E: 0 K: 1 S: 6	H: 2 LOB: 0 BB: 0 P: 6	R: 0 E: 0 K: 0 S: 4	H: 1 LOB: 1 BB: 0 P: 4	1B: 5 2B: 2 3B: 0 HR: 1	SF: 1 SAC: 0 DP: 0 HBP: 0	WP: 0 PB: 0 SB: 2 CS: 1	PA: 39
PITCHER	IP	WLS	BF	H	R	ER	SO	BB	IBB	HBP	BLK	WP	HR	S	P	ERA	WHIP					
Allen Ripley, R ERA: 5.91 (1, 1)	8.1	L	37	8	3	2	1	4	0	0	0	0	1	35	51	2.16	1.440					
Tom Burgmeier, L ERA: 1.93 (9, 1)	0.2		2	0	0	0	0	0	0	0	0	0	0	2	2	0.00	0.000					

Baltimore Orioles @ Boston Red Sox
Fenway Park, Boston, MA
Tue May 02 1978, 7:05 PM EDT
Att: 19,930 - Unknown

AB 34
R 3
H 8
RBI 3
BB 4
SO 1
LOB 15



Batter	1	2	3	4	5	6	7	8	9	AB	R	H	RBI	BB	SO	LOB	BOTTOM				
Rick Burleson, R OBP: 0.263, SLG: 0.264 (1, 6)	P4		5-3		BB		3-1		K	4	0	0	0	1	1	1					
Jerry Remy, L OBP: 0.340, SLG: 0.349 (1, 4)	4-3		3-1		K		1B BB			3	0	0	0	1	1	2					
Jim Rice, R OBP: 0.375, SLG: 0.625 (1, 7)	1B		BB		K		G4-6-3 1B			3	0	2	0	1	1	1					
Carl Yastrzemski, L OBP: 0.413, SLG: 0.320 (1, 3)	1-3		BB		BB	1B BB	G4-6-3			2	1	0	0	2	0	3					
Carlton Fisk, R OBP: 0.366, SLG: 0.423 (1, 2)		P4	F9			K			F7	4	0	0	0	0	1	4					
Fred Lynn, L OBP: 0.353, SLG: 0.462 (1, 8)		3-1		4-3		F7			P5	4	0	0	0	0	1						
Butch Hobson, R OBP: 0.348, SLG: 0.622 (1, 5)		BB		K		1B			F8	3	0	1	0	1	1	0					
Bernie Carbo, L OBP: 0.346, SLG: 0.500 (1, 9)	1-3		5-3			1B			G3	4	0	1	1	0	0	1					
Jack Brohamer, L OBP: 0.400, SLG: 0.357 (1, 10)			3-1 5-3 BB			G3			F7	3	0	0	0	1	0	2					
Inning Stats	R: 0 E: 0 K: 0 S: 4	H: 1 LOB: 1 BB: 0 P: 4	R: 0 E: 0 K: 0 S: 3	H: 0 LOB: 1 BB: 1	R: 0 E: 0 K: 1 S: 5	H: 0 LOB: 0 BB: 0 P: 5	R: 0 E: 0 K: 2 S: 7	H: 0 LOB: 1 BB: 1 P: 11	R: 1 E: 0 K: 1 S: 3	H: 2 LOB: 2 BB: 1 P: 11	R: 0 E: 0 K: 0 S: 3	H: 1 LOB: 1 BB: 1 P: 7	R: 0 E: 0 K: 0 S: 3	H: 0 LOB: 0 BB: 0 P: 3	R: 0 E: 0 K: 1 S: 5	H: 0 LOB: 0 BB: 0 P: 5	1B: 4 2B: 0 3B: 0 HR: 0	SF: 0 SAC: 0 DP: 1 HBP: 0	WP: 0 PB: 0 SB: 0 CS: 0	PA: 37	
PITCHER	IP	WLS	BF	H	R	ER	SO	BB	IBB	HBP	BLK	WP	HR	S	P	ERA	WHIP				
Dennis Martinez, R ERA: 4.87 (1, 1)	9.0	W	37	4	1	1	5	7	0	0	0	0	0	40	68	1.00	1.222				

Baltimore Orioles @ Boston Red Sox
Fenway Park, Boston, MA
Tue May 02 1978, 7:05 PM EDT
Att: 19,930 - Unknown

AB 30
R 1
H 4
RBI 1
BB 7
SO 5
LOB 15



Batter	1	2	3	4	5	6	7	8	9	AB	R	H	RBI	BB	SO	LOB	TOP
Hosken Powell, L OBP: 0.290, SLG: 0.290 Willie Norwood, R OBP: 0.286, SLG: 0.316 Glenn Adams, L OBP: 0.175, SLG: 0.206	0-0 1B BLK 1B	0-0 F5		0-0 F8		0-0 3-1 1B 1B		0-0 F4	0-0 4-3	3	1	1	0	0	0	0	Minnesota Twins @ Boston Red Sox Fenway Park, Boston, MA Wed May 03 1978, 7:05 PM EDT Att: 16,403 - Unknown - 56 F
Roy Smalley, S OBP: 0.364, SLG: 0.408	0-0 1B BB 1B	0-0 CS 1B		0-0 1B		0-0 SF8		0-0 F8		4	1	3	1	0	0	0	
Rod Carew, L OBP: 0.425, SLG: 0.495	4-0 1B BB 1B	0-0 CS	0-0 BB BB 1B	0-0 F9		0-0 3-1		0-0 1B		4	1	2	0	1	0	3	
Mike Cabbage, L OBP: 0.383, SLG: 0.403	0-0 F6		0-0 F8		0-0 G1-6-3 1B	0-0 FC6-4 1B		0-3 K		5	0	2	2	0	1	5	
Dan Ford, R OBP: 0.358, SLG: 0.484	0-0 F9 1B 1B		0-0 P9		0-0 G1-6-3 1B	0-0 FC6-4 1B			0-0 F6	5	0	1	2	0	0	3	
Jose Morales, R OBP: 0.474, SLG: 0.667	0-0 1-2 2-H 3-H 1B		0-0 BB BB	0-0 BB BB	0-0 F8		0-0 CS 2B		0-0 3B 2B	4	1	3	1	1	0	0	
Craig Kusick, R OBP: 0.321, SLG: 0.333	0-0 F9 2-3		0-0 BB BB	0-0 BB BB	0-0 F8	0-0 BB 1B BB	0-0 F8		0-0 1B 3B	3	2	1	1	2	0	3	
Butch Wynegar, S OBP: 0.292, SLG: 0.313	0-3 K		0-0 F6		0-0 1B BB 1B	0-0 SF8 1B	0-3 K		0-0 1B 1B	5	1	2	1	0	2	6	
Bob Randall, R OBP: 0.369, SLG: 0.419 Rich Chiles, L OBP: 0.452, SLG: 0.360 Larry Wolfe, R OBP: 0.297, SLG: 0.343		0-3 K		0-0 F9		0-0 3-1 1B BB	0-0 2-3 BB	0-0 F9	0-0 F9	2	0	0	0	0	1	0	
Inning Stats	R: 3 E: 0 K: 1 S: 9	H: 4 LOB: 2 BB: 1 P: 13	R: 0 E: 0 K: 1 S: 5	H: 1 LOB: 0 BB: 0 P: 5	R: 0 E: 0 K: 0 S: 4	H: 1 LOB: 3 BB: 2 P: 12	R: 0 E: 0 K: 0 S: 4	H: 1 LOB: 0 BB: 0 P: 4	R: 0 E: 0 K: 1 S: 5	H: 1 LOB: 1 BB: 1 P: 9	R: 0 E: 0 K: 1 S: 6	H: 1 LOB: 1 BB: 0 P: 6	R: 2 E: 0 K: 0 S: 6	H: 3 LOB: 1 BB: 0 P: 6	1B: 13 2B: 2 3B: 1 HR: 0	SF: 1 SAC: 0 DP: 1 HBP: 0	
PITCHER	IP WLS BF H R ER SO BB IBB HBP BLK WP HR S P ERA WHIP	IP WLS BF H R ER SO BB IBB HBP BLK WP HR S P ERA WHIP	IP WLS BF H R ER SO BB IBB HBP BLK WP HR S P ERA WHIP	IP WLS BF H R ER SO BB IBB HBP BLK WP HR S P ERA WHIP	IP WLS BF H R ER SO BB IBB HBP BLK WP HR S P ERA WHIP	IP WLS BF H R ER SO BB IBB HBP BLK WP HR S P ERA WHIP	IP WLS BF H R ER SO BB IBB HBP BLK WP HR S P ERA WHIP	IP WLS BF H R ER SO BB IBB HBP BLK WP HR S P ERA WHIP	IP WLS BF H R ER SO BB IBB HBP BLK WP HR S P ERA WHIP	IP WLS BF H R ER SO BB IBB HBP BLK WP HR S P ERA WHIP	IP WLS BF H R ER SO BB IBB HBP BLK WP HR S P ERA WHIP	IP WLS BF H R ER SO BB IBB HBP BLK WP HR S P ERA WHIP	IP WLS BF H R ER SO BB IBB HBP BLK WP HR S P ERA WHIP	IP WLS BF H R ER SO BB IBB HBP BLK WP HR S P ERA WHIP	IP WLS BF H R ER SO BB IBB HBP BLK WP HR S P ERA WHIP	IP WLS BF H R ER SO BB IBB HBP BLK WP HR S P ERA WHIP	IP WLS BF H R ER SO BB IBB HBP BLK WP HR S P ERA WHIP

AB	39
R	9
H	16
RBI	9
BB	6
SO	4
LOB	22



Batter	1	2	3	4	5	6	7	8	9	AB	R	H	RBI	BB	SO	LOB	BOTTOM		
Rick Burleson, R OBP: 0.276, SLG: 0.293	0-0 4-3		0-0 E9 1B	0-0 2B		0-0 1B 1B FC3-6 BB	0-0 SH5-4 FC6-2 2B	0-0 FC4-6		5	2	2	1	1	0	1	Minnesota Twins @ Boston Red Sox Fenway Park, Boston, MA Wed May 03 1978, 7:05 PM EDT Att: 16,403 - Unknown - 56 F		
Jerry Remy, L OBP: 0.347, SLG: 0.348	0-3 K		0-0 4-3	0-0 BB		0-0 FC3-6 E 1B	0-0 SH5-4			3	1	1	1	1	1	1			
Jim Rice, R OBP: 0.376, SLG: 0.614	0-0 5-3		0-0 1B 1B	0-0 G6-4-3 BB		0-0 FC3-6 1B	0-0 FC6-2 BB			5	1	2	1	0	0	3			
Carl Yastrzemski, L OBP: 0.423, SLG: 0.329		0-0 BB 1B 1B	0-0 1B 1B	0-0 P7		0-0 FC3-6 E WP	0-0 FC5-4 BB			4	2	2	1	1	0	2			
Carlton Fisk, R OBP: 0.378, SLG: 0.420		0-0 1B SF7 BB	0-0 1B 1B	0-0 F7		0-0 E PB BB	0-0 FC5-4			3	2	1	1	2	0	2			
Fred Lynn, L OBP: 0.367, SLG: 0.482		0-0 1B 1B	0-0 L8	0-0 2B		0-0 E7 PB 1B		0-0 G3		5	0	3	3	0	0	2			
Butch Hobson, R OBP: 0.353, SLG: 0.600 Frank Duffy, R OBP: 0.354, SLG: 0.309		0-0 SF7	0-3 K	0-3 K		0-3 K	0-3 K BB	0-0 6-3 1B BB		3	0	0	1	0	3	4			
Bernie Carbo, L OBP: 0.345, SLG: 0.481 Dwight Evans, R OBP: 0.354, SLG: 0.309		0-3 K		0-0 BLK 2B 1B		0-0 4-3 BB		0-0 6-3		3	1	1	0	0	1	1			
Jack Brohamer, L OBP: 0.400, SLG: 0.368		0-3 K		0-0 F6		0-0 G3 1B		0-0 FC4-6 1B		5	1	2	1	0	1	5			
Inning Stats	R: 0 E: 0 K: 1 S: 5	H: 0 LOB: 0 BB: 0 P: 5	R: 2 E: 0 K: 2 S: 9	H: 2 LOB: 1 BB: 1 P: 13	R: 2 E: 1 K: 1 S: 9	H: 3 LOB: 2 BB: 0 P: 9	R: 1 E: 0 K: 0 S: 4	H: 2 LOB: 1 BB: 1 P: 8	R: 0 E: 0 K: 1 S: 6	H: 1 LOB: 1 BB: 0 P: 6	R: 5 E: 1 K: 1 S: 10	H: 4 LOB: 3 BB: 3 P: 22	R: 0 E: 0 K: 0 S: 4	H: 1 LOB: 2 BB: 1 P: 8	R: 1 E: 0 K: 0 S: 4	H: 1 LOB: 1 BB: 1 P: 8		1B: 11 2B: 3 3B: 0 HR: 0	SF: 1 SAC: 1 DP: 1 HBP: 0
PITCHER	IP WLS BF H R ER SO BB IBB HBP BLK WP HR S P ERA WHIP	IP WLS BF H R ER SO BB IBB HBP BLK WP HR S P ERA WHIP	IP WLS BF H R ER SO BB IBB HBP BLK WP HR S P ERA WHIP	IP WLS BF H R ER SO BB IBB HBP BLK WP HR S P ERA WHIP	IP WLS BF H R ER SO BB IBB HBP BLK WP HR S P ERA WHIP	IP WLS BF H R ER SO BB IBB HBP BLK WP HR S P ERA WHIP	IP WLS BF H R ER SO BB IBB HBP BLK WP HR S P ERA WHIP	IP WLS BF H R ER SO BB IBB HBP BLK WP HR S P ERA WHIP	IP WLS BF H R ER SO BB IBB HBP BLK WP HR S P ERA WHIP	IP WLS BF H R ER SO BB IBB HBP BLK WP HR S P ERA WHIP	IP WLS BF H R ER SO BB IBB HBP BLK WP HR S P ERA WHIP	IP WLS BF H R ER SO BB IBB HBP BLK WP HR S P ERA WHIP	IP WLS BF H R ER SO BB IBB HBP BLK WP HR S P ERA WHIP	IP WLS BF H R ER SO BB IBB HBP BLK WP HR S P ERA WHIP	IP WLS BF H R ER SO BB IBB HBP BLK WP HR S P ERA WHIP	IP WLS BF H R ER SO BB IBB HBP BLK WP HR S P ERA WHIP			



Batter	1	2	3	4	5	6	7	8	9	AB	R	H	RBI	BB	SO	LOB	TOP			
Hosken Powell, L OBP: 0.274, SLG: 0.273 (1, 9)	3-1		F9			F8			F9	4	0	0	0	0	0	0				
Roy Smalley, S OBP: 0.360, SLG: 0.402 (1, 6)	G6-4-3 1B		G3			6-3			G3	4	0	1	0	0	0	0				
Rod Carew, L OBP: 0.419, SLG: 0.481 (1, 3)	G6-4-3 1-2			6-3		4-3			E S BB	3	1	0	0	1	0	1				
Mike Cubbage, L OBP: 0.376, SLG: 0.387 (1, 5)		2B BB		F9		L4			E4 1B	3	0	0	0	1	0	0				
Dan Ford, R OBP: 0.364, SLG: 0.495 (1, 8)	K					6-3				4	0	2	0	0	1	1				
Glenn Adams, L OBP: 0.178, SLG: 0.224 (1, 10)						2B			1-2 1B	4	0	1	0	0	0	3				
Rich Chiles, L OBP: 0.412, SLG: 0.321 (1, 7)									F8	3	0	0	0	0	0	2				
Butch Wynegar, S OBP: 0.283, SLG: 0.302 (1, 2)									G3	3	0	0	0	0	0	2				
Bob Randall, R OBP: 0.356, SLG: 0.403 (1, 4)									F9	3	0	0	0	0	0	2				
									F8	3	0	0	0	0	1	0				
									K	3	0	0	0	0	1	0				
									5-3	3	0	0	0	0	1	0				
Inning Stats	R: 0 E: 0 K: 0 S: 3	H: 1 LOB: 0 BB: 0 P: 3	R: 0 E: 1 K: 1 S: 6	H: 1 LOB: 1 BB: 1 P: 10	R: 0 E: 0 K: 0 S: 3	H: 0 LOB: 0 BB: 0 P: 3	R: 0 E: 0 K: 1 S: 4	H: 1 LOB: 1 BB: 0 P: 4	R: 0 E: 0 K: 0 S: 5	H: 0 LOB: 0 BB: 0 P: 5	R: 0 E: 0 K: 0 S: 3	H: 0 LOB: 0 BB: 0 P: 3	R: 0 E: 0 K: 0 S: 3	H: 0 LOB: 0 BB: 0 P: 3	R: 1 E: 1 K: 0 S: 5	H: 1 LOB: 2 BB: 1 P: 9	1B: 2 2B: 2 3B: 0 HR: 0	SF: 0 SAC: 0 DP: 1 HBP: 0	WP: 0 PB: 0 SB: 1 CS: 0	PA: 33
PITCHER Dennis Eckersley, R ERA: 4.06 (1, 1)	IP: 9.0 WLS: W BF: 33 H: 4 R: 1 ER: 0 SO: 2 BB: 2 IBB: 0 HBP: 0 BLK: 0 WP: 0 HR: 0 S: 35 P: 43 ERA: 0.00 WHIP: 0.667																			

Minnesota Twins @ Boston Red Sox
Fenway Park, Boston, MA
Thu May 04 1978, 7:05 PM EDT
Att: 15,784 - Unknown - 54 F

AB 31
R 1
H 4
RBI 0
BB 2
SO 2
LOB 9



Batter	1	2	3	4	5	6	7	8	9	AB	R	H	RBI	BB	SO	LOB	BOTTOM			
Rick Burleson, R OBP: 0.300, SLG: 0.312 (1, 6)	1B 3B 2B	E SF8 HBP	SF7							1	2	1	1	2	0	0				
Jerry Remy, L OBP: 0.350, SLG: 0.351 (1, 10)	3B 1B	E3 SF8 1B	K							5	2	2	1	0	1	4				
Jim Rice, R OBP: 0.377, SLG: 0.648 (1, 7)	SF9 3B	SF8								4	1	2	3	0	0	0				
Carl Yastrzemski, L OBP: 0.420, SLG: 0.333 Fred Kendall, R OBP: 0.167, SLG: 0.167 (1, 3) (5, 3)	SF9	1B								2	0	1	2	0	1	1				
Carlton Fisk, R OBP: 0.379, SLG: 0.419 (1, 2)	L8	1B								2	0	0	0	0	0	0				
Fred Lynn, L OBP: 0.382, SLG: 0.465 (1, 8)	1-3	F8								5	0	2	0	0	0	1				
										3	0	0	0	1	0	3				
Butch Hobson, R OBP: 0.333, SLG: 0.602 Frank Duffy, R OBP: 0.286, SLG: 0.167 (1, 5) (5, 5)		4-3 1B 2B	5-3			F4			F9 4-3 1B	3	1	1	0	0	0	2				
Bernie Carbo, L OBP: 0.333, SLG: 0.433 (1, 9)		4-3	2B SF7 BB			F8			4-3	3	1	0	0	1	0	2				
Jack Brohamer, L OBP: 0.417, SLG: 0.409 (1, 4)	1B HBP E BB		1-3 2B			1-6-3			F9	3	1	1	0	1	0	1				
Inning Stats	R: 3 E: 0 K: 0 S: 6	H: 3 LOB: 0 BB: 0 P: 6	R: 4 E: 1 K: 0 S: 7	H: 4 LOB: 2 BB: 1 P: 12	R: 1 E: 0 K: 1 S: 6	H: 1 LOB: 1 BB: 1 P: 10	R: 0 E: 0 K: 1 S: 6	H: 1 LOB: 2 BB: 1 P: 10	R: 0 E: 0 K: 0 S: 3	H: 0 LOB: 1 BB: 1 P: 7	R: 0 E: 0 K: 0 S: 4	H: 1 LOB: 1 BB: 0 P: 4	R: 0 E: 0 K: 0 S: 4	H: 1 LOB: 2 BB: 1 P: 8	R: 0 E: 0 K: 0 S: 3	H: 0 LOB: 0 BB: 0 P: 3	1B: 6 2B: 3 3B: 2 HR: 0	SF: 3 SAC: 0 DP: 0 HBP: 1	WP: 0 PB: 0 SB: 0 CS: 0	PA: 41
PITCHER Paul Thordogard, R ERA: 5.95 Greg Thayer, R ERA: 3.92 Tom Johnson, R ERA: 2.86 (1, 1) (2, 1) (7, 1)	IP: 1.2 WLS: L BF: 13 H: 4 R: 1 ER: 1 SO: 2 BB: 3 IBB: 0 HBP: 0 BLK: 0 WP: 0 HR: 0 S: 21 P: 33 ERA: 2.08 WHIP: 1.615																			

Minnesota Twins @ Boston Red Sox
Fenway Park, Boston, MA
Thu May 04 1978, 7:05 PM EDT
Att: 15,784 - Unknown - 54 F

AB 32
R 8
H 11
RBI 7
BB 5
SO 2
LOB 14



Batter	1	2	3	4	5	6	7	8	9	AB	R	H	RBI	BB	SO	LOB	TOP					
Ralph Garr, L OBP: 0.306, SLG: 0.391 (1, 7)	0-0 6-3		0-0 FC4-6 1B		0-0 6-3			0-0 F9		4	0	1	0	0	0	3						
Don Kessinger, S OBP: 0.324, SLG: 0.306 (1, 6)	0-0 G3		0-0 FC4-6 1-2			0-0 F7		0-0 F8		4	0	0	0	0	0	2						
Jorge Orta, L OBP: 0.337, SLG: 0.482 (1, 4)	0-0 F8			0-0 F9		0-0 F6		0-0 1-2 1B		4	0	1	0	0	0	0						
Lamar Johnson, R OBP: 0.323, SLG: 0.376 (1, 3)		0-0 P8		0-0 5-3		0-0 5-3		0-0 L4		4	0	0	0	0	0	2						
Ron Blomberg, L OBP: 0.256, SLG: 0.452 (1, 10)		0-0 1B		0-3 K			0-0 F9		0-0 G3	4	0	1	0	0	1	0						
Chet Lemon, R OBP: 0.355, SLG: 0.447 (1, 8)		0-3 K			0-0 F3		0-0 6-3 2B		0-0 3-1 2B	4	0	2	0	0	1	1						
Bob Molinaro, L OBP: 0.379, SLG: 0.481 (1, 9)		0-0 4-3			0-0 1B		0-0 6-3 2B		0-0 3-1 2B	4	0	1	0	0	0	3						
Eric Soderholm, R OBP: 0.272, SLG: 0.365 (1, 5)			0-0 3-1		0-0 1B		0-0 F3		0-0 F9	4	0	1	0	0	0	2						
Wayne Nordhagen, R OBP: 0.300, SLG: 0.542 (1, 2)		0-0 F8			0-3 K			0-0 E5 1B		3	0	0	0	0	1	2						
Inning Stats	R: 0 E: 0 K: 0 S: 3	H: 0 LOB: 0 BB: 0 P: 3	R: 0 E: 0 K: 1 S: 6	H: 1 LOB: 1 BB: 0 P: 6	R: 0 E: 0 K: 0 S: 4	H: 1 LOB: 1 BB: 0 P: 4	R: 0 E: 0 K: 1 S: 5	H: 0 LOB: 0 BB: 0 P: 5	R: 0 E: 0 K: 1 S: 7	H: 2 LOB: 2 BB: 0 P: 7	R: 0 E: 0 K: 0 S: 3	H: 0 LOB: 0 BB: 0 P: 3	R: 0 E: 0 K: 0 S: 4	H: 1 LOB: 1 BB: 0 P: 4	R: 0 E: 1 K: 0 S: 5	H: 1 LOB: 2 BB: 0 P: 5	R: 0 E: 0 K: 0 S: 4	H: 1 LOB: 1 BB: 0 P: 4	1B: 5 2B: 2 3B: 0 HR: 0	SF: 0 SAC: 0 DP: 0 HBP: 0	WP: 0 PB: 0 SB: 0 CS: 0	PA: 35
PITCHER Jim Wright, R ERA: 3.21 (1, 1)	IP: 9.0 WLS: W BF: 35 H: 7 R: 0 ER: 0 SO: 3 BB: 0 IBB: 0 HBP: 0 BLK: 0 WP: 0 HR: 0 S: 41 P: 41 ERA: 0.00 WHIP: 0.778															PITCHER						

Chicago White Sox @ Boston Red Sox
Fenway Park, Boston, MA
Sat May 06 1978, 7:05 PM EDT
Att: 32,238 - Unknown - 60 F

livebaseballscores.com

AB 35
R 0
H 7
RBI 0
BB 0
SO 3
LOB 15



Batter	1	2	3	4	5	6	7	8	9	AB	R	H	RBI	BB	SO	LOB	BOTTOM			
Rick Burleson, R OBP: 0.303, SLG: 0.317 (1, 6)	0-0 5-3			0-0 HR 2B	0-0 F4		0-0 F9			4	1	1	0	0	0	1				
Jerry Remy, L OBP: 0.366, SLG: 0.386 (1, 4)	0-0 CS 1B			0-0 L3		0-0 F7	0-0 4-3			4	0	1	0	0	0	2				
Jim Rice, R OBP: 0.390, SLG: 0.684 (1, 7)	0-0 F6 1-2			0-0 2H HR		0-0 4-3 2B		0-0 6-3		4	1	2	2	0	0	1				
Carl Yastrzemski, L OBP: 0.422, SLG: 0.348 (1, 3)		0-0 F8		4-0 BB BB		0-0 4-3 2B		0-0 2B		3	0	1	0	1	0	1				
Butch Hobson, R OBP: 0.346, SLG: 0.585 (1, 10)		0-0 G6-4-3 1B		0-0 F8		0-0 BB		0-0 F3		3	0	1	0	1	0	2				
Bernie Carbo, L OBP: 0.293, SLG: 0.351 (1, 9)		0-0 G6-4-3 1-2		4-0 1-2 BB		0-0 6-3		0-0 3-1		3	0	0	0	1	0	4				
Jack Brohamer, L OBP: 0.355, SLG: 0.379 (1, 5)			0-0 4-3		0-0 F8		0-0 P9			3	0	0	0	0	0	2				
Dwight Evans, R OBP: 0.369, SLG: 0.411 (1, 8)			0-0 F8		0-0 G6-4-3 1B		0-0 HR			3	1	2	1	0	0	0				
Bob Montgomery, R (1, 2)			0-0 5-3		0-0 G6-4-3 1-2		4-0 BB			2	0	0	0	1	0	1				
Inning Stats	R: 0 E: 0 K: 0 S: 3	H: 1 LOB: 0 BB: 0 P: 3	R: 0 E: 0 K: 0 S: 3	H: 1 LOB: 0 BB: 0 P: 3	R: 0 E: 0 K: 0 S: 3	H: 0 LOB: 0 BB: 0 P: 3	R: 2 E: 0 K: 0 S: 5	H: 2 LOB: 2 BB: 2 P: 13	R: 0 E: 0 K: 0 S: 3	H: 1 LOB: 0 BB: 0 P: 3	R: 0 E: 0 K: 0 S: 4	H: 1 LOB: 1 BB: 1 P: 8	R: 1 E: 0 K: 0 S: 4	H: 1 LOB: 1 BB: 1 P: 8	R: 0 E: 0 K: 0 S: 4	H: 1 LOB: 1 BB: 0 P: 4	1B: 3 2B: 3 3B: 0 HR: 2	SF: 0 SAC: 0 DP: 2 HBP: 0	WP: 0 PB: 0 SB: 0 CS: 1	PA: 33
PITCHER Francisco Barrios, R ERA: 4.42 (1, 1)	IP: 8.0 WLS: L BF: 33 H: 8 R: 3 ER: 3 SO: 0 BB: 4 IBB: 0 HBP: 0 BLK: 0 WP: 0 HR: 2 S: 29 P: 45 ERA: 3.38 WHIP: 1.500															PITCHER				

Chicago White Sox @ Boston Red Sox
Fenway Park, Boston, MA
Sat May 06 1978, 7:05 PM EDT
Att: 32,238 - Unknown - 60 F

livebaseballscores.com

AB 29
R 3
H 8
RBI 3
BB 4
SO 0
LOB 14



Batter	1	2	3	4	5	6	7	8	9	AB	R	H	RBI	BB	SO	LOB	TOP		
Bob Molinaro, L OBP: 0.364, SLG: 0.452 (1, 7)	G3		S 1B			G3		F9		4	0	1	0	0	0	1			
Don Kessinger, S OBP: 0.316, SLG: 0.302 (1, 6)	1-3		G3			G4-6-3 1B		G3		4	0	1	0	0	0	1			
Jorge Orta, L OBP: 0.323, SLG: 0.461 (1, 4)	F6					G4-6-3 1-2		K		4	0	0	0	0	1	1			
Bobby Bonds, R OBP: 0.367, SLG: 0.417 (1, 10)			FC6-4 1B			G3		K		4	0	2	0	0	1	0			
Lamar Johnson, R OBP: 0.323, SLG: 0.375 (1, 3)	FC6-4 G3 1-2					G6-3 1B		K		3	0	1	0	0	0	2			
Wayne Nordhagen, R OBP: 0.283, SLG: 0.510 (1, 9)	G3 1-2					5-3		F8		3	0	0	0	0	0	2			
Chet Lemon, R OBP: 0.354, SLG: 0.443 (1, 8)	6-3					F9		FC6-4 1B		3	0	1	0	0	0	1			
Eric Soderholm, R OBP: 0.262, SLG: 0.351 (1, 5)			K			K		FC6-4 1-2		3	0	0	0	0	2	1			
Bill Nahorodny, R OBP: 0.350, SLG: 0.382 (1, 2)			F3			5-3		F8		3	0	0	0	0	0	1			
Inning Stats	R: 0 E: 0 K: 0 S: 3	H: 0 LOB: 0 BB: 0 P: 3	R: 0 E: 0 K: 0 S: 4	H: 1 LOB: 1 BB: 0 P: 4	R: 0 E: 0 K: 1 S: 6	H: 1 LOB: 1 BB: 0 P: 6	R: 0 E: 0 K: 0 S: 4	H: 1 LOB: 1 BB: 0 P: 4	R: 0 E: 0 K: 1 S: 5	H: 0 LOB: 0 BB: 0 P: 5	R: 0 E: 0 K: 0 S: 3	H: 1 LOB: 0 BB: 0 P: 3	R: 0 E: 0 K: 0 S: 4	H: 1 LOB: 1 BB: 0 P: 4	R: 0 E: 0 K: 2 S: 7	H: 0 LOB: 0 BB: 0 P: 7	1B: 6 2B: 0 3B: 0 HR: 0	SF: 0 SAC: 0 DP: 2 HBP: 0	WP: 0 PA: 31 PB: 0 SB: 1 CS: 0
PITCHER Mike Torrez, R ERA: 4.37 (1, 1)	IP: 9.0 WLS: W BF: 31 H: 6 R: 0 ER: 0 SO: 4 BB: 0 IBB: 0 HBP: 0 BLK: 0 WP: 0 HR: 0 S: 39 P: 39 ERA: 0.00 WHIP: 0.667															PITCHER			

Chicago White Sox @ Boston Red Sox
Fenway Park, Boston, MA
Sun May 07 1978, 3:33 AM EDT
Att: 30,921 - Unknown - 65 F

AB 31
R 0
H 6
RBI 0
BB 0
SO 4
LOB 10



Batter	1	2	3	4	5	6	7	8	9	AB	R	H	RBI	BB	SO	LOB	BOTTOM		
Rick Burleson, R OBP: 0.309, SLG: 0.324 (1, 6)	HR 1B	F3		S 1B		F8				4	1	2	0	0	0	0			
Jerry Remy, L OBP: 0.357, SLG: 0.371 (1, 4)	K		P8	L8		4-3				4	0	0	0	0	1	2			
Jim Rice, R OBP: 0.394, SLG: 0.703 (1, 7)	HR 1-H		HR 1B	K		K				4	2	2	2	0	2	1			
Carl Yastrzemski, L OBP: 0.416, SLG: 0.376 (1, 3)	4-3		HR 1-H	F8		4-3				4	1	1	2	0	0	1			
Carlton Fisk, R OBP: 0.375, SLG: 0.404 (1, 2)	BB BB		4-3 1B	F7		6-3				3	1	1	0	1	0	0			
Fred Lynn, L OBP: 0.356, SLG: 0.446 (1, 8)	BB 1-2		4-3	1-3		3-1				3	0	0	0	1	0	1			
Butch Hobson, R OBP: 0.343, SLG: 0.571 (1, 5)	F7		1B 2-H	F2		K				4	0	1	1	0	1	2			
Dwight Evans, R OBP: 0.368, SLG: 0.400 (1, 9)		5-3	FC6-4 BB	P7						2	0	0	0	1	0	0			
Bob Bailey, R OBP: 0.222, SLG: 0.067 (1, 10)		K	FC6-4 1-2	6-3						3	0	0	0	0	1	2			
Inning Stats	R: 2 E: 0 K: 1 S: 7	H: 2 LOB: 2 BB: 2 P: 15	R: 0 E: 0 K: 1 S: 5	H: 0 LOB: 0 BB: 0 P: 5	R: 3 E: 0 K: 0 S: 7	H: 4 LOB: 2 BB: 1 P: 11	R: 0 E: 0 K: 1 S: 6	H: 1 LOB: 1 BB: 0 P: 6	R: 0 E: 0 K: 0 S: 3	H: 0 LOB: 0 BB: 0 P: 3	R: 0 E: 0 K: 1 S: 5	H: 0 LOB: 0 BB: 0 P: 5	R: 0 E: 0 K: 1 S: 5	H: 0 LOB: 0 BB: 0 P: 5	R: 0 E: 0 K: 2 S: 7	H: 0 LOB: 0 BB: 0 P: 5	1B: 5 2B: 0 3B: 0 HR: 2	SF: 0 SAC: 0 DP: 0 HBP: 0	WP: 0 PA: 34 PB: 0 SB: 1 CS: 0
PITCHER Pablo Torrealba, L ERA: 4.86 (1, 1)	IP: 2.2 WLS: L BF: 16 H: 5 R: 5 ER: 5 SO: 2 BB: 2 IBB: 0 HBP: 0 BLK: 0 WP: 0 HR: 2 S: 18 P: 26 ERA: 16.88 WHIP: 3.000															PITCHER			
Lerrin LaGrow, R ERA: 4.05 (3, 1)	IP: 3.1 WLS: L BF: 12 H: 1 R: 0 ER: 0 SO: 1 BB: 1 IBB: 0 HBP: 0 BLK: 0 WP: 0 HR: 0 S: 13 P: 17 ERA: 0.00 WHIP: 0.600															PITCHER			
Jim Willoughby, R ERA: 4.15 (7, 1)	IP: 2.0 WLS: L BF: 6 H: 0 R: 0 ER: 0 SO: 2 BB: 0 IBB: 0 HBP: 0 BLK: 0 WP: 0 HR: 0 S: 10 P: 10 ERA: 0.00 WHIP: 0.000															PITCHER			

Chicago White Sox @ Boston Red Sox
Fenway Park, Boston, MA
Sun May 07 1978, 3:33 AM EDT
Att: 30,921 - Unknown - 65 F

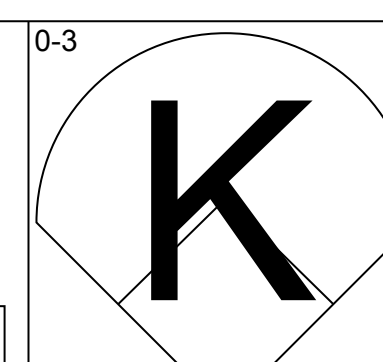
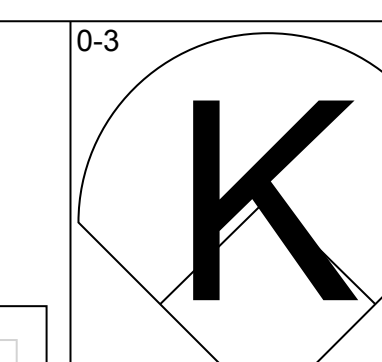
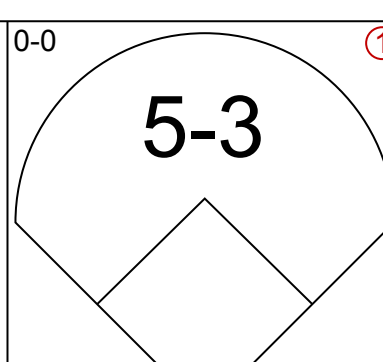
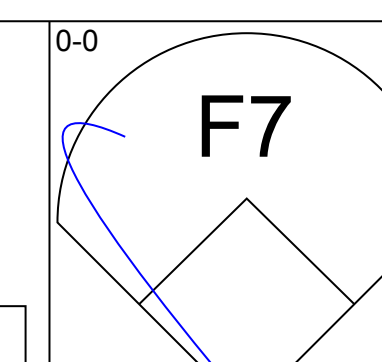
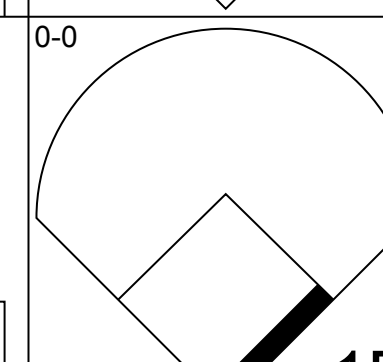
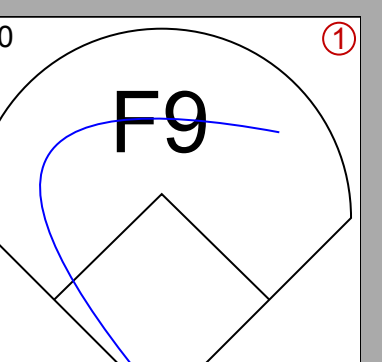
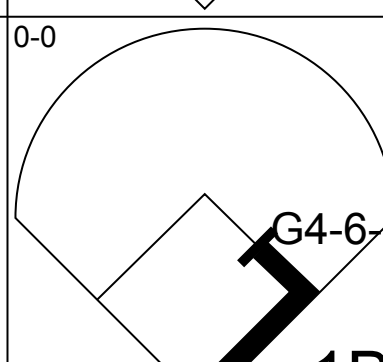
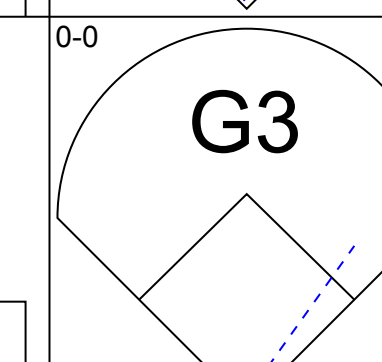
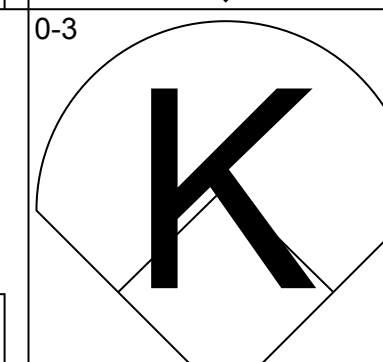
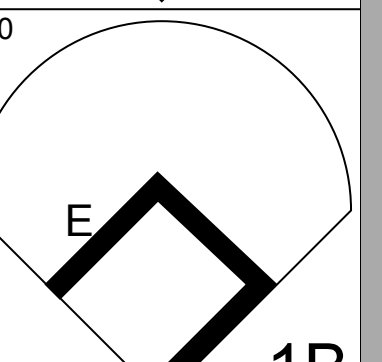
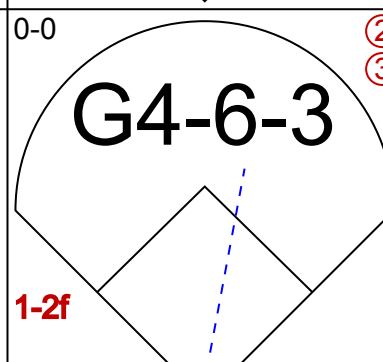

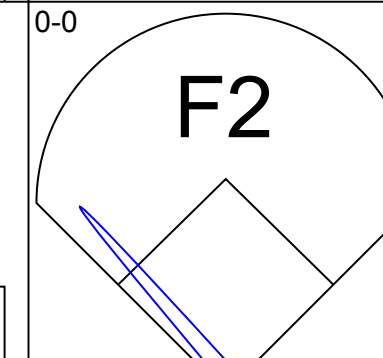
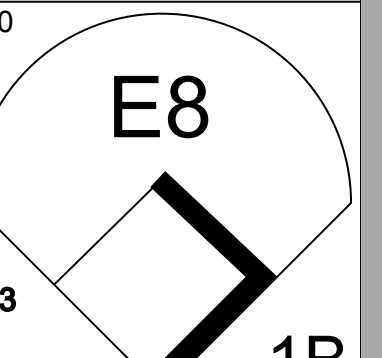


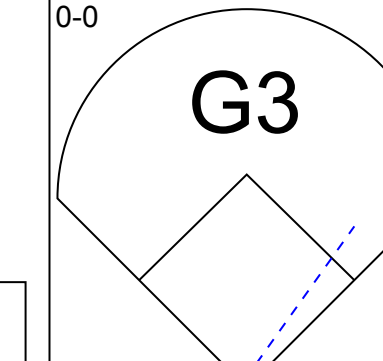
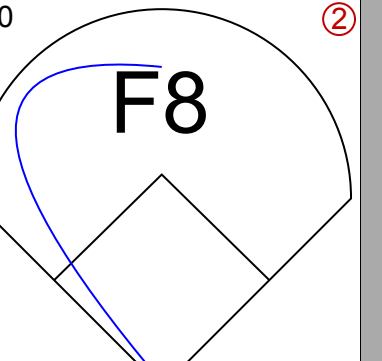


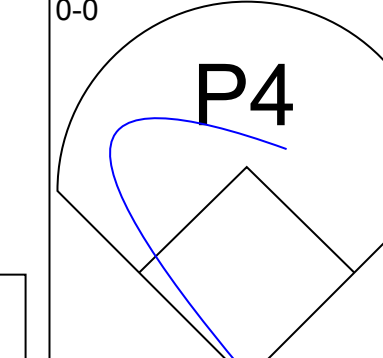
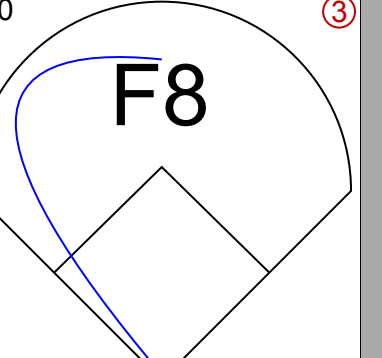
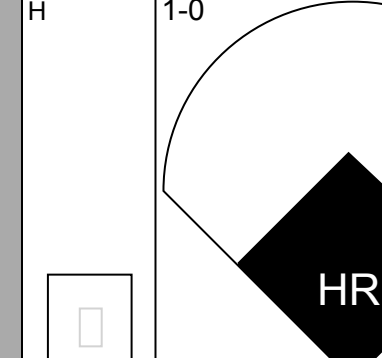

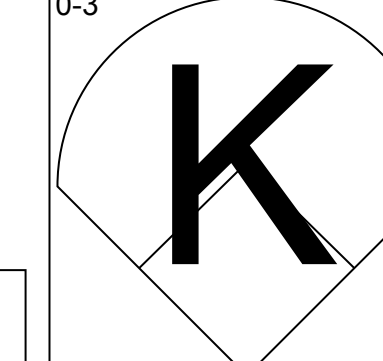
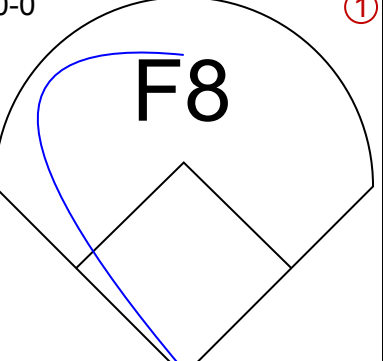
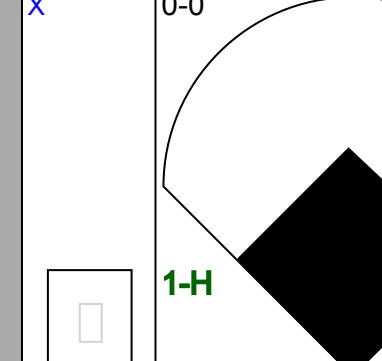

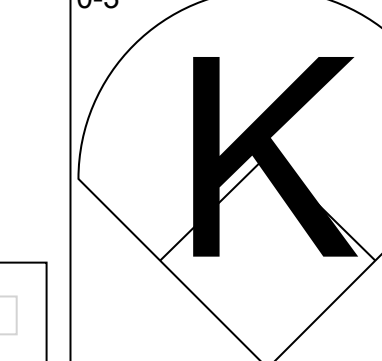
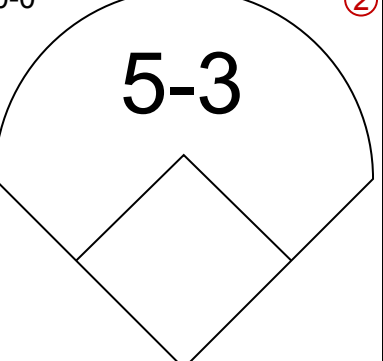
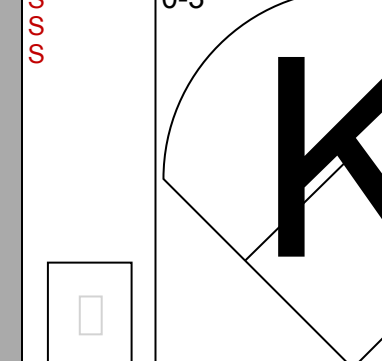
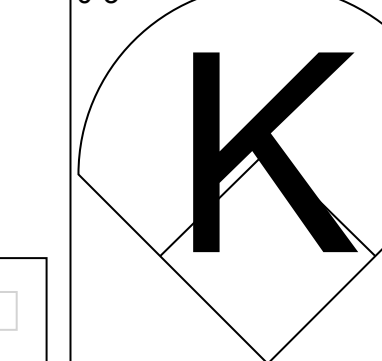
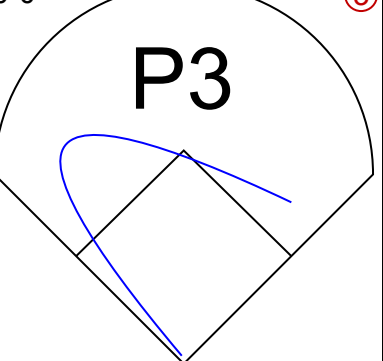
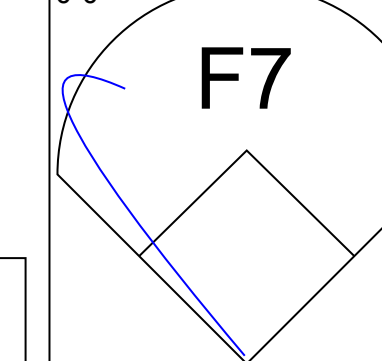
AB 31
R 5
H 7
RBI 5
BB 3
SO 5
LOB 9

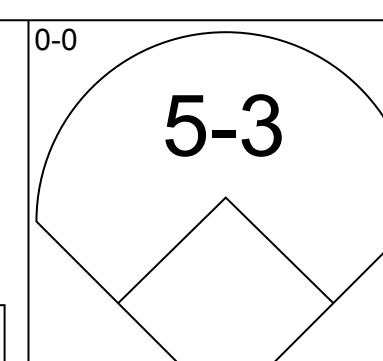
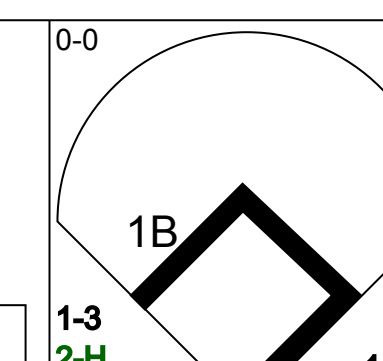
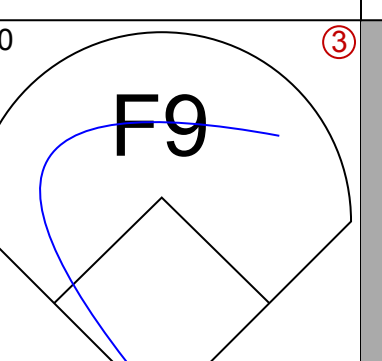
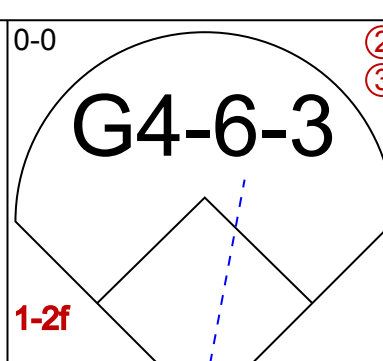
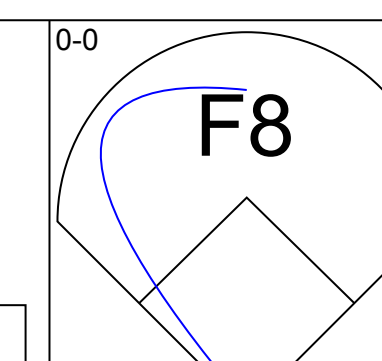
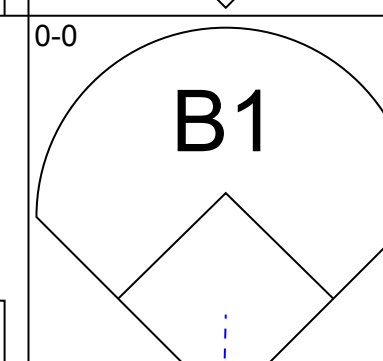
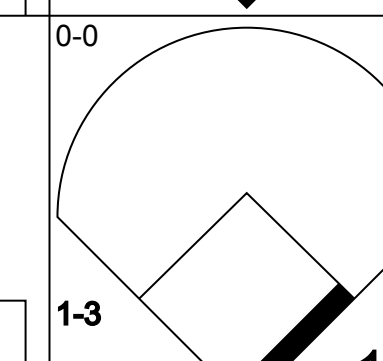
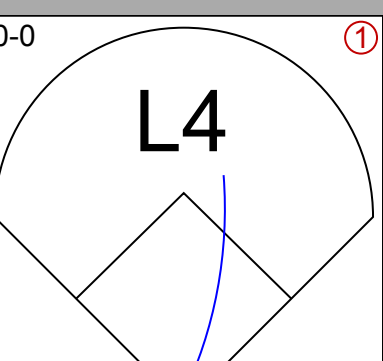
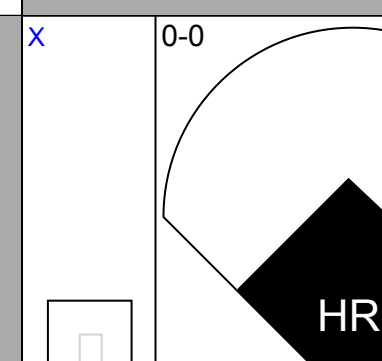
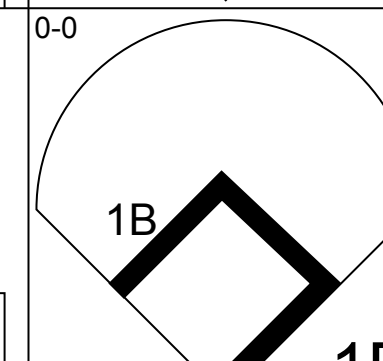
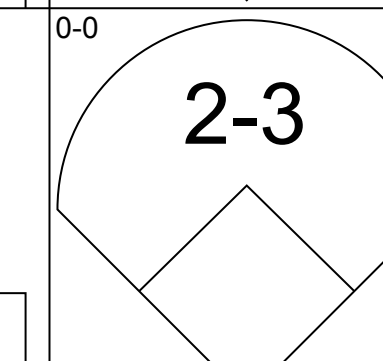
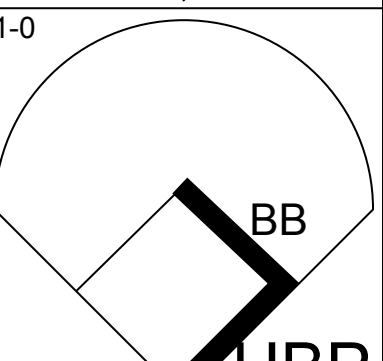
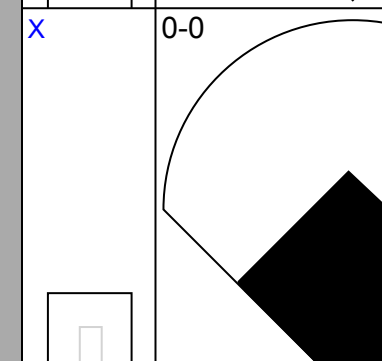
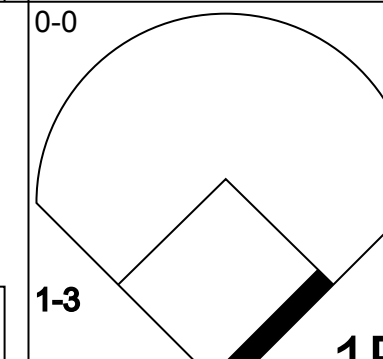
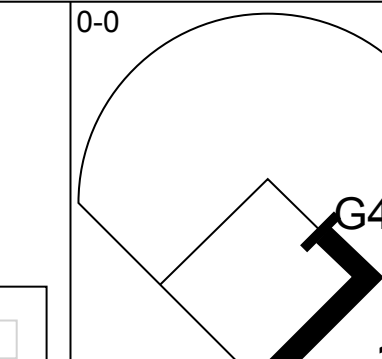
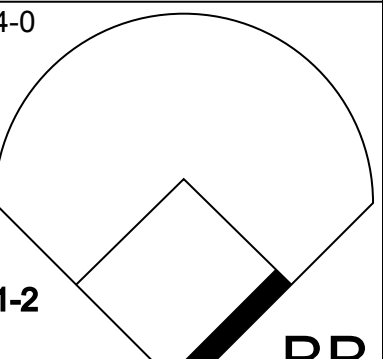

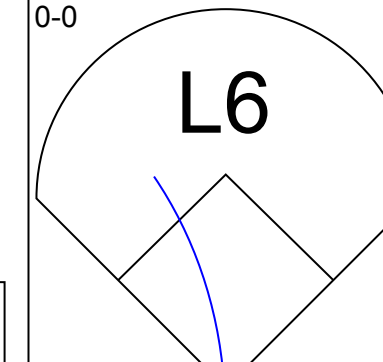
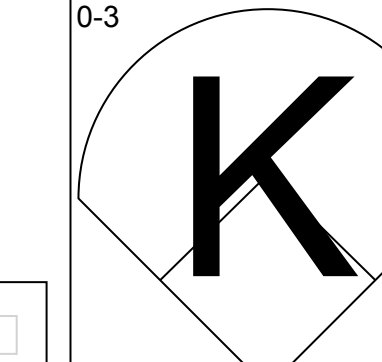
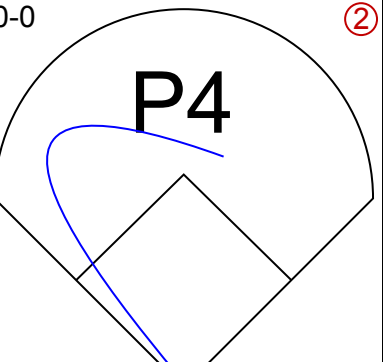

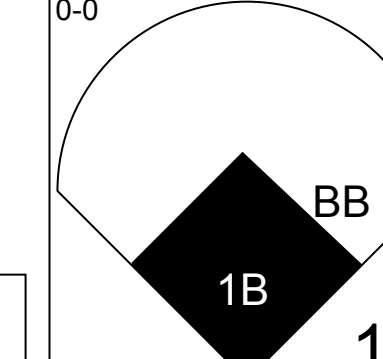
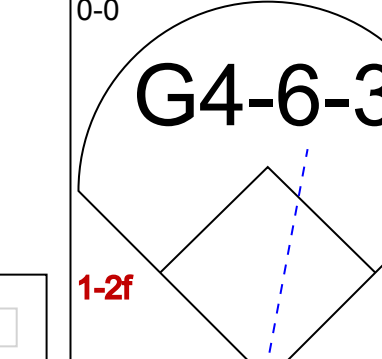

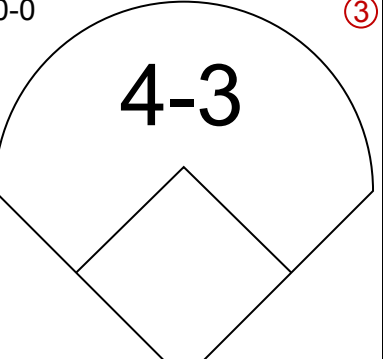

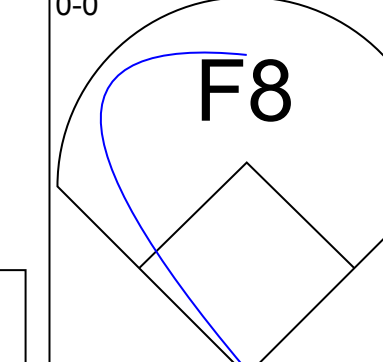
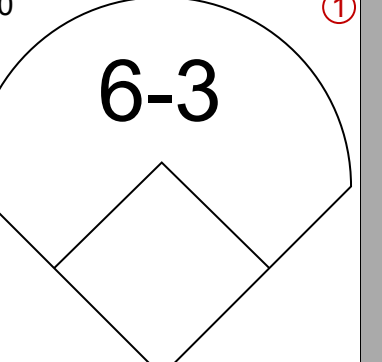
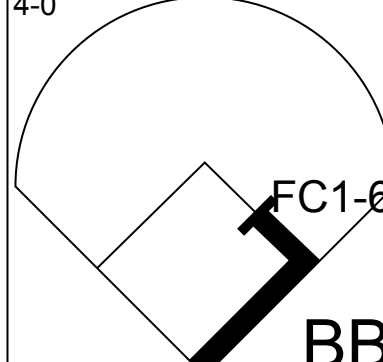

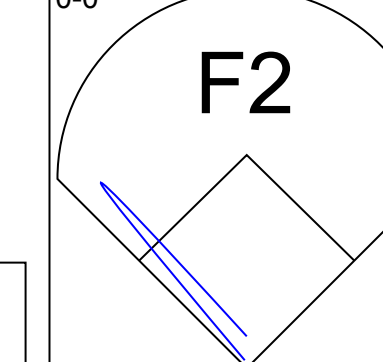
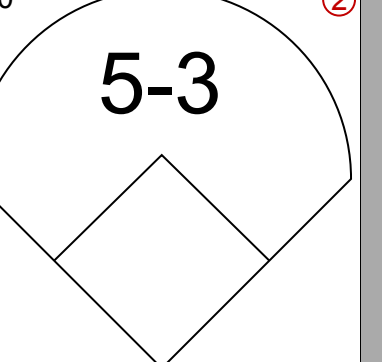
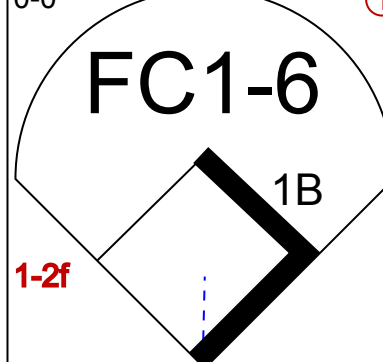
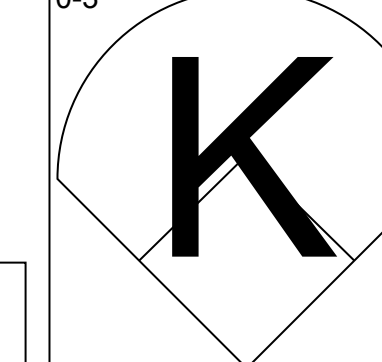
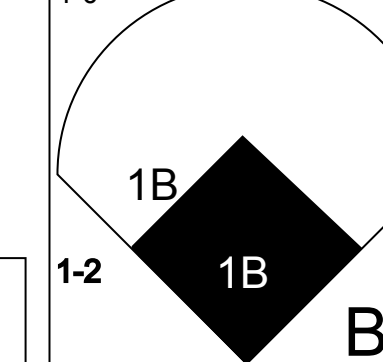
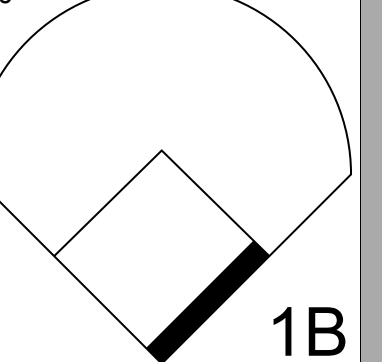
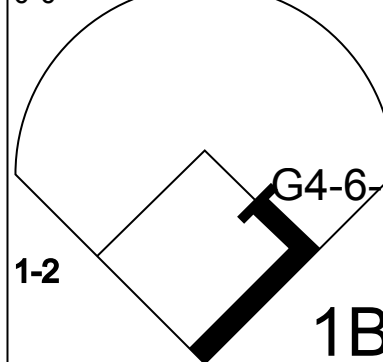
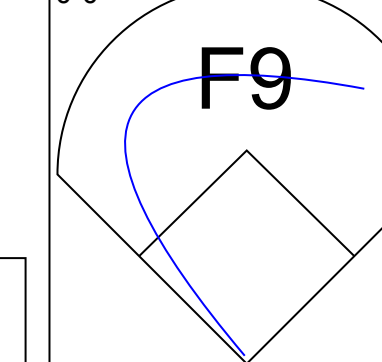


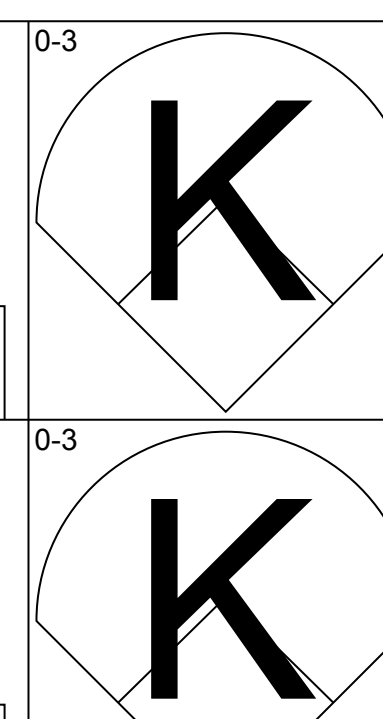
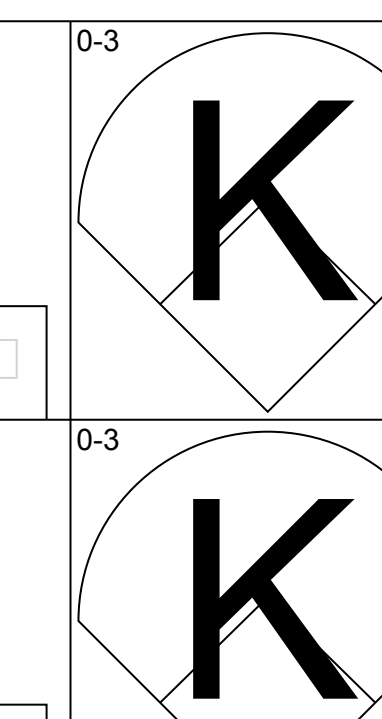
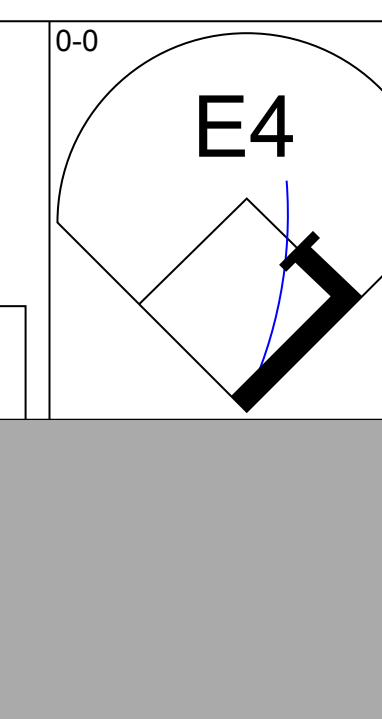
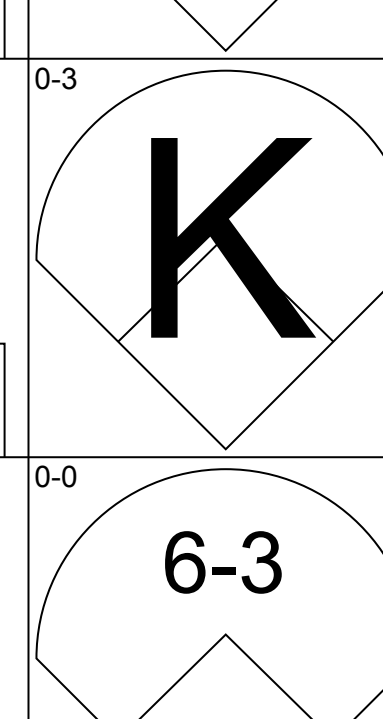
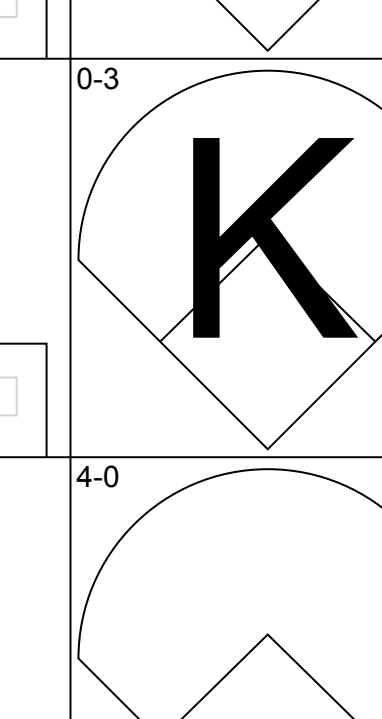
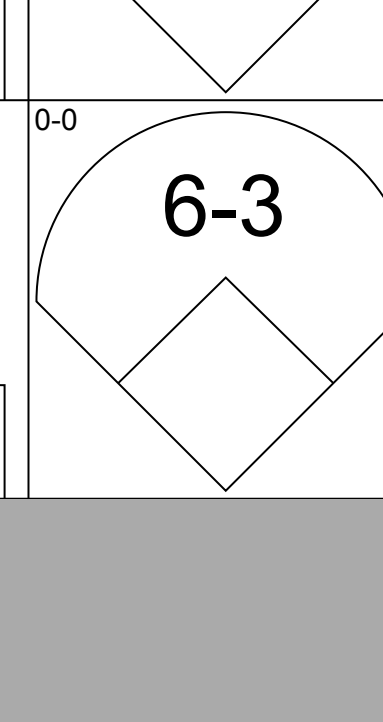
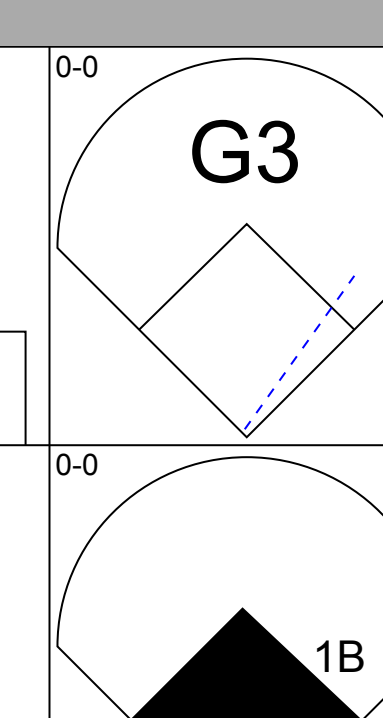
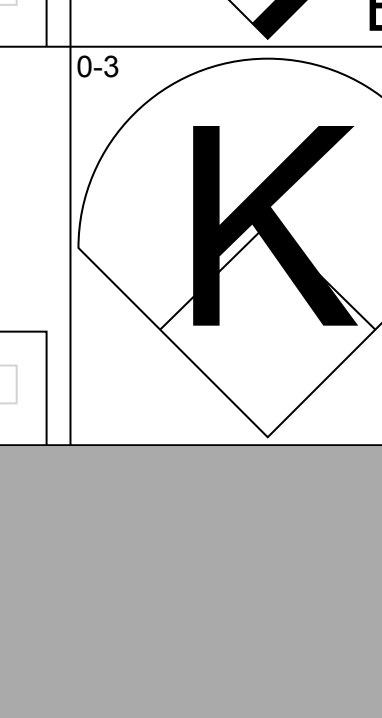
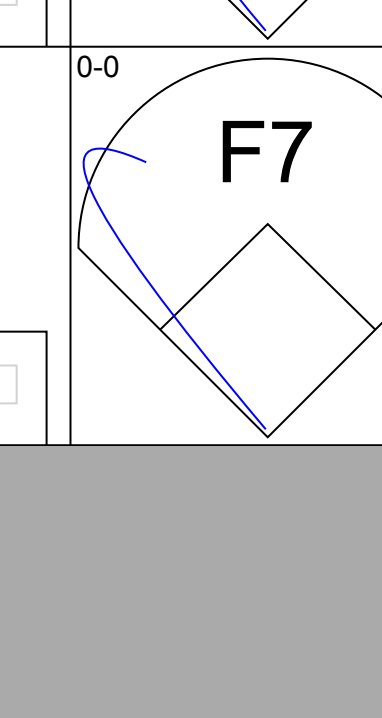
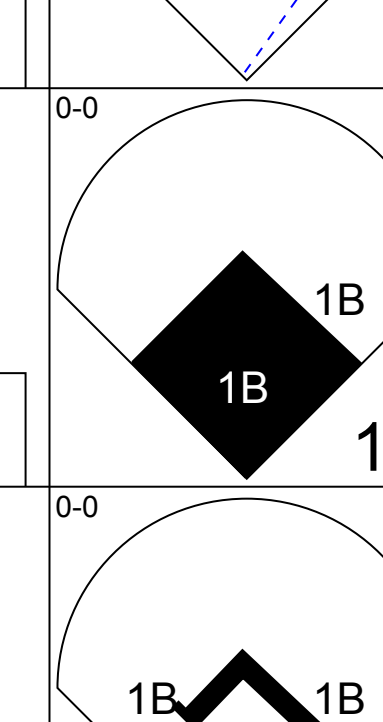

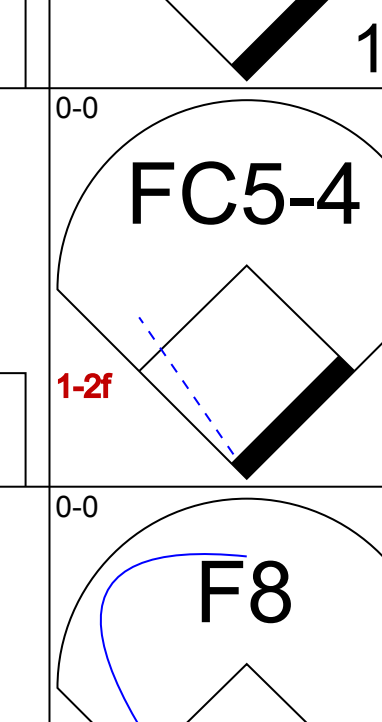
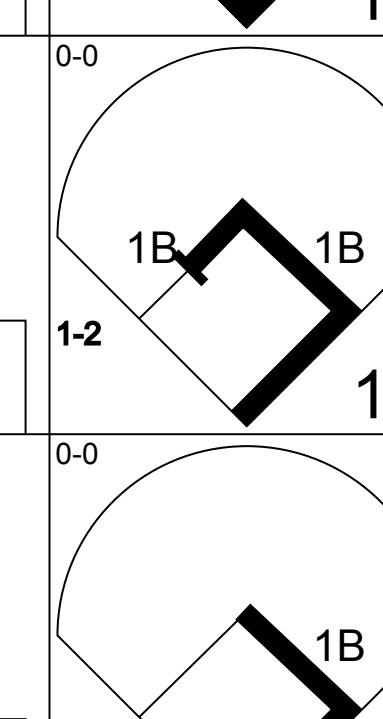

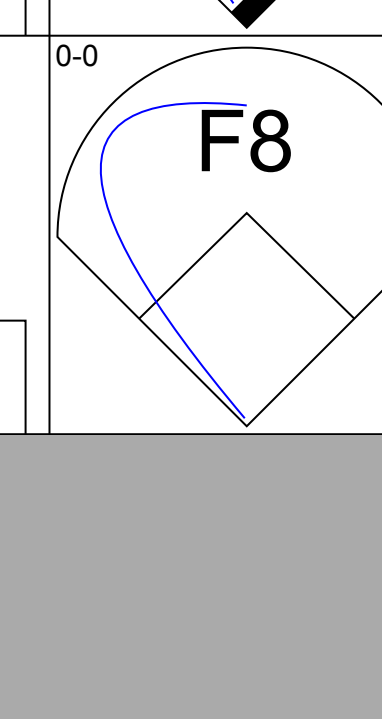
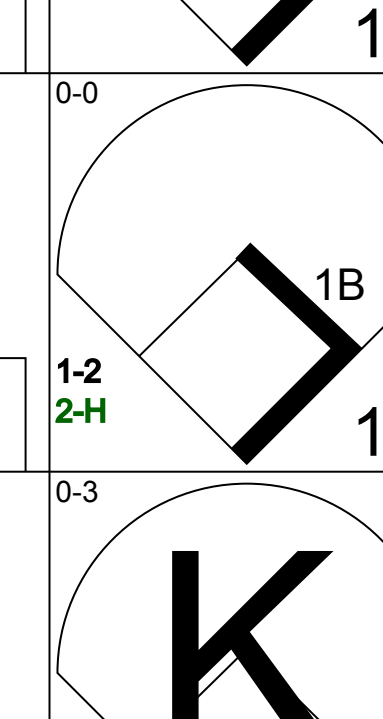


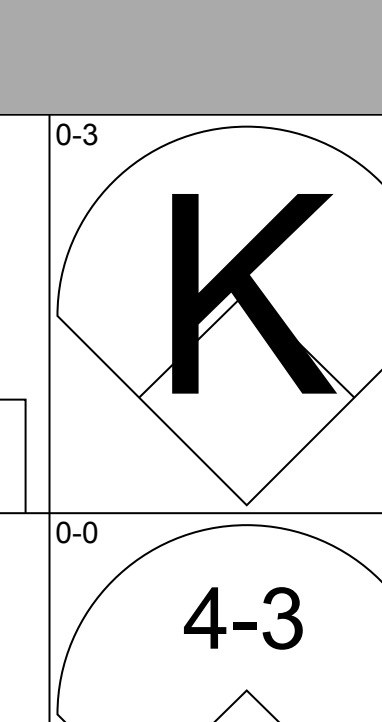
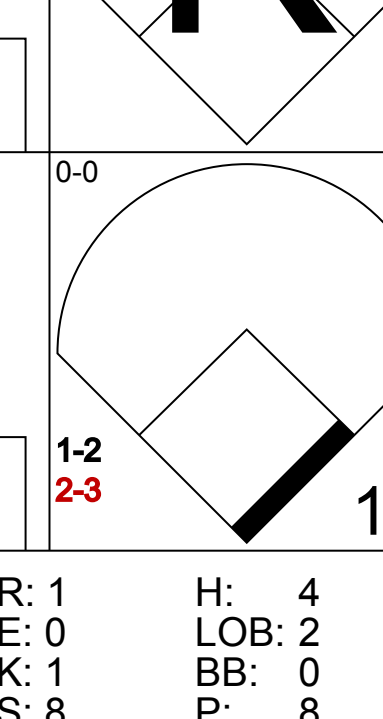
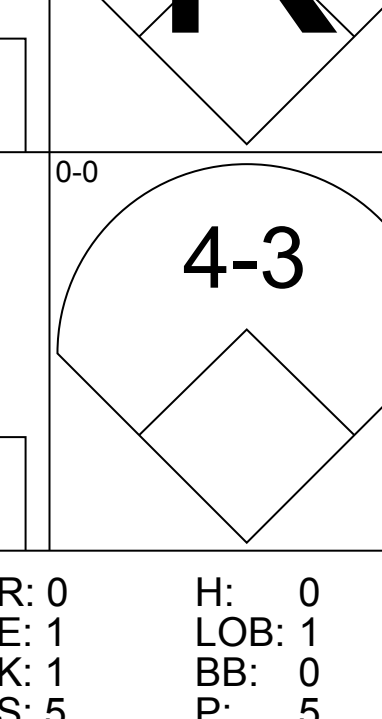
Batter	1	2	3	4	5	6	7	8	9	AB	R	H	RBI	BB	SO	LOB	TOP								
Freddie Patek, R OBP: 0.303, SLG: 0.365	6-3		2B		4-3		4-3			4	1	1	0	0	0	0	Kansas City Royals @ Boston Red Sox Fenway Park, Boston, MA Mon May 08 1978, 7:05 PM EDT Att: 25,891 - Unknown - 65 F								
Tom Poquette, L OBP: 0.296, SLG: 0.523	F8		L9		1-3			G3		4	0	0	0	0	0	3									
Hal McRae, R OBP: 0.333, SLG: 0.581	5-3		FC6-2			SF9		1B		3	1	2	3	1	0	0									
Al Cowens, R OBP: 0.343, SLG: 0.437			FC6-2			L6		F7		4	0	1	0	0	0	3									
Darrell Porter, L OBP: 0.390, SLG: 0.489	P4		L8			FC6		L3		4	0	1	0	0	0	3									
Amos Otis, R OBP: 0.321, SLG: 0.493	F3				F9		SF9			3	0	0	1	0	0	1									
Clint Hurdle, L OBP: 0.333, SLG: 0.382	K				1-3		FC6			4	0	1	0	0	1	2									
Jerry Terrell, R OBP: 0.276, SLG: 0.212			1B		1-3			5-3		3	1	1	0	0	0	0									
Ralph LaCock, L OBP: 0.200, SLG: 0.154			2B					L4-3		1	0	1	0	0	0	0									
Frank White, R OBP: 0.282, SLG: 0.338			1B					L4-3		3	1	1	0	0	0	0									
Joe Lahoud, L			2B					L4-3		1	0	0	0	0	0	2									
Inning Stats	R: 0 E: 0 K: 0 S: 3	H: 0 LOB: 0 BB: 0 P: 3	R: 0 E: 0 K: 1 S: 6	H: 1 LOB: 1 BB: 0 P: 6	R: 3 E: 0 K: 0 S: 7	H: 4 LOB: 1 BB: 0 P: 7	R: 0 E: 0 K: 0 S: 3	H: 0 LOB: 0 BB: 0 P: 3	R: 0 E: 0 K: 0 S: 3	H: 0 LOB: 0 BB: 0 P: 3	R: 1 E: 0 K: 0 S: 4	H: 1 LOB: 1 BB: 1 P: 8	R: 0 E: 0 K: 0 S: 3	H: 0 LOB: 0 BB: 0 P: 3	R: 0 E: 0 K: 0 S: 4	H: 1 LOB: 1 BB: 0 P: 4	R: 0 E: 0 K: 0 S: 4	H: 2 LOB: 1 BB: 0 P: 4	1B: 7 2B: 3 3B: 0 HR: 0	SF: 1 SAC: 0 DP: 1 HBP: 0	WP: 0 PB: 0 SB: 0 CS: 0	PA: 36			
PITCHER	IP	WLS	BF	H	R	ER	SO	BB	IBB	HBP	BLK	WP	HR	S	P	ERA	WHIP								
Luis Tiant, R ERA: 4.91	(1, 1)	2.0	8	2	1	1	1	0	0	0	0	0	0	10	10	4.50	1.000								
Bob Stanley, R ERA: 3.35	(3, 1)	7.0	28	7	3	3	0	1	0	0	0	0	0	27	31	3.86	1.143								

Batter	1	2	3	4	5	6	7	8	9	AB	R	H	RBI	BB	SO	LOB	BOTTOM								
Rick Burleson, R OBP: 0.299, SLG: 0.312	5-3	G4-6-3			4-3		SH1-4	F7		4	0	0	0	0	0	3	Kansas City Royals @ Boston Red Sox Fenway Park, Boston, MA Mon May 08 1978, 7:05 PM EDT Att: 25,891 - Unknown - 65 F								
Jerry Remy, L OBP: 0.353, SLG: 0.367	2B	L9			K		6-3			4	1	1	0	0	1	1									
Jim Rice, R OBP: 0.405, SLG: 0.711	SF8		F8		HBP		HR			3	2	2	0	1	0	0									
Carl Yastrzemski, L OBP: 0.419, SLG: 0.411	SF8		4-3		HBP		HR			2	1	1	4	0	0	0									
Carlton Fisk, R OBP: 0.362, SLG: 0.388	E6		P4		F2		P5			4	1	0	0	0	0	2									
Fred Lynn, L OBP: 0.362, SLG: 0.490	1B				HR		F7			4	2	2	1	0	1	0									
Butch Hobson, R OBP: 0.357, SLG: 0.574							K			3	0	2	0	1	1	0									
Frank Duffy, R OBP: 0.286, SLG: 0.167	1B				G6-4-3		K			0	0	0	0	0	0	0									
Dwight Evans, R OBP: 0.374, SLG: 0.405					P3		4-3			4	0	2	2	0	0	1									
Bernie Carbo, L OBP: 0.318, SLG: 0.342					G6-4-3					1	1	0	0	2	0	1									
Bob Bailey, R OBP: 0.211, SLG: 0.063							SH1-4			1	0	0	0	0	0	2									
Inning Stats	R: 4 E: 1 K: 0 S: 7	H: 4 LOB: 2 BB: 1 P: 11	R: 0 E: 0 K: 0 S: 2	H: 0 LOB: 0 BB: 1 P: 6	R: 0 E: 0 K: 0 S: 3	H: 0 LOB: 0 BB: 0 P: 3	R: 1 E: 0 K: 0 S: 4	H: 2 LOB: 0 BB: 0 P: 4	R: 0 E: 0 K: 1 S: 6	H: 1 LOB: 2 BB: 0 P: 7	R: 0 E: 0 K: 1 S: 5	H: 0 LOB: 0 BB: 0 P: 5	R: 3 E: 0 K: 0 S: 4	H: 1 LOB: 0 BB: 2 P: 12	R: 0 E: 1 K: 1 S: 7	H: 2 LOB: 2 BB: 0 P: 7	1B: 6 2B: 2 3B: 0 HR: 2	SF: 1 SAC: 1 DP: 2 HBP: 1	WP: 0 PB: 0 SB: 0 CS: 0	PA: 37					
PITCHER	IP	WLS	BF	H	R	ER	SO	BB	IBB	HBP	BLK	WP	HR	S	P	ERA	WHIP								
Dennis Leonard, R ERA: 3.71	(1, 1)	6.2	30	7	4	4	2	3	1	1	0	0	1	29	46	5.40	1.500								
Al Hrabosky, L ERA: 1.8	(7, 1)	1.1	7	3	1	1	1	0	0	0	0	0	1	9	9	6.75	2.250								



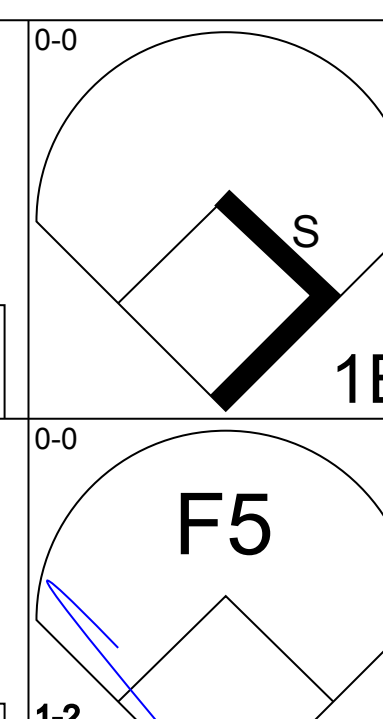
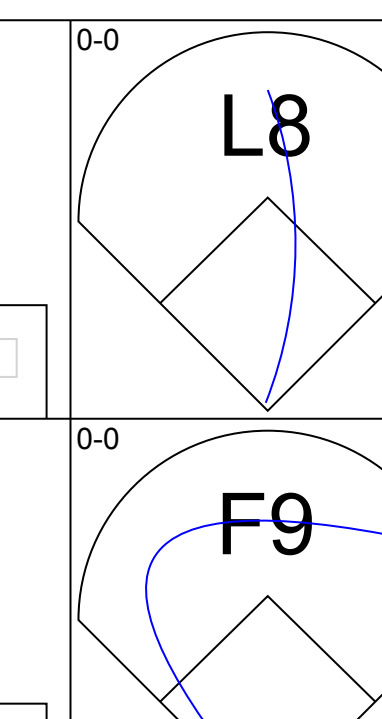
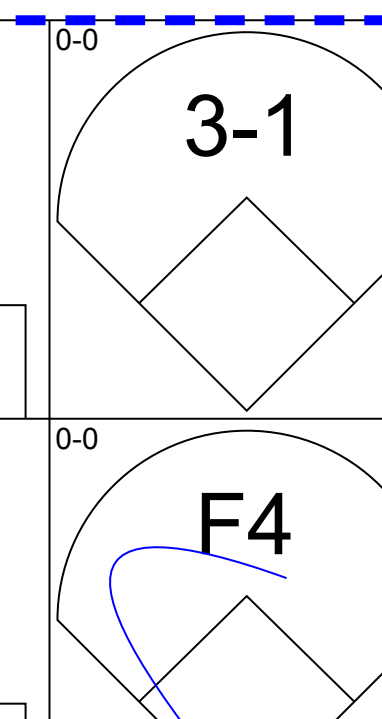
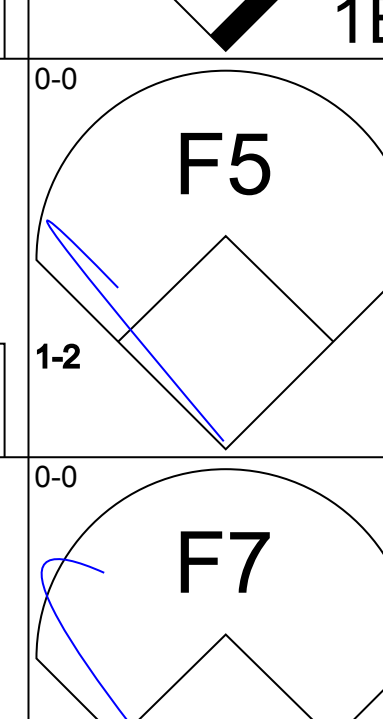
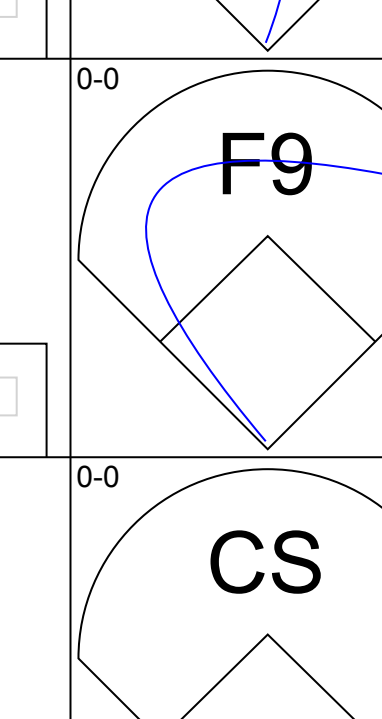
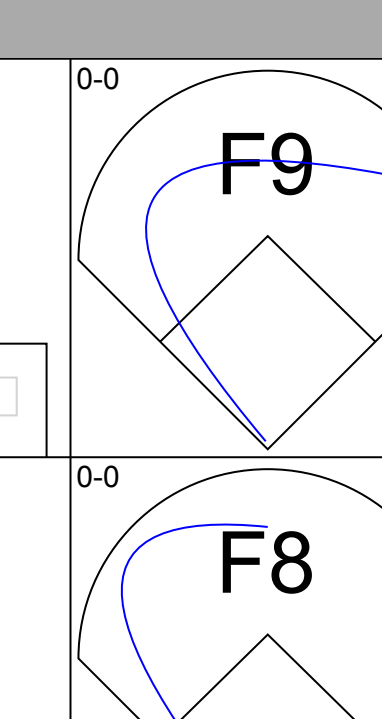
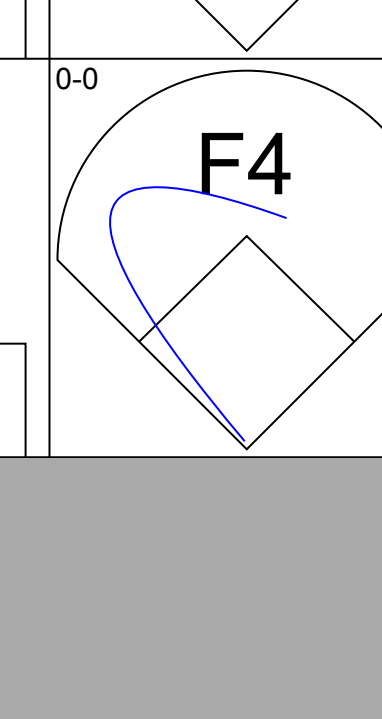
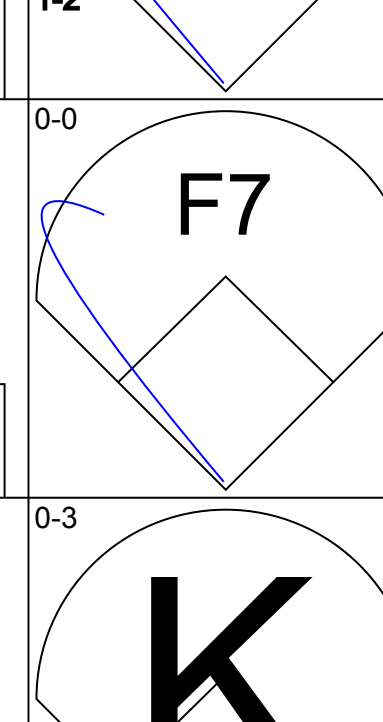
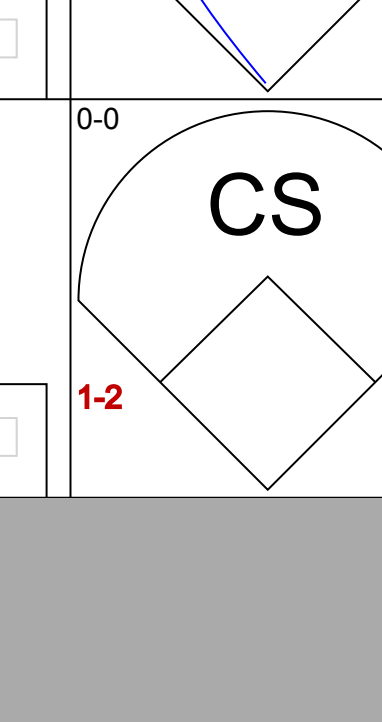
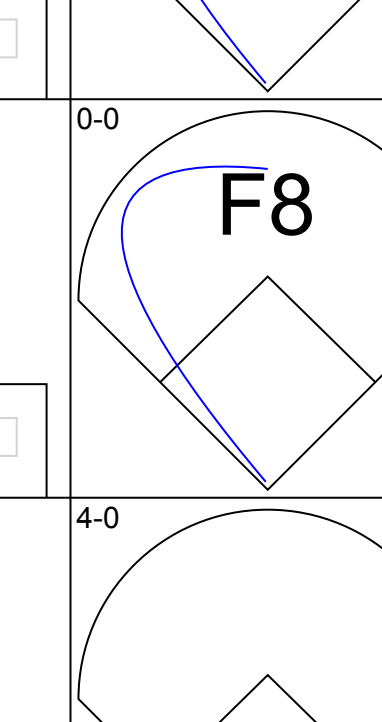

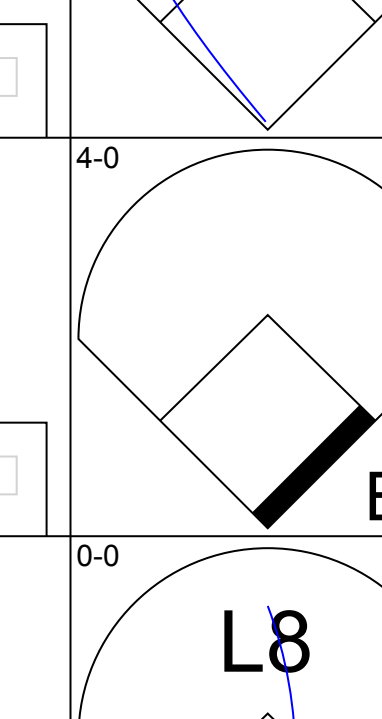
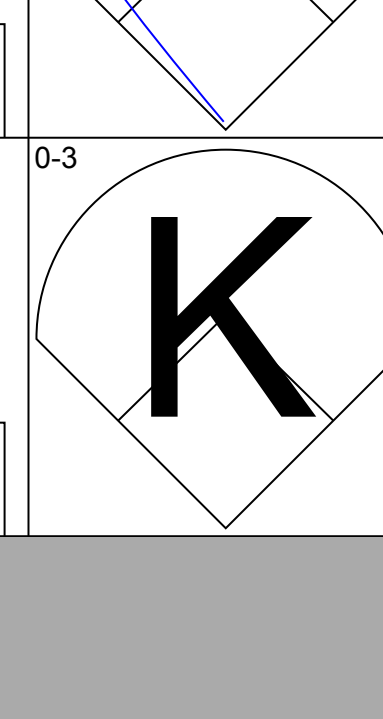
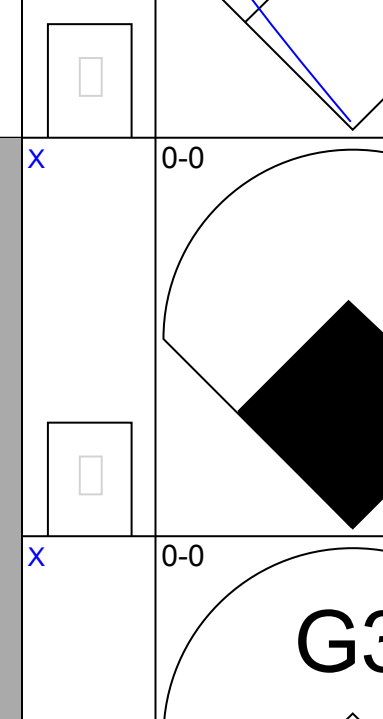
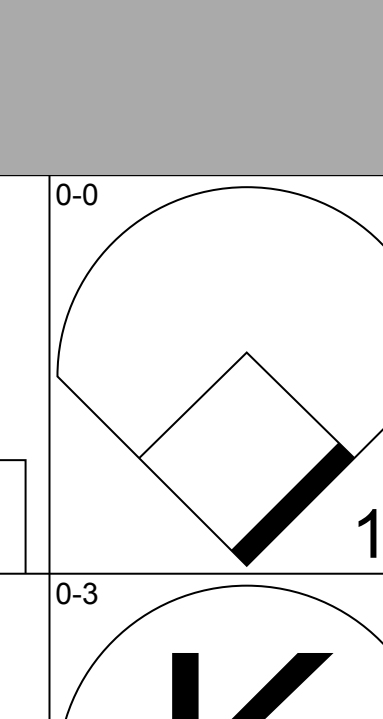
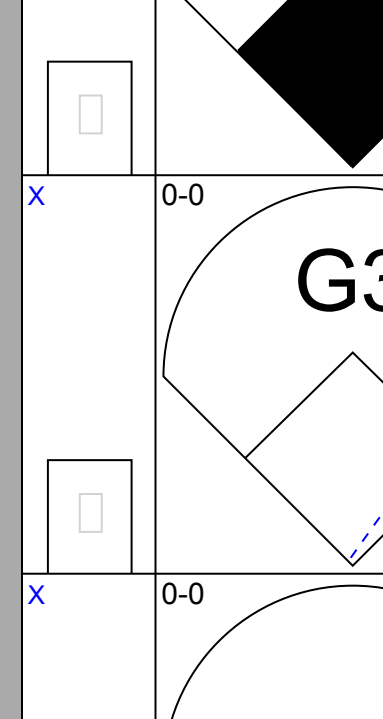
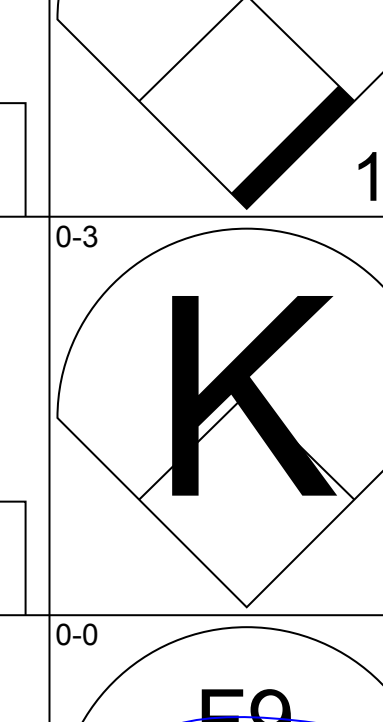
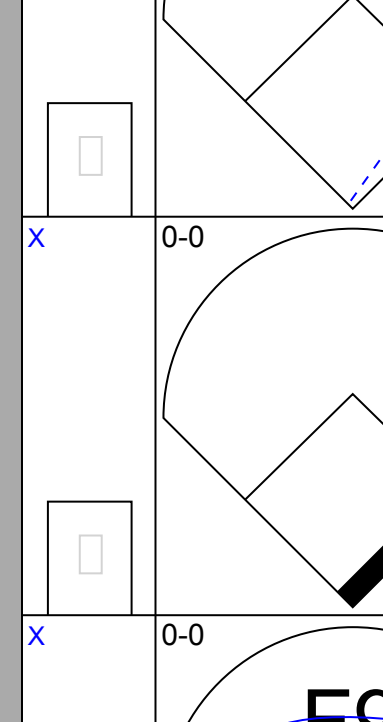
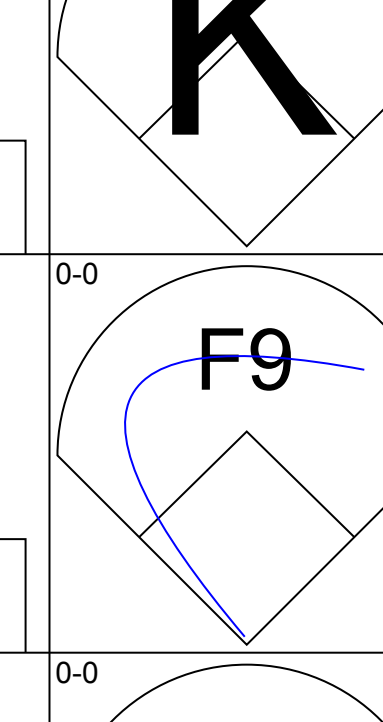
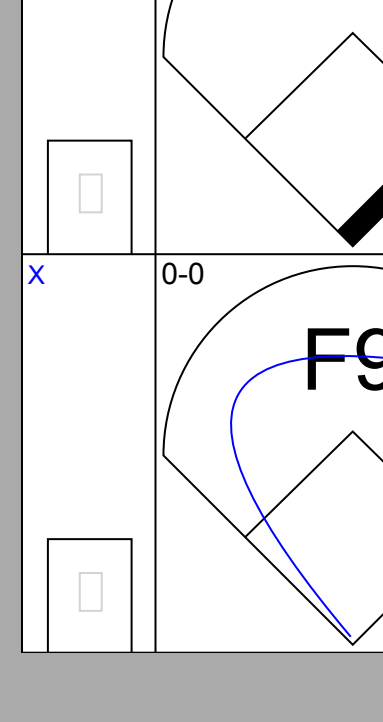
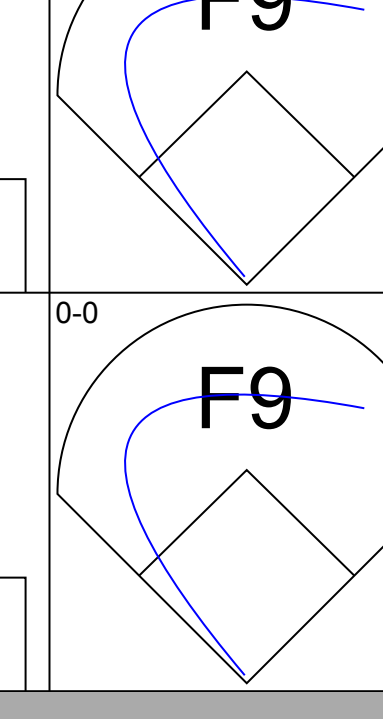
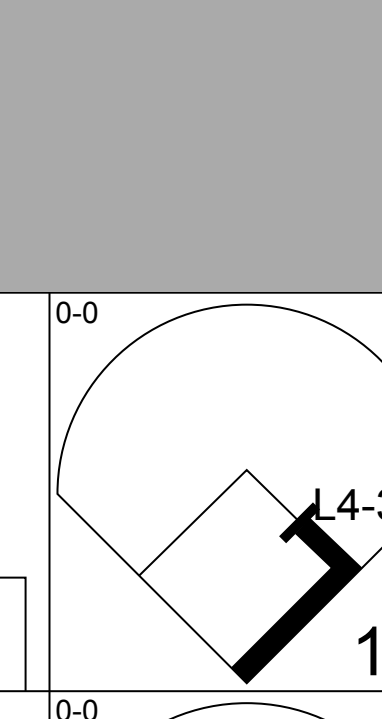
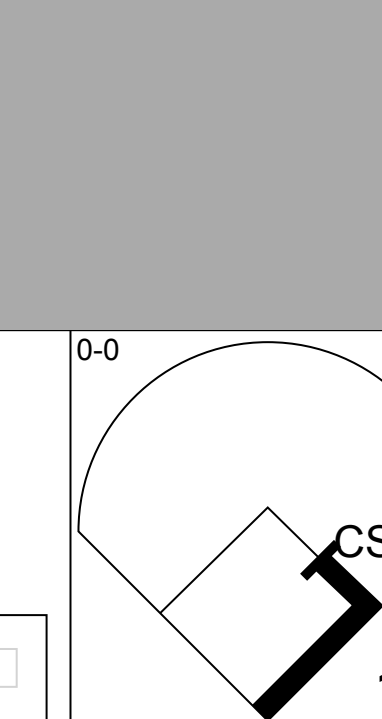
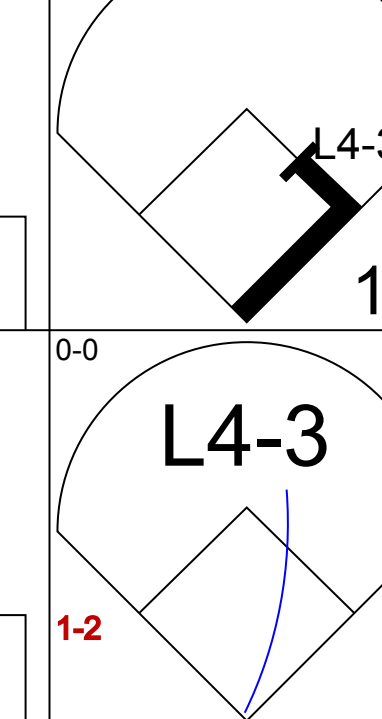
Batter	1	2	3	4	5	6	7	8	9	AB	R	H	RBI	BB	SO	LOB	TOP			
Freddie Patek, R (1, 6) OBP: 0.293, SLG: 0.352 Joe Lahoud, L (8, PH) U L Washington, S (8, 6) OBP: 0.500, SLG: 0.333										3	0	0	0	0	2	0	Kansas City Royals @ Boston Red Sox Fenway Park, Boston, MA Tue May 09 1978, 7:05 PM EDT Att: 22,369 - Unknown - 62 F			
Tom Poquette, L (1, 7) OBP: 0.314, SLG: 0.521										4	0	2	0	0	0	0				
Hal McRae, R (1, 10) OBP: 0.339, SLG: 0.578										4	1	2	0	0	1	2				
Al Cowens, R (1, 9) OBP: 0.340, SLG: 0.429										4	0	1	0	0	0	2				
Darrell Porter, L (1, 2) OBP: 0.385, SLG: 0.479 Willie Wilson, S (9, PR) OBP: 0.319, SLG: 0.364										4	0	1	0	0	0	2				
Clint Hurdle, L (1, 3) OBP: 0.329, SLG: 0.366										3	1	0	0	0	0	4				
Amos Otis, R (1, 8) OBP: 0.318, SLG: 0.519										4	1	1	2	0	2	1				
Jerry Terrell, R (1, 5) OBP: 0.256, SLG: 0.194										3	0	0	0	0	2	0				
Frank White, R (1, 4) OBP: 0.275, SLG: 0.329 Ralph LaCock, L (8, PH) OBP: 0.188, SLG: 0.143										2	0	0	0	0	1	0				
										1	0	0	0	0	0	0				
Inning Stats	R: 0 E: 0 K: 2 S: 8	H: 1 LOB: 1 BB: 0 P: 8	R: 0 E: 0 K: 1 S: 5	H: 0 LOB: 0 BB: 0 P: 5	R: 0 E: 0 K: 3 S: 9	H: 0 LOB: 0 BB: 0 P: 9	R: 0 E: 1 K: 0 S: 5	H: 2 LOB: 2 BB: 0 P: 5	R: 0 E: 0 K: 0 S: 3	H: 0 LOB: 0 BB: 0 P: 3	R: 2 E: 0 K: 1 S: 6	H: 1 LOB: 0 BB: 0 P: 7	R: 0 E: 0 K: 0 S: 3	H: 0 LOB: 0 BB: 0 P: 3	R: 1 E: 0 K: 1 S: 7	H: 2 LOB: 2 BB: 0 P: 7	1B: 6 2B: 0 3B: 0 HR: 1	SF: 0 SAC: 0 DP: 1 HBP: 1	WP: 0 PB: 1 SB: 1 CS: 0	PA: 34
PITCHER Dennis Eckersley, R (1, 1) ERA: 3.71	IP: 9.0 WLS: W BF: 34 H: 7 R: 3 ER: 2 SO: 8 BB: 0 IBB: 0 HBP: 1 BLK: 0 WP: 0 HR: 1 S: 49 P: 50 ERA: 2.00 WHIP: 0.778																			

Batter	1	2	3	4	5	6	7	8	9	AB	R	H	RBI	BB	SO	LOB	BOTTOM
Rick Burleson, R (1, 6) OBP: 0.295, SLG: 0.307										5	0	1	1	0	0	3	Kansas City Royals @ Boston Red Sox Fenway Park, Boston, MA Tue May 09 1978, 7:05 PM EDT Att: 22,369 - Unknown - 62 F
Jerry Remy, L (1, 4) OBP: 0.356, SLG: 0.389										4	1	2	1	0	0	0	
Jim Rice, R (1, 7) OBP: 0.415, SLG: 0.734										3	1	2	2	0	0	2	
Carl Yastrzemski, L (1, 3) OBP: 0.430, SLG: 0.418										3	0	2	0	1	0	0	
Carlton Fisk, R (1, 2) OBP: 0.350, SLG: 0.373										4	0	0	0	0	1	5	
Fred Lynn, L (1, 8) OBP: 0.367, SLG: 0.490										4	1	2	0	0	0	3	
Butch Hobson, R (1, 10) OBP: 0.353, SLG: 0.558										3	0	0	0	1	1	2	
Dwight Evans, R (1, 9) OBP: 0.358, SLG: 0.386										4	0	0	0	0	1	2	
Jack Brohamer, L (1, 5) OBP: 0.400, SLG: 0.406										3	1	2	0	1	0	0	
										1B: 9 2B: 0 3B: 1 HR: 1	SF: 0 SAC: 0 DP: 2 HBP: 1	WP: 0 PB: 0 SB: 0 CS: 0	PA: 37				
PITCHER Jim Coborn, R (1, 1) ERA: 5.73 Doug Bird, R (7, 1) ERA: 6.29	IP: 6.2 WLS: L BF: 33 H: 11 R: 4 ER: 4 SO: 11 BB: 3 IBB: 0 HBP: 1 BLK: 0 WP: 0 HR: 1 S: 31 P: 44 ERA: 5.40 WHIP: 2.100																

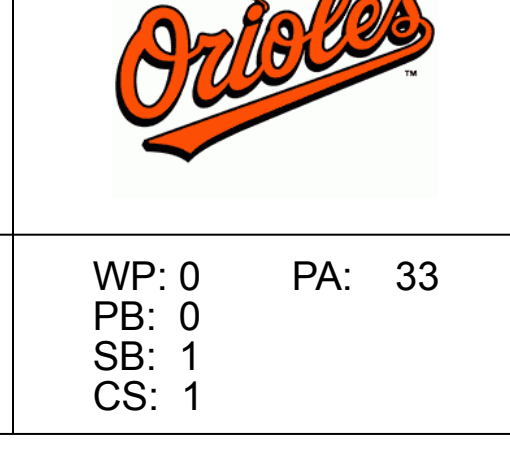
Batter	1	2	3	4	5	6	7	8	9	AB	R	H	RBI	BB	SO	LOB	TOP			
Rick Burlerson, R OBP: 0.294, SLG: 0.299 (1, 6)											3	0	0	0	1	2	0	Boston Red Sox @ Baltimore Orioles Memorial Stadium, Baltimore, MD Wed May 10 1978, 7:05 PM EDT Att: 10,023 - Unknown		
Jerry Remy, L OBP: 0.346, SLG: 0.376 (1, 4)										4	0	0	0	0	3	3				
Jim Rice, R OBP: 0.410, SLG: 0.717 (1, 7)										3	0	0	0	1	0	0				
Carl Yastrzemski, L OBP: 0.424, SLG: 0.412 (1, 3)										4	0	1	0	0	1	1				
Carlton Fisk, R OBP: 0.347, SLG: 0.368 (1, 2)										4	1	1	0	0	0	1				
Fred Lynn, L OBP: 0.363, SLG: 0.481 (1, 8)										4	0	1	0	0	1	1				
Butch Hobson, R OBP: 0.358, SLG: 0.551 (1, 10)										3	1	1	1	1	1	0				
Dwight Evans, R OBP: 0.354, SLG: 0.379 (1, 9)										4	0	1	0	0	2	2				
Frank Duffy, R OBP: 0.364, SLG: 0.400 (1, 5)										4	0	2	1	0	0	0				
Inning Stats	R: 0 E: 0 K: 2 S: 7	H: 0 LOB: 0 BB: 0 P: 7	R: 1 E: 0 K: 1 S: 8	H: 4 LOB: 2 BB: 0 P: 8	R: 0 E: 0 K: 3 S: 9	H: 0 LOB: 1 BB: 1 P: 13	R: 0 E: 0 K: 0 S: 3	H: 0 LOB: 0 BB: 0 P: 3	R: 0 E: 1 K: 1 S: 5	H: 0 LOB: 1 BB: 0 P: 5	R: 0 E: 0 K: 1 S: 7	H: 2 LOB: 3 BB: 2 P: 15	R: 0 E: 0 K: 0 S: 4	H: 1 LOB: 1 BB: 0 P: 4	R: 0 E: 0 K: 1 S: 5	H: 0 LOB: 0 BB: 0 P: 5	1B: 6 2B: 1 3B: 0 HR: 0	SF: 0 SAC: 0 DP: 0 HBP: 0	WP: 0 PB: 0 SB: 0 CS: 0	PA: 36
PITCHER Mike Flanagan, L ERA: 3.61 (1, 1)	IP: 9.0 WLS: W BF: 36 H: 7 R: 2 ER: 2 SO: 10 BB: 2 IBB: 1 HBP: 0 BLK: 0 WP: 0 HR: 0 S: 53 P: 65 ERA: 2.00 WHIP: 1.000															PITCHER IP: WLS: BF: H: R: ER: SO: BB: IBB: HBP: BLK: WP: HR: S: P: ERA: WHIP:				

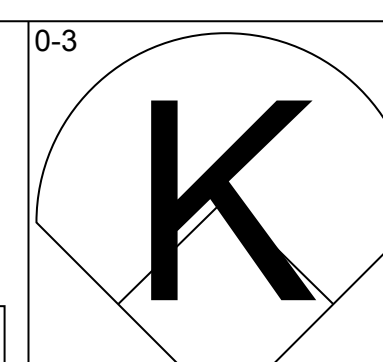
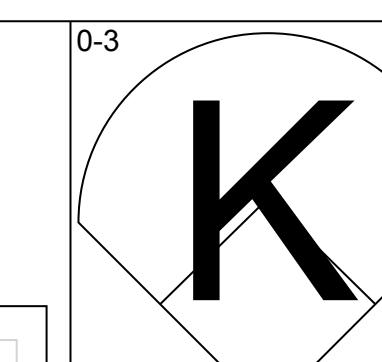
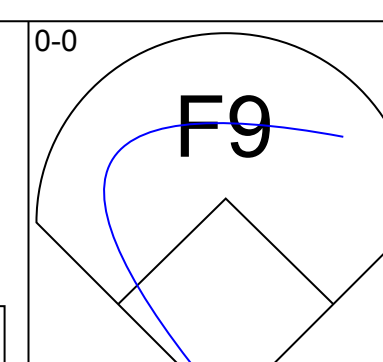
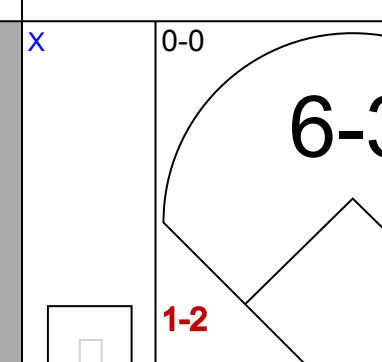
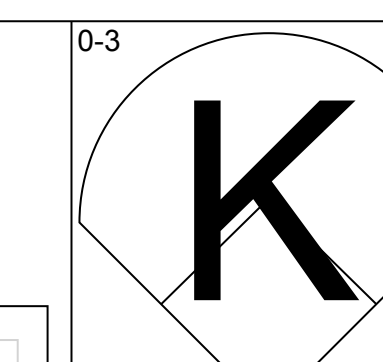
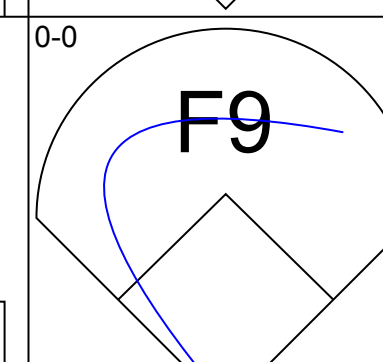
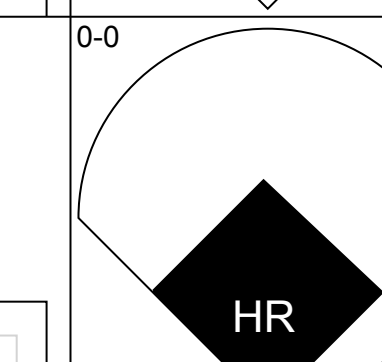
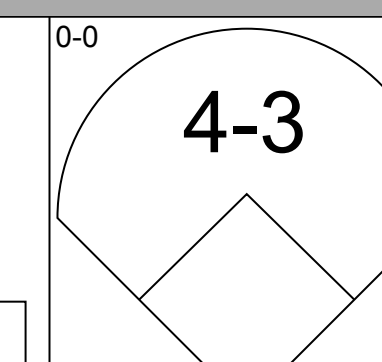
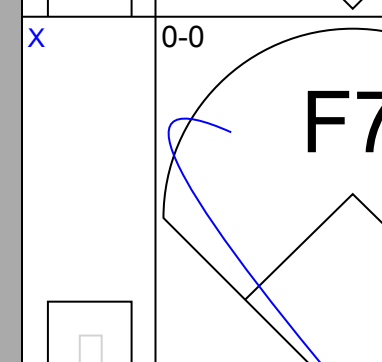
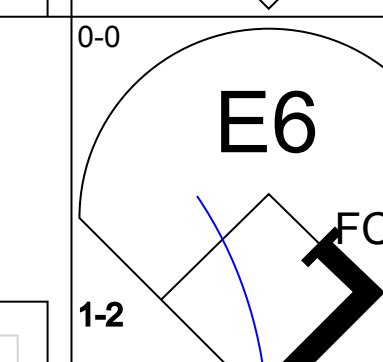
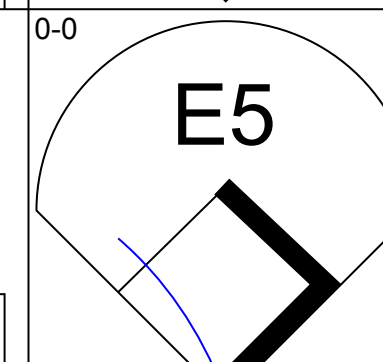
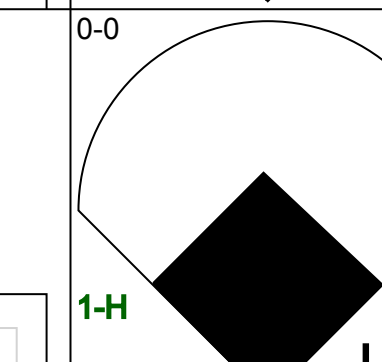
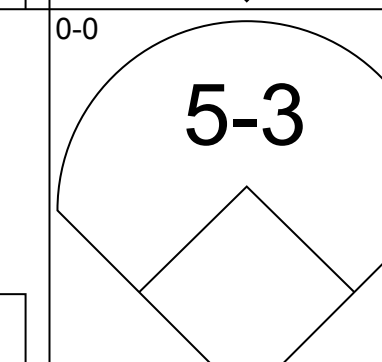
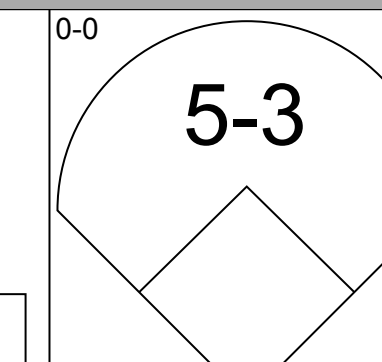
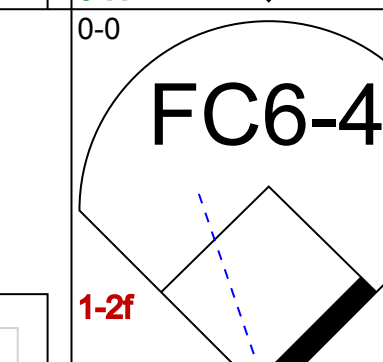
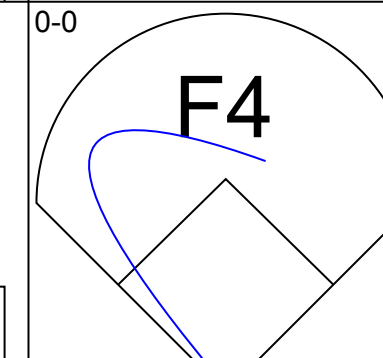
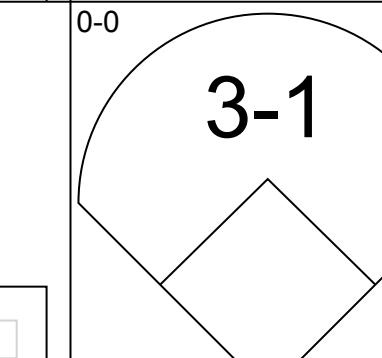
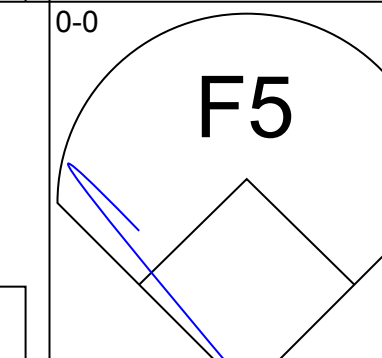
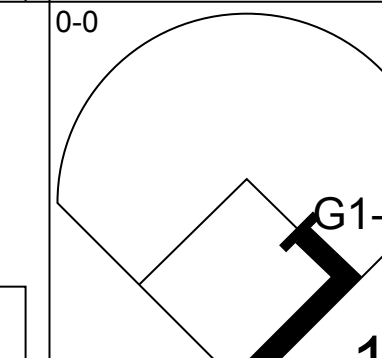
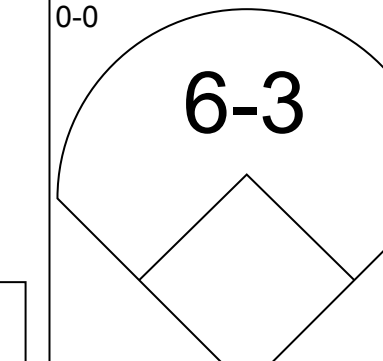
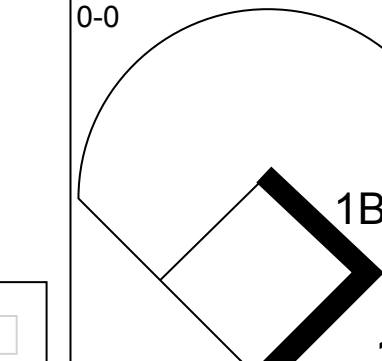
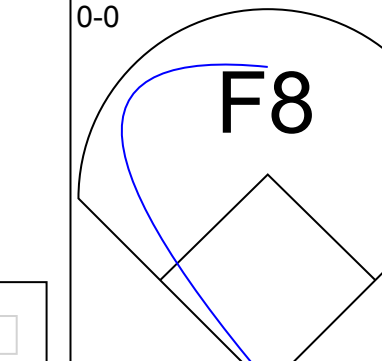
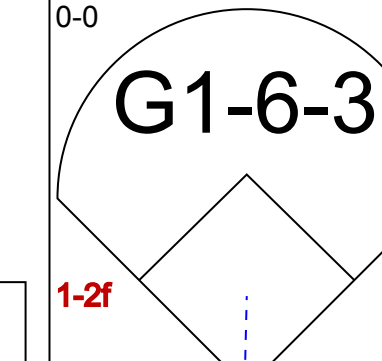
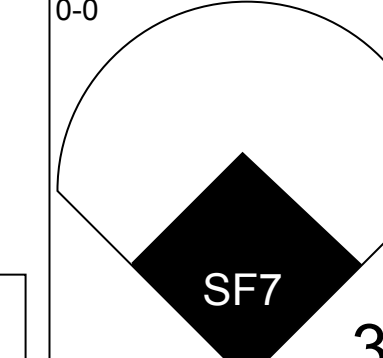
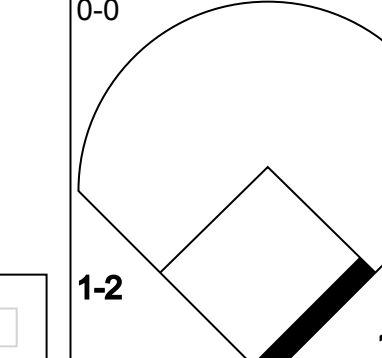
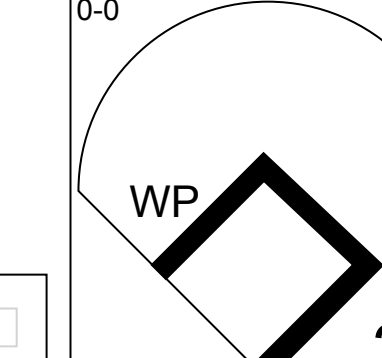
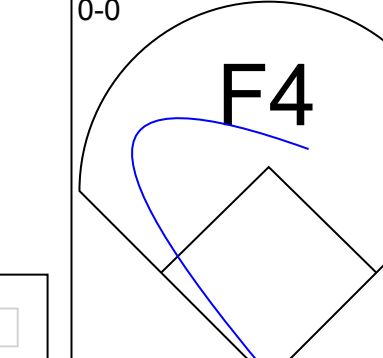
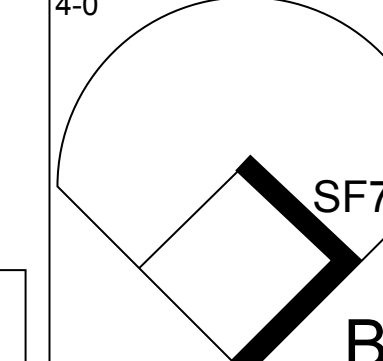
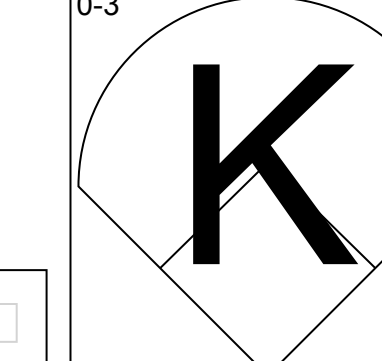
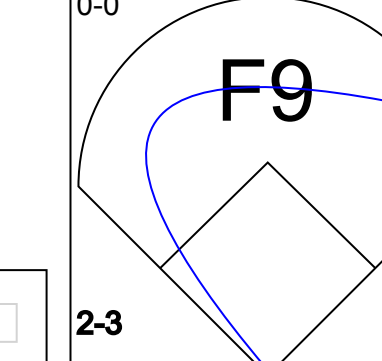
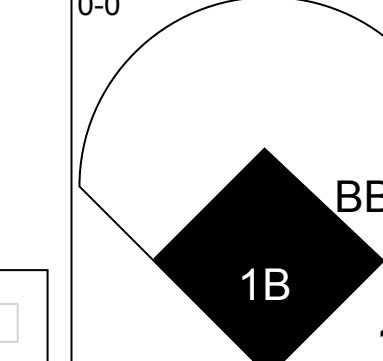
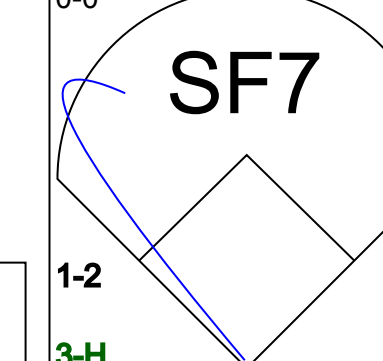

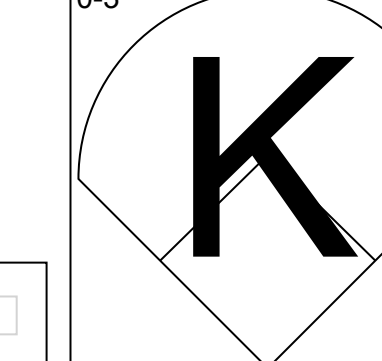
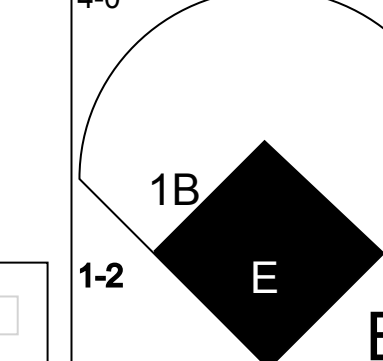

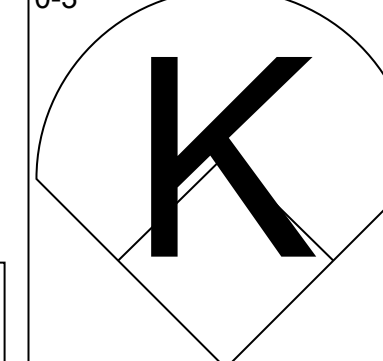
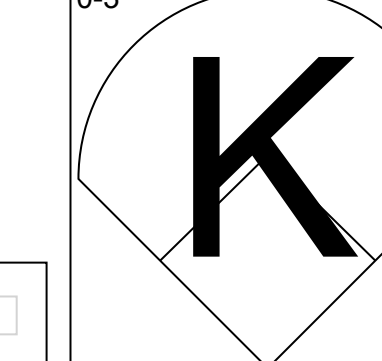
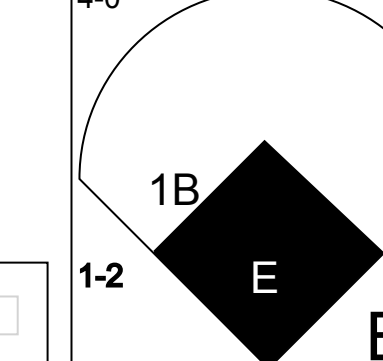

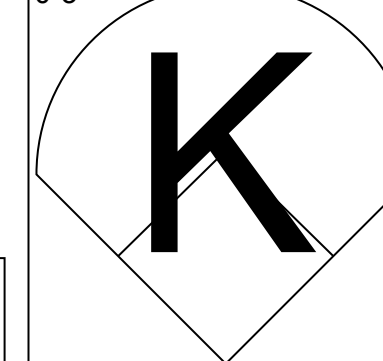
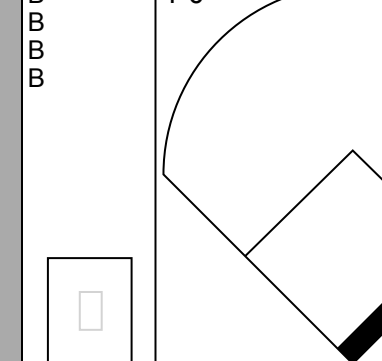
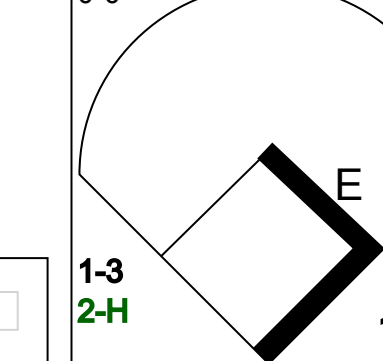
AB	33
R	2
H	7
RBI	2
BB	3
SO	10
LOB	8

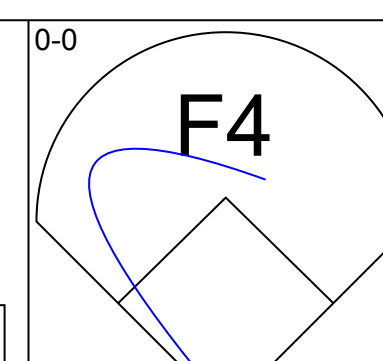
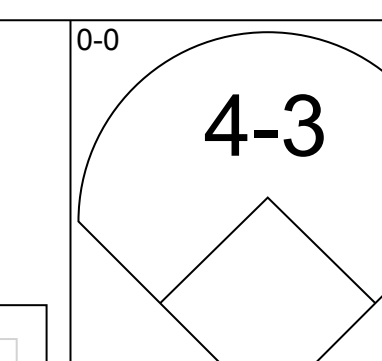
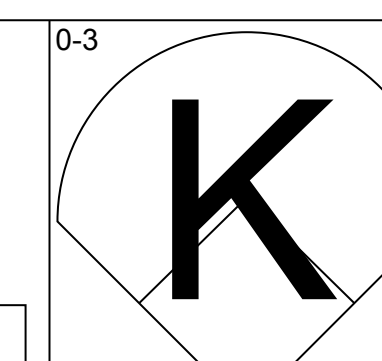
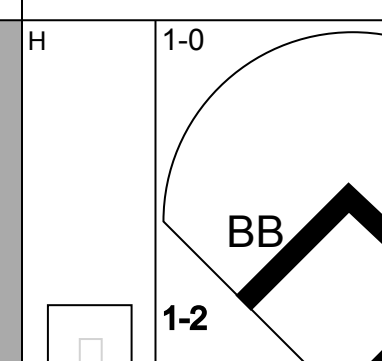
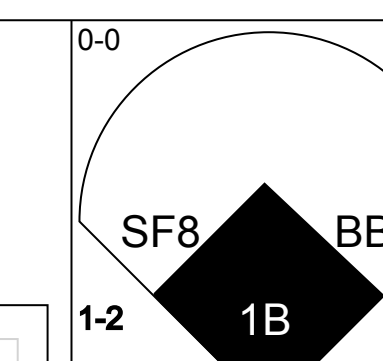
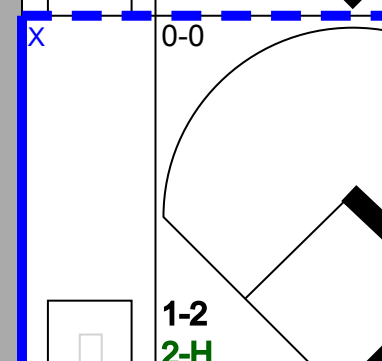
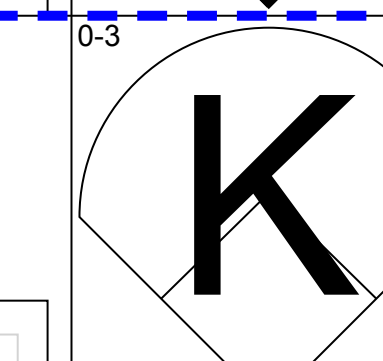
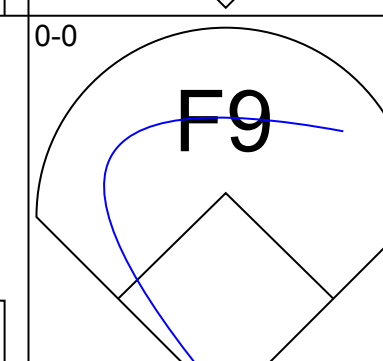
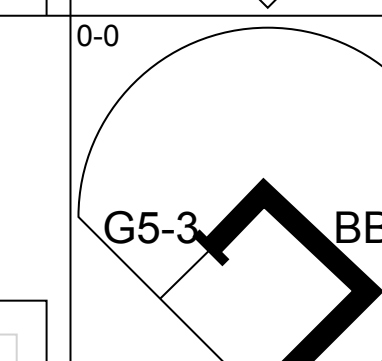
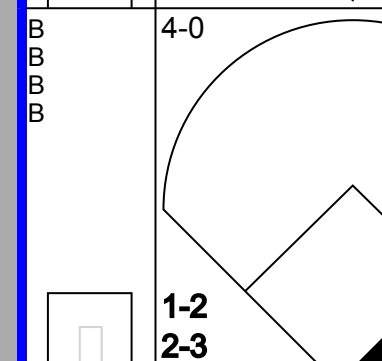
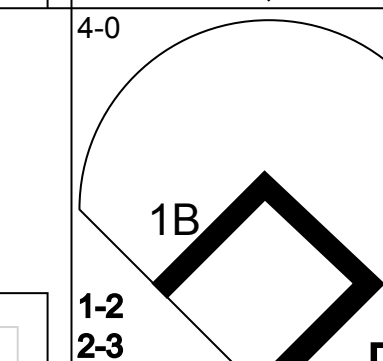
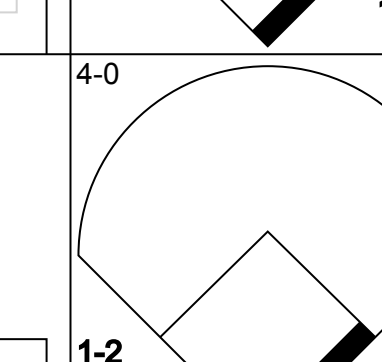
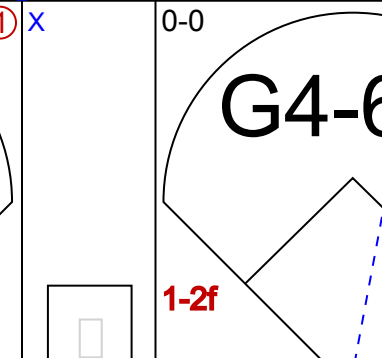


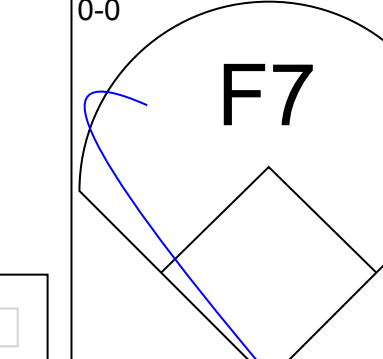
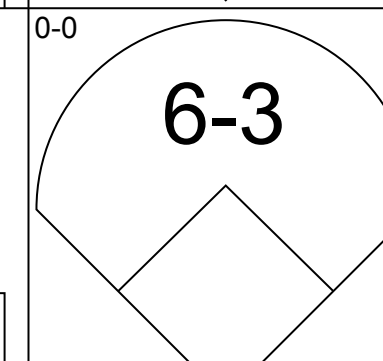
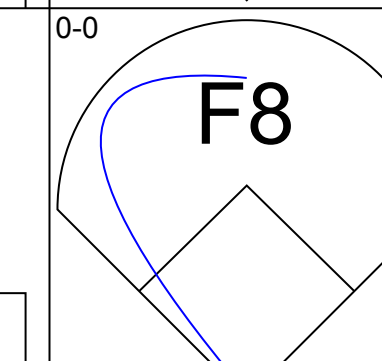
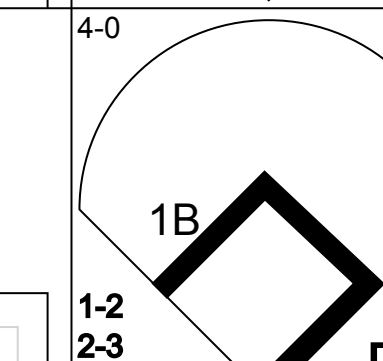
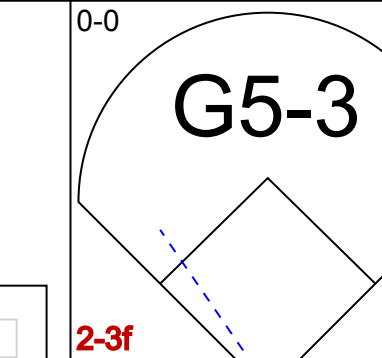

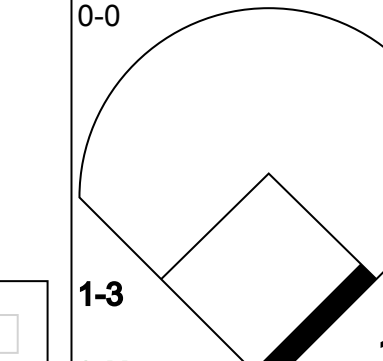
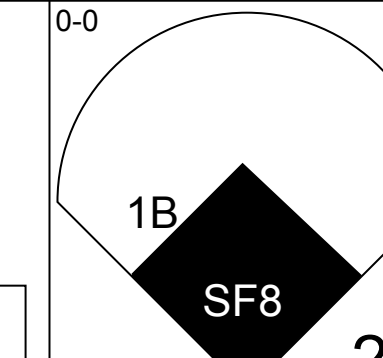
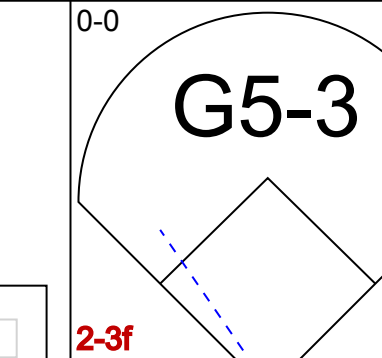
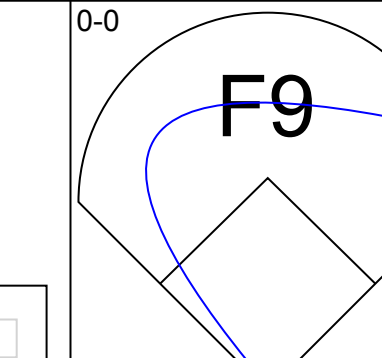
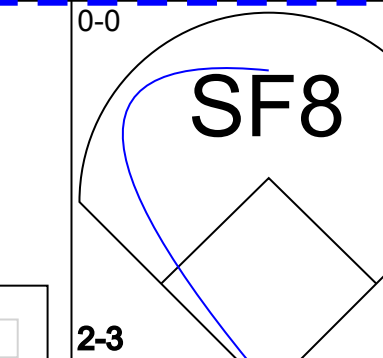
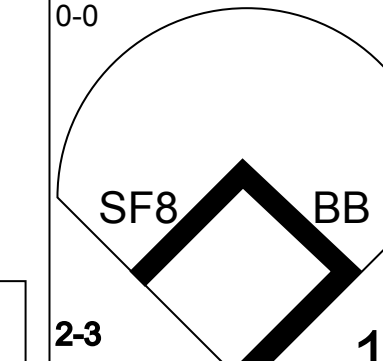
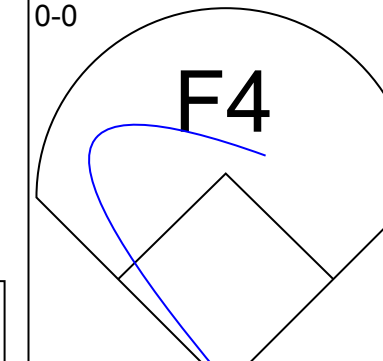
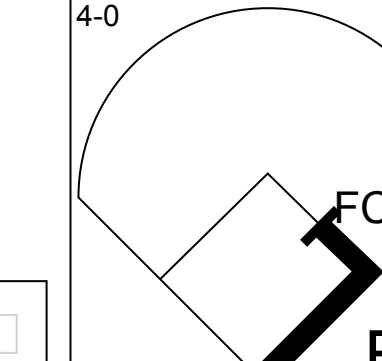
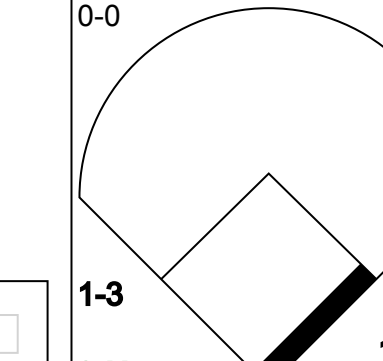
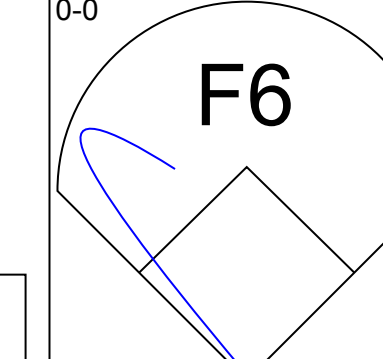
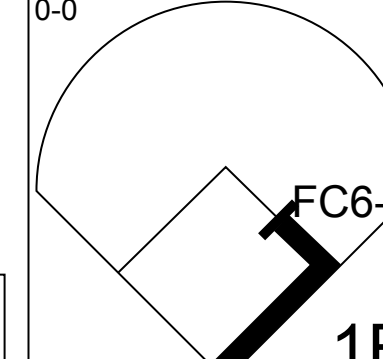
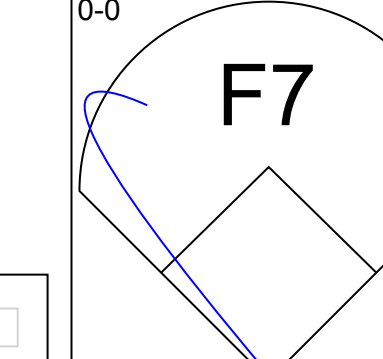
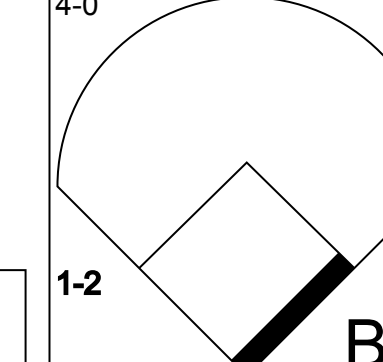
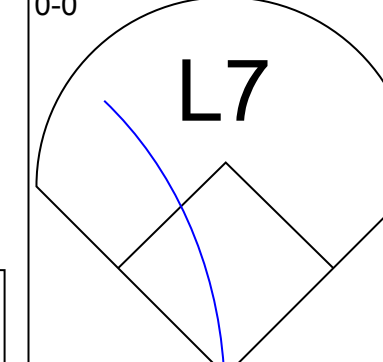
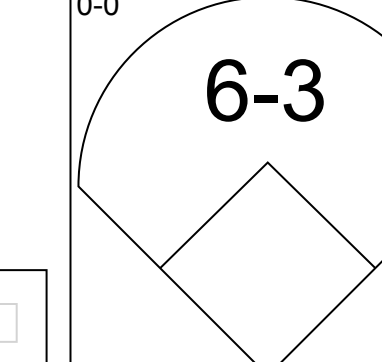
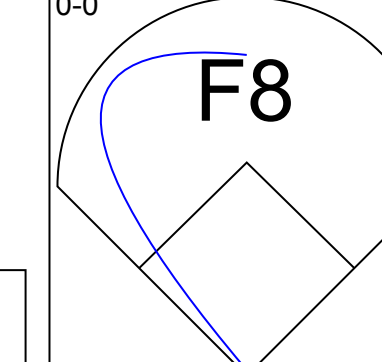
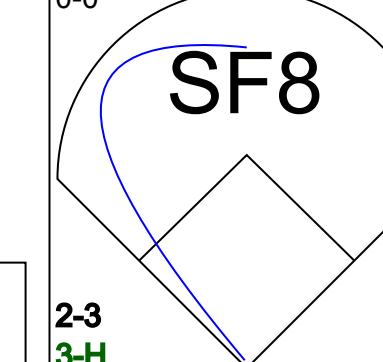
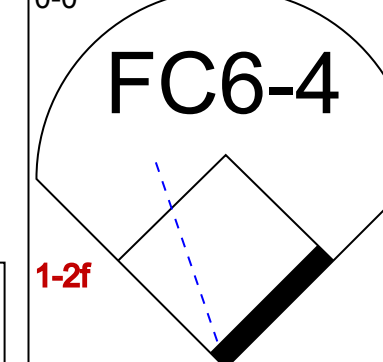
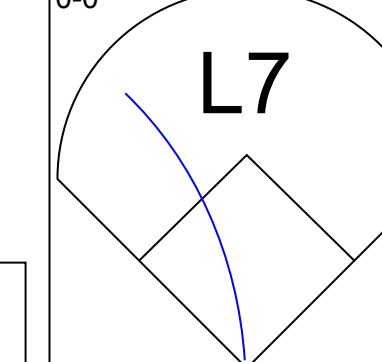
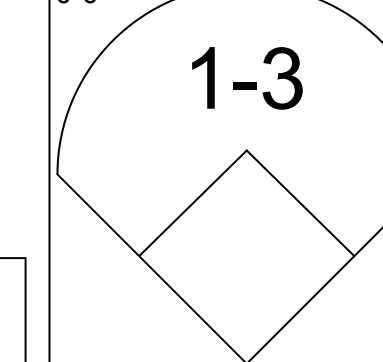
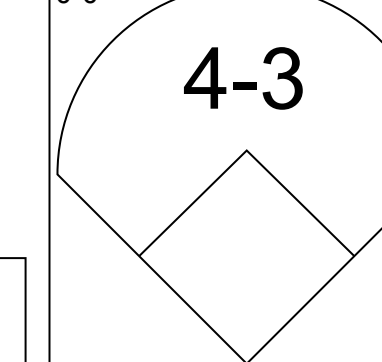
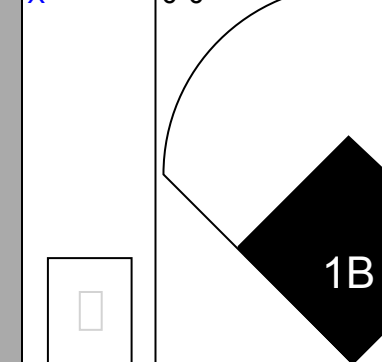
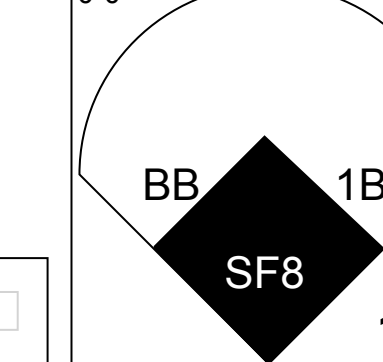


Batter	1	2	3	4	5	6	7	8	9	AB	R	H	RBI	BB	SO	LOB	BOTTOM			
Al Bumbry, L OBP: 0.353, SLG: 0.376 (1, 8)										4	0	1	0	0	1	1	Boston Red Sox @ Baltimore Orioles Memorial Stadium, Baltimore, MD Wed May 10 1978, 7:05 PM EDT Att: 10,023 - Unknown			
Billy Smith, S OBP: 0.297, SLG: 0.324 (1, 4)										4	0	0	0	0	2					
Larry Harlow, L OBP: 0.420, SLG: 0.508 (9, PH)										3	0	0	0	0	0	1				
Carlos Lopez, R OBP: 0.350, SLG: 0.389 (9, PH)										1	1	1	0	0	0	0				
Ken Singleton, S OBP: 0.444, SLG: 0.541 (1, 7)										2	1	1	1	1	1	1				
Eddie Murray, S OBP: 0.339, SLG: 0.455 (1, 3)										4	1	2	2	0	0	1				
Lee May, R OBP: 0.292, SLG: 0.444 (1, 10)										3	0	1	0	0	1	1				
Doug DeCinces, R OBP: 0.313, SLG: 0.396 (1, 5)										3	0	0	0	0	1	2				
Rick Dempsey, R OBP: 0.313, SLG: 0.278 (1, 2)										3	0	1	0	0	0	1				
Mark Belanger, R OBP: 0.333, SLG: 0.362 (1, 6)										3	0	1	0	0	0	1				
Inning Stats	R: 0 E: 0 K: 1 S: 6	H: 1 LOB: 1 BB: 0 P: 6	R: 0 E: 0 K: 1 S: 6	H: 1 LOB: 1 BB: 0 P: 6	R: 0 E: 0 K: 0 S: 3	H: 1 LOB: 0 BB: 0 P: 3	R: 1 E: 0 K: 0 S: 5	H: 2 LOB: 1 BB: 0 P: 5	R: 0 E: 0 K: 1 S: 5	H: 1 LOB: 0 BB: 0 P: 5	R: 0 E: 0 K: 0 S: 3	H: 0 LOB: 0 BB: 0 P: 3	R: 0 E: 0 K: 0 S: 3	H: 2 LOB: 0 BB: 0 P: 3	R: 2 E: 0 K: 0 S: 3	H: 2 LOB: 0 BB: 0 P: 3	1B: 6 2B: 1 3B: 0 HR: 2	SF: 0 SAC: 1 DP: 1 HBP: 0	WP: 0 PB: 0 SB: 1 CS: 1	PA: 33
PITCHER Allen Ripley, R ERA: 4.71 Tom Burgmeier, L ERA: 6.0 (8, 1)	IP: 7.1 WLS: L BF: 27 H: 6 R: 1 ER: 2 SO: 4 BB: 0 IBB: 0 HBP: 0 BLK: 0 WP: 0 HR: 1 S: 34 P: 38 ERA: 1.23 WHIP: 0.955															PITCHER IP: WLS: BF: H: R: ER: SO: BB: IBB: HBP: BLK: WP: HR: S: P: ERA: WHIP:				

AB	30
R	3
H	8
RBI	3
BB	1
SO	4
LOB	11



Batter	1	2	3	4	5	6	7	8	9	AB	R	H	RBI	BB	SO	LOB	TOP			
Rick Burleson, R OBP: 0.284, SLG: 0.287 (1, 6)										5	0	0	0	0	3	3	Boston Red Sox @ Baltimore Orioles Memorial Stadium, Baltimore, MD Thu May 11 1978, 7:05 PM EDT Att: 14,950 - Unknown			
Jerry Remy, L OBP: 0.341, SLG: 0.369 (1, 4)										5	1	1	0	0	0	1				
Jim Rice, R OBP: 0.403, SLG: 0.720 (1, 7)										5	1	1	2	0	0	2				
Carl Yastrzemski, L OBP: 0.419, SLG: 0.406 (1, 3)										4	0	1	0	0	0	1				
Carlton Fisk, R OBP: 0.344, SLG: 0.364 (1, 2)										4	0	1	0	0	0	1				
Fred Lynn, L OBP: 0.376, SLG: 0.519 (1, 8)										4	1	3	0	0	0	0				
Butch Hobson, R OBP: 0.363, SLG: 0.545 (9, PR)										3	0	1	0	1	1	3				
Frank Duffy, R OBP: 0.364, SLG: 0.400 (9, S)										0	1	0	0	0	0	0				
Dwight Evans, R OBP: 0.350, SLG: 0.371 (1, 9)										2	1	0	1	1	2	1				
Bernie Carbo, L OBP: 0.333, SLG: 0.341 (1, 10)										3	0	1	1	1	1	1				
Inning Stats	R: 0 E: 1 K: 1 S: 6	H: 0 LOB: 1 BB: 0 P: 6	R: 1 E: 0 K: 0 S: 4	H: 1 LOB: 1 BB: 1 P: 8	R: 2 E: 0 K: 2 S: 11	H: 4 LOB: 2 BB: 0 P: 11	R: 0 E: 0 K: 2 S: 7	H: 0 LOB: 0 BB: 0 P: 7	R: 0 E: 0 K: 0 S: 3	H: 1 LOB: 1 BB: 0 P: 3	R: 0 E: 0 K: 0 S: 2	H: 0 LOB: 0 BB: 1 P: 6	R: 0 E: 0 K: 0 S: 3	H: 1 LOB: 0 BB: 0 P: 3	R: 2 E: 1 K: 1 S: 8	H: 2 LOB: 2 BB: 1 P: 12	1B: 6 2B: 1 3B: 1 HR: 1	SF: 1 SAC: 0 DP: 1 HBP: 0	WP: 1 PB: 0 SB: 0 CS: 1	PA: 39
PITCHER	IP	WLS	BF	H	R	ER	SO	BB	IBB	HBP	BLK	WP	HR	S	P	ERA	WHIP			
Dennis Martinez, R ERA: 4.58 (1, 1)	8.1	L	35	8	5	4	6	3	0	0	0	1	1	44	56	4.32	1.320			
Don Stanhouse, R ERA: 2.51 (9, 1)	0.2		4	1	0	0	1	0	0	0	0	0	0	6	6	0.00	1.500			

Batter	1	2	3	4	5	6	7	8	9	AB	R	H	RBI	BB	SO	LOB	BOTTOM			
Al Bumbry, L OBP: 0.355, SLG: 0.371 (1, 8)										4	1	1	0	0	1	0	Boston Red Sox @ Baltimore Orioles Memorial Stadium, Baltimore, MD Thu May 11 1978, 7:05 PM EDT Att: 14,950 - Unknown			
Mark Belanger, R OBP: 0.346, SLG: 0.366 (1, 6)										2	0	1	0	1	0	0				
Terry Crowley, L OBP: 0.400, SLG: 0.400 (7, PH)										1	0	1	1	0	0	0				
Kiko Garcia, R OBP: 0.333, SLG: 0.357 (7, PR)										0	0	0	0	0	0	0				
Larry Harlow, L OBP: 0.414, SLG: 0.500 (9, PH)										1	0	0	0	0	1	2				
Carlos Lopez, R OBP: 0.349, SLG: 0.368 (1, 9)										2	0	0	0	1	0	1				
Ken Singleton, S OBP: 0.459, SLG: 0.541 (7, PH)										0	0	0	0	2	0	0				
Rick Dempsey, R OBP: 0.313, SLG: 0.278 (9, PR)										0	0	0	0	0	0	0				
Eddie Murray, S OBP: 0.333, SLG: 0.456 (1, 3)										4	1	1	1	0	0	5				
Lee May, R OBP: 0.315, SLG: 0.456 (1, 10)										4	0	3	1	1	0	0				
Gary Roenicke, R OBP: 0.286, SLG: 0.200 (1, 7)										4	0	1	0	0	0	5				
Doug DeCinces, R OBP: 0.311, SLG: 0.383 (1, 5)										3	0	0	0	1	0	3				
Rich Dauer, R OBP: 0.147, SLG: 0.133 (1, 4)										2	0	0	1	0	0	1				
Billy Smith, S OBP: 0.295, SLG: 0.319 (9, PH)										1	0	0	0	0	0	1				
Dave Skaggs, R OBP: 0.333, SLG: 0.200 (1, 2)										3	1	1	0	0	0	2				
Pat Kelly, L OBP: 0.381, SLG: 0.316 (9, PH)										1	1	1	0	0	0	0				
Inning Stats	R: 0 E: 0 K: 0 S: 3	H: 0 LOB: 0 BB: 0 P: 3	R: 1 E: 0 K: 0 S: 5	H: 2 LOB: 2 BB: 1 P: 9	R: 0 E: 0 K: 0 S: 3	H: 1 LOB: 1 BB: 1 P: 7	R: 0 E: 0 K: 0 S: 4	H: 1 LOB: 1 BB: 0 P: 4	R: 0 E: 0 K: 0 S: 3	H: 0 LOB: 1 BB: 1 P: 7	R: 1 E: 0 K: 0 S: 4	H: 2 LOB: 3 BB: 1 P: 9	R: 0 E: 0 K: 0 S: 4	H: 1 LOB: 1 BB: 0 P: 4	R: 2 E: 0 K: 1 S: 8	H: 3 LOB: 2 BB: 1 P: 12	1B: 9 2B: 1 3B: 0 HR: 0	SF: 2 SAC: 1 DP: 2 HBP: 1	WP: 0 PB: 0 SB: 0 CS: 0	PA: 42
PITCHER	IP	WLS	BF	H	R	ER	SO	BB	IBB	HBP	BLK	WP	HR	S	P	ERA	WHIP			
Bill Lee, L ERA: 2.6 (1, 1)	6.1	W	28	5	2	2	1	4	0	0	0	0	0	8	12	10.80	3.000			
Bob Stanley, R ERA: 3.77 (7, 1)	1.2		9	4	2	2	0	1	0	0	0	0	0	3	7	0.00	3.000			
Tom Burgmeier, L ERA: 5.79 (9, 1)	0.1		2	0	0	0	1	1	0	0	0	0	0	3	3	0.00	1.500			
Dick Drago, R ERA: 2.08 (9, 1)	0.2	S	3	1	0	0	0	0	0	0	0	0	0	3	3	0.00	1.500			

Batter	1	2	3	4	5	6	7	8	9	AB	R	H	RBI	BB	SO	LOB	TOP			
Rick Burleson, R OBP: 0.281, SLG: 0.278 (1, 6)	F3								FC4-6	4	0	0	1	1	1	3	Boston Red Sox @ Minnesota Twins Metropolitan Stadium, Bloomington, MI Sat May 13 1978, 4:33 AM EDT Att. 7,914 - Unknown - 64 F			
Jerry Remy, L OBP: 0.331, SLG: 0.357 (1, 4)	P8	G3			B1-3				F9	4	0	0	0	0	0	3				
Jim Rice, R OBP: 0.405, SLG: 0.711 (1, 7)	K									3	0	1	0	1	2	0				
Carl Yastrzemski, L OBP: 0.414, SLG: 0.409 (1, 3)										4	1	1	0	0	0	2				
Carlton Fisk, R OBP: 0.341, SLG: 0.360 (1, 2)										4	2	1	0	0	0	1				
Fred Lynn, L OBP: 0.388, SLG: 0.550 (1, 8)										3	1	2	1	1	1	0				
Butch Hobson, R OBP: 0.362, SLG: 0.540 (1, 5)										3	0	1	1	0	0	0				
Frank Duffy, R OBP: 0.333, SLG: 0.364 (7, 5)										1	0	0	0	0	0	2				
Dwight Evans, R OBP: 0.346, SLG: 0.359 (1, 9)										3	0	0	0	1	1	3				
Bob Bailey, R OBP: 0.217, SLG: 0.158 (1, 10)										3	0	1	1	0	1	3				
Inning Stats	R: 0 E: 0 K: 1 S: 5	H: 0 LOB: 0 BB: 0 P: 5	R: 2 E: 1 K: 1 S: 8	H: 2 LOB: 3 BB: 2 P: 16	R: 0 E: 0 K: 0 S: 2	H: 0 LOB: 0 BB: 1 P: 6	R: 1 E: 0 K: 1 S: 6	H: 1 LOB: 0 BB: 0 P: 6	R: 0 E: 0 K: 1 S: 5	H: 0 LOB: 0 BB: 0 P: 5	R: 0 E: 0 K: 1 S: 6	H: 1 LOB: 1 BB: 0 P: 6	R: 0 E: 0 K: 0 S: 3	H: 1 LOB: 0 BB: 0 P: 3	R: 1 E: 0 K: 0 S: 5	H: 2 LOB: 2 BB: 1 P: 9	1B: 4 2B: 2 3B: 0 HR: 1	SF: 1 SAC: 0 DP: 2 HBP: 0	WP: 0 PB: 0 SB: 0 CS: 0	PA: 37
PITCHER	IP	WLS	BF	H	R	ER	SO	BB	IBB	HBP	BLK	WP	HR	S	P	ERA	WHIP			
Geoff Zahn, L ERA: 2.7 (1, 1)	8.0	L	31	5	3	2	6	3	0	0	0	0	1	40	52	2.25	1.000			
Tom Johnson, R ERA: 3.39 (9, 1)	1.0		6	2	1	1	0	1	0	0	0	0	0	5	9	9.00	3.000			

Boston Red Sox @ Minnesota Twins
 Metropolitan Stadium, Bloomington, MI
 Sat May 13 1978, 4:33 AM EDT
 Att. 7,914 - Unknown - 64 F

AB 32
 R 4
 H 7
 RBI 4
 BB 4
 SO 6
 LOB 17



Batter	1	2	3	4	5	6	7	8	9	AB	R	H	RBI	BB	SO	LOB	BOTTOM			
Willie Norwood, R OBP: 0.340, SLG: 0.383 (1, 7)										3	1	1	0	1	0	0	Boston Red Sox @ Minnesota Twins Metropolitan Stadium, Bloomington, MI Sat May 13 1978, 4:33 AM EDT Att. 7,914 - Unknown - 64 F			
Roy Smalley, S OBP: 0.367, SLG: 0.389 (1, 6)										4	0	0	0	0	1	2				
Rod Carew, L OBP: 0.453, SLG: 0.516 (1, 3)										4	0	2	1	0	1	1				
Mike Cabbage, L OBP: 0.396, SLG: 0.473 (1, 5)										3	1	2	1	0	0	1				
Jose Morales, R OBP: 0.433, SLG: 0.519 (9, PH)										1	0	0	0	0	0	1				
Dan Ford, R OBP: 0.363, SLG: 0.484 (1, 8)										3	0	1	0	0	2	2				
Bombo Rivera, R OBP: 0.375, SLG: 0.265 (9, PR)										0	0	0	0	0	0	0				
Butch Wynegar, S OBP: 0.297, SLG: 0.330 (1, 2)										3	0	0	0	0	0	2				
Rich Chiles, L OBP: 0.372, SLG: 0.278 (1, 10)										3	0	1	0	0	0	1				
Hosken Powell, L OBP: 0.247, SLG: 0.244 (1, 9)										3	0	0	0	0	0	2				
Rob Wilfong, L OBP: 0.428, SLG: 0.667 (1, 4)										2	0	0	0	0	1	1				
Glenn Adams, L OBP: 0.192, SLG: 0.211 (8, PH)										1	0	0	0	0	0	0				
Bob Randall, R OBP: 0.327, SLG: 0.372 (9, 4)										0	0	0	0	0	0	0				
Inning Stats	R: 1 E: 0 K: 1 S: 7	H: 2 LOB: 1 BB: 0 P: 7	R: 0 E: 0 K: 1 S: 6	H: 1 LOB: 0 BB: 0 P: 6	R: 0 E: 0 K: 1 S: 5	H: 1 LOB: 0 BB: 0 P: 5	R: 0 E: 0 K: 2 S: 7	H: 0 LOB: 0 BB: 0 P: 7	R: 1 E: 0 K: 0 S: 5	H: 2 LOB: 1 BB: 0 P: 5	R: 0 E: 1 K: 0 S: 3	H: 0 LOB: 0 BB: 0 P: 3	R: 0 E: 0 K: 0 S: 3	H: 1 LOB: 1 BB: 0 P: 4	R: 0 E: 0 K: 0 S: 3	H: 1 LOB: 1 BB: 0 P: 4	1B: 5 2B: 1 3B: 0 HR: 1	SF: 0 SAC: 1 DP: 3 HBP: 1	WP: 0 PB: 0 SB: 1 CS: 0	PA: 33
PITCHER	IP	WLS	BF	H	R	ER	SO	BB	IBB	HBP	BLK	WP	HR	S	P	ERA	WHIP			
Mike Torrez, R ERA: 4.05 (1, 1)	8.0	W	30	7	2	2	5	1	0	0	0	0	1	39	43	2.25	1.000			
Tom Burgmeier, L ERA: 5.23 (9, 1)	1.0	S	3	0	0	0	0	0	0	1	0	0	0	2	3	0.00	0.000			

Boston Red Sox @ Minnesota Twins
 Metropolitan Stadium, Bloomington, MI
 Sat May 13 1978, 4:33 AM EDT
 Att. 7,914 - Unknown - 64 F


AB 30
 R 2
 H 7
 RBI 2
 BB 1
 SO 5
 LOB 13



Batter	1	2	3	4	5	6	7	8	9	AB	R	H	RBI	BB	SO	LOB	TOP					
Rick Burleson, R OBP: 0.272, SLG: 0.267 (1, 6)	6-3	FC6 1-2		F9		L9		F9		5	0	0	0	0	0	3						
Jerry Remy, L OBP: 0.326, SLG: 0.351 (1, 4)	1-3		F5		5-3 1B	6-3			4-3	5	1	1	0	0	0	0						
Jim Rice, R OBP: 0.412, SLG: 0.712 (1, 7)			1B CS	1B	5-3		K		2B	4	1	2	0	1	1	1						
Carl Yastrzemski, L OBP: 0.420, SLG: 0.426 (1, 3)	F6		CS	1B	2B HR	1B	1-3		2B	5	1	3	2	0	0	1						
Carlton Fisk, R OBP: 0.358, SLG: 0.402 (1, 2)		HR	1-2 BB	2B	HR	2B	BB	BB	F8	3	2	2	1	2	0	1						
Fred Lynn, L OBP: 0.405, SLG: 0.579 (1, 8)	BB	1B	3-4-1		HR		BB		IBB	3	1	2	3	2	0	2						
Butch Hobson, R OBP: 0.356, SLG: 0.521 (1, 10)	FC6 BB			K	F9		F7		F9	4	0	0	0	1	1	4						
Jack Brohamer, L OBP: 0.385, SLG: 0.371 (1, 5)	F7		G3	G3				CS BB		3	0	0	0	1	0	2						
Dwight Evans, R OBP: 0.342, SLG: 0.365 (1, 9)	F7			2B		5-3		K 1-2		4	0	1	0	0	1	3						
Inning Stats	R: 0 E: 0 K: 0 S: 3	H: 0 LOB: 1 BB: 1 P: 7	R: 1 E: 0 K: 0 S: 5	H: 2 LOB: 2 BB: 1 P: 9	R: 0 E: 0 K: 0 S: 4	H: 2 LOB: 1 BB: 0 P: 8	R: 0 E: 0 K: 1 S: 6	H: 1 LOB: 1 BB: 0 P: 6	R: 4 E: 0 K: 0 S: 7	H: 4 LOB: 0 BB: 0 P: 7	R: 0 E: 0 K: 0 S: 3	H: 0 LOB: 0 BB: 0 P: 3	R: 0 E: 0 K: 1 S: 5	H: 0 LOB: 2 BB: 2 P: 13	R: 0 E: 0 K: 0 S: 4	H: 0 LOB: 0 BB: 1 P: 8	R: 1 E: 0 K: 0 S: 5	H: 2 LOB: 2 BB: 1 P: 9	1B: 5 2B: 5 3B: 0 HR: 2	SF: 0 SAC: 0 DP: 1 HBP: 0	WP: 0 PB: 0 SB: 0 CS: 3	PA: 43
PITCHER	IP	WLS	BF	H	R	ER	SO	BB	IBB	HBP	BLK	WP	HR	S	P	ERA	WHIP					
Paul Thordogard, R ERA: 5.52 (1, 1)	4.1	L	23	8	4	4	1	3	0	0	0	0	1	22	34	8.31	2.538					
Mae Scarce, L ERA: 3.86 (5, 1)	0.2		3	1	1	1	0	0	0	0	0	0	1	3	3	13.50	1.500					
Greg Thayer, R ERA: 2.89 (6, 1)	4.0		17	2	1	1	2	3	1	0	0	0	0	17	33	2.25	1.250					

Boston Red Sox @ Minnesota Twins
Metropolitan Stadium, Bloomington, MI
Sun May 14 1978, 4:33 AM EDT
Att. 7,008 - Unknown - 66 F


AB 36
R 6
H 11
RBI 6
BB 7
SO 3
LOB 17



Batter	1	2	3	4	5	6	7	8	9	AB	R	H	RBI	BB	SO	LOB	BOTTOM					
Willie Norwood, R OBP: 0.333, SLG: 0.404 (1, 8)	K		HR	F7			F7	G5-4-3 1-2		5	1	1	1	0	1	3						
Roy Smalley, S OBP: 0.361, SLG: 0.389 (1, 6)	2B		1-3		F2		6-3		F8	5	0	1	0	0	0	0						
Rod Carew, L OBP: 0.444, SLG: 0.504 (1, 3)	K		4-3		F7		BB BB	1B	K	5	0	1	0	0	2	1						
Mike Cabbage, L OBP: 0.400, SLG: 0.500 (1, 5)	L8				4-3			BB		3	1	1	1	1	0	1						
Larry Wolfe, R OBP: 0.297, SLG: 0.326 (9, PH)			HR				BB	BB	2B	1	0	1	0	0	0	0						
Glenn Adams, L OBP: 0.198, SLG: 0.241 (1, 10)		F3			3-1		FC6-4		F3	3	0	1	0	1	0	0						
Craig Kusick, R OBP: 0.281, SLG: 0.273 (9, PH)			3B				1-2 2-3 BB			1	0	0	0	0	0	1						
Rich Chiles, L OBP: 0.370, SLG: 0.308 (1, 7)			L3			P8	FC6-4			3	0	1	0	0	0	1						
Jose Morales, R OBP: 0.419, SLG: 0.500 (7, PH)			2B				1-2			1	0	0	0	0	0	3						
Butch Wynegar, S OBP: 0.304, SLG: 0.330 (1, 2)		BB		F3				F8		3	0	1	0	1	0	0						
Hosken Powell, L OBP: 0.250, SLG: 0.247 (1, 9)					G3					3	0	1	0	0	0	2						
Bombo Rivera, R OBP: 0.390, SLG: 0.314 (8, PH)										1	0	1	0	0	0	0						
Rob Wilfong, L OBP: 0.400, SLG: 0.500 (1, 4)										2	0	0	0	1	0	4						
Bob Randall, R OBP: 0.333, SLG: 0.372 (8, PH)								G5-4-3		0	0	0	0	1	0	0						
Inning Stats	R: 0 E: 0 K: 2 S: 8	H: 1 LOB: 1 BB: 0 P: 8	R: 0 E: 0 K: 0 S: 4	H: 1 LOB: 2 BB: 1 P: 8	R: 2 E: 0 K: 0 S: 6	H: 3 LOB: 1 BB: 0 P: 6	R: 0 E: 0 K: 0 S: 3	H: 0 LOB: 1 BB: 1 P: 7	R: 0 E: 0 K: 0 S: 5	H: 2 LOB: 2 BB: 0 P: 5	R: 0 E: 0 K: 0 S: 4	H: 1 LOB: 3 BB: 2 P: 12	R: 0 E: 0 K: 0 S: 3	H: 1 LOB: 1 BB: 1 P: 7	R: 0 E: 0 K: 1 S: 6	H: 1 LOB: 1 BB: 0 P: 6	1B: 3 2B: 4 3B: 1 HR: 2	SF: 0 SAC: 0 DP: 1 HBP: 0	WP: 0 PB: 0 SB: 0 CS: 0	PA: 41		
PITCHER	IP	WLS	BF	H	R	ER	SO	BB	IBB	HBP	BLK	WP	HR	S	P	ERA	WHIP					
Dennis Eckersley, R ERA: 3.6 (1, 1)	6.2	W	32	8	2	2	2	4	0	0	0	0	2	32	48	2.70	1.800					
Tom Burgmeier, L ERA: 4.26 (7, 1)	2.1	S	9	2	0	0	1	1	0	0	0	0	0	10	14	0.00	1.286					

Boston Red Sox @ Minnesota Twins
Metropolitan Stadium, Bloomington, MI
Sun May 14 1978, 4:33 AM EDT
Att. 7,008 - Unknown - 66 F

AB 36
R 2
H 10
RBI 2
BB 5
SO 3
LOB 16



Batter	1	2	3	4	5	6	7	8	9	AB	R	H	RBI	BB	SO	LOB	TOP			
Rick Burleson, R OBP: 0.271, SLG: 0.267 (1, 6)	0-0 4-3		0-0 G5-4-3 BB 1-3 1B		0-0 L9			0-0 F7		4	0	1	0	0	0	0	Boston Red Sox @ Kansas City Royals Royals Stadium, Kansas City, MO Mon May 15 1978, 8:05 PM EDT Att: 34,166 - Unknown - 58 F			
Jerry Remy, L OBP: 0.336, SLG: 0.353 (1, 4)	4-0 BB		4-0 G5-4-3 1-2 BB				0-0 1-3	0-0 1B		2	0	1	0	2	0	0				
Jim Rice, R OBP: 0.401, SLG: 0.692 (1, 10)	0-3 K		0-0 G5-4-3 1-2 1-2 2-3 3-H 0-0				0-0 P6	0-3 K		4	0	0	0	0	2	4				
Carl Yastrzemski, L OBP: 0.415, SLG: 0.415 (1, 7) (6, 3)	4-0 BB		0-0 P6				0-0 P6		0-0 P6	3	0	0	0	1	0	1				
Carlton Fisk, R OBP: 0.348, SLG: 0.388 (1, 2)	0-0 F8			0-0 F8			0-0 L7		0-0 5-3	4	0	0	0	0	0	2				
Fred Lynn, L OBP: 0.392, SLG: 0.559 (1, 8)		0-3 K		0-0 4-3			0-0 F7		0-0 F3	4	0	0	0	0	1	0				
George Scott, R OBP: 0.394, SLG: 0.459 (1, 3) Bernie Carbo, L OBP: 0.347, SLG: 0.341 (6, 7)		0-0 L9		0-0 4-3			4-0 BB			2	0	0	0	0	0	0				
Butch Hobson, R OBP: 0.348, SLG: 0.508 (1, 5)		0-3 K			0-0 F8		0-0 4-3			3	0	0	0	0	1	1				
Dwight Evans, R OBP: 0.342, SLG: 0.357 (1, 9)			4-0 1B G5-4-3 BB		0-0 6-3			0-3 K		2	1	0	0	1	1	0				
Inning Stats	R: 0 E: 0 K: 1 S: 5	H: 0 LOB: 2 BB: 2 P: 13	R: 0 E: 0 K: 2 S: 7	H: 0 LOB: 0 BB: 0 P: 7	R: 1 E: 0 K: 0 S: 3	H: 1 LOB: 1 BB: 2 P: 11	R: 0 E: 0 K: 0 S: 3	H: 0 LOB: 0 BB: 0 P: 3	R: 0 E: 0 K: 0 S: 3	H: 0 LOB: 0 BB: 0 P: 3	R: 0 E: 0 K: 0 S: 3	H: 0 LOB: 1 BB: 1 P: 7	R: 0 E: 0 K: 2 S: 8	H: 1 LOB: 1 BB: 0 P: 8	R: 0 E: 0 K: 0 S: 3	H: 0 LOB: 0 BB: 0 P: 3	1B: 2 2B: 0 3B: 0 HR: 0	SF: 0 SAC: 0 DP: 1 HBP: 0	WP: 0 PB: 0 SB: 1 CS: 0	PA: 33
PITCHER Rich Gale, R ERA: 2.08 (1, 1)	IP: 9.0 WLS: W BF: 33 H: 2 R: 1 ER: 1 SO: 5 BB: 5 IBB: 0 HBP: 0 BLK: 0 WP: 0 HR: 0 S: 38 P: 58 ERA: 1.00 WHIP: 0.778															PITCHER				

Batter	1	2	3	4	5	6	7	8	9	AB	R	H	RBI	BB	SO	LOB	BOTTOM			
Willie Wilson, S OBP: 0.307, SLG: 0.358 (1, 7)	0-0 4-3		0-0 6-3		0-0 F7		0-0 SH F9 S			3	0	0	0	0	0	2	Boston Red Sox @ Kansas City Royals Royals Stadium, Kansas City, MO Mon May 15 1978, 8:05 PM EDT Att: 34,166 - Unknown - 58 F			
Tom Pocuette, L OBP: 0.286, SLG: 0.448 (1, 9) Jerry Terrell, R OBP: 0.262, SLG: 0.205 (8, 5)	0-0 F8			0-0 G3	0-0 G4-6-3 1-2		0-0 F7 1-2 3-H			4	0	0	0	0	0	3				
Hal McRae, R OBP: 0.333, SLG: 0.548 (1, 10)	0-0 6-3			0-0 HBP 2B 1B		0-0 6-3	0-0 F9 2-3			4	1	1	0	0	0	1				
Al Cowens, R OBP: 0.333, SLG: 0.430 (1, 5) (8, 9)		0-3 K		1-0 HBP 2B		0-0 F7	0-0 P6			3	1	0	0	0	1	1				
Clint Hurdle, L OBP: 0.340, SLG: 0.422 (1, 3)		0-0 4-3		0-0 1B 1-H 2-H FC5-2-6-3 2B		0-0 HBP 2B		0-0 3-1		4	0	2	2	0	0	0				
Amos Otis, R OBP: 0.373, SLG: 0.584 (1, 8)		0-0 2B		0-0 S FC5-2-6-3 1B		4-0 HBP IBB		0-0 L7		3	0	2	0	1	0	0				
John Wathan, R OBP: 0.286, SLG: 0.333 (1, 2)		0-0 5-3		0-0 FC5-2-6-3 1-3 3-H		1-0 HBP FC6-4		0-0 P6		3	0	0	0	0	0	3				
Freddie Patek, R OBP: 0.279, SLG: 0.330 (1, 6)			0-0 6-3		0-0 S 1B		0-0 FC6-4 1-2			3	0	1	0	0	0	3				
Frank White, R OBP: 0.304, SLG: 0.349 (1, 4)		0-0 5-3		0-0 BB G4-6-3 1-2		4-0 SH E 2B				2	1	1	0	1	0	0				
Inning Stats	R: 0 E: 0 K: 0 S: 3	H: 0 LOB: 0 BB: 0 P: 3	R: 0 E: 0 K: 1 S: 6	H: 1 LOB: 0 BB: 0 P: 6	R: 0 E: 0 K: 0 S: 3	H: 0 LOB: 0 BB: 0 P: 3	R: 2 E: 0 K: 0 S: 5	H: 3 LOB: 1 BB: 0 P: 6	R: 0 E: 0 K: 0 S: 3	H: 1 LOB: 1 BB: 1 P: 7	R: 0 E: 0 K: 0 S: 4	H: 1 LOB: 3 BB: 1 P: 9	R: 1 E: 0 K: 0 S: 5	H: 1 LOB: 1 BB: 0 P: 5	R: 0 E: 0 K: 0 S: 3	H: 0 LOB: 0 BB: 0 P: 3	1B: 3 2B: 5 3B: 0 HR: 0	SF: 0 SAC: 1 DP: 2 HBP: 2	WP: 0 PB: 0 SB: 3 CS: 0	PA: 34
PITCHER Allen Ripley, R ERA: 4.42 (1, 1)	IP: 8.0 WLS: L BF: 34 H: 7 R: 3 ER: 3 SO: 1 BB: 1 IBB: 1 HBP: 2 BLK: 0 WP: 0 HR: 0 S: 32 P: 42 ERA: 3.38 WHIP: 1.000															PITCHER				

Batter	1	2	3	4	5	6	7	8	9	AB	R	H	RBI	BB	SO	LOB	TOP			
Rick Burleson, R OBP: 0.277, SLG: 0.273 (1, 6)	E6 G4-6-3		1B		1B 2H			P6		4	0	2	1	0	0	0	Boston Red Sox @ Kansas City Royals Royals Stadium, Kansas City, MO Tue May 16 1978, 8:05 PM EDT Att: 23,474 - Unknown - 63 F			
Jerry Remy, L OBP: 0.336, SLG: 0.350 (1, 4)	G4-6-3 1-2		L8				1B G4-6-3	F6		4	0	1	0	0	0	2				
Jim Rice, R OBP: 0.404, SLG: 0.687 (1, 7)	1B			L8			1B G4-6-3	L9		4	0	2	0	0	0	0				
Carl Yastrzemski, L OBP: 0.404, SLG: 0.402 (1, 3)	K			L8			1B G4-6-3	P4		4	0	0	0	0	1	3				
Carlton Fisk, R OBP: 0.345, SLG: 0.384 (1, 2)		1B G4-6-3		5-3			5-3	P4		4	0	1	0	0	0	1				
Fred Lynn, L OBP: 0.388, SLG: 0.545 (1, 8)	G4-6-3 1-2				BB SF9			P4		3	1	0	0	1	0	1				
Dwight Evans, R OBP: 0.350, SLG: 0.396 (1, 9)	F9				1B SH1-3			HR		3	2	2	1	0	0	0				
Bob Bailey, R OBP: 0.192, SLG: 0.143 (1, 10)			L5		SF9			K		2	0	0	1	0	1	0				
Frank Duffy, R OBP: 0.286, SLG: 0.308 (1, 5)	P4		P4		SH1-3			P3		2	0	0	0	0	0	0				
Inning Stats	R: 0 E: 1 K: 1 S: 6	H: 1 LOB: 1 BB: 0 P: 6	R: 0 E: 0 K: 0 S: 3	H: 1 LOB: 0 BB: 0 P: 3	R: 0 E: 0 K: 0 S: 4	H: 0 LOB: 0 BB: 0 P: 3	R: 2 E: 0 K: 0 S: 4	H: 2 LOB: 1 BB: 1 P: 8	R: 0 E: 0 K: 0 S: 4	H: 2 LOB: 1 BB: 0 P: 4	R: 1 E: 0 K: 1 S: 6	H: 1 LOB: 0 BB: 0 P: 6	R: 0 E: 0 K: 0 S: 3	H: 0 LOB: 0 BB: 0 P: 3	R: 0 E: 0 K: 0 S: 3	H: 0 LOB: 0 BB: 0 P: 3	1B: 7 2B: 0 3B: 0 HR: 1	SF: 1 SAC: 1 DP: 3 HBP: 0	WP: 0 PB: 0 SB: 0 CS: 0	PA: 33
PITCHER Paul Spittorff, L ERA: 2.69 (1, 1)	IP: 9.0 WLS: L BF: 33	H: 8 R: 3 ER: 3 SO: 2	BB: 1 IBB: 0 HBP: 0 BLK: 0	WP: 0 HR: 1 S: 36 P: 40	ERA: 3.00 WHIP: 1.000	PITCHER										IP: 9.0 WLS: W BF: 35	H: 9 R: 2 ER: 2 SO: 4	BB: 1 IBB: 0 HBP: 0 BLK: 0	WP: 0 HR: 0 S: 42 P: 46	ERA: 2.00 WHIP: 1.111

AB	30
R	3
H	8
RBI	3
BB	1
SO	2
LOB	7




Batter	1	2	3	4	5	6	7	8	9	AB	R	H	RBI	BB	SO	LOB	BOTTOM			
Willie Wilson, S OBP: 0.315, SLG: 0.365 (1, 7)	S 5-3		F2		CS			F9		4	1	2	0	0	0	0	Boston Red Sox @ Kansas City Royals Royals Stadium, Kansas City, MO Tue May 16 1978, 8:05 PM EDT Att: 23,474 - Unknown - 63 F			
Jerry Terrell, R OBP: 0.239, SLG: 0.186 (1, 5)	P4		E4 FC5-4		CS		F8	F3		4	0	0	0	0	0	1				
Amos Otis, R OBP: 0.368, SLG: 0.570 (1, 8)	5-3		FC5-4		1B		6-3	F7		4	0	1	1	0	0	0				
Hal McRae, R OBP: 0.338, SLG: 0.546 (1, 10)	F7		FC5-4		1B		1B	1B		4	0	2	0	0	0	2				
John Wathan, R OBP: 0.282, SLG: 0.324 (1, 2)		5-3		5-3			L6	1B		4	0	1	0	0	0	1				
Clint Hurdle, L OBP: 0.337, SLG: 0.407 (1, 3)		BB 2B		K			L4	K		3	1	0	0	1	2	2				
Joe Zdeb, R OBP: 0.217, SLG: 0.364 (1, 9)		1B		K			6-3	P3		4	0	1	1	0	1	2				
Freddie Patek, R OBP: 0.287, SLG: 0.337 (1, 6)		2B					F7	K		4	0	2	0	0	1	2				
Frank White, R OBP: 0.295, SLG: 0.337 (1, 4)	1-3						P5	FC6-4		3	0	0	0	0	0	2				
Inning Stats	R: 1 E: 0 K: 0 S: 4	H: 1 LOB: 0 BB: 0 P: 4	R: 1 E: 0 K: 0 S: 4	H: 2 LOB: 1 BB: 1 P: 8	R: 0 E: 1 K: 0 S: 4	H: 1 LOB: 1 BB: 0 P: 4	R: 0 E: 0 K: 2 S: 7	H: 0 LOB: 0 BB: 0 P: 7	R: 0 E: 0 K: 0 S: 3	H: 1 LOB: 0 BB: 0 P: 3	R: 0 E: 0 K: 0 S: 4	H: 1 LOB: 1 BB: 0 P: 4	R: 0 E: 0 K: 0 S: 4	H: 0 LOB: 0 BB: 0 P: 4	R: 0 E: 0 K: 2 S: 9	H: 2 LOB: 2 BB: 0 P: 9	1B: 8 2B: 1 3B: 0 HR: 0	SF: 0 SAC: 0 DP: 0 HBP: 0	WP: 0 PB: 0 SB: 0 CS: 1	PA: 36
PITCHER Bill Lee, L ERA: 2.52 (1, 1)	IP: 9.0 WLS: W BF: 35	H: 9 R: 2 ER: 2 SO: 4	BB: 1 IBB: 0 HBP: 0 BLK: 0	WP: 0 HR: 0 S: 42 P: 46	ERA: 2.00 WHIP: 1.111	PITCHER										IP: 9.0 WLS: W BF: 35	H: 9 R: 2 ER: 2 SO: 4	BB: 1 IBB: 0 HBP: 0 BLK: 0	WP: 0 HR: 0 S: 42 P: 46	ERA: 2.00 WHIP: 1.111


AB	34
R	2
H	9
RBI	2
BB	1
SO	4
LOB	12



Batter	1	2	3	4	5	6	7	8	9	AB	R	H	RBI	BB	SO	LOB	TOP		
Rick Burleson, R OBP: 0.287, SLG: 0.275 (1, 6)	 1B	 1-2			 1		 BB		 BB	3	1	1	0	2	0	3	Boston Red Sox @ Detroit Tigers Tiger Stadium, Detroit, MI Fri May 19 1978, 7:05 PM EDT Att: 48,817 - Unknown		
Jerry Remy, L OBP: 0.336, SLG: 0.352 (1, 4)	 1		 1B		 1-2		 1-2		 1	5	0	2	0	0	2	3			
Jim Rice, R OBP: 0.398, SLG: 0.691 (1, 7)	 1-H		 1-2		 2			 1	 2	5	1	1	2	0	2	4			
Carl Yastrzemski, L OBP: 0.391, SLG: 0.386 (1, 3)	 2		 3		 3			 2	 3	5	0	0	0	0	1	3			
Carlton Fisk, R OBP: 0.356, SLG: 0.398 (1, 2)	 BB			 2B		 1		 BB		3	0	2	0	1	0	0			
Fred Lynn, L OBP: 0.384, SLG: 0.536 (1, 8)	 3		 1B		 2			 3		4	0	1	0	0	1	2			
Butch Hobson, R OBP: 0.353, SLG: 0.504 (1, 5)		 1		 1		 BB			 BB	3	1	1	0	1	1	2			
Dwight Evans, R OBP: 0.355, SLG: 0.429 (1, 9)	 1B		 1-2		 3			 1-H	 HR	4	1	2	2	0	0	3			
Bob Bailey, R OBP: 0.267, SLG: 0.360 (1, 10)	 1B			 1B			 1		 HR	4	1	3	1	0	0	0			
Inning Stats	R: 2 E: 0 K: 1 S: 7	H: 2 LOB: 1 BB: 1 P: 11	R: 0 E: 0 K: 0 S: 4	H: 2 LOB: 1 BB: 0 P: 4	R: 0 E: 0 K: 1 S: 5	H: 1 LOB: 0 BB: 0 P: 5	R: 0 E: 0 K: 1 S: 6	H: 2 LOB: 1 BB: 0 P: 6	R: 0 E: 0 K: 1 S: 6	H: 0 LOB: 0 BB: 1 P: 6	R: 0 E: 0 K: 0 S: 2	H: 1 LOB: 1 BB: 0 P: 4	R: 3 E: 0 K: 2 S: 9	H: 2 LOB: 1 BB: 2 P: 17	1B: 9 2B: 2 3B: 0 HR: 3	SF: 0 SAC: 0 DP: 4 HBP: 0	WP: 0 PA: 40 PB: 0 SB: 0 CS: 0		
PITCHER	IP	WLS	BF	H	R	ER	SO	BB	IBB	HBP	BLK	WP	HR	S	P	ERA	WHIP		
Bob Sykes, L ERA: 1.38 (1, 1)	8.0	W	35	12	4	4	5	3	0	0	0	0	2	42	54	4.50	1.875		
John Hiller, L ERA: 2.51 (9, 1)	1.0	S	5	1	1	1	2	1	0	0	0	0	1	8	12	9.00	2.000		


Batter	1	2	3	4	5	6	7	8	9	AB	R	H	RBI	BB	SO	LOB	BOTTOM		
Ron LeFlore, R OBP: 0.354, SLG: 0.408 (1, 8)	 1		 1B	 1-2			 1	 3		5	1	1	0	0	0	2	Boston Red Sox @ Detroit Tigers Tiger Stadium, Detroit, MI Fri May 19 1978, 7:05 PM EDT Att: 48,817 - Unknown		
Lou Whitaker, L OBP: 0.426, SLG: 0.393 (1, 4)	 BB		 1B		 1		 1B			3	1	2	1	1	0	0			
Rusty Staub, L OBP: 0.366, SLG: 0.415 (1, 10)	 2		 2-H		 BB		 1-2			3	1	1	2	1	0	2			
Jason Thompson, L OBP: 0.384, SLG: 0.590 (1, 3)	 3		 BB		 1-2			 1		3	1	0	0	1	1	2			
Steve Kemp, L OBP: 0.458, SLG: 0.404 (1, 7)		 BB	 1B		 3			 BB		2	1	1	0	2	1	1			
Milt May, L OBP: 0.382, SLG: 0.643 (1, 2)	 1-2		 2			 1		 1B		4	0	1	0	0	2	2			
Tim Corcoran, L OBP: 0.309, SLG: 0.257 (1, 9)	 2-3		 3			 2		 1B		4	1	1	1	0	0	2			
Phil Mankowski, L OBP: 0.356, SLG: 0.358 Aurelio Rodriguez, R OBP: 0.372, SLG: 0.507 (7, 5)	 3			 BB		 2B		 1B		2	0	1	0	1	0	1			
Alan Trammell, R OBP: 0.375, SLG: 0.424 (1, 6)			 1	 1-2		 2B		 2B		4	0	2	2	0	0	1			
Inning Stats	R: 0 E: 0 K: 1 S: 5	H: 0 LOB: 1 BB: 1 P: 9	R: 0 E: 0 K: 0 S: 3	H: 0 LOB: 1 BB: 1 P: 7	R: 4 E: 2 K: 1 S: 9	H: 4 LOB: 1 BB: 1 P: 13	R: 0 E: 0 K: 0 S: 2	H: 0 LOB: 0 BB: 1 P: 6	R: 0 E: 0 K: 1 S: 5	H: 2 LOB: 2 BB: 0 P: 6	R: 0 E: 0 K: 0 S: 3	H: 1 LOB: 0 BB: 0 P: 3	R: 3 E: 0 K: 0 S: 6	H: 3 LOB: 1 BB: 1 P: 10	1B: 7 2B: 2 3B: 0 HR: 1	SF: 0 SAC: 0 DP: 2 HBP: 0	WP: 0 PA: 37 PB: 0 SB: 1 CS: 0		
PITCHER	IP	WLS	BF	H	R	ER	SO	BB	IBB	HBP	BLK	WP	HR	S	P	ERA	WHIP		
Mike Torrez, R ERA: 4.3 (1, 1)	7.1	L	33	8	6	5	4	6	0	0	0	0	1	35	59	6.14	1.909		
Tom Burgmeier, L ERA: 4.57 (8, 1)	0.0		1	1	0	0	0	0	0	0	0	0	0	1	1	∞	∞		
Bob Stanley, R ERA: 3.69 (8, 1)	0.2		3	1	1	1	0	0	0	0	0	0	0	3	3	13.50	1.500		

Batter	1	2	3	4	5	6	7	8	9	AB R H RBI BB SO LOB	TOP															
Rick Burleson, R OBP: 0.290, SLG: 0.286 (1, 6)	F9	F4		L1-3 1B		1B E 2B		F9		5 1 2 1 0 0 1	Boston Red Sox @ Detroit Tigers Tiger Stadium, Detroit, MI Sat May 20 1978, 3:33 AM EDT Att: 30,856 - Unknown															
Jerry Remy, L OBP: 0.333, SLG: 0.347 (1, 4)	F8	1-3		L1-3 1-2		F 2-3 1B		F8		5 0 1 0 0 0 2																
Jim Rice, R OBP: 0.404, SLG: 0.707 (1, 7)	BB 1B			HR		E7 1-3 1B		K		5 1 3 2 0 2 0																
Carl Yastrzemski, L OBP: 0.404, SLG: 0.392 (1, 3)	BB 1-2 1B			L8		BB G6-4-3 HBP		SH1-4 1B		3 1 2 0 1 0 0																
Carlton Fisk, R OBP: 0.359, SLG: 0.405 (1, 2)	BB 1-2 2-3 BB			1B 2B		F8 G6-4-3 1-2		SH1-4		3 1 1 0 1 0 4																
Fred Lynn, L OBP: 0.392, SLG: 0.531 (1, 8)	4-3			1B 2-H		BB G5-4-3 1-2		1B IBB		3 0 1 1 2 0 3																
Butch Hobson, R OBP: 0.354, SLG: 0.500 (1, 5)				1-3 1B		G5-4-3 1-2		6-3		5 0 2 1 0 0 2																
Dwight Evans, R OBP: 0.365, SLG: 0.459 (1, 9)				HR		F7 S 2B 1B		G5-4-3 1-2		4 2 2 1 1 0 4																
Bernie Carbo, L OBP: 0.346, SLG: 0.341 (1, 10)				4-3		F7 1-3		6-3		3 0 1 0 0 0 3																
Bob Bailey, R OBP: 0.258, SLG: 0.346 (7, PH)				1B						1 0 0 0 0 0 1																
Inning Stats	R: 0 E: 0 K: 0 S: 5	H: 2 LOB: 3 BB: 1 P: 9	R: 1 E: 0 K: 0 S: 5	H: 2 LOB: 1 BB: 0 P: 5	R: 2 E: 0 K: 0 S: 7	H: 4 LOB: 2 BB: 0 P: 7	R: 0 E: 0 K: 1 S: 5	H: 1 LOB: 0 BB: 0 P: 5	R: 0 E: 0 K: 0 S: 2	H: 0 LOB: 1 BB: 2 P: 10	R: 0 E: 0 K: 0 S: 3	H: 0 LOB: 1 BB: 1 P: 7	R: 0 E: 0 K: 1 S: 5	H: 0 LOB: 0 BB: 0 P: 5	R: 1 E: 0 K: 0 S: 4	H: 2 LOB: 1 BB: 1 P: 8	1B: 11 2B: 3 3B: 0 HR: 2	SF: 0 SAC: 1 DP: 4 HBP: 1	WP: 0 PB: 0 SB: 1 CS: 0	PA: 44						
PITCHER	IP WLS BF H R ER SO BB IBB HBP BLK WP HR S P ERA WHIP											IP WLS BF H R ER SO BB IBB HBP BLK WP HR S P ERA WHIP														
Jim Slaton, R ERA: 5.23 (1, 1)	5.1	28	11	5	5	1	3	0	0	0	0	2	27	39	8.44	2.625										
Jim Crawford, L ERA: 3.75 (6, 1)	1.2	8	2	0	0	0	1	0	1	0	0	0	6	11	0.00	1.800										
Steve Foucault, R ERA: 2.76 (8, 1)	2.0	L	8	2	1	1	1	0	1	0	0	0	9	13	4.50	1.000										

Batter	1	2	3	4	5	6	7	8	9	AB R H RBI BB SO LOB	BOTTOM															
Ron LeFlore, R OBP: 0.349, SLG: 0.401 (1, 8)	F8			1B		6-3		K		5 0 1 0 0 1 3	Boston Red Sox @ Detroit Tigers Tiger Stadium, Detroit, MI Sat May 20 1978, 3:33 AM EDT Att: 30,856 - Unknown															
Lou Whitaker, L OBP: 0.411, SLG: 0.379 (1, 4)	F8			1-3 1B		F8		FC1-6-5-1		5 0 1 0 0 0 3																
Rusty Staub, L OBP: 0.363, SLG: 0.417 (1, 10)	1B 2B			L4		F8		4-3		4 1 1 0 0 0 3																
Jason Thompson, L OBP: 0.381, SLG: 0.580 (1, 3)	2B 1B			F9		3-1		3-1		4 0 1 0 0 0 2																
Steve Kemp, L OBP: 0.466, SLG: 0.429 (1, 7)	2B			G3-6-3 BB		HR 2B		3-1		3 1 2 1 1 0 0																
Milt May, L OBP: 0.375, SLG: 0.662 (1, 2)				G3-6-3 1-2		HR		K		4 1 1 2 0 1 1																
Tim Corcoran, L OBP: 0.318, SLG: 0.270 (1, 9)				4-3		F9		1B 1B		4 1 2 0 0 0 0																
Phil Mankowski, L OBP: 0.349, SLG: 0.404 (1, 5)	F3			HR		G3		F8		4 1 1 2 0 0 1																
Alan Trammell, R OBP: 0.373, SLG: 0.419 (1, 6)				HR						3 0 1 0 0 0 0																
John Wockenfuss, R OBP: 0.438, SLG: 0.483 (9, PH)				P9		6-3		BLK 1B		1 0 1 0 0 0 0																
Inning Stats	R: 1 E: 0 K: 0 S: 5	H: 3 LOB: 2 BB: 0 P: 5	R: 0 E: 0 K: 0 S: 3	H: 0 LOB: 0 BB: 0 P: 3	R: 0 E: 0 K: 0 S: 5	H: 2 LOB: 0 BB: 0 P: 5	R: 2 E: 0 K: 0 S: 4	H: 2 LOB: 1 BB: 0 P: 8	R: 0 E: 0 K: 0 S: 3	H: 0 LOB: 0 BB: 0 P: 3	R: 2 E: 0 K: 0 S: 5	H: 2 LOB: 0 BB: 0 P: 5	R: 0 E: 0 K: 1 S: 6	H: 1 LOB: 1 BB: 0 P: 6	R: 0 E: 0 K: 1 S: 5	H: 0 LOB: 0 BB: 0 P: 5	R: 0 E: 0 K: 0 S: 5	H: 2 LOB: 2 BB: 0 P: 5	1B: 7 2B: 3 3B: 0 HR: 2	SF: 0 SAC: 0 DP: 1 HBP: 0	WP: 0 PB: 0 SB: 0 CS: 0	PA: 38				
PITCHER	IP WLS BF H R ER SO BB IBB HBP BLK WP HR S P ERA WHIP											IP WLS BF H R ER SO BB IBB HBP BLK WP HR S P ERA WHIP														
Dennis Eckersley, R ERA: 3.95 (1, 1)	6.0	26	9	5	5	0	1	0	0	0	0	2	25	29	7.50	1.667										
Bill Campbell, R ERA: 8.68 (7, 1)	3.0	W	12	3	0	0	2	0	0	0	1	0	16	16	0.00	1.000										

Batter	1	2	3	4	5	6	7	8	9	AB	R	H	RBI	BB	SO	LOB	TOP					
Rick Burleson, R OBP: 0.283, SLG: 0.278 (1, 6)	 0-3		 0-0			 0-0		 0-0		4	0	0	0	0	1	2	Boston Red Sox @ Detroit Tigers Tiger Stadium, Detroit, MI Sun May 21 1978, 3:33 AM EDT Unknown					
Jerry Remy, L OBP: 0.331, SLG: 0.344 (1, 4)	 0-0		 0-0			 0-0		 0-3		4	0	1	0	0	1	1						
Jim Rice, R OBP: 0.406, SLG: 0.702 (1, 7)	 0-0					 0-0		 0-0		4	0	2	1	0	1	0						
Carl Yastrzemski, L OBP: 0.400, SLG: 0.383 (1, 3)	 0-3					 0-0		 0-0		3	0	0	0	1	1	4						
Carlton Fisk, R OBP: 0.350, SLG: 0.393 (1, 2)		 0-0		 0-3		 0-0		 0-0		4	0	0	0	0	1	4						
Fred Lynn, L OBP: 0.381, SLG: 0.515 (1, 8)	 0-0					 0-0		 0-3		4	0	0	0	0	1	0						
Butch Hobson, R OBP: 0.351, SLG: 0.492 (1, 5)	 0-0					 0-3		 0-0		4	0	1	0	0	2	0						
Dwight Evans, R OBP: 0.362, SLG: 0.446 (1, 9)			 0-3			 0-0		 0-3		3	0	0	0	1	2	1						
Bernie Carbo, L OBP: 0.370, SLG: 0.391 Jack Brohamer, L OBP: 0.375, SLG: 0.361 (6, PR)						 0-0		 0-3		2	0	2	0	0	0	0						
Inning Stats	R: 0 E: 0 K: 2 S: 8	H: 1 LOB: 1 BB: 0 P: 8	R: 0 E: 0 K: 0 S: 3	H: 0 LOB: 0 BB: 0 P: 3	R: 0 E: 0 K: 1 S: 6	H: 1 LOB: 1 BB: 0 P: 6	R: 0 E: 0 K: 2 S: 6	H: 0 LOB: 1 BB: 1 P: 10	R: 0 E: 0 K: 1 S: 5	H: 0 LOB: 0 BB: 0 P: 5	R: 1 E: 0 K: 0 S: 6	H: 3 LOB: 3 BB: 0 P: 6	R: 0 E: 0 K: 2 S: 7	H: 0 LOB: 1 BB: 1 P: 11	R: 0 E: 1 K: 1 S: 6	H: 0 LOB: 1 BB: 0 P: 6		R: 0 E: 0 K: 2 S: 8	H: 1 LOB: 1 BB: 0 P: 8	1B: 5 2B: 2 3B: 0 HR: 0	SF: 0 SAC: 0 DP: 1 HBP: 0	WP: 0 PB: 0 SB: 1 CS: 1
PITCHER Milt Wilcox, R ERA: 3.05 (1, 1)	IP: 9.0 WLS: W BF: 35 H: 6 R: 1 ER: 1 SO: 11 BB: 2 IBB: 0 HBP: 0 BLK: 0 WP: 0 HR: 0 S: 55 P: 63 ERA: 1.00 WHIP: 0.889															PITCHER IP: WLS: BF: H: R: ER: SO: BB: IBB: HBP: BLK: WP: HR: S: P: ERA: WHIP:						

AB	33
R	1
H	6
RBI	1
BB	2
SO	11
LOB	13




Batter	1	2	3	4	5	6	7	8	9	AB	R	H	RBI	BB	SO	LOB	BOTTOM			
Ron LeFlore, R OBP: 0.347, SLG: 0.397 (1, 8)	 0-0		 0-0			 0-0		 0-0		4	0	1	0	0	0	0	Boston Red Sox @ Detroit Tigers Tiger Stadium, Detroit, MI Sun May 21 1978, 3:33 AM EDT Unknown			
Mark Wagner, R OBP: 0.342, SLG: 0.362 (1, 6)	 0-0		 0-0		 0-0		 0-0		 0-0	4	1	3	0	0	2					
Rusty Staub, L OBP: 0.366, SLG: 0.411 (1, 10)	 4-0		 4-0		 0-0		 0-0		 0-0	2	0	0	0	2	3					
Jason Thompson, L OBP: 0.384, SLG: 0.599 (1, 3)	 0-0		 0-0			 0-0		 0-0		4	1	2	1	0	2					
Steve Kemp, L OBP: 0.460, SLG: 0.417 (1, 7)	 0-0		 4-0		 1-2	 0-0		 0-0		3	0	0	1	1	2					
John Wockenfuss, R OBP: 0.400, SLG: 0.438 Tim Corcoran, L OBP: 0.314, SLG: 0.267 (7, 9)	 0-0		 0-0		 0-0	 0-0		 0-0		3	0	0	0	0	5					
Lance Parrish, R OBP: 0.284, SLG: 0.547 (1, 2)		 0-0		 0-0		 0-0		 0-0		3	0	1	0	0	0					
Aurelio Rodriguez, R OBP: 0.358, SLG: 0.486 (1, 5)		 0-0		 0-0		 0-0		 0-0		3	0	0	0	0	1					
Steve Dillard, R OBP: 0.260, SLG: 0.261 Mickey Stanley, R OBP: 0.300, SLG: 0.400 Lou Whitaker, L OBP: 0.411, SLG: 0.379 (8, 4)		 0-0		 0-0		 0-0		 0-0		2	0	0	0	0	1					
Inning Stats	R: 1 E: 0 K: 0 S: 5	H: 2 LOB: 2 BB: 1 P: 9	R: 0 E: 0 K: 0 S: 3	H: 0 LOB: 0 BB: 0 P: 3	R: 0 E: 0 K: 0 S: 4	H: 1 LOB: 3 BB: 2 P: 12	R: 0 E: 0 K: 0 S: 3	H: 1 LOB: 0 BB: 0 P: 3	R: 0 E: 0 K: 0 S: 4	H: 1 LOB: 0 BB: 0 P: 4	R: 0 E: 0 K: 0 S: 5	H: 2 LOB: 2 BB: 0 P: 5	R: 0 E: 0 K: 0 S: 3	H: 0 LOB: 0 BB: 0 P: 3	R: 0 E: 0 K: 0 S: 3	H: 0 LOB: 0 BB: 0 P: 3		1B: 7 2B: 0 3B: 0 HR: 1	SF: 0 SAC: 0 DP: 2 HBP: 0	WP: 0 PB: 0 SB: 0 CS: 0
PITCHER Bill Lee, L ERA: 2.49 (1, 1)	IP: 8.0 WLS: L BF: 33 H: 8 R: 2 ER: 2 SO: 0 BB: 3 IBB: 0 HBP: 0 BLK: 0 WP: 0 HR: 1 S: 30 P: 42 ERA: 2.25 WHIP: 1.375															PITCHER IP: WLS: BF: H: R: ER: SO: BB: IBB: HBP: BLK: WP: HR: S: P: ERA: WHIP:				


AB	30
R	2
H	8
RBI	2
BB	3
SO	0
LOB	16



Batter	1	2	3	4	5	6	7	8	9	AB	R	H	RBI	BB	SO	LOB	TOP					
Rick Burleson, R OBP: 0.285, SLG: 0.299 (1, 6)	6-3		6-3	3B	4-3			2B	5-3	6	0	2	2	0	0	3	Boston Red Sox @ Detroit Tigers Tiger Stadium, Detroit, MI Sun May 21 1978, 7:05 PM EDT Att: 52,368 - Unknown					
Jerry Remy, L OBP: 0.327, SLG: 0.340 (1, 4)	1B		E3	4-3				F6		5	0	1	0	0	1	3						
Jim Rice, R OBP: 0.411, SLG: 0.695 (1, 7)	K									3	1	1	0	2	1	1						
Carl Yastrzemski, L OBP: 0.394, SLG: 0.380 (1, 3)	G3		1-3					SF9		4	1	1	1	0	0	2						
Fred Lynn, L OBP: 0.368, SLG: 0.500 (1, 8)		6-3		4-3				F3		4	0	0	1	0	1	2						
Butch Hobson, R OBP: 0.366, SLG: 0.507 (1, 5)	1B	1B		FC4-6	1B			F8	3B	4	4	3	0	1	1	0						
Dwight Evans, R OBP: 0.370, SLG: 0.448 (1, 9)	1B	1B		FC4-6	1B			F8		4	0	2	0	1	1	3						
Jack Brohamer, L OBP: 0.395, SLG: 0.368 (1, 10)				FC4-6	1B			5-3		2	1	1	1	1	0	2						
Bob Bailey, R OBP: 0.242, SLG: 0.321 (7, PH)	1B			3B						2	0	0	0	0	0	2						
Bob Montgomery, R OBP: 0.625, SLG: 0.857 (1, 2)	F2			3B	1B			2B	SF9	5	2	4	4	0	0	2						
Inning Stats	R: 0 E: 0 K: 1 S: 6	H: 1 LOB: 1 BB: 0 P: 6	R: 1 E: 0 K: 0 S: 5	H: 3 LOB: 1 BB: 0 P: 5	R: 0 E: 1 K: 0 S: 3	H: 0 LOB: 1 BB: 1 P: 7	R: 3 E: 0 K: 0 S: 6	H: 3 LOB: 1 BB: 1 P: 10	R: 3 E: 1 K: 1 S: 9	H: 4 LOB: 2 BB: 1 P: 13	R: 0 E: 0 K: 1 S: 5	H: 0 LOB: 0 BB: 0 P: 5	R: 0 E: 0 K: 2 S: 7	H: 0 LOB: 1 BB: 1 P: 11	R: 1 E: 0 K: 0 S: 5	H: 2 LOB: 2 BB: 1 P: 9	R: 1 E: 0 K: 0 S: 5	H: 2 LOB: 1 BB: 0 P: 5	1B: 11 2B: 2 3B: 2 HR: 0	SF: 2 SAC: 0 DP: 0 HBP: 0	WP: 0 PB: 0 SB: 1 CS: 2	PA: 46
PITCHER	IP	WLS	BF	H	R	ER	SO	BB	IBB	HBP	BLK	WP	HR	S	P	ERA	WHIP					
Dave Rozema, R ERA: 2.66 (1, 1)	4.0	L	20	7	4	4	1	2	0	0	0	0	0	20	28	9.00	2.250					
Jack Morris, R ERA: 8.75 (5, 1)	1.0		8	4	3	3	1	1	0	0	0	0	0	9	13	27.00	5.000					
Jim Crawford, L ERA: 3.6 (6, 1)	3.0		13	2	1	1	3	1	1	0	0	0	0	17	25	3.00	1.000					
Fernando Arroyo, R ERA: 8.31 (9, 1)	1.0		5	2	1	1	0	0	0	0	0	0	0	5	5	9.00	2.000					

Batter	1	2	3	4	5	6	7	8	9	AB	R	H	RBI	BB	SO	LOB	BOTTOM					
Ron LeFlore, R OBP: 0.343, SLG: 0.388 (1, 8)	F9		E		F7			F8		4	1	0	0	1	0	3	Boston Red Sox @ Detroit Tigers Tiger Stadium, Detroit, MI Sun May 21 1978, 7:05 PM EDT Att: 52,368 - Unknown					
Lou Whitaker, L OBP: 0.410, SLG: 0.380 (1, 4)	K		S		F8			1B		5	1	2	1	0	1	3						
Rusty Staub, L OBP: 0.367, SLG: 0.414 (1, 10)	F9		F5					2B	1B	4	0	1	0	1	0	1						
Jason Thompson, L OBP: 0.378, SLG: 0.585 (1, 3)	L4				F7			F9	1B	5	0	1	1	0	0	1						
Steve Kemp, L OBP: 0.458, SLG: 0.407 (1, 7)	K				1B			K		3	0	0	0	2	3	2						
Milt May, L OBP: 0.381, SLG: 0.649 (1, 2)					1B					3	0	1	0	1	0	2						
Tim Corcoran, L OBP: 0.311, SLG: 0.266 (1, 9)	K				L8			3-1		4	0	1	0	0	1	5						
Phil Mankowski, L OBP: 0.358, SLG: 0.450 (1, 5)			F8		F5			HR		3	1	1	1	1	0	2						
Alan Trammell, R OBP: 0.366, SLG: 0.409 (1, 6)	K				6-3			5-3		4	0	1	0	0	1	0						
Inning Stats	R: 0 E: 0 K: 1 S: 5	H: 0 LOB: 0 BB: 0 P: 5	R: 0 E: 0 K: 2 S: 7	H: 0 LOB: 1 BB: 1 P: 11	R: 1 E: 0 K: 1 S: 6	H: 1 LOB: 1 BB: 1 P: 10	R: 0 E: 0 K: 0 S: 4	H: 1 LOB: 2 BB: 1 P: 8	R: 0 E: 0 K: 1 S: 5	H: 0 LOB: 0 BB: 0 P: 3	R: 0 E: 0 K: 1 S: 5	H: 0 LOB: 0 BB: 0 P: 5	R: 0 E: 0 K: 0 S: 5	H: 2 LOB: 3 BB: 1 P: 9	R: 0 E: 0 K: 0 S: 4	H: 1 LOB: 2 BB: 1 P: 8		R: 2 E: 0 K: 1 S: 8	H: 3 LOB: 2 BB: 1 P: 12	1B: 6 2B: 1 3B: 0 HR: 1	SF: 0 SAC: 0 DP: 0 HBP: 0	WP: 0 PB: 0 SB: 2 CS: 0
PITCHER	IP	WLS	BF	H	R	ER	SO	BB	IBB	HBP	BLK	WP	HR	S	P	ERA	WHIP					
Luis Tiant, R ERA: 4.06 (1, 1)	9.0	W	41	8	3	2	6	6	0	0	0	0	1	47	71	2.00	1.556					


Batter	1	2	3	4	5	6	7	8	9	AB	R	H	RBI	BB	SO	LOB	TOP					
Rick Burleson, R OBP: 0.284, SLG: 0.298 (1, 6)	L8		F9		FC5-4			FC1-6 1B		4	0	1	0	0	0	1	Boston Red Sox @ Toronto Blue Jays Exhibition Stadium, Toronto, ON Mon May 22 1978, 3:33 AM EDT Att: 25,054 - Unknown - 63 F AB 33 R 5 H 7 RBI 5 BB 3 SO 3 LOB 8 					
Jerry Remy, L OBP: 0.331, SLG: 0.350 (1, 4)	HR		G6-3 1B			6-3		FC1-6 1B HR		4	2	2	0	0	0	1						
Jim Rice, R OBP: 0.413, SLG: 0.708 (1, 7)	HR		G6-3 1-2			4-3		HR 1B		4	2	2	2	0	0	1						
Carl Yastrzemski, L OBP: 0.391, SLG: 0.397 (1, 3)	4-3			F9		F8		HR		4	1	1	3	0	0	0						
Carlton Fisk, R OBP: 0.354, SLG: 0.387 (1, 2)	BB			K			G4-6-3 BB	F8		2	0	0	0	2	1	0						
Fred Lynn, L OBP: 0.359, SLG: 0.486 (1, 8)	F5			3-1			G4-6-3 1-2	L8		4	0	0	0	0	0	2						
Butch Hobson, R OBP: 0.363, SLG: 0.500 (1, 5)		6-3			F8			5-3		4	0	1	0	0	0	0						
Dwight Evans, R OBP: 0.367, SLG: 0.437 (1, 9)		K			E5 FC5-4			FC6-4 BB		3	0	0	0	1	2	1						
Jack Brohamer, L OBP: 0.362, SLG: 0.333 (1, 10)		F9			F8			3-1 FC6-4 1-2		4	0	0	0	0	0	2						
Inning Stats	R: 2 E: 0 K: 0 S: 5	H: 2 LOB: 1 BB: 1 P: 9	R: 0 E: 0 K: 1 S: 5	H: 0 LOB: 0 BB: 0 P: 5	R: 0 E: 0 K: 1 S: 3	H: 1 LOB: 0 BB: 0 P: 3	R: 0 E: 0 K: 1 S: 5	H: 0 LOB: 0 BB: 0 P: 5	R: 0 E: 1 K: 0 S: 4	H: 0 LOB: 1 BB: 0 P: 4	R: 0 E: 0 K: 0 S: 3	H: 0 LOB: 0 BB: 0 P: 3	R: 0 E: 0 K: 1 S: 5	H: 1 LOB: 1 BB: 1 P: 9	R: 3 E: 0 K: 0 S: 6	H: 3 LOB: 0 BB: 0 P: 6	R: 0 E: 0 K: 0 S: 3	H: 0 LOB: 1 BB: 1 P: 7	1B: 4 2B: 1 3B: 0 HR: 2	SF: 0 SAC: 0 DP: 2 HBP: 0	WP: 0 PB: 0 SB: 0 CS: 0	PA: 36
PITCHER Jim Clancy, R ERA: 5.11 (1, 1)	IP: 9.0 WLS: L BF: 36 H: 7 R: 5 ER: 5 SO: 3 BB: 3 IBB: 0 HBP: 0 BLK: 0 WP: 0 HR: 2 S: 39 P: 51 ERA: 5.00 WHIP: 1.111															PITCHER						

Batter	1	2	3	4	5	6	7	8	9	AB	R	H	RBI	BB	SO	LOB	BOTTOM						
Rick Bosetti, R OBP: 0.309, SLG: 0.396 (1, 8)	F9		B1-3		F7		CS	F7		5	0	1	0	0	0	1	Boston Red Sox @ Toronto Blue Jays Exhibition Stadium, Toronto, ON Mon May 22 1978, 3:33 AM EDT Att: 25,054 - Unknown - 63 F AB 37 R 4 H 11 RBI 4 BB 1 SO 4 LOB 12 						
Bob Bailor, R OBP: 0.301, SLG: 0.321 (1, 9)	K		6-3			F7		F8	F7	5	0	0	0	0	1	3							
Roy Howell, L OBP: 0.303, SLG: 0.388 (1, 5)	HR		4-3			K				4	1	2	0	0	1	0							
John Mayberry, L OBP: 0.318, SLG: 0.440 (1, 3)	HR			G3		HR		K		4	2	2	3	0	1	1							
Tom Hutton, L OBP: 0.330, SLG: 0.368 Otto Velez, R OBP: 0.371, SLG: 0.467 (9, PH)	4-3			L9					L9	3	0	1	0	0	0	0							
Sam Ewing, L OBP: 0.276, SLG: 0.235 Doug Ault, R OBP: 0.393, SLG: 0.417 (9, PH)		6-3		F4		4-3			1B BB	3	0	0	0	0	0	1							
Rick Cerone, R OBP: 0.301, SLG: 0.279 (1, 2)							F3 WP		1B 1B	4	0	3	0	0	0	0							
Dave McKay, S OBP: 0.274, SLG: 0.348 (1, 4)		FC3-6			F5		F4		1B 1B	4	0	1	1	0	0	2							
Luis Gomez, R OBP: 0.283, SLG: 0.252 Willie Upshaw, L OBP: 0.315, SLG: 0.375 (9, PH)			5-3		K		CS		P7	3	0	1	0	0	1	2							
Inning Stats	R: 2 E: 0 K: 1 S: 7	H: 2 LOB: 0 BB: 0 P: 7	R: 0 E: 0 K: 0 S: 4	H: 1 LOB: 1 BB: 0 P: 4	R: 0 E: 0 K: 0 S: 3	H: 0 LOB: 0 BB: 0 P: 3	R: 0 E: 0 K: 1 S: 6	H: 1 LOB: 1 BB: 0 P: 6	R: 1 E: 0 K: 1 S: 7	H: 2 LOB: 1 BB: 0 P: 7	R: 0 E: 0 K: 0 S: 3	H: 1 LOB: 0 BB: 0 P: 3	R: 0 E: 0 K: 1 S: 6	H: 1 LOB: 1 BB: 0 P: 6	R: 0 E: 0 K: 0 S: 6	H: 3 LOB: 3 BB: 1 P: 10		R: 1 E: 0 K: 0 S: 6	H: 3 LOB: 3 BB: 1 P: 10	1B: 8 2B: 1 3B: 0 HR: 2	SF: 0 SAC: 0 DP: 0 HBP: 0	WP: 1 PB: 0 SB: 0 CS: 1	PA: 39
PITCHER Allen Ripley, R ERA: 4.33 Tom Burgmeier, L ERA: 5.14 Bob Stanley, R ERA: 3.62	IP: 7.0 WLS: W BF: 27 H: 7 R: 3 ER: 3 SO: 3 BB: 0 IBB: 0 HBP: 0 BLK: 0 WP: 1 HR: 2 S: 33 P: 33 ERA: 3.86 WHIP: 1.000	(8, 1)	1.1 7 2 1 1 1 1 0 0 0 0 0 0 8 12 6.75 2.250	(9, 1)	0.2 S 4 2 0 0 0 0 0 0 0 0 4 4 0.00 3.000															PITCHER			

Batter	1	2	3	4	5	6	7	8	9	10	11	12	AB	R	H	RBI	BB	SO	LOB	TOP				
Rick Burleson, R OBP: 0.282, SLG: 0.301 (1.6)	6-3		F4			4-3			F9		2B		5	0	1	0	0	0	1					
Jerry Remy, L OBP: 0.333, SLG: 0.364 (1.4)	6-3					K					L6		5	0	2	0	0	1	1					
Jim Rice, R OBP: 0.402, SLG: 0.688 (1.7)	6-3				G5-4-3				F2		4-3		5	0	0	0	0	0	3					
Carl Yastrzemski, L OBP: 0.391, SLG: 0.504 (1.3)		G1							4-3			F9	5	0	2	0	0	0	1					
Carlton Fisk, R OBP: 0.349, SLG: 0.376 (1.2)		1-3				K						F6	4	0	0	0	1	1	2					
Fred Lynn, L OBP: 0.354, SLG: 0.476 (1.8)		1-3										L3	5	0	1	0	0	0	1					
Butch Hobson, R OBP: 0.360, SLG: 0.514 (1.5)									4-3				4	1	1	1	0	1	2					
Dwight Evans, R OBP: 0.364, SLG: 0.426 (1.9)													3	0	0	0	1	0	2					
Jack Brohamer, L OBP: 0.333, SLG: 0.304 (1.10)												F7	4	0	0	0	0	0	1					
Inning Stats	R: 0 E: 0 K: 0 S: 3	H: 0 LOB: 0 BB: 0 P: 3	R: 0 E: 0 K: 0 S: 3	H: 0 LOB: 0 BB: 0 P: 3	R: 0 E: 0 K: 0 S: 3	H: 0 LOB: 1 BB: 1 P: 7	R: 0 E: 0 K: 1 S: 6	H: 2 LOB: 1 BB: 0 P: 6	R: 1 E: 0 K: 0 S: 4	H: 1 LOB: 0 BB: 0 P: 4	R: 0 E: 0 K: 0 S: 5	H: 0 LOB: 0 BB: 0 P: 5	R: 0 E: 0 K: 0 S: 3	H: 1 LOB: 0 BB: 0 P: 3	R: 0 E: 0 K: 0 S: 4	H: 1 LOB: 1 BB: 1 P: 9	R: 0 E: 0 K: 0 S: 4	H: 1 LOB: 1 BB: 0 P: 4	R: 0 E: 0 K: 0 S: 3	H: 0 LOB: 0 BB: 0 P: 3	1B: 3 2B: 2 3B: 1 HR: 1	SF: 0 SAC: 0 DP: 3 HBP: 0	WP: 0 PB: 0 SB: 1 CS: 0	PA: 42
PITCHER Jesse Jefferson, R ERA: 4.26 (1.1)	IP: 12.0 WLS: 7 BF: 42 H: 7 R: 1 ER: 1 SO: 3 BB: 2 IBB: 0 HBP: 0 BLK: 0 WP: 0 HR: 1 S: 46 P: 54 ERA: 0.75 WHIP: 0.750											PITCHER	IP: 12.0 WLS: 7 BF: 42 H: 7 R: 1 ER: 1 SO: 3 BB: 2 IBB: 0 HBP: 0 BLK: 0 WP: 0 HR: 1 S: 46 P: 54 ERA: 0.75 WHIP: 0.750											

Boston Red Sox @ Toronto Blue Jays
Exhibition Stadium, Toronto, ON
Tue May 23 1978, 7:05 PM EDT
Att: 14,578 - Unknown - 65 F


AB 40
R 1
H 7
RBI 1
BB 2
SO 3
LOB 14



Batter	1	2	3	4	5	6	7	8	9	10	11	12	AB	R	H	RBI	BB	SO	LOB	BOTTOM				
Rick Bosetti, R OBP: 0.310, SLG: 0.393 (1.8)	6-3		6-3		FC6								6	0	2	1	0	0	1					
Bob Bailor, R OBP: 0.310, SLG: 0.331 (1.9)	F7												5	1	3	0	0	0	0					
Roy Howell, L OBP: 0.300, SLG: 0.378 (1.5)													4	0	0	0	1	1	3					
John Mayberry, L OBP: 0.323, SLG: 0.441 (1.3)													2	0	1	1	0	1	0					
Willie Upshaw, L OBP: 0.309, SLG: 0.367 (9, PH) (10, 7)													1	0	0	0	0	0	1					
Tom Hutton, L OBP: 0.327, SLG: 0.363 (1.7) (10, 3)													4	0	1	0	0	0	0					
Sam Ewing, L OBP: 0.281, SLG: 0.190 (1.10)													4	0	0	0	1	1	0					
Rick Cerone, R OBP: 0.296, SLG: 0.275 (1.2)													5	0	1	0	0	0	2					
Dave McKay, S OBP: 0.276, SLG: 0.347 (1.4)													3	0	1	0	0	1	0					
Rico Carty, R OBP: 0.407, SLG: 0.528 (9, PH) (10, 4)													1	0	0	0	0	0	2					
Tim Johnson, L (10, 4)													0	1	0	0	1	0	0					
Luis Gomez, R OBP: 0.266, SLG: 0.269 (1.6)													5	0	2	0	0	1	1					
Inning Stats	R: 0 E: 0 K: 0 S: 3	H: 1 LOB: 2 BB: 1 P: 8	R: 0 E: 0 K: 1 S: 5	H: 0 LOB: 0 BB: 0 P: 5	R: 0 E: 0 K: 1 S: 6	H: 1 LOB: 1 BB: 0 P: 6	R: 0 E: 0 K: 1 S: 6	H: 0 LOB: 0 BB: 0 P: 6	R: 0 E: 0 K: 0 S: 4	H: 2 LOB: 1 BB: 0 P: 5	R: 0 E: 0 K: 0 S: 5	H: 0 LOB: 0 BB: 0 P: 5	R: 0 E: 0 K: 0 S: 4	H: 2 LOB: 1 BB: 1 P: 4	R: 0 E: 0 K: 0 S: 5	H: 0 LOB: 0 BB: 0 P: 5	R: 0 E: 0 K: 0 S: 5	H: 0 LOB: 2 BB: 1 P: 5	R: 1 E: 0 K: 0 S: 3	H: 2 LOB: 2 BB: 1 P: 7	1B: 10 2B: 1 3B: 0 HR: 0	SF: 1 SAC: 1 DP: 0 HBP: 1	WP: 0 PB: 1 SB: 2 CS: 1	PA: 46
PITCHER Jim Wright, R ERA: 3.25 (1.1)	IP: 10.0 WLS: 8 BF: 39 H: 9 R: 1 ER: 1 SO: 5 BB: 1 IBB: 1 HBP: 1 BLK: 0 WP: 0 HR: 0 S: 46 P: 55 ERA: 0.90 WHIP: 1.000											PITCHER	IP: 10.0 WLS: 8 BF: 39 H: 9 R: 1 ER: 1 SO: 5 BB: 1 IBB: 1 HBP: 1 BLK: 0 WP: 0 HR: 0 S: 46 P: 55 ERA: 0.90 WHIP: 1.000											

Boston Red Sox @ Toronto Blue Jays
Exhibition Stadium, Toronto, ON
Tue May 23 1978, 7:05 PM EDT
Att: 14,578 - Unknown - 65 F

AB 40
R 2
H 11
RBI 2
BB 3
SO 6
LOB 9



Batter	1	2	3	4	5	6	7	8	9	AB	R	H	RBI	BB	SO	LOB	TOP					
Rick Burleson, R OBP: 0.280, SLG: 0.304 (1, 6)	6-3		1B		K		K		F7	5	1	1	0	0	2	1						
Jerry Remy, L OBP: 0.330, SLG: 0.359 (1, 4)	4-3		1B		F7		FC4-6		K	5	0	1	2	0	1	1						
Jim Rice, R OBP: 0.392, SLG: 0.669 (1, 7)	F4		F9		6-3		K		F8	5	0	0	0	0	1	2						
Fred Lynn, L OBP: 0.364, SLG: 0.476 (1, 8)		HR			HR				5-3	2	2	1	0	2	0	0						
Carlton Fisk, R OBP: 0.353, SLG: 0.400 (1, 2)	F8		F9		HR				2B	4	2	2	2	0	0	3						
Butch Hobson, R OBP: 0.352, SLG: 0.500 (1, 5)	F8				L8				F9	4	0	0	0	0	0	2						
Jack Brohamer, L OBP: 0.364, SLG: 0.408 (1, 10)	HR				4-3				1B	3	2	2	2	1	0	0						
Dwight Evans, R OBP: 0.367, SLG: 0.424 (1, 9)	5-3		G5-4-3		G5-4-3				1B	3	1	1	2	1	0	1						
Fred Kendall, R OBP: 0.100, SLG: 0.100 (1, 3)			F6		F8				F8	4	0	0	0	0	0	2						
Inning Stats	R: 0 E: 0 K: 0 S: 3	H: 0 LOB: 0 BB: 0 P: 3	R: 2 E: 0 K: 0 S: 4	H: 1 LOB: 0 BB: 1 P: 8	R: 1 E: 0 K: 0 S: 6	H: 3 LOB: 2 BB: 0 P: 6	R: 0 E: 0 K: 0 S: 2	H: 0 LOB: 0 BB: 1 P: 6	R: 0 E: 0 K: 1 S: 5	H: 0 LOB: 0 BB: 0 P: 5	R: 2 E: 0 K: 0 S: 4	H: 1 LOB: 1 BB: 1 P: 8	R: 1 E: 0 K: 2 S: 8	H: 0 LOB: 1 BB: 1 P: 12	R: 2 E: 0 K: 0 S: 6	H: 3 LOB: 1 BB: 0 P: 6	R: 0 E: 0 K: 1 S: 5	H: 0 LOB: 0 BB: 0 P: 5	1B: 4 2B: 2 3B: 0 HR: 2	SF: 0 SAC: 0 DP: 1 HBP: 0	WP: 0 PB: 1 SB: 2 CS: 0	PA: 39
PITCHER	IP	WLS	BF	H	R	ER	SO	BB	IBB	HBP	BLK	WP	HR	S	P	ERA	WHIP					
Dave Lemanczyk, R ERA: 8.34 (1, 1)	6.0	L	25	5	5	5	1	3	0	0	0	0	2	24	36	7.50	1.333					
Joe Coleman, R ERA: 2.09 (7, 1)	2.0		11	3	3	2	2	1	0	0	0	0	0	14	18	9.00	2.000					
Mike Willis, L ERA: 6.08 (9, 1)	1.0		3	0	0	0	1	0	0	0	0	0	0	5	5	0.00	0.000					

Boston Red Sox @ Toronto Blue Jays
Exhibition Stadium, Toronto, ON
Wed May 24 1978, 7:05 PM EDT
Att: 28,825 - Unknown - 73 F

AB 35
R 8
H 8
RBI 8
BB 4
SO 4
LOB 12



Batter	1	2	3	4	5	6	7	8	9	AB	R	H	RBI	BB	SO	LOB	BOTTOM					
Rick Bosetti, R OBP: 0.313, SLG: 0.394 (1, 8)	6-3		1B		6-3		1B		F9	5	0	2	0	0	0	1						
Bob Bailor, R OBP: 0.315, SLG: 0.336 (1, 9)	L5		1B				G3			4	1	2	0	0	0	1						
Roy Howell, L OBP: 0.305, SLG: 0.381 (1, 5)	4-3		G3				1B			4	1	2	0	0	0	1						
John Mayberry, L OBP: 0.327, SLG: 0.435 (1, 3)	4-3				FC4-6		BB		3-1	2	0	0	0	2	0	0						
Tom Hutton, L OBP: 0.324, SLG: 0.351 (1, 7)	F6		F6		F6		BB		3-1	3	0	0	1	1	0	1						
Willie Upshaw, L OBP: 0.305, SLG: 0.346 (1, 10)	BB		BB		FC4-6		K		F9	3	0	0	0	1	1	4						
Rick Cerone, R OBP: 0.294, SLG: 0.266 (1, 2)	FC6-4		BB		F3		FC5-4		5-3	3	0	0	1	1	0	3						
Dave McKay, S OBP: 0.275, SLG: 0.342 (1, 4)	FC6-4				F8		F4		G3	4	0	1	0	0	0	4						
Luis Gomez, R OBP: 0.283, SLG: 0.264 (1, 6)			F7		6-3				G3	2	0	0	0	0	0	0						
Doug Ault, R OBP: 0.379, SLG: 0.400 (7, PH)							4-3			1	0	0	0	0	0	0						
Tim Johnson, L (8, 6)										1	0	0	0	0	0	1						
Inning Stats	R: 0 E: 0 K: 0 S: 3	H: 0 LOB: 0 BB: 0 P: 3	R: 0 E: 0 K: 0 S: 3	H: 0 LOB: 2 BB: 2 P: 11	R: 0 E: 0 K: 0 S: 4	H: 2 LOB: 1 BB: 0 P: 4	R: 0 E: 0 K: 0 S: 3	H: 0 LOB: 1 BB: 1 P: 7	R: 0 E: 0 K: 0 S: 3	H: 0 LOB: 0 BB: 0 P: 3	R: 2 E: 0 K: 1 S: 7	H: 2 LOB: 2 BB: 2 P: 15	R: 0 E: 0 K: 0 S: 4	H: 2 LOB: 2 BB: 0 P: 4	R: 0 E: 0 K: 0 S: 3	H: 0 LOB: 0 BB: 0 P: 3	R: 0 E: 0 K: 0 S: 4	H: 1 LOB: 1 BB: 0 P: 4	1B: 7 2B: 0 3B: 0 HR: 0	SF: 0 SAC: 0 DP: 0 HBP: 0	WP: 0 PB: 0 SB: 0 CS: 0	PA: 37
PITCHER	IP	WLS	BF	H	R	ER	SO	BB	IBB	HBP	BLK	WP	HR	S	P	ERA	WHIP					
Mike Torrez, R ERA: 4.0 (1, 1)	9.0	W	37	7	2	2	1	5	0	0	0	0	0	34	54	2.00	1.333					

Boston Red Sox @ Toronto Blue Jays
Exhibition Stadium, Toronto, ON
Wed May 24 1978, 7:05 PM EDT
Att: 28,825 - Unknown - 73 F

AB 32
R 2
H 7
RBI 2
BB 5
SO 1
LOB 16

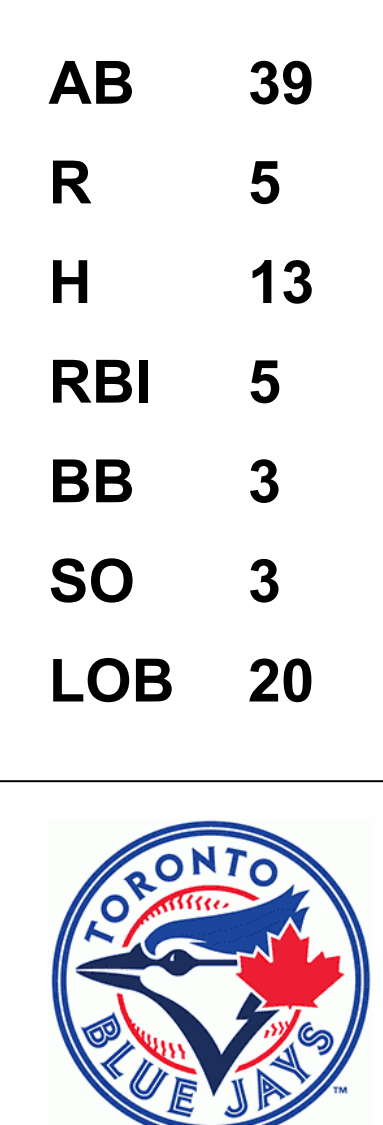


Batter	1	2	3	4	5	6	7	8	9	AB	R	H	RBI	BB	SO	LOB	TOP				
Rick Burleson, R OBP: 0.278, SLG: 0.307 (1, 6)	F8	K			K	FC5 4-3			E 2B	5	1	1	0	0	2	4	Boston Red Sox @ Toronto Blue Jays Exhibition Stadium, Toronto, ON Thu May 25 1978, 7:05 PM EDT Att: 17,197 - Unknown - 77 F				
Jerry Remy, L OBP: 0.326, SLG: 0.354 (1, 4)	K		K		K	4-3			E6 2H	5	1	1	1	0	2	1					
Jim Rice, R OBP: 0.392, SLG: 0.676 (1, 7)			L9			F6			6-3	4	1	1	3	1	0	2					
Carl Yastrzemski, L OBP: 0.380, SLG: 0.391 (1, 8)	L3		K		F8				F2	5	0	0	0	0	1	2					
Carlton Fisk, R OBP: 0.349, SLG: 0.389 (1, 2)		HR BB		K	6-3				K	4	1	0	0	1	2	1					
Butch Hobson, R OBP: 0.355, SLG: 0.497 (1, 5)		F8				BB 1B			F8	3	1	1	0	1	0	1					
Bob Bailey, R OBP: 0.243, SLG: 0.313 (1, 10)		L8		K		1B BB			5-3	4	1	1	0	0	1	2					
Dwight Evans, R OBP: 0.371, SLG: 0.445 (1, 9)		HR		K		FC5 1B			K	3	1	1	2	1	2	1					
Fred Kendall, R OBP: 0.286, SLG: 0.357 (1, 3)		2B			1B HR	E 4-3			P7	4	2	3	1	0	0	0					
Inning Stats	R: 0 E: 0 K: 1 S: 5	H: 0 LOB: 1 BB: 1 P: 9	R: 2 E: 0 K: 1 S: 7	H: 2 LOB: 1 BB: 1 P: 11	R: 0 E: 0 K: 2 S: 7	H: 0 LOB: 0 BB: 0 P: 7	R: 0 E: 0 K: 3 S: 10	H: 1 LOB: 1 BB: 0 P: 10	R: 3 E: 0 K: 1 S: 8	H: 3 LOB: 0 BB: 2 P: 8	R: 0 E: 0 K: 0 S: 5	H: 0 LOB: 0 BB: 0 P: 5	R: 0 E: 0 K: 1 S: 5	H: 0 LOB: 0 BB: 0 P: 5	R: 1 E: 2 K: 0 S: 5	H: 1 LOB: 1 BB: 0 P: 5	1B: 5 2B: 2 3B: 0 HR: 2	SF: 0 SAC: 0 DP: 0 HBP: 0	WP: 0 PB: 0 SB: 0 CS: 0	PA: 41	
PITCHER	IP	WLS	BF	H	R	ER	SO	BB	IBB	HBP	BLK	WP	HR	S	P	ERA	WHIP				
Tom Underwood, L ERA: 4.1 (1, 1)	5.0	L	25	7	7	6	8	3	0	0	0	0	2	38	50	10.80	2.000				
Don Kirkwood, R ERA: 2.4 (6, 1)	2.0		8	1	1	0	1	1	0	0	0	0	0	9	13	0.00	1.000				
Balor Moore, L ERA: 5.55 (8, 1)	2.0		8	1	1	0	1	0	0	0	0	0	0	10	10	0.00	0.500				

AB 37
R 9
H 9
RBI 7
BB 4
SO 10
LOB 14




Batter	1	2	3	4	5	6	7	8	9	AB	R	H	RBI	BB	SO	LOB	BOTTOM					
Rick Rosetti, R OBP: 0.309, SLG: 0.388 (1, 8)	F9	F7			B1	L1				5	0	1	1	0	0	2	Boston Red Sox @ Toronto Blue Jays Exhibition Stadium, Toronto, ON Thu May 25 1978, 7:05 PM EDT Att: 17,197 - Unknown - 77 F					
Bob Bailor, R OBP: 0.317, SLG: 0.338 (1, 9)	4-3	K			F6					5	0	2	1	0	1	2						
Roy Howell, L OBP: 0.308, SLG: 0.382 (1, 5)				L6		BB 1B			4-3	5	0	2	0	0	0	4						
John Mayberry, L OBP: 0.323, SLG: 0.427 (1, 3)	L4			F7		BB 1B			F2	5	0	1	0	0	0	2						
Tom Hutton, L OBP: 0.327, SLG: 0.357 (1, 7)		1B 2B		6-3		1-2 2-3			5-3	4	1	1	0	1	0	1						
Willie Upshaw, L OBP: 0.323, SLG: 0.382 (1, 10)		1B 1B				L4			5-3	3	1	2	0	0	0	3						
Otto Velez, R OBP: 0.378, SLG: 0.452 (8, FH)		1B 1B		3-1		L4			5-3	1	1	0	0	1	0	0						
Dave McKay, S OBP: 0.274, SLG: 0.338 (1, 4)		FC2-5 1B		3-1		L9			K	4	0	1	1	0	1	2						
Luis Gomez, R OBP: 0.290, SLG: 0.281 (1, 6)		FC2-5 1B		1-3		F6			1B 2B	4	1	2	1	0	0	1						
Alan Ashby, S OBP: 0.275, SLG: 0.250 (1, 2)		FC2-5		K		HR			1B 1B	3	1	1	1	1	1	3						
Inning Stats	R: 0 E: 0 K: 0 S: 4	H: 1 LOB: 0 BB: 0 P: 4	R: 2 E: 0 K: 1 S: 9	H: 4 LOB: 0 BB: 0 P: 9	R: 0 E: 0 K: 0 S: 3	H: 0 LOB: 0 BB: 0 P: 3	R: 0 E: 0 K: 1 S: 6	H: 1 LOB: 1 BB: 0 P: 6	R: 0 E: 0 K: 0 S: 5	H: 2 LOB: 3 BB: 1 P: 9	R: 1 E: 0 K: 0 S: 4	H: 1 LOB: 0 BB: 0 P: 4	R: 0 E: 0 K: 0 S: 4	H: 1 LOB: 1 BB: 0 P: 4	R: 2 E: 0 K: 1 S: 7	H: 3 LOB: 2 BB: 2 P: 15	R: 0 E: 0 K: 0 S: 3	H: 0 LOB: 0 BB: 0 P: 3	1B: 9 2B: 3 3B: 0 HR: 1	SF: 0 SAC: 0 DP: 1 HBP: 0	WP: 0 PB: 0 SB: 0 CS: 0	PA: 42
PITCHER	IP	WLS	BF	H	R	ER	SO	BB	IBB	HBP	BLK	WP	HR	S	P	ERA	WHIP					
Dennis Eckersley, R ERA: 3.95 (1, 1)	7.0	W	32	10	3	3	2	1	0	0	0	0	1	35	39	3.86	1.571					
Tom Burgmeier, L ERA: 8.28 (8, 1)	0.1		5	2	2	2	1	2	0	0	0	0	0	5	13	54.00	12.000					
Dick Drago, R ERA: 1.84 (8, 1)	1.2	S	5	1	0	0	0	0	0	0	0	0	0	5	5	0.00	0.600					



Batter	1	2	3	4	5	6	7	8	9	AB	R	H	RBI	BB	SO	LOB	TOP			
Ron LeFlore, R (1, 8) OBP: 0.337, SLG: 0.369	0-0 4-3 1B		0-0 G5-4-3			0-0 G6-4-3 1B		0-0 5-3		4	0	2	0	0	0	1				
Mark Wagner, R (1, 6) OBP: 0.294, SLG: 0.309	0-0 4-3 1-2			0-0 F8		0-0 G6-4-3 1-2		0-0 5-3		4	0	0	0	0	0	2				
Rusty Staub, L (1, 10) OBP: 0.382, SLG: 0.451	0-0 4-3 2-3			0-0 HR		0-0 HR		0-0 F9		4	2	2	1	0	0	1				
Jason Thompson, L (1, 3) OBP: 0.366, SLG: 0.572	0-0 6-3			0-3 K		0-0 HR		0-0 F2		4	1	1	2	0	1	1				
Steve Kemp, L (1, 7) OBP: 0.454, SLG: 0.391		0-0 3-1		0-0 L6		0-0 4-3		0-0 G3		4	0	0	0	0	0	0				
John Wockenfuss, R (1, 9) OBP: 0.356, SLG: 0.366		0-0 5-3			0-0 F8					3	0	1	0	0	0	0				
Lance Parrish, R (1, 2) OBP: 0.260, SLG: 0.527		0-0 1-3			0-0 E5 FC6-4		0-0 G4-6-3 1B			3	0	0	0	0	0	1				
Aurelio Rodriguez, R (1, 5) OBP: 0.330, SLG: 0.440			0-0 F9		0-3 K		0-0 F7			3	0	0	0	0	1	1				
Steve Dillard, R (1, 4) OBP: 0.275, SLG: 0.276					0-0 FC6-4					2	0	1	0	0	0	1				
Mickey Stanley, R (8, PH) OBP: 0.250, SLG: 0.333										1	0	0	0	0	0	0				
Lou Whitaker, L (8, 4) OBP: 0.391, SLG: 0.363										0	0	0	0	0	0	0				
Inning Stats	R: 0 E: 0 K: 0 S: 4	H: 1 LOB: 1 BB: 0 P: 4	R: 0 E: 0 K: 0 S: 3	H: 0 LOB: 0 BB: 0 P: 3	R: 0 E: 0 K: 0 S: 3	H: 1 LOB: 0 BB: 0 P: 3	R: 1 E: 0 K: 1 S: 6	H: 1 LOB: 0 BB: 0 P: 6	R: 0 E: 1 K: 1 S: 6	H: 0 LOB: 1 BB: 0 P: 6	R: 2 E: 0 K: 0 S: 5	H: 3 LOB: 0 BB: 0 P: 5	R: 0 E: 0 K: 0 S: 3	H: 1 LOB: 0 BB: 0 P: 3	R: 0 E: 0 K: 0 S: 3	H: 0 LOB: 0 BB: 0 P: 3	1B: 4 2B: 1 3B: 0 HR: 2	SF: 0 SAC: 0 DP: 3 HBP: 0	WP: 0 PB: 0 SB: 0 CS: 0	PA: 32
PITCHER Bill Lee, L (1, 1) ERA: 2.55	IP: 9.0 WLS: W BF: 32 H: 7 R: 3 ER: 3 SO: 2 BB: 0 IBB: 0 HBP: 0 BLK: 0 WP: 0 HR: 2 S: 36 P: 36 ERA: 3.00 WHIP: 0.778															PITCHER				

Detroit Tigers @ Boston Red Sox
Fenway Park, Boston, MA
Fri May 26 1978, 7:05 PM EDT
Att: 33,431 - Unknown - 57 F


AB 32
R 3
H 7
RBI 3
BB 0
SO 2
LOB 8



Batter	1	2	3	4	5	6	7	8	9	AB	R	H	RBI	BB	SO	LOB	BOTTOM			
Rick Burleson, R (1, 6) OBP: 0.286, SLG: 0.320	0-0 F8		0-0 G4-6-3 1B		0-0 E 2B	0-0 4-3 1B		0-0 F7		5	0	3	1	0	0	0				
Jerry Remy, L (1, 4) OBP: 0.326, SLG: 0.352	4-0 HR BB		0-0 G4-6-3 1-2		0-0 E4 BB	0-0 4-3		0-0 1B		4	1	1	1	1	0	4				
Jim Rice, R (1, 7) OBP: 0.392, SLG: 0.684	0-0 1-H HR		0-0 1B		0-3 K	0-0 1-3		0-3 K		5	1	2	2	0	2	5				
Carl Yastrzemski, L (1, 8) OBP: 0.377, SLG: 0.383	0-0 3-1		0-0 F2		4-0 1-2 BB	0-0 4-3		0-0 4-3		3	0	0	0	1	0	1				
Carlton Fisk, R (1, 2) OBP: 0.346, SLG: 0.386	0-0 1B			0-0 F7	0-0 F6	0-0 F7		0-0 F7		4	0	1	0	0	0	3				
Butch Hobson, R (1, 5) OBP: 0.353, SLG: 0.487	0-3 K			0-0 F9	0-0 F9	0-0 6-3	4-0 BB	0-0 BB		3	0	0	0	1	1	1				
Jack Brohamer, L (1, 10) OBP: 0.356, SLG: 0.415		0-0 F8		0-0 G3		0-0 1B 1B 2B		0-0 L3		4	1	1	0	0	0	1				
Dwight Evans, R (1, 9) OBP: 0.381, SLG: 0.496		0-3 K			0-0 K	4-0 1B 1B 4-3 BB		0-0 HR		3	3	2	2	1	1	0				
Fred Kendall, R (1, 3) OBP: 0.278, SLG: 0.333		0-0 F8			0-0 1-3	0-0 4-3 1B		0-0 4-3		4	0	1	0	0	0	0				
Inning Stats	R: 2 E: 0 K: 1 S: 7	H: 2 LOB: 1 BB: 1 P: 11	R: 0 E: 0 K: 1 S: 5	H: 0 LOB: 0 BB: 0 P: 5	R: 0 E: 0 K: 0 S: 4	H: 2 LOB: 1 BB: 0 P: 4	R: 0 E: 0 K: 0 S: 3	H: 0 LOB: 0 BB: 0 P: 3	R: 1 E: 1 K: 1 S: 8	H: 2 LOB: 3 BB: 1 P: 12	R: 2 E: 0 K: 0 S: 6	H: 3 LOB: 2 BB: 1 P: 10	R: 0 E: 0 K: 0 S: 3	H: 0 LOB: 1 BB: 1 P: 7	R: 1 E: 0 K: 1 S: 7	H: 2 LOB: 1 BB: 0 P: 7	1B: 6 2B: 2 3B: 0 HR: 3	SF: 0 SAC: 0 DP: 1 HBP: 0	WP: 0 PB: 0 SB: 0 CS: 0	PA: 39
PITCHER Milt Wilcox, R (1, 1) ERA: 3.61	IP: 8.0 WLS: L BF: 39 H: 11 R: 6 ER: 6 SO: 4 BB: 4 IBB: 0 HBP: 0 BLK: 0 WP: 0 HR: 3 S: 43 P: 59 ERA: 6.75 WHIP: 1.875															PITCHER				

Detroit Tigers @ Boston Red Sox
Fenway Park, Boston, MA
Fri May 26 1978, 7:05 PM EDT
Att: 33,431 - Unknown - 57 F


AB 35
R 6
H 11
RBI 6
BB 4
SO 4
LOB 15



Batter	1	2	3	4	5	6	7	8	9	AB	R	H	RBI	BB	SO	LOB	TOP			
Ron LeFlore, R (1, 8) OBP: 0.335, SLG: 0.366	5-3		L8			G4-3 1B		6-3		4	0	1	0	0	0	0				
Lou Whitaker, L (1, 4) OBP: 0.355, SLG: 0.357	4-3		4-3			G4-3 1-2		1B		4	0	1	0	0	0	1				
Rusty Staub, L (1, 10) OBP: 0.379, SLG: 0.446	5-3					F7		F9		4	0	1	0	0	0	1				
Jason Thompson, L (1, 3) OBP: 0.358, SLG: 0.559																				
Steve Kemp, L (1, 7) OBP: 0.461, SLG: 0.397																				
Milt May, L (1, 2) OBP: 0.396, SLG: 0.636																				
Steve Dillard, R (8, PR) OBP: 0.275, SLG: 0.276																				
Tim Corcoran, L (1, 9) OBP: 0.277, SLG: 0.233																				
Phil Mankowski, L (1, 5) OBP: 0.316, SLG: 0.391																				
Alan Trammell, R (1, 6) OBP: 0.325, SLG: 0.360																				
Lance Parrish, R (8, PH) OBP: 0.256, SLG: 0.520																				
Mark Wagner, R (8, 6) OBP: 0.294, SLG: 0.309																				
Inning Stats	R: 0 E: 0 K: 0 S: 3	H: 0 LOB: 0 BB: 0 P: 3	R: 0 E: 0 K: 0 S: 4	H: 1 LOB: 2 BB: 1 P: 8	R: 0 E: 0 K: 0 S: 3	H: 0 LOB: 0 BB: 0 P: 3	R: 0 E: 0 K: 1 S: 6	H: 1 LOB: 1 BB: 0 P: 6	R: 0 E: 0 K: 0 S: 3	H: 0 LOB: 0 BB: 0 P: 3	R: 0 E: 0 K: 2 S: 9	H: 2 LOB: 2 BB: 0 P: 9	R: 0 E: 0 K: 1 S: 6	H: 1 LOB: 1 BB: 0 P: 6	R: 0 E: 0 K: 0 S: 3	H: 1 LOB: 2 BB: 1 P: 7	1B: 7 2B: 0 3B: 0 HR: 0	SF: 0 SAC: 0 DP: 2 HBP: 0	WP: 0 PB: 0 SB: 1 CS: 0	PA: 34
PITCHER Luis Tiant, R (1, 1) ERA: 3.15	IP: 9.0 WLS: W BF: 34 H: 7 R: 0 ER: 0 SO: 4 BB: 2 IBB: 0 HBP: 0 BLK: 0 WP: 0 HR: 0 S: 40 P: 48 ERA: 0.00 WHIP: 1.000																			

Detroit Tigers @ Boston Red Sox
Fenway Park, Boston, MA
Sat May 27 1978, 3:33 AM EDT
Att: 33,335 - Unknown - 65 F


AB 32
R 0
H 7
RBI 0
BB 2
SO 4
LOB 15



Batter	1	2	3	4	5	6	7	8	9	AB	R	H	RBI	BB	SO	LOB	BOTTOM			
Rick Burleson, R (1, 6) OBP: 0.280, SLG: 0.314	6-3		F3			F6		F8		4	0	0	0	0	0	0				
Jerry Remy, L (1, 4) OBP: 0.321, SLG: 0.344	F7					P7		F8		4	0	0	0	0	0	0				
Jim Rice, R (1, 7) OBP: 0.391, SLG: 0.695	K					6-3		HR		3	1	1	1	0	1	0				
Carl Yastrzemski, L (1, 8) OBP: 0.371, SLG: 0.376						G3		6-3		3	0	0	0	0	0	0				
Carlton Fisk, R (1, 2) OBP: 0.346, SLG: 0.385																				
Butch Hobson, R (1, 5) OBP: 0.352, SLG: 0.484																				
Jack Brohamer, L (1, 10) OBP: 0.371, SLG: 0.418																				
Dwight Evans, R (1, 9) OBP: 0.373, SLG: 0.485																				
Fred Kendall, R (1, 3) OBP: 0.238, SLG: 0.286																				
Inning Stats	R: 0 E: 0 K: 1 S: 5	H: 0 LOB: 0 BB: 0 P: 5	R: 0 E: 0 K: 0 S: 4	H: 1 LOB: 1 BB: 0 P: 4	R: 0 E: 0 K: 0 S: 3	H: 0 LOB: 0 BB: 0 P: 3	R: 0 E: 0 K: 0 S: 3	H: 0 LOB: 0 BB: 0 P: 3	R: 0 E: 0 K: 1 S: 6	H: 1 LOB: 2 BB: 1 P: 10	R: 1 E: 0 K: 0 S: 4	H: 1 LOB: 0 BB: 0 P: 4	R: 0 E: 0 K: 0 S: 4	H: 1 LOB: 1 BB: 0 P: 4	R: 0 E: 0 K: 0 S: 3	H: 0 LOB: 0 BB: 0 P: 3	1B: 3 2B: 0 3B: 0 HR: 1	SF: 0 SAC: 0 DP: 0 HBP: 0	WP: 0 PB: 0 SB: 0 CS: 0	PA: 29
PITCHER Dave Rozema, R (1, 1) ERA: 2.39 Jack Morris, R (6, 1) ERA: 6.16	IP: 5.0 WLS: L BF: 11 H: 2 R: 1 ER: 1 SO: 0 BB: 0 IBB: 0 HBP: 0 BLK: 0 WP: 0 HR: 1 S: 11 P: 11 ERA: 3.00 WHIP: 0.667																			

Detroit Tigers @ Boston Red Sox
Fenway Park, Boston, MA
Sat May 27 1978, 3:33 AM EDT
Att: 33,335 - Unknown - 65 F

AB 28
R 1
H 4
RBI 1
BB 1
SO 2
LOB 7



Batter	1	2	3	4	5	6	7	8	9	10	AB	R	H	RBI	BB	SO	LOB	TOP	
Ron LeFlore, R OBP: 0.346, SLG: 0.399 (1, 8)	BB 4-3 1B		1B G4-6-3 1B		HR		2B 2-3 2B			1-3	5	2	4	1	0	0	0		
Lou Whitaker, L OBP: 0.375, SLG: 0.348 (1, 4)	4-3 1-2		G4-6-3 1B		4-3		6-3			2-3	5	0	1	0	0	0	3		
Rusty Staub, L OBP: 0.374, SLG: 0.439 (1, 10)	F5		G4-6-3 1-2f 3-H		1B		8-2-4-5			F9	5	0	1	0	0	0	4		
Jason Thompson, L OBP: 0.361, SLG: 0.572 (1, 3)	BB BB		F6				HR			5-3	3	1	1	1	1	0	0		
Steve Kemp, L OBP: 0.402, SLG: 0.391 (1, 7)	BB 1-2 2-3				4-3		4-3			G3-6-1 BB	2	0	0	0	2	1	0		
Milt May, L OBP: 0.380, SLG: 0.609 (1, 2)	L9				4-3		F4			G3-6-1 1-2f	4	0	0	0	0	4			
Tim Corcoran, L OBP: 0.295, SLG: 0.255 (1, 9)		L3								CS 1B	4	0	3	0	0	0			
Phil Mankowski, L OBP: 0.316, SLG: 0.389 Aurelio Rodriguez, R OBP: 0.356, SLG: 0.435 (1, 5) (7, 5)			CS 1B		1B		F8			K	3	0	1	0	0	0	2		
Alan Trammell, R OBP: 0.321, SLG: 0.367 (1, 6)			1-2 K				6-3			2B 1-2 K	4	0	1	0	0	2	2		
Inning Stats	R: 0 E: 0 K: 0 S: 4	H: 1 LOB: 3 BB: 2 P: 12	R: 0 E: 0 K: 1 S: 5	H: 1 LOB: 1 BB: 0 P: 5	R: 1 E: 0 K: 0 S: 4	H: 2 LOB: 0 BB: 0 P: 4	R: 0 E: 0 K: 1 S: 6	H: 1 LOB: 1 BB: 0 P: 6	R: 1 E: 0 K: 0 S: 4	H: 2 LOB: 1 BB: 0 P: 5	R: 0 E: 0 K: 0 S: 4	H: 2 LOB: 1 BB: 0 P: 4	R: 0 E: 0 K: 2 S: 7	H: 1 LOB: 0 BB: 0 P: 7	R: 0 E: 0 K: 0 S: 3	H: 0 LOB: 0 BB: 0 P: 3	1B: 8 2B: 4 3B: 0 HR: 2	SF: 0 SAC: 0 DP: 4 HBP: 0	WP: 0 PA: 39 PB: 0 SB: 0 CS: 2
PITCHER	IP WLS BF H R ER SO BB IBB HBP BLK WP HR S P ERA WHIP	IP WLS BF H R ER SO BB IBB HBP BLK WP HR S P ERA WHIP	IP WLS BF H R ER SO BB IBB HBP BLK WP HR S P ERA WHIP	IP WLS BF H R ER SO BB IBB HBP BLK WP HR S P ERA WHIP	IP WLS BF H R ER SO BB IBB HBP BLK WP HR S P ERA WHIP	IP WLS BF H R ER SO BB IBB HBP BLK WP HR S P ERA WHIP	IP WLS BF H R ER SO BB IBB HBP BLK WP HR S P ERA WHIP	IP WLS BF H R ER SO BB IBB HBP BLK WP HR S P ERA WHIP	IP WLS BF H R ER SO BB IBB HBP BLK WP HR S P ERA WHIP	IP WLS BF H R ER SO BB IBB HBP BLK WP HR S P ERA WHIP	IP WLS BF H R ER SO BB IBB HBP BLK WP HR S P ERA WHIP	IP WLS BF H R ER SO BB IBB HBP BLK WP HR S P ERA WHIP	IP WLS BF H R ER SO BB IBB HBP BLK WP HR S P ERA WHIP	IP WLS BF H R ER SO BB IBB HBP BLK WP HR S P ERA WHIP	IP WLS BF H R ER SO BB IBB HBP BLK WP HR S P ERA WHIP	IP WLS BF H R ER SO BB IBB HBP BLK WP HR S P ERA WHIP	IP WLS BF H R ER SO BB IBB HBP BLK WP HR S P ERA WHIP	IP WLS BF H R ER SO BB IBB HBP BLK WP HR S P ERA WHIP	
Allen Ripley, R ERA: 4.35 (1, 1)	6.0	2.0	2.0	2.0	2.0	2.0	2.0	2.0	2.0	2.0	2.0	2.0	2.0	2.0	2.0	2.0	2.0	2.0	2.0
Tom Burgmeier, L ERA: 5.51 (7, 1)	2.0	2.0	2.0	2.0	2.0	2.0	2.0	2.0	2.0	2.0	2.0	2.0	2.0	2.0	2.0	2.0	2.0	2.0	2.0
Bob Stanley, R ERA: 3.41 (9, 1)	2.0	2.0	2.0	2.0	2.0	2.0	2.0	2.0	2.0	2.0	2.0	2.0	2.0	2.0	2.0	2.0	2.0	2.0	2.0

Detroit Tigers @ Boston Red Sox
Fenway Park, Boston, MA
Sun May 28 1978, 3:33 AM EDT
Unknown - 87 F

AB 36
R 3
H 12
RBI 2
BB 3
SO 4
LOB 16



Batter	1	2	3	4	5	6	7	8	9	10	AB	R	H	RBI	BB	SO	LOB	BOTTOM	
Rick Burleson, R OBP: 0.278, SLG: 0.316 (1, 6)	6-3			4-3 2B	G6-4-3 1-2f		F6			F9	5	1	1	0	0	4			
Jerry Remy, L OBP: 0.313, SLG: 0.335 (1, 4)	G3			4-3 2-3			F7		P7	F8	5	0	0	0	0	2			
Jim Rice, R OBP: 0.396, SLG: 0.705 (1, 7)	F7			2B SF7 BB			1B BB		6-3		3	2	1	1	2	0			
Carl Yastrzemski, L OBP: 0.378, SLG: 0.391 (1, 3)		5-3		1-3 3-H 2B			BB 1B		2B 1B		4	1	3	1	0	0			
Carlton Fisk, R OBP: 0.348, SLG: 0.392 (1, 2)		F7		SF7			G4-6-3 BB		1B 2B		2	0	1	1	1	0			
Fred Lynn, L OBP: 0.361, SLG: 0.470 (1, 8)		F8		4-3			G4-6-3 1-2f		FC6-4 1B		4	0	1	1	0	4			
Butch Hobson, R OBP: 0.356, SLG: 0.478 (1, 5)				G5-4-3 BB			1B BB		F8 FC6-4		2	0	0	0	2	2			
Dwight Evans, R OBP: 0.364, SLG: 0.471 (1, 9)			G5-4-3 1-2f		L9		K			K	4	0	0	0	2	2			
Jack Brohamer, L OBP: 0.375, SLG: 0.421 (1, 10)			L5								2	0	1	0	0	0			
Bob Bailey, R OBP: 0.252, SLG: 0.333 (7, PH)											1	0	1	0	1	0			
Frank Duffy, R OBP: 0.286, SLG: 0.308 (9, PR)											0	0	0	0	0	0			
Inning Stats	R: 0 E: 0 K: 0 S: 3	H: 0 LOB: 0 BB: 0 P: 3	R: 0 E: 0 K: 0 S: 3	H: 0 LOB: 0 BB: 0 P: 3	R: 2 E: 0 K: 0 S: 5	H: 2 LOB: 1 BB: 1 P: 9	R: 0 E: 0 K: 0 S: 3	H: 1 LOB: 1 BB: 1 P: 7	R: 0 E: 0 K: 1 S: 6	H: 1 LOB: 1 BB: 0 P: 6	R: 1 E: 0 K: 0 S: 6	H: 3 LOB: 2 BB: 0 P: 6	R: 0 E: 0 K: 1 S: 5	H: 0 LOB: 2 BB: 1 P: 9	R: 1 E: 0 K: 0 S: 1	H: 1 LOB: 0 BB: 0 P: 1	1B: 5 2B: 3 3B: 0 HR: 1	SF: 1 SAC: 0 DP: 3 HBP: 0	WP: 0 PA: 39 PB: 0 SB: 1 CS: 0
PITCHER	IP WLS BF H R ER SO BB IBB HBP BLK WP HR S P ERA WHIP	IP WLS BF H R ER SO BB IBB HBP BLK WP HR S P ERA WHIP	IP WLS BF H R ER SO BB IBB HBP BLK WP HR S P ERA WHIP	IP WLS BF H R ER SO BB IBB HBP BLK WP HR S P ERA WHIP	IP WLS BF H R ER SO BB IBB HBP BLK WP HR S P ERA WHIP	IP WLS BF H R ER SO BB IBB HBP BLK WP HR S P ERA WHIP	IP WLS BF H R ER SO BB IBB HBP BLK WP HR S P ERA WHIP	IP WLS BF H R ER SO BB IBB HBP BLK WP HR S P ERA WHIP	IP WLS BF H R ER SO BB IBB HBP BLK WP HR S P ERA WHIP	IP WLS BF H R ER SO BB IBB HBP BLK WP HR S P ERA WHIP	IP WLS BF H R ER SO BB IBB HBP BLK WP HR S P ERA WHIP	IP WLS BF H R ER SO BB IBB HBP BLK WP HR S P ERA WHIP	IP WLS BF H R ER SO BB IBB HBP BLK WP HR S P ERA WHIP	IP WLS BF H R ER SO BB IBB HBP BLK WP HR S P ERA WHIP	IP WLS BF H R ER SO BB IBB HBP BLK WP HR S P ERA WHIP	IP WLS BF H R ER SO BB IBB HBP BLK WP HR S P ERA WHIP	IP WLS BF H R ER SO BB IBB HBP BLK WP HR S P ERA WHIP	IP WLS BF H R ER SO BB IBB HBP BLK WP HR S P ERA WHIP	
Jack Billingham, R ERA: 3.39 (1, 1)	5.1	3.2	3.2	3.2	3.2	3.2	3.2	3.2	3.2	3.2	3.2	3.2	3.2	3.2	3.2	3.2	3.2	3.2	3.2
John Hiller, L ERA: 2.77 (6, 1)	3.2	3.2	3.2	3.2	3.2	3.2	3.2	3.2	3.2	3.2	3.2	3.2	3.2	3.2	3.2	3.2	3.2	3.2	3.2

Detroit Tigers @ Boston Red Sox
Fenway Park, Boston, MA
Sun May 28 1978, 3:33 AM EDT
Unknown - 87 F

AB 32
R 4
H 9
RBI 4
BB 6
SO 2
LOB 14



Batter	1	2	3	4	5	6	7	8	9	AB	R	H	RBI	BB	SO	LOB	TOP			
Rick Rosetti, R OBP: 0.309, SLG: 0.387 (1, 8)										4	0	1	0	0	0	0	Toronto Blue Jays @ Boston Red Sox Fenway Park, Boston, MA Mon May 29 1978, 3:33 AM EDT Att: 25,935 - Unknown - 88 F			
Bob Bailor, R OBP: 0.305, SLG: 0.318 (1, 9)										4	1	1	0	0	0	1				
Roy Howell, L OBP: 0.295, SLG: 0.375 (1, 5)										4	2	2	1	0	0	1				
John Mayberry, L OBP: 0.333, SLG: 0.447 (1, 3)										2	1	1	1	2	0	0				
Otto Velez, R OBP: 0.356, SLG: 0.410 (1, 10)										4	0	1	1	0	0	3				
Willie Upshaw, L OBP: 0.354, SLG: 0.429 (1, 7)										4	0	1	1	0	0	0				
Dave McKay, S OBP: 0.267, SLG: 0.350 (1, 4)										4	0	1	0	0	0	0				
Luis Gomez, R OBP: 0.299, SLG: 0.285 (6, PH)										2	0	0	0	0	1	0				
Rico Carty, R OBP: 0.404, SLG: 0.524 (6, PH)										1	0	0	0	0	0	2				
Tim Johnson, L OBP: 0.333, SLG: 0.278 (6, 6)										1	0	1	0	0	0	0				
Alan Ashby, S OBP: 0.313, SLG: 0.276 (1, 2)										3	0	0	0	0	2	0				
Sam Ewing, L OBP: 0.250, SLG: 0.162 (9, PH)										1	0	0	0	0	1	1				
Inning Stats	R: 0 E: 0 K: 0 S: 4	H: 1 LOB: 2 BB: 1 P: 8	R: 0 E: 0 K: 1 S: 5	H: 0 LOB: 0 BB: 0 P: 5	R: 0 E: 0 K: 0 S: 3	H: 0 LOB: 0 BB: 0 P: 3	R: 1 E: 0 K: 0 S: 4	H: 1 LOB: 0 BB: 0 P: 4	R: 0 E: 0 K: 1 S: 5	H: 0 LOB: 0 BB: 0 P: 5	R: 3 E: 0 K: 0 S: 8	H: 6 LOB: 2 BB: 0 P: 8	R: 0 E: 0 K: 1 S: 5	H: 0 LOB: 0 BB: 1 P: 6	R: 0 E: 0 K: 1 S: 6	H: 1 LOB: 1 BB: 0 P: 6	1B: 7 2B: 1 3B: 0 HR: 1	SF: 0 SAC: 0 DP: 1 HBP: 0	WP: 0 PB: 0 SB: 0 CS: 0	PA: 36
PITCHER Mike Torrez, R ERA: 4.0 (1, 1)	IP: 9.0 WLS: W BF: 36 H: 9 R: 4 ER: 4 SO: 4 BB: 2 IBB: 0 HBP: 0 BLK: 0 WP: 0 HR: 1 S: 42 P: 50 ERA: 4.00 WHIP: 1.222															PITCHER				

Batter	1	2	3	4	5	6	7	8	9	AB	R	H	RBI	BB	SO	LOB	BOTTOM			
Rick Burleson, R OBP: 0.281, SLG: 0.318 (1, 6)										5	0	2	0	0	1	2	Toronto Blue Jays @ Boston Red Sox Fenway Park, Boston, MA Mon May 29 1978, 3:33 AM EDT Att: 25,935 - Unknown - 88 F			
Fred Lynn, L OBP: 0.362, SLG: 0.475 (1, 8)										4	0	1	0	0	1	1				
Jim Rice, R OBP: 0.391, SLG: 0.687 (1, 7)										4	0	0	0	0	2	2				
Carl Yastrzemski, L OBP: 0.389, SLG: 0.395 (1, 3)										3	0	1	0	1	1	1				
Carlton Fisk, R OBP: 0.353, SLG: 0.391 (1, 2)										3	1	1	0	1	0	1				
Butch Hobson, R OBP: 0.356, SLG: 0.482 (1, 5)										3	1	0	0	1	1	1				
Dwight Evans, R OBP: 0.371, SLG: 0.514 (1, 9)										4	1	2	1	0	2	2				
Bob Bailey, R OBP: 0.318, SLG: 0.459 (1, 10)										3	1	2	3	1	0	0				
Jerry Remy, L OBP: 0.312, SLG: 0.344 (8, PR)										0	0	0	0	0	0	0				
Frank Duffy, R OBP: 0.333, SLG: 0.368 (1, 4)										4	1	2	0	0	0	4				
Inning Stats	R: 0 E: 0 K: 2 S: 8	H: 1 LOB: 1 BB: 0 P: 8	R: 4 E: 1 K: 3 S: 12	H: 3 LOB: 1 BB: 2 P: 20	R: 0 E: 0 K: 1 S: 6	H: 1 LOB: 3 BB: 2 P: 14	R: 0 E: 0 K: 1 S: 5	H: 0 LOB: 0 BB: 0 P: 5	R: 0 E: 0 K: 0 S: 3	H: 0 LOB: 0 BB: 0 P: 3	R: 0 E: 0 K: 1 S: 6	H: 1 LOB: 1 BB: 0 P: 6	R: 0 E: 0 K: 0 S: 4	H: 2 LOB: 2 BB: 0 P: 4	R: 1 E: 0 K: 0 S: 5	H: 3 LOB: 1 BB: 0 P: 5	1B: 6 2B: 3 3B: 0 HR: 2	SF: 0 SAC: 0 DP: 0 HBP: 0	WP: 0 PB: 0 SB: 0 CS: 0	PA: 37
PITCHER Tom Underwood, L ERA: 4.15 (1, 1)	IP: 8.0 WLS: L BF: 37 H: 11 R: 5 ER: 4 SO: 8 BB: 4 IBB: 0 HBP: 0 BLK: 0 WP: 0 HR: 2 S: 49 P: 65 ERA: 4.50 WHIP: 1.875															PITCHER				



Batter	1	2	3	4	5	6	7	8	9	AB	R	H	RBI	BB	SO	LOB	TOP			
Rick Rosetti, R OBP: 0.307, SLG: 0.384 (1, 8)	F4		1B		FC1-4			1-3		4	0	1	0	0	0	2				
Bob Bailor, R OBP: 0.299, SLG: 0.311 (1, 9)	F8		7-2		F4			6-3		4	0	0	0	0	0	4				
Roy Howell, L OBP: 0.294, SLG: 0.372 (1, 5)	1B		3-H		F5			F8		4	0	1	0	0	0	0				
John Mayberry, L OBP: 0.326, SLG: 0.436 (1, 3)	F8				F9			G3		4	0	0	0	0	1	1				
Willie Upshaw, L OBP: 0.361, SLG: 0.446 (1, 7)			K		1B			F7		4	0	2	0	0	1	0				
Sam Ewing, L OBP: 0.274, SLG: 0.154 (1, 10)	F7				4-3			F8		4	0	0	0	0	1	2				
Dave McKay, S OBP: 0.275, SLG: 0.356 (1, 4)					G3			4-3		4	0	2	0	0	0	1				
Alan Ashby, S OBP: 0.314, SLG: 0.279 (1, 2)			K		1B			K		3	0	1	0	0	2	1				
Luis Gomez, R OBP: 0.299, SLG: 0.286 (1, 6)			1B		7-2			F7		3	0	1	0	0	0	3				
Inning Stats	R: 0 E: 0 K: 0 S: 4	H: 1 LOB: 1 BB: 0 P: 4	R: 0 E: 0 K: 1 S: 5	H: 0 LOB: 0 BB: 0 P: 5	R: 0 E: 0 K: 1 S: 6	H: 2 LOB: 1 BB: 0 P: 6	R: 0 E: 0 K: 0 S: 4	H: 1 LOB: 1 BB: 0 P: 4	R: 0 E: 0 K: 0 S: 3	H: 0 LOB: 0 BB: 0 P: 3	R: 0 E: 0 K: 1 S: 6	H: 1 LOB: 1 BB: 0 P: 6	R: 0 E: 0 K: 0 S: 3	H: 0 LOB: 0 BB: 0 P: 3	R: 0 E: 0 K: 2 S: 8	H: 1 LOB: 1 BB: 0 P: 8	1B: 7 2B: 2 3B: 0 HR: 0	SF: 0 SAC: 0 DP: 1 HBP: 0	WP: 1 PB: 0 SB: 0 CS: 0	PA: 34
PITCHER Dennis Eckersley, R ERA: 3.51 (1, 1)	IP: 9.0 WLS: W BF: 34 H: 8 R: 0 ER: 0 SO: 5 BB: 0 IBB: 0 HBP: 0 BLK: 0 WP: 1 HR: 0 S: 44 P: 44 ERA: 0.00 WHIP: 0.889															PITCHER				

Toronto Blue Jays @ Boston Red Sox
Fenway Park, Boston, MA
Tue May 30 1978, 7:05 PM EDT
Att: 25,853 - Unknown - 83 F

AB	34
R	0
H	8
RBI	0
BB	0
SO	5
LOB	14



Batter	1	2	3	4	5	6	7	8	9	AB	R	H	RBI	BB	SO	LOB	BOTTOM			
Rick Burleson, R OBP: 0.279, SLG: 0.332 (1, 6)	HR	F9		K		SF8		6-3		4	1	1	2	0	1	2				
Jerry Remy, L OBP: 0.316, SLG: 0.347 (1, 4)	1B		B3	L9		1B				4	0	2	1	0	0	1				
Jim Rice, R OBP: 0.388, SLG: 0.678 (1, 7)	1B		1B	1B	1B	1-3		F8		4	0	1	0	0	0	3				
Carl Yastrzemski, L OBP: 0.386, SLG: 0.392 (1, 3)	P7		1B	1B		F8		6-3		4	0	1	0	0	0	1				
Carlton Fisk, R OBP: 0.356, SLG: 0.394 (1, 2)	1B		1B	L3		6-3		F8		4	0	2	0	0	0	0				
Fred Lynn, L OBP: 0.365, SLG: 0.475 (1, 8)	4-3		L3			BB	HBP	1B		4	1	2	0	0	0	5				
Butch Hobson, R OBP: 0.349, SLG: 0.471 (1, 5)		F8		6-3		F8		F9		4	0	0	0	0	0	2				
Dwight Evans, R OBP: 0.379, SLG: 0.544 (1, 9)		2B		HR		SF8	BB	5-3		3	2	2	1	0	0	0				
Bob Bailey, R OBP: 0.333, SLG: 0.436 (1, 10)	K			S		1B	HBP	F9		2	0	0	0	2	1	1				
Inning Stats	R: 1 E: 0 K: 0 S: 6	H: 3 LOB: 2 BB: 0 P: 6	R: 0 E: 0 K: 1 S: 6	H: 1 LOB: 1 BB: 0 P: 6	R: 0 E: 0 K: 0 S: 5	H: 3 LOB: 2 BB: 0 P: 5	R: 1 E: 0 K: 1 S: 6	H: 1 LOB: 1 BB: 1 P: 10	R: 0 E: 0 K: 0 S: 3	H: 0 LOB: 0 BB: 0 P: 3	R: 2 E: 0 K: 0 S: 5	H: 2 LOB: 2 BB: 1 P: 10	R: 0 E: 0 K: 0 S: 4	H: 1 LOB: 1 BB: 0 P: 4	R: 0 E: 0 K: 0 S: 3	H: 0 LOB: 0 BB: 0 P: 3	1B: 8 2B: 2 3B: 0 HR: 2	SF: 1 SAC: 0 DP: 1 HBP: 1	WP: 0 PB: 0 SB: 1 CS: 0	PA: 37
PITCHER Jerry Garvin, L ERA: 6.51 (1, 1)	IP: 5.1 WLS: L BF: 27 H: 9 R: 4 ER: 4 SO: 2 BB: 2 IBB: 0 HBP: 1 BLK: 0 WP: 0 HR: 2 S: 28 P: 37 ERA: 6.75 WHIP: 2.062															PITCHER				
Joe Coleman, R ERA: 1.85 (6, 1)	IP: 2.2 WLS: 10 BF: 2 H: 0 R: 0 ER: 0 SO: 0 BB: 0 IBB: 0 HBP: 0 BLK: 0 WP: 0 HR: 0 S: 10 P: 10 ERA: 0.00 WHIP: 0.750															PITCHER				

Toronto Blue Jays @ Boston Red Sox
Fenway Park, Boston, MA
Tue May 30 1978, 7:05 PM EDT
Att: 25,853 - Unknown - 83 F


AB	33
R	4
H	11
RBI	4
BB	2
SO	2
LOB	15




Batter	1	2	3	4	5	6	7	8	9	AB	R	H	RBI	BB	SO	LOB	TOP			
Rick Rosetti, R OBP: 0.310, SLG: 0.384 (1, 8)	F8			K2-3			FC5-4 1B		FC6-2 E	5	0	2	2	0	1	1	Toronto Blue Jays @ Boston Red Sox Fenway Park, Boston, MA Wed May 31 1978, 7:05 PM EDT Att: 27,945 - Unknown - 60 F			
Bob Bailor, R OBP: 0.296, SLG: 0.314 (1, 9)			G3				FC5-4 G3 1-2		E6 1-3	5	1	1	0	0	0	4				
Roy Howell, L OBP: 0.292, SLG: 0.364 (1, 5)	4-0 2B BB	F6		4-3			G3 1-2		3-1	4	1	0	0	1	0	3				
Otto Velez, R OBP: 0.347, SLG: 0.419 (1, 7)	0-0 2B 2B 1-H 2-H	F6				F4				4	1	1	2	0	1	1				
John Mayberry, L OBP: 0.325, SLG: 0.438 (1, 3)	0-0 6-3 BB 2B 2-H	3-1				G3			L8	4	1	1	1	0	0	0				
Doug Ault, R OBP: 0.376, SLG: 0.375 (1, 10)	4-0 BB 1B BB					L9				3	1	2	0	1	0	0				
Willie Upshaw, L OBP: 0.361, SLG: 0.446 (8, FR)	BB 6-3 1B BB			FC1-5 1B					CS 1B	0	0	0	0	0	0	0				
Dave McKay, S OBP: 0.274, SLG: 0.352 (1, 4)	0-0 6-3 1-2 2-3			G5-3 FC1-5 1B			4-3		F8 1-2	4	0	1	0	0	0	3				
Rick Cerone, R OBP: 0.300, SLG: 0.277 (1, 2)	4-0 BB 1B BB			FC1-5 1-2 2-3			F9		SH5-4 FC6-2 2B	3	1	1	0	1	0	2				
Luis Gomez, R OBP: 0.300, SLG: 0.281 (1, 6)	4-0 1B 1-2 2-3 3-H			G5-3 2-3			F4		SH5-4 2-3	2	0	0	1	1	0	2				
Inning Stats	R: 6 E: 0 K: 0 S: 7	H: 4 LOB: 2 BB: 4 P: 23	R: 0 E: 0 K: 0 S: 3	H: 0 LOB: 0 BB: 0 P: 3	R: 0 E: 0 K: 0 S: 4	H: 2 LOB: 1 BB: 0 P: 4	R: 0 E: 0 K: 1 S: 5	H: 0 LOB: 0 BB: 0 P: 5	R: 0 E: 0 K: 0 S: 3	H: 0 LOB: 0 BB: 0 P: 3	R: 0 E: 0 K: 1 S: 6	H: 1 LOB: 1 BB: 0 P: 6	R: 0 E: 0 K: 0 S: 3	H: 1 LOB: 1 BB: 0 P: 3	R: 0 E: 1 K: 0 S: 5	H: 1 LOB: 2 BB: 0 P: 5	1B: 5 2B: 4 3B: 0 HR: 0	SF: 0 SAC: 1 DP: 1 HBP: 0	WP: 0 PB: 0 SB: 0 CS: 1	PA: 39
PITCHER	IP WLS BF H R ER SO	IP WLS BF H R ER SO	IP WLS BF H R ER SO	IP WLS BF H R ER SO	IP WLS BF H R ER SO	IP WLS BF H R ER SO	IP WLS BF H R ER SO	IP WLS BF H R ER SO	IP WLS BF H R ER SO	IP WLS BF H R ER SO	IP WLS BF H R ER SO	IP WLS BF H R ER SO	IP WLS BF H R ER SO	IP WLS BF H R ER SO	IP WLS BF H R ER SO	IP WLS BF H R ER SO	ERA WHIP	ERA WHIP		
Bill Lee, L ERA: 3.18 (1, 1)	0.2	L	9	3	6	6	0	4	0	0	0	0	0	0	0	0	0	81.00	10.500	
Bob Stanley, R ERA: 2.74 (1, 1)	8.1		30	6	0	0	2	0	0	0	0	0	0	0	0	0	34	0.00	0.720	

Batter	1	2	3	4	5	6	7	8	9	AB	R	H	RBI	BB	SO	LOB	BOTTOM			
Rick Burleson, R OBP: 0.278, SLG: 0.328 (1, 6)	0-0 1-3								F7	5	0	1	0	0	0	0	Toronto Blue Jays @ Boston Red Sox Fenway Park, Boston, MA Wed May 31 1978, 7:05 PM EDT Att: 27,945 - Unknown - 60 F			
Jerry Remy, L OBP: 0.316, SLG: 0.345 (1, 4)	4-0 1B BB			BB 1-2 1B					F7	4	0	1	0	1	0	2				
Jim Rice, R OBP: 0.389, SLG: 0.671 (1, 7)	0-0 1-2 1B			G4-6-3 1B					4-3	5	0	2	0	0	2	3				
Carl Yastrzemski, L OBP: 0.388, SLG: 0.391 (1, 3)	0-0 G4-6-3 1-2			BB 1-2 2-3					K	3	0	1	0	1	0	3				
Carlton Fisk, R OBP: 0.354, SLG: 0.387 (1, 2)				K					F6	3	0	0	1	1	2	2				
Fred Lynn, L OBP: 0.366, SLG: 0.476 (1, 8)				1-2 2-3 3-H					F6	4	1	2	0	0	0	3				
Butch Hobson, R OBP: 0.342, SLG: 0.460 (1, 5)				BB					WP 1B	4	0	0	0	0	3	2				
Dwight Evans, R OBP: 0.382, SLG: 0.539 (1, 9)				K					L8	4	0	0	0	0	3	2				
Jack Brohamer, L OBP: 0.366, SLG: 0.429 (1, 10)				K					WP 1B	3	0	1	1	1	2	1				
Inning Stats	R: 0 E: 0 K: 0 S: 3	H: 1 LOB: 1 BB: 1 P: 7	R: 0 E: 0 K: 3 S: 10	H: 1 LOB: 0 BB: 0 P: 10	R: 1 E: 0 K: 1 S: 7	H: 2 LOB: 3 BB: 2 P: 15	R: 0 E: 0 K: 2 S: 7	H: 0 LOB: 0 BB: 0 P: 7	R: 0 E: 0 K: 1 S: 5	H: 0 LOB: 2 BB: 0 P: 7	R: 0 E: 0 K: 1 S: 4	H: 1 LOB: 1 BB: 0 P: 4	R: 1 E: 0 K: 0 S: 5	H: 2 LOB: 1 BB: 0 P: 5	R: 0 E: 0 K: 1 S: 5	H: 0 LOB: 0 BB: 0 P: 5	1B: 9 2B: 0 3B: 0 HR: 0	SF: 0 SAC: 0 DP: 1 HBP: 0	WP: 2 PB: 0 SB: 0 CS: 0	PA: 39
PITCHER	IP WLS BF H R ER SO	IP WLS BF H R ER SO	IP WLS BF H R ER SO	IP WLS BF H R ER SO	IP WLS BF H R ER SO	IP WLS BF H R ER SO	IP WLS BF H R ER SO	IP WLS BF H R ER SO	IP WLS BF H R ER SO	IP WLS BF H R ER SO	IP WLS BF H R ER SO	IP WLS BF H R ER SO	IP WLS BF H R ER SO	IP WLS BF H R ER SO	IP WLS BF H R ER SO	IP WLS BF H R ER SO	ERA WHIP	ERA WHIP		
Jim Clancy, R ERA: 4.27 (1, 1)	7.2	W	35	9	2	2	8	4	0	0	0	0	0	0	0	0	63	2.35	1.696	
Tom Murphy, R ERA: 2.43 (8, 1)	1.1		4	0	0	0	1	0	0	0	0	0	0	0	0	0	6	0.00	0.000	



Batter	1	2	3	4	5	6	7	8	9	AB	R	H	RBI	BB	SO	LOB	TOP										
Rick Burleson, R OBP: 0.280, SLG: 0.335 (1, 6)	F8	S 2H 2B		K		6-3			G5-3 1B	5	0	2	1	0	1	0	Boston Red Sox @ California Angels Anaheim Stadium, Anaheim, CA Fri Jun 02 1978, 10:05 PM EDT Att: 31,324 - Unknown AB 32 R 6 H 8 RBI 6 BB 8 SO 6 LOB 19 										
Jerry Remy, L OBP: 0.320, SLG: 0.346 (1, 4)	K2-3	K		F7			E S 1B	G5-3 1B	5	0	2	0	0	2	1												
Jim Rice, R OBP: 0.389, SLG: 0.662 (1, 7)	BB			E BB			K 1-3	G5-3 1-2 2-3f	3	0	0	0	2	2	3												
Carl Yastrzemski, L OBP: 0.389, SLG: 0.384 (1, 3)	1-2 BB		L4		F8		F3		3	0	0	0	2	0	2												
Carlton Fisk, R OBP: 0.350, SLG: 0.393 (1, 2)	F7		K		1B 3B		F7		5	1	1	0	0	1	6												
Fred Lynn, L OBP: 0.376, SLG: 0.476 (1, 8)		1B SF9 BB	4-3		CS 1B			5-3 BB	2	1	1	1	2	0	1												
Jack Brohamer, L OBP: 0.373, SLG: 0.424 (1, 10)		E 2B 1B		HR BB		P6		P6	3	2	1	0	1	0	2												
Dwight Evans, R OBP: 0.379, SLG: 0.529 (1, 9)		F5		HR BB		CS	F8	5-3	3	1	0	0	1	0	3												
Butch Hobson, R OBP: 0.340, SLG: 0.475 (1, 5)	SF9 1-2 3H			HR		6-3		F2	3	1	1	4	0	0	1												
Inning Stats	R: 0 E: 0 K: 1 S: 5	H: 0 LOB: 2 BB: 2 P: 13	R: 2 E: 1 K: 1 S: 7	H: 2 LOB: 1 BB: 1 P: 11	R: 0 E: 1 K: 1 S: 5	H: 0 LOB: 1 BB: 1 P: 9	R: 3 E: 0 K: 2 S: 8	H: 1 LOB: 0 BB: 2 P: 16	R: 1 E: 0 K: 0 S: 4	H: 2 LOB: 0 BB: 0 P: 4	R: 0 E: 0 K: 0 S: 3	H: 0 LOB: 1 BB: 0 P: 3	R: 0 E: 0 K: 1 S: 6	H: 1 LOB: 1 BB: 0 P: 6	R: 0 E: 0 K: 0 S: 3	H: 0 LOB: 1 BB: 1 P: 7	R: 0 E: 0 K: 0 S: 4	H: 2 LOB: 2 BB: 1 P: 8	1B: 5 2B: 1 3B: 1 HR: 1	SF: 1 SAC: 0 DP: 1 HBP: 0	WP: 0 PB: 0 SB: 2 CS: 1	PA: 42					
PITCHER	IP	WLS	BF	H	R	ER	SO	BB	IBB	HBP	BLK	WP	HR	S	P	ERA	WHIP										
Nolan Ryan, R ERA: 3.66 (1, 1)	4.1	L	24	5	6	5	5	6	0	0	0	0	1	28	52	10.38	2.538										
Dyar Miller, R ERA: 2.22 (5, 1)	4.2		17	3	0	0	1	1	1	0	0	0	0	17	25	0.00	0.857										

Batter	1	2	3	4	5	6	7	8	9	AB	R	H	RBI	BB	SO	LOB	BOTTOM											
Bobby Grich, R OBP: 0.343, SLG: 0.313 (1, 4)	F8		F8			1B 1B		K		4	1	1	0	0	1	0	Boston Red Sox @ California Angels Anaheim Stadium, Anaheim, CA Fri Jun 02 1978, 10:05 PM EDT Att: 31,324 - Unknown AB 32 R 1 H 7 RBI 1 BB 1 SO 4 LOB 14 											
Camey Lansford, R OBP: 0.344, SLG: 0.448 (1, 5)	F7		F3			F8		6-3		4	0	0	0	0	1													
Lyman Bostock, L OBP: 0.287, SLG: 0.329 (1, 8)					G5-4-3 1B	1B 1-3 1B			FC6-4 1B	4	0	4	0	0	0													
Joe Rudi, R OBP: 0.239, SLG: 0.296 (1, 7)	K		F8			G6-4-3 1B		F9		4	0	1	1	0	1													
Don Baylor, R OBP: 0.360, SLG: 0.530 (1, 10)			K		G5-4-3 1-2f	G6-4-3 1-2f		FC6-4 1-2f		4	0	0	0	0	1													
Ron Fairly, L OBP: 0.344, SLG: 0.469 (1, 3)		5-3 BB				G3 1B		F7		3	0	1	0	1	0													
Ron Jackson, R OBP: 0.426, SLG: 0.524 (1, 9)		5-3				G3		5-3		3	0	0	0	0	2													
Terry Humphrey, R OBP: 0.274, SLG: 0.324 (1, 2)		K				F2		5-3		3	0	0	0	0	1													
Rance Mulliniks, L OBP: 0.222, SLG: 0.216 (1, 6)			4-3			4-3		6-3		3	0	0	0	0	1													
Inning Stats	R: 0 E: 0 K: 1 S: 6	H: 1 LOB: 0 BB: 0 P: 6	R: 0 E: 0 K: 2 S: 7	H: 0 LOB: 1 BB: 1 P: 11	R: 0 E: 0 K: 0 S: 3	H: 0 LOB: 0 BB: 0 P: 3	R: 0 E: 0 K: 0 S: 3	H: 1 LOB: 0 BB: 0 P: 3	R: 0 E: 0 K: 0 S: 4	H: 1 LOB: 1 BB: 0 P: 4	R: 1 E: 0 K: 0 S: 5	H: 3 LOB: 1 BB: 0 P: 5	R: 0 E: 0 K: 0 S: 3	H: 0 LOB: 0 BB: 0 P: 3	R: 0 E: 0 K: 1 S: 5	H: 0 LOB: 0 BB: 0 P: 5		R: 0 E: 0 K: 0 S: 4	H: 1 LOB: 1 BB: 0 P: 4	1B: 7 2B: 0 3B: 0 HR: 0	SF: 0 SAC: 0 DP: 2 HBP: 0	WP: 0 PB: 0 SB: 0 CS: 0	PA: 33					
PITCHER	IP	WLS	BF	H	R	ER	SO	BB	IBB	HBP	BLK	WP	HR	S	P	ERA		WHIP										
Luis Tiant, R ERA: 2.93 (1, 1)	6.0		23	6	1	1	3	1	0	0	0	0	0	28	32	1.50		1.167										
Dick Drago, R ERA: 1.37 (7, 1)	3.0	S	10	1	0	0	1	0	0	0	0	0	0	12	12	0.00	0.333											

Batter	1	2	3	4	5	6	7	8	9	AB	R	H	RBI	BB	SO	LOB	TOP				
Rick Burleson, R OBP: 0.275, SLG: 0.329 (1, 6)	F5		1-3		F9		6-3			4	0	0	0	0	0	0					
Jerry Remy, L OBP: 0.316, SLG: 0.344 (1, 4)	L7			2B	4-3		L7			4	1	1	0	0	0	0					
Jim Rice, R OBP: 0.382, SLG: 0.650 (1, 7)	6-3			K	4-3			4-3		4	0	0	0	0	1	1					
Carl Yastrzemski, L OBP: 0.367, SLG: 0.378 (1, 3)		F7		2B	G3			K		3	1	0	0	1	1	0					
Carlton Fisk, R OBP: 0.357, SLG: 0.409 (1, 2)				SF8				1-3		3	1	2	1	1	0	0					
Fred Lynn, L OBP: 0.376, SLG: 0.491 (1, 8)		L7		S	F7				HR	3	1	1	1	1	0	2					
Jack Brohamer, L OBP: 0.367, SLG: 0.420 (1, 10)										3	0	1	1	0	0	2					
Frank Duffy, R OBP: 0.333, SLG: 0.368 (9, PR)				SF8	F8				G6-4-3	0	0	0	0	0	0	0					
Dwight Evans, R OBP: 0.376, SLG: 0.519 (1, 9)			K				F5		G6-4-3	3	0	0	0	1	1	1					
Butch Hobson, R OBP: 0.338, SLG: 0.486 (1, 5)			F3		F8				F7	4	1	1	1	0	0	3					
Inning Stats	R: 0 E: 0 K: 0 S: 3	H: 0 LOB: 0 BB: 0 P: 3	R: 0 E: 0 K: 0 S: 3	H: 0 LOB: 1 BB: 1 P: 7	R: 0 E: 0 K: 1 S: 5	H: 0 LOB: 0 BB: 0 P: 5	R: 3 E: 0 K: 1 S: 7	H: 2 LOB: 2 BB: 3 P: 19	R: 0 E: 0 K: 0 S: 4	H: 1 LOB: 1 BB: 0 P: 4	R: 1 E: 0 K: 0 S: 4	H: 1 LOB: 0 BB: 0 P: 4	R: 0 E: 0 K: 1 S: 5	H: 0 LOB: 0 BB: 0 P: 5	R: 1 E: 0 K: 0 S: 4	H: 2 LOB: 1 BB: 0 P: 4	1B: 2 2B: 2 3B: 0 HR: 2	SF: 1 SAC: 0 DP: 1 HBP: 0	WP: 0 PB: 0 SB: 3 CS: 0	PA: 36	
PITCHER	IP	WLS	BF	H	R	ER	SO	BB	IBB	HBP	BLK	WP	HR	S	P	ERA	WHIP				
Chris Knapp, R ERA: 3.75 (1, 1)	7.0		29	4	4	4	2	3	1	0	0	0	1	29	45	5.14	1.000				
Paul Hartzell, R ERA: 3.67 (8, 1)	2.0	L	7	2	1	1	1	0	0	0	0	0	1	9	9	4.50	1.000				

Boston Red Sox @ California Angels
Anaheim Stadium, Anaheim, CA
Sat Jun 03 1978, 10:05 PM EDT
Att: 34,228 - Unknown

AB 31
R 5
H 6
RBI 4
BB 4
SO 3
LOB 9



Batter	1	2	3	4	5	6	7	8	9	AB	R	H	RBI	BB	SO	LOB	BOTTOM					
Ken Landreaux, L OBP: 0.275, SLG: 0.299 (1, 9)	1-3								4-3	5	0	3	0	0	0	1						
Bobby Grich, R OBP: 0.345, SLG: 0.312 (1, 4)			G6-4-3		6-3		F7			4	0	1	0	1	0	3						
Lyman Bostock, L OBP: 0.296, SLG: 0.337 (1, 8)				1B						5	3	3	0	0	0	3						
Joe Rudi, R OBP: 0.250, SLG: 0.318 (1, 7)		FC6-4						F9		4	0	2	1	0	0	2						
Don Baylor, R OBP: 0.363, SLG: 0.547 (1, 10)				G6-4-3			F7			4	1	2	2	0	0	2						
Ron Fairly, L OBP: 0.340, SLG: 0.452 (1, 3)							4-1			3	0	0	0	1	1	2						
Carney Lansford, R OBP: 0.333, SLG: 0.433 (1, 5)		FC6-4			F9		P9		6-3	4	0	0	0	0	0	3						
Brian Downing, R OBP: 0.415, SLG: 0.317 (1, 2)										3	0	0	0	0	0	1						
Rick Miller, L OBP: 0.346, SLG: 0.309 (9, PH)					6-3				K	1	0	0	0	0	1	0						
Rance Mulliniks, L OBP: 0.216, SLG: 0.209 (1, 6)										3	0	0	0	0	1	0						
Tony Solaita, L OBP: 0.309, SLG: 0.292 (9, PH)										1	0	1	0	0	0	0						
Dave Chalk, R OBP: 0.373, SLG: 0.313 (9, PR)										0	0	0	0	0	0	0						
Inning Stats	R: 0 E: 0 K: 0 S: 4	H: 1 LOB: 1 BB: 0 P: 4	R: 0 E: 0 K: 0 S: 4	H: 1 LOB: 0 BB: 0 P: 4	R: 0 E: 0 K: 0 S: 3	H: 1 LOB: 0 BB: 0 P: 3	R: 1 E: 0 K: 0 S: 4	H: 2 LOB: 1 BB: 1 P: 8	R: 0 E: 0 K: 1 S: 6	H: 1 LOB: 1 BB: 0 P: 6	R: 1 E: 0 K: 0 S: 5	H: 2 LOB: 1 BB: 0 P: 5	R: 0 E: 0 K: 0 S: 4	H: 1 LOB: 0 BB: 0 P: 4	R: 2 E: 0 K: 1 S: 7	H: 2 LOB: 2 BB: 0 P: 7	R: 0 E: 0 K: 1 S: 6	H: 1 LOB: 2 BB: 1 P: 10	1B: 10 2B: 1 3B: 0 HR: 1	SF: 0 SAC: 0 DP: 2 HBP: 0	WP: 0 PB: 0 SB: 1 CS: 0	PA: 39
PITCHER	IP	WLS	BF	H	R	ER	SO	BB	IBB	HBP	BLK	WP	HR	S	P	ERA	WHIP					
Mike Torrez, R ERA: 4.05 (1, 1)	8.0	W	34	11	4	4	2	1	0	0	0	0	1	37	41	4.50	1.500					
Bill Campbell, R ERA: 7.71 (9, 1)	1.0	S	5	1	0	0	1	1	0	0	0	0	0	6	10	0.00	2.000					

Boston Red Sox @ California Angels
Anaheim Stadium, Anaheim, CA
Sat Jun 03 1978, 10:05 PM EDT
Att: 34,228 - Unknown

AB 37
R 4
H 12
RBI 3
BB 2
SO 3
LOB 17



Batter	1	2	3	4	5	6	7	8	9	AB	R	H	RBI	BB	SO	LOB	TOP										
Rick Burleson, R OBP: 0.271, SLG: 0.323 (1, 6)										4	1	0	0	0	1	2	Boston Red Sox @ California Angels Anaheim Stadium, Anaheim, CA Sun Jun 04 1978, 6:33 AM EDT Att: 29,911 - Unknown										
Fred Lynn, L OBP: 0.376, SLG: 0.483 (1, 8)										3	0	0	0	1	1	3											
Jim Rice, R OBP: 0.380, SLG: 0.647 (1, 7)										4	1	1	0	0	1	1											
Carl Yastrzemski, L OBP: 0.384, SLG: 0.377 (1, 3)										3	0	1	1	0	0	0											
Carlton Fisk, R OBP: 0.355, SLG: 0.406 (1, 2)										4	0	1	1	0	1	1											
Dwight Evans, R OBP: 0.388, SLG: 0.506 (1, 9)										4	0	0	0	0	1	2											
Bob Bailey, R OBP: 0.340, SLG: 0.425 George Scott, R OBP: 0.389, SLG: 0.452 (8, PH)										1	0	0	0	1	0	0											
Butch Hobson, R OBP: 0.333, SLG: 0.478 (1, 5)										3	0	0	0	0	1	1											
Frank Duffy, R OBP: 0.333, SLG: 0.364 (1, 4)										3	0	1	0	0	0	1											
Inning Stats	R: 0 E: 0 K: 2 S: 7	H: 0 LOB: 0 BB: 7 P: 7	R: 0 E: 0 K: 0 S: 3	H: 1 LOB: 0 BB: 0 P: 3	R: 0 E: 0 K: 2 S: 8	H: 1 LOB: 2 BB: 1 P: 12	R: 0 E: 0 K: 1 S: 5	H: 0 LOB: 0 BB: 0 P: 5	R: 0 E: 1 K: 0 S: 4	H: 0 LOB: 1 BB: 0 P: 4	R: 0 E: 0 K: 0 S: 2	H: 0 LOB: 0 BB: 1 P: 6	R: 0 E: 0 K: 0 S: 3	H: 0 LOB: 0 BB: 0 P: 3	R: 0 E: 0 K: 0 S: 3	H: 0 LOB: 0 BB: 0 P: 3	R: 2 E: 1 K: 1 S: 8	H: 2 LOB: 1 BB: 0 P: 8	1B: 3 2B: 1 3B: 0 HR: 0	SF: 1 SAC: 0 DP: 2 HBP: 0	WP: 1 PB: 0 SB: 0 CS: 0	PA: 33					
PITCHER	IP	WLS	BF	H	R	ER	SO	BB	IBB	HBP	BLK	WP	HR	S	P	ERA	WHIP										
Frank Tanana, L ERA: 2.52 (1, 1)	8.2	W	32	4	2	0	5	2	0	0	0	1	0	40	48	0.00	0.692										
Dave LaRoche, L ERA: 2.73 (9, 1)	0.1	S	1	0	0	0	1	0	0	0	0	0	0	3	3	0.00	0.000										

AB	30
R	2
H	4
RBI	2
BB	2
SO	6
LOB	11



Batter	1	2	3	4	5	6	7	8	9	AB	R	H	RBI	BB	SO	LOB	BOTTOM										
Ken Landreaux, L OBP: 0.284, SLG: 0.338 (1, 9)										4	1	1	1	1	1	2	Boston Red Sox @ California Angels Anaheim Stadium, Anaheim, CA Sun Jun 04 1978, 6:33 AM EDT Att: 29,911 - Unknown										
Bobby Grich, R OBP: 0.353, SLG: 0.322 (1, 4)										4	1	3	1	0	1	1											
Lyman Bostock, L OBP: 0.298, SLG: 0.335 (1, 8)										4	0	1	0	1	0	3											
Joe Rudi, R OBP: 0.260, SLG: 0.310 (1, 7)										2	0	0	0	2	1	2											
Don Baylor, R OBP: 0.356, SLG: 0.534 (1, 10)										4	0	0	0	0	2	5											
Ron Jackson, R OBP: 0.429, SLG: 0.556 (1, 3)										3	1	2	2	0	0	0											
Carney Lansford, R OBP: 0.331, SLG: 0.427 (1, 5)										4	0	1	0	0	0	3											
Brian Downing, R OBP: 0.407, SLG: 0.303 (1, 2)										3	0	0	0	1	0	1											
Rance Mulliniks, L OBP: 0.226, SLG: 0.232 (1, 6)										4	1	2	0	0	0	2											
Inning Stats	R: 0 E: 0 K: 2 S: 7	H: 0 LOB: 2 BB: 2 P: 15	R: 0 E: 0 K: 0 S: 3	H: 0 LOB: 0 BB: 0 P: 3	R: 0 E: 0 K: 1 S: 6	H: 1 LOB: 1 BB: 0 P: 6	R: 1 E: 0 K: 1 S: 7	H: 2 LOB: 1 BB: 0 P: 7	R: 0 E: 0 K: 0 S: 4	H: 1 LOB: 2 BB: 1 P: 8	R: 0 E: 0 K: 0 S: 4	H: 1 LOB: 2 BB: 1 P: 8	R: 2 E: 0 K: 1 S: 8	H: 3 LOB: 2 BB: 1 P: 12	R: 1 E: 0 K: 0 S: 5	H: 2 LOB: 1 BB: 0 P: 5	1B: 7 2B: 1 3B: 0 HR: 2	SF: 1 SAC: 1 DP: 0 HBP: 0	WP: 0 PB: 0 SB: 2 CS: 0	PA: 39							
PITCHER	IP	WLS	BF	H	R	ER	SO	BB	IBB	HBP	BLK	WP	HR	S	P	ERA	WHIP										
Dennis Eckersley, R ERA: 3.61 (1, 1)	7.2	L	38	10	4	4	5	4	1	0	0	0	2	43	63	4.70	1.826										
Tom Burgmeier, L ERA: 3.4 (8, 1)	0.1		1	0	0	0	0	0	0	0	0	0	0	1	1	0.00	0.000										

AB	32
R	4
H	10
RBI	4
BB	5
SO	5
LOB	19



Batter	1	2	3	4	5	6	7	8	9	AB	R	H	RBI	BB	SO	LOB	TOP																			
Rick Burleson, R OBP: 0.273, SLG: 0.324 (1, 6)	F7		1-3		G4-3 1B		HR 1B		F7	5	1	2	0	0	0	1	Boston Red Sox @ Oakland Athletics Oakland-Alameda County Coliseum, Oakland, CA Mon Jun 05 1978, 7:05 PM PDT Att: 36,463 - Unknown																			
Jerry Remy, L OBP: 0.316, SLG: 0.343 (1, 4)	4-3		F6		G4-3 1-2		SF8		CS 1B	4	0	1	1	0	0	2																				
Jim Rice, R OBP: 0.385, SLG: 0.668 (1, 7)					F9		HR		K 1-2	5	2	3	2	0	1	1																				
Carl Yastrzemski, L OBP: 0.383, SLG: 0.373 Fred Kendall, R OBP: 0.273, SLG: 0.318 (1, 3) (6, 3)	F7				E9 3B		HR			2	0	0	0	1	0	1																				
Carlton Fisk, R OBP: 0.358, SLG: 0.424 (1, 2)					1B G5-2-3 BB		F4		HR 1B	4	1	2	2	0	1	0																				
Fred Lynn, L OBP: 0.376, SLG: 0.483 (1, 8)					G5-2-3 1B		K		HR	4	0	2	2	0	0	0																				
George Scott, R OBP: 0.368, SLG: 0.424 (1, 10)					G5-2-3 1B		1B		F8	4	0	2	0	0	0	0																				
Dwight Evans, R OBP: 0.371, SLG: 0.518 (1, 9)					G5-2-3 1B		1B		F8	4	0	0	0	0	0	4																				
Butch Hobson, R OBP: 0.332, SLG: 0.489 (1, 5)					1-2 2-3 3-H		1-3		5-3	4	0	0	0	0	0	4																				
Inning Stats	R: 0 E: 0 K: 0 S: 4	H: 1 LOB: 1 BB: 0 P: 4	R: 0 E: 0 K: 0 S: 3	H: 0 LOB: 0 BB: 0 P: 3	R: 0 E: 0 K: 1 S: 6	H: 1 LOB: 1 BB: 0 P: 6	R: 1 E: 0 K: 1 S: 7	H: 3 LOB: 2 BB: 1 P: 11	R: 1 E: 0 K: 0 S: 4	H: 2 LOB: 0 BB: 0 P: 4	R: 0 E: 0 K: 1 S: 6	H: 1 LOB: 1 BB: 0 P: 6	R: 5 E: 0 K: 1 S: 10	H: 5 LOB: 0 BB: 0 P: 10	R: 0 E: 0 K: 1 S: 5	H: 0 LOB: 0 BB: 0 P: 5		R: 0 E: 0 K: 1 S: 5	H: 1 LOB: 1 BB: 0 P: 5	1B: 8 2B: 3 3B: 1 HR: 3	SF: 1 SAC: 0 DP: 3 HBP: 0	WP: 0 PB: 0 SB: 0 CS: 1	PA: 39													
PITCHER	IP	WLS	BF	H	R	ER	SO	BB	IBB	HBP	BLK	WP	HR	S	P	ERA	WHIP	PITCHER		IP	WLS	BF	H	R	ER	SO	BB	IBB	HBP	BLK	WP	HR	S	P	ERA	WHIP
Pete Broberg, R ERA: 3.29 Elias Sosa, R ERA: 1.77 (1, 1) (7, 1)	6.2	W	30	11	5	5	4	1	0	0	0	0	2	37	41	6.75	1.800			2.1	S	9	3	2	2	2	0	0	0	0	0	1	13	13	7.71	1.286

Batter	1	2	3	4	5	6	7	8	9	AB	R	H	RBI	BB	SO	LOB	BOTTOM																			
Miguel Dilone, S OBP: 0.319, SLG: 0.315 Dwayne Murphy, L OBP: 0.250, SLG: 0.125 (1, 8) (3, 8)	SH1-3 1B				FC3-2 BB				F7	1	1	1	0	1	0	0	Boston Red Sox @ Oakland Athletics Oakland-Alameda County Coliseum, Oakland, CA Mon Jun 05 1978, 7:05 PM PDT Att: 36,463 - Unknown																			
Gary Thomasson, L OBP: 0.274, SLG: 0.366 (1, 9)	SH1-3 1B				FC6-4 BB					2	1	1	2	2	0	0																				
Mario Guerrero, R OBP: 0.296, SLG: 0.372 (1, 6)	SH1-3				FC6-4					3	0	0	0	0	0	4																				
Mitchell Page, L OBP: 0.363, SLG: 0.440 Tony Armas, R OBP: 0.319, SLG: 0.294 (1, 7) (8, 7)	S 2B				F6				G3 1B	4	2	2	2	0	1	0																				
Dave Revering, L OBP: 0.302, SLG: 0.376 (1, 3)	2H 3H				K				G3 2B	0	0	0	0	0	0	0																				
Jim Essian, R OBP: 0.337, SLG: 0.315 (1, 2)	2H 3H				SH1-3 2B				G3	4	2	2	1	0	0	1																				
Wayne Gross, L OBP: 0.366, SLG: 0.371 (1, 5)	1H				SH1-3 2B				G3	3	0	1	1	0	2	1																				
Gary Alexander, R OBP: 0.305, SLG: 0.452 (1, 10)	K				SH1-3				L9-3 1B	4	1	3	2	0	0	1																				
Mike Edwards, R OBP: 0.302, SLG: 0.297 (1, 4)	K				SH1-3				L9-3	4	0	0	0	0	1	2																				
Inning Stats	R: 4 E: 0 K: 1 S: 8	H: 4 LOB: 1 BB: 1 P: 12	R: 0 E: 0 K: 1 S: 3	H: 0 LOB: 0 BB: 1 P: 8	R: 0 E: 0 K: 0 S: 3	H: 0 LOB: 0 BB: 0 P: 3	R: 4 E: 0 K: 0 S: 8	H: 5 LOB: 1 BB: 0 P: 8	R: 0 E: 0 K: 2 S: 7	H: 0 LOB: 0 BB: 0 P: 7	R: 0 E: 0 K: 0 S: 5	H: 2 LOB: 3 BB: 1 P: 9	R: 1 E: 0 K: 0 S: 4	H: 2 LOB: 0 BB: 0 P: 4	R: 0 E: 0 K: 0 S: 3	H: 0 LOB: 0 BB: 0 P: 3		R: 0 E: 0 K: 0 S: 3	H: 0 LOB: 0 BB: 0 P: 3	1B: 7 2B: 7 3B: 0 HR: 0	SF: 0 SAC: 2 DP: 1 HBP: 1	WP: 0 PB: 0 SB: 1 CS: 2	PA: 38													
PITCHER	IP	WLS	BF	H	R	ER	SO	BB	IBB	HBP	BLK	WP	HR	S	P	ERA	WHIP	PITCHER		IP	WLS	BF	H	R	ER	SO	BB	IBB	HBP	BLK	WP	HR	S	P	ERA	WHIP
Allen Ripley, R ERA: 4.97 Jim Wright, R ERA: 3.25 Dick Drago, R ERA: 1.66 (1, 1) (2, 1) (7, 1)	1.0	L	7	4	4	4	1	1	0	0	0	0	0	8	12	36.00	5.000			2.0		7	2	1	1	0	0	0	0	0	0	7	7	4.50	1.000	



Batter	1	2	3	4	5	6	7	8	9	AB	R	H	RBI	BB	SO	LOB	TOP										
Rick Burleson, R OBP: 0.272, SLG: 0.322 (1, 6)										5	0	1	0	0	1	2	Boston Red Sox @ Oakland Athletics Oakland-Alameda County Coliseum, Oakland, CA Tue Jun 06 1978, 7:05 PM PDT Att: 7,914 - Unknown										
Jerry Remy, L OBP: 0.310, SLG: 0.336 (1, 4)										4	0	0	0	0	0	2											
Jim Rice, R OBP: 0.382, SLG: 0.661 (1, 7)										4	0	1	0	0	1	1											
Carl Yastrzemski, L OBP: 0.381, SLG: 0.370 (1, 3)										4	0	1	0	0	0	0											
Carlton Fisk, R OBP: 0.365, SLG: 0.433 (1, 2)										3	1	2	0	1	1	2											
Fred Lynn, L OBP: 0.376, SLG: 0.475 (1, 8)										3	0	0	0	1	2	3											
George Scott, R OBP: 0.363, SLG: 0.414 (1, 10)										4	0	1	1	0	1	4											
Dwight Evans, R OBP: 0.374, SLG: 0.515 (1, 9)										3	0	1	0	1	0	1											
Butch Hobson, R OBP: 0.330, SLG: 0.484 (1, 5)										4	0	1	0	0	0	2											
Inning Stats	R: 0 E: 0 K: 1 S: 5	H: 0 LOB: 0 BB: 0 P: 5	R: 1 E: 0 K: 0 S: 5	H: 2 LOB: 1 BB: 0 P: 5	R: 0 E: 0 K: 1 S: 6	H: 1 LOB: 1 BB: 0 P: 6	R: 0 E: 0 K: 1 S: 5	H: 0 LOB: 0 BB: 1 P: 9	R: 0 E: 0 K: 0 S: 2	H: 2 LOB: 3 BB: 1 P: 6	R: 0 E: 0 K: 1 S: 7	H: 1 LOB: 1 BB: 0 P: 11	R: 0 E: 0 K: 1 S: 4	H: 1 LOB: 1 BB: 0 P: 4	R: 0 E: 0 K: 1 S: 6	H: 1 LOB: 1 BB: 0 P: 6		1B: 7 2B: 1 3B: 0 HR: 0	SF: 0 SAC: 0 DP: 1 HBP: 0	WP: 0 PB: 0 SB: 0 CS: 0	PA: 37						
PITCHER	IP	WLS	BF	H	R	ER	SO	BB	IBB	HBP	BLK	WP	HR	S	P	ERA	WHIP										
Steve Renko, R ERA: 2.45 (1, 1)	7.0	W	29	6	1	1	4	3	0	0	0	0	0	34	46	1.29	1.286										
Rick Langford, R ERA: 2.59 (8, 1)	2.0		8	2	0	0	2	0	0	0	0	0	0	12	12	0.00	1.000										



Batter	1	2	3	4	5	6	7	8	9	AB	R	H	RBI	BB	SO	LOB	BOTTOM										
Mike Edwards, R OBP: 0.299, SLG: 0.293 (1, 4)										5	0	1	0	0	0	2	Boston Red Sox @ Oakland Athletics Oakland-Alameda County Coliseum, Oakland, CA Tue Jun 06 1978, 7:05 PM PDT Att: 7,914 - Unknown										
Gary Thomasson, L OBP: 0.278, SLG: 0.362 (1, 9)										4	0	1	0	1	1	0											
Mario Guerrero, R OBP: 0.300, SLG: 0.374 (1, 6)										4	0	2	0	0	0	2											
Jeff Newman, R OBP: 0.353, SLG: 0.521 (1, 3)										4	0	0	0	0	0	3											
Mitchell Page, L OBP: 0.358, SLG: 0.431 (1, 7)										3	0	0	0	0	1	1											
Wayne Gross, L OBP: 0.370, SLG: 0.376 (7, 5)										1	1	1	0	0	0	0											
Tony Armas, R OBP: 0.329, SLG: 0.306 (1, 8)										4	1	2	0	0	0	0											
Jim Essian, R OBP: 0.343, SLG: 0.322 (1, 2)										3	2	2	0	0	0	1											
Gary Alexander, R OBP: 0.304, SLG: 0.447 (1, 10)										4	2	1	1	0	0	3											
Taylor Duncan, R OBP: 0.182, SLG: 0.545 (1, 5)										3	1	2	4	0	0	0											
Mark Budaska, S (7, 7)										1	0	0	0	0	0	0											
Inning Stats	R: 0 E: 0 K: 0 S: 3	H: 1 LOB: 1 BB: 1 P: 7	R: 2 E: 2 K: 1 S: 8	H: 2 LOB: 1 BB: 0 P: 8	R: 0 E: 0 K: 0 S: 4	H: 1 LOB: 1 BB: 0 P: 4	R: 1 E: 1 K: 0 S: 5	H: 1 LOB: 0 BB: 0 P: 5	R: 0 E: 0 K: 1 S: 5	H: 0 LOB: 0 BB: 0 P: 5	R: 3 E: 1 K: 0 S: 8	H: 4 LOB: 2 BB: 0 P: 8	R: 1 E: 0 K: 0 S: 5	H: 3 LOB: 1 BB: 0 P: 5	R: 0 E: 0 K: 0 S: 3	H: 0 LOB: 0 BB: 0 P: 3	1B: 10 2B: 1 3B: 0 HR: 1	SF: 0 SAC: 1 DP: 1 HBP: 0	WP: 0 PB: 0 SB: 0 CS: 1	PA: 38							
PITCHER	IP	WLS	BF	H	R	ER	SO	BB	IBB	HBP	BLK	WP	HR	S	P	ERA	WHIP										
Bill Lee, L ERA: 2.98 (1, 1)	5.2	L	29	9	6	0	2	1	0	0	0	0	0	9	9	3.86	1.286										
Bob Stanley, R ERA: 2.6 (6, 1)	2.1		9	3	1	1	0	0	0	0	0	0	0	9	9	3.86	1.286										



Batter	1	2	3	4	5	6	7	8	9	AB	R	H	RBI	BB	SO	LOB	TOP				
Rick Burleson, R OBP: 0.272, SLG: 0.320 (1, 6)	0-0 4-3		0-0 FC6-4 1B		0-0 G4-6-3			0-0 SH1-4	0-0 F9	4	0	1	0	0	0	3	Boston Red Sox @ Seattle Mariners The Kingdom, Seattle, WA Fri Jun 09 1978, 10:05 PM EDT Att: 11,677 - Dome - 72 F				
Jerry Remy, L OBP: 0.309, SLG: 0.333 (1, 4)	4-0 BB		0-0 SF8					0-0 F9		2	0	0	1	1	0	2					
Jim Rice, R OBP: 0.380, SLG: 0.652 (1, 7)	0-3 K		0-0 FC6-4					4-0 1B BB		3	0	0	0	1	1	2					
Carl Yastrzemski, L OBP: 0.383, SLG: 0.370 (1, 3)	0-0 F7							0-0 BB		3	0	1	1	1	0	1					
Carlton Fisk, R OBP: 0.359, SLG: 0.424 (1, 2)		0-0 5-3						0-0 BB	0-3 K	4	0	0	0	0	1	3					
Fred Lynn, L OBP: 0.376, SLG: 0.478 (1, 8)		0-0 L5-4 2B							4-0 S 1B BB	3	1	1	0	1	1	0					
George Scott, R OBP: 0.357, SLG: 0.397 (1, 10)		0-0 L5-4							0-0 L8	3	0	0	0	1	1	2					
Dwight Evans, R OBP: 0.371, SLG: 0.509 (1, 9)			0-3 K						0-0 FC5-4 1B	4	0	1	1	0	1	1					
Butch Hobson, R OBP: 0.339, SLG: 0.490 Frank Duffy, R OBP: 0.320, SLG: 0.348 (8, PR) (8, 5)			0-0 1B SF8 1B						4-0 SH1-4 1B BB	2	1	2	0	1	0	0					
Inning Stats	R: 0 E: 0 K: 1 S: 5	H: 0 LOB: 1 BB: 1 P: 9	R: 0 E: 0 K: 0 S: 3	H: 1 LOB: 0 BB: 0 P: 3	R: 1 E: 0 K: 1 S: 7	H: 2 LOB: 1 BB: 0 P: 7	R: 0 E: 0 K: 1 S: 5	H: 0 LOB: 0 BB: 0 P: 5	R: 0 E: 0 K: 0 S: 3	H: 1 LOB: 1 BB: 1 P: 7	R: 0 E: 0 K: 1 S: 5	H: 0 LOB: 0 BB: 0 P: 5	R: 1 E: 0 K: 1 S: 6	H: 1 LOB: 2 BB: 2 P: 14	R: 1 E: 0 K: 0 S: 4	H: 1 LOB: 1 BB: 1 P: 8		1B: 5 2B: 2 3B: 0 HR: 0	SF: 1 SAC: 1 DP: 2 HBP: 0	WP: 0 PB: 0 SB: 2 CS: 0	PA: 37
PITCHER	IP	WLS	BF	H	R	ER	SO	BB	IBB	HBP	BLK	WP	HR	S	P	ERA	WHIP				
Paul Mitchell, R ERA: 3.5 (1, 1)	7.2	L	31	5	2	2	4	5	0	0	0	0	0	34	54	2.35	1.304				
Enrique Romo, R ERA: 3.59 (8, 1)	1.1		6	1	1	1	1	1	0	0	0	0	0	7	11	6.75	1.500				

AB 29
R 3
H 6
RBI 3
BB 6
SO 5
LOB 15



Batter	1	2	3	4	5	6	7	8	9	AB	R	H	RBI	BB	SO	LOB	BOTTOM					
Julio Cruz, S OBP: 0.372, SLG: 0.317 (1, 4)	0-0 6-3		0-0 F7							4	1	1	0	0	0	2	Boston Red Sox @ Seattle Mariners The Kingdom, Seattle, WA Fri Jun 09 1978, 10:05 PM EDT Att: 11,677 - Dome - 72 F					
Craig Reynolds, L OBP: 0.372, SLG: 0.407 (1, 6)	0-0 F5									4	0	1	1	0	0	0						
Ruppert Jones, L OBP: 0.336, SLG: 0.346 (1, 8)	0-0 G3									4	0	1	0	0	0	1						
Leroy Stanton, R OBP: 0.308, SLG: 0.300 (1, 10)		0-0 L7								4	0	0	0	0	2	2						
Bruce Bochte, L OBP: 0.329, SLG: 0.385 (1, 7)		0-0 1B CS 2B								4	1	2	1	0	0	2						
Dan Meyer, L OBP: 0.217, SLG: 0.322 (1, 3)		0-0 1B								4	0	1	0	0	0	0						
John Hale, L OBP: 0.287, SLG: 0.262 (1, 9)		0-0 F5								4	0	2	0	0	0	2						
Juan Bernhardt, R OBP: 0.348, SLG: 0.469 (1, 5)		0-0 CS	0-0 F8							4	0	1	0	0	0	1						
Bob Stinson, S OBP: 0.386, SLG: 0.409 (1, 2)			0-0 F9							2	0	0	0	0	0	2						
Inning Stats	R: 0 E: 0 K: 0 S: 3	H: 0 LOB: 0 BB: 0 P: 3	R: 0 E: 0 K: 0 S: 4	H: 2 LOB: 1 BB: 0 P: 4	R: 0 E: 0 K: 0 S: 3	H: 0 LOB: 0 BB: 0 P: 3	R: 0 E: 0 K: 0 S: 4	H: 1 LOB: 1 BB: 0 P: 4	R: 0 E: 0 K: 0 S: 5	H: 1 LOB: 2 BB: 0 P: 5	R: 0 E: 0 K: 1 S: 6	H: 1 LOB: 1 BB: 0 P: 6	R: 0 E: 0 K: 0 S: 4	H: 2 LOB: 1 BB: 0 P: 4	R: 1 E: 0 K: 1 S: 6	H: 1 LOB: 0 BB: 0 P: 6		R: 1 E: 0 K: 0 S: 4	H: 1 LOB: 0 BB: 0 P: 4	1B: 4 2B: 3 3B: 1 HR: 1	SF: 0 SAC: 0 DP: 1 HBP: 0	WP: 0 PB: 0 SB: 1 CS: 1
PITCHER	IP	WLS	BF	H	R	ER	SO	BB	IBB	HBP	BLK	WP	HR	S	P	ERA	WHIP					
Luis Tiant, R ERA: 2.78 (1, 1)	9.0	W	35	9	2	2	2	0	0	0	0	0	1	39	39	2.00	1.000					


AB 34
R 2
H 9
RBI 2
BB 0
SO 2
LOB 12



Batter	1	2	3	4	5	6	7	8	9	AB	R	H	RBI	BB	SO	LOB	TOP											
Rick Burleson, R OBP: 0.277, SLG: 0.338 (1, 6)	5-3		K	1B	FC6-4			3B	2B	6	2	3	3	0	1	2	Boston Red Sox @ Seattle Mariners The Kingdom, Seattle, WA Sat Jun 10 1978, 10:05 PM EDT Att: 15,910 - Dome											
Jerry Remy, L OBP: 0.312, SLG: 0.333 Jack Brohamer, L OBP: 0.369, SLG: 0.411 (1, 4)	G6-4-3 BB		CS	BB		F8		F5	4-3	0	0	0	0	1	0	0												
Jim Rice, R OBP: 0.379, SLG: 0.651 (1, 7)	G6-4-3			L7				6-3	1-3	5	1	1	2	1	0	4												
Carl Yastrzemski, L OBP: 0.385, SLG: 0.374 Fred Kendall, R OBP: 0.281, SLG: 0.318 (7, 3)		3-1		BB				G3	SF9	3	1	1	1	1	0	0												
Carlton Fisk, R OBP: 0.364, SLG: 0.431 (1, 2)		3-1 2B		FC6-4 BB				5-3	2B 1B	4	1	2	0	1	0	2												
Fred Lynn, L OBP: 0.379, SLG: 0.481 (1, 8)		3-1		E6 FC6-4				G4-3 1B	1-3 2B	5	0	2	1	0	0	2												
George Scott, R OBP: 0.348, SLG: 0.423 (1, 10)			K	FC6-4 3B				G4-3 1B	K	5	2	1	1	0	2	6												
Dwight Evans, R OBP: 0.382, SLG: 0.531 (1, 9)				CS 1B	E 3B			6-3	2B 1B	4	2	3	1	1	0	0												
Butch Hobson, R OBP: 0.341, SLG: 0.485 (1, 5)			K	E6 3B				1B 3B	K	4	2	1	0	1	2	4												
Inning Stats	R: 0 E: 0 K: 0 S: 2	H: 0 LOB: 0 BB: 1 P: 6	R: 0 E: 0 K: 1 S: 6	H: 1 LOB: 1 BB: 0 P: 6	R: 0 E: 0 K: 2 S: 7	H: 1 LOB: 0 BB: 0 P: 7	R: 8 E: 2 K: 0 S: 8	H: 3 LOB: 2 BB: 5 P: 28	R: 1 E: 0 K: 0 S: 4	H: 1 LOB: 1 BB: 1 P: 8	R: 0 E: 0 K: 0 S: 3	H: 0 LOB: 0 BB: 0 P: 3	R: 0 E: 0 K: 0 S: 3	H: 1 LOB: 0 BB: 0 P: 3	R: 4 E: 0 K: 1 S: 11	H: 6 LOB: 2 BB: 0 P: 11		R: 0 E: 0 K: 1 S: 7	H: 2 LOB: 2 BB: 0 P: 7	1B: 7 2B: 4 3B: 2 HR: 2	SF: 1 SAC: 0 DP: 2 HBP: 0	WP: 0 PB: 0 SB: 1 CS: 1	PA: 49					
PITCHER	IP	WLS	BF	H	R	ER	SO	BB	IBB	HBP	BLK	WP	HR	S	P	ERA	WHIP											
Dick Pole, R ERA: 5.88 Jim Todd, R ERA: 4.73 John Montague, R ERA: 5.7 Tom House, L ERA: 3.9 Shane Rawley, L ERA: 3.82	(1, 1)	3.2	L	19	3	7	2	3	5	0	0	0	0	0	20	40	4.91	2.182										
	(4, 1)	1.1		9	3	2	1	0	2	0	0	0	0	1	7	15	6.75	3.750										
	(6, 1)	2.0		6	1	0	0	0	0	0	0	0	0	6	6	0.00	0.500											
	(8, 1)	0.2		8	6	4	4	0	0	0	0	0	1	8	8	54.00	9.000											
	(8, 1)	1.1		6	2	0	0	2	0	0	0	0	0	10	10	0.00	1.500											

Batter	1	2	3	4	5	6	7	8	9	AB	R	H	RBI	BB	SO	LOB	BOTTOM										
Julio Cruz, S OBP: 0.370, SLG: 0.316 (1, 4)	F7		P3-1 1B		K			G3		4	0	1	0	0	1	1	Boston Red Sox @ Seattle Mariners The Kingdom, Seattle, WA Sat Jun 10 1978, 10:05 PM EDT Att: 15,910 - Dome										
Craig Reynolds, L OBP: 0.395, SLG: 0.398 (1, 6)	G3		P3-1			F6		F9		4	0	0	0	0	0	2											
Ruppert Jones, L OBP: 0.335, SLG: 0.341 (1, 8)	4-3		6-3			3-1			3-1 BB	3	0	0	0	1	0	0											
Leroy Stanton, R OBP: 0.302, SLG: 0.293 (1, 10)		F8		6-3		K			K	4	0	0	0	0	2	1											
Bruce Bochte, L OBP: 0.332, SLG: 0.387 (1, 7)		BB CI 6-3 1B		4-3 1B		F8		3-1	3-1	4	1	2	0	0	0	1											
Dan Meyer, L OBP: 0.212, SLG: 0.315 (1, 3)		CI 6-3 BB		4-3		4-3		4-3	P7	3	0	0	0	0	0	2											
John Hale, L OBP: 0.288, SLG: 0.257 (1, 9)		6-3 BB		L3		K				2	0	0	0	1	1	1											
Juan Bernhardt, R OBP: 0.337, SLG: 0.452 (1, 5)		6-3			5-3			L7		3	0	0	1	0	0	2											
Bill Plummer, R OBP: 0.286, SLG: 0.394 (1, 2)		L5			F5			G3 1B		3	0	1	0	0	0	2											
Inning Stats	R: 0 E: 0 K: 0 S: 3	H: 0 LOB: 0 BB: 0 P: 3	R: 1 E: 1 K: 0 S: 5	H: 1 LOB: 2 BB: 1 P: 9	R: 0 E: 0 K: 0 S: 3	H: 1 LOB: 0 BB: 0 P: 3	R: 0 E: 0 K: 0 S: 4	H: 1 LOB: 1 BB: 0 P: 4	R: 0 E: 0 K: 1 S: 5	H: 0 LOB: 0 BB: 0 P: 5	R: 0 E: 0 K: 1 S: 5	H: 0 LOB: 0 BB: 0 P: 5	R: 0 E: 0 K: 1 S: 5	H: 0 LOB: 1 BB: 0 P: 5	R: 0 E: 0 K: 0 S: 4	H: 1 LOB: 1 BB: 0 P: 4		R: 0 E: 0 K: 1 S: 5	H: 0 LOB: 1 BB: 1 P: 9	1B: 4 2B: 1 3B: 0 HR: 0	SF: 0 SAC: 0 DP: 1 HBP: 0	WP: 0 PB: 0 SB: 0 CS: 0	PA: 33				
PITCHER	IP	WLS	BF	H	R	ER	SO	BB	IBB	HBP	BLK	WP	HR	S	P	ERA	WHIP										
Mike Torrez, R ERA: 3.71 Allen Ripley, R ERA: 4.85	(1, 1)	8.0	W	29	4	1	0	3	1	0	0	0	0	34	38	0.00	0.625										
	(9, 1)	1.0		4	0	0	0	1	1	0	0	0	0	5	9	0.00	1.000										




Batter	1	2	3	4	5	6	7	8	9	AB	R	H	RBI	BB	SO	LOB	TOP				
Rick Burleson, R OBP: 0.279, SLG: 0.351 (1, 6)	0-0 3-1		0-0 HR	0-3 K		0-0 L3		0-0 6-3	5 1 2 1 0 1 1												
Fred Lynn, L OBP: 0.386, SLG: 0.492 (1, 8)	0-0 2B		0-0 1B		4-0 FC6-4 BB	0-0 L3		0-0 1B	4 0 3 0 1 0 2												
Jim Rice, R OBP: 0.372, SLG: 0.638 (1, 7)	0-0 6-3		0-0 5-3		0-0 FC6-4 BB 1-2			0-0 F9	5 0 0 0 0 0 4												
Carl Yastrzemski, L OBP: 0.389, SLG: 0.380 (1, 3)	0-3 K			0-0 1B 1B	0-0 BB 1B			0-0 FC4-6	5 1 3 0 0 1 2												
George Scott, R OBP: 0.366, SLG: 0.432 (1, 10)		0-0 G4-6-3 1B		0-0 1B 1B	4-0 BB 1B			0-0 G6-4-3	3 1 2 0 1 0 1												
Jack Brohamer, L OBP: 0.364, SLG: 0.403 (1, 4)	0-0 G4-6-3 1-2		0-0 1B SF8	0-0 1B	0-0 P7			0-0 G3	4 1 1 1 0 0 4												
Dwight Evans, R OBP: 0.384, SLG: 0.547 (1, 9)	0-3 K		0-0 1B 1-3 2-H	0-3 K				0-0 HR	4 1 2 2 0 2 3												
Butch Hobson, R OBP: 0.335, SLG: 0.475 (1, 5)			0-0 F8	0-3 K				0-0 5-3	4 0 0 0 0 1 2												
Frank Duffy, R OBP: 0.220, SLG: 0.348 (8, 5)			0-0 F8	0-0 K				0-0 F8	0 0 0 0 0 0 0												
Fred Kendall, R OBP: 0.259, SLG: 0.320 (1, 2)			0-0 5-3	0-0 SF8				0-0 F8	3 0 1 1 0 0 0												
Inning Stats	R: 0 E: 0 K: 1 S: 6	H: 1 LOB: 1 BB: 0 P: 6	R: 0 E: 0 K: 1 S: 5	H: 1 LOB: 0 BB: 0 P: 5	R: 1 E: 0 K: 0 S: 5	H: 2 LOB: 1 BB: 0 P: 5	R: 3 E: 0 K: 2 S: 11	H: 4 LOB: 1 BB: 0 P: 11	R: 0 E: 0 K: 1 S: 4	H: 2 LOB: 1 BB: 0 P: 4	R: 0 E: 0 K: 0 S: 3	H: 1 LOB: 0 BB: 0 P: 3	R: 1 E: 0 K: 0 S: 4	H: 1 LOB: 0 BB: 0 P: 4	R: 0 E: 0 K: 0 S: 4	H: 1 LOB: 1 BB: 0 P: 4	1B: 11 2B: 2 3B: 0 HR: 2	SF: 1 SAC: 0 DP: 3 HBP: 0	WP: 0 PB: 0 SB: 1 CS: 0	PA: 40	
PITCHER	IP WLS BF H R ER SO	IP WLS BF H R ER SO	IP WLS BF H R ER SO	IP WLS BF H R ER SO	IP WLS BF H R ER SO	IP WLS BF H R ER SO	IP WLS BF H R ER SO	IP WLS BF H R ER SO	IP WLS BF H R ER SO	IP WLS BF H R ER SO	IP WLS BF H R ER SO	IP WLS BF H R ER SO	IP WLS BF H R ER SO	IP WLS BF H R ER SO	IP WLS BF H R ER SO	IP WLS BF H R ER SO	ERA WHIP	ERA WHIP			
Byron McLoughlin, R ERA: 5.79 (1, 1)	4.0 L 20 8 4 4 4																				
John Montague, R ERA: 5.02 (5, 1)	5.0 S 20 6 1 1 1																				

Boston Red Sox @ Seattle Mariners
The Kingdom, Seattle, WA
Sun Jun 11 1978, 6:33 AM EDT
Att: 18,626 - Dome - 72 F

AB 37
R 5
H 14
RBI 5
BB 2
SO 5
LOB 19



Batter	1	2	3	4	5	6	7	8	9	AB	R	H	RBI	BB	SO	LOB	BOTTOM				
Julio Cruz, S OBP: 0.371, SLG: 0.318 (1, 4)	0-0 1B 2B 1B		0-0 F9 S 1B		0-0 1-3		0-0 4-3		0-3 K	5 1 2 0 0 1 2											
Craig Reynolds, L OBP: 0.397, SLG: 0.397 (1, 6)	0-0 2B SF9 1B		0-0 F9			4-0 WP 1B BB	0-0 L9			3 1 1 0 1 0 3											
Ruppert Jones, L OBP: 0.341, SLG: 0.350 (1, 8)	0-0 SF9 1-3 3-H 2B		4-0 G3-6-3 BB			0-0 WP 1B		0-3 K	3 0 2 1 1 1 0												
Bruce Bochte, L OBP: 0.331, SLG: 0.400 (1, 7)	0-0 SF9		0-0 G3-6-3			0-0 P7		0-0 HR	3 1 1 2 0 0 4												
Leroy Stanton, R OBP: 0.301, SLG: 0.292 (1, 10)	0-0 F9			0-0 5-3		0-3 K		0-0 1B	4 0 1 0 0 1 3												
Dan Meyer, L OBP: 0.206, SLG: 0.305 (1, 3)	0-0 G3			0-3 K		0-0 1-3		0-3 K	4 0 0 0 0 2 4												
John Hale, L OBP: 0.279, SLG: 0.248 (1, 9)		0-0 4-3		0-0 F7				0-3 K	4 0 0 0 0 1 1												
Juan Bernhardt, R OBP: 0.333, SLG: 0.443 (1, 5)		0-0 F6			0-0 6-3			0-0 4-3 1B 1B	4 0 1 0 0 0 0												
Bill Plummer, R OBP: 0.282, SLG: 0.378 (1, 2)	0-3 K				0-3 K			0-0 F5	4 0 1 0 0 2 0												
Inning Stats	R: 2 E: 0 K: 0 S: 6	H: 3 LOB: 1 BB: 0 P: 6	R: 0 E: 0 K: 1 S: 5	H: 0 LOB: 0 BB: 0 P: 5	R: 0 E: 0 K: 1 S: 3	H: 1 LOB: 1 BB: 1 P: 7	R: 0 E: 0 K: 1 S: 5	H: 0 LOB: 0 BB: 0 P: 5	R: 0 E: 0 K: 1 S: 6	H: 1 LOB: 2 BB: 1 P: 10	R: 0 E: 0 K: 0 S: 5	H: 2 LOB: 2 BB: 0 P: 5	R: 1 E: 0 K: 3 S: 11	H: 2 LOB: 1 BB: 0 P: 11	R: 0 E: 0 K: 1 S: 5	H: 0 LOB: 0 BB: 0 P: 5	1B: 7 2B: 1 3B: 0 HR: 1	SF: 1 SAC: 0 DP: 1 HBP: 0	WP: 1 PB: 0 SB: 2 CS: 0	PA: 37	
PITCHER	IP WLS BF H R ER SO	IP WLS BF H R ER SO	IP WLS BF H R ER SO	IP WLS BF H R ER SO	IP WLS BF H R ER SO	IP WLS BF H R ER SO	IP WLS BF H R ER SO	IP WLS BF H R ER SO	IP WLS BF H R ER SO	IP WLS BF H R ER SO	IP WLS BF H R ER SO	IP WLS BF H R ER SO	IP WLS BF H R ER SO	IP WLS BF H R ER SO	IP WLS BF H R ER SO	IP WLS BF H R ER SO	ERA WHIP	ERA WHIP			
Dennis Eckersley, R ERA: 3.54 (1, 1)	7.0 W 29 7 2 2 4																				
Bill Campbell, R ERA: 7.24 (8, 1)	2.0 S 8 2 1 1 4																				

Boston Red Sox @ Seattle Mariners
The Kingdom, Seattle, WA
Sun Jun 11 1978, 6:33 AM EDT
Att: 18,626 - Dome - 72 F

AB 34
R 3
H 9
RBI 3
BB 2
SO 8
LOB 17



Batter	1	2	3	4	5	6	7	8	9	AB	R	H	RBI	BB	SO	LOB	TOP																			
Ken Landreaux, L (1, 9) OBP: 0.274, SLG: 0.353	E3 G3 5-3 2B	L6		G3		1B BB	E 1-2 1B	K		5	2	1	0	1	1	3																				
Bobby Grich, R (1, 4) OBP: 0.345, SLG: 0.307	5-3	L6			L6	1B 1B	E4	K		6	1	1	0	0	1	5																				
Lyman Bostock, L (1, 8) OBP: 0.329, SLG: 0.356	G3	6-3			1B E 1B	HBP 1B IBB			F9	4	1	1	0	2	0	1																				
Joe Rudi, R (1, 7) OBP: 0.252, SLG: 0.281	1B 1B 2B			L1-3 BB	FC5-4 1B	HBP 1B	F9		6-3	5	1	3	3	1	0	3																				
Ron Jackson, R (1, 5) OBP: 0.406, SLG: 0.514	BB 1B			L1-3	FC5-4	HBP 1B		FC6-4 HBP	F7	4	1	1	0	0	0	2																				
Mery Rettenmund, R (1, 10) OBP: 0.392, SLG: 0.410	1B 1-2 BB			E5	6-3	F8		FC6-4 BB 1B BB		4	1	0	0	1	0	5																				
Ron Fairly, L (1, 3) OBP: 0.333, SLG: 0.448	1B			G3		E G6-4-3 2B	F9	BB BB 1B		5	1	3	2	0	0	1																				
Dave Chalk, R (1, 6) OBP: 0.383, SLG: 0.322	1B			5-3		E1 G6-4-3	L7	BB BB BB		4	0	1	0	1	0	1																				
Brian Downing, R (1, 2) OBP: 0.391, SLG: 0.322	P8			1-3		G6-4-3		BB BB BB		3	1	0	0	1	0	4																				
Tony Solaita, L (8, PH) OBP: 0.365, SLG: 0.340										0	0	0	1	1	0	0																				
Terry Humphrey, R (8, 2) OBP: 0.253, SLG: 0.296										0	0	0	0	0	0	0																				
Inning Stats	R: 3 E: 1 K: 0 S: 8	H: 4 LOB: 3 BB: 1 P: 12	R: 0 E: 0 K: 0 S: 3	H: 0 LOB: 0 BB: 0 P: 3	R: 0 E: 1 K: 0 S: 3	H: 0 LOB: 1 BB: 1 P: 7	R: 0 E: 0 K: 0 S: 3	H: 0 LOB: 0 BB: 0 P: 3	R: 1 E: 1 K: 0 S: 5	H: 2 LOB: 1 BB: 0 P: 5	R: 3 E: 1 K: 0 S: 6	H: 3 LOB: 3 BB: 2 P: 15	R: 1 E: 1 K: 0 S: 5	H: 1 LOB: 3 BB: 2 P: 13	R: 1 E: 0 K: 2 S: 8	H: 1 LOB: 3 BB: 2 P: 17	R: 0 E: 0 K: 0 S: 3	H: 0 LOB: 0 BB: 0 P: 3	1B: 9 2B: 3 3B: 0 HR: 0	SF: 0 SAC: 0 DP: 2 HBP: 2	WP: 0 PB: 0 SB: 0 CS: 0	PA: 50														
PITCHER	IP WLS BF H R ER SO BB IBB HBP BLK WP HR S P ERA WHIP																																			
Bill Lee, L (1, 1) ERA: 2.82	5.0	24	6	4	0	0	2	0	0	0	0	0	0	22	30	0.00	1.600																			
Bob Stanley, R (6, 1) ERA: 3.35	0.2	8	3	3	3	0	1	1	1	0	0	0	0	5	14	40.50	6.000																			
Dick Drago, R (6, 1) ERA: 1.93	1.2	12	2	2	1	0	2	1	1	0	0	0	0	8	21	5.40	2.400																			
Bill Campbell, R (8, 1) ERA: 6.46	1.2	W	6	0	0	0	2	1	0	0	0	0	0	9	13	0.00	0.600																			

California Angels @ Boston Red Sox
Fenway Park, Boston, MA
Mon Jun 12 1978, 7:05 PM EDT
Att: 31,652 - Unknown - 76 F

AB	40
R	9
H	11
RBI	6
BB	8
SO	2
LOB	25



Batter	1	2	3	4	5	6	7	8	9	AB	R	H	RBI	BB	SO	LOB	BOTTOM																			
Rick Burleson, R (1, 6) OBP: 0.281, SLG: 0.352	1B	P8		F8		2B 1B		5-3		5	0	2	1	0	0	2																				
Fred Lynn, L (1, 8) OBP: 0.388, SLG: 0.505	F8			4-3		6-3			1B BB 1B	5	2	2	3	0	0	2																				
Jim Rice, R (1, 10) OBP: 0.373, SLG: 0.630	F4			4-3		IBB			1B 1B BB	3	0	0	0	2	1	1																				
Carl Yastrzemski, L (1, 7) OBP: 0.389, SLG: 0.377	4-3					G3			1B	4	0	1	0	1	0	3																				
Carlton Fisk, R (1, 2) OBP: 0.361, SLG: 0.425		F2		K		F8		6-3	1B	5	0	1	1	0	1	1																				
George Scott, R (1, 3) OBP: 0.371, SLG: 0.435		1B HR 1B				K		F9		4	2	2	0	0	1	0																				
Jack Brohamer, L (1, 4) OBP: 0.380, SLG: 0.432		HR 1B				F8 E HR 1B		3-1		4	3	3	0	0	0	0																				
Dwight Evans, R (1, 9) OBP: 0.386, SLG: 0.568		HR 1B				K		5-3		4	2	2	4	0	1	2																				
Butch Hobson, R (1, 5) OBP: 0.329, SLG: 0.466		4-3				E6 HR		6-3		4	1	0	1	0	0	2																				
Inning Stats	R: 0 E: 0 K: 0 S: 4	H: 1 LOB: 1 BB: 0 P: 4	R: 3 E: 0 K: 0 S: 6	H: 3 LOB: 0 BB: 0 P: 6	R: 0 E: 0 K: 1 S: 5	H: 0 LOB: 1 BB: 1 P: 9	R: 4 E: 1 K: 2 S: 11	H: 3 LOB: 0 BB: 0 P: 11	R: 0 E: 0 K: 1 S: 5	H: 0 LOB: 0 BB: 0 P: 5	R: 2 E: 0 K: 0 S: 6	H: 3 LOB: 2 BB: 1 P: 10	R: 0 E: 0 K: 0 S: 3	H: 0 LOB: 0 BB: 0 P: 3	R: 0 E: 0 K: 0 S: 3	H: 0 LOB: 3 BB: 1 P: 7	R: 1 E: 0 K: 0 S: 3	H: 3 LOB: 3 BB: 1 P: 7	1B: 9 2B: 2 3B: 0 HR: 2	SF: 0 SAC: 0 DP: 0 HBP: 0	WP: 1 PB: 0 SB: 0 CS: 0	PA: 41														
PITCHER	IP WLS BF H R ER SO BB IBB HBP BLK WP HR S P ERA WHIP																																			
Tom Griffin, R (1, 1) ERA: 4.5	4.0	21	7	7	4	3	1	0	0	0	0	0	0	2	26	9.00	2.000																			
Ken Brett, L (5, 1) ERA: 5.93	2.0	10	3	2	2	1	0	1	0	0	0	0	0	11	15	9.00	1.500																			
Paul Hartzell, R (7, 1) ERA: 3.43	2.0	6	0	0	0	0	0	0	0	0	0	0	0	6	6	0.00	0.000																			
Dave LaRoche, L (9, 1) ERA: 3.15	0.0	L	4	3	1	1	0	1	0	0	0	0	0	3	7	∞	∞																			

California Angels @ Boston Red Sox
Fenway Park, Boston, MA
Mon Jun 12 1978, 7:05 PM EDT
Att: 31,652 - Unknown - 76 F

AB	38
R	10
H	13
RBI	10
BB	3
SO	4
LOB	13



Batter	1	2	3	4	5	6	7	8	9	AB	R	H	RBI	BB	SO	LOB	TOP			
Ken Landreaux, L (1,9) OBP: 0.284, SLG: 0.340	1-3		G3			4-3			P9	4	0	0	0	0	0	0				
Bobby Grich, R (1,4) OBP: 0.340, SLG: 0.301	K			K			L7		6-3	4	0	0	0	0	2	0				
Lyman Bostock, L (1,8) OBP: 0.329, SLG: 0.356	4-3			F8			G6-3 1B			3	0	1	0	0	0	0				
Joe Rudi, R (1,7) OBP: 0.254, SLG: 0.282		FC3-6 1B		K			G6-3 1-2			3	0	1	0	0	1	1				
Ron Fairly, L (1,3) OBP: 0.325, SLG: 0.435	FC3-6 1-2			K					1-3	3	0	0	0	0	1	1				
Ron Jackson, R (1,5) OBP: 0.399, SLG: 0.503	K			6-3					5-3	3	0	0	0	0	1	1				
Tony Solaita, L (1,10) OBP: 0.364, SLG: 0.327	6-3			F8					FC6-4 BB	2	0	0	0	1	0	1				
Dave Chalk, R (1,6) OBP: 0.376, SLG: 0.316			6-3			F9			FC6-4 1-2	3	0	0	0	0	0	1				
Brian Downing, R (1,2) OBP: 0.384, SLG: 0.315			F3			6-3			K	2	0	0	0	0	0	0				
Rick Miller, L (9,PH) OBP: 0.344, SLG: 0.304										1	0	0	0	0	1	0				
Inning Stats	R: 0 E: 0 K: 1 S: 5	H: 0 LOB: 0 BB: 0 P: 5	R: 0 E: 0 K: 1 S: 6	H: 1 LOB: 1 BB: 0 P: 6	R: 0 E: 0 K: 0 S: 3	H: 0 LOB: 0 BB: 0 P: 3	R: 0 E: 0 K: 2 S: 7	H: 0 LOB: 0 BB: 0 P: 7	R: 0 E: 0 K: 1 S: 5	H: 0 LOB: 0 BB: 0 P: 5	R: 0 E: 0 K: 0 S: 3	H: 1 LOB: 0 BB: 0 P: 3	R: 0 E: 0 K: 0 S: 3	H: 0 LOB: 1 BB: 1 P: 7	R: 0 E: 0 K: 1 S: 5	H: 0 LOB: 0 BB: 0 P: 5	1B: 2 2B: 0 3B: 0 HR: 0	SF: 0 SAC: 0 DP: 1 HBP: 0	WP: 0 PB: 0 SB: 0 CS: 0	PA: 29
PITCHER Jim Wright, R (1,1) ERA: 2.6	IP: 9.0 WLS: W BF: 29 H: 2 R: 0 ER: 0 SO: 6 BB: 1 IBB: 0 HBP: 0 BLK: 0 WP: 0 HR: 0 S: 40 P: 44 ERA: 0.00 WHIP: 0.333															PITCHER				

California Angels @ Boston Red Sox
Fenway Park, Boston, MA
Tue Jun 13 1978, 7:05 PM EDT
Att: 26,539 - Unknown - 61 F

AB	28
R	0
H	2
RBI	0
BB	1
SO	6
LOB	5



Batter	1	2	3	4	5	6	7	8	9	AB	R	H	RBI	BB	SO	LOB	BOTTOM			
Rick Burleson, R (1,6) OBP: 0.285, SLG: 0.355	L6		K			CS 1B			FC4-6 1B	4	0	2	0	0	1	0				
Jerry Remy, L (1,4) OBP: 0.307, SLG: 0.327	L7		F8		CS 1-2	L6			F8	4	0	0	0	0	0	1				
Jim Rice, R (1,10) OBP: 0.371, SLG: 0.624	F4			2B 1B		6-3			K	4	1	1	0	0	1	1				
Carl Yastrzemski, L (1,7) OBP: 0.387, SLG: 0.380		F2		1-H 2B		F7			FC4-6 1-2	4	0	1	1	0	0	1				
Carlton Fisk, R (1,2) OBP: 0.369, SLG: 0.441		HR 2B		G5-4-3 BB		SH3 SF7 2B				2	2	2	0	1	0	0				
Fred Lynn, L (1,8) OBP: 0.385, SLG: 0.500		K		F5		SH3				2	0	0	0	0	1	3				
George Scott, R (1,3) OBP: 0.370, SLG: 0.471		HR		G5-4-3 1-2		SF7				2	1	1	3	0	0	2				
Dwight Evans, R (1,9) OBP: 0.381, SLG: 0.559		P7				F8				3	0	0	0	0	1	0				
Butch Hobson, R (1,5) OBP: 0.329, SLG: 0.478			F8			F9			HR	3	1	1	1	0	0	0				
Inning Stats	R: 0 E: 0 K: 0 S: 3	H: 2 LOB: 0 BB: 0 P: 7	R: 0 E: 0 K: 1 S: 5	H: 2 LOB: 0 BB: 0 P: 5	R: 1 E: 0 K: 0 S: 4	H: 2 LOB: 1 BB: 1 P: 8	R: 0 E: 0 K: 0 S: 3	H: 1 LOB: 0 BB: 0 P: 3	R: 0 E: 0 K: 0 S: 3	H: 0 LOB: 0 BB: 0 P: 3	R: 1 E: 0 K: 1 S: 6	H: 1 LOB: 0 BB: 0 P: 6	R: 1 E: 0 K: 1 S: 7	H: 2 LOB: 1 BB: 0 P: 7	R: 1 E: 0 K: 1 S: 7	H: 2 LOB: 1 BB: 0 P: 7	1B: 3 2B: 3 3B: 0 HR: 2	SF: 1 SAC: 1 DP: 1 HBP: 0	WP: 0 PB: 0 SB: 0 CS: 1	PA: 32
PITCHER Chris Knapp, R (1,1) ERA: 3.98	IP: 8.0 WLS: L BF: 31 H: 8 R: 5 ER: 5 SO: 4 BB: 1 IBB: 0 HBP: 0 BLK: 0 WP: 0 HR: 2 S: 38 P: 42 ERA: 5.62 WHIP: 1.125															PITCHER				

California Angels @ Boston Red Sox
Fenway Park, Boston, MA
Tue Jun 13 1978, 7:05 PM EDT
Att: 26,539 - Unknown - 61 F

AB	28
R	5
H	8
RBI	5
BB	1
SO	4
LOB	8



Batter	1	2	3	4	5	6	7	8	9	AB	R	H	RBI	BB	SO	LOB	TOP	
Miguel Dilone, S OBP: 0.318, SLG: 0.317 (1, 7)	F5		K			F6		4-3		4	0	0	0	0	1	1		
Gary Thomasson, L OBP: 0.272, SLG: 0.338 (1, 9)	F2			3-1		F6			G3	4	0	0	0	0	0	0		
Dave Revering, L OBP: 0.299, SLG: 0.393 (1, 3)	G3			F4		3-1			F8	4	0	0	0	0	0	0		
Mario Guerrero, R OBP: 0.289, SLG: 0.367 Rob Picciolo, R OBP: 0.333, SLG: 0.333 Taylor Duncan, R OBP: 0.147, SLG: 0.294 (9, PH)		P7		F7			F9		F7	2	0	0	0	0	0	0		
Wayne Gross, L OBP: 0.342, SLG: 0.344 (1, 5)		K			F8		F9			3	0	0	0	0	1	0		
Tony Armas, R OBP: 0.278, SLG: 0.275 (1, 8)		F7				1B				3	0	2	0	0	0	0		
Gary Alexander, R OBP: 0.299, SLG: 0.428 (1, 10)			F5		K		K			3	0	0	0	0	2	2		
Jim Essian, R OBP: 0.345, SLG: 0.315 Mike Edwards, R OBP: 0.272, SLG: 0.264 (5, 4)								K		2	0	2	0	0	0	0		
Steve Staggs, R OBP: 0.385, SLG: 0.321 Jeff Newman, R OBP: 0.290, SLG: 0.400 (5, PH)									6-3	1	0	0	0	0	1	1		
Inning Stats	R: 0 E: 0 K: 0 S: 3	H: 0 LOB: 0 BB: 0 P: 3	R: 0 E: 0 K: 1 S: 5	H: 0 LOB: 0 BB: 0 P: 5	R: 0 E: 0 K: 2 S: 8	H: 1 LOB: 1 BB: 0 P: 8	R: 0 E: 0 K: 0 S: 3	H: 0 LOB: 0 BB: 0 P: 3	R: 0 E: 0 K: 1 S: 6	H: 1 LOB: 1 BB: 0 P: 6	R: 0 E: 0 K: 1 S: 5	H: 0 LOB: 0 BB: 0 P: 5	R: 0 E: 0 K: 0 S: 3	H: 0 LOB: 0 BB: 0 P: 3	1B: 3 2B: 1 3B: 0 HR: 0	SF: 0 SAC: 0 DP: 0 HBP: 0	WP: 0 PB: 0 SB: 0 CS: 0	PA: 31
PITCHER Luis Tiant, R ERA: 2.39 (1, 1)	IP: 9.0 WLS: W BF: 31 H: 4 R: 0 ER: 0 SO: 6 BB: 0 IBB: 0 HBP: 0 BLK: 0 WP: 0 HR: 0 S: 43 P: 43 ERA: 0.00 WHIP: 0.444															PITCHER		

Oakland Athletics @ Boston Red Sox
Fenway Park, Boston, MA
Wed Jun 14 1978, 7:05 PM EDT
Att: 29,690 - Unknown - 60 F

AB 31
R 0
H 4
RBI 0
BB 0
SO 6
LOB 6



Batter	1	2	3	4	5	6	7	8	9	AB	R	H	RBI	BB	SO	LOB	BOTTOM			
Rick Burleson, R OBP: 0.283, SLG: 0.352 (1, 6)	F8	E5 FC4-6	K		F8			G5-4-3 1B		5	0	1	1	0	1	1				
Jerry Remy, L OBP: 0.306, SLG: 0.326 Frank Duffy, R OBP: 0.308, SLG: 0.333 (7, 4)	HR 1B	FC4-6 1B HR	4-1			F9		G5-4-3 1-2		4	2	1	0	0	0	2				
Jim Rice, R OBP: 0.371, SLG: 0.631 (1, 7)	HR 1H	HR 1B		1-3		6-3		F7		5	2	2	3	0	0	0				
Carl Yastrzemski, L OBP: 0.385, SLG: 0.392 (1, 8)	F6	HR		K		F5				4	1	1	3	0	1	0				
Carlton Fisk, R OBP: 0.375, SLG: 0.459 (1, 2)		HR 1B BB					K			3	1	2	0	1	1	0				
George Scott, R OBP: 0.385, SLG: 0.466 (1, 3)		1-3 BB						2B BB		1	1	0	0	3	0	1				
Jack Brohamer, L OBP: 0.375, SLG: 0.424 (1, 10)	FC6-4 1-2				G3			F6		4	0	1	1	0	0	5				
Dwight Evans, R OBP: 0.383, SLG: 0.568 (1, 9)							F9			4	1	2	1	0	0	1				
Butch Hobson, R OBP: 0.328, SLG: 0.474 (1, 5)		FC4-6 1B 1B		6-3			F9		5-3	4	1	1	0	0	0	1				
Inning Stats	R: 2 E: 0 K: 0 S: 6	H: 3 LOB: 2 BB: 1 P: 10	R: 6 E: 1 K: 0 S: 9	H: 5 LOB: 1 BB: 1 P: 13	R: 0 E: 0 K: 1 S: 5	H: 0 LOB: 0 BB: 0 P: 5	R: 0 E: 0 K: 1 S: 6	H: 1 LOB: 2 BB: 1 P: 10	R: 0 E: 0 K: 0 S: 3	H: 0 LOB: 0 BB: 0 P: 3	R: 0 E: 0 K: 0 S: 3	H: 0 LOB: 0 BB: 0 P: 3	R: 1 E: 0 K: 1 S: 6	H: 1 LOB: 1 BB: 1 P: 10	R: 0 E: 0 K: 0 S: 3	H: 1 LOB: 0 BB: 0 P: 3	1B: 5 2B: 3 3B: 1 HR: 2	SF: 0 SAC: 0 DP: 1 HBP: 0	WP: 0 PB: 0 SB: 0 CS: 0	PA: 39
PITCHER Pete Broberg, R ERA: 4.04 Dave Hezaverlo, R ERA: 3.59 John Henry Johnson, L ERA: 2.64 (8, 1)	IP: 1.0 WLS: L BF: 27 H: 5 R: 5 ER: 3 SO: 3 BB: 3 IBB: 0 HBP: 0 BLK: 0 WP: 0 HR: 1 S: 30 P: 42 ERA: 4.50 WHIP: 1.333															PITCHER				

Oakland Athletics @ Boston Red Sox
Fenway Park, Boston, MA
Wed Jun 14 1978, 7:05 PM EDT
Att: 29,690 - Unknown - 60 F

AB 35
R 9
H 11
RBI 9
BB 4
SO 3
LOB 12



Batter	1	2	3	4	5	6	7	8	9	AB	R	H	RBI	BB	SO	LOB	TOP					
Miguel Dilone, S (1, 9) OBP: 0.324, SLG: 0.323	0-0 S 1B		0-0 SH1-4 1-2	0-3 K			0-0 1B S 1B		0-0 F7	4	0	2	0	0	1	2						
Larry Murray, S (1, 7) OBP: 0.286, SLG: 0.167	4-0 G6-4-3 1-2 BB		0-0 L7-4 2-3		0-0 6-3		0-0 1B 1-3 1B			3	0	1	0	1	0	1						
Dave Revering, L (1, 3) OBP: 0.303, SLG: 0.392	0-0 B5			4-0 FC6-4 BB	0-0 F9		0-0 1-3 1B			3	0	1	0	1	0	2						
Mario Guerrero, R (1, 6) OBP: 0.284, SLG: 0.361	0-0 G6-4-3 1-2			0-0 FC6-4 1B 1-2	0-3 K		0-0 5-3			4	1	0	0	0	1	5						
Wayne Gross, L (1, 5) OBP: 0.340, SLG: 0.341		0-3 K		0-0 1B 1-3 1B		0-0 F7		0-0 4-3		4	1	1	0	0	1	0						
Taylor Duncan, R (1, 10) OBP: 0.211, SLG: 0.342	0-0 FC4 1B		0-0 FC4 1B	0-0 1B 1-3 2B 1B		0-0 G5-3 1B		0-0 6-3		4	1	3	1	0	0	0						
Tony Armas, R (1, 8) OBP: 0.286, SLG: 0.283	0-0 FC4 1-2		0-0 FC4 1B 1-2 2B 1B	0-0 2B 1-2 3-H 1B		0-0 1B 1-2 1B		0-0 F4		4	0	2	1	0	0	1						
Jim Essian, R (1, 2) OBP: 0.343, SLG: 0.320	0-0 5-3		0-0 5-3	0-0 1B 1-3 2-H		0-0 G5-3 2-3		0-0 F3		4	0	1	1	0	0	3						
Mike Edwards, R (1, 4) OBP: 0.273, SLG: 0.266			0-0 L7-4 SH1-4 1B	0-0 4-3			0-0 B5-3		0-0 6-3	3	0	1	0	0	0	2						
Gary Alexander, R (9, PH) OBP: 0.298, SLG: 0.425										1	0	0	0	0	0	0						
Inning Stats	R: 0 E: 0 K: 0 S: 3	H: 1 LOB: 1 BB: 1 P: 7	R: 0 E: 0 K: 1 S: 6	H: 1 LOB: 1 BB: 0 P: 6	R: 0 E: 0 K: 1 S: 3	H: 1 LOB: 0 BB: 0 P: 3	R: 3 E: 0 K: 1 S: 9	H: 4 LOB: 2 BB: 1 P: 13	R: 0 E: 0 K: 1 S: 5	H: 0 LOB: 0 BB: 0 P: 5	R: 0 E: 0 K: 0 S: 4	H: 2 LOB: 1 BB: 0 P: 4	R: 0 E: 0 K: 0 S: 5	H: 3 LOB: 0 BB: 0 P: 5	R: 0 E: 0 K: 0 S: 3	H: 0 LOB: 0 BB: 0 P: 3	R: 0 E: 0 K: 0 S: 3	H: 0 LOB: 0 BB: 0 P: 3	1B: 11 2B: 2 3B: 0 HR: 0	SF: 0 SAC: 1 DP: 3 HBP: 0	WP: 0 PB: 0 SB: 2 CS: 0	PA: 37
PITCHER Mike Torrez, R (1, 1) ERA: 3.65	IP: 9.0 WLS: W BF: 37 H: 12 R: 3 ER: 3 SO: 3 BB: 2 IBB: 0 HBP: 0 BLK: 0 WP: 0 HR: 0 S: 41 P: 49 ERA: 3.00 WHIP: 1.556															PITCHER	IP: 9.0 WLS: W BF: 37 H: 12 R: 3 ER: 3 SO: 3 BB: 2 IBB: 0 HBP: 0 BLK: 0 WP: 0 HR: 0 S: 41 P: 49 ERA: 3.00 WHIP: 1.556					

Oakland Athletics @ Boston Red Sox
Fenway Park, Boston, MA
Thu Jun 15 1978, 7:05 PM EDT
Att: 32,281 - Unknown - 74 F

AB	34
R	3
H	12
RBI	3
BB	2
SO	3
LOB	16



Batter	1	2	3	4	5	6	7	8	9	AB	R	H	RBI	BB	SO	LOB	BOTTOM			
Rick Burleson, R (1, 6) OBP: 0.285, SLG: 0.347	4-0 CS 1B BB		0-0 6-3	0-0 F8		0-0 G6-3 1-2		4-0 3B IBB		3	1	0	0	2	0	3				
Jerry Remy, L (1, 4) OBP: 0.316, SLG: 0.333	0-0 1-2 1B		0-0 E S 1B	0-0 CS 1B		0-0 HR BB		0-3 K		4	1	3	0	1	1	2				
Jim Rice, R (1, 10) OBP: 0.375, SLG: 0.649	0-3 K		4-0 E BB	0-3 K 1-2		0-3 K 1-2		0-0 HR 1-H 2-H 3B		4	2	2	4	1	2	3				
Carl Yastrzemski, L (1, 7) OBP: 0.385, SLG: 0.403	0-3 K 2-3		0-0 E4 1-2 2-3	0-0 2B BB		4-0 L3 BB		0-0 HR 3-H HR		4	1	1	2	1	1	4				
Carlton Fisk, R (1, 2) OBP: 0.376, SLG: 0.462		0-3 K	0-3 K	0-0 2B		0-0 1-3 2B		0-0 F9		5	0	2	0	0	2	3				
Fred Lynn, L (1, 8) OBP: 0.383, SLG: 0.495	0-0 BB 1B		0-0 4-3	0-0 6-3		0-0 F9		0-0 F9		4	1	1	0	0	0	6				
George Scott, R (1, 3) OBP: 0.380, SLG: 0.451	4-0 BB 1B		0-0 F3	0-0 E5 FC5-4		0-0 F8		0-0 F3		3	0	0	0	1	0	1				
Dwight Evans, R (1, 9) OBP: 0.385, SLG: 0.566	0-0 G6-4-3 1-2 2-H 1B		0-0 E5 F9 1B	0-0 FC5-4 1B 1-2		0-0 F3		0-0 F3		4	0	2	1	0	0	1				
Butch Hobson, R (1, 5) OBP: 0.331, SLG: 0.479	0-0 G6-4-3 1-2		0-0 F9 2-3	0-0 F9 G6-3 1B		0-0 1B		0-0 3B 2B		4	1	2	0	0	0	3				
Inning Stats	R: 0 E: 0 K: 2 S: 7	H: 1 LOB: 2 BB: 1 P: 11	R: 1 E: 0 K: 1 S: 6	H: 2 LOB: 1 BB: 1 P: 10	R: 0 E: 1 K: 1 S: 7	H: 1 LOB: 3 BB: 1 P: 11	R: 0 E: 1 K: 0 S: 4	H: 1 LOB: 1 BB: 0 P: 4	R: 0 E: 1 K: 0 S: 4	H: 2 LOB: 2 BB: 1 P: 10	R: 2 E: 0 K: 0 S: 5	H: 2 LOB: 1 BB: 1 P: 9	R: 4 E: 0 K: 1 S: 8	H: 3 LOB: 0 BB: 1 P: 12	R: 0 E: 0 K: 1 S: 8	H: 0 LOB: 0 BB: 0 P: 12	1B: 8 2B: 4 3B: 1 HR: 2	SF: 0 SAC: 0 DP: 4 HBP: 0	WP: 0 PB: 0 SB: 1 CS: 2	PA: 41
PITCHER Steve Renko, R (1, 1) ERA: 2.44	IP: 6.1 WLS: L BF: 9 H: 3 R: 4 ER: 4 SO: 1 BB: 0 IBB: 1 HBP: 0 BLK: 0 WP: 0 HR: 1 S: 10 P: 14 ERA: 4.26 WHIP: 2.368															PITCHER	IP: 6.1 WLS: L BF: 9 H: 3 R: 4 ER: 4 SO: 1 BB: 0 IBB: 1 HBP: 0 BLK: 0 WP: 0 HR: 1 S: 10 P: 14 ERA: 4.26 WHIP: 2.368			
Bob Lacey, L (7, 1) ERA: 2.57																				

Oakland Athletics @ Boston Red Sox
Fenway Park, Boston, MA
Thu Jun 15 1978, 7:05 PM EDT
Att: 32,281 - Unknown - 74 F


AB	35
R	7
H	13
RBI	7
BB	6
SO	6
LOB	26



Batter	1	2	3	4	5	6	7	8	9	AB	R	H	RBI	BB	SO	LOB	TOP										
Julio Cruz, S OBP: 0.372, SLG: 0.321 (1, 4)	0-0 6-3		4-0 CS BB		0-0 F9			0-0 G3	0-3 K	4	0	0	0	1	1	3											
Craig Reynolds, L OBP: 0.391, SLG: 0.403 (1, 6)	0-0 6-3		0-0 F9			0-0 F7		0-0 FC5-4 1B	0-0 1B	5	1	2	0	0	0	1											
Dan Meyer, L OBP: 0.214, SLG: 0.298 (1, 3)	0-0 F8			0-0 1B		0-0 F9		0-0 E5 FC5-4	0-3 K	5	0	1	1	0	1	3											
Leon Roberts, R OBP: 0.370, SLG: 0.521 (1, 9)		0-0 5-3 1B		0-3 K		0-0 F9		0-0 FC5-4 1B		4	1	1	1	0	1	2											
Bruce Bochte, L OBP: 0.325, SLG: 0.389 (1, 7)		0-0 F8		0-0 F8			0-3 K	0-0 1B	0-0 1B	4	0	1	0	0	1	2											
Leroy Stanton, R OBP: 0.299, SLG: 0.293 (1, 10)		0-0 5-3		0-3 K			0-0 5-3	0-0 1B	0-0 1B	4	0	1	1	0	1	2											
John Hale, L OBP: 0.301, SLG: 0.264 (1, 8)		4-0 BB		0-0 G3		4-0 BB	0-0 4-3			2	0	0	0	2	0	2											
Bill Stein, R OBP: 0.307, SLG: 0.347 (1, 5)		0-0 4-3		0-0 4-3		0-0 5-3			0-0 1B	4	0	1	0	0	0	3											
Bob Stinson, S OBP: 0.392, SLG: 0.417 (1, 2)			0-0 L9		0-0 1B			0-0 1B G3 E 1B	0-3 K	4	1	2	0	0	1	1											
Inning Stats	R: 0 E: 0 K: 0 S: 3	H: 0 LOB: 0 BB: 0 P: 3	R: 0 E: 0 K: 0 S: 4	H: 1 LOB: 2 BB: 1 P: 8	R: 0 E: 0 K: 2 S: 2	H: 0 LOB: 0 BB: 1 P: 6	R: 0 E: 0 K: 2 S: 8	H: 1 LOB: 1 BB: 0 P: 8	R: 0 E: 0 K: 0 S: 4	H: 1 LOB: 0 BB: 0 P: 4	R: 0 E: 0 K: 0 S: 3	H: 0 LOB: 0 BB: 0 P: 3	R: 0 E: 0 K: 1 S: 5	H: 0 LOB: 1 BB: 1 P: 9	R: 3 E: 1 K: 0 S: 8	H: 4 LOB: 2 BB: 0 P: 8	R: 0 E: 0 K: 3 S: 11	H: 2 LOB: 2 BB: 0 P: 11	1B: 9 2B: 0 3B: 0 HR: 0	SF: 0 SAC: 0 DP: 0 HBP: 0	WP: 0 PB: 0 CS: 1	PA: 39					
PITCHER	IP	WLS	BF	H	R	ER	SO	BB	IBB	HBP	BLK	WP	HR	S	P	ERA	WHIP										
Dennis Eckersley, R ERA: 3.36 (1, 1)	7.2		33	7	3	1	3	3	0	0	0	0	0	36	48	1.17	1.304										
Bill Campbell, R ERA: 5.94 (8, 1)	1.1	W	6	2	0	0	3	0	0	0	0	0	0	12	12	0.00	1.500										

Seattle Mariners @ Boston Red Sox
Fenway Park, Boston, MA
Fri Jun 16 1978, 7:05 PM EDT
Att: 31,519 - Unknown - 72 F


AB 36
R 3
H 9
RBI 3
BB 3
SO 6
LOB 19



Batter	1	2	3	4	5	6	7	8	9	AB	R	H	RBI	BB	SO	LOB	BOTTOM										
Rick Burleson, R OBP: 0.285, SLG: 0.346 (1, 6)	0-0 6-3		0-0 E FC4 4-3 1B		0-0 6-3		0-3 K			4	1	1	0	0	1	0											
Frank Duffy, R OBP: 0.308, SLG: 0.333 (8, 6)										0	0	0	0	0	0	0											
Jerry Remy, L OBP: 0.316, SLG: 0.338 (1, 4)	0-0 F8		0-0 FC4 4-3		4-0 BB			0-0 E 2B		3	1	1	0	1	0	1											
Jim Rice, R OBP: 0.370, SLG: 0.639 (1, 10)	0-0 5-3		0-0 F4		0-0 F8			0-0 5-3		4	0	0	0	0	0	4											
Carl Yastrzemski, L OBP: 0.387, SLG: 0.399 (1, 7)		4-0 2B 1B BB	0-0 4-3		0-0 F9			4-0 E IBB		2	2	0	1	2	0	1											
Carlton Fisk, R OBP: 0.378, SLG: 0.472 (1, 2)		0-0 1B 1B 2B	0-3 K		0-0 2B			0-0 F4		4	1	2	0	0	1	3											
Fred Lynn, L OBP: 0.385, SLG: 0.500 (1, 8)		0-0 G4-3 1B		0-0 F8		0-0 5-3		0-0 E4 E 2B		4	1	2	3	0	0	1											
George Scott, R OBP: 0.384, SLG: 0.447 (1, 3)		0-0 G4-3 1B		4-0 G5-4-3 BB		0-0 5-3		0-0 E6		3	0	1	1	1	0	1											
Dwight Evans, R OBP: 0.378, SLG: 0.555 (1, 9)		0-0 G4-3		0-0 G5-4-3			0-0 F8	0-0 F7		4	0	0	0	0	0	4											
Butch Hobson, R OBP: 0.327, SLG: 0.473 (1, 5)	0-0 F8				0-0 6-3		0-0 F8			3	0	0	0	0	0	1											
Inning Stats	R: 0 E: 0 K: 0 S: 3	H: 3 LOB: 1 BB: 1 P: 9	R: 1 E: 1 K: 1 S: 7	H: 1 LOB: 1 BB: 0 P: 7	R: 0 E: 0 K: 0 S: 2	H: 0 LOB: 0 BB: 1 P: 6	R: 0 E: 0 K: 0 S: 3	H: 1 LOB: 1 BB: 0 P: 4	R: 0 E: 0 K: 1 S: 5	H: 0 LOB: 0 BB: 0 P: 5	R: 3 E: 2 K: 0 S: 6	H: 2 LOB: 1 BB: 1 P: 10	R: 3 E: 2 K: 0 S: 6	H: 2 LOB: 1 BB: 1 P: 10	1B: 3 2B: 4 3B: 0 HR: 0	SF: 0 SAC: 0 DP: 2 HBP: 0	WP: 0 PB: 0 CS: 0	PA: 35									
PITCHER	IP	WLS	BF	H	R	ER	SO	BB	IBB	HBP	BLK	WP	HR	S	P	ERA	WHIP										
Dick Pole, R ERA: 5.47 (1, 1)	8.0	L	35	7	6	4	2	3	1	0	0	0	0	35	51	4.50	1.250										

Seattle Mariners @ Boston Red Sox
Fenway Park, Boston, MA
Fri Jun 16 1978, 7:05 PM EDT
Att: 31,519 - Unknown - 72 F

AB 31
R 6
H 7
RBI 5
BB 4
SO 2
LOB 16



Batter	1	2	3	4	5	6	7	8	9	AB	R	H	RBI	BB	SO	LOB	TOP								
Julio Cruz, S OBP: 0.369, SLG: 0.319 (1,4)	0-0 4-3		0-0 2B		0-0 F8		0-0 G5-6-3		0-0 1-3	5	1	1	1	0	0	2									
Craig Reynolds, L OBP: 0.395, SLG: 0.395 (1,6)	0-0 1-3		0-0 F7		0-0 F8		0-0 6-3			4	0	0	0	0	0	2									
Dan Meyer, L OBP: 0.215, SLG: 0.303 (1,3)	0-0 G3		0-0 2B		0-0 F9				0-0 G3	4	0	1	2	0	0	0									
Leon Roberts, R OBP: 0.374, SLG: 0.542 (1,9)		0-0 5-3	4-0 BB		0-0 F7				0-0 HR	3	1	1	1	1	0	0									
Bruce Bochte, L OBP: 0.324, SLG: 0.387 (8,7)		0-0 4-3	0-0 G3		0-0 FC6-4 1B				0-0 F7	4	0	1	0	0	0	2									
Leroy Stanton, R OBP: 0.298, SLG: 0.292 (1,7)		0-0 F4		0-0 1B		0-0 FC6-4 BB		0-3 K		4	0	1	0	0	0	1									
John Hale, L OBP: 0.301, SLG: 0.264 (8,8)										0	0	0	0	0	0	0									
Bill Stein, R OBP: 0.311, SLG: 0.347 (1,5)			0-0 1B 1B		0-0 F8		4-0 FC6-4 1-2 BB		0-0 L9	3	1	1	0	1	0	1									
Juan Bernhardt, R OBP: 0.318, SLG: 0.418 (1,10)			0-3 K		0-0 F8		0-0 FC6-4 1-2		0-0 6-3	4	0	0	0	0	1	4									
Bob Stinson, S OBP: 0.400, SLG: 0.426 (1,2)			0-0 1B 2B 1B		0-0 F6				0-0 G5-6-3 1B	4	1	3	0	0	0	1									
Inning Stats	R: 0 E: 0 K: 0 S: 3	H: 0 LOB: 0 BB: 0 P: 3	R: 0 E: 0 K: 0 S: 3	H: 0 LOB: 0 BB: 0 P: 3	R: 3 E: 0 K: 1 S: 9	H: 4 LOB: 2 BB: 1 P: 13	R: 0 E: 0 K: 0 S: 4	H: 1 LOB: 1 BB: 0 P: 4	R: 0 E: 0 K: 0 S: 3	H: 0 LOB: 0 BB: 0 P: 3	R: 0 E: 0 K: 0 S: 4	H: 1 LOB: 2 BB: 1 P: 8	R: 0 E: 0 K: 0 S: 3	H: 1 LOB: 0 BB: 0 P: 3	R: 1 E: 0 K: 1 S: 6	H: 1 LOB: 0 BB: 0 P: 6	R: 0 E: 0 K: 0 S: 4	H: 1 LOB: 1 BB: 0 P: 4	1B: 7 2B: 1 3B: 0 HR: 1	SF: 0 SAC: 0 DP: 1 HBP: 0	WP: 0 PB: 0 SB: 0 CS: 0	PA: 37			
PITCHER	IP	WLS	BF	H	R	ER	SO	BB	IBB	HBP	BLK	WP	HR	S	P	ERA	WHIP								
Allen Ripley, R ERA: 4.83 (1,1)	8.0		33	8	4	4	2	2	0	0	0	0	1	35	43	4.50	1.250								
Bob Stanley, R ERA: 3.26 (9,1)	1.0	W	4	1	0	0	0	0	0	0	0	0	0	4	4	0.00	1.000								

Seattle Mariners @ Boston Red Sox
Fenway Park, Boston, MA
Sat Jun 17 1978, 3:33 AM EDT
Att: 32,551 - Unknown - 80 F

AB	35
R	4
H	9
RBI	4
BB	2
SO	2
LOB	13



Batter	1	2	3	4	5	6	7	8	9	AB	R	H	RBI	BB	SO	LOB	BOTTOM								
Rick Burleson, R OBP: 0.294, SLG: 0.354 (1,6)	0-0 1B SF9			0-0 1B		0-0 4-3			0-0 E FC4 1B	5	2	4	0	0	0	1									
Jerry Remy, L OBP: 0.317, SLG: 0.335 (1,4)	0-0 1B	0-0 F8		0-0 L3			0-0 B1-3		0-0 FC4 1B	5	0	1	1	0	0	5									
Jim Rice, R OBP: 0.374, SLG: 0.637 (1,10)	0-0 L6		0-0 1B		0-0 G4-6-3 1B		0-0 6-3		0-0 1B IBB	4	0	2	0	1	0	2									
Carl Yastrzemski, L OBP: 0.383, SLG: 0.396 (1,7)	0-0 SF9		0-0 F6		0-0 G4-6-3 1-2		0-0 F2		0-0 1-2 2-3 3-H	4	0	1	2	0	0	2									
Fred Lynn, L OBP: 0.382, SLG: 0.495 (1,8)	0-0 4-3		0-0 G4-3 1B		0-0 F7			0-0 4-3		4	0	1	0	0	0	1									
George Scott, R OBP: 0.379, SLG: 0.459 (1,3)		0-0 SF9 3B		0-0 G4-3 1-2		0-0 1-3		0-0 F8		4	1	1	0	0	0	2									
Dwight Evans, R OBP: 0.380, SLG: 0.569 (1,9)		0-0 6-3		0-0 1B S 1B		0-0 HR		0-0 5-3		4	1	2	1	0	0	1									
Butch Hobson, R OBP: 0.329, SLG: 0.473 (1,5)		0-0 SF9		0-0 L9		4-0 BB			0-0 1B FC4 1B	2	1	1	1	1	0	1									
Bob Montgomery, R OBP: 0.429, SLG: 0.538 (1,2)		3-H		0-0 1B		0-3 K		0-3 K		3	0	1	0	0	2	2									
Carlton Fisk, R OBP: 0.376, SLG: 0.470 (9,PH)				1-2 K					0-0 L5	1	0	0	0	0	0	1									
Inning Stats	R: 1 E: 0 K: 0 S: 5	H: 2 LOB: 1 BB: 0 P: 5	R: 1 E: 0 K: 0 S: 6	H: 3 LOB: 2 BB: 0 P: 6	R: 0 E: 0 K: 1 S: 4	H: 2 LOB: 1 BB: 0 P: 4	R: 0 E: 0 K: 1 S: 7	H: 2 LOB: 2 BB: 0 P: 7	R: 0 E: 0 K: 0 S: 3	H: 1 LOB: 0 BB: 0 P: 3	R: 1 E: 0 K: 1 S: 6	H: 1 LOB: 1 BB: 1 P: 10	R: 0 E: 0 K: 0 S: 3	H: 0 LOB: 0 BB: 0 P: 3	R: 0 E: 0 K: 0 S: 3	H: 0 LOB: 0 BB: 0 P: 3	R: 2 E: 1 K: 0 S: 5	H: 3 LOB: 3 BB: 1 P: 9	1B: 12 2B: 0 3B: 1 HR: 1	SF: 2 SAC: 0 DP: 2 HBP: 0	WP: 0 PB: 0 SB: 1 CS: 0	PA: 40			
PITCHER	IP	WLS	BF	H	R	ER	SO	BB	IBB	HBP	BLK	WP	HR	S	P	ERA	WHIP								
Jim Colborn, R ERA: 6.41 (1,1)	5.1		26	11	3	3	1	1	0	0	0	0	0	15	19	6.00	1.000								
John Montague, R ERA: 5.67 (6,1)	3.0	L	14	3	2	2	1	0	1	0	0	0	0	15	19	6.00	1.000								

Seattle Mariners @ Boston Red Sox
Fenway Park, Boston, MA
Sat Jun 17 1978, 3:33 AM EDT
Att: 32,551 - Unknown - 80 F

AB	36
R	5
H	14
RBI	5
BB	2
SO	2
LOB	18



Batter	1	2	3	4	5	6	7	8	9	AB	R	H	RBI	BB	SO	LOB	TOP										
Julio Cruz, S OBP: 0.366, SLG: 0.316 (1,4)										5	0	1	0	0	2	1											
Craig Reynolds, L OBP: 0.360, SLG: 0.405 (1,6)										5	1	3	0	0	0	0											
Dan Meyer, L OBP: 0.214, SLG: 0.300 (1,3)										5	0	1	1	0	0	5											
Leon Roberts, R OBP: 0.375, SLG: 0.532 (1,9)										4	1	1	0	1	1	4											
Bruce Bochte, L OBP: 0.319, SLG: 0.381 (8,7)										4	0	0	0	0	0	2											
Leroy Stanton, R OBP: 0.302, SLG: 0.296 (1,7)										4	0	2	0	0	0	1											
John Hale, L OBP: 0.301, SLG: 0.264 (8,8)										0	0	0	0	0	0	0											
Bill Stein, R OBP: 0.314, SLG: 0.355 (1,5)										4	1	2	1	0	1	1											
Bob Robertson, R OBP: 0.182, SLG: 0.344 (1,10)										4	0	1	1	0	1	3											
Bob Stinson, S OBP: 0.397, SLG: 0.417 (1,2)										3	0	0	0	1	1	1											
Inning Stats	R: 0 E: 1 K: 1 S: 6	H: 0 LOB: 1 BB: 0 P: 6	R: 0 E: 0 K: 1 S: 5	H: 0 LOB: 0 BB: 0 P: 5	R: 0 E: 0 K: 1 S: 7	H: 2 LOB: 2 BB: 0 P: 7	R: 0 E: 0 K: 1 S: 7	H: 3 LOB: 2 BB: 0 P: 7	R: 1 E: 0 K: 0 S: 5	H: 2 LOB: 1 BB: 0 P: 7	R: 1 E: 0 K: 0 S: 5	H: 2 LOB: 0 BB: 0 P: 3	R: 1 E: 0 K: 0 S: 4	H: 1 LOB: 1 BB: 1 P: 8	R: 0 E: 0 K: 1 S: 6	H: 1 LOB: 2 BB: 1 P: 10	1B: 8 2B: 4 3B: 0 HR: 0	SF: 0 SAC: 0 DP: 1 HBP: 0	WP: 0 PB: 0 SB: 1 CS: 0	PA: 40							
PITCHER	IP	WLS	BF	H	R	ER	SO	BB	IBB	HBP	BLK	WP	HR	S	P	ERA	WHIP										
Jim Wright, R ERA: 2.73 (1,1)	7.2	L	34	10	3	3	5	1	0	0	0	0	0	43	47	3.52	1.435										
Dick Drago, R ERA: 1.99 (8,1)	0.2		4	1	0	0	1	1	0	0	0	0	0	5	9	0.00	3.000										
Tom Burgmeier, L ERA: 5.29 (9,1)	0.1		1	0	0	0	0	0	0	0	0	0	0	1	1	0.00	0.000										
Bob Stanley, R ERA: 3.26 (9,1)	0.1		1	0	0	0	0	0	0	0	0	0	0	1	1	0.00	0.000										

Seattle Mariners @ Boston Red Sox
Fenway Park, Boston, MA
Sun Jun 18 1978, 3:33 AM EDT
Att: 28,961 - Unknown - 82 F

AB 38
R 3
H 11
RBI 3
BB 2
SO 6
LOB 18

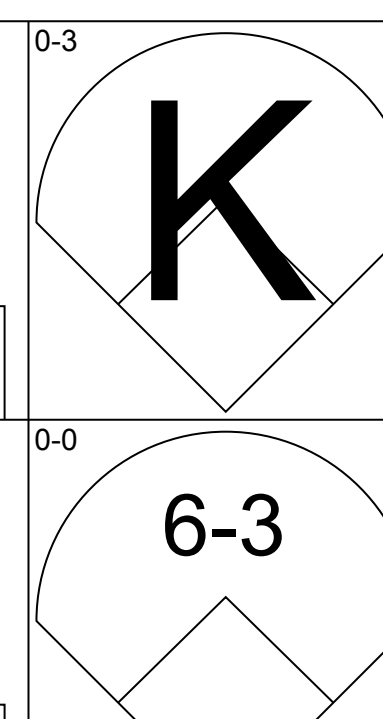
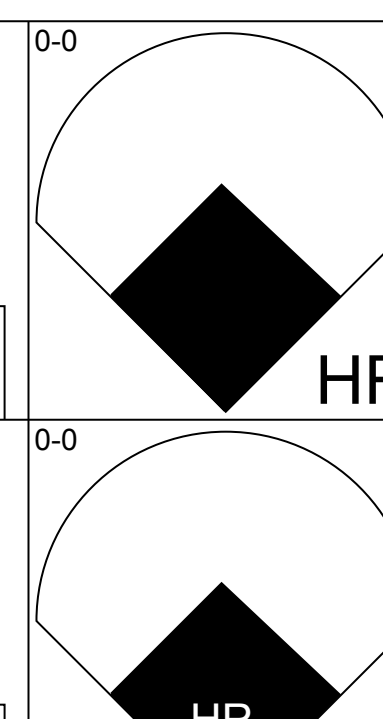
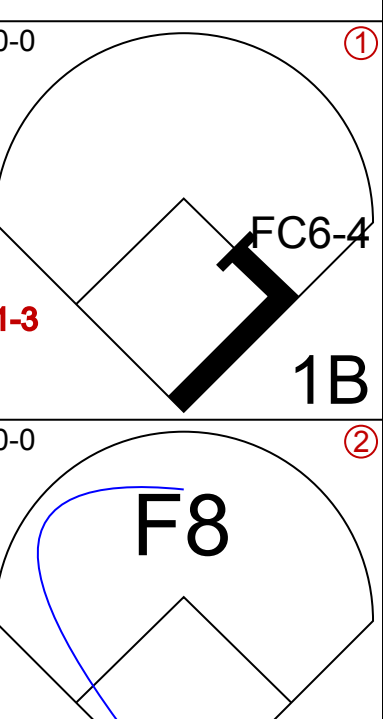
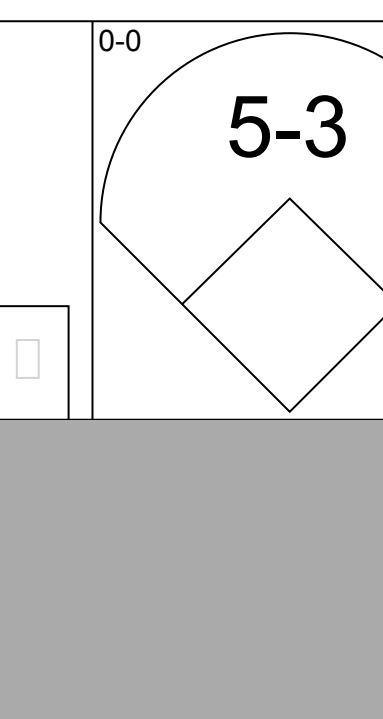
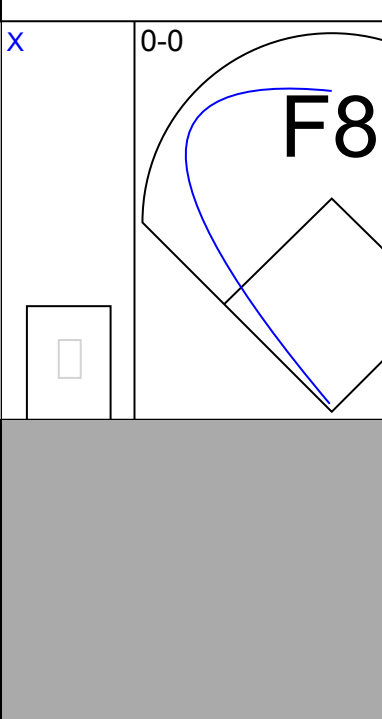
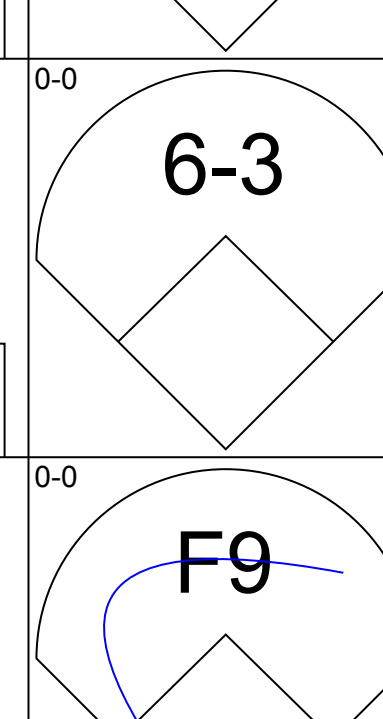
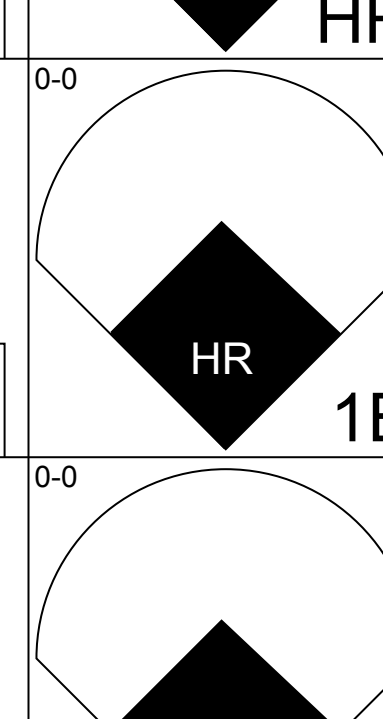
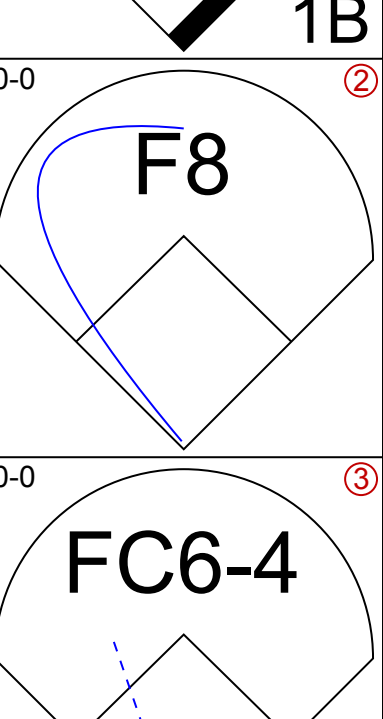
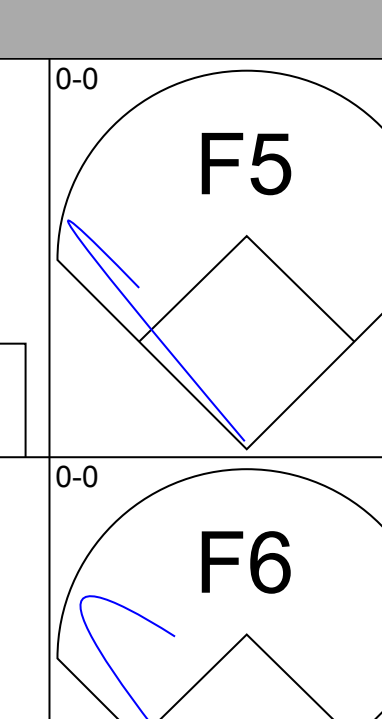
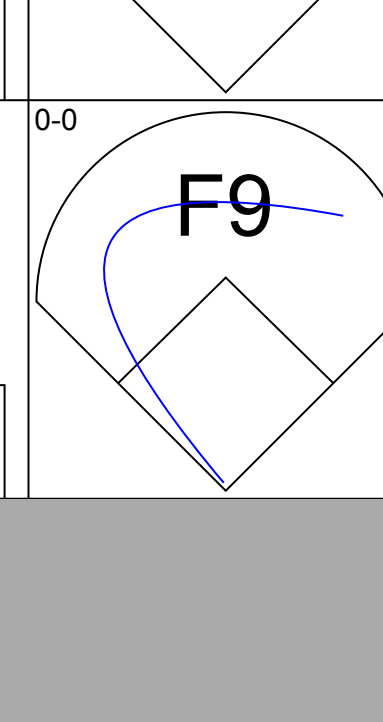
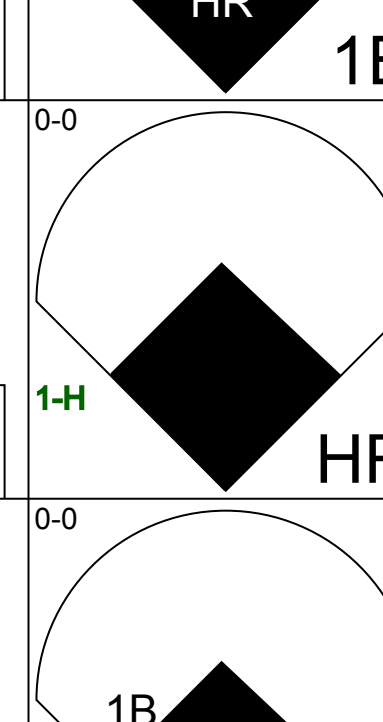
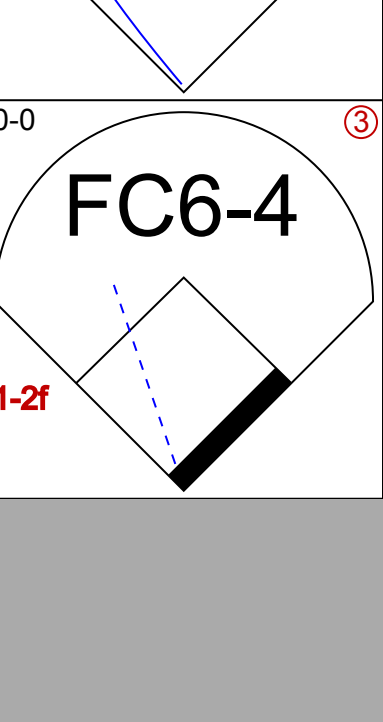
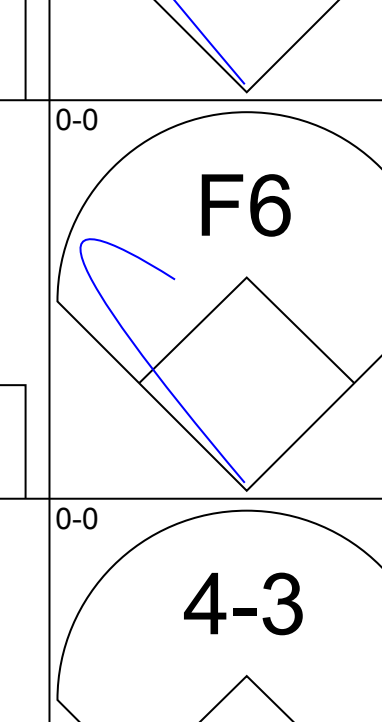
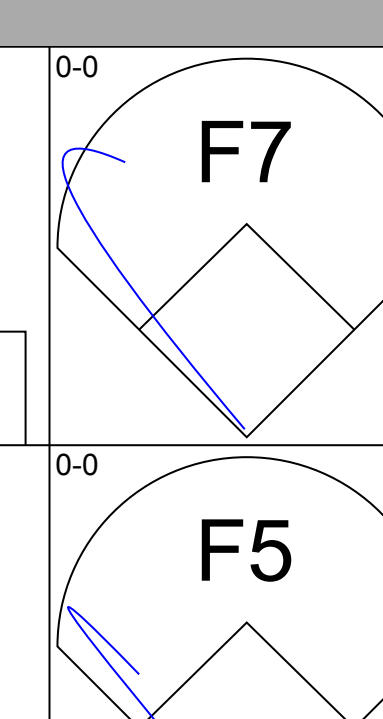
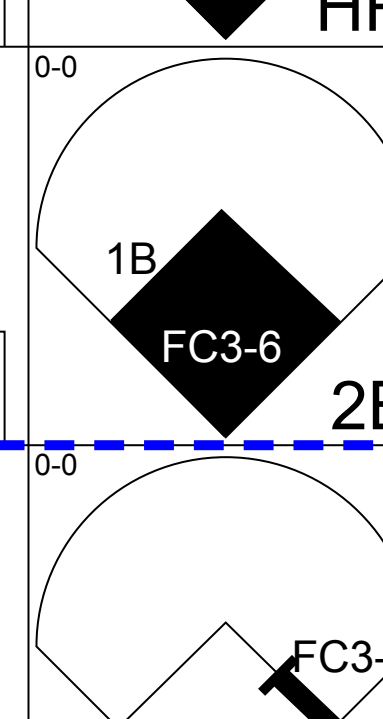
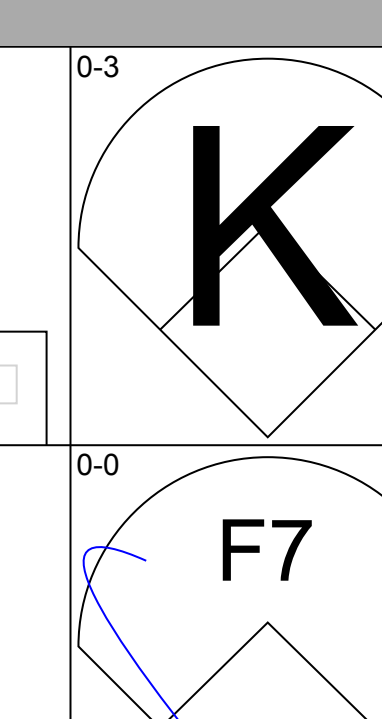
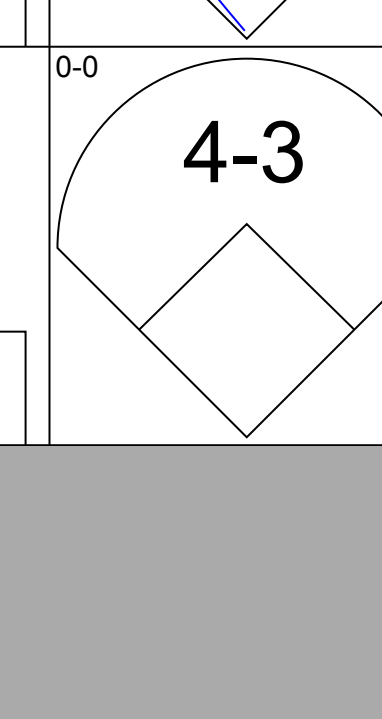
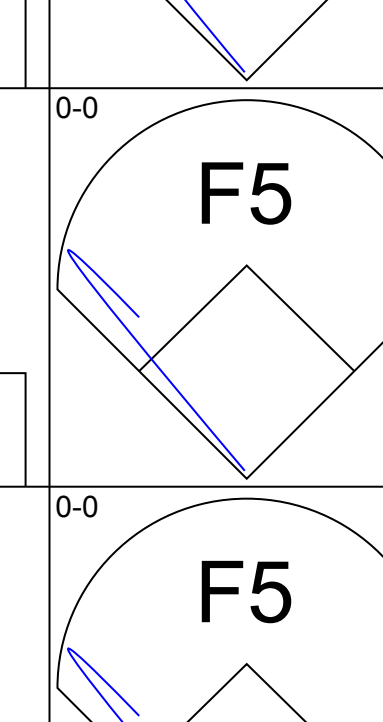
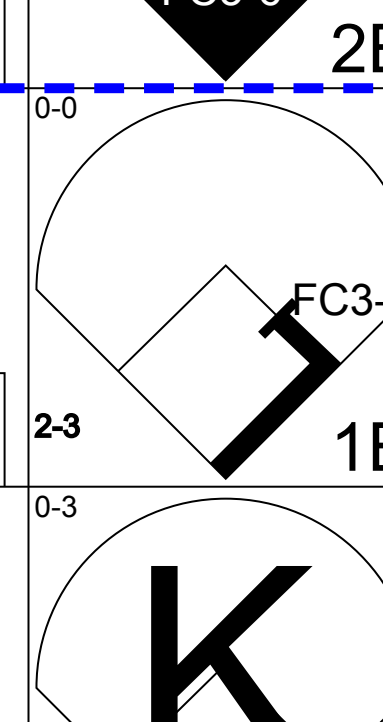
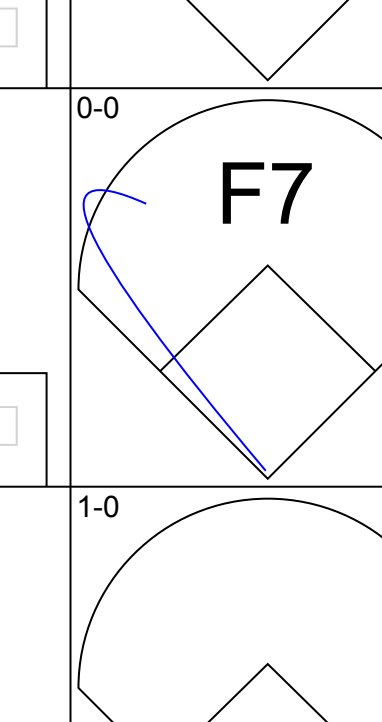
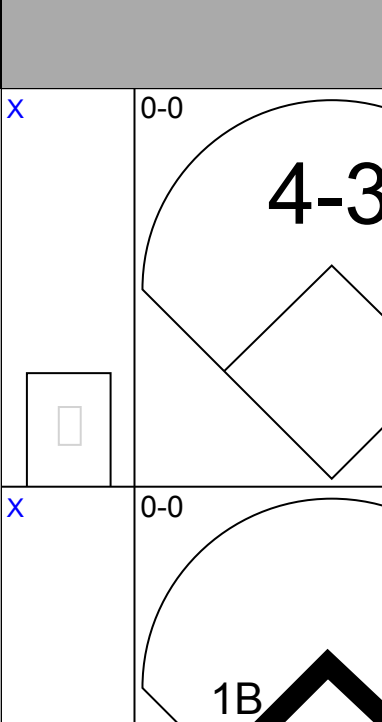
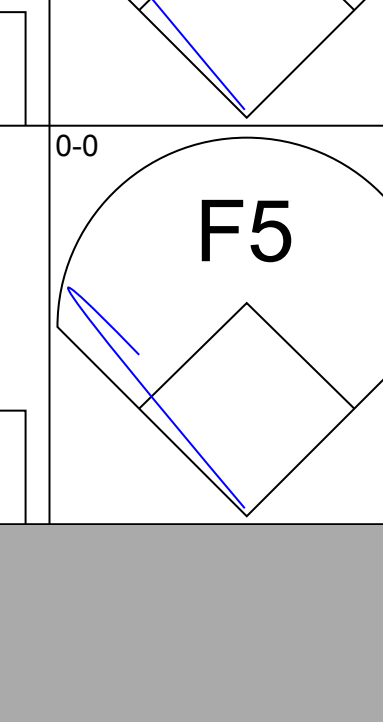
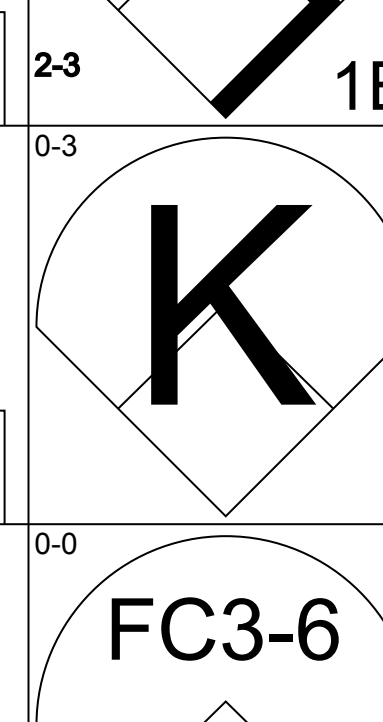
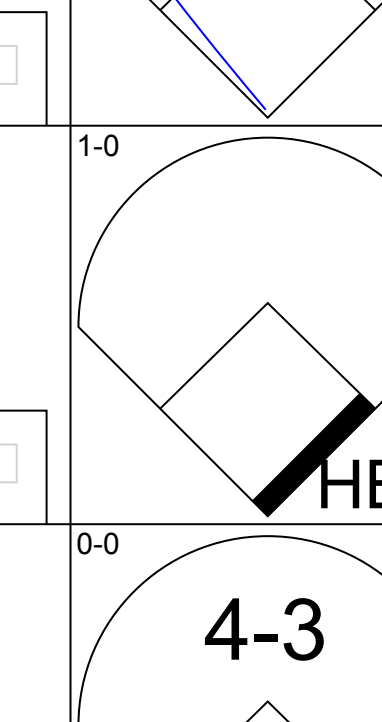
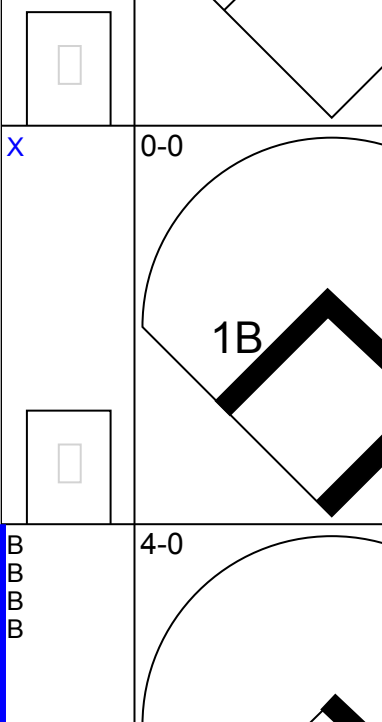
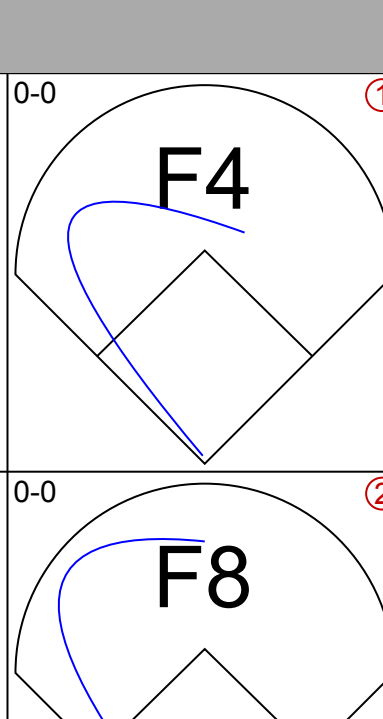
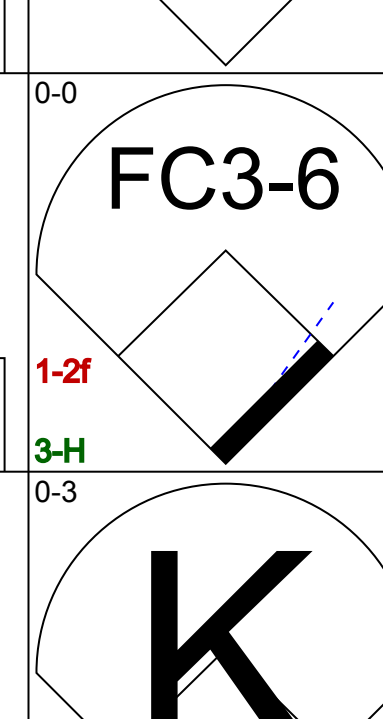
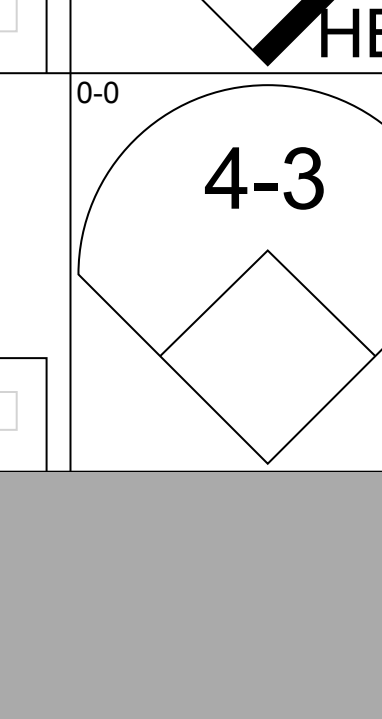
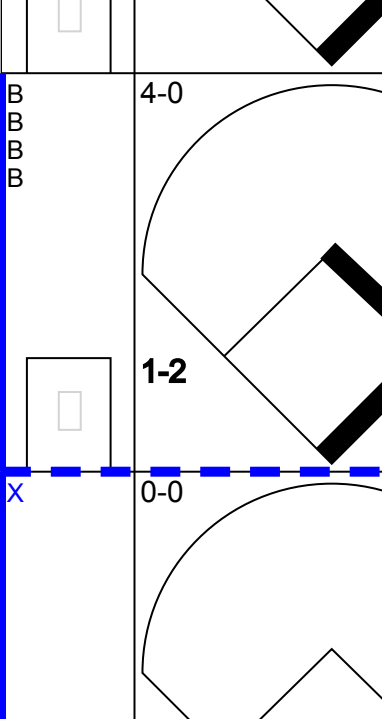
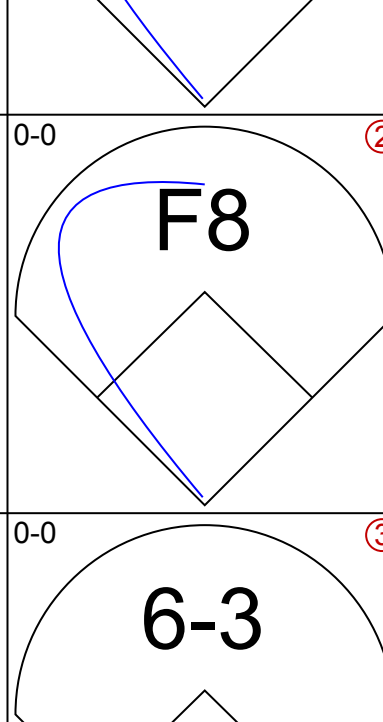
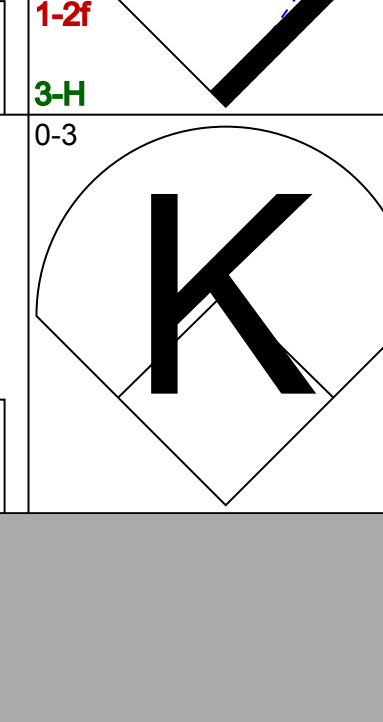
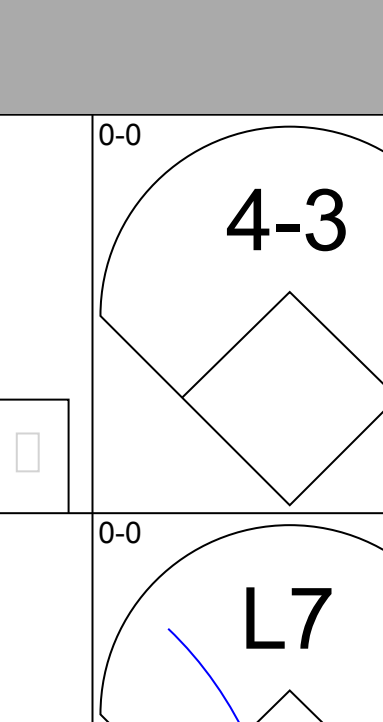
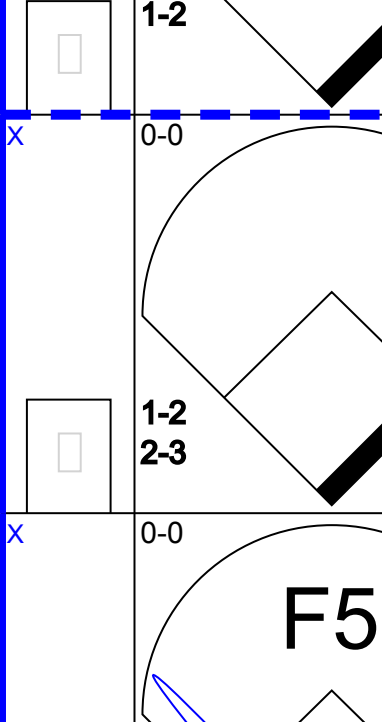
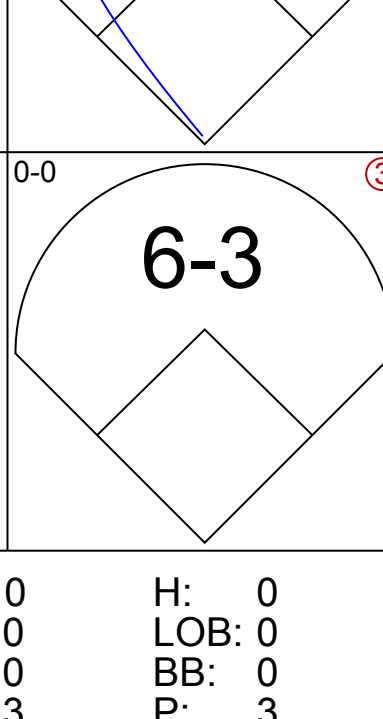
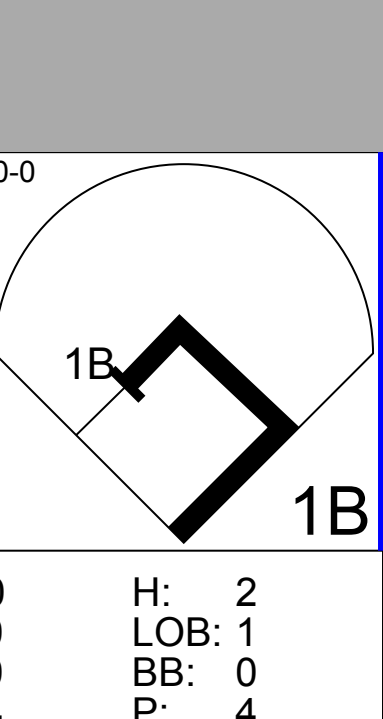
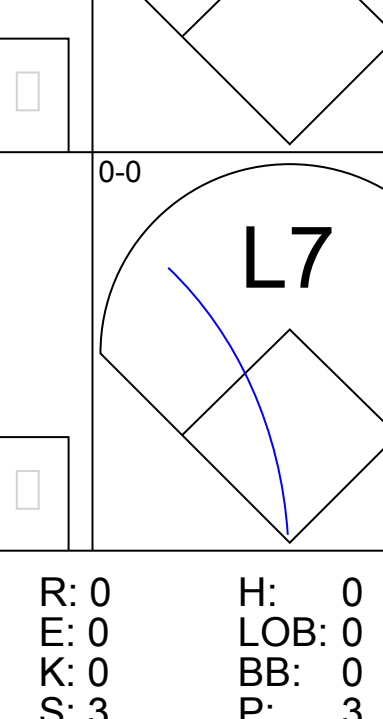


Batter	1	2	3	4	5	6	7	8	9	AB	R	H	RBI	BB	SO	LOB	BOTTOM										
Rick Burleson, R OBP: 0.292, SLG: 0.355 (1,6)										5	0	1	0	0	0	3											
Jerry Remy, L OBP: 0.314, SLG: 0.336 (1,4)										5	0	1	0	0	0	1											
Jim Rice, R OBP: 0.378, SLG: 0.647 (1,7)										5	1	3	1	0	0	2											
Carl Yastrzemski, L OBP: 0.385, SLG: 0.403 (1,10)										4	0	2	0	0	0	1											
Carlton Fisk, R OBP: 0.374, SLG: 0.479 (1,2)										4	1	1	1	0	0	4											
Fred Lynn, L OBP: 0.384, SLG: 0.498 (1,8)										3	0	1	0	1	0	3											
George Scott, R OBP: 0.367, SLG: 0.441 (1,3)										4	0	0	0	0	0	2											
Dwight Evans, R OBP: 0.378, SLG: 0.560 (1,9)										3	0	0	0	1	1	0											
Butch Hobson, R OBP: 0.328, SLG: 0.469 (1,5)										4	0	1	0	0	0	2											
Inning Stats	R: 1 E: 0 K: 0 S: 5	H: 2 LOB: 1 BB: 0 P: 5	R: 0 E: 0 K: 0 S: 4	H: 1 LOB: 1 BB: 1 P: 8	R: 0 E: 1 K: 0 S: 5	H: 2 LOB: 2 BB: 0 P: 5	R: 0 E: 0 K: 1 S: 5	H: 0 LOB: 0 BB: 0 P: 5	R: 0 E: 0 K: 0 S: 3	H: 0 LOB: 0 BB: 0 P: 3	R: 0 E: 0 K: 0 S: 4	H: 1 LOB: 1 BB: 0 P: 4	R: 1 E: 0 K: 0 S: 4	H: 1 LOB: 1 BB: 1 P: 8	R: 0 E: 0 K: 0 S: 5	H: 2 LOB: 2 BB: 0 P: 5	1B: 4 2B: 4 3B: 0 HR: 2	SF: 0 SAC: 0 DP: 1 HBP: 0	WP: 0 PB: 0 SB: 0 CS: 0	PA: 39							
PITCHER	IP	WLS	BF	H	R	ER	SO	BB	IBB	HBP	BLK	WP	HR	S	P	ERA	WHIP										
Glenn Abbott, R ERA: 4.4 (1,1)	9.0	W	39	10	2	2	1	2	0	0	0	0	2	39	47	2.00	1.333										

Seattle Mariners @ Boston Red Sox
Fenway Park, Boston, MA
Sun Jun 18 1978, 3:33 AM EDT
Att: 28,961 - Unknown - 82 F


AB 37
R 2
H 10
RBI 2
BB 2
SO 1
LOB 18

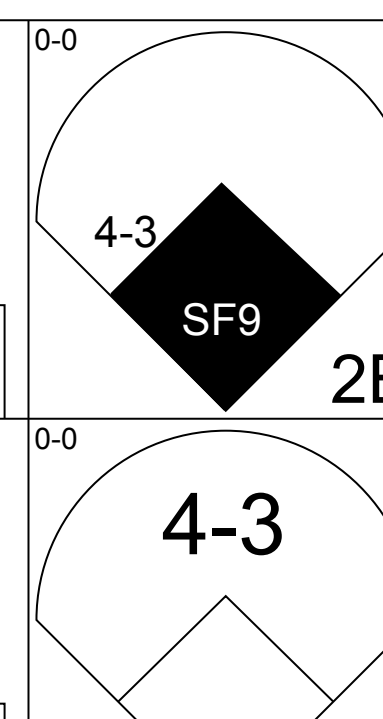
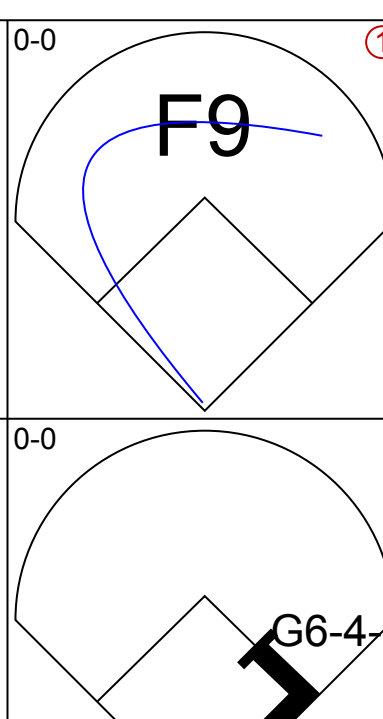

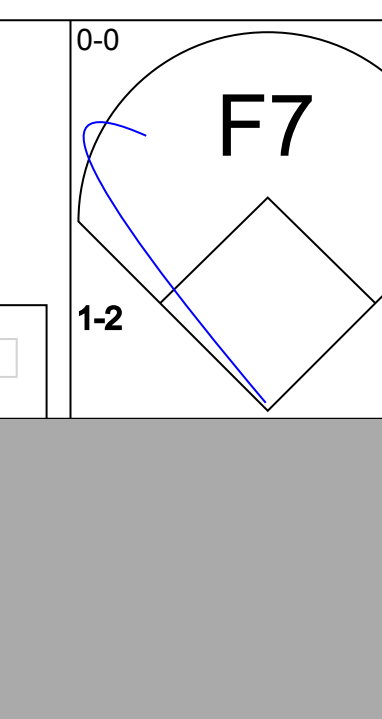
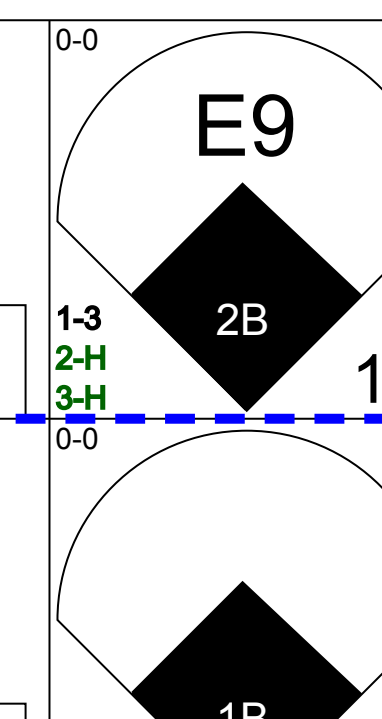
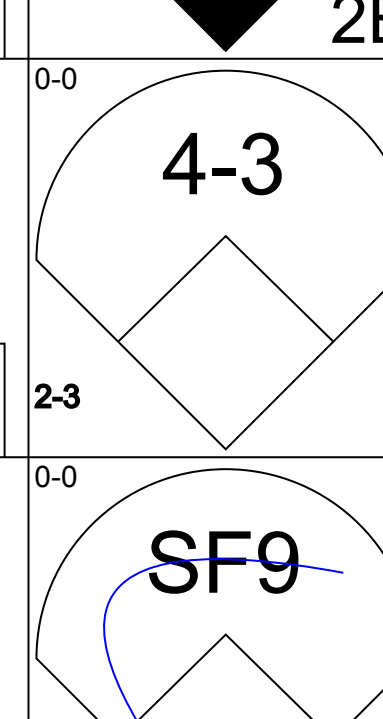
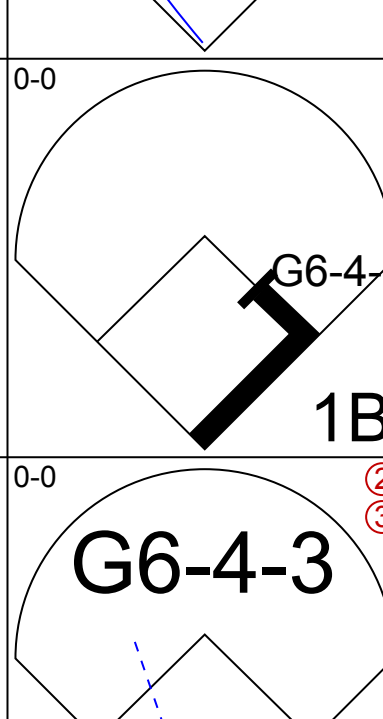
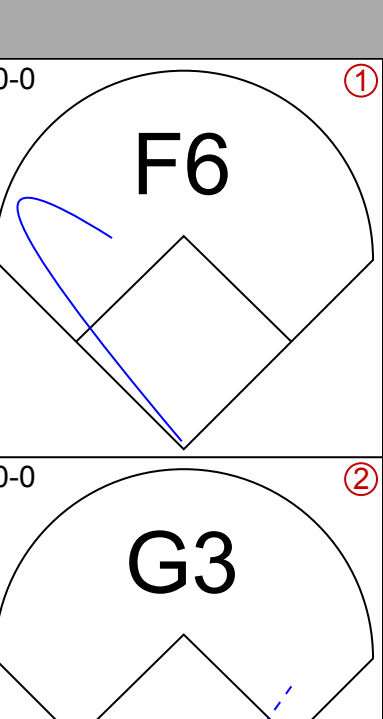
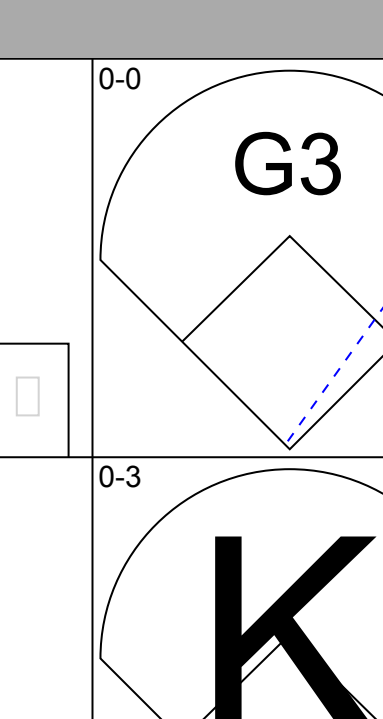
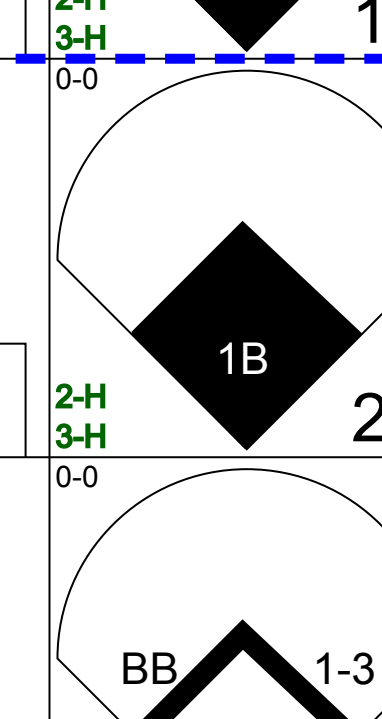
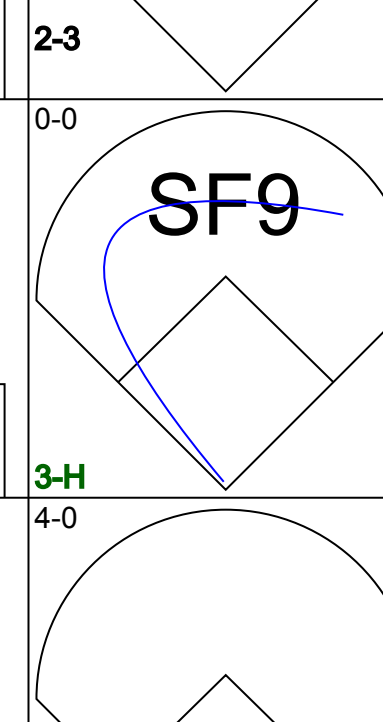
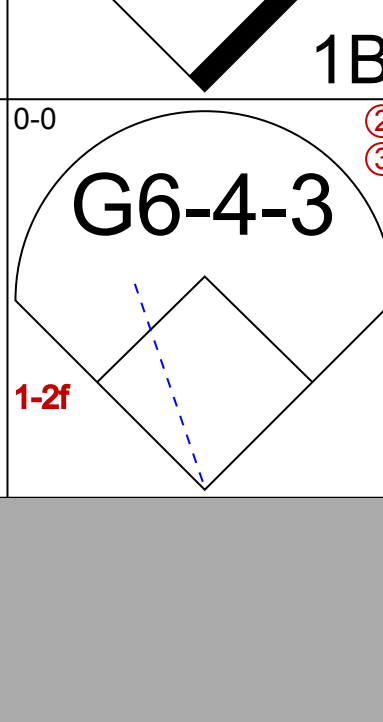
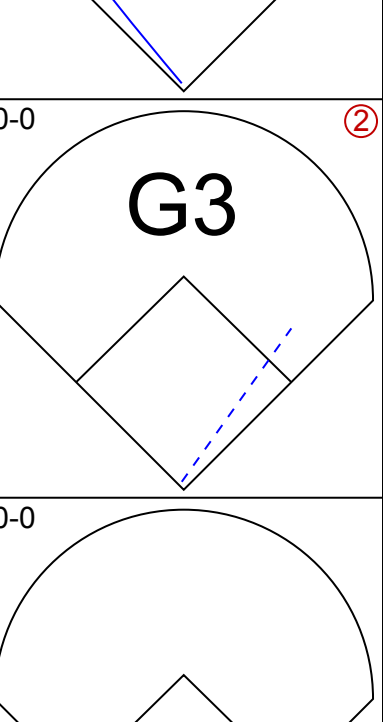
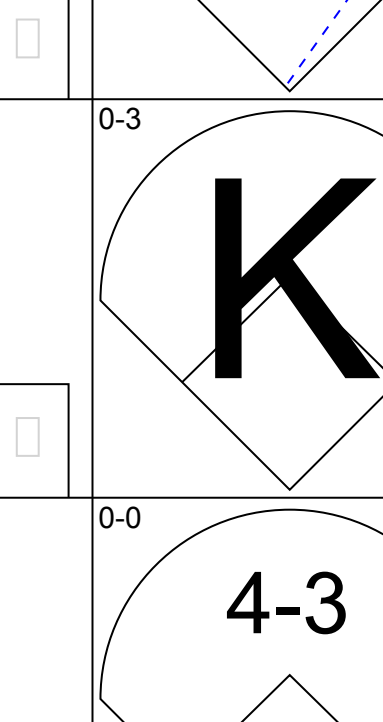
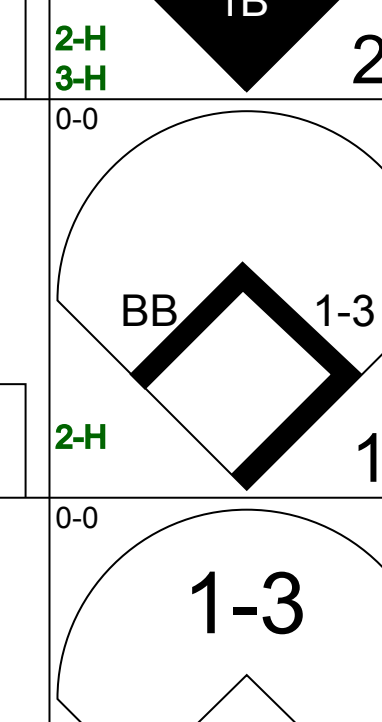
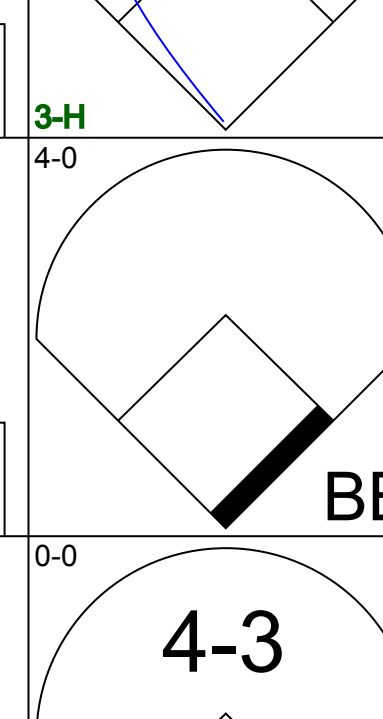
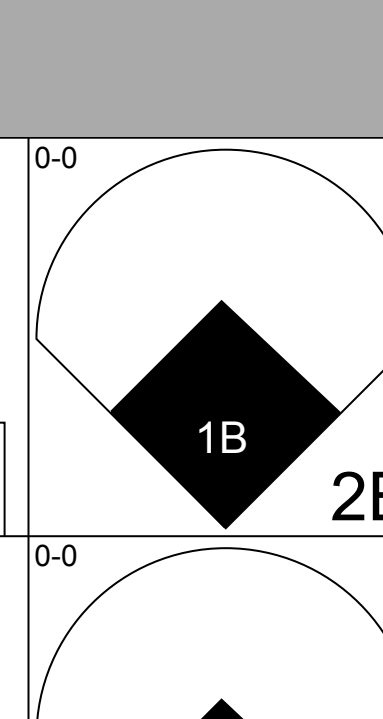
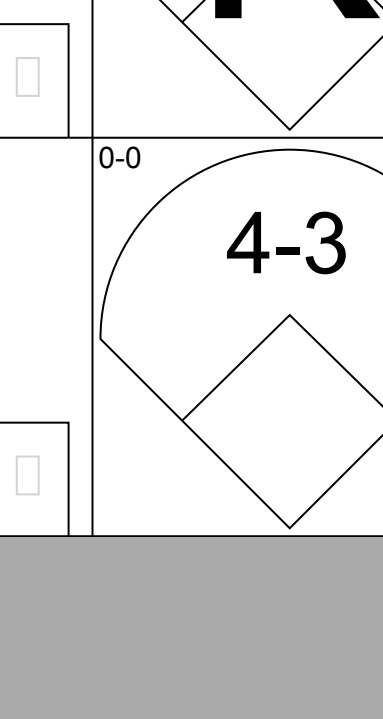
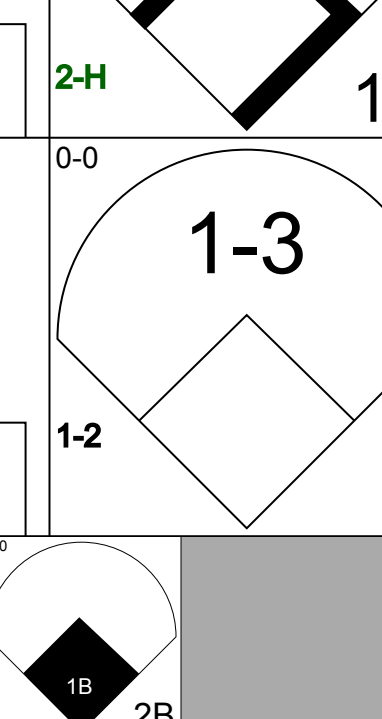
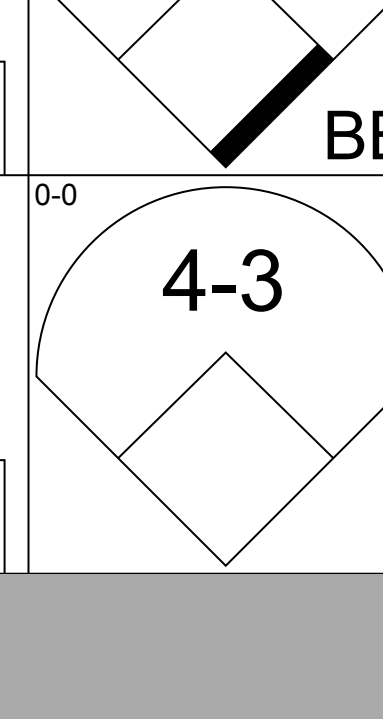
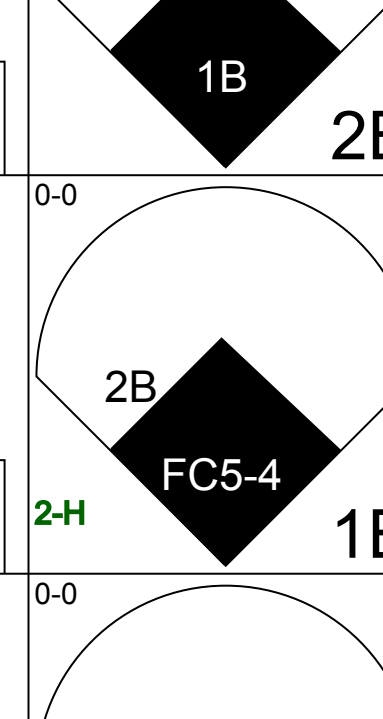

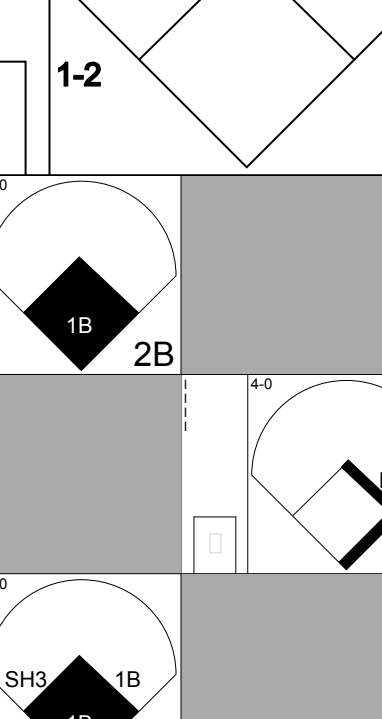
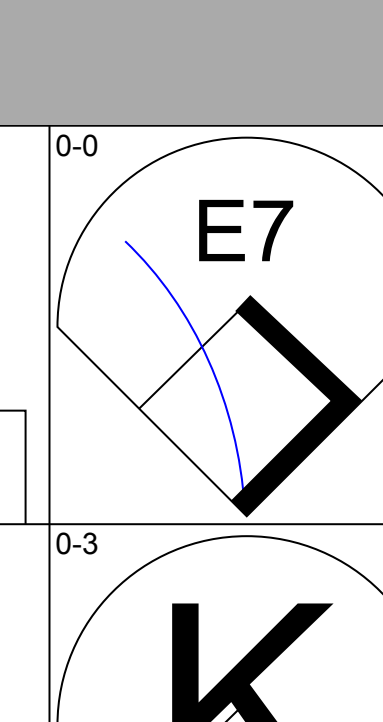
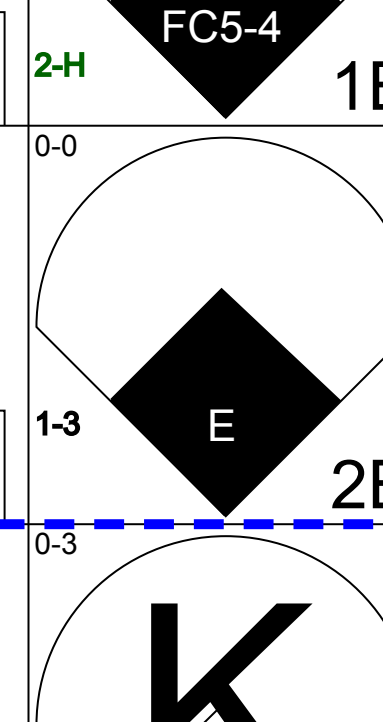
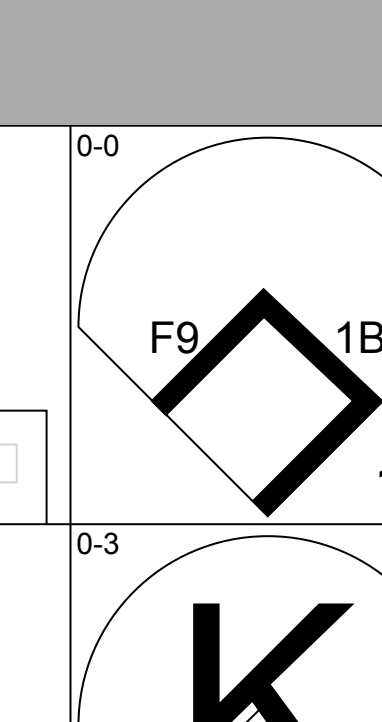
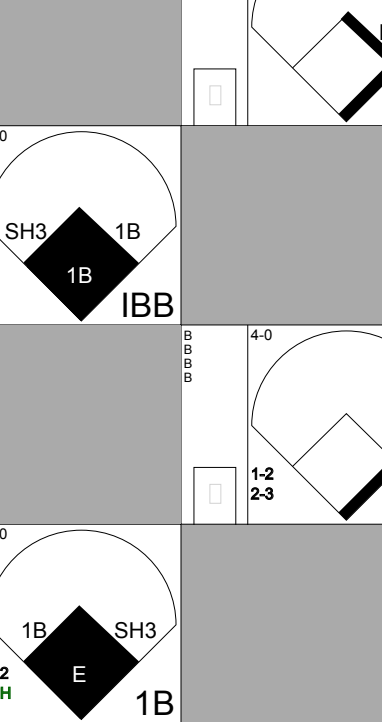
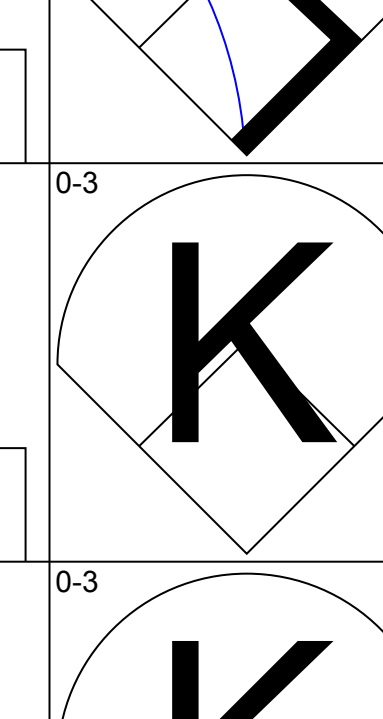
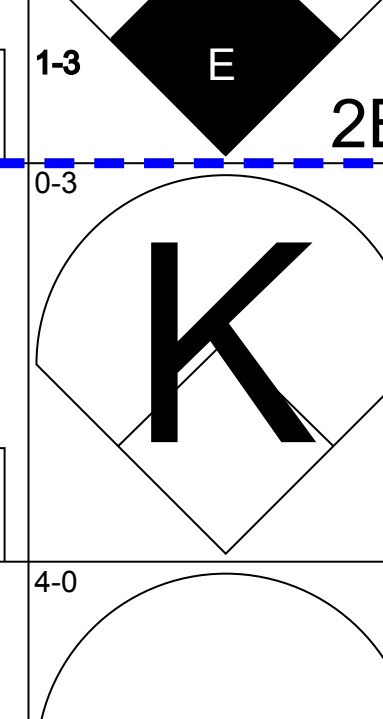
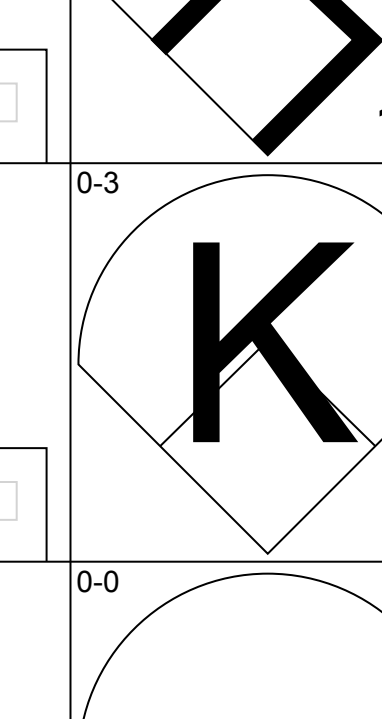
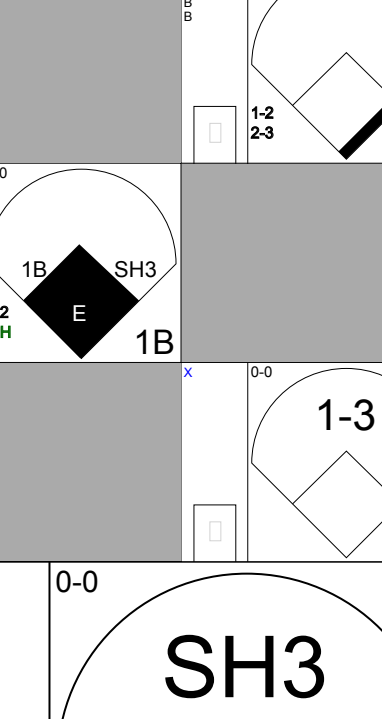
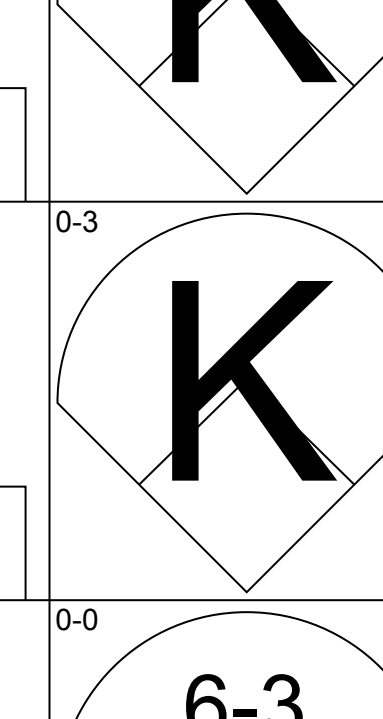
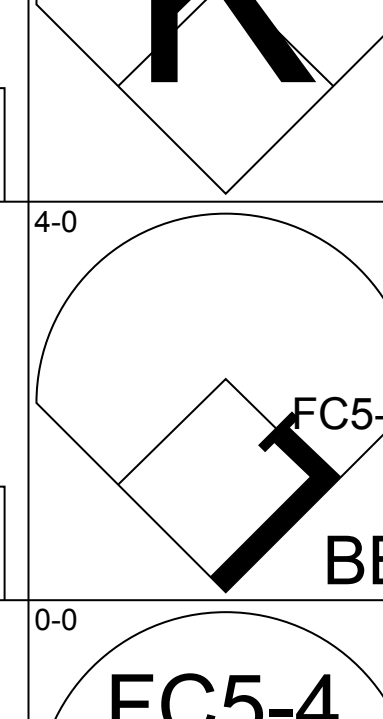
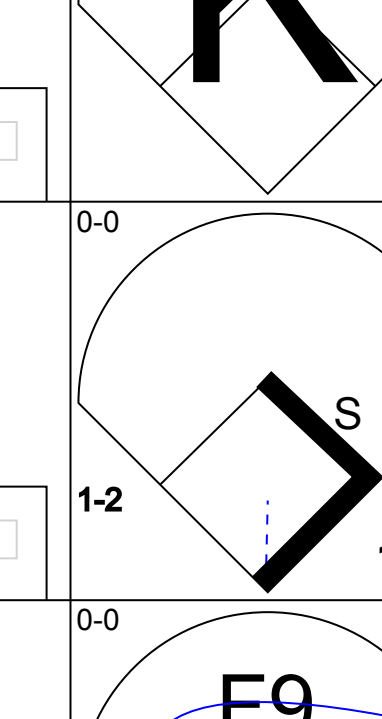
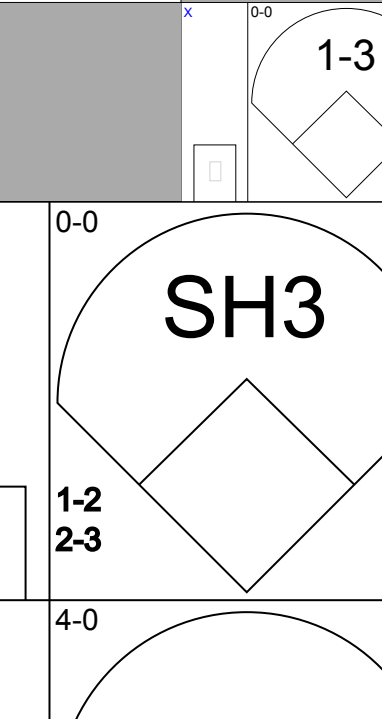
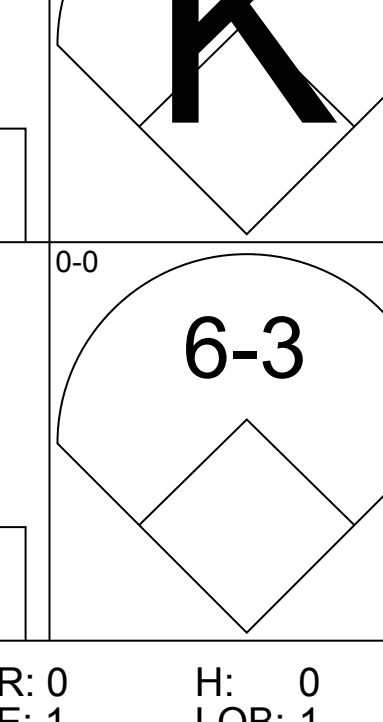
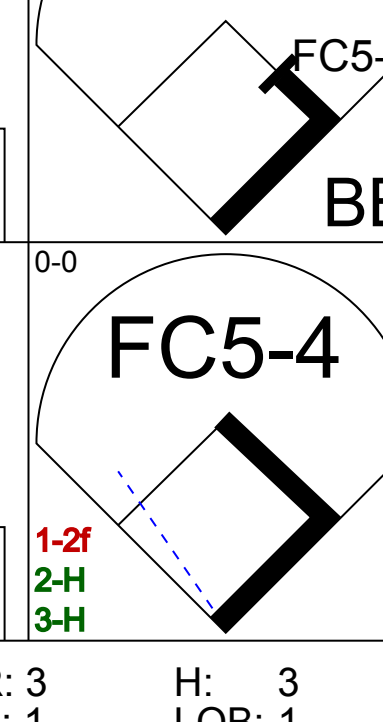
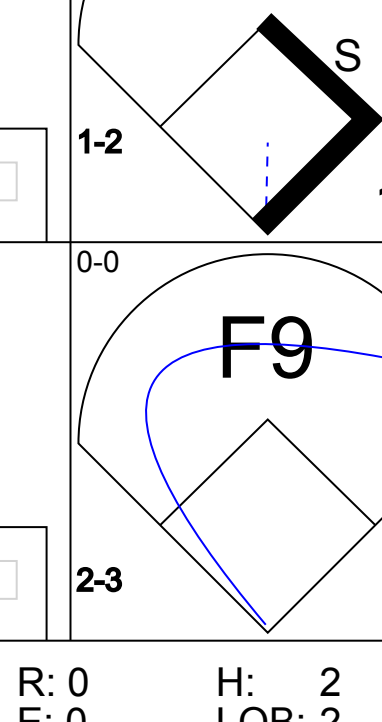
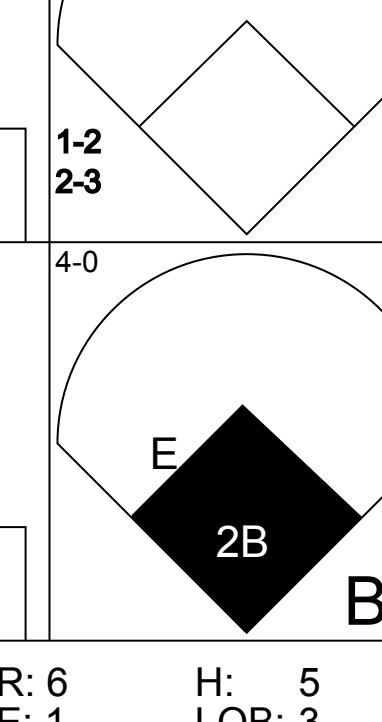


Batter	1	2	3	4	5	6	7	8	9	AB	R	H	RBI	BB	SO	LOB	TOP																			
Roy White, S OBP: 0.359, SLG: 0.418 (1, 7)										5	1	2	1	0	1	3																				
Willie Randolph, R OBP: 0.370, SLG: 0.326 (1, 4)										4	1	1	0	0	0	1																				
Thurman Munson, R OBP: 0.300, SLG: 0.382 (1, 2)										4	1	1	2	0	0	1																				
Reggie Jackson, L OBP: 0.337, SLG: 0.461 (1, 9)										4	1	1	0	0	1	0																				
Chris Chambliss, L OBP: 0.343, SLG: 0.395 (1, 3)										4	0	1	0	0	0	0																				
Graig Nettles, L OBP: 0.337, SLG: 0.447 (1, 5)										3	0	1	0	0	1	2																				
Gary Thomasson, L OBP: 0.276, SLG: 0.349 (9, PH)										3	0	0	1	0	0	2																				
Cliff Johnson, R OBP: 0.331, SLG: 0.364 (9, PH)										0	0	0	0	1	0	0																				
Jim Spencer, L OBP: 0.319, SLG: 0.549 (9, PH)										3	0	0	0	0	1	1																				
Lou Piniella, R OBP: 0.387, SLG: 0.424 (9, PH)										1	0	1	0	0	0	0																				
Bucky Dent, R OBP: 0.281, SLG: 0.298 (5, PR)										2	0	1	0	0	0	0																				
Fred Stanley, R OBP: 0.459, SLG: 0.345 (5, PH)										1	0	0	0	0	0	0																				
Jay Johnstone, L OBP: 0.246, SLG: 0.203 (9, PH)										1	0	0	0	0	0	3																				
Inning Stats	R: 0 E: 0 K: 1 S: 5	H: 0 LOB: 0 BB: 0 P: 5	R: 0 E: 0 K: 0 S: 3	H: 0 LOB: 0 BB: 0 P: 3	R: 0 E: 0 K: 0 S: 3	H: 0 LOB: 0 BB: 0 P: 3	R: 4 E: 0 K: 2 S: 12	H: 5 LOB: 1 BB: 0 P: 12	R: 0 E: 0 K: 0 S: 4	H: 2 LOB: 1 BB: 0 P: 4	R: 0 E: 0 K: 1 S: 5	H: 0 LOB: 1 BB: 0 P: 6	R: 0 E: 0 K: 0 S: 3	H: 0 LOB: 0 BB: 0 P: 3	R: 0 E: 0 K: 0 S: 3	H: 2 LOB: 3 BB: 1 P: 9	1B: 6 2B: 1 3B: 0 HR: 2	SF: 0 SAC: 0 DP: 0 HBP: 1	WP: 0 PA: 37 SB: 0 CS: 0																	
PITCHER	IP	WLS	BF	H	R	ER	SO	BB	IBB	HBP	BLK	WP	HR	S	P	ERA	WHIP	PITCHER		IP	WLS	BF	H	R	ER	SO	BB	IBB	HBP	BLK	WP	HR	S	P	ERA	WHIP
Luis Tiant, R ERA: 2.82 (1, 1)	3.0		13	4	4	4	1	0	0	0	0	0	2	15	15	12.00	1.333																			
Tom Burgmeier, L ERA: 4.03 (4, 1)	5.1	W	21	4	0	0	3	1	0	1	0	0	0	25	30	0.00	0.938																			
Bob Stanley, R ERA: 3.21 (9, 1)	0.2		3	1	0	0	0	0	0	0	0	0	0	3	3	0.00	1.500																			

New York Yankees @ Boston Red Sox
Fenway Park, Boston, MA
Mon Jun 19 1978, 7:05 PM EDT
Att: 33,163 - Unknown - 77 F


AB 35
R 4
H 9
RBI 4
BB 1
SO 4
LOB 13



Batter	1	2	3	4	5	6	7	8	9	AB	R	H	RBI	BB	SO	LOB	BOTTOM																			
Rick Burleson, R OBP: 0.294, SLG: 0.360 (1, 6)										5	2	2	1	0	1	3																				
Jerry Remy, L OBP: 0.316, SLG: 0.341 (1, 4)										5	1	2	2	0	0	1																				
Jim Rice, R OBP: 0.375, SLG: 0.641 (1, 10)										4	0	1	2	0	1	1																				
Carl Yastrzemski, L OBP: 0.389, SLG: 0.409 (1, 7)										4	1	2	0	1	0	1																				
Carlton Fisk, R OBP: 0.378, SLG: 0.484 (1, 2)										4	2	2	1	1	1	2																				
Fred Lynn, L OBP: 0.393, SLG: 0.505 (1, 8)										3	2	2	0	2	0	0																				
George Scott, R OBP: 0.360, SLG: 0.430 (1, 3)										5	1	1	1	0	3	7																				
Dwight Evans, R OBP: 0.382, SLG: 0.560 (1, 9)										2	0	1	0	1	1	1																				
Butch Hobson, R OBP: 0.327, SLG: 0.463 (1, 5)										3	1	0	1	1	0	4																				
Inning Stats	R: 1 E: 0 K: 0 S: 4	H: 1 LOB: 1 BB: 1 P: 8	R: 0 E: 1 K: 2 S: 8	H: 0 LOB: 1 BB: 0 P: 8	R: 0 E: 1 K: 0 S: 3	H: 1 LOB: 0 BB: 0 P: 3	R: 3 E: 1 K: 2 S: 10	H: 3 LOB: 1 BB: 1 P: 14	R: 0 E: 0 K: 1 S: 6	H: 1 LOB: 1 BB: 0 P: 6	R: 0 E: 0 K: 1 S: 7	H: 2 LOB: 2 BB: 0 P: 7	R: 0 E: 0 K: 1 S: 5	H: 0 LOB: 0 BB: 0 P: 5	R: 6 E: 1 K: 0 S: 8	H: 5 LOB: 3 BB: 4 P: 24	1B: 8 2B: 5 3B: 0 HR: 0	SF: 1 SAC: 1 DP: 1 HBP: 0	WP: 0 PA: 43 SB: 1 CS: 0																	
PITCHER	IP	WLS	BF	H	R	ER	SO	BB	IBB	HBP	BLK	WP	HR	S	P	ERA	WHIP	PITCHER		IP	WLS	BF	H	R	ER	SO	BB	IBB	HBP	BLK	WP	HR	S	P	ERA	WHIP
Ken Clay, R ERA: 4.19 (1, 1)	3.0		15	5	4	3	2	1	0	0	0	0	0	18	22	9.00	2.000																			
Rich Gossage, R ERA: 2.37 (4, 1)	4.1	L	22	6	5	5	5	2	1	0	0	0	0	29	41	10.38	1.846																			
Sparky Lyle, L ERA: 4.09 (8, 1)	0.2		6	2	1	1	0	1	1	0	0	0	0	4	12	13.50	4.500																			

New York Yankees @ Boston Red Sox
Fenway Park, Boston, MA
Mon Jun 19 1978, 7:05 PM EDT
Att: 33,163 - Unknown - 77 F

AB 35
R 10
H 13
RBI 8
BB 6
SO 7
LOB 20



Batter	1	2	3	4	5	6	7	8	9	AB	R	H	RBI	BB	SO	LOB	TOP				
Mark Belanger, R OBP: 0.295, SLG: 0.246	5-3		F8		F8			6-3		4	0	0	0	0	0	1	Baltimore Orioles @ Boston Red Sox Fenway Park, Boston, MA Fri Jun 23 1978, 7:05 PM EDT Att: 34,582 - Unknown				
Rich Dauer, R OBP: 0.308, SLG: 0.355	6-3				4-3			4-3		3	0	0	0	1	0	1					
Ken Singleton, S OBP: 0.422, SLG: 0.438										4	0	2	0	0	0	1					
Eddie Murray, S OBP: 0.323, SLG: 0.477	5-3		F7		F8			4-3		4	0	0	0	0	0	3					
Lee May, R OBP: 0.296, SLG: 0.451			F9		F7			5-3		4	0	0	0	0	0	0					
Andres Mora, R OBP: 0.300, SLG: 0.411										4	2	3	1	0	0	0					
Doug DeCinces, R OBP: 0.325, SLG: 0.391					G6-4-3					3	0	0	0	1	0	2					
Carlos Lopez, R OBP: 0.289, SLG: 0.348										4	0	2	1	0	0	1					
Rick Dempsey, R OBP: 0.266, SLG: 0.297										4	0	1	0	0	0	4					
Inning Stats	R: 0 E: 0 K: 0 S: 4	H: 1 LOB: 1 BB: 0 P: 4	R: 1 E: 0 K: 0 S: 4	H: 2 LOB: 1 BB: 1 P: 8	R: 0 E: 0 K: 0 S: 3	H: 0 LOB: 0 BB: 1 P: 7	R: 0 E: 0 K: 0 S: 3	H: 1 LOB: 0 BB: 0 P: 3	R: 0 E: 0 K: 0 S: 4	H: 0 LOB: 0 BB: 0 P: 3	R: 0 E: 1 K: 0 S: 4	H: 0 LOB: 1 BB: 0 P: 4	R: 0 E: 0 K: 0 S: 4	H: 1 LOB: 1 BB: 0 P: 4	R: 1 E: 0 K: 0 S: 5	H: 2 LOB: 1 BB: 0 P: 5	1B: 6 2B: 1 3B: 0 HR: 1	SF: 0 SAC: 0 DP: 2 HBP: 0	WP: 0 PB: 0 SB: 0 CS: 0	PA: 36	
PITCHER Bill Lee, L ERA: 2.74	IP: 9.0 WLS: W BF: 36	H: 8 R: 2 ER: 2 SO: 0	BB: 2 IBB: 0 HBP: 0 BLK: 0	WP: 0 HR: 1 S: 34 P: 42	ERA: 2.00 WHIP: 1.111											PITCHER	IP: 9.0 WLS: W BF: 36	H: 8 R: 2 ER: 2 SO: 0	BB: 2 IBB: 0 HBP: 0 BLK: 0	WP: 0 HR: 1 S: 34 P: 42	ERA: 2.00 WHIP: 1.111

Batter	1	2	3	4	5	6	7	8	9	AB	R	H	RBI	BB	SO	LOB	BOTTOM				
Rick Burleson, R OBP: 0.300, SLG: 0.371					B1-3					4	2	3	0	0	0	0	Baltimore Orioles @ Boston Red Sox Fenway Park, Boston, MA Fri Jun 23 1978, 7:05 PM EDT Att: 34,582 - Unknown				
Jerry Remy, L OBP: 0.311, SLG: 0.335										4	1	1	0	0	1	1					
Jim Rice, R OBP: 0.385, SLG: 0.640										4	0	3	1	0	1	2					
Carl Yastrzemski, L OBP: 0.392, SLG: 0.410										2	1	1	1	1	0	2					
Carlton Fisk, R OBP: 0.380, SLG: 0.491										4	1	1	3	0	0	5					
Fred Lynn, L OBP: 0.390, SLG: 0.507										2	0	0	0	2	0	2					
George Scott, R OBP: 0.358, SLG: 0.441										4	0	1	0	0	0	2					
Dwight Evans, R OBP: 0.377, SLG: 0.546										3	0	0	0	1	1	2					
Butch Hobson, R OBP: 0.323, SLG: 0.479										4	0	0	0	0	0	3					
Inning Stats	R: 3 E: 0 K: 1 S: 8	H: 3 LOB: 1 BB: 1 P: 12	R: 0 E: 0 K: 0 S: 2	H: 1 LOB: 0 BB: 1 P: 6	R: 0 E: 0 K: 1 S: 5	H: 1 LOB: 0 BB: 0 P: 5	R: 1 E: 0 K: 1 S: 7	H: 1 LOB: 1 BB: 0 P: 7	R: 0 E: 0 K: 0 S: 3	H: 0 LOB: 0 BB: 0 P: 3	R: 1 E: 0 K: 0 S: 6	H: 3 LOB: 2 BB: 0 P: 6	R: 0 E: 0 K: 0 S: 3	H: 0 LOB: 1 BB: 1 P: 7	1B: 7 2B: 2 3B: 0 HR: 1	SF: 1 SAC: 0 DP: 2 HBP: 0	WP: 1 PB: 0 SB: 0 CS: 1	PA: 37			
PITCHER Jim Palmer, R ERA: 2.05	IP: 8.0 WLS: L BF: 36	H: 10 R: 5 ER: 5 SO: 3	BB: 4 IBB: 0 HBP: 0 BLK: 0	WP: 1 HR: 1 S: 38 P: 54	ERA: 5.62 WHIP: 1.750											PITCHER	IP: 8.0 WLS: L BF: 36	H: 10 R: 5 ER: 5 SO: 3	BB: 4 IBB: 0 HBP: 0 BLK: 0	WP: 1 HR: 1 S: 38 P: 54	ERA: 5.62 WHIP: 1.750

Batter	1	2	3	4	5	6	7	8	9	AB	R	H	RBI	BB	SO	LOB	TOP			
Larry Harlow, L OBP: 0.367, SLG: 0.385	F7		F8		F9		F7			4	0	0	0	0	0	2	Baltimore Orioles @ Boston Red Sox Fenway Park, Boston, MA Sat Jun 24 1978, 3:33 AM EDT Att: 32,213 - Unknown			
Billy Smith, S OBP: 0.324, SLG: 0.368	F2		P3		4-3			F9		4	0	0	0	0	0	1				
Eddie Murray, S OBP: 0.322, SLG: 0.485	K			HR	F7			F9		4	1	1	1	0	1	1				
Ken Singleton, S OBP: 0.419, SLG: 0.434		K		1B BB G5-2-3		K		1-3		4	0	1	0	0	2	0				
Pat Kelly, L OBP: 0.406, SLG: 0.378		S BB		G5-2-3 1B 1-2 BB		4-3		F8		2	0	0	0	2	0	0				
Terry Crowley, L OBP: 0.348, SLG: 0.348	F9			G5-2-3 1-2 2-3 1B		K		G3		4	0	1	0	0	1	1				
Doug DeCinces, R OBP: 0.324, SLG: 0.404		K		G5-2-3 1-2 2-3 3-H		K		HR		4	1	1	1	0	2	4				
Rick Dempsey, R OBP: 0.271, SLG: 0.317			HR	F8				6-3		4	1	2	1	0	0	2				
Mark Belanger, R OBP: 0.295, SLG: 0.253			6-3		F9 2B		F8			3	0	1	0	0	0	1				
Inning Stats	R: 0 E: 0 K: 1 S: 5	H: 0 LOB: 0 BB: 0 P: 5	R: 0 E: 0 K: 2 S: 7	H: 0 LOB: 1 BB: 1 P: 11	R: 1 E: 0 K: 0 S: 4	H: 1 LOB: 0 BB: 0 P: 4	R: 1 E: 0 K: 0 S: 5	H: 3 LOB: 2 BB: 1 P: 9	R: 0 E: 0 K: 2 S: 7	H: 0 LOB: 0 BB: 0 P: 7	R: 0 E: 0 K: 1 S: 6	H: 1 LOB: 1 BB: 0 P: 6	R: 0 E: 0 K: 0 S: 3	H: 0 LOB: 0 BB: 0 P: 3	R: 1 E: 0 K: 0 S: 4	H: 1 LOB: 0 BB: 0 P: 4	1B: 3 2B: 1 3B: 0 HR: 3	SF: 0 SAC: 0 DP: 1 HBP: 0	WP: 0 PB: 0 SB: 1 CS: 0	PA: 35
PITCHER Luis Tiant, R ERA: 2.84	IP: 9.0 WLS: W BF: 35 H: 7 R: 3 ER: 3 SO: 6 BB: 2 IBB: 0 HBP: 0 BLK: 0 WP: 0 HR: 3 S: 45 P: 53 ERA: 3.00 WHIP: 1.000															PITCHER				


Batter	1	2	3	4	5	6	7	8	9	AB	R	H	RBI	BB	SO	LOB	BOTTOM			
Rick Burleson, R OBP: 0.301, SLG: 0.372	6-3		K		FC6-4 1B	1-2 2-H 3-H 1B		K		5	0	2	2	0	2	0	Baltimore Orioles @ Boston Red Sox Fenway Park, Boston, MA Sat Jun 24 1978, 3:33 AM EDT Att: 32,213 - Unknown			
Jerry Remy, L OBP: 0.306, SLG: 0.328	F9		6-3		FC6-4 1-2 2-3 1B	F7		4-3		5	0	0	0	0	4					
Jim Rice, R OBP: 0.382, SLG: 0.631	F8			K	F8		BB E BB	F6		4	1	0	0	1	1	2				
Carl Yastrzemski, L OBP: 0.390, SLG: 0.405		3-1		4-3		6-3	FC4-6 BB			3	0	0	0	1	0	0				
Carlton Fisk, R OBP: 0.385, SLG: 0.511		2B		HR		2B BB BB	F7			3	2	2	1	1	0	2				
Fred Lynn, L OBP: 0.388, SLG: 0.506	F7			3-1		BB 1B 2B	FC4-6 1B			4	2	1	0	0	0	2				
George Scott, R OBP: 0.362, SLG: 0.438	L6				4-3	BB 1B IBB	E 2-H 1B			3	1	1	1	1	0	1				
Dwight Evans, R OBP: 0.383, SLG: 0.552			K		1B 2B	1-2 2-3 3-H BB	E9 1B			3	1	2	1	1	1	0				
Butch Hobson, R OBP: 0.326, SLG: 0.492			HR		FC6-4 2-H 1B	K	P3			4	1	2	2	0	1	5				
Inning Stats	R: 0 E: 0 K: 0 S: 3	H: 0 LOB: 0 BB: 0 P: 3	R: 0 E: 0 K: 0 S: 4	H: 1 LOB: 0 BB: 0 P: 4	R: 1 E: 0 K: 2 S: 8	H: 1 LOB: 0 BB: 0 P: 8	R: 1 E: 0 K: 1 S: 6	H: 1 LOB: 0 BB: 0 P: 6	R: 1 E: 0 K: 0 S: 6	H: 3 LOB: 2 BB: 3 P: 19	R: 2 E: 2 K: 0 S: 5	H: 2 LOB: 2 BB: 2 P: 13	R: 0 E: 0 K: 1 S: 5	H: 0 LOB: 0 BB: 0 P: 5	R: 0 E: 0 K: 0 S: 4	H: 0 LOB: 0 BB: 0 P: 4	1B: 5 2B: 3 3B: 0 HR: 2	SF: 0 SAC: 0 DP: 0 HBP: 0	WP: 1 PB: 0 SB: 0 CS: 0	PA: 39
PITCHER Scott McGregor, L ERA: 3.59 Joe Kerrigan, R ERA: 5.86	IP: 5.1 WLS: L BF: 24 H: 7 R: 5 ER: 5 SO: 3 BB: 1 IBB: 0 HBP: 0 BLK: 0 WP: 1 HR: 2 S: 29 P: 33 ERA: 8.44 WHIP: 1.500															PITCHER				


AB	33
R	3
H	7
RBI	3
BB	2
SO	6
LOB	12



AB	34
R	8
H	10
RBI	7
BB	5
SO	5
LOB	16



Batter	1	2	3	4	5	6	7	8	9	AB	R	H	RBI	BB	SO	LOB	TOP			
Larry Harlow, L OBP: 0.363, SLG: 0.380 (1, 8)	F9		6-3			F5			F5	5	0	1	0	0	0	1	<p>Baltimore Orioles @ Boston Red Sox Fenway Park, Boston, MA Sun Jun 25 1978, 3:33 AM EDT Att: 33,526 - Unknown</p> <p>livebaseballscorecards.com</p> <p>AB 37 R 1 H 9 RBI 1 BB 3 SO 9 LOB 20</p> 			
Rich Dauer, R OBP: 0.312, SLG: 0.357 (1, 5)	K		F G3 1B			1B			E5	5	0	2	0	0	1	0				
Eddie Murray, S OBP: 0.323, SLG: 0.480 (1, 3)	1B BB		G3 1-3			1B			L7	3	0	0	0	2	0	2				
Ken Singleton, S OBP: 0.419, SLG: 0.431 (1, 9)	1-2 1B		K			K			F8	4	0	1	0	1	2	5				
Lee May, R OBP: 0.292, SLG: 0.444 (1, 10)	K					F5			F9	4	0	0	0	0	2	6				
Andres Mora, R OBP: 0.321, SLG: 0.481 (1, 7)									F8	4	1	3	1	0	0	0				
Billy Smith, S OBP: 0.318, SLG: 0.360 (1, 4)									G3	4	0	0	0	0	1	2				
Eliot Hendricks, L OBP: 0.333, SLG: 0.333 (1, 2)										4	0	1	0	0	2	2				
Mark Belanger, R OBP: 0.295, SLG: 0.254 (8, PH)										3	0	1	0	0	0	1				
Terry Crowley, L OBP: 0.333, SLG: 0.333 (8, 6)										1	0	0	0	0	1	1				
Kiko Garcia, R OBP: 0.362, SLG: 0.512 (8, 6)										0	0	0	0	0	0	0				
Inning Stats	R: 0 E: 0 K: 2 S: 8	H: 1 LOB: 2 BB: 1 P: 12	R: 0 E: 0 K: 1 S: 6	H: 1 LOB: 1 BB: 0 P: 6	R: 0 E: 0 K: 1 S: 6	H: 1 LOB: 1 BB: 0 P: 6	R: 0 E: 0 K: 1 S: 6	H: 2 LOB: 3 BB: 1 P: 11	R: 1 E: 0 K: 2 S: 9	H: 2 LOB: 1 BB: 0 P: 9	R: 0 E: 0 K: 0 S: 3	H: 0 LOB: 1 BB: 1 P: 7	R: 0 E: 0 K: 1 S: 6	H: 1 LOB: 1 BB: 0 P: 6	R: 0 E: 1 K: 0 S: 4	H: 0 LOB: 1 BB: 0 P: 4	1B: 7 2B: 1 3B: 0 HR: 1	SF: 0 SAC: 0 DP: 0 HBP: 0	WP: 0 PB: 0 SB: 0 CS: 0	PA: 40
PITCHER Mike Torrez, R ERA: 3.88 (1, 1)	IP: 9.0 WLS: W BF: 40	H: 9 R: 1 ER: 1 SO: 9	BB: 3 IBB: 0 HBP: 0 BLK: 0	WP: 0 HR: 1 S: 55 P: 67	ERA: 1.00 WHIP: 1.333	PITCHER										IP: 9.0 WLS: W BF: 40	H: 9 R: 1 ER: 1 SO: 9	BB: 3 IBB: 0 HBP: 0 BLK: 0	WP: 0 HR: 1 S: 55 P: 67	ERA: 1.00 WHIP: 1.333

Batter	1	2	3	4	5	6	7	8	9	AB	R	H	RBI	BB	SO	LOB	BOTTOM			
Rick Burleson, R OBP: 0.301, SLG: 0.380 (1, 6)	5-3	G5-3								4	1	1	1	0	1	5	<p>Baltimore Orioles @ Boston Red Sox Fenway Park, Boston, MA Sun Jun 25 1978, 3:33 AM EDT Att: 33,526 - Unknown</p> <p>livebaseballscorecards.com</p> <p>AB 27 R 4 H 7 RBI 3 BB 4 SO 5 LOB 7</p> 			
Jerry Remy, L OBP: 0.305, SLG: 0.327 (1, 4)	F7		3-1							4	0	1	0	0	0	2				
Jim Rice, R OBP: 0.380, SLG: 0.633 (1, 10)	E9 3B		F8							4	1	1	0	0	0	0				
Carl Yastrzemski, L OBP: 0.385, SLG: 0.398 (1, 7)	1-3		K							4	0	0	0	0	1	0				
Carlton Fisk, R OBP: 0.384, SLG: 0.506 (1, 2)										4	1	1	0	0	1	0				
Fred Lynn, L OBP: 0.387, SLG: 0.509 (1, 8)										3	0	1	1	0	0	0				
George Scott, R OBP: 0.375, SLG: 0.459 (1, 3)										1	1	1	0	2	0	0				
Dwight Evans, R OBP: 0.384, SLG: 0.552 (1, 9)										2	0	1	1	0	1	0				
Butch Hobson, R OBP: 0.330, SLG: 0.490 (1, 5)										1	0	0	0	2	1	0				
Inning Stats	R: 1 E: 1 K: 0 S: 4	H: 1 LOB: 0 BB: 0 P: 4	R: 1 E: 0 K: 0 S: 4	H: 2 LOB: 2 BB: 2 P: 12	R: 0 E: 0 K: 1 S: 5	H: 0 LOB: 0 BB: 0 P: 5	R: 0 E: 0 K: 0 S: 2	H: 0 LOB: 0 BB: 1 P: 6	R: 1 E: 0 K: 2 S: 8	H: 2 LOB: 1 BB: 0 P: 8	R: 0 E: 0 K: 1 S: 5	H: 0 LOB: 0 BB: 0 P: 5	R: 1 E: 0 K: 1 S: 7	H: 2 LOB: 2 BB: 1 P: 11	R: 0 E: 0 K: 0 S: 3	H: 0 LOB: 0 BB: 0 P: 3	1B: 3 2B: 1 3B: 2 HR: 1	SF: 0 SAC: 1 DP: 1 HBP: 0	WP: 0 PB: 0 SB: 1 CS: 1	PA: 33
PITCHER Dennis Martinez, R ERA: 4.62 (1, 1)	IP: 8.0 WLS: L BF: 32	H: 7 R: 4 ER: 3 SO: 5	BB: 3 IBB: 1 HBP: 0 BLK: 0	WP: 0 HR: 1 S: 38 P: 54	ERA: 3.38 WHIP: 1.250	PITCHER										IP: 8.0 WLS: L BF: 32	H: 7 R: 4 ER: 3 SO: 5	BB: 3 IBB: 1 HBP: 0 BLK: 0	WP: 0 HR: 1 S: 38 P: 54	ERA: 3.38 WHIP: 1.250

Batter	1	2	3	4	5	6	7	8	9	AB	R	H	RBI	BB	SO	LOB	TOP										
Rick Burleson, R OBP: 0.296, SLG: 0.374 (1, 6)	0-0 4-3	0-0 FC6-4			0-0 F8		0-3 K		0-3 K	5	0	0	0	0	2	4	Boston Red Sox @ New York Yankees Yankee Stadium, Bronx, NY Mon Jun 26 1978, 7:05 PM EDT Att: 52,124 - Unknown AB 34 R 4 H 7 RBI 4 BB 5 SO 9 LOB 19										
Jerry Remy, L OBP: 0.306, SLG: 0.324 (1, 4)	0-0 F2		0-0 F4		0-0 F9		4-0 BB		4-0 BB	3	0	0	0	2	0	1											
Jim Rice, R OBP: 0.361, SLG: 0.639 (1, 10)	0-0 1B		0-3 K		0-0 HR		0-0 F9		0-0 4-3	5	1	2	2	0	1	3											
Carl Yastrzemski, L OBP: 0.383, SLG: 0.396 (1, 7)	0-0 1B		0-0 F9		0-0 L4		0-0 F8			4	0	1	0	0	0	2											
Carlton Fisk, R OBP: 0.395, SLG: 0.523 (1, 2)	0-3 K			0-0 F4		0-0 1B		0-0 HR		4	2	2	1	0	1	2											
Fred Lynn, L OBP: 0.389, SLG: 0.506 (1, 8)		4-0 BB		0-0 G3		0-0 G4-3		0-0 4-3		3	0	1	1	1	0	0											
George Scott, R OBP: 0.378, SLG: 0.464 (1, 3)		4-0 BB		0-0 FC6-4		0-0 F8		0-3 K		3	0	1	0	1	1	1											
Dwight Evans, R OBP: 0.378, SLG: 0.542 (1, 9)		0-3 K		0-3 K		0-0 G4-3		0-0 4-3		4	0	0	0	0	2	4											
Butch Hobson, R OBP: 0.329, SLG: 0.484 (1, 5)		0-3 K			0-0 E4		4-0 BB		0-3 K	3	1	0	0	1	2	2											
Inning Stats	R: 0 E: 0 K: 1 S: 7	H: 2 LOB: 2 BB: 0 P: 7	R: 0 E: 0 K: 2 S: 7	H: 0 LOB: 2 BB: 2 P: 15	R: 0 E: 0 K: 1 S: 5	H: 0 LOB: 0 BB: 0 P: 5	R: 0 E: 0 K: 1 S: 6	H: 1 LOB: 1 BB: 0 P: 6	R: 2 E: 1 K: 0 S: 5	H: 1 LOB: 0 BB: 0 P: 5	R: 1 E: 0 K: 0 S: 4	H: 2 LOB: 0 BB: 0 P: 4	R: 0 E: 0 K: 1 S: 5	H: 0 LOB: 2 BB: 2 P: 13	R: 1 E: 0 K: 1 S: 6	H: 1 LOB: 0 BB: 1 P: 11	1B: 3 2B: 2 3B: 0 HR: 2	SF: 0 SAC: 0 DP: 1 HBP: 0	WP: 0 PB: 0 SB: 0 CS: 0	PA: 39							
PITCHER	IP	WLS	BF	H	R	ER	SO	BB	IBB	HBP	BLK	WP	HR	S	P	ERA	WHIP										
Andy Messersmith, R ERA: 4.71 (1, 1)	6.1	L	29	6	3	1	6	4	0	0	0	0	1	37	53	1.42	1.579										
Rich Gossage, R ERA: 2.32 (7, 1)	2.2		10	1	1	1	3	1	0	0	0	0	1	15	19	3.38	0.750										

Batter	1	2	3	4	5	6	7	8	9	AB	R	H	RBI	BB	SO	LOB	BOTTOM										
Roy White, S OBP: 0.349, SLG: 0.405 (1, 7)	0-0 S	4-0 BB		0-0 G4-6-3			0-3 K		0-0 F7	4	1	1	0	1	1	1	Boston Red Sox @ New York Yankees Yankee Stadium, Bronx, NY Mon Jun 26 1978, 7:05 PM EDT Att: 52,124 - Unknown AB 33 R 1 H 7 RBI 1 BB 5 SO 8 LOB 19										
Graig Nettles, L OBP: 0.334, SLG: 0.425 (1, 5)	0-3 K	0-3 K			0-0 4-3		0-0 F9		0-0 F5	5	0	0	0	0	2	3											
Thurman Munson, R OBP: 0.296, SLG: 0.367 (1, 2)	0-0 6-3		0-0 F7		0-0 L5		0-0 F8		0-3 K	5	0	0	0	0	1	1											
Chris Chambliss, L OBP: 0.352, SLG: 0.406 (1, 3)	0-0 BB		1-0 BB		4-0 BB		0-0 1B		0-0 1B	2	0	2	1	1	0	0											
Lou Piniella, R OBP: 0.389, SLG: 0.413 (1, 9)	4-0 BB		0-0 L9		0-0 F9		0-0 K		0-3 K	3	0	0	0	1	1	3											
Reggie Jackson, L OBP: 0.335, SLG: 0.460 (1, 10)	0-3 K		4-0 BB		0-0 4-3		0-0 4-3		0-0 BB	3	0	1	0	1	1	2											
Gary Thomasson, L OBP: 0.275, SLG: 0.339 (1, 8)		0-0 F5		0-0 4-3		0-0 5-3		0-0 F9		4	0	0	0	0	0	4											
Fred Stanley, R OBP: 0.413, SLG: 0.396 (8, PH)		0-3 K		0-0 FC2-6		0-0 1B		4-0 BB		3	0	2	0	0	1	0											
Jim Spencer, L OBP: 0.304, SLG: 0.500 (8, PH)				0-0 FC2-6		0-0 1B		0-0 BB		0	0	0	0	1	0	0											
Paul Blair, R OBP: 0.289, SLG: 0.353 (9, 4)				0-0 G4-6-3		0-3 K		1-2 BB		0	0	0	0	0	0	0											
Damaso Garcia, R OBP: 0.429, SLG: 0.429 (8, PH)				0-0 FC2-6		0-0 K		0-0 4-3		3	0	1	0	0	1	2											
Jay Johnstone, L OBP: 0.215, SLG: 0.219 (8, PH)				0-0 G4-6-3						1	0	0	0	0	0	3											
Brian Doyle, L OBP: 0.222, SLG: 0.222 (9, 4)				1-2 BB						0	0	0	0	0	0	0											
Inning Stats	R: 1 E: 0 K: 2 S: 9	H: 2 LOB: 1 BB: 1 P: 13	R: 0 E: 0 K: 2 S: 8	H: 1 LOB: 1 BB: 1 P: 12	R: 0 E: 0 K: 0 S: 3	H: 0 LOB: 2 BB: 1 P: 8	R: 0 E: 0 K: 0 S: 3	H: 1 LOB: 0 BB: 0 P: 3	R: 0 E: 0 K: 0 S: 3	H: 0 LOB: 1 BB: 1 P: 7	R: 0 E: 0 K: 1 S: 6	H: 1 LOB: 0 BB: 0 P: 6	R: 0 E: 0 K: 1 S: 5	H: 0 LOB: 0 BB: 0 P: 5	R: 0 E: 0 K: 1 S: 7	H: 2 LOB: 3 BB: 1 P: 11	R: 0 E: 0 K: 1 S: 5	H: 0 LOB: 0 BB: 0 P: 5	1B: 7 2B: 0 3B: 0 HR: 0	SF: 0 SAC: 0 DP: 1 HBP: 1	WP: 0 PB: 0 SB: 1 CS: 0	PA: 39					
PITCHER	IP	WLS	BF	H	R	ER	SO	BB	IBB	HBP	BLK	WP	HR	S	P	ERA	WHIP										
Dennis Eckersley, R ERA: 3.12 (1, 1)	7.2	W	34	7	1	1	7	4	0	1	0	0	0	43	60	1.17	1.435										
Bill Campbell, R ERA: 5.5 (8, 1)	1.1	S	5	0	0	0	1	1	0	0	0	0	0	6	10	0.00	0.750										

Batter	1	2	3	4	5	6	7	8	9	10	11	12	13	14	AB	R	H	RBI	BB	SO	LOB	TOP					
Rick Burleson, R OBP: 0.289, SLG: 0.375 (1, 6)	K			G4-3 1B		G4-3 1B	G5-3 1B		F8		F9			F9	7	1	3	2	0	1	0						
Jerry Remy, L OBP: 0.306, SLG: 0.323 (1, 4)	F8			G4-3 1-2f		L8				6-3		CS 1B		F6	7	0	2	0	0	0	3						
Jim Rice, R OBP: 0.383, SLG: 0.637 (1, 10)	4-3			BB		F8	G5-3			5-3 2B		1-2 BB			4	0	1	0	2	0	4						
Carl Yastrzemski, L OBP: 0.382, SLG: 0.392 (1, 7)		F9		F6		1B			F8			F9			5	0	1	1	1	0	2						
Carlton Fisk, R OBP: 0.381, SLG: 0.514 (1, 2)		5-3				K			K		5-3 IBB			F7	6	0	1	1	0	2	3						
Fred Lynn, L OBP: 0.391, SLG: 0.506 (1, 8)		F7				2B	BB		5-3					F4	4	0	1	0	2	0	2						
George Scott, R OBP: 0.370, SLG: 0.450 (1, 3)			K			K			BB 1B		K			K	6	1	1	0	0	5	5						
Dwight Evans, R OBP: 0.377, SLG: 0.541 (1, 9)		K							6-3					F8	6	1	2	0	0	1	0						
Butch Hobson, R OBP: 0.329, SLG: 0.478 (1, 5)			K						6-3					K	5	1	1	0	1	3	0						
Inning Stats	R: 0 E: 0 K: 1 S: 5	H: 0 LOB: 0 BB: 0 P: 5	R: 0 E: 0 K: 0 S: 3	H: 0 LOB: 0 BB: 0 P: 3	R: 0 E: 0 K: 3 S: 9	H: 0 LOB: 0 BB: 0 P: 9	R: 0 E: 0 K: 0 S: 7	H: 1 LOB: 1 BB: 1 P: 7	R: 0 E: 0 K: 0 S: 8	H: 1 LOB: 1 BB: 0 P: 8	R: 0 E: 0 K: 1 S: 6	H: 0 LOB: 0 BB: 0 P: 3	R: 0 E: 0 K: 1 S: 5	H: 1 LOB: 1 BB: 0 P: 7	R: 0 E: 0 K: 1 S: 5	H: 0 LOB: 0 BB: 0 P: 5	R: 0 E: 0 K: 1 S: 5	H: 0 LOB: 0 BB: 0 P: 5	R: 0 E: 0 K: 1 S: 5	H: 0 LOB: 0 BB: 0 P: 5	1B: 10 2B: 3 3B: 0 HR: 0	SF: 0 SAC: 0 DP: 2 HBP: 0	WP: 0 PB: 0 CS: 1	PA: 56			
PITCHER	IP 6.0	WLS 19	BF 27	H 8	R 4	ER 0	SO 6	BB 3	IBB 0	HBP 0	BLK 0	WP 0	HR 0	S 36	P 48	ERA 6.00	WHIP 1.633										
Ron Guidry, L ERA: 1.71 (7, 1)	5.0	19	4	0	0	4	0	2	0	0	0	0	0	25	33	0.00	0.800										
Rich Gossage, R ERA: 2.15 (12, 1)	3.0	W	10	1	0	0	2	1	0	0	0	0	0	13	17	0.00	0.667										

Boston Red Sox @ New York Yankees
Yankee Stadium, Bronx, NY
Tue Jun 27 1978, 7:05 PM EDT
Att. 55,132 - Unknown - 77 F

AB 50
R 13
H 14
RBI 4
BB 6
SO 12
LOB 19

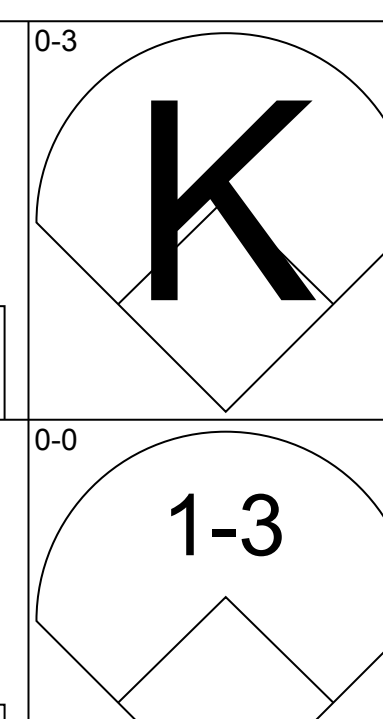
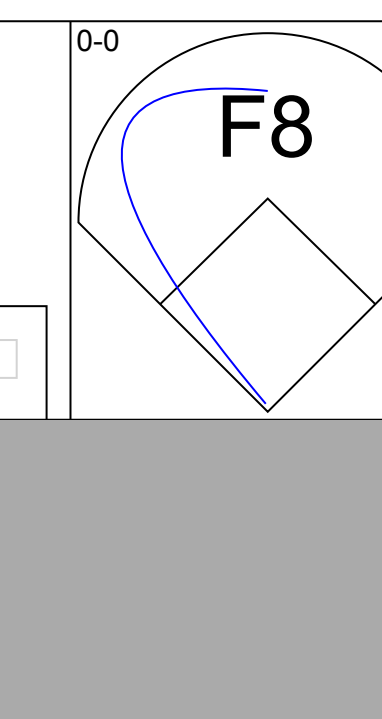
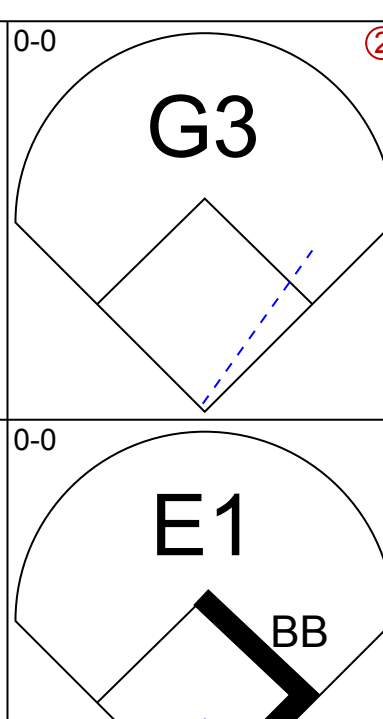
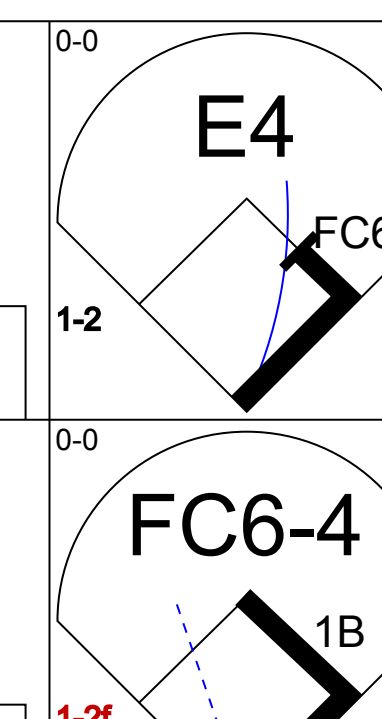
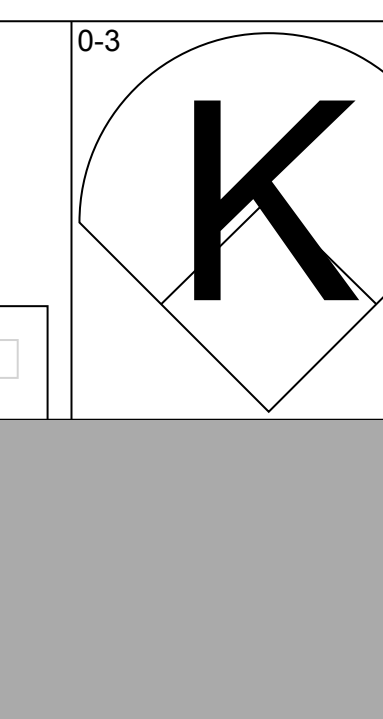
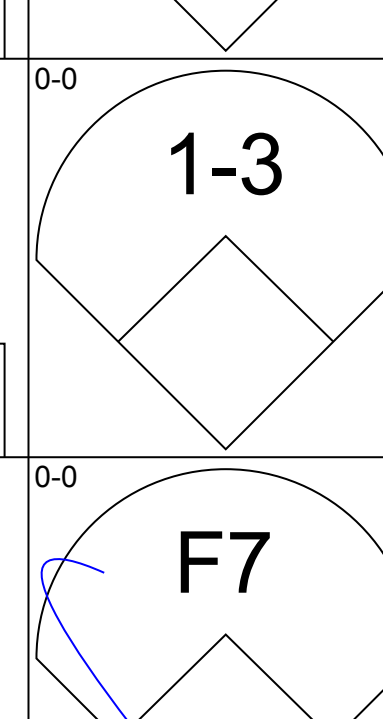
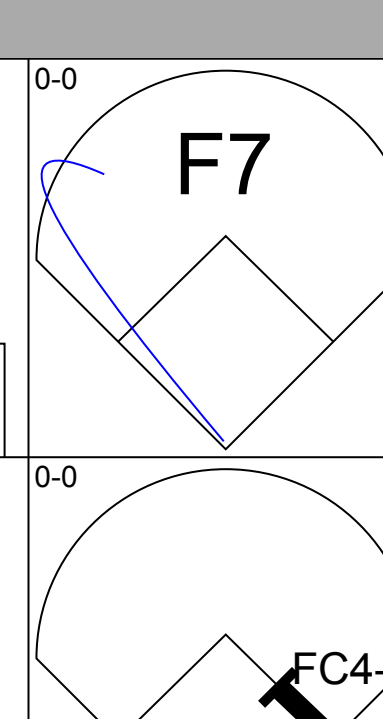
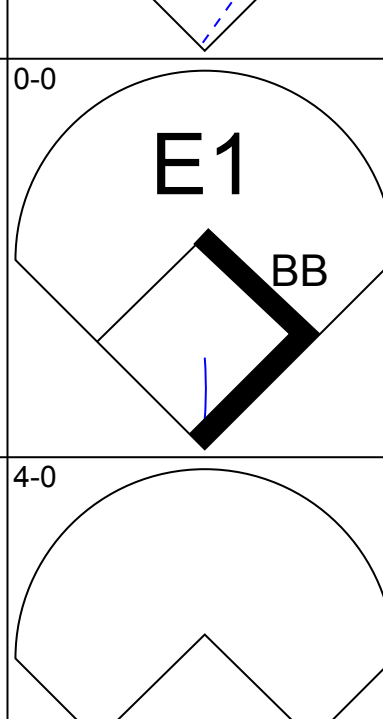
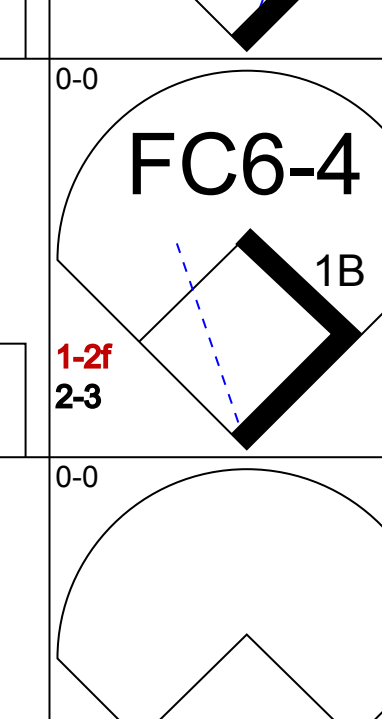
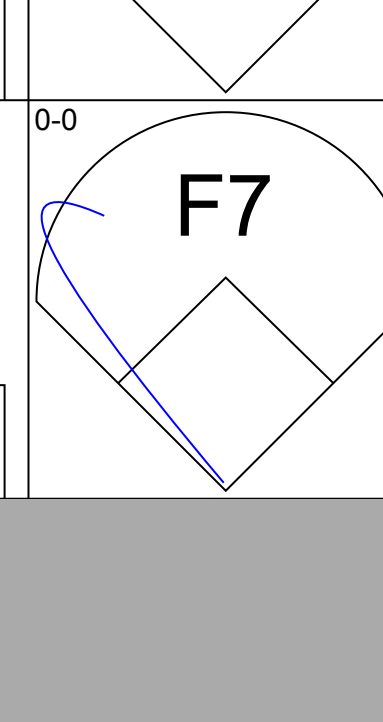
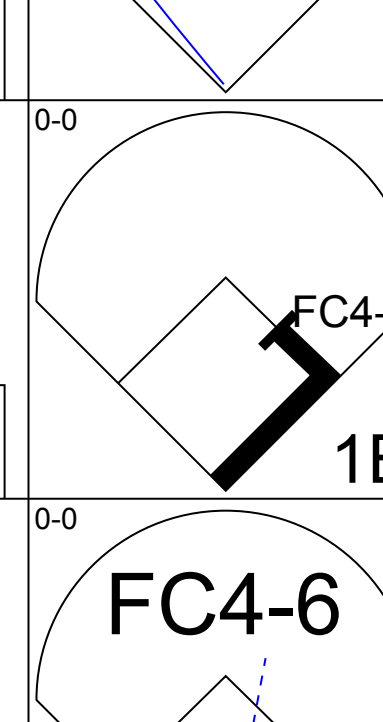
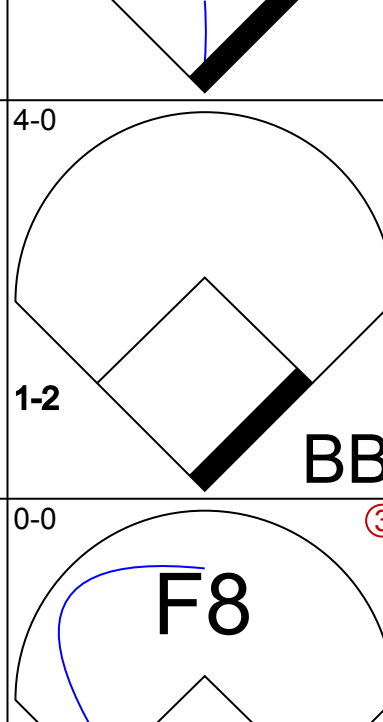
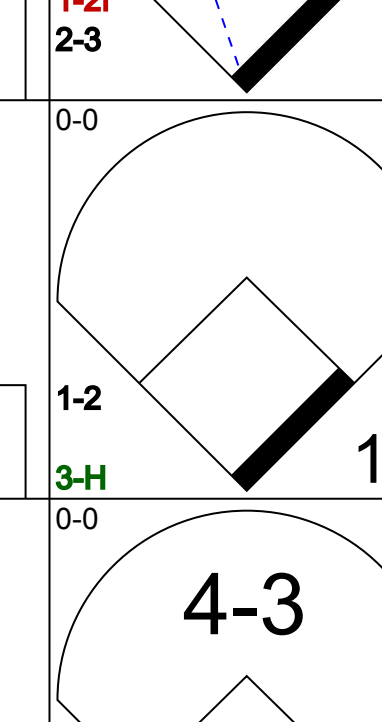

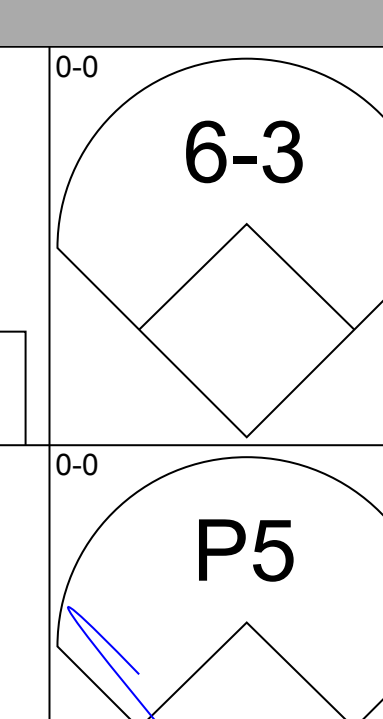
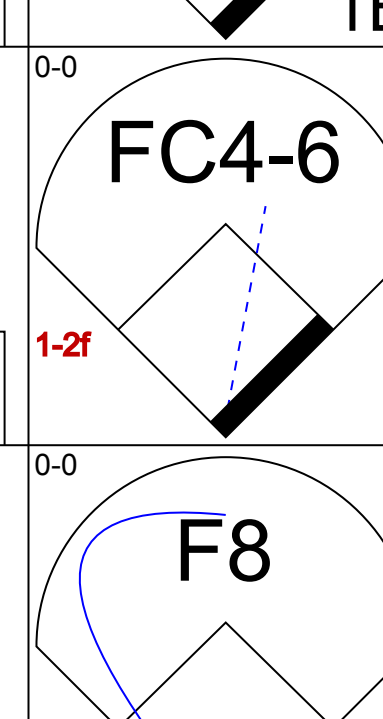
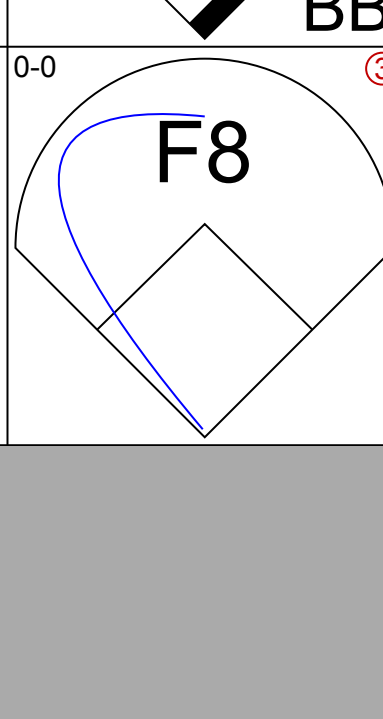
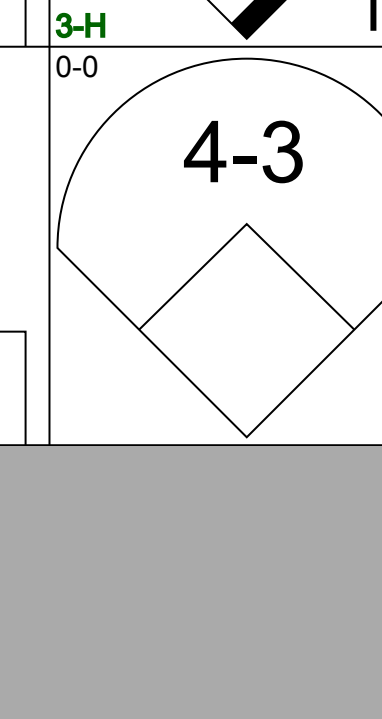
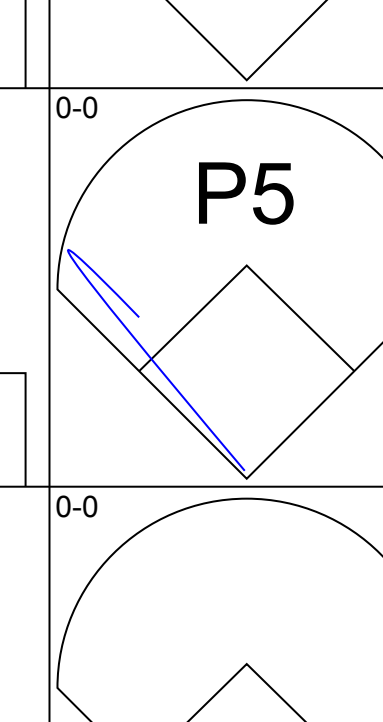
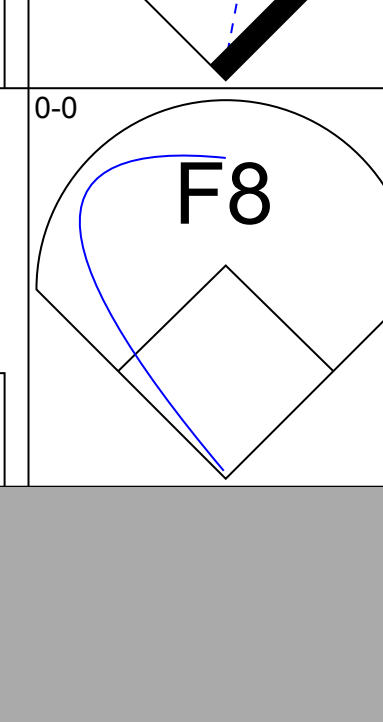
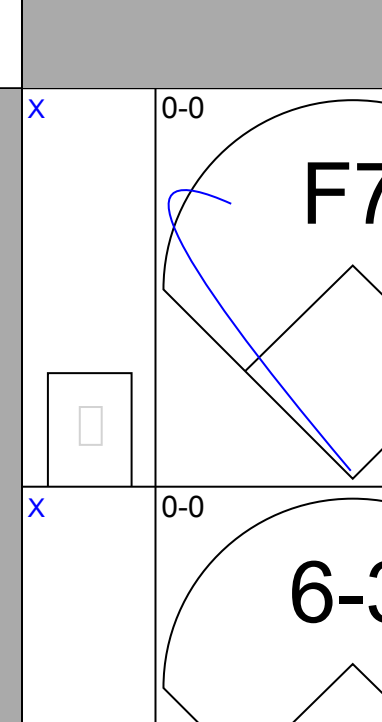
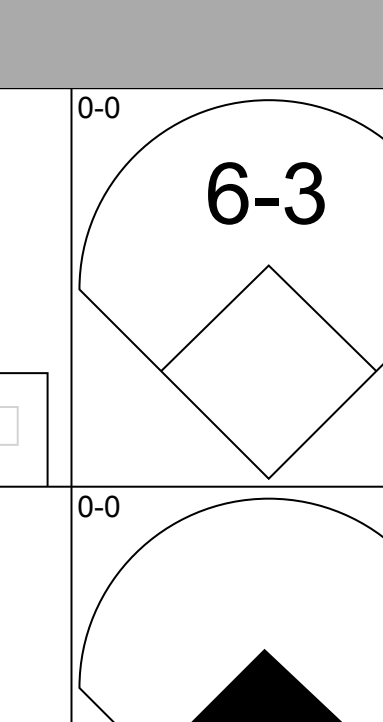
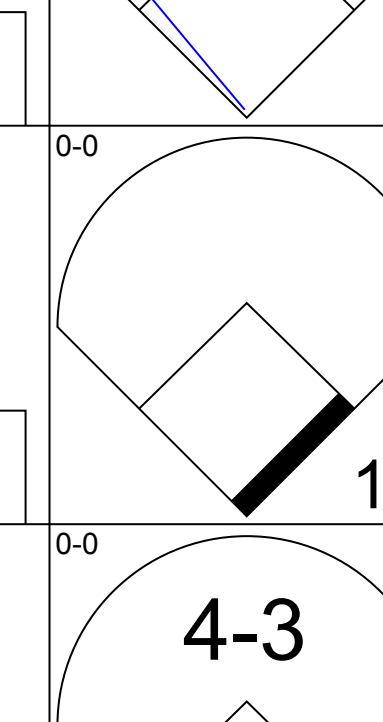
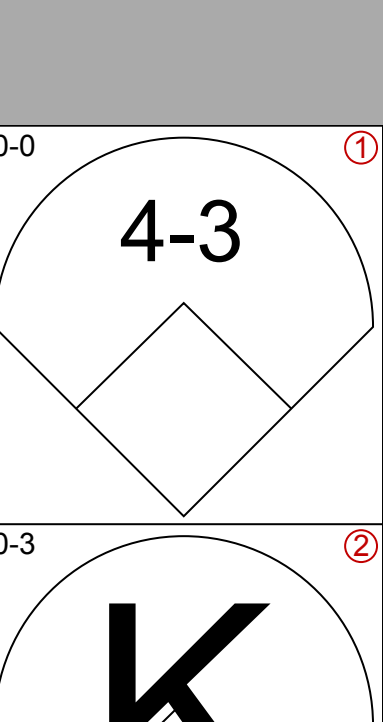
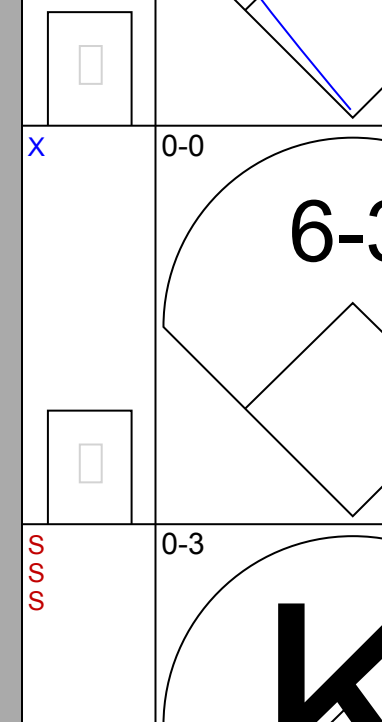
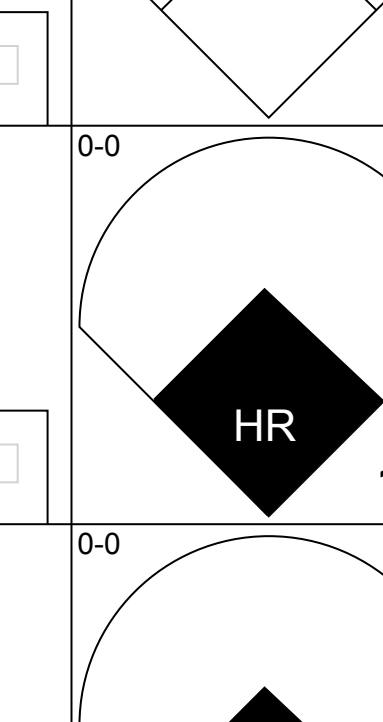
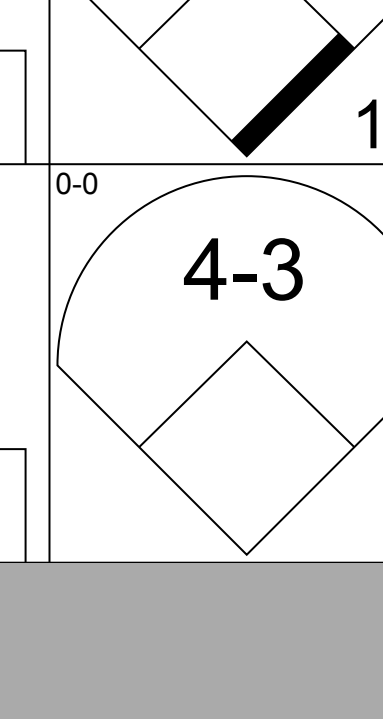
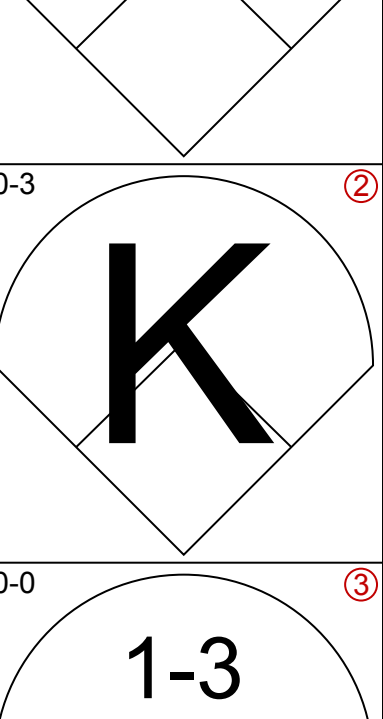
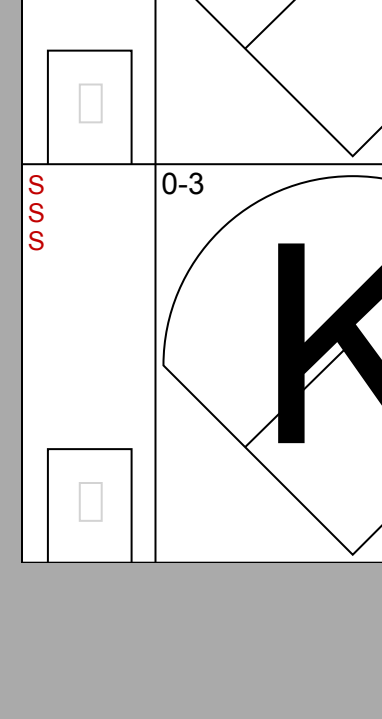
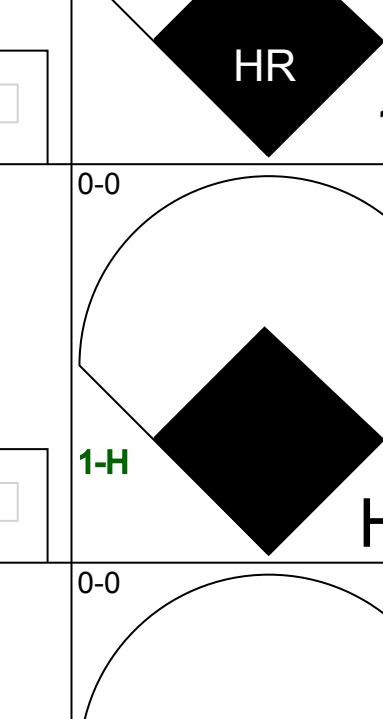
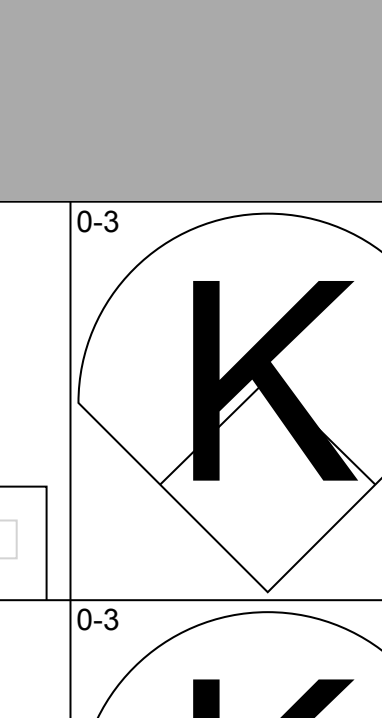
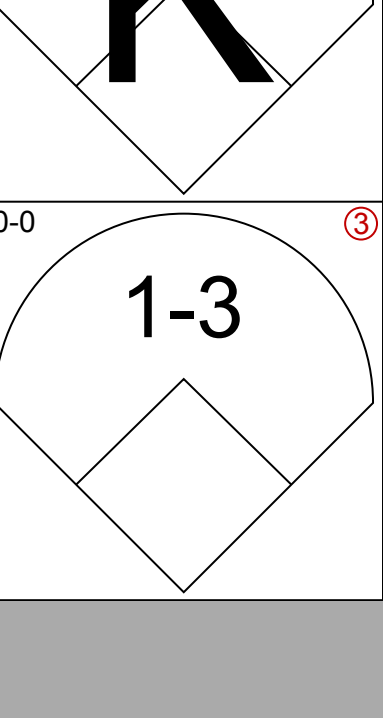
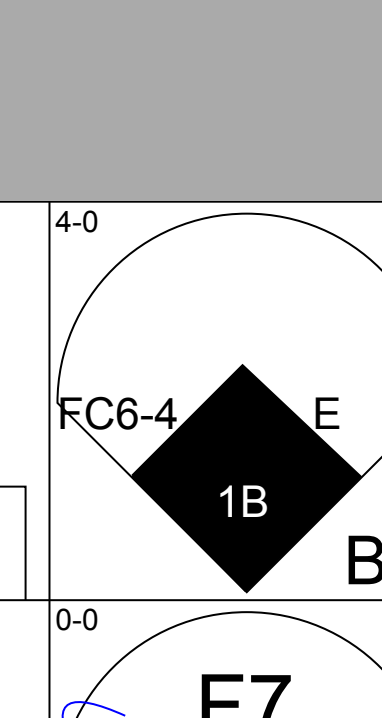
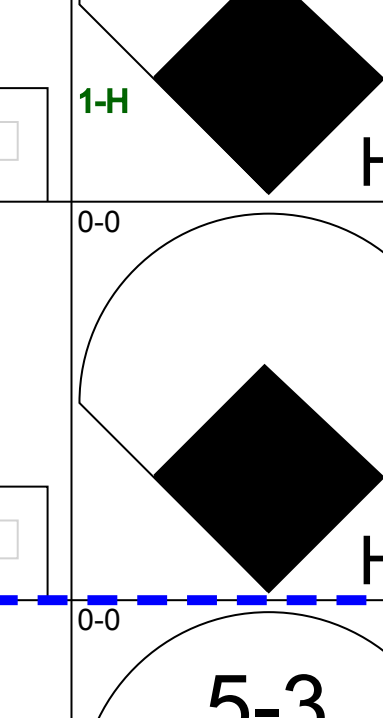
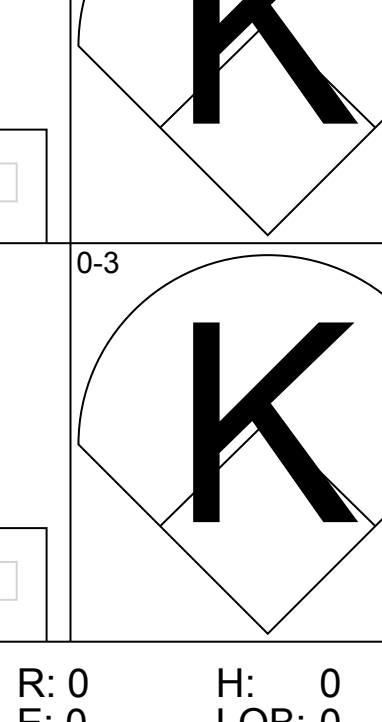
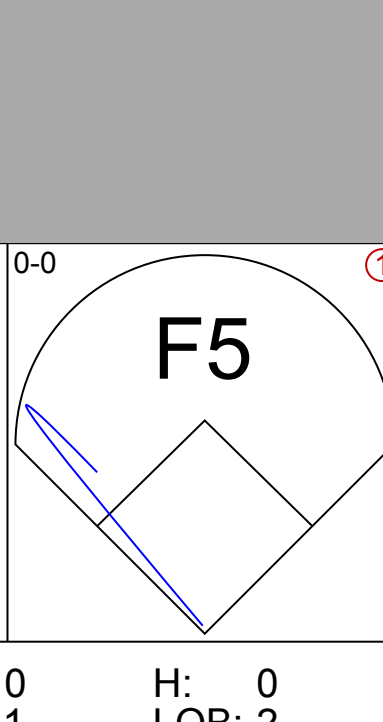
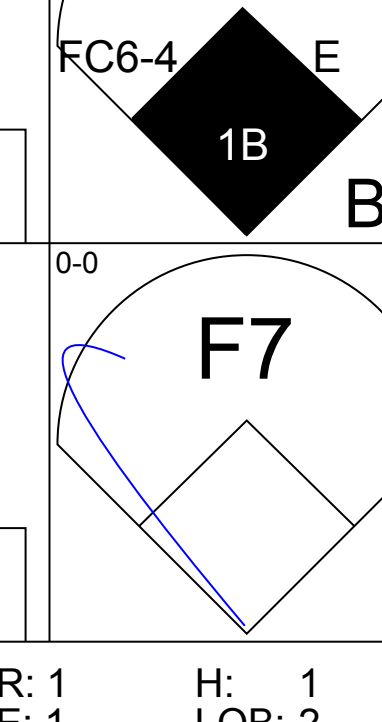
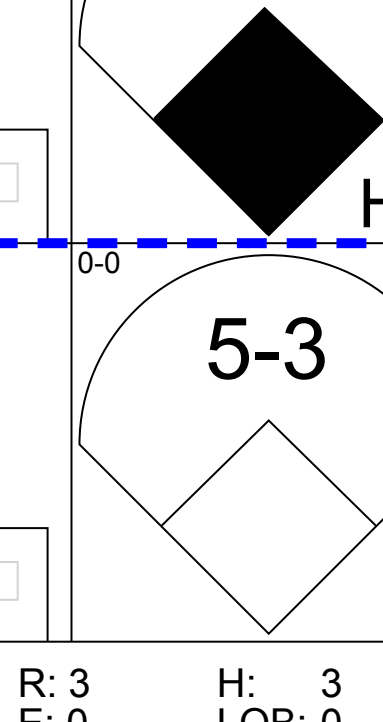


Batter	1	2	3	4	5	6	7	8	9	10	11	12	13	14	AB	R	H	RBI	BB	SO	LOB	BOTTOM						
Roy White, S OBP: 0.352, SLG: 0.399 (1, 7)	G4-6-3 BB		K			6-3			F9			F2		HR BB	5	1	1	0	2	1	0							
Graig Nettles, L OBP: 0.337, SLG: 0.435 (1, 5)	G4-6-3 BB		2B			4-3			L9		K	F8		HR	6	2	2	2	1	1	1							
Thurman Munson, R OBP: 0.300, SLG: 0.373 (1, 2)	G4-6-3		1B			4-3					1B	1B		1B	6	2	3	1	0	0	2							
Chris Chambliss, L OBP: 0.349, SLG: 0.401 (1, 3)	K		2B			5-3			B2		F8	G3			6	0	1	1	0	1	3							
Lou Piniella, R OBP: 0.382, SLG: 0.405 (1, 10)		F9	F8			F9			1B		6-3			6-3	6	0	1	0	0	0	1							
Reggie Jackson, L OBP: 0.345, SLG: 0.469 (1, 9)	1B	2B	F7			FC6-4 1B			1B		1B	SH1-4 BB		1B	4	1	3	1	2	0	1							
Gary Thomasson, L OBP: 0.278, SLG: 0.342 Paul Blair, R OBP: 0.288, SLG: 0.347 (5, 8)	BB	1B				FC6-4 1B			F2		SH1-4	SH1-4		G6-4-3 1B	1	0	1	0	0	0	0							
Fred Stanley, R OBP: 0.397, SLG: 0.362 (1, 6)	2B	1B				1-2f			6-3		K	K		G6-4-3	5	0	0	0	1	2	5							
Damaso Garcia, R OBP: 0.300 Jim Spencer, L OBP: 0.310, SLG: 0.504 Brian Doyle, L OBP: 0.211, SLG: 0.211 (12, 4)	SF8-2-6					6-3			B3		F4			K	3	0	0	1	0	0	0							
Inning Stats	R: 1 E: 0 K: 0 S: 4	H: 2 LOB: 1 BB: 2 P: 12	R: 1 E: 0 K: 0 S: 4	H: 3 LOB: 1 BB: 0 P: 8	R: 0 E: 0 K: 0 S: 8	H: 0 LOB: 0 BB: 0 P: 8	R: 0 E: 0 K: 0 S: 4	H: 0 LOB: 0 BB: 0 P: 4	R: 0 E: 0 K: 0 S: 8	H: 1 LOB: 1 BB: 0 P: 4	R: 1 E: 0 K: 1 S: 5	H: 3 LOB: 2 BB: 1 P: 5	R: 0 E: 0 K: 0 S: 3	H: 0 LOB: 0 BB: 0 P: 3	R: 0 E: 0 K: 1 S: 5	H: 1 LOB: 1 BB: 1 P: 9	R: 0 E: 0 K: 0 S: 4	H: 1 LOB: 1 BB: 0 P: 4	R: 0 E: 0 K: 0 S: 3	H: 1 LOB: 0 BB: 1 P: 7	R: 2 E: 0 K: 1 S: 4	H: 1 LOB: 0 BB: 1 P: 8	1B: 11 2B: 3 3B: 0 HR: 1	SF: 1 SAC: 1 DP: 3 HBP: 0	WP: 0 PB: 0 CS: 0	PA: 56		
PITCHER	IP 2.2	WLS 17	BF 14	H 5	R 3	ER 3	SO 2	BB 3	IBB 0	HBP 0	BLK 0	WP 0	HR 0	S 15	P 27	ERA 10.12	WHIP 3.000											
Jim Wright, R ERA: 3.0 (3, 1)	4.2	17	3	1	1	0	0	0	0	0	0	0	0	17	17	1.93	0.643											
Tom Burgmeier, L ERA: 3.07 (8, 1)	0.0	1	1	0	0	0	0	0	0	0	0	0	0	1	1	∞	∞											
Bob Stanley, R ERA: 3.21 Bill Cambell, R ERA: 5.03 Dick Drago, R ERA: 2.51 (10, 1)	1.2	6	1	0	0	2	0	0	0	0	0	0	0	10	10	0.00	0.600											
4.1	L	18	4	2	2	2	2	3	0	0	0	0	0	1	19	31	4.15	1.615										

Boston Red Sox @ New York Yankees
Yankee Stadium, Bronx, NY
Tue Jun 27 1978, 7:05 PM EDT
Att. 55,132 - Unknown - 77 F

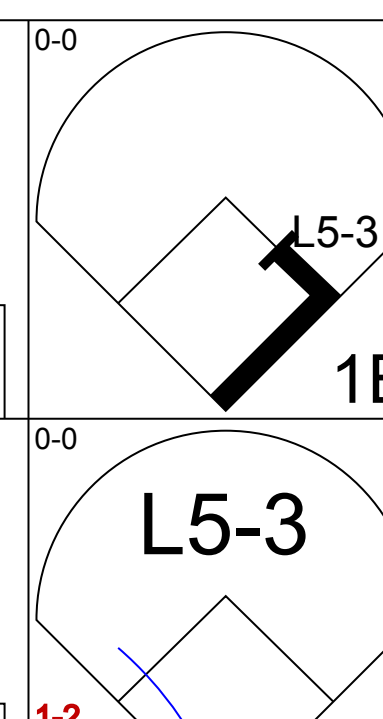
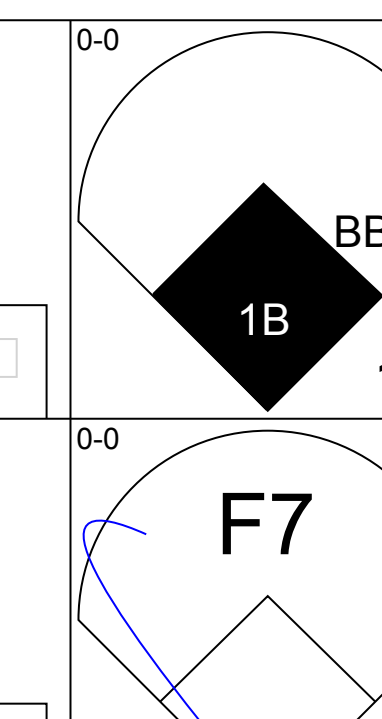
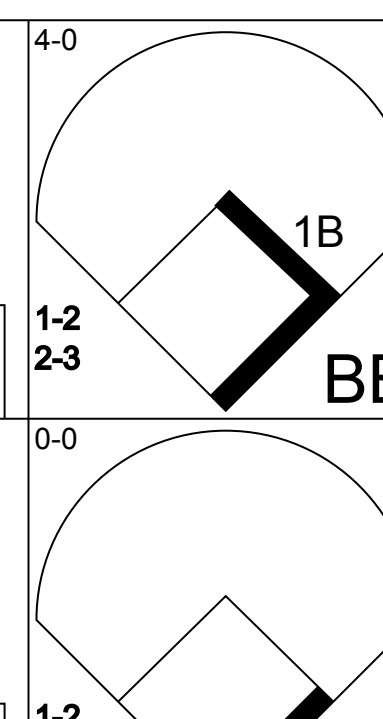
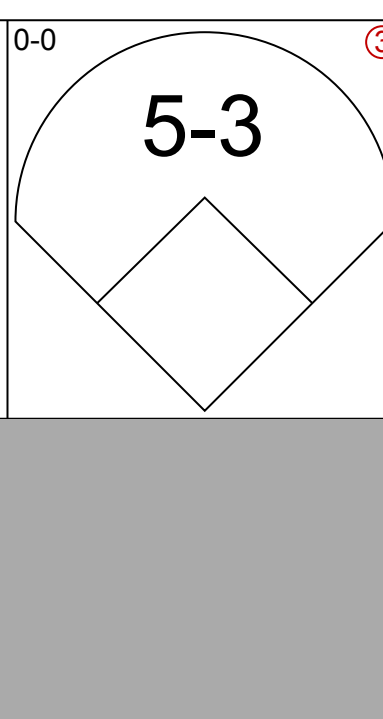
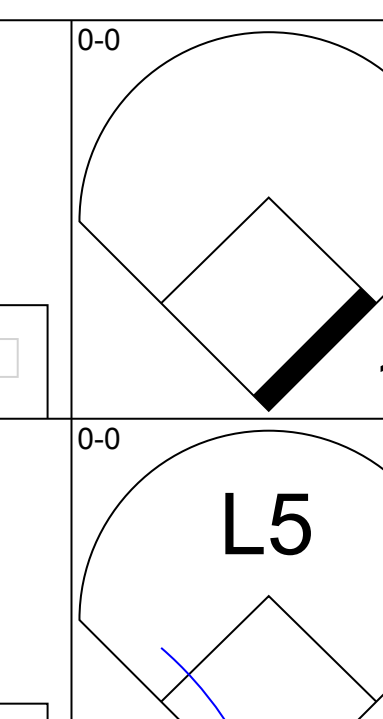
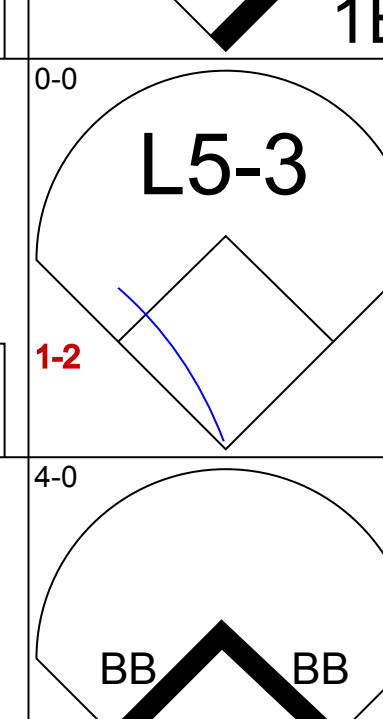
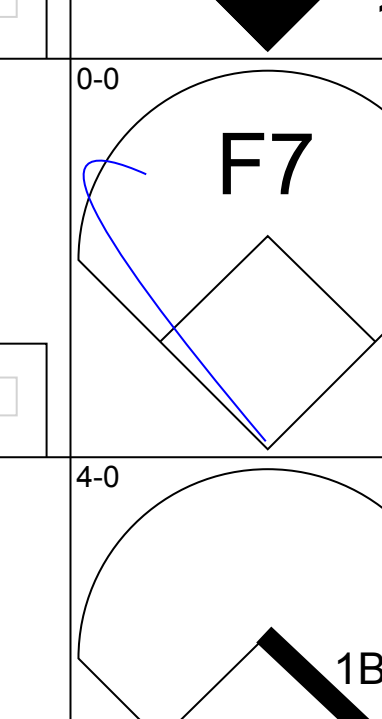
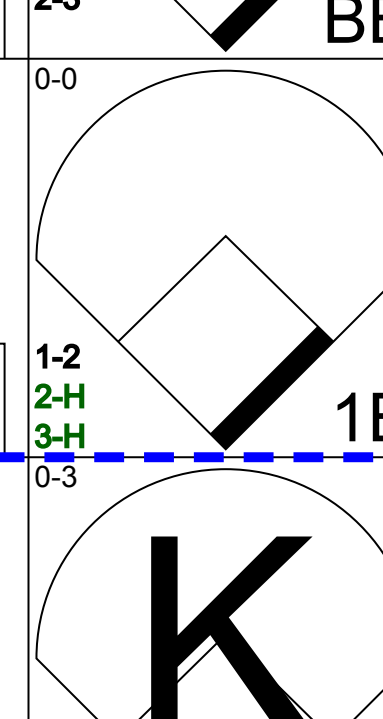
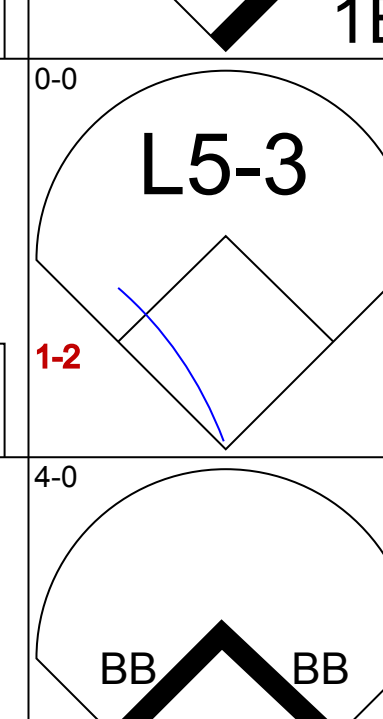
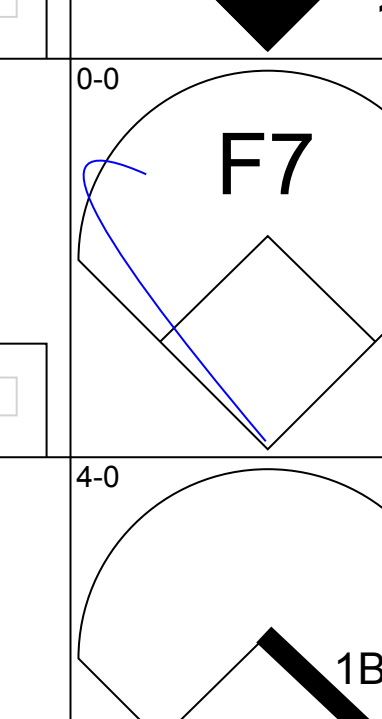
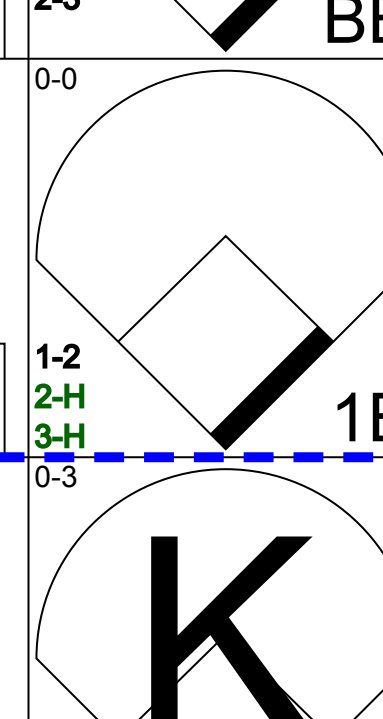
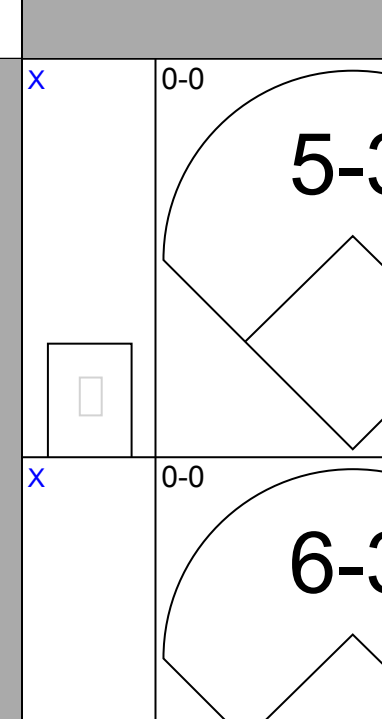
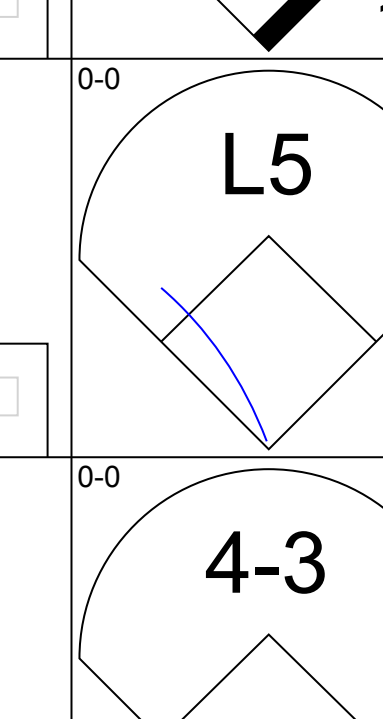

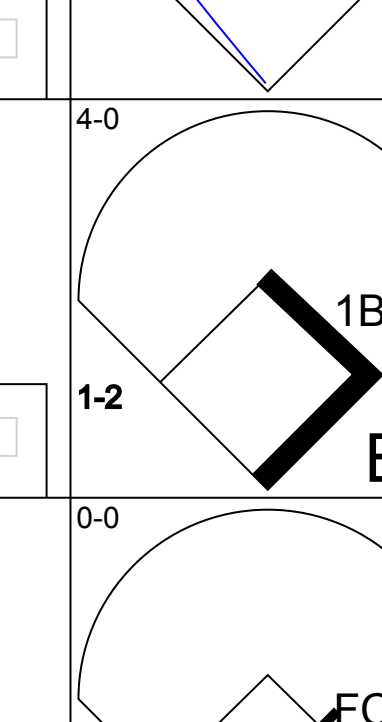
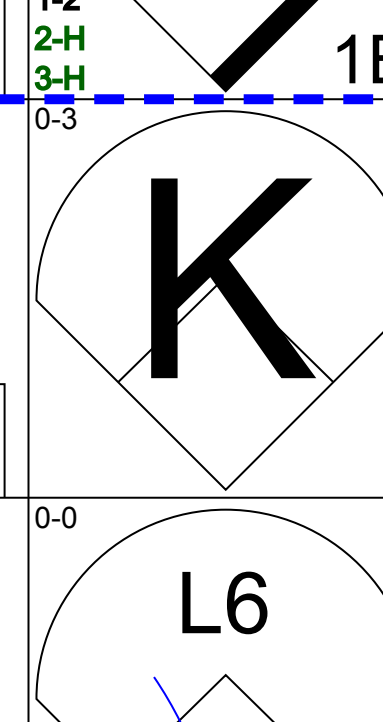
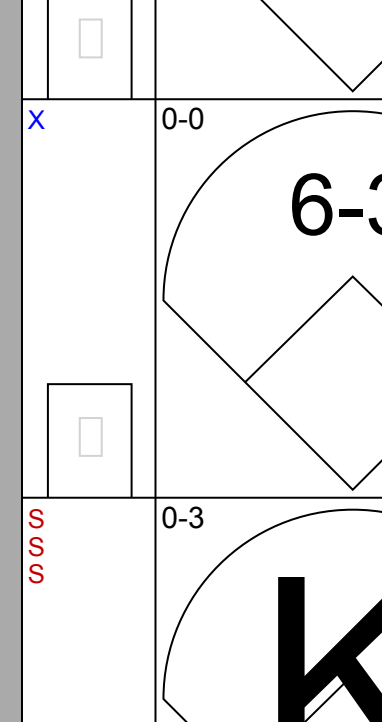
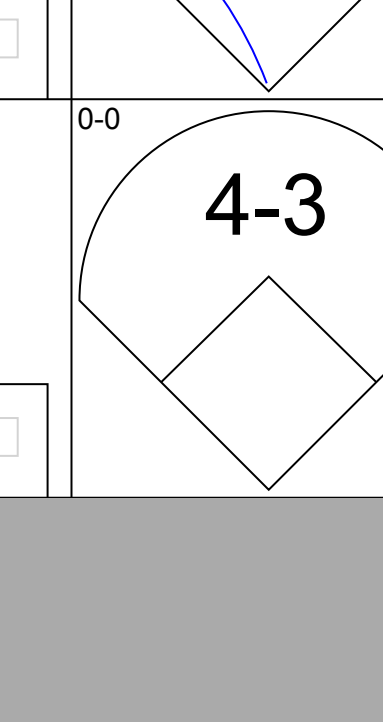

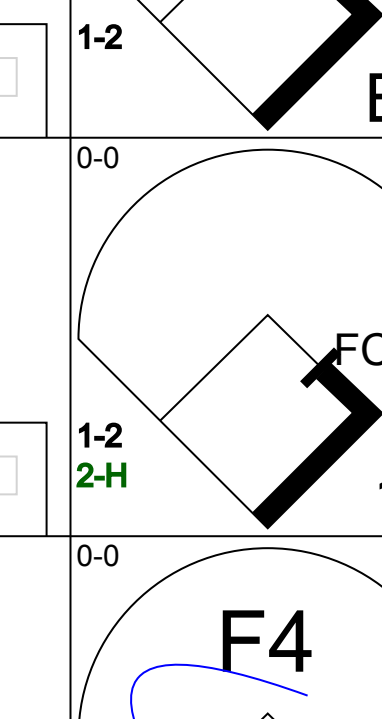
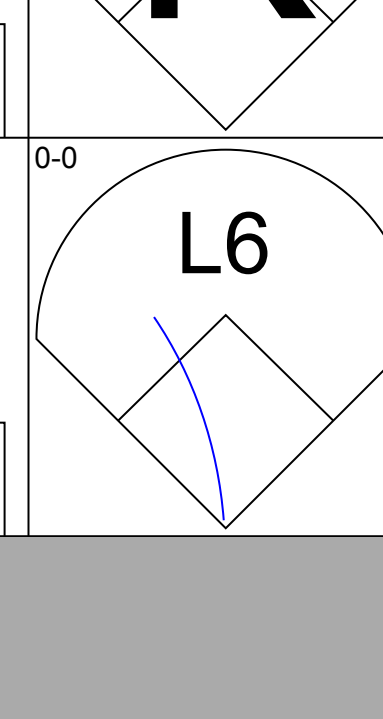
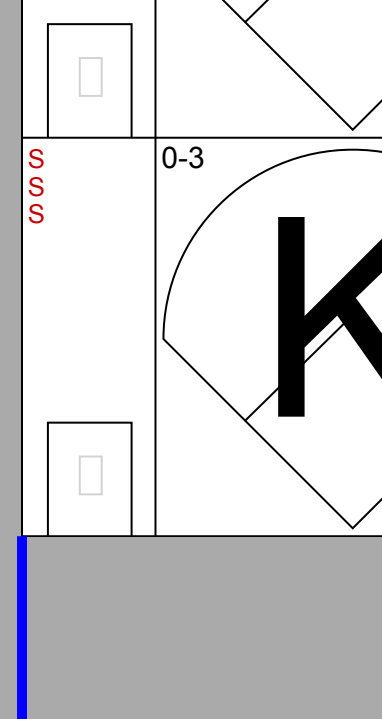

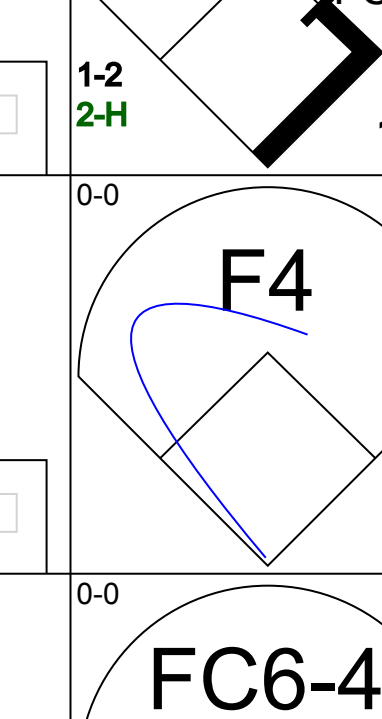
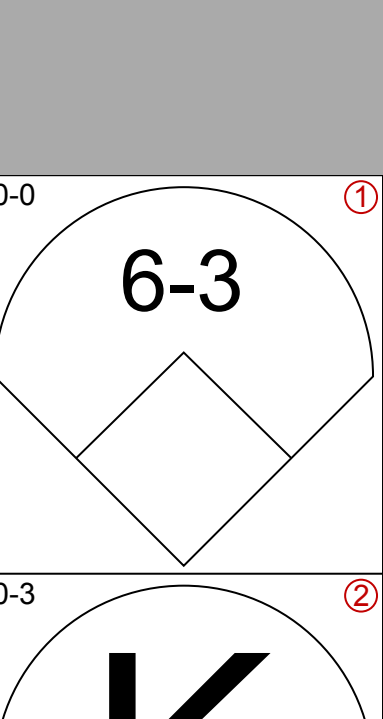
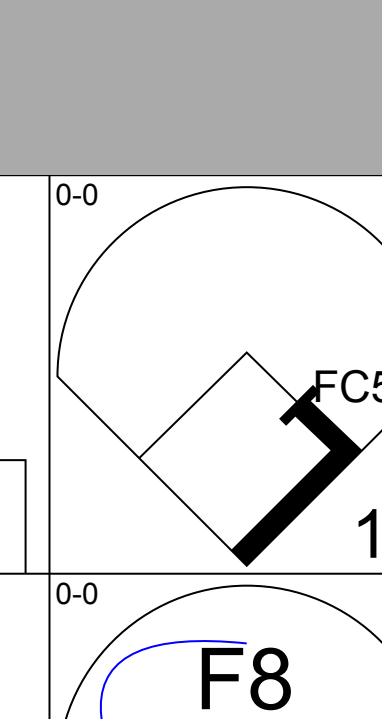

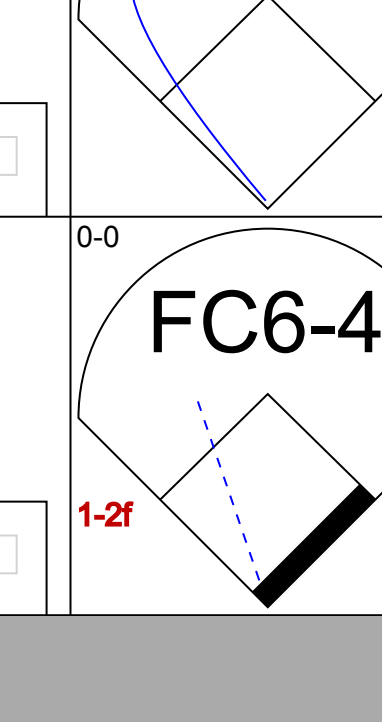
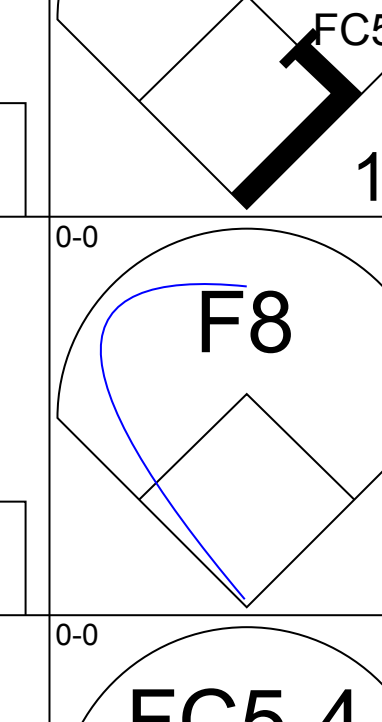
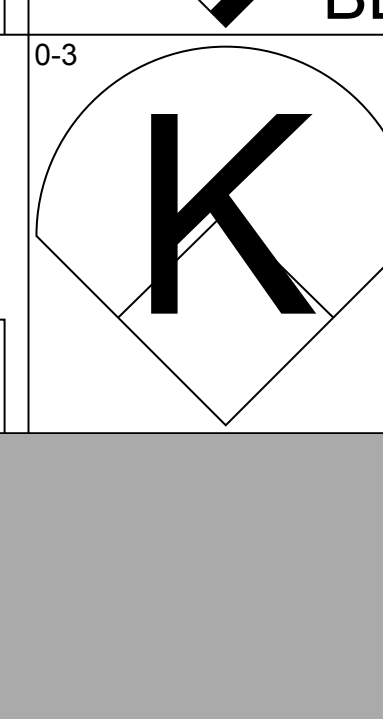
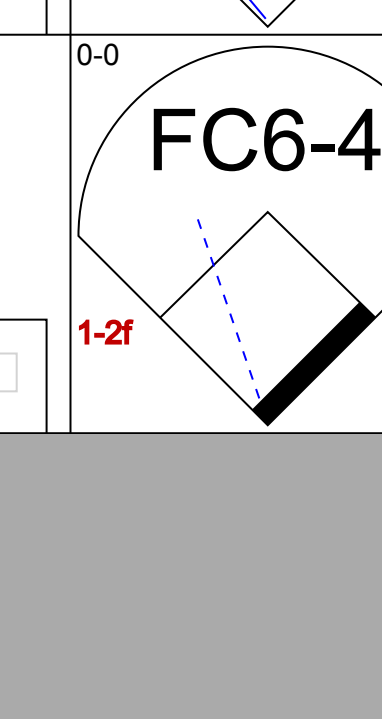
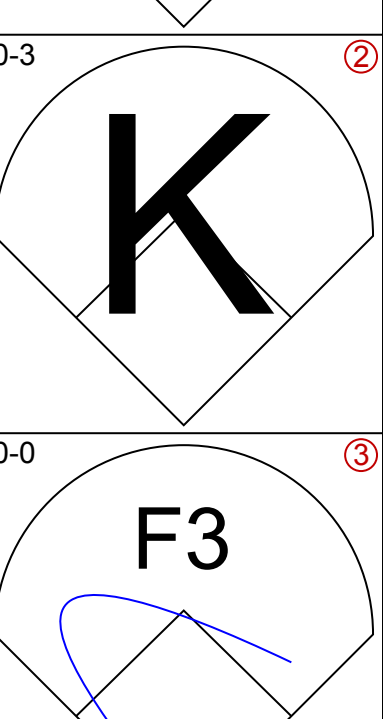
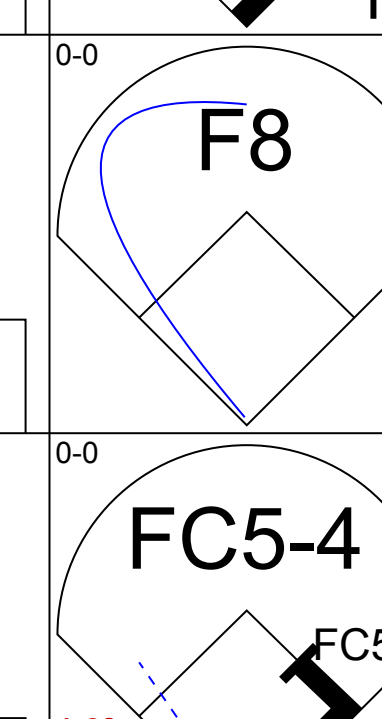
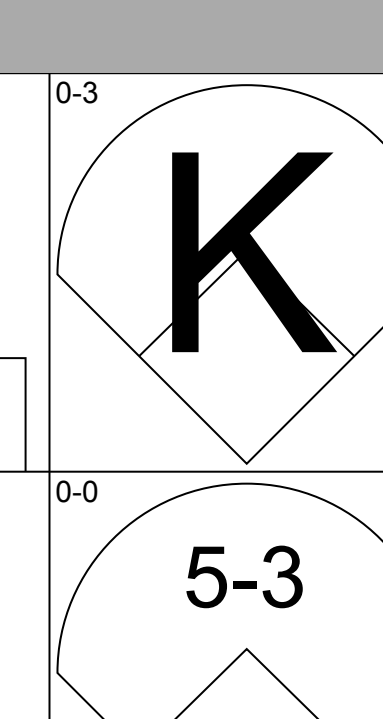
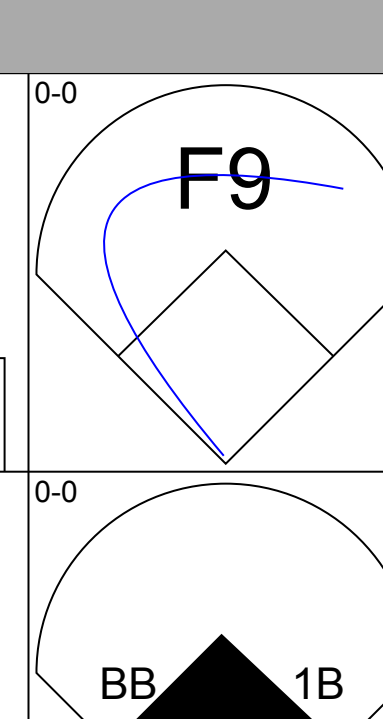
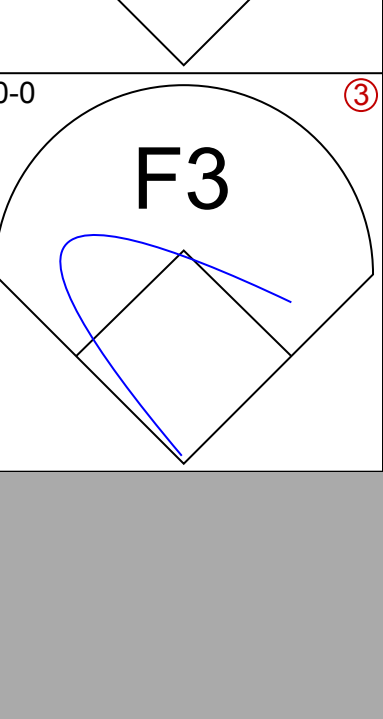
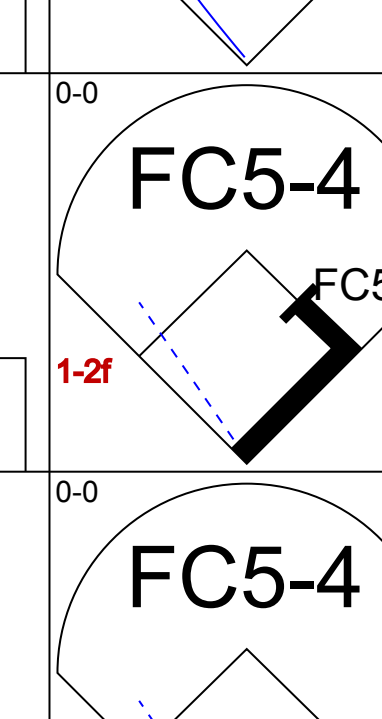
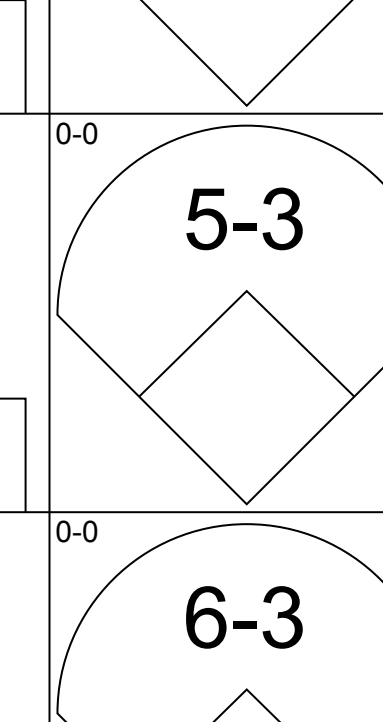
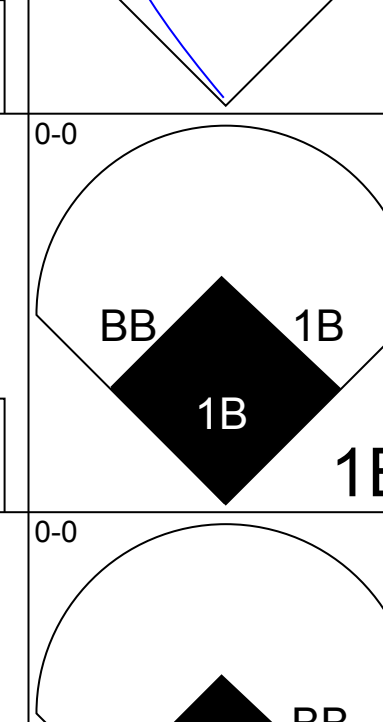
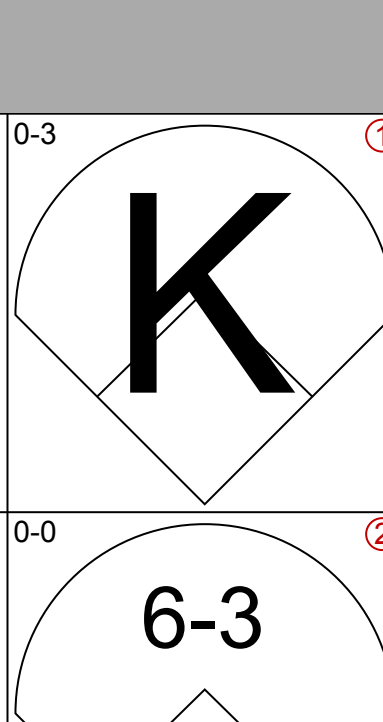
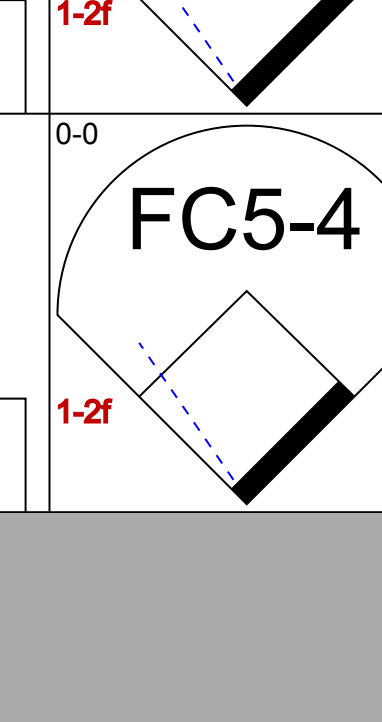
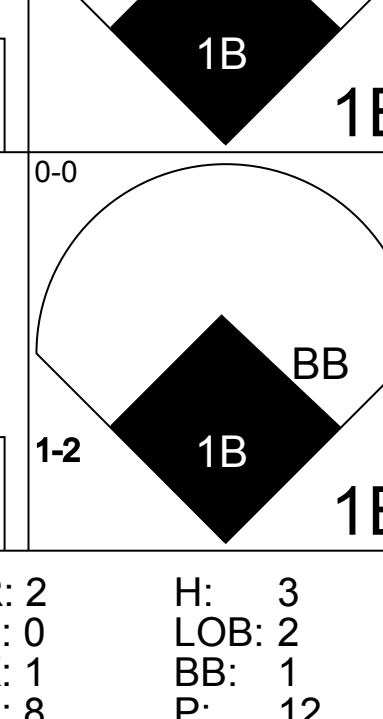

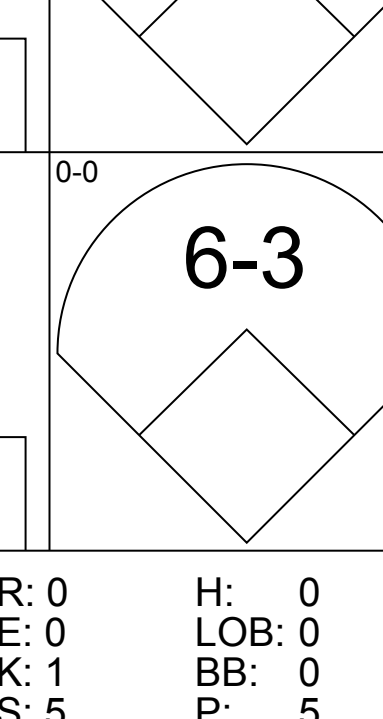
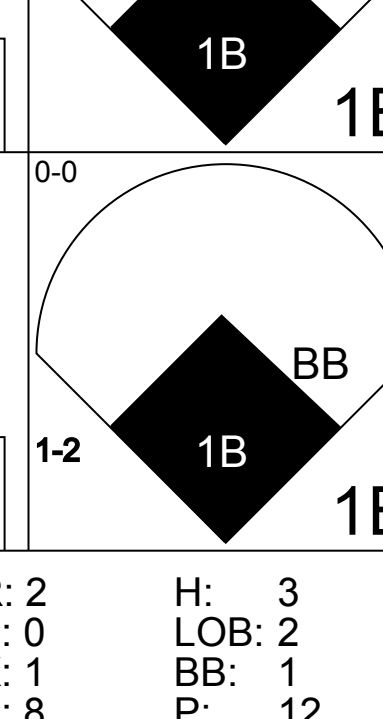
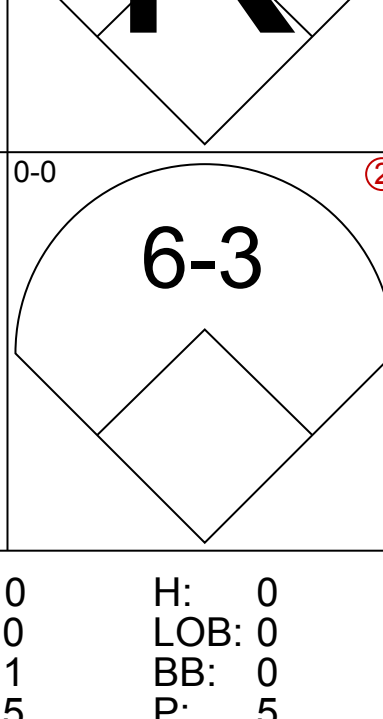
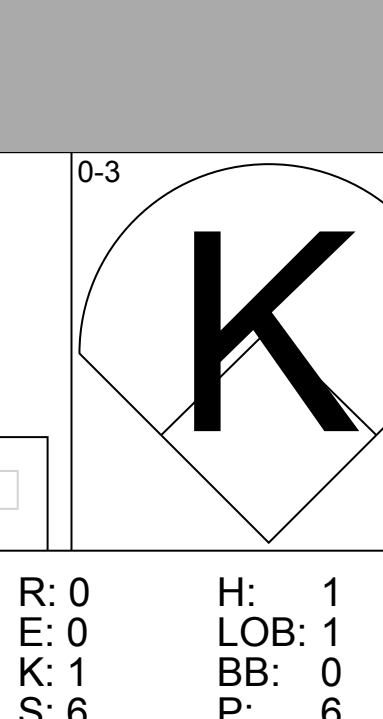
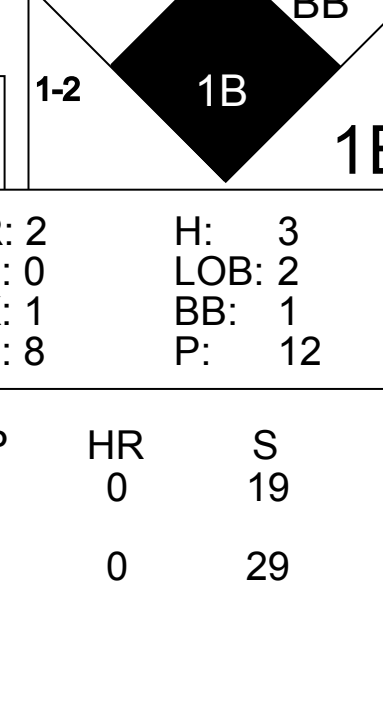
AB 48
R 6
H 14
RBI 16
BB 6
SO 6
LOB 16



Batter	1	2	3	4	5	6	7	8	9	AB	R	H	RBI	BB	SO	LOB	TOP					
Rick Burleson, R OBP: 0.294, SLG: 0.369 (1, 6)										5	0	0	0	0	2	1	Boston Red Sox @ Baltimore Orioles Memorial Stadium, Baltimore, MD Thu Jun 29 1978, 7:05 PM EDT Att: 28,899 - Unknown					
Jerry Remy, L OBP: 0.302, SLG: 0.318 (1, 4)										4	0	0	0	0	0	2						
Jim Rice, R OBP: 0.387, SLG: 0.637 (1, 7)										3	0	2	1	1	0	0						
Carl Yastrzemski, L OBP: 0.377, SLG: 0.386 (1, 10)										4	0	0	0	0	0	5						
Carlton Fisk, R OBP: 0.375, SLG: 0.506 (1, 2)										4	0	0	0	0	0	1						
Fred Lynn, L OBP: 0.383, SLG: 0.506 (1, 8)										4	1	2	0	0	0	0						
George Scott, R OBP: 0.367, SLG: 0.467 (1, 3)										4	1	1	2	0	2	1						
Dwight Evans, R OBP: 0.379, SLG: 0.551 (1, 9)										3	2	1	1	1	1	0						
Butch Hobson, R OBP: 0.326, SLG: 0.475 (1, 5)										2	0	0	0	0	1	0						
Jack Brohamer, L OBP: 0.371, SLG: 0.419 (8, PH)										1	0	0	0	0	0	1						
Bob Bailey, R OBP: 0.333, SLG: 0.415 (9, PH)										1	0	0	0	0	0	0						
Frank Duffy, R OBP: 0.306, SLG: 0.333 (9, 5)										0	0	0	0	0	0	0						
Inning Stats	R: 0 E: 0 K: 1 S: 5	H: 0 LOB: 0 BB: 0 P: 5	R: 0 E: 0 K: 0 S: 4	H: 1 LOB: 1 BB: 0 P: 4	R: 0 E: 0 K: 2 S: 7	H: 0 LOB: 0 BB: 0 P: 7	R: 0 E: 0 K: 0 S: 4	H: 1 LOB: 1 BB: 0 P: 4	R: 0 E: 0 K: 1 S: 5	H: 0 LOB: 0 BB: 0 P: 5	R: 0 E: 0 K: 1 S: 5	H: 0 LOB: 0 BB: 0 P: 5	R: 0 E: 0 K: 0 S: 5	H: 0 LOB: 0 BB: 0 P: 5	R: 1 E: 1 K: 0 S: 5	H: 1 LOB: 2 BB: 1 P: 9	R: 3 E: 0 K: 1 S: 8	H: 3 LOB: 0 BB: 0 P: 8	1B: 4 2B: 0 3B: 0 HR: 2	SF: 0 SAC: 0 DP: 0 HBP: 0	WP: 0 PB: 0 SB: 0 CS: 0	PA: 37
PITCHER	IP	WLS	BF	H	R	ER	SO	BB	IBB	HBP	BLK	WP	HR	S	P	ERA	WHIP					
Dennis Martinez, R ERA: 4.53 (1, 1)	8.1	L	35	6	4	3	5	2	0	0	0	0	2	43	51	3.24	0.960					
Tippy Martinez, L ERA: 5.93 (9, 1)	0.2		2	0	0	0	1	0	0	0	0	0	0	4	4	0.00	0.000					

AB	35
R	4
H	6
RBI	4
BB	2
SO	6
LOB	11



Batter	1	2	3	4	5	6	7	8	9	AB	R	H	RBI	BB	SO	LOB	BOTTOM				
Mark Belanger, R OBP: 0.297, SLG: 0.254 (1, 6)										3	1	2	0	1	0	0	Boston Red Sox @ Baltimore Orioles Memorial Stadium, Baltimore, MD Thu Jun 29 1978, 7:05 PM EDT Att: 28,899 - Unknown				
Terry Crowley, L OBP: 0.387, SLG: 0.379 (9, PH)										1	0	1	0	0	0	0					
Doug DeGimes, R OBP: 0.322, SLG: 0.398 (9, PR)										0	0	0	0	0	0	0					
Rich Dauer, R OBP: 0.331, SLG: 0.397 (1, 5)										5	0	1	2	0	0	3					
Eddie Murray, S OBP: 0.334, SLG: 0.491 (1, 3)										3	0	0	0	2	1	3					
Lee May, R OBP: 0.305, SLG: 0.468 (1, 10)										3	0	1	1	1	1	2					
Andres Mora, R OBP: 0.300, SLG: 0.424 (1, 7)										2	0	0	0	1	0	2					
Larry Harlow, L OBP: 0.353, SLG: 0.372 (7, 8)										1	0	1	0	0	0	0					
Mike Anderson, R (7, 7)										4	0	0	0	0	2	6					
Carlos Lopez, R OBP: 0.275, SLG: 0.327 (7, 9)										4	0	0	0	0	1	1					
Billy Smith, S OBP: 0.316, SLG: 0.380 (1, 4)										3	1	1	0	0	1	0					
Kiko Garcia, R OBP: 0.345, SLG: 0.472 (8, 4)										1	0	0	0	0	0	1					
Dave Skaggs, R OBP: 0.192, SLG: 0.125 (1, 2)										3	1	1	0	0	0	0					
Pat Kelly, L OBP: 0.392, SLG: 0.347 (9, PH)										1	0	0	0	0	1	0					
Inning Stats	R: 0 E: 0 K: 1 S: 5	H: 1 LOB: 3 BB: 3 P: 17	R: 0 E: 0 K: 1 S: 5	H: 0 LOB: 0 BB: 0 P: 5	R: 1 E: 0 K: 0 S: 5	H: 2 LOB: 2 BB: 1 P: 9	R: 2 E: 0 K: 1 S: 8	H: 3 LOB: 2 BB: 1 P: 12	R: 0 E: 0 K: 1 S: 5	H: 0 LOB: 0 BB: 0 P: 5	R: 0 E: 0 K: 1 S: 5	H: 0 LOB: 0 BB: 0 P: 5	R: 0 E: 0 K: 0 S: 4	H: 1 LOB: 1 BB: 0 P: 4	R: 0 E: 0 K: 1 S: 6	H: 1 LOB: 1 BB: 0 P: 6	1B: 8 2B: 1 3B: 0 HR: 0	SF: 0 SAC: 0 DP: 1 HBP: 0	WP: 0 PB: 0 SB: 0 CS: 0	PA: 39	
PITCHER	IP	WLS	BF	H	R	ER	SO	BB	IBB	HBP	BLK	WP	HR	S	P	ERA	WHIP				
Bill Lee, L ERA: 2.91 (1, 1)	3.1		20	6	3	3	2	5	0	0	0	0	0	19	39	8.10	3.300				
Allen Ripley, R ERA: 4.41 (4, 1)	5.2	W	19	2	0	0	5	0	0	0	0	0	0	29	29	0.00	0.353				

AB	34
R	3
H	8
RBI	3
BB	5
SO	7
LOB	18



Batter	1	2	3	4	5	6	7	8	9	10	11	AB	R	H	RBI	BB	SO	LOB	TOP								
Rick Burleson, R OBP: 0.299, SLG: 0.373 (1, 6)												5	0	3	0	0	1	0									
Jerry Remy, L OBP: 0.304, SLG: 0.320 (1, 4)												5	0	2	0	0	3	1									
Jim Rice, R OBP: 0.384, SLG: 0.630 (1, 7)												5	0	1	0	0	2	5									
Carlton Fisk, R OBP: 0.370, SLG: 0.498 (1, 2)												4	0	0	0	0	1	3									
Fred Lynn, L OBP: 0.399, SLG: 0.520 (1, 8)												5	2	3	1	0	1	1									
George Scott, R OBP: 0.369, SLG: 0.460 (1, 3)												4	0	1	0	1	2	2									
Dwight Evans, R OBP: 0.375, SLG: 0.544 (1, 9)												5	0	1	1	0	2	3									
Bob Bailey, R OBP: 0.309, SLG: 0.378 (1, 10)												4	0	0	0	0	2	3									
Frank Duffy, R OBP: 0.267, SLG: 0.286 (1, 5)												4	0	0	0	0	1	0									
Inning Stats	R: 0 E: 0 K: 2 S: 7	H: 0 LOB: 0 BB: 0 P: 7	R: 1 E: 0 K: 2 S: 8	H: 1 LOB: 0 BB: 0 P: 8	R: 0 E: 0 K: 2 S: 9	H: 2 LOB: 2 BB: 0 P: 9	R: 0 E: 0 K: 1 S: 7	H: 2 LOB: 2 BB: 0 P: 7	R: 1 E: 0 K: 1 S: 6	H: 2 LOB: 1 BB: 0 P: 6	R: 0 E: 0 K: 1 S: 5	H: 0 LOB: 0 BB: 0 P: 5	R: 0 E: 0 K: 2 S: 8	H: 1 LOB: 1 BB: 0 P: 8	R: 0 E: 0 K: 1 S: 5	H: 0 LOB: 0 BB: 0 P: 5	R: 0 E: 0 K: 2 S: 7	H: 1 LOB: 1 BB: 0 P: 7	R: 0 E: 0 K: 0 S: 3	H: 0 LOB: 1 BB: 1 P: 7	1B: 10 2B: 1 3B: 0 HR: 1	SF: 0 SAC: 1 DP: 2 HBP: 0	WP: 1 PB: 0 SB: 0 CS: 1	PA: 43			
PITCHER Mike Flanagan, L ERA: 3.3 (1, 1)	IP: 9.0	WLS: 3	BF: 36	H: 10	R: 2	ER: 0	SO: 13	BB: 0	IBB: 0	HBP: 0	BLK: 0	WP: 0	HR: 1	S: 62	P: 62	ERA: 2.00	WHIP: 1.111										
Don Stanhouse, R ERA: 2.92 (10, 1)	2.0	W	7	1	0	0	2	1	0	0	0	0	0	10	14	0.00	1.000										

Boston Red Sox @ Baltimore Orioles
 Memorial Stadium, Baltimore, MD
 Fri Jun 30 1978, 7:05 PM EDT
 Att: 33,034 - Unknown

AB 41
 R 2
 H 11
 RBI 2
 BB 1
 SO 15
 LOB 18

Batter	1	2	3	4	5	6	7	8	9	10	11	AB	R	H	RBI	BB	SO	LOB	BOTTOM							
Larry Harlow, L OBP: 0.350, SLG: 0.365 (1, 8)												4	0	0	0	1	1	2								
Rich Dauer, R OBP: 0.339, SLG: 0.413 (1, 4)												4	2	2	0	1	0	2								
Pat Kelly, L OBP: 0.387, SLG: 0.343 (1, 9)												4	0	1	1	0	2	1								
Eddie Murray, S OBP: 0.333, SLG: 0.498 (1, 3)												4	1	1	1	2	0	1								
Terry Crowley, L OBP: 0.343, SLG: 0.333 (1, 10)												4	0	0	0	0	0	0								
Doug DeCinces, R OBP: 0.316, SLG: 0.389 (1, 5)												4	0	0	0	0	2	0								
Andres Mora, R OBP: 0.288, SLG: 0.406 (1, 7)												4	0	0	0	0	1	0								
Rick Dempsey, R OBP: 0.295, SLG: 0.342 (1, 2)												4	0	3	0	0	0	0								
Carlos Lopez, R OBP: 0.275, SLG: 0.327 (10, PR)												0	0	0	0	0	0	0								
Dave Skaggs, R OBP: 0.192, SLG: 0.125 (11, 2)												0	0	0	0	0	0	0								
Mark Belanger, R OBP: 0.292, SLG: 0.249 (1, 6)												4	0	0	0	0	0	3								
Inning Stats	R: 0 E: 0 K: 1 S: 5	H: 0 LOB: 0 BB: 0 P: 5	R: 0 E: 0 K: 0 S: 3	H: 0 LOB: 0 BB: 0 P: 3	R: 0 E: 0 K: 1 S: 6	H: 1 LOB: 1 BB: 0 P: 6	R: 2 E: 0 K: 1 S: 6	H: 1 LOB: 1 BB: 1 P: 10	R: 0 E: 0 K: 1 S: 6	H: 1 LOB: 2 BB: 1 P: 10	R: 0 E: 0 K: 0 S: 3	H: 0 LOB: 0 BB: 0 P: 3	R: 0 E: 0 K: 1 S: 5	H: 0 LOB: 0 BB: 0 P: 5	R: 0 E: 0 K: 1 S: 6	H: 1 LOB: 1 BB: 0 P: 6	R: 0 E: 0 K: 1 S: 5	H: 0 LOB: 0 BB: 0 P: 5	R: 0 E: 0 K: 0 S: 4	H: 1 LOB: 1 BB: 0 P: 4	R: 1 E: 0 K: 0 S: 2	H: 2 LOB: 1 BB: 0 P: 2	1B: 3 2B: 3 3B: 0 HR: 1	SF: 0 SAC: 1 DP: 0 HBP: 0	WP: 0 PB: 0 SB: 0 CS: 0	PA: 39
PITCHER Luis Tiant, R ERA: 2.83 (1, 1)	IP: 10.0	WLS: 1	BF: 39	H: 7	R: 3	ER: 3	SO: 7	BB: 2	IBB: 0	HBP: 0	BLK: 0	WP: 0	HR: 1	S: 51	P: 59	ERA: 2.70	WHIP: 0.900									

Boston Red Sox @ Baltimore Orioles
 Memorial Stadium, Baltimore, MD
 Fri Jun 30 1978, 7:05 PM EDT
 Att: 33,034 - Unknown

AB 36
 R 3
 H 7
 RBI 3
 BB 2
 SO 7
 LOB 8

Batter	1	2	3	4	5	6	7	8	9	10	11	AB	R	H	RBI	BB	SO	LOB	TOP						
Rick Burleson, R OBP: 0.299, SLG: 0.370												5	0	1	2	1	0	4							
Jerry Remy, L OBP: 0.301, SLG: 0.316												6	0	1	0	0	0	6							
Jim Rice, R OBP: 0.379, SLG: 0.620												5	0	0	0	0	1	5							
Carl Yastrzemski, L OBP: 0.381, SLG: 0.388												4	0	2	0	1	1	0							
Carlton Fisk, R OBP: 0.371, SLG: 0.496												5	0	2	0	0	0	4							
Fred Lynn, L OBP: 0.393, SLG: 0.514												5	0	1	0	0	0	3							
George Scott, R OBP: 0.387, SLG: 0.444												5	0	0	0	0	2	3							
Dwight Evans, R OBP: 0.379, SLG: 0.541												3	2	1	0	2	0	0							
Jack Brohamer, L OBP: 0.290, SLG: 0.310												3	0	2	0	1	0	0							
Frank Duffy, R OBP: 0.290, SLG: 0.310												1	0	1	0	0	0	0							
Inning Stats	R: 0 E: 0 K: 1 S: 5	H: 0 LOB: 2 BB: 2 P: 13	R: 0 E: 0 K: 0 S: 3	H: 0 LOB: 0 BB: 0 P: 3	R: 0 E: 0 K: 0 S: 3	H: 0 LOB: 0 BB: 0 P: 3	R: 0 E: 0 K: 1 S: 6	H: 1 LOB: 1 BB: 0 P: 6	R: 1 E: 0 K: 1 S: 8	H: 3 LOB: 2 BB: 0 P: 8	R: 0 E: 0 K: 0 S: 4	H: 1 LOB: 1 BB: 0 P: 4	R: 0 E: 1 K: 0 S: 4	H: 1 LOB: 1 BB: 0 P: 4	R: 1 E: 0 K: 1 S: 7	H: 2 LOB: 2 BB: 1 P: 11	R: 0 E: 0 K: 0 S: 4	H: 2 LOB: 1 BB: 1 P: 4	R: 0 E: 0 K: 0 S: 3	H: 1 LOB: 1 BB: 1 P: 7	1B: 11 2B: 0 3B: 0 HR: 0	SF: 0 SAC: 0 DP: 2 HBP: 0	WP: 0 PB: 0 SB: 0 CS: 0	PA: 47	
PITCHER	IP 9.0	WLS 0.1	BF 39	H 8	R 2	ER 0	SO 4	BB 4	IBB 0	HBP 0	BLK 0	WP 0	HR 0	S 43	P 59	ERA 2.00	WHIP 1.333								
Jim Palmer, R ERA: 2.31																									
Tippy Martinez, L ERA: 5.88																									
Don Stanhouse, R ERA: 2.87																									
Nelson Briles, R ERA: 4.85																									

Boston Red Sox @ Baltimore Orioles
Memorial Stadium, Baltimore, MD
Sat Jul 01 1978, 7:05 PM EDT
Att: 38,542 - Unknown

AB 42
R 2
H 11
RBI 2
BB 5
SO 4
LOB 25

Batter	1	2	3	4	5	6	7	8	9	10	11	AB	R	H	RBI	BB	SO	LOB	BOTTOM						
Larry Harlow, L OBP: 0.347, SLG: 0.361												5	0	1	1	0	1	1							
Rich Dauer, R OBP: 0.329, SLG: 0.400												5	0	0	0	0	0	1							
Ken Singleton, S OBP: 0.413, SLG: 0.423												4	0	1	0	1	1	0							
Eddie Murray, S OBP: 0.337, SLG: 0.497												3	0	1	0	2	1	0							
Andres Mora, R OBP: 0.290, SLG: 0.249												3	1	1	0	0	0	2							
Mike Anderson, R OBP: 0.351, SLG: 0.343												1	0	0	0	0	0	3							
Doug DeCinces, R OBP: 0.318, SLG: 0.402												4	1	1	2	1	2	1							
Pat Kelly, L OBP: 0.386, SLG: 0.336												2	0	0	0	0	1	0							
Carlos Lopez, R OBP: 0.275, SLG: 0.327												0	0	0	0	0	0	0							
Terry Crowley, L OBP: 0.351, SLG: 0.343												2	1	1	0	0	0	2							
Rick Dempsey, R OBP: 0.299, SLG: 0.345												4	0	2	0	0	0	3							
Eliot Hendricks, L OBP: 0.462, SLG: 0.364												0	0	0	0	1	0	0							
Mark Belanger, R OBP: 0.304, SLG: 0.467												4	0	1	0	0	0	3							
Lee May, R OBP: 0.304, SLG: 0.467												1	0	0	0	0	0	3							
Inning Stats	R: 0 E: 0 K: 1 S: 5	H: 0 LOB: 0 BB: 0 P: 5	R: 0 E: 0 K: 2 S: 7	H: 0 LOB: 0 BB: 0 P: 7	R: 0 E: 0 K: 0 S: 4	H: 1 LOB: 1 BB: 0 P: 4	R: 0 E: 0 K: 0 S: 3	H: 0 LOB: 0 BB: 0 P: 3	R: 2 E: 0 K: 0 S: 4	H: 2 LOB: 0 BB: 0 P: 5	R: 0 E: 0 K: 0 S: 5	H: 1 LOB: 1 BB: 0 P: 8	R: 0 E: 0 K: 1 S: 5	H: 0 LOB: 0 BB: 0 P: 5	R: 0 E: 0 K: 0 S: 4	H: 0 LOB: 2 BB: 1 P: 8	R: 0 E: 1 K: 0 S: 4	H: 0 LOB: 2 BB: 1 P: 11	R: 0 E: 0 K: 0 S: 3	H: 1 LOB: 3 BB: 2 P: 11	1B: 8 2B: 0 3B: 0 HR: 1	SF: 0 SAC: 2 DP: 0 HBP: 1	WP: 0 PB: 0 SB: 0 CS: 1	PA: 46	
PITCHER	IP 10.1	WLS L	BF 46	H 9	R 3	ER 3	SO 6	BB 2	IBB 3	HBP 1	BLK 0	WP 0	HR 1	S 52	P 73	ERA 2.61	WHIP 1.065								
Mike Torrez, R ERA: 3.78																									

Boston Red Sox @ Baltimore Orioles
Memorial Stadium, Baltimore, MD
Sat Jul 01 1978, 7:05 PM EDT
Att: 38,542 - Unknown

AB 38
R 3
H 9
RBI 3
BB 5
SO 6
LOB 19

Batter	1	2	3	4	5	6	7	8	9	AB	R	H	RBI	BB	SO	LOB	TOP											
Mickey Rivers, L (1, 8) OBP: 0.293, SLG: 0.377 Paul Blair, R (9, PH) OBP: 0.270, SLG: 0.333	L3	F8		4-3			F7		F7	4	0	0	0	0	0	1												
Graig Nettles, L (1, 5) OBP: 0.334, SLG: 0.442	HR		1B	2B			F8		F7	5	2	3	1	0	0	0												
Thurman Munson, R (1, 2) OBP: 0.304, SLG: 0.376 Cliff Johnson, R (7, 2) OBP: 0.317, SLG: 0.340	1B		K				F9		FC6-4	3	0	0	0	1	1	2												
Chris Chambliss, L (1, 3) OBP: 0.342, SLG: 0.400	BB						FC6-4		K	1	0	0	0	0	1	0												
Lou Piniella, R (1, 7) OBP: 0.367, SLG: 0.396	1B		1-3				F5		F6	4	0	1	0	0	0	2												
Reggie Jackson, L (1, 10) OBP: 0.340, SLG: 0.457	FC5-2-6		1B				1-3		F4	4	0	1	1	0	0	2												
Gary Thomasson, L (1, 9) OBP: 0.307, SLG: 0.415	1-2		2H	1B			E3		3-1	4	0	0	0	0	2	3												
Damaso Garcia, R (1, 4) OBP: 0.242, SLG: 0.200 Jay Johnstone, L (6, PH) OBP: 0.245, SLG: 0.244 Bucky Dent, R (6, 6) OBP: 0.284, SLG: 0.319	K		K				HR		HR	4	2	3	1	0	0	0												
Fred Stanley, R (1, 6) OBP: 0.385, SLG: 0.359 Jim Spencer, L (6, PH) OBP: 0.300, SLG: 0.487 Brian Doyle, L (6, 4) OBP: 0.217, SLG: 0.217	5-3		F6				1B		2B	2	0	0	0	0	0	0												
	F2		K				HR		HR	1	0	0	0	0	1	2												
	1B						K		G3	2	0	1	0	0	0	0												
										1	0	0	0	0	1	2												
										1	0	0	0	0	0	0												
Inning Stats	R: 1 E: 0 K: 1 S: 7	H: 2 LOB: 2 BB: 1 P: 11	R: 0 E: 0 K: 0 S: 4	H: 1 LOB: 1 BB: 0 P: 4	R: 1 E: 0 K: 2 S: 9	H: 2 LOB: 1 BB: 0 P: 9	R: 1 E: 0 K: 0 S: 4	H: 1 LOB: 0 BB: 0 P: 4	R: 0 E: 0 K: 0 S: 3	H: 0 LOB: 0 BB: 0 P: 3	R: 0 E: 1 K: 2 S: 9	H: 1 LOB: 2 BB: 0 P: 9	R: 0 E: 0 K: 0 S: 4	H: 1 LOB: 0 BB: 0 P: 4	R: 2 E: 0 K: 0 S: 5	H: 2 LOB: 0 BB: 0 P: 5	R: 0 E: 0 K: 1 S: 5	H: 0 LOB: 0 BB: 0 P: 5	1B: 5 2B: 2 3B: 0 HR: 3	SF: 0 SAC: 0 DP: 0 HBP: 0	WP: 0 PB: 0 SB: 0 CS: 0	PA: 39						
PITCHER	IP	WLS	BF	H	R	ER	SO	BB	IBB	HBP	BLK	WP	HR	S	P	ERA	WHIP											
Dennis Eckersley, R (1, 1) ERA: 3.28	8.0	W	36	10	5	5	5	1	0	0	0	0	0	3	45	49	5.62	1.375										
Tom Burgmeier, L (9, 1) ERA: 3.54	1.0		3	0	0	0	1	0	0	0	0	0	0	0	5	5	0.00	0.000										

New York Yankees @ Boston Red Sox
Fenway Park, Boston, MA
Mon Jul 03 1978, 7:05 PM EDT
Att: 34,722 - Unknown - 67 F

AB	38
R	5
H	10
RBI	5
BB	1
SO	6
LOB	14




Batter	1	2	3	4	5	6	7	8	9	AB	R	H	RBI	BB	SO	LOB	BOTTOM										
Rick Burleson, R (1, 6) OBP: 0.301, SLG: 0.368	F8	F8		5-3	FC4-2		SF9		G4-6-3	2	1	0	1	2	0	2											
Jerry Remy, L (1, 4) OBP: 0.299, SLG: 0.318	1B		E4	2B	FC4-2		F8		G4-6-3	5	3	1	0	0	0	3											
Jim Rice, R (1, 10) OBP: 0.376, SLG: 0.620	2B		2B	5-3	5-3		F8		G4-6-3	5	1	1	0	0	0	4											
Carl Yastrzemski, L (1, 7) OBP: 0.388, SLG: 0.397	F8		F8		5-3		5-3		5-3	4	1	3	3	1	0	0											
Carlton Fisk, R (1, 2) OBP: 0.371, SLG: 0.498	1B		1B	2B	IBB		1B		6-3	4	1	3	3	1	0	0											
Fred Lynn, L (1, 8) OBP: 0.390, SLG: 0.508	5-3		FC6-4	1B	IBB		1B		FC3-6	5	0	2	3	0	1	2											
George Scott, R (1, 3) OBP: 0.360, SLG: 0.459	F8		L9	2B	2B		1B		K	5	0	1	0	0	0	3											
Dwight Evans, R (1, 9) OBP: 0.388, SLG: 0.547	F9		FC6-4	1B	2B		1B		L8	4	1	2	0	0	0	3											
Jack Brohamer, L (1, 5) OBP: 0.385, SLG: 0.435	2B		F9	2B	2B		2B		F4	4	1	2	0	0	0	3											
	BB		BB	2B	2B		2B		2B	1	2	1	1	3	0	0											
	BB		BB	2B	BB		2B		BB	1	2	1	1	3	0	0											
	BB		BB	2B	BB		2B		BB	3	0	1	1	0	0	5											
	BB		BB	2B	BB		2B		BB	3	0	1	1	0	0	5											
Inning Stats	R: 1 E: 0 K: 0 S: 5	H: 2 LOB: 1 BB: 0 P: 5	R: 0 E: 0 K: 0 S: 4	H: 1 LOB: 2 BB: 1 P: 8	R: 2 E: 1 K: 0 S: 6	H: 2 LOB: 1 BB: 0 P: 6	R: 3 E: 0 K: 0 S: 5	H: 2 LOB: 2 BB: 3 P: 17	R: 2 E: 0 K: 0 S: 5	H: 2 LOB: 0 BB: 0 P: 5	R: 1 E: 0 K: 0 S: 6	H: 3 LOB: 3 BB: 1 P: 10	R: 0 E: 0 K: 0 S: 2	H: 0 LOB: 1 BB: 1 P: 6	R: 0 E: 0 K: 1 S: 5	H: 0 LOB: 0 BB: 0 P: 5	1B: 4 2B: 7 3B: 1 HR: 0	SF: 1 SAC: 1 DP: 1 HBP: 0	WP: 0 PB: 0 SB: 0 CS: 0	PA: 42							
PITCHER	IP	WLS	BF	H	R	ER	SO	BB	IBB	HBP	BLK	WP	HR	S	P	ERA	WHIP										
Ed Figueroa, R (1, 1) ERA: 3.59	3.2	L	23	7	6	5	0	3	1	0	0	0	0	6	6	13.50	1.500										
Sparky Lyle, L (4, 1) ERA: 3.55	1.1		6	2	2	2	0	0	0	0	0	0	0	6	6	13.50	1.500										
Bob Kammeyer, R (6, 1) ERA: 3.0	3.0		13	3	1	1	1	2	0	0	0	0	0	13	21	3.00	1.667										

New York Yankees @ Boston Red Sox
Fenway Park, Boston, MA
Mon Jul 03 1978, 7:05 PM EDT
Att: 34,722 - Unknown - 67 F


AB	34
R	9
H	12
RBI	9
BB	6
SO	1
LOB	22



Batter	1	2	3	4	5	6	7	8	9	AB	R	H	RBI	BB	SO	LOB	TOP											
Rick Burleson, R OBP: 0.299, SLG: 0.365 (1, 6)	0-0 6-3		0-0 F4		0-0 F4		0-0 FC4-6 1B		0-0 6-3	5	0	1	0	0	0	1												
Jerry Remy, L OBP: 0.299, SLG: 0.320 Frank Duffy, R OBP: 0.281, SLG: 0.300 (8, 4)	0-0 3B 2B		0-0 F8		0-0 F4		0-0 FC4-6 HR		0-3 K	4	2	1	1	0	0	2												
Jim Rice, R OBP: 0.375, SLG: 0.622 (1, 10)	0-0 2H 3B			0-0 4-3		0-0 1-3		0-0 K		4	0	1	1	0	1	1												
Carl Yastrzemski, L OBP: 0.389, SLG: 0.410 Sam Bowen, R (7, 7)	0-0 F3			0-0 HR 1B		0-0 1-3		0-0 2H HR		4	2	2	2	0	0	1												
Carlton Fisk, R OBP: 0.367, SLG: 0.491 Fred Kendall, R OBP: 0.259, SLG: 0.320 (8, 2)	0-0 F7			0-0 F9		0-0 F8		0-3 K		4	0	0	0	0	1	2												
Fred Lynn, L OBP: 0.391, SLG: 0.530 (1, 8)		0-0 F8		0-0 1H HR			0-0 HR		0-0 3-1	4	2	2	3	0	0	0												
George Scott, R OBP: 0.358, SLG: 0.454 (1, 3)		0-3 K		0-0 5-3			0-0 1B E		0-0 1-3	4	1	1	0	0	1	0												
Dwight Evans, R OBP: 0.390, SLG: 0.546 (1, 9)		0-3 K			0-0 G3 1B		0-0 E1 2B 1B		0-3 K	4	1	2	0	0	2	0												
Jack Brohamer, L OBP: 0.380, SLG: 0.438 (1, 5)			0-0 G3		0-0 G3		0-0 1B FC4-6 2B		0-0 4-3	4	1	1	1	0	0	1												
Inning Stats	R: 1 E: 0 K: 0 S: 5	H: 2 LOB: 1 BB: 0 P: 5	R: 0 E: 0 K: 2 S: 7	H: 0 LOB: 0 BB: 0 P: 7	R: 0 E: 0 K: 0 S: 3	H: 0 LOB: 0 BB: 0 P: 3	R: 2 E: 0 K: 0 S: 5	H: 2 LOB: 0 BB: 0 P: 5	R: 0 E: 0 K: 0 S: 4	H: 1 LOB: 1 BB: 0 P: 4	R: 0 E: 0 K: 0 S: 3	H: 0 LOB: 0 BB: 0 P: 3	R: 6 E: 1 K: 2 S: 13	H: 6 LOB: 0 BB: 0 P: 13	R: 0 E: 0 K: 1 S: 5	H: 0 LOB: 0 BB: 0 P: 5	R: 0 E: 0 K: 1 S: 5	H: 0 LOB: 0 BB: 0 P: 5	1B: 5 2B: 2 3B: 1 HR: 3	SF: 0 SAC: 0 DP: 0 HBP: 0	WP: 0 PB: 0 SB: 1 CS: 0	PA: 38						
PITCHER	IP	WLS	BF	H	R	ER	SO	BB	IBB	HBP	BLK	WP	HR	S	P	ERA	WHIP											
Steve Stone, R ERA: 4.22 Lerrin LaGrow, R ERA: 4.4	(1, 1)	6.0	L	27	9	7	7	2	0	0	0	0	0	2	31	31	10.50	1.500										
	(7, 1)	3.0	S	11	2	2	2	4	0	0	0	0	0	1	19	19	6.00	0.667										

AB 38
R 9
H 11
RBI 8
BB 0
SO 6
LOB 8

Boston Red Sox @ Chicago White Sox
Comiskey Park, Chicago, IL
Wed Jul 05 1978, 8:05 PM EDT
Att: 26,434 - Unknown - 80 F

Batter	1	2	3	4	5	6	7	8	9	AB	R	H	RBI	BB	SO	LOB	BOTTOM											
Alan Bannister, R OBP: 0.312, SLG: 0.298 Bob Molinaro, L OBP: 0.349, SLG: 0.415 (9, FH)	0-0 G3 1B	0-0 1-3			0-0 6-3		0-0 5-3		0-0 F8	4	0	1	0	0	0	1												
Don Kessinger, S OBP: 0.311, SLG: 0.315 Greg Pryor, R OBP: 0.278, SLG: 0.267 (8, 6)	0-0 G3 1-2		0-0 CS BB		0-0 FC6-4 BB		0-0 4-3		0-3 K	2	0	0	0	2	0	1												
Claudell Washington, L OBP: 0.289, SLG: 0.370 (1, 9)	0-0 BB		0-0 G3		0-0 FC6-4 FC6-4		0-0 6-3			3	0	0	0	1	0	2												
Lamar Johnson, R OBP: 0.311, SLG: 0.364 (1, 3)	0-0 L7		0-0 F3		0-0 FC6-4			0-0 F8		4	0	0	0	0	0	3												
Jorge Orta, L OBP: 0.347, SLG: 0.480 (1, 4)	0-0 1-3			0-0 1B 1B		0-0 FC5-4 1B		0-0 E 1B		4	1	3	0	0	0	2												
Chet Lemon, R OBP: 0.397, SLG: 0.504 (1, 8)		0-0 5-3		0-0 L8		0-0 FC5-4 BB		0-0 E 1B		4	0	1	0	0	0	2												
Wayne Nordhagen, R OBP: 0.311, SLG: 0.428 Ron Blomberg, L OBP: 0.285, SLG: 0.371 Henry Cruz, L OBP: 0.301, SLG: 0.391 (9, 7)		0-0 2B 1B 1B		0-0 1-2 1B		0-3 K		0-0 E3 G5-4-3		3	0	2	0	0	1	1												
Eric Soderholm, R OBP: 0.313, SLG: 0.410 (1, 5)		0-0 2B 1B		0-3 K		0-0 BB		0-0 G5-4-3		3	1	1	0	1	1	4												
Bill Nahorodny, R OBP: 0.297, SLG: 0.368 (1, 2)		0-0 1H 2-3 2B		0-0 F7		0-3 K		0-0 F9		4	0	1	1	0	1	4												
Inning Stats	R: 0 E: 0 K: 0 S: 4	H: 1 LOB: 2 BB: 1 P: 8	R: 1 E: 0 K: 0 S: 5	H: 3 LOB: 1 BB: 0 P: 5	R: 0 E: 0 K: 0 S: 2	H: 0 LOB: 0 BB: 1 P: 6	R: 0 E: 0 K: 1 S: 7	H: 2 LOB: 2 BB: 0 P: 7	R: 0 E: 0 K: 0 S: 3	H: 0 LOB: 1 BB: 1 P: 7	R: 0 E: 0 K: 2 S: 8	H: 1 LOB: 2 BB: 1 P: 12	R: 0 E: 0 K: 0 S: 3	H: 0 LOB: 0 BB: 0 P: 3	R: 1 E: 1 K: 0 S: 5	H: 2 LOB: 1 BB: 0 P: 5	R: 0 E: 0 K: 1 S: 5	H: 0 LOB: 0 BB: 0 P: 5	1B: 8 2B: 1 3B: 0 HR: 0	SF: 0 SAC: 0 DP: 1 HBP: 0	WP: 0 PB: 0 SB: 0 CS: 1	PA: 38						
PITCHER	IP	WLS	BF	H	R	ER	SO	BB	IBB	HBP	BLK	WP	HR	S	P	ERA	WHIP											
Bill Lee, L ERA: 2.84 Bob Stanley, R ERA: 3.02	(1, 1)	6.0	W	27	7	1	1	3	4	0	0	0	0	0	29	45	1.50	1.833										
	(7, 1)	3.0	S	11	2	1	0	1	0	0	0	0	0	13	13	0.00	0.667											

Batter	1	2	3	4	5	6	7	8	9	AB	R	H	RBI	BB	SO	LOB	TOP										
Rick Burleson, R OBP: 0.299, SLG: 0.360 (1, 6)	1-0 1B 3B HBP	1-3					0-0 1B 1B		0-0 1B 2B BB	3	3	1	0	1	0	0	Boston Red Sox @ Cleveland Indians Cleveland Municipal Stadium, Cleveland, OH Fri Jul 07 1978, 7:05 PM EDT Att: 19,543 - Unknown - 87 F										
Jerry Remy, L OBP: 0.303, SLG: 0.325 (1, 4)	0-0 3B 1B		0-0 F7				0-0 1B S 9-2 1B		0-0 2B 1B	5	2	3	0	0	0	0											
Jim Rice, R OBP: 0.378, SLG: 0.627 (1, 7)	0-0 1B 3B		0-3 K				0-0 CS 1B		0-0 HR 2B	5	2	3	5	0	1	0											
Carl Yastrzemski, L OBP: 0.389, SLG: 0.429 (1, 10)	0-0 L3		0-0 G3				0-0 9-2 1B		0-0 HR	5	1	1	2	0	0	3											
Carlton Fisk, R OBP: 0.371, SLG: 0.504 (1, 2)	0-0 5-3			4-0 WP G3 BB			0-0 CS 1-2		4-0 F7	3	1	1	0	2	0	1											
Fred Lynn, L OBP: 0.393, SLG: 0.542 (1, 8)	0-0 1B			0-0 G3 1-2			0-0 6-3 2-3		0-0 F9	4	0	1	1	0	0	3											
George Scott, R OBP: 0.351, SLG: 0.434 (1, 3)	0-0 5-3			0-3 K			0-0 4-3		0-3 K	4	0	0	0	0	2	4											
Dwight Evans, R OBP: 0.391, SLG: 0.537 (1, 9)			0-0 F7				4-0 S BB		0-0 4-3	2	0	0	0	2	0	0											
Jack Brohamer, L OBP: 0.362, SLG: 0.413 (1, 5)			0-0 F3				0-3 4-3		0-0 F9	4	0	0	0	0	1	3											
Inning Stats	R: 3 E: 0 K: 0 S: 6	H: 3 LOB: 1 BB: 0 P: 7	R: 0 E: 0 K: 0 S: 3	H: 0 LOB: 0 BB: 0 P: 3	R: 0 E: 0 K: 1 S: 5	H: 0 LOB: 0 BB: 2 P: 5	R: 1 E: 0 K: 1 S: 5	H: 0 LOB: 1 BB: 2 P: 13	R: 1 E: 0 K: 0 S: 4	H: 3 LOB: 0 BB: 0 P: 4	R: 0 E: 0 K: 0 S: 3	H: 0 LOB: 0 BB: 0 P: 3	R: 0 E: 0 K: 1 S: 5	H: 0 LOB: 1 BB: 1 P: 9	R: 4 E: 0 K: 0 S: 6	H: 3 LOB: 0 BB: 1 P: 10		1B: 6 2B: 3 3B: 1 HR: 1	SF: 0 SAC: 0 DP: 1 HBP: 1	WP: 2 PB: 0 SB: 2 CS: 1	PA: 42						
PITCHER	IP	WLS	BF	H	R	ER	SO	BB	IBB	HBP	BLK	WP	HR	S	P	ERA	WHIP										
Dave Freisleben, R ERA: 7.5 (1, 1)	4.0		20	5	5	5	2	2	0	1	0	2	0	21	30	11.25	1.750										
Jim Kern, R ERA: 3.35 (5, 1)	4.2		17	2	1	1	2	3	0	0	0	0	0	18	30	1.93	1.071										
Dan Spillner, R ERA: 4.15 (9, 1)	0.1	W	4	3	3	3	0	0	0	0	0	0	1	4	4	81.00	9.000										

AB 35
R 9
H 10
RBI 8
BB 5
SO 4
LOB 14



Batter	1	2	3	4	5	6	7	8	9	AB	R	H	RBI	BB	SO	LOB	BOTTOM										
Rick Manning, L OBP: 0.327, SLG: 0.353 (1, 8)	0-0 4-1			0-0 4-3 1H 2B			0-0 4-3		0-0 1B 1B	5	0	3	4	0	0	1	Boston Red Sox @ Cleveland Indians Cleveland Municipal Stadium, Cleveland, OH Fri Jul 07 1978, 7:05 PM EDT Att: 19,543 - Unknown - 87 F										
Johnny Grubb, L OBP: 0.349, SLG: 0.425 (1, 7)	0-0 6-3			0-0 4-3			0-0 E S 1B		0-0 G5-4-3 1B	4	0	2	2	1	0	1											
Buddy Bell, R OBP: 0.331, SLG: 0.432 (1, 5)	0-0 1B			0-0 6-3			0-0 1-3 1B		0-0 G5-4-3 1B	5	0	1	0	0	0	7											
Andre Thornton, R OBP: 0.390, SLG: 0.520 (1, 3)	4-0 1-2 BB			0-0 5-3			0-0 2B 1B		0-0 F9	4	1	1	0	1	0	1											
Bernie Carbo, L OBP: 0.384, SLG: 0.389 (1, 10)	0-3 K			0-0 4-3			0-0 1H 2B		0-3 F7 K	5	0	1	1	0	2	2											
Gary Alexander, R OBP: 0.321, SLG: 0.479 (1, 2)			0-3 K				0-0 F8		4-0 1B FC BB	4	1	0	0	1	3	1											
Jim Norris, L OBP: 0.338, SLG: 0.333 (1, 9)			0-0 6-3				0-0 F8		0-0 HBP FC 1B 1B	4	2	2	0	0	0	1											
Paul Dade, R OBP: 0.355, SLG: 0.364 (9, PH)				0-0 SH1-3 1B 2B			0-0 F8		0-0 SH1-4 1B 1B	1	1	1	0	0	0	0											
Duane Kuiper, L OBP: 0.279, SLG: 0.288 (1, 4)			0-0 1B 1B				0-0 SH1-3		0-0 FC HBP 1B	3	2	1	1	0	0	2											
Tom Veryzer, R OBP: 0.312, SLG: 0.373 (1, 6)			0-0 1B				0-0 2B 1B		0-0 1B HBP	4	3	4	2	0	0	0											
Inning Stats	R: 0 E: 0 K: 1 S: 6	H: 1 LOB: 2 BB: 1 P: 10	R: 1 E: 0 K: 1 S: 8	H: 3 LOB: 3 BB: 1 P: 12	R: 0 E: 0 K: 1 S: 5	H: 0 LOB: 0 BB: 0 P: 5	R: 2 E: 0 K: 0 S: 6	H: 3 LOB: 1 BB: 0 P: 6	R: 1 E: 0 K: 0 S: 5	H: 2 LOB: 1 BB: 0 P: 5	R: 1 E: 0 K: 0 S: 5	H: 2 LOB: 1 BB: 0 P: 5	R: 4 E: 0 K: 0 S: 6	H: 3 LOB: 1 BB: 1 P: 11	R: 0 E: 0 K: 2 S: 7	H: 0 LOB: 0 BB: 0 P: 7	R: 1 E: 0 K: 0 S: 3	H: 2 LOB: 1 BB: 0 P: 3	1B: 12 2B: 4 3B: 0 HR: 0	SF: 0 SAC: 2 DP: 1 HBP: 1	WP: 0 PB: 0 SB: 1 CS: 0	PA: 45					
PITCHER	IP	WLS	BF	H	R	ER	SO	BB	IBB	HBP	BLK	WP	HR	S	P	ERA	WHIP										
Mike Torrez, R ERA: 3.91 (1, 1)	5.0		26	9	4	4	3	2	0	0	0	0	0	30	38	7.20	2.200										
Dick Drago, R ERA: 3.74 (6, 1)	1.1		10	3	5	5	0	1	0	1	0	0	0	8	13	33.75	3.000										
Tom Burgmeier, L ERA: 3.94 (7, 1)	1.2		6	2	0	0	2	0	0	0	0	0	0	10	10	0.00	1.200										
Bill Campbell, R ERA: 5.16 (9, 1)	0.1	L	3	2	1	1	0	0	0	0	0	0	0	3	3	27.00	6.000										

AB 39
R 10
H 16
RBI 10
BB 3
SO 5
LOB 16



Batter	1	2	3	4	5	6	7	8	9	AB	R	H	RBI	BB	SO	LOB	TOP							
Jerry Remy, L (1, 4) OBP: 0.302, SLG: 0.321	4-0 3B BB	0-0 2-3						0-3 K	0-0 L4								4 1 0 0 1 1 2							
Jack Brohamer, L (1, 5) OBP: 0.394, SLG: 0.431	0-0 HR 3B		0-0 4-1					0-0 L9	0-0 1B 2B								5 2 2 1 0 1 1							
Jim Rice, R (1, 10) OBP: 0.379, SLG: 0.629	0-3 K		0-3 K					0-0 1B 3B	0-0 1B 2B								5 2 2 0 0 2 2							
Carl Yastrzemski, L (1, 7) OBP: 0.393, SLG: 0.442 Sam Bowen, R (7, 8)	4-0 HR IBB		0-0 HR					0-0 1B 1B	0-3 K								3 2 2 2 1 1 2 0 1 0 0 1 0 0							
Carlton Fisk, R (1, 2) OBP: 0.374, SLG: 0.519	0-0 HR		0-3 K					0-0 1B	0-0 2B								5 2 3 5 0 1 1							
Fred Lynn, L (1, 8) OBP: 0.397, SLG: 0.542 Bob Bailey, R (7, 7) OBP: 0.321, SLG: 0.413	4-0 G6-4-3 BB							0-0 SH1-3 1B	0-3 K								2 2 1 0 2 1 2 1 0 1 0 0 0 0							
George Scott, R (1, 3) OBP: 0.347, SLG: 0.433	0-0 G6-4-3							0-3 K	0-0 K								5 0 1 3 0 2 3							
Dwight Evans, R (1, 9) OBP: 0.386, SLG: 0.529		0-0 5-3						0-0 SH1-3	0-0 F9								4 0 0 0 0 0 2							
Frank Duffy, R (1, 6) OBP: 0.390, SLG: 0.378		0-3 K						0-0 1B	0-0 1B								3 0 2 1 1 1 0							
Inning Stats	R: 4 E: 0 K: 1 S: 6	H: 2 LOB: 0 BB: 3 P: 18	R: 0 E: 0 K: 1 S: 5	H: 0 LOB: 0 BB: 0 P: 5	R: 1 E: 0 K: 2 S: 8	H: 1 LOB: 0 BB: 0 P: 8	R: 1 E: 0 K: 1 S: 6	H: 2 LOB: 1 BB: 0 P: 6	R: 1 E: 0 K: 2 S: 10	H: 3 LOB: 2 BB: 0 P: 10	R: 0 E: 0 K: 1 S: 6	H: 1 LOB: 0 BB: 1 P: 6	R: 4 E: 0 K: 1 S: 8	H: 4 LOB: 0 BB: 1 P: 12	R: 0 E: 0 K: 1 S: 5	H: 0 LOB: 1 BB: 1 P: 9	R: 1 E: 0 K: 0 S: 4	H: 1 LOB: 1 BB: 1 P: 8	1B: 7 2B: 4 3B: 2 HR: 2	SF: 0 SAC: 1 DP: 2 HBP: 0	WP: 0 PB: 0 SB: 0 CS: 0	PA: 44		
PITCHER	IP WLS BF H R ER SO BB IBB HBP BLK WP HR S P ERA WHIP	4.0 L 18 5 6 6 5 2 1 0 0 0 2 25 37 13.50 1.750	5.0 L 26 9 6 6 5 3 0 0 0 0 0 33 45 10.80 2.400																					

Boston Red Sox @ Cleveland Indians
Cleveland Municipal Stadium, Cleveland, OH

AB 37
R 12
H 14
RBI 12
BB 6
SO 10
LOB 15



WP: 0 PA: 44
PB: 0
SB: 0
CS: 0

Boston Red Sox @ Cleveland Indians
Cleveland Municipal Stadium, Cleveland, OH


AB 35
R 5
H 9
RBI 5
BB 2
SO 9
LOB 13




WP: 0 PA: 38
PB: 0
SB: 0
CS: 0

Batter	1	2	3	4	5	6	7	8	9	AB	R	H	RBI	BB	SO	LOB	BOTTOM							
Rick Manning, L (1, 8) OBP: 0.328, SLG: 0.358	0-0 FC4-6 1B		0-0 FC4-6 BB					0-0 K	0-0 SF7								4 1 2 1 0 1 2							
Johnny Grubb, L (1, 7) OBP: 0.350, SLG: 0.426	0-0 FC4-6		4-0 1-2 BB					0-0 F8	0-0 F5								4 1 1 2 1 0 2							
Buddy Bell, R (1, 5) OBP: 0.330, SLG: 0.440	0-0 F8		0-0 F9					0-0 F4	0-0 HR								4 1 1 2 0 0 3							
Andre Thornton, R (1, 3) OBP: 0.385, SLG: 0.512	0-3 K		0-0 F7					0-0 F7	0-3 K								4 0 0 0 0 2 1							
Bernie Carbo, L (1, 10) OBP: 0.367, SLG: 0.368		0-0 4-3						0-3 K	0-3 K								4 0 0 0 0 2 0							
Jim Norris, L (1, 9) OBP: 0.333, SLG: 0.328 Horace Speed, R (6, 9) OBP: 0.378, SLG: 0.351		0-0 F7						0-0 F6	0-0 5-3								2 0 0 0 0 0 0 2 0 0 0 0 1 0							
Duane Kuiper, L (1, 4) OBP: 0.286, SLG: 0.294		0-0 F8						0-0 B1-3 1B	0-0 FC6-4 1B								4 1 3 0 0 0 0							
Larry Blanks, R (1, 6) OBP: 0.285, SLG: 0.347			0-3 K					0-0 B1-3	0-0 FC6-4								4 0 1 0 0 1 2							
Bo Diaz, R (1, 2) OBP: 0.226, SLG: 0.258 Gary Alexander, R (5, PH) OBP: 0.321, SLG: 0.475			0-0 FC4-6 1B					0-3 K	4-0 2B 2B BB								1 0 1 0 0 0 0 2 1 0 0 1 2 3							
Inning Stats	R: 0 E: 0 K: 1 S: 6	H: 1 LOB: 1 BB: 0 P: 6	R: 0 E: 0 K: 0 S: 3	H: 0 LOB: 0 BB: 0 P: 3	R: 0 E: 0 K: 1 S: 6	H: 1 LOB: 2 BB: 1 P: 10	R: 0 E: 0 K: 1 S: 5	H: 0 LOB: 0 BB: 0 P: 5	R: 0 E: 0 K: 2 S: 8	H: 1 LOB: 1 BB: 0 P: 8	R: 0 E: 0 K: 0 S: 3	H: 0 LOB: 0 BB: 0 P: 3	R: 0 E: 0 K: 1 S: 6	H: 1 LOB: 1 BB: 0 P: 6	R: 4 E: 0 K: 2 S: 10	H: 3 LOB: 0 BB: 1 P: 14	R: 1 E: 0 K: 1 S: 7	H: 2 LOB: 1 BB: 0 P: 7	1B: 6 2B: 2 3B: 0 HR: 1	SF: 1 SAC: 0 DP: 0 HBP: 0	WP: 0 PB: 0 SB: 0 CS: 0	PA: 38		
PITCHER	IP WLS BF H R ER SO BB IBB HBP BLK WP HR S P ERA WHIP	9.0 W 38 9 5 5 9 2 0 0 0 0 1 54 62 5.00 1.222																						

WP: 0 PA: 38
PB: 0
SB: 0
CS: 0

Batter	1	2	3	4	5	6	7	8	9	AB	R	H	RBI	BB	SO	LOB	TOP										
Rick Burleson, R OBP: 0.296, SLG: 0.355 (1, 6)	0-0 4-3		0-0 F8		0-0 L6			0-0 F7		4	0	0	0	0	0	0	Boston Red Sox @ Cleveland Indians Cleveland Municipal Stadium, Cleveland, OH Sat Jul 08 1978, 7:05 PM EDT Att: 41,859 - Unknown AB 30 R 3 H 4 RBI 2 BB 2 SO 5 LOB 8 										
Frank Duffy, R OBP: 0.356, SLG: 0.341 (1, 4)	0-0 L7		0-0 5-3			0-0 5-3		0-0 F9		4	0	0	0	0	0												
Jim Rice, R OBP: 0.380, SLG: 0.633 (1, 7)	0-0 L8		4-0 WP BB			0-0 1B 3B		0-3 K		3	1	1	0	1	1	0											
Dwight Evans, R OBP: 0.388, SLG: 0.527 (1, 9)		4-0 1B E BB	0-0 F7			0-0 1B		0-0 L5		3	1	1	1	1	0	1											
Bob Bailey, R OBP: 0.333, SLG: 0.420 (1, 10)		0-0 E SF8 1B		0-3 K		0-3 K		0-0 CS 1B		4	1	2	0	0	2	1											
Bob Montgomery, R OBP: 0.333, SLG: 0.412 (1, 2)		0-0 4-3		0-3 K		0-0 6-3		0-0 6-3		4	0	0	0	0	1	4											
Fred Kendall, R OBP: 0.233, SLG: 0.286 (1, 3)		0-0 FC5		0-0 F3			0-0 4-3			3	0	0	0	0	0	1											
Jack Brohamer, L OBP: 0.355, SLG: 0.423 (1, 5)		2-3 3-H SF8			0-0 F9		0-0 6-3			2	0	0	1	0	0	0											
Sam Bowen, R (1, 8)		0-3 K			0-0 5-3		0-0 6-3			3	0	0	0	0	1	1											
Inning Stats	R: 0 E: 0 K: 0 S: 3	H: 0 LOB: 0 BB: 0 P: 3	R: 2 E: 1 K: 1 S: 7	H: 1 LOB: 1 BB: 1 P: 11	R: 0 E: 0 K: 2 S: 3	H: 0 LOB: 0 BB: 0 P: 7	R: 0 E: 0 K: 2 S: 7	H: 0 LOB: 0 BB: 0 P: 7	R: 1 E: 0 K: 1 S: 7	H: 2 LOB: 1 BB: 0 P: 7	R: 0 E: 0 K: 0 S: 3	H: 0 LOB: 0 BB: 0 P: 3	R: 0 E: 0 K: 1 S: 5	H: 0 LOB: 0 BB: 0 P: 5	R: 0 E: 0 K: 0 S: 3	H: 1 LOB: 0 BB: 0 P: 3	1B: 3 2B: 0 3B: 1 HR: 0	SF: 1 SAC: 0 DP: 0 HBP: 0	WP: 1 PB: 0 SB: 0 CS: 1	PA: 33							
PITCHER David Clyde, L ERA: 3.84 (1, 1)	IP 9.0	WLS L	BF 33	H 4	R 3	ER 1	SO 5	BB 2	IBB 0	HBP 0	BLK 0	WP 1	HR 0	S 41	P 49	ERA 1.00	WHIP 0.667										

Batter	1	2	3	4	5	6	7	8	9	AB	R	H	RBI	BB	SO	LOB	BOTTOM											
Paul Dade, R OBP: 0.391, SLG: 0.360 (1, 9)	0-0 F6		0-3 K		0-0 FC6-4 1B		0-0 B4-3		0-0 FC6-4	3	1	0	0	0	1	1	Boston Red Sox @ Cleveland Indians Cleveland Municipal Stadium, Cleveland, OH Sat Jul 08 1978, 7:05 PM EDT Att: 41,859 - Unknown AB 34 R 2 H 7 RBI 2 BB 2 SO 4 LOB 15 											
Rick Manning, L OBP: 0.326, SLG: 0.356 (7, 8)					1-2 1B				1-2	2	0	0	0	0	0	1												
Duane Kuiper, L OBP: 0.285, SLG: 0.294 (1, 4)	0-0 G3		0-3 K		0-0 1B		0-0 F7			4	1	1	0	0	1	0												
Buddy Bell, R OBP: 0.335, SLG: 0.442 (1, 5)	4-0 HBP BB			0-0 1B	0-0 1B		0-0 4-3			3	0	2	1	1	0	0												
Andre Thornton, R OBP: 0.386, SLG: 0.510 (1, 3)	1-0 HBP			0-0 F4	0-0 1B		0-0 F7			3	0	1	1	0	0	1												
Bernie Carbo, L OBP: 0.362, SLG: 0.363 (1, 10)	0-0 4-3			0-0 FC5-4 1B	0-0 F9		0-0 6-3			4	0	1	0	0	0	4												
Gary Alexander, R OBP: 0.320, SLG: 0.476 (1, 2)		0-0 5-3		0-3 K		0-0 2B		0-0 4-3		4	0	1	0	0	1	2												
Horace Speed, R OBP: 0.354, SLG: 0.325 (7, 9)		0-3 K		0-0 FC5-4		0-0 6-3			0-0 4-3	3	0	0	0	0	1	3												
Jim Norris, L OBP: 0.331, SLG: 0.326 (9, PH)				1-2					0-0 4-3	1	0	0	0	0	0	0												
Ted Cox, R OBP: 0.275, SLG: 0.223 (6, PH)		0-0 6-3			0-0 6-3		0-0 L6		4-0 FC5-4 BB	2	0	0	0	0	0	0												
Johnny Grubb, L OBP: 0.351, SLG: 0.424 (7, 7)									0-0 FC5-4 BB	1	0	0	0	1	0	1												
Tom Veryzer, R OBP: 0.310, SLG: 0.370 (1, 6)			0-0 4-3		0-0 FC6-4 1B		0-0 F3		0-0 FC5-4 FC6-4	4	0	1	0	0	0	2												
Inning Stats	R: 0 E: 0 K: 0 S: 3	H: 0 LOB: 2 BB: 1 P: 8	R: 0 E: 0 K: 1 S: 5	H: 0 LOB: 0 BB: 0 P: 5	R: 0 E: 0 K: 2 S: 7	H: 2 LOB: 2 BB: 0 P: 7	R: 2 E: 0 K: 0 S: 7	H: 4 LOB: 2 BB: 0 P: 7	R: 0 E: 0 K: 0 S: 4	H: 1 LOB: 0 BB: 0 P: 4	R: 0 E: 0 K: 0 S: 3	H: 0 LOB: 0 BB: 0 P: 3	R: 0 E: 0 K: 0 S: 3	H: 0 LOB: 1 BB: 0 P: 3	R: 0 E: 0 K: 0 S: 3	H: 0 LOB: 1 BB: 1 P: 7		1B: 6 2B: 1 3B: 0 HR: 0	SF: 0 SAC: 0 DP: 0 HBP: 1	WP: 0 PB: 0 SB: 0 CS: 0	PA: 37							
PITCHER Jim Wright, R ERA: 2.89 Bob Stanley, R ERA: 2.95 (9, 1)	IP 8.1	WLS W	BF 35	H 7	R 2	ER 2	SO 4	BB 2	IBB 0	HBP 1	BLK 0	WP 0	HR 0	S 40	P 49	ERA 0.00		WHIP 0.000										

Batter	1	2	3	4	5	6	7	8	9	AB	R	H	RBI	BB	SO	LOB	TOP					
Rick Burleson, R (1, 6) OBP: 0.298, SLG: 0.357 Frank Duffy, R (1, 6) OBP: 0.327, SLG: 0.311	0-0 CS 1B		0-3 K		0-0 FC6-4		0-0 F3		0-0 F8	1	0	1	0	0	0	0	Boston Red Sox @ Cleveland Indians Cleveland Municipal Stadium, Cleveland, OH Sun Jul 09 1978, 3:33 AM EDT Att: 41,394 - Unknown - 76 F livebaseballscorecards.com					
Jerry Remy, L (1, 4) OBP: 0.301, SLG: 0.320	0-3 K		0-0 6-3				0-0 F8		0-0 BB 1B	4	1	1	0	0	1	1						
Jim Rice, R (1, 10) OBP: 0.379, SLG: 0.628	0-0 BB 1B				0-0 P8		0-0 5-3		0-3 K 1B	4	0	1	0	0	1	1						
Carl Yastrzemski, L (1, 7) OBP: 0.398, SLG: 0.442	4-0 BB 1B				0-0 4-3		0-0 1B		4-0 1B 1B BB	2	0	1	0	2	0	0						
Carlton Fisk, R (1, 2) OBP: 0.373, SLG: 0.516	0-0 L8				0-0 1-3		0-0 5-3		0-0 1B 1B BB	4	0	1	1	0	0	3						
Fred Lynn, L (1, 8) OBP: 0.402, SLG: 0.543		4-0 BB BB BB			0-0 G6-4-3 BB		0-0 K 1B		0-0 G4-6-3 1B	3	0	2	0	1	1	0						
George Scott, R (1, 3) OBP: 0.345, SLG: 0.429		0-0 G6-4-3			0-0 K		0-0 1B		0-0 G4-6-3	4	0	1	0	0	1	5						
Dwight Evans, R (1, 9) OBP: 0.386, SLG: 0.523		0-3 K			0-0 FC6-4 1B		0-3 K		0-3 K	4	0	1	0	0	3	1						
Jack Brohamer, L (1, 5) OBP: 0.352, SLG: 0.417					0-0 F9		0-0 K		0-0 F7	4	0	1	0	0	1	2						
Inning Stats	R: 0 E: 0 K: 1 S: 6	H: 2 LOB: 2 BB: 1 P: 10	R: 0 E: 0 K: 1 S: 4	H: 0 LOB: 0 BB: 1 P: 8	R: 0 E: 0 K: 1 S: 5	H: 0 LOB: 0 BB: 0 P: 5	R: 0 E: 0 K: 0 S: 3	H: 0 LOB: 0 BB: 0 P: 3	R: 0 E: 0 K: 2 S: 9	H: 2 LOB: 2 BB: 0 P: 9	R: 0 E: 0 K: 0 S: 4	H: 1 LOB: 1 BB: 0 P: 4	R: 0 E: 0 K: 2 S: 9	H: 2 LOB: 2 BB: 0 P: 9	R: 1 E: 0 K: 1 S: 7	H: 3 LOB: 2 BB: 1 P: 11	R: 0 E: 0 K: 1 S: 5	H: 0 LOB: 0 BB: 0 P: 5	1B: 10 2B: 0 3B: 0 HR: 0	SF: 0 SAC: 0 DP: 2 HBP: 0	WP: 0 PB: 0 SB: 0 CS: 1	PA: 37
PITCHER	IP	WLS	BF	H	R	ER	SO	BB	IBB	HBP	BLK	WP	HR	S	P	ERA	WHIP					
Rick Wise, R (1, 1) ERA: 3.19	7.1	W	32	9	1	1	8	3	0	0	0	0	0	45	57	1.23	1.636					
Dan Spillner, R (8, 1) ERA: 3.95	1.2		5	1	0	0	1	0	0	0	0	0	0	7	7	0.00	0.600					

Batter	1	2	3	4	5	6	7	8	9	AB	R	H	RBI	BB	SO	LOB	BOTTOM				
Rick Manning, L (1, 8) OBP: 0.327, SLG: 0.354	0-0 6-3		0-0 FC6		4-0 BB HR BB		0-0 BB 1B		0-0 5-3	4	1	1	0	1	0	1	Boston Red Sox @ Cleveland Indians Cleveland Municipal Stadium, Cleveland, OH Sun Jul 09 1978, 3:33 AM EDT Att: 41,394 - Unknown - 76 F livebaseballscorecards.com				
Johnny Grubb, L (1, 7) OBP: 0.360, SLG: 0.427	0-0 1B		4-0 1B		4-0 HR BB		0-0 F8		0-0 G6-4-3 1B	3	1	2	0	2	0	1					
Buddy Bell, R (1, 5) OBP: 0.340, SLG: 0.452	0-0 1B		0-0 L5		0-0 HR		4-0 1B		0-0 G6-4-3	4	1	2	4	1	0	4					
Andre Thornton, R (1, 3) OBP: 0.381, SLG: 0.502	0-0 F2		0-0 F8		0-0 F6		0-0 F6			4	0	0	0	0	0	4					
Gary Alexander, R (1, 2) OBP: 0.319, SLG: 0.476	0-3 K		0-0 2B		0-0 F5		0-0 L5			4	0	1	0	0	1	2					
Bernie Carbo, L (1, 10) OBP: 0.357, SLG: 0.357		0-3 K		0-0 L9		0-0 G6-4-3 1B		0-0 E6		4	1	1	0	0	1	1					
Horace Speed, R (1, 9) OBP: 0.346, SLG: 0.318		0-0 2B 1B		0-3 K		0-0 G6-4-3		0-0 P9		4	1	1	0	0	1	3					
Duane Kuiper, L (1, 4) OBP: 0.291, SLG: 0.307		0-0 FC6 E 2B		0-0 BB SH1-3 HR 1B		0-0 1-3		0-0 E5 2B		4	2	3	1	0	0	0					
Tom Verzyer, R (1, 6) OBP: 0.305, SLG: 0.363		0-0 E6 L5		0-0 SH1-3		0-0 6-3		0-0 E5		3	0	0	0	0	0	2					
Inning Stats	R: 0 E: 0 K: 1 S: 7	H: 2 LOB: 2 BB: 0 P: 7	R: 2 E: 2 K: 1 S: 8	H: 2 LOB: 2 BB: 1 P: 12	R: 0 E: 0 K: 1 S: 6	H: 1 LOB: 1 BB: 0 P: 6	R: 4 E: 0 K: 0 S: 5	H: 2 LOB: 2 BB: 2 P: 13	R: 0 E: 0 K: 0 S: 3	H: 1 LOB: 0 BB: 0 P: 3	R: 0 E: 0 K: 0 S: 4	H: 1 LOB: 2 BB: 1 P: 8	R: 1 E: 2 K: 0 S: 5	H: 1 LOB: 2 BB: 0 P: 5	R: 0 E: 0 K: 0 S: 3	H: 1 LOB: 0 BB: 0 P: 3	1B: 7 2B: 4 3B: 0 HR: 1	SF: 0 SAC: 1 DP: 3 HBP: 0	WP: 0 PB: 0 SB: 0 CS: 0	PA: 39	
PITCHER	IP	WLS	BF	H	R	ER	SO	BB	IBB	HBP	BLK	WP	HR	S	P	ERA	WHIP				
Allen Ripley, R (1, 1) ERA: 4.85	3.1	L	21	7	6	5	3	2	1	0	0	0	0	24	36	13.50	2.700				
Bob Stanley, R (4, 1) ERA: 2.73	4.2		18	4	1	0	0	1	0	0	0	0	0	17	21	0.00	1.071				

Batter	1	2	3	4	5	6	7	8	9	AB	R	H	RBI	BB	SO	LOB	TOP								
Bobby Bonds, R (1, 9) OBP: 0.328, SLG: 0.442 Bobby Thompson, S (8, 9) OBP: 0.289, SLG: 0.365	0-3 K		0-0 F8	0-0 F8		0-0 HR		0-0 FC5-4 1B		5	1	2	1	0	1	0	Texas Rangers @ Boston Red Sox Fenway Park, Boston, MA Thu Jul 13 1978, 7:05 PM EDT Att: 33,995 - Unknown - 82 F livebaseballscorecards.com								
Juan Beniquez, R (1, 8) OBP: 0.310, SLG: 0.405	0-0 HR		0-0 2B		0-0 1B 1B	0-3 K		0-0 FC5-4 5-3 1B		5	3	3	1	0	1	1									
Jim Sundberg, R (1, 2) OBP: 0.378, SLG: 0.396	0-0 F4		0-3 K		0-0 FC6-5 1B 1B		0-0 6-3	0-0 5-3		5	0	1	0	0	1	2									
Al Oliver, L (1, 10) OBP: 0.328, SLG: 0.507	0-0 HR		0-0 P7		0-0 FC6-5 1B		0-0 1B HR 1B	0-0 FC5-4 1B		5	2	4	3	0	0	1									
Richie Zisk, R (1, 7) OBP: 0.346, SLG: 0.434	0-3 K			0-0 BB 1B	0-0 FC6-5		0-0 F8	0-0 FC5-4		5	1	1	0	0	1	4									
Mike Hargrove, L (1, 3) OBP: 0.394, SLG: 0.370 Mike Jorgensen, L (9, 3) OBP: 0.389, SLG: 0.160		0-0 6-3		4-0 1B SF9 BB	0-0 F7		0-0 HR 1B		0-0 L3	4	2	1	0	1	0	2									
Toby Harrah, R (1, 5) OBP: 0.332, SLG: 0.314		0-0 HR		0-0 SF9 SF7 1B	0-0 4-3		0-0 HR		0-3 K	5	3	3	5	0	1	2									
Bump Wills, S (1, 4) OBP: 0.299, SLG: 0.343		0-0 1-3		0-0 SF9		0-0 1-3		0-0 2B		4	0	2	1	0	0	0									
Bert Campaneris, R (1, 6) OBP: 0.272, SLG: 0.243		0-0 F8		0-0 SF7		0-0 6-3		0-0 F3		4	0	0	1	0	0	2									
Inning Stats	R: 2 E: 0 K: 2 S: 9	H: 2 LOB: 0 BB: 0 P: 9	R: 1 E: 0 K: 0 S: 4	H: 1 LOB: 0 BB: 0 P: 4	R: 0 E: 0 K: 1 S: 6	H: 1 LOB: 1 BB: 0 P: 6	R: 3 E: 0 K: 0 S: 5	H: 2 LOB: 0 BB: 1 P: 9	R: 1 E: 0 K: 0 S: 6	H: 3 LOB: 2 BB: 0 P: 6	R: 1 E: 0 K: 1 S: 6	H: 1 LOB: 0 BB: 0 P: 6	R: 3 E: 0 K: 0 S: 7	H: 4 LOB: 1 BB: 0 P: 7	R: 1 E: 0 K: 0 S: 5	H: 2 LOB: 1 BB: 0 P: 5	R: 0 E: 0 K: 1 S: 6	H: 1 LOB: 1 BB: 0 P: 6	1B: 9 2B: 3 3B: 0 HR: 5	SF: 2 SAC: 0 DP: 0 HBP: 0	WP: 0 PB: 0 SB: 0 CS: 0	PA: 45			
PITCHER	IP	WLS	BF	H	R	ER	SO	BB	IBB	HBP	BLK	WP	HR	S	P	ERA	WHIP								
Luis Tiant, R (1, 1) ERA: 3.26	3.0	L	15	5	5	5	3	1	0	0	0	0	3	20	24	15.00	2.000								
Bob Stanley, R (4, 1) ERA: 3.05	3.0		14	5	3	3	1	0	0	0	0	0	1	16	16	9.00	1.667								
Allen Ripley, R (7, 1) ERA: 5.15	3.0		16	7	4	4	1	0	0	0	0	0	1	18	18	12.00	2.333								

Batter	1	2	3	4	5	6	7	8	9	AB	R	H	RBI	BB	SO	LOB	BOTTOM								
Jerry Remy, L (1, 4) OBP: 0.303, SLG: 0.327	0-0 L8		0-0 CS 1B		0-0 F8			0-0 4-3 3B	0-0 4-3	5	1	2	1	0	0	2	Texas Rangers @ Boston Red Sox Fenway Park, Boston, MA Thu Jul 13 1978, 7:05 PM EDT Att: 33,995 - Unknown - 82 F livebaseballscorecards.com								
Jack Brohamer, L (1, 5) OBP: 0.338, SLG: 0.400	0-0 1-3		0-0 P7			0-0 P7		0-0 4-3	0-3 K	5	0	0	1	0	1	2									
Jim Rice, R (1, 10) OBP: 0.376, SLG: 0.621	0-0 4-3			0-0 6-3		4-0 FC5-4 BB		0-0 6-3	0-0 F7	4	0	0	0	1	0	1									
Carl Yastrzemski, L (1, 7) OBP: 0.399, SLG: 0.441		0-0 BB SF8 1B		4-0 G6-4-3 BB		0-0 FC5-4 1B		0-0 F3		3	1	1	0	1	0	1									
Carlton Fisk, R (1, 2) OBP: 0.377, SLG: 0.529		0-0 BB 1B		0-0 G6-4-3		0-0 FC4-6 1B			0-0 HR	4	1	3	1	0	0	1									
Fred Lynn, L (1, 8) OBP: 0.406, SLG: 0.554		4-0 G6-4-3 BB		0-0 HR		0-0 FC4-6		4-0 HR BB		2	2	1	1	2	0	2									
George Scott, R (1, 3) OBP: 0.348, SLG: 0.456		0-0 SF8			0-0 2B		0-0 6-3		0-0 HR	3	1	2	3	0	0	0									
Dwight Evans, R (1, 9) OBP: 0.381, SLG: 0.515		0-0 G6-4-3		0-0 K		0-0 K		0-0 E6 2B 4-3		4	1	0	0	0	2	3									
Frank Duffy, R (1, 6) OBP: 0.321, SLG: 0.327			0-0 F9		0-0 5-3		0-0 P7		0-0 4-3 2B	4	0	1	0	0	0	1									
Inning Stats	R: 0 E: 0 K: 0 S: 3	H: 0 LOB: 0 BB: 0 P: 3	R: 1 E: 0 K: 0 S: 4	H: 2 LOB: 1 BB: 1 P: 8	R: 0 E: 0 K: 0 S: 2	H: 0 LOB: 0 BB: 1 P: 6	R: 1 E: 0 K: 1 S: 7	H: 2 LOB: 1 BB: 0 P: 7	R: 0 E: 0 K: 0 S: 4	H: 1 LOB: 2 BB: 1 P: 8	R: 0 E: 0 K: 1 S: 5	H: 0 LOB: 0 BB: 0 P: 5	R: 1 E: 0 K: 0 S: 4	H: 1 LOB: 0 BB: 0 P: 4	R: 4 E: 1 K: 1 S: 9	H: 3 LOB: 1 BB: 1 P: 13	1B: 4 2B: 2 3B: 1 HR: 3	SF: 1 SAC: 0 DP: 2 HBP: 0	WP: 0 PB: 0 SB: 0 CS: 1	PA: 39					
PITCHER	IP	WLS	BF	H	R	ER	SO	BB	IBB	HBP	BLK	WP	HR	S	P	ERA	WHIP								
Dock Ellis, R (1, 1) ERA: 3.92	8.0	W	34	9	6	6	2	4	0	0	0	0	3	34	50	6.75	1.625								
Steve Corner, R (9, 1) ERA: 0.0	1.0		5	1	1	0	1	0	0	0	0	0	0	7	7	0.00	1.000								

Batter	1	2	3	4	5	6	7	8	9	AB	R	H	RBI	BB	SO	LOB	TOP			
Bobby Bonds, R OBP: 0.330, SLG: 0.441 (1, 9)	0-0 4-3		0-0 F5		0-0 E S 1B	0-0 2H 3H 1B		0-0 1-2 F4		5	0	2	2	0	0	3				
Juan Beniquez, R OBP: 0.308, SLG: 0.400 (1, 8)	0-0 CS 1B		0-0 L7		0-3 K	0-0 F6		0-0 B1-3		5	0	1	0	0	1	3				
Jim Sundberg, R OBP: 0.379, SLG: 0.398 (1, 2)	0-0 1-2 2B		0-0 F6		4-0 FC5-4 BB		0-0 F2		0-0 F8	4	0	1	0	1	0	1				
Al Oliver, L OBP: 0.329, SLG: 0.502 (1, 10)	0-0 F9			0-0 P7	0-3 K		0-0 G6-4-3 1B		4-0 BB	4	0	1	0	1	1	3				
Richie Zisk, R OBP: 0.344, SLG: 0.429 (1, 7)		0-0 2-3		4-0 BB BB	0-0 FC5-4		0-0 G6-4-3		0-3 K	4	0	0	0	1	1	4				
Mike Hargrove, L OBP: 0.301, SLG: 0.375 Mike Jorgensen, L OBP: 0.389, SLG: 0.160 (8, PR) (8, 3)		4-0 FC6-4 BB		4-0 1-2 BB		4-0 5-3 1B BB		0-0 4-3 1B		1	1	1	0	3	0	0				
Toby Harrah, R OBP: 0.331, SLG: 0.313 (1, 5)		0-0 FC6-4 S		0-0 P9		0-0 1-2 5-3 1B BB		0-0 4-3		4	1	1	0	0	0	4				
Bump Wills, S OBP: 0.299, SLG: 0.342 (1, 4)		0-0 5-3		0-0 4-3		0-0 F7		0-0 S 1B		4	0	1	1	0	0	5				
Bert Campaneris, R OBP: 0.277, SLG: 0.265 Jim Mason, L OBP: 0.270, SLG: 0.271 (1, 6) (8, 6)			0-0 S 1B		0-0 HR		0-0 5-3		0-0 F3	4	1	2	1	0	0	4				
Inning Stats	R: 0 E: 0 K: 0 S: 4	H: 2 LOB: 1 BB: 0 P: 4	R: 0 E: 0 K: 0 S: 3	H: 0 LOB: 1 BB: 1 P: 7	R: 0 E: 0 K: 0 S: 4	H: 1 LOB: 1 BB: 0 P: 4	R: 0 E: 0 K: 0 S: 3	H: 0 LOB: 2 BB: 2 P: 11	R: 1 E: 0 K: 2 S: 9	H: 2 LOB: 2 BB: 1 P: 13	R: 0 E: 0 K: 0 S: 3	H: 1 LOB: 0 BB: 0 P: 3	R: 1 E: 0 K: 0 S: 5	H: 2 LOB: 1 BB: 0 P: 5	R: 0 E: 0 K: 1 S: 5	H: 0 LOB: 1 BB: 1 P: 9	1B: 7 2B: 2 3B: 0 HR: 1	SF: 0 SAC: 0 DP: 1 HBP: 0	WP: 0 PB: 0 SB: 4 CS: 1	PA: 41
PITCHER Mike Torrez, R ERA: 3.91 (1, 1)	IP: 9.0 WLS: L BF: 41 H: 10 R: 4 ER: 4 SO: 3 BB: 6 IBB: 0 HBP: 0 BLK: 0 WP: 0 HR: 1 S: 41 P: 65 ERA: 4.00 WHIP: 1.778															PITCHER				

Texas Rangers @ Boston Red Sox
Fenway Park, Boston, MA
Fri Jul 14, 1978, 7:05 PM EDT
Att: 32,899 - Unknown - 82 F

AB 35
R 4
H 10
RBI 4
BB 6
SO 3
LOB 27



Batter	1	2	3	4	5	6	7	8	9	AB	R	H	RBI	BB	SO	LOB	BOTTOM					
Jerry Remy, L OBP: 0.306, SLG: 0.332 (1, 4)	0-0 F9		0-0 1B		0-0 G4-6-3 1B		0-0 1-2 2-3 1B			4	0	3	0	0	0	0						
Jack Brohamer, L OBP: 0.336, SLG: 0.395 (1, 5)	0-0 1B		0-0 F2		0-0 G4-6-3		0-0 4-3			4	0	1	0	0	0	6						
Jim Rice, R OBP: 0.372, SLG: 0.614 (1, 10)	0-3 K		0-0 5-3		0-0 4-3		0-0 4-3		0-0 F2	4	0	0	0	0	1	1						
Carl Yastrzemski, L OBP: 0.397, SLG: 0.436 (1, 7)		4-0 FC4-6 BB BB		0-0 4-3		0-0 4-3		0-0 F6		3	0	0	0	1	0	0						
Carlton Fisk, R OBP: 0.376, SLG: 0.524 (1, 2)		4-0 FC4-6 BB		0-0 5-3		0-0 1-3		0-0 F8		3	0	0	0	1	0	0						
Fred Lynn, L OBP: 0.407, SLG: 0.562 (1, 8)		0-0 FC4-6 G6-4-3		0-3 K		4-0 FC5-4 BB		0-0 HR		3	1	1	1	1	1	2						
George Scott, R OBP: 0.342, SLG: 0.446 (1, 3)		0-0 G6-4-3		0-0 5-3		0-3 K		0-3 K		4	0	0	0	0	2	3						
Dwight Evans, R OBP: 0.382, SLG: 0.536 (1, 9)			0-0 HR		0-0 HR		0-0 FC5-4 1B 1B		0-0 F8	4	2	2	2	0	0	1						
Frank Duffy, R OBP: 0.339, SLG: 0.333 Bob Bailey, R OBP: 0.328, SLG: 0.412 (9, PH) (9, PH)			0-0 5-3		4-0 1B BB		0-0 1-2 1B		0-0 L9	2	0	1	0	1	0	0						
Inning Stats	R: 0 E: 0 K: 1 S: 5	H: 1 LOB: 0 BB: 0 P: 5	R: 0 E: 0 K: 0 S: 2	H: 0 LOB: 1 BB: 2 P: 10	R: 1 E: 0 K: 0 S: 5	H: 2 LOB: 1 BB: 0 P: 5	R: 0 E: 0 K: 1 S: 5	H: 0 LOB: 0 BB: 0 P: 5	R: 1 E: 0 K: 0 S: 4	H: 2 LOB: 1 BB: 1 P: 8	R: 0 E: 0 K: 0 S: 3	H: 0 LOB: 0 BB: 0 P: 3	R: 0 E: 0 K: 1 S: 7	H: 2 LOB: 3 BB: 1 P: 11	R: 0 E: 0 K: 0 S: 3	H: 0 LOB: 0 BB: 0 P: 3	R: 1 E: 0 K: 1 S: 6	H: 1 LOB: 0 BB: 0 P: 6	1B: 5 2B: 0 3B: 0 HR: 3	SF: 0 SAC: 0 DP: 2 HBP: 0	WP: 0 PB: 0 SB: 0 CS: 0	PA: 36
PITCHER Fergie Jenkins, R ERA: 2.87 (1, 1)	IP: 8.0 WLS: W BF: 33 H: 8 R: 3 ER: 3 SO: 3 BB: 4 IBB: 0 HBP: 0 BLK: 0 WP: 0 HR: 3 S: 51 P: 51 ERA: 3.38 WHIP: 1.500															PITCHER						
Reggie Cleveland, R ERA: 2.92 (9, 1)	IP: 1.0 WLS: S BF: 3 H: 0 R: 0 ER: 0 SO: 1 BB: 0 IBB: 0 HBP: 0 BLK: 0 WP: 0 HR: 0 S: 5 P: 5 ERA: 0.00 WHIP: 0.000															PITCHER						

Texas Rangers @ Boston Red Sox
Fenway Park, Boston, MA
Fri Jul 14, 1978, 7:05 PM EDT
Att: 32,899 - Unknown - 82 F

AB 32
R 3
H 8
RBI 3
BB 4
SO 4
LOB 13



Batter	1	2	3	4	5	6	7	8	9	AB	R	H	RBI	BB	SO	LOB	TOP					
Willie Norwood, R (1, 7) OBP: 0.317, SLG: 0.382											5	0	1	0	0	1	3					
Rod Carew, L (1, 3) OBP: 0.431, SLG: 0.470											5	0	2	0	0	1	1					
Dan Ford, R (1, 8) OBP: 0.342, SLG: 0.449											5	0	0	1	0	1	3					
Bombo Rivera, R (1, 9) OBP: 0.409, SLG: 0.396											4	0	1	0	0	0	3					
Glenn Adams, L (9, PH) OBP: 0.276, SLG: 0.400											1	0	1	0	0	0	0					
Rob Wilfong, L (9, FR) OBP: 0.345, SLG: 0.351											0	0	0	0	0	0	0					
Jose Morales, R (1, 10) OBP: 0.370, SLG: 0.417											5	2	2	0	0	0	3					
Roy Smalley, S (1, 6) OBP: 0.345, SLG: 0.412											3	1	2	0	1	0	0					
Bob Randall, R (1, 4) OBP: 0.338, SLG: 0.370											4	0	2	1	0	0	2					
Larry Wolfe, R (1, 5) OBP: 0.310, SLG: 0.346											3	0	1	2	0	0	2					
Glenn Borgmann, R (1, 2) OBP: 0.305, SLG: 0.290											3	0	0	0	0	0	5					
Craig Kusick, R (9, PH) OBP: 0.316, SLG: 0.333											0	1	0	0	1	0	0					
Inning Stats	R: 0 E: 1 K: 0 S: 4	H: 1 LOB: 1 BB: 0 P: 4	R: 0 E: 0 K: 0 S: 5	H: 2 LOB: 2 BB: 0 P: 5	R: 0 E: 0 K: 2 S: 7	H: 0 LOB: 0 BB: 0 P: 7	R: 2 E: 0 K: 0 S: 6	H: 3 LOB: 1 BB: 0 P: 6	R: 0 E: 0 K: 0 S: 4	H: 1 LOB: 1 BB: 0 P: 4	R: 1 E: 0 K: 0 S: 5	H: 2 LOB: 2 BB: 1 P: 9	R: 0 E: 0 K: 1 S: 6	H: 1 LOB: 1 BB: 0 P: 6	R: 0 E: 0 K: 0 S: 3	H: 0 LOB: 0 BB: 0 P: 3	R: 1 E: 0 K: 0 S: 5	H: 2 LOB: 2 BB: 1 P: 9	1B: 12 2B: 1 3B: 0 HR: 0	SF: 1 SAC: 0 DP: 1 HBP: 0	WP: 0 PB: 0 SB: 0 CS: 0	PA: 41
PITCHER	IP WLS BF H R ER SO BB IBB HBP BLK WP HR S P ERA WHIP																					
Bill Lee, L (1, 1) ERA: 2.94	8.1 W 38 11 4 4 3 2 0 0 0 0 0 0 0 0 42 50 4.32 1.560																					
Bob Stanley, R (9, 1) ERA: 3.02	0.2 S 3 1 0 0 0 0 0 0 0 0 0 0 0 0 3 3 0.00 1.500																					

Minnesota Twins @ Boston Red Sox
Fenway Park, Boston, MA
Sat Jul 15 1978, 3:33 AM EDT
Att: 32,861 - Unknown - 82 F

livebaseballscores.com

AB 38
R 4
H 12
RBI 4
BB 2
SO 3
LOB 22

Batter	1	2	3	4	5	6	7	8	9	AB	R	H	RBI	BB	SO	LOB	BOTTOM			
Jerry Remy, L (1, 4) OBP: 0.307, SLG: 0.329											3	0	0	0	1	1	0			
Dwight Evans, R (1, 9) OBP: 0.378, SLG: 0.529											4	1	0	0	0	0	1			
Jim Rice, R (1, 7) OBP: 0.374, SLG: 0.611											2	0	0	0	2	0	0			
Carl Yastrzemski, L (1, 10) OBP: 0.401, SLG: 0.451											4	1	3	1	0	0	0			
Carlton Fisk, R (1, 2) OBP: 0.377, SLG: 0.522											3	1	1	1	0	1	2			
Fred Lynn, L (1, 8) OBP: 0.409, SLG: 0.558											2	0	0	0	2	0	3			
George Scott, R (1, 3) OBP: 0.345, SLG: 0.464											4	1	2	2	0	0	5			
Bob Bailey, R (1, 5) OBP: 0.323, SLG: 0.455											4	1	1	1	0	1	3			
Jack Brohamer, L (9, 5) OBP: 0.336, SLG: 0.395											0	0	0	0	0	0	0			
Frank Duffy, R (1, 6) OBP: 0.322, SLG: 0.315											3	0	0	0	0	0	0			
Inning Stats	R: 1 E: 0 K: 0 S: 4	H: 1 LOB: 3 BB: 2 P: 13	R: 0 E: 0 K: 1 S: 5	H: 0 LOB: 0 BB: 0 P: 5	R: 0 E: 0 K: 0 S: 3	H: 0 LOB: 0 BB: 0 P: 3	R: 2 E: 0 K: 1 S: 7	H: 2 LOB: 0 BB: 0 P: 7	R: 0 E: 0 K: 0 S: 3	H: 0 LOB: 0 BB: 0 P: 3	R: 1 E: 0 K: 1 S: 6	H: 2 LOB: 1 BB: 1 P: 10	R: 0 E: 0 K: 0 S: 3	H: 0 LOB: 0 BB: 0 P: 3	R: 1 E: 0 K: 0 S: 4	H: 2 LOB: 2 BB: 2 P: 12	1B: 4 2B: 0 3B: 0 HR: 3	SF: 0 SAC: 0 DP: 2 HBP: 1	WP: 0 PB: 0 SB: 0 CS: 0	PA: 35
PITCHER	IP WLS BF H R ER SO BB IBB HBP BLK WP HR S P ERA WHIP																			
Darrell Jackson, L (1, 1) ERA: 3.45	5.0 L 23 5 4 4 2 2 0 0 0 0 0 0 0 24 33 7.20 1.400																			
Mike Marshall, R (6, 1) ERA: 2.6	3.0 12 2 1 1 1 3 0 0 0 0 0 0 0 11 23 3.00 1.667																			

Minnesota Twins @ Boston Red Sox
Fenway Park, Boston, MA
Sat Jul 15 1978, 3:33 AM EDT
Att: 32,861 - Unknown - 82 F

livebaseballscores.com

AB 29
R 5
H 7
RBI 5
BB 5
SO 3
LOB 14

Batter	1	2	3	4	5	6	7	8	9	AB R H RBI BB SO LOB	TOP												
Hosken Powell, L (1.9) OBP: 0.321, SLG: 0.346	4-0 G3 BB		0-0 2B 3B	0-0 G3			0-0 F9		0-0 4-3 1B	4 1 2 0 1 0 3	Minnesota Twins @ Boston Red Sox Fenway Park, Boston, MA Sun Jul 16 1978, 3:33 AM EDT Cloudy												
Roy Smalley, S (1.6) OBP: 0.352, SLG: 0.418	0-0 G3		0-0 2B 2B		0-0 F9		0-0 1B		0-0 4-3 1B	5 1 3 1 0 0 1													
Rod Carew, L (1.3) OBP: 0.433, SLG: 0.478	0-0 G3		3-H 2B 2B		0-0 F9 2B		0-0 1B 1B		0-0 4-3	5 0 3 2 0 0 3													
Dan Ford, R (1.8) OBP: 0.340, SLG: 0.445	0-3 K		0-0 F9		0-0 F9		3-H 1B 1B		0-0 L1	5 0 1 0 0 1 5													
Mike Cabbage, L (1.5) OBP: 0.369, SLG: 0.454		0-3 K	0-0 F5		0-0 F8		0-0 L3			4 0 0 0 0 1 4													
Glenn Adams, L (1.10) OBP: 0.275, SLG: 0.396		0-0 1B		0-3 K		0-0 4-3		0-3 K		4 0 1 0 0 2 0													
Butch Wynegar, S (1.2) OBP: 0.337, SLG: 0.357		0-0 F7		0-0 F6		0-0 L3		0-0 G3		4 0 0 0 0 0 1													
Rich Chiles, L (1.7) OBP: 0.361, SLG: 0.343		0-0 F4		0-0 1B 1B		0-0 F7		0-0 3-1		4 0 1 0 0 0 1													
Rob Wilfong, L (1.4) OBP: 0.352, SLG: 0.359			0-0 4-3	0-0 1B 1B			0-0 1B 1B		0-3 K	4 1 2 0 0 1 0													
Inning Stats	R: 0 E: 0 K: 1 S: 5	H: 0 LOB: 1 BB: 1 P: 9	R: 0 E: 0 K: 1 S: 6	H: 1 LOB: 1 BB: 0 P: 6	R: 2 E: 0 K: 0 S: 6	H: 3 LOB: 1 BB: 0 P: 6	R: 0 E: 0 K: 1 S: 7	H: 2 LOB: 2 BB: 0 P: 7	R: 0 E: 0 K: 0 S: 4	H: 1 LOB: 1 BB: 0 P: 4	R: 0 E: 0 K: 0 S: 3	H: 0 LOB: 0 BB: 0 P: 3	R: 1 E: 0 K: 0 S: 6	H: 4 LOB: 2 BB: 0 P: 6	R: 0 E: 0 K: 1 S: 5	H: 0 LOB: 0 BB: 0 P: 5	R: 0 E: 0 K: 1 S: 7	H: 2 LOB: 2 BB: 0 P: 7	1B: 9 2B: 3 3B: 1 HR: 0	SF: 0 SAC: 0 DP: 0 HBP: 0	WP: 0 PB: 0 SB: 0 CS: 0	PA: 40	
PITCHER	IP WLS BF H R ER SO BB IBB HBP BLK WP HR S P ERA WHIP											PITCHER	IP WLS BF H R ER SO BB IBB HBP BLK WP HR S P ERA WHIP										
Dennis Eckersley, R (1.1) ERA: 3.41	7.0 W 32 11 3 3 3 1 0 0 0 0 0 0 37 41 3.86 1.714																						
Bill Campbell, R (8.1) ERA: 4.74	2.0 S 8 2 0 0 2 0 0 0 0 0 0 0 12 12 0.00 1.000																						

Batter	1	2	3	4	5	6	7	8	9	AB R H RBI BB SO LOB	BOTTOM												
Jerry Remy, L (1.4) OBP: 0.306, SLG: 0.327	0-0 F6	0-0 F7		0-0 G4-6-3 1B		0-0 4-3		0-0 G3		5 0 1 0 0 0 2	Minnesota Twins @ Boston Red Sox Fenway Park, Boston, MA Sun Jul 16 1978, 3:33 AM EDT Cloudy												
Jack Brohamer, L (1.5) OBP: 0.345, SLG: 0.405	4-0 2B BB		4-0 1B SF8 BB	0-0 G4-6-3		0-0 G3 1B 2B		0-0 SF8		2 3 1 1 2 0 2													
Jim Rice, R (1.10) OBP: 0.377, SLG: 0.616	0-0 1B 1H 2B		0-3 K		0-0 BB 1B		0-0 G3	0-0 2B		5 1 3 1 0 1 2													
Carl Yastrzemski, L (1.7) OBP: 0.404, SLG: 0.453	0-0 WP 1B		0-0 2B 1B		0-3 K		0-0 BB BB 1B	0-3 K		5 0 3 1 0 2 2													
Carlton Fisk, R (1.2) OBP: 0.379, SLG: 0.520	0-0 F8		0-0 SF8		4-0 BB BB		4-0 BB BB			1 0 0 1 2 0 1													
Fred Lynn, L (1.8) OBP: 0.410, SLG: 0.559	1-2 3-H K		3-H K		0-0 L9		4-0 BB BB	4-0 1-2 2-3 BB		3 0 1 0 1 1 3													
George Scott, R (1.3) OBP: 0.338, SLG: 0.454		0-0 E4	0-0 F3		0-0 4-3		0-0 F3			4 0 0 0 0 0 7													
Dwight Evans, R (1.9) OBP: 0.373, SLG: 0.521		0-0 F8		0-0 4-3		0-3 K	0-3 K			4 0 0 0 0 2 4													
Frank Duffy, R (1.6) OBP: 0.333, SLG: 0.345		0-3 K		0-0 1B 1B		0-0 5-3		0-0 G3 SF8 2B		4 1 2 0 0 1 1													
Inning Stats	R: 2 E: 0 K: 1 S: 7	H: 2 LOB: 1 BB: 1 P: 11	R: 0 E: 1 K: 1 S: 6	H: 0 LOB: 1 BB: 0 P: 6	R: 1 E: 0 K: 1 S: 7	H: 2 LOB: 1 BB: 1 P: 11	R: 0 E: 0 K: 0 S: 4	H: 2 LOB: 1 BB: 0 P: 4	R: 0 E: 0 K: 1 S: 6	H: 1 LOB: 2 BB: 1 P: 10	R: 0 E: 0 K: 1 S: 5	H: 0 LOB: 0 BB: 0 P: 5	R: 1 E: 0 K: 0 S: 7	H: 2 LOB: 2 BB: 2 P: 15	R: 1 E: 0 K: 1 S: 7	H: 2 LOB: 1 BB: 0 P: 7	1B: 6 2B: 5 3B: 0 HR: 0	SF: 2 SAC: 0 DP: 1 HBP: 0	WP: 1 PB: 0 SB: 0 CS: 0	PA: 40			
PITCHER	IP WLS BF H R ER SO BB IBB HBP BLK WP HR S P ERA WHIP											PITCHER	IP WLS BF H R ER SO BB IBB HBP BLK WP HR S P ERA WHIP										
Gary Serun, R (1.1) ERA: 3.52	4.0 L 20 5 2 2 3 2 0 0 0 0 0 0 24 32 6.75 2.000																						
Ronic Harrison, R (5.1) ERA: 6.75	3.2 L 19 5 2 2 3 3 0 0 0 0 0 0 22 34 4.91 2.182																						
Jeff Holly, L (8.1) ERA:	0.1 1 0 0 0 1 0 0 0 0 0 0 0 3 3 0.00 0.000																						

Batter	1	2	3	4	5	6	7	8	9	AB	R	H	RBI	BB	SO	LOB	TOP								
Hosken Powell, L (1.9) OBP: 0.327, SLG: 0.353										5	0	3	0	0	1	2									
Roy Smalley, S (1.6) OBP: 0.345, SLG: 0.413										4	0	0	0	0	0	3									
Rod Carew, L (1.3) OBP: 0.434, SLG: 0.477										3	0	1	0	1	0	0									
Dan Ford, R (1.8) OBP: 0.342, SLG: 0.445										4	0	2	0	0	0	3									
Mike Cabbage, L (1.5) OBP: 0.370, SLG: 0.454										2	0	1	0	0	1	2									
Larry Wolfe, R (4.5) OBP: 0.306, SLG: 0.343										1	0	0	0	0	0	0									
Glenn Adams, L (6, PH) OBP: 0.280, SLG: 0.400										1	0	1	0	0	0	0									
Bob Randall, R (8.5) OBP: 0.338, SLG: 0.370										0	0	0	0	0	0	0									
Craig Kusick, R (1.10) OBP: 0.307, SLG: 0.322										4	0	0	0	0	0	4									
Butch Wynegar, S (1.2) OBP: 0.332, SLG: 0.351										4	0	0	0	0	0	0									
Willie Norwood, R (1.7) OBP: 0.319, SLG: 0.399										4	2	2	1	0	0	0									
Rob Wilfong, L (1.4) OBP: 0.359, SLG: 0.366										4	0	2	1	0	0	0									
Inning Stats	R: 0 E: 0 K: 1 S: 7	H: 2 LOB: 2 BB: 0 P: 7	R: 0 E: 0 K: 0 S: 3	H: 0 LOB: 0 BB: 0 P: 3	R: 0 E: 0 K: 0 S: 3	H: 1 LOB: 0 BB: 0 P: 3	R: 0 E: 0 K: 0 S: 4	H: 2 LOB: 1 BB: 0 P: 4	R: 1 E: 0 K: 0 S: 5	H: 2 LOB: 1 BB: 0 P: 5	R: 0 E: 0 K: 0 S: 2	H: 0 LOB: 0 BB: 1 P: 6	R: 1 E: 0 K: 0 S: 5	H: 2 LOB: 1 BB: 0 P: 5	R: 0 E: 0 K: 0 S: 5	H: 2 LOB: 2 BB: 0 P: 5	R: 0 E: 0 K: 1 S: 6	H: 1 LOB: 1 BB: 0 P: 6	1B: 10 2B: 2 3B: 0 HR: 1	SF: 0 SAC: 0 DP: 2 HBP: 0	WP: 0 PB: 0 SB: 0 CS: 0	PA: 37			
PITCHER	IP	WLS	BF	H	R	ER	SO	BB	IBB	HBP	BLK	WP	HR	S	P	ERA	WHIP								
Jim Wright, R (1.1) ERA: 2.86	7.0	W	28	9	2	2	1	1	0	0	0	0	1	29	33	2.57	1.429								
Bob Stanley, R (8.1) ERA: 2.92	2.0	S	9	3	0	0	1	0	0	0	0	0	0	11	11	0.00	1.500								

Minnesota Twins @ Boston Red Sox
Fenway Park, Boston, MA
Sun Jul 16 1978, 7:05 PM EDT
Att: 35,589 - Unknown

AB 36
R 2
H 12
RBI 2
BB 1
SO 2
LOB 14



Batter	1	2	3	4	5	6	7	8	9	AB	R	H	RBI	BB	SO	LOB	BOTTOM								
Jerry Remy, L (1.4) OBP: 0.305, SLG: 0.329										4	0	1	0	0	0	0									
Jack Brohamer, L (1.5) OBP: 0.342, SLG: 0.408										4	1	1	0	0	0	1									
Jim Rice, R (1.7) OBP: 0.378, SLG: 0.615										4	1	2	0	0	0	1									
Carl Yastrzemski, L (1.3) OBP: 0.402, SLG: 0.451										4	0	1	0	0	0	4									
Fred Lynn, L (1.8) OBP: 0.412, SLG: 0.570										3	1	2	3	0	0	1									
Dwight Evans, R (1.9) OBP: 0.370, SLG: 0.516										3	0	0	0	0	0	3									
Garry Hancock, L (1.10) OBP: 0.318, SLG: 0.328										3	0	0	0	0	1	1									
Bob Montgomery, R (1.2) OBP: 0.286, SLG: 0.350										3	0	0	0	0	2	0									
Frank Duffy, R (1.6) OBP: 0.318, SLG: 0.328										3	0	0	0	0	0	0									
Inning Stats	R: 1 E: 0 K: 0 S: 6	H: 3 LOB: 2 BB: 0 P: 6	R: 0 E: 0 K: 2 S: 7	H: 0 LOB: 0 BB: 0 P: 7	R: 0 E: 0 K: 0 S: 3	H: 0 LOB: 0 BB: 0 P: 3	R: 0 E: 0 K: 0 S: 4	H: 1 LOB: 1 BB: 0 P: 4	R: 0 E: 0 K: 1 S: 5	H: 0 LOB: 0 BB: 0 P: 5	R: 2 E: 0 K: 0 S: 5	H: 2 LOB: 0 BB: 0 P: 5	R: 0 E: 0 K: 0 S: 3	H: 0 LOB: 0 BB: 0 P: 3	R: 0 E: 0 K: 0 S: 4	H: 1 LOB: 1 BB: 0 P: 4	1B: 4 2B: 2 3B: 0 HR: 1	SF: 0 SAC: 0 DP: 0 HBP: 0	WP: 1 PB: 0 SB: 0 CS: 0	PA: 31					
PITCHER	IP	WLS	BF	H	R	ER	SO	BB	IBB	HBP	BLK	WP	HR	S	P	ERA	WHIP								
Roger Erickson, R (1.1) ERA: 4.87	8.0	L	31	7	3	3	3	0	0	0	0	1	1	37	37	3.38	0.875								

Minnesota Twins @ Boston Red Sox
Fenway Park, Boston, MA
Sun Jul 16 1978, 7:05 PM EDT
Att: 35,589 - Unknown

AB 31
R 3
H 7
RBI 3
BB 0
SO 3
LOB 11



Batter	1	2	3	4	5	6	7	8	9	10	AB	R	H	RBI	BB	SO	LOB	TOP		
Hosken Powell, L OBP: 0.321, SLG: 0.345 (1, 9)	F7		F9		3-1			SH 6-3 SH2-4 1-2	F5		4	0	0	0	0	0	4			
Roy Smalley, S OBP: 0.347, SLG: 0.409 (1, 6)	F7			G6-4-3 BB		4-3		SH2-4 1-2 2-3		K	3	0	0	0	1	1	0			
Rod Carew, L OBP: 0.436, SLG: 0.474 (1, 3)	4-3			G6-4-3 BB		G3		6-3 IBB		FC6-4 BB 1B	2	1	0	0	3	0	0			
Dan Ford, R OBP: 0.343, SLG: 0.441 (1, 8)		4-3		G6-4-3		FC4-6 BB		6-3		FC6-4 BB	3	0	0	1	2	0	4			
Mike Cubbage, L OBP: 0.371, SLG: 0.446 (1, 5)		3-1				FC4-6 BB				FC6-4 BB 1B	3	0	0	0	2	0	3			
Jose Morales, R OBP: 0.364, SLG: 0.409 Bob Randall, R OBP: 0.338, SLG: 0.370 (10, PR)		L8						F8	F9		5	0	1	1	0	1	5			
Willie Norwood, R OBP: 0.318, SLG: 0.398 Rich Chiles, L OBP: 0.361, SLG: 0.343 Bombo Rivera, R OBP: 0.412, SLG: 0.396 (9, PR)			F9			L7		G3		3-1 SH1-4 1B	1	0	0	0	0	0	0			
Butch Wynegar, S OBP: 0.331, SLG: 0.350 (1, 2)						G3		F9		SH1-4 1B	4	0	1	0	0	0	3			
Rob Wilfong, L OBP: 0.365, SLG: 0.372 (1, 4)			FC6-4 S							3-1	4	1	2	0	0	0	3			
Inning Stats	R: 0 E: 0 K: 0 S: 3	H: 0 LOB: 0 BB: 0 P: 3	R: 0 E: 0 K: 0 S: 3	H: 0 LOB: 0 BB: 0 P: 3	R: 0 E: 0 K: 0 S: 4	H: 1 LOB: 1 BB: 0 P: 4	R: 0 E: 0 K: 1 S: 4	H: 0 LOB: 2 BB: 3 P: 16	R: 0 E: 0 K: 0 S: 3	H: 0 LOB: 0 BB: 0 P: 3	R: 1 E: 0 K: 0 S: 5	H: 1 LOB: 3 BB: 2 P: 13	R: 0 E: 0 K: 0 S: 4	H: 1 LOB: 2 BB: 0 P: 4	R: 1 E: 0 K: 1 S: 6	H: 1 LOB: 3 BB: 3 P: 18	1B: 5 2B: 0 3B: 0 HR: 0	SF: 0 SAC: 3 DP: 1 HBP: 0	WP: 0 PA: 44 PB: 0 SB: 1 CS: 0	
PITCHER	IP 9.0	WLS 37	H 4	R 1	ER 1	SO 1	BB 4	IBB 2	HBP 0	BLK 0	WP 0	HR 0	S 33	P 57	ERA 1.00	WHIP 0.889				
Luis Tiant, R ERA: 3.06 Bill Campbell, R ERA: 4.91 (10, 1)	1.0	W	7	1	1	1	3	0	0	0	0	0	6	18	9.00	4.000				

Minnesota Twins @ Boston Red Sox
Fenway Park, Boston, MA
Mon Jul 17 1978, 7:05 PM EDT
Att: 33,233 - Unknown - 69 F

AB	32
R	2
H	5
RBI	2
BB	9
SO	2
LOB	22



Batter	1	2	3	4	5	6	7	8	9	10	AB	R	H	RBI	BB	SO	LOB	BOTTOM			
Jerry Remy, L OBP: 0.304, SLG: 0.331 (1, 4)	G3				F7		F7			SH3-4	4	0	1	0	0	0	1				
Jack Brohamer, L OBP: 0.338, SLG: 0.396 (1, 5)	4-3		G3		F5			G3-6-3 1B BB		P9	4	0	0	0	1	0	3				
Jim Rice, R OBP: 0.378, SLG: 0.612 (1, 7)	K		L8				5-3			1B BB 1B	5	1	2	1	0	1	2				
Carl Yastrzemski, L OBP: 0.495, SLG: 0.456 (1, 10)		4-3		G3 SF9 2B				G3-6-3 1B 1B		1B S 1B	5	1	3	0	0	0	2				
Carlton Fisk, R OBP: 0.379, SLG: 0.516 (1, 2)		5-3		G3				K		1B	5	0	2	1	0	1	2				
Fred Lynn, L OBP: 0.410, SLG: 0.567 (1, 8)					SF9		G4-6-3 1B			4-3	2	0	0	1	1	0	2				
George Scott, R OBP: 0.341, SLG: 0.465 (1, 3)		5-3								K	4	0	2	0	0	1	1				
Dwight Evans, R OBP: 0.368, SLG: 0.512 (1, 9)										F6	4	0	1	0	0	2	2				
Frank Duffy, R OBP: 0.304, SLG: 0.313 Garry Hancock, L OBP: 0.250, SLG: 0.250 (10, PH)			FC3-6 1B							1B	3	0	0	0	0	1	2				
			FC3-6 2B							SH3-4 1B	1	1	1	0	0	0	0				
Inning Stats	R: 0 E: 0 K: 1 S: 5	H: 0 LOB: 0 BB: 0 P: 5	R: 0 E: 0 K: 0 S: 3	H: 0 LOB: 1 BB: 1 P: 7	R: 0 E: 0 K: 0 S: 5	H: 2 LOB: 2 BB: 0 P: 5	R: 1 E: 0 K: 1 S: 7	H: 2 LOB: 1 BB: 0 P: 7	R: 0 E: 0 K: 0 S: 3	H: 0 LOB: 0 BB: 0 P: 3	R: 0 E: 0 K: 2 S: 8	H: 1 LOB: 1 BB: 0 P: 8	R: 0 E: 0 K: 1 S: 5	H: 1 LOB: 1 BB: 1 P: 9	R: 0 E: 0 K: 1 S: 5	H: 0 LOB: 0 BB: 0 P: 5	R: 2 E: 0 K: 0 S: 6	H: 4 LOB: 2 BB: 0 P: 6	1B: 9 2B: 2 3B: 1 HR: 0	SF: 1 SAC: 1 DP: 2 HBP: 0	WP: 0 PA: 41 PB: 0 SB: 1 CS: 0
PITCHER	IP 9.0	WLS 36	H 9	R 2	ER 2	SO 6	BB 2	IBB 0	HBP 0	BLK 0	WP 0	HR 0	S 46	P 54	ERA 2.00	WHIP 1.222					
Dave Goltz, R ERA: 2.7 Mike Marshall, R ERA: 2.73 (10, 1)	0.2	L	5	3	1	0	0	0	0	0	0	0	5	5	13.50	4.500					

Minnesota Twins @ Boston Red Sox
Fenway Park, Boston, MA
Mon Jul 17 1978, 7:05 PM EDT
Att: 33,233 - Unknown - 69 F

AB	37
R	3
H	12
RBI	3
BB	2
SO	6
LOB	17



Batter	1	2	3	4	5	6	7	8	9	AB	R	H	RBI	BB	SO	LOB	TOP										
Jerry Remy, L (1.4) OBP: 0.303, SLG: 0.330	0-0 4-3			0-0 1-6-3		0-0 FC6 1B		0-0 F5	0-0 F8	5	0	1	0	0	0	1											
Dwight Evans, R (1.9) OBP: 0.366, SLG: 0.507	0-0 F7			0-0 F8		0-0 FC6 1-2		0-0 1B BLK 1B	0-0 F8	5	1	1	0	0	0	2											
Jim Rice, R (1.7) OBP: 0.378, SLG: 0.609	0-0 4-3			0-0 5-3			0-0 1B FC4-6 1B	0-0 1-3 BLK HR 1B	0-0 FC6-4 1-2	5	2	2	0	0	0	1											
Carl Yastrzemski, L (1.10) OBP: 0.406, SLG: 0.455		0-0 F8			0-0 G3		0-0 FC4-6 1B	4-0 1-2 HR BB		3	1	1	0	1	0	0											
Carlton Fisk, R (1.2) OBP: 0.380, SLG: 0.531		0-3 K			0-0 2B		0-0 FC4-6 1B	0-0 1-2 3-H HR	0-0 HR	4	2	2	4	0	1	1											
Fred Lynn, L (1.8) OBP: 0.405, SLG: 0.559		0-0 F7			0-0 4-3		0-0 F8	0-0 F7		4	0	0	0	0	0	2											
George Scott, R (1.3) OBP: 0.344, SLG: 0.466			0-0 6-3		0-0 F9		0-0 1B E	0-0 1B		4	1	2	0	0	0	1											
Butch Hobson, R (1.5) OBP: 0.325, SLG: 0.471			0-0 F3		0-0 F9	0-0 F9	0-0 1B E	0-0 1B 5-3		4	1	1	1	0	0	1											
Frank Duffy, R (1.6) OBP: 0.315, SLG: 0.313			0-0 1-3		0-0 6-3	0-0 6-3	0-0 E2 1B		4-0 FC6-4 BB	3	0	1	1	1	0	0											
Inning Stats	R: 0 E: 0 K: 0 S: 3	H: 0 LOB: 0 BB: 0 P: 3	R: 0 E: 0 K: 1 S: 5	H: 0 LOB: 0 BB: 0 P: 5	R: 0 E: 0 K: 0 S: 3	H: 0 LOB: 0 BB: 0 P: 3	R: 0 E: 0 K: 0 S: 4	H: 1 LOB: 1 BB: 0 P: 4	R: 0 E: 0 K: 0 S: 4	H: 1 LOB: 1 BB: 0 P: 4	R: 4 E: 1 K: 0 S: 7	H: 5 LOB: 2 BB: 0 P: 7	R: 4 E: 0 K: 0 S: 7	H: 4 LOB: 1 BB: 1 P: 11	R: 0 E: 0 K: 0 S: 3	H: 0 LOB: 1 BB: 1 P: 7	1B: 9 2B: 1 3B: 0 HR: 1	SF: 0 SAC: 0 DP: 0 HBP: 0	WP: 0 PA: 39 SB: 0 CS: 0								
PITCHER	IP	WLS	BF	H	R	ER	SO	BB	IBB	HBP	BLK	WP	HR	S	P	ERA	WHIP										
Lary Sorensen, R (1.1) ERA: 3.2	7.1	L	30	9	6	5	1	0	0	0	0	0	0	32	32	6.14	1.227										
Bob McClure, L (8.1) ERA: 3.98	0.2		5	2	2	2	0	1	0	0	1	0	1	4	8	27.00	4.500										
Bill Castro, R (9.1) ERA: 1.54	1.0		4	0	0	0	0	1	0	0	0	0	0	3	7	0.00	1.000										

Boston Red Sox @ Milwaukee Brewers
Milwaukee County Stadium, Milwaukee, WI

AB 37
R 8
H 11
RBI 6
BB 2
SO 1
LOB 9



Wed Jul 19 1978, 8:05 PM EDT
Att: 45,332 - Unknown - 81 F

Batter	1	2	3	4	5	6	7	8	9	AB	R	H	RBI	BB	SO	LOB	BOTTOM										
Paul Molitor, R (1.4) OBP: 0.325, SLG: 0.417	0-0 5-3		0-0 5-3		0-0 F5		0-0 4-3			4	0	0	0	0	0	0											
Don Money, R (1.3) OBP: 0.362, SLG: 0.437	0-0 FC5 BB 1B		0-0 F3		0-0 E6		0-0 B1-3			4	0	1	0	0	0	0											
Sal Bando, R (1.5) OBP: 0.377, SLG: 0.420	4-0 FC5 1-2 BB		0-0 HR 2B		0-0 F9		0-0 6-3			3	1	1	0	1	0	1											
Larry Hise, R (1.10) OBP: 0.359, SLG: 0.567	0-0 FC5 1-2 2-3		0-0 HR 2B		0-0 5-3			0-0 F9		4	1	1	2	0	0	3											
Ben Oglivie, L (1.7) OBP: 0.350, SLG: 0.481	0-0 3-1		0-0 2B			0-0 1B SH1 1B		0-0 F7		4	0	2	0	0	0	2											
Sixto Lezcano, R (1.9) OBP: 0.407, SLG: 0.552		0-0 5-3	0-0 4-3			0-0 SH1 1-2		0-0 F8		3	0	0	0	0	0	1											
Robin Yount, R (1.6) OBP: 0.313, SLG: 0.383		0-0 L4		0-0 L9		0-0 S 1B		0-0 5-3		4	0	1	0	0	0	0											
Gorman Thomas, R (1.8) OBP: 0.356, SLG: 0.532		4-0 BB		0-0 F6		0-0 F5 1-2		0-0 6-3		3	0	0	0	1	0	2											
Charlie Moore, R (1.2) OBP: 0.300, SLG: 0.355		0-0 F7		0-0 5-3		0-0 4-3		0-0 F7		4	0	0	0	0	0	3											
Inning Stats	R: 0 E: 0 K: 0 S: 4	H: 1 LOB: 2 BB: 1 P: 8	R: 0 E: 0 K: 0 S: 3	H: 0 LOB: 1 BB: 1 P: 7	R: 2 E: 0 K: 0 S: 6	H: 3 LOB: 1 BB: 0 P: 6	R: 0 E: 0 K: 0 S: 3	H: 0 LOB: 0 BB: 0 P: 3	R: 0 E: 1 K: 0 S: 4	H: 0 LOB: 1 BB: 0 P: 4	R: 0 E: 0 K: 0 S: 5	H: 2 LOB: 2 BB: 0 P: 5	R: 0 E: 0 K: 0 S: 3	H: 0 LOB: 0 BB: 0 P: 3	R: 0 E: 0 K: 0 S: 3	H: 0 LOB: 0 BB: 0 P: 3	1B: 3 2B: 2 3B: 0 HR: 1	SF: 0 SAC: 1 DP: 0 HBP: 0	WP: 0 PA: 36 SB: 0 CS: 0								
PITCHER	IP	WLS	BF	H	R	ER	SO	BB	IBB	HBP	BLK	WP	HR	S	P	ERA	WHIP										
Mike Torrez, R (1.1) ERA: 3.8	9.0	W	36	6	2	2	0	2	0	0	0	0	1	34	42	2.00	0.889										

Boston Red Sox @ Milwaukee Brewers
Milwaukee County Stadium, Milwaukee, WI

AB 33
R 2
H 6
RBI 2
BB 2
SO 0
LOB 12



Wed Jul 19 1978, 8:05 PM EDT
Att: 45,332 - Unknown - 81 F

Batter	1	2	3	4	5	6	7	8	9	AB	R	H	RBI	BB	SO	LOB	TOP															
Jerry Remy, L (1,4) OBP: 0.304, SLG: 0.336										5	2	2	0	0	0	2	Boston Red Sox @ Milwaukee Brewers Milwaukee County Stadium, Milwaukee, WI Thu Jul 20 1978, 8:05 PM EDT Att: 35,044 - Unknown - 60 F AB 38 R 6 H 11 RBI 6 BB 2 SO 7 LOB 15 															
Dwight Evans, R (1,9) OBP: 0.363, SLG: 0.500										4	0	0	0	1	3	3																
Jim Rice, R (1,7) OBP: 0.381, SLG: 0.612										5	2	3	3	0	0	1																
Carl Yastrzemski, L (1,10) OBP: 0.403, SLG: 0.449										4	0	0	0	1	0	3																
Carlton Fisk, R (1,2) OBP: 0.384, SLG: 0.543										4	1	3	3	0	0	0																
Fred Lynn, L (1,8) OBP: 0.401, SLG: 0.551										4	0	0	0	0	0	3																
George Scott, R (1,3) OBP: 0.342, SLG: 0.462										4	0	1	0	0	1	0																
Butch Hobson, R (1,5) OBP: 0.328, SLG: 0.471										4	1	2	0	0	2	0																
Frank Duffy, R (1,6) OBP: 0.303, SLG: 0.300										3	0	0	0	0	1	2																
Jack Brohamer, L (9, PH) OBP: 0.336, SLG: 0.393										1	0	0	0	0	0	1																
Inning Stats	R: 3 E: 0 K: 1 S: 8	H: 3 LOB: 0 BB: 0 P: 8	R: 0 E: 0 K: 1 S: 7	H: 2 LOB: 2 BB: 0 P: 7	R: 0 E: 0 K: 0 S: 4	H: 1 LOB: 1 BB: 0 P: 4	R: 0 E: 0 K: 3 S: 9	H: 0 LOB: 0 BB: 0 P: 9	R: 1 E: 0 K: 1 S: 7	H: 2 LOB: 2 BB: 1 P: 11	R: 0 E: 0 K: 0 S: 5	H: 0 LOB: 0 BB: 0 P: 5	R: 0 E: 1 K: 0 S: 3	H: 0 LOB: 0 BB: 0 P: 3	R: 0 E: 0 K: 0 S: 3	H: 0 LOB: 0 BB: 0 P: 3	R: 2 E: 0 K: 0 S: 6	H: 3 LOB: 2 BB: 1 P: 10	1B: 7 2B: 3 3B: 0 HR: 1	SF: 0 SAC: 0 DP: 1 HBP: 0	WP: 0 PB: 0 SB: 0 CS: 0	PA: 40										
PITCHER	IP WLS BF H R ER SO BB IBB HBP BLK WP HR S P ERA WHIP																															
Andy Reppogle, R (1,1) ERA: 4.87	1.0	8	5	3	3	1	0	0	0	0	0	1	10	10	27.00	5.000																
Eduardo Rodriguez, R (2,1) ERA: 4.06	7.2	31	6	3	3	6	2	0	0	0	0	0	41	49	3.52	1.043																
Bob McClure, L (9,1) ERA: 9.95	0.1	1	0	0	0	0	0	0	0	0	0	0	1	1	0.00	0.000																

Batter	1	2	3	4	5	6	7	8	9	AB	R	H	RBI	BB	SO	LOB	BOTTOM															
Paul Molitor, R (1,4) OBP: 0.327, SLG: 0.417										5	1	2	0	0	1	1	Boston Red Sox @ Milwaukee Brewers Milwaukee County Stadium, Milwaukee, WI Thu Jul 20 1978, 8:05 PM EDT Att: 35,044 - Unknown - 60 F AB 34 R 8 H 12 RBI 7 BB 1 SO 4 LOB 13 															
Don Money, R (1,3) OBP: 0.366, SLG: 0.444										3	1	2	0	0	0	2																
Sal Bando, R (1,5) OBP: 0.376, SLG: 0.418										4	0	1	1	0	1	4																
Larry Hise, R (1,10) OBP: 0.361, SLG: 0.565										3	1	1	1	1	0	1																
Sixto Lezcano, R (1,9) OBP: 0.405, SLG: 0.548										4	1	1	0	0	0	1																
Dick Davis, R (1,7) OBP: 0.294, SLG: 0.400										4	2	2	1	0	0	1																
Robin Yount, R (1,6) OBP: 0.309, SLG: 0.378										3	0	0	0	0	1	2																
Gorman Thomas, R (1,8) OBP: 0.354, SLG: 0.531										4	1	1	1	0	1	1																
Charlie Moore, R (1,2) OBP: 0.305, SLG: 0.379										4	1	2	3	0	0	0																
Inning Stats	R: 1 E: 0 K: 0 S: 4	H: 2 LOB: 0 BB: 0 P: 4	R: 0 E: 1 K: 0 S: 3	H: 0 LOB: 0 BB: 0 P: 3	R: 1 E: 0 K: 1 S: 7	H: 2 LOB: 1 BB: 0 P: 7	R: 4 E: 0 K: 2 S: 12	H: 5 LOB: 2 BB: 1 P: 16	R: 0 E: 0 K: 0 S: 3	H: 0 LOB: 0 BB: 0 P: 3	R: 0 E: 0 K: 0 S: 3	H: 0 LOB: 0 BB: 0 P: 3	R: 1 E: 0 K: 0 S: 5	H: 2 LOB: 1 BB: 0 P: 5	R: 1 E: 1 K: 1 S: 7	H: 1 LOB: 1 BB: 0 P: 7		1B: 9 2B: 2 3B: 0 HR: 1	SF: 0 SAC: 2 DP: 2 HBP: 0	WP: 1 PB: 0 SB: 0 CS: 0	PA: 37											
PITCHER	IP WLS BF H R ER SO BB IBB HBP BLK WP HR S P ERA WHIP																															
Bill Lee, L (1,1) ERA: 3.3	3.1	17	5	2	1	2	0	0	0	0	1	0	24	24	1.93	1.071																
Dick Drago, R (4,1) ERA: 3.52	4.2	20	5	2	1	2	0	0	0	0	1	0	24	24	1.93	1.071																

Batter	1	2	3	4	5	6	7	8	9	AB	R	H	RBI	BB	SO	LOB	TOP
Jerry Remy, L OBP: 0.306, SLG: 0.338 (1, 4)										4	0	2	0	0	0	0	Boston Red Sox @ Kansas City Royals Royals Stadium, Kansas City, MO Fri Jul 21 1978, 8:05 PM EDT Att: 39,841 - Unknown - 91 F livebaseballscorecards.com
Dwight Evans, R OBP: 0.392, SLG: 0.500 (1, 9) (6, 8)										4	0	1	0	0	1	2	
Jim Rice, R OBP: 0.382, SLG: 0.613 (1, 7)										4	0	2	0	0	0	1	
Carl Yastrzemski, L OBP: 0.399, SLG: 0.444 (1, 10)										4	0	0	0	0	0	4	
Carlton Fisk, R OBP: 0.380, SLG: 0.537 (1, 2)										4	0	0	0	0	0	1	
Fred Lynn, L OBP: 0.398, SLG: 0.548 Garry Hancock, L OBP: 0.200, SLG: 0.200 (1, 8) (6, 9)										2	0	0	0	0	0	0	
George Scott, R OBP: 0.342, SLG: 0.460 (1, 3)										3	0	1	0	0	0	0	
Butch Hobson, R OBP: 0.324, SLG: 0.466 (1, 5)										3	0	0	0	0	0	1	
Frank Duffy, R OBP: 0.291, SLG: 0.288 (1, 6)										3	0	0	0	0	0	0	
Inning Stats	R: 0 E: 0 K: 0 S: 3	H: 1 LOB: 0 BB: 0 P: 3	R: 0 E: 0 K: 0 S: 3	H: 0 LOB: 0 BB: 0 P: 3	R: 0 E: 0 K: 0 S: 4	H: 1 LOB: 1 BB: 0 P: 4	R: 0 E: 0 K: 0 S: 4	H: 2 LOB: 2 BB: 0 P: 7	R: 0 E: 0 K: 0 S: 3	H: 0 LOB: 0 BB: 0 P: 3	R: 0 E: 0 K: 0 S: 4	H: 1 LOB: 1 BB: 0 P: 4	1B: 4 2B: 2 3B: 0 HR: 0	SF: 0 SAC: 0 DP: 1 HBP: 0	WP: 0 PB: 0 SB: 0 CS: 0	PA: 32	
PITCHER Paul Splittorf, L ERA: 3.22 (1, 1)	IP: 9.0 WLS: W BF: 32 H: 6 R: 0 ER: 0 SO: 1 BB: 0 IBB: 0 HBP: 0 BLK: 0 WP: 0 HR: 0 S: 34 P: 34 ERA: 0.00 WHIP: 0.667																

Batter	1	2	3	4	5	6	7	8	9	AB	R	H	RBI	BB	SO	LOB	BOTTOM	
George Brett, L OBP: 0.353, SLG: 0.478 (1, 5)										5	1	2	0	0	0	1	Boston Red Sox @ Kansas City Royals Royals Stadium, Kansas City, MO Fri Jul 21 1978, 8:05 PM EDT Att: 39,841 - Unknown - 91 F livebaseballscorecards.com	
Hal McRae, R OBP: 0.323, SLG: 0.439 (1, 10)										5	0	2	1	0	0	4		
Ralph LaCock, L OBP: 0.311, SLG: 0.460 (1, 3)										4	2	2	0	0	0	1		
Amos Otis, R OBP: 0.366, SLG: 0.511 (1, 8)										2	1	2	0	0	0	0		
Willie Wilson, S OBP: 0.309, SLG: 0.312 (4, PR) (5, 8)										2	1	1	0	0	0	1		
Darrell Porter, L OBP: 0.380, SLG: 0.451 (1, 2)										4	2	2	1	0	0	3		
Clint Hurdle, L OBP: 0.350, SLG: 0.395 (1, 9)										3	2	3	6	0	0	0		
Tom Pogue, L OBP: 0.254, SLG: 0.338 Joe Zdeb, R OBP: 0.247, SLG: 0.281 (1, 7) (7, PH) (8, 7)										3	0	0	0	0	0	2		
Freddie Patek, R OBP: 0.339, SLG: 0.346 (1, 6)										3	0	0	0	1	1	0		
Frank White, R OBP: 0.335, SLG: 0.393 (1, 4)										3	0	1	1	1	1	0		
Inning Stats	R: 0 E: 0 K: 0 S: 3	H: 3 LOB: 0 BB: 0 P: 10	R: 0 E: 0 K: 0 S: 3	H: 0 LOB: 0 BB: 0 P: 3	R: 1 E: 0 K: 0 S: 4	H: 1 LOB: 1 BB: 0 P: 4	R: 1 E: 0 K: 0 S: 4	H: 2 LOB: 0 BB: 0 P: 4	R: 3 E: 0 K: 0 S: 8	H: 5 LOB: 3 BB: 1 P: 12	R: 1 E: 0 K: 0 S: 5	H: 3 LOB: 1 BB: 0 P: 5	R: 0 E: 0 K: 0 S: 3	H: 0 LOB: 1 BB: 1 P: 7	1B: 11 2B: 2 3B: 2 HR: 1	SF: 1 SAC: 0 DP: 2 HBP: 0	WP: 0 PB: 0 SB: 1 CS: 1	PA: 39
PITCHER Dennis Eckerley, R ERA: 3.6 Allen Ripley, R ERA: 5.55 Tom Burgmeier, L ERA: 3.74 (1, 1) (6, 1) (7, 1)	IP: 5.0 WLS: L BF: 20 H: 7 R: 5 ER: 5 SO: 2 BB: 0 IBB: 0 HBP: 0 BLK: 0 WP: 0 HR: 1 S: 24 P: 24 ERA: 9.00 WHIP: 1.400	IP: 1.1 WLS: L BF: 13 H: 8 R: 4 ER: 4 SO: 0 BB: 1 IBB: 0 HBP: 0 BLK: 0 WP: 0 HR: 0 S: 12 P: 16 ERA: 27.00 WHIP: 6.750	IP: 1.2 WLS: L BF: 5 H: 0 R: 0 ER: 0 SO: 0 BB: 1 IBB: 0 HBP: 0 BLK: 0 WP: 0 HR: 0 S: 4 P: 8 ERA: 0.00 WHIP: 0.600															

Batter	1	2	3	4	5	6	7	8	9	10	AB	R	H	RBI	BB	SO	LOB	TOP				
Jerry Remy, L (1.4) OBP: 0.306, SLG: 0.340 Bob Bailey, R (9, PH) OBP: 0.318, SLG: 0.446 Jack Brohamer, L (9.4) OBP: 0.336, SLG: 0.393	0-0 HR 2B	0-0 G3		0-0 P6			0-0 P4		0-0 F2		4	1	1	0	0	0	1	Boston Red Sox @ Kansas City Royals Royals Stadium, Kansas City, MO Sat Jul 22 1978, 4:33 AM EDT Att: 37,538 - Unknown - 87 F				
Fred Lynn, L (1.8) OBP: 0.395, SLG: 0.552	0-0 2H HR	0-0 F7		0-0 G3			0-0 F8		0-3 K		5	1	1	2	0	1	2					
Jim Rice, R (1.10) OBP: 0.380, SLG: 0.615	0-0 5-3			0-0 F8		0-3 K		0-0 HR		0-3 K	5	1	1	1	0	2	0					
Carl Yastrzemski, L (1.7) OBP: 0.399, SLG: 0.441	0-0 WP 1B			4-0 BB		0-0 P4		0-0 4-3		0-0 4-3	4	1	1	0	1	0	0					
Carlton Fisk, R (1.2) OBP: 0.378, SLG: 0.534	0-0 P4			0-0 L8		0-0 2B		0-0 5-3		0-0 P4	5	0	1	0	0	0	2					
George Scott, R (1.3) OBP: 0.345, SLG: 0.458	0-0 2H 1B			4-0 1-2 BB		0-0 5-3		0-0 L9			3	0	1	1	1	0	1					
Butch Hobson, R (1.5) OBP: 0.320, SLG: 0.459	0-3 K			0-0 L8			0-0 F9		0-0 F8		4	0	0	0	0	1	3					
Dwight Evans, R (1.9) OBP: 0.366, SLG: 0.516		0-0 HR		0-0 SH1-3 2B		0-0 1-3		0-0 SH3 1B			4	1	3	1	0	0	0					
Frank Duffy, R (1.6) OBP: 0.284, SLG: 0.280		0-0 6-3		0-0 SH1-3 2-3		0-3 K		0-0 SH3			2	0	0	0	0	1	0					
Inning Stats	R: 3 E: 0 K: 1 S: 9	H: 4 LOB: 1 BB: 0 P: 9	R: 1 E: 0 K: 0 S: 4	H: 1 LOB: 0 BB: 0 P: 4	R: 0 E: 0 K: 0 S: 3	H: 0 LOB: 2 BB: 2 P: 11	R: 0 E: 0 K: 1 S: 6	H: 1 LOB: 1 BB: 0 P: 4	R: 0 E: 0 K: 1 S: 5	H: 0 LOB: 0 BB: 0 P: 5	R: 1 E: 0 K: 0 S: 4	H: 1 LOB: 0 BB: 0 P: 4	R: 0 E: 0 K: 0 S: 3	H: 0 LOB: 0 BB: 0 P: 3	R: 0 E: 0 K: 1 S: 6	H: 1 LOB: 1 BB: 0 P: 6	R: 0 E: 0 K: 1 S: 5		H: 0 LOB: 0 BB: 0 P: 5	1B: 3 2B: 3 3B: 0 HR: 3	SF: 0 SAC: 2 DP: 0 HBP: 0	WP: 1 PB: 0 SB: 0 CS: 0
PITCHER	IP WLS BF H R ER SO BB IBB HBP BLK WP HR S P ERA WHIP	1.1 1.1 9 5 4 3 1 0 0 0 0 0 1 11 11 20.25 3.750	7.0 7.0 27 4 1 1 2 2 0 0 0 0 1 29 37 1.29 0.857	1.2 1.2 5 0 0 0 2 0 0 0 0 0 0 9 9 0.00 0.000	PITCHER																	

Batter	1	2	3	4	5	6	7	8	9	10	AB	R	H	RBI	BB	SO	LOB	BOTTOM				
George Brett, L (1.5) OBP: 0.356, SLG: 0.484	0-3 K		0-0 L8 2B		4-0 S BB			0-0 4-3	0-0 2B		4	0	2	0	1	1	0	Boston Red Sox @ Kansas City Royals Royals Stadium, Kansas City, MO Sat Jul 22 1978, 4:33 AM EDT Att: 37,538 - Unknown - 87 F				
Hal McRae, R (1.10) OBP: 0.324, SLG: 0.437	0-0 F7		0-0 L8 2-3		0-3 K 1-2		0-0 1B 1B	0-0 BB 1B	4-0 G4-6-3 IBB		4	1	1	0	1	2						
Ralph LaCock, L (1.3) OBP: 0.316, SLG: 0.462 Jerry Terrell, R (8, PR) OBP: 0.230, SLG: 0.207 John Wathan, R (9.3) OBP: 0.304, SLG: 0.379	0-0 G3		0-0 P4		0-0 1B		0-0 1B	0-0 BB 1B	0-0 G4-6-3		4	0	2	0	0	0	1					
Amos Otis, R (1.8) OBP: 0.366, SLG: 0.509		0-0 BB HR 1B	0-0 F7		0-0 F9		0-0 F9	0-0 BB BB 1B	0-0 L8		5	1	2	0	0	0	2					
Darrell Porter, L (1.2) OBP: 0.351, SLG: 0.449		0-0 F8		0-0 G4-6-3 1B		0-0 F9		0-0 BB BB	0-0 4-3		4	0	1	1	1	0	2					
Clint Hurdle, L (1.9) OBP: 0.351, SLG: 0.397		4-0 1-2 HR BB		0-0 F8		0-0 P5		0-0 F2	0-0 1B 2B		4	2	1	0	1	0	5					
Tom Poquette, L (1.7) OBP: 0.264, SLG: 0.356		0-0 1-2 2H HR		0-0 G4-6-3 1-2		0-0 F8		4-0 1-2 2-3 3-4 BB	4-0 1B IBB		3	1	1	4	2	0	1					
Freddie Patek, R (1.6) OBP: 0.338, SLG: 0.342 Steve Braun, L (8, PH) OBP: 0.336, SLG: 0.386 U L Washington, S (9.6) OBP: 0.350, SLG: 0.333	0-0 P4		0-0 5-3		0-0 5-3		0-0 F9	0-0 F5	0-0 1B		3	0	0	0	0	0	0					
Frank White, R (1.4) OBP: 0.331, SLG: 0.388	0-0 F3		0-0 B1-3		0-3 K		0-0 6-3				4	0	0	0	0	1	0					
Inning Stats	R: 0 E: 0 K: 1 S: 5	H: 0 LOB: 0 BB: 0 P: 5	R: 3 E: 0 K: 0 S: 5	H: 2 LOB: 0 BB: 1 P: 9	R: 0 E: 0 K: 0 S: 4	H: 1 LOB: 1 BB: 0 P: 4	R: 0 E: 0 K: 1 S: 5	H: 1 LOB: 1 BB: 1 P: 9	R: 0 E: 0 K: 0 S: 4	H: 0 LOB: 0 BB: 0 P: 5	R: 2 E: 0 K: 0 S: 6	H: 3 LOB: 3 BB: 2 P: 14	R: 0 E: 0 K: 0 S: 3	H: 1 LOB: 1 BB: 1 P: 7	R: 1 E: 0 K: 0 S: 4	H: 2 LOB: 2 BB: 1 P: 8	1B: 7 2B: 3 3B: 0 HR: 1		SF: 0 SAC: 0 DP: 2 HBP: 0	WP: 0 PB: 0 SB: 1 CS: 0	PA: 44	
PITCHER	IP WLS BF H R ER SO BB IBB HBP BLK WP HR S P ERA WHIP	7.1 7.1 30 7 5 5 3 2 0 0 0 0 0 1 34 6.14 1.227	8.1 8.1 3 0 0 0 0 2 0 0 0 0 0 1 9 0.00 6.000	8.1 8.1 0.1 3 0 0 0 0 0 0 0 0 0 1 9 0.00 6.000	8.1 8.1 2.0 L 10 3 1 1 1 0 0 2 0 0 0 8 16 4.50 1.500	PITCHER																

Batter	1	2	3	4	5	6	7	8	9	AB	R	H	RBI	BB	SO	LOB	TOP			
Jerry Remy, L OBP: 0.306, SLG: 0.339	G3		BB 1B 1-2 2-3	6-3			6-3			4	1	1	0	0	0	0				
Fred Lynn, L OBP: 0.397, SLG: 0.551	G6-4-3 1B		BB BB 1-2 2-3 3-H		F7		5-3			4	0	2	1	0	0	0				
Jim Rice, R OBP: 0.377, SLG: 0.611 Garry Hancock, L OBP: 0.167, SLG: 0.167 (6, PH)	G6-4-3 1-2		P8		F8			F7		3	0	0	0	0	0	4				
Carl Yastrzemski, L OBP: 0.397, SLG: 0.439		5-3 1B	P6		F7			G3		4	0	1	0	0	0	3				
Carlton Fisk, R OBP: 0.379, SLG: 0.536		K	BB BB 1-2 2-3 3-H	BB		6-3 2B		F9		3	0	1	1	1	1					
George Scott, R OBP: 0.343, SLG: 0.451		5-3	BB		6-3			F9		3	0	0	1	1	0	2				
Butch Hobson, R OBP: 0.316, SLG: 0.453		F2	F8		L4			F8		4	0	0	0	0	0	5				
Dwight Evans, R OBP: 0.365, SLG: 0.513			1B 1B 1B 1B	5-3		K		6-3		4	1	1	0	0	1	1				
Frank Duffy, R OBP: 0.286, SLG: 0.282			1B 1B 1-2 BB	F2		F5				3	1	1	0	0	0					
Inning Stats	R: 0 E: 0 K: 0 S: 3	H: 1 LOB: 0 BB: 0 P: 3	R: 0 E: 0 K: 1 S: 6	H: 1 LOB: 1 BB: 0 P: 6	R: 3 E: 0 K: 0 S: 7	H: 4 LOB: 3 BB: 2 P: 15	R: 0 E: 0 K: 0 S: 3	H: 0 LOB: 0 BB: 0 P: 3	R: 0 E: 0 K: 1 S: 6	H: 1 LOB: 1 BB: 0 P: 6	R: 0 E: 0 K: 0 S: 3	H: 0 LOB: 0 BB: 0 P: 3	R: 0 E: 0 K: 0 S: 3	H: 0 LOB: 0 BB: 0 P: 3	R: 0 E: 0 K: 0 S: 3	H: 0 LOB: 0 BB: 0 P: 3	1B: 6 2B: 1 3B: 0 HR: 0	SF: 0 SAC: 0 DP: 1 HBP: 0	WP: 0 PB: 0 SB: 0 CS: 0	PA: 35
PITCHER	IP WLS BF H R ER SO BB IBB HBP BLK WP HR S P ERA WHIP																			
Rich Gale, R ERA: 2.81	(1, 1) 2.2 15 6 3 3 1 2 0 0 0 0 0 15 23 10.12 3.000																			
Marty Pattin, R ERA: 4.14	(3, 1) 6.1 W 20 1 0 0 1 0 0 0 0 0 0 22 22 0.00 0.158																			

Boston Red Sox @ Kansas City Royals
 Royals Stadium, Kansas City, MO
 Sun Jul 23 1978, 4:33 AM EDT
 Att: 39,425 - Unknown - 71 F

AB 33
 R 3
 H 7
 RBI 3
 BB 2
 SO 2
 LOB 16



Batter	1	2	3	4	5	6	7	8	9	AB	R	H	RBI	BB	SO	LOB	BOTTOM			
George Brett, L OBP: 0.361, SLG: 0.491	2B 1B	4-3 S 2B		F8		CS 1B				4	2	3	1	0	0	0				
Hal McRae, R OBP: 0.323, SLG: 0.438	1-H 2B	L4		K		CS 1-2		6-3		4	0	1	1	0	1	1				
Ralph LaCock, L OBP: 0.321, SLG: 0.478	2B 1B	4-3			SF9 3B			3-1		4	2	2	0	0	0	1				
Amos Otis, R OBP: 0.368, SLG: 0.513	1-H FC4-6 2B	S BB			SF9			6-3		2	1	1	2	1	0	0				
Darrell Porter, L OBP: 0.379, SLG: 0.446	FC4-6 1B 2-3	BB K			K			K		4	1	1	0	0	3	1				
Clint Hurdle, L OBP: 0.353, SLG: 0.394	FC4-6 1-2 BB		4-3		L9			FC4-6 BB		2	0	0	0	2	0	0				
Tom Pogue, L OBP: 0.265, SLG: 0.352 Willie Wilson, S OBP: 0.307, SLG: 0.310 (6, PR) (7, 7)	FC4-6 1B 1-2 2-3 3-H		F7		SH1-3 1B BB			FC4-6 S 1-2		2	0	0	1	1	0	2				
Freddie Patek, R OBP: 0.339, SLG: 0.345		S 1B			SH1-3			F7		3	0	2	1	0	0	1				
Frank White, R OBP: 0.328, SLG: 0.384	4-3		CS	6-3		5-3				3	0	0	0	0	0	4				
Inning Stats	R: 4 E: 0 K: 0 S: 8	H: 6 LOB: 2 BB: 1 P: 12	R: 1 E: 0 K: 1 S: 6	H: 1 LOB: 1 BB: 1 P: 10	R: 0 E: 0 K: 0 S: 3	H: 1 LOB: 0 BB: 0 P: 3	R: 0 E: 0 K: 1 S: 5	H: 0 LOB: 0 BB: 0 P: 5	R: 1 E: 0 K: 1 S: 6	H: 1 LOB: 0 BB: 0 P: 6	R: 1 E: 0 K: 0 S: 3	H: 1 LOB: 1 BB: 1 P: 7	R: 0 E: 0 K: 0 S: 3	H: 0 LOB: 0 BB: 0 P: 3	R: 0 E: 0 K: 1 S: 5	H: 0 LOB: 1 BB: 1 P: 9	1B: 6 2B: 3 3B: 1 HR: 0	SF: 1 SAC: 1 DP: 0 HBP: 0	WP: 0 PB: 0 SB: 4 CS: 2	PA: 37
PITCHER	IP WLS BF H R ER SO BB IBB HBP BLK WP HR S P ERA WHIP																			
Jim Wright, R ERA: 3.34	(1, 1) 0.1 L 6 5 4 4 0 1 0 0 0 0 0 0 5 9 108.00 18.000																			
Bob Stanley, R ERA: 2.99	(1, 1) 7.2 29 5 3 3 4 3 0 0 0 0 0 0 34 46 3.52 1.043																			

Boston Red Sox @ Kansas City Royals
 Royals Stadium, Kansas City, MO
 Sun Jul 23 1978, 4:33 AM EDT
 Att: 39,425 - Unknown - 71 F

AB 29
 R 7
 H 10
 RBI 6
 BB 4
 SO 4
 LOB 11

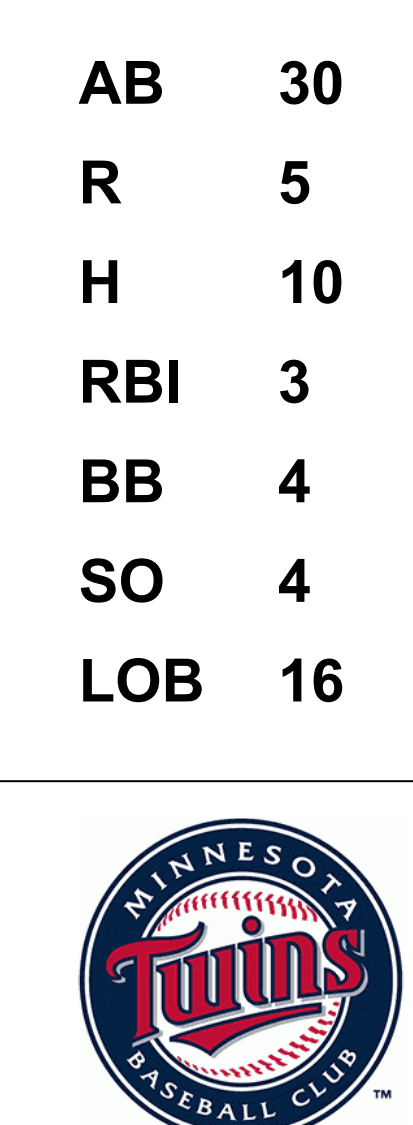


Batter	1	2	3	4	5	6	7	8	9	AB	R	H	RBI	BB	SO	LOB	TOP			
Jerry Remy, L (1,4) OBP: 0.305, SLG: 0.336										3	1	0	0	1	1	1	Boston Red Sox @ Minnesota Twins Metropolitan Stadium, Bloomington, MI Mon Jul 24 1978, 4:33 AM EDT Unknown - 81 F			
Fred Lynn, L (1,8) OBP: 0.399, SLG: 0.549										3	1	1	1	1	0	0				
Jim Rice, R (1,10) OBP: 0.375, SLG: 0.606										5	0	1	1	0	2	2				
Carl Yastrzemski, L (1,7) OBP: 0.396, SLG: 0.437										4	0	1	0	0	0	3				
George Scott, R (1,3) OBP: 0.346, SLG: 0.449 Sam Bowen, R (8, PR)										3	0	1	1	1	0	0				
Fred Kendall, R (8,3) OBP: 0.233, SLG: 0.286										2	0	0	0	2	2	2				
Butch Hobson, R (1,5) OBP: 0.318, SLG: 0.449										3	0	0	0	1	2	5				
Dwight Evans, R (1,9) OBP: 0.364, SLG: 0.508										3	0	0	0	0	3	2				
Bob Montgomery, R (1,2) OBP: 0.250, SLG: 0.304 Carlton Fisk, R (9, PH)										1	1	1	0	0	0	0				
Frank Duffy, R (1,6) OBP: 0.287, SLG: 0.296 Jack Brohamer, L (9, PH)										3	1	1	0	0	0	0				
Inning Stats	R: 2 E: 0 K: 0 S: 4	H: 2 LOB: 2 BB: 3 P: 16	R: 0 E: 0 K: 1 S: 5	H: 0 LOB: 0 BB: 0 P: 5	R: 0 E: 0 K: 0 S: 3	H: 0 LOB: 0 BB: 0 P: 3	R: 0 E: 0 K: 2 S: 7	H: 0 LOB: 1 BB: 1 P: 11	R: 1 E: 0 K: 1 S: 7	H: 2 LOB: 1 BB: 0 P: 7	R: 0 E: 0 K: 2 S: 7	H: 0 LOB: 0 BB: 0 P: 11	R: 0 E: 0 K: 3 S: 5	H: 1 LOB: 2 BB: 1 P: 14	R: 1 E: 0 K: 0 S: 4	H: 1 LOB: 1 BB: 0 P: 5	1B: 5 2B: 1 3B: 0 HR: 0	SF: 0 SAC: 1 DP: 0 HBP: 1	WP: 1 PB: 0 SB: 0 CS: 0	PA: 39
PITCHER	IP WLS BF H R ER SO BB IBB HBP BLK WP HR S P ERA WHIP																			
Darrell Jackson, L (1,1) ERA: 3.28	7.1 W 32 5 3 3 8 6 0 0 1 0 0 42 66 3.68 1.500																			
Mike Marshall, R (8,1) ERA: 2.83	1.2 S 7 1 1 1 2 0 0 1 0 1 0 10 11 5.40 0.600																			

AB	31
R	4
H	6
RBI	3
BB	6
SO	10
LOB	16



Batter	1	2	3	4	5	6	7	8	9	AB	R	H	RBI	BB	SO	LOB	BOTTOM			
Willie Norwood, R (1,7) OBP: 0.321, SLG: 0.397 Hosken Powell, L (6, PH)										3	0	1	0	0	0	0	Boston Red Sox @ Minnesota Twins Metropolitan Stadium, Bloomington, MI Mon Jul 24 1978, 4:33 AM EDT Unknown - 81 F			
Bombo Rivera, R (1,9) OBP: 0.406, SLG: 0.392										3	0	1	0	0	2	2				
Dan Ford, R (1,8) OBP: 0.354, SLG: 0.462										3	0	2	0	1	0	1				
Jose Morales, R (1,10) OBP: 0.367, SLG: 0.414										3	0	0	0	0	4	4				
Craig Kusick, R (1,3) OBP: 0.303, SLG: 0.301										2	1	0	0	2	0	1				
Roy Smalley, S (1,6) OBP: 0.351, SLG: 0.415										4	2	2	0	0	1	2				
Larry Wolfe, R (1,5) OBP: 0.335, SLG: 0.336 Mike Cabbage, L (6, PH)										2	1	1	0	0	0	1				
Bob Randall, R (1,4) OBP: 0.335, SLG: 0.364 Rod Carew, L (6, PH)										2	0	1	0	0	0	0				
Rob Wilfong, L (7,4) OBP: 0.356, SLG: 0.362										1	0	1	2	0	0	0				
Glenn Borgmann, R (1,2) OBP: 0.303, SLG: 0.320										3	1	1	1	1	2	1				
Inning Stats	R: 0 E: 0 K: 0 S: 4	H: 1 LOB: 1 BB: 0 P: 4	R: 2 E: 1 K: 1 S: 7	H: 3 LOB: 0 BB: 0 P: 7	R: 0 E: 0 K: 0 S: 4	H: 1 LOB: 1 BB: 0 P: 4	R: 0 E: 0 K: 1 S: 4	H: 0 LOB: 0 BB: 1 P: 8	R: 1 E: 0 K: 0 S: 5	H: 2 LOB: 2 BB: 1 P: 9	R: 2 E: 0 K: 0 S: 5	H: 2 LOB: 2 BB: 2 P: 13	R: 0 E: 0 K: 2 S: 4	H: 1 LOB: 1 BB: 0 P: 4	R: 0 E: 0 K: 2 S: 7	H: 0 LOB: 0 BB: 0 P: 7	1B: 7 2B: 2 3B: 0 HR: 1	SF: 0 SAC: 2 DP: 0 HBP: 0	WP: 0 PB: 0 SB: 0 CS: 2	PA: 37
PITCHER	IP WLS BF H R ER SO BB IBB HBP BLK WP HR S P ERA WHIP																			
Tom Burgmeier, L (1,1) ERA: 3.76	4.2 L 21 7 3 2 2 2 1 0 0 0 0 0 23 31 3.86 1.714																			
Dick Drago, R (5,1) ERA: 3.71	3.1 L 15 3 2 2 2 2 0 0 0 0 0 0 17 25 5.40 1.500																			



Batter	1	2	3	4	5	6	7	8	9	AB	R	H	RBI	BB	SO	LOB	TOP			
Jerry Remy, L OBP: 0.301, SLG: 0.332 (1, 4)	4-3		K		F7		K		F9	5	0	0	0	0	2	0				
Fred Lynn, L OBP: 0.398, SLG: 0.544 (1, 8)	G3		K			1B BB	6-3			3	1	0	0	1	1	0				
Jim Rice, R OBP: 0.376, SLG: 0.606 (1, 10)			4-3			FC5 1B 1-2 HR				3	1	1	0	1	0	1				
Carl Yastrzemski, L OBP: 0.399, SLG: 0.437 (1, 7)					G5-3 1B BB					2	1	1	1	2	1	1				
Carlton Fisk, R OBP: 0.385, SLG: 0.549 (1, 2)	FC6-4									4	1	3	3	0	0	2				
George Scott, R OBP: 0.340, SLG: 0.441 (1, 3)					G5-3				G6-4-3	4	0	0	0	0	0	3				
Butch Hobson, R OBP: 0.317, SLG: 0.446 Jack Brohamer, L OBP: 0.333, SLG: 0.390 (1, 5) (9, 5)					K				6-3	4	0	1	0	0	1	1				
Dwight Evans, R OBP: 0.363, SLG: 0.505 (1, 9)									6-3	0	0	0	0	0	0	0				
Frank Duffy, R OBP: 0.275, SLG: 0.282 (1, 6)									6-3	4	0	1	0	0	0	1				
Inning Stats	R: 0 E: 0 K: 0 S: 4	H: 1 LOB: 2 BB: 1 P: 8	R: 0 E: 0 K: 0 S: 4	H: 1 LOB: 1 BB: 0 P: 4	R: 0 E: 0 K: 2 S: 7	H: 0 LOB: 0 BB: 0 P: 7	R: 0 E: 0 K: 1 S: 5	H: 1 LOB: 1 BB: 1 P: 9	R: 0 E: 0 K: 0 S: 3	H: 0 LOB: 0 BB: 0 P: 3	R: 4 E: 1 K: 0 S: 7	H: 3 LOB: 1 BB: 1 P: 11	R: 0 E: 0 K: 0 S: 3	H: 1 LOB: 0 BB: 0 P: 3	R: 0 E: 0 K: 0 S: 3	H: 0 LOB: 0 BB: 0 P: 3	1B: 5 2B: 1 3B: 0 HR: 1	SF: 0 SAC: 0 DP: 2 HBP: 0	WP: 0 PB: 0 SB: 0 CS: 0	PA: 37
PITCHER Geoff Zahn, L ERA: 3.13 (1, 1)	IP: 9.0 WLS: L BF: 37 H: 7 R: 4 ER: 3 SO: 5 BB: 4 IBB: 0 HBP: 0 BLK: 0 WP: 0 HR: 1 S: 43 P: 59 ERA: 3.00 WHIP: 1.222															PITCHER				

Boston Red Sox @ Minnesota Twins
Metropolitan Stadium, Bloomington, MI
Mon Jul 24 1978, 8:05 PM EDT
Att: 21,580 - Unknown

AB 33
R 4
H 7
RBI 4
BB 4
SO 5
LOB 11



Batter	1	2	3	4	5	6	7	8	9	AB	R	H	RBI	BB	SO	LOB	BOTTOM					
Hosken Powell, L OBP: 0.316, SLG: 0.332 Bob Randall, R OBP: 0.332, SLG: 0.361 (1, 9) (7, PH) (8, 4)	L3		G1		F8		F9		F8	3	0	0	0	0	0	1						
Roy Smalley, S OBP: 0.351, SLG: 0.418 (1, 6)	F7		3-1						3-1	5	0	2	0	0	0	1						
Rod Carew, L OBP: 0.421, SLG: 0.468 (1, 3)										4	1	1	0	0	0	2						
Mike Cabbage, L OBP: 0.359, SLG: 0.428 Larry Wolfe, R OBP: 0.306, SLG: 0.333 (1, 5) (6, PH) (6, 5)	4-3				F8				6-3	2	0	0	0	0	0	0						
Dan Ford, R OBP: 0.356, SLG: 0.463 (1, 8)										4	1	2	0	0	0	2						
Butch Wynegar, S OBP: 0.332, SLG: 0.355 (1, 2)										4	0	2	0	0	0	0						
Rich Chiles, L OBP: 0.348, SLG: 0.348 Bombo Rivera, R OBP: 0.401, SLG: 0.387 (1, 7) (6, PH) (7, 7) (8, 9)										2	0	1	1	0	1	0						
Glenn Adams, L OBP: 0.287, SLG: 0.396 Jose Morales, R OBP: 0.363, SLG: 0.409 (1, 10) (6, PH)										1	0	1	0	1	0	0						
Rob Wilfong, L OBP: 0.352, SLG: 0.358 Willie Norwood, R OBP: 0.319, SLG: 0.394 (1, 4) (7, PH) (8, 7)										2	0	0	0	0	0	2						
Inning Stats	R: 1 E: 0 K: 0 S: 4	H: 1 LOB: 0 BB: 0 P: 4	R: 0 E: 0 K: 1 S: 5	H: 0 LOB: 0 BB: 0 P: 5	R: 0 E: 0 K: 0 S: 4	H: 1 LOB: 1 BB: 0 P: 4	R: 1 E: 0 K: 1 S: 8	H: 3 LOB: 3 BB: 1 P: 12	R: 0 E: 0 K: 0 S: 4	H: 1 LOB: 2 BB: 1 P: 8	R: 0 E: 0 K: 0 S: 3	H: 0 LOB: 0 BB: 0 P: 3	R: 0 E: 0 K: 0 S: 4	H: 1 LOB: 1 BB: 0 P: 4	R: 0 E: 0 K: 0 S: 5	H: 2 LOB: 2 BB: 0 P: 5	R: 0 E: 0 K: 0 S: 3	H: 0 LOB: 0 BB: 0 P: 3	1B: 7 2B: 1 3B: 1 HR: 0	SF: 0 SAC: 1 DP: 0 HBP: 0	WP: 0 PB: 0 SB: 0 CS: 0	PA: 38
PITCHER Mike Torrez, R ERA: 3.84 Bill Campbell, R ERA: 4.6 Andy Hassler, L ERA: 4.09 Bob Stanley, R ERA: 2.92 (1, 1) (1, 1) (5, 1) (8, 1)	IP: 3.1 WLS: W BF: 15 H: 4 R: 1 ER: 0 SO: 0 BB: 1 IBB: 0 HBP: 0 BLK: 0 WP: 0 HR: 0 S: 18 P: 22 ERA: 2.70 WHIP: 1.500															PITCHER						

Boston Red Sox @ Minnesota Twins
Metropolitan Stadium, Bloomington, MI
Mon Jul 24 1978, 8:05 PM EDT
Att: 21,580 - Unknown


AB 35
R 2
H 9
RBI 1
BB 2
SO 2
LOB 13



Batter	1	2	3	4	5	6	7	8	9	AB	R	H	RBI	BB	SO	LOB	TOP																			
Jerry Remy, L (1,4) OBP: 0.302, SLG: 0.332 (7,6)	L8		1B		L8		BB		F8	5	0	2	1	0	0	0																				
Fred Lynn, L (1,8) OBP: 0.402, SLG: 0.545	1B		G4-6-3		K		2H			3	0	2	0	1	1	0																				
Jim Rice, R (1,10) OBP: 0.373, SLG: 0.600	K		G4-6-3		5-3					4	0	0	0	0	1	5																				
Carl Yastrzemski, L (1,7) OBP: 0.396, SLG: 0.432	F4				4-3				F8	4	0	0	0	0	0	1																				
Carlton Fisk, R (1,2) OBP: 0.388, SLG: 0.551					S				6-3	4	1	3	0	0	0	0																				
George Scott, R (1,3) OBP: 0.335, SLG: 0.433	F9				5-3				6-3	4	0	0	0	0	0	3																				
Butch Hobson, R (1,5) OBP: 0.320, SLG: 0.451	FC3-6				1B				F3	4	1	2	1	0	0	2																				
Dwight Evans, R (1,9) OBP: 0.361, SLG: 0.500	FC6-4				BB				L4	3	0	0	0	1	1	2																				
Frank Duffy, R (1,6) OBP: 0.269, SLG: 0.276					5-3				1-3	2	0	0	0	0	0	2																				
Jack Brohamer, L (7,PH) OBP: 0.329, SLG: 0.384 (7,4)					FC5-4				F5	2	0	0	0	0	0	1																				
Inning Stats	R: 0 E: 0 K: 1 S: 6	H: 1 LOB: 1 BB: 0 P: 6	R: 0 E: 0 K: 0 S: 4	H: 1 LOB: 1 BB: 0 P: 4	R: 0 E: 0 K: 0 S: 4	H: 2 LOB: 1 BB: 0 P: 4	R: 1 E: 0 K: 0 S: 5	H: 2 LOB: 2 BB: 1 P: 9	R: 0 E: 0 K: 0 S: 3	H: 0 LOB: 0 BB: 0 P: 3	R: 1 E: 0 K: 1 S: 7	H: 2 LOB: 2 BB: 1 P: 11	R: 0 E: 0 K: 0 S: 4	H: 1 LOB: 1 BB: 0 P: 4	R: 0 E: 0 K: 0 S: 3	H: 0 LOB: 0 BB: 0 P: 3	1B: 8 2B: 1 3B: 0 HR: 0	SF: 0 SAC: 0 DP: 1 HBP: 0	WP: 0 PA: 37 PB: 0 SB: 1 CS: 0																	
PITCHER	IP	WLS	BF	H	R	ER	SO	BB	IBB	HBP	BLK	WP	HR	S	P	ERA	WHIP	PITCHER		IP	WLS	BF	H	R	ER	SO	BB	IBB	HBP	BLK	WP	HR	S	P	ERA	WHIP
Roger Erickson, R (1,1) ERA: 4.77	7.1	W	32	9	2	2	3	2	0	0	0	0	0	36	44	2.46	1.500																			
Mike Marshall, R (8,1) ERA: 2.75	1.2	S	5	0	0	0	0	0	0	0	0	0	0	5	5	0.00	0.000																			

Boston Red Sox @ Minnesota Twins
 Metropolitan Stadium, Bloomington, MI
 Tue Jul 25 1978, 8:05 PM EDT
 Att: 18,608 - Unknown - 84 F


AB 35
 R 2
 H 9
 RBI 2
 BB 2
 SO 3
 LOB 16



Batter	1	2	3	4	5	6	7	8	9	AB	R	H	RBI	BB	SO	LOB	BOTTOM																			
Roy Smalley, S (1,6) OBP: 0.347, SLG: 0.412	5-3	FC6-4		G6-4-3		E6		4-3		5	1	0	0	0	0	4																				
Rod Carew, L (1,3) OBP: 0.428, SLG: 0.470	BB			G3		3B		FC6-4		1	1	1	0	4	0	0																				
Dan Ford, R (1,8) OBP: 0.357, SLG: 0.468	5-3			F9		SF8		FC6-4		5	1	2	3	0	0	3																				
Jose Morales, R (1,10) OBP: 0.364, SLG: 0.404	BB			G3		SF8		FC6-4		2	0	0	1	1	0	3																				
Craig Kusick, R (1,7) OBP: 0.304, SLG: 0.296				6-3		5-3		FC6-4		2	0	0	0	1	0	1																				
Hosken Powell, L (7,9) OBP: 0.318, SLG: 0.330	BB							SH1-4		1	0	0	0	1	0	2																				
Bob Randall, R (1,4) OBP: 0.336, SLG: 0.362	F9			E		SH1-4		FC6-4		2	1	1	0	1	0	3																				
Larry Wolfe, R (1,5) OBP: 0.301, SLG: 0.327				FC1		L9		F8		3	0	0	0	0	2																					
Mike Cabbage, L (7,PH) OBP: 0.358, SLG: 0.426 (8,5)				FC1		L9		F8		1	0	0	0	0	1																					
Bombo Rivera, R (1,9) OBP: 0.392, SLG: 0.380 (7,7)								F6		3	0	0	1	0	0	1																				
Butch Wynegar, S (1,2) OBP: 0.338, SLG: 0.364								F9		4	1	3	0	0	0	0																				
Inning Stats	R: 0 E: 0 K: 0 S: 4	H: 1 LOB: 3 BB: 2 P: 12	R: 0 E: 0 K: 0 S: 4	H: 1 LOB: 1 BB: 0 P: 4	R: 0 E: 0 K: 0 S: 3	H: 0 LOB: 1 BB: 1 P: 7	R: 1 E: 1 K: 0 S: 5	H: 2 LOB: 1 BB: 0 P: 5	R: 2 E: 0 K: 0 S: 4	H: 1 LOB: 1 BB: 2 P: 12	R: 1 E: 1 K: 0 S: 5	H: 1 LOB: 2 BB: 1 P: 9	R: 0 E: 0 K: 0 S: 3	H: 0 LOB: 1 BB: 1 P: 7	R: 1 E: 0 K: 0 S: 4	H: 1 LOB: 2 BB: 1 P: 9	1B: 5 2B: 1 3B: 1 HR: 0	SF: 2 SAC: 1 DP: 1 HBP: 1	WP: 0 PA: 41 PB: 0 SB: 0 CS: 0																	
PITCHER	IP	WLS	BF	H	R	ER	SO	BB	IBB	HBP	BLK	WP	HR	S	P	ERA	WHIP	PITCHER		IP	WLS	BF	H	R	ER	SO	BB	IBB	HBP	BLK	WP	HR	S	P	ERA	WHIP
Bill Lee, L (1,1) ERA: 3.3	5.2	L	30	6	4	2	0	6	0	0	0	0	0	24	48	3.18	2.118																			
Jim Wright, R (6,1) ERA: 3.56	2.1		11	1	1	1	0	1	1	1	0	0	0	8	17	3.86	0.857																			

Boston Red Sox @ Minnesota Twins
 Metropolitan Stadium, Bloomington, MI
 Tue Jul 25 1978, 8:05 PM EDT
 Att: 18,608 - Unknown - 84 F

AB 29
 R 5
 H 7
 RBI 5
 BB 8
 SO 0
 LOB 20



Batter	1	2	3	4	5	6	7	8	9	AB	R	H	RBI	BB	SO	LOB	TOP			
Jerry Remy, L (1,4) OBP: 0.299, SLG: 0.329	0-0 4-3		0-0 F6			0-0 6-3		0-0 B5-3	4 0 0 0 0 0											
Fred Lynn, L (1,8) OBP: 0.400, SLG: 0.545	0-0 G3			0-0 4-3 2B		0-0 4-3		0-0 5-3	4 0 1 0 0 0											
Jim Rice, R (1,10) OBP: 0.373, SLG: 0.597	4-0 WP BB			0-0 6-3			0-0 P8		2 0 0 0 1 0 1											
Carl Yastrzemski, L (1,7) OBP: 0.394, SLG: 0.429	0-0 G3			0-0 4-3			0-0 G3		2 0 0 0 0 0 2											
Garry Hancock, L (5,7) OBP: 0.143, SLG: 0.143	1-2			2-3 4-3					1 0 0 0 0 0 0											
Carlton Fisk, R (1,2) OBP: 0.385, SLG: 0.546		0-0 L7		0-0 6-3			0-0 6-3		3 0 0 0 0 0 1											
Butch Hobson, R (1,5) OBP: 0.320, SLG: 0.449	0-3 K				0-0 G4-6-3 1B		0-3 K		3 0 1 0 0 2 0											
George Scott, R (1,3) OBP: 0.331, SLG: 0.427		0-0 1-3			0-0 G4-6-3 1-2		0-3 K		3 0 0 0 0 1 1								AB 28			
Dwight Evans, R (1,9) OBP: 0.356, SLG: 0.495			0-0 6-3		0-3 K		0-3 K		3 0 0 0 0 2 0								R 0			
Frank Duffy, R (1,6) OBP: 0.263, SLG: 0.270			0-0 6-3			0-0 6-3		0-0 G3	2 0 0 0 0 0 0								H 2			
Jack Brohamer, L (9,PH) OBP: 0.327, SLG: 0.381									1 0 0 0 0 0 0								RBI 0			
Inning Stats	R: 0 E: 0 K: 0 S: 3	H: 0 LOB: 1 BB: 1 P: 7	R: 0 E: 0 K: 1 S: 5	H: 0 LOB: 0 BB: 0 P: 5	R: 0 E: 0 K: 0 S: 3	H: 0 LOB: 0 BB: 0 P: 3	R: 0 E: 0 K: 0 S: 4	H: 1 LOB: 1 BB: 0 P: 4	R: 0 E: 0 K: 1 S: 5	H: 1 LOB: 0 BB: 0 P: 5	R: 0 E: 0 K: 0 S: 3	H: 0 LOB: 0 BB: 0 P: 3	R: 0 E: 0 K: 3 S: 9	H: 0 LOB: 0 BB: 0 P: 9	R: 0 E: 0 K: 0 S: 3	H: 0 LOB: 0 BB: 0 P: 3	1B: 1 2B: 1 3B: 0 HR: 0	SF: 0 SAC: 0 DP: 1 HBP: 0	WP: 1 PB: 0 SB: 0 CS: 0	PA: 29
PITCHER Doc Medich, R (1,1) ERA: 3.57	IP: 9.0 WLS: W BF: 29 H: 2 R: 0 ER: 0 SO: 5 BB: 1 IBB: 0 HBP: 0 BLK: 0 WP: 1 HR: 0 S: 38 P: 42 ERA: 0.00 WHIP: 0.333															PITCHER				

Boston Red Sox @ Texas Rangers
Arlington Stadium, Arlington, TX
Wed Jul 26 1978, 8:05 PM EDT
Att: 21,671 - Unknown - 95 F

AB 28
R 0
H 2
RBI 0
BB 1
SO 5
LOB 5



Batter	1	2	3	4	5	6	7	8	9	AB	R	H	RBI	BB	SO	LOB	BOTTOM			
Mike Hargrove, L (1,3) OBP: 0.396, SLG: 0.365	0-0 PB 1B		4-0 BB		0-3 K		4-0 IBB		2 0 1 0 2 1 0											
Juan Beniquez, R (1,8) OBP: 0.321, SLG: 0.408	0-0 B1		0-3 K		0-0 L6		0-0 F6		4 0 0 0 0 1 4											
Jim Sundberg, R (1,2) OBP: 0.387, SLG: 0.398	0-3 K		0-3 K			0-0 6-3		0-3 K	1 0 0 0 0 1 1											
John Ellis, R (2,2) OBP: 0.242, SLG: 0.328	1-2								3 0 0 0 0 2 1											
Al Oliver, L (1,7) OBP: 0.331, SLG: 0.488	4-0 BB		0-0 6-3			0-0 F8		0-0 HR 1B	3 1 1 0 1 0 1											
Bobby Bonds, R (1,9) OBP: 0.350, SLG: 0.462	0-3 K			0-0 S 1B		0-0 1B		1-H HR	4 1 3 2 0 1 2											
Gary Gray, R (1,10) OBP: 0.227, SLG: 0.364		0-0 E6		0-0 F4		0-0 6-3		0-0 E5 1-3	4 0 0 0 0 0 2											
John Lowenstein, L (8,FR) OBP: 0.363, SLG: 0.439									0 0 0 0 0 0 0											
Kurt Bevacqua, R (1,5) OBP: 0.255, SLG: 0.304		0-0 P9		0-0 1-3			0-0 SH1 1B	0-0 1-3	4 0 1 0 0 0 3								AB 31			
Bump Wills, S (1,4) OBP: 0.296, SLG: 0.321		0-0 F8		0-0 5-3			0-0 SH1	4-0 IBB	2 0 0 0 1 0 2								R 2			
Bert Campaneris, R (1,6) OBP: 0.265, SLG: 0.268		0-0 L9			0-0 F7		0-3 K	0-0 4-3	4 0 0 0 0 1 4								H 6			
Inning Stats	R: 0 E: 0 K: 2 S: 8	H: 1 LOB: 2 BB: 1 P: 12	R: 0 E: 1 K: 0 S: 4	H: 0 LOB: 1 BB: 0 P: 4	R: 0 E: 0 K: 2 S: 7	H: 0 LOB: 1 BB: 1 P: 11	R: 0 E: 0 K: 0 S: 4	H: 1 LOB: 0 BB: 0 P: 4	R: 0 E: 0 K: 1 S: 5	H: 0 LOB: 0 BB: 0 P: 5	R: 0 E: 0 K: 0 S: 4	H: 1 LOB: 1 BB: 0 P: 4	R: 0 E: 0 K: 1 S: 6	H: 1 LOB: 2 BB: 1 P: 10	R: 2 E: 1 K: 1 S: 8	H: 2 LOB: 2 BB: 1 P: 12	1B: 5 2B: 0 3B: 0 HR: 1	SF: 0 SAC: 1 DP: 0 HBP: 0	WP: 0 PB: 1 SB: 2 CS: 0	PA: 36
PITCHER Dennis Eckersley, R (1,1) ERA: 3.53	IP: 8.0 WLS: L BF: 36 H: 6 R: 2 ER: 2 SO: 7 BB: 2 IBB: 2 HBP: 0 BLK: 0 WP: 0 HR: 1 S: 46 P: 62 ERA: 2.25 WHIP: 1.000															PITCHER				

Boston Red Sox @ Texas Rangers
Arlington Stadium, Arlington, TX
Wed Jul 26 1978, 8:05 PM EDT
Att: 21,671 - Unknown - 95 F

AB 31
R 2
H 6
RBI 2
BB 4
SO 7
LOB 20



Batter	1	2	3	4	5	6	7	8	9	AB	R	H	RBI	BB	SO	LOB	TOP			
Jerry Remy, L (1,4) OBP: 0.296, SLG: 0.326	0-3 K		0-3 K		0-0 F7		0-0 F8			4	0	0	0	0	2	3				
Sam Bowen, R (1,8) OBP: 0.250, SLG: 0.571	0-3 K		0-0 HR		0-0 F5			0-0 1-3		4	1	1	1	0	1	1				
Jim Rice, R (1,7) OBP: 0.372, SLG: 0.594	0-3 K		0-0 FC6 1B		0-0 5-3			0-0 5-3		4	0	1	0	0	1	0				
Carlton Fisk, R (1,2) OBP: 0.381, SLG: 0.540		0-0 F8	0-0 FC6 1-2		0-0 5-3			0-0 L5		4	0	0	0	0	0	1				
Butch Hobson, R (1,5) OBP: 0.316, SLG: 0.443		0-0 F8		0-0 L6		0-0 6-3		0-0 F9		4	0	0	0	0	0	0				
Bob Bailey, R (1,10) OBP: 0.322, SLG: 0.441		0-0 1B 1B		0-0 F9		0-0 1B BB		0-0 6-3		3	0	1	0	1	0	0				
Dwight Evans, R (1,9) OBP: 0.363, SLG: 0.498		0-0 FC6-4 1B		0-0 CS 1B		0-0 F5		0-0 FC4 1B		4	0	3	0	0	0	1				
Fred Kendall, R (1,3) OBP: 0.206, SLG: 0.250		0-0 FC6-4 1-2		0-0 CS 1-2	0-0 F9		0-0 F7	0-0 FC4 1-2		4	0	0	0	0	0	4				
Frank Duffy, R (1,6) OBP: 0.276, SLG: 0.283			0-0 6-3		0-0 1B		0-0 1-2 1B			3	0	2	0	0	0	0				
Inning Stats	R: 0 E: 0 K: 3 S: 9	H: 0 LOB: 0 BB: 0 P: 9	R: 0 E: 0 K: 0 S: 5	H: 2 LOB: 2 BB: 0 P: 5	R: 1 E: 0 K: 1 S: 7	H: 2 LOB: 1 BB: 0 P: 7	R: 0 E: 0 K: 0 S: 3	H: 1 LOB: 1 BB: 0 P: 3	R: 0 E: 0 K: 0 S: 4	H: 0 LOB: 0 BB: 0 P: 3	R: 0 E: 0 K: 0 S: 4	H: 1 LOB: 2 BB: 1 P: 8	R: 0 E: 0 K: 0 S: 3	H: 0 LOB: 0 BB: 0 P: 3	R: 0 E: 0 K: 0 S: 4	H: 1 LOB: 1 BB: 0 P: 4	1B: 7 2B: 0 3B: 0 HR: 1	SF: 0 SAC: 0 DP: 0 HBP: 0	WP: 0 PB: 0 SB: 0 CS: 1	PA: 36
PITCHER Jon Matlack, L (1,1) ERA: 2.24	IP: 9.0 WLS: W BF: 35 H: 8 R: 1 ER: 1 SO: 4 BB: 1 IBB: 0 HBP: 0 BLK: 0 WP: 0 HR: 1 S: 42 P: 46 ERA: 1.00 WHIP: 1.000																			

Boston Red Sox @ Texas Rangers
Arlington Stadium, Arlington, TX
Thu Jul 27 1978, 8:05 PM EDT
Att: 29,684 - Unknown

AB 34
R 1
H 8
RBI 1
BB 1
SO 4
LOB 10



Batter	1	2	3	4	5	6	7	8	9	AB	R	H	RBI	BB	SO	LOB	BOTTOM			
Mike Hargrove, L (1,3) OBP: 0.394, SLG: 0.372	0-0 F8		0-0 6-3		0-0 HR			0-3 K		4	1	1	1	0	1	0				
Juan Beniquez, R (1,8) OBP: 0.316, SLG: 0.402	0-0 F9			0-0 F2	0-0 F8			0-3 K		4	0	0	0	0	1	0				
Jim Sundberg, R (1,2) OBP: 0.385, SLG: 0.394	0-0 6-3			1-0 1B E HBP	0-0 5-3			0-0 F7		3	1	0	0	0	0	0				
Al Oliver, L (1,7) OBP: 0.331, SLG: 0.486		0-0 6-3		0-0 E 1B		0-0 F4				3	0	1	0	0	0	0				
Bobby Bonds, R (1,9) OBP: 0.350, SLG: 0.459		1-0 1B HBP		0-0 FC5 1-3 3-H		0-0 2-3				2	0	0	0	0	0	1				
Gary Gray, R (1,10) OBP: 0.240, SLG: 0.360		0-0 1-2 1B		0-0 F2		0-0 5-3				3	0	1	0	0	0	2				
Kurt Bevacqua, R (1,5) OBP: 0.250, SLG: 0.298		0-0 L6		0-0 F9			0-0 1-3			3	0	0	0	0	0	3				
Bump Wills, S (1,4) OBP: 0.296, SLG: 0.330			0-0 B2-3		0-0 HR		0-3 K			3	1	1	1	0	1	0				
Bert Campaneris, R (1,6) OBP: 0.262, SLG: 0.265			0-0 5-3		0-3 K		0-0 6-3			3	0	0	0	0	1	0				
Inning Stats	R: 0 E: 0 K: 0 S: 3	H: 0 LOB: 0 BB: 0 P: 3	R: 0 E: 0 K: 0 S: 3	H: 1 LOB: 1 BB: 0 P: 4	R: 0 E: 0 K: 0 S: 3	H: 0 LOB: 0 BB: 0 P: 3	R: 1 E: 1 K: 0 S: 5	H: 1 LOB: 2 BB: 0 P: 6	R: 2 E: 0 K: 1 S: 7	H: 2 LOB: 0 BB: 0 P: 7	R: 0 E: 0 K: 0 S: 3	H: 0 LOB: 0 BB: 0 P: 3	R: 0 E: 0 K: 1 S: 5	H: 0 LOB: 0 BB: 0 P: 5	R: 0 E: 0 K: 2 S: 7	H: 0 LOB: 0 BB: 0 P: 7	1B: 2 2B: 0 3B: 0 HR: 2	SF: 0 SAC: 0 DP: 0 HBP: 2	WP: 0 PB: 0 SB: 0 CS: 0	PA: 30
PITCHER Luis Tiant, R (1,1) ERA: 3.19	IP: 8.0 WLS: L BF: 30 H: 4 R: 3 ER: 2 SO: 4 BB: 0 IBB: 0 HBP: 2 BLK: 0 WP: 0 HR: 2 S: 36 P: 38 ERA: 2.25 WHIP: 0.500																			

Boston Red Sox @ Texas Rangers
Arlington Stadium, Arlington, TX
Thu Jul 27 1978, 8:05 PM EDT
Att: 29,684 - Unknown


AB 28
R 3
H 4
RBI 2
BB 0
SO 4
LOB 6



Batter	1	2	3	4	5	6	7	8	9	AB	R	H	RBI	BB	SO	LOB	TOP					
Steve Braun, L (1, 5) OBP: 0.343, SLG: 0.388 Jerry Terrell, R (6, 5) OBP: 0.231, SLG: 0.200	4-3		1-3 BB			K	L7		6-3	3	0	0	0	1	1	0						
Hal McRae, R (1, 10) OBP: 0.325, SLG: 0.431	1B BB		K			K			F8	4	0	1	0	1	2	3						
Ralph LaCock, L (1, 3) OBP: 0.318, SLG: 0.477	G6-4-3 1B		1-3			E3			F8	5	0	1	1	0	0	3						
Amos Otis, R (1, 8) OBP: 0.358, SLG: 0.495	G6-4-3		F8			FC4-2-5			6-3	4	0	0	0	0	0	6						
Darrell Porter, L (1, 2) OBP: 0.376, SLG: 0.434						F8	L4		F5	4	0	0	0	0	1	2						
Clint Hurdle, L (1, 7) OBP: 0.352, SLG: 0.399 Willie Wilson, S (8, 7) OBP: 0.306, SLG: 0.304	F7					K			F8	4	1	1	0	0	1	0						
Al Cowens, R (1, 9) OBP: 0.316, SLG: 0.380	5-3					1B 1B			P6	4	0	1	0	0	1	1						
Freddie Patek, R (1, 6) OBP: 0.348, SLG: 0.355			1B S 1-3 BB			1B 1-2			1B S BB	2	2	2	0	2	0	0						
Frank White, R (1, 4) OBP: 0.327, SLG: 0.393			1-3 BB 1B			K			F8	4	1	2	3	0	1	3						
Inning Stats	R: 0 E: 0 K: 0 S: 3	H: 1 LOB: 1 BB: 1 P: 7	R: 0 E: 0 K: 1 S: 5	H: 0 LOB: 0 BB: 0 P: 5	R: 1 E: 0 K: 1 S: 6	H: 1 LOB: 2 BB: 2 P: 14	R: 0 E: 0 K: 2 S: 9	H: 2 LOB: 2 BB: 0 P: 9	R: 0 E: 1 K: 1 S: 7	H: 1 LOB: 2 BB: 0 P: 7	R: 3 E: 0 K: 1 S: 8	H: 3 LOB: 0 BB: 0 P: 8	R: 0 E: 0 K: 0 S: 3	H: 0 LOB: 0 BB: 0 P: 3	R: 0 E: 0 K: 1 S: 5	H: 0 LOB: 1 BB: 1 P: 9	R: 0 E: 0 K: 0 S: 3	H: 0 LOB: 0 BB: 0 P: 3	1B: 7 2B: 0 3B: 0 HR: 1	SF: 0 SAC: 0 DP: 1 HBP: 0	WP: 0 PB: 0 SB: 2 CS: 0	PA: 39
PITCHER Mike Torrez, R (1, 1) ERA: 3.85	IP: 9.0 WLS: L BF: 39 H: 8 R: 4 ER: 4 SO: 7 BB: 4 IBB: 0 HBP: 0 BLK: 0 WP: 0 HR: 1 S: 49 P: 65 ERA: 4.00 WHIP: 1.333															PITCHER	IP: 9.0 WLS: W BF: 36 H: 8 R: 0 ER: 0 SO: 9 BB: 1 IBB: 0 HBP: 0 BLK: 0 WP: 1 HR: 0 S: 53 P: 57 ERA: 0.00 WHIP: 1.000					

Kansas City Royals @ Boston Red Sox
Fenway Park, Boston, MA
Fri Jul 28, 1978, 7:05 PM EDT
Att: 35,348 - Unknown - 79 F


AB	35
R	4
H	8
RBI	4
BB	4
SO	7
LOB	18





Batter	1	2	3	4	5	6	7	8	9	AB	R	H	RBI	BB	SO	LOB	BOTTOM					
Rick Burleson, R (1, 6) OBP: 0.298, SLG: 0.356	K		K			6-3			BB 1B 1B	4	0	1	0	0	2	2						
Jerry Remy, L (1, 4) OBP: 0.236, SLG: 0.325	B2-3					1B 1B			F8 F9	4	0	1	0	0	0	1						
Jim Rice, R (1, 7) OBP: 0.368, SLG: 0.588	4-3					K			K	4	0	0	0	0	3	2						
Carlton Fisk, R (1, 2) OBP: 0.385, SLG: 0.542			K			G4-6-3 1B			1B 1B	4	0	3	0	0	1	0						
Fred Lynn, L (1, 8) OBP: 0.401, SLG: 0.543	F7					G4-6-3 1-2			1B BB	3	0	1	0	1	0	3						
Butch Hobson, R (1, 5) OBP: 0.315, SLG: 0.441	F3					FC2-6 1B			1-3 F9	4	0	1	0	0	0	6						
Dwight Evans, R (1, 9) OBP: 0.359, SLG: 0.492			K			FC2-6 1B 6-3			6-3	4	0	0	0	0	1	2						
George Scott, R (1, 3) OBP: 0.325, SLG: 0.419			K			6-3			6-3	4	0	0	0	0	1	1						
Garry Hancock, L (1, 10) OBP: 0.182, SLG: 0.182			K			2-3 1B			P6	4	0	1	0	0	1	0						
Inning Stats	R: 0 E: 0 K: 1 S: 5	H: 0 LOB: 0 BB: 0 P: 5	R: 0 E: 0 K: 2 S: 8	H: 0 LOB: 0 BB: 0 P: 8	R: 0 E: 0 K: 3 S: 9	H: 0 LOB: 0 BB: 0 P: 9	R: 0 E: 0 K: 1 S: 6	H: 2 LOB: 1 BB: 0 P: 6	R: 0 E: 0 K: 0 S: 5	H: 2 LOB: 2 BB: 0 P: 5	R: 0 E: 0 K: 1 S: 7	H: 2 LOB: 2 BB: 0 P: 7	R: 0 E: 0 K: 0 S: 3	H: 0 LOB: 0 BB: 0 P: 3	R: 0 E: 0 K: 1 S: 7	H: 2 LOB: 3 BB: 1 P: 11	R: 0 E: 0 K: 0 S: 3	H: 0 LOB: 0 BB: 0 P: 3	1B: 8 2B: 0 3B: 0 HR: 0	SF: 0 SAC: 0 DP: 1 HBP: 0	WP: 1 PB: 0 SB: 0 CS: 0	PA: 36
PITCHER Rich Gale, R (1, 1) ERA: 2.62	IP: 9.0 WLS: W BF: 36 H: 8 R: 0 ER: 0 SO: 9 BB: 1 IBB: 0 HBP: 0 BLK: 0 WP: 1 HR: 0 S: 53 P: 57 ERA: 0.00 WHIP: 1.000															PITCHER	IP: 9.0 WLS: W BF: 36 H: 8 R: 0 ER: 0 SO: 9 BB: 1 IBB: 0 HBP: 0 BLK: 0 WP: 1 HR: 0 S: 53 P: 57 ERA: 0.00 WHIP: 1.000					

Kansas City Royals @ Boston Red Sox
Fenway Park, Boston, MA
Fri Jul 28, 1978, 7:05 PM EDT
Att: 35,348 - Unknown - 79 F

AB	35
R	0
H	8
RBI	0
BB	1
SO	9
LOB	17




Batter	1	2	3	4	5	6	7	8	9	AB	R	H	RBI	BB	SO	LOB	TOP			
Steve Braun, L (1, 5) OBP: 0.340, SLG: 0.384 Willie Wilson, S (9, PR) OBP: 0.306, SLG: 0.304	F8			F7		4-3			CS 1B	4	0	1	0	0	0	0	Kansas City Royals @ Boston Red Sox Fenway Park, Boston, MA Sat Jul 29 1978, 3:33 AM EDT Att: 35,098 - Unknown - 79 F AB 30 R 0 H 6 RBI 0 BB 0 SO 3 LOB 7 			
Hal McRae, R (1, 10) OBP: 0.327, SLG: 0.431	CS 1B			K		CS 1B			6-3	4	0	2	0	0	1	1				
Ralph LaCock, L (1, 3) OBP: 0.317, SLG: 0.471	CS 1B			K		G3			4-3	4	0	1	0	0	1	3				
Amos Otis, R (1, 8) OBP: 0.358, SLG: 0.493				FC6-4 1B					6-3	3	0	1	0	0	0	1				
Darrell Porter, L (1, 2) OBP: 0.373, SLG: 0.430				FC6-4 1B					6-3	3	0	0	0	0	1	1				
Clint Hurdle, L (1, 7) OBP: 0.346, SLG: 0.394				G4-6-3 1B					F8	3	0	0	0	0	0	0				
Al Cowens, R (1, 9) OBP: 0.316, SLG: 0.380				L9					4-3	3	0	0	0	0	0	0				
Freddie Patek, R (1, 6) OBP: 0.346, SLG: 0.353 Tom Poquette, L (8, PH) OBP: 0.265, SLG: 0.343 U L Washington, S (8, 6) OBP: 0.350, SLG: 0.333				5-3					5-3	3	0	1	0	0	0	0				
Frank White, R (1, 4) OBP: 0.326, SLG: 0.391 Randy Bass, L (8, PH) Jerry Terrell, R (8, 4) OBP: 0.231, SLG: 0.200				F7		1-3			P6	2	0	0	0	0	0	1				
				P3		5-3			G3	1	0	0	0	0	0	0				
Inning Stats	R: 0 E: 0 K: 1 S: 5	H: 1 LOB: 1 BB: 0 P: 5	R: 0 E: 0 K: 0 S: 3	H: 1 LOB: 0 BB: 0 P: 3	R: 0 E: 0 K: 0 S: 3	H: 0 LOB: 0 BB: 0 P: 3	R: 0 E: 0 K: 1 S: 6	H: 1 LOB: 1 BB: 0 P: 6	R: 0 E: 0 K: 1 S: 6	H: 1 LOB: 1 BB: 0 P: 6	R: 0 E: 0 K: 0 S: 4	H: 1 LOB: 0 BB: 0 P: 4	R: 0 E: 0 K: 0 S: 3	H: 0 LOB: 0 BB: 0 P: 3	R: 0 E: 0 K: 0 S: 3	H: 1 LOB: 1 BB: 0 P: 3	1B: 6 2B: 1 3B: 0 HR: 0	SF: 0 SAC: 0 DP: 2 HBP: 0	WP: 0 PB: 0 SB: 1 CS: 2	PA: 30
PITCHER Jim Wright, R (1, 1) ERA: 3.0	IP: 9.0 WLS: W BF: 30 H: 6 R: 0 ER: 0 SO: 3 BB: 0 IBB: 0 HBP: 0 BLK: 0 WP: 0 HR: 0 S: 36 P: 36 ERA: 0.00 WHIP: 0.667															PITCHER	IP: 9.0 WLS: W BF: 30 H: 6 R: 0 ER: 0 SO: 3 BB: 0 IBB: 0 HBP: 0 BLK: 0 WP: 0 HR: 0 S: 36 P: 36 ERA: 0.00 WHIP: 0.667			

Batter	1	2	3	4	5	6	7	8	9	AB	R	H	RBI	BB	SO	LOB	BOTTOM			
Rick Burleson, R (1, 6) OBP: 0.297, SLG: 0.355	P6		G5-4-3		1-3			1B		4	0	1	0	0	0	2	Kansas City Royals @ Boston Red Sox Fenway Park, Boston, MA Sat Jul 29 1978, 3:33 AM EDT Att: 35,098 - Unknown - 79 F AB 28 R 1 H 5 RBI 1 BB 2 SO 8 LOB 9 			
Jerry Remy, L (1, 4) OBP: 0.255, SLG: 0.324	L8			G3		K		1B		4	0	1	0	0	1	0				
Jim Rice, R (1, 7) OBP: 0.367, SLG: 0.584	6-3			BB 1B BB		6-3		F3		3	1	0	0	1	0	2				
Carlton Fisk, R (1, 2) OBP: 0.385, SLG: 0.539		F2		1B BB		5-3				2	0	0	0	1	0	0				
Fred Lynn, L (1, 8) OBP: 0.401, SLG: 0.541		K		1-2 BB				4-3		3	0	1	1	0	1	0				
Butch Hobson, R (1, 5) OBP: 0.312, SLG: 0.436		K		1-3 2-H 1B		K		K		3	0	0	0	0	3	2				
Dwight Evans, R (1, 9) OBP: 0.359, SLG: 0.494				K		K		K		3	0	1	0	0	1	2				
George Scott, R (1, 3) OBP: 0.322, SLG: 0.413				1B 2B		1-3		6-3		3	0	0	0	0	1	1				
Garry Hancock, L (1, 10) OBP: 0.214, SLG: 0.214				K		1-3		K		3	0	1	0	0	1	0				
				G5-4-3 1B		F9		K		3	0	1	0	0	1	0				
Inning Stats	R: 0 E: 0 K: 0 S: 3	H: 0 LOB: 0 BB: 0 P: 3	R: 0 E: 0 K: 2 S: 7	H: 0 LOB: 0 BB: 0 P: 7	R: 0 E: 0 K: 1 S: 6	H: 2 LOB: 1 BB: 0 P: 6	R: 1 E: 0 K: 1 S: 6	H: 1 LOB: 2 BB: 2 P: 14	R: 0 E: 0 K: 0 S: 3	H: 0 LOB: 0 BB: 0 P: 3	R: 0 E: 0 K: 1 S: 5	H: 0 LOB: 0 BB: 0 P: 5	R: 0 E: 0 K: 2 S: 7	H: 0 LOB: 0 BB: 0 P: 7	R: 0 E: 0 K: 1 S: 7	H: 2 LOB: 2 BB: 0 P: 7	1B: 4 2B: 1 3B: 0 HR: 0	SF: 0 SAC: 0 DP: 1 HBP: 0	WP: 0 PB: 0 SB: 0 CS: 0	PA: 30
PITCHER Dennis Leonard, R (1, 1) ERA: 3.33	IP: 8.0 WLS: L BF: 30 H: 5 R: 1 ER: 1 SO: 8 BB: 2 IBB: 0 HBP: 0 BLK: 0 WP: 0 HR: 0 S: 44 P: 52 ERA: 1.12 WHIP: 0.875															PITCHER	IP: 8.0 WLS: L BF: 30 H: 5 R: 1 ER: 1 SO: 8 BB: 2 IBB: 0 HBP: 0 BLK: 0 WP: 0 HR: 0 S: 44 P: 52 ERA: 1.12 WHIP: 0.875			

Batter	1	2	3	4	5	6	7	8	9	AB	R	H	RBI	BB	SO	LOB	TOP		
Freddie Patek, R (1, 6) Steve Braun, L (9, 5) OBP: 0.343, SLG: 0.354 OBP: 0.340, SLG: 0.384	0-0 1B FC6-4 2B		0-0 5-3		0-0 F2		0-0 L9		0-0 4-3	5	1	1	0	0	0	1			
Joe Zdeb, R (1, 9) OBP: 0.265, SLG: 0.290	0-0 FC6-4 1B		0-0 1B 1B		0-0 6-3		0-0 F9			4	1	2	0	0	0	1			
Al Cowens, R (1, 10) Willie Wilson, S (6, PR) OBP: 0.319, SLG: 0.382 OBP: 0.306, SLG: 0.304	0-0 FC6-4 FC4-6 1B 1-2 3-H		0-0 1B 1B		0-0 P5			0-0 FC6-4 BB 1B		4	0	2	1	0	0	1			
Amos Otis, R (1, 8) OBP: 0.363, SLG: 0.495	0-0 FC4-6 1B 1-2		0-0 1B 1B		0-0 F9			4-0 FC6-4 BB 1B 1-2		3	0	2	1	1	0	0			
Darrell Porter, L (1, 2) OBP: 0.369, SLG: 0.425	0-0 FC4-6 1-2 2-3		0-0 L8		0-0 G3			0-3 K BB 1B		4	0	0	0	0	1	6			
John Wathan, R (1, 3) OBP: 0.298, SLG: 0.374	0-0 F8		0-0 5-3		0-0 1B			0-0 FC6-4 1-2 2-3		4	0	1	0	0	0	6			
Clint Hurdle, L (1, 7) OBP: 0.344, SLG: 0.389		0-0 F9		0-3 K		0-0 L9		0-0 4-3		4	0	0	0	0	1	3			
Frank White, R (1, 4) U L Washington, S (5, 4) OBP: 0.324, SLG: 0.388 OBP: 0.335, SLG: 0.316		0-0 1-3		0-3 K			0-0 F7		0-0 1-3	2	0	0	0	0	1	0			
Jerry Terrell, R (1, 5) OBP: 0.232, SLG: 0.203		0-0 5-3		0-0 5-3			0-0 S 1B		0-0 F8	4	0	1	0	0	0	0			
Inning Stats	R: 1 E: 0 K: 0 S: 6	H: 3 LOB: 2 BB: 0 P: 6	R: 0 E: 0 K: 0 S: 3	H: 0 LOB: 0 BB: 0 P: 3	R: 1 E: 0 K: 0 S: 6	H: 3 LOB: 2 BB: 0 P: 6	R: 0 E: 0 K: 2 S: 7	H: 0 LOB: 0 BB: 0 P: 7	R: 0 E: 0 K: 0 S: 3	H: 1 LOB: 1 BB: 0 P: 4	R: 0 E: 0 K: 0 S: 4	H: 1 LOB: 1 BB: 0 P: 4	R: 0 E: 0 K: 1 S: 6	H: 1 LOB: 2 BB: 0 P: 10	R: 0 E: 0 K: 0 S: 3	H: 0 LOB: 0 BB: 0 P: 3	1B: 8 2B: 1 3B: 0 HR: 0	SF: 0 SAC: 0 DP: 0 HBP: 0	WP: 0 PA: 37 SB: 0 CS: 1
PITCHER Bill Lee, L (1, 1) ERA: 3.21	IP: 9.0 WLS: L BF: 37	H: 9 R: 2 ER: 2 SO: 3	BB: 1 IBB: 0 HBP: 0 BLK: 0	WP: 0 HR: 0 S: 42 P: 46	ERA: 2.00 WHIP: 1.111	PITCHER													

Kansas City Royals @ Boston Red Sox
Fenway Park, Boston, MA
Sun Jul 30 1978, 3:33 AM EDT
Att: 34,626 - Unknown - 78 F


AB 36
R 2
H 9
RBI 2
BB 1
SO 3
LOB 18



Batter	1	2	3	4	5	6	7	8	9	AB	R	H	RBI	BB	SO	LOB	BOTTOM		
Rick Burleson, R (1, 6) OBP: 0.297, SLG: 0.354	0-0 P4		0-0 1B		0-0 5-3		0-0 G3		0-0 4-0 BB	4	0	1	0	0	0	1			
Jerry Remy, L (1, 4) Fred Kendall, R (8, PH) Frank Duffy, R (6, PR) OBP: 0.236, SLG: 0.324 OBP: 0.229, SLG: 0.250 OBP: 0.276, SLG: 0.283	0-0 1B		0-0 4-3		0-0 L6		0-0 BB			3	0	1	0	0	0	1			
Jim Rice, R (1, 7) OBP: 0.364, SLG: 0.578	0-0 F9			0-0 F8		0-3 K		0-3 K		4	0	0	0	0	2	3			
Carlton Fisk, R (1, 2) OBP: 0.381, SLG: 0.533	0-0 P6			0-0 F8		0-0 P4		0-0 F5		4	0	0	0	0	0	1			
Bob Bailey, R (1, 10) OBP: 0.311, SLG: 0.413		0-0 P5		0-0 P6		0-3 K		0-0 L8		4	0	0	0	0	1	0			
Fred Lynn, L (1, 8) OBP: 0.399, SLG: 0.540		0-0 F7			0-0 6-3		0-0 3-1		0-0 2B	4	0	1	0	0	0	0			
Dwight Evans, R (1, 9) OBP: 0.363, SLG: 0.499		0-0 P4			0-0 FC5-4 1B			0-0 1B 2B BB		3	1	2	0	1	0	0			
George Scott, R (1, 3) OBP: 0.320, SLG: 0.408			4-0 BB		0-0 FC5-4 FC5-4 1-2		0-0 P5 K		0-3 K	3	0	0	0	1	1	4			
Butch Hobson, R (1, 5) OBP: 0.313, SLG: 0.435			0-0 G6-4-3		0-0 FC5-4 1-2		0-0 G3 1B			3	0	1	1	0	0	2			
Inning Stats	R: 0 E: 0 K: 0 S: 4	H: 1 LOB: 1 BB: 0 P: 4	R: 0 E: 0 K: 0 S: 3	H: 0 LOB: 0 BB: 0 P: 3	R: 0 E: 0 K: 0 S: 3	H: 0 LOB: 0 BB: 0 P: 3	R: 0 E: 0 K: 1 S: 5	H: 0 LOB: 0 BB: 0 P: 5	R: 0 E: 0 K: 1 S: 5	H: 0 LOB: 0 BB: 0 P: 5	R: 1 E: 0 K: 1 S: 7	H: 2 LOB: 2 BB: 1 P: 11	R: 0 E: 0 K: 1 S: 6	H: 1 LOB: 2 BB: 1 P: 10	1B: 4 2B: 2 3B: 0 HR: 0	SF: 0 SAC: 0 DP: 1 HBP: 0	WP: 0 PA: 35 SB: 0 CS: 0		
PITCHER Paul Splittorf, L (1, 1) ERA: 3.14 Al Hrabosky, L (8, 1) ERA: 2.54	IP: 7.2 WLS: W BF: 28	H: 5 R: 1 ER: 1 SO: 2	BB: 1 IBB: 0 HBP: 0 BLK: 0	WP: 0 HR: 0 S: 31 P: 35	ERA: 1.17 WHIP: 0.783	PITCHER													

Kansas City Royals @ Boston Red Sox
Fenway Park, Boston, MA
Sun Jul 30 1978, 3:33 AM EDT
Att: 34,626 - Unknown - 78 F


AB 32
R 1
H 6
RBI 1
BB 3
SO 4
LOB 12



Batter	1	2	3	4	5	6	7	8	9	AB	R	H	RBI	BB	SO	LOB	TOP								
Thad Bosley, L OBP: 0.323, SLG: 0.341 (1, 8)	0-0 1-3		0-0 F8		0-0 S 1B		0-0 4-3		0-0 4-3	5	0	1	0	0	0	1									
Don Kessinger, S OBP: 0.325, SLG: 0.312 (1, 6)	0-0 4-3		0-0 4-3		0-3 K		0-3 K		0-0 4-3	5	0	0	0	0	0	2									
Jorge Orta, L OBP: 0.350, SLG: 0.464 (1, 4)	0-0 1B			0-0 G3	4-0 1-2 BB			0-0 2B		3	1	2	0	1	0	0									
Eric Soderholm, R OBP: 0.320, SLG: 0.448 (1, 5)	0-0 F9		0-0 L6		0-0 5-3			0-0 5-3		4	0	0	0	0	0	4									
Kevin Bell, R OBP: 0.273, SLG: 0.200 (8, 5)										0	0	0	0	0	0	0									
Ralph Garr, L OBP: 0.328, SLG: 0.379 (1, 7)		0-0 1B		0-0 HR			0-0 F7		0-0 1B	4	2	3	1	0	0	0									
Tom Spencer, R OBP: 0.353, SLG: 0.344 (8, 7)		0-0 1B		0-0 HR			0-0 BB		0-0 2H	0	0	0	0	0	0	0									
Lamar Johnson, R OBP: 0.320, SLG: 0.382 (1, 3)		0-0 G4-6-3 1B		0-0 HR			0-0 BB		0-0 CS	3	1	3	3	1	0	0									
Bob Molinaro, L OBP: 0.325, SLG: 0.422 (1, 10)		0-0 F8		0-0 HR			0-0 F4		0-0 F8	4	1	1	1	0	0	4									
Claudell Washington, L OBP: 0.257, SLG: 0.348 (1, 9)		0-0 G4-6-3		0-0 6-3			0-0 F8		0-0 FC1-5	4	0	1	0	0	0	3									
Bill Nahorodny, R OBP: 0.291, SLG: 0.370 (1, 2)			0-3 K		0-0 6-3		0-0 F3		0-0 FC1-5	4	0	0	0	0	1	1									
Inning Stats	R: 0 E: 0 K: 0 S: 4	H: 1 LOB: 1 BB: 0 P: 4	R: 0 E: 0 K: 0 S: 4	H: 2 LOB: 1 BB: 0 P: 4	R: 0 E: 0 K: 1 S: 5	H: 0 LOB: 0 BB: 0 P: 5	R: 3 E: 0 K: 0 S: 6	H: 3 LOB: 0 BB: 0 P: 6	R: 0 E: 0 K: 1 S: 6	H: 1 LOB: 1 BB: 1 P: 10	R: 0 E: 0 K: 0 S: 3	H: 0 LOB: 0 BB: 0 P: 7	R: 0 E: 0 K: 1 S: 5	H: 0 LOB: 0 BB: 0 P: 5	R: 2 E: 0 K: 0 S: 5	H: 3 LOB: 1 BB: 0 P: 5	R: 0 E: 0 K: 0 S: 4	H: 1 LOB: 1 BB: 0 P: 4	1B: 5 2B: 4 3B: 0 HR: 2	SF: 0 SAC: 0 DP: 1 HBP: 0	WP: 0 PB: 0 SB: 1 CS: 1	PA: 38			
PITCHER	IP	WLS	BF	H	R	ER	SO	BB	IBB	HBP	BLK	WP	HR	S	P	ERA	WHIP								
Luis Tiant, R ERA: 3.37 (1, 1)	7.1	L	33	10	5	5	3	2	0	0	0	0	2	37	45	6.14	1.636								
Bob Stanley, R ERA: 2.85 (8, 1)	1.2		5	1	0	0	0	0	0	0	0	0	0	5	5	0.00	0.600								

Chicago White Sox @ Boston Red Sox
Fenway Park, Boston, MA
Tue Aug 01 1978, 7:05 PM EDT
Att: 30,020 - Unknown - 65 F


AB 36
R 5
H 11
RBI 5
BB 2
SO 3
LOB 15



Batter	1	2	3	4	5	6	7	8	9	AB	R	H	RBI	BB	SO	LOB	BOTTOM								
Rick Burleson, R OBP: 0.300, SLG: 0.361 (1, 6)	0-0 6-3		0-0 F7		0-0 FC4-6 1B			0-0 5-3		4	0	1	0	0	0	0									
Jerry Remy, L OBP: 0.299, SLG: 0.328 (1, 4)	0-0 F7		0-0 4-3		0-0 FC4-6 FC5-4			0-0 E 1B		4	0	1	0	0	0	2									
Jim Rice, R OBP: 0.364, SLG: 0.574 (1, 7)	4-0 2B			0-0 F9	0-0 FC5-4			0-0 1-3		3	1	0	0	1	0	3									
Carl Yastrzemski, L OBP: 0.392, SLG: 0.430 (1, 10)	0-0 1H			0-0 4-3			0-0 4-3		0-0 4-3	4	0	1	1	0	0	1									
Carlton Fisk, R OBP: 0.378, SLG: 0.529 (1, 2)	0-0 6-3			0-0 E 1B			0-3 K		0-0 F8	4	1	1	0	0	1	1									
Fred Lynn, L OBP: 0.401, SLG: 0.539 (1, 8)		0-0 FC6-4 1B		0-0 E9			0-0 1-3		0-0 G3	4	0	2	0	0	0	0									
Dwight Evans, R OBP: 0.360, SLG: 0.491 (1, 9)		0-0 FC6-4 G6-4-3		0-0 F6			0-0 6-3		0-3 K	4	0	0	0	0	1	2									
George Scott, R OBP: 0.320, SLG: 0.402 (1, 3)		0-0 G6-4-3			0-0 4-3		0-3 K			3	0	0	0	0	1	1									
Butch Hobson, R OBP: 0.306, SLG: 0.425 (1, 5)			0-0 F9		0-0 E6 FC4-6 1B		0-0 5-3			3	0	0	0	0	0	0									
Inning Stats	R: 1 E: 0 K: 0 S: 4	H: 1 LOB: 1 BB: 1 P: 8	R: 0 E: 0 K: 0 S: 3	H: 1 LOB: 0 BB: 0 P: 3	R: 0 E: 0 K: 0 S: 3	H: 0 LOB: 0 BB: 0 P: 3	R: 1 E: 1 K: 0 S: 5	H: 2 LOB: 1 BB: 0 P: 5	R: 0 E: 1 K: 0 S: 5	H: 1 LOB: 2 BB: 0 P: 5	R: 0 E: 0 K: 1 S: 5	H: 0 LOB: 0 BB: 0 P: 5	R: 0 E: 0 K: 1 S: 5	H: 0 LOB: 0 BB: 0 P: 5	R: 0 E: 1 K: 0 S: 4	H: 1 LOB: 1 BB: 0 P: 4	R: 0 E: 0 K: 1 S: 5	H: 0 LOB: 0 BB: 0 P: 5	1B: 5 2B: 1 3B: 0 HR: 0	SF: 0 SAC: 0 DP: 1 HBP: 0	WP: 0 PB: 0 SB: 0 CS: 0	PA: 34			
PITCHER	IP	WLS	BF	H	R	ER	SO	BB	IBB	HBP	BLK	WP	HR	S	P	ERA	WHIP								
Mike Proly, R ERA: 2.19 (1, 1)	9.0	W	34	6	2	1	3	1	0	0	0	0	0	39	43	1.00	0.778								

Chicago White Sox @ Boston Red Sox
Fenway Park, Boston, MA
Tue Aug 01 1978, 7:05 PM EDT
Att: 30,020 - Unknown - 65 F

AB 33
R 2
H 6
RBI 1
BB 1
SO 3
LOB 10



Batter	1	2	3	4	5	6	7	8	9	10	11	12	13	14	15	16	17	AB	R	H	RBI	BB	SO	LOB	TOP											
Rick Burleson, R OBP: 0.301, SLG: 0.360 (1, 4)	5-3			WP 1B 5-3 BB		WP 1B BB	K			L4		F4			4-3			7	2	2	1	1	1	1												
Jerry Remy, L OBP: 0.300, SLG: 0.329 (1, 4)	4-3			4-3 WP 1B		BB WP BB	F8			G3 1B		L4			F8			8	2	3	0	0	0	3												
Jim Rice, R OBP: 0.364, SLG: 0.572 (1, 7)	K			5-3		BB BB				G3					F9			7	1	2	2	1	2	2												
Carl Yastrzemski, L OBP: 0.369, SLG: 0.425 George Scott, R OBP: 0.317, SLG: 0.398 (14, 3)	F6			4-3		BB BB				4-3								4	0	0	2	1	0	2												
Carlton Fisk, R OBP: 0.374, SLG: 0.522 (1, 2)	F8					F2				K					5-3			7	0	1	1	0	1	3												
Fred Lynn, L OBP: 0.397, SLG: 0.531 (1, 8)	F7					K				3-1					5-3			7	0	1	0	0	1	4												
Jack Brohamer, L ERA: 4.07 Frank Duffy, R OBP: 0.276, SLG: 0.263 Garry Hancock, L OBP: 0.200, SLG: 0.200 (17, PH)	F8			F8						6-3					L3			4	0	0	1	1	0	0												
Dwight Evans, R OBP: 0.357, SLG: 0.484 (1, 9)	K			K		F8				K					F7			7	1	1	0	0	2	4												
Butch Hobson, R OBP: 0.306, SLG: 0.420 (1, 5)	K			K		6-3				1-3					4-3			6	1	1	0	1	2	1												
Inning Stats	R: 0 E: 0 K: 1 S: 5	H: 0 LOB: 0 BB: 0 P: 5	R: 0 E: 0 K: 0 S: 3	H: 0 LOB: 0 BB: 0 P: 3	R: 0 E: 0 K: 2 S: 7	H: 0 LOB: 0 BB: 0 P: 7	R: 2 E: 0 K: 0 S: 5	H: 2 LOB: 1 BB: 1 P: 9	R: 0 E: 0 K: 0 S: 3	H: 0 LOB: 0 BB: 0 P: 3	R: 2 E: 0 K: 1 S: 7	H: 2 LOB: 3 BB: 3 P: 19	R: 0 E: 0 K: 2 S: 7	H: 0 LOB: 0 BB: 0 P: 7	R: 1 E: 0 K: 1 S: 6	H: 1 LOB: 0 BB: 0 P: 6	R: 0 E: 0 K: 1 S: 5	H: 0 LOB: 0 BB: 0 P: 5	R: 0 E: 0 K: 0 S: 4	H: 1 LOB: 1 BB: 0 P: 4	R: 0 E: 0 K: 0 S: 3	H: 0 LOB: 0 BB: 0 P: 3	R: 0 E: 0 K: 0 S: 5	H: 0 LOB: 0 BB: 0 P: 5	R: 0 E: 0 K: 0 S: 4	H: 1 LOB: 1 BB: 0 P: 4	R: 0 E: 0 K: 0 S: 3	H: 0 LOB: 0 BB: 0 P: 3	R: 0 E: 0 K: 0 S: 3	H: 0 LOB: 0 BB: 0 P: 3	R: 2 E: 0 K: 0 S: 7	H: 4 LOB: 2 BB: 0 P: 7	1B: 10 2B: 3 3B: 0 HR: 0	SF: 1 SAC: 1 DP: 0 HBP: 0	WP: 3 PB: 0 CS: 0	PA: 67
PITCHER	IP 5.0	WLS 21	BF 4	H 4	R 4	ER 3	SO 3	BB 2	IBB 0	HBP 0	BLK 0	WP 1	HR 0	S 25	P 33	ERA 7.20	WHIP 1.200																			
Dick Tidrow, R ERA: 4.07	7.0	26	2	1	1	5	3	0	0	0	0	1	0	33	45	1.29	0.714																			
Rich Gossage, R ERA: 1.98	2.0	7	1	0	0	1	0	0	0	0	0	0	0	9	9	0.00	0.500																			
Sparky Lyle, L ERA: 3.38	3.0	L	13	4	2	2	0	0	0	0	0	0	0	13	13	6.00	1.333																			
Ken Clay, R ERA: 5.11																																				
Batter	1	2	3	4	5	6	7	8	9	10	11	12	13	14	15	16	17	AB	R	H	RBI	BB	SO	LOB	BOTTOM											
Mickey Rivers, L OBP: 0.286, SLG: 0.375 (1, 8)	1-3	K		4-3			G3			4-3								8	0	2	0	0	1	2												
Willie Randolph, R OBP: 0.354, SLG: 0.305 (1, 4)	5-3			F9			1B BB			FC5-4 1B					F8 S 1B			5	0	2	1	2	1	0												
Thurman Munson, R OBP: 0.329, SLG: 0.395 (1, 10)	K			K			F9			FC5-4 1B					F9			7	0	1	0	1	2	5												
Lou Piniella, R OBP: 0.359, SLG: 0.439 (1, 7)							F8			F4					F4																					
Reggie Jackson, L OBP: 0.357, SLG: 0.486 (1, 9)							4-3			K					K			7	1	0	0	1	4	7												
Chris Chambliss, L OBP: 0.330, SLG: 0.388 (1, 3)							K			4-3					F7			6	1	1	1	1	1	1												
Graig Nettles, L OBP: 0.340, SLG: 0.434 (1, 5)							F6								K			7	1	3	2	0	2	2												
Cliff Johnson, R OBP: 0.298, SLG: 0.336 (1, 2)							F7			K					F9			7	0	0	0	0	2	5												
Bucky Dent, R OBP: 0.295, SLG: 0.333 Jay Johnstone, L OBP: 0.243, SLG: 0.242 Brian Doyle, R OBP: 0.225, SLG: 0.225 Roy White, S OBP: 0.342, SLG: 0.411 Fred Stanley, R OBP: 0.329, SLG: 0.282 (10, PH)							L6			K					F5			3	0	1	0	0	0	1												
Inning Stats	R: 0 E: 0 K: 1 S: 5	H: 0 LOB: 0 BB: 0 P: 5	R: 4 E: 1 K: 3 S: 14	H: 4 LOB: 2 BB: 1 P: 18	R: 1 E: 0 K: 1 S: 7	H: 2 LOB: 1 BB: 0 P: 7	R: 0 E: 0 K: 0 S: 3	H: 0 LOB: 0 BB: 0 P: 3	R: 0 E: 0 K: 0 S: 3	H: 0 LOB: 0 BB: 0 P: 3	R: 0 E: 0 K: 1 S: 6	H: 1 LOB: 1 BB: 0 P: 6	R: 0 E: 0 K: 1 S: 6	H: 1 LOB: 2 BB: 1 P: 10	R: 0 E: 0 K: 1 S: 6	H: 1 LOB: 2 BB: 1 P: 10	R: 0 E: 0 K: 1 S: 6	H: 1 LOB: 1 BB: 0 P: 6	R: 0 E: 0 K: 1 S: 6	H: 1 LOB: 2 BB: 1 P: 10	R: 0 E: 0 K: 1 S: 3	H: 0 LOB: 0 BB: 0 P: 3	R: 0 E: 0 K: 1 S: 5	H: 0 LOB: 0 BB: 0 P: 5	R: 0 E: 0 K: 1 S: 6	H: 1 LOB: 1 BB: 0 P: 6	R: 0 E: 0 K: 1 S: 6	H: 1 LOB: 2 BB: 1 P: 10	R: 0 E: 0 K: 1 S: 3	H: 0 LOB: 0 BB: 0 P: 3	R: 0 E: 0 K: 1 S: 5	H: 0 LOB: 0 BB: 0 P: 5	1B: 10 2B: 3 3B: 0 HR: 0	SF: 0 SAC: 1 DP: 1 HBP: 0	WP: 0 PB: 0 CS: 1	PA: 68
PITCHER	IP 1.2	WLS 11	BF 4	H 4	R 4	ER 2	SO 3	BB 1	IBB 0	HBP 0	BLK 0	WP 0	HR 0	S 16	P 20	ERA 10.80	WHIP 3.000																			
Andy Hassler, L ERA: 4.03	4.2	19	4	1	1	3	1	0	0	0	0	0	24	28	1.93	1.071																				
Tom Burgmeier, L ERA: 3.96	5.2	20	2	0	0	6	1	1	0	0	0	0	30	38	0.00	0.529																				
Bill Campbell, R ERA: 3.86	2.0	9	2	0	0	2	1	0	0	0	0	0	12	16	0.00	1.500																				
Dick Drago, R ERA: 3.95	3.0	W	9	0	0	0	1	0	0	0	0	0	0	11	11	0.00	0.000																			
Bob Stanley, R ERA: 2.74																																				

Boston Red Sox @ New York Yankees
Yankee Stadium, Bronx, NY
Wed Aug 02 1978 - Postponed
Att: 52,701 - Unknown - 72 F

AB 60
R 7
H 11
RBI 7
BB 5
SO 9
LOB 22



Boston Red Sox @ New York Yankees
Yankee Stadium, Bronx, NY
Wed Aug 02 1978 - Postponed
Att: 52,701 - Unknown - 72 F

AB 62
R 5
H 12
RBI 4
BB 5
SO 15
LOB 30





Batter	1	2	3	4	5	6	7	8	9	AB	R	H	RBI	BB	SO	LOB	TOP			
Rick Burleson, R OBP: 0.301, SLG: 0.359 (1, 6)										4	1	1	0	0	0	1	Boston Red Sox @ New York Yankees Yankee Stadium, Bronx, NY Thu Aug 03 1978, 7:05 PM EDT Att: 53,379 - Unknown			
Jerry Remy, L OBP: 0.304, SLG: 0.329 (1, 4)										2	1	1	1	2	0	0				
Jim Rice, R OBP: 0.367, SLG: 0.580 (1, 7)										3	2	2	3	1	0	1				
Carl Yastrzemski, L OBP: 0.390, SLG: 0.426 (1, 3)										4	1	2	0	0	2	2				
Carlton Fisk, R OBP: 0.373, SLG: 0.519 (1, 2)										4	0	1	0	0	0	5				
Fred Lynn, L OBP: 0.395, SLG: 0.537 (1, 8)										4	1	1	3	0	0	2				
Jack Brohamer, L OBP: 0.319, SLG: 0.366 (1, 10)										2	0	0	0	0	0	1				
Bob Bailey, R OBP: 0.338, SLG: 0.455 (6, PH)										2	1	1	1	0	0	0				
Dwight Evans, R OBP: 0.353, SLG: 0.479 (1, 9)										4	0	0	0	0	0	0				
Butch Hobson, R OBP: 0.309, SLG: 0.423 (1, 5)										3	1	2	0	0	0	1				
Inning Stats	R: 0 E: 0 K: 0 S: 2	H: 0 LOB: 0 BB: 1 P: 6	R: 0 E: 0 K: 0 S: 4	H: 1 LOB: 1 BB: 0 P: 4	R: 2 E: 0 K: 1 S: 9	H: 4 LOB: 2 BB: 0 P: 9	R: 0 E: 1 K: 0 S: 4	H: 0 LOB: 1 BB: 0 P: 4	R: 2 E: 0 K: 1 S: 7	H: 2 LOB: 1 BB: 1 P: 11	R: 0 E: 0 K: 0 S: 4	H: 1 LOB: 1 BB: 0 P: 4	R: 4 E: 0 K: 0 S: 6	H: 3 LOB: 0 BB: 1 P: 10			1B: 8 2B: 0 3B: 0 HR: 3	SF: 0 SAC: 0 DP: 0 HBP: 0	WP: 0 PB: 0 CS: 1	PA: 35
PITCHER	IP WLS BF H R ER SO BB IBB HBP BLK WP HR S P ERA WHIP																			
Jim Beattie, R ERA: 4.04 (1, 1)	4.2 L 23 7 4 4 2 2 0 0 0 0 1 25 33 7.71 1.929																			
Paul Lindblad, L ERA: 4.29 (5, 1)	2.1 12 4 4 4 0 1 0 0 0 0 2 11 15 15.43 2.143																			

Batter	1	2	3	4	5	6	7	8	9	AB	R	H	RBI	BB	SO	LOB	BOTTOM	
Mickey Rivers, L OBP: 0.286, SLG: 0.375 (1, 8)										3	0	1	0	0	0	0	Boston Red Sox @ New York Yankees Yankee Stadium, Bronx, NY Thu Aug 03 1978, 7:05 PM EDT Att: 53,379 - Unknown	
Willie Randolph, R OBP: 0.391, SLG: 0.352 (1, 4)										3	0	0	0	0	2	2		
Thurman Munson, R OBP: 0.331, SLG: 0.395 (1, 2)										2	1	1	0	1	1	0		
Reggie Jackson, L OBP: 0.354, SLG: 0.482 (1, 9)										3	0	0	0	0	1	2		
Chris Chambliss, L OBP: 0.333, SLG: 0.370 (1, 3)										3	0	2	0	0	0	0		
Graig Nettles, L OBP: 0.340, SLG: 0.435 (1, 5)										2	0	1	1	0	0	2		
Roy White, S OBP: 0.342, SLG: 0.498 (1, 10)										2	0	0	0	1	0	3		
Jay Johnstone, L OBP: 0.245, SLG: 0.245 (1, 7)										3	0	1	0	0	0	1		
Bucky Dent, R OBP: 0.292, SLG: 0.330 (1, 6)										2	0	0	0	0	1	1		
Gary Thomasson, L OBP: 0.298, SLG: 0.386 (6, PH)										1	0	0	0	0	0	3		
Fred Stanley, R OBP: 0.323, SLG: 0.282 (7, 6)										0	0	0	0	0	0	0		
Inning Stats	R: 0 E: 0 K: 2 S: 7	H: 0 LOB: 0 BB: 0 P: 7	R: 0 E: 0 K: 0 S: 4	H: 1 LOB: 1 BB: 0 P: 4	R: 0 E: 0 K: 1 S: 5	H: 0 LOB: 0 BB: 0 P: 5	R: 0 E: 0 K: 2 S: 8	H: 1 LOB: 2 BB: 1 P: 12	R: 0 E: 0 K: 0 S: 4	H: 1 LOB: 2 BB: 1 P: 8	R: 1 E: 1 K: 0 S: 7	H: 3 LOB: 3 BB: 0 P: 7			1B: 6 2B: 0 3B: 0 HR: 0	SF: 1 SAC: 0 DP: 0 HBP: 0	WP: 0 PB: 0 CS: 0	PA: 27
PITCHER	IP WLS BF H R ER SO BB IBB HBP BLK WP HR S P ERA WHIP																	
Mike Torrez, R ERA: 3.71 (1, 1)	6.0 W 27 6 1 0 5 2 0 0 0 0 0 35 43 0.00 1.333																	

Batter	1	2	3	4	5	6	7	8	9	AB	R	H	RBI	BB	SO	LOB	TOP				
Rick Burleson, R OBP: 0.299, SLG: 0.356 (1, 6)	F9		4-3	3-1			FC4-6 1B	K		5	0	1	0	0	1	5	Boston Red Sox @ Milwaukee Brewers Milwaukee County Stadium, Milwaukee, WI Sat Aug 05 1978, 4:33 AM EDT Att: 52,968 - Unknown				
Jerry Remy, L OBP: 0.305, SLG: 0.336 (1, 4)	4-3		HR				FC4-6 FC9-6 1-2	F7		5	1	1	2	0	1	1					
Jim Rice, R OBP: 0.366, SLG: 0.574 (1, 7)	6-3		5-3				FC9-6 WP 1B 1-2	4-3 1B		5	1	1	0	0	1	1					
Carl Yastrzemski, L OBP: 0.222, SLG: 0.435 (9, PH) George Scott, R OBP: 0.316, SLG: 0.397 (9, 3)		HR		1B SF8 1B	4-3			4-3		4	2	3	2	0	0	0					
Carlton Fisk, R OBP: 0.375, SLG: 0.513 (1, 2)	F8			1B 1B		4-0 HR BB		5-3		4	2	1	0	1	1	2					
Fred Lynn, L OBP: 0.387, SLG: 0.528 (1, 8)	F8			SF8				1-3		3	0	0	1	0	1	1					
Garry Hancock, L OBP: 0.311, SLG: 0.222 (8, PH) Bob Bailey, R OBP: 0.346, SLG: 0.455 (8, 5)	F7			1B 1B	6-3			FC6-4 1B BB		3	0	1	1	0	0	1					
Dwight Evans, R OBP: 0.357, SLG: 0.489 (1, 9)			F9	1B 1B				FC6-4 1B		4	1	3	2	0	0	0					
Butch Hobson, R OBP: 0.311, SLG: 0.423 (8, PR) Frank Duffy, R OBP: 0.276, SLG: 0.283 (8, 5)			HR	1B 1B	4-3			FC6-4 1-2 2-3		4	1	2	0	0	1	2					
Inning Stats	R: 0 E: 0 K: 0 S: 3	H: 0 LOB: 0 BB: 0 P: 3	R: 1 E: 0 K: 0 S: 4	H: 1 LOB: 0 BB: 0 P: 4	R: 2 E: 0 K: 0 S: 5	H: 2 LOB: 0 BB: 0 P: 5	R: 2 E: 0 K: 0 S: 7	H: 5 LOB: 2 BB: 0 P: 7	R: 0 E: 0 K: 2 S: 8	H: 0 LOB: 0 BB: 1 P: 12	R: 1 E: 0 K: 1 S: 7	H: 2 LOB: 1 BB: 0 P: 7	R: 0 E: 0 K: 1 S: 6	H: 1 LOB: 2 BB: 1 P: 10	R: 0 E: 0 K: 0 S: 4	H: 1 LOB: 1 BB: 0 P: 4		1B: 10 2B: 0 3B: 0 HR: 3	SF: 1 SAC: 0 DP: 0 HBP: 0	WP: 1 PB: 0 SB: 0 CS: 0	PA: 41
PITCHER	IP	WLS	BF	H	R	ER	SO	BB	IBB	HBP	BLK	WP	HR	S	P	ERA	WHIP				
Eduardo Rodriguez, R ERA: 5.24 (1, 1)	3.0	L	14	5	5	5	0	0	0	0	0	0	2	14	14	15.00	1.667				
Randy Stein, R ERA: 4.67 (4, 1)	4.0		18	6	3	3	5	1	0	0	0	1	1	27	31	6.75	1.750				
Bob McClure, L ERA: 3.77 (8, 1)	2.0		9	2	0	0	1	1	0	0	0	0	0	10	14	0.00	1.500				

Batter	1	2	3	4	5	6	7	8	9	AB	R	H	RBI	BB	SO	LOB	BOTTOM					
Robin Yount, R OBP: 0.326, SLG: 0.394 (1, 6)	1B SF7 1B	5-3					F2			4	1	1	0	0	1	3	Boston Red Sox @ Milwaukee Brewers Milwaukee County Stadium, Milwaukee, WI Sat Aug 05 1978, 4:33 AM EDT Att: 52,968 - Unknown					
Don Money, R OBP: 0.364, SLG: 0.421 (1, 4)	K		F7				K	6-3		4	0	0	0	0	2	3						
Ben Oglivie, L OBP: 0.345, SLG: 0.470 (1, 3)	1B 1-3 1B		3-1				4-3			4	0	1	0	0	1	0						
Larry Hise, R OBP: 0.365, SLG: 0.564 (1, 7)	SF7		6-3				E5 1B	6-3		3	0	0	1	0	0	0						
Cecil Cooper, L OBP: 0.381, SLG: 0.507 (1, 10)	1B			G6-4-3 1B			1B	F8		4	0	3	0	0	0	0						
Sixto Lezcano, R OBP: 0.385, SLG: 0.495 (1, 9)	K		G6-4-3 1-2				K			4	0	0	0	0	2	5						
Sal Bando, R OBP: 0.360, SLG: 0.442 (1, 5)			K		F9		L6			4	0	0	0	0	2	2						
Gorman Thomas, R OBP: 0.362, SLG: 0.558 (1, 8)		5-3					P1			4	0	1	0	0	1	0						
Charlie Moore, R OBP: 0.297, SLG: 0.357 (1, 2)							FC1-4 1B			3	0	2	0	0	0	1						
Inning Stats	R: 1 E: 0 K: 2 S: 10	H: 3 LOB: 2 BB: 0 P: 10	R: 0 E: 0 K: 1 S: 6	H: 1 LOB: 1 BB: 0 P: 6	R: 0 E: 0 K: 0 S: 3	H: 0 LOB: 0 BB: 0 P: 3	R: 0 E: 0 K: 0 S: 3	H: 1 LOB: 0 BB: 0 P: 3	R: 0 E: 0 K: 1 S: 6	H: 1 LOB: 1 BB: 0 P: 6	R: 0 E: 0 K: 1 S: 7	H: 1 LOB: 2 BB: 0 P: 7	R: 0 E: 0 K: 1 S: 6	H: 1 LOB: 1 BB: 0 P: 6	R: 0 E: 0 K: 1 S: 5	H: 0 LOB: 0 BB: 0 P: 5		R: 0 E: 0 K: 2 S: 7	H: 0 LOB: 0 BB: 0 P: 7	1B: 8 2B: 0 3B: 0 HR: 0	SF: 1 SAC: 0 DP: 1 HBP: 0	WP: 0 PB: 0 SB: 1 CS: 0
PITCHER	IP	WLS	BF	H	R	ER	SO	BB	IBB	HBP	BLK	WP	HR	S	P	ERA	WHIP					
Dennis Eckersley, R ERA: 3.32 (1, 1)	9.0	W	35	8	1	1	9	0	0	0	0	0	0	53	53	1.00	0.889					

Batter	1	2	3	4	5	6	7	8	9	AB	R	H	RBI	BB	SO	LOB	TOP										
Rick Burleson, R OBP: 0.298, SLG: 0.354 (1, 6)	5-3	1-3 2-H 3-H 1B			6-3		F7		5-3	5	0	1	1	0	0	2	Boston Red Sox @ Milwaukee Brewers Milwaukee County Stadium, Milwaukee, WI Sun Aug 06 1978, 4:33 AM EDT Att: 48,444 - Unknown - 78 F AB 35 R 4 H 9 RBI 4 BB 4 SO 2 LOB 14 										
Jerry Remy, L OBP: 0.303, SLG: 0.337 (1, 4)	K	P4			4-3			4-3		5	0	1	0	0	1	2											
Jim Rice, R OBP: 0.365, SLG: 0.569 (1, 7)	F3				P5				F9	4	1	0	0	1	0	1											
Carl Yastrzemski, L OBP: 0.391, SLG: 0.438 (1, 3)		1B 1B 1B 1B			F7			1B 1B 1B 2B		4	1	2	0	0	0	0											
Carlton Fisk, R OBP: 0.371, SLG: 0.508 (1, 2)		F7			F7			L8		4	0	0	0	0	0	3											
Fred Lynn, L OBP: 0.391, SLG: 0.528 (1, 8)		1B 1B 1B 1B			4-3			1B 1B 1B 1B		2	1	1	0	2	0	0											
Dwight Evans, R OBP: 0.358, SLG: 0.489 (1, 9)		1B 1B 1B 1B			5-3			F3		4	1	2	1	0	0	1											
Bob Bailey, R OBP: 0.357, SLG: 0.464 (8, PH)		1B 1B 1B 1B			K			L4		3	0	2	1	0	1	0											
Gary Hancock, L OBP: 0.211, SLG: 0.211 (8, PH)		1B 1B 1B 1B								1	0	0	0	0	0	3											
Butch Hobson, R OBP: 0.310, SLG: 0.419 (1, 5)		1B 1B 1B 1B			5-3			F2		3	0	0	1	1	0	2											
Inning Stats	R: 0 E: 0 K: 1 S: 5	H: 0 LOB: 0 BB: 0 P: 5	R: 3 E: 0 K: 0 S: 7	H: 5 LOB: 2 BB: 1 P: 11	R: 0 E: 0 K: 0 S: 3	H: 0 LOB: 0 BB: 0 P: 3	R: 0 E: 0 K: 1 S: 5	H: 0 LOB: 0 BB: 0 P: 5	R: 0 E: 0 K: 0 S: 3	H: 0 LOB: 0 BB: 0 P: 3	R: 0 E: 0 K: 0 S: 4	H: 1 LOB: 2 BB: 1 P: 8	R: 1 E: 0 K: 0 S: 5	H: 2 LOB: 2 BB: 2 P: 13	R: 0 E: 0 K: 0 S: 4	H: 1 LOB: 1 BB: 0 P: 4	1B: 7 2B: 2 3B: 0 HR: 0	SF: 0 SAC: 0 DP: 0 HBP: 0	WP: 0 PB: 0 SB: 0 CS: 0	PA: 39							
PITCHER	IP	WLS	BF	H	R	ER	SO	BB	IBB	HBP	BLK	WP	HR	S	P	ERA	WHIP										
Bill Travers, L ERA: 5.11 (1, 1)	7.1	L	31	7	4	4	2	3	0	0	0	0	0	32	44	4.91	1.364										
Bill Castro, R ERA: 1.64 (8, 1)	1.2		8	2	0	0	0	0	1	0	0	0	0	7	11	0.00	1.200										

Batter	1	2	3	4	5	6	7	8	9	AB	R	H	RBI	BB	SO	LOB	BOTTOM										
Robin Yount, R OBP: 0.325, SLG: 0.392 (1, 6)	5-3		5-3		K					4	0	1	0	0	1	1	Boston Red Sox @ Milwaukee Brewers Milwaukee County Stadium, Milwaukee, WI Sun Aug 06 1978, 4:33 AM EDT Att: 48,444 - Unknown - 78 F AB 35 R 0 H 8 RBI 0 BB 0 SO 9 LOB 16 										
Don Money, R OBP: 0.362, SLG: 0.422 (1, 4)	FC5-4 2B		F7			P5		L7		4	0	1	0	0	0	1											
Ben Oglivie, L OBP: 0.347, SLG: 0.470 (1, 3)	FC5-4 1B		K					L7		4	0	2	0	0	1	1											
Larry Hise, R OBP: 0.364, SLG: 0.561 (1, 7)	FC5-4 1-2 2-3				F2			F7		4	0	1	0	0	0	3											
Cecil Cooper, L OBP: 0.375, SLG: 0.498 (1, 10)	F8				3-1			K		4	0	0	0	0	2	4											
Sixto Lezcano, R OBP: 0.383, SLG: 0.492 (1, 9)			FC6-4 1B		K			K		4	0	1	0	0	2	1											
Sal Bando, R OBP: 0.359, SLG: 0.440 (1, 5)		F8				F8		L4		4	0	1	0	0	0	1											
Gorman Thomas, R OBP: 0.358, SLG: 0.551 (1, 8)		K				K		K		4	0	0	0	0	3	3											
Buck Martinez, R OBP: 0.241, SLG: 0.256 (1, 2)										2	0	1	0	0	0	1											
Dave May, L OBP: 0.302, SLG: 0.364 (8, PH)		FC6-4								1	0	0	0	0	0	0											
Charlie Moore, R OBP: 0.297, SLG: 0.357 (9, 2)								3-1		0	0	0	0	0	0	0											
Inning Stats	R: 0 E: 0 K: 0 S: 5	H: 2 LOB: 2 BB: 0 P: 5	R: 0 E: 0 K: 1 S: 6	H: 1 LOB: 1 BB: 0 P: 6	R: 0 E: 0 K: 1 S: 5	H: 0 LOB: 0 BB: 0 P: 5	R: 0 E: 0 K: 1 S: 5	H: 0 LOB: 0 BB: 0 P: 5	R: 0 E: 0 K: 2 S: 8	H: 1 LOB: 1 BB: 0 P: 8	R: 0 E: 0 K: 1 S: 6	H: 1 LOB: 1 BB: 0 P: 6	R: 0 E: 0 K: 2 S: 7	H: 0 LOB: 0 BB: 0 P: 7	R: 0 E: 0 K: 0 S: 4	H: 1 LOB: 1 BB: 0 P: 4	R: 0 E: 0 K: 1 S: 7	H: 2 LOB: 2 BB: 0 P: 7	1B: 6 2B: 2 3B: 0 HR: 0	SF: 0 SAC: 0 DP: 0 HBP: 0	WP: 0 PB: 0 SB: 0 CS: 0	PA: 35					
PITCHER	IP	WLS	BF	H	R	ER	SO	BB	IBB	HBP	BLK	WP	HR	S	P	ERA	WHIP										
Luis Tiant, R ERA: 3.14 (1, 1)	9.0	W	35	8	0	0	9	0	0	0	0	0	0	53	53	0.00	0.889										

Batter	1	2	3	4	5	6	7	8	9	10	11	12	13	AB R H RBI BB SO LOB	TOP																
Rick Manning, L OBP: 0.316, SLG: 0.357 (1, 8)			4-3		SH1-3	E2		F8		F6			E6	6 1 1 1 0 1 2	Cleveland Indians @ Boston Red Sox Fenway Park, Boston, MA Thu Aug 10 1978, 3:33 AM EDT Att: 33,541 - Unknown - 88 F livebaseballscorecards.com																
Johnny Grubb, L OBP: 0.361, SLG: 0.472 (1, 7)			F7					F9		F9			SH1-4	3 0 0 0 2 0 2																	
Buddy Bell, R OBP: 0.342, SLG: 0.428 (1, 5)					SF9	6-3				4-3			6-3	5 0 0 1 1 1 5																	
Andre Thornton, R OBP: 0.393, SLG: 0.529 (1, 3)	F5				F9					FC6-4			6-3	6 0 1 1 1 1 4																	
Bernie Carbo, L OBP: 0.360, SLG: 0.361 Ted Cox, R OBP: 0.301, SLG: 0.284 (11, PH)			4-3							K				5 1 2 0 0 2 2 2 0 2 0 0 0 0																	
Gary Alexander, R OBP: 0.321, SLG: 0.470 Bo Diaz, R OBP: 0.242, SLG: 0.344 (4, 2)								L9-3		K				2 0 0 0 0 2 1 5 0 1 0 0 1 5																	
Jim Norris, L OBP: 0.356, SLG: 0.356 (1, 9)			FC4											5 1 3 1 1 1 1																	
Duane Kuiper, L OBP: 0.312, SLG: 0.336 (1, 4)			SF9							FC5-4				4 2 2 1 1 0 2																	
Tom Verzyer, R OBP: 0.311, SLG: 0.356 (1, 6)			6-3							FC5-4				5 0 1 0 1 1 3																	
Inning Stats	R: 0 E: 0 K: 2 S: 7	H: 0 LOB: 1 BB: 0 P: 8	R: 1 E: 1 K: 1 S: 7	H: 1 LOB: 1 BB: 7 P: 7	R: 0 E: 0 K: 1 S: 5	H: 0 LOB: 1 BB: 1 P: 9	R: 0 E: 0 K: 0 S: 5	H: 1 LOB: 2 BB: 0 P: 5	R: 2 E: 1 K: 0 S: 7	H: 5 LOB: 3 BB: 1 P: 11	R: 0 E: 0 K: 2 S: 8	H: 0 LOB: 0 BB: 0 P: 3	R: 0 E: 0 K: 1 S: 5	H: 1 LOB: 2 BB: 1 P: 9		R: 0 E: 0 K: 0 S: 4	H: 2 LOB: 2 BB: 1 P: 8	R: 0 E: 0 K: 2 S: 7	H: 0 LOB: 0 BB: 0 P: 7	R: 1 E: 1 K: 0 S: 6	H: 2 LOB: 2 BB: 0 P: 6	1B: 11 2B: 2 3B: 0 HR: 1	SF: 2 SAC: 2 DP: 1 HBP: 1	W/P: 0 PB: 0 SB: 2 CS: 1	PA: 61						
PITCHER	IP WLS BF H R ER SO BB IBB HBP BLK WP HR S P ERA WHIP																														
Dennis Eckersley, R ERA: 3.37 Dick Drago, R ERA: 3.22 Bob Stanley, R ERA: 2.48 (1, 1)	5.2 4.1 3.0	WLS 8 W	BF 29 18 13	H 8 4	R 4 1	ER 3 0 0	SO 5 3 2	BB 2 3 0	IBB 2 0 0	HBP 1 0 0	BLK 0 0 0	WP 0 0 0	HR 1 0 0	S 34 21 17		P 51 33 17	ERA 4.76 0.00 0.00	WHIP 1.765 0.923 1.333													

Batter	1	2	3	4	5	6	7	8	9	10	11	12	13	AB R H RBI BB SO LOB	BOTTOM																
Rick Burleson, R OBP: 0.303, SLG: 0.358 (1, 6)	SH1-3				6-3			G5-4-3						7 0 3 1 0 1 2	Cleveland Indians @ Boston Red Sox Fenway Park, Boston, MA Thu Aug 10 1978, 3:33 AM EDT Att: 33,541 - Unknown - 88 F livebaseballscorecards.com																
Jerry Remy, L OBP: 0.356, SLG: 0.338 (1, 4)	SH1-3		F6											5 1 3 0 0 0 1																	
Jim Rice, R OBP: 0.370, SLG: 0.585 (1, 7)	L4				4-3									6 0 1 1 0 2 4																	
Carl Yastrzemski, L OBP: 0.338, SLG: 0.430 (1, 10)					F9					1-3				5 1 1 0 1 2 1																	
Fred Lynn, L OBP: 0.387, SLG: 0.527 (1, 8)	CS				F7									4 1 2 2 2 0 0																	
Dwight Evans, R OBP: 0.353, SLG: 0.488 (1, 9)			F8							6-3				5 1 0 0 1 2 4																	
Butch Hobson, R OBP: 0.313, SLG: 0.420 (1, 5)														5 1 2 1 1 1 0																	
George Scott, R OBP: 0.313, SLG: 0.391 Gary Hancock, L OBP: 0.190, SLG: 0.190 (1, 3)					5-3					SH3-4				5 0 2 0 0 1 3 0 1 0 0 0 0 0																	
Fred Kendall, R OBP: 0.211, SLG: 0.229 Carlton Fisk, R OBP: 0.376, SLG: 0.513 (9, 2)					F8									3 0 0 0 0 1 1 2 0 0 0 1 0 1																	
Inning Stats	R: 0 E: 0 K: 3 S: 3	H: 1 LOB: 1 BB: 1 P: 7	R: 0 E: 0 K: 2 S: 8	H: 1 LOB: 1 BB: 0 P: 8	R: 0 E: 0 K: 1 S: 6	H: 1 LOB: 1 BB: 0 P: 6	R: 1 E: 0 K: 1 S: 4	H: 1 LOB: 1 BB: 1 P: 8	R: 0 E: 0 K: 3 S: 2	H: 2 LOB: 2 BB: 1 P: 10	R: 0 E: 0 K: 1 S: 5	H: 0 LOB: 0 BB: 0 P: 5	R: 0 E: 0 K: 1 S: 4	H: 1 LOB: 1 BB: 1 P: 4		R: 0 E: 0 K: 0 S: 3	H: 0 LOB: 0 BB: 0 P: 3	R: 0 E: 0 K: 2 S: 7	H: 0 LOB: 0 BB: 1 P: 11	R: 2 E: 1 K: 0 S: 4	H: 2 LOB: 2 BB: 0 P: 4	1B: 8 2B: 4 3B: 1 HR: 1	SF: 0 SAC: 2 DP: 1 HBP: 0	W/P: 0 PB: 0 SB: 0 CS: 2	PA: 56						
PITCHER	IP WLS BF H R ER SO BB IBB HBP BLK WP HR S P ERA WHIP																														
Mike Paxton, R ERA: 3.31 Sid Monge, L ERA: 2.7 Jim Kern, R ERA: 2.97 Don Hood, L ERA: 4.94 Dan Spillner, R ERA: 4.06 (1, 1)	6.1 0.1 2.1 0.1 3.0	WLS 30 2 1 L	BF 30 8 0 14	H 10 0 0 3	R 4 0 0 2	ER 4 0 0 1	SO 5 0 2 0	BB 2 1 0 1	IBB 0 1 0 0	HBP 0 0 0 0	BLK 1 0 0 0	WP 0 0 0 0	HR 1 0 0 1	S 38 7 10 1 21		P 46 18 17 1 21	ERA 5.68 0.00 0.00 0.00 3.00	WHIP 1.895 3.000 0.857 0.000 1.333													

Batter	1	2	3	4	5	6	7	8	9	AB	R	H	RBI	BB	SO	LOB	TOP								
Paul Moltitor, R OBP: 0.315, SLG: 0.401 (1, 4)										5	1	2	0	0	0	3									
Don Money, R OBP: 0.357, SLG: 0.420 (1, 10)										5	2	2	0	1	1	2									
Sal Bando, R OBP: 0.359, SLG: 0.439 (1, 5)										5	1	3	1	1	1	3									
Larry Hisle, R OBP: 0.365, SLG: 0.560 (1, 7)										5	2	2	1	1	2	4									
Ben Oglivie, L OBP: 0.331, SLG: 0.483 (1, 3) (9, 9)										5	1	4	3	1	0	2									
Sixto Lezcano, R OBP: 0.374, SLG: 0.479 (1, 9) Dave May, L OBP: 0.319, SLG: 0.356 (9, PH) Tony Muser, L OBP: 0.207, SLG: 0.231 (9, 3)										4	1	1	1	0	1	5									
Robin Yount, R OBP: 0.331, SLG: 0.405 (1, 6)										4	1	2	1	0	0	1									
Gorman Thomas, R OBP: 0.351, SLG: 0.542 (1, 8)										4	1	1	2	1	1	2									
Charlie Moore, R OBP: 0.290, SLG: 0.352 (1, 2)										5	0	2	1	0	1	2									
Inning Stats	R: 0 E: 0 K: 3 S: 10	H: 1 LOB: 3 BB: 1 P: 15	R: 3 E: 0 K: 1 S: 9	H: 4 LOB: 1 BB: 0 P: 9	R: 0 E: 0 K: 0 S: 3	H: 1 LOB: 0 BB: 0 P: 3	R: 0 E: 0 K: 1 S: 7	H: 2 LOB: 2 BB: 0 P: 7	R: 2 E: 0 K: 0 S: 6	H: 3 LOB: 2 BB: 1 P: 10	R: 3 E: 0 K: 0 S: 7	H: 4 LOB: 2 BB: 1 P: 11	R: 0 E: 0 K: 0 S: 4	H: 1 LOB: 2 BB: 1 P: 8	R: 1 E: 0 K: 1 S: 7	H: 2 LOB: 1 BB: 0 P: 7	R: 1 E: 0 K: 2 S: 8	H: 1 LOB: 1 BB: 1 P: 12	1B: 13 2B: 5 3B: 0 HR: 1	SF: 1 SAC: 1 DP: 0 HBP: 1	WP: 0 PB: 0 SB: 1 CS: 1	PA: 51			
PITCHER	IP	WLS	BF	H	R	ER	SO	BB	IBB	HBP	BLK	WP	HR	S	P	ERA	WHIP								
Luis Tiant, R ERA: 3.37 (1, 1)	4.1	L	25	10	5	5	5	2	0	1	0	0	1	32	41	10.38	2.769								
Tom Burgmeier, L ERA: 4.14 (5, 1)	2.2		17	7	4	4	0	2	0	0	0	0	0	15	23	13.50	3.375								
Bill Campbell, R ERA: 3.89 (8, 1)	2.0		9	2	1	1	3	1	0	0	0	0	0	14	18	4.50	1.500								

Milwaukee Brewers @ Boston Red Sox
Fenway Park, Boston, MA
Fri Aug 11 1978, 7:05 PM EDT
Att: 35,142 - Unknown - 76 F

AB 43
R 10
H 19
RBI 10
BB 5
SO 8
LOB 25



Batter	1	2	3	4	5	6	7	8	9	AB	R	H	RBI	BB	SO	LOB	BOTTOM								
Rick Burleson, R OBP: 0.302, SLG: 0.358 (1, 6)										5	0	1	0	0	0	3									
Jerry Remy, L OBP: 0.306, SLG: 0.337 (1, 4)										4	0	1	0	1	0	0									
Jim Rice, R OBP: 0.372, SLG: 0.586 (1, 7)										4	0	2	1	1	0	3									
Carlton Fisk, R OBP: 0.374, SLG: 0.508 (1, 2)										4	0	0	0	0	1	4									
Fred Lynn, L OBP: 0.385, SLG: 0.521 (1, 8)										4	2	0	0	1	0	3									
Gary Hancock, L OBP: 0.231, SLG: 0.269 (1, 10)										5	1	2	0	0	0	3									
Dwight Evans, R OBP: 0.357, SLG: 0.492 (1, 9)										3	1	2	1	1	0	0									
George Scott, R OBP: 0.312, SLG: 0.389 (1, 3)										4	0	1	1	0	1	4									
Butch Hobson, R OBP: 0.312, SLG: 0.418 (1, 5)										4	1	1	2	0	0	4									
Inning Stats	R: 0 E: 0 K: 0 S: 2	H: 0 LOB: 0 BB: 1 P: 6	R: 1 E: 1 K: 1 S: 7	H: 1 LOB: 2 BB: 1 P: 11	R: 0 E: 0 K: 0 S: 4	H: 2 LOB: 1 BB: 0 P: 4	R: 0 E: 0 K: 0 S: 3	H: 0 LOB: 0 BB: 0 P: 3	R: 0 E: 0 K: 0 S: 3	H: 0 LOB: 0 BB: 0 P: 3	R: 0 E: 0 K: 0 S: 4	H: 1 LOB: 1 BB: 0 P: 4	R: 3 E: 0 K: 0 S: 7	H: 4 LOB: 2 BB: 1 P: 11	R: 0 E: 0 K: 1 S: 7	H: 2 LOB: 2 BB: 1 P: 11	R: 0 E: 1 K: 0 S: 4	H: 0 LOB: 2 BB: 0 P: 5	1B: 6 2B: 5 3B: 0 HR: 0	SF: 0 SAC: 0 DP: 1 HBP: 1	WP: 0 PB: 0 SB: 0 CS: 1	PA: 43			
PITCHER	IP	WLS	BF	H	R	ER	SO	BB	IBB	HBP	BLK	WP	HR	S	P	ERA	WHIP								
Eduardo Rodriguez, R ERA: 5.14 (1, 1)	6.1	W	27	7	4	3	1	2	0	0	0	0	0	27	35	4.26	1.421								
Randy Stein, R ERA: 4.82 (7, 1)	0.2		6	2	1	1	0	2	0	0	0	0	0	4	12	13.50	6.000								
Bill Castro, R ERA: 1.73 (8, 1)	2.0		9	1	0	0	1	0	0	1	0	0	0	10	11	0.00	0.500								

Milwaukee Brewers @ Boston Red Sox
Fenway Park, Boston, MA
Fri Aug 11 1978, 7:05 PM EDT
Att: 35,142 - Unknown - 76 F

AB 37
R 5
H 10
RBI 5
BB 4
SO 2
LOB 24



Batter	1	2	3	4	5	6	7	8	9	AB	R	H	RBI	BB	SO	LOB	TOP		
Robin Yount, R OBP: 0.327, SLG: 0.400 (1, 6)										4	0	0	0	0	1	1	Milwaukee Brewers @ Boston Red Sox Fenway Park, Boston, MA Sat Aug 12 1978, 3:33 AM EDT Att: 33,092 - Unknown - 76 F AB 32 R 1 H 6 RBI 1 BB 1 SO 5 LOB 12 		
Dave May, L OBP: 0.301, SLG: 0.333 (1, 9)										4	0	0	0	0	1	1			
Charlie Moore, R OBP: 0.290, SLG: 0.352 (8, 2)										0	0	0	0	0	0	0			
Don Money, R OBP: 0.353, SLG: 0.415 (1, 5)										4	0	0	0	0	0	0			
Cecil Cooper, L OBP: 0.372, SLG: 0.500 (1, 10)										4	0	1	0	0	1	0			
Jim Wohlford, R OBP: 0.344, SLG: 0.424 (9, PR)										0	0	0	0	0	0	0			
Dick Davis, R OBP: 0.296, SLG: 0.416 (1, 7)										4	1	2	0	0	1	1			
Ben Oglivie, L OBP: 0.363, SLG: 0.480 (1, 3)										4	0	1	0	0	0	3			
Gorman Thomas, R OBP: 0.354, SLG: 0.545 (1, 8)										2	0	1	1	1	1	1			
Jim Gantner, L OBP: 0.279, SLG: 0.275 (1, 4)										3	0	0	0	0	0	4			
Buck Martinez, R OBP: 0.238, SLG: 0.253 (1, 2)										2	0	1	0	0	0	1			
Sal Bando, R OBP: 0.358, SLG: 0.438 (8, PH)										1	0	0	0	0	0	0			
Inning Stats	R: 0 E: 0 K: 1 S: 5	H: 0 LOB: 0 BB: 0 P: 5	R: 0 E: 0 K: 1 S: 6	H: 1 LOB: 2 BB: 1 P: 10	R: 0 E: 0 K: 0 S: 3	H: 1 LOB: 0 BB: 0 P: 3	R: 0 E: 0 K: 1 S: 5	H: 0 LOB: 0 BB: 0 P: 5	R: 0 E: 0 K: 1 S: 5	H: 1 LOB: 1 BB: 0 P: 6	R: 1 E: 0 K: 0 S: 5	H: 2 LOB: 1 BB: 0 P: 5	R: 0 E: 0 K: 0 S: 3	H: 0 LOB: 0 BB: 0 P: 3	R: 0 E: 0 K: 0 S: 4	H: 1 LOB: 1 BB: 0 P: 4	1B: 5 2B: 1 3B: 0 HR: 0	SF: 0 SAC: 0 DP: 1 HBP: 0	WP: 0 PA: 33 CS: 0
PITCHER Jim Wright, R ERA: 2.93 (1, 1)	IP: 9.0 WLS: W BF: 33 H: 6 R: 1 ER: 1 SO: 5 BB: 1 IBB: 0 HBP: 0 BLK: 0 WP: 0 HR: 0 S: 42 P: 46 ERA: 1.00 WHIP: 0.778																		

Batter	1	2	3	4	5	6	7	8	9	AB	R	H	RBI	BB	SO	LOB	BOTTOM		
Rick Burleson, R OBP: 0.302, SLG: 0.357 (1, 6)										4	0	1	1	0	1	3	Milwaukee Brewers @ Boston Red Sox Fenway Park, Boston, MA Sat Aug 12 1978, 3:33 AM EDT Att: 33,092 - Unknown - 76 F AB 31 R 3 H 7 RBI 3 BB 3 SO 2 LOB 13 		
Jerry Remy, L OBP: 0.306, SLG: 0.338 (1, 4)										4	1	1	0	0	0	2			
Jim Rice, R OBP: 0.371, SLG: 0.584 (1, 7)										4	0	1	0	0	0	1			
Carlton Fisk, R OBP: 0.375, SLG: 0.515 (1, 2)										4	1	2	2	0	1	1			
Fred Lynn, L OBP: 0.382, SLG: 0.516 (1, 8)										4	0	0	0	0	0	2			
Bob Bailey, R OBP: 0.364, SLG: 0.451 (1, 10)										2	1	0	0	2	0	0			
Dwight Evans, R OBP: 0.354, SLG: 0.487 (1, 9)										4	0	0	0	0	0	2			
George Scott, R OBP: 0.309, SLG: 0.384 (1, 3)										3	0	0	0	0	0	2			
Butch Hobson, R OBP: 0.318, SLG: 0.422 (1, 5)										2	0	2	0	1	0	0			
Inning Stats	R: 1 E: 0 K: 1 S: 7	H: 2 LOB: 1 BB: 0 P: 7	R: 1 E: 0 K: 0 S: 4	H: 1 LOB: 2 BB: 2 P: 12	R: 1 E: 0 K: 0 S: 4	H: 1 LOB: 0 BB: 0 P: 4	R: 0 E: 1 K: 0 S: 4	H: 1 LOB: 1 BB: 0 P: 4	R: 0 E: 0 K: 0 S: 6	H: 1 LOB: 1 BB: 0 P: 6	R: 0 E: 0 K: 0 S: 4	H: 0 LOB: 2 BB: 1 P: 8	R: 0 E: 0 K: 0 S: 3	H: 0 LOB: 0 BB: 0 P: 3	R: 0 E: 0 K: 0 S: 3	H: 0 LOB: 0 BB: 0 P: 3		1B: 5 2B: 1 3B: 0 HR: 1	SF: 0 SAC: 0 DP: 0 HBP: 0
PITCHER Bill Travers, L ERA: 4.98 (1, 1)	IP: 8.0 WLS: L BF: 34 H: 7 R: 3 ER: 3 SO: 2 BB: 3 IBB: 0 HBP: 0 BLK: 0 WP: 1 HR: 1 S: 35 P: 47 ERA: 3.38 WHIP: 1.250																		

Batter	1	2	3	4	5	6	7	8	9	AB	R	H	RBI	BB	SO	LOB	TOP								
Robin Yount, R OBP: 0.325, SLG: 0.397 (1, 6)	0-0 6-3			0-0 6-3		0-0 E6	0-0 F8		0-0 1B	5	0	1	1	0	0	1	Milwaukee Brewers @ Boston Red Sox Fenway Park, Boston, MA Sat Aug 12 1978, 7:05 PM EDT Att: 27,030 - Unknown - 70 F								
Don Money, R OBP: 0.351, SLG: 0.410 (1, 4)	0-0 F9			0-0 6-3		4-0 1B		0-0 5-3	0-3 K	4	0	0	0	1	1	2									
Ben Oglivie, L OBP: 0.364, SLG: 0.484 (1, 3)	0-3 K			0-0 1B		0-0 P6				4	0	2	0	0	1	2									
Larry Hisle, R OBP: 0.362, SLG: 0.553 (1, 7)		0-0 1-3		0-3 K		0-0 P3				4	0	0	0	0	1	4									
Cecil Cooper, L OBP: 0.366, SLG: 0.491 (1, 10)		0-0 F8				0-0 F9			0-0 F2	4	0	0	0	0	0	1									
Sal Bando, R OBP: 0.362, SLG: 0.441 (1, 5)		0-0 F9				0-0 G4-6-3 1B			0-0 2B 1B	4	1	3	0	0	0	0									
Jim Wohlford, R OBP: 0.351, SLG: 0.438 (1, 9)				0-0 G5-4-3 1B		0-0 G4-6-3 1-2			0-0 L5	4	1	2	0	0	0	1									
Gorman Thomas, R OBP: 0.353, SLG: 0.551 (1, 8)				0-3 K		0-0 HR			0-0 E5 1B	4	2	1	1	0	1	3									
Charlie Moore, R OBP: 0.294, SLG: 0.355 (1, 2)				0-0 G5-4-3 1-2		0-0 1-3			0-0 1B	4	0	2	2	0	0	1									
Inning Stats	R: 0 E: 0 K: 1 S: 5	H: 0 LOB: 0 BB: 0 P: 5	R: 0 E: 0 K: 0 S: 3	H: 0 LOB: 0 BB: 0 P: 3	R: 0 E: 0 K: 1 S: 5	H: 1 LOB: 0 BB: 0 P: 5	R: 0 E: 0 K: 1 S: 6	H: 1 LOB: 1 BB: 0 P: 6	R: 0 E: 0 K: 0 S: 3	H: 1 LOB: 0 BB: 0 P: 3	R: 1 E: 1 K: 0 S: 5	H: 1 LOB: 2 BB: 1 P: 9	R: 2 E: 0 K: 0 S: 6	H: 3 LOB: 1 BB: 0 P: 6	R: 0 E: 0 K: 0 S: 4	H: 1 LOB: 1 BB: 0 P: 4	R: 1 E: 1 K: 1 S: 8	H: 3 LOB: 2 BB: 0 P: 8	1B: 8 2B: 2 3B: 0 HR: 1	SF: 0 SAC: 0 DP: 2 HBP: 0	WP: 0 PB: 0 SB: 0 CS: 0	PA: 38			
PITCHER	IP	WLS	BF	H	R	ER	SO	BB	IBB	HBP	BLK	WP	HR	S	P	ERA	WHIP								
Bob Stanley, R ERA: 2.59 (1, 1)	7.0	W	28	7	3	3	3	1	0	0	0	0	1	33	37	3.86	1.143								
Bill Campbell, R ERA: 3.69 (8, 1)	2.0		10	4	1	0	1	0	0	0	0	0	0	12	12	0.00	2.000								

Batter	1	2	3	4	5	6	7	8	9	AB	R	H	RBI	BB	SO	LOB	BOTTOM								
Rick Burleson, R OBP: 0.303, SLG: 0.363 (1, 6)	0-0 FC1-6 1B			0-0 4-3				0-0 F9		5	1	2	2	0	0	1	Milwaukee Brewers @ Boston Red Sox Fenway Park, Boston, MA Sat Aug 12 1978, 7:05 PM EDT Att: 27,030 - Unknown - 70 F								
Jerry Remy, L OBP: 0.305, SLG: 0.337 (1, 4)	0-0 FC1-6 HBP E 1-2	0-3 K		0-0 F8		0-0 E3		0-0 HR		5	2	1	0	0	1	2									
Jim Rice, R OBP: 0.375, SLG: 0.592 (1, 7)	0-0 HBP E 1-2			0-0 1B		0-0 F9		0-0 HR		5	2	4	3	0	0	1									
Carlton Fisk, R OBP: 0.375, SLG: 0.513 (1, 2)	1-0 E 1-2 2-3	0-3 K		0-0 1B		0-0 L6		0-0 F6		4	1	1	0	0	1	1									
Fred Lynn, L OBP: 0.378, SLG: 0.509 (1, 8)	0-0 E3 1B			0-0 F5		0-0 L1		0-3 K		5	1	0	0	0	1	3									
Bob Bailey, R OBP: 0.348, SLG: 0.427 (1, 10)	0-0 F3			0-0 5-3		0-0 P6		0-3 K		4	0	0	0	0	1	2									
Dwight Evans, R OBP: 0.355, SLG: 0.487 (1, 9)	0-0 1B			0-0 F3		0-0 1B 3B		0-0 4-3		4	1	2	2	0	0	0									
George Scott, R OBP: 0.315, SLG: 0.390 (1, 3)	0-0 1B			0-0 2B 1B		0-0 5-3				4	2	3	0	0	0	0									
Butch Hobson, R OBP: 0.317, SLG: 0.422 (1, 5)	0-3 K			0-0 4-3 1B		0-3 K				4	1	1	1	0	3	4									
Inning Stats	R: 4 E: 1 K: 1 S: 10	H: 4 LOB: 2 BB: 0 P: 11	R: 0 E: 0 K: 2 S: 8	H: 1 LOB: 1 BB: 0 P: 8	R: 0 E: 0 K: 0 S: 3	H: 0 LOB: 0 BB: 0 P: 3	R: 2 E: 0 K: 0 S: 7	H: 4 LOB: 2 BB: 0 P: 7	R: 3 E: 1 K: 1 S: 9	H: 3 LOB: 1 BB: 0 P: 9	R: 0 E: 0 K: 1 S: 5	H: 0 LOB: 0 BB: 0 P: 5	R: 0 E: 0 K: 1 S: 5	H: 0 LOB: 0 BB: 0 P: 5	R: 2 E: 0 K: 1 S: 7	H: 2 LOB: 0 BB: 0 P: 7	1B: 11 2B: 1 3B: 1 HR: 1	SF: 0 SAC: 0 DP: 0 HBP: 1	WP: 0 PB: 0 SB: 0 CS: 0	PA: 41					
PITCHER	IP	WLS	BF	H	R	ER	SO	BB	IBB	HBP	BLK	WP	HR	S	P	ERA	WHIP								
Mike Caldwell, L ERA: 2.46 (1, 1)	4.1	L	26	11	8	4	3	0	0	1	0	0	1	23	32	8.31	2.538								
Willie Mueller, R ERA: 4.91 (5, 1)	3.2		15	3	3	2	4	0	0	0	0	0	1	23	23	4.91	0.818								

Batter	1	2	3	4	5	6	7	8	9	10	AB	R	H	RBI	BB	SO	LOB	TOP			
Robin Yount, R OBP: 0.324, SLG: 0.394 (1, 6)	6-3		5-3		G6-3			B5-3		BB S 1B	5	0	1	0	0	0	1	Milwaukee Brewers @ Boston Red Sox Fenway Park, Boston, MA Sun Aug 13 1978, 3:33 AM EDT Att: 34,460 - Unknown - 80 F			
Don Money, R OBP: 0.352, SLG: 0.410 (1, 3)	WP 1B 1B		K			HR 1B		F8		F8	5	1	2	0	0	1	1				
Ben Oglivie, L OBP: 0.370, SLG: 0.497 (1, 9)	WP 1B		K			HR 1B				BB BB	4	1	3	2	1	1	0				
Larry Hisle, R OBP: 0.362, SLG: 0.550 (1, 7)	F9				E S SF8 1B	L8		F9			4	1	1	0	1	0	3				
Cecil Cooper, L OBP: 0.359, SLG: 0.481 (1, 10)	K				P4	F7				L8	5	0	0	0	0	1	6				
Sal Bando, R OBP: 0.361, SLG: 0.440 (1, 5)		F9			SF8	6-3				S 1B	3	0	1	1	0	0	0				
Gorman Thomas, R OBP: 0.352, SLG: 0.547 (1, 8)		E5			CS 1B	5-3				P4	4	0	1	0	0	0	1				
Jim Gantner, L OBP: 0.267, SLG: 0.262 (1, 4)	K				CS	4-3				F8	4	0	0	0	0	1	2				
Charlie Moore, R OBP: 0.294, SLG: 0.353 (1, 2)	5-3				G6-3 1B	P4				P4	4	0	1	0	0	0	1				
Inning Stats	R: 0 E: 0 K: 1 S: 7	H: 2 LOB: 2 BB: 0 P: 7	R: 0 E: 1 K: 1 S: 6	H: 0 LOB: 1 BB: 0 P: 6	R: 0 E: 0 K: 2 S: 7	H: 0 LOB: 0 BB: 0 P: 7	R: 1 E: 0 K: 0 S: 4	H: 2 LOB: 0 BB: 0 P: 4	R: 0 E: 0 K: 0 S: 5	H: 0 LOB: 0 BB: 0 P: 5	R: 0 E: 0 K: 0 S: 3	H: 0 LOB: 0 BB: 0 P: 3	R: 0 E: 0 K: 0 S: 4	H: 1 LOB: 1 BB: 0 P: 4	R: 0 E: 0 K: 0 S: 4	H: 1 LOB: 3 BB: 2 P: 12	1B: 9 2B: 0 3B: 0 HR: 1		SF: 1 SAC: 0 DP: 1 HBP: 0	WP: 1 PB: 0 SB: 4 CS: 1	PA: 42
PITCHER Mike Torrez, R ERA: 3.86 (1, 1)	IP: 10.0 W: 10 L: 4 S: 7	WLS: 41 BF: 10 R: 3 ER: 2 SO: 4	H: 10 R: 3 ER: 2 SO: 4	BB: 2 IBB: 0 HBP: 0 BLK: 0	WP: 1 HR: 1 S: 47 P: 55	ERA: 1.80 WHIP: 1.200	PITCHER	IP: 10.0 W: 10 L: 4 S: 7	WLS: 41 BF: 10 R: 3 ER: 2 SO: 4	H: 10 R: 3 ER: 2 SO: 4	BB: 2 IBB: 0 HBP: 0 BLK: 0	WP: 1 HR: 1 S: 47 P: 55	ERA: 1.80 WHIP: 1.200								


Batter	1	2	3	4	5	6	7	8	9	10	AB	R	H	RBI	BB	SO	LOB	BOTTOM		
Rick Burleson, R OBP: 0.299, SLG: 0.358 (1, 6)	K		FC6-4		5-3			6-3		4-3	5	0	0	0	0	1	3	Milwaukee Brewers @ Boston Red Sox Fenway Park, Boston, MA Sun Aug 13 1978, 3:33 AM EDT Att: 34,460 - Unknown - 80 F		
Jerry Remy, L OBP: 0.308, SLG: 0.338 (1, 4)	F7		G4-6-3			HR 1B		HBP S BB		G3 1B 1B	4	2	2	0	1	0	1			
Jim Rice, R OBP: 0.377, SLG: 0.593 (1, 7)	BB				FC5-4 2B	5-3		6-3		1B G3 1B	4	1	2	0	1	0	2			
Fred Lynn, L OBP: 0.376, SLG: 0.505 (1, 8)	4-3				FC5-4 1B	F9		P4		G3	5	0	1	0	0	0	5			
Dwight Evans, R OBP: 0.355, SLG: 0.494 (1, 9)		5-3			FC5-4 1B	HR		HBP IBB		1B IBB	3	1	1	3	2	0	1			
Garry Hancock, L OBP: 0.207, SLG: 0.241 (1, 10)		3-1			G4-6-3	HR		HBP		1B	3	0	0	0	0	0	1			
Carlton Fisk, R OBP: 0.378, SLG: 0.514 (8, PH)					G4-6-3	4-3		HBP		1B	1	0	1	1	0	0	0			
George Scott, R OBP: 0.314, SLG: 0.385 (1, 3)		BB			6-3			K			3	0	0	0	1	1	3			
Butch Hobson, R OBP: 0.319, SLG: 0.429 (1, 5)		P4			4-3	WP 2B		6-3			4	0	2	0	0	0	1			
Fred Kendall, R OBP: 0.214, SLG: 0.231 (1, 2)					4-3	4-3		F7			4	0	1	0	0	0	2			
Inning Stats	R: 0 E: 0 K: 1 S: 5	H: 0 LOB: 1 BB: 1 P: 9	R: 0 E: 0 K: 0 S: 3	H: 0 LOB: 1 BB: 1 P: 7	R: 0 E: 0 K: 0 S: 3	H: 1 LOB: 0 BB: 0 P: 3	R: 1 E: 0 K: 0 S: 4	H: 2 LOB: 0 BB: 0 P: 4	R: 0 E: 0 K: 0 S: 4	H: 1 LOB: 1 BB: 0 P: 4	R: 0 E: 0 K: 1 S: 5	H: 0 LOB: 3 BB: 2 P: 14	R: 0 E: 0 K: 0 S: 3	H: 0 LOB: 0 BB: 0 P: 3	R: 1 E: 0 K: 0 S: 4	H: 3 LOB: 3 BB: 1 P: 8	1B: 6 2B: 3 3B: 0 HR: 1	SF: 0 SAC: 0 DP: 2 HBP: 1	WP: 1 PB: 0 SB: 1 CS: 0	PA: 42
PITCHER Andy Replegle, R ERA: 4.64 (1, 1)	IP: 7.1 W: 3 L: 1 S: 7	WLS: 30 BF: 33 R: 3 ER: 3 SO: 1	H: 7 R: 3 ER: 3 SO: 1	BB: 3 IBB: 0 HBP: 0 BLK: 0	WP: 1 HR: 1 S: 29 P: 41	ERA: 3.68 WHIP: 1.364	PITCHER	IP: 7.1 W: 3 L: 1 S: 7	WLS: 30 BF: 33 R: 3 ER: 3 SO: 1	H: 7 R: 3 ER: 3 SO: 1	BB: 3 IBB: 0 HBP: 0 BLK: 0	WP: 1 HR: 1 S: 29 P: 41	ERA: 3.68 WHIP: 1.364							
Bob McClure, L ERA: 4.15 (8, 1)	0.1	2	0	0	0	0	0	0	0	0	0	0	0	0	0	0	0			
Bill Castro, R ERA: 1.89 (8, 1)	1.2	L	10	3	1	1	1	0	1	1	0	0	0	10	15	5.40	1.800			


Batter	1	2	3	4	5	6	7	8	9	AB	R	H	RBI	BB	SO	LOB	TOP			
Paul Molitor, R OBP: 0.314, SLG: 0.401 (1, 4)										3	0	1	1	0	0	0	Milwaukee Brewers @ Boston Red Sox Fenway Park, Boston, MA Mon Aug 14 1978, 7:05 PM EDT Att: 33,766 - Unknown - 91 F			
Don Money, R OBP: 0.352, SLG: 0.412 (1, 3)										3	1	1	0	0	0	1				
Sal Bando, R OBP: 0.364, SLG: 0.450 (1, 5)										3	1	2	1	1	0	1				
Larry Hise, R OBP: 0.363, SLG: 0.548 (1, 10)										3	0	1	0	1	0	1				
Dick Davis, R OBP: 0.290, SLG: 0.407 (7, 8)										4	0	0	0	0	1	4				
Dave May, L OBP: 0.301, SLG: 0.333 (9, 8)										0	0	0	0	0	0	0				
Jim Wothford, R OBP: 0.347, SLG: 0.462 (1, 9)										4	1	1	1	0	0	2				
Robin Yount, R OBP: 0.323, SLG: 0.390 (1, 6)										3	1	0	0	1	1	0				
Gorman Thomas, R OBP: 0.354, SLG: 0.548 (1, 8)										3	0	2	0	0	0	0				
Ben Oglivie, L OBP: 0.372, SLG: 0.497 (7, 9)										0	0	0	0	1	0	0				
Buck Martinez, R OBP: 0.235, SLG: 0.249 (1, 2)										3	0	0	0	0	0	1				
Inning Stats	R: 1 E: 1 K: 0 S: 4	H: 2 LOB: 0 BB: 0 P: 4	R: 1 E: 0 K: 1 S: 6	H: 1 LOB: 0 BB: 0 P: 6	R: 0 E: 0 K: 0 S: 3	H: 0 LOB: 0 BB: 0 P: 3	R: 0 E: 0 K: 0 S: 3	H: 1 LOB: 1 BB: 1 P: 7	R: 1 E: 0 K: 0 S: 4	H: 1 LOB: 0 BB: 0 P: 8	R: 0 E: 0 K: 1 S: 5	H: 1 LOB: 0 BB: 0 P: 5	R: 0 E: 0 K: 0 S: 4	H: 1 LOB: 2 BB: 1 P: 8	R: 0 E: 0 K: 0 S: 3	H: 0 LOB: 1 BB: 1 P: 7	1B: 5 2B: 1 3B: 0 HR: 2	SF: 1 SAC: 2 DP: 2 HBP: 0	WP: 0 PB: 0 SB: 0 CS: 0	PA: 36
PITCHER Bill Lee, L ERA: 3.35 (1, 1)	IP: 9.0 WLS: L BF: 36	H: 8 R: 4 ER: 3 SO: 2	BB: 3 IBB: 1 HBP: 0 BLK: 0	WP: 0 HR: 2 S: 36 P: 52	ERA: 3.00 WHIP: 1.222	PITCHER										IP: 9.0 WLS: L BF: 36	H: 8 R: 4 ER: 3 SO: 2	BB: 3 IBB: 1 HBP: 0 BLK: 0	WP: 0 HR: 2 S: 36 P: 52	ERA: 3.00 WHIP: 1.222


Batter	1	2	3	4	5	6	7	8	9	AB	R	H	RBI	BB	SO	LOB	BOTTOM			
Rick Burleson, R OBP: 0.298, SLG: 0.356 (1, 6)										5	0	1	0	0	0	4	Milwaukee Brewers @ Boston Red Sox Fenway Park, Boston, MA Mon Aug 14 1978, 7:05 PM EDT Att: 33,766 - Unknown - 91 F			
Jerry Remy, L OBP: 0.306, SLG: 0.341 (1, 4)										5	0	2	0	0	0	0				
Jim Rice, R OBP: 0.379, SLG: 0.593 (1, 7)										5	0	3	0	0	0	2				
Carlton Fisk, R OBP: 0.374, SLG: 0.507 (1, 2)										5	0	0	0	0	1	5				
Fred Lynn, L OBP: 0.376, SLG: 0.506 (1, 8)										5	1	2	0	0	0	3				
Dwight Evans, R OBP: 0.357, SLG: 0.491 (1, 10)										4	1	1	0	0	2	3				
Garry Hancock, L OBP: 0.242, SLG: 0.303 (1, 9)										4	1	2	0	0	0	1				
George Scott, R OBP: 0.318, SLG: 0.386 (1, 3)										2	0	1	1	1	0	0				
Butch Hobson, R OBP: 0.321, SLG: 0.433 (1, 5)										1	0	1	2	1	0	0				
Inning Stats	R: 0 E: 0 K: 0 S: 4	H: 1 LOB: 1 BB: 0 P: 4	R: 1 E: 0 K: 1 S: 7	H: 2 LOB: 2 BB: 1 P: 11	R: 0 E: 0 K: 0 S: 5	H: 2 LOB: 2 BB: 0 P: 5	R: 0 E: 0 K: 0 S: 4	H: 2 LOB: 2 BB: 0 P: 4	R: 1 E: 0 K: 1 S: 6	H: 1 LOB: 1 BB: 1 P: 10	R: 0 E: 0 K: 1 S: 6	H: 1 LOB: 1 BB: 0 P: 6	R: 1 E: 0 K: 0 S: 5	H: 2 LOB: 1 BB: 0 P: 5	R: 0 E: 1 K: 0 S: 4	H: 1 LOB: 1 BB: 0 P: 4		1B: 9 2B: 4 3B: 0 HR: 0	SF: 2 SAC: 1 DP: 0 HBP: 0	WP: 0 PB: 1 SB: 0 CS: 0
PITCHER Lary Sorensen, R ERA: 3.18 (1, 1)	IP: 8.0 WLS: W BF: 38	H: 13 R: 3 ER: 2 SO: 3	BB: 2 IBB: 0 HBP: 0 BLK: 0	WP: 0 HR: 0 S: 42 P: 50	ERA: 2.25 WHIP: 1.875	PITCHER										IP: 8.0 WLS: W BF: 38	H: 13 R: 3 ER: 2 SO: 3	BB: 2 IBB: 0 HBP: 0 BLK: 0	WP: 0 HR: 0 S: 42 P: 50	ERA: 2.25 WHIP: 1.875
Bill Castro, R ERA: 1.66 (9, 1)	0.2	0	0	0	0	0	0	0	0	0	0	2	2	0.00	0.000					
Bob McClure, L ERA: 4.13 (9, 1)	0.1	S	1	0	0	0	0	0	0	0	0	1	1	0.00	0.000					

Batter	1	2	3	4	5	6	7	8	9	AB	R	H	RBI	BB	SO	LOB	TOP
Rick Burleson, R OBP: 0.296, SLG: 0.353 (1, 6)	0-0 6-3		0-0 F9		0-0 F3			0-0 F7		4	0	0	0	0	0	2	Boston Red Sox @ California Angels Anaheim Stadium, Anaheim, CA Tue Aug 15 1978, 10:05 PM EDT Att: 41,144 - Unknown
Jerry Remy, L OBP: 0.306, SLG: 0.345 (1, 4)	0-0 4-3		0-3 K		0-0 3B			0-3 K		4	0	1	1	0	2	1	
Jim Rice, R OBP: 0.378, SLG: 0.591 (1, 7)	0-0 1B			0-0 E6 SH3 1B				0-0 F8		4	0	1	0	0	1	1	
Carlton Fisk, R OBP: 0.375, SLG: 0.510 (1, 2)	0-0 F8			0-0 SH3 1B		0-3 K			0-0 4-3 5-3 2B	4	1	2	0	0	1	1	
Fred Lynn, L OBP: 0.373, SLG: 0.503 (1, 8)		0-0 4-3		0-0 SH3		0-0 F5			0-0 4-3	3	0	0	0	0	0	1	
Dwight Evans, R OBP: 0.354, SLG: 0.486 (1, 9)		0-3 K		0-0 F7		0-0 5-3			0-0 5-3	4	0	0	1	0	1	2	
Bob Bailey, R OBP: 0.333, SLG: 0.405 (1, 10)		0-0 5-3		0-0 6-3			0-0 5-3		0-0 K	4	0	0	0	0	1	2	
George Scott, R OBP: 0.321, SLG: 0.390 (1, 3)			0-0 FC6-4 1B		0-0 F3 SH1-4 3B 1B		0-3 K2-3			3	1	2	0	0	1	0	
Butch Hobson, R OBP: 0.319, SLG: 0.431 (1, 5)			0-0 FC6-4		0-0 SH1-4		0-0 F3			2	0	0	0	0	0	1	
Inning Stats	R: 0 E: 0 K: 0 S: 4	H: 1 LOB: 1 BB: 0 P: 4	R: 0 E: 0 K: 1 S: 5	H: 0 LOB: 0 BB: 0 P: 5	R: 0 E: 0 K: 1 S: 6	H: 1 LOB: 1 BB: 0 P: 6	R: 0 E: 1 K: 0 S: 5	H: 0 LOB: 0 BB: 0 P: 5	R: 0 E: 0 K: 1 S: 5	H: 0 LOB: 0 BB: 0 P: 5	R: 0 E: 0 K: 1 S: 5	H: 0 LOB: 0 BB: 0 P: 5	R: 1 E: 0 K: 1 S: 6	H: 1 LOB: 0 BB: 0 P: 6	1B: 4 2B: 1 3B: 1 HR: 0	SF: 0 SAC: 2 DP: 0 HBP: 0	WP: 0 PA: 34 PB: 0 SB: 0 CS: 0
PITCHER Frank Tanana, L ERA: 3.12 (1, 1)	IP: 9.0 WLS: W BF: 34 H: 6 R: 2 ER: 2 SO: 7 BB: 0 IBB: 0 HBP: 0 BLK: 0 WP: 0 HR: 0 S: 48 P: 48 ERA: 2.00 WHIP: 0.667															PITCHER IP: WLS: BF: H: R: ER: SO: BB: IBB: HBP: BLK: WP: HR: S: P: ERA: WHIP	

Batter	1	2	3	4	5	6	7	8	9	AB	R	H	RBI	BB	SO	LOB	BOTTOM		
Ken Landreaux, L OBP: 0.281, SLG: 0.337 (1, 8) (8, 7)	0-0 G3	0-0 G3			4-0 1B 2B BB		0-0 G3	0-0 F8		4	1	0	0	1	0	3	Boston Red Sox @ California Angels Anaheim Stadium, Anaheim, CA Tue Aug 15 1978, 10:05 PM EDT Att: 41,144 - Unknown		
Carney Lansford, R OBP: 0.331, SLG: 0.388 (1, 5)	4-0 S BB		4-0 1B BB		0-0 B3		0-0 F3			2	0	0	0	2	0	1			
Lyman Bostock, L OBP: 0.365, SLG: 0.376 (1, 9)	0-0 4-3		0-0 1-3 1B		0-0 1-3 2B 1B		0-0 HBP HR 1B			4	2	3	0	0	0	1			
Don Baylor, R OBP: 0.337, SLG: 0.462 Ron Fairly, L OBP: 0.298, SLG: 0.356 (1, 3) (8, 3)	1-0 S HBP		0-3 K		0-0 S 2B		1-0 HR HBP			2	1	1	2	0	1	2			
Joe Rudi, R OBP: 0.276, SLG: 0.373 Rick Miller, L OBP: 0.355, SLG: 0.340 (1, 7) (8, 8)	0-3 K		0-3 K		0-0 F8		0-0 HR			4	1	1	3	0	2	5			
Danny Gooden, L OBP: 0.408, SLG: 0.550 (1, 10)	1-2 K		0-3 K		0-0 G3		0-0 4-3			0	0	0	0	0	0	0			
Danny Gooden, L OBP: 0.408, SLG: 0.550 (1, 10)		4-0 FC1-5 BB		0-0 K			0-0 G3			3	0	0	0	1	1	3			
Brian Downing, R OBP: 0.371, SLG: 0.371 (1, 2)		4-0 FC1-5 BB		0-0 F8		0-0 6-3		0-0 F1		3	0	0	0	1	0	0			
Dave Chalk, R OBP: 0.337, SLG: 0.307 (1, 6)		0-0 FC1-5		0-0 6-3		0-3 K		0-3 K		4	0	0	0	0	2	2			
Bobby Grich, R OBP: 0.346, SLG: 0.302 (1, 4)		0-3 K		0-3 K		0-0 G3		4-0 BB		3	0	0	0	1	2	2			
Inning Stats	R: 0 E: 0 K: 1 S: 5	H: 0 LOB: 2 BB: 1 P: 10	R: 0 E: 0 K: 1 S: 5	H: 0 LOB: 2 BB: 2 P: 13	R: 0 E: 0 K: 3 S: 10	H: 1 LOB: 2 BB: 1 P: 14	R: 0 E: 0 K: 1 S: 5	H: 0 LOB: 0 BB: 0 P: 5	R: 2 E: 0 K: 0 S: 5	H: 2 LOB: 1 BB: 1 P: 9	R: 0 E: 0 K: 1 S: 5	H: 0 LOB: 0 BB: 0 P: 5	R: 3 E: 0 K: 0 S: 5	H: 2 LOB: 0 BB: 0 P: 6	R: 0 E: 0 K: 1 S: 5	H: 0 LOB: 1 BB: 1 P: 9	1B: 3 2B: 1 3B: 0 HR: 1	SF: 0 SAC: 0 DP: 0 HBP: 2	WP: 0 PA: 37 PB: 0 SB: 3 CS: 0
PITCHER Dennis Eckersley, R ERA: 3.42 (1, 1)	IP: 8.0 WLS: L BF: 37 H: 5 R: 5 ER: 4 SO: 8 BB: 6 IBB: 0 HBP: 2 BLK: 0 WP: 0 HR: 1 S: 45 P: 71 ERA: 4.50 WHIP: 1.375															PITCHER IP: WLS: BF: H: R: ER: SO: BB: IBB: HBP: BLK: WP: HR: S: P: ERA: WHIP			

Batter	1	2	3	4	5	6	7	8	9	AB	R	H	RBI	BB	SO	LOB	TOP									
Rick Burleson, R OBP: 0.297, SLG: 0.352 (1, 6)										4	0	1	0	1	1	2	Boston Red Sox @ California Angels Anaheim Stadium, Anaheim, CA Wed Aug 16 1978, 10:05 PM EDT Att: 37,535 - Unknown AB 30 R 4 H 4 RBI 3 BB 8 SO 13 LOB 22 									
Jerry Remy, L OBP: 0.310, SLG: 0.343 (1, 4)										2	1	0	1	2	1	2										
Jim Rice, R OBP: 0.378, SLG: 0.595 (1, 7)										5	1	2	2	0	2	5										
Carlton Fisk, R OBP: 0.375, SLG: 0.507 (1, 2)										4	0	1	0	1	2	2										
Fred Lynn, L OBP: 0.372, SLG: 0.499 (1, 8)										3	0	0	0	1	1	2										
Gary Hancock, L OBP: 0.252, SLG: 0.278 (1, 10)										3	0	0	0	0	2	2										
Carl Yastrzemski, L OBP: 0.387, SLG: 0.429 (8, PH)										1	0	0	0	0	0	2										
Dwight Evans, R OBP: 0.351, SLG: 0.481 (1, 9)										4	0	0	0	0	2	4										
George Scott, R OBP: 0.324, SLG: 0.387 (1, 3)										2	1	0	0	2	0	0										
Butch Hobson, R OBP: 0.319, SLG: 0.429 (1, 5)										2	1	0	0	1	2	1										
Inning Stats	R: 0 E: 0 K: 2 S: 7	H: 1 LOB: 0 BB: 7	R: 0 E: 1 K: 3 S: 9	H: 0 LOB: 1 BB: 13	R: 0 E: 0 K: 2 S: 7	H: 0 LOB: 0 BB: 7	R: 2 E: 0 K: 2 S: 8	H: 1 LOB: 0 BB: 12	R: 0 E: 0 K: 1 S: 5	H: 0 LOB: 3 BB: 3	R: 0 E: 0 K: 1 S: 4	H: 1 LOB: 1 BB: 4	R: 0 E: 0 K: 1 S: 5	H: 0 LOB: 1 BB: 9	R: 0 E: 0 K: 1 S: 6	H: 1 LOB: 2 BB: 10	R: 2 E: 3 K: 1 S: 7	H: 0 LOB: 1 BB: 11	1B: 3 2B: 0 3B: 0 HR: 1	SF: 0 SAC: 2 DP: 0 HBP: 0	WP: 0 PB: 0 SB: 2 CS: 1	PA: 40				
PITCHER Nolan Ryan, R ERA: 3.85 (1, 1)	IP: 9.0 WLS: L BF: 40	H: 4 R: 4 ER: 2 SO: 13	BB: 7 IBB: 1 HBP: 0 BLK: 0	WP: 0 HR: 1 S: 58 P: 90	ERA: 2.00 WHIP: 1.222											ERA: 2.00 WHIP: 1.222										

Batter	1	2	3	4	5	6	7	8	9	AB	R	H	RBI	BB	SO	LOB	BOTTOM									
Ken Landreaux, L OBP: 0.285, SLG: 0.337 (1, 8)										3	1	1	0	0	0	0	Boston Red Sox @ California Angels Anaheim Stadium, Anaheim, CA Wed Aug 16 1978, 10:05 PM EDT Att: 37,535 - Unknown AB 31 R 2 H 6 RBI 2 BB 2 SO 5 LOB 18 									
Carney Lansford, R OBP: 0.331, SLG: 0.385 (1, 5)										2	0	0	0	1	1	2										
Lyman Bostock, L OBP: 0.368, SLG: 0.381 (1, 9)										3	0	2	2	1	0	1										
Don Baylor, R OBP: 0.334, SLG: 0.458 (1, 3)										4	0	0	0	0	1	6										
Joe Rudi, R OBP: 0.273, SLG: 0.369 (1, 7)										4	0	0	0	0	0	4										
Danny Gooden, L OBP: 0.377, SLG: 0.500 (1, 10)										4	0	0	0	0	1	2										
Brian Downing, R OBP: 0.369, SLG: 0.369 (1, 2)										4	0	1	0	0	1	0										
Dave Chalk, R OBP: 0.339, SLG: 0.309 (1, 6)										4	1	2	0	0	0	1										
Bobby Grich, R OBP: 0.344, SLG: 0.300 (1, 4)										2	0	0	0	0	0	1										
Ron Fairly, L OBP: 0.286, SLG: 0.354 (9, PH)										1	0	0	0	0	1	1										
Inning Stats	R: 0 E: 1 K: 0 S: 4	H: 1 LOB: 2 BB: 0 P: 4	R: 0 E: 0 K: 0 S: 3	H: 0 LOB: 0 BB: 0 P: 3	R: 2 E: 0 K: 1 S: 7	H: 2 LOB: 1 BB: 0 P: 8	R: 0 E: 0 K: 1 S: 5	H: 0 LOB: 0 BB: 0 P: 5	R: 0 E: 0 K: 1 S: 3	H: 0 LOB: 0 BB: 0 P: 3	R: 0 E: 1 K: 1 S: 6	H: 0 LOB: 2 BB: 1 P: 10	R: 0 E: 0 K: 0 S: 3	H: 1 LOB: 0 BB: 0 P: 3	R: 0 E: 0 K: 1 S: 6	H: 1 LOB: 2 BB: 1 P: 10	R: 0 E: 0 K: 1 S: 6	H: 1 LOB: 1 BB: 6	1B: 5 2B: 1 3B: 0 HR: 0	SF: 0 SAC: 2 DP: 1 HBP: 1	WP: 0 PB: 0 SB: 0 CS: 0	PA: 36				
PITCHER Luis Tiant, R ERA: 3.28 (1, 1)	IP: 9.0 WLS: W BF: 36	H: 6 R: 2 ER: 2 SO: 5	BB: 1 IBB: 1 HBP: 1 BLK: 0	WP: 0 HR: 0 S: 43 P: 52	ERA: 2.00 WHIP: 0.778											ERA: 2.00 WHIP: 0.778										

Batter	1	2	3	4	5	6	7	8	9	AB	R	H	RBI	BB	SO	LOB	TOP										
Rick Burleson, R OBP: 0.294, SLG: 0.349	0-0 4-3	0-0 FC4-6		0-0 SH3		0-0 FC6	0-0 F9		0-0 SH1-4	4	1	0	0	0	0	4											
Jerry Remy, L OBP: 0.310, SLG: 0.342	0-3 K		4-0 2B	0-0 P7		0-0 SH3-4		0-0 1B	0-0 6-3	4	2	1	0	1	1	3											
Jim Rice, R OBP: 0.378, SLG: 0.593	0-0 5-3		0-0 1B	0-3 K		4-0 BLK		0-0 F8	0-0 F9	5	1	1	1	1	1	4											
Carl Yastrzemski, L OBP: 0.386, SLG: 0.427		0-0 6-3	0-3 K		0-0 1B	0-0 G3		0-0 1B		2	0	0	0	0	1	1											
Jack Brohamer, L OBP: 0.318, SLG: 0.362					0-0 1B	0-0 SF8		1-2 2-3	0-0 1B	3	1	2	1	0	0	2											
Carlton Fisk, R OBP: 0.377, SLG: 0.510		0-0 1B	0-0 L8		0-0 F7	0-0 BLK		0-0 FC6-4	0-0 1B	4	1	2	1	1	0	2											
Garry Hancock, L OBP: 0.282, SLG: 0.333		0-0 2B			0-0 BLK	0-0 BB		1-2 2-H	0-0 1B																		
Bob Bailey, R OBP: 0.330, SLG: 0.400		0-0 1B			0-0 FC4-6	0-0 5-3		0-0 L7		3	1	3	2	0	0	0											
Fred Lynn, L OBP: 0.371, SLG: 0.498		2-H 1B	2-H 1B		1-3 1B	1-2 2-3				1	0	0	0	0	0	2											
Dwight Evans, R OBP: 0.349, SLG: 0.478		4-0 1B	0-0 E6		0-0 SF8		0-3 K	0-0 FC6-4		3	0	0	1	1	1	3											
George Scott, R OBP: 0.325, SLG: 0.391		0-0 FC4-6	0-3 K		0-0 FC4-6		0-0 6-3		0-0 SH1-4	5	0	2	1	0	1	3											
Butch Hobson, R OBP: 0.325, SLG: 0.427	0-3 K			4-0 SH3		4-0 SH3-4			4-0 SH1-4	1	1	0	0	4	1	2											
Inning Stats	R: 0 E: 0 K: 1 S: 5	H: 0 LOB: 0 BB: 0 P: 5	R: 2 E: 0 K: 1 S: 8	H: 3 LOB: 2 BB: 1 P: 12	R: 2 E: 1 K: 2 S: 10	H: 2 LOB: 2 BB: 1 P: 14	R: 0 E: 0 K: 1 S: 5	H: 0 LOB: 1 BB: 1 P: 9	R: 1 E: 0 K: 0 S: 5	H: 2 LOB: 1 BB: 0 P: 5	R: 2 E: 1 K: 0 S: 4	H: 0 LOB: 2 BB: 3 P: 16	R: 0 E: 0 K: 1 S: 5	H: 0 LOB: 1 BB: 1 P: 9	R: 1 E: 0 K: 0 S: 6	H: 3 LOB: 2 BB: 0 P: 6	R: 0 E: 0 K: 0 S: 4	H: 1 LOB: 2 BB: 1 P: 8	1B: 8 2B: 3 3B: 0 HR: 0	SF: 1 SAC: 3 DP: 0 HBP: 0	WP: 0 PA: 48 PB: 0 SB: 0 CS: 0						
PITCHER	IP	WLS	BF	H	R	ER	SO	BB	IBB	HBP	BLK	WP	HR	S	P	ERA	WHIP										
Don Aase, R ERA: 4.07	2.2		15	5	4	4	3	2	0	0	0	0	0	19	27	13.50	2.625										
Tom Griffin, R ERA: 3.99	3.0	L	17	2	3	1	2	3	1	0	0	0	0	17	33	3.00	1.667										
Ken Brett, L ERA: 5.27	2.0		10	3	1	1	1	1	0	0	1	0	0	11	15	4.50	2.000										
Al Fitzmorris, R ERA: 3.94	1.1		6	1	0	0	0	1	0	0	0	0	0	5	9	0.00	1.500										

Boston Red Sox @ California Angels
Anaheim Stadium, Anaheim, CA
Thu Aug 17 1978, 10:05 PM EDT
Att: 30,486 - Unknown

AB 36
R 8
H 11
RBI 7
BB 8
SO 6
LOB 28



Batter	1	2	3	4	5	6	7	8	9	AB	R	H	RBI	BB	SO	LOB	BOTTOM										
Rick Miller, L OBP: 0.353, SLG: 0.338	0-0 6-3			0-0 FC1-6	0-0 F7			0-0 G5-4-3		5	0	1	0	0	1	5											
Carney Lansford, R OBP: 0.329, SLG: 0.382	0-0 1B		0-0 6-3	0-0 G6-4-3		0-0 1-3		0-0 G5-4-3		5	1	1	0	0	0	2											
Lyman Bostock, L OBP: 0.371, SLG: 0.380	0-0 1B		4-0 FC6-4		4-0 1B	0-0 4-3		0-0 4-3		3	1	1	0	2	0	0											
Don Baylor, R OBP: 0.335, SLG: 0.457	0-0 F6		0-0 FC6-4		0-0 1B	0-0 1B		0-0 6-3		5	2	2	0	0	0	3											
Joe Rudi, R OBP: 0.277, SLG: 0.381	0-0 1B		0-0 HR		0-0 1B	0-0 1B		0-0 F4		5	2	3	3	0	0	1											
Danny Gooden, L OBP: 0.397, SLG: 0.500		4-0 1B	0-0 FC5		0-0 FC6-2	0-0 4-3		0-0 4-3		4	0	2	2	1	0	0											
Brian Downing, R OBP: 0.370, SLG: 0.367		0-0 BB	4-0 FC6-2		0-0 FC6-2	0-0 6-3				1	0	0	0	1	0	1											
Terry Humphrey, R OBP: 0.278, SLG: 0.317		0-0 F8	0-0 BB		0-0 FC6-2	0-0 6-3		0-0 F7		2	0	1	0	0	0	0											
Dave Chalk, R OBP: 0.341, SLG: 0.311		0-0 1B	0-0 FC5		0-0 6-3	0-0 1B		0-0 1B		4	0	2	1	0	0	4											
Bobby Grich, R OBP: 0.341, SLG: 0.297	0-0 F3		0-0 E5		0-0 FC6-2	0-0 F3				4	0	0	0	0	0	5											
Inning Stats	R: 1 E: 0 K: 0 S: 5	H: 3 LOB: 2 BB: 0 P: 5	R: 0 E: 0 K: 1 S: 6	H: 1 LOB: 2 BB: 1 P: 10	R: 2 E: 0 K: 0 S: 5	H: 2 LOB: 2 BB: 2 P: 13	R: 0 E: 1 K: 0 S: 3	H: 0 LOB: 0 BB: 0 P: 3	R: 3 E: 0 K: 0 S: 7	H: 4 LOB: 2 BB: 1 P: 11	R: 0 E: 0 K: 0 S: 4	H: 1 LOB: 1 BB: 0 P: 4	R: 0 E: 0 K: 0 S: 4	H: 1 LOB: 1 BB: 0 P: 4	R: 0 E: 0 K: 0 S: 3	H: 1 LOB: 0 BB: 0 P: 3	R: 0 E: 0 K: 0 S: 3	H: 0 LOB: 0 BB: 0 P: 3	1B: 12 2B: 0 3B: 0 HR: 1	SF: 0 SAC: 0 DP: 2 HBP: 0	WP: 0 PA: 42 PB: 1 SB: 1 CS: 0						
PITCHER	IP	WLS	BF	H	R	ER	SO	BB	IBB	HBP	BLK	WP	HR	S	P	ERA	WHIP										
Jim Wright, R ERA: 3.12	2.2		15	6	3	3	1	2	0	0	0	0	0	15	23	10.12	3.000										
Bob Stanley, R ERA: 2.7	6.1	W	27	7	3	3	0	2	0	0	0	0	0	25	33	4.26	1.421										

Boston Red Sox @ California Angels
Anaheim Stadium, Anaheim, CA
Thu Aug 17 1978, 10:05 PM EDT
Att: 30,486 - Unknown

AB 38
R 6
H 13
RBI 6
BB 4
SO 1
LOB 21




Batter	1	2	3	4	5	6	7	8	9	AB	R	H	RBI	BB	SO	LOB	TOP										
Rick Burleson, R OBP: 0.295, SLG: 0.352 (1, 6)										5	1	2	0	0	0	1	Boston Red Sox @ Oakland Athletics Oakland-Alameda County Coliseum, Oakland, CA Fri Aug 18 1978, 7:05 PM PDT Att: 12,730 - Unknown										
Jerry Remy, L OBP: 0.309, SLG: 0.341 (1, 4)										5	0	1	0	0	1	3											
Jim Rice, R OBP: 0.382, SLG: 0.603 (1, 7)										5	3	4	2	0	1	1											
Carlton Fisk, R OBP: 0.378, SLG: 0.511 (1, 2)										5	1	2	2	0	0	1											
Garry Hancock, L OBP: 0.268, SLG: 0.317 (1, 8)										2	0	0	0	0	0	0											
Jack Brohamer, L OBP: 0.324, SLG: 0.372 (1, 10)										4	1	2	1	0	0	1											
Dwight Evans, R OBP: 0.348, SLG: 0.476 (1, 9)										4	0	1	1	0	1	2											
George Scott, R OBP: 0.324, SLG: 0.386 (1, 3)										3	0	0	0	1	3	1											
Butch Hobson, R OBP: 0.323, SLG: 0.424 (1, 5)										3	0	0	0	0	2	1											
Inning Stats	R: 2 E: 0 K: 0 S: 5	H: 2 LOB: 0 BB: 0 P: 5	R: 0 E: 0 K: 1 S: 5	H: 0 LOB: 0 BB: 0 P: 5	R: 0 E: 0 K: 1 S: 6	H: 1 LOB: 1 BB: 0 P: 6	R: 0 E: 0 K: 1 S: 6	H: 1 LOB: 1 BB: 0 P: 6	R: 0 E: 0 K: 2 S: 8	H: 2 LOB: 1 BB: 0 P: 5	R: 0 E: 0 K: 1 S: 5	H: 0 LOB: 1 BB: 1 P: 9	R: 3 E: 0 K: 2 S: 11	H: 4 LOB: 1 BB: 0 P: 11	R: 0 E: 0 K: 0 S: 4	H: 1 LOB: 1 BB: 0 P: 4	1B: 7 2B: 4 3B: 0 HR: 1	SF: 0 SAC: 3 DP: 0 HBP: 0	WP: 0 PB: 0 SB: 2 CS: 0	PA: 40							
PITCHER	IP	WLS	BF	H	R	ER	SO	BB	IBB	HBP	BLK	WP	HR	S	P	ERA	WHIP										
Steve Renko, R ERA: 3.54 (1, 1)	7.0	L	30	8	4	4	6	1	0	0	0	0	1	41	45	5.14	1.286										
Elias Sosa, R ERA: 2.73 (8, 1)	0.1		4	3	2	2	0	0	0	0	0	0	0	4	4	54.00	9.000										
Dave Heaverlo, R ERA: 3.08 (8, 1)	1.2		6	1	0	0	2	0	0	0	0	0	0	10	10	0.00	0.600										


Batter	1	2	3	4	5	6	7	8	9	AB	R	H	RBI	BB	SO	LOB	BOTTOM										
Miguel Dilone, S OBP: 0.314, SLG: 0.288 (1, 8)										3	1	1	0	2	1	1	Boston Red Sox @ Oakland Athletics Oakland-Alameda County Coliseum, Oakland, CA Fri Aug 18 1978, 7:05 PM PDT Att: 12,730 - Unknown										
Dell Alton, L OBP: 0.286, SLG: 0.274 (1, 9)										3	0	0	0	0	0	3											
Mitchell Page, L OBP: 0.366, SLG: 0.465 (1, 7)										4	0	0	0	0	1	3											
Rico Carty, R OBP: 0.344, SLG: 0.491 (1, 10)										4	0	2	2	0	1	1											
Dave Revering, L OBP: 0.302, SLG: 0.413 (8, PR)										4	0	2	0	0	0	1											
Glenn Burke, R OBP: 0.255, SLG: 0.273 (9, 8)										0	0	0	0	0	0	0											
Mario Guerrero, R OBP: 0.310, SLG: 0.365 (1, 6)										3	0	0	0	0	0	2											
Wayne Gross, L OBP: 0.314, SLG: 0.315 (7, PR)										2	0	0	0	1	0	1											
Rob Picciolo, R OBP: 0.260, SLG: 0.245 (8, PH)										0	1	0	0	0	0	0											
Joe Wallis, S OBP: 0.341, SLG: 0.434 (9, 9)										0	0	0	0	0	0	3											
Jim Essian, R OBP: 0.332, SLG: 0.293 (1, 2)										3	0	0	0	0	0	1											
Mike Edwards, R OBP: 0.299, SLG: 0.325 (7, PH)										2	1	1	0	0	1	0											
Taylor Duncan, R OBP: 0.310, SLG: 0.373 (9, 4)										2	0	1	1	0	0	0											
Inning Stats	R: 0 E: 0 K: 2 S: 7	H: 0 LOB: 1 BB: 1 P: 11	R: 0 E: 0 K: 0 S: 4	H: 1 LOB: 0 BB: 0 P: 4	R: 2 E: 0 K: 0 S: 5	H: 3 LOB: 1 BB: 0 P: 5	R: 0 E: 0 K: 0 S: 3	H: 0 LOB: 0 BB: 0 P: 3	R: 0 E: 0 K: 1 S: 5	H: 0 LOB: 1 BB: 1 P: 9	R: 0 E: 0 K: 0 S: 4	H: 1 LOB: 1 BB: 0 P: 4	R: 1 E: 0 K: 0 S: 4	H: 1 LOB: 3 BB: 1 P: 8	R: 0 E: 0 K: 0 S: 5	H: 1 LOB: 0 BB: 0 P: 5	R: 0 E: 0 K: 1 S: 5	H: 0 LOB: 0 BB: 0 P: 5	1B: 6 2B: 1 3B: 0 HR: 0	SF: 0 SAC: 3 DP: 0 HBP: 0	WP: 0 PB: 0 SB: 4 CS: 0	PA: 37					
PITCHER	IP	WLS	BF	H	R	ER	SO	BB	IBB	HBP	BLK	WP	HR	S	P	ERA	WHIP										
Mike Torrez, R ERA: 3.84 (1, 1)	8.0	W	34	7	3	3	3	3	0	0	0	0	0	37	49	3.38	1.250										
Dick Drago, R ERA: 3.16 (9, 1)	1.0	S	3	0	0	0	1	0	0	0	0	0	0	5	5	0.00	0.000										



Batter	1	2	3	4	5	6	7	8	9	AB	R	H	RBI	BB	SO	LOB	TOP									
Rick Burleson, R OBP: 0.297, SLG: 0.350 (1, 6)	4-0 WP BB BB	0-0 F8			4-3				0-3 K	3	1	0	0	2	1	2	Boston Red Sox @ Oakland Athletics Oakland-Alameda County Coliseum, Oakland, CA Sat Aug 19 1978, 3:33 AM PDT Att: 11,806 - Unknown livebaseballscorecards.com									
Jerry Remy, L OBP: 0.310, SLG: 0.340 (1, 4)	4-0 WP BB		0-0 F7		0-0 F9			0-3 K	0-0 1B	4	0	1	0	1	1	2										
Jim Rice, R OBP: 0.382, SLG: 0.605 (7, 7)	0-3 K		0-0 F8		0-0 F9			0-0 3B	0-0 1B	5	0	2	2	0	1	2										
Carlton Fisk, R OBP: 0.374, SLG: 0.505 (7, 2)	0-0 F8		0-0 F5			0-3 K		0-0 6-3	0-0 F9	5	0	0	0	0	1	5										
Dwight Evans, R OBP: 0.347, SLG: 0.481 (1, 9)	0-3 K			0-0 5-3		0-0 HR			0-0 F8	4	1	1	1	0	1	2										
George Scott, R OBP: 0.323, SLG: 0.388 (1, 3)		0-0 2B		0-3 K		0-3 K			0-0 1-3	4	0	1	0	0	2	0										
Bob Bailey, R OBP: 0.543, SLG: 0.407 (6, PH)		4-0		0-0		0-3 K			0-0 E4	1	1	1	0	1	0	0										
Jack Brohamer, L OBP: 0.320, SLG: 0.369 (6, PH)				0-0		0-3 K				1	0	0	0	0	1	0										
Fred Kendall, R OBP: 0.209, SLG: 0.225 (6, PR)				0-0		0-3 K				1	0	0	0	0	0	0										
Carl Yastrzemski, L OBP: 0.386, SLG: 0.427 (6, PR)				0-0		0-3 K				0	0	0	0	0	0	0										
Butch Hobson, R OBP: 0.322, SLG: 0.422 (1, 5)	0-3 K			0-0					0-0 F8	4	0	1	1	0	1	3										
Bob Montgomery, R OBP: 0.231, SLG: 0.280 (7, PH)		0-3 K		0-3 K					0-3 K	2	0	0	0	0	2	3										
Garry Hancock, L OBP: 0.279, SLG: 0.326 (7, 8)				0-3 K					0-3 K	2	1	1	0	0	1	0										
Inning Stats	R: 0 E: 0 K: 2 S: 7	H: 0 LOB: 2 BB: 2 P: 15	R: 0 E: 0 K: 2 S: 8	H: 1 LOB: 2 BB: 1 P: 12	R: 0 E: 0 K: 0 S: 3	H: 0 LOB: 0 BB: 0 P: 3	R: 1 E: 0 K: 2 S: 9	H: 2 LOB: 1 BB: 0 P: 9	R: 0 E: 0 K: 0 S: 3	H: 0 LOB: 0 BB: 0 P: 3	R: 1 E: 0 K: 3 S: 10	H: 1 LOB: 0 BB: 0 P: 10	R: 2 E: 0 K: 1 S: 7	H: 2 LOB: 1 BB: 1 P: 11	R: 0 E: 1 K: 0 S: 4	H: 0 LOB: 1 BB: 0 P: 4	R: 0 E: 0 K: 2 S: 9	H: 2 LOB: 2 BB: 0 P: 9	1B: 5 2B: 1 3B: 1 HR: 1	SF: 0 SAC: 0 DP: 0 HBP: 0	WP: 1 PB: 0 SB: 1 CS: 0	PA: 40				
PITCHER	IP	WLS	BF	H	R	ER	SO	BB	IBB	HBP	BLK	WP	HR	S	P	ERA	WHIP									
John Henry Johnson, L ERA: 2.71	(1, 1)	5.0	W	21	3	1	1	6	3	0	0	0	1	0	30	42	1.80	1.200								
Mike Norris, R ERA: 5.09	(6, 1)	1.1		7	2	3	3	3	1	0	0	0	0	1	12	16	20.25	2.250								
Bob Lacey, L ERA: 2.76	(7, 1)	2.2	S	12	3	0	0	3	0	0	0	0	0	0	18	18	0.00	1.125								

Batter	1	2	3	4	5	6	7	8	9	AB	R	H	RBI	BB	SO	LOB	BOTTOM									
Miguel Dilone, S OBP: 0.312, SLG: 0.286 (8, 9)	0-0 L6		0-0 F2			0-0 FC5		0-0 FC5		5	1	1	0	0	0	4	Boston Red Sox @ Oakland Athletics Oakland-Alameda County Coliseum, Oakland, CA Sat Aug 19 1978, 3:33 AM PDT Att: 11,806 - Unknown livebaseballscorecards.com									
Dell Alton, L OBP: 0.301, SLG: 0.300 (7, 7)	0-0 B2-3		0-0 1B		0-0 1B	0-3 K		0-0 S		5	2	3	1	0	1	2										
Glenn Burke, R OBP: 0.256, SLG: 0.273 (9, 9)			0-0 1B		0-0 1B	0-3 K		0-0 S		0	0	0	0	0	0	0										
Mitchell Page, L OBP: 0.308, SLG: 0.464 (1, 7)	0-0 B1-3		0-0 1B		0-0 1B			0-0 F6		3	1	1	0	0	0	1										
Jim Essian, R OBP: 0.330, SLG: 0.291 (7, 2)			0-0 1B		0-0 1B			0-0 F6		2	0	0	0	0	0	0										
Rico Carty, R OBP: 0.348, SLG: 0.500 (1, 10)		0-0 HR	0-0 1-6-3		4-0 1B			0-0 1B		3	1	2	2	1	0	1										
Taylor Duncan, R OBP: 0.313, SLG: 0.380 (1, 5)		0-0 HR	0-0 1-6-3		0-0 4-3			0-0 F2		4	1	2	1	0	0	3										
Dave Revering, L OBP: 0.302, SLG: 0.412 (6, PR)		0-0 G3	0-0 1B		0-0 2B			0-0 G3		3	0	1	0	0	0	2										
Darrell Woodard, R OBP: 0.313, SLG: 0.313 (7, 3)		0-0 G3	0-0 F9		0-0 1B			0-0 G3		0	1	0	0	0	0	0										
Wayne Gross, L OBP: 0.313, SLG: 0.313 (7, 3)		0-0 1-2	0-0 F9		0-0 1B			0-0 G3		1	0	0	0	0	0	1										
Mario Guerrero, R OBP: 0.308, SLG: 0.363 (7, 9)		0-0 4-3		0-0 6-3		0-0 F7		0-0 FC2-6		3	0	0	0	0	0	2										
Tony Armas, R OBP: 0.259, SLG: 0.283 (8, 8)		0-0 2-3		0-0 6-3		0-0 F7		0-0 FC2-6		1	0	1	0	0	0	0										
Bruce Robinson, L OBP: 0.667, SLG: 0.667 (6, PR)		0-0 FC4		0-0 4-3		0-0 FC5		0-0 FC2-6		3	0	2	1	0	0	0										
Rob Piccolo, R OBP: 0.255, SLG: 0.240 (7, 6)		0-0 1B		0-0 4-3		0-0 FC5		0-0 FC2-6		1	0	0	0	0	0	1										
Mike Edwards, R OBP: 0.299, SLG: 0.325 (1, 4)		0-0 FC4		0-0 F8		0-0 SH		0-0 FC5		3	1	1	1	0	0	1										
Inning Stats	R: 0 E: 0 K: 0 S: 3	H: 0 LOB: 0 BB: 0 P: 3	R: 2 E: 0 K: 0 S: 6	H: 3 LOB: 1 BB: 0 P: 6	R: 2 E: 0 K: 0 S: 6	H: 3 LOB: 1 BB: 0 P: 6	R: 0 E: 0 K: 0 S: 3	H: 0 LOB: 0 BB: 0 P: 3	R: 0 E: 0 K: 0 S: 4	H: 2 LOB: 2 BB: 1 P: 8	R: 1 E: 1 K: 1 S: 8	H: 2 LOB: 2 BB: 0 P: 8	R: 0 E: 0 K: 0 S: 4	H: 1 LOB: 1 BB: 0 P: 4	R: 3 E: 0 K: 0 S: 6	H: 3 LOB: 0 BB: 0 P: 6	R: 0 E: 0 K: 0 S: 6	H: 3 LOB: 0 BB: 0 P: 6	1B: 11 2B: 2 3B: 0 HR: 1	SF: 0 SAC: 1 DP: 0 HBP: 0	WP: 0 PB: 0 SB: 2 CS: 1	PA: 39				
PITCHER	IP	WLS	BF	H	R	ER	SO	BB	IBB	HBP	BLK	WP	HR	S	P	ERA	WHIP									
Bill Lee, L ERA: 3.52	(1, 1)	5.1	L	26	10	5	5	0	0	0	0	0	0	1	25	29	8.44	1.875								
Bill Campbell, R ERA: 3.67	(6, 1)	2.2		13	4	3	1	1	0	0	0	0	0	0	15	15	3.38	1.500								


Batter	1	2	3	4	5	6	7	8	9	AB	R	H	RBI	BB	SO	LOB	TOP					
Rick Burleson, R OBP: 0.300, SLG: 0.350 (1, 6)	G6-3 BB		HBP 1B		4-0 HR BB		FC4-6 FC4-6			2	1	1	0	2	0	1	Boston Red Sox @ Oakland Athletics Oakland-Alameda County Coliseum, Oakland, CA Sun Aug 20 1978, 3:33 AM PDT Att: 13,411 - Unknown livebaseballscores.com					
Jerry Remy, L OBP: 0.312, SLG: 0.348 (1, 4)	G6-3 1-2		HBP 1B		4-0 HR BB		FC4-6 1-2			4	1	2	3	0	0	2						
Jim Rice, R OBP: 0.381, SLG: 0.601 (1, 7)	K		HBP 1B		4-0 HR BB		L9			3	0	0	0	0	2	1						
Carlton Fisk, R OBP: 0.377, SLG: 0.513 (1, 2)			G4-6-3 HBP		4-0 BB				8-5 S 1B	3	1	2	1	1	0	3						
Jack Brohamer, L OBP: 0.318, SLG: 0.363 (1, 10)					4-0 BB				8-5 1-3	3	0	0	0	1	0	2						
Gary Hancock, L OBP: 0.255, SLG: 0.298 (1, 8)					3-1		G3		4-3	4	0	0	0	0	0	1						
Dwight Evans, R OBP: 0.345, SLG: 0.476 (1, 9)					4-3		5-3		F7	4	0	0	0	0	0	1						
George Scott, R OBP: 0.319, SLG: 0.382 (1, 3)					4-3		6-3		6-3	4	0	0	0	0	0	1						
Butch Hobson, R OBP: 0.324, SLG: 0.421 (1, 5)			K		4-0 HR BB				K	3	1	1	0	1	2	0						
Inning Stats	R: 0 E: 0 K: 1 S: 4	H: 0 LOB: 0 BB: 1 P: 8	R: 1 E: 0 K: 0 S: 4	H: 1 LOB: 1 BB: 1 P: 8	R: 0 E: 0 K: 1 S: 6	H: 2 LOB: 2 BB: 0 P: 7	R: 0 E: 0 K: 0 S: 3	H: 0 LOB: 0 BB: 0 P: 3	R: 3 E: 0 K: 1 S: 6	H: 1 LOB: 1 BB: 3 P: 18	R: 0 E: 0 K: 0 S: 3	H: 0 LOB: 0 BB: 0 P: 3	R: 0 E: 0 K: 0 S: 4	H: 1 LOB: 1 BB: 0 P: 4	R: 0 E: 0 K: 0 S: 3	H: 1 LOB: 0 BB: 0 P: 3		R: 0 E: 0 K: 1 S: 5	H: 0 LOB: 0 BB: 0 P: 5	1B: 4 2B: 1 3B: 0 HR: 2	SF: 0 SAC: 0 DP: 3 HBP: 1	WP: 0 PB: 0 SB: 1 CS: 0
PITCHER Matt Keough, R ERA: 2.97 (1, 1)	IP: 9.0 WLS: L BF: 36 H: 6 R: 4 ER: 4 SO: 4 BB: 5 IBB: 0 HBP: 1 BLK: 0 WP: 0 HR: 2 S: 38 P: 59 ERA: 4.00 WHIP: 1.222															PITCHER						

Batter	1	2	3	4	5	6	7	8	9	AB	R	H	RBI	BB	SO	LOB	BOTTOM					
Mike Edwards, R OBP: 0.296, SLG: 0.321 (1, 4) (6, 6)	4-3		6-3		F8		K		F8	4	0	0	0	0	1	3	Boston Red Sox @ Oakland Athletics Oakland-Alameda County Coliseum, Oakland, CA Sun Aug 20 1978, 3:33 AM PDT Att: 13,411 - Unknown livebaseballscores.com					
Mario Guerrero, R OBP: 0.307, SLG: 0.362 (9, PH)										1	0	0	0	0	0	0						
Dell Alton, L OBP: 0.280, SLG: 0.288 (1, 9)	F4				F6		3-1		B1-3	4	0	0	0	0	0	2						
Mitchell Page, L OBP: 0.367, SLG: 0.474 (1, 7)	K				F9		5-3 2B		HR	4	1	2	1	0	1	0						
Rico Carty, R OBP: 0.349, SLG: 0.499 Darrell Woodard, R (8, PR)					F4 FC5 1B		F7		1B BB	3	0	1	0	1	0	1						
Taylor Duncan, R OBP: 0.309, SLG: 0.373 (6, 4)					F6 FC5 1-3		5-3 2-3		K	4	0	0	0	0	1	3						
Dave Revering, L OBP: 0.304, SLG: 0.415 (1, 3)					F9 2B		5-3		1B 1-2	4	0	2	0	0	0	3						
Joe Wallis, S OBP: 0.343, SLG: 0.435 (1, 8)					L9				G4-6-3 1B	4	0	2	0	0	1	1						
Bruce Robinson, L OBP: 0.429, SLG: 0.429 (1, 2)					L7				F8 G4-6-3	4	0	1	0	0	0	2						
Rob Picciolo, R OBP: 0.250, SLG: 0.235 Wayne Gross, L (5, PH) (6, 5)					F8				HR	1	0	0	0	0	0	0						
Inning Stats	R: 0 E: 0 K: 1 S: 5	H: 0 LOB: 0 BB: 0 P: 5	R: 0 E: 0 K: 1 S: 6	H: 1 LOB: 0 BB: 0 P: 6	R: 0 E: 0 K: 0 S: 3	H: 0 LOB: 0 BB: 0 P: 3	R: 0 E: 1 K: 0 S: 5	H: 1 LOB: 2 BB: 0 P: 5	R: 0 E: 0 K: 0 S: 4	H: 1 LOB: 1 BB: 1 P: 8	R: 0 E: 0 K: 2 S: 8	H: 1 LOB: 1 BB: 0 P: 8	R: 0 E: 0 K: 1 S: 6	H: 2 LOB: 1 BB: 1 P: 10	R: 0 E: 0 K: 0 S: 4	H: 2 LOB: 0 BB: 0 P: 4		R: 1 E: 0 K: 0 S: 4	H: 2 LOB: 0 BB: 0 P: 4	1B: 5 2B: 2 3B: 0 HR: 2	SF: 0 SAC: 0 DP: 1 HBP: 0	WP: 0 PB: 0 SB: 0 CS: 0
PITCHER Dennis Eckersley, R ERA: 3.35 (1, 1)	IP: 9.0 WLS: W BF: 37 H: 9 R: 2 ER: 2 SO: 5 BB: 2 IBB: 0 HBP: 0 BLK: 0 WP: 0 HR: 2 S: 45 P: 53 ERA: 2.00 WHIP: 1.222															PITCHER						

Batter	1	2	3	4	5	6	7	8	9	AB	R	H	RBI	BB	SO	LOB	TOP					
Rick Burleson, R OBP: 0.298, SLG: 0.347 (1, 6)	0-0 4-3		0-0 F7			0-3 K		0-0 F9		4	0	0	0	0	1	0						
Jerry Remy, L OBP: 0.311, SLG: 0.349 (1, 4)	0-0 4-3		0-0 4-3			0-0 2B		0-0 L6		4	0	1	0	0	0	0						
Jim Rice, R OBP: 0.380, SLG: 0.598 (1, 7)	4-0 BB			0-0 6-3		0-0 6-3		0-0 F9		3	0	0	0	1	0	1						
Carlton Fisk, R OBP: 0.376, SLG: 0.517 (1, 2)	0-0 F7			0-0 F5		0-0 F6		0-0 HR		4	1	1	1	0	0	2						
Fred Lynn, L OBP: 0.373, SLG: 0.500 (1, 8)		0-0 FC4-6 1B		0-0 2B		0-0 F8		0-0 4-3		4	0	2	0	0	0	0						
Gary Hancock, L OBP: 0.235, SLG: 0.275 (1, 10)		0-0 FC4-6 1-2		0-0 F6		0-0 6-3		0-0 6-3		4	0	0	0	0	0	2						
Dwight Evans, R OBP: 0.342, SLG: 0.473 (1, 9)		0-0 F7			0-0 1-3		0-0 F8			3	0	0	0	0	0	1						
George Scott, R OBP: 0.319, SLG: 0.392 (1, 3)		0-0 L4			0-3 K			0-0 HR		3	1	1	1	0	1	1						
Butch Hobson, R OBP: 0.321, SLG: 0.418 (1, 5)			0-3 K		0-3 K			0-0 5-3		3	0	0	0	0	2	0						
Inning Stats	R: 0 E: 0 K: 0 S: 3	H: 0 LOB: 1 BB: 1 P: 7	R: 0 E: 0 K: 0 S: 4	H: 1 LOB: 1 BB: 0 P: 4	R: 0 E: 0 K: 1 S: 5	H: 0 LOB: 0 BB: 0 P: 5	R: 0 E: 0 K: 0 S: 4	H: 1 LOB: 1 BB: 0 P: 4	R: 0 E: 0 K: 2 S: 7	H: 0 LOB: 0 BB: 0 P: 7	R: 0 E: 0 K: 1 S: 6	H: 1 LOB: 1 BB: 0 P: 6	R: 0 E: 0 K: 0 S: 3	H: 0 LOB: 0 BB: 0 P: 3	R: 1 E: 0 K: 0 S: 4	H: 1 LOB: 0 BB: 0 P: 4	R: 1 E: 0 K: 0 S: 4	H: 1 LOB: 0 BB: 0 P: 4	1B: 1 2B: 2 3B: 0 HR: 2	SF: 0 SAC: 0 DP: 0 HBP: 0	WP: 0 PB: 0 SB: 0 CS: 0	PA: 33
PITCHER Glenn Abbott, R ERA: 4.63 (1, 1)	IP: 9.0 WLS: W BF: 33	H: 5 R: 2 ER: 2 SO: 4	BB: 1 IBB: 0 HBP: 0 BLK: 0	WP: 0 HR: 2 S: 40 P: 44	ERA: 2.00 WHIP: 0.667											IP: 9.0 WLS: W BF: 33	H: 5 R: 2 ER: 2 SO: 4	BB: 1 IBB: 0 HBP: 0 BLK: 0	WP: 0 HR: 2 S: 40 P: 44	ERA: 2.00 WHIP: 0.667		

Boston Red Sox @ Seattle Mariners
The Kingdom, Seattle, WA
Tue Aug 22 1978, 10:05 PM EDT
Att: 21,486 - Dome


AB 32
R 2
H 5
RBI 2
BB 1
SO 4
LOB 7



Batter	1	2	3	4	5	6	7	8	9	AB	R	H	RBI	BB	SO	LOB	BOTTOM					
Julio Cruz, S OBP: 0.338, SLG: 0.284 (1, 4)	0-0 6-3			0-0 F7	0-0 4-3			0-0 F7		4	0	0	0	0	0	1						
Craig Reynolds, L OBP: 0.342, SLG: 0.373 (1, 6)	4-0 G4-6-3 BB			0-0 E4 G4-6-3		0-0 4-3		0-0 E5 FC1-5 1B		3	0	1	0	1	0	0						
Ruppert Jones, L OBP: 0.322, SLG: 0.328 (1, 8)	0-0 G4-6-3 1-2			0-0 G4-6-3 1-2		0-0 3-1		4-0 BB FC1-5 1B BB		3	1	0	0	1	0	2						
Leon Roberts, R OBP: 0.388, SLG: 0.561 (1, 9)		0-0 G3			0-0 HR 1B	0-0 1B		0-0 FC1-5 BB 1B		4	2	2	0	0	0	2						
Bruce Bochte, L OBP: 0.348, SLG: 0.402 (1, 10)		0-0 G3			0-0 HR 1-H	0-0 G3		4-0 1B 1-2 2-3 BB		3	1	1	2	1	0	1						
Dan Meyer, L OBP: 0.256, SLG: 0.330 (1, 3)		0-3 K			0-0 F2		0-0 SH2-4 1B	0-0 FC6-4 1-3 2-H 3-H 1B		4	0	2	2	0	1	0						
Leroy Stanton, R OBP: 0.273, SLG: 0.261 (1, 7)			0-3 K		0-0 L9		0-0 SH2-4 1-2	0-0 FC6-4 1-2		3	0	0	0	0	1	2						
Bill Stein, R OBP: 0.313, SLG: 0.352 (1, 5)			0-3 K		0-0 2B 1B		0-0 F8			3	1	1	0	0	1	1						
Bill Plummer, R OBP: 0.333, SLG: 0.389 (1, 2)			0-0 L6		0-0 1-H 2B		0-0 F8			3	0	1	1	0	0	1						
Inning Stats	R: 0 E: 0 K: 0 S: 2	H: 0 LOB: 0 BB: 1 P: 6	R: 0 E: 0 K: 1 S: 5	H: 0 LOB: 0 BB: 0 P: 5	R: 0 E: 0 K: 2 S: 7	H: 0 LOB: 0 BB: 0 P: 7	R: 0 E: 0 K: 0 S: 3	H: 0 LOB: 0 BB: 0 P: 3	R: 3 E: 0 K: 0 S: 7	H: 4 LOB: 1 BB: 0 P: 7	R: 0 E: 0 K: 0 S: 4	H: 1 LOB: 1 BB: 0 P: 4	R: 0 E: 0 K: 0 S: 4	H: 1 LOB: 1 BB: 0 P: 4	R: 2 E: 1 K: 0 S: 5	H: 2 LOB: 2 BB: 2 P: 13	R: 2 E: 1 K: 0 S: 5	H: 2 LOB: 2 BB: 2 P: 13	1B: 6 2B: 1 3B: 0 HR: 1	SF: 0 SAC: 1 DP: 2 HBP: 0	WP: 0 PB: 0 SB: 0 CS: 0	PA: 34
PITCHER Luis Tiant, R ERA: 3.41 Dick Drago, R ERA: 3.14 (8, 1)	IP: 7.2 WLS: L BF: 33	H: 8 R: 5 ER: 5 SO: 3	BB: 3 IBB: 0 HBP: 0 BLK: 0	WP: 0 HR: 1 S: 36 P: 48	ERA: 5.87 WHIP: 1.435											IP: 0.1 WLS: 1 BF: 1	H: 0 R: 0 ER: 0 SO: 0	BB: 0 IBB: 0 HBP: 0 BLK: 0	WP: 0 HR: 0 S: 1 P: 1	ERA: 0.00 WHIP: 0.000		

Boston Red Sox @ Seattle Mariners
The Kingdom, Seattle, WA
Tue Aug 22 1978, 10:05 PM EDT
Att: 21,486 - Dome

AB 30
R 5
H 8
RBI 5
BB 3
SO 3
LOB 10



Batter	1	2	3	4	5	6	7	8	9	AB	R	H	RBI	BB	SO	LOB	TOP																			
Rick Burleson, R OBP: 0.297, SLG: 0.346 (1, 6)	0-0 6-3	0-0 L3															4 0 1 0 0 0 1																			
Jerry Remy, L OBP: 0.316, SLG: 0.351 (1, 4)	4-0 HR		0-0 2B														3 2 2 0 1 0 1																			
Jim Rice, R OBP: 0.361, SLG: 0.602 (1, 7)	0-0 HR		0-0 5-3														3 1 1 2 0 1 2																			
Carlton Fisk, R OBP: 0.373, SLG: 0.513 (1, 2)	0-3 K		0-0 5-3														4 0 0 0 0 1 4																			
Fred Lynn, L OBP: 0.372, SLG: 0.500 (1, 8)	0-3 K		0-0 2B														4 0 1 1 0 2 3																			
Gary Hancock, L OBP: 0.216, SLG: 0.255 (1, 10)	0-0 L6		0-0 4-3														4 0 0 0 0 0 4																			
Dwight Evans, R OBP: 0.340, SLG: 0.468 (1, 9)			0-0 4-3														4 0 0 0 0 0 0																			
George Scott, R OBP: 0.318, SLG: 0.390 (1, 3)			0-0 BLK														4 0 1 0 0 2 0																			
Butch Hobson, R OBP: 0.318, SLG: 0.413 (1, 5)			0-0 F9														4 0 0 0 0 2 1																			
Inning Stats	R: 2 E: 0 K: 2 S: 9	H: 1 LOB: 1 BB: 1 P: 13	R: 0 E: 0 K: 0 S: 4	H: 1 LOB: 1 BB: 0 P: 4	R: 1 E: 0 K: 0 S: 5	H: 2 LOB: 1 BB: 0 P: 5	R: 0 E: 0 K: 2 S: 7	H: 0 LOB: 0 BB: 0 P: 7	R: 0 E: 0 K: 1 S: 6	H: 1 LOB: 1 BB: 0 P: 6	R: 0 E: 0 K: 0 S: 3	H: 0 LOB: 0 BB: 0 P: 3	R: 0 E: 0 K: 1 S: 6	H: 1 LOB: 2 BB: 0 P: 7	R: 0 E: 0 K: 2 S: 7	H: 0 LOB: 0 BB: 0 P: 7	1B: 4 2B: 1 3B: 0 HR: 1	SF: 0 SAC: 0 DP: 0 HBP: 1	WP: 0 PB: 1 SB: 0 CS: 0	PA: 36																
PITCHER	IP	WLS	BF	H	R	ER	SO	BB	IBB	HBP	BLK	WP	HR	S	P	ERA	WHIP	PITCHER		IP	WLS	BF	H	R	ER	SO	BB	IBB	HBP	BLK	WP	HR	S	P	ERA	WHIP
Byron McLoughlin, R ERA: 4.81 (1, 1)	7.0	W	30	6	3	3	5	1	0	1	1	0	1	38	43	3.86	1.000			7.0	W	30	6	3	3	5	1	0	1	1	0	1	38	43	3.86	1.000
Enrique Romo, R ERA: 3.06 (8, 1)	2.0	S	6	0	0	0	3	0	0	0	0	0	0	12	12	0.00	0.000			2.0	S	6	0	0	0	3	0	0	0	0	0	12	12	0.00	0.000	

Boston Red Sox @ Seattle Mariners
The Kingdome, Seattle, WA
Wed Aug 23 1978, 10:05 PM EDT
Att: 22,718 - Dome

AB 34
R 3
H 6
RBI 3
BB 1
SO 8
LOB 16



Batter	1	2	3	4	5	6	7	8	9	AB	R	H	RBI	BB	SO	LOB	BOTTOM																			
Julio Cruz, S OBP: 0.338, SLG: 0.282 (1, 4)	0-0 4-3		0-3 K														3 1 0 0 1 1 0																			
Craig Reynolds, L OBP: 0.341, SLG: 0.370 (1, 6)	0-0 4-3																3 0 0 0 1 0 2																			
Ruppert Jones, L OBP: 0.322, SLG: 0.327 (1, 8)	0-0 F7																4 1 1 2 0 0 1																			
Leon Roberts, R OBP: 0.386, SLG: 0.558 (1, 9)			0-0 F9														4 1 1 0 0 0 0																			
Bruce Bochte, L OBP: 0.349, SLG: 0.406 (1, 10)			0-0 FC5-4														4 0 2 0 0 0 2																			
Larry Milbourne, S OBP: 0.275, SLG: 0.324 (8, PR)			1B														0 1 0 0 0 0 0																			
Dan Meyer, L OBP: 0.259, SLG: 0.328 (1, 3)			0-0 F9														2 0 0 0 2 1 1																			
Leroy Stanton, R OBP: 0.276, SLG: 0.262 (1, 7)			0-0 FC5-4														3 0 1 2 1 0 3																			
John Hale, L OBP: 0.293, SLG: 0.271 (8, PR) (9, 7)			1-2														0 0 0 0 0 0 0																			
Bill Stein, R OBP: 0.312, SLG: 0.351 (1, 5)																	4 0 1 1 0 1 3																			
Bill Plummer, R OBP: 0.341, SLG: 0.387 (1, 2)			0-0 F9														3 1 1 0 1 0 0																			
Inning Stats	R: 0 E: 0 K: 0 S: 3	H: 0 LOB: 0 BB: 0 P: 3	R: 0 E: 0 K: 0 S: 4	H: 1 LOB: 1 BB: 0 P: 4	R: 0 E: 0 K: 2 S: 7	H: 0 LOB: 0 BB: 0 P: 7	R: 0 E: 0 K: 0 S: 3	H: 0 LOB: 0 BB: 0 P: 3	R: 0 E: 0 K: 1 S: 5	H: 0 LOB: 1 BB: 1 P: 9	R: 4 E: 0 K: 0 S: 6	H: 3 LOB: 2 BB: 3 P: 18	R: 0 E: 0 K: 0 S: 3	H: 0 LOB: 1 BB: 1 P: 7	R: 1 E: 0 K: 0 S: 5	H: 3 LOB: 3 BB: 1 P: 9	1B: 6 2B: 1 3B: 0 HR: 0	SF: 0 SAC: 0 DP: 0 HBP: 0	WP: 0 PB: 0 SB: 0 CS: 0	PA: 36																
PITCHER	IP	WLS	BF	H	R	ER	SO	BB	IBB	HBP	BLK	WP	HR	S	P	ERA	WHIP	PITCHER		IP	WLS	BF	H	R	ER	SO	BB	IBB	HBP	BLK	WP	HR	S	P	ERA	WHIP
Mike Torrez, R ERA: 3.92 (1, 1)	5.2	L	25	4	4	4	3	3	1	0	0	0	0	27	43	6.35	1.235			5.2	L	25	4	4	4	3	3	1	0	0	0	27	43	6.35	1.235	
Bob Stanley, R ERA: 2.73 (6, 1)	2.1		11	3	1	1	0	1	1	0	0	0	0	9	17	3.86	1.714			2.1		11	3	1	1	0	1	1	0	0	9	17	3.86	1.714		

Boston Red Sox @ Seattle Mariners
The Kingdome, Seattle, WA
Wed Aug 23 1978, 10:05 PM EDT
Att: 22,718 - Dome

AB 30
R 5
H 7
RBI 5
BB 6
SO 3
LOB 12



Batter	1	2	3	4	5	6	7	8	9	AB	R	H	RBI	BB	SO	LOB	TOP			
Rick Miller, L OBP: 0.352, SLG: 0.344 (1, 8)										4	0	1	0	0	0	1	California Angels @ Boston Red Sox Fenway Park, Boston, MA Fri Aug 25 1978, 7:05 PM EDT Att: 33,583 - Unknown - 64 F			
Carney Lansford, R OBP: 0.326, SLG: 0.380 (1, 5)										4	0	1	0	0	0	1				
Lyman Bostock, L OBP: 0.363, SLG: 0.374 (1, 9)										4	0	0	0	0	2					
Don Baylor, R OBP: 0.341, SLG: 0.473 (1, 10)										4	0	0	0	0	2					
Joe Rudi, R OBP: 0.278, SLG: 0.386 (1, 7)										4	0	1	0	0	0	0				
Ron Fairly, L OBP: 0.295, SLG: 0.360 (1, 3)										3	0	1	0	0	0	0				
Brian Downing, R OBP: 0.360, SLG: 0.348 (1, 2)										2	0	0	0	1	1	2				
Dave Chalk, R OBP: 0.333, SLG: 0.303 (1, 6)										2	0	0	0	1	0	1				
Bobby Grich, R OBP: 0.341, SLG: 0.295 (1, 4)										2	0	0	0	1	0	2				
Inning Stats	R: 0 E: 0 K: 0 S: 4	H: 1 LOB: 1 BB: 0 P: 4	R: 0 E: 0 K: 0 S: 3	H: 0 LOB: 2 BB: 2 P: 11	R: 0 E: 0 K: 1 S: 4	H: 0 LOB: 0 BB: 0 P: 4	R: 0 E: 0 K: 1 S: 5	H: 0 LOB: 0 BB: 0 P: 5	R: 0 E: 0 K: 0 S: 3	H: 0 LOB: 0 BB: 0 P: 3	R: 0 E: 0 K: 0 S: 4	H: 2 LOB: 1 BB: 0 P: 4	R: 0 E: 0 K: 0 S: 2	H: 0 LOB: 0 BB: 1 P: 6	R: 0 E: 0 K: 0 S: 3	H: 0 LOB: 0 BB: 0 P: 3	1B: 4 2B: 0 3B: 0 HR: 0	SF: 0 SAC: 0 DP: 2 HBP: 0	WP: 0 PB: 0 SB: 2 CS: 0	PA: 32
PITCHER Dennis Eckersley, R ERA: 3.21 (1, 1)	IP: 9.0 WLS: W BF: 32 H: 4 R: 0 ER: 0 SO: 1 BB: 3 IBB: 0 HBP: 0 BLK: 0 WP: 0 HR: 0 S: 31 P: 43 ERA: 0.00 WHIP: 0.778															PITCHER				

Batter	1	2	3	4	5	6	7	8	9	AB	R	H	RBI	BB	SO	LOB	BOTTOM			
Rick Burleson, R OBP: 0.298, SLG: 0.347 (1, 6)										5	0	2	1	0	0	2	California Angels @ Boston Red Sox Fenway Park, Boston, MA Fri Aug 25 1978, 7:05 PM EDT Att: 33,583 - Unknown - 64 F			
Jerry Remy, L OBP: 0.313, SLG: 0.350 (1, 4)										4	0	1	1	0	0	3				
Jim Rice, R OBP: 0.383, SLG: 0.608 (1, 7)										5	2	3	1	0	1	3				
Carl Yastrzemski, L OBP: 0.382, SLG: 0.423 (1, 10)										4	0	0	0	0	2	5				
Carlton Fisk, R OBP: 0.374, SLG: 0.514 (1, 2)										3	0	1	1	1	0	1				
Fred Lynn, L OBP: 0.388, SLG: 0.495 (1, 8)										4	0	0	0	0	0	4				
Dwight Evans, R OBP: 0.341, SLG: 0.470 (1, 9)										3	2	1	0	1	2	0				
George Scott, R OBP: 0.317, SLG: 0.389 (1, 3)										4	1	1	1	0	0	1				
Butch Hobson, R OBP: 0.325, SLG: 0.423 (1, 5)										3	1	3	1	1	0	0				
Inning Stats	R: 1 E: 0 K: 0 S: 6	H: 3 LOB: 2 BB: 0 P: 6	R: 0 E: 0 K: 1 S: 5	H: 0 LOB: 1 BB: 1 P: 9	R: 1 E: 0 K: 1 S: 6	H: 1 LOB: 1 BB: 1 P: 10	R: 1 E: 0 K: 0 S: 4	H: 1 LOB: 1 BB: 1 P: 8	R: 0 E: 0 K: 0 S: 4	H: 1 LOB: 0 BB: 0 P: 4	R: 2 E: 0 K: 2 S: 11	H: 4 LOB: 2 BB: 0 P: 11	R: 0 E: 0 K: 1 S: 5	H: 0 LOB: 0 BB: 0 P: 5	R: 1 E: 0 K: 0 S: 5	H: 2 LOB: 1 BB: 0 P: 5	1B: 7 2B: 4 3B: 0 HR: 1	SF: 1 SAC: 0 DP: 0 HBP: 0	WP: 0 PB: 0 SB: 0 CS: 0	PA: 39
PITCHER Don Aase, R ERA: 4.23 (1, 1)	IP: 5.0 WLS: L BF: 26 H: 8 R: 5 ER: 5 SO: 2 BB: 3 IBB: 0 HBP: 0 BLK: 0 WP: 0 HR: 1 S: 27 P: 39 ERA: 9.00 WHIP: 2.200															PITCHER				
Dyar Miller, R ERA: 2.17 (6, 1)	IP: 3.0 WLS: L BF: 13 H: 4 R: 1 ER: 1 SO: 3 BB: 0 IBB: 0 HBP: 0 BLK: 0 WP: 0 HR: 0 S: 19 P: 19 ERA: 3.00 WHIP: 1.333															PITCHER				

Batter	1	2	3	4	5	6	7	8	9	AB	R	H	RBI	BB	SO	LOB	TOP
Rick Miller, L OBP: 0.349, SLG: 0.340 (1, 8)	4-3	FC3-6			F9			FC4-6		4	0	0	0	0	0	3	California Angels @ Boston Red Sox Fenway Park, Boston, MA Sat Aug 26 1978, 3:33 AM EDT Att: 33,531 - Unknown - 70 F
Carney Lansford, R OBP: 0.322, SLG: 0.375 (1, 5)	E5 2B FC5-2		6-3			F3		F8		4	0	0	0	0	1		
Lyman Bostock, L OBP: 0.362, SLG: 0.375 (1, 9)	FC5-2 1-3 2B		G3			F7		B2-3		4	0	1	0	0	1		
Don Baylor, R OBP: 0.340, SLG: 0.470 (1, 10)	FC5-2 2-3 3-H		F4			F8			1B FC4-6 HBP	3	1	0	0	0	2		
Joe Rudi, R OBP: 0.283, SLG: 0.390 (1, 7)	K			G6-3 1B			1B		FC4-6 1B	4	0	3	0	0	1		
Ron Fairly, L OBP: 0.290, SLG: 0.353 (1, 3)		3-1		G6-3 1-2			F9		FC4-6 1-2	4	0	0	1	0	3		
Brian Downing, R OBP: 0.359, SLG: 0.346 (1, 2)		K		6-3				F4	FC4-6 1-3 3-H 0-0	4	0	1	0	0	1		
Dave Chalk, R OBP: 0.333, SLG: 0.301 (1, 6)					4-3			F4		3	0	0	0	0	1		
Bobby Grich, R OBP: 0.343, SLG: 0.294 (1, 4)					4-3				FC4-6 BB	1	0	0	0	1	0		
Inning Stats	R: 0 E: 1 K: 1 S: 7	H: 1 LOB: 2 BB: 0 P: 7	R: 0 E: 0 K: 1 S: 5	H: 0 LOB: 0 BB: 0 P: 7	R: 0 E: 0 K: 0 S: 3	H: 0 LOB: 0 BB: 0 P: 3	R: 0 E: 0 K: 0 S: 3	H: 1 LOB: 0 BB: 0 P: 3	R: 0 E: 0 K: 1 S: 6	H: 2 LOB: 1 BB: 0 P: 6	R: 0 E: 0 K: 0 S: 3	H: 0 LOB: 1 BB: 1 P: 7	R: 1 E: 0 K: 0 S: 4	H: 1 LOB: 1 BB: 0 P: 5	1B: 4 2B: 1 3B: 0 HR: 0	SF: 0 SAC: 0 DP: 1 HBP: 3	WP: 0 PA: 35 PB: 0 SB: 0 CS: 0
PITCHER Jim Wright, R ERA: 2.95 (1, 1)	IP: 9.0 WLS: W BF: 35 H: 5 R: 1 ER: 1 SO: 3 BB: 1 IBB: 0 HBP: 3 BLK: 0 WP: 0 HR: 0 S: 37 P: 44 ERA: 1.00 WHIP: 0.667																

Batter	1	2	3	4	5	6	7	8	9	AB	R	H	RBI	BB	SO	LOB	BOTTOM
Rick Burleson, R OBP: 0.300, SLG: 0.349 (1, 6)	F8 HR 2B	1B SF8 BB		F9		4-3				3	2	1	0	1	0	0	California Angels @ Boston Red Sox Fenway Park, Boston, MA Sat Aug 26 1978, 3:33 AM EDT Att: 33,531 - Unknown - 70 F
Jack Brohamer, L OBP: 0.317, SLG: 0.360 (1, 4)	F8 2-3			F6			6-3			4	0	1	2	0	1		
Jim Rice, R OBP: 0.382, SLG: 0.612 (1, 7)		SF8			F4		L8			3	1	1	3	0	0		
Carl Yastrzemski, L OBP: 0.382, SLG: 0.422 Bob Bailey, R OBP: 0.340, SLG: 0.402 (1, 10) (7, PH)					F9		4-3			3	0	1	0	0	1		
Carlton Fisk, R OBP: 0.375, SLG: 0.512 (1, 2)	G5-4-3 1B				F9		4-3			1	0	0	0	0	0		
Fred Lynn, L OBP: 0.385, SLG: 0.490 (1, 8)					F4			F6		3	0	1	0	1	1		
Dwight Evans, R OBP: 0.340, SLG: 0.470 (1, 9)					F4			3-1		4	0	0	0	0	1		
George Scott, R OBP: 0.320, SLG: 0.399 (1, 3)								6-3		4	1	1	0	0	1		
Butch Hobson, R OBP: 0.325, SLG: 0.423 Frank Duffy, R OBP: 0.276, SLG: 0.283 (1, 5) (7, 5)					F4					3	1	1	1	0	1		
Inning Stats	R: 2 E: 0 K: 0 S: 5	H: 3 LOB: 1 BB: 2 P: 5	R: 4 E: 0 K: 0 S: 6	H: 3 LOB: 2 BB: 2 P: 14	R: 0 E: 1 K: 1 S: 6	H: 1 LOB: 1 BB: 0 P: 6	R: 0 E: 0 K: 0 S: 3	H: 0 LOB: 0 BB: 0 P: 3	R: 0 E: 1 K: 2 S: 8	H: 1 LOB: 0 BB: 0 P: 8	R: 0 E: 0 K: 0 S: 3	H: 0 LOB: 0 BB: 0 P: 3	R: 0 E: 0 K: 0 S: 3	H: 0 LOB: 0 BB: 0 P: 3	1B: 4 2B: 2 3B: 0 HR: 2	SF: 1 SAC: 0 DP: 1 HBP: 0	WP: 0 PA: 34 PB: 0 SB: 0 CS: 0
PITCHER Paul Hartzell, R ERA: 3.07 Ken Brett, L ERA: 4.53 (1, 1) (2, 1)	IP: 1.1 WLS: L BF: 11 H: 6 R: 6 ER: 6 SO: 1 BB: 2 IBB: 0 HBP: 0 BLK: 0 WP: 0 HR: 1 S: 9 P: 17 ERA: 40.50 WHIP: 6.000																

Batter	1	2	3	4	5	6	7	8	9	AB	R	H	RBI	BB	SO	LOB	TOP								
Julio Cruz, S OBP: 0.338, SLG: 0.287 (1, 4)	4-0 1B BLK SF9 BB	0-0 E6 S		0-0 6-3		0-0 FC6-4 1-2		0-0 1B 2B		4	2	1	1	1	0	2									
Craig Reynolds, L OBP: 0.347, SLG: 0.379 (1, 6)	0-0 FC5-4 1-3 1B	0-0 3-1		0-0 L4			1-0 2B SF9 HBP	0-0 1B		4	1	2	1	0	0	2									
Ruppert Jones, L OBP: 0.330, SLG: 0.338 (1, 8)	0-0 SF9 3-H		0-0 3B 2B	0-3 K			0-0 SF9 1-3 2B	0-3 K		4	1	2	1	0	2	0									
Leon Roberts, R OBP: 0.380, SLG: 0.547 (1, 9)	0-0 FC5-4 1-2		0-0 2B 3B	0-0 2B 3B	0-0 6-3		0-0 5-3	0-0 1B SH3-4 E 1B		5	2	2	1	0	0	3									
Bruce Bochte, L OBP: 0.348, SLG: 0.404 (1, 10)	4-0 1-2 BB		0-0 2B 2B	4-3 2B 2B	0-0 F8		0-0 SF9	0-0 SH3-4		2	1	1	2	1	0	0									
Dan Meyer, L OBP: 0.255, SLG: 0.321 (1, 3)	0-0 4-3		0-0 L7	0-0 F8		0-0 F8	0-0 4-3	0-0 E 1B		5	0	1	0	0	0	4									
Tom Paciorek, R OBP: 0.343, SLG: 0.443 (9, PR)		0-3 K	0-0 4-3	0-0 4-3		0-0 6-3		0-0 2B 1B	0-0 E6 G6-4-3	5	1	1	1	0	1	2	AB 38								
John Hale, L OBP: 0.293, SLG: 0.271 (9, 7)			2-3						1-2 3-H	0	0	0	0	0	0	0	R 9								
Bill Stein, R OBP: 0.327, SLG: 0.377 (1, 5)		0-0 E 2B	0-0 2B	0-0 2B	0-0 FC6-4 1B			0-0 1B 2B	0-0 G6-4-3	5	1	4	2	0	0	2	H 14								
Kevin Pasley, R OBP: 0.125, SLG: 0.125 (8, PH)		0-3 K	0-0 1-3	0-0 1-3		0-0 F7		0-0 K		3	0	0	0	0	1	3	RBI 9								
Bob Robertson, R OBP: 0.311, SLG: 0.386 (8, 2)										1	0	0	0	0	1	1	BB 2								
Bill Plummer, R OBP: 0.330, SLG: 0.363 (8, 2)										0	0	0	0	0	0	0	SO 5								
Inning Stats	R: 1 E: 0 K: 0 S: 4	H: 1 LOB: 2 BB: 2 P: 12	R: 0 E: 1 K: 2 S: 9	H: 1 LOB: 2 BB: 0 P: 9	R: 3 E: 0 K: 0 S: 7	H: 4 LOB: 1 BB: 0 P: 7	R: 0 E: 0 K: 1 S: 5	H: 0 LOB: 0 BB: 0 P: 5	R: 0 E: 0 K: 0 S: 3	H: 0 LOB: 0 BB: 0 P: 3	R: 0 E: 0 K: 0 S: 4	H: 1 LOB: 1 BB: 0 P: 4	R: 1 E: 0 K: 0 S: 4	H: 1 LOB: 1 BB: 0 P: 5	R: 3 E: 0 K: 2 S: 10	H: 4 LOB: 0 BB: 0 P: 10	R: 1 E: 1 K: 0 S: 5	H: 2 LOB: 2 BB: 0 P: 5	1B: 6 2B: 7 3B: 1 HR: 0	SF: 2 SAC: 1 DP: 1 HBP: 1	WP: 0 PB: 0 SB: 2 CS: 0	PA: 44			
PITCHER	IP	WLS	BF	H	R	ER	SO	BB	IBB	HBP	BLK	WP	HR	S	P	ERA	WHIP								
Mike Torrez, R ERA: 4.05 (1, 1)	2.2		17	6	4	4	2	2	0	0	1	0	0	19	27	13.50	3.000								
Bill Lee, L ERA: 3.59 (3, 1)	4.1		18	4	3	3	1	0	0	1	0	0	0	19	20	6.23	0.923								
Bill Campbell, R ERA: 3.98 (8, 1)	1.1		7	4	2	2	2	0	0	0	0	0	0	11	11	13.50	3.000								
Bob Stanley, R ERA: 2.89 (9, 1)	0.2	W	2	0	0	0	0	0	0	0	0	0	0	2	2	0.00	0.000								

Seattle Mariners @ Boston Red Sox
Fenway Park, Boston, MA
Mon Aug 28 1978, 7:05 PM EDT
Att: 24,301 - Unknown - 70 F

AB 38
R 9
H 14
RBI 9
BB 2
SO 5
LOB 19



Batter	1	2	3	4	5	6	7	8	9	AB	R	H	RBI	BB	SO	LOB	BOTTOM								
Rick Burleson, R OBP: 0.296, SLG: 0.343 (1, 6)	0-3 K	0-0 F4		0-0 L9		0-0 6-3	0-0 5-3			5	0	0	0	0	1	5									
Jack Brohamer, L OBP: 0.321, SLG: 0.362 (1, 4)	0-0 S 1B	0-0 F9		0-0 1B		0-0 1B		0-0 3-1 S 1B		5	0	4	0	0	0	1									
Jerry Remy, L OBP: 0.313, SLG: 0.350 (8, PR)										0	0	0	0	0	0	0									
Frank Duffy, R OBP: 0.276, SLG: 0.283 (9, 4)										0	0	0	0	0	0	0									
Jim Rice, R OBP: 0.380, SLG: 0.610 (1, 7)	0-3 K 1-2		0-0 HR	0-0 F8		0-3 K		0-0 P7		5	1	1	1	0	2	4									
Carl Yastrzemski, L OBP: 0.386, SLG: 0.428 (1, 10)	0-0 4-3		0-0 G5-4-3 1B	0-0 1B 2B	0-0 F7		0-0 3-1			5	1	2	0	0	0	3									
Carlton Fisk, R OBP: 0.376, SLG: 0.511 (1, 2)		0-0 1B 2B 1B	0-0 G5-4-3 1-2	0-0 1B BB	4-0 1B BB		0-0 F7	0-0 5-3		4	1	1	0	1	0	3									
Fred Lynn, L OBP: 0.373, SLG: 0.506 (1, 8)		0-0 2B 2B 1B	0-0 2B 3B	0-0 2B 3B	0-0 1B 2B	0-0 HBP 2B 1B		0-0 1B SH		5	4	5	1	0	0	0									
Dwight Evans, R OBP: 0.343, SLG: 0.472 (1, 9)		0-0 2B 2B	0-0 2B	0-0 2B	4-0 BB	1-0 HBP 2B 1B		0-0 SH 1B		2	1	2	2	1	0	0									
Garry Hancock, L OBP: 0.232, SLG: 0.268 (7, PR)		1-3 2-H 2B	0-0 2B	0-0 2B	0-0 G6-4-3 BB	1-2 HBP 2B		0-0 SH 2B 1B		1	1	1	0	0	0	0	AB 40								
George Scott, R OBP: 0.323, SLG: 0.404 (1, 3)		0-3 K	0-0 5-3	0-0 L9		1-3 2-H 2B		0-0 SH 2B		4	1	1	1	0	1	6	R 10								
Butch Hobson, R OBP: 0.328, SLG: 0.430 (1, 5)		0-0 2B	0-0 2B	4-0 1B BB	0-0 G6-4-3	0-0 5-3		0-0 2B		4	0	2	4	1	0	6	H 19								
Inning Stats	R: 0 E: 0 K: 2 S: 8	H: 1 LOB: 1 BB: 0 P: 8	R: 3 E: 0 K: 1 S: 9	H: 4 LOB: 1 BB: 0 P: 9	R: 2 E: 0 K: 0 S: 6	H: 4 LOB: 1 BB: 0 P: 6	R: 0 E: 0 K: 0 S: 3	H: 1 LOB: 1 BB: 0 P: 7	R: 1 E: 0 K: 0 S: 4	H: 2 LOB: 2 BB: 2 P: 12	R: 0 E: 0 K: 1 S: 6	H: 1 LOB: 3 BB: 0 P: 6	R: 1 E: 0 K: 0 S: 5	H: 2 LOB: 3 BB: 0 P: 6	R: 0 E: 0 K: 0 S: 4	H: 1 LOB: 2 BB: 0 P: 4	R: 3 E: 1 K: 0 S: 4	H: 3 LOB: 1 BB: 0 P: 4	1B: 11 2B: 6 3B: 1 HR: 1	SF: 0 SAC: 1 DP: 2 HBP: 1	WP: 0 PB: 0 SB: 0 CS: 0	PA: 45			
PITCHER	IP	WLS	BF	H	R	ER	SO	BB	IBB	HBP	BLK	WP	HR	S	P	ERA	WHIP								
Glenn Abbott, R ERA: 4.85 (1, 1)	2.0		13	7	5	5	3	0	0	0	0	0	0	9	17	22.50	3.500								
Jim Todd, R ERA: 4.26 (3, 1)	2.0		11	5	1	1	0	2	0	0	0	0	0	9	17	4.50	3.500								
Mike Parrott, R ERA: 5.68 (5, 1)	2.1		11	3	1	1	1	1	0	1	0	0	0	11	16	3.86	1.714								
Enrique Romo, R ERA: 3.44 (7, 1)	1.2	L	10	4	3	3	0	0	0	0	0	0	0	10	10	16.20	2.400								

Seattle Mariners @ Boston Red Sox
Fenway Park, Boston, MA
Mon Aug 28 1978, 7:05 PM EDT
Att: 24,301 - Unknown - 70 F

AB 40
R 10
H 19
RBI 9
BB 3
SO 4
LOB 28



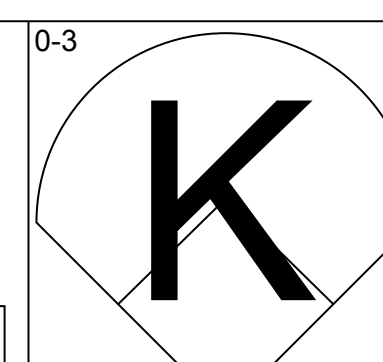
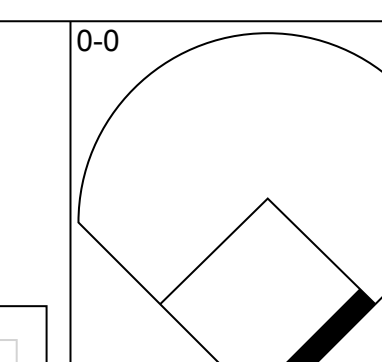
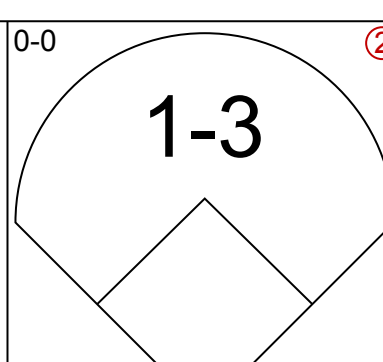
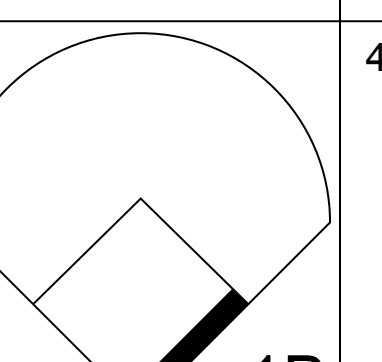
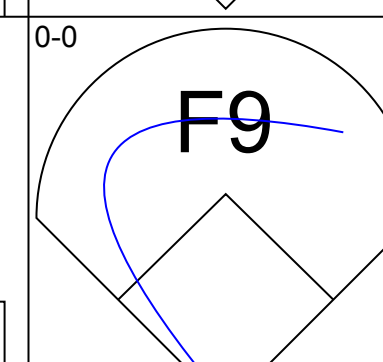
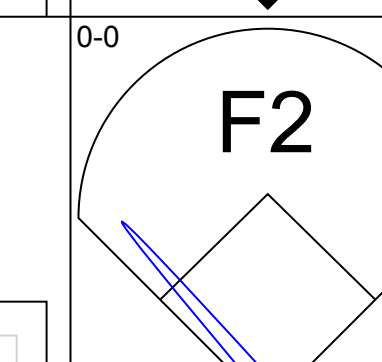
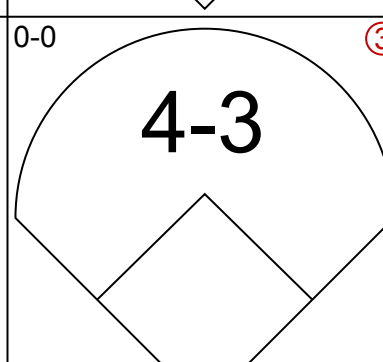
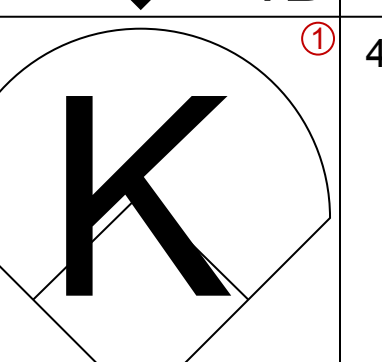
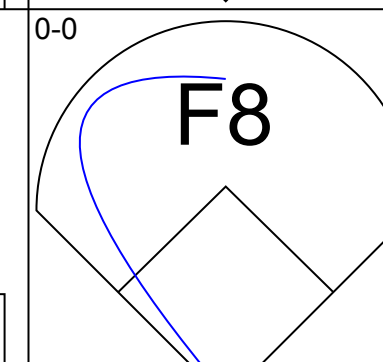
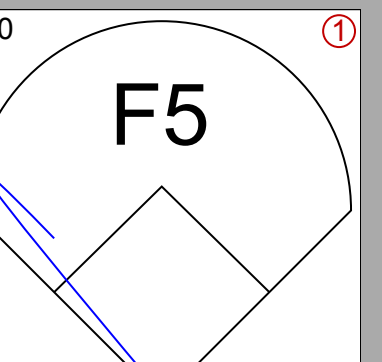
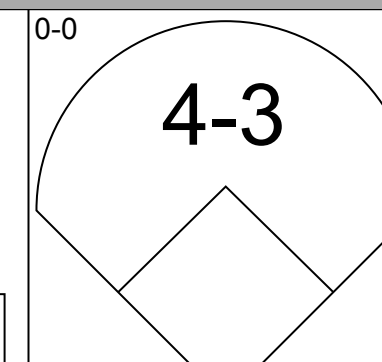
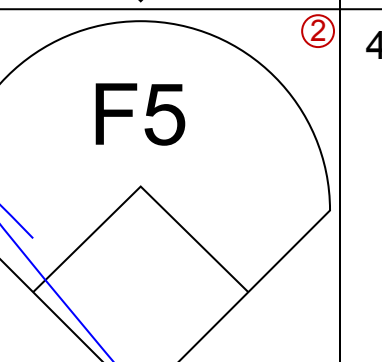
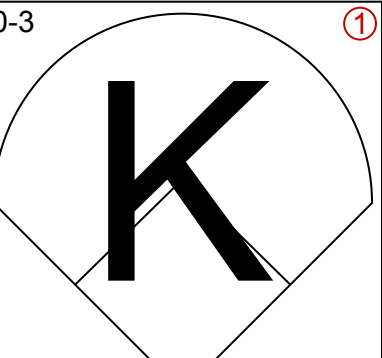

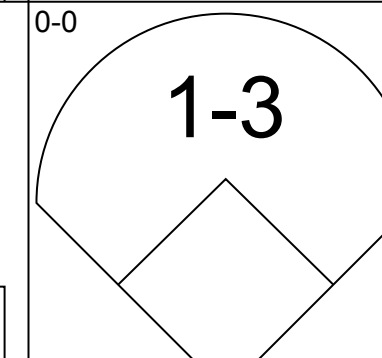
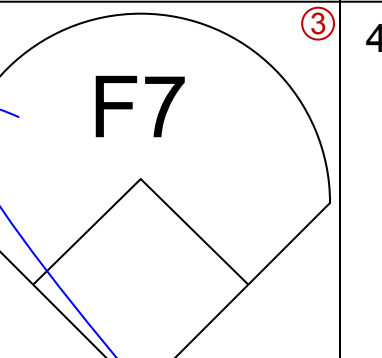
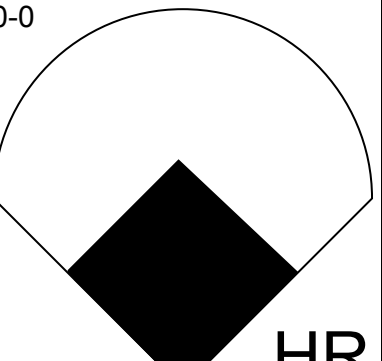
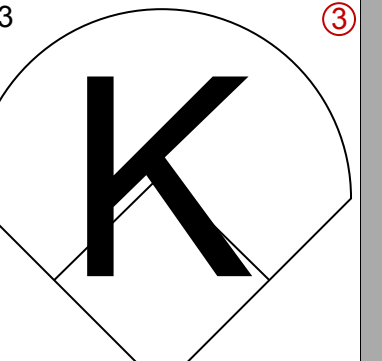
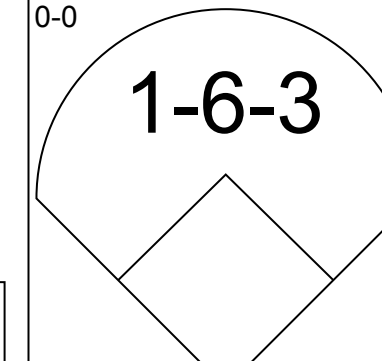
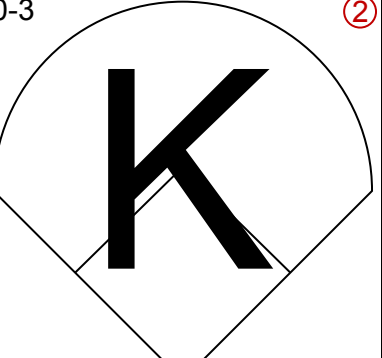
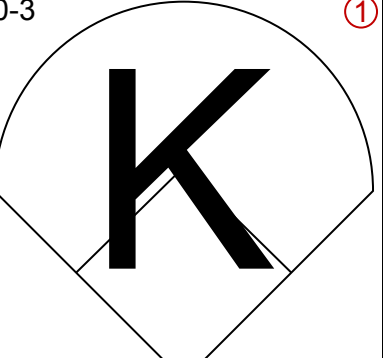
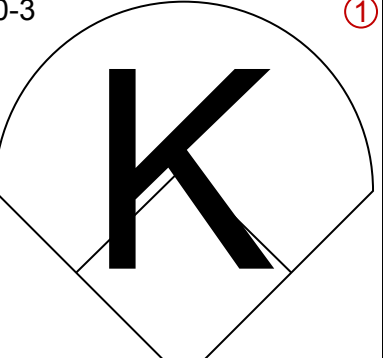
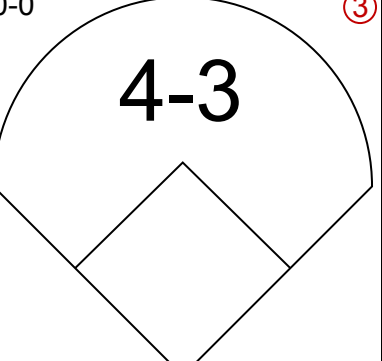
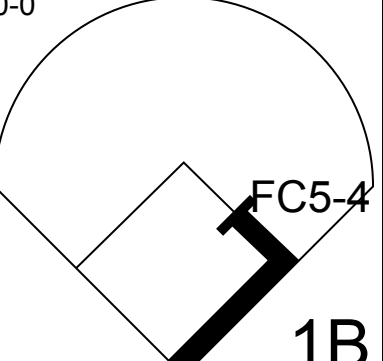
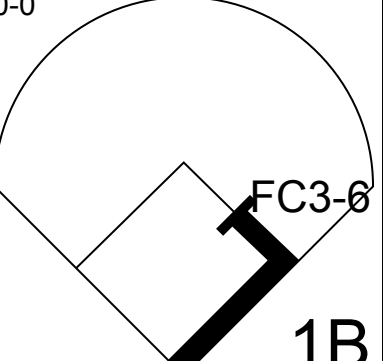
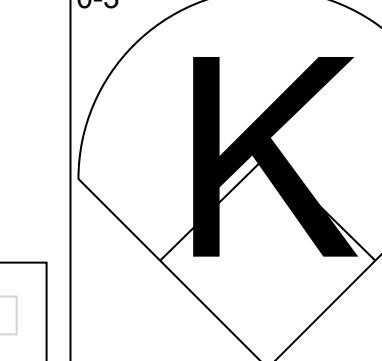
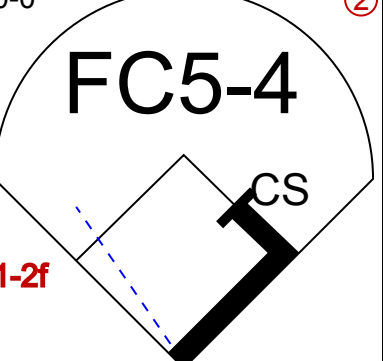
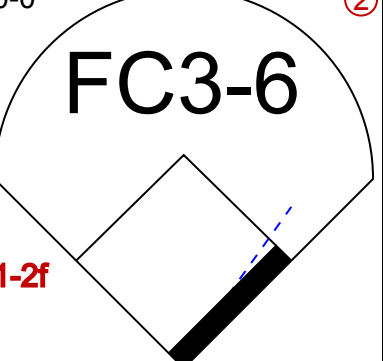
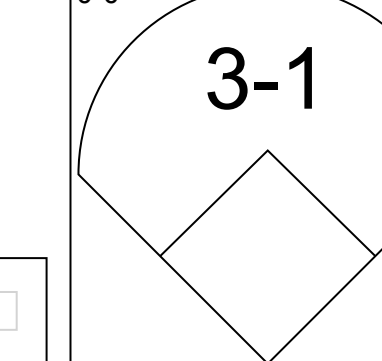
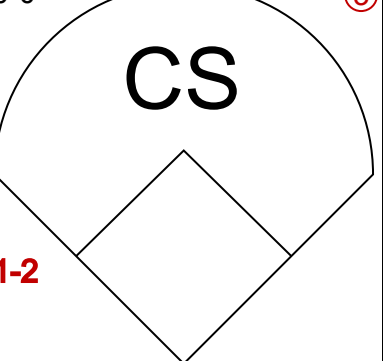
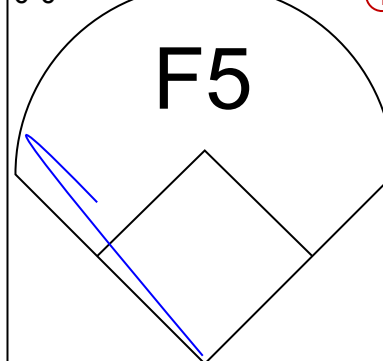
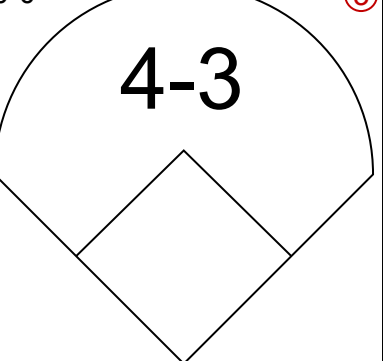
Batter	1	2	3	4	5	6	7	8	9	AB	R	H	RBI	BB	SO	LOB	TOP										
Julio Cruz, S OBP: 0.341, SLG: 0.291 (1, 4)	F7		1-3		S 1B		G3 1B		1B	5	0	3	1	0	0	0	Seattle Mariners @ Boston Red Sox Fenway Park, Boston, MA Tue Aug 29 1978, 7:05 PM EDT Att: 32,393 - Unknown										
Craig Reynolds, L OBP: 0.345, SLG: 0.384 (1, 6)	HR		F7		F3 1-2		G3 1-2		1-3	5	1	1	1	0	0	3											
Ruppert Jones, L OBP: 0.329, SLG: 0.340 (1, 8)	G3				G3		1-3			4	0	1	0	0	0	2											
Leon Roberts, R OBP: 0.379, SLG: 0.542 (1, 9)	F9		4-3			BB 1B HBP			5-3	3	1	0	0	0	0	1											
Bruce Bochte, L OBP: 0.349, SLG: 0.405 (1, 10)		2B SF9 1B			G6-4-3 1B		F8		F8	4	1	2	0	0	0	1											
Bill Stein, R OBP: 0.328, SLG: 0.385 (1, 5)	K				G6-4-3 1-2		1B BB		HR	3	1	1	1	1	1	2											
Dan Meyer, L OBP: 0.297, SLG: 0.326 (1, 3)					F9				G3	4	0	2	1	0	0	0											
Tom Paciorek, R OBP: 0.346, SLG: 0.459 (1, 7)	SF9				E7 1B 2B		G5-4-3 1-2		L6-4 2B	3	1	2	1	0	0	2											
Bill Plummer, R OBP: 0.316, SLG: 0.345 (1, 2)	K				F4				L6-4 2-3	4	0	0	0	0	1	3											
Inning Stats	R: 1 E: 0 K: 0 S: 4	H: 1 LOB: 0 BB: 0 P: 4	R: 1 E: 0 K: 2 S: 9	H: 2 LOB: 1 BB: 0 P: 9	R: 0 E: 0 K: 0 S: 4	H: 1 LOB: 1 BB: 0 P: 4	R: 0 E: 0 K: 0 S: 3	H: 1 LOB: 0 BB: 0 P: 3	R: 1 E: 1 K: 0 S: 5	H: 2 LOB: 1 BB: 0 P: 5	R: 1 E: 0 K: 0 S: 3	H: 1 LOB: 1 BB: 0 P: 8	R: 0 E: 0 K: 0 S: 4	H: 1 LOB: 0 BB: 0 P: 4	R: 1 E: 0 K: 0 S: 4	H: 1 LOB: 1 BB: 0 P: 4	R: 0 E: 0 K: 0 S: 4	H: 2 LOB: 1 BB: 0 P: 4	1B: 6 2B: 5 3B: 0 HR: 2	SF: 1 SAC: 0 DP: 3 HBP: 1	WP: 0 PB: 0 SB: 1 CS: 0	PA: 38					
PITCHER	IP	WLS	BF	H	R	ER	SO	BB	IBB	HBP	BLK	WP	HR	S	P	ERA	WHIP										
Dick Drago, R ERA: 3.43 (1, 1)	6.0	W	26	8	4	4	2	1	0	1	0	0	1	28	33	6.00	1.500										
Tom Burgmeier, L ERA: 4.07 (7, 1)	3.0	S	12	4	1	1	0	0	0	0	0	0	1	12	12	3.00	1.333										

AB	35
R	5
H	12
RBI	5
BB	1
SO	2
LOB	14



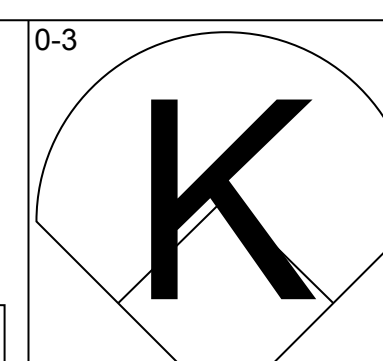
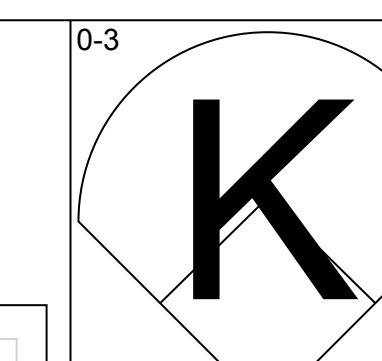
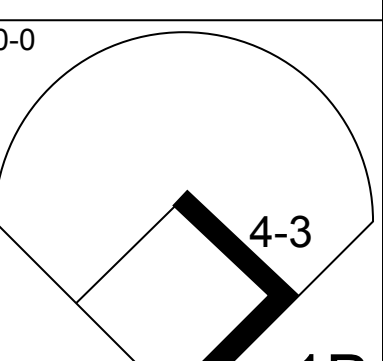
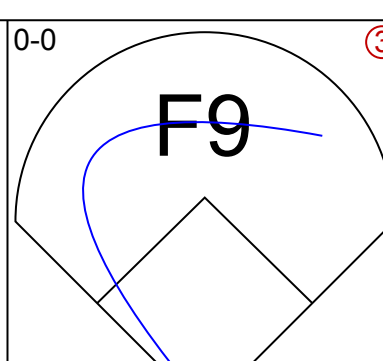
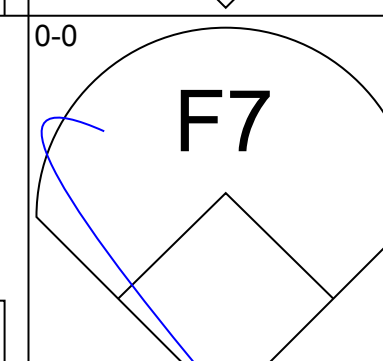
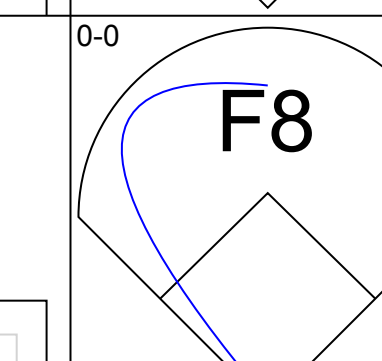
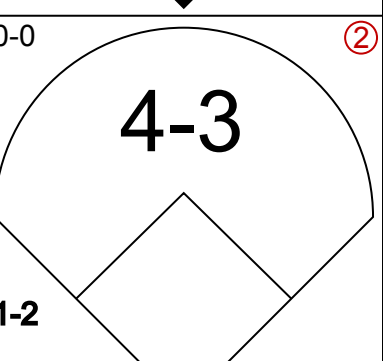
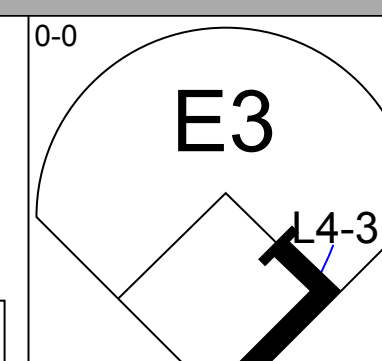

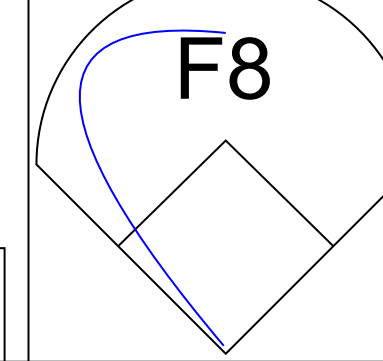
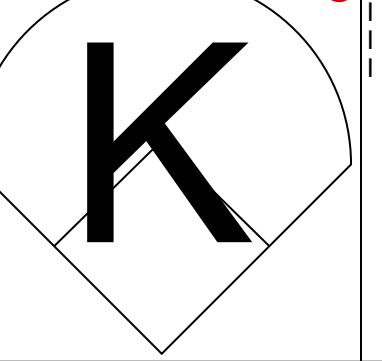
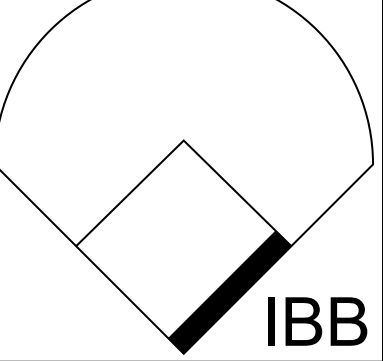
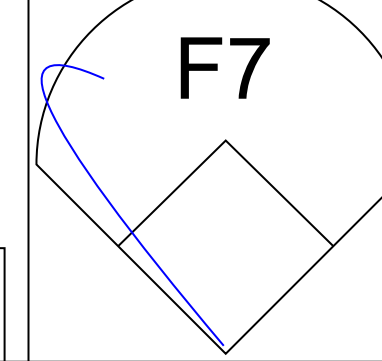
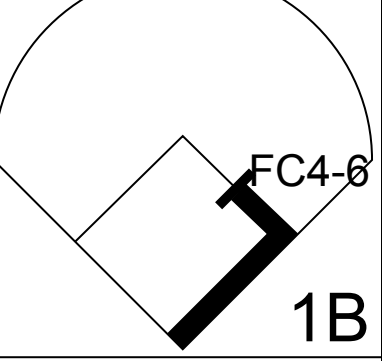
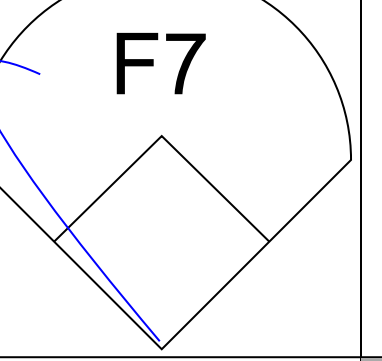
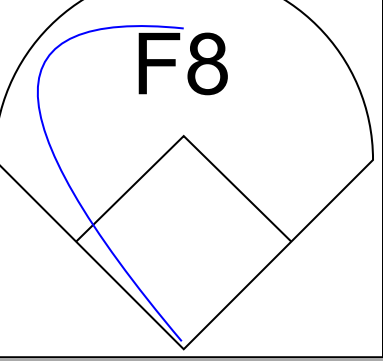
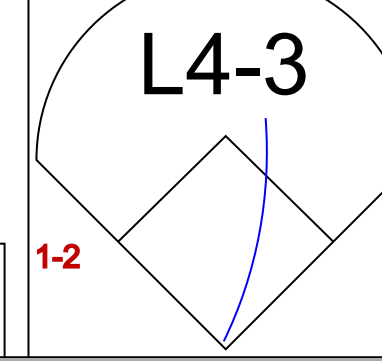
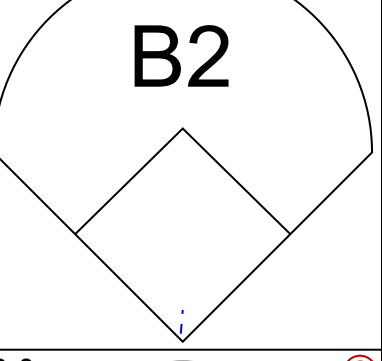
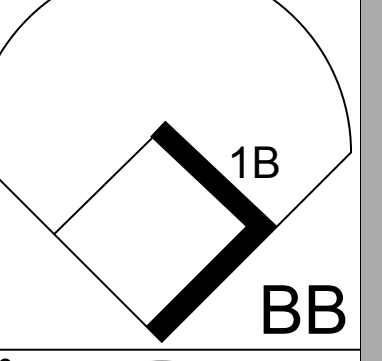
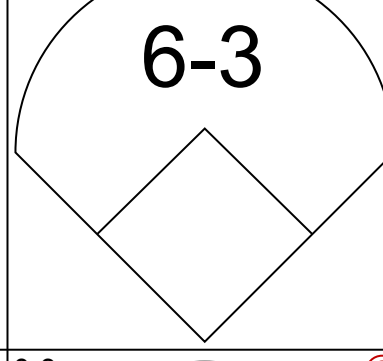
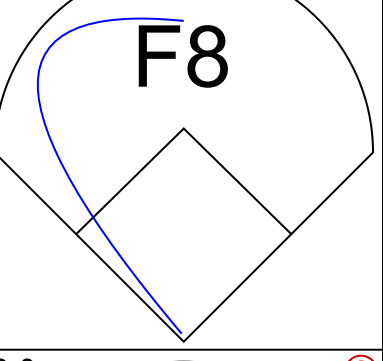
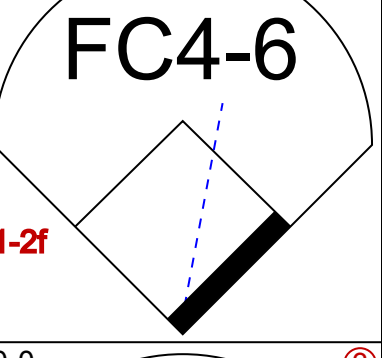
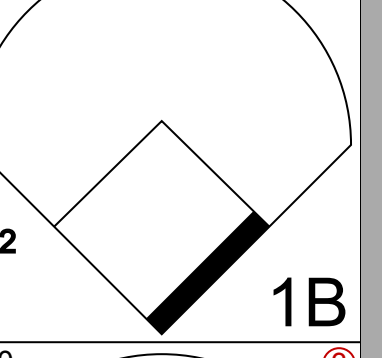
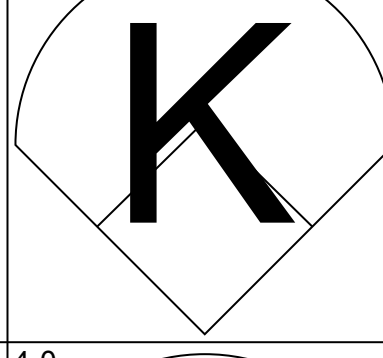
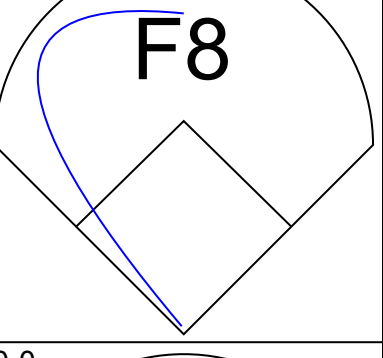
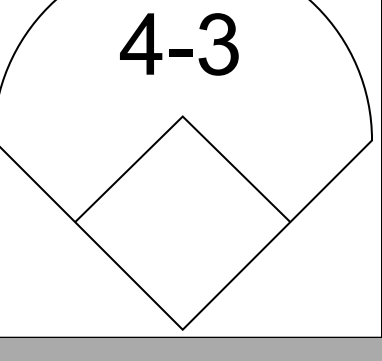
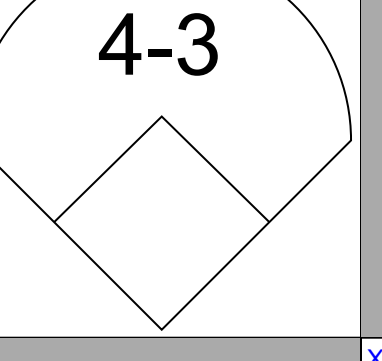
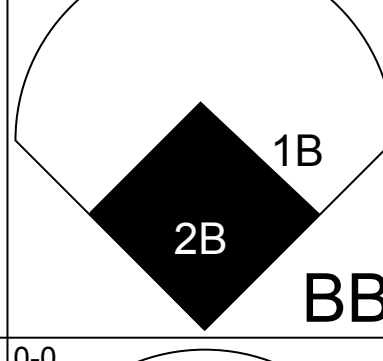
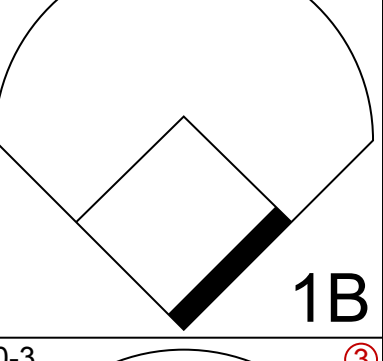
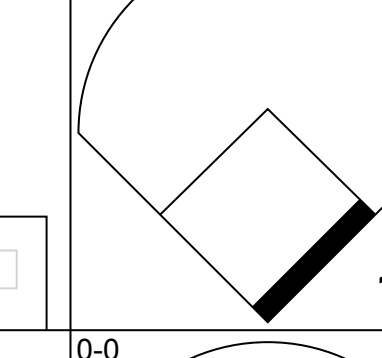
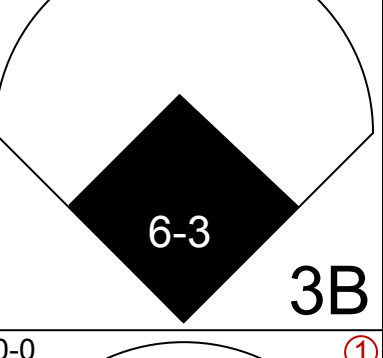
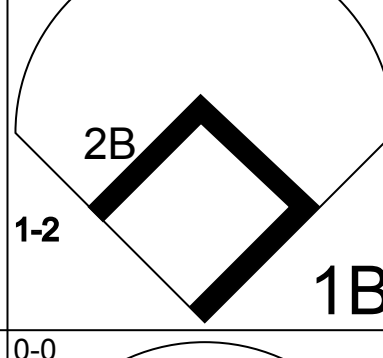
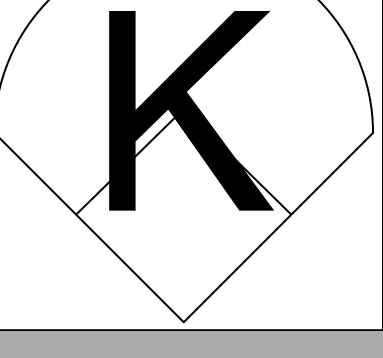
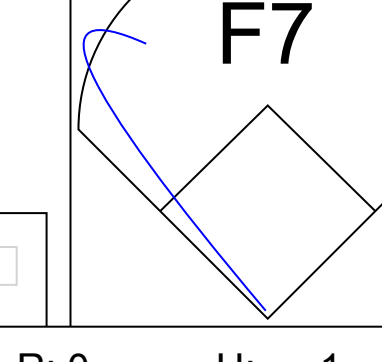
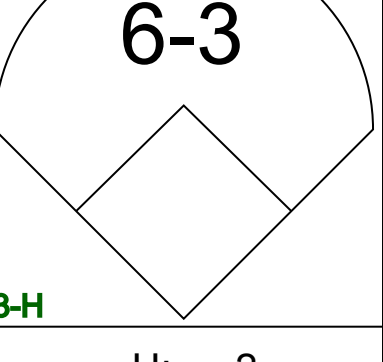
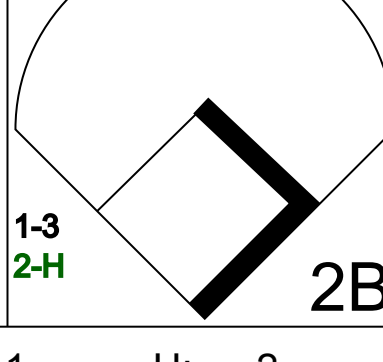
Batter	1	2	3	4	5	6	7	8	9	AB	R	H	RBI	BB	SO	LOB	BOTTOM										
Rick Burleson, R OBP: 0.297, SLG: 0.342 (1, 6)	F9	1B BB E 1B	4-3		G4-6-3 1-2 BB		G6-3 1-2			4	1	1	0	1	0	1	Seattle Mariners @ Boston Red Sox Fenway Park, Boston, MA Tue Aug 29 1978, 7:05 PM EDT Att: 32,393 - Unknown										
Jack Brohamer, L OBP: 0.318, SLG: 0.363 (1, 4)	E3 1B 2B	F9			G4-6-3 1-2 2-3				1B 2B	5	1	1	0	0	0	3											
Jim Rice, R OBP: 0.380, SLG: 0.608 (1, 7)	2B 1-2 2B 1B	K			F8 FC4-6 1B				6-3	5	1	2	1	0	1	2											
Carl Yastrzemski, L OBP: 0.388, SLG: 0.431 (1, 10)	2B 1-3 2H 2B	E BB			G3 FC4-6 1-2				BB 1B	4	1	2	1	1	0	1											
Carlton Fisk, R OBP: 0.379, SLG: 0.513 (1, 2)	E 2H 3H 2B	E5 1B			SH HR BB				5-3 F6	4	2	2	2	1	0	2											
Fred Lynn, L OBP: 0.376, SLG: 0.506 (1, 8)	E BB	IBB			SH HR 1B				G3 FC4 BB	2	1	1	0	3	0	0											
Garry Hancock, L OBP: 0.217, SLG: 0.250 (1, 9)	E1 1-3 2H	F8			SH HR				F9 FC4	4	1	0	0	0	0	7											
George Scott, R OBP: 0.322, SLG: 0.412 (1, 3)	K				F8 1-2 2H 3H HR				F4	4	1	1	4	0	1	2											
Butch Hobson, R OBP: 0.328, SLG: 0.429 Frank Duffy, R OBP: 0.283, SLG: 0.290 (1, 5) (6, 5)	5-3				G4-6-3 1B 1B				G6-3 1B	3	1	1	0	0	0	2											
Inning Stats	R: 4 E: 2 K: 1 S: 10	H: 3 LOB: 2 BB: 1 P: 14	R: 1 E: 1 K: 1 S: 7	H: 2 LOB: 3 BB: 2 P: 15	R: 0 E: 0 K: 0 S: 3	H: 0 LOB: 0 BB: 0 P: 3	R: 0 E: 0 K: 0 S: 3	H: 0 LOB: 0 BB: 0 P: 3	R: 0 E: 0 K: 0 S: 3	H: 1 LOB: 0 BB: 0 P: 3	R: 0 E: 0 K: 0 S: 5	H: 2 LOB: 3 BB: 1 P: 9	R: 0 E: 0 K: 0 S: 5	H: 2 LOB: 3 BB: 1 P: 9	R: 0 E: 0 K: 0 S: 5	H: 2 LOB: 3 BB: 1 P: 9	1B: 8 2B: 3 3B: 0 HR: 1	SF: 0 SAC: 1 DP: 2 HBP: 0	WP: 0 PB: 0 SB: 0 CS: 0	PA: 43							
PITCHER	IP	WLS	BF	H	R	ER	SO	BB	IBB	HBP	BLK	WP	HR	S	P	ERA	WHIP										
Byron McLaughlin, R ERA: 5.2 (1, 1)	1.1	L	11	4	5	3	1	1	0	0	0	0	1	14	26	10.12	1.875										
Glenn Abbott, R ERA: 4.96 (2, 1)	2.2		15	3	4	3	1	2	1	0	0	0	0	15	23	2.25	1.750										
Jim Todd, R ERA: 4.18 (5, 1)	4.0		17	5	1	1	0	2	0	0	0	0	0	15	23	2.25	1.750										



Batter	1	2	3	4	5	6	7	8	9	AB	R	H	RBI	BB	SO	LOB	TOP					
Rick Rosetti, R OBP: 0.310, SLG: 0.359 (1, 8)										4	0	2	0	0	1	0	Toronto Blue Jays @ Boston Red Sox Fenway Park, Boston, MA Wed Aug 30 1978, 7:05 PM EDT Unknown - 81 F					
Bob Bailor, R OBP: 0.305, SLG: 0.331 (1, 5)										4	0	0	0	0	1	2						
Al Woods, L OBP: 0.304, SLG: 0.420 (1, 7)										4	0	0	0	0	0	1						
Willie Horton, R OBP: 0.318, SLG: 0.400 (1, 10)										4	0	0	0	0	2	1						
John Mayberry, L OBP: 0.347, SLG: 0.445 (1, 3)										3	1	1	1	0	1	0						
Otto Velez, R OBP: 0.397, SLG: 0.468 (1, 9)										3	0	0	0	0	3	0						
Alan Ashby, S OBP: 0.350, SLG: 0.464 (1, 2)										3	0	2	0	0	0	0						
Dave McKay, S OBP: 0.267, SLG: 0.351 (1, 4)										3	0	0	0	0	1	2						
Tim Johnson, L OBP: 0.330, SLG: 0.263 (1, 6)										3	0	0	0	0	0	1						
Inning Stats	R: 0 E: 0 K: 1 S: 5	H: 0 LOB: 0 BB: 0 P: 5	R: 1 E: 0 K: 2 S: 8	H: 1 LOB: 0 BB: 0 P: 8	R: 0 E: 0 K: 1 S: 6	H: 1 LOB: 1 BB: 0 P: 6	R: 0 E: 0 K: 1 S: 7	H: 0 LOB: 0 BB: 0 P: 7	R: 0 E: 0 K: 1 S: 5	H: 1 LOB: 0 BB: 0 P: 5	R: 0 E: 0 K: 0 S: 3	H: 0 LOB: 0 BB: 0 P: 3	R: 0 E: 0 K: 0 S: 3	H: 0 LOB: 0 BB: 0 P: 3	R: 0 E: 0 K: 1 S: 6	H: 1 LOB: 1 BB: 0 P: 6	R: 0 E: 0 K: 1 S: 6	H: 1 LOB: 1 BB: 0 P: 6	1B: 4 2B: 0 3B: 0 HR: 1	SF: 0 SAC: 0 DP: 0 HBP: 0	WP: 0 PB: 0 SB: 0 CS: 1	PA: 32
PITCHER Dennis Eckersley, R ERA: 3.12 (1, 1)	IP: 9.0 WLS: W BF: 31 H: 5 R: 1 ER: 1 SO: 9 BB: 0 IBB: 0 HBP: 0 BLK: 0 WP: 0 HR: 1 S: 49 P: 49 ERA: 1.00 WHIP: 0.556																					

AB	31
R	1
H	5
RBI	1
BB	0
SO	9
LOB	7



Batter	1	2	3	4	5	6	7	8	9	AB	R	H	RBI	BB	SO	LOB	BOTTOM					
Rick Burleson, R OBP: 0.296, SLG: 0.342 (1, 6)										4	0	1	0	0	2	3	Toronto Blue Jays @ Boston Red Sox Fenway Park, Boston, MA Wed Aug 30 1978, 7:05 PM EDT Unknown - 81 F					
Jack Brohamer, L OBP: 0.312, SLG: 0.355 (1, 4)										4	0	0	0	0	0	2						
Frank Duffy, R (7, PR) OBP: 0.283, SLG: 0.290 (8, 4)										0	0	0	0	0	0	0						
Jim Rice, R OBP: 0.379, SLG: 0.604 (1, 7)										3	0	0	0	1	1	1						
Carl Yastrzemski, L OBP: 0.387, SLG: 0.429 (1, 10)									4	0	1	0	0	0	3							
Carlton Fisk, R OBP: 0.378, SLG: 0.510 (1, 2)									3	0	0	0	1	0	1							
Fred Lynn, L OBP: 0.377, SLG: 0.503 (1, 8)									4	0	1	0	0	1	1							
Garry Hancock, L OBP: 0.234, SLG: 0.254 (1, 9)									3	1	1	0	1	0	3							
George Scott, R OBP: 0.327, SLG: 0.422 (1, 3)									4	1	3	0	0	1	1							
Butch Hobson, R OBP: 0.328, SLG: 0.431 (1, 5)									3	0	1	2	0	0	1							
Inning Stats	R: 0 E: 0 K: 1 S: 5	H: 0 LOB: 0 BB: 0 P: 5	R: 0 E: 0 K: 0 S: 4	H: 1 LOB: 1 BB: 0 P: 4	R: 0 E: 0 K: 1 S: 6	H: 1 LOB: 1 BB: 0 P: 6	R: 0 E: 0 K: 1 S: 6	H: 1 LOB: 2 BB: 1 P: 10	R: 1 E: 0 K: 0 S: 5	H: 2 LOB: 2 BB: 1 P: 9	R: 1 E: 0 K: 1 S: 7	H: 2 LOB: 2 BB: 1 P: 11	R: 0 E: 1 K: 0 S: 3	H: 0 LOB: 1 BB: 0 P: 3	R: 0 E: 0 K: 1 S: 6	H: 1 LOB: 1 BB: 0 P: 6	R: 0 E: 0 K: 1 S: 6	H: 1 LOB: 1 BB: 0 P: 6	1B: 6 2B: 2 3B: 1 HR: 0	SF: 0 SAC: 0 DP: 1 HBP: 0	WP: 0 PB: 0 SB: 0 CS: 0	PA: 35
PITCHER Don Kirkwood, R ERA: 3.71 (1, 1)	IP: 8.0 WLS: L BF: 35 H: 8 R: 2 ER: 2 SO: 5 BB: 2 IBB: 1 HBP: 0 BLK: 0 WP: 0 HR: 0 S: 42 P: 54 ERA: 2.25 WHIP: 1.250																					



Batter	1	2	3	4	5	6	7	8	9	AB	R	H	RBI	BB	SO	LOB	TOP								
Rick Rosetti, R OBP: 0.311, SLG: 0.359 (1, 8)	0-0 4-3		0-3 K		0-0 1B		0-0 FC4-6 1B	0-0 5-3		5	1	2	0	0	1	2	Toronto Blue Jays @ Boston Red Sox Fenway Park, Boston, MA Wed Aug 30 1978, 7:05 PM EDT Att: 32,825 - Unknown								
Bob Bailor, R OBP: 0.313, SLG: 0.337 (1, 5)	0-0 BB 1B		0-0 4-3		0-0 WP 4-3 1B		0-0 FC4-6 SF7 1B	0-0 2B		5	1	4	2	0	0	0									
Otto Velez, R OBP: 0.397, SLG: 0.463 (1, 9)	4-0 1-2 BB			0-0 F3	0-0 4-3		0-0 FC4-6 1B	0-0 4-3		4	0	1	1	1	0	2									
Willie Horton, R OBP: 0.316, SLG: 0.395 (1, 10)	0-0 G3			4-0 FC5 1B E BB	0-0 6-3		0-0 FC4-6 FC1-6 1B	0-3 K		4	1	0	1	1	1	4									
Doug Ault, R OBP: 0.340, SLG: 0.300 (1, 3)		0-0 F8		0-0 1B E G3 1B		0-0 6-3	0-0 SF7	0-0 1B		3	1	1	0	0	0	0									
John Mayberry, L OBP: 0.348, SLG: 0.446 (7, PH)				1-2 G3 1B						1	0	1	1	0	0	0									
Willie Upshaw, L OBP: 0.299, SLG: 0.316 (9, PR)				0-0 FC5 G3 1B		0-0 4-3	0-0 FC1-6	0-0 F8		0	0	0	0	0	0	0									
Dave McKay, S OBP: 0.286, SLG: 0.352 (1, 4)				0-0 2B		0-0 4-3	0-0 FC1-6	0-0 F8		5	0	1	0	0	0	3									
Rick Cerone, R OBP: 0.297, SLG: 0.300 (1, 2)		0-0 5-3		0-0 G3 1B		0-0 4-0 PB BB		0-0 E5 FC1-6 1B	0-0 1B	4	0	2	0	1	0	1									
Al Woods, L OBP: 0.301, SLG: 0.413 (1, 7)		0-3 K		0-0 G3		0-0 F7		0-0 5-3 FC1-6 2B 1B	0-0 F2	5	1	1	1	0	1	6									
Luis Gomez, R OBP: 0.290, SLG: 0.262 (1, 6)			0-0 6-3	0-3 K			4-0 1B 1B BB	0-0 FC1-6 5-3 2B		3	2	0	0	1	1	4									
Inning Stats	R: 0 E: 0 K: 0 S: 3	H: 1 LOB: 1 BB: 1 P: 7	R: 0 E: 0 K: 1 S: 6	H: 1 LOB: 1 BB: 0 P: 6	R: 0 E: 0 K: 1 S: 5	H: 0 LOB: 0 BB: 0 P: 5	R: 2 E: 1 K: 1 S: 8	H: 2 LOB: 2 BB: 1 P: 12	R: 0 E: 0 K: 0 S: 4	H: 0 LOB: 1 BB: 1 P: 7	R: 3 E: 0 K: 0 S: 6	H: 3 LOB: 1 BB: 1 P: 10	R: 2 E: 1 K: 0 S: 6	H: 2 LOB: 1 BB: 0 P: 6	R: 0 E: 0 K: 1 S: 7	H: 2 LOB: 2 BB: 0 P: 7	1B: 11 2B: 2 3B: 0 HR: 0	SF: 1 SAC: 0 DP: 0 HBP: 0	WP: 1 PB: 1 SB: 0 CS: 0	PA: 44					
PITCHER	IP	WLS	BF	H	R	ER	SO	BB	IBB	HBP	BLK	WP	HR	S	P	ERA	WHIP								
Andy Hassler, L ERA: 3.97 (1, 1)	5.0		22	6	2	1	3	2	0	0	0	1	0	26	34	1.80	1.600								
Bob Stanley, R ERA: 2.95 (6, 1)	3.2	L	21	7	5	3	1	2	0	0	0	0	0	21	29	7.36	2.455								
Tom Burgmeier, L ERA: 4.04 (9, 1)	0.1		1	0	0	0	0	0	0	0	0	0	0	1	1	0.00	0.000								

Batter	1	2	3	4	5	6	7	8	9	AB	R	H	RBI	BB	SO	LOB	BOTTOM								
Rick Burleson, R OBP: 0.297, SLG: 0.341 (1, 6)	4-0 FC5-4 BB		0-0 F3		0-0 F4	0-0 F8		0-0 1B		4	0	1	0	1	0	2	Toronto Blue Jays @ Boston Red Sox Fenway Park, Boston, MA Wed Aug 30 1978, 7:05 PM EDT Att: 32,825 - Unknown								
Fred Lynn, L OBP: 0.375, SLG: 0.500 (1, 8)	0-0 FC5-4 1-2		0-3 K		0-0 HR 1B	0-0 4-3		0-3 K		5	1	1	0	0	2	5									
Jim Rice, R OBP: 0.381, SLG: 0.617 (1, 9)	0-0 L7			0-0 1B 2B	0-0 1H HR		0-0 HR		0-0 F9	5	3	3	3	0	0	1									
Carl Yastrzemski, L OBP: 0.385, SLG: 0.425 (1, 7)	0-0 G3			0-0 L9	4-0 E BB		0-0 F8		0-0 4-3	4	0	0	0	1	0	2									
George Scott, R OBP: 0.328, SLG: 0.422 (1, 3)		0-0 6-3		0-0 BB 1B 1B	0-0 E5		0-3 K		0-0 E	5	1	2	1	0	1	1									
Jerry Remy, L OBP: 0.313, SLG: 0.350 (9, PR)				2H 1B 1B	1-2				0-0 E 1B	0	0	0	0	0	0	0									
Butch Hobson, R OBP: 0.327, SLG: 0.426 (1, 5)		4-0 G5-4-3 BB		0-0 F8	0-0 F8		0-3 K		0-0 E6	4	0	0	0	1	1	4									
Bob Bailey, R OBP: 0.393 (1, 10)				0-0 F8	0-0 F8				1-2																
Garry Hancock, L OBP: 0.227, SLG: 0.246 (6, PH)		0-0 G5-4-3 1-2		4-0 1B 1B BB	0-3 K			0-3 K2-3	0-3 K	2	1	0	0	1	1	3									
Bob Montgomery, R OBP: 0.276, SLG: 0.357 (1, 2)				0-0 K	0-0 1B 1B					2	0	0	0	0	2	2									
Carlton Fisk, R OBP: 0.377, SLG: 0.509 (8, 2)				0-0 K	0-0 1B 1B		0-0 SH5-3 2B		0-0 F8	3	0	2	1	0	1	0									
Frank Duffy, R OBP: 0.304, SLG: 0.305 (1, 4)				0-0 1B	0-0 1B		0-0 SH5-3		1-0 1B	2	0	2	1	0	0	0									
Inning Stats	R: 0 E: 0 K: 0 S: 3	H: 0 LOB: 1 BB: 1 P: 7	R: 0 E: 0 K: 0 S: 2	H: 0 LOB: 0 BB: 1 P: 6	R: 0 E: 0 K: 2 S: 8	H: 1 LOB: 1 BB: 0 P: 8	R: 3 E: 0 K: 0 S: 6	H: 4 LOB: 2 BB: 1 P: 10	R: 2 E: 1 K: 1 S: 8	H: 2 LOB: 2 BB: 1 P: 12	R: 0 E: 0 K: 0 S: 4	H: 1 LOB: 1 BB: 0 P: 4	R: 1 E: 0 K: 2 S: 8	H: 1 LOB: 0 BB: 0 P: 8	R: 0 E: 0 K: 2 S: 8	H: 1 LOB: 2 BB: 0 P: 9	R: 0 E: 1 K: 1 S: 7	H: 1 LOB: 2 BB: 0 P: 7	1B: 7 2B: 2 3B: 0 HR: 2	SF: 0 SAC: 1 DP: 1 HBP: 1	WP: 0 PB: 0 SB: 0 CS: 0	PA: 43			
PITCHER	IP	WLS	BF	H	R	ER	SO	BB	IBB	HBP	BLK	WP	HR	S	P	ERA	WHIP								
Jerry Garvin, L ERA: 5.94 (1, 1)	6.0		30	9	6	6	3	4	0	0	0	0	0	22	48	9.00	2.167								
Victor Cruz, R ERA: 0.91 (7, 1)	3.0	W	13	2	0	0	5	0	0	1	0	0	0	22	23	0.00	0.667								

AB	39
R	7
H	13
RBI	6
BB	4
SO	4
LOB	22



Batter	1	2	3	4	5	6	7	8	9	AB	R	H	RBI	BB	SO	LOB	TOP					
Dell Alton, L OBP: 0.264, SLG: 0.248 Glenn Burke, R OBP: 0.253, SLG: 0.271	F5		F8				FC2-5 BB 1B		4-3	4	0	1	0	0	0	2						
Dave Revere, L OBP: 0.399, SLG: 0.415				K		SF4-1-2 1B			3-1	3	1	1	1	1	1	0						
Rico Carty, R OBP: 0.353, SLG: 0.525	F7			1B BB 1B					6-3	5	1	3	2	0	0	1						
Mitchell Page, L OBP: 0.361, SLG: 0.460 Tony Armas, R OBP: 0.292, SLG: 0.274	F9			F9			F9			4	0	1	1	0	0	2						
Bruce Robinson, L OBP: 0.350, SLG: 0.368 Jim Essian, R OBP: 0.332, SLG: 0.303		K					K		PO	2	0	0	0	1	2	0						
Mario Guerrero, R OBP: 0.312, SLG: 0.362									HR	3	0	3	0	1	0	0						
Wayne Gross, L OBP: 0.310, SLG: 0.326					G3					4	0	0	0	0	2	6						
Joe Wallis, S OBP: 0.332, SLG: 0.412									F8	4	0	1	0	0	1	1						
Miguel Dilone, S OBP: 0.303, SLG: 0.274	CS		K				FC2-5 SH 1B			0	0	0	0	0	0	0						
Mike Edwards, R OBP: 0.301, SLG: 0.328			F7				SH BB FC2-5 1B		FC6-4	3	2	1	0	0	0	1						
Inning Stats	R: 0 E: 0 K: 0 S: 4	H: 1 LOB: 1 BB: 0 P: 4	R: 0 E: 0 K: 2 S: 6	H: 0 LOB: 0 BB: 1 P: 10	R: 0 E: 0 K: 1 S: 5	H: 0 LOB: 0 BB: 0 P: 5	R: 0 E: 0 K: 1 S: 7	H: 2 LOB: 3 BB: 1 P: 11	R: 1 E: 0 K: 0 S: 4	H: 2 LOB: 0 BB: 0 P: 4	R: 1 E: 0 K: 1 S: 7	H: 2 LOB: 1 BB: 0 P: 7	R: 2 E: 1 K: 0 S: 5	H: 3 LOB: 1 BB: 1 P: 9	R: 1 E: 0 K: 1 S: 7	H: 2 LOB: 1 BB: 0 P: 7	R: 0 E: 0 K: 0 S: 3	H: 0 LOB: 0 BB: 0 P: 3	1B: 10 2B: 1 3B: 0 HR: 2	SF: 1 SAC: 1 DP: 1 HBP: 0	WP: 0 PB: 0 SB: 0 CS: 1	PA: 41
PITCHER	IP	WLS	BF	H	R	ER	SO	BB	IBB	HBP	BLK	WP	HR	S	P	ERA	WHIP					
Luis Tiant, R ERA: 3.36	5.0	L	21	6	2	2	4	2	0	0	0	0	1	27	35	3.60	1.600					
Tom Burgmeier, L ERA: 4.11	1.1		2	2	2	1	1	1	0	0	0	0	0	9	13	6.75	2.250					
Dick Drago, R ERA: 3.41	0.1		2	2	0	0	0	0	0	0	0	0	0	2	2	0.00	6.000					
Bill Lee, L ERA: 3.6	2.1		8	2	1	1	1	0	0	0	0	0	1	10	10	3.86	0.857					

Oakland Athletics @ Boston Red Sox
Fenway Park, Boston, MA
Fri Sep 01 1978, 7:05 PM EDT
Att: 30,156 - Unknown - 70 F

AB 34
R 5
H 12
RBI 5
BB 3
SO 6
LOB 13



Batter	1	2	3	4	5	6	7	8	9	AB	R	H	RBI	BB	SO	LOB	BOTTOM					
Rick Burleson, R OBP: 0.298, SLG: 0.341	E6 BB E FC4-6						F4			5	1	2	0	0	0	1						
Jack Brohamer, L OBP: 0.395, SLG: 0.348	FC3 FC4-6 BB	F8					F9		F7	4	0	0	0	1	0	3						
Jim Rice, R OBP: 0.382, SLG: 0.615										2	0	0	0	2	0	0						
Carl Yastrzemski, L OBP: 0.382, SLG: 0.421	FC4-6 BB		F8							4	0	0	1	0	0	5						
Carlton Fisk, R OBP: 0.378, SLG: 0.509	F6									4	0	2	0	0	1	2						
Fred Lynn, L OBP: 0.376, SLG: 0.501										3	0	1	0	1	0	2						
Garry Hancock, L OBP: 0.214, SLG: 0.232	1-3									4	0	0	0	0	1	5						
George Scott, R OBP: 0.327, SLG: 0.423			F8							4	0	1	0	0	1	1						
Butch Hobson, R OBP: 0.324, SLG: 0.422		K								4	0	0	0	0	2	2						
Inning Stats	R: 1 E: 2 K: 0 S: 5	H: 0 LOB: 3 BB: 2 P: 13	R: 0 E: 0 K: 1 S: 6	H: 1 LOB: 1 BB: 0 P: 6	R: 0 E: 0 K: 1 S: 5	H: 0 LOB: 0 BB: 0 P: 5	R: 0 E: 0 K: 0 S: 4	H: 1 LOB: 1 BB: 0 P: 4	R: 0 E: 0 K: 0 S: 3	H: 0 LOB: 0 BB: 0 P: 3	R: 0 E: 0 K: 1 S: 6	H: 1 LOB: 3 BB: 2 P: 6	R: 0 E: 0 K: 0 S: 4	H: 1 LOB: 3 BB: 2 P: 12	R: 0 E: 0 K: 0 S: 3	H: 1 LOB: 1 BB: 0 P: 3	R: 0 E: 0 K: 2 S: 8	H: 1 LOB: 1 BB: 0 P: 8	1B: 4 2B: 2 3B: 0 HR: 0	SF: 0 SAC: 0 DP: 1 HBP: 0	WP: 1 PB: 1 SB: 0 CS: 0	PA: 38
PITCHER	IP	WLS	BF	H	R	ER	SO	BB	IBB	HBP	BLK	WP	HR	S	P	ERA	WHIP					
Matt Keough, R ERA: 2.95	6.2	W	30	4	1	0	3	4	0	0	1	0	32	48	0.00	1.200						
Bob Lacey, L ERA: 3.02	0.1		1	0	0	0	0	0	0	0	0	0	0	1	1	0.00	0.000					
Dave Heaverlo, R ERA: 3.17	2.0		7	2	0	0	2	0	0	0	0	0	0	11	11	0.00	1.000					

Oakland Athletics @ Boston Red Sox
Fenway Park, Boston, MA
Fri Sep 01 1978, 7:05 PM EDT
Att: 30,156 - Unknown - 70 F

AB 34
R 1
H 6
RBI 1
BB 4
SO 5
LOB 21



Batter	1	2	3	4	5	6	7	8	9	AB	R	H	RBI	BB	SO	LOB	TOP					
Dell Alton, L OBP: 0.255, SLG: 0.239 (1, 9)	F9	F7			4-3		F8		F6	5	0	0	0	0	0	3						
Dave Revering, L OBP: 0.398, SLG: 0.415 Darrell Woodard, R (7, PR)	G3		F2		4-3					4	0	1	1	0	0	0						
Jeff Newman, R OBP: 0.293, SLG: 0.355 Miguel Dilone, S OBP: 0.303, SLG: 0.274 Wayne Gross, L OBP: 0.310, SLG: 0.326 (9, PR)							1B		2B	1	0	1	0	0	0	0						
Rico Carty, R OBP: 0.356, SLG: 0.524 (1, 10)	1B		K		5-3		1B		1B	3	1	1	0	2	1	0						
Mitchell Page, L OBP: 0.362, SLG: 0.460 Jim Essian, R OBP: 0.331, SLG: 0.302 (7, 2)	1B		4-3				4-3		G5-4-3	4	1	2	1	0	0	0						
Bruce Robinson, L OBP: 0.386, SLG: 0.390 Tony Armas, R OBP: 0.252, SLG: 0.274 (7, 8)	4-3				FC1-5		1B			0	0	0	0	0	0	0						
Mario Guerrero, R OBP: 0.311, SLG: 0.361 (1, 6)		6-3			FC1-5		F8		L9	4	0	1	0	0	0	3						
Taylor Duncan, R OBP: 0.292, SLG: 0.345 (1, 5)		F9			FC1-5		K		K	4	0	0	0	0	2	3						
Joe Wallis, S OBP: 0.334, SLG: 0.415 (7, 7)					F6				F8	3	0	1	0	1	0	2						
Mike Edwards, R OBP: 0.303, SLG: 0.330 (1, 4)					1B				F4	4	1	2	0	0	0	1						
Inning Stats	R: 0 E: 0 K: 0 S: 5	H: 2 LOB: 2 BB: 0 P: 5	R: 0 E: 0 K: 0 S: 4	H: 1 LOB: 2 BB: 1 P: 8	R: 0 E: 0 K: 1 S: 5	H: 0 LOB: 0 BB: 0 P: 5	R: 0 E: 0 K: 0 S: 4	H: 2 LOB: 2 BB: 1 P: 8	R: 0 E: 0 K: 0 S: 3	H: 0 LOB: 0 BB: 0 P: 3	R: 0 E: 0 K: 1 S: 6	H: 1 LOB: 1 BB: 0 P: 6	R: 4 E: 1 K: 0 S: 7	H: 4 LOB: 2 BB: 1 P: 11	R: 0 E: 0 K: 1 S: 5	H: 0 LOB: 0 BB: 0 P: 5	R: 0 E: 0 K: 0 S: 3	H: 1 LOB: 1 BB: 1 P: 7	1B: 8 2B: 3 3B: 0 HR: 0	SF: 0 SAC: 0 DP: 1 HBP: 0	WP: 0 PB: 0 SB: 1 CS: 0	PA: 40
PITCHER Mike Torrez, R ERA: 4.0 (1, 1)	IP: 9.0 WLS: L BF: 40 H: 11 R: 4 ER: 3 SO: 3 BB: 3 IBB: 1 HBP: 0 BLK: 0 WP: 0 HR: 0 S: 42 P: 58 ERA: 3.00 WHIP: 1.556																					

Oakland Athletics @ Boston Red Sox
Fenway Park, Boston, MA
Sat Sep 02 1978, 7:05 PM EDT
Att: 33,051 - Unknown - 76 F

AB	36
R	4
H	11
RBI	4
BB	4
SO	3
LOB	16



Batter	1	2	3	4	5	6	7	8	9	AB	R	H	RBI	BB	SO	LOB	BOTTOM					
Rick Burleson, R OBP: 0.297, SLG: 0.339 (1, 6)	4-3		6-3			BB	F9		FC4-6	4	0	0	0	0	0	3						
Jack Brohamer, L OBP: 0.302, SLG: 0.339 (1, 4)	F8				K	HBP	F8		4-1	5	0	0	0	0	1	5						
Jim Rice, R OBP: 0.386, SLG: 0.617 (1, 9)					CS	1B				3	1	3	0	1	0	0						
Carl Yastrzemski, L OBP: 0.379, SLG: 0.417 (1, 7)	L8				F8		F6		F9	4	0	0	0	0	0	6						
Carlton Fisk, R OBP: 0.375, SLG: 0.504 (1, 2)			5-3				F7		F3	4	1	0	0	0	0	1						
Fred Lynn, L OBP: 0.377, SLG: 0.502 (1, 8)		P7					L9			3	1	1	0	1	0	0						
George Scott, R OBP: 0.326, SLG: 0.421 (1, 3)					F9				FC6-4	4	0	1	2	0	1	1						
Butch Hobson, R OBP: 0.323, SLG: 0.421 (1, 5)					K					4	0	1	0	0	2	1						
Bob Bailey, R OBP: 0.340, SLG: 0.384 Jerry Remy, L OBP: 0.313, SLG: 0.350 Dwight Evans, R OBP: 0.345, SLG: 0.473 Garry Hancock, L OBP: 0.214, SLG: 0.232 (9, PR)					K					2	0	0	0	0	1	1						
Inning Stats	R: 0 E: 0 K: 0 S: 4	H: 1 LOB: 1 BB: 0 P: 4	R: 0 E: 0 K: 1 S: 5	H: 0 LOB: 0 BB: 0 P: 5	R: 0 E: 0 K: 2 S: 7	H: 0 LOB: 0 BB: 0 P: 7	R: 0 E: 0 K: 1 S: 5	H: 1 LOB: 0 BB: 0 P: 5	R: 0 E: 0 K: 0 S: 3	H: 0 LOB: 0 BB: 0 P: 3	R: 0 E: 0 K: 0 S: 4	H: 1 LOB: 3 BB: 1 P: 9	R: 2 E: 1 K: 0 S: 6	H: 2 LOB: 2 BB: 0 P: 7	R: 1 E: 0 K: 0 S: 4	H: 1 LOB: 1 BB: 1 P: 8	R: 0 E: 0 K: 1 S: 6	H: 1 LOB: 1 BB: 0 P: 6	1B: 6 2B: 1 3B: 0 HR: 0	SF: 0 SAC: 0 DP: 0 HBP: 2	WP: 1 PB: 1 SB: 0 CS: 1	PA: 38
PITCHER Rick Langford, R ERA: 3.01 Elias Sosa, R ERA: 2.5 Dave Heaverlo, R ERA: 3.13 (8, 1)	IP: 6.0 WLS: W BF: 24 H: 4 R: 2 ER: 1 SO: 4 BB: 1 IBB: 0 HBP: 1 BLK: 0 WP: 1 HR: 0 S: 30 P: 35 ERA: 1.50 WHIP: 0.833																					

Oakland Athletics @ Boston Red Sox
Fenway Park, Boston, MA
Sat Sep 02 1978, 7:05 PM EDT
Att: 33,051 - Unknown - 76 F

AB	34
R	3
H	7
RBI	2
BB	2
SO	5
LOB	18



Batter	1	2	3	4	5	6	7	8	9	AB	R	H	RBI	BB	SO	LOB	TOP					
Dell Alton, L OBP: 0.250, SLG: 0.234 Jeff Newman, R OBP: 0.292, SLG: 0.353 Tony Armas, R OBP: 0.291, SLG: 0.273	F9	F6		6-3		G4-6-3			5-3	3	0	0	0	0	0	2						
Dave Revere, L OBP: 0.307, SLG: 0.413	HR		E3	K			3-1		F9	5	1	1	0	0	1	1						
Rico Carty, R OBP: 0.354, SLG: 0.527	HR		FC6-4	F2			5-3		5-3	5	2	1	2	0	0	2						
Mitchell Page, L OBP: 0.363, SLG: 0.463	K			2B		L4				4	1	2	0	0	1	0						
Bruce Robinson, L OBP: 0.375, SLG: 0.400	F9			2B		G3			4-3	4	1	1	2	0	0	1						
Mario Guerrero, R OBP: 0.309, SLG: 0.358		F9	6-3			1-3			6-3	4	0	0	0	0	0	1						
Taylor Duncan, R OBP: 0.298, SLG: 0.352		2B		2B		F9			5-3	3	1	2	0	1	0	0						
Joe Wallis, S OBP: 0.337, SLG: 0.423						F9			G3	4	0	2	1	0	0	1						
Mike Edwards, R OBP: 0.305, SLG: 0.331										4	0	2	1	0	1	4						
Inning Stats	R: 2 E: 0 K: 1 S: 7	H: 2 LOB: 0 BB: 0 P: 7	R: 0 E: 0 K: 1 S: 7	H: 2 LOB: 2 BB: 0 P: 7	R: 3 E: 1 K: 0 S: 7	H: 3 LOB: 2 BB: 1 P: 11	R: 0 E: 0 K: 1 S: 5	H: 0 LOB: 0 BB: 0 P: 5	R: 0 E: 0 K: 0 S: 3	H: 0 LOB: 0 BB: 0 P: 3	R: 0 E: 0 K: 0 S: 4	H: 2 LOB: 0 BB: 0 P: 4	R: 0 E: 0 K: 0 S: 4	H: 1 LOB: 1 BB: 0 P: 4	R: 0 E: 0 K: 0 S: 3	H: 0 LOB: 0 BB: 0 P: 3	R: 0 E: 0 K: 0 S: 4	H: 1 LOB: 1 BB: 0 P: 4	1B: 5 2B: 5 3B: 0 HR: 1	SF: 0 SAC: 0 DP: 1 HBP: 0	WP: 0 PB: 0 SB: 1 CS: 0	PA: 39
PITCHER	IP	WLS	BF	H	R	ER	SO	BB	IBB	HBP	BLK	WP	HR	S	P	ERA	WHIP					
Jim Wright, R ERA: 3.12	(1, 1)	2.1		6	5	3	2	0	0	0	0	0	1	18	18	11.57	2.571					
Bob Stanley, R ERA: 2.76	(3, 1)	6.2	W	25	5	1	1	1	1	0	0	0	0	26	30	1.35	0.900					

Oakland Athletics @ Boston Red Sox
Fenway Park, Boston, MA
Sun Sep 03 1978, 3:33 AM EDT
Att: 29,029 - Unknown - 86 F

AB	38
R	6
H	11
RBI	6
BB	1
SO	3
LOB	14



Batter	1	2	3	4	5	6	7	8	9	AB	R	H	RBI	BB	SO	LOB	BOTTOM				
Rick Burleson, R OBP: 0.298, SLG: 0.339	5-3	2B		F9		F7		F7		5	2	2	0	0	0	1					
Fred Lynn, L OBP: 0.381, SLG: 0.506	5-3			HR				1B		3	2	2	2	2	0	1					
Jim Rice, R OBP: 0.387, SLG: 0.622	1B	6-3		HR		F6		1B		5	3	3	4	0	0	2					
Carl Yastrzemski, L OBP: 0.379, SLG: 0.417	1-3	F5		F9		K		1B		5	2	2	0	0	1	2					
Carlton Fisk, R OBP: 0.379, SLG: 0.505	BLK		5-3					E6		3	0	2	3	2	1	0					
George Scott, R OBP: 0.322, SLG: 0.414	1-3			F9		4-3		F4		5	0	0	0	0	1	5					
Dwight Evans, R OBP: 0.344, SLG: 0.475 Garry Hancock, L OBP: 0.214, SLG: 0.232	6-3		5-3		F2					4	0	1	0	0	0	2					
Butch Hobson, R OBP: 0.320, SLG: 0.416		L9		K		K		K		4	0	0	0	0	3	2					
Jack Brohamer, L OBP: 0.306, SLG: 0.338				1B		P7		K		3	2	1	0	1	1	0					
Inning Stats	R: 3 E: 0 K: 0 S: 7	H: 4 LOB: 1 BB: 0 P: 7	R: 2 E: 0 K: 0 S: 6	H: 3 LOB: 1 BB: 0 P: 6	R: 0 E: 0 K: 2 S: 7	H: 0 LOB: 1 BB: 1 P: 11	R: 3 E: 0 K: 0 S: 5	H: 2 LOB: 1 BB: 2 P: 13	R: 0 E: 0 K: 1 S: 5	H: 0 LOB: 0 BB: 0 P: 5	R: 0 E: 0 K: 1 S: 5	H: 0 LOB: 1 BB: 1 P: 9	R: 0 E: 0 K: 2 S: 8	H: 1 LOB: 1 BB: 0 P: 8	R: 3 E: 1 K: 1 S: 8	H: 3 LOB: 1 BB: 1 P: 12	1B: 10 2B: 1 3B: 1 HR: 1	SF: 0 SAC: 0 DP: 0 HBP: 0	WP: 0 PB: 0 SB: 0 CS: 0	PA: 42	
PITCHER	IP	WLS	BF	H	R	ER	SO	BB	IBB	HBP	BLK	WP	HR	S	P	ERA	WHIP				
Steve Renko, R ERA: 4.09	(1, 1)	1.1		6	5	5	0	0	0	0	0	0	1	38	58	7.11	1.579				
Pete Broberg, R ERA: 4.5	(2, 1)	6.1	L	29	5	5	7	5	0	0	0	0	0	1	1	∞	∞				
Bob Lacey, L ERA: 3.02	(8, 1)	0.0		1	0	0	0	0	0	0	0	0	0	1	1	∞	∞				
Elias Sosa, R ERA: 2.59	(8, 1)	0.1		2	1	1	0	0	0	0	0	0	0	2	2	0.00	3.000				

Oakland Athletics @ Boston Red Sox
Fenway Park, Boston, MA
Sun Sep 03 1978, 3:33 AM EDT
Att: 29,029 - Unknown - 86 F

AB	37
R	11
H	13
RBI	9
BB	5
SO	7
LOB	15



Batter	1	2	3	4	5	6	7	8	9	AB	R	H	RBI	BB	SO	LOB	TOP
Rick Burleson, R OBP: 0.298, SLG: 0.339 (1, 6)										4	1	1	0	0	1	1	Boston Red Sox @ Baltimore Orioles Memorial Stadium, Baltimore, MD Mon Sep 04 1978, 7:05 PM EDT Unknown
Fred Lynn, L OBP: 0.380, SLG: 0.506 (1, 8)										4	1	1	0	0	0	0	
Jim Rice, R OBP: 0.387, SLG: 0.625 (1, 7)										4	1	1	3	0	0	0	
Carl Yastrzemski, L OBP: 0.378, SLG: 0.415 (1, 10)										4	0	1	0	0	0	0	
Carlton Fisk, R OBP: 0.378, SLG: 0.503 (1, 2)										4	0	1	0	0	0	0	
Dwight Evans, R OBP: 0.342, SLG: 0.472 (1, 9)										3	0	0	0	0	2	0	
George Scott, R OBP: 0.319, SLG: 0.411 (1, 3)										3	0	0	0	0	0	0	
Butch Hobson, R OBP: 0.318, SLG: 0.413 (1, 5)										3	0	0	0	1	1	0	
Frank Duffy, R OBP: 0.305, SLG: 0.306 (1, 4)										3	0	1	0	0	0	0	
Inning Stats	R: 3 E: 0 K: 0 S: 6	H: 3 LOB: 0 BB: 0 P: 6	R: 0 E: 0 K: 1 S: 5	H: 0 LOB: 0 BB: 0 P: 5	R: 0 E: 0 K: 1 S: 3	H: 0 LOB: 0 BB: 0 P: 3	R: 0 E: 0 K: 1 S: 5	H: 0 LOB: 0 BB: 0 P: 5	R: 0 E: 0 K: 1 S: 5	H: 1 LOB: 1 BB: 0 P: 4	R: 0 E: 0 K: 0 S: 4	H: 2 LOB: 1 BB: 0 P: 4	1B: 4 2B: 1 3B: 0 HR: 1	SF: 0 SAC: 0 DP: 0 HBP: 0	WP: 0 PB: 0 SB: 0 CS: 0	PA: 33	
PITCHER	IP	WLS	BF	H	R	ER	SO	BB	IBB	HBP	BLK	WP	HR	S	P	ERA	WHIP
Scott McGregor, L ERA: 3.47 (1, 1)	8.2	W	32	6	3	3	4	0	0	0	0	0	1	40	40	3.12	0.692
Don Stanhouse, R ERA: 2.98 (9, 1)	0.1	S	0	0	0	0	0	0	0	0	0	0	0	0	0	0.00	0.000

Batter	1	2	3	4	5	6	7	8	9	AB	R	H	RBI	BB	SO	LOB	BOTTOM
Larry Harlow, L OBP: 0.319, SLG: 0.344 (1, 8)										5	1	3	1	0	0	0	Boston Red Sox @ Baltimore Orioles Memorial Stadium, Baltimore, MD Mon Sep 04 1978, 7:05 PM EDT Unknown
Pat Kelly, L OBP: 0.347, SLG: 0.397 (1, 7)										4	1	1	0	0	3	0	
Andres Mora, R OBP: 0.274, SLG: 0.379 (8, PH)										0	0	0	0	0	0	0	
Terry Crowley, L OBP: 0.299, SLG: 0.250 (8, PH)										1	0	0	0	0	0	3	
Mike Anderson, R OBP: 0.188, SLG: 0.172 (9, 7)										0	0	0	0	0	0	0	
Ken Singleton, S OBP: 0.404, SLG: 0.474 (1, 9)										3	2	1	0	1	0	1	
Carlos Lopez, R OBP: 0.286, SLG: 0.358 (8, 9)										0	0	0	0	0	0	0	
Eddie Murray, S OBP: 0.353, SLG: 0.500 (1, 3)										4	1	3	1	0	0	0	
Lee May, R OBP: 0.291, SLG: 0.416 (1, 10)										4	0	2	2	0	0	2	
Doug DeCinces, R OBP: 0.330, SLG: 0.501 (1, 5)										4	0	0	0	0	4	4	
Billy Smith, S OBP: 0.335, SLG: 0.376 (1, 4)										3	0	2	0	1	0	2	
Rick Dempsey, R OBP: 0.326, SLG: 0.354 (1, 2)										4	0	0	0	0	1	5	
Kiko Garcia, R OBP: 0.312, SLG: 0.402 (1, 6)										2	0	0	0	0	2	0	
Al Bumbry, L OBP: 0.349, SLG: 0.373 (6, PH)										1	0	0	0	0	0	2	
Mark Belanger, R OBP: 0.300, SLG: 0.247 (7, 6)										0	0	0	0	1	0	0	
Inning Stats	R: 2 E: 1 K: 2 S: 10	H: 2 LOB: 2 BB: 1 P: 14	R: 0 E: 0 K: 1 S: 5	H: 0 LOB: 0 BB: 0 P: 5	R: 0 E: 0 K: 1 S: 6	H: 2 LOB: 1 BB: 0 P: 6	R: 0 E: 0 K: 2 S: 7	H: 0 LOB: 0 BB: 0 P: 7	R: 2 E: 0 K: 2 S: 10	H: 3 LOB: 2 BB: 1 P: 14	R: 1 E: 1 K: 0 S: 5	H: 3 LOB: 1 BB: 0 P: 5	1B: 9 2B: 2 3B: 0 HR: 1	SF: 0 SAC: 0 DP: 1 HBP: 0	WP: 0 PB: 0 SB: 0 CS: 0	PA: 38	
PITCHER	IP	WLS	BF	H	R	ER	SO	BB	IBB	HBP	BLK	WP	HR	S	P	ERA	WHIP
Dennis Eckersley, R ERA: 3.19 (1, 1)	6.1	L	29	9	5	4	9	1	0	0	0	0	1	45	53	5.68	1.579
Andy Hassler, L ERA: 3.89 (7, 1)	1.1		8	3	0	0	1	0	1	0	0	0	0	9	13	0.00	2.250
Dick Drago, R ERA: 5.38 (8, 1)	0.1		1	0	0	0	0	0	0	0	0	0	0	1	1	0.00	0.000

Batter	1	2	3	4	5	6	7	8	9	AB	R	H	RBI	BB	SO	LOB	TOP		
Rick Burleson, R (1, 6) OBP: 0.297, SLG: 0.338	F9		CS 1B			F7		6-3		4	0	1	0	0	0	1	Boston Red Sox @ Baltimore Orioles Memorial Stadium, Baltimore, MD Tue Sep 05 1978, 7:05 PM EDT Att: 15,644 - Unknown		
Fred Lynn, L (1, 8) OBP: 0.379, SLG: 0.503	1B		F8			F9		F8		4	0	1	0	0	0	3			
Jim Rice, R (1, 7) OBP: 0.386, SLG: 0.621	K		K			FC6-4 BB		K		3	0	0	0	1	3	4			
Carl Yastrzemski, L (1, 10) OBP: 0.375, SLG: 0.411	F3					FC6-4		K		4	0	0	0	0	1	2			
Carlton Fisk, R (1, 2) OBP: 0.377, SLG: 0.501		2B 1B				E8 SH5-4		5-3		4	1	1	0	0	0	0			
Jack Brohamer, L (1, 4) OBP: 0.306, SLG: 0.335	F7		G3			SH5-4				2	0	0	0	1	0	1			
Dwight Evans, R (1, 9) OBP: 0.341, SLG: 0.472	1-H 2B					F9		K		4	0	1	1	0	2	2			
George Scott, R (1, 3) OBP: 0.317, SLG: 0.407	L3					F9		F3		3	0	0	0	0	0	2			
Butch Hobson, R (1, 5) OBP: 0.318, SLG: 0.413	5-3					6-3				3	0	1	0	0	0	1			
Jerry Remy, L (8, PR) OBP: 0.313, SLG: 0.350						6-3 1B				0	0	0	0	0	0	0			
Inning Stats	R: 0 E: 0 K: 1 S: 6	H: 1 LOB: 1 BB: 0 P: 6	R: 1 E: 0 K: 0 S: 5	H: 2 LOB: 1 BB: 0 P: 5	R: 0 E: 0 K: 1 S: 5	H: 1 LOB: 1 BB: 0 P: 5	R: 0 E: 0 K: 0 S: 3	H: 0 LOB: 0 BB: 0 P: 3	R: 0 E: 0 K: 0 S: 3	H: 0 LOB: 0 BB: 0 P: 3	R: 0 E: 0 K: 1 S: 6	H: 1 LOB: 2 BB: 0 P: 6	R: 0 E: 0 K: 2 S: 7	H: 0 LOB: 1 BB: 1 P: 11	1B: 4 2B: 2 3B: 0 HR: 0	SF: 0 SAC: 1 DP: 1 HBP: 0	WP: 0 PB: 0 SB: 0 CS: 1	PA: 34	
PITCHER	IP	WLS	BF	H	R	ER	SO	BB	IBB	HBP	BLK	WP	HR	S	P	ERA	WHIP		
Jim Palmer, R (1, 1) ERA: 2.48	8.0	W	30	5	1	1	4	1	0	0	0	0	0	37	41	1.12	0.750		
Don Stanhouse, R (9, 1) ERA: 2.94	1.0	S	4	0	0	0	2	1	0	0	0	0	0	7	11	0.00	1.000		

Batter	1	2	3	4	5	6	7	8	9	AB	R	H	RBI	BB	SO	LOB	BOTTOM		
Kiko Garcia, R (1, 6) OBP: 0.310, SLG: 0.397	4-3 S 1B		F9			6-3		K		4	0	1	0	0	1	2	Boston Red Sox @ Baltimore Orioles Memorial Stadium, Baltimore, MD Tue Sep 05 1978, 7:05 PM EDT Att: 15,644 - Unknown		
Mark Belanger, R (8, 6) OBP: 0.300, SLG: 0.247										0	0	0	0	0	0	0			
Rich Dauer, R (1, 4) OBP: 0.308, SLG: 0.370	F4		6-3			E BB		F7		3	0	0	0	1	0	3			
Ken Singleton, S (1, 9) OBP: 0.271, SLG: 0.471	4-3					L6				3	0	0	0	1	0	2			
Larry Harlow, L (8, PR) OBP: 0.319, SLG: 0.344	2-3					1-3		2B BB		0	1	0	0	0	0	0			
Eddie Murray, S (1, 3) OBP: 0.352, SLG: 0.498	6-3					E5 1B		6-3		4	1	1	0	0	0	2			
Doug DeCinces, R (1, 5) OBP: 0.329, SLG: 0.499			K			F9		K		4	0	1	0	0	2	3			
Lee May, R (1, 10) OBP: 0.293, SLG: 0.421		BB				1B		F9		3	1	1	1	1	0	4			
Andres Mora, R (1, 7) OBP: 0.374								HR		3	0	0	0	0	2	3			
Mike Dimmel, R (7, PR) OBP: 0.374			K			K		E5 6-3 1B		0	1	0	0	0	0	0			
Terry Crowley, L (8, PH) OBP: 0.306, SLG: 0.273								6-3 1B		1	0	1	2	0	0	0			
Mike Anderson, R (9, 7) OBP: 0.188, SLG: 0.172								1-H 2-H 2B		0	0	0	0	0	0	0			
Rick Dempsey, R (1, 2) OBP: 0.323, SLG: 0.350	F4					F5		6-3		4	0	0	0	0	1	4			
Carlos Lopez, R (1, 8) OBP: 0.287, SLG: 0.357			K			F3				3	0	1	1	0	1	0			
Inning Stats	R: 0 E: 0 K: 0 S: 4	H: 1 LOB: 1 BB: 0 P: 4	R: 0 E: 0 K: 2 S: 7	H: 0 LOB: 1 BB: 1 P: 11	R: 0 E: 0 K: 1 S: 5	H: 0 LOB: 0 BB: 0 P: 5	R: 0 E: 1 K: 1 S: 7	H: 1 LOB: 2 BB: 0 P: 7	R: 0 E: 0 K: 0 S: 3	H: 0 LOB: 0 BB: 0 P: 3	R: 0 E: 1 K: 1 S: 8	H: 2 LOB: 2 BB: 0 P: 8	R: 2 E: 0 K: 2 S: 9	H: 2 LOB: 2 BB: 1 P: 13	1B: 4 2B: 1 3B: 0 HR: 1	SF: 0 SAC: 0 DP: 0 HBP: 0	WP: 0 PB: 0 SB: 1 CS: 0	PA: 35	
PITCHER	IP	WLS	BF	H	R	ER	SO	BB	IBB	HBP	BLK	WP	HR	S	P	ERA	WHIP		
Bobby Sprowl, L (1, 1) ERA: 3.86	7.0	L	31	5	4	3	5	3	0	0	0	0	1	38	50	3.86	1.143		
Dick Drago, R (8, 1) ERA: 3.34	1.0		4	1	0	0	2	0	0	0	0	0	0	8	8	0.00	1.000		

Batter	1	2	3	4	5	6	7	8	9	AB	R	H	RBI	BB	SO	LOB	TOP													
Rick Burleson, R OBP: 0.295, SLG: 0.335 (1, 6)	F7			6-3		F4		5-3		4	0	0	0	0	0	1														
Fred Lynn, L OBP: 0.376, SLG: 0.499 (1, 8)	4-3			E6				4-3		4	0	0	0	0	0	0														
Jim Rice, R OBP: 0.385, SLG: 0.618 (1, 7)	6-3			F8				HR		3	1	0	0	1	0	1														
Carl Yastrzemski, L OBP: 0.374, SLG: 0.417 (1, 10)		F6				4-3				4	1	1	2	0	0	0														
Carlton Fisk, R OBP: 0.377, SLG: 0.500 (1, 2)		F8				FC4-6 1B		HR		3	0	1	0	0	0	0														
Jack Brohamer, L OBP: 0.302, SLG: 0.330 Jerry Remy, L OBP: 0.313, SLG: 0.350 (7, 4)		4-3				FC4-6 1-2		F8		3	0	0	0	0	0	1														
Dwight Evans, R OBP: 0.341, SLG: 0.470 (1, 9)				K		F8				2	0	0	0	1	1	1														
George Scott, R OBP: 0.315, SLG: 0.405 (1, 3)				4-3				K		2	0	0	0	0	1	0														
Butch Hobson, R OBP: 0.316, SLG: 0.410 (1, 5)				L8				6-3		3	0	0	0	0	0	1														
Inning Stats	R: 0 E: 0 K: 0 S: 3	H: 0 LOB: 0 BB: 0 P: 3	R: 0 E: 0 K: 0 S: 3	H: 0 LOB: 0 BB: 0 P: 3	R: 0 E: 0 K: 1 S: 5	H: 0 LOB: 0 BB: 0 P: 5	R: 0 E: 1 K: 0 S: 3	H: 0 LOB: 0 BB: 0 P: 3	R: 0 E: 0 K: 0 S: 4	H: 1 LOB: 1 BB: 0 P: 4	R: 0 E: 0 K: 1 S: 5	H: 0 LOB: 0 BB: 0 P: 5	R: 2 E: 0 K: 0 S: 4	H: 1 LOB: 0 BB: 1 P: 8	R: 0 E: 0 K: 0 S: 3	H: 0 LOB: 1 BB: 1 P: 7	R: 0 E: 0 K: 0 S: 3	H: 0 LOB: 0 BB: 0 P: 3	1B: 1 2B: 0 3B: 0 HR: 1	SF: 0 SAC: 1 DP: 0 HBP: 0	WP: 0 PB: 0 SB: 0 CS: 1	PA: 31								
PITCHER Dennis Martinez, R ERA: 3.87 (1, 1)	IP: 9.0 WLS: L BF: 31	H: 2 R: 2 ER: 2 SO: 2	BB: 2 IBB: 0 HBP: 0 BLK: 0	WP: 0 HR: 1 S: 33 P: 41	ERA: 2.00 WHIP: 0.444											IP: 9.0 WLS: W BF: 31	H: 2 R: 0 ER: 0 SO: 5	BB: 2 IBB: 0 HBP: 0 BLK: 0	WP: 0 HR: 0 S: 39 P: 47	ERA: 0.00 WHIP: 0.444										

Boston Red Sox @ Baltimore Orioles
Memorial Stadium, Baltimore, MD
Wed Sep 06 1978, 7:05 PM EDT
Att: 11,251 - Unknown

AB 28
R 2
H 2
RBI 2
BB 2
SO 2
LOB 5



Batter	1	2	3	4	5	6	7	8	9	AB	R	H	RBI	BB	SO	LOB	BOTTOM													
Larry Harlow, L OBP: 0.316, SLG: 0.341 (1, 8)	6-3			K		K		4-3		4	0	0	0	0	2	0														
Rich Dauer, R OBP: 0.307, SLG: 0.369 (1, 4)	E5 F8 BB			G4-6-3 1B		L6				4	0	1	0	0	1	0														
Ken Singleton, S OBP: 0.402, SLG: 0.467 (1, 9)				G4-6-3 1-2		4-3				3	0	0	0	1	0	1														
Eddie Murray, S OBP: 0.350, SLG: 0.494 (1, 3)	F8 2-3			F5		G3		F8		4	0	0	0	0	2															
Pat Kelly, L OBP: 0.343, SLG: 0.392 (1, 7)	F7			F6		F5				3	0	0	0	0	2															
Terry Crowley, L OBP: 0.307, SLG: 0.275 (1, 10)				F8						3	0	1	0	0	0	0														
Doug DeCinces, R OBP: 0.327, SLG: 0.495 (1, 5)				F2		F7		K		3	0	0	0	1	1															
Rick Dempsey, R OBP: 0.323, SLG: 0.348 (1, 2)				E S BB		F7		G3		2	0	0	0	1	0	0														
Kiko Garcia, R OBP: 0.303, SLG: 0.388 (1, 6)				F9 1-3		F8		K		3	0	0	0	1	1															
Inning Stats	R: 0 E: 1 K: 0 S: 4	H: 0 LOB: 2 BB: 1 P: 8	R: 0 E: 0 K: 0 S: 3	H: 0 LOB: 1 BB: 1 P: 7	R: 0 E: 0 K: 1 S: 5	H: 1 LOB: 0 BB: 0 P: 5	R: 0 E: 0 K: 0 S: 3	H: 0 LOB: 0 BB: 0 P: 3	R: 0 E: 0 K: 1 S: 5	H: 0 LOB: 0 BB: 0 P: 5	R: 0 E: 0 K: 1 S: 6	H: 1 LOB: 1 BB: 0 P: 6	R: 0 E: 0 K: 1 S: 5	H: 0 LOB: 0 BB: 0 P: 5	R: 0 E: 0 K: 1 S: 5	H: 0 LOB: 0 BB: 0 P: 5	1B: 2 2B: 0 3B: 0 HR: 0	SF: 0 SAC: 0 DP: 1 HBP: 0	WP: 0 PB: 0 SB: 1 CS: 0	PA: 31										
PITCHER Luis Tiant, R ERA: 3.19 (1, 1)	IP: 9.0 WLS: W BF: 31	H: 2 R: 0 ER: 0 SO: 5	BB: 2 IBB: 0 HBP: 0 BLK: 0	WP: 0 HR: 0 S: 39 P: 47	ERA: 0.00 WHIP: 0.444											IP: 9.0 WLS: W BF: 31	H: 2 R: 0 ER: 0 SO: 5	BB: 2 IBB: 0 HBP: 0 BLK: 0	WP: 0 HR: 0 S: 39 P: 47	ERA: 0.00 WHIP: 0.444										

Boston Red Sox @ Baltimore Orioles
Memorial Stadium, Baltimore, MD
Wed Sep 06 1978, 7:05 PM EDT
Att: 11,251 - Unknown


AB 29
R 0
H 2
RBI 0
BB 2
SO 5
LOB 7



Batter	1	2	3	4	5	6	7	8	9	AB	R	H	RBI	BB	SO	LOB	TOP							
Mickey Rivers, L OBP: 0.301, SLG: 0.404 Paul Blair, R OBP: 0.230, SLG: 0.265										3	2	3	0	0	0	0	3							
Willie Randolph, R OBP: 0.380, SLG: 0.359 Fred Stanley, R OBP: 0.331, SLG: 0.292										4	1	2	1	1	0	1	1							
Thurman Munson, R OBP: 0.328, SLG: 0.375 Mike Heath, R OBP: 0.287, SLG: 0.309										4	1	0	0	1	1	5	5							
Reggie Jackson, L OBP: 0.364, SLG: 0.479 Cliff Johnson, R OBP: 0.303, SLG: 0.335										3	1	1	3	0	1	1	1							
Chris Chambliss, L OBP: 0.333, SLG: 0.398 Jim Spencer, L OBP: 0.306, SLG: 0.461										5	3	2	1	0	0	0	0							
Graig Nettles, L OBP: 0.343, SLG: 0.455 Dennis Sherrill, R OBP: 0.296, SLG: 0.264										5	0	1	1	0	0	3	3							
Lou Piniella, R OBP: 0.364, SLG: 0.449 Gary Thomasson, L OBP: 0.303, SLG: 0.368										4	2	3	2	0	0	1	1							
Roy White, S OBP: 0.335, SLG: 0.406 Jay Johnstone, L OBP: 0.296, SLG: 0.264										4	2	2	1	0	0	3	3							
Bucky Dent, R OBP: 0.298, SLG: 0.331 Domingo Ramos, R OBP: 0.296, SLG: 0.264										4	0	1	2	0	0	1	1							
Inning Stats	R: 2 E: 1 K: 0 S: 6	H: 2 LOB: 1 BB: 0 P: 6	R: 6 E: 1 K: 0 S: 10	H: 6 LOB: 2 BB: 1 P: 14	R: 0 E: 0 K: 0 S: 4	H: 2 LOB: 2 BB: 0 P: 4	R: 0 E: 0 K: 1 S: 5	H: 0 LOB: 0 BB: 0 P: 5	R: 2 E: 1 K: 1 S: 8	H: 3 LOB: 1 BB: 0 P: 8	R: 1 E: 1 K: 1 S: 7	H: 1 LOB: 1 BB: 0 P: 7	R: 0 E: 0 K: 0 S: 3	H: 0 LOB: 1 BB: 1 P: 7	R: 2 E: 1 K: 0 S: 7	H: 3 LOB: 2 BB: 0 P: 7	R: 0 E: 0 K: 0 S: 3	H: 0 LOB: 0 BB: 0 P: 3	1B: 13 2B: 1 3B: 1 HR: 2	SF: 1 SAC: 0 DP: 1 HBP: 0	WP: 0 PB: 0 CS: 0	PA: 49		
PITCHER	IP	WLS	BF	H	R	ER	SO	BB	IBB	HBP	BLK	WP	HR	S	P	ERA	WHIP							
Jim Wright, R ERA: 3.25	1.1	L	9	4	4	2	0	0	0	0	0	0	0	9	9	13.50	3.000							
Tom Burgmeier, L ERA: 4.59	0.2		8	4	4	3	0	1	0	0	0	0	1	7	11	40.50	7.500							
Bill Lee, L ERA: 3.5	7.0		32	9	5	1	3	1	0	0	0	0	1	37	41	1.29	1.429							

New York Yankees @ Boston Red Sox
Fenway Park, Boston, MA
Fri Sep 08 1978, 7:05 PM EDT
Att: 33,134 - Unknown - 66 F


AB 46
R 13
H 17
RBI 12
BB 2
SO 3
LOB 18



Batter	1	2	3	4	5	6	7	8	9	AB	R	H	RBI	BB	SO	LOB	BOTTOM							
Rick Burleson, R OBP: 0.296, SLG: 0.337										4	1	1	0	0	2	0	2							
Fred Lynn, L OBP: 0.374, SLG: 0.496										4	0	1	0	0	0	1	1							
Jim Rice, R OBP: 0.385, SLG: 0.614										3	1	1	0	0	0	1	1							
Carl Yastrzemski, L OBP: 0.371, SLG: 0.417										4	0	0	0	0	1	4	4							
Carlton Fisk, R OBP: 0.380, SLG: 0.509										3	0	1	1	1	0	0	0							
Jack Brohamer, L OBP: 0.296, SLG: 0.322										4	0	1	1	0	2	1	1							
Dwight Evans, R OBP: 0.337, SLG: 0.464 Garry Hancock, L OBP: 0.233, SLG: 0.264										2	0	0	0	0	1	0	2							
George Scott, R OBP: 0.309, SLG: 0.397										3	0	0	0	0	1	2	2							
Butch Hobson, R OBP: 0.314, SLG: 0.406										3	0	0	0	0	1	2	2							
Inning Stats	R: 0 E: 0 K: 2 S: 8	H: 1 LOB: 1 BB: 0 P: 8	R: 0 E: 0 K: 1 S: 5	H: 0 LOB: 0 BB: 0 P: 5	R: 0 E: 0 K: 0 S: 3	H: 0 LOB: 0 BB: 0 P: 3	R: 0 E: 0 K: 0 S: 3	H: 0 LOB: 0 BB: 0 P: 3	R: 0 E: 0 K: 1 S: 5	H: 0 LOB: 0 BB: 0 P: 5	R: 0 E: 0 K: 1 S: 7	H: 1 LOB: 0 BB: 0 P: 3	R: 0 E: 0 K: 3 S: 10	H: 1 LOB: 2 BB: 1 P: 14	R: 2 E: 0 K: 0 S: 6	H: 3 LOB: 2 BB: 0 P: 7	1B: 5 2B: 1 3B: 0 HR: 0	SF: 0 SAC: 0 DP: 1 HBP: 1	WP: 0 PB: 0 CS: 0	PA: 34				
PITCHER	IP	WLS	BF	H	R	ER	SO	BB	IBB	HBP	BLK	WP	HR	S	P	ERA	WHIP							
Jim Beattie, R ERA: 3.7	8.2	W	33	6	2	0	8	1	0	1	0	0	0	47	52	0.00	0.808							
Ron Davis, R ERA: 54.0	0.1		1	0	0	0	0	0	0	0	0	0	0	1	1	0.00	0.000							

New York Yankees @ Boston Red Sox
Fenway Park, Boston, MA
Fri Sep 08 1978, 7:05 PM EDT
Att: 33,134 - Unknown - 66 F

AB 32
R 2
H 6
RBI 2
BB 1
SO 8
LOB 13



Batter	1	2	3	4	5	6	7	8	9	AB	R	H	RBI	BB	SO	LOB	TOP			
Mickey Rivers, L OBP: 0.300, SLG: 0.403 Paul Blair, R OBP: 0.236, SLG: 0.271	(1, 8) X F4		(2) X F2	(3) X WP 1B 2H 3H 4-0		(1) X 1-3		(1) X 1B 1B		4	1	1	2	0	0	0	New York Yankees @ Boston Red Sox Fenway Park, Boston, MA Sat Sep 09 1978, 3:33 AM EDT Att: 33,611 - Unknown - 63 F			
Willie Randolph, R OBP: 0.353, SLG: 0.359	(1, 4) X B5-3		(3) X K	(3) X 1B PB BB		(2) X BB		(2) X 1B		3	1	1	0	2	1	0				
Thurman Munson, R OBP: 0.330, SLG: 0.376	(1, 2) H HBP			(3) X F7-4-3 1B		(2) X F7		(2) X F8		4	0	2	1	0	0	3				
Reggie Jackson, L OBP: 0.362, SLG: 0.474	(1, 10) X K			(3) X F7-4-3 1B		(3) X 5-3		(3) X K		4	0	0	0	1	2	5				
Chris Chambliss, L OBP: 0.332, SLG: 0.398	(1, 3) X F8			(3) X 2B		(1) X K		(1) X F7		5	1	1	0	0	1	2				
Graig Nettles, L OBP: 0.343, SLG: 0.454	(1, 5) X 1B			(1) X 4-0 2B E IBB	(1) X 3-1	(2) X F9		(2) X F2		4	1	1	0	1	0	0				
Lou Piniella, R OBP: 0.367, SLG: 0.453	(1, 9) X K			(2) X E 2B	(2) X F9	(2) X 1B		(2) X FC5 HBP 1B		5	1	3	1	0	1	1				
Roy White, S OBP: 0.334, SLG: 0.401 Jay Johnstone, L OBP: 0.291, SLG: 0.264	(1, 7) X 6-3			(3) X E 1B IBB	(3) X E5 FC5-4	(3) X F8		(3) X HBP		3	1	0	0	1	0	2				
Bucky Dent, R OBP: 0.297, SLG: 0.329	(1, 6) X F8			(1) X E7 1B 1B	(3) X FC5-4 1-2	(3) X F5		(3) X FC5 2-3		5	1	1	2	0	0	3				
Inning Stats	R: 0 E: 0 K: 1 S: 5	H: 0 LOB: 1 BB: 0 P: 6	R: 0 E: 0 K: 1 S: 6	H: 1 LOB: 1 BB: 0 P: 6	R: 0 E: 0 K: 1 S: 5	H: 0 LOB: 0 BB: 0 P: 5	R: 7 E: 1 K: 0 S: 8	H: 6 LOB: 2 BB: 4 P: 24	R: 0 E: 1 K: 0 S: 4	H: 0 LOB: 1 BB: 0 P: 4	R: 0 E: 0 K: 0 S: 3	H: 1 LOB: 1 BB: 0 P: 7	R: 0 E: 0 K: 1 S: 6	H: 2 LOB: 2 BB: 0 P: 7	R: 0 E: 0 K: 0 S: 4	H: 1 LOB: 2 BB: 0 P: 5		1B: 9 2B: 3 3B: 0 HR: 0	SF: 0 SAC: 0 DP: 1 HBP: 2	WP: 1 PB: 1 SB: 0 CS: 0
PITCHER	IP WLS BF H R ER SO BB IBB HBP BLK WP HR S P ERA WHIP	IP WLS BF H R ER SO BB IBB HBP BLK WP HR S P ERA WHIP	IP WLS BF H R ER SO BB IBB HBP BLK WP HR S P ERA WHIP	IP WLS BF H R ER SO BB IBB HBP BLK WP HR S P ERA WHIP	IP WLS BF H R ER SO BB IBB HBP BLK WP HR S P ERA WHIP	IP WLS BF H R ER SO BB IBB HBP BLK WP HR S P ERA WHIP	IP WLS BF H R ER SO BB IBB HBP BLK WP HR S P ERA WHIP	IP WLS BF H R ER SO BB IBB HBP BLK WP HR S P ERA WHIP	IP WLS BF H R ER SO BB IBB HBP BLK WP HR S P ERA WHIP	IP WLS BF H R ER SO BB IBB HBP BLK WP HR S P ERA WHIP	IP WLS BF H R ER SO BB IBB HBP BLK WP HR S P ERA WHIP	IP WLS BF H R ER SO BB IBB HBP BLK WP HR S P ERA WHIP	IP WLS BF H R ER SO BB IBB HBP BLK WP HR S P ERA WHIP	IP WLS BF H R ER SO BB IBB HBP BLK WP HR S P ERA WHIP	IP WLS BF H R ER SO BB IBB HBP BLK WP HR S P ERA WHIP	IP WLS BF H R ER SO BB IBB HBP BLK WP HR S P ERA WHIP	IP WLS BF H R ER SO BB IBB HBP BLK WP HR S P ERA WHIP			

AB	38
R	7
H	11
RBI	6
BB	5
SO	5
LOB	16



Batter	1	2	3	4	5	6	7	8	9	AB	R	H	RBI	BB	SO	LOB	BOTTOM			
Rick Burleson, R OBP: 0.297, SLG: 0.337	(1, 6) X G3 SH1-3 1B		(3) X SH3-4 BB		(3) X K			(3) X 1-3		3	0	1	0	1	1	0	New York Yankees @ Boston Red Sox Fenway Park, Boston, MA Sat Sep 09 1978, 3:33 AM EDT Att: 33,611 - Unknown - 63 F			
Fred Lynn, L OBP: 0.373, SLG: 0.494	(1, 8) X SH1-3 1-2		(1) X SH3-4 1-2			(1) X P8		(1) X F7		2	0	0	0	0	0	0				
Jim Rice, R OBP: 0.384, SLG: 0.612	(1, 9) X G3 1B		(2) X 6-3			(2) X 5-3		(2) X E6 BB		4	0	1	0	0	0	1				
Carl Yastrzemski, L OBP: 0.368, SLG: 0.413	(1, 7) X G3 1-2 2-3		(3) X 4-3			(3) X F8		(2) X P9		4	0	0	0	0	0	4				
Carlton Fisk, R OBP: 0.381, SLG: 0.507	(1, 2) X K			(1) X G6-4-3 BB		(1) X 4-3		(1) X 4-3		2	0	0	0	2	1	2				
Bob Bailey, R OBP: 0.336, SLG: 0.371	(1, 10) X SH3 BB			(2) X G6-4-3 1-2		(2) X P9		(3) X F9		3	0	0	0	1	0	3				
George Scott, R OBP: 0.308, SLG: 0.394	(1, 3) X SH3 1-2			(3) X 4-3		(3) X 5-3				2	0	0	0	0	0	0				
Butch Hobson, R OBP: 0.312, SLG: 0.403	(1, 5) X F2				(1) X K			(1) X F9		3	0	0	0	0	1	1				
Frank Duffy, R OBP: 0.296, SLG: 0.297	(1, 4) X K				(2) X K			(2) X F6		3	0	0	0	0	2	1				
Inning Stats	R: 0 E: 0 K: 1 S: 7	H: 2 LOB: 2 BB: 0 P: 7	R: 0 E: 0 K: 1 S: 5	H: 0 LOB: 1 BB: 1 P: 9	R: 0 E: 0 K: 0 S: 3	H: 0 LOB: 1 BB: 1 P: 7	R: 0 E: 0 K: 0 S: 2	H: 0 LOB: 0 BB: 1 P: 6	R: 0 E: 0 K: 3 S: 9	H: 0 LOB: 0 BB: 0 P: 9	R: 0 E: 0 K: 0 S: 3	H: 0 LOB: 0 BB: 0 P: 3	R: 0 E: 0 K: 0 S: 3	H: 0 LOB: 0 BB: 0 P: 3	R: 0 E: 1 K: 0 S: 4	H: 0 LOB: 2 BB: 1 P: 8		1B: 2 2B: 0 3B: 0 HR: 0	SF: 0 SAC: 0 DP: 1 HBP: 0	WP: 0 PB: 0 SB: 0 CS: 0
PITCHER	IP WLS BF H R ER SO BB IBB HBP BLK WP HR S P ERA WHIP	IP WLS BF H R ER SO BB IBB HBP BLK WP HR S P ERA WHIP	IP WLS BF H R ER SO BB IBB HBP BLK WP HR S P ERA WHIP	IP WLS BF H R ER SO BB IBB HBP BLK WP HR S P ERA WHIP	IP WLS BF H R ER SO BB IBB HBP BLK WP HR S P ERA WHIP	IP WLS BF H R ER SO BB IBB HBP BLK WP HR S P ERA WHIP	IP WLS BF H R ER SO BB IBB HBP BLK WP HR S P ERA WHIP	IP WLS BF H R ER SO BB IBB HBP BLK WP HR S P ERA WHIP	IP WLS BF H R ER SO BB IBB HBP BLK WP HR S P ERA WHIP	IP WLS BF H R ER SO BB IBB HBP BLK WP HR S P ERA WHIP	IP WLS BF H R ER SO BB IBB HBP BLK WP HR S P ERA WHIP	IP WLS BF H R ER SO BB IBB HBP BLK WP HR S P ERA WHIP	IP WLS BF H R ER SO BB IBB HBP BLK WP HR S P ERA WHIP	IP WLS BF H R ER SO BB IBB HBP BLK WP HR S P ERA WHIP	IP WLS BF H R ER SO BB IBB HBP BLK WP HR S P ERA WHIP	IP WLS BF H R ER SO BB IBB HBP BLK WP HR S P ERA WHIP				



Batter	1	2	3	4	5	6	7	8	9	AB	R	H	RBI	BB	SO	LOB	TOP										
Mark Belanger, R (1, 6) <small>OBP: 0.302, SLG: 0.251</small> Terry Crowley, L (9, FH) <small>OBP: 0.315, SLG: 0.284</small> Kiko Garcia, R (9, PR) <small>OBP: 0.305, SLG: 0.381</small>	F7		BLK 1B			SF9		2B 1B	FC4-6 1B	3	1	2	1	0	0	0	Baltimore Orioles @ Boston Red Sox Fenway Park, Boston, MA Mon Sep 11 1978, 7:05 PM EDT Att: 28,575 - Unknown										
Rich Dauer, R (1, 4) <small>OBP: 0.307, SLG: 0.368</small> Al Bumbry, L (9, FH) <small>OBP: 0.346, SLG: 0.369</small>	F8		F8			K		2B 2B	FC4-6 1-2	4	1	1	1	0	1	3											
Rick Dempsey, R (1, 2)	4-3		K			F2		1B 2B		4	1	1	1	0	1	2											
Ken Singleton, S (1, 9) <small>OBP: 0.402, SLG: 0.473</small> Mike Dimmel, R (8, 9) <small>(8, 9)</small>	F8				P4			CS 1B		4	0	2	1	0	0	0											
Doug DeCinces, R (1, 5) <small>OBP: 0.331, SLG: 0.496</small>	1B 1B				6-3			K 1B		4	0	1	0	0	1	2											
Eddie Murray, S (1, 3) <small>OBP: 0.355, SLG: 0.501</small>	F2 S 1B				F9			K 1B		4	0	2	0	0	1	1											
Lee May, R (1, 10) <small>OBP: 0.292, SLG: 0.417</small>	F2 1-3				5-3			K		4	0	0	0	0	1	3											
Pat Kelly, L (1, 7) <small>OBP: 0.341, SLG: 0.389</small>			F9			2B SF9 1B		4-3		4	1	1	0	0	1	0											
Larry Harlow, L (1, 8) <small>OBP: 0.316, SLG: 0.343</small>			BLK 1B 1B			1-3 2B		6-3		4	0	2	0	0	0	0											
Inning Stats	R: 0 E: 0 K: 0 S: 3	H: 0 LOB: 0 BB: 0 P: 3	R: 0 E: 0 K: 0 S: 4	H: 2 LOB: 1 BB: 0 P: 4	R: 0 E: 0 K: 1 S: 7	H: 2 LOB: 2 BB: 0 P: 7	R: 0 E: 0 K: 0 S: 3	H: 0 LOB: 0 BB: 0 P: 3	R: 1 E: 0 K: 1 S: 7	H: 2 LOB: 1 BB: 0 P: 7	R: 0 E: 0 K: 1 S: 6	H: 1 LOB: 1 BB: 0 P: 6	R: 0 E: 0 K: 0 S: 3	H: 0 LOB: 0 BB: 0 P: 3	R: 3 E: 0 K: 2 S: 11	H: 5 LOB: 1 BB: 0 P: 11		R: 0 E: 0 K: 1 S: 6	H: 1 LOB: 1 BB: 0 P: 6	1B: 10 2B: 3 HR: 0	SF: 1 SAC: 0 DP: 0 HBP: 0	WP: 0 PB: 0 SB: 1 CS: 1	PA: 38				
PITCHER	IP	WLS	BF	H	R	ER	SO	BB	IBB	HBP	BLK	WP	HR	S	P	ERA	WHIP										
Luis Tiant, R (1, 1) <small>ERA: 3.27</small> Bob Stanley, R (8, 1) <small>ERA: 2.67</small>	7.0		30	10	4	4	3	0	0	0	1	0	0	36	36	5.14	1.429										

Batter	1	2	3	4	5	6	7	8	9	AB	R	H	RBI	BB	SO	LOB	BOTTOM											
Rick Burleson, R (1, 6) <small>OBP: 0.295, SLG: 0.333</small>	P6		5-3							4	0	0	0	0	0	1	Baltimore Orioles @ Boston Red Sox Fenway Park, Boston, MA Mon Sep 11 1978, 7:05 PM EDT Att: 28,575 - Unknown											
Fred Lynn, L (1, 8) <small>OBP: 0.371, SLG: 0.495</small>	3-1		3-1							4	0	0	0	0	0	1												
Jim Rice, R (1, 9) <small>OBP: 0.384, SLG: 0.619</small>	1B				F9			HR		4	2	3	2	0	0	0												
Carl Yastrzemski, L (1, 7) <small>OBP: 0.368, SLG: 0.416</small>	F8				HR			4-3		3	1	1	1	1	0	1												
Carlton Fisk, R (1, 2) <small>OBP: 0.379, SLG: 0.509</small>	6-3				K			SH3 3B		4	1	1	0	0	2	1												
Dwight Evans, R (1, 10) <small>OBP: 0.339, SLG: 0.464</small>	FC5-4 1B				BB			SH3		2	0	1	1	1	0	0												
George Scott, R (1, 3) <small>OBP: 0.307, SLG: 0.389</small>	FC5-4 1-2				F2			6-3		3	0	0	0	0	0	2												
Butch Hobson, R (1, 5) <small>OBP: 0.314, SLG: 0.412</small> Frank Duffy, R (9, 5) <small>OBP: 0.236, SLG: 0.297</small>	F3							5-3		3	1	1	1	0	0	1												
Jerry Remy, L (1, 4) <small>OBP: 0.312, SLG: 0.349</small>			K2-3					HR		3	0	1	0	0	1	0												
Inning Stats	R: 0 E: 0 K: 0 S: 4	H: 1 LOB: 1 BB: 0 P: 4	R: 0 E: 0 K: 0 S: 4	H: 1 LOB: 1 BB: 0 P: 4	R: 0 E: 0 K: 1 S: 5	H: 0 LOB: 0 BB: 0 P: 5	R: 1 E: 0 K: 1 S: 6	H: 1 LOB: 1 BB: 1 P: 10	R: 1 E: 0 K: 0 S: 4	H: 1 LOB: 0 BB: 0 P: 4	R: 2 E: 0 K: 0 S: 5	H: 2 LOB: 0 BB: 0 P: 5	R: 0 E: 0 K: 0 S: 4	H: 1 LOB: 0 BB: 0 P: 4	R: 1 E: 0 K: 1 S: 5	H: 1 LOB: 0 BB: 1 P: 9		1B: 3 2B: 1 3B: 1 HR: 4	SF: 0 SAC: 1 DP: 1 HBP: 0	WP: 0 PB: 0 SB: 0 CS: 1	PA: 33							
PITCHER	IP	WLS	BF	H	R	ER	SO	BB	IBB	HBP	BLK	WP	HR	S	P	ERA	WHIP											
Jim Palmer, R (1, 1) <small>ERA: 2.54</small> Joe Kerrigan, R (6, 1) <small>ERA: 4.84</small>	5.0		21	5	3	3	2	1	1	0	0	0	0	0	0	0	6.00	1.333										


Batter	1	2	3	4	5	6	7	8	9	AB	R	H	RBI	BB	SO	LOB	TOP			
Larry Harlow, L (1, 8) OBP: 0.318, SLG: 0.343	0-3 K			0-0 G5-3 SH1-3 1B	4-0 IBB		0-0 F2			3	0	1	0	1	1	1	Baltimore Orioles @ Boston Red Sox Fenway Park, Boston, MA Tue Sep 12 1978, 7:05 PM EDT Att: 28,924 - Unknown			
Rick Dempsey, R (1, 2) OBP: 0.324, SLG: 0.354	0-0 5-3			0-0 SH1-3 1-2	0-3 K		0-0 FC6-4 CS			3	0	0	0	0	1	4				
Ken Singleton, S (1, 9) OBP: 0.405, SLG: 0.475 Carlos Lopez, R (6, PR) OBP: 0.280, SLG: 0.347 (8, 9)	0-3 K			4-0 BB		4-0 1B BB	0-0 CS	0-0 CS		2	1	1	0	2	1	0				
Doug DeCinces, R (1, 5) OBP: 0.331, SLG: 0.493		0-3 K		0-0 G5-3 2-3f		0-0 1B FC5-4 1B		0-0 5-3		4	1	1	0	0	1	3				
Eddie Murray, S (1, 3) OBP: 0.357, SLG: 0.501		4-0 BB			0-0 E3 SH	0-0 FC5-4 1B		4-0 IBB		2	1	1	1	2	0	0				
Lee May, R (1, 10) OBP: 0.290, SLG: 0.414		0-0 G6-4-3 1-2f			0-0 E5 SH	0-0 FC5-4 1-2f 3-H		0-3 K		4	0	0	1	0	1	5				
Andres Mora, R (1, 7) OBP: 0.283, SLG: 0.360 Mike Anderson, R (9, 7) OBP: 0.188, SLG: 0.172			0-0 F9		0-0 SH	0-0 P9		0-0 5-3		3	0	0	0	0	0	1				
Kiko Garcia, R (1, 6) OBP: 0.297, SLG: 0.371 Mark Belanger, R (9, 6) OBP: 0.302, SLG: 0.251			0-3 K		0-0 F9	0-0 F7		0-0 F7		4	0	0	0	0	1	3				
Rich Dauer, R (1, 4) OBP: 0.306, SLG: 0.367			0-0 G3		0-3 K		0-0 FC6-4 1B		0-0 5-3	4	0	1	0	0	1	2				
Inning Stats	R: 0 E: 0 K: 2 S: 7	H: 0 LOB: 0 BB: 0 P: 7	R: 0 E: 0 K: 1 S: 4	H: 0 LOB: 0 BB: 1 P: 8	R: 0 E: 0 K: 1 S: 5	H: 0 LOB: 0 BB: 0 P: 5	R: 0 E: 0 K: 0 S: 3	H: 1 LOB: 1 BB: 1 P: 7	R: 1 E: 3 K: 2 S: 10	H: 0 LOB: 3 BB: 1 P: 14	R: 2 E: 0 K: 0 S: 5	H: 2 LOB: 1 BB: 0 P: 9	R: 0 E: 0 K: 0 S: 3	H: 1 LOB: 2 BB: 1 P: 9	R: 0 E: 0 K: 1 S: 5	H: 0 LOB: 0 BB: 0 P: 3		1B: 4 2B: 1 3B: 0 HR: 0	SF: 0 SAC: 2 DP: 2 HBP: 0	WP: 0 PB: 0 SB: 0 CS: 2
PITCHER Mike Torrez, R (1, 1) ERA: 4.02	IP: 9.0 WLS: L BF: 36	H: 5 R: 3 ER: 2 SO: 7	BB: 3 IBB: 2 HBP: 0 BLK: 0	WP: 0 HR: 0 S: 45 P: 65	ERA: 2.00 WHIP: 0.889	PITCHER										IP: 9.0 WLS: W BF: 31	H: 3 R: 2 ER: 2 SO: 7	BB: 2 IBB: 0 HBP: 0 BLK: 0	WP: 0 HR: 1 S: 43 P: 51	ERA: 2.00 WHIP: 0.556


AB 29
R 3
H 5
RBI 2
BB 5
SO 7
LOB 19





Batter	1	2	3	4	5	6	7	8	9	AB	R	H	RBI	BB	SO	LOB	BOTTOM					
Rick Burleson, R (1, 6) OBP: 0.295, SLG: 0.334	0-0 SH5-3 4-3 2B		0-0 L6			0-0 F7		0-0 5-6-3		4	1	1	0	0	0	1	Baltimore Orioles @ Boston Red Sox Fenway Park, Boston, MA Tue Sep 12 1978, 7:05 PM EDT Att: 28,924 - Unknown					
Jerry Remy, L (1, 4) OBP: 0.311, SLG: 0.347 Jack Brohamer, L (9, PH) OBP: 0.296, SLG: 0.327	0-0 SH5-3 2-3			0-0 F7		0-0 1-3		0-0 F9		2	0	0	0	0	0	0						
Jim Rice, R (1, 9) OBP: 0.383, SLG: 0.616	0-0 4-3			0-0 1B		0-3 K		0-0 4-3		4	0	1	1	0	1	0						
Carl Yastrzemski, L (1, 7) OBP: 0.365, SLG: 0.413	0-0 F8			0-0 F9		0-0 F5		0-3 K		4	0	0	0	0	1	1						
Carlton Fisk, R (1, 2) OBP: 0.377, SLG: 0.506		0-3 K		0-3 K		0-0 1-3		0-0 1-3		3	0	0	0	0	2	1						
Fred Lynn, L (1, 8) OBP: 0.369, SLG: 0.492		0-0 F5			0-0 6-3		0-0 4-3			3	0	0	0	0	0	0						
Butch Hobson, R (1, 5) OBP: 0.314, SLG: 0.419		0-3 K			0-0 HR		0-0 F9			3	1	1	1	0	1	0						
Dwight Evans, R (1, 10) OBP: 0.341, SLG: 0.463			0-3 K		4-0 G4-6-3 BB		4-0 K			1	0	0	0	2	1	0						
George Scott, R (1, 3) OBP: 0.305, SLG: 0.385			0-0 F9		0-0 G4-6-3 1-2f		0-3 K			3	0	0	0	0	1	2						
Inning Stats	R: 1 E: 0 K: 0 S: 4	H: 1 LOB: 0 BB: 0 P: 4	R: 0 E: 0 K: 2 S: 7	H: 0 LOB: 0 BB: 0 P: 7	R: 0 E: 0 K: 1 S: 5	H: 0 LOB: 0 BB: 0 P: 5	R: 0 E: 0 K: 1 S: 6	H: 1 LOB: 1 BB: 0 P: 6	R: 1 E: 0 K: 0 S: 3	H: 1 LOB: 0 BB: 1 P: 7	R: 0 E: 0 K: 1 S: 5	H: 0 LOB: 0 BB: 0 P: 5	R: 0 E: 0 K: 0 S: 3	H: 0 LOB: 0 BB: 0 P: 3	R: 0 E: 0 K: 1 S: 5	H: 0 LOB: 1 BB: 1 P: 9		R: 0 E: 0 K: 1 S: 5	H: 0 LOB: 0 BB: 0 P: 5	1B: 1 2B: 1 3B: 0 HR: 1	SF: 0 SAC: 1 DP: 1 HBP: 0	WP: 0 PB: 0 SB: 0 CS: 0
PITCHER Dennis Martinez, R (1, 1) ERA: 3.8	IP: 9.0 WLS: W BF: 31	H: 3 R: 2 ER: 2 SO: 7	BB: 2 IBB: 0 HBP: 0 BLK: 0	WP: 0 HR: 1 S: 43 P: 51	ERA: 2.00 WHIP: 0.556	PITCHER										IP: 9.0 WLS: W BF: 31	H: 3 R: 2 ER: 2 SO: 7	BB: 2 IBB: 0 HBP: 0 BLK: 0	WP: 0 HR: 1 S: 43 P: 51	ERA: 2.00 WHIP: 0.556		



Batter	1	2	3	4	5	6	7	8	9	AB	R	H	RBI	BB	SO	LOB	TOP				
Rick Burleson, R OBP: 0.294, SLG: 0.338 (1, 6)	0-0 6-3			0-0 F9		0-0 F8		0-0 4-3 1B		4	1	1	0	0	0	1	Boston Red Sox @ Cleveland Indians Cleveland Municipal Stadium, Cleveland, OH Thu Sep 14 1978, 7:05 PM EDT Alt. 4,479 - Unknown - 75 F AB 34 R 3 H 7 RBI 3 BB 1 SO 7 LOB 11 				
Jerry Remy, L OBP: 0.310, SLG: 0.344 (1, 4)	0-3 K			0-0 4-3		0-0 FC6		0-0 4-3		4	0	0	1	0	1	2					
Jim Rice, R OBP: 0.380, SLG: 0.610 (1, 7)	0-0 F8			0-3 K				0-0 4-3		4	0	1	1	0	1	0					
Carl Yastrzemski, L OBP: 0.365, SLG: 0.412 (1, 3)		0-0 F8			0-0 5-3			0-0 4-3		4	1	1	0	0	0	1					
Carlton Fisk, R OBP: 0.374, SLG: 0.503 (1, 2)		0-3 K			0-0 F8			0-0 F6		4	0	1	0	0	1	1					
Fred Lynn, L OBP: 0.369, SLG: 0.491 (1, 8)		0-0 4-3			0-0 1B			0-0 6-4-3		4	0	2	1	0	0	1					
Butch Hobson, R OBP: 0.313, SLG: 0.416 (1, 5)			0-3 K		0-3 K			0-0 F8		4	0	0	0	0	3	3					
Jack Brohamer, L OBP: 0.295, SLG: 0.326 (1, 10)			0-0 F4		0-0 F7			0-0 F8		4	1	1	0	0	0	1					
Dwight Evans, R OBP: 0.340, SLG: 0.460 (1, 9)			0-3 K		4-0 FC6 BB			0-0 F8		2	0	0	0	1	1	1					
Inning Stats	R: 0 E: 0 K: 1 S: 5	H: 0 LOB: 0 BB: 0 P: 5	R: 0 E: 0 K: 1 S: 5	H: 0 LOB: 0 BB: 0 P: 5	R: 0 E: 0 K: 2 S: 7	H: 0 LOB: 0 BB: 0 P: 7	R: 0 E: 0 K: 1 S: 5	H: 1 LOB: 1 BB: 0 P: 6	R: 0 E: 0 K: 0 S: 3	H: 0 LOB: 1 BB: 1 P: 7	R: 1 E: 0 K: 1 S: 7	H: 2 LOB: 1 BB: 0 P: 7	R: 2 E: 0 K: 0 S: 6	H: 3 LOB: 1 BB: 0 P: 6	R: 0 E: 0 K: 0 S: 4	H: 1 LOB: 1 BB: 0 P: 4	1B: 4 2B: 3 3B: 0 HR: 0	SF: 0 SAC: 0 DP: 0 HBP: 0	WP: 0 PB: 0 SB: 0 CS: 0	PA: 35	
PITCHER	IP WLS BF H R ER SO BB IBB HBP BLK WP HR S P ERA WHIP	7.1 W 28 5 3 3 7 1 0 0 0 0 0 41 45 3.68 0.818	1.2 S 7 2 0 0 0 0 0 0 0 0 0 7 7 0.00 1.200	PITCHER										IP WLS BF H R ER SO BB IBB HBP BLK WP HR S P ERA WHIP							
Mike Paxton, R ERA: 3.7 (1, 1)											8.1										
Jim Kern, R ERA: 2.83 (8, 1)																					

Batter	1	2	3	4	5	6	7	8	9	AB	R	H	RBI	BB	SO	LOB	BOTTOM				
Rick Manning, L OBP: 0.314, SLG: 0.344 (1, 8)	0-0 SH1-3 2B	4-0 1B		0-3 K				0-0 1B		3	2	2	0	1	1	0	Boston Red Sox @ Cleveland Indians Cleveland Municipal Stadium, Cleveland, OH Thu Sep 14 1978, 7:05 PM EDT Alt. 4,479 - Unknown - 75 F AB 30 R 4 H 8 RBI 4 BB 2 SO 4 LOB 7 				
Buddy Bell, R OBP: 0.339, SLG: 0.412 (1, 5)	0-0 SH1-3	0-3 K			0-0 5-3			0-0 2B		3	0	1	1	0	1	2					
Andre Thornton, R OBP: 0.379, SLG: 0.523 (1, 3)	0-0 HR			0-0 4-3		0-0 F5		0-0 F4		4	1	2	1	0	0	1					
Wayne Cage, L OBP: 0.309, SLG: 0.440 (1, 10)	0-0 HR			0-0 4-3		0-0 G3		0-0 L9		4	1	1	2	0	0	1					
Gary Alexander, R OBP: 0.313, SLG: 0.449 (1, 2)	0-0 L6			0-0 5-3				0-0 K2-3		4	0	0	0	0	1	1					
Jim Norris, L OBP: 0.356, SLG: 0.366 (1, 7)	0-0 4-3			4-0 BB		0-0 4-3		0-3 K		2	0	0	0	1	0	0					
Horace Speed, R OBP: 0.331, SLG: 0.294 (7, 7)										1	0	0	0	0	1	0					
Dan Briggs, L OBP: 0.200, SLG: 0.490 (1, 9)		0-0 F9		0-0 F8				0-0 F6		3	0	0	0	0	0	2					
Duane Kuiper, L OBP: 0.312, SLG: 0.344 (1, 4)		0-0 1B			0-0 4-3			0-0 4-3		3	0	1	0	0	0	0					
Tom Verzyer, R OBP: 0.294, SLG: 0.332 (1, 6)		0-0 1B			0-0 6-3			0-0 6-3		3	0	1	0	0	0	0					
Inning Stats	R: 3 E: 0 K: 0 S: 6	H: 3 LOB: 0 BB: 0 P: 6	R: 0 E: 0 K: 1 S: 6	H: 2 LOB: 2 BB: 1 P: 10	R: 0 E: 0 K: 0 S: 4	H: 1 LOB: 2 BB: 1 P: 8	R: 0 E: 0 K: 1 S: 5	H: 0 LOB: 0 BB: 0 P: 5	R: 0 E: 0 K: 0 S: 3	H: 0 LOB: 0 BB: 0 P: 3	R: 1 E: 0 K: 0 S: 5	H: 2 LOB: 1 BB: 0 P: 5	R: 0 E: 0 K: 2 S: 7	H: 0 LOB: 0 BB: 0 P: 7	1B: 4 2B: 3 3B: 0 HR: 1	SF: 0 SAC: 1 DP: 0 HBP: 0	WP: 0 PB: 0 SB: 0 CS: 0	PA: 33			
PITCHER	IP WLS BF H R ER SO BB IBB HBP BLK WP HR S P ERA WHIP	1.2 L 9 3 3 3 0 0 0 0 0 0 30 38 1.42 0.789	PITCHER										IP WLS BF H R ER SO BB IBB HBP BLK WP HR S P ERA WHIP								
Jim Wright, R ERA: 3.43 (1, 1)											2.1										
Dick Drago, R ERA: 3.34 (2, 1)																					

Batter	1	2	3	4	5	6	7	8	9	AB	R	H	RBI	BB	SO	LOB	TOP			
Rick Burleson, R OBP: 0.295, SLG: 0.340 (1, 6)	0-0 1-3		0-0 2B			4-0 FC1-6 BB		0-0 6-3		3	0	1	0	1	0	0	Boston Red Sox @ New York Yankees Yankee Stadium, Bronx, NY Fri Sep 15 1978, 7:05 PM EDT Att: 54,901 - Unknown - 67 F AB 29 R 0 H 2 RBI 0 BB 3 SO 5 LOB 8 			
Jerry Remy, L OBP: 0.306, SLG: 0.342 (1, 4)	0-0 4-3		0-0 4-3			0-0 FC1-6 1-2		0-0 F6		4	0	0	0	0	0	2				
Jim Rice, R OBP: 0.378, SLG: 0.606 (1, 7)	0-0 6-3			0-0 5-3		0-0 F4			0-3 K	4	0	0	0	0	1	1				
Carl Yastrzemski, L OBP: 0.362, SLG: 0.409 (1, 3)		0-3 K		0-0 G3				0-0 F9		4	0	0	0	0	1	0				
Carlton Fisk, R OBP: 0.373, SLG: 0.500 (1, 2)		0-0 F9		0-0 F8				4-0 1B BB		3	0	0	0	1	0	0				
Fred Lynn, L OBP: 0.371, SLG: 0.491 (1, 8)		4-0 BB			0-0 4-3			0-0 1-2 1B		2	0	1	0	1	0	0				
Butch Hobson, R OBP: 0.311, SLG: 0.413 (1, 5)		0-0 5-3			0-3 K			0-3 K		3	0	0	0	0	2	3				
Bob Bailey, R OBP: 0.327, SLG: 0.359 (1, 10)			0-0 6-3		0-0 5-3			0-0 F8		3	0	0	0	0	0	2				
Dwight Evans, R OBP: 0.338, SLG: 0.457 (1, 9)			0-3 K			0-0 6-3		0-0 5-3		3	0	0	0	0	1	0				
Inning Stats	R: 0 E: 0 K: 0 S: 3	H: 0 LOB: 0 BB: 0 P: 3	R: 0 E: 0 K: 1 S: 5	H: 0 LOB: 1 BB: 1 P: 9	R: 0 E: 0 K: 1 S: 6	H: 1 LOB: 1 BB: 0 P: 6	R: 0 E: 0 K: 0 S: 3	H: 0 LOB: 0 BB: 0 P: 3	R: 0 E: 0 K: 1 S: 5	H: 0 LOB: 1 BB: 1 P: 7	R: 0 E: 0 K: 1 S: 6	H: 1 LOB: 2 BB: 1 P: 10	R: 0 E: 0 K: 0 S: 3	H: 0 LOB: 0 BB: 0 P: 3	R: 0 E: 0 K: 1 S: 5	H: 0 LOB: 0 BB: 0 P: 5		1B: 1 2B: 1 3B: 0 HR: 0	SF: 0 SAC: 0 DP: 0 HBP: 0	WP: 0 PB: 0 SB: 0 CS: 0
PITCHER Ron Guidry, L ERA: 1.71 (1, 1)	IP: 9.0 WLS: W BF: 32 H: 2 R: 0 ER: 0 SO: 5 BB: 3 IBB: 0 HBP: 0 BLK: 0 WP: 0 HR: 0 S: 39 P: 51 ERA: 0.00 WHIP: 0.556															PITCHER IP: WLS: BF: H: R: ER: SO: BB: IBB: HBP: BLK: WP: HR: S: P: ERA: WHIP:				

Batter	1	2	3	4	5	6	7	8	9	AB	R	H	RBI	BB	SO	LOB	BOTTOM			
Mickey Rivers, L OBP: 0.304, SLG: 0.408 (1, 8)	0-0 5-3			0-0 G5-4-3 1B E	0-0 F7	0-0 6-3				4	1	1	0	0	0	1	Boston Red Sox @ New York Yankees Yankee Stadium, Bronx, NY Fri Sep 15 1978, 7:05 PM EDT Att: 54,901 - Unknown - 67 F AB 31 R 4 H 7 RBI 3 BB 4 SO 4 LOB 15 			
Paul Blair, R OBP: 0.233, SLG: 0.267 (8, 8)				0-0 1B	4-0 FC3 FC3-2 BB			0-0 4-3		0	0	0	0	0	0	0				
Willie Randolph, R OBP: 0.386, SLG: 0.359 (1, 4)	0-0 6-3			0-0 G5-4-3 1B	0-0 FC3-2 BB			0-0 4-3		3	0	1	0	1	0	0				
Lou Piniella, R OBP: 0.367, SLG: 0.452 (1, 7)	0-0 F7			0-0 G5-4-3	4-0 FC3-2 E IBB			0-0 F7		3	0	0	0	1	0	1				
Reggie Jackson, L OBP: 0.362, SLG: 0.473 (1, 9)		0-3 K		4-0 HR BB	0-0 FC3 FC3-2			0-3 K		3	1	0	0	1	2	2				
Chris Chambliss, L OBP: 0.327, SLG: 0.394 (1, 3)		0-0 F8		0-0 HR BB	0-0 FC3-2			0-3 K		4	1	1	2	0	1	3				
Graig Nettles, L OBP: 0.348, SLG: 0.472 (1, 5)		0-0 3-1		0-0 HR	0-0 F6			0-0 F7		4	1	1	1	0	0	3				
Roy White, S OBP: 0.349, SLG: 0.409 (1, 10)			0-0 L7	4-0 2B BB		0-0 G3 4-3 1B		0-0 PB 2B		3	0	2	0	1	0	0				
Bucky Dent, R OBP: 0.296, SLG: 0.327 (1, 6)			0-0 F4	0-0 2B	0-0 4-3			0-0 G3		4	0	1	0	0	0	2				
Mike Heath, R OBP: 0.265, SLG: 0.283 (1, 2)			0-0 6-3	0-3 K	0-0 G3			0-0 G3		3	0	0	0	0	1	3				
Inning Stats	R: 0 E: 0 K: 0 S: 3	H: 0 LOB: 0 BB: 0 P: 3	R: 0 E: 0 K: 1 S: 5	H: 0 LOB: 0 BB: 0 P: 5	R: 0 E: 0 K: 1 S: 3	H: 0 LOB: 0 BB: 0 P: 3	R: 4 E: 1 K: 1 S: 9	H: 5 LOB: 2 BB: 2 P: 17	R: 0 E: 0 K: 0 S: 4	H: 0 LOB: 3 BB: 2 P: 12	R: 0 E: 0 K: 0 S: 4	H: 1 LOB: 1 BB: 0 P: 4	R: 0 E: 0 K: 1 S: 5	H: 0 LOB: 0 BB: 0 P: 5	R: 0 E: 0 K: 1 S: 6	H: 1 LOB: 1 BB: 0 P: 6	1B: 3 2B: 2 3B: 0 HR: 2	SF: 0 SAC: 0 DP: 1 HBP: 0	WP: 0 PB: 1 SB: 1 CS: 0	PA: 35
PITCHER Luis Tiant, R ERA: 3.39 Andy Hassler, L ERA: 4.02 (1, 1) (4, 1)	IP: 3.2 WLS: L BF: 17 H: 5 R: 4 ER: 4 SO: 1 BB: 2 IBB: 0 HBP: 0 BLK: 0 WP: 0 HR: 2 S: 17 P: 25 ERA: 9.82 WHIP: 1.909															PITCHER IP: WLS: BF: H: R: ER: SO: BB: IBB: HBP: BLK: WP: HR: S: P: ERA: WHIP:				

Batter	1	2	3	4	5	6	7	8	9	AB	R	H	RBI	BB	SO	LOB	TOP			
Rick Burleson, R OBP: 0.295, SLG: 0.339 (1, 6)										5	0	1	0	0	0	2	Boston Red Sox @ New York Yankees Yankee Stadium, Bronx, NY Sat Sep 16 1978, 3:33 AM EDT Att: 55,091 - Unknown - 78 F AB 31 R 2 H 6 RBI 2 BB 4 SO 8 LOB 13 			
Jerry Remy, L OBP: 0.306, SLG: 0.342 (1, 4)										3	1	1	0	0	0	0				
Jim Rice, R OBP: 0.378, SLG: 0.610 (1, 7) (9, 9)										4	1	2	2	0	0	1				
Carl Yastrzemski, L OBP: 0.363, SLG: 0.408 (1, 3) (9, 7)										3	0	1	0	1	2	1				
Carlton Fisk, R OBP: 0.371, SLG: 0.496 (1, 2)										4	0	0	0	0	1	3				
Jack Brohamer, L OBP: 0.299, SLG: 0.323 (9, PR)										2	0	0	0	2	0	0				
Frank Duffy, R OBP: 0.296, SLG: 0.297 (9, PR)										0	0	0	0	0	0	0				
Garry Hancock, L OBP: 0.222, SLG: 0.253 (1, 8)										3	0	1	0	0	1	1				
Butch Hobson, R OBP: 0.308, SLG: 0.409 (1, 5)										4	0	0	0	0	2	3				
Dwight Evans, R OBP: 0.336, SLG: 0.454 (9, PH)										3	0	0	0	0	2	2				
Fred Lynn, L OBP: 0.372, SLG: 0.491 (9, PR)										0	0	0	0	1	0	0				
George Scott, R OBP: 0.303, SLG: 0.382 (9, 3)										0	0	0	0	0	0	0				
Inning Stats	R: 2 E: 0 K: 2 S: 9	H: 2 LOB: 0 BB: 0 P: 9	R: 0 E: 0 K: 1 S: 6	H: 1 LOB: 1 BB: 0 P: 6	R: 0 E: 0 K: 0 S: 4	H: 1 LOB: 2 BB: 1 P: 8	R: 0 E: 0 K: 0 S: 3	H: 0 LOB: 1 BB: 1 P: 7	R: 0 E: 0 K: 1 S: 6	H: 0 LOB: 0 BB: 0 P: 6	R: 0 E: 0 K: 1 S: 7	H: 0 LOB: 0 BB: 0 P: 7	R: 0 E: 0 K: 0 S: 4	H: 1 LOB: 1 BB: 0 P: 4	R: 0 E: 0 K: 1 S: 5	H: 0 LOB: 2 BB: 2 P: 13	1B: 5 2B: 0 3B: 0 HR: 1	SF: 0 SAC: 2 DP: 0 HBP: 0	WP: 0 PB: 0 SB: 1 CS: 0	PA: 37
PITCHER Catfish Hunter, R ERA: 3.55 (1, 1)	IP: 9.0 WLS: W BF: 37 H: 6 R: 2 ER: 2 SO: 8 BB: 4 IBB: 0 HBP: 0 BLK: 0 WP: 0 HR: 1 S: 49 P: 65 ERA: 2.00 WHIP: 1.111															PITCHER				

Batter	1	2	3	4	5	6	7	8	9	AB	R	H	RBI	BB	SO	LOB	BOTTOM					
Mickey Rivers, L OBP: 0.305, SLG: 0.414 (1, 8)										5	1	2	0	0	1	2	Boston Red Sox @ New York Yankees Yankee Stadium, Bronx, NY Sat Sep 16 1978, 3:33 AM EDT Att: 55,091 - Unknown - 78 F AB 34 R 3 H 10 RBI 3 BB 4 SO 3 LOB 16 					
Willie Randolph, R OBP: 0.394, SLG: 0.357 (1, 4)										5	1	1	0	0	0	2						
Thurman Munson, R OBP: 0.333, SLG: 0.379 (1, 2)										4	0	2	1	0	0	1						
Reggie Jackson, L OBP: 0.365, SLG: 0.482 (1, 9)										4	1	3	2	0	0	0						
Chris Chambliss, L OBP: 0.326, SLG: 0.392 (1, 3)										3	0	0	0	1	1	4						
Graig Nettles, L OBP: 0.348, SLG: 0.471 (1, 5)										4	0	1	0	0	0	0						
Lou Piniella, R OBP: 0.366, SLG: 0.448 (1, 7)										3	0	0	0	1	0	2						
Roy White, S OBP: 0.351, SLG: 0.408 (1, 10)										3	0	1	0	1	0	1						
Bucky Dent, R OBP: 0.296, SLG: 0.325 (1, 6)										2	0	0	0	1	1	1						
Jim Spencer, L OBP: 0.302, SLG: 0.455 (8, PH)										1	0	0	0	0	0	3						
Fred Stanley, R OBP: 0.331, SLG: 0.292 (9, 6)										0	0	0	0	0	0	0						
Inning Stats	R: 1 E: 0 K: 0 S: 5	H: 3 LOB: 1 BB: 0 P: 5	R: 0 E: 0 K: 1 S: 5	H: 0 LOB: 1 BB: 1 P: 9	R: 0 E: 0 K: 1 S: 7	H: 2 LOB: 2 BB: 0 P: 7	R: 0 E: 0 K: 1 S: 6	H: 1 LOB: 2 BB: 1 P: 10	R: 1 E: 0 K: 0 S: 4	H: 1 LOB: 0 BB: 0 P: 4	R: 0 E: 0 K: 0 S: 3	H: 0 LOB: 0 BB: 0 P: 3	R: 0 E: 0 K: 0 S: 4	H: 1 LOB: 1 BB: 0 P: 4	R: 0 E: 0 K: 0 S: 4	H: 1 LOB: 3 BB: 2 P: 12	R: 1 E: 0 K: 0 S: 3	H: 1 LOB: 0 BB: 0 P: 3	1B: 7 2B: 2 3B: 1 HR: 1	SF: 1 SAC: 0 DP: 1 HBP: 0	WP: 2 PB: 0 SB: 0 CS: 0	PA: 39
PITCHER Mike Torrez, R ERA: 3.99 (1, 1)	IP: 8.2 WLS: L BF: 39 H: 10 R: 3 ER: 3 SO: 3 BB: 3 IBB: 1 HBP: 0 BLK: 0 WP: 1 HR: 1 S: 41 P: 57 ERA: 3.12 WHIP: 1.500															PITCHER						


Batter	1	2	3	4	5	6	7	8	9	AB	R	H	RBI	BB	SO	LOB	TOP					
Rick Burleson, R OBP: 0.296, SLG: 0.342 (1, 6)	5-3		SH3-4		SH3-4		5-3			4	1	2	0	0	0	1	Boston Red Sox @ New York Yankees Yankee Stadium, Bronx, NY Sun Sep 17 1978, 3:33 AM EDT Att: 55,088 - Sunny - 74 F					
Jerry Remy, L OBP: 0.307, SLG: 0.341 (1, 4)	F6		F8		F8		SF8			4	0	1	2	0	0	2						
Jim Rice, R OBP: 0.377, SLG: 0.607 (1, 7)			F3		K		F7			5	0	1	0	0	2	3						
Carl Yastrzemski, L OBP: 0.366, SLG: 0.415 (1, 8)	1-3				K		G3			4	1	2	2	1	0	2						
Carlton Fisk, R OBP: 0.369, SLG: 0.492 (1, 2)			F8		FC6-4					4	1	0	0	1	1	3						
Jack Brohamer, L OBP: 0.295, SLG: 0.318 (1, 10)					L9					3	0	0	0	0	0	0						
Frank Duffy, R OBP: 0.300, SLG: 0.301 (8, PH)										2	1	1	0	0	0	0						
George Scott, R OBP: 0.305, SLG: 0.385 (1, 3)			F8		F8		F8			3	1	1	1	1	0	0						
Butch Hobson, R OBP: 0.310, SLG: 0.412 (1, 5)			F8		F8		6-3			4	0	2	2	0	0	0						
Dwight Evans, R OBP: 0.338, SLG: 0.454 (1, 9)			FC6-4							2	2	1	0	1	0	2						
Garry Hancock, L OBP: 0.222, SLG: 0.253 (9, 9)					SH3-4		2B			0	0	0	0	0	0	0						
Inning Stats	R: 0 E: 0 K: 0 S: 4	H: 1 LOB: 1 BB: 0 P: 4	R: 0 E: 0 K: 1 S: 6	H: 1 LOB: 2 BB: 1 P: 10	R: 1 E: 0 K: 0 S: 5	H: 2 LOB: 1 BB: 0 P: 5	R: 0 E: 0 K: 0 S: 3	H: 0 LOB: 0 BB: 0 P: 3	R: 1 E: 0 K: 0 S: 7	H: 2 LOB: 2 BB: 1 P: 11	R: 0 E: 0 K: 0 S: 3	H: 0 LOB: 0 BB: 0 P: 3	R: 1 E: 0 K: 0 S: 4	H: 1 LOB: 1 BB: 1 P: 8	R: 3 E: 0 K: 0 S: 6	H: 3 LOB: 1 BB: 1 P: 10	R: 1 E: 0 K: 1 S: 6	H: 1 LOB: 0 BB: 0 P: 6	1B: 7 2B: 3 3B: 0 HR: 1	SF: 1 SAC: 2 DP: 0 HBP: 0	WP: 0 PB: 0 SB: 2 CS: 0	PA: 42
PITCHER	IP	WLS	BF	H	R	ER	SO	BB	IBB	HBP	BLK	WP	HR	S	P	ERA	WHIP					
Jim Beattie, R ERA: 3.66 (1, 1)	7.0	L	31	7	3	3	2	2	1	0	0	0	0	32	44	3.86	1.286					
Sparky Lyle, L ERA: 3.42 (8, 1)	0.0		3	2	3	3	0	1	0	0	0	0	0	2	6	∞	∞					
Ken Clay, R ERA: 4.39 (8, 1)	2.0		8	2	1	1	1	0	0	0	0	0	1	10	10	4.50	1.000					

Batter	1	2	3	4	5	6	7	8	9	AB	R	H	RBI	BB	SO	LOB	BOTTOM				
Mickey Rivers, L OBP: 0.302, SLG: 0.411 (1, 8)	L6		F6							4	0	0	0	0	1	1	Boston Red Sox @ New York Yankees Yankee Stadium, Bronx, NY Sun Sep 17 1978, 3:33 AM EDT Att: 55,088 - Sunny - 74 F				
Willie Randolph, R OBP: 0.385, SLG: 0.358 (1, 4)	6-3									4	1	2	0	0	0	0					
Thurman Munson, R OBP: 0.331, SLG: 0.376 (1, 2)	E5		5-3							4	1	0	0	0	0	3					
Reggie Jackson, L OBP: 0.362, SLG: 0.478 (1, 10)	L8									4	0	0	1	0	1	1					
Chris Chambliss, L OBP: 0.326, SLG: 0.391 (1, 3)			K							4	1	1	0	0	3	0					
Graig Nettles, L OBP: 0.346, SLG: 0.467 (1, 5)										4	0	0	0	0	0	1					
Roy White, S OBP: 0.350, SLG: 0.404 (1, 7)										3	0	0	0	1	0	0					
Gary Thomasson, L OBP: 0.303, SLG: 0.366 (1, 9)			L3							4	0	1	1	0	1	0					
Bucky Dent, R OBP: 0.298, SLG: 0.324 (1, 6)										1	0	0	0	1	0	0					
Jim Spencer, L OBP: 0.300, SLG: 0.451 (7, PH)										1	0	0	0	0	0	2					
Fred Stanley, R OBP: 0.331, SLG: 0.292 (8, 6)										0	0	0	0	0	0	0					
Inning Stats	R: 0 E: 1 K: 0 S: 4	H: 0 LOB: 1 BB: 0 P: 4	R: 0 E: 0 K: 1 S: 5	H: 0 LOB: 0 BB: 0 P: 5	R: 0 E: 0 K: 1 S: 5	H: 0 LOB: 0 BB: 0 P: 5	R: 0 E: 0 K: 0 S: 3	H: 0 LOB: 0 BB: 0 P: 3	R: 1 E: 0 K: 1 S: 7	H: 2 LOB: 2 BB: 1 P: 11	R: 2 E: 2 K: 2 S: 9	H: 1 LOB: 0 BB: 0 P: 9	R: 0 E: 0 K: 0 S: 3	H: 0 LOB: 0 BB: 0 P: 3	1B: 4 2B: 0 3B: 0 HR: 0	SF: 0 SAC: 0 DP: 0 HBP: 0	WP: 0 PB: 0 SB: 0 CS: 0	PA: 35			
PITCHER	IP	WLS	BF	H	R	ER	SO	BB	IBB	HBP	BLK	WP	HR	S	P	ERA	WHIP				
Dennis Eckersley, R ERA: 3.28 (1, 1)	6.2	W	26	3	1	1	4	2	0	0	0	0	0	32	40	1.35	0.750				
Bob Stanley, R ERA: 2.82 (7, 1)	2.1	S	9	1	2	0	2	0	0	0	0	0	0	13	13	0.00	0.429				

Batter	1	2	3	4	5	6	7	8	9	10	11	AB	R	H	RBI	BB	SO	LOB	TOP							
Rick Burleson, R OBP: 0.295, SLG: 0.339 (1, 6)	6-3		F7		HBP		4-3		F9		FC3-2 1B	5	0	0	0	0	0	5								
Jerry Remy, L OBP: 0.368, SLG: 0.341 (1, 4)	1-3			1B SF8	6-3		5-3		F7		E8 1B	6	1	2	1	0	0	2								
Jim Rice, R OBP: 0.376, SLG: 0.603 (1, 10)	6-3			1B	5-3		F8			K		5	0	1	0	0	1	1								
Carl Yastrzemski, L OBP: 0.366, SLG: 0.413 (1, 7)		4-0 BB				6-3			G3		FC6-4 BB	3	0	0	0	2	1	2								
Carlton Fisk, R OBP: 0.368, SLG: 0.489 (1, 2)		G6-4-3 1-2		SF8		HR BB			F4		FC6-4 1-2	3	1	0	1	1	0	2								
Fred Lynn, L OBP: 0.374, SLG: 0.497 (1, 8)		4-3			1B		1-3				K	4	1	2	2	1	1	1								
Butch Hobson, R OBP: 0.309, SLG: 0.409 Frank Duffy, R OBP: 0.300, SLG: 0.301 (11, PR)				K	K		6-3				K	4	0	0	0	1	3	3								
George Scott, R OBP: 0.304, SLG: 0.381 Jack Brohamer, L OBP: 0.298, SLG: 0.321 Garry Hancock, L OBP: 0.222, SLG: 0.253 (11, PR)				6-3			6-3				K	3	0	0	0	1	1	0								
Dwight Evans, R OBP: 0.341, SLG: 0.461 (1, 9)					1B		HR				5-3 1B	4	1	2	1	1	1	3								
Inning Stats	R: 0 E: 0 K: 0 S: 3	H: 0 LOB: 0 BB: 0 P: 3	R: 0 E: 0 K: 0 S: 2	H: 0 LOB: 0 BB: 1 P: 6	R: 0 E: 0 K: 1 S: 6	H: 1 LOB: 1 BB: 0 P: 6	R: 1 E: 0 K: 2 S: 10	H: 3 LOB: 2 BB: 0 P: 10	R: 1 E: 0 K: 0 S: 4	H: 1 LOB: 1 BB: 0 P: 5	R: 2 E: 0 K: 1 S: 6	H: 1 LOB: 1 BB: 2 P: 14	R: 0 E: 0 K: 0 S: 3	H: 0 LOB: 0 BB: 0 P: 3	R: 0 E: 0 K: 1 S: 5	H: 0 LOB: 1 BB: 1 P: 9	R: 0 E: 0 K: 1 S: 5	H: 0 LOB: 1 BB: 1 P: 9	R: 0 E: 0 K: 2 S: 7	H: 0 LOB: 1 BB: 1 P: 11	R: 1 E: 0 K: 0 S: 4	H: 2 LOB: 2 BB: 1 P: 8	1B: 6 2B: 0 3B: 0 HR: 2	SF: 1 SAC: 0 DP: 1 HBP: 1	WP: 0 PB: 0 SB: 0 CS: 0	PA: 47
PITCHER	IP 5.2	WLS L	BF 18	H 1	R 1	ER 1	SO 5	BB 4	IBB 0	HBP 0	BLK 0	WP 0	HR 0	S 24	P 40	ERA 2.08	WHIP 1.154									
Jack Billingham, R ERA: 3.89 Steve Baker, R ERA: 3.9 John Miller, L ERA: 2.62	(1, 1)	(6, 1)	(11, 1)																							

Boston Red Sox @ Detroit Tigers
Tiger Stadium, Detroit, MI
Mon Sep 18 1978, 7:05 PM EDT
Att: 13,849 - Unknown


AB 38
R 5
H 8
RBI 5
BB 7
SO 8
LOB 19



Batter	1	2	3	4	5	6	7	8	9	10	11	AB	R	H	RBI	BB	SO	LOB	BOTTOM							
Ron LeFlore, R OBP: 0.361, SLG: 0.398 (1, 8)	4-3	K			CS 1B		5-3		CS	1-3		5	0	1	0	0	1	1								
Lou Whitaker, L OBP: 0.360, SLG: 0.356 (1, 4)	4-3 BB			K	K		4-3			1B 1B		4	0	1	0	1	2	1								
Rusty Staub, L OBP: 0.351, SLG: 0.441 (1, 10)	4-3 1-2			4-3	HR				F6			5	1	2	1	0	0	1								
Jason Thompson, L OBP: 0.366, SLG: 0.474 (1, 3)	K				F7		4-3		4-3	K		5	0	1	0	0	2	3								
Steve Kemp, L OBP: 0.361, SLG: 0.405 (1, 7)		HR BB		F6		FC1-6 1B			HR	F6		4	2	2	1	1	0	3								
Lance Parrish, R OBP: 0.263, SLG: 0.443 (1, 2)		K			1B FC5-2 1B		FC1-6 4-3		F8		K	5	0	1	0	0	2	2								
John Wockenfuss, R OBP: 0.361, SLG: 0.418 Tim Corcoran, L OBP: 0.319, SLG: 0.320 (9, PH)					G5-3 FC5-2 1B		4-3		F7		K	3	1	2	2	0	0	1								
Mickey Stanley, R OBP: 0.312, SLG: 0.392 (11, PH)		HR			1-3		1-2				K	1	0	0	0	0	0	0								
Aurelio Rodriguez, R OBP: 0.353, SLG: 0.397 Phil Mankowski, L OBP: 0.358, SLG: 0.381 (9, PH)		F8			FC5-2		4-3		L5		4-3	3	0	0	0	0	0	3								
Alan Trammell, R OBP: 0.330, SLG: 0.327 Milt May, L OBP: 0.317, SLG: 0.383 Steve Dillard, R OBP: 0.274, SLG: 0.306 Mark Wagner, R OBP: 0.272, SLG: 0.284 (10, 6)					3-3		G5-3			CS BB		2	0	0	0	1	0	2								
Inning Stats	R: 0 E: 0 K: 1 S: 5	H: 0 LOB: 1 BB: 1 P: 9	R: 2 E: 0 K: 2 S: 8	H: 1 LOB: 1 BB: 2 P: 16	R: 0 E: 0 K: 1 S: 6	H: 1 LOB: 1 BB: 0 P: 6	R: 0 E: 0 K: 0 S: 4	H: 2 LOB: 1 BB: 0 P: 4	R: 1 E: 0 K: 1 S: 6	H: 2 LOB: 0 BB: 0 P: 6	R: 0 E: 0 K: 0 S: 4	H: 1 LOB: 1 BB: 0 P: 4	R: 0 E: 0 K: 0 S: 3	H: 0 LOB: 0 BB: 0 P: 3	R: 1 E: 0 K: 0 S: 4	H: 1 LOB: 1 BB: 1 P: 4	R: 0 E: 0 K: 0 S: 2	H: 0 LOB: 0 BB: 1 P: 6	R: 0 E: 0 K: 1 S: 7	H: 2 LOB: 2 BB: 0 P: 7	R: 0 E: 0 K: 2 S: 7	H: 0 LOB: 0 BB: 0 P: 7	1B: 7 2B: 0 3B: 0 HR: 3	SF: 0 SAC: 0 DP: 1 HBP: 0	WP: 0 PB: 0 SB: 0 CS: 2	PA: 45
PITCHER	IP 5.0	WLS L	BF 16	H 3	R 3	ER 3	SO 5	BB 3	IBB 0	HBP 0	BLK 0	WP 0	HR 2	S 29	P 41	ERA 5.40	WHIP 1.800									
Bobby Sprowl, L ERA: 6.35 Bob Stanley, R ERA: 2.79 Andy Hassler, L ERA: 3.94	(1, 1)	(6, 1)	(10, 1)																							

Boston Red Sox @ Detroit Tigers
Tiger Stadium, Detroit, MI
Mon Sep 18 1978, 7:05 PM EDT
Att: 13,849 - Unknown

AB 40
R 4
H 10
RBI 4
BB 4
SO 8
LOB 17



Batter	1	2	3	4	5	6	7	8	9	AB	R	H	RBI	BB	SO	LOB	TOP					
Rick Burleson, R OBP: 0.294, SLG: 0.337 (1, 6)	F8	6-3		BB 1B		6-3	K			5	1	1	0	0	1	3						
Jerry Remy, L OBP: 0.310, SLG: 0.342 (1, 4)	1B HR		1B SF7	1B E		E6	4-3			4	3	2	0	1	0	3						
Jim Rice, R OBP: 0.376, SLG: 0.602 (1, 10)	1B HR		K	E		L8		K		5	2	2	2	0	2	2						
Carl Yastrzemski, L OBP: 0.370, SLG: 0.424 (1, 7)	1B HR			E4				4-3		4	1	3	5	1	0	0						
Carlton Fisk, R OBP: 0.365, SLG: 0.486 (1, 2)	5-3		SF7	5-3				F3		4	0	0	1	0	1	3						
Fred Lynn, L OBP: 0.374, SLG: 0.497 (1, 8)	2B		F8		SH1-4 BB		6-3		F4	4	0	1	0	1	0	1						
Butch Hobson, R OBP: 0.308, SLG: 0.407 (1, 5)	6-3			K	SH1-4			BB 1B	K	4	0	1	0	0	2	1						
George Scott, R OBP: 0.305, SLG: 0.382 (1, 3)		F9		BB 1B	5-3				F9	5	1	2	0	0	0	1						
Dwight Evans, R OBP: 0.340, SLG: 0.458 (1, 9)		K		F7		K				3	0	0	0	1	2	2						
Inning Stats	R: 3 E: 0 K: 0 S: 7	H: 4 LOB: 1 BB: 0 P: 7	R: 0 E: 0 K: 1 S: 5	H: 0 LOB: 0 BB: 0 P: 5	R: 1 E: 0 K: 1 S: 7	H: 2 LOB: 1 BB: 0 P: 7	R: 4 E: 1 K: 1 S: 9	H: 4 LOB: 1 BB: 1 P: 13	R: 0 E: 0 K: 1 S: 5	H: 0 LOB: 1 BB: 1 P: 9	R: 0 E: 1 K: 1 S: 6	H: 0 LOB: 2 BB: 1 P: 10	R: 0 E: 0 K: 1 S: 7	H: 2 LOB: 3 BB: 1 P: 11	R: 0 E: 0 K: 1 S: 5	H: 0 LOB: 0 BB: 0 P: 5	R: 0 E: 0 K: 1 S: 5	H: 0 LOB: 0 BB: 0 P: 5	1B: 9 2B: 2 3B: 0 HR: 1	SF: 1 SAC: 1 DP: 0 HBP: 0	WP: 0 PB: 0 SB: 1 CS: 0	PA: 44
PITCHER	IP	WLS	BF	H	R	ER	SO	BB	IBB	HBP	BLK	WP	HR	S	P	ERA	WHIP					
Jim Slaton, R ERA: 4.31 (1, 1)	2.1		13	6	4	4	2	0	0	0	0	0	1	17	17	15.43	2.571					
Jack Morris, R ERA: 4.55 (3, 1)	4.0	L	23	6	4	4	3	3	1	0	0	0	0	25	41	9.00	2.250					
Dave Tobik, R ERA: 4.66 (7, 1)	2.2		8	0	0	0	3	0	0	0	0	0	0	14	14	0.00	0.000					

Boston Red Sox @ Detroit Tigers
Tiger Stadium, Detroit, MI
Tue Sep 19 1978, 7:05 PM EDT
Att: 15,901 - Unknown

AB 38
R 8
H 12
RBI 8
BB 4
SO 8
LOB 16



Batter	1	2	3	4	5	6	7	8	9	AB	R	H	RBI	BB	SO	LOB	BOTTOM					
Ron LeFlore, R OBP: 0.364, SLG: 0.403 (1, 8)	1B HR	F9		FC6-4			G6-4-3		K	5	1	4	1	0	1	2						
Lou Whitaker, L OBP: 0.351, SLG: 0.355 (1, 4)	1B HR	B1-3		K			G6-4-3			4	1	1	0	1	1	3						
Rusty Staub, L OBP: 0.351, SLG: 0.439 (1, 10)	1B HR	F9		FC6-4						3	1	0	0	2	0	5						
Jason Thompson, L OBP: 0.366, SLG: 0.478 (1, 3)	1B HR	6-3				K			K	4	1	1	4	0	2	2						
Steve Kemp, L OBP: 0.381, SLG: 0.404 (1, 7)	E1			SH2-4		K			F4	4	1	1	0	0	1	0						
Milt May, L OBP: 0.314, SLG: 0.380 (1, 2)	G1-6-3		SH2-4			K			4-3	3	0	0	0	0	1	1						
Tim Corcoran, L OBP: 0.321, SLG: 0.322 (1, 9)	E8			G5-4-3			B2-3		F7	4	0	2	1	0	0	0						
Phil Mankowski, L OBP: 0.357, SLG: 0.379 Aurelio Rodriguez, R OBP: 0.304, SLG: 0.397 (1, 5) (3, PH) (4, 5)	K		G5-4-3				1-3			1	0	0	0	0	1	1						
Alan Trammell, R OBP: 0.331, SLG: 0.328 (1, 6)		2B		5-3			6-3			4	1	2	0	0	0	0						
Inning Stats	R: 4 E: 2 K: 1 S: 9	H: 4 LOB: 1 BB: 1 P: 13	R: 1 E: 0 K: 0 S: 5	H: 2 LOB: 1 BB: 0 P: 5	R: 1 E: 0 K: 0 S: 4	H: 2 LOB: 0 BB: 0 P: 4	R: 0 E: 0 K: 1 S: 6	H: 1 LOB: 1 BB: 0 P: 6	R: 0 E: 0 K: 3 S: 9	H: 0 LOB: 0 BB: 0 P: 9	R: 0 E: 0 K: 0 S: 3	H: 0 LOB: 0 BB: 0 P: 3	R: 0 E: 0 K: 1 S: 5	H: 1 LOB: 1 BB: 1 P: 9	R: 0 E: 0 K: 0 S: 3	H: 0 LOB: 0 BB: 0 P: 3	R: 0 E: 0 K: 1 S: 6	H: 2 LOB: 2 BB: 1 P: 10	1B: 10 2B: 1 3B: 0 HR: 1	SF: 0 SAC: 1 DP: 4 HBP: 0	WP: 0 PB: 0 SB: 0 CS: 0	PA: 39
PITCHER	IP	WLS	BF	H	R	ER	SO	BB	IBB	HBP	BLK	WP	HR	S	P	ERA	WHIP					
Luis Tiant, R ERA: 3.58 (1, 1)	0.0		3	3	4	4	0	0	0	0	0	0	0	15	15	6.00	1.667					
Tom Burgmeier, L ERA: 4.25 (4, 1)	5.0	W	19	4	0	0	5	1	0	0	0	0	0	28	32	0.00	1.000					
Dick Drago, R ERA: 3.33 (9, 1)	0.1		1	0	0	0	1	0	0	0	0	0	0	3	3	0.00	0.000					
Andy Hassler, L ERA: 3.9 (9, 1)	0.2	S	2	0	0	0	0	1	0	0	0	0	0	1	5	0.00	1.500					

Boston Red Sox @ Detroit Tigers
Tiger Stadium, Detroit, MI
Tue Sep 19 1978, 7:05 PM EDT
Att: 15,901 - Unknown

AB 35
R 6
H 12
RBI 6
BB 3
SO 7
LOB 15



Batter	1	2	3	4	5	6	7	8	9	AB	R	H	RBI	BB	SO	LOB	TOP								
Rick Burleson, R OBP: 0.294, SLG: 0.337 (1, 6)										4	0	1	0	0	0	0									
Jerry Remy, L OBP: 0.316, SLG: 0.349 (1, 4)										4	1	4	0	0	0	0									
Jim Rice, R OBP: 0.375, SLG: 0.604 (1, 10)										4	1	1	2	0	1	4									
Carl Yastrzemski, L OBP: 0.367, SLG: 0.420 (1, 7)										4	0	0	0	0	0	3									
Carlton Fisk, R OBP: 0.362, SLG: 0.482 (1, 2)										4	0	0	0	0	1	2									
Fred Lynn, L OBP: 0.372, SLG: 0.493 (1, 8)										4	0	0	0	0	0	0									
Butch Hobson, R OBP: 0.307, SLG: 0.405 (1, 5)										3	0	0	0	0	0	0									
George Scott, R OBP: 0.303, SLG: 0.379 (1, 3)										3	0	0	0	0	0	0									
Dwight Evans, R OBP: 0.338, SLG: 0.455 (1, 9)										3	0	0	0	0	1	0									
Inning Stats	R: 0 E: 0 K: 1 S: 7	H: 2 LOB: 2 BB: 0 P: 7	R: 0 E: 0 K: 0 S: 3	H: 0 LOB: 0 BB: 0 P: 3	R: 0 E: 0 K: 1 S: 6	H: 1 LOB: 1 BB: 0 P: 6	R: 0 E: 0 K: 1 S: 5	H: 0 LOB: 0 BB: 0 P: 5	R: 0 E: 0 K: 0 S: 3	H: 0 LOB: 0 BB: 0 P: 3	R: 0 E: 0 K: 0 S: 4	H: 1 LOB: 1 BB: 0 P: 4	R: 0 E: 0 K: 0 S: 3	H: 0 LOB: 0 BB: 0 P: 3	R: 0 E: 0 K: 0 S: 3	H: 0 LOB: 0 BB: 0 P: 3	R: 2 E: 0 K: 0 S: 5	H: 2 LOB: 2 BB: 0 P: 5	1B: 4 2B: 1 3B: 0 HR: 1	SF: 0 SAC: 0 DP: 0 HBP: 0	WP: 0 PB: 0 SB: 0 CS: 0	PA: 33			
PITCHER Dave Rozema, R ERA: 2.95 (1, 1)	IP: 9.0 WLS: W BF: 33	H: 6 R: 2 ER: 2 SO: 3	BB: 0 IBB: 0 HBP: 0 BLK: 0	WP: 0 HR: 1 S: 39 P: 39	ERA: 2.00 WHIP: 0.667																				

Boston Red Sox @ Detroit Tigers
Tiger Stadium, Detroit, MI
Wed Sep 20 1978, 7:05 PM EDT
Att: 16,689 - Unknown

AB 33
R 2
H 6
RBI 2
BB 0
SO 3
LOB 9



Batter	1	2	3	4	5	6	7	8	9	AB	R	H	RBI	BB	SO	LOB	BOTTOM									
Ron LeFlore, R OBP: 0.365, SLG: 0.403 (1, 8)										4	2	1	2	1	1	3										
Dave Stegman, R OBP: 0.300, SLG: 0.556 (8, 8)										0	0	0	0	0	0	0										
Lou Whitaker, L OBP: 0.363, SLG: 0.365 (1, 4)										4	3	2	3	1	0	3										
Rusty Staub, L OBP: 0.354, SLG: 0.445 (1, 10)										3	1	2	4	2	0	0										
Jason Thompson, L OBP: 0.366, SLG: 0.477 (1, 3)										5	0	2	0	0	0	3										
Steve Kemp, L OBP: 0.381, SLG: 0.403 (1, 7)										4	2	1	0	1	1	2										
Milt May, L OBP: 0.316, SLG: 0.378 (1, 2)										4	1	1	0	1	0	3										
Tim Corcoran, L OBP: 0.322, SLG: 0.323 (1, 9)										2	1	1	1	0	0	0										
John Wockenfuss, R OBP: 0.356, SLG: 0.410 (6, 9)										3	0	0	0	0	1	5										
Phil Mankowski, L OBP: 0.354, SLG: 0.376 (1, 5)										2	0	0	0	0	0	2										
Aurelio Rodriguez, R OBP: 0.309, SLG: 0.404 (6, 5)										3	1	3	1	0	0	0										
Alan Trammell, R OBP: 0.332, SLG: 0.332 (1, 6)										5	1	2	1	0	0	4										
Inning Stats	R: 1 E: 0 K: 1 S: 7	H: 2 LOB: 1 BB: 0 P: 7	R: 0 E: 0 K: 0 S: 3	H: 0 LOB: 0 BB: 0 P: 3	R: 0 E: 0 K: 0 S: 4	H: 1 LOB: 2 BB: 1 P: 8	R: 2 E: 1 K: 1 S: 9	H: 3 LOB: 2 BB: 0 P: 9	R: 0 E: 0 K: 0 S: 3	H: 1 LOB: 2 BB: 2 P: 11	R: 3 E: 0 K: 0 S: 5	H: 2 LOB: 0 BB: 1 P: 9	R: 6 E: 0 K: 1 S: 10	H: 5 LOB: 1 BB: 2 P: 18	R: 0 E: 0 K: 0 S: 4	H: 1 LOB: 1 BB: 0 P: 4	R: 0 E: 0 K: 0 S: 5	H: 1 LOB: 1 BB: 0 P: 4	1B: 9 2B: 4 3B: 0 HR: 2	SF: 0 SAC: 0 DP: 1 HBP: 0	WP: 1 PB: 0 SB: 0 CS: 0	PA: 45				
PITCHER Mike Torrez, R ERA: 4.0 (1, 1)	IP: 4.0 WLS: L	BF: 22	H: 7 R: 3 ER: 2 SO: 2	BB: 2 IBB: 0 HBP: 0 BLK: 0	WP: 0 HR: 0 S: 24 P: 32	ERA: 4.50 WHIP: 2.250																				
Henry LaRose, L ERA: 22.5 (5, 1)	IP: 2.0	WLS: 11	H: 3 R: 5 ER: 5 SO: 0	BB: 2 IBB: 1 HBP: 0 BLK: 0	WP: 0 HR: 1 S: 8 P: 20	ERA: 13.50 WHIP: 3.000																				
Jim Wright, R ERA: 3.57 (7, 1)	IP: 0.2	WLS: 4	H: 2 R: 1 ER: 1 SO: 1	BB: 0 IBB: 0 HBP: 0 BLK: 0	WP: 0 HR: 0 S: 6 P: 6	ERA: 20.25 WHIP: 3.000																				
Tom Burgmeier, L ERA: 4.45 (7, 1)	IP: 1.1	WLS: 8	H: 3 R: 3 ER: 3 SO: 0	BB: 1 IBB: 0 HBP: 0 BLK: 0	WP: 0 HR: 1 S: 7 P: 11	ERA: 20.25 WHIP: 3.000																				

Boston Red Sox @ Detroit Tigers
Tiger Stadium, Detroit, MI
Wed Sep 20 1978, 7:05 PM EDT
Att: 16,689 - Unknown

AB 39
R 12
H 15
RBI 12
BB 6
SO 3
LOB 25



Batter	1	2	3	4	5	6	7	8	9	AB	R	H	RBI	BB	SO	LOB	TOP					
Rick Burleson, R OBP: 0.298, SLG: 0.341 (1, 6)										5	1	4	0	0	0	0	Boston Red Sox @ Detroit Tigers Tiger Stadium, Detroit, MI Thu Sep 21 1978, 7:05 PM EDT Att: 15,213 - Unknown					
Jerry Remy, L OBP: 0.314, SLG: 0.346 (1, 4)										4	0	0	0	1	0	4						
Jim Rice, R OBP: 0.372, SLG: 0.599 (1, 7)										5	0	0	0	0	2	5						
Carl Yastrzemski, L OBP: 0.368, SLG: 0.419 (1, 10)										2	2	0	0	2	0	2						
Carlton Fisk, R OBP: 0.362, SLG: 0.480 (1, 2)										4	1	1	1	0	2	1						
Fred Lynn, L OBP: 0.374, SLG: 0.493 (1, 8)										2	1	1	1	2	0	0						
Butch Hobson, R OBP: 0.308, SLG: 0.405 (1, 5)										4	0	2	2	0	0	1						
George Scott, R OBP: 0.303, SLG: 0.377 (1, 3)										4	0	1	1	0	0	2						
Dwight Evans, R OBP: 0.339, SLG: 0.454 (1, 9)										3	0	1	0	1	1	2						
Inning Stats	R: 3 E: 0 K: 0 S: 6	H: 3 LOB: 2 BB: 2 P: 14	R: 0 E: 0 K: 1 S: 6	H: 1 LOB: 2 BB: 1 P: 10	R: 0 E: 0 K: 1 S: 5	H: 0 LOB: 0 BB: 0 P: 5	R: 0 E: 1 K: 0 S: 4	H: 2 LOB: 2 BB: 1 P: 8	R: 1 E: 0 K: 0 S: 5	H: 1 LOB: 0 BB: 1 P: 9	R: 0 E: 0 K: 0 S: 5	H: 0 LOB: 0 BB: 0 P: 5	R: 0 E: 0 K: 0 S: 3	H: 0 LOB: 0 BB: 0 P: 3	R: 1 E: 0 K: 0 S: 4	H: 2 LOB: 1 BB: 1 P: 8	R: 0 E: 0 K: 1 S: 5	H: 1 LOB: 0 BB: 0 P: 5	1B: 10 2B: 1 3B: 0 HR: 0	SF: 0 SAC: 0 DP: 3 HBP: 0	WP: 1 PB: 0 SB: 1 CS: 0	PA: 39
PITCHER Milt Wilcox, R ERA: 3.68 (1, 1)	IP: 9.0 WLS: L BF: 39	H: 10 R: 5 ER: 5 SO: 5	BB: 6 IBB: 0 HBP: 0 BLK: 0	WP: 1 HR: 0 S: 43 P: 67	ERA: 5.00 WHIP: 1.778	PITCHER										IP: 9.0 WLS: L BF: 39	H: 10 R: 5 ER: 5 SO: 5	BB: 6 IBB: 0 HBP: 0 BLK: 0	WP: 1 HR: 0 S: 43 P: 67	ERA: 5.00 WHIP: 1.778		

Batter	1	2	3	4	5	6	7	8	9	AB	R	H	RBI	BB	SO	LOB	BOTTOM					
Ron LeFlore, R OBP: 0.362, SLG: 0.401 (1, 8)										4	0	0	0	0	1	1	Boston Red Sox @ Detroit Tigers Tiger Stadium, Detroit, MI Thu Sep 21 1978, 7:05 PM EDT Att: 15,213 - Unknown					
Lou Whitaker, L OBP: 0.361, SLG: 0.363 Steve Dillard, R OBP: 0.269, SLG: 0.301 (1, 4) (4, 4)										2	0	0	0	0	0	1						
Rusty Staub, L OBP: 0.352, SLG: 0.442 (1, 10)										4	0	0	0	0	0	1						
Jason Thompson, L OBP: 0.367, SLG: 0.483 (1, 3)										4	1	2	1	0	1	0						
Steve Kemp, L OBP: 0.380, SLG: 0.402 (1, 7)										4	0	1	0	0	0	1						
Milt May, L OBP: 0.313, SLG: 0.375 (1, 2)										3	0	0	0	0	0	1						
Tim Corcoran, L OBP: 0.328, SLG: 0.330 (1, 9)										3	0	3	0	0	0	0						
Phil Mankowski, L OBP: 0.349, SLG: 0.370 (1, 5)										3	0	0	0	0	1	4						
Alan Trammell, R OBP: 0.332, SLG: 0.330 (1, 6)										2	0	0	0	1	0	0						
Inning Stats	R: 0 E: 0 K: 0 S: 3	H: 0 LOB: 0 BB: 0 P: 3	R: 0 E: 0 K: 1 S: 7	H: 2 LOB: 2 BB: 0 P: 7	R: 0 E: 0 K: 1 S: 5	H: 0 LOB: 1 BB: 1 P: 9	R: 0 E: 0 K: 1 S: 5	H: 0 LOB: 0 BB: 0 P: 5	R: 0 E: 0 K: 0 S: 3	H: 1 LOB: 0 BB: 0 P: 3	R: 0 E: 0 K: 0 S: 3	H: 0 LOB: 0 BB: 0 P: 3	R: 1 E: 0 K: 0 S: 5	H: 2 LOB: 1 BB: 0 P: 5	R: 0 E: 0 K: 0 S: 3	H: 0 LOB: 0 BB: 0 P: 3	R: 0 E: 0 K: 0 S: 3	H: 1 LOB: 0 BB: 0 P: 3	1B: 5 2B: 0 3B: 0 HR: 1	SF: 0 SAC: 0 DP: 2 HBP: 0	WP: 0 PB: 0 SB: 0 CS: 0	PA: 32
PITCHER Dennis Eckersley, R ERA: 3.2 (1, 1)	IP: 9.0 WLS: W BF: 32	H: 6 R: 1 ER: 1 SO: 3	BB: 1 IBB: 0 HBP: 0 BLK: 0	WP: 0 HR: 1 S: 37 P: 41	ERA: 1.00 WHIP: 0.778	PITCHER										IP: 9.0 WLS: W BF: 32	H: 6 R: 1 ER: 1 SO: 3	BB: 1 IBB: 0 HBP: 0 BLK: 0	WP: 0 HR: 1 S: 37 P: 41	ERA: 1.00 WHIP: 0.778		

Batter	1	2	3	4	5	6	7	8	9	AB	R	H	RBI	BB	SO	LOB	TOP								
Rick Burleson, R OBP: 0.299, SLG: 0.340 (1, 6)										4	0	1	0	1	2	3									
Jerry Remy, L OBP: 0.316, SLG: 0.346 (1, 4)										4	1	1	0	1	0	1									
Jim Rice, R OBP: 0.371, SLG: 0.598 (1, 7)										5	0	1	1	1	0	2									
Carl Yastrzemski, L OBP: 0.368, SLG: 0.416 (1, 10)										3	0	0	0	2	1	1									
Carlton Fisk, R OBP: 0.362, SLG: 0.480 (1, 2)										5	2	2	0	0	1	5									
Fred Lynn, L OBP: 0.375, SLG: 0.492 (1, 8)										3	1	1	0	1	1	1									
Butch Hobson, R OBP: 0.310, SLG: 0.409 (1, 5)										3	0	2	1	0	0	0									
Frank Duffy, R OBP: 0.300, SLG: 0.301 (9, 5)										0	0	0	0	0	0	0									
George Scott, R OBP: 0.302, SLG: 0.376 (1, 3)										4	0	1	1	0	2	3									
Dwight Evans, R OBP: 0.337, SLG: 0.451 (1, 9)										4	0	0	0	0	2	4									
Inning Stats	R: 1 E: 0 K: 3 S: 11	H: 2 LOB: 1 BB: 0 P: 11	R: 0 E: 0 K: 3 S: 10	H: 1 LOB: 2 BB: 1 P: 14	R: 0 E: 0 K: 1 S: 5	H: 0 LOB: 0 BB: 0 P: 5	R: 2 E: 1 K: 0 S: 6	H: 3 LOB: 1 BB: 0 P: 6	R: 0 E: 0 K: 0 S: 3	H: 0 LOB: 1 BB: 1 P: 7	R: 0 E: 0 K: 1 S: 5	H: 0 LOB: 0 BB: 0 P: 5	R: 0 E: 0 K: 0 S: 6	H: 1 LOB: 1 BB: 0 P: 6	R: 1 E: 0 K: 1 S: 7	H: 2 LOB: 1 BB: 0 P: 7	R: 0 E: 0 K: 1 S: 5	H: 0 LOB: 3 BB: 3 P: 17	1B: 7 2B: 2 3B: 0 HR: 0	SF: 1 SAC: 0 DP: 1 HBP: 0	WP: 0 PB: 0 SB: 2 CS: 0	PA: 41			
PITCHER	IP	WLS	BF	H	R	ER	SO	BB	IBB	HBP	BLK	WP	HR	S	P	ERA	WHIP								
Jim Clancy, R ERA: 3.84 (1, 1)	8.0		35	9	4	3	10	2	0	0	0	0	0	53	61	3.38	1.375								
Victor Cruz, R ERA: 1.57 (9, 1)	0.1	3	0	0	0	0	0	2	0	0	0	0	0	1	9	0.00	6.000								
Tom Murphy, R ERA: 4.03 (9, 1)	0.2	W	3	0	0	0	1	1	0	0	0	0	0	4	8	0.00	1.500								

Boston Red Sox @ Toronto Blue Jays
Exhibition Stadium, Toronto, ON
Fri Sep 22, 1978, 7:05 PM EDT
Att: 22,172 - Unknown - 59 F

AB 35
R 4
H 9
RBI 3
BB 5
SO 11
LOB 21



Batter	1	2	3	4	5	6	7	8	9	AB	R	H	RBI	BB	SO	LOB	BOTTOM								
Rick Bosetti, R OBP: 0.300, SLG: 0.351 (1, 8)										5	0	2	2	0	0	0									
Al Woods, L OBP: 0.286, SLG: 0.380 (1, 7)										3	1	1	0	1	0	1									
Roy Howell, L OBP: 0.324, SLG: 0.373 (1, 5)										4	1	0	0	0	0	2									
John Mayberry, L OBP: 0.335, SLG: 0.422 (1, 10)										4	1	1	2	0	1	1									
Otto Velez, R OBP: 0.387, SLG: 0.452 (1, 9)										3	0	0	0	1	0	2									
Willie Upshaw, L OBP: 0.303, SLG: 0.317 (1, 3)										3	0	2	1	0	0	0									
Bob Bailor, R OBP: 0.314, SLG: 0.342 (9, PH)										1	1	1	0	0	0	0									
Alan Ashby, S OBP: 0.337, SLG: 0.434 (1, 2)										4	0	0	0	0	1	4									
Dave McKay, S OBP: 0.275, SLG: 0.363 (1, 4)										4	1	1	0	0	0	0									
Luis Gomez, R OBP: 0.279, SLG: 0.251 (1, 6)										3	0	0	0	0	0	0									
Doug Ault, R OBP: 0.353, SLG: 0.357 (9, PH)										0	0	0	0	1	0	0									
Tim Johnson, L OBP: 0.315, SLG: 0.250 (9, PR)										0	0	0	0	0	0	0									
Inning Stats	R: 3 E: 1 K: 0 S: 6	H: 2 LOB: 1 BB: 1 P: 10	R: 0 E: 0 K: 0 S: 4	H: 1 LOB: 1 BB: 0 P: 4	R: 0 E: 0 K: 0 S: 3	H: 0 LOB: 0 BB: 0 P: 3	R: 0 E: 0 K: 1 S: 5	H: 0 LOB: 0 BB: 0 P: 5	R: 0 E: 0 K: 0 S: 3	H: 0 LOB: 2 BB: 1 P: 3	R: 0 E: 0 K: 0 S: 4	H: 1 LOB: 1 BB: 0 P: 8	R: 0 E: 0 K: 1 S: 6	H: 1 LOB: 1 BB: 0 P: 6	R: 2 E: 0 K: 0 S: 4	H: 3 LOB: 2 BB: 1 P: 8	1B: 6 2B: 2 3B: 0 HR: 0	SF: 0 SAC: 0 DP: 0 HBP: 0	WP: 0 PB: 0 SB: 1 CS: 0	PA: 37					
PITCHER	IP	WLS	BF	H	R	ER	SO	BB	IBB	HBP	BLK	WP	HR	S	P	ERA	WHIP								
Bob Stanley, R ERA: 2.71 (1, 1)	7.0		29	5	3	1	1	2	0	0	0	0	0	29	37	1.29	1.000								
Andy Hassler, L ERA: 4.06 (8, 1)	1.1	L	7	2	2	2	1	1	0	0	0	0	0	8	12	13.50	2.250								
Bill Campbell, R ERA: 3.78 (9, 1)	0.0		1	1	0	0	0	0	0	0	0	0	0	1	1	∞	∞								

Boston Red Sox @ Toronto Blue Jays
Exhibition Stadium, Toronto, ON
Fri Sep 22, 1978, 7:05 PM EDT
Att: 22,172 - Unknown - 59 F

AB 34
R 5
H 8
RBI 5
BB 3
SO 2
LOB 10



Batter	1	2	3	4	5	6	7	8	9	AB R H RBI BB SO LOB	TOP									
Rick Burleson, R (1, 6) OBP: 0.298, SLG: 0.339										5 1 1 0 0 0 3	Boston Red Sox @ Toronto Blue Jays Exhibition Stadium, Toronto, ON Sat Sep 23 1978, 3:33 AM EDT Att: 30,059 - Unknown - 61 F									
Jerry Remy, L (1, 4) OBP: 0.316, SLG: 0.345										4 0 1 0 1 0 1										
Jim Rice, R (1, 9) OBP: 0.371, SLG: 0.601										5 1 2 1 0 1 2										
Carl Yastrzemski, L (1, 7) OBP: 0.369, SLG: 0.415										4 0 1 1 1 0 2										
Carlton Fisk, R (1, 2) OBP: 0.363, SLG: 0.479										3 0 1 0 0 0 2										
Fred Lynn, L (1, 8) OBP: 0.374, SLG: 0.490										4 0 1 0 0 0 3										
Butch Hobson, R (1, 10) OBP: 0.309, SLG: 0.410										4 1 1 0 0 2 2										
George Scott, R (1, 3) OBP: 0.299, SLG: 0.372										4 0 0 0 0 0 3										
Jack Brohamer, L (1, 5) OBP: 0.301, SLG: 0.321										3 0 1 1 1 0 0										
Inning Stats	R: 1 E: 0 K: 1 S: 7	H: 2 LOB: 2 BB: 0 P: 8	R: 0 E: 0 K: 1 S: 5	H: 0 LOB: 0 BB: 0 P: 5	R: 0 E: 1 K: 0 S: 3	H: 0 LOB: 2 BB: 2 P: 11	R: 1 E: 0 K: 0 S: 5	H: 2 LOB: 1 BB: 0 P: 5	R: 1 E: 0 K: 0 S: 4	H: 1 LOB: 0 BB: 0 P: 4	R: 0 E: 0 K: 0 S: 3	H: 0 LOB: 0 BB: 0 P: 3	R: 0 E: 0 K: 1 S: 6	H: 1 LOB: 1 BB: 0 P: 6	R: 0 E: 0 K: 0 S: 5	H: 2 LOB: 2 BB: 0 P: 5	1B: 7 2B: 1 3B: 0 HR: 1	SF: 0 SAC: 0 DP: 0 HBP: 1	WP: 0 PB: 0 SB: 2 CS: 1	PA: 40
PITCHER Jesse Jefferson, R (1, 1) ERA: 4.42	IP: 9.0 WLS: L BF: 40	H: 9 R: 3 ER: 3 SO: 3	BB: 3 IBB: 0 HBP: 1 BLK: 0	WP: 0 HR: 1 S: 42 P: 55	ERA: 3.00 WHIP: 1.333	PITCHER	IP: 9.0 WLS: L BF: 40	H: 9 R: 3 ER: 3 SO: 3	BB: 3 IBB: 0 HBP: 1 BLK: 0	WP: 0 HR: 1 S: 46 P: 67	ERA: 1.00 WHIP: 1.222									

Batter	1	2	3	4	5	6	7	8	9	AB R H RBI BB SO LOB	BOTTOM											
Rick Bosetti, R (1, 8) OBP: 0.299, SLG: 0.348										4 0 0 0 0 3 6	Boston Red Sox @ Toronto Blue Jays Exhibition Stadium, Toronto, ON Sat Sep 23 1978, 3:33 AM EDT Att: 30,059 - Unknown - 61 F											
Bob Bailor, R (1, 9) OBP: 0.314, SLG: 0.345										5 0 2 0 0 0 4												
Roy Howell, L (1, 5) OBP: 0.322, SLG: 0.370										5 0 0 0 0 2 3												
John Mayberry, L (1, 10) OBP: 0.334, SLG: 0.419										4 0 0 0 1 0 3												
Willie Upshaw, L (1, 3) OBP: 0.307, SLG: 0.317										3 0 1 0 1 0 1												
Al Woods, L (1, 7) OBP: 0.286, SLG: 0.374										3 0 0 0 1 1 4												
Dave McKay, S (1, 4) OBP: 0.279, SLG: 0.367										3 1 2 0 1 0 0												
Alan Ashby, S (1, 2) OBP: 0.339, SLG: 0.437										3 0 1 1 1 0 1												
Luis Gomez, R (1, 6) OBP: 0.279, SLG: 0.252										3 0 1 0 0 0 4												
Sam Ewing, L (8, PH) OBP: 0.254, SLG: 0.302										1 0 0 0 0 0 0												
Tim Johnson, L (9, 6) OBP: 0.315, SLG: 0.250										0 0 0 0 0 0 0												
Inning Stats	R: 0 E: 0 K: 2 S: 8	H: 1 LOB: 1 BB: 0 P: 8	R: 0 E: 0 K: 1 S: 6	H: 1 LOB: 3 BB: 2 P: 14	R: 0 E: 0 K: 1 S: 7	H: 2 LOB: 2 BB: 0 P: 7	R: 0 E: 0 K: 0 S: 5	H: 2 LOB: 2 BB: 0 P: 5	R: 0 E: 0 K: 0 S: 3	H: 0 LOB: 1 BB: 1 P: 7	R: 1 E: 0 K: 1 S: 6	H: 1 LOB: 1 BB: 1 P: 10	R: 0 E: 0 K: 0 S: 3	H: 0 LOB: 0 BB: 1 P: 7	R: 0 E: 0 K: 0 S: 3	H: 0 LOB: 0 BB: 0 P: 3	R: 0 E: 0 K: 1 S: 5	H: 0 LOB: 1 BB: 0 P: 6	1B: 4 2B: 3 3B: 0 HR: 0	SF: 0 SAC: 0 DP: 0 HBP: 1	WP: 0 PB: 0 SB: 0 CS: 0	PA: 40
PITCHER Luis Tiant, R (1, 1) ERA: 3.47	IP: 9.0 WLS: W BF: 40	H: 7 R: 1 ER: 1 SO: 6	BB: 4 IBB: 1 HBP: 1 BLK: 0	WP: 0 HR: 0 S: 46 P: 67	ERA: 1.00 WHIP: 1.222	PITCHER	IP: 9.0 WLS: W BF: 40	H: 7 R: 1 ER: 1 SO: 6	BB: 4 IBB: 1 HBP: 1 BLK: 0	WP: 0 HR: 0 S: 46 P: 67	ERA: 1.00 WHIP: 1.222											

Batter	1	2	3	4	5	6	7	8	9	10	11	12	13	14	AB	R	H	RBI	BB	SO	LOB	TOP					
Rick Burleson, R OBP: 0.289, SLG: 0.340 (1, 6)															7	1	3	1	0	1	6						
Jerry Remy, L OBP: 0.315, SLG: 0.343 (1, 4)															6	1	1	1	1	1	7						
Jim Rice, R OBP: 0.371, SLG: 0.597 (13, 7)															6	1	1	0	1	3	4						
Carl Yastrzemski, L OBP: 0.370, SLG: 0.426 (1, 7)															6	1	3	2	0	1	2						
Carlton Fisk, R OBP: 0.362, SLG: 0.476 (1, 2)															8	0	2	0	0	1	4						
Fred Lynn, L OBP: 0.376, SLG: 0.489 (1, 8)															5	1	2	0	2	1	3						
Butch Hobson, R OBP: 0.309, SLG: 0.408 (1, 10)															7	0	2	1	0	1	5						
George Scott, R OBP: 0.320 Sam Sawyers, R OBP: 0.321 Frank White, R OBP: 0.322 Gary Carter, R OBP: 0.323 Dwight Gooden, R OBP: 0.324 (13, 3)															2	0	0	0	1	0	0						
Jack Brohamer, L OBP: 0.353, SLG: 0.359 Bob Bailey, R OBP: 0.354, SLG: 0.359 Frank Duffy, R OBP: 0.306, SLG: 0.308 (9, 5)															2	1	1	0	1	0	0						
Inning Stats	R: 0 E: 0 K: 0 S: 3	H: 1 LOB: 0 BB: 0 P: 3	R: 0 E: 0 K: 0 S: 4	H: 2 LOB: 1 BB: 0 P: 4	R: 3 E: 0 K: 1 S: 8	H: 4 LOB: 1 BB: 0 P: 8	R: 0 E: 0 K: 0 S: 3	H: 0 LOB: 0 BB: 0 P: 3	R: 0 E: 0 K: 0 S: 4	H: 0 LOB: 2 BB: 1 P: 8	R: 0 E: 0 K: 0 S: 9	H: 0 LOB: 1 BB: 1 P: 13	R: 0 E: 0 K: 0 S: 5	H: 2 LOB: 2 BB: 0 P: 5	R: 0 E: 0 K: 0 S: 8	H: 1 LOB: 2 BB: 1 P: 12	R: 0 E: 0 K: 0 S: 4	H: 1 LOB: 2 BB: 0 P: 4	R: 1 E: 1 K: 1 S: 8	H: 3 LOB: 2 BB: 0 P: 8	1B: 15 2B: 0 3B: 1 HR: 1	SF: 0 SAC: 3 DP: 2 HBP: 0	WP: 1 PB: 1 SB: 2 CS: 3	PA: 64			
PITCHER	IP	WLS	BF	H	R	ER	SO	BB	IBB	HBP	BLK	WP	HR	S	P	ERA	WHIP										
Don Kirkwood, R ERA: 4.35 (1, 1)	2.2		13	7	3	3	1	0	0	0	0	0	0	1	15	10.12	2.625										
Tom Murphy, R ERA: 3.96 (3, 1)	4.1		16	3	1	1	1	0	1	0	0	0	1	16	20	2.08	0.692										
Victor Cruz, R ERA: 1.71 (8, 1)	1.1		7	0	2	1	3	3	0	0	0	1	0	10	22	6.75	2.250										
Balor Moore, L ERA: 4.97 (9, 1)	3.0		14	3	0	0	2	2	0	0	1	0	0	16	24	0.00	1.667										
Tom Buskey, R ERA: 4.35 (12, 1)	2.2	L	13	4	1	1	2	0	1	0	0	0	0	16	20	3.38	1.500										

Boston Red Sox @ Toronto Blue Jays
Exhibition Stadium, Toronto, ON
Sun Sep 24 1978, 3:33 AM EDT
Att. 33,618 - Unknown - 67 F

AB	53
R	7
H	17
RBI	5
BB	7
SO	9
LOB	33



Batter	1	2	3	4	5	6	7	8	9	10	11	12	13	14	AB	R	H	RBI	BB	SO	LOB	BOTTOM						
Rick Bosetti, R OBP: 0.301, SLG: 0.351 (1, 8)															7	0	3	0	0	0	2							
Bob Bailor, R OBP: 0.316, SLG: 0.346 (1, 9)															6	2	2	0	1	1	5							
Roy Howell, L OBP: 0.326, SLG: 0.371 (1, 5)															4	2	2	1	3	1	2							
John Mayberry, L OBP: 0.335, SLG: 0.419 Gary Woods, R OBP: 0.203, SLG: 0.211 Otto Velez, R OBP: 0.386, SLG: 0.448 (1, 10)															4	0	2	1	0	1	1							
Willie Upshaw, L OBP: 0.310, SLG: 0.321 (1, 3)															7	0	3	1	0	1	3							
Al Woods, L OBP: 0.281, SLG: 0.367 Doug Adair, R OBP: 0.353, SLG: 0.356 (1, 7)															4	0	0	0	0	0	5							
Alan Ashby, S OBP: 0.342, SLG: 0.439 Rick Cerone, R OBP: 0.287, SLG: 0.301 (4, 4)															6	0	1	2	0	1	3							
Dave McKay, S OBP: 0.277, SLG: 0.364 (1, 4)															7	1	1	0	0	1	5							
Luis Gomez, R OBP: 0.302, SLG: 0.258 Sam Ewing, L OBP: 0.250, SLG: 0.296 Tim Johnson, L OBP: 0.319, SLG: 0.256 (1, 6)															3	0	2	1	0	0	0							
Inning Stats	R: 2 E: 0 K: 0 S: 6	H: 4 LOB: 1 BB: 0 P: 6	R: 1 E: 0 K: 0 S: 4	H: 2 LOB: 0 BB: 0 P: 4	R: 0 E: 0 K: 0 S: 3	H: 1 LOB: 0 BB: 0 P: 3	R: 0 E: 0 K: 0 S: 4	H: 1 LOB: 1 BB: 0 P: 4	R: 0 E: 0 K: 0 S: 5	H: 0 LOB: 0 BB: 0 P: 5	R: 0 E: 0 K: 0 S: 4	H: 1 LOB: 1 BB: 0 P: 4	R: 3 E: 0 K: 1 S: 8	H: 3 LOB: 2 BB: 1 P: 12	R: 0 E: 0 K: 0 S: 3	H: 0 LOB: 0 BB: 1 P: 7	R: 0 E: 0 K: 1 S: 5	H: 2 LOB: 3 BB: 1 P: 11	R: 0 E: 0 K: 1 S: 7	H: 1 LOB: 0 BB: 0 P: 5	R: 0 E: 0 K: 1 S: 7	H: 2 LOB: 3 BB: 1 P: 11	R: 0 E: 0 K: 0 S: 4	H: 1 LOB: 1 BB: 0 P: 4	1B: 15 2B: 5 3B: 0 HR: 0	SF: 0 SAC: 0 DP: 3 HBP: 0	WP: 0 PB: 1 SB: 2 CS: 1	PA: 62
PITCHER	IP	WLS	BF	H	R	ER	SO	BB	IBB	HBP	BLK	WP	HR	S	P	ERA	WHIP											
Mike Torrez, R ERA: 4.07 (1, 1)	7.0		30	11	5	5	3	1	0	0	0	0	0	0	35	6.43	1.714											
Bill Campbell, R ERA: 3.91 (8, 1)	0.2		3	1	0	0	1	0	0	0	0	0	0	5	5	0.00	1.500											
Bob Stanley, R ERA: 2.69 (8, 1)	1.0		5	1	1	1	0	1	0	0	0	0	0	4	8	9.00	2.000											
Tom Sargmeier, L ERA: 4.4 (9, 1)	0.2		3	0	0	0	0	1	0	0	0	0	0	2	6	0.00	1.500											
Dick Drago, R ERA: 3.12 (10, 1)	4.2	W	21	6	0	0	4	0	2	0	0	0	0	27	35	0.00	1.286											

Boston Red Sox @ Toronto Blue Jays
Exhibition Stadium, Toronto, ON
Sun Sep 24 1978, 3:33 AM EDT
Att. 33,618 - Unknown - 67 F


AB	57
R	6
H	19
RBI	6
BB	5
SO	8
LOB	35



Batter	1	2	3	4	5	6	7	8	9	AB	R	H	RBI	BB	SO	LOB	TOP			
Ron LeFlore, R OBP: 0.362, SLG: 0.401	0-0 S 1B		0-0 2B		0-0 1-4-3 S 1B			0-0 6-3		4	0	3	0	0	0	0				
Phil Mankowski, L OBP: 0.342, SLG: 0.361	0-3 K		0-0 F6		0-0 1-4-3			0-0 3-1		4	0	0	0	0	1	3				
Rusty Staub, L OBP: 0.351, SLG: 0.438	0-0 F2		0-0 6-3		0-0 F4			0-0 F9		4	0	0	0	0	0	3				
Jason Thompson, L OBP: 0.366, SLG: 0.476	4-0 BB			0-3 K		0-0 L4-3 1B			0-0 F6	3	0	1	0	1	1	0				
Steve Kemp, L OBP: 0.377, SLG: 0.400	0-0 F7			4-0 1B BB		0-0 F9			0-0 G3 1B	3	0	1	0	1	0	3				
Milt May, L OBP: 0.308, SLG: 0.368		0-0 F8		0-0 F9		0-0 L4-3			0-0 G3	4	0	0	0	0	0	3				
Tim Corcoran, L OBP: 0.329, SLG: 0.331		0-0 4-3		0-0 1B			0-0 G4-6-3 1B		0-0 F8	4	0	2	0	0	0	1				
Steve Dillard, R OBP: 0.257, SLG: 0.292	0-3 K			0-0 F4			0-0 G4-6-3			3	0	0	0	0	1	3				
Alan Trammell, R OBP: 0.337, SLG: 0.346			0-3 K		0-0 F4				0-0 F9	3	0	0	0	0	1	0				
Inning Stats	R: 0 E: 0 K: 1 S: 6	H: 1 LOB: 2 BB: 1 P: 10	R: 0 E: 0 K: 1 S: 5	H: 0 LOB: 0 BB: 0 P: 5	R: 0 E: 0 K: 1 S: 6	H: 1 LOB: 1 BB: 0 P: 6	R: 0 E: 0 K: 1 S: 6	H: 1 LOB: 2 BB: 1 P: 10	R: 0 E: 0 K: 0 S: 4	H: 1 LOB: 0 BB: 0 P: 3	R: 0 E: 0 K: 0 S: 3	H: 1 LOB: 0 BB: 0 P: 3	R: 0 E: 0 K: 0 S: 3	H: 0 LOB: 0 BB: 0 P: 3	R: 0 E: 0 K: 0 S: 4	H: 1 LOB: 1 BB: 0 P: 4	1B: 6 2B: 2 3B: 0 HR: 0	SF: 0 SAC: 0 DP: 2 HBP: 0	WP: 0 PB: 0 SB: 2 CS: 0	PA: 34
PITCHER Dennis Eckersley, R ERA: 3.09	IP: 9.0 WLS: W BF: 34	H: 7 R: 0 ER: 0 SO: 4	BB: 2 IBB: 0 HBP: 0 BLK: 0	WP: 0 HR: 0 S: 40 P: 48	ERA: 0.00 WHIP: 1.000															

Detroit Tigers @ Boston Red Sox
Fenway Park, Boston, MA
Tue Sep 26 1978, 7:05 PM EDT
Att: 27,078 - Unknown - 52 F


AB 32
R 0
H 7
RBI 0
BB 2
SO 4
LOB 16





Batter	1	2	3	4	5	6	7	8	9	AB	R	H	RBI	BB	SO	LOB	BOTTOM			
Rick Burleson, R OBP: 0.299, SLG: 0.339	0-0 F9	0-0 SH5-4		0-0 L4		0-0 1B 2H 1B		0-0 L6		4	0	1	1	0	0	2				
Jerry Remy, L OBP: 0.317, SLG: 0.345	0-0 1B FC4-6 S 1B	0-0 4-3			0-0 HR 1B			0-0 P8		5	2	3	0	0	0	4				
Jim Rice, R OBP: 0.371, SLG: 0.600	0-0 1B FC4-6 1-3 1B	0-0 6-3			0-0 1H HR 1B			0-3 K		5	1	2	2	0	2	6				
Carl Yastrzemski, L OBP: 0.368, SLG: 0.422	0-0 FC4-6 2B 1-2 3H		0-0 5-3		0-0 3-1			0-0 F4		4	1	0	1	0	0	1				
Carlton Fisk, R OBP: 0.365, SLG: 0.477	4-0 2B BB		0-0 FC6-4 1B		0-3 K			0-0 1B		3	1	2	0	1	1	0				
Fred Lynn, L OBP: 0.376, SLG: 0.489	0-0 1H 2H 2B		0-0 FC6-4 FC5-4		0-0 F7			0-0 F9		4	0	1	2	0	0	2				
Butch Hobson, R OBP: 0.308, SLG: 0.407	0-0 F8		0-0 FC5-4			0-0 S 1B 1B			0-3 K	4	1	1	0	0	1	3				
George Scott, R OBP: 0.301, SLG: 0.372		0-0 SH5-4 1B 1B		0-0 5-3		0-0 6-3		0-0 2B 1B		4	0	2	0	0	0	1				
Jack Brohamer, L OBP: 0.309, SLG: 0.330		0-0 SH5-4 1B		0-0 3-1		0-0 F9		0-0 1-3 2B		4	0	2	0	0	0	1				
Inning Stats	R: 3 E: 0 K: 0 S: 6	H: 3 LOB: 1 BB: 1 P: 10	R: 0 E: 0 K: 0 S: 5	H: 2 LOB: 2 BB: 0 P: 5	R: 0 E: 0 K: 0 S: 4	H: 1 LOB: 1 BB: 0 P: 4	R: 0 E: 0 K: 0 S: 3	H: 0 LOB: 0 BB: 0 P: 3	R: 2 E: 0 K: 1 S: 7	H: 2 LOB: 0 BB: 0 P: 7	R: 1 E: 0 K: 1 S: 8	H: 3 LOB: 2 BB: 0 P: 8	R: 0 E: 0 K: 1 S: 6	H: 1 LOB: 1 BB: 0 P: 6	R: 0 E: 0 K: 1 S: 7	H: 2 LOB: 2 BB: 0 P: 7	1B: 11 2B: 2 3B: 0 HR: 1	SF: 0 SAC: 1 DP: 0 HBP: 0	WP: 0 PB: 0 SB: 2 CS: 0	PA: 39
PITCHER Dave Rozema, R ERA: 3.13 Dave Tobik, R ERA: 3.75	IP: 5.2 WLS: L BF: 29	H: 11 R: 6 ER: 6 SO: 1	BB: 1 IBB: 0 HBP: 0 BLK: 0	WP: 0 HR: 1 S: 30 P: 34	ERA: 9.53 WHIP: 2.118															

Detroit Tigers @ Boston Red Sox
Fenway Park, Boston, MA
Tue Sep 26 1978, 7:05 PM EDT
Att: 27,078 - Unknown - 52 F

AB 37
R 6
H 14
RBI 6
BB 1
SO 4
LOB 20




Batter	1	2	3	4	5	6	7	8	9	AB	R	H	RBI	BB	SO	LOB	TOP										
Ron LeFlore, R (1, 8) OBP: 0.361, SLG: 0.405 Dave Stegman, R (8, 8) OBP: 0.300, SLG: 0.556	0-0 6-3		0-0 F8					0-0 5-3		4	1	1	1	0	0	0	<p>Detroit Tigers @ Boston Red Sox Fenway Park, Boston, MA Wed Sep 27 1978, 7:05 PM EDT Att: 26,035 - Unknown - 66 F</p> <p>AB 31 R 2 H 5 RBI 2 BB 3 SO 5 LOB 11</p> 										
Lou Whitaker, L (1, 4) OBP: 0.392, SLG: 0.365	0-0 4-3					4-0 HR		0-3 K		3	0	1	0	1	1	0											
Rusty Staub, L (1, 10) OBP: 0.351, SLG: 0.442	0-0 HR			0-0 2B		0-0 BB			0-0 F7	4	1	1	1	0	0	2											
Jason Thompson, L (1, 3) OBP: 0.365, SLG: 0.473	0-0 6-3			0-3 K		0-0 F4			4-0 1B BB	3	0	0	0	1	1	2											
Steve Kemp, L (1, 7) OBP: 0.377, SLG: 0.399		0-0 G3		0-0 3-1			0-3 K		0-0 BB	4	0	1	0	0	1	1											
Milt May, L (1, 2) OBP: 0.308, SLG: 0.365 Lance Parrish, R (9, PH) OBP: 0.254, SLG: 0.426		4-0 BB			0-0 B2-3		0-0 5-3		0-0 1B	2	0	0	0	1	0	0											
Tim Corcoran, L (1, 9) OBP: 0.328, SLG: 0.329 John Wockenfuss, R (7, PH) OBP: 0.350, SLG: 0.399		0-0 BB			0-3 K		0-0 1B		0-0 L7	2	0	1	0	0	0	2											
Aurelio Rodriguez, R (1, 5) OBP: 0.307, SLG: 0.398			0-0 F8		0-0 6-3		0-0 4-3			3	0	0	0	0	0	1											
Alan Trammell, R (1, 6) OBP: 0.335, SLG: 0.344			0-0 F2			0-3 K		0-0 4-3		3	0	0	0	0	1	0											
Inning Stats	R: 1 E: 0 K: 0 S: 4	H: 1 LOB: 0 BB: 0 P: 4	R: 0 E: 0 K: 0 S: 2	H: 0 LOB: 0 BB: 1 P: 6	R: 0 E: 0 K: 1 S: 3	H: 0 LOB: 0 BB: 0 P: 3	R: 0 E: 0 K: 1 S: 6	H: 1 LOB: 1 BB: 0 P: 6	R: 0 E: 0 K: 1 S: 5	H: 0 LOB: 0 BB: 0 P: 5	R: 1 E: 0 K: 1 S: 6	H: 1 LOB: 1 BB: 1 P: 10	R: 0 E: 0 K: 1 S: 6	H: 1 LOB: 1 BB: 0 P: 6	R: 0 E: 0 K: 1 S: 5	H: 0 LOB: 0 BB: 0 P: 5		R: 0 E: 0 K: 0 S: 4	H: 1 LOB: 2 BB: 1 P: 8	1B: 2 2B: 1 3B: 0 HR: 2	SF: 0 SAC: 0 DP: 1 HBP: 0	WP: 0 PB: 0 SB: 0 CS: 0	PA: 34				
PITCHER	IP	WLS	BF	H	R	ER	SO	BB	IBB	HBP	BLK	WP	HR	S	P	ERA	WHIP										
Luis Tiant, R (1, 1) ERA: 3.45	6.0	W	22	3	2	2	3	2	0	0	0	0	2	26	34	3.00	0.833										
Andy Hassler, L (7, 1) ERA: 3.95	2.1		10	2	0	0	2	1	0	0	0	0	0	13	17	0.00	1.286										
Bob Stanley, R (9, 1) ERA: 2.68	0.2	S	2	0	0	0	0	0	0	0	0	0	0	2	2	0.00	0.000										

Batter	1	2	3	4	5	6	7	8	9	AB	R	H	RBI	BB	SO	LOB	BOTTOM										
Rick Burleson, R (1, 6) OBP: 0.297, SLG: 0.337	0-3 K	0-0 5-3		0-0 1-3					0-0 3-1	4	0	0	0	0	1	1	<p>Detroit Tigers @ Boston Red Sox Fenway Park, Boston, MA Wed Sep 27 1978, 7:05 PM EDT Att: 26,035 - Unknown - 66 F</p> <p>AB 30 R 5 H 7 RBI 5 BB 6 SO 4 LOB 14</p> 										
Jerry Remy, L (1, 4) OBP: 0.316, SLG: 0.344	4-0 3B BB	4-0 BB			0-0 F7		0-0 G3		0-0 3-1	2	1	0	0	2	0	0											
Jim Rice, R (1, 9) OBP: 0.369, SLG: 0.596	0-0 6-3	0-0 F3			0-0 F8		0-0 F4			4	0	0	0	0	0	2											
Carl Yastrzemski, L (1, 7) OBP: 0.368, SLG: 0.421	4-0 3B BB		4-0 FC2-6 BB		0-0 F9			0-3 K		2	1	0	0	2	1	0											
Carlton Fisk, R (1, 2) OBP: 0.365, SLG: 0.481	0-0 1B 3B		0-0 FC2-6 CS		0-0 L7		0-0 1B 1B		0-0 S	4	2	2	2	0	0	1											
Fred Lynn, L (1, 8) OBP: 0.376, SLG: 0.489	0-0 1B		0-3 K		4-0 1B BB		0-0 L9			3	0	1	1	1	1	2											
Butch Hobson, R (1, 10) OBP: 0.310, SLG: 0.406	0-0 6-3			0-0 1-3 1B		0-0 F8		4-0 1B IBB		3	0	1	0	1	0	2											
George Scott, R (1, 3) OBP: 0.305, SLG: 0.383		0-0 HR		0-3 K		0-0 FC4-6 1B		0-0 1B		4	1	3	2	0	1	1											
Jack Brohamer, L (1, 5) OBP: 0.305, SLG: 0.326 Bob Bailey, R (8, PH) OBP: 0.330, SLG: 0.355 Frank Duffy, R (9, 5) OBP: 0.306, SLG: 0.308		0-0 G3		0-0 1-3		0-0 FC4-6		0-0 F4		3	0	0	0	0	0	3											
Inning Stats	R: 3 E: 0 K: 1 S: 7	H: 2 LOB: 1 BB: 2 P: 15	R: 1 E: 0 K: 0 S: 4	H: 1 LOB: 1 BB: 1 P: 8	R: 0 E: 0 K: 1 S: 4	H: 0 LOB: 1 BB: 1 P: 8	R: 0 E: 0 K: 1 S: 6	H: 1 LOB: 1 BB: 0 P: 6	R: 0 E: 0 K: 0 S: 3	H: 0 LOB: 0 BB: 0 P: 3	R: 0 E: 0 K: 0 S: 3	H: 0 LOB: 0 BB: 0 P: 3	R: 0 E: 0 K: 1 S: 7	H: 2 LOB: 2 BB: 1 P: 11	R: 1 E: 0 K: 1 S: 7	H: 2 LOB: 2 BB: 1 P: 11		1B: 5 2B: 1 3B: 1 HR: 1	SF: 0 SAC: 0 DP: 1 HBP: 0	WP: 1 PB: 0 SB: 1 CS: 1	PA: 36						
PITCHER	IP	WLS	BF	H	R	ER	SO	BB	IBB	HBP	BLK	WP	HR	S	P	ERA	WHIP										
Milt Wilcox, R (1, 1) ERA: 3.76	7.2	L	35	7	5	5	4	5	1	0	0	0	1	37	61	5.87	1.565										
John Hiller, L (8, 1) ERA: 2.45	0.1		1	0	0	0	0	0	0	0	0	0	0	1	1	0.00	0.000										

Batter	1	2	3	4	5	6	7	8	9	AB	R	H	RBI	BB	SO	LOB	TOP					
Lou Whitaker, L (1, 4) OBP: 0.363, SLG: 0.363	G6-3 BB		6-3		CS	B1-6-4 BB		1-3		2	0	0	0	2	0	0						
Phil Mankowski, L (1, 5) OBP: 0.340, SLG: 0.356	G6-3 1-2f			G4-6-3 BB		B1-6-4 1-2f		4-3		3	0	0	0	1	0	2						
Rusty Staub, L (1, 10) OBP: 0.351, SLG: 0.441				G4-6-3 1-2f				F8		3	0	1	0	1	0	1						
Jason Thompson, L (1, 3) OBP: 0.364, SLG: 0.472	K			1B 1B		K		G3		4	0	1	0	0	2	2						
Steve Kemp, L (1, 7) OBP: 0.378, SLG: 0.399		G3		1B BB		G4-6-3 BB				1	0	0	0	2	0	0						
Milt May, L (1, 2) OBP: 0.309, SLG: 0.365		4-3		1-2 1B		G4-6-3 1-2f				3	0	1	0	0	0	1						
Tim Corcoran, L (1, 9) OBP: 0.325, SLG: 0.326		3-1				F9		G3		3	0	0	0	0	0	0						
Mickey Stanley, R (1, 8) OBP: 0.306, SLG: 0.384			1-3		6-3			4-3		3	0	0	0	0	0	0						
Alan Trammell, R (1, 6) OBP: 0.335, SLG: 0.342			K			CS BB		K		2	0	0	0	1	2	0						
Inning Stats	R: 0 E: 0 K: 1 S: 4	H: 0 LOB: 1 BB: 2 P: 12	R: 0 E: 0 K: 0 S: 3	H: 0 LOB: 0 BB: 0 P: 3	R: 0 E: 0 K: 1 S: 5	H: 0 LOB: 0 BB: 0 P: 5	R: 0 E: 0 K: 0 S: 3	H: 2 LOB: 2 BB: 2 P: 11	R: 0 E: 0 K: 0 S: 2	H: 0 LOB: 0 BB: 1 P: 6	R: 0 E: 0 K: 1 S: 5	H: 1 LOB: 1 BB: 1 P: 9	R: 0 E: 0 K: 0 S: 2	H: 0 LOB: 0 BB: 1 P: 6	R: 0 E: 0 K: 1 S: 5	H: 0 LOB: 0 BB: 0 P: 5	R: 0 E: 0 K: 0 S: 3	H: 0 LOB: 0 BB: 0 P: 3	1B: 3 2B: 0 3B: 0 HR: 0	SF: 0 SAC: 0 DP: 4 HBP: 0	WP: 0 PB: 0 SB: 0 CS: 1	PA: 32
PITCHER Mike Torrez, R (1, 1) ERA: 3.92	IP: 9.0 WLS: W BF: 31 H: 3 R: 0 ER: 0 SO: 4 BB: 7 IBB: 0 HBP: 0 BLK: 0 WP: 0 HR: 0 S: 32 P: 60 ERA: 0.00 WHIP: 1.111															PITCHER						

Detroit Tigers @ Boston Red Sox
Fenway Park, Boston, MA
Thu Sep 28 1978, 7:05 PM EDT
Att: 26,774 - Unknown - 53 F


AB 24
R 0
H 3
RBI 0
BB 7
SO 4
LOB 6



Batter	1	2	3	4	5	6	7	8	9	AB	R	H	RBI	BB	SO	LOB	BOTTOM					
Rick Burleson, R (1, 6) OBP: 0.295, SLG: 0.335	5-3		5-3		G5-3 2-3f			F5		4	0	0	0	0	0	2						
Jerry Remy, L (1, 4) OBP: 0.317, SLG: 0.342	F6		3-1				4-3			3	0	0	0	0	0	0						
Jim Rice, R (1, 9) OBP: 0.369, SLG: 0.600	F6			HR			5-3			3	1	1	1	0	0	0						
Carl Yastrzemski, L (1, 7) OBP: 0.367, SLG: 0.418		F8		F8		F8				3	0	0	0	0	0	0						
Carlton Fisk, R (1, 2) OBP: 0.365, SLG: 0.479		1B BB		K			K			2	0	0	0	1	2	0						
Fred Lynn, L (1, 8) OBP: 0.376, SLG: 0.490				4-3			G1-4-3 1B			3	0	2	0	0	0	0						
Butch Hobson, R (1, 10) OBP: 0.310, SLG: 0.405		K			G5-3 SH3 BB		G1-4-3 1-2f			2	0	0	0	1	1	3						
George Scott, R (1, 3) OBP: 0.304, SLG: 0.381		F7			SH3			6-3		2	0	0	0	0	0	2						
Jack Brohamer, L (1, 5) OBP: 0.305, SLG: 0.323			F8					L7		2	0	0	0	1	0	0						
Inning Stats	R: 0 E: 0 K: 0 S: 3	H: 0 LOB: 0 BB: 0 P: 3	R: 0 E: 0 K: 1 S: 6	H: 1 LOB: 2 BB: 1 P: 10	R: 0 E: 0 K: 0 S: 3	H: 0 LOB: 0 BB: 0 P: 3	R: 1 E: 0 K: 1 S: 6	H: 1 LOB: 0 BB: 0 P: 6	R: 0 E: 0 K: 0 S: 2	H: 0 LOB: 1 BB: 2 P: 10	R: 0 E: 0 K: 0 S: 3	H: 0 LOB: 0 BB: 0 P: 3	R: 0 E: 0 K: 1 S: 5	H: 1 LOB: 0 BB: 0 P: 5	R: 0 E: 0 K: 0 S: 3	H: 0 LOB: 0 BB: 0 P: 3	R: 0 E: 0 K: 0 S: 3	H: 0 LOB: 0 BB: 0 P: 3	1B: 2 2B: 0 3B: 0 HR: 1	SF: 0 SAC: 1 DP: 2 HBP: 0	WP: 0 PB: 0 SB: 0 CS: 0	PA: 28
PITCHER Kip Young, R (1, 1) ERA: 2.81	IP: 8.0 WLS: L BF: 28 H: 3 R: 1 ER: 1 SO: 3 BB: 3 IBB: 0 HBP: 0 BLK: 0 WP: 0 HR: 1 S: 31 P: 43 ERA: 1.12 WHIP: 0.750															PITCHER						

Detroit Tigers @ Boston Red Sox
Fenway Park, Boston, MA
Thu Sep 28 1978, 7:05 PM EDT
Att: 26,774 - Unknown - 53 F

AB 24
R 1
H 3
RBI 1
BB 3
SO 3
LOB 7



Batter	1	2	3	4	5	6	7	8	9	AB	R	H	RBI	BB	SO	LOB	TOP
Rick Rosetti, R OBP: 0.303, SLG: 0.352 (1, 8)	0-0 1-3			0-0 1-3		0-0 G6-4-3 1B		0-0 FC6-4 1B	4 0 2 0 0 0 0								
Bob Bailor, R OBP: 0.313, SLG: 0.342 (1, 9)	0-0 4-3			0-0 G3		0-0 G6-4-3 1-2		0-0 FC6-4 1-2 2-3	4 0 0 0 0 0 4								
Roy Howell, L OBP: 0.324, SLG: 0.370 (1, 5)	0-0 P7			0-0 5-3			0-0 4-3	0-0 F5	4 0 0 0 0 0 2								
John Mayberry, L OBP: 0.330, SLG: 0.417 (1, 3)		0-0 F8			0-0 F8		0-0 F3	0-0 4-3	4 0 0 0 0 0 2								
Al Woods, L OBP: 0.281, SLG: 0.369 (1, 7)		0-0 4-3			0-0 F9		0-0 L7		3 0 0 0 0 0 0								
Willie Upshaw, L OBP: 0.302, SLG: 0.307 (1, 10)		0-0 L8			4-0 BB		0-0 P7		2 0 0 0 1 0 0								
Alan Ashby, S OBP: 0.337, SLG: 0.425 (1, 2)			0-0 4-3		0-0 4-3		0-0 4-3		3 0 0 0 0 0 1								
Dave McKay, S OBP: 0.271, SLG: 0.355 (1, 4)			0-0 4-3		0-0 1-3		0-0 G3		3 0 0 0 0 0 0								
Luis Gomez, R OBP: 0.281, SLG: 0.255 (1, 6)			0-0 5-3		0-0 1B		4-0 FC6-4 1B BB		2 0 1 0 1 0 0								
Inning Stats	R: 0 E: 0 K: 0 S: 3	H: 0 LOB: 0 BB: 0 P: 3	R: 0 E: 0 K: 0 S: 3	H: 0 LOB: 0 BB: 0 P: 3	R: 0 E: 0 K: 0 S: 3	H: 0 LOB: 0 BB: 0 P: 3	R: 0 E: 0 K: 0 S: 3	H: 2 LOB: 1 BB: 0 P: 4	R: 0 E: 0 K: 0 S: 3	H: 0 LOB: 0 BB: 0 P: 3	R: 0 E: 0 K: 0 S: 3	H: 0 LOB: 0 BB: 0 P: 3	R: 0 E: 0 K: 0 S: 4	H: 1 LOB: 2 BB: 1 P: 8	1B: 3 2B: 0 3B: 0 HR: 0	SF: 0 SAC: 0 DP: 1 HBP: 0	WP: 0 PA: 31 PB: 0 SB: 0 CS: 0
PITCHER	IP	WLS	BF	H	R	ER	SO	BB	IBB	HBP	BLK	WP	HR	S	P	ERA	WHIP
Bob Stanley, R ERA: 2.55 (1, 1)	7.0	W	23	2	0	0	0	1	0	0	0	0	0	22	26	0.00	0.429
Dick Drago, R ERA: 3.04 (8, 1)	2.0		8	1	0	0	0	1	0	0	0	0	0	7	11	0.00	1.000

Toronto Blue Jays @ Boston Red Sox
Fenway Park, Boston, MA
Fri Sep 29, 1978, 7:05 PM EDT
Att: 29,626 - Unknown - 60 F

AB	29
R	0
H	3
RBI	0
BB	2
SO	0
LOB	9

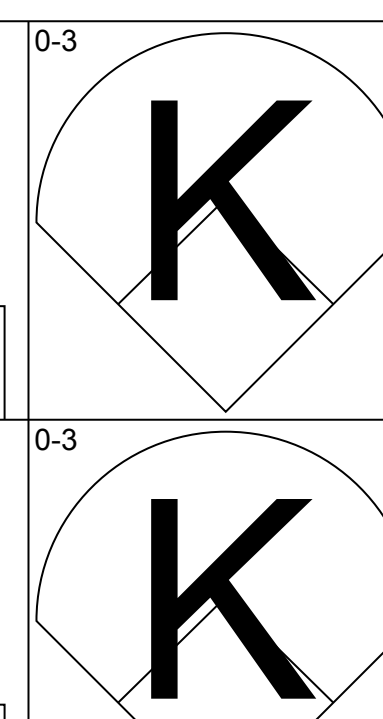
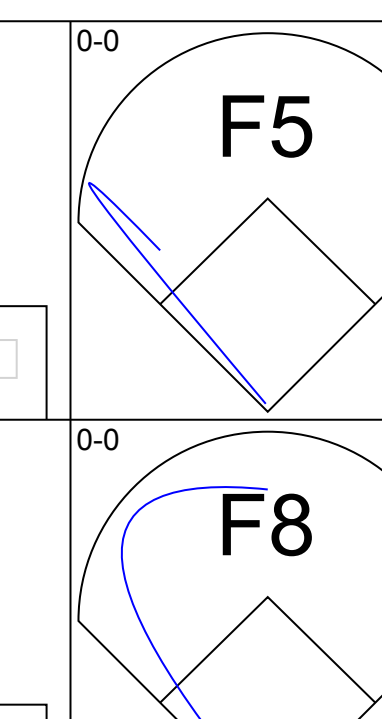
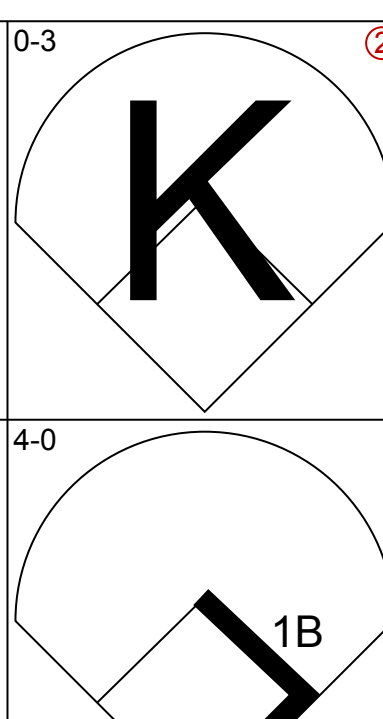
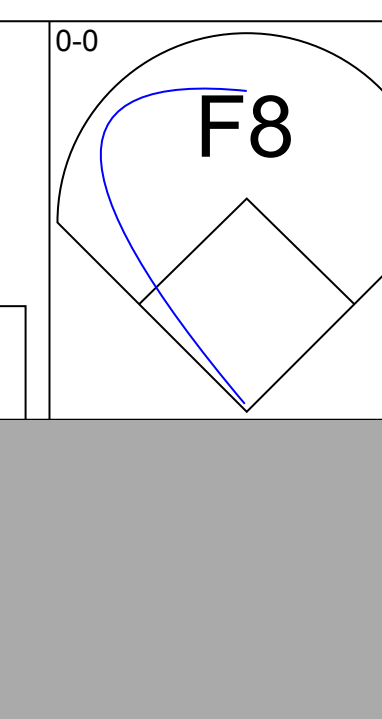
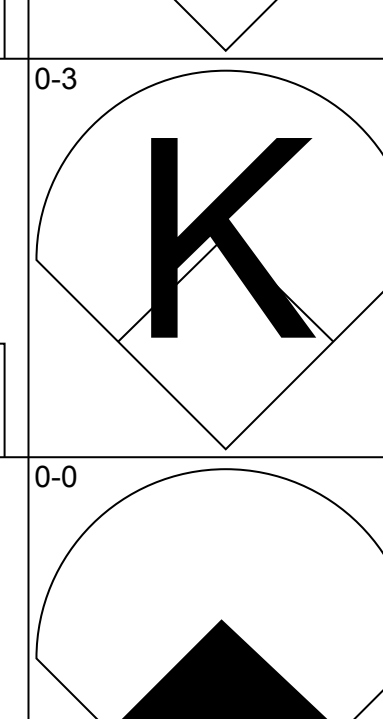
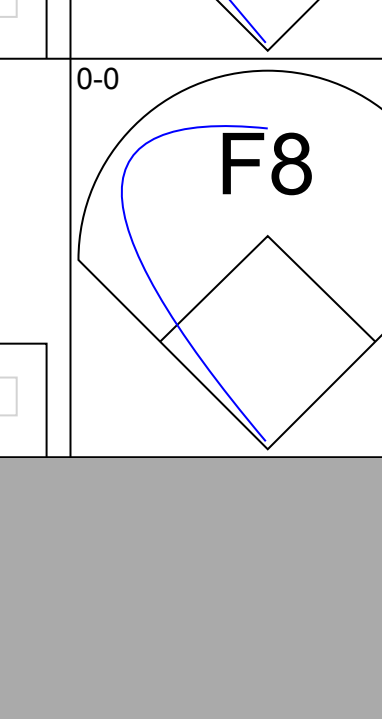
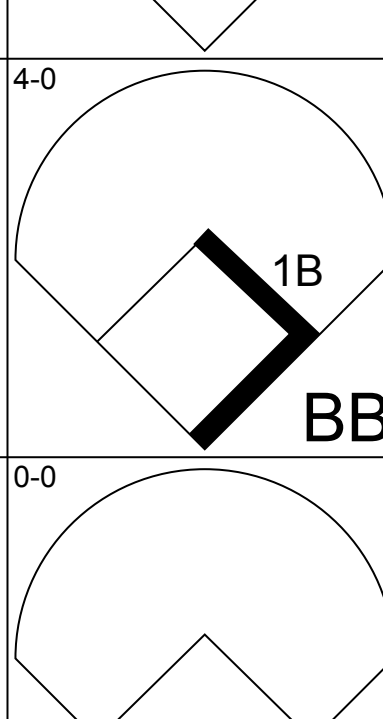
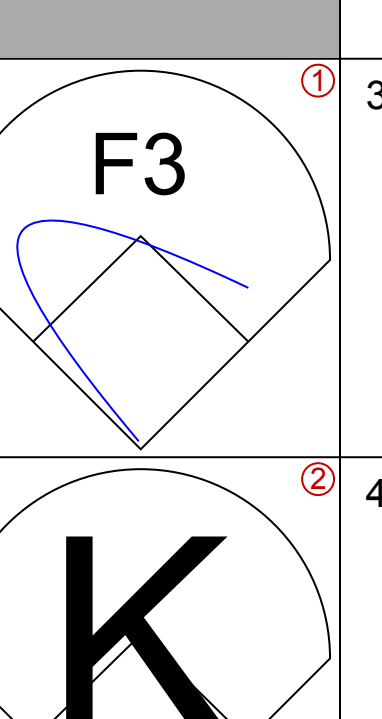
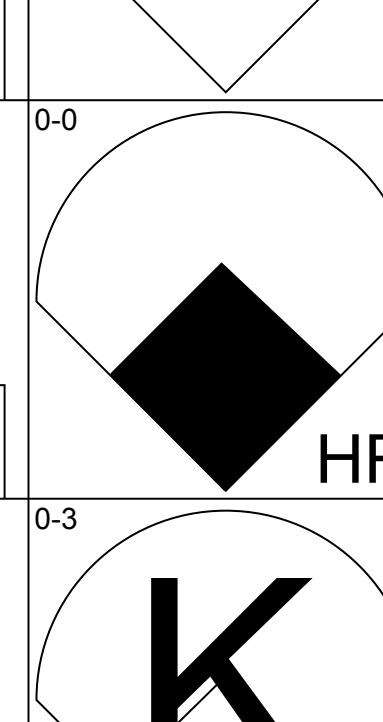
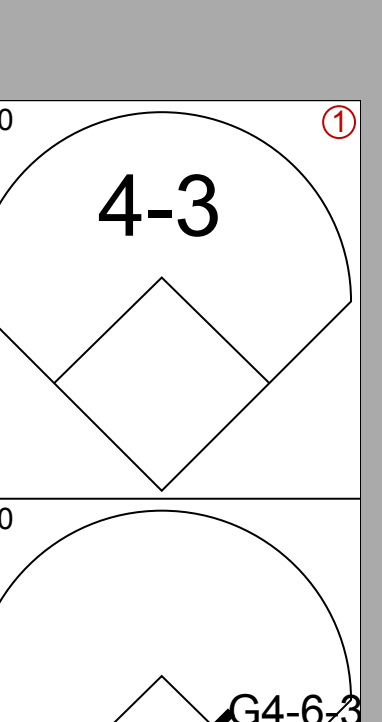
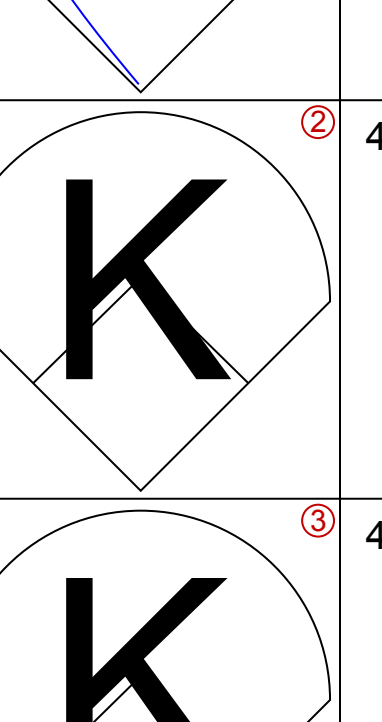
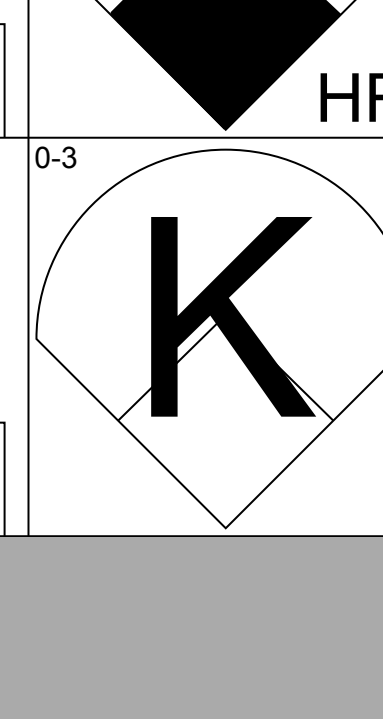
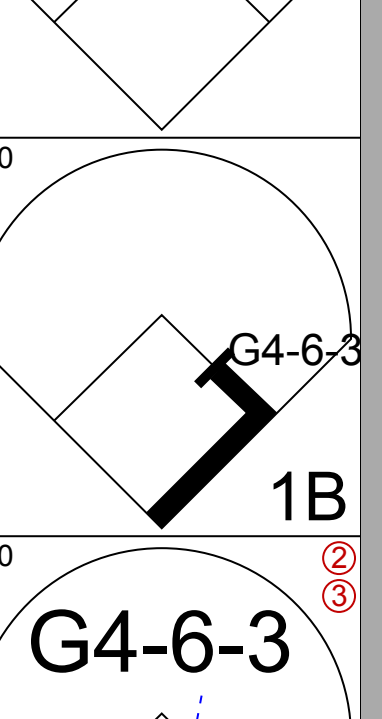
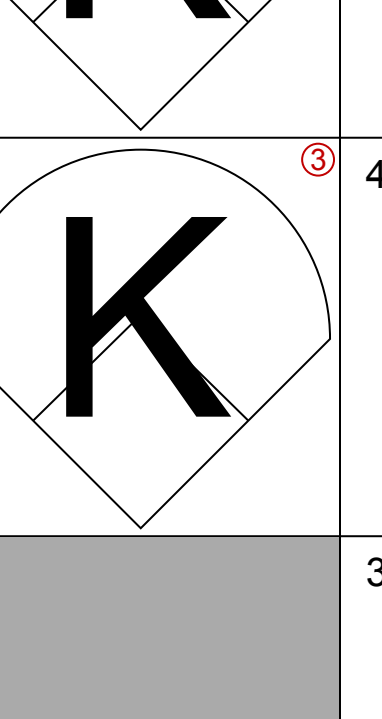
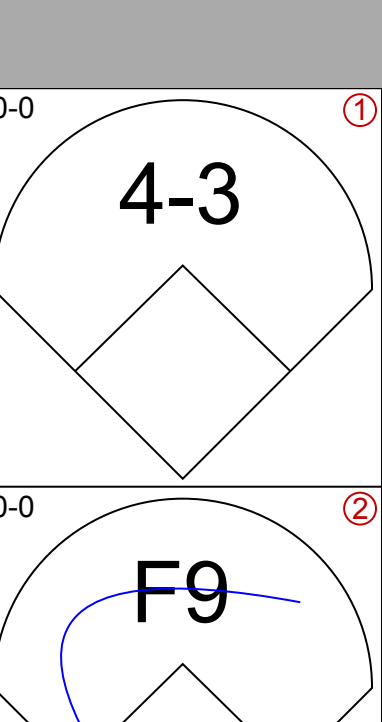
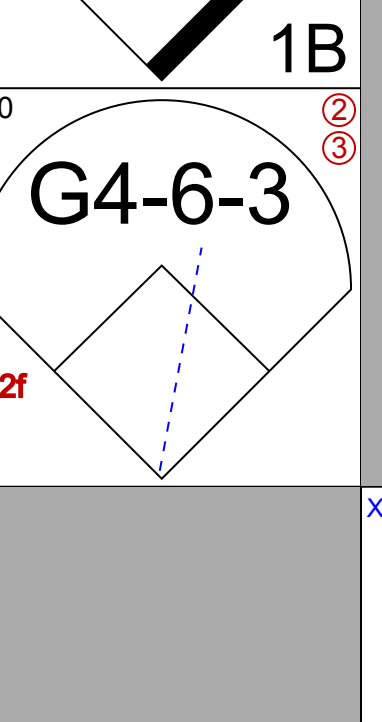
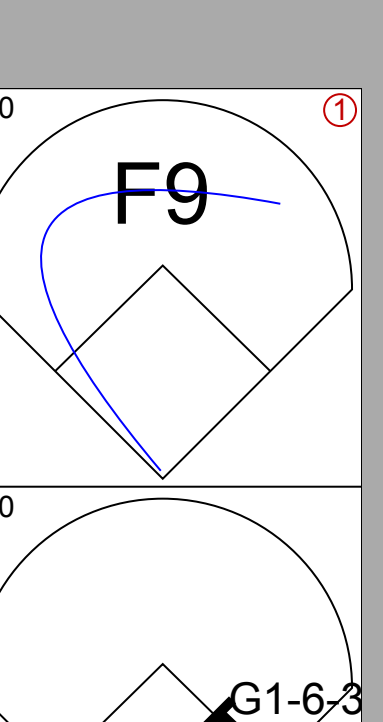
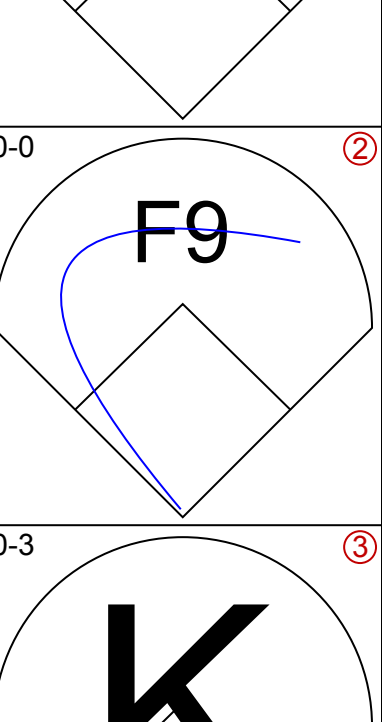
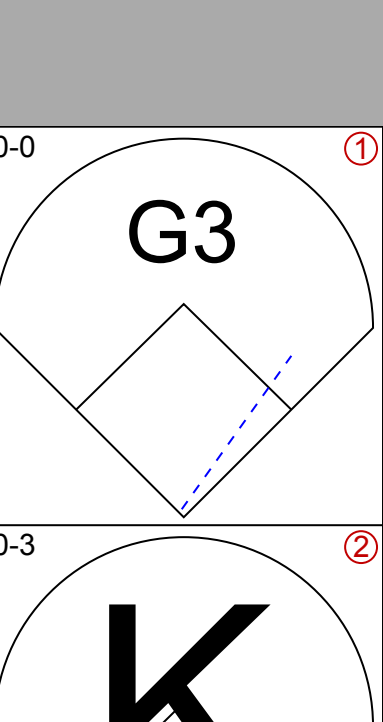
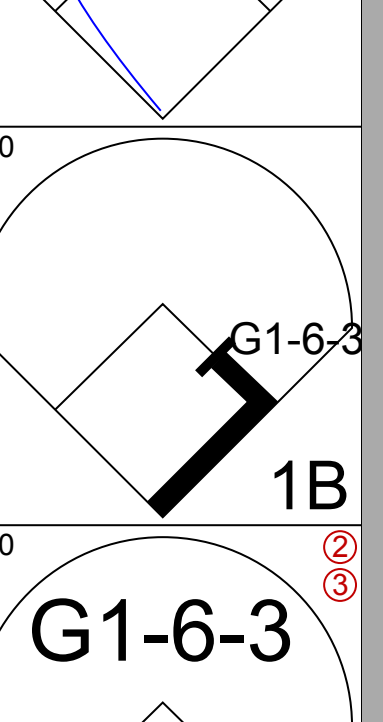
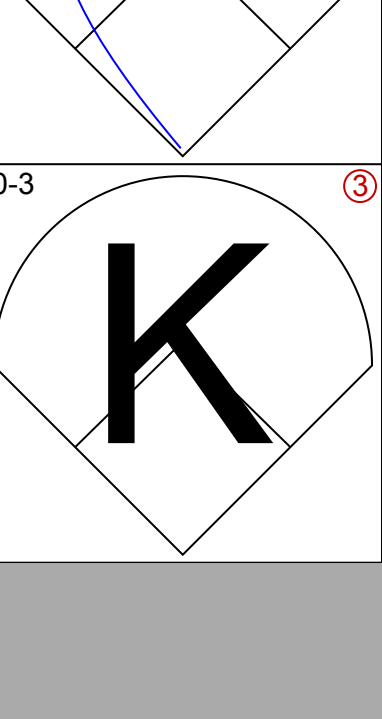
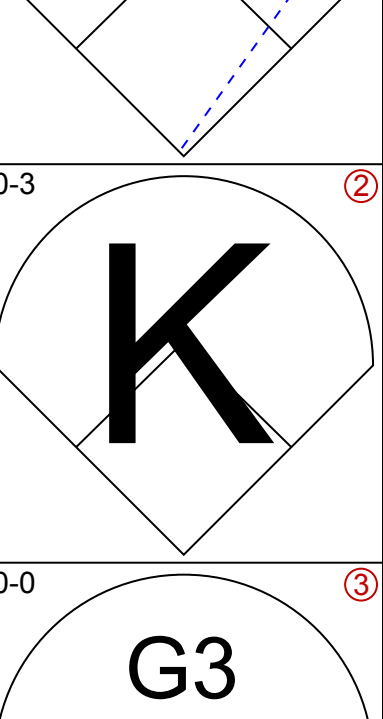
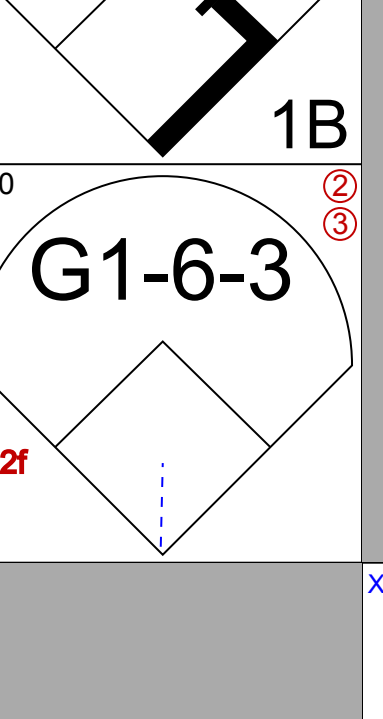
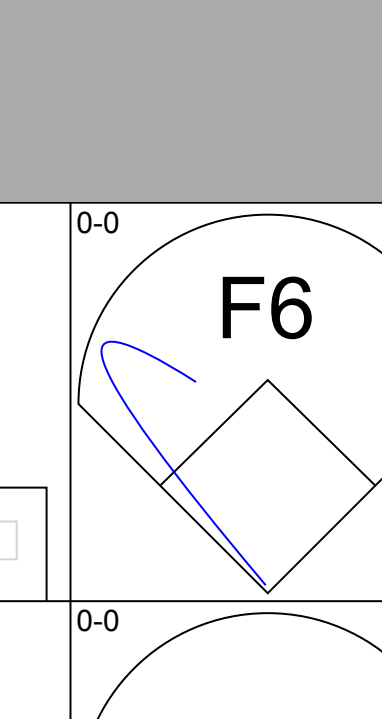
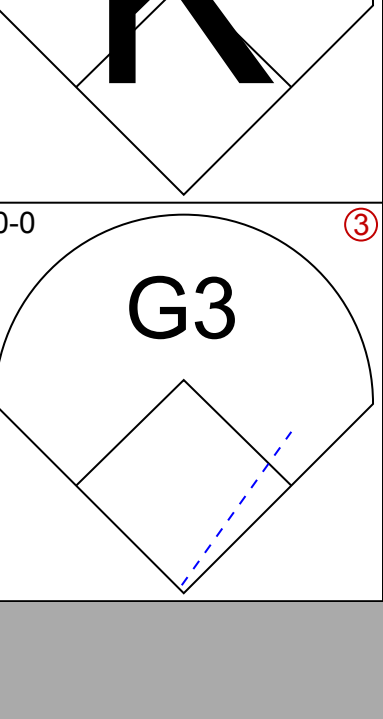
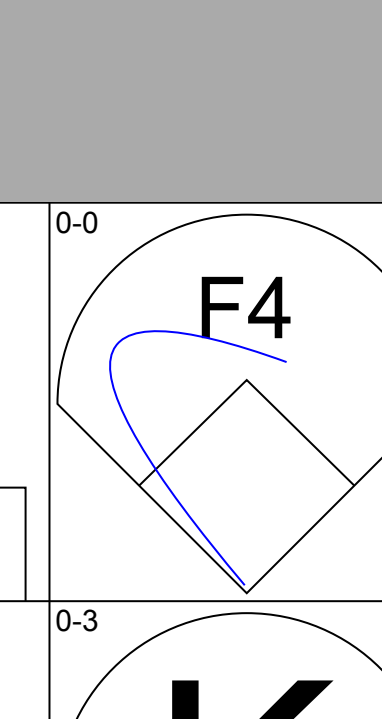
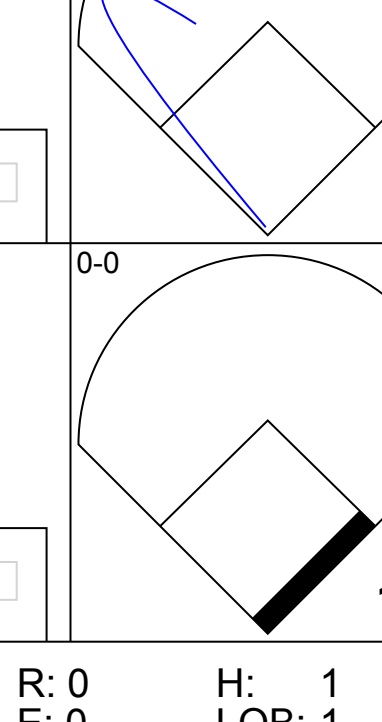
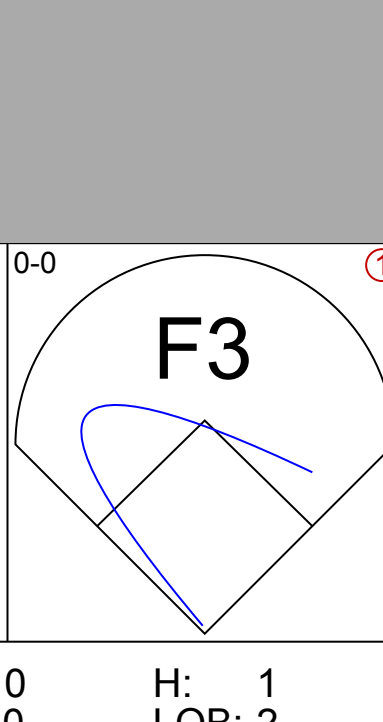
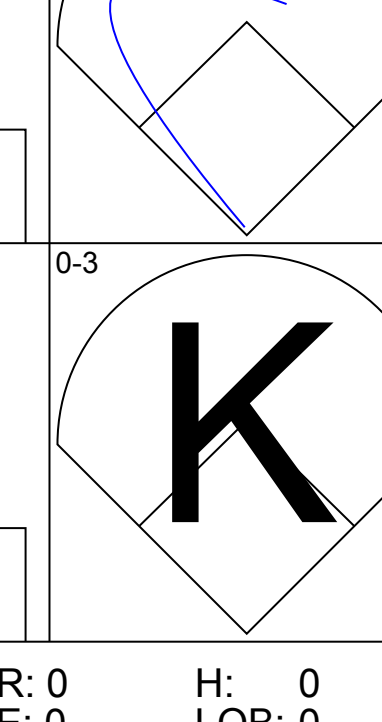


Batter	1	2	3	4	5	6	7	8	9	AB	R	H	RBI	BB	SO	LOB	BOTTOM
Rick Burleson, R OBP: 0.296, SLG: 0.336 (1, 6)	0-0 1-3	0-0 1B	0-0 BB 1B		0-0 F8		0-0 4-3		5 2 2 0 0 0 1								
Jerry Remy, L OBP: 0.316, SLG: 0.343 (1, 4)	0-0 2B	0-0 F7	0-0 1B BB		0-0 L6		0-0 4-3		5 1 2 1 0 0 1								
Jim Rice, R OBP: 0.370, SLG: 0.601 (1, 9)	0-0 1B	0-0 1B	0-0 F4		0-0 K		0-0 FC1-5 BB		4 2 2 1 1 1 2								
Carl Yastrzemski, L OBP: 0.369, SLG: 0.419 (1, 7)	0-0 F4	0-0 BB 1B	4-0 1B BB		0-0 L8		0-0 FC1-5 1B		4 2 2 1 1 0 1								
Carlton Fisk, R OBP: 0.367, SLG: 0.479 (1, 2)	4-0 2B	4-0 1B BB	0-0 1B BB		0-0 5-3		0-0 FC1-5 3B		3 2 1 1 2 0 2								
Fred Lynn, L OBP: 0.380, SLG: 0.494 (1, 8)	0-0 2B	0-0 1B	0-0 L8		0-0 4-3		0-0 1B 3B		5 1 3 5 0 0 3								
Butch Hobson, R OBP: 0.314, SLG: 0.412 (1, 10)	0-0 2B	0-0 L8		4-0 G1-6-3 BB		0-0 G1-6-3 2B		0-0 1B	4 0 3 2 1 0 2								
George Scott, R OBP: 0.305, SLG: 0.380 (1, 3)	0-0 K		0-0 1B F9		0-0 F5		4-0 G1-6-3 BB		4 1 1 0 1 1 4								
Jack Brohamer, L OBP: 0.301, SLG: 0.318 (1, 5)		0-0 L5	0-0 F9		0-0 G1-6-3		0-0 G1-6-3		4 0 0 0 0 0 4								
Inning Stats	R: 3 E: 0 K: 1 S: 9	H: 4 LOB: 2 BB: 1 P: 13	R: 3 E: 0 K: 0 S: 7	H: 4 LOB: 2 BB: 1 P: 11	R: 2 E: 0 K: 0 S: 7	H: 4 LOB: 3 BB: 1 P: 11	R: 0 E: 0 K: 0 S: 2	H: 0 LOB: 0 BB: 1 P: 6	R: 0 E: 0 K: 1 S: 5	H: 0 LOB: 0 BB: 0 P: 5	R: 0 E: 0 K: 0 S: 3	H: 1 LOB: 1 BB: 1 P: 7	R: 3 E: 0 K: 0 S: 6	H: 3 LOB: 1 BB: 1 P: 10	1B: 12 2B: 3 3B: 1 HR: 0	SF: 0 SAC: 0 DP: 2 HBP: 0	WP: 0 PA: 44 PB: 0 SB: 0 CS: 0
PITCHER	IP	WLS	BF	H	R	ER	SO	BB	IBB	HBP	BLK	WP	HR	S	P	ERA	WHIP
Jim Clancy, R ERA: 4.09 (1, 1)	1.2	L	13	7	6	6	1	1	0	0	0	0	0	14	18	32.40	4.800
Mark Wiley, R ERA: 5.1 (2, 1)	0.2		6	3	2	2	0	1	0	0	0	0	0	5	9	27.00	6.000
Jerry Garvin, L ERA: 5.6 (3, 1)	2.2		11	2	0	0	1	2	0	0	0	0	0	11	19	0.00	1.500
Dave Lemanczyk, R ERA: 6.26 (6, 1)	3.0		14	4	3	3	0	2	0	0	0	0	0	12	20	9.00	2.000

Toronto Blue Jays @ Boston Red Sox
Fenway Park, Boston, MA
Fri Sep 29, 1978, 7:05 PM EDT
Att: 29,626 - Unknown - 60 F

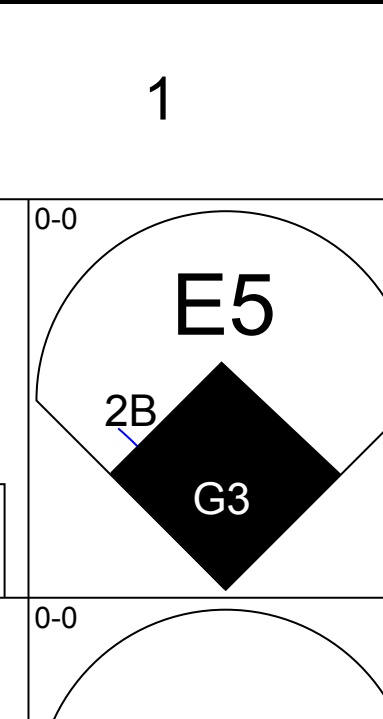
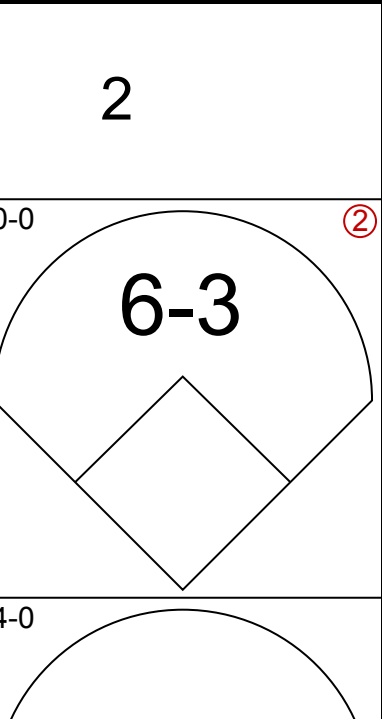
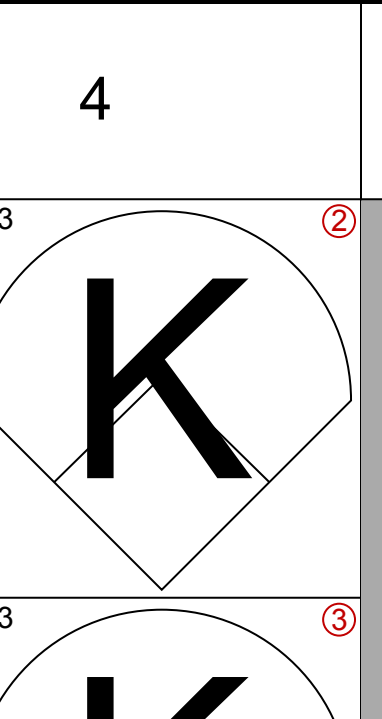
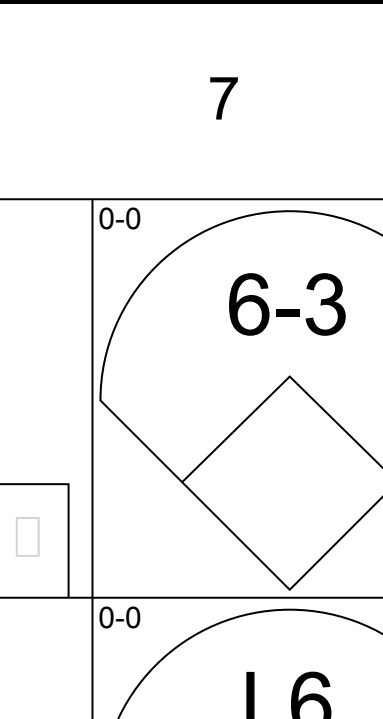
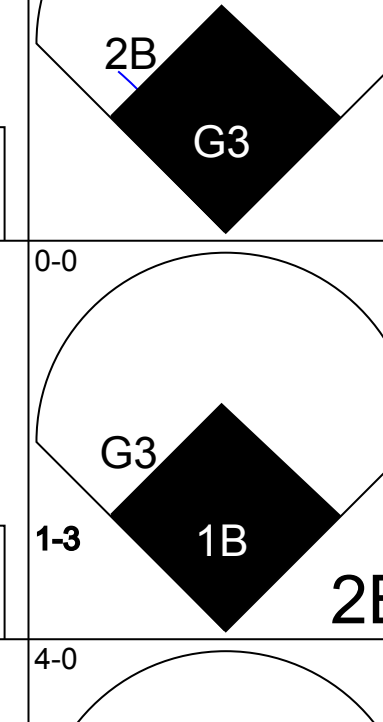
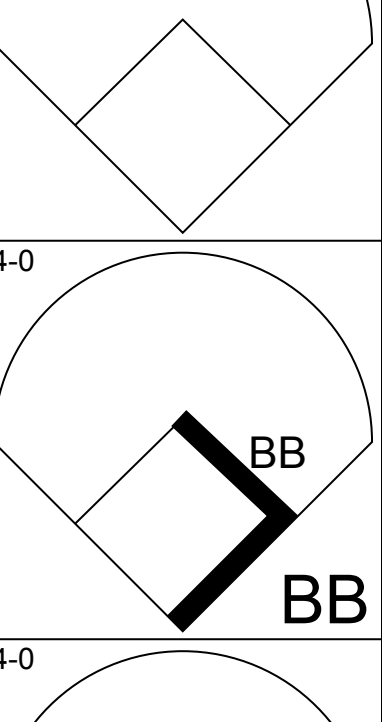
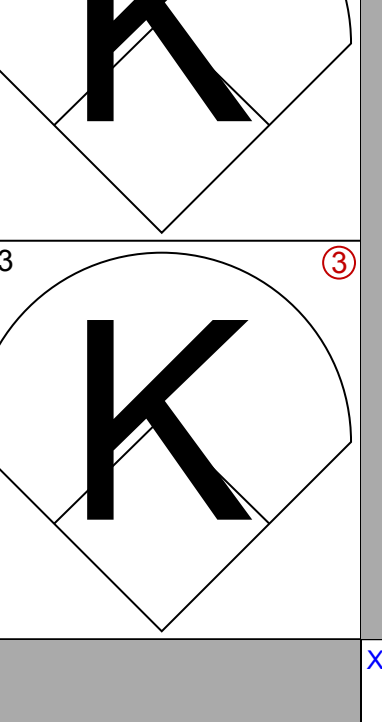
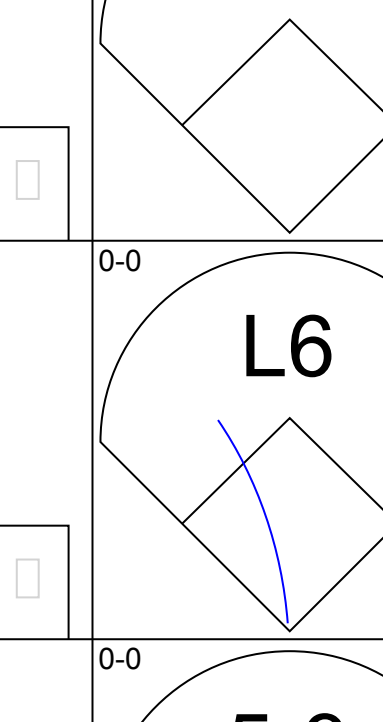
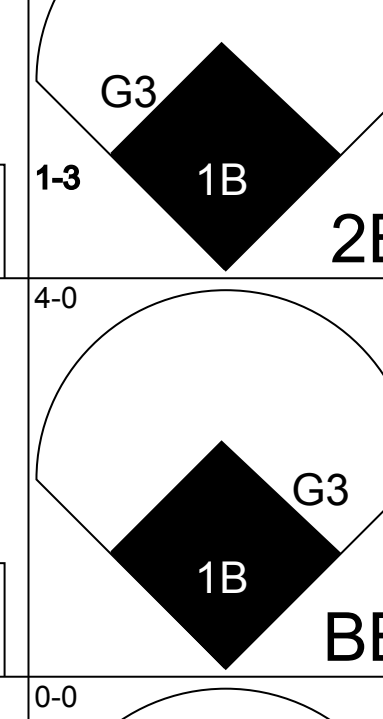
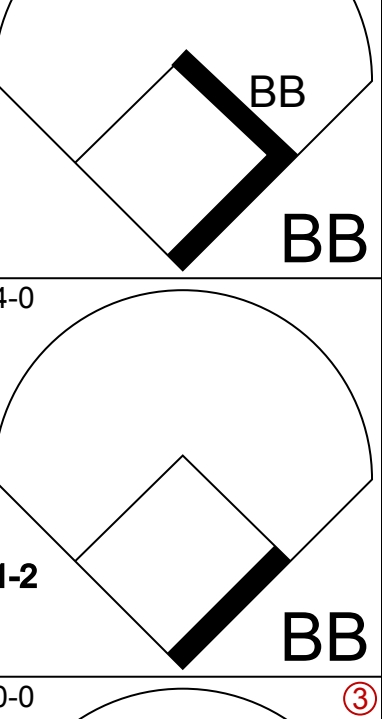
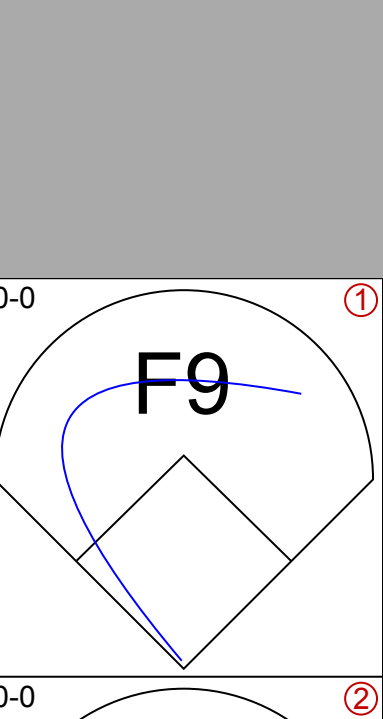
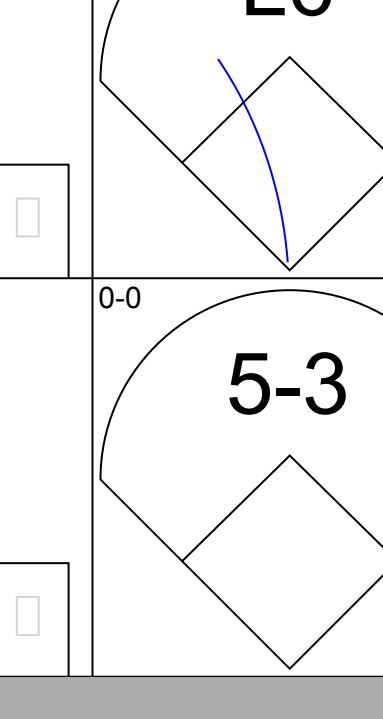
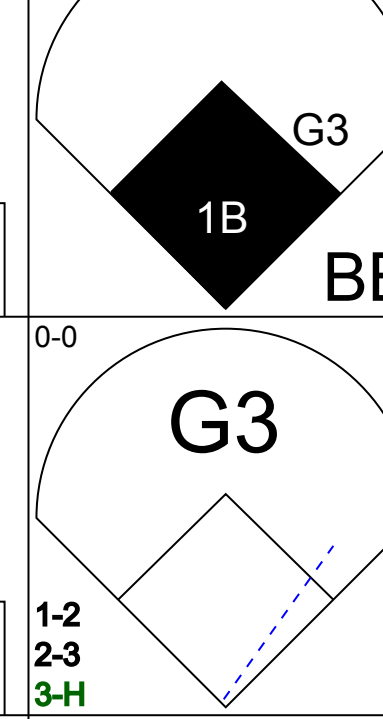
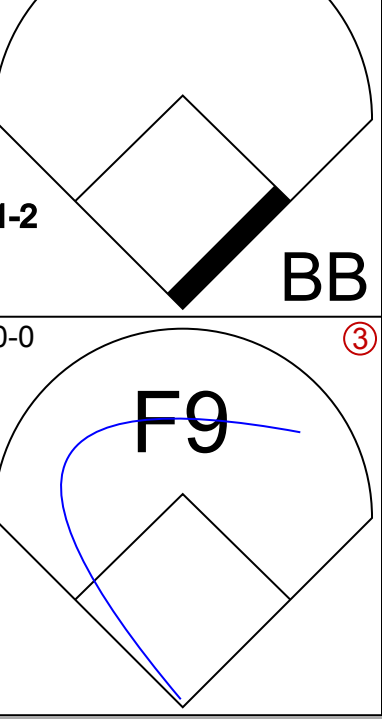
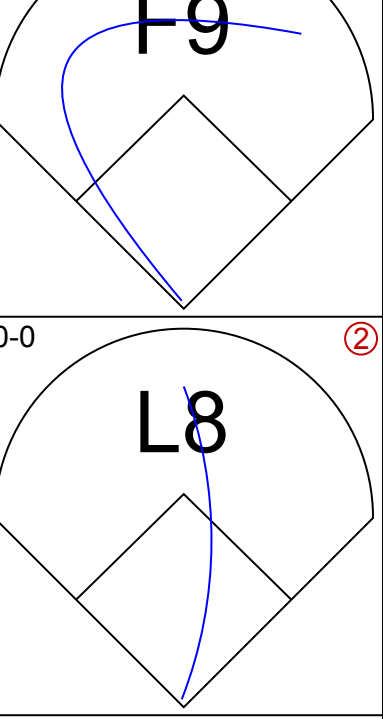
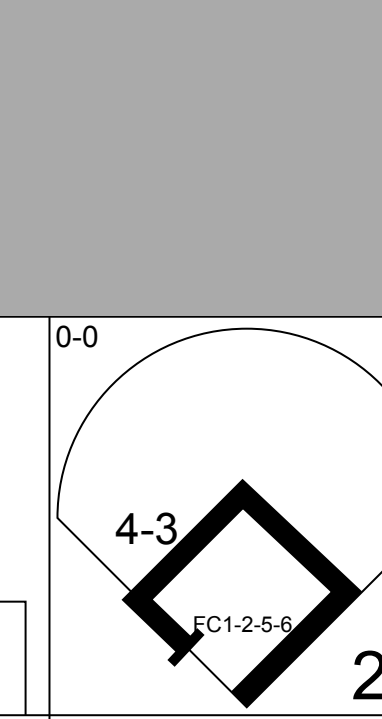
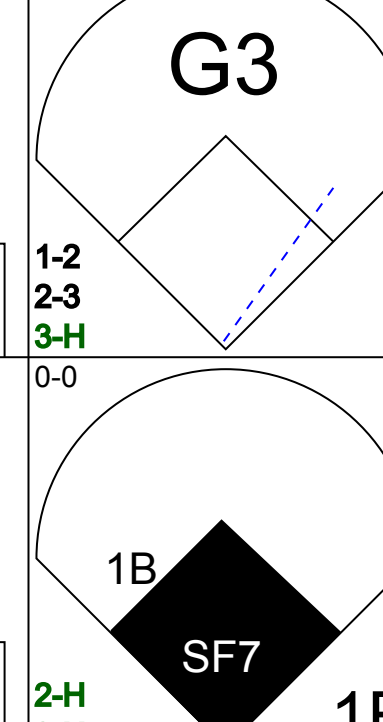
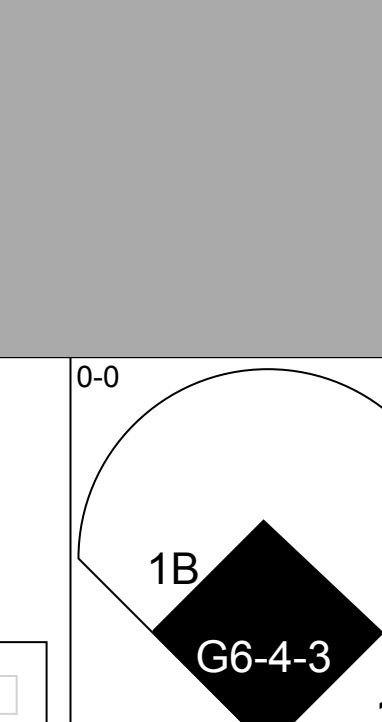
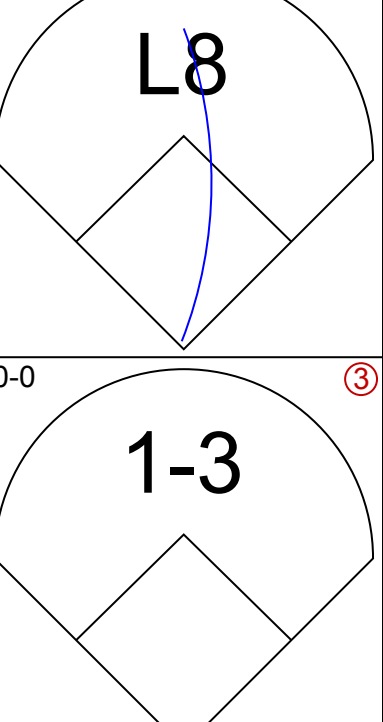
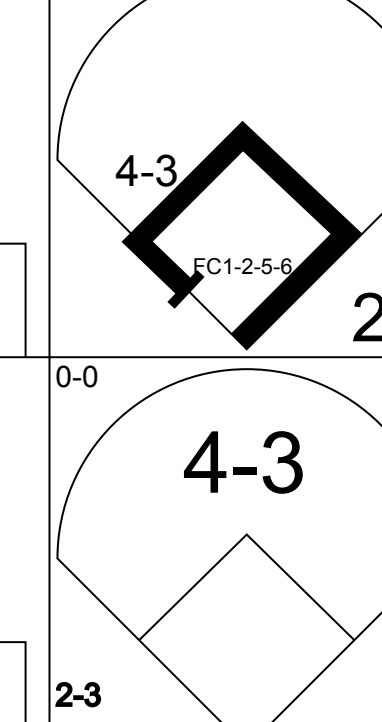
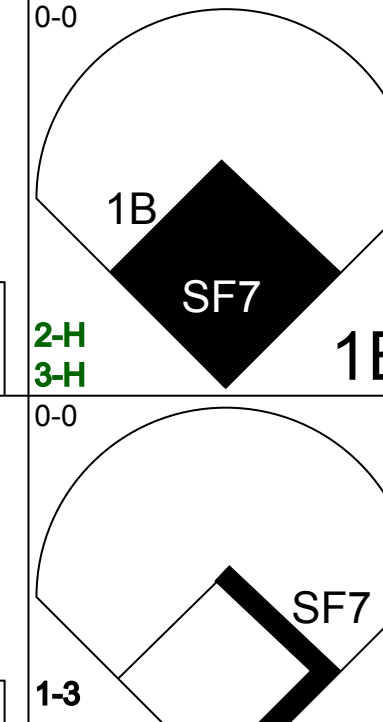
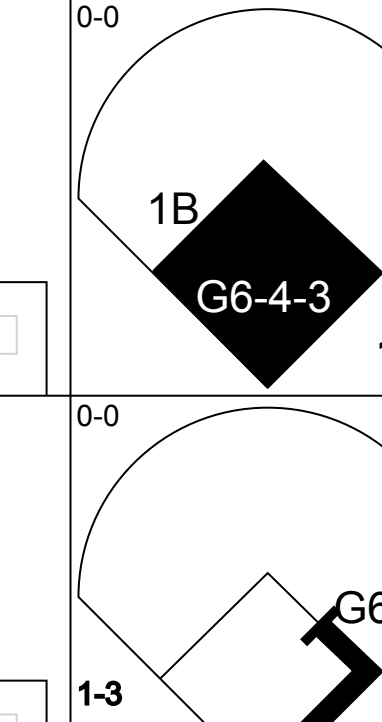
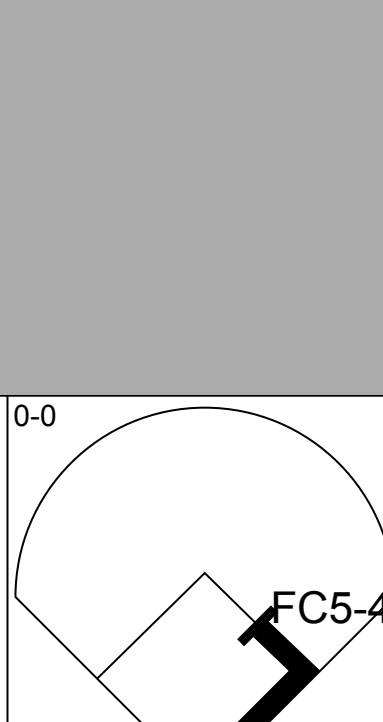
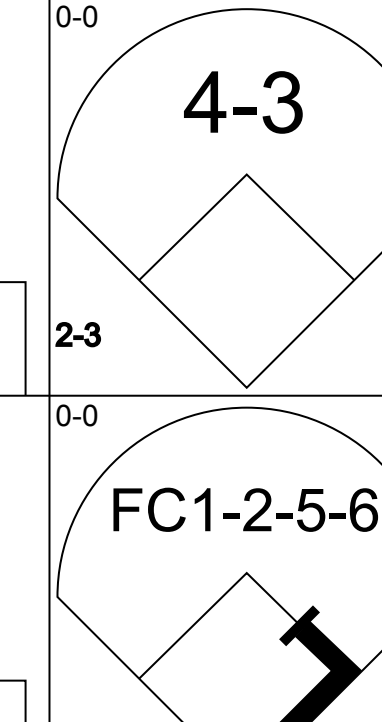
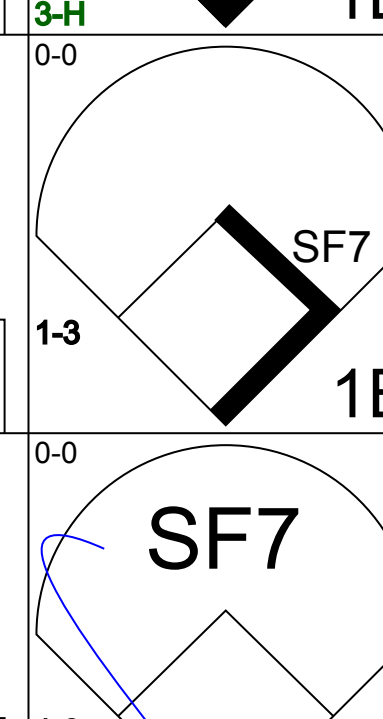
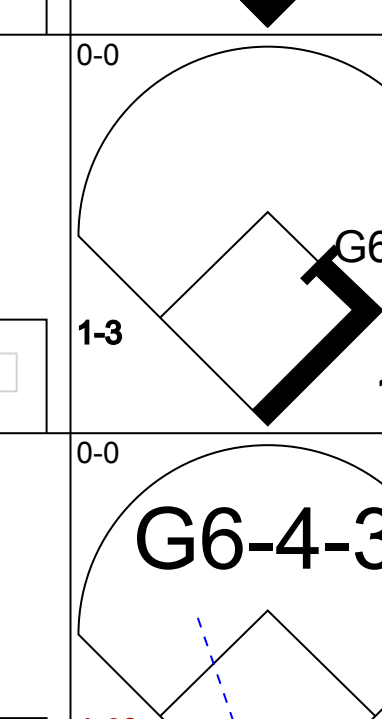
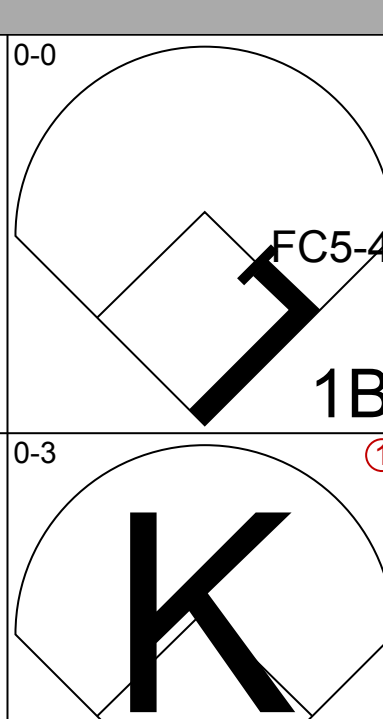
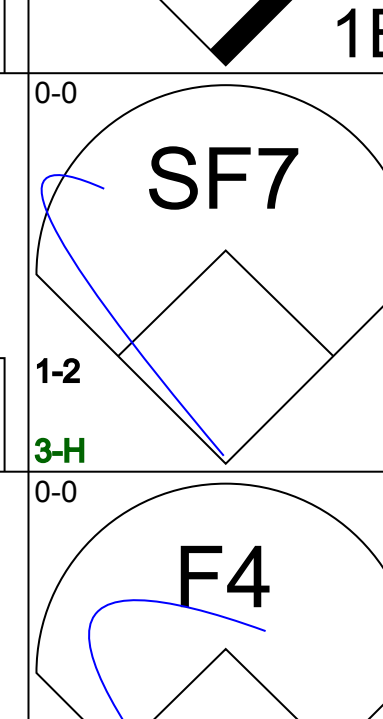
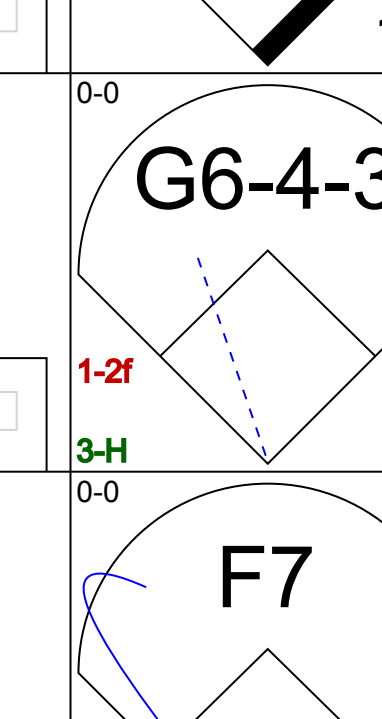
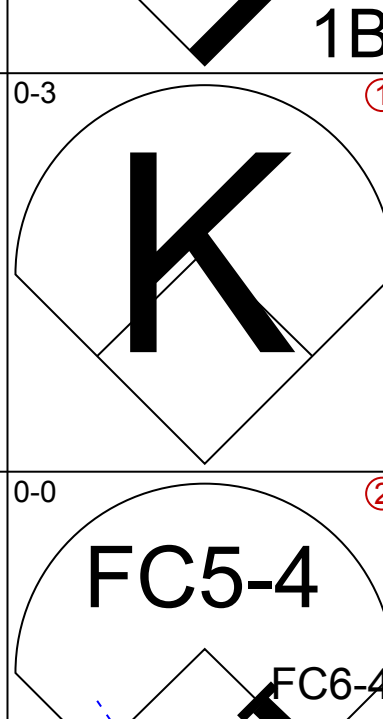


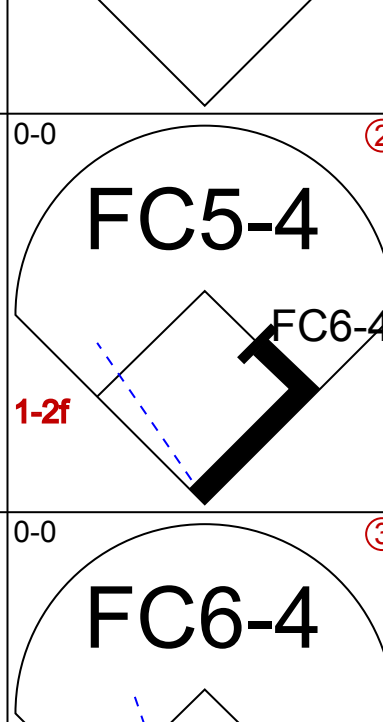
AB	38
R	11
H	16
RBI	11
BB	6
SO	2
LOB	20



Batter	1	2	3	4	5	6	7	8	9	AB	R	H	RBI	BB	SO	LOB	TOP			
Rick Rosetti, R OBP: 0.301, SLG: 0.349 (1, 8)										4	0	0	0	0	2	1	Toronto Blue Jays @ Boston Red Sox Fenway Park, Boston, MA Sat Sep 30 1978, 3:33 AM EDT Att: 32,659 - Unknown - 69 F			
Bob Bailor, R OBP: 0.312, SLG: 0.340 (1, 9)										3	0	0	0	1	1					
Roy Howell, L OBP: 0.325, SLG: 0.377 (1, 5)										4	1	2	1	0	1	0				
John Mayberry, L OBP: 0.329, SLG: 0.416 (1, 3)										4	0	1	0	0	2	2				
Al Woods, L OBP: 0.278, SLG: 0.364 (1, 7)										3	0	0	0	0	0	1				
Willie Upshaw, L OBP: 0.302, SLG: 0.308 (1, 10)										3	0	1	0	0	0	0				
Alan Ashby, S OBP: 0.333, SLG: 0.420 (1, 2)										3	0	0	0	0	2	1				
Dave McKay, S OBP: 0.269, SLG: 0.353 (1, 4)										3	0	0	0	0	0	0				
Luis Gomez, R OBP: 0.281, SLG: 0.255 (1, 6)										3	0	1	0	0	1	0				
Inning Stats	R: 1 E: 0 K: 3 S: 10	H: 1 LOB: 0 BB: 0 P: 10	R: 0 E: 0 K: 1 S: 5	H: 0 LOB: 0 BB: 0 P: 5	R: 0 E: 0 K: 0 S: 4	H: 1 LOB: 1 BB: 0 P: 4	R: 0 E: 0 K: 0 S: 3	H: 0 LOB: 0 BB: 0 P: 3	R: 0 E: 0 K: 1 S: 5	H: 2 LOB: 1 BB: 1 P: 10	R: 0 E: 0 K: 0 S: 3	H: 0 LOB: 0 BB: 0 P: 3	R: 0 E: 0 K: 1 S: 5	H: 0 LOB: 0 BB: 0 P: 5	R: 0 E: 0 K: 2 S: 7	H: 0 LOB: 0 BB: 0 P: 7	1B: 4 2B: 0 3B: 0 HR: 1	SF: 0 SAC: 0 DP: 2 HBP: 0	WP: 0 PB: 0 SB: 0 CS: 0	PA: 31
PITCHER Dennis Eckersley, R ERA: 3.02 (1, 1)	IP: 9.0 WLS: W BF: 31 H: 5 R: 1 ER: 1 SO: 9 BB: 1 IBB: 0 HBP: 0 BLK: 0 WP: 0 HR: 1 S: 48 P: 52 ERA: 1.00 WHIP: 0.667															PITCHER				

AB	30
R	1
H	5
RBI	1
BB	1
SO	9
LOB	6



Batter	1	2	3	4	5	6	7	8	9	AB	R	H	RBI	BB	SO	LOB	BOTTOM			
Rick Burleson, R OBP: 0.294, SLG: 0.333 (1, 6)										4	1	0	0	0	1	0	Toronto Blue Jays @ Boston Red Sox Fenway Park, Boston, MA Sat Sep 30 1978, 3:33 AM EDT Att: 32,659 - Unknown - 69 F			
Jerry Remy, L OBP: 0.316, SLG: 0.344 (1, 4)										3	1	1	0	1	1	0				
Jim Rice, R OBP: 0.371, SLG: 0.599 (1, 9)										2	1	0	0	2	0	0				
Carl Yastrzemski, L OBP: 0.368, SLG: 0.419 (1, 7)										4	0	1	1	0	0	4				
Carlton Fisk, R OBP: 0.368, SLG: 0.479 (1, 2)										4	2	2	2	0	0	1				
Fred Lynn, L OBP: 0.382, SLG: 0.496 (1, 8)										4	0	3	0	0	0	1				
Butch Hobson, R OBP: 0.313, SLG: 0.410 (1, 10)										2	0	0	1	0	1	2				
George Scott, R OBP: 0.303, SLG: 0.377 (1, 3)										3	0	0	0	0	0	2				
Jack Brohamer, L OBP: 0.297, SLG: 0.314 (1, 5)										3	0	0	0	0	0	1				
Inning Stats	R: 4 E: 1 K: 0 S: 7	H: 3 LOB: 1 BB: 1 P: 11	R: 0 E: 0 K: 0 S: 3	H: 0 LOB: 2 BB: 2 P: 11	R: 1 E: 0 K: 0 S: 4	H: 2 LOB: 0 BB: 0 P: 4	R: 0 E: 0 K: 2 S: 7	H: 0 LOB: 0 BB: 0 P: 7	R: 0 E: 0 K: 1 S: 6	H: 1 LOB: 1 BB: 0 P: 6	R: 0 E: 0 K: 0 S: 3	H: 0 LOB: 0 BB: 0 P: 3	R: 0 E: 0 K: 0 S: 3	H: 1 LOB: 0 BB: 0 P: 3	R: 0 E: 0 K: 1 S: 3	H: 1 LOB: 0 BB: 0 P: 3		1B: 5 2B: 3 3B: 0 HR: 0	SF: 1 SAC: 0 DP: 2 HBP: 0	WP: 0 PB: 0 SB: 0 CS: 0
PITCHER Jesse Jefferson, R ERA: 4.38 (1, 1)	IP: 8.0 WLS: L BF: 33 H: 7 R: 5 ER: 3 SO: 3 BB: 3 IBB: 0 HBP: 0 BLK: 0 WP: 0 HR: 0 S: 36 P: 48 ERA: 3.38 WHIP: 1.250															PITCHER				

AB	29
R	5
H	7
RBI	4
BB	3
SO	3
LOB	11




Batter	1	2	3	4	5	6	7	8	9	AB	R	H	RBI	BB	SO	LOB	TOP		
Rick Bosetti, R (1, 8) OBP: 0.299, SLG: 0.347	F8			K		K			F9	4	0	0	0	0	2	1			
Bob Bailor, R (1, 9) OBP: 0.310, SLG: 0.338	5-3			B5-3		6-3			K	4	0	0	0	0	1	1			
Roy Howell, L (1, 5) OBP: 0.325, SLG: 0.376	P7								F8	4	0	1	0	0	0	0			
John Mayberry, L (1, 3) OBP: 0.329, SLG: 0.416		G3		F5					F5	3	0	1	0	0	0	1			
Otto Velez, R (1, 7) OBP: 0.380, SLG: 0.448		6-3							FC5-4	3	0	0	0	0	0	1			
Willie Upshaw, L (1, 10) OBP: 0.298, SLG: 0.304		1-3							F9	3	0	0	0	0	0	1			
Dave McKay, S (1, 4) OBP: 0.266, SLG: 0.351				G3		4-3			1B	3	0	0	0	0	0	0			
Rick Cerone, R (1, 2) OBP: 0.284, SLG: 0.298				K					4-3	3	0	0	0	0	1	0			
Luis Gomez, R (1, 6) OBP: 0.280, SLG: 0.254				F8					F6	2	0	0	0	0	0	0			
Sam Ewing, L (8, PH) OBP: 0.272, SLG: 0.286									E4	1	0	0	0	0	0	0			
Tim Johnson, L (8, 6) OBP: 0.319, SLG: 0.256									6-3	0	0	0	0	0	0	0			
Inning Stats	R: 0 E: 0 K: 0 S: 3	H: 0 LOB: 0 BB: 0 P: 3	R: 0 E: 0 K: 0 S: 3	H: 0 LOB: 0 BB: 0 P: 3	R: 0 E: 0 K: 1 S: 5	H: 0 LOB: 1 BB: 0 P: 6	R: 0 E: 0 K: 1 S: 6	H: 1 LOB: 1 BB: 0 P: 6	R: 0 E: 1 K: 1 S: 6	H: 0 LOB: 1 BB: 0 P: 6	R: 0 E: 0 K: 0 S: 4	H: 1 LOB: 0 BB: 0 P: 4	R: 0 E: 0 K: 0 S: 3	H: 0 LOB: 0 BB: 0 P: 3	R: 0 E: 0 K: 1 S: 5	H: 0 LOB: 0 BB: 0 P: 5	1B: 2 2B: 0 3B: 0 HR: 0	SF: 0 SAC: 0 DP: 0 HBP: 0	WP: 0 PA: 30 PB: 0 SB: 0 CS: 0
PITCHER Luis Tiant, R (1, 1) ERA: 3.31	IP: 9.0 WLS: W BF: 30 H: 2 R: 0 ER: 0 SO: 4 BB: 0 IBB: 0 HBP: 0 BLK: 0 WP: 0 HR: 0 S: 38 P: 38 ERA: 0.00 WHIP: 0.222															PITCHER Luis Tiant, R (1, 1) ERA: 3.31			

Toronto Blue Jays @ Boston Red Sox
Fenway Park, Boston, MA
Sun Oct 01 1978, 3:33 AM EDT
Att: 29,201 - Unknown - 73 F

livebaseballscores.com

AB 30
R 0
H 2
RBI 0
BB 0
SO 4
LOB 5




Batter	1	2	3	4	5	6	7	8	9	AB	R	H	RBI	BB	SO	LOB	BOTTOM		
Rick Burleson, R (1, 6) OBP: 0.294, SLG: 0.338	5-3		FC8-5		6-3		HR			4	1	1	2	0	0	3			
Jerry Remy, L (1, 4) OBP: 0.320, SLG: 0.347	B1-3		FC4-6				1B			4	0	2	1	0	0	2			
Jim Rice, R (1, 9) OBP: 0.372, SLG: 0.603	K			BB	K				HR	4	1	2	1	0	2	1			
Carl Yastrzemski, L (1, 7) OBP: 0.367, SLG: 0.417		4-3							F3	3	0	0	0	1	0	0			
Carlton Fisk, R (1, 2) OBP: 0.366, SLG: 0.475		K		BB	9-4-5				F7	4	0	0	0	0	1	2			
Fred Lynn, L (1, 8) OBP: 0.381, SLG: 0.493		F9			F5		CS		3-1	3	0	0	0	1	0	1			
Butch Hobson, R (1, 10) OBP: 0.313, SLG: 0.409			5-3			CS			F9	3	1	1	0	0	0	0			
George Scott, R (1, 3) OBP: 0.303, SLG: 0.375			BB		E4				F8	2	0	0	0	1	0	1			
Jack Brohamer, L (1, 5) OBP: 0.301, SLG: 0.313			BB		FC4-6		HR		HR	1	2	0	1	2	0	1			
Inning Stats	R: 0 E: 0 K: 1 S: 5	H: 0 LOB: 0 BB: 0 P: 5	R: 0 E: 0 K: 1 S: 5	H: 0 LOB: 2 BB: 2 P: 11	R: 0 E: 0 K: 0 S: 3	H: 1 LOB: 1 BB: 1 P: 7	R: 2 E: 1 K: 1 S: 8	H: 2 LOB: 1 BB: 0 P: 8	R: 0 E: 0 K: 0 S: 2	H: 0 LOB: 0 BB: 1 P: 6	R: 2 E: 0 K: 0 S: 4	H: 2 LOB: 1 BB: 1 P: 8	R: 1 E: 0 K: 0 S: 4	H: 1 LOB: 0 BB: 0 P: 4	R: 0 E: 0 K: 1 S: 5	H: 0 LOB: 0 BB: 0 P: 5	1B: 3 2B: 2 3B: 0 HR: 2	SF: 0 SAC: 0 DP: 1 HBP: 0	WP: 0 PA: 34 PB: 0 SB: 0 CS: 1
PITCHER Don Kirkwood, R (1, 1) ERA: 4.24	IP: 8.0 WLS: L BF: 33 H: 6 R: 5 ER: 3 SO: 3 BB: 5 IBB: 0 HBP: 0 BLK: 0 WP: 0 HR: 2 S: 34 P: 54 ERA: 3.38 WHIP: 1.375															PITCHER Don Kirkwood, R (1, 1) ERA: 4.24			

Toronto Blue Jays @ Boston Red Sox
Fenway Park, Boston, MA
Sun Oct 01 1978, 3:33 AM EDT
Att: 29,201 - Unknown - 73 F

livebaseballscores.com

AB 28
R 5
H 6
RBI 5
BB 5
SO 3
LOB 11



Batter	1	2	3	4	5	6	7	8	9	AB	R	H	RBI	BB	SO	LOB	TOP					
Mickey Rivers, L OBP: 0.302, SLG: 0.397 Paul Blair, R OBP: 0.231, SLG: 0.264	4-0 BB		0-0 2B		0-0 FC6-5 2-3		4-0 2B BB		0-0 FC6-4 1B	2	1	1	0	2	0	1	New York Yankees @ Boston Red Sox Fenway Park, Boston, MA Mon Oct 02 1978, 3:33 AM EDT Att: 32,925 - Unknown - 68 F					
Thurman Munson, R OBP: 0.332, SLG: 0.373	0-3 K		0-3 K2-3			0-3 K	0-0 2B		0-0 FC6-4 1-2	5	0	1	1	1	0	3						
Lou Piniella, R OBP: 0.361, SLG: 0.445	0-0 5-3			0-0 FC6 1B		0-0 F8	0-0 F9			4	0	1	0	0	0	2						
Reggie Jackson, L OBP: 0.356, SLG: 0.477	0-0 F7			0-0 F9		0-0 4-3			0-0 HR	4	1	1	1	0	0	2						
Graig Nettles, L OBP: 0.343, SLG: 0.460		0-0 F6		0-0 F6			0-0 F9		0-3 K	4	0	0	0	0	1	1						
Chris Chambliss, L OBP: 0.321, SLG: 0.382		0-0 F3		0-0 FC6 1-2			0-0 1B HR		0-0 4-3	4	1	1	0	0	0	1						
Roy White, S OBP: 0.349, SLG: 0.393 Gary Thomasson, L OBP: 0.304, SLG: 0.367		0-3 K			4-0 FC6-5 4-3 BB		0-0 1-2 HR 1B		0-0 4-3	3	1	1	0	1	1	0						
Brian Doyle, L OBP: 0.192, SLG: 0.192 Jim Spencer, L OBP: 0.295, SLG: 0.440 Fred Stanley, R OBP: 0.324, SLG: 0.281			0-0 F4		0-0 4-3		0-0 F7		0-0 4-3	2	0	0	0	0	0	1						
Bucky Dent, R OBP: 0.286, SLG: 0.317			0-0 F9		0-0 F6		0-0 1-2 HR		0-3 K	1	0	0	0	0	0	2						
Inning Stats	R: 0 E: 0 K: 1 S: 5	H: 0 LOB: 1 BB: 1 P: 9	R: 0 E: 0 K: 1 S: 5	H: 0 LOB: 0 BB: 0 P: 5	R: 0 E: 0 K: 1 S: 6	H: 1 LOB: 1 BB: 0 P: 6	R: 0 E: 0 K: 0 S: 4	H: 1 LOB: 1 BB: 0 P: 4	R: 0 E: 0 K: 0 S: 3	H: 0 LOB: 1 BB: 1 P: 7	R: 0 E: 0 K: 1 S: 5	H: 0 LOB: 0 BB: 0 P: 5	R: 4 E: 0 K: 0 S: 7	H: 4 LOB: 1 BB: 1 P: 11	R: 1 E: 0 K: 1 S: 6	H: 1 LOB: 0 BB: 0 P: 6		R: 0 E: 0 K: 1 S: 6	H: 1 LOB: 1 BB: 0 P: 6	1B: 4 2B: 2 3B: 0 HR: 2	SF: 0 SAC: 0 DP: 0 HBP: 0	WP: 0 PB: 0 SB: 2 CS: 0
PITCHER	IP WLS BF H R ER SO BB IBB HBP BLK WP HR S P ERA WHIP	6.2 L 28 5 4 4 4 3 0 0 0 0 1 33 45 5.40 1.200	0.1 3 2 1 1 0 0 0 0 0 0 0 1 3 3 27.00 6.000	1.2 6 1 0 0 2 0 0 0 0 0 0 0 10 10 0.00 0.600	0.1 1 0 0 0 0 0 0 0 0 0 0 0 1 1 0.00 0.000	PITCHER										IP WLS BF H R ER SO BB IBB HBP BLK WP HR S P ERA WHIP	6.2 L 28 5 4 4 4 3 0 0 0 0 1 33 45 5.40 1.200					

AB	35
R	5
H	8
RBI	5
BB	3
SO	6
LOB	14



Batter	1	2	3	4	5	6	7	8	9	AB	R	H	RBI	BB	SO	LOB	BOTTOM			
Rick Burleson, R OBP: 0.295, SLG: 0.339	0-3 K		0-0 5-3			0-0 SH5-3 1B 2B	0-0 6-3		4-0 F9 1B BB	4	1	1	0	1	1	2	New York Yankees @ Boston Red Sox Fenway Park, Boston, MA Mon Oct 02 1978, 3:33 AM EDT Att: 32,925 - Unknown - 68 F			
Jerry Remy, L OBP: 0.321, SLG: 0.350	0-0 F7		0-0 F7			0-0 SH5-3 2-3		0-0 1B 2B	0-0 1B	4	1	2	0	0	0	1				
Jim Rice, R OBP: 0.370, SLG: 0.600	0-3 K			0-0 6-3		0-0 G3 1B		0-0 F9 2-3	0-0 F9	5	0	1	1	0	1	3				
Carl Yastrzemski, L OBP: 0.367, SLG: 0.423		0-0 HR		0-3 K		0-0 G3 1-2		0-0 2H 1B 1B	0-0 P5	5	2	2	2	0	1	3				
Carlton Fisk, R OBP: 0.366, SLG: 0.475		0-0 F7		0-0 F8		4-0 IBB		0-0 1B 1B		3	0	1	0	1	0	0				
Fred Lynn, L OBP: 0.380, SLG: 0.492		0-0 F8			0-0 1-3	0-0 F9		0-0 1-2 2H 1B		4	0	1	1	0	0	2				
Butch Hobson, R OBP: 0.312, SLG: 0.408		0-0 5-3			0-0 1B		0-3 K	0-0 F9		4	0	1	0	0	1	2				
George Scott, R OBP: 0.305, SLG: 0.379			0-0 SH2-3 2B		0-3 K		0-0 PB 1B	0-3 K		4	0	2	0	0	2	3				
Jack Brohamer, L OBP: 0.300, SLG: 0.311 Bob Bailey, R OBP: 0.328, SLG: 0.351 Frank Duffy, R OBP: 0.306, SLG: 0.308 Dwight Evans, R OBP: 0.336, SLG: 0.449			0-0 SH2-3		0-0 F7		0-3 K		0-0 F7	1	0	0	0	0	0	1				
Inning Stats	R: 0 E: 0 K: 2 S: 7	H: 0 LOB: 0 BB: 0 P: 7	R: 1 E: 0 K: 0 S: 4	H: 1 LOB: 0 BB: 0 P: 4	R: 0 E: 0 K: 1 S: 5	H: 0 LOB: 0 BB: 0 P: 5	R: 0 E: 0 K: 1 S: 6	H: 1 LOB: 1 BB: 0 P: 6	R: 1 E: 0 K: 0 S: 5	H: 2 LOB: 2 BB: 1 P: 9	R: 0 E: 0 K: 2 S: 8	H: 1 LOB: 1 BB: 0 P: 8	R: 2 E: 0 K: 1 S: 9	H: 4 LOB: 2 BB: 0 P: 9	R: 0 E: 0 K: 0 S: 4	H: 1 LOB: 2 BB: 1 P: 8		1B: 7 2B: 3 3B: 0 HR: 1	SF: 0 SAC: 2 DP: 0 HBP: 0	WP: 0 PB: 1 SB: 0 CS: 0
PITCHER	IP WLS BF H R ER SO BB IBB HBP BLK WP HR S P ERA WHIP	6.1 W 26 6 2 2 2 1 0 0 0 0 0 17 21 6.75 2.250	PITCHER										IP WLS BF H R ER SO BB IBB HBP BLK WP HR S P ERA WHIP	6.1 W 26 6 2 2 2 1 0 0 0 0 17 21 6.75 2.250						

