

Boston Red Sox - 1979

Batter	1	2	3	4	5	6	7	8	9	AB R H RBI BB SO LOB	TOP											
Toby Harrah, R (1, 5) X	0-0 F2		4-0 1B S BB		0-0 5-3		0-0 5-3			3 0 0 0 1 0 2												
Jim Norris, L (1, 10) X OBP: 0.750, SLG: 1.000	0-0 2B		0-0 1B			4-0 WP S BB		0-3 K		3 0 2 0 1 1 0												
Bobby Bonds, R (1, 9) S S S	0-3 K		0-3 K			0-0 F5 1-2		0-3 K		4 0 0 0 0 3 4												
Andre Thornton, R (1, 3) S S S	0-3 K			0-0 5-3		4-0 BB		0-0 6-3		3 0 0 0 1 1 1												
Gary Alexander, R (1, 2) X		0-0 4-3		0-0 F8		0-0 F6			4-0 WP E 1B BB	3 1 0 0 1 0 2												
Ted Cox, R (1, 7) X		0-0 6-3		0-0 F8		0-0 F8 2-3			0-0 E4 1B WP	4 0 0 0 0 0 3												
Duane Kuiper, L (1, 4) X		0-0 F8			0-0 5-3		0-0 4-3		0-0 L8	4 0 0 0 0 0 2												
Tom Verzyer, R (1, 6) X OBP: 0.500, SLG: 0.333			0-0 5-3		0-0 F6		4-0 FC5-4 BB		0-0 G1-4-6-3 1B	3 0 1 1 1 0 0												
Horace Speed, R (1, 8) S S S S			0-3 K		4-0 BB		0-0 FC5-4 1-2f		0-0 G1-4-6-3 1-2f	2 0 0 0 1 1 1												
Wayne Cage, L (9, PH)										1 0 0 0 0 0 2												
Inning Stats	R: 0 E: 0 K: 2 S: 8	H: 1 LOB: 1 BB: 0 P: 8	R: 0 E: 0 K: 0 S: 3	H: 0 LOB: 0 BB: 0 P: 3	R: 0 E: 0 K: 2 S: 8	H: 1 LOB: 2 BB: 1 P: 12	R: 0 E: 0 K: 0 S: 3	H: 0 LOB: 0 BB: 0 P: 3	R: 0 E: 0 K: 0 S: 3	H: 0 LOB: 1 BB: 1 P: 7	R: 0 E: 0 K: 0 S: 3	H: 0 LOB: 2 BB: 2 P: 11	R: 0 E: 0 K: 2 S: 7	H: 0 LOB: 1 BB: 1 P: 7	R: 0 E: 0 K: 2 S: 7	H: 0 LOB: 0 BB: 0 P: 7	R: 1 E: 1 K: 0 S: 4	H: 1 LOB: 1 BB: 1 P: 8	1B: 2 2B: 1 3B: 0 HR: 0	SF: 0 SAC: 0 DP: 1 HBP: 0	WP: 2 PB: 0 SB: 2 CS: 0	PA: 36
PITCHER	IP WLS BF H R ER SO BB IBB HBP BLK WP HR S P ERA WHIP																					
Dennis Eckerley, R (1, 1) ERA:	7.0 W 28 2 0 0 4 5 0 0 0 1 0 31 51 0.00 1.000																					
Dick Drago, R (8, 1) ERA: 4.5	2.0 8 1 1 1 2 1 0 0 0 1 0 11 15 4.50 1.000																					

Cleveland Indians @ Boston Red Sox
 Fenway Park, Boston, MA
 Thu Apr 05 1979, 3:33 AM EST
 Att. 34,433 - Unknown - 50 F

livebaseballscorecards.com

AB	30
R	1
H	3
RBI	1
BB	6
SO	6
LOB	17



Batter	1	2	3	4	5	6	7	8	9
Jerry Remy, L OBP: 0.200, SLG: 0.200 (1, 4)	0-0 4-3		0-0 HR 1B	0-3 K		0-0 P7		0-3 K	
Rick Burleson, R (1, 6)	0-0 F9		0-0 1-3 1-2	0-0 E6 3-H		0-3 K			
Fred Lynn, L OBP: 0.750, SLG: 2.000 (1, 8)	4-0 1B BB		4-0 HR BB	0-0 F4		0-0 HR			
Jim Rice, R OBP: 0.500, SLG: 1.250 (1, 10)	0-0 1-2 1B		0-0 HR 1-H 2-H	0-3 K		0-3 K			
Carl Yastrzemski, L OBP: 0.250, SLG: 0.250 (1, 7)	0-0 F5		0-0 F7	0-0 F4		0-0 CS 1B			
George Scott, R (1, 3)		4-0 2B BB	0-0 6-3	0-0 1-3		0-3 K 1-2			
Jack Brohamer, L OBP: 0.500, SLG: 1.250 (1, 5)		0-0 G3 1-2 2B		0-0 F9		0-0 1B 3B		0-0 F9	
Dwight Evans, R OBP: 0.250, SLG: 1.000 (1, 9)		0-0 G3 2-3		0-0 HR		0-3 K		0-0 F3	
Bob Montgomery, R OBP: 0.750, SLG: 1.500 (1, 2)		0-3 K		0-0 E 3B		0-0 1B 3-H		0-0 2B	

Inning Stats	R: 0 E: 0 K: 0 S: 4	H: 1 LOB: 2 BB: 1 P: 8	R: 0 E: 0 K: 1 S: 5	H: 1 LOB: 1 BB: 1 P: 9	R: 3 E: 0 K: 0 S: 5	H: 2 LOB: 0 BB: 1 P: 9	R: 2 E: 1 K: 1 S: 8	H: 2 LOB: 1 BB: 0 P: 8	R: 0 E: 0 K: 1 S: 5	H: 0 LOB: 0 BB: 0 P: 5	R: 1 E: 0 K: 2 S: 8	H: 2 LOB: 1 BB: 0 P: 8	R: 0 E: 0 K: 1 S: 6	H: 1 LOB: 1 BB: 0 P: 6
1B: 4 2B: 3 3B: 2 HR: 3	SF: 0 SAC: 0 DP: 1 HBP: 0	WP: 0 PB: 0 SB: 1 CS: 1	PA: 37											

PITCHER	IP	WLS	BF	H	R	ER	SO	BB	IBB	HBP	BLK	WP	HR	S	P	ERA	WHIP
Rick Wise, R ERA: 9.0 (1, 1)	5.0	L	25	7	6	5	3	3	0	0	0	0	2	28	40	9.00	2.000
Victor Cruz, R ERA: 4.5 (6, 1)	2.0		8	3	1	1	4	0	0	0	0	0	1	16	16	4.50	1.500
Sid Monge, L ERA: (8, 1)	1.0		4	1	0	0	1	0	0	0	0	0	0	6	6	0.00	1.000

BOTTOM

Cleveland Indians @ Boston Red Sox
 Fenway Park, Boston, MA
 Thu Apr 05 1979, 3:33 AM EST
 Att: 34,433 - Unknown - 50 F

livebaseballscorecards.com

AB	34
R	7
H	11
RBI	6
BB	3
SO	8
LOB	12



Batter	1	2	3	4	5	6	7	8	9	AB R H RBI BB SO LOB	TOP												
Jerry Remy, L OBP: 0.222, SLG: 0.222 (1, 4) X	0-0 6-3 ①		0-0 3-1 ③			0-0 F8 1B X		0-0 FC6-2-5 PB 1-2 3-H X		4 0 1 0 0 0 2													
Rick Burleson, R (1, 6) S S S S	0-3 K ②			0-0 F8 ①		0-0 F8 1-2 ②		0-0 6-3 ③		4 0 0 0 0 1 3													
Fred Lynn, L OBP: 0.625, SLG: 1.000 (1, 8) B B B B	4-0 BB X			0-3 K ②		0-0 G3 ③			H 1-0 G6-4-3 HBP X	2 0 0 0 1 1 0													
Jim Rice, R OBP: 0.375, SLG: 0.714 (1, 7) X	0-0 4-3 ③			4-0 S BB X			0-0 6-3 ①		0-0 G6-4-3 1-2f ① ② X	3 0 0 0 1 0 2													
Carl Yastrzemski, L OBP: 0.250, SLG: 0.143 (1, 10) B B B B		4-0 L5-3 BB X		0-0 4-3 1-2 ③			0-0 G3 ②		0-0 F8 ③	3 0 0 0 1 0 1													
George Scott, R (1, 3) X		0-0 L5-3 1-2 ① ②			0-0 F9 ①		0-3 K ③			3 0 0 0 0 1 1													
Larry Wolfe, R (1, 5) X		0-0 F9 ③			4-0 BB X			0-0 F5 ①		2 0 0 0 1 0 0													
Dwight Evans, R OBP: 0.286, SLG: 0.667 (1, 9) X			0-0 4-3 ①		0-0 F6 ②			4-0 E FC6-2-5 BB X		2 0 0 0 1 0 1													
Bob Montgomery, R OBP: 0.571, SLG: 1.000 (1, 2) S S S S			0-3 K ②		0-0 F4 ③			4-0 PB FC6-2-5 1-3 BB X		2 0 0 0 1 1 1													
Inning Stats	R: 0 E: 0 K: 1 S: 5	H: 0 LOB: 1 BB: 1 P: 9	R: 0 E: 0 K: 0 S: 2	H: 0 LOB: 0 BB: 1 P: 6	R: 0 E: 0 K: 1 S: 5	H: 0 LOB: 0 BB: 0 P: 5	R: 0 E: 0 K: 1 S: 5	H: 0 LOB: 1 BB: 1 P: 9	R: 0 E: 0 K: 0 S: 3	H: 0 LOB: 1 BB: 1 P: 7	R: 0 E: 0 K: 0 S: 3	H: 1 LOB: 0 BB: 0 P: 3	R: 0 E: 0 K: 1 S: 5	H: 0 LOB: 0 BB: 0 P: 5	R: 0 E: 1 K: 0 S: 3	H: 0 LOB: 2 BB: 2 P: 11	R: 0 E: 0 K: 0 S: 2	H: 0 LOB: 0 BB: 0 P: 3	1B: 1 2B: 1 3B: 0 HR: 0	SF: 0 SAC: 0 DP: 2 HBP: 1	WP: 0 PB: 1 SB: 1 CS: 0	PA: 32	
PITCHER Rick Waits, L ERA: (1, 1)	IP 9.0	WLS W	BF 32	H 1	R 0	ER 0	SO 4	BB 6	IBB 0	HBP 1	BLK 0	WP 0	HR 0	S 33	P 58	ERA 0.00	WHIP 0.778						PITCHER IP WLS BF H R ER SO BB IBB HBP BLK WP HR S P ERA WHIP

Boston Red Sox @ Cleveland Indians
Cleveland Municipal Stadium, Cleveland, OH

Sat Apr 07 1979, 3:33 AM EST
Att. 47,231 - Unknown - 32 F

livebaseballscorecards.com

AB	25
R	0
H	1
RBI	0
BB	6
SO	4
LOB	11



Batter	1	2	3	4	5	6	7	8	9	AB	R	H	RBI	BB	SO	LOB
Toby Harrah, R (1, 5)	F7		FC5-2		K		L5-4			4	0	0	0	0	1	4
Jim Norris, L (1, 8) OBP: 0.625, SLG: 0.667	F8		G3			FC5-2		1B		3	0	1	0	1	0	2
Bobby Bonds, R (1, 9) OBP: 0.250, SLG: 0.250	K			6-3		FC5-2		1B		4	1	2	0	0	1	0
Andre Thornton, R (1, 3)		F8		HBP		P9		1B		2	1	0	0	2	0	2
Gary Alexander, R (1, 2)		L5		HBP		FC5-2		1B		3	0	0	0	0	0	4
Wayne Cage, L (1, 10)		K		F4		K		2B		3	1	0	0	1	2	4
Ted Cox, R (1, 7) Horace Speed, R (5, 8) OBP: 0.600, SLG: 0.333			E	K			L5-4	2B		1	0	0	0	1	1	2
Duane Kuiper, L (1, 4) OBP: 0.143, SLG: 0.286			E4		4-3		SH5-4	2B		3	0	1	2	0	0	1
Tom Verzyer, R (1, 6) OBP: 0.250, SLG: 0.143			F7		K		E5	5-3		4	0	0	0	0	1	5

Inning Stats	R: 0	H: 0	R: 0	H: 0	R: 0	H: 0	R: 0	H: 0	R: 0	H: 1	R: 0	H: 1	R: 3	H: 3	1B: 4	SF: 0
	E: 0	LOB: 0	E: 0	LOB: 0	E: 0	LOB: 2	E: 0	LOB: 2	E: 0	LOB: 2	E: 1	LOB: 1	E: 0	LOB: 2	2B: 2	SAC: 1
	K: 1	BB: 0	K: 1	BB: 0	K: 1	BB: 1	K: 1	BB: 1	K: 1	BB: 1	K: 0	BB: 0	K: 0	BB: 3	3B: 0	DP: 1
	S: 5	P: 5	S: 5	P: 5	S: 4	P: 8	S: 5	P: 10	S: 7	P: 7	S: 6	P: 10	S: 5	P: 17	HR: 0	HBP: 1

PITCHER	IP	WLS	BF	H	R	ER	SO	BB	IBB	HBP	BLK	WP	HR	S	P	ERA	WHIP
Mike Torrez, R (1, 1) ERA: 3.52	7.2	L	34	4	3	3	6	5	1	1	0	0	0	39	64	3.52	1.174
Tom Burgmeier, L (8, 1) ERA:	0.0		1	1	0	0	0	0	0	0	0	0	0	1	1	∞	∞
Dick Drago, R (8, 1) ERA: 3.86	0.1		1	0	0	0	0	0	0	0	0	0	0	1	1	0.00	0.000

BOTTOM

Boston Red Sox @ Cleveland Indians
Cleveland Municipal Stadium, Cleveland, OH

Sat Apr 07 1979, 3:33 AM EST
Att: 47,231 - Unknown - 32 F

livebaseballscorecards.com

AB	28
R	3
H	5
RBI	3
BB	6
SO	6
LOB	24



WP: 0	PA: 36
PB: 0	
SB: 4	
CS: 0	

Batter	1	2	3	4	5	6	7	8	9	10	11	12
Toby Harrah, R OBP: 0.214, SLG: 0.154 (1, 5)	0-0 1B 1B	0-0 E5		0-0 F9			0-3 K		0-0 1B			0-0 F7
Jim Norris, L OBP: 0.500, SLG: 0.583 (1, 8) (10, 7)	0-0 1B 5-3 1B	0-0 4-3			0-0 F8 SF8 2B		0-0 4-3		0-0 1-3			0-0 G3
Bobby Bonds, R OBP: 0.286, SLG: 0.357 (1, 9)	0-0 5-3 1B 6-3 1B		0-0 5-3 1B 2B		0-0 F8		0-3 K			0-0 5-3		0-0 F9
Andre Thornton, R (1, 3)	0-0 6-3 1-2		0-0 5-3		0-0 SF8		0-3 K			0-3 K		
Gary Alexander, R (1, 2)	0-0 5-3		0-0 6-3		0-3 K		0-0 F9			4-0 BB		
Wayne Cage, L OBP: 0.300, SLG: 0.222 (1, 10)	0-0 CS 1B		0-0 FC6-4 1B			0-0 G3		0-0 4-3		0-0 L7		
Ted Cox, R (1, 7)	0-0 CS	0-0 6-3	0-0 FC6-4			0-0 F8			4-0 SH3-4 1B BB		0-3 K	
Horace Speed, R OBP: 0.500, SLG: 0.250 (9, PR) (10, 8)	0-0 1-2		0-0 1-2f			0-0 F8			0-0 SH3-4		0-0 6-3	
Duane Kuiper, L OBP: 0.182, SLG: 0.273 (1, 4)		0-0 5-3		0-0 4-3		0-0 1B			0-0 G3		0-3 K	
Tom Veryzer, R OBP: 0.273, SLG: 0.300 (1, 6)		0-0 E		0-0 6-3		0-0 F9						0-3 K
Ron Hassey, L (9, PH)												
Dave Rosello, R (10, 6)												

Inning Stats	R: 3	H: 4	E: 0	LOB: 0	K: 0	S: 6	R: 0	H: 1	E: 1	LOB: 2	K: 0	S: 5	R: 1	H: 2	E: 0	LOB: 1	K: 0	S: 5	R: 0	H: 0	E: 0	LOB: 0	K: 0	S: 3	R: 1	H: 1	E: 0	LOB: 0	K: 1	S: 6	R: 0	H: 1	E: 0	LOB: 1	K: 0	S: 4	R: 0	H: 0	E: 0	LOB: 0	K: 2	S: 7	R: 0	H: 0	E: 0	LOB: 0	K: 1	S: 5	R: 1	H: 1	E: 0	LOB: 1	K: 0	S: 4	R: 0	H: 0	E: 0	LOB: 1	K: 1	S: 5	R: 0	H: 0	E: 0	LOB: 1	K: 2	S: 7	R: 0	H: 0	E: 0	LOB: 0	K: 2	S: 7	R: 0	H: 0	E: 0	LOB: 0	K: 2	S: 7	R: 0	H: 0	E: 0	LOB: 0	K: 0	S: 3	R: 0	H: 0	E: 0	LOB: 0	K: 0	S: 3	1B: 7	2B: 3	3B: 0	HR: 0	SF: 1	SAC: 1	DP: 0	HBP: 0	WP: 1	PA: 49
--------------	------	------	------	--------	------	------	------	------	------	--------	------	------	------	------	------	--------	------	------	------	------	------	--------	------	------	------	------	------	--------	------	------	------	------	------	--------	------	------	------	------	------	--------	------	------	------	------	------	--------	------	------	------	------	------	--------	------	------	------	------	------	--------	------	------	------	------	------	--------	------	------	------	------	------	--------	------	------	------	------	------	--------	------	------	------	------	------	--------	------	------	------	------	------	--------	------	------	-------	-------	-------	-------	-------	--------	-------	--------	-------	--------

PITCHER	IP	WLS	BF	H	R	ER	SO	BB	IBB	HBP	BLK	WP	HR	S	P	ERA	WHIP
Bob Stanley, R ERA: 9.0 (1, 1)	5.0		23	8	5	5	1	0	0	0	0	0	0	25	25	9.00	1.600
Chuck Rainey, R ERA: 3.0 (6, 1)	3.0		11	1	1	1	3	1	0	0	0	0	0	16	20	3.00	0.667
Bill Campbell, R ERA: (9, 1)	2.0		8	1	0	0	1	1	0	0	0	1	0	9	13	0.00	1.000
Dick Drago, R ERA: 2.08 (11, 1)	2.0	W	6	0	0	0	2	0	0	0	0	0	0	10	10	0.00	0.000


BOTTOM

Boston Red Sox @ Cleveland Indians
Cleveland Municipal Stadium, Cleveland, OH

Sun Apr. 08 1979, 3:33 AM EST
Att. 6,887 - Unknown - 40 F

livebaseballscorecards.com

AB	44
R	6
H	10
RBI	6
BB	2
SO	7
LOB	15



Batter	1	2	3	4	5	6	7	8	9	AB R H RBI BB SO LOB	TOP	
Jerry Remy, L (1, 4) OBP: 0.167, SLG: 0.167 Butch Hobson, R (8, PH) Frank Duffy, R (8, 4)	0-0 1-3		0-0 5-3		0-0 F8			0-3 K		3 0 0 0 0 0 0 1 0 0 0 0 1 0 0 0 0 0 0 0 0	Boston Red Sox @ Milwaukee Brewers Milwaukee County Stadium, Milwaukee, WI Tue Apr 10 1979, 4:33 AM EST Att. 54,392 - Unknown - 38 F	
Rick Burleson, R (1, 6) OBP: 0.278, SLG: 0.278	0-0 BB 1B		0-0 4-3			0-0 1B 1B		0-0 1-6-3		4 0 2 0 0 0 0		
Fred Lynn, L (1, 8) OBP: 0.500, SLG: 1.077	0-3 K		0-0 2B			0-0 F9 1B		4-0 BB BB BB		3 0 1 0 1 1 2		
Jim Rice, R (1, 7) OBP: 0.500, SLG: 0.571	4-0 1-2 BB		0-0 F8			0-0 1-2 1B		0-0 F5		3 0 1 0 1 0 2		
Carl Yastrzemski, L (1, 10) OBP: 0.278, SLG: 0.133	0-0 4-3			0-3 K		0-3 K			0-0 4-3	4 0 0 0 0 2 4		
George Scott, R (1, 3) OBP: 0.235, SLG: 0.071		0-0 1-3		0-0 1-3		0-0 1-3			0-0 1-3	4 0 0 0 0 0 2		
Larry Wolfe, R (1, 5) OBP: 0.286, SLG: 0.167		0-0 FC4-6 1B		0-0 5-3			0-3 K		0-3 K	4 0 1 0 0 2 0		
Dwight Evans, R (1, 9) OBP: 0.250, SLG: 0.357		0-0 FC4-6 FC3-6 1-2f			0-3 K		0-0 5-3			3 0 0 0 0 1 1		
Mike O'Berry, R (1, 2) OBP: 0.200, SLG: 0.200 Carlton Fisk, R (7, PH) Gary Allenson, R (7, 2)		0-0 FC3-6 1-2f			0-0 6-3		0-3 K			2 0 0 0 0 0 1 1 0 0 0 0 1 0 0 0 0 0 0 0 0		
Inning Stats	R: 0 H: 1 E: 0 LOB: 2 K: 1 BB: 1 S: 6 P: 10	R: 0 H: 1 E: 0 LOB: 1 K: 0 BB: 0 S: 4 P: 4	R: 0 H: 1 E: 0 LOB: 1 K: 0 BB: 0 S: 4 P: 4	R: 0 H: 0 E: 0 LOB: 0 K: 1 BB: 0 S: 5 P: 5	R: 0 H: 0 E: 0 LOB: 0 K: 1 BB: 0 S: 5 P: 5	R: 0 H: 2 E: 0 LOB: 2 K: 1 BB: 0 S: 7 P: 7	R: 0 H: 0 E: 0 LOB: 0 K: 2 BB: 0 S: 7 P: 7	R: 0 H: 0 E: 0 LOB: 1 K: 1 BB: 1 S: 5 P: 9	R: 0 H: 0 E: 0 LOB: 0 K: 1 BB: 0 S: 5 P: 5	1B: 4 SF: 0 2B: 1 SAC: 0 3B: 0 DP: 0 HR: 0 HBP: 0		WP: 0 PA: 34 PB: 0 SB: 0 CS: 0
PITCHER Mike Caldwell, L (1, 1) ERA: 0.5	IP WLS BF H R ER SO BB IBB HBP BLK WP HR S P ERA WHIP	9.0 W 34 5 0 0 8 2 0 0 0 0 0 0 48 56 0.00 0.778										

AB	32
R	0
H	5
RBI	0
BB	2
SO	8
LOB	12



AB	32
R	0
H	5
RBI	0
BB	2
SO	8
LOB	12

Batter	1	2	3	4	5	6	7	8	9
Robin Yount, R OBP: 0.267, SLG: 0.500 (1, 6) X	0-0 F8 S FC3 1B		0-0 F3		0-0 HR		0-0 SF7		
Don Money, R OBP: 0.313, SLG: 0.438 (1, 4) X	0-0 F8 1-3		0-0 FC6-4 1B		0-0 F6		0-0 F7		
Cecil Cooper, L OBP: 0.313, SLG: 0.313 (1, 3) X	0-0 FC3 FC6-4 3-H		0-0 L6		0-0 F9		0-0 F6		
Larry Hisle, R OBP: 0.250, SLG: 0.625 (1, 7) X	0-0 FC6-4 1-2f		0-0 FC6-4 1-2f		0-0 3-1 7-2 2B		0-0 F5		
Ben Oglivie, L OBP: 0.375, SLG: 0.714 (1, 10) X	0-0 G3		0-0 F9		0-0 3-1 2-3		0-0 P8		
Sixto Lezcano, R OBP: 0.267, SLG: 0.154 (1, 9)		4-0 1B BB	0-0 5-3		0-0 7-2 3-Hf				
Sal Bando, R OBP: 0.455, SLG: 0.500 (1, 5) X		0-0 L5-3 1B	0-0		0-0		0-0 1B SH3-4 SF7 1B		
Gorman Thomas, R OBP: 0.333, SLG: 0.300 (1, 8)		0-3 K	0-0 F7		0-0		0-0 SH3-4 1-2		
Charlie Moore, R OBP: 0.429, SLG: 0.333 (1, 2) X		0-0 L5-3 1-2			0-0 5-3		0-0 1B 2-3		

Inning Stats	R: 1	H: 1	E: 0	LOB: 1	K: 0	BB: 0	S: 5	P: 5
	R: 0	H: 1	E: 0	LOB: 1	K: 1	BB: 1	S: 5	P: 9
	R: 0	H: 1	E: 0	LOB: 1	K: 0	BB: 0	S: 4	P: 4
	R: 0	H: 1	E: 0	LOB: 1	K: 0	BB: 0	S: 4	P: 4
	R: 1	H: 1	E: 0	LOB: 0	K: 0	BB: 0	S: 4	P: 4
	R: 0	H: 1	E: 0	LOB: 0	K: 0	BB: 0	S: 3	P: 3
	R: 1	H: 2	E: 0	LOB: 1	K: 0	BB: 0	S: 5	P: 5
	R: 0	H: 0	E: 0	LOB: 0	K: 0	BB: 0	S: 3	P: 3

PITCHER	IP	WLS	BF	H	R	ER	SO	BB	IBB	HBP	BLK	WP	HR	S	P	ERA	WHIP
Dennis Eckersley, R ERA: 1.8 (1, 1)	8.0	L	32	8	3	3	1	1	0	0	0	0	1	33	37	3.38	1.125

AB R H RBI BB SO LOB


3	2	2	2	0	0	0
4	0	1	0	0	0	2
4	0	0	1	0	0	1
4	0	1	0	0	0	2
4	0	0	0	0	0	2
2	0	0	0	1	0	1
3	1	3	0	0	0	0
2	0	0	0	0	1	3
3	0	1	0	0	0	2

WP	PA	ERA	WHIP
0	32		

Boston Red Sox @ Milwaukee Brewers
Milwaukee County Stadium, Milwaukee, WI
 Tue Apr 10 1979, 4:33 AM EST
 Att: 54,392 - Unknown - 38 F

livebaseballscorecards.com

AB	29
R	3
H	8
RBI	3
BB	1
SO	1
LOB	13



Batter	1	2	3	4	5	6	7	8	9	AB R H RBI BB SO LOB	TOP																
Jerry Remy, L (1, 4) OBP: 0.125, SLG: 0.125	0-0 6-3		0-0 6-3		0-0 5-3		0-0 G3	0-0 F8	0-0 5-3	6 0 0 0 0 0 2																	
Rick Burleson, R (1, 6) OBP: 0.261, SLG: 0.227	0-0 6-3		0-0 5-3		0-0 F9		4-0 E 1B HR BB	0-0 5-3		4 1 0 0 1 0 0																	
Fred Lynn, L (1, 8) OBP: 0.478, SLG: 0.882	0-3 K		0-0 1-3		4-0 2B BB		0-0 1-2 HR 1B	0-3 K		4 1 1 0 1 2 0																	
Jim Rice, R (1, 7) OBP: 0.565, SLG: 0.667		0-0 2B HR 1B		0-0 2B 1B	0-0 1-3 2B		0-0 1-2 2-3 E6 HR	4-0 1B 1B BB G1-2-3		4 2 3 0 1 0 2																	
Carl Yastrzemski, L (1, 10) OBP: 0.391, SLG: 0.550		0-0 1-3 HR 2B		0-0 1-H SF8 2B	0-0 F7		0-0 1-H 2-H 3-H HR	0-0 G1-2-3 1B 1B		5 4 4 4 0 0 2																	
George Scott, R (1, 3) OBP: 0.364, SLG: 0.389		0-0 2-H 3-H HR		4-0 HR BB		0-0 6-3	0-0 BB 1B 1B	0-0 G1-2-3 1B 1B		4 3 3 3 1 0 0																	
Larry Wolfe, R (1, 5) OBP: 0.222, SLG: 0.143		0-0 5-3		0-0 SF8		0-0 4-3	0-0 1-2 BB 1B	0-0 G1-2-3		1 0 0 1 0 0 0																	
Jack Brohamer, L (6, PH) OBP: 0.385, SLG: 0.667		0-0 5-3		0-0 3-H F9		0-0 4-3	0-0 1-2 BB 1B	0-0 1-2 2-3 3-H G1-2-3		3 0 1 0 0 0 3																	
Dwight Evans, R (1, 9) OBP: 0.333, SLG: 0.529		0-0 F9		0-0 1-H HR		0-0 4-3	4-0 1-2 2-3 BB	4-0 1B IBB		3 1 1 2 2 0 0																	
Gary Allenson, R (1, 2) OBP: 0.500, SLG: 0.500		0-0 6-3		0-0 4-3		0-0 5-3		0-0 1B		4 0 0 0 0 1 3																	
Jim Dwyer, L (9, PH) OBP: 0.200, SLG: 0.200										1 0 1 2 0 0 0																	
Mike O'Berry, R (9, 2) OBP: 0.200, SLG: 0.200										0 0 0 0 0 0 0																	
Inning Stats	R: 0 E: 0 K: 1 S: 5	H: 0 LOB: 0 BB: 0 P: 5	R: 3 E: 0 K: 0 S: 6	H: 3 LOB: 0 BB: 0 P: 6	R: 0 E: 0 K: 0 S: 3	H: 0 LOB: 0 BB: 0 P: 3	R: 3 E: 0 K: 0 S: 5	H: 3 LOB: 0 BB: 1 P: 9	R: 0 E: 0 K: 0 S: 4	H: 1 LOB: 2 BB: 1 P: 8	R: 0 E: 0 K: 0 S: 3	H: 0 LOB: 0 BB: 0 P: 3	R: 4 E: 1 K: 1 S: 10	H: 4 LOB: 3 BB: 2 P: 18	R: 0 E: 0 K: 1 S: 5	H: 0 LOB: 0 BB: 0 P: 5	R: 2 E: 0 K: 0 S: 5	H: 3 LOB: 2 BB: 2 P: 13	1B: 8 2B: 3 3B: 0 HR: 3	SF: 1 SAC: 0 DP: 1 HBP: 0	WP: 0 PB: 0 SB: 0 CS: 0	PA: 46					
PITCHER	IP WLS BF H R ER SO BB IBB HBP BLK WP HR S P ERA WHIP																										
Bill Travers, L (1, 1) ERA: 9.0	3.2		17	6	6	6	1	1	0	0	0	0	2	18	22	14.73	1.909										
Bob Galasso, R (4, 1) ERA:	3.0		16	4	4	0	0	2	0	0	0	0	1	14	22	0.00	2.000										
Reggie Cleveland, R (7, 1) ERA: 3.86	1.1	L	7	1	1	1	2	2	0	0	0	0	0	9	17	6.75	2.250										
Jerry Augustine, L (9, 1) ERA:	0.0		1	1	0	0	0	0	0	0	0	0	0	1	1	∞	∞										
Bill Castro, R (9, 1) ERA: 3.0	1.0		5	2	1	1	0	0	1	0	0	0	0	4	8	9.00	2.000										

Boston Red Sox @ Milwaukee Brewers
Milwaukee County Stadium, Milwaukee, WI

Thu Apr 12 1979, 7:05 PM EST
Att. 12,981 - Unknown - 63 F

AB	39
R	12
H	14
RBI	12
BB	6
SO	3
LOB	12



Batter	1	2	3	4	5	6	7	8	9	AB	R	H	RBI	BB	SO	LOB
Paul Molitor, R OBP: 0.333, SLG: 0.250 (1, 6)	0-0 BB S 2B 1B	0-0 CS 1B			0-0 5-3	0-0 2B 1B		0-3 K		5	2	3	0	0	1	0
Don Money, R OBP: 0.429, SLG: 0.750 (1, 4)	4-0 BB 2B BB	0-0 CS 1-2	0-0 G5-4-3 2B		0-0 HR	0-0 2B 1-H		0-0 6-3		4	2	3	2	1	0	0
Cecil Cooper, L OBP: 0.429, SLG: 0.474 (1, 3)	4-0 2B BB		4-0 G5-4-3 BB		0-0 HR 2B	0-0 4-3		0-0 2B		3	2	2	0	2	0	1
Larry Hisle, R OBP: 0.238, SLG: 0.571 (1, 7)	0-0 4-3 SF9 2B		0-0 G5-4-3 1-2f 2-3		0-3 K		0-0 F6		0-0 5-3	5	1	1	3	0	1	4
Ben Oglivie, L OBP: 0.385, SLG: 0.500 (1, 10)	0-0 4-3 2-3		4-0 FC6-4 BB		4-0 HR BB		0-0 4-3		0-0 1-3	3	1	0	0	2	0	2
Sixto Lezcano, R OBP: 0.263, SLG: 0.375 (1, 9)	0-0 SF9 3-H		0-0 FC6-4 1-2f		0-0 HR 1-H 2-H		0-0 1-3			3	1	1	4	0	0	2
Sal Bando, R OBP: 0.400, SLG: 0.643 (1, 5)	0-0 6-3				0-0 F4	0-0 F3		0-0 HR		4	1	1	1	0	0	0
Gorman Thomas, R OBP: 0.250, SLG: 0.214 (1, 8)		0-3 K			0-3 K		0-3 K		0-3 K	4	0	0	0	0	4	0
Ray Fosse, R (1, 2)		0-0 F3			0-0 6-3		0-0 6-3		0-0 4-3	4	0	0	0	0	0	0

Inning Stats	R: 4	H: 2	E: 0	K: 0	S: 5	LOB: 0	BB: 2	P: 13	R: 0	H: 1	E: 0	K: 1	S: 5	LOB: 0	BB: 0	P: 5	R: 0	H: 1	E: 0	K: 0	S: 3	LOB: 2	BB: 2	P: 11	R: 0	H: 0	E: 0	K: 1	S: 5	LOB: 0	BB: 0	P: 5	R: 4	H: 3	E: 0	K: 1	S: 8	LOB: 0	BB: 1	P: 12	R: 1	H: 2	E: 0	K: 1	S: 7	LOB: 1	BB: 0	P: 7	R: 0	H: 0	E: 0	K: 0	S: 3	LOB: 0	BB: 0	P: 3	R: 1	H: 1	E: 0	K: 2	S: 8	LOB: 0	BB: 0	P: 8	R: 0	H: 1	E: 0	K: 0	S: 4	LOB: 1	BB: 0	P: 4	1B: 3	SF: 1	2B: 5	SAC: 0	3B: 0	DP: 1	HR: 3	HBP: 0	WP: 0	PA: 42
PITCHER	IP	WLS	BF	H	R	ER	SO	BB	IBB	HBP	BLK	WP	HR	S	P	ERA	WHIP																																																																	
Mike Torrez, R ERA: 8.03 (1, 1)	4.2		24	7	8	8	3	5	0	0	0	0	2	25	45	15.43	2.571																																																																	
Dick Drago, R ERA: 3.52 (5, 1)	3.1	W	13	3	2	2	3	0	0	0	0	0	1	19	19	5.40	0.900																																																																	
Bob Stanley, R ERA: 7.5 (9, 1)	1.0	S	4	1	0	0	0	0	0	0	0	0	0	4	4	0.00	1.000																																																																	

BOTTOM

Boston Red Sox @ Milwaukee Brewers
Milwaukee County Stadium, Milwaukee, WI

Thu Apr 12 1979, 7:05 PM EST
Att: 12,981 - Unknown - 63 F

livebaseballscorecards.com

AB	35
R	10
H	11
RBI	10
BB	5
SO	6
LOB	9



Batter	1	2	3	4	5	6	7	8	9	AB R H RBI BB SO LOB	TOP											
Toby Harrah, R (1, 5) OBP: 0.303, SLG: 0.241	0-0 SH1-3 S 1B	0-0 6-3			4-0 1B FC1-5 BB	0-0 5-3		0-0 FC5-4 1-2f		4 0 1 1 1 0 5												
Rick Manning, L (1, 8) OBP: 0.231, SLG: 0.231	0-0 1-3		0-0 F9		0-0 FC1-5 1B	0-0 S 1B		0-3 K		5 0 1 2 0 1 3												
Bobby Bonds, R (1, 10) OBP: 0.233, SLG: 0.241	0-0 SH1-3 2-3		0-0 K 1B		0-0 1B	0-0 F8		0-3 K		4 0 2 0 0 1 1												
Andre Thornton, R (1, 3) OBP: 0.172, SLG: 0.042	0-3 K		0-3 K 1-2		0-3 K		0-0 5-3	0-0 6-3		5 0 0 0 0 3 5												
Jim Norris, L (1, 9) OBP: 0.367, SLG: 0.320		0-0 F6		0-0 G1	0-0 1-3		0-0 F8			4 0 0 0 0 0 3												
Gary Alexander, R (1, 2) OBP: 0.250, SLG: 0.125		0-0 BB 1B G3 1B		0-3 K		0-0 BB 1B 5-3 1B		0-3 K		4 2 2 0 0 2 0												
Duane Kuiper, L (1, 4) OBP: 0.346, SLG: 0.360		0-0 G3 BB 1B		0-0 FC6-4 1B		0-0 5-3 BB 1B 1B		0-0 F8		4 1 3 0 0 0 0												
Ted Cox, R (1, 7) OBP: 0.240, SLG: 0.136		4-0 G3 BB		0-0 FC6-4 1-2f		0-0 F4		0-0 E6 FC5-4		3 0 0 0 1 0 3												
Tom Verzyer, R (1, 6) OBP: 0.208, SLG: 0.143		0-0 G3			4-0 FC1-5 BB	4-0 1B BB		0-0 F5		1 1 0 1 2 0 2												
Wayne Cage, L (8, PH) OBP: 0.200, SLG: 0.143										1 0 0 0 0 0 1												
Dave Rosello, R (8, 6)										0 0 0 0 0 0 0												
Inning Stats	R: 0 E: 0 K: 1 S: 6	H: 1 LOB: 1 BB: 0 P: 6	R: 1 E: 0 K: 0 S: 5	H: 2 LOB: 2 BB: 1 P: 9	R: 0 E: 0 K: 1 S: 5	H: 1 LOB: 0 BB: 0 P: 5	R: 0 E: 0 K: 1 S: 6	H: 1 LOB: 1 BB: 0 P: 6	R: 0 E: 0 K: 1 S: 6	H: 1 LOB: 3 BB: 2 P: 14	R: 3 E: 0 K: 0 S: 6	H: 3 LOB: 1 BB: 1 P: 10	R: 0 E: 0 K: 1 S: 5	H: 0 LOB: 0 BB: 0 P: 5	R: 0 E: 1 K: 0 S: 4	H: 0 LOB: 1 BB: 0 P: 4	R: 0 E: 0 K: 2 S: 7	H: 0 LOB: 0 BB: 0 P: 7	1B: 9 2B: 0 3B: 0 HR: 0	SF: 0 SAC: 1 DP: 0 HBP: 0	WP: 0 PB: 0 SB: 2 CS: 0	PA: 40
PITCHER	IP WLS BF H R ER SO BB IBB HBP BLK WP HR S P ERA WHIP																					
Dennis Eckerley, R (1, 1) ERA: 3.0	6.0 W 30 9 4 4 4 4 4 0 0 0 0 0 0 34 50 6.00 2.167																					
Dick Drago, R (7, 1) ERA: 2.53	3.0 S 10 0 0 0 3 0 0 0 0 0 0 0 0 16 16 0.00 0.000																					

Cleveland Indians @ Boston Red Sox
Fenway Park, Boston, MA
 Sun Apr 15 1979, 3:33 AM EST
 Att. 16,460 - Unknown - 42 F

livebaseballscorecards.com

AB 35
R 4
H 9
RBI 4
BB 4
SO 7
LOB 23



Batter	1	2	3	4	5	6	7	8	9	AB	R	H	RBI	BB	SO	LOB
Jerry Remy, L OBP: 0.207, SLG: 0.250 (1, 4)	0-0 B1-3	0-0 2B 3B	0-0 1B 1B			0-3 K	4-0 WP SF8 BB			4	2	2	2	1	1	0
Rick Burleson, R OBP: 0.321, SLG: 0.308 (1, 6)	0-0 5-3	0-0 2B	0-0 1B			0-0 E5 HR	4-0 SF8 WP 2B BB			4	2	2	3	1	0	0
Fred Lynn, L OBP: 0.500, SLG: 0.950 (1, 8)	4-0 E S 1B BB	0-0 F7		0-0 4-3		0-0 HR	4-0 2B BB			3	3	1	2	2	0	1
Jim Rice, R OBP: 0.536, SLG: 0.667 (1, 7)	4-0 1B BB	0-0 6-3		0-0 6-3		0-0 2B	0-0 SF8			3	1	1	1	1	0	1
Carl Yastrzemski, L OBP: 0.464, SLG: 0.591 (1, 10)	4-0 1B BB		4-0 G6-4-3 BB	0-0 F9		4-0 G6-4-3 BB	0-0 2B			2	0	1	2	3	0	0
George Scott, R OBP: 0.370, SLG: 0.364 (1, 3)	0-0 1B		0-0 G6-4-3		4-0 1B BB	0-0 G6-4-3	0-3 K			4	0	1	2	1	1	4
Jack Brohamer, L OBP: 0.389, SLG: 0.588 (1, 5)	0-3 K		0-0 2B 1B	0-0 1B 2B	0-0 1B 2B	0-0 1B 2B	0-0 F9	0-0 F4		5	1	2	0	0	1	2
Dwight Evans, R OBP: 0.346, SLG: 0.591 (1, 9)		0-0 4-3	0-0 1B 2B	0-0 1B 2B	0-0 6-3	0-0 6-3	0-0 2B 2B	0-3 K		5	2	2	0	0	1	1
Gary Allenson, R OBP: 0.333, SLG: 0.286 (1, 2)		4-0 3B BB	4-0 1B BB		0-0 6-3		0-0 BB WP 2B	0-0 5-3		3	3	1	1	2	0	1

Inning Stats	R: 2	H: 1	E: 0	K: 1	S: 6	LOB: 2	BB: 3	P: 18	R: 2	H: 2	E: 0	K: 0	S: 5	LOB: 1	BB: 1	P: 9	R: 3	H: 4	E: 0	K: 0	S: 5	LOB: 2	BB: 2	P: 13	R: 0	H: 0	E: 0	K: 0	S: 3	R: 0	H: 1	E: 0	K: 0	S: 3	R: 2	H: 2	E: 1	K: 1	S: 7	LOB: 1	BB: 1	P: 11	R: 5	H: 3	E: 0	K: 1	S: 8	LOB: 1	BB: 3	P: 20	R: 0	H: 0	E: 0	K: 1	S: 5	LOB: 0	BB: 0	P: 5
--------------	------	------	------	------	------	--------	-------	-------	------	------	------	------	------	--------	-------	------	------	------	------	------	------	--------	-------	-------	------	------	------	------	------	------	------	------	------	------	------	------	------	------	------	--------	-------	-------	------	------	------	------	------	--------	-------	-------	------	------	------	------	------	--------	-------	------

PITCHER	IP	WLS	BF	H	R	ER	SO	BB	IBB	HBP	BLK	WP	HR	S	P	ERA	WHIP
Mike Paxton, R ERA: 16.88 (1, 1)	1.1	L	11	3	4	4	1	4	0	0	0	0	0	9	25	27.00	5.250
Paul Reuschel, R ERA: 7.71 (2, 1)	3.0		14	5	3	3	0	3	0	0	0	0	0	11	23	9.00	2.667
Len Barker, R ERA: 13.5 (5, 1)	2.0		11	4	4	3	1	1	0	0	0	0	1	12	16	13.50	2.500
Don Hood, L ERA: 81.0 (7, 1)	0.0		3	0	0	0	0	3	0	0	0	1	0	0	12	∞	∞
Dan Spillner, R ERA: (7, 1)	1.2		6	1	3	3	2	0	0	0	0	0	0	10	10	16.20	0.600

BOTTOM

Cleveland Indians @ Boston Red Sox

Fenway Park, Boston, MA

Sun Apr 15 1979, 3:33 AM EST

Att: 16,460 - Unknown - 42 F

AB	33
R	14
H	13
RBI	13
BB	11
SO	4
LOB	10



1B: 5	SF: 1	WP: 1	PA: 45
2B: 6	SAC: 0	PB: 0	
3B: 1	DP: 2	SB: 1	
HR: 1	HBP: 0	CS: 0	

PITCHER	IP	WLS	BF	H	R	ER	SO	BB	IBB	HBP	BLK	WP	HR	S	P	ERA	WHIP
---------	----	-----	----	---	---	----	----	----	-----	-----	-----	----	----	---	---	-----	------

Batter	1	2	3	4	5	6	7	8	9	AB R H RBI BB SO LOB	TOP
Jim Norris, L (1, 9) <small>OBP: 0.343, SLG: 0.300</small>	0-0 FC6-4 4-3 1B		0-0 1-3		0-0 P8	0-0 G3		0-0 L4	5 0 1 0 0 0 3		
Rick Manning, L (1, 8) <small>OBP: 0.278, SLG: 0.278</small>	0-0 4-3		0-0 4-3		0-0 1-3		0-0 FC5-4 1B	0-0 1B	5 0 2 0 0 0 2		
Bobby Bonds, R (1, 10) <small>OBP: 0.286, SLG: 0.303</small>	4-0 FC6-4 BB			0-0 S 1B	0-0 HR 2B		0-3 K	0-0 5-3	4 2 2 1 1 1 2		
Toby Harrah, R (1, 5) <small>OBP: 0.297, SLG: 0.333</small>	0-0 FC6-4 S 1-2f 2-3			0-0 5-6-3	0-0 HR		0-0 F9		4 1 1 2 0 0 4		
Andre Thornton, R (1, 3) <small>OBP: 0.182, SLG: 0.071</small>	0-3 K			0-0 1B 1B	0-0 F8		0-0 FC5-4 1-2f		4 0 1 1 0 1 3		
Gary Alexander, R (1, 2) <small>OBP: 0.219, SLG: 0.107</small>		0-0 F3		0-3 K		0-3 K		0-0 L7	4 0 0 0 0 2 1		
Duane Kuiper, L (1, 4) <small>OBP: 0.367, SLG: 0.379</small>		0-0 5-3		0-0 1B		0-0 CS 1B		0-0 1-3	4 0 2 0 0 0 0		
Ted Cox, R (1, 7) <small>OBP: 0.276, SLG: 0.160</small>		0-0 CS 1B		0-0 F3		4-0 1B BB		0-0 5-3	3 0 1 0 1 0 2		
Tom Verzyer, R (1, 6) <small>OBP: 0.250, SLG: 0.240</small>		0-0 CS	0-0 F6		0-0 2B 2B	0-0 1B		0-0 F5	4 1 2 0 0 0 0		
Inning Stats	R: 0 H: 1 E: 0 LOB: 2 K: 1 BB: 1 S: 6 P: 10	R: 0 H: 1 E: 0 LOB: 0 K: 0 BB: 0 S: 3 P: 3	R: 0 H: 0 E: 0 LOB: 0 K: 0 BB: 0 S: 3 P: 3	R: 1 H: 3 E: 0 LOB: 2 K: 1 BB: 0 S: 8 P: 8	R: 3 H: 3 E: 0 LOB: 0 K: 0 BB: 0 S: 6 P: 6	R: 0 H: 2 E: 0 LOB: 2 K: 1 BB: 1 S: 6 P: 10	R: 0 H: 1 E: 0 LOB: 1 K: 1 BB: 0 S: 6 P: 6	R: 0 H: 0 E: 0 LOB: 0 K: 0 BB: 0 S: 3 P: 3	R: 0 H: 1 E: 0 LOB: 1 K: 0 BB: 0 S: 4 P: 4	1B: 9 SF: 0 2B: 2 SAC: 0 3B: 0 DP: 0 HR: 1 HBP: 0	WP: 0 PA: 40 PB: 0 SB: 3 CS: 2
PITCHER Bob Stanley, R (1, 1) <small>ERA: 5.4</small>	IP 9.0 WLS L BF 39 H 12 R 4 ER 4 SO 4 BB 2 IBB 0 HBP 0 BLK 0 WP 0 HR 1 S 45 P 53 ERA 4.00 WHIP 1.556										

Cleveland Indians @ Boston Red Sox
 Fenway Park, Boston, MA
 Mon Apr 16 1979, 3:33 AM EST
 Att. 27,439 - Unknown - 44 F

livebaseballscorecards.com

AB	37
R	4
H	12
RBI	4
BB	2
SO	4
LOB	17



Batter	1	2	3	4	5	6	7	8	9	AB	R	H	RBI	BB	SO	LOB
Jerry Remy, L (1, 4) OBP: 0.206, SLG: 0.273	0-0 SH5-3 2B		0-0 B1-3		0-0 F7		0-0 6-3		0-0 6-3	5	0	1	0	0	0	1
Rick Burleson, R (1, 6) OBP: 0.290, SLG: 0.276	0-0 SH5-3 2-3		0-0 L9		0-0 6-3		0-0 F9			3	0	0	0	0	0	0
Fred Lynn, L (1, 8) OBP: 0.500, SLG: 1.000	0-0 6-3		0-0 HR		4-0 BB			0-0 F4		3	1	1	1	1	0	1
Jim Rice, R (1, 7) OBP: 0.531, SLG: 0.625	4-0 BB BB		0-0 1B 1B		0-0 F7			0-0 F8		3	0	1	0	1	0	1
Carl Yastrzemski, L (1, 10) OBP: 0.469, SLG: 0.560	4-0 1-2 BB		0-0 1B			0-0 F4			0-0 5-3	3	0	1	0	1	0	0
George Scott, R (1, 3) OBP: 0.355, SLG: 0.320	0-3 K		0-0 F9			0-0 F8			4-0 1B BB	3	0	0	0	1	1	5
Jack Brohamer, L (1, 5) OBP: 0.381, SLG: 0.550		0-0 CS 1B		0-3 K		0-0 G3			0-0 1B 1B	3	0	1	0	0	1	0
Larry Wolfe, R (9, PH) OBP: 0.300, SLG: 0.250									0-0 1-3 1B 1B	1	1	1	0	0	0	0
Dwight Evans, R (1, 9) OBP: 0.300, SLG: 0.500		0-3 K 1-2		0-0 4-3			0-0 L5		0-0 F9	4	0	0	0	0	1	2
Gary Allenson, R (1, 2) OBP: 0.385, SLG: 0.636		0-0 6-3		0-0 F8			0-0 HR		0-0 2-H 1B	4	1	2	2	0	0	0

Inning Stats	R: 0	H: 1	E: 0	LOB: 3	K: 1	P: 14	R: 0	H: 1	E: 0	LOB: 0	K: 1	P: 5	R: 1	H: 3	E: 0	LOB: 2	K: 0	P: 6	R: 0	H: 0	E: 0	LOB: 0	K: 1	P: 5	R: 0	H: 0	E: 0	LOB: 1	K: 0	P: 7	R: 0	H: 0	E: 0	LOB: 0	K: 0	P: 3	R: 1	H: 1	E: 0	LOB: 0	K: 0	P: 4	R: 0	H: 0	E: 0	LOB: 0	K: 0	P: 3	R: 1	H: 2	E: 0	LOB: 1	K: 0	P: 8	1B: 5	SF: 0	2B: 1	SAC: 1	3B: 0	DP: 0	HR: 2	HBP: 0	WP: 0	PA: 37
PITCHER	IP	WLS	BF	H	R	ER	SO	BB	IBB	HBP	BLK	WP	HR	S	P	ERA	WHIP																																															
Rick Wise, R (1, 1) ERA: 5.71	6.1	W	27	6	2	2	3	3	0	0	0	0	0	30	42	2.84	1.421																																															
Sid Monge, L (7, 1) ERA: 1.5	2.0		7	1	1	1	0	1	0	0	0	0	0	6	10	4.50	1.000																																															
Victor Cruz, R (9, 1) ERA: 3.68	0.2	S	3	1	0	0	0	0	0	0	0	0	0	3	3	0.00	1.500																																															

BOTTOM

Cleveland Indians @ Boston Red Sox
 Fenway Park, Boston, MA
 Mon Apr 16 1979, 3:33 AM EST
 Att: 27,439 - Unknown - 44 F

livebaseballscorecards.com

AB	32
R	3
H	8
RBI	3
BB	4
SO	3
LOB	10



Batter	1	2	3	4	5	6	7	8	9	AB R H RBI BB SO LOB
Jerry Remy, L (1, 4) OBP: 0.256, SLG: 0.297	4-0 CS BB		0-0 1B 1B	0-0 4-3			0-0 E1 SF9 S		0-0 SH1-4 HR 1B	4 2 2 0 1 0 2
Rick Burleson, R (1, 6) OBP: 0.314, SLG: 0.281	0-3 K 1-2		0-0 5-3 1B 1B		0-0 L7		4-0 1-2 BB		0-0 SH1-4 1-2	3 0 1 0 1 1 1
Fred Lynn, L (1, 8) OBP: 0.486, SLG: 1.000	0-0 3-1		0-0 5-3 1B		0-0 1-3		0-0 F5		0-0 HR 2-H	5 1 2 3 0 0 3
Jim Rice, R (1, 7) OBP: 0.500, SLG: 0.577		4-0 G3 1B BB	0-0 5-3		0-3 K		0-0 SF9			2 1 0 1 1 1 2
Carl Yastrzemski, L (1, 10) OBP: 0.444, SLG: 0.621		0-0 G3 1-2	0-3 K			0-0 HR	0-0 4-3			4 1 1 1 0 1 5
George Scott, R (1, 3) OBP: 0.343, SLG: 0.310 Frank Duffy, R (8, PR) (9, 3)		0-0 6-3	0-0 L9			0-3 K		0-0 1B SH3 1B		4 0 1 0 0 1 3 0 0 0 0 0 0 0
Jack Brohamer, L (1, 5) OBP: 0.375, SLG: 0.500 Larry Wolfe, R (8, PH) (9, 5)		4-0 1B BB		0-0 F8		0-0 F4		0-0 SH3 1-2		2 0 0 0 1 0 0 0 0 0 0 0 0 0
Dwight Evans, R (1, 9) OBP: 0.324, SLG: 0.500		0-0 1-2 2-H 1B		0-0 F9		0-0 5-3		0-0 G6-4-3 1B 2-3		4 0 2 1 0 0 0
Gary Allenson, R (1, 2) OBP: 0.412, SLG: 0.733		0-0 F4		0-0 1B			0-0 SF9 3B	0-0 G6-4-3 1-2f		4 1 2 0 0 0 4

Inning Stats	R: 0 E: 0 K: 1 S: 4	H: 0 LOB: 0 BB: 1 P: 8	R: 1 E: 0 K: 0 S: 4	H: 1 LOB: 2 BB: 2 P: 12	R: 1 E: 0 K: 1 S: 8	H: 3 LOB: 2 BB: 0 P: 8	R: 0 E: 0 K: 0 S: 4	H: 1 LOB: 1 BB: 0 P: 4	R: 0 E: 0 K: 1 S: 5	H: 0 LOB: 0 BB: 0 P: 5	R: 1 E: 0 K: 1 S: 6	H: 1 LOB: 0 BB: 0 P: 6	R: 1 E: 1 K: 0 S: 5	H: 1 LOB: 2 BB: 1 P: 9	R: 0 E: 0 K: 0 S: 4	H: 2 LOB: 2 BB: 0 P: 4	R: 2 E: 0 K: 0 S: 3	H: 2 LOB: 0 BB: 0 P: 3	1B: 8 2B: 0 3B: 1 HR: 2	SF: 1 SAC: 2 DP: 1 HBP: 0	WP: 0 PB: 0 SB: 1 CS: 1	PA: 39
--------------	------------------------------	---------------------------------	------------------------------	----------------------------------	------------------------------	---------------------------------	------------------------------	---------------------------------	------------------------------	---------------------------------	------------------------------	---------------------------------	------------------------------	---------------------------------	------------------------------	---------------------------------	------------------------------	---------------------------------	----------------------------------	------------------------------------	----------------------------------	--------


PITCHER	IP	WLS	BF	H	R	ER	SO	BB	IBB	HBP	BLK	WP	HR	S	P	ERA	WHIP
Moose Haas, R (1, 1) ERA: 4.5	6.0		26	6	3	3	4	3	0	0	0	0	1	31	43	4.50	1.500
Bill Castro, R (7, 1) ERA: 3.0	0.0		3	1	1	0	0	1	0	0	0	0	0	2	6	∞	∞
Bob McClure, L (7, 1) ERA: 2.45	0.1		1	0	0	0	0	0	0	0	0	0	0	1	1	0.00	0.000
Bob Galasso, R (7, 1) ERA: 2.7	0.1		1	0	0	0	0	0	0	0	0	0	0	1	1	0.00	0.000
Jerry Augustine, L (7, 1) ERA: 16.2	0.1		2	1	0	0	0	0	0	0	0	0	0	2	2	0.00	3.000

BOTTOM

Milwaukee Brewers @ Boston Red Sox
 Fenway Park, Boston, MA
 Tue Apr 17 1979, 3:33 AM EST
 Att: 16,053 - Unknown - 51 F

livebaseballscorecards.com

AB	32
R	6
H	11
RBI	6
BB	4
SO	4
LOB	20



Batter	1	2	3	4	5	6	7	8	9	AB R H RBI BB SO LOB	TOP		
Paul Molitor, R (1, 4) OBP: 0.381, SLG: 0.486	0-0 2B 1B		0-0 F9			0-0 4-3 BB 2B	0-0 HR		0-0 3-1	5 2 3 1 0 0 0			
Sal Bando, R (1, 5) OBP: 0.368, SLG: 0.433	0-0 F9		0-3 K			0-0 4-3 2-3	0-0 HR		4-0 G4-3 BB	4 1 1 1 1 1 2			
Cecil Cooper, L (1, 3) OBP: 0.533, SLG: 0.897	0-0 1-3 2B			0-0 S 1B		4-0 BB HBP BB	0-0 1B 3B		0-0 G4-3 1-2f	4 1 3 0 1 0 1			
Larry Hisle, R (1, 7) OBP: 0.372, SLG: 0.707	0-0 L6			0-0 F8 1B		0-0 F3	0-0 FC3-6 1B			4 0 1 1 0 0 5			
Ben Oglivie, L (1, 10) OBP: 0.308, SLG: 0.429	0-3 K			0-0 F2		1-0 BB HBP	0-0 FC3-6			3 0 0 0 0 1 4			
Sixto Lezcano, R (1, 9) OBP: 0.343, SLG: 0.536		0-3 K		0-0 F8 1-2		4-0 1-2 2-3 3-H BB		4-0 SH1-4 BB		2 0 0 1 2 1 1			
Robin Yount, R (1, 6) OBP: 0.324, SLG: 0.548		0-0 6-3			0-0 F8	0-0 F8		0-0 SH1-4		3 0 0 0 0 0 3			
Gorman Thomas, R (1, 8) OBP: 0.294, SLG: 0.310		0-0 1-3			0-0 1-3		0-0 F8	0-0 6-3		4 0 0 0 0 0 1			
Buck Martinez, R (1, 2) OBP: 0.308, SLG: 0.429			0-3 K		0-3 K		0-0 F8	0-0 6-3		4 0 0 0 0 2 1			
Inning Stats	R: 0 E: 0 K: 1 S: 7 H: 2 LOB: 2 BB: 0 P: 7	R: 0 E: 0 K: 1 S: 5 H: 0 LOB: 0 BB: 0 P: 5	R: 0 E: 0 K: 2 S: 7 H: 0 LOB: 0 BB: 0 P: 7	R: 0 E: 0 K: 0 S: 4 H: 1 LOB: 1 BB: 0 P: 4	R: 0 E: 0 K: 1 S: 5 H: 0 LOB: 0 BB: 0 P: 5	R: 1 E: 0 K: 0 S: 4 H: 1 LOB: 3 BB: 2 P: 13	R: 3 E: 0 K: 0 S: 7 H: 4 LOB: 1 BB: 0 P: 7	R: 0 E: 0 K: 0 S: 3 H: 0 LOB: 1 BB: 1 P: 7	R: 0 E: 0 K: 0 S: 2 H: 0 LOB: 0 BB: 1 P: 6	1B: 3 2B: 2 3B: 1 HR: 2 SF: 0 SAC: 1 DP: 1 HBP: 1	WP: 0 PB: 0 SB: 1 CS: 0 PA: 39		
PITCHER	IP WLS BF H R ER SO BB IBB HBP BLK WP HR S P ERA WHIP											PITCHER	IP WLS BF H R ER SO BB IBB HBP BLK WP HR S P ERA WHIP
Steve Renko, R (1, 1) ERA: 4.05	6.2 L 29 6 3 3 5 2 0 1 0 0 0 2 36 45 4.05 1.200												
Bill Campbell, R (7, 1) ERA: 2.7	1.1 7 2 1 1 0 1 0 0 0 0 0 0 6 10 6.75 2.250												
Andy Hassler, L (9, 1) ERA:	1.0 3 0 0 0 0 1 0 0 0 0 0 0 2 6 0.00 1.000												

Milwaukee Brewers @ Boston Red Sox
 Fenway Park, Boston, MA
 Wed Apr 18 1979, 3:33 AM EST
 Att. 19,213 - Unknown - 50 F

livebaseballscorecards.com

AB 33
 R 4
 H 8
 RBI 4
 BB 4
 SO 5
 LOB 18

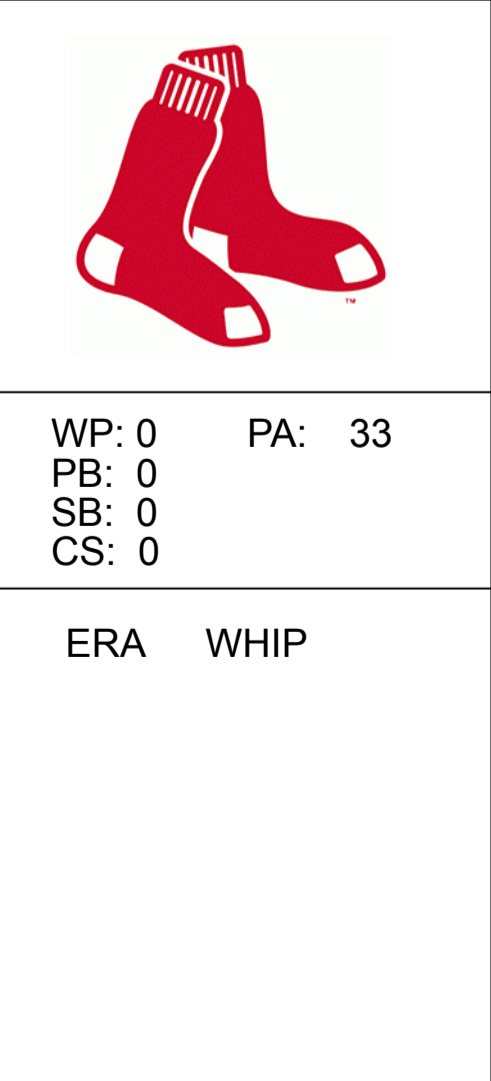


Batter	1	2	3	4	5	6	7	8	9	AB	R	H	RBI	BB	SO	LOB
Jerry Remy, L (1, 4) OBP: 0.279, SLG: 0.317	0-0 G3 6-3 1B		0-0 P4-3 1B		0-0 1-6-3			0-0 4-3		4	0	2	0	0	0	2
Rick Burleson, R (1, 6) OBP: 0.308, SLG: 0.361	0-0 6-3 1-2		0-0 P4-3 1-2f			0-0 1-3		0-0 HR		4	1	1	1	0	0	2
Fred Lynn, L (1, 8) OBP: 0.463, SLG: 0.906	0-0 G3 2-3			0-0 6-3		0-0 G5-4-3 1B		0-0 4-3		4	0	1	0	0	0	1
Jim Rice, R (1, 10) OBP: 0.450, SLG: 0.500	0-0 F4			0-0 6-3		0-0 G5-4-3 1-2f			0-0 F5	4	0	0	0	0	0	2
Carl Yastrzemski, L (1, 7) OBP: 0.425, SLG: 0.576		0-0 G3		0-0 F7			0-0 G6-4-3 1B		0-0 G3	4	0	1	0	0	0	0
George Scott, R (1, 3) OBP: 0.333, SLG: 0.303		0-3 K			0-0 F9		0-0 G6-4-3 1B		0-0 G1	4	0	1	0	0	1	0
Jack Brohamer, L (1, 5) OBP: 0.370, SLG: 0.480		0-0 FC5-4 1B			0-0 F8		0-0 G6-4-3 1-2f 2-3			3	0	1	0	0	0	2
Dwight Evans, R (1, 9) OBP: 0.324, SLG: 0.469		0-0 FC5-4 1-2f			4-0 1B BB		0-0 6-3			2	0	0	0	1	0	2
Gary Allenson, R (1, 2) OBP: 0.400, SLG: 0.667			0-0 F3		0-0 1-2 1B			0-0 F5		3	0	1	0	0	0	0

Inning Stats	R: 0 E: 0 K: 0 S: 4	H: 1 LOB: 1 BB: 0 P: 4	R: 0 E: 0 K: 1 S: 6	H: 1 LOB: 1 BB: 0 P: 6	R: 0 E: 0 K: 0 S: 3	H: 1 LOB: 0 BB: 0 P: 3	R: 0 E: 0 K: 0 S: 3	H: 0 LOB: 0 BB: 0 P: 3	R: 0 E: 0 K: 0 S: 4	H: 1 LOB: 2 BB: 1 P: 8	R: 0 E: 0 K: 0 S: 3	H: 1 LOB: 1 BB: 0 P: 4	R: 1 E: 0 K: 0 S: 4	H: 1 LOB: 0 BB: 0 P: 4	R: 0 E: 0 K: 0 S: 3	H: 0 LOB: 0 BB: 0 P: 3	1B: 7 2B: 1 3B: 0 HR: 1	SF: 0 SAC: 0 DP: 3 HBP: 0	WP: 0 PB: 0 SB: 0 CS: 0	PA: 33
PITCHER Lary Sorensen, R (1, 1) ERA: 2.08	IP: 9.0 WLS: W BF: 33 H: 8 R: 1 ER: 1 SO: 1 BB: 1 IBB: 0 HBP: 0 BLK: 0 WP: 0 HR: 1 S: 34 P: 38 ERA: 1.00 WHIP: 1.000																			

Milwaukee Brewers @ Boston Red Sox
 Fenway Park, Boston, MA
 Wed Apr 18 1979, 3:33 AM EST
 Att: 19,213 - Unknown - 50 F

AB	32
R	1
H	8
RBI	1
BB	1
SO	1
LOB	11



Batter	1	2	3	4	5	6	7	8	9	AB R H RBI BB SO LOB	TOP									
Paul Molitor, R (1, 4) OBP: 0.370, SLG: 0.488	0-0 F8	0-0 F9			0-0 B5-3			0-0 1B 2B		4 1 1 0 0 0 2										
Sal Bando, R (1, 5) OBP: 0.357, SLG: 0.394	1-0 HR HBP		0-0 P1		0-0 6-3			0-0 6-3		3 1 0 0 0 0 1										
Cecil Cooper, L (1, 3) OBP: 0.531, SLG: 0.930	0-0 1-H HR		0-0 6-3				0-0 G3	0-0 WP 1B		4 1 2 3 0 0 0										
Larry Hisle, R (1, 7) OBP: 0.340, SLG: 0.644	0-0 F7		0-3 K				0-0 4-3	0-3 K 1-2		4 0 0 0 0 2 1										
Ben Oglivie, L (1, 10) OBP: 0.267, SLG: 0.360	0-3 K			0-0 F5			0-0 F8	0-3 K		4 0 0 0 0 2 0										
Sixto Lezcano, R (1, 9) OBP: 0.333, SLG: 0.500		0-0 F9		0-0 L7			0-3 K	0-0 G6-4-3 1B		4 0 1 0 0 1 0										
Robin Yount, R (1, 6) OBP: 0.316, SLG: 0.500		0-0 5-3		4-0 BB			0-0 F9	0-0 G6-4-3 1-2f		3 0 0 0 1 0 1										
Gorman Thomas, R (1, 8) OBP: 0.297, SLG: 0.290		4-0 1B BB		0-3 K			0-3 K			2 0 0 0 1 2 1										
Charlie Moore, R (1, 2) OBP: 0.333, SLG: 0.267		0-0 1-2 1B			0-0 1-3			0-0 F8		3 0 1 0 0 0 0										
Inning Stats	R: 2 E: 0 K: 1 S: 6	H: 1 LOB: 0 BB: 0 P: 7	R: 0 E: 0 K: 0 S: 4	H: 1 LOB: 2 BB: 1 P: 8	R: 0 E: 0 K: 1 S: 5	H: 0 LOB: 0 BB: 0 P: 5	R: 0 E: 0 K: 1 S: 5	H: 0 LOB: 1 BB: 1 P: 9	R: 0 E: 0 K: 0 S: 3	H: 0 LOB: 0 BB: 0 P: 3	R: 0 E: 0 K: 2 S: 7	H: 0 LOB: 0 BB: 0 P: 7	R: 1 E: 0 K: 1 S: 7	H: 2 LOB: 1 BB: 0 P: 7	R: 0 E: 0 K: 1 S: 5	H: 1 LOB: 0 BB: 0 P: 5	1B: 3 2B: 1 3B: 0 HR: 1	SF: 0 SAC: 0 DP: 1 HBP: 1	WP: 1 PB: 0 SB: 0 CS: 0	PA: 34
PITCHER	IP WLS BF H R ER SO BB IBB HBP BLK WP HR S P ERA WHIP																			
Chuck Rainey, R (1, 1) ERA: 3.38	7.2 W 30 4 3 3 5 2 0 1 0 0 1 37 46 3.52 0.783																			
Dick Drago, R (8, 1) ERA: 2.08	1.1 S 4 1 0 0 2 0 0 0 0 0 1 0 8 8 0.00 0.750																			

Milwaukee Brewers @ Boston Red Sox
Fenway Park, Boston, MA
 Thu Apr 19 1979, 3:33 AM EST
 Att. 20,485 - Unknown - 50 F

AB	31
R	3
H	5
RBI	3
BB	2
SO	7
LOB	6



livebaseballscorecards.com

Batter	1	2	3	4	5	6	7	8	9	AB	R	H	RBI	BB	SO	LOB
Jerry Remy, L (1, 4) OBP: 0.250, SLG: 0.283	0-0 L7	0-0 2-3				0-0 1-3		0-0 F8		5	0	0	0	0	0	3
Rick Burleson, R (1, 6) OBP: 0.341, SLG: 0.400	0-0 1B		BB BB BB	4-0 FC3-6		0-0 G3		0-0 B5-3		4	1	2	0	1	0	0
Fred Lynn, L (1, 8) OBP: 0.444, SLG: 0.833	0-0 G5-4-3			0-0 FC3-6		0-0 G3		0-0 F6		4	0	1	0	0	0	2
Jim Rice, R (1, 10) OBP: 0.409, SLG: 0.441	0-0 G5-4-3			0-3 K		0-0 E6		0-0 E3		4	2	0	0	0	1	3
Carl Yastrzemski, L (1, 7) OBP: 0.455, SLG: 0.611		0-0 FC1-4		0-0		4-0 2B		0-0 4-3		3	1	2	0	1	0	1
George Scott, R (1, 3) OBP: 0.349, SLG: 0.378		0-0 F8		0-0 6-3		0-0 1B		0-0		4	1	2	2	0	0	3
Jack Brohamer, L (1, 5) OBP: 0.387, SLG: 0.483		0-0 FC1-4		0-0		0-0 F8		0-0 F9		4	0	2	2	0	0	1
Dwight Evans, R (1, 9) OBP: 0.317, SLG: 0.444		0-0 FC1-4		0-0		0-0 F6		0-0 F8		4	0	1	0	0	0	3
Gary Allenson, R (1, 2) OBP: 0.375, SLG: 0.571		4-0		0-0 6-3		0-0 K		0-0 F3		3	0	0	0	1	1	2


Inning Stats	R: 0	H: 2	E: 0	LOB: 1	K: 0	BB: 0	S: 4	P: 4	R: 0	H: 2	E: 0	LOB: 3	K: 0	BB: 1	S: 5	P: 9	R: 0	H: 1	E: 0	LOB: 2	K: 1	BB: 1	S: 6	P: 10	R: 0	H: 0	E: 0	LOB: 0	K: 0	BB: 0	S: 3	P: 3	R: 4	H: 4	E: 1	LOB: 2	K: 1	BB: 1	S: 10	P: 14	R: 0	H: 0	E: 0	LOB: 0	K: 0	BB: 0	S: 3	P: 3	R: 1	H: 1	E: 2	LOB: 1	K: 0	BB: 0	S: 5	P: 5	R: 0	H: 0	E: 0	LOB: 0	K: 0	BB: 0	S: 3	P: 3
--------------	------	------	------	--------	------	-------	------	------	------	------	------	--------	------	-------	------	------	------	------	------	--------	------	-------	------	-------	------	------	------	--------	------	-------	------	------	------	------	------	--------	------	-------	-------	-------	------	------	------	--------	------	-------	------	------	------	------	------	--------	------	-------	------	------	------	------	------	--------	------	-------	------	------

PITCHER	IP	WLS	BF	H	R	ER	SO	BB	IBB	HBP	BLK	WP	HR	S	P	ERA	WHIP
Jim Slaton, R (1, 1) ERA: 4.22	4.2	L	26	9	4	0	1	3	0	0	0	0	0	25	37	0.00	2.571
Reggie Cleveland, R (5, 1) ERA: 5.14	3.1		12	1	1	0	1	0	0	0	0	0	0	14	14	0.00	0.300

BOTTOM

Milwaukee Brewers @ Boston Red Sox
 Fenway Park, Boston, MA
 Thu Apr 19 1979, 3:33 AM EST
 Att: 20,485 - Unknown - 50 F

AB	35
R	5
H	10
RBI	4
BB	3
SO	2
LOB	18



1B: 6	SF: 0	WP: 0	PA: 38
2B: 4	SAC: 0	PB: 0	
3B: 0	DP: 1	SB: 0	
HR: 0	HBP: 0	CS: 0	

PITCHER	IP	WLS	BF	H	R	ER	SO	BB	IBB	HBP	BLK	WP	HR	S	P	ERA	WHIP
---------	----	-----	----	---	---	----	----	----	-----	-----	-----	----	----	---	---	-----	------

Batter	1	2	3	4	5	6	7	8	9	AB R H RBI BB SO LOB	TOP																	
George Brett, L (1, 5) OBP: 0.358, SLG: 0.469	0-0 6-3		0-0 F7		0-0 G3-6-3		0-0 6-3		0-0 FC4-6	5 0 0 0 0 0 3	Kansas City Royals @ Boston Red Sox Fenway Park, Boston, MA Fri Apr 20 1979, 3:33 AM EST Att. 20,925 - Unknown - 55 F																	
Hal McRae, R (1, 10) OBP: 0.462, SLG: 0.524	0-0 1B 2B		0-0 1B		0-0 L9		0-0 F9		0-0 F9	4 0 2 0 0 0 1																		
Amos Otis, R (1, 8) OBP: 0.360, SLG: 0.400	0-0 P4		0-3 K		0-0 4-3		0-0 L5		0-0 L5	4 0 0 0 0 1 3																		
Darrell Porter, L (1, 2) OBP: 0.489, SLG: 0.432	0-0 2-H 1B			4-0 1B 1B BB		0-0 F8		0-3 K		3 1 1 0 1 1 0																		
Al Cowens, R (1, 9) OBP: 0.364, SLG: 0.359		4-0 CS BB		0-0 F9		0-0 1B 1B		0-0 5-3		3 1 1 0 1 0 1																		
Ralph LaCock, L (1, 3) John Wathan, R (4, PH) OBP: 0.303, SLG: 0.375 OBP: 0.462, SLG: 0.667		0-0 L7		0-0 1B 1B		0-0 1B 1B		0-3 K		1 0 0 0 0 0 1 3 0 2 0 0 1 0																		
Clint Hurdle, L (1, 7) OBP: 0.359, SLG: 0.394		0-0 2B		0-0 1B		0-0 1B		0-0 F7		4 0 3 2 0 0 0																		
Frank White, R (1, 4) OBP: 0.262, SLG: 0.256		0-0 F7		0-0 G4-6-3 1B		0-0 FC6-4 1B		0-0 F7		4 0 0 0 0 0 5																		
Freddie Patek, R (1, 6) OBP: 0.415, SLG: 0.405			0-0 P4		4-0 G3-6-3 BB		4-0 F9 S BB		0-0 FC4-6 1B	2 0 1 0 2 0 0																		
Inning Stats	R: 0 H: 2 E: 0 LOB: 2 K: 0 BB: 0 S: 4 P: 4	R: 0 H: 1 E: 0 LOB: 1 K: 0 BB: 1 S: 3 P: 7	R: 0 H: 1 E: 0 LOB: 1 K: 1 BB: 0 S: 6 P: 6	R: 1 H: 2 E: 0 LOB: 1 K: 0 BB: 1 S: 4 P: 8	R: 0 H: 0 E: 0 LOB: 0 K: 0 BB: 1 S: 2 P: 6	R: 1 H: 3 E: 0 LOB: 2 K: 0 BB: 0 S: 6 P: 6	R: 0 H: 0 E: 0 LOB: 1 K: 0 BB: 1 S: 3 P: 7	R: 0 H: 0 E: 0 LOB: 0 K: 2 BB: 0 S: 7 P: 7	R: 0 H: 1 E: 0 LOB: 1 K: 0 BB: 0 S: 4 P: 4	1B: 8 SF: 0 2B: 2 SAC: 0 3B: 0 DP: 2 HR: 0 HBP: 0		WP: 0 PA: 37 PB: 0 SB: 1 CS: 1																
PITCHER	IP WLS BF H R ER SO BB IBB HBP BLK WP HR S P ERA WHIP											PITCHER	IP WLS BF H R ER SO BB IBB HBP BLK WP HR S P ERA WHIP															
Dennis Eckersley, R (1, 1) ERA: 2.63	3.0	12	4	0	0	1	1	0	0	0	0	0	0	13	17	0.00	1.667											
Andy Hassler, L (4, 1) ERA: 2.57	6.0	W	25	6	2	2	2	3	0	0	0	0	0	26	38	3.00	1.500											

livebaseballscorecards.com

AB 33
R 2
H 10
RBI 2
BB 4
SO 3
LOB 14



Batter	1	2	3	4	5	6	7	8	9
Jerry Remy, L (1, 4) OBP: 0.264, SLG: 0.294	0-0 5-3		0-0 F7		0-0 1B 1B	0-0 6-3		0-0 2B 1B	
Rick Burleson, R (1, 6) OBP: 0.367, SLG: 0.489	0-0 3-1 3B		0-0 F8		0-0 1B 1B		0-0 5-3	0-0 1B 2B	
Fred Lynn, L (1, 8) OBP: 0.460, SLG: 0.795	0-0 3-1			4-0 1B 1B BB	0-0 WP 1B 1B		0-0 F7	4-0 PB 1B IBB	
Jim Rice, R (1, 10) OBP: 0.449, SLG: 0.487	0-3 K			0-0 1B 1B	0-0 WP 1B		0-0 2B 1B	0-0 PB 1B	
Carl Yastrzemski, L (1, 7) OBP: 0.490, SLG: 0.725		0-0 HR		0-0 FC6-4 1B	4-0 G6-4-3 IBB		0-0 2B	0-0 P5	
George Scott, R (1, 3) OBP: 0.319, SLG: 0.341		0-0 F8		0-3 K	0-0 G6-4-3		0-3 K		
Jack Brohamer, L (1, 5) OBP: 0.400, SLG: 0.500		0-3 K		0-0 L9		0-0 2B		4-0 WP 1B BB	
Dwight Evans, R (1, 9) OBP: 0.289, SLG: 0.400		0-3 K		0-0 FC6-4		0-0 5-3		0-0 5-3	
Gary Allenson, R (1, 2) OBP: 0.321, SLG: 0.480			0-3 K		0-0 6-3	0-0 L8		0-0 5-3	

AB	R	H	RBI	BB	SO	LOB
5	2	2	1	0	0	1
5	3	3	1	0	0	0
3	1	1	2	2	0	0
5	1	4	2	0	1	0
4	1	3	3	1	0	2
4	0	0	0	0	2	6
3	1	1	0	1	1	2
4	0	0	0	0	1	4
4	0	0	0	0	1	2

AB	R	H	RBI	BB	SO	LOB
37	9	14	9	4	6	17

Inning Stats		R: 1	H: 1	E: 0	LOB: 0	K: 1	BB: 0	S: 6	P: 6
Inning Stats		R: 1	H: 2	E: 0	LOB: 2	K: 1	BB: 1	S: 7	P: 11
Inning Stats		R: 2	H: 4	E: 0	LOB: 2	K: 0	BB: 1	S: 6	P: 10
Inning Stats		R: 0	H: 1	E: 0	LOB: 1	K: 0	BB: 0	S: 4	P: 4
Inning Stats		R: 1	H: 2	E: 0	LOB: 1	K: 1	BB: 0	S: 7	P: 7
Inning Stats		R: 3	H: 3	E: 0	LOB: 2	K: 0	BB: 2	S: 6	P: 14

PITCHER															PITCHER																			
IP	WLS	BF	H	R	ER	SO	BB	IBB	HBP	BLK	WP	HR	S	P	ERA	WHIP	IP	WLS	BF	H	R	ER	SO	BB	IBB	HBP	BLK	WP	HR	S	P	ERA	WHIP	
Dennis Leonard, R (1, 1)	7.0	L	33	11	6	6	6	1	1	0	0	1	1	43	51	7.71	1.714																	
Eduardo Rodriguez, R (8, 1)	0.2		5	2	3	3	0	1	0	0	0	2	0	4	8	40.50	4.500																	
George Throop, R (8, 1)	0.1		3	1	0	0	0	0	1	0	0	0	0	2	6	0.00	3.000																	

Kansas City Royals @ Boston Red Sox
 Fenway Park, Boston, MA
 Fri Apr 20 1979, 3:33 AM EST
 Att: 20,925 - Unknown - 55 F

livebaseballscorecards.com

AB	37
R	9
H	14
RBI	9
BB	4
SO	6
LOB	17



Batter	1	2	3	4	5	6	7	8	9	AB R H RBI BB SO LOB	TOP											
Frank White, R (1, 4) OBP: 0.255, SLG: 0.273	0-0 2B		0-0 5-3		0-3 K		0-0 P4		0-0 F8	5 1 1 0 0 1 2												
George Brett, L (1, 5) OBP: 0.328, SLG: 0.426	0-0 F8		0-0 L5			0-0 4-3		0-0 L3	0-0 F8	5 0 0 0 0 0 1												
Amos Otis, R (1, 8) OBP: 0.370, SLG: 0.417	0-0 2B			0-0 6-3		0-0 5-3		4-0 1B		3 1 1 1 1 0 0												
Darrell Porter, L (1, 2) OBP: 0.490, SLG: 0.475	0-0 F9			0-0 1B		0-0 G3		4-0 1B		3 1 1 0 1 0 1												
Hal McRae, R (1, 10) OBP: 0.446, SLG: 0.500	0-0 F7			0-0 1B			0-0 6-3	0-0 F7		4 0 1 1 0 0 3												
Al Cowens, R (1, 9)		0-0 6-3		0-0 E6			4-0 2B	0-0 1B		3 1 1 1 1 0 1												
Clint Hurdle, L (1, 7) OBP: 0.372, SLG: 0.371		0-0 6-3		0-0 4-3			4-0 2B	4-0 1B		2 0 0 0 2 0 1												
Ralph LaCock, L (1, 3) OBP: 0.306, SLG: 0.400		0-0 4-3			0-0 4-3		0-0 2B	0-0 F8		3 0 1 1 0 0 0												
U L Washington, S (7, PR)							1-3 2-H			0 0 0 0 0 0 0												
Joe Zdeb, R (8, PH)										1 0 0 0 0 0 3												
Jamie Quirk, L (8, 6)										0 0 0 0 0 0 0												
Freddie Patek, R (1, 6) OBP: 0.395, SLG: 0.385			0-0 6-3		0-0 6-3		0-3 K		0-3 K	2 0 0 0 0 0 0												
Steve Braun, L (7, PH) OBP: 0.333, SLG: 0.333										1 0 0 0 0 1 2												
John Wathan, R (7, 3) OBP: 0.429, SLG: 0.615										1 0 0 0 0 1 0												
Inning Stats	R: 1 E: 0 K: 0 S: 5	H: 2 LOB: 1 BB: 0 P: 5	R: 0 E: 0 K: 0 S: 3	H: 0 LOB: 0 BB: 0 P: 3	R: 0 E: 0 K: 0 S: 3	H: 0 LOB: 0 BB: 0 P: 3	R: 1 E: 1 K: 0 S: 5	H: 2 LOB: 1 BB: 0 P: 5	R: 0 E: 0 K: 1 S: 5	H: 0 LOB: 0 BB: 0 P: 5	R: 0 E: 0 K: 1 S: 3	H: 0 LOB: 0 BB: 0 P: 3	R: 1 E: 0 K: 1 S: 6	H: 1 LOB: 2 BB: 2 P: 14	R: 1 E: 0 K: 0 S: 4	H: 1 LOB: 3 BB: 3 P: 16	R: 0 E: 0 K: 1 S: 5	H: 0 LOB: 0 BB: 0 P: 5	1B: 2 2B: 3 3B: 1 HR: 0	SF: 0 SAC: 0 DP: 0 HBP: 0	WP: 0 PB: 0 SB: 0 CS: 1	PA: 38
PITCHER	IP WLS BF H R ER SO BB IBB HBP BLK WP HR S P ERA WHIP																					
Bob Stanley, R (1, 1) ERA: 5.06	6.1 W 26 5 3 3 1 2 0 0 0 0 0 0 26 34 4.26 1.105																					
Bill Campbell, R (7, 1) ERA: 3.86	1.1 8 1 1 1 1 3 0 0 0 0 0 0 7 19 6.75 3.000																					
Tom Burgmeier, L (8, 1) ERA:	1.1 S 4 0 0 0 1 0 0 0 0 0 0 0 6 6 0.00 0.000																					

Kansas City Royals @ Boston Red Sox
 Fenway Park, Boston, MA
 Sat Apr 21 1979, 3:33 AM EST
 Att. 34,332 - Unknown - 56 F

AB	33
R	4
H	6
RBI	4
BB	5
SO	3
LOB	14



Batter	1	2	3	4	5	6	7	8	9	AB R H RBI BB SO LOB	TOP									
Frank White, R (1, 4) OBP: 0.255, SLG: 0.255	4-0 SH1-3 S BB		0-0 G5-4-3 1-2f		0-0 F9			0-3 K		3 0 0 0 1 1 2										
George Brett, L (1, 5) OBP: 0.323, SLG: 0.404	4-0 SH1-3 BB		0-0 L8			0-0 F5		0-0 1-3		3 0 0 0 1 0 0										
Amos Otis, R (1, 8) OBP: 0.368, SLG: 0.412	0-0 SH1-3 1-2 2-3			0-3 K		0-0 FC6-4 1B			0-0 F9	3 0 1 0 0 1 0										
Darrell Porter, L (1, 2) OBP: 0.473, SLG: 0.442	4-0 G4-6-3 BB			0-0 G3		0-0 F8			0-3 K	3 0 0 0 1 1 1										
Hal McRae, R (1, 10) OBP: 0.433, SLG: 0.480	0-0 G4-6-3 1-2f			0-0 1B		0-0 FC6-4 1-2f			0-0 6-3	4 0 1 0 0 0 4										
Al Cowens, R (1, 9) OBP: 0.392, SLG: 0.364		4-0 G5-4-3 BB		0-0 L8			0-0 G5-4-3 1B			2 0 1 0 1 0 1										
Clint Hurdle, L (1, 7) OBP: 0.370, SLG: 0.395		0-0 F8			0-0 6-3 2B		0-3 K			3 0 1 0 0 1 2										
Ralph LaCock, L (1, 3) OBP: 0.282, SLG: 0.368		0-0 G5-4-3 1-2f			0-0 F7		0-0 G5-4-3 1-2f			3 0 0 0 0 0 3										
Freddie Patek, R (1, 6) OBP: 0.400, SLG: 0.375			4-0 G5-4-3 BB			0-0 6-3 2-3		0-0 P4		1 0 0 0 1 0 1										
Tom Poquette, L (8, PH)										1 0 0 0 0 0 0										
U L Washington, S (8, 6)										0 0 0 0 0 0 0										
Inning Stats	R: 0 E: 0 K: 0 S: 2	H: 0 LOB: 2 BB: 3 P: 14	R: 0 E: 0 K: 0 S: 2	H: 0 LOB: 0 BB: 1 P: 6	R: 0 E: 0 K: 0 S: 2	H: 0 LOB: 0 BB: 1 P: 6	R: 0 E: 0 K: 1 S: 6	H: 1 LOB: 1 BB: 0 P: 6	R: 0 E: 0 K: 0 S: 4	H: 1 LOB: 1 BB: 0 P: 4	R: 0 E: 0 K: 1 S: 5	H: 1 LOB: 0 BB: 0 P: 5	R: 0 E: 0 K: 1 S: 5	H: 0 LOB: 0 BB: 0 P: 5	R: 0 E: 0 K: 1 S: 5	H: 0 LOB: 0 BB: 0 P: 5	1B: 3 2B: 1 3B: 0 HR: 0	SF: 0 SAC: 1 DP: 4 HBP: 0	WP: 0 PB: 0 SB: 1 CS: 0	PA: 32
PITCHER Mike Torrez, R (1, 1) ERA: 4.66	IP: 9.0 WLS: W BF: 32 H: 4 R: 0 ER: 0 SO: 4 BB: 5 IBB: 0 HBP: 0 BLK: 0 WP: 0 HR: 0 S: 35 P: 55 ERA: 0.00 WHIP: 1.000																			

Kansas City Royals @ Boston Red Sox
 Fenway Park, Boston, MA
 Sun Apr 22 1979, 3:33 AM EST
 Att. 32,089 - Unknown - 72 F

livebaseballscorecards.com

AB	26
R	0
H	4
RBI	0
BB	5
SO	4
LOB	14



Batter	1	2	3	4	5	6	7	8	9	AB	R	H	RBI	BB	SO	LOB
Jerry Remy, L (1, 4) OBP: 0.258, SLG: 0.283	0-0 E1 CS		0-0 CS 1B		0-0 4-3	0-3 K				4	0	1	0	0	1	0
Rick Burleson, R (1, 6) OBP: 0.379, SLG: 0.528	0-0 1-2 HR		0-3 K		0-0 1B 2B 1B			0-0 5-3		4	2	2	1	0	1	1
Fred Lynn, L (1, 8) OBP: 0.475, SLG: 0.830	0-0 1B		0-0 CS 1-2	0-0 1-3 1B 2B	0-0 1-2 1B 1B			0-0 F8		4	2	3	0	0	0	0
Jim Rice, R (1, 10) OBP: 0.483, SLG: 0.622	0-0 P4			4-0 1-3 1B BB	0-0 1-3 1B 2B			0-0 1-3		3	2	1	1	1	0	1
Carl Yastrzemski, L (1, 7) OBP: 0.466, SLG: 0.630	0-0 F7			0-0 1-3 1-2 2-3	0-0 1B IBB			0-0 F9		3	0	0	0	1	0	3
George Scott, R (1, 3) OBP: 0.321, SLG: 0.340		0-0 F9		0-0 4-3 1B 2-H 3-H	0-0 1B			0-3 K		4	0	2	4	0	1	0
Jack Brohamer, L (1, 5) OBP: 0.385, SLG: 0.457		0-0 6-3		0-0 4-3 2-3	0-0 F7			4-0 BB		3	0	0	0	1	0	3
Dwight Evans, R (1, 9) OBP: 0.283, SLG: 0.426		0-3 K		0-0 P4		0-0 F9		0-0 F5		4	0	0	0	0	1	2
Gary Allenson, R (1, 2) OBP: 0.290, SLG: 0.429			0-3 K		0-0 F8	0-0 5-3				3	0	0	0	0	1	0

Inning Stats	R: 1	H: 2	E: 1	K: 0	S: 5	LOB: 1	BB: 0	P: 5	R: 0	H: 0	E: 0	K: 1	S: 5	LOB: 0	BB: 0	P: 5	R: 0	H: 1	E: 0	K: 2	S: 7	LOB: 0	BB: 0	P: 7	R: 2	H: 2	E: 0	K: 0	S: 5	LOB: 1	BB: 1	P: 9	R: 3	H: 4	E: 0	K: 0	S: 7	LOB: 2	BB: 1	P: 11	R: 0	H: 0	E: 0	K: 1	S: 5	LOB: 0	BB: 0	P: 5	R: 0	H: 0	E: 0	K: 0	S: 3	LOB: 0	BB: 0	P: 3	R: 0	H: 0	E: 0	K: 1	S: 5	LOB: 1	BB: 1	P: 9
--------------	------	------	------	------	------	--------	-------	------	------	------	------	------	------	--------	-------	------	------	------	------	------	------	--------	-------	------	------	------	------	------	------	--------	-------	------	------	------	------	------	------	--------	-------	-------	------	------	------	------	------	--------	-------	------	------	------	------	------	------	--------	-------	------	------	------	------	------	------	--------	-------	------

PITCHER	IP	WLS	BF	H	R	ER	SO	BB	IBB	HBP	BLK	WP	HR	S	P	ERA	WHIP
Rich Gale, R (1, 1) ERA: 8.1	7.0	L	31	9	6	6	4	1	1	0	0	0	1	37	45	7.71	1.429
Al Hrabosky, L (8, 1) ERA: 1.5	1.0		4	0	0	0	1	1	0	0	0	0	0	5	9	0.00	1.000

BOTTOM

Kansas City Royals @ Boston Red Sox
 Fenway Park, Boston, MA
 Sun Apr 22 1979, 3:33 AM EST
 Att: 32,089 - Unknown - 72 F

AB	32
R	6
H	9
RBI	6
BB	3
SO	5
LOB	10



WP	HR	S	P	ERA	WHIP
0	0	0	0	0	0

Batter	1	2	3	4	5	6	7	8	9	10	11	12	AB R H RBI BB SO LOB	TOP													
Jerry Remy, L (1, 4) OBP: 0.273, SLG: 0.286 Larry Wolfe, R (10, PH) OBP: 0.294, SLG: 0.167 (10, 4)	F7		6-3 1B		4-3			G4-6-3 BB		5-3 1-2 2-3		SF7 3-H	3 0 1 0 1 0 1 1 0 0 1 0 0 2	Boston Red Sox @ Seattle Mariners The Kingdom, Seattle, WA Tue Apr 24 1979, 9:05 PM EST Att: 8,482 - Dome													
Rick Burleson, R (1, 6) OBP: 0.359, SLG: 0.492	K		6-3					F7		6-3		F3	6 0 1 0 0 1 6														
Fred Lynn, L (1, 8) OBP: 0.438, SLG: 0.750	F9		K					G4-6-3				B2	5 0 0 0 0 1 3														
Jim Rice, R (1, 7) OBP: 0.476, SLG: 0.583		4-0 2B G6-4-3 BB		5-3				4-0 HR BB		1-3		6-3	3 2 0 0 2 0 0														
Carl Yastrzemski, L (1, 10) OBP: 0.460, SLG: 0.686		0-0 G6-4-3 1-3 2B		F7				0-0 HR		L9		G3	5 1 2 2 0 0 0														
George Scott, R (1, 3) OBP: 0.311, SLG: 0.315		4-0 G6-4-3 BB		L9				0-0 F3		K		4-3	4 0 0 0 1 1 0														
Butch Hobson, R (1, 5) OBP: 0.333, SLG: 0.333		0-0 G6-4-3 1-2f 2-3 3-H						0-0 G6-4-3 1B		F9		K	5 1 2 0 0 1 2														
Dwight Evans, R (1, 9) OBP: 0.266, SLG: 0.400 Jim Dwyer, L (10, PH) OBP: 0.750, SLG: 1.000 (10, 9)		0-0 F9						0-0 G6-4-3 1-2f		K		5-3 BB 1B	3 0 0 0 0 1 2 2 0 2 0 0 0 0														
Gary Allenson, R (1, 2) OBP: 0.294, SLG: 0.419 Jack Brohamer, L (10, PH) OBP: 0.400, SLG: 0.457 Bob Montgomery, R (10, 2) OBP: 0.583, SLG: 0.800			0-3 K					0-0 1B		5-3		5-3 BB	3 0 1 0 0 1 0 0 0 0 0 1 0 0 0 0 0 0 1 0 0														
Inning Stats	R: 0 E: 0 K: 1 S: 5	H: 0 LOB: 0 BB: 0 P: 5	R: 1 E: 0 K: 0 S: 3	H: 1 LOB: 1 BB: 2 P: 11	R: 0 E: 0 K: 2 S: 8	H: 1 LOB: 1 BB: 0 P: 8	R: 0 E: 0 K: 0 S: 3	H: 0 LOB: 0 BB: 0 P: 3	R: 0 E: 0 K: 1 S: 4	H: 0 LOB: 0 BB: 0 P: 5	R: 0 E: 0 K: 1 S: 5	H: 0 LOB: 0 BB: 0 P: 6	R: 0 E: 0 K: 1 S: 6		H: 0 LOB: 0 BB: 0 P: 5	R: 0 E: 0 K: 0 S: 3	H: 0 LOB: 0 BB: 0 P: 3	R: 1 E: 0 K: 0 S: 5	H: 2 LOB: 2 BB: 1 P: 9	1B: 6 2B: 3 3B: 0 HR: 1	SF: 1 SAC: 0 DP: 4 HBP: 0	WP: 0 PB: 0 SB: 0 CS: 0	PA: 47				
PITCHER	IP WLS BF H R ER SO BB IBB HBP BLK WP HR S P ERA WHIP																										
Odell Jones, R (1, 1) ERA: 3.86	5.2		6	3	3	3	3	3	0	0	0	0	0		0	0	0	0	0	0	0	0	0	0	0	0	4.76
John Montague, R (6, 1) ERA: 1.46	3.2		1	0	0	3	2	0	0	0	0	0	0	0	0	0	0	0	0	0	0	0	0	0	0	0.00	0.818
Shane Rawley, L (10, 1) ERA: 7.3	2.2	L	2	1	1	0	0	1	0	0	0	0	0	0	0	0	0	0	0	0	0	0	0	0	0	3.38	0.750

AB	40
R	4
H	9
RBI	3
BB	6
SO	6
LOB	16




livebaseballscorecards.com

Batter	1	2	3	4	5	6	7	8	9	10	11	12	AB	R	H	RBI	BB	SO	LOB				
Julio Cruz, S (1, 4) <small>OBP: 0.365, SLG: 0.262</small> Dan Meyer, L (9, PH) <small>OBP: 0.250, SLG: 0.341</small> (10, 5)	0-3 K		4-0 E S BB	0-0 F5			0-0 6-3		4-0 1-2 IBB		0-0 1-3 1B		3	0	0	0	1	1	3				
Joe Simpson, L (1, 7) <small>OBP: 0.227, SLG: 0.238</small>	0-0 F9		0-0 F5	0-0 L3			0-0 WP S 1B		0-0 F2		0-0 4-3		6	0	1	0	0	0	9				
Bruce Bochte, L (1, 3) <small>OBP: 0.451, SLG: 0.556</small> Tom Paciorek, R (12, PR) <small>OBP: 0.182, SLG: 0.182</small>	0-0 E3 FC5-4		4-0 G6-4-3 BB			0-0 5-3		0-0 1-3		0-3 K		0-0 E6 F9 SH1-4	5	0	0	0	1	1	4				
Leon Roberts, R (1, 9) <small>OBP: 0.425, SLG: 0.531</small>	0-0 FC5-4 1-2f		0-0 G6-4-3 1-2f			0-0 1-3		0-0 F3		0-0 5-3		0-0 SH1-4 1-2	5	0	0	0	0	0	3				
Willie Horton, R (1, 10) <small>OBP: 0.329, SLG: 0.433</small>		0-3 K		0-0 FC2-5 1B		0-0 3B		0-0 6-3		0-0 F3		0-0 F9 2-3	6	0	2	0	0	1	2				
Ruppert Jones, L (1, 8) <small>OBP: 0.352, SLG: 0.443</small>		0-0 F8		0-0 S FC2-5 1B			0-0 F2		0-0 G3		0-3 K	0-3 K	6	1	1	0	0	2	2				
Bill Stein, R (1, 5) <small>OBP: 0.378, SLG: 0.439</small> John Hale, L (9, PR) Bobby Valentine, R (10, 4)		4-0 HR BB		0-0 FC2-5 1B 1B			0-3 K		4-0 E SH1-4 BB		0-0 F8		2	1	0	0	2	1	2				
Bob Stinson, S (1, 2) <small>OBP: 0.333, SLG: 0.353</small>		0-0 1-H HR		0-0 1-2 2-H 1B			0-0 G3		0-0 SH1-4 1-2		0-0 4-3		4	1	2	3	0	0	0				
Mario Mendoza, R (1, 6) <small>OBP: 0.280, SLG: 0.313</small> Larry Milbourne, S (7, PH) <small>OBP: 0.389, SLG: 0.444</small> (8, 6)		0-0 F7		0-0 1-2 2-3 1B			0-0 6-3		0-0 E4 IBB		0-0 1B		2	0	1	0	0	0	0				
Inning Stats	R: 0 E: 1 K: 5 S: 6	H: 0 LOB: 1 BB: 0 P: 6	R: 2 E: 0 K: 1 S: 6	H: 1 LOB: 0 BB: 1 P: 10	R: 0 E: 0 K: 0 S: 2	H: 0 LOB: 1 BB: 2 P: 10	R: 1 E: 0 K: 0 S: 7	H: 4 LOB: 3 BB: 0 P: 7	R: 0 E: 0 K: 1 S: 3	H: 1 LOB: 0 BB: 0 P: 5	R: 0 E: 0 K: 0 S: 4	H: 0 LOB: 0 BB: 0 P: 3	R: 0 E: 1 K: 1 S: 6	H: 0 LOB: 3 BB: 2 P: 14	R: 0 E: 0 K: 1 S: 5	H: 0 LOB: 0 BB: 0 P: 5	R: 0 E: 0 K: 0 S: 5	H: 2 LOB: 2 BB: 0 P: 5	R: 0 E: 1 K: 1 S: 6	H: 0 LOB: 2 BB: 0 P: 6	1B: 7 2B: 0 3B: 1 HR: 1	SF: 0 SAC: 2 DP: 1 HBP: 0	WP: 1 PA: 51

BOTTOM

Boston Red Sox @ Seattle Mariners
 The Kingdom, Seattle, WA
 Tue Apr 24 1979, 9:05 PM EST
 Att. 8,482 - Dome

AB	44
R	3
H	9
RBI	3
BB	5
SO	6
LOB	27



PITCHER	IP	WLS	BF	H	R	ER	SO	BB	IBB	HBP	BLK	WP	HR	S	P	ERA	WHIP
Steve Renko, R (1, 1) <small>ERA: 4.05</small>	6.2		29	7	3	3	3	3	0	0	0	0	1	32	44	4.05	1.500
Tom Burgmeier, L (7, 1) <small>ERA:</small>	0.1		1	0	0	0	0	0	0	0	0	1	0	1	1	0.00	0.000
Dick Drago, R (8, 1) <small>ERA: 1.53</small>	4.2	W	20	2	0	0	2	1	1	0	0	0	0	22	30	0.00	0.643
Bill Campbell, R (12, 1) <small>ERA: 3.6</small>	0.1	S	1	0	0	0	1	0	0	0	0	0	0	3	3	0.00	0.000

Batter	1	2	3	4	5	6	7	8	9	AB R H RBI BB SO LOB	TOP									
Jerry Remy, L (1, 4) OBP: 0.282, SLG: 0.294	0-0 4-3		0-0 K		0-3 K		0-0 E7		0-0 F7	5 0 2 0 0 1 1										
Rick Burleson, R (1, 6) OBP: 0.353, SLG: 0.476	0-3 K		0-0 K		0-0 5-3		0-0 5-3			4 0 1 0 0 1 3										
Fred Lynn, L (1, 8) OBP: 0.426, SLG: 0.768	0-0 F7		0-3 K		0-0 F5			0-0 HR		4 1 1 1 0 1 2										
Jim Rice, R (1, 7) OBP: 0.478, SLG: 0.615		0-3 K		0-0 G4-6-3		0-0 1B		0-3 K		4 1 2 0 0 2 0										
Carl Yastrzemski, L (1, 10) OBP: 0.448, SLG: 0.655		0-0 4-3		0-0 G4-6-3		0-0 1B		0-0 F8		4 0 1 1 0 0 1										
George Scott, R (1, 3) OBP: 0.323, SLG: 0.379		0-0 HR		0-3 K		0-3 K		0-0 1B		4 1 2 1 0 2 1										
Butch Hobson, R (1, 5) OBP: 0.300, SLG: 0.500		0-0 F3			0-0 1B		0-3 K		0-0 F3	4 1 1 0 0 1 1										
Dwight Evans, R (1, 9) OBP: 0.283, SLG: 0.407			0-3 K		0-0 1B		0-0 E		0-0 F2	4 0 2 1 0 1 0										
Gary Allenson, R (1, 2) OBP: 0.263, SLG: 0.371			0-3 K		0-0 L9		0-0 F4		0-0 5-3	4 0 0 0 0 1 2										
Inning Stats	R: 0 E: 0 K: 1 S: 5	H: 0 LOB: 0 BB: 0 P: 5	R: 1 E: 0 K: 1 S: 6	H: 1 LOB: 0 BB: 0 P: 6	R: 0 E: 0 K: 3 S: 11	H: 2 LOB: 2 BB: 0 P: 11	R: 0 E: 0 K: 1 S: 5	H: 1 LOB: 0 BB: 0 P: 5	R: 1 E: 0 K: 1 S: 7	H: 2 LOB: 1 BB: 0 P: 7	R: 0 E: 1 K: 1 S: 7	H: 2 LOB: 2 BB: 0 P: 7	R: 1 E: 0 K: 1 S: 7	H: 2 LOB: 1 BB: 0 P: 7	R: 0 E: 0 K: 0 S: 3	H: 0 LOB: 0 BB: 0 P: 3	1B: 8 2B: 0 3B: 2 HR: 2	SF: 0 SAC: 0 DP: 1 HBP: 0	WP: 0 PB: 0 SB: 2 CS: 0	PA: 37
PITCHER	IP WLS BF H R ER SO BB IBB HBP BLK WP HR S P ERA WHIP																			
Floyd Bannister, L (1, 1) ERA: 5.26	6.2 L 28 10 3 3 9 0 0 0 0 0 1 46 46 4.05 1.500																			
Rafael Vasquez, R (7, 1) ERA: 6.75	2.1 9 2 1 1 1 0 0 0 0 0 1 11 11 3.86 0.857																			

Boston Red Sox @ Seattle Mariners
The Kingdom, Seattle, WA
Wed Apr 25 1979, 9:05 PM EST
Att. 5,985 - Dome

livebaseballscorecards.com

AB	37
R	4
H	12
RBI	4
BB	0
SO	10
LOB	11



Batter	1	2	3	4	5	6	7	8	9	AB	R	H	RBI	BB	SO	LOB
Julio Cruz, S (1, 4) OBP: 0.351, SLG: 0.250 Tom Paciorek, R (8, PH) OBP: 0.250, SLG: 0.182 Larry Milbourne, S (8, PR) OBP: 0.389, SLG: 0.444 (9, 6)	0-0 F7			0-0 4-3		0-3 K		4-0 BB		3	0	0	0	0	1	1
Joe Simpson, L (1, 9) OBP: 0.231, SLG: 0.360	0-0 G3			0-3 K			0-0 HR	0-3 K		4	1	1	1	0	2	3
Bruce Bochte, L (1, 3) OBP: 0.427, SLG: 0.522	0-0 4-3			0-0 4-3			0-0 4-3	0-0 F8		4	0	0	0	0	0	3
Dan Meyer, L (1, 7) OBP: 0.250, SLG: 0.333			0-3 K		0-0 4-3		0-0 1B		0-0 F8	4	0	1	0	0	1	0
Willie Horton, R (1, 10) OBP: 0.325, SLG: 0.423			0-0 6-3		0-0 F4		0-3 K		0-0 5-3 1B	4	0	1	0	0	1	1
Ruppert Jones, L (1, 8) OBP: 0.347, SLG: 0.431			0-0 G3		0-0 F6		0-3 K		0-0 5-3 1B	4	0	1	0	0	1	1
Bill Stein, R (1, 5) OBP: 0.372, SLG: 0.429			0-0 F8		0-0 6-3			0-0 BB 1B	0-0 5-3	4	0	1	0	0	0	2
Bob Stinson, S (1, 2) OBP: 0.318, SLG: 0.333 Larry Cox, R (8, PH) OBP: 0.391, SLG: 0.636 (9, 2) John Hale, L (9, PH)			0-0 3-1		0-0 F7			0-0 F9	0-0 F7	2	0	0	0	0	0	0
Mario Mendoza, R (1, 6) OBP: 0.288, SLG: 0.320 Bobby Valentine, R (8, PH) OBP: 0.444, SLG: 0.167 (9, 4)			0-3 K		0-0 1B			0-0 BB		2	0	1	0	0	1	0

Inning Stats	R: 0	H: 0	E: 0	LOB: 0	K: 0	BB: 0	S: 3	P: 3	R: 0	H: 0	E: 0	LOB: 0	K: 1	BB: 0	S: 5	P: 5	R: 0	H: 0	E: 0	LOB: 0	K: 1	BB: 0	S: 5	P: 5	R: 0	H: 0	E: 0	LOB: 0	K: 0	BB: 0	S: 3	P: 3	R: 0	H: 1	E: 0	LOB: 1	K: 1	BB: 0	S: 6	P: 6	R: 1	H: 2	E: 0	LOB: 1	K: 2	BB: 0	S: 9	P: 9	R: 0	H: 2	E: 0	LOB: 3	K: 1	BB: 1	S: 7	P: 11	R: 0	H: 2	E: 0	LOB: 2	K: 0	BB: 0	S: 5	P: 5	1B: 6	SF: 0	2B: 0	SAC: 0	3B: 0	DP: 0	HR: 1	HBP: 0	WP: 0	PA: 35
--------------	------	------	------	--------	------	-------	------	------	------	------	------	--------	------	-------	------	------	------	------	------	--------	------	-------	------	------	------	------	------	--------	------	-------	------	------	------	------	------	--------	------	-------	------	------	------	------	------	--------	------	-------	------	------	------	------	------	--------	------	-------	------	-------	------	------	------	--------	------	-------	------	------	-------	-------	-------	--------	-------	-------	-------	--------	-------	--------

PITCHER	IP	WLS	BF	H	R	ER	SO	BB	IBB	HBP	BLK	WP	HR	S	P	ERA	WHIP
Jim Wright, R (1, 1) ERA: 0.00	6.0	W	19	1	0	0	4	0	0	0	0	0	0	27	27	0.00	0.167
Tom Burgmeier, L (7, 1) ERA: 2.08	2.1		14	6	1	1	3	1	0	0	0	0	1	19	23	3.86	3.000
Chuck Rainey, R (9, 1) ERA: 3.18	0.2	S	2	0	0	0	0	0	0	0	0	0	0	2	2	0.00	0.000

BOTTOM

Boston Red Sox @ Seattle Mariners
 The Kingdom, Seattle, WA
 Wed Apr 25 1979, 9:05 PM EST
 Att: 5,985 - Dome

livebaseballscorecards.com

AB	34
R	1
H	7
RBI	1
BB	1
SO	7
LOB	14



Batter	1	2	3	4	5	6	7	8	9	AB R H RBI BB SO LOB	TOP
Jerry Remy, L (1, 4) OBP: 0.311, SLG: 0.324 Frank Duffy, R (6, 4)	0-0 4-3 1B		0-0 1B 1B		0-0 1B 1B		0-3 K 1-2			3 1 3 0 0 0 0 1 0 0 0 0 1 1	
Rick Burleson, R (1, 6) OBP: 0.361, SLG: 0.478	0-0 4-3 1-2		0-0 G5-3 1B 1-H 3-H		0-0 1B			0-0 5-3		4 0 2 2 0 0 1	
Fred Lynn, L (1, 8) OBP: 0.417, SLG: 0.729	0-3 K		4-0 1-2 BB		0-0 G3			0-0 4-3		3 0 0 0 1 1 3	
Jim Rice, R (1, 7) OBP: 0.465, SLG: 0.607	0-3 K		0-0 G5-3 2-3f			0-0 1-3		0-0 WP 2B		4 0 1 0 0 1 3	
Carl Yastrzemski, L (1, 10) OBP: 0.437, SLG: 0.627		0-0 3-1		0-3 K		0-0 G3-6-3 1B		0-0 4-3 2-3		4 0 1 0 0 1 1	
George Scott, R (1, 3) OBP: 0.304, SLG: 0.355		0-3 K		0-0 E5 G5-4-3		0-0 G3-6-3 1-2f		0-0 1-3		4 0 0 0 0 1 1	
Butch Hobson, R (1, 5) OBP: 0.214, SLG: 0.357		0-3 K		0-0 G5-4-3 1-2f			0-3 K		0-0 6-3	4 0 0 0 0 2 1	
Dwight Evans, R (1, 9) OBP: 0.281, SLG: 0.397			0-0 L7		0-0 L6		0-0 K 1B		0-3 K	4 0 1 0 0 1 0	
Bob Montgomery, R (1, 2) OBP: 0.533, SLG: 0.769			0-0 1B 1B 2B		0-0 1-3		0-3 K			3 1 1 0 0 1 1	
Inning Stats	R: 0 E: 0 K: 2 S: 8 H: 1 LOB: 1 BB: 0 P: 8	R: 0 E: 0 K: 2 S: 7 H: 0 LOB: 0 BB: 0 P: 7	R: 2 E: 0 K: 0 S: 5 H: 3 LOB: 1 BB: 1 P: 9	R: 0 E: 1 K: 1 S: 5 H: 0 LOB: 0 BB: 0 P: 5	R: 0 E: 0 K: 0 S: 5 H: 2 LOB: 2 BB: 0 P: 5	R: 0 E: 0 K: 0 S: 3 H: 1 LOB: 0 BB: 0 P: 3	R: 0 E: 0 K: 3 S: 10 H: 1 LOB: 1 BB: 0 P: 10	R: 0 E: 0 K: 0 S: 4 H: 1 LOB: 1 BB: 0 P: 4	R: 0 E: 0 K: 1 S: 5 H: 0 LOB: 0 BB: 0 P: 5	1B: 7 2B: 2 3B: 0 HR: 0 SF: 0 SAC: 0 DP: 3 HBP: 0	WP: 1 PB: 0 SB: 2 CS: 0 PA: 35
PITCHER	IP WLS BF H R ER SO BB IBB HBP BLK WP HR S P ERA WHIP										
Paul Mitchell, R (1, 1) ERA: 3.79	7.2 L 31 9 2 2 8 1 0 0 0 0 0 0 46 50 2.35 1.304										
Shane Rawley, L (8, 1) ERA: 6.59	1.1 4 0 0 0 1 0 0 0 0 1 0 6 6 0.00 0.000										

Boston Red Sox @ Seattle Mariners
The Kingdom, Seattle, WA
Thu Apr 26 1979, 9:05 PM EST
Att. 7,811 - Dome

livebaseballscorecards.com

AB	34
R	2
H	9
RBI	2
BB	1
SO	9
LOB	12



Batter	1	2	3	4	5	6	7	8	9	AB	R	H	RBI	BB	SO	LOB
Julio Cruz, S OBP: 0.333, SLG: 0.235 (1, 4)	0-0 6-3		0-0 6-3		0-0 FC6-4			0-0 B3		4	0	0	0	0	0	2
Dan Meyer, L OBP: 0.250, SLG: 0.327 (1, 7)	0-0 F8			0-0 6-3		0-0 FC6-4 1B		0-0 F9		4	0	1	0	0	0	0
Bruce Bochte, L OBP: 0.418, SLG: 0.507 (1, 3)	0-0 F8			0-0 1B		0-0 F9		0-0 L8		4	0	1	0	0	0	1
Leon Roberts, R OBP: 0.416, SLG: 0.515 (1, 9)		0-0 E5 1B		0-0 F4		0-0 FC6-4		0-0 B1-3		4	0	1	0	0	0	2
Willie Horton, R OBP: 0.321, SLG: 0.413 (1, 10)		0-3 K		0-0 F8		0-0 F7		0-0 1B		4	0	1	0	0	1	3
Joe Simpson, L OBP: 0.231, SLG: 0.360 (9, PR)										0	0	0	0	0	0	0
Ruppert Jones, L OBP: 0.329, SLG: 0.406 (1, 8)		0-0 1-3			0-0 F8		0-0 1-3		0-0 F7	4	0	0	0	0	0	2
Bob Stinson, S OBP: 0.313, SLG: 0.325 (1, 2)		0-3 K			0-0 FC5-4 BB 1B		0-3 K		0-0 L4	4	0	1	0	0	2	2
Bobby Valentine, R OBP: 0.500, SLG: 0.250 (1, 5)			0-0 4-3		4-0 FC5-4 BB 1B		0-0 1B			2	0	1	0	1	0	0
Mario Mendoza, R OBP: 0.278, SLG: 0.308 (7, PH)			0-0 5-3		0-0 FC5-4 FC6-4		0-3 K			2	0	0	0	0	0	2
Larry Milbourne, S OBP: 0.389, SLG: 0.444 (8, 6)					1-2 2-3					1	0	0	0	0	1	1
										0	0	0	0	0	0	0


Inning Stats	R: 0	H: 0	E: 0	K: 0	S: 3	R: 0	H: 1	E: 1	K: 2	S: 8	R: 0	H: 0	E: 0	K: 0	S: 3	R: 0	H: 1	E: 0	K: 0	S: 4	R: 0	H: 1	E: 0	K: 0	S: 4	R: 0	H: 1	E: 0	K: 2	S: 8	R: 0	H: 0	E: 0	K: 0	S: 3	R: 0	H: 1	E: 0	K: 0	S: 4	R: 0	H: 1	E: 0	K: 0	S: 4	R: 0	H: 0	E: 0	K: 0	S: 3	R: 0	H: 1	E: 0	K: 0	S: 4	1B: 6	SF: 0	2B: 0	SAC: 0	3B: 0	DP: 0	HR: 0	HBP: 0	WP: 0	PA: 34
PITCHER Bob Stanley, R ERA: 3.56 (1, 1)	IP	WLS	BF	H	R	ER	SO	BB	IBB	HBP	BLK	WP	HR	S	P	ERA	WHIP																			IP	WLS	BF	H	R	ER	SO	BB	IBB	HBP	BLK	WP	HR	S	P	ERA	WHIP													

BOTTOM

Boston Red Sox @ Seattle Mariners
The Kingdom, Seattle, WA
Thu Apr 26 1979, 9:05 PM EST
Att. 7,811 - Dome

livebaseballscorecards.com

AB	33
R	0
H	6
RBI	0
BB	1
SO	4
LOB	15



Boston Red Sox @ California Angels
Anaheim Stadium, Anaheim, CA


Fri Apr 27 1979, 9:05 PM EST
 Att: 29,408 - Unknown

livebaseballscorecards.com

AB	37
R	6
H	8
RBI	6
BB	5
SO	10
LOB	22



Batter	1	2	3	4	5	6	7	8	9	AB R H RBI BB SO LOB	TOP																
Jerry Remy, L (1, 4) OBP: 0.329, SLG: 0.342	0-0 1B 1B	0-0 1B		0-0 F7		0-0 F8 BB 1B		0-0 5-3		5 1 3 0 0 0 0																	
Rick Burleson, R (1, 6) OBP: 0.364, SLG: 0.465	0-0 1B 1-2 4-3 1B	0-0 F9		4-0 S 1B BB		0-0 F4		0-0 L7		4 2 1 0 1 0 2																	
Fred Lynn, L (1, 8) OBP: 0.429, SLG: 0.705	0-3 K			4-0 BB 1B BB		4-0 1-2 BB			0-3 K	2 1 0 0 2 2 2																	
Jim Rice, R (1, 7) OBP: 0.461, SLG: 0.590	0-0 E 4-3 1-3 2-H 1B			0-0 F8		0-0 BB 1-2 HBP 1B		0-0 F8		0-0 E6 E 1B	5 1 2 2 0 0 3																
Carl Yastrzemski, L (1, 10) OBP: 0.434, SLG: 0.597	0-0 4-3 1-2 3-H			4-0 E 1B SF8 BB		4-0 1-2 2-3 BB		0-3 K		0-0 E6 1B	3 1 0 1 2 1 4																
George Scott, R (1, 3) OBP: 0.297, SLG: 0.343	0-0 E5 2-3			0-0 E8 SF8 1-3 2-H 1B		0-3 K			0-3 K	5 0 1 1 0 2 6																	
Butch Hobson, R (1, 5) OBP: 0.211, SLG: 0.333	0-0 F9			0-0 SF8 2-3 3-H		0-0 F9		0-3 K		0-0 1B 1-2 2-H	4 0 1 2 0 1 2																
Dwight Evans, R (1, 9) OBP: 0.265, SLG: 0.371						0-3 K		0-0 F9		0-0 F4	4 0 0 0 0 2 1																
Jim Dwyer, L (9, PH) OBP: 0.600, SLG: 0.800						0-3 K				1 0 0 0 0 0 2																	
Gary Allenson, R (1, 2) OBP: 0.244, SLG: 0.342						0-0 6-3				3 0 0 0 0 1 0																	
Jack Brohamer, L (8, PH) OBP: 0.390, SLG: 0.444										1 0 0 0 0 1 0																	
Mike O'Berry, R (8, 2) OBP: 0.200, SLG: 0.200										0 0 0 0 0 0 0																	
Inning Stats	R: 2 E: 1 K: 1 S: 9	H: 3 LOB: 2 BB: 0 P: 9	R: 0 E: 0 K: 1 S: 6	H: 1 LOB: 1 BB: 0 P: 6	R: 2 E: 1 K: 0 S: 4	H: 1 LOB: 1 BB: 2 P: 12	R: 1 E: 0 K: 2 S: 8	H: 1 LOB: 3 BB: 2 P: 17	R: 0 E: 0 K: 1 S: 5	H: 0 LOB: 0 BB: 0 P: 5	R: 0 E: 0 K: 1 S: 6	H: 1 LOB: 2 BB: 1 P: 10	R: 0 E: 0 K: 1 S: 5	H: 0 LOB: 0 BB: 0 P: 5	R: 0 E: 0 K: 1 S: 5	H: 0 LOB: 0 BB: 0 P: 5	R: 1 E: 2 K: 2 S: 10	H: 1 LOB: 2 BB: 0 P: 10	1B: 8 2B: 0 3B: 0 HR: 0	SF: 1 SAC: 0 DP: 0 HBP: 1	WP: 0 PB: 0 SB: 1 CS: 0	PA: 44					
PITCHER	IP WLS BF H R ER SO BB IBB HBP BLK WP HR S P ERA WHIP																										
Chris Knapp, R (1, 1) ERA: 5.04	1.2		10	4	2	2	2	0	0	0	0	0	0	14	14	10.80	2.400										
Dyar Miller, R (2, 1) ERA: 2.2	2.0		13	2	3	2	1	4	0	1	0	0	0	10	27	9.00	3.000										
Mark Clear, R (4, 1) ERA: 2.41	5.1	W	21	2	1	0	7	1	0	0	0	0	0	34	38	0.00	0.562										

Batter	1	2	3	4	5	6	7	8	9	AB R H RBI BB SO LOB	TOP
Jerry Remy, L (1, 4) OBP: 0.325, SLG: 0.329	4-0 F8 BB BB	0-0 FC5 2-3f		0-0 F7			0-0 6-3			3 0 0 0 1 0 5	
Rick Burleson, R (1, 6) OBP: 0.370, SLG: 0.452	4-0 1-2 BB		0-0 F9		0-0 5-3			4-0 FC6-4 BB		2 0 0 0 2 0 0	
Fred Lynn, L (1, 8) OBP: 0.407, SLG: 0.662	0-0 F7		0-3 K		0-0 4-3			0-0 FC6-4 5-3 1-2f		4 0 0 0 0 1 3	
Jim Rice, R (1, 7) OBP: 0.450, SLG: 0.569	0-0 F8 2-3		0-0 1B		0-0 4-3			0-0 5-3 1-2		4 0 1 0 0 0 3	
Carl Yastrzemski, L (1, 10) OBP: 0.425, SLG: 0.576		0-0 FC6-5 1B 1B	0-0 G3		0-0 F4			0-0 F3		4 0 1 0 0 0 2	
Jim Dwyer, L (1, 9) OBP: 0.556, SLG: 0.667		0-0 BB FC6-5 1-2 1B		0-0 F8		0-3 K		0-0 E9 1-3 1B		4 0 2 0 0 1 0	
George Scott, R (1, 3) OBP: 0.282, SLG: 0.324		0-3 K		0-0 6-3		0-0 F9		0-0 1-3		4 0 0 0 0 1 3	
Butch Hobson, R (1, 5) OBP: 0.217, SLG: 0.318		0-0 FC6-5 FC5 BB 1-2 2-3f		0-0 1B 1B		0-0 L7		0-0 F9		4 0 1 0 0 0 3	
Gary Allenson, R (1, 2) OBP: 0.279, SLG: 0.359		4-0 BB BB		0-0 1B		0-0 5-3		0-3 K		1 0 1 0 1 0 0	
Jack Brohamer, L (7, PH) OBP: 0.381, SLG: 0.432										1 0 0 0 0 0 0	
Mike O'Berry, R (7, 2) OBP: 0.200, SLG: 0.200										0 0 0 0 0 0 0	
Dwight Evans, R (9, PH) OBP: 0.261, SLG: 0.365		1-2 2-3 BB		1-2 1B						1 0 0 0 0 1 1	
Inning Stats	R: 0 H: 0 E: 0 LOB: 1 K: 0 BB: 2 S: 2 P: 10	R: 0 H: 2 E: 0 LOB: 3 K: 1 BB: 1 S: 7 P: 11	R: 0 H: 1 E: 0 LOB: 1 K: 1 BB: 0 S: 6 P: 6	R: 0 H: 2 E: 0 LOB: 2 K: 0 BB: 0 S: 5 P: 5	R: 0 H: 0 E: 0 LOB: 0 K: 0 BB: 0 S: 3 P: 3	R: 0 H: 0 E: 0 LOB: 0 K: 1 BB: 0 S: 5 P: 5	R: 0 H: 0 E: 0 LOB: 0 K: 0 BB: 0 S: 3 P: 3	R: 0 H: 0 E: 0 LOB: 1 K: 0 BB: 1 S: 3 P: 7	R: 0 H: 1 E: 1 LOB: 1 K: 1 BB: 0 S: 6 P: 6	1B: 6 SF: 0 2B: 0 SAC: 0 3B: 0 DP: 0 HR: 0 HBP: 0	WP: 0 PA: 36 PB: 0 SB: 0 CS: 0
PITCHER Dave Frost, R (1, 1) ERA: 3.1	IP WLS BF H R ER SO BB IBB HBP BLK WP HR S P ERA WHIP										
	9.0 W 36 6 0 0 4 4 0 0 0 0 0 0 40 56 0.00 1.111										

Boston Red Sox @ California Angels
Anaheim Stadium, Anaheim, CA
 Sat Apr 28 1979, 10:05 PM EST
 Att: 41,954 - Unknown

livebaseballscorecards.com

AB	32
R	0
H	6
RBI	0
BB	4
SO	4
LOB	20

Batter	1	2	3	4	5	6	7	8	9
Carney Lansford, R OBP: 0.381, SLG: 0.472 (1, 5)	0-3 K		0-0 G4-3			0-0 F8	0-0 5-3		
Dan Ford, R OBP: 0.469, SLG: 0.707 (1, 8) (9, 9)	0-0 L9			4-0 SH1-3 BB		4-0 BB E BB	0-0 5-3		
Rod Carew, L OBP: 0.463, SLG: 0.481 (1, 3)	4-0 BB			0-0 SH1-3		4-0 E BB		0-0 4-3	
Don Baylor, R OBP: 0.398, SLG: 0.463 Rick Miller, L OBP: 0.405, SLG: 0.435 (1, 9) (9, 8)	0-0 F8			0-0 6-3		0-0 F7		1-0 S 1B HBP	
Willie Aikens, L OBP: 0.417, SLG: 0.692 (1, 10)		0-0 F5		0-0 G3		0-0 E8 1B		4-0 1B SF9 IBB	
Joe Rudi, R OBP: 0.301, SLG: 0.412 (1, 7)		0-0 6-3			0-0 1B	0-0 4-3		0-0 SF9 HBP 1B	
Brian Downing, R OBP: 0.448, SLG: 0.553 (1, 2)		0-0 F8			0-0 F7		0-0 5-3 1B 2B	1-0 HBP	
Bobby Grich, R OBP: 0.412, SLG: 0.692 (1, 4)			0-0 G4-3 1B		0-0 HR		0-0 5-3	0-0 SF9	
Orlando Ramirez, R Willie Davis, L Jim Anderson, R (1, 6) (7, PH) (8, 6)			0-0 F2		0-3 K		0-0 S 1B	0-0 F9	

AB	R	H	RBI	BB	SO	LOB
4	0	0	0	0	1	2
2	1	0	0	2	0	1
1	0	0	0	2	0	0
3	1	0	0	0	0	4
0	0	0	0	0	0	0
3	1	1	1	1	0	1
4	0	2	1	0	0	2
3	1	1	0	0	0	0
3	1	2	2	0	0	1
2	0	0	0	0	1	1
1	0	1	1	0	0	0
1	0	0	0	0	0	2


BOTTOM

Boston Red Sox @ California Angels
Anaheim Stadium, Anaheim, CA

Sat Apr 28 1979, 10:05 PM EST
Att. 41,954 - Unknown

livebaseballscorecards.com

AB	27
R	5
H	7
RBI	5
BB	5
SO	2
LOB	14



Inning Stats		R: 0	H: 0	E: 0	K: 1	S: 5	R: 0	H: 0	E: 0	K: 0	S: 3	R: 0	H: 1	E: 0	K: 0	S: 3	R: 0	H: 0	E: 0	K: 0	S: 3	R: 1	H: 2	E: 0	K: 1	S: 6	R: 1	H: 1	E: 1	K: 0	S: 4	R: 1	H: 2	E: 0	K: 0	S: 5	R: 2	H: 1	E: 0	K: 0	S: 4																										
IP	6.1	WLS	L	BF	27	H	6	R	3	ER	3	SO	2	BB	4	IBB	0	HBP	0	BLK	0	WP	0	HR	1	S	27	P	43	ERA	4.26	WHIP	1.579	IP	1.2	WLS	L	BF	9	H	1	R	2	ER	2	SO	0	BB	0	IBB	1	HBP	2	BLK	0	WP	0	HR	0	S	6	P	12	ERA	10.80	WHIP	0.600

WP	PA	3B	DP	CS
0	36	0	1	0
0	0	0	1	0
0	0	0	1	0

Batter	1	2	3	4	5	6	7	8	9	AB R H RBI BB SO LOB	TOP	
Jerry Remy, L (1, 4) OBP: 0.330, SLG: 0.333	0-0 FC6-4 1B	0-0 FC6-4 1-2f			0-0 1B 1-2		0-0 FC1-6 1B 1-2f		0-0 4-3	5 0 2 0 0 0 3		
Rick Burleson, R (1, 6) OBP: 0.365, SLG: 0.442	0-0 FC6-4 4-3 1-2f		0-0 6-3		0-0 1B 1-3 2-H		0-0 F9			4 0 1 1 0 0 2		
Fred Lynn, L (1, 8) OBP: 0.400, SLG: 0.638	0-0 4-3 2-3		0-3 K		0-0 F5		0-0 1B 1-3			4 0 1 0 0 1 3		
Jim Rice, R (1, 10) OBP: 0.429, SLG: 0.536	0-3 K		0-3 K		0-0 F8		0-0 F7			4 0 0 0 0 2 5		
Carl Yastrzemski, L (1, 7) OBP: 0.417, SLG: 0.551		4-0 1B SF8 BB		0-0 5-3		0-0 F9		0-3 K		3 1 0 0 1 1 0		
Jim Dwyer, L (1, 9) OBP: 0.462, SLG: 0.538		0-0 E 1B		0-0 E3 G6-4-3		0-0 G3		0-0 F8		4 0 1 0 0 0 0		
Dwight Evans, R (8, 9) OBP: 0.261, SLG: 0.365		1-3 1B								0 0 0 0 0 0 0		
George Scott, R (1, 3) OBP: 0.280, SLG: 0.333		0-3 K		0-0 G6-4-3 1-2f		0-0 2B		0-0 5-3		4 0 1 0 0 1 3		
Butch Hobson, R (1, 5) OBP: 0.185, SLG: 0.280		0-0 SF8 3-H		0-0 E5 1B		0-3 K			0-0 6-3	3 1 0 1 0 1 1		
Bob Montgomery, R (1, 2) OBP: 0.474, SLG: 0.647		0-0 E3 FC6-4 1-2		0-3 K			0-0 FC1-6 1B		0-0 F8	4 0 1 0 0 1 2		
Inning Stats	R: 0 E: 1 K: 1 S: 6 H: 1 LOB: 1 BB: 0 P: 6	R: 1 E: 1 K: 1 S: 7 H: 1 LOB: 2 BB: 1 P: 11	R: 0 E: 0 K: 2 S: 7 H: 0 LOB: 0 BB: 0 P: 7	R: 0 E: 1 K: 0 S: 3 H: 0 LOB: 0 BB: 0 P: 3	R: 1 E: 1 K: 1 S: 8 H: 2 LOB: 2 BB: 0 P: 8	R: 0 E: 0 K: 1 S: 6 H: 1 LOB: 1 BB: 0 P: 6	R: 0 E: 0 K: 0 S: 5 H: 2 LOB: 2 BB: 0 P: 5	R: 0 E: 0 K: 1 S: 5 H: 0 LOB: 0 BB: 0 P: 5	R: 0 E: 0 K: 0 S: 3 H: 0 LOB: 0 BB: 0 P: 3	1B: 6 2B: 1 3B: 0 HR: 0 SF: 1 SAC: 0 DP: 1 HBP: 0	WP: 0 PB: 0 SB: 0 CS: 0 PA: 37	
PITCHER Don Aase, R (1, 1) ERA: 4.28	IP 9.0 WLS L BF 37 H 7 R 2 ER 1 SO 7 BB 1 IBB 0 HBP 0 BLK 0 WP 0 HR 0 S 50 P 54 ERA 1.00 WHIP 0.889											PITCHER IP WLS BF H R ER SO BB IBB HBP BLK WP HR S P ERA WHIP

Boston Red Sox @ California Angels
Anaheim Stadium, Anaheim, CA

Sun Apr 29 1979, 6:33 AM EDT
Att. 35,206 - Unknown

livebaseballscorecards.com

AB 35
R 2
H 7
RBI 2
BB 1
SO 7
LOB 19



Batter	1	2	3	4	5	6	7	8	9	AB	R	H	RBI	BB	SO	LOB
Carney Lansford, R (1, 5) OBP: 0.366, SLG: 0.452	0-0 4-3		0-0 P9			0-3 K			0-3 K	4	0	0	0	0	2	1
Dan Ford, R (1, 8) OBP: 0.453, SLG: 0.667	0-0 F3		0-0 F8			0-0 5-3			0-0 1B	4	0	1	0	0	0	1
Rod Carew, L (1, 3) OBP: 0.465, SLG: 0.476	4-0 BB			0-0 G3			0-0 F7		0-0 1B	3	0	1	0	1	0	0
Don Baylor, R (1, 9) OBP: 0.392, SLG: 0.465	0-0 F8			0-0 F7			0-0 L8		0-0 F6	4	0	1	0	0	0	3
Willie Aikens, L (1, 10) OBP: 0.422, SLG: 0.673 Rick Miller, L (9, PR) OBP: 0.405, SLG: 0.435		4-0 BB		0-3 K			0-0 L8		0-0 1B	3	0	1	0	1	1	1
Joe Rudi, R (1, 7) OBP: 0.289, SLG: 0.393		0-3 K			0-3 K			0-0 F8	0-0 F9	4	0	0	0	0	2	5
Brian Downing, R (1, 2) OBP: 0.433, SLG: 0.532		0-0 G5-4-3			0-0 1-3			0-0 F7		3	0	0	0	0	0	1
Bobby Grich, R (1, 4) OBP: 0.398, SLG: 0.667			0-0 5-3		0-0 F8			0-0 F8		3	0	0	0	0	0	0
Orlando Ramirez, R (1, 6) Willie Davis, L (8, PH) OBP: 0.333, SLG: 0.200 Jim Anderson, R (9, 6)			4-0 BB			0-3 K		0-0 F4		1	0	0	0	1	1	0

Inning Stats	R: 0	H: 0	E: 0	K: 3	S: 3	LOB: 1	BB: 1	P: 7	R: 0	H: 0	E: 0	K: 1	S: 4	LOB: 0	BB: 1	P: 8	R: 0	H: 0	E: 0	K: 0	S: 3	LOB: 1	BB: 1	P: 7	R: 0	H: 0	E: 0	K: 1	S: 5	LOB: 0	BB: 0	P: 5	R: 0	H: 0	E: 0	K: 2	S: 7	LOB: 0	BB: 0	P: 7	R: 0	H: 1	E: 0	K: 0	S: 4	LOB: 1	BB: 0	P: 4	R: 0	H: 0	E: 0	K: 0	S: 3	LOB: 0	BB: 0	P: 3	R: 0	H: 3	E: 0	K: 1	S: 8	LOB: 3	BB: 0	P: 8	1B: 3	SF: 0	2B: 1	SAC: 0	3B: 0	DP: 1	HR: 0	HBP: 0
--------------	------	------	------	------	------	--------	-------	------	------	------	------	------	------	--------	-------	------	------	------	------	------	------	--------	-------	------	------	------	------	------	------	--------	-------	------	------	------	------	------	------	--------	-------	------	------	------	------	------	------	--------	-------	------	------	------	------	------	------	--------	-------	------	------	------	------	------	------	--------	-------	------	-------	-------	-------	--------	-------	-------	-------	--------

PITCHER	IP	WLS	BF	H	R	ER	SO	BB	IBB	HBP	BLK	WP	HR	S	P	ERA	WHIP
Steve Renko, R (1, 1) ERA: 2.49	8.1	W	29	2	0	0	6	3	0	0	0	0	0	38	50	0.00	0.600
Dick Drago, R (9, 1) ERA: 1.5	0.1		2	1	0	0	0	0	0	0	0	0	0	2	2	0.00	3.000
Bill Campbell, R (9, 1) ERA: 3.38	0.1	S	2	1	0	0	0	0	0	0	0	0	0	2	2	0.00	3.000

BOTTOM

Boston Red Sox @ California Angels
Anaheim Stadium, Anaheim, CA

Sun Apr 29 1979, 6:33 AM EDT
Att. 35,206 - Unknown

livebaseballscorecards.com

AB	30
R	0
H	4
RBI	0
BB	3
SO	6
LOB	12



WP: 0	PA: 33
PB: 0	
SB: 1	
CS: 0	

Batter	1	2	3	4	5	6	7	8	9	10	11	AB R H RBI BB SO LOB	TOP														
Jerry Remy, L (1, 4) OBP: 0.353, SLG: 0.337	0-0 S 1B	0-0 G1-6-3 1-2f			0-0 CS 1B		0-0 B1		0-0 4-3			5 1 2 1 0 0 4	<p>Boston Red Sox @ Oakland Athletics Oakland-Alameda County Coliseum, Oakland, CA</p> <p>Mon Apr 30 1979, 7:05 PM PDT Att. 14,716 - Unknown</p> <p>livebaseballscorecards.com</p>														
Rick Burleson, R (1, 6) OBP: 0.344, SLG: 0.420	0-0 6-3		0-0 5-3		0-0 SF9		0-0 6-3		0-0 6-3			4 0 0 1 0 0 2															
Fred Lynn, L (1, 8) OBP: 0.389, SLG: 0.608	0-0 1B		0-0 F5		0-0 F7		0-0 G3		0-0 F3			5 0 1 1 0 0 1															
Jim Rice, R (1, 10) OBP: 0.427, SLG: 0.521	0-0 1B		0-3 K		0-0 F8		1-0 G4-6-3 HBP		0-0 5-3			4 0 1 0 0 1 0															
Carl Yastrzemski, L (1, 7) OBP: 0.393, SLG: 0.514	0-0 F7		0-0 B1-3		0-0 F8		0-0 F7		0-3 K			5 0 0 0 0 1 3															
Jim Dwyer, L (1, 9) OBP: 0.412, SLG: 0.438	0-0 F5		0-0 F9		4-0 2B BB		0-0 G4-6-3		0-0 5-3 1B			3 1 0 0 1 0 3 1 0 1 0 0 0 0															
Dwight Evans, R (11, PH) OBP: 0.271, SLG: 0.375																											
George Scott, R (1, 3) OBP: 0.287, SLG: 0.350		0-0 1B		0-0 F8		0-0 2B		0-0 1-3		0-0 5-3		5 0 2 1 0 0 1															
Butch Hobson, R (1, 5) OBP: 0.250, SLG: 0.286		0-0 F8			0-0 1B		0-0 L9		4-0 BB			3 1 1 0 2 0 2															
Bob Montgomery, R (1, 2) OBP: 0.600, SLG: 0.636		0-0 G1-6-3 1B			0-0 1B		0-0 6-3 1B		0-3 K			5 1 3 0 0 2 3															
Inning Stats	R: 1 E: 0 K: 0 S: 6	H: 3 LOB: 2 BB: 0 P: 6	R: 0 E: 0 K: 0 S: 4	H: 2 LOB: 1 BB: 0 P: 4	R: 0 E: 0 K: 1 S: 5	H: 0 LOB: 0 BB: 0 P: 5	R: 0 E: 0 K: 0 S: 3	H: 0 LOB: 0 BB: 0 P: 3	R: 2 E: 0 K: 0 S: 5	H: 3 LOB: 0 BB: 0 P: 5	R: 1 E: 0 K: 0 S: 4	H: 1 LOB: 1 BB: 1 P: 8		R: 0 E: 0 K: 0 S: 2	H: 0 LOB: 0 BB: 0 P: 3	R: 0 E: 0 K: 1 S: 5	H: 0 LOB: 1 BB: 1 P: 9	R: 0 E: 0 K: 0 S: 3	H: 0 LOB: 0 BB: 0 P: 3	R: 0 E: 0 K: 2 S: 8	H: 1 LOB: 2 BB: 1 P: 12	1B: 10 2B: 1 3B: 0 HR: 0	SF: 1 SAC: 0 DP: 2 HBP: 1	WP: 0 PB: 0 SB: 1 CS: 1	PA: 45		
PITCHER	IP WLS BF H R ER SO BB IBB HBP BLK WP HR S P ERA WHIP																										
Rick Langford, R (1, 1) ERA: 6.59	5.2		25	9	4	4	1	1	0	0	0	0	0	26	30	6.35	1.765										
Dave Heaverlo, R (6, 1) ERA: 0.42	3.1		12	1	0	0	1	1	0	1	0	0	0	12	17	0.00	0.600										
Bob Lacey, L (10, 1) ERA: 6.28	2.0	W	8	1	0	0	2	0	1	0	0	0	0	11	15	0.00	0.500										

AB	40
R	4
H	11
RBI	4
BB	3
SO	4
LOB	19



BOTTOM

Boston Red Sox @ Oakland Athletics
Oakland-Alameda County Coliseum, Oakland, CA

Mon Apr 30 1979, 7:05 PM PDT
Att. 14,716 - Unknown

livebaseballscores.com

AB	38
R	5
H	5
RBI	5
BB	4
SO	4
LOB	5



WP:	0	PA:	42
PB:	0	SAC:	0
SB:	1	DP:	0
CS:	0	HBP:	0

AB R H RBI BB SO LOB

5 0 0 0 0 0 0

5 0 0 0 0 1 0

4 2 1 0 1 0 0

5 2 2 3 0 0 1

3 0 0 0 2 0 0

5 1 2 2 0 0 1

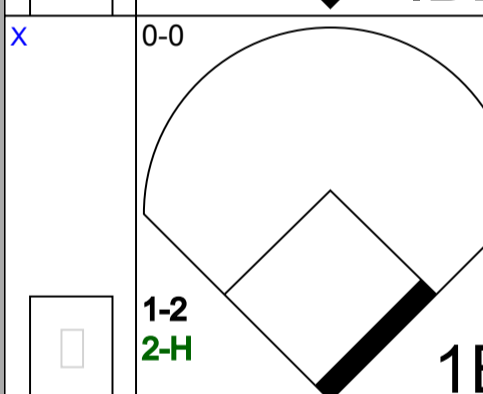
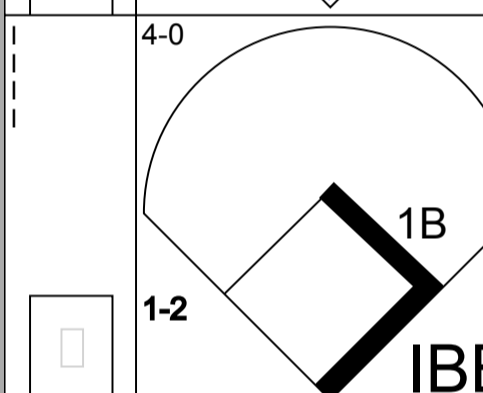
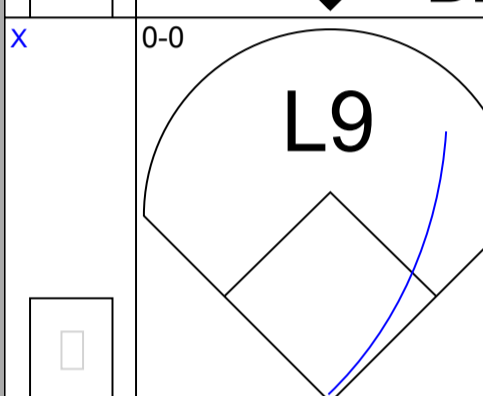
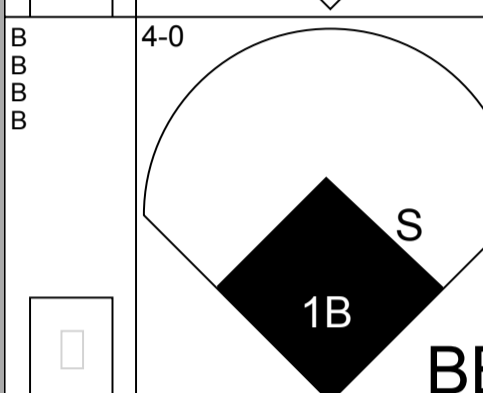
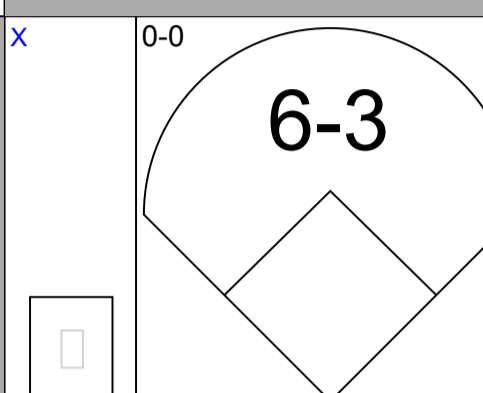

3 0 0 0 1 1 0

4 0 0 0 0 1 3


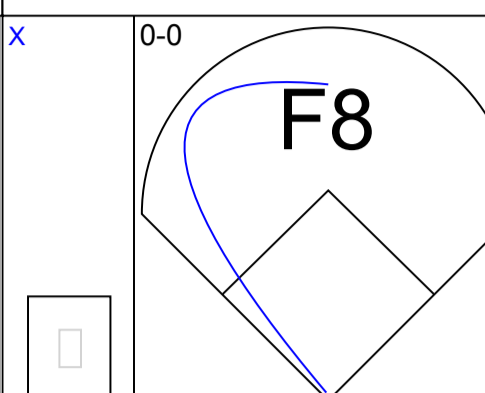
4 0 0 0 0 1 0

1B: 2 SF: 0
2B: 0 SAC: 0
3B: 0 DP: 0
HR: 3 HBP: 0

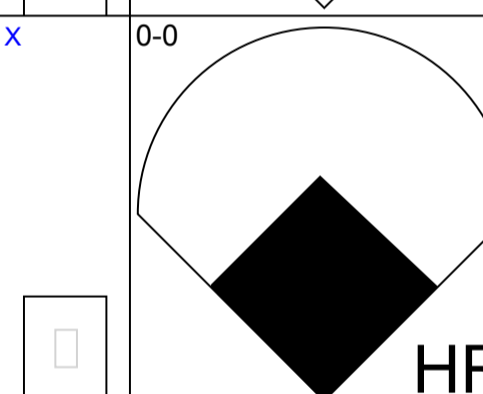
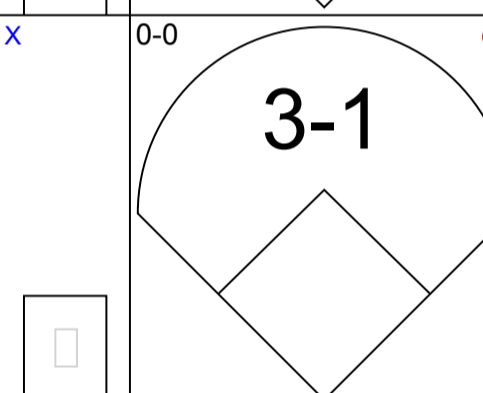
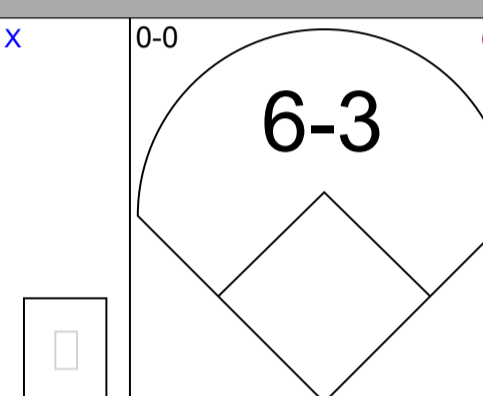

11




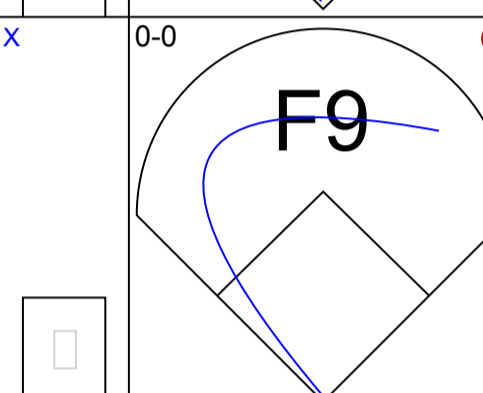
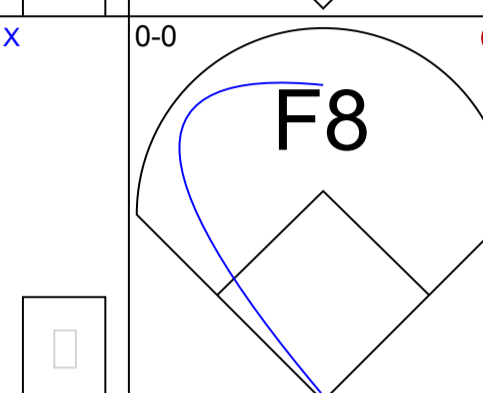
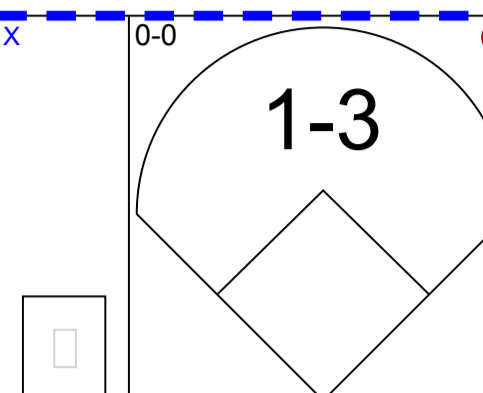
10




9



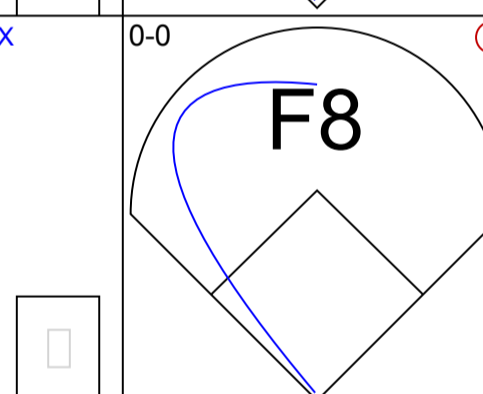
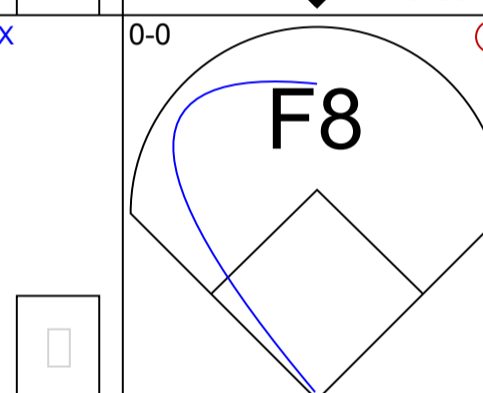
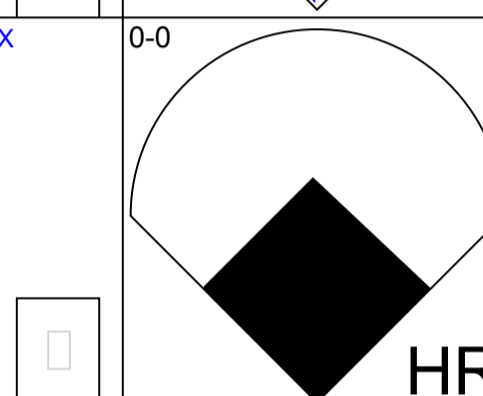
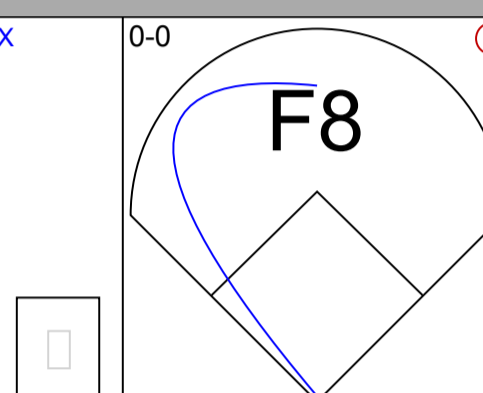

8




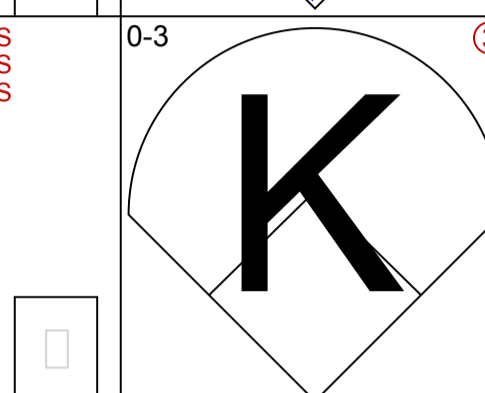
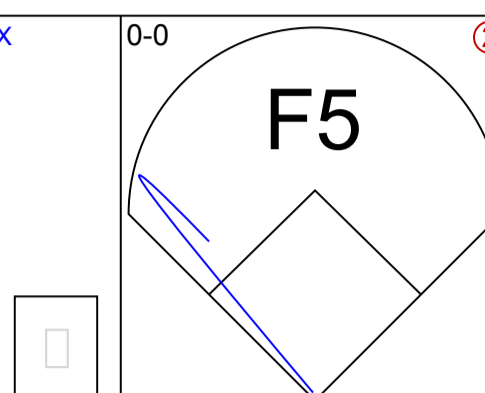
7



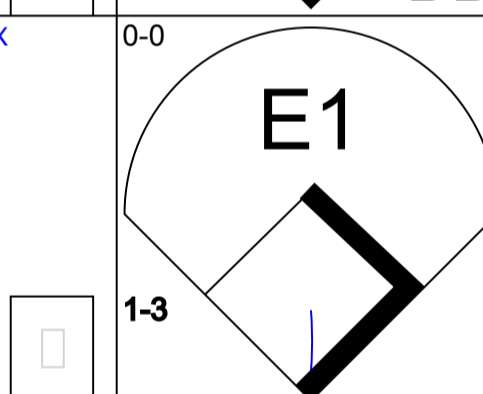
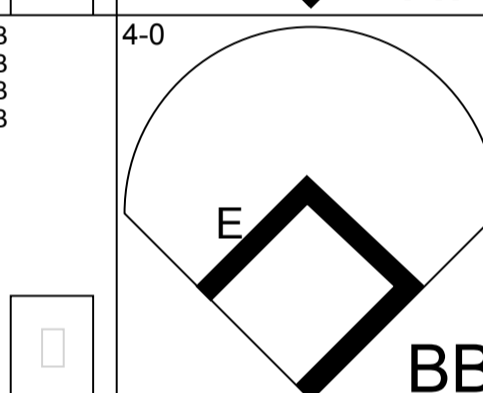
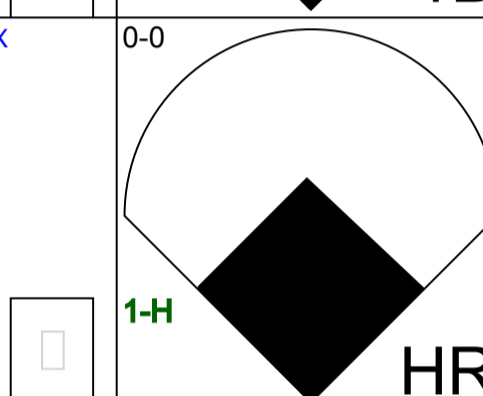
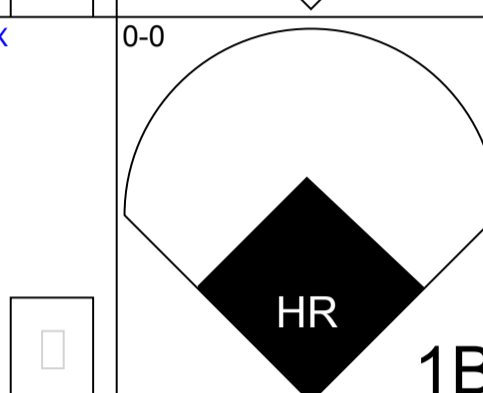
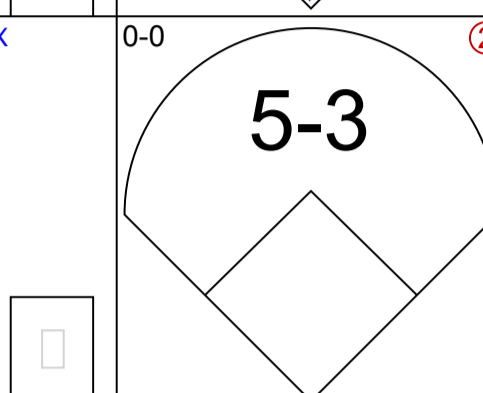
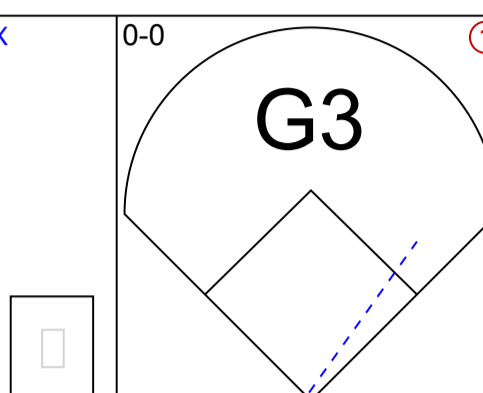
6




5



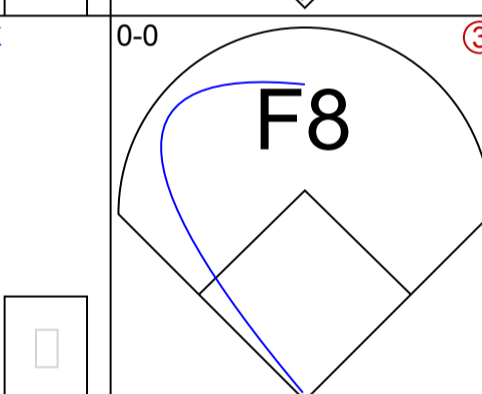
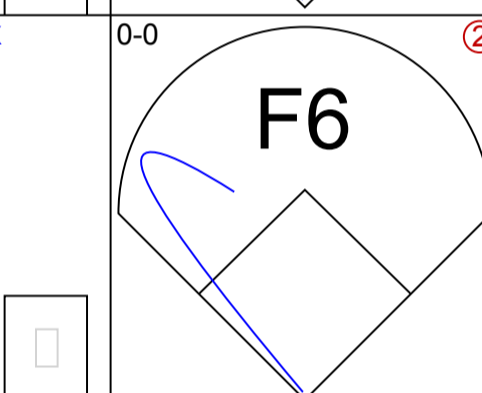
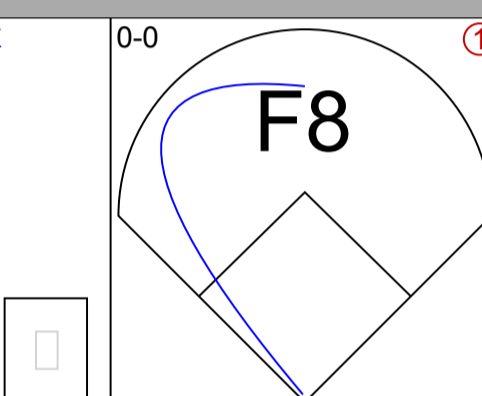

4




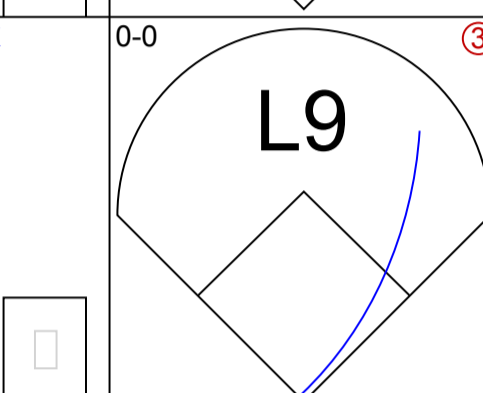
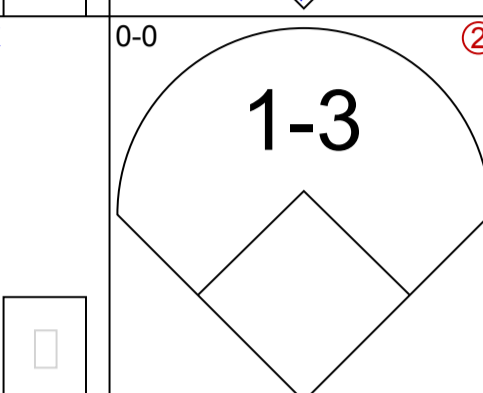
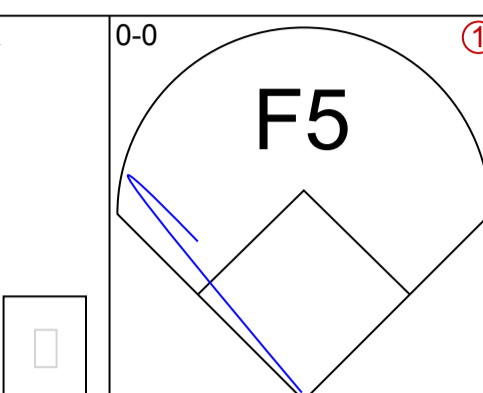
3



2



1



Batter

Joe Wallis, S (1, 9)

Mario Guerrero, R (1, 6)

Mitchell Page, L (1, 10)

Dave Revering, L (1, 3)

Wayne Gross, L (1, 5)

Jeff Newman, R (1, 2)

Dwayne Murphy, L (1, 8)

Derek Bryant, R (1, 7)

Mike Edwards, R (1, 4)

Inning Stats

PITCHER
Dennis Eckersley, R (1, 1)
Bill Campbell, R (8, 1)
Dick Drago, R (10, 1)

R: 0 H: 0 E: 0 K: 0 S: 3
LOB: 0 BB: 0 P: 3

R: 0 H: 0 E: 0 K: 0 S: 3
LOB: 0 BB: 0 P: 3

R: 2 H: 2 E: 1 K: 0 S: 6
LOB: 3 BB: 2 P: 14

R: 0 H: 0 E: 0 K: 1 S: 5
LOB: 0 BB: 0 P: 5

R: 1 H: 1 E: 0 K: 0 S: 4
LOB: 0 BB: 0 P: 4

R: 0 H: 0 E: 0 K: 0 S: 3
LOB: 0 BB: 0 P: 3

IP WLS BF H R ER SO BB IBB HBP BLK WP HR S P ERA WHIP
7.0 27 3 3 3 1 1 1 0 0 0 2 27 35 3.86 0.571

IP WLS BF H R ER SO BB IBB HBP BLK WP HR S P ERA WHIP
2.0 7 1 1 1 1 0 0 0 0 0 1 9 9 4.50 0.500

IP WLS BF H R ER SO BB IBB HBP BLK WP HR S P ERA WHIP
1.2 L 8 1 1 1 2 1 1 0 0 0 0 10 18 5.40 1.200

PITCHER
IP WLS BF H R ER SO BB IBB HBP BLK WP HR S P ERA WHIP

IP WLS BF H R ER SO BB IBB HBP BLK WP HR S P ERA WHIP

Batter	1	2	3	4	5	6	7	8	9	AB	R	H	RBI	BB	SO	LOB
Joe Wallis, S (1, 9) OBP: 0.242, SLG: 0.125	0-0 6-3 SH3-4 1B		0-0 B3		0-0 L3		4-0 1B 1B IBB			3	1	1	0	1	0	1
Mario Guerrero, R (1, 6) OBP: 0.167, SLG: 0.167	0-0 SH3-4 1-2			0-0 HR 1B		0-0 4-3	0-3 K			3	1	1	0	0	1	3
Mitchell Page, L (1, 10) OBP: 0.296, SLG: 0.322	0-0 6-3 2-3			0-0 F7		0-0 F5	0-0 1B 1-2 2-3 3-H 1B			4	0	1	1	0	0	2
Dave Revering, L (1, 3) OBP: 0.296, SLG: 0.453	0-0 G3			0-0 F8		0-0 F8	0-0 1-3 2-H 3-H 1B			4	0	1	2	0	0	2
Wayne Gross, L (1, 5) OBP: 0.437, SLG: 0.542		0-0 4-3		0-0 HR			0-0 1B 1B F9			4	2	2	2	0	0	2
Jim Essian, R (1, 2) OBP: 0.311, SLG: 0.357		0-0 6-3		0-0 1B			0-0 1B 1-2 2B 1B	0-0 L7		4	1	2	0	0	0	0
Dwayne Murphy, L (1, 8) OBP: 0.375, SLG: 0.278		0-0 5-3		0-0 4-3			0-0 1B 1-2 2-3 2B 1B	0-0 G3		4	1	1	0	0	0	1
Derek Bryant, R (1, 7) Jeff Newman, R (7, PH) Larry Murray, S (7, PR) (8, 7) OBP: 0.246, SLG: 0.327 OBP: 0.235, SLG: 0.194			0-0 F9		0-0 5-3		0-0 1B 1-3 2-H 3-H 2B	0-0 6-3		2	0	0	0	0	0	0
Mike Edwards, R (1, 4) OBP: 0.233, SLG: 0.256			0-0 5-3		0-0 L3 1B		0-0 6-3			1	0	1	2	0	0	0

Inning Stats	R: 0	H: 1	E: 0	LOB: 1	K: 0	BB: 0	S: 4	P: 4	R: 0	H: 0	E: 0	LOB: 0	K: 0	BB: 0	S: 3	P: 3	R: 0	H: 0	E: 0	LOB: 0	K: 0	BB: 0	S: 3	P: 3	R: 2	H: 3	E: 0	LOB: 1	K: 0	BB: 0	S: 6	P: 6	R: 0	H: 1	E: 0	LOB: 0	K: 0	BB: 0	S: 3	P: 3	R: 0	H: 0	E: 0	LOB: 0	K: 0	BB: 0	S: 3	P: 3	R: 5	H: 6	E: 0	LOB: 2	K: 1	BB: 1	S: 11	P: 15	R: 0	H: 0	E: 0	LOB: 0	K: 0	BB: 0	S: 3	P: 3
--------------	------	------	------	--------	------	-------	------	------	------	------	------	--------	------	-------	------	------	------	------	------	--------	------	-------	------	------	------	------	------	--------	------	-------	------	------	------	------	------	--------	------	-------	------	------	------	------	------	--------	------	-------	------	------	------	------	------	--------	------	-------	-------	-------	------	------	------	--------	------	-------	------	------

PITCHER	IP	WLS	BF	H	R	ER	SO	BB	IBB	HBP	BLK	WP	HR	S	P	ERA	WHIP
Bob Stanley, R (1, 1) ERA: 4.46	6.0	L	26	9	6	6	0	0	0	0	0	0	1	26	26	9.00	1.500
Dick Drago, R (7, 1) ERA: 2.21	0.2		4	1	0	0	1	0	1	0	0	0	0	5	9	0.00	1.500
Tom Burgmeier, L (7, 1) ERA: 1.17	1.1		5	1	1	1	0	0	0	0	0	0	0	5	5	6.75	0.750

BOTTOM

Boston Red Sox @ Oakland Athletics
Oakland-Alameda County Coliseum, Oakland, CA

Tue May 01 1979, 7:05 PM PDT
Att. 5,689 - Unknown

livebaseballscorecards.com

AB	33
R	7
H	11
RBI	7
BB	1
SO	1
LOB	13



WP	HR	S	P	ERA	WHIP
0	0	0	35	0	0

Batter	1	2	3	4	5	6	7	8	9	AB R H RBI BB SO LOB	TOP											
Jerry Remy, L (1, 4) OBP: 0.340, SLG: 0.337	0-3 K		0-0 G6-4-3 2-H 1B			0-0 B1-3		0-3 K		4 0 1 1 0 2 1	Boston Red Sox @ Oakland Athletics Oakland-Alameda County Coliseum, Oakland, CA Wed May 02 1979, 7:05 PM PDT Att. 4,144 - Unknown livebaseballscorecards.com											
Rick Burleson, R (1, 6) OBP: 0.350, SLG: 0.411	0-0 3-1		0-0 G6-4-3 1-2f			0-0 4-3		0-0 4-3	4 0 0 0 0 0 1													
Fred Lynn, L (1, 8) OBP: 0.400, SLG: 0.590	0-0 1B			0-0 4-3			0-0 G3-6-1 1B	0-0 4-3	4 0 2 0 0 0 0													
Jim Rice, R (1, 7) OBP: 0.414, SLG: 0.488	0-3 K			0-0 CS 1B			0-0 F8	0-3 K	4 0 1 0 0 2 2													
Carl Yastrzemski, L (1, 10) OBP: 0.398, SLG: 0.500		0-0 L9		0-3 K 1-2			0-0 G3-6-1 1-2f		3 0 0 0 0 1 2													
George Scott, R (1, 3) OBP: 0.295, SLG: 0.356		0-0 F9			0-3 K			0-0 6-3	3 0 0 0 0 1 0													
Butch Hobson, R (1, 5) OBP: 0.225, SLG: 0.250		0-0 5-3			0-3 K			0-3 K	3 0 0 0 0 2 0													
Dwight Evans, R (1, 9) OBP: 0.285, SLG: 0.465			0-0 5-3 1B 1B			0-0 F3		0-0 HR	3 2 2 1 0 0 0													
Gary Allenson, R (1, 2) OBP: 0.283, SLG: 0.341			0-0 5-3 1-2			0-3 K		4-0 BB	2 0 0 0 1 1 1													
Inning Stats	R: 0 E: 0 K: 2 S: 8	H: 1 LOB: 1 BB: 0 P: 8	R: 0 E: 0 K: 0 S: 3	H: 0 LOB: 0 BB: 0 P: 3	R: 1 E: 0 K: 0 S: 4	H: 2 LOB: 0 BB: 0 P: 4	R: 0 E: 0 K: 1 S: 5	H: 1 LOB: 1 BB: 0 P: 5	R: 0 E: 0 K: 2 S: 7	H: 0 LOB: 0 BB: 0 P: 7	R: 0 E: 0 K: 1 S: 5	H: 0 LOB: 0 BB: 0 P: 5	R: 0 E: 0 K: 0 S: 3	H: 1 LOB: 0 BB: 0 P: 3	R: 1 E: 0 K: 2 S: 8	H: 1 LOB: 1 BB: 1 P: 12	R: 0 E: 0 K: 1 S: 5	H: 0 LOB: 0 BB: 0 P: 5	1B: 5 2B: 1 3B: 0 HR: 1	SF: 0 SAC: 0 DP: 3 HBP: 0	WP: 0 PB: 0 SB: 0 CS: 1	PA: 31
PITCHER Matt Keough, R (1, 1) ERA: 5.6	IP: 9.0 WLS: L BF: 31 H: 6 R: 2 ER: 2 SO: 9 BB: 1 IBB: 0 HBP: 0 BLK: 0 WP: 0 HR: 1 S: 48 P: 52 ERA: 2.00 WHIP: 0.778											PITCHER	IP: WLS: BF: H: R: ER: SO: BB: IBB: HBP: BLK: WP: HR: S: P: ERA: WHIP:									



Batter	1	2	3	4	5	6	7	8	9	AB R H RBI BB SO LOB
Derek Bryant, R (1, 9) BBB	4-0 SH1-3 BB		X 0-0 SH 1-2		0-3 K		X 0-0 6-3		X 0-0 F9	3 0 0 0 1 1 0
Mario Guerrero, R (1, 6) OBP: 0.143, SLG: 0.143	X 0-0 SH1-3 1-2		X 0-0 L6			X 0-0 6-3	X 0-0 6-3		0-3 K	4 0 0 0 0 1 2
Mitchell Page, L (1, 7) OBP: 0.304, SLG: 0.322	X 0-0 F8		SSS 0-3 K			BBB 4-0 BB S BB		X 0-0 1B S G4-2-3 1B		3 0 1 0 1 1 3
Dave Revering, L (1, 3) OBP: 0.306, SLG: 0.449	SSS 0-3 K		X 0-0 F4			BBB 4-0 BB		X 0-0 G4-2-3 S 1B		3 0 1 0 1 1 3
Miguel Dilone, S (8, PR) OBP: 0.268, SLG: 0.270						BBB 4-0 BB		1-3 G4-2-3 S 1B		0 0 0 0 0 0 0
Rob Picciolo, R (9, 5) OBP: 0.216, SLG: 0.270						BBB 1-2 BB				0 0 0 0 0 0 0
Wayne Gross, L (1, 5) OBP: 0.440, SLG: 0.525 (9, 3)		X 0-0 F7		X 0-0 F7		BBB 4-0 BB 1-2 2-3		4-0 G4-2-3 IBB		2 0 0 0 2 0 0
Jeff Newman, R (1, 10) OBP: 0.230, SLG: 0.304		0-3 K		X 0-0 6-3		X 0-0 F5		X 0-0 G4-2-3 1-2 2-3 3-Hr		4 0 0 0 0 1 6
Dwayne Murphy, L (1, 8) OBP: 0.397, SLG: 0.273		BBB 4-0 FC6-4 BB		BBB 4-0 CS BB		X 0-0 4-3		4-0 IBB		1 0 0 0 3 0 3
Jim Essian, R (1, 2) OBP: 0.306, SLG: 0.413		X 0-0 FC6-4 1-2f		0-0 CS 1-2	X 0-0 L6		X 0-0 HR	X 0-0 F8		4 1 1 1 0 0 4
Mike Edwards, R (1, 4) OBP: 0.233, SLG: 0.256			X 0-0 SH 1B		X 0-0 F7		X 0-0 6-3	X 0-0 4-3		4 0 1 0 0 0 0

Inning Stats	R: 0 H: 0 E: 0 K: 1 S: 5	H: 0 LOB: 1 BB: 1 P: 9	R: 0 H: 0 E: 0 K: 1 S: 5	H: 0 LOB: 1 BB: 1 P: 9	R: 0 H: 1 E: 1 K: 1 S: 7	H: 1 LOB: 2 BB: 0 P: 7	R: 0 H: 0 E: 0 K: 0 S: 2	H: 0 LOB: 0 BB: 1 P: 6	R: 0 H: 0 E: 0 K: 1 S: 5	H: 0 LOB: 0 BB: 0 P: 5	R: 0 H: 0 E: 0 K: 0 S: 3	H: 0 LOB: 3 BB: 3 P: 15	R: 1 H: 1 E: 0 K: 0 S: 4	H: 1 LOB: 0 BB: 0 P: 4	R: 0 H: 2 E: 0 K: 0 S: 4	H: 2 LOB: 3 BB: 2 P: 12	R: 0 H: 0 E: 0 K: 1 S: 5	H: 0 LOB: 0 BB: 0 P: 5	1B: 3 2B: 0 3B: 0 HR: 1	SF: 0 SAC: 2 DP: 1 HBP: 0	WP: 0 PA: 39
PITCHER Mike Torrez, R (1, 1) ERA: 4.46	IP 9.0 WLS W BF 38 H 4 R 1 ER 1 SO 5 BB 6 IBB 2 HBP 0 BLK 0 WP 0 HR 1 S 40 P 72 ERA 1.00 WHIP 1.111																				

BOTTOM

Boston Red Sox @ Oakland Athletics
Oakland-Alameda County Coliseum, Oakland, CA

livebaseballscores.com

AB	28
R	1
H	4
RBI	1
BB	8
SO	5
LOB	21



Wed May 02 1979, 7:05 PM PDT
Att. 4,144 - Unknown

Batter	1	2	3	4	5	6	7	8	9	AB R H RBI BB SO LOB	TOP																			
Julio Cruz, S (1, 4) OBP: 0.336, SLG: 0.237	0-0 G3	0-0 CS	0-0 1-3			0-0 SF8	0-0 E3			4 1 1 0 0 0 0																				
Dan Meyer, L (1, 7) OBP: 0.253, SLG: 0.357	0-0 F6		0-0 G3			0-0 F8	0-3 K			4 0 0 0 0 1 2																				
Bruce Bochte, L (1, 3) OBP: 0.418, SLG: 0.488	4-0 BB		0-0 6-3			4-0 BB 1B		0-3 K		2 0 0 0 2 1 0																				
Leon Roberts, R (1, 9) OBP: 0.364, SLG: 0.441	0-3 K			0-0 F9		0-0 SF8		0-0 F9		3 0 0 1 0 1 1																				
Willie Horton, R (1, 10) OBP: 0.333, SLG: 0.462		0-0 HR		0-0 3-1		0-0 BB 1B		0-0 F8		4 1 2 1 0 0 0																				
Ruppert Jones, L (1, 8) OBP: 0.361, SLG: 0.473		0-0 HR		0-0 4-3		4-0 BB		0-0 4-3		3 1 1 1 1 0 0																				
Bob Stinson, S (1, 2) OBP: 0.308, SLG: 0.345		0-3 K			0-3 K	0-0 G3		0-0 F8		4 0 0 0 0 2 3																				
Bill Stein, R (1, 5) OBP: 0.351, SLG: 0.393		0-0 CS 1B			0-0 5-3		0-0 6-3		0-0 4-3	4 0 1 0 0 0 0																				
Mario Mendoza, R (1, 6) OBP: 0.250, SLG: 0.300 Larry Milbourne, S (7, PH) OBP: 0.233, SLG: 0.267		0-3 K			0-0 F5		0-0 F8			2 0 0 0 0 1 1 1 0 0 0 0 0 0																				
Inning Stats	R: 0 E: 0 K: 1 S: 5	H: 0 LOB: 1 BB: 1 P: 9	R: 2 E: 0 K: 2 S: 9	H: 3 LOB: 0 BB: 0 P: 9	R: 0 E: 0 K: 0 S: 3	H: 0 LOB: 0 BB: 0 P: 3	R: 0 E: 0 K: 1 S: 5	H: 0 LOB: 0 BB: 0 P: 5	R: 1 E: 0 K: 0 S: 5	H: 2 LOB: 3 BB: 2 P: 13	R: 0 E: 1 K: 1 S: 6	H: 0 LOB: 1 BB: 0 P: 6	R: 0 E: 0 K: 1 S: 5	H: 0 LOB: 0 BB: 0 P: 5	R: 0 E: 0 K: 0 S: 3	H: 0 LOB: 0 BB: 0 P: 3	1B: 3 2B: 0 3B: 0 HR: 2	SF: 1 SAC: 0 DP: 0 HBP: 0	WP: 0 PB: 0 SB: 1 CS: 1	PA: 36										
PITCHER Steve Renko, R (1, 1) ERA: 2.64	IP 9.0	WLS W	BF 35	H 5	R 3	ER 3	SO 6	BB 3	IBB 0	HBP 0	BLK 0	WP 0	HR 2	S 44	P 56	ERA 3.00	WHIP 0.889													
											PITCHER	IP	WLS	BF	H	R	ER	SO	BB	IBB	HBP	BLK	WP	HR	S	P	ERA	WHIP		


Seattle Mariners @ Boston Red Sox
 Fenway Park, Boston, MA
 Fri May 04 1979, 7:05 PM EDT
 Att. 21,903 - Unknown - 63 F

livebaseballscorecards.com

AB 31
 R 3
 H 5
 RBI 3
 BB 3
 SO 6
 LOB 7



Batter	1	2	3	4	5	6	7	8	9	AB R H RBI BB SO LOB
Julio Cruz, S OBP: 0.330, SLG: 0.235 (1, 4)	0-0 4-3		0-0 F9 1B	0-0 1-3		0-0 FC4-6 1-2f			0-0 6-3	5 0 1 0 0 0 3
Bill Stein, R OBP: 0.343, SLG: 0.375 (1, 5)	0-0 6-3		0-0 F9 1-2		0-0 4-3	0-0 5-3 1-2			1-0 6-3 1B HBP	4 0 0 0 0 0 2
Bruce Bochte, L OBP: 0.437, SLG: 0.517 (1, 3)	0-0 1B		0-0 5-3		0-0 2B		0-0 WP 4-3 1B		0-0 6-3 1B 1-2	5 0 4 0 0 0 0
Leon Roberts, R OBP: 0.357, SLG: 0.429 (1, 9)	0-0 5-3			0-0 BB 1B	0-0 F6		0-0 4-3 1-2		0-0 6-3 1-2 2-3	5 1 1 0 0 0 5
Willie Horton, R OBP: 0.328, SLG: 0.450 (1, 10)		0-0 BB 1B		0-3 K	0-3 K		0-3 K 2-3		0-3 K 2-3	5 0 1 0 0 4 5
Ruppert Jones, L OBP: 0.375, SLG: 0.468 (1, 8)		4-0 BB FC6-4 1-2 BB		4-0 BB 1B BB		4-0 S 2B BB		0-0 F5		1 2 0 0 3 0 1
Bob Stinson, S OBP: 0.333, SLG: 0.379 (1, 2)		0-0 F5		4-0 1B 1-2 2-3 BB		0-0 1B 1-H SF7 2B		0-0 G1-6-3 1B		3 1 2 1 1 0 2
John Hale, L OBP: 0.364, SLG: 0.125 (1, 7)		0-3 K		0-3 K		0-0 FC4-6 1B 2-3		0-3 K		4 0 1 0 0 3 6
Mario Mendoza, R OBP: 0.250, SLG: 0.301 (1, 6)		0-0 FC6-4 1-2f		0-0 1B 1-3 2-H 3-H		0-0 SF7 3-H		0-0 G1-6-3 1-2f		3 0 1 3 0 0 3

TOP	
AB	35
R	4
H	11
RBI	4
BB	4
SO	7
LOB	27
	
WP: 1	PA: 41
PB: 0	
SB: 2	
CS: 0	

Seattle Mariners @ Boston Red Sox
Fenway Park, Boston, MA
Sat May 05 1979, 3:33 AM EDT
Att. 25,714 - Unknown - 59 F

Inning Stats		R	H	E	K	S	IP	WLS	BF	H	R	ER	SO	BB	IBB	HBP	BLK	WP	HR	S	P	ERA	WHIP		
R: 0	H: 1	R: 0	H: 1	R: 0	H: 1	R: 2	H: 2	R: 0	H: 1	R: 0	H: 1	R: 0	H: 1	R: 0	H: 1	R: 0	H: 1	R: 0	H: 1	R: 0	H: 1	R: 0	H: 1	R: 0	H: 1
E: 0	LOB: 1	E: 0	LOB: 2	E: 0	LOB: 0	E: 0	LOB: 2	E: 0	LOB: 1	E: 0	LOB: 1	E: 0	LOB: 0	E: 0	LOB: 2	E: 0	LOB: 0	E: 0	LOB: 1	E: 0	LOB: 0	E: 0	LOB: 0	E: 0	LOB: 0
K: 0	BB: 0	K: 1	BB: 1	K: 0	BB: 0	K: 2	BB: 2	K: 1	BB: 0	K: 1	BB: 0	K: 1	BB: 0	K: 1	BB: 0	K: 1	BB: 0	K: 1	BB: 0	K: 1	BB: 0	K: 1	BB: 0	K: 1	BB: 0
S: 4	P: 4	S: 6	P: 10	S: 3	P: 3	S: 9	P: 17	S: 6	P: 6	S: 5	P: 9	S: 6	P: 6	S: 5	P: 5	S: 6	P: 7	S: 6	P: 7	S: 6	P: 7	S: 6	P: 7	S: 6	P: 7

PITCHER		IP	WLS	BF	H	R	ER	SO	BB	IBB	HBP	BLK	WP	HR	S	P	ERA	WHIP
Dennis Eckerley, R ERA: 3.41 (1, 1)	6.0	W	29	8	4	4	4	4	4	0	0	0	0	0	33	49	6.00	2.000
Dick Drago, R ERA: 1.93 (7, 1)	3.0	S	12	3	0	0	3	0	0	0	1	0	1	0	17	18	0.00	1.000

Batter	1	2	3	4	5	6	7	8	9
Jerry Remy, L OBP: 0.339, SLG: 0.340 (1, 4)	0-0 F7		4-0 1B 3-1 2B BB	0-0 G3		0-0 L7		0-3 K	
Rick Burleson, R OBP: 0.352, SLG: 0.408 (1, 6)	0-0 L9		0-0 F9	0-0 F5		0-0 3-1		0-0 1B HR 1B	
Fred Lynn, L OBP: 0.413, SLG: 0.652 (1, 8)	0-0 HR		0-0 3-1	4-0 IBB		0-3 K		0-0 1B HR 1B	
Jim Rice, R OBP: 0.417, SLG: 0.511 (1, 7)	4-0 BB		0-0 2B 1B	0-0 4-3		0-0 F9 BB 3B 1B		0-0 1B HR HR	
Carl Yastrzemski, L OBP: 0.402, SLG: 0.533 (1, 10)	0-0 F3		0-0 1B 2B		0-0 F9		0-0 L9	0-0 E9 G6-3	
George Scott, R OBP: 0.308, SLG: 0.368 (1, 3)		0-0 G6-4-3 1B	0-0 BB 2B 1B		0-0 1B 2B		4-0 3B BB 1B	0-0 G6-3 1-2f	
Butch Hobson, R OBP: 0.255, SLG: 0.262 (1, 5)		0-0 G6-4-3 1-2f	4-0 FC6-4 BB		0-0 5-3 1B		0-0 F9 2-3		
Dwight Evans, R OBP: 0.282, SLG: 0.462 (1, 9)		0-0 F8	0-0 FC6-4 1-2f		0-0 5-3 1-2		0-0 3B		
Bob Montgomery, R OBP: 0.531, SLG: 0.655 (1, 2)			0-0 3-1 BB 1B 1B	0-0 G3 1B		0-0 1-3		0-3 K	

Inning Stats	R: 1	H: 1	R: 0	H: 1	R: 4	H: 4	R: 0	H: 1	R: 1	H: 2	R: 0	H: 0	R: 2	H: 2	R: 3	H: 3
	E: 0	LOB: 1	E: 0	LOB: 0	E: 0	LOB: 2	E: 0	LOB: 2	E: 0	LOB: 1	E: 0	LOB: 0	E: 0	LOB: 1	E: 1	LOB: 0
	K: 0	BB: 1	K: 0	BB: 0	K: 0	BB: 2	K: 0	BB: 1	K: 0	BB: 0	K: 1	BB: 0	K: 1	BB: 1	K: 1	BB: 0
	S: 4	P: 8	S: 3	P: 3	S: 7	P: 15	S: 4	P: 8	S: 5	P: 5	S: 5	P: 5	S: 7	P: 11	S: 8	P: 8


PITCHER	IP	WLS	BF	H	R	ER	SO	BB	IBB	HBP	BLK	WP	HR	S	P	ERA	WHIP
Odell Jones, R ERA: 5.67 (1, 1)	2.2	L	16	6	5	5	0	3	3	0	0	0	1	13	25	16.88	3.375
John Montague, R ERA: 3.21 (3, 1)	2.1		11	3	1	1	0	0	1	0	0	0	0	10	14	3.86	1.286
Shane Rawley, L ERA: 6.75 (6, 1)	2.1		12	4	4	4	3	1	0	0	0	0	0	17	21	15.43	2.143
Rafael Vasquez, R ERA: 5.27 (8, 1)	0.2		3	1	1	1	0	0	0	0	0	0	1	3	3	13.50	1.500

BOTTOM

Seattle Mariners @ Boston Red Sox
Fenway Park, Boston, MA
Sat May 05 1979, 3:33 AM EDT
Att: 25,714 - Unknown - 59 F

AB	R	H	RBI	BB	SO	LOB
4	1	0	0	1	1	1
5	1	1	0	0	0	3
4	2	2	1	1	1	2
4	3	3	4	1	0	2
5	1	1	2	0	0	2
4	2	3	1	1	0	1
3	0	1	1	1	0	3
4	0	1	2	0	0	3
4	1	2	0	0	1	2

AB	37
R	11
H	14
RBI	11
BB	5
SO	3
LOB	19



WP	PA
0	42

1B	2B	3B	HR	SF	SAC	DP	HBP	WP	HR	S	P	ERA	WHIP
9	2	1	2	0	0	2	0	0	0	0	0	0	0

livebaseballscorecards.com

Batter	1	2	3	4	5	6	7	8	9	AB R H RBI BB SO LOB	TOP																	
Julio Cruz, S (1, 4) OBP: 0.325, SLG: 0.243	0-3 K		0-0 4-3		0-0 6-3		0-0 4-3		0-0 1B 2B	5 1 1 0 0 1 1																		
Joe Simpson, L (1, 9) OBP: 0.303, SLG: 0.500	0-0 B1-3		0-0 1B			0-0 1B G6-3	0-0 1-3		0-0 2B 1B	5 1 3 0 0 0 1																		
Bruce Bochte, L (1, 3) OBP: 0.430, SLG: 0.505 Larry Milbourne, S (8, PR) OBP: 0.233, SLG: 0.267 John Hale, L (8, 7) OBP: 0.364, SLG: 0.125 Leon Roberts, R (9, PH) OBP: 0.363, SLG: 0.444	0-0 G3		0-0 6-3			0-0 1B G6-3		0-0 1B SH2-4	0-0 1B 2B	4 0 1 0 0 0 2 0 1 0 0 0 0 0 0 0 0 0 0 0 0 1 0 1 1 0 0 0																		
Dan Meyer, L (1, 7) OBP: 0.266, SLG: 0.356		0-0 F9		0-0 G3		0-0 1B 1B		0-0 SH2-4	0-0 1B IBB	3 0 1 0 1 0 0																		
Willie Horton, R (1, 10) OBP: 0.355, SLG: 0.469		0-0 1B FC5-4		4-0 1B BB		0-0 1B BB		0-0 1B FC4-6	0-0 1B G4-6-3	4 0 4 2 1 0 0																		
Ruppert Jones, L (1, 8) OBP: 0.376, SLG: 0.459		0-0 1B FC5-4		0-0 1B G3-6-1		4-0 1B BB		0-0 1B FC4-6	0-0 1B G4-6-3	4 0 1 0 1 0 5																		
Bob Stinson, S (1, 2) OBP: 0.342, SLG: 0.377		4-0 1B BB		0-0 1B G3-6-1		0-0 F7		0-0 1B		3 0 1 0 1 0 5																		
Bobby Valentine, R (1, 5) OBP: 0.383, SLG: 0.273		0-0 F8			0-0 6-3		0-0 1B SH3-4		0-0 F6	4 0 1 0 0 0 4																		
Mario Mendoza, R (1, 6) OBP: 0.241, SLG: 0.289			0-0 F7		0-0 5-3				0-3 K	3 0 0 0 0 1 0																		
Inning Stats	R: 0 E: 0 K: 1 S: 5	H: 0 LOB: 0 BB: 0 P: 5	R: 0 E: 0 K: 0 S: 4	H: 1 LOB: 2 BB: 1 P: 8	R: 0 E: 0 K: 0 S: 4	H: 1 LOB: 1 BB: 0 P: 4	R: 0 E: 0 K: 0 S: 3	H: 1 LOB: 1 BB: 1 P: 7	R: 0 E: 0 K: 0 S: 3	H: 0 LOB: 0 BB: 0 P: 3	R: 0 E: 0 K: 0 S: 5	H: 3 LOB: 3 BB: 1 P: 9	R: 0 E: 0 K: 0 S: 4	H: 1 LOB: 1 BB: 0 P: 4	R: 1 E: 0 K: 0 S: 6	H: 3 LOB: 2 BB: 0 P: 6	R: 2 E: 0 K: 1 S: 8	H: 4 LOB: 2 BB: 1 P: 12	1B: 12 2B: 2 3B: 0 HR: 0	SF: 0 SAC: 2 DP: 3 HBP: 0	WP: 0 PB: 0 SB: 1 CS: 0	PA: 42						
PITCHER	IP WLS BF H R ER SO BB IBB HBP BLK WP HR S P ERA WHIP																											
Bob Stanley, R (1, 1) ERA: 4.03	8.1		37	11	2	2	2	3	0	0	0	0	0	0	38	50	2.16	1.680										
Bill Campbell, R (9, 1) ERA: 4.91	0.0	L	3	2	0	0	0	0	1	0	0	0	0	2	6	∞	∞											
Jim Wright, R (9, 1) ERA: 2.35	0.0		1	1	1	1	0	0	0	0	0	0	0	1	1	∞	∞											
Andy Hassler, L (9, 1) ERA: 3.18	0.2		1	0	0	0	0	0	0	0	0	0	0	1	1	0.00	0.000											

Seattle Mariners @ Boston Red Sox
Fenway Park, Boston, MA
 Sun May 06 1979, 3:33 AM EDT
 Att. 25,919 - Unknown - 66 F

AB	36
R	3
H	14
RBI	3
BB	4
SO	2
LOB	18



BOTTOM

Seattle Mariners @ Boston Red Sox

Fenway Park, Boston, MA

Sun May 06 1979, 3:33 AM EDT

Att: 25,919 - Unknown - 66 F

livebaseballscorecards.com

AB	29
R	2
H	6
RBI	2
BB	5
SO	1
LOB	17



WP: 0	PA: 36
PB: 0	
SB: 1	
CS: 0	

AB R H RBI BB SO LOB

3	0	0	0	1	0	1
4	1	2	0	0	0	2
3	1	1	2	1	0	2
4	0	1	0	0	0	2
4	0	0	0	0	0	2
4	0	2	0	0	0	0
0	0	0	0	0	0	0
1	0	0	0	1	0	0
3	0	0	0	1	1	4
1	0	0	0	1	0	1
0	0	0	0	0	0	0
1	0	0	0	0	0	2

Batter	1	2	3	4	5	6	7	8	9
Jerry Remy, L (1, 4) OBP: 0.336, SLG: 0.330	0-0 4-3		4-0 G4-6-3 BB		0-0 F7			0-0 B4-3	
Rick Burleson, R (1, 6) OBP: 0.357, SLG: 0.412	0-0 F8		0-0 G4-6-3 1-2f 2-3			0-0 FC5-4 1B		0-0 HR 1B	
Fred Lynn, L (1, 8) OBP: 0.416, SLG: 0.674	4-0 BB		0-0 4-3			0-0 F4		0-0 HR 1-H	
Jim Rice, R (1, 7) OBP: 0.411, SLG: 0.500	0-0 F9			0-0 G4-6-3 1B		0-0 FC5-4 1-2f		0-0 1-3	
Carl Yastrzemski, L (1, 10) OBP: 0.387, SLG: 0.511		0-0 L4		0-0 G4-6-3 1-2f		0-0 F9		0-0 G3	
George Scott, R (1, 3) OBP: 0.315, SLG: 0.374 Frank Duffy, R (9, PR)		0-0 5-3		0-0 F7			0-0 SH1-4 1B	0-0 F3 SH2-4 1B	
Butch Hobson, R (1, 5) OBP: 0.265, SLG: 0.256		4-0 S BB			0-0 6-3		0-0 SH1-4 1-2	0-0 SH2-4 1-2	
Dwight Evans, R (1, 9) OBP: 0.281, SLG: 0.444		0-0 L3 1-2			4-0 5-3 BB		0-3 K S: 6	0-0 F3 2-3	
Bob Montgomery, R (1, 2) OBP: 0.529, SLG: 0.633 Jim Dwyer, L (7, PH) OBP: 0.350, SLG: 0.368 Gary Allenson, R (8, 2) OBP: 0.271, SLG: 0.326 Jack Brohamer, L (9, PH) OBP: 0.372, SLG: 0.421			4-0 G4-6-3 BB BB		0-0 5-3 1-2		0-0 F7	0-0 4-3	

Inning Stats	R: 0	H: 0	E: 0	LOB: 1	K: 0	BB: 1	S: 3	R: 0	H: 0	E: 0	LOB: 1	K: 0	BB: 1	S: 3	R: 0	H: 1	E: 0	LOB: 0	K: 0	BB: 0	S: 3	R: 0	H: 0	E: 0	LOB: 1	K: 0	BB: 1	S: 3	R: 0	H: 1	E: 0	LOB: 1	K: 1	BB: 0	S: 6	R: 2	H: 2	E: 0	LOB: 0	K: 0	BB: 0	S: 5	R: 0	H: 1	E: 0	LOB: 2	K: 0	BB: 0	S: 4	1B: 5	SF: 0	2B: 0	SAC: 2	3B: 0	DP: 2	HR: 1	HBP: 0	WP: 0	PA: 36
--------------	------	------	------	--------	------	-------	------	------	------	------	--------	------	-------	------	------	------	------	--------	------	-------	------	------	------	------	--------	------	-------	------	------	------	------	--------	------	-------	------	------	------	------	--------	------	-------	------	------	------	------	--------	------	-------	------	-------	-------	-------	--------	-------	-------	-------	--------	-------	--------

PITCHER	IP	WLS	BF	H	R	ER	SO	BB	IBB	HBP	BLK	WP	HR	S	P	ERA	WHIP
Mike Parrott, R (1, 1) ERA: 2.31	6.0		23	2	0	0	0	5	0	0	0	0	0	18	38	0.00	1.167
John Montague, R (7, 1) ERA: 3.44	3.0	W	13	4	2	2	1	0	0	0	0	0	1	15	15	6.00	1.333

Batter	1	2	3	4	5	6	7	8	9	AB R H RBI BB SO LOB	TOP												
Carney Lansford, R OBP: 0.331, SLG: 0.405 (1, 5) X	0-0 F9		0-0 FC5-4		0-0 FC6-4		0-3 K		0-3 K	5 0 0 0 0 2 2													
Dan Ford, R OBP: 0.392, SLG: 0.549 (1, 8) (4, 9)	0-3 K			0-0 5-3		0-0 6-3	0-0 FC6-4 1B		0-0 F3	5 0 1 0 0 1 0													
Rod Carew, L OBP: 0.463, SLG: 0.455 (1, 3)	0-3 K			4-0 1B BB		4-0 1B HR BB	0-0 FC6-4			2 1 0 0 2 1 1													
Don Baylor, R OBP: 0.392, SLG: 0.452 Rick Miller, L OBP: 0.388, SLG: 0.402 (1, 9) (4, 8)		4-0 CS BB		0-0 P7		0-0 1-2 HR 1B		0-0 1B 1B		1 0 0 0 1 0 1 2 1 2 0 0 0 0													
Willie Aikens, L OBP: 0.375, SLG: 0.563 (1, 10)		0-0 P7		0-0 1-2 1B		0-0 F2		0-0 F9		4 0 1 0 0 0 4													
Joe Rudi, R OBP: 0.283, SLG: 0.394 (1, 7)	0-3 K			0-0 F8		0-0 1-2 HR		0-0 F9		4 1 1 3 0 1 4													
Brian Downing, R OBP: 0.407, SLG: 0.510 (1, 2)			0-0 6-3		4-0 FC6-4 BB	0-0 HR		0-0 1-2 FC4-6 1B		3 1 2 1 1 0 0													
Bobby Grich, R OBP: 0.355, SLG: 0.580 (1, 4)			0-0 4-3		0-3 K	0-0 5-3		0-0 FC4-6		4 0 0 0 0 1 3													
Bert Campaneris, R OBP: 0.150, SLG: 0.056 (1, 6)			4-0 FC5-4 BB		0-0 FC6-4		0-0 F2		0-3 K	3 0 0 0 1 1 1													
Inning Stats	R: 0 E: 0 K: 2 S: 7	H: 0 LOB: 0 BB: 0 P: 7	R: 0 E: 0 K: 1 S: 4	H: 0 LOB: 0 BB: 1 P: 8	R: 0 E: 0 K: 0 S: 3	H: 0 LOB: 1 BB: 1 P: 7	R: 0 E: 0 K: 0 S: 4	H: 1 LOB: 2 BB: 1 P: 8	R: 0 E: 0 K: 1 S: 5	H: 0 LOB: 1 BB: 1 P: 9	R: 4 E: 0 K: 0 S: 6	H: 3 LOB: 0 BB: 1 P: 10	R: 0 E: 0 K: 1 S: 6	H: 1 LOB: 1 BB: 0 P: 6	R: 0 E: 0 K: 0 S: 5	H: 2 LOB: 2 BB: 0 P: 5	R: 0 E: 0 K: 2 S: 7	H: 0 LOB: 0 BB: 0 P: 7	1B: 5 2B: 0 3B: 0 HR: 2	SF: 0 SAC: 0 DP: 0 HBP: 0	WP: 0 PB: 0 SB: 0 CS: 1	PA: 38	
PITCHER Mike Torrez, R ERA: 4.38 (1, 1)	IP 9.0	WLS W	BF 38	H 7	R 4	ER 4	SO 7	BB 5	IBB 0	HBP 0	BLK 0	WP 0	HR 2	S 47	P 67	ERA 4.00	WHIP 1.333						PITCHER IP WLS BF H R ER SO BB IBB HBP BLK WP HR S P ERA WHIP

California Angels @ Boston Red Sox
Fenway Park, Boston, MA
Mon May 07 1979, 7:05 PM EDT
Att: 23,319 - Unknown

livebaseballscorecards.com

AB	33
R	4
H	7
RBI	4
BB	5
SO	7
LOB	16



Batter	1	2	3	4	5	6	7	8	9
Jerry Remy, L OBP: 0.339, SLG: 0.333 (1, 4)									
Rick Burleson, R OBP: 0.350, SLG: 0.402 (1, 6)									
Fred Lynn, L OBP: 0.424, SLG: 0.663 (1, 8)									
Jim Rice, R OBP: 0.427, SLG: 0.561 (1, 10)									
Carl Yastrzemski, L OBP: 0.386, SLG: 0.505 (1, 7)									
Jim Dwyer, L OBP: 0.318, SLG: 0.333 (6, 7)									
George Scott, R OBP: 0.313, SLG: 0.366 (1, 3)									
Butch Hobson, R OBP: 0.264, SLG: 0.277 (1, 5)									
Dwight Evans, R OBP: 0.290, SLG: 0.452 (1, 9)									
Gary Allenson, R OBP: 0.308, SLG: 0.348 (1, 2)									

Inning Stats	R: 6 E: 1 K: 1 S: 11	H: 5 LOB: 2 BB: 2 P: 19	R: 1 E: 0 K: 0 S: 4	H: 1 LOB: 1 BB: 1 P: 8	R: 0 E: 0 K: 1 S: 6	H: 2 LOB: 1 BB: 0 P: 6	R: 1 E: 0 K: 0 S: 3	H: 1 LOB: 0 BB: 1 P: 7	R: 0 E: 0 K: 0 S: 4	H: 1 LOB: 2 BB: 1 P: 8	R: 1 E: 0 K: 0 S: 4	H: 1 LOB: 1 BB: 1 P: 8	R: 0 E: 0 K: 1 S: 5	H: 0 LOB: 0 BB: 0 P: 5	R: 0 E: 1 K: 0 S: 3	H: 0 LOB: 1 BB: 1 P: 7
--------------	-------------------------------	----------------------------------	------------------------------	---------------------------------	------------------------------	---------------------------------	------------------------------	---------------------------------	------------------------------	---------------------------------	------------------------------	---------------------------------	------------------------------	---------------------------------	------------------------------	---------------------------------

PITCHER	IP	WLS	BF	H	R	ER	SO	BB	IBB	HBP	BLK	WP	HR	S	P	ERA	WHIP
Nolan Ryan, R ERA: 3.49 (1, 1)	0.2	L	9	4	6	4	1	2	0	0	0	0	0	9	17	54.00	9.000
Jim Barr, R ERA: 4.45 (1, 1)	4.1		20	6	2	2	1	3	0	0	0	0	1	19	31	4.15	2.077
Mike Barlow, R ERA: 6.3 (6, 1)	3.0		12	1	1	1	1	2	0	0	0	0	0	12	20	3.00	1.000

BOTTOM

California Angels @ Boston Red Sox
Fenway Park, Boston, MA
Mon May 07 1979, 7:05 PM EDT
Att. 23,319 - Unknown

livebaseballscorecards.com

AB	32
R	9
H	11
RBI	9
BB	7
SO	3
LOB	21



1B: 7	SF: 2	WP: 0	PA: 41
2B: 2	SAC: 0	PB: 0	
3B: 1	DP: 2	SB: 0	
HR: 1	HBP: 0	CS: 0	

Batter	1	2	3	4	5	6	7	8	9	AB R H RBI BB SO LOB	TOP											
Rick Miller, L (1, 8) OBP: 0.388, SLG: 0.407	0-0 BB HR 2B	4-0 SF9-3-5-4-5 BB 1-2 2-3		0-0 F7		0-0 F9		0-0 4-3		4 1 1 0 1 0 1												
Dan Ford, R (1, 9) OBP: 0.381, SLG: 0.520	0-0 5-3	4-0 SF9-3-5-4-5 BB 1-2 2-3 3-H		0-0 G3		0-0 L4		0-0 F9		4 0 0 1 1 0 2												
Rod Carew, L (1, 3) OBP: 0.452, SLG: 0.441	4-0 BB HR BB	0-0 SF9-3-5-4-5 BB 1-2 2-3 3-H		0-3 K FC5-4		0-0 F7		0-0 4-3		3 1 0 1 1 1 1												
Don Baylor, R (1, 10) OBP: 0.400, SLG: 0.454 Orlando Ramirez, R (9, PR)	4-0 1-2 2-3 HR BB	0-0 L5		0-0 FC5-4 1-2f		0-0 WP E 1B 1B		0-0 1B		4 2 2 0 1 0 2 0 0 0 0 0 0 0												
Joe Rudi, R (1, 7) OBP: 0.280, SLG: 0.413	0-0 1-H 2-H 3-H HR		0-0 F2		0-0 P9		0-0 F4		0-0 F7	5 1 1 4 0 0 2												
Brian Downing, R (1, 2) OBP: 0.407, SLG: 0.500	0-0 5-3		4-0 BB HR		0-0 F6		0-0 E WP 1B 1B		0-0 F4	4 1 1 0 1 0 1												
Carney Lansford, R (1, 5) OBP: 0.333, SLG: 0.455	0-3 K		0-0 1-H HR		0-0 HR		0-3 K		0-0 5-3	5 2 2 3 0 2 3												
Bobby Grich, R (1, 4) OBP: 0.351, SLG: 0.577		0-0 BB BB 2B	0-0 F8		0-0 F4		0-0 E6 1-3 2-H		0-0 E6	4 1 1 0 0 0 1												
Bert Campaneris, R (1, 6) OBP: 0.208, SLG: 0.095		H 1-0 BB BB HBP	0-0 F9		0-0 F9		0-0 PB 1B		0-3 K	3 1 1 0 0 1 2												
Inning Stats	R: 4 E: 0 K: 1 S: 7	H: 2 LOB: 0 BB: 2 P: 15	R: 2 E: 0 K: 0 S: 3	H: 1 LOB: 1 BB: 2 P: 12	R: 2 E: 0 K: 0 S: 4	H: 1 LOB: 0 BB: 1 P: 8	R: 0 E: 0 K: 1 S: 6	H: 0 LOB: 1 BB: 0 P: 6	R: 1 E: 0 K: 0 S: 4	H: 1 LOB: 0 BB: 0 P: 4	R: 0 E: 0 K: 0 S: 4	H: 1 LOB: 1 BB: 0 P: 4	R: 1 E: 1 K: 2 S: 10	H: 2 LOB: 2 BB: 0 P: 10	R: 0 E: 0 K: 0 S: 3	H: 0 LOB: 0 BB: 0 P: 3	R: 0 E: 0 K: 0 S: 4	H: 1 LOB: 1 BB: 0 P: 4	1B: 4 2B: 3 3B: 0 HR: 3	SF: 1 SAC: 0 DP: 1 HBP: 1	WP: 1 PB: 2 SB: 0 CS: 0	PA: 43
PITCHER	IP WLS BF H R ER SO BB IBB HBP BLK WP HR S P ERA WHIP																					
Chuck Rainey, R (1, 1) ERA: 6.27	1.0 L 9 3 3 6 6 1 2 0 1 0 0 1 8 17 54.00 5.000																					
Jim Wright, R (2, 1) ERA: 3.86	4.0 17 2 3 3 1 3 0 0 0 0 2 16 28 6.75 1.250																					
Bill Campbell, R (6, 1) ERA: 3.86	2.0 10 3 1 0 2 0 0 0 0 1 0 14 14 0.00 1.500																					
Tom Burgmeier, L (8, 1) ERA: 0.93	2.0 7 1 0 0 0 0 0 0 0 0 0 7 7 0.00 0.500																					

California Angels @ Boston Red Sox
 Fenway Park, Boston, MA
 Tue May 08 1979, 7:05 PM EDT
 Att. 21,160 - Unknown - 70 F

livebaseballscorecards.com

AB	36
R	10
H	9
RBI	9
BB	5
SO	4
LOB	15



Batter	1	2	3	4	5	6	7	8	9	AB R H RBI BB SO LOB															
Rick Miller, L (1, 8) OBP: 0.394, SLG: 0.424	0-0 L8		0-0 E3 2B 1B	0-3 K		0-0 1B		0-0 F9 1-H 2B	0-0 FC6-4 1-2 1B	6 1 3 1 0 1 0															
Dan Ford, R (1, 9) OBP: 0.367, SLG: 0.506	0-0 6-3		0-0 1B 1-3 2B 2B		0-0 L9	0-3 K		0-0 F9 2-3	0-0 FC6-4 1-2f	6 1 1 0 0 1 5															
Rod Carew, L (1, 3) OBP: 0.450, SLG: 0.439	0-0 1B 1B 1B		0-0 2B FC5-2 1B		0-0 6-3		0-0 1-3	0-0 6-3		5 1 2 1 0 0 1															
Don Baylor, R (1, 10) OBP: 0.415, SLG: 0.473	0-0 1B 1-3 1B		0-0 FC5-2 1-3 2B		4-0 BB		0-0 FC5 1B 1B	0-0 F8		4 0 3 1 1 0 1															
Joe Rudi, R (1, 7) OBP: 0.293, SLG: 0.439	0-0 1-2 3-H 1B		0-3 K		0-0 4-3		0-0 FC5 1-2 1B 1B	0-0 HR 3B		5 2 3 1 0 1 3															
Brian Downing, R (1, 2) OBP: 0.398, SLG: 0.514	0-3 K		0-0 FC5-2			0-0 6-3	0-0 FC5 1-2 1B	0-0 HR		5 1 1 2 0 1 6															
Carney Lansford, R (1, 5) OBP: 0.336, SLG: 0.452		0-0 F9	0-0 6-3		0-0 5-3 1B 1B	0-0 FC6-4 1-2 2-H 1B		0-3 K		5 1 2 1 0 1 2															
Bobby Grich, R (1, 4) OBP: 0.336, SLG: 0.550		0-3 K		0-3 K		0-0 5-3 1-3	0-0 FC6-4 1-2f	0-0 F8		5 0 0 0 0 2 3															
Bert Campaneris, R (1, 6) OBP: 0.276, SLG: 0.160		0-3 K		0-0 5-3		0-0 1B 3-H 1B		0-0 S 2B 1B	4-0 1B BB	4 1 2 1 1 1 0															
Inning Stats	R: 1 E: 0 K: 1 S: 8	H: 3 LOB: 2 BB: 0 P: 8	R: 0 E: 0 K: 2 S: 7	H: 0 LOB: 0 BB: 0 P: 7	R: 2 E: 1 K: 1 S: 9	H: 3 LOB: 2 BB: 0 P: 9	R: 0 E: 0 K: 2 S: 7	H: 0 LOB: 0 BB: 0 P: 7	R: 0 E: 0 K: 0 S: 3	H: 0 LOB: 1 BB: 1 P: 7	R: 1 E: 0 K: 1 S: 8	H: 3 LOB: 2 BB: 0 P: 8	R: 1 E: 0 K: 0 S: 6	H: 3 LOB: 2 BB: 0 P: 6	R: 1 E: 0 K: 0 S: 5	H: 2 LOB: 1 BB: 0 P: 5	R: 2 E: 0 K: 1 S: 8	H: 3 LOB: 2 BB: 1 P: 12	1B: 12 2B: 3 3B: 1 HR: 1	SF: 0 SAC: 0 DP: 0 HBP: 0	WP: 0 PB: 0 SB: 2 CS: 0	PA: 47			
PITCHER	IP WLS BF H R ER SO BB IBB HBP BLK WP HR S P ERA WHIP																								
Steve Renko, R (1, 1) ERA: 2.97	5.2		28	9	4	3	6	1	0	0	0	0	0	39	43	4.76	1.765								
Jim Wright, R (6, 1) ERA: 3.75	0.1		1	0	0	0	1	0	0	0	0	0	0	3	3	0.00	0.000								
Dick Drago, R (7, 1) ERA: 3.2	2.0		13	7	4	4	0	0	0	0	0	1	13	13	18.00	3.500									
Bill Campbell, R (9, 1) ERA: 3.48	1.0	W	5	1	0	0	1	1	0	0	0	0	6	10	0.00	2.000									

California Angels @ Boston Red Sox
Fenway Park, Boston, MA
Wed May 09 1979, 7:05 PM EDT
Att. 24,815 - Unknown - 89 F



Batter	1	2	3	4	5	6	7	8	9	AB	R	H	RBI	BB	SO	LOB
Jerry Remy, L (1, 4) OBP: 0.331, SLG: 0.325	0-0 6-3		0-0 G3		0-3 K		0-0 HR 1B	0-3 K		5	1	1	0	0	2	4
Rick Burleson, R (1, 6) OBP: 0.349, SLG: 0.391	0-0 1B		0-0 FC5			0-0 HR 1B	4-0 HR BB	0-3 K		4	2	2	0	1	1	4
Fred Lynn, L (1, 8) OBP: 0.425, SLG: 0.699	0-0 F8			0-0 HR 1B		0-0 HR 1B	0-0 HR		0-3 K	5	3	3	5	0	1	1
Jim Rice, R (1, 10) OBP: 0.421, SLG: 0.538	0-0 L6			0-0 F8		0-0 BB 1B	0-3 K		4-0 HR BB	4	1	1	0	1	1	2
Carl Yastrzemski, L (1, 7) OBP: 0.390, SLG: 0.544		0-0 G3		0-3 K		0-0 BB 1B	0-0 4-3		0-0 HR	5	1	2	2	0	1	1
Butch Hobson, R (1, 5) OBP: 0.279, SLG: 0.382		0-0 F8		0-0 HR		0-0 L7	0-0 F9			4	1	1	2	0	0	2
George Scott, R (1, 3) OBP: 0.308, SLG: 0.346 Frank Duffy, R (8, PR) Jim Dwyer, L (9, 3) OBP: 0.318, SLG: 0.333		0-0 F3		0-0 F8		4-0 BB		4-0 SH3-4 E BB		2	0	0	0	2	0	0
Dwight Evans, R (1, 9) OBP: 0.277, SLG: 0.457			0-0 6-3		0-0 F9	0-3 K		0-0 FC1 SH3-4		4	0	0	0	0	1	4
Bob Montgomery, R (1, 2) OBP: 0.514, SLG: 0.606			0-0 FC5 G3 1B		0-3 K	0-3 K		0-0 SH3-4		3	0	1	0	0	2	3


Inning Stats	R: 0	H: 1	E: 0	K: 0	S: 4	R: 0	H: 0	E: 0	K: 0	S: 3	R: 0	H: 1	E: 0	K: 0	S: 4	R: 2	H: 2	E: 0	K: 1	S: 7	R: 0	H: 0	E: 0	K: 2	S: 7	R: 2	H: 4	E: 0	K: 2	S: 11	R: 3	H: 2	E: 0	K: 1	S: 7	R: 0	H: 0	E: 1	K: 2	S: 8	R: 2	H: 1	E: 0	K: 1	S: 4	1B: 7	2B: 0	3B: 0	HR: 4	SF: 0	SAC: 1	DP: 0	HBP: 0	WP: 0	PB: 0	SB: 1	CS: 0	PA: 41
--------------	------	------	------	------	------	------	------	------	------	------	------	------	------	------	------	------	------	------	------	------	------	------	------	------	------	------	------	------	------	-------	------	------	------	------	------	------	------	------	------	------	------	------	------	------	------	-------	-------	-------	-------	-------	--------	-------	--------	-------	-------	-------	-------	--------

PITCHER	IP	WLS	BF	H	R	ER	SO	BB	IBB	HBP	BLK	WP	HR	S	P	ERA	WHIP
Dave Frost, R (1, 1) ERA: 3.91	5.0		21	6	4	4	3	0	0	0	0	0	2	27	27	7.20	1.200
Mark Clear, R (6, 1) ERA: 2.81	2.0		14	4	3	3	3	3	0	0	0	0	1	17	29	13.50	3.500
Dave LaRoche, L (8, 1) ERA: 6.92	1.1	L	6	1	2	2	3	1	0	0	0	0	1	11	15	13.50	1.500

BOTTOM

California Angels @ Boston Red Sox
 Fenway Park, Boston, MA
 Wed May 09 1979, 7:05 PM EDT
 Att. 24,815 - Unknown - 89 F

AB	36
R	9
H	11
RBI	9
BB	4
SO	9
LOB	21



livebaseballscorecards.com

Batter	1	2	3	4	5	6	7	8	9	AB R H RBI BB SO LOB	TOP											
Rick Miller, L OBP: 0.395, SLG: 0.433 (1, 8) X	0-0 4-3	0-0 1B		X 0-0 2B		X 0-3 K		X 0-0 4-3	X 0-0 4-3	5 0 2 1 0 1 0												
Dan Ford, R OBP: 0.358, SLG: 0.488 (1, 9) S	0-3 K	0-3 K		X 0-0 1-3		X 0-0 6-3		X 0-0 1B	X 0-0 1B	5 0 1 0 0 2 2												
Rod Carew, L OBP: 0.449, SLG: 0.446 (1, 3) X	0-0 1B 2B		X 0-0 F9		X 0-0 4-3		X 0-0 P4-6-3 1B 1B	X 0-0 1-3	X 0-0 1-3	5 1 2 0 0 0 1												
Don Baylor, R OBP: 0.424, SLG: 0.483 (1, 10) X	0-0 FC5-4 1B		X 0-0 G3		X 0-0 1B BB 1B		X 0-0 1-2 P4-6-3 1B			4 0 3 1 0 0 0												
Joe Rudi, R OBP: 0.299, SLG: 0.436 (1, 7) X	0-0 FC5-4		X 0-0 HR 1B		X 4-0 1B BB BB BB 1-2 BB		X 0-0 P4-6-3 1-2f 2-3f			3 1 1 0 1 0 3												
Brian Downing, R OBP: 0.410, SLG: 0.560 (1, 2) X		X 0-0 2B 2B	X 0-0 HR		X 0-0 1-2 2-3 FC6-4 1B		X 0-0 6-3			4 2 3 2 0 0 0												
Carney Lansford, R OBP: 0.333, SLG: 0.454 (1, 5) X		X 0-0 SH3 1B 2B	X 0-0 F9		X 0-3 K		X 0-0 5-3			4 1 1 1 0 1 3												
Bobby Grich, R OBP: 0.328, SLG: 0.536 (1, 4) X		X 0-0 SH3 2-3		X 0-3 K	X 0-0 FC6-4 1-2f		X 0-0 6-3			3 0 0 0 0 1 3												
Bert Campaneris, R OBP: 0.242, SLG: 0.138 (1, 6) S		X 0-3 K		X 0-0 F7		X 0-0 6-3		X 0-0 6-3		4 0 0 0 0 1 1												
Inning Stats	R: 1 E: 0 K: 1 S: 7	H: 2 LOB: 1 BB: 0 P: 7	R: 2 E: 0 K: 2 S: 10	H: 3 LOB: 1 BB: 0 P: 10	R: 2 E: 0 K: 0 S: 5	H: 2 LOB: 0 BB: 0 P: 5	R: 0 E: 0 K: 1 S: 6	H: 1 LOB: 1 BB: 0 P: 6	R: 0 E: 0 K: 1 S: 7	H: 2 LOB: 3 BB: 1 P: 11	R: 0 E: 0 K: 1 S: 5	H: 0 LOB: 0 BB: 0 P: 5	R: 0 E: 0 K: 0 S: 3	H: 2 LOB: 0 BB: 0 P: 3	R: 0 E: 0 K: 0 S: 3	H: 0 LOB: 0 BB: 0 P: 3	R: 0 E: 0 K: 0 S: 4	H: 1 LOB: 1 BB: 0 P: 4	1B: 8 2B: 4 3B: 1 HR: 1	SF: 0 SAC: 1 DP: 0 HBP: 0	WP: 0 PB: 0 SB: 0 CS: 0	PA: 39
PITCHER	IP WLS BF H R ER SO BB IBB HBP BLK WP HR S P ERA WHIP																					
Dennis Eckersley, R ERA: 4.14 (1, 1)	4.1 L 23 9 5 5 4 1 0 0 0 0 0 1 30 34 10.38 2.308																					
Jim Wright, R ERA: 2.7 (5, 1)	4.2 16 4 0 0 2 0 0 0 0 0 0 0 20 20 0.00 0.857																					

California Angels @ Boston Red Sox
Fenway Park, Boston, MA
Thu May 10 1979, 7:05 PM EDT
Att. 24,990 - Unknown - 84 F

livebaseballscorecards.com

AB	37
R	5
H	13
RBI	5
BB	1
SO	6
LOB	13



Batter	1	2	3	4	5	6	7	8	9	AB	R	H	RBI	BB	SO	LOB
Jerry Remy, L (1, 4) OBP: 0.333, SLG: 0.328	0-0 4-3		0-0 G3 1B 1-2 1B		0-0 1B		0-0 F8		0-0 F7	5	0	2	0	0	0	0
Rick Burleson, R (1, 6) OBP: 0.344, SLG: 0.383	0-0 G3		0-0 G3 1B 1-2 2-3		0-0 F8		0-0 F9		0-0 L8	5	0	1	0	0	0	1
Fred Lynn, L (1, 8) OBP: 0.417, SLG: 0.676	0-0 5-3		0-0 G3 1-2 2-3 3-H		0-0 G3		0-0 1B		0-3 K	5	0	1	1	0	1	3
Jim Rice, R (1, 10) OBP: 0.423, SLG: 0.564		0-0 2B SF7 1B	0-0 5-3		0-0 HR		0-0 F7			4	2	2	1	0	0	3
Carl Yastrzemski, L (1, 7) OBP: 0.402, SLG: 0.557		0-0 1B 1-3 2B	0-0 L3		4-0 BB BB BB BB BB		0-0 1B BB		0-0 BB 1B	3	0	2	0	1	0	2
Butch Hobson, R (1, 5) OBP: 0.262, SLG: 0.362		0-0 SF7 3-H		0-0 L8		0-0 F8		0-0 F9		3	0	0	1	0	0	2
George Scott, R (1, 3) OBP: 0.306, SLG: 0.342		0-0 G5-4-3 2-3 1B		0-0 4-3		0-0 F7		0-3 K		4	0	1	0	0	1	2
Dwight Evans, R (1, 9) OBP: 0.286, SLG: 0.453		0-0 G5-4-3 1-2f		0-0 F8		0-0 1B		4-0 1-2 BB		3	0	1	0	1	0	2
Bob Montgomery, R (1, 2) OBP: 0.500, SLG: 0.583			0-0 1B G3 1B		0-3 K		0-0 F4		0-0 F9	3	1	1	0	0	1	2
Jim Dwyer, L (8, PH) OBP: 0.304, SLG: 0.318										1	0	0	0	0	0	2
Gary Allenson, R (9, 2) OBP: 0.309, SLG: 0.347										0	0	0	0	0	0	0

Inning Stats	R: 0	H: 0	E: 0	K: 0	S: 3	R: 1	H: 3	E: 0	K: 0	S: 5	R: 1	H: 3	E: 0	K: 0	S: 6	R: 0	H: 0	E: 0	K: 0	S: 3	R: 0	H: 1	E: 0	K: 1	S: 6	R: 1	H: 2	E: 0	K: 0	S: 5	R: 0	H: 1	E: 0	K: 0	S: 4	R: 0	H: 1	E: 0	K: 1	S: 6	R: 0	H: 0	E: 0	K: 1	S: 5	1B: 9	SF: 1	2B: 1	3B: 0	HR: 1	WP: 0	PA: 39
	0	0	0	0	3	1	3	0	0	5	1	3	0	0	6	0	0	0	0	3	0	0	0	1	2	0	2	1	2	0	1	0	0	4	0	1	0	2	0	0	0	0	5	9	1	0	0	1	0	39		


PITCHER	IP	WLS	BF	H	R	ER	SO	BB	IBB	HBP	BLK	WP	HR	S	P	ERA	WHIP
Don Aase, R (1, 1) ERA: 5.18	5.0	W	23	8	3	3	1	1	0	0	0	0	1	24	28	5.40	1.800
Mark Clear, R (6, 1) ERA: 2.43	4.0	S	16	3	0	0	2	1	0	0	0	0	0	19	23	0.00	1.000

BOTTOM

California Angels @ Boston Red Sox
 Fenway Park, Boston, MA
 Thu May 10 1979, 7:05 PM EDT
 Att: 24,990 - Unknown - 84 F

livebaseballscorecards.com

AB	36
R	3
H	11
RBI	3
BB	2
SO	3
LOB	19



Batter	1	2	3	4	5	6	7	8	9	AB R H RBI BB SO LOB	TOP	
Miguel Dilone, S OBP: 0.280, SLG: 0.314 (1, 9) X	0-0 5-3		0-0 4-3			0-0 SF8 1B	0-0 4-3			4 1 1 0 0 0 2		
Mickey Klutts, R OBP: 0.316, SLG: 0.353 (1, 4) X	0-0 F4		0-0 F9			0-0 F8		0-0 F6		4 0 0 0 0 0 1		
Wayne Gross, L OBP: 0.467, SLG: 0.655 (1, 5) X	0-0 F9			0-0 6-3 2B		0-0 1-3 1B		0-0 1B		4 0 3 0 0 0 0		
Dave Revering, L OBP: 0.303, SLG: 0.407 (1, 3)		0-0 F8		0-0 6-3 2-3		0-0 SF8		0-0 F9		3 0 0 1 0 0 2		
Mario Guerrero, R OBP: 0.305, SLG: 0.310 Rob Picciolo, R OBP: 0.195, SLG: 0.244 (1, 6) (6, 6)		0-0 1B 1B		0-0 4-3		0-0 L4		0-0 F7		3 0 1 0 0 0 2 1 0 0 0 0 0 1		
Mitchell Page, L OBP: 0.268, SLG: 0.314 (1, 7)		0-0 1-2 1B		0-3 K			0-0 1B 1B		0-0 HR	4 1 3 1 0 1 1		
Jeff Newman, R OBP: 0.227, SLG: 0.341 (1, 10)		0-0 F5			0-0 F8		0-0 1-2 1B 1B		0-0 6-3	4 0 1 0 0 0 2		
Dwayne Murphy, L OBP: 0.367, SLG: 0.284 Larry Murray, S OBP: 0.308, SLG: 0.317 (1, 8) (7, 8)		0-0 4-3			0-0 4-3		0-3 K		0-0 1-3	3 0 0 0 0 1 4 1 0 0 0 0 0 0		
Jim Essian, R OBP: 0.267, SLG: 0.351 (1, 2)			0-0 6-3		0-0 F8		0-0 1-2 2-H 1B		0-0 5-3	4 0 1 0 0 0 0		
Inning Stats	R: 0 E: 0 K: 0 S: 3 H: 0 LOB: 0 BB: 0 P: 3	R: 0 E: 0 K: 0 S: 5 H: 2 LOB: 2 BB: 0 P: 5	R: 0 E: 0 K: 0 S: 3 H: 0 LOB: 0 BB: 0 P: 3	R: 0 E: 0 K: 1 S: 6 H: 1 LOB: 1 BB: 0 P: 6	R: 0 E: 0 K: 0 S: 3 H: 0 LOB: 0 BB: 0 P: 3	R: 1 E: 0 K: 0 S: 5 H: 2 LOB: 1 BB: 0 P: 5	R: 0 E: 0 K: 1 S: 7 H: 3 LOB: 2 BB: 0 P: 7	R: 0 E: 0 K: 0 S: 4 H: 1 LOB: 1 BB: 0 P: 4	R: 1 E: 0 K: 0 S: 4 H: 1 LOB: 0 BB: 0 P: 4	1B: 8 2B: 1 3B: 0 HR: 1 SF: 1 SAC: 0 DP: 0 HBP: 0	WP: 0 PB: 0 SB: 0 CS: 0 PA: 36	
PITCHER Bob Stanley, R ERA: 3.69 (1, 1)	IP: 9.0 WLS: W BF: 36 H: 10 R: 2 ER: 2 SO: 2 BB: 0 IBB: 0 HBP: 0 BLK: 0 WP: 0 HR: 1 S: 40 P: 40 ERA: 2.00 WHIP: 1.111											PITCHER

Oakland Athletics @ Boston Red Sox

Fenway Park, Boston, MA

Fri May 11 1979, 7:05 PM EDT
Att. 26,637 - Unknown - 59 F

livebaseballscorecards.com

AB	35
R	2
H	10
RBI	2
BB	0
SO	2
LOB	15



Batter	1	2	3	4	5	6	7	8	9
Jerry Remy, L OBP: 0.333, SLG: 0.336 Frank Duffy, R	0-0 6-3	0-0 6-3		0-0 3-1 1B 2B	0-0 6-3		0-0 6-3		
Rick Burleson, R OBP: 0.343, SLG: 0.377 Larry Wolfe, R OBP: 0.316, SLG: 0.214	0-0 E8 BB 1B		0-0 F9	4-0 3-1 1B BB		0-3 K		0-0 FC5-4 1B	
Fred Lynn, L OBP: 0.409, SLG: 0.664	0-0 F7		0-0 L4	0-0 3-1		0-0 1B 2B		0-0 FC5-4 1-2f	
Jim Rice, R OBP: 0.430, SLG: 0.554	4-0 BB 1B BB		0-0 4-3	4-0 1B 2B IBB		4-0 1B BB		0-0 F3	
Carl Yastrzemski, L OBP: 0.415, SLG: 0.565 Jim Dwyer, L OBP: 0.320, SLG: 0.333	4-0 1B BB			0-0 1B 1B		0-0 G3-6-3 1B		0-0 F2	
Butch Hobson, R OBP: 0.290, SLG: 0.403	0-0 1B			0-0 1B BB 1B		0-0 G3-6-3 1-2f			
George Scott, R OBP: 0.305, SLG: 0.357	0-3 K			0-0 F6 K			0-0 3B		
Dwight Evans, R OBP: 0.284, SLG: 0.439		0-0 6-3		4-0 1B 2B BB	0-0 F8		0-3 K		
Bob Montgomery, R OBP: 0.477, SLG: 0.550		0-0 6-3		0-0 2B 3-1 1B	0-0 1-3		0-0 G3		

Inning Stats	R: 2	H: 1	E: 1	LOB: 2	K: 1	P: 15	R: 0	H: 0	E: 0	LOB: 0	K: 0	P: 3	R: 0	H: 0	E: 0	LOB: 0	K: 0	P: 3	R: 8	H: 6	E: 0	LOB: 1	K: 1	P: 11	R: 0	H: 0	E: 0	LOB: 0	K: 0	P: 3	R: 1	H: 2	E: 0	LOB: 1	K: 1	P: 10	R: 0	H: 1	E: 0	LOB: 1	K: 1	P: 6	R: 0	H: 1	E: 0	LOB: 1	K: 0	P: 4
	S: 7	BB: 2	S: 3	BB: 0	S: 3	S: 3	S: 3	S: 3	S: 3	S: 3	S: 3	S: 3	S: 3	S: 3	S: 3	S: 3	S: 3	S: 3	S: 11	S: 23	S: 3	S: 3	S: 6	S: 6	S: 6	S: 4	S: 4	S: 4	S: 4	S: 4	S: 4	S: 4	S: 4	S: 4	S: 4	S: 4	S: 4	S: 4	S: 4	S: 4	S: 4	S: 4	S: 4	S: 4	S: 4	S: 4	S: 4	S: 4

AB	R	H	RBI	BB	SO	LOB
3	1	1	2	0	0	0
2	0	0	0	0	0	1
2	2	0	0	1	0	0
2	0	1	0	0	1	0
5	1	1	1	0	0	4
2	2	0	0	3	0	1
2	2	2	2	1	0	0
2	0	1	1	0	0	1
4	1	3	4	0	0	2
4	0	1	0	0	2	5
3	1	0	0	1	1	1
4	1	1	1	0	0	1
1B: 7	SF: 0	2B: 3	SAC: 0	3B: 1	DP: 1	HR: 0
WP: 0	PA: 41	PB: 0	CS: 0	SB: 0		

BOTTOM

Oakland Athletics @ Boston Red Sox
 Fenway Park, Boston, MA
 Fri May 11 1979, 7:05 PM EDT
 Att: 26,637 - Unknown - 59 F

livebaseballscorecards.com

AB	35
R	11
H	11
RBI	11
BB	6
SO	4
LOB	16



PITCHER	IP	WLS	BF	H	R	ER	SO	BB	IBB	HBP	BLK	WP	HR	S	P	ERA	WHIP
Matt Keough, R ERA: 6.52	(1, 1)	3.1	L	20	5	8	6	1	4	0	0	0	0	18	34	16.20	2.700
Craig Minetto, L ERA: 4.79	(4, 1)	0.1		4	2	2	0	0	1	0	0	0	0	3	7	54.00	6.000
Jim Todd, R ERA: 10.35	(4, 1)	2.1		9	2	1	2	1	0	0	0	0	0	12	16	3.86	1.286
Bob Lacey, L ERA: 4.09	(7, 1)	1.0		4	1	0	1	0	0	0	0	0	0	6	6	0.00	1.000
Dave Heaverlo, R ERA: 1.69	(8, 1)	1.0		4	1	0	0	0	0	0	0	0	0	4	4	0.00	1.000

Batter	1	2	3	4	5	6	7	8	9	AB R H RBI BB SO LOB	TOP									
Dwayne Murphy, L OBP: 0.372, SLG: 0.276 (1, 8) BBB	4-0 S BB	0-0 F6			4-0 FC6-4 BB		0-0 3-1			2 0 0 0 2 0 1										
Larry Murray, S OBP: 0.290, SLG: 0.297 (1, 9) SSS	0-3 K 1-2		0-0 F8		0-0 F8			0-0 F9		4 0 0 0 0 1 2										
Mitchell Page, L OBP: 0.287, SLG: 0.320 (1, 7) X	0-0 F7		0-0 G3		0-0 FC6-4 1-2f			0-0 3-1 2B		4 0 1 0 0 0 2										
Wayne Gross, L OBP: 0.459, SLG: 0.633 (1, 5) BBB	4-0 BB		0-0 4-3		0-0 4-3			0-0 3-1 2-3		3 0 0 0 1 0 2										
Mario Guerrero, R OBP: 0.286, SLG: 0.290 (1, 6) X	0-0 F2			0-0 L6		0-0 1-3		0-0 6-3		4 0 0 0 0 0 3										
Dave Revering, L OBP: 0.301, SLG: 0.396 (1, 3) X		0-0 P7		4-0 1B 1B BB		0-0 F8		0-0 F9		3 1 0 0 1 0 0										
Jeff Newman, R OBP: 0.239, SLG: 0.384 (1, 2) X		0-0 HR		0-0 1B 1-2 1B		0-0 5-3		0-0 6-3		4 1 2 1 0 0 0										
Mickey Klutts, R OBP: 0.311, SLG: 0.345 (1, 10) X		0-0 F4		0-0 G6-4-3 1-3 2-H 1B		0-0 F3		0-0 5-3		4 0 1 1 0 0 0										
Mike Edwards, R OBP: 0.225, SLG: 0.237 (1, 4) X		0-0 1B		0-0 G6-4-3 1-2f		0-0 F9				3 0 1 0 0 0 2										
Inning Stats	R: 0 E: 0 K: 1 S: 5	H: 0 LOB: 2 BB: 2 P: 13	R: 1 E: 0 K: 0 S: 5	H: 2 LOB: 1 BB: 0 P: 5	R: 0 E: 0 K: 0 S: 3	H: 0 LOB: 0 BB: 0 P: 3	R: 1 E: 0 K: 0 S: 4	H: 2 LOB: 1 BB: 1 P: 8	R: 0 E: 0 K: 0 S: 3	H: 0 LOB: 1 BB: 1 P: 7	R: 0 E: 0 K: 0 S: 3	H: 0 LOB: 0 BB: 0 P: 3	R: 0 E: 0 K: 0 S: 4	H: 1 LOB: 1 BB: 0 P: 4	R: 0 E: 0 K: 0 S: 3	H: 0 LOB: 0 BB: 0 P: 3	1B: 3 2B: 1 3B: 0 HR: 1	SF: 0 SAC: 0 DP: 1 HBP: 0	WP: 0 PB: 0 SB: 1 CS: 0	PA: 35
PITCHER Mike Torrez, R ERA: 4.01 (1, 1)	IP: 9.0 WLS: W BF: 35 H: 5 R: 2 ER: 2 SO: 1 BB: 4 IBB: 0 HBP: 0 BLK: 0 WP: 0 HR: 1 S: 33 P: 49 ERA: 2.00 WHIP: 1.000																			

Oakland Athletics @ Boston Red Sox
 Fenway Park, Boston, MA
 Sat May 12 1979, 3:33 AM EDT
 Att. 30,617 - Unknown - 66 F

livebaseballscorecards.com

AB	31
R	2
H	5
RBI	2
BB	4
SO	1
LOB	12



Batter	1	2	3	4	5	6	7	8	9	AB	R	H	RBI	BB	SO	LOB
Jerry Remy, L (1, 4) OBP: 0.357, SLG: 0.368	0-0 L9 5-3 1B	0-0 1-3 2-H 1B		0-0 WP SF7 1B		0-0 2B 1B	0-0 1-3 2-H SF9 2B			5	1	5	2	0	0	0
Rick Burleson, R (1, 6) OBP: 0.338, SLG: 0.381	0-0 5-3 1-2	0-0 5-3		0-0 F5		0-0 1-3 2B	0-0 2-3 3-H SF9			4	0	1	1	0	0	4
Fred Lynn, L (1, 8) OBP: 0.408, SLG: 0.658	0-0 L9 2-3		0-0 2B	4-0 WP BB 1-2		0-0 1-3	0-3 K			4	1	1	0	1	1	4
Jim Rice, R (1, 7) OBP: 0.429, SLG: 0.544	4-0 BB		0-0 F7	0-0 SF7		4-0 G4-6-3 IBB	0-0 F9			2	0	0	1	2	0	2
Carl Yastrzemski, L (1, 10) OBP: 0.407, SLG: 0.558	0-0 F5		0-0 HR 2B	0-0 F9		0-0 G4-6-3		0-0 F5		5	0	1	1	0	0	6
Butch Hobson, R (1, 5) OBP: 0.284, SLG: 0.433		0-0 F8	0-0 HR	0-0 E6 G6-4-3		0-0 E6 HR	0-0 F7			5	2	1	1	0	0	0
George Scott, R (1, 3) OBP: 0.316, SLG: 0.400		0-0 1B 2B	0-0 2B 1B	0-0 G6-4-3		0-0 1-2f HR	0-0 6-3			5	2	3	2	0	0	1
Dwight Evans, R (1, 9) OBP: 0.301, SLG: 0.461		0-3 K	0-0 1-3 2B	0-0 FC6-4 1B		0-0 FC6-4 1B	0-0 1B 2B 1B			4	1	3	0	0	1	1
Gary Allenson, R (1, 2) OBP: 0.322, SLG: 0.346		4-0 1B BB	0-3 K	0-0 FC6-4		0-0 1-2f FC6-4	0-0 1-2 2B SF9 1B			3	1	1	0	1	1	3

Inning Stats	R: 0	H: 1	E: 0	K: 0	S: 4	L: 1	LOB: 2	BB: 1	P: 8	R: 1	H: 2	E: 0	K: 1	S: 7	L: 2	LOB: 2	BB: 2	P: 11	R: 2	H: 5	E: 0	K: 1	S: 9	L: 5	LOB: 2	BB: 0	P: 9	R: 1	H: 1	E: 0	K: 0	S: 4	L: 2	LOB: 1	BB: 1	P: 8	R: 0	H: 1	E: 1	K: 0	S: 4	L: 1	LOB: 1	BB: 0	P: 4	R: 0	H: 2	E: 0	K: 0	S: 4	L: 2	LOB: 2	BB: 1	P: 8	R: 4	H: 4	E: 1	K: 1	S: 10	L: 1	LOB: 1	BB: 0	P: 10	R: 0	H: 0	E: 0	K: 0	S: 3	L: 0	LOB: 0	BB: 0	P: 3
--------------	------	------	------	------	------	------	--------	-------	------	------	------	------	------	------	------	--------	-------	-------	------	------	------	------	------	------	--------	-------	------	------	------	------	------	------	------	--------	-------	------	------	------	------	------	------	------	--------	-------	------	------	------	------	------	------	------	--------	-------	------	------	------	------	------	-------	------	--------	-------	-------	------	------	------	------	------	------	--------	-------	------

PITCHER	IP	WLS	BF	H	R	ER	SO	BB	IBB	HBP	BLK	WP	HR	S	P	ERA	WHIP
Rick Langford, R (1, 1) ERA: 5.88	5.0	L	29	12	4	4	2	3	0	0	0	1	1	30	42	7.20	3.000
Bob Lacey, L (6, 1) ERA: 5.09	1.0		7	3	4	3	0	0	1	0	0	0	1	6	10	27.00	3.000
Steve McCatty, R (7, 1) ERA: 0.9	2.0		7	1	0	0	1	0	0	0	0	0	0	9	9	0.00	0.500

BOTTOM

Oakland Athletics @ Boston Red Sox
 Fenway Park, Boston, MA
 Sat May 12 1979, 3:33 AM EDT
 Att: 30,617 - Unknown - 66 F

AB	37
R	8
H	16
RBI	8
BB	4
SO	3
LOB	21



WP	HR	S	P	ERA	WHIP
1	0	1	3	0.00	0.500
1	0	1	3	27.00	3.000
0	0	1	3	7.20	3.000

Batter	1	2	3	4	5	6	7	8	9	AB R H RBI BB SO LOB	TOP
Dwayne Murphy, L (1, 8) OBP: 0.378, SLG: 0.316	0-0 G3		0-0 E3		0-0 1-H HR			4-0 BB		3 1 1 2 1 0 0	
Larry Murray, S (1, 9) OBP: 0.288, SLG: 0.284	4-0 FC3-6 BB		0-0 L7		0-0 F8			0-0 G6-3		3 0 0 0 1 0 2	
Mitchell Page, L (1, 7) OBP: 0.286, SLG: 0.312	0-0 FC3-6 1-2f		0-0 4-3			4-0 BB		0-0 4-3		3 0 0 0 1 0 2	
Wayne Gross, L (1, 5) OBP: 0.452, SLG: 0.613	0-0 1-3			0-0 F9		0-0 G4-6-3		4-0 BB		3 0 0 0 1 0 2	
Mario Guerrero, R (1, 6) OBP: 0.269, SLG: 0.273		0-0 L6		0-0 5-3		0-0 6-3		0-0 F8		4 0 0 0 0 0 1	
Dave Revering, L (1, 3) OBP: 0.299, SLG: 0.391		0-0 WP 1B		0-0 3-1			0-0 F3	0-0 L3		4 0 1 0 0 0 1	
Jeff Newman, R (1, 2) OBP: 0.232, SLG: 0.371		0-0 L8			0-3 K		0-0 F3			3 0 0 0 0 1 1	
Mickey Klutts, R (1, 10) OBP: 0.313, SLG: 0.333		0-3 K			0-0 G3		4-0 BB			2 0 0 0 1 1 1	
Mike Edwards, R (1, 4) OBP: 0.229, SLG: 0.240			0-0 5-3		0-0 HR 1B		0-3 K			3 1 1 0 0 1 1	
Inning Stats	R: 0 E: 0 K: 0 S: 3 H: 0 LOB: 1 BB: 1 P: 7	R: 0 E: 0 K: 1 S: 6 H: 1 LOB: 1 BB: 0 P: 6	R: 0 E: 1 K: 0 S: 4 H: 0 LOB: 1 BB: 0 P: 4	R: 0 E: 0 K: 0 S: 3 H: 0 LOB: 0 BB: 0 P: 3	R: 2 E: 0 K: 1 S: 7 H: 2 LOB: 0 BB: 0 P: 7	R: 0 E: 0 K: 0 S: 2 H: 0 LOB: 0 BB: 1 P: 6	R: 0 E: 0 K: 1 S: 5 H: 0 LOB: 1 BB: 1 P: 9	R: 0 E: 0 K: 0 S: 2 H: 0 LOB: 0 BB: 1 P: 6	R: 0 E: 0 K: 0 S: 2 H: 0 LOB: 0 BB: 1 P: 6	1B: 2 2B: 1 3B: 0 HR: 1 SF: 0 SAC: 0 DP: 3 HBP: 0	WP: 1 PB: 0 SB: 1 CS: 0 PA: 33
PITCHER Chuck Rainey, R (1, 1) ERA: 4.88	IP WLS BF H R ER SO BB IBB HBP BLK WP HR S P ERA WHIP										
	9.0 W 33 3 2 2 3 5 0 0 0 1 1 34 54 2.00 0.889										

Oakland Athletics @ Boston Red Sox
Fenway Park, Boston, MA
 Sun May 13 1979, 3:33 AM EDT
 Att. 25,651 - Unknown - 77 F

livebaseballscorecards.com

AB 28
R 2
H 3
RBI 2
BB 5
SO 3
LOB 11



Batter	1	2	3	4	5	6	7	8	9	AB	R	H	RBI	BB	SO	LOB
Jerry Remy, L OBP: 0.351, SLG: 0.364 (1, 4)	0-0 6-3	0-0 SF7	0-3 K			0-0 F8	0-0 1B			4	0	1	1	0	1	1
Rick Burleson, R OBP: 0.340, SLG: 0.377 (1, 6)	0-3 K	0-0 E 1B		0-0 F7		4-0 FC3-6 BB	0-3 K			4	1	1	1	1	2	2
Fred Lynn, L OBP: 0.415, SLG: 0.650 (1, 8)	4-0 BB BB	0-0 F8		0-0 1B 1B		0-0 FC3-6 1B		4-0 FC1-4 BB		3	0	1	0	2	0	1
Jim Rice, R OBP: 0.441, SLG: 0.559 (1, 7)	4-0 1-2 BB		0-0 E 2B	0-0 1-2 1B		0-0 1-2 1B		0-0 FC1-4		4	1	3	0	1	0	1
Carl Yastrzemski, L OBP: 0.393, SLG: 0.534 (1, 10)	0-3 K		0-3 K	0-0 G6-3 1-2f		0-0 F5		0-0 F9		5	0	0	0	0	2	8
Butch Hobson, R OBP: 0.316, SLG: 0.493 (1, 5)		0-0 2B SF7 1B	4-0 HR BB		0-0 4-3 5-3 1B		0-0 HR	0-0 F4		4	3	3	1	1	0	1
George Scott, R OBP: 0.314, SLG: 0.419 (1, 3)		0-0 L9	0-0 1-H HR		0-0 5-3		0-0 5-3			4	1	1	2	0	0	2
Dwight Evans, R OBP: 0.308, SLG: 0.467 (1, 9)		0-0 1-3 1B 2B	0-3 K		0-0 4-3		4-0 1B BB			3	1	1	0	1	1	1
Gary Allenson, R OBP: 0.333, SLG: 0.345 (1, 2)		4-0 1B WP BB	0-0 1B		0-0 F4		0-0 F9			3	1	1	0	1	0	2

Inning Stats	R: 0	H: 0	E: 0	K: 2	S: 7	R: 4	H: 3	E: 0	K: 0	S: 6	R: 3	H: 3	E: 0	K: 3	S: 12	R: 0	H: 2	E: 0	K: 0	S: 4	R: 0	H: 1	E: 0	K: 0	S: 4	R: 1	H: 2	E: 0	K: 1	S: 7	R: 0	H: 0	E: 0	K: 0	S: 3
	LOB: 2	BB: 2	P: 15	LOB: 1	BB: 1	P: 10	LOB: 1	BB: 1	P: 16	LOB: 1	BB: 0	P: 4	LOB: 2	BB: 1	P: 8	LOB: 2	BB: 1	P: 11	LOB: 1	BB: 1	P: 7	LOB: 1	BB: 1	P: 7	1B: 8	SF: 1	2B: 2	SAC: 0	3B: 0	DP: 1	HR: 2	HBP: 0	WP: 1	PA: 42	

PITCHER	IP	WLS	BF	H	R	ER	SO	BB	IBB	HBP	BLK	WP	HR	S	P	ERA	WHIP
Mike Norris, R ERA: 4.5 (1, 1)	3.1	L	22	8	7	6	5	4	0	0	0	1	1	28	44	16.20	3.600
Dave Hamilton, L ERA: 1.38 (4, 1)	3.0		13	3	1	1	0	2	0	0	0	0	1	11	19	3.00	1.667
Dave Heaverlo, R ERA: 1.59 (7, 1)	1.2		7	1	0	0	1	1	0	0	0	0	0	8	12	0.00	1.200


BOTTOM

Oakland Athletics @ Boston Red Sox
Fenway Park, Boston, MA
Sun May 13 1979, 3:33 AM EDT
Att: 25,651 - Unknown - 77 F

AB 34
R 8
H 12
RBI 5
BB 7
SO 6
LOB 19



livebaseballscorecards.com

Batter	1	2	3	4	5	6	7	8	9	10	AB R H RBI BB SO LOB	TOP														
Al Bumbry, L (1, 8) OBP: 0.314, SLG: 0.344	0-0 6-3	0-0 F8			0-0 F5		0-0 L6			0-0 ES 1B	5 0 1 0 0 0 2	<p>Baltimore Orioles @ Boston Red Sox Fenway Park, Boston, MA Tue May 15 1979, 7:05 PM EDT Att. 25,222 - Unknown</p> <p>livebaseballscorecards.com</p> <table border="1"> <tr><td>AB</td><td>36</td></tr> <tr><td>R</td><td>2</td></tr> <tr><td>H</td><td>8</td></tr> <tr><td>RBI</td><td>1</td></tr> <tr><td>BB</td><td>3</td></tr> <tr><td>SO</td><td>5</td></tr> <tr><td>LOB</td><td>17</td></tr> </table> 	AB	36	R	2	H	8	RBI	1	BB	3	SO	5	LOB	17
AB	36																									
R	2																									
H	8																									
RBI	1																									
BB	3																									
SO	5																									
LOB	17																									
Mark Belanger, R (1, 6) OBP: 0.224, SLG: 0.224 Pat Kelly, L (10, PH) OBP: 0.345, SLG: 0.261 Kiko Garcia, R (10, 6) OBP: 0.296, SLG: 0.364	4-0 4-3 BB		0-0 L3-6 2B		0-0 6-3		0-0 5-3		0-3 K 1-3	3 0 1 0 1 0 0 1 0 0 0 0 1 1 0 0 0 0 0 0 0																
Ken Singleton, S (1, 7) OBP: 0.422, SLG: 0.597 Larry Harlow, L (8, PR) OBP: 0.419, SLG: 0.346	0-0 4-3 1-2		0-3 K		0-0 4-3		0-0 4-3		0-0 G4-6-3 1B	4 0 1 0 0 1 2 1 0 0 0 0 0 1																
Eddie Murray, S (1, 3) OBP: 0.377, SLG: 0.414	0-0 4-3		0-0 L3-6 2-3		0-0 1-3		0-0 F9		0-0 F9	4 0 0 0 0 0 3																
John Lowenstein, L (1, 9) OBP: 0.533, SLG: 0.957		0-0 4-3		0-0 FC3-6 1B		0-0 1B 1B		0-0 G4-6-3 1-2f		4 0 2 0 0 0 1																
Lee May, R (1, 10) OBP: 0.347, SLG: 0.532		0-0 S E 2B		0-0 F8		0-0 1-3 1B		0-0 5-3		4 1 2 0 0 0 1																
Billy Smith, S (1, 4) OBP: 0.286, SLG: 0.314		4-0 S BB		0-0 FC3-6 1-2f		0-0 G3		0-0 F9		3 0 0 0 1 0 3																
Rich Dauer, R (1, 5) OBP: 0.367, SLG: 0.434		4-0 1-3 2-H BB		0-3 K		0-0 F7		0-0 F8		3 0 0 0 1 1 1																
Rick Dempsey, R (1, 2) OBP: 0.354, SLG: 0.367		0-3 K		0-3 K		0-0 HR		0-0 F2		4 1 1 1 0 2 2																
Inning Stats	R: 0 E: 0 K: 0 S: 3	H: 0 LOB: 1 BB: 1 P: 7	R: 1 E: 0 K: 1 S: 6	H: 1 LOB: 2 BB: 2 P: 14	R: 0 E: 0 K: 1 S: 5	H: 1 LOB: 0 BB: 0 P: 5	R: 0 E: 0 K: 1 S: 6	H: 1 LOB: 1 BB: 0 P: 6	R: 0 E: 0 K: 1 S: 5	H: 2 LOB: 2 BB: 0 P: 5	R: 1 E: 0 K: 0 S: 4	H: 1 LOB: 0 BB: 0 P: 4	R: 0 E: 0 K: 0 S: 3	H: 1 LOB: 1 BB: 0 P: 3	R: 0 E: 0 K: 0 S: 3	H: 0 LOB: 0 BB: 0 P: 3	R: 0 E: 0 K: 1 S: 6	H: 1 LOB: 1 BB: 0 P: 6	1B: 5 2B: 3 3B: 0 HR: 1	SF: 0 SAC: 0 DP: 2 HBP: 0	WP: 0 PB: 0 SB: 4 CS: 0	PA: 39				
PITCHER Dennis Eckersley, R (1, 1) ERA: 3.51	IP 10.0	WLS W	BF 39	H 8	R 2	ER 1	SO 5	BB 3	IBB 0	HBP 0	BLK 0	WP 0	HR 1	S 46	P 58	ERA 0.90	WHIP 1.100									

Batter	1	2	3	4	5	6	7	8	9	10	AB	R	H	RBI	BB	SO	LOB
Jerry Remy, L (1, 4) OBP: 0.353, SLG: 0.366	0-0 5-3			0-0 B5-3		0-0 SH1-3 1B		0-0 4-3		0-0 2-H 1B	5	0	2	1	0	0	0
Rick Burleson, R (1, 6) OBP: 0.333, SLG: 0.368	0-0 L6			0-0 F8		0-0 SH1-3 1-2		0-0 6-3			3	0	0	0	0	0	0
Fred Lynn, L (1, 8) OBP: 0.417, SLG: 0.642	0-3 K			0-0 F5		4-0 BB		0-0 1B			3	0	1	0	1	1	0
Jim Rice, R (1, 7) OBP: 0.430, SLG: 0.541		0-0 6-3		0-0 F9		0-0 P4		0-0 P4			4	0	0	0	0	0	3
Carl Yastrzemski, L (1, 10) OBP: 0.389, SLG: 0.521		4-0 BB G6-4-3		0-0 4-3		0-0 4-3			0-0 P6		3	0	0	0	1	0	2
Butch Hobson, R (1, 5) OBP: 0.325, SLG: 0.507		0-0 G6-4-3 1-2f		0-0 1B 2B			0-0 SH3-4 1B		0-0 F8		4	1	2	0	0	0	1
George Scott, R (1, 3) OBP: 0.314, SLG: 0.417			0-0 P4		0-0 1B 1B		0-0 SH3-4 1-2		0-0 4-3		3	1	1	1	0	0	0
Dwight Evans, R (1, 9) OBP: 0.314, SLG: 0.463			0-0 P4		0-0 1B		0-0 F7			4-0 S 1B BB	3	1	1	1	1	0	1
Gary Allenson, R (1, 2) OBP: 0.323, SLG: 0.333			0-0 F2		0-0 5-3		0-0 F7			0-3 K	2	0	0	0	0	0	1
Jim Dwyer, L (7, PH) OBP: 0.308, SLG: 0.320										1-2 K	1	0	0	0	0	0	1
Bob Montgomery, R (8, 2) OBP: 0.467, SLG: 0.537											1	0	0	0	0	1	1

Inning Stats	R: 0	H: 0	R: 0	H: 0	R: 0	H: 0	R: 2	H: 3	R: 0	H: 1	R: 0	H: 1	R: 0	H: 1	R: 0	H: 0	R: 1	H: 1	1B: 6	SF: 0	WP: 0	PA: 37
E: 0	LOB: 0	E: 0	LOB: 0	E: 0	LOB: 0	E: 0	LOB: 1	E: 0	LOB: 2	E: 0	LOB: 1	E: 0	LOB: 0	E: 0	LOB: 0	E: 0	LOB: 1	E: 1	LOB: 1	2B: 1	SAC: 2	PB: 0
K: 1	BB: 0	K: 0	BB: 1	K: 0	BB: 0	K: 0	BB: 0	K: 0	BB: 1	K: 0	BB: 0	K: 0	BB: 0	K: 0	BB: 0	K: 1	BB: 1	K: 1	BB: 1	3B: 0	DP: 1	SB: 1
S: 5	P: 5	S: 2	P: 6	S: 3	P: 3	S: 3	P: 6	S: 6	P: 8	S: 4	P: 4	S: 4	P: 4	S: 3	P: 3	S: 4	P: 8	S: 4	P: 8	HR: 0	HBP: 0	CS: 0

PITCHER	IP	WLS	BF	H	R	ER	SO	BB	IBB	HBP	BLK	WP	HR	S	P	ERA	WHIP
Jim Palmer, R (1, 1) ERA: 2.86	8.0		31	6	2	2	1	2	0	0	0	0	0	31	39	2.25	1.000
Don Stanhouse, R (9, 1) ERA: 4.24	1.1	L	6	1	1	1	1	1	0	0	0	0	0	7	11	6.75	1.500


PITCHER	IP	WLS	BF	H	R	ER	SO	BB	IBB	HBP	BLK	WP	HR	S	P	ERA	WHIP


BOTTOM

Baltimore Orioles @ Boston Red Sox
 Fenway Park, Boston, MA
 Tue May 15 1979, 7:05 PM EDT
 Att: 25,222 - Unknown

livebaseballscorecards.com

AB	32
R	3
H	7
RBI	3
BB	3
SO	2
LOB	10



Batter	1	2	3	4	5	6	7	8	9	AB R H RBI BB SO LOB	TOP																
Al Bumbry, L (1, 8) OBP: 0.317, SLG: 0.361	0-3 K		0-0 4-3	0-3 K	0-0 1B 2B		0-0 2B			5 1 2 2 0 2 3	<p>Baltimore Orioles @ Boston Red Sox Fenway Park, Boston, MA Wed May 16 1979, 7:05 PM EDT Att: 27,569 - Unknown</p> <p>livebaseballscorecards.com</p> <p>AB 40 R 10 H 15 RBI 10 BB 4 SO 8 LOB 19</p> 																
Mark Belanger, R (1, 6) OBP: 0.233, SLG: 0.225	0-3 K		4-0 2B BB	0-0 5-3	0-0 FC6-4 1B		0-0 F7			4 1 1 2 1 1 3																	
Ken Singleton, S (1, 7) OBP: 0.428, SLG: 0.613 Larry Harlow, L (8, 9) OBP: 0.419, SLG: 0.346	0-3 K		0-0 1-H 3-H 2B		0-0 1B 2B FC6-4			0-0 L4-6 1B		5 1 3 2 0 1 1 0 0 0 0 0 0 0																	
Eddie Murray, S (1, 3) OBP: 0.377, SLG: 0.414		0-0 F9	0-0 1-3		0-0 HBP 1B BB 1B		0-0 5-3	0-0 1-2 1B		5 1 2 0 0 0 1																	
Lee May, R (1, 10) OBP: 0.341, SLG: 0.518		0-0 F3		0-0 5-3	0-0 BB HBP 2B 1B		0-3 K	0-0 L4-6 2-3 1B		5 1 1 1 0 1 2																	
Gary Roenicke, R (1, 9) OBP: 0.440, SLG: 0.642		4-0 PB BB		0-0 1B 3B	0-3 K		4-0 BB	0-3 K		3 1 1 0 2 2 3																	
Rich Dauer, R (1, 5) OBP: 0.368, SLG: 0.427		0-0 F2 1-2		0-0 1B 1B	1-0 BB HBP		0-0 F9		0-0 F7	4 2 1 1 0 0 2																	
Kiko Garcia, R (1, 4) OBP: 0.303, SLG: 0.366			0-0 L8	0-0 1-2 1B	0-3 K		0-0 1-3	0-0 CS 1B		5 0 2 0 0 1 3																	
Dave Skaggs, R (1, 2) OBP: 0.333, SLG: 0.333			0-0 4-3 2B 2B	0-0 1-2 2-H 1B	4-0 2B 1B BB		0-0 L5	0-0 F8 1-2		4 2 2 2 1 0 1																	
Inning Stats	R: 0 E: 0 K: 3 S: 9	H: 0 LOB: 0 BB: 0 P: 9	R: 0 E: 0 K: 0 S: 3	H: 0 LOB: 1 BB: 1 P: 7	R: 2 E: 0 K: 0 S: 5	H: 2 LOB: 1 BB: 1 P: 9	R: 2 E: 0 K: 1 S: 9	H: 4 LOB: 2 BB: 0 P: 9	R: 6 E: 0 K: 2 S: 12	H: 5 LOB: 1 BB: 1 P: 17	R: 0 E: 0 K: 1 S: 5	H: 0 LOB: 1 BB: 1 P: 9	R: 0 E: 0 K: 0 S: 4	H: 1 LOB: 1 BB: 0 P: 4	R: 0 E: 0 K: 1 S: 6	H: 2 LOB: 1 BB: 0 P: 6	R: 0 E: 0 K: 0 S: 3	H: 1 LOB: 0 BB: 0 P: 3	1B: 9 2B: 6 3B: 1 HR: 0	SF: 0 SAC: 0 DP: 1 HBP: 1	WP: 0 PB: 1 SB: 0 CS: 1	PA: 45					
PITCHER	IP WLS BF H R ER SO BB IBB HBP BLK WP HR S P ERA WHIP																										
Steve Renko, R (1, 1) ERA: 3.63	3.1		18	6	4	4	3	2	0	0	0	0	0	22	30	10.80	2.400										
Andy Hassler, L (4, 1) ERA: 5.25	0.2	L	5	3	3	3	1	0	0	0	0	0	0	7	7	40.50	4.500										
Jim Wright, R (5, 1) ERA: 4.15	0.2		6	2	3	3	2	1	0	1	0	0	0	8	13	40.50	4.500										
Tom Burgmeier, L (5, 1) ERA: 0.64	4.1		16	4	0	0	2	1	0	0	0	0	0	19	23	0.00	1.154										

Batter	1	2	3	4	5	6	7	8	9	AB R H RBI BB SO LOB
Jerry Remy, L (1, 4) OBP: 0.354, SLG: 0.369	0-0 F7	0-0 G3		0-0 1-3			4-0 WP 2B BB		0-0 2B	4 1 1 0 1 0 1
Rick Burleson, R (1, 6) OBP: 0.325, SLG: 0.358 Larry Wolfe, R (8, 6) OBP: 0.300, SLG: 0.200	0-0 F8		0-0 F8		0-0 F7		0-3 K 1-2		0-3 K	4 0 0 0 0 1 1 1 0 0 0 0 1 1
Fred Lynn, L (1, 8) OBP: 0.423, SLG: 0.646	0-0 1B 1B		4-0 1B HR BB		0-0 F7		0-0 2B 2-H		0-3 K	4 1 2 1 1 1 1
Jim Rice, R (1, 7) OBP: 0.431, SLG: 0.540	0-0 1-2 1B		0-0 1-2 HR 1B		0-0 6-3		0-3 K			4 1 2 0 0 1 1
Carl Yastrzemski, L (1, 10) OBP: 0.385, SLG: 0.536	0-0 4-3		0-0 1-H 2-H HR		0-0 3-1		0-3 K			4 1 1 3 0 1 3
Butch Hobson, R (1, 5) OBP: 0.322, SLG: 0.494		0-0 F8	0-0 4-3		0-0 1-3			0-0 G4-3 1B		4 0 1 0 0 0 0
George Scott, R (1, 3) OBP: 0.319, SLG: 0.435		0-0 1B 2B	0-0 F9		0-0 2B 2B			0-0 G4-3 1-2f		4 2 2 0 0 0 1
Dwight Evans, R (1, 9) OBP: 0.312, SLG: 0.464		0-3 K		0-0 L1		0-0 2B 2-H		0-3 K		4 0 1 1 0 2 1
Gary Allenson, R (1, 2) OBP: 0.324, SLG: 0.333 Jack Brohamer, L (9, PH) OBP: 0.364, SLG: 0.410		0-0 2-H 1B		0-0 5-3		0-0 F7			0-0 F7	3 0 1 1 0 0 1 1 0 0 0 0 0 0

Inning Stats	R: 0	H: 2	E: 0	LOB: 2	K: 0	BB: 0	S: 5	P: 5	R: 1	H: 2	E: 0	LOB: 1	K: 1	BB: 0	S: 7	P: 7	R: 3	H: 2	E: 0	LOB: 0	K: 0	BB: 1	S: 5	P: 9	R: 0	H: 0	E: 0	LOB: 0	K: 0	BB: 0	S: 3	P: 3	R: 1	H: 2	E: 0	LOB: 1	K: 0	BB: 0	S: 5	P: 5	R: 1	H: 1	E: 0	LOB: 1	K: 3	BB: 1	S: 10	P: 14	R: 0	H: 1	E: 0	LOB: 0	K: 1	BB: 0	S: 5	P: 5	R: 0	H: 1	E: 0	LOB: 1	K: 2	BB: 0	S: 8	P: 8	1B: 5	SF: 0	2B: 5	SAC: 0	3B: 0	DP: 1	HR: 1	HBP: 0	WP: 1	PA: 39
--------------	------	------	------	--------	------	-------	------	------	------	------	------	--------	------	-------	------	------	------	------	------	--------	------	-------	------	------	------	------	------	--------	------	-------	------	------	------	------	------	--------	------	-------	------	------	------	------	------	--------	------	-------	-------	-------	------	------	------	--------	------	-------	------	------	------	------	------	--------	------	-------	------	------	-------	-------	-------	--------	-------	-------	-------	--------	-------	--------


PITCHER	IP	WLS	BF	H	R	ER	SO	BB	IBB	HBP	BLK	WP	HR	S	P	ERA	WHIP
Dennis Martinez, R (1, 1) ERA: 2.93	6.0	W	27	8	5	5	1	1	0	0	0	0	1	28	32	7.50	1.500
Tim Stoddard, R (7, 1) ERA: 1.35	3.0	S	12	3	1	1	6	1	0	0	0	1	0	23	27	3.00	1.333

BOTTOM

Baltimore Orioles @ Boston Red Sox
Fenway Park, Boston, MA
Wed May 16 1979, 7:05 PM EDT
Att. 27,569 - Unknown

livebaseballscorecards.com

AB	37
R	6
H	11
RBI	6
BB	2
SO	7
LOB	11



Batter	1	2	3	4	5	6	7	8	9	AB R H RBI BB SO LOB	TOP											
Al Bumbry, L (1, 8) OBP: 0.308, SLG: 0.350	0-0 6-3		0-0 1-3		0-0 6-3		0-0 L6			4 0 0 0 0 0 1												
Mark Belanger, R (1, 6) OBP: 0.245, SLG: 0.229	4-0 1B 1B BB		0-0 5-3			0-0 E7 FC3-6 1B	0-0 1-2 1B			3 2 1 0 1 0 0												
Ken Singleton, S (1, 7) OBP: 0.429, SLG: 0.609	0-0 1B 1-3 1B		0-3 K			0-0 FC3-6 1-2 1B	0-0 F9			4 0 2 0 0 1 2												
Eddie Murray, S (1, 3) OBP: 0.381, SLG: 0.412	0-0 FC6-4 1-3 3-H 1B			4-0 5-3 BB		0-0 FC3-6 1-2f 2-3 1B		0-0 4-3		3 0 1 1 1 0 2												
Lee May, R (1, 10) OBP: 0.339, SLG: 0.508	0-3 K			0-0 5-3 1-2		0-0 1-2 1B		0-3 K		4 0 1 1 0 2 3												
Gary Roenicke, R (1, 9) OBP: 0.433, SLG: 0.624	0-0 FC6-4 1-2f			0-0 6-3		0-0 1-2 2-H 1B		0-0 6-3		4 0 1 0 0 0 3												
Rich Dauer, R (1, 5) OBP: 0.358, SLG: 0.413		0-0 6-3		0-3 K		0-0 F8			0-3 K	4 0 0 0 0 2 3												
Kiko Garcia, R (1, 4) OBP: 0.316, SLG: 0.378			0-0 CS 1B		0-0 6-3		0-0 1B 1B		0-0 6-3	3 0 2 0 0 0 0 1 0 0 0 0 0 0												
John Lowenstein, L (9, PH) OBP: 0.516, SLG: 0.917																						
Dave Skaggs, R (1, 2) OBP: 0.333, SLG: 0.333			0-0 6-3		0-0 5-3		0-0 1B 1-3 1B		0-0 F8	3 0 1 0 0 0 1 1 0 0 0 0 0 0												
Terry Crowley, L (9, PH) OBP: 0.429, SLG: 0.500																						
Inning Stats	R: 1 E: 0 K: 1 S: 7	H: 2 LOB: 2 BB: 1 P: 11	R: 0 E: 0 K: 0 S: 3	H: 1 LOB: 0 BB: 0 P: 3	R: 0 E: 0 K: 1 S: 5	H: 0 LOB: 0 BB: 0 P: 5	R: 0 E: 0 K: 1 S: 5	H: 0 LOB: 1 BB: 1 P: 9	R: 0 E: 0 K: 0 S: 3	H: 0 LOB: 0 BB: 0 P: 3	R: 1 E: 1 K: 0 S: 6	H: 3 LOB: 2 BB: 0 P: 6	R: 0 E: 0 K: 0 S: 5	H: 3 LOB: 2 BB: 0 P: 5	R: 0 E: 0 K: 1 S: 5	H: 0 LOB: 0 BB: 0 P: 5	R: 0 E: 0 K: 1 S: 5	H: 0 LOB: 0 BB: 0 P: 5	1B: 9 2B: 0 3B: 0 HR: 0	SF: 0 SAC: 0 DP: 0 HBP: 0	WP: 0 PB: 0 SB: 0 CS: 1	PA: 36
PITCHER	IP WLS BF H R ER SO BB IBB HBP BLK WP HR S P ERA WHIP																					
Bob Stanley, R (1, 1) ERA: 3.45	6.1 W 27 8 2 1 3 2 0 0 0 0 0 0 31 39 1.42 1.579																					
Dick Drago, R (7, 1) ERA: 2.89	2.2 S 9 1 0 0 2 0 0 0 0 0 0 0 13 13 0.00 0.375																					

Baltimore Orioles @ Boston Red Sox
 Fenway Park, Boston, MA
 Thu May 17 1979, 7:05 PM EDT
 Att: 27,610 - Unknown

livebaseballscorecards.com

AB	34
R	2
H	9
RBI	2
BB	2
SO	5
LOB	15



Batter	1	2	3	4	5	6	7	8	9	AB	R	H	RBI	BB	SO	LOB
Jerry Remy, L (1, 4) OBP: 0.362, SLG: 0.373	0-0 F7	0-0 1B		4-0 BB		0-0 FC4-6		0-0 1B		4	1	2	0	1	0	1
Rick Burleson, R (1, 6) OBP: 0.327, SLG: 0.359	0-0 F7	0-0 F8		0-0 4-1		0-0 1B		0-0 2B		5	1	2	1	0	0	3
Fred Lynn, L (1, 8) OBP: 0.422, SLG: 0.641	4-0 HR		0-0 G3	0-0 P4		0-0 L7		0-0 2B		4	1	1	2	1	0	3
Jim Rice, R (1, 10) OBP: 0.430, SLG: 0.557	0-0 HR		0-0 BB		0-3 K		0-3 K	0-0 P6		5	1	2	2	0	2	1
Carl Yastrzemski, L (1, 7) OBP: 0.399, SLG: 0.539	0-0 F2		4-0 BB	1-2 BB	0-0 F9	0-0 BB	0-0 BB	4-0 IBB		3	0	2	0	2	0	0
Butch Hobson, R (1, 5) OBP: 0.326, SLG: 0.518		0-0 HR	0-3 K	1-2 2-3	0-0 F9	0-0 BB	4-0 BB	0-3 K		4	1	1	1	1	2	5
George Scott, R (1, 3) OBP: 0.318, SLG: 0.425		0-0 4-3	4-0 BB		0-0 F8		0-0 G6-4-3			3	0	0	0	1	0	3
Dwight Evans, R (1, 9) OBP: 0.318, SLG: 0.456		0-3 K	0-0 G3			4-0 FC3-6		4-0 1B		2	1	0	0	2	1	3
Gary Allenson, R (1, 2) OBP: 0.319, SLG: 0.328		0-0 1B		0-0 F7		0-0 FC3-6		0-0 F9		4	0	1	0	0	0	2

Inning Stats	R: 2	H: 1	E: 0	K: 0	S: 4	LOB: 0	BB: 1	P: 8	R: 1	H: 3	E: 0	K: 1	S: 8	LOB: 2	BB: 0	P: 8	R: 0	H: 1	E: 1	K: 1	S: 6	LOB: 3	BB: 2	P: 14	R: 0	H: 0	E: 0	K: 0	S: 3	LOB: 1	BB: 1	P: 7	R: 0	H: 1	E: 0	K: 1	S: 6	LOB: 1	BB: 0	P: 6	R: 0	H: 1	E: 0	K: 0	S: 4	LOB: 2	BB: 1	P: 8	R: 0	H: 1	E: 0	K: 1	S: 5	LOB: 1	BB: 1	P: 9	R: 3	H: 3	E: 0	K: 1	S: 8	LOB: 2	BB: 2	P: 16	1B: 8	SF: 0	2B: 1	SAC: 0	3B: 0	DP: 1	HR: 2	HBP: 0
--------------	------	------	------	------	------	--------	-------	------	------	------	------	------	------	--------	-------	------	------	------	------	------	------	--------	-------	-------	------	------	------	------	------	--------	-------	------	------	------	------	------	------	--------	-------	------	------	------	------	------	------	--------	-------	------	------	------	------	------	------	--------	-------	------	------	------	------	------	------	--------	-------	-------	-------	-------	-------	--------	-------	-------	-------	--------

PITCHER	IP	WLS	BF	H	R	ER	SO	BB	IBB	HBP	BLK	WP	HR	S	P	ERA	WHIP
Steve Stone, R (1, 1) ERA: 3.89	2.1	L	14	5	3	3	1	2	0	0	0	0	2	14	22	11.57	3.000
Sammy Stewart, R (3, 1) ERA: 3.92	5.0		23	4	2	2	3	5	0	0	0	0	0	24	44	3.60	1.800
Don Stanhouse, R (8, 1) ERA: 4.58	0.2		5	2	1	1	1	0	1	0	0	0	0	6	10	13.50	3.000

BOTTOM


Baltimore Orioles @ Boston Red Sox
 Fenway Park, Boston, MA
 Thu May 17 1979, 7:05 PM EDT
 Att. 27,610 - Unknown

AB	34
R	6
H	11
RBI	6
BB	8
SO	5
LOB	21



WP: 0	PA: 42
PB: 1	
SB: 1	
CS: 0	

livebaseballscorecards.com

Batter	1	2	3	4	5	6	7	8	9	AB R H RBI BB SO LOB	TOP		
Mickey Rivers, L (1, 8) OBP: 0.299, SLG: 0.394 Juan Beniquez, R (8, 8) OBP: 0.303, SLG: 0.407	4-0 BB BB 8-2 BB		0-0 CS 1B		0-0 SF9 FC5-2 2B 1B	4-0 E BB		0-0 SF8 3-H	0-3 K 1-2 3-H	2 1 2 1 2 0 0 1 0 0 0 0 1 1			
Willie Randolph, R (1, 4) OBP: 0.325, SLG: 0.318 Brian Doyle, L (9, 4)	0-0 L7		0-0 1B		0-0 FC5-2 2B	0-0 E1 FC6-4		0-0 1B 3B	0-0 1B	6 2 3 1 0 0 6 0 0 0 0 0 0 0			
Thurman Munson, R (1, 2) OBP: 0.354, SLG: 0.415	4-0 BB 1-2 BB		0-0 L5		0-0 SF9	0-0 FC6-4		0-0 G4-6-3 1B	0-0 4-3	4 0 1 2 1 0 6			
Graig Nettles, L (1, 5) OBP: 0.381, SLG: 0.481	4-0 BB 1-2 2-3 BB		0-0 F2		4-0 2B 1-2 BB		0-0 F3	0-0 G4-6-3 1-2f		3 0 0 0 2 0 2			
Reggie Jackson, L (1, 9) OBP: 0.400, SLG: 0.557	0-0 8-2 3-Hf			0-0 F9	0-0 2B		0-3 K		0-0 4-3	5 0 1 2 0 1 3			
Chris Chambliss, L (1, 3) OBP: 0.236, SLG: 0.393		0-0 2B		0-0 6-3	0-0 G1		0-3 K		0-0 1B 1B 1B	5 1 2 0 0 1 2			
Lou Piniella, R (1, 7) OBP: 0.297, SLG: 0.429		0-0 B1		0-0 F6		0-0 E S 1B		0-0 E6 1B 1B	0-0 1B 1B 1B	5 2 3 0 0 0 1	AB 41 R 10 H 17 RBI 8 BB 5 SO 4 LOB 26		
Jim Spencer, L (1, 10) OBP: 0.374, SLG: 0.513 Cliff Johnson, R (9, PH) OBP: 0.395, SLG: 0.500		0-0 F5		0-0 1B FC FC5-2 1B	0-0 F9		0-0 1B SF8 2-H	0-0 E WP 1B	0-0 1B 1B 1B	4 1 2 1 0 0 2 1 1 1 0 0 0 0			
Bucky Dent, R (1, 6) OBP: 0.348, SLG: 0.340		0-0 1-3		0-0 FC FC5-2 1B SF9	0-3 K		0-0 3B 2-3	0-0 E5 1B WP 1B	0-0 1-3 2-H 3-H	5 2 2 1 0 1 3			
Inning Stats	R: 0 H: 0 E: 0 LOB: 2 K: 0 BB: 3 S: 2 P: 14	R: 0 H: 1 E: 0 LOB: 1 K: 0 BB: 0 S: 4 P: 4	R: 0 H: 2 E: 0 LOB: 1 K: 0 BB: 0 S: 4 P: 4	R: 0 H: 0 E: 0 LOB: 0 K: 0 BB: 0 S: 3 P: 3	R: 3 H: 3 E: 0 LOB: 2 K: 0 BB: 1 S: 7 P: 11	R: 0 H: 1 E: 1 LOB: 3 K: 1 BB: 1 S: 7 P: 11	R: 0 H: 0 E: 0 LOB: 0 K: 2 BB: 0 S: 7 P: 7	R: 4 H: 5 E: 1 LOB: 0 K: 0 BB: 0 S: 7 P: 7	R: 3 H: 5 E: 1 LOB: 2 K: 1 BB: 0 S: 10 P: 10	1B: 14 SF: 2 2B: 3 SAC: 0 3B: 1 DP: 2 HR: 0 HBP: 0	WP: 1 PA: 48 PB: 0 SB: 1 CS: 1		
PITCHER	IP WLS BF H R ER SO BB IBB HBP BLK WP HR S P ERA WHIP											PITCHER	IP WLS BF H R ER SO BB IBB HBP BLK WP HR S P ERA WHIP
Mike Torrez, R (1, 1) ERA: 4.41	7.0 L 36 10 6 6 3 5 0 0 0 0 0 0 37 57 7.71 2.143												
Tom Burgmeier, L (8, 1) ERA: 1.26	0.1 2 1 0 0 0 0 0 0 0 0 0 0 2 2 0.00 3.000												
Jim Wright, R (8, 1) ERA: 4.15	0.0 1 1 1 1 1 0 0 0 0 0 0 0 1 1 ∞ ∞												
Andy Hassler, L (8, 1) ERA: 6.59	1.2 9 5 3 3 1 0 0 0 0 0 1 0 11 11 16.20 3.000												

New York Yankees @ Boston Red Sox
Fenway Park, Boston, MA
Fri May 18 1979, 7:05 PM EDT
Att. 33,694 - Unknown - 52 F

livebaseballscorecards.com

Batter	1	2	3	4	5	6	7	8	9	AB R H RBI BB SO LOB	TOP
Mickey Rivers, L (1, 8) OBP: 0.313, SLG: 0.411	0-0 F4		0-0 2B		0-0 1B			0-0 F3		4 0 2 0 0 0 0	
Willie Randolph, R (1, 4) OBP: 0.329, SLG: 0.313	4-0 G1-6-3 BB		4-0 BB		0-3 K			0-0 F3		2 0 0 0 2 1 1	
Thurman Munson, R (1, 2) OBP: 0.353, SLG: 0.406	0-0 G1-6-3 1-2f		0-3 K		0-3 K			0-3 K		4 0 0 0 0 3 3	
Graig Nettles, L (1, 5) OBP: 0.374, SLG: 0.490		0-0 F9		0-0 F9		0-0 3-1		0-0 HR		4 1 1 1 0 0 0	
Reggie Jackson, L (1, 9) OBP: 0.399, SLG: 0.574		0-0 F8		0-0 HR		0-0 F9		0-3 K		4 1 1 1 0 1 0	
Chris Chambliss, L (1, 3) OBP: 0.252, SLG: 0.403		0-0 1B		0-0 G3		0-0 2B		0-0 E3		4 0 2 0 0 0 0	
Roy White, S (1, 7) OBP: 0.298, SLG: 0.238		0-0 G3		0-0 4-3		0-0 6-3		0-0 F9		4 0 0 0 0 0 3	
Jim Spencer, L (1, 10) OBP: 0.354, SLG: 0.471		0-3 K		0-3 K		0-0 L5		0-0 3-1		4 0 0 0 0 2 2	
Bucky Dent, R (1, 6) OBP: 0.336, SLG: 0.327		0-0 F7		0-0 K		0-0 F5				3 0 0 0 0 1 1	
Inning Stats	R: 0 E: 0 K: 0 S: 2 H: 0 LOB: 0 BB: 1 P: 6	R: 0 E: 0 K: 0 S: 4 H: 1 LOB: 1 BB: 0 P: 4	R: 0 E: 0 K: 2 S: 8 H: 1 LOB: 2 BB: 1 P: 12	R: 1 E: 0 K: 0 S: 4 H: 1 LOB: 0 BB: 0 P: 4	R: 0 E: 0 K: 3 S: 10 H: 1 LOB: 1 BB: 0 P: 10	R: 0 E: 0 K: 1 S: 5 H: 0 LOB: 0 BB: 0 P: 5	R: 0 E: 0 K: 0 S: 4 H: 1 LOB: 1 BB: 0 P: 4	R: 0 E: 0 K: 1 S: 5 H: 0 LOB: 0 BB: 0 P: 5	R: 1 E: 1 K: 1 S: 7 H: 1 LOB: 1 BB: 0 P: 7	1B: 2 2B: 2 3B: 0 HR: 2 SF: 0 SAC: 0 DP: 1 HBP: 0	WP: 0 PB: 0 SB: 0 CS: 0 PA: 35
PITCHER Dennis Eckersley, R (1, 1) ERA: 3.28	IP: 9.0 WLS: L BF: 35 H: 6 R: 2 ER: 2 SO: 8 BB: 2 IBB: 0 HBP: 0 BLK: 0 WP: 0 HR: 2 S: 49 P: 57 ERA: 2.00 WHIP: 0.889										

New York Yankees @ Boston Red Sox
Fenway Park, Boston, MA
 Sun May 20 1979, 3:33 AM EDT
 Att. 33,932 - Overcast - 60 F

livebaseballscorecards.com

AB	33
R	2
H	6
RBI	2
BB	2
SO	8
LOB	10



Batter	1	2	3	4	5	6	7	8	9	AB R H RBI BB SO LOB
Jerry Remy, L (1, 4) OBP: 0.362, SLG: 0.368 Larry Wolfe, R (9, PH) OBP: 0.286, SLG: 0.188	0-0 6-3 1B			0-3 K		0-0 3-1			0-0 G6-4-3 1-2f	3 0 1 0 0 1 0 1 0 0 0 0 0 1
Rick Burleson, R (1, 6) OBP: 0.323, SLG: 0.344	0-0 6-3 1-2			0-0 L9			0-0 6-3			3 0 0 0 0 0 1
Fred Lynn, L (1, 8) OBP: 0.419, SLG: 0.641	0-0 L5			0-0 2B			0-0 F7			3 0 1 0 0 0 0
Jim Rice, R (1, 10) OBP: 0.420, SLG: 0.542		0-0 4-3		0-0 6-3			0-0 5-3			3 0 0 0 0 0 1
Carl Yastrzemski, L (1, 7) OBP: 0.387, SLG: 0.514		0-3 K		0-3 K			0-3 K			3 0 0 0 0 3 0
Butch Hobson, R (1, 5) OBP: 0.304, SLG: 0.467		0-3 K		0-0 1-3			0-0 4-3			3 0 0 0 0 1 0
George Scott, R (1, 3) OBP: 0.297, SLG: 0.396			0-0 6-3		0-0 P9		0-0 5-3			3 0 0 0 0 0 0
Dwight Evans, R (1, 9) OBP: 0.326, SLG: 0.455			0-0 6-3			0-0 5-3		0-0 6-3		3 0 0 0 0 0 0
Gary Allenson, R (1, 2) OBP: 0.288, SLG: 0.292			0-0 5-3			0-0 F8		0-0 E5 G6-4-3		3 0 0 0 0 0 0


Inning Stats	R: 0 E: 0 K: 0 S: 3	H: 1 LOB: 0 BB: 0 P: 3	R: 0 E: 0 K: 2 S: 7	H: 0 LOB: 0 BB: 0 P: 7	R: 0 E: 0 K: 0 S: 3	H: 0 LOB: 0 BB: 0 P: 3	R: 0 E: 0 K: 1 S: 6	H: 1 LOB: 1 BB: 0 P: 6	R: 0 E: 0 K: 1 S: 5	H: 0 LOB: 0 BB: 0 P: 5	R: 0 E: 0 K: 0 S: 3	H: 0 LOB: 0 BB: 0 P: 3	R: 0 E: 0 K: 1 S: 5	H: 0 LOB: 0 BB: 0 P: 5	R: 0 E: 1 K: 0 S: 3	H: 0 LOB: 0 BB: 0 P: 3	1B: 1 2B: 1 3B: 0 HR: 0	SF: 0 SAC: 0 DP: 1 HBP: 0	WP: 0 PB: 0 SB: 0 CS: 0	PA: 28
PITCHER Tommy John, L (1, 1) ERA: 1.6	IP 9.0 WLS W BF 28 H 2 R 0 ER 0 SO 5 BB 0 IBB 0 HBP 0 BLK 0 WP 0 HR 0 S 38 P 38 ERA 0.00 WHIP 0.222																			

BOTTOM

New York Yankees @ Boston Red Sox
 Fenway Park, Boston, MA
 Sun May 20 1979, 3:33 AM EDT
 Att. 33,932 - Overcast - 60 F

livebaseballscorecards.com

AB 28
R 0
H 2
RBI 0
BB 0
SO 5
LOB 3



Batter	1	2	3	4	5	6	7	8	9	AB R H RBI BB SO LOB	TOP											
Jerry Remy, L (1, 4) OBP: 0.365, SLG: 0.371	0-0 F7	0-0 1B HR 1B		0-0 PO 1B			0-0 SH3-4		0-0 6-3	4 1 2 1 0 0 0												
Rick Burleson, R (1, 6) OBP: 0.322, SLG: 0.342	0-0 F8	0-0 1B HR 1B		0-0 PO 1-2	0-0 L4		0-0 4-3			4 1 1 1 0 0 1												
Fred Lynn, L (1, 8) OBP: 0.415, SLG: 0.651	0-3 K	0-0 1B HR			0-3 K		0-0 F4			4 1 1 3 0 2 1												
Jim Rice, R (1, 7) OBP: 0.416, SLG: 0.541		0-0 F8 6-3			0-0 2B			0-0 6-3		4 0 1 0 0 0 0												
Carl Yastrzemski, L (1, 10) OBP: 0.377, SLG: 0.500		0-0 4-3	0-0 4-3		0-0 L8			0-3 K		4 0 0 0 0 1 1												
Butch Hobson, R (1, 5) OBP: 0.311, SLG: 0.479		0-0 1B 2B	0-3 K			0-0 6-3		0-0 FC6-4 1B		4 1 2 0 0 1 0												
George Scott, R (1, 3) OBP: 0.296, SLG: 0.388		4-0 1B 1B BB	0-0 5-3			0-0 1-3		0-0 FC6-4		3 1 0 0 1 0 1												
Dwight Evans, R (1, 9) OBP: 0.324, SLG: 0.449		0-0 1B 1B 1B		0-0 5-3		0-3 K			0-0 F6	4 1 1 1 0 1 0												
Gary Allenson, R (1, 2) OBP: 0.298, SLG: 0.303		0-0 1B 1B		0-0 F9			0-0 4-3 SH3-4 1B		0-3 K	4 1 2 1 0 1 0												
Inning Stats	R: 0 E: 0 K: 1 S: 5	H: 0 LOB: 0 BB: 0 P: 5	R: 7 E: 0 K: 0 S: 9	H: 6 LOB: 0 BB: 1 P: 13	R: 0 E: 0 K: 1 S: 5	H: 0 LOB: 0 BB: 0 P: 5	R: 0 E: 0 K: 0 S: 3	H: 1 LOB: 0 BB: 0 P: 3	R: 0 E: 0 K: 1 S: 6	H: 1 LOB: 1 BB: 0 P: 6	R: 0 E: 0 K: 0 S: 5	H: 0 LOB: 0 BB: 0 P: 5	R: 0 E: 0 K: 0 S: 4	H: 1 LOB: 1 BB: 0 P: 4	R: 0 E: 0 K: 1 S: 6	H: 1 LOB: 1 BB: 0 P: 6	R: 0 E: 0 K: 1 S: 5	H: 0 LOB: 0 BB: 0 P: 5	1B: 7 2B: 2 3B: 0 HR: 1	SF: 0 SAC: 1 DP: 0 HBP: 0	WP: 0 PB: 0 SB: 0 CS: 0	PA: 38
PITCHER	IP WLS BF H R ER SO BB IBB HBP BLK WP HR S P ERA WHIP																					
Mike Flanagan, L (1, 1) ERA: 4.21	1.2 L 12 6 7 7 1 1 0 0 0 0 1 13 17 37.80 4.200																					
Sammy Stewart, R (2, 1) ERA: 2.89	7.1 25 4 0 0 5 0 0 0 0 0 0 35 35 0.00 0.545																					

Boston Red Sox @ Baltimore Orioles
Memorial Stadium, Baltimore, MD
 Tue May 22 1979, 7:05 PM EDT
 Att: 35,971 - Unknown

livebaseballscorecards.com

AB 35
R 7
H 10
RBI 7
BB 1
SO 6
LOB 4



Batter	1	2	3	4	5	6	7	8	9	AB R H RBI BB SO LOB
Al Bumbry, L (1, 8) OBP: 0.315, SLG: 0.340	0-0 F8		0-3 K		0-0 F9		0-3 K		0-0 4-3	5 0 0 0 0 2 3
Mark Belanger, R (1, 6) OBP: 0.231, SLG: 0.200	0-0 F7		0-0 F9		0-0 5-3		0-0 1B		0-0 4-3	3 0 0 0 0 0 1
Pat Kelly, L (7, PH) OBP: 0.367, SLG: 0.292										1 0 1 0 0 0 0
Kiko Garcia, R (8, 6) OBP: 0.307, SLG: 0.366										0 0 0 0 0 0 0
Terry Crowley, L (9, PH) OBP: 0.400, SLG: 0.455										1 0 0 0 0 0 1
Ken Singleton, S (1, 9) OBP: 0.426, SLG: 0.600	0-0 F8		0-3 K			0-0 2B	0-3 K			4 1 1 0 0 2 2
Eddie Murray, S (1, 3) OBP: 0.377, SLG: 0.384		0-0 6-3		0-0 4-3		4-0 2B	0-0 L9			3 1 0 0 1 0 2
John Lowenstein, L (1, 7) OBP: 0.455, SLG: 0.730		0-3 K		0-0 1B		0-0 F8		0-0 G3		4 0 1 0 0 1 2
Lee May, R (1, 10) OBP: 0.362, SLG: 0.573		0-0 1B		0-3 K		0-0 SF8		0-3 K		4 1 2 1 0 2 1
Rich Dauer, R (1, 5) OBP: 0.359, SLG: 0.412		0-0 1B		0-0 F7		0-0 SF8		0-0 L7		3 1 1 1 0 0 1
Billy Smith, S (1, 4) OBP: 0.324, SLG: 0.393		0-0 1B		0-0 F9		0-3 K		0-0 E7		4 1 2 3 0 1 1
Rick Dempsey, R (1, 2) OBP: 0.384, SLG: 0.396		0-0 1B		0-0 4-3		4-0 1B		0-0 F5		2 0 1 0 1 0 0
Larry Harlow, L (9, PH) OBP: 0.375, SLG: 0.314										1 0 0 0 0 0 1

Inning Stats	R: 0 E: 0 K: 0 S: 3	H: 0 LOB: 0 BB: 0 P: 3	R: 3 E: 0 K: 1 S: 8	H: 3 LOB: 0 BB: 0 P: 8	R: 0 E: 0 K: 2 S: 7	H: 0 LOB: 0 BB: 0 P: 7	R: 0 E: 0 K: 1 S: 6	H: 1 LOB: 1 BB: 0 P: 6	R: 0 E: 0 K: 0 S: 3	H: 0 LOB: 1 BB: 1 P: 7	R: 2 E: 0 K: 1 S: 7	H: 2 LOB: 1 BB: 1 P: 11	R: 0 E: 0 K: 2 S: 9	H: 2 LOB: 2 BB: 0 P: 9	R: 0 E: 0 K: 1 S: 5	H: 0 LOB: 0 BB: 0 P: 5	R: 0 E: 1 K: 0 S: 4	H: 1 LOB: 1 BB: 0 P: 4	1B: 7 2B: 1 3B: 0 HR: 1	SF: 1 SAC: 0 DP: 0 HBP: 0
--------------	------------------------------	---------------------------------	------------------------------	---------------------------------	------------------------------	---------------------------------	------------------------------	---------------------------------	------------------------------	---------------------------------	------------------------------	----------------------------------	------------------------------	---------------------------------	------------------------------	---------------------------------	------------------------------	---------------------------------	----------------------------------	------------------------------------

PITCHER	IP	WLS	BF	H	R	ER	SO	BB	IBB	HBP	BLK	WP	HR	S	P	ERA	WHIP
Steve Renko, R (1, 1) ERA: 4.2	5.1	W	24	6	5	5	4	2	0	0	0	0	1	30	38	8.44	1.500
Dick Drago, R (6, 1) ERA: 2.76	1.0		5	2	0	0	2	0	0	0	0	0	0	9	9	0.00	2.000
Bill Campbell, R (7, 1) ERA: 2.3	2.2	S	9	1	0	0	2	0	0	0	0	0	0	13	13	0.00	0.375

BOTTOM

Boston Red Sox @ Baltimore Orioles
Memorial Stadium, Baltimore, MD

Tue May 22 1979, 7:05 PM EDT
Att. 35,971 - Unknown

AB	35
R	5
H	9
RBI	5
BB	2
SO	8
LOB	15



WP	HR	S	P	ERA	WHIP
0	1	0	0	0.00	0.375

Batter	1	2	3	4	5	6	7	8	9	10	AB R H RBI BB SO LOB	TOP													
Jerry Remy, L (1, 4) OBP: 0.372, SLG: 0.378	0-0 1-6-3 SH1-3 1B		0-0 1B FC4-6 1B		0-0 S 1B			0-0 1-3 F8		0-0 1-2 F8	5 2 3 0 0 0 1	<p>Boston Red Sox @ Baltimore Orioles</p> <p>Memorial Stadium, Baltimore, MD</p> <p>Wed May 23 1979, 7:05 PM EDT Att. 29,400 - Unknown</p>													
Rick Burleson, R (1, 6) OBP: 0.322, SLG: 0.342	0-0 SH1-3		0-0 1-3 FC4-6 1B		0-3 1-2 K			0-0 F8			3 0 1 0 0 1 1														
Fred Lynn, L (1, 8) OBP: 0.411, SLG: 0.647	0-0 1-6-3		0-0 1-2f 3-H FC4-6		0-3 K			0-0 2B			4 0 1 1 0 1 2														
Jim Rice, R (1, 7) OBP: 0.412, SLG: 0.533	0-0 3-H S 1B		0-0 6-3		0-3 K			0-0 4-3			4 0 1 1 0 1 2														
Butch Hobson, R (1, 5) OBP: 0.309, SLG: 0.490	0-0 1-2 F8		0-3 K		0-0 3B			0-0 F8			4 0 1 0 0 1 1														
Carlton Fisk, R (1, 10)		0-0 F7		0-0 5-3		0-0 5-3		0-0 5-3			4 0 0 0 0 0 1														
George Scott, R (1, 3) OBP: 0.289, SLG: 0.377		0-0 F6		0-0 L6			0-0 F9		0-0 5-3		4 0 0 0 0 0 0														
Dwight Evans, R (1, 9) OBP: 0.322, SLG: 0.443		0-0 1B		0-0 5-3			0-0 5-3		0-0 F9		4 0 1 0 0 0 0														
Gary Allenson, R (1, 2) OBP: 0.295, SLG: 0.300			0-0 F3		0-0 5-3		0-3 K		0-0 CS 1B		4 0 1 0 0 1 0														
Inning Stats	R: 1 E: 0 K: 0 S: 5	H: 2 LOB: 1 BB: 0 P: 5	R: 0 E: 0 K: 0 S: 3	H: 1 LOB: 1 BB: 0 P: 3	R: 1 E: 0 K: 0 S: 5	H: 2 LOB: 1 BB: 0 P: 5	R: 0 E: 0 K: 1 S: 5	H: 0 LOB: 0 BB: 0 P: 5	R: 0 E: 0 K: 1 S: 6	H: 1 LOB: 1 BB: 0 P: 6	R: 0 E: 0 K: 2 S: 8		H: 1 LOB: 1 BB: 0 P: 8	R: 0 E: 0 K: 1 S: 5	H: 0 LOB: 0 BB: 0 P: 5	R: 0 E: 0 K: 0 S: 4	H: 1 LOB: 1 BB: 0 P: 4	R: 0 E: 0 K: 0 S: 3	H: 0 LOB: 0 BB: 0 P: 3	R: 0 E: 0 K: 0 S: 3	H: 1 LOB: 0 BB: 0 P: 3	1B: 7 2B: 1 3B: 1 HR: 0	SF: 0 SAC: 1 DP: 0 HBP: 0	WP: 0 PB: 0 SB: 2 CS: 1	PA: 37
PITCHER	IP WLS BF H R ER SO BB IBB HBP BLK WP HR S P ERA WHIP																								
Steve Stone, R (1, 1) ERA: 3.52	9.0	34	8	2	2	5	0	0	0	0	0	0	0	0	0	0	0	0	0	0	0	2.00	0.889		
Tippy Martinez, L (10, 1) ERA: 3.14	1.0	3	1	0	0	0	0	0	0	0	0	0	0	0	0	0	0	0	0	0	0	0.00	1.000		

livebaseballscorecards.com

AB 36
R 2
H 9
RBI 2
BB 0
SO 5
LOB 8



BOTTOM

Boston Red Sox @ Baltimore Orioles
Memorial Stadium, Baltimore, MD
Wed May 23 1979, 7:05 PM EDT
Att: 29,400 - Unknown

livebaseballscorecards.com

AB 33
R 5
H 7
RBI 4
BB 2
SO 2
LOB 9



Batter	1	2	3	4	5	6	7	8	9	10	AB	R	H	RBI	BB	SO	LOB
Al Bumbry, L (1, 8) OBP: 0.307, SLG: 0.331	0-0 6-3		0-0 L8			0-0 G3		0-0 F7			4	0	0	0	0	0	1
Rich Dauer, R (1, 5) OBP: 0.350, SLG: 0.400	0-0 6-3		0-0 L7			0-0 L8		0-0 6-3			4	0	0	0	0	0	1
Ken Singleton, S (1, 9) OBP: 0.428, SLG: 0.595	0-0 6-3			4-0 1B G6-4-3 BB		0-0 1B			0-0 L5		3	1	1	0	1	0	0
Eddie Murray, S (1, 3) OBP: 0.385, SLG: 0.413		0-0 HR		0-0 1B G6-4-3		0-0 G3			0-0 1B G6-4-3		4	1	3	1	0	0	1
Lee May, R (1, 10) OBP: 0.352, SLG: 0.556		0-0 F4		0-0 G6-4-3			0-3 K		0-0 G6-4-3		4	0	0	0	0	1	2
Gary Roenicke, R (1, 7) OBP: 0.422, SLG: 0.579 John Lowenstein, L (10, PH) OBP: 0.444, SLG: 0.711		0-0 6-3		0-0 F6			4-0 E BB			0-0 G3	2	0	0	0	1	0	0
Billy Smith, S (1, 4) OBP: 0.319, SLG: 0.385		0-3 K			0-0 4-3		0-0 E4			0-0 SH HR 1B	4	1	1	0	0	1	1
Kiko Garcia, R (1, 6) OBP: 0.311, SLG: 0.369 Terry Crowley, L (7, PH) OBP: 0.375, SLG: 0.417 Mark Belanger, R (8, 6) OBP: 0.231, SLG: 0.200			0-0 4-3		0-0 1B G6-4-3		0-0 G6-4-3		0-0 SH HR		2	0	1	0	0	0	0
Rick Dempsey, R (1, 2) OBP: 0.375, SLG: 0.385 Pat Kelly, L (10, PH) OBP: 0.387, SLG: 0.440			0-0 E4		0-0 G6-4-3			0-0 F9		0-0 HR	3	0	0	0	0	0	1

Inning	1	2	3	4	5	6	7	8	9	10	1B	2B	3B	HR	SF	SAC	DP	HBP	WP	PA	
R: 0 E: 0 K: 0 S: 3	H: 0 LOB: 0 BB: 0 P: 3	R: 1 E: 0 K: 1 S: 6	H: 1 LOB: 0 BB: 0 P: 6	R: 0 E: 1 K: 0 S: 4	H: 0 LOB: 1 BB: 0 P: 4	R: 1 E: 0 K: 0 S: 3	H: 1 LOB: 0 BB: 1 P: 7	R: 0 E: 0 K: 0 S: 3	H: 1 LOB: 0 BB: 0 P: 4	R: 0 E: 1 K: 1 S: 5	H: 0 LOB: 1 BB: 1 P: 9	R: 0 E: 0 K: 0 S: 3	H: 0 LOB: 0 BB: 0 P: 3	R: 0 E: 0 K: 0 S: 3	H: 1 LOB: 0 BB: 0 P: 3	R: 3 E: 1 K: 0 S: 4	H: 2 LOB: 0 BB: 0 P: 4	1B: 5 2B: 0 3B: 0 HR: 2	SF: 0 SAC: 1 DP: 4 HBP: 0	WP: 0 PB: 0 SB: 0 CS: 0	PA: 36

PITCHER
Bob Stanley, R (1, 1)
ERA: 3.5

IP 9.1
WLS L
BF 36
H 7
R 5
ER 4
SO 2
BB 2
IBB 0
HBP 0
BLK 0
WP 0
HR 2
S 38
P 46
ERA 3.86
WHIP 0.964

PITCHER

IP WLS BF H R ER SO BB IBB HBP BLK WP HR S P ERA WHIP

Batter	1	2	3	4	5	6	7	8	9	AB R H RBI BB SO LOB	TOP				
Jerry Remy, L (1, 4) OBP: 0.374, SLG: 0.381	0-0 1B 1B 1B		0-0 F8		0-0 2-H S 1B		0-0 F7			4 1 2 1 0 0 0	Boston Red Sox @ Baltimore Orioles Memorial Stadium, Baltimore, MD Thu May 24 1979, 7:05 PM EDT Att: 25,717 - Unknown				
Rick Burleson, R (1, 6) OBP: 0.315, SLG: 0.333	0-0 F7		0-0 B2-3		0-0 F7 1-2			0-0 6-3		4 0 0 0 0 0 2					
Fred Lynn, L (1, 8) OBP: 0.408, SLG: 0.636	0-0 1B 1-3 FC4-6 1B		0-0 F5			0-0 L4		0-0 F9		4 1 1 0 0 0 0					
Jim Rice, R (1, 7) OBP: 0.414, SLG: 0.532	0-0 FC4-6 1-3 3-H 1B		0-0 F3			0-0 S 1B 1B		0-3 K		4 0 2 1 0 1 0					
Carl Yastrzemski, L (1, 10) OBP: 0.386, SLG: 0.507	0-0 FC4-6 1-2f 3-H		0-0 G6-4-3 1B		0-0 S 1B			0-0 1B 1B		4 0 3 1 0 0 1					
Butch Hobson, R (1, 5) OBP: 0.298, SLG: 0.471	0-0 F8		0-0 G6-4-3 1-2f		0-3 K 1-2 2-3			0-3 K		4 0 0 0 0 2 5					
George Scott, R (1, 3) OBP: 0.282, SLG: 0.368		0-0 F9			0-0 5-3		0-0 1-3		0-0 F9	4 0 0 0 0 0 3					
Dwight Evans, R (1, 9) OBP: 0.327, SLG: 0.444		0-0 4-3			0-0 6-3 1B 1B		0-0 F9		0-0 FC5-4 1-2 1B	4 1 2 0 0 0 0					
Gary Allenson, R (1, 2) OBP: 0.289, SLG: 0.293					0-0 6-3		0-0 F8		0-0 FC5-4 1-2f	2 0 0 0 0 0 1					
Jim Dwyer, L (7, PH) OBP: 0.296, SLG: 0.308										1 0 0 0 0 0 0					
Mike O'Berry, R (7, 2) OBP: 0.200, SLG: 0.200										0 0 0 0 0 0 0					
Carlton Fisk, R (9, PH)										1 0 0 0 0 0 2					
Inning Stats	R: 2 E: 0 K: 0 S: 6	H: 3 LOB: 1 BB: 0 P: 6	R: 0 E: 0 K: 0 S: 3	H: 0 LOB: 0 BB: 0 P: 3	R: 0 E: 0 K: 0 S: 3	H: 1 LOB: 0 BB: 0 P: 3	R: 0 E: 0 K: 1 S: 7	H: 2 LOB: 2 BB: 0 P: 7	R: 0 E: 0 K: 0 S: 3	H: 0 LOB: 0 BB: 0 P: 3	R: 0 E: 0 K: 1 S: 7	H: 2 LOB: 2 BB: 0 P: 7	1B: 10 2B: 0 3B: 0 HR: 0	SF: 0 SAC: 0 DP: 1 HBP: 0	WP: 0 PA: 36 PB: 0 SB: 3 CS: 0
PITCHER Dennis Martinez, R (1, 1) ERA: 2.84	IP: 9.0 WLS: W BF: 36 H: 10 R: 3 ER: 3 SO: 3 BB: 0 IBB: 0 HBP: 0 BLK: 0 WP: 0 HR: 0 S: 42 P: 42 ERA: 3.00 WHIP: 1.111											PITCHER	IP: WLS: BF: H: R: ER: SO: BB: IBB: HBP: BLK: WP: HR: S: P: ERA: WHIP:		

AB	36
R	3
H	10
RBI	3
BB	0
SO	3
LOB	14



Batter	1	2	3	4	5	6	7	8	9	AB	R	H	RBI	BB	SO	LOB
Al Bumbry, L OBP: 0.318, SLG: 0.348 (1, 8)	0-3 K		0-0 1B		0-0 1B	0-0 2B				4	1	3	0	0	1	0
Rich Dauer, R OBP: 0.354, SLG: 0.403 (1, 5)	0-0 6-3		0-0 1B		0-0 1B	0-0 F7				4	0	2	2	0	0	2
Ken Singleton, S OBP: 0.424, SLG: 0.583 (1, 10)	4-0 BB		0-0 G3		0-3 K			0-0 4-3		3	0	0	0	1	1	3
Eddie Murray, S OBP: 0.383, SLG: 0.409 (1, 3)	0-3 K			0-0 F9		0-0 E4 1B SF8 1B		0-3 K		4	1	1	0	0	2	1
John Lowenstein, L OBP: 0.469, SLG: 0.700 (1, 9)		0-3 K		4-0 CS BB		0-0 HR 1B		4-0 CS BB		2	1	1	0	2	1	0
Gary Roenicke, R OBP: 0.408, SLG: 0.561 (1, 7)		0-3 K		0-0 F8		0-0 SF8		0-0 CS	0-3 K	3	0	0	1	0	2	1
Billy Smith, S OBP: 0.307, SLG: 0.368 (1, 4)		0-3 K		0-0 CS	0-0 F8	0-0 F8		0-3 K		3	0	0	0	0	1	1
Mark Belanger, R OBP: 0.229, SLG: 0.198 (8, 6)		0-3 K		1-2 CS	0-0 F8	0-0 F8		0-3 K		1	0	0	0	0	1	0
Kiko Garcia, R OBP: 0.309, SLG: 0.398 (1, 6) (8, 4)			0-0 F4		0-0 6-3	0-0 HR		0-3 K		4	1	1	2	0	1	0
Dave Skaggs, R OBP: 0.353, SLG: 0.310 (1, 2)			0-0 3-1		4-0 2B 1B BB	0-0 1B				2	1	1	0	1	0	0

Inning Stats	R: 0	H: 0	E: 0	K: 2	S: 7	LOB: 1	BB: 1	P: 11
	R: 0	H: 0	E: 0	K: 3	S: 9 <td>LOB: 0</td> <td>BB: 0</td> <td>P: 9 </td>	LOB: 0	BB: 0	P: 9
	R: 0	H: 2	E: 0	K: 0	S: 5 <td>LOB: 2</td> <td>BB: 0</td> <td>P: 5 </td>	LOB: 2	BB: 0	P: 5
	R: 0	H: 0	E: 0	K: 0	S: 2 <td>LOB: 0</td> <td>BB: 1</td> <td>P: 6 </td>	LOB: 0	BB: 1	P: 6
	R: 2	H: 2	E: 0	K: 1	S: 7 <td>LOB: 1</td> <td>BB: 1</td> <td>P: 11 </td>	LOB: 1	BB: 1	P: 11
	R: 3	H: 5	E: 1	K: 0	S: 8 <td>LOB: 2</td> <td>BB: 0</td> <td>P: 8 </td>	LOB: 2	BB: 0	P: 8
	R: 0	H: 0	E: 0	K: 1	S: 4 <td>LOB: 0</td> <td>BB: 1</td> <td>P: 8 </td>	LOB: 0	BB: 1	P: 8
	R: 0	H: 0	E: 0	K: 3	S: 9 <td>LOB: 0</td> <td>BB: 0</td> <td>P: 9 </td>	LOB: 0	BB: 0	P: 9

PITCHER	IP	WLS	BF	H	R	ER	SO	BB	IBB	HBP	BLK	WP	HR	S	P	ERA	WHIP
Mike Torrez, R ERA: 4.69 (1, 1)	5.2	L	27	8	5	5	6	3	0	0	0	0	1	36	48	7.94	1.941
Dick Drago, R ERA: 2.56 (6, 1)	2.1		8	1	0	0	4	1	0	0	0	0	0	15	19	0.00	0.857


BOTTOM

Boston Red Sox @ Baltimore Orioles
Memorial Stadium, Baltimore, MD

Thu May 24 1979, 7:05 PM EDT
Att. 25,717 - Unknown

AB	30
R	5
H	9
RBI	5
BB	4
SO	10
LOB	8

livebaseballscorecards.com



WP: 0	PA: 37
PB: 0	SB: 0
CS: 2	

Batter	1	2	3	4	5	6	7	8	9	AB	R	H	RBI	BB	SO	LOB
Alfredo Griffin, S (1, 6) OBP: 0.346, SLG: 0.363	0-0 F9	0-0 F4		H 1-0 HBP			X 0-0 FC3-2-5-1 3B		X 0-0 HR 1B	4	1	2	0	0	0	2
Bob Bailor, R (1, 9) OBP: 0.316, SLG: 0.287	0-0 F8 1B		X 0-0 L7	0-0 F4			X 0-0 F6		X 0-0 HR 1B	5	1	2	0	0	0	3
Roy Howell, L (1, 5) OBP: 0.335, SLG: 0.415	0-0 F8 1-2		X 0-0 L6		X 0-0 F8		X 0-0 FC3-2-5-1		X 0-0 HR 1-H 2-H	5	1	1	3	0	0	2
Rico Carty, R (1, 10) OBP: 0.331, SLG: 0.392		S 0-3 K	S 0-3 K		X 0-0 1B		X 0-0 F8			4	0	1	0	0	2	1
John Mayberry, L (1, 3) OBP: 0.394, SLG: 0.444		X 0-0 1B 1B		X 0-0 HR	X 0-0 F9		X 0-0 L4			4	2	2	1	0	0	1
Al Woods, L (1, 7) OBP: 0.328, SLG: 0.347		X 0-0 1B 1B		X 0-0 G3	X 0-0 F7		X 0-0 L1			4	1	1	0	0	0	1
Rick Bosetti, R (1, 8) OBP: 0.242, SLG: 0.317		X 0-0 1B 1B 1-2 2-H		X 0-0 P9		X 0-0 L6		X 0-0 1-3		4	0	1	1	0	0	0
Danny Ainge, R (1, 4) OBP: 0.533, SLG: 0.500		X 0-0 F4		X 0-0 E 1B 1B		X 0-0 6-3		X 0-0 5-3		4	1	1	0	0	0	2
Rick Cerone, R (1, 2) OBP: 0.318, SLG: 0.306		X 0-0 1B 1-3 2-H		X 0-0 HBP 1B 1-H		X 0-0 F9		X 0-0 5-3		4	0	2	2	0	0	0

Inning Stats	R: 0	H: 1	E: 0	LOB: 0	K: 0	BB: 0	S: 3	P: 3
	R: 2	H: 4	E: 0	LOB: 2	K: 1	BB: 0	S: 9	P: 9
	R: 0	H: 0	E: 0	LOB: 0	K: 1	BB: 0	S: 5	P: 5
	R: 2	H: 3	E: 1	LOB: 2	K: 0	BB: 0	S: 6	P: 7
	R: 0	H: 1	E: 0	LOB: 1	K: 0	BB: 0	S: 4	P: 4
	R: 0	H: 0	E: 0	LOB: 0	K: 0	BB: 0	S: 3	P: 3
	R: 0	H: 1	E: 0	LOB: 1	K: 0	BB: 0	S: 4	P: 4
	R: 0	H: 0	E: 0	LOB: 0	K: 0	BB: 0	S: 3	P: 3
	R: 3	H: 3	E: 0	LOB: 0	K: 0	BB: 0	S: 5	P: 5
	R: 0	H: 0	E: 0	LOB: 0	K: 0	BB: 0	S: 3	P: 3

PITCHER	IP	WLS	BF	H	R	ER	SO	BB	IBB	HBP	BLK	WP	HR	S	P	ERA	WHIP
Dennis Eckersley, R (1, 1) ERA: 3.38	6.1		29	10	4	3	2	0	0	1	0	0	1	32	33	4.26	1.579
Bill Campbell, R (7, 1) ERA: 3.5	2.1	L	10	3	3	3	0	0	0	0	0	0	1	10	10	11.57	1.286


BOTTOM

Boston Red Sox @ Toronto Blue Jays
Exhibition Stadium, Toronto, ON

Sat May 26 1979, 3:33 AM EDT
Att: 31,590 - Unknown - 49 F

livebaseballscorecards.com

AB	38
R	7
H	13
RBI	7
BB	0
SO	2
LOB	12



WP	HR	S	P	ERA	WHIP
WP: 0	HR: 2	S: 0	P: 1	ERA: 0	WHIP: 0
PB: 0	SF: 0	SAC: 0	CS: 0		
SB: 0	DP: 0	HBP: 1			

Batter	1	2	3	4	5	6	7	8	9	AB R H RBI BB SO LOB	TOP									
Jerry Remy, L (1, 4) OBP: 0.383, SLG: 0.391	0-0 4-3		0-0 2B 1B		0-0 6-3			0-0 CS 1B		4 1 2 0 0 0 0										
Stan Papi, R (1, 6) OBP: 0.500, SLG: 0.750	0-0 F6		0-0 1-H 2B		0-3 K			0-0 CS 1-2	0-0 F7-4 1B	4 0 2 1 0 1 0										
Fred Lynn, L (1, 8) OBP: 0.389, SLG: 0.601	0-3 K		0-0 6-3		0-0 F9				0-0 F7-4 1-2	4 0 0 0 0 1 2										
Jim Rice, R (1, 7) OBP: 0.413, SLG: 0.525		0-0 1-4-3		0-0 1B		0-0 5-3			0-0 1B	4 0 2 0 0 0 0										
Carl Yastrzemski, L (1, 3) OBP: 0.391, SLG: 0.503		0-0 1B		0-0 F8		0-0 F8			0-0 F9	4 0 1 0 0 0 2										
Carlton Fisk, R (1, 10) OBP: 0.077, SLG: 0.077		0-0 F7		0-3 K		0-3 K				3 0 0 0 0 2 2										
Butch Hobson, R (1, 5) OBP: 0.289, SLG: 0.477		0-0 F8		0-0 L9		0-3 K				3 0 0 0 0 1 2										
Dwight Evans, R (1, 9) OBP: 0.318, SLG: 0.430			0-0 L7		0-0 F7			0-0 E6 4-3		3 0 0 0 0 0 0										
Gary Allenson, R (1, 2) OBP: 0.287, SLG: 0.291			0-0 F7		0-0 6-3			0-0 4-3 1-2		3 0 0 0 0 0 1										
Inning Stats	R: 0 E: 0 K: 1 S: 5	H: 0 LOB: 0 BB: 0 P: 5	R: 0 E: 0 K: 0 S: 4	H: 1 LOB: 1 BB: 0 P: 4	R: 1 E: 0 K: 0 S: 5	H: 2 LOB: 1 BB: 0 P: 5	R: 0 E: 0 K: 1 S: 6	H: 1 LOB: 1 BB: 0 P: 6	R: 0 E: 0 K: 1 S: 3	H: 0 LOB: 0 BB: 0 P: 3	R: 0 E: 0 K: 2 S: 7	H: 0 LOB: 0 BB: 0 P: 7	R: 0 E: 1 K: 0 S: 3	H: 1 LOB: 0 BB: 0 P: 3	R: 0 E: 0 K: 0 S: 4	H: 2 LOB: 1 BB: 0 P: 4	1B: 6 2B: 2 3B: 0 HR: 0	SF: 0 SAC: 0 DP: 1 HBP: 0	WP: 0 PB: 0 SB: 0 CS: 1	PA: 33
PITCHER Jesse Jefferson, R (1, 1) ERA: 3.15	IP: 9.0 WLS: L BF: 32 H: 7 R: 1 ER: 1 SO: 5 BB: 0 IBB: 0 HBP: 0 BLK: 0 WP: 0 HR: 0 S: 42 P: 42 ERA: 1.00 WHIP: 0.778																			
PITCHER																				IP: 9.0 WLS: L BF: 32 H: 7 R: 1 ER: 1 SO: 5 BB: 0 IBB: 0 HBP: 0 BLK: 0 WP: 0 HR: 0 S: 42 P: 42 ERA: 1.00 WHIP: 0.778

Boston Red Sox @ Toronto Blue Jays
Exhibition Stadium, Toronto, ON
Sun May 27 1979, 3:33 AM EDT
Att. 33,556 - Unknown - 62 F

livebaseballscorecards.com

AB	32
R	1
H	7
RBI	1
BB	0
SO	5
LOB	9



Batter	1	2	3	4	5	6	7	8	9	AB	R	H	RBI	BB	SO	LOB
Danny Ainge, R OBP: 0.421, SLG: 0.389 (1, 4)	0-0 5-3		0-0 G3		0-3 K			0-3 K		4	0	0	0	0	2	2
Bob Bailor, R OBP: 0.314, SLG: 0.286 (1, 9)	0-0 CS 1B		0-0 9-5		0-0 1-3			0-0 5-3		4	0	1	0	0	0	2
Roy Howell, L OBP: 0.340, SLG: 0.410 (1, 5)	0-3 K			4-0 FC6-4 1B BB		4-0 L6-3 BB			0-0 F8	2	0	0	0	2	1	1
Rico Carty, R OBP: 0.335, SLG: 0.391 (1, 10)		4-0 1-3 1B BB		0-0 1-2 FC6-4 1B		0-0 F8			0-0 4-3	3	0	1	0	1	0	1
John Mayberry, L OBP: 0.391, SLG: 0.438 (1, 3)		0-0 1-2 1-3 1B		0-3 K		0-0 L6-3			0-0 L8	4	0	1	0	0	1	3
Al Woods, L OBP: 0.328, SLG: 0.347 (1, 7)		0-0 1-2 2-3 1-3		0-0 1-2f 2-3 FC6-4						3	0	1	0	0	0	4
Rick Bosetti, R OBP: 0.238, SLG: 0.311 (1, 8)		0-0 F3		0-0 4-3						3	0	0	0	0	0	5
Rick Cerone, R OBP: 0.313, SLG: 0.299 (1, 2)		0-0 4-3			0-0 5-3					3	0	0	0	0	0	3
Luis Gomez, R OBP: 0.400, SLG: 0.400 (1, 6)			0-0 9-5 G3 1B		0-0 1B				0-0 CS 1-2	3	0	2	0	0	0	0

Inning Stats	R: 0	H: 1	E: 0	LOB: 0	K: 1	BB: 0	S: 5	P: 5	R: 0	H: 1	E: 0	LOB: 2	K: 0	BB: 1	S: 4	P: 8	R: 0	H: 1	E: 0	LOB: 0	K: 0	BB: 0	S: 3	P: 3	R: 0	H: 1	E: 0	LOB: 1	K: 1	BB: 0	S: 6	P: 6	R: 0	H: 0	E: 0	LOB: 0	K: 0	BB: 1	S: 2	P: 6	R: 0	H: 1	E: 0	LOB: 0	K: 0	BB: 0	S: 3	P: 3	R: 0	H: 0	E: 0	LOB: 0	K: 1	BB: 0	S: 5	P: 5	R: 0	H: 0	E: 0	LOB: 0	K: 0	BB: 0	S: 3	P: 3	R: 0	H: 0	E: 0	LOB: 0	K: 0	BB: 0	S: 3	P: 3
WP: 0	HR: 0	S: 37	P: 49	ERA: 0.00	WHIP: 1.000	WP: 0	HR: 0	S: 37	P: 49	ERA: 0.00	WHIP: 1.000	WP: 0	HR: 0	S: 37	P: 49	ERA: 0.00	WHIP: 1.000	WP: 0	HR: 0	S: 37	P: 49	ERA: 0.00	WHIP: 1.000	WP: 0	HR: 0	S: 37	P: 49	ERA: 0.00	WHIP: 1.000	WP: 0	HR: 0	S: 37	P: 49	ERA: 0.00	WHIP: 1.000	WP: 0	HR: 0	S: 37	P: 49	ERA: 0.00	WHIP: 1.000	WP: 0	HR: 0	S: 37	P: 49	ERA: 0.00	WHIP: 1.000	WP: 0	HR: 0	S: 37	P: 49	ERA: 0.00	WHIP: 1.000	WP: 0	HR: 0	S: 37	P: 49	ERA: 0.00	WHIP: 1.000													

BOTTOM


Boston Red Sox @ Toronto Blue Jays
 Exhibition Stadium, Toronto, ON
 Sun May 27 1979, 3:33 AM EDT
 Att: 33,556 - Unknown - 62 F

livebaseballscorecards.com

AB	29
R	0
H	6
RBI	0
BB	3
SO	4
LOB	21



WP: 0	PA: 33
PB: 0	SB: 0
CS: 2	

Batter	1	2	3	4	5	6	7	8	9	AB R H RBI BB SO LOB	TOP									
Jerry Remy, L (1, 4) OBP: 0.380, SLG: 0.394	0-0 F7		0-0 G3 1B 2B		0-0 L6			0-3 K		4 1 1 1 0 1 1										
Jim Dwyer, L (1, 9) OBP: 0.267, SLG: 0.276 Dwight Evans, R (8, PH) OBP: 0.316, SLG: 0.427	0-3 K		0-0 G3			0-0 F8		0-0 6-3		3 0 0 0 0 1 1 1 0 0 0 0 0 0										
Fred Lynn, L (1, 8) OBP: 0.396, SLG: 0.605	0-0 FC6-4 1B		0-0 CS 1B			0-0 1B		0-0 F2		4 0 3 1 0 0 0										
Jim Rice, R (1, 7) OBP: 0.404, SLG: 0.512	0-0 FC6-4		0-0 CS		0-0 F7		0-3 K		0-3 K	4 0 0 0 0 2 2										
Carl Yastrzemski, L (1, 3) OBP: 0.383, SLG: 0.490		0-0 4-3		0-0 B1-3		0-3 K			0-0 F5	4 0 0 0 0 1 1										
Carlton Fisk, R (1, 10) OBP: 0.118, SLG: 0.118		0-3 K		0-0 L7			0-0 5-3		0-0 1B 1B	4 0 1 0 0 1 0										
Jack Brohamer, L (1, 5) OBP: 0.362, SLG: 0.405 George Scott, R (9, PH) OBP: 0.287, SLG: 0.372		0-0 F8			0-3 K		0-0 1B		0-0 1B 1B	3 0 1 0 0 1 0 1 0 1 0 0 0 0	AB 35 R 2 H 9 RBI 2 BB 0 SO 10 LOB 10									
Stan Papi, R (1, 6) OBP: 0.375, SLG: 0.625			0-3 K			0-0 2B		0-0 F7		4 0 1 0 0 1 3										
Gary Allenson, R (1, 2) OBP: 0.292, SLG: 0.295 Butch Hobson, R (7, PH) OBP: 0.287, SLG: 0.473 Mike O'Berry, R (7, 2) OBP: 0.143, SLG: 0.143			0-0 2B 1B			0-3 K		0-3 K		2 1 1 0 0 1 1 1 0 0 0 0 1 1 0 0 0 0 0 0 0										
Inning Stats	R: 0 E: 0 K: 1 S: 6	H: 1 LOB: 1 BB: 0 P: 6	R: 0 E: 0 K: 1 S: 5	H: 0 LOB: 0 BB: 0 P: 5	R: 2 E: 0 K: 1 S: 7	H: 3 LOB: 0 BB: 0 P: 7	R: 0 E: 0 K: 0 S: 3	H: 0 LOB: 0 BB: 0 P: 3	R: 0 E: 0 K: 2 S: 8	H: 1 LOB: 1 BB: 0 P: 8	R: 0 E: 0 K: 1 S: 6	H: 1 LOB: 1 BB: 0 P: 6	R: 0 E: 0 K: 1 S: 5	H: 0 LOB: 0 BB: 0 P: 5	R: 0 E: 0 K: 1 S: 7	H: 2 LOB: 2 BB: 0 P: 7	1B: 7 2B: 2 3B: 0 HR: 0	SF: 0 SAC: 0 DP: 0 HBP: 0	WP: 0 PB: 0 SB: 0 CS: 1	PA: 36
PITCHER	IP WLS BF H R ER SO BB IBB HBP BLK WP HR S P ERA WHIP																			
Fergie Jenkins, R (1, 1) ERA: 3.44	7.0 W 27 7 2 2 8 0 0 0 0 0 0 0 43 43 2.57 1.000																			
Sparky Lyle, L (8, 1) ERA: 4.4	2.0 S 8 2 0 0 2 0 0 0 0 0 0 0 12 12 0.00 1.000																			

Boston Red Sox @ Texas Rangers
Arlington Stadium, Arlington, TX
Mon May 28 1979, 8:05 PM EDT
Att. 18,441 - Unknown

livebaseballscorecards.com

Batter	1	2	3	4	5	6	7	8	9	10	AB R H RBI BB SO LOB	TOP																
Jerry Remy, L (1, 4) OBP: 0.376, SLG: 0.389	0-0 5-3 1B		0-0 G3 1-2			0-0 4-3	0-0 FC5 2-3f		0-0 FC4-6 1-2f		5 1 1 0 0 0 6	Boston Red Sox @ Texas Rangers Arlington Stadium, Arlington, TX Wed May 30 1979, 8:05 PM EDT Att. 16,618 - Unknown																
Stan Papi, R (1, 6) OBP: 0.231, SLG: 0.385	0-0 5-3 1-2		0-3 K			0-0 L7		0-0 F8		0-0 6-3	5 0 0 0 0 1 2																	
Fred Lynn, L (1, 8) OBP: 0.401, SLG: 0.610	0-0 1B CS 2-H 1B		0-0 6-3			0-0 2B		0-3 K		0-0 1B	5 0 3 1 0 1 1																	
Jim Rice, R (1, 7) OBP: 0.399, SLG: 0.503	0-0 2-3 1B			0-0 F9		0-0 F9		0-0 5-3		0-0 F9	5 0 1 0 0 0 2																	
Carl Yastrzemski, L (1, 3) OBP: 0.383, SLG: 0.484	0-0 P8			0-0 G3		4-0 FC5-4 BB		0-0 FC5 SH1-4 1B		0-0 4-3	4 0 1 0 1 0 3																	
Carlton Fisk, R (1, 10) OBP: 0.100, SLG: 0.100 (9, 2)	0-0 CS 3-H	0-0 5-3		0-0 5-3		0-0 FC5-4 1-2f 1B		0-0 SH1-4 1-2			3 1 0 0 0 0 1																	
Butch Hobson, R (1, 5) OBP: 0.294, SLG: 0.470		0-0 1-3			0-0 5-3		0-0 FC5 2-H 1B		4-0 BB FC5 IBB		3 0 1 1 1 0 0																	
Dwight Evans, R (1, 9) OBP: 0.315, SLG: 0.418		0-3 K			0-0 1-3		4-0 BB		0-0 FC5 BB 1-2 2-3f		3 0 0 0 1 1 2																	
Gary Allenson, R (1, 2) OBP: 0.296, SLG: 0.292			4-0 G3 BB		0-0 F5		0-0 L6		4-0 FC4-6 BB 1-2 2-3		1 0 0 0 1 0 0																	
Jack Brohamer, L (7, PH) OBP: 0.354, SLG: 0.395											1 0 0 0 0 0 2																	
Mike O'Berry, R (7, 2) OBP: 0.143, SLG: 0.143											0 0 0 0 0 0 0																	
Jim Dwyer, L (9, PH) OBP: 0.290, SLG: 0.276											0 0 0 0 1 0 0																	
Dick Drago, R (9, 1)											0 0 0 0 0 0 0																	
Inning Stats	R: 1 E: 0 K: 0 S: 5	H: 3 LOB: 1 BB: 0 P: 5	R: 0 E: 0 K: 1 S: 5	H: 0 LOB: 0 BB: 0 P: 5	R: 0 E: 0 K: 1 S: 5	H: 0 LOB: 1 BB: 1 P: 9	R: 0 E: 0 K: 0 S: 3	H: 0 LOB: 0 BB: 0 P: 3	R: 0 E: 0 K: 0 S: 3	H: 1 LOB: 1 BB: 0 P: 4	R: 1 E: 1 K: 0 S: 4	H: 1 LOB: 2 BB: 2 P: 12	R: 0 E: 0 K: 1 S: 5	H: 0 LOB: 0 BB: 0 P: 5	R: 0 E: 0 K: 0 S: 4	H: 1 LOB: 3 BB: 2 P: 12	R: 0 E: 0 K: 0 S: 4	H: 1 LOB: 1 BB: 0 P: 4	R: 0 E: 0 K: 0 S: 4	H: 1 LOB: 1 BB: 0 P: 4	1B: 6 2B: 1 3B: 0 HR: 0	SF: 0 SAC: 1 DP: 0 HBP: 0	WP: 0 PB: 0 SB: 0 CS: 1	PA: 42				
PITCHER	IP WLS BF H R ER SO BB IBB HBP BLK WP HR S P ERA WHIP												IP WLS BF H R ER SO BB IBB HBP BLK WP HR S P ERA WHIP															
Dock Ellis, R (1, 1) ERA: 4.91	6.0	23	4	2	1	2	2	0	0	0	0	0	0	0	0	1.50	1.000											
Jim Kern, R (7, 1) ERA: 1.09	4.0	18	3	0	0	1	2	1	0	0	0	0	0	0	0	0.00	1.250											

AB	35
R	2
H	7
RBI	2
BB	5
SO	3
LOB	19



livebaseballscorecards.com

Batter	1	2	3	4	5	6	7	8	9	10	11	12	AB	R	H	RBI	BB	SO	LOB
Johnny Grubb, L OBP: 0.350, SLG: 0.514 Dave Roberts, R OBP: 0.125, SLG: 0.125 Mike Jorgensen, L OBP: 0.361, SLG: 0.547 Sparky Lyle, L OBP: 0.125, SLG: 0.125	0-0 HR		0-0 1B 2B	0-0 F5			0-0 F9		0-3 K		0-0 F5		5	1	2	1	0	1	5
Buddy Bell, R OBP: 0.322, SLG: 0.385	0-0 1B		0-0 2-3 1B				0-0 F9			0-0 E6 FC4-6	0-0 1-3		6	0	2	0	0	1	4
Al Oliver, L OBP: 0.340, SLG: 0.487	0-0 F2		0-0 F6				0-0 G3		0-0 F5		0-0 FC4-6 1-2f		6	0	0	0	0	1	4
John Ellis, R OBP: 0.286, SLG: 0.388	0-3 K		0-3 K				0-0 F7		0-0 F5		0-0 F7		6	0	0	0	0	2	4
Pat Putnam, L OBP: 0.312, SLG: 0.446	0-0 F8		0-3 K				0-0 G3		0-0 G3		0-0 L7		6	0	0	0	0	1	4
Richie Zisk, R OBP: 0.299, SLG: 0.338		0-3 K		0-0 L7			0-0 F3		0-0 F8		0-0 5-3		5	0	0	0	0	1	0
Jim Sundberg, R OBP: 0.284, SLG: 0.331 Bill Sample, R OBP: 0.374, SLG: 0.340		4-0 S BB		0-0 1B 1B			0-0 F8		0-0 5-3 1B 2B		0-0 2B 1B		3	0	2	0	1	0	0
Nelson Norman, S OBP: 0.268, SLG: 0.248 Larvell Blanks, R OBP: 0.314, SLG: 0.333		0-3 K		0-3 K			4-0 SH1-3 BB		0-0 5-3 2-3		0-0 1-3 2B		2	0	0	0	1	2	2
Bump Wills, S OBP: 0.337, SLG: 0.288		0-0 5-3		0-0 1B			0-0 SH1-3		0-0 3-H 1B		4-0 IBB		2	0	1	0	0	1	1

Inning Stats	R: 1	H: 2	E: 0	LOB: 1	K: 1	BB: 0	S: 7	R: 0	H: 0	E: 0	LOB: 1	K: 2	BB: 1	S: 7	R: 0	H: 2	E: 0	LOB: 2	K: 2	BB: 0	S: 9	R: 0	H: 2	E: 0	LOB: 2	K: 1	BB: 0	S: 7	R: 0	H: 0	E: 0	LOB: 0	K: 1	BB: 0	S: 5	R: 0	H: 0	E: 0	LOB: 0	K: 0	BB: 0	S: 3	R: 0	H: 0	E: 0	LOB: 1	K: 0	BB: 1	S: 3	R: 0	H: 0	E: 0	LOB: 0	K: 0	BB: 0	S: 3	R: 0	H: 2	E: 1	LOB: 2	K: 1	BB: 0	S: 7	R: 0	H: 0	E: 1	LOB: 1	K: 0	BB: 0	S: 4	R: 0	H: 2	E: 0	LOB: 3	K: 0	BB: 1	S: 5	R: 0	H: 0	E: 0	LOB: 0	K: 1	BB: 0	S: 5	R: 0	H: 0	E: 0	LOB: 0	K: 1	BB: 0	S: 5	R: 0	H: 0	E: 0	LOB: 0	K: 1	BB: 0	S: 5	1B: 6	2B: 3	3B: 0	HR: 1	SF: 0	SAC: 1	DP: 0	HBP: 0	WP: 0	PA: 50
--------------	------	------	------	--------	------	-------	------	------	------	------	--------	------	-------	------	------	------	------	--------	------	-------	------	------	------	------	--------	------	-------	------	------	------	------	--------	------	-------	------	------	------	------	--------	------	-------	------	------	------	------	--------	------	-------	------	------	------	------	--------	------	-------	------	------	------	------	--------	------	-------	------	------	------	------	--------	------	-------	------	------	------	------	--------	------	-------	------	------	------	------	--------	------	-------	------	------	------	------	--------	------	-------	------	------	------	------	--------	------	-------	------	-------	-------	-------	-------	-------	--------	-------	--------	-------	--------

PITCHER	IP	WLS	BF	H	R	ER	SO	BB	IBB	HBP	BLK	WP	HR	S	P	ERA	WHIP
Dennis Eckersley, R ERA: 3.24	8.1		34	7	2	2	7	2	0	0	0	0	1	46	54	2.16	1.080
Bill Campbell, R ERA: 3.1	2.0		11	3	0	0	1	0	1	0	0	0	0	12	16	0.00	1.500
Dick Drago, R ERA: 2.52	1.2	W	5	0	0	0	1	0	0	0	0	0	0	7	7	0.00	0.000


BOTTOM

Boston Red Sox @ Texas Rangers
Arlington Stadium, Arlington, TX

Thu May 31 1979, 8:05 PM EDT
Att: 13,600 - Unknown

livebaseballscorecards.com

AB	46
R	2
H	10
RBI	2
BB	3
SO	9
LOB	28



Batter	1	2	3	4	5	6	7	8	9	AB R H RBI BB SO LOB	TOP							
Jerry Remy, L (1, 4) OBP: 0.372, SLG: 0.381	4-0 BB 2B BB	0-3 K		0-0 1-3			0-0 6-3			3 1 0 0 1 1 1								
Rick Burleson, R (1, 6) OBP: 0.306, SLG: 0.314	4-0 BB 2B 1B BB	0-0 6-3		0-0 1-3			0-0 F6			3 1 0 0 1 0 1								
Fred Lynn, L (1, 8) OBP: 0.398, SLG: 0.608	0-0 BB 1B 2B	0-0 G3				0-0 P8		0-3 K		4 1 1 1 0 1 0								
Jim Rice, R (1, 7) OBP: 0.406, SLG: 0.520	0-0 5-3		4-0 BB BB	4-0 BB CS BB			0-0 L7			2 0 0 0 2 0 2								
Carlton Fisk, R (1, 10) OBP: 0.069, SLG: 0.069	0-0 F6		0-0 F9	0-0 F5			0-3 K			4 0 0 0 0 1 4								
Carl Yastrzemski, L (1, 3) OBP: 0.371, SLG: 0.462	4-0 BB 1B BB		0-0 F8			0-0 F7		0-0 3-1		3 1 0 0 1 0 1								
Butch Hobson, R (1, 5) OBP: 0.289, SLG: 0.476	0-0 BB 1B 1B		0-0 1-3			0-0 4-3		0-0 HR		4 1 2 3 0 0 1								
Dwight Evans, R (1, 9) OBP: 0.322, SLG: 0.416	0-0 BB 1B 1B			4-0 SH3-4 BB		0-0 6-3		0-0 5-3		3 0 1 1 1 0 0								
Gary Allenson, R (1, 2) OBP: 0.286, SLG: 0.274	0-0 F4		0-0 SH3-4			0-0 F9		0-3 K		3 0 0 0 0 1 2								
Inning Stats	R: 4 E: 0 K: 0 S: 6	H: 3 LOB: 2 BB: 3 P: 18	R: 0 E: 0 K: 1 S: 5	H: 0 LOB: 0 BB: 0 P: 5	R: 0 E: 0 K: 0 S: 3	H: 0 LOB: 1 BB: 1 P: 7	R: 0 E: 0 K: 0 S: 3	H: 0 LOB: 0 BB: 0 P: 3	R: 0 E: 0 K: 0 S: 3	H: 0 LOB: 0 BB: 0 P: 3	R: 0 E: 0 K: 2 S: 7	H: 0 LOB: 0 BB: 0 P: 7	R: 1 E: 0 K: 1 S: 6	H: 1 LOB: 0 BB: 0 P: 6	1B: 2 2B: 1 3B: 0 HR: 1	SF: 0 SAC: 1 DP: 0 HBP: 0	WP: 0 PB: 0 SB: 0 CS: 1	PA: 36
PITCHER Jerry Koosman, L (1, 1) ERA: 3.68	IP: 9.0 WLS: L BF: 36 H: 4 R: 5 ER: 5 SO: 4 BB: 6 IBB: 0 HBP: 0 BLK: 0 WP: 0 HR: 1 S: 38 P: 62 ERA: 5.00 WHIP: 1.111																	

Boston Red Sox @ Minnesota Twins
Metropolitan Stadium, Bloomington, MI

Fri Jun 01 1979, 8:05 PM EDT
Att. 15,871 - Unknown - 71 F

livebaseballscorecards.com

AB	29
R	5
H	4
RBI	5
BB	6
SO	4
LOB	12



Batter	1	2	3	4	5	6	7	8	9	AB	R	H	RBI	BB	SO	LOB
Hosken Powell, L (1, 9) OBP: 0.569, SLG: 0.651	4-0 BB		4-0 BB		0-0 2B		0-0 1B		4-0 BB	2	0	2	0	3	0	0
Butch Wynegar, S (1, 2) OBP: 0.395, SLG: 0.405	4-3 1-2		G3-6-3 BB		0-0 3-1		0-0 3-1		0-0 F6	5	0	0	0	0	0	7
Roy Smalley, S (1, 6) OBP: 0.469, SLG: 0.613	0-3 K		4-0 BB		0-0 FC4 1B		0-0 FC4 1B		0-0 2B 1B	3	1	2	0	1	1	1
Ken Landreaux, L (1, 8) OBP: 0.372, SLG: 0.455	0-0 L4		0-0 4-3		0-0 FC4 F7 S		0-0 FC4 1B		0-0 1B 2B	4	1	1	1	0	0	4
Glenn Adams, L (1, 10) OBP: 0.321, SLG: 0.398		0-3 K		0-0 G6-4-3 1B		0-0 F7		0-0 FC4-6 1B		4	0	2	1	0	1	1
Ron Jackson, R (1, 3) OBP: 0.328, SLG: 0.497		0-0 1B 1B		0-0 G6-4-3		0-0 5-3		0-0 FC4-6 FC4-6		4	0	1	0	0	0	3
Rob Wilfong, L (1, 4) OBP: 0.376, SLG: 0.475		0-0 1B 1B		0-0 4-3		0-3 K		0-0 FC4-6		4	0	1	0	0	1	1
John Castino, R (1, 5) OBP: 0.352, SLG: 0.415		0-0 G6-3		0-0 F9		0-0 6-3		0-0 1-3		3	0	0	0	0	0	2
Jose Morales, R (8, PH) OBP: 0.359, SLG: 0.421		0-0 G6-3		0-0 F4		0-0 1B 1B				1	0	0	0	0	0	1
Bob Randall, R (9, 5) OBP: 0.315, SLG: 0.286		0-0 G6-3								0	0	0	0	0	0	0
Bombo Rivera, R (1, 7) OBP: 0.317, SLG: 0.311			0-0 G3-6-3 BB 1B						0-0 F8	4	0	2	0	0	0	0

Inning Stats	R: 0	H: 0	E: 0	K: 1	S: 5	R: 0	H: 2	E: 0	K: 1	S: 6	R: 0	H: 1	E: 0	K: 0	S: 3	R: 0	H: 1	E: 0	K: 0	S: 3	R: 0	H: 1	E: 0	K: 0	S: 4	R: 0	H: 1	E: 0	K: 1	S: 4	R: 0	H: 2	E: 0	K: 0	S: 7	R: 2	H: 3	E: 0	K: 0	S: 6	R: 0	H: 0	E: 0	K: 0	S: 2	1B: 9	2B: 2	3B: 0	HR: 0	SF: 0	SAC: 0	DP: 3	HBP: 0	WP: 0	PB: 0	SB: 1	CS: 1	PA: 38
--------------	------	------	------	------	------	------	------	------	------	------	------	------	------	------	------	------	------	------	------	------	------	------	------	------	------	------	------	------	------	------	------	------	------	------	------	------	------	------	------	------	------	------	------	------	------	-------	-------	-------	-------	-------	--------	-------	--------	-------	-------	-------	-------	--------

PITCHER	IP	WLS	BF	H	R	ER	SO	BB	IBB	HBP	BLK	WP	HR	S	P	ERA	WHIP
Bob Stanley, R (1, 1) ERA: 3.36	8.1	W	37	11	2	2	3	4	0	0	0	0	0	39	55	2.16	1.800
Bill Campbell, R (9, 1) ERA: 3.0	0.2	S	1	0	0	0	0	0	0	0	0	0	0	1	1	0.00	0.000

BOTTOM

Boston Red Sox @ Minnesota Twins
Metropolitan Stadium, Bloomington, MI

livebaseballscorecards.com

AB	34
R	2
H	11
RBI	2
BB	4
SO	3
LOB	20



Fri Jun 01 1979, 8:05 PM EDT
Att: 15,871 - Unknown - 71 F

Batter	1	2	3	4	5	6	7	8	9	AB R H RBI BB SO LOB	TOP	
Jerry Remy, L (1, 4) OBP: 0.365, SLG: 0.374	0-0 G3		0-0 FC4-6		0-0 F7		0-0 F5			4 0 0 0 0 0 1		
Rick Burleson, R (1, 6) OBP: 0.299, SLG: 0.307	0-0 F4		0-0 F9		0-0 6-3			0-0 4-3		4 0 0 0 0 0 1		
Fred Lynn, L (1, 8) OBP: 0.395, SLG: 0.600	0-0 1B		0-0 F9		0-0 4-3			0-0 F7		4 0 1 0 0 0 1		
Jim Rice, R (1, 7) OBP: 0.398, SLG: 0.508	0-0 F4			0-0 F4		0-3 K		0-0 F9		4 0 0 0 0 1 1		
Carl Yastrzemski, L (1, 3) OBP: 0.368, SLG: 0.462		0-0 6-3		0-0 2B		0-0 4-3			0-0 F9	4 1 1 0 0 0 0		
Carlton Fisk, R (1, 10) OBP: 0.121, SLG: 0.152		0-3 K		0-0 1B FC5-4		0-0 1B			0-0 6-3	4 1 2 1 0 1 0		
Butch Hobson, R (1, 5) OBP: 0.295, SLG: 0.472		4-0 BB		0-0 1B FC5-4		0-0 F8			0-0 F8	3 0 1 0 1 0 1		
Dwight Evans, R (1, 9) OBP: 0.322, SLG: 0.414		0-3 K		0-0 1B FC5-4			0-0 1B G4-6-3			3 0 1 1 0 1 2		
Gary Allenson, R (1, 2) OBP: 0.290, SLG: 0.271			4-0 BB	0-0 1B FC5-4			0-0 1B G4-6-3			1 0 0 0 1 0 1		
Jack Brohamer, L (7, PH) OBP: 0.347, SLG: 0.386				0-0 1B FC5-4						1 0 0 0 0 0 1		
Mike O'Berry, R (7, 2) OBP: 0.143, SLG: 0.143				0-0 1B FC5-4						0 0 0 0 0 0 0		
Inning Stats	R: 0 H: 1 E: 0 LOB: 1 K: 0 BB: 0 S: 4 P: 4	R: 0 H: 0 E: 0 LOB: 1 K: 2 BB: 1 S: 7 P: 11	R: 0 H: 0 E: 0 LOB: 1 K: 0 BB: 1 S: 3 P: 7	R: 2 H: 3 E: 0 LOB: 1 K: 0 BB: 0 S: 6 P: 6	R: 0 H: 0 E: 0 LOB: 0 K: 0 BB: 0 S: 3 P: 3	R: 0 H: 1 E: 0 LOB: 1 K: 1 BB: 0 S: 6 P: 6	R: 0 H: 1 E: 0 LOB: 0 K: 0 BB: 0 S: 3 P: 3	R: 0 H: 0 E: 0 LOB: 0 K: 0 BB: 0 S: 3 P: 3	R: 0 H: 0 E: 0 LOB: 0 K: 0 BB: 0 S: 3 P: 3	1B: 4 SF: 0 2B: 2 SAC: 0 3B: 0 DP: 1 HR: 0 HBP: 0	WP: 0 PA: 34 PB: 0 SB: 0 CS: 0	
PITCHER Dave Goltz, R (1, 1) ERA: 4.62	IP WLS BF H R ER SO BB IBB HBP BLK WP HR S P ERA WHIP	9.0 W 34 6 2 2 3 2 0 0 0 0 0 0 38 46 2.00 0.889										

Boston Red Sox @ Minnesota Twins
Metropolitan Stadium, Bloomington, MI

Sat Jun 02 1979, 4:33 AM EDT
Att. 14,701 - Unknown - 74 F

livebaseballscorecards.com

AB	32
R	2
H	6
RBI	2
BB	2
SO	3
LOB	9



Batter	1	2	3	4	5	6	7	8	9
Hosken Powell, L OBP: 0.554, SLG: 0.617 (1, 9)	0-3 K	0-0 1B		4-0 2B	0-0 F9			0-3 K	
Rob Wilfong, L OBP: 0.370, SLG: 0.472 (1, 4)	0-0 4-3	0-3 K		0-0 2B		0-3 K		0-0 F8	
Roy Smalley, S OBP: 0.459, SLG: 0.597 (1, 6)	0-0 4-3		0-0 F8	0-0 4-3		0-0 F8		0-3 K	
Ken Landreaux, L OBP: 0.370, SLG: 0.450 (1, 8)		0-0 6-3	0-0 6-3		0-0 F8	0-0 1B			
Glenn Adams, L OBP: 0.331, SLG: 0.403 (1, 10)		4-0 1B	0-0		4-0 1B	0-3 K			
Jose Morales, R OBP: 0.364, SLG: 0.414 (5, PH)		E 1B			BB SF9				
Ron Jackson, R OBP: 0.327, SLG: 0.492 (1, 3)		0-0 G3	0-0 6-3		0-0 2B		0-0 F4		
Butch Wynegar, S OBP: 0.402, SLG: 0.406 (1, 2)		4-0 1B		0-0 2B	4-0 2B		0-0 5-6-3		
John Castino, R OBP: 0.352, SLG: 0.417 (1, 5)		0-0 1B		0-0 SH5-4	0-0 SF9		0-0 F9		
Bombo Rivera, R OBP: 0.337, SLG: 0.385 (1, 7)		0-0 1B		0-0 4-3	0-0 2B		0-0 HR		

AB	R	H	RBI	BB	SO	LOB
4	1	1	0	1	2	1
5	0	1	2	0	2	3
5	0	0	0	0	1	1
4	0	1	0	0	0	0
1	1	1	0	1	0	0
1	1	0	0	1	1	1
4	1	1	0	0	0	2
2	3	1	0	2	0	0
2	0	1	2	0	0	0
4	1	3	4	0	0	1

BOTTOM

Boston Red Sox @ Minnesota Twins
Metropolitan Stadium, Bloomington, MI

Sat Jun 02 1979, 4:33 AM EDT
Att: 14,701 - Unknown - 74 F

livebaseballscorecards.com

AB	32
R	8
H	10
RBI	8
BB	5
SO	6
LOB	9



1B: 7	SF: 1
2B: 2	SAC: 1
3B: 0	DP: 0
HR: 1	HBP: 0

WP: 0	PA: 39
PB: 0	
SB: 0	
CS: 0	

Inning Stats	R	H	E	K	S	P	IP	WLS	BF	H	R	ER	SO	BB	IBB	HBP	BLK	WP	HR	S	P	ERA	WHIP
Chuck Rainey, R ERA: 4.24 (1, 1)	0	0	0	1	5	4	4.0	L	21	6	4	4	2	3	0	0	0	0	0	22	34	9.00	2.250
Andy Hassler, L ERA: 8.8 (5, 1)	0	0	0	0	0	6	0.2		6	2	3	3	0	2	0	0	0	0	4	12	40.50	6.000	
Tom Burgmeier, L ERA: 1.5 (5, 1)	0	0	0	0	0	2	3.1		12	2	1	1	4	0	0	0	0	0	1	20	20	2.70	0.600

Batter	1	2	3	4	5	6	7	8	9	AB R H RBI BB SO LOB	TOP									
Jerry Remy, L (1, 4) OBP: 0.362, SLG: 0.367	0-3 K		0-0 1-3		0-0 4-3		0-0 1B BB	0-0 3-1		4 1 0 0 1 1 1										
Rick Burleson, R (1, 6) OBP: 0.302, SLG: 0.317	0-0 F3		0-0 SF9			0-0 4-3 1B 2B	0-0 1-2 2-3 1B 1B		0-0 4-3	4 2 2 1 0 0 0										
Fred Lynn, L (1, 8) OBP: 0.391, SLG: 0.589	0-0 F9		0-0 F4			0-0 4-3	0-0 1-3 2-H 3-H 1B 1B		0-0 6-3	5 1 1 2 0 0 1										
Jim Rice, R (1, 7) OBP: 0.394, SLG: 0.500		0-0 E5 G6-3		0-0 4-3		0-3 K	0-0 1-2 3-H 1B 1B		0-3 K	5 0 1 1 0 2 1										
Carlton Fisk, R (1, 10) OBP: 0.162, SLG: 0.189		0-0 G6-3		0-0 6-3		0-0 BB 1B	0-0 1-2 2-H 1B			4 0 2 2 0 0 1										
Carl Yastrzemski, L (1, 3) OBP: 0.376, SLG: 0.463		0-0 HR 1B		4-0 BB		4-0 BB FC6-4 BB	0-3 K			2 1 1 0 2 1 2										
Butch Hobson, R (1, 5) OBP: 0.294, SLG: 0.489		0-0 HR		0-0 4-3		0-0 FC6-4	0-0 F8			4 1 1 2 0 0 5										
Dwight Evans, R (1, 9) OBP: 0.315, SLG: 0.404		0-0 4-3			0-0 F8		0-0 F7	0-3 K		4 0 0 0 0 1 0										
Gary Allenson, R (1, 2) OBP: 0.297, SLG: 0.310			0-0 SF9 3B		0-0 6-3		0-0 1B 2B	0-3 K		4 2 2 0 0 1 0										
Inning Stats	R: 0 E: 0 K: 1 S: 5	H: 0 LOB: 0 BB: 0 P: 5	R: 2 E: 1 K: 0 S: 5	H: 2 LOB: 0 BB: 0 P: 5	R: 1 E: 0 K: 0 S: 4	H: 1 LOB: 0 BB: 0 P: 4	R: 0 E: 0 K: 0 S: 3	H: 0 LOB: 1 BB: 1 P: 7	R: 0 E: 0 K: 1 S: 7	H: 0 LOB: 2 BB: 1 P: 11	R: 4 E: 0 K: 1 S: 10	H: 5 LOB: 2 BB: 1 P: 14	R: 0 E: 0 K: 2 S: 7	H: 0 LOB: 0 BB: 0 P: 7	R: 0 E: 0 K: 1 S: 5	H: 0 LOB: 0 BB: 0 P: 5	1B: 6 2B: 2 3B: 1 HR: 1	SF: 1 SAC: 0 DP: 1 HBP: 0	WP: 0 PB: 0 SB: 0 CS: 0	PA: 40
PITCHER	IP WLS BF H R ER SO BB IBB HBP BLK WP HR S P ERA WHIP																			
Geoff Zahn, L (1, 1) ERA: 3.42	3.0 L 12 3 3 3 1 0 0 0 0 0 1 14 14 9.00 1.000																			
Mike Bacsik, R (4, 1) ERA: 3.94	3.0 13 2 1 1 1 2 0 0 0 0 0 0 13 21 3.00 1.333																			
Pete Redfern, R (7, 1) ERA: 4.38	0.1 4 2 3 3 0 1 0 0 0 0 0 0 3 7 81.00 9.000																			
Ken Brett, L (7, 1) ERA: 4.97	0.1 4 3 1 1 1 0 0 0 0 0 0 0 6 6 27.00 9.000																			
Gary Serum, R (7, 1) ERA: 5.3	2.1 7 0 0 0 3 0 0 0 0 0 0 0 13 13 0.00 0.000																			

Boston Red Sox @ Minnesota Twins
Metropolitan Stadium, Bloomington, MI

Sun Jun 03 1979, 4:33 AM EDT
Att. 17,353 - Unknown - 81 F

livebaseballscorecards.com

AB	36
R	8
H	10
RBI	8
BB	3
SO	6
LOB	11



Batter	1	2	3	4	5	6	7	8	9	AB	R	H	RBI	BB	SO	LOB
Hosken Powell, L (1, 9) OBP: 0.517, SLG: 0.569	0-0 6-3		0-0 3-1		0-0 F8			0-3 K2-3		4	0	0	0	0	1	2
Rob Wilfong, L (1, 4) OBP: 0.359, SLG: 0.457	0-0 F2			0-0 B5-3		0-0 F7		0-0 3-1		4	0	0	1	0	0	0
Roy Smalley, S (1, 6) OBP: 0.459, SLG: 0.595	0-0 F7			0-0 FC4-6 1B		0-0 4-3		0-0 1B		4	0	2	0	0	0	0
Ken Landreaux, L (1, 8) OBP: 0.367, SLG: 0.446		0-0 F6		0-0 FC4-6 BB 1-2f		0-0 1B		0-0 G3		4	0	1	0	0	0	2
Ron Jackson, R (1, 3) OBP: 0.335, SLG: 0.508		4-0 CS BB		4-0 BB 1-2 BB		0-0 F9			0-0 HR	2	1	1	1	2	0	1
Butch Wynegar, S (1, 2) OBP: 0.404, SLG: 0.405		0-0 F9 1-2		4-0 BB 1-2 2-3			0-3 K2-3		0-0 L9-3 1B	3	0	1	0	1	1	1
Glenn Adams, L (1, 10) OBP: 0.321, SLG: 0.391			0-0 F8		0-0 F8		0-3 K		0-0 L9-3 1-2	4	0	0	0	0	1	4
John Castino, R (1, 5) OBP: 0.348, SLG: 0.410			0-0 4-3		0-0 F3		0-0 4-3		0-0 1B	4	0	1	0	0	0	0
Bombo Rivera, R (1, 7) OBP: 0.344, SLG: 0.407			4-0 S BB		0-0 F3			0-0 3-1 3B	0-0 6-3	3	1	1	0	1	0	1

BOTTOM

Boston Red Sox @ Minnesota Twins
Metropolitan Stadium, Bloomington, MI

Sun Jun 03 1979, 4:33 AM EDT
Att: 17,353 - Unknown - 81 F

livebaseballscorecards.com

AB	32
R	2
H	7
RBI	2
BB	4
SO	3
LOB	11



Inning Stats	R: 0	H: 0	E: 0	LOB: 0	K: 0	S: 3	R: 0	H: 0	E: 0	LOB: 0	K: 0	S: 2	R: 0	H: 0	E: 0	LOB: 1	K: 0	S: 3	R: 0	H: 1	E: 0	LOB: 3	K: 0	S: 4	R: 0	H: 0	E: 0	LOB: 0	K: 0	S: 3	R: 0	H: 1	E: 0	LOB: 1	K: 2	S: 7	R: 1	H: 2	E: 0	LOB: 1	K: 1	S: 7	R: 1	H: 3	E: 0	LOB: 1	K: 0	S: 5	1B: 5	SF: 0	2B: 1	SAC: 0	3B: 1	DP: 1	HR: 1	HBP: 0	WP: 0	PA: 36
--------------	------	------	------	--------	------	------	------	------	------	--------	------	------	------	------	------	--------	------	------	------	------	------	--------	------	------	------	------	------	--------	------	------	------	------	------	--------	------	------	------	------	------	--------	------	------	------	------	------	--------	------	------	-------	-------	-------	--------	-------	-------	-------	--------	-------	--------

PITCHER	IP	WLS	BF	H	R	ER	SO	BB	IBB	HBP	BLK	WP	HR	S	P	ERA	WHIP
Steve Renko, R (1, 1) ERA: 3.59	6.0	W	23	2	0	0	0	4	0	0	0	0	0	19	35	0.00	1.000
Bill Campbell, R (7, 1) ERA: 3.38	3.0	S	13	5	2	2	3	0	0	0	0	0	1	19	19	6.00	1.667

Batter	1	2	3	4	5	6	7	8	9	AB R H RBI BB SO LOB	TOP
Johnny Grubb, L (1, 7) OBP: 0.372, SLG: 0.553	4-0 1B BB		0-0 G3	0-0 4-3			0-0 F3		0-0 HR	4 2 1 2 1 0 3	
Buddy Bell, R (1, 5) OBP: 0.316, SLG: 0.375	0-0 F9		0-3 K			0-0 F9	0-0 6-3		0-0 6-3	5 0 0 0 0 1 2	
Al Oliver, L (1, 8) OBP: 0.350, SLG: 0.488	0-0 4-3		0-0 2B			0-0 1B	0-0 L7			4 0 2 1 0 0 1	
Richie Zisk, R (1, 9) OBP: 0.300, SLG: 0.345	0-0 1B		0-0 6-3			0-0 1B		0-3 K		4 0 2 1 0 1 1	
Pat Putnam, L (1, 3) OBP: 0.304, SLG: 0.414	0-0 FC6			0-0 4-3	0-0 L9			0-0 F7		4 0 0 0 0 0 3	
John Ellis, R (1, 10) OBP: 0.270, SLG: 0.385		0-3 K		0-0 HR	0-3 K			0-0 4-3		4 1 1 1 0 2 2	
Jim Sundberg, R (1, 2) OBP: 0.286, SLG: 0.331		0-0 6-3		0-0 1B		0-0 F8		0-0 F9		4 0 1 0 0 0 0	
Nelson Norman, S (1, 6) OBP: 0.264, SLG: 0.232 Larvell Blanks, R (9, PH) OBP: 0.324, SLG: 0.343		0-0 F9		0-0 2B		0-0 F8		0-0 HR		3 0 0 0 0 0 1 1 1 1 0 0 0 0	
Bump Wills, S (1, 4) OBP: 0.338, SLG: 0.291			0-0 2B	0-0 2B		0-0 F9		0-0 F8		4 1 2 0 0 0 1	
Inning Stats	R: 1 H: 1 E: 1 LOB: 1 K: 0 BB: 1 S: 4 P: 8	R: 0 H: 0 E: 0 LOB: 0 K: 1 BB: 0 S: 5 P: 5	R: 1 H: 2 E: 0 LOB: 1 K: 1 BB: 0 S: 7 P: 7	R: 1 H: 3 E: 0 LOB: 2 K: 0 BB: 0 S: 6 P: 6	R: 0 H: 2 E: 0 LOB: 2 K: 1 BB: 0 S: 7 P: 7	R: 0 H: 0 E: 0 LOB: 0 K: 0 BB: 0 S: 3 P: 3	R: 0 H: 0 E: 0 LOB: 0 K: 0 BB: 0 S: 3 P: 3	R: 0 H: 0 E: 0 LOB: 0 K: 1 BB: 0 S: 5 P: 5	R: 2 H: 2 E: 0 LOB: 0 K: 0 BB: 0 S: 5 P: 5	1B: 6 SF: 0 2B: 2 SAC: 0 3B: 0 DP: 0 HR: 2 HBP: 0	WP: 0 PA: 38 PB: 0 SB: 1 CS: 0
PITCHER Mike Torrez, R (1, 1) ERA: 4.36 Jim Wright, R (8, 1) ERA: 4.66	IP WLS BF H R ER SO BB IBB HBP BLK WP HR S P ERA WHIP										
	7.0 W 30 8 3 2 3 1 0 0 0 0 0 1 35 39 2.57 1.286										
	2.0 8 2 2 2 1 0 0 0 0 0 0 1 10 10 9.00 1.000										

Texas Rangers @ Boston Red Sox
Fenway Park, Boston, MA
Mon Jun 04 1979, 7:05 PM EDT
Att. 27,698 - Unknown - 68 F

livebaseballscorecards.com

AB 37
R 5
H 10
RBI 5
BB 1
SO 4
LOB 14



Batter	1	2	3	4	5	6	7	8	9	AB R H RBI BB SO LOB	TOP
Johnny Grubb, L (1, 7) OBP: 0.380, SLG: 0.563	0-0 F9		0-0 1B		0-0 1B			0-0 4-3 1B 2B	0-0 F8	5 1 3 1 0 0 1	
Buddy Bell, R (1, 5) OBP: 0.319, SLG: 0.377	0-0 FC4 1B		0-0 F4		0-0 1-3 1B			0-3 K		4 0 2 0 0 1 2	
Al Oliver, L (1, 8) OBP: 0.344, SLG: 0.479	0-0 FC4 1-2f			0-0 F9	0-0 4-3			0-0 4-3		4 0 0 0 0 0 3	
Richie Zisk, R (1, 9) OBP: 0.299, SLG: 0.343	0-3 K			0-0 F8		0-0 F9		0-0 1B		4 0 1 1 0 1 1	
Pat Putnam, L (1, 3) OBP: 0.302, SLG: 0.408		0-0 F7		0-0 1B 1B		0-0 4-3		0-0 4-3		4 0 1 0 0 0 1	
John Ellis, R (1, 10) OBP: 0.279, SLG: 0.390		0-3 K		0-0 1-3 1B		0-0 F7			0-0 1-3 1B 1B	4 0 2 0 0 1 0 0 1 0 0 0 0 0	
Bill Sample, R (9, PR) OBP: 0.374, SLG: 0.340											
Jim Sundberg, R (1, 2) OBP: 0.281, SLG: 0.324			0-0 1-3		0-0 L3		0-3 K		0-0 1-3	4 0 0 0 0 1 3	AB 37 R 3 H 11 RBI 3 BB 0 SO 5 LOB 14
Bump Wills, S (1, 4) OBP: 0.337, SLG: 0.290			0-0 1-3		0-0 1B E 1B		0-3 K		0-0 1-3	4 1 1 0 0 1 2	
Larvell Blanks, R (1, 6) OBP: 0.300, SLG: 0.316			0-0 F3		0-0 F7		0-0 F7		0-0 1B	3 0 0 0 0 0 1	
Oscar Gamble, L (9, PH) OBP: 0.500, SLG: 0.545										1 0 1 1 0 0 0	
Nelson Norman, S (9, PR) OBP: 0.264, SLG: 0.232										0 0 0 0 0 0 0	
Inning Stats	R: 0 E: 0 K: 1 S: 6 H: 1 LOB: 1 BB: 0 P: 6	R: 0 E: 0 K: 1 S: 5 H: 0 LOB: 0 BB: 0 P: 5	R: 0 E: 0 K: 0 S: 4 H: 1 LOB: 1 BB: 0 P: 4	R: 0 E: 0 K: 0 S: 5 H: 2 LOB: 2 BB: 0 P: 5	R: 1 E: 1 K: 0 S: 5 H: 3 LOB: 1 BB: 0 P: 5	R: 0 E: 0 K: 0 S: 3 H: 0 LOB: 0 BB: 0 P: 3	R: 0 E: 0 K: 2 S: 7 H: 0 LOB: 0 BB: 0 P: 7	R: 1 E: 0 K: 1 S: 7 H: 2 LOB: 1 BB: 0 P: 7	R: 1 E: 0 K: 0 S: 5 H: 2 LOB: 1 BB: 0 P: 5	1B: 10 2B: 1 3B: 0 HR: 0 SF: 0 SAC: 0 DP: 0 HBP: 0	WP: 0 PB: 0 SB: 0 CS: 0 PA: 37
PITCHER Dennis Eckersley, R (1, 1) ERA: 3.21	IP 9.0 WLS W BF 37 H 11 R 3 ER 3 SO 5 BB 0 IBB 0 HBP 0 BLK 0 WP 0 HR 0 S 47 P 47 ERA 3.00 WHIP 1.222										

Texas Rangers @ Boston Red Sox
Fenway Park, Boston, MA
Tue Jun 05 1979, 7:05 PM EDT
Att. 27,670 - Unknown - 68 F

livebaseballscorecards.com



Batter	1	2	3	4	5	6	7	8	9	AB	R	H	RBI	BB	SO	LOB
Rick Burleson, R OBP: 0.299, SLG: 0.328 (1, 6)	0-3 K	0-0 E1	0-0 F3		0-0 5-3		0-0 FC5			5	0	0	0	0	1	4
Larry Wolfe, R OBP: 0.321, SLG: 0.150 (1, 4)	4-0 HR BB	0-0 F4		0-3 K		0-3 K		4-0 G4-6-3 BB		3	1	0	0	2	2	2
Fred Lynn, L OBP: 0.396, SLG: 0.598 (1, 8)	0-0 HR	0-0 L8		4-0 2B BB		0-0 4-3		0-0 G4-6-3		4	2	1	2	1	0	3
Jim Rice, R OBP: 0.398, SLG: 0.551 (1, 7)	0-0 F8	0-3 K		0-0 2B		0-3 K		0-0 HR		5	1	2	2	0	2	2
Carlton Fisk, R OBP: 0.234, SLG: 0.319 (1, 10)	0-0 1B 3B		0-0 HR 1B	0-0 1B		0-0 5-3		0-0 6-3		5	2	3	0	0	0	0
Carl Yastrzemski, L OBP: 0.385, SLG: 0.503 (1, 3)	0-0 1B		0-0 HR 1B	0-3 K		4-0 1B SF9 BB				3	2	2	3	1	1	2
Butch Hobson, R OBP: 0.291, SLG: 0.489 (1, 5)	0-0 F8		0-0 F8	0-0 1-3		0-0 FC5 BB 1B				4	0	1	0	0	0	3
Dwight Evans, R OBP: 0.328, SLG: 0.410 (1, 9)		0-0 2B E 1B	0-0 2B		0-0 5-3		4-0 1-2 BB			3	1	2	0	1	0	0
Gary Allenson, R OBP: 0.296, SLG: 0.320 (1, 2)		0-0 1-3 2B	0-0 5-3		0-3 K		0-0 SF9			3	0	1	1	0	1	1

Inning Stats	R: 3	H: 3	E: 0	K: 1	S: 8	LOB: 1	BB: 1	P: 12	R: 1	H: 2	E: 1	K: 1	S: 8	LOB: 2	BB: 0	P: 8	R: 2	H: 3	E: 0	K: 0	S: 6	LOB: 1	BB: 0	P: 6	R: 1	H: 2	E: 0	K: 2	S: 9	LOB: 2	BB: 1	P: 13	R: 0	H: 0	E: 0	K: 1	S: 5	LOB: 0	BB: 0	P: 5	R: 0	H: 0	E: 0	K: 2	S: 7	LOB: 0	BB: 0	P: 7	R: 1	H: 1	E: 0	K: 0	S: 4	LOB: 2	BB: 2	P: 12	R: 1	H: 1	E: 0	K: 0	S: 3	LOB: 0	BB: 1	P: 7
--------------	------	------	------	------	------	--------	-------	-------	------	------	------	------	------	--------	-------	------	------	------	------	------	------	--------	-------	------	------	------	------	------	------	--------	-------	-------	------	------	------	------	------	--------	-------	------	------	------	------	------	------	--------	-------	------	------	------	------	------	------	--------	-------	-------	------	------	------	------	------	--------	-------	------


PITCHER	IP	WLS	BF	H	R	ER	SO	BB	IBB	HBP	BLK	WP	HR	S	P	ERA	WHIP
Jon Matlack, L ERA: 3.81 (1, 1)	1.0	L	9	5	4	3	1	1	0	0	0	0	1	10	14	27.00	6.000
Doc Medich, R ERA: 8.84 (2, 1)	6.0		28	6	4	4	6	3	0	0	0	0	1	37	49	6.00	1.500
Sparky Lyle, L ERA: 4.5 (8, 1)	1.0		4	1	1	1	0	1	0	0	0	0	1	3	7	9.00	2.000

BOTTOM

Texas Rangers @ Boston Red Sox
Fenway Park, Boston, MA

Tue Jun 05 1979, 7:05 PM EDT
Att: 27,670 - Unknown - 68 F

AB	35
R	9
H	12
RBI	8
BB	5
SO	7
LOB	17



WP	HR	S	P	ERA	WHIP
0	0	1	1	0	0

Batter	1	2	3	4	5	6	7	8	9	AB R H RBI BB SO LOB	TOP											
Ralph Garr, L (1, 7) OBP: 0.353, SLG: 0.441 Rusty Torres, S (6, PH) OBP: 0.367, SLG: 0.333 (6, 7)	0-0 3-1	0-0 E2 1B		0-0 L5		0-0 F7		0-0 6-3		3 0 1 1 0 0 0 2 0 0 0 0 0 1												
Claudell Washington, L (1, 9) OBP: 0.300, SLG: 0.427	0-0 FC5-4 2B	0-0 S 1B		0-0 F5		0-0 FC5-4 FC6-4 1-2f		0-0 1-3		5 1 2 1 0 0 1												
Chet Lemon, R (1, 8) OBP: 0.404, SLG: 0.475	1-0 FC5-4 HBP	0-0 F3 1-2			0-3 K	0-0 FC6-4 1-2f		0-0 G6-4-3 1B		4 0 1 0 0 1 3												
Lamar Johnson, R (1, 3) OBP: 0.409, SLG: 0.489 Mike Squires, L (9, 3) OBP: 0.304, SLG: 0.323	0-0 FC5-4 1-2f 2-3 2B	4-0 BB			0-0 HR		0-0 6-3	0-0 G6-4-3 1-2f		4 2 1 1 1 0 3 0 0 0 0 0 0 0												
Alan Bannister, R (1, 10) OBP: 0.396, SLG: 0.435	0-0 1-H 3-H 2B	0-3 K			0-3 K		0-0 F9	0-0 F9		5 0 1 2 0 2 3												
Eric Soderholm, R (1, 5) OBP: 0.324, SLG: 0.412	0-3 K		0-0 F8		0-3 K		0-0 HR			4 1 1 1 0 2 1												
Greg Pryor, R (1, 4) OBP: 0.361, SLG: 0.364		0-0 5-3	0-0 F9			0-0 HR 1B	0-0 1B			4 1 2 0 0 0 0												
Milt May, L (1, 2) OBP: 0.382, SLG: 0.656		0-0 1B E 1B	0-0 3-1			0-0 1B HR	0-0 4-3			4 2 2 2 0 0 1												
Don Kessinger, S (1, 6) OBP: 0.250, SLG: 0.225		0-0 E 1B		0-0 L6		0-0 1B FC5-4		0-0 4-3		4 1 2 0 0 0 0												
Inning Stats	R: 2 E: 0 K: 1 S: 7	H: 2 LOB: 1 BB: 0 P: 8	R: 2 E: 1 K: 1 S: 9	H: 4 LOB: 3 BB: 1 P: 13	R: 0 E: 0 K: 0 S: 3	H: 0 LOB: 0 BB: 0 P: 3	R: 0 E: 0 K: 0 S: 3	H: 0 LOB: 0 BB: 0 P: 3	R: 1 E: 0 K: 3 S: 10	H: 1 LOB: 0 BB: 0 P: 10	R: 2 E: 0 K: 0 S: 6	H: 3 LOB: 1 BB: 0 P: 6	R: 1 E: 0 K: 0 S: 5	H: 2 LOB: 1 BB: 0 P: 5	R: 0 E: 0 K: 0 S: 3	H: 0 LOB: 0 BB: 0 P: 3	R: 0 E: 0 K: 0 S: 3	H: 1 LOB: 0 BB: 0 P: 3	1B: 8 2B: 2 3B: 0 HR: 3	SF: 0 SAC: 0 DP: 1 HBP: 1	WP: 0 PB: 0 SB: 1 CS: 0	PA: 41
PITCHER	IP WLS BF H R ER SO BB IBB HBP BLK WP HR S P ERA WHIP																					
Bob Stanley, R (1, 1) ERA: 3.76	1.1 L 11 6 4 4 1 0 0 0 0 0 0 0 12 13 27.00 4.500																					
Jim Wright, R (2, 1) ERA: 5.09	3.2 16 4 3 3 4 1 0 0 0 0 0 2 23 27 7.36 1.364																					
Tom Burgmeier, L (6, 1) ERA: 1.71	3.0 11 2 1 1 0 0 0 0 0 0 0 1 11 11 3.00 0.667																					
Tom Burgmeier, L (8, 1) ERA: 1.71	3.0 11 2 1 1 0 0 0 0 0 0 0 1 11 11 3.00 0.667																					
Dick Drago, R (9, 1) ERA: 2.45	1.0 3 1 0 0 0 0 0 0 0 0 0 0 3 3 0.00 1.000																					

Chicago White Sox @ Boston Red Sox
Fenway Park, Boston, MA
Wed Jun 06 1979, 7:05 PM EDT
Att. 26,356 - Unknown - 77 F

livebaseballscorecards.com

AB	39
R	8
H	13
RBI	8
BB	1
SO	5
LOB	13



Batter	1	2	3	4	5	6	7	8	9	AB	R	H	RBI	BB	SO	LOB
Rick Burleson, R OBP: 0.296, SLG: 0.325 (1, 6)	0-0 5-3		0-0 1B		0-0 5-3	0-0 F7	0-0 F8			5	0	1	0	0	0	4
Jack Brohamer, L OBP: 0.358, SLG: 0.396 Stan Papi, R OBP: 0.200, SLG: 0.333 (8, PH) (9, 4)	0-0 4-3		0-0 F8		0-0 2B		0-0 FC3-6	0-0 6-3		4	1	2	0	0	0	1
Fred Lynn, L OBP: 0.400, SLG: 0.601 (1, 8)	4-0 BB		0-0 1B		0-0 F9	0-0 1-H	0-0 FC3-6	0-3 K		4	1	2	1	1	1	1
Jim Rice, R OBP: 0.390, SLG: 0.537 (1, 7)	0-3 K		0-0 1-3		0-0 F9	0-0 2-3	0-0 FC1	0-0 5-3		5	1	0	0	0	1	5
Carl Yastrzemski, L OBP: 0.381, SLG: 0.495 (1, 3)		0-0 L5		0-0 L9	0-0 4-3		0-0 2-3		0-0 4-3	5	0	1	1	0	0	2
Carlton Fisk, R OBP: 0.288, SLG: 0.404 (1, 10) (8, 2)		0-0 FC5-4		0-0 2B		0-0 L7	0-0 2B		0-0 1B	5	1	4	1	0	0	0
Butch Hobson, R OBP: 0.295, SLG: 0.500 (1, 5)		0-0 L5		0-0 5-3		0-0 2B	0-0 2B		0-0 F9	5	1	2	1	0	0	4
Dwight Evans, R OBP: 0.330, SLG: 0.406 (1, 9)		0-0 FC5-4		4-0 BB		0-0 F5	0-0 1B		0-3 K	4	0	1	1	1	1	3
Gary Allenson, R OBP: 0.291, SLG: 0.314 George Scott, R OBP: 0.296, SLG: 0.372 Mike O'Brien, R OBP: 0.182, SLG: 0.100 Jerry Remy, L OBP: 0.350, SLG: 0.362 Larry Wolfe, R OBP: 0.245, SLG: 0.190 Tom Burgmeier, L Dick Drago, R			0-0 F9		0-0 6-3		4-0 BB		0-0 1-2	2	0	0	0	0	0	2

BOTTOM

Chicago White Sox @ Boston Red Sox
Fenway Park, Boston, MA
Wed Jun 06 1979, 7:05 PM EDT
Att: 26,356 - Unknown - 77 F

livebaseballscorecards.com

AB	41
R	5
H	14
RBI	5
BB	3
SO	3
LOB	22



Inning Stats	R: 0	H: 0	E: 0	K: 1	S: 5	H: 0	LOB: 1	BB: 1	P: 9	R: 0	H: 2	E: 0	K: 0	S: 4	H: 2	LOB: 1	BB: 0	P: 4	R: 0	H: 2	E: 0	K: 0	S: 5	R: 0	H: 1	E: 0	K: 0	S: 4	R: 1	H: 2	E: 0	K: 0	S: 5	R: 0	H: 1	E: 0	K: 0	S: 4	R: 4	H: 5	E: 1	K: 0	S: 9	R: 0	H: 0	E: 0	K: 1	S: 5	R: 0	H: 1	E: 0	K: 1	S: 6	1B: 9	2B: 6	3B: 0	HR: 0	SF: 0	SAC: 0	DP: 1	HBP: 0	WP: 0	PB: 0	SB: 0	CS: 0	PA: 44
PITCHER	IP	WLS	BF	H	R	ER	SO	BB	IBB	HBP	BLK	WP	HR	S	P	ERA	WHIP	PITCHER	IP	WLS	BF	H	R	ER	SO	BB	IBB	HBP	BLK	WP	HR	S	P	ERA	WHIP																															
Francisco Barrios, R ERA: 3.69 (1, 1)	6.2	W	35	12	5	1	1	3	0	0	0	0	0	34	46	1.35	2.250	Steve Trout, L ERA: 4.38 (7, 1)	2.1	S	9	2	0	0	2	0	0	0	0	0	13	13	0.00	0.857																																

Batter	1	2	3	4	5	6	7	8	9	AB R H RBI BB SO LOB	TOP
Ralph Garr, L (1, 7) X OBP: 0.348, SLG: 0.433	0-0 L6		0-0 4-3		0-0 6-3		0-0 4-3		0-0 1B	5 0 1 1 0 0 0	
Claudell Washington, L (1, 9) X OBP: 0.298, SLG: 0.422	0-0 2B FC4-2 1B		0-0 4-3		0-0 4-3		0-3 K	0-3 K	0-3 1B	5 0 1 0 0 2 3	
Chet Lemon, R (1, 8) X OBP: 0.409, SLG: 0.480	0-0 FC4-2 1-3 2B		0-0 FC5 BB 1B		4-0 BB		0-0 F9	0-0 4-3	0-0 1B	4 0 2 0 1 0 3	
Lamar Johnson, R (1, 3) X OBP: 0.405, SLG: 0.478	0-0 FC4-2 2-3 3-H		4-0 1-2 BB		0-0 5-3		0-0 6-3		0-0 1B	3 0 0 0 1 0 3	
Alan Bannister, R (1, 10) X OBP: 0.394, SLG: 0.432	0-0 5-3		0-0 FC5 2-3f		0-0 6-3		0-0 6-3		0-0 2B 1B	4 1 1 0 0 0 4	
Eric Soderholm, R (1, 5) S S S OBP: 0.323, SLG: 0.414		0-3 K		0-3 K		0-0 6-3		0-0 6-3	0-0 G3 1B 2B	4 1 1 1 0 2 0	
Greg Pryor, R (1, 4) X OBP: 0.370, SLG: 0.369		0-0 FC4-6 1B		0-0 4-3 1B		0-3 K		4-0 1B G3 BB	4-0 1B G3 BB	3 0 2 0 1 1 0	
Milt May, L (1, 2) X OBP: 0.342, SLG: 0.583		0-0 FC4-6 1-2f		0-0 4-3 1-2		0-0 6-3		0-0 G3 1-2 2-3	0-0 G3	4 0 0 0 0 0 4	
Don Kessinger, S (1, 6) X OBP: 0.250, SLG: 0.209		0-0 G3		0-0 6-3		0-0 4-3		4-0 1B BB	4-0 1B BB	3 0 0 0 1 0 2	
Inning Stats	R: 0 H: 2 E: 0 LOB: 2 K: 0 BB: 0 S: 5 P: 5	R: 0 H: 1 E: 0 LOB: 1 K: 1 BB: 0 S: 6 P: 6	R: 0 H: 1 E: 0 LOB: 2 K: 0 BB: 1 S: 4 P: 8	R: 0 H: 1 E: 0 LOB: 1 K: 1 BB: 0 S: 6 P: 6	R: 0 H: 0 E: 0 LOB: 1 K: 0 BB: 1 S: 3 P: 7	R: 0 H: 0 E: 0 LOB: 0 K: 1 BB: 0 S: 5 P: 5	R: 0 H: 0 E: 0 LOB: 0 K: 0 BB: 0 S: 3 P: 3	R: 0 H: 0 E: 0 LOB: 0 K: 1 BB: 0 S: 5 P: 5	R: 2 H: 3 E: 0 LOB: 3 K: 1 BB: 2 S: 8 P: 16	1B: 6 SF: 0 2B: 2 SAC: 0 3B: 0 DP: 0 HR: 0 HBP: 0	WP: 0 PA: 39 PB: 0 SB: 0 CS: 0
PITCHER Chuck Rainey, R (1, 1) ERA: 3.88	IP 9.0 WLS W BF 39 H 8 R 2 ER 2 SO 5 BB 4 IBB 0 HBP 0 BLK 0 WP 0 HR 0 S 45 P 61 ERA 2.00 WHIP 1.333										

Chicago White Sox @ Boston Red Sox
 Fenway Park, Boston, MA
 Thu Jun 07 1979, 7:05 PM EDT
 Att. 25,842 - Unknown - 76 F

livebaseballscorecards.com

AB	35
R	2
H	8
RBI	2
BB	4
SO	5
LOB	19



Batter	1	2	3	4	5	6	7	8	9
Rick Burleson, R OBP: 0.299, SLG: 0.332 (1, 6) X	0-0 5-3		0-0 5-3	0-3 K		0-0 1B 2B		0-0 2B 1B	
Larry Wolfe, R OBP: 0.382, SLG: 0.240 (1, 4) BBB	4-0 BB		0-0 F4	0-0 FC5-4		0-0 1B		0-0 2B 1B	
Fred Lynn, L OBP: 0.400, SLG: 0.601 (1, 8) SSS	0-3 K		0-0 F8		0-0 1B	0-0 F8		0-0 1B 2B	
Jim Rice, R OBP: 0.394, SLG: 0.568 (1, 7) X	0-0 F5			0-0 HR	0-3 K		0-0 HR	0-0 1B	
Carlton Fisk, R OBP: 0.281, SLG: 0.404 (1, 10) X		0-0 5-3		0-3 K	0-0 F4		0-0 2B	0-3 K	
Carl Yastrzemski, L OBP: 0.381, SLG: 0.489 (1, 3) X		0-0 FC6-4 1B		4-0 1B 1B 1B BB	0-0 3-1		0-3 K	0-0 F8	
Butch Hobson, R OBP: 0.294, SLG: 0.493 (1, 5) X		0-0 FC6-4 1B		0-0 1B 1B 1-2 1B		0-0 F6	0-0 1-3		
Dwight Evans, R OBP: 0.344, SLG: 0.420 (1, 9) X		0-0 1B		0-0 1B 1B 1-2 2-3 1B		0-0 2B 1B		0-0 1B 1B E 1B	
Gary Allenson, R OBP: 0.289, SLG: 0.312 (1, 2) X		0-0 F8		0-0 FC5-4 1B		0-0 L7		0-3 K	

Inning Stats	R: 0 E: 0 K: 1 S: 5	H: 0 LOB: 1 BB: 1 P: 9	R: 0 E: 0 K: 0 S: 5	H: 2 LOB: 2 BB: 0 P: 5	R: 0 E: 0 K: 0 S: 3	H: 0 LOB: 0 BB: 0 P: 3	R: 3 E: 0 K: 2 S: 11	H: 4 LOB: 2 BB: 1 P: 15	R: 0 E: 0 K: 1 S: 6	H: 1 LOB: 1 BB: 0 P: 6	R: 2 E: 0 K: 0 S: 6	H: 3 LOB: 1 BB: 0 P: 6	R: 1 E: 0 K: 1 S: 6	H: 2 LOB: 0 BB: 0 P: 6	R: 3 E: 1 K: 2 S: 12	H: 5 LOB: 2 BB: 0 P: 12
--------------	------------------------------	---------------------------------	------------------------------	---------------------------------	------------------------------	---------------------------------	-------------------------------	----------------------------------	------------------------------	---------------------------------	------------------------------	---------------------------------	------------------------------	---------------------------------	-------------------------------	----------------------------------

PITCHER	IP	WLS	BF	H	R	ER	SO	BB	IBB	HBP	BLK	WP	HR	S	P	ERA	WHIP
Ken Kravec, L ERA: 3.12 (1, 1)	6.0	L	30	10	5	5	4	2	0	0	0	0	1	36	44	7.50	2.000
Rich Hinton, L ERA: 5.84 (7, 1)	1.1		9	6	4	4	2	0	0	0	0	0	0	13	13	27.00	4.500
Fred Howard, R ERA: 5.73 (8, 1)	0.2		3	1	0	0	1	0	0	0	0	0	0	5	5	0.00	1.500


BOTTOM

Chicago White Sox @ Boston Red Sox
Fenway Park, Boston, MA

Thu Jun 07 1979, 7:05 PM EDT
Att: 25,842 - Unknown - 76 F

AB	R	H	RBI	BB	SO	LOB
5	2	2	1	0	1	2
4	1	2	1	1	0	2
5	0	2	1	0	1	2
5	2	3	3	0	1	2
5	0	1	0	0	2	3
4	1	1	0	1	1	3
4	1	1	0	0	0	1
4	2	4	0	0	0	0
4	0	1	2	0	1	4

AB	40
R	9
H	17
RBI	8
BB	2
SO	7
LOB	19



1B	12	SF	0	WP	0	PA	42
2B	3	SAC	0	PB	0		
3B	0	DP	0	SB	1		
HR	2	HBP	0	CS	0		

livebaseballscorecards.com

Batter	1	2	3	4	5	6	7	8	9	AB R H RBI BB SO LOB	TOP																									
Willie Norwood, R (1, 9) OBP: 0.290, SLG: 0.410	0-0 F3		0-0 4-3		0-0 FC6			0-0 P8		4 0 0 0 0 0 2																										
Butch Wynegar, S (1, 2) OBP: 0.386, SLG: 0.383 Dave Edwards, R (8, PR) OBP: 0.111, SLG: 0.111 Glenn Borgmann, R (8, 2) OBP: 0.300, SLG: 0.333	0-0 F9			0-0 F8		0-0 E3 F8 BB		0-0 PB 1B		4 0 1 0 0 0 0 0 1 0 0 0 0 0 0 0 0 0 0 0 0																										
Roy Smalley, S (1, 6) OBP: 0.447, SLG: 0.574	4-0 BB			0-0 2B		0-0 F2		0-0 F3		3 0 1 0 1 0 2																										
Ron Jackson, R (1, 3) OBP: 0.332, SLG: 0.485	0-0 5-3			0-0 5-3		4-0 BB		4-0 1B BB		2 0 0 0 2 0 2																										
Ken Landreaux, L (1, 8) OBP: 0.362, SLG: 0.427		0-0 CS PB 1B		0-3 K		0-0 F8		0-0 FC4-6 1B		4 0 2 1 0 1 3																										
Glenn Adams, L (1, 10) OBP: 0.333, SLG: 0.394		0-0 F8			0-0 F6		0-0 F8		0-0 FC4-6	4 0 0 0 0 0 5																										
Rob Wilfong, L (1, 4) OBP: 0.344, SLG: 0.440		0-0 F8			0-0 1B			0-0 F9		4 0 1 0 0 0 1																										
John Castino, R (1, 5) OBP: 0.344, SLG: 0.398 Dan Graham, L (9, PH)		0-0 CS	0-3 K		0-0 FC6 1B			0-0 1-3		3 0 1 0 0 1 0 1 0 0 0 0 0 0																										
Bombo Rivera, R (1, 7) OBP: 0.327, SLG: 0.371 Hosken Powell, L (9, PH) OBP: 0.479, SLG: 0.532			0-0 G3		0-0 F8			0-0 5-3		3 0 0 0 0 0 2 1 0 0 0 0 0 0																										
Inning Stats	R: 0 E: 0 K: 0 S: 3	H: 0 LOB: 1 BB: 1 P: 7	R: 0 E: 0 K: 0 S: 3	H: 1 LOB: 0 BB: 0 P: 3	R: 0 E: 0 K: 1 S: 5	H: 0 LOB: 0 BB: 0 P: 5	R: 0 E: 0 K: 1 S: 6	H: 1 LOB: 1 BB: 0 P: 6	R: 0 E: 0 K: 0 S: 5	H: 2 LOB: 2 BB: 0 P: 5	R: 0 E: 1 K: 0 S: 4	H: 0 LOB: 2 BB: 1 P: 8	R: 0 E: 0 K: 0 S: 3	H: 0 LOB: 0 BB: 0 P: 3	R: 1 E: 0 K: 0 S: 5	H: 2 LOB: 2 BB: 1 P: 9	R: 0 E: 0 K: 0 S: 3	H: 0 LOB: 0 BB: 0 P: 3	1B: 5 2B: 1 3B: 0 HR: 0	SF: 0 SAC: 0 DP: 0 HBP: 0	WP: 0 PB: 2 SB: 0 CS: 1	PA: 37														
PITCHER	IP WLS BF H R ER SO BB IBB HBP BLK WP HR S P ERA WHIP																																			
Steve Renko, R (1, 1) ERA: 3.31	7.2	32	6	1	1	2	3	0	0	0	0	0	0	33	45	1.17	1.174																			
Bob Stanley, R (8, 1) ERA: 3.7	1.1	W	4	0	0	0	0	0	0	0	0	0	0	4	4	0.00	0.000																			

Minnesota Twins @ Boston Red Sox
Fenway Park, Boston, MA
Fri Jun 08 1979, 7:05 PM EDT
Att. 33,953 - Unknown - 75 F

livebaseballscorecards.com

AB	33
R	1
H	6
RBI	1
BB	3
SO	2
LOB	17



Batter	1	2	3	4	5	6	7	8	9
Jerry Remy, L (1, 4) OBP: 0.353, SLG: 0.355	0-0 1-3		0-0 F7		0-0 4-3		0-0 G2		
Rick Burleson, R (1, 6) OBP: 0.302, SLG: 0.340	0-0 6-3			0-0 G4-6-3 1B		0-0 4-3 2B		0-0 4-3	
Fred Lynn, L (1, 8) OBP: 0.393, SLG: 0.590	0-3 K			0-0 G4-6-3 1-2f		0-0 4-3 2-3		0-3 K	
Jim Rice, R (1, 7) OBP: 0.396, SLG: 0.565		4-0 FC3-6 BB		0-0 6-3		0-0 5-3		0-0 1B 1B	
Carl Yastrzemski, L (1, 3) OBP: 0.383, SLG: 0.495		0-0 FC3-6 1-2f			0-0 L9 1B 2B		0-0 1-3	0-0 1B 1B	
Carlton Fisk, R (1, 10) OBP: 0.295, SLG: 0.400		0-0 5-3 1-2			0-0 L9		4-0 G3 SH3-4 BB	0-0 1-2 3-H 1B	
Butch Hobson, R (1, 5) OBP: 0.294, SLG: 0.490		0-0 4-3			0-0 1B 1B		0-0 SH3-4 1-2	0-0 F7	
Dwight Evans, R (1, 9) OBP: 0.348, SLG: 0.424			0-0 CS 1B		0-0 1-2 1B		0-0 G3 2-3		
Gary Allenson, R (1, 2) OBP: 0.290, SLG: 0.306			0-3 K		0-0 F7		4-0 BB		

Inning Stats	R: 0	H: 0	E: 0	K: 1	S: 5	LOB: 0	BB: 0	P: 5
	R: 0	H: 0	E: 0	K: 0	S: 3	LOB: 1	BB: 1	P: 7
	R: 0	H: 1	E: 0	K: 1	S: 5	LOB: 0	BB: 0	P: 5
	R: 0	H: 1	E: 0	K: 0	S: 3	LOB: 0	BB: 0	P: 3
	R: 1	H: 3	E: 0	K: 0	S: 6	LOB: 2	BB: 0	P: 6
	R: 0	H: 1	E: 0	K: 0	S: 4	LOB: 1	BB: 0	P: 4
	R: 0	H: 0	E: 0	K: 0	S: 3	LOB: 2	BB: 2	P: 11
	R: 1	H: 3	E: 0	K: 1	S: 8	LOB: 2	BB: 0	P: 8


PITCHER	IP	WLS	BF	H	R	ER	SO	BB	IBB	HBP	BLK	WP	HR	S	P	ERA	WHIP
Dave Goltz, R (1, 1) ERA: 4.44	7.2	L	33	9	2	2	3	3	0	0	0	0	0	36	48	2.35	1.565
Mike Marshall, R (8, 1) ERA: 1.88	0.1		1	0	0	0	0	0	0	0	0	0	0	1	1	0.00	0.000

BOTTOM

Minnesota Twins @ Boston Red Sox
Fenway Park, Boston, MA
Fri Jun 08 1979, 7:05 PM EDT
Att: 33,953 - Unknown - 75 F

AB	R	H	RBI	BB	SO	LOB
4	0	0	0	0	0	5
4	0	2	0	0	0	0
4	0	0	0	0	2	2
3	1	1	0	1	0	1
4	1	2	0	0	0	2
3	0	1	1	1	0	2
3	0	1	1	0	0	3
3	0	2	0	0	0	1
2	0	0	0	1	1	3

AB	30
R	2
H	9
RBI	2
BB	3
SO	3
LOB	19



1B	7	SF	0	WP	0	PA	34
2B	2	SAC	1	PB	0		
3B	0	DP	1	SB	0		
HR	0	HBP	0	CS	1		

livebaseballscorecards.com

Batter	1	2	3	4	5	6	7	8	9	AB R H RBI BB SO LOB	TOP		
Hosken Powell, L (1, 9) OBP: 0.467, SLG: 0.515 Jose Morales, R (9, PH) OBP: 0.366, SLG: 0.429	0-0 L1-6 SH1-3 1B		0-0 F8		0-3 K			0-0 4-3	0-0 1B 2B	4 0 1 0 0 1 1 1 1 1 0 0 0 0			
Butch Wynegar, S (1, 2) Glenn Borgmann, R (7, 2) OBP: 0.382, SLG: 0.379 OBP: 0.333, SLG: 0.300	0-0 SH1-3 1-2		0-0 F8		0-0 F7			4-0 BB 1B 1B BB	0-0 F3	2 0 0 0 0 0 0 1 1 0 0 1 0 1			
Roy Smalley, S (1, 6) Bob Randall, R (7, 6) OBP: 0.445, SLG: 0.569 OBP: 0.379, SLG: 0.356	0-0 L1-6 2-3		4-0 F8 BB BB BB		0-0 F8			0-0 BB 1B 1B	0-0 F9	2 0 0 0 1 0 1 2 1 1 0 0 0 1			
Ken Landreaux, L (1, 8) Dave Edwards, R (7, 8) OBP: 0.361, SLG: 0.423 OBP: 0.273, SLG: 0.200		0-0 F9		4-0 F8 BB 1-2		0-0 G3		4-0 BB 1B 1-2 2-3 2B BB	0-0 FC5-4 1B	2 0 0 0 1 0 0 1 1 1 1 1 0 0			
Glenn Adams, L (1, 7) Willie Norwood, R (9, PH) OBP: 0.331, SLG: 0.390 OBP: 0.288, SLG: 0.407		0-0 G3		0-0 F8 1-2 2-3			0-0 F9	0-0 BB 1B	0-0 FC5-4 1-2f	4 1 1 2 0 0 2 1 0 0 0 0 0 1			
Ron Jackson, R (1, 3) Craig Kusick, R (7, 3) OBP: 0.327, SLG: 0.478 OBP: 0.326, SLG: 0.558		0-0 E4		0-0 L6			0-0 P7	4-0 2B E 1-2 2-3 BB		3 0 0 0 0 0 2 0 1 0 0 1 0 0			
Rob Wilfong, L (1, 4) OBP: 0.348, SLG: 0.444		0-0 P9			0-0 F6		4-0 BB	0-0 E 1-3 2-H 3-H 2B		3 0 1 2 1 0 1			
Dan Graham, L (1, 10) Bombo Rivera, R (8, PH) OBP: 0.324, SLG: 0.367			0-0 F8		0-0 E4 FC6-4		0-0 P7	0-0 E6		3 0 0 0 0 0 1 1 0 0 0 0 0 1			
John Castino, R (1, 5) OBP: 0.333, SLG: 0.385			0-3 K		0-0 FC6-4 1-2f			1-3 1-3		4 0 0 0 0 1 3			
Inning Stats	R: 0 H: 1 E: 0 LOB: 0 K: 0 BB: 0 S: 3 P: 3	R: 0 H: 0 E: 1 LOB: 1 K: 0 BB: 0 S: 4 P: 4	R: 0 H: 0 E: 0 LOB: 0 K: 1 BB: 0 S: 5 P: 5	R: 0 H: 0 E: 0 LOB: 2 K: 0 BB: 2 S: 3 P: 11	R: 0 H: 0 E: 1 LOB: 1 K: 1 BB: 0 S: 6 P: 6	R: 0 H: 0 E: 0 LOB: 0 K: 0 BB: 0 S: 3 P: 3	R: 0 H: 0 E: 0 LOB: 1 K: 0 BB: 1 S: 3 P: 7	R: 5 H: 3 E: 1 LOB: 2 K: 0 BB: 3 S: 7 P: 19	R: 1 H: 2 E: 0 LOB: 1 K: 0 BB: 0 S: 5 P: 5	1B: 4 SF: 0 2B: 3 SAC: 1 3B: 0 DP: 1 HR: 0 HBP: 0	WP: 0 PA: 41 PB: 0 SB: 0 CS: 0		
PITCHER	IP WLS BF H R ER SO BB IBB HBP BLK WP HR S P ERA WHIP											PITCHER	IP WLS BF H R ER SO BB IBB HBP BLK WP HR S P ERA WHIP
Mike Torrez, R (1, 1) ERA: 4.39	7.2 W 34 4 5 4 2 6 0 0 0 0 0 0 32 56 4.70 1.304												
Tom Burgmeier, L (8, 1) ERA: 2.01	1.1 7 2 1 1 0 0 0 0 0 0 0 0 0 7 7 6.75 1.500												

Minnesota Twins @ Boston Red Sox
 Fenway Park, Boston, MA
 Sat Jun 09 1979, 3:33 AM EDT
 Att. 34,324 - Unknown - 90 F

AB	34
R	6
H	6
RBI	5
BB	6
SO	2
LOB	15



Batter	1	2	3	4	5	6	7	8	9	AB R H RBI BB SO LOB
Hosken Powell, L (1, 9) OBP: 0.443, SLG: 0.486	0-0 1-3		0-3 K			0-0 F6		0-0 4-3		4 0 0 0 0 1 1
Roy Smalley, S (1, 6) OBP: 0.442, SLG: 0.563	0-3 K			0-0 F4		0-0 1B		0-0 G3		4 0 1 0 0 1 0
Ken Landreaux, L (1, 8) OBP: 0.355, SLG: 0.416	0-0 F9			0-0 F5		0-0 F8		0-0 4-3		4 0 0 0 0 0 2
Glenn Adams, L (1, 7) OBP: 0.329, SLG: 0.383		0-0 F9		0-0 F7		0-0 CS	4-0 1B BB	0-0 F7		3 0 0 0 1 0 0
Ron Jackson, R (1, 3) OBP: 0.326, SLG: 0.471		0-3 K			1-0 HBP		0-3 K	0-0 F6		3 0 0 0 0 2 1
Butch Wynegar, S (1, 2) OBP: 0.386, SLG: 0.383		0-0 1B			0-0 F9		0-0 1B			3 0 2 0 0 0 1
Rob Wilfong, L (1, 4) OBP: 0.342, SLG: 0.435		0-0 L9			0-0 F2		0-0 F3			3 0 0 0 0 0 4
John Castino, R (1, 5) OBP: 0.326, SLG: 0.376			0-0 6-3		0-0 F8		0-3 K			3 0 0 0 0 1 3
Willie Norwood, R (1, 10) OBP: 0.289, SLG: 0.406			0-0 F6			0-0 CS 1B 1B		0-0 6-3		3 0 1 0 0 0 0

TOP	
Minnesota Twins @ Boston Red Sox Fenway Park, Boston, MA Sun Jun 10 1979, 3:33 AM EDT Att. 34,304 - Unknown - 88 F	
AB 30 R 0 H 4 RBI 0 BB 1 SO 5 LOB 12	
WP: 0 PA: 33 PB: 0 SB: 0 CS: 1	

Inning Stats	R: 0 E: 0 K: 1 S: 5	H: 0 LOB: 0 BB: 0 P: 5	R: 0 E: 0 K: 1 S: 6	H: 1 LOB: 1 BB: 0 P: 6	R: 0 E: 0 K: 1 S: 5	H: 0 LOB: 0 BB: 0 P: 5	R: 0 E: 0 K: 0 S: 3	H: 0 LOB: 0 BB: 0 P: 3	R: 0 E: 0 K: 0 S: 3	H: 0 LOB: 1 BB: 0 P: 4	R: 0 E: 0 K: 0 S: 4	H: 2 LOB: 1 BB: 0 P: 4	R: 0 E: 0 K: 2 S: 8	H: 1 LOB: 2 BB: 1 P: 12	R: 0 E: 0 K: 0 S: 3	H: 0 LOB: 0 BB: 0 P: 3	R: 0 E: 0 K: 0 S: 3	H: 0 LOB: 0 BB: 0 P: 3	1B: 4 2B: 0 3B: 0 HR: 0	SF: 0 SAC: 0 DP: 0 HBP: 1
--------------	------------------------------	---------------------------------	------------------------------	---------------------------------	------------------------------	---------------------------------	------------------------------	---------------------------------	------------------------------	---------------------------------	------------------------------	---------------------------------	------------------------------	----------------------------------	------------------------------	---------------------------------	------------------------------	---------------------------------	----------------------------------	------------------------------------

PITCHER	IP	WLS	BF	H	R	ER	SO	BB	IBB	HBP	BLK	WP	HR	S	P	ERA	WHIP
Dennis Eckerlesley, R (1, 1) ERA: 2.9	9.0	W	32	4	0	0	5	1	0	1	0	0	0	40	45	0.00	0.556

PITCHER	IP	WLS	BF	H	R	ER	SO	BB	IBB	HBP	BLK	WP	HR	S	P	ERA	WHIP



Batter	1	2	3	4	5	6	7	8	9	AB	R	H	RBI	BB	SO	LOB
Jerry Remy, L (1, 4) OBP: 0.358, SLG: 0.362	4-0 CS BB		0-0 1B 1B		0-0 4-3		0-0 E5 1B 1B			3	1	1	0	1	0	0
Rick Burleson, R (1, 6) OBP: 0.313, SLG: 0.357	0-0 F9 1-2		0-0 1B		4-0 BB		0-0 1B			3	0	2	0	1	0	1
Fred Lynn, L (1, 8) OBP: 0.391, SLG: 0.597	0-0 1B		0-0 F8		0-0 4-3		0-3 K			4	0	1	0	0	1	4
Jim Rice, R (1, 7) OBP: 0.402, SLG: 0.585	0-0 6-3			0-0 WP SF3 1B 1B		0-3 K	4-0 1B BB			3	1	1	0	1	1	1
Carl Yastrzemski, L (1, 3) OBP: 0.387, SLG: 0.515		0-0 F8		0-0 WP 1B		0-0 3-1	0-0 1B			4	0	2	1	0	0	0
Carlton Fisk, R (1, 10) OBP: 0.329, SLG: 0.500		0-0 4-3		0-0 1-3 1-2 2-3		0-0 HR 2B	0-0 L8			4	1	1	0	0	0	4
Butch Hobson, R (1, 5) OBP: 0.298, SLG: 0.506		0-0 F4		0-0 SF3		0-0 HR				3	1	1	3	0	0	0
Dwight Evans, R (1, 9) OBP: 0.340, SLG: 0.427			0-0 F8	0-0 F6		0-0 HR				4	1	1	1	0	1	1
Gary Allenson, R (1, 2) OBP: 0.282, SLG: 0.297			0-3 K		0-0 6-3		0-0 F7			4	0	0	0	0	2	0

Inning Stats	R: 0	H: 1	E: 0	K: 0	S: 3	R: 0	H: 0	E: 0	K: 0	S: 3	R: 0	H: 2	E: 0	K: 1	S: 7	R: 1	H: 2	E: 0	K: 0	S: 5	R: 0	H: 0	E: 0	K: 0	S: 3	R: 3	H: 3	E: 0	K: 1	S: 8	R: 1	H: 2	E: 1	K: 1	S: 7	R: 0	H: 0	E: 0	K: 2	S: 7
	LOB: 1	BB: 1	P: 7	LOB: 0	BB: 0	P: 3	LOB: 2	BB: 0	P: 7	LOB: 1	BB: 0	LOB: 1	BB: 0	P: 7	LOB: 0	BB: 1	LOB: 0	BB: 0	P: 8	LOB: 2	BB: 1	P: 11	LOB: 0	BB: 0	P: 7	LOB: 0	BB: 0	P: 7	LOB: 0	SAC: 0	DP: 0	HBP: 0	WP: 1	HR: 2	S: 1	PB: 0	SB: 0	CS: 1		

PITCHER	IP	WLS	BF	H	R	ER	SO	BB	IBB	HBP	BLK	WP	HR	S	P	ERA	WHIP
Paul Hartzell, R (1, 1) ERA: 5.04	6.0	L	27	8	4	4	2	2	0	0	0	1	2	29	37	6.00	1.667
Mike Marshall, R (7, 1) ERA: 1.82	2.0		9	2	1	0	3	1	0	0	0	0	0	14	18	0.00	1.500

MINNESOTA TWINS @ BOSTON RED SOX
Fenway Park, Boston, MA
 Sun Jun 10 1979, 3:33 AM EDT
 Att: 34,304 - Unknown - 88 F

AB	32
R	5
H	10
RBI	5
BB	3
SO	5
LOB	11



WP: 1	PA: 36
PB: 0	
SB: 0	
CS: 1	

livebaseballscorecards.com

BOTTOM

Boston Red Sox @ Kansas City Royals
Royals Stadium, Kansas City, MO

Tue Jun 12 1979, 8:05 PM EDT
Att. 26,943 - Unknown - 84 F

livebaseballscorecards.com

AB	37
R	7
H	10
RBI	7
BB	4
SO	2
LOB	16



WP	1	PA	42
PB	0		
SB	1		
CS	1		

AB R H RBI BB SO LOB

5 2 2 0 0 0 0

3 2 1 2 2 0 1

5 1 1 0 0 0 2

5 2 2 2 0 1 2

4 0 3 2 1 0 0

4 0 1 1 0 0 5

3 0 0 0 1 1 4

4 0 0 0 0 0 2

3 0 0 0 0 0 0

1 0 0 0 0 0 0

0 0 0 0 0 0 0

1B: 7 SF: 1
2B: 3 SAC: 0
3B: 0 DP: 1
HR: 1 HBP: 0

Batter	1	2	3	4	5	6	7	8	9	10
Willie Wilson, S OBP: 0.379, SLG: 0.451 (1, 8)	0-0 FC2 S 5-3 1B	0-0 G3		0-0 CS 1B			0-0 1-4-3		0-0 E7 HR	
Steve Braun, L OBP: 0.418, SLG: 0.511 (1, 7)	4-0 5-3 FC2 1-2 BB		4-0 1B 1B BB	0-0 F7			0-0 4-3		0-0 HR	
Amos Otis, R OBP: 0.387, SLG: 0.432 (1, 10)	0-0 FC2 1-2 2-3		0-0 1B 2B 1B				0-0 F9		0-0 P6	
George Brett, L OBP: 0.387, SLG: 0.539 (1, 5)	0-0 5-3		0-0 1-3 2B 1B				0-3 K	0-0 F5		0-0 2B SF9 1B
Darrell Porter, L OBP: 0.412, SLG: 0.486 (1, 2)	4-0 IBB		0-0 2B				0-0 WP 1B	0-0 F8		0-0 1-3 2B
Al Cowens, R OBP: 0.375, SLG: 0.490 (1, 9)	0-0 F3		0-0 P3				0-0 F7	0-0 1B		0-0 SF9
Ralph LaCock, L OBP: 0.343, SLG: 0.383 (1, 3)	0-0 4-3		4-0 L6-4 IBB				0-3 K	0-0 F8		
Frank White, R OBP: 0.333, SLG: 0.457 (1, 4)		0-0 L8	0-0 L6-4				0-0 6-3		0-0 F8	
Todd Cruz, R OBP: 0.222, SLG: 0.308 (1, 6)		0-0 1-3		0-0 6-3			0-0 6-3		0-0 F2	
Tom Poquette, L OBP: 0.214, SLG: 0.192 (9, PH)										
U L Washington, S OBP: 0.297, SLG: 0.347 (10, 6)										

Inning Stats	R: 1	H: 1	E: 0	K: 0	S: 5	H: 3	LOB: 3	BB: 2	P: 13	R: 0	H: 0	E: 0	K: 0	S: 3	R: 3	H: 3	E: 0	K: 0	S: 5	R: 0	H: 1	E: 0	K: 1	S: 6	R: 0	H: 0	E: 0	K: 1	S: 5	R: 0	H: 0	E: 0	K: 0	S: 3	R: 0	H: 1	E: 0	K: 0	S: 4	R: 2	H: 1	E: 1	K: 0	S: 5	R: 1	H: 2	E: 0	K: 0	S: 3	1B: 7	SF: 1	2B: 3	3B: 0	HR: 1	SAC: 0	DP: 1	HBP: 0	WP: 1	PA: 42
--------------	------	------	------	------	------	------	--------	-------	-------	------	------	------	------	------	------	------	------	------	------	------	------	------	------	------	------	------	------	------	------	------	------	------	------	------	------	------	------	------	------	------	------	------	------	------	------	------	------	------	------	-------	-------	-------	-------	-------	--------	-------	--------	-------	--------

PITCHER	IP	WLS	BF	H	R	ER	SO	BB	IBB	HBP	BLK	WP	HR	S	P	ERA	WHIP
Chuck Rainey, R ERA: 4.37 (1, 1)	2.0		14	4	4	4	0	2	1	0	0	0	0	11	23	18.00	3.000
Joel Finch, R ERA: (3, 1)	5.0		16	2	0	0	2	0	1	0	0	1	0	19	23	0.00	0.400
Dick Drago, R ERA: 2.54 (8, 1)	2.1	L	12	4	3	1	0	0	0	0	0	0	1	12	12	3.86	1.714

Batter	1	2	3	4	5	6	7	8	9	AB	R	H	RBI	BB	SO	LOB	TOP
Jerry Remy, L (1, 4) OBP: 0.350, SLG: 0.353	0-0 6-3		0-0 1B 1B 1B 1B	0-0 F9		0-0 6-3		0-0 L8	0-0 F8	6	1	1	0	0	0	1	
Rick Burleson, R (1, 6) OBP: 0.305, SLG: 0.349	0-0 F7		0-0 1B 1B 1B 1B	0-0 1B		0-0 CS 2B		0-0 P6	0-0 6-3	6	1	3	0	0	0	0	
Fred Lynn, L (1, 8) OBP: 0.390, SLG: 0.583	0-3 K		0-0 1B 1B	0-0 F8		0-0 2B		0-0 P4		1	0	0	0	0	1	0	
Tom Poquette, L (2, 8) OBP: 0.250, SLG: 0.233			1-2 2-3 1B 1B			2-3 1B				4	0	2	0	0	0	2	
Jim Rice, R (1, 7) OBP: 0.398, SLG: 0.565		0-0 P3	0-0 1B	0-0 5-3		0-0 F8			0-0 2B SF8 1B	5	1	2	2	0	0	3	
Carlton Fisk, R (1, 10) OBP: 0.349, SLG: 0.494		0-0 G5-3 BB 1B	0-0 P4		0-0 L8			0-0 1B 1B	0-0 SF8 HR 2B	5	2	3	0	0	0	2	
Carl Yastrzemski, L (1, 3) OBP: 0.390, SLG: 0.516		4-0 1B	0-0 3-1		1-0 BB HBP			0-0 P2-6 1B 1B	4-0 BB HR IBB	2	1	1	0	2	0	2	
Dwight Evans, R (1, 9) OBP: 0.342, SLG: 0.441	0-0 G5-3 2-3f			0-0 HR	4-0 BB FC6-4 BB			0-0 1B	0-0 SF8	3	1	2	3	1	0	2	
Larry Wolfe, R (1, 5) OBP: 0.400, SLG: 0.467			0-0 HR	0-0 HR	0-0 F9			0-0 P2-6 2-3f	4-0 BB HR BB	4	3	2	2	1	0	4	
Gary Allenson, R (1, 2) OBP: 0.286, SLG: 0.320			0-3 K	0-0 1B 1B	0-0 FC6-4 1-2f			0-3 K	0-0 HR	5	1	2	4	0	2	3	
Inning Stats	R: 0 E: 0 K: 1 S: 5 H: 0 LOB: 0 BB: 0 P: 5	R: 0 E: 0 K: 0 S: 3 H: 1 LOB: 1 BB: 1 P: 7	R: 3 E: 0 K: 1 S: 10 H: 5 LOB: 2 BB: 0 P: 10	R: 2 E: 0 K: 0 S: 7 H: 4 LOB: 2 BB: 0 P: 7	R: 0 E: 0 K: 0 S: 3 H: 0 LOB: 2 BB: 1 P: 8	R: 0 E: 0 K: 0 S: 4 H: 2 LOB: 1 BB: 0 P: 4	R: 1 E: 0 K: 1 S: 7 H: 3 LOB: 1 BB: 0 P: 7	R: 0 E: 0 K: 0 S: 3 H: 0 LOB: 0 BB: 0 P: 3	R: 5 E: 0 K: 0 S: 6 H: 3 LOB: 0 BB: 2 P: 14	1B: 12 2B: 3 3B: 0 HR: 4 SF: 1 SAC: 0 DP: 2 HBP: 1	WP: 0 PB: 0 SB: 0 CS: 1 PA: 47						
PITCHER	IP WLS BF H R ER SO BB IBB HBP BLK WP HR S P ERA WHIP	IP WLS BF H R ER SO BB IBB HBP BLK WP HR S P ERA WHIP	IP WLS BF H R ER SO BB IBB HBP BLK WP HR S P ERA WHIP	IP WLS BF H R ER SO BB IBB HBP BLK WP HR S P ERA WHIP	IP WLS BF H R ER SO BB IBB HBP BLK WP HR S P ERA WHIP	IP WLS BF H R ER SO BB IBB HBP BLK WP HR S P ERA WHIP	IP WLS BF H R ER SO BB IBB HBP BLK WP HR S P ERA WHIP	IP WLS BF H R ER SO BB IBB HBP BLK WP HR S P ERA WHIP	IP WLS BF H R ER SO BB IBB HBP BLK WP HR S P ERA WHIP	IP WLS BF H R ER SO BB IBB HBP BLK WP HR S P ERA WHIP	IP WLS BF H R ER SO BB IBB HBP BLK WP HR S P ERA WHIP						
Larry Gura, L (1, 1) ERA: 5.79	3.0 L																
Eduardo Rodriguez, R (4, 1) ERA: 4.85	5.1																
Steve Mingo, L (9, 1) ERA: 4.66	0.2																

Boston Red Sox @ Kansas City Royals
 Royals Stadium, Kansas City, MO
 Wed Jun 13 1979, 8:05 PM EDT
 Att. 27,940 - Unknown - 86 F

AB	41
R	11
H	18
RBI	11
BB	4
SO	3
LOB	19



Batter	1	2	3	4	5	6	7	8	9	AB R H RBI BB SO LOB	TOP									
Jerry Remy, L (1, 4) OBP: 0.351, SLG: 0.351	0-3 K	0-0 FC5 BB 2-3 1B		4-0 BB			0-0 4-3	0-0 G3		4 0 1 1 1 1 2										
Rick Burleson, R (1, 6) OBP: 0.303, SLG: 0.343	0-0 F9	4-0 1-2 BB		0-0 5-3			0-0 G3	0-0 6-3		4 0 0 0 1 0 3										
Bob Watson, R (1, 3) OBP: 0.312, SLG: 0.329	0-0 1B	0-0 FC5 2-3f			0-0 F3		4-0 BB		0-0 2B	4 1 2 0 1 0 3										
Jim Rice, R (1, 7) OBP: 0.398, SLG: 0.574	0-0 1B		0-0 HR		0-0 5-3		0-0 L7		0-0 6-3	5 1 2 1 0 0 3										
Carlton Fisk, R (1, 10) OBP: 0.352, SLG: 0.524	0-0 1B		0-0 F8		0-0 5-3			0-0 HR	0-0 1-3	5 1 2 2 0 0 1										
Carl Yastrzemski, L (1, 8) OBP: 0.390, SLG: 0.512	0-0 F9		0-0 4-3			0-3 K		0-0 2B	4-0 FC6-4 BB	4 1 1 0 1 1 2										
Dwight Evans, R (1, 9) OBP: 0.344, SLG: 0.445		0-0 1B WP 1B	0-0 1-3		0-0 F8		0-0 4-3	0-0 2B	0-0 FC6-4	5 1 2 0 0 0 2										
Larry Wolfe, R (1, 5) OBP: 0.386, SLG: 0.441		0-3 K		0-0 5-3		0-3 K		0-0 G3		4 0 1 0 0 2 1										
Gary Allenson, R (1, 2) OBP: 0.287, SLG: 0.315		0-3 K		0-0 5-3			4-0 G3	0-0 4-3		2 0 0 0 1 1 1										
Butch Hobson, R (8, PH) OBP: 0.298, SLG: 0.494										1 0 0 1 0 0 2										
Mike O'Berry, R (8, 2) OBP: 0.231, SLG: 0.091										0 0 0 0 0 0 0										
Inning Stats	R: 1 E: 0 K: 1 S: 8	H: 3 LOB: 2 BB: 0 P: 8	R: 0 E: 0 K: 2 S: 9	H: 2 LOB: 3 BB: 1 P: 13	R: 1 E: 0 K: 0 S: 4	H: 1 LOB: 0 BB: 0 P: 4	R: 0 E: 0 K: 0 S: 3	H: 0 LOB: 1 BB: 1 P: 7	R: 0 E: 0 K: 2 S: 7	H: 0 LOB: 0 BB: 0 P: 7	R: 0 E: 0 K: 0 S: 3	H: 0 LOB: 2 BB: 2 P: 11	R: 3 E: 0 K: 0 S: 7	H: 4 LOB: 1 BB: 0 P: 7	R: 0 E: 0 K: 0 S: 4	H: 1 LOB: 2 BB: 1 P: 8	1B: 7 2B: 2 3B: 0 HR: 2	SF: 0 SAC: 0 DP: 0 HBP: 0	WP: 1 PB: 0 SB: 0 CS: 0	PA: 43
PITCHER	IP WLS BF H R ER SO BB IBB HBP BLK WP HR S P ERA WHIP																			
Rich Wortham, L (1, 1) ERA: 4.55	7.0 W 33 8 4 4 5 4 0 0 0 1 2 39 55 5.14 1.714																			
Steve Trout, L (8, 1) ERA: 4.65	2.0 10 3 1 1 0 1 0 0 0 0 0 9 13 4.50 2.000																			

Boston Red Sox @ Chicago White Sox
 Comiskey Park, Chicago, IL
 Fri Jun 15 1979, 8:05 PM EDT
 Att. 46,556 - Unknown - 85 F

livebaseballscorecards.com

AB 38
R 5
H 11
RBI 5
BB 5
SO 5
LOB 20



Batter	1	2	3	4	5	6	7	8	9
Ralph Garr, L OBP: 0.355, SLG: 0.447 Junior Moore, R OBP: 0.316, SLG: 0.314 (7, 7)	4-0 1B E BB	0-0 2B 1B 2-H	0-0 6-3			0-0 3B		0-0 F9	
Claudell Washington, L OBP: 0.309, SLG: 0.434 (1, 9)	0-0 F8	0-0 1B 2B 2-H		0-3 K		0-0 5-3			
Chet Lemon, R OBP: 0.405, SLG: 0.509 (1, 8)	0-0 F6	0-0 5-3 2-3		4-0 BB		0-0 F7			
Jorge Orta, L OBP: 0.319, SLG: 0.278 (1, 10)	0-0 E5 1B 1B 1-H	4-0 1B E BB		0-3 K		0-0 F8			
Alan Bannister, R OBP: 0.400, SLG: 0.441 (1, 4)	4-0 1B BB	0-0 E 1B 1-3 3-H		0-0 F8		0-0 SH2-3 3B			
Mike Squires, L OBP: 0.307, SLG: 0.338 (1, 3)	0-0 S 1B 1-3 3-H	0-0 E6 2B 1-H 3-H		0-0 4-3		0-0 SH2-3			
Greg Pryor, R OBP: 0.362, SLG: 0.368 (1, 5)	0-0 F6 1-2	0-0 6-3		0-0 F7		0-3 K			
Milt May, L OBP: 0.310, SLG: 0.509 (1, 2)		0-0 P9	0-0 4-3		0-0 3-1		0-3 K		
Don Kessinger, S OBP: 0.286, SLG: 0.317 (1, 6)		0-0 1B 2B	0-3 K			0-0 F8		0-3 K	


AB	R	H	RBI	BB	SO	LOB
2	2	1	1	1	0	0
2	0	1	0	0	0	0
4	1	1	1	0	1	2
3	0	0	0	1	0	3
3	2	1	0	1	1	1
3	2	2	1	1	0	1
3	0	2	4	0	0	0
4	0	0	0	0	1	3
4	0	0	0	0	1	0
4	1	1	0	0	2	0
1B: 4	SF: 0					
2B: 3	SAC: 1					
3B: 2	DP: 0					
HR: 0	HBP: 0					

BOTTOM

Boston Red Sox @ Chicago White Sox
Comiskey Park, Chicago, IL

Fri Jun 15 1979, 8:05 PM EDT
Att: 46,556 - Unknown - 85 F

AB	32
R	8
H	9
RBI	7
BB	4
SO	6
LOB	10



Inning Stats	R: 2	H: 2	E: 1	K: 0	S: 5	LOB: 2	BB: 2	P: 13
R: 5	H: 5	E: 2	K: 0	S: 8	LOB: 1	BB: 1	P: 12	
R: 0	H: 0	E: 0	K: 1	S: 5	LOB: 0	BB: 0	P: 5	
R: 0	H: 0	E: 0	K: 2	S: 7	LOB: 1	BB: 1	P: 11	
R: 0	H: 0	E: 0	K: 0	S: 3	LOB: 0	BB: 0	P: 3	
R: 0	H: 1	E: 0	K: 0	S: 4	LOB: 1	BB: 0	P: 4	
R: 1	H: 1	E: 0	K: 1	S: 6	LOB: 0	BB: 0	P: 6	
R: 0	H: 0	E: 0	K: 2	S: 7	LOB: 0	BB: 0	P: 7	

PITCHER	IP	WLS	BF	H	R	ER	SO	BB	IBB	HBP	BLK	WP	HR	S	P	ERA	WHIP
Mike Torrez, R ERA: 4.98	(1, 1)	1.2	L	14	6	7	7	0	3	0	0	0	0	11	23	37.80	5.400
Tom Burgmeier, L ERA: 1.95	(2, 1)	5.1		20	3	1	4	1	0	0	0	0	0	27	31	1.69	0.750
Bob Stanley, R ERA: 3.25	(8, 1)	1.0		3	0	0	2	0	0	0	0	0	0	7	7	0.00	0.000

WP	PA	ERA	WHIP
0	37		

Batter	1	2	3	4	5	6	7	8	9	AB R H RBI BB SO LOB	TOP																
Jerry Remy, L (1, 4) OBP: 0.350, SLG: 0.350 Larry Wolfe, R (6, 4) OBP: 0.378, SLG: 0.429	0-0 3-1		0-0 4-3	0-0 1-2 3-H 1B		0-0 4-3		0-0 F4		4 0 1 2 0 0 1 1 0 0 0 0 0 0																	
Rick Burleson, R (1, 6) OBP: 0.306, SLG: 0.359 Stan Papi, R (6, 6) OBP: 0.235, SLG: 0.412	0-0 6-3		0-0 IHR	0-0 F9		0-0 HR		0-0 2B		4 2 2 2 0 0 1 1 0 1 0 0 0 0																	
Carlton Fisk, R (1, 10) OBP: 0.344, SLG: 0.500	0-0 F5		0-3 K		H 1-0 BB 2B HBP	0-0 F9		0-0 F6		4 1 0 0 0 1 2																	
Jim Rice, R (1, 7) OBP: 0.403, SLG: 0.592 Jim Dwyer, L (6, 7) OBP: 0.257, SLG: 0.250		0-0 4-3 2B	0-0 6-3		B B B B 1-2 2B	0-0 HR		0-0 4-3		3 2 2 2 1 0 0 1 0 0 0 0 0 1																	
Carl Yastrzemski, L (1, 8) OBP: 0.393, SLG: 0.518 Tom Poquette, L (5, 8) OBP: 0.265, SLG: 0.226		0-0 4-3		0-0 1B 1-3 1B	H 0-0 1B 1-3 2B FC6-4	1-0 FC5-4 HBP		0-0 F8		3 2 2 2 0 0 1 1 0 0 0 0 0 0																	
Butch Hobson, R (1, 5) OBP: 0.297, SLG: 0.488 Jack Brohamer, L (6, 5) OBP: 0.351, SLG: 0.385		0-0 F3		0-0 1-3 1B 1B	X 0-0 F7	0-0 FC5-4		0-3 K		4 1 1 0 0 0 3 1 0 0 0 0 1 0																	
Bob Watson, R (1, 3) OBP: 0.309, SLG: 0.326		0-0 F8		0-0 1-3	X 0-0 FC6-4 1B		X 0-0 5-3		X 0-0 F3	5 0 1 1 0 0 2																	
Dwight Evans, R (1, 9) OBP: 0.346, SLG: 0.443			4-0 E FC5 4-3 BB	0-0 5-3 1B 1B	X 0-0 FC6-4 1-2f 3-H		X 0-0 F9			3 2 1 2 1 0 1																	
Gary Allenson, R (1, 2) OBP: 0.279, SLG: 0.305			0-0 FC5 4-3 IHR	0-0 5-3 1-2	X 0-0 F8		X 0-0 L9			4 1 0 0 0 0 3																	
Inning Stats	R: 0 E: 0 K: 0 S: 3	H: 0 LOB: 0 BB: 0 P: 3	R: 0 E: 0 K: 0 S: 4	H: 1 LOB: 1 BB: 0 P: 4	R: 3 E: 1 K: 1 S: 7	H: 1 LOB: 0 BB: 1 P: 11	R: 3 E: 0 K: 0 S: 7	H: 4 LOB: 1 BB: 0 P: 7	R: 3 E: 0 K: 0 S: 5	H: 2 LOB: 1 BB: 1 P: 10	R: 2 E: 0 K: 0 S: 5	H: 2 LOB: 1 BB: 0 P: 6	R: 0 E: 0 K: 0 S: 3	H: 0 LOB: 0 BB: 0 P: 3	R: 0 E: 0 K: 0 S: 4	H: 1 LOB: 1 BB: 0 P: 4	R: 0 E: 0 K: 1 S: 5	H: 0 LOB: 0 BB: 0 P: 5	1B: 6 2B: 3 3B: 0 HR: 2	SF: 0 SAC: 0 DP: 0 HBP: 2	WP: 0 PB: 0 SB: 1 CS: 0	PA: 43					
PITCHER Randy Scarbery, R (1, 1) ERA: 4.15 Rich Hinton, L (4, 1) ERA: 5.86	IP 3.2	WLS L	BF 19	H 6	R 6	ER 5	SO 1	BB 1	IBB 0	HBP 0	BLK 0	WP 0	HR 0	S 20	P 24	ERA 12.27	WHIP 1.909										
										PITCHER	IP	WLS	BF	H	R	ER	SO	BB	IBB	HBP	BLK	WP	HR	S	P	ERA	WHIP

Boston Red Sox @ Chicago White Sox
Comiskey Park, Chicago, IL
Sat Jun 16 1979, 8:05 PM EDT
Att. 36,267 - Unknown - 84 F

livebaseballscorecards.com

AB	39
R	11
H	11
RBI	11
BB	2
SO	2
LOB	15



Batter	1	2	3	4	5	6	7	8	9	AB R H RBI BB SO LOB	TOP													
Jerry Remy, L (1, 4) OBP: 0.347, SLG: 0.344	0-0 F7		0-0 P7		4-0 S 1B BB		0-0 F8		0-0 F8	4 0 0 0 1 0 3	Boston Red Sox @ Chicago White Sox Comiskey Park, Chicago, IL Sun Jun 17 1979, 4:33 AM EDT Att. 26,675 - Unknown - 60 F													
Rick Burleson, R (1, 6) OBP: 0.313, SLG: 0.369	0-0 2B		0-0 1B		0-0 S 1B		0-3 K			4 0 3 0 0 1 1														
Carlton Fisk, R (1, 10) OBP: 0.330, SLG: 0.478	0-3 K		0-0 F3		0-3 K			0-0 F5		4 0 0 0 0 2 4														
Jim Rice, R (1, 7) OBP: 0.397, SLG: 0.583	0-3 K		0-3 K		0-0 F9			0-0 4-3		4 0 0 0 0 2 4														
Butch Hobson, R (1, 5) OBP: 0.290, SLG: 0.477		0-0 F7		0-0 F8		0-0 5-3		0-0 F3		4 0 0 0 0 0 0														
Bob Watson, R (1, 3) OBP: 0.303, SLG: 0.318		0-0 L4		0-0 4-3		0-0 F8		0-0 L9		4 0 0 0 0 0 0														
Dwight Evans, R (1, 9) OBP: 0.353, SLG: 0.444		0-0 1B		4-0 BB		0-0 5-3		4-0 1B BB		2 0 1 0 2 0 0														
Tom Poquette, L (1, 8) OBP: 0.263, SLG: 0.229		0-0 F8		0-0 F9			0-0 F8		0-0 1B	4 0 1 0 0 0 2														
Mike O'Berry, R (1, 2) OBP: 0.267, SLG: 0.385			0-0 HR		0-3 K		4-0 BB		0-0 F6	2 1 1 1 0 1 0														
Larry Wolfe, R (7, PH) OBP: 0.391, SLG: 0.429										0 0 0 0 1 0 0														
Gary Allenson, R (7, 2) OBP: 0.279, SLG: 0.305										0 0 0 0 0 0 0														
Stan Papi, R (9, PH) OBP: 0.222, SLG: 0.389										1 0 0 0 0 0 2														
Inning Stats	R: 0 E: 0 K: 2 S: 8	H: 1 LOB: 1 BB: 0 P: 8	R: 0 E: 0 K: 0 S: 4	H: 1 LOB: 1 BB: 0 P: 4	R: 1 E: 0 K: 1 S: 7	H: 2 LOB: 1 BB: 0 P: 7	R: 0 E: 0 K: 0 S: 3	H: 0 LOB: 1 BB: 1 P: 7	R: 0 E: 0 K: 0 S: 8	H: 1 LOB: 2 BB: 1 P: 12	R: 0 E: 0 K: 1 S: 5	H: 0 LOB: 1 BB: 1 P: 9	R: 0 E: 0 K: 0 S: 3	H: 0 LOB: 0 BB: 0 P: 3	R: 0 E: 0 K: 1 S: 5	H: 0 LOB: 1 BB: 1 P: 9	R: 0 E: 0 K: 0 S: 3	H: 0 LOB: 0 BB: 0 P: 3	R: 0 E: 0 K: 0 S: 4	H: 1 LOB: 2 BB: 1 P: 8	1B: 4 2B: 1 3B: 0 HR: 1	SF: 0 SAC: 0 DP: 0 HBP: 0	WP: 0 PB: 0 SB: 2 CS: 0	PA: 37
PITCHER Ken Kravec, L (1, 1) ERA: 3.05	IP: 9.0 WLS: W BF: 37 H: 6 R: 1 ER: 1 SO: 6 BB: 4 IBB: 0 HBP: 0 BLK: 0 WP: 0 HR: 1 S: 45 P: 61 ERA: 1.00 WHIP: 1.111											PITCHER	IP: 9.0 WLS: W BF: 37 H: 6 R: 1 ER: 1 SO: 6 BB: 4 IBB: 0 HBP: 0 BLK: 0 WP: 0 HR: 1 S: 45 P: 61 ERA: 1.00 WHIP: 1.111											

livebaseballscorecards.com

AB	33
R	1
H	6
RBI	1
BB	4
SO	6
LOB	16



Batter	1	2	3	4	5	6	7	8	9
Ralph Garr, L (1, 7) OBP: 0.344, SLG: 0.431	0-0 6-3		0-0 E3 1B 3B	0-0 E 1B		0-3 K		0-0 F5	
Greg Pryor, R (1, 5) OBP: 0.364, SLG: 0.370	0-0 1B		0-0 3B 1B	0-0 E5 1B		0-0 1B		0-0 4-3	
Junior Moore, R (1, 9) OBP: 0.314, SLG: 0.304	0-0 F8		0-0 L4	0-0 F8		0-0 F8		0-0 2-H 1B	
Jorge Orta, L (1, 10) OBP: 0.331, SLG: 0.338	0-0 G3		0-0 1B 3B		0-0 4-3 1B 2B		0-0 4-1	0-0 F8	
Alan Bannister, R (1, 4) OBP: 0.403, SLG: 0.443		0-0 CS 1B	0-0 G6-3 1B		0-0 L8		0-0 1B 1B		
Mike Squires, L (1, 3) OBP: 0.289, SLG: 0.316		0-0 3-1	0-0 G6-3		0-0 4-3		0-0 FC4-6 1B		
Rusty Torres, S (1, 8) OBP: 0.419, SLG: 0.474		4-0 E BB		0-0 FC4-6 1B	0-0 3-H 1B	0-3 K			
Milt May, L (1, 2) OBP: 0.290, SLG: 0.474		0-0 4-3		0-0 F9	0-0 4-3		0-0 FC4-6		
Don Kessinger, S (1, 6) OBP: 0.286, SLG: 0.314			0-0 1B 3B E 1B	0-0 FC4-6 E 1B		0-0 G3		0-0 4-3 1B	

AB	R	H	RBI	BB	SO	LOB
5	1	1	0	0	1	2
5	1	3	0	0	0	3
5	0	1	1	0	0	8
5	2	2	3	0	0	2
4	0	3	1	0	0	1
4	0	1	0	0	0	3
3	0	2	1	1	1	2
4	0	0	0	0	0	5
4	2	2	0	0	0	1

WP	HR	S	P	ERA	WHIP
0	0	13	17	11.57	3.000
0	0	30	30	3.18	1.588

BOTTOM

Boston Red Sox @ Chicago White Sox
 Comiskey Park, Chicago, IL
 Sun Jun 17 1979, 4:33 AM EDT
 Att: 26,675 - Unknown - 60 F

AB	39
R	6
H	15
RBI	6
BB	1
SO	2
LOB	27



Inning Stats	R	H	E	K	S	R	H	E	K	S	R	H	E	K	S	R	H	E	K	S
	0	1	0	0	4	0	1	0	0	7	0	4	1	0	7	1	2	0	0	6
	0	1	0	0	4	0	1	0	0	7	0	2	0	0	6	0	2	0	0	5
	0	1	0	0	4	0	1	0	0	7	0	2	0	0	6	0	2	0	0	5
	0	1	0	0	4	0	1	0	0	7	0	2	0	0	6	0	2	0	0	5
	0	1	0	0	4	0	1	0	0	7	0	2	0	0	6	0	2	0	0	5

PITCHER	IP	WLS	BF	H	R	ER	SO	BB	IBB	HBP	BLK	WP	HR	S	P	ERA	WHIP
Chuck Rainey, R (1, 1) ERA: 4.65	2.1	L	14	6	4	3	0	1	0	0	0	0	0	13	17	11.57	3.000
Bob Stanley, R (3, 1) ERA: 3.25	5.2		26	9	2	2	2	0	0	0	0	0	0	30	30	3.18	1.588

Batter	1	2	3	4	5	6	7	8	9	AB R H RBI BB SO LOB	TOP																
Ron LeFlore, R OBP: 0.362, SLG: 0.400 (1, 8)	0-3 K		0-3 K	0-0 E5 1-3 HR		0-0 S 1B		0-0 6-3		5 2 1 0 0 2 2																	
Rusty Staub, L OBP: 0.319, SLG: 0.376 (1, 10)	0-0 3-1		0-0 F8	4-0 HR BB		4-0 1B 1-2 BB		0-0 1B		3 1 1 0 2 0 1																	
Steve Kemp, L OBP: 0.447, SLG: 0.584 (1, 7)	0-3 K		0-0 1B 2B	0-0 HR		0-0 G4-6-3 1B		0-3 K		5 2 3 5 0 2 1																	
Jason Thompson, L OBP: 0.381, SLG: 0.429 (1, 3)		0-0 F9	4-0 1B IBB	0-3 K		0-0 G4-6-3 1-2f		0-0 1B 1B		4 1 1 0 1 1 2																	
John Wockenfuss, R OBP: 0.311, SLG: 0.518 (1, 2)		0-0 F2	0-0 1B		0-0 6-3		0-0 F9		0-0 F9	5 0 1 2 0 0 1																	
Jerry Morales, R OBP: 0.291, SLG: 0.458 (1, 9)		0-0 2B 1B	0-0 F7		0-0 6-3		0-0 FC5-4 1B		0-0 1B 1B	5 0 3 0 0 0 2																	
Aurelio Rodriguez, R OBP: 0.299, SLG: 0.352 (1, 5)		0-0 2B		0-0 5-3	0-0 2B		0-0 FC5-4		0-0 1B	5 0 3 1 0 0 1																	
Dave Machemer, R (9, PR)		1-3					1-2f		1-2 2-H	0 0 0 0 0 0 0	AB 42 R 8 H 15 RBI 8 BB 3 SO 9 LOB 19																
Alan Trammell, R OBP: 0.296, SLG: 0.313 (1, 6)	0-3 K			0-0 E HR 1B		0-0 F4		0-3 K	0-3 K	4 1 1 0 0 2 4																	
Champ Summers, L (9, PH) OBP: 0.370, SLG: 0.415										1 0 0 0 0 1 2																	
Mark Wagner, R OBP: 0.354, SLG: 0.366 (1, 4)			0-0 2B 1B			0-0 4-3		0-3 K	0-0 4-3	4 1 1 0 0 1 1																	
Phil Mankowski, L (9, PH) OBP: 0.269, SLG: 0.196				0-0 P9						1 0 0 0 0 0 2																	
Inning Stats	R: 0 E: 0 K: 2 S: 7	H: 0 LOB: 0 BB: 0 P: 7	R: 0 E: 0 K: 1 S: 7	H: 2 LOB: 2 BB: 0 P: 7	R: 2 E: 0 K: 1 S: 8	H: 3 LOB: 2 BB: 1 P: 12	R: 4 E: 1 K: 1 S: 8	H: 2 LOB: 0 BB: 1 P: 12	R: 0 E: 0 K: 0 S: 4	H: 1 LOB: 1 BB: 0 P: 4	R: 1 E: 0 K: 0 S: 4	H: 2 LOB: 1 BB: 1 P: 8	R: 0 E: 0 K: 1 S: 6	H: 1 LOB: 1 BB: 0 P: 6	R: 0 E: 0 K: 2 S: 8	H: 1 LOB: 1 BB: 0 P: 8	R: 1 E: 0 K: 1 S: 8	H: 3 LOB: 2 BB: 0 P: 8	R: 1 E: 0 K: 1 S: 8	H: 3 LOB: 2 BB: 0 P: 8	1B: 11 2B: 3 3B: 0 HR: 1	SF: 0 SAC: 0 DP: 1 HBP: 0	WP: 0 PB: 0 SB: 1 CS: 0	PA: 45			
PITCHER	IP	WLS	BF	H	R	ER	SO	BB	IBB	HBP	BLK	WP	HR	S	P	ERA	WHIP										
Steve Renko, R ERA: 3.24 (1, 1)	5.0		26	8	6	2	5	1	1	0	0	0	1	34	42	3.60	1.800										
Dick Drago, R ERA: 2.88 (6, 1)	3.1	W	17	7	2	2	3	1	0	0	0	0	0	22	26	5.40	2.400										
Bill Campbell, R ERA: 3.04 (9, 1)	0.2	S	2	0	0	0	1	0	0	0	0	0	0	4	4	0.00	0.000										

Detroit Tigers @ Boston Red Sox
Fenway Park, Boston, MA
Mon Jun 18 1979, 7:05 PM EDT
Att. 29,533 - Unknown - 60 F

livebaseballscorecards.com



Batter	1	2	3	4	5	6	7	8	9	AB	R	H	RBI	BB	SO	LOB
Jerry Remy, L (1, 4) OBP: 0.357, SLG: 0.356	4-0 1B BB	0-0 CS	0-0 1B 2B	0-0 G5-4-3 1B		0-0 1B SF9		0-0 SH SH5-4 1B		3	3	3	0	1	0	0
Rick Burleson, R (1, 6) OBP: 0.320, SLG: 0.376	0-0 1B FC6-4 1B		0-0 1B FC4-6 1B	0-0 G5-4-3		0-0 1B		0-0 SH5-4		4	2	3	0	0	0	1
Fred Lynn, L (1, 8) OBP: 0.397, SLG: 0.588 Tom Poquette, L (6, 8) OBP: 0.275, SLG: 0.229	0-0 FC6-4 1B		0-0 FC4-6 1B		0-0 2B 1B	0-0 SF9		4-0 1B 1B IBB		3	1	3	1	0	0	0
Jim Rice, R (1, 7) OBP: 0.397, SLG: 0.583	0-0 FC6-4		0-3 K		0-0 1B 2B	0-0 F9		0-0 E 1B 1B		5	1	2	3	0	1	4
Carl Yastrzemski, L (1, 3) OBP: 0.393, SLG: 0.513	4-0 BB		0-0 FC4-6 2B		0-0 1B		0-0 3-1	0-0 F5		4	0	1	3	1	0	3
Carlton Fisk, R (1, 2) OBP: 0.327, SLG: 0.479 Gary Allenson, R (8, 2) OBP: 0.284, SLG: 0.311	0-0 L8		0-0 FC5 2B		0-0 F6		0-3 K	0-0 E7 1B		4	0	1	0	0	1	3
Bob Watson, R (1, 10) OBP: 0.315, SLG: 0.316		1-0 CS HBP	4-0 IBB		0-0 F6		4-0 FC6-4 BB	4-0 IBB		1	0	0	0	3	0	1
Butch Hobson, R (1, 5) OBP: 0.283, SLG: 0.463		0-3 K	0-0 FC5		0-3 K		0-0 FC6-4	0-0 1-3		5	0	0	0	0	2	9
Dwight Evans, R (1, 9) OBP: 0.356, SLG: 0.442		4-0 CS BB		0-0 4-3		0-0 5-3		0-0 SH5-4 SH 1B 1B		3	1	1	0	1	0	0


Inning Stats	R: 1	H: 2	E: 1	K: 0	S: 4	LOB: 2	BB: 2	P: 12	R: 0	H: 0	E: 0	K: 1	S: 3	LOB: 0	BB: 1	P: 8	R: 2	H: 4	E: 0	K: 1	S: 9	LOB: 3	BB: 1	P: 13	R: 0	H: 1	E: 0	K: 0	S: 3	LOB: 0	BB: 0	P: 3	R: 2	H: 3	E: 0	K: 1	S: 8	LOB: 1	BB: 0	P: 8	R: 1	H: 2	E: 0	K: 0	S: 5	LOB: 1	BB: 0	P: 5	R: 0	H: 0	E: 0	K: 1	S: 5	LOB: 1	BB: 1	P: 9	R: 3	H: 3	E: 1	K: 0	S: 7	LOB: 3	BB: 2	P: 15
--------------	------	------	------	------	------	--------	-------	-------	------	------	------	------	------	--------	-------	------	------	------	------	------	------	--------	-------	-------	------	------	------	------	------	--------	-------	------	------	------	------	------	------	--------	-------	------	------	------	------	------	------	--------	-------	------	------	------	------	------	------	--------	-------	------	------	------	------	------	------	--------	-------	-------

PITCHER	IP	WLS	BF	H	R	ER	SO	BB	IBB	HBP	BLK	WP	HR	S	P	ERA	WHIP
Milt Wilcox, R (1, 1) ERA: 5.54	4.0		23	10	5	5	2	3	1	1	0	0	0	22	39	11.25	3.250
Fernando Arroyo, R (5, 1) ERA: 6.1	3.1	L	17	4	4	4	2	1	1	0	0	0	0	19	27	10.80	1.500
Aurelio Lopez, R (8, 1) ERA: 3.82	0.2		4	1	0	0	0	0	1	0	0	0	0	3	7	0.00	1.500

BOTTOM

Detroit Tigers @ Boston Red Sox
 Fenway Park, Boston, MA
 Mon Jun 18 1979, 7:05 PM EDT
 Att: 29,533 - Unknown - 60 F

AB	33
R	9
H	15
RBI	9
BB	7
SO	4
LOB	21



WP	PA	ERA	WHIP
0	45		

Batter	1	2	3	4	5	6	7	8	9	10	11	12	13	14	AB	R	H	RBI	BB	SO	LOB	TOP								
Jerry Morales, R OBP: 0.288, SLG: 0.447 Ron LeFlore, R OBP: 0.358, SLG: 0.395 (9, 8)	L4		K		6-3		5-3		E S BB		G6-3			FC3-5 E	4	0	0	0	1	1	2									
Rusty Staub, L OBP: 0.321, SLG: 0.373 Lynn Jones, R OBP: 0.345, SLG: 0.358 (9, PR)	G3		1-3				6-3					4-3		E 2B 1B	4	0	1	1	1	1	0	1								
Steve Kemp, L OBP: 0.443, SLG: 0.572 (1, 7)	4-3			F7	F9							6-3		E9 2B 1B	6	1	1	2	1	1	3									
Jason Thompson, L OBP: 0.383, SLG: 0.424 (1, 3)		3-1 1B BB				3-1	4-3				L6		L6	2B PB IBB	5	2	1	0	2	0	1									
Lance Parrish, R OBP: 0.374, SLG: 0.471 (1, 2)								6-3						PB FC5-2 2B	5	2	3	4	2	0	0									
Champ Summers, L OBP: 0.373, SLG: 0.405 (1, 9)											G4-6-3 BB			FC5-2 1B BB	5	1	1	0	2	0	3									
Aurelio Rodriguez, R OBP: 0.296, SLG: 0.247 Dave Macherer, R (11, 4)														FC5-2 1B BB	5	0	1	0	0	0	5									
Alan Trammell, R OBP: 0.308, SLG: 0.322 (1, 6)														FC5-2 1B 1B	2	0	0	0	0	0	2									
Mark Wagner, R OBP: 0.354, SLG: 0.365 Phil Mankowski, L OBP: 0.300, SLG: 0.224 (11, PH)														FC5-2 1B 1B	5	1	3	2	1	1	0									
														FC3-5 E 1B	3	0	1	0	0	1	2									
														FC3-5 E 1B	2	1	2	0	1	0	0									
Inning Stats	R: 0 E: 0 K: 0 S: 3	H: 0 LOB: 0 BB: 0 P: 3	R: 0 E: 0 K: 0 S: 3	H: 1 LOB: 1 BB: 1 P: 7	R: 0 E: 0 K: 2 S: 8	H: 1 LOB: 0 BB: 0 P: 8	R: 2 E: 0 K: 0 S: 4	H: 2 LOB: 0 BB: 1 P: 8	R: 1 E: 0 K: 1 S: 4	H: 1 LOB: 1 BB: 1 P: 8	R: 1 E: 0 K: 1 S: 7	H: 2 LOB: 2 BB: 1 P: 11	R: 0 E: 0 K: 0 S: 3	H: 0 LOB: 0 BB: 0 P: 7	R: 0 E: 0 K: 0 S: 3	H: 0 LOB: 0 BB: 1 P: 3	R: 0 E: 0 K: 0 S: 2	H: 0 LOB: 0 BB: 1 P: 6	R: 0 E: 0 K: 0 S: 3	H: 1 LOB: 2 BB: 1 P: 7	R: 0 E: 0 K: 0 S: 3	H: 0 LOB: 0 BB: 0 P: 3	R: 0 E: 0 K: 0 S: 3	H: 0 LOB: 0 BB: 0 P: 3	R: 6 E: 1 K: 0 S: 10	H: 7 LOB: 3 BB: 2 P: 18	1B: 13 2B: 2 3B: 0 HR: 1	SF: 0 SAC: 2 DP: 4 HBP: 0	WP: 0 PB: 1 SB: 1 CS: 0	PA: 64
PITCHER	IP	WLS	BF	H	R	ER	SO	BB	IBB	HBP	BLK	WP	HR	S	P	ERA	WHIP													
Joel Finch, R ERA: 3.38 (1, 1)	5.2		26	7	4	4	2	4	0	0	0	0	1	26	42	6.35	1.941													
Chuck Rainey, R ERA: 4.43 (6, 1)	3.0		11	0	0	0	1	2	0	0	0	0	0	11	19	0.00	0.667													
Bill Campbell, R ERA: 2.96 (9, 1)	0.2		3	0	0	0	1	1	0	0	0	0	0	4	8	0.00	1.500													
Bob Stanley, R ERA: 3.65 (10, 1)	4.0	L	19	6	6	6	0	2	1	0	0	0	0	16	28	13.50	2.000													
Tom Burgmeier, L ERA: 1.91 (14, 1)	0.2		5	2	0	0	0	1	0	0	0	0	0	4	8	0.00	4.500													

Detroit Tigers @ Boston Red Sox
Fenway Park, Boston, MA
Tue Jun 19 1979, 7:05 PM EDT
Att. 34,153 - Unknown - 68 F

livebaseballscorecards.com

AB	51
R	10
H	15
RBI	9
BB	11
SO	4
LOB	26



Batter	1	2	3	4	5	6	7	8	9	AB R H RBI BB SO LOB	TOP											
Ron LeFlore, R OBP: 0.364, SLG: 0.402 (1, 8)	4-0 FC3-6 BB 1B	0-0 2B			0-0 6-4-3 1B		0-0 FC6-5 G3-6-1 1-2 2-3f			3 1 2 0 1 0 2												
Rusty Staub, L OBP: 0.320, SLG: 0.366 (1, 10)	4-0 FC3-6 BB 1-2	0-0 F8			0-0 6-4-3 1-2		0-0 G3-6-1 1-2f			3 0 0 0 1 0 4												
Steve Kemp, L OBP: 0.436, SLG: 0.562 Lynn Jones, R OBP: 0.345, SLG: 0.358 (1, 7) (8, 7)	0-0 FC3-6 1-2f 2-3 1B 2B		0-0 F7		0-0 1-4-3			0-0 3-1		4 1 0 0 0 0 3 0 0 0 0 0 0 0												
Jason Thompson, L OBP: 0.381, SLG: 0.420 (1, 3)	0-0 1-2 3-H 2B 1B		0-0 G3		0-0 L7			0-0 G3		4 1 1 1 0 0 1												
Lance Parrish, R OBP: 0.368, SLG: 0.462 Ed Putman, R (1, 2) (8, 2)	0-3 K		0-3 K		0-3 K			0-0 F9		4 0 0 0 0 3 2 0 0 0 0 0 0 0												
Champ Summers, L OBP: 0.370, SLG: 0.409 (1, 9)	0-0 1-H 2-H 2B		0-3 K		0-0 F3			0-0 4-3		4 0 1 2 0 1 0												
Aurelio Rodriguez, R OBP: 0.291, SLG: 0.341 Phil Mankowski, L OBP: 0.296, SLG: 0.220 (1, 5) (8, 5)	0-0 6-3		0-0 6-3		0-0 5-3			0-3 K		3 0 0 0 0 0 1 1 0 0 0 0 1 0												
Alan Trammell, R OBP: 0.317, SLG: 0.331 (1, 6)		0-0 F8		0-0 FC6-4 1B		0-0 FC6-5 BB 1B		0-0 1B		4 0 3 0 0 0 0												
Mark Wagner, R OBP: 0.349, SLG: 0.351 (1, 4)		0-0 4-3		0-0 FC6-4 1-2f		4-0 FC6-5 BB		0-0 F9		3 0 0 0 1 0 2												
Inning Stats	R: 3 E: 0 K: 1 S: 7	H: 2 LOB: 1 BB: 2 P: 15	R: 0 E: 0 K: 0 S: 4	H: 1 LOB: 1 BB: 0 P: 4	R: 0 E: 0 K: 1 S: 5	H: 0 LOB: 0 BB: 0 P: 5	R: 0 E: 0 K: 1 S: 6	H: 1 LOB: 1 BB: 0 P: 6	R: 0 E: 0 K: 0 S: 4	H: 1 LOB: 1 BB: 0 P: 4	R: 0 E: 0 K: 1 S: 5	H: 0 LOB: 0 BB: 0 P: 5	R: 0 E: 0 K: 0 S: 3	H: 1 LOB: 1 BB: 1 P: 7	R: 0 E: 0 K: 0 S: 3	H: 0 LOB: 0 BB: 0 P: 3	R: 0 E: 0 K: 1 S: 6	H: 1 LOB: 1 BB: 0 P: 6	1B: 5 2B: 2 3B: 0 HR: 0	SF: 0 SAC: 0 DP: 1 HBP: 0	WP: 0 PB: 0 SB: 0 CS: 0	PA: 36
PITCHER Mike Torrez, R ERA: 4.81 (1, 1)	IP: 9.0 WLS: W BF: 36 H: 7 R: 3 ER: 3 SO: 5 BB: 3 IBB: 0 HBP: 0 BLK: 0 WP: 0 HR: 0 S: 43 P: 55 ERA: 3.00 WHIP: 1.111											PITCHER	IP: 9.0 WLS: W BF: 36 H: 7 R: 3 ER: 3 SO: 5 BB: 3 IBB: 0 HBP: 0 BLK: 0 WP: 0 HR: 0 S: 43 P: 55 ERA: 3.00 WHIP: 1.111									

Detroit Tigers @ Boston Red Sox
 Fenway Park, Boston, MA
 Wed Jun 20 1979, 7:05 PM EDT
 Att. 34,035 - Unknown - 65 F

livebaseballscorecards.com

AB	33
R	3
H	7
RBI	3
BB	3
SO	5
LOB	15



Batter	1	2	3	4	5	6	7	8	9
Jerry Remy, L (1, 4) Larry Wolfe, R (8, 4) OBP: 0.352, SLG: 0.350 OBP: 0.383, SLG: 0.417	4-0 FC5-4 BB		0-0 4-3	0-0 SF7		0-0 F7	0-0 6-3		
Rick Burleson, R (1, 6) Stan Papi, R (8, 6) OBP: 0.320, SLG: 0.381 OBP: 0.222, SLG: 0.389	0-0 P9		0-0 F9	0-0 G6-4-3		0-0 4-3 2B	0-0 F7		
Fred Lynn, L (1, 8) Tom Poquette, L (8, 8) OBP: 0.397, SLG: 0.601 OBP: 0.250, SLG: 0.195	0-3 K		0-0 HR		0-0 2B	0-0 4-3		0-0 6-3	
Jim Rice, R (1, 7) OBP: 0.389, SLG: 0.563	0-0 FC5-4		4-0 HR BB		0-0 5-3	0-0 5-3		0-0 F4	
Carl Yastrzemski, L (1, 3) Jim Dwyer, L (8, 3) OBP: 0.390, SLG: 0.515 OBP: 0.278, SLG: 0.364		0-0 4-3	0-0 HR		0-0 L9		0-0 F7	0-0 HR	
Carlton Fisk, R (1, 2) Gary Allenson, R (8, 2) OBP: 0.352, SLG: 0.495 OBP: 0.280, SLG: 0.306		4-0 4-3 BB	0-0 L8		0-0 G3		0-0 1B 2B	0-0 5-3	
Bob Watson, R (1, 10) OBP: 0.333, SLG: 0.360		0-0 4-3		0-0 1B SF7 1B		0-0 HR	0-0 2B HR 1B		
Dwight Evans, R (1, 9) OBP: 0.358, SLG: 0.454		0-3 K		4-0 1B BB		0-0 HR	0-0 1-3 HR 2B		
Butch Hobson, R (1, 5) Jack Brohamer, L (8, 5) OBP: 0.296, SLG: 0.492 OBP: 0.328, SLG: 0.364			0-0 HR 2B	0-0 G6-4-3 1B		4-0 2B BB	0-0 HR		

Inning Stats	R: 0 E: 0 K: 1 S: 5	H: 0 LOB: 1 BB: 1 P: 9	R: 0 E: 0 K: 1 S: 5	H: 0 LOB: 1 BB: 1 P: 9	R: 4 E: 0 K: 0 S: 6	H: 3 LOB: 0 BB: 1 P: 10	R: 1 E: 0 K: 0 S: 4	H: 2 LOB: 1 BB: 1 P: 8	R: 0 E: 0 K: 0 S: 4	H: 1 LOB: 1 BB: 0 P: 4	R: 3 E: 0 K: 0 S: 6	H: 3 LOB: 1 BB: 1 P: 10	R: 4 E: 0 K: 0 S: 7	H: 4 LOB: 0 BB: 0 P: 7	R: 1 E: 0 K: 0 S: 4	H: 1 LOB: 0 BB: 0 P: 4
1B: 3 2B: 5 3B: 0 HR: 6	SF: 1 SAC: 0 DP: 1 HBP: 0	WP: 0 PA: 42	ERA WHIP	ERA WHIP	ERA WHIP	ERA WHIP	ERA WHIP	ERA WHIP	ERA WHIP	ERA WHIP	ERA WHIP	ERA WHIP	ERA WHIP	ERA WHIP	ERA WHIP	

PITCHER	IP	WLS	BF	H	R	ER	SO	BB	IBB	HBP	BLK	WP	HR	S	P	ERA	WHIP
Steve Baker, R (1, 1) ERA: 6.14	4.0	L	20	5	5	5	2	4	0	0	0	0	2	20	36	11.25	2.250
Aurelio Lopez, R (5, 1) ERA: 4.17	1.1		9	4	3	3	0	1	0	0	0	0	2	8	12	20.25	3.750
Fernando Arroyo, R (6, 1) ERA: 8.25	1.2		9	4	4	4	0	0	0	0	0	0	1	9	9	21.60	2.400
Kip Young, R (8, 1) ERA: 9.56	1.0		4	1	1	1	0	0	0	0	0	0	1	4	4	9.00	1.000

BOTTOM

Detroit Tigers @ Boston Red Sox
 Fenway Park, Boston, MA
 Wed Jun 20 1979, 7:05 PM EDT
 Att: 34,035 - Unknown - 65 F

AB	36
R	13
H	14
RBI	13
BB	5
SO	2
LOB	15



WP: 0	PA: 42
PB: 0	SB: 0
CS: 0	

livebaseballscores.com

Batter	1	2	3	4	5	6	7	8	9	AB R H RBI BB SO LOB	TOP											
Ron LeFlore, R (1, 8) OBP: 0.366, SLG: 0.408	0-3 K		0-0 2B		0-0 1B			0-0 1-3		4 0 2 1 0 1 0												
Rusty Staub, L (1, 10) OBP: 0.313, SLG: 0.357	0-0 4-3		0-0 G3		0-0 F4			0-0 G3		4 0 0 0 0 0 3												
Steve Kemp, L (1, 7) OBP: 0.433, SLG: 0.561	0-0 G3			0-0 2B			0-0 4-3	0-0 G3		4 0 1 0 0 0 0												
Jason Thompson, L (1, 3) OBP: 0.375, SLG: 0.412		0-0 F6		0-0 F9			0-0 F7		0-0 G3	4 0 0 0 0 0 1												
Lance Parrish, R (1, 2) OBP: 0.366, SLG: 0.472		0-0 HR		0-3 K			0-3 K		0-3 K	4 1 1 1 0 3 1												
Champ Summers, L (1, 9) OBP: 0.366, SLG: 0.403		0-3 K			0-0 G3			0-0 G3 1B		4 0 1 0 0 1 0												
Phil Mankowski, L (1, 5) OBP: 0.297, SLG: 0.226		0-3 K			0-0 1B 1B 1B			0-0 G3		3 1 1 0 0 1 1												
Alan Trammell, R (1, 6) OBP: 0.313, SLG: 0.326			0-0 F4		0-0 F6			0-0 1-3		3 0 0 0 0 0 2												
Mark Wagner, R (1, 4) OBP: 0.352, SLG: 0.354 Dave Macheemer, R (5, PR)			0-3 K		0-0 1B 1B			0-0 F3		2 0 1 0 0 1 0 1 0 0 0 0 0 1												
Inning Stats	R: 0 E: 0 K: 1 S: 5	H: 0 LOB: 0 BB: 0 P: 5	R: 1 E: 0 K: 2 S: 8	H: 1 LOB: 0 BB: 0 P: 8	R: 0 E: 0 K: 1 S: 6	H: 1 LOB: 1 BB: 0 P: 6	R: 0 E: 0 K: 1 S: 5	H: 1 LOB: 0 BB: 0 P: 5	R: 1 E: 0 K: 0 S: 6	H: 3 LOB: 3 BB: 0 P: 6	R: 0 E: 0 K: 1 S: 5	H: 0 LOB: 0 BB: 0 P: 5	R: 0 E: 0 K: 0 S: 4	H: 1 LOB: 1 BB: 0 P: 4	R: 0 E: 0 K: 0 S: 3	H: 0 LOB: 0 BB: 0 P: 3	R: 0 E: 0 K: 1 S: 5	H: 0 LOB: 0 BB: 0 P: 5	1B: 4 2B: 2 3B: 0 HR: 1	SF: 0 SAC: 0 DP: 0 HBP: 0	WP: 0 PB: 0 SB: 1 CS: 1	PA: 33
PITCHER Dennis Eckersley, R (1, 1) ERA: 2.97	IP: 9.0 WLS: W BF: 33 H: 7 R: 2 ER: 2 SO: 7 BB: 0 IBB: 0 HBP: 0 BLK: 0 WP: 0 HR: 1 S: 47 P: 47 ERA: 2.00 WHIP: 0.778											PITCHER	IP: 9.0 WLS: W BF: 33 H: 7 R: 2 ER: 2 SO: 7 BB: 0 IBB: 0 HBP: 0 BLK: 0 WP: 0 HR: 1 S: 47 P: 47 ERA: 2.00 WHIP: 0.778									

Detroit Tigers @ Boston Red Sox
 Fenway Park, Boston, MA
 Thu Jun 21 1979, 7:05 PM EDT
 Att. 34,316 - Unknown - 68 F

livebaseballscorecards.com

AB	33
R	2
H	7
RBI	2
BB	0
SO	7
LOB	9



Batter	1	2	3	4	5	6	7	8	9	AB	R	H	RBI	BB	SO	LOB
Jerry Remy, L (1, 4) OBP: 0.354, SLG: 0.356	0-0 1B 2B		0-0 3-1		0-0 FC4 1B			0-0 5-3 SF9 1B		4	1	2	0	0	0	1
Rick Burleson, R (1, 6) OBP: 0.323, SLG: 0.381	4-0 1B BB		0-0 3-1		0-0 1-2 1B			0-0 5-3 1-3		3	0	1	0	1	0	1
Fred Lynn, L (1, 8) OBP: 0.395, SLG: 0.602	0-0 F5			0-0 HR 2B	0-3 K			0-0 SF9 3-H		3	1	1	1	0	1	4
Jim Rice, R (1, 7) OBP: 0.391, SLG: 0.573	0-0 1-2 2-H 1B			0-0 HR		0-0 6-3		0-0 6-3		4	1	2	2	0	0	0
Carl Yastrzemski, L (1, 3) OBP: 0.385, SLG: 0.508	0-3 K2-3			0-3 K	0-3 K	0-0 4-3				3	0	0	0	0	2	2
Carlton Fisk, R (1, 2) OBP: 0.342, SLG: 0.481		0-3 K		0-0 F4		0-0 1-3				3	0	0	0	0	1	0
Bob Watson, R (1, 10) OBP: 0.329, SLG: 0.354		0-0 6-3		0-0 6-3			0-0 6-3			3	0	0	0	0	0	0
Dwight Evans, R (1, 9) OBP: 0.357, SLG: 0.452		0-3 K			0-0 FC4 1B		0-0 6-3			3	0	1	0	0	1	0
Butch Hobson, R (1, 5) OBP: 0.291, SLG: 0.484			0-0 L8		0-3 K		0-0 F5			3	0	0	0	0	1	1
Inning Stats	R: 0 E: 0 K: 1 S: 6	H: 2 LOB: 2 BB: 1 P: 10	R: 0 E: 0 K: 2 S: 7	H: 0 LOB: 0 BB: 0 P: 7	R: 0 E: 0 K: 0 S: 3	H: 0 LOB: 0 BB: 0 P: 3	R: 2 E: 0 K: 1 S: 7	H: 2 LOB: 0 BB: 0 P: 7	R: 0 E: 0 K: 2 S: 9	H: 2 LOB: 2 BB: 0 P: 9	R: 0 E: 0 K: 0 S: 3	H: 0 LOB: 0 BB: 0 P: 3	R: 0 E: 0 K: 0 S: 3	H: 0 LOB: 0 BB: 0 P: 3	R: 1 E: 0 K: 0 S: 4	H: 1 LOB: 0 BB: 0 P: 4

BOTTOM

Detroit Tigers @ Boston Red Sox
Fenway Park, Boston, MA
 Thu Jun 21 1979, 7:05 PM EDT
 Att: 34,316 - Unknown - 68 F

AB	29
R	3
H	7
RBI	3
BB	1
SO	6
LOB	9



PITCHER	IP	WLS	BF	H	R	ER	SO	BB	IBB	HBP	BLK	WP	HR	S	P	ERA	WHIP
Jack Morris, R (1, 1) ERA: 3.78	8.0	L	31	7	3	3	6	1	0	0	0	0	1	42	46	3.38	1.000

WP: 0	PA: 31
PB: 0	SB: 1
CS: 0	


Batter	1	2	3	4	5	6	7	8	9	AB	R	H	RBI	BB	SO	LOB
Jerry Remy, L (1, 4) OBP: 0.361, SLG: 0.358 Larry Wolfe, R (5, PH) OBP: 0.388, SLG: 0.447 (6, 4)	0-0 CS 1B		4-0 HR BB	4-0 2B BB	0-0 2B	0-0 2B	0-3 K			1	2	1	0	2	0	0
Rick Burleson, R (1, 6) OBP: 0.323, SLG: 0.378 Stan Papi, R (5, PH) OBP: 0.200, SLG: 0.350 (6, 6)	0-0 F8		0-0 F8	4-0 2B WP BB	0-0 6-3			0-0 5-3		2	1	0	0	1	0	2
Fred Lynn, L (1, 8) OBP: 0.399, SLG: 0.622	0-0 F7 1-2		0-0 HR	0-0 WP 2B		0-0 F8		0-0 2B		5	1	3	3	0	0	1
Jim Rice, R (1, 7) OBP: 0.394, SLG: 0.596		0-0 HR BB 1B	0-0 HR	0-0 F3 2-3 3-H		0-0 HR		0-0 F9		5	3	3	2	0	0	2
Carl Yastrzemski, L (1, 3) OBP: 0.388, SLG: 0.513 Jim Dwyer, L (5, 3) OBP: 0.263, SLG: 0.343		4-0 HR BB 1-2	0-0 1B 2B	0-0 G4		0-0 F8		0-0 F5		2	2	1	0	1	0	1
Bob Watson, R (1, 10) OBP: 0.332, SLG: 0.373		0-0 HR 1-H 2-H	0-0 1B 1B		0-0 L8		0-0 F8			4	1	2	3	0	0	0
Dwight Evans, R (1, 9) OBP: 0.360, SLG: 0.455 Tom Poquette, L (2, PR) OBP: 0.275, SLG: 0.209 (3, 9)		0-0 CS 1B	0-0 G5-4-3 1B		0-0 F9		4-0 BB			1	0	1	0	0	0	0
Butch Hobson, R (1, 5) OBP: 0.289, SLG: 0.478 Jack Brohamer, L (5, PH) OBP: 0.333, SLG: 0.368 (6, 5)		0-0 F7	0-0 G5-4-3 1-2 3-H		0-0 1B 2B 1B		0-0 F9			2	0	0	0	0	0	3
Gary Allenson, R (1, 2) OBP: 0.279, SLG: 0.304	0-0 6-3 1-2			0-3 K		0-0 2B 1B		0-0 F6		2	1	1	0	0	1	2

Inning Stats	R: 0	H: 1	E: 0	K: 0	S: 3	L: 0	LOB: 0	BB: 0	P: 3	R: 3	H: 3	E: 0	K: 0	S: 5	R: 4	H: 5	E: 0	K: 0	S: 7	R: 2	H: 1	E: 0	K: 1	S: 6	R: 2	H: 3	E: 0	K: 0	S: 6	R: 1	H: 1	E: 0	K: 0	S: 4	R: 0	H: 0	E: 0	K: 1	S: 5	R: 0	H: 1	E: 0	K: 0	S: 4	R: 0	H: 1	E: 0	K: 0	S: 4
--------------	------	------	------	------	------	------	--------	-------	------	------	------	------	------	------	------	------	------	------	------	------	------	------	------	------	------	------	------	------	------	------	------	------	------	------	------	------	------	------	------	------	------	------	------	------	------	------	------	------	------

PITCHER	IP	WLS	BF	H	R	ER	SO	BB	IBB	HBP	BLK	WP	HR	S	P	ERA	WHIP
Jesse Jefferson, R (1, 1) ERA: 4.85	2.1	L	12	5	5	5	0	2	0	0	0	0	2	10	18	19.29	3.000
Dyar Miller, R (3, 1) ERA: 5.58	2.2		17	8	6	6	1	2	0	0	0	1	1	17	25	20.25	3.750
Mark Lemongello, R (6, 1) ERA: 6.63	3.0		12	2	1	1	1	1	0	0	0	0	1	13	17	3.00	1.000

Toronto Blue Jays @ Boston Red Sox
 Fenway Park, Boston, MA
 Fri Jun 22 1979, 7:05 PM EDT
 Att: 31,089 - Unknown - 77 F

AB	36
R	12
H	15
RBI	11
BB	5
SO	2
LOB	15



1B: 7	SF: 0	WP: 1	PA: 41
2B: 4	SAC: 0	PB: 0	
3B: 0	DP: 1	SB: 0	
HR: 4	HBP: 0	CS: 2	

Batter	1	2	3	4	5	6	7	8	9	10	11	AB R H RBI BB SO LOB	TOP						
Alfredo Griffin, S OBP: 0.341, SLG: 0.353 (1, 6)	L5		6-3		K		K			F3		5 0 0 0 0 2 4	Toronto Blue Jays @ Boston Red Sox Fenway Park, Boston, MA Sat Jun 23 1979, 3:33 AM EDT Att: 34,130 - Unknown - 80 F						
Joe Cannon, L OBP: 0.043, SLG: 0.043 (1, 9)	F4		1-3		K		6-3			K		5 0 0 0 0 2 4							
Rick Bosetti, R OBP: 0.283, SLG: 0.351 (1, 8)	F8		PB 1B		2B				F4	1-3		5 0 2 1 0 0 1							
Rico Carty, R OBP: 0.341, SLG: 0.391 (1, 10)		F8	F8		6-3			K			F8	5 0 0 0 0 1 3							
John Mayberry, L OBP: 0.377, SLG: 0.489 Ted Wilborn, S (11, PR) Bob Robertson, R OBP: 0.188, SLG: 0.207 (11, 3)		HR		F3		4-3		3-1			2B BB	4 1 1 1 1 0 0 0 0 0 0 0 0 0 0 0 0 0 0 0 0							
Al Woods, L OBP: 0.349, SLG: 0.389 (1, 7)		S 2B 1B		F7		CS 1B			L8-3 1B		1-3 2B	5 1 4 0 0 0 0							
Danny Ainge, R OBP: 0.304, SLG: 0.350 (1, 4)		F8		K		F9		K		K		5 0 0 0 0 3 6							
Luis Gomez, R OBP: 0.396, SLG: 0.458 (1, 5)		2B			1B 2B 1B	CS 1-2	6-3		L8-3 1-2		F8	5 1 2 1 0 0 4							
Rick Cerone, R OBP: 0.308, SLG: 0.298 (1, 2)		F8			2B 1B						1B	4 0 3 0 0 0 1							
Inning Stats	R: 0 H: 0 E: 0 LOB: 0 K: 0 BB: 0 S: 3 P: 3	R: 2 H: 3 E: 0 LOB: 1 K: 0 BB: 0 S: 6 P: 6	R: 0 H: 1 E: 0 LOB: 1 K: 0 BB: 0 S: 4 P: 4	R: 0 H: 0 E: 0 LOB: 0 K: 1 BB: 0 S: 5 P: 5	R: 1 H: 3 E: 0 LOB: 2 K: 2 BB: 0 S: 10 P: 10	R: 0 H: 1 E: 0 LOB: 0 K: 0 BB: 0 S: 3 P: 3	R: 0 H: 1 E: 0 LOB: 1 K: 1 BB: 0 S: 6 P: 6	R: 0 H: 0 E: 0 LOB: 0 K: 1 BB: 0 S: 5 P: 5	R: 0 H: 1 E: 0 LOB: 0 K: 1 BB: 0 S: 5 P: 5	R: 0 H: 1 E: 0 LOB: 1 K: 1 BB: 1 S: 6 P: 6	R: 0 H: 1 E: 0 LOB: 3 K: 1 BB: 1 S: 6 P: 10	1B: 7 SF: 0 2B: 5 SAC: 0 3B: 0 DP: 1 HR: 1 HBP: 0		WP: 0 PA: 45 PB: 1 SB: 1 CS: 1					
PITCHER	IP WLS BF H R ER SO BB IBB HBP BLK WP HR S P ERA WHIP																		
Steve Renko, R ERA: 3.22 (1, 1)	9.0	35	10	3	3	6	0	0	0	0	0	0	0	0	1	47	47	3.00	1.111
Dick Drago, R ERA: 2.74 (10, 1)	2.0	9	2	0	0	2	1	0	0	0	0	0	0	0	0	12	16	0.00	1.500

livebaseballscorecards.com

AB	43
R	3
H	12
RBI	3
BB	1
SO	8
LOB	23




Batter	1	2	3	4	5	6	7	8	9	AB R H RBI BB SO LOB	TOP	
Alfredo Griffin, S (1, 6) OBP: 0.340, SLG: 0.349	4-0 FC4-6 BB E BB		0-0 F5		0-0 6-3			0-0 6-3		3 1 0 0 1 0 0		
Luis Gomez, R (1, 5) OBP: 0.385, SLG: 0.431	4-0 FC4-6 BB		0-3 K			0-0 1-3-1		0-0 1-3		3 0 0 0 1 1 0		
Rick Bosetti, R (1, 8) OBP: 0.279, SLG: 0.346	0-0 FC4-6 BB E 2B 1-2f 2-3		0-0 5-3			0-0 4-3			0-3 K	4 1 0 0 0 1 2		
Rico Carty, R (1, 10) OBP: 0.347, SLG: 0.400	0-0 L5			0-0 F9 2B		0-0 1B			0-0 HR 1B	4 1 3 0 0 0 1		
John Mayberry, L (1, 3) OBP: 0.379, SLG: 0.506	0-0 2B			0-0 F8		0-3 K			0-0 HR	4 1 2 3 0 1 2		
Al Woods, L (1, 7) OBP: 0.343, SLG: 0.381	0-0 6-3			0-0 F9			0-0 F2		0-0 F8	4 0 0 0 0 0 2		
Rick Cerone, R (1, 2) OBP: 0.302, SLG: 0.292		0-0 F8		0-0 B5-3		0-3 K			0-0 6-3	4 0 0 0 0 1 1		
Danny Ainge, R (1, 4) OBP: 0.297, SLG: 0.341		0-0 1-3			0-3 K		0-0 1-3			3 0 0 0 0 1 0		
Joe Cannon, L (1, 9) OBP: 0.038, SLG: 0.038		0-3 K			0-0 P8			0-0 3-1		3 0 0 0 0 1 0		
Inning Stats	R: 2 H: 1 E: 1 LOB: 1 K: 0 BB: 2 S: 4 P: 12	R: 0 H: 0 E: 0 LOB: 0 K: 1 BB: 0 S: 5 P: 5	R: 0 H: 0 E: 0 LOB: 0 K: 1 BB: 0 S: 5 P: 5	R: 0 H: 1 E: 0 LOB: 1 K: 0 BB: 0 S: 4 P: 4	R: 0 H: 0 E: 0 LOB: 0 K: 1 BB: 0 S: 5 P: 5	R: 0 H: 1 E: 0 LOB: 1 K: 1 BB: 0 S: 6 P: 6	R: 0 H: 0 E: 0 LOB: 0 K: 1 BB: 0 S: 5 P: 5	R: 0 H: 0 E: 0 LOB: 0 K: 0 BB: 0 S: 3 P: 3	R: 2 H: 2 E: 0 LOB: 0 K: 1 BB: 0 S: 7 P: 7	1B: 2 SF: 0 2B: 2 SAC: 0 3B: 0 DP: 0 HR: 1 HBP: 0	WP: 0 PA: 34 PB: 0 SB: 0 CS: 0	
PITCHER Mike Torrez, R (1, 1) ERA: 4.66	IP WLS BF H R ER SO BB IBB HBP BLK WP HR S P ERA WHIP	9.0 W 34 5 4 3 6 2 0 0 0 0 0 1 44 52 3.00 0.778										

Toronto Blue Jays @ Boston Red Sox
Fenway Park, Boston, MA
Sun Jun 24 1979, 3:33 AM EDT
Att. 33,560 - Unknown - 74 F

livebaseballscorecards.com

AB	32
R	4
H	5
RBI	3
BB	2
SO	6
LOB	8



Batter	1	2	3	4	5	6	7	8	9	AB R H RBI BB SO LOB	TOP	
Jerry Remy, L (1, 4) OBP: 0.357, SLG: 0.354	0-0 F8	0-0 6-3			0-0 FC5-4		0-0 4-3			4 0 0 0 0 0 3		
Rick Burleson, R (1, 6) OBP: 0.320, SLG: 0.373	0-0 5-3		0-0 5-3		0-0 G1			0-0 1-3		4 0 0 0 0 0 1		
Fred Lynn, L (1, 8) OBP: 0.395, SLG: 0.624	0-0 4-3		0-0 F3			0-0 4-3		0-3 K		4 0 0 0 0 1 0		
Jim Rice, R (1, 7) OBP: 0.390, SLG: 0.585		0-0 1B WP 1B 1B	0-0 1-3			0-3 K		0-0 1B		4 1 2 0 0 1 0		
Carl Yastrzemski, L (1, 3) OBP: 0.395, SLG: 0.554		0-0 WP 1B 1B 1B		0-0 L7		0-0 HR		0-0 L8		4 2 2 1 0 0 1		
Bob Watson, R (1, 10) OBP: 0.326, SLG: 0.376		0-0 WP 1B 1B		0-0 5-3		0-0 4-3		4-0 BB		3 1 1 0 1 0 0		
Butch Hobson, R (1, 5) OBP: 0.296, SLG: 0.477		0-3 K		0-0 F5			0-0 1B		0-0 F9	4 0 1 0 0 1 4	AB 34 R 4 H 7 RBI 3 BB 2 SO 5 LOB 17	
Dwight Evans, R (1, 9) OBP: 0.358, SLG: 0.448		0-3 K			4-0 FC5-4 BB		0-0 F8		0-0 F6	3 0 0 0 1 1 5		
Gary Allenson, R (1, 2) OBP: 0.280, SLG: 0.318 Tom Poquette, L (9, PH) OBP: 0.279, SLG: 0.216		0-0 1B			0-0 B3		0-3 K		0-0 L7	3 0 1 2 0 1 2 1 0 0 0 0 0 1		
Inning Stats	R: 0 H: 0 E: 0 LOB: 0 K: 0 BB: 0 S: 3 P: 3	R: 3 H: 4 E: 0 LOB: 1 K: 2 BB: 0 S: 11 P: 11	R: 0 H: 0 E: 0 LOB: 0 K: 0 BB: 0 S: 3 P: 3	R: 0 H: 0 E: 0 LOB: 0 K: 0 BB: 0 S: 3 P: 3	R: 0 H: 0 E: 0 LOB: 1 K: 0 BB: 1 S: 3 P: 7	R: 1 H: 1 E: 0 LOB: 0 K: 1 BB: 0 S: 6 P: 6	R: 0 H: 1 E: 0 LOB: 1 K: 1 BB: 0 S: 6 P: 6	R: 0 H: 1 E: 0 LOB: 1 K: 1 BB: 0 S: 6 P: 6	R: 0 H: 0 E: 0 LOB: 1 K: 0 BB: 1 S: 3 P: 7	1B: 6 SF: 0 2B: 0 SAC: 0 3B: 0 DP: 0 HR: 1 HBP: 0	WP: 1 PA: 36 PB: 0 SB: 0 CS: 0	
PITCHER Jack Morris, R (1, 1) ERA: 3.81	IP WLS BF H R ER SO BB IBB HBP BLK WP HR S P ERA WHIP	9.0 W 36 7 4 4 5 2 0 0 0 1 1 44 52 4.00 1.000										

Boston Red Sox @ Detroit Tigers
Tiger Stadium, Detroit, MI
Tue Jun 26 1979, 7:05 PM EDT
Att. 36,247 - Unknown - 75 F

livebaseballscorecards.com

Batter	1	2	3	4	5	6	7	8	9
Ron LeFlore, R OBP: 0.371, SLG: 0.411 (1, 8)	0-0 1-3		0-3 K		0-0 6-3			0-0 4-3	
Rusty Staub, L OBP: 0.325, SLG: 0.385 (1, 10)	0-0 F8		0-0 F5			0-0 G3		0-0 F5	
Steve Kemp, L OBP: 0.438, SLG: 0.554 Lynn Jones, R OBP: 0.337, SLG: 0.352 (1, 7) (8, PR) (9, 7)	0-0 1B			0-0 G3 2B		0-0 G3		4-0 WP 1B BB	
Jason Thompson, L OBP: 0.369, SLG: 0.398 (1, 3)	0-3 K			0-0 G3 2-3		0-0 4-3		4-0 1-2 2-3 1B BB	
Lance Parrish, R OBP: 0.357, SLG: 0.463 (1, 2)		0-3 K		0-3 K		0-3 K		1-0 1-2 1B HBP	
Champ Summers, L OBP: 0.379, SLG: 0.425 (1, 9)		0-0 HR		4-0 BB		0-0 1B HR		0-0 1-3 2-H 3-H 1B 1B	
Aurelio Rodriguez, R OBP: 0.283, SLG: 0.360 (1, 5)		0-0 F7		0-0 F6		0-0 1-H HR		0-0 1-2 3-H 1B	
Alan Trammell, R OBP: 0.314, SLG: 0.323 (1, 6)		0-0 F9			0-0 F3		0-3 K	0-0 F8	
Dave Macherer, R OBP: 0.292, SLG: 0.273 (1, 4)			0-0 3-1		0-0 F4		0-0 F2		

Inning Stats	R: 0 E: 0 K: 1 S: 6	H: 1 LOB: 1 BB: 0 P: 6	R: 1 E: 0 K: 1 S: 6	H: 1 LOB: 0 BB: 0 P: 6	R: 0 E: 0 K: 1 S: 5	H: 0 LOB: 0 BB: 0 P: 5	R: 0 E: 0 K: 1 S: 6	H: 1 LOB: 2 BB: 1 P: 10	R: 0 E: 0 K: 0 S: 3	H: 0 LOB: 0 BB: 0 P: 3	R: 0 E: 0 K: 0 S: 3	H: 0 LOB: 0 BB: 0 P: 3	R: 2 E: 0 K: 2 S: 9	H: 2 LOB: 0 BB: 0 P: 9	R: 3 E: 0 K: 0 S: 5	H: 2 LOB: 2 BB: 2 P: 14
--------------	------------------------------	---------------------------------	------------------------------	---------------------------------	------------------------------	---------------------------------	------------------------------	----------------------------------	------------------------------	---------------------------------	------------------------------	---------------------------------	------------------------------	---------------------------------	------------------------------	----------------------------------

PITCHER	IP	WLS	BF	H	R	ER	SO	BB	IBB	HBP	BLK	WP	HR	S	P	ERA	WHIP
Dennis Eckersley, R ERA: 3.02	(1, 1)	7.1	28	5	3	3	6	1	0	0	0	0	2	39	43	3.68	0.818
Bill Campbell, R ERA: 3.58	(8, 1)	0.1	3	0	0	0	0	2	0	0	0	1	0	1	9	0.00	6.000
Dick Drago, R ERA: 2.93	(8, 1)	0.0	2	1	2	2	0	0	0	1	0	0	0	1	2	∞	∞
Bob Stanley, R ERA: 3.64	(8, 1)	0.1	2	1	1	1	0	0	0	0	0	0	0	2	2	27.00	3.000

BOTTOM

AB	R	H	RBI	BB	SO	LOB
4	0	0	0	0	1	0
4	0	0	0	0	0	0
3	0	2	0	1	0	0
0	1	0	0	0	0	0
3	1	0	0	1	1	2
3	1	0	0	0	3	1
3	2	3	3	1	0	0
4	1	2	3	0	0	2
4	0	0	0	0	1	2
3	0	0	0	0	0	0

AB 31
R 6
H 7
RBI 6
BB 3
SO 6
LOB 7

WP: 1 **PA: 35**
PB: 0
SB: 1
CS: 0

1B: 4 **SF: 0**
2B: 1 **SAC: 0**
3B: 0 **DP: 0**
HR: 2 **HBP: 1**

WP: 1 **PA: 35**
PB: 0
SB: 1
CS: 0

ERA **WHIP**

Boston Red Sox @ Detroit Tigers
Tiger Stadium, Detroit, MI
Tue Jun 26 1979, 7:05 PM EDT
Att: 36,247 - Unknown - 75 F

livebaseballscorecards.com



Batter	1	2	3	4	5	6	7	8	9	AB R H RBI BB SO LOB
Jerry Remy, L (1, 4) OBP: 0.354, SLG: 0.350	0-3 K		0-3 K			0-0 SH1-4		0-0 SH1-4	0-0 4-3	3 0 0 0 0 2 2
Rick Burleson, R (1, 6) OBP: 0.319, SLG: 0.370 Stan Papi, R (9, 6) OBP: 0.167, SLG: 0.292	0-0 F4			1-0 1B HBP		0-3 K		0-0 SF8		2 0 0 1 0 1 1 0 0 0 0 0 0 0
Fred Lynn, L (1, 8) OBP: 0.389, SLG: 0.615	0-0 L6			0-0 F7		0-0 F6		0-0 F8		4 0 0 0 0 0 3
Jim Rice, R (1, 7) OBP: 0.392, SLG: 0.587		0-3 K		0-0 1B		0-3 K			0-0 2B	4 1 2 0 0 2 0
Bob Watson, R (1, 10) OBP: 0.333, SLG: 0.374		4-0 BB		0-0 L6		4-0 WP BB			4-0 2B SF7 BB	1 1 0 0 3 0 1
Carl Yastrzemski, L (1, 3) OBP: 0.390, SLG: 0.545		0-3 K		0-0 1-3		0-3 K			0-0 L4	4 0 0 0 0 2 4
Butch Hobson, R (1, 5) OBP: 0.295, SLG: 0.478		0-3 K		0-0 F7		0-0 5-3			0-0 2B	4 0 1 1 0 1 2
Dwight Evans, R (1, 9) OBP: 0.360, SLG: 0.447			0-0 F3		0-0 L8			0-0 SH1-4 SF8 SH 1B	4-0 IBB	3 1 1 0 1 0 0
Gary Allenson, R (1, 2) OBP: 0.283, SLG: 0.327 Tom Poquette, L (9, PH) OBP: 0.274, SLG: 0.216 Mike O'Berry, R (9, 2) OBP: 0.267, SLG: 0.385			0-0 4-3			0-0 SH1-4 2B		0-0 SH SH1-4	0-0 SF7	2 0 1 0 0 0 0 0 0 0 1 0 0 0 0 0 0 0 0 0 0

Boston Red Sox @ Detroit Tigers
Tiger Stadium, Detroit, MI
Wed Jun 27 1979, 7:05 PM EDT
Att. 32,381 - Unknown - 78 F

livebaseballscorecards.com

AB	27
R	3
H	5
RBI	3
BB	4
SO	8
LOB	13



Inning Stats	R: 0 E: 0 K: 1 S: 5	H: 0 LOB: 0 BB: 0 P: 5	R: 0 E: 0 K: 3 S: 9	H: 0 LOB: 1 BB: 1 P: 13	R: 0 E: 0 K: 1 S: 5	H: 0 LOB: 0 BB: 0 P: 5	R: 0 E: 0 K: 0 S: 3	H: 1 LOB: 1 BB: 0 P: 4	R: 0 E: 0 K: 0 S: 3	H: 0 LOB: 0 BB: 0 P: 3	R: 0 E: 0 K: 1 S: 6	H: 1 LOB: 1 BB: 0 P: 6	R: 0 E: 0 K: 2 S: 7	H: 0 LOB: 1 BB: 1 P: 11	R: 1 E: 0 K: 0 S: 5	H: 1 LOB: 1 BB: 0 P: 5	R: 2 E: 0 K: 0 S: 5	H: 2 LOB: 2 BB: 2 P: 13	1B: 2 2B: 3 3B: 0 HR: 0	SF: 2 SAC: 3 DP: 0 HBP: 1	WP: 1 PB: 0 SB: 1 CS: 0	PA: 37
--------------	------------------------------	---------------------------------	------------------------------	----------------------------------	------------------------------	---------------------------------	------------------------------	---------------------------------	------------------------------	---------------------------------	------------------------------	---------------------------------	------------------------------	----------------------------------	------------------------------	---------------------------------	------------------------------	----------------------------------	----------------------------------	------------------------------------	----------------------------------	--------

PITCHER	IP	WLS	BF	H	R	ER	SO	BB	IBB	HBP	BLK	WP	HR	S	P	ERA	WHIP
Pat Underwood, L (1, 1) ERA: 3.62	7.1		28	3	1	1	8	2	0	1	0	1	0	41	50	1.23	0.682
Dave Tobik, R (8, 1) ERA: 3.28	1.0	L	6	2	2	2	0	1	0	0	0	0	0	5	9	18.00	3.000
Milt Wilcox, R (9, 1) ERA: 5.57	0.2		3	0	0	0	0	0	1	0	0	0	0	2	6	0.00	0.000

PITCHER	IP	WLS	BF	H	R	ER	SO	BB	IBB	HBP	BLK	WP	HR	S	P	ERA	WHIP
---------	----	-----	----	---	---	----	----	----	-----	-----	-----	----	----	---	---	-----	------

Batter	1	2	3	4	5	6	7	8	9	AB	R	H	RBI	BB	SO	LOB
Ron LeFlore, R OBP: 0.373, SLG: 0.410 (1, 8)	0-0 L4-3 1B		0-0 PO 1-2	0-3 K	4-0 1-2 BB		0-0 6-3			3	0	1	0	1	1	1
Rusty Staub, L OBP: 0.324, SLG: 0.388 (1, 10)	0-0 L4-3 1-2			0-0 BB 2B	0-0 3-1			0-0 F7		4	0	1	0	0	0	3
Steve Kemp, L OBP: 0.439, SLG: 0.551 (1, 7)	0-0 4-3			4-0 BB BB		0-0 G4-6-3 1B		0-0 2-3		3	0	1	0	1	0	0
Jason Thompson, L OBP: 0.364, SLG: 0.391 (1, 3)		0-0 3-1		0-0 F9	0-0 F9			0-3 K		4	0	0	0	0	1	3
Lance Parrish, R OBP: 0.355, SLG: 0.457 (1, 2)		0-0 F5		4-0 1-2 2-3 BB		0-0 G4-6-3 1-2f		0-0 F7		3	0	0	0	1	0	1
Champ Summers, L OBP: 0.376, SLG: 0.443 (1, 9)		0-0 3-1		0-3 K2-3			0-0 HR		0-0 F8	4	1	1	1	0	1	3
Aurelio Rodriguez, R OBP: 0.282, SLG: 0.358 (1, 5)			0-0 6-3		0-0 4-3		0-0 F9		0-0 E 1B 1B	4	0	1	0	0	0	0
Alan Trammell, R OBP: 0.319, SLG: 0.328 (1, 6)			0-0 E9 FC6 1B		0-0 5-3		0-0 FC1-6 1B		0-0 E2 1B 1B	3	0	2	0	0	0	0
John Wockenfuss, R (9, PH) OBP: 0.297, SLG: 0.464									1-3 1B	1	0	1	0	0	0	0
Dave Machemer, R OBP: 0.296, SLG: 0.250 (1, 4)			0-0 FC6 PO 2-3		4-0 BB BB		0-0 FC1-6 1-2f		0-0 F7	2	0	0	0	1	0	2
Mark Wagner, R OBP: 0.352, SLG: 0.354 (8, 4)										0	0	0	0	0	0	0
Jerry Morales, R OBP: 0.278, SLG: 0.435 (9, PH)										1	0	0	0	0	0	2

Inning Stats	R: 0	H: 1	E: 0	LOB: 0	K: 0	S: 3	P: 3	R: 0	H: 0	E: 0	LOB: 0	K: 0	S: 3	R: 0	H: 1	E: 1	LOB: 0	K: 0	S: 3	R: 0	H: 1	E: 0	LOB: 3	K: 2	S: 8	R: 0	H: 0	E: 0	LOB: 2	K: 0	S: 3	R: 0	H: 1	E: 0	LOB: 0	K: 0	S: 3	R: 1	H: 2	E: 0	LOB: 1	K: 0	S: 5	R: 0	H: 0	E: 0	LOB: 0	K: 1	S: 5	R: 0	H: 2	E: 1	LOB: 2	K: 0	S: 5	1B: 6	SF: 0	2B: 2	SAC: 0	3B: 0	DP: 2	HR: 1	HBP: 0	WP: 0	PA: 37
--------------	------	------	------	--------	------	------	------	------	------	------	--------	------	------	------	------	------	--------	------	------	------	------	------	--------	------	------	------	------	------	--------	------	------	------	------	------	--------	------	------	------	------	------	--------	------	------	------	------	------	--------	------	------	------	------	------	--------	------	------	-------	-------	-------	--------	-------	-------	-------	--------	-------	--------

PITCHER	IP	WLS	BF	H	R	ER	SO	BB	IBB	HBP	BLK	WP	HR	S	P	ERA	WHIP
Joel Finch, R ERA: 2.65 (1, 1)	6.1		26	6	1	1	2	4	0	0	0	0	1	26	42	1.42	1.579
Bob Stanley, R ERA: 3.55 (7, 1)	2.2	W	10	2	0	0	1	0	0	0	0	0	0	12	12	0.00	0.750

BOTTOM

Boston Red Sox @ Detroit Tigers
Tiger Stadium, Detroit, MI
Wed Jun 27 1979, 7:05 PM EDT
Att: 32,381 - Unknown - 78 F

AB	32
R	1
H	8
RBI	1
BB	4
SO	3
LOB	15



PITCHER	IP	WLS	BF	H	R	ER	SO	BB	IBB	HBP	BLK	WP	HR	S	P	ERA	WHIP
---------	----	-----	----	---	---	----	----	----	-----	-----	-----	----	----	---	---	-----	------

Batter	1	2	3	4	5	6	7	8	9	AB R H RBI BB SO LOB	TOP											
Jerry Remy, L (1, 4) OBP: 0.356, SLG: 0.350	0-0 F8		4-0 CS BB			0-0 F8	0-0 1B			3 0 1 2 1 0 0	Boston Red Sox @ Detroit Tigers Tiger Stadium, Detroit, MI Thu Jun 28 1979, 7:05 PM EDT Att. 32,755 - Unknown											
Rick Burleson, R (1, 6) OBP: 0.318, SLG: 0.368	0-0 F8		0-0 CS 1-2	0-0 F9		0-0 2B 1B	0-0 5-3			4 1 1 0 0 0 1												
Fred Lynn, L (1, 8) OBP: 0.391, SLG: 0.617	0-0 3-1			0-0 FC5-4 1B		0-0 1-3 1-H 2B		0-3 K		4 0 2 1 0 1 0												
Jim Rice, R (1, 7)		0-0 5-3		0-0 FC5-4 BB 1-2f		0-0 1-3 2-3		0-0 6-3		4 0 0 0 0 0 2												
Carl Yastrzemski, L (1, 3) OBP: 0.391, SLG: 0.541		4-0 BB		4-0 BB 1-2		0-3 K		0-0 5-3		2 0 0 0 2 1 1												
Bob Watson, R (1, 10) OBP: 0.336, SLG: 0.373		0-3 K		0-0 5-3			0-0 WP 1B 1B		H 1-0 HBP	3 1 1 0 0 1 3												
Butch Hobson, R (1, 5) OBP: 0.290, SLG: 0.468		0-0 F6			0-0 F8		0-0 F6		0-0 F2	4 0 0 0 0 0 3												
Dwight Evans, R (1, 9) OBP: 0.363, SLG: 0.448			0-0 F8		0-0 G5-4-3 1B		0-0 WP 1B 1B		0-0 F8	4 1 2 0 0 0 1												
Gary Allenson, R (1, 2) OBP: 0.280, SLG: 0.322			0-0 5-3		0-0 G5-4-3		0-3 K		0-0 1-3	2 0 0 0 0 0 1												
Carlton Fisk, R (7, PH) OBP: 0.339, SLG: 0.476										1 0 0 0 0 1 2												
Mike O'Berry, R (7, 2) OBP: 0.267, SLG: 0.385										0 0 0 0 0 0 0												
Tom Poquette, L (9, PH) OBP: 0.270, SLG: 0.212										1 0 0 0 0 0 1												
Inning Stats	R: 0 E: 0 K: 0 S: 3	H: 0 LOB: 0 BB: 0 P: 3	R: 0 E: 0 K: 1 S: 5	H: 0 LOB: 1 BB: 1 P: 9	R: 0 E: 0 K: 0 S: 2	H: 0 LOB: 0 BB: 1 P: 6	R: 0 E: 0 K: 0 S: 4	H: 1 LOB: 2 BB: 1 P: 8	R: 0 E: 0 K: 0 S: 3	H: 1 LOB: 0 BB: 0 P: 3	R: 1 E: 0 K: 1 S: 7	H: 2 LOB: 1 BB: 0 P: 7	R: 2 E: 0 K: 1 S: 8	H: 3 LOB: 1 BB: 0 P: 8	R: 0 E: 0 K: 1 S: 5	H: 0 LOB: 0 BB: 0 P: 5	R: 0 E: 0 K: 0 S: 3	H: 0 LOB: 1 BB: 0 P: 4	1B: 6 2B: 1 3B: 0 HR: 0	SF: 0 SAC: 0 DP: 1 HBP: 1	WP: 1 PB: 0 SB: 0 CS: 1	PA: 37
PITCHER	IP WLS BF H R ER SO BB IBB HBP BLK WP HR S P ERA WHIP																					
Jack Billingham, R (1, 1) ERA: 3.16	7.0 W 29 7 3 3 3 3 0 0 0 1 0 32 44 3.86 1.429																					
Aurelio Lopez, R (8, 1) ERA: 3.65	2.0 S 7 0 0 0 1 0 0 1 0 0 0 8 9 0.00 0.000																					

livebaseballscorecards.com

AB	32
R	3
H	7
RBI	3
BB	3
SO	4
LOB	15



Batter	1	2	3	4	5	6	7	8	9	AB	R	H	RBI	BB	SO	LOB
Ron LeFlore, R OBP: 0.368, SLG: 0.404 (1, 8)	0-0 F9		0-0 F9	0-0 4-3		0-0 6-3				4	0	0	0	0	0	3
Rusty Staub, L OBP: 0.318, SLG: 0.380 (1, 10)	0-0 F8		0-0 F7		0-0 3-1	0-3 K				4	0	0	0	0	1	1
Steve Kemp, L OBP: 0.433, SLG: 0.543 (1, 7)	0-3 K		0-3 K		0-0 4-3		0-0 6-3			4	0	0	0	0	2	0
Jason Thompson, L OBP: 0.370, SLG: 0.399 (1, 3)		0-0 FC6		4-0 1B	0-0 HR	0-3 K				3	3	2	0	1	1	0
Lance Parrish, R OBP: 0.358, SLG: 0.455 (1, 2)		0-0 F7		0-0 1B	4-0 HR	0-0 F8				3	2	1	0	1	0	1
Champ Summers, L OBP: 0.385, SLG: 0.474 (1, 9)		0-0 FC6		0-0 FC2-6	0-0 HR	0-0 4-3				4	1	3	3	0	0	0
Aurelio Rodriguez, R OBP: 0.282, SLG: 0.355 (1, 5)		0-0 FC6		0-0 FC2-6	0-3 K	0-0 F8				4	0	1	3	0	1	1
Alan Trammell, R OBP: 0.318, SLG: 0.327 (1, 6)		0-3 K		0-0 FC2-6		0-0 F7				4	0	1	0	0	1	4
Dave Macherer, R OBP: 0.276, SLG: 0.231 (1, 4)		0-0 5-3		0-0 F2		0-0 SH3-4				2	0	0	0	0	0	4
Mark Wagner, R OBP: 0.352, SLG: 0.354 (7, 4)										0	0	0	0	0	0	0

Inning Stats	R: 0	H: 0	E: 0	K: 1	S: 5	LOB: 0	BB: 0	P: 5
	R: 1	H: 2	E: 0	K: 1	S: 8	LOB: 2	BB: 0	P: 8
	R: 0	H: 0	E: 0	K: 1	S: 5	LOB: 0	BB: 0	P: 5
	R: 2	H: 3	E: 0	K: 0	S: 6	LOB: 2	BB: 1	P: 10
	R: 3	H: 2	E: 0	K: 1	S: 7	LOB: 0	BB: 1	P: 11
	R: 0	H: 1	E: 0	K: 1	S: 6	LOB: 1	BB: 0	P: 6
	R: 0	H: 0	E: 0	K: 1	S: 5	LOB: 0	BB: 0	P: 5
	R: 0	H: 0	E: 0	K: 0	S: 3	LOB: 0	BB: 0	P: 3

PITCHER	IP	WLS	BF	H	R	ER	SO	BB	IBB	HBP	BLK	WP	HR	S	P	ERA	WHIP
Steve Renko, R ERA: 3.63 (1, 1)	5.0	L	25	7	6	6	4	2	0	0	0	0	1	31	39	10.80	1.800
Bill Campbell, R ERA: 3.34 (6, 1)	2.0		7	1	0	0	2	0	0	0	0	0	0	11	11	0.00	0.500
Tom Burgmeier, L ERA: 1.62 (8, 1)	1.0		3	0	0	0	0	0	0	0	0	0	0	3	3	0.00	0.000

BOTTOM

Boston Red Sox @ Detroit Tigers
Tiger Stadium, Detroit, MI
Thu Jun 28 1979, 7:05 PM EDT
Att. 32,755 - Unknown

AB	32
R	6
H	8
RBI	6
BB	2
SO	6
LOB	14

1B	2B	3B	HR	SF	SAC	DP	HBP	WP	PA
6	1	0	1	0	0	0	0	0	35

Batter	1	2	3	4	5	6	7	8	9	10	11	12	13	AB R H RBI BB SO LOB	TOP														
Rick Burleson, R (1, 6) OBP: 0.321, SLG: 0.375	0-3 K		0-3 K			0-0 CS 1B		0-0 1B 1B		0-0 G6-4-3			0-0 1B 2B	6 1 3 0 0 2 2	Boston Red Sox @ New York Yankees Yankee Stadium, Bronx, NY Fri Jun 29 1979, 7:05 PM EDT Att: 53,306 - Unknown - 69 F livebaseballscorecards.com														
Larry Wolfe, R (1, 4) OBP: 0.396, SLG: 0.439 Jerry Remy, L (8, PR) OBP: 0.357, SLG: 0.351	0-3 K			4-0 1B BB		0-0 F8		0-0 G3-6-3 1B		0-0 1-4-3			0-0 1B	3 0 1 1 1 1 1 2 0 1 1 0 0 0															
Fred Lynn, L (1, 8) OBP: 0.386, SLG: 0.607	0-3 K			0-0 1B G4-6-3		0-0 4-3		0-0 G3-6-3 1-2f		0-0 F7			0-3 K	6 0 1 0 0 2 3															
Jim Rice, R (1, 7) OBP: 0.389, SLG: 0.586		0-3 K		0-3 K			0-0 F3		0-0 HR		0-0 FC6-4 1B		4-0 FC6-4 IBB	5 1 2 1 1 2 2															
Bob Watson, R (1, 10) OBP: 0.332, SLG: 0.372		0-0 F8		0-0 G4-6-3 1-2f			0-0 2B		0-0 1-3		0-0 FC6-4 1-2f		0-0 FC6-4 1-2f	6 0 1 0 0 0 5															
Carl Yastrzemski, L (1, 3) OBP: 0.391, SLG: 0.536		0-0 3-1			0-0 SH1-3 1B		0-3 K		0-0 3-4-1			4-0 G5-4-3 BB		4 0 1 0 1 1 1															
Butch Hobson, R (1, 5) OBP: 0.284, SLG: 0.459			0-0 F3		0-0 SH1-3 1-2		0-0 F8		0-0 5-3			0-0 F8		4 0 0 0 0 0 2															
Dwight Evans, R (1, 9) OBP: 0.356, SLG: 0.438			0-0 F4		0-0 5-3			0-3 K		0-0 F8		0-0 G5-4-3 1-2f		5 0 0 0 0 1 2															
Bob Montgomery, R (1, 2) OBP: 0.490, SLG: 0.578 Jim Dwyer, L (10, PR) OBP: 0.263, SLG: 0.343 Gary Allenson, R (10, 2) OBP: 0.278, SLG: 0.320			0-0 2B		0-3 K			0-0 1B 1B		0-0 G6-4-3 1B			0-0 F8	4 1 3 0 0 1 1 0 0 0 0 0 0 0 1 0 0 0 0 0 0															
Inning Stats	R: 0 E: 0 K: 3 S: 9	H: 0 LOB: 0 BB: 0 P: 9	R: 0 E: 0 K: 1 S: 5	H: 0 LOB: 0 BB: 0 P: 5	R: 0 E: 0 K: 1 S: 6	H: 1 LOB: 1 BB: 0 P: 6	R: 0 E: 0 K: 1 S: 5	H: 1 LOB: 1 BB: 1 P: 9	R: 0 E: 0 K: 0 S: 3	H: 1 LOB: 0 BB: 0 P: 3	R: 0 E: 0 K: 0 S: 6	H: 1 LOB: 1 BB: 0 P: 6	R: 1 E: 0 K: 1 S: 7	H: 3 LOB: 2 BB: 0 P: 7		R: 1 E: 0 K: 0 S: 4	H: 1 LOB: 0 BB: 0 P: 4	R: 0 E: 0 K: 0 S: 3	H: 1 LOB: 1 BB: 0 P: 3	R: 0 E: 0 K: 0 S: 4	H: 1 LOB: 1 BB: 0 P: 4	R: 0 E: 0 K: 0 S: 2	H: 0 LOB: 0 BB: 1 P: 6	R: 1 E: 0 K: 1 S: 7	H: 2 LOB: 2 BB: 1 P: 11	1B: 9 2B: 3 3B: 0 HR: 1	SF: 0 SAC: 1 DP: 4 HBP: 0	WP: 0 PB: 0 SB: 0 CS: 1	PA: 50
PITCHER	Ron Guidry, L (1, 1) ERA: 2.04 Ron Davis, R (9, 1) ERA: 2.48 Jim Kaat, L (11, 1) ERA: 2.84													PITCHER IP WLS BF H R ER SO BB IBB HBP BLK WP HR S P ERA WHIP 8.0 30 8 1 1 0 0 0 0 0 0 0 1 7 7 4.50 1.000 3.0 L 13 3 1 1 1 1 1 1 0 0 0 0 0 13 21 3.00 1.333															



Batter	1	2	3	4	5	6	7	8	9	10	11	12	13
Mickey Rivers, L (1, 8) OBP: 0.318, SLG: 0.415 Juan Beniquez, R (10, 8) OBP: 0.283, SLG: 0.405	0-0 L6		0-0 F7			0-0 F8		0-0 FC4-2		1-0 CS		0-0 F8	
Thurman Munson, R (1, 2) OBP: 0.345, SLG: 0.381	0-0 5-3			0-0 5-3		0-0 1B		0-0 1-3		0-3 K		0-0 5-3	
Bobby Murcer, L (1, 9) OBP: 0.372, SLG: 0.395	0-0 F7			0-0 L3		0-0 F8			0-0 1B	0-0 4-3		0-0 2B	
Lou Piniella, R (1, 7) OBP: 0.344, SLG: 0.453		0-0 5-3		0-0 1B			0-0 F7		0-0 1B		0-0 3-1	0-0 F9	
Reggie Jackson, L (1, 10) OBP: 0.368, SLG: 0.509		0-3 K			0-3 K		0-0 F8		0-3 K		0-0 F2		0-3 K
Graig Nettles, L (1, 5) OBP: 0.349, SLG: 0.439		0-3 K			0-0 G3		0-0 4-3		0-0 G3		4-0 3-1		0-0 3-1
Jim Spencer, L (1, 3) OBP: 0.335, SLG: 0.471			0-0 G3		0-0 G3			0-0 F9	0-0 G3		0-0 3-1		0-0 F6
Willie Randolph, R (1, 4) OBP: 0.361, SLG: 0.332		4-0 S		0-0 4-3		0-0 4-3		4-0 1B	4-0 BB		4-0 IBB		
Bucky Dent, R (1, 6) OBP: 0.307, SLG: 0.314 Roy White, S (8, PR) OBP: 0.256, SLG: 0.221 Fred Stanley, R (9, 6) OBP: 0.318, SLG: 0.250		0-3 K		0-3 K		0-0 1B		0-0 FC4-2	0-0 4-3		0-3 K		

AB	R	H	RBI	BB	SO	LOB
4	0	0	0	0	0	4
1	0	0	0	0	0	0
6	0	1	0	0	1	3
6	1	2	0	0	0	2
6	1	2	0	0	0	2
6	0	0	0	0	4	3
5	0	1	1	1	1	0
6	0	0	1	0	0	3
1	0	0	0	4	0	0
2	0	1	0	1	1	1
0	0	0	0	0	0	0
2	0	0	0	0	1	5

AB	R	H	RBI	BB	SO	LOB
45	2	7	2	6	8	23

WP	PA
0	52

Inning Stats	R	H	E	K	S	IP	WLS	BF	H	R	ER	SO	BB	IBB	HBP	BLK	WP	HR	S	P	ERA	WHIP
	0	0	0	0	3	8.1		33	5	2	0	5	3	0	0	0	0	0	40	52	0.00	0.960
	0	0	0	2	7	2.1		11	1	0	0	1	0	3	1	0	0	0	9	22	0.00	0.429
	0	0	0	2	7	2.1	W	8	1	0	0	2	0	0	0	0	0	0	12	12	0.00	0.429

1B	2B	3B	HR	SF	SAC	DP	HBP
6	2	0	0	0	1	1	1



Boston Red Sox @ New York Yankees
 Yankee Stadium, Bronx, NY
 Fri Jun 29 1979, 7:05 PM EDT
 Att: 53,306 - Unknown - 69 F

livebaseballscorecards.com

Batter	1	2	3	4	5	6	7	8	9	AB R H RBI BB SO LOB	TOP									
Jerry Remy, L (1, 4) OBP: 0.352, SLG: 0.346	0-0 B1-3		0-0 F8		0-0 F6			0-0 B3		4 0 0 0 0 0 0	<p>Boston Red Sox @ New York Yankees Yankee Stadium, Bronx, NY</p> <p>Sat Jun 30 1979, 3:33 AM EDT Att. 50,253 - Unknown - 72 F</p>									
Rick Burleson, R (1, 6) OBP: 0.317, SLG: 0.369	0-0 F3		0-0 F8		0-0 F9			0-0 6-3		4 0 0 0 0 0 0										
Fred Lynn, L (1, 8) OBP: 0.381, SLG: 0.598	0-3 K		0-0 F7					0-0 F8		4 0 0 0 0 1 0										
Jim Rice, R (1, 7) OBP: 0.387, SLG: 0.582		0-0 2B 1B		0-0 F6				0-0 5-3		4 1 1 0 0 0 0										
Carl Yastrzemski, L (1, 3) OBP: 0.396, SLG: 0.555		0-0 1B 2B		0-0 2B 1B				0-0 HR		4 2 3 1 0 0 0										
Bob Watson, R (1, 10) OBP: 0.339, SLG: 0.384		0-0 1B		0-0 F7				0-0 G3-6-3 1B		4 0 3 2 0 0 1										
Jim Dwyer, L (9, PR) OBP: 0.263, SLG: 0.343		2-H 3-H 1B					0-0 3-1 2B			0 0 0 0 0 0 0										
Butch Hobson, R (1, 5) OBP: 0.285, SLG: 0.462		0-0 F3		0-0 1-3 2B			0-0 3-1			3 0 1 0 0 0 2										
Jack Brohamer, L (7, 5) OBP: 0.328, SLG: 0.362		0-0 F3		0-0 1-3 2B			0-0 2-3			1 0 0 0 0 0 1										
Dwight Evans, R (1, 9) OBP: 0.356, SLG: 0.435		0-3 K		0-0 6-3			4-0 BB G1-6-3			2 0 0 0 1 1 3										
Bob Montgomery, R (1, 2) OBP: 0.462, SLG: 0.542		0-0 4-3		0-0 1-6-3			0-0 G1-6-3			3 0 0 0 0 0 3										
Inning Stats	R: 0 E: 0 K: 1 S: 5	H: 0 LOB: 0 BB: 0 P: 5	R: 2 E: 0 K: 1 S: 8	H: 3 LOB: 1 BB: 0 P: 8	R: 0 E: 0 K: 0 S: 3	H: 0 LOB: 0 BB: 0 P: 3	R: 0 E: 0 K: 0 S: 5	H: 2 LOB: 2 BB: 0 P: 5	R: 0 E: 0 K: 0 S: 3	H: 0 LOB: 0 BB: 0 P: 3	R: 0 E: 0 K: 0 S: 3	H: 1 LOB: 1 BB: 1 P: 7	R: 0 E: 0 K: 0 S: 3	H: 0 LOB: 0 BB: 0 P: 3	R: 1 E: 0 K: 0 S: 4	H: 2 LOB: 1 BB: 0 P: 4	1B: 4 2B: 3 3B: 0 HR: 1	SF: 0 SAC: 0 DP: 2 HBP: 0	WP: 0 PB: 0 SB: 0 CS: 0	PA: 34
PITCHER Luis Tiant, R (1, 1) ERA: 3.99	IP 9.0 WLS L BF 34 H 8 R 3 ER 3 SO 2 BB 1 IBB 0 HBP 0 BLK 0 WP 0 HR 1 S 37 P 41 ERA 3.00 WHIP 1.000																			

livebaseballscorecards.com

AB	33
R	3
H	8
RBI	3
BB	1
SO	2
LOB	10



Batter	1	2	3	4	5	6	7	8	9	AB R H RBI BB SO LOB	TOP																									
Jerry Remy, L (1, 4) OBP: 0.354, SLG: 0.355 Butch Hobson, R (1, 5) OBP: 0.284, SLG: 0.458	0-0 4-2 3B		0-0 F9		0-0 F8	0-0 1B		0-0 F3		1 0 1 0 0 0 0 4 0 1 1 0 0 2																										
Rick Burleson, R (1, 6) OBP: 0.315, SLG: 0.370	0-0 4-2		0-0 PB 2B		0-0 4-3	0-3 K		0-0 1-3-1		5 0 1 0 0 1 3																										
Fred Lynn, L (1, 8) OBP: 0.382, SLG: 0.604	0-0 3-Hf F6		0-0 F8		0-0 HR		0-0 F4		4-0 FC5-4 BB	4 1 1 1 1 0 1																										
Jim Rice, R (1, 7) OBP: 0.388, SLG: 0.576		1-0 2B HBP	4-0 BB		0-0 F7		0-3 K		0-0 FC5-4	3 1 0 0 1 1 1																										
Carl Yastrzemski, L (1, 10) OBP: 0.393, SLG: 0.552		0-0 1-H 2B	0-3 K		0-0 F9		0-0 L4		0-0 G3	5 0 1 1 0 1 3																										
Bob Watson, R (1, 3) OBP: 0.345, SLG: 0.387 Jim Dwyer, L (8, PR) OBP: 0.263, SLG: 0.343		4-0 BB		0-3 K		0-0 BB 1B		0-0 BB 1B		3 1 2 0 1 1 0 0 0 0 0 0 0 0																										
Jack Brohamer, L (1, 5) OBP: 0.324, SLG: 0.403		0-0 F9		0-0 HR		0-0 L4		0-0 F9		4 1 1 1 0 0 4																										
Dwight Evans, R (1, 9) OBP: 0.358, SLG: 0.431		0-3 K		0-0 6-3		4-0 1B 1B BB		4-0 BB		2 1 0 0 2 1 2																										
Bob Montgomery, R (1, 2) OBP: 0.455, SLG: 0.529 Tom Poquette, L (8, PH) OBP: 0.270, SLG: 0.212 Carlton Fisk, R (8, PH) OBP: 0.336, SLG: 0.472 Gary Allenson, R (8, 2) OBP: 0.278, SLG: 0.320		0-0 F4		0-0 L5		0-0 1B 1B		0-0 F3		3 0 1 1 0 0 2 0 0 0 0 0 0 0 1 0 0 0 0 0 2 0 0 0 0 0 0 0																										
Inning Stats	R: 0 E: 0 K: 0 S: 3	H: 1 LOB: 0 BB: 0 P: 3	R: 1 E: 0 K: 1 S: 6	H: 1 LOB: 2 BB: 1 P: 11	R: 0 E: 0 K: 1 S: 6	H: 1 LOB: 2 BB: 1 P: 10	R: 1 E: 0 K: 1 S: 6	H: 1 LOB: 0 BB: 0 P: 6	R: 1 E: 0 K: 0 S: 4	H: 1 LOB: 0 BB: 0 P: 4	R: 2 E: 0 K: 1 S: 8	H: 3 LOB: 2 BB: 1 P: 12	R: 0 E: 0 K: 1 S: 5	H: 0 LOB: 0 BB: 0 P: 5	R: 0 E: 0 K: 0 S: 4	H: 1 LOB: 2 BB: 1 P: 8	R: 0 E: 0 K: 0 S: 3	H: 0 LOB: 1 BB: 1 P: 7	1B: 4 2B: 3 3B: 1 HR: 2	SF: 0 SAC: 0 DP: 1 HBP: 1	WP: 0 PB: 1 SB: 0 CS: 0	PA: 41														
PITCHER	IP WLS BF H R ER SO BB IBB HBP BLK WP HR S P ERA WHIP																																			
Catfish Hunter, R (1, 1) ERA: 5.49	5.2	W	26	6	5	5	3	3	0	1	0	0	2	28	41	7.94	1.588																			
Ron Davis, R (6, 1) ERA: 2.35	1.2	W	9	3	0	0	2	1	0	0	0	0	0	12	16	0.00	2.400																			
Jim Kaat, L (8, 1) ERA: 2.7	1.2	S	6	0	0	0	0	1	0	0	0	0	0	5	9	0.00	0.600																			

Boston Red Sox @ New York Yankees
 Yankee Stadium, Bronx, NY

Sun Jul 01 1979, 3:33 AM EDT
 Att. 51,246 - Unknown - 77 F

livebaseballscorecards.com

AB	35
R	5
H	9
RBI	5
BB	5
SO	5
LOB	20



Batter	1	2	3	4	5	6	7	8	9	AB R H RBI BB SO LOB	TOP
Rick Burleson, R OBP: 0.315, SLG: 0.368 (1, 6) X	0-0 L9 ①		0-0 PB 1B ①		0-0 E5 ③		0-3 K ③			4 0 1 0 0 1 1	
Larry Wolfe, R OBP: 0.366, SLG: 0.400 (1, 4) X	0-0 4-3 ②		0-0 6-3 ②			0-0 F9 ①		0-0 6-3 ①		4 0 0 1 0 0 1	
Fred Lynn, L OBP: 0.380, SLG: 0.597 (1, 8) X	0-0 4-3 ③		4-0 BB ③			0-0 6-3 ②		0-0 F9 ②		3 0 0 0 1 0 0	
Jim Rice, R OBP: 0.386, SLG: 0.578 (1, 7)		0-0 5-3 ①	0-0 L7 ③			0-0 E4 ③		0-0 3B ③		4 0 1 0 0 0 2	
Bob Watson, R OBP: 0.344, SLG: 0.385 (1, 3)		0-0 5-3 1B ①		0-0 5-3 ①		0-0 4-3 ③			0-0 F8 ①	4 0 1 0 0 0 1	
Carlton Fisk, R OBP: 0.325, SLG: 0.455 (1, 10) X	0-0 5-3 ②			0-0 F8 ②			0-0 G3 ①		0-0 F9 ②	4 0 0 0 0 0 1	
Butch Hobson, R OBP: 0.284, SLG: 0.452 (1, 5) X	0-0 F3 ③			0-0 6-3 ③			4-0 2B 6-3 BB ①		0-0 F9 ③	3 1 0 0 1 0 1	
Dwight Evans, R OBP: 0.357, SLG: 0.434 (1, 9)			0-0 4-3 ①		0-0 4-3 ①		0-0 1-3 2B ①			3 0 1 0 0 0 0	
Gary Allenson, R OBP: 0.279, SLG: 0.321 (1, 2) X			0-0 PB 1B 6-3 1B ①		0-0 L5 ②		0-0 6-3 ②			3 1 1 1 0 0 1	
Inning Stats	R: 0 H: 0 E: 0 LOB: 0 K: 0 BB: 0 S: 3 P: 3	R: 0 H: 1 E: 0 LOB: 1 K: 0 BB: 0 S: 4 P: 4	R: 1 H: 2 E: 0 LOB: 2 K: 0 BB: 1 S: 5 P: 9	R: 0 H: 0 E: 0 LOB: 0 K: 0 BB: 0 S: 3 P: 3	R: 0 H: 0 E: 1 LOB: 1 K: 0 BB: 0 S: 3 P: 3	R: 0 H: 0 E: 1 LOB: 1 K: 0 BB: 0 S: 4 P: 4	R: 1 H: 1 E: 0 LOB: 1 K: 1 BB: 1 S: 6 P: 10	R: 0 H: 1 E: 0 LOB: 1 K: 0 BB: 0 S: 3 P: 3	R: 0 H: 0 E: 0 LOB: 0 K: 0 BB: 0 S: 3 P: 3	1B: 3 SF: 0 2B: 1 SAC: 0 3B: 1 DP: 0 HR: 0 HBP: 0	WP: 0 PA: 34 PB: 1 SB: 0 CS: 0
PITCHER Tommy John, L (1, 1) ERA: 2.36	IP WLS BF H R ER SO BB IBB HBP BLK WP HR S P ERA WHIP										
	9.0 W 34 5 2 1 1 2 0 0 0 0 0 0 34 42 1.00 0.778										

Boston Red Sox @ New York Yankees
 Yankee Stadium, Bronx, NY
 Mon Jul 02 1979, 7:05 PM EDT
 Att. 51,211 - Unknown - 75 F

livebaseballscorecards.com

AB	32
R	2
H	5
RBI	2
BB	2
SO	1
LOB	8



Batter	1	2	3	4	5	6	7	8	9
Willie Randolph, R OBP: 0.359, SLG: 0.348 (1, 4)	0-0 F4		0-0 F8		0-0 4-3		0-0 1B 3B	0-0 1B	
Bobby Murcer, L OBP: 0.367, SLG: 0.387 (1, 8)	0-0 L7		0-0 2B 1B		0-0 G3		0-0 1B 1B	0-0 F8	
Thurman Munson, R OBP: 0.345, SLG: 0.387 (1, 2)	0-3 K		0-0 2B		0-0 6-3		0-0 1B 1B		
Reggie Jackson, L OBP: 0.366, SLG: 0.527 (1, 9)		0-0 3-1	0-3 K		0-0 HR		4-0 1B IBB		
Lou Piniella, R OBP: 0.349, SLG: 0.453 (1, 7)		0-0 BB 1B		0-0 F9		0-0 E1 G3 WP	0-0 1B 1B		
Graig Nettles, L OBP: 0.336, SLG: 0.421 (1, 5)		0-3 K		0-0 L4		0-0 G3	0-0 G3-6-1		
Chris Chambliss, L OBP: 0.301, SLG: 0.423 (1, 3)		4-0 BB		0-0 G3		0-0 G3		0-0 F8	
Jim Spencer, L OBP: 0.346, SLG: 0.514 (1, 10)		0-0 G3			0-0 HR		4-0 BB	0-0 L6	
Roy White, S OBP: 0.254, SLG: 0.248 (7, PR)									
Bucky Dent, R OBP: 0.308, SLG: 0.319 (1, 6)			0-0 L1		0-0 6-3		0-0 3B 1B	0-0 1B	

Inning Stats	R: 0	H: 0	E: 0	K: 1	S: 5	R: 0	H: 1	E: 0	K: 1	S: 6	R: 1	H: 2	E: 0	K: 1	S: 7	R: 0	H: 0	E: 0	K: 0	S: 3	R: 1	H: 1	E: 0	K: 0	S: 4	R: 1	H: 1	E: 1	K: 0	S: 5	R: 4	H: 5	E: 0	K: 0	S: 6	R: 0	H: 2	E: 0	K: 0	S: 5
	LOB: 0	BB: 0	BB: 5	LOB: 2	BB: 1	LOB: 1	BB: 1	LOB: 0	BB: 0	P: 10	LOB: 1	BB: 0	LOB: 0	BB: 0	P: 7	LOB: 0	BB: 0	LOB: 0	BB: 0	P: 3	LOB: 0	BB: 0	LOB: 1	BB: 0	P: 4	LOB: 2	BB: 2	P: 14	LOB: 2	BB: 0	P: 5	LOB: 2	BB: 0	P: 5	LOB: 2	BB: 0	P: 5			

PITCHER	IP	WLS	BF	H	R	ER	SO	BB	IBB	HBP	BLK	WP	HR	S	P	ERA	WHIP
Joel Finch, R ERA: 3.22 (1, 1)	5.1	L	23	5	3	3	3	1	0	0	0	0	2	28	32	5.06	1.125
Bill Campbell, R ERA: 3.82 (6, 1)	1.0		6	3	3	3	0	1	0	0	0	1	0	5	9	27.00	4.000
Dick Drago, R ERA: 2.98 (7, 1)	0.0		3	2	1	1	0	0	1	0	0	0	0	2	6	∞	∞
Tom Burgmeier, L ERA: 1.5 (7, 1)	1.2		6	2	0	0	0	0	0	0	0	0	0	6	6	0.00	1.200

AB R H RBI BB SO LOB

5	1	2	1	0	0	0
5	2	2	1	0	0	2
4	1	2	1	0	1	0
3	1	1	1	1	1	1
4	0	2	2	0	0	0
4	0	0	0	0	1	4
3	0	0	0	1	0	1
2	1	1	1	1	0	2
1	0	0	0	0	0	0
4	1	2	0	0	0	0

AB	35
R	7
H	12
RBI	7
BB	3
SO	3
LOB	10



WP	HR	S	P	ERA	WHIP
1	2	1	38		

Boston Red Sox @ New York Yankees
 Yankee Stadium, Bronx, NY
 Mon Jul 02 1979, 7:05 PM EDT
 Att: 51,211 - Unknown - 75 F

livebaseballscores.com

Batter	1	2	3	4	5	6	7	8	9	AB R H RBI BB SO LOB	TOP										
Willie Wilson, S (1, 7) OBP: 0.357, SLG: 0.448	0-0 G3			0-0 4-3		4-0 BB		0-3 K		3 0 0 0 1 1 1											
George Brett, L (1, 5) OBP: 0.386, SLG: 0.542	0-0 G3			0-0 2B		0-0 F9		0-0 BB 1B		4 0 2 0 0 0 1											
Amos Otis, R (1, 8) OBP: 0.392, SLG: 0.455	0-0 F8			0-0 F8		0-0 F8		0-0 F9		4 0 0 0 0 0 2											
Darrell Porter, L (1, 2) OBP: 0.429, SLG: 0.489		0-0 P6		0-0 P4		0-0 4-3		0-3 K		4 0 0 0 0 1 2											
Al Cowens, R (1, 9) OBP: 0.374, SLG: 0.468		0-0 1B		0-0 G6-4-3 1B		0-0 FC4-6 1B		4-0 1-2 BB		3 0 3 0 1 0 0											
George Scott, R (1, 3) OBP: 0.331, SLG: 0.395		0-0 6-3		0-0 G6-4-3 1-2f		0-0 FC4-6 1-2f		3-3 K		4 0 0 0 0 1 4											
Ralph LaCock, L (1, 10) OBP: 0.336, SLG: 0.375			0-0 1-3		0-0 F9		4-0 BB			2 0 0 0 1 0 0											
Frank White, R (1, 4) OBP: 0.325, SLG: 0.441			0-0 4-3		0-0 F8		0-3 K			3 0 0 0 0 1 1											
Freddie Patek, R (1, 6) OBP: 0.266, SLG: 0.276			0-3 K		0-0 F7		0-0 L4			3 0 0 0 0 1 1											
Inning Stats	R: 0 E: 0 K: 0 S: 3	H: 0 LOB: 0 BB: 0 P: 3	R: 0 E: 0 K: 0 S: 3	H: 1 LOB: 0 BB: 0 P: 3	R: 0 E: 0 K: 1 S: 5	H: 0 LOB: 0 BB: 0 P: 5	R: 0 E: 0 K: 0 S: 4	H: 1 LOB: 1 BB: 0 P: 4	R: 0 E: 0 K: 0 S: 3	H: 0 LOB: 1 BB: 1 P: 7	R: 0 E: 0 K: 0 S: 4	H: 1 LOB: 1 BB: 0 P: 4	R: 0 E: 0 K: 2 S: 7	H: 0 LOB: 1 BB: 1 P: 11	R: 0 E: 0 K: 2 S: 8	H: 1 LOB: 2 BB: 1 P: 15	1B: 4 2B: 1 3B: 0 HR: 0	SF: 0 SAC: 0 DP: 1 HBP: 0	WP: 0 PB: 0 SB: 0 CS: 0	PA: 33	
PITCHER Steve Renko, R (1, 1) ERA: 3.31	IP: 9.0 WLS: W BF: 33 H: 5 R: 0 ER: 0 SO: 5 BB: 3 IBB: 0 HBP: 0 BLK: 0 WP: 0 HR: 0 S: 40 P: 55 ERA: 0.00 WHIP: 0.889																				

Kansas City Royals @ Boston Red Sox
 Fenway Park, Boston, MA
 Tue Jul 03 1979, 7:05 PM EDT
 Att. 34,814 - Unknown - 82 F

livebaseballscorecards.com

AB	30
R	0
H	5
RBI	0
BB	3
SO	5
LOB	12



Batter	1	2	3	4	5	6	7	8	9	AB R H RBI BB SO LOB
Rick Burleson, R OBP: 0.315, SLG: 0.367 (1, 6)	0-0 FC5-4 1B		0-0 6-3		0-0 4-3		0-0 G4-6-3 1-2f			4 0 1 1 0 0 2
Jack Brohamer, L OBP: 0.312, SLG: 0.386 (1, 4)	0-0 FC5-4 1B		0-0 6-3 2B		0-0 L8			0-0 F8		4 1 1 0 0 0 1
Fred Lynn, L OBP: 0.388, SLG: 0.621 (1, 8)	4-0 1B 1-2 5-3 BB		0-0 6-3 2-3		0-0 HR			0-0 6-3		3 2 1 1 1 0 1
Jim Rice, R OBP: 0.387, SLG: 0.573 (1, 7)	0-0 WP 1-3 2-H 5-3 1B		0-0 6-3		0-0 F9			0-0 1-3		4 0 1 1 0 0 1
Carlton Fisk, R OBP: 0.310, SLG: 0.429 (1, 10)	0-0 1-2 3-H 5-3			0-0 F5			0-0 F8		0-3 K	4 0 0 1 0 1 1
Bob Watson, R OBP: 0.345, SLG: 0.408 (1, 3)	0-0 2-3 6-3			0-0 4-3		0-0 F9		0-0 F9		4 0 0 0 0 0 1
Butch Hobson, R OBP: 0.292, SLG: 0.451 (1, 5)		0-0 CS 1B		0-0 5-3			4-0 FC1-6 BB		0-0 HR 1B	3 0 2 0 1 0 0 0 1 0 0 0 0 0
Jim Dwyer, L OBP: 0.263, SLG: 0.343 (9, PR)										
Dwight Evans, R OBP: 0.365, SLG: 0.470 (1, 9)		0-0 F8 1-2			0-0 1-3 4-3 2B		0-0 FC1-6 1B 1-2f		0-0 HR 1-H	4 2 2 2 0 0 2
Bob Montgomery, R OBP: 0.452, SLG: 0.526 (1, 2)		0-3 K			0-0 1-3 2-3		0-0 G4-6-3 1B			3 0 1 0 0 1 1


Inning Stats	R: 2	H: 2	E: 0	K: 5	LOB: 1	BB: 1	P: 9	R: 0	H: 1	E: 0	K: 5	LOB: 0	BB: 0	P: 5	R: 0	H: 1	E: 0	K: 4	LOB: 0	BB: 0	P: 4	R: 0	H: 0	E: 0	K: 3	LOB: 0	BB: 0	P: 3	R: 1	H: 1	E: 0	K: 4	LOB: 0	BB: 0	P: 4	R: 0	H: 1	E: 0	K: 3	LOB: 1	BB: 1	P: 7	R: 0	H: 0	E: 0	K: 3	LOB: 0	BB: 0	P: 3	R: 2	H: 2	E: 0	K: 6	LOB: 1	BB: 0	P: 6	1B: 5	SF: 0	2B: 2	SAC: 0	3B: 0	DP: 1	HR: 2	HBP: 0	WP: 1	PA: 35
--------------	------	------	------	------	--------	-------	------	------	------	------	------	--------	-------	------	------	------	------	------	--------	-------	------	------	------	------	------	--------	-------	------	------	------	------	------	--------	-------	------	------	------	------	------	--------	-------	------	------	------	------	------	--------	-------	------	------	------	------	------	--------	-------	------	-------	-------	-------	--------	-------	-------	-------	--------	-------	--------

PITCHER	IP	WLS	BF	H	R	ER	SO	BB	IBB	HBP	BLK	WP	HR	S	P	ERA	WHIP
Dennis Leonard, R ERA: 3.9 (1, 1)	8.0		31	7	4	4	1	2	0	0	0	1	1	31	39	4.50	1.125
Al Hrabosky, L ERA: 4.61 (9, 1)	0.2	L	4	2	2	2	1	0	0	0	0	0	1	6	6	27.00	3.000


BOTTOM

Kansas City Royals @ Boston Red Sox
 Fenway Park, Boston, MA
 Wed Jul 04 1979, 7:05 PM EDT
 Att: 27,870 - Unknown - 70 F

AB	33
R	6
H	9
RBI	6
BB	2
SO	2
LOB	10



livebaseballscorecards.com

Batter	1	2	3	4	5	6	7	8	9	AB R H RBI BB SO LOB	TOP																
Willie Wilson, S (1, 7) OBP: 0.368, SLG: 0.456	0-0 1-3 2B 1B	0-3 K		0-0 L7			0-0 1B			4 1 2 0 0 1 3																	
George Brett, L (1, 5) OBP: 0.385, SLG: 0.538	0-0 1-3 1B	0-0 E9 1-H 3-H 2B			0-0 4-3		0-0 4-3			4 0 1 1 0 0 2																	
Amos Otis, R (1, 8) OBP: 0.385, SLG: 0.443	0-3 K	0-0 5-3			0-0 F8			0-0 1-3		4 0 0 0 0 1 2																	
Al Cowens, R (1, 9) OBP: 0.377, SLG: 0.470	0-0 3B 2B			0-0 F9		0-0 L7		0-0 1B 1B		4 1 2 1 0 0 0																	
Darrell Porter, L (1, 10) OBP: 0.431, SLG: 0.496	0-0 3B		H 1-0 G6-4-3 HBP		0-0 1B		0-0 1B	0-0 1-3 1B		3 0 3 1 0 0 0																	
George Scott, R (1, 3) OBP: 0.324, SLG: 0.386	0-0 5-3		0-0 G6-4-3 1-2f		0-0 G5-4-3		0-0 G4-6-3	0-0 1-2f		4 0 0 0 0 0 5																	
Frank White, R (1, 4) OBP: 0.318, SLG: 0.430		0-0 F8		0-0 CS 1B		0-3 K		0-0 6-3		3 0 1 0 0 1 0																	
Ralph LaCock, L (9, PH) OBP: 0.338, SLG: 0.370										1 0 0 0 0 0 0	AB 35 R 4 H 12 RBI 3 BB 0 SO 4 LOB 13																
John Wathan, R (1, 2) OBP: 0.277, SLG: 0.368		0-0 1B 2B		0-3 K 1-2			0-0 F7		0-0 F7	3 1 1 0 0 1 1																	
Jamie Quirk, L (9, PH) OBP: 0.375, SLG: 0.435										1 0 0 0 0 0 0																	
Todd Cruz, R (1, 6) OBP: 0.243, SLG: 0.313		0-0 2B E 1B		0-0 2B			0-0 F7		0-0 3-1	3 1 2 0 0 0 0																	
Steve Braun, L (9, PH) OBP: 0.373, SLG: 0.407										1 0 0 0 0 0 0																	
Inning Stats	R: 2 E: 0 K: 1 S: 8	H: 3 LOB: 1 BB: 0 P: 8	R: 2 E: 1 K: 1 S: 8	H: 3 LOB: 1 BB: 0 P: 8	R: 0 E: 0 K: 0 S: 2	H: 0 LOB: 0 BB: 0 P: 3	R: 0 E: 0 K: 1 S: 6	H: 2 LOB: 1 BB: 0 P: 6	R: 0 E: 0 K: 0 S: 3	H: 0 LOB: 0 BB: 0 P: 3	R: 0 E: 0 K: 1 S: 5	H: 1 LOB: 0 BB: 0 P: 5	R: 0 E: 0 K: 0 S: 4	H: 1 LOB: 1 BB: 0 P: 4	R: 0 E: 0 K: 0 S: 4	H: 2 LOB: 1 BB: 0 P: 4	R: 0 E: 0 K: 0 S: 3	H: 0 LOB: 0 BB: 0 P: 3	1B: 7 2B: 4 3B: 1 HR: 0	SF: 0 SAC: 0 DP: 3 HBP: 1	WP: 0 PB: 0 SB: 1 CS: 1	PA: 36					
PITCHER	IP WLS BF H R ER SO BB IBB HBP BLK WP HR S P ERA WHIP																										
Chuck Rainey, R (1, 1) ERA: 4.35	1.2		11	6	4	3	2	0	0	0	0	0	0	15	15	16.20	3.600										
Allen Ripley, R (2, 1) ERA:	5.1		18	4	0	0	2	0	0	1	0	0	0	21	22	0.00	0.750										
Bob Stanley, R (8, 1) ERA: 3.29	2.0	W	7	2	0	0	0	0	0	0	0	0	0	7	7	0.00	1.000										

Kansas City Royals @ Boston Red Sox
 Fenway Park, Boston, MA
 Thu Jul 05 1979, 3:33 AM EDT
 Att. 34,795 - Unknown - 68 F

livebaseballscorecards.com

Batter	1	2	3	4	5	6	7	8	9	AB R H RBI BB SO LOB	TOP		
Rick Burleson, R (1, 6) OBP: 0.315, SLG: 0.363	0-0 L5		0-0 F3		0-0 F9		0-0 1B		0-0 F3	5 0 1 0 0 0 3			
Larry Wolfe, R (1, 4) OBP: 0.339, SLG: 0.360 Tom Poquette, L (9, PH) OBP: 0.290, SLG: 0.214	0-3 K			0-0 5-3	0-0 G3		0-0 5-3		0-0 G3	4 0 0 0 0 1 1 1 0 0 0 0 0 3			
Fred Lynn, L (1, 8) OBP: 0.389, SLG: 0.614	0-0 1-3			4-0 HR BB		0-0 F7		0-3 K		3 1 0 0 1 1 0			
Jim Rice, R (1, 7) OBP: 0.389, SLG: 0.596		0-0 L6		0-0 HR		0-0 HR		0-3 K		4 2 2 3 0 1 0			
Bob Watson, R (1, 3) OBP: 0.352, SLG: 0.413		0-3 K		0-0 3-1 WP 1B		0-0 6-3		0-0 6-3		4 0 1 0 0 1 0			
Carlton Fisk, R (1, 2) OBP: 0.310, SLG: 0.426 Gary Allenson, R (7, 2) OBP: 0.262, SLG: 0.318		0-0 1B		0-0 E5 3-1 1-2		0-0 E5 FC6-4		4-0 1B 1B BB		3 0 1 0 0 0 1 0 0 0 0 0 1 0 0			
Butch Hobson, R (1, 5) OBP: 0.298, SLG: 0.457		0-0 6-3		0-0 3-1 1-2 2-3		0-0 FC6-4 1-2		0-0 F7		4 0 0 0 0 0 5			
Dwight Evans, R (1, 9) OBP: 0.364, SLG: 0.461			0-0 6-3	0-0 F6			0-0 6-3		0-0 1B 1-2 1B	4 0 1 0 0 0 2			
Stan Papi, R (1, 10) OBP: 0.148, SLG: 0.259 Carl Yastrzemski, L (9, PH) OBP: 0.397, SLG: 0.554 Jim Dwyer, L (9, PR) OBP: 0.263, SLG: 0.343			0-0 5-3		0-0 1-3		0-0 6-3		0-0 1B 1-2 2-3 1B	3 0 0 0 0 0 0 1 0 1 0 0 0 0 0 0 0 0 0 0 0			
Inning Stats	R: 0 H: 0 E: 0 LOB: 0 K: 1 BB: 0 S: 5 P: 5	R: 0 H: 1 E: 0 LOB: 1 K: 1 BB: 0 S: 6 P: 6	R: 0 H: 0 E: 0 LOB: 0 K: 0 BB: 0 S: 3 P: 3	R: 2 H: 2 E: 1 LOB: 2 K: 0 BB: 1 S: 6 P: 10	R: 0 H: 0 E: 0 LOB: 0 K: 0 BB: 0 S: 3 P: 3	R: 1 H: 1 E: 1 LOB: 1 K: 0 BB: 0 S: 5 P: 5	R: 0 H: 1 E: 0 LOB: 1 K: 0 BB: 0 S: 4 P: 4	R: 0 H: 0 E: 0 LOB: 0 K: 2 BB: 0 S: 7 P: 7	R: 0 H: 2 E: 0 LOB: 3 K: 0 BB: 1 S: 5 P: 9	1B: 5 SF: 0 2B: 0 SAC: 0 3B: 0 DP: 0 HR: 2 HBP: 0	WP: 1 PA: 38 PB: 0 SB: 0 CS: 0		
PITCHER	IP WLS BF H R ER SO BB IBB HBP BLK WP HR S P ERA WHIP											PITCHER	IP WLS BF H R ER SO BB IBB HBP BLK WP HR S P ERA WHIP
Floyd Bannister, L (1, 1) ERA: 4.52	8.0 W 33 5 3 3 4 2 0 0 0 1 2 39 47 3.38 0.875												
Randy Stein, R (9, 1) ERA: 2.7	0.1 2 1 0 0 0 0 0 0 0 0 0 2 2 0.00 3.000												
Byron McLaughlin, R (9, 1) ERA: 5.09	0.2 S 3 1 0 0 0 0 0 0 0 0 0 3 3 0.00 1.500												

Boston Red Sox @ Seattle Mariners
The Kingdom, Seattle, WA
Fri Jul 06 1979, 10:05 PM EDT
Att. 16,612 - Dome

livebaseballscorecards.com

AB 36
R 3
H 7
RBI 3
BB 2
SO 4
LOB 15



Batter	1	2	3	4	5	6	7	8	9	AB R H RBI BB SO LOB	TOP		
Rick Burleson, R (1, 6) OBP: 0.322, SLG: 0.374	0-0 6-3		4-0 HR BB		0-0 HR 1B	0-0 1B 2B		0-0 1B 2B		4 4 3 0 1 0 0	Boston Red Sox @ Seattle Mariners The Kingdom, Seattle, WA Sat Jul 07 1979, 10:05 PM EDT Att. 20,158 - Dome		
Jack Brohamer, L (1, 4) OBP: 0.333, SLG: 0.377	4-0 E 1B 2B BB		0-0 F5		0-0 HR 1B	0-0 2-H 1B		4-0 SF3 1B BB		3 2 2 1 2 0 1			
Fred Lynn, L (1, 8) OBP: 0.395, SLG: 0.636	0-3 K		0-0 1-H HR		0-0 1-H 2-H HR	4-0 FC6-4 BB		0-0 1-2 2-3 1B		4 2 3 5 1 1 1			
Jim Rice, R (1, 7) OBP: 0.392, SLG: 0.598	0-0 E4 1-3 2B 1B		0-0 1B		0-0 FC6-4 1B	0-0 FC6-4 1-2f		0-0 SF3		4 1 3 1 0 0 2			
Carl Yastrzemski, L (1, 10) OBP: 0.397, SLG: 0.553	0-0 1-H 3-H 2B		0-0 L7		0-0 F8		4-0 G6-4-3 BB	0-0 L3		4 0 1 2 1 0 4			
Bob Watson, R (1, 3) OBP: 0.349, SLG: 0.407	0-0 6-3		0-0 F9		0-3 K		0-0 G6-4-3 1-2f		4-0 S BB	4 0 0 0 1 1 4			
Carlton Fisk, R (1, 2) OBP: 0.301, SLG: 0.413		0-0 1-3		0-0 6-3	0-0 FC6-4 1-2f		0-0 F5		0-0 1-3 1-2	4 0 0 0 0 0 1 1 0 0 0 0 0 1			
Bob Montgomery, R (7, 2) OBP: 0.424, SLG: 0.492													
Butch Hobson, R (1, 5) OBP: 0.296, SLG: 0.464		0-0 6-3		0-3 K		0-0 F7		0-0 HR	0-3 K	5 1 1 1 0 2 1			
Dwight Evans, R (1, 9) OBP: 0.358, SLG: 0.452		0-0 F8		0-0 5-3		0-0 F8		0-3 K	0-0 F8	5 0 0 0 0 1 1			
Inning Stats	R: 2 E: 1 K: 1 S: 7 H: 2 LOB: 1 BB: 1 P: 11	R: 0 E: 0 K: 0 S: 3 H: 0 LOB: 0 BB: 0 P: 3	R: 2 E: 0 K: 0 S: 5 H: 2 LOB: 1 BB: 1 P: 9	R: 0 E: 0 K: 1 S: 5 H: 0 LOB: 0 BB: 0 P: 5	R: 3 E: 0 K: 1 S: 9 H: 4 LOB: 1 BB: 0 P: 9	R: 1 E: 0 K: 0 S: 5 H: 2 LOB: 2 BB: 1 P: 9	R: 0 E: 0 K: 0 S: 2 H: 0 LOB: 0 BB: 1 P: 6	R: 2 E: 0 K: 1 S: 8 H: 3 LOB: 2 BB: 1 P: 12	R: 0 E: 0 K: 1 S: 5 H: 0 LOB: 1 BB: 1 P: 9	1B: 7 2B: 3 3B: 0 HR: 3 SF: 1 SAC: 0 DP: 1 HBP: 0	WP: 0 PB: 0 SB: 1 CS: 0 PA: 45		
PITCHER	IP WLS BF H R ER SO BB IBB HBP BLK WP HR S P ERA WHIP											PITCHER	IP WLS BF H R ER SO BB IBB HBP BLK WP HR S P ERA WHIP
Mike Parrott, R (1, 1) ERA: 3.68	4.0 L 20 6 6 6 2 2 0 0 0 0 0 1 22 30 13.50 2.000												
Rob Dressler, R (5, 1) ERA: 6.11	1.2 10 4 2 2 1 1 0 0 0 0 0 1 11 15 10.80 3.000												
Randy Stein, R (6, 1) ERA: 5.4	1.2 7 2 2 2 1 1 0 0 0 0 0 1 8 12 10.80 1.800												
Joe Decker, R (8, 1) ERA: 4.28	1.2 8 1 0 0 1 2 0 0 0 0 0 0 8 16 0.00 1.800												

livebaseballscorecards.com



BOTTOM

Boston Red Sox @ Seattle Mariners
The Kingdom, Seattle, WA
Sat Jul 07 1979, 10:05 PM EDT
Att. 20,158 - Dome

livebaseballscorecards.com

AB 38
R 8
H 12
RBI 8
BB 3
SO 5
LOB 15



WP: 0 PA: 44
PB: 0
SB: 2
CS: 0

AB R H RBI BB SO LOB

5 1 1 1 0 0 0

4 2 3 1 1 0 0

4 1 2 2 0 0 1

3 1 1 0 1 0 1

5 0 2 1 0 1 5

5 1 1 2 0 2 2

2 1 1 0 0 0 0

1 0 0 0 1 0 1

2 0 0 0 0 0 1

2 0 0 0 0 1 3

1 0 0 0 0 0 1

2 1 1 1 0 1 0

2 0 0 0 0 0 0

1B: 5 SF: 1
2B: 3 SAC: 0
3B: 2 DP: 0
HR: 2 HBP: 2

Batter	1	2	3	4	5	6	7	8	9
Larry Milbourne, S OBP: 0.317, SLG: 0.356 (1, 4) (7, 6)	0-0 4-3 1B	0-0 S 1B		0-0 1-4-3		0-0 F9		0-0 F8	
Ruppert Jones, L OBP: 0.349, SLG: 0.486 (1, 8)	0-0 SF7 3B	4-0 1B 1B 1-2 BB		0-0 6-3		0-0 HR		0-0 2B	
Bruce Bochte, L OBP: 0.407, SLG: 0.508 (1, 3)	0-0 SF7 3-H	0-0 1B 1-2 2-H 1B			0-0 G3 HR 2B	0-0 L9		0-0 L7	
Willie Horton, R OBP: 0.340, SLG: 0.484 (1, 10)	1-0 HBP	0-0 1-2 2-3 1B			0-0 F9		0-0 6-3	4-0 3B BB	
Dan Meyer, L OBP: 0.353, SLG: 0.526 (1, 5)	0-0 L7	0-3 K			0-0 G3 2-3		0-0 S 1B	0-0 1-H 3B	
Leon Roberts, R OBP: 0.358, SLG: 0.445 (1, 7)		0-0 6-3	0-0 F3		0-0 HR 3-H		0-3 K	0-3 K	
Bob Stinson, S OBP: 0.353, SLG: 0.371 (1, 2)		0-0 2B 1B	0-0 6-3		4-0 BB		1-0 HBP	0-0 F9	
Tom Paciorek, R OBP: 0.364, SLG: 0.458 (5, PH) (6, 9)			0-0 F8	0-0 F8		0-3 K		0-0 6-3	
Joe Simpson, L OBP: 0.314, SLG: 0.386 (1, 9)									
Larry Cox, R OBP: 0.282, SLG: 0.319 (5, PH) (6, 2)									
Charlie Beamon, L OBP: 0.154, SLG: 0.231 (9, PH)									
Mario Mendoza, R OBP: 0.206, SLG: 0.241 (1, 6)		0-0 1B 1-H 2B		0-3 K		0-0 1-3		0-0 6-3	
Bill Stein, R OBP: 0.297, SLG: 0.307 (6, PH) (7, 4)									

Inning Stats	R: 1	H: 1	E: 0	K: 0	S: 4	LOB: 1	BB: 0	P: 5	R: 3	H: 5	E: 0	K: 1	S: 10	LOB: 3	BB: 1	P: 14	R: 0	H: 0	E: 0	K: 0	S: 3	LOB: 0	BB: 0	P: 3	R: 0	H: 0	E: 0	K: 1	S: 5	LOB: 0	BB: 0	P: 5	R: 2	H: 2	E: 0	K: 1	S: 7	LOB: 1	BB: 1	P: 11	R: 1	H: 1	E: 0	K: 0	S: 4	LOB: 0	BB: 0	P: 4	R: 0	H: 1	E: 0	K: 1	S: 6	LOB: 2	BB: 0	P: 7	R: 0	H: 1	E: 0	K: 0	S: 4	LOB: 1	BB: 0	P: 4	R: 1	H: 1	E: 0	K: 1	S: 6	LOB: 1	BB: 1	P: 10	1B: 5	SF: 1	2B: 3	SAC: 0	3B: 2	DP: 0	HR: 2	HBP: 2	WP: 0	PA: 44
--------------	------	------	------	------	------	--------	-------	------	------	------	------	------	-------	--------	-------	-------	------	------	------	------	------	--------	-------	------	------	------	------	------	------	--------	-------	------	------	------	------	------	------	--------	-------	-------	------	------	------	------	------	--------	-------	------	------	------	------	------	------	--------	-------	------	------	------	------	------	------	--------	-------	------	------	------	------	------	------	--------	-------	-------	-------	-------	-------	--------	-------	-------	-------	--------	-------	--------

PITCHER	IP	WLS	BF	H	R	ER	SO	BB	IBB	HBP	BLK	WP	HR	S	P	ERA	WHIP
Joel Finch, R ERA: 4.13 (1, 1)	1.2		9	3	3	3	0	0	0	0	0	0	0	8	9	16.20	1.800
Bob Stanley, R ERA: 3.37 (2, 1)	0.0		4	3	1	1	0	1	0	0	0	0	0	3	7	∞	∞
Tom Burgmeier, L ERA: 1.99 (2, 1)	4.1	W	17	3	3	3	3	1	0	0	0	0	0	2	26	6.23	0.923
Allen Ripley, R ERA: 1.06 (7, 1)	3.0	S	14	3	1	1	2	1	0	1	0	0	0	16	21	3.00	1.333

Batter	1	2	3	4	5	6	7	8	9	AB	R	H	RBI	BB	SO	LOB	TOP										
Rick Burleson, R (1, 6) OBP: 0.324, SLG: 0.379 Stan Papi, R (6, 6) OBP: 0.143, SLG: 0.250	0-0 BB 1B 2B	0-0 FC4-6 1B	0-0 L5		0-0 F9		0-0 F8			4	1	2	0	0	0	2											
Jack Brohamer, L (1, 4) OBP: 0.326, SLG: 0.366	0-3 K	0-0 FC4-6 CS 1-2f		0-0 1B 1B G3-6-1	0-0 4-3			0-0 F7		5	1	1	0	0	1	2											
Fred Lynn, L (1, 8) OBP: 0.397, SLG: 0.633 Tom Poquette, L (6, 8) OBP: 0.286, SLG: 0.211	4-0 1B BB HBP BB	0-3 K 1-2		0-0 G3-6-1 1B 1-2		0-0 F9		0-0 F8		3	1	1	0	1	1	1											
Jim Rice, R (1, 7) OBP: 0.389, SLG: 0.592	0-3 K		0-3 K	0-0 G3-6-1 1B 1-2 2-3		0-0 5-3		0-0 F9		5	0	1	0	0	2	2											
Carl Yastrzemski, L (1, 10) OBP: 0.394, SLG: 0.545	4-0 HBP 1B BB BB		0-0 6-3	0-0 G3-6-1 1-2f 2-3 3-H		0-3 K			0-0 F7	4	1	0	0	1	1	2											
Bob Watson, R (1, 3) OBP: 0.352, SLG: 0.422 Jim Dwyer, L (6, 3) OBP: 0.275, SLG: 0.333	0-0 BB HBP 1B		0-0 HR	0-3 K		0-0 4-3			4-0 S BB	3	1	2	2	0	1	1											
Carlton Fisk, R (1, 2) OBP: 0.316, SLG: 0.469 Bob Montgomery, R (5, 2) OBP: 0.426, SLG: 0.492	1-0 BB HBP		0-0 HR		0-0 HR		0-0 1B 1B		0-3 K	2	2	2	3	0	0	0											
Butch Hobson, R (1, 5) OBP: 0.300, SLG: 0.464 Larry Wolfe, R (6, 4) OBP: 0.328, SLG: 0.346	4-0 BB		0-0 1B 1B		0-0 6-3		0-0 F8		0-0 5-3	2	0	1	1	1	0	0											
Dwight Evans, R (1, 9) OBP: 0.363, SLG: 0.468	0-0 F5		0-0 1B		0-0 HR		0-0 1B			4	1	3	1	0	0	3											
Inning Stats	R: 3 E: 0 K: 2 S: 9	H: 2 LOB: 3 BB: 3 P: 22	R: 0 E: 0 K: 1 S: 5	H: 1 LOB: 1 BB: 0 P: 5	R: 2 E: 0 K: 1 S: 9	H: 4 LOB: 2 BB: 0 P: 9	R: 1 E: 0 K: 1 S: 7	H: 3 LOB: 1 BB: 0 P: 7	R: 2 E: 0 K: 0 S: 5	H: 2 LOB: 0 BB: 0 P: 5	R: 0 E: 0 K: 1 S: 5	H: 0 LOB: 0 BB: 0 P: 5	R: 0 E: 0 K: 0 S: 5	H: 2 LOB: 2 BB: 0 P: 5	R: 0 E: 0 K: 0 S: 3	H: 0 LOB: 0 BB: 0 P: 3	R: 0 E: 0 K: 1 S: 5	H: 0 LOB: 1 BB: 1 P: 9	1B: 9 2B: 2 3B: 0 HR: 4	SF: 0 SAC: 0 DP: 2 HBP: 1	WP: 0 PB: 0 SB: 1 CS: 1	PA: 44					
PITCHER	IP	WLS	BF	H	R	ER	SO	BB	IBB	HBP	BLK	WP	HR	S	P	ERA	WHIP										
Byron McLaughlin, R (1, 1) ERA: 5.61	2.2	L	16	5	5	5	4	3	0	1	0	0	2	20	33	16.88	3.000										
Glenn Abbott, R (3, 1) ERA: 5.15	1.2		11	7	3	3	1	0	0	0	0	0	2	13	13	16.20	4.200										
John Montague, R (5, 1) ERA: 4.74	4.2		17	2	0	0	2	1	0	0	0	0	0	20	24	0.00	0.643										

Boston Red Sox @ Seattle Mariners
The Kingdom, Seattle, WA
Sun Jul 08 1979, 10:05 PM EDT
Att. 26,450 - Dome

livebaseballscorecards.com

AB	39
R	8
H	14
RBI	7
BB	4
SO	7
LOB	18



Batter	1	2	3	4	5	6	7	8	9
Rick Miller, L OBP: 0.375, SLG: 0.366 (1, 8)	4-0 1B BB	0-0 SH2-4 1-2			0-0 F8 WP 1B	0-0 4-3		4-0 BB BB	
Carney Lansford, R OBP: 0.361, SLG: 0.470 (1, 5)	0-3 K	0-3 K			0-0 SH1-3 1-2		0-0 1B 2B	0-0 1-3	
Dan Ford, R OBP: 0.345, SLG: 0.442 (1, 9)	0-3 K	0-0 6-3			0-0 F8 2-3		0-3 K		
Don Baylor, R OBP: 0.380, SLG: 0.545 (1, 10)	0-0 BB 1B				0-0 F8 BB		0-0 FC5 BB 1B		
Willie Aikens, L OBP: 0.374, SLG: 0.507 (1, 3)	4-0 1B BB				0-0 F8 BB		0-3 K		
Brian Downing, R OBP: 0.424, SLG: 0.519 (1, 2)	4-0 1B BB				0-0 F3		0-0 HR	4-0 1-2 BB	
Joe Rudi, R OBP: 0.304, SLG: 0.367 (1, 7)	0-0 FC6-4 1B				0-0 F7		0-0 5-3 1B	0-0 FC5 2-3f	
Bobby Grich, R OBP: 0.376, SLG: 0.568 (1, 4)	0-0 FC6-4 1-2f				0-0 5-3		0-0 5-3	0-0 6-3	
Jim Anderson, R OBP: 0.333, SLG: 0.382 (1, 6)		0-0 SH2-4 1B			0-0 F8		0-0 6-3	0-0 F9	

Inning Stats	R: 3	H: 2	E: 0	K: 2	S: 9	LOB: 2	BB: 3	P: 21	R: 0	H: 1	E: 0	K: 1	S: 6	LOB: 1	BB: 0	P: 6	R: 0	H: 0	E: 0	K: 0	S: 3	LOB: 0	BB: 0	P: 3	R: 0	H: 0	E: 0	K: 0	S: 3	LOB: 0	BB: 0	P: 3	R: 1	H: 1	E: 0	K: 0	S: 4	LOB: 1	BB: 1	P: 8	R: 1	H: 2	E: 0	K: 0	S: 5	LOB: 1	BB: 0	P: 5	R: 1	H: 2	E: 0	K: 2	S: 9	LOB: 2	BB: 1	P: 13	R: 0	H: 0	E: 0	K: 0	S: 3	LOB: 1	BB: 1	P: 7
--------------	------	------	------	------	------	--------	-------	-------	------	------	------	------	------	--------	-------	------	------	------	------	------	------	--------	-------	------	------	------	------	------	------	--------	-------	------	------	------	------	------	------	--------	-------	------	------	------	------	------	------	--------	-------	------	------	------	------	------	------	--------	-------	-------	------	------	------	------	------	--------	-------	------

PITCHER	IP	WLS	BF	H	R	ER	SO	BB	IBB	HBP	BLK	WP	HR	S	P	ERA	WHIP
Mike Torrez, R ERA: 4.26 (1, 1)	6.0	L	28	6	5	5	3	4	0	0	0	1	1	30	46	7.50	1.667
Joel Finch, R ERA: 4.15 (7, 1)	2.0		10	2	1	1	2	2	0	0	0	0	0	12	20	4.50	2.000

BOTTOM

Boston Red Sox @ California Angels
Anaheim Stadium, Anaheim, CA

Mon Jul 09 1979, 10:05 PM EDT
Att. 27,692 - Unknown

AB	30
R	6
H	8
RBI	5
BB	6
SO	5
LOB	16



1B	2B	3B	HR	SF	SAC	DP	HBP	WP	HR	S	P	ERA	WHIP
6	1	0	1	0	2	0	0	1	1	2			

Boston Red Sox @ California Angels
 Anaheim Stadium, Anaheim, CA

Tue Jul 10 1979, 10:05 PM EDT
 Att: 36,619 - Unknown

AB	31
R	3
H	5
RBI	3
BB	3
SO	2
LOB	15



WP:	0	PA:	36
PB:	0		
SB:	1		
CS:	0		

AB R H RBI BB SO LOB

3	1	1	0	0	1	0
3	0	0	0	1	0	2
3	1	1	1	1	0	1
4	1	2	0	0	0	1
4	0	0	0	0	0	3
3	0	1	2	0	0	1
0	0	0	0	1	0	0
3	0	0	0	0	0	3
4	0	0	0	0	1	3
3	0	0	0	0	0	0
1	0	0	0	0	0	1

Batter	1	2	3	4	5	6	7	8	9
Rick Burleson, R (1, 6) OBP: 0.322, SLG: 0.374	1-0 4-3 1B HBP	0-3 K			0-0 F8		0-0 S 1B		
Jack Brohamer, L (1, 4) OBP: 0.320, SLG: 0.348	0-0 4-3 1-2	4-0 BB			0-0 G3		0-0 5-3 1-2		
Fred Lynn, L (1, 8) OBP: 0.399, SLG: 0.627	0-0 E 1B 2B 2-H	0-0 F7			0-0 4-3			4-0 BB BB BB G6-4-3 BB	
Jim Rice, R (1, 7) OBP: 0.386, SLG: 0.584	0-0 1-2 E 2B 1B		0-0 L8			0-0 1B		0-0 G6-4-3 1-2f	
Carl Yastrzemski, L (1, 10) OBP: 0.387, SLG: 0.531	0-0 E4 2B 1-2 2-3		0-0 1-3			0-0 L8		0-0 4-3	
Bob Watson, R (1, 3) OBP: 0.347, SLG: 0.418			0-0 6-3			0-0 F8			4-0 BB BB BB 4-3 SH1-4 BB
Jim Dwyer, L (7, 3) OBP: 0.310, SLG: 0.351									
Butch Hobson, R (1, 5) OBP: 0.283, SLG: 0.453	0-0 F9			0-0 1-3		0-0 F9			0-0 SH1-4 1-2
Dwight Evans, R (1, 9) OBP: 0.358, SLG: 0.461	0-3 K			0-0 5-3			0-0 6-3		0-0 4-3 2-3
Gary Allenson, R (1, 2) OBP: 0.277, SLG: 0.313									0-0 F9
Tom Poquette, L (9, PH) OBP: 0.307, SLG: 0.242					0-0 F5		0-0 F8		

Inning Stats	R: 3	H: 3	E: 1	K: 1	S: 9	P: 10	R: 0	H: 0	E: 0	K: 1	S: 5	P: 9	R: 0	H: 0	E: 0	K: 0	S: 3	P: 3	R: 0	H: 0	E: 0	K: 0	S: 3	P: 3	R: 0	H: 1	E: 0	K: 0	S: 4	P: 4	R: 0	H: 1	E: 0	K: 0	S: 4	P: 4	R: 0	H: 0	E: 0	K: 0	S: 2	P: 6	R: 0	H: 0	E: 0	K: 0	S: 3	P: 7	1B: 4	2B: 1	3B: 0	HR: 0	SF: 0	SAC: 1	DP: 1	HBP: 1	WP: 0	PB: 0	SB: 1	CS: 0	PA: 36
--------------	------	------	------	------	------	-------	------	------	------	------	------	------	------	------	------	------	------	------	------	------	------	------	------	------	------	------	------	------	------	------	------	------	------	------	------	------	------	------	------	------	------	------	------	------	------	------	------	------	-------	-------	-------	-------	-------	--------	-------	--------	-------	-------	-------	-------	--------

PITCHER	IP	WLS	BF	H	R	ER	SO	BB	IBB	HBP	BLK	WP	HR	S	P	ERA	WHIP
Jim Barr, R (1, 1) ERA: 4.32	8.0	W	32	5	3	2	2	2	0	1	0	0	0	33	42	2.25	0.875
Mark Clear, R (9, 1) ERA: 2.52	1.0	S	4	0	0	0	0	1	0	0	0	0	0	3	7	0.00	1.000

PITCHER	IP	WLS	BF	H	R	ER	SO	BB	IBB	HBP	BLK	WP	HR	S	P	ERA	WHIP
---------	----	-----	----	---	---	----	----	----	-----	-----	-----	----	----	---	---	-----	------

Batter	1	2	3	4	5	6	7	8	9	AB	R	H	RBI	BB	SO	LOB
Rick Miller, L OBP: 0.377, SLG: 0.369 (1, 8)	0-0 1B 1B	0-0 G6-4-3 1B			0-0 L6		0-0 1-3			4	0	2	1	0	0	2
Carney Lansford, R OBP: 0.360, SLG: 0.467 (1, 5)	0-0 FC6-4 1B 1-2 HBP	0-0 G6-4-3 1B			0-0 6-3			0-3 K		4	1	1	0	0	1	1
Dan Ford, R OBP: 0.347, SLG: 0.443 (1, 9)	0-0 FC6-4 1B 1-2		0-0 4-3			0-0 6-3		0-0 E 1B		4	1	2	0	0	0	0
Don Baylor, R OBP: 0.381, SLG: 0.545 (1, 10)	0-0 FC6-4 HBP BB 1-2f 2-3		0-0 G4-6-3 1B			0-0 6-3		0-0 E 1B 1-2		4	1	2	0	0	0	2
Willie Aikens, L OBP: 0.372, SLG: 0.500 (1, 3)	4-0 FC5 HBP BB 1-2		0-0 G4-6-3			0-0 F7		0-0 E3 FC5 1B 1-3 2-H		3	0	0	0	1	0	2
Brian Downing, R OBP: 0.425, SLG: 0.517 (1, 2)	1-0 HBP			0-0 6-3			0-0 F9	0-0 1B		3	0	1	2	0	0	0
Joe Rudi, R OBP: 0.299, SLG: 0.361 (1, 7)	0-0 FC5 2-3f			0-0 6-3			0-0 E3 FC4-6 1B	0-0 F5		4	0	0	0	0	0	5
Jim Anderson, R OBP: 0.342, SLG: 0.403 (1, 6) (8, 4)		0-0 SH2-4 1B 2B		0-0 6-3			0-0 FC4-6 1B	0-0 FC5		4	1	2	0	0	0	2
Dickie Thon, R OBP: 0.304, SLG: 0.318 (1, 4) Willie Davis, L OBP: 0.238, SLG: 0.250 (7, PH) Bert Campaneris, R OBP: 0.280, SLG: 0.244 (8, 6)		0-0 SH2-4 2-3			0-0 5-3		0-0 FC4-6 1-2f 2-3			1	0	0	0	0	0	0
Inning Stats	R: 1 E: 0 K: 0 S: 5	H: 3 LOB: 3 BB: 1 P: 10	R: 1 E: 0 K: 0 S: 4	H: 2 LOB: 0 BB: 0 P: 4	R: 0 E: 0 K: 0 S: 3	H: 1 LOB: 0 BB: 0 P: 3	R: 0 E: 0 K: 0 S: 3	H: 0 LOB: 0 BB: 0 P: 3	R: 0 E: 1 K: 0 S: 5	H: 3 LOB: 2 BB: 0 P: 9	R: 2 E: 1 K: 1 S: 9	H: 3 LOB: 2 BB: 0 P: 9	1B: 9 2B: 1 3B: 0 HR: 0	SF: 0 SAC: 1 DP: 2 HBP: 1	WP: 0 PB: 0 SB: 0 CS: 0	PA: 35

BOTTOM

Boston Red Sox @ California Angels
Anaheim Stadium, Anaheim, CA

Tue Jul 10 1979, 10:05 PM EDT
Att. 36,619 - Unknown

livebaseballscorecards.com

AB	32
R	4
H	10
RBI	3
BB	1
SO	1
LOB	16



PITCHER	IP	WLS	BF	H	R	ER	SO	BB	IBB	HBP	BLK	WP	HR	S	P	ERA	WHIP
Bob Stanley, R ERA: 3.38 (1, 1)	7.1	L	31	9	4	3	1	1	0	1	0	0	0	31	36	3.68	1.364
Tom Burgmeier, L ERA: 1.99 (8, 1)	0.0		1	0	0	0	0	0	0	0	0	0	0	1	1	∞	∞
Dick Drago, R ERA: 3.06 (8, 1)	0.2		3	1	0	0	0	0	0	0	0	0	0	3	3	0.00	1.500

Batter	1	2	3	4	5	6	7	8	9	AB R H RBI BB SO LOB	TOP
Rick Burleson, R (1, 6) OBP: 0.326, SLG: 0.383	0-3 K		0-0 1B	0-0 3B		0-0 F4		0-0 1B		5 1 3 1 0 1 0	
Jack Brohamer, L (1, 4) OBP: 0.324, SLG: 0.355	4-0 2B BB		0-3 K	0-0 F3		0-0 1B 2B		0-0 G3-6-1		4 1 1 0 1 1 4	
Fred Lynn, L (1, 8) OBP: 0.407, SLG: 0.638	0-0 2B		0-0 2B 1B		0-0 HR 2B	0-0 1B		1-0 1B HBP		4 2 4 2 0 0 0	
Jim Rice, R (1, 7) OBP: 0.389, SLG: 0.590	0-3 K		0-0 2B		0-3 K		0-0 F8 2B	0-0 1B		5 0 3 2 0 2 2	
Carl Yastrzemski, L (1, 10) OBP: 0.382, SLG: 0.522	0-0 F8		0-0 F9		0-0 F6		0-0 F8 2B	0-3 K		5 0 0 0 0 1 6	
Butch Hobson, R (1, 5) OBP: 0.292, SLG: 0.460		0-0 L6		0-3 K	0-0 HR		0-0 5-3		0-3 K	5 1 1 2 0 2 1	
Dwight Evans, R (1, 9) OBP: 0.359, SLG: 0.458		0-0 F8		0-0 F9		0-0 1B	0-0 5-3		4-0 BB BB	4 0 1 0 1 0 1	
Jim Dwyer, L (1, 3) OBP: 0.340, SLG: 0.390		0-0 F9		0-0 2B	0-0 F3			0-0 1B 1B	4-0 BB BB	4 2 2 0 1 0 1	
Gary Allenson, R (1, 2) OBP: 0.280, SLG: 0.321			0-0 5-3	0-0 3B 2B		0-0 5-3		0-0 1B 1B	0-0 G6-4-3	5 2 2 1 0 0 2	
Inning Stats	R: 1 H: 1 E: 0 LOB: 1 K: 2 BB: 1 S: 8 P: 12	R: 0 H: 0 E: 0 LOB: 0 K: 0 BB: 0 S: 3 P: 3	R: 2 H: 3 E: 0 LOB: 1 K: 1 BB: 0 S: 8 P: 8	R: 2 H: 3 E: 0 LOB: 1 K: 1 BB: 0 S: 8 P: 8	R: 2 H: 3 E: 0 LOB: 1 K: 1 BB: 0 S: 8 P: 8	R: 0 H: 2 E: 0 LOB: 2 K: 0 BB: 0 S: 4 P: 4	R: 0 H: 1 E: 0 LOB: 1 K: 0 BB: 0 S: 4 P: 4	R: 2 H: 4 E: 0 LOB: 2 K: 1 BB: 0 S: 8 P: 9	R: 0 H: 0 E: 0 LOB: 1 K: 1 BB: 2 S: 4 P: 12	1B: 8 SF: 0 2B: 7 SAC: 0 3B: 1 DP: 2 HR: 1 HBP: 1	WP: 0 PA: 45 PB: 0 SB: 2 CS: 0
PITCHER	IP WLS BF H R ER SO BB IBB HBP BLK WP HR S P ERA WHIP										
Dave Frost, R (1, 1) ERA: 4.18	4.1 L 22 8 6 6 5 1 0 0 0 0 0 0 31 35 12.46 2.077										
Ralph Botting, L (5, 1) ERA: 23.63	2.0 10 5 1 1 0 0 0 0 0 0 0 1 10 10 4.50 2.500										
Mike Barlow, R (7, 1) ERA: 5.36	1.2 9 4 2 2 1 0 0 1 0 0 0 0 10 11 10.80 2.400										
Steve Eddy, R (9, 1) ERA: 6.0	1.0 4 0 0 0 0 1 2 0 0 0 0 0 4 12 0.00 2.000										

Boston Red Sox @ California Angels
 Anaheim Stadium, Anaheim, CA
 Wed Jul 11 1979, 10:05 PM EDT
 Att: 39,210 - Unknown

livebaseballscorecards.com

AB	41
R	9
H	17
RBI	8
BB	3
SO	7
LOB	17



Batter	1	2	3	4	5	6	7	8	9	AB R H RBI BB SO LOB
Rick Miller, L OBP: 0.388, SLG: 0.378 (1, 8) X	0-0 BLK 1B		0-0 F9 1B 1-2 1B		0-0 F9		0-0 1-2 1B		4-0 BB BB BB BB	4 0 3 0 1 0 1
Carney Lansford, R OBP: 0.358, SLG: 0.464 (1, 5) S S S	0-3 K 1-2		0-0 1-2 2-H 1B		0-0 F6		0-3 K		0-0 F9	5 0 1 1 0 2 5
Dan Ford, R OBP: 0.345, SLG: 0.442 (1, 9) S S S	0-3 K		0-0 F9 2-3		0-0 F8			0-0 1B 1B 2B	0-3 K	5 1 1 0 0 2 5
Don Baylor, R OBP: 0.380, SLG: 0.542 (1, 10) X	0-0 L7		0-0 F7		0-3 K			0-0 FC5-4 2-3 1B		4 0 1 0 0 1 3
Willie Aikens, L OBP: 0.374, SLG: 0.500 (1, 3) X		0-0 F6		0-0 G1-6-3 1B		0-0 F9		0-0 FC5-4 1-2 3-H 1B		4 0 2 1 0 0 0
Brian Downing, R OBP: 0.420, SLG: 0.510 (1, 2) X		0-0 5-3		0-0 G1-6-3 1-2f		0-3 K		0-0 FC5-4 1-2f 2-3		4 0 0 0 0 1 3
Joe Rudi, R OBP: 0.298, SLG: 0.372 (1, 7) X		0-0 P9		0-0 HR			0-3 K	0-0 P8		4 1 1 1 0 1 2
Jim Anderson, R OBP: 0.337, SLG: 0.387 (1, 6) S S S			0-3 K	0-0 4-3			4-0 1B BB	0-3 K		3 0 0 0 1 2 2
Dickie Thon, R OBP: 0.333, SLG: 0.346 (1, 4) X			0-0 1B 1B		0-0 1B		0-3 K		0-0 6-3	4 1 2 0 0 1 1

Inning Stats	R: 0	H: 1	E: 0	LOB: 1	K: 2	S: 8	P: 8	R: 0	H: 0	E: 0	LOB: 0	K: 0	S: 3	R: 1	H: 3	E: 0	LOB: 2	K: 1	S: 8	R: 1	H: 2	E: 0	LOB: 0	K: 0	S: 4	R: 0	H: 1	E: 0	LOB: 1	K: 0	S: 4	R: 0	H: 0	E: 0	LOB: 0	K: 2	S: 7	R: 0	H: 1	E: 0	LOB: 2	K: 3	S: 10	R: 1	H: 3	E: 0	LOB: 2	K: 1	S: 8	R: 0	H: 0	E: 0	LOB: 1	K: 1	S: 5	1B: 9	SF: 0	3B: 0	HR: 1
PITCHER Dennis Eckersley, R ERA: 3.28 (1, 1)	IP	WLS	BF	H	R	ER	SO	BB	IBB	HBP	BLK	WP	HR	S	P	ERA	WHIP	IP	WLS	BF	H	R	ER	SO	BB	IBB	HBP	BLK	WP	HR	S	P	ERA	WHIP	IP	WLS	BF	H	R	ER	SO	BB	IBB	HBP	BLK	WP	HR	S	P	ERA	WHIP								


BOTTOM

Boston Red Sox @ California Angels
Anaheim Stadium, Anaheim, CA

Wed Jul 11 1979, 10:05 PM EDT
Att. 39,210 - Unknown

livebaseballscorecards.com

AB	37
R	3
H	11
RBI	3
BB	2
SO	10
LOB	22



WP: 0 PA: 39
PB: 0
SB: 0
CS: 0

Batter	1	2	3	4	5	6	7	8	9	AB R H RBI BB SO LOB	TOP											
Rick Burleson, R (1, 6) OBP: 0.326, SLG: 0.383	0-3 K		0-0 1B		0-0 SH1-4		0-0 G4-6-3			3 0 1 0 0 1 2												
Jack Brohamer, L (1, 4) OBP: 0.330, SLG: 0.361	0-0 F8		0-0 F5		0-0 G4-6-3 1B			0-0 G5-4-3 1B		4 0 2 1 0 0 1												
Fred Lynn, L (1, 8) OBP: 0.403, SLG: 0.630	0-0 4-3		0-0 4-3		0-0 G4-6-3 1-2f			0-0 G5-4-3 1-2f		4 0 0 0 0 0 4												
Jim Rice, R (1, 7) OBP: 0.388, SLG: 0.586		0-0 BB 1B		0-0 L5		0-0 5-3		0-0 5-3		4 1 1 0 0 0 0												
Carl Yastrzemski, L (1, 10) OBP: 0.380, SLG: 0.519		0-0 F8		0-0 4-3		0-0 4-3			0-0 FC5-2 1B	4 0 1 0 0 0 1												
Bob Watson, R (1, 3) OBP: 0.353, SLG: 0.421		4-0 BB 1B		0-0 1B		0-0 F4			0-0 FC5-2 1-2 1B	3 0 2 0 1 0 0												
Carlton Fisk, R (1, 2) OBP: 0.329, SLG: 0.485		0-0 G6-4-3 1-2 2-H 1B		0-0 L5			0-0 2B		0-0 FC5-2 1-2 2-3 1B	4 0 3 1 0 0 1												
Butch Hobson, R (1, 5) OBP: 0.291, SLG: 0.455		0-0 G6-4-3 1-2f			4-0 SH1-4 1B BB		0-0 F9		0-0 F8	3 1 0 0 1 0 6												
Dwight Evans, R (1, 9) OBP: 0.361, SLG: 0.457			0-0 F9		0-0 1B SH1-4 1-2 1B		4-0 G4-6-3 BB		0-0 FC5-2 1-2 2-3 3-H	3 0 1 0 1 0 3												
Inning Stats	R: 0 E: 0 K: 1 S: 5	H: 0 LOB: 0 BB: 0 P: 5	R: 1 E: 0 K: 0 S: 4	H: 2 LOB: 1 BB: 1 P: 8	R: 0 E: 0 K: 0 S: 4	H: 1 LOB: 1 BB: 0 P: 4	R: 0 E: 0 K: 0 S: 4	H: 1 LOB: 1 BB: 0 P: 4	R: 1 E: 0 K: 0 S: 4	H: 2 LOB: 1 BB: 1 P: 8	R: 0 E: 0 K: 0 S: 3	H: 0 LOB: 0 BB: 0 P: 3	R: 0 E: 0 K: 0 S: 3	H: 1 LOB: 1 BB: 1 P: 7	R: 0 E: 0 K: 0 S: 3	H: 1 LOB: 0 BB: 0 P: 3	R: 0 E: 0 K: 0 S: 5	H: 3 LOB: 2 BB: 0 P: 5	1B: 10 2B: 1 3B: 0 HR: 0	SF: 0 SAC: 1 DP: 5 HBP: 0	WP: 0 PB: 0 SB: 0 CS: 0	PA: 36
PITCHER	IP WLS BF H R ER SO BB IBB HBP BLK WP HR S P ERA WHIP																					
Mike Morgan, R (1, 1) ERA: 7.77	8.0 L 33 10 2 2 1 3 0 0 0 0 0 0 32 44 2.25 1.625																					
Dave Heaverlo, R (9, 1) ERA: 3.84	1.0 3 1 0 0 0 0 0 0 0 0 0 0 3 3 0.00 1.000																					

Boston Red Sox @ Oakland Athletics
Oakland-Alameda County Coliseum, Oakland, CA

Fri Jul 13 1979, 7:05 PM PDT
Att. 8,903 - Unknown

AB	32
R	2
H	11
RBI	2
BB	3
SO	1
LOB	18



livebaseballscorecards.com

Batter	1	2	3	4	5	6	7	8	9	AB R H RBI BB SO LOB	TOP																
Rick Burleson, R (1, 6) OBP: 0.324, SLG: 0.380	0-0 E3 F9 WP 1B	0-0 1-3 2-H 1B		0-0 F8		0-3 K		0-0 4-3		5 1 1 1 0 1 3																	
Jack Brohamer, L (1, 4) OBP: 0.327, SLG: 0.350 Larry Wolfe, R (9, PH) OBP: 0.338, SLG: 0.377 (9, 4)	0-0 F9 1-3	0-0 L3			0-0 F7		4-0 4-3 BB		0-0 1B 2B	3 0 0 0 1 0 3 1 1 1 0 0 0 0																	
Tom Poquette, L (1, 8) OBP: 0.304, SLG: 0.242 Bob Montgomery, R (9, PH) OBP: 0.414, SLG: 0.477 Jim Dwyer, L (9, PH) OBP: 0.354, SLG: 0.405 (9, 8)	0-0 1B		0-0 4-3		0-0 6-3		0-0 4-3 1-2		0-0 1B 1B 2-3	4 0 1 1 0 0 1 0 0 0 0 0 0 0 1 1 1 0 0 0 0																	
Jim Rice, R (1, 7) OBP: 0.385, SLG: 0.580	0-0 F3 3-H		0-0 F9		0-0 F9		0-0 F9		0-0 1B 1B 1-2 3-H	5 1 1 1 0 0 2 3 0 1 1 2 0 1																	
Carl Yastrzemski, L (1, 10) OBP: 0.383, SLG: 0.517	0-0 F4		0-0 F9			4-0 1B FC4-2 BB		4-0 IBB	0-0 SF8 IBB 1-3 2-H 1B	3 0 1 1 2 0 1																	
Bob Watson, R (1, 3) OBP: 0.360, SLG: 0.424		4-0 BB 1B BB		0-0 HR 1B		0-0 BLK FC4-2 SF7 1B		0-0 F9	4-0 1-2 IBB	3 3 2 0 2 0 2																	
Carlton Fisk, R (1, 2) OBP: 0.317, SLG: 0.471		0-0 L5		0-0 F4		0-0 FC4-2 BLK		0-0 6-3	0-0 SF8 2-3 3-H	4 0 0 1 0 0 4																	
Butch Hobson, R (1, 5) OBP: 0.289, SLG: 0.463		0-0 F8		0-0 HR 1-H		0-0 SF7 1-2 2-H		0-3 K	0-3 K	4 1 1 3 0 2 3																	
Dwight Evans, R (1, 9) OBP: 0.364, SLG: 0.455		4-0 1B 1-2 BB		0-3 K		4-0 BB		0-0 1B	0-0 F6	3 0 1 0 2 1 2																	
Inning Stats	R: 1 E: 1 K: 0 S: 5	H: 1 LOB: 1 BB: 0 P: 5	R: 1 E: 0 K: 0 S: 4	H: 1 LOB: 2 BB: 2 P: 12	R: 0 E: 0 K: 0 S: 3	H: 0 LOB: 0 BB: 0 P: 3	R: 2 E: 0 K: 1 S: 7	H: 2 LOB: 0 BB: 0 P: 7	R: 0 E: 0 K: 0 S: 3	H: 0 LOB: 0 BB: 0 P: 3	R: 1 E: 0 K: 1 S: 6	H: 1 LOB: 2 BB: 2 P: 14	R: 0 E: 0 K: 0 S: 3	H: 0 LOB: 2 BB: 2 P: 11	R: 0 E: 0 K: 1 S: 6	H: 1 LOB: 1 BB: 0 P: 6	R: 3 E: 0 K: 1 S: 9	H: 4 LOB: 2 BB: 1 P: 13	1B: 8 2B: 1 3B: 0 HR: 1	SF: 2 SAC: 0 DP: 0 HBP: 0	WP: 1 PB: 0 SB: 0 CS: 0	PA: 45					
PITCHER	IP WLS BF H R ER SO BB IBB HBP BLK WP HR S P ERA WHIP																										
Brian Kingman, R (1, 1) ERA: 4.44	5.0		24	5	5	4	1	3	0	0	0	1	1	23	35	7.20	1.600										
Dave Heaverlo, R (6, 1) ERA: 3.66	3.0		13	1	0	0	2	2	1	0	1	0	0	14	26	0.00	1.000										
Dave Hamilton, L (9, 1) ERA: 4.18	0.0		1	1	1	1	0	0	0	0	0	0	0	1	1	∞	∞										
Steve McCatty, R (9, 1) ERA: 3.71	0.0	L	2	2	0	0	0	0	0	0	0	0	0	2	2	∞	∞										
Jim Todd, R (9, 1) ERA: 5.91	1.0		5	1	2	2	1	0	1	0	0	0	0	6	10	18.00	1.000										

Boston Red Sox @ Oakland Athletics
Oakland-Alameda County Coliseum, Oakland, CA

Sat Jul 14 1979, 3:33 AM PDT
Att. 8,738 - Unknown

livebaseballscorecards.com

AB	36
R	8
H	10
RBI	8
BB	7
SO	4
LOB	21



Batter	1	2	3	4	5	6	7	8	9	AB	R	H	RBI	BB	SO	LOB
Rickey Henderson, R (1, 8) OBP: 0.313, SLG: 0.281	0-0 F9			0-0 F4	0-0 F9		0-3 K		0-0 L6	5	0	1	1	0	1	0
Dave Chalk, R (1, 5) OBP: 0.362, SLG: 0.291	0-0 F8			0-0 F3	0-0 F9		0-0 F7		0-0 F7	5	0	0	0	0	0	3
Mitchell Page, L (1, 10) OBP: 0.318, SLG: 0.348	0-3 K			0-0 F7			4-0 BB		4-0 BB	3	0	0	0	2	1	0
Dave Revere, L (1, 3) OBP: 0.311, SLG: 0.409		0-3 K			0-0 2B		0-0 L3		0-0 G3	5	1	1	0	0	1	2
Jim Essian, R (1, 2) OBP: 0.337, SLG: 0.467		0-0 5-3			0-0 1B		4-0 BB		0-0 6-3	3	1	1	1	1	0	0
Mike Heath, R (1, 7) OBP: 0.364, SLG: 0.411		0-0 6-3			0-0 1B		0-0 WP		4-0 HR	3	2	2	0	1	0	0
Larry Murray, S (8, PR) OBP: 0.284, SLG: 0.269					0-0 1B		1-2 1B		0-0 BB	0	1	0	0	0	0	0
Tony Armas, R (1, 9) OBP: 0.304, SLG: 0.426			0-0 F3		0-0 FC5-2-6		4-0 WP		0-0 HR	3	2	1	2	1	0	2
Mike Edwards, R (1, 4) OBP: 0.293, SLG: 0.313			0-3 K		0-0 1B		0-0 FC6		0-0 F7	4	0	2	2	0	1	1
Milt Ramirez, R (1, 6) OBP: 0.194, SLG: 0.169			0-0 6-3		0-3 K		0-0 FC6		0-0 6-3	1	0	0	0	0	0	0
Jeff Newman, R (5, PH) OBP: 0.258, SLG: 0.401										1	0	0	0	0	1	3
Rob Picciolo, R (6, 6) OBP: 0.222, SLG: 0.284										2	0	0	0	0	0	2

Inning Stats	R: 0	H: 0	E: 0	K: 1	S: 5	R: 0	H: 0	E: 0	K: 1	S: 5	R: 0	H: 0	E: 0	K: 1	S: 5	R: 0	H: 0	E: 0	K: 1	S: 3	R: 2	H: 5	E: 0	K: 10	S: 10	R: 3	H: 2	E: 0	K: 1	S: 5	R: 0	H: 0	E: 0	K: 1	S: 5	R: 2	H: 1	E: 0	K: 0	S: 4	R: 0	H: 0	E: 0	K: 0	S: 3	1B: 5	SF: 0	2B: 2	SAC: 0	3B: 0	DP: 0	HR: 1	HBP: 0	WP: 1	PA: 40
--------------	------	------	------	------	------	------	------	------	------	------	------	------	------	------	------	------	------	------	------	------	------	------	------	-------	-------	------	------	------	------	------	------	------	------	------	------	------	------	------	------	------	------	------	------	------	------	-------	-------	-------	--------	-------	-------	-------	--------	-------	--------

PITCHER	IP	WLS	BF	H	R	ER	SO	BB	IBB	HBP	BLK	WP	HR	S	P	ERA	WHIP
Mike Torrez, R (1, 1) ERA: 4.4	5.2		26	7	5	5	4	2	0	0	0	1	0	32	40	7.94	1.588
Allen Ripley, R (6, 1) ERA: 2.53	2.1	W	10	1	2	2	1	2	0	0	0	0	1	10	18	7.71	1.286
Dick Drago, R (9, 1) ERA: 3.02	0.2		3	0	0	0	0	1	0	0	0	0	0	2	6	0.00	1.500
Bill Campbell, R (9, 1) ERA: 3.6	0.1	S	1	0	0	0	0	0	0	0	0	0	0	1	1	0.00	0.000

BOTTOM

Boston Red Sox @ Oakland Athletics
Oakland-Alameda County Coliseum, Oakland, CA

Sat Jul 14 1979, 3:33 AM PDT
Att. 8,738 - Unknown

AB	35
R	7
H	8
RBI	6
BB	5
SO	5
LOB	13



Batter	1	2	3	4	5	6	7	8	9	AB R H RBI BB SO LOB	TOP
Rick Burleson, R (1, 6) OBP: 0.324, SLG: 0.384	0-0 F2		0-0 1B 3B		0-0 F7			0-0 5-3		4 1 1 0 0 0 1	
Jack Brohamer, L (1, 4) OBP: 0.350, SLG: 0.375	0-0 1B 1B		0-0 4-3 1B			0-0 FC5-6 1B		0-0 1B		4 0 4 1 0 0 0	
Tom Poquette, L (1, 8) OBP: 0.301, SLG: 0.243	0-0 1-2 1B		0-0 4-3			0-0 FC5-6 WP		0-0 L9		4 0 1 0 0 0 3	
Jim Rice, R (1, 7) OBP: 0.384, SLG: 0.577	0-3 K		0-3 K			0-0 F7			0-0 E FC5 FC6-4 1B	4 1 1 0 0 2 4	
Carl Yastrzemski, L (1, 10) OBP: 0.379, SLG: 0.510 Jim Dwyer, L (9, PR) OBP: 0.354, SLG: 0.405	0-0 1-3			0-0 3-1		0-0 4-3			0-0 FC5 FC6-4 E FC5	4 0 0 0 0 0 4 0 1 0 0 0 0 0	
Bob Watson, R (1, 3) OBP: 0.355, SLG: 0.417		0-0 L7		0-0 L1			0-3 K		0-0 E6 FC6-4	4 0 0 0 0 1 2	
Carlton Fisk, R (1, 2) OBP: 0.309, SLG: 0.457		0-0 F9		0-3 K			0-0 F5		0-0 FC6-4 FC5	4 0 0 1 0 1 2	
Butch Hobson, R (1, 5) OBP: 0.289, SLG: 0.460		0-3 K			0-0 FC5-4 1B		0-3 K		0-0 FC5	4 0 1 1 0 2 1	
Dwight Evans, R (1, 9) OBP: 0.360, SLG: 0.449			0-0 L7		0-0 FC5-4 CS			0-0 L5	0-0 5-3	4 0 0 0 0 0 3	
Inning Stats	R: 0 H: 2 E: 0 LOB: 2 K: 1 BB: 0 S: 7 P: 7	R: 0 H: 0 E: 0 LOB: 0 K: 1 BB: 0 S: 5 P: 5	R: 1 H: 2 E: 0 LOB: 1 K: 1 BB: 0 S: 7 P: 7	R: 0 H: 0 E: 0 LOB: 0 K: 1 BB: 0 S: 5 P: 5	R: 0 H: 1 E: 0 LOB: 0 K: 0 BB: 0 S: 3 P: 3	R: 0 H: 1 E: 0 LOB: 1 K: 0 BB: 0 S: 4 P: 4	R: 0 H: 0 E: 0 LOB: 0 K: 2 BB: 0 S: 7 P: 7	R: 0 H: 1 E: 0 LOB: 1 K: 0 BB: 0 S: 4 P: 4	R: 2 H: 1 E: 1 LOB: 1 K: 0 BB: 0 S: 6 P: 6	1B: 7 SF: 0 2B: 0 SAC: 0 3B: 1 DP: 0 HR: 0 HBP: 0	WP: 1 PA: 36 PB: 0 SB: 0 CS: 1
PITCHER Rick Langford, R (1, 1) ERA: 5.1	IP WLS BF H R ER SO BB IBB HBP BLK WP HR S P ERA WHIP										

Boston Red Sox @ Oakland Athletics
Oakland-Alameda County Coliseum, Oakland, CA

Sun Jul 15 1979, 3:33 AM PDT
Att. 9,822 - Unknown

livebaseballscorecards.com

AB	36
R	3
H	8
RBI	3
BB	0
SO	6
LOB	20



Batter	1	2	3	4	5	6	7	8	9	AB	R	H	RBI	BB	SO	LOB
Rickey Henderson, R OBP: 0.303, SLG: 0.272 (1, 8)	0-0 1-3 ①		0-0 5-3 ①		0-0 SH3 ①		0-0 5-3 ③			3	0	0	0	0	0	0
Dave Chalk, R OBP: 0.358, SLG: 0.289 (1, 6)	0-0 1-3 ②		0-0 CS 1B ②		0-0 5-3 ②			0-0 4-3 ①		4	0	1	0	0	0	1
Mitchell Page, L OBP: 0.317, SLG: 0.345 (1, 10)	4-0 E 1B BB ②		0-0 4-3 ② ③		0-0 3-1 ③			0-0 G3 ②		3	0	0	0	1	0	2
Dave Revering, L OBP: 0.322, SLG: 0.421 (1, 3)	0-0 1-2 1B ①			4-0 1B SF8 BB ①		0-0 G6-4-3 1B ①		0-0 2B ③		3	1	3	0	1	0	0
Jim Essian, R OBP: 0.329, SLG: 0.455 (1, 5)	0-0 E5 1-2 2-3 ③			0-0 5-3 ①		0-0 F7 ①		0-0 5-3 ③		4	0	0	0	0	0	5
Mike Heath, R OBP: 0.363, SLG: 0.409 Larry Murray, S OBP: 0.284, SLG: 0.269 Dwayne Murphy, L OBP: 0.425, SLG: 0.379 (1, 7) (8, 7) (9, PH)	0-0 6-3 ③			0-0 FC5-4 1B ②		0-0 G6-4-3 1-2f ② ③			0-3 K ①	3	0	1	0	0	0	4
Jeff Newman, R OBP: 0.258, SLG: 0.410 (1, 2)		0-0 6-3 ①		0-0 SF8 ②			0-0 HR ①		0-0 L7 ②	3	1	1	2	0	0	0
Tony Armas, R OBP: 0.297, SLG: 0.414 (1, 9)		0-0 5-3 ②		0-0 FC5-4 1-2f ③			0-0 F5 ①		0-0 6-3 ③	4	0	0	0	0	0	1
Mike Edwards, R OBP: 0.293, SLG: 0.310 (1, 4)		0-0 6-3 ③			4-0 SH3 BB ②		0-0 5-3 ②			2	0	0	0	1	0	0

Inning Stats	R: 0	H: 1	E: 1	LOB: 3	K: 0	BB: 1	S: 5	P: 9	R: 0	H: 0	E: 0	LOB: 0	K: 0	BB: 0	S: 3	P: 3	R: 0	H: 1	E: 0	LOB: 1	K: 0	BB: 1	S: 4	P: 8	R: 0	H: 0	E: 0	LOB: 1	K: 0	BB: 1	S: 3	P: 7	R: 0	H: 1	E: 0	LOB: 0	K: 0	BB: 0	S: 3	P: 3	R: 1	H: 1	E: 0	LOB: 0	K: 0	BB: 0	S: 4	P: 4	R: 0	H: 1	E: 0	LOB: 1	K: 1	BB: 0	S: 5	P: 5	R: 0	H: 0	E: 0	LOB: 0	K: 1	BB: 0	S: 5	P: 5	R: 0	H: 0	E: 0	LOB: 0	K: 1	BB: 0	S: 5	P: 5
1B: 4	SF: 1	2B: 1	SAC: 1	3B: 0	DP: 1	HR: 1	HBP: 0	WP: 0	PA: 35																																																															

PITCHER	IP	WLS	BF	H	R	ER	SO	BB	IBB	HBP	BLK	WP	HR	S	P	ERA	WHIP
Bob Stanley, R ERA: 3.29 (1, 1)	9.0	W	35	6	2	2	1	3	0	0	0	0	1	34	46	2.00	1.000

BOTTOM

Boston Red Sox @ Oakland Athletics
Oakland-Alameda County Coliseum, Oakland, CA

Sun Jul 15 1979, 3:33 AM PDT
Att. 9,822 - Unknown

livebaseballscorecards.com

AB	30
R	2
H	6
RBI	2
BB	3
SO	1
LOB	13



Batter	1	2	3	4	5	6	7	8	9	AB R H RBI BB SO LOB	TOP											
Larry Milbourne, S OBP: 0.321, SLG: 0.362 (1, 4) (7, 6)	0-0 1B		0-0 1B		0-0 F8			0-0 1B		4 0 3 0 0 0 0												
Ruppert Jones, L OBP: 0.352, SLG: 0.486 (1, 8)	0-0 F7		4-0 1-2 BB		0-0 F6			0-0 FC4-6		3 0 0 0 1 0 2												
Bruce Bochte, L OBP: 0.389, SLG: 0.498 (1, 3)	0-0 F9		0-0 G4-6-3					0-0 G4-6-3		4 0 0 0 0 1 4												
Willie Horton, R OBP: 0.328, SLG: 0.463 (1, 10)	0-0 F8				0-0 F9				0-3 K	4 0 0 0 0 2 1												
Dan Meyer, L OBP: 0.354, SLG: 0.523 (1, 5)					0-0 F6				0-0 K	4 1 2 0 0 0 0												
Tom Paciorek, R OBP: 0.385, SLG: 0.468 (1, 9)					4-0 1-3 BB				0-3 G3	3 0 0 0 1 2 2												
Leon Roberts, R OBP: 0.357, SLG: 0.455 (1, 7)					0-0 F8				0-3 K	3 0 1 1 0 0 1												
Larry Cox, R OBP: 0.288, SLG: 0.324 Bob Stinson, S OBP: 0.355, SLG: 0.359 (7, PH) (7, 2)					0-3 K				0-0 F8	2 0 0 0 0 1 2												
Mario Mendoza, R OBP: 0.211, SLG: 0.248 Joe Simpson, L OBP: 0.302, SLG: 0.369 Bill Stein, R OBP: 0.294, SLG: 0.329 (7, PH) (7, 4)					0-0 F3				0-0 F5	1 0 0 0 0 0 0												
					0-0 K				0-0 F9	2 0 0 0 0 1 0												
					0-3 K					1 0 0 0 0 0 0												
					0-0 F7					0 0 0 0 0 0 0												
Inning Stats	R: 0 E: 0 K: 0 S: 4	H: 1 LOB: 1 BB: 0 P: 4	R: 0 E: 0 K: 1 S: 5	H: 0 LOB: 1 BB: 1 P: 9	R: 0 E: 0 K: 1 S: 5	H: 1 LOB: 1 BB: 1 P: 9	R: 1 E: 0 K: 0 S: 5	H: 2 LOB: 1 BB: 0 P: 5	R: 0 E: 0 K: 0 S: 3	H: 0 LOB: 0 BB: 0 P: 3	R: 0 E: 0 K: 3 S: 10	H: 1 LOB: 1 BB: 0 P: 10	R: 0 E: 0 K: 0 S: 3	H: 0 LOB: 0 BB: 0 P: 3	R: 0 E: 0 K: 0 S: 3	H: 1 LOB: 0 BB: 0 P: 3	R: 0 E: 0 K: 2 S: 7	H: 0 LOB: 0 BB: 0 P: 7	1B: 5 2B: 0 3B: 1 HR: 0	SF: 0 SAC: 0 DP: 2 HBP: 0	WP: 0 PB: 0 SB: 1 CS: 0	PA: 33
PITCHER Dennis Eckersley, R ERA: 3.14 (1, 1)	IP: 9.0 WLS: W BF: 33 H: 6 R: 1 ER: 1 SO: 7 BB: 2 IBB: 0 HBP: 0 BLK: 0 WP: 0 HR: 0 S: 45 P: 53 ERA: 1.00 WHIP: 0.889																					
PITCHER	IP	WLS	BF	H	R	ER	SO	BB	IBB	HBP	BLK	WP	HR	S	P	ERA	WHIP					

Seattle Mariners @ Boston Red Sox
Fenway Park, Boston, MA

Thu Jul 19 1979, 7:05 PM EDT
Att. 32,207 - Unknown - 82 F

AB	31
R	1
H	6
RBI	1
BB	2
SO	7
LOB	12



Batter	1	2	3	4	5	6	7	8	9
Rick Burleson, R OBP: 0.325, SLG: 0.389 (1, 6)	0-0 F7	0-0 SF8			0-0 HR	0-0 2B		0-0 4-3	
Larry Wolfe, R OBP: 0.357, SLG: 0.429 (1, 4)	4-0 BB	0-3 K			0-0 HR	4-0 BB		0-0 6-3	
Fred Lynn, L OBP: 0.403, SLG: 0.628 (1, 8)	4-0 BB				0-0 4-3	0-3 K		0-0 1B	
Tom Poquette, L OBP: 0.301, SLG: 0.243 (8, PR) (9, 8)	1-2 BB							3-H 2B	
Jim Rice, R OBP: 0.384, SLG: 0.574 (1, 7)	0-0 F8				0-0 1B			0-0 1B	
Bob Watson, R OBP: 0.359, SLG: 0.419 (1, 3)	0-0 F4				0-0 F9			1-3 1B	
Carl Yastrzemski, L OBP: 0.376, SLG: 0.503 (1, 10)		4-0 2B			0-0 F8			0-0 3-1	
Carlton Fisk, R OBP: 0.307, SLG: 0.458 (1, 2)		0-0 2B			0-0 L7			0-0 FC5-4	
Butch Hobson, R OBP: 0.288, SLG: 0.468 (1, 5)		0-3 K			0-0 L8			0-0 HR	
Dwight Evans, R OBP: 0.365, SLG: 0.453 (1, 9)		4-0 BB			0-0 6-3			4-0 2B	

AB	R	H	RBI	BB	SO	LOB
4	1	2	2	0	0	1
3	1	1	2	2	1	3
4	0	1	1	1	1	2
0	1	0	0	0	0	0
5	0	2	1	0	1	2
4	0	2	0	1	0	3
4	1	0	0	1	0	6
4	0	1	0	0	0	1
4	1	1	1	0	1	2
2	2	1	0	2	0	0

BOTTOM

Seattle Mariners @ Boston Red Sox
 Fenway Park, Boston, MA
 Thu Jul 19 1979, 7:05 PM EDT
 Att: 32,207 - Unknown - 82 F

AB	34
R	7
H	11
RBI	7
BB	7
SO	4
LOB	20



Inning Stats	R: 0	H: 0	E: 0	K: 0	S: 3	LOB: 2	BB: 2	P: 11
R: 1	H: 1	E: 0	K: 2	S: 8	LOB: 2	BB: 2	P: 16	
R: 0	H: 1	E: 0	K: 1	S: 6	LOB: 1	BB: 0	P: 6	
R: 0	H: 0	E: 0	K: 0	S: 3	LOB: 0	BB: 0	P: 3	
R: 2	H: 3	E: 0	K: 0	S: 6	LOB: 1	BB: 0	P: 6	
R: 1	H: 2	E: 0	K: 1	S: 7	LOB: 2	BB: 1	P: 11	
R: 0	H: 0	E: 0	K: 0	S: 3	LOB: 1	BB: 1	P: 7	
R: 3	H: 4	E: 0	K: 0	S: 7	LOB: 3	BB: 1	P: 11	

PITCHER	IP	WLS	BF	H	R	ER	SO	BB	IBB	HBP	BLK	WP	HR	S	P	ERA	WHIP
Floyd Bannister, L ERA: 4.33 (1, 1)	7.0	L	35	8	5	5	4	6	0	0	0	0	2	37	61	6.43	2.000
Randy Stein, R ERA: 7.5 (8, 1)	1.0		7	3	2	2	0	1	0	0	0	0	6	10	18.00	4.000	

PITCHER	IP	WLS	BF	H	R	ER	SO	BB	IBB	HBP	BLK	WP	HR	S	P	ERA	WHIP

WP: 0	PA: 42
PB: 0	
SB: 0	
CS: 0	

Batter	1	2	3	4	5	6	7	8	9	AB R H RBI BB SO LOB	TOP
Larry Milbourne, S OBP: 0.315, SLG: 0.355 (1, 4) X	0-0 P7	0-0 4-3		0-0 6-3		0-0 SH1-4		0-0 6-3		4 0 0 0 0 0 1	
Ruppert Jones, L OBP: 0.350, SLG: 0.480 (1, 8) B B B	4-0 2B WP BB		0-0 4-3	0-0 4-3		0-0 F7		0-0 4-3		4 1 0 0 1 0 1	
Bruce Bochte, L OBP: 0.394, SLG: 0.502 (1, 3) X	0-0 WP SF8 2B		4-0 2B 1B BB	4-0		4-0 1B 1B IBB		0-0 4-3		2 3 1 0 3 0 0	
Willie Horton, R OBP: 0.328, SLG: 0.466 (1, 10) X	0-0 SF8		0-0 1B 1B 2B	0-0 P9		0-0 1B 1B		0-3 K		4 1 2 2 0 1 1	
Dan Meyer, L OBP: 0.358, SLG: 0.532 (1, 5) X	0-0 HR		4-0 1B 1B BB IBB		0-0 F6	0-0 1B		0-0 F7		4 2 2 2 1 0 0	
Leon Roberts, R OBP: 0.358, SLG: 0.453 (1, 7) X	0-0 5-3		0-0 BB 1B 1B	1-2 2-3 3-H		4-0 S BB		0-0 F6		4 0 1 1 1 0 2	
Joe Simpson, L OBP: 0.301, SLG: 0.365 (1, 9) X		0-0 4-3	0-0 BB 1B	1-2 2-3 3-H		0-0 F6		0-0 F8		4 0 1 1 0 0 1	
Bob Stinson, S OBP: 0.353, SLG: 0.352 (1, 2) X		0-3 K	4-0 G4-3 BB	1-2 2-3 3-H		0-0 4-3		0-0 5-3		3 0 0 1 1 1 1	
Mario Mendoza, R OBP: 0.215, SLG: 0.256 (1, 6) X		0-0 2B	0-0 G4-3	1-2		0-0 SH1-4 1B		0-3 K		4 1 2 0 0 1 3	
Inning Stats	R: 3 H: 2 E: 0 LOB: 0 K: 0 BB: 1 S: 5 P: 9	R: 0 H: 1 E: 0 LOB: 1 K: 1 BB: 0 S: 6 P: 6	R: 3 H: 3 E: 0 LOB: 2 K: 0 BB: 3 S: 5 P: 17	R: 0 H: 0 E: 0 LOB: 1 K: 0 BB: 1 S: 3 P: 7	R: 0 H: 0 E: 0 LOB: 1 K: 0 BB: 1 S: 3 P: 7	R: 2 H: 3 E: 0 LOB: 2 K: 0 BB: 1 S: 6 P: 10	R: 0 H: 0 E: 0 LOB: 0 K: 1 BB: 0 S: 5 P: 5	R: 0 H: 0 E: 0 LOB: 0 K: 0 BB: 0 S: 3 P: 3	R: 0 H: 0 E: 0 LOB: 0 K: 1 BB: 0 S: 5 P: 5	1B: 5 SF: 1 2B: 3 SAC: 1 3B: 0 DP: 1 HR: 1 HBP: 0	WP: 1 PA: 42 PB: 0 SB: 1 CS: 0
PITCHER	IP WLS BF H R ER SO BB IBB HBP BLK WP HR S P ERA WHIP										
Mike Torrez, R ERA: 4.71 (1, 1)	2.1 L 14 4 6 6 1 2 1 0 0 0 1 1 13 25 23.14 2.571										
Allen Ripley, R ERA: 3.14 (3, 1)	3.2 19 5 2 2 0 3 1 0 0 0 0 0 15 31 4.91 2.182										
Tom Burgmeier, L ERA: 1.85 (7, 1)	3.0 9 0 0 0 0 2 0 0 0 0 0 0 0 13 13 0.00 0.000										

Seattle Mariners @ Boston Red Sox
 Fenway Park, Boston, MA
 Fri Jul 20 1979, 7:05 PM EDT
 Att. 33,397 - Unknown - 84 F

livebaseballscorecards.com

AB	33
R	8
H	9
RBI	7
BB	7
SO	3
LOB	10



Batter	1	2	3	4	5	6	7	8	9	AB R H RBI BB SO LOB
Rick Burleson, R OBP: 0.324, SLG: 0.387 (1, 6)	0-0 1B 1B		0-3 K		0-0 1-3		0-3 K			4 0 1 0 0 2 3
Jack Brohamer, L OBP: 0.347, SLG: 0.370 (1, 4)	0-0 F6		0-0 4-3		0-0 F8			0-0 G4-6-3 1B		4 0 1 0 0 0 3
Fred Lynn, L OBP: 0.404, SLG: 0.626 (1, 8)	0-0 G6-3 1B		0-0 L9		4-0 3-1 6-3 BB			0-0 G4-6-3 1-2f		3 0 1 0 1 0 3
Jim Rice, R OBP: 0.380, SLG: 0.568 (1, 7)	0-0 G6-3 1-2f		0-3 K		0-0 6-3 1-2			0-0 5-3		4 0 0 0 0 1 3
Carl Yastrzemski, L OBP: 0.375, SLG: 0.500 (1, 10)		0-0 F8		0-0 E BB 1B		0-0 3-1 2-3		0-0 F7		4 0 1 0 0 0 1
Bob Watson, R OBP: 0.361, SLG: 0.421 (1, 3)		0-0 6-3		4-0 1-2 E BB		0-0 F9		0-0 2B		3 0 1 0 1 0 1
Carlton Fisk, R OBP: 0.301, SLG: 0.449 Bob Montgomery, R OBP: 0.408, SLG: 0.470 (1, 2) (8, 2)		0-0 L7		0-0 FC1 1-2 2-3		0-3 K		0-0 1-3		3 0 0 0 0 1 2 1 0 0 0 0 0 1
Butch Hobson, R OBP: 0.288, SLG: 0.465 (1, 5)			0-0 4-3 BB 1B		0-0 F9		0-0 F9		0-0 L7	4 0 1 0 0 0 3
Dwight Evans, R OBP: 0.367, SLG: 0.451 (1, 9)			4-0 1-2 4-3 BB		0-0 6-3		4-0 BB			1 0 0 0 2 0 0

Inning Stats	R: 0 E: 0 K: 0 S: 4	H: 2 LOB: 1 BB: 0 P: 4	R: 0 E: 0 K: 0 S: 3	H: 0 LOB: 0 BB: 0 P: 3	R: 0 E: 0 K: 1 S: 6	H: 1 LOB: 2 BB: 1 P: 10	R: 0 E: 1 K: 1 S: 6	H: 1 LOB: 2 BB: 1 P: 10	R: 0 E: 0 K: 0 S: 3	H: 0 LOB: 0 BB: 0 P: 3	R: 0 E: 0 K: 0 S: 3	H: 0 LOB: 1 BB: 1 P: 7	R: 0 E: 0 K: 2 S: 7	H: 0 LOB: 1 BB: 1 P: 11	R: 0 E: 0 K: 0 S: 3	H: 1 LOB: 0 BB: 0 P: 3	R: 0 E: 0 K: 0 S: 4	H: 1 LOB: 1 BB: 0 P: 4	1B: 5 2B: 1 3B: 0 HR: 0	SF: 0 SAC: 0 DP: 2 HBP: 0	WP: 0 PB: 0 SB: 0 CS: 0	PA: 35
--------------	------------------------------	---------------------------------	------------------------------	---------------------------------	------------------------------	----------------------------------	------------------------------	----------------------------------	------------------------------	---------------------------------	------------------------------	---------------------------------	------------------------------	----------------------------------	------------------------------	---------------------------------	------------------------------	---------------------------------	----------------------------------	------------------------------------	----------------------------------	--------

PITCHER	IP	WLS	BF	H	R	ER	SO	BB	IBB	HBP	BLK	WP	HR	S	P	ERA	WHIP	PITCHER	IP	WLS	BF	H	R	ER	SO	BB	IBB	HBP	BLK	WP	HR	S	P	ERA	WHIP		
Mike Parrott, R ERA: 3.66 (1, 1)	9.0	W	35	6	0	0	4	4	0	0	0	0	0	39	55	0.00	1.111																				


BOTTOM

Seattle Mariners @ Boston Red Sox
Fenway Park, Boston, MA

Fri Jul 20 1979, 7:05 PM EDT
Att: 33,397 - Unknown - 84 F

livebaseballscorecards.com

AB	31
R	0
H	6
RBI	0
BB	4
SO	4
LOB	20



Batter	1	2	3	4	5	6	7	8	9	AB R H RBI BB SO LOB	TOP											
Larry Milbourne, S (1, 4) OBP: 0.317, SLG: 0.356	0-0 1B 1B	0-0 1B			0-3 K		0-0 5-3	0-0 F7		5 1 2 0 0 1 2												
Ruppert Jones, L (1, 8) OBP: 0.353, SLG: 0.483	0-0 1B 1B	0-0 1-3			0-0 4-3		0-0 2B 2B		4-0 E HBP E BB	4 3 2 1 1 0 1												
Bruce Bochte, L (1, 3) OBP: 0.397, SLG: 0.504	0-0 1B 1B		0-0 3-1			0-0 G3	0-0 2B		1-0 E E 2B HBP	4 2 2 2 0 0 0												
Willie Horton, R (1, 10) OBP: 0.327, SLG: 0.462	0-3 K		0-0 4-3			0-0 1B SF3	0-0 1-3		0-0 FC1 E	5 2 1 0 0 1 5												
Dan Meyer, L (1, 5) OBP: 0.361, SLG: 0.533	0-0 1B 1B		0-3 K			0-0 SF3 1B		0-0 SH5-4 1B	0-0 FC5 2B 1B	5 2 3 1 0 1 2												
Leon Roberts, R (1, 7) OBP: 0.359, SLG: 0.458	0-0 1B			0-3 K		0-0 SF3		0-0 SH5-4	0-0 1B G6-4-3 2B	3 1 2 4 0 1 0												
Joe Simpson, L (1, 9) OBP: 0.304, SLG: 0.366	0-3 K			0-0 F9		0-0 F2		0-0 1B 1B	0-0 G6-4-3 1B	5 1 2 2 0 1 2												
Bob Stinson, S (1, 2) OBP: 0.348, SLG: 0.347		0-0 1-3		0-3 K			0-0 4-3		0-0 FC5-4 1B	5 0 1 1 0 1 1												
Mario Mendoza, R (1, 6) OBP: 0.215, SLG: 0.255		0-3 K			0-0 F7		0-0 5-3 2B 1B	0-0 FC5-4	0-3 K	5 1 1 0 0 2 1												
Inning Stats	R: 3 E: 0 K: 2 S: 11	H: 5 LOB: 1 BB: 0 P: 11	R: 0 E: 0 K: 1 S: 6	H: 1 LOB: 1 BB: 0 P: 6	R: 0 E: 0 K: 1 S: 5	H: 0 LOB: 0 BB: 0 P: 5	R: 0 E: 0 K: 2 S: 7	H: 0 LOB: 0 BB: 0 P: 7	R: 0 E: 0 K: 1 S: 5	H: 0 LOB: 0 BB: 0 P: 5	R: 1 E: 0 K: 0 S: 5	H: 2 LOB: 1 BB: 0 P: 5	R: 2 E: 0 K: 0 S: 6	H: 3 LOB: 1 BB: 0 P: 6	R: 2 E: 0 K: 0 S: 6	H: 3 LOB: 1 BB: 0 P: 6	R: 5 E: 2 K: 1 S: 8	H: 2 LOB: 0 BB: 1 P: 13	1B: 13 2B: 3 3B: 0 HR: 0	SF: 1 SAC: 1 DP: 1 HBP: 1	WP: 0 PB: 0 SB: 1 CS: 0	PA: 45
PITCHER	IP WLS BF H R ER SO BB IBB HBP BLK WP HR S P ERA WHIP																					
Steve Renko, R (1, 1) ERA: 3.24	6.2 L 29 10 6 6 7 0 0 0 0 0 0 0 43 43 8.10 1.500																					
Bill Campbell, R (7, 1) ERA: 3.6	0.0 1 1 0 0 0 0 0 0 0 0 0 0 1 1 ∞ ∞																					
Dick Drago, R (7, 1) ERA: 3.29	1.1 8 3 3 3 0 1 0 0 0 0 0 0 7 11 20.25 3.000																					
Tom Burgmeier, L (9, 1) ERA: 2.22	1.0 7 2 4 1 1 0 0 1 0 0 0 0 8 9 9.00 2.000																					

Seattle Mariners @ Boston Red Sox
Fenway Park, Boston, MA
Sat Jul 21 1979, 3:33 AM EDT
Att. 33,048 - Unknown - 91 F

AB	41
R	13
H	16
RBI	11
BB	1
SO	8
LOB	14



Batter	1	2	3	4	5	6	7	8	9	AB R H RBI BB SO LOB
Rick Burleson, R OBP: 0.325, SLG: 0.390 (1, 6)	0-0 BB 1B		0-0 2B	0-0 P9			0-0 5-3		0-3 K	5 1 2 0 0 1 0
Jack Brohamer, L OBP: 0.349, SLG: 0.389 (1, 4)	0-0 F9		0-0 F8 2B 2B			0-0 4-3	0-0 2B 2B		0-0 G3	5 2 2 1 0 0 1
Fred Lynn, L OBP: 0.401, SLG: 0.622 (1, 8)	0-0 F7		0-0 F8 2B 2B			0-0 6-3	0-0 2B 1B		0-3 K	5 1 1 1 0 1 2
Jim Rice, R OBP: 0.384, SLG: 0.569 (1, 7)	4-0 1-2 BB		0-0 2B 1B			0-0 6-3	0-0 G4-6-3 1B			3 0 2 2 1 0 0
Carl Yastrzemski, L OBP: 0.376, SLG: 0.502 (1, 3)	0-0 F8		0-0 L6-4 1-3 2B			4-0 SH1-4 BB	0-0 G4-6-3			3 0 1 0 1 0 3
Bob Watson, R OBP: 0.366, SLG: 0.424 (1, 10)		0-0 F4	4-0 IBB			0-0 SH1-4 1B		0-0 G5-4-3 1B		3 0 2 0 1 0 0
Butch Hobson, R OBP: 0.288, SLG: 0.474 (1, 5)		0-0 HR	0-0 L6-4 2-3			0-0 SH1-4		0-0 G5-4-3		3 1 1 1 0 0 4
Dwight Evans, R OBP: 0.372, SLG: 0.453 (1, 9)		0-0 F3		0-0 CS 1B		4-0 G5-4-3 IBB		0-0 1B		3 0 2 0 1 0 0
Bob Montgomery, R OBP: 0.397, SLG: 0.456 (1, 2)		0-0 6-3		0-0 1-3		0-0 G5-4-3		0-0 F8		2 0 0 0 0 0 1
Carlton Fisk, R OBP: 0.297, SLG: 0.443 (6, PH)				1-2						2 0 0 0 0 0 4

Inning Stats	R: 0	H: 1	E: 0	LOB: 2	K: 0	BB: 1	S: 4	P: 8	R: 1	H: 1	E: 0	LOB: 0	K: 0	BB: 0	S: 4	P: 4	R: 2	H: 4	E: 0	LOB: 2	K: 0	BB: 1	S: 6	P: 10	R: 0	H: 1	E: 0	LOB: 0	K: 0	BB: 0	S: 3	P: 3	R: 0	H: 1	E: 0	LOB: 2	K: 0	BB: 2	S: 3	P: 11	R: 2	H: 3	E: 0	LOB: 0	K: 0	BB: 0	S: 5	P: 5	R: 0	H: 2	E: 0	LOB: 1	K: 0	BB: 0	S: 4	P: 4	R: 0	H: 0	E: 0	LOB: 0	K: 2	BB: 0	S: 7	P: 7	1B: 7	SF: 0	2B: 6	SAC: 1	3B: 0	DP: 4	HR: 1	HBP: 0	WP: 0	PA: 39
--------------	------	------	------	--------	------	-------	------	------	------	------	------	--------	------	-------	------	------	------	------	------	--------	------	-------	------	-------	------	------	------	--------	------	-------	------	------	------	------	------	--------	------	-------	------	-------	------	------	------	--------	------	-------	------	------	------	------	------	--------	------	-------	------	------	------	------	------	--------	------	-------	------	------	-------	-------	-------	--------	-------	-------	-------	--------	-------	--------


PITCHER	IP	WLS	BF	H	R	ER	SO	BB	IBB	HBP	BLK	WP	HR	S	P	ERA	WHIP
Odell Jones, R ERA: 5.83 (1, 1)	2.1		14	6	3	3	0	1	0	0	0	0	1	13	17	11.57	3.000
John Montague, R ERA: 4.92 (3, 1)	4.0	W	16	4	2	2	0	1	2	0	0	0	0	13	25	4.50	1.250
Byron McLaughlin, R ERA: 5.29 (7, 1)	2.2	S	9	3	0	0	2	0	0	0	0	0	0	13	13	0.00	1.125

BOTTOM

Seattle Mariners @ Boston Red Sox
Fenway Park, Boston, MA

Sat Jul 21 1979, 3:33 AM EDT
Att: 33,048 - Unknown - 91 F

AB	34
R	5
H	13
RBI	5
BB	4
SO	2
LOB	15



Batter	1	2	3	4	5	6	7	8	9	AB R H RBI BB SO LOB	TOP											
Rod Carew, L OBP: 0.456, SLG: 0.439 (1, 10) X	0-0 1B 2B	4-0 1B SF8 BB	0-0 FC3-2 1-2 2-3 3-H			0-0 4-3	0-0 3-1		0-0 4-3	5 2 1 0 1 0 6												
Carney Lansford, R OBP: 0.347, SLG: 0.448 (1, 5) X	0-0 FC1 1B FC5-4	0-0 F9	0-3 K			0-0 1B		4-0 1B 1B BB		4 1 1 0 1 1 5												
Dan Ford, R OBP: 0.349, SLG: 0.445 (1, 8) X	0-0 FC5-4 1-3 2-H 1B	0-0 1B		0-0 4-3		0-3 K		0-0 L6-3 1-2 1B		5 0 3 1 0 1 1												
Don Baylor, R OBP: 0.368, SLG: 0.532 (1, 7) X	0-0 FC5-4 BB S HR 1-2f 3-H	0-0 SF8 3-H		0-0 F8		0-0 F8		0-0 L6-3 1-2 2-3 1B		4 1 1 2 0 0 2												
Willie Aikens, L OBP: 0.366, SLG: 0.494 (1, 3) B B B B	4-0 HR BB BB 1-2	0-3 K		0-3 K			0-0 G3	0-0 L6-3 1-2 2-3		4 1 0 0 1 2 4												
Brian Downing, R OBP: 0.426, SLG: 0.502 (1, 2) B B B B	4-0 HR BB 1-2 2-3		0-0 2B FC3-2 1B		0-0 1B		4-0 1B 1B BB	0-0 E5 1B		3 2 2 0 2 0 0												
Joe Rudi, R OBP: 0.283, SLG: 0.367 (1, 9) X	0-0 HR 1-H 2-H 3-H		0-0 F8		0-0 P9		0-0 L5	0-0 F8		5 1 1 4 0 0 4												
Jim Anderson, R OBP: 0.316, SLG: 0.356 (1, 6) X	0-0 G4-6-3 1B		0-0 FC3-2 1-3 2B		0-0 F9		0-0 1B E 1B	0-0 F7		5 1 3 0 0 0 2												
Dickie Thon, R OBP: 0.395, SLG: 0.359 (1, 4) X	0-0 G4-6-3 1-2f		4-0 FC3-2 BB		0-3 K		0-0 E8 1-H 2-H 1B	0-0 1B		4 0 2 1 1 1 2												
Inning Stats	R: 6 E: 0 K: 0 S: 7	H: 4 LOB: 0 BB: 2 P: 15	R: 1 E: 0 K: 1 S: 6	H: 1 LOB: 1 BB: 1 P: 10	R: 0 E: 0 K: 1 S: 7	H: 2 LOB: 3 BB: 1 P: 11	R: 0 E: 0 K: 1 S: 5	H: 0 LOB: 0 BB: 0 P: 5	R: 0 E: 0 K: 1 S: 6	H: 1 LOB: 1 BB: 0 P: 6	R: 0 E: 0 K: 1 S: 6	H: 1 LOB: 1 BB: 0 P: 6	R: 2 E: 1 K: 0 S: 5	H: 2 LOB: 1 BB: 1 P: 9	R: 0 E: 0 K: 0 S: 3	H: 2 LOB: 1 BB: 1 P: 7	R: 0 E: 1 K: 0 S: 5	H: 1 LOB: 2 BB: 0 P: 5	1B: 11 2B: 2 3B: 1 HR: 1	SF: 1 SAC: 0 DP: 1 HBP: 0	WP: 0 PB: 0 SB: 1 CS: 0	PA: 46
PITCHER	IP WLS BF H R ER SO BB IBB HBP BLK WP HR S P ERA WHIP																				PITCHER	IP WLS BF H R ER SO BB IBB HBP BLK WP HR S P ERA WHIP
Joel Finch, R ERA: 5.81 (1, 1)	0.1 L 6 2 5 5 0 2 0 0 0 0 0 4 12 135.00 12.000																					
Dick Drago, R ERA: 3.5 (1, 1)	2.0 12 5 2 2 1 2 0 0 0 0 0 1 12 20 9.00 3.500																					
Allen Ripley, R ERA: 2.57 (3, 1)	6.2 28 7 2 1 4 2 0 0 0 0 0 0 34 42 1.35 1.350																					

California Angels @ Boston Red Sox
Fenway Park, Boston, MA
Mon Jul 23 1979, 7:05 PM EDT
Att. 35,024 - Unknown - 88 F

livebaseballscorecards.com

AB	39
R	9
H	14
RBI	8
BB	6
SO	5
LOB	26



Batter	1	2	3	4	5	6	7	8	9	AB	R	H	RBI	BB	SO	LOB
Rick Burleson, R OBP: 0.317, SLG: 0.380 (1, 6) X	0-0 F4 ①			X 0-0 6-3 ①			X 0-0 F2 ①		S S S 0-3 K ②	4	0	0	0	0	1	0
Jack Brohamer, L OBP: 0.333, SLG: 0.369 (1, 4) S S S	0-3 K ②			X 0-0 6-3 ②			S S S 0-3 K ②		X 0-0 L8 ③	4	0	0	0	0	2	0
Fred Lynn, L OBP: 0.401, SLG: 0.617 Tom Poquette, L OBP: 0.291, SLG: 0.233 (1, 8) X (8, 8)	0-0 F9 ③			X 0-0 3-1 ③			X 0-0 F4 ③			3	0	0	0	0	0	0
Jim Rice, R OBP: 0.383, SLG: 0.575 (1, 7) X		X 0-0 E6 ①			X 0-0 6-3 ①			X 0-0 HR ①		3	1	1	1	0	0	0
Carl Yastrzemski, L OBP: 0.376, SLG: 0.500 Jim Dwyer, L OBP: 0.354, SLG: 0.405 (1, 3) X (9, 3)		X 0-0 G3-6-3 ① ②			X 0-0 F9 ②			X 0-0 4-3 ①		3	0	0	0	0	0	1
Bob Watson, R OBP: 0.366, SLG: 0.423 (1, 10) X		X 0-0 F5 ③			X 0-0 6-3 ③			X 0-0 1B ②		3	0	1	0	0	0	0
Carlton Fisk, R OBP: 0.311, SLG: 0.461 Gary Allenson, R OBP: 0.279, SLG: 0.319 (1, 2) X (8, 2)			X 0-0 F2 ①			X 0-0 L1-4 ① ②		X 0-0 L7 ③		2	0	1	0	0	0	0
Butch Hobson, R OBP: 0.288, SLG: 0.480 (1, 5) X			X 0-0 1-3 ②			X 0-0 L1-4 ① ②		X 0-0 HR ①		3	1	1	1	0	0	1
Dwight Evans, R OBP: 0.368, SLG: 0.458 (1, 9) X			X 0-0 5-3 ③			S S S 0-3 K ③		S S S 0-3 K ①		3	0	0	0	0	2	0

Inning Stats	R: 0	H: 0	E: 0	LOB: 0	K: 1	BB: 0	S: 5	P: 5
	R: 0	H: 0	E: 1	LOB: 0	K: 0	BB: 0	S: 3	P: 3
	R: 0	H: 0	E: 0	LOB: 0	K: 0	BB: 0	S: 3	P: 3
	R: 0	H: 0	E: 0	LOB: 0	K: 0	BB: 0	S: 3	P: 3
	R: 0	H: 1	E: 0	LOB: 0	K: 1	BB: 0	S: 5	P: 5
	R: 0	H: 0	E: 0	LOB: 0	K: 1	BB: 0	S: 5	P: 5
	R: 1	H: 2	E: 0	LOB: 0	K: 0	BB: 0	S: 4	P: 4
	R: 1	H: 1	E: 0	LOB: 0	K: 2	BB: 0	S: 8	P: 8


PITCHER	IP	WLS	BF	H	R	ER	SO	BB	IBB	HBP	BLK	WP	HR	S	P	ERA	WHIP
Dave Frost, R ERA: 4.07 (1, 1)	9.0	W	29	4	2	2	5	0	0	0	0	0	2	39	39	2.00	0.444

BOTTOM

California Angels @ Boston Red Sox
Fenway Park, Boston, MA

Mon Jul 23 1979, 7:05 PM EDT
Att: 35,024 - Unknown - 88 F

AB	29
R	2
H	4
RBI	2
BB	0
SO	5
LOB	2



WP	HR	S	P	ERA	WHIP
0	2	39	39	2.00	0.444

Batter	1	2	3	4	5	6	7	8	9	AB R H RBI BB SO LOB	TOP											
Rickey Henderson, R OBP: 0.320, SLG: 0.289 (1, 7) X	0-0 G3 ①		0-0 G3 ②		0-0 G3 1B		0-0 FC1-6 ①		0-3 K ③	5 0 1 0 0 1 3	<p>Oakland Athletics @ Boston Red Sox</p> <p>Fenway Park, Boston, MA</p> <p>Tue Jul 24 1979, 7:05 PM EDT</p> <p>Att. 30,393 - Unknown - 84 F</p> <p>livebaseballscorecards.com</p>											
Dwayne Murphy, L OBP: 0.411, SLG: 0.369 (1, 8) X	0-0 F5 ②		0-0 3-1 ③		0-0 G3 ③		0-0 L8 ②			4 0 0 0 0 0 3												
Mitchell Page, L OBP: 0.311, SLG: 0.334 (1, 10) X	0-0 G3 ③			0-0 4-3 ①		0-0 3B 1B		0-0 3-1 ③		4 1 1 0 0 0 1												
Jeff Newman, R OBP: 0.263, SLG: 0.433 (1, 2) X		0-0 HR		4-0 G3 BB		0-3 K ①		0-0 L3-6 2B		3 1 2 1 1 1 1												
Dave Revering, L OBP: 0.312, SLG: 0.432 (1, 3) X		0-0 F9 ①		0-0 G3 ②		0-0 3B ①-H		0-0 L3-6 ① ②		4 0 1 1 0 0 2												
Mike Heath, R OBP: 0.355, SLG: 0.396 (1, 9) X		0-0 6-3 ②		0-3 K ③		0-0 6-3 ②		0-0 F3 ③		3 0 0 0 0 1 2												
Tony Armas, R OBP: 0.281, SLG: 0.384 (6, 9) X		0-0 6-3								1 0 0 0 0 0 0												
Wayne Gross, L OBP: 0.337, SLG: 0.382 (1, 5) X		0-0 6-3 ③			0-0 HR	4-0 IBB		0-0 F7 ①		3 1 1 1 1 0 0												
Rob Picciolo, R OBP: 0.232, SLG: 0.300 (1, 6) X			0-0 L5 ①		0-0 6-3 ①	0-0 F2 ③		0-0 2B		4 0 1 0 0 0 2												
Dave Chalk, R OBP: 0.338, SLG: 0.277 (1, 4) X			4-0 G3 BB		0-0 5-3 ②		0-0 FC1-6 1B		0-0 F8 ②	3 0 1 0 1 0 1												
Inning Stats	R: 0 E: 0 K: 0 S: 3	H: 0 LOB: 0 BB: 0 P: 3	R: 1 E: 0 K: 0 S: 4	H: 1 LOB: 0 BB: 0 P: 4	R: 0 E: 0 K: 0 S: 3	H: 0 LOB: 1 BB: 1 P: 7	R: 0 E: 0 K: 1 S: 5	H: 0 LOB: 1 BB: 1 P: 9	R: 1 E: 0 K: 0 S: 5	H: 2 LOB: 1 BB: 0 P: 5	R: 1 E: 0 K: 1 S: 7	H: 2 LOB: 2 BB: 1 P: 11	R: 0 E: 0 K: 0 S: 4	H: 1 LOB: 1 BB: 0 P: 4	R: 0 E: 0 K: 0 S: 3	H: 1 LOB: 0 BB: 0 P: 3	R: 0 E: 0 K: 1 S: 6	H: 1 LOB: 1 BB: 0 P: 6	1B: 3 2B: 3 3B: 1 HR: 2	SF: 0 SAC: 0 DP: 1 HBP: 0	WP: 0 PB: 0 SB: 2 CS: 0	PA: 37
PITCHER Dennis Eckersley, R ERA: 3.14 (1, 1)	IP: 9.0 WLS: W BF: 37 H: 8 R: 3 ER: 3 SO: 3 BB: 2 IBB: 1 HBP: 0 BLK: 0 WP: 0 HR: 2 S: 40 P: 52 ERA: 3.00 WHIP: 1.111																					



Batter	1	2	3	4	5	6	7	8	9	AB	R	H	RBI	BB	SO	LOB
Rick Burleson, R OBP: 0.316, SLG: 0.378 (1, 6)	0-0 3-1	0-0 G6-4-3			0-0 1B	0-0 5-3		0-0 6-3		5	0	1	0	0	0	3
Jack Brohamer, L OBP: 0.329, SLG: 0.357 (1, 4)	4-0 BB 1B BB		0-0 4-3		0-0 F6		0-0 4-3	0-0 4-3		4	1	0	0	1	0	1
Fred Lynn, L OBP: 0.404, SLG: 0.616 (1, 8)	4-0 1B 1B E 1-2 BB		4-0 FC6-4 BB		0-0 G5-4-3 1B		0-0 E3 FC5-4			2	1	1	0	2	0	0
Jim Rice, R OBP: 0.380, SLG: 0.569 (1, 7)	0-0 F7		0-0 FC6-4 FC5 BB 1-2f		0-0 G5-4-3 1-2f		0-0 FC5-4 HR			4	1	0	0	0	0	6
Carl Yastrzemski, L OBP: 0.380, SLG: 0.511 (1, 3)	0-0 E 1-2 2-H 1B		4-0 BB		0-0 F9		0-0 HR			3	1	2	3	1	0	0
Bob Watson, R OBP: 0.368, SLG: 0.424 (1, 10)	0-0 E2 1-3 2-H 1B		0-0 FC5 2-3f		0-0 BB 1B		0-3 K			4	1	2	0	0	1	2
Carlton Fisk, R OBP: 0.310, SLG: 0.456 (1, 2)	0-0 F4			0-0 G6-4-3 1B		0-0 F6		0-0 5-3		4	0	1	0	0	0	3
Butch Hobson, R OBP: 0.291, SLG: 0.486 (1, 5)		0-0 F4		0-0 G6-4-3 1-2f		4-0 1B 1-2 BB		0-0 HR 3B		3	1	1	0	1	0	1
Dwight Evans, R OBP: 0.373, SLG: 0.470 (1, 9)		4-0 G6-4-3 BB		0-0 5-3		0-0 1B 1-3 2-H		0-0 HR 3-H		3	1	2	3	1	0	0


Inning Stats	R: 2	H: 2	E: 1	LOB: 2	K: 0	BB: 2	S: 5	P: 13	R: 0	H: 0	E: 0	LOB: 0	K: 0	BB: 1	S: 2	P: 6	R: 0	H: 0	E: 0	LOB: 2	K: 0	BB: 2	S: 3	P: 11	R: 0	H: 1	E: 0	LOB: 0	K: 0	BB: 0	S: 3	P: 3	R: 0	H: 2	E: 0	LOB: 1	K: 0	BB: 0	S: 4	P: 4	R: 1	H: 2	E: 0	LOB: 2	K: 0	BB: 1	S: 5	P: 9	R: 2	H: 1	E: 1	LOB: 0	K: 1	BB: 0	S: 7	P: 7	R: 2	H: 2	E: 0	LOB: 0	K: 0	BB: 0	S: 5	P: 5
--------------	------	------	------	--------	------	-------	------	-------	------	------	------	--------	------	-------	------	------	------	------	------	--------	------	-------	------	-------	------	------	------	--------	------	-------	------	------	------	------	------	--------	------	-------	------	------	------	------	------	--------	------	-------	------	------	------	------	------	--------	------	-------	------	------	------	------	------	--------	------	-------	------	------

PITCHER	IP	WLS	BF	H	R	ER	SO	BB	IBB	HBP	BLK	WP	HR	S	P	ERA	WHIP
Mike Morgan, R ERA: 6.15 (1, 1)	7.0	L	33	8	5	2	1	6	0	0	0	0	1	29	53	2.57	2.000
Jim Todd, R ERA: 6.3 (8, 1)	1.0		5	2	2	2	0	0	0	0	0	0	1	5	5	18.00	2.000

BOTTOM

Oakland Athletics @ Boston Red Sox
 Fenway Park, Boston, MA
 Tue Jul 24 1979, 7:05 PM EDT
 Att: 30,393 - Unknown - 84 F

AB	32
R	7
H	10
RBI	6
BB	6
SO	1
LOB	16



1B: 7	SF: 0	WP: 0	PA: 38
2B: 0	SAC: 0	PB: 0	
3B: 1	DP: 3	SB: 0	
HR: 2	HBP: 0	CS: 0	

livebaseballscorecards.com

Batter	1	2	3	4	5	6	7	8	9	AB R H RBI BB SO LOB	TOP		
Rickey Henderson, R OBP: 0.326, SLG: 0.291 (1, 7) BB	4-0 L4-3 BB		0-0 G3 2B 1B		0-0 FC5-4 1-2f		0-0 L5			3 1 1 0 1 0 1			
Dwayne Murphy, L OBP: 0.405, SLG: 0.362 (1, 8) X	0-0 L4-3 1-2		0-0 G3 1-2		0-3 K			0-0 4-3		4 0 0 0 0 1 3			
Mitchell Page, L OBP: 0.310, SLG: 0.336 (1, 10) X	0-0 4-3		0-0 1B 2B		0-0 6-3			0-0 F8		4 1 1 1 0 0 0			
Dave Revering, L OBP: 0.318, SLG: 0.448 (1, 3) X		0-0 G5-4-3 1B 1B	0-0 1B 2-H		0-0 HR			0-0 G3		4 2 3 2 0 0 0			
Jeff Newman, R OBP: 0.266, SLG: 0.441 (1, 2) Mike Edwards, R OBP: 0.286, SLG: 0.305 (6, PR) Tony Amas, R OBP: 0.280, SLG: 0.382 (6, 9)		0-0 G5-4-3 1B		0-0 6-3		0-0 3B		0-3 K		3 0 2 0 0 0 0 0 0 0 0 0 0 0 1 0 0 0 0 1 0			
Mike Heath, R OBP: 0.344, SLG: 0.383 (1, 9) (6, 2)		0-0 G5-4-3 1-2f 2-3		0-0 L7		0-0 5-3		0-0 6-3		4 0 0 0 0 0 3			
Wayne Gross, L OBP: 0.336, SLG: 0.381 (1, 5)		0-0 3-H 1B		0-0 L4		0-0 1-3		0-0 F7		4 0 1 1 0 0 1			
Rob Picciolo, R OBP: 0.240, SLG: 0.307 (1, 6)		0-0 6-3		0-0 FC5-4 1B			0-0 G6-4-3 1B			3 0 2 0 0 0 1			
Dave Chalk, R OBP: 0.331, SLG: 0.270 (1, 4) Milt Ramirez, R OBP: 0.190, SLG: 0.167 (7, 4)			0-0 4-3		0-3 K		0-0 G6-4-3 1-2f			3 0 0 0 0 1 2 0 0 0 0 0 0 0			
Inning Stats	R: 0 E: 0 K: 0 S: 2 H: 0 LOB: 0 BB: 1 P: 6	R: 1 E: 0 K: 0 S: 5 H: 3 LOB: 1 BB: 0 P: 5	R: 2 E: 0 K: 0 S: 5 H: 3 LOB: 1 BB: 0 P: 5	R: 0 E: 0 K: 0 S: 3 H: 0 LOB: 0 BB: 0 P: 3	R: 0 E: 0 K: 0 S: 8 H: 1 LOB: 1 BB: 0 P: 8	R: 1 E: 0 K: 0 S: 5 H: 2 LOB: 1 BB: 0 P: 5	R: 0 E: 0 K: 0 S: 3 H: 1 LOB: 0 BB: 0 P: 3	R: 0 E: 0 K: 0 S: 3 H: 0 LOB: 0 BB: 0 P: 3	R: 0 E: 0 K: 1 S: 5 H: 0 LOB: 0 BB: 0 P: 5	1B: 7 2B: 2 3B: 1 HR: 1 SF: 0 SAC: 0 DP: 3 HBP: 0	WP: 0 PB: 0 SB: 0 CS: 0 PA: 34		
PITCHER	IP WLS BF H R ER SO BB IBB HBP BLK WP HR S P ERA WHIP											PITCHER	IP WLS BF H R ER SO BB IBB HBP BLK WP HR S P ERA WHIP
Mike Torrez, R ERA: 4.73 (1, 1)	7.0 W 28 10 4 4 2 1 0 0 0 0 0 1 31 35 5.14 1.571												
Mike Torrez, R ERA: 4.73 (7, 1)	7.0 W 28 10 4 4 2 1 0 0 0 0 0 1 31 35 5.14 1.571												
Joel Finch, R ERA: 5.4 (8, 1)	2.0 6 0 0 0 0 1 0 0 0 0 0 0 8 8 0.00 0.000												

Oakland Athletics @ Boston Red Sox
Fenway Park, Boston, MA
Wed Jul 25 1979, 7:05 PM EDT
Att. 31,142 - Unknown - 87 F

livebaseballscorecards.com

AB 33
R 4
H 10
RBI 4
BB 1
SO 3
LOB 11



Batter	1	2	3	4	5	6	7	8	9
Rick Burleson, R (1, 6) OBP: 0.315, SLG: 0.377 Stan Papi, R (7, 6) OBP: 0.172, SLG: 0.310	0-3 K	0-0 F9-3		0-0 5-3		0-0 WP HBP G3 1B	0-0 1B 2B		
Jack Brohamer, L (1, 4) OBP: 0.329, SLG: 0.357 Larry Wolfe, R (6, PH) OBP: 0.356, SLG: 0.414	0-0 G3	0-0 1B HR 1B		0-0 4-3		1-0 G3 WP 2B HBP	0-0 F9		
Fred Lynn, L (1, 8) OBP: 0.405, SLG: 0.615 Tom Poquette, L (7, 8) OBP: 0.299, SLG: 0.243	4-0 HR BB	0-0 1-3 HR 1B		0-0 1-3		0-0 SF7	0-0 1B 1B		
Jim Rice, R (1, 7) OBP: 0.387, SLG: 0.588	0-0 HR	0-0 HR			4-0 G6-4-3 BB	4-0 1-2 2-3 2B BB	0-0 1-2 1B		
Carl Yastrzemski, L (1, 3) OBP: 0.379, SLG: 0.508 Mike Torrez, R (7, 1) Joel Finch, R (7, PH) (8, 1)	0-0 HR 1B 1B	0-0 G3		0-3 K	0-0 G3	0-0 1-2 2-3 3-H 2B	0-0 F9		
Bob Watson, R (1, 10) OBP: 0.372, SLG: 0.430	0-0 1-2 HR 1B		0-0 G5-4-3 1B		0-0 G6-4-3 1-2f	0-0 2-H 3-H 2B	0-0 F9		
Carlton Fisk, R (1, 2) OBP: 0.314, SLG: 0.481 Gary Allenson, R (7, 2) OBP: 0.277, SLG: 0.317	0-0 1-H 2-H HR		0-0 G5-4-3 1-2f			0-0 1B 2B F4	0-0 F8		
Butch Hobson, R (1, 5) OBP: 0.293, SLG: 0.484	0-0 F8		0-0 1B			0-0 2-H 1B 1B	0-3 K 5-3		
Dwight Evans, R (1, 9) OBP: 0.375, SLG: 0.472 Jim Dwyer, L (7, 9) OBP: 0.367, SLG: 0.419		0-0 F9-3 1B	0-0 F3			0-0 HBP 1B SF7 1B	0-0 2B 1B		

Inning Stats	R: 5 E: 0 K: 1 S: 9	H: 4 LOB: 0 BB: 1 P: 13	R: 3 E: 0 K: 0 S: 6	H: 4 LOB: 0 BB: 0 P: 6	R: 0 E: 0 K: 0 S: 4	H: 2 LOB: 1 BB: 0 P: 4	R: 0 E: 0 K: 0 S: 3	H: 0 LOB: 0 BB: 0 P: 3	R: 0 E: 0 K: 1 S: 4	H: 0 LOB: 0 BB: 1 P: 8	R: 6 E: 0 K: 0 S: 8	H: 5 LOB: 1 BB: 1 P: 13	R: 2 E: 0 K: 1 S: 9	H: 4 LOB: 2 BB: 0 P: 9	R: 0 E: 0 K: 0 S: 3	H: 0 LOB: 0 BB: 0 P: 3
1B: 13 2B: 4 3B: 0 HR: 3	SF: 1 SAC: 0 DP: 3 HBP: 1	WP: 1 PB: 0 SB: 0 CS: 0	PA: 44													

PITCHER	IP	WLS	BF	H	R	ER	SO	BB	IBB	HBP	BLK	WP	HR	S	P	ERA	WHIP
Brian Kingman, R (1, 1) ERA: 5.6	2.0	L	14	8	8	8	1	1	0	0	0	0	0	15	19	36.00	4.500
Jim Todd, R (3, 1) ERA: 6.57	3.0		14	6	4	4	1	1	0	0	0	0	0	15	19	12.00	2.333
Craig Minetto, L (6, 1) ERA: 6.13	3.0		16	5	4	4	1	1	0	1	0	1	0	16	21	12.00	2.000

BOTTOM

Oakland Athletics @ Boston Red Sox
Fenway Park, Boston, MA
Wed Jul 25 1979, 7:05 PM EDT
Att: 31,142 - Unknown - 87 F

livebaseballscorecards.com

AB	39
R	16
H	19
RBI	16
BB	3
SO	3
LOB	11



Batter	1	2	3	4	5	6	7	8	9	AB R H RBI BB SO LOB	TOP
Rickey Henderson, R OBP: 0.328, SLG: 0.289 (1, 8) BB (7, 7)	4-0 WP HR BB		0-0 B2		0-0 P8	0-0 1-3 2-H 1B			0-3 K 1-2	4 1 1 1 1 1 3	
Mitchell Page, L OBP: 0.317, SLG: 0.358 (1, 10) X	0-0 1-H HR		0-0 S 1B		0-0 2-H 3-H 2B			0-3 K L3-6	5 1 4 4 0 1 1		
Dave Revering, L OBP: 0.314, SLG: 0.441 Larry Murray, S OBP: 0.283, SLG: 0.268 (1, 3) (7, 9) X	0-0 F3		0-0 F6 1-2		0-0 3-1			0-0 L3-6 2-3	4 0 0 0 0 0 3 1 0 0 0 0 0 1		
Jeff Newman, R OBP: 0.263, SLG: 0.436 (1, 5) (7, 3) X	0-0 6-3				0-0 F8			0-0 6-3	4 0 0 0 0 0 0		
Wayne Gross, L OBP: 0.332, SLG: 0.375 (1, 7) (7, 5) X	0-0 1-6-3				0-0 G3			0-0 F4	4 0 0 0 0 0 0		
Jim Essian, R OBP: 0.324, SLG: 0.476 (1, 2)			0-0 F8		0-0 F4			0-0 5-3	4 1 1 0 0 0 0		
Tony Armas, R OBP: 0.295, SLG: 0.409 (1, 9) (7, 8) BB BB BB		4-0 F9-3 BB			0-0 SH1-4 1B 2B 1B	0-0 1B 2-H 1B 1B		0-0 HR	3 3 3 2 1 0 0		
Rob Picciolo, R OBP: 0.247, SLG: 0.312 (1, 6)		0-0 F9-3 1-2			0-0 SH1-4 2B 1B	0-0 1-3 1B 1B		0-0 6-3	4 2 2 0 0 0 1		
Dave Chalk, R OBP: 0.338, SLG: 0.280 (1, 4)			0-0 6-3		0-0 SH1-4 1-2 2-3	0-0 1-2 3-H 1B		0-0 S 1B	3 0 2 1 0 0 0		
Inning Stats	R: 2 H: 1 E: 0 LOB: 0 K: 0 BB: 1 S: 4 P: 8	R: 0 H: 0 E: 0 LOB: 0 K: 0 BB: 1 S: 2 P: 6	R: 0 H: 1 E: 0 LOB: 1 K: 0 BB: 0 S: 4 P: 4	R: 0 H: 0 E: 0 LOB: 0 K: 0 BB: 0 S: 3 P: 3	R: 2 H: 3 E: 0 LOB: 1 K: 0 BB: 0 S: 6 P: 6	R: 3 H: 5 E: 0 LOB: 2 K: 0 BB: 0 S: 7 P: 7	R: 0 H: 1 E: 0 LOB: 0 K: 0 BB: 0 S: 3 P: 3	R: 1 H: 1 E: 0 LOB: 0 K: 0 BB: 0 S: 4 P: 4	R: 0 H: 1 E: 0 LOB: 1 K: 2 BB: 0 S: 8 P: 8	1B: 8 SF: 0 2B: 5 SAC: 1 3B: 0 DP: 2 HR: 2 HBP: 0	WP: 1 PA: 39 PB: 0 SB: 2 CS: 0
PITCHER Steve Renko, R ERA: 3.58 Allen Ripley, R ERA: 2.66 Bill Campbell, R ERA: 3.29	IP WLS BF H R ER SO BB IBB HBP BLK WP HR S P ERA WHIP	5.2 L 27 9 7 7 0 2 0 0 0 0 1 1 25 33 11.12 1.941	2.2 10 4 1 1 1 0 0 0 0 0 0 1 12 12 3.38 1.500	0.2 2 0 0 0 0 1 0 0 0 0 0 0 4 4 0.00 0.000	PITCHER IP WLS BF H R ER SO BB IBB HBP BLK WP HR S P ERA WHIP						

Oakland Athletics @ Boston Red Sox
Fenway Park, Boston, MA
Thu Jul 26 1979, 3:33 AM EDT
Att. 32,660 - Unknown - 94 F

livebaseballscorecards.com

AB 36
R 8
H 13
RBI 8
BB 2
SO 2
LOB 9



Batter	1	2	3	4	5	6	7	8	9	AB	R	H	RBI	BB	SO	LOB
Rick Burleson, R OBP: 0.319, SLG: 0.378 (1, 6)	0-0 F7		0-0 FC3-8 1B		0-0 FC6-4 1B HR		0-0 1B BB 1B	4-0 L4-6 BB		4	1	2	0	1	0	1
Jack Brohamer, L OBP: 0.327, SLG: 0.353 (1, 4) Larry Wolfe, R OBP: 0.365, SLG: 0.414 (8, PH) (9, 4)	0-0 3-1		0-0 FC3-6 BB 1B		0-0 1-3 HR 1B		0-0 F8	4-0 1-2 BB		4	2	1	0	0	0	2
Fred Lynn, L OBP: 0.410, SLG: 0.623 (1, 8)	4-0 BB		4-0 1-2 BB 1B		0-0 1-H 3-H HR		4-0 FC5 1-2 BB 1B	0-0 L4-6		2	1	1	3	3	0	2
Jim Rice, R OBP: 0.385, SLG: 0.583 (1, 7)	0-3 K		0-0 1-2 2-H 1B		0-0 F7		0-0 F2		0-0 6-3	5	0	1	1	0	1	3
Carl Yastrzemski, L OBP: 0.379, SLG: 0.506 (1, 3)		0-0 G3	0-0 G3		0-0 G3		0-0 1-2 2-3 1B		0-0 5-3 1B	5	0	2	0	0	0	2
Bob Watson, R OBP: 0.369, SLG: 0.426 (1, 10)		0-0 FC6-4 1B		0-0 5-3		0-0 F4	0-0 FC5		0-0 5-3	5	0	1	0	0	0	4
Carlton Fisk, R OBP: 0.316, SLG: 0.476 (1, 2)		0-0 F8		0-0 L8		0-0 6-3		0-0 HR 1B	4-0 BB BB BB	4	1	1	0	1	0	1
Butch Hobson, R OBP: 0.291, SLG: 0.479 (1, 5)		0-0 FC6-4		0-0 P9		0-0 1B		0-0 F9	0-0 F9	5	0	1	0	0	0	4
Dwight Evans, R OBP: 0.377, SLG: 0.482 (1, 9)			0-0 F8		0-0 FC6-4 1B		0-3 K		0-0 1-H HR	4	1	2	2	0	1	1

Inning Stats	R: 0	H: 0	E: 0	K: 1	S: 5	LOB: 1	BB: 1	P: 9	R: 0	H: 1	E: 0	K: 0	S: 4	LOB: 1	BB: 0	P: 4	R: 1	H: 2	E: 0	K: 0	S: 5	LOB: 2	BB: 1	P: 9	R: 0	H: 0	E: 0	K: 0	S: 3	LOB: 0	BB: 0	P: 3	R: 3	H: 3	E: 0	K: 0	S: 6	LOB: 0	BB: 0	P: 6	R: 0	H: 1	E: 0	K: 1	S: 6	LOB: 1	BB: 0	P: 6	R: 0	H: 2	E: 0	K: 0	S: 5	LOB: 3	BB: 1	P: 9	R: 2	H: 2	E: 0	K: 0	S: 4	LOB: 1	BB: 2	P: 12	R: 0	H: 1	E: 0	K: 0	S: 4	LOB: 2	BB: 1	P: 8	1B: 10	SF: 0	2B: 1	SAC: 0	3B: 0	DP: 1	HR: 2	HBP: 0	WP: 0	PA: 44
PITCHER	IP	WLS	BF	H	R	ER	SO	BB	IBB	HBP	BLK	WP	HR	S	P	ERA	WHIP																																																																	
Steve McCatty, R ERA: 4.05 (1, 1)	7.1	W	37	11	6	6	2	4	0	0	0	0	0	4	53	7.36	2.045																																																																	
Dave Hamilton, L ERA: 3.92 (8, 1)	1.1		6	1	0	0	0	2	0	0	0	0	0	4	12	0.00	2.250																																																																	
Dave Heaverlo, R ERA: 4.26 (9, 1)	0.1	S	1	0	0	0	0	0	0	0	0	0	0	1	1	0.00	0.000																																																																	

BOTTOM

Oakland Athletics @ Boston Red Sox
Fenway Park, Boston, MA
Thu Jul 26 1979, 3:33 AM EDT
Att: 32,660 - Unknown - 94 F

livebaseballscorecards.com

AB	38
R	6
H	12
RBI	6
BB	6
SO	2
LOB	20



Batter	1	2	3	4	5	6	7	8	9	AB R H RBI BB SO LOB	TOP	
Rick Burleson, R (1, 6) OBP: 0.320, SLG: 0.377 Stan Papi, R (4, 6) OBP: 0.188, SLG: 0.313	0-0 5-3		4-0 FC5-4 BB		0-0 F2		0-0 FC6-4 1B		0-3 K	1 0 0 0 1 0 0 3 0 1 0 0 1 1		
Jack Brohamer, L (1, 4) OBP: 0.322, SLG: 0.348 Larry Wolfe, R (4, 4) OBP: 0.351, SLG: 0.393	0-3 K		0-0 F3		0-0 5-3		0-0 FC6-4 1-2f		0-0 F3	2 0 0 0 0 1 1 3 0 0 0 0 0 2		
Fred Lynn, L (1, 8) OBP: 0.410, SLG: 0.622 Tom Poquette, L (4, 8) OBP: 0.303, SLG: 0.240	0-0 1B		0-0 F7			4-0 BB BB		0-0 6-3		2 0 1 0 0 0 1 1 0 0 0 1 0 0		
Jim Rice, R (1, 7) OBP: 0.381, SLG: 0.577	0-0 5-3		0-0 FC5-4 1-2f		0-0 F7			0-3 K		4 0 0 0 0 1 3		
Carl Yastrzemski, L (1, 3) OBP: 0.380, SLG: 0.506 Jim Dwyer, L (4, 3) OBP: 0.382, SLG: 0.419		0-0 HBP 1B		0-0 F8		4-0 1-2 BB		4-0 HR BB		2 0 1 0 0 0 0 0 1 0 0 2 0 0		
Bob Watson, R (1, 10) OBP: 0.374, SLG: 0.437		1-0 HBP		4-0 FC5-4 BB		0-0 L8		0-0 1-H HR		2 1 1 2 1 0 2		
Carlton Fisk, R (1, 2) OBP: 0.309, SLG: 0.465		0-0 F7		0-0 FC5-4 1-2f		0-0 F4		0-0 F8		4 0 0 0 0 0 5		
Butch Hobson, R (1, 5) OBP: 0.288, SLG: 0.475 Gary Allenson, R (7, 5) OBP: 0.276, SLG: 0.315		0-0 F8		0-0 4-3			0-0 F9		0-3 K	3 0 0 0 0 0 3 1 0 0 0 0 1 0		
Dwight Evans, R (1, 9) OBP: 0.375, SLG: 0.479		0-3 K			0-0 6-3		0-3 K		0-0 1B	4 0 1 0 0 2 2		
Inning Stats	R: 0 H: 1 E: 0 LOB: 1 K: 1 BB: 0 S: 6 P: 6	R: 0 H: 1 E: 0 LOB: 2 K: 1 BB: 0 S: 6 P: 7	R: 0 H: 0 E: 0 LOB: 1 K: 0 BB: 1 S: 3 P: 7	R: 0 H: 0 E: 0 LOB: 1 K: 0 BB: 1 S: 3 P: 7	R: 0 H: 0 E: 0 LOB: 0 K: 0 BB: 0 S: 3 P: 3	R: 0 H: 0 E: 0 LOB: 2 K: 0 BB: 2 S: 3 P: 11	R: 0 H: 1 E: 0 LOB: 1 K: 1 BB: 0 S: 6 P: 6	R: 2 H: 1 E: 0 LOB: 0 K: 1 BB: 1 S: 6 P: 10	R: 0 H: 1 E: 0 LOB: 1 K: 2 BB: 0 S: 8 P: 8	1B: 4 SF: 0 2B: 0 SAC: 0 3B: 0 DP: 0 HR: 1 HBP: 1	WP: 0 PA: 38 PB: 0 SB: 0 CS: 0	
PITCHER Steve Comer, R (1, 1) ERA: 3.41	IP WLS BF H R ER SO BB IBB HBP BLK WP HR S P ERA WHIP	9.0 W 38 5 2 2 6 5 0 1 0 0 1 44 65 2.00 1.111										

Boston Red Sox @ Texas Rangers
Arlington Stadium, Arlington, TX

Fri Jul 27 1979, 8:05 PM EDT
Att. 27,970 - Unknown - 93 F

livebaseballscorecards.com

AB	32
R	2
H	5
RBI	2
BB	5
SO	6
LOB	20



Batter	1	2	3	4	5	6	7	8	9
Bump Wills, S OBP: 0.345, SLG: 0.351 Nelson Norman, S OBP: 0.240, SLG: 0.234	0-0 1B 1B 2B 1B	0-0 SH1-3 1-2	0-0 1-3		0-0 FC5-4 1B		0-0 G5-4-3 1B		
Buddy Bell, R OBP: 0.326, SLG: 0.432 Eric Soderholm, R OBP: 0.300, SLG: 0.364	0-0 1B 1B 2B 1B	0-0 2B 2B	0-0 6-3		0-0 FC5-4 1-2f		0-0 G5-4-3 1-2f		
Al Oliver, L OBP: 0.338, SLG: 0.476	0-0 2B 1B 1-2 2-3	0-0 2B 2B		0-0 G3		0-3 K FC3-6	0-0 1B		
Pat Putnam, L OBP: 0.339, SLG: 0.496 Mike Jorgensen, L OBP: 0.338, SLG: 0.479	0-0 1B 2B 1-3 2-H 3-H	4-0 2B 1BB		0-0 F8		0-0 FC3-6 FC5-4 1-2f	0-0 F9		
Richie Zisk, R OBP: 0.322, SLG: 0.382	0-0 6-3	0-0 3-1 1B 2B 1-H 2-H		0-0 1B		0-0 FC5-4 1B 1-2f	0-0 F7		
Oscar Gamble, L OBP: 0.468, SLG: 0.536	0-0 1-3 1B 2-H	0-0 3-1		0-0 G3		0-0 1B 1B 1-2	0-3 K		
Johnny Grubb, L OBP: 0.343, SLG: 0.431	0-0 1-3 1-2	0-0 FC6-4 1B			0-0 4-3 1B 2B	0-0 BB 1-3 2-H	0-0 FC6-4 1B		
Jim Sundberg, R OBP: 0.312, SLG: 0.351	0-0 6-3	0-0 FC6-4 1-2f			0-0 5-3	4-0 FC6-4 BB	0-0 FC6-4 1-2f		
Larvell Blanks, R OBP: 0.270, SLG: 0.244		0-0 SH1-3 2B 1B		0-0 5-3		0-0 4-3	0-0 FC6-4 1-2f		

Inning Stats	R: 4	H: 5	E: 0	LOB: 1	K: 0	S: 8	P: 8	R: 5	H: 5	E: 0	LOB: 1	K: 0	S: 8	P: 12	R: 0	H: 0	E: 0	LOB: 0	K: 0	S: 3	R: 0	H: 1	E: 0	LOB: 1	K: 0	S: 4	R: 1	H: 2	E: 0	LOB: 3	K: 1	S: 8	R: 0	H: 2	E: 0	LOB: 1	K: 1	S: 6	R: 0	H: 1	E: 0	LOB: 1	K: 1	S: 6	P: 6
--------------	------	------	------	--------	------	------	------	------	------	------	--------	------	------	-------	------	------	------	--------	------	------	------	------	------	--------	------	------	------	------	------	--------	------	------	------	------	------	--------	------	------	------	------	------	--------	------	------	------

PITCHER	IP	WLS	BF	H	R	ER	SO	BB	IBB	HBP	BLK	WP	HR	S	P	ERA	WHIP
Bob Stanley, R ERA: 3.92	(1, 1)	1.1	L	13	8	8	0	0	0	0	0	0	0	12	16	54.00	6.000
Joel Finch, R ERA: 5.14	(2, 1)	6.2		31	10	3	2	1	0	0	0	1	0	34	38	4.05	1.650

BOTTOM

AB	R	H	RBI	BB	SO	LOB
1	1	1	0	0	0	0
3	0	2	1	0	0	0
4	2	2	1	0	0	1
1	0	0	0	0	0	1
5	2	3	1	0	1	0
3	2	1	2	1	0	1
1	0	0	0	0	0	1
5	2	2	3	0	0	2
5	0	2	1	0	1	2
5	1	4	2	0	0	1
4	0	0	0	1	0	4
4	1	1	0	0	0	4

AB 41
R 11
H 18
RBI 11
BB 2
SO 2
LOB 17



WP	HR	S	P	ERA	WHIP
1	0	12	16	54.00	6.000
1	0	34	38	4.05	1.650

Boston Red Sox @ Texas Rangers
Arlington Stadium, Arlington, TX
Fri Jul 27 1979, 8:05 PM EDT
Att: 27,970 - Unknown - 93 F

livebaseballscorecards.com

Batter	1	2	3	4	5	6	7	8	9	AB R H RBI BB SO LOB	TOP	
Rick Burleson, R (1, 6) OBP: 0.316, SLG: 0.372	0-0 F9 ①		0-0 F9 ②	0-0 F7 ③			0-0 5-3 ①		0-0 F6 ③	5 0 0 0 0 0 5		
Jim Dwyer, L (1, 9) Dwight Evans, R (7, 9) OBP: 0.382, SLG: 0.426 OBP: 0.375, SLG: 0.479	0-0 F9 ②		0-0 F9 ②	2-H 2B		0-3 K ①	0-0 F9 ②			4 0 1 1 0 1 0 0 0 0 0 0 0 0		
Fred Lynn, L (1, 8) OBP: 0.414, SLG: 0.622	0-0 1B		4-0 BB			4-0 BB	0-3 K ③			2 0 1 0 2 1 0		
Jim Rice, R (1, 10) OBP: 0.378, SLG: 0.571	0-3 K ③		0-0 5-3 ③			0-0 F8 ②		0-0 F7 ①		4 0 0 0 0 1 4		
Carl Yastrzemski, L (1, 7) OBP: 0.376, SLG: 0.500		0-3 K ①		0-0 L7 ①		0-0 4-3 ③		0-0 4-1 ②		4 0 0 0 0 1 1		
Bob Watson, R (1, 3) OBP: 0.369, SLG: 0.431		0-0 5-3 ②		0-0 L6 ②		0-0 F8 ①		0-0 F8 ③		4 0 0 0 0 0 0		
Carlton Fisk, R (1, 2) OBP: 0.314, SLG: 0.466		0-0 6-3 ③		0-0 BB BB 1B		0-0 F9 ②				4 0 2 0 0 0 0		
Jack Brohamer, L (1, 4) OBP: 0.327, SLG: 0.348			0-0 F8 ①	4-0 BB BB 1-2 BB		0-0 1B				3 0 1 0 1 0 1		
Butch Hobson, R (1, 5) OBP: 0.291, SLG: 0.477			0-0 2B 2B	4-0 BB BB 1-2 2-3 BB		0-3 K ③				3 1 1 0 1 2 2		
Inning Stats	R: 0 H: 1 E: 0 LOB: 1 K: 1 BB: 0 S: 6 P: 6	R: 0 H: 0 E: 0 LOB: 0 K: 1 BB: 0 S: 5 P: 5	R: 1 H: 2 E: 0 LOB: 2 K: 1 BB: 1 S: 5 P: 9	R: 0 H: 1 E: 0 LOB: 3 K: 0 BB: 2 S: 4 P: 12	R: 0 H: 0 E: 0 LOB: 1 K: 1 BB: 1 S: 5 P: 9	R: 0 H: 1 E: 0 LOB: 1 K: 1 BB: 0 S: 6 P: 6	R: 0 H: 0 E: 0 LOB: 0 K: 1 BB: 0 S: 5 P: 5	R: 0 H: 0 E: 0 LOB: 0 K: 0 BB: 0 S: 3 P: 3	R: 0 H: 1 E: 0 LOB: 1 K: 1 BB: 0 S: 6 P: 6	1B: 4 SF: 0 2B: 2 SAC: 0 3B: 0 DP: 0 HR: 0 HBP: 0	WP: 0 PA: 37 PB: 0 SB: 1 CS: 0	
PITCHER Fergie Jenkins, R (1, 1) ERA: 3.69	IP WLS BF H R ER SO BB IBB HBP BLK WP HR S P ERA WHIP	9.0 L 37 6 1 1 6 4 0 0 0 0 0 0 45 61 1.00 1.111										

Boston Red Sox @ Texas Rangers
Arlington Stadium, Arlington, TX
Sat Jul 28 1979, 8:05 PM EDT
Att. 35,207 - Unknown - 94 F

livebaseballscorecards.com

AB	33
R	1
H	6
RBI	1
BB	4
SO	6
LOB	13



Batter	1	2	3	4	5	6	7	8	9	AB	R	H	RBI	BB	SO	LOB
Johnny Grubb, L (1, 9) OBP: 0.352, SLG: 0.438 Dave Roberts, R (8, 4) OBP: 0.310, SLG: 0.358	0-0 1B P4-3-5 1B		0-0 1-2 1B		0-0 1B		4-0 1-2 BB			3	0	3	0	1	0	0
Buddy Bell, R (1, 5) OBP: 0.325, SLG: 0.430 (8, 6)	0-0 1-3 1B P4-3-5		0-0 F8		0-0 L7		0-0 F9			4	0	1	0	0	0	5
Al Oliver, L (1, 8) OBP: 0.333, SLG: 0.470	0-0 1-1f 3-3f P4-3-5		0-0 F8		0-0 L4			0-0 L8		4	0	0	0	0	0	5
Pat Putnam, L (1, 3) OBP: 0.338, SLG: 0.492		0-0 1B		0-0 F7		0-0 F8		0-0 6-3		4	0	1	0	0	0	0
Richie Zisk, R (1, 7) OBP: 0.321, SLG: 0.383 (8, 9)		0-0 F5		0-0 2B		0-0 F9		0-0 F6		4	0	1	0	0	0	1
Oscar Gamble, L (1, 10) OBP: 0.459, SLG: 0.523		0-3 K		0-0 L7		0-0 F6		0-0 F9		4	0	0	0	0	1	2
Larvell Blanks, R (1, 4) OBP: 0.265, SLG: 0.239 Mike Jorgensen, L (7, PH) OBP: 0.336, SLG: 0.475 Eric Soderholm, R (8, 5) OBP: 0.299, SLG: 0.363	0-0 1-3		0-0 E5		0-0 6-3		0-0 F8		0-0 F8	2	0	0	0	0	0	2
Jim Sundberg, R (1, 2) OBP: 0.315, SLG: 0.352 John Ellis, R (9, PH) OBP: 0.291, SLG: 0.438		0-0 1B 1B	0-0 F8		0-0 6-3		4-0 BB BB		0-0 6-3	2	0	1	0	1	0	2
Nelson Norman, S (1, 6) OBP: 0.238, SLG: 0.232 Bill Sample, R (7, PH) OBP: 0.353, SLG: 0.392 (8, 7)		0-3 K		0-0 6-3		0-3 K				2	0	0	0	0	1	1

Inning Stats	R: 0	H: 2	E: 0	K: 0	S: 3	R: 0	H: 1	E: 0	K: 1	S: 6	R: 0	H: 2	E: 0	K: 1	S: 7	R: 0	H: 1	E: 1	K: 0	S: 5	R: 0	H: 1	E: 0	K: 0	S: 4	R: 0	H: 0	E: 0	K: 0	S: 3	R: 0	H: 0	E: 0	K: 1	S: 5	R: 0	H: 0	E: 0	K: 0	S: 3	R: 0	H: 0	E: 0	K: 0	S: 3	R: 0	H: 0	E: 0	K: 0	S: 3
	LOB: 0	BB: 0	P: 3	LOB: 1	BB: 0	P: 6	LOB: 2	BB: 0	P: 7	LOB: 2	BB: 0	P: 5	LOB: 1	BB: 0	P: 4	LOB: 0	BB: 0	LOB: 0	BB: 0	P: 3	LOB: 2	BB: 2	P: 13	LOB: 0	BB: 0	P: 3	LOB: 0	BB: 0	P: 3	LOB: 0	BB: 0	P: 3	LOB: 0	BB: 0	P: 3	LOB: 0	BB: 0	P: 3	LOB: 0	BB: 0	P: 3	LOB: 0	BB: 0	P: 3	LOB: 0	BB: 0	P: 3			

PITCHER	IP	WLS	BF	H	R	ER	SO	BB	IBB	HBP	BLK	WP	HR	S	P	ERA	WHIP
Dennis Eckersley, R (1, 1) ERA: 2.96	9.0	W	35	7	0	0	3	2	0	0	0	0	0	39	47	0.00	1.000

BOTTOM


Boston Red Sox @ Texas Rangers
Arlington Stadium, Arlington, TX

Sat Jul 28 1979, 8:05 PM EDT
Att: 35,207 - Unknown - 94 F

AB	33
R	0
H	7
RBI	0
BB	2
SO	3
LOB	19



WP	PA	ERA	WHIP
0	35		

Batter	1	2	3	4	5	6	7	8	9	AB R H RBI BB SO LOB	TOP														
Rick Burleson, R (1, 6) OBP: 0.315, SLG: 0.371	0-3 K		0-0 SF8 1-3 3-H 1B		0-0 F8		0-0 L6			4 0 1 1 0 1 2	<p>Boston Red Sox @ Texas Rangers Arlington Stadium, Arlington, TX</p> <p>Sun Jul 29 1979, 8:05 PM EDT Att: 22,298 - Unknown</p> <p>livebaseballscorecards.com</p> <table border="0"> <tr><td>AB</td><td>28</td></tr> <tr><td>R</td><td>3</td></tr> <tr><td>H</td><td>6</td></tr> <tr><td>RBI</td><td>3</td></tr> <tr><td>BB</td><td>4</td></tr> <tr><td>SO</td><td>1</td></tr> <tr><td>LOB</td><td>11</td></tr> </table> 	AB	28	R	3	H	6	RBI	3	BB	4	SO	1	LOB	11
AB	28																								
R	3																								
H	6																								
RBI	3																								
BB	4																								
SO	1																								
LOB	11																								
Carlton Fisk, R (1, 2) OBP: 0.307, SLG: 0.458	0-0 4-3		0-0 SF8 1-2 3-H		0-0 FC6-4 1-2f		0-0 F9			3 0 0 1 0 0 2															
Fred Lynn, L (1, 8) OBP: 0.415, SLG: 0.618	0-0 F8		0-0 FC5-4 IBB		4-0 2B 4-3 BB		0-0 F9			2 1 0 0 2 0 0															
Jim Rice, R (1, 10) OBP: 0.379, SLG: 0.573		0-0 G1-4-3 1B	0-0 FC5-4 1-2f		0-0 4-3 1-3 2B		0-0 F6			4 0 2 0 0 0 2															
Carl Yastrzemski, L (1, 7) OBP: 0.372, SLG: 0.494		0-0 F2		0-0 F9		0-0 4-3 2-3 3-H		0-0 4-3		4 0 0 1 0 0 2															
Bob Watson, R (1, 3) OBP: 0.368, SLG: 0.427		0-0 G1-4-3 1-2f		0-0 5-3		4-0 G5-4-3 BB		0-0 6-3		3 0 0 0 1 0 1															
Butch Hobson, R (1, 5) OBP: 0.291, SLG: 0.474			0-0 1B SH1-3 1B		0-0 6-3		0-0 G5-4-3 1-2f		0-0 F8	4 1 1 0 0 0 2															
Dwight Evans, R (1, 9) OBP: 0.375, SLG: 0.478			0-0 SH1-3 1-2		0-0 F9		0-0 SH3 1B		0-0 6-3	3 0 1 0 0 0 0															
Larry Wolfe, R (1, 4) OBP: 0.367, SLG: 0.403			0-0 1B SF8 1B		4-0 FC6-4 BB		0-0 SH3			1 1 1 0 1 0 0															
Inning Stats	R: 0 E: 0 K: 1 S: 5	H: 0 LOB: 0 BB: 0 P: 5	R: 0 E: 0 K: 0 S: 3	H: 1 LOB: 0 BB: 0 P: 3	R: 2 E: 0 K: 0 S: 6	H: 3 LOB: 2 BB: 1 P: 10	R: 0 E: 0 K: 0 S: 3	H: 0 LOB: 0 BB: 0 P: 3	R: 0 E: 0 K: 0 S: 3	H: 0 LOB: 1 BB: 1 P: 7	R: 1 E: 0 K: 0 S: 3	H: 1 LOB: 1 BB: 2 P: 11	R: 0 E: 0 K: 0 S: 4	H: 1 LOB: 1 BB: 0 P: 4	R: 0 E: 0 K: 0 S: 3	H: 0 LOB: 0 BB: 0 P: 3	R: 0 E: 0 K: 0 S: 3	H: 0 LOB: 0 BB: 0 P: 3	1B: 5 2B: 1 3B: 0 HR: 0	SF: 1 SAC: 2 DP: 2 HBP: 0	WP: 0 PB: 0 SB: 0 CS: 0	PA: 35			
PITCHER	IP WLS BF H R ER SO BB IBB HBP BLK WP HR S P ERA WHIP																								
Doyle Alexander, R (1, 1) ERA: 4.4	5.1 L 24 5 3 3 1 3 1 0 0 0 0 0 22 38 5.06 1.500																								
Sparky Lyle, L (6, 1) ERA: 3.11	3.2 11 1 0 0 0 0 0 0 0 0 0 0 11 11 0.00 0.273																								

Batter	1	2	3	4	5	6	7	8	9	AB R H RBI BB SO LOB
Johnny Grubb, L (1, 9) OBP: 0.349, SLG: 0.431	0-3 K	4-0 BB		0-3 K			0-3 K		0-0 F7	4 0 0 0 1 3 1
Buddy Bell, R (1, 5) OBP: 0.327, SLG: 0.431	0-0 1B	0-0 5-3			0-0 6-3		0-0 1B			4 0 2 0 0 0 2
Al Oliver, L (1, 8) OBP: 0.335, SLG: 0.473	0-3 K		0-0 2B		0-0 1B		0-0 G4-6-3			4 0 2 0 0 1 2
Pat Putnam, L (1, 3) OBP: 0.337, SLG: 0.489	0-0 1B		0-0 F6		0-0 G4-6-3			0-0 F4		4 0 1 0 0 0 2
Richie Zisk, R (1, 7) OBP: 0.323, SLG: 0.385	0-0 F4		0-0 F9			0-0 2B	0-0 5-3	0-0 G5-3 WP		4 1 2 0 0 0 3
Oscar Gamble, L (1, 10) OBP: 0.460, SLG: 0.525		0-3 K	0-0 4-3			0-0 2B		4-0 BB		3 0 1 0 1 1 1
Jim Sundberg, R (1, 2) OBP: 0.315, SLG: 0.361		0-0 HR		0-0 5-3		0-0 5-3		0-0 G5-3		4 1 1 2 0 0 3
Dave Roberts, R (1, 4) OBP: 0.300, SLG: 0.345		0-3 K		0-0 F8		0-0 P7		0-3 K		2 0 0 0 0 1 0
Mike Jorgensen, L (6, PH) OBP: 0.333, SLG: 0.471									0-3 K	1 0 0 0 0 0 1
Larvell Blanks, R (7, 4) OBP: 0.265, SLG: 0.239										0 0 0 0 0 0 0
Bill Sample, R (9, PH) OBP: 0.352, SLG: 0.391										1 0 0 0 0 1 0
Nelson Norman, S (1, 6) OBP: 0.243, SLG: 0.238		0-0 1B		0-0 1B		0-0 1-6-3			0-0 F7	3 0 2 0 0 0 1
John Ellis, R (9, PH) OBP: 0.290, SLG: 0.435										1 0 0 0 0 0 0

Inning Stats	R: 0	H: 2	E: 0	K: 2	S: 9	R: 1	H: 2	E: 0	K: 2	S: 9	R: 0	H: 1	E: 0	K: 0	S: 4	R: 0	H: 1	E: 0	K: 0	S: 6	R: 0	H: 1	E: 0	K: 0	S: 3	R: 1	H: 2	E: 0	K: 0	S: 5	R: 0	H: 1	E: 0	K: 1	S: 5	R: 0	H: 1	E: 0	K: 0	S: 3	R: 0	H: 0	E: 0	K: 1	S: 5	R: 0	H: 0	E: 0	K: 1	S: 5	1B: 8	2B: 2	3B: 0	HR: 1	SF: 0	SAC: 0	DP: 3	HBP: 0	WP: 1	PB: 0	SB: 1	CS: 0	PA: 37
--------------	------	------	------	------	------	------	------	------	------	------	------	------	------	------	------	------	------	------	------	------	------	------	------	------	------	------	------	------	------	------	------	------	------	------	------	------	------	------	------	------	------	------	------	------	------	------	------	------	------	------	-------	-------	-------	-------	-------	--------	-------	--------	-------	-------	-------	-------	--------

PITCHER	IP	WLS	BF	H	R	ER	SO	BB	IBB	HBP	BLK	WP	HR	S	P	ERA	WHIP
Mike Torrez, R (1, 1) ERA: 4.62	7.1	W	33	11	2	2	6	2	0	0	0	1	1	43	51	2.46	1.773
Dick Drago, R (8, 1) ERA: 3.4	1.2	S	4	0	0	0	1	0	0	0	0	0	0	6	6	0.00	0.000

BOTTOM

Boston Red Sox @ Texas Rangers
Arlington Stadium, Arlington, TX
Sun Jul 29 1979, 8:05 PM EDT
Att. 22,298 - Unknown

livebaseballscorecards.com

AB	35
R	2
H	11
RBI	2
BB	2
SO	7
LOB	16



Batter	1	2	3	4	5	6	7	8	9	AB R H RBI BB SO LOB	TOP	
Stan Papi, R (1, 6) <small>OBP: 0.167, SLG: 0.278</small> Carl Yastrzemski, L (9, PH) <small>OBP: 0.374, SLG: 0.496</small>	0-0 		0-0 		0-3 	0-3 			 	4 0 0 0 0 2 2 1 1 1 0 0 0 0	Boston Red Sox @ Cleveland Indians Cleveland Municipal Stadium, Cleveland, OH Mon Jul 30 1979, 7:05 PM EDT Att. 22,029 - Unknown - 82 F	
Carlton Fisk, R (1, 10) <small>OBP: 0.309, SLG: 0.456</small>	0-0 			0-0 	0-3 		0-0 	0-0 	5 1 2 0 0 1 1			
Fred Lynn, L (1, 8) <small>OBP: 0.417, SLG: 0.621</small>	0-0 			0-0 	0-0 4-3		0-0 	0-0 	5 1 3 0 0 0 0			
Jim Rice, R (1, 7) <small>OBP: 0.379, SLG: 0.571</small>	0-0 			0-0 6-3		0-0 6-3	0-0 	0-0 	5 0 2 2 0 0 3			
Bob Watson, R (1, 3) <small>OBP: 0.368, SLG: 0.424</small>		0-0 5-3		0-0 	0-0 L4		4-0 	0-3 	4 0 1 1 1 1 2			
Butch Hobson, R (1, 5) <small>OBP: 0.292, SLG: 0.472</small>		0-0 6-3		0-0 	0-0 		0-0 	0-0 	5 1 2 0 0 0 4			
Dwight Evans, R (1, 9) <small>OBP: 0.375, SLG: 0.476</small>		0-0 4-3		0-0 	0-0 		0-3 	0-3 	5 1 2 0 0 2 3			
Larry Wolfe, R (1, 4) <small>OBP: 0.373, SLG: 0.400</small>			0-0 	0-3 	4-0 		0-3 		3 0 1 0 1 2 3			
Bob Montgomery, R (1, 2) <small>OBP: 0.390, SLG: 0.444</small>			0-0 	0-0 	0-0 	0-0 		0-0 6-3	4 0 1 2 0 0 4			
Inning Stats	R: 0 H: 2 E: 0 LOB: 1 K: 0 BB: 0 S: 4 P: 4	R: 0 H: 0 E: 0 LOB: 0 K: 0 BB: 0 S: 3 P: 3	R: 0 H: 1 E: 0 LOB: 0 K: 0 BB: 0 S: 3 P: 3	R: 2 H: 5 E: 0 LOB: 3 K: 1 BB: 0 S: 10 P: 10	R: 0 H: 0 E: 0 LOB: 0 K: 2 BB: 0 S: 7 P: 7	R: 2 H: 3 E: 0 LOB: 2 K: 1 BB: 1 S: 8 P: 12	R: 0 H: 1 E: 0 LOB: 2 K: 0 BB: 1 S: 4 P: 8	R: 0 H: 0 E: 0 LOB: 0 K: 2 BB: 0 S: 7 P: 7	R: 1 H: 3 E: 1 LOB: 3 K: 2 BB: 0 S: 11 P: 11	1B: 14 SF: 0 2B: 1 SAC: 0 3B: 0 DP: 2 HR: 0 HBP: 0	WP: 0 PA: 43 PB: 0 SB: 1 CS: 0	
PITCHER Rick Waits, L (1, 1) <small>ERA: 4.77</small> Victor Cruz, R (6, 1) <small>ERA: 3.73</small>	IP WLS BF H R ER SO BB IBB HBP BLK WP HR S P ERA WHIP 5.2 0 27 11 4 4 3 1 0 0 0 0 0 32 36 6.35 2.118											PITCHER IP WLS BF H R ER SO BB IBB HBP BLK WP HR S P ERA WHIP 3.1 1 16 4 1 1 5 1 0 0 0 0 0 25 29 2.70 1.500

livebaseballscorecards.com

AB	41
R	5
H	15
RBI	5
BB	2
SO	8
LOB	22



Batter	1	2	3	4	5	6	7	8	9
Mike Hargrove, L (1, 7) OBP: 0.352, SLG: 0.332	0-0 FC3-6 1B	4-0 1-2 2-3 BB		0-0 SF9 1-3 2-H		0-0 3-1		4-0 SF8 1B 1-2 BB	
Rick Manning, L (1, 8) OBP: 0.325, SLG: 0.309	0-0 FC3-6 1B 1-2f	0-0 1-3		0-0 HR 1B 3-H		0-0 4-3		0-0 SF8 1B 1-2 2-3	
Bobby Bonds, R (1, 9) OBP: 0.375, SLG: 0.476	0-0 FC6-4 1B 1-2		0-3 K	0-0 HR 1B 1-H		0-0 5-3		0-0 SF8 1-2 2-3 3-H	
Andre Thornton, R (1, 3) OBP: 0.342, SLG: 0.457	0-0 F3		0-0 1B	4-0 BB		0-0 L5		0-0 F7	
Cliff Johnson, R (1, 10) OBP: 0.363, SLG: 0.497	0-0 FC6-4 1-2f		0-0 F8	0-0 F4		0-0 E 1B			
Ted Cox, R (1, 5) OBP: 0.282, SLG: 0.304		0-0 F7	0-0 6-3		0-0 SH1-4 1B		0-0 FC6-4-3-4 1-2		
Ron Hassey, L (1, 2) OBP: 0.283, SLG: 0.300 Gary Alexander, R (8, PH) OBP: 0.299, SLG: 0.383 (9, 2)		0-0 BB 1B 1B		0-0 WP SF9 1B		0-0 SH1-4 1-2		0-0 HR	
Duane Kuiper, L (1, 4) OBP: 0.304, SLG: 0.283		0-0 BB 1B 1-2		0-0 F7 1B		0-0 F7		0-0 FC1-6 1B	
Tom Veryzer, R (1, 6) OBP: 0.273, SLG: 0.243		0-0 F8		0-0 SF9 WP 1B 1B		0-0 F9		0-0 FC1-6 1B BB SF8 1-2f	

Inning Stats	R: 0 E: 0 K: 5 S: 5	H: 2 LOB: 2 BB: 0 P: 5	R: 0 E: 0 K: 5 S: 5	H: 2 LOB: 3 BB: 1 P: 9	R: 0 E: 0 K: 1 S: 6	H: 1 LOB: 1 BB: 0 P: 6	R: 4 E: 0 K: 0 S: 7	H: 4 LOB: 1 BB: 1 P: 11	R: 0 E: 0 K: 0 S: 4	H: 1 LOB: 1 BB: 0 P: 4	R: 0 E: 0 K: 0 S: 3	H: 0 LOB: 0 BB: 0 P: 3	R: 0 E: 1 K: 0 S: 3	H: 1 LOB: 1 BB: 0 P: 3	R: 2 E: 0 K: 0 S: 6	H: 3 LOB: 2 BB: 1 P: 10
--------------	------------------------------	---------------------------------	------------------------------	---------------------------------	------------------------------	---------------------------------	------------------------------	----------------------------------	------------------------------	---------------------------------	------------------------------	---------------------------------	------------------------------	---------------------------------	------------------------------	----------------------------------

PITCHER	IP	WLS	BF	H	R	ER	SO	BB	IBB	HBP	BLK	WP	HR	S	P	ERA	WHIP
Steve Renko, R (1, 1) ERA: 3.74	4.0		23	9	4	4	1	2	0	0	0	1	1	23	31	9.00	2.750
Tom Burgmeier, L (5, 1) ERA: 2.44	3.1	L	15	5	2	2	0	1	0	0	0	0	1	14	18	5.40	1.800
Dick Drago, R (8, 1) ERA: 3.36	0.2		2	0	0	0	0	0	0	0	0	0	0	2	2	0.00	0.000


BOTTOM

Boston Red Sox @ Cleveland Indians
Cleveland Municipal Stadium, Cleveland, OH

Mon Jul 30 1979, 7:05 PM EDT
Att: 22,029 - Unknown - 82 F

AB	R	H	RBI	BB	SO	LOB
2	0	1	1	2	0	0
5	1	2	1	0	0	4
4	1	2	3	0	1	0
4	0	1	0	1	0	4
4	0	1	0	0	0	4
4	0	1	0	0	0	2
2	1	2	0	0	0	0
1	1	1	1	0	0	0
4	0	2	0	0	0	2
4	2	1	0	0	0	4

AB	34
R	6
H	14
RBI	6
BB	3
SO	1
LOB	20



1B:	12	SF:	2	WP:	1	PA:	40
2B:	1	SAC:	1	PB:	0		
3B:	0	DP:	1	SB:	0		
HR:	2	HBP:	0	CS:	0		

livebaseballscorecards.com

Batter	1	2	3	4	5	6	7	8	9	10	11	AB R H RBI BB SO LOB	TOP	
Stan Papi, R (1, 6) <small>OBP: 0.154, SLG: 0.256</small> Rick Burleson, R (6, 6) <small>OBP: 0.316, SLG: 0.372</small>	X 0-0 5-3 		S 0-3 K 	S 0-3 K 		X 0-0 SH2-4 	X 0-0 F9 			X 0-0 		3 0 0 0 0 2 2 2 0 1 0 0 0 1	Boston Red Sox @ Cleveland Indians Cleveland Municipal Stadium, Cleveland, OH Tue Jul 31 1979, 7:05 PM EDT Unknown - 81 F	
Jim Dwyer, L (1, 9) <small>OBP: 0.373, SLG: 0.400</small> Dwight Evans, R (6, 9) <small>OBP: 0.376, SLG: 0.476</small>	H 1-0 		X 0-0 P7 		X 0-0 F6 	X 0-0 L9 		X 0-0 1-5-3 	X 0-0 		3 0 0 0 0 0 2 2 0 1 0 0 0 0			
Fred Lynn, L (1, 8) <small>OBP: 0.416, SLG: 0.623</small>	S 0-3 K 			X 0-0 HR 	X 0-0 F8 	B 4-0 HR 		X 0-0 G3 	X 0-0 F5 		5 2 1 1 1 1 3			
Jim Rice, R (1, 10) <small>OBP: 0.379, SLG: 0.575</small>	S 0-3 K 		S 0-3 K 	X 0-0 1B HR 	X 0-0 1B 	1-H 2-H 4-0 HR 		S 0-3 K 		S 0-3 K 	6 2 2 3 0 4 1			
Carl Yastrzemski, L (1, 7) <small>OBP: 0.375, SLG: 0.494</small> Tom Poquette, L (7, 7) <small>OBP: 0.300, SLG: 0.237</small> Carlton Fisk, R (11, PH) <small>OBP: 0.308, SLG: 0.454</small>		X 0-0 3-1 		X 0-0 F4 	B 0-0 HR 	B 4-0 BB 		X 0-0 F6 	X 0-0 F8 		3 1 1 0 1 0 0 1 0 0 0 0 0 0 1 0 0 0 0 0 0			
Bob Watson, R (1, 3) <small>OBP: 0.370, SLG: 0.434</small>	X 0-0 F9 		X 0-0 1B 	X 0-0 HR 	X 0-0 FC1-4-6 		X 0-0 F4 	B 4-0 BB 		B 4-0 BB 	5 2 2 3 1 0 1			
Butch Hobson, R (1, 5) <small>OBP: 0.293, SLG: 0.473</small>	X 0-0 F4 		X 0-0 1B 	X 0-0 2B 		S 0-3 K 		X 0-0 6-3 	X 0-0 F8 		6 1 2 0 0 1 1			
Bob Montgomery, R (1, 2) <small>OBP: 0.390, SLG: 0.442</small>			X 0-0 	X 0-0 2B 	X 0-0 1-3 		X 0-0 G3 		X 0-0 5-3 		5 1 2 1 0 0 1			
Larry Wolfe, R (1, 4) <small>OBP: 0.386, SLG: 0.429</small>			S 0-3 K 	1-H 2-H 0-0 		X 0-0 SH2-4 HR 	X 0-0 		S 0-3 K 		5 1 3 2 0 2 1			
Inning Stats	R: 0 H: 0 E: 0 LOB: 1 K: 2 BB: 0 S: 7 P: 8	R: 0 H: 0 E: 0 LOB: 0 K: 0 BB: 0 S: 3 P: 3	R: 0 H: 1 E: 0 LOB: 1 K: 2 BB: 0 S: 8 P: 8	R: 4 H: 5 E: 0 LOB: 1 K: 2 BB: 0 S: 12 P: 12	R: 3 H: 4 E: 0 LOB: 1 K: 0 BB: 0 S: 7 P: 7	R: 3 H: 2 E: 0 LOB: 1 K: 0 BB: 2 S: 5 P: 13	R: 0 H: 1 E: 0 LOB: 1 K: 1 BB: 0 S: 6 P: 6	R: 0 H: 0 E: 0 LOB: 0 K: 1 BB: 0 S: 5 P: 5	R: 0 H: 0 E: 0 LOB: 0 K: 0 BB: 0 S: 3 P: 3	R: 0 H: 2 E: 0 LOB: 2 K: 1 BB: 0 S: 7 P: 7	R: 0 H: 0 E: 0 LOB: 1 K: 1 BB: 1 S: 5 P: 9	1B: 10 SF: 0 2B: 2 SAC: 1 3B: 0 DP: 0 HR: 3 HBP: 1		WP: 0 PA: 52 PB: 0 SB: 2 CS: 0
PITCHER	IP WLS BF H R ER SO BB IBB HBP BLK WP HR S P ERA WHIP Dan Spillner, R (1, 1) <small>ERA: 4.65</small> Larry Andersen, R (4, 1) <small>ERA: 27.0</small> Paul Reuschel, R (6, 1) <small>ERA: 5.96</small> Sid Monge, L (10, 1) <small>ERA: 2.2</small>													

livebaseballscorecards.com

AB	47
R	10
H	15
RBI	10
BB	3
SO	10
LOB	13



Batter	1	2	3	4	5	6	7	8	9	10	11	AB R H RBI BB SO LOB	BOTTOM					
Mike Hargrove, L (1, 10) OBP: 0.351, SLG: 0.333	3-1		L4	1-3 1-H 2-H 2B			F9		4-3 1-2 2B BB	F8		5 1 1 2 1 0 0	Boston Red Sox @ Cleveland Indians Cleveland Municipal Stadium, Cleveland, OH Tue Jul 31 1979, 7:05 PM EDT Unknown - 81 F					
Rick Manning, L (1, 8) OBP: 0.331, SLG: 0.318	6-3		5-3 1B	1-3 2-3			1B 2B		4-3 1-2 2-3 2B 1B	SH1-4 2B 1B		6 3 4 0 0 0 1						
Bobby Bonds, R (1, 9) Dell Alston, L (8, 7) OBP: 0.374, SLG: 0.474 OBP: 0.349, SLG: 0.421	1B		5-3	6-3			5-3		4-3	SH1-4		4 0 1 0 0 0 3 1 0 0 1 0 0 2						
Andre Thornton, R (1, 3) OBP: 0.342, SLG: 0.453	F7		5-3				F4		2B 3-1 BB	K		5 1 1 1 1 1 3						
Toby Harrah, R (1, 5) OBP: 0.408, SLG: 0.430		FC5 S BB		3B 2B			F8		3-1 WP 2B			5 2 3 3 1 0 1						
Jim Norris, L (1, 7) OBP: 0.321, SLG: 0.351		P7		F8			F7		G3	3-1		5 0 0 1 0 0 3						
Gary Alexander, R (1, 2) Ron Hassey, L (9, PH) OBP: 0.301, SLG: 0.391 OBP: 0.280, SLG: 0.297		F9		1B 3B			6-3		G6-4-3 1B	P9		4 1 2 1 0 0 1 1 0 0 0 0 0 0						
Duane Kuiper, L (1, 4) Dave Rosello, R (8, 4) OBP: 0.307, SLG: 0.284 OBP: 0.300, SLG: 0.571		IBB		1B 2B 1B			F7		G6-4-3 1-2f	5-3		2 1 1 1 1 0 0 2 0 0 0 0 0 1						
Tom Verzyer, R (1, 6) Ted Cox, R (8, 5) OBP: 0.274, SLG: 0.244 OBP: 0.285, SLG: 0.302		FC5		2B 1B			K		1B 4-3 BB BB	F9		3 1 1 0 0 1 2 1 1 0 0 1 0 0						
Inning Stats	R: 0 H: 1 E: 0 LOB: 1 K: 0 BB: 0 S: 4 P: 4	R: 0 H: 0 E: 0 LOB: 2 K: 0 BB: 2 S: 3 P: 11	R: 0 H: 1 E: 0 LOB: 1 K: 0 BB: 0 S: 4 P: 4	R: 4 H: 5 E: 0 LOB: 1 K: 0 BB: 0 S: 8 P: 8	R: 0 H: 0 E: 0 LOB: 0 K: 0 BB: 0 S: 3 P: 3	R: 0 H: 0 E: 0 LOB: 0 K: 1 BB: 0 S: 5 P: 5	R: 1 H: 2 E: 0 LOB: 1 K: 0 BB: 0 S: 5 P: 5	R: 0 H: 1 E: 0 LOB: 0 K: 0 BB: 0 S: 3 P: 3	R: 5 H: 2 E: 0 LOB: 0 K: 0 BB: 3 S: 5 P: 17	R: 0 H: 0 E: 0 LOB: 0 K: 0 BB: 0 S: 3 P: 3	R: 1 H: 2 E: 0 LOB: 1 K: 1 BB: 0 S: 6 P: 6	1B: 8 SF: 0 2B: 5 SAC: 1 3B: 1 DP: 1 HR: 0 HBP: 0		WP: 1 PA: 50 PB: 0 SB: 1 CS: 0				
PITCHER	IP WLS BF H R ER SO BB IBB HBP BLK WP HR S P ERA WHIP																	
Bob Stanley, R (1, 1) ERA: 4.08	3.1	19	7	4	4	4	0	1	1	0	0	0	0	0	17	25	10.80	2.400
Allen Ripley, R (4, 1) ERA: 3.49	4.2	19	4	4	4	4	1	2	0	0	0	0	0	0	19	27	7.71	1.286
Bill Campbell, R (9, 1) ERA: 3.76	2.1	L	10	2	3	3	0	1	0	0	0	1	0	0	9	13	11.57	1.286
Dick Drago, R (11, 1) ERA: 3.34	0.1		2	1	0	0	1	0	0	0	0	0	0	0	4	4	0.00	3.000

livebaseballscores.com

AB	44
R	11
H	14
RBI	10
BB	5
SO	2
LOB	17



Batter	1	2	3	4	5	6	7	8	9	AB R H RBI BB SO LOB	TOP									
Tom Poquette, L (1, 8) OBP: 0.290, SLG: 0.228 Rick Burleson, R (8, PH) OBP: 0.315, SLG: 0.371 (8, 6)	0-0 G3		0-0 3-1			0-0 G3		0-0 F6		3 0 0 0 0 0 0 1 0 0 0 0 0 3										
Carlton Fisk, R (1, 2) OBP: 0.302, SLG: 0.444	0-0 F7			0-3 K		0-3 K		0-3 K		4 0 0 0 0 3 3										
Carl Yastrzemski, L (1, 10) OBP: 0.376, SLG: 0.496	0-0 2B			0-0 1-3			0-0 F7		4-0 BB	3 0 1 0 1 0 0										
Jim Rice, R (1, 7) OBP: 0.377, SLG: 0.570	0-3 K			0-0 5-3			4-0 FC6-4 BB		0-0 F8	3 0 0 0 1 1 2										
Bob Watson, R (1, 3) OBP: 0.366, SLG: 0.428		0-0 F9			0-0 L9		0-0 FC6-4		0-0 F4	4 0 0 0 0 0 2										
Butch Hobson, R (1, 5) OBP: 0.292, SLG: 0.468 (8, 4)		0-0 L9			0-0 6-3			4-0 WP 1B BB	0-0 F8	3 0 0 0 1 0 1										
Dwight Evans, R (1, 9) OBP: 0.373, SLG: 0.472		0-0 L6			0-0 4-3			0-3 K		3 0 0 0 0 1 1										
Larry Wolfe, R (1, 4) OBP: 0.378, SLG: 0.417 Fred Lynn, L (8, PH) OBP: 0.417, SLG: 0.624 (8, 8)			0-0 F7			0-0 5-3		0-0 WP 1B		2 0 0 0 0 0 0 1 0 1 0 0 0 0										
Stan Papi, R (1, 6) OBP: 0.146, SLG: 0.244 Jim Dwyer, L (8, PH) OBP: 0.383, SLG: 0.400 Gary Allenson, R (8, 5) OBP: 0.276, SLG: 0.315			0-0 F8			0-0 6-3		4-0 1-2 2-3 BB		2 0 0 0 0 0 0 0 0 0 0 1 0 0 0 0 0 0 0 0 0										
Inning Stats	R: 0 E: 0 K: 1 S: 6	H: 1 LOB: 1 BB: 0 P: 6	R: 0 E: 0 K: 0 S: 3	H: 0 LOB: 0 BB: 0 P: 3	R: 0 E: 0 K: 0 S: 3	H: 0 LOB: 0 BB: 0 P: 3	R: 0 E: 0 K: 1 S: 5	H: 0 LOB: 0 BB: 0 P: 5	R: 0 E: 0 K: 0 S: 3	H: 0 LOB: 0 BB: 0 P: 3	R: 0 E: 0 K: 1 S: 5	H: 0 LOB: 1 BB: 1 P: 9	R: 0 E: 0 K: 2 S: 8	H: 1 LOB: 3 BB: 2 P: 16	R: 0 E: 0 K: 0 S: 3	H: 0 LOB: 1 BB: 1 P: 7	1B: 1 2B: 1 3B: 0 HR: 0	SF: 0 SAC: 0 DP: 0 HBP: 0	WP: 1 PB: 0 SB: 0 CS: 0	PA: 33
PITCHER	IP WLS BF H R ER SO BB IBB HBP BLK WP HR S P ERA WHIP																			
Len Barker, R (1, 1) ERA: 5.53 Sid Monge, L (8, 1) ERA: 2.16	7.1 W 27 2 0 0 4 3 0 0 0 1 0 32 44 0.00 0.682																			

Boston Red Sox @ Cleveland Indians
Cleveland Municipal Stadium, Cleveland, OH
 Tue Jul 31 1979, 7:05 PM EDT
 Att: 39,384 - Unknown

livebaseballscorecards.com

AB	29
R	0
H	2
RBI	0
BB	4
SO	5
LOB	12



Batter	1	2	3	4	5	6	7	8	9
Mike Hargrove, L (1, 7) OBP: 0.352, SLG: 0.335	0-3 K		0-0 1B	0-0 1B		0-0 G5-4-3		0-0 F7	
Rick Manning, L (1, 8) OBP: 0.330, SLG: 0.318	0-0 4-3		0-0 F8	0-3 K			0-0 FC5-4 1B		
Bobby Bonds, R (1, 9) OBP: 0.373, SLG: 0.474	0-0 2B		0-0 L5		0-3 K		0-0 FC5-4 1B		
Andre Thornton, R (1, 3) OBP: 0.341, SLG: 0.451	0-0 6-3			0-0 L5			0-0 F9		
Cliff Johnson, R (1, 10) OBP: 0.365, SLG: 0.497		0-0 F8		0-0 1B					
Ron Pruitt, R (5, PH) OBP: 0.352, SLG: 0.345				E 1B					
Toby Harrah, R (1, 5) OBP: 0.409, SLG: 0.434		0-0 F9		E9 1B				0-0 FC1-5 2B	
Ron Hassey, L (1, 2) OBP: 0.279, SLG: 0.295		0-0 6-3		1B 1B				0-0 FC1-5 1B	
Duane Kuiper, L (1, 4) OBP: 0.306, SLG: 0.284			0-0 P7	0-0 F8		0-0 F4		0-0 1B	
Tom Verzyer, R (1, 6) OBP: 0.279, SLG: 0.251			0-0 1B	0-0 1B		0-0 G5-4-3 1B		0-0 F9	

Inning Stats	R: 0	H: 1	E: 0	K: 1	S: 6	LOB: 1	BB: 0	P: 6
	R: 0	H: 0	E: 0	K: 0	S: 3 <td>LOB: 0</td> <td>BB: 0</td> <td>P: 3 </td>	LOB: 0	BB: 0	P: 3
	R: 0	H: 2	E: 0	K: 0	S: 5 <td>LOB: 2</td> <td>BB: 0</td> <td>P: 5 </td>	LOB: 2	BB: 0	P: 5
	R: 3	H: 5	E: 1	K: 1	S: 10 <td>LOB: 2</td> <td>BB: 0</td> <td>P: 10 </td>	LOB: 2	BB: 0	P: 10
	R: 0	H: 2	E: 0	K: 1	S: 7 <td>LOB: 2</td> <td>BB: 0</td> <td>P: 7 </td>	LOB: 2	BB: 0	P: 7
	R: 0	H: 1	E: 0	K: 0	S: 3 <td>LOB: 0</td> <td>BB: 0</td> <td>P: 3 </td>	LOB: 0	BB: 0	P: 3
	R: 0	H: 1	E: 0	K: 0	S: 4 <td>LOB: 1</td> <td>BB: 0</td> <td>P: 4 </td>	LOB: 1	BB: 0	P: 4
	R: 0	H: 2	E: 0	K: 0	S: 5 <td>LOB: 2</td> <td>BB: 0</td> <td>P: 5 </td>	LOB: 2	BB: 0	P: 5

PITCHER	IP	WLS	BF	H	R	ER	SO	BB	IBB	HBP	BLK	WP	HR	S	P	ERA	WHIP
Joel Finch, R (1, 1) ERA: 5.35	3.2	L	19	8	3	3	1	0	0	0	0	0	0	21	21	7.36	2.182
Tom Burgmeier, L (4, 1) ERA: 2.24	4.1		18	6	0	0	2	0	0	0	0	0	0	22	22	0.00	1.385

AB R H RBI BB SO LOB

5	0	2	0	0	1	3
4	0	1	0	0	1	4
4	0	1	0	0	1	3
4	0	1	0	0	0	2
2	1	1	0	0	0	0
2	0	1	0	0	0	1
4	1	2	0	0	0	2
4	1	1	1	0	0	3
4	0	1	0	0	0	1
4	0	3	1	0	0	2


AB	R	H	RBI	BB	SO	LOB
37	3	14	2	0	3	21



WP	PA	ERA	WHIP
0	37		

Boston Red Sox @ Cleveland Indians
 Cleveland Municipal Stadium, Cleveland, OH
 Tue Jul 31 1979, 7:05 PM EDT
 Att. 39,384 - Unknown

livebaseballscorecards.com

Batter	1	2	3	4	5	6	7	8	9	AB R H RBI BB SO LOB	TOP									
Rick Burleson, R (1, 6) OBP: 0.316, SLG: 0.373	0-0 1B 1B		0-0 1B 2B	0-0 F7		0-0 F9		0-0 F3		5 2 2 0 0 0 3										
Carlton Fisk, R (1, 2) OBP: 0.304, SLG: 0.443	0-0 L5		0-0 HR 1B	0-0 1B		0-0 F9		0-0 F9		5 1 2 1 0 0 1										
Carl Yastrzemski, L (1, 7) OBP: 0.379, SLG: 0.500	0-0 1B 1B		0-0 F8	0-0 F8		0-0 2B		0-0 HR 1B		5 2 3 0 0 0 2										
Jim Rice, R (1, 10) OBP: 0.378, SLG: 0.583	0-0 F8		0-0 HR		0-0 F9		0-3 K	0-0 HR		5 2 2 4 0 1 3										
Bob Watson, R (1, 3) OBP: 0.372, SLG: 0.430	0-0 1B		4-0 1B BB		0-0 F8		4-0 IBB	0-0 1B 1B		3 0 2 2 2 0 0										
Butch Hobson, R (1, 5) OBP: 0.291, SLG: 0.464	0-3 K		0-0 F8		0-0 6-3		0-0 F8	0-0 G4-3 1B		5 0 1 0 0 1 4										
Dwight Evans, R (1, 9) OBP: 0.373, SLG: 0.471		0-0 F3	0-0 1B			0-3 K		0-0 1B 1B	0-0 G4-3	5 0 2 0 0 1 2	AB 41 R 7 H 16 RBI 7 BB 2 SO 3 LOB 19									
Stan Papi, R (1, 4) OBP: 0.156, SLG: 0.244		0-0 F9	0-0 F2			0-0 G3 1B		0-0 B3		4 0 1 0 0 0 3										
Tom Poquette, L (1, 8) OBP: 0.289, SLG: 0.229		0-0 4-3		0-0 F6		0-0 G3		0-0 CS 1B		4 0 1 0 0 0 1										
Inning Stats	R: 2 E: 0 K: 1 S: 8	H: 3 LOB: 1 BB: 0 P: 8	R: 0 E: 0 K: 0 S: 3	H: 0 LOB: 0 BB: 0 P: 3	R: 3 E: 0 K: 0 S: 7	H: 4 LOB: 2 BB: 1 P: 11	R: 0 E: 0 K: 0 S: 4	H: 1 LOB: 1 BB: 0 P: 4	R: 0 E: 0 K: 1 S: 6	H: 1 LOB: 1 BB: 0 P: 6	R: 0 E: 0 K: 1 S: 6	H: 1 LOB: 2 BB: 1 P: 10	R: 0 E: 0 K: 0 S: 4	H: 2 LOB: 1 BB: 0 P: 4	R: 2 E: 0 K: 0 S: 6	H: 4 LOB: 1 BB: 0 P: 6	1B: 12 2B: 2 3B: 0 HR: 2	SF: 0 SAC: 0 DP: 1 HBP: 0	WP: 0 PB: 0 SB: 1 CS: 1	PA: 43
PITCHER	IP WLS BF H R ER SO BB IBB HBP BLK WP HR S P ERA WHIP																			
David Clyde, L (1, 1) ERA: 5.36	2.2 L 16 7 5 5 1 1 0 0 0 0 0 1 17 21 16.88 3.000																			
Mike Paxton, R (3, 1) ERA: 5.6	4.2 20 5 0 0 2 0 1 0 0 0 0 0 23 27 0.00 1.071																			
Sid Monge, L (8, 1) ERA: 2.33	1.0 6 4 2 2 0 0 0 0 0 0 0 1 6 6 18.00 4.000																			
Dan Spillner, R (9, 1) ERA: 4.61	0.2 1 0 0 0 0 0 0 0 0 0 0 0 0 1 1 0.00 0.000																			

Boston Red Sox @ Cleveland Indians
Cleveland Municipal Stadium, Cleveland, OH

Wed Aug 01 1979, 7:05 PM EDT
Att. 17,565 - Unknown - 71 F

livebaseballscorecards.com

Batter	1	2	3	4	5	6	7	8	9	AB	R	H	RBI	BB	SO	LOB
Mike Hargrove, L (1, 10) OBP: 0.353, SLG: 0.348	0-0 SH 1B		0-0 F4		0-0 HR	0-0 F8		0-0 P7 1-H		5	1	2	1	0	0	0
Rick Manning, L (1, 8) OBP: 0.332, SLG: 0.318	0-0 SH 1-3		0-0 F8		0-0 F5		0-0 S 1B		4-0 G5-3 1B BB	3	0	1	0	1	0	0
Bobby Bonds, R (1, 9) OBP: 0.369, SLG: 0.468	0-0 1-3		0-3 K		0-0 F8		0-0 5-3		0-0 F7	5	0	0	0	0	1	4
Andre Thornton, R (1, 3) OBP: 0.347, SLG: 0.460	0-0 F3			0-0 BB 2B	0-0		4-0 BB BB		0-0 1-2 1B	4	0	3	0	1	0	2
Toby Harrah, R (1, 5) (5, 6) OBP: 0.404, SLG: 0.428	0-3 K			0-0 L9	0-3 K		0-3 K		0-0 G5-3 2-3f	5	0	0	0	0	3	8
Jim Norris, L (1, 7) OBP: 0.317, SLG: 0.346		0-0 L3		0-0 L9		0-0 F8	0-0 4-3			4	0	0	0	0	0	3
Ron Hassey, L (1, 2) OBP: 0.296, SLG: 0.306		0-0 F7		4-0 BB BB		0-0 FC3-6 1B		0-0 S 1B		3	0	2	0	1	0	0
Dell Alston, L (8, PR) OBP: 0.349, SLG: 0.421										0	1	0	0	0	0	0
Gary Alexander, R (9, 2) OBP: 0.301, SLG: 0.391										0	0	0	0	0	0	0
Duane Kuiper, L (1, 4) OBP: 0.308, SLG: 0.284		0-0 1B		4-0 BB	1-2 2-3 BB	0-0 FC3-6 HR		0-0 F8		3	1	1	0	1	0	2
Tom Verzyer, R (1, 6) OBP: 0.279, SLG: 0.250		0-3 K		0-3 K		0-0 HR		0-3 K		1	0	0	0	0	1	1
Cliff Johnson, R (4, PH) OBP: 0.363, SLG: 0.493										1	0	0	0	0	1	3
Ted Cox, R (5, 5) OBP: 0.287, SLG: 0.323										2	1	1	2	0	1	1

Inning Stats	R: 0	H: 1	E: 1	LOB: 2	K: 1	BB: 0	S: 7	P: 7
	R: 0	H: 1	E: 0	LOB: 1	K: 1	BB: 0	S: 6	P: 6
	R: 0	H: 0	E: 0	LOB: 0	K: 1	BB: 0	S: 5	P: 5
	R: 0	H: 1	E: 0	LOB: 3	K: 1	BB: 2	S: 6	P: 14
	R: 1	H: 2	E: 0	LOB: 1	K: 1	BB: 0	S: 7	P: 7
	R: 2	H: 2	E: 0	LOB: 0	K: 0	BB: 0	S: 5	P: 5
	R: 0	H: 1	E: 0	LOB: 2	K: 1	BB: 1	S: 6	P: 10
	R: 1	H: 1	E: 0	LOB: 1	K: 1	BB: 0	S: 6	P: 6
	R: 0	H: 1	E: 0	LOB: 1	K: 0	BB: 1	S: 3	P: 7

PITCHER	IP	WLS	BF	H	R	ER	SO	BB	IBB	HBP	BLK	WP	HR	S	P	ERA	WHIP
Dennis Eckersley, R (1, 1) ERA: 2.97	9.0	W	41	10	4	3	7	4	0	0	0	0	2	51	67	3.00	1.556

PITCHER	IP	WLS	BF	H	R	ER	SO	BB	IBB	HBP	BLK	WP	HR	S	P	ERA	WHIP

BOTTOM

Boston Red Sox @ Cleveland Indians
Cleveland Municipal Stadium, Cleveland, OH

Wed Aug 01 1979, 7:05 PM EDT
Att: 17,565 - Unknown - 71 F

livebaseballscorecards.com

AB	36
R	4
H	10
RBI	3
BB	4
SO	7
LOB	24



WP: 0	PA: 41
PB: 0	
SB: 2	
CS: 0	

Batter	1	2	3	4	5	6	7	8	9	AB	R	H	RBI	BB	SO	LOB	TOP										
Rick Burleson, R OBP: 0.320, SLG: 0.381 (1, 6)	0-0 WP 3B	0-0 G6-4-3 1-2f 3-H		0-0 FC5-4 1B		0-0 FC6-4 1B		0-0 5-3		5	1	3	0	0	0	1											
Carlton Fisk, R OBP: 0.301, SLG: 0.437 (1, 2)	0-0 F3	0-0 1B 1B		0-0 FC5-4 1-2f		0-0 FC6-4 1-2f		0-0 F6		5	0	1	0	0	0	3											
Fred Lynn, L OBP: 0.418, SLG: 0.623 Tom Poquette, L OBP: 0.296, SLG: 0.238 (1, 8) (7, 8)	0-0 1B	0-0 1B			0-0 4-3		0-0 F5		0-0 1B BB BB	4	0	2	0	0	0	0											
Jim Rice, R OBP: 0.376, SLG: 0.577 (1, 10)	0-0 F8 3-H	0-0 L6			0-0 5-3		0-0 FC4-6 BB		0-0 F9	4	0	0	0	1	0	4											
Carl Yastrzemski, L OBP: 0.378, SLG: 0.497 Jim Dwyer, L OBP: 0.383, SLG: 0.400 (1, 7) (7, 7)	0-0 F6		0-0 G1-4-3 1B		0-0 F9		0-0 FC4-6 1-2f HR		0-0 BB BB BB BB 1B BB	4	1	1	0	0	0	2											
Bob Watson, R OBP: 0.378, SLG: 0.453 (1, 3)		0-0 HR	0-0 F9		0-0 HR HBP		0-0 HR 1-H		0-0 BB 1B	4	3	3	3	0	0	1											
Butch Hobson, R OBP: 0.291, SLG: 0.471 Larry Wolfe, R OBP: 0.385, SLG: 0.417 (1, 5) (8, 5)		0-0 HR	0-0 G1-4-3 1-2f		0-0 F9		0-0 5-3		0-0 BB BB BB BB 1-2 2-3 BB	4	1	1	1	0	0	2											
Dwight Evans, R OBP: 0.376, SLG: 0.494 (1, 9)		0-0 1B G6-4-3 2B		0-0 L5		0-0 HR 1-H		0-0 HR	0-0 P8	5	3	3	3	0	0	3											
Stan Papi, R OBP: 0.160, SLG: 0.240 (1, 4)		0-0 G6-4-3 1B		0-0 F8		0-3 K		0-0 L8	0-3 K	5	0	1	0	0	2	3											
Inning Stats	R: 1 E: 0 K: 0 S: 5	H: 2 LOB: 1 BB: 0 P: 5	R: 3 E: 0 K: 0 S: 8	H: 6 LOB: 2 BB: 0 P: 8	R: 0 E: 0 K: 0 S: 3	H: 1 LOB: 0 BB: 0 P: 3	R: 0 E: 0 K: 0 S: 4	H: 1 LOB: 1 BB: 0 P: 4	R: 0 E: 0 K: 0 S: 3	H: 0 LOB: 0 BB: 0 P: 3	R: 2 E: 0 K: 1 S: 7	H: 2 LOB: 1 BB: 0 P: 8	R: 2 E: 0 K: 0 S: 4	H: 1 LOB: 0 BB: 1 P: 8	R: 1 E: 0 K: 0 S: 4	H: 1 LOB: 0 BB: 0 P: 4	R: 1 E: 0 K: 1 S: 7	H: 2 LOB: 3 BB: 2 P: 15	1B: 9 2B: 1 3B: 1 HR: 5	SF: 0 SAC: 0 DP: 2 HBP: 1	WP: 1 PB: 0 SB: 0 CS: 0	PA: 45					
PITCHER	IP	WLS	BF	H	R	ER	SO	BB	IBB	HBP	BLK	WP	HR	S	P	ERA	WHIP										
Bill Travers, L ERA: 3.54 (1, 1)	1.0	L	9	6	4	4	0	0	0	0	0	1	2	9	9	36.00	6.000										
Paul Mitchell, R ERA: 5.3 (2, 1)	6.0		25	7	4	4	1	1	0	1	0	0	2	25	30	6.00	1.333										
Bill Castro, R ERA: 1.6 (8, 1)	1.0		4	1	1	1	0	0	0	0	0	0	1	4	4	9.00	1.000										
Bob McClure, L ERA: 4.64 (9, 1)	1.0		7	2	1	1	1	2	0	0	0	0	0	7	15	9.00	4.000										

Boston Red Sox @ Milwaukee Brewers
Milwaukee County Stadium, Milwaukee, WI

Thu Aug 02 1979, 8:05 PM EDT
Att. 27,101 - Unknown - 78 F

livebaseballscorecards.com

AB	41
R	10
H	16
RBI	8
BB	3
SO	2
LOB	19



Batter	1	2	3	4	5	6	7	8	9	AB	R	H	RBI	BB	SO	LOB
Robin Yount, R OBP: 0.309, SLG: 0.384 (1, 6)	0-0 F9		0-0 G3		0-3 K		0-0 FC5-4			4	0	0	0	0	1	2
Don Money, R OBP: 0.330, SLG: 0.370 (1, 5)	4-0 1B BB		0-0 5-3			4-0 F7 G3 BB		0-0 6-3		2	1	0	0	2	0	0
Cecil Cooper, L OBP: 0.376, SLG: 0.505 (1, 3)	0-0 1B 1-2 1B		0-0 2B			0-0 G3 1-2		0-0 4-3		4	0	2	0	0	0	1
Gorman Thomas, R OBP: 0.343, SLG: 0.485 (1, 10)	0-0 1B G4-6-3 1-2 2-H 1B		0-0 F9			0-0 F7 2-3		0-0 2B		4	0	2	1	0	0	2
Ben Oglivie, L OBP: 0.324, SLG: 0.501 (1, 7)	0-0 G4-6-3 1-2f			0-0 4-3		0-0 4-3		0-3 K		4	0	0	0	0	1	4
Sixto Lezcano, R OBP: 0.417, SLG: 0.539 (1, 9)		0-0 4-3		0-3 K			0-0 F7		0-0 F6	4	0	0	0	0	1	0
Charlie Moore, R OBP: 0.408, SLG: 0.482 (1, 2)		0-0		0-0			0-0 P7		0-0 4-3	3	0	1	0	0	0	0
Ray Fosse, R OBP: 0.282, SLG: 0.257 (8, 2)		0-0 FC6-4 1B		0-0 4-3						1	0	0	0	0	0	0
Jim Wohlford, R OBP: 0.295, SLG: 0.376 (1, 8)		0-0 FC6-4 1-2f			0-0 B5-3		0-0 3B		0-0 L6	4	0	1	0	0	0	1
Jim Gantner, L OBP: 0.333, SLG: 0.348 (1, 4)		0-0 4-3			0-0 1-3		4-0 FC5-4 BB			2	0	0	0	1	0	1

Inning Stats	R: 1	H: 2	E: 0	K: 0	S: 4	LOB: 1	BB: 1	P: 8	R: 0	H: 1	E: 0	K: 0	S: 4	LOB: 1	BB: 0	P: 4	R: 0	H: 1	E: 0	K: 1	S: 5	LOB: 0	BB: 0	P: 5	R: 0	H: 0	E: 0	K: 1	S: 5	LOB: 0	BB: 0	P: 5	R: 0	H: 0	E: 0	K: 0	S: 3	LOB: 1	BB: 1	P: 7	R: 0	H: 1	E: 0	K: 0	S: 4	LOB: 2	BB: 1	P: 8	R: 0	H: 1	E: 0	K: 1	S: 6	LOB: 1	BB: 0	P: 6	R: 0	H: 0	E: 0	K: 0	S: 3	LOB: 0	BB: 0	P: 3	1B: 3	2B: 2	3B: 1	HR: 0	SF: 0	SAC: 0	DP: 1	HBP: 0	WP: 0	PB: 0	SB: 0	CS: 0	PA: 35
PITCHER Mike Torrez, R ERA: 4.43 (1, 1)	IP	WLS	BF	H	R	ER	SO	BB	IBB	HBP	BLK	WP	HR	S	P	ERA	WHIP	IP	WLS	BF	H	R	ER	SO	BB	IBB	HBP	BLK	WP	HR	S	P	ERA	WHIP																																											

BOTTOM

Boston Red Sox @ Milwaukee Brewers
Milwaukee County Stadium, Milwaukee, WI

Thu Aug 02 1979, 8:05 PM EDT
Att: 27,101 - Unknown - 78 F

livebaseballscorecards.com

AB	32
R	1
H	6
RBI	1
BB	3
SO	3
LOB	11



Batter	1	2	3	4	5	6	7	8	9	AB R H RBI BB SO LOB	TOP											
Rick Burleson, R (1, 6) OBP: 0.321, SLG: 0.382	0-0 6-3		0-0 F8			0-0 FC5-4 1B		0-0 1B 1B		4 0 2 0 0 0 1	Boston Red Sox @ Milwaukee Brewers Milwaukee County Stadium, Milwaukee, WI Fri Aug 03 1979, 8:05 PM EDT Att. 37,358 - Unknown - 85 F											
Carlton Fisk, R (1, 2) OBP: 0.296, SLG: 0.428	0-0 F7			0-0 F8		0-0 FC5-4 BB 1-2f		0-0 F9		4 1 0 0 0 0 2												
Fred Lynn, L (1, 8) OBP: 0.421, SLG: 0.622	0-0 4-3			4-0 BB BB BB BB		4-0 BB FC6-4 1-2		0-0 1B 1-3		2 0 1 0 2 0 0												
Jim Rice, R (1, 10) OBP: 0.375, SLG: 0.573		4-0 BB BB BB BB	4-0 CS BB		0-0 F8	0-0 FC6-4 1-2f 2-H		0-0 1-3		3 0 0 0 1 0 4												
Carl Yastrzemski, L (1, 7) OBP: 0.374, SLG: 0.492			0-0 F8		0-0 L9	0-0 F8			0-0 G3	4 0 0 0 0 0 3												
Bob Watson, R (1, 3) OBP: 0.379, SLG: 0.453		0-3 K			0-0 1B		0-0 4-3		0-0 HR 1B	4 1 2 0 0 1 1												
Butch Hobson, R (1, 5) OBP: 0.290, SLG: 0.477		0-0 CS 1-2	0-0 F9		0-0 F8		0-0 6-3		0-0 HR 1-H	4 1 1 2 0 0 1												
Dwight Evans, R (1, 9) OBP: 0.372, SLG: 0.488			0-0 F7		0-0 F5		0-0 5-3		0-0 5-3	4 0 0 0 0 0 1												
Jack Brohamer, L (1, 4) OBP: 0.325, SLG: 0.345			0-0 1B		0-0 F2			0-0 F2	0-0 G3	4 0 1 0 0 0 1												
Inning Stats	R: 0 E: 0 K: 0 S: 3	H: 0 LOB: 0 BB: 0 P: 3	R: 0 E: 0 K: 1 S: 4	H: 0 LOB: 0 BB: 1 P: 8	R: 0 E: 0 K: 0 S: 4	H: 1 LOB: 1 BB: 0 P: 4	R: 0 E: 0 K: 0 S: 3	H: 0 LOB: 1 BB: 1 P: 7	R: 0 E: 0 K: 0 S: 4	H: 1 LOB: 1 BB: 0 P: 4	R: 1 E: 1 K: 0 S: 4	H: 1 LOB: 1 BB: 1 P: 8	R: 0 E: 0 K: 0 S: 3	H: 0 LOB: 0 BB: 0 P: 3	R: 0 E: 0 K: 5 S: 5	H: 2 LOB: 2 BB: 0 P: 5	R: 2 E: 0 K: 0 S: 5	H: 2 LOB: 0 BB: 0 P: 5	1B: 6 2B: 0 3B: 0 HR: 1	SF: 0 SAC: 0 DP: 0 HBP: 0	WP: 0 PB: 0 SB: 0 CS: 1	PA: 37
PITCHER	IP WLS BF H R ER SO BB IBB HBP BLK WP HR S P ERA WHIP																					
Jim Slaton, R (1, 1) ERA: 2.75	8.1 W 34 7 3 2 1 3 0 0 0 0 0 1 33 45 2.16 1.200																					
Bill Castro, R (9, 1) ERA: 1.57	0.2 S 2 0 0 0 0 0 0 0 0 0 0 0 2 2 0.00 0.000																					

AB	33
R	3
H	7
RBI	2
BB	3
SO	1
LOB	14



Batter	1	2	3	4	5	6	7	8	9
Paul Molitor, R OBP: 0.359, SLG: 0.459 (1, 6) X	0-0 3B		0-0 F9			0-0 FC6-4 1B	0-3 K		
Don Money, R OBP: 0.324, SLG: 0.362 (1, 4) X	0-0 6-3			0-0 F8	0-0 FC6-4 1-2f		0-0 5-3		
Cecil Cooper, L OBP: 0.379, SLG: 0.516 (1, 3) X	0-0 F7			0-0 1B 2B		0-0 HR	4-0 IBB		
Sixto Lezcano, R OBP: 0.418, SLG: 0.539 (1, 9) X	0-0 F9			0-0 HR 1B		0-0 G3-6-3 1B	0-3 K		
Ben Oglivie, L OBP: 0.321, SLG: 0.496 (1, 7) X		0-0 4-3		0-0 F9		0-0 G3-6-3 1-2f	0-0 F6		
Gorman Thomas, R OBP: 0.344, SLG: 0.501 (1, 10) X		0-3 K		0-0 1-H HR		0-0 HR	0-3 K		
Sal Bando, R OBP: 0.332, SLG: 0.348 (1, 5) X		0-0 5-3		0-0 F3		4-0 BB BB	4-0 2B BB		
Charlie Moore, R OBP: 0.406, SLG: 0.482 (1, 2) X			0-0 6-3		0-0 G2	0-0 F7	0-0 1-3 2B		
Jim Wohlford, R OBP: 0.294, SLG: 0.380 (1, 8) X			0-0 5-3		0-0 5-3		0-0 2B K		

Inning Stats	R: 0	H: 1	E: 0	LOB: 1	K: 0	BB: 0	S: 4	P: 4
	R: 0	H: 0	E: 0	LOB: 0	K: 1	BB: 0	S: 5	P: 5
	R: 0	H: 0	E: 0	LOB: 0	K: 0	BB: 0	S: 3	P: 3
	R: 3	H: 3	E: 0	LOB: 0	K: 0	BB: 0	S: 6	P: 6
	R: 0	H: 1	E: 0	LOB: 1	K: 0	BB: 0	S: 4	P: 4
	R: 2	H: 3	E: 0	LOB: 1	K: 0	BB: 1	S: 5	P: 9
	R: 0	H: 1	E: 0	LOB: 2	K: 2	BB: 1	S: 8	P: 12
	R: 0	H: 1	E: 0	LOB: 2	K: 2	BB: 1	S: 8	P: 12


PITCHER	IP	WLS	BF	H	R	ER	SO	BB	IBB	HBP	BLK	WP	HR	S	P	ERA	WHIP
Steve Renko, R ERA: 3.87 (1, 1)	5.0	L	22	7	5	5	1	0	0	0	0	0	2	24	24	9.00	1.400
Win Remmerswaal, R ERA: 3.0 (6, 1)	3.0		14	3	0	0	4	2	1	0	0	0	1	19	31	0.00	1.667

AB R H RBI BB SO LOB

4	0	2	0	0	1	1
4	0	0	0	0	0	3
3	2	2	1	1	0	1
4	1	2	1	0	1	3
4	0	0	0	0	0	2
4	2	2	3	0	2	0
2	0	0	0	2	0	0
4	0	1	0	0	0	1
4	0	1	0	0	1	2

1B: 3	SF: 0	WP: 0	PA: 36
2B: 3	SAC: 0	PB: 0	
3B: 1	DP: 1	SB: 0	
HR: 3	HBP: 0	CS: 0	

AB	33
R	5
H	10
RBI	5
BB	3
SO	5
LOB	13



Boston Red Sox @ Milwaukee Brewers
Milwaukee County Stadium, Milwaukee, WI
Fri Aug 03 1979, 8:05 PM EDT
Att: 37,358 - Unknown - 85 F

livebaseballscores.com

Batter	1	2	3	4	5	6	7	8	9	AB R H RBI BB SO LOB	TOP											
Rick Burleson, R OBP: 0.322, SLG: 0.383 (1, 6) X	0-0 G6-4-3 1B	0-0 1-2 HR 1B	0-0 4-3			0-0 4-3			0-0 L4	5 1 2 0 0 0 0												
Carlton Fisk, R OBP: 0.298, SLG: 0.442 (1, 2) X	0-0 G6-4-3 1-2f	0-0 1-H 2-H HR			0-0 F9	0-0 S 1B			0-0 5-3	5 1 2 3 0 0 1												
Fred Lynn, L OBP: 0.421, SLG: 0.618 (1, 8) X	0-0 2B BLK 1B	4-0 BB HR BB			0-0 6-3	0-0 F6 1-2			0-0 F7	4 2 1 0 1 0 1												
Jim Rice, R OBP: 0.376, SLG: 0.574 (1, 10) X	0-0 BLK 1-3 WP 2B	4-0 1-2 HR BB			0-0 5-3				0-0 L8	3 2 1 0 1 0 0												
Carl Yastrzemski, L OBP: 0.373, SLG: 0.497 (1, 7) S S S	0-3 K 2-H 3-H	0-0 1-H 2-H HR			0-0 F8				0-0 G3	4 1 1 3 0 1 0												
Bob Watson, R OBP: 0.381, SLG: 0.452 (1, 3) X	0-0 4-3	4-0 BB			0-0 1B				0-0 F8	3 0 1 0 1 0 1												
Butch Hobson, R OBP: 0.287, SLG: 0.471 (1, 5)					0-3 K				0-0 5-3	4 0 0 0 0 1 2												
Jack Brohamer, L OBP: 0.317, SLG: 0.336 (1, 4) X		0-0 F5	0-0 4-3		0-0 F9				0-0 F4	4 0 0 0 0 0 1												
Dwight Evans, R OBP: 0.371, SLG: 0.484 (1, 9) X		4-0 1B HR BB	0-0 F4		0-0 L8				0-0 L9	3 1 0 0 1 0 0												
Inning Stats	R: 2 E: 1 K: 1 S: 8	H: 3 LOB: 1 BB: 0 P: 8	R: 6 E: 0 K: 0 S: 6	H: 3 LOB: 1 BB: 4 P: 22	R: 0 E: 0 K: 0 S: 3	H: 0 LOB: 0 BB: 0 P: 3	R: 0 E: 0 K: 0 S: 3	H: 0 LOB: 0 BB: 0 P: 3	R: 0 E: 0 K: 1 S: 6	H: 1 LOB: 1 BB: 0 P: 6	R: 0 E: 0 K: 0 S: 4	H: 1 LOB: 1 BB: 0 P: 4	R: 0 E: 0 K: 0 S: 3	H: 0 LOB: 0 BB: 0 P: 3	R: 0 E: 0 K: 0 S: 3	H: 0 LOB: 0 BB: 0 P: 3	R: 0 E: 0 K: 0 S: 3	H: 0 LOB: 0 BB: 0 P: 3	1B: 5 2B: 1 3B: 0 HR: 2	SF: 0 SAC: 0 DP: 1 HBP: 0	WP: 1 PB: 0 SB: 1 CS: 0	PA: 39
PITCHER	IP WLS BF H R ER SO BB IBB HBP BLK WP HR S P ERA WHIP																					
Reggie Cleveland, R ERA: 5.79 (1, 1)	1.2 L 12 5 6 6 1 2 0 0 1 1 1 12 20 32.40 4.200																					
Bob Galasso, R ERA: 4.4 (2, 1)	7.1 27 3 2 2 1 2 0 0 0 0 0 1 27 35 2.46 0.682																					

Boston Red Sox @ Milwaukee Brewers
Milwaukee County Stadium, Milwaukee, WI

Sat Aug 04 1979, 4:33 AM EDT
Att. 48,664 - Unknown - 77 F

AB	35
R	8
H	8
RBI	6
BB	4
SO	2
LOB	6



WP: 1	PA: 39
PB: 0	
SB: 1	
CS: 0	

ERA	WHIP
-----	------

livebaseballscorecards.com

Batter	1	2	3	4	5	6	7	8	9	AB	R	H	RBI	BB	SO	LOB
Paul Molitor, R OBP: 0.360, SLG: 0.463 (1, 4)	0-0 5-3	0-0 6-3		0-0 FC6-4 1B		0-0 FC6 1B		0-0 1B 3B		5	1	2	1	0	0	2
Sal Bando, R OBP: 0.336, SLG: 0.360 (1, 5)	0-0 HR		0-0 6-3	0-0 1B		0-0 F8		0-0 1B		5	1	3	3	0	0	2
Cecil Cooper, L OBP: 0.380, SLG: 0.517 (1, 3)	0-0 FC4-6 1B 2B		0-0 1B	0-0 4-3		0-0 FC6		0-3 K		5	1	2	0	0	1	5
Sixto Lezcano, R OBP: 0.420, SLG: 0.546 (1, 9)	4-0 FC4-6 BB		4-0 1-2 BB		0-0 HR		0-0 6-3		0-0 F9	3	1	1	1	2	0	0
Ben Oglivie, L OBP: 0.317, SLG: 0.489 (1, 7)	0-0 FC4-6 1B		0-0 F3		0-0 F9		0-0 3-1		0-0 3-1	5	0	0	0	0	0	4
Gorman Thomas, R OBP: 0.342, SLG: 0.497 (1, 10)	0-0 1-2 3-H 1B		0-0 F6		0-0 F2		0-0 6-3		0-0 F8	5	0	1	1	0	0	2
Robin Yount, R OBP: 0.309, SLG: 0.383 (1, 6)	0-0 F9			0-0 6-3		0-0 F4		0-0 3B 1B		4	1	1	0	0	0	2
Charlie Moore, R OBP: 0.403, SLG: 0.478 (1, 2)		0-3 K		0-0 FC6-4 1B 1B		0-0 F4		0-3 K		4	1	1	0	0	2	1
Jim Wohlford, R OBP: 0.293, SLG: 0.376 (1, 8)		0-0 F7		0-0 FC6-4 1B		0-0 E5 1B		0-0 F9		4	0	1	0	0	0	1

Inning Stats	R: 2	H: 3	E: 0	K: 0	S: 6	LOB: 2	BB: 1	P: 10	R: 0	H: 0	E: 0	K: 1	S: 5	LOB: 0	BB: 0	P: 5	R: 0	H: 1	E: 0	K: 0	S: 4	LOB: 2	BB: 1	P: 8	R: 1	H: 3	E: 0	K: 0	S: 6	LOB: 2	BB: 0	P: 6	R: 1	H: 1	E: 0	K: 0	S: 4	LOB: 0	BB: 0	P: 4	R: 0	H: 1	E: 1	K: 0	S: 5	LOB: 2	BB: 0	P: 5	R: 0	H: 0	E: 0	K: 0	S: 3	LOB: 0	BB: 0	P: 3	R: 2	H: 3	E: 0	K: 2	S: 10	LOB: 1	BB: 0	P: 10	R: 0	H: 0	E: 0	K: 0	S: 3	LOB: 0	BB: 0	P: 3	R: 0	H: 0	E: 0	K: 0	S: 3	LOB: 0	BB: 0	P: 3
1B: 8	SF: 0	2B: 1	SAC: 0	3B: 1	DP: 0	HR: 2	HBP: 0	WP: 0	PA: 42	1B: 8	SF: 0	2B: 1	SAC: 0	3B: 1	DP: 0	HR: 2	HBP: 0	WP: 0	PA: 42	1B: 8	SF: 0	2B: 1	SAC: 0	3B: 1	DP: 0	HR: 2	HBP: 0	WP: 0	PA: 42																																																			

PITCHER	IP	WLS	BF	H	R	ER	SO	BB	IBB	HBP	BLK	WP	HR	S	P	ERA	WHIP
Allen Ripley, R ERA: 4.25 (1, 1)	7.2	W	37	11	6	6	2	2	0	0	0	0	2	39	47	7.04	1.696
Dick Drago, R ERA: 3.26 (8, 1)	1.1	S	5	1	0	0	1	0	0	0	0	0	0	7	7	0.00	0.750

BOTTOM

Boston Red Sox @ Milwaukee Brewers
Milwaukee County Stadium, Milwaukee, WI

Sat Aug 04 1979, 4:33 AM EDT
Att: 48,664 - Unknown - 77 F

livebaseballscorecards.com

AB	40
R	6
H	12
RBI	6
BB	2
SO	3
LOB	19



Batter	1	2	3	4	5	6	7	8	9	AB R H RBI BB SO LOB	TOP									
Rick Burleson, R (1, 6) OBP: 0.321, SLG: 0.380	0-0 F8		0-0 L9-3		0-0 HR 1B		0-0 6-3		0-0 6-3	5 1 1 1 0 0 1	Boston Red Sox @ Milwaukee Brewers Milwaukee County Stadium, Milwaukee, WI Sun Aug 05 1979, 4:33 AM EDT Unknown - 76 F									
Carlton Fisk, R (1, 2) OBP: 0.291, SLG: 0.431	0-0 3-1			0-0 5-3	0-0 F8		0-0 4-3		0-0 F7	5 0 0 0 0 0 2										
Fred Lynn, L (1, 8) OBP: 0.419, SLG: 0.622	0-0 3-1			0-0 6-3	0-0 HR		0-0 3-1			4 1 1 3 0 0 0										
Jim Rice, R (1, 7) OBP: 0.379, SLG: 0.577		0-0 L6		0-0 1B	4-0 BB			0-0 E 2B		3 1 2 0 1 0 0										
Carl Yastrzemski, L (1, 3) OBP: 0.369, SLG: 0.492		0-0 F5		0-0 6-3	0-0 F7			0-0 E9 1B SF8		4 1 0 0 0 0 2										
Tom Poquette, L (1, 9) OBP: 0.314, SLG: 0.261		0-0 1B			0-0 4-3	0-0 S 1B		0-0 G6-4-3 1B		4 0 3 0 0 0 0										
Dwight Evans, R (8, 9) OBP: 0.371, SLG: 0.484										0 0 0 0 0 0 0										
Butch Hobson, R (1, 5) OBP: 0.287, SLG: 0.470		0-3 K			0-0 BB 1B	0-0 F7		0-0 SF8		3 1 1 1 0 1 2										
Jim Dwyer, L (1, 10) OBP: 0.385, SLG: 0.377			0-0 4-3		4-0 1B BB	0-0 F5		0-0 G6-4-3		3 1 0 0 1 0 2										
Jack Brohamer, L (1, 4) OBP: 0.321, SLG: 0.340			0-0 L9-3 1B		0-0 HR 1B	0-0 F3			0-0 4-3	4 1 2 1 0 0 1										
Inning Stats	R: 0 E: 0 K: 0 S: 3	H: 0 LOB: 0 BB: 0 P: 3	R: 0 E: 0 K: 1 S: 6	H: 1 LOB: 1 BB: 0 P: 6	R: 0 E: 0 K: 0 S: 3	H: 1 LOB: 0 BB: 0 P: 3	R: 0 E: 0 K: 0 S: 4	H: 1 LOB: 1 BB: 0 P: 4	R: 0 E: 0 K: 0 S: 4	H: 1 LOB: 1 BB: 0 P: 4	R: 0 E: 0 K: 0 S: 3	H: 0 LOB: 0 BB: 0 P: 3	R: 2 E: 1 K: 0 S: 5	H: 2 LOB: 0 BB: 0 P: 5	R: 0 E: 0 K: 0 S: 3	H: 0 LOB: 0 BB: 0 P: 3	1B: 8 2B: 2 3B: 0 HR: 1	SF: 1 SAC: 0 DP: 2 HBP: 0	WP: 0 PB: 0 SB: 1 CS: 0	PA: 38
PITCHER	IP WLS BF H R ER SO BB IBB HBP BLK WP HR S P ERA WHIP																			
Lary Sorensen, R (1, 1) ERA: 3.76	4.2 L 22 7 5 5 1 2 0 0 0 0 0 1 22 30 9.64 1.929																			
Paul Mitchell, R (5, 1) ERA: 5.12	4.1 16 3 2 1 0 0 0 0 0 0 0 0 16 16 2.08 0.692																			

livebaseballscorecards.com

AB	35
R	7
H	10
RBI	6
BB	2
SO	1
LOB	10



Batter	1	2	3	4	5	6	7	8	9	AB R H RBI BB SO LOB	TOP											
Rick Burleson, R (1, 6) OBP: 0.325, SLG: 0.382	0-0 E8 1B	4-0 2B BB	0-0 F9		0-0 HR 1B	0-0 1B 1B	0-0 FC6-4		0-0 6-3	6 3 3 2 1 0 4												
Carlton Fisk, R (1, 10) OBP: 0.300, SLG: 0.447	0-0 FC3-6 1B	0-0 2B	0-0 1B		0-0 SF8	0-0 P7		0-0 4-3 1B 2B	0-0 E6 1B	6 2 4 4 0 0 2												
Fred Lynn, L (1, 8) OBP: 0.418, SLG: 0.626	0-0 FC3-6 1B	0-0 F4	0-0 F8		0-0 HR	0-0 1B		0-0 4-3	0-0 E 1B	4 2 1 2 0 0 4												
Tom Poquette, L (5, 8) OBP: 0.324, SLG: 0.275	0-0 SF4				0-0 HR	0-0 1B		0-0 2-3	0-0 E 1B	3 0 2 1 0 0 1												
Jim Rice, R (1, 7) OBP: 0.382, SLG: 0.578	0-0 SF4 1B		0-0 3B 1B		0-0 BB 1B	0-0 F9	0-0 F8	0-0 1B BB	0-0 E8 1B	4 2 3 0 0 0 0												
Jim Dwyer, L (5, 7) OBP: 0.397, SLG: 0.382									0-0 E8 1B	2 0 1 1 1 0 2												
Bob Watson, R (1, 3) OBP: 0.381, SLG: 0.457	0-0 SF4		0-0 HR 3B		0-0 BB	0-0 E6		0-0 G4-6-3 1B	0-0 5-3	5 1 2 3 1 1 2												
Butch Hobson, R (1, 5) OBP: 0.289, SLG: 0.479	0-0 1B		0-0 HR		0-0 L8	0-0 F8		0-0 G4-6-3		4 1 2 3 0 0 3												
Jack Brohamer, L (6, 5) OBP: 0.317, SLG: 0.336	0-0 1B		0-0 HR		0-0 K	0-0 F8		0-0 1-2f		2 0 0 0 0 1 2												
Dwight Evans, R (1, 9) OBP: 0.373, SLG: 0.484	0-0 F7		0-0 1B FC5-2 1B		0-3 K	0-0 1B 1B	0-0 E 1B 1B		0-0 5-3	6 2 3 0 0 1 3												
Bob Montgomery, R (1, 2) OBP: 0.384, SLG: 0.432		0-0 F9	0-0 F9 1B FC5-2 1B		0-3 K	0-3 K	0-0 E5 1B		0-0 2B 6-3 1B	4 1 1 0 0 2 3												
Gary Allenson, R (6, 2) OBP: 0.278, SLG: 0.318										2 2 1 0 0 0 1												
Stan Papi, R (1, 4) OBP: 0.214, SLG: 0.321		0-0 F7	0-0 FC5-2 1B		0-0 1B SF8 2B	0-0 1B 1B	0-0 FC6-4 1B		0-0 6-3 E 2B	6 3 4 2 0 0 2												
Inning Stats	R: 3 E: 1 K: 0 S: 7	H: 4 LOB: 1 BB: 0 P: 7	R: 1 E: 0 K: 0 S: 4	H: 1 LOB: 1 BB: 1 P: 8	R: 4 E: 0 K: 0 S: 9	H: 6 LOB: 2 BB: 0 P: 9	R: 0 E: 0 K: 2 S: 8	H: 1 LOB: 2 BB: 1 P: 12	R: 3 E: 1 K: 0 S: 7	H: 3 LOB: 1 BB: 0 P: 7	R: 2 E: 0 K: 1 S: 9	H: 4 LOB: 2 BB: 0 P: 9	R: 2 E: 1 K: 2 S: 10	H: 2 LOB: 1 BB: 0 P: 10	R: 1 E: 0 K: 0 S: 4	H: 2 LOB: 1 BB: 1 P: 8	R: 3 E: 2 K: 0 S: 8	H: 4 LOB: 2 BB: 0 P: 8	1B: 20 2B: 4 3B: 1 HR: 2	SF: 2 SAC: 0 DP: 1 HBP: 0	WP: 0 PB: 0 SB: 0 CS: 0	PA: 59
PITCHER	IP WLS BF H R ER SO BB IBB HBP BLK WP HR S P ERA WHIP	IP WLS BF H R ER SO BB IBB HBP BLK WP HR S P ERA WHIP																				
Jerry Augustine, L (1, 1) ERA: 4.18	2.0 L 14 7 6 6 0 1 0 0 0 0 0 13 17 27.00 4.000	0.2 6 4 2 2 0 0 0 0 0 0 0 1 6 6 27.00 6.000																				
Reggie Cleveland, R (3, 1) ERA: 6.06	2.1 13 4 3 3 2 1 0 0 0 0 1 16 20 11.57 2.143	1.0 7 4 2 2 1 0 0 0 0 0 0 9 9 18.00 4.000																				
Moose Haas, R (6, 1) ERA: 5.29	2.0 11 4 3 1 2 1 0 0 0 0 0 0 14 18 4.50 2.500																					
Bob McClure, L (7, 1) ERA: 4.63																						
PITCHER	IP WLS BF H R ER SO BB IBB HBP BLK WP HR S P ERA WHIP	IP WLS BF H R ER SO BB IBB HBP BLK WP HR S P ERA WHIP																				
Bill Castro, R (9, 1) ERA: 1.78	1.0 8 4 3 1 0 0 0 0 0 0 0 0 8 8 9.00 4.000																					

Boston Red Sox @ Milwaukee Brewers
Milwaukee County Stadium, Milwaukee, WI

AB	54
R	19
H	27
RBI	18
BB	3
SO	5
LOB	29



Sun Aug 05 1979, 4:38 AM EDT
 Att. 49,054 - Unknown - 71 F

livebaseballscorecards.com

BOTTOM

Boston Red Sox @ Milwaukee Brewers
 Milwaukee County Stadium, Milwaukee, WI

Sun Aug 05 1979, 4:38 AM EDT
 Att: 49,054 - Unknown - 71 F

livebaseballscores.com

AB	37
R	5
H	11
RBI	5
BB	0
SO	3
LOB	16



WP	1	PA	37
PB	0		
SB	0		
CS	0		

AB R H RBI BB SO LOB


5	1	2	0	0	0	1
4	0	1	1	0	0	1
4	0	1	0	0	1	2
4	0	0	1	0	1	3
4	1	1	0	0	0	3
4	1	2	0	0	0	0
4	0	0	0	0	1	3
4	1	2	2	0	0	1
4	1	2	1	0	0	2

1B: 9 SF: 0
 2B: 2 SAC: 0
 3B: 0 DP: 2
 HR: 0 HBP: 0

Batter	1	2	3	4	5	6	7	8	9
Paul Molitor, R (1, 4) OBP: 0.360, SLG: 0.462	0-0 4-3			0-0 F2		0-0 2B 5-3 1B		0-0 1B 1B	0-0 FC5-4
Don Money, R (1, 3) OBP: 0.318, SLG: 0.354	0-0 F4			0-0 F3		0-0 F8		0-0 1B 1B	
Cecil Cooper, L (1, 10) OBP: 0.377, SLG: 0.516	0-0 F6			0-0 F9		0-0 1-3 2B		0-3 K	
Dick Davis, R (1, 7) OBP: 0.295, SLG: 0.429		0-0 P9			0-0 1-3	0-0 5-3		0-3 K	
Ben Oglivie, L (1, 9) OBP: 0.318, SLG: 0.486		0-0 G3			0-0 1B 2B 1B	0-0 4-3		0-0 4-3	
Sal Bando, R (1, 5) OBP: 0.338, SLG: 0.362		0-0 F7			0-0 1-2 2B 1B		0-0 G1-6-3 1B		0-0 5-3
Robin Yount, R (1, 6) OBP: 0.305, SLG: 0.383			0-0 F8		0-3 K		0-0 G1-6-3 1-2f		0-0 E6 FC4-6
Jim Wohlford, R (1, 8) OBP: 0.299, SLG: 0.386			0-0 G4-6-3 1B		0-0 1-1H 2-H 2B		0-0 6-3		0-0 FC4-6 1B WP
Charlie Moore, R (1, 2) OBP: 0.403, SLG: 0.476			0-0 G4-6-3 1-2f		0-0 2-3			0-0 1B 1B	0-0 FC5-4 1B 1-H

Inning Stats	R: 0 H: 0 E: 0 K: 3 S: 3	R: 0 H: 0 E: 0 K: 3 S: 3	R: 0 H: 1 E: 0 K: 3 S: 3	R: 0 H: 0 E: 0 K: 3 S: 3	R: 2 H: 3 E: 0 K: 1 S: 8	R: 1 H: 2 E: 0 K: 5 S: 5	R: 0 H: 1 E: 0 K: 3 S: 3	R: 1 H: 3 E: 0 K: 2 S: 10	R: 1 H: 1 E: 1 K: 5 S: 5
--------------	--------------------------	--------------------------	--------------------------	--------------------------	--------------------------	--------------------------	--------------------------	---------------------------	--------------------------

PITCHER	IP	WLS	BF	H	R	ER	SO	BB	IBB	HBP	BLK	WP	HR	S	P	ERA	WHIP
Dick Drago, R (1, 1) ERA: 3.1	3.0		9	1	0	0	0	0	0	0	0	0	0	9	9	0.00	0.333
Win Remmerswaal, R (4, 1) ERA: 6.0	3.0	W	14	5	3	3	1	0	0	0	0	0	0	16	16	9.00	1.667
Tom Burgmeier, L (7, 1) ERA: 2.32	2.0		9	4	1	1	2	0	0	0	0	0	0	13	13	4.50	2.000
Bill Campbell, R (9, 1) ERA: 3.67	1.0		5	1	1	0	0	0	0	0	0	1	0	5	5	0.00	1.000

Batter	1	2	3	4	5	6	7	8	9	AB R H RBI BB SO LOB	TOP	
Mike Hargrove, L (1, 7) OBP: 0.358, SLG: 0.349	0-0 E4 1B		0-0 FC6-4 1B		0-0 G3-6-1 1B			0-0 2B 6-3 1B	0-3 K	5 1 3 0 0 1 1		
Rick Manning, L (1, 8) OBP: 0.328, SLG: 0.318	0-0 1-2 1B		0-0 FC6-4 E 1-3 1-2f		0-0 G3-6-1 1-2f			0-0 1-3 3-H 1B 2B		4 1 2 1 0 0 2		
Bobby Bonds, R (1, 9) OBP: 0.370, SLG: 0.465 Dave Rosello, R (8, 6) OBP: 0.300, SLG: 0.571	0-0 P9		0-0 1-3 1-2			0-0 CS 1B		0-0 F7		4 0 1 0 0 0 5 0 0 0 0 0 0 0		
Andre Thornton, R (1, 3) OBP: 0.344, SLG: 0.455	0-0 F3		0-0 E5 FC6-4 2-3			0-0 P9		0-0 6-3 3-H		4 0 0 1 0 0 5		
Cliff Johnson, R (1, 10) OBP: 0.339, SLG: 0.491	0-3 K		0-0 FC6-4 1-2f			0-0 6-3 1-2		0-0 PO 1B 2-H 1B		4 0 1 1 0 1 5		
Toby Harrah, R (1, 5) OBP: 0.398, SLG: 0.425		0-0 6-3		0-0 1-3			0-0 5-3	0-0 1-2 1B		4 0 1 0 0 0 0		
Ron Hassey, L (1, 2) OBP: 0.304, SLG: 0.304 Ted Cox, R (9, PH) OBP: 0.286, SLG: 0.321		4-0 BB 4-3 BB		0-3 K			0-0 1-3	0-0 PO 2-3	0-3 K	2 0 0 0 1 1 0 1 0 0 0 0 1 0	AB 35 R 3 H 9 RBI 3 BB 2 SO 5 LOB 20	
Duane Kuiper, L (1, 4) OBP: 0.310, SLG: 0.283 Ron Pruitt, R (9, PH) OBP: 0.349, SLG: 0.342		0-0 4-3 1-2		0-0 1-3			0-0 F7		0-3 K	3 0 0 0 0 0 1 1 0 0 0 0 1 0		
Tom Veryzer, R (1, 6) OBP: 0.277, SLG: 0.247 Dell Alston, L (8, PH) OBP: 0.362, SLG: 0.415 (8, 9)		0-0 F9			0-0 6-3			4-0 1B 2B BB	0-0 1B	2 0 0 0 0 0 1 1 1 1 0 1 0 0		
Inning Stats	R: 0 E: 1 K: 1 S: 7 H: 1 LOB: 2 BB: 0 P: 7	R: 0 E: 0 K: 0 S: 3 H: 0 LOB: 1 BB: 1 P: 7	R: 0 E: 1 K: 0 S: 5 H: 1 LOB: 2 BB: 0 P: 5	R: 0 E: 0 K: 1 S: 5 H: 0 LOB: 0 BB: 0 P: 5	R: 0 E: 0 K: 0 S: 3 H: 1 LOB: 0 BB: 0 P: 3	R: 0 E: 0 K: 0 S: 3 H: 1 LOB: 0 BB: 0 P: 3	R: 0 E: 0 K: 0 S: 3 H: 0 LOB: 0 BB: 0 P: 3	R: 3 E: 0 K: 0 S: 6 H: 4 LOB: 1 BB: 1 P: 10	R: 0 E: 0 K: 3 S: 10 H: 1 LOB: 1 BB: 0 P: 10	1B: 8 2B: 1 3B: 0 HR: 0 SF: 0 SAC: 0 DP: 1 HBP: 0	WP: 0 PB: 0 SB: 0 CS: 1 PA: 38	
PITCHER	IP WLS BF H R ER SO BB IBB HBP BLK WP HR S P ERA WHIP											
Mike Torrez, R (1, 1) ERA: 4.38	8.0 W 33 8 3 3 2 2 0 0 0 0 0 0 35 43 3.38 1.250											
Tom Burgmeier, L (9, 1) ERA: 2.28	1.0 4 1 0 0 3 0 0 0 0 0 0 0 10 10 0.00 1.000											

Cleveland Indians @ Boston Red Sox
 Fenway Park, Boston, MA
 Tue Aug 07 1979, 7:05 PM EDT
 Att. 31,204 - Unknown - 78 F


livebaseballscorecards.com

Batter	1	2	3	4	5	6	7	8	9	AB R H RBI BB SO LOB	TOP											
Mike Hargrove, L (1, 3) OBP: 0.355, SLG: 0.347	0-0 F7		0-0 3-1		0-0 1-3		0-0 SH1-4 3B 1B		0-0 F6	5 1 1 0 0 0 1	Cleveland Indians @ Boston Red Sox Fenway Park, Boston, MA Wed Aug 08 1979, 3:33 AM EDT Att. 31,756 - Unknown - 90 F											
Rick Manning, L (1, 8) OBP: 0.328, SLG: 0.317	0-0 F8		0-0 4-3			0-0 1B 2B 1B	0-0 SH1-4		0-0 P5-3 1-2f	4 1 1 0 0 0 1												
Bobby Bonds, R (1, 9) OBP: 0.373, SLG: 0.472	0-0 1B			0-0 E6 1B S G6-4-3		0-0 2B 1B 1B	0-0 WP 3B			4 3 3 1 0 0 0												
Andre Thornton, R (1, 10) OBP: 0.343, SLG: 0.452	0-0 F3			4-0 G6-4-3 1B 1-2 BB		0-0 L7	0-0 F2			3 0 0 0 1 0 4												
Toby Harrah, R (1, 5) OBP: 0.401, SLG: 0.431		0-0 FC1-5 BB 1B		0-0 G6-4-3 1B 1-2 2-3		0-0 1B 2B	0-0 G3			4 1 3 1 0 0 0												
Jim Norris, L (1, 7) OBP: 0.325, SLG: 0.347		4-0 FC1-5 BB		0-0 G6-4-3		0-3 K		4-0 CS BB		1 0 0 0 1 0 2												
Ted Cox, R (6, PH) OBP: 0.284, SLG: 0.319		1-2 BB		1-2f 2-3 3-H						1 0 0 0 0 1 2												
Dell Alston, L (6, 7) OBP: 0.375, SLG: 0.415		1-2 BB								0 0 0 0 1 0 0												
Ron Hassey, L (1, 2) OBP: 0.299, SLG: 0.299		0-0 FC1-5		0-0 L6		4-0 1B IBB		0-0 6-3		2 0 0 0 0 0 3												
Ron Pruitt, R (6, PH) OBP: 0.351, SLG: 0.339		1-2 2-3f						1-2		1 0 0 0 1 0 1												
Duane Kuiper, L (1, 4) OBP: 0.309, SLG: 0.283		0-0 G4-6-3						0-0 6-3		4 0 1 2 0 0 2												
Tom Veryzer, R (1, 6) OBP: 0.277, SLG: 0.247			0-0 4-3		0-0 6-3		0-0 FC6-4		0-0 P5-3 1B	4 0 1 0 0 0 2												
Inning Stats	R: 0 E: 0 K: 0 S: 4	H: 1 LOB: 1 BB: 0 P: 4	R: 0 E: 0 K: 0 S: 3	H: 1 LOB: 1 BB: 1 P: 7	R: 0 E: 0 K: 0 S: 3	H: 0 LOB: 0 BB: 0 P: 3	R: 1 E: 1 K: 0 S: 4	H: 1 LOB: 1 BB: 1 P: 8	R: 0 E: 0 K: 0 S: 3	H: 0 LOB: 0 BB: 0 P: 3	R: 3 E: 0 K: 1 S: 9	H: 4 LOB: 2 BB: 1 P: 13	R: 2 E: 0 K: 0 S: 5	H: 2 LOB: 0 BB: 0 P: 5	R: 0 E: 0 K: 0 S: 2	H: 0 LOB: 0 BB: 1 P: 6	R: 0 E: 0 K: 0 S: 3	H: 1 LOB: 0 BB: 0 P: 3	1B: 8 2B: 2 3B: 1 HR: 0	SF: 0 SAC: 1 DP: 3 HBP: 0	WP: 1 PB: 0 SB: 1 CS: 1	PA: 38
PITCHER	IP WLS BF H R ER SO BB IBB HBP BLK WP HR S P ERA WHIP											PITCHER	IP WLS BF H R ER SO BB IBB HBP BLK WP HR S P ERA WHIP									
Bob Stanley, R (1, 1) ERA: 4.12	5.1 L 23 6 4 3 0 2 0 0 0 0 0 21 29 5.06 1.500																					
Tom Burgmeier, L (6, 1) ERA: 2.4	1.0 6 2 1 1 1 0 1 0 0 0 0 7 11 9.00 2.000																					
Dick Drago, R (7, 1) ERA: 3.11	2.2 9 2 1 1 0 1 0 0 0 1 0 8 12 3.38 1.125																					

livebaseballscorecards.com

AB	33
R	6
H	10
RBI	4
BB	4
SO	1
LOB	18



Batter	1	2	3	4	5	6	7	8	9	AB R H RBI BB SO LOB	TOP	
Mike Hargrove, L (1, 7) ^x OBP: 0.359, SLG: 0.352 Dell Alston, L (7, 7) OBP: 0.367, SLG: 0.405	0-0 4-3 ¹ x	0-0 F8 ²		0-0 1B 2B ^x		4-0 1B 1B BB ^x	0-0 2-H 3-H 1B ^x		0-0 3-1 ³ 1-2 2-3	4 0 2 2 1 0 1 1 0 0 0 0 0 2		
Rick Manning, L (1, 8) ^x OBP: 0.331, SLG: 0.321	0-0 1B ^x	0-0 F7 ³		0-0 2-H 1B ^x		0-0 1B 1B ^x	0-0 3-4-3 ³			5 0 3 1 0 0 2		
Bobby Bonds, R (1, 10) ^x OBP: 0.373, SLG: 0.470	0-0 F9 ²		0-0 F8 ¹		4-0 F8 S SF8 BB ^x	0-0 1-2 2-3 1B ^x		0-0 5-3 ¹		4 1 1 0 1 0 1		
Andre Thornton, R (1, 3) ^{S S S} OBP: 0.342, SLG: 0.447	0-3 K ³		4-0 CS BB ^x		0-0 F8 1-3 ¹ x	0-0 F7 ²		0-0 5-3 ²		4 0 0 0 1 1 5		
Toby Harrah, R (1, 5) ^x OBP: 0.399, SLG: 0.427		0-0 1-3 ¹ B B B B	4-0 E S 3B BB ²		0-0 SF8 3-H ² x	0-0 L7 ³		0-0 L7 ³		3 1 0 1 1 0 3		
Jim Norris, L (1, 9) ^x OBP: 0.332, SLG: 0.361		0-0 1B 2B ^x	0-0 1-H 3B ^x		4-0 BB ^x		4-0 1-3 1B 1B BB ^x		0-0 F9 ¹	3 2 2 1 2 0 0		
Gary Alexander, R (1, 2) ^{B B B B} OBP: 0.309, SLG: 0.401		4-0 1B 1B BB ^{S S S S}	0-3 K ³		0-0 F9 ³		0-0 1-2 1B 1B ^x		4-0 WP G3 BB ^{B B B B}	3 2 1 0 2 1 2	AB 36 R 8 H 12 RBI 8 BB 9 SO 2 LOB 22	
Duane Kuiper, L (1, 4) ^x OBP: 0.311, SLG: 0.287		0-0 1-3 2-H 1B 1B ^x		0-0 F8 ¹		0-0 G3 1B 2B ^x	0-0 F8 ¹		0-0 G3 1-2 ²	5 2 2 1 0 0 3		
Tom Verzyer, R (1, 6) ^x OBP: 0.278, SLG: 0.247		0-0 2-H 3-H 1B ^x		0-0 4-3 ²		0-0 G3 2-3 ¹ x	0-0 1-3 1-2 2-3 ²		4-0 WP BB ^{B B B B}	4 0 1 2 1 0 3		
Inning Stats	R: 0 H: 1 E: 0 LOB: 1 K: 1 BB: 0 S: 6 P: 6	R: 3 H: 3 E: 0 LOB: 1 K: 0 BB: 1 S: 6 P: 10	R: 1 H: 1 E: 0 LOB: 1 K: 1 BB: 2 S: 5 P: 13	R: 0 H: 2 E: 0 LOB: 2 K: 0 BB: 0 S: 4 P: 4	R: 1 H: 0 E: 0 LOB: 1 K: 0 BB: 2 S: 3 P: 11	R: 1 H: 3 E: 0 LOB: 3 K: 0 BB: 1 S: 6 P: 10	R: 2 H: 2 E: 0 LOB: 1 K: 0 BB: 1 S: 5 P: 9	R: 0 H: 0 E: 0 LOB: 0 K: 0 BB: 0 S: 3 P: 3	R: 0 H: 0 E: 0 LOB: 2 K: 0 BB: 2 S: 3 P: 11	1B: 8 SF: 1 2B: 3 SAC: 0 3B: 1 DP: 0 HR: 0 HBP: 0	WP: 1 PA: 46 PB: 0 SB: 2 CS: 1	
PITCHER Steve Renko, R (1, 1) ERA: 4.01 Win Remmerswaal, R (5, 1) ERA: 7.36 Bill Campbell, R (6, 1) ERA: 3.77	IP WLS BF H R ER SO BB IBB HBP BLK WP HR S P ERA WHIP	PITCHER IP WLS BF H R ER SO BB IBB HBP BLK WP HR S P ERA WHIP										

Cleveland Indians @ Boston Red Sox
 Fenway Park, Boston, MA
 Wed Aug 08 1979, 7:05 PM EDT
 Att. 30,141 - Unknown - 82 F

livebaseballscorecards.com

Batter	1	2	3	4	5	6	7	8	9	AB R H RBI BB SO LOB	TOP	
Mike Hargrove, L (1, 7) X OBP: 0.361, SLG: 0.354	0-0 SH 1B FC4-6 1B		0-3 K		0-0 L4-3 1B		0-0 4-3			4 1 2 0 0 1 1		
Rick Manning, L (1, 8) X OBP: 0.333, SLG: 0.321	0-0 FC4-6 SH 1-2 1B		0-0 F8		0-0 F9		4-0 BB			3 0 1 0 1 0 1		
Bobby Bonds, R (1, 9) X OBP: 0.373, SLG: 0.468	0-0 SH FC4-6 1-2 2-3		4-0 BB		0-0 L4-3		0-0 1-3			2 0 0 0 1 0 3		
Andre Thornton, R (1, 3) X OBP: 0.341, SLG: 0.445	0-0 FC4-6 FC1-6 1-2f 2-3 3-H		0-3 K		0-0 F8-6-3 1B		0-0 F7			4 0 1 1 0 1 3		
Toby Harrah, R (1, 5) X OBP: 0.397, SLG: 0.425	0-0 FC1-6 S 1-2f		0-0 S 1B		0-0 F8-6-3 1-2		0-0 5-3			4 0 1 0 0 0 3		
Jim Norris, L (1, 10) S S S OBP: 0.331, SLG: 0.360	0-3 K 1-2		0-0 F7		0-0 5-3		0-0 1B			4 0 1 0 0 1 3		
Gary Alexander, R (1, 2) X OBP: 0.308, SLG: 0.399		0-0 6-3		0-3 K 1-2		0-0 2B 1B		0-0 F9		4 1 1 0 0 1 1		
Duane Kuiper, L (1, 4) O P O S OBP: 0.315, SLG: 0.293		0-3 K		4-0 FC5-4 IBB		0-0 4-3 1-H 2B		0-0 F9-3 1B		3 0 2 1 1 1 0 0 0 0 0 0 0 0		
Dell Alston, L (9, PR) O P O S OBP: 0.367, SLG: 0.405												
Tom Verzyer, R (1, 6) O P O S OBP: 0.276, SLG: 0.245		0-0 F5		0-0 FC5-4 1-2f		0-0 4-3		0-0 F9-3 1-2		3 0 0 0 0 0 3 1 0 0 0 0 0 1		
Cliff Johnson, R (9, PH) O P O S OBP: 0.337, SLG: 0.488												
Inning Stats	R: 1 H: 2 E: 1 LOB: 2 K: 1 BB: 0 S: 8 P: 8	R: 0 H: 0 E: 0 LOB: 0 K: 1 BB: 0 S: 5 P: 5	R: 0 H: 0 E: 0 LOB: 1 K: 2 BB: 1 S: 7 P: 11	R: 0 H: 1 E: 0 LOB: 2 K: 1 BB: 1 S: 6 P: 10	R: 0 H: 1 E: 0 LOB: 0 K: 0 BB: 0 S: 3 P: 3	R: 0 H: 1 E: 0 LOB: 0 K: 0 BB: 0 S: 3 P: 3	R: 1 H: 2 E: 0 LOB: 2 K: 0 BB: 1 S: 5 P: 9	R: 0 H: 1 E: 0 LOB: 1 K: 0 BB: 0 S: 3 P: 3	R: 0 H: 1 E: 0 LOB: 1 K: 0 BB: 0 S: 3 P: 3	1B: 8 SF: 0 2B: 4 SAC: 1 3B: 0 DP: 3 HR: 0 HBP: 0	WP: 0 PA: 36 PB: 0 SB: 2 CS: 0	
PITCHER Dennis Eckersley, R (1, 1) ERA: 2.83	IP WLS BF H R ER SO BB IBB HBP BLK WP HR S P ERA WHIP	9.0 W 36 9 2 2 5 2 1 0 0 0 0 0 43 55 2.00 1.222										

Cleveland Indians @ Boston Red Sox
 Fenway Park, Boston, MA
 Thu Aug 09 1979, 7:05 PM EDT
 Att. 31,835 - Unknown - 77 F

livebaseballscorecards.com

AB 32
R 2
H 9
RBI 2
BB 3
SO 5
LOB 19



Batter	1	2	3	4	5	6	7	8	9	AB R H RBI BB SO LOB	TOP															
Robin Yount, R OBP: 0.301, SLG: 0.378 (1, 6)	0-0 F3		0-3 K		0-0 F9		0-0 SF9		0-0 1B	4 0 1 1 0 1 2																
Don Money, R OBP: 0.328, SLG: 0.365 (1, 4)	0-3 K		0-0 6-3		0-0 K		0-0 F8		0-0 FC5	5 0 0 0 0 2 4																
Cecil Cooper, L OBP: 0.374, SLG: 0.513 (1, 3)	0-0 F7			0-0 F6		0-0 HR		0-3 K		4 1 1 0 0 1 0																
Gorman Thomas, R OBP: 0.335, SLG: 0.496 (1, 8)		0-0 E5 G3 WP		0-3 K		0-0 HR		0-3 K		4 1 1 2 0 2 0																
Ben Oglivie, L OBP: 0.318, SLG: 0.492 (1, 7)		0-0 G3		0-0 F7		0-0 F8		0-0 2B		4 0 1 0 0 0 1																
Sixto Lezcano, R OBP: 0.416, SLG: 0.554 (1, 9)		0-3 K			0-0 HR		0-0 F9		0-0 L9	4 1 1 1 0 1 2																
Sal Bando, R OBP: 0.341, SLG: 0.368 (1, 5)		0-0 6-3			0-0 L7		0-0 5-3		0-0 F4	4 0 0 0 0 0 1																
Dick Davis, R OBP: 0.301, SLG: 0.446 (1, 10)			0-3 K		0-0 1-3		0-0 1B		0-0 FC5	4 1 3 0 0 1 0																
Buck Martinez, R OBP: 0.267, SLG: 0.371 (1, 2)			0-0 1B		0-0 1-3		0-0 1B		0-3 K	3 0 2 0 0 0 1																
Charlie Moore, R OBP: 0.394, SLG: 0.465 (9, PH)					1-2 1B		1-3 1B			1 0 0 0 0 1 1																
Inning Stats	R: 0 E: 0 K: 1 S: 5	H: 0 LOB: 0 BB: 0 P: 5	R: 0 E: 1 K: 1 S: 6	H: 0 LOB: 1 BB: 0 P: 6	R: 0 E: 0 K: 2 S: 8	H: 1 LOB: 1 BB: 0 P: 8	R: 0 E: 1 K: 1 S: 5	H: 0 LOB: 0 BB: 0 P: 5	R: 1 E: 0 K: 0 S: 5	H: 2 LOB: 1 BB: 0 P: 5	R: 2 E: 0 K: 1 S: 7	H: 2 LOB: 0 BB: 0 P: 7	R: 1 E: 0 K: 0 S: 5	H: 2 LOB: 1 BB: 0 P: 5	R: 0 E: 0 K: 2 S: 8	H: 1 LOB: 1 BB: 0 P: 8	R: 0 E: 0 K: 1 S: 7	H: 2 LOB: 2 BB: 0 P: 7	1B: 7 2B: 1 3B: 0 HR: 2	SF: 1 SAC: 0 DP: 0 HBP: 0	WP: 1 PB: 0 SB: 0 CS: 0	PA: 38				
PITCHER	IP WLS BF H R ER SO BB IBB HBP BLK WP HR S P ERA WHIP																									
Allen Ripley, R ERA: 4.29 (1, 1)	6.0	24	5	3	3	6	0	0	0	0	1	2	36	36	4.50	0.833										
Dick Drago, R ERA: 3.11 (7, 1)	3.0	W	14	5	1	1	3	0	0	0	0	0	20	20	3.00	1.667										

Milwaukee Brewers @ Boston Red Sox
Fenway Park, Boston, MA
Fri Aug 10 1979, 7:05 PM EDT
Att. 32,914 - Unknown - 72 F

AB	37
R	4
H	10
RBI	4
BB	0
SO	9
LOB	12



Batter	1	2	3	4	5	6	7	8	9	10	AB R H RBI BB SO LOB	TOP											
Jim Gantner, L (1, 4) <small>OBP: 0.346, SLG: 0.375</small>	0-0 	0-0 		0-0 			0-0 		0-0 	0-0 	5 1 4 2 0 0 1	Milwaukee Brewers @ Boston Red Sox Fenway Park, Boston, MA Sat Aug 11 1979, 3:33 AM EDT Att: 33,343 - Unknown - 64 F											
Don Money, R (1, 5) <small>OBP: 0.324, SLG: 0.364</small>	0-3 	0-0 		0-0 			0-0 		0-0 	0-0 	6 0 1 1 0 1 5												
Cecil Cooper, L (1, 3) <small>OBP: 0.377, SLG: 0.513</small>	0-0 	0-0 			0-0 		0-0 		0-0 		4 1 2 0 1 0 1												
Gorman Thomas, R (1, 8) <small>OBP: 0.335, SLG: 0.494</small>	0-0 	0-0 			4-0 		0-3 		0-0 		4 1 1 1 1 1 5												
Ben Oglivie, L (1, 7) <small>OBP: 0.317, SLG: 0.488</small>	0-0 		0-0 		0-0 			0-0 		0-0 	5 1 1 1 0 0 1												
Sixto Lezcano, R (1, 9) Jim Wohlford, R (10, 9) <small>OBP: 0.416, SLG: 0.552</small> <small>OBP: 0.300, SLG: 0.380</small>	0-0 		0-0 		0-0 		4-0 		0-0 	0-0 	3 1 1 1 1 0 1 0 0 0 0 0 0 0												
Dick Davis, R (1, 10) <small>OBP: 0.303, SLG: 0.459</small>	0-0 		0-0 			0-0 		0-0 		0-0 	5 2 2 2 0 0 1												
Robin Yount, R (1, 6) <small>OBP: 0.300, SLG: 0.376</small>	0-0 			0-0 		0-0 		0-0 		0-0 	5 1 1 1 0 0 1												
Charlie Moore, R (1, 2) <small>OBP: 0.394, SLG: 0.468</small>		0-0 		0-0 		0-0 		0-0 	0-0 	0-0 	5 1 2 0 0 0 2												
Inning Stats	R: 5 E: 0 K: 1 S: 10	H: 5 LOB: 0 BB: 0 P: 10	R: 0 E: 0 K: 0 S: 5	H: 2 LOB: 2 BB: 0 P: 5	R: 0 E: 0 K: 0 S: 3	H: 0 LOB: 0 BB: 0 P: 3	R: 0 E: 0 K: 0 S: 4	H: 1 LOB: 1 BB: 0 P: 4	R: 0 E: 0 K: 0 S: 3	H: 0 LOB: 0 BB: 1 P: 7	R: 0 E: 0 K: 1 S: 6		H: 1 LOB: 1 BB: 0 P: 6	R: 0 E: 0 K: 0 S: 3	H: 0 LOB: 1 BB: 1 P: 7	R: 1 E: 0 K: 0 S: 4	H: 2 LOB: 1 BB: 1 P: 8	R: 3 E: 0 K: 0 S: 7	H: 4 LOB: 1 BB: 0 P: 7	1B: 11 2B: 3 3B: 0 HR: 1	SF: 1 SAC: 1 DP: 1 HBP: 0	WP: 0 PB: 0 SB: 1 CS: 0	PA: 47
PITCHER Mike Torrez, R (1, 1) <small>ERA: 4.6</small> Bill Campbell, R (10, 1) <small>ERA: 3.72</small>	IP 9.1 0.2	WLS L	BF 44 3	H 14 1	R 9 0	ER 9 0	SO 2 0	BB 2 0	IBB 1 0	HBP 0 0	BLK 0 0	WP 0 0	HR 1 0	S 45 3	P 57 3	ERA 8.68 0.00	WHIP 1.714 1.500						

livebaseballscores.com

AB	42
R	9
H	15
RBI	9
BB	3
SO	2
LOB	18



BOTTOM

Milwaukee Brewers @ Boston Red Sox
Fenway Park, Boston, MA
Sat Aug 11 1979, 3:33 AM EDT
Att. 33,343 - Unknown - 64 F

livebaseballscorecards.com

AB	40
R	6
H	12
RBI	6
BB	2
SO	4
LOB	13



WP	1	PA	42
PB	0		
SB	0		
CS	0		

AB R H RBI BB SO LOB

5 0 1 0 0 0 1
4 1 2 3 0 0 0
1 0 0 0 0 0 0

4 1 2 0 1 0 0

5 1 2 2 0 0 3

5 0 0 0 0 0 2

5 0 2 0 0 1 1

3 1 1 1 1 1 1

4 0 0 0 0 2 3

2 1 1 0 0 0 0

2 1 1 0 0 0 2

1B	6	SF	0
2B	3	SAC	0
3B	0	DP	2
HR	3	HBP	0

Batter	1	2	3	4	5	6	7	8	9	10
Rick Burleson, R (1, 6) OBP: 0.321, SLG: 0.378	0-0 6-3		0-0 6-3		0-0 2B 1-3 1B		0-0 4-3		0-0 4-3	
Jim Dwyer, L (1, 9) OBP: 0.397, SLG: 0.450	0-0 4-3		0-0 4-3		0-0 1-3 2B		0-0 3-H HR		0-0 1-3	
Dwight Evans, R (8, 9) OBP: 0.365, SLG: 0.471										
Fred Lynn, L (1, 8) OBP: 0.423, SLG: 0.639	0-0 HR 1B			0-0 G3-6-1 1B	0-0 G4-6-3 BB		0-0 F7		0-0 F3	
Jim Rice, R (1, 7) OBP: 0.386, SLG: 0.595	0-0 1-H HR			0-0 1-2 1B	0-0 G3-6-1 1-2f		0-0 G4-6-3		0-0 1-3	
Carl Yastrzemski, L (1, 3) OBP: 0.364, SLG: 0.481	0-0 F7			0-0 G3-6-1 1-2f 2-3			0-0 1-3		0-0 1-3	
Bob Watson, R (1, 10) OBP: 0.379, SLG: 0.460		0-0 5-3		0-0 5-3			0-0 1B		0-0 2B	
Butch Hobson, R (1, 5) OBP: 0.297, SLG: 0.490		0-3 K			0-0 HR		0-0 L8		4-0 BB BB	
Jack Brohamer, L (1, 4) OBP: 0.303, SLG: 0.319		0-3 K			0-0 4-3		0-0 F4		0-3 K	
Gary Allenson, R (1, 2) OBP: 0.280, SLG: 0.320			0-0 4-3		0-0 1B 2B WP 1B		0-0 4-3 HR 2B		0-0 5-3	
Carlton Fisk, R (7, PH) OBP: 0.301, SLG: 0.453										

Inning Stats	R: 2	H: 2	E: 0	K: 0	S: 5	P: 5	R: 0	H: 0	E: 0	K: 2	S: 7	P: 7	R: 0	H: 0	E: 0	K: 0	S: 3	R: 0	H: 2	E: 0	K: 0	S: 4	P: 4	R: 2	H: 4	E: 0	K: 0	S: 6	R: 0	H: 1	E: 0	K: 0	S: 4	R: 2	H: 2	E: 0	K: 0	S: 5	R: 0	H: 1	E: 0	K: 1	S: 6	R: 0	H: 0	E: 0	K: 0	S: 3	R: 0	H: 0	E: 0	K: 1	S: 5	R: 0	H: 0	E: 0	K: 1	S: 5	1B: 6	2B: 3	3B: 0	HR: 3	SF: 0	SAC: 0	DP: 2	HBP: 0	WP: 1	PA: 42
--------------	------	------	------	------	------	------	------	------	------	------	------	------	------	------	------	------	------	------	------	------	------	------	------	------	------	------	------	------	------	------	------	------	------	------	------	------	------	------	------	------	------	------	------	------	------	------	------	------	------	------	------	------	------	------	------	------	------	------	-------	-------	-------	-------	-------	--------	-------	--------	-------	--------

PITCHER	IP	WLS	BF	H	R	ER	SO	BB	IBB	HBP	BLK	WP	HR	S	P	ERA	WHIP
Moose Haas, R (1, 1) ERA: 5.4	4.1		20	8	4	4	2	0	0	0	0	1	2	24	24	8.31	1.846
Bob McClure, L (5, 1) ERA: 4.79	0.0		1	0	0	0	0	1	0	0	0	0	0	4	4	∞	∞
Bob Galasso, R (5, 1) ERA: 4.5	5.2	W	21	4	2	2	2	1	0	0	0	0	1	24	28	3.18	0.882

Batter	1	2	3	4	5	6	7	8	9	AB R H RBI BB SO LOB	TOP																									
Hosken Powell, L (1, 9) OBP: 0.399, SLG: 0.426	0-0 1B	0-0 6-3			0-0 L4		4-0 L3 BB			3 0 1 0 1 0 0																										
Rob Wilfong, L (1, 4) OBP: 0.364, SLG: 0.452	0-0 2B 1B	0-3 K			4-0 FC6-4 BB		0-0 L3			3 1 1 0 1 1 1																										
Ken Landreaux, L (1, 8) OBP: 0.358, SLG: 0.425	4-0 2B 1B BB	0-0 F9			0-0 FC6-4 1B			0-0 4-3		3 1 0 0 1 0 1																										
Danny Goodwin, L (1, 10) OBP: 0.395, SLG: 0.594	0-0 1B 2B				0-0 F5		0-0 1B	0-0 G3		4 1 2 1 0 0 0																										
Butch Wynegar, S (1, 2) OBP: 0.361, SLG: 0.343	0-0 1B 1B				0-3 K		0-3 K	0-0 F4		4 1 1 1 0 2 2																										
Mike Cubbage, L (1, 5) OBP: 0.355, SLG: 0.328	0-0 1B 1B				0-0 F7		0-0 G3		0-0 F8	3 1 1 1 0 0 0																										
Roy Smalley, S (8, 6) OBP: 0.387, SLG: 0.511	1-2 3-H									1 0 0 0 0 0 0																										
Glenn Adams, L (1, 7) OBP: 0.354, SLG: 0.440	0-0 1B				0-0 6-3		0-0 1B		0-3 K	0 0 0 0 0 0 0																										
Bombo Rivera, R (1, PH) OBP: 0.333, SLG: 0.410	1-3 2-H									4 0 2 1 0 1 0	AB 32																									
Ron Jackson, R (1, 3) OBP: 0.326, SLG: 0.424	0-3 K				0-0 4-3		0-0 5-3		0-0 F9	4 0 0 0 0 1 2	R 5																									
John Castino, R (1, 6) OBP: 0.333, SLG: 0.385	0-0 1B				0-3 K		0-0 F9			3 0 1 1 0 1 0	H 9																									
											RBI 5																									
											BB 3																									
											SO 6																									
											LOB 6																									
Inning Stats	R: 5 E: 0 K: 1 S: 10	H: 7 LOB: 2 BB: 1 P: 14	R: 0 E: 0 K: 1 S: 5	H: 0 LOB: 0 BB: 0 P: 5	R: 0 E: 0 K: 1 S: 5	H: 0 LOB: 0 BB: 0 P: 5	R: 0 E: 0 K: 1 S: 5	H: 1 LOB: 2 BB: 1 P: 10	R: 0 E: 0 K: 0 S: 3	H: 1 LOB: 0 BB: 0 P: 3	R: 0 E: 0 K: 0 S: 2	H: 0 LOB: 0 BB: 1 P: 6	R: 0 E: 0 K: 0 S: 3	H: 0 LOB: 0 BB: 0 P: 3	R: 0 E: 0 K: 1 S: 5	H: 0 LOB: 0 BB: 0 P: 5	1B: 8 2B: 2 3B: 0 HR: 0	SF: 0 SAC: 0 DP: 1 HBP: 0	WP: 0 PB: 0 SB: 1 CS: 0	PA: 35																
PITCHER	IP WLS BF H R ER SO BB IBB HBP BLK WP HR S P ERA WHIP																																			
Bob Stanley, R (1, 1) ERA: 4.41	0.1		6	5	5	5	0	1	0	0	0	0	0	5	9	135.00	18.000																			
Tom Burgmeier, L (1, 1) ERA: 2.11	7.2	W	26	4	0	0	5	2	0	0	0	0	0	34	42	0.00	0.783																			
Dick Drago, R (9, 1) ERA: 3.06	1.0	S	3	0	0	0	1	0	0	0	0	0	0	5	5	0.00	0.000																			

Minnesota Twins @ Boston Red Sox
Fenway Park, Boston, MA
Mon Aug 13 1979, 7:05 PM EDT
Att. 32,359 - Unknown - 70 F

livebaseballscorecards.com



Batter	1	2	3	4	5	6	7	8	9	AB R H RBI BB SO LOB	TOP									
Hosken Powell, L (1, 9) OBP: 0.393, SLG: 0.419	0-0 4-3		0-0 L6			0-0 1-3		0-0 G4-6-3 1-2f		4 0 0 0 0 0 1										
Rob Wilfong, L (1, 4) OBP: 0.364, SLG: 0.450 Bob Randall, R (6, 4) OBP: 0.349, SLG: 0.341	0-0 1B			0-0 L9		0-0 G3		0-0 3-1 WP		3 0 1 0 0 0 0 1 1 1 0 0 0 0										
Ken Landreaux, L (1, 8) OBP: 0.357, SLG: 0.423 Jose Morales, R (5, 3) OBP: 0.338, SLG: 0.333	0-0 F9			0-0 F4		0-0 6-3		0-0 3-1		2 0 0 0 0 0 1 2 0 0 0 0 0 1										
Danny Goodwin, L (1, 10) OBP: 0.375, SLG: 0.562	0-0 F7			0-0 3-1			0-3 K	0-0 1-3		4 0 0 0 0 1 2										
Glenn Adams, L (1, 7) OBP: 0.350, SLG: 0.434		0-0 F8			0-0 G3		0-0 6-3	0-3 K		4 0 0 0 0 1 0										
Mike Cubbage, L (1, 5) OBP: 0.355, SLG: 0.328		0-0 F8			0-0 F6		0-0 1B	3-H		3 0 1 0 0 0 0										
Roy Smalley, S (1, 6) OBP: 0.388, SLG: 0.511 Dave Edwards, R (5, 8) OBP: 0.338, SLG: 0.439		0-3 K			0-0 1B		0-0 1-3			2 0 1 0 0 1 0 1 0 0 0 0 0 1										
Butch Wynegar, S (1, 2) OBP: 0.362, SLG: 0.344 Glenn Borgmann, R (5, 2) OBP: 0.338, SLG: 0.286			0-0 F3		0-0 1B			0-3 K		2 0 1 0 0 0 0 1 0 0 0 0 1 0										
Ron Jackson, R (1, 3) OBP: 0.324, SLG: 0.422 John Castino, R (5, 6) OBP: 0.336, SLG: 0.388			0-3 K		0-0 F7			0-0 G4-6-3 1B		2 0 0 0 0 1 2 1 0 1 0 0 0 0										
Inning Stats	R: 0 E: 0 K: 0 S: 4	H: 1 LOB: 1 BB: 0 P: 4	R: 0 E: 0 K: 1 S: 5	H: 0 LOB: 0 BB: 0 P: 5	R: 0 E: 0 K: 1 S: 5	H: 0 LOB: 0 BB: 0 P: 5	R: 0 E: 0 K: 0 S: 3	H: 0 LOB: 0 BB: 0 P: 3	R: 0 E: 0 K: 0 S: 5	H: 2 LOB: 2 BB: 0 P: 5	R: 0 E: 0 K: 1 S: 6	H: 1 LOB: 1 BB: 0 P: 6	R: 0 E: 0 K: 1 S: 5	H: 1 LOB: 0 BB: 0 P: 5	R: 1 E: 0 K: 1 S: 6	H: 1 LOB: 0 BB: 0 P: 6	1B: 5 2B: 1 3B: 0 HR: 0	SF: 0 SAC: 0 DP: 1 HBP: 0	WP: 1 PB: 0 SB: 0 CS: 0	PA: 32
PITCHER	IP WLS BF H R ER SO BB IBB HBP BLK WP HR S P ERA WHIP																			
Dennis Eckersley, R (1, 1) ERA: 2.74	6.0 W 21 3 0 0 2 0 0 0 0 0 0 0 25 25 0.00 0.500																			
Bob Stanley, R (7, 1) ERA: 4.35	2.0 7 2 0 0 2 0 0 0 0 0 0 0 11 11 0.00 1.000																			
Bill Campbell, R (9, 1) ERA: 3.83	1.0 4 1 1 1 1 0 0 0 0 1 0 6 6 9.00 1.000																			

Minnesota Twins @ Boston Red Sox
Fenway Park, Boston, MA
Tue Aug 14 1979, 7:05 PM EDT
Att. 32,962 - Unknown - 73 F

livebaseballscorecards.com

AB	32
R	1
H	6
RBI	0
BB	0
SO	5
LOB	8



Batter	1	2	3	4	5	6	7	8	9
Rick Burleson, R OBP: 0.322, SLG: 0.381 Stan Papi, R OBP: 0.203, SLG: 0.269	0-0 5-3	0-0 1B S 2B 1B		0-0 HR 2B		0-0 F9	0-3 K	0-0 F9	
Carlton Fisk, R OBP: 0.307, SLG: 0.465 Gary Allenson, R OBP: 0.279, SLG: 0.318	0-0 HR	0-0 1-3 2B 1B		4-0 HR BB		0-0 FC4-6 1B	0-3 K		
Fred Lynn, L OBP: 0.427, SLG: 0.666 Tom Poquette, L OBP: 0.345, SLG: 0.353	0-0 HR	0-0 1-H 3-H 2B 2B		0-0 1-H 2-H HR		0-0 FC4-6 1B		0-0 F8	
Jim Rice, R OBP: 0.389, SLG: 0.607	0-3 K	0-0 2-H 2B		0-3 K		0-0 1-3 1B		0-0 1B 2B	
Carl Yastrzemski, L OBP: 0.365, SLG: 0.489 Jim Dwyer, L OBP: 0.400, SLG: 0.452	0-0 HR	0-0 4-3		0-3 K		0-3 K		0-0 2-3 2B 1B	
Bob Watson, R OBP: 0.378, SLG: 0.454	4-0 BB		0-0 6-3	0-0 L6			0-0 BB 1B	0-3 K	
Butch Hobson, R OBP: 0.301, SLG: 0.500	0-0 F8		0-0 FC5-4 1B		0-3 K		0-0 1-2 BB 1B	0-0 1-H 3-H 2B 2B	
Jack Brohamer, L OBP: 0.302, SLG: 0.317 Larry Wolfe, R OBP: 0.387, SLG: 0.432		0-0 F8	0-0 F9		0-0 4-3		0-3 K	0-0 1B 2B	
Dwight Evans, R OBP: 0.366, SLG: 0.471		0-0 F3	0-0 FC5-4		0-0 6-3		4-0 1-2 2-3 BB	0-0 2-3 1B	

Inning Stats	R: 3 E: 0 K: 1 S: 8	H: 3 LOB: 1 BB: 1 P: 12	R: 3 E: 0 K: 0 S: 7	H: 4 LOB: 1 BB: 0 P: 7	R: 0 E: 0 K: 0 S: 4	H: 1 LOB: 1 BB: 0 P: 4	R: 3 E: 0 K: 2 S: 9	H: 2 LOB: 0 BB: 1 P: 13	R: 0 E: 0 K: 1 S: 5	H: 0 LOB: 0 BB: 0 P: 5	R: 0 E: 0 K: 1 S: 7	H: 2 LOB: 2 BB: 0 P: 7	R: 0 E: 0 K: 3 S: 11	H: 2 LOB: 3 BB: 1 P: 15	R: 3 E: 0 K: 1 S: 10	H: 5 LOB: 2 BB: 0 P: 10
--------------	------------------------------	----------------------------------	------------------------------	---------------------------------	------------------------------	---------------------------------	------------------------------	----------------------------------	------------------------------	---------------------------------	------------------------------	---------------------------------	-------------------------------	----------------------------------	-------------------------------	----------------------------------

PITCHER	IP	WLS	BF	H	R	ER	SO	BB	IBB	HBP	BLK	WP	HR	S	P	ERA	WHIP
Pete Redfern, R ERA: 3.4	(1, 1)	0.2	L	5	3	3	1	0	0	0	0	0	3	7	7	40.50	4.500
Gary Serum, R ERA: 7.11	(1, 1)	3.1		19	7	6	2	2	0	0	0	0	1	21	29	16.20	2.700
Darrell Jackson, L ERA: 4.41	(5, 1)	4.0		22	9	3	3	1	0	0	0	0	0	33	37	6.75	2.500

AB R H RBI BB SO LOB

3 2 2 0 0 0 0	3 0 0 0 0 1 5
3 3 3 1 1 0 0	1 0 0 0 0 1 3
4 3 3 6 0 0 1	1 0 0 0 0 0 0
5 1 3 1 0 2 0	
3 1 1 1 0 1 1	2 1 1 0 0 1 2
4 0 1 0 1 1 2	
5 1 3 2 0 1 1	
3 0 0 0 0 0 1	2 0 1 1 0 1 2
4 0 1 0 1 0 1	

AB	R	H	RBI	BB	SO	LOB
43	12	19	12	3	9	19



Minnesota Twins @ Boston Red Sox
 Fenway Park, Boston, MA
 Tue Aug 14 1979, 7:05 PM EDT
 Att: 32,962 - Unknown - 73 F

livebaseballscorecards.com

WP	HR	S	P	ERA	WHIP
0	0	0	0	0	0

Batter	1	2	3	4	5	6	7	8	9
Rick Burleson, R OBP: 0.325, SLG: 0.385 (1, 6) X	0-0 4-3 6-3 1B		0-3 K		0-0 E 1B		0-0 B2-3	0-0 2B	
Carlton Fisk, R OBP: 0.305, SLG: 0.464 (1, 2) X	0-0 6-3 1-2		0-0 1B 2B		0-0 E5 1B HR		0-3 K	0-0 5-3	
Fred Lynn, L OBP: 0.427, SLG: 0.664 (1, 8) X	0-0 4-3 2-3		0-0 BLK 1B		0-0 HR 1B		0-0 3-1		
Jim Rice, R OBP: 0.390, SLG: 0.613 (1, 7) X	0-0 F8		0-0 L9		0-0 HR			0-0 HR 1B	
Carl Yastrzemski, L OBP: 0.366, SLG: 0.496 (1, 3) X		0-0 L9		0-0 G6-4-3 1B		0-0 F8		0-0 HR	
Bob Watson, R OBP: 0.377, SLG: 0.452 (1, 10) X		0-0 1B BLK 1B		0-3 K		0-0 F9		0-0 F9	
Butch Hobson, R OBP: 0.300, SLG: 0.497 (1, 5) X		0-0 G5-4-3 1B		0-0 G6-4-3 1-2f		0-0 F4		0-0 L9	
Jack Brohamer, L OBP: 0.306, SLG: 0.322 (1, 4) X		0-0 G5-4-3 1-2f			0-0 F7	0-0 1B		0-0 2B 2B 1B	
Dwight Evans, R OBP: 0.365, SLG: 0.472 (1, 9) X			0-0 6-3		0-0 F4	0-0 L6		0-0 2B 2B	

Inning Stats	R: 0 E: 0 K: 0 S: 4	H: 1 LOB: 1 BB: 0 P: 4	R: 0 E: 0 K: 0 S: 4	H: 2 LOB: 1 BB: 0 P: 4	R: 1 E: 0 K: 1 S: 7	H: 2 LOB: 1 BB: 0 P: 7	R: 0 E: 0 K: 1 S: 5	H: 1 LOB: 0 BB: 0 P: 5	R: 4 E: 1 K: 0 S: 7	H: 3 LOB: 0 BB: 0 P: 7	R: 0 E: 0 K: 0 S: 4	H: 1 LOB: 1 BB: 0 P: 4	R: 0 E: 0 K: 1 S: 5	H: 0 LOB: 0 BB: 0 P: 5	R: 4 E: 0 K: 0 S: 8	H: 5 LOB: 1 BB: 0 P: 8
--------------	------------------------------	---------------------------------	------------------------------	---------------------------------	------------------------------	---------------------------------	------------------------------	---------------------------------	------------------------------	---------------------------------	------------------------------	---------------------------------	------------------------------	---------------------------------	------------------------------	---------------------------------

PITCHER	IP	WLS	BF	H	R	ER	SO	BB	IBB	HBP	BLK	WP	HR	S	P	ERA	WHIP
Roger Erickson, R ERA: 6.37 (1, 1)	6.0		27	10	5	1	2	0	0	0	2	0	1	31	31	1.50	1.667
Mike Bacsik, R ERA: 5.19 (7, 1)	1.0	L	5	2	2	2	1	0	0	0	0	0	1	7	7	18.00	2.000
Mike Marshall, R ERA: 2.6 (8, 1)	1.0		6	3	2	2	0	0	0	0	0	0	0	6	6	18.00	3.000

BOTTOM

Minnesota Twins @ Boston Red Sox
Fenway Park, Boston, MA
Wed Aug 15 1979, 7:05 PM EDT
Att: 33,539 - Unknown - 68 F

livebaseballscorecards.com

AB	38
R	9
H	15
RBI	9
BB	0
SO	3
LOB	11



1B: 10	SF: 0	WP: 0	PA: 38
2B: 3	SAC: 0	PB: 0	
3B: 0	DP: 2	SB: 0	
HR: 2	HBP: 0	CS: 0	

WP	HR	S	P	ERA	WHIP
----	----	---	---	-----	------

Batter	1	2	3	4	5	6	7	8	9	AB R H RBI BB SO LOB	TOP	
Jim Morrison, R (1, 4) <small>OBP: 0.277, SLG: 0.462</small> Mike Squires, L (9, PH) <small>OBP: 0.326, SLG: 0.321</small>	0-0 F8 1B FC3-5-2 1B	0-3 K		0-0 B2		0-3 K			0-0 4-3	4 0 1 0 0 2 5 1 0 0 0 0 0 0		
Greg Pryor, R (1, 6) <small>OBP: 0.323, SLG: 0.351</small>	0-0 FC3-5-2 F8 1-2 PB 1B	0-0 G4-6-3		0-0 F9		0-0 FC5-4			0-0 F8	5 1 1 0 0 0 5		
Alan Bannister, R (1, 7) <small>OBP: 0.354, SLG: 0.395</small> Claudell Washington, L (4, PH) <small>OBP: 0.300, SLG: 0.424</small> (4, 9)	0-0 F8 1-2 2-3		0-0 F9	0-3 K		0-0 F6			0-0 2B 2B	2 0 0 0 0 0 2 3 1 1 0 0 1 2		
Lamar Johnson, R (1, 3) <small>OBP: 0.365, SLG: 0.445</small>	0-0 FC3-5-2 2-3 3-H		4-0 S 2B BB	0-3 K		0-3 K			0-0 2B 2B	4 1 1 1 1 2 2		
Chet Lemon, R (1, 8) <small>OBP: 0.379, SLG: 0.477</small>	0-0 4-3 1-2 3-H		0-0 F9	0-0 F8		4-0 BB			0-0 F8	4 0 0 0 1 0 3		
Junior Moore, R (1, 10) <small>OBP: 0.319, SLG: 0.355</small> Ralph Garr, L (5, PH) <small>OBP: 0.330, SLG: 0.423</small>		4-0 1B 2B BB	0-0 PB 2B 2B	0-0 1B		0-0 G3				1 1 1 1 1 0 0 2 0 1 0 0 0 1		
Rusty Torres, S (1, 9) <small>OBP: 0.335, SLG: 0.399</small> (4, 7)		0-0 2B 1B 1B	0-3 K	0-0 F4		0-0 F3				4 1 1 0 0 1 2		
Bill Nahorodny, R (1, 2) <small>OBP: 0.339, SLG: 0.445</small>		0-0 1B 2B		0-0 E 1B		0-0 FC5-4 1B			0-0 F5	4 0 3 1 0 0 0		
Kevin Bell, R (1, 5) <small>OBP: 0.253, SLG: 0.269</small>		0-0 G4-6-3 1B		0-0 FC5		0-0 F9			0-0 F8	4 0 1 1 0 0 2		
Inning Stats	R: 1 H: 2 E: 0 LOB: 1 K: 0 BB: 0 S: 5 P: 5	R: 2 H: 3 E: 0 LOB: 1 K: 1 BB: 1 S: 7 P: 11	R: 1 H: 1 E: 0 LOB: 1 K: 1 BB: 1 S: 6 P: 10	R: 0 H: 1 E: 1 LOB: 2 K: 1 BB: 0 S: 7 P: 7	R: 0 H: 1 E: 0 LOB: 1 K: 1 BB: 0 S: 6 P: 6	R: 0 H: 1 E: 0 LOB: 1 K: 1 BB: 0 S: 6 P: 6	R: 0 H: 0 E: 0 LOB: 1 K: 1 BB: 1 S: 5 P: 9	R: 0 H: 0 E: 0 LOB: 0 K: 0 BB: 0 S: 3 P: 3	R: 1 H: 2 E: 0 LOB: 1 K: 0 BB: 0 S: 5 P: 5	1B: 7 SF: 0 2B: 4 SAC: 0 3B: 0 DP: 1 HR: 0 HBP: 0	WP: 0 PA: 41 PB: 2 SB: 1 CS: 0	
PITCHER	IP WLS BF H R ER SO BB IBB HBP BLK WP HR S P ERA WHIP											
John Tudor, L (1, 1) <small>ERA: 10.13</small> Allen Ripley, R (3, 1) <small>ERA: 3.91</small>	2.2 15 6 4 3 1 2 0 0 0 0 0 0 15 23 10.12 3.000											
	6.1 26 5 1 1 5 1 0 0 0 0 0 0 35 39 1.42 0.947											

Chicago White Sox @ Boston Red Sox
 Fenway Park, Boston, MA
 Thu Aug 16 1979, 7:05 PM EDT
 Att. 33,806 - Unknown - 70 F

livebaseballscorecards.com

AB 38
 R 5
 H 11
 RBI 4
 BB 3
 SO 6
 LOB 24



Batter	1	2	3	4	5	6	7	8	9	AB R H RBI BB SO LOB	TOP
Ralph Garr, L (1, 7) OBP: 0.329, SLG: 0.431 Rusty Torres, S (7, 7) OBP: 0.333, SLG: 0.396	0-0 E1 G4-6-3		0-0 F9			0-0 HR	0-0 6-3		0-3 K	4 1 1 1 0 0 2 1 0 0 0 0 1 1	
Mike Squires, L (1, 3) OBP: 0.324, SLG: 0.320	0-0 G4-6-3 1-2f			0-0 5-3		0-0 F8		0-0 G4-6-3 1B		4 1 1 0 0 0 1	
Jorge Orta, L (1, 4) OBP: 0.349, SLG: 0.430 Kevin Bell, R (8, 5) OBP: 0.253, SLG: 0.269	0-0 1B			0-0 3-1		0-3 K		4-0 G4-6-3 1-2 BB		3 0 1 0 1 1 0 0 0 0 0 0 0 0	
Lamar Johnson, R (1, 10) OBP: 0.364, SLG: 0.443	0-0 F4			0-0 FC5-4 1B			0-3 K	0-0 G4-6-3 1-2f 2-3		4 0 1 0 0 1 3	
Chet Lemon, R (1, 8) OBP: 0.380, SLG: 0.480		0-0 4-3		0-0 FC5-4 1-2f			0-0 FC5 2B	0-0 1B		4 1 2 1 0 0 1	
Claudell Washington, L (1, 9) OBP: 0.300, SLG: 0.420		0-0 6-3			0-3 K		4-0 E 1B IBB	0-3 K		3 1 0 0 1 2 1	
Greg Pryor, R (1, 6) OBP: 0.320, SLG: 0.348		0-0 5-3			0-0 4-3		0-3 K		0-0 6-3	4 0 0 0 0 1 2	
Milt May, L (1, 2) OBP: 0.323, SLG: 0.448			0-0 F9		0-0 F7		0-0 FC5 1B 1-3 2-H	0-3 K		4 0 0 0 0 1 1	
Jim Morrison, R (1, 5) OBP: 0.276, SLG: 0.454 (8, 4)			0-0 L7			0-0 F8	0-0 1B 1-2 3-H	0-0 E6		4 0 1 1 0 0 0	
Inning Stats	R: 0 H: 1 E: 1 LOB: 1 K: 0 BB: 0 S: 4 P: 4	R: 0 H: 0 E: 0 LOB: 0 K: 0 BB: 0 S: 3 P: 3	R: 0 H: 0 E: 0 LOB: 0 K: 0 BB: 0 S: 3 P: 3	R: 0 H: 1 E: 0 LOB: 1 K: 0 BB: 0 S: 4 P: 4	R: 0 H: 0 E: 0 LOB: 0 K: 1 BB: 0 S: 5 P: 5	R: 1 H: 1 E: 0 LOB: 0 K: 1 BB: 0 S: 6 P: 6	R: 2 H: 2 E: 1 LOB: 2 K: 2 BB: 1 S: 10 P: 14	R: 1 H: 2 E: 0 LOB: 1 K: 1 BB: 1 S: 6 P: 10	R: 0 H: 0 E: 1 LOB: 1 K: 2 BB: 0 S: 8 P: 8	1B: 5 SF: 0 2B: 1 SAC: 0 3B: 0 DP: 2 HR: 1 HBP: 0	WP: 0 PA: 37 PB: 0 SB: 1 CS: 0
PITCHER Bob Stanley, R (1, 1) ERA: 4.25 Tom Burgmeier, L (8, 1) ERA: 2.06	IP WLS BF H R ER SO BB IBB HBP BLK WP HR S P ERA WHIP	7.2 L 32 7 4 2 4 1 1 0 0 0 1 38 46 2.35 1.043	1.1 5 0 0 0 3 0 0 0 0 0 0 0 11 11 0.00 0.000								

Chicago White Sox @ Boston Red Sox
 Fenway Park, Boston, MA
 Fri Aug 17 1979, 7:05 PM EDT
 Att. 35,114 - Unknown - 69 F

livebaseballscorecards.com

AB 35
 R 4
 H 7
 RBI 3
 BB 2
 SO 7
 LOB 12



Batter	1	2	3	4	5	6	7	8	9	AB	R	H	RBI	BB	SO	LOB
Rick Burleson, R OBP: 0.319, SLG: 0.378 (1, 6)	0-0 6-3	0-0 FC6-4			0-0 3-1		0-0 F9			4	0	0	0	0	0	4
Carlton Fisk, R OBP: 0.301, SLG: 0.455 (1, 2) Gary Allenson, R OBP: 0.283, SLG: 0.322 (8, 2)	0-0 5-3		0-0 6-3		0-0 L4			0-0 FC6-4 1B		3	0	0	0	0	0	0
Fred Lynn, L OBP: 0.433, SLG: 0.679 (1, 8)	0-0 1B		4-0 BB			0-0 HR		0-0 FC6-4 1-2f		3	1	2	1	1	0	1
Jim Rice, R OBP: 0.388, SLG: 0.608 (1, 7)	0-0 L8		0-0 L7			0-3 K		0-0 F5		4	0	0	0	0	1	3
Bob Watson, R OBP: 0.375, SLG: 0.456 (1, 10)		0-0 F9	0-0 F9			0-0 6-3		0-3 K		4	0	0	0	0	1	2
Carl Yastrzemski, L OBP: 0.366, SLG: 0.494 (1, 3)		0-0 1B 1B		0-0 G3		0-0 5-3			0-0 4-3	4	0	1	0	0	0	0
Butch Hobson, R OBP: 0.304, SLG: 0.513 (1, 5)		0-0 BB 1-3 1B		0-3 K		0-3 K		0-3 K		4	0	1	0	0	2	0
Dwight Evans, R OBP: 0.364, SLG: 0.465 (1, 9) Jim Dwyer, L OBP: 0.395, SLG: 0.444 (9, PH)		4-0 BB BB		0-0 4-3			4-0 BB BB		0-0 F7	1	0	0	0	2	0	0
Stan Papi, R OBP: 0.203, SLG: 0.254 (1, 4)		4-0 1-2 2-3 BB			0-0 6-3		0-0 F9			1	0	0	0	1	0	1

Inning Stats	R: 0	H: 1	E: 0	K: 0	S: 4	H: 1	LOB: 1	BB: 0	P: 4	R: 0	H: 2	E: 0	K: 0	S: 4	H: 0	LOB: 3	BB: 2	P: 12	R: 0	H: 0	E: 0	K: 0	S: 3	H: 0	LOB: 1	BB: 1	P: 7	R: 0	H: 0	E: 0	K: 1	S: 5	H: 0	LOB: 0	BB: 0	P: 5	R: 0	H: 0	E: 0	K: 0	S: 3	H: 0	LOB: 0	BB: 0	P: 3	R: 1	H: 1	E: 0	K: 1	S: 6	H: 1	LOB: 0	BB: 0	P: 6	R: 0	H: 0	E: 0	K: 1	S: 5	H: 0	LOB: 1	BB: 1	P: 9	R: 0	H: 1	E: 0	K: 1	S: 6	H: 1	LOB: 1	BB: 0	P: 6	R: 0	H: 0	E: 0	K: 0	S: 3	H: 0	LOB: 0	BB: 0	P: 3
1B: 4	SF: 0	2B: 0	SAC: 0	3B: 0	DP: 0	HR: 1	HBP: 0	WP: 0	PA: 35																																																																								


PITCHER	IP	WLS	BF	H	R	ER	SO	BB	IBB	HBP	BLK	WP	HR	S	P	ERA	WHIP
Ross Baumgarten, L ERA: 3.58 (1, 1)	7.1	W	30	5	1	1	3	4	0	0	0	0	1	32	48	1.23	1.227
Ed Farmer, R ERA: 3.55 (8, 1)	1.2	S	5	0	0	0	1	0	0	0	0	0	0	7	7	0.00	0.000

BOTTOM

Chicago White Sox @ Boston Red Sox
 Fenway Park, Boston, MA
 Fri Aug 17 1979, 7:05 PM EDT
 Att: 35,114 - Unknown - 69 F

livebaseballscorecards.com

AB	31
R	1
H	5
RBI	1
BB	4
SO	4
LOB	11



Batter	1	2	3	4	5	6	7	8	9	AB R H RBI BB SO LOB	TOP					
Ralph Garr, L (1, 7) OBP: 0.326, SLG: 0.427	0-3 K		0-3 K		0-0 F6					3 0 0 0 0 2 2						
Mike Squires, L (1, 3) OBP: 0.325, SLG: 0.337	0-0 HR		0-0 FC3-6			0-0 P7				3 1 1 1 0 0 2						
Jorge Orta, L (1, 4) OBP: 0.349, SLG: 0.429	0-0 F2		0-0 L8			0-0 FC5-4 1B				3 0 1 0 0 0 2						
Lamar Johnson, R (1, 10) OBP: 0.364, SLG: 0.451	0-0 6-3			0-0 HR		0-0 P8				3 1 1 1 0 0 1						
Chet Lemon, R (1, 8) OBP: 0.377, SLG: 0.477		0-0 F6		0-0 F9		0-0 FC5-4				3 0 0 0 0 0 1						
Claudell Washington, L (1, 9) OBP: 0.298, SLG: 0.418		0-3 K		0-0 6-3						2 0 0 0 0 1 0						
Greg Pryor, R (1, 6) OBP: 0.318, SLG: 0.346		0-0 F4		0-0 5-3						2 0 0 0 0 0 0						
Milt May, L (1, 2) OBP: 0.324, SLG: 0.448			0-0 FC3-6 PB 1B		0-0 F8					2 0 1 0 0 0 0						
Jim Morrison, R (1, 5) OBP: 0.280, SLG: 0.449			4-0 FC3-6 BB		0-0 5-3					1 0 0 0 1 0 0						
Inning Stats	R: 1 E: 0 K: 1 S: 6	H: 1 LOB: 0 BB: 0 P: 6	R: 0 E: 0 K: 1 S: 5	H: 0 LOB: 0 BB: 0 P: 5	R: 0 E: 0 K: 1 S: 6	H: 1 LOB: 2 BB: 1 P: 10	R: 1 E: 0 K: 0 S: 4	H: 1 LOB: 0 BB: 0 P: 4	R: 0 E: 0 K: 0 S: 3	H: 0 LOB: 0 BB: 0 P: 3	R: 0 E: 0 K: 0 S: 4	H: 1 LOB: 1 BB: 0 P: 4	1B: 2 2B: 0 3B: 0 HR: 2	SF: 0 SAC: 0 DP: 0 HBP: 0	WP: 0 PB: 1 SB: 0 CS: 0	PA: 23
PITCHER Steve Renko, R (1, 1) ERA: 3.97	IP: 6.0 WLS: W BF: 23 H: 4 R: 2 ER: 2 SO: 3 BB: 1 IBB: 0 HBP: 0 BLK: 0 WP: 0 HR: 2 S: 28 P: 32 ERA: 3.00 WHIP: 0.833											PITCHER	IP: WLS: BF: H: R: ER: SO: BB: IBB: HBP: BLK: WP: HR: S: P: ERA: WHIP:			

Chicago White Sox @ Boston Red Sox
 Fenway Park, Boston, MA
 Sat Aug 18 1979, 3:33 AM EDT
 Att. 33,969 - Unknown - 76 F

livebaseballscorecards.com

AB 22
 R 2
 H 4
 RBI 2
 BB 1
 SO 3
 LOB 8



Batter	1	2	3	4	5	6	7	8	9	AB	R	H	RBI	BB	SO	LOB
Rick Burleson, R OBP: 0.320, SLG: 0.376 (1, 6)	0-3 K	4-0 1B BB		0-0 L8						2	0	0	0	1	1	1
Ted Sizemore, R OBP: 0.324, SLG: 0.327 (1, 4)	0-0 1B	0-0 1B		0-0 E2 1B						3	1	3	2	0	0	0
Fred Lynn, L OBP: 0.434, SLG: 0.678 (1, 8)	0-0 1B 2-H		4-0 HR BB	0-3 K						2	2	1	1	1	1	1
Jim Rice, R OBP: 0.391, SLG: 0.617 (1, 7)	0-0 1B 1-2		0-0 HR		0-0 HR 1B					3	2	3	2	0	0	0
Bob Watson, R OBP: 0.377, SLG: 0.465 (1, 10)	0-0 1B		0-0 F9		0-0 HR					3	1	2	3	0	0	0
Carl Yastrzemski, L OBP: 0.366, SLG: 0.493 (1, 3)	0-0 4-3		0-0 G6-4-3 1B		0-0 F9					3	0	1	0	0	0	1
Butch Hobson, R OBP: 0.302, SLG: 0.509 (1, 5)		0-0 F7	0-0 G6-4-3		0-0 6-3					3	0	0	0	0	0	1
Dwight Evans, R OBP: 0.366, SLG: 0.465 (1, 9)		4-0 1B 5-3 BB		0-0 E 1B		0-0 5-3				2	2	1	0	1	0	0
Gary Allenson, R OBP: 0.280, SLG: 0.318 (1, 2)		0-0 5-3		0-0 5-3						2	0	0	0	0	0	2

Inning Stats	R: 2	H: 4	E: 0	LOB: 1	K: 1	S: 8	P: 8	R: 1	H: 1	E: 0	LOB: 1	K: 0	BB: 2	S: 3	R: 2	H: 2	E: 0	LOB: 0	K: 0	BB: 1	S: 4	R: 1	H: 2	E: 1	LOB: 1	K: 1	BB: 0	S: 7	R: 2	H: 2	E: 0	LOB: 0	K: 0	BB: 0	S: 5	P: 5
--------------	------	------	------	--------	------	------	------	------	------	------	--------	------	-------	------	------	------	------	--------	------	-------	------	------	------	------	--------	------	-------	------	------	------	------	--------	------	-------	------	------


PITCHER	IP	WLS	BF	H	R	ER	SO	BB	IBB	HBP	BLK	WP	HR	S	P	ERA	WHIP
Steve Trout, L ERA: 3.83 (1, 1)	3.0	L	17	8	6	6	1	3	0	0	0	0	1	16	28	18.00	3.667
Randy Scarbery, R ERA: 4.9 (4, 1)	2.0		9	3	2	2	1	0	0	0	0	0	1	11	11	9.00	1.500

BOTTOM

Chicago White Sox @ Boston Red Sox
Fenway Park, Boston, MA

Sat Aug 18 1979, 3:33 AM EDT
Att: 33,969 - Unknown - 76 F

AB	23
R	8
H	11
RBI	8
BB	3
SO	2
LOB	6



WP	HR	S	P	ERA	WHIP
0	0	0	0	0	0

Batter	1	2	3	4	5	6	7	8	9	AB R H RBI BB SO LOB	TOP																													
Ralph Garr, L (1, 7) OBP: 0.328, SLG: 0.428 Junior Moore, R (8, 7) OBP: 0.319, SLG: 0.355	0-0 F9		0-0 1B		0-0 G1-6-3			0-0 1B FC6-4 1B		4 1 2 0 0 0 2 0 0 0 0 0 0 0	Chicago White Sox @ Boston Red Sox Fenway Park, Boston, MA Sun Aug 19 1979, 3:33 AM EDT Att. 33,475 - Unknown - 70 F																													
Mike Squires, L (1, 3) OBP: 0.323, SLG: 0.335	0-0 F8		0-0 F6			0-0 L3		0-0 FC6-4 FC3 1-3 1B	4 0 1 0 0 0 1																															
Jorge Orta, L (1, 4) OBP: 0.348, SLG: 0.437 Kevin Bell, R (8, 5) OBP: 0.253, SLG: 0.269	0-0 4-3			0-0 HR		0-0 F9		0-0 FC3 FC6-4 1-2	4 1 1 1 0 0 2 0 0 0 0 0 0 0																															
Lamar Johnson, R (1, 10) OBP: 0.360, SLG: 0.446		0-0 5-3		0-3 K		0-3 K		0-0 FC6-4 1-2f 2-3 3-H	4 0 0 1 0 2 2																															
Chet Lemon, R (1, 8) OBP: 0.376, SLG: 0.475		0-0 F9		0-0 4-3			0-0 1B G6-4-3 1B	0-0 5-3	4 1 1 0 0 0 2																															
Rusty Torres, S (1, 9) OBP: 0.337, SLG: 0.394		4-0 2B BB		0-0 F6			0-0 1B G6-4-3 1B	0-0 4-3	3 0 1 0 1 0 0																															
Milt May, L (1, 2) OBP: 0.323, SLG: 0.449		0-0 2B			0-0 F7		0-0 G6-4-3	0-3 K	4 0 1 0 0 1 1																															
Jim Morrison, R (1, 5) OBP: 0.279, SLG: 0.441			0-0 F6		0-0 1B 1B		0-3 K	0-3 K	4 0 1 0 0 2 0																															
Harry Chappas, S (1, 6) OBP: 0.154, SLG: 0.083			0-0 F4		0-0 1B		0-0 F9		3 0 1 0 0 0 0																															
Inning Stats	R: 0 E: 0 K: 0 S: 3	H: 0 LOB: 0 BB: 0 P: 3	R: 0 E: 0 K: 0 S: 3	H: 1 LOB: 2 BB: 1 P: 7	R: 0 E: 0 K: 0 S: 4	H: 1 LOB: 1 BB: 0 P: 4	R: 1 E: 0 K: 1 S: 6	H: 1 LOB: 0 BB: 0 P: 6	R: 0 E: 0 K: 0 S: 4	H: 2 LOB: 1 BB: 0 P: 4	R: 0 E: 0 K: 1 S: 5	H: 0 LOB: 0 BB: 0 P: 5	R: 1 E: 0 K: 1 S: 6	H: 2 LOB: 0 BB: 0 P: 6	R: 1 E: 0 K: 0 S: 6	H: 2 LOB: 2 BB: 0 P: 6	R: 0 E: 0 K: 2 S: 7	H: 0 LOB: 0 BB: 0 P: 7	1B: 7 2B: 1 3B: 0 HR: 1	SF: 0 SAC: 0 DP: 2 HBP: 0	WP: 0 PB: 0 SB: 0 CS: 0	PA: 35																		
PITCHER Dennis Eckersley, R (1, 1) ERA: 2.75	IP 9.0	WLS L	BF 35	H 9	R 3	ER 3	SO 5	BB 1	IBB 0	HBP 0	BLK 0	WP 0	HR 1	S 44	P 48	ERA 3.00	WHIP 1.111						PITCHER	IP 9.0	WLS L	BF 35	H 9	R 3	ER 3	SO 5	BB 1	IBB 0	HBP 0	BLK 0	WP 0	HR 1	S 44	P 48	ERA 3.00	WHIP 1.111

livebaseballscorecards.com

AB	34
R	3
H	9
RBI	2
BB	1
SO	5
LOB	10



Batter	1	2	3	4	5	6	7	8	9	AB	R	H	RBI	BB	SO	LOB
Rick Burleson, R OBP: 0.321, SLG: 0.377 (1, 6)	0-0 CS 1B	0-0 FC6-4 1B		0-0 6-3			0-0 F8			4	0	2	0	0	0	1
Ted Sizemore, R OBP: 0.324, SLG: 0.324 (1, 4)	0-0 5-3 1-2	0-0 FC6-4 1-2f			0-3 K		4-0 BB			3	0	0	0	1	1	3
Fred Lynn, L OBP: 0.433, SLG: 0.673 (1, 8)	1-0 1B HBP		0-0 F8		0-0 3-1		0-3 K			3	0	0	0	0	1	2
Jim Rice, R OBP: 0.392, SLG: 0.615 (1, 7)	0-0 1-3 1B		4-0 BB		0-0 5-3			0-3 K		3	0	1	0	1	1	0
Bob Watson, R OBP: 0.373, SLG: 0.460 (1, 10)	0-0 F9		0-3 K		0-0 6-3			0-0 6-3		4	0	0	0	0	1	3
Carl Yastrzemski, L OBP: 0.363, SLG: 0.488 (1, 3)		0-0 F8	0-0 L3		0-0 6-3			0-0 G3		4	0	0	0	0	0	1
Butch Hobson, R OBP: 0.301, SLG: 0.509 (1, 5)		0-0 1B FC5-4 2B		0-0 F8		0-0 5-3			0-0 6-3	4	1	1	0	0	0	0
Dwight Evans, R OBP: 0.370, SLG: 0.475 (1, 9)		0-0 FC5-4 1B		0-0 HR			4-0 BB BB		0-3 K	3	1	2	1	1	1	0
Gary Allenson, R OBP: 0.276, SLG: 0.313 (1, 2)		0-0 FC5-4 1B		0-0 6-3			0-0 F6			3	0	0	1	0	0	2
Tom Poquette, L OBP: 0.342, SLG: 0.350 (9, PH)		1-2f 3-H							0-0 L8	1	0	0	0	0	0	0

Inning Stats	R: 0	H: 2	E: 0	K: 0	S: 4	H: 2	LOB: 2	BB: 0	P: 5	R: 1	H: 3	E: 0	K: 0	S: 6	H: 3	LOB: 2	BB: 0	P: 6	R: 0	H: 0	E: 0	K: 1	S: 5	H: 1	LOB: 0	BB: 0	P: 4	R: 0	H: 0	E: 0	K: 1	S: 5	H: 0	LOB: 0	BB: 0	P: 5	R: 0	H: 0	E: 0	K: 0	S: 3	H: 0	LOB: 0	BB: 0	P: 3	R: 0	H: 0	E: 0	K: 1	S: 5	H: 0	LOB: 2	BB: 2	P: 13	R: 0	H: 0	E: 0	K: 1	S: 5	H: 0	LOB: 0	BB: 0	P: 5	R: 0	H: 0	E: 0	K: 1	S: 5	H: 0	LOB: 0	BB: 0	P: 5	1B: 4	SF: 0	2B: 1	SAC: 0	3B: 0	DP: 0	HR: 1	HBP: 1	WP: 0	PA: 36
--------------	------	------	------	------	------	------	--------	-------	------	------	------	------	------	------	------	--------	-------	------	------	------	------	------	------	------	--------	-------	------	------	------	------	------	------	------	--------	-------	------	------	------	------	------	------	------	--------	-------	------	------	------	------	------	------	------	--------	-------	-------	------	------	------	------	------	------	--------	-------	------	------	------	------	------	------	------	--------	-------	------	-------	-------	-------	--------	-------	-------	-------	--------	-------	--------

PITCHER	IP	WLS	BF	H	R	ER	SO	BB	IBB	HBP	BLK	WP	HR	S	P	ERA	WHIP
Rich Wortham, L ERA: 4.55 (1, 1)	7.0	W	30	6	2	2	3	3	0	1	0	0	1	32	45	2.57	1.286
Ed Farmer, R ERA: 3.47 (8, 1)	2.0	S	6	0	0	0	2	0	0	0	0	0	0	10	10	0.00	0.000

BOTTOM

Chicago White Sox @ Boston Red Sox
Fenway Park, Boston, MA

Sun Aug 19 1979, 3:33 AM EDT
Att: 33,475 - Unknown - 70 F

livebaseballscorecards.com

AB	32
R	2
H	6
RBI	2
BB	3
SO	5
LOB	12



Batter	1	2	3	4	5	6	7	8	9	AB R H RBI BB SO LOB	TOP																
Rick Burleson, R (1, 6) OBP: 0.320, SLG: 0.376	0-0 5-3			0-0 6-3		0-0 1B 1-2 1B		0-0 F9	0-0 F9	5 1 1 0 0 0 2																	
Ted Sizemore, R (1, 4) OBP: 0.320, SLG: 0.321 (8, 2)	0-0 F3			0-0 F6		0-0 B1		0-0 F9		4 0 0 0 0 0 2																	
Fred Lynn, L (1, 8) OBP: 0.435, SLG: 0.676	0-0 F8			0-0 2B		0-0 1-3 2-H 1B 1B			0-0 2B FC6-5 1B	4 1 3 1 0 0 0																	
Jim Rice, R (1, 7) OBP: 0.393, SLG: 0.616		0-0 F9		0-0 L6		0-0 1-2 3-H FC6 1B			0-0 FC6-5 1-3 2B	4 0 2 1 0 0 1																	
Carl Yastrzemski, L (1, 3) OBP: 0.360, SLG: 0.483			0-0 L8		0-0 F7	0-0 FC6 1-2f			0-0 FC6-5 1B BB	4 1 0 1 0 0 3																	
Bob Watson, R (1, 10) OBP: 0.374, SLG: 0.461		0-0 6-3			0-0 F9		0-0 G5-4-3 1B		0-0 BB 1B SF9 1B	4 1 2 0 0 0 0																	
Butch Hobson, R (1, 5) OBP: 0.301, SLG: 0.506			0-0 L8		0-3 K		0-0 F9		0-0 BB 1B	4 0 1 0 0 1 1																	
Dwight Evans, R (1, 9) OBP: 0.368, SLG: 0.471			0-0 5-3			0-0 F7	0-0 G5-4-3		4-0 BB BB BB BB 1-2 2-3 3-H BB	3 0 0 1 1 0 1																	
Gary Allenson, R (1, 2) OBP: 0.278, SLG: 0.311			0-0 5-3			4-0 1B BB		0-0 L6	0-0 SF9	1 1 0 0 1 0 0																	
Tom Poquette, L (8, PH) OBP: 0.339, SLG: 0.346										1 0 0 0 0 0 0																	
Stan Papi, R (8, 4) OBP: 0.203, SLG: 0.254										0 0 0 0 0 0 0																	
Jim Dwyer, L (9, PH) OBP: 0.390, SLG: 0.444										0 0 0 1 0 0 0																	
Inning Stats	R: 0 E: 0 K: 0 S: 3	H: 0 LOB: 0 BB: 0 P: 3	R: 0 E: 0 K: 0 S: 3	H: 0 LOB: 0 BB: 0 P: 3	R: 0 E: 0 K: 0 S: 4	H: 1 LOB: 1 BB: 0 P: 4	R: 0 E: 0 K: 1 S: 5	H: 0 LOB: 0 BB: 0 P: 5	R: 2 E: 0 K: 0 S: 6	H: 3 LOB: 2 BB: 1 P: 10	R: 0 E: 0 K: 0 S: 3	H: 1 LOB: 0 BB: 0 P: 3	R: 0 E: 0 K: 0 S: 3	H: 0 LOB: 0 BB: 0 P: 3	R: 3 E: 0 K: 0 S: 7	H: 4 LOB: 2 BB: 1 P: 11	1B: 7 2B: 2 3B: 0 HR: 0	SF: 1 SAC: 0 DP: 1 HBP: 0	WP: 0 PB: 0 SB: 0 CS: 0	PA: 37							
PITCHER	IP	WLS	BF	H	R	ER	SO	BB	IBB	HBP	BLK	WP	HR	S	P	ERA	WHIP										
Roger Erickson, R (1, 1) ERA: 6.27	8.1	W	34	9	5	5	1	1	0	0	0	0	0	35	39	5.40	1.200										
Mike Marshall, R (9, 1) ERA: 2.59	0.2		3	0	0	0	0	1	0	0	0	0	0	2	6	0.00	1.500										

Boston Red Sox @ Minnesota Twins
Metropolitan Stadium, Bloomington, MI

Mon Aug 20 1979, 8:05 PM EDT
Att. 13,895 - Unknown - 72 F

AB	34
R	5
H	9
RBI	5
BB	2
SO	1
LOB	10



Batter	1	2	3	4	5	6	7	8	9	AB R H RBI BB SO LOB	TOP
Rick Burleson, R OBP: 0.325, SLG: 0.382 (1, 6) BB BB	4-0 CS BB		0-0 1-H 3B			4-0 G5-4-3 BB		0-0 G5-4-3 1B		2 0 2 1 2 0 0	
Ted Sizemore, R OBP: 0.317, SLG: 0.317 (1, 4) (8, 2) SS SS	0-3 K 1-2		0-0 L7			0-0 G5-4-3 1-2f		0-0 G5-4-3 1-2f		4 0 0 0 0 1 4	
Fred Lynn, L OBP: 0.436, SLG: 0.673 (1, 8) X	0-0 4-3				4-0 1B G6-4-3 BB	4-0 FC4-6 BB			0-0 G3	2 1 0 0 2 0 0	
Jim Rice, R OBP: 0.392, SLG: 0.613 (1, 7) SS SS		0-3 K SS			0-0 1-3 1B G6-4-3	0-0 FC4-6 1-2f			0-0 5-3	4 0 1 0 0 1 1	
Bob Watson, R OBP: 0.373, SLG: 0.459 (1, 3) X		0-0 1-3			0-0 G6-4-3 1-2f		0-0 F9		0-0 1B	4 0 1 0 0 0 1	
Carl Yastrzemski, L OBP: 0.357, SLG: 0.479 (1, 10) X		0-0 F7			0-0 4-3 3-H		0-3 K		0-0 F4	4 0 0 0 0 1 1	
Butch Hobson, R OBP: 0.301, SLG: 0.505 (1, 5) X			0-0 L8			0-0 6-3		0-0 1B		3 0 1 0 0 0 0	
Dwight Evans, R OBP: 0.368, SLG: 0.469 (1, 9) BB BB			4-0 3B BB			0-0 5-3		0-0 F7		2 1 0 0 1 0 1	
Gary Allenson, R OBP: 0.275, SLG: 0.308 (1, 2) Larry Wolfe, R OBP: 0.383, SLG: 0.427 (8, PH) (8, 4) SS SS			0-3 K			0-0 F4		0-0 3-1		2 0 0 0 0 1 1 1 0 0 0 0 0 0	
Inning Stats	R: 0 E: 0 K: 1 S: 4 H: 0 LOB: 0 BB: 1 P: 8	R: 0 E: 0 K: 1 S: 5 H: 0 LOB: 0 BB: 0 P: 5	R: 1 E: 0 K: 1 S: 6 H: 1 LOB: 1 BB: 1 P: 10	R: 1 E: 0 K: 0 S: 3 H: 1 LOB: 0 BB: 1 P: 7	R: 0 E: 0 K: 0 S: 3 H: 0 LOB: 0 BB: 0 P: 3	R: 0 E: 0 K: 0 S: 2 H: 0 LOB: 1 BB: 2 P: 10	R: 0 E: 0 K: 1 S: 6 H: 1 LOB: 1 BB: 0 P: 6	R: 0 E: 0 K: 0 S: 3 H: 1 LOB: 0 BB: 0 P: 3	R: 0 E: 0 K: 0 S: 4 H: 1 LOB: 1 BB: 0 P: 4	1B: 4 2B: 1 3B: 1 HR: 0 SF: 0 SAC: 0 DP: 4 HBP: 0	WP: 0 PB: 0 SB: 0 CS: 1 PA: 33
PITCHER Jerry Koosman, L ERA: 3.49 (1, 1)	IP: 9.0 WLS: W BF: 33 H: 5 R: 2 ER: 2 SO: 4 BB: 5 IBB: 0 HBP: 0 BLK: 0 WP: 0 HR: 0 S: 36 P: 56 ERA: 2.00 WHIP: 1.111						PITCHER IP: WLS: BF: H: R: ER: SO: BB: IBB: HBP: BLK: WP: HR: S: P: ERA: WHIP				

Boston Red Sox @ Minnesota Twins
Metropolitan Stadium, Bloomington, MI

Tue Aug 21 1979, 8:05 PM EDT
Att. 19,386 - Unknown - 71 F

AB	28
R	2
H	5
RBI	1
BB	5
SO	4
LOB	9



livebaseballscorecards.com

Batter	1	2	3	4	5	6	7	8	9
Bob Randall, R OBP: 0.348, SLG: 0.336 (1, 4)	0-0 6-3		0-0 SH SH1-3 2B	0-0 F8		0-0 L4		0-0 SH3-4	
John Castino, R OBP: 0.339, SLG: 0.389 (1, 5)	0-0 1B		0-0 SH1-3		0-0 1-3	0-0 E S HR 1B		4-0 F8-3 BB	
Roy Smalley, S OBP: 0.388, SLG: 0.506 (1, 6)	0-0 F8		0-0 F2		0-0 1B 1B	0-0 1-H HR		0-0 F8-3	
Ron Jackson, R OBP: 0.320, SLG: 0.422 (1, 3)	0-0 L4		0-0 2B		0-0 1B FC4-6 1B	0-3 K			
Jose Morales, R OBP: 0.331, SLG: 0.333 (1, 10)		0-0 F3	0-3 K2-3		0-0 1B FC4-6 1B		0-0 F4		
Danny Goodwin, L OBP: 0.394, SLG: 0.588 (7, PH)									
Dave Edwards, R OBP: 0.340, SLG: 0.426 (1, 9)		0-0 1-3 1B		0-0 G3 1B SF7 1B	0-0 1-2f 3-H FC4-6 1B		0-0 4-3		
Hosken Powell, L OBP: 0.375, SLG: 0.391 (5, PH) (6, 9)									
Ken Landreaux, L OBP: 0.362, SLG: 0.441 (1, 8)	0-0 1-3 1B			0-0 G3 1B	0-0 1-3 1B FC5-4 1B		0-0 1B		
Bombo Rivera, R OBP: 0.332, SLG: 0.409 (1, 7)	0-0 4-3			0-0 G3	0-0 1-2f FC5-4		0-3 K		
Butch Wynegar, S OBP: 0.364, SLG: 0.351 (1, 2)			0-0 SH1-3 SH 2B 1B	0-0 SF7		0-0 4-3	4-0 SH3-4 BB		

AB	R	H	RBI	BB	SO	LOB
3	1	0	0	0	0	1
3	1	2	0	1	0	0
5	2	2	2	0	0	5
4	1	2	2	0	1	1
3	0	1	1	0	1	1
1	0	0	0	0	0	0
2	1	2	0	0	0	0
2	0	0	1	0	0	1
4	0	3	0	0	0	1
4	0	0	0	0	1	6
2	1	1	1	1	0	0

AB	R	H	RBI	BB	SO	LOB
33	7	13	7	2	3	16


Inning Stats	R	H	E	K	S	P	IP	WLS	BF	H	R	ER	SO	BB	IBB	HBP	BLK	WP	HR	S	P	ERA	WHIP
John Tudor, L ERA: 10.29 (1, 1)	0	1	0	0	4	7	4.1	L	23	9	5	5	1	0	0	0	0	0	0	25	25	10.38	2.077
Allen Ripley, R ERA: 3.98 (5, 1)	0	1	0	0	4	7	3.2		16	4	2	2	2	2	0	0	0	0	1	18	26	4.91	1.636

Boston Red Sox @ Minnesota Twins
Metropolitan Stadium, Bloomington, MI

Tue Aug 21 1979, 8:05 PM EDT
Att: 19,386 - Unknown - 71 F

livebaseballscorecards.com

AB 33
R 7
H 13
RBI 7
BB 2
SO 3
LOB 16



PITCHER	IP	WLS	BF	H	R	ER	SO	BB	IBB	HBP	BLK	WP	HR	S	P	ERA	WHIP
John Tudor, L ERA: 10.29 (1, 1)	4.1	L	23	9	5	5	1	0	0	0	0	0	0	25	25	10.38	2.077
Allen Ripley, R ERA: 3.98 (5, 1)	3.2		16	4	2	2	2	2	0	0	0	0	1	18	26	4.91	1.636

Boston Red Sox @ Minnesota Twins

Metropolitan Stadium, Bloomington, MI

Wed Aug 22 1979, 8:05 PM EDT
Att. 24,356 - Unknown - 79 F

AB	37
R	9
H	12
RBI	7
BB	1
SO	7
LOB	14



Batter	1	2	3	4	5	6	7	8	9	AB	R	H	RBI	BB	SO	LOB	TOP								
Rick Burleson, R OBP: 0.326, SLG: 0.384 (1, 6) X	0-0 FC4-6 BB 1B	0-0 6-3			0-0 FC6-4 1-2f		0-0 1B 2B	0-0 4-3		5	2	2	0	0	0	2									
Ted Sizemore, R OBP: 0.318, SLG: 0.316 (1, 4) B B B	4-0 FC4-6 BB 1-2		0-0 F7		0-3 K		0-0 2B 1B 2-H	0-0 5-3 3-H		4	1	1	1	1	1	1									
Fred Lynn, L OBP: 0.436, SLG: 0.674 (1, 8) X	0-0 FC4-6 BB 1-2f 2-3 E		0-3 K			0-0 1B 1B 1-H	0-0 2B		0-0 0-0	5	1	2	1	0	1	2									
Jim Rice, R OBP: 0.391, SLG: 0.610 (1, 7) X	0-0 E FC4 1-2 3-H 1B		0-0 4-3			0-3 K 1B S S S	0-3 K 2B S S S			4	1	1	1	0	2	2									
Carl Yastrzemski, L OBP: 0.358, SLG: 0.479 (1, 10) X	0-0 E4 FC4 1-3 2-H			0-0 F7		0-0 1B 1-3		0-0 2B 1B 1B		4	1	2	0	0	0	1									
Bob Watson, R OBP: 0.372, SLG: 0.459 (1, 3) X	0-0 FC4 1-2f 3-H			0-3 K		0-0 L3 S S S		0-0 1B 2B 1-3		4	1	1	1	0	1	3									
Butch Hobson, R OBP: 0.301, SLG: 0.503 (1, 5) S S S	0-3 K			0-3 K		0-0 F8 S S S		0-0 2B SF8 1B 2-3 3-H		4	1	1	1	0	2	3									
Dwight Evans, R OBP: 0.367, SLG: 0.469 (1, 9) X		0-0 5-3			0-0 F9		0-0 4-3	0-0 SF8 WP 2B 1-3 3-H		4	1	1	1	0	0	0									
Gary Allenson, R OBP: 0.275, SLG: 0.308 (1, 2) X		0-0 6-3			0-0 FC6-4 1B		0-0 6-3	0-0 SF8 2-3 3-H		3	0	1	1	0	0	0									
Inning Stats	R: 3 E: 1 K: 1 S: 8	H: 2 LOB: 1 BB: 1 P: 12	R: 0 E: 0 K: 0 S: 3	H: 0 LOB: 0 BB: 0 P: 3	R: 0 E: 0 K: 1 S: 5	H: 0 LOB: 0 BB: 0 P: 5	R: 0 E: 0 K: 2 S: 7	H: 0 LOB: 0 BB: 0 P: 7	R: 0 E: 0 K: 1 S: 6	H: 1 LOB: 1 BB: 0 P: 6	R: 0 E: 0 K: 1 S: 7	H: 2 LOB: 2 BB: 0 P: 7	R: 2 E: 0 K: 1 S: 8	H: 3 LOB: 1 BB: 0 P: 8	R: 4 E: 0 K: 0 S: 7	H: 4 LOB: 0 BB: 0 P: 7	R: 0 E: 0 K: 0 S: 0	H: 0 LOB: 0 BB: 0 P: 0	1B: 8 2B: 4 3B: 0 HR: 0	SF: 1 SAC: 0 DP: 0 HBP: 0	WP: 1 PB: 0 SB: 0 CS: 0	PA: 39			
PITCHER	IP	WLS	BF	H	R	ER	SO	BB	IBB	HBP	BLK	WP	HR	S	P	ERA	WHIP								
Dave Goltz, R ERA: 4.19 (1, 1)	7.0	L	32	9	6	4	7	1	0	0	0	0	0	45	49	5.14	1.429								
Pete Redfern, R ERA: 3.69 (8, 1)	1.0		6	3	3	3	0	0	0	0	0	1	0	6	6	27.00	3.000								
Darrell Jackson, L ERA: 4.42 (9, 1)	0.0		1	0	0	0	0	0	0	0	0	0	0	0	0	∞	∞								

livebaseballscorecards.com

Batter	1	2	3	4	5	6	7	8	9
Hosken Powell, L (1, 9) OBP: 0.373, SLG: 0.389	0-0 SH5-3 HR 1B		0-0 F6			0-0 1-3		0-0 FC6-4 1B E	
Rob Wilfong, L (1, 4) OBP: 0.372, SLG: 0.468	0-0 SH5-3 1-2		0-0 G4-3 1B			0-0 F8		0-0 1-3 3-H E 1B	
Roy Smalley, S (1, 6) OBP: 0.387, SLG: 0.504	0-0 F9		0-0 G4-3 1-2f			0-0 FC4-6 1B		0-0 E6 1-2 3-H G4-3	
Ken Landreaux, L (1, 8) OBP: 0.363, SLG: 0.448	0-0 2-H HR			0-0 G6-4-3 1B		0-0 FC4-6 1-2f		0-0 G4-3 1-2f	
Danny Goodwin, L (1, 10) OBP: 0.381, SLG: 0.568	0-0 4-3			0-0 G6-4-3 1-2f			0-0 F9		
Glenn Adams, L (1, 7) OBP: 0.352, SLG: 0.429		0-0 3-1		0-0 G3			0-0 6-3		
Butch Wynegar, S (1, 2) OBP: 0.361, SLG: 0.348		0-0 F7			0-0 F9		0-0 1-3		
Ron Jackson, R (1, 3) OBP: 0.323, SLG: 0.423		4-0 FC6-4 BB			0-3 K			0-0 FC6-4 BB 1B	
John Castino, R (1, 5) OBP: 0.337, SLG: 0.386 Mike Cabbage, L (8, PH) OBP: 0.361, SLG: 0.332 (9, 5)		0-0 FC6-4 1-2f			0-0 F9			4-0 FC6-4 1-2 BB	

Inning Stats	R: 2	H: 2	E: 0	LOB: 0	K: 0	S: 5	P: 5	R: 0	H: 0	E: 0	LOB: 1	K: 0	BB: 1	S: 3	P: 7	R: 0	H: 1	E: 0	LOB: 0	K: 0	BB: 0	S: 3	P: 3	R: 0	H: 1	E: 0	LOB: 0	K: 1	BB: 0	S: 5	P: 5	R: 0	H: 1	E: 0	LOB: 1	K: 0	BB: 0	S: 4	P: 4	R: 0	H: 0	E: 0	LOB: 0	K: 0	BB: 0	S: 3	P: 3	R: 2	H: 2	E: 1	LOB: 1	K: 0	BB: 1	S: 5	P: 9
--------------	------	------	------	--------	------	------	------	------	------	------	--------	------	-------	------	------	------	------	------	--------	------	-------	------	------	------	------	------	--------	------	-------	------	------	------	------	------	--------	------	-------	------	------	------	------	------	--------	------	-------	------	------	------	------	------	--------	------	-------	------	------

PITCHER	IP	WLS	BF	H	R	ER	SO	BB	IBB	HBP	BLK	WP	HR	S	P	ERA	WHIP
Bob Stanley, R (1, 1) ERA: 4.28	7.1	W	29	7	4	4	1	2	0	0	0	0	1	29	37	4.91	1.227
Dick Drago, R (8, 1) ERA: 2.97	0.2		2	0	0	0	0	0	0	0	0	0	0	2	2	0.00	0.000

BOTTOM


Boston Red Sox @ Minnesota Twins
Metropolitan Stadium, Bloomington, MI

Wed Aug 22 1979, 8:05 PM EDT
Att: 24,356 - Unknown - 79 F

AB	R	H	RBI	BB	SO	LOB
4	2	1	0	0	0	2
3	0	2	1	0	0	0
4	0	1	1	0	0	3
4	1	2	2	0	0	3
3	0	0	0	0	0	1
3	0	0	0	0	0	0
3	0	0	0	0	0	0
2	1	1	0	1	1	0
2	0	0	0	0	0	1
0	0	0	0	1	0	0

AB	28
R	4
H	7
RBI	4
BB	2
SO	1
LOB	10

livebaseballscores.com



1B	2B	3B	HR	SF	SAC	DP	HBP	WP	PA
6	0	0	1	0	1	3	0	0	31

WP	PA	ERA	WHIP
0	31		

Batter	1	2	3	4	5	6	7	8	9	AB R H RBI BB SO LOB	TOP										
Rick Burleson, R (1, 6) OBP: 0.327, SLG: 0.385	0-0 F8		0-0 CS 1B		0-0 F9		0-0 1-2 2-H 1B			4 0 2 1 0 0 0											
Stan Papi, R (1, 4) OBP: 0.208, SLG: 0.257	0-3 K		0-0 F3			0-0 1B	0-0 F8			3 0 1 0 0 1 1											
Tom Poquette, L (7, PH) OBP: 0.336, SLG: 0.343										1 0 0 0 0 0 2											
Larry Wolfe, R (7, 4) OBP: 0.383, SLG: 0.427										0 0 0 0 0 0 0											
Fred Lynn, L (1, 8) OBP: 0.435, SLG: 0.670	0-0 1B		0-3 K 1-2			0-3 K		0-0 F9		4 0 1 0 0 2 2											
Jim Rice, R (1, 7) OBP: 0.390, SLG: 0.609	0-3 K			0-0 2B		0-3 K		0-0 F8		4 0 1 0 0 2 2											
Carl Yastrzemski, L (1, 10) OBP: 0.357, SLG: 0.477		0-0 P3		0-0 F8		0-0 F2		0-0 FC6-4 1B		4 0 1 0 0 0 2											
Bob Watson, R (1, 3) OBP: 0.373, SLG: 0.462		0-0 E 2B		0-3 K			0-0 PB 1B	0-0 FC6-4 1-2f		4 2 2 0 0 1 2											
Butch Hobson, R (1, 5) OBP: 0.298, SLG: 0.498		0-0 F9		0-3 K			0-0 F7 1-2		0-0 5-3	4 0 0 0 0 1 3	AB 35										
Dwight Evans, R (1, 9) OBP: 0.368, SLG: 0.469		0-0 E2 2-H 1B			0-0 G4-6-3 1B		0-0 P5		0-0 6-3	4 0 2 1 0 0 1	R 2										
Gary Allenson, R (1, 2) OBP: 0.275, SLG: 0.305		0-0 L8			0-0 G4-6-3 1-2f		4-0 1B BB		0-0 F7	2 0 0 0 1 0 2	H 10										
Jim Dwyer, L (9, PH) OBP: 0.385, SLG: 0.438										1 0 0 0 0 0 0	RBI 2										
Inning Stats	R: 0 E: 0 K: 2 S: 8	H: 1 LOB: 1 BB: 0 P: 8	R: 1 E: 1 K: 0 S: 5	H: 2 LOB: 1 BB: 0 P: 5	R: 0 E: 0 K: 1 S: 5	H: 1 LOB: 1 BB: 0 P: 5	R: 0 E: 0 K: 2 S: 8	H: 1 LOB: 1 BB: 0 P: 8	R: 0 E: 0 K: 2 S: 8	H: 1 LOB: 1 BB: 0 P: 8	R: 1 E: 0 K: 0 S: 5	H: 2 LOB: 2 BB: 1 P: 9	R: 0 E: 0 K: 0 S: 4	H: 1 LOB: 1 BB: 0 P: 4	R: 0 E: 0 K: 0 S: 3	H: 0 LOB: 0 BB: 0 P: 3	1B: 8 2B: 3 3B: 0 HR: 0	SF: 0 SAC: 0 DP: 2 HBP: 0	WP: 0 PB: 1 SB: 0 CS: 1	PA: 36	
PITCHER Craig Chamberlain, R (1, 1) ERA: 1.33	IP 9.0 WLS W BF 36 H 10 R 2 ER 2 SO 7 BB 1 IBB 0 HBP 0 BLK 0 WP 0 HR 0 S 49 P 53 ERA 2.00 WHIP 1.222																			PITCHER	IP WLS BF H R ER SO BB IBB HBP BLK WP HR S P ERA WHIP

Boston Red Sox @ Kansas City Royals
 Royals Stadium, Kansas City, MO
 Fri Aug 24 1979, 8:05 PM EDT
 Att: 39,782 - Unknown

livebaseballscorecards.com



Batter	1	2	3	4	5	6	7	8	9	AB R H RBI BB SO LOB	TOP	
Rick Burleson, R (1, 6) OBP: 0.326, SLG: 0.384	0-0 SH3-4 1B		0-0 5-3			0-0 5-3		0-0 F8		4 0 1 0 0 0 0		
Stan Papi, R (1, 4) OBP: 0.215, SLG: 0.263 Tom Poquette, L (9, PH) OBP: 0.333, SLG: 0.340	0-0 SH3-4 1-2			0-0 4-3		0-0 BB 1B		0-0 P4		2 0 1 0 0 0 0 1 0 0 0 0 0 0		
Fred Lynn, L (1, 8) OBP: 0.435, SLG: 0.667	0-0 F7			0-0 F9		4-0 BB 1-2 BB		4-0 BB G6-4-3		2 0 0 0 2 0 1		
Jim Rice, R (1, 7) OBP: 0.387, SLG: 0.604	0-0 5-3			0-0 6-3		0-0 5-3		0-0 BB G6-4-3 1-2f		4 0 0 0 0 0 4		
Carl Yastrzemski, L (1, 10) OBP: 0.357, SLG: 0.478		0-0 E5 CS			0-0 1B 2B		0-0 3-1			3 0 1 0 0 0 0		
Bob Watson, R (1, 3) OBP: 0.371, SLG: 0.459		0-0 P4		0-0 5-3		0-3 K		0-3 K		3 0 0 0 0 1 2		
Butch Hobson, R (1, 5) OBP: 0.296, SLG: 0.494		0-3 K 1-2		0-3 K		0-0 F3		0-0 F3		3 0 0 0 0 2 2		
Dwight Evans, R (1, 9) OBP: 0.368, SLG: 0.468			0-0 F8		0-0 2-H 1B		0-3 K			3 0 1 0 0 1 0		
Gary Allenson, R (1, 2) OBP: 0.273, SLG: 0.302 Jim Dwyer, L (8, PH) OBP: 0.380, SLG: 0.431 Larry Wolfe, R (8, 2) OBP: 0.383, SLG: 0.427			0-0 F3			0-0 F9		0-0 F7		2 0 0 0 0 0 0 1 0 0 0 0 0 0 0 0 0 0 0 0 0		
Inning Stats	R: 0 H: 1 E: 0 LOB: 1 K: 0 BB: 0 S: 4 P: 4	R: 0 H: 0 E: 1 LOB: 1 K: 1 BB: 0 S: 5 P: 5	R: 0 H: 0 E: 0 LOB: 0 K: 0 BB: 0 S: 3 P: 3	R: 0 H: 0 E: 0 LOB: 0 K: 0 BB: 0 S: 3 P: 3	R: 0 H: 2 E: 0 LOB: 2 K: 1 BB: 0 S: 6 P: 6	R: 0 H: 1 E: 0 LOB: 2 K: 0 BB: 1 S: 4 P: 8	R: 0 H: 0 E: 0 LOB: 0 K: 1 BB: 0 S: 5 P: 5	R: 0 H: 0 E: 0 LOB: 0 K: 1 BB: 0 S: 5 P: 5	R: 0 H: 0 E: 0 LOB: 0 K: 0 BB: 1 S: 2 P: 6	1B: 3 SF: 0 2B: 2 SAC: 1 3B: 0 DP: 2 HR: 0 HBP: 0	WP: 0 PA: 31 PB: 0 SB: 0 CS: 1	
PITCHER Dennis Leonard, R (1, 1) ERA: 4.52	IP WLS BF H R ER SO BB IBB HBP BLK WP HR S P ERA WHIP	9.0 W 31 4 0 0 4 2 0 0 0 0 0 0 37 45 0.00 0.667										

Boston Red Sox @ Kansas City Royals
Royals Stadium, Kansas City, MO

AB	28
R	0
H	4
RBI	0
BB	2
SO	4
LOB	9



Sat Aug 25 1979, 4:33 AM EDT
Att. 37,851 - Unknown - 75 F

livebaseballscorecards.com

Batter	1	2	3	4	5	6	7	8	9	AB R H RBI BB SO LOB	TOP
Rick Burleson, R OBP: 0.328, SLG: 0.387 (1, 6) X	0-0 5-3		0-0 HR 1B			0-0 F9 1B 2B		0-0 1-3		4 2 2 0 0 0 0	Boston Red Sox @ Kansas City Royals Royals Stadium, Kansas City, MO Sun Aug 26 1979, 4:33 AM EDT Att. 34,915 - Unknown - 73 F AB 32 R 3 H 6 RBI 3 BB 0 SO 5 LOB 7
Stan Papi, R OBP: 0.217, SLG: 0.300 (1, 4) X	0-0 F9		0-0 1-H HR			0-0 F9 2-3		0-0 4-3		4 1 1 2 0 0 1	
Fred Lynn, L OBP: 0.434, SLG: 0.663 (1, 8) SSS	0-3 K		0-3 K			0-0 G6-4-3 1B 3-H		0-0 L5		4 0 1 1 0 2 0	
Jim Rice, R OBP: 0.384, SLG: 0.600 (1, 7) SSS		0-3 K		0-0 L7		0-0 G6-4-3 1-2f		0-0 6-3		4 0 0 0 0 1 1	
Bob Watson, R OBP: 0.372, SLG: 0.461 (1, 3) X		0-0 4-3 2B		0-0 P4			0-0 1B	0-0 6-3		4 0 2 0 0 0 0	
Carl Yastrzemski, L OBP: 0.355, SLG: 0.475 (1, 10) X		0-0 4-3 2-3		0-0 P5			0-0 P4			3 0 0 0 0 0 2	
Butch Hobson, R OBP: 0.294, SLG: 0.490 (1, 5) X		0-0 4-3		0-3 K			0-3 K			3 0 0 0 0 2 2	
Dwight Evans, R OBP: 0.366, SLG: 0.465 (1, 9) X			0-0 L8		0-0 F7		0-0 L4			3 0 0 0 0 0 1	
Gary Allenson, R OBP: 0.269, SLG: 0.297 (1, 2) X			0-0 F8		0-0 6-3			0-0 L5		3 0 0 0 0 0 0	
Inning Stats	R: 0 E: 0 K: 1 S: 5 H: 0 LOB: 0 BB: 0 P: 5	R: 0 E: 0 K: 1 S: 6 H: 1 LOB: 1 BB: 0 P: 6	R: 2 E: 0 K: 1 S: 7 H: 2 LOB: 0 BB: 0 P: 7	R: 0 E: 0 K: 0 S: 3 H: 0 LOB: 0 BB: 0 P: 3	R: 0 E: 0 K: 1 S: 5 H: 0 LOB: 0 BB: 0 P: 5	R: 1 E: 0 K: 0 S: 4 H: 2 LOB: 0 BB: 0 P: 4	R: 0 E: 0 K: 1 S: 6 H: 1 LOB: 1 BB: 0 P: 6	R: 0 E: 0 K: 0 S: 3 H: 0 LOB: 0 BB: 0 P: 3	R: 0 E: 0 K: 0 S: 3 H: 0 LOB: 0 BB: 0 P: 3	1B: 3 2B: 2 3B: 0 HR: 1 SF: 0 SAC: 0 DP: 1 HBP: 0	WP: 0 PB: 0 SB: 0 CS: 0 PA: 32
PITCHER Paul Splittorff, L ERA: 3.84 (1, 1)	IP 9.0 WLS W BF 32 H 6 R 3 ER 3 SO 5 BB 0 IBB 0 HBP 0 BLK 0 WP 0 HR 1 S 42 P 42 ERA 3.00 WHIP 0.667										

livebaseballscorecards.com



Batter	1	2	3	4	5	6	7	8	9
Willie Wilson, S OBP: 0.343, SLG: 0.424 (1, 7)	0-0 4-3		0-0 G3 S 4-3 1B	0-0 S 1B		0-0 SF7 3B		0-0 1B	
Hal McRae, R OBP: 0.330, SLG: 0.472 (1, 10)	0-0 F9 2B		0-0 G3 1-3	0-0 6-3 1-2		0-0 SF7 3-H			
Amos Otis, R OBP: 0.369, SLG: 0.437 (1, 8)	0-0 F9 2-3		0-0 4-3 3-H		0-0 1B 2B	0-0 F9			
George Brett, L OBP: 0.384, SLG: 0.556 (1, 5)	0-0 F8		0-3 K		0-0 F8 PB 1B 2-H		0-0 L7		
Darrell Porter, L OBP: 0.415, SLG: 0.488 (1, 2)		0-0 P4		0-0 HR	0-3 K		4-0 SH3 BB		
Ralph LaCock, L OBP: 0.339, SLG: 0.361 (1, 3)		0-3 K		0-0 F8	0-0 F8		0-0 SH3		
John Wathan, R OBP: 0.249, SLG: 0.306 (5, PH) (6, 3)				0-0 F8	2-3 F8		1-2 SH3		
Al Cowens, R OBP: 0.347, SLG: 0.412 (1, 9)		0-0 E6 2B		0-0 P4	0-0 1B		0-0 6-3		
Frank White, R OBP: 0.288, SLG: 0.387 (1, 4)		0-0 1B 2B		4-0 1B BB	0-0 F9		0-0 F8		
U L Washington, S OBP: 0.297, SLG: 0.329 (1, 6)		0-0 F7		0-0 1B 1B		0-0 6-3	0-0 F8		

AB	R	H	RBI	BB	SO	LOB
5	2	4	1	0	0	0
3	0	1	1	0	0	3
4	1	1	1	0	0	1
4	1	1	1	0	1	1
3	1	1	1	1	1	1
2	0	0	0	0	1	0
1	0	0	0	0	0	1
4	0	1	1	0	0	1
3	1	1	0	1	0	1
4	0	1	0	0	0	2

BOTTOM

Boston Red Sox @ Kansas City Royals
Royals Stadium, Kansas City, MO

Sun Aug 26 1979, 4:33 AM EDT
 Att: 34,915 - Unknown - 73 F

livebaseballscorecards.com

AB	33
R	6
H	11
RBI	6
BB	2
SO	3
LOB	11



Inning Stats		R: 0	H: 1	E: 0	LOB: 1	K: 0	BB: 0	S: 4	P: 4									
R: 0 H: 1 E: 0 LOB: 1 K: 0 BB: 0 S: 4 P: 4		R: 0 H: 1 E: 1 LOB: 2 K: 1 BB: 0 S: 7 P: 7		R: 1 H: 1 E: 0 LOB: 0 K: 1 BB: 0 S: 6 P: 6		R: 2 H: 3 E: 0 LOB: 2 K: 0 BB: 1 S: 6 P: 10		R: 2 H: 3 E: 0 LOB: 1 K: 1 BB: 0 S: 8 P: 8		R: 1 H: 1 E: 0 LOB: 0 K: 0 BB: 0 S: 4 P: 4		R: 0 H: 0 E: 0 LOB: 1 K: 0 BB: 1 S: 3 P: 7		R: 0 H: 1 E: 0 LOB: 1 K: 0 BB: 0 S: 3 P: 3				
PITCHER		IP	WLS	BF	H	R	ER	SO	BB	IBB	HBP	BLK	WP	HR	S	P	ERA	WHIP
Steve Renko, R ERA: 4.1 (1, 1)		4.0	L	22	8	5	4	2	1	0	0	0	0	1	25	29	9.00	2.250
Tom Burgmeier, L ERA: 2.06 (5, 1)		4.0		15	3	1	1	1	1	0	0	0	0	0	16	20	2.25	1.000

WP	PA	ERA	WHIP
0	37		
1			
2			
0			

Batter	1	2	3	4	5	6	7	8	9	AB R H RBI BB SO LOB	TOP
Rick Burleson, R (1, 6) OBP: 0.325, SLG: 0.383	0-0 6-3		0-0 6-3		0-0 F9		0-0 5-3		0-0 5-3	5 0 0 0 0 0 2	
Stan Papi, R (1, 4) OBP: 0.216, SLG: 0.294	0-0 4-3		0-0 5-3		0-0 F4		0-3 K		0-0 1B	5 0 1 0 0 1 2	
Butch Hobson, R (1, 5) OBP: 0.295, SLG: 0.487	0-0 5-3			4-0 2B BB		4-0 2B 1B BB		0-0 F4	0-0 5-3	3 2 0 0 2 0 2	
Jim Rice, R (1, 7) OBP: 0.383, SLG: 0.599		0-3 K		0-0 F8		0-0 1B 2B		0-0 F4		4 1 1 0 0 1 1	
Bob Watson, R (1, 3) OBP: 0.375, SLG: 0.467		0-0 2B 1B		0-0 1-H CS 2B		0-0 2-H 3-H 1B		0-3 K		4 1 3 3 0 1 0	
Carl Yastrzemski, L (1, 10) OBP: 0.354, SLG: 0.473		0-0 L8		0-0 G3		0-0 F3		0-0 1B 1B		4 0 1 0 0 0 3	
Dwight Evans, R (1, 9) OBP: 0.369, SLG: 0.469		0-0 1-H 2B		4-0 IBB		0-0 F7		0-0 1-2 1B		3 0 2 1 1 0 1	
Tom Poquette, L (1, 8) OBP: 0.331, SLG: 0.330		0-0 F3		0-0 CS	4-0 BB	0-0 F8		0-0 F9		3 0 0 0 1 0 4	
Gary Allenson, R (1, 2) OBP: 0.269, SLG: 0.301			0-0 F8		0-0 F8		0-0 2B		0-0 F8	4 0 1 0 0 0 1	
Inning Stats	R: 0 H: 0 E: 0 LOB: 0 K: 0 BB: 0 S: 3 P: 3	R: 1 H: 2 E: 0 LOB: 1 K: 1 BB: 0 S: 7 P: 7	R: 0 H: 0 E: 0 LOB: 0 K: 0 BB: 0 S: 3 P: 3	R: 1 H: 1 E: 0 LOB: 1 K: 0 BB: 2 S: 3 P: 11	R: 0 H: 0 E: 0 LOB: 1 K: 0 BB: 1 S: 3 P: 7	R: 2 H: 2 E: 0 LOB: 1 K: 0 BB: 1 S: 5 P: 9	R: 0 H: 1 E: 0 LOB: 1 K: 1 BB: 0 S: 6 P: 6	R: 0 H: 2 E: 0 LOB: 2 K: 1 BB: 0 S: 7 P: 7	R: 0 H: 1 E: 0 LOB: 1 K: 0 BB: 0 S: 4 P: 4	1B: 5 SF: 0 2B: 4 SAC: 0 3B: 0 DP: 0 HR: 0 HBP: 0	WP: 0 PA: 40 PB: 1 SB: 0 CS: 1
PITCHER Ken Kravec, L (1, 1) ERA: 3.84	IP WLS BF H R ER SO BB IBB HBP BLK WP HR S P ERA WHIP										
	9.0 L 39 9 4 4 3 3 1 0 0 0 0 0 41 57 4.00 1.333										

Boston Red Sox @ Chicago White Sox
Comiskey Park, Chicago, IL
Mon Aug 27 1979, 8:05 PM EDT
Att. 10,977 - Unknown

livebaseballscorecards.com

AB	35
R	4
H	9
RBI	4
BB	4
SO	3
LOB	16



Batter	1	2	3	4	5	6	7	8	9	AB R H RBI BB SO LOB	TOP	
Mickey Rivers, L (1, 8) OBP: 0.300, SLG: 0.394	0-0 G3 1B		0-0 F7	0-0 G3		0-0 1B			0-0 F8	5 1 2 1 0 0 2		
Bump Wills, S (1, 4) OBP: 0.330, SLG: 0.333	0-0 G3 SF9 1B		4-0 E BB	4-0 BB		0-0 4-3			0-0 3-1	3 1 1 0 2 0 2		
Al Oliver, L (1, 7) OBP: 0.366, SLG: 0.488	0-0 G3		0-0 F7	0-0 F9					4-0 2B BB	4 2 1 2 1 0 5		
Richie Zisk, R (1, 9) OBP: 0.345, SLG: 0.418	0-0 SF9		0-3 K		0-0 F3				0-0 2B	4 0 2 2 0 1 1		
Buddy Bell, R (1, 5) OBP: 0.333, SLG: 0.478	0-0 F3			0-0 1B 2B	0-0 4-3				0-0 L7	5 1 1 0 0 0 2		
Willie Montanez, L (1, 10) OBP: 0.276, SLG: 0.322		0-0 1B		0-0 1B 2B	0-0 F9					4 0 2 1 0 0 1		
Pat Putnam, L (1, 3) OBP: 0.319, SLG: 0.457		0-0 F8		0-0 FC3-2 G3 1B		0-3 K			0-0 F8	4 1 1 0 0 1 1		
Jim Sundberg, R (1, 2) OBP: 0.327, SLG: 0.365		0-3 K		1-0 G3 FC3-2 HBP		0-3 K			0-0 5-3	3 0 0 0 0 2 1		
Nelson Norman, S (1, 6) OBP: 0.244, SLG: 0.244		0-3 K		0-0 FC3-2 G3		0-0 1B			0-0 F8	4 0 1 0 0 1 4		
Inning Stats	R: 2 H: 2 E: 0 LOB: 0 K: 0 BB: 0 S: 5 P: 5	R: 0 H: 1 E: 0 LOB: 1 K: 2 BB: 0 S: 8 P: 8	R: 0 H: 0 E: 1 LOB: 1 K: 1 BB: 1 S: 5 P: 9	R: 2 H: 3 E: 0 LOB: 3 K: 0 BB: 1 S: 6 P: 11	R: 0 H: 0 E: 0 LOB: 0 K: 0 BB: 0 S: 3 P: 3	R: 0 H: 2 E: 0 LOB: 2 K: 2 BB: 0 S: 9 P: 9	R: 1 H: 2 E: 0 LOB: 0 K: 0 BB: 0 S: 4 P: 4	R: 0 H: 0 E: 0 LOB: 0 K: 0 BB: 0 S: 3 P: 3	R: 1 H: 1 E: 0 LOB: 1 K: 0 BB: 1 S: 4 P: 8	1B: 8 SF: 1 2B: 2 SAC: 0 3B: 0 DP: 1 HR: 1 HBP: 1	WP: 0 PA: 41 PB: 0 SB: 2 CS: 0	
PITCHER	IP WLS BF H R ER SO BB IBB HBP BLK WP HR S P ERA WHIP											
Dennis Eckersley, R (1, 1) ERA: 2.95	6.0 L 31 10 5 5 5 2 0 1 0 0 0 1 38 47 7.50 2.000											
Bill Campbell, R (7, 1) ERA: 3.78	3.0 10 1 1 1 0 1 0 0 0 0 0 0 9 13 3.00 0.667											

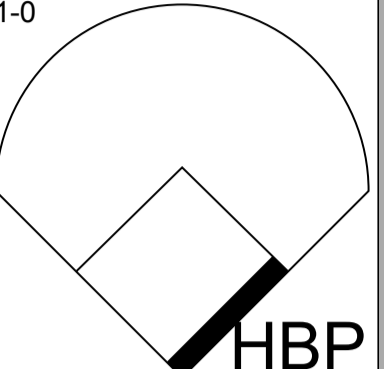
Texas Rangers @ Boston Red Sox
 Fenway Park, Boston, MA
 Thu Aug 30 1979, 7:05 PM EDT
 Att. 32,399 - Unknown - 80 F

livebaseballscorecards.com

AB	36
R	6
H	11
RBI	6
BB	3
SO	5
LOB	19



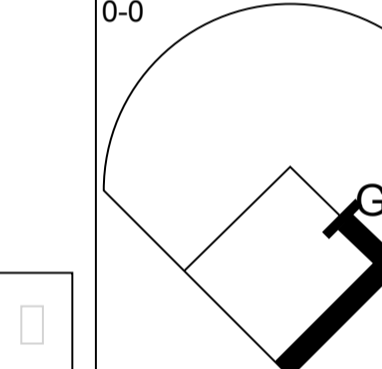
Batter	1	2	3	4	5	6	7	8	9	AB R H RBI BB SO LOB
--------	---	---	---	---	---	---	---	---	---	----------------------

Rick Burleson, R (1, 6) <small>OBP: 0.327, SLG: 0.382</small>	0-0 6-3			0-0 4-3			H 1-0  HBP		0-0 5-3	3 0 0 0 0 0 0
---	-------------------	--	--	-------------------	--	--	--	--	-------------------	---------------

Tom Poquette, L (1, 8) <small>OBP: 0.336, SLG: 0.339</small>	4-0  L4-3 BB			0-0  G4-6-3 1B			0-0 F8			2 0 1 0 1 0 1
--	--	--	--	---	--	--	------------------	--	--	---------------

Carl Yastrzemski, L (1, 10) <small>OBP: 0.349, SLG: 0.465</small>	0-0 L4-3 1-2			0-0 G4-6-3 1-2f			0-0 L9			3 0 0 0 0 0 3
---	----------------------------------	--	--	-------------------------------------	--	--	------------------	--	--	---------------

Jim Rice, R (1, 7) <small>OBP: 0.379, SLG: 0.591</small>		0-0 5-3		0-0 6-3			0-0 F3			3 0 0 0 0 0 1
--	--	-------------------	--	-------------------	--	--	------------------	--	--	---------------

Bob Watson, R (1, 3) <small>OBP: 0.374, SLG: 0.466</small>		0-3 K		0-0 F9			0-0  G4-6-3 1B			3 0 1 0 0 1 0
--	--	-----------------	--	------------------	--	--	---	--	--	---------------

Butch Hobson, R (1, 5) <small>OBP: 0.295, SLG: 0.483</small>		0-0 L7		0-0 L6			0-0 F8			3 0 0 0 0 0 1
--	--	------------------	--	------------------	--	--	------------------	--	--	---------------

Jim Dwyer, L (1, 9) <small>OBP: 0.361, SLG: 0.406</small>			0-0 4-3		0-0 6-3		0-0 G4-6-3 1-2f			3 0 0 0 0 0 1
---	--	--	-------------------	--	-------------------	--	-------------------------------------	--	--	---------------

Stan Papi, R (1, 4) <small>OBP: 0.223, SLG: 0.297</small> Fred Lynn, L (9, PH) <small>OBP: 0.432, SLG: 0.660</small>		0-3 K		0-0 F8			0-0 F6			2 0 0 0 0 1 0 1 0 0 0 0 0 0
---	--	-----------------	--	------------------	--	--	------------------	--	--	--------------------------------

Gary Allenson, R (1, 2) <small>OBP: 0.267, SLG: 0.313</small> Carlton Fisk, R (9, PH) <small>OBP: 0.300, SLG: 0.453</small>		0-0 1-3		0-0 1-3			0-0 5-3			2 0 0 0 0 0 0 1 0 0 0 0 0 0
--	--	-------------------	--	-------------------	--	--	-------------------	--	--	--------------------------------

Inning Stats	R: 0 H: 0 E: 0 K: 0 S: 2	H: 0 LOB: 0 BB: 1 P: 6	R: 0 H: 0 E: 0 K: 1 S: 5	H: 0 LOB: 0 BB: 0 P: 5	R: 0 H: 0 E: 0 K: 1 S: 5	H: 0 LOB: 0 BB: 0 P: 5	R: 0 H: 1 E: 0 K: 0 S: 3	LOB: 0 BB: 0 P: 3	R: 0 H: 0 E: 0 K: 0 S: 3	H: 0 LOB: 0 BB: 0 P: 3	R: 0 H: 0 E: 0 K: 0 S: 3	LOB: 1 BB: 0 P: 4	R: 0 H: 1 E: 0 K: 0 S: 3	LOB: 0 BB: 0 P: 3	R: 0 H: 0 E: 0 K: 0 S: 3	H: 0 LOB: 0 BB: 0 P: 3	1B: 2 SF: 0 2B: 1 SAC: 0 3B: 0 DP: 3 HR: 0 HBP: 1
--------------	--------------------------	------------------------	--------------------------	------------------------	--------------------------	------------------------	--------------------------	-------------------	--------------------------	------------------------	--------------------------	-------------------	--------------------------	-------------------	--------------------------	------------------------	--

PITCHER	Doc Medich, R (1, 1) ERA: 4.64	IP: 9.0 WLS: W BF: 28 H: 2 R: 0 ER: 0 SO: 2 BB: 1 IBB: 0 HBP: 1 BLK: 0 WP: 0 HR: 0 S: 30 P: 35 ERA: 0.00 WHIP: 0.333	PITCHER		IP: WLS: BF: H: R: ER: SO: BB: IBB: HBP: BLK: WP: HR: S: P: ERA: WHIP:
---------	--	--	---------	--	--

BOTTOM

Texas Rangers @ Boston Red Sox
 Fenway Park, Boston, MA
 Thu Aug 30 1979, 7:05 PM EDT
 Att: 32,399 - Unknown - 80 F

livebaseballscorecards.com

AB	26
R	0
H	2
RBI	0
BB	1
SO	2
LOB	7



Batter	1	2	3	4	5	6	7	8	9	AB R H RBI BB SO LOB	TOP	
Mickey Rivers, L (1, 8) OBP: 0.301, SLG: 0.395	0-0 FC6-5 S 1B	0-0 4-3			0-0 FC4-6 FC6-4 1-2f 2-3		0-0 SF8 1B	0-0 SF8 3-H		4 0 2 1 0 0 4	<p>Texas Rangers @ Boston Red Sox Fenway Park, Boston, MA</p> <p>Fri Aug 31 1979, 7:05 PM EDT Att. 31,314 - Unknown - 75 F</p> <p>livebaseballscorecards.com</p>	
Bump Wills, S (1, 4) OBP: 0.333, SLG: 0.336	0-3 K 1-2		0-0 CS S 1B		0-0 FC6-4 1-2f 3-H	0-0 G6-4-3 1B	0-0 1-2 2-3 1B	0-0 1-2 2-H 1B		5 0 3 2 0 1 2		
Al Oliver, L (1, 7) OBP: 0.367, SLG: 0.486	4-0 FC6-5 BB		0-0 F5		4-0 1-2 BB		0-0 SF8 2-3 3-H	0-0 4-3		2 0 0 1 2 0 3		
Richie Zisk, R (1, 9) OBP: 0.344, SLG: 0.418	0-0 FC6-5 1-2 2-3f		0-3 K 1-3		0-0 6-3		0-0 G6-4-3 1-2f		0-0 3-1 1B 2B	5 1 1 0 0 1 7		
Buddy Bell, R (1, 5) (5, 6) OBP: 0.331, SLG: 0.474	0-0 4-3			0-0 6-3		0-3 K		0-0 F8	0-0 F9	5 0 0 0 0 1 3		
Willie Montanez, L (1, 10) OBP: 0.275, SLG: 0.321		0-0 6-3		0-0 6-3		0-0 6-3		0-0 2B HBP 1B	0-0 3-1 2-3	5 1 1 0 0 0 1		
Pat Putnam, L (1, 3) Bill Sample, R (9, PH) OBP: 0.346, SLG: 0.395		0-0 4-3		0-0 4-3		0-0 2B		0-0 HBP SF8 2B	0-0 3-H 1B	4 1 2 0 0 0 0 1 0 1 1 0 0 0		
Jim Sundberg, R (1, 2) John Ellis, R (3, 2) OBP: 0.328, SLG: 0.365 OBP: 0.319, SLG: 0.438		1-0 1B HBP			0-0 FC4-6 E FC6-4 1B	0-0 6-3		4-0 HBP 1B BB	0-0 F3	0 0 0 0 0 0 0 3 2 1 0 1 0 2		
Nelson Norman, S (1, 6) Eric Soderholm, R (5, PH) (5, 5) OBP: 0.246, SLG: 0.247 OBP: 0.311, SLG: 0.384		0-0 1B			0-0 E5 FC4-6		0-0 1B SF8 1B	1-0 1B HBP		1 0 1 0 0 0 0 2 1 1 1 0 0 1		
Inning Stats	R: 0 H: 1 E: 0 LOB: 2 K: 1 BB: 1 S: 6 P: 10	R: 0 H: 1 E: 0 LOB: 2 K: 0 BB: 0 S: 4 P: 5	R: 0 H: 1 E: 0 LOB: 0 K: 1 BB: 0 S: 5 P: 5	R: 0 H: 0 E: 0 LOB: 0 K: 0 BB: 0 S: 3 P: 3	R: 1 H: 1 E: 1 LOB: 2 K: 0 BB: 1 S: 5 P: 9	R: 0 H: 1 E: 0 LOB: 1 K: 1 BB: 0 S: 6 P: 6	R: 1 H: 3 E: 0 LOB: 1 K: 0 BB: 0 S: 5 P: 5	R: 3 H: 3 E: 0 LOB: 2 K: 0 BB: 1 S: 6 P: 11	R: 1 H: 2 E: 0 LOB: 1 K: 0 BB: 0 S: 5 P: 5	1B: 10 SF: 2 2B: 3 SAC: 0 3B: 0 DP: 1 HR: 0 HBP: 2		WP: 0 PA: 44 PB: 0 SB: 3 CS: 1
PITCHER Mike Torrez, R (1, 1) ERA: 4.7 Tom Burgmeier, L (8, 1) ERA: 2.21	IP WLS BF H R ER SO BB IBB HBP BLK WP HR S P ERA WHIP	7.2 W 38 11 5 4 3 3 0 2 0 0 0 0 39 53 4.70 1.826	1.1 S 6 2 1 1 0 0 0 0 0 0 0 0 6 6 6.75 1.500	PITCHER IP WLS BF H R ER SO BB IBB HBP BLK WP HR S P ERA WHIP								

Texas Rangers @ Boston Red Sox
Fenway Park, Boston, MA

Fri Aug 31 1979, 7:05 PM EDT
Att. 31,314 - Unknown - 75 F

livebaseballscorecards.com

AB	37
R	6
H	13
RBI	6
BB	3
SO	3
LOB	23



Batter	1	2	3	4	5	6	7	8	9
Rick Burleson, R OBP: 0.326, SLG: 0.380 (1, 6)	0-0 6-3	0-0 HR 1B		0-0 F8		0-0 F9		0-3 K	
Tom Poquette, L OBP: 0.331, SLG: 0.358 (1, 9) (8, 8)	0-0 4-3	0-0 HR		0-0 1-6-3		0-0 G3		0-3 K	
Fred Lynn, L OBP: 0.435, SLG: 0.663 (1, 8) Jim Dwyer, L OBP: 0.361, SLG: 0.406 (7, PR) (8, 9)	0-0 BB 1B	0-0 4-3			0-0 1B 2B		0-0 FC6-4 1B		
Jim Rice, R OBP: 0.381, SLG: 0.590 (1, 10)	4-0 1-2 BB		4-0 HR BB		0-0 1B S 1B		0-0 FC6-4 1-3 2B		
Carl Yastrzemski, L OBP: 0.348, SLG: 0.470 (1, 7)	0-0 1-3		0-0 1-H HR		0-3 K		0-0 1-3		
Bob Watson, R OBP: 0.377, SLG: 0.467 (1, 3)		0-0 FC5-6 1B 1B	0-0 5-3		0-0 G5-4-3 1B		4-0 2B IBB		
Butch Hobson, R OBP: 0.297, SLG: 0.486 (1, 5)		0-0 FC5-4 FC5-6 1B 1B	0-0 5-3		0-0 G5-4-3		0-0 1-H 2-H 2B		
Stan Papi, R OBP: 0.214, SLG: 0.284 (1, 4)		0-0 FC5-6 FC5-4	0-0 4-3			0-3 K	0-0 F6		
Mike O'Berry, R OBP: 0.263, SLG: 0.353 (1, 2)		0-0 FC5-4 1B HR		0-0 F8		0-0 1B	0-0 4-3		

Inning Stats	R: 0 E: 0 K: 0 S: 4	H: 1 LOB: 2 BB: 1 P: 8	R: 4 E: 0 K: 0 S: 7	H: 4 LOB: 0 BB: 0 P: 7	R: 2 E: 0 K: 0 S: 4	H: 1 LOB: 0 BB: 1 P: 8	R: 0 E: 0 K: 0 S: 3	H: 0 LOB: 0 BB: 0 P: 3	R: 1 E: 0 K: 1 S: 7	H: 3 LOB: 1 BB: 0 P: 7	R: 0 E: 0 K: 1 S: 6	H: 1 LOB: 1 BB: 0 P: 6	R: 2 E: 0 K: 0 S: 5	H: 2 LOB: 2 BB: 1 P: 9	R: 0 E: 0 K: 2 S: 7	H: 0 LOB: 0 BB: 0 P: 7
1B: 8 2B: 2 3B: 0 HR: 2	SF: 0 SAC: 0 DP: 1 HBP: 0	WP: 0 PB: 0 SB: 1 CS: 0	PA: 38													

PITCHER	IP	WLS	BF	H	R	ER	SO	BB	IBB	HBP	BLK	WP	HR	S	P	ERA	WHIP
Steve Comer, R ERA: 3.91 (1, 1)	4.0	L	21	7	7	7	0	2	0	0	0	0	2	19	27	15.75	2.250
Brian Allard, R ERA: 4.75 (5, 1)	3.0		14	5	2	2	2	0	1	0	0	0	0	17	21	6.00	1.667
Sparky Lyle, L ERA: 3.33 (8, 1)	1.0		3	0	0	0	2	0	0	0	0	0	0	7	7	0.00	0.000


BOTTOM

Texas Rangers @ Boston Red Sox
Fenway Park, Boston, MA

Fri Aug 31 1979, 7:05 PM EDT
Att: 31,314 - Unknown - 75 F

AB	R	H	RBI	BB	SO	LOB
5	1	1	1	0	1	1
5	1	1	3	0	1	1
4	1	3	0	0	0	0
0	0	0	0	0	0	0
2	2	1	1	2	0	1
4	1	1	2	0	1	4
3	1	2	0	1	0	0
4	1	2	2	0	0	2
4	0	0	0	0	1	4
4	1	1	0	0	0	2

AB	35
R	9
H	12
RBI	9
BB	3
SO	4
LOB	15



1B	2B	3B	HR	SF	SAC	DP	HBP	WP	HR	S	P	ERA	WHIP
8	2	0	2	0	0	1	0	0	0	0	0	0.00	0.000

BOTTOM

Texas Rangers @ Boston Red Sox
Fenway Park, Boston, MA
Sat Sep 01 1979, 3:33 AM EDT
Att: 28,930 - Unknown - 88 F

livebaseballscorecards.com

AB 34
R 4
H 8
RBI 4
BB 2
SO 3
LOB 21



WP: 0 PA: 39
PB: 0
SB: 0
CS: 0

AB R H RBI BB SO LOB

4 0 0 1 0 1 5

5 0 0 0 0 0 5

4 0 0 0 1 0 2

3 1 1 0 0 0 1

4 1 1 0 0 0 2

4 0 1 1 0 0 2

4 1 2 2 0 1 2

3 1 1 0 0 0 2

1 0 1 0 0 0 0

2 0 1 0 1 1 0

0 0 0 0 0 0 0

1B: 6 SF: 1
2B: 1 SAC: 1
3B: 0 DP: 0
HR: 1 HBP: 1

1B: 6 SF: 1
2B: 1 SAC: 1
3B: 0 DP: 0
HR: 1 HBP: 1

1B: 6 SF: 1
2B: 1 SAC: 1
3B: 0 DP: 0
HR: 1 HBP: 1

1B: 6 SF: 1
2B: 1 SAC: 1
3B: 0 DP: 0
HR: 1 HBP: 1

1B: 6 SF: 1
2B: 1 SAC: 1
3B: 0 DP: 0
HR: 1 HBP: 1

1B: 6 SF: 1
2B: 1 SAC: 1
3B: 0 DP: 0
HR: 1 HBP: 1

1B: 6 SF: 1
2B: 1 SAC: 1
3B: 0 DP: 0
HR: 1 HBP: 1

1B: 6 SF: 1
2B: 1 SAC: 1
3B: 0 DP: 0
HR: 1 HBP: 1

1B: 6 SF: 1
2B: 1 SAC: 1
3B: 0 DP: 0
HR: 1 HBP: 1

1B: 6 SF: 1
2B: 1 SAC: 1
3B: 0 DP: 0
HR: 1 HBP: 1

1B: 6 SF: 1
2B: 1 SAC: 1
3B: 0 DP: 0
HR: 1 HBP: 1

1B: 6 SF: 1
2B: 1 SAC: 1
3B: 0 DP: 0
HR: 1 HBP: 1

Batter	1	2	3	4	5	6	7	8	9
Rick Burleson, R OBP: 0.323, SLG: 0.377 (1, 6)	0-0 L5	0-0 L7		0-0 SF9		0-3 K			0-0 FC5-4
Tom Poquette, L OBP: 0.319, SLG: 0.344 (1, 9)	0-0 6-3	0-0 L4		0-0 F7			0-0 F7		0-0 F5
Fred Lynn, L OBP: 0.432, SLG: 0.657 (1, 8)	0-0 G3		4-0 G3 BB		0-0 F7		0-0 4-3		0-0 FC6
Jim Rice, R OBP: 0.382, SLG: 0.589 (1, 10)		0-0 1B 1B		0-0 F8	1-0 E HBP		0-0 L3		
Carl Yastrzemski, L OBP: 0.348, SLG: 0.468 (1, 7)		0-0 1B 1B		0-0 G3		0-0 F8		0-0 4-3	
Bob Watson, R OBP: 0.376, SLG: 0.465 (1, 3)		0-0 FC5-4 1B		0-0 F8		0-0 E4		0-0 L4	
Butch Hobson, R OBP: 0.298, SLG: 0.493 (1, 5)		0-0 FC5-4 1B		0-0 HR		0-3 K		0-0 F8	
Stan Papi, R OBP: 0.218, SLG: 0.296 (1, 4)		0-0 FC5-4 BB		0-0 SH1-3 SF9		0-0 F8		0-0 FC5-4 1B	
Carlton Fisk, R OBP: 0.303, SLG: 0.455 (9, PH)									0-0 FC5-4 1B
Mike O'Berry, R OBP: 0.318, SLG: 0.368 (1, 2)		4-0 BB		0-0 SH1-3		0-3 K		0-0 FC5-4 1B	
Gary Allenson, R OBP: 0.267, SLG: 0.313 (9, PR)									0-0 FC5-4 1B

Inning Stats	R: 0	H: 0	E: 0	K: 0	S: 3	H: 0	LOB: 0	BB: 0	P: 3	R: 2	H: 4	E: 0	K: 0	S: 7	H: 0	LOB: 1	BB: 1	P: 7	R: 2	H: 2	E: 0	K: 0	S: 5	H: 0	LOB: 0	BB: 0	P: 5	R: 0	H: 0	E: 1	K: 1	S: 6	H: 0	LOB: 2	BB: 0	P: 7	R: 0	H: 0	E: 0	K: 2	S: 7	H: 0	LOB: 0	BB: 0	P: 7	R: 0	H: 0	E: 0	K: 0	S: 3	R: 0	H: 0	E: 0	K: 0	S: 3	R: 0	H: 2	E: 0	K: 0	S: 5	H: 2	LOB: 2	BB: 0	P: 5	R: 0	H: 0	E: 0	K: 0	S: 3	R: 0	H: 0	E: 0	K: 0	S: 3	R: 0	H: 2	E: 0	K: 0	S: 5	H: 2	LOB: 2	BB: 0	P: 5
--------------	------	------	------	------	------	------	--------	-------	------	------	------	------	------	------	------	--------	-------	------	------	------	------	------	------	------	--------	-------	------	------	------	------	------	------	------	--------	-------	------	------	------	------	------	------	------	--------	-------	------	------	------	------	------	------	------	------	------	------	------	------	------	------	------	------	------	--------	-------	------	------	------	------	------	------	------	------	------	------	------	------	------	------	------	------	------	--------	-------	------


PITCHER	IP	WLS	BF	H	R	ER	SO	BB	IBB	HBP	BLK	WP	HR	S	P	ERA	WHIP
Fergie Jenkins, R ERA: 4.19 (1, 1)	2.0		11	4	2	2	0	1	0	0	0	0	0	10	14	9.00	2.500
John Henry Johnson, L ERA: 4.71 (3, 1)	1.0		6	2	2	2	0	1	0	0	0	0	1	5	9	18.00	3.000
Danny Darwin, R ERA: 3.86 (4, 1)	5.0	W	19	2	0	0	3	0	0	1	0	0	0	24	25	0.00	0.400
Jim Kern, R ERA: 1.46 (9, 1)	1.0	S	3	0	0	0	0	0	0	0	0	0	0	3	3	0.00	0.000

Batter	1	2	3	4	5	6	7	8	9	10	11	AB R H RBI BB SO LOB	TOP				
Mickey Rivers, L (1, 8) OBP: 0.307, SLG: 0.402	0-0 4-3 2B		0-0 1-3			0-0 SH1-3 SF8 2B	0-3 K		0-0 1B		0-3 K	6 1 3 0 0 2 0					
Bump Wills, S (1, 4) OBP: 0.331, SLG: 0.334	0-0 6-3		0-0 F8			0-0 SH1-3		0-0 6-3	0-0 1B			4 0 1 1 0 0 1					
Al Oliver, L (1, 7) OBP: 0.364, SLG: 0.483	0-0 4-3			0-0 4-3		0-0 SF8		0-0 6-3	0-0 F8			4 0 0 1 0 0 3					
Buddy Bell, R (1, 5) OBP: 0.331, SLG: 0.472 (5, 6)	4-0 BB			0-0 4-3		0-0 6-3		0-0 1B		0-0 6-3		4 0 1 0 1 0 0					
Richie Zisk, R (1, 9) OBP: 0.342, SLG: 0.421	0-0 L9			0-0 F9			0-0 HR	0-0 F8		0-3 K		5 1 1 1 0 1 3					
John Ellis, R (1, 10) OBP: 0.324, SLG: 0.451		0-0 FC6-4 1B			0-3 K		0-0 4-3 HR 1B		0-0 HR	0-0 F9		5 2 3 1 0 1 0					
Willie Montanez, L (1, 3) OBP: 0.276, SLG: 0.336		0-0 FC6-4 G3-6-1 1-2f			0-0 F7		0-0 4-3		0-0 L8		0-0 HR	5 1 1 1 0 0 2	AB 42 R 7 H 12 RBI 7 BB 2 SO 5 LOB 12				
Greg Mahlberg, R (1, 2) OBP: 0.222, SLG: 0.125		0-0 G3-6-1 1-2f			4-0 PB BB		0-0 F3		0-3 K		0-0 4-3	4 0 0 0 1 1 2					
Nelson Norman, S (1, 6) OBP: 0.242, SLG: 0.242			0-0 F9			0-0 F8			0-0 1B 1B		0-0 5-3	1 0 0 0 0 0 0 4 2 2 2 0 0 1					
Eric Soderholm, R (5, PH) OBP: 0.313, SLG: 0.394 (5, 5)					0-0 F8		1-2 HR										
Inning Stats	R: 0 H: 1 E: 0 LOB: 2 K: 0 BB: 1 S: 4 P: 8	R: 0 H: 1 E: 0 LOB: 0 K: 0 BB: 0 S: 3 P: 3	R: 0 H: 0 E: 0 LOB: 0 K: 0 BB: 0 S: 3 P: 3	R: 0 H: 0 E: 0 LOB: 0 K: 0 BB: 0 S: 3 P: 3	R: 0 H: 0 E: 0 LOB: 1 K: 1 BB: 1 S: 5 P: 9	R: 1 H: 1 E: 0 LOB: 0 K: 0 BB: 0 S: 4 P: 4	R: 3 H: 3 E: 0 LOB: 0 K: 1 BB: 0 S: 8 P: 8	R: 0 H: 1 E: 0 LOB: 1 K: 0 BB: 0 S: 4 P: 4	R: 2 H: 4 E: 0 LOB: 2 K: 1 BB: 0 S: 9 P: 9	R: 0 H: 0 E: 0 LOB: 0 K: 1 BB: 0 S: 5 P: 5	R: 1 H: 1 E: 0 LOB: 0 K: 1 BB: 0 S: 6 P: 6	1B: 6 SF: 1 2B: 2 SAC: 1 3B: 0 DP: 1 HR: 4 HBP: 0	WP: 0 PA: 46 PB: 1 SB: 0 CS: 0				
PITCHER	IP WLS BF H R ER SO BB IBB HBP BLK WP HR S P ERA WHIP																
John Tudor, L (1, 1) ERA: 7.9	6.2	27	6	4	4	1	2	0	0	0	0	0	2	27	35	5.40	1.200
Tom Burgmeier, L (7, 1) ERA: 2.18	1.0	4	1	0	0	1	0	0	0	0	0	0	0	6	6	0.00	1.000
Allen Ripley, R (8, 1) ERA: 4.42	1.0	6	3	2	2	1	0	0	0	0	0	1	8	8	18.00	3.000	
Bill Campbell, R (9, 1) ERA: 3.75	0.1	2	1	0	0	0	0	0	0	0	0	0	2	2	0.00	3.000	
Dick Drago, R (10, 1) ERA: 2.92	2.0	L 7	1	1	1	2	0	0	0	0	0	1	11	11	4.50	0.500	

Texas Rangers @ Boston Red Sox
Fenway Park, Boston, MA
Sun Sep 02 1979, 3:33 AM EDT
Att: 30,133 - Unknown - 87 F

livebaseballscorecards.com



Batter	1	2	3	4	5	6	7	8	9	AB R H RBI BB SO LOB	TOP									
Rick Burleson, R (1, 6) OBP: 0.320, SLG: 0.375	0-0 F8		0-0 F8		0-3 K		0-0 FC6 1B		0-0 SF8	4 0 1 1 0 1 0	Boston Red Sox @ New York Yankees Yankee Stadium, Bronx, NY Mon Sep 03 1979, 3:33 AM EDT Att. 46,298 - Unknown - 82 F									
Carlton Fisk, R (1, 10) OBP: 0.303, SLG: 0.454	0-3 K		0-0 2B 2B		0-0 F8		0-0 FC6 1-2f		0-0 5-3	5 1 1 0 0 1 2										
Fred Lynn, L (1, 8) OBP: 0.433, SLG: 0.654	0-0 6-3		0-3 K			0-0 2B		0-0 1-3	0-0 F8	1 0 0 0 0 0 0										
Tom Poquette, L (2, 8) OBP: 0.320, SLG: 0.351										4 0 1 0 0 1 2										
Jim Rice, R (1, 9) OBP: 0.386, SLG: 0.600		0-0 HR	0-0 2B			0-0 6-3		4-0 3B BB		3 2 2 2 1 0 1										
Bob Watson, R (1, 3) OBP: 0.377, SLG: 0.470		0-0 4-3	0-0 F8			0-0 F9		0-0 SF9 3B		4 1 1 1 0 0 2										
Carl Yastrzemski, L (1, 7) OBP: 0.347, SLG: 0.470		0-0 1B 1B		0-0 3-1		0-0 4-3		0-0 SF9		3 0 1 1 0 0 1										
Butch Hobson, R (1, 5) OBP: 0.297, SLG: 0.494		0-0 1B		0-0 F8			0-0 HR	0-3 K		4 1 2 1 0 1 0										
Stan Papi, R (1, 4) OBP: 0.215, SLG: 0.282		0-3 K		0-3 K			0-0 1-3		4-0 2B SF8 BB	2 0 0 0 0 2 2										
Ted Sizemore, R (7, PH) OBP: 0.319, SLG: 0.315										1 1 0 0 1 0 0										
Gary Allenson, R (1, 2) OBP: 0.265, SLG: 0.310		0-0 F8			0-3 K2-3		0-0 F8		0-0 2B	2 0 0 0 0 1 2										
Dwight Evans, R (7, PH) OBP: 0.367, SLG: 0.473										1 0 0 0 0 0 0										
Mike O'Berry, R (7, 2) OBP: 0.280, SLG: 0.318										0 0 0 0 0 0 0										
Jim Dwyer, L (9, PH) OBP: 0.365, SLG: 0.423									1-3 2B	1 0 1 0 0 0 0										
Inning Stats	R: 0 E: 0 K: 1 S: 5	H: 0 LOB: 0 BB: 0 P: 5	R: 1 E: 0 K: 1 S: 8	H: 3 LOB: 2 BB: 0 P: 8	R: 1 E: 0 K: 1 S: 7	H: 2 LOB: 1 BB: 0 P: 7	R: 0 E: 0 K: 1 S: 5	H: 0 LOB: 0 BB: 0 P: 5	R: 0 E: 0 K: 2 S: 7	H: 1 LOB: 1 BB: 0 P: 4	R: 1 E: 0 K: 0 S: 5	H: 2 LOB: 1 BB: 0 P: 5	R: 2 E: 0 K: 1 S: 6	H: 1 LOB: 0 BB: 1 P: 10	R: 1 E: 0 K: 0 S: 4	H: 1 LOB: 1 BB: 1 P: 8	1B: 3 2B: 4 3B: 1 HR: 2	SF: 2 SAC: 0 DP: 0 HBP: 0	WP: 0 PB: 0 SB: 0 CS: 0	PA: 39
PITCHER	IP WLS BF H R ER SO BB IBB HBP BLK WP HR S P ERA WHIP																			
Ron Guidry, L (1, 1) ERA: 2.84	7.2 W 33 9 5 5 6 1 0 0 0 0 2 44 48 5.87 1.304																			
Ron Davis, R (8, 1) ERA: 3.03	1.1 S 6 1 1 1 1 1 0 0 0 0 0 7 11 6.75 1.500																			

livebaseballscorecards.com

Batter	1	2	3	4	5	6	7	8	9	AB	R	H	RBI	BB	SO	LOB
Bobby Murcer, L OBP: 0.345, SLG: 0.398 (1, 8) (7, 7)	0-0 F8	0-0 HR			0-0 1-3	0-0 G4-6-3		0-0 SH1-3		4	1	1	3	0	0	2
Willie Randolph, R OBP: 0.384, SLG: 0.379 (1, 4) BB BB BB	4-0 HR BB	0-0 6-3			0-0 F8		4-0 SH2-4 BB	0-0 1B 3B		3	2	1	1	2	0	0
Oscar Gamble, L OBP: 0.472, SLG: 0.596 Juan Beniquez, R OBP: 0.287, SLG: 0.388 Lenny Randle, S OBP: 0.225, SLG: 0.184 (1, 7) (7, 8) (8, PR) (9, 8)	0-0 HR		0-0 5-3		4-0 BB		0-0 SH2-4	0-0 1B		2	1	1	2	1	0	0
Reggie Jackson, L OBP: 0.378, SLG: 0.528 (1, 9)	0-0 1B		0-0 1B		0-0 4-3		0-3 K	0-0 4-3		1	0	1	1	0	0	0
Chris Chambliss, L OBP: 0.321, SLG: 0.435 (1, 3)	0-0 F9		0-0 G4-6-3		0-0 3-1		0-0 4-3			4	0	0	0	0	0	3
Graig Nettles, L OBP: 0.324, SLG: 0.389 (1, 5) S S S	0-3 K			4-0 BB	0-0 E9 1B		0-0 F5			3	1	1	0	1	1	1
Jim Spencer, L OBP: 0.364, SLG: 0.582 (1, 10)		0-0 4-3 6-3 HR 1B		0-0 F9	4-0 1B IBB		0-0 1B 1B			3	3	2	0	1	0	1
Fred Stanley, R OBP: 0.273, SLG: 0.319 Roy White, S OBP: 0.276, SLG: 0.263 Bucky Dent, R OBP: 0.293, SLG: 0.289 (1, 6) (6, PH) (7, 6)		0-0 6-3		0-0 F4	4-0 1B BB		0-0 2B 1B			2	0	0	0	0	0	2
Brad Gulden, L OBP: 0.250, SLG: 0.226 (1, 2)		0-0 4-3		0-0 F9	0-0 1B		0-0 SH1-3 1B			0	0	0	0	1	0	0
		0-0 2-3		0-0 G4-6-3 1B	0-0 1B		0-0 SH1-3 3B 2B			4	1	2	3	0	0	2

Inning Stats	R: 2	H: 2	E: 0	LOB: 1	K: 1	P: 11	R: 2	H: 2	E: 0	LOB: 0	K: 0	P: 5	R: 0	H: 1	E: 0	LOB: 0	K: 0	P: 3	R: 0	H: 0	E: 0	LOB: 1	K: 0	P: 7	R: 0	H: 0	E: 0	LOB: 1	K: 0	P: 7	R: 2	H: 2	E: 1	LOB: 1	K: 0	P: 12	R: 0	H: 0	E: 0	LOB: 1	K: 1	P: 9	R: 4	H: 5	E: 0	LOB: 1	K: 0	P: 8
	S: 7	BB: 1	S: 5	BB: 0	S: 3	BB: 0	S: 3	BB: 1	S: 3	BB: 2	S: 8	BB: 0	S: 8	BB: 1	S: 5	BB: 1	S: 3	BB: 1	S: 3	BB: 1	S: 5	BB: 1	S: 4	BB: 2	S: 8	BB: 0	S: 8	BB: 1	S: 3	BB: 1	S: 4	BB: 2	S: 8	BB: 1	S: 3	BB: 1	S: 5	BB: 1	S: 8	BB: 0	S: 8	BB: 0	S: 8	BB: 0	S: 8			

PITCHER	IP	WLS	BF	H	R	ER	SO	BB	IBB	HBP	BLK	WP	HR	S	P	ERA	WHIP
Dennis Eckersley, R ERA: 3.09 (1, 1)	1.2	L	10	4	4	4	1	1	0	0	0	0	2	11	15	21.60	3.000
Joel Finch, R ERA: 5.31 (2, 1)	3.2		17	3	2	2	0	3	1	0	0	0	0	13	29	4.91	1.636
Tom Burgmeier, L ERA: 2.47 (6, 1)	2.1		10	3	3	3	1	1	0	0	0	0	0	11	15	11.57	1.714
Win Remmerswaal, R ERA: 9.84 (8, 1)	0.0		2	2	1	1	0	0	0	0	0	0	0	2	2	∞	∞
Bill Campbell, R ERA: 3.73 (8, 1)	0.1		1	0	0	0	0	0	0	0	0	0	0	1	1	0.00	0.000

BOTTOM

Boston Red Sox @ New York Yankees
Yankee Stadium, Bronx, NY

Mon Sep 03 1979, 3:33 AM EDT
Att: 46,298 - Unknown - 82 F

AB	R	H	RBI	BB	SO	LOB
4	1	1	3	0	0	2
3	2	1	1	2	0	0
2	1	1	2	1	0	0
1	0	1	1	0	0	0
0	0	0	0	0	0	0
5	0	2	0	0	1	3
4	0	0	0	0	0	3
3	1	1	0	1	1	1
3	3	2	0	1	0	1
2	0	0	0	0	0	2
0	0	0	0	1	0	0
1	1	1	0	0	0	0
4	1	2	3	0	0	2

AB	32
R	10
H	12
RBI	10
BB	6
SO	2
LOB	14

WP: 0 PA: 40
PB: 0
SB: 2
CS: 0

SF: 0 SAC: 2
DP: 2 HBP: 0



1B	8	SF	0	WP	0	PA	40
2B	1	SAC	2	PB	0		
3B	1	DP	2	SB	2		
HR	2	HBP	0	CS	0		

Batter	1	2	3	4	5	6	7	8	9	AB R H RBI BB SO LOB	TOP											
Rick Burleson, R OBP: 0.318, SLG: 0.372 (1, 6) X	0-0 6-3		0-0 F2			0-3 K		0-0 1-3		4 0 0 0 0 1 1												
Dwight Evans, R OBP: 0.366, SLG: 0.469 (1, 9) X	0-0 6-3		4-0 BB			0-0 L8		0-0 1-3		3 0 0 0 1 0 0												
Tom Poquette, L OBP: 0.318, SLG: 0.355 (1, 8) X	0-0 F8		0-0 3-1			0-0 2B			0-0 F8	4 1 1 0 0 0 2												
Jim Rice, R OBP: 0.385, SLG: 0.599 (1, 10)		0-3 K		0-0 6-3		0-0 2B			0-0 6-3	4 0 1 1 0 1 0												
Carl Yastrzemski, L OBP: 0.345, SLG: 0.466 (1, 7) X		0-0 F8		0-0 F7		0-0 G3			0-0 L7	4 0 0 0 0 0 1												
Bob Watson, R OBP: 0.375, SLG: 0.467 (1, 3) X		0-0 F9		0-3 K			0-3 K			3 0 0 0 0 2 0												
Butch Hobson, R OBP: 0.297, SLG: 0.500 (1, 5) X			0-0 HR		0-0 L8		0-0 F8			3 1 1 1 0 0 0												
Ted Sizemore, R OBP: 0.316, SLG: 0.313 (1, 4) X			0-0 5-3		0-0 1-3		0-3 K			3 0 0 0 0 1 0												
Gary Allenson, R OBP: 0.262, SLG: 0.307 (1, 2) X			0-0 E5		0-0 F9			0-0 F7		2 0 0 0 0 0 0												
Carlton Fisk, R OBP: 0.302, SLG: 0.452 (8, PH)										1 0 0 0 0 0 0												
Mike O'Berry, R OBP: 0.280, SLG: 0.318 (8, 2) X										0 0 0 0 0 0 0												
Inning Stats	R: 0 E: 0 K: 0 S: 3	H: 0 LOB: 0 BB: 0 P: 3	R: 0 E: 0 K: 1 S: 5	H: 0 LOB: 0 BB: 0 P: 5	R: 1 E: 1 K: 0 S: 5	H: 1 LOB: 2 BB: 1 P: 9	R: 0 E: 0 K: 1 S: 5	H: 0 LOB: 0 BB: 0 P: 5	R: 0 E: 0 K: 1 S: 3	H: 0 LOB: 0 BB: 0 P: 3	R: 1 E: 0 K: 1 S: 7	H: 2 LOB: 1 BB: 0 P: 7	R: 0 E: 0 K: 2 S: 7	H: 0 LOB: 0 BB: 0 P: 7	R: 0 E: 0 K: 0 S: 3	H: 0 LOB: 0 BB: 0 P: 3	R: 0 E: 0 K: 0 S: 3	H: 0 LOB: 0 BB: 0 P: 3	1B: 0 2B: 2 3B: 0 HR: 1	SF: 0 SAC: 0 DP: 0 HBP: 0	WP: 0 PB: 0 SB: 1 CS: 0	PA: 32
PITCHER	IP WLS BF H R ER SO BB IBB HBP BLK WP HR S P ERA WHIP																					
Luis Tiant, R ERA: 4.01 (1, 1)	8.0 W 29 3 2 2 5 1 0 0 0 0 0 1 38 42 2.25 0.500																					
Rich Gossage, R ERA: 2.87 (9, 1)	1.0 S 3 0 0 0 0 0 0 0 0 0 0 0 3 3 0.00 0.000																					

Boston Red Sox @ New York Yankees
 Yankee Stadium, Bronx, NY
 Tue Sep 04 1979, 7:05 PM EDT
 Att. 37,259 - Unknown - 75 F

livebaseballscorecards.com

AB 31
R 2
H 3
RBI 2
BB 1
SO 5
LOB 4



Batter	1	2	3	4	5	6	7	8	9	AB	R	H	RBI	BB	SO	LOB
Bobby Murcer, L (1, 8) OBP: 0.347, SLG: 0.399	0-0 L5			0-0 1B		0-0 E 1B		0-0 4-3		4	0	2	0	0	0	0
Willie Randolph, R (1, 4) OBP: 0.383, SLG: 0.380	0-0 6-3			0-0 F5		0-0 E5		0-0 E 2B		4	1	1	0	0	0	2
Oscar Gamble, L (1, 7) Lou Piniella, R (9, 7) OBP: 0.331, SLG: 0.436	0-0 F7			0-3 K		0-0 1-3		4-0 FC6-4 BB		3	0	0	0	1	1	3
Reggie Jackson, L (1, 9) OBP: 0.377, SLG: 0.525		0-0 F7		0-0 4-3			0-0 HR 1B	0-0 FC6-4 1B 1-2 2-H		4	1	1	0	0	0	2
Chris Chambliss, L (1, 3) OBP: 0.323, SLG: 0.442		0-0 L7			0-0 4-3		0-0 HR 1B	0-0 1-2 1B		4	1	2	2	0	0	0
Graig Nettles, L (1, 5) OBP: 0.321, SLG: 0.386		0-0 6-3			0-0 F7		0-0 4-3	0-0 3-1		4	0	0	0	0	0	2
Jim Spencer, L (1, 10) OBP: 0.360, SLG: 0.574			0-0 F9		0-0 4-3		0-0 6-3			3	0	0	0	0	0	0
Brad Gulden, L (1, 2) OBP: 0.254, SLG: 0.219			0-0 F8			0-0 F7	4-0 BB			2	0	0	0	1	0	0
Bucky Dent, R (1, 6) OBP: 0.291, SLG: 0.287			0-0 5-3			0-0 5-3	0-3 K			3	0	0	0	0	1	1

Inning Stats	R: 0	H: 0	E: 0	LOB: 0	K: 0	BB: 0	S: 3	P: 3	R: 0	H: 0	E: 0	LOB: 0	K: 0	BB: 0	S: 3	P: 3	R: 0	H: 1	E: 0	LOB: 1	K: 1	BB: 0	S: 6	P: 6	R: 0	H: 0	E: 0	LOB: 0	K: 0	BB: 0	S: 3	P: 3	R: 0	H: 1	E: 1	LOB: 2	K: 0	BB: 0	S: 5	P: 5	R: 2	H: 2	E: 0	LOB: 1	K: 1	BB: 1	S: 7	P: 11	R: 1	H: 2	E: 1	LOB: 2	K: 0	BB: 1	S: 5	P: 9
Mike Torrez, R (1, 1) ERA: 4.65	IP	WLS	BF	H	R	ER	SO	BB	IBB	HBP	BLK	WP	HR	S	P	ERA	WHIP	IP	WLS	BF	H	R	ER	SO	BB	IBB	HBP	BLK	WP	HR	S	P	ERA	WHIP	IP	WLS	BF	H	R	ER	SO	BB	IBB	HBP	BLK	WP	HR	S	P	ERA	WHIP					


BOTTOM

Boston Red Sox @ New York Yankees
Yankee Stadium, Bronx, NY

Tue Sep 04 1979, 7:05 PM EDT
Att: 37,259 - Unknown - 75 F

livebaseballscorecards.com

AB	31
R	3
H	6
RBI	2
BB	2
SO	2
LOB	10



WP: 0	PA: 33
PB: 0	CS: 0
SB: 0	
HR: 1	
SF: 0	
SAC: 0	
DP: 0	
HBP: 0	

Batter	1	2	3	4	5	6	7	8	9	AB R H RBI BB SO LOB	TOP
Rick Burleson, R (1, 6) OBP: 0.319, SLG: 0.372	0-3 K	0-0 1B		0-0 F4			0-0 5-3		0-0 FC5-4 1B	5 0 2 0 0 1 2	
Dwight Evans, R (1, 9) OBP: 0.364, SLG: 0.469	0-0 6-3	0-0 4-3			0-0 2B		0-0 F4		0-0 F7	5 0 1 0 0 0 3	
Carlton Fisk, R (1, 10) OBP: 0.300, SLG: 0.448	0-0 FC6-4 1B		0-0 5-3		0-0 6-3			0-0 5-3	0-0 FC5-4 1-2f	5 0 1 0 0 0 2	
Jim Rice, R (1, 7) OBP: 0.383, SLG: 0.595	0-0 FC6-4 1-2f		0-0 6-3		0-0 1-3 2-3			0-0 6-3		4 0 0 0 0 0 2	
Bob Watson, R (1, 3) OBP: 0.374, SLG: 0.465		0-0 3B 1B	0-0 G3		0-0 6-3			0-0 E1 HR		4 2 1 0 0 0 1	
Butch Hobson, R (1, 5) OBP: 0.299, SLG: 0.511		0-0 1B 3B		0-0 2-3		0-0 6-3		0-0 1-H HR		4 2 2 3 0 0 0	
Tom Poquette, L (1, 8) OBP: 0.323, SLG: 0.359		0-0 G5-4-3 1B		0-0 S 1B 1B		0-0 3-1		0-0 4-3		4 0 2 1 0 0 0	
Ted Sizemore, R (1, 4) OBP: 0.318, SLG: 0.323		0-0 G5-4-3 1-2f		0-0 S 1B		0-0 6-3			0-0 HR	4 1 2 1 0 0 1	
Gary Allenson, R (1, 2) OBP: 0.262, SLG: 0.306		0-0 1B 1B		0-3 K 1-2 2-3			0-0 5-3		0-0 5-3	4 0 1 0 0 1 2	
Inning Stats	R: 0 E: 0 K: 1 S: 6 H: 1 LOB: 1 BB: 0 P: 6	R: 2 E: 0 K: 0 S: 7 H: 5 LOB: 2 BB: 0 P: 7	R: 0 E: 0 K: 0 S: 3 H: 0 LOB: 0 BB: 0 P: 3	R: 0 E: 0 K: 1 S: 7 H: 2 LOB: 2 BB: 0 P: 7	R: 0 E: 0 K: 0 S: 4 H: 1 LOB: 1 BB: 0 P: 4	R: 0 E: 0 K: 0 S: 3 H: 0 LOB: 0 BB: 0 P: 3	R: 0 E: 0 K: 0 S: 3 H: 0 LOB: 0 BB: 0 P: 3	R: 2 E: 1 K: 0 S: 5 H: 1 LOB: 0 BB: 0 P: 5	R: 1 E: 0 K: 0 S: 5 H: 2 LOB: 1 BB: 0 P: 5	1B: 8 2B: 1 3B: 1 HR: 2 SF: 0 SAC: 0 DP: 1 HBP: 0	WP: 0 PB: 0 SB: 2 CS: 0 PA: 39
PITCHER Tommy John, L (1, 1) ERA: 2.96	IP: 9.0 WLS: L BF: 39 H: 12 R: 5 ER: 3 SO: 2 BB: 0 IBB: 0 HBP: 0 BLK: 0 WP: 0 HR: 2 S: 43 P: 43 ERA: 3.00 WHIP: 1.333										

Boston Red Sox @ New York Yankees
 Yankee Stadium, Bronx, NY
 Wed Sep 05 1979, 7:05 PM EDT
 Att. 38,644 - Unknown - 76 F

livebaseballscorecards.com

AB	39
R	5
H	12
RBI	5
BB	0
SO	2
LOB	13



Batter	1	2	3	4	5	6	7	8	9	AB R H RBI BB SO LOB	TOP
Al Bumbry, L (1, 8) OBP: 0.330, SLG: 0.357	0-0 5-3 1B		0-0 1B 2B		0-0 L4-3 1B		0-0 FC6-4 1-2f			4 0 3 0 0 0 1	
Kiko Garcia, R (1, 6) OBP: 0.303, SLG: 0.368 John Lowenstein, L (8, PH) OBP: 0.363, SLG: 0.506 Mark Belanger, R (8, 6) OBP: 0.280, SLG: 0.233	0-0 5-3 1-2		0-0 G6-4-3 1B 2-3		0-0 L4-3 1-2			0-0 F7		3 0 1 0 0 0 3 1 0 0 0 0 0 0 0 0 0 0 0 0 0	
Ken Singleton, S (1, 7) OBP: 0.406, SLG: 0.541	0-0 3-1		0-0 G6-4-3 1-2f		0-0 1-3			0-3 K		4 0 0 0 0 1 3	
Eddie Murray, S (1, 3) OBP: 0.362, SLG: 0.471	0-0 6-3			0-0 HR		0-0 P6		0-0 3-1		4 1 1 1 0 0 1	
Doug DeCinces, R (1, 5) OBP: 0.328, SLG: 0.414		0-0 1-3		0-0 F7		0-0 6-3			0-3 K	4 0 0 0 0 1 0	
Gary Roenicke, R (1, 9) OBP: 0.389, SLG: 0.537		0-0 5-3		0-3 K			0-0 HR		0-0 6-3	4 1 1 1 0 1 0	
Lee May, R (1, 10) OBP: 0.300, SLG: 0.426		0-0 2B		0-0 6-3			0-0 5-3		4-0 1B BB	3 0 1 0 1 0 0	
Rich Dauer, R (1, 4) OBP: 0.302, SLG: 0.358		0-0 6-3			0-0 F8			0-0 6-3		4 0 1 0 0 0 1	
Rick Dempsey, R (1, 2) OBP: 0.317, SLG: 0.360			0-0 1-3		0-0 1B 2B		4-0 FC6-4 BB		0-3 K	3 0 1 0 1 1 2	
Inning Stats	R: 0 H: 1 E: 0 LOB: 1 K: 0 BB: 0 S: 4 P: 4	R: 0 H: 1 E: 0 LOB: 1 K: 0 BB: 0 S: 4 P: 4	R: 0 H: 2 E: 0 LOB: 1 K: 0 BB: 0 S: 4 P: 4	R: 1 H: 1 E: 0 LOB: 0 K: 1 BB: 0 S: 6 P: 6	R: 0 H: 2 E: 0 LOB: 1 K: 0 BB: 0 S: 4 P: 4	R: 0 H: 0 E: 0 LOB: 0 K: 0 BB: 0 S: 3 P: 3	R: 1 H: 1 E: 0 LOB: 1 K: 0 BB: 1 S: 4 P: 8	R: 0 H: 0 E: 0 LOB: 0 K: 1 BB: 0 S: 5 P: 5	R: 0 H: 1 E: 0 LOB: 2 K: 2 BB: 1 S: 8 P: 12	1B: 4 SF: 0 2B: 4 SAC: 0 3B: 0 DP: 2 HR: 2 HBP: 0	WP: 0 PA: 36 PB: 0 SB: 0 CS: 0
PITCHER Chuck Rainey, R (1, 1) ERA: 4.1 Dick Drago, R (9, 1) ERA: 2.91	IP WLS BF H R ER SO BB IBB HBP BLK WP HR S P ERA WHIP										
	8.2 L 35 9 2 2 3 2 0 0 0 0 0 2 39 47 2.08 1.269										
	0.1 1 0 0 0 1 0 0 0 0 0 0 0 3 3 0.00 0.000										
PITCHER	IP WLS BF H R ER SO BB IBB HBP BLK WP HR S P ERA WHIP										

Baltimore Orioles @ Boston Red Sox
Fenway Park, Boston, MA
Fri Sep 07 1979, 7:05 PM EDT
Att. 33,222 - Unknown

livebaseballscorecards.com

AB	34
R	2
H	9
RBI	2
BB	2
SO	4
LOB	11




Batter	1	2	3	4	5	6	7	8	9	AB	R	H	RBI	BB	SO	LOB
Rick Bureson, R OBP: 0.318, SLG: 0.371 (1, 6)	0-0 F8		0-0 5-3		0-0 1-2 1B		0-0 F8			4	0	1	0	0	0	2
Ted Sizemore, R OBP: 0.318, SLG: 0.323 (1, 4) Carlton Fisk, R OBP: 0.299, SLG: 0.446 (8, PH) Stan Papi, R OBP: 0.215, SLG: 0.282 (9, 4)	0-0 1B			0-0 F7	0-0 FC1-5 2-3f			0-0 1-3		3	0	1	0	0	0	2
Fred Lynn, L OBP: 0.432, SLG: 0.649 (1, 8)	0-3 K			0-0 F7		0-0 P4		4-0 BB G6-4-3		3	0	0	0	1	1	1
Jim Rice, R OBP: 0.382, SLG: 0.598 (1, 10)	0-0 F8			0-0 HR		0-0 4-3		0-0 G6-4-3 1-2f		4	1	1	1	0	0	2
Carl Yastrzemski, L OBP: 0.348, SLG: 0.468 (1, 7)		0-0 G4-6-3 1B		0-0 1B		0-0 6-3			0-0 1B	4	0	3	0	0	0	0
Bob Watson, R OBP: 0.373, SLG: 0.466 (1, 3) Jerry Remy, L OBP: 0.352, SLG: 0.352 (9, PR)		0-0 G4-6-3 1-2f		0-0 F8			0-0 F8		0-0 2B	4	0	1	0	0	0	2
Butch Hobson, R OBP: 0.299, SLG: 0.508 (1, 5)		0-0 F8			0-0 F9		4-0 BLK HBP BB		0-0 F7	3	0	0	0	1	0	1
Dwight Evans, R OBP: 0.363, SLG: 0.465 (1, 9)			0-3 K		0-3 K		1-0 BLK HBP		0-3 K	3	0	0	0	0	3	1
Gary Allenson, R OBP: 0.264, SLG: 0.305 (1, 2) Tom Poquette, L OBP: 0.321, SLG: 0.357 (7, PH) Mike O'Berry, R OBP: 0.280, SLG: 0.318 (8, 2)			0-0 F7		4-0 FC1-5 1B BB		0-3 K			1	0	0	0	1	0	0
							1-2 2-3			1	0	0	0	0	1	2
										0	0	0	0	0	0	0

Inning Stats	R: 0	H: 1	E: 0	LOB: 1	K: 1	S: 6	R: 0	H: 1	E: 0	LOB: 0	K: 0	S: 3	R: 0	H: 0	E: 0	LOB: 0	K: 1	S: 5	R: 1	H: 2	E: 0	LOB: 1	K: 0	S: 5	R: 0	H: 1	E: 0	LOB: 2	K: 1	S: 6	R: 0	H: 0	E: 0	LOB: 0	K: 0	S: 3	R: 0	H: 0	E: 0	LOB: 2	K: 1	S: 5	R: 0	H: 0	E: 0	LOB: 0	K: 0	S: 2	R: 0	H: 2	E: 0	LOB: 1	K: 1	S: 6	R: 0	H: 2	E: 0	LOB: 1	K: 1	S: 6	1B: 5	SF: 0	2B: 1	SAC: 0	3B: 0	DP: 2	HR: 1	HBP: 1	WP: 0	PA: 35
Jim Palmer, R ERA: 2.99 (1, 1)	IP	WLS	BF	H	R	ER	SO	BB	IBB	HBP	BLK	WP	HR	S	P	ERA	WHIP																																																					
Sammy Stewart, R ERA: 3.39 (6, 1)	3.1	W	13	2	0	0	1	2	0	1	1	0	0	12	21	0.00	1.200																																																					
Don Stanhouse, R ERA: 3.05 (9, 1)	0.2	S	2	0	0	0	1	0	0	0	0	0	0	4	4	0.00	0.000																																																					

BOTTOM

Baltimore Orioles @ Boston Red Sox
Fenway Park, Boston, MA
Fri Sep 07 1979, 7:05 PM EDT
Att. 33,222 - Unknown

AB	31
R	1
H	7
RBI	1
BB	3
SO	5
LOB	13



livebaseballscorecards.com

Batter	1	2	3	4	5	6	7	8	9	AB R H RBI BB SO LOB	TOP							
Al Bumby, L (1, 8) OBP: 0.327, SLG: 0.354	0-0 6-3		0-0 P6		0-0 3-1		0-0 4-3		0-0 F8	5 0 0 0 0 0 2	<p>Baltimore Orioles @ Boston Red Sox</p> <p>Fenway Park, Boston, MA</p> <p>Sat Sep 08 1979, 3:33 AM EDT</p> <p>Att: 33,819 - Unknown</p>							
Billy Smith, S (1, 4) OBP: 0.301, SLG: 0.379 Rich Dauer, R (8, 4) OBP: 0.302, SLG: 0.358	0-0 F8		0-0 FC4-6 1B			0-0 1B 2B 1B		0-0 1B 1B		4 2 2 0 0 0 2 0 0 0 0 0 0 0								
Ken Singleton, S (1, 7) OBP: 0.410, SLG: 0.545	0-0 1B		0-0 1B			0-0 2B 1B		0-0 1B 1B		4 0 4 1 0 0 0								
Eddie Murray, S (1, 3) OBP: 0.361, SLG: 0.470	0-0 F9		0-0 F7			0-3 K		0-0 1B		4 0 1 1 0 1 5								
Lee May, R (1, 10) OBP: 0.298, SLG: 0.421		0-3 K		0-0 F7		0-0 F5		0-3 K		4 0 0 0 0 2 4								
Gary Roenicke, R (1, 9) OBP: 0.388, SLG: 0.536		0-3 K		0-3 K		0-0 2B		0-3 K		4 0 1 1 0 3 2								
Doug DeCinces, R (1, 5) OBP: 0.325, SLG: 0.409		0-0 4-3		0-0 F5		0-0 P4		0-0 6-3		4 0 0 0 0 0 4								
Kiko Garcia, R (1, 6) OBP: 0.304, SLG: 0.368 John Lowenstein, L (7, PH) OBP: 0.362, SLG: 0.503 Mark Belanger, R (7, 6) OBP: 0.279, SLG: 0.231			0-0 E5 FC4-6 1B 1B		0-0 5-3		0-0 4-1		0-3 K	2 1 1 0 0 0 0 1 0 0 0 0 0 0 1 0 0 0 0 1 0								
Rick Dempsey, R (1, 2) OBP: 0.317, SLG: 0.356			4-0 FC4-6 BB		0-3 K		0-0 F8		0-0 P4	3 0 0 0 1 1 0								
Inning Stats	R: 0 E: 0 K: 0 S: 4	H: 1 LOB: 1 BB: 0 P: 4	R: 0 E: 0 K: 2 S: 7	H: 0 LOB: 0 BB: 0 P: 7	R: 1 E: 1 K: 0 S: 5	H: 2 LOB: 2 BB: 1 P: 9	R: 0 E: 0 K: 1 S: 5	H: 0 LOB: 0 BB: 0 P: 5	R: 0 E: 0 K: 1 S: 5	H: 0 LOB: 0 BB: 0 P: 5		R: 1 E: 0 K: 2 S: 10	H: 3 LOB: 2 BB: 0 P: 10	R: 0 E: 0 K: 1 S: 5	H: 0 LOB: 0 BB: 0 P: 5	1B: 8 2B: 1 3B: 0 HR: 0	SF: 0 SAC: 0 DP: 0 HBP: 0	WP: 0 PB: 0 SB: 1 CS: 0
PITCHER Dennis Eckersley, R (1, 1) ERA: 3.08	IP: 9.0 WLS: L BF: 37 H: 9 R: 3 ER: 3 SO: 8 BB: 1 IBB: 0 HBP: 0 BLK: 0 WP: 0 HR: 0 S: 52 P: 56 ERA: 3.00 WHIP: 1.111											PITCHER	IP: WLS: BF: H: R: ER: SO: BB: IBB: HBP: BLK: WP: HR: S: P: ERA: WHIP:					

livebaseballscorecards.com

AB	36
R	3
H	9
RBI	3
BB	1
SO	8
LOB	19



Batter	1	2	3	4	5	6	7	8	9	AB R H RBI BB SO LOB	TOP											
Al Bumbry, L (1, 8) OBP: 0.331, SLG: 0.363	4-0 PB S BB		0-0 F7		0-0 E 2B	0-0 HR	0-0 F8		1-0 BB 1B HBP	4 3 2 1 1 0 0	Baltimore Orioles @ Boston Red Sox Fenway Park, Boston, MA Sun Sep 09 1979, 3:33 AM EDT Att: 34,419 - Unknown											
Rich Dauer, R (1, 4) OBP: 0.304, SLG: 0.359	0-0 5-3		0-0 5-3		0-0 E 1B	0-0 2B BB 1B	0-0 G3	4-0 1B 2B BB	5 3 2 1 1 0 1													
Ken Singleton, S (1, 7) OBP: 0.411, SLG: 0.544 Mark Corey, R (9, 9)	0-3 K		4-0 BB		0-0 E 2B 1B	0-0 F7	0-0 G3	0-0 1B	5 1 2 1 1 1 3 0 0 0 0 0 0 0													
Eddie Murray, S (1, 3) OBP: 0.361, SLG: 0.469	0-0 6-3		0-0 P4		4-0 2B IBB	0-0 F8	0-3 K	0-0 2B	5 1 1 1 1 1 4													
Doug DeCinces, R (1, 5) OBP: 0.325, SLG: 0.410		0-3 K		0-0 P3	0-0 E 2B	0-0 BB HR 2B		0-0 1B 1B	0-3 K	6 2 2 1 0 2 3												
Terry Crowley, L (1, 10) OBP: 0.431, SLG: 0.491		4-0 HR BB		0-0 FC6-4 1B	0-0 2B	4-0 BB HR IBB		0-0 1B 1B	0-3 K	4 2 3 2 2 1 1												
Gary Roenicke, R (1, 9) OBP: 0.390, SLG: 0.545		0-0 HR		0-0 P4	0-0 5-3	4-0 HR BB		0-0 G4-6-3 1B		4 2 2 4 1 0 3												
Rick Dempsey, R (1, 2) OBP: 0.315, SLG: 0.363		0-0 6-3		0-0 FC6-4	0-0 4-3	0-0 HR		0-0 F9		5 1 1 4 0 0 5												
Mark Belanger, R (1, 6) OBP: 0.277, SLG: 0.230		0-0 F7			0-0 2B 1B P5	0-0 6-3		0-0 G4-6-3		5 1 1 0 0 0 4												
Inning Stats	R: 0 E: 0 K: 1 S: 5	H: 0 LOB: 1 BB: 1 P: 9	R: 2 E: 0 K: 1 S: 6	H: 1 LOB: 0 BB: 1 P: 10	R: 0 E: 0 K: 0 S: 3	H: 0 LOB: 1 BB: 0 P: 7	R: 0 E: 0 K: 0 S: 4	H: 1 LOB: 1 BB: 0 P: 4	R: 5 E: 3 K: 0 S: 9	H: 5 LOB: 2 BB: 1 P: 13		R: 6 E: 0 K: 0 S: 7	H: 4 LOB: 0 BB: 2 P: 15	R: 0 E: 1 K: 1 S: 6	H: 0 LOB: 1 BB: 0 P: 6	R: 1 E: 0 K: 0 S: 5	H: 3 LOB: 1 BB: 0 P: 5	R: 2 E: 0 K: 2 S: 8	H: 2 LOB: 1 BB: 1 P: 13	1B: 9 2B: 4 3B: 0 HR: 3	SF: 0 SAC: 0 DP: 1 HBP: 1	WP: 0 PB: 1 SB: 1 CS: 0
PITCHER	IP WLS BF H R ER SO BB IBB HBP BLK WP HR S P ERA WHIP																					
Mike Torrez, R (1, 1) ERA: 4.81	4.0 L 21 6 6 6 2 3 0 0 0 0 0 1 22 34 13.50 2.250																					
Allen Ripley, R (5, 1) ERA: 4.75	1.2 11 4 4 3 0 0 1 0 0 0 0 1 10 14 16.20 2.400																					
Joel Finch, R (6, 1) ERA: 5.98	1.1 11 4 4 4 1 1 1 0 0 0 0 1 11 19 27.00 3.750																					
Win Remmerswaal, R (8, 1) ERA: 9.53	2.0 8 2 2 2 2 1 0 1 0 0 0 0 10 15 9.00 1.500																					

livebaseballscorecards.com

AB	43
R	16
H	16
RBI	15
BB	7
SO	5
LOB	24



Batter	1	2	3	4	5	6	7	8	9	AB R H RBI BB SO LOB
Willie Randolph, R (1, 4) OBP: 0.376, SLG: 0.369	0-0 5-3			0-0 E8 SF8 1B		0-3 K	0-0 F9	0-0 FC4-6 1-2f		5 1 1 0 0 1 3
Bobby Murcer, L (1, 8) OBP: 0.344, SLG: 0.392	0-0 1-3			4-0 K S 2-3 BB		0-0 L5		4-0 1B 2B BB	0-0 FC6-4 1B	3 1 1 0 2 0 0
Lou Piniella, R (1, 7) OBP: 0.328, SLG: 0.434	0-0 6-3			0-0 SF8		0-0 BB 1B		0-0 2B E 1B	0-0 FC6-4 1-2f HR	4 2 2 1 0 0 1
Reggie Jackson, L (1, 9) OBP: 0.376, SLG: 0.530		0-0 F7		0-3 K 1-3		4-0 BB		0-0 E 2B	0-0 HR	4 2 2 3 1 1 1
Chris Chambliss, L (1, 3) OBP: 0.322, SLG: 0.435		0-3 K			0-0 F7	0-0 F5		1-0 E FC3-6 HBP	4-0 BB	3 1 0 0 1 1 2
Graig Nettles, L (1, 5) OBP: 0.320, SLG: 0.389		0-3 K			0-0 2B		0-0 F6	0-0 FC3 FC3-6 1-3 2-H 3-H	0-0 F8	5 0 1 0 0 1 2
George Scott, R (1, 10) OBP: 0.314, SLG: 0.390			0-0 G6-4-3 1B		0-0 F7		0-0 1B 2B	0-0 F9	0-3 K	3 1 2 0 0 0 1 2 0 0 0 0 1 3
Oscar Gamble, L (8, PH) OBP: 0.451, SLG: 0.557										
Bucky Dent, R (1, 6) OBP: 0.292, SLG: 0.286		0-0 F3			4-0 IBB		0-0 F9	4-0 FC3-6 IBB		2 0 0 0 1 0 2 0 0 0 0 1 0 0 0 0 0 0 0 0 0
Jim Spencer, L (8, PH) OBP: 0.364, SLG: 0.566										
Fred Stanley, R (8, 6) OBP: 0.256, SLG: 0.299										
Brad Gulden, L (1, 2) OBP: 0.229, SLG: 0.187			0-0 G6-4-3		0-0 F7		0-0 1B	0-0 FC3-6 FC4-6 1-2f 2-3 3-H		2 0 0 0 0 0 3 1 0 1 1 0 0 0 1 0 0 1 0 0 2
Roy White, S (7, PH) OBP: 0.288, SLG: 0.269										
Jerry Narron, L (7, 2) OBP: 0.227, SLG: 0.258										

New York Yankees @ Boston Red Sox
Fenway Park, Boston, MA
 Tue Sep 11 1979, 7:05 PM EDT
 Att. 35,689 - Unknown - 68 F

AB	35
R	8
H	10
RBI	6
BB	6
SO	5
LOB	20



Inning Stats	R: 0	H: 0	E: 0	K: 0	S: 3	R: 0	H: 0	E: 0	K: 2	S: 7	R: 0	H: 1	E: 0	K: 0	S: 3	R: 1	H: 1	E: 1	K: 1	S: 5	R: 0	H: 1	E: 0	K: 0	S: 4	R: 0	H: 1	E: 0	K: 1	S: 6	R: 1	H: 2	E: 0	K: 0	S: 5	R: 4	H: 2	E: 1	K: 1	S: 6	R: 2	H: 2	E: 0	K: 1	S: 7	1B: 6	2B: 3	3B: 0	HR: 1	SF: 1	SAC: 0	DP: 1	HBP: 1	WP: 0	PA: 43
--------------	------	------	------	------	------	------	------	------	------	------	------	------	------	------	------	------	------	------	------	------	------	------	------	------	------	------	------	------	------	------	------	------	------	------	------	------	------	------	------	------	------	------	------	------	------	-------	-------	-------	-------	-------	--------	-------	--------	-------	--------

PITCHER	IP	WLS	BF	H	R	ER	SO	BB	IBB	HBP	BLK	WP	HR	S	P	ERA	WHIP
John Tudor, L (1, 1) ERA: 6.1	7.0		29	6	3	2	4	3	1	0	0	0	0	33	49	2.57	1.286
Tom Burgmeier, L (8, 1) ERA: 2.58	0.0	L	4	2	2	1	0	0	0	1	0	0	0	3	4	∞	∞
Dick Drago, R (8, 1) ERA: 2.84	1.0		4	0	1	0	0	0	1	0	0	0	0	3	7	0.00	0.000
Bill Campbell, R (9, 1) ERA: 4.01	1.0		6	2	2	2	1	1	0	0	0	0	1	7	11	18.00	3.000

PITCHER	IP	WLS	BF	H	R	ER	SO	BB	IBB	HBP	BLK	WP	HR	S	P	ERA	WHIP
---------	----	-----	----	---	---	----	----	----	-----	-----	-----	----	----	---	---	-----	------

Batter	1	2	3	4	5	6	7	8	9	AB	R	H	RBI	BB	SO	LOB
Jerry Remy, L (1, 4) OBP: 0.351, SLG: 0.348 Ted Sizemore, R (7, 4) OBP: 0.317, SLG: 0.321	0-0 1B		0-0 B1-3		0-0 L3		0-0 F7			3	0	1	0	0	0	0
Rick Burleson, R (1, 6) OBP: 0.322, SLG: 0.377	0-0 F9		0-0 1-3			0-0 HR 1B	0-3 K			4	1	1	0	0	1	1
Fred Lynn, L (1, 8) OBP: 0.430, SLG: 0.653	0-0 F7		0-0 2B			0-0 HR 1-H	0-0 6-3			4	1	2	2	0	0	1
Jim Rice, R (1, 7) OBP: 0.380, SLG: 0.601	0-3 K		0-3 K			0-0 F9		0-0 F8		4	0	0	0	0	2	2
Carl Yastrzemski, L (1, 3) OBP: 0.341, SLG: 0.456		4-0 1B BB		0-0 F4		0-0 F9		0-0 F2		3	0	0	0	1	0	0
Carlton Fisk, R (1, 10) OBP: 0.297, SLG: 0.440		0-0 F6		0-3 K		0-0 2B 1B		0-0 F7		4	1	1	0	0	1	1
Butch Hobson, R (1, 5) OBP: 0.296, SLG: 0.498		0-0 P9		0-0 6-3		0-0 2B		0-0 F8		4	0	1	1	0	0	1
Dwight Evans, R (1, 9) OBP: 0.367, SLG: 0.464		0-0 1-3 1B		0-0 P9		4-0 IBB		0-0 6-3		3	0	1	0	1	0	0
Gary Allenson, R (1, 2) OBP: 0.264, SLG: 0.304 Jim Dwyer, L (6, PH) OBP: 0.356, SLG: 0.411 Mike O'Berry, R (7, 2) OBP: 0.280, SLG: 0.318 Tom Poquette, L (9, PH) OBP: 0.317, SLG: 0.352		0-0 F3		0-3 K		0-0 4-3		0-0 6-3		2	0	0	0	0	1	2

Inning Stats	R: 0 E: 0 K: 1 S: 6	H: 1 LOB: 1 BB: 0 P: 6	R: 0 E: 0 K: 0 S: 4	H: 1 LOB: 2 BB: 1 P: 8	R: 0 E: 0 K: 1 S: 6	H: 1 LOB: 1 BB: 0 P: 6	R: 0 E: 0 K: 1 S: 5	H: 0 LOB: 0 BB: 0 P: 5	R: 0 E: 0 K: 1 S: 5	H: 0 LOB: 0 BB: 0 P: 5	R: 3 E: 0 K: 0 S: 7	H: 4 LOB: 2 BB: 1 P: 11	R: 0 E: 0 K: 1 S: 5	H: 0 LOB: 0 BB: 0 P: 5	R: 0 E: 0 K: 0 S: 3	H: 0 LOB: 0 BB: 0 P: 3	R: 0 E: 0 K: 0 S: 3	H: 0 LOB: 0 BB: 0 P: 3	1B: 4 2B: 2 3B: 0 HR: 1	SF: 0 SAC: 0 DP: 0 HBP: 0	WP: 0 PB: 0 SB: 0 CS: 0	PA: 36
--------------	------------------------------	---------------------------------	------------------------------	---------------------------------	------------------------------	---------------------------------	------------------------------	---------------------------------	------------------------------	---------------------------------	------------------------------	----------------------------------	------------------------------	---------------------------------	------------------------------	---------------------------------	------------------------------	---------------------------------	----------------------------------	------------------------------------	----------------------------------	--------

PITCHER	IP	WLS	BF	H	R	ER	SO	BB	IBB	HBP	BLK	WP	HR	S	P	ERA	WHIP
Luis Tiant, R (1, 1) ERA: 3.99	5.1		22	5	2	2	4	1	0	0	0	0	1	29	33	3.38	1.125
Ron Davis, R (6, 1) ERA: 3.17	1.2	W	8	2	1	1	1	0	1	0	0	0	0	9	13	5.40	1.200
Rich Gossage, R (8, 1) ERA: 2.42	2.0	S	6	0	0	0	0	0	0	0	0	0	0	6	6	0.00	0.000


BOTTOM

New York Yankees @ Boston Red Sox

Fenway Park, Boston, MA

Tue Sep 11 1979, 7:05 PM EDT
Att: 35,689 - Unknown - 68 F

AB	34
R	3
H	7
RBI	3
BB	2
SO	5
LOB	10



PITCHER	IP	WLS	BF	H	R	ER	SO	BB	IBB	HBP	BLK	WP	HR	S	P	ERA	WHIP
Luis Tiant, R (1, 1) ERA: 3.99	5.1		22	5	2	2	4	1	0	0	0	0	1	29	33	3.38	1.125
Ron Davis, R (6, 1) ERA: 3.17	1.2	W	8	2	1	1	1	0	1	0	0	0	0	9	13	5.40	1.200
Rich Gossage, R (8, 1) ERA: 2.42	2.0	S	6	0	0	0	0	0	0	0	0	0	0	6	6	0.00	0.000

Batter	1	2	3	4	5	6	7	8	9	AB R H RBI BB SO LOB	TOP	
Bobby Murcer, L (1, 8) OBP: 0.343, SLG: 0.391	0-0 6-3		0-0 G5-4-3 1B			0-0 F7		0-0 F7		4 0 1 0 0 0 1		
Willie Randolph, R (1, 4) OBP: 0.373, SLG: 0.366	0-3 K		0-0 G5-4-3 1-2f			0-0 4-3		0-3 K		4 0 0 0 0 2 2		
Oscar Gamble, L (1, 7) OBP: 0.449, SLG: 0.549	0-0 F7			4-0 G4-6-3 BB			0-0 F7		0-0 F7	3 0 0 0 1 0 0		
Reggie Jackson, L (1, 9) OBP: 0.377, SLG: 0.532		0-0 1B 2B		0-0 G4-6-3 1-2f			0-0 FC4-6 1B		0-0 6-3	4 1 2 0 0 0 1		
Chris Chambliss, L (1, 3) OBP: 0.320, SLG: 0.432		0-0 4-3		0-0 4-3			0-0 FC4-6 1-2f		0-0 4-3	4 0 0 0 0 0 2		
Graig Nettles, L (1, 5) OBP: 0.318, SLG: 0.386		0-0 F7			0-0 L6		0-0 F7			3 0 0 0 0 0 2		
Jim Spencer, L (1, 10) OBP: 0.367, SLG: 0.575		0-0 2-H 1B		0-3 K				0-0 SF8 3B		3 1 2 1 0 1 0	AB 30	
Jerry Narron, L (1, 2) OBP: 0.220, SLG: 0.253		0-0 1-4-3		0-0 6-3				0-0 SF8 3-H		2 0 0 1 0 0 1	R 2	
Bucky Dent, R (1, 6) OBP: 0.292, SLG: 0.287			0-0 5-3		0-0 5-3			0-0 1B		3 0 1 0 0 0 0	H 6	
Inning Stats	R: 0 E: 0 K: 1 S: 5 H: 0 LOB: 0 BB: 0 P: 5	R: 1 E: 0 K: 0 S: 5 H: 2 LOB: 1 BB: 0 P: 5	R: 0 E: 0 K: 0 S: 3 H: 1 LOB: 0 BB: 0 P: 3	R: 0 E: 0 K: 0 S: 2 H: 0 LOB: 0 BB: 1 P: 6	R: 0 E: 0 K: 1 S: 5 H: 0 LOB: 0 BB: 0 P: 5	R: 0 E: 0 K: 0 S: 3 H: 0 LOB: 0 BB: 0 P: 3	R: 0 E: 0 K: 0 S: 4 H: 1 LOB: 1 BB: 0 P: 4	R: 1 E: 0 K: 1 S: 7 H: 2 LOB: 1 BB: 0 P: 7	R: 0 E: 0 K: 0 S: 3 H: 0 LOB: 0 BB: 0 P: 3	1B: 4 2B: 1 3B: 1 HR: 0 SF: 1 SAC: 0 DP: 2 HBP: 0	WP: 0 PB: 0 SB: 0 CS: 0 PA: 32	
PITCHER Chuck Rainey, R (1, 1) ERA: 3.89	IP WLS BF H R ER SO BB IBB HBP BLK WP HR S P ERA WHIP	9.0 W 32 6 2 2 3 1 0 0 0 0 0 0 37 41 2.00 0.778										

New York Yankees @ Boston Red Sox
Fenway Park, Boston, MA
 Wed Sep 12 1979, 7:05 PM EDT
 Att. 34,336 - Unknown - 70 F

livebaseballscorecards.com

AB 30
R 2
H 6
RBI 2
BB 1
SO 3
LOB 9



Batter	1	2	3	4	5	6	7	8	9	AB R H RBI BB SO LOB			
Bobby Murcer, L (1, 8) OBP: 0.345, SLG: 0.395	0-3 K		0-3 K	0-0 3B 2B		0-0 BB 1B		0-0 1B 1B	0-3 K	6 2 3 1 0 3 0			
Willie Randolph, R (1, 4) OBP: 0.377, SLG: 0.374	0-0 1B 2B 1B		0-0 5-3	0-0 1B 3B		0-0 BB 1B		0-0 1B 1B		5 3 4 2 0 0 0			
Oscar Gamble, L (1, 7) OBP: 0.455, SLG: 0.555	0-0 2B G3 1B		0-0 1B	0-0 1B		0-0 F5		0-0 E2 2B 1B		5 2 4 2 0 0 2			
Reggie Jackson, L (1, 9) OBP: 0.381, SLG: 0.538	0-0 G3 1B 2B		0-3 K		0-0 FC6-5 2B	4-0 1B 2B		4-0 2B BB		3 0 2 1 2 1 1			
Chris Chambliss, L (1, 3) OBP: 0.319, SLG: 0.431	0-0 G3			0-0 G3	0-0 FC6-5 2B	0-0 F6		0-0 1B 2B		5 0 1 2 0 0 5			
Graig Nettles, L (1, 5) Fred Stanley, R (8, 5) OBP: 0.317, SLG: 0.387 OBP: 0.256, SLG: 0.299	0-0 F8			0-3 K	0-0 1B 2B		0-0 1-3	0-0 1-3		5 0 1 0 0 1 3 0 0 0 0 0 0 0			
Jim Spencer, L (1, 10) OBP: 0.368, SLG: 0.568		0-0 3-1		4-0 E 1B BB	4-0 G6-4-3 IBB		0-0 1-3	0-0 5-3		3 1 0 0 2 0 2			
Jerry Narron, L (1, 2) OBP: 0.210, SLG: 0.240		0-0 4-3		0-0 E3 1B 2B	0-0 G6-4-3		0-0 4-3		0-3 K	5 1 0 0 0 1 4			
Bucky Dent, R (1, 6) OBP: 0.291, SLG: 0.286		0-0 F4		0-0 2B 3B 1B		0-3 K		0-3 K	0-0 F8	5 1 1 1 0 2 0			
Inning Stats	R: 2 H: 3 E: 1 LOB: 1 K: 1 BB: 0 S: 8 P: 8	R: 0 H: 0 E: 0 LOB: 0 K: 0 BB: 0 S: 3 P: 3	R: 0 H: 1 E: 0 LOB: 1 K: 2 BB: 0 S: 8 P: 8	R: 5 H: 4 E: 1 LOB: 1 K: 1 BB: 1 S: 9 P: 13	R: 0 H: 2 E: 0 LOB: 2 K: 0 BB: 1 S: 4 P: 8	R: 0 H: 2 E: 0 LOB: 3 K: 1 BB: 1 S: 7 P: 11	R: 0 H: 0 E: 0 LOB: 0 K: 0 BB: 0 S: 3 P: 3	R: 3 H: 4 E: 1 LOB: 2 K: 1 BB: 1 S: 9 P: 13	R: 0 H: 0 E: 0 LOB: 0 K: 2 BB: 0 S: 7 P: 7	1B: 10 SF: 0 2B: 5 SAC: 0 3B: 1 DP: 1 HR: 0 HBP: 0	WP: 0 PA: 46 PB: 0 SB: 0 CS: 0		
PITCHER	IP WLS BF H R ER SO BB IBB HBP BLK WP HR S P ERA WHIP											PITCHER	IP WLS BF H R ER SO BB IBB HBP BLK WP HR S P ERA WHIP
Mike Torrez, R (1, 1) ERA: 4.81	3.2 L 20 7 7 2 4 1 0 0 0 0 0 0 27 31 4.91 2.182												
Allen Ripley, R (4, 1) ERA: 4.9	3.2 21 9 3 3 2 2 1 0 0 0 0 0 22 34 7.36 3.000												
Bill Campbell, R (8, 1) ERA: 3.88	1.2 5 0 0 0 2 0 0 0 0 0 0 0 9 9 0.00 0.000												

New York Yankees @ Boston Red Sox
Fenway Park, Boston, MA
 Thu Sep 13 1979, 7:05 PM EDT
 Att. 32,474 - Unknown - 76 F

AB	42
R	10
H	16
RBI	9
BB	4
SO	8
LOB	17




Batter	1	2	3	4	5	6	7	8	9	AB R H RBI BB SO LOB
Rick Burleson, R OBP: 0.318, SLG: 0.373 (1, 6)	0-3 K	0-0 FC4-6			0-0 F4		0-0 L7		0-0 L7	5 0 0 1 0 1 2
Ted Sizemore, R OBP: 0.312, SLG: 0.316 (1, 4)	0-0 F7	0-0 F5			0-0 F7		0-0 F7		0-0 6-3	5 0 0 0 0 0 2
Carlton Fisk, R OBP: 0.301, SLG: 0.447 (1, 10)	0-0 1B		0-3 K		0-3 K		0-0 FC6-5			4 1 2 0 0 2 0
Jim Rice, R OBP: 0.383, SLG: 0.607 (1, 7)	0-0 1B		0-3 K		4-0 1B		0-0 FC6-5			3 1 1 1 1 1 1
Butch Hobson, R OBP: 0.297, SLG: 0.498 (1, 5)	0-3 K		0-3 K		0-0 2B		0-0 F9			4 0 1 0 0 2 1
Dwight Evans, R OBP: 0.371, SLG: 0.465 (1, 9)		4-0 1B		0-3 K	0-0 2B		0-3 K			3 1 1 1 1 2 0
Tom Poquette, L OBP: 0.325, SLG: 0.359 (1, 8)		0-0 FC4-6		0-0 4-3	0-3 K		0-0 1B			4 0 2 0 0 1 2
Jim Dwyer, L OBP: 0.352, SLG: 0.416 (1, 3)		0-0 F5		0-0 1B	0-3 K		0-0 F8			4 0 1 0 0 1 5
Mike O'Berry, R OBP: 0.333, SLG: 0.345 (1, 2)		4-0 FC4-6		0-0 1B	0-3 K		0-0 F8			3 0 1 0 1 1 2

Inning Stats	R: 1	H: 2	R: 1	H: 1	R: 0	H: 0	R: 0	H: 0	R: 1	H: 2	R: 0	H: 1	R: 0	H: 1	R: 0	H: 0	1B: 5	SF: 0	WP: 0	PA: 38
	E: 0	LOB: 1	E: 0	LOB: 2	E: 0	LOB: 0	E: 0	LOB: 0	E: 0	LOB: 2	E: 0	LOB: 1	E: 0	LOB: 1	E: 0	LOB: 0	2B: 4	SAC: 0	PB: 0	
	K: 2	BB: 0	K: 0	BB: 2	K: 3	BB: 0	K: 1	BB: 0	K: 3	BB: 1	K: 0	BB: 0	K: 1	BB: 0	K: 0	BB: 0	3B: 0	DP: 0	SB: 0	
	S: 9	P: 9	S: 4	P: 12	S: 9	P: 9	S: 6	P: 6	S: 5	P: 5	S: 11	P: 15	S: 4	P: 4	S: 6	P: 6	HR: 0	HBP: 0	CS: 0	

PITCHER	IP	WLS	BF	H	R	ER	SO	BB	IBB	HBP	BLK	WP	HR	S	P	ERA	WHIP										
Ron Guidry, L ERA: 2.87 (1, 1)	9.0	W	38	9	3	3	11	3	0	0	0	0	0	57	69	3.00	1.333										

NEW YORK YANKEES @ BOSTON RED SOX
 Fenway Park, Boston, MA
 Thu Sep 13 1979, 7:05 PM EDT
 Att: 32,474 - Unknown - 76 F

AB	35
R	3
H	9
RBI	3
BB	3
SO	11
LOB	15



Batter	1	2	3	4	5	6	7	8	9	AB R H RBI BB SO LOB	TOP
Rick Burleson, R (1, 6) OBP: 0.319, SLG: 0.372	0-0 2B 4-3 1B	4-0 1B BB		0-0 B2-3			0-0 5-3		0-0 6-3	4 1 1 0 1 0 1	
Ted Sizemore, R (1, 4) OBP: 0.313, SLG: 0.320 Tom Poquette, L (9, PH) OBP: 0.329, SLG: 0.364	0-0 4-3 1-3 SF8 2B	0-0 1-2 2-3 1B			0-0 5-3		0-0 F3		0-0 1B	4 1 2 0 0 0 0 1 0 1 0 0 0 0	
Fred Lynn, L (1, 8) OBP: 0.426, SLG: 0.646	0-0 4-3 2-3 3-H	0-3 K			0-3 K			0-0 F4	0-3 K	5 0 0 1 0 3 5	
Jim Rice, R (1, 7) OBP: 0.387, SLG: 0.610	4-0 BB		0-0 CS 1B		4-0 BB			0-0 1B 2B		2 1 2 0 2 0 0	
Carl Yastrzemski, L (1, 10) OBP: 0.341, SLG: 0.452	0-0 SF8		0-0 F8		0-0 G3			4-0 1B BB		2 0 0 1 1 0 2	
Bob Watson, R (1, 3) OBP: 0.371, SLG: 0.463	0-0 F8		0-3 K			0-0 5-3		0-0 1-3 2-H 1B		4 0 1 1 0 1 1	
Butch Hobson, R (1, 5) OBP: 0.296, SLG: 0.496		0-0 1B S 1B		0-0 L8		0-0 F7		0-3 K		4 0 1 0 0 1 2	
Dwight Evans, R (1, 9) OBP: 0.371, SLG: 0.463		0-0 F4		0-0 CS 1B		0-0 F4		0-0 1-3		4 0 1 0 0 0 3	
Mike O'Berry, R (1, 2) OBP: 0.343, SLG: 0.355 Jerry Remy, L (7, PH) OBP: 0.350, SLG: 0.346 Gary Allenson, R (7, 2) OBP: 0.264, SLG: 0.304 Carlton Fisk, R (9, PH) OBP: 0.300, SLG: 0.446		0-3 K		0-0 1B			0-0 F8		0-0 5-3	2 0 1 0 0 1 1 1 0 0 0 0 0 0 0 0 0 0 0 0 0 1 0 0 0 0 0 0	
Inning Stats	R: 2 E: 0 K: 0 S: 5 H: 2 LOB: 1 BB: 1 P: 9	R: 0 E: 0 K: 2 S: 9 H: 2 LOB: 3 BB: 1 P: 13	R: 0 E: 0 K: 1 S: 5 H: 1 LOB: 0 BB: 0 P: 5	R: 0 E: 0 K: 0 S: 4 H: 2 LOB: 1 BB: 0 P: 4	R: 0 E: 0 K: 1 S: 5 H: 0 LOB: 1 BB: 1 P: 9	R: 0 E: 0 K: 0 S: 3 H: 0 LOB: 0 BB: 0 P: 3	R: 0 E: 0 K: 0 S: 3 H: 0 LOB: 0 BB: 0 P: 3	R: 1 E: 0 K: 1 S: 7 H: 2 LOB: 2 BB: 1 P: 11	R: 0 E: 0 K: 1 S: 6 H: 1 LOB: 1 BB: 0 P: 6	1B: 8 2B: 2 3B: 0 HR: 0 SF: 1 SAC: 0 DP: 0 HBP: 0	WP: 0 PB: 0 SB: 1 CS: 2 PA: 39
PITCHER	IP WLS BF H R ER SO BB IBB HBP BLK WP HR S P ERA WHIP	IP WLS BF H R ER SO BB IBB HBP BLK WP HR S P ERA WHIP									
Steve Stone, R (1, 1) ERA: 3.69 Don Stanhouse, R (8, 1) ERA: 2.88	7.1 W 32 8 3 3 4 4 0 0 0 0 0 0 36 52 3.68 1.636	1.2 S 7 2 0 0 2 0 0 0 0 0 0 0 11 11 0.00 1.200									

Boston Red Sox @ Baltimore Orioles
Memorial Stadium, Baltimore, MD

livebaseballscorecards.com

AB	34
R	3
H	10
RBI	3
BB	4
SO	6
LOB	15



Fri Sep 14 1979, 7:05 PM EDT
 Att. 43,025 - Unknown

Batter	1	2	3	4	5	6	7	8	9
Al Bumbry, L (1, 8) OBP: 0.336, SLG: 0.366	0-0 BB HBP SF7 1B		0-0 F7		0-0 1B 1B		0-0 1-3		
Kiko Garcia, R (1, 6) OBP: 0.304, SLG: 0.366	1-0 1B BB HBP		0-0 5-3		0-0 1B 1B		0-3 K		
Mark Belanger, R (8, 6) OBP: 0.277, SLG: 0.230	1-2 HBP				1-2 2B 1B		0-3 K		
Ken Singleton, S (1, 9) OBP: 0.411, SLG: 0.550	4-0 1B 1-2 2-3 BB		0-0 HR		0-0 2B 1B		0-3 K		
Eddie Murray, S (1, 3) OBP: 0.383, SLG: 0.475	0-0 F5		0-0 F8		0-0 1-3 2-H 3-H 2B		0-0 4-3		
Pat Kelly, L (1, 7) OBP: 0.383, SLG: 0.538	0-0 SF7			0-0 4-3	0-0 F8		0-0 2B		
Gary Roenicke, R (5, PH) OBP: 0.383, SLG: 0.533	3-H								
Terry Crowley, L (1, 10) OBP: 0.444, SLG: 0.483	0-0 1-2 2-3 1B			0-0 6-3	0-0 5-3		0-0 L7		
Lee May, R (5, PH) OBP: 0.296, SLG: 0.414									
Doug DeCinces, R (1, 5) OBP: 0.316, SLG: 0.406		0-3 K		0-0 F6		0-0 L8		0-3 K	
Billy Smith, S (1, 4) OBP: 0.302, SLG: 0.378		0-0 F8			0-0 FC5-4 1B		0-3 K		
Rich Dauer, R (7, 4) OBP: 0.302, SLG: 0.353									
Rick Dempsey, R (1, 2) OBP: 0.307, SLG: 0.353		0-0 5-3			0-0 FC5-4 1B 1B 1B		0-0 F8		

AB	R	H	RBI	BB	SO	LOB
4	2	2	0	0	0	0
3	1	1	0	0	1	0
0	0	0	0	0	0	0
3	1	2	3	1	1	0
4	0	1	1	0	0	3
1	0	0	1	0	0	0
2	0	1	0	0	0	2
2	0	1	0	0	0	0
2	0	0	0	0	0	3
4	0	0	0	0	2	1
3	0	1	0	0	1	0
0	0	0	0	0	0	0
3	1	0	0	0	0	1
1B: 6	SF: 1	WP: 0	PA: 34			
2B: 2	SAC: 0	PB: 0				
3B: 0	DP: 0	SB: 0				
HR: 1	HBP: 1	CS: 0				

BOTTOM

Boston Red Sox @ Baltimore Orioles
Memorial Stadium, Baltimore, MD
 Fri Sep 14 1979, 7:05 PM EDT
 Att. 43,025 - Unknown

AB	31
R	5
H	9
RBI	5
BB	1
SO	5
LOB	10



Inning Stats	R	H	E	K	S	R	H	E	K	S	R	H	E	K	S	R	H	E	K	S	R	H	E	K	S	R	H	E	K	S
Bob Stanley, R (1, 1) ERA: 4.1	4	1	0	0	0	4	1	0	0	0	4	1	0	0	0	4	1	0	0	0	4	1	0	0	0	4	1	0	0	0
Tom Burgmeier, L (5, 1) ERA: 2.46	3	2	0	0	0	2	2	0	0	0	2	2	0	0	0	2	2	0	0	0	2	2	0	0	0	2	2	0	0	0

WP	HR	S	P	ERA	WHIP
0	1	6	27	10.38	2.077
0	0	4	20	0.00	0.273

Batter	1	2	3	4	5	6	7	8	9	AB R H RBI BB SO LOB	TOP
Rick Burleson, R OBP: 0.321, SLG: 0.374 (1, 6) X	0-0 1B	0-0 FC6-4 1-2f			0-0 FC6-4 1B 1-2f		0-0 1B 1B		0-0 L5	5 1 3 0 0 0 1	
Ted Sizemore, R OBP: 0.314, SLG: 0.321 (1, 4) X	0-0 F9		0-0 F7		0-0 FC6-4 1B 1-2f		0-0 WP 1B 1B 1-2		0-0 E 2B 1B	5 2 2 0 0 0 2	
Fred Lynn, L OBP: 0.426, SLG: 0.643 (1, 8) X	0-0 F8		0-0 F4		0-0 FC5-4 1B 1-3		0-0 WP 1B 1B 1-2 2-H		0-0 E6 2B 1-2	5 2 2 1 0 0 2	
Jim Rice, R OBP: 0.387, SLG: 0.610 (1, 7) X	0-0 F9		0-0 F9		0-0 FC5-4 1-2f		0-0 4-3 1B 1-H 2-H		0-0 1B 2B 1-H 2-H	5 1 2 4 0 0 3	
Carl Yastrzemski, L OBP: 0.343, SLG: 0.455 Jim Dwyer, L OBP: 0.352, SLG: 0.416 (1, 10) (9, PR) X		0-0 E 2B		0-0 6-3		4-0 FC6-4 BB	0-0 4-3 1-2		0-0 HR 1B 2-H	4 1 2 1 1 0 1 0 1 0 0 0 0 0	
Bob Watson, R OBP: 0.375, SLG: 0.479 (1, 3) X		0-0 E9 WP SF9 1B 2-H		0-0 2B		0-0 FC6-4 1-2f		0-0 3B	0-0 HR 1-H	5 2 4 2 0 0 1	
Butch Hobson, R OBP: 0.294, SLG: 0.491 (1, 5) X		0-3 K 2-3		0-3 K		0-0 F8		0-0 5-3	0-3 K	5 0 0 0 0 3 5	
Dwight Evans, R OBP: 0.369, SLG: 0.459 (1, 9) X		4-0 FC6-4 BB		0-0 1-3		0-3 K		0-0 6-3	0-0 6-3	4 0 0 0 1 1 4	
Mike O'Berry, R OBP: 0.308, SLG: 0.324 (1, 2) X		0-0 SF9 3-H			0-0 5-3		0-0 F8	0-0 6-3		3 0 0 1 0 0 1	
Inning Stats	R: 0 E: 0 K: 0 S: 4 H: 1 LOB: 1 BB: 0 P: 4	R: 2 E: 1 K: 1 S: 7 H: 2 LOB: 1 BB: 1 P: 11	R: 0 E: 0 K: 0 S: 3 H: 0 LOB: 0 BB: 0 P: 3	R: 0 E: 0 K: 1 S: 6 H: 1 LOB: 1 BB: 0 P: 6	R: 0 E: 0 K: 0 S: 5 H: 2 LOB: 2 BB: 0 P: 5	R: 0 E: 0 K: 1 S: 5 H: 0 LOB: 1 BB: 1 P: 9	R: 3 E: 0 K: 0 S: 6 H: 4 LOB: 1 BB: 0 P: 6	R: 0 E: 0 K: 0 S: 4 H: 1 LOB: 1 BB: 0 P: 4	R: 5 E: 1 K: 1 S: 10 H: 4 LOB: 1 BB: 0 P: 10	1B: 10 2B: 3 3B: 1 HR: 1 SF: 1 SAC: 0 DP: 0 HBP: 0	WP: 2 PB: 0 SB: 0 CS: 0 PA: 44
PITCHER Dennis Martinez, R ERA: 3.54 Tippy Martinez, L ERA: 3.1 Don Stanhouse, R ERA: 2.98	IP WLS BF H R ER SO BB IBB HBP BLK WP HR S P ERA WHIP	IP WLS BF H R ER SO BB IBB HBP BLK WP HR S P ERA WHIP	IP WLS BF H R ER SO BB IBB HBP BLK WP HR S P ERA WHIP	IP WLS BF H R ER SO BB IBB HBP BLK WP HR S P ERA WHIP	IP WLS BF H R ER SO BB IBB HBP BLK WP HR S P ERA WHIP	IP WLS BF H R ER SO BB IBB HBP BLK WP HR S P ERA WHIP	IP WLS BF H R ER SO BB IBB HBP BLK WP HR S P ERA WHIP	IP WLS BF H R ER SO BB IBB HBP BLK WP HR S P ERA WHIP	IP WLS BF H R ER SO BB IBB HBP BLK WP HR S P ERA WHIP	IP WLS BF H R ER SO BB IBB HBP BLK WP HR S P ERA WHIP	IP WLS BF H R ER SO BB IBB HBP BLK WP HR S P ERA WHIP

Boston Red Sox @ Baltimore Orioles
Memorial Stadium, Baltimore, MD
 Sat Sep 15 1979, 7:05 PM EDT
 Att: 49,525 - Unknown

AB	41
R	10
H	15
RBI	9
BB	2
SO	4
LOB	20



Batter	1	2	3	4	5	6	7	8	9	AB	R	H	RBI	BB	SO	LOB
Mark Belanger, R OBP: 0.280, SLG: 0.234 (1, 6)		0-0 SF9		0-0 2B 1-2 3-H		0-0 6-3				3	0	2	3	0	0	0
Benny Ayala, R OBP: 0.291, SLG: 0.506 Al Bumbry, L OBP: 0.338, SLG: 0.370 (1, 7) (1, PH) (2, 8)		0-0 F7		0-0 2B		0-3 K				1	1	1	0	0	0	0
Ken Singleton, S OBP: 0.412, SLG: 0.551 Mark Corey, R (7, PR) (8, 9)			0-0 G5-4-3 1B	0-0 L6			0-0 2B			5	1	3	1	0	0	4
Eddie Murray, S OBP: 0.384, SLG: 0.473 Tom Chism, L (1, 3) (8, 3)			0-0 F8		0-0 BB 1B		0-0 L3			5	1	2	0	0	0	3
Gary Roenicke, R OBP: 0.384, SLG: 0.530 (1, 8) (2, 7)			0-0 G5-4-3 1-2f		4-0 BB BB BB BB 1-2 BB		0-0 6-3			4	1	1	2	1	1	4
Lee May, R OBP: 0.299, SLG: 0.415 (1, 10)	0-0 2B 1-2 3-H BB 1B	0-0 2B 1B		0-3 K	0-3 K		0-3 K			5	2	2	1	0	3	3
Doug DeCinces, R OBP: 0.316, SLG: 0.408 (1, 5)	0-0 BB HBP 1-3 2-H 2B	0-0 1B H SF9 2B		4-0 F8 BB 1B BB	0-3 K			0-0 F6		4	3	2	2	1	1	2
Rich Dauer, R OBP: 0.302, SLG: 0.349 (1, 4)	4-0 HBP FC6-4 IBB	0-0 L7		4-0 1B 1-2 2B BB	0-3 K			0-0 F8		3	2	0	0	2	1	3
Rick Dempsey, R OBP: 0.309, SLG: 0.352 (1, 2)	4-0 FC6-4 HBP 1-2 2-3 3-H 2B BB	0-0 1B		0-0 F8 2-3		0-0 5-3		0-0 F4		4	1	1	1	1	0	2

Inning Stats	R: 9	H: 7	E: 1	LOB: 2	K: 1	S: 13	R: 2	H: 3	E: 0	LOB: 1	K: 0	S: 6	R: 0	H: 1	E: 0	LOB: 0	K: 0	S: 3	R: 2	H: 2	E: 0	LOB: 2	K: 1	S: 7	R: 0	H: 1	E: 0	LOB: 2	K: 3	S: 10	R: 0	H: 0	E: 0	LOB: 0	K: 1	S: 5	R: 0	H: 1	E: 0	LOB: 1	K: 1	S: 6	R: 0	H: 0	E: 0	LOB: 0	K: 0	S: 3
--------------	------	------	------	--------	------	-------	------	------	------	--------	------	------	------	------	------	--------	------	------	------	------	------	--------	------	------	------	------	------	--------	------	-------	------	------	------	--------	------	------	------	------	------	--------	------	------	------	------	------	--------	------	------

PITCHER	IP	WLS	BF	H	R	ER	SO	BB	IBB	HBP	BLK	WP	HR	S	P	ERA	WHIP
John Tudor, L ERA: 8.57 (1, 1)	0.1	L	7	6	6	6	0	0	0	0	0	0	0	7	7	162.00	18.000
Allen Ripley, R ERA: 5.15 (1, 1)	0.1		4	0	1	1	0	1	1	1	0	0	0	1	10	27.00	3.000
Win Remmerswaal, R ERA: 10.05 (1, 1)	3.0		18	7	6	5	2	2	0	0	0	0	0	20	28	15.00	3.000
Joel Finch, R ERA: 5.44 (4, 1)	4.1		16	2	0	0	5	1	0	0	0	0	0	25	29	0.00	0.692


BOTTOM

Boston Red Sox @ Baltimore Orioles
Memorial Stadium, Baltimore, MD
 Sun Sep 16 1979, 3:33 AM EDT
 Att. 42,869 - Unknown

AB	38
R	13
H	15
RBI	12
BB	5
SO	7
LOB	24

livebaseballscorecards.com

1B: 10	SF: 1	WP: 0	PA: 45
2B: 5	SAC: 0	PB: 0	
3B: 0	DP: 1	SB: 0	
HR: 0	HBP: 1	CS: 0	

Batter	1	2	3	4	5	6	7	8	9	AB R H RBI BB SO LOB	TOP															
Rick Burleson, R (1, 6) OBP: 0.318, SLG: 0.370	0-0 F7	0-3 K			0-0 5-3		0-0 E4 WP 1B		0-0 4-3	5 0 0 0 0 1 1	<p>Boston Red Sox @ Toronto Blue Jays Exhibition Stadium, Toronto, ON Mon Sep 17 1979, 7:05 PM EDT Unknown - 75 F</p> <p>livebaseballscorecards.com</p> <table border="1"> <tr><td>AB</td><td>35</td></tr> <tr><td>R</td><td>4</td></tr> <tr><td>H</td><td>8</td></tr> <tr><td>RBI</td><td>4</td></tr> <tr><td>BB</td><td>5</td></tr> <tr><td>SO</td><td>3</td></tr> <tr><td>LOB</td><td>18</td></tr> </table> 	AB	35	R	4	H	8	RBI	4	BB	5	SO	3	LOB	18	
AB	35																									
R	4																									
H	8																									
RBI	4																									
BB	5																									
SO	3																									
LOB	18																									
Jack Brohamer, L (1, 4) OBP: 0.321, SLG: 0.337	0-0 4-3 WP 1B		0-0 4-3		0-0 G3		0-0 L6 WP 1B		0-0 4-3	5 1 2 0 0 0 0																
Fred Lynn, L (1, 8) OBP: 0.425, SLG: 0.637	0-0 4-3		0-0 4-3		4-0 FC6-4 BB		0-0 L6		0-0 FC6-4 1B	4 0 1 0 1 0 3																
Jim Rice, R (1, 7) OBP: 0.384, SLG: 0.603	0-0 1B		0-0 4-3		0-0 FC6-4		0-0 5-3		0-0 FC6-4	5 0 1 1 0 0 3																
Carl Yastrzemski, L (1, 10) OBP: 0.346, SLG: 0.455	0-0 FC5-4 1B			0-0 HR 1B		0-0 F8		4-0 L9 E 1B BB		3 2 2 0 1 0 0																
Bob Watson, R (1, 3) OBP: 0.372, SLG: 0.474	0-0 FC5-4		0-3 K		0-0 6-3		0-0 E4 1B		0-0 E4 1B	4 0 0 0 0 1 4																
Butch Hobson, R (1, 5) OBP: 0.295, SLG: 0.495		0-0 6-3		0-0 1-H HR		4-0 BB BB		0-0 L9		3 1 1 2 1 0 2																
Dwight Evans, R (1, 9) OBP: 0.373, SLG: 0.461		4-0 S BB		0-0 F9		4-0 BB BB		0-0 G6-3 1B		2 0 1 1 2 0 0																
Mike O'Berry, R (1, 2) OBP: 0.255, SLG: 0.262		0-0 F9		0-0 F9		0-3 K		0-0 G6-3		4 0 0 0 0 1 5																
Inning Stats	R: 1 E: 0 K: 0 S: 6 H: 3 LOB: 2 BB: 0 P: 6	R: 0 E: 0 K: 1 S: 5 H: 0 LOB: 1 BB: 1 P: 9	R: 0 E: 0 K: 0 S: 3 H: 0 LOB: 0 BB: 0 P: 3	R: 2 E: 0 K: 1 S: 7 H: 2 LOB: 0 BB: 0 P: 7	R: 0 E: 0 K: 0 S: 3 H: 0 LOB: 1 BB: 1 P: 7	R: 0 E: 0 K: 1 S: 5 H: 0 LOB: 2 BB: 2 P: 13	R: 0 E: 1 K: 0 S: 4 H: 1 LOB: 1 BB: 0 P: 4	R: 1 E: 0 K: 0 S: 4 H: 1 LOB: 1 BB: 1 P: 8	R: 0 E: 0 K: 0 S: 4 H: 1 LOB: 1 BB: 0 P: 4	1B: 7 2B: 1 3B: 0 HR: 1 SF: 0 SAC: 0 DP: 2 HBP: 0	WP: 2 PB: 0 SB: 1 CS: 0 PA: 40															
PITCHER	IP WLS BF H R ER SO BB IBB HBP BLK WP HR S P ERA WHIP											PITCHER	IP WLS BF H R ER SO BB IBB HBP BLK WP HR S P ERA WHIP													
Butch Edge, R (1, 1) ERA: 4.4	7.1	35	7	4	3	3	5	0	0	0	2	1	36	56	3.68	1.636										
Jesse Jefferson, R (8, 1) ERA: 5.86	1.2	5	1	0	0	0	0	0	0	0	0	0	5	5	0.00	0.600										

Batter	1	2	3	4	5	6	7	8	9	AB R H RBI BB SO LOB	TOP											
Stan Papi, R (1, 6) OBP: 0.226, SLG: 0.291	0-0 SH1-3 HR 2B		0-0 SH1-3 1-2	0-0 F5			0-0 F7			3 1 1 0 0 0 1												
Jack Brohamer, L (1, 4) OBP: 0.322, SLG: 0.333	0-0 SH1-3 2-3		4-0 HR BB		0-0 F8		0-0 G3			2 1 0 0 1 0 0												
Fred Lynn, L (1, 10) OBP: 0.423, SLG: 0.640	0-0 HR		0-0 L9		0-0 F6			0-3 K		4 1 1 2 0 1 2												
Jim Rice, R (1, 7) OBP: 0.385, SLG: 0.608	0-0 G6-4-3 1B		0-0 HR		0-0 F4			0-0 6-3		4 1 2 3 0 0 0												
Bob Watson, R (1, 3) OBP: 0.371, SLG: 0.473 Jim Dwyer, L (3, PH) OBP: 0.361, SLG: 0.415	0-0 G6-4-3 1-2f		0-0 1B		4-0 FC5-6 BB			0-0 F8		1 0 0 0 0 0 1 2 0 1 0 1 0 0												
Tom Poquette, L (1, 8) OBP: 0.328, SLG: 0.360		0-0 F9	0-0 G3		0-0 FC5-6 FC5-4 1-2f			0-0 E6 1-3		4 0 0 0 0 0 2												
Butch Hobson, R (1, 5) OBP: 0.294, SLG: 0.493		0-0 F9		0-0 SH5-3 1B		0-3 K		0-0 1-3 1-2		4 0 1 0 0 1 2												
Dwight Evans, R (1, 9) OBP: 0.371, SLG: 0.458		0-0 F7		0-0 SH5-3 1-2		0-0 FC5-4 1-2f		0-0 F7		3 0 0 0 0 0 2												
Gary Allenson, R (1, 2) OBP: 0.267, SLG: 0.304 Mike O'Berry, R (3, PR) OBP: 0.240, SLG: 0.244			1-0 SH1-3 HR HBP		0-3 K		0-3 K	0-3 K		0 0 0 0 0 0 0 3 1 0 0 0 3 2												
Inning Stats	R: 2 E: 0 K: 0 S: 5	H: 3 LOB: 0 BB: 0 P: 5	R: 0 E: 0 K: 0 S: 3	H: 0 LOB: 0 BB: 0 P: 3	R: 3 E: 0 K: 0 S: 5	H: 2 LOB: 1 BB: 1 P: 10	R: 0 E: 0 K: 1 S: 6	H: 1 LOB: 1 BB: 0 P: 6	R: 0 E: 0 K: 1 S: 3	H: 0 LOB: 0 BB: 0 P: 3	R: 0 E: 0 K: 1 S: 5	H: 0 LOB: 1 BB: 1 P: 9	R: 0 E: 0 K: 1 S: 5	H: 0 LOB: 0 BB: 0 P: 5	R: 0 E: 0 K: 1 S: 5	H: 0 LOB: 0 BB: 0 P: 5	R: 0 E: 1 K: 1 S: 6	H: 0 LOB: 1 BB: 0 P: 6	1B: 3 2B: 1 3B: 0 HR: 2	SF: 0 SAC: 3 DP: 1 HBP: 1	WP: 0 PB: 0 SB: 0 CS: 0	PA: 36
PITCHER	IP WLS BF H R ER SO BB IBB HBP BLK WP HR S P ERA WHIP																					
Dave Freisleben, R (1, 1) ERA: 5.1	2.2 L 14 5 5 5 0 1 0 1 0 0 2 12 17 16.88 2.250																					
Steve Grilli, R (3, 1) ERA:	2.1 8 1 0 0 1 0 0 0 0 0 0 10 10 0.00 0.429																					
Jerry Garvin, L (6, 1) ERA: 3.29	3.0 10 0 0 0 3 1 0 0 0 0 0 15 19 0.00 0.333																					
Tom Buskey, R (9, 1) ERA: 3.21	1.0 4 0 0 0 1 0 0 0 0 0 0 6 6 0.00 0.000																					

Boston Red Sox @ Toronto Blue Jays
Exhibition Stadium, Toronto, ON
Mon Sep 17 1979, 7:05 PM EDT
Att. 15,644 - Unknown

livebaseballscorecards.com

AB 30
R 5
H 6
RBI 5
BB 2
SO 5
LOB 12



BOTTOM

Boston Red Sox @ Toronto Blue Jays
Exhibition Stadium, Toronto, ON
Mon Sep 17 1979, 7:05 PM EDT
Att. 15,644 - Unknown

livebaseballscorecards.com

AB 34
R 3
H 8
RBI 2
BB 1
SO 1
LOB 15



WP: 0 PA: 38
PB: 0
SB: 0
CS: 0

AB R H RBI BB SO LOB

4 1 1 0 0 0 1
4 1 1 0 0 1 3
1 0 0 0 0 0 1

4 0 1 0 0 0 1

3 0 0 1 0 0 1

4 0 0 0 0 0 3

4 0 1 0 0 0 0

4 1 2 0 0 0 1

3 0 2 0 1 0 1

2 0 0 1 0 0 2
1 0 0 0 0 0 1
0 0 0 0 0 0 0

1B: 6 SF: 1
2B: 2 SAC: 1
3B: 0 DP: 1
HR: 0 HBP: 1

Batter	1	2	3	4	5	6	7	8	9
Alfredo Griffin, S (1, 6) OBP: 0.328, SLG: 0.346	0-0 1-3 5-3 E 1B	1-0 HBP			0-0 F7		0-0 B3-1		0-0 F4
Joe Cannon, L (1, 9) OBP: 0.221, SLG: 0.259 Rico Carty, R (9, PH) OBP: 0.323, SLG: 0.386	0-0 5-3 1-2	0-3 K			0-0 2B SF7 1B		0-0 4-3		0-0 6-3
Al Woods, L (1, 7) OBP: 0.338, SLG: 0.384	0-0 1-3 2-3		0-0 E5 G1-6-3		0-0 SF7 1-3 2B		0-0 F8		
Tony Solaita, L (1, 10) OBP: 0.400, SLG: 0.397	0-0 E3 3-H		0-0 F6		0-0 SF7		0-0 3-1		
John Mayberry, L (1, 3) OBP: 0.375, SLG: 0.470	0-0 F2		0-0 G1-6-3 1-2f		0-0 3-1		0-0 L6		
Rick Bosetti, R (1, 8) OBP: 0.293, SLG: 0.372		0-0 F9		0-0 L4		0-0 5-3	0-0 1B		
Dave McKay, S (1, 4) OBP: 0.250, SLG: 0.256		0-0 1B SH3 1B		0-0 4-3 1B		0-0 6-3	0-0 4-3		
Tim Johnson, L (1, 5) OBP: 0.262, SLG: 0.237		0-0 SH3 1B 1-3		0-0 4-3 1-2		0-0 2B	4-0 FC6-4 BB		
Bob Davis, R (1, 2) OBP: 0.188, SLG: 0.180 Otto Velez, R (9, PH) OBP: 0.397, SLG: 0.548 Pedro Hernandez, R (9, PR)		0-0 SH3 1-2 3-H		0-0 F9		0-0 5-3		0-0 FC6-4 1-2f	

Inning Stats	R: 1	H: 1	E: 1	K: 0	S: 5	H: 1	LOB: 1	BB: 0	P: 5	R: 1	H: 2	E: 0	K: 1	S: 7	R: 0	H: 0	E: 1	K: 0	S: 3	R: 0	H: 1	E: 0	K: 0	S: 4	R: 1	H: 2	E: 0	K: 0	S: 5	R: 0	H: 1	E: 0	K: 0	S: 4	R: 0	H: 0	E: 0	K: 0	S: 3	R: 0	H: 1	E: 0	K: 0	S: 4	R: 0	H: 1	E: 0	K: 0	S: 3	R: 0	H: 0	E: 0	K: 0	S: 4	R: 0	H: 0	E: 0	K: 0	S: 3	R: 0	H: 0	E: 0	K: 0	S: 3	R: 0	H: 0	E: 0	K: 0	S: 3
--------------	------	------	------	------	------	------	--------	-------	------	------	------	------	------	------	------	------	------	------	------	------	------	------	------	------	------	------	------	------	------	------	------	------	------	------	------	------	------	------	------	------	------	------	------	------	------	------	------	------	------	------	------	------	------	------	------	------	------	------	------	------	------	------	------	------	------	------	------	------	------

PITCHER	IP	WLS	BF	H	R	ER	SO	BB	IBB	HBP	BLK	WP	HR	S	P	ERA	WHIP
Chuck Rainey, R (1, 1) ERA: 3.74	8.1	W	36	8	3	2	1	1	0	1	0	0	0	36	41	2.16	1.080
Bill Campbell, R (9, 1) ERA: 3.83	0.2	S	2	0	0	0	0	0	0	0	0	0	0	2	2	0.00	0.000

Batter	1	2	3	4	5	6	7	8	9	AB R H RBI BB SO LOB	TOP											
Rick Burleson, R (1, 6) OBP: 0.317, SLG: 0.371	0-0 1-3		0-0 F4	0-0 5-3		0-0 F4		0-0 2B		5 0 1 0 0 0 1												
Jack Brohamer, L (1, 4) OBP: 0.319, SLG: 0.330	0-0 F9		0-0 F4		0-0 F9		0-0 1B 2B 1B	0-0 F2		5 1 1 0 0 0 1												
Fred Lynn, L (1, 8) OBP: 0.425, SLG: 0.643	4-0 FC5-4 BB		0-0 4-3		0-0 1B 3B		0-0 1-2 2B 1B	0-0 F8		4 2 2 0 1 0 1												
Jim Rice, R (1, 7) OBP: 0.385, SLG: 0.608	0-0 FC5-4 1-2f			0-0 4-3 WP E 1B	0-0 5-3		0-0 PB 1-H 2-H 2B 2B	0-3 K		5 2 2 2 0 1 2												
Carl Yastrzemski, L (1, 10) OBP: 0.349, SLG: 0.458 Tom Poquette, L (7, PR) OBP: 0.326, SLG: 0.358		4-0 BB BB BB		0-0 4-3 1-3	0-0		0-0 G4-6-3 2-H 2B	0-0 P7		3 0 2 2 1 0 1 1 0 0 0 0 0 0												
Butch Hobson, R (1, 5) OBP: 0.293, SLG: 0.489		0-0 E6 1-2 FC6-4		0-0 FC6 1B HR	0-0 F9		4-0 G4-6-3 BB	0-0 5-3		4 1 0 0 1 0 2												
Jim Dwyer, L (1, 3) OBP: 0.356, SLG: 0.407		0-0 F8		0-0 HR 1B		0-3 K	0-0 G4-6-3 1-2f 2-3			4 1 1 0 0 1 4												
Dwight Evans, R (1, 9) OBP: 0.370, SLG: 0.463		0-0 F8		0-0 HR		0-0 5-3	0-3 K			4 1 1 3 0 1 4												
Mike O'Berry, R (1, 2) OBP: 0.222, SLG: 0.224		0-0 FC6-4 1-2f		0-0 F8		0-0 E5		0-0 5-3		4 0 0 0 0 0 2												
Inning Stats	R: 0 E: 0 K: 0 S: 3	H: 0 LOB: 1 BB: 1 P: 7	R: 0 E: 1 K: 0 S: 4	H: 0 LOB: 2 BB: 1 P: 8	R: 0 E: 0 K: 0 S: 3	H: 0 LOB: 0 BB: 0 P: 3	R: 4 E: 1 K: 0 S: 7	H: 3 LOB: 0 BB: 0 P: 7	R: 1 E: 0 K: 0 S: 5	H: 2 LOB: 1 BB: 0 P: 5	R: 0 E: 1 K: 1 S: 6	H: 0 LOB: 1 BB: 0 P: 6	R: 3 E: 0 K: 1 S: 8	H: 4 LOB: 2 BB: 1 P: 12	R: 0 E: 0 K: 0 S: 4	H: 1 LOB: 1 BB: 0 P: 4	R: 0 E: 0 K: 1 S: 5	H: 0 LOB: 0 BB: 0 P: 5	1B: 5 2B: 3 3B: 1 HR: 1	SF: 0 SAC: 0 DP: 1 HBP: 0	WP: 1 PB: 1 SB: 0 CS: 0	PA: 42
PITCHER	IP WLS BF H R ER SO BB IBB HBP BLK WP HR S P ERA WHIP																					
Phil Huffman, R (1, 1) ERA: 5.58	6.0 L 30 7 7 6 1 2 0 0 0 0 1 1 30 38 9.00 1.500																					
Steve Luebber, R (7, 1) ERA:	0.0 3 2 1 1 0 1 0 0 0 0 0 0 2 6 ∞ ∞																					
Jesse Jefferson, R (7, 1) ERA: 5.7	3.0 9 1 0 0 2 0 0 0 0 0 0 0 13 13 0.00 0.333																					

Boston Red Sox @ Toronto Blue Jays
Exhibition Stadium, Toronto, ON
Tue Sep 18 1979, 7:05 PM EDT
Att. 13,208 - Unknown - 68 F

livebaseballscorecards.com

AB	39
R	8
H	10
RBI	7
BB	3
SO	3
LOB	18



Batter	1	2	3	4	5	6	7	8	9	AB	R	H	RBI	BB	SO	LOB
Alfredo Griffin, S OBP: 0.327, SLG: 0.345 (1, 6)	0-0 4-3		0-0 4-3		0-0 FC4-6 1-2 3-H 1B		0-0 3-1			4	0	1	1	0	0	0
Bob Bailor, R OBP: 0.293, SLG: 0.277 (1, 9)	0-0 4-3			0-0 4-3	0-0 F8			0-0 5-3		4	0	0	0	0	0	2
Al Woods, L OBP: 0.339, SLG: 0.385 (1, 7)	0-0 1B			0-0 3-1 E 1B	0-0 FC4-6 1-2f			0-0 L9		4	1	2	0	0	0	2
Tony Solaita, L OBP: 0.396, SLG: 0.400 (1, 10)	0-3 K			0-0 E6 1-2 3-1 E		0-0 F9 2B		0-0 4-3		4	1	1	0	0	1	2
John Mayberry, L OBP: 0.374, SLG: 0.467 (1, 3)		0-0 4-3		0-0 3-1		0-0 F9 2-3		4-0 2B BB		3	0	0	0	1	0	3
Rick Bosetti, R OBP: 0.291, SLG: 0.369 (1, 8)		0-0 6-3		0-0 E4 2-H 3-H		0-0 F4		0-3 K		4	0	0	0	0	1	2
Rick Cerone, R OBP: 0.290, SLG: 0.343 (1, 2)		0-0 F8				0-0 1B 4-3 1B		0-0 F2		4	1	1	0	0	0	2
Dave McKay, S OBP: 0.250, SLG: 0.263 (1, 4)			0-0 F8		0-0 4-3 1-2		0-0 F8		0-0 1-3 2B	4	0	1	0	0	0	1
Tim Johnson, L OBP: 0.264, SLG: 0.241 (1, 5)			0-0 F7		0-0 1B 2-3 1B		0-0 F9		0-3 K	3	0	1	0	0	0	0
Roy Howell, L OBP: 0.316, SLG: 0.406 (9, PH)									0-3 K	1	0	0	0	0	1	2

Inning Stats	R: 0	H: 1	E: 0	LOB: 1	K: 1	BB: 0	S: 6	P: 6	R: 0	H: 0	E: 0	LOB: 0	K: 0	BB: 0	S: 3	P: 3	R: 0	H: 0	E: 0	LOB: 0	K: 0	BB: 0	S: 3	P: 3	R: 2	H: 1	E: 2	LOB: 1	K: 0	BB: 0	S: 5	P: 5	R: 1	H: 3	E: 0	LOB: 2	K: 0	BB: 0	S: 6	P: 6	R: 0	H: 1	E: 0	LOB: 1	K: 0	BB: 0	S: 4	P: 4	R: 0	H: 0	E: 0	LOB: 0	K: 0	BB: 0	S: 3	P: 3	R: 0	H: 0	E: 0	LOB: 0	K: 2	BB: 1	S: 8	P: 12	R: 0	H: 1	E: 0	LOB: 2	K: 2	BB: 1	S: 8	P: 12	1B: 5	SF: 0	2B: 2	SAC: 0	3B: 0	DP: 0	HR: 0	HBP: 0	WP: 0	PA: 36	PB: 0	SB: 0	CS: 0	ERA	WHIP
PITCHER Mike Torrez, R ERA: 4.66 (1, 1)	IP	WLS	BF	H	R	ER	SO	BB	IBB	HBP	BLK	WP	HR	S	P	ERA	WHIP	IP	WLS	BF	H	R	ER	SO	BB	IBB	HBP	BLK	WP	HR	S	P	ERA	WHIP	IP	WLS	BF	H	R	ER	SO	BB	IBB	HBP	BLK	WP	HR	S	P	ERA	WHIP																																				

BOTTOM

Boston Red Sox @ Toronto Blue Jays
Exhibition Stadium, Toronto, ON
Tue Sep 18 1979, 7:05 PM EDT
Att: 13,208 - Unknown - 68 F

livebaseballscorecards.com

AB	35
R	3
H	7
RBI	1
BB	1
SO	3
LOB	16




Batter	1	2	3	4	5	6	7	8	9	AB R H RBI BB SO LOB	TOP	
Rick Burleson, R (1, 6) OBP: 0.319, SLG: 0.374	0-0 G4-6-3 1B		0-0 BB SF8 1B	0-0 4-3		0-0 SF9 1-3 2B		0-0 F4		5 1 3 0 0 0 1		
Jack Brohamer, L (1, 4) OBP: 0.316, SLG: 0.328	0-0 G4-6-3 1-2f		0-0 BB 1B		0-0 3-1	0-0 SF9		0-0 G3		4 0 1 1 0 0 1		
Fred Lynn, L (1, 8) OBP: 0.428, SLG: 0.644	0-3 K		4-0 1-2 2-3 BB		4-0 BB 2B	4-0 FC6-4 BB			0-0 2B	2 2 1 0 3 1 0		
Jim Rice, R (1, 7) OBP: 0.384, SLG: 0.607		0-0 E6 FC3-6 FC4-6 1B	0-0 SF8		0-3 K	0-0 FC6-4			0-0 4-3 6-3 2B	4 2 1 2 0 1 3		
Carl Yastrzemski, L (1, 10) OBP: 0.349, SLG: 0.457		0-0 FC3-6 1B	0-0 F8		4-0 2B BB		0-3 K		0-0 4-3	4 1 1 0 1 1 3		
Butch Hobson, R (1, 5) OBP: 0.294, SLG: 0.492		0-0 FC3-6 FC4-6 1-2f 2-3 1B		0-0 F9		1-H 2-H 2B		0-0 1B 2B	0-0 6-3	5 0 2 3 0 0 2		
Jim Dwyer, L (1, 3) OBP: 0.358, SLG: 0.407		0-0 FC4-6 1-2f 3-H 1B		0-0 E 6-3 1B		0-0 F7		0-0 G5-4-3 2-3 1B	0-0 4-3	5 1 2 1 0 0 2		
Dwight Evans, R (1, 9) OBP: 0.369, SLG: 0.461		0-0 F3		0-0 E7 1-3 1B		0-0 5-3		0-0 G5-4-3		4 0 1 0 0 0 3		
Mike O'Berry, R (1, 2) OBP: 0.224, SLG: 0.226			0-0 4-3	0-0 6-3		0-0 2B SF9 1B		0-3 K		4 1 1 1 0 1 1		
Inning Stats	R: 0 H: 1 E: 0 LOB: 0 K: 1 BB: 0 S: 5 P: 5	R: 1 H: 1 E: 1 LOB: 1 K: 0 BB: 0 S: 5 P: 5	R: 1 H: 2 E: 0 LOB: 2 K: 0 BB: 1 S: 5 P: 9	R: 1 H: 2 E: 1 LOB: 1 K: 0 BB: 0 S: 5 P: 5	R: 2 H: 1 E: 0 LOB: 1 K: 1 BB: 2 S: 6 P: 14	R: 1 H: 2 E: 0 LOB: 2 K: 0 BB: 1 S: 5 P: 9	R: 0 H: 2 E: 0 LOB: 1 K: 1 BB: 0 S: 6 P: 6	R: 0 H: 0 E: 0 LOB: 0 K: 1 BB: 0 S: 5 P: 5	R: 2 H: 2 E: 0 LOB: 0 K: 0 BB: 0 S: 5 P: 5	1B: 8 SF: 2 2B: 5 SAC: 0 3B: 0 DP: 2 HR: 0 HBP: 0	WP: 0 PA: 43 PB: 0 SB: 0 CS: 0	
PITCHER	IP WLS BF H R ER SO BB IBB HBP BLK WP HR S P ERA WHIP											
Dave Stieb, R (1, 1) ERA: 4.23	5.1 L 28 9 6 4 2 3 0 0 0 0 0 0 29 41 6.75 2.250											
Jerry Garvin, L (6, 1) ERA: 2.76	2.2 10 2 0 0 2 1 0 0 0 0 0 0 13 17 0.00 1.125											
Jackson Todd, R (9, 1) ERA: 6.18	1.0 5 2 2 2 0 0 0 0 0 0 0 0 5 5 18.00 2.000											

Boston Red Sox @ Toronto Blue Jays
Exhibition Stadium, Toronto, ON
Wed Sep 19 1979, 7:05 PM EDT
Att. 21,650 - Unknown - 55 F

livebaseballscorecards.com

AB 37
R 8
H 13
RBI 8
BB 4
SO 4
LOB 16



Batter	1	2	3	4	5	6	7	8	9	AB R H RBI BB SO LOB	TOP	
Rick Burleson, R (1, 6) OBP: 0.317, SLG: 0.372	0-0 6-3			0-0 5-3		0-0 F9		0-3 K		4 0 0 0 0 1 2	Boston Red Sox @ Toronto Blue Jays Exhibition Stadium, Toronto, ON Thu Sep 20 1979, 7:05 PM EDT Att. 13,201 - Unknown - 64 F livebaseballscorecards.com AB 31 R 2 H 4 RBI 2 BB 2 SO 2 LOB 10 	
Stan Papi, R (1, 4) OBP: 0.218, SLG: 0.281	0-0 F9			0-0 4-3		0-0 6-3		0-0 F9		4 0 0 0 0 0 2		
Fred Lynn, L (1, 8) OBP: 0.427, SLG: 0.641	0-0 6-3			0-0 F9			0-0 HR	0-0 4-3		4 1 1 0 0 0 1		
Jim Rice, R (1, 7) OBP: 0.383, SLG: 0.610		0-0 F8			0-0 E8		0-0 HR		0-0 6-3	4 1 1 2 0 0 0		
Carlton Fisk, R (1, 10) OBP: 0.299, SLG: 0.443		0-0 F9			0-0 G5-4-3		0-0 6-3		0-0 5-3	4 0 1 0 0 0 0		
Butch Hobson, R (1, 5) OBP: 0.292, SLG: 0.488		0-0 F2			0-0 F9		0-0 F7		0-0 L8	4 0 0 0 0 0 2		
Dwight Evans, R (1, 9) OBP: 0.369, SLG: 0.460			0-0 L8		0-0 G5-4-3		0-0 1B			3 0 1 0 0 0 2		
Jim Dwyer, L (1, 3) OBP: 0.349, SLG: 0.394			0-0 F9			0-0 F3		0-3 K		3 0 0 0 0 1 1		
Mike O'Berry, R (1, 2) OBP: 0.233, SLG: 0.222 Larry Wolfe, R (8, PH) OBP: 0.389, SLG: 0.427 Gary Allenson, R (8, 2) OBP: 0.267, SLG: 0.304			0-0 6-3			4-0 BB		4-0 BB		1 0 0 0 1 0 0 0 0 0 0 1 0 0 0 0 0 0 0 0 0		
Inning Stats	R: 0 H: 0 E: 0 LOB: 0 K: 0 BB: 0 S: 3 P: 3	R: 0 H: 0 E: 0 LOB: 0 K: 0 BB: 0 S: 3 P: 3	R: 0 H: 0 E: 0 LOB: 0 K: 0 BB: 0 S: 3 P: 3	R: 0 H: 0 E: 0 LOB: 0 K: 0 BB: 0 S: 3 P: 3	R: 0 H: 1 E: 1 LOB: 1 K: 0 BB: 0 S: 4 P: 4	R: 0 H: 0 E: 0 LOB: 1 K: 0 BB: 1 S: 3 P: 7	R: 2 H: 3 E: 0 LOB: 1 K: 1 BB: 0 S: 8 P: 8	R: 0 H: 0 E: 0 LOB: 1 K: 1 BB: 1 S: 5 P: 9	R: 0 H: 0 E: 0 LOB: 0 K: 0 BB: 0 S: 3 P: 3	1B: 3 SF: 0 2B: 0 SAC: 0 3B: 0 DP: 1 HR: 1 HBP: 0	WP: 0 PA: 33 PB: 0 SB: 0 CS: 0	
PITCHER Balor Moore, L (1, 1) ERA: 4.43	IP WLS BF H R ER SO BB IBB HBP BLK WP HR S P ERA WHIP											PITCHER IP WLS BF H R ER SO BB IBB HBP BLK WP HR S P ERA WHIP
	9.0 W 33 4 2 2 2 2 2 0 0 0 0 0 1 35 43 2.00 0.667											

Batter	1	2	3	4	5	6	7	8	9
Alfredo Griffin, S (1, 6) OBP: 0.326, SLG: 0.344	0-0 4-3	0-0 4-3			0-0 SH1-3	0-0 1B		0-0 4-3	
Al Woods, L (1, 7) OBP: 0.340, SLG: 0.390	0-0 2B		0-0 F4		0-0 HR	0-0 1B		0-0 3-1	
Otto Velez, R (1, 9) OBP: 0.394, SLG: 0.537 Bob Bailor, R (7, 9) OBP: 0.293, SLG: 0.277	4-0 BB		4-0 BB		0-0 F7	0-0 5-3			
Tony Solaita, L (1, 10) OBP: 0.392, SLG: 0.419	0-3 K		0-3 K		0-0 HR			0-0 4-3	
John Mayberry, L (1, 3) OBP: 0.372, SLG: 0.463	0-0 G3		0-0 F9		0-3 K			4-0 FC6-4 1B	
Rick Bosetti, R (1, 8) OBP: 0.290, SLG: 0.366		0-0 F3		0-3 K		0-0 4-3		0-0 FC6-4 1B	
Roy Howell, L (1, 5) OBP: 0.316, SLG: 0.409		0-0 HR		0-0 F7		1-0 HR HBP		0-0 FC6-4	
Rick Cerone, R (1, 2) OBP: 0.290, SLG: 0.348		0-0 L1		0-0 5-3		0-0 HR		0-0 5-3	
Dave McKay, S (1, 4) OBP: 0.252, SLG: 0.271		0-0 1B			0-0 SH1-3 2B	0-0 F8		0-3 K	

Inning Stats	R: 0	H: 1	E: 0	K: 1	S: 6	R: 1	H: 2	E: 0	K: 0	S: 5	R: 0	H: 0	E: 0	K: 1	S: 5	R: 0	H: 0	E: 0	K: 1	S: 5	R: 3	H: 3	E: 0	K: 1	S: 8	R: 2	H: 3	E: 0	K: 0	S: 6	R: 0	H: 1	E: 0	K: 0	S: 4	R: 0	H: 0	E: 0	K: 1	S: 5
	LOB: 2	BB: 1	P: 10	LOB: 1	BB: 0	P: 5	LOB: 1	BB: 1	P: 9	LOB: 0	BB: 0	P: 5	LOB: 0	BB: 0	P: 8	LOB: 2	BB: 0	P: 7	LOB: 2	BB: 1	P: 8	LOB: 0	BB: 0	P: 5	LOB: 0	BB: 0	P: 5	LOB: 0	BB: 0	P: 5	LOB: 0	BB: 0	P: 5	LOB: 0	BB: 0	P: 5	LOB: 0	BB: 0	P: 5	

PITCHER	IP	WLS	BF	H	R	ER	SO	BB	IBB	HBP	BLK	WP	HR	S	P	ERA	WHIP
Steve Renko, R (1, 1) ERA: 4.12	4.2	L	22	6	4	4	3	2	0	0	0	0	2	26	34	7.71	1.714
Tom Burgmeier, L (5, 1) ERA: 2.66	1.0		7	3	2	2	1	0	0	1	0	0	1	8	9	18.00	3.000
Joel Finch, R (6, 1) ERA: 5.19	2.1		9	1	0	0	1	1	0	0	0	0	0	10	14	0.00	0.857

BOTTOM


Boston Red Sox @ Toronto Blue Jays
Exhibition Stadium, Toronto, ON

Thu Sep 20 1979, 7:05 PM EDT
Att: 13,201 - Unknown - 64 F

AB	R	H	RBI	BB	SO	LOB
4	0	1	0	0	0	1
5	1	3	1	0	0	0
2	0	0	0	2	0	3
0	0	0	0	0	0	0
4	1	1	2	0	2	3
3	0	0	0	1	1	3
4	0	1	0	0	1	0
3	2	1	1	0	0	2
4	1	1	2	0	0	2
4	1	2	0	0	1	0

AB	33
R	6
H	10
RBI	6
BB	3
SO	5
LOB	14

livebaseballscorecards.com



WP	PA
0	38

Batter	1	2	3	4	5	6	7	8	9	AB R H RBI BB SO LOB	TOP							
Ron LeFlore, R OBP: 0.353, SLG: 0.404 (1, 10) X	0-0 G3 ①		0-0 K ③		0-3 K ③					3 0 1 0 0 1 3								
Alan Trammell, R OBP: 0.335, SLG: 0.361 (1, 6) S S	0-3 K ②			0-3 K ①		0-0 E5 1B ①				3 1 0 0 0 2 0								
Jerry Morales, R OBP: 0.263, SLG: 0.367 (1, 9) X	0-0 P9			0-0 6-3 ②		0-0 F6 ①				3 0 0 0 0 0 1								
John Wockenfuss, R OBP: 0.326, SLG: 0.521 (1, 3) X		0-0 1B		0-0 6-3 ③		0-0 L4 1B 1-2 ①				3 0 2 0 0 0 0								
Lance Parrish, R OBP: 0.338, SLG: 0.443 (1, 2) X		0-0 F4 ①			B B B 4-0 1B 1B BB	0-0 1B 1-2 2-H ①				2 0 1 1 1 0 1								
Lynn Jones, R OBP: 0.342, SLG: 0.383 (1, 7) X		0-0 P9 ②			0-0 P9 ①	0-0 L4 ② ③				3 0 0 0 0 0 4								
Dave Stegman, R OBP: 0.259, SLG: 0.440 (1, 8) X		0-0 L4 ③			0-0 F8 ②		0-0 6-3 ①			3 0 0 0 0 0 2								
Aurelio Rodriguez, R OBP: 0.277, SLG: 0.353 (1, 5) X			0-0 6-3 ①		0-0 1B 1-2 1B		0-0 F3 ②			3 0 1 0 0 0 0								
Tom Brookens, R OBP: 0.303, SLG: 0.360 (1, 4) S S			0-3 K ②		0-0 1B 1-2 2-3		0-0 1-3 ③			3 0 1 0 0 1 0								
Inning Stats	R: 0 E: 0 K: 1 S: 5	H: 0 LOB: 0 BB: 0 P: 5	R: 0 E: 0 K: 0 S: 4	H: 1 LOB: 1 BB: 0 P: 4	R: 0 E: 0 K: 1 S: 5	H: 1 LOB: 1 BB: 0 P: 5	R: 0 E: 0 K: 1 S: 7	H: 2 LOB: 3 BB: 1 P: 11	R: 1 E: 1 K: 0 S: 5	H: 2 LOB: 1 BB: 0 P: 5	R: 0 E: 0 K: 0 S: 3	H: 0 LOB: 0 BB: 0 P: 3	1B: 6 2B: 1 3B: 0 HR: 0	SF: 0 SAC: 0 DP: 1 HBP: 0	WP: 0 PA: 27 PB: 0 SB: 0 CS: 0			
PITCHER John Tudor, L ERA: 6.43 (1, 1)	IP 7.0	WLS W	BF 27	H 6	R 1	ER 0	SO 4	BB 1	IBB 0	HBP 0	BLK 0	WP 0	HR 0	S 34	P 38	ERA 0.00	WHIP 1.000	PITCHER IP WLS BF H R ER SO BB IBB HBP BLK WP HR S P ERA WHIP

Detroit Tigers @ Boston Red Sox
Fenway Park, Boston, MA
 Fri Sep 21 1979, 7:05 PM EDT
 Att. 24,802 - Unknown - 65 F

livebaseballscorecards.com

AB	26
R	1
H	6
RBI	1
BB	1
SO	4
LOB	11




Batter	1	2	3	4	5	6	7	8	9	AB	R	H	RBI	BB	SO	LOB
Rick Burleson, R OBP: 0.316, SLG: 0.370 (1, 6) X	0-0 6-3 SUS	0-3 K		0-0 5-3						3	0	0	0	0	1	0
Ted Sizemore, R OBP: 0.314, SLG: 0.323 (1, 4) X	0-0 1B 1B 2B		0-0 E9 SF8 1B		0-0 5-3					3	2	2	0	0	0	0
Fred Lynn, L OBP: 0.426, SLG: 0.640 (1, 8) B B B	4-0 1B 1B BB		0-0 SF8		0-3 K					1	1	0	1	1	1	0
Jim Rice, R OBP: 0.386, SLG: 0.612 (1, 7) X	0-0 1B FC4 1B		0-0 G3 1B		0-0 1B 1B					3	1	3	0	0	0	0
Carl Yastrzemski, L OBP: 0.351, SLG: 0.458 (1, 10) X	0-0 E 1B		0-0 G3		0-0 1B					3	0	2	2	0	0	1
Jim Dwyer, L OBP: 0.348, SLG: 0.385 (1, 3) X	0-0 FC4 G6-4-3 1B		4-0 BB BB BB		0-0 4-3					2	0	0	1	1	0	3
Butch Hobson, R OBP: 0.292, SLG: 0.487 (1, 5) X	0-0 G6-4-3 1-2f		0-0 F4		0-0 L5-3 1B					3	0	1	0	0	0	4
Dwight Evans, R OBP: 0.367, SLG: 0.457 (1, 9)		0-3 K		0-0 5-3		0-0 F8				3	0	0	0	0	1	1
Gary Allenson, R OBP: 0.263, SLG: 0.300 (1, 2)		0-0 6-3		0-0 F2		0-0 L5-3				3	0	0	0	0	0	1

Inning Stats	R: 3	H: 3	LOB: 1	K: 0	P: 10	R: 0	H: 0	LOB: 0	K: 2	P: 7	R: 1	H: 2	LOB: 2	K: 0	P: 9	R: 0	H: 2	LOB: 2	K: 1	P: 7	R: 0	H: 1	LOB: 0	K: 0	P: 3	
	1B: 7	SF: 1	2B: 2	SAC: 0	3B: 0	DP: 2	HR: 0	HBP: 0	WP: 0	PA: 27	PB: 0	SB: 0	CS: 0													

PITCHER	IP	WLS	BF	H	R	ER	SO	BB	IBB	HBP	BLK	WP	HR	S	P	ERA	WHIP
Dave Rozema, R ERA: 3.51 (1, 1)	6.0	L	27	8	4	3	3	2	0	0	0	0	0	31	39	4.50	1.667

DETROIT TIGERS @ BOSTON RED SOX
Fenway Park, Boston, MA
 Fri Sep 21 1979, 7:05 PM EDT
 Att: 24,802 - Unknown - 65 F

AB	24
R	4
H	8
RBI	4
BB	2
SO	3
LOB	10



Batter	1	2	3	4	5	6	7	8	9	AB R H RBI BB SO LOB	TOP							
Ron LeFlore, R (1, 8) OBP: 0.353, SLG: 0.404	0-3 K		0-0 S 1B		0-3 K		0-0 F8 S 1B		0-3 K	5 0 2 1 0 3 2	Detroit Tigers @ Boston Red Sox Fenway Park, Boston, MA Sun Sep 23 1979, 3:33 AM EDT Unknown - 62 F							
Lou Whitaker, L (1, 4) OBP: 0.398, SLG: 0.385	0-0 1-3		0-3 K		0-0 SH5-4		0-0 F8			3 0 0 0 0 1 4								
Kirk Gibson, L (1, 7) OBP: 0.333, SLG: 0.389	0-0 CS 1B		0-0 F6		0-0 4-3		0-0 F8			4 0 1 0 0 0 6								
Champ Summers, L (1, 9) OBP: 0.403, SLG: 0.544	0-0 CS 1-2	1-0 1B HBP		0-0 FC3-6 1B		0-0 F2		0-0 F6		3 0 1 0 0 0 0								
Jason Thompson, L (1, 3) OBP: 0.342, SLG: 0.407		0-0 1-2 1B		0-0 L9		0-0 1B		0-0 2B		4 0 3 0 0 0 1								
John Wockenfuss, R (1, 2) OBP: 0.321, SLG: 0.511		0-0 F7		0-0 FC3-6 1-2f		0-3 K		0-0 F7		4 0 0 0 0 1 4								
Jerry Morales, R (1, 10) OBP: 0.261, SLG: 0.363		0-3 K		0-3 K		0-0 F9		0-3 K		4 0 0 0 0 3 4								
Aurelio Rodriguez, R (1, 5) OBP: 0.280, SLG: 0.356			0-0 F8		4-0 SH5-4 PB BB		0-0 SH1-4 1B 2B		0-0 P7	2 0 1 0 1 0 0 0 1 0 0 0 0 0 1 0 0 0 0 0 0								
Rick Peters, S (7, PR) OBP: 0.500, SLG: 0.273																		
Phil Mankowski, L (7, 5) OBP: 0.286, SLG: 0.263																		
Mark Wagner, R (1, 6) OBP: 0.344, SLG: 0.317			0-0 S 1B 1B		4-0 SH5-4 BB		0-0 SH1-4 2-3		0-0 L3	1 0 1 0 1 0 0 1 0 0 0 0 0 0								
Al Greene, L (9, PH) OBP: 0.274, SLG: 0.275																		
Inning Stats	R: 0 E: 0 K: 1 S: 5	H: 1 LOB: 0 BB: 0 P: 5	R: 0 E: 0 K: 1 S: 5	H: 1 LOB: 1 BB: 0 P: 6	R: 0 E: 0 K: 1 S: 7	H: 2 LOB: 2 BB: 0 P: 7	R: 0 E: 0 K: 1 S: 6	H: 1 LOB: 1 BB: 0 P: 6	R: 0 E: 0 K: 1 S: 5	H: 1 LOB: 1 BB: 0 P: 6	R: 0 E: 0 K: 1 S: 5	H: 0 LOB: 0 BB: 0 P: 5	R: 0 E: 0 K: 1 S: 5	H: 0 LOB: 0 BB: 0 P: 5	1B: 7 2B: 2 3B: 0 HR: 0	SF: 0 SAC: 2 DP: 0 HBP: 1	WP: 0 PB: 1 SB: 3 CS: 1	PA: 38
PITCHER Dennis Eckersley, R (1, 1) ERA: 2.99	IP: 9.0 WLS: W BF: 37 H: 9 R: 1 ER: 1 SO: 8 BB: 2 IBB: 0 HBP: 1 BLK: 0 WP: 0 HR: 0 S: 50 P: 59 ERA: 1.00 WHIP: 1.222											PITCHER	IP: 9.0 WLS: W BF: 37 H: 9 R: 1 ER: 1 SO: 8 BB: 2 IBB: 0 HBP: 1 BLK: 0 WP: 0 HR: 0 S: 50 P: 59 ERA: 1.00 WHIP: 1.222					

livebaseballscorecards.com

AB	32
R	1
H	9
RBI	1
BB	2
SO	8
LOB	21



Batter	1	2	3	4	5	6	7	8	9
Rick Burleson, R OBP: 0.314, SLG: 0.368 (1, 6)	0-0 F4		0-3 K			0-0 F8		0-0 SH3-4	
Ted Sizemore, R OBP: 0.312, SLG: 0.321 (1, 4) Jim Dwyer, L OBP: 0.354, SLG: 0.392 (8, PH) Stan Papi, R OBP: 0.218, SLG: 0.281 (9, 4)	0-0 F3			0-0 P7		0-0 1-3		0-0 G3-6-1 1B	
Fred Lynn, L OBP: 0.425, SLG: 0.639 (1, 8)	0-0 4-3			0-0 4-3		0-0 1B 2B		0-0 G3-6-1 1-2f	
Jim Rice, R OBP: 0.386, SLG: 0.610 (1, 7)		0-0 F9		0-0 5-3		0-0 S 1B			
Carl Yastrzemski, L OBP: 0.349, SLG: 0.455 (1, 3)		0-3 K			0-0 F9	0-0 F9			
Carlton Fisk, R OBP: 0.300, SLG: 0.440 (1, 10)		0-0 F8			1-0 FC6-4 HBP		0-3 K		
Butch Hobson, R OBP: 0.291, SLG: 0.484 (1, 5)			0-0 F3		0-0 FC6-4 2B 1-2f		0-0 L4		
Dwight Evans, R OBP: 0.368, SLG: 0.459 (1, 9)			4-0 BB		0-0 1-3 2B		0-0 5-3		
Gary Allenson, R OBP: 0.261, SLG: 0.297 (1, 2) Tom Poquette, L OBP: 0.330, SLG: 0.362 (8, PH) Mike O'Berry, R OBP: 0.233, SLG: 0.222 (9, 2)			0-3 K		0-0 F2		0-0 SH3-4 1B 1B		

AB	R	H	RBI	BB	SO	LOB
3	0	0	0	0	1	1
3	0	0	0	0	0	0
1	0	1	1	0	0	0
0	0	0	0	0	0	0
4	1	1	0	0	0	1
3	0	1	1	0	0	0
3	0	0	0	0	1	1
2	0	0	0	0	1	0
3	0	0	0	0	0	1
2	0	1	0	1	0	0
2	0	0	0	0	1	3
1	1	1	0	0	0	0
0	0	0	0	0	0	0

BOTTOM

Detroit Tigers @ Boston Red Sox
Fenway Park, Boston, MA

Sun Sep 23 1979, 3:33 AM EDT
Unknown - 62 F

AB	27
R	2
H	5
RBI	2
BB	1
SO	4
LOB	7



Inning Stats	R: 0	H: 0	E: 0	LOB: 0	K: 0	S: 3	R: 0	H: 0	E: 0	LOB: 0	K: 1	S: 5	R: 0	H: 0	E: 0	LOB: 1	K: 2	S: 7	R: 0	H: 0	E: 0	LOB: 0	K: 0	S: 3	R: 0	H: 1	E: 0	LOB: 2	K: 0	S: 4	R: 1	H: 2	E: 0	LOB: 1	K: 0	S: 5	R: 0	H: 0	E: 0	LOB: 0	K: 1	S: 5	R: 1	H: 2	E: 0	LOB: 0	K: 0	S: 4			
PITCHER Milt Wilcox, R ERA: 4.2 (1, 1)	IP	WLS	BF	H	R	ER	SO	BB	IBB	HBP	BLK	WP	HR	S	P	ERA	WHIP	IP	WLS	BF	H	R	ER	SO	BB	IBB	HBP	BLK	WP	HR	S	P	ERA	WHIP	IP	WLS	BF	H	R	ER	SO	BB	IBB	HBP	BLK	WP	HR	S	P	ERA	WHIP
	8.0	L	30	5	2	2	4	1	0	1	0	0	0	36	41	2.25	0.750																																		

WP: 0	PA: 30
PB: 0	SB: 1
CS: 0	


Batter	1	2	3	4	5	6	7	8	9	10	AB	R	H	RBI	BB	SO	LOB
Rick Burleson, R OBP: 0.312, SLG: 0.366 (1, 6)	0-0 4-3		0-0 F9		0-0 F8			0-0 1-3			4	0	0	0	0	0	1
Ted Sizemore, R OBP: 0.314, SLG: 0.322 (1, 4)	0-0 FC6-4 1B		0-0 1-3 1B		0-0 F8			0-0 F7			4	0	2	0	0	0	0
Tom Poquette, L OBP: 0.328, SLG: 0.361 (1, 8)	0-0 F5		0-0 SF7			0-0 G5-3 PB 1B		0-0 F8			3	0	1	1	0	0	1
Jim Rice, R OBP: 0.385, SLG: 0.607 (1, 7)	0-0 FC6-4 1-2f		0-3 K			4-0 1-2 IBB			0-0 6-3		3	0	0	0	1	1	2
Carlton Fisk, R OBP: 0.296, SLG: 0.434 (1, 10)		0-0 6-3		0-0 5-3		0-0 F4		0-0 F8			4	0	0	0	0	0	2
Butch Hobson, R OBP: 0.290, SLG: 0.482 (1, 5)		0-0 L4 WP 1B		0-0 5-3		0-0 G5-3 2-3f		0-3 K			4	0	1	0	0	1	2
Jim Dwyer, L OBP: 0.350, SLG: 0.380 (1, 3)		4-0 BB BB BB	0-0 1-2 BB		0-0 F9			0-0 3-1		0-3 K	3	0	0	0	1	1	0
Dwight Evans, R OBP: 0.367, SLG: 0.464 (1, 9)		0-0 L4 2-3			0-0 HR			0-0 5-3		0-3 K	4	1	1	1	0	1	2
Mike O'Berry, R OBP: 0.238, SLG: 0.214 (1, 2)			1-0 1B SF7 HBP			0-0 F5			0-0 6-3		0-0 F8	2	1	0	0	0	0
Carl Yastrzemski, L OBP: 0.348, SLG: 0.454 (10, PH)											1	0	0	0	0	0	0

Inning Stats	R: 0	H: 1	E: 0	K: 0	S: 4	P: 4	R: 0	H: 1	E: 0	K: 0	S: 3	P: 7	R: 1	H: 1	E: 0	K: 1	S: 6	R: 0	H: 0	E: 0	K: 0	S: 3	P: 3	R: 1	H: 1	E: 0	K: 0	S: 4	P: 4	R: 0	H: 1	E: 0	K: 0	S: 3	P: 7	R: 0	H: 0	E: 0	K: 0	S: 3	P: 3	R: 0	H: 0	E: 0	K: 1	S: 5	P: 5	R: 0	H: 0	E: 0	K: 2	S: 7	P: 7	1B: 4	SF: 1	2B: 1	SAC: 0	3B: 0	DP: 2	HR: 1	HBP: 1
--------------	------	------	------	------	------	------	------	------	------	------	------	------	------	------	------	------	------	------	------	------	------	------	------	------	------	------	------	------	------	------	------	------	------	------	------	------	------	------	------	------	------	------	------	------	------	------	------	------	------	------	------	------	------	-------	-------	-------	--------	-------	-------	-------	--------

PITCHER	IP	WLS	BF	H	R	ER	SO	BB	IBB	HBP	BLK	WP	HR	S	P	ERA	WHIP
Dan Petry, R ERA: 3.9 (1, 1)	8.0		30	5	2	2	1	1	1	1	0	1	1	29	38	2.25	0.750
Aurelio Lopez, R ERA: 2.18 (9, 1)	2.0	W	6	0	0	0	3	0	0	0	0	0	0	12	12	0.00	0.000

DETROIT TIGERS @ BOSTON RED SOX
Fenway Park, Boston, MA
 Sun Sep 23 1979, 3:38 AM EDT
 Att. 31,871 - Unknown - 62 F

AB	32
R	2
H	5
RBI	2
BB	2
SO	4
LOB	10



WP	1	PA	36
PB	1		
SB	0		
CS	0		

PITCHER	IP	WLS	BF	H	R	ER	SO	BB	IBB	HBP	BLK	WP	HR	S	P	ERA	WHIP
---------	----	-----	----	---	---	----	----	----	-----	-----	-----	----	----	---	---	-----	------

Batter	1	2	3	4	5	6	7	8	9	AB R H RBI BB SO LOB	TOP		
Alfredo Griffin, S (1, 6) OBP: 0.327, SLG: 0.346	0-0 FC6-5 2B		0-0 F7		0-0 F6	0-0 PB 3B 1B		0-0 G1-6-3		5 1 2 1 0 0 2			
Al Woods, L (1, 7) OBP: 0.338, SLG: 0.389	0-0 FC6-5 1B		0-0 4-3		0-0 1B	0-0 3B		0-0 F8		5 0 2 1 0 0 1			
Roy Howell, L (1, 5) OBP: 0.316, SLG: 0.411	0-0 F9		4-0 1B BB		0-0 G4-6-3	0-3 K		0-0 1B 1B		4 0 1 0 1 1 4			
Otto Velez, R (1, 10) OBP: 0.393, SLG: 0.523	0-0 1-3 1B		0-0 1-3 1B		0-0 F9	0-0 5-3		0-0 F9		5 0 2 0 0 0 1			
Tony Solaita, L (1, 3) OBP: 0.388, SLG: 0.412	0-0 F8		0-3 K		0-0 E3 1B 2B	0-0 1B		0-0 1-3 1B		5 1 2 0 0 1 4			
Rick Bosetti, R (1, 8) OBP: 0.287, SLG: 0.362		0-0 4-3		0-0 6-3	0-0 F9	0-0 F9		0-3 K		5 0 0 0 0 1 4			
Joe Cannon, L (1, 9) OBP: 0.221, SLG: 0.259		0-0 6-3		0-3 K	0-0 2B 1B	0-0 4-3				4 1 1 0 0 1 1			
Bob Bailor, R (9, 9) OBP: 0.296, SLG: 0.283										0 0 0 0 0 0 0	AB 41		
Rick Cerone, R (1, 2) OBP: 0.291, SLG: 0.351		0-0 1B		0-0 1-3	0-0 2B 2B			0-0 FC3-5 2B		4 1 3 1 0 0 0	R 5		
Dave McKay, S (1, 4) OBP: 0.250, SLG: 0.275		0-0 4-3			0-0 1B 1B	0-0 1B 2B		0-0 FC3-5 G1-6-3		4 1 2 2 0 0 2	H 15		
Luis Gomez, R (9, 4) OBP: 0.267, SLG: 0.277										0 0 0 0 0 0 0	RBI 5		
Inning Stats	R: 0 H: 2 E: 0 LOB: 2 K: 0 BB: 0 S: 5 P: 5	R: 0 H: 1 E: 0 LOB: 1 K: 0 BB: 0 S: 4 P: 4	R: 0 H: 1 E: 0 LOB: 2 K: 1 BB: 1 S: 6 P: 10	R: 0 H: 0 E: 0 LOB: 0 K: 1 BB: 0 S: 5 P: 5	R: 0 H: 2 E: 0 LOB: 1 K: 0 BB: 0 S: 4 P: 4	R: 5 H: 5 E: 1 LOB: 1 K: 1 BB: 0 S: 11 P: 11	R: 0 H: 1 E: 0 LOB: 1 K: 0 BB: 0 S: 4 P: 4	R: 0 H: 1 E: 0 LOB: 0 K: 0 BB: 0 S: 3 P: 3	R: 0 H: 2 E: 0 LOB: 2 K: 1 BB: 0 S: 7 P: 7	1B: 10 SF: 0 2B: 4 SAC: 0 3B: 1 DP: 2 HR: 0 HBP: 0	WP: 0 PA: 42 PB: 1 SB: 0 CS: 0		
PITCHER	IP WLS BF H R ER SO BB IBB HBP BLK WP HR S P ERA WHIP											PITCHER	IP WLS BF H R ER SO BB IBB HBP BLK WP HR S P ERA WHIP
Bob Stanley, R (1, 1) ERA: 3.82	5.2 L 29 11 5 0 2 1 0 0 0 0 0 0 32 36 0.00 2.118												
Tom Burgmeier, L (6, 1) ERA: 2.55	3.1 13 4 0 0 2 0 0 0 0 0 0 0 17 17 0.00 1.200												

Toronto Blue Jays @ Boston Red Sox
 Fenway Park, Boston, MA
 Tue Sep 25 1979, 7:05 PM EDT
 Att. 18,929 - Unknown - 60 F

livebaseballscorecards.com



Batter	1	2	3	4	5	6	7	8	9	AB R H RBI BB SO LOB	TOP		
Alfredo Griffin, S (1, 6) X OBP: 0.328, SLG: 0.347	0-0 3-1 ①		0-0 F7 ③		0-0 1B 3-H			0-0 F8 BB 2B 1B		4 1 2 1 0 0 0	<p>Toronto Blue Jays @ Boston Red Sox</p> <p>Fenway Park, Boston, MA</p> <p>Wed Sep 26 1979, 7:05 PM EDT</p> <p>Att. 18,010 - Unknown - 74 F</p> <p>livebaseballscorecards.com</p>		
Al Woods, L (1, 7) X	0-0 4-3 ②			0-0 G3 ① X	0-0 4-3 ③			4-0 2B BB 1-2		3 1 0 0 1 0 1			
Roy Howell, L (1, 5) B B B	4-0 BB			0-0 HR				0-0 F8 ①		3 1 1 1 1 0 2			
Otto Velez, R (1, 10) X	0-0 F9 ③			4-0 FC4-6 BB				0-0 2B 1-H 3-H		3 0 2 2 1 0 1			
Tony Solaita, L (1, 3) X		0-0 4-3 ①		0-0 FC4-6 ②				0-0 E2 G6-4-3		4 0 0 0 0 0 3			
Rick Bosetti, R (1, 8) X		0-0 F7 ②		0-0 3-1 ③				0-0 F8 ③		4 0 0 0 0 0 4			
Rick Cerone, R (1, 2) X		0-0 L6 ③			0-0 1B 1B G6-4-3			0-0 F3 ①		4 1 1 0 0 0 0			
Bob Bailor, R (1, 9) X			0-0 5-3 ①		0-0 1B 1B G6-4-3			0-0 L1 ②		4 0 1 0 0 0 0			
Tim Johnson, L (1, 4) X			0-0 F8 ②		0-0 G6-4-3 ① ②			0-0 K ③		4 0 0 0 0 1 2			
Inning Stats	R: 0 H: 0 E: 0 LOB: 1 K: 0 BB: 1 S: 3 P: 7	R: 0 H: 0 E: 0 LOB: 0 K: 0 BB: 0 S: 3 P: 3	R: 0 H: 0 E: 0 LOB: 0 K: 0 BB: 0 S: 3 P: 3	R: 1 H: 1 E: 0 LOB: 1 K: 0 BB: 1 S: 4 P: 8	R: 1 H: 3 E: 0 LOB: 1 K: 0 BB: 0 S: 5 P: 5	R: 0 H: 1 E: 0 LOB: 1 K: 0 BB: 0 S: 4 P: 4	R: 0 H: 0 E: 0 LOB: 0 K: 0 BB: 0 S: 3 P: 3	R: 2 H: 2 E: 1 LOB: 1 K: 1 BB: 1 S: 5 P: 9	R: 0 H: 0 E: 0 LOB: 0 K: 1 BB: 0 S: 5 P: 5	1B: 4 SF: 0 2B: 2 SAC: 0 3B: 0 DP: 2 HR: 1 HBP: 0	WP: 0 PA: 36 PB: 0 SB: 0 CS: 0		
PITCHER	IP WLS BF H R ER SO BB IBB HBP BLK WP HR S P ERA WHIP											PITCHER	IP WLS BF H R ER SO BB IBB HBP BLK WP HR S P ERA WHIP
Chuck Rainey, R (1, 1) ERA: 3.82	7.1 W 31 7 4 4 0 3 0 0 0 0 0 1 28 40 4.91 1.364												
Dick Drago, R (8, 1) ERA: 2.93	1.2 S 5 0 0 0 1 0 0 0 0 0 0 0 7 7 0.00 0.000												

Batter	1	2	3	4	5	6	7	8	9	AB	R	H	RBI	BB	SO	LOB
--------	---	---	---	---	---	---	---	---	---	----	---	---	-----	----	----	-----

Rick Burleson, R OBP: 0.313, SLG: 0.364 (1, 6)	0-0 5-3 2B 1B	0-0 FC4-6 HBP 1-3 2-H 1B		0-3 K			0-0 F9			4	1	2	1	0	1	0
Ted Sizemore, R OBP: 0.312, SLG: 0.322 (1, 4)	0-0 5-3 1-2	1-0 FC4-6 HBP 1-2		0-0 F8			0-0 F2			3	0	0	0	0	0	1
Fred Lynn, L OBP: 0.425, SLG: 0.639 (1, 8)	0-0 1B 2B	0-0 FC4-6 G5-4-3 1-2f 2-3 3-H			0-0 FC6-4 2B		0-0 F7			4	1	2	2	0	0	2
Jim Rice, R OBP: 0.385, SLG: 0.605 (1, 7)	0-0 2B 1B	0-0 G5-4-3 1-2f			4-0 FC6-4 BB			0-0 6-3		3	1	1	1	1	0	2
Bob Watson, R OBP: 0.367, SLG: 0.469 (1, 3)	0-0 1B 2B		0-0 5-3		0-0 FC6-4 G5-4-3 1-2f 2-3			0-0 1-3		4	1	1	0	0	0	2
Jim Dwyer, L OBP: 0.350, SLG: 0.380 (9, 3)										0	0	0	0	0	0	0
Carlton Fisk, R OBP: 0.298, SLG: 0.434 (1, 10)	0-0 G5-4-3 2-H 3-H 1B		0-0 3-1		0-0 G5-4-3 1-2f			0-3 K		4	0	1	2	0	1	2
Butch Hobson, R OBP: 0.292, SLG: 0.489 (1, 5)	0-0 G5-4-3 1-2f		0-0 1B				0-0 L9			3	0	1	0	0	0	1
Dwight Evans, R OBP: 0.370, SLG: 0.466 (1, 9)		0-0 1B 2B	0-0 F8				0-0 6-3			3	1	1	0	0	0	1
Gary Allenson, R OBP: 0.260, SLG: 0.292 (1, 2)		4-0 1B FC4-6 BB		0-0 5-3			0-3 K			2	1	0	0	1	1	0

Inning Stats	R: 4	H: 5	E: 0	LOB: 0	K: 0	P: 7	R: 2	H: 2	E: 0	LOB: 1	K: 0	P: 9	R: 0	H: 1	E: 0	LOB: 1	K: 0	P: 4	R: 0	H: 0	E: 0	LOB: 0	K: 1	P: 5	R: 0	H: 1	E: 0	LOB: 1	K: 0	P: 7	R: 0	H: 0	E: 0	LOB: 0	K: 1	P: 5	R: 0	H: 0	E: 0	LOB: 0	K: 0	P: 3	R: 0	H: 0	E: 0	LOB: 0	K: 1	P: 5
--------------	------	------	------	--------	------	------	------	------	------	--------	------	------	------	------	------	--------	------	------	------	------	------	--------	------	------	------	------	------	--------	------	------	------	------	------	--------	------	------	------	------	------	--------	------	------	------	------	------	--------	------	------

PITCHER	IP	WLS	BF	H	R	ER	SO	BB	IBB	HBP	BLK	WP	HR	S	P	ERA	WHIP
Balor Moore, L ERA: 4.68 (1, 1)	0.1	L	6	5	4	4	0	0	0	0	0	0	0	6	6	108.00	15.000
Jesse Jefferson, R ERA: 5.51 (1, 1)	2.2		11	3	2	2	0	1	0	1	0	0	0	9	14	6.75	1.500
Jerry Garvin, L ERA: 2.78 (4, 1)	4.0		13	1	0	0	2	1	0	0	0	0	0	16	20	0.00	0.500
Tom Buskey, R ERA: 3.08 (8, 1)	1.0		3	0	0	0	1	0	0	0	0	0	0	5	5	0.00	0.000

BOTTOM

Toronto Blue Jays @ Boston Red Sox
Fenway Park, Boston, MA
 Wed Sep 26 1979, 7:05 PM EDT
 Att: 18,010 - Unknown - 74 F

AB	30
R	6
H	9
RBI	6
BB	2
SO	3
LOB	11



WP	HR	S	P	ERA	WHIP
0	0	0	0	0	0

Batter	1	2	3	4	5	6	7	8	9	AB R H RBI BB SO LOB	TOP						
Alfredo Griffin, S (1, 6) OBP: 0.330, SLG: 0.352	0-0 1-3		0-0 FC5 1B		0-0 4-3 CS 1B			0-0 2B 3B	0-0 6-3	5 1 3 1 0 0 0							
Al Woods, L (1, 7) OBP: 0.340, SLG: 0.392	0-0 G4-6-3 1B		0-0 1-2 2-3 1B		0-0 4-3			0-0 1B 2B	0-0 6-3	5 1 3 1 0 0 1							
Roy Howell, L (1, 5) OBP: 0.315, SLG: 0.413	0-0 G4-6-3 1-2f		0-3 K		0-0 CS 3-H	0-3 K		0-0 F7	0-3 K	5 0 0 0 0 3 5							
Otto Velez, R (1, 10) OBP: 0.399, SLG: 0.530		4-0 G4-6-3 BB	0-0 FC5 2-3f		0-0 5-3			0-0 HR 1B		3 1 1 1 1 0 3							
Tony Solaita, L (1, 3) OBP: 0.375, SLG: 0.396	0-0 G4-6-3 1-2f			0-0 G1-6-3 BB 1B		0-0 F7		0-0 F5		4 0 1 0 0 0 2							
Rick Bosetti, R (1, 8) OBP: 0.287, SLG: 0.364	0-3 K			4-0 G1-6-3 BB			0-0 4-3	0-0 HR		3 1 1 2 1 1 0							
Rick Cerone, R (1, 2) OBP: 0.292, SLG: 0.352			0-0 6-3	0-0 G1-6-3 1-2f 2-3			0-0 1B CS 1B	0-0 1B 1B		4 0 2 0 0 0 2							
Bob Bailor, R (1, 9) OBP: 0.300, SLG: 0.287			0-0 1B 1B	0-0 F4			0-0 1B CS 1B	0-0 1B 1B		4 1 3 0 0 0 1							
Luis Gomez, R (1, 4) OBP: 0.267, SLG: 0.277			0-0 1B 1B 1B		0-0 6-3		0-0 F9 1-2 3-H	0-0 6-3		4 0 1 0 0 0 4							
Inning Stats	R: 0 H: 1 E: 0 LOB: 0 K: 0 BB: 0 S: 3 P: 3	R: 0 H: 0 E: 0 LOB: 0 K: 1 BB: 1 S: 4 P: 8	R: 1 H: 4 E: 0 LOB: 3 K: 1 BB: 0 S: 9 P: 9	R: 0 H: 1 E: 0 LOB: 1 K: 0 BB: 1 S: 3 P: 7	R: 0 H: 1 E: 0 LOB: 0 K: 0 BB: 0 S: 3 P: 3	R: 0 H: 0 E: 0 LOB: 0 K: 1 BB: 0 S: 5 P: 5	R: 0 H: 2 E: 0 LOB: 1 K: 0 BB: 0 S: 4 P: 4	R: 4 H: 6 E: 0 LOB: 2 K: 0 BB: 0 S: 9 P: 9	R: 0 H: 0 E: 0 LOB: 0 K: 1 BB: 0 S: 5 P: 5	1B: 12 SF: 0 2B: 1 SAC: 0 3B: 1 DP: 3 HR: 1 HBP: 0	WP: 0 PA: 40 PB: 0 SB: 1 CS: 3						
PITCHER	IP WLS BF H R ER SO BB IBB HBP BLK WP HR S P ERA WHIP																
Joel Finch, R (1, 1) ERA: 4.87	7.0	28	10	2	2	3	2	0	0	0	0	0	0	32	40	2.57	1.714
Bill Campbell, R (8, 1) ERA: 4.28	0.2	6	4	3	3	0	0	0	0	0	0	1	6	6	40.50	6.000	
Dick Drago, R (8, 1) ERA: 2.89	1.1	W 5	1	0	0	1	0	0	0	0	0	0	7	7	0.00	0.750	

Toronto Blue Jays @ Boston Red Sox
 Fenway Park, Boston, MA
 Thu Sep 27 1979, 7:05 PM EDT
 Att. 20,853 - Unknown - 72 F

livebaseballscorecards.com

AB	37
R	5
H	15
RBI	5
BB	2
SO	4
LOB	18



Batter	1	2	3	4	5	6	7	8	9	AB	R	H	RBI	BB	SO	LOB
Rick Burleson, R OBP: 0.311, SLG: 0.362 (1, 6) X	0-0 F4 ①			X 0-0 4-3 ①		X 0-0 P7 ①		X 0-0 6-3 ②		4	0	0	0	0	0	2
Ted Sizemore, R OBP: 0.312, SLG: 0.324 (1, 4) X	0-0 F7 ②			X 0-0 F2 ②		X 0-0 FC1-6 ②		X 0-0 HR 2B		4	1	1	1	0	0	1
Fred Lynn, L OBP: 0.423, SLG: 0.641 (1, 8) S S S	0-3 K ③			X 0-3 K ③		X 0-0 P7 ③		X 0-0 HR		4	1	1	2	0	2	1
Jim Rice, R OBP: 0.384, SLG: 0.602 (1, 7)		X 0-0 6-3 ①			B B B B 4-0		X 0-0 1-3 ① S S S		X 0-3 K ③	3	0	0	0	1	1	0
Carlton Fisk, R OBP: 0.303, SLG: 0.447 (1, 10) X			X 0-0 G6-4-3 1B		X 0-0 G6-4-3 ① ②		X 0-0 HR 1B		X 0-0 HR	4	2	3	1	0	0	1
Butch Hobson, R OBP: 0.294, SLG: 0.496 (1, 5) X			X 0-0 G6-4-3 ② ③		X 0-0 1B		X 0-0 HR			3	1	2	2	0	0	1
Dwight Evans, R OBP: 0.368, SLG: 0.463 (1, 9) X				X 0-0 F8 ①		X 0-0 F9 ③		X 0-3 K ②		3	0	0	0	0	1	1
Jim Dwyer, L OBP: 0.358, SLG: 0.398 (1, 3) X					X 0-0 G4-6-3 1B		X 0-0 1B FC1-6 2B		X 0-0 G3 ③	3	1	2	0	0	0	0
Gary Allenson, R OBP: 0.261, SLG: 0.293 (1, 2) X				X 0-0 G4-6-3 ② ③		X 0-0 1B FC1-6		X 0-0 F8 ①		3	0	1	0	0	0	1

Inning Stats	R: 0	H: 0	E: 0	K: 1	S: 5	R: 0	H: 1	E: 0	K: 0	S: 3	R: 0	H: 1	E: 0	K: 0	S: 3	R: 0	H: 0	E: 0	K: 1	S: 5	R: 0	H: 1	E: 0	K: 0	S: 3	R: 1	H: 2	E: 0	K: 1	S: 5	R: 2	H: 2	E: 0	K: 1	S: 7	R: 2	H: 2	E: 0	K: 1	S: 7	R: 1	H: 1	E: 0	K: 0	S: 1	1B: 5	SF: 0	2B: 2	SAC: 0	3B: 0	DP: 3	HR: 3	HBP: 0	WP: 0	PA: 32
--------------	------	------	------	------	------	------	------	------	------	------	------	------	------	------	------	------	------	------	------	------	------	------	------	------	------	------	------	------	------	------	------	------	------	------	------	------	------	------	------	------	------	------	------	------	------	-------	-------	-------	--------	-------	-------	-------	--------	-------	--------


PITCHER	IP	WLS	BF	H	R	ER	SO	BB	IBB	HBP	BLK	WP	HR	S	P	ERA	WHIP
Tom Underwood, L ERA: 3.69 (1, 1)	8.0		31	9	5	5	4	1	0	0	0	0	2	38	42	5.62	1.250
Tom Buskey, R ERA: 3.2 (9, 1)	0.0	L	1	1	1	1	0	0	0	0	0	0	1	1	1	∞	∞

BOTTOM

Toronto Blue Jays @ Boston Red Sox
Fenway Park, Boston, MA

Thu Sep 27 1979, 7:05 PM EDT
Att: 20,853 - Unknown - 72 F

AB	31
R	6
H	10
RBI	6
BB	1
SO	4
LOB	8



Batter	1	2	3	4	5	6	7	8	9	AB	R	H	RBI	BB	SO	LOB
Ron LeFlore, R OBP: 0.352, SLG: 0.403 (1, 8)	0-0 5-3		0-3 K		0-0 FC1-6		0-0 1B			4	1	1	1	0	1	2
Lou Whitaker, L OBP: 0.396, SLG: 0.381 (1, 4)	0-3 K			0-0 G3	0-0 CS	0-3 K	0-0 1B			4	0	1	1	0	2	0
Kirk Gibson, L OBP: 0.290, SLG: 0.433 (1, 7)	0-0 6-3			0-0 L8		0-0 2B	0-0 4-3			4	0	1	0	0	0	1
Champ Summers, L OBP: 0.402, SLG: 0.540 (1, 9)		0-0 3-1		0-0 2B		0-0 F7		0-0 1B		2	0	1	0	0	0	0
Lynn Jones, R OBP: 0.349, SLG: 0.390 (6, PH) (7, 9)										2	0	1	0	0	0	1
Jason Thompson, L OBP: 0.339, SLG: 0.401 (1, 3)		0-0 4-3		0-0 F8		0-0 3-1		0-3 K		3	0	0	0	0	0	2
John Wockenfuss, R OBP: 0.320, SLG: 0.506 (8, PH) (9, 3)										1	0	0	0	0	1	1
Lance Parrish, R OBP: 0.345, SLG: 0.458 (1, 2)		0-0 1B			0-0 F8		0-0 HR	0-0 G4-6-3		4	1	2	1	0	0	1
Alan Trammell, R OBP: 0.333, SLG: 0.357 (1, 6)		0-0 F7			4-0 BLK 1B BB		0-0 B5-3		0-0 F9	3	1	0	0	1	0	1
Tom Brookens, R OBP: 0.300, SLG: 0.349 (1, 5)			0-0 F7		0-0 FC1-6 1B 1B		0-0 3B 1B		0-3 K	4	1	2	1	0	1	0
Rick Peters, S OBP: 0.417, SLG: 0.263 (1, 10)			0-0 1-3		0-0 FC1-6 1B		0-3 K		0-0 F9	4	0	1	0	0	1	1

Inning Stats	R: 0	H: 0	E: 0	K: 1	S: 5	LOB: 0	BB: 0	P: 5	R: 0	H: 1	E: 0	K: 0	S: 4	LOB: 1	BB: 0	P: 4	R: 0	H: 0	E: 0	K: 1	S: 5	LOB: 0	BB: 0	P: 5	R: 0	H: 1	E: 0	K: 1	S: 6	LOB: 1	BB: 0	P: 6	R: 3	H: 4	E: 0	K: 1	S: 9	LOB: 1	BB: 0	P: 9	R: 0	H: 1	E: 0	K: 1	S: 5	LOB: 0	BB: 0	P: 5	R: 0	H: 0	E: 0	K: 1	S: 5	LOB: 0	BB: 0	P: 5	1B: 6	SF: 0	2B: 2	SAC: 0	3B: 1	DP: 1	HR: 1	HBP: 0	WP: 0	PA: 37
--------------	------	------	------	------	------	--------	-------	------	------	------	------	------	------	--------	-------	------	------	------	------	------	------	--------	-------	------	------	------	------	------	------	--------	-------	------	------	------	------	------	------	--------	-------	------	------	------	------	------	------	--------	-------	------	------	------	------	------	------	--------	-------	------	-------	-------	-------	--------	-------	-------	-------	--------	-------	--------


PITCHER	IP	WLS	BF	H	R	ER	SO	BB	IBB	HBP	BLK	WP	HR	S	P	ERA	WHIP
Mike Torrez, R ERA: 4.49 (1, 1)	5.0	W	19	4	1	1	2	1	0	0	1	0	0	22	26	1.80	1.000
Tom Burgmeier, L ERA: 2.74 (6, 1)	4.0	S	17	6	3	3	4	0	0	0	0	0	1	25	25	6.75	1.500

BOTTOM

Boston Red Sox @ Detroit Tigers
Tiger Stadium, Detroit, MI

Fri Sep 28 1979, 7:05 PM EDT
Att: 17,846 - Unknown - 63 F

AB	35
R	4
H	10
RBI	4
BB	1
SO	6
LOB	10



livebaseballscorecards.com

Batter	1	2	3	4	5	6	7	8	9	AB R H RBI BB SO LOB	TOP																									
Rick Burleson, R (1, 6) OBP: 0.315, SLG: 0.368	0-0 1B SF9 2B		0-0 6-3		0-0 1-H 2B		0-0 S 1B		0-3 K	5 1 3 1 0 1 0																										
Tom Poquette, L (1, 9) OBP: 0.340, SLG: 0.386	0-0 2-3 1B		0-0 3-1		0-3 K		0-0 F7		0-0 1B 2B	5 1 2 0 0 1 2																										
Fred Lynn, L (1, 8) OBP: 0.423, SLG: 0.637 Dwight Evans, R (6, PR) OBP: 0.365, SLG: 0.459	0-0 SF9			0-3 K		4-0 CS BB BB	0-0 F8		0-0 2-H HR 1B	1 0 0 1 1 1 0 2 1 1 1 0 0 1																										
Jim Rice, R (1, 7) OBP: 0.381, SLG: 0.596	0-3 K			0-0 BLK 1B		0-3 K		0-0 6-3	0-0 F8	5 1 1 0 0 2 3																										
Carlton Fisk, R (1, 10) OBP: 0.307, SLG: 0.456	0-0 5-3			0-3 K		4-0 1B BB		1-0 BB 1B SF9 HBP	0-0 1-H HR	3 3 1 2 1 1 2																										
Butch Hobson, R (1, 5) OBP: 0.298, SLG: 0.496		0-0 F9		0-0 CS 1B		0-0 1-H 2-3 1B		0-0 BB 1B	0-0 6-3	5 0 3 1 0 0 0																										
Jim Dwyer, L (1, 3) OBP: 0.372, SLG: 0.394		0-0 G6-3 1B		0-0 CS		0-0 4-3		4-0 FC4-6 IBB		2 0 1 0 2 0 0																										
Ted Sizemore, R (1, 4) OBP: 0.316, SLG: 0.329 Carl Yastrzemski, L (8, PH) OBP: 0.346, SLG: 0.450 Stan Papi, R (8, 4) OBP: 0.218, SLG: 0.281		0-0 G6-3		0-0 1-2f		4-0 2B BB		0-0 FC4-6	0-0 SF9	2 1 0 0 1 0 3 0 0 0 1 0 0 0 0 0 0 0 0 0 0																										
Gary Allenson, R (1, 2) OBP: 0.261, SLG: 0.295			0-3 K		0-0 F8		0-0 F7		0-3 K	4 0 0 0 0 2 3																										
Inning Stats	R: 1 E: 0 K: 1 S: 7	H: 2 LOB: 1 BB: 0 P: 7	R: 0 E: 0 K: 0 S: 3	H: 1 LOB: 0 BB: 0 P: 3	R: 0 E: 0 K: 1 S: 5	H: 0 LOB: 0 BB: 0 P: 5	R: 1 E: 0 K: 2 S: 8	H: 2 LOB: 0 BB: 0 P: 8	R: 1 E: 0 K: 1 S: 6	H: 1 LOB: 1 BB: 1 P: 10	R: 1 E: 1 K: 1 S: 5	H: 1 LOB: 2 BB: 3 P: 17	R: 0 E: 0 K: 0 S: 4	H: 1 LOB: 1 BB: 0 P: 4	R: 1 E: 0 K: 1 S: 6	H: 1 LOB: 2 BB: 1 P: 11	R: 3 E: 0 K: 1 S: 8	H: 3 LOB: 0 BB: 0 P: 8	1B: 8 2B: 3 3B: 0 HR: 1	SF: 2 SAC: 0 DP: 1 HBP: 1	WP: 0 PB: 0 SB: 1 CS: 2	PA: 43														
PITCHER	IP WLS BF H R ER SO BB IBB HBP BLK WP HR S P ERA WHIP																																			
Dan Petry, R (1, 1) ERA: 3.95	5.2		24	7	4	3	6	3	0	0	1	0	0	33	45	4.76	1.765																			
Dave Tobik, R (6, 1) ERA: 4.33	1.1		6	1	0	0	0	0	1	0	0	0	0	5	9	0.00	0.750																			
Aurelio Lopez, R (8, 1) ERA: 2.41	2.0	L	12	4	4	4	2	1	0	1	0	0	1	14	19	18.00	2.500																			

Boston Red Sox @ Detroit Tigers
Tiger Stadium, Detroit, MI
 Sat Sep 29 1979, 3:33 AM EDT
 Att. 19,907 - Unknown - 73 F

livebaseballscorecards.com

AB	34
R	8
H	12
RBI	7
BB	5
SO	8
LOB	14



Batter	1	2	3	4	5	6	7	8	9	AB R H RBI BB SO LOB	TOP	
Jim Dwyer, L (1, 7) x OBP: 0.361, SLG: 0.381	0-0 F8 ①		0-0 5-3 ②			0-3 K ①		0-0 F7 ①		4 0 0 0 0 1 1	Boston Red Sox @ Detroit Tigers Tiger Stadium, Detroit, MI Sun Sep 30 1979, 3:33 AM EDT Att. 20,167 - Unknown - 73 F livebaseballscorecards.com	
Ted Sizemore, R (1, 4) x OBP: 0.315, SLG: 0.330	0-0 4-3 2B		0-0 G3 ③			0-0 F8 ②		0-0 B1-3 ②		4 0 1 0 0 0 1		
Tom Poquette, L (1, 8) x OBP: 0.343, SLG: 0.394	0-0 4-3 2-3			0-0 G5-3 2B		0-3 K ③		0-0 1B		4 0 2 1 0 1 1		
Carlton Fisk, R (1, 10) x OBP: 0.304, SLG: 0.450	0-0 5-3 ③			0-3 K ①			0-0 5-3 ①	0-0 F7 ③		4 0 0 0 0 1 3		
Dwight Evans, R (1, 9) x OBP: 0.364, SLG: 0.456		0-0 F4 ①		4-0 BB			0-0 F8 ②		0-0 F9 ①	3 0 0 0 1 0 0		
Gary Allenson, R (1, 5) x OBP: 0.264, SLG: 0.299		0-0 SH5-3 1B		0-0 G5-3 2-3f			0-0 1B 1B		0-0 F8 ②	4 0 2 0 0 0 2		
Stan Papi, R (1, 6) x OBP: 0.221, SLG: 0.282		0-0 SH5-3 1-2			0-0 6-3 ①		0-0 FC6-4 1B		0-0 F9 ③	3 0 1 0 0 0 0		
Larry Wolfe, R (1, 3) x OBP: 0.378, SLG: 0.410		0-0 F8 ③			0-3 K ②		0-0 FC6-4 1-2f			3 0 0 0 0 1 3		
Mike O'Berry, R (1, 2) x OBP: 0.242, SLG: 0.237			0-0 F9 ①		0-0 6-3 ③			0-0 B1-3 1B 2B		3 1 1 0 0 0 0		
Inning Stats	R: 0 H: 1 E: 0 LOB: 1 K: 0 BB: 0 S: 4 P: 4	R: 0 H: 1 E: 0 LOB: 1 K: 0 BB: 0 S: 4 P: 4	R: 0 H: 0 E: 0 LOB: 0 K: 0 BB: 0 S: 3 P: 3	R: 0 H: 1 E: 0 LOB: 1 K: 1 BB: 1 S: 5 P: 9	R: 0 H: 0 E: 0 LOB: 0 K: 1 BB: 0 S: 5 P: 5	R: 0 H: 0 E: 0 LOB: 0 K: 2 BB: 0 S: 7 P: 7	R: 0 H: 2 E: 0 LOB: 2 K: 0 BB: 0 S: 5 P: 5	R: 1 H: 2 E: 0 LOB: 1 K: 0 BB: 0 S: 5 P: 5	R: 0 H: 0 E: 0 LOB: 0 K: 0 BB: 0 S: 3 P: 3	1B: 4 SF: 0 2B: 3 SAC: 1 3B: 0 DP: 1 HR: 0 HBP: 0	WP: 0 PA: 34 PB: 0 SB: 0 CS: 0	
PITCHER Jack Morris, R (1, 1) ERA: 3.28	IP WLS BF H R ER SO BB IBB HBP BLK WP HR S P ERA WHIP	9.0 W 34 7 1 1 4 1 0 0 0 0 0 0 41 45 1.00 0.889										



