



Boston Red Sox - 1979

Batter	1	2	3	4	5	6	7	8	9	AB	R	H	RBI	BB	SO	LOB	TOP										
Toby Harrah, R (1,5)	F2		1B S BB		5-3		5-3			3	0	0	0	1	0	2	Cleveland Indians @ Boston Red Sox Fenway Park, Boston, MA Thu Apr 05 1979, 3:33 AM EST Att: 34,433 - Unknown - 50 F										
Jim Norris, L (1,10) OBP: 0.750, SLG: 1.000	2B		1-3 1B			WP S BB		K		3	0	2	0	1	1	0											
Bobby Bonds, R (1,9)	K		K			F5		K		4	0	0	0	0	3	4											
Andre Thornton, R (1,3)	K			5-3				6-3		3	0	0	0	1	1	1											
Gary Alexander, R (1,2)		4-3		F8		F6		WP E 1B BB		3	1	0	0	1	0	2											
Ted Cox, R (1,7)	6-3			F8		F8		E4 1B WP		4	0	0	0	0	0	3											
Duane Kuiper, L (1,4)	F8				5-3			L8		4	0	0	0	0	0	2											
Tom Veryzer, R (1,6) OBP: 0.500, SLG: 0.333			5-3		F6		FC5-4 BB			3	0	1	1	1	0	0											
Horace Speed, R (1,8)			K				FC5-4			2	0	0	0	1	1	1											
Wayne Cage, L (9,PH)							BB	G1-4-6-3		1	0	0	0	0	0	2											
Inning Stats	R: 0 E: 0 K: 2 S: 8	H: 1 LOB: 1 BB: 0 P: 8	R: 0 E: 0 K: 0 S: 3	H: 0 LOB: 0 BB: 0 P: 3	R: 0 E: 0 K: 2 S: 8	H: 1 LOB: 2 BB: 1 P: 12	R: 0 E: 0 K: 0 S: 3	H: 0 LOB: 0 BB: 0 P: 3	R: 0 E: 0 K: 0 S: 3	H: 0 LOB: 1 BB: 1 P: 7	R: 0 E: 0 K: 0 S: 3	H: 0 LOB: 1 BB: 1 P: 7	R: 0 E: 0 K: 2 S: 7	H: 0 LOB: 0 BB: 0 P: 7	R: 1 E: 1 K: 0 S: 4	H: 1 LOB: 1 BB: 1 P: 8	1B: 2 2B: 1 3B: 0 HR: 0	SF: 0 SAC: 0 DP: 1 HBP: 0	WP: 2 PB: 0 SB: 2 CS: 0	PA: 36							
PITCHER	IP	WLS	BF	H	R	ER	SO	BB	IBB	HBP	BLK	WP	HR	S	P	ERA	WHIP										
Dennis Eckersley, R (1,1)	7.0	W	28	2	0	0	4	5	0	0	0	1	0	31	51	0.00	1.000										
Dick Drago, R (8,1) ERA: 4.5	2.0		8	1	1	1	2	1	0	0	0	1	0	11	15	4.50	1.000										

Batter	1	2	3	4	5	6	7	8	9	AB	R	H	RBI	BB	SO	LOB	BOTTOM										
Jerry Remy, L (1,4) OBP: 0.200, SLG: 0.200	4-3		HR 1B S		K			K		5	1	1	0	0	2	3	Cleveland Indians @ Boston Red Sox Fenway Park, Boston, MA Thu Apr 05 1979, 3:33 AM EST Att: 34,433 - Unknown - 50 F										
Rick Burleson, R (1,6)	F9		1-3	E6		K				4	0	0	0	0	1	2											
Fred Lynn, L (1,8) OBP: 0.750, SLG: 2.000	1B BB		HR BB		F4		HR			2	2	1	1	2	0	1											
Jim Rice, R (1,10) OBP: 0.500, SLG: 1.250	1-2 1B		HR		K		K			4	1	2	3	0	2	0											
Carl Yastrzemski, L (1,7) OBP: 0.250, SLG: 0.250	F5		F7		F4		CS 1B			4	0	1	0	0	0	2											
George Scott, R (1,3)		2B BB	6-3		1-3		K			3	0	0	0	1	1	1											
Jack Brohamer, L (1,5) OBP: 0.500, SLG: 1.250	G3 2B				F9		1B 3B			4	1	2	0	0	0	0											
Dwight Evans, R (1,9) OBP: 0.250, SLG: 1.000	G3					K		F3		4	1	1	1	0	1	2											
Bob Montgomery, R (1,2) OBP: 0.750, SLG: 1.500	K				HR		HR			4	1	3	1	0	1	1											
Inning Stats	R: 0 E: 0 K: 0 S: 4	H: 1 LOB: 2 BB: 1 P: 8	R: 0 E: 0 K: 1 S: 5	H: 1 LOB: 1 BB: 1 P: 9	R: 3 E: 0 K: 0 S: 5	H: 2 LOB: 0 BB: 1 P: 9	R: 2 E: 1 K: 1 S: 8	H: 2 LOB: 1 BB: 0 P: 8	R: 0 E: 0 K: 1 S: 5	H: 0 LOB: 0 BB: 0 P: 5	R: 1 E: 0 K: 2 S: 9	H: 2 LOB: 1 BB: 0 P: 9	R: 1 E: 0 K: 2 S: 8	H: 2 LOB: 1 BB: 0 P: 8	R: 0 E: 0 K: 1 S: 6	H: 1 LOB: 1 BB: 0 P: 6	1B: 4 2B: 3 3B: 2 HR: 3	SF: 0 SAC: 0 DP: 1 HBP: 0	WP: 0 PB: 0 SB: 1 CS: 1	PA: 37							
PITCHER	IP	WLS	BF	H	R	ER	SO	BB	IBB	HBP	BLK	WP	HR	S	P	ERA	WHIP										
Rick Wise, R (1,1) ERA: 9.0	5.0	L	25	7	6	5	3	3	0	0	0	0	2	28	40	9.00	2.000										
Victor Cruz, R (6,1) ERA: 4.5	2.0		8	3	1	1	4	0	0	0	0	0	1	16	16	4.50	1.500										
Sid Monge, L (8,1) ERA:	1.0		4	1	0	0	1	0	0	0	0	0	0	6	6	0.00	1.000										

Batter	1	2	3	4	5	6	7	8	9	AB	R	H	RBI	BB	SO	LOB	TOP			
Jerry Remy, L OBP: 0.222, SLG: 0.222 (1, 4)	0-0 6-3		0-0 3-1			0-0 F8 1B		0-0 FC6-2-5 PB		4	0	1	0	0	0	2	Boston Red Sox @ Cleveland Indians Cleveland Municipal Stadium, Cleveland, OH Sat Apr 07 1979, 3:33 AM EST Att: 47,231 - Unknown - 32 F AB 25 R 0 H 1 RBI 0 BB 6 SO 4 LOB 11 			
Rick Burleson, R (1, 6)	0-3 K			0-0 F8		0-0 F8		0-0 6-3		4	0	0	0	0	1	3				
Fred Lynn, L OBP: 0.625, SLG: 1.000 (1, 8)	4-0 BB			0-3 K		0-0 G3			1-0 G6-4-3 HBP	2	0	0	0	1	1	0				
Jim Rice, R OBP: 0.375, SLG: 0.714 (1, 7)	0-0 4-3			4-0 S BB			0-0 6-3		0-0 G6-4-3	3	0	0	0	1	0	2				
Carl Yastrzemski, L OBP: 0.250, SLG: 0.143 (1, 10)		4-0 L5-3 BB		0-0 4-3			0-0 G3		0-0 F8	3	0	0	0	1	0	1				
George Scott, R (1, 3)		0-0 L5-3			0-0 F9		0-3 K			3	0	0	0	0	1	1				
Larry Wolfe, R (1, 5)		0-0 F9			4-0 BB			0-0 F5		2	0	0	0	1	0	0				
Dwight Evans, R OBP: 0.286, SLG: 0.667 (1, 9)			0-0 4-3		0-0 F6			4-0 FC6-2-5 BB		2	0	0	0	1	0	1				
Bob Montgomery, R OBP: 0.571, SLG: 1.000 (1, 2)			0-3 K		0-0 F4			4-0 PB FC6-2-5 BB		2	0	0	0	1	1	1				
Inning Stats	R: 0 E: 0 K: 1 S: 5	H: 0 LOB: 1 BB: 1 P: 9	R: 0 E: 0 K: 0 S: 2	H: 0 LOB: 0 BB: 1 P: 6	R: 0 E: 0 K: 1 S: 5	H: 0 LOB: 0 BB: 0 P: 5	R: 0 E: 0 K: 1 S: 5	H: 0 LOB: 1 BB: 1 P: 9	R: 0 E: 0 K: 0 S: 3	H: 1 LOB: 0 BB: 0 P: 3	R: 0 E: 0 K: 1 S: 5	H: 0 LOB: 0 BB: 0 P: 5	R: 0 E: 1 K: 0 S: 3	H: 0 LOB: 2 BB: 2 P: 11	R: 0 E: 0 K: 0 S: 2	H: 0 LOB: 0 BB: 0 P: 3	1B: 1 2B: 1 3B: 0 HR: 0	SF: 0 SAC: 0 DP: 2 HBP: 1	WP: 0 PB: 1 SB: 1 CS: 0	PA: 32
PITCHER Rick Waits, L ERA:	IP: 9.0 WLS: W BF: 32 H: 1 R: 0 ER: 0 SO: 4 BB: 6 IBB: 0 HBP: 1 BLK: 0 WP: 0 HR: 0 S: 33 P: 58 ERA: 0.00 WHIP: 0.778															PITCHER				

Batter	1	2	3	4	5	6	7	8	9	AB	R	H	RBI	BB	SO	LOB	BOTTOM			
Toby Harrah, R (1, 5)	0-0 F7		0-0 FC5-2		0-3 K		0-0 L5-4			4	0	0	0	0	1	4	Boston Red Sox @ Cleveland Indians Cleveland Municipal Stadium, Cleveland, OH Sat Apr 07 1979, 3:33 AM EST Att: 47,231 - Unknown - 32 F AB 28 R 3 H 5 RBI 3 BB 6 SO 6 LOB 24 			
Jim Norris, L OBP: 0.625, SLG: 0.667 (1, 8) (5, 7)	0-0 F8		0-0 G3			4-0 S 1B FC5-2 BB		0-0 1B		3	0	1	0	1	0	2				
Bobby Bonds, R OBP: 0.250, SLG: 0.250 (1, 9)	0-3 K			0-0 6-3		0-0 FC5-2 1B		0-0 BB S 1B		4	1	2	0	0	1	0				
Andre Thornton, R (1, 3)		0-0 F8		4-0 HBP BB		0-0 P9		4-0 BB S 2B IBB		2	1	0	0	2	0	2				
Gary Alexander, R (1, 2)		0-0 L5		1-0 HBP		0-0 FC5-2 S		0-0 P8		3	0	0	0	0	0	4				
Wayne Cagle, L (1, 10)		0-3 K		1-2 HBP		0-3 K		4-0 2B BB		3	1	0	0	1	2	4				
Ted Cox, R Horace Speed, R OBP: 0.800, SLG: 0.333 (1, 7) (5, 8)			4-0 E E FC5-2 BB	0-3 K			0-0 L5-4 SH5-4 1B	4-0 2B BB		1	0	0	0	1	1	2				
Duane Kuiper, L OBP: 0.143, SLG: 0.286 (1, 4)			0-0 E4 FC5-2		0-0 4-3		0-0 SH5-4	0-0 2B BB		3	0	1	2	0	0	1				
Tom Veryzer, R OBP: 0.250, SLG: 0.143 (1, 6)			0-0 F7		0-3 K		0-0 E5	0-0 5-3		4	0	0	0	0	1	5				
Inning Stats	R: 0 E: 0 K: 1 S: 5	H: 0 LOB: 0 BB: 0 P: 5	R: 0 E: 0 K: 1 S: 5	H: 0 LOB: 0 BB: 0 P: 5	R: 0 E: 1 K: 0 S: 4	H: 0 LOB: 2 BB: 1 P: 8	R: 0 E: 0 K: 1 S: 5	H: 0 LOB: 2 BB: 1 P: 10	R: 0 E: 0 K: 2 S: 7	H: 0 LOB: 0 BB: 0 P: 7	R: 0 E: 0 K: 1 S: 6	H: 1 LOB: 2 BB: 1 P: 10	R: 0 E: 1 K: 0 S: 4	H: 1 LOB: 1 BB: 0 P: 4	R: 3 E: 0 K: 0 S: 5	H: 3 LOB: 2 BB: 3 P: 17		1B: 4 2B: 2 3B: 0 HR: 0	SF: 0 SAC: 1 DP: 1 HBP: 1	WP: 0 PB: 0 SB: 4 CS: 0
PITCHER Mike Torrez, R ERA: 3.52 Tom Burgmeier, L ERA: Dick Drago, R ERA: 3.86	IP: 7.2 WLS: L BF: 34 H: 4 R: 3 ER: 3 SO: 6 BB: 5 IBB: 1 HBP: 1 BLK: 0 WP: 0 HR: 0 S: 39 P: 64 ERA: 3.52 WHIP: 1.174															PITCHER				

Batter	1	2	3	4	5	6	7	8	9	10	11	12	AB	R	H	RBI	BB	SO	LOB	TOP									
Jerry Remy, L (1.4) OBP: 0.200, SLG: 0.200	1-3		F7		1B	K		F7			F9		6	1	1	0	0	1	2										
Rick Burleson, R (1.6) OBP: 0.214, SLG: 0.214	HR		HR		1B			F9		F8			6	3	3	0	0	0	0										
Fred Lynn, L (1.8) OBP: 0.500, SLG: 1.200	HR		HR		1-3			K		P7			6	2	2	4	0	1	2										
Jim Rice, R (1.7) OBP: 0.500, SLG: 0.636	G3-6-1		F8		FC5-4			1B		6-3			4	1	2	2	2	0	0										
Carl Yastrzemski, L (1.10) OBP: 0.357, SLG: 0.182	G3-6-1		4-3		F6								4	0	1	0	2	0	2										
George Scott, R (1.3) OBP: 0.308, SLG: 0.100					FC5-4			1-3					4	0	1	0	2	0	4										
Jack Brohamer, L (1.5) OBP: 0.400, SLG: 0.778					1B								5	0	1	1	1	0	4										
Dwight Evans, R (1.9) OBP: 0.308, SLG: 0.455					FC5-4			F8					5	0	1	0	1	0	6										
Mike O'Berry, R (1.2) OBP: 0.333, SLG: 0.333					FC6-4								3	0	1	0	0	0	3										
Jim Dwyer, L (11, PH)													1	0	0	0	0	0	0										
Gary Attenson, R (11.2)													0	0	0	0	0	0	0										
Inning Stats	R: 2 E: 0 K: 0 S: 4	H: 2 LOB: 0 BB: 1 P: 8	R: 0 E: 0 K: 0 S: 3	H: 1 LOB: 1 BB: 1 P: 7	R: 2 E: 0 K: 0 S: 5	H: 2 LOB: 0 BB: 0 P: 5	R: 0 E: 0 K: 0 S: 4	H: 1 LOB: 0 BB: 0 P: 4	R: 2 E: 0 K: 1 S: 6	H: 3 LOB: 1 BB: 0 P: 6	R: 0 E: 0 K: 1 S: 6	H: 2 LOB: 1 BB: 1 P: 7	R: 0 E: 0 K: 0 S: 3	H: 0 LOB: 0 BB: 0 P: 3	R: 0 E: 0 K: 0 S: 2	H: 0 LOB: 1 BB: 2 P: 10	R: 0 E: 0 K: 0 S: 3	H: 0 LOB: 0 BB: 0 P: 3	R: 1 E: 0 K: 0 S: 4	H: 1 LOB: 2 BB: 2 P: 12	1B: 10 2B: 1 3B: 0 HR: 2	SF: 0 SAC: 1 DP: 3 HBP: 0	WP: 0 PB: 0 SB: 1 CS: 1	PA: 53					
PITCHER	IP WLS BF H R ER SO BB IBB HBP BLK WP HR S P ERA WHIP																												
Mike Paxton, R (1.1) ERA: 13.5	4.0	20	8	6	6	0	2	1	0	0	0	0	0	0	15	19	0.00	1.875											
Sid Morge, L (5.1) ERA:	2.2	12	4	0	0	2	1	0	0	0	0	0	0	0	7	15	0.00	0.857											
Dan Spillner, R (7.1) ERA:	2.1	9	0	0	0	0	2	0	0	0	0	0	0	0	9	21	3.00	1.000											
Victor Cruz, R (10.1) ERA: 3.6	3.0	L 12	1	1	1	0	2	1	0	0	0	0	0	0	9	21	3.00	1.000											

Boston Red Sox @ Cleveland Indians
Cleveland Municipal Stadium, Cleveland, OH

Sun Apr 08 1979, 3:33 AM EST
Att: 6,887 - Unknown - 40 F

AB 44
R 7
H 13
RBI 7
BB 8
SO 2
LOB 23



Batter	1	2	3	4	5	6	7	8	9	10	11	12	AB	R	H	RBI	BB	SO	LOB	BOTTOM							
Toby Harrah, R (1.5) OBP: 0.214, SLG: 0.154	1B	E5		F9			K					F7	6	1	2	1	0	1	1								
Jim Norris, L (1.8) OBP: 0.500, SLG: 0.583	1B	4-3			F8		4-3			1-3		G3	6	2	2	0	0	0	3								
Bobby Bonds, R (1.9) OBP: 0.286, SLG: 0.357	1B				F8							F9	6	2	2	1	0	1	1								
Andre Thornton, R (1.3)	6-3		5-3		SF8			K					4	0	0	1	0	2	3								
Gary Alexander, R (1.2)	5-3		6-3		K			F9					4	0	0	1	1	1	2								
Wayne Cagle, L (1.10) OBP: 0.308, SLG: 0.222	CS				FC6-4			G3		4-3		L7	5	0	2	2	0	0	1								
Ted Cox, R (1.7) OBP: 0.500, SLG: 0.250	CS	6-3		FC6-4				F8			SH3-4	WP	3	0	0	0	1	0	1								
Duane Kuiper, L (1.4) OBP: 0.182, SLG: 0.273		5-3			4-3					SH3-4		6-3	4	0	1	0	0	0	0								
Tom Verzyer, R (1.6) OBP: 0.273, SLG: 0.300					6-3								3	0	1	0	0	0	1								
Ron Hassey, L (9, PH)													1	0	0	0	0	2									
Dave Rosello, R (10.6)													1	0	0	0	0	1	0								
Inning Stats	R: 3 E: 0 K: 0 S: 6	H: 4 LOB: 0 BB: 0 P: 8	R: 0 E: 1 K: 0 S: 5	H: 1 LOB: 2 BB: 0 P: 5	R: 1 E: 0 K: 0 S: 3	H: 2 LOB: 1 BB: 0 P: 5	R: 0 E: 0 K: 0 S: 3	H: 0 LOB: 0 BB: 0 P: 3	R: 1 E: 0 K: 1 S: 6	H: 1 LOB: 0 BB: 0 P: 6	R: 0 E: 0 K: 2 S: 7	H: 0 LOB: 0 BB: 0 P: 7	R: 0 E: 0 K: 0 S: 4	H: 1 LOB: 1 BB: 1 P: 8	R: 0 E: 0 K: 0 S: 5	H: 0 LOB: 1 BB: 1 P: 9	R: 0 E: 0 K: 2 S: 7	H: 0 LOB: 0 BB: 0 P: 7	R: 0 E: 0 K: 0 S: 3	H: 0 LOB: 0 BB: 0 P: 3	1B: 7 2B: 3 3B: 0 HR: 0	SF: 1 SAC: 1 DP: 0 HBP: 0	WP: 1 PB: 0 SB: 0 CS: 1	PA: 49			
PITCHER	IP WLS BF H R ER SO BB IBB HBP BLK WP HR S P ERA WHIP																										
Bob Stanley, R (1.1) ERA: 3.0	5.0	23	8	5	5	1	0	0	0	0	0	0	9	0	0	0	1	0	1								
Chuck Rainey, R (6.1) ERA: 3.0	3.0	11	1	1	1	3	1	0	0	0	0	0	16	20	3.00	0.667											
Bill Campbell, R (9.1) ERA:	2.0	8	1	0	0	1	1	0	0	0	0	0	9	13	0.00	1.000											
Dick Drago, R (11.1) ERA: 2.08	2.0	W 6	0	0	0	2	0	0	0	0	0	0	10	10	0.00	0.000											

Boston Red Sox @ Cleveland Indians
Cleveland Municipal Stadium, Cleveland, OH

Sun Apr 08 1979, 3:33 AM EST
Att: 6,887 - Unknown - 40 F

AB 44
R 6
H 10
RBI 6
BB 2
SO 7
LOB 15




Batter	1	2	3	4	5	6	7	8	9	AB	R	H	RBI	BB	SO	LOB	TOP
Jerry Remy, L (1,4) OBP: 0.167, SLG: 0.167 Butch Hobson, R (8,PH) Frank Duffy, R (8,4)	0-0 1-3		0-0 5-3		0-0 F8			0-3 K		3	0	0	0	0	0	0	Boston Red Sox @ Milwaukee Brewers Milwaukee County Stadium, Milwaukee, WI Tue Apr 10 1979, 4:33 AM EST Att: 54,392 - Unknown - 38 F
Rick Burleson, R (1,6) OBP: 0.276, SLG: 0.276	0-0 BB 1B		0-0 4-3		0-0 1B 1B			0-0 1-6-3		4	0	2	0	0	0	0	
Fred Lynn, L (1,8) OBP: 0.500, SLG: 1.077	0-3 K		0-0 2B		0-0 F9			4-0 BB		3	0	1	0	1	1	2	
Jim Rice, R (1,7) OBP: 0.500, SLG: 0.571	4-0 1-2 BB		0-0 F8		0-0 1-2 1B			0-0 F5		3	0	1	0	1	0	2	
Carl Yastrzemski, L (1,10) OBP: 0.276, SLG: 0.133	0-0 4-3			0-3 K				0-3 K		4	0	0	0	0	2	4	
George Scott, R (1,3) OBP: 0.235, SLG: 0.071		0-0 1-3		0-0 1-3				0-0 1-3		4	0	0	0	0	0	2	
Larry Wolfe, R (1,5) OBP: 0.286, SLG: 0.167		0-0 FC4-6 1B		0-0 5-3				0-3 K		4	0	1	0	0	2	0	
Dwight Evans, R (1,9) OBP: 0.250, SLG: 0.357		0-0 FC4-6 1-2 FC3-6		0-3 K				0-0 5-3		3	0	0	0	0	1	1	
Mike O'Berry, R (1,2) OBP: 0.200, SLG: 0.200 Carlton Fisk, R (7,PH) Gary Allenson, R (7,2)		0-0 FC3-6 1-2		0-0 6-3				0-3 K		2	0	0	0	0	0	1	
Inning Stats	R: 0 E: 0 K: 1 S: 6	H: 1 LOB: 2 BB: 1 P: 10	R: 0 E: 0 K: 0 S: 4	H: 1 LOB: 1 BB: 0 P: 4	R: 0 E: 0 K: 0 S: 4	H: 0 LOB: 0 BB: 0 P: 5	R: 0 E: 0 K: 1 S: 5	H: 2 LOB: 2 BB: 0 P: 7	R: 0 E: 0 K: 2 S: 7	H: 0 LOB: 0 BB: 0 P: 7	R: 0 E: 0 K: 1 S: 5	H: 0 LOB: 1 BB: 1 P: 9	R: 0 E: 0 K: 1 S: 5	H: 0 LOB: 0 BB: 0 P: 5	1B: 4 2B: 1 3B: 0 HR: 0	SF: 0 SAC: 0 DP: 0 HBP: 0	
PITCHER Mike Caldwell, L (1,1) ERA: 0.5	IP: 9.0 WLS: W BF: 34 H: 5 R: 0 ER: 0 SO: 8 BB: 2 IBB: 0 HBP: 0 BLK: 0 WP: 0 HR: 0 S: 48 P: 56 ERA: 0.00 WHIP: 0.778											PITCHER	IP: WLS: BF: H: R: ER: SO: BB: IBB: HBP: BLK: WP: HR: S: P: ERA: WHIP:				

Batter	1	2	3	4	5	6	7	8	9	AB	R	H	RBI	BB	SO	LOB	BOTTOM
Robin Yount, R (1,6) OBP: 0.267, SLG: 0.500	0-0 F8 FC3 1B		0-0 F3		0-0 HR			0-0 SF7		3	2	2	2	0	0	0	Boston Red Sox @ Milwaukee Brewers Milwaukee County Stadium, Milwaukee, WI Tue Apr 10 1979, 4:33 AM EST Att: 54,392 - Unknown - 38 F
Don Money, R (1,4) OBP: 0.313, SLG: 0.438	0-0 F8 1-3		0-0 FC6-4 1B		0-0 F6			0-0 F7		4	0	1	0	0	0	2	
Cecil Cooper, L (1,3) OBP: 0.313, SLG: 0.313	0-0 FC3 FC6-4		0-0 L6		0-0 F9			0-0 F6		4	0	0	1	0	0	1	
Larry Hise, R (1,7) OBP: 0.250, SLG: 0.625	0-0 FC6-4 1-2		0-0 FC6-4 1-2		0-0 3-1 7-2 2B			0-0 F5		4	0	1	0	0	0	2	
Ben Oglivie, L (1,10) OBP: 0.375, SLG: 0.714	0-0 G3			0-0 F9				0-0 P8		4	0	0	0	0	0	2	
Sixto Lezcano, R (1,9) OBP: 0.267, SLG: 0.154		4-0 1B BB		0-0 5-3				0-0 7-2		2	0	0	0	1	0	1	
Sal Bando, R (1,5) OBP: 0.455, SLG: 0.500		0-0 1-3 1B		0-0 2B				0-0 1B SH3-4 SF7 1B		3	1	3	0	0	0	0	
Gorman Thomas, R (1,8) OBP: 0.333, SLG: 0.300		0-3 K		0-0 F7				0-0 SH3-4		2	0	0	0	0	1	3	
Charlie Moore, R (1,2) OBP: 0.429, SLG: 0.333		0-0 L5-3 1-2			0-0 5-3			0-0 2-3 1B		3	0	1	0	0	0	2	
Inning Stats	R: 1 E: 0 K: 0 S: 5	H: 1 LOB: 1 BB: 0 P: 5	R: 0 E: 0 K: 1 S: 5	H: 1 LOB: 1 BB: 1 P: 9	R: 0 E: 0 K: 0 S: 4	H: 1 LOB: 1 BB: 0 P: 4	R: 0 E: 0 K: 0 S: 4	H: 1 LOB: 0 BB: 0 P: 4	R: 1 E: 0 K: 0 S: 3	H: 2 LOB: 1 BB: 0 P: 5	R: 0 E: 0 K: 0 S: 3	H: 0 LOB: 0 BB: 0 P: 3	R: 0 E: 0 K: 0 S: 3	H: 0 LOB: 0 BB: 0 P: 3	1B: 5 2B: 4 3B: 0 HR: 1	SF: 1 SAC: 1 DP: 2 HBP: 0	
PITCHER Dennis Eckersley, R (1,1) ERA: 1.8	IP: 8.0 WLS: L BF: 32 H: 8 R: 3 ER: 3 SO: 1 BB: 1 IBB: 0 HBP: 0 BLK: 0 WP: 0 HR: 1 S: 33 P: 37 ERA: 3.38 WHIP: 1.125											PITCHER	IP: WLS: BF: H: R: ER: SO: BB: IBB: HBP: BLK: WP: HR: S: P: ERA: WHIP:				

Batter	1	2	3	4	5	6	7	8	9	AB	R	H	RBI	BB	SO	LOB	TOP										
Toby Harrah, R OBP: 0.303, SLG: 0.241 (1, 5)	0-0 SH1-3 1B	0-0 6-3			4-0 1B FC1-5 BB	0-0 5-3		0-0 FC5-4		4	0	1	1	1	0	5											
Rick Manning, L OBP: 0.231, SLG: 0.231 (1, 8)	0-0 1-3		0-0 F9		0-0 FC1-5 1B	0-0 S 1B		0-3 K		5	0	1	2	0	1	3											
Bobby Bonds, R OBP: 0.233, SLG: 0.241 (1, 10)	0-0 SH1-3		0-0 K 1B		0-0 1B	0-0 F8		0-3 K		4	0	2	0	0	1	1											
Andre Thornton, R OBP: 0.172, SLG: 0.042 (1, 3)	0-3 K		0-3 K		0-3 K		0-0 5-3		0-0 6-3	5	0	0	0	0	3	5											
Jim Norris, L OBP: 0.367, SLG: 0.320 (1, 9)		0-0 F6		0-0 G1	0-0 1-3		0-0 F8			4	0	0	0	0	0	3											
Gary Alexander, R OBP: 0.250, SLG: 0.125 (1, 2)		0-0 BB 1B G3		0-3 K		0-0 BB 1B 5-3		0-3 K		4	2	2	0	0	2	0											
Duane Kuiper, L OBP: 0.346, SLG: 0.360 (1, 4)		0-0 G3 BB 1B		0-0 FC6-4 1B		0-0 5-3 BB 1B		0-0 F8		4	1	3	0	0	0	0											
Ted Cox, R OBP: 0.240, SLG: 0.136 (1, 7)		4-0 G3 BB		0-0 FC6-4		0-0 F4		0-0 E6 FC5-4		3	0	0	0	1	0	3											
Tom Verzyer, R OBP: 0.208, SLG: 0.143 (8, PH)		0-0 G3			4-0 FC1-5 BB	4-0 5-3 1B BB		0-0 F5		1	1	0	1	2	0	2											
Wayne Cage, L OBP: 0.200, SLG: 0.143 (8, PH)										1	0	0	0	0	0	1											
Dave Rosello, R (8, 6)										0	0	0	0	0	0	0											
Inning Stats	R: 0 E: 0 K: 1 S: 6	H: 1 LOB: 1 P: 6	R: 1 E: 0 K: 0 S: 5	H: 2 LOB: 2 P: 9	R: 0 E: 0 K: 1 S: 5	H: 1 LOB: 1 P: 5	R: 0 E: 0 K: 1 S: 6	H: 1 LOB: 1 P: 6	R: 0 E: 0 K: 1 S: 6	H: 3 LOB: 3 P: 10	R: 0 E: 0 K: 1 S: 5	H: 0 LOB: 0 P: 5	R: 0 E: 1 K: 2 S: 7	H: 0 LOB: 1 P: 7	R: 0 E: 0 K: 2 S: 7	H: 0 LOB: 0 P: 7	1B: 9 2B: 0 3B: 0 HR: 0	SF: 0 SAC: 1 DP: 0 HBP: 0	WP: 0 PB: 0 SB: 2 CS: 0	PA: 40							
PITCHER	IP	WLS	BF	H	R	ER	SO	BB	IBB	HBP	BLK	WP	HR	S	P	ERA	WHIP										
Dennis Eckersley, R ERA: 3.0 (1, 1)	6.0	W	30	9	4	4	4	4	0	0	0	0	0	34	50	6.00	2.167										
Dick Drago, R ERA: 2.53 (7, 1)	3.0	S	10	0	0	0	3	0	0	0	0	0	0	16	16	0.00	0.000										

Cleveland Indians @ Boston Red Sox
Fenway Park, Boston, MA
Sun Apr 15 1979, 3:33 AM EST
Att: 16,460 - Unknown - 42 F


AB 35
R 4
H 9
RBI 4
BB 4
SO 7
LOB 23



Batter	1	2	3	4	5	6	7	8	9	AB	R	H	RBI	BB	SO	LOB	BOTTOM										
Jerry Remy, L OBP: 0.207, SLG: 0.250 (1, 4)	0-0 B1-3	0-0 2B 3B	0-0 1B 2-3 3H			0-3 K	4-0 WP BB SF8 BB			4	2	2	2	1	1	0											
Rick Burleson, R OBP: 0.321, SLG: 0.308 (1, 6)	0-0 5-3	0-0 2B	0-0 1B			0-0 E5 HR	4-0 SF8 WP 2B BB			4	2	2	3	1	0	0											
Fred Lynn, L OBP: 0.500, SLG: 0.950 (1, 8)	4-0 E S 1B BB	0-0 F7		0-0 4-3		0-0 HR	4-0 2B BB			3	3	1	2	2	0	1											
Jim Rice, R OBP: 0.536, SLG: 0.667 (1, 7)	4-0 BB 1B BB	0-0 6-3		0-0 6-3		0-0 2B	0-0 SF8			3	1	1	1	1	0	1											
Carl Yastrzemski, L OBP: 0.464, SLG: 0.591 (1, 10)	4-0 1B BB		4-0 G6-4-3 BB		0-0 F9	4-0 G6-4-3 BB	0-0 1-H 3-H 3H			2	0	1	2	3	0	0											
George Scott, R OBP: 0.370, SLG: 0.364 (1, 3)	0-0 1-2 2-H 3-H		0-0 G6-4-3		4-0 1B BB	0-0 G6-4-3	0-3 K			4	0	1	2	1	1	4											
Jack Brohamer, L OBP: 0.389, SLG: 0.588 (1, 5)	0-3 K		0-0 2B 1B		0-0 1B		0-0 F9	0-0 F4		5	1	2	0	0	1	2											
Dwight Evans, R OBP: 0.346, SLG: 0.591 (1, 9)		0-0 4-3	0-0 1B 2B		0-0 6-3		0-0 2B 2B	0-3 K		5	2	2	0	0	1	1											
Gary Allenson, R OBP: 0.333, SLG: 0.286 (1, 2)		4-0 3B BB	4-0 1B BB		0-0 6-3		0-0 BB WP 2B	0-0 5-3		3	3	1	1	2	0	1											
Inning Stats	R: 2 E: 0 K: 1 S: 6	H: 1 LOB: 2 P: 18	R: 2 E: 0 K: 0 S: 5	H: 2 LOB: 1 P: 9	R: 3 E: 0 K: 0 S: 5	H: 4 LOB: 2 P: 13	R: 0 E: 0 K: 0 S: 3	H: 0 LOB: 0 P: 3	R: 0 E: 0 K: 1 S: 7	H: 1 LOB: 1 P: 7	R: 2 E: 1 K: 1 S: 7	H: 2 LOB: 1 P: 11	R: 5 E: 0 K: 1 S: 8	H: 3 LOB: 3 P: 20	R: 0 E: 0 K: 1 S: 5	H: 0 LOB: 0 P: 5	1B: 5 2B: 6 3B: 1 HR: 1	SF: 1 SAC: 0 DP: 2 HBP: 0	WP: 1 PB: 0 SB: 1 CS: 0	PA: 45							
PITCHER	IP	WLS	BF	H	R	ER	SO	BB	IBB	HBP	BLK	WP	HR	S	P	ERA	WHIP										
Mike Paxton, R ERA: 16.88 (1, 1)	1.1	L	11	3	4	4	4	4	0	0	0	0	0	9	25	27.00	5.250										
Paul Reuschel, R ERA: 7.71 (2, 1)	3.0		14	5	3	3	0	3	0	0	0	0	0	11	23	9.00	2.667										
Len Barker, R ERA: 13.5 (5, 1)	2.0		11	4	4	3	1	1	0	0	0	0	1	12	16	13.50	2.500										
Don Hood, L ERA: 81.0 (7, 1)	0.0		3	0	0	0	0	3	0	0	0	1	0	0	12	∞	∞										
Dan Spillner, R ERA: (7, 1)	1.2		6	1	3	3	2	0	0	0	0	0	0	10	10	16.20	0.600										

Cleveland Indians @ Boston Red Sox
Fenway Park, Boston, MA
Sun Apr 15 1979, 3:33 AM EST
Att: 16,460 - Unknown - 42 F

AB 33
R 14
H 13
RBI 13
BB 11
SO 4
LOB 10



Batter	1	2	3	4	5	6	7	8	9	AB	R	H	RBI	BB	SO	LOB	TOP			
Jim Norris, L OBP: 0.343, SLG: 0.300 (1, 9)	0-0 FC6-4 4-3 1B		0-0 1-3		0-0 P8	0-0 G3			0-0 L4	5	0	1	0	0	0	3	Cleveland Indians @ Boston Red Sox Fenway Park, Boston, MA Mon Apr 16 1979, 3:33 AM EST Att: 27,439 - Unknown - 44 F livebaseballscores.com			
Rick Manning, L OBP: 0.276, SLG: 0.278 (1, 8)	0-0 4-3 1-2		0-0 4-3		0-0 1-3		0-0 FC5-4 1B		0-0 1B	5	0	2	0	0	0	2				
Bobby Bonds, R OBP: 0.286, SLG: 0.303 (1, 10)	4-0 FC6-4 BB			0-0 S 1B	0-0 2B		0-3 K		0-0 5-3	4	2	2	1	1	1	2				
Toby Harrah, R OBP: 0.297, SLG: 0.333 (1, 5)	0-0 FC6-4 S 1-2 2-3			0-0 5-6-3	0-0 2B		0-0 F9			4	1	1	2	0	0	4				
Andre Thornton, R OBP: 0.182, SLG: 0.071 (1, 3)	0-3 K			0-0 1B	0-0 F8		0-0 FC5-4			4	0	1	1	0	1	3				
Gary Alexander, R OBP: 0.219, SLG: 0.107 (1, 2)		0-0 F3		0-3 K		0-3 K		0-0 L7		4	0	0	0	0	2	1				
Duane Kuiper, L OBP: 0.367, SLG: 0.379 (1, 4)		0-0 5-3		0-0 1B		0-0 CS 1B		0-0 1-3		4	0	2	0	0	0	0				
Ted Cox, R OBP: 0.276, SLG: 0.160 (1, 7)		0-0 CS 1B		0-0 F3		4-0 1B		0-0 5-3		3	0	1	0	1	0	2				
Tom Verzyer, R OBP: 0.250, SLG: 0.240 (1, 6)		0-0 CS	0-0 F6		0-0 2B	0-0 2B		0-0 F5		4	1	2	0	0	0	0				
Inning Stats	R: 0 E: 0 K: 1 S: 6	H: 1 LOB: 2 BB: 1 P: 10	R: 0 E: 0 K: 0 S: 3	H: 1 LOB: 0 BB: 0 P: 3	R: 0 E: 0 K: 0 S: 3	H: 0 LOB: 0 BB: 0 P: 3	R: 1 E: 0 K: 1 S: 8	H: 3 LOB: 2 BB: 0 P: 8	R: 3 E: 0 K: 0 S: 6	H: 3 LOB: 0 BB: 0 P: 6	R: 0 E: 0 K: 1 S: 6	H: 1 LOB: 1 BB: 0 P: 6	R: 0 E: 0 K: 0 S: 3	H: 0 LOB: 0 BB: 0 P: 3	R: 0 E: 0 K: 0 S: 4	H: 1 LOB: 1 BB: 0 P: 4	1B: 9 2B: 2 3B: 0 HR: 1	SF: 0 SAC: 0 DP: 0 HBP: 0	WP: 0 PB: 0 SB: 3 CS: 2	PA: 40
PITCHER Bob Stanley, R ERA: 5.4 (1, 1)	IP: 9.0 WLS: L BF: 39	H: 12 R: 4 ER: 4 SO: 4	BB: 2 IBB: 0 HBP: 0 BLK: 0	WP: 0 HR: 1 S: 45 P: 53	ERA: 4.00 WHIP: 1.556											ERA: 4.00 WHIP: 1.556				

Batter	1	2	3	4	5	6	7	8	9	AB	R	H	RBI	BB	SO	LOB	BOTTOM					
Jerry Remy, L OBP: 0.206, SLG: 0.273 (1, 4)	0-0 SH5-3 2B		0-0 B1-3		0-0 F7		0-0 6-3		0-0 6-3	5	0	1	0	0	0	1	Cleveland Indians @ Boston Red Sox Fenway Park, Boston, MA Mon Apr 16 1979, 3:33 AM EST Att: 27,439 - Unknown - 44 F livebaseballscores.com					
Rick Burleson, R OBP: 0.290, SLG: 0.276 (1, 6)	0-0 SH5-3 2-3		0-0 L9		0-0 6-3		0-0 F9			3	0	0	0	0	0	0						
Fred Lynn, L OBP: 0.500, SLG: 1.000 (1, 8)	0-0 6-3		0-0 HR		4-0 BB			0-0 F4		3	1	1	1	1	0	1						
Jim Rice, R OBP: 0.631, SLG: 0.625 (1, 7)	4-0 BB		0-0 1B		0-0 F7			0-0 F8		3	0	1	0	1	0	1						
Carl Yastrzemski, L OBP: 0.469, SLG: 0.560 (1, 10)	4-0 1-2 BB		0-0 1B		0-0 F4			0-0 5-3		3	0	1	0	1	0	0						
George Scott, R OBP: 0.355, SLG: 0.320 (1, 3)	0-3 K		0-0 F9		0-0 F8			0-0 F8		3	0	0	0	1	1	5						
Jack Brohamer, L OBP: 0.381, SLG: 0.550 Larry Wolfe, R OBP: 0.300, SLG: 0.250 (9, PH)		0-0 CS 1B		0-3 K		0-0 G3			0-0 1B	3	0	1	0	0	1	0						
Dwight Evans, R OBP: 0.300, SLG: 0.500 (1, 9)		0-3 K		0-0 4-3			0-0 L5		0-0 F9	4	0	0	0	0	1	2						
Gary Allenson, R OBP: 0.385, SLG: 0.636 (1, 2)		0-0 6-3		0-0 F8			0-0 HR		0-0 1B	4	1	2	2	0	0	0						
Inning Stats	R: 0 E: 0 K: 1 S: 6	H: 1 LOB: 3 BB: 2 P: 14	R: 0 E: 0 K: 1 S: 5	H: 1 LOB: 0 BB: 0 P: 5	R: 1 E: 0 K: 0 S: 6	H: 3 LOB: 0 BB: 0 P: 6	R: 0 E: 0 K: 1 S: 5	H: 0 LOB: 0 BB: 0 P: 5	R: 0 E: 0 K: 0 S: 3	H: 0 LOB: 0 BB: 1 P: 7	R: 0 E: 0 K: 0 S: 3	H: 0 LOB: 0 BB: 0 P: 3	R: 1 E: 0 K: 0 S: 4	H: 1 LOB: 0 BB: 0 P: 4	R: 0 E: 0 K: 0 S: 3	H: 0 LOB: 0 BB: 0 P: 3	R: 1 E: 0 K: 0 S: 4	H: 2 LOB: 1 BB: 1 P: 8	1B: 5 2B: 1 3B: 0 HR: 2	SF: 0 SAC: 1 DP: 0 HBP: 0	WP: 0 PB: 0 SB: 0 CS: 1	PA: 37
PITCHER Rick Wise, R ERA: 5.71 Stu Minge, L ERA: 1.5 Victor Cruz, R ERA: 3.68	IP: 6.1 WLS: W BF: 27	H: 6 R: 2 ER: 2 SO: 3	BB: 3 IBB: 0 HBP: 0 BLK: 0	WP: 0 HR: 2 S: 30 P: 42	ERA: 2.84 WHIP: 1.421											ERA: 4.50 WHIP: 1.000						
	IP: 2.0 WLS: S BF: 7	H: 1 R: 1 ER: 1 SO: 0	BB: 1 IBB: 0 HBP: 0 BLK: 0	WP: 0 HR: 0 S: 6 P: 10	ERA: 0.00 WHIP: 1.500											ERA: 0.00 WHIP: 1.500						

Batter	1	2	3	4	5	6	7	8	9	AB	R	H	RBI	BB	SO	LOB	TOP								
Paul Moltor, R OBP: 0.351, SLG: 0.344 (1, 4)	F9		5-3			6-3	5-3		BB	5	0	1	0	0	0	2									
Sal Bando, R OBP: 0.364, SLG: 0.346 (1, 5)	G3-6-3 BB			5-3		2B 1B BB		E5 2B	BB	2	2	0	0	3	0	0									
Cecil Cooper, L OBP: 0.500, SLG: 0.829 (1, 3)	G3-6-3 1-2			F6		1B 1-3 SF8 2B		B2	F5	5	1	1	0	0	0	5									
Larry Hisle, R OBP: 0.385, SLG: 0.757 (1, 10)		K		HR				F2		4	1	2	1	0	1	1									
Sixto Lezcano, R OBP: 0.323, SLG: 0.577 (1, 9)		6-3		2B		SF8		PB		3	1	2	4	0	0	0									
Dick Davis, R OBP: 0.200, SLG: 0.200 (1, 7)		6-3		2H HR		F8		1-H 2B	K	4	0	0	0	0	1	2									
Robin Yount, R OBP: 0.355, SLG: 0.607 (1, 6)			5-3			P9		CS BB	1B BB	2	0	0	0	2	0	0									
Gorman Thomas, R OBP: 0.333, SLG: 0.360 (1, 8)			4-3 BB			K		K	F7	3	0	0	0	1	2	2									
Ray Fosse, R (1, 2)			4-3			F8			F8	2	0	0	0	1	0	1									
Ben Oglivie, L OBP: 0.318, SLG: 0.500 (9, PH)			4-3			F8			F8	1	0	0	0	0	0	1									
Buck Martinez, R (9, 2)			1-2					1-2 BB		0	0	0	0	0	0	0									
Inning Stats	R: 0 E: 0 K: 0 S: 2	H: 0 LOB: 0 BB: 1 P: 6	R: 0 E: 0 K: 1 S: 5	H: 0 LOB: 0 BB: 0 P: 5	R: 0 E: 0 K: 0 S: 3	H: 0 LOB: 1 BB: 1 P: 7	R: 2 E: 0 K: 0 S: 5	H: 2 LOB: 0 BB: 0 P: 5	R: 0 E: 0 K: 1 S: 5	H: 0 LOB: 0 BB: 0 P: 5	R: 2 E: 0 K: 0 S: 5	H: 2 LOB: 1 BB: 1 P: 9	R: 0 E: 0 K: 1 S: 4	H: 0 LOB: 2 BB: 2 P: 12	R: 1 E: 1 K: 1 S: 7	H: 1 LOB: 1 BB: 0 P: 7	R: 0 E: 0 K: 0 S: 4	H: 1 LOB: 3 BB: 2 P: 12	1B: 2 2B: 3 3B: 0 HR: 1	SF: 1 SAC: 0 DP: 1 HBP: 0	WP: 0 PB: 1 SB: 0 CS: 1	PA: 39			
PITCHER	IP	WLS	BF	H	R	ER	SO	BB	IBB	HBP	BLK	WP	HR	S	P	ERA	WHIP								
Mike Torrez, R ERA: 6.75 (1, 1)	7.2		32	5	5	4	3	5	0	0	0	0	1	33	53	4.70	1.304								
Dick Drago, R ERA: 2.31 (8, 1)	1.0		6	1	0	0	1	2	0	0	0	0	0	6	14	0.00	3.000								
Tom Burgmeier, L ERA: (9, 1)	0.1	W	1	0	0	0	0	0	0	0	0	0	0	1	1	0.00	0.000								

Milwaukee Brewers @ Boston Red Sox
Fenway Park, Boston, MA
Tue Apr 17 1979, 3:33 AM EST
Att: 16,053 - Unknown - 51 F

AB 31
R 5
H 6
RBI 5
BB 7
SO 4
LOB 14



Batter	1	2	3	4	5	6	7	8	9	AB	R	H	RBI	BB	SO	LOB	BOTTOM								
Jerry Remy, L OBP: 0.256, SLG: 0.297 (1, 4)	CS BB		1B 1B	4-3			E1 SF9 S		SH1-4 HR 1B	4	2	2	0	1	0	2									
Rick Burleson, R OBP: 0.314, SLG: 0.281 (1, 6)	K 1-2		5-3 1B 1-3 1B			L7		1-2 BB	SH1-4	3	0	1	0	1	1	1									
Fred Lynn, L OBP: 0.486, SLG: 1.000 (1, 8)	3-1		5-3 1B 1-2 3H			1-3		F5	HR	5	1	2	3	0	0	3									
Jim Rice, R OBP: 0.500, SLG: 0.577 (1, 7)		G3 1B BB	5-3			K		SF9		2	1	0	1	1	1	2									
Carl Yastrzemski, L OBP: 0.444, SLG: 0.621 (1, 10)		G3	K			HR		4-3		4	1	1	1	0	1	5									
George Scott, R OBP: 0.343, SLG: 0.310 (8, FR)		6-3	L9			K			1B SH3 1B	4	0	1	0	0	1	3									
Jack Brohamer, L OBP: 0.375, SLG: 0.500 (1, 5)						F8			SH3	2	0	0	0	1	0	0									
Larry Wolfe, R OBP: 0.300, SLG: 0.250 (8, PH)		1B BB				F4			SH3	0	0	0	0	0	0	0									
Dwight Evans, R OBP: 0.324, SLG: 0.500 (1, 9)						F9			G6-4-3 1B	4	0	2	1	0	0	0									
Gary Allenson, R OBP: 0.412, SLG: 0.733 (1, 2)		F4							G6-4-3	4	1	2	0	0	0	4									
Inning Stats	R: 0 E: 0 K: 1 S: 4	H: 0 LOB: 1 BB: 1 P: 8	R: 1 E: 0 K: 0 S: 4	H: 1 LOB: 2 BB: 2 P: 12	R: 1 E: 0 K: 1 S: 8	H: 3 LOB: 0 BB: 0 P: 8	R: 0 E: 0 K: 0 S: 4	H: 1 LOB: 1 BB: 0 P: 4	R: 0 E: 0 K: 1 S: 5	H: 0 LOB: 0 BB: 0 P: 5	R: 1 E: 0 K: 1 S: 6	H: 1 LOB: 0 BB: 0 P: 6	R: 1 E: 1 K: 0 S: 5	H: 1 LOB: 2 BB: 1 P: 9	R: 0 E: 0 K: 0 S: 4	H: 2 LOB: 2 BB: 0 P: 4	R: 2 E: 0 K: 0 S: 3	H: 2 LOB: 0 BB: 0 P: 3	1B: 8 2B: 0 3B: 1 HR: 2	SF: 1 SAC: 2 DP: 1 HBP: 0	WP: 0 PB: 0 SB: 1 CS: 1	PA: 39			
PITCHER	IP	WLS	BF	H	R	ER	SO	BB	IBB	HBP	BLK	WP	HR	S	P	ERA	WHIP								
Moose Haas, R ERA: 4.5 (1, 1)	6.0		26	6	3	3	4	3	0	0	0	0	0	31	43	4.50	1.500								
Bill Castro, R ERA: 3.0 (7, 1)	0.0		3	1	1	0	0	1	0	0	0	0	0	2	6										
Bob McClure, L ERA: 2.45 (7, 1)	0.1		1	0	0	0	0	0	0	0	0	0	0	1	1	0.00	0.000								
Bob Galasso, R ERA: 2.7 (7, 1)	0.1		1	0	0	0	0	0	0	0	0	0	0	1	1	0.00	0.000								
Jerry Augustine, L ERA: 16.2 (7, 1)	0.1		2	1	0	0	0	0	0	0	0	0	0	2	2	0.00	3.000								


Milwaukee Brewers @ Boston Red Sox
Fenway Park, Boston, MA
Tue Apr 17 1979, 3:33 AM EST
Att: 16,053 - Unknown - 51 F


AB 32
R 6
H 11
RBI 6
BB 4
SO 4
LOB 20



Batter	1	2	3	4	5	6	7	8	9	AB	R	H	RBI	BB	SO	LOB	TOP								
Paul Moltitor, R OBP: 0.381, SLG: 0.486 (1, 4)										5	2	3	1	0	0	0	Milwaukee Brewers @ Boston Red Sox Fenway Park, Boston, MA Wed Apr 18 1979, 3:33 AM EST Att: 19,213 - Unknown - 50 F								
Sal Bando, R OBP: 0.386, SLG: 0.433 (1, 5)										4	1	1	1	1	1	2									
Cecil Cooper, L OBP: 0.533, SLG: 0.897 (1, 3)										4	1	3	0	1	0	1									
Larry Hisle, R OBP: 0.372, SLG: 0.707 (1, 7)										4	0	1	1	0	0	5									
Ben Oglivie, L OBP: 0.308, SLG: 0.429 (1, 10)										3	0	0	0	0	1	4									
Sixto Lezcano, R OBP: 0.343, SLG: 0.536 (1, 9)										2	0	0	1	2	1	1									
Robin Yount, R OBP: 0.324, SLG: 0.548 (1, 6)										3	0	0	0	0	0	3									
Gorman Thomas, R OBP: 0.294, SLG: 0.310 (1, 8)										4	0	0	0	0	0	1									
Buck Martinez, R (1, 2)										4	0	0	0	0	2	1									
Inning Stats	R: 0 E: 0 K: 1 S: 7	H: 2 LOB: 2 BB: 0 P: 7	R: 0 E: 0 K: 1 S: 5	H: 0 LOB: 0 BB: 0 P: 5	R: 0 E: 0 K: 2 S: 7	H: 0 LOB: 0 BB: 0 P: 7	R: 0 E: 0 K: 0 S: 4	H: 1 LOB: 1 BB: 0 P: 4	R: 0 E: 0 K: 1 S: 5	H: 0 LOB: 0 BB: 0 P: 5	R: 1 E: 0 K: 0 S: 4	H: 1 LOB: 3 BB: 2 P: 13	R: 3 E: 0 K: 0 S: 7	H: 4 LOB: 1 BB: 0 P: 7	R: 0 E: 0 K: 0 S: 3	H: 0 LOB: 1 BB: 1 P: 7		R: 0 E: 0 K: 0 S: 2	H: 0 LOB: 0 BB: 1 P: 6	1B: 3 2B: 2 3B: 1 HR: 2	SF: 0 SAC: 1 DP: 1 HBP: 1	WP: 0 PB: 0 SB: 1 CS: 0	PA: 39		
PITCHER	IP	WLS	BF	H	R	ER	SO	BB	IBB	HBP	BLK	WP	HR	S	P	ERA	WHIP								
Steve Renko, R ERA: 4.05 (1, 1)	6.2	L	29	6	3	3	5	2	0	1	0	0	2	36	45	4.05	1.200								
Bill Campbell, R ERA: 2.7 (7, 1)	1.1		7	2	1	1	0	1	0	0	0	0	0	6	10	6.75	2.250								
Andy Hassler, L ERA: (9, 1)	1.0		3	0	0	0	0	1	0	0	0	0	0	2	6	0.00	1.000								

Batter	1	2	3	4	5	6	7	8	9	AB	R	H	RBI	BB	SO	LOB	BOTTOM								
Jerry Remy, L OBP: 0.279, SLG: 0.317 (1, 4)										4	0	2	0	0	0	2	Milwaukee Brewers @ Boston Red Sox Fenway Park, Boston, MA Wed Apr 18 1979, 3:33 AM EST Att: 19,213 - Unknown - 50 F								
Rick Burleson, R OBP: 0.306, SLG: 0.361 (1, 6)										4	1	1	1	0	0	2									
Fred Lynn, L OBP: 0.463, SLG: 0.906 (1, 8)										4	0	1	0	0	0	1									
Jim Rice, R OBP: 0.450, SLG: 0.500 (1, 10)										4	0	0	0	0	0	2									
Carl Yastrzemski, L OBP: 0.425, SLG: 0.576 (1, 7)										4	0	1	0	0	0	0									
George Scott, R OBP: 0.333, SLG: 0.303 (1, 3)										4	0	1	0	0	1	0									
Jack Brohamer, L OBP: 0.370, SLG: 0.480 (1, 5)										3	0	1	0	0	0	2									
Dwight Evans, R OBP: 0.324, SLG: 0.469 (1, 9)										2	0	0	0	1	0	2									
Gary Allenson, R OBP: 0.400, SLG: 0.667 (1, 2)										3	0	1	0	0	0	0									
Inning Stats	R: 0 E: 0 K: 0 S: 4	H: 1 LOB: 1 BB: 0 P: 4	R: 0 E: 0 K: 1 S: 6	H: 1 LOB: 1 BB: 0 P: 6	R: 0 E: 0 K: 0 S: 3	H: 1 LOB: 0 BB: 0 P: 3	R: 0 E: 0 K: 0 S: 3	H: 0 LOB: 0 BB: 0 P: 3	R: 0 E: 0 K: 0 S: 4	H: 0 LOB: 2 BB: 1 P: 8	R: 0 E: 0 K: 0 S: 3	H: 1 LOB: 0 BB: 0 P: 3	R: 0 E: 0 K: 0 S: 4	H: 2 LOB: 1 BB: 0 P: 4	R: 1 E: 0 K: 0 S: 4	H: 1 LOB: 0 BB: 0 P: 4		R: 0 E: 0 K: 0 S: 3	H: 0 LOB: 0 BB: 0 P: 3	1B: 7 2B: 1 3B: 0 HR: 1	SF: 0 SAC: 0 DP: 3 HBP: 0	WP: 0 PB: 0 SB: 0 CS: 0	PA: 33		
PITCHER	IP	WLS	BF	H	R	ER	SO	BB	IBB	HBP	BLK	WP	HR	S	P	ERA	WHIP								
Lary Sorensen, R ERA: 2.08 (1, 1)	9.0	W	33	8	1	1	1	1	0	0	0	0	1	34	38	1.00	1.000								

Batter	1	2	3	4	5	6	7	8	9	AB	R	H	RBI	BB	SO	LOB	TOP										
Paul Moltis, R OBP: 0.370, SLG: 0.488 (1, 4)	F8	F9			B5-3			1B 2B		4	1	1	0	0	0	2	Milwaukee Brewers @ Boston Red Sox Fenway Park, Boston, MA Thu Apr 19 1979, 3:33 AM EST Att: 20,485 - Unknown - 50 F										
Sal Bando, R OBP: 0.357, SLG: 0.394 (1, 5)	HR HBP		P1		6-3			6-3		3	1	0	0	0	0	1											
Cecil Cooper, L OBP: 0.531, SLG: 0.930 (1, 3)	1-H HR		6-3		G3			WP 2-H 1B		4	1	2	3	0	0	0											
Larry Hisle, R OBP: 0.340, SLG: 0.644 (1, 7)	F7		K		4-3			K 1-2		4	0	0	0	0	2	1											
Ben Oglivie, L OBP: 0.267, SLG: 0.360 (1, 10)	K				F5			F8		4	0	0	0	0	2	0											
Sixto Lezcano, R OBP: 0.333, SLG: 0.500 (1, 9)		F9			L7			K G6-4-3 1B		4	0	1	0	0	1	0											
Robin Yount, R OBP: 0.316, SLG: 0.500 (1, 6)		5-3			BB			F9 1-2		3	0	0	0	1	0	1											
Gorman Thomas, R OBP: 0.297, SLG: 0.290 (1, 8)		1B BB			K			K		2	0	0	0	1	2	1											
Charlie Moore, R OBP: 0.333, SLG: 0.267 (1, 2)		1-2 1B			1-3			F8		3	0	1	0	0	0	0											
Inning Stats	R: 2 E: 0 K: 1 S: 6	H: 1 LOB: 0 BB: 0 P: 7	R: 0 E: 0 K: 0 S: 4	H: 1 LOB: 2 BB: 1 P: 8	R: 0 E: 0 K: 1 S: 5	H: 0 LOB: 0 BB: 0 P: 5	R: 0 E: 0 K: 1 S: 5	H: 0 LOB: 1 BB: 1 P: 9	R: 0 E: 0 K: 0 S: 3	H: 0 LOB: 0 BB: 0 P: 3	R: 0 E: 0 K: 2 S: 7	H: 0 LOB: 0 BB: 0 P: 7	R: 1 E: 0 K: 1 S: 7	H: 2 LOB: 1 BB: 0 P: 7	R: 0 E: 0 K: 1 S: 5	H: 1 LOB: 0 BB: 0 P: 5		1B: 3 2B: 1 3B: 0 HR: 1	SF: 0 SAC: 0 DP: 1 HBP: 1	WP: 1 PB: 0 CS: 0	PA: 34						
PITCHER	IP	WLS	BF	H	R	ER	SO	BB	IBB	HBP	BLK	WP	HR	S	P	ERA	WHIP										
Chuck Rainey, R ERA: 3.38 (1, 1)	7.2	W	30	4	3	3	5	2	0	1	0	0	1	37	46	3.52	0.783										
Dick Drago, R ERA: 2.08 (8, 1)	1.1	S	4	1	0	0	2	0	0	0	0	1	0	8	8	0.00	0.750										

Batter	1	2	3	4	5	6	7	8	9	AB	R	H	RBI	BB	SO	LOB	BOTTOM										
Jerry Remy, L OBP: 0.250, SLG: 0.283 (1, 4)	L7	2-3			1-3	F8		F8		5	0	0	0	0	0	3	Milwaukee Brewers @ Boston Red Sox Fenway Park, Boston, MA Thu Apr 19 1979, 3:33 AM EST Att: 20,485 - Unknown - 50 F										
Rick Burleson, R OBP: 0.341, SLG: 0.400 (1, 6)	1B		FC3-6 BB		G3 E 2B	B5-3		F8		4	1	2	0	1	0	0											
Fred Lynn, L OBP: 0.444, SLG: 0.833 (1, 8)	G5-4-3 1B		FC3-6 2B 1-2		G3	F6				4	0	1	0	0	0	2											
Jim Rice, R OBP: 0.409, SLG: 0.441 (1, 10)	G5-4-3 1-2		K		E6 BB 2B			E3 4-3 E 2B		4	2	0	0	0	1	3											
Carl Yastrzemski, L OBP: 0.455, SLG: 0.611 (1, 7)		FC1-4 1B			2B 1B BB			4-3		3	1	2	0	1	0	1											
George Scott, R OBP: 0.349, SLG: 0.378 (1, 3)		F8			6-3			1B 2B		4	1	2	2	0	0	3											
Jack Brohamer, L OBP: 0.387, SLG: 0.483 (1, 5)		FC1-4 1-2 1B			F8			F9		4	0	2	2	0	0	1											
Dwight Evans, R OBP: 0.317, SLG: 0.444 (1, 9)		FC1-4 BB 1-2 2-3			F6			F8		4	0	1	0	0	0	3											
Gary Allenson, R OBP: 0.375, SLG: 0.571 (1, 2)					6-3			F3		3	0	0	0	1	1	2											
Inning Stats	R: 0 E: 0 K: 0 S: 4	H: 2 LOB: 1 BB: 0 P: 4	R: 0 E: 0 K: 0 S: 5	H: 2 LOB: 3 BB: 1 P: 9	R: 0 E: 0 K: 1 S: 6	H: 1 LOB: 2 BB: 1 P: 10	R: 0 E: 0 K: 0 S: 3	H: 0 LOB: 0 BB: 0 P: 3	R: 4 E: 1 K: 1 S: 10	H: 4 LOB: 2 BB: 1 P: 14	R: 0 E: 0 K: 0 S: 3	H: 0 LOB: 0 BB: 0 P: 3	R: 1 E: 2 K: 0 S: 5	H: 1 LOB: 1 BB: 0 P: 5	R: 0 E: 0 K: 0 S: 3	H: 0 LOB: 0 BB: 0 P: 3		1B: 6 2B: 4 3B: 0 HR: 0	SF: 0 SAC: 0 DP: 1 HBP: 0	WP: 0 PB: 0 CS: 0	PA: 38						
PITCHER	IP	WLS	BF	H	R	ER	SO	BB	IBB	HBP	BLK	WP	HR	S	P	ERA	WHIP										
Jim Slaton, R ERA: 4.22 (1, 1)	4.2	L	26	9	4	0	1	3	0	0	0	0	0	25	37	0.00	2.571										
Reggie Cleveland, R ERA: 5.14 (5, 1)	3.1		12	1	1	0	1	0	0	0	0	0	0	14	14	0.00	0.300										

Batter	1	2	3	4	5	6	7	8	9	AB	R	H	RBI	BB	SO	LOB	TOP																						
George Brett, L OBP: 0.358, SLG: 0.469 (1, 5)	6-3		F7		G3-6-3		6-3		FC4-6	5	0	0	0	0	0	3	Kansas City Royals @ Boston Red Sox Fenway Park, Boston, MA Fri Apr 20 1979, 3:33 AM EST Att: 20,925 - Unknown - 55 F livebaseballscorecards.com																						
Hal McRae, R OBP: 0.462, SLG: 0.524 (1, 10)	1B 2B		1B		L9		F9			4	0	2	0	0	0	1																							
Amos Otis, R OBP: 0.360, SLG: 0.400 (1, 8)	P4		K		4-3		L5			4	0	0	0	0	1	3																							
Darrell Porter, L OBP: 0.489, SLG: 0.432 (1, 2)	2H 1B			1B BB		F8		K		3	1	1	0	1	1	0																							
Al Cowens, R OBP: 0.364, SLG: 0.359 (1, 9)		CS BB		F9		1B 1B		5-3		3	1	1	0	1	0	1																							
Ralph LaCock, L OBP: 0.303, SLG: 0.375 John Wathan, R OBP: 0.462, SLG: 0.667 (4, PH) (4, 3)	L7		1B		1B		1B		K	1	0	0	0	0	0	1																							
Clint Hurdle, L OBP: 0.359, SLG: 0.394 (1, 7)	1-2 2B		1B		G4-6-3 1B		FC6-4 1B		F7	4	0	3	2	0	0	0																							
Frank White, R OBP: 0.262, SLG: 0.256 (1, 4)	F7		G4-6-3		FC6-4		F7		F7	4	0	0	0	0	0	5																							
Freddie Patek, R OBP: 0.415, SLG: 0.405 (1, 6)			P4		G3-6-3 BB		F9 S BB		FC4-6 1B	2	0	1	0	2	0	0																							
Inning Stats	R: 0 E: 0 K: 0 S: 4	H: 2 LOB: 2 BB: 0 P: 4	R: 0 E: 0 K: 0 S: 3	H: 1 LOB: 1 BB: 1 P: 7	R: 0 E: 0 K: 1 S: 6	H: 1 LOB: 1 BB: 0 P: 6	R: 1 E: 0 K: 0 S: 4	H: 2 LOB: 1 BB: 1 P: 8	R: 0 E: 0 K: 0 S: 2	H: 0 LOB: 0 BB: 1 P: 6	R: 1 E: 0 K: 0 S: 6	H: 3 LOB: 2 BB: 0 P: 6	R: 0 E: 0 K: 0 S: 3	H: 0 LOB: 1 BB: 1 P: 7	R: 0 E: 0 K: 2 S: 7	H: 0 LOB: 0 BB: 0 P: 7		R: 0 E: 0 K: 0 S: 4	H: 1 LOB: 1 BB: 0 P: 4	1B: 8 2B: 2 3B: 0 HR: 0	SF: 0 SAC: 0 DP: 2 HBP: 0	WP: 0 PB: 0 SB: 1 CS: 1	PA: 37																
PITCHER	IP	WLS	BF	H	R	ER	SO	BB	IBB	HBP	BLK	WP	HR	S	P	ERA	WHIP	PITCHER				IP	WLS	BF	H	R	ER	SO	BB	IBB	HBP	BLK	WP	HR	S	P	ERA	WHIP	
Dennis Eckersley, R ERA: 2.63 Andy Hassler, L ERA: 2.57 (1, 1) (4, 1)	3.0		12	4	0	0	1	1	0	0	0	0	0	13	17	0.00	1.667					6.0	W	25	6	2	2	2	3	0	0	0	0	0	0	26	38	3.00	1.500

Batter	1	2	3	4	5	6	7	8	9	AB	R	H	RBI	BB	SO	LOB	BOTTOM																						
Jerry Remy, L OBP: 0.264, SLG: 0.294 (1, 4)	5-3		F7		1B 1B		6-3		2B 1B	5	2	2	1	0	0	1	Kansas City Royals @ Boston Red Sox Fenway Park, Boston, MA Fri Apr 20 1979, 3:33 AM EST Att: 20,925 - Unknown - 55 F livebaseballscorecards.com																						
Rick Burleson, R OBP: 0.367, SLG: 0.489 (1, 6)	3-1 3B		F8		1B 1B		5-3		1B 2B	5	3	3	1	0	0	0																							
Fred Lynn, L OBP: 0.480, SLG: 0.795 (1, 8)	3-1			1B BB	WP 1B		F7		PB 1B IBB	3	1	1	2	2	0	0																							
Jim Rice, R OBP: 0.449, SLG: 0.487 (1, 10)	K			1B	WP 1B		2B		PB 1B	5	1	4	2	0	1	0																							
Carl Yastrzemski, L OBP: 0.490, SLG: 0.725 (1, 7)		HR		FC6-4 1B	G6-4-3 IBB		2B		P5	4	1	3	3	1	0	2																							
George Scott, R OBP: 0.319, SLG: 0.341 (1, 3)	F8		K		G6-4-3		K			4	0	0	0	0	2	6																							
Jack Brohamer, L OBP: 0.400, SLG: 0.500 (1, 5)	K			L9			2B		WP 1B BB	3	1	1	0	1	1	2																							
Dwight Evans, R OBP: 0.289, SLG: 0.400 (1, 9)	K			FC6-4			5-3		5-3	4	0	0	0	0	1	4																							
Gary Allenson, R OBP: 0.321, SLG: 0.480 (1, 2)			K		6-3		L8		5-3	4	0	0	0	0	1	2																							
Inning Stats	R: 1 E: 0 K: 1 S: 6	H: 1 LOB: 0 BB: 0 P: 6	R: 1 E: 0 K: 2 S: 8	H: 1 LOB: 0 BB: 0 P: 8	R: 0 E: 0 K: 1 S: 5	H: 0 LOB: 0 BB: 0 P: 5	R: 1 E: 0 K: 1 S: 7	H: 2 LOB: 2 BB: 1 P: 11	R: 2 E: 0 K: 0 S: 6	H: 4 LOB: 2 BB: 1 P: 10	R: 0 E: 0 K: 0 S: 4	H: 1 LOB: 1 BB: 0 P: 4	R: 1 E: 0 K: 1 S: 7	H: 2 LOB: 1 BB: 0 P: 7	R: 3 E: 0 K: 0 S: 6	H: 3 LOB: 2 BB: 2 P: 14		1B: 9 2B: 3 3B: 1 HR: 1	SF: 0 SAC: 0 DP: 1 HBP: 0	WP: 3 PB: 1 SB: 0 CS: 0	PA: 41																		
PITCHER	IP	WLS	BF	H	R	ER	SO	BB	IBB	HBP	BLK	WP	HR	S	P	ERA	WHIP	PITCHER				IP	WLS	BF	H	R	ER	SO	BB	IBB	HBP	BLK	WP	HR	S	P	ERA	WHIP	
Dennis Leonard, R ERA: 4.95 Eduardo Rodriguez, R ERA: 7.71 George Throop, R ERA: 20.25 (1, 1) (8, 1) (8, 1)	7.0	L	33	11	6	6	6	1	1	0	0	0	0	43	51	7.71	1.714					0.2		5	2	3	3	0	1	0	0	0	0	0	0	4	8	40.50	4.500


Batter	1	2	3	4	5	6	7	8	9	AB	R	H	RBI	BB	SO	LOB	TOP					
Frank White, R (1,4) OBP: 0.255, SLG: 0.273										5	1	1	0	0	1	2	Kansas City Royals @ Boston Red Sox Fenway Park, Boston, MA Sat Apr 21 1979, 3:33 AM EST Att: 34,332 - Unknown - 56 F livebaseballscorecards.com					
George Brett, L (1,5) OBP: 0.328, SLG: 0.426										5	0	0	0	0	0	1						
Amos Otis, R (1,8) OBP: 0.370, SLG: 0.417										3	1	1	1	1	0	0						
Darrell Porter, L (1,2) OBP: 0.490, SLG: 0.475										3	1	1	0	1	0	1						
Hal McRae, R (1,10) OBP: 0.446, SLG: 0.500										4	0	1	1	0	0	3						
Al Cowens, R (1,9) OBP: 0.375, SLG: 0.357										3	1	1	1	1	0	1						
Clint Hurdle, L (1,7) OBP: 0.372, SLG: 0.371										2	0	0	0	2	0	1						
Ralph LaCock, L (1,3) OBP: 0.306, SLG: 0.400										3	0	1	1	0	0	0						
U L Washington, S (7, PR)										0	0	0	0	0	0	0						
Joe Zdeb, R (8, PH)										1	0	0	0	0	0	3						
Jamie Quirk, L (8, 6)										0	0	0	0	0	0	0						
Freddie Patek, R (1, 6) OBP: 0.395, SLG: 0.385										2	0	0	0	0	0	0						
Steve Braun, L (7, PH) OBP: 0.333, SLG: 0.333										1	0	0	0	0	1	2						
John Wathan, R (7, 3) OBP: 0.429, SLG: 0.615										1	0	0	0	0	1	0						
Inning Stats	R: 1 E: 0 K: 0 S: 5	H: 2 LOB: 1 P: 5	R: 0 E: 0 K: 0 S: 3	H: 0 LOB: 0 P: 3	R: 0 E: 0 K: 0 S: 3	H: 0 LOB: 0 P: 3	R: 1 E: 1 K: 0 S: 5	H: 2 LOB: 1 P: 5	R: 0 E: 0 K: 1 S: 5	H: 0 LOB: 0 P: 3	R: 0 E: 0 K: 0 S: 3	H: 0 LOB: 0 P: 3	R: 1 E: 0 K: 1 S: 6	H: 1 LOB: 2 P: 14	R: 1 E: 0 K: 0 S: 4	H: 1 LOB: 3 P: 16	R: 0 E: 0 K: 1 S: 5	H: 0 LOB: 0 P: 5	1B: 2 2B: 3 3B: 1 HR: 0	SF: 0 SAC: 0 DP: 0 HBP: 0	WP: 0 PB: 0 SB: 0 CS: 1	PA: 38
PITCHER	IP WLS BF H R ER SO BB IBB HBP BLK WP HR S P ERA WHIP																					
Bob Stanley, R (1, 1) ERA: 5.06	6.1 W 26 5 3 3 1 2 0 0 0 0 0 0 26 34 4.26 1.105																					
Bill Campbell, R (7, 1) ERA: 3.99	1.1 8 1 1 1 1 3 0 0 0 0 0 0 7 19 6.75 3.000																					
Tom Burgmeier, L (8, 1) ERA:	1.1 S 4 0 0 0 1 0 0 0 0 0 0 0 6 6 0.00 0.000																					

Batter	1	2	3	4	5	6	7	8	9	AB	R	H	RBI	BB	SO	LOB	BOTTOM					
Jerry Remy, L (1,4) OBP: 0.259, SLG: 0.286										5	1	1	2	0	0	3	Kansas City Royals @ Boston Red Sox Fenway Park, Boston, MA Sat Apr 21 1979, 3:33 AM EST Att: 34,332 - Unknown - 56 F livebaseballscorecards.com					
Rick Burleson, R (1, 6) OBP: 0.370, SLG: 0.469										4	0	1	0	1	0	1						
Fred Lynn, L (1, 8) OBP: 0.455, SLG: 0.814										4	2	1	2	1	0	1						
Jim Rice, R (1, 10) OBP: 0.481, SLG: 0.619										3	1	3	2	1	0	0						
Carl Yastrzemski, L (1, 7) OBP: 0.481, SLG: 0.674										3	1	0	0	2	1	4						
George Scott, R (1, 3) OBP: 0.308, SLG: 0.326										5	1	1	1	0	0	5						
Larry Wolfe, R (1, 5) OBP: 0.333, SLG: 0.182										3	1	0	0	2	1	3						
Dwight Evans, R (1, 9) OBP: 0.306, SLG: 0.465										3	3	1	2	1	1	4						
Bob Montgomery, R (1, 2) OBP: 0.545, SLG: 0.800										4	0	2	0	0	2	2						
Inning Stats	R: 0 E: 0 K: 0 S: 3	H: 0 LOB: 0 P: 3	R: 0 E: 0 K: 1 S: 6	H: 1 LOB: 0 P: 6	R: 2 E: 0 K: 0 S: 4	H: 1 LOB: 2 P: 16	R: 2 E: 0 K: 1 S: 7	H: 2 LOB: 1 P: 14	R: 1 E: 0 K: 1 S: 6	H: 1 LOB: 2 P: 14	R: 0 E: 0 K: 1 S: 5	H: 0 LOB: 0 P: 5	R: 4 E: 1 K: 0 S: 7	H: 3 LOB: 1 P: 11	R: 1 E: 0 K: 1 S: 7	H: 2 LOB: 2 P: 11		R: 0 E: 0 K: 1 S: 5	H: 0 LOB: 0 P: 5	1B: 6 2B: 1 3B: 0 HR: 3	SF: 1 SAC: 0 DP: 0 HBP: 0	WP: 0 PB: 0 SB: 4 CS: 0
PITCHER	IP WLS BF H R ER SO BB IBB HBP BLK WP HR S P ERA WHIP																					
Larry Gura, L (1, 1) ERA: 5.68	4.0 L 21 5 5 5 2 4 0 0 0 0 0 1 21 40 11.25 2.250																					
Steve Busby, R (5, 1) ERA: 3.38	2.2 15 3 4 1 2 3 0 0 0 0 0 2 16 28 3.38 2.250																					
George Throop, R (7, 1) ERA: 13.5	1.1 7 2 1 1 1 0 1 0 0 0 0 0 8 12 6.75 1.500																					

Batter	1	2	3	4	5	6	7	8	9	AB	R	H	RBI	BB	SO	LOB	TOP			
Frank White, R (1,4) OBP: 0.255, SLG: 0.255	4-0 SH1-3 S BB		0-0 G5-4-3 1-2					0-3 K		3	0	0	0	1	1	2				
George Brett, L (1,5) OBP: 0.323, SLG: 0.404	4-0 SH1-3 1-2 BB		0-0 L8					0-0 1-3		3	0	0	0	1	0	0				
Amos Otis, R (1,8) OBP: 0.368, SLG: 0.412	0-0 SH1-3 1-2 2-3							0-0 F9		3	0	1	0	0	1	0				
Darrell Porter, L (1,2) OBP: 0.473, SLG: 0.442	4-0 G4-6-3 BB							0-0 F8		3	0	0	0	1	1	1				
Hal McRae, R (1,10) OBP: 0.433, SLG: 0.480	0-0 G4-6-3 1-2							0-0 FC6-4 1B		4	0	1	0	0	0	4				
Al Cowens, R (1,9) OBP: 0.392, SLG: 0.364		4-0 G5-4-3 BB						0-0 L8		2	0	1	0	1	0	1				
Clint Hurdle, L (1,7) OBP: 0.370, SLG: 0.395		0-0 F8						0-0 6-3 2B		3	0	1	0	0	1	2				
Ralph LaCock, L (1,3) OBP: 0.282, SLG: 0.368		0-0 G5-4-3 1-2						0-0 F7		3	0	0	0	0	0	3				
Freddie Patek, R (1,6) OBP: 0.400, SLG: 0.375			4-0 G5-4-3 BB					0-0 6-3		1	0	0	0	1	0	1				
Tom Poquette, L (8,PH)										1	0	0	0	0	0	0				
U L Washington, S (8,6)										0	0	0	0	0	0	0				
Inning Stats	R: 0 E: 0 K: 0 S: 2	H: 0 LOB: 2 BB: 3 P: 14	R: 0 E: 0 K: 0 S: 2	H: 0 LOB: 0 BB: 1 P: 6	R: 0 E: 0 K: 0 S: 2	H: 0 LOB: 0 BB: 1 P: 6	R: 0 E: 0 K: 1 S: 6	H: 1 LOB: 1 BB: 0 P: 6	R: 0 E: 0 K: 0 S: 4	H: 1 LOB: 1 BB: 0 P: 4	R: 0 E: 0 K: 0 S: 5	H: 1 LOB: 1 BB: 0 P: 5	R: 0 E: 0 K: 1 S: 5	H: 0 LOB: 0 BB: 0 P: 5	R: 0 E: 0 K: 1 S: 5	H: 0 LOB: 0 BB: 0 P: 5	1B: 3 2B: 1 3B: 0 HR: 0	SF: 0 SAC: 1 DP: 4 HBP: 0	WP: 0 PB: 0 SB: 1 CS: 0	PA: 32
PITCHER Mike Torrez, R (1,1) ERA: 4.66	IP: 9.0 WLS: W BF: 32 H: 4 R: 0 ER: 0 SO: 4 BB: 5 IBB: 0 HBP: 0 BLK: 0 WP: 0 HR: 0 S: 35 P: 55 ERA: 0.00 WHIP: 1.000																			

Kansas City Royals @ Boston Red Sox
Fenway Park, Boston, MA
Sun Apr 22 1979, 3:33 AM EST
Att: 32,089 - Unknown - 72 F


AB 26
R 0
H 4
RBI 0
BB 5
SO 4
LOB 14



Batter	1	2	3	4	5	6	7	8	9	AB	R	H	RBI	BB	SO	LOB	BOTTOM			
Jerry Remy, L (1,4) OBP: 0.256, SLG: 0.283	0-0 E1 CS		0-0 CS 1B					0-3 K		4	0	1	0	0	1	0				
Rick Burleson, R (1,6) OBP: 0.379, SLG: 0.528	0-0 HR		0-3 K					0-0 5-3 1B 2B		4	2	2	1	0	1	1				
Fred Lynn, L (1,8) OBP: 0.475, SLG: 0.830	0-0 1B		0-0 CS 1-2					0-0 F8		4	2	3	0	0	0	0				
Jim Rice, R (1,10) OBP: 0.483, SLG: 0.622	0-0 P4							0-0 1-3		3	2	1	1	1	0	1				
Carl Yastrzemski, L (1,7) OBP: 0.466, SLG: 0.630	0-0 F7							0-0 F9		3	0	0	0	1	0	3				
George Scott, R (1,3) OBP: 0.321, SLG: 0.340		0-0 F9						0-3 K		4	0	2	4	0	1	0				
Jack Brohamer, L (1,5) OBP: 0.385, SLG: 0.457		0-0 6-3						4-0 K BB		3	0	0	0	1	0	3				
Dwight Evans, R (1,9) OBP: 0.283, SLG: 0.426		0-3 K						0-0 F5		4	0	0	0	0	1	2				
Gary Allenson, R (1,2) OBP: 0.290, SLG: 0.429			0-3 K					0-0 F8		3	0	0	0	0	1	0				
Inning Stats	R: 1 E: 1 K: 0 S: 5	H: 2 LOB: 1 BB: 0 P: 5	R: 0 E: 0 K: 1 S: 5	H: 0 LOB: 0 BB: 0 P: 5	R: 0 E: 0 K: 2 S: 7	H: 1 LOB: 0 BB: 0 P: 7	R: 2 E: 0 K: 0 S: 5	H: 2 LOB: 1 BB: 1 P: 9	R: 3 E: 0 K: 0 S: 7	H: 4 LOB: 2 BB: 1 P: 11	R: 0 E: 0 K: 1 S: 5	H: 0 LOB: 0 BB: 0 P: 5	R: 0 E: 0 K: 0 S: 3	H: 0 LOB: 0 BB: 0 P: 3	R: 0 E: 0 K: 1 S: 5	H: 0 LOB: 1 BB: 1 P: 9	1B: 6 2B: 2 3B: 0 HR: 1	SF: 0 SAC: 0 DP: 0 HBP: 0	WP: 0 PB: 0 SB: 0 CS: 2	PA: 36
PITCHER Rich Gale, R (1,1) ERA: 8.1	IP: 7.0 WLS: L BF: 31 H: 9 R: 6 ER: 6 SO: 4 BB: 1 IBB: 1 HBP: 0 BLK: 0 WP: 1 HR: 1 S: 37 P: 45 ERA: 7.71 WHIP: 1.429																			
Al Hrabosky, L (8,1) ERA: 1.5	IP: 1.0 WLS: L BF: 4 H: 0 R: 0 ER: 0 SO: 1 BB: 1 IBB: 0 HBP: 0 BLK: 0 WP: 0 HR: 0 S: 5 P: 9 ERA: 0.00 WHIP: 1.000																			

Kansas City Royals @ Boston Red Sox
Fenway Park, Boston, MA
Sun Apr 22 1979, 3:33 AM EST
Att: 32,089 - Unknown - 72 F

AB 32
R 6
H 9
RBI 6
BB 3
SO 5
LOB 10



Batter	1	2	3	4	5	6	7	8	9	AB	R	H	RBI	BB	SO	LOB	TOP				
Jerry Remy, L (1,4) OBP: 0.328, SLG: 0.342										5	1	3	0	0	0	0	Boston Red Sox @ California Angels Anaheim Stadium, Anaheim, CA Fri Apr 27 1979, 9:05 PM EST Att: 29,408 - Unknown				
Rick Burleson, R (1,6) OBP: 0.384, SLG: 0.465										4	2	1	0	1	0	2					
Fred Lynn, L (1,8) OBP: 0.429, SLG: 0.705										2	1	0	0	2	2	2					
Jim Rice, R (1,7) OBP: 0.461, SLG: 0.590										5	1	2	2	0	0	3					
Carl Yastrzemski, L (1,10) OBP: 0.434, SLG: 0.597										3	1	0	1	2	1	4					
George Scott, R (1,3) OBP: 0.297, SLG: 0.343										5	0	1	1	0	2	6					
Butch Hobson, R (1,5) OBP: 0.211, SLG: 0.333										4	0	1	2	0	1	2					
Dwight Evans, R (1,9) OBP: 0.265, SLG: 0.371										4	0	0	0	0	2	1					
Jim Dwyer, L (9, PH) OBP: 0.600, SLG: 0.800										1	0	0	0	0	0	2					
Gary Allenson, R (1,2) OBP: 0.244, SLG: 0.342										3	0	0	0	0	1	0					
Jack Brohamer, L (8, PH) OBP: 0.390, SLG: 0.444										1	0	0	0	0	1	0					
Mike O'Berry, R (8,2) OBP: 0.200, SLG: 0.200										0	0	0	0	0	0	0					
Inning Stats	R: 2 E: 1 K: 1 S: 9	H: 3 LOB: 2 BB: 0 P: 9	R: 0 E: 0 K: 1 S: 6	H: 1 LOB: 1 BB: 0 P: 6	R: 2 E: 1 K: 0 S: 4	H: 1 LOB: 1 BB: 2 P: 12	R: 1 E: 0 K: 2 S: 8	H: 1 LOB: 3 BB: 2 P: 17	R: 0 E: 0 K: 1 S: 5	H: 0 LOB: 0 BB: 1 P: 5	R: 0 E: 0 K: 1 S: 6	H: 1 LOB: 2 BB: 1 P: 10	R: 0 E: 0 K: 1 S: 5	H: 0 LOB: 0 BB: 0 P: 5	R: 0 E: 2 K: 2 S: 10	H: 1 LOB: 2 BB: 0 P: 10	1B: 8 2B: 0 3B: 0 HR: 0	SF: 1 SAC: 0 DP: 0 HBP: 1	WP: 0 PB: 0 SB: 1 CS: 0	PA: 44	
PITCHER	IP WLS BF H R ER SO BB IBB HBP BLK WP HR S P ERA WHIP	1.2 10 4 2 2 2 0 0 0 0 0 0 14 14 10.80 2.400	2.0 13 2 3 2 1 4 0 1 0 0 0 10 27 9.00 3.000	5.1 W 21 2 1 0 7 1 0 0 0 0 0 34 38 0.00 0.562	PITCHER																

AB 37
R 6
H 8
RBI 6
BB 5
SO 10
LOB 22



Batter	1	2	3	4	5	6	7	8	9	AB	R	H	RBI	BB	SO	LOB	BOTTOM				
Carney Lansford, R (1,5) OBP: 0.398, SLG: 0.494										4	1	3	1	1	0	0	Boston Red Sox @ California Angels Anaheim Stadium, Anaheim, CA Fri Apr 27 1979, 9:05 PM EST Att: 29,408 - Unknown				
Dan Ford, R (1,8) OBP: 0.467, SLG: 0.744										5	2	3	1	0	1	2					
Rod Carew, L (1,3) OBP: 0.457, SLG: 0.487										4	2	1	0	1	0	4					
Don Baylor, R (1,9) OBP: 0.404, SLG: 0.481										3	1	2	2	1	0	2					
Rick Miller, L (9,8) OBP: 0.405, SLG: 0.435										0	0	0	0	0	0	0					
Willie Aikens, L (1,10) OBP: 0.411, SLG: 0.714										5	0	2	1	0	1	4					
Joe Rudi, R (1,7) OBP: 0.292, SLG: 0.407										4	1	2	1	0	1	3					
Brian Downing, R (1,2) OBP: 0.446, SLG: 0.548										3	0	0	0	1	0	3					
Bobby Grich, R (1,4) OBP: 0.407, SLG: 0.653										3	0	0	0	1	1	2					
Orlando Ramirez, R (1,6) OBP: 0.407, SLG: 0.653										3	1	0	0	0	0	3					
Inning Stats	R: 0 E: 0 K: 0 S: 3	H: 1 LOB: 1 BB: 1 P: 7	R: 0 E: 0 K: 0 S: 3	H: 1 LOB: 1 BB: 1 P: 7	R: 4 E: 3 K: 0 S: 7	H: 4 LOB: 1 BB: 0 P: 8	R: 0 E: 0 K: 0 S: 3	H: 0 LOB: 0 BB: 0 P: 3	R: 4 E: 1 K: 2 S: 10	H: 3 LOB: 0 BB: 1 P: 14	R: 0 E: 0 K: 1 S: 6	H: 1 LOB: 0 BB: 0 P: 6	R: 0 E: 0 K: 1 S: 7	H: 2 LOB: 3 BB: 1 P: 11	R: 0 E: 0 K: 0 S: 4	H: 1 LOB: 2 BB: 1 P: 8	1B: 11 2B: 1 3B: 1 HR: 0	SF: 1 SAC: 0 DP: 2 HBP: 1	WP: 0 PB: 0 SB: 0 CS: 0	PA: 41	
PITCHER	IP WLS BF H R ER SO BB IBB HBP BLK WP HR S P ERA WHIP	2.1 14 6 4 4 0 1 0 0 0 0 0 23 27 4.91 1.909	3.2 L 18 6 4 2 3 1 0 0 0 0 0 0 23 27 4.91 1.909	7.1 9 1 0 0 1 1 1 0 0 0 0 9 17 0.00 1.000	PITCHER																

AB 34
R 8
H 13
RBI 6
BB 5
SO 4
LOB 23




Batter	1	2	3	4	5	6	7	8	9	AB	R	H	RBI	BB	SO	LOB	TOP			
Jerry Remy, L (1,4) OBP: 0.325, SLG: 0.329										3	0	0	0	1	0	5	Boston Red Sox @ California Angels Anaheim Stadium, Anaheim, CA Sat Apr 28 1979, 10:05 PM EST Att: 41,954 - Unknown			
Rick Burleson, R (1,6) OBP: 0.370, SLG: 0.452										2	0	0	0	2	0	0				
Fred Lynn, L (1,8) OBP: 0.407, SLG: 0.662										4	0	0	0	0	1	3				
Jim Rice, R (1,7) OBP: 0.450, SLG: 0.569										4	0	1	0	0	0	3				
Carl Yastrzemski, L (1,10) OBP: 0.425, SLG: 0.576										4	0	1	0	0	0	2				
Jim Dwyer, L (1,9) OBP: 0.556, SLG: 0.667										4	0	2	0	0	1	0				
George Scott, R (1,3) OBP: 0.282, SLG: 0.324										4	0	0	0	0	1	3				
Butch Hobson, R (1,5) OBP: 0.217, SLG: 0.318										4	0	1	0	0	0	3				
Gary Allenson, R (1,2) OBP: 0.279, SLG: 0.359										1	0	1	0	1	0	0				
Jack Brohamer, L (7, PH) OBP: 0.381, SLG: 0.432										1	0	0	0	0	0	0				
Mike O'Berry, R (7, 2) OBP: 0.200, SLG: 0.200										0	0	0	0	0	0	0				
Dwight Evans, R (8, PH) OBP: 0.261, SLG: 0.365										1	0	0	0	0	1	1				
Inning Stats	R: 0 E: 0 K: 0 S: 2	H: 0 LOB: 1 BB: 2 P: 10	R: 0 E: 0 K: 1 S: 7	H: 2 LOB: 3 BB: 1 P: 11	R: 0 E: 0 K: 1 S: 6	H: 1 LOB: 1 BB: 0 P: 6	R: 0 E: 0 K: 0 S: 5	H: 2 LOB: 2 BB: 0 P: 5	R: 0 E: 0 K: 1 S: 5	H: 0 LOB: 0 BB: 0 P: 3	R: 0 E: 0 K: 0 S: 3	H: 0 LOB: 0 BB: 0 P: 3	R: 0 E: 0 K: 0 S: 3	H: 0 LOB: 1 BB: 1 P: 7	R: 0 E: 1 K: 1 S: 6	H: 1 LOB: 1 BB: 0 P: 6	1B: 6 2B: 0 3B: 0 HR: 0	SF: 0 SAC: 0 DP: 0 HBP: 0	WP: 0 PB: 0 SB: 0 CS: 0	PA: 36
PITCHER Dave Frost, R (1,1) ERA: 3.1	IP: 9.0 WLS: W BF: 36 H: 6 R: 0 ER: 0 SO: 4 BB: 4 IBB: 0 HBP: 0 BLK: 0 WP: 0 HR: 0 S: 40 P: 56 ERA: 0.00 WHIP: 1.111															PITCHER				

AB	32
R	0
H	6
RBI	0
BB	4
SO	4
LOB	20



Batter	1	2	3	4	5	6	7	8	9	AB	R	H	RBI	BB	SO	LOB	BOTTOM			
Carney Lansford, R (1,5) OBP: 0.381, SLG: 0.472										4	0	0	0	0	1	2	Boston Red Sox @ California Angels Anaheim Stadium, Anaheim, CA Sat Apr 28 1979, 10:05 PM EST Att: 41,954 - Unknown			
Dan Ford, R (1,8) OBP: 0.469, SLG: 0.707										2	1	0	0	2	0	1				
Rod Carew, L (1,3) OBP: 0.463, SLG: 0.481										1	0	0	0	2	0	0				
Don Baylor, R (1,9) OBP: 0.398, SLG: 0.463										3	1	0	0	0	0	4				
Rick Miller, L (9, 8) OBP: 0.405, SLG: 0.435										0	0	0	0	0	0	0				
Willie Aikens, L (1,10) OBP: 0.417, SLG: 0.692										3	1	1	1	1	0	1				
Joe Rudi, R (1,7) OBP: 0.301, SLG: 0.412										4	0	2	1	0	0	2				
Brian Downing, R (1,2) OBP: 0.448, SLG: 0.553										3	1	1	0	0	0	0				
Bobby Grich, R (1,4) OBP: 0.412, SLG: 0.692										3	1	2	2	0	0	1				
Orlando Ramirez, R (1,6) OBP: 0.400, SLG: 0.250										2	0	0	0	0	1	1				
Willie Davis, L (7, PH) OBP: 0.250, SLG: 0.250										1	0	1	1	0	0	0				
Jim Anderson, R (8, 6)										1	0	0	0	0	0	2				
Inning Stats	R: 0 E: 0 K: 1 S: 5	H: 0 LOB: 1 BB: 1 P: 9	R: 0 E: 0 K: 0 S: 3	H: 0 LOB: 0 BB: 0 P: 3	R: 0 E: 0 K: 0 S: 3	H: 1 LOB: 0 BB: 0 P: 3	R: 0 E: 0 K: 0 S: 3	H: 0 LOB: 1 BB: 1 P: 7	R: 1 E: 0 K: 1 S: 6	H: 2 LOB: 0 BB: 0 P: 6	R: 1 E: 1 K: 0 S: 4	H: 1 LOB: 2 BB: 2 P: 12	R: 1 E: 0 K: 0 S: 5	H: 2 LOB: 1 BB: 0 P: 5	R: 2 E: 0 K: 0 S: 4	H: 1 LOB: 2 BB: 1 P: 10	1B: 5 2B: 1 3B: 0 HR: 1	SF: 1 SAC: 1 DP: 1 HBP: 2	WP: 0 PB: 0 SB: 2 CS: 0	PA: 36
PITCHER Chuck Rainey, R (1,1) ERA: 3.57	IP: 6.1 WLS: L BF: 27 H: 6 R: 3 ER: 3 SO: 2 BB: 4 IBB: 0 HBP: 0 BLK: 0 WP: 0 HR: 1 S: 27 P: 43 ERA: 4.26 WHIP: 1.579															PITCHER Jim Wright, R (7,1) ERA: 2.35				

AB	27
R	5
H	7
RBI	5
BB	5
SO	2
LOB	14



Batter	1	2	3	4	5	6	7	8	9	AB	R	H	RBI	BB	SO	LOB	TOP					
Jerry Remy, L (1,4) OBP: 0.330, SLG: 0.333										5	0	2	0	0	0	3						
Rick Burleson, R (1,6) OBP: 0.365, SLG: 0.442										4	0	1	1	0	0	2						
Fred Lynn, L (1,8) OBP: 0.400, SLG: 0.638										4	0	1	0	0	1	3						
Jim Rice, R (1,10) OBP: 0.429, SLG: 0.536										4	0	0	0	0	2	5						
Carl Yastrzemski, L (1,7) OBP: 0.417, SLG: 0.551										3	1	0	0	1	1	0						
Jim Dwyer, L (1,9) OBP: 0.482, SLG: 0.538										4	0	1	0	0	0	0						
Dwight Evans, R (8,9) OBP: 0.261, SLG: 0.365										0	0	0	0	0	0	0						
George Scott, R (1,3) OBP: 0.280, SLG: 0.333										4	0	1	0	0	1	3						
Butch Hobson, R (1,5) OBP: 0.185, SLG: 0.280										3	1	0	1	0	1	1						
Bob Montgomery, R (1,2) OBP: 0.474, SLG: 0.647										4	0	1	0	0	1	2						
Inning Stats	R: 0 E: 1 K: 1 S: 6	H: 1 LOB: 1 BB: 0 P: 6	R: 1 E: 1 K: 1 S: 7	H: 1 LOB: 2 BB: 1 P: 11	R: 0 E: 0 K: 2 S: 7	H: 0 LOB: 0 BB: 0 P: 7	R: 0 E: 1 K: 0 S: 3	H: 0 LOB: 0 BB: 0 P: 3	R: 1 E: 1 K: 1 S: 8	H: 2 LOB: 2 BB: 0 P: 8	R: 0 E: 0 K: 1 S: 6	H: 1 LOB: 1 BB: 0 P: 6	R: 0 E: 0 K: 0 S: 5	H: 2 LOB: 2 BB: 0 P: 5	R: 0 E: 0 K: 1 S: 5	H: 0 LOB: 0 BB: 0 P: 5	R: 0 E: 0 K: 0 S: 3	H: 0 LOB: 0 BB: 0 P: 3	1B: 6 2B: 1 3B: 0 HR: 0	SF: 1 SAC: 0 DP: 1 HBP: 0	WP: 0 PB: 0 SB: 0 CS: 0	PA: 37
PITCHER Don Aase, R (1,1) ERA: 4.28	IP: 9.0 WLS: L BF: 37	H: 7 R: 2 ER: 1 SO: 7	BB: 1 IBB: 0 HBP: 0 BLK: 0	WP: 0 HR: 0 S: 50 P: 54	ERA: 1.00 WHIP: 0.889																	

Boston Red Sox @ California Angels
Anaheim Stadium, Anaheim, CA
Sun Apr 29 1979, 6:33 AM EDT
Att: 35,206 - Unknown

AB 35
R 2
H 7
RBI 2
BB 1
SO 7
LOB 19



Batter	1	2	3	4	5	6	7	8	9	AB	R	H	RBI	BB	SO	LOB	BOTTOM												
Carney Lansford, R (1,5) OBP: 0.366, SLG: 0.452										4	0	0	0	0	2	1													
Dan Ford, R (1,8) OBP: 0.453, SLG: 0.667										4	0	1	0	0	0	1													
Rod Carew, L (1,3) OBP: 0.465, SLG: 0.476										3	0	1	0	1	0	0													
Don Baylor, R (1,9) OBP: 0.392, SLG: 0.465										4	0	1	0	0	0	3													
Willie Aikens, L (1,10) OBP: 0.422, SLG: 0.673										3	0	1	0	1	1	1													
Rick Miller, L (9, PR) OBP: 0.405, SLG: 0.435										0	0	0	0	0	0	0													
Joe Rudi, R (1,7) OBP: 0.289, SLG: 0.393										4	0	0	0	0	2	5													
Brian Downing, R (1,2) OBP: 0.433, SLG: 0.532										3	0	0	0	0	0	1													
Bobby Grich, R (1,4) OBP: 0.398, SLG: 0.667										3	0	0	0	0	0	0													
Orlando Ramirez, R (1,6) OBP: 0.333, SLG: 0.200										1	0	0	0	1	1	0													
Willie Davis, L (8, PH) OBP: 0.333, SLG: 0.200										1	0	0	0	0	0	0													
Jim Anderson, R (9, 6)										0	0	0	0	0	0	0													
Inning Stats	R: 0 E: 0 K: 0 S: 3	H: 0 LOB: 1 BB: 1 P: 7	R: 0 E: 0 K: 1 S: 4	H: 0 LOB: 0 BB: 1 P: 8	R: 0 E: 0 K: 0 S: 3	H: 0 LOB: 1 BB: 1 P: 7	R: 0 E: 0 K: 1 S: 5	H: 0 LOB: 0 BB: 0 P: 5	R: 0 E: 0 K: 1 S: 5	H: 0 LOB: 0 BB: 0 P: 5	R: 0 E: 0 K: 2 S: 7	H: 0 LOB: 0 BB: 0 P: 7	R: 0 E: 0 K: 0 S: 4	H: 1 LOB: 1 BB: 0 P: 4	R: 0 E: 0 K: 0 S: 3	H: 0 LOB: 0 BB: 0 P: 3	R: 0 E: 0 K: 1 S: 8	H: 3 LOB: 3 BB: 0 P: 8	1B: 3 2B: 1 3B: 0 HR: 0	SF: 0 SAC: 0 DP: 1 HBP: 0	WP: 0 PB: 0 SB: 1 CS: 0	PA: 33							
PITCHER Steve Renko, R (1,1) ERA: 2.49	IP: 8.1 WLS: W BF: 29	H: 2 R: 0 ER: 0 SO: 6	BB: 3 IBB: 0 HBP: 0 BLK: 0	WP: 0 HR: 0 S: 38 P: 50	ERA: 0.00 WHIP: 0.600																								
Dick Drago, R (9, 1) ERA: 1.5	0.1	W	2	1	0	0	0	0	0	0	0	2	2	0.00	3.000														
Bill Campbell, R (9, 1) ERA: 3.38	0.1	S	2	1	0	0	0	0	0	0	0	2	2	0.00	3.000														

Boston Red Sox @ California Angels
Anaheim Stadium, Anaheim, CA
Sun Apr 29 1979, 6:33 AM EDT
Att: 35,206 - Unknown


AB 30
R 0
H 4
RBI 0
BB 3
SO 6
LOB 12



Batter	1	2	3	4	5	6	7	8	9	10	11	AB	R	H	RBI	BB	SO	LOB	TOP						
Jerry Remy, L OBP: 0.333, SLG: 0.337 (1, 4)												5	1	2	1	0	0	4							
Rick Burleson, R OBP: 0.344, SLG: 0.420 (1, 6)												4	0	0	1	0	0	2							
Fred Lynn, L OBP: 0.389, SLG: 0.608 (1, 8)												5	0	1	1	0	0	1							
Jim Rice, R OBP: 0.427, SLG: 0.521 (1, 10)												4	0	1	0	0	1	0							
Carl Yastrzemski, L OBP: 0.393, SLG: 0.514 (1, 7)												5	0	0	0	0	1	3							
Jim Dwyer, L OBP: 0.412, SLG: 0.438 Dwight Evans, R OBP: 0.271, SLG: 0.375 (11, PH) (11, 9)												3	1	0	0	1	0	3							
George Scott, R OBP: 0.287, SLG: 0.350 (1, 3)												5	0	2	1	0	0	1							
Butch Hobson, R OBP: 0.250, SLG: 0.286 (1, 5)												3	1	1	0	2	0	2							
Bob Montgomery, R OBP: 0.350, SLG: 0.636 (1, 2)												5	1	3	0	0	2	3							
Inning Stats	R: 1 E: 0 K: 0 S: 6	H: 3 LOB: 2 BB: 0 P: 6	R: 0 E: 0 K: 0 S: 4	H: 2 LOB: 1 BB: 0 P: 4	R: 0 E: 0 K: 1 S: 5	H: 0 LOB: 0 BB: 0 P: 5	R: 0 E: 0 K: 0 S: 3	H: 0 LOB: 0 BB: 0 P: 3	R: 2 E: 0 K: 0 S: 5	H: 3 LOB: 0 BB: 0 P: 5	R: 1 E: 0 K: 0 S: 4	H: 1 LOB: 1 BB: 1 P: 8	R: 0 E: 0 K: 0 S: 4	H: 1 LOB: 0 BB: 0 P: 4	R: 0 E: 0 K: 1 S: 5	H: 0 LOB: 1 BB: 1 P: 9	R: 0 E: 0 K: 0 S: 3	H: 0 LOB: 0 BB: 0 P: 3	R: 0 E: 0 K: 2 S: 8	H: 1 LOB: 2 BB: 1 P: 12	1B: 10 2B: 1 3B: 0 HR: 0	SF: 1 SAC: 0 DP: 2 HBP: 1	WP: 0 PB: 0 SB: 1 CS: 1	PA: 45	
PITCHER	IP ERA WLS BF H R ER SO BB IBB HBP BLK WP HR S P ERA WHIP	IP ERA WLS BF H R ER SO BB IBB HBP BLK WP HR S P ERA WHIP	IP ERA WLS BF H R ER SO BB IBB HBP BLK WP HR S P ERA WHIP	IP ERA WLS BF H R ER SO BB IBB HBP BLK WP HR S P ERA WHIP	IP ERA WLS BF H R ER SO BB IBB HBP BLK WP HR S P ERA WHIP	IP ERA WLS BF H R ER SO BB IBB HBP BLK WP HR S P ERA WHIP	IP ERA WLS BF H R ER SO BB IBB HBP BLK WP HR S P ERA WHIP	IP ERA WLS BF H R ER SO BB IBB HBP BLK WP HR S P ERA WHIP	IP ERA WLS BF H R ER SO BB IBB HBP BLK WP HR S P ERA WHIP	IP ERA WLS BF H R ER SO BB IBB HBP BLK WP HR S P ERA WHIP	IP ERA WLS BF H R ER SO BB IBB HBP BLK WP HR S P ERA WHIP	IP ERA WLS BF H R ER SO BB IBB HBP BLK WP HR S P ERA WHIP	IP ERA WLS BF H R ER SO BB IBB HBP BLK WP HR S P ERA WHIP	IP ERA WLS BF H R ER SO BB IBB HBP BLK WP HR S P ERA WHIP	IP ERA WLS BF H R ER SO BB IBB HBP BLK WP HR S P ERA WHIP	IP ERA WLS BF H R ER SO BB IBB HBP BLK WP HR S P ERA WHIP	IP ERA WLS BF H R ER SO BB IBB HBP BLK WP HR S P ERA WHIP	IP ERA WLS BF H R ER SO BB IBB HBP BLK WP HR S P ERA WHIP	IP ERA WLS BF H R ER SO BB IBB HBP BLK WP HR S P ERA WHIP	IP ERA WLS BF H R ER SO BB IBB HBP BLK WP HR S P ERA WHIP	IP ERA WLS BF H R ER SO BB IBB HBP BLK WP HR S P ERA WHIP	IP ERA WLS BF H R ER SO BB IBB HBP BLK WP HR S P ERA WHIP	IP ERA WLS BF H R ER SO BB IBB HBP BLK WP HR S P ERA WHIP	IP ERA WLS BF H R ER SO BB IBB HBP BLK WP HR S P ERA WHIP	IP ERA WLS BF H R ER SO BB IBB HBP BLK WP HR S P ERA WHIP

Boston Red Sox @ Oakland Athletics
Oakland-Alameda County Coliseum, Oakland, CA
Mon Apr 30 1979, 7:05 PM PDT
Att: 14,716 - Unknown


AB 40
R 4
H 11
RBI 4
BB 3
SO 4
LOB 19



Batter	1	2	3	4	5	6	7	8	9	10	11	AB	R	H	RBI	BB	SO	LOB	BOTTOM							
Joe Wallis, S OBP: 0.226, SLG: 0.113 (1, 9)												5	0	0	0	0	0	0								
Mario Guerrero, R OBP: 0.143, SLG: 0.143 (1, 6)												5	0	0	0	0	1	0								
Mitchell Page, L OBP: 0.298, SLG: 0.325 (1, 10)												4	2	1	0	1	0	0								
Dave Revering, L OBP: 0.299, SLG: 0.465 (1, 3)												5	2	2	3	0	0	1								
Wayne Gross, L OBP: 0.433, SLG: 0.491 (1, 5)												3	0	0	0	2	0	0								
Jeff Newman, R OBP: 0.232, SLG: 0.294 (1, 2)												5	1	2	2	0	0	1								
Dwayne Murphy, L OBP: 0.383, SLG: 0.280 (1, 8)												3	0	0	0	1	1	0								
Derek Bryant, R (1, 7)												4	0	0	0	0	1	3								
Mike Edwards, R OBP: 0.229, SLG: 0.253 (1, 4)												4	0	0	0	0	1	0								
Inning Stats	R: 0 E: 0 K: 0 S: 3	H: 0 LOB: 0 BB: 0 P: 3	R: 0 E: 0 K: 0 S: 3	H: 0 LOB: 0 BB: 0 P: 3	R: 0 E: 0 K: 0 S: 3	H: 0 LOB: 0 BB: 0 P: 3	R: 2 E: 1 K: 0 S: 6	H: 2 LOB: 3 BB: 2 P: 14	R: 0 E: 0 K: 1 S: 5	H: 0 LOB: 0 BB: 0 P: 5	R: 1 E: 0 K: 0 S: 4	H: 1 LOB: 0 BB: 0 P: 4	R: 0 E: 0 K: 0 S: 3	H: 0 LOB: 0 BB: 0 P: 3	R: 1 E: 0 K: 1 S: 6	H: 1 LOB: 0 BB: 0 P: 6	R: 0 E: 0 K: 2 S: 7	H: 0 LOB: 0 BB: 0 P: 7	R: 1 E: 0 K: 0 S: 3	H: 1 LOB: 2 BB: 2 P: 11	1B: 2 2B: 0 3B: 0 HR: 3	SF: 0 SAC: 0 DP: 0 HBP: 0	WP: 0 PB: 0 SB: 0 CS: 0	PA: 42		
PITCHER	IP ERA WLS BF H R ER SO BB IBB HBP BLK WP HR S P ERA WHIP	IP ERA WLS BF H R ER SO BB IBB HBP BLK WP HR S P ERA WHIP	IP ERA WLS BF H R ER SO BB IBB HBP BLK WP HR S P ERA WHIP	IP ERA WLS BF H R ER SO BB IBB HBP BLK WP HR S P ERA WHIP	IP ERA WLS BF H R ER SO BB IBB HBP BLK WP HR S P ERA WHIP	IP ERA WLS BF H R ER SO BB IBB HBP BLK WP HR S P ERA WHIP	IP ERA WLS BF H R ER SO BB IBB HBP BLK WP HR S P ERA WHIP	IP ERA WLS BF H R ER SO BB IBB HBP BLK WP HR S P ERA WHIP	IP ERA WLS BF H R ER SO BB IBB HBP BLK WP HR S P ERA WHIP	IP ERA WLS BF H R ER SO BB IBB HBP BLK WP HR S P ERA WHIP	IP ERA WLS BF H R ER SO BB IBB HBP BLK WP HR S P ERA WHIP	IP ERA WLS BF H R ER SO BB IBB HBP BLK WP HR S P ERA WHIP	IP ERA WLS BF H R ER SO BB IBB HBP BLK WP HR S P ERA WHIP	IP ERA WLS BF H R ER SO BB IBB HBP BLK WP HR S P ERA WHIP	IP ERA WLS BF H R ER SO BB IBB HBP BLK WP HR S P ERA WHIP	IP ERA WLS BF H R ER SO BB IBB HBP BLK WP HR S P ERA WHIP	IP ERA WLS BF H R ER SO BB IBB HBP BLK WP HR S P ERA WHIP	IP ERA WLS BF H R ER SO BB IBB HBP BLK WP HR S P ERA WHIP	IP ERA WLS BF H R ER SO BB IBB HBP BLK WP HR S P ERA WHIP	IP ERA WLS BF H R ER SO BB IBB HBP BLK WP HR S P ERA WHIP	IP ERA WLS BF H R ER SO BB IBB HBP BLK WP HR S P ERA WHIP	IP ERA WLS BF H R ER SO BB IBB HBP BLK WP HR S P ERA WHIP	IP ERA WLS BF H R ER SO BB IBB HBP BLK WP HR S P ERA WHIP	IP ERA WLS BF H R ER SO BB IBB HBP BLK WP HR S P ERA WHIP	IP ERA WLS BF H R ER SO BB IBB HBP BLK WP HR S P ERA WHIP	IP ERA WLS BF H R ER SO BB IBB HBP BLK WP HR S P ERA WHIP

Boston Red Sox @ Oakland Athletics
Oakland-Alameda County Coliseum, Oakland, CA
Mon Apr 30 1979, 7:05 PM PDT
Att: 14,716 - Unknown

AB 38
R 5
H 5
RBI 5
BB 4
SO 4
LOB 5

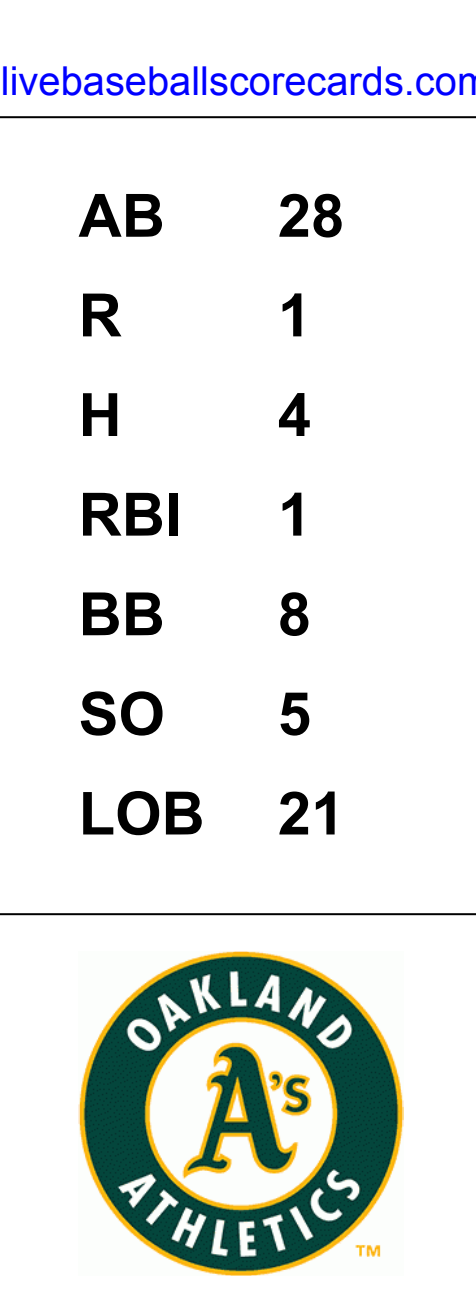


Batter	1	2	3	4	5	6	7	8	9	AB	R	H	RBI	BB	SO	LOB	TOP					
Jerry Remy, L OBP: 0.340, SLG: 0.337 (1, 4)										4	0	1	1	0	2	1	Boston Red Sox @ Oakland Athletics Oakland-Alameda County Coliseum, Oakland, CA Wed May 02 1979, 7:05 PM PDT Att: 4,144 - Unknown					
Rick Burleson, R OBP: 0.350, SLG: 0.411 (1, 6)										4	0	0	0	0	0	1						
Fred Lynn, L OBP: 0.400, SLG: 0.590 (1, 8)										4	0	2	0	0	0	0						
Jim Rice, R OBP: 0.414, SLG: 0.488 (1, 7)										4	0	1	0	0	2	2						
Carl Yastrzemski, L OBP: 0.388, SLG: 0.500 (1, 10)										3	0	0	0	0	1	2						
George Scott, R OBP: 0.295, SLG: 0.356 (1, 3)										3	0	0	0	0	1	0						
Butch Hobson, R OBP: 0.225, SLG: 0.250 (1, 5)										3	0	0	0	0	2	0						
Dwight Evans, R OBP: 0.295, SLG: 0.465 (1, 9)										3	2	2	1	0	0	0						
Gary Allenson, R OBP: 0.283, SLG: 0.341 (1, 2)										2	0	0	0	1	1	1						
Inning Stats	R: 0 E: 0 K: 2 S: 8	H: 1 LOB: 1 BB: 0 P: 8	R: 0 E: 0 K: 0 S: 3	H: 0 LOB: 0 BB: 0 P: 3	R: 1 E: 0 K: 0 S: 4	H: 2 LOB: 0 BB: 0 P: 4	R: 0 E: 0 K: 1 S: 5	H: 1 LOB: 1 BB: 0 P: 5	R: 0 E: 0 K: 2 S: 7	H: 0 LOB: 0 BB: 0 P: 7	R: 0 E: 0 K: 0 S: 5	H: 0 LOB: 0 BB: 0 P: 5	R: 0 E: 0 K: 0 S: 3	H: 1 LOB: 1 BB: 0 P: 3	R: 1 E: 0 K: 2 S: 8	H: 1 LOB: 1 BB: 1 P: 12	R: 0 E: 0 K: 1 S: 5	H: 0 LOB: 0 BB: 0 P: 5	1B: 5 2B: 1 3B: 0 HR: 1	SF: 0 SAC: 0 DP: 3 HBP: 0	WP: 0 PB: 0 SB: 0 CS: 1	PA: 31
PITCHER Matt Keough, R ERA: 5.6 (1, 1)	IP: 9.0 WLS: L BF: 31 H: 6 R: 2 ER: 2 SO: 9 BB: 1 IBB: 0 HBP: 0 BLK: 0 WP: 0 HR: 1 S: 48 P: 52 ERA: 2.00 WHIP: 0.778															PITCHER	IP: 9.0 WLS: W BF: 38 H: 4 R: 1 ER: 1 SO: 5 BB: 6 IBB: 2 HBP: 0 BLK: 0 WP: 0 HR: 1 S: 40 P: 72 ERA: 1.00 WHIP: 1.111					

AB	30
R	2
H	6
RBI	2
BB	1
SO	9
LOB	7



Batter	1	2	3	4	5	6	7	8	9	AB	R	H	RBI	BB	SO	LOB	BOTTOM					
Derek Bryant, R (1, 9)										3	0	0	0	1	1	0	Boston Red Sox @ Oakland Athletics Oakland-Alameda County Coliseum, Oakland, CA Wed May 02 1979, 7:05 PM PDT Att: 4,144 - Unknown					
Mario Guerrero, R OBP: 0.143, SLG: 0.143 (1, 6)										4	0	0	0	0	1	2						
Mitchell Page, L OBP: 0.304, SLG: 0.322 (1, 7)										3	0	1	0	1	1	3						
Dave Revering, L OBP: 0.306, SLG: 0.449 (8, PR)										3	0	1	0	1	1	3						
Miguel Dilone, S OBP: 0.298, SLG: 0.270 (9, 5)										0	0	0	0	0	0	0						
Rob Picciolo, R OBP: 0.216, SLG: 0.270 (9, 5)										0	0	0	0	0	0	0						
Wayne Gross, L OBP: 0.440, SLG: 0.525 (9, 3)										2	0	0	0	2	0	0						
Jeff Newman, R OBP: 0.230, SLG: 0.304 (1, 10)										4	0	0	0	0	1	6						
Dwayne Murphy, L OBP: 0.397, SLG: 0.273 (1, 8)										1	0	0	0	3	0	3						
Jim Essian, R OBP: 0.306, SLG: 0.413 (1, 2)										4	1	1	1	0	0	4						
Mike Edwards, R OBP: 0.233, SLG: 0.256 (1, 4)										4	0	1	0	0	0	0						
Inning Stats	R: 0 E: 0 K: 1 S: 5	H: 0 LOB: 1 BB: 1 P: 9	R: 0 E: 0 K: 1 S: 5	H: 0 LOB: 1 BB: 1 P: 9	R: 0 E: 1 K: 1 S: 7	H: 1 LOB: 2 BB: 0 P: 7	R: 0 E: 0 K: 0 S: 2	H: 0 LOB: 0 BB: 1 P: 6	R: 0 E: 0 K: 1 S: 5	H: 0 LOB: 0 BB: 0 P: 5	R: 0 E: 0 K: 0 S: 3	H: 0 LOB: 3 BB: 3 P: 15	R: 1 E: 0 K: 0 S: 4	H: 1 LOB: 0 BB: 0 P: 4	R: 0 E: 0 K: 0 S: 4	H: 2 LOB: 3 BB: 2 P: 12	R: 0 E: 0 K: 1 S: 5	H: 0 LOB: 0 BB: 0 P: 5	1B: 3 2B: 0 3B: 0 HR: 1	SF: 0 SAC: 2 DP: 1 HBP: 0	WP: 0 PB: 0 SB: 3 CS: 1	PA: 39
PITCHER Mike Torrez, R ERA: 4.46 (1, 1)	IP: 9.0 WLS: W BF: 38 H: 4 R: 1 ER: 1 SO: 5 BB: 6 IBB: 2 HBP: 0 BLK: 0 WP: 0 HR: 1 S: 40 P: 72 ERA: 1.00 WHIP: 1.111															PITCHER	IP: 9.0 WLS: W BF: 38 H: 4 R: 1 ER: 1 SO: 5 BB: 6 IBB: 2 HBP: 0 BLK: 0 WP: 0 HR: 1 S: 40 P: 72 ERA: 1.00 WHIP: 1.111					



Batter	1	2	3	4	5	6	7	8	9	AB	R	H	RBI	BB	SO	LOB	TOP			
Julio Cruz, S OBP: 0.336, SLG: 0.237 (1,4)	G3	CS	1-3			F8 SF8	E3			4	1	1	0	0	0	0				
Dan Meyer, L OBP: 0.253, SLG: 0.357 (1,7)	F6		G3			F8	K			4	0	0	0	0	1	2				
Bruce Bochte, L OBP: 0.418, SLG: 0.488 (1,3)	BB		6-3			BB 1B	K			2	0	0	0	2	1	0				
Leon Roberts, R OBP: 0.364, SLG: 0.441 (1,9)	K					F9	SF8	F9		3	0	0	1	0	1	1				
Willie Horton, R OBP: 0.333, SLG: 0.462 (1,10)		HR				3-1	BB 1B	F8		4	1	2	1	0	0	0				
Ruppert Jones, L OBP: 0.381, SLG: 0.473 (1,8)		HR				4-3	BB	4-3		3	1	1	1	1	0	0				
Bob Stinson, S OBP: 0.308, SLG: 0.345 (1,2)						1-2 2-3	BB	F8		4	0	0	0	0	2	3				
Bill Stein, R OBP: 0.351, SLG: 0.393 (1,5)						5-3		4-3		4	0	1	0	0	0	0				
Mario Mendoza, R OBP: 0.250, SLG: 0.300 (1,6)						F5				2	0	0	0	0	1	1				
Larry Milbourne, S OBP: 0.233, SLG: 0.267 (7,PH)	K							F8		1	0	0	0	0	0	0				
Inning Stats	R: 0 E: 0 K: 1 S: 5	H: 0 LOB: 1 BB: 1 P: 9	R: 2 E: 0 K: 2 S: 9	H: 3 LOB: 0 BB: 0 P: 9	R: 0 E: 0 K: 0 S: 3	H: 0 LOB: 0 BB: 0 P: 3	R: 0 E: 0 K: 0 S: 3	H: 0 LOB: 0 BB: 0 P: 3	R: 0 E: 0 K: 1 S: 5	H: 2 LOB: 3 BB: 2 P: 13	R: 0 E: 1 K: 1 S: 6	H: 0 LOB: 1 BB: 0 P: 6	R: 0 E: 0 K: 0 S: 5	H: 0 LOB: 0 BB: 0 P: 3	R: 0 E: 0 K: 0 S: 3	H: 0 LOB: 0 BB: 0 P: 3	1B: 3 2B: 0 3B: 0 HR: 2	SF: 1 SAC: 0 DP: 0 HBP: 0	WP: 0 PB: 0 SB: 1 CS: 1	PA: 36
PITCHER Steve Renko, R ERA: 2.64 (1,1)	IP: 9.0 WLS: W BF: 35 H: 5 R: 3 ER: 3 SO: 6 BB: 3 IBB: 0 HBP: 0 BLK: 0 WP: 0 HR: 2 S: 44 P: 56 ERA: 3.00 WHIP: 0.889																			

Seattle Mariners @ Boston Red Sox
Fenway Park, Boston, MA
Fri May 04 1979, 7:05 PM EDT
Att: 21,903 - Unknown - 63 F

AB	31
R	3
H	5
RBI	3
BB	3
SO	6
LOB	7



Batter	1	2	3	4	5	6	7	8	9	AB	R	H	RBI	BB	SO	LOB	BOTTOM			
Jerry Remy, L OBP: 0.346, SLG: 0.353 (1,4)	5-3		1B SF8			F9		SH3-4 E		4	2	2	0	0	0	0				
Rick Burleson, R OBP: 0.359, SLG: 0.419 (1,6)	HR		1B			K		SH3-4		3	1	2	0	0	1	0				
Fred Lynn, L OBP: 0.404, SLG: 0.624 (1,8)	HR		1B			SF8		E		2	1	1	3	1	0	0				
Jim Rice, R OBP: 0.398, SLG: 0.465 (1,7)	1-3		P8			6-3		E4		4	0	0	0	0	0	2				
Carl Yastrzemski, L OBP: 0.412, SLG: 0.541 (1,10)	FC6-4		F8			HR		G6-4-3		3	1	2	1	1	0	1				
George Scott, R OBP: 0.283, SLG: 0.341 (1,3)	FC6-4					6-3		G6-4-3		4	0	0	0	0	0	4				
Butch Hobson, R OBP: 0.233, SLG: 0.256 (1,5)			6-3			1-3		G4-6-3		3	0	1	0	0	0	0				
Dwight Evans, R OBP: 0.284, SLG: 0.446 (1,9)			L5			L5		F8		3	0	0	0	0	0	1				
Gary Allenson, R OBP: 0.271, SLG: 0.326 (1,2)										2	0	0	0	0	1	0				
Jim Dwyer, L OBP: 0.368, SLG: 0.389 (7,PH)						F5		G4-6-3		1	0	0	0	0	0	1				
Bob Montgomery, R OBP: 0.536, SLG: 0.680 (8,2)										0	0	0	0	0	0	0				
Inning Stats	R: 2 E: 0 K: 0 S: 6	H: 3 LOB: 1 BB: 0 P: 6	R: 0 E: 0 K: 1 S: 5	H: 0 LOB: 0 BB: 0 P: 5	R: 1 E: 0 K: 0 S: 5	H: 2 LOB: 1 BB: 0 P: 5	R: 0 E: 0 K: 0 S: 3	H: 0 LOB: 0 BB: 0 P: 3	R: 0 E: 0 K: 1 S: 5	H: 0 LOB: 0 BB: 0 P: 5	R: 1 E: 0 K: 0 S: 4	H: 1 LOB: 0 BB: 0 P: 4	R: 0 E: 1 K: 0 S: 3	H: 1 LOB: 2 BB: 2 P: 12	R: 1 E: 1 K: 0 S: 4	H: 1 LOB: 2 BB: 2 P: 12	1B: 5 2B: 1 3B: 0 HR: 2	SF: 1 SAC: 1 DP: 2 HBP: 0	WP: 0 PB: 0 SB: 0 CS: 0	PA: 33
PITCHER Glenn Abbott, R ERA: 4.15 (1,1)	IP: 6.0 WLS: L BF: 24 H: 6 R: 4 ER: 4 SO: 2 BB: 0 IBB: 0 HBP: 0 BLK: 0 WP: 0 HR: 2 S: 28 P: 28 ERA: 6.00 WHIP: 1.000																			
PITCHER Mike Parrott, R ERA: 3.12 (7,1)	IP: 2.0 WLS: L BF: 9 H: 2 R: 1 ER: 0 SO: 0 BB: 0 IBB: 2 HBP: 0 BLK: 0 WP: 0 HR: 0 S: 7 P: 15 ERA: 0.00 WHIP: 1.000																			

Seattle Mariners @ Boston Red Sox
Fenway Park, Boston, MA
Fri May 04 1979, 7:05 PM EDT
Att: 21,903 - Unknown - 63 F

AB	29
R	5
H	8
RBI	4
BB	2
SO	2
LOB	9



Batter	1	2	3	4	5	6	7	8	9	AB	R	H	RBI	BB	SO	LOB	TOP										
Julio Cruz, S OBP: 0.325, SLG: 0.243 (1, 4)										5	1	1	0	0	1	1											
Joe Simpson, L OBP: 0.303, SLG: 0.500 (1, 9)										5	1	3	0	0	0	1											
Bruce Bochte, L OBP: 0.430, SLG: 0.505 Larry Milbourne, S OBP: 0.233, SLG: 0.267 John Hale, L OBP: 0.364, SLG: 0.125 Leon Roberts, R OBP: 0.383, SLG: 0.444 (1, 3)										4	0	1	0	0	0	2											
Dan Meyer, L OBP: 0.266, SLG: 0.356 (8, 3)										3	0	1	0	1	0	0											
Willie Horton, R OBP: 0.355, SLG: 0.469 (1, 10)										4	0	4	2	1	0	0											
Ruppert Jones, L OBP: 0.376, SLG: 0.459 (1, 8)										4	0	1	0	1	0	5											
Bob Stinson, S OBP: 0.342, SLG: 0.377 (1, 2)										3	0	1	0	1	0	5											
Bobby Valentine, R OBP: 0.393, SLG: 0.273 (1, 5)										4	0	1	0	0	0	4											
Mario Mendoza, R OBP: 0.241, SLG: 0.289 (1, 6)										3	0	0	0	0	1	0											
Inning Stats	R: 0 E: 0 K: 1 S: 5	H: 0 LOB: 0 BB: 0 P: 5	R: 0 E: 0 K: 0 S: 4	H: 1 LOB: 2 BB: 1 P: 8	R: 0 E: 0 K: 0 S: 4	H: 1 LOB: 1 BB: 0 P: 4	R: 0 E: 0 K: 0 S: 3	H: 1 LOB: 1 BB: 1 P: 7	R: 0 E: 0 K: 0 S: 3	H: 0 LOB: 0 BB: 0 P: 3	R: 0 E: 0 K: 0 S: 5	H: 3 LOB: 3 BB: 1 P: 9	R: 0 E: 0 K: 0 S: 4	H: 1 LOB: 1 BB: 0 P: 4	R: 1 E: 0 K: 0 S: 6	H: 3 LOB: 2 BB: 0 P: 6	R: 2 E: 0 K: 1 S: 8	H: 4 LOB: 2 BB: 1 P: 12	1B: 12 2B: 2 3B: 0 HR: 0	SF: 0 SAC: 2 DP: 3 HBP: 0	WP: 0 PB: 0 SB: 1 CS: 0	PA: 42					
PITCHER	IP	WLS	BF	H	R	ER	SO	BB	IBB	HBP	BLK	WP	HR	S	P	ERA	WHIP										
Bob Stanley, R ERA: 4.03 (1, 1)	8.1		37	11	2	2	2	3	0	0	0	0	0	38	50	2.16	1.680										
Bill Campbell, R ERA: 4.91 (9, 1)	0.0	L	3	2	0	0	0	0	1	0	0	0	0	2	6	∞	∞										
Jim Wright, R ERA: 2.35 (9, 1)	0.0		1	1	1	1	0	0	0	0	0	0	0	1	1	∞	∞										
Andy Hassler, L ERA: 3.18 (9, 1)	0.2		1	0	0	0	0	0	0	0	0	0	0	1	1	0.00	0.000										

Seattle Mariners @ Boston Red Sox
Fenway Park, Boston, MA
Sun May 06 1979, 3:33 AM EDT
Att: 25,919 - Unknown - 66 F

AB 36
R 3
H 14
RBI 3
BB 4
SO 2
LOB 18



Batter	1	2	3	4	5	6	7	8	9	AB	R	H	RBI	BB	SO	LOB	BOTTOM										
Jerry Remy, L OBP: 0.336, SLG: 0.330 (1, 4)										3	0	0	0	1	0	1											
Rick Burleson, R OBP: 0.357, SLG: 0.412 (1, 6)										4	1	2	0	0	0	2											
Fred Lynn, L OBP: 0.416, SLG: 0.674 (1, 8)										3	1	1	2	1	0	2											
Jim Rice, R OBP: 0.411, SLG: 0.500 (1, 7)										4	0	1	0	0	0	2											
Carl Yastrzemski, L OBP: 0.387, SLG: 0.511 (1, 10)										4	0	0	0	0	0	2											
George Scott, R OBP: 0.315, SLG: 0.374 Frank Duffy, R (9, FR)										4	0	2	0	0	0	0											
Butch Hobson, R OBP: 0.265, SLG: 0.256 (1, 5)										1	0	0	0	1	0	0											
Dwight Evans, R OBP: 0.281, SLG: 0.444 (1, 9)										3	0	0	0	1	1	4											
Bob Montgomery, R OBP: 0.529, SLG: 0.633 Jim Dwyer, L OBP: 0.350, SLG: 0.368 Gary Allenson, R OBP: 0.271, SLG: 0.326 Jack Brohamer, L OBP: 0.372, SLG: 0.421 (1, 2)										1	0	0	0	1	0	1											
Inning Stats	R: 0 E: 0 K: 0 S: 3	H: 0 LOB: 1 BB: 1 P: 7	R: 0 E: 0 K: 0 S: 3	H: 0 LOB: 1 BB: 1 P: 7	R: 0 E: 0 K: 0 S: 2	H: 0 LOB: 2 BB: 2 P: 10	R: 0 E: 0 K: 0 S: 3	H: 1 LOB: 0 BB: 0 P: 3	R: 0 E: 0 K: 0 S: 3	H: 0 LOB: 1 BB: 1 P: 7	R: 0 E: 0 K: 0 S: 4	H: 1 LOB: 1 BB: 0 P: 4	R: 0 E: 0 K: 1 S: 6	H: 1 LOB: 0 BB: 0 P: 6	R: 2 E: 0 K: 0 S: 5	H: 2 LOB: 0 BB: 0 P: 5	R: 0 E: 0 K: 0 S: 4	H: 1 LOB: 2 BB: 0 P: 4	1B: 5 2B: 0 3B: 0 HR: 1	SF: 0 SAC: 2 DP: 2 HBP: 0	WP: 0 PB: 0 SB: 1 CS: 0	PA: 36					
PITCHER	IP	WLS	BF	H	R	ER	SO	BB	IBB	HBP	BLK	WP	HR	S	P	ERA	WHIP										
Mike Parrott, R ERA: 2.31 (1, 1)	6.0		23	2	0	0	0	5	0	0	0	0	0	18	38	0.00	1.167										
John Montague, R ERA: 3.44 (7, 1)	3.0	W	13	4	2	2	1	0	0	0	0	0	1	15	15	6.00	1.333										

Seattle Mariners @ Boston Red Sox
Fenway Park, Boston, MA
Sun May 06 1979, 3:33 AM EDT
Att: 25,919 - Unknown - 66 F

AB 29
R 2
H 6
RBI 2
BB 5
SO 1
LOB 17



Batter	1	2	3	4	5	6	7	8	9	AB	R	H	RBI	BB	SO	LOB	TOP				
Carney Lansford, R OBP: 0.331, SLG: 0.405	F9		FC5-4		FC6-4		K		K	5	0	0	0	0	2	2					
Dan Ford, R OBP: 0.392, SLG: 0.549	K			5-3		6-3	FC6-4 1B		F3	5	0	1	0	0	1	0					
Rod Carew, L OBP: 0.463, SLG: 0.455	K			1B BB		1B HR BB	FC6-4			2	1	0	0	2	1	1					
Don Baylor, R OBP: 0.392, SLG: 0.452 Rick Miller, L OBP: 0.398, SLG: 0.402		CS BB		P7		1B HR 1B		1B 1B		1	0	0	0	1	0	1					
Willie Aikens, L OBP: 0.375, SLG: 0.563	P7			1B		F2		F9		4	0	1	0	0	0	4					
Joe Rudi, R OBP: 0.283, SLG: 0.394	K			F8		HR		F9		4	1	1	3	0	1	4					
Brian Downing, R OBP: 0.407, SLG: 0.510			6-3		FC6-4 BB	HR		FC4-6 1B		3	1	2	1	1	0	0					
Bobby Grich, R OBP: 0.355, SLG: 0.580			4-3		K	5-3		FC4-6		4	0	0	0	0	1	3					
Bert Campaneris, R OBP: 0.150, SLG: 0.056			FC5-4 BB		FC6-4		F2		K	3	0	0	0	1	1	1					
Inning Stats	R: 0 E: 0 K: 2 S: 7	H: 0 LOB: 0 BB: 7	R: 0 E: 0 K: 1 S: 4	H: 0 LOB: 0 BB: 1 P: 8	R: 0 E: 0 K: 0 S: 3	H: 0 LOB: 1 BB: 1 P: 7	R: 0 E: 0 K: 0 S: 4	H: 1 LOB: 2 BB: 1 P: 8	R: 0 E: 0 K: 1 S: 5	H: 0 LOB: 1 BB: 1 P: 9	R: 4 E: 0 K: 0 S: 6	H: 3 LOB: 0 BB: 1 P: 10	R: 0 E: 0 K: 1 S: 6	H: 1 LOB: 1 BB: 0 P: 6	R: 0 E: 0 K: 0 S: 5	H: 2 LOB: 2 BB: 0 P: 5	R: 0 E: 0 K: 2 S: 7	H: 0 LOB: 0 BB: 0 P: 7	1B: 5 2B: 0 3B: 0 HR: 2	SF: 0 SAC: 0 DP: 0 HBP: 0	WP: 0 PA: 38
PITCHER Mike Torrez, R ERA: 4.38	IP: 9.0 WLS: W BF: 38 H: 7 R: 4 ER: 4 SO: 7 BB: 5 IBB: 0 HBP: 0 BLK: 0 WP: 0 HR: 2 S: 47 P: 67 ERA: 4.00 WHIP: 1.333															PITCHER					

California Angels @ Boston Red Sox
Fenway Park, Boston, MA
Mon May 07 1979, 7:05 PM EDT
Att: 23,319 - Unknown

AB 33
R 4
H 7
RBI 4
BB 5
SO 7
LOB 16



Batter	1	2	3	4	5	6	7	8	9	AB	R	H	RBI	BB	SO	LOB	BOTTOM		
Jerry Remy, L OBP: 0.339, SLG: 0.333	1B		F8		P7		1-3			5	1	2	1	0	0	3			
Rick Burleson, R OBP: 0.350, SLG: 0.402	1B		K		FC6			E6		5	1	1	0	0	1	5			
Fred Lynn, L OBP: 0.424, SLG: 0.663	BB SF 2B 1-2 2-H	FC1-6 1B SF8 BB		L7		3B BB		G3		3	3	1	1	2	0	1			
Jim Rice, R OBP: 0.427, SLG: 0.561	L9	FC1-6 1B		HR		3B		G4-6-3 BB		4	1	3	2	1	0	2			
Carl Yastrzemski, L OBP: 0.386, SLG: 0.505 Jim Dwyer, L OBP: 0.318, SLG: 0.333	SF BB 2B	FC1-6		G4-6-3 BB		G3		G4-6-3		1	1	0	1	1	0	2			
George Scott, R OBP: 0.313, SLG: 0.366	2B BB	SF8		G4-6-3		5-3				2	1	0	1	1	0	2			
Butch Hobson, R OBP: 0.284, SLG: 0.277	1B 2B	F9		4-3		F9				4	1	1	3	0	0	2			
Dwight Evans, R OBP: 0.290, SLG: 0.452	K		1B 2B		1B BB		5-3			3	0	1	0	1	1	1			
Gary Allenson, R OBP: 0.308, SLG: 0.348	1B BB		1B		FC6		K			3	0	2	0	1	1	0			
Inning Stats	R: 6 E: 1 K: 1 S: 11	H: 5 LOB: 2 BB: 2 P: 19	R: 1 E: 0 K: 0 S: 4	H: 1 LOB: 1 BB: 1 P: 8	R: 0 E: 0 K: 1 S: 6	H: 2 LOB: 1 BB: 0 P: 6	R: 1 E: 0 K: 0 S: 3	H: 1 LOB: 0 BB: 1 P: 7	R: 0 E: 0 K: 0 S: 4	H: 1 LOB: 2 BB: 1 P: 8	R: 1 E: 0 K: 0 S: 4	H: 1 LOB: 1 BB: 1 P: 8	R: 0 E: 0 K: 1 S: 5	H: 0 LOB: 0 BB: 0 P: 5	R: 0 E: 1 K: 0 S: 3	H: 0 LOB: 1 BB: 1 P: 7	1B: 7 2B: 2 3B: 1 HR: 1	SF: 2 SAC: 0 DP: 2 HBP: 0	WP: 0 PA: 41
PITCHER Nolan Ryan, R ERA: 3.49 Jim Barr, R ERA: 4.45 Mike Barlow, R ERA: 6.3	IP: 0.2 WLS: L BF: 9 H: 4 R: 6 ER: 2 SO: 1 BB: 2 IBB: 0 HBP: 0 BLK: 0 WP: 0 HR: 0 S: 17 P: 17 ERA: 54.00 WHIP: 9.000															PITCHER			

California Angels @ Boston Red Sox
Fenway Park, Boston, MA
Mon May 07 1979, 7:05 PM EDT
Att: 23,319 - Unknown

AB 32
R 9
H 11
RBI 9
BB 7
SO 3
LOB 21



Batter	1	2	3	4	5	6	7	8	9	AB	R	H	RBI	BB	SO	LOB	TOP										
Rick Miller, L OBP: 0.388, SLG: 0.407 (1, 8)										4	1	1	0	1	0	1	California Angels @ Boston Red Sox Fenway Park, Boston, MA Tue May 08 1979, 7:05 PM EDT Att: 21,160 - Unknown - 70 F										
Dan Ford, R OBP: 0.381, SLG: 0.520 (1, 9)										4	0	0	1	1	0	2											
Rod Carew, L OBP: 0.452, SLG: 0.441 (1, 3)										3	1	0	1	1	1	1											
Don Baylor, R OBP: 0.400, SLG: 0.454 (1, 10) Orlando Ramirez, R (9, PR)										4	2	2	0	1	0	2											
Joe Rudi, R OBP: 0.288, SLG: 0.413 (1, 7)										5	1	1	4	0	0	2											
Brian Downing, R OBP: 0.407, SLG: 0.500 (1, 2)										4	1	1	0	1	0	1											
Carney Lansford, R OBP: 0.333, SLG: 0.455 (1, 5)										5	2	2	3	0	2	3											
Bobby Grich, R OBP: 0.351, SLG: 0.577 (1, 4)										4	1	1	0	0	0	1											
Bert Campaneris, R OBP: 0.208, SLG: 0.095 (1, 6)										3	1	1	0	0	1	2											
Inning Stats	R: 4 E: 0 K: 1 S: 7	H: 2 LOB: 0 BB: 2 P: 15	R: 2 E: 0 K: 0 S: 3	H: 1 LOB: 1 BB: 2 P: 12	R: 2 E: 0 K: 0 S: 4	H: 1 LOB: 0 BB: 1 P: 8	R: 0 E: 0 K: 1 S: 6	H: 0 LOB: 1 BB: 0 P: 6	R: 1 E: 0 K: 0 S: 4	H: 1 LOB: 1 BB: 0 P: 4	R: 0 E: 0 K: 0 S: 4	H: 1 LOB: 2 BB: 0 P: 10	R: 0 E: 0 K: 0 S: 3	H: 0 LOB: 0 BB: 0 P: 4	R: 0 E: 0 K: 0 S: 4	H: 1 LOB: 1 BB: 0 P: 4		1B: 4 2B: 3 3B: 0 HR: 3	SF: 1 SAC: 0 DP: 1 HBP: 1	WP: 1 PB: 2 SB: 0 CS: 0	PA: 43						
PITCHER	IP	WLS	BF	H	R	ER	SO	BB	IBB	HBP	BLK	WP	HR	S	P	ERA	WHIP										
Chuck Rainey, R ERA: 6.27 (1, 1)	1.0	L	9	3	6	6	1	2	0	1	0	0	1	8	17	54.00	5.000										
Jim Wright, R ERA: 3.86 (2, 1)	4.0		17	2	3	3	1	3	0	0	0	0	2	16	28	6.75	1.250										
Bill Campbell, R ERA: 3.86 (6, 1)	2.0		10	3	1	0	2	0	0	0	0	1	0	14	14	0.00	1.500										
Tom Burgmeier, L ERA: 0.93 (8, 1)	2.0		7	1	0	0	0	0	0	0	0	0	0	7	7	0.00	0.500										

Batter	1	2	3	4	5	6	7	8	9	AB	R	H	RBI	BB	SO	LOB	BOTTOM										
Jerry Remy, L OBP: 0.336, SLG: 0.331 (1, 4)										4	0	1	0	0	0	1	California Angels @ Boston Red Sox Fenway Park, Boston, MA Tue May 08 1979, 7:05 PM EDT Att: 21,160 - Unknown - 70 F										
Rick Burleson, R OBP: 0.339, SLG: 0.387 (1, 6)										4	0	0	0	0	0	1											
Fred Lynn, L OBP: 0.418, SLG: 0.643 (1, 8)										3	0	0	0	1	0	1											
Jim Rice, R OBP: 0.421, SLG: 0.549 (1, 10)										4	0	1	0	0	0	0											
Carl Yastrzemski, L OBP: 0.390, SLG: 0.520 (1, 7)										3	0	1	0	1	0	2											
George Scott, R OBP: 0.302, SLG: 0.352 (1, 3)										4	1	0	0	0	0	2											
Butch Hobson, R OBP: 0.281, SLG: 0.333 (1, 5)										4	0	2	1	0	0	1											
Dwight Evans, R OBP: 0.289, SLG: 0.477 (1, 9)										4	1	1	1	0	1	2											
Gary Allenson, R OBP: 0.309, SLG: 0.347 (1, 2)										3	0	1	0	0	0	1											
Inning Stats	R: 0 E: 0 K: 0 S: 4	H: 1 LOB: 2 BB: 1 P: 8	R: 0 E: 0 K: 0 S: 4	H: 1 LOB: 0 BB: 0 P: 4	R: 0 E: 0 K: 0 S: 3	H: 0 LOB: 0 BB: 0 P: 3	R: 0 E: 0 K: 0 S: 4	H: 1 LOB: 1 BB: 0 P: 4	R: 1 E: 0 K: 0 S: 5	H: 2 LOB: 1 BB: 0 P: 5	R: 1 E: 0 K: 0 S: 4	H: 1 LOB: 1 BB: 1 P: 8	R: 0 E: 0 K: 0 S: 3	H: 1 LOB: 0 BB: 0 P: 3	R: 0 E: 0 K: 0 S: 3	H: 0 LOB: 0 BB: 0 P: 3		R: 0 E: 0 K: 1 S: 5	H: 0 LOB: 0 BB: 0 P: 5	1B: 3 2B: 2 3B: 1 HR: 1	SF: 0 SAC: 0 DP: 1 HBP: 0	WP: 0 PB: 0 SB: 0 CS: 0	PA: 35				
PITCHER	IP	WLS	BF	H	R	ER	SO	BB	IBB	HBP	BLK	WP	HR	S	P	ERA	WHIP										
Chris Knapp, R ERA: 4.24 (1, 1)	9.0	W	35	7	2	2	1	2	0	0	0	0	1	35	43	2.00	1.000										

Batter	1	2	3	4	5	6	7	8	9	AB	R	H	RBI	BB	SO	LOB	TOP										
Rick Miller, L OBP: 0.395, SLG: 0.433 (1, 8)	0-0 4-3	0-0 1B		0-0 2B		0-3 K			0-0 4-3	5	0	2	1	0	1	0	California Angels @ Boston Red Sox Fenway Park, Boston, MA Thu May 10 1979, 7:05 PM EDT Att: 24,990 - Unknown - 84 F										
Dan Ford, R OBP: 0.358, SLG: 0.488 (1, 9)	0-3 K	0-3 K		0-0 1-3		0-0 6-3			0-0 1B	5	0	1	0	0	2	2											
Rod Carew, L OBP: 0.449, SLG: 0.446 (1, 3)	0-0 1B 2B			0-0 F9		0-0 4-3			0-0 1B 1B	5	1	2	0	0	0	1											
Don Baylor, R OBP: 0.424, SLG: 0.483 (1, 10)	0-0 FC5-4 1B			0-0 G3		0-0 1B BB 1B			0-0 1B 1B	4	0	3	1	0	0	0											
Joe Rudi, R OBP: 0.299, SLG: 0.436 (1, 7)	0-0 FC5-4			0-0 HR 1B		4-0 1B BB			0-0 P4-6-3	3	1	1	0	1	0	3											
Brian Downing, R OBP: 0.410, SLG: 0.560 (1, 2)		0-0 2B		0-0 HR		0-0 1B BB			0-0 6-3	4	2	3	2	0	0	0											
Carney Lansford, R OBP: 0.333, SLG: 0.454 (1, 5)		0-0 SH3 1B 2B		0-0 F9		0-3 K			0-0 5-3	4	1	1	1	0	1	3											
Bobby Grich, R OBP: 0.328, SLG: 0.536 (1, 4)		0-0 SH3 2-3		0-3 K		0-0 FC6-4			0-0 6-3	3	0	0	0	0	1	3											
Bert Campaneris, R OBP: 0.242, SLG: 0.138 (1, 6)		0-3 K		0-0 F7		0-0 6-3			0-0 6-3	4	0	0	0	0	1	1											
Inning Stats	R: 1 E: 0 K: 1 S: 7	H: 2 LOB: 1 BB: 0 P: 7	R: 2 E: 0 K: 2 S: 10	H: 3 LOB: 1 BB: 0 P: 10	R: 2 E: 0 K: 0 S: 5	H: 2 LOB: 0 BB: 0 P: 5	R: 0 E: 0 K: 1 S: 6	H: 1 LOB: 1 BB: 0 P: 6	R: 0 E: 0 K: 1 S: 7	H: 2 LOB: 3 BB: 1 P: 11	R: 0 E: 0 K: 0 S: 3	H: 2 LOB: 0 BB: 0 P: 3	R: 0 E: 0 K: 0 S: 3	H: 0 LOB: 0 BB: 0 P: 3	R: 0 E: 0 K: 0 S: 4	H: 1 LOB: 1 BB: 0 P: 4	1B: 8 2B: 4 3B: 1 HR: 1	SF: 0 SAC: 1 DP: 0 HBP: 0	WP: 0 PB: 0 SB: 0 CS: 0	PA: 39							
PITCHER	IP	WLS	BF	H	R	ER	SO	BB	IBB	HBP	BLK	WP	HR	S	P	ERA	WHIP										
Dennis Eckersley, R ERA: 4.14 (1, 1)	4.1	L	23	9	5	5	4	1	0	0	0	0	1	30	34	10.38	2.308										
Jim Wright, R ERA: 2.7 (5, 1)	4.2		16	4	0	0	2	0	0	0	0	0	0	20	20	0.00	0.857										

Batter	1	2	3	4	5	6	7	8	9	AB	R	H	RBI	BB	SO	LOB	BOTTOM										
Jerry Remy, L OBP: 0.333, SLG: 0.328 (1, 4)	0-0 4-3		0-0 G3 1B						0-0 F7	5	0	2	0	0	0	0	California Angels @ Boston Red Sox Fenway Park, Boston, MA Thu May 10 1979, 7:05 PM EDT Att: 24,990 - Unknown - 84 F										
Rick Burleson, R OBP: 0.344, SLG: 0.383 (1, 6)	0-0 G3		0-0 G3 1B						0-0 L8	5	0	1	0	0	0	1											
Fred Lynn, L OBP: 0.417, SLG: 0.676 (1, 8)	0-0 5-3		0-0 G3						0-3 K	5	0	1	1	0	1	3											
Jim Rice, R OBP: 0.423, SLG: 0.564 (1, 10)		0-0 2B SF7 1B		0-0 5-3					0-0 F7	4	2	2	1	0	0	3											
Carl Yastrzemski, L OBP: 0.402, SLG: 0.557 (1, 7)		0-0 1B 2B		0-0 L3					0-0 BB 1B	3	0	2	0	1	0	2											
Butch Hobson, R OBP: 0.282, SLG: 0.362 (1, 5)		0-0 SF7		0-0 L8					0-0 F9	3	0	0	1	0	0	2											
George Scott, R OBP: 0.306, SLG: 0.342 (1, 3)		0-0 G5-4-3 1B		0-0 4-3					0-3 K	4	0	1	0	0	1	2											
Dwight Evans, R OBP: 0.286, SLG: 0.453 (1, 9)		0-0 G5-4-3		0-0 F8					0-0 BB	3	0	1	0	1	0	2											
Bob Montgomery, R OBP: 0.500, SLG: 0.583 (1, 2)			0-0 1B 1B G3 1B						0-0 F9	3	1	1	0	0	1	2											
Jim Dwyer, L OBP: 0.304, SLG: 0.318 (8, PH)										1	0	0	0	0	0	2											
Gary Allenson, R OBP: 0.309, SLG: 0.347 (9, 2)										0	0	0	0	0	0	0											
Inning Stats	R: 0 E: 0 K: 0 S: 3	H: 0 LOB: 0 BB: 0 P: 3	R: 1 E: 0 K: 0 S: 5	H: 3 LOB: 1 BB: 0 P: 5	R: 1 E: 0 K: 0 S: 6	H: 3 LOB: 2 BB: 0 P: 6	R: 0 E: 0 K: 0 S: 3	H: 0 LOB: 0 BB: 0 P: 3	R: 0 E: 0 K: 1 S: 6	H: 1 LOB: 1 BB: 0 P: 6	R: 1 E: 0 K: 0 S: 5	H: 2 LOB: 2 BB: 1 P: 9	R: 0 E: 0 K: 0 S: 4	H: 1 LOB: 1 BB: 0 P: 4	R: 0 E: 0 K: 1 S: 6	H: 1 LOB: 2 BB: 1 P: 10	R: 0 E: 0 K: 1 S: 5	H: 0 LOB: 0 BB: 0 P: 5	1B: 9 2B: 1 3B: 0 HR: 1	SF: 1 SAC: 0 DP: 1 HBP: 0	WP: 0 PB: 0 SB: 0 CS: 0	PA: 39					
PITCHER	IP	WLS	BF	H	R	ER	SO	BB	IBB	HBP	BLK	WP	HR	S	P	ERA	WHIP										
Don Aase, R ERA: 5.18 (1, 1)	5.0	W	23	3	0	3	1	1	0	0	0	0	0	19	24	5.40	1.800										
Mark Clear, R ERA: 2.43 (6, 1)	4.0	S	16	3	0	0	2	1	0	0	0	0	0	19	23	0.00	1.000										

Batter	1	2	3	4	5	6	7	8	9	AB	R	H	RBI	BB	SO	LOB	TOP						
Miguel Dilone, S OBP: 0.280, SLG: 0.314 (1, 9)	5-3		4-3			SF8	4-3			4	1	1	0	0	0	2	Oakland Athletics @ Boston Red Sox Fenway Park, Boston, MA Fri May 11 1979, 7:05 PM EDT Att: 26,637 - Unknown - 59 F						
Mickey Klutts, R OBP: 0.316, SLG: 0.353 (1, 4)	F4		F9			F8		F6		4	0	0	0	0	0	1							
Wayne Gross, L OBP: 0.467, SLG: 0.655 (1, 5)	F9			6-3						4	0	3	0	0	0	0							
Dave Revering, L OBP: 0.303, SLG: 0.407 (1, 3)		F8		6-3		SF8		F9		3	0	0	1	0	0	2							
Mario Guerrero, R OBP: 0.305, SLG: 0.310 Rob Picciolo, R OBP: 0.195, SLG: 0.244 (1, 6) (6, 6)				4-3		L4		F7		3	0	1	0	0	0	2							
Mitchell Page, L OBP: 0.288, SLG: 0.314 (1, 7)				K						4	1	3	1	0	1	1							
Jeff Newman, R OBP: 0.227, SLG: 0.341 (1, 10)										4	0	1	0	0	0	2							
Dwayne Murphy, L OBP: 0.367, SLG: 0.284 Larry Murray, S OBP: 0.306, SLG: 0.317 (1, 8) (7, 8)		4-3					K			3	0	0	0	0	1	4							
Jim Essian, R OBP: 0.267, SLG: 0.351 (1, 2)			6-3							4	0	1	0	0	0	0							
Inning Stats	R: 0 E: 0 K: 0 S: 3	H: 0 LOB: 0 BB: 0 P: 3	R: 0 E: 0 K: 0 S: 5	H: 2 LOB: 2 BB: 0 P: 5	R: 0 E: 0 K: 1 S: 3	H: 0 LOB: 0 BB: 0 P: 3	R: 0 E: 0 K: 1 S: 6	H: 1 LOB: 1 BB: 0 P: 6	R: 0 E: 0 K: 0 S: 3	H: 0 LOB: 0 BB: 0 P: 3	R: 1 E: 0 K: 1 S: 5	H: 2 LOB: 1 BB: 0 P: 5	R: 0 E: 0 K: 1 S: 7	H: 3 LOB: 2 BB: 0 P: 7	R: 0 E: 0 K: 0 S: 4	H: 1 LOB: 1 BB: 0 P: 4		R: 1 E: 0 K: 0 S: 4	H: 1 LOB: 0 BB: 0 P: 4	1B: 8 2B: 1 3B: 0 HR: 1	SF: 1 SAC: 0 DP: 0 HBP: 0	WP: 0 PB: 0 SB: 0 CS: 0	PA: 36
PITCHER Bob Stanley, R ERA: 3.69 (1, 1)	IP: 9.0 WLS: W BF: 36 H: 10 R: 2 ER: 2 SO: 2 BB: 0 IBB: 0 HBP: 0 BLK: 0 WP: 0 HR: 1 S: 40 P: 40 ERA: 2.00 WHIP: 1.111															PITCHER							

Batter	1	2	3	4	5	6	7	8	9	AB	R	H	RBI	BB	SO	LOB	BOTTOM				
Jerry Remy, L OBP: 0.333, SLG: 0.336 Frank Duffy, R (1, 4) (5, 4)	6-3	6-3		3-1			6-3			3	1	1	2	0	0	0	Oakland Athletics @ Boston Red Sox Fenway Park, Boston, MA Fri May 11 1979, 7:05 PM EDT Att: 26,637 - Unknown - 59 F				
Rick Burleson, R OBP: 0.343, SLG: 0.377 Larry Wolfe, R OBP: 0.316, SLG: 0.214 (1, 6) (5, 6)	E8		F9	3-1		K		FC5-4		2	2	0	0	1	0	0					
Fred Lynn, L OBP: 0.409, SLG: 0.664 (1, 8)	F7		L4	3-1				FC5-4		5	1	1	1	0	0	4					
Jim Rice, R OBP: 0.430, SLG: 0.554 (1, 10)	BB		4-3	1B		1B		F3		2	2	0	0	3	0	1					
Carl Yastrzemski, L OBP: 0.415, SLG: 0.565 Jim Dwyer, L OBP: 0.350, SLG: 0.333 (1, 7) (5, 7)	1B			1B				F2		2	2	2	2	1	0	0					
Butch Hobson, R OBP: 0.290, SLG: 0.403 (1, 5)	1B			1B		G3-6-3				4	1	3	4	0	0	2					
George Scott, R OBP: 0.305, SLG: 0.357 (1, 3)	K			F6						4	0	1	0	0	2	5					
Dwight Evans, R OBP: 0.284, SLG: 0.439 (1, 9)		6-3		1B				K		3	1	0	0	1	1	1					
Bob Montgomery, R OBP: 0.477, SLG: 0.550 (1, 2)		6-3		2B				G3		4	1	1	1	0	0	1					
Inning Stats	R: 2 E: 1 K: 1 S: 7	H: 1 LOB: 2 BB: 2 P: 15	R: 0 E: 0 K: 0 S: 3	H: 0 LOB: 0 BB: 0 P: 3	R: 0 E: 0 K: 1 S: 3	H: 0 LOB: 0 BB: 0 P: 3	R: 8 E: 0 K: 1 S: 11	H: 6 LOB: 1 BB: 3 P: 23	R: 0 E: 0 K: 0 S: 3	H: 0 LOB: 0 BB: 0 P: 3	R: 1 E: 0 K: 1 S: 6	H: 2 LOB: 1 BB: 1 P: 10	R: 0 E: 0 K: 1 S: 6	H: 1 LOB: 1 BB: 0 P: 6	R: 0 E: 0 K: 0 S: 4	H: 1 LOB: 1 BB: 0 P: 4		1B: 7 2B: 3 3B: 1 HR: 0	SF: 0 SAC: 0 DP: 1 HBP: 0	WP: 0 PB: 0 SB: 0 CS: 0	PA: 41
PITCHER Matt Keough, R ERA: 6.52 Craig Minetto, L ERA: 4.79 Jim Todd, R ERA: 10.35 Bob Lacey, L ERA: 4.09 Dave Heaverlo, R ERA: 1.69 (1, 1) (4, 1) (4, 1) (7, 1) (8, 1)	IP: 3.1 WLS: L BF: 20 H: 5 R: 8 ER: 6 SO: 1 BB: 4 IBB: 0 HBP: 0 BLK: 0 WP: 0 HR: 0 S: 18 P: 34 ERA: 16.20 WHIP: 2.700															PITCHER					



Batter	1	2	3	4	5	6	7	8	9	AB	R	H	RBI	BB	SO	LOB	TOP			
Dwayne Murphy, L (1.8) OBP: 0.372, SLG: 0.276										2	0	0	0	2	0	1				
Larry Murray, S (1.9) OBP: 0.290, SLG: 0.297										4	0	0	0	0	1	2				
Mitchell Page, L (1.7) OBP: 0.287, SLG: 0.320										4	0	1	0	0	0	2				
Wayne Gross, L (1.5) OBP: 0.459, SLG: 0.633										3	0	0	0	1	0	2				
Mario Guerrero, R (1.6) OBP: 0.286, SLG: 0.290										4	0	0	0	0	0	3				
Dave Revere, L (1.3) OBP: 0.301, SLG: 0.396										3	1	0	0	1	0	0				
Jeff Newman, R (1.2) OBP: 0.239, SLG: 0.384										4	1	2	1	0	0	0				
Mickey Klutts, R (1.10) OBP: 0.311, SLG: 0.345										4	0	1	1	0	0	0				
Mike Edwards, R (1.4) OBP: 0.225, SLG: 0.237										3	0	1	0	0	0	2				
Inning Stats	R: 0 E: 0 K: 1 S: 5	H: 0 LOB: 2 BB: 2 P: 13	R: 1 E: 0 K: 0 S: 5	H: 2 LOB: 1 BB: 0 P: 5	R: 0 E: 0 K: 0 S: 3	H: 0 LOB: 0 BB: 0 P: 3	R: 1 E: 0 K: 0 S: 4	H: 2 LOB: 1 BB: 1 P: 8	R: 0 E: 0 K: 0 S: 3	H: 0 LOB: 1 BB: 1 P: 7	R: 0 E: 0 K: 0 S: 3	H: 0 LOB: 0 BB: 0 P: 3	R: 0 E: 0 K: 0 S: 4	H: 1 LOB: 1 BB: 0 P: 4	R: 0 E: 0 K: 0 S: 3	H: 0 LOB: 0 BB: 0 P: 3	1B: 3 2B: 1 3B: 0 HR: 1	SF: 0 SAC: 0 DP: 1 HBP: 0	WP: 0 PB: 0 SB: 1 CS: 0	PA: 35
PITCHER Mike Torrez, R (1.1) ERA: 4.01	IP: 9.0 WLS: W BF: 35	H: 5 R: 2 ER: 2 SO: 1	BB: 4 IBB: 0 HBP: 0 BLK: 0	WP: 0 HR: 1 S: 33 P: 49	ERA: 2.00 WHIP: 1.000	PITCHER	IP: 9.0 WLS: W BF: 35	H: 5 R: 2 ER: 2 SO: 1	BB: 4 IBB: 0 HBP: 0 BLK: 0	WP: 0 HR: 1 S: 33 P: 49	ERA: 2.00 WHIP: 1.000	PITCHER	IP: 9.0 WLS: W BF: 35	H: 5 R: 2 ER: 2 SO: 1	BB: 4 IBB: 0 HBP: 0 BLK: 0	WP: 0 HR: 1 S: 33 P: 49	ERA: 2.00 WHIP: 1.000			

Oakland Athletics @ Boston Red Sox
Fenway Park, Boston, MA
Sat May 12, 1979, 3:33 AM EDT
Att: 30,617 - Unknown - 66 F

AB 31
R 2
H 5
RBI 2
BB 4
SO 1
LOB 12




Batter	1	2	3	4	5	6	7	8	9	AB	R	H	RBI	BB	SO	LOB	BOTTOM			
Jerry Remy, L (1.4) OBP: 0.357, SLG: 0.368										5	1	5	2	0	0	0				
Rick Burleson, R (1.6) OBP: 0.338, SLG: 0.381										4	0	1	1	0	0	4				
Fred Lynn, L (1.8) OBP: 0.408, SLG: 0.658										4	1	1	0	1	1	4				
Jim Rice, R (1.7) OBP: 0.429, SLG: 0.544										2	0	0	1	2	0	2				
Carl Yastrzemski, L (1.10) OBP: 0.407, SLG: 0.558										5	0	1	1	0	0	6				
Butch Hobson, R (1.5) OBP: 0.284, SLG: 0.433										5	2	1	1	0	0	0				
George Scott, R (1.3) OBP: 0.316, SLG: 0.490										5	2	3	2	0	0	1				
Dwight Evans, R (1.9) OBP: 0.301, SLG: 0.461										4	1	3	0	0	1	1				
Gary Allenson, R (1.2) OBP: 0.322, SLG: 0.346										3	1	1	0	1	1	3				
Inning Stats	R: 0 E: 0 K: 0 S: 4	H: 1 LOB: 2 BB: 1 P: 8	R: 1 E: 0 K: 1 S: 7	H: 2 LOB: 2 BB: 1 P: 11	R: 2 E: 0 K: 1 S: 9	H: 5 LOB: 2 BB: 0 P: 9	R: 1 E: 0 K: 0 S: 4	H: 1 LOB: 1 BB: 1 P: 8	R: 0 E: 0 K: 0 S: 4	H: 1 LOB: 1 BB: 0 P: 4	R: 0 E: 0 K: 0 S: 4	H: 2 LOB: 2 BB: 1 P: 8	R: 4 E: 1 K: 1 S: 10	H: 4 LOB: 1 BB: 0 P: 10	R: 0 E: 0 K: 0 S: 3	H: 0 LOB: 0 BB: 0 P: 3	1B: 8 2B: 6 3B: 0 HR: 2	SF: 2 SAC: 0 DP: 2 HBP: 0	WP: 1 PB: 0 SB: 1 CS: 0	PA: 43
PITCHER Rick Langford, R (1.1) ERA: 5.88	IP: 5.0 WLS: L BF: 29	H: 12 R: 4 ER: 4 SO: 2	BB: 3 IBB: 0 HBP: 0 BLK: 0	WP: 1 HR: 1 S: 30 P: 42	ERA: 7.20 WHIP: 3.000	PITCHER	IP: 5.0 WLS: L BF: 29	H: 12 R: 4 ER: 4 SO: 2	BB: 3 IBB: 0 HBP: 0 BLK: 0	WP: 1 HR: 1 S: 30 P: 42	ERA: 7.20 WHIP: 3.000	PITCHER	IP: 1.0 WLS: L BF: 7	H: 3 R: 4 ER: 3 SO: 0	BB: 1 IBB: 0 HBP: 0 BLK: 0	WP: 0 HR: 0 S: 6 P: 10	ERA: 27.00 WHIP: 3.000			
Bob Lacey, L (6.1) ERA: 5.09	IP: 1.0 WLS: L BF: 7	H: 3 R: 4 ER: 3 SO: 0	BB: 1 IBB: 0 HBP: 0 BLK: 0	WP: 0 HR: 0 S: 6 P: 10	ERA: 27.00 WHIP: 3.000	PITCHER	IP: 1.0 WLS: L BF: 7	H: 3 R: 4 ER: 3 SO: 0	BB: 1 IBB: 0 HBP: 0 BLK: 0	WP: 0 HR: 0 S: 6 P: 10	ERA: 27.00 WHIP: 3.000	PITCHER	IP: 2.0 WLS: L BF: 7	H: 1 R: 0 ER: 0 SO: 1	BB: 0 IBB: 0 HBP: 0 BLK: 0	WP: 0 HR: 0 S: 9 P: 9	ERA: 0.00 WHIP: 0.500			
Steve McCatty, R (7.1) ERA: 0.9	IP: 2.0 WLS: L BF: 7	H: 1 R: 0 ER: 0 SO: 1	BB: 0 IBB: 0 HBP: 0 BLK: 0	WP: 0 HR: 0 S: 9 P: 9	ERA: 0.00 WHIP: 0.500	PITCHER	IP: 2.0 WLS: L BF: 7	H: 1 R: 0 ER: 0 SO: 1	BB: 0 IBB: 0 HBP: 0 BLK: 0	WP: 0 HR: 0 S: 9 P: 9	ERA: 0.00 WHIP: 0.500									

Oakland Athletics @ Boston Red Sox
Fenway Park, Boston, MA
Sat May 12, 1979, 3:33 AM EDT
Att: 30,617 - Unknown - 66 F

AB 37
R 8
H 16
RBI 8
BB 4
SO 3
LOB 21



Batter	1	2	3	4	5	6	7	8	9	AB	R	H	RBI	BB	SO	LOB	TOP					
Dwayne Murphy, L (1, 8) OBP: 0.378, SLG: 0.316	G3		E3		HR			G6-3 BB		3	1	2	1	0	0		Oakland Athletics @ Boston Red Sox Fenway Park, Boston, MA Sun May 13 1979, 3:33 AM EDT Att: 25,651 - Unknown - 77 F					
Larry Murray, S (1, 9) OBP: 0.288, SLG: 0.284	FC3-6 BB		L7		F8			G6-3		3	0	0	0	1	0	2						
Mitchell Page, L (1, 7) OBP: 0.286, SLG: 0.312	FC3-6		4-3					4-3		3	0	0	0	1	0	2						
Wayne Gross, L (1, 5) OBP: 0.452, SLG: 0.613	1-3				F9			G4-6-3 BB		3	0	0	0	1	0	2						
Mario Guerrero, R (1, 6) OBP: 0.269, SLG: 0.273		L6		5-3				6-3		4	0	0	0	0	0	1						
Dave Revere, L (1, 3) OBP: 0.299, SLG: 0.391		WP 1B		3-1				F3		4	0	1	0	0	0	1						
Jeff Newman, R (1, 2) OBP: 0.232, SLG: 0.371		L8			K			F3		3	0	0	0	0	1	1						
Mickey Klutts, R (1, 10) OBP: 0.313, SLG: 0.333			K		G3			BB		2	0	0	0	1	1							
Mike Edwards, R (1, 4) OBP: 0.229, SLG: 0.240				5-3				K		3	1	1	0	0	1	1						
Inning Stats	R: 0 E: 0 K: 0 S: 3	H: 0 LOB: 1 BB: 1 P: 7	R: 0 E: 0 K: 1 S: 6	H: 1 LOB: 1 BB: 0 P: 6	R: 0 E: 1 K: 0 S: 4	H: 0 LOB: 1 BB: 0 P: 4	R: 0 E: 0 K: 0 S: 3	H: 0 LOB: 0 BB: 0 P: 3	R: 2 E: 0 K: 1 S: 7	H: 2 LOB: 0 BB: 0 P: 7	R: 0 E: 0 K: 0 S: 2	H: 0 LOB: 0 BB: 1 P: 6	R: 0 E: 0 K: 1 S: 5	H: 0 LOB: 1 BB: 1 P: 9	R: 0 E: 0 K: 0 S: 2	H: 0 LOB: 0 BB: 1 P: 6		R: 0 E: 0 K: 0 S: 2	H: 0 LOB: 0 BB: 1 P: 6	1B: 2 2B: 1 3B: 0 HR: 1	SF: 0 SAC: 0 DP: 3 HBP: 0	WP: 1 PB: 0 SB: 1 CS: 0
PITCHER Chuck Rainey, R (1, 1) ERA: 4.88	IP: 9.0 WLS: W BF: 33 H: 3 R: 2 ER: 2 SO: 3 BB: 5 IBB: 0 HBP: 0 BLK: 0 WP: 1 HR: 1 S: 34 P: 54 ERA: 2.00 WHIP: 0.889															PITCHER	IP: 9.0 WLS: W BF: 33 H: 3 R: 2 ER: 2 SO: 3 BB: 5 IBB: 0 HBP: 0 BLK: 0 WP: 1 HR: 1 S: 34 P: 54 ERA: 2.00 WHIP: 0.889					

Batter	1	2	3	4	5	6	7	8	9	AB	R	H	RBI	BB	SO	LOB	BOTTOM					
Jerry Remy, L (1, 4) OBP: 0.351, SLG: 0.364	6-3	SF7	K			F8	1B			4	0	1	1	0	1	1	Oakland Athletics @ Boston Red Sox Fenway Park, Boston, MA Sun May 13 1979, 3:33 AM EDT Att: 25,651 - Unknown - 77 F					
Rick Burleson, R (1, 6) OBP: 0.340, SLG: 0.377	K	E 1B		F7		FC3-6 BB	K			4	1	1	1	1	2	2						
Fred Lynn, L (1, 8) OBP: 0.415, SLG: 0.650	BB BB	F8		1B		FC3-6 1B		FC1-4 BB		3	0	1	0	2	0	1						
Jim Rice, R (1, 7) OBP: 0.441, SLG: 0.559	BB BB			E 2B	G6-3 1B			FC1-4		4	1	3	0	1	0	1						
Carl Yastrzemski, L (1, 10) OBP: 0.393, SLG: 0.534	K		K		G6-3	F5		F9		5	0	0	0	0	2	8						
Butch Hobson, R (1, 5) OBP: 0.316, SLG: 0.493		2B SF7 1B	HR BB		4-3 5-3 1B		HR	F4		4	3	3	1	1	0	1						
George Scott, R (1, 3) OBP: 0.314, SLG: 0.419		L9		HR		5-3		5-3		4	1	1	2	0	0	2						
Dwight Evans, R (1, 9) OBP: 0.308, SLG: 0.467		1B 2B		K		4-3		1B BB		3	1	1	0	1	1	1						
Gary Allenson, R (1, 2) OBP: 0.333, SLG: 0.345		1B WP BB				F4		F9		3	1	1	0	1	0	2						
Inning Stats	R: 0 E: 0 K: 2 S: 7	H: 0 LOB: 2 BB: 2 P: 15	R: 4 E: 0 K: 0 S: 6	H: 3 LOB: 1 BB: 1 P: 10	R: 3 E: 0 K: 3 S: 12	H: 3 LOB: 1 BB: 1 P: 16	R: 0 E: 0 K: 0 S: 4	H: 2 LOB: 1 BB: 0 P: 4	R: 0 E: 0 K: 0 S: 4	H: 1 LOB: 1 BB: 0 P: 4	R: 0 E: 0 K: 0 S: 4	H: 1 LOB: 2 BB: 1 P: 8	R: 1 E: 0 K: 1 S: 7	H: 2 LOB: 2 BB: 1 P: 11	R: 0 E: 0 K: 0 S: 3	H: 0 LOB: 1 BB: 1 P: 7	R: 0 E: 0 K: 0 S: 2	H: 0 LOB: 0 BB: 1 P: 6	1B: 8 2B: 2 3B: 0 HR: 2	SF: 1 SAC: 0 DP: 1 HBP: 0	WP: 1 PB: 0 SB: 0 CS: 0	PA: 42
PITCHER Mike Norris, R (1, 1) ERA: 4.5	IP: 3.1 WLS: L BF: 22 H: 8 R: 7 ER: 6 SO: 5 BB: 4 IBB: 0 HBP: 0 BLK: 0 WP: 0 HR: 1 S: 28 P: 44 ERA: 16.20 WHIP: 3.600															PITCHER	IP: 3.1 WLS: L BF: 22 H: 8 R: 7 ER: 6 SO: 5 BB: 4 IBB: 0 HBP: 0 BLK: 0 WP: 0 HR: 1 S: 28 P: 44 ERA: 16.20 WHIP: 3.600					
Dave Hamilton, L (4, 1) ERA: 1.35	3.0 13 3 1 1 0 2 0 0 0 0 1 11 19 3.00 1.667															PITCHER	3.0 13 3 1 1 0 2 0 0 0 0 1 11 19 3.00 1.667					
Dave Heaverlo, R (7, 1) ERA: 1.59	1.2 7 1 0 0 1 1 0 0 0 0 0 8 12 0.00 1.200															PITCHER	1.2 7 1 0 0 1 1 0 0 0 0 0 8 12 0.00 1.200					



Batter	1	2	3	4	5	6	7	8	9	10	AB	R	H	RBI	BB	SO	LOB	TOP	
Al Bumbry, L OBP: 0.314, SLG: 0.344 (1, 8)	0-0 6-3	0-0 F8			0-0 F5		0-0 L6			0-0 E S 1B	5	0	1	0	0	0	2	Baltimore Orioles @ Boston Red Sox Fenway Park, Boston, MA Tue May 15 1979, 7:05 PM EDT Att: 25,222 - Unknown	
Mark Belanger, R OBP: 0.224, SLG: 0.224 (1, 6)	4-0 4-3 BB				0-0 6-3		0-0 5-3			0-3 K 1-3	3	0	1	0	1	0	0		
Pat Kelly, L OBP: 0.345, SLG: 0.281 (10, PH)					L3-6 2B						4	0	1	0	0	1	2		
Ken Singleton, S OBP: 0.422, SLG: 0.597 (1, 7)	0-0 4-3				0-3 K		0-0 4-3			0-0 P6	4	0	1	0	0	1	2		
Larry Hartow, L OBP: 0.419, SLG: 0.346 (8, PR)	1-2 4-3				0-0 K		0-0 1-3			0-0 G4-6-3 1B	1	0	0	0	0	0	1		
Eddie Murray, S OBP: 0.377, SLG: 0.414 (1, 3)	0-0 4-3				0-0 L3-6		0-0 1-3			0-0 F9	4	0	0	0	0	0	3		
John Lowenstein, L OBP: 0.533, SLG: 0.957 (1, 9)					0-0 4-3		0-0 FC3-6 1B			0-0 G4-6-3 1-2	4	0	2	0	0	0	1		
Les May, R OBP: 0.347, SLG: 0.532 (1, 10)					0-0 S E 2B		0-0 F8			0-0 1B	4	1	2	0	0	0	1		
Billy Smith, S OBP: 0.286, SLG: 0.314 (1, 4)					0-0 S BB		0-0 FC3-6 1-2			0-0 G3	3	0	0	0	1	0	3		
Rich Dauer, R OBP: 0.367, SLG: 0.434 (1, 5)					0-0 S BB		0-3 K			0-0 F7	3	0	0	0	1	1	1		
Rick Dempsey, R OBP: 0.354, SLG: 0.367 (1, 2)					0-3 1-3 2-H BB K		0-3 K			0-0 HR	4	1	1	1	0	2	2		
Inning Stats	R: 0 E: 0 K: 0 S: 3	H: 0 LOB: 1 BB: 1 P: 7	R: 1 E: 0 K: 1 S: 6	H: 1 LOB: 2 BB: 2 P: 14	R: 0 E: 0 K: 1 S: 5	H: 1 LOB: 0 BB: 0 P: 5	R: 0 E: 0 K: 1 S: 5	H: 2 LOB: 2 BB: 0 P: 5	R: 1 E: 0 K: 0 S: 4	H: 1 LOB: 0 BB: 0 P: 4	R: 0 E: 0 K: 0 S: 3	H: 0 LOB: 0 BB: 0 P: 3	R: 0 E: 0 K: 1 S: 6	H: 1 LOB: 1 BB: 0 P: 6	1B: 5 2B: 3 3B: 0 HR: 1	SF: 0 SAC: 0 DP: 2 HBP: 0	WP: 0 PB: 0 SB: 4 CS: 0	PA: 39	
PITCHER Dennis Eckenstey, R ERA: 3.51 (1, 1)	IP 10.0	WLS W 39	H 8	R 2	ER 1	SO 5	BB 3	IBB 0	HBP 0	BLK 0	WP 0	HR 1	S 46	P 58	ERA 0.90	WHIP 1.100			

Batter	1	2	3	4	5	6	7	8	9	10	AB	R	H	RBI	BB	SO	LOB	BOTTOM				
Jerry Remy, L OBP: 0.353, SLG: 0.366 (1, 4)	0-0 5-3				0-0 B5-3		0-0 SH1-3 1B			0-0 2-H 1B	5	0	2	1	0	0	0	Baltimore Orioles @ Boston Red Sox Fenway Park, Boston, MA Tue May 15 1979, 7:05 PM EDT Att: 25,222 - Unknown				
Rick Burleson, R OBP: 0.333, SLG: 0.368 (1, 6)	0-0 L6				0-0 F8		0-0 SH1-3 1-2				3	0	0	0	0	0	0					
Fred Lynn, L OBP: 0.417, SLG: 0.642 (1, 8)	0-3 K				0-0 F5		4-0 BB				3	0	1	0	1	1	0					
Jim Rice, R OBP: 0.430, SLG: 0.541 (1, 7)					0-0 6-3		0-0 F9		0-0 P4	0-0 P4	4	0	0	0	0	0	3					
Carl Yastrzemski, L OBP: 0.389, SLG: 0.521 (1, 10)					4-0 G6-4-3 BB		0-0 4-3		0-0 4-3	0-0 P6	3	0	0	0	1	0	2					
Butch Hobson, R OBP: 0.325, SLG: 0.507 (1, 5)					0-0 G6-4-3 1-2		0-0 1B 2B			0-0 F8	4	1	2	0	0	0	1					
George Scott, R OBP: 0.314, SLG: 0.417 (1, 3)					0-0 P4		0-0 SH3-4 1B			0-0 4-3	3	1	1	1	0	0	0					
Dwight Evans, R OBP: 0.314, SLG: 0.463 (1, 9)					0-0 P4		0-0 F7			4-0 S 1B BB	3	1	1	1	1	0	1					
Gary Allenson, R OBP: 0.323, SLG: 0.333 (1, 2)					0-0 F2		0-0 5-3			0-3 K	2	0	0	0	0	0	1					
Jim Dwyer, L OBP: 0.308, SLG: 0.320 (7, PH)					0-0 F2		0-0 5-3			0-0 F7	1	0	0	0	0	0	1					
Bob Montgomery, R OBP: 0.467, SLG: 0.537 (8, 2)										1-2 K	1	0	0	0	0	1	1					
Inning Stats	R: 0 E: 0 K: 1 S: 5	H: 0 LOB: 0 BB: 0 P: 5	R: 0 E: 0 K: 0 S: 2	H: 0 LOB: 0 BB: 1 P: 6	R: 0 E: 0 K: 0 S: 3	H: 0 LOB: 0 BB: 0 P: 3	R: 0 E: 0 K: 0 S: 3	H: 0 LOB: 0 BB: 0 P: 3	R: 2 E: 0 K: 1 S: 6	H: 3 LOB: 1 BB: 0 P: 6	R: 0 E: 0 K: 0 S: 4	H: 1 LOB: 1 BB: 0 P: 8	R: 0 E: 0 K: 0 S: 4	H: 1 LOB: 1 BB: 0 P: 4	R: 0 E: 0 K: 0 S: 3	H: 0 LOB: 0 BB: 0 P: 3	R: 1 E: 0 K: 1 S: 4	H: 1 LOB: 1 BB: 1 P: 8	1B: 6 2B: 1 3B: 0 HR: 0	SF: 0 SAC: 2 DP: 1 HBP: 0	WP: 0 PB: 0 SB: 1 CS: 0	PA: 37
PITCHER Jim Palmer, R ERA: 2.86 (1, 1)	IP 8.0	WLS L 6	H 6	R 2	ER 2	SO 1	BB 2	IBB 0	HBP 0	BLK 0	WP 0	HR 0	S 31	P 39	ERA 2.25	WHIP 1.000						
Don Stanhouse, R ERA: 4.24 (9, 1)	IP 1.1	WLS L 6	H 1	R 1	ER 1	SO 1	BB 1	IBB 0	HBP 0	BLK 0	WP 0	HR 0	S 7	P 11	ERA 6.75	WHIP 1.500						

AB	36
R	2
H	8
RBI	1
BB	3
SO	5
LOB	17

AB	32
R	3
H	7
RBI	3
BB	3
SO	2
LOB	10



Batter	1	2	3	4	5	6	7	8	9	AB	R	H	RBI	BB	SO	LOB	TOP								
Al Bumby, L OBP: 0.317, SLG: 0.361 (1, 8)			4-3							5	1	2	2	0	2	3	Baltimore Orioles @ Boston Red Sox Fenway Park, Boston, MA Wed May 16 1979, 7:05 PM EDT Att: 27,569 - Unknown								
Mark Belanger, R OBP: 0.233, SLG: 0.225 (1, 6)				5-3						4	1	1	2	1	1	3									
Ken Singleton, S OBP: 0.428, SLG: 0.613 (1, 7)										5	1	3	2	0	1	1									
Larry Harlow, L OBP: 0.419, SLG: 0.346 (8, 9)										0	0	0	0	0	0	0									
Eddie Murray, S OBP: 0.377, SLG: 0.414 (1, 3)			1-3							5	1	2	0	0	0	1									
Lee May, R OBP: 0.341, SLG: 0.518 (1, 10)			5-3							5	1	1	1	0	1	2									
Gary Roenicke, R OBP: 0.440, SLG: 0.642 (1, 9)										3	1	1	0	2	2	3									
Rich Dauer, R OBP: 0.368, SLG: 0.427 (1, 5)										4	2	1	1	0	0	2									
Kiko Garcia, R OBP: 0.303, SLG: 0.366 (1, 4)			L8							5	0	2	0	0	1	3									
Dave Skaggs, R OBP: 0.333, SLG: 0.333 (1, 2)										4	2	2	2	1	0	1									
Inning Stats	R: 0 E: 0 K: 3 S: 9	H: 0 LOB: 0 BB: 0 P: 9	R: 0 E: 0 K: 0 S: 3	H: 0 LOB: 1 BB: 1 P: 7	R: 2 E: 0 K: 0 S: 5	H: 2 LOB: 1 BB: 1 P: 9	R: 2 E: 0 K: 1 S: 9	H: 4 LOB: 2 BB: 0 P: 9	R: 6 E: 0 K: 2 S: 12	H: 5 LOB: 1 BB: 1 P: 17	R: 0 E: 0 K: 1 S: 5	H: 0 LOB: 1 BB: 1 P: 9	R: 0 E: 0 K: 0 S: 4	H: 1 LOB: 1 BB: 0 P: 4	R: 0 E: 0 K: 1 S: 6	H: 2 LOB: 1 BB: 0 P: 6	R: 0 E: 0 K: 0 S: 3	H: 1 LOB: 1 BB: 0 P: 3	1B: 9 2B: 6 3B: 1 HR: 0	SF: 0 SAC: 0 DP: 1 HBP: 1	WP: 0 PB: 1 SB: 0 CS: 1	PA: 45			
PITCHER	IP	WLS	BF	H	R	ER	SO	BB	IBB	HBP	BLK	WP	HR	S	P	ERA	WHIP								
Steve Renko, R ERA: 3.63 (1, 1)	3.1		18	6	4	4	3	2	0	0	0	0	0	22	30	10.80	2.400								
Andy Hassler, L ERA: 5.25 (4, 1)	0.2	L	5	3	3	3	1	0	0	0	0	0	0	7	7	40.50	4.500								
Jim Wright, R ERA: 4.15 (5, 1)	0.2		6	2	3	3	2	1	0	1	0	0	0	8	13	40.50	4.500								
Tom Burgmeier, L ERA: 0.64 (5, 1)	4.1		16	4	0	0	2	1	0	0	0	0	0	19	23	0.00	1.154								

Batter	1	2	3	4	5	6	7	8	9	AB	R	H	RBI	BB	SO	LOB	BOTTOM								
Jerry Remy, L OBP: 0.354, SLG: 0.369 (1, 4)		G3		1-3						4	1	1	0	1	0	1	Baltimore Orioles @ Boston Red Sox Fenway Park, Boston, MA Wed May 16 1979, 7:05 PM EDT Att: 27,569 - Unknown								
Rick Burleson, R OBP: 0.325, SLG: 0.358 (1, 6)										4	0	0	0	0	1	1									
Larry Wolfe, R OBP: 0.300, SLG: 0.200 (8, 6)										1	0	0	0	0	1	1									
Fred Lynn, L OBP: 0.423, SLG: 0.646 (1, 8)										4	1	2	1	1	1	1									
Jim Rice, R OBP: 0.431, SLG: 0.540 (1, 7)										4	1	2	0	0	1	1									
Carl Yastrzemski, L OBP: 0.385, SLG: 0.536 (1, 10)	4-3									4	1	1	3	0	1	3									
Butch Hobson, R OBP: 0.322, SLG: 0.494 (1, 5)			4-3							4	0	1	0	0	0	0									
George Scott, R OBP: 0.319, SLG: 0.435 (1, 3)										4	2	2	0	0	0	1									
Dwight Evans, R OBP: 0.312, SLG: 0.464 (1, 9)										4	0	1	1	0	2	1									
Gary Allenson, R OBP: 0.324, SLG: 0.333 (1, 2)										3	0	1	1	0	0	1									
Jack Brohamer, L OBP: 0.364, SLG: 0.410 (8, PH)										1	0	0	0	0	0	0									
Inning Stats	R: 0 E: 0 K: 0 S: 5	H: 2 LOB: 2 BB: 0 P: 5	R: 1 E: 0 K: 1 S: 7	H: 2 LOB: 1 BB: 0 P: 7	R: 3 E: 0 K: 0 S: 5	H: 2 LOB: 0 BB: 1 P: 9	R: 0 E: 0 K: 0 S: 3	H: 0 LOB: 0 BB: 0 P: 3	R: 0 E: 0 K: 0 S: 3	H: 0 LOB: 1 BB: 0 P: 3	R: 1 E: 0 K: 0 S: 5	H: 2 LOB: 1 BB: 0 P: 5	R: 1 E: 0 K: 3 S: 10	H: 1 LOB: 1 BB: 1 P: 14	R: 0 E: 0 K: 1 S: 5	H: 1 LOB: 1 BB: 0 P: 5	R: 0 E: 0 K: 2 S: 8	H: 1 LOB: 1 BB: 0 P: 8	1B: 5 2B: 5 3B: 0 HR: 1	SF: 0 SAC: 0 DP: 1 HBP: 0	WP: 1 PB: 0 SB: 0 CS: 0	PA: 39			
PITCHER	IP	WLS	BF	H	R	ER	SO	BB	IBB	HBP	BLK	WP	HR	S	P	ERA	WHIP								
Dennis Martinez, R ERA: 2.93 (1, 1)	6.0		27	8	5	5	1	1	0	0	0	1	0	28	32	7.50	1.500								
Tim Stoddard, R ERA: 1.35 (7, 1)	3.0	S	12	3	1	1	6	1	0	0	0	1	0	23	27	3.00	1.333								

Batter	1	2	3	4	5	6	7	8	9	AB	R	H	RBI	BB	SO	LOB	TOP										
Al Bumby, L OBP: 0.308, SLG: 0.350 (1, 8)	0-0 6-3		0-0 1-3		0-0 6-3		0-0 L6			4	0	0	0	0	0	1											
Mark Belanger, R OBP: 0.245, SLG: 0.229 (1, 6)	4-0 1B 1B		0-0 5-3		0-0 E7 FC3-6 1B		0-0 1B			3	2	1	0	1	0	0											
Ken Singleton, S OBP: 0.429, SLG: 0.609 (1, 7)	0-0 1B 1-3 1B		0-3 K		0-0 FC3-6 1B		0-0 F9			4	0	2	0	0	1	2											
Eddie Murray, S OBP: 0.381, SLG: 0.412 (1, 3)	0-0 FC6-4 1-3 3-H 1B			4-0 5-3 BB		0-0 FC3-6 1B 1-2 2-3 1B		0-0 4-3		3	0	1	1	1	0	2											
Lee May, R OBP: 0.339, SLG: 0.508 (1, 10)	0-3 K		0-3 K		0-0 5-3		0-0 1B 1-2 1B		0-3 K	4	0	1	1	0	2	3											
Gary Roenicke, R OBP: 0.433, SLG: 0.624 (1, 9)	0-0 FC6-4 1-2			0-0 6-3		0-0 1B 1-2 2-H 1B		0-0 6-3		4	0	1	0	0	0	3											
Rich Dauer, R OBP: 0.358, SLG: 0.413 (1, 5)		0-0 6-3		0-3 K		0-0 F8			0-3 K	4	0	0	0	0	2	3											
Kiko Garcia, R OBP: 0.316, SLG: 0.378 (9, PH)					0-0 6-3			0-0 6-3		3	0	2	0	0	0	0											
John Lowenstein, L OBP: 0.516, SLG: 0.517 (9, PH)							0-0 1B 1B		0-0 6-3	1	0	0	0	0	0	0											
Dave Skaggs, R OBP: 0.333, SLG: 0.333 (9, PH)							0-0 1B 1-3 1B		0-0 F8	3	0	1	0	0	0	1											
Terry Crowley, L OBP: 0.429, SLG: 0.500 (9, PH)										1	0	0	0	0	0	0											
Inning Stats	R: 1 E: 0 K: 1 S: 7	H: 2 LOB: 2 BB: 1 P: 11	R: 0 E: 0 K: 0 S: 3	H: 1 LOB: 0 BB: 0 P: 3	R: 0 E: 0 K: 1 S: 5	H: 0 LOB: 0 BB: 1 P: 5	R: 0 E: 0 K: 1 S: 5	H: 0 LOB: 0 BB: 0 P: 9	R: 0 E: 0 K: 0 S: 3	H: 0 LOB: 0 BB: 0 P: 3	R: 1 E: 1 K: 0 S: 6	H: 3 LOB: 2 BB: 0 P: 6	R: 0 E: 0 K: 1 S: 5	H: 3 LOB: 2 BB: 0 P: 5	R: 0 E: 0 K: 1 S: 5	H: 0 LOB: 0 BB: 0 P: 5	R: 0 E: 0 K: 1 S: 5	H: 0 LOB: 0 BB: 0 P: 5	1B: 9 2B: 0 3B: 0 HR: 0	SF: 0 SAC: 0 DP: 0 HBP: 0	WP: 0 PB: 0 SB: 0 CS: 1	PA: 36					
PITCHER	IP	WLS	BF	H	R	ER	SO	BB	IBB	HBP	BLK	WP	HR	S	P	ERA	WHIP										
Bob Stanley, R ERA: 3.45 (1, 1)	6.1	W	27	8	2	1	3	2	0	0	0	0	0	31	39	1.42	1.579										
Dick Drago, R ERA: 2.99 (7, 1)	2.2	S	9	1	0	0	2	0	0	0	0	0	0	13	13	0.00	0.375										

Baltimore Orioles @ Boston Red Sox
Fenway Park, Boston, MA
Thu May 17 1979, 7:05 PM EDT
Att: 27,610 - Unknown

AB 34
R 2
H 9
RBI 2
BB 2
SO 5
LOB 15



Batter	1	2	3	4	5	6	7	8	9	AB	R	H	RBI	BB	SO	LOB	BOTTOM											
Jerry Remy, L OBP: 0.362, SLG: 0.373 (1, 4)	0-0 F7			4-0 4-1 BB		0-0 FC4-6 1B 1-2		0-0 1B 1-2 2B		4	1	2	0	1	0	1												
Rick Burleson, R OBP: 0.327, SLG: 0.359 (1, 6)	0-0 F7		0-0 F8		0-0 4-1		0-0 S 1B 1-3		0-0 2B 1B 1-3 2-H	5	1	2	1	0	0	3												
Fred Lynn, L OBP: 0.422, SLG: 0.641 (1, 8)	4-0 HR BB		0-0 G3		0-0 P4		0-0 L7 1-2		0-0 1B 1-H 3-H 2B	4	1	1	2	1	0	3												
Jim Rice, R OBP: 0.430, SLG: 0.557 (1, 10)	0-0 1-H HR		0-0 E BB 1B		0-3 K		0-3 K		0-0 P6	5	1	2	2	0	2	1												
Carl Yastrzemski, L OBP: 0.399, SLG: 0.539 (1, 7)	0-0 F2		4-0 E BB		0-0 F9 PB 1B		0-0 BB 1B		4-0 IBB	3	0	2	0	2	0	0												
Butch Hobson, R OBP: 0.326, SLG: 0.518 (1, 5)		0-0 HR	0-3 K		0-0 F9		4-0 BB 1B G6-4-3		0-3 K	4	1	1	1	1	2	5												
George Scott, R OBP: 0.318, SLG: 0.425 (1, 3)		0-0 4-3	4-0 BB		0-0 F8		0-0 G6-4-3 1-2			3	0	0	0	1	0	3												
Dwight Evans, R OBP: 0.318, SLG: 0.456 (1, 9)		0-3 K	0-0 G3		4-0 FC3-6 BB		4-0 1B BB			2	1	0	0	2	1	3												
Gary Allenson, R OBP: 0.319, SLG: 0.328 (1, 2)		0-0 1B 1B		0-0 F7		0-0 FC3-6 FC4-6		0-0 F9		4	0	1	0	0	0	2												
Inning Stats	R: 2 E: 0 K: 0 S: 4	H: 1 LOB: 0 BB: 1 P: 8	R: 1 E: 0 K: 1 S: 8	H: 3 LOB: 2 BB: 0 P: 8	R: 0 E: 1 K: 1 S: 6	H: 1 LOB: 3 BB: 2 P: 14	R: 0 E: 0 K: 0 S: 3	H: 0 LOB: 1 BB: 1 P: 7	R: 0 E: 0 K: 0 S: 6	H: 1 LOB: 1 BB: 0 P: 6	R: 0 E: 0 K: 0 S: 4	H: 1 LOB: 2 BB: 1 P: 8	R: 0 E: 0 K: 1 S: 5	H: 1 LOB: 1 BB: 1 P: 9	R: 3 E: 0 K: 1 S: 8	H: 3 LOB: 2 BB: 2 P: 16	1B: 8 2B: 1 3B: 0 HR: 2	SF: 0 SAC: 0 DP: 1 HBP: 0	WP: 0 PB: 1 SB: 1 CS: 0	PA: 42								
PITCHER	IP	WLS	BF	H	R	ER	SO	BB	IBB	HBP	BLK	WP	HR	S	P	ERA	WHIP											
Steve Stone, R ERA: 3.89 (1, 1)	2.1	L	14	5	3	3	1	2	0	0	0	0	0	2	14	22	11.57	3.000										
Sammy Stewart, R ERA: 3.92 (3, 1)	5.0		23	4	2	2	3	5	0	0	0	0	0	24	44	3.60	1.800											
Don Stanhouse, R ERA: 4.58 (8, 1)	0.2		5	2	1	1	1	0	1	0	0	0	0	6	10	13.50	3.000											

Baltimore Orioles @ Boston Red Sox
Fenway Park, Boston, MA
Thu May 17 1979, 7:05 PM EDT
Att: 27,610 - Unknown

AB 34
R 6
H 11
RBI 6
BB 8
SO 5
LOB 21



Batter	1	2	3	4	5	6	7	8	9	AB	R	H	RBI	BB	SO	LOB	TOP					
Mickey Rivers, L OBP: 0.306, SLG: 0.398 Juan Beniquez, R OBP: 0.299, SLG: 0.400	G3		F9		1B		SH1-4		F3	4	2	2	0	0	0	0						
Roy White, S OBP: 0.326, SLG: 0.263	K		E7		1B		SH1-4			4	0	3	0	0	1	0						
Thurman Munson, R OBP: 0.361, SLG: 0.417	E5									4	0	2	1	1	1	1						
Graig Nettles, L OBP: 0.377, SLG: 0.475	K		K		G4-6-3					4	0	1	2	0	2	5						
Reggie Jackson, L OBP: 0.403, SLG: 0.560										3	0	1	0	1	0	2						
Chris Chambliss, L OBP: 0.244, SLG: 0.392										3	0	1	0	1	0	1						
Jim Spencer, L OBP: 0.368, SLG: 0.494										3	0	0	0	1	0	3						
Brian Doyle, L Jay Johnstone, L OBP: 0.273, SLG: 0.375 Fred Stanley, R OBP: 0.400, SLG: 0.333										3	0	0	0	0	0	4						
Bucky Dent, R OBP: 0.345, SLG: 0.336										1	0	0	0	0	0	0						
Inning Stats	R: 0 E: 1 K: 2 S: 8	H: 0 LOB: 1 BB: 0 P: 8	R: 0 E: 0 K: 0 S: 3	H: 1 LOB: 1 BB: 1 P: 7	R: 0 E: 1 K: 1 S: 7	H: 2 LOB: 2 BB: 0 P: 7	R: 0 E: 0 K: 0 S: 4	H: 1 LOB: 1 BB: 0 P: 4	R: 1 E: 0 K: 0 S: 5	H: 3 LOB: 1 BB: 0 P: 5	R: 0 E: 1 K: 0 S: 2	H: 0 LOB: 1 BB: 2 P: 10	R: 2 E: 0 K: 0 S: 5	H: 3 LOB: 1 BB: 1 P: 9	R: 0 E: 0 K: 0 S: 3	H: 0 LOB: 0 BB: 0 P: 3	R: 0 E: 0 K: 1 S: 6	H: 1 LOB: 0 BB: 0 P: 6	1B: 10 2B: 1 3B: 0 HR: 0	SF: 0 SAC: 1 DP: 4 HBP: 0	WP: 1 PB: 0 SB: 0 CS: 0	PA: 39
PITCHER	IP	WLS	BF	H	R	ER	SO	BB	IBB	HBP	BLK	WP	HR	S	P	ERA	WHIP					
Chuck Rainey, R ERA: 4.81	6.0		28	9	3	3	3	3	0	0	0	1	0	31	43	4.50	2.000					
Bill Campbell, R ERA: 2.77	2.2	W	10	2	0	0	0	0	1	0	0	0	0	9	13	0.00	0.750					
Dick Drago, R ERA: 2.86	0.1	S	1	0	0	0	1	0	0	0	0	0	0	3	3	0.00	0.000					

New York Yankees @ Boston Red Sox
Fenway Park, Boston, MA
Sat May 19 1979, 3:33 AM EDT
Att: 33,224 - Unknown - 53 F

AB 34
R 3
H 11
RBI 3
BB 4
SO 4
LOB 16



Batter	1	2	3	4	5	6	7	8	9	AB	R	H	RBI	BB	SO	LOB	BOTTOM				
Jerry Remy, L OBP: 0.363, SLG: 0.369		L5								4	1	2	1	0	0	1					
Rick Burleson, R OBP: 0.329, SLG: 0.351	E1									3	1	1	0	1	0	2					
Fred Lynn, L OBP: 0.420, SLG: 0.640										4	1	3	2	0	0	1					
Jim Rice, R OBP: 0.428, SLG: 0.554										4	0	1	1	0	0	2					
Carl Yastrzemski, L OBP: 0.394, SLG: 0.526	F9									4	0	2	0	0	0	1					
Butch Hobson, R OBP: 0.313, SLG: 0.483										3	0	0	0	1	1	2					
George Scott, R OBP: 0.303, SLG: 0.404	F8									4	0	0	0	0	1	4					
Dwight Evans, R OBP: 0.333, SLG: 0.467										3	1	2	0	0	0	0					
Gary Allenson, R OBP: 0.299, SLG: 0.304										2	0	0	0	0	0	1					
Inning Stats	R: 2 E: 1 K: 0 S: 6	H: 4 LOB: 2 BB: 1 P: 10	R: 0 E: 0 K: 0 S: 4	H: 1 LOB: 1 BB: 0 P: 4	R: 0 E: 0 K: 2 S: 7	H: 1 LOB: 0 BB: 0 P: 3	R: 0 E: 0 K: 2 S: 7	H: 0 LOB: 0 BB: 0 P: 7	R: 0 E: 0 K: 0 S: 4	H: 1 LOB: 1 BB: 0 P: 4	R: 2 E: 0 K: 0 S: 6	H: 3 LOB: 1 BB: 0 P: 6	R: 0 E: 0 K: 0 S: 3	H: 1 LOB: 0 BB: 0 P: 3	1B: 9 2B: 3 3B: 0 HR: 0	SF: 0 SAC: 1 DP: 2 HBP: 0	WP: 1 PB: 0 SB: 2 CS: 0	PA: 34			
PITCHER	IP	WLS	BF	H	R	ER	SO	BB	IBB	HBP	BLK	WP	HR	S	P	ERA	WHIP				
Ed Figueroa, R ERA: 3.75	8.0	L	34	11	4	4	2	2	0	0	0	1	0	36	44	4.50	1.625				

New York Yankees @ Boston Red Sox
Fenway Park, Boston, MA
Sat May 19 1979, 3:33 AM EDT
Att: 33,224 - Unknown - 53 F


AB 31
R 4
H 11
RBI 4
BB 2
SO 2
LOB 14




Batter	1	2	3	4	5	6	7	8	9	AB	R	H	RBI	BB	SO	LOB	TOP			
Mickey Rivers, L (1,8) OBP: 0.313, SLG: 0.411	F4							F3		4	0	2	0	0	0	0	New York Yankees @ Boston Red Sox Fenway Park, Boston, MA Sun May 20 1979, 3:33 AM EDT Att: 33,932 - Overcast - 60 F			
Willie Randolph, R (1,4) OBP: 0.329, SLG: 0.313	G1-6-3 BB							F3		2	0	0	0	2	1	1				
Thurman Munson, R (1,2) OBP: 0.353, SLG: 0.496	G1-6-3							K		4	0	0	0	0	3	3				
Graig Nettles, L (1,5) OBP: 0.374, SLG: 0.490		F9								4	1	1	1	0	0	0				
Reggie Jackson, L (1,9) OBP: 0.399, SLG: 0.574	F8									4	1	1	1	0	1	0				
Chris Chambliss, L (1,3) OBP: 0.252, SLG: 0.403										4	0	2	0	0	0	0				
Roy White, S (1,7) OBP: 0.298, SLG: 0.238	G3									4	0	0	0	0	0	3				
Jim Spencer, L (1,10) OBP: 0.354, SLG: 0.471										4	0	0	0	0	2	2				
Bucky Dent, R (1,6) OBP: 0.336, SLG: 0.327										3	0	0	0	0	1	1				
Inning Stats	R: 0 E: 0 K: 0 S: 2	H: 0 LOB: 0 BB: 1 P: 6	R: 0 E: 0 K: 0 S: 4	H: 1 LOB: 1 BB: 0 P: 4	R: 0 E: 0 K: 2 S: 8	H: 1 LOB: 2 BB: 1 P: 12	R: 1 E: 0 K: 0 S: 4	H: 1 LOB: 0 BB: 0 P: 4	R: 0 E: 0 K: 3 S: 10	H: 0 LOB: 1 BB: 0 P: 10	R: 0 E: 0 K: 1 S: 5	H: 1 LOB: 1 BB: 0 P: 4	R: 0 E: 0 K: 1 S: 5	H: 0 LOB: 0 BB: 0 P: 5	R: 0 E: 0 K: 1 S: 7	H: 1 LOB: 1 BB: 0 P: 7	1B: 2 2B: 2 3B: 0 HR: 2	SF: 0 SAC: 0 DP: 1 HBP: 0	WP: 0 PB: 0 SB: 0 CS: 0	PA: 35
PITCHER Dennis Eckersley, R (1,1) ERA: 3.28	IP: 9.0 WLS: L BF: 35	H: 6 R: 2 ER: 2 SO: 8	BB: 2 IBB: 0 HBP: 0 BLK: 0	WP: 0 HR: 2 S: 49 P: 57	ERA: 2.00 WHIP: 0.889															

Batter	1	2	3	4	5	6	7	8	9	AB	R	H	RBI	BB	SO	LOB	BOTTOM			
Jerry Remy, L (1,4) OBP: 0.362, SLG: 0.368										3	0	1	0	0	1	0	New York Yankees @ Boston Red Sox Fenway Park, Boston, MA Sun May 20 1979, 3:33 AM EDT Att: 33,932 - Overcast - 60 F			
Larry Wolfe, R (9, FH) OBP: 0.286, SLG: 0.188										1	0	0	0	0	0	1				
Rick Burleson, R (1,6) OBP: 0.323, SLG: 0.344										3	0	0	0	0	0	1				
Fred Lynn, L (1,8) OBP: 0.419, SLG: 0.641										3	0	1	0	0	0	0				
Jim Rice, R (1,10) OBP: 0.420, SLG: 0.542										3	0	0	0	0	0	1				
Carl Yastrzemski, L (1,7) OBP: 0.387, SLG: 0.514										3	0	0	0	0	3	0				
Butch Hobson, R (1,5) OBP: 0.304, SLG: 0.467										3	0	0	0	0	1	0				
George Scott, R (1,3) OBP: 0.297, SLG: 0.396										3	0	0	0	0	0	0				
Dwight Evans, R (1,9) OBP: 0.326, SLG: 0.455										3	0	0	0	0	0	0				
Gary Allenson, R (1,2) OBP: 0.288, SLG: 0.292										3	0	0	0	0	0	0				
Inning Stats	R: 0 E: 0 K: 0 S: 3	H: 1 LOB: 0 BB: 0 P: 3	R: 0 E: 0 K: 2 S: 7	H: 0 LOB: 0 BB: 0 P: 7	R: 0 E: 0 K: 0 S: 3	H: 0 LOB: 0 BB: 0 P: 3	R: 0 E: 0 K: 1 S: 6	H: 1 LOB: 1 BB: 0 P: 6	R: 0 E: 0 K: 1 S: 5	H: 0 LOB: 0 BB: 0 P: 5	R: 0 E: 0 K: 0 S: 3	H: 0 LOB: 0 BB: 0 P: 3	R: 0 E: 0 K: 1 S: 5	H: 0 LOB: 0 BB: 0 P: 5	R: 0 E: 1 K: 0 S: 3	H: 0 LOB: 0 BB: 0 P: 3	1B: 1 2B: 1 3B: 0 HR: 0	SF: 0 SAC: 0 DP: 1 HBP: 0	WP: 0 PB: 0 SB: 0 CS: 0	PA: 28
PITCHER Tommy John, L (1,1) ERA: 1.6	IP: 9.0 WLS: W BF: 28	H: 2 R: 0 ER: 0 SO: 5	BB: 0 IBB: 0 HBP: 0 BLK: 0	WP: 0 HR: 0 S: 38 P: 38	ERA: 0.00 WHIP: 0.222															

AB	33
R	2
H	6
RBI	2
BB	2
SO	8
LOB	10



AB	28
R	0
H	2
RBI	0
BB	0
SO	5
LOB	3



Batter	1	2	3	4	5	6	7	8	9	AB R H RBI BB SO LOB	TOP											
Jerry Remy, L (1,4) OBP: 0.366, SLG: 0.371	F7	1B HR			PO 1B		SH3-4		6-3	4 1 2 1 0 0 0	Boston Red Sox @ Baltimore Orioles Memorial Stadium, Baltimore, MD Tue May 22 1979, 7:05 PM EDT Att: 35,971 - Unknown											
Rick Burleson, R (1,6) OBP: 0.322, SLG: 0.342	F8	1B HR		PO 1B	L4		4-3			4 1 1 1 0 0 1												
Fred Lynn, L (1,8) OBP: 0.415, SLG: 0.651	K	HR			K		F4			4 1 1 3 0 2 1												
Jim Rice, R (1,7) OBP: 0.416, SLG: 0.541		F8			2B			6-3		4 0 1 0 0 0 0												
Carl Yastrzemski, L (1,10) OBP: 0.377, SLG: 0.500		4-3	4-3		L8			K		4 0 0 0 0 1 1												
Butch Hobson, R (1,5) OBP: 0.311, SLG: 0.479		1B 2B	K			6-3		FC6-4 1B		4 1 2 0 0 1 0												
George Scott, R (1,3) OBP: 0.296, SLG: 0.388		1B 1B BB	5-3			1-3		FC6-4		3 1 0 0 1 0 1												
Dwight Evans, R (1,9) OBP: 0.324, SLG: 0.449		1B 1B 1B		5-3		K		F6		4 1 1 1 0 1 0												
Gary Allenson, R (1,2) OBP: 0.298, SLG: 0.303		1B 1B		F9			4-3 SH3-4 1B		K	4 1 2 1 0 1 0												
Inning Stats	R: 0 E: 0 K: 1 S: 5	H: 0 LOB: 0 BB: 0 P: 5	R: 7 E: 0 K: 0 S: 9	H: 6 LOB: 0 BB: 1 P: 13	R: 0 E: 0 K: 1 S: 5	H: 0 LOB: 0 BB: 0 P: 5	R: 0 E: 0 K: 1 S: 6	H: 1 LOB: 0 BB: 0 P: 3	R: 0 E: 0 K: 1 S: 6	H: 0 LOB: 0 BB: 0 P: 6	R: 0 E: 0 K: 1 S: 4	H: 1 LOB: 1 BB: 0 P: 4	R: 0 E: 0 K: 1 S: 6	H: 1 LOB: 1 BB: 0 P: 6	R: 0 E: 0 K: 1 S: 5	H: 0 LOB: 0 BB: 0 P: 5	R: 0 E: 0 K: 1 S: 5	H: 0 LOB: 0 BB: 0 P: 5	1B: 7 2B: 2 3B: 0 HR: 1	SF: 0 SAC: 1 DP: 0 HBP: 0	WP: 0 PB: 0 SB: 0 CS: 0	PA: 38
PITCHER	IP WLS BF H R ER SO BB IBB HBP BLK WP HR S P ERA WHIP											IP WLS BF H R ER SO BB IBB HBP BLK WP HR S P ERA WHIP										
Mike Flanagan, L (1,1) ERA: 4.21	1.2 L 12 6 7 7 1 1 0 0 0 0 1 13 17 37.80 4.200																					
Sammy Stewart, R (2,1) ERA: 2.89	7.1 25 4 0 0 5 0 0 0 0 0 0 35 35 0.00 0.545																					

Batter	1	2	3	4	5	6	7	8	9	AB R H RBI BB SO LOB	BOTTOM											
Al Bumbry, L (1,8) OBP: 0.315, SLG: 0.340	F8		K		F9		K		4-3	5 0 0 0 0 2 3	Boston Red Sox @ Baltimore Orioles Memorial Stadium, Baltimore, MD Tue May 22 1979, 7:05 PM EDT Att: 35,971 - Unknown											
Mark Belanger, R (1,6) OBP: 0.231, SLG: 0.200									4-3	3 0 0 0 0 0 1												
Pat Kelly, L (7, PH) OBP: 0.367, SLG: 0.292	F7		F9		5-3				4-3	1 0 1 0 0 0 0												
Kiko Garcia, R (8,6) OBP: 0.307, SLG: 0.366							1-2 1B			0 0 0 0 0 0 0												
Terry Crowley, L (9, PH) OBP: 0.400, SLG: 0.455										1 0 0 0 0 0 1												
Ken Singleton, S (1,9) OBP: 0.426, SLG: 0.600	F8		K			2B 1B	K			4 1 1 0 0 2 2												
Eddie Murray, S (1,3) OBP: 0.377, SLG: 0.384		6-3		4-3		2B SF8 1B	L9			3 1 0 0 1 0 2												
John Lowenstein, L (1,7) OBP: 0.455, SLG: 0.730		K			1B		F8		G3	4 0 1 0 0 1 2												
Lee May, R (1,10) OBP: 0.382, SLG: 0.573		1B HR 1B			K		SF8		K	4 1 2 1 0 2 1												
Rich Dauer, R (1,5) OBP: 0.359, SLG: 0.412		1B HR 1B		F7			SF8		L7	3 1 1 1 0 0 1												
Billy Smith, S (1,4) OBP: 0.324, SLG: 0.393		HR			F9		K		E7 1B	4 1 2 3 0 1 1												
Rick Dempsey, R (1,2) OBP: 0.384, SLG: 0.396		4-3							F5	2 0 1 0 1 0 0												
Larry Harlow, L (9, PH) OBP: 0.375, SLG: 0.314							1B			1 0 0 0 0 0 1												
Inning Stats	R: 0 E: 0 K: 0 S: 3	H: 0 LOB: 0 BB: 0 P: 3	R: 3 E: 0 K: 1 S: 8	H: 3 LOB: 0 BB: 0 P: 8	R: 0 E: 0 K: 2 S: 7	H: 0 LOB: 0 BB: 0 P: 7	R: 0 E: 0 K: 1 S: 6	H: 1 LOB: 1 BB: 0 P: 6	R: 0 E: 0 K: 1 S: 7	H: 2 LOB: 1 BB: 1 P: 11	R: 0 E: 0 K: 2 S: 9	H: 2 LOB: 2 BB: 0 P: 9	R: 0 E: 0 K: 1 S: 5	H: 0 LOB: 0 BB: 0 P: 5	R: 0 E: 1 K: 0 S: 4	H: 1 LOB: 1 BB: 0 P: 4	R: 0 E: 0 K: 0 S: 5	H: 0 LOB: 0 BB: 0 P: 5	1B: 7 2B: 1 3B: 0 HR: 1	SF: 1 SAC: 0 DP: 0 HBP: 0	WP: 0 PB: 0 SB: 0 CS: 0	PA: 38
PITCHER	IP WLS BF H R ER SO BB IBB HBP BLK WP HR S P ERA WHIP											IP WLS BF H R ER SO BB IBB HBP BLK WP HR S P ERA WHIP										
Steve Renko, R (1,1) ERA: 4.2	5.1 W 24 6 5 5 4 2 0 0 0 0 0 30 38 8.44 1.500																					
Dick Drago, R (6,1) ERA: 2.78	1.0 5 2 0 0 2 0 0 0 0 0 0 9 9 0.00 2.000																					
Bill Campbell, R (7,1) ERA: 2.3	2.2 S 9 1 0 0 2 0 0 0 0 0 0 13 13 0.00 0.375																					


AB	35
R	7
H	10
RBI	7
BB	1
SO	6
LOB	4




Batter	1	2	3	4	5	6	7	8	9	10	AB	R	H	RBI	BB	SO	LOB	TOP			
Jerry Remy, L OBP: 0.372, SLG: 0.378 (1,4)	0-0 1B SH1-3		0-0 1B FC4-6		0-0 1B S			0-0 1-3		0-0 F8	5	2	3	0	0	0	1	Boston Red Sox @ Baltimore Orioles Memorial Stadium, Baltimore, MD Wed May 23 1979, 7:05 PM EDT Att: 29,400 - Unknown			
Rick Burleson, R OBP: 0.322, SLG: 0.342 (1,6)	0-0 SH1-3		0-0 1B FC4-6		0-3 1-2 K			0-0 F8		0-0 F8	3	0	1	0	0	1	1				
Fred Lynn, L OBP: 0.411, SLG: 0.647 (1,8)	0-0 1-6-3		0-0 1-2 FC4-6		0-3 K			0-0 2B		0-0 2B	4	0	1	1	0	1	2				
Jim Rice, R OBP: 0.412, SLG: 0.533 (1,7)	0-0 1B S		0-0 6-3		0-3 K			0-0 4-3		0-0 4-3	4	0	1	1	0	1	2				
Butch Hobson, R OBP: 0.322, SLG: 0.490 (1,5)	0-0 F8		0-0 K		0-0 3B			0-0 F8		0-0 F8	4	0	1	0	0	1	1				
Carlton Fisk, R (1,10)		0-0 F7		0-0 5-3		0-0 5-3		0-0 5-3		0-0 5-3	4	0	0	0	0	0	1				
George Scott, R OBP: 0.289, SLG: 0.377 (1,3)		0-0 F6		0-0 L6				0-0 F9		0-0 5-3	4	0	0	0	0	0	0				
Dwight Evans, R OBP: 0.322, SLG: 0.443 (1,9)		0-0 1B		0-0 5-3		0-0 5-3		0-0 5-3		0-0 F9	4	0	1	0	0	0	0				
Gary Allenson, R OBP: 0.295, SLG: 0.300 (1,2)			0-0 F3		0-0 5-3		0-3 K			0-0 CS 1B	4	0	1	0	0	1	0				
Inning Stats	R: 1 E: 0 K: 0 S: 5	H: 2 LOB: 1 BB: 0 P: 5	R: 0 E: 0 K: 0 S: 3	H: 1 LOB: 1 BB: 0 P: 3	R: 1 E: 0 K: 0 S: 5	H: 2 LOB: 1 BB: 0 P: 5	R: 0 E: 0 K: 1 S: 6	H: 1 LOB: 1 BB: 0 P: 6	R: 0 E: 0 K: 2 S: 8	H: 1 LOB: 1 BB: 0 P: 8	R: 0 E: 0 K: 1 S: 5	H: 0 LOB: 0 BB: 0 P: 5	R: 0 E: 0 K: 0 S: 4	H: 1 LOB: 1 BB: 0 P: 4	R: 0 E: 0 K: 0 S: 3	H: 0 LOB: 0 BB: 0 P: 3	R: 0 E: 0 K: 0 S: 3		H: 1 LOB: 0 BB: 0 P: 3	1B: 7 2B: 1 3B: 1 HR: 0	SF: 0 SAC: 1 DP: 0 HBP: 0
PITCHER	IP 9.0	WLS L	BF 34	H 8	R 2	ER 2	SO 5	BB 0	IBB 0	HBP 0	BLK 0	WP 0	HR 0	S 44	P 44	ERA 2.00	WHIP 0.889				
Steve Stone, R ERA: 3.52 (1,1)	1.0	W	3	1	0	0	0	0	0	0	0	0	0	3	3	0.00	1.000				
Tippy Martinez, L ERA: 3.14 (10,1)																					

Batter	1	2	3	4	5	6	7	8	9	10	AB	R	H	RBI	BB	SO	LOB	BOTTOM			
Al Bumbry, L OBP: 0.307, SLG: 0.331 (1,8)	0-0 6-3		0-0 L8			0-0 G3		0-0 F7			4	0	0	0	0	0	1	Boston Red Sox @ Baltimore Orioles Memorial Stadium, Baltimore, MD Wed May 23 1979, 7:05 PM EDT Att: 29,400 - Unknown			
Rich Dauer, R OBP: 0.350, SLG: 0.400 (1,5)	0-0 6-3		0-0 L7			0-0 L8		0-0 6-3			4	0	0	0	0	0	1				
Ken Singleton, S OBP: 0.428, SLG: 0.595 (1,9)	0-0 6-3			4-0 1B G6-4-3 BB		0-0 1B				0-0 L5	3	1	1	0	1	0	0				
Eddie Murray, S OBP: 0.385, SLG: 0.413 (1,3)		0-0 HR		0-0 G6-4-3 1B		0-0 G3				0-0 G6-4-3 1B	4	1	3	1	0	0	1				
Lee May, R OBP: 0.332, SLG: 0.556 (1,10)		0-0 F4		0-0 G6-4-3		0-3 K				0-0 G6-4-3	4	0	0	0	0	1	2				
Gary Roenicke, R OBP: 0.422, SLG: 0.579 (1,7)		0-0 6-3		0-0 F6		4-0 E BB				0-0 G3	2	0	0	0	1	0	0				
John Lowenstein, L OBP: 0.444, SLG: 0.711 (10,PH)										0-0 G3	1	0	0	0	0	0	0				
Billy Smith, S OBP: 0.319, SLG: 0.385 (1,4)		0-3 K			0-0 4-3		0-0 E4			0-0 SH HR 1B	4	1	1	0	0	1	1				
Kiko Garcia, R OBP: 0.311, SLG: 0.369 (1,6)			0-0 4-3		0-0 4-3		0-0 G6-4-3			0-0 SH HR 1B	2	0	1	0	0	0	0				
Terry Crowley, L OBP: 0.375, SLG: 0.417 (7,PH)								0-0 G6-4-3		0-0 SH HR	1	0	0	0	0	0	2				
Mark Belanger, R OBP: 0.231, SLG: 0.200 (8,6)								0-0 G6-4-3		0-0 SH HR	0	1	0	0	0	0	0				
Rick Dempsey, R OBP: 0.375, SLG: 0.385 (1,2)			0-0 E4		0-0 G6-4-3			0-0 F9		0-0 HR	3	0	0	0	0	0	1				
Pat Kelly, L OBP: 0.337, SLG: 0.440 (10,PH)										1-2 2H HR	1	1	1	3	0	0	0				
Inning Stats	R: 0 E: 0 K: 0 S: 3	H: 0 LOB: 0 BB: 0 P: 3	R: 1 E: 0 K: 1 S: 6	H: 1 LOB: 0 BB: 0 P: 6	R: 0 E: 1 K: 0 S: 4	H: 0 LOB: 1 BB: 0 P: 4	R: 1 E: 0 K: 0 S: 3	H: 1 LOB: 0 BB: 1 P: 7	R: 0 E: 0 K: 0 S: 3	H: 1 LOB: 0 BB: 0 P: 3	R: 0 E: 0 K: 0 S: 3	H: 0 LOB: 0 BB: 0 P: 3	R: 0 E: 0 K: 0 S: 3	H: 1 LOB: 0 BB: 0 P: 3	R: 0 E: 0 K: 0 S: 3	H: 1 LOB: 0 BB: 0 P: 3	R: 3 E: 1 K: 0 S: 4	H: 2 LOB: 0 BB: 0 P: 4	1B: 5 2B: 0 3B: 0 HR: 2	SF: 0 SAC: 1 DP: 4 HBP: 0	WP: 0 PA: 36
PITCHER	IP 9.1	WLS L	BF 36	H 7	R 5	ER 4	SO 2	BB 2	IBB 0	HBP 0	BLK 0	WP 0	HR 2	S 38	P 46	ERA 3.86	WHIP 0.964				
Bob Stanley, R ERA: 3.5 (1,1)																					

AB	36
R	2
H	9
RBI	2
BB	0
SO	5
LOB	8



AB	33
R	5
H	7
RBI	4
BB	2
SO	2
LOB	9



Batter	1	2	3	4	5	6	7	8	9	AB	R	H	RBI	BB	SO	LOB	TOP							
Jerry Remy, L (1,4) OBP: 0.374, SLG: 0.381										4	1	2	1	0	0	0	Boston Red Sox @ Baltimore Orioles Memorial Stadium, Baltimore, MD Thu May 24 1979, 7:05 PM EDT Att: 25,717 - Unknown							
Rick Burleson, R (1,6) OBP: 0.315, SLG: 0.333										4	0	0	0	0	0	2								
Fred Lynn, L (1,8) OBP: 0.408, SLG: 0.636										4	1	1	0	0	0	0								
Jim Rice, R (1,7) OBP: 0.414, SLG: 0.532										4	0	2	1	0	1	0								
Carl Yastrzemski, L (1,10) OBP: 0.386, SLG: 0.507										4	0	3	1	0	0	1								
Butch Hobson, R (1,5) OBP: 0.298, SLG: 0.471										4	0	0	0	0	2	5								
George Scott, R (1,3) OBP: 0.282, SLG: 0.368										4	0	0	0	0	0	3								
Dwight Evans, R (1,9) OBP: 0.327, SLG: 0.444										4	1	2	0	0	0	0								
Gary Allenson, R (1,2) OBP: 0.289, SLG: 0.293										2	0	0	0	0	0	1								
Jim Dwyer, L (7, PH) OBP: 0.296, SLG: 0.308										1	0	0	0	0	0	0								
Mike O'Berry, R (7, 2) OBP: 0.200, SLG: 0.200										0	0	0	0	0	0	0								
Carlton Fisk, R (9, PH)										1	0	0	0	0	0	2								
Inning Stats	R: 2 E: 0 K: 0 S: 6	H: 3 LOB: 1 BB: 0 P: 6	R: 0 E: 0 K: 0 S: 3	H: 0 LOB: 0 BB: 0 P: 3	R: 0 E: 0 K: 0 S: 3	H: 0 LOB: 0 BB: 0 P: 3	R: 0 E: 0 K: 0 S: 3	H: 1 LOB: 0 BB: 0 P: 3	R: 1 E: 0 K: 0 S: 5	H: 2 LOB: 1 BB: 0 P: 5	R: 0 E: 0 K: 1 S: 7	H: 2 LOB: 2 BB: 0 P: 7	R: 0 E: 0 K: 0 S: 3	H: 0 LOB: 0 BB: 0 P: 3	R: 0 E: 0 K: 1 S: 7	H: 2 LOB: 2 BB: 0 P: 7	R: 0 E: 0 K: 1 S: 5	H: 0 LOB: 0 BB: 0 P: 5	R: 0 E: 0 K: 1 S: 7	H: 2 LOB: 2 BB: 0 P: 7	1B: 10 2B: 0 3B: 0 HR: 0	SF: 0 SAC: 0 DP: 1 HBP: 0	WP: 0 PB: 0 SB: 3 CS: 0	PA: 36
PITCHER Dennis Martinez, R (1,1) ERA: 2.84	IP: 9.0 WLS: W BF: 36 H: 10 R: 3 ER: 3 SO: 3 BB: 0 IBB: 0 HBP: 0 BLK: 0 WP: 0 HR: 0 S: 42 P: 42 ERA: 3.00 WHIP: 1.111															PITCHER	IP: 9.0 WLS: W BF: 36 H: 10 R: 3 ER: 3 SO: 3 BB: 0 IBB: 0 HBP: 0 BLK: 0 WP: 0 HR: 0 S: 42 P: 42 ERA: 3.00 WHIP: 1.111							

Batter	1	2	3	4	5	6	7	8	9	AB	R	H	RBI	BB	SO	LOB	BOTTOM			
Al Bumbry, L (1,8) OBP: 0.318, SLG: 0.348										4	1	3	0	0	1	0	Boston Red Sox @ Baltimore Orioles Memorial Stadium, Baltimore, MD Thu May 24 1979, 7:05 PM EDT Att: 25,717 - Unknown			
Rich Dauer, R (1,5) OBP: 0.354, SLG: 0.403										4	0	2	2	0	0	2				
Ken Singleton, S (1,10) OBP: 0.424, SLG: 0.583										3	0	0	0	1	1	3				
Eddie Murray, S (1,3) OBP: 0.383, SLG: 0.409										4	1	1	0	0	2	1				
John Lowenstein, L (1,9) OBP: 0.469, SLG: 0.700										2	1	1	0	2	1	0				
Gary Roenicke, R (1,7) OBP: 0.406, SLG: 0.561										3	0	0	1	0	2	1				
Billy Smith, S (1,4) OBP: 0.307, SLG: 0.368										3	0	0	0	0	1	1				
Mark Belanger, R (8, 6) OBP: 0.228, SLG: 0.198										1	0	0	0	0	1	0				
Kiko Garcia, R (1,6) OBP: 0.309, SLG: 0.398										4	1	1	2	0	1	0				
Dave Skaggs, R (1,2) OBP: 0.383, SLG: 0.310										2	1	1	0	1	0	0				
Inning Stats	R: 0 E: 0 K: 2 S: 7	H: 0 LOB: 1 BB: 1 P: 11	R: 0 E: 0 K: 3 S: 9	H: 0 LOB: 0 BB: 0 P: 9	R: 0 E: 0 K: 0 S: 5	H: 2 LOB: 2 BB: 0 P: 5	R: 0 E: 0 K: 0 S: 2	H: 0 LOB: 0 BB: 1 P: 6	R: 2 E: 0 K: 1 S: 7	H: 2 LOB: 1 BB: 1 P: 11	R: 3 E: 1 K: 0 S: 8	H: 5 LOB: 2 BB: 0 P: 8	R: 0 E: 0 K: 1 S: 4	H: 0 LOB: 0 BB: 1 P: 8	R: 0 E: 0 K: 3 S: 9	H: 0 LOB: 0 BB: 0 P: 9	1B: 7 2B: 1 3B: 0 HR: 1	SF: 1 SAC: 0 DP: 0 HBP: 0	WP: 0 PB: 0 SB: 0 CS: 2	PA: 37
PITCHER Mike Torrez, R (1,1) ERA: 4.69	IP: 5.2 WLS: L BF: 27 H: 8 R: 5 ER: 5 SO: 6 BB: 3 IBB: 0 HBP: 0 BLK: 0 WP: 1 HR: 1 S: 36 P: 48 ERA: 7.94 WHIP: 1.941															PITCHER Dick Drago, R (6,1) ERA: 2.96	IP: 2.1 WLS: L BF: 8 H: 1 R: 0 ER: 0 SO: 4 BB: 1 IBB: 0 HBP: 0 BLK: 0 WP: 0 HR: 0 S: 15 P: 19 ERA: 0.00 WHIP: 0.857			

AB 36
R 3
H 10
RBI 3
BB 0
SO 3
LOB 14



AB 30
R 5
H 9
RBI 5
BB 4
SO 10
LOB 8




Batter	1	2	3	4	5	6	7	8	9	AB	R	H	RBI	BB	SO	LOB	TOP										
Jerry Remy, L (1, 4) OBP: 0.380, SLG: 0.389	0-3 K		0-3 K						4-0 WP 1B BB	4	1	2	1	1	2	0	Boston Red Sox @ Toronto Blue Jays Exhibition Stadium, Toronto, ON Sat May 26 1979, 3:33 AM EDT Att: 31,590 - Unknown - 49 F livebaseballscores.com										
Rick Burleson, R (1, 6) OBP: 0.317, SLG: 0.331	4-0 1B BB		0-0 F9			0-0 FC6-4 1B	1-3 2-H 2B		0-0 1B BB	4	0	1	2	1	1	3											
Fred Lynn, L (1, 8) OBP: 0.397, SLG: 0.616	0-3 K			0-3 K		0-0 G3	0-0 F8		0-3 K	5	0	0	0	0	3	4											
Jim Rice, R (1, 7) OBP: 0.411, SLG: 0.525	0-0 1-3 1B			0-0 5-3					0-0 F9	4	0	1	0	0	0	0											
Carlton Fisk, R (1, 10) OBP: 0.100, SLG: 0.100	0-3 K			0-0 6-3					0-3 1B HR K	4	1	1	0	0	2	2											
Carl Yastrzemski, L (1, 3) OBP: 0.394, SLG: 0.510		0-0 F9			4-0 G6-4-3 BB				0-0 1-3 HR 1B	3	1	2	0	1	0	0											
Butch Hobson, R (1, 5) OBP: 0.297, SLG: 0.491		0-0 5-3			0-0 G6-4-3 1-2				0-0 5-3 1-H 3-H HR	4	1	1	3	0	0	2											
Dwight Evans, R (1, 9) OBP: 0.325, SLG: 0.439		0-0 L4			0-0 F8				0-0 L7 2B 1B	4	1	1	0	0	0	0											
Mike O'Berry, R (1, 2) OBP: 0.143, SLG: 0.143			0-3 K			0-3 K			0-0 WP BB 1B	2	0	0	0	0	2	0											
Larry Wolfe, R (7, PH) OBP: 0.318, SLG: 0.188									0-0 0-0 0-0 0-0	0	0	0	0	1	0	0											
Gary Allenson, R (7, 2) OBP: 0.297, SLG: 0.301									1-1 1-1 0-0 0-0	1	1	1	0	0	0	0											
Inning Stats	R: 0 E: 0 K: 3 S: 10	H: 1 LOB: 2 BB: 1 P: 14	R: 0 E: 0 K: 0 S: 3	H: 0 LOB: 0 BB: 0 P: 3	R: 0 E: 0 K: 2 S: 7	H: 0 LOB: 0 BB: 0 P: 7	R: 0 E: 0 K: 1 S: 5	H: 0 LOB: 0 BB: 1 P: 6	R: 0 E: 0 K: 1 S: 6	H: 1 LOB: 1 BB: 0 P: 6	R: 4 E: 0 K: 1 S: 10	H: 5 LOB: 2 BB: 1 P: 14	R: 0 E: 0 K: 1 S: 6	H: 1 LOB: 1 BB: 0 P: 6	R: 2 E: 0 K: 1 S: 6	H: 2 LOB: 0 BB: 1 P: 10	1B: 8 2B: 1 3B: 0 HR: 1	SF: 0 SAC: 0 DP: 1 HBP: 0	WP: 1 PB: 0 SB: 0 CS: 0	PA: 39							
PITCHER	IP	WLS	BF	H	R	ER	SO	BB	IBB	HBP	BLK	WP	HR	S	P	ERA	WHIP										
Tom Underwood, L (1, 1) ERA: 5.37	8.1		37	9	6	6	9	4	0	0	0	0	1	51	67	6.48	1.560										
Tom Buskey, R (9, 1) ERA: 4.32	0.2	W	2	1	0	0	1	0	0	0	0	1	0	4	4	0.00	1.500										

Batter	1	2	3	4	5	6	7	8	9	AB	R	H	RBI	BB	SO	LOB	BOTTOM										
Alfredo Griffin, S (1, 6) OBP: 0.346, SLG: 0.363	0-0 F9	0-0 F4		1-0 HBP					0-0 1B HR	4	1	2	0	0	0	2	Boston Red Sox @ Toronto Blue Jays Exhibition Stadium, Toronto, ON Sat May 26 1979, 3:33 AM EDT Att: 31,590 - Unknown - 49 F livebaseballscores.com										
Bob Bailor, R (1, 9) OBP: 0.316, SLG: 0.287	0-0 F8 1B		0-0 L7	0-0 F4			0-0 F6		0-0 1-2 HR 1B	5	1	2	0	0	0	3											
Roy Howell, L (1, 5) OBP: 0.335, SLG: 0.415	0-0 F8 1-2		0-0 L6		0-0 F8		0-0 FC3-2-5-1 3-H		0-0 1-H 2-H HR	5	1	1	3	0	0	2											
Rico Carty, R (1, 10) OBP: 0.331, SLG: 0.392		0-3 K	0-3 K		0-0 1B		0-0 F8			4	0	1	0	0	2	1											
John Mayberry, L (1, 3) OBP: 0.394, SLG: 0.444		0-0 1B 1B		0-0 HR	0-0 F9				0-0 L4	4	2	2	1	0	0	1											
Al Woods, L (1, 7) OBP: 0.328, SLG: 0.347		0-0 1B 1B		0-0 G3	0-0 F7				0-0 L1	4	1	1	0	0	0	1											
Rick Bosetti, R (1, 8) OBP: 0.242, SLG: 0.317		0-0 1B 1-2 2-H 1B		0-0 P9		0-0 L6			0-0 1-3	4	0	1	1	0	0	0											
Danny Ainge, R (1, 4) OBP: 0.533, SLG: 0.500		0-0 F4		0-0 1B 1B		0-0 6-3			0-0 5-3	4	1	1	0	0	0	2											
Rick Cerone, R (1, 2) OBP: 0.318, SLG: 0.306		0-0 1-3 2-H 1B		0-0 HBP 1B		0-0 F9			0-0 5-3	4	0	2	2	0	0	0											
Inning Stats	R: 0 E: 0 K: 0 S: 3	H: 1 LOB: 0 BB: 0 P: 3	R: 2 E: 0 K: 1 S: 9	H: 4 LOB: 2 BB: 0 P: 9	R: 0 E: 0 K: 1 S: 5	H: 0 LOB: 0 BB: 0 P: 5	R: 2 E: 1 K: 0 S: 6	H: 3 LOB: 2 BB: 0 P: 7	R: 0 E: 0 K: 0 S: 4	H: 1 LOB: 1 BB: 0 P: 4	R: 0 E: 0 K: 0 S: 3	H: 0 LOB: 0 BB: 0 P: 3	R: 0 E: 0 K: 0 S: 3	H: 0 LOB: 0 BB: 0 P: 3	R: 3 E: 0 K: 0 S: 5	H: 3 LOB: 0 BB: 0 P: 5	1B: 10 2B: 0 3B: 1 HR: 2	SF: 0 SAC: 0 DP: 0 HBP: 1	WP: 0 PB: 0 SB: 0 CS: 0	PA: 39							
PITCHER	IP	WLS	BF	H	R	ER	SO	BB	IBB	HBP	BLK	WP	HR	S	P	ERA	WHIP										
Dennis Eckerley, R (1, 1) ERA: 3.38	6.1		29	10	4	3	2	0	0	1	0	0	1	32	33	4.26	1.579										
Bill Campbell, R (7, 1) ERA: 3.5	2.1	L	10	3	3	3	0	0	0	0	0	0	1	10	10	11.57	1.286										

Batter	1	2	3	4	5	6	7	8	9	AB	R	H	RBI	BB	SO	LOB	TOP			
Jerry Remy, L (1.4) OBP: 0.383, SLG: 0.391	0-0 4-3		0-0 2B 1B		0-0 6-3			0-0 CS 1B		4	1	2	0	0	0	0				
Stan Paol, R (1.6) OBP: 0.500, SLG: 0.750	0-0 F6		0-0 1-H 2B			0-3 K		0-0 CS	0-0 F7-4 1B	4	0	2	1	0	1	0				
Fred Lynn, L (1.8) OBP: 0.389, SLG: 0.601	0-3 K		0-0 6-3			0-0 F9			0-0 F7-4 1B	4	0	0	0	0	1	2				
Jim Rice, R (1.7) OBP: 0.413, SLG: 0.525		0-0 1-4-3		0-0 1B		0-0 5-3			0-0 1B	4	0	2	0	0	0	0				
Carl Yastrzemski, L (1.3) OBP: 0.391, SLG: 0.503		0-0 1B		0-0 F8			0-0 F8		0-0 F9	4	0	1	0	0	0	2				
Carlton Fisk, R (1.10) OBP: 0.077, SLG: 0.077		0-0 F7		0-3 K			0-3 K			3	0	0	0	0	2	2				
Butch Hobson, R (1.5) OBP: 0.289, SLG: 0.477		0-0 F8		0-0 L9			0-3 K			3	0	0	0	0	1	2				
Dwight Evans, R (1.9) OBP: 0.318, SLG: 0.430			0-0 L7		0-0 F7			0-0 E6		3	0	0	0	0	0	0				
Gary Allenson, R (1.2) OBP: 0.287, SLG: 0.291			0-0 F7		0-0 6-3			0-0 4-3		3	0	0	0	0	0	1				
Inning Stats	R: 0 E: 0 K: 1 S: 5	H: 0 LOB: 0 BB: 0 P: 5	R: 0 E: 0 K: 0 S: 4	H: 1 LOB: 1 BB: 0 P: 4	R: 1 E: 0 K: 0 S: 5	H: 2 LOB: 1 BB: 0 P: 5	R: 0 E: 0 K: 1 S: 6	H: 1 LOB: 1 BB: 0 P: 6	R: 0 E: 0 K: 0 S: 3	H: 0 LOB: 0 BB: 0 P: 3	R: 0 E: 0 K: 2 S: 7	H: 0 LOB: 0 BB: 0 P: 7	R: 0 E: 1 K: 0 S: 3	H: 1 LOB: 0 BB: 0 P: 3	R: 0 E: 0 K: 0 S: 4	H: 2 LOB: 1 BB: 0 P: 4	1B: 6 2B: 2 3B: 0 HR: 0	SF: 0 SAC: 0 DP: 1 HBP: 0	WP: 0 PB: 0 SB: 0 CS: 1	PA: 33
PITCHER Jesse Jefferson, R (1.1) ERA: 3.15	IP: 9.0 WLS: L BF: 32 H: 7 R: 1 ER: 1 SO: 5 BB: 0 IBB: 0 HBP: 0 BLK: 0 WP: 0 HR: 0 S: 42 P: 42 ERA: 1.00 WHIP: 0.778															PITCHER				

Boston Red Sox @ Toronto Blue Jays
Exhibition Stadium, Toronto, ON
Sun May 27 1979, 3:33 AM EDT
Att: 33,556 - Unknown - 62 F


AB 32
R 1
H 7
RBI 1
BB 0
SO 5
LOB 9



Batter	1	2	3	4	5	6	7	8	9	AB	R	H	RBI	BB	SO	LOB	BOTTOM					
Danny Ainge, R (1.4) OBP: 0.421, SLG: 0.389	0-0 5-3		0-0 G3		0-3 K			0-3 K		4	0	0	0	0	2	2						
Bob Bailor, R (1.9) OBP: 0.314, SLG: 0.286	0-0 CS 1B		0-0 9-5		0-0 1-3			0-0 5-3		4	0	1	0	0	0	2						
Roy Howell, L (1.5) OBP: 0.340, SLG: 0.410	0-3 K			4-0 FC6-4 1B BB		4-0 L6-3 BB			0-0 F8	2	0	0	0	2	1	1						
Rico Carty, R (1.10) OBP: 0.335, SLG: 0.391		4-0 1-3 1B BB		0-0 FC6-4 1B		0-0 F8		0-0 4-3		3	0	1	0	1	0	1						
John Mayberry, L (1.3) OBP: 0.391, SLG: 0.438		0-0 1-3 1B		0-3 K		0-0 L6-3		0-0 L8		4	0	1	0	0	1	3						
Al Woods, L (1.7) OBP: 0.328, SLG: 0.347		0-0 1-3		0-0 FC6-4			0-0 FC1-6 1B			3	0	1	0	0	0	4						
Rick Bosetti, R (1.8) OBP: 0.238, SLG: 0.311		0-0 F3		0-0 4-3			0-0 FC1-6 CS		0-0 FC1-6	3	0	0	0	0	0	5						
Rick Cerone, R (1.2) OBP: 0.313, SLG: 0.299		0-0 4-3			0-0 5-3			0-0 F8		3	0	0	0	0	0	3						
Luis Gomez, R (1.6) OBP: 0.400, SLG: 0.400			0-0 9-5 G3 1B		0-0 1B		0-0 CS	0-0 4-3		3	0	2	0	0	0	0						
Inning Stats	R: 0 E: 0 K: 1 S: 5	H: 1 LOB: 0 BB: 0 P: 5	R: 0 E: 0 K: 0 S: 4	H: 1 LOB: 2 BB: 1 P: 8	R: 0 E: 0 K: 0 S: 3	H: 1 LOB: 0 BB: 0 P: 3	R: 0 E: 0 K: 1 S: 6	H: 1 LOB: 2 BB: 1 P: 10	R: 0 E: 0 K: 1 S: 6	H: 1 LOB: 1 BB: 0 P: 6	R: 0 E: 0 K: 0 S: 2	H: 0 LOB: 0 BB: 1 P: 6	R: 0 E: 0 K: 0 S: 3	H: 1 LOB: 0 BB: 0 P: 3	R: 0 E: 0 K: 1 S: 5	H: 0 LOB: 0 BB: 0 P: 5	R: 0 E: 0 K: 0 S: 3	H: 0 LOB: 0 BB: 0 P: 3	1B: 6 2B: 2 3B: 0 HR: 0	SF: 0 SAC: 0 DP: 2 HBP: 0	WP: 0 PB: 0 SB: 0 CS: 2	PA: 33
PITCHER Chuck Rainey, R (1.1) ERA: 3.8	IP: 9.0 WLS: W BF: 32 H: 6 R: 0 ER: 0 SO: 4 BB: 3 IBB: 0 HBP: 0 BLK: 0 WP: 0 HR: 0 S: 37 P: 49 ERA: 0.00 WHIP: 1.000															PITCHER						

Boston Red Sox @ Toronto Blue Jays
Exhibition Stadium, Toronto, ON
Sun May 27 1979, 3:33 AM EDT
Att: 33,556 - Unknown - 62 F


AB 29
R 0
H 6
RBI 0
BB 3
SO 4
LOB 21



Batter	1	2	3	4	5	6	7	8	9	10	AB	R	H	RBI	BB	SO	LOB	TOP						
Jerry Remy, L (1.4) OBP: 0.376, SLG: 0.389	0-0 5-3 1B		0-0 G3			0-0 4-3	0-0 FC5		0-0 FC4-6		5	1	1	0	0	0	6							
Stan Papi, R (1.6) OBP: 0.231, SLG: 0.385	0-0 5-3		0-3 K			0-0 L7		0-0 F8		0-0 6-3	5	0	0	0	0	1	2							
Fred Lynn, L (1.8) OBP: 0.401, SLG: 0.610	0-0 1B CS		0-0 6-3			0-0	0-0	0-3 K		0-0	5	0	3	1	0	1	1							
Jim Rice, R (1.7) OBP: 0.399, SLG: 0.503	0-0 1B					0-0 F9		0-0	0-0	0-0	5	0	1	0	0	0	2							
Carl Yastrzemski, L (1.3) OBP: 0.363, SLG: 0.484	0-0 P8		0-0 G3			0-0	0-0	4-0 FC5-4 BB		0-0 FC5 SH1-4 1B	4	0	1	0	1	0	3							
Carlton Fisk, R (1.10) OBP: 0.100, SLG: 0.100	0-0 CS	0-0 5-3		0-0 5-3		0-0	0-0	0-0 FC5-4 1B		0-0 SH1-4	3	1	0	0	0	0	1							
Butch Hobson, R (1.5) OBP: 0.294, SLG: 0.470		0-0 1-3			0-0 5-3		0-0	0-0 FC5 1B		4-0 BB FC5 IBB	3	0	1	1	1	0	0							
Dwight Evans, R (1.9) OBP: 0.315, SLG: 0.418		0-3 K			0-0 1-3		0-0	4-0 BB		0-0 FC5 BB	3	0	0	0	1	1	2							
Gary Allenson, R (1.2) OBP: 0.296, SLG: 0.292					0-0 F5		0-0	0-0 L6		4-0 BB	1	0	0	0	1	0	0							
Jack Brohamer, L (7. PH) OBP: 0.354, SLG: 0.395					4-0 G3 BB					4-0 FC4-6 BB	1	0	0	0	0	0	2							
Mike O'Berry, R (7.2) OBP: 0.143, SLG: 0.143											0	0	0	0	0	0	0							
Jim Dwyer, L (9. PH) OBP: 0.290, SLG: 0.276											0	0	0	0	1	0	0							
Dick Drago, R (9.1)											0	0	0	0	0	0	0							
Inning Stats	R: 1 E: 0 K: 0 S: 5	H: 3 LOB: 1 BB: 0 P: 5	R: 0 E: 0 K: 1 S: 5	H: 0 LOB: 0 BB: 0 P: 5	R: 0 E: 0 K: 1 S: 5	H: 0 LOB: 1 BB: 1 P: 9	R: 0 E: 0 K: 0 S: 3	H: 0 LOB: 0 BB: 0 P: 3	R: 0 E: 0 K: 0 S: 4	H: 1 LOB: 1 BB: 0 P: 4	R: 1 E: 1 K: 0 S: 4	H: 1 LOB: 2 BB: 2 P: 12	R: 0 E: 0 K: 1 S: 5	H: 0 LOB: 0 BB: 0 P: 5	R: 0 E: 0 K: 0 S: 4	H: 1 LOB: 3 BB: 2 P: 12	R: 0 E: 0 K: 0 S: 4	H: 1 LOB: 1 BB: 0 P: 4	1B: 6 2B: 1 3B: 0 HR: 0	SF: 0 SAC: 1 DP: 0 HBP: 0	WP: 0 PB: 0 SB: 0 CS: 1	PA: 42		
PITCHER	IP 6.0	WLS 23	BF 4	H 2	R 2	ER 1	SO 2	BB 2	IBB 0	HBP 0	BLK 0	WP 0	HR 0	S 25	P 33	ERA 1.50	WHIP 1.000							
Dock Ellis, R (1.1) ERA: 4.91																								
Jim Kern, R (7.1) ERA: 1.09		4.0	W 18	3	0	0	1	2	1	0	0	0	0	0	17	29	0.00	1.250						

Boston Red Sox @ Texas Rangers
Arlington Stadium, Arlington, TX
Wed May 30 1979, 8:05 PM EDT
Att: 16,618 - Unknown


AB	35
R	2
H	7
RBI	2
BB	5
SO	3
LOB	19



Batter	1	2	3	4	5	6	7	8	9	10	AB	R	H	RBI	BB	SO	LOB	BOTTOM						
Johnny Grubb, L (1.7) OBP: 0.348, SLG: 0.481	4-0 WP BB		4-0 CS BB		0-0 HR		0-0 F9		0-0 G6-4-3		3	1	1	1	2	0	1							
Buddy Bell, R (1.5) OBP: 0.322, SLG: 0.387	0-0 F8		0-0 F9		0-0 1B 2B		0-0 5-3		0-0 6-3		5	1	1	0	0	0	2							
Al Oliver, L (1.8) OBP: 0.350, SLG: 0.503	0-0 F7		0-0 1B		0-0 1B		0-0 1B			0-0 SH3 1B	5	1	4	1	0	0	1							
John Ellis, R (1.10) OBP: 0.308, SLG: 0.419	0-0 L7		0-3 K		0-0 6-3		0-0 1B		0-0 SH3	4	0	1	0	0	1	2								
Bill Sample, R (10. PH) OBP: 0.369, SLG: 0.333							1-3 1B		1-2 1B		0	0	0	0	0	0	0							
Pat Putnam, L (1.3) OBP: 0.330, SLG: 0.474		0-3 K		0-0 K 1B	0-0 G3		0-0 4-3			4-0 1B IBB	4	0	1	0	1	1	2							
Richie Zisk, R (1.9) OBP: 0.308, SLG: 0.348		4-0 1B BB		0-0 1B	1-2 1B		4-0 FC1-6 BB		0-0 F8	3	0	2	1	2	0	0								
Jim Sundberg, R (1.2) OBP: 0.273, SLG: 0.318		0-0 1B		0-3 K	0-0 K		0-0 FC1-6 FC4-6		0-0 4-3		4	0	1	0	0	1	3							
Nelson Norman, S (1.6) OBP: 0.266, SLG: 0.253		0-0 F3		0-0 1B	1-3 1B		0-0 FC4-6		0-0 6-3		4	0	1	0	0	0	3							
Bump Wills, S (1.4) OBP: 0.328, SLG: 0.280		0-0 L4		0-3 K	0-0 K		0-0 4-3		0-0 G6-4-3 1B		4	0	1	0	0	1	5							
Inning Stats	R: 0 E: 0 K: 0 S: 3	H: 0 LOB: 1 BB: 1 P: 7	R: 0 E: 0 K: 1 S: 6	H: 1 LOB: 2 BB: 1 P: 10	R: 0 E: 0 K: 1 S: 5	H: 1 LOB: 1 BB: 1 P: 9	R: 0 E: 0 K: 2 S: 9	H: 3 LOB: 2 BB: 0 P: 9	R: 2 E: 0 K: 0 S: 5	H: 3 LOB: 0 BB: 1 P: 5	R: 0 E: 0 K: 0 S: 3	H: 2 LOB: 2 BB: 0 P: 5	R: 0 E: 0 K: 0 S: 3	H: 0 LOB: 0 BB: 0 P: 3	R: 0 E: 0 K: 0 S: 3	H: 1 LOB: 0 BB: 0 P: 3	R: 1 E: 0 K: 0 S: 3	H: 2 LOB: 2 BB: 1 P: 7	1B: 11 2B: 1 3B: 0 HR: 1	SF: 0 SAC: 1 DP: 1 HBP: 0	WP: 1 PB: 0 SB: 0 CS: 1	PA: 42		
PITCHER	IP 6.2	WLS 31	BF 10	H 2	R 2	ER 0	SO 4	BB 4	IBB 0	HBP 0	BLK 0	WP 1	HR 1	S 35	P 51	ERA 2.70	WHIP 2.100							
Mike Torrez, R (1.1) ERA: 4.52																								
Bill Campbell, R (7.1) ERA: 3.44		0.1	1	0	0	0	0	0	0	0	0	0	0	1	1	0.00	0.000							
Dick Drago, R (8.1) ERA: 2.65		2.1	L 10	3	1	1	0	0	1	0	0	0	0	9	13	3.86	1.286							
Dick Drago, R (9.1) ERA: 2.65		2.1	L 10	3	1	1	0	0	1	0	0	0	0	9	13	3.86	1.286							

Boston Red Sox @ Texas Rangers
Arlington Stadium, Arlington, TX
Wed May 30 1979, 8:05 PM EDT
Att: 16,618 - Unknown

AB	36
R	3
H	13
RBI	3
BB	5
SO	4
LOB	19



Batter	1	2	3	4	5	6	7	8	9	10	11	12	AB	R	H	RBI	BB	SO	LOB	TOP						
Jerry Remy, L OBP: 0.374, SLG: 0.387 (1.4)	4-3		K							F8			6	1	2	1	0	1	3							
Rick Burleson, R OBP: 0.307, SLG: 0.320 (1.6)	F9			6-3						6-3			6	0	0	0	0	0	2							
Fred Lynn, L OBP: 0.401, SLG: 0.610 (1.8)	2B			FC5-4 1B						4-3			5	0	2	0	0	0	1							
Jim Rice, R OBP: 0.404, SLG: 0.526 (1.7)	5-3			FC5-4 BB 1-2						HR			4	1	2	2	1	0	1							
Carlton Fisk, R OBP: 0.080, SLG: 0.080 (1.10)		F8		FC5-4 FC6-4 1-2 2-3						6-3			5	0	0	0	0	0	3							
Carl Yastrzemski, L OBP: 0.373, SLG: 0.470 (1.3)	3-1			FC6-4 1-2									5	0	0	0	0	0	2							
Butch Hobson, R OBP: 0.282, SLG: 0.450 (1.5)	5-3												5	0	0	0	0	0	0							
Dwight Evans, R OBP: 0.317, SLG: 0.417 (1.9)													5	0	2	0	0	0	1							
Gary Atkinson, R OBP: 0.294, SLG: 0.283 (1.2)													3	0	0	0	1	1	2							
George Scott, R OBP: 0.291, SLG: 0.372 (12, PH)													0	0	0	0	1	0	0							
Jim Dwyer, L OBP: 0.290, SLG: 0.276 (12, PR)													0	1	0	0	0	0	0							
Mike O'Berry, R OBP: 0.143, SLG: 0.143 (12.2)													0	0	0	0	0	0	0							
Inning Stats	R: 0 E: 0 K: 4 S: 4	H: 1 LOB: 1 BB: 0 P: 4	R: 0 E: 0 K: 0 S: 3	H: 0 LOB: 0 BB: 3 P: 3	R: 0 E: 0 K: 2 S: 7	H: 1 LOB: 1 BB: 0 P: 7	R: 0 E: 0 K: 0 S: 4	H: 1 LOB: 2 BB: 1 P: 8	R: 0 E: 0 K: 0 S: 3	H: 0 LOB: 0 BB: 0 P: 3	R: 1 E: 0 K: 0 S: 5	H: 2 LOB: 1 BB: 0 P: 5	R: 0 E: 1 K: 0 S: 4	H: 0 LOB: 0 BB: 1 P: 8	R: 1 E: 0 K: 0 S: 4	H: 1 LOB: 1 BB: 0 P: 4	R: 0 E: 0 K: 0 S: 3	H: 0 LOB: 0 BB: 0 P: 3	R: 0 E: 0 K: 0 S: 3	H: 0 LOB: 0 BB: 0 P: 3	R: 1 E: 0 K: 0 S: 4	H: 1 LOB: 1 BB: 0 P: 8	1B: 5 2B: 3 3B: 0 HR: 1	SF: 0 SAC: 0 DP: 1 HBP: 0	WP: 0 PB: 0 SB: 2 CS: 1	PA: 47
PITCHER	IP WLS BF H R ER SO BB IBB HBP BLK WP HR S P ERA WHIP	PITCHER												IP WLS BF H R ER SO BB IBB HBP BLK WP HR S P ERA WHIP												
Jon Matlack, L ERA: 3.33 (1.1)	9.0	36	7	2	2	2	2	2	0	0	0	0	0	0	0	10	14	3.00	0.667							
Sparky Lyle, L ERA: 4.28 (10.1)	3.0	L	11	1	1	1	0	1	0	0	0	0	0	0	0	10	14	3.00	0.667							
Sparky Lyle, L ERA: 4.28 (12.1)	3.0	L	11	1	1	1	0	1	0	0	0	0	0	0	10	14	3.00	0.667								

Boston Red Sox @ Texas Rangers
Arlington Stadium, Arlington, TX
Thu May 31 1979, 8:05 PM EDT
Att. 13,600 - Unknown

AB 44
R 3
H 8
RBI 3
BB 3
SO 2
LOB 15



Batter	1	2	3	4	5	6	7	8	9	10	11	12	AB	R	H	RBI	BB	SO	LOB	BOTTOM						
Johnny Grubb, L OBP: 0.350, SLG: 0.514 (1.7)	HR												5	1	2	1	0	1	5							
Dave Roberts, R OBP: 0.125, SLG: 0.125 (10.2)													0	0	0	0	0	0	0							
Mike Jorgensen, L OBP: 0.361, SLG: 0.547 (11, PH)													1	0	0	0	0	0	3							
Sparky Lyle, L (12.1)													0	0	0	0	0	0	0							
Buddy Bell, R OBP: 0.322, SLG: 0.385 (1.5)	1B												6	0	2	0	0	1	4							
Al Oliver, L OBP: 0.340, SLG: 0.487 (1.8)	F2												6	0	0	0	0	1	4							
John Ellis, R OBP: 0.286, SLG: 0.388 (1.10)	K												6	0	0	0	0	2	4							
Pat Putnam, L OBP: 0.312, SLG: 0.446 (1.3)	F8												6	0	0	0	0	1	4							
Richie Zisk, R OBP: 0.289, SLG: 0.338 (1.9)													5	0	0	0	0	1	0							
Jim Sundberg, R OBP: 0.284, SLG: 0.331 (1.2)													3	0	2	0	1	0	0							
Bill Sample, R OBP: 0.374, SLG: 0.340 (9, PR)													1	1	1	0	0	0	0							
Bill Sample, R OBP: 0.374, SLG: 0.340 (10.7)													2	0	0	0	1	2	2							
Nelson Norman, S OBP: 0.268, SLG: 0.248 (1.6)													2	0	1	0	0	1	1							
Larvell Blanks, R OBP: 0.314, SLG: 0.333 (9, PH)													2	0	1	0	0	0	1							
Bump Wills, S OBP: 0.337, SLG: 0.288 (1.4)	5-3												3	0	2	1	1	0	1							
Inning Stats	R: 1 E: 0 K: 1 S: 7	H: 2 LOB: 1 BB: 0 P: 7	R: 0 E: 0 K: 2 S: 7	H: 0 LOB: 1 BB: 1 P: 11	R: 0 E: 0 K: 2 S: 9	H: 2 LOB: 2 BB: 0 P: 9	R: 0 E: 0 K: 1 S: 7	H: 2 LOB: 2 BB: 0 P: 7	R: 0 E: 0 K: 1 S: 5	H: 0 LOB: 0 BB: 0 P: 5	R: 0 E: 0 K: 0 S: 3	H: 0 LOB: 0 BB: 0 P: 3	R: 0 E: 0 K: 0 S: 3	H: 0 LOB: 1 BB: 0 P: 3	R: 1 E: 0 K: 1 S: 7	H: 2 LOB: 2 BB: 0 P: 7	R: 0 E: 1 K: 0 S: 4	H: 0 LOB: 1 BB: 0 P: 4	R: 0 E: 0 K: 0 S: 5	H: 2 LOB: 3 BB: 1 P: 9	R: 0 E: 0 K: 1 S: 5	H: 0 LOB: 0 BB: 0 P: 6	1B: 6 2B: 3 3B: 0 HR: 1	SF: 0 SAC: 1 DP: 0 HBP: 0	WP: 0 PB: 0 SB: 1 CS: 0	PA: 50
PITCHER	IP WLS BF H R ER SO BB IBB HBP BLK WP HR S P ERA WHIP	PITCHER												IP WLS BF H R ER SO BB IBB HBP BLK WP HR S P ERA WHIP												
Dennis Eckersley, R ERA: 3.24 (1.1)	8.1	34	7	2	2	7	2	0	0	0	0	0	0	1	46	54	2.16	1.080								
Bill Campbell, R ERA: 3.1 (9.1)	2.0	11	3	0	0	1	0	0	0	0	0	0	0	0	12	16	0.00	1.500								
Dirk Drape, R ERA: 2.52 (11.1)	1.2	W	5	0	0	0	1	0	0	0	0	0	0	0	7	7	0.00	0.000								

Boston Red Sox @ Texas Rangers
Arlington Stadium, Arlington, TX
Thu May 31 1979, 8:05 PM EDT
Att. 13,600 - Unknown

AB 46
R 2
H 10
RBI 2
BB 3
SO 9
LOB 28




Batter	1	2	3	4	5	6	7	8	9	AB	R	H	RBI	BB	SO	LOB	TOP			
Jerry Remy, L (1, 4) OBP: 0.372, SLG: 0.381										3	1	0	0	1	1	1	Boston Red Sox @ Minnesota Twins Metropolitan Stadium, Bloomington, MI Fri Jun 01 1979, 8:05 PM EDT Att: 15,871 - Unknown - 71 F			
Rick Burleson, R (1, 6) OBP: 0.395, SLG: 0.314										3	1	0	0	1	0	1				
Fred Lynn, L (1, 8) OBP: 0.398, SLG: 0.608										4	1	1	1	0	1	0				
Jim Rice, R (1, 7) OBP: 0.406, SLG: 0.520										2	0	0	0	2	0	2				
Carlton Fisk, R (1, 10) OBP: 0.069, SLG: 0.069										4	0	0	0	0	1	4				
Carl Yastrzemski, L (1, 3) OBP: 0.371, SLG: 0.462										3	1	0	0	1	0	1				
Butch Hobson, R (1, 5) OBP: 0.289, SLG: 0.476										4	1	2	3	0	0	1				
Dwight Evans, R (1, 9) OBP: 0.322, SLG: 0.416										3	0	1	1	1	0	0				
Gary Allenson, R (1, 2) OBP: 0.286, SLG: 0.274										3	0	0	0	0	1	2				
Inning Stats	R: 4 E: 0 K: 0 S: 6	H: 3 LOB: 2 BB: 3 P: 18	R: 0 E: 0 K: 1 S: 5	H: 0 LOB: 0 BB: 0 P: 5	R: 0 E: 0 K: 0 S: 3	H: 0 LOB: 1 BB: 1 P: 7	R: 0 E: 0 K: 0 S: 3	H: 0 LOB: 0 BB: 0 P: 7	R: 0 E: 0 K: 0 S: 2	H: 0 LOB: 0 BB: 1 P: 6	R: 0 E: 0 K: 0 S: 3	H: 0 LOB: 0 BB: 0 P: 3	R: 0 E: 0 K: 2 S: 7	H: 0 LOB: 0 BB: 0 P: 7	R: 1 E: 0 K: 1 S: 6	H: 1 LOB: 0 BB: 0 P: 6	1B: 2 2B: 1 3B: 0 HR: 1	SF: 0 SAC: 1 DP: 0 HBP: 0	WP: 0 PB: 0 SB: 0 CS: 1	PA: 36
PITCHER Jerry Koosman, L (1, 1) ERA: 3.68	IP: 9.0 WLS: L BF: 36 H: 4 R: 5 ER: 5 SO: 4 BB: 6 IBB: 0 HBP: 0 BLK: 0 WP: 0 HR: 1 S: 38 P: 62 ERA: 5.00 WHIP: 1.111															PITCHER				

Batter	1	2	3	4	5	6	7	8	9	AB	R	H	RBI	BB	SO	LOB	BOTTOM					
Hosken Powell, L (1, 9) OBP: 0.569, SLG: 0.651										2	0	2	0	3	0	0	Boston Red Sox @ Minnesota Twins Metropolitan Stadium, Bloomington, MI Fri Jun 01 1979, 8:05 PM EDT Att: 15,871 - Unknown - 71 F					
Butch Wynegar, S (1, 2) OBP: 0.395, SLG: 0.405										5	0	0	0	0	0	7						
Roy Smalley, S (1, 6) OBP: 0.469, SLG: 0.613										3	1	2	0	1	1	1						
Ken Landreaux, L (1, 8) OBP: 0.372, SLG: 0.455										4	1	1	1	0	0	4						
Glenn Adams, L (1, 10) OBP: 0.321, SLG: 0.398										4	0	2	1	0	1	1						
Ron Jackson, R (1, 3) OBP: 0.328, SLG: 0.497										4	0	1	0	0	0	3						
Rob Wilfong, L (1, 4) OBP: 0.376, SLG: 0.475										4	0	1	0	0	1	1						
John Castino, R (1, 5) OBP: 0.352, SLG: 0.415										3	0	0	0	0	0	2						
Jose Morales, R (8, PH) OBP: 0.359, SLG: 0.421										1	0	0	0	0	0	1						
Bob Randall, R (9, 5) OBP: 0.315, SLG: 0.286										0	0	0	0	0	0	0						
Bombo Rivera, R (1, 7) OBP: 0.317, SLG: 0.311											4	0	2	0	0	0	0					
Inning Stats	R: 0 E: 0 K: 1 S: 5	H: 0 LOB: 1 BB: 1 P: 9	R: 0 E: 0 K: 1 S: 6	H: 2 LOB: 1 BB: 0 P: 6	R: 0 E: 0 K: 0 S: 3	H: 1 LOB: 2 BB: 2 P: 11	R: 0 E: 0 K: 0 S: 3	H: 1 LOB: 0 BB: 0 P: 3	R: 0 E: 0 K: 0 S: 4	H: 1 LOB: 1 BB: 0 P: 4	R: 0 E: 0 K: 0 S: 4	H: 1 LOB: 1 BB: 0 P: 4	R: 0 E: 0 K: 1 S: 7	H: 2 LOB: 2 BB: 0 P: 7	R: 2 E: 0 K: 0 S: 6	H: 3 LOB: 1 BB: 0 P: 6	R: 0 E: 0 K: 0 S: 2	H: 0 LOB: 0 BB: 1 P: 6	1B: 9 2B: 2 3B: 0 HR: 0	SF: 0 SAC: 0 DP: 3 HBP: 0	WP: 0 PB: 0 SB: 1 CS: 1	PA: 38
PITCHER Bob Stanley, R (1, 1) ERA: 3.36	IP: 8.1 WLS: W BF: 37 H: 11 R: 2 ER: 2 SO: 3 BB: 4 IBB: 0 HBP: 0 BLK: 0 WP: 0 HR: 0 S: 39 P: 55 ERA: 2.16 WHIP: 1.800															PITCHER						
Bill Campbell, R (9, 1) ERA: 3.0	IP: 0.2 WLS: S BF: 1 H: 0 R: 0 ER: 0 SO: 0 BB: 0 IBB: 0 HBP: 0 BLK: 0 WP: 0 HR: 0 S: 1 P: 1 ERA: 0.00 WHIP: 0.000															PITCHER						

Batter	1	2	3	4	5	6	7	8	9	AB	R	H	RBI	BB	SO	LOB	TOP			
Jerry Remy, L (1,4) OBP: 0.366, SLG: 0.374	G3		FC4-6		F7		F5			4	0	0	0	0	0	1	Boston Red Sox @ Minnesota Twins Metropolitan Stadium, Bloomington, MI Sat Jun 02 1979, 4:33 AM EDT Att: 14,701 - Unknown - 74 F			
Rick Burleson, R (1,6) OBP: 0.299, SLG: 0.307	F4		F9		6-3			4-3		4	0	0	0	0	0	1				
Fred Lynn, L (1,8) OBP: 0.395, SLG: 0.600			F9		4-3			F7		4	0	1	0	0	0	1				
Jim Rice, R (1,7) OBP: 0.398, SLG: 0.508	F4			F4		K		F9		4	0	0	0	0	1	1				
Carl Yastrzemski, L (1,3)		6-3		2B	4-3			F9		4	1	1	0	0	0	0				
Carlton Fisk, R (1,10) OBP: 0.121, SLG: 0.152	K			1B				6-3		4	1	2	1	0	1	0				
Butch Hobson, R (1,5) OBP: 0.295, SLG: 0.472				FC5-4			F8			3	0	1	0	1	0	1				
Dwight Evans, R (1,9) OBP: 0.322, SLG: 0.414	K			FC5-4				F8		3	0	1	1	0	1	2				
Gary Allenson, R (1,2) OBP: 0.290, SLG: 0.271										1	0	0	0	1	0	1				
Jack Brohamer, L (7,PH) OBP: 0.347, SLG: 0.386										1	0	0	0	0	0	1				
Mike O'Berry, R (7,2) OBP: 0.143, SLG: 0.143										0	0	0	0	0	0	0				
Inning Stats	R: 0 E: 0 K: 0 S: 4	H: 1 LOB: 1 BB: 0 P: 4	R: 0 E: 0 K: 2 S: 7	H: 0 LOB: 1 BB: 1 P: 11	R: 0 E: 0 K: 0 S: 3	H: 0 LOB: 1 BB: 1 P: 7	R: 2 E: 0 K: 0 S: 6	H: 3 LOB: 1 BB: 0 P: 6	R: 0 E: 0 K: 1 S: 6	H: 1 LOB: 0 BB: 0 P: 6	R: 0 E: 0 K: 0 S: 3	H: 1 LOB: 0 BB: 0 P: 3	R: 0 E: 0 K: 0 S: 3	H: 0 LOB: 0 BB: 0 P: 3	R: 0 E: 0 K: 0 S: 3	H: 0 LOB: 0 BB: 0 P: 3	1B: 4 2B: 2 3B: 0 HR: 0	SF: 0 SAC: 0 DP: 1 HBP: 0	WP: 0 PB: 0 SB: 0 CS: 0	PA: 34
PITCHER Dave Goltz, R (1,1) ERA: 4.62	IP: 9.0 WLS: W BF: 34 H: 6 R: 2 ER: 2 SO: 3 BB: 2 IBB: 0 HBP: 0 BLK: 0 WP: 0 HR: 0 S: 38 P: 46 ERA: 2.00 WHIP: 0.889																			

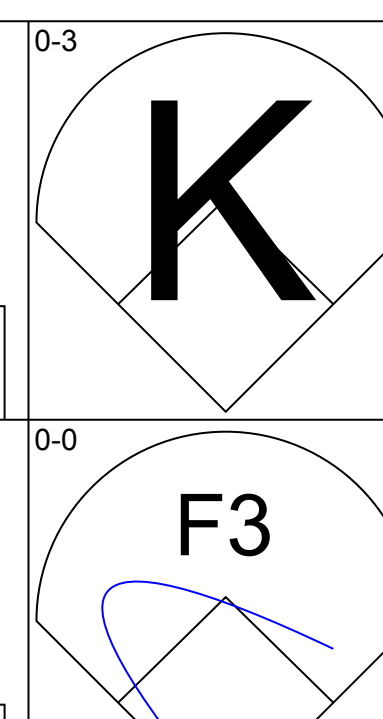
Batter	1	2	3	4	5	6	7	8	9	AB	R	H	RBI	BB	SO	LOB	BOTTOM			
Hosken Powell, L (1,9) OBP: 0.554, SLG: 0.617	K			2B	F9			K		4	1	1	0	1	2	1	Boston Red Sox @ Minnesota Twins Metropolitan Stadium, Bloomington, MI Sat Jun 02 1979, 4:33 AM EDT Att: 14,701 - Unknown - 74 F			
Rob Wilfong, L (1,4) OBP: 0.370, SLG: 0.472	4-3							F8		5	0	1	2	0	2	3				
Roy Smalley, S (1,6) OBP: 0.459, SLG: 0.597	4-3				F8			K		5	0	0	0	0	1	1				
Ken Landreaux, L (1,8) OBP: 0.370, SLG: 0.450		6-3			F8					4	0	1	0	0	0	0				
Glenn Adams, L (1,10) OBP: 0.331, SLG: 0.403										1	1	1	0	1	0	0				
Jose Morales, R (5,PH) OBP: 0.364, SLG: 0.414										1	1	0	0	1	1	1				
Ron Jackson, R (1,3) OBP: 0.327, SLG: 0.492		G3						F4		4	1	1	0	0	0	2				
Butch Wynegar, S (1,2) OBP: 0.402, SLG: 0.406								5-6-3		2	3	1	0	2	0	0				
John Castino, R (1,5) OBP: 0.352, SLG: 0.417								F9		2	0	1	2	0	0	0				
Bombo Rivera, R (1,7) OBP: 0.337, SLG: 0.385										4	1	3	4	0	0	1				
Inning Stats	R: 0 E: 0 K: 1 S: 5	H: 0 LOB: 0 BB: 0 P: 5	R: 2 E: 1 K: 1 S: 8	H: 3 LOB: 2 BB: 2 P: 16	R: 0 E: 0 K: 0 S: 4	H: 1 LOB: 1 BB: 0 P: 4	R: 2 E: 0 K: 0 S: 5	H: 2 LOB: 1 BB: 1 P: 9	R: 3 E: 0 K: 0 S: 5	H: 2 LOB: 1 BB: 2 P: 13	R: 0 E: 0 K: 2 S: 8	H: 1 LOB: 1 BB: 0 P: 8	R: 0 E: 0 K: 0 S: 3	H: 0 LOB: 0 BB: 0 P: 3	R: 1 E: 0 K: 2 S: 8	H: 1 LOB: 0 BB: 0 P: 8	1B: 7 2B: 2 3B: 0 HR: 1	SF: 1 SAC: 1 DP: 0 HBP: 0	WP: 0 PB: 0 SB: 0 CS: 0	PA: 39
PITCHER Chuck Rainey, R (1,1) ERA: 4.24 Andy Hassler, L (5,1) ERA: 8.5 Tom Burgmeier, L (5,1) ERA: 1.5	IP: 4.0 WLS: L BF: 21 H: 6 R: 4 ER: 4 SO: 4 BB: 3 IBB: 0 HBP: 0 BLK: 0 WP: 0 HR: 0 S: 22 P: 34 ERA: 9.00 WHIP: 2.250																			

AB 32
 R 2
 H 6
 RBI 2
 BB 2
 SO 3
 LOB 9



AB 32
 R 8
 H 10
 RBI 8
 BB 5
 SO 6
 LOB 9



Batter	1	2	3	4	5	6	7	8	9	AB	R	H	RBI	BB	SO	LOB	TOP					
Jerry Remy, L OBP: 0.362, SLG: 0.367			1-3		4-3			3-1		4	1	0	0	1	1	1						
Rick Burleson, R OBP: 0.302, SLG: 0.317	F3		SF9						4-3	4	2	2	1	0	0	0						
Fred Lynn, L OBP: 0.391, SLG: 0.589	F9		F4						6-3	5	1	1	2	0	0	1						
Jim Rice, R OBP: 0.394, SLG: 0.500		E5		4-3					K	5	0	1	1	0	2	1						
Carlton Fisk, R OBP: 0.162, SLG: 0.189		G6-3		6-3					K	4	0	2	2	0	0	1						
Carl Yastrzemski, L OBP: 0.376, SLG: 0.463										2	1	1	0	2	1	2						
Butch Hobson, R OBP: 0.294, SLG: 0.489				4-3						4	1	1	2	0	0	5						
Dwight Evans, R OBP: 0.315, SLG: 0.404										4	0	0	0	0	1	0						
Gary Allenson, R OBP: 0.297, SLG: 0.310										4	2	2	0	0	1	0						
Inning Stats	R: 0 E: 0 K: 1 S: 5	H: 0 LOB: 0 BB: 0 P: 5	R: 2 E: 1 K: 0 S: 5	H: 2 LOB: 0 BB: 0 P: 5	R: 1 E: 0 K: 0 S: 4	H: 1 LOB: 0 BB: 0 P: 4	R: 0 E: 0 K: 0 S: 3	H: 0 LOB: 1 BB: 1 P: 7	R: 0 E: 0 K: 0 S: 3	H: 0 LOB: 0 BB: 0 P: 3	R: 1 E: 0 K: 1 S: 7	H: 2 LOB: 2 BB: 1 P: 11	R: 4 E: 0 K: 1 S: 10	H: 5 LOB: 2 BB: 1 P: 14	R: 0 E: 0 K: 2 S: 7	H: 0 LOB: 0 BB: 0 P: 7	R: 0 E: 0 K: 1 S: 5	H: 0 LOB: 0 BB: 0 P: 5	1B: 6 2B: 2 3B: 1 HR: 1	SF: 1 SAC: 0 DP: 1 HBP: 0	WP: 0 PB: 0 SB: 0 CS: 0	PA: 40
PITCHER	IP	WLS	BF	H	R	ER	SO	BB	IBB	HBP	BLK	WP	HR	S	P	ERA	WHIP					
Geoff Zahn, L ERA: 3.42	3.0	L	12	3	3	3	1	0	0	0	0	0	1	14	14	9.00	1.000					
Mike Bacsik, R ERA: 3.94	3.0		13	2	1	1	1	2	0	0	0	0	0	13	21	3.00	1.333					
Pete Redfern, R ERA: 4.38	0.1		4	2	3	3	0	1	0	0	0	0	0	3	7	81.00	9.000					
Ken Brett, L ERA: 4.97	0.1		4	3	1	1	1	0	0	0	0	0	0	6	6	27.00	9.000					
Gary Serum, R ERA: 5.3	2.1		7	0	0	0	3	0	0	0	0	0	0	13	13	0.00	0.000					

Boston Red Sox @ Minnesota Twins
 Metropolitan Stadium, Bloomington, MI
 Sun Jun 03 1979, 4:33 AM EDT
 Att: 17,353 - Unknown - 81 F

AB 36
 R 8
 H 10
 RBI 8
 BB 3
 SO 6
 LOB 11



Batter	1	2	3	4	5	6	7	8	9	AB	R	H	RBI	BB	SO	LOB	BOTTOM					
Hosken Powell, L OBP: 0.517, SLG: 0.569	6-3		3-1		F8			K2-3		4	0	0	0	0	1	2						
Rob Wilfong, L OBP: 0.395, SLG: 0.457	F2			B5-3				3-1		4	0	0	1	0	0	0						
Roy Smalley, S OBP: 0.459, SLG: 0.595	F7									4	0	2	0	0	0	0						
Ken Landreaux, L OBP: 0.367, SLG: 0.446		F6		FC4-6				G3		4	0	1	0	0	0	2						
Ron Jackson, R OBP: 0.335, SLG: 0.508										2	1	1	1	2	0	1						
Butch Wynegar, S OBP: 0.404, SLG: 0.405										3	0	1	0	1	1	1						
Glenn Adams, L OBP: 0.321, SLG: 0.391										4	0	0	0	0	1	4						
John Castino, R OBP: 0.348, SLG: 0.410										4	0	1	0	0	0	0						
Bombo Rivera, R OBP: 0.344, SLG: 0.407										3	1	1	0	1	0	1						
Inning Stats	R: 0 E: 0 K: 0 S: 3	H: 0 LOB: 0 BB: 0 P: 3	R: 0 E: 0 K: 0 S: 2	H: 0 LOB: 1 BB: 1 P: 6	R: 0 E: 0 K: 0 S: 3	H: 0 LOB: 1 BB: 1 P: 7	R: 0 E: 0 K: 0 S: 4	H: 1 LOB: 3 BB: 2 P: 12	R: 0 E: 0 K: 0 S: 3	H: 0 LOB: 0 BB: 0 P: 3	R: 0 E: 0 K: 0 S: 4	H: 1 LOB: 1 BB: 0 P: 4	R: 0 E: 0 K: 2 S: 7	H: 0 LOB: 0 BB: 0 P: 7	R: 1 E: 0 K: 1 S: 7	H: 2 LOB: 1 BB: 0 P: 7	R: 0 E: 0 K: 0 S: 5	H: 3 LOB: 1 BB: 0 P: 5	1B: 5 2B: 1 3B: 1 HR: 1	SF: 0 SAC: 0 DP: 1 HBP: 0	WP: 0 PB: 0 SB: 1 CS: 1	PA: 36
PITCHER	IP	WLS	BF	H	R	ER	SO	BB	IBB	HBP	BLK	WP	HR	S	P	ERA	WHIP					
Steve Renko, R ERA: 3.59	6.0	W	23	5	2	2	3	0	0	0	0	0	1	19	19	6.00	1.667					
Bill Campbell, R ERA: 3.36	3.0	S	13	5	2	2	3	0	0	0	0	0	0	19	19	6.00	1.667					

Boston Red Sox @ Minnesota Twins
 Metropolitan Stadium, Bloomington, MI
 Sun Jun 03 1979, 4:33 AM EDT
 Att: 17,353 - Unknown - 81 F


AB 32
 R 2
 H 7
 RBI 2
 BB 4
 SO 3
 LOB 11



Batter	1	2	3	4	5	6	7	8	9	AB	R	H	RBI	BB	SO	LOB	TOP			
Johnny Grubb, L OBP: 0.372, SLG: 0.553	4-0 E 1B BB		0-0 G3	4-3			0-0 F3		0-0 HR	4	2	1	2	1	0	3				
Buddy Bell, R OBP: 0.316, SLG: 0.375	0-0 F9		0-3 K				0-0 F9		0-0 6-3	5	0	0	0	0	1	2				
Al Oliver, L OBP: 0.350, SLG: 0.488	0-0 4-3		0-0 2B				0-0 L7			4	0	2	1	0	0	1				
Richie Zisk, R OBP: 0.300, SLG: 0.345	0-0 FC6 1B		0-0 6-3				0-0 1B		0-3 K	4	0	2	1	0	1	1				
Pat Putnam, L OBP: 0.304, SLG: 0.414	0-0 FC6			0-0 4-3			0-0 L9		0-0 F7	4	0	0	0	0	0	3				
John Ellis, R OBP: 0.270, SLG: 0.385		0-3 K		0-0 HR			0-3 K		0-0 4-3	4	1	1	1	0	2	2				
Jim Sundberg, R OBP: 0.286, SLG: 0.331		0-0 6-3		0-0 FC4-6 1B			0-0 F8		0-0 F9	4	0	1	0	0	0	0				
Nelson Norman, S OBP: 0.264, SLG: 0.232			0-0 F9				0-0 F8		0-0 HR 1B	3	0	0	0	0	0	1				
Larvell Blanks, R OBP: 0.324, SLG: 0.343				0-0 FC4-6 2B			0-0 F8			1	1	1	0	0	0	0				
Bump Willis, S OBP: 0.338, SLG: 0.291			0-0 G3 2B 1B		0-0 2B		0-0 F9		0-0 F8	4	1	2	0	0	0	1				
Inning Stats	R: 1 E: 1 K: 0 S: 4	H: 1 LOB: 1 BB: 1 P: 8	R: 0 E: 0 K: 1 S: 5	H: 0 LOB: 0 BB: 0 P: 5	R: 1 E: 0 K: 1 S: 7	H: 2 LOB: 1 BB: 0 P: 7	R: 1 E: 0 K: 0 S: 6	H: 3 LOB: 2 BB: 0 P: 6	R: 0 E: 0 K: 1 S: 7	H: 2 LOB: 2 BB: 0 P: 7	R: 0 E: 0 K: 0 S: 3	H: 0 LOB: 0 BB: 0 P: 3	R: 0 E: 0 K: 1 S: 5	H: 0 LOB: 0 BB: 0 P: 5	R: 2 E: 0 K: 0 S: 5	H: 2 LOB: 2 BB: 0 P: 5	1B: 6 2B: 2 3B: 0 HR: 2	SF: 0 SAC: 0 DP: 0 HBP: 0	WP: 0 PB: 0 SB: 1 CS: 0	PA: 38
PITCHER	IP WLS BF H R ER SO BB IBB HBP BLK WP HR S P ERA WHIP																			
Mike Torrez, R ERA: 4.36	(1, 1)	7.0 W 30 8 3 2 3 1 0 0 0 0 0 1 35 39 2.57 1.286																		
Jim Wright, R ERA: 4.66	(8, 1)	2.0 8 2 2 2 1 0 0 0 0 0 0 1 10 10 9.00 1.000																		

Texas Rangers @ Boston Red Sox
Fenway Park, Boston, MA
Mon Jun 04 1979, 7:05 PM EDT
Att: 27,698 - Unknown - 68 F


AB	37
R	5
H	10
RBI	5
BB	1
SO	4
LOB	14



Batter	1	2	3	4	5	6	7	8	9	AB	R	H	RBI	BB	SO	LOB	BOTTOM			
Jerry Remy, L OBP: 0.360, SLG: 0.362	0-0 4-3			0-0 F9	4-0 HR BB		0-0 5-3			3	1	0	1	1	0	1				
Larry Wolfe, R OBP: 0.304, SLG: 0.176		0-0 F4			1-2 2-3 3-H HR BB					1	0	0	0	0	0	0				
Rick Burleson, R OBP: 0.306, SLG: 0.337	0-0 1B 2B		0-0 F7	0-0 1-3	0-0 HR		0-3 K			4	2	2	4	0	0	1				
Stan Papi, R OBP: 0.214, SLG: 0.357					1-H 2-H 3-H HR					1	0	0	0	0	1	0				
Fred Lynn, L OBP: 0.396, SLG: 0.590	0-0 2B G3 1B		0-0 3B 1B		4-3 1B		0-0 F7			5	2	3	0	0	0	0				
Jim Rice, R OBP: 0.398, SLG: 0.534	0-0 G3 2B 2B		0-0 SF7 3B		HR F3			0-0 F9		5	3	3	3	0	0	1				
Carl Yastrzemski, L OBP: 0.378, SLG: 0.483	0-0 G3		0-0 SF7		HR			0-0 4-3		3	1	2	3	0	0	1				
Jim Dwyer, L OBP: 0.261, SLG: 0.267					HR 1B					1	0	0	0	0	0	0				
Carlton Fisk, R OBP: 0.190, SLG: 0.238	0-0 2B		0-0 E5		HR 1B F4		0-3 K			5	1	2	1	0	1	2				
Butch Hobson, R OBP: 0.293, SLG: 0.496	0-0 5-3			0-0 F8		0-0 BB 3B	0-3 K			4	1	1	1	0	1	2				
Jack Brohamer, L OBP: 0.347, SLG: 0.386					HR BB					0	0	0	0	0	0	0				
Dwight Evans, R OBP: 0.319, SLG: 0.399		0-3 K		4-0 BB	4-0 BB HR BB		0-0 F2			2	1	0	0	2	1	0				
Mike O'Berry, R OBP: 0.182, SLG: 0.100		0-0 6-3		0-3 K	4-0 HR BB		0-3 K			3	1	0	0	1	2	1				
Inning Stats	R: 3 E: 0 K: 0 S: 7	H: 4 LOB: 1 BB: 0 P: 7	R: 0 E: 0 K: 1 S: 5	H: 0 LOB: 0 BB: 0 P: 5	R: 2 E: 1 K: 0 S: 6	H: 2 LOB: 1 BB: 0 P: 6	R: 0 E: 0 K: 1 S: 5	H: 0 LOB: 1 BB: 1 P: 9	R: 8 E: 0 K: 0 S: 10	H: 7 LOB: 2 BB: 3 P: 22	R: 0 E: 0 K: 2 S: 7	H: 0 LOB: 0 BB: 0 P: 7	R: 0 E: 0 K: 1 S: 5	H: 0 LOB: 0 BB: 0 P: 5	R: 0 E: 0 K: 1 S: 5	H: 0 LOB: 0 BB: 0 P: 5	1B: 6 2B: 2 3B: 2 HR: 3	SF: 1 SAC: 0 DP: 0 HBP: 0	WP: 0 PB: 0 SB: 0 CS: 0	PA: 42
PITCHER	IP WLS BF H R ER SO BB IBB HBP BLK WP HR S P ERA WHIP																			
Dock Ellis, R ERA: 5.93	(1, 1)	4.1 L 23 8 7 1 1 0 2 0 0 0 0 0 0 2 10 ∞ ∞																		
Doc Medich, R ERA: 10.13	(5, 1)	0.0 4 2 1 1 0 2 0 0 0 0 0 0 1 2 6 ∞ ∞																		
Dave Rajsich, L ERA: 2.76	(5, 1)	0.0 3 2 5 5 0 1 0 0 0 0 0 0 1 2 6 ∞ ∞																		
Ed Farmer, R ERA: 4.61	(5, 1)	3.2 12 1 0 0 4 0 0 0 0 0 0 0 0 20 20 0.00 0.273																		

Texas Rangers @ Boston Red Sox
Fenway Park, Boston, MA
Mon Jun 04 1979, 7:05 PM EDT
Att: 27,698 - Unknown - 68 F

AB	37
R	13
H	13
RBI	13
BB	4
SO	6
LOB	9



Batter	1	2	3	4	5	6	7	8	9	AB	R	H	RBI	BB	SO	LOB	TOP								
Johnny Grubb, L (1, 7) OBP: 0.380, SLG: 0.563	F9		1B					4-3 1B 2B	F8	5	1	3	1	0	0	1									
Buddy Bell, R (1, 5) OBP: 0.319, SLG: 0.377	FC4 1B		F4					K		4	0	2	0	0	1	2									
Al Oliver, L (1, 8) OBP: 0.344, SLG: 0.479	FC4 1-2			F9	4-3			4-3		4	0	0	0	0	0	3									
Richie Zisk, R (1, 9) OBP: 0.299, SLG: 0.343	K			F8				F9		4	0	1	1	0	1	1									
Pat Putnam, L (1, 3) OBP: 0.302, SLG: 0.408		F7		1B				4-3		4	0	1	0	0	0	1									
John Ellis, R (1, 10) OBP: 0.279, SLG: 0.390										4	0	2	0	0	1	0									
Bill Sample, R (9, PR) OBP: 0.374, SLG: 0.340	K							F7	1-3 1B	0	1	0	0	0	0	0									
Jim Sundberg, R (1, 2) OBP: 0.281, SLG: 0.324					1B				1-3 1B	4	0	0	0	0	1	3									
Bump Wills, S (1, 4) OBP: 0.337, SLG: 0.290				1-3						4	1	1	0	0	1	2									
Larvell Blanks, R (1, 6) OBP: 0.300, SLG: 0.316										3	0	0	0	0	0	1									
Oscar Gamble, L (9, PH) OBP: 0.500, SLG: 0.545				F3						1	0	1	1	0	0	0									
Nelson Norman, S (9, PR) OBP: 0.264, SLG: 0.232										0	0	0	0	0	0	0									
Inning Stats	R: 0 E: 0 K: 1 S: 6	H: 1 LOB: 1 BB: 0 P: 6	R: 0 E: 0 K: 1 S: 5	H: 0 LOB: 0 BB: 0 P: 5	R: 0 E: 0 K: 0 S: 4	H: 1 LOB: 1 BB: 0 P: 4	R: 0 E: 0 K: 0 S: 5	H: 2 LOB: 2 BB: 0 P: 5	R: 1 E: 1 K: 0 S: 5	H: 3 LOB: 1 BB: 0 P: 5	R: 0 E: 0 K: 0 S: 3	H: 0 LOB: 0 BB: 0 P: 3	R: 0 E: 0 K: 0 S: 7	H: 0 LOB: 0 BB: 0 P: 7	R: 1 E: 0 K: 1 S: 7	H: 2 LOB: 1 BB: 0 P: 7	R: 1 E: 0 K: 0 S: 5	H: 2 LOB: 1 BB: 0 P: 5	1B: 10 2B: 1 3B: 0 HR: 0	SF: 0 SAC: 0 DP: 0 HBP: 0	WP: 0 PB: 0 SB: 0 CS: 0	PA: 37			
PITCHER	IP	WLS	BF	H	R	ER	SO	BB	IBB	HBP	BLK	WP	HR	S	P	ERA	WHIP								
Dennis Eckersley, R (1, 1) ERA: 3.21	9.0	W	37	11	3	3	5	0	0	0	0	0	0	47	47	3.00	1.222								

Texas Rangers @ Boston Red Sox
Fenway Park, Boston, MA
Tue Jun 05 1979, 7:05 PM EDT
Att: 27,670 - Unknown - 68 F

AB 37
R 3
H 11
RBI 3
BB 0
SO 5
LOB 14



Batter	1	2	3	4	5	6	7	8	9	AB	R	H	RBI	BB	SO	LOB	BOTTOM								
Rick Burleson, R (1, 6) OBP: 0.299, SLG: 0.328	K	E1	F3		5-3					5	0	0	0	0	1	4									
Larry Wolfe, R (1, 4) OBP: 0.321, SLG: 0.150	HR BB	F4								3	1	0	0	2	2	2									
Fred Lynn, L (1, 8) OBP: 0.396, SLG: 0.598	1-H HR	L8								4	2	1	2	1	0	3									
Jim Rice, R (1, 7) OBP: 0.398, SLG: 0.551	F8	K								5	1	2	2	0	2	2									
Carlton Fisk, R (1, 10) OBP: 0.234, SLG: 0.319	1B 3B									5	2	3	0	0	0	0									
Carl Yastrzemski, L (1, 3) OBP: 0.365, SLG: 0.503										3	2	2	3	1	1	2									
Butch Hobson, R (1, 5) OBP: 0.291, SLG: 0.489	F8									4	0	1	0	0	0	3									
Dwight Evans, R (1, 9) OBP: 0.328, SLG: 0.410										3	1	2	0	1	0	0									
Gary Allenson, R (1, 2) OBP: 0.296, SLG: 0.320										3	0	1	1	0	1	1									
Inning Stats	R: 3 E: 0 K: 1 S: 8	H: 3 LOB: 1 BB: 1 P: 12	R: 1 E: 1 K: 1 S: 8	H: 2 LOB: 2 BB: 0 P: 8	R: 2 E: 0 K: 0 S: 6	H: 3 LOB: 1 BB: 0 P: 6	R: 1 E: 0 K: 2 S: 9	H: 2 LOB: 2 BB: 1 P: 13	R: 0 E: 0 K: 1 S: 5	H: 0 LOB: 0 BB: 0 P: 5	R: 0 E: 0 K: 2 S: 7	H: 0 LOB: 0 BB: 0 P: 7	R: 1 E: 0 K: 0 S: 4	H: 1 LOB: 2 BB: 2 P: 12	R: 1 E: 0 K: 0 S: 3	H: 1 LOB: 0 BB: 1 P: 7	1B: 5 2B: 3 3B: 1 HR: 3	SF: 1 SAC: 0 DP: 1 HBP: 0	WP: 0 PB: 0 SB: 0 CS: 0	PA: 41					
PITCHER	IP	WLS	BF	H	R	ER	SO	BB	IBB	HBP	BLK	WP	HR	S	P	ERA	WHIP								
Jon Matlack, L (1, 1) ERA: 3.81	1.0	L	9	5	4	3	1	1	0	0	0	0	1	10	14	6.00	1.500								
Doc Medich, R (2, 1) ERA: 8.84	6.0		28	6	4	4	6	3	0	0	0	0	1	37	49	6.00	1.500								
Sparky Lyle, L (8, 1) ERA: 4.5	1.0		4	1	1	1	0	1	0	0	0	0	1	3	7	9.00	2.000								

Texas Rangers @ Boston Red Sox
Fenway Park, Boston, MA
Tue Jun 05 1979, 7:05 PM EDT
Att: 27,670 - Unknown - 68 F


AB 35
R 9
H 12
RBI 8
BB 5
SO 7
LOB 17



Batter	1	2	3	4	5	6	7	8	9	AB	R	H	RBI	BB	SO	LOB	TOP					
Ralph Garr, L (1, 7) OBP: 0.353, SLG: 0.441 Rusty Torres, S (6, FH) OBP: 0.367, SLG: 0.333 (6, 7)	0-0 3-1	0-0 E2 1B		0-0 L5		0-0 F7		0-0 6-3		3	0	1	1	0	0	0						
Claudell Washington, L (1, 9) OBP: 0.300, SLG: 0.427	0-0 FC5-4 2B	0-0 S 1B		0-0 F5		0-0 FC5-4 FC6-4		0-0 1-3		5	1	2	1	0	0	1						
Chet Lemon, R (1, 8) OBP: 0.404, SLG: 0.475	1-0 FC5-4 HBP	0-0 F3				0-0 K		0-0 FC6-4		4	0	1	0	0	1	3						
Lamar Johnson, R (1, 3) OBP: 0.409, SLG: 0.489 Mike Squires, L (9, 3) OBP: 0.304, SLG: 0.323	0-0 FC5-4 2B	4-0 BB				0-0 HR		0-0 6-3		4	2	1	1	1	0	3						
Alan Bannister, R (1, 10) OBP: 0.396, SLG: 0.435	0-0	0-3 K				0-3 K		0-0 F9		5	0	1	2	0	2	3						
Eric Soderholm, R (1, 5) OBP: 0.324, SLG: 0.412	0-3 K			0-0 F8		0-3 K		0-0 HR		4	1	1	1	0	2	1						
Greg Pryor, R (1, 4) OBP: 0.361, SLG: 0.364		0-0 5-3		0-0 F9		0-0 HR		0-0 1B		4	1	2	0	0	0	0						
Mitt May, L (1, 2) OBP: 0.382, SLG: 0.656		0-0 1B E		0-0 3-1		0-0 HR		0-0 4-3		4	2	2	2	0	0	1						
Don Kessinger, S (1, 6) OBP: 0.250, SLG: 0.225		0-0 E 1B		0-0 L6		0-0 FC5-4 1B		0-0 4-3		4	1	2	0	0	0	0						
Inning Stats	R: 2 E: 0 K: 1 S: 7	H: 2 LOB: 1 BB: 0 P: 8	R: 2 E: 1 K: 1 S: 9	H: 4 LOB: 3 BB: 1 P: 13	R: 0 E: 0 K: 0 S: 3	H: 0 LOB: 0 BB: 0 P: 3	R: 0 E: 0 K: 0 S: 3	H: 0 LOB: 0 BB: 0 P: 3	R: 1 E: 0 K: 3 S: 10	H: 1 LOB: 0 BB: 0 P: 10	R: 2 E: 0 K: 0 S: 6	H: 3 LOB: 1 BB: 0 P: 6	R: 1 E: 0 K: 0 S: 5	H: 2 LOB: 1 BB: 0 P: 5	R: 0 E: 0 K: 0 S: 3	H: 0 LOB: 0 BB: 0 P: 3	R: 0 E: 0 K: 0 S: 3	H: 1 LOB: 0 BB: 0 P: 3	1B: 8 2B: 2 3B: 0 HR: 3	SF: 0 SAC: 0 DP: 1 HBP: 1	WP: 0 PB: 0 SB: 1 CS: 0	PA: 41
PITCHER	IP WLS BF H R ER SO BB IBB HBP BLK WP HR S P ERA WHIP																	PITCHER	IP WLS BF H R ER SO BB IBB HBP BLK WP HR S P ERA WHIP			
Bob Stanley, R (1, 1) ERA: 3.76	1.1 L 11 6 4 4 1 0 0 0 0 0 0 0 0 0 0 0 27.00 4.500																					
Jim Wright, R (2, 1) ERA: 5.09	3.2 16 4 3 3 4 1 0 0 0 0 0 0 2 23 27 7.36 1.364																					
Tom Burgmeier, L (6, 1) ERA: 1.71	3.0 11 2 1 1 0 0 0 0 0 0 0 0 1 11 11 3.00 0.667																					
Tom Burgmeier, L (8, 1) ERA: 1.71	3.0 11 2 1 1 0 0 0 0 0 0 0 0 1 11 11 3.00 0.667																					
Dick Drago, R (9, 1) ERA: 2.45	1.0 3 1 0 0 0 0 0 0 0 0 0 0 0 3 3 0.00 1.000																					
Batter	1	2	3	4	5	6	7	8	9	AB	R	H	RBI	BB	SO	LOB	BOTTOM					
Rick Burleson, R (1, 6) OBP: 0.296, SLG: 0.325	0-0 5-3		0-0 1B		0-0 5-3	0-0 F7	0-0 F8			5	0	1	0	0	0	4						
Jack Brohamer, L (1, 4) OBP: 0.358, SLG: 0.396 Stan Papi, R (8, FH) OBP: 0.200, SLG: 0.333 (9, 4)	0-0 4-3		0-0 F8		0-0 2B	0-0 1B	0-0 FC3-6 1B	0-0 6-3		4	1	2	0	0	0	1						
Fred Lynn, L (1, 8) OBP: 0.400, SLG: 0.601	4-0 BB		0-0 1B		0-0 F9	0-0 FC3-6 E FC1	0-0 K	0-3 K		4	1	2	1	1	1	1						
Jim Rice, R (1, 7) OBP: 0.390, SLG: 0.537	0-3 K		0-0 1-3		0-0 F9	0-0 FC1	0-0 5-3			5	1	0	0	0	1	5						
Carl Yastrzemski, L (1, 3) OBP: 0.381, SLG: 0.495		0-0 L5 1B		0-0 L9	0-0 4-3	0-0 2-3		0-0 4-3		5	0	1	1	0	0	2						
Carlton Fisk, R (1, 10) OBP: 0.288, SLG: 0.404 (8, 2)		0-0 FC5-4 1B		0-0		0-0 L7	0-0 2B	0-0 1B		5	1	4	1	0	0	0						
Butch Hobson, R (1, 5) OBP: 0.295, SLG: 0.500		0-0 L5		0-0 5-3		0-0 2B	0-0 1B	0-0 F9		5	1	2	1	0	0	4						
Dwight Evans, R (1, 9) OBP: 0.330, SLG: 0.406		0-0 FC5-4		0-0 BB		0-0 F5	0-0 1B	0-0 K		4	0	1	1	1	1	3						
Gary Allenson, R (1, 2) OBP: 0.291, SLG: 0.314 George Scott, R (6, FH) OBP: 0.295, SLG: 0.372 Mike O'Brien, L (7, 2) OBP: 0.142, SLG: 0.190 Jerry Remy, L (7, FH) OBP: 0.345, SLG: 0.362 Larry Wolke, R (8, 1) OBP: 0.345, SLG: 0.190 Tom Burgmeier, L (8, 1) OBP: 0.345, SLG: 0.190 Dick Drago, R (9, 1) ERA: 4.38		0-0 F9		0-0 6-3		0-0 BB	0-0 1B	0-0 1B		2	0	0	0	0	0	2						
Inning Stats	R: 0 E: 0 K: 1 S: 5	H: 0 LOB: 1 BB: 1 P: 9	R: 0 E: 0 K: 0 S: 4	H: 2 LOB: 1 BB: 0 P: 4	R: 0 E: 0 K: 0 S: 5	H: 2 LOB: 2 BB: 0 P: 5	R: 0 E: 0 K: 0 S: 4	H: 1 LOB: 2 BB: 1 P: 8	R: 1 E: 0 K: 0 S: 5	H: 2 LOB: 1 BB: 0 P: 5	R: 0 E: 0 K: 0 S: 4	H: 1 LOB: 2 BB: 1 P: 8	R: 4 E: 1 K: 0 S: 9	H: 5 LOB: 2 BB: 0 P: 9	R: 0 E: 0 K: 1 S: 5	H: 0 LOB: 0 BB: 0 P: 5	R: 0 E: 0 K: 1 S: 6	H: 1 LOB: 1 BB: 0 P: 6	1B: 9 2B: 6 3B: 0 HR: 0	SF: 0 SAC: 0 DP: 1 HBP: 0	WP: 0 PB: 0 SB: 0 CS: 0	PA: 44
PITCHER	IP WLS BF H R ER SO BB IBB HBP BLK WP HR S P ERA WHIP																	PITCHER	IP WLS BF H R ER SO BB IBB HBP BLK WP HR S P ERA WHIP			
Francisco Barrios, R (1, 1) ERA: 3.69	6.2 W 35 12 5 1 1 3 0 0 0 0 0 0 0 34 46 1.35 2.250																					
Steve Trout, L (7, 1) ERA: 4.38	2.1 S 9 2 0 0 2 0 0 0 0 0 0 0 0 13 13 0.00 0.857																					


Chicago White Sox @ Boston Red Sox
Fenway Park, Boston, MA
Wed Jun 06 1979, 7:05 PM EDT
Att: 26,356 - Unknown - 77 F

AB 39
R 8
H 13
RBI 8
BB 1
SO 5
LOB 13



Chicago White Sox @ Boston Red Sox
Fenway Park, Boston, MA
Wed Jun 06 1979, 7:05 PM EDT
Att: 26,356 - Unknown - 77 F

AB 41
R 5
H 14
RBI 5
BB 3
SO 3
LOB 22



Batter	1	2	3	4	5	6	7	8	9	AB	R	H	RBI	BB	SO	LOB	TOP			
Hosken Powell, L (1,9) OBP: 0.443, SLG: 0.486	1-3		K			F6		4-3		4	0	0	0	0	1	1	Minnesota Twins @ Boston Red Sox Fenway Park, Boston, MA Sun Jun 10 1979, 3:33 AM EDT Att: 34,304 - Unknown - 88 F			
Roy Smalley, S (1,6) OBP: 0.442, SLG: 0.563	K			F4				G3		4	0	1	0	0	1	0				
Ken Landreaux, L (1,8) OBP: 0.355, SLG: 0.416	F9			F5		F8			4-3	4	0	0	0	0	2					
Glenn Adams, L (1,7) OBP: 0.329, SLG: 0.383		F9		F7		CS	1B	F7		3	0	0	0	1	0					
Ron Jackson, R (1,3) OBP: 0.326, SLG: 0.471	K			HBP		K		F6		3	0	0	0	0	2	1				
Butch Wynegar, S (1,2) OBP: 0.386, SLG: 0.383				F9						3	0	2	0	0	0	1				
Rob Wilfong, L (1,4) OBP: 0.342, SLG: 0.435		1B			F2			1B		3	0	0	0	0	0	4				
John Castino, R (1,5) OBP: 0.326, SLG: 0.376			6-3		F8			K		3	0	0	0	0	1	3				
Willie Norwood, R (1,10) OBP: 0.289, SLG: 0.406			F6			CS	1B	6-3		3	0	1	0	0	0	0				
Inning Stats	R: 0 E: 0 K: 1 S: 5	H: 0 LOB: 0 BB: 0 P: 5	R: 0 E: 0 K: 1 S: 6	H: 1 LOB: 1 BB: 0 P: 6	R: 0 E: 0 K: 1 S: 5	H: 0 LOB: 0 BB: 0 P: 5	R: 0 E: 0 K: 0 S: 3	H: 0 LOB: 0 BB: 0 P: 3	R: 0 E: 0 K: 0 S: 4	H: 2 LOB: 1 BB: 0 P: 4	R: 0 E: 0 K: 2 S: 8	H: 1 LOB: 2 BB: 1 P: 12	R: 0 E: 0 K: 0 S: 3	H: 0 LOB: 0 BB: 0 P: 3	R: 0 E: 0 K: 0 S: 3	H: 0 LOB: 0 BB: 0 P: 3	1B: 4 2B: 0 3B: 0 HR: 0	SF: 0 SAC: 0 DP: 0 HBP: 1	WP: 0 PB: 0 SB: 0 CS: 1	PA: 33
PITCHER Dennis Eckersley, R (1,1) ERA: 2.9	IP: 9.0 WLS: W BF: 32 H: 4 R: 0 ER: 0 SO: 5 BB: 1 IBB: 0 HBP: 1 BLK: 0 WP: 0 HR: 0 S: 40 P: 45 ERA: 0.00 WHIP: 0.556															PITCHER				

Batter	1	2	3	4	5	6	7	8	9	AB	R	H	RBI	BB	SO	LOB	BOTTOM			
Jerry Remy, L (1,4) OBP: 0.356, SLG: 0.362	CS		1B		4-3		E5			3	1	1	0	1	0	0	Minnesota Twins @ Boston Red Sox Fenway Park, Boston, MA Sun Jun 10 1979, 3:33 AM EDT Att: 34,304 - Unknown - 88 F			
Rick Burleson, R (1,6) OBP: 0.313, SLG: 0.357	F9		1B				1B			3	0	2	0	1	0	1				
Fred Lynn, L (1,8) OBP: 0.391, SLG: 0.597			F8		4-3		1B			4	0	1	0	0	1	4				
Jim Rice, R (1,7) OBP: 0.402, SLG: 0.585	6-3			WP		K	1B			3	1	1	0	1	1	1				
Carl Yastrzemski, L (1,3) OBP: 0.387, SLG: 0.515		F8		WP		3-1	1B			4	0	2	1	0	0	0				
Carlton Fisk, R (1,10) OBP: 0.329, SLG: 0.500	4-3		1-3			HR	L8			4	1	1	0	0	0	4				
Butch Hobson, R (1,5) OBP: 0.298, SLG: 0.506	F4		SF3			HR	F4			3	1	1	3	0	0	0				
Dwight Evans, R (1,9) OBP: 0.340, SLG: 0.427			F8		F6		K			4	1	1	1	0	1	1				
Gary Allenson, R (1,2) OBP: 0.282, SLG: 0.297			K		6-3		F7			4	0	0	0	0	2	0				
Inning Stats	R: 0 E: 0 K: 0 S: 3	H: 1 LOB: 1 BB: 1 P: 7	R: 0 E: 0 K: 0 S: 3	H: 0 LOB: 0 BB: 0 P: 3	R: 0 E: 0 K: 1 S: 7	H: 2 LOB: 2 BB: 0 P: 7	R: 1 E: 0 K: 0 S: 5	H: 2 LOB: 1 BB: 0 P: 5	R: 0 E: 0 K: 0 S: 3	H: 0 LOB: 1 BB: 1 P: 7	R: 3 E: 0 K: 1 S: 8	H: 3 LOB: 0 BB: 0 P: 8	R: 1 E: 1 K: 1 S: 7	H: 2 LOB: 2 BB: 1 P: 11	R: 0 E: 0 K: 2 S: 7	H: 0 LOB: 0 BB: 0 P: 7	1B: 7 2B: 1 3B: 0 HR: 2	SF: 1 SAC: 0 DP: 0 HBP: 0	WP: 1 PB: 0 SB: 0 CS: 1	PA: 36
PITCHER Paul Hartzell, R (1,1) ERA: 5.04 Mike Marshall, R (7,1) ERA: 1.82	IP: 6.0 WLS: L BF: 27 H: 8 R: 4 ER: 4 SO: 2 BB: 2 IBB: 0 HBP: 0 BLK: 0 WP: 1 HR: 2 S: 29 P: 37 ERA: 6.00 WHIP: 1.667															PITCHER				

AB	30
R	0
H	4
RBI	0
BB	1
SO	5
LOB	12



AB	32
R	5
H	10
RBI	5
BB	3
SO	5
LOB	11



Batter	1	2	3	4	5	6	7	8	9	10	AB	R	H	RBI	BB	SO	LOB	TOP	
Jerry Remy, L OBP: 0.358, SLG: 0.361 (1.4)	F8		4-3			SH1			1-3 1B	SH	3	0	1	1	0	0	1		
Rick Burleson, R OBP: 0.307, SLG: 0.349 (1.6)	5-3		PO	5-3		F7			F8	6-3	5	0	0	1	0	0	3		
Fred Lynn, L OBP: 0.391, SLG: 0.589 (1.8)	BB				K	4-3			1-3	FC6-4 BB	3	0	0	0	2	1	2		
Jim Rice, R OBP: 0.398, SLG: 0.575 (1.7)	F7				BB				6-3	FC6-4	4	0	0	0	1	0	4		
Carl Yastrzemski, L OBP: 0.391, SLG: 0.505 (1.3)		4-3		4-3		4-3			4-3	G3	4	0	0	0	0	0	1		
Carlton Fisk, R OBP: 0.324, SLG: 0.479 (1.10)		6-3				P4			5-3	BB 2B	3	1	0	0	1	0	0		
Butch Hobson, R OBP: 0.303, SLG: 0.503 (1.5)		K				G5-4-3 1B			F8	2B SH BB	3	1	1	0	1	1	0		
Dwight Evans, R OBP: 0.343, SLG: 0.431 (1.9)						G5-4-3			F8	SH 2B	3	1	1	1	1	0	1		
Gary Allenson, R OBP: 0.286, SLG: 0.294 Jack Brohamer, L OBP: 0.352, SLG: 0.388 George Scott, R OBP: 0.299, SLG: 0.372 Mike O'Berry, R OBP: 0.250, SLG: 0.100 (1.2)						SH1-4			F2	SH 6-3 IBB	1	0	0	0	1	0	0		
Inning Stats	R: 0 E: 0 K: 0 S: 3	H: 0 LOB: 1 BB: 1 P: 7	R: 0 E: 0 K: 1 S: 5	H: 0 LOB: 0 BB: 0 P: 5	R: 0 E: 0 K: 0 S: 2	H: 0 LOB: 0 BB: 1 P: 6	R: 0 E: 0 K: 1 S: 5	H: 0 LOB: 1 BB: 1 P: 9	R: 0 E: 0 K: 0 S: 3	H: 0 LOB: 0 BB: 0 P: 3	R: 0 E: 0 K: 0 S: 3	H: 0 LOB: 0 BB: 0 P: 3	R: 0 E: 0 K: 0 S: 4	H: 1 LOB: 1 BB: 0 P: 4	R: 4 E: 1 K: 0 S: 5	H: 1 LOB: 2 BB: 4 P: 21	1B: 2 2B: 1 3B: 0 HR: 0	SF: 0 SAC: 3 DP: 1 HBP: 0	WP: 0 PA: 41
PITCHER	IP 9.1	WLS L	BF 34	H 2	R 2	ER 2	SO 2	BB 6	IBB 0	HBP 0	BLK 0	WP 0	HR 0	S 32	P 56	ERA 1.93	WHIP 0.857		
Steve Busby, R ERA: 2.87 (1.1)	0.0	1	1	0	0	0	0	0	0	0	0	0	0	1	1	∞	∞		
Marty Pattin, R ERA: 3.49 (10.1)	0.2	5	0	2	1	0	1	1	0	0	0	0	0	3	11	13.50	1.500		
Al Hrabosky, L ERA: 4.19 (10.1)																			

Boston Red Sox @ Kansas City Royals
Royals Stadium, Kansas City, MO
Mon Jun 11 1979, 8:05 PM EDT
Att: 39,758 - Unknown

AB	29
R	4
H	3
RBI	3
BB	8
SO	2
LOB	12



Batter	1	2	3	4	5	6	7	8	9	10	AB	R	H	RBI	BB	SO	LOB	BOTTOM	
Willie Wilson, S OBP: 0.378, SLG: 0.453 (1.8)	K		FC4-6			F8		6-3			4	0	0	0	0	1	2		
Steve Braun, L OBP: 0.400, SLG: 0.455 (1.7)	K		L4			1B			L7		4	0	1	0	0	1	2		
Amos Otis, R OBP: 0.390, SLG: 0.437 (1.10)	G3					K			6-3		4	0	0	0	0	1	1		
George Brett, L OBP: 0.386, SLG: 0.542 (1.5)		4-3				F7		P4	F9		4	0	0	0	0	0	1		
Darrell Porter, L OBP: 0.435, SLG: 0.471 (1.2)		F7				F9			F5		4	0	0	0	0	0	0		
Al Cowens, R OBP: 0.380, SLG: 0.497 (1.9)		4-3				FC6-4 1B			CS 1B		4	0	2	0	0	0	0		
Ralph LaCock, L OBP: 0.345, SLG: 0.390 (1.3)						FC4-6 1B HBP			G3		3	0	0	0	0	0	2		
U L Washington, S OBP: 0.297, SLG: 0.347 (1.4)						L7			FC6-4		3	0	0	0	0	0	2		
Todd Cruz, R OBP: 0.235, SLG: 0.327 (1.6)						L8			K		3	0	1	0	0	1	1		
Inning Stats	R: 0 E: 0 K: 2 S: 7	H: 0 LOB: 0 BB: 0 P: 7	R: 0 E: 0 K: 0 S: 3	H: 0 LOB: 0 BB: 0 P: 3	R: 0 E: 0 K: 0 S: 4	H: 1 LOB: 2 BB: 0 P: 5	R: 0 E: 0 K: 1 S: 5	H: 0 LOB: 0 BB: 0 P: 5	R: 0 E: 1 K: 0 S: 4	H: 1 LOB: 1 BB: 0 P: 4	R: 0 E: 0 K: 0 S: 4	H: 1 LOB: 1 BB: 0 P: 4	R: 0 E: 0 K: 0 S: 3	H: 0 LOB: 0 BB: 0 P: 3	R: 0 E: 0 K: 0 S: 3	H: 0 LOB: 0 BB: 0 P: 3	1B: 4 2B: 0 3B: 0 HR: 0	SF: 0 SAC: 0 DP: 0 HBP: 1	WP: 0 PA: 34
PITCHER	IP 10.0	WLS W	BF 34	H 4	R 0	ER 0	SO 4	BB 0	IBB 0	HBP 1	BLK 0	WP 0	HR 0	S 41	P 42	ERA 0.00	WHIP 0.400		
Bob Stanley, R ERA: 3.29 (1.1)																			

Boston Red Sox @ Kansas City Royals
Royals Stadium, Kansas City, MO
Mon Jun 11 1979, 8:05 PM EDT
Att: 39,758 - Unknown

AB	33
R	0
H	4
RBI	0
BB	0
SO	4
LOB	11




Batter	1	2	3	4	5	6	7	8	9	10	AB	R	H	RBI	BB	SO	LOB				
Jerry Remy, L OBP: 0.355, SLG: 0.358 (1.4)	G3	1-3			6-3		1-2 1B		L7		5	0	1	0	0	0	1				
Rick Burleson, R OBP: 0.300, SLG: 0.341 (1.6)	4-3		4-3			6-3	P4			P5	5	0	0	0	0	0	2				
Fred Lynn, L OBP: 0.392, SLG: 0.585 (1.8)	3-1		L9							4-3	5	1	2	0	0	0	0				
Jim Rice, R OBP: 0.398, SLG: 0.569 (1.7)		BB E 1B		F9			L9		F9		4	1	1	0	1	0	2				
Carl Yastrzemski, L OBP: 0.391, SLG: 0.517 (1.3)			E BB 1B FC6-4		F7		4-3			HR	5	2	2	2	0	1	2				
Carlton Fisk, R OBP: 0.333, SLG: 0.473 (1.10)		FC6-4 E SF9 BB		3-1				1B SF7 1B		1-3	3	2	1	0	1	0	0				
Butch Hobson, R OBP: 0.299, SLG: 0.497 Jack Brohamer, L OBP: 0.357, SLG: 0.392 (4.5)		E5 FC6-4		L7				1B 1B		G3	2	0	0	1	0	0	2				
Dwight Evans, R OBP: 0.336, SLG: 0.422 (1.9)		FC6-4			K				P6		4	0	0	1	0	1	4				
Gary Allenson, R OBP: 0.281, SLG: 0.292 Jim Dwyer, L OBP: 0.265, SLG: 0.258 Mike O'Berry, R OBP: 0.231, SLG: 0.091 (7.2)		SF9			F2			SF7		K	1	0	0	1	0	0	0				
											1	0	0	0	0	1	0				
Inning Stats	R: 0 E: 0 K: 0 S: 3	H: 0 LOB: 0 BB: 0 P: 3	R: 3 E: 1 K: 0 S: 5	H: 1 LOB: 1 BB: 2 P: 13	R: 0 E: 0 K: 0 S: 3	H: 0 LOB: 0 BB: 0 P: 3	R: 0 E: 0 K: 1 S: 5	H: 0 LOB: 0 BB: 0 P: 5	R: 0 E: 0 K: 0 S: 4	H: 1 LOB: 1 BB: 0 P: 4	R: 1 E: 0 K: 0 S: 6	H: 3 LOB: 2 BB: 0 P: 6	R: 2 E: 0 K: 0 S: 5	H: 2 LOB: 0 BB: 0 P: 5	R: 0 E: 0 K: 1 S: 5	H: 0 LOB: 0 BB: 0 P: 5	R: 0 E: 0 K: 1 S: 6	H: 1 LOB: 1 BB: 0 P: 6	1B: 7 2B: 0 3B: 0 HR: 1	SF: 2 SAC: 0 DP: 0 HBP: 0	WP: 0 PA: 41
PITCHER	IP 9.0	WLS 37	BF 7	H 6	R 5	ER 2	SO 2	BB 2	IBB 0	HBP 0	BLK 0	WP 0	HR 1	S 39	P 47	ERA 5.00	WHIP 1.000				
Rich Gale, R ERA: 5.05 Al Hrabosky, L ERA: 4.08 (10.1)	1.0	W	4	1	0	0	1	0	0	0	0	0	0	6	6	0.00	1.000				

TOP

Boston Red Sox @ Kansas City Royals
Royals Stadium, Kansas City, MO
Tue Jun 12 1979, 8:05 PM EDT
Att: 26,943 - Unknown - 84 F

livebaseballscores.com

AB 37
R 6
H 8
RBI 6
BB 2
SO 3
LOB 13



WP: 0 PA: 41
PB: 0
SB: 0
CS: 0

Batter	1	2	3	4	5	6	7	8	9	10	AB	R	H	RBI	BB	SO	LOB				
Willie Wilson, S OBP: 0.379, SLG: 0.451 (1.8)	FC2 S 5-3 1B	G3					1-4-3		E7 HR		5	2	2	0	0	0	0				
Steve Braun, L OBP: 0.418, SLG: 0.511 (1.7)	5-3 FC2 BB		1B BB		F7		4-3		HR		3	2	1	2	2	0	1				
Amos Otis, R OBP: 0.387, SLG: 0.432 (1.10)	FC2 5-3		1B 2B 1B		F7		F9		P6		5	1	1	0	0	0	2				
George Brett, L OBP: 0.387, SLG: 0.539 (1.5)	5-3		2B 1B		K			F5		2B SF9 1B	5	2	2	2	0	1	2				
Darrell Porter, L OBP: 0.412, SLG: 0.486 (1.2)			2B 1B		WP 1B			F8		2B	4	0	3	2	1	0	0				
Al Cowens, R OBP: 0.375, SLG: 0.490 (1.9)	F3		P3		F7					SF9	4	0	1	1	0	0	5				
Ralph LaCock, L OBP: 0.343, SLG: 0.383 (1.3)	4-3		L6-4 IBB				K		F8		3	0	0	0	1	1	4				
Frank White, R OBP: 0.333, SLG: 0.457 (1.4)		L8	L6-4				6-3		F8		4	0	0	0	0	0	2				
Todd Cruz, R OBP: 0.222, SLG: 0.308 Tom Poquette, L OBP: 0.214, SLG: 0.192 U.L. Washington, S OBP: 0.297, SLG: 0.347 (10.6)		1-3			6-3		6-3		F2		3	0	0	0	0	0	0				
											1	0	0	0	0	0	0				
											0	0	0	0	0	0	0				
Inning Stats	R: 1 E: 0 K: 0 S: 5	H: 1 LOB: 3 BB: 2 P: 13	R: 0 E: 0 K: 0 S: 3	H: 0 LOB: 0 BB: 0 P: 3	R: 3 E: 0 K: 0 S: 5	H: 3 LOB: 1 BB: 2 P: 13	R: 0 E: 0 K: 0 S: 3	H: 1 LOB: 0 BB: 0 P: 3	R: 0 E: 0 K: 1 S: 6	H: 1 LOB: 1 BB: 0 P: 6	R: 0 E: 0 K: 0 S: 5	H: 0 LOB: 0 BB: 0 P: 5	R: 0 E: 0 K: 0 S: 4	H: 1 LOB: 1 BB: 0 P: 4	R: 2 E: 1 K: 0 S: 5	H: 1 LOB: 0 BB: 0 P: 5	R: 1 E: 0 K: 0 S: 3	H: 2 LOB: 1 BB: 0 P: 3	1B: 7 2B: 3 3B: 0 HR: 1	SF: 1 SAC: 0 DP: 1 HBP: 0	WP: 1 PA: 42
PITCHER	IP 2.0	WLS 14	BF 4	H 4	R 4	ER 0	SO 4	BB 2	IBB 0	HBP 0	BLK 0	WP 0	HR 0	S 11	P 23	ERA 18.00	WHIP 3.000				
Chuck Rainey, R ERA: 4.37 Joel Finch, R ERA: Dick Drago, R ERA: 2.54 (8.1)	5.0	L	16	2	0	0	2	0	1	0	0	0	1	0	19	23	0.00	0.400			
	2.1	L	12	4	3	1	0	0	0	0	0	0	1	12	12	3.86	1.714				

BOTTOM

Boston Red Sox @ Kansas City Royals
Royals Stadium, Kansas City, MO
Tue Jun 12 1979, 8:05 PM EDT
Att: 26,943 - Unknown - 84 F

livebaseballscores.com

AB 37
R 7
H 10
RBI 7
BB 4
SO 2
LOB 16



WP: 1 PA: 42
PB: 0
SB: 1
CS: 1

Batter	1	2	3	4	5	6	7	8	9	AB	R	H	RBI	BB	SO	LOB	TOP								
Jerry Remy, L (1,4) OBP: 0.350, SLG: 0.353	6-3		1B	F9		6-3		L8	F8	6	1	1	0	0	0	1									
Rick Burleson, R (1,6) OBP: 0.305, SLG: 0.349	F7		1B					P6	6-3	6	1	3	0	0	0	0									
Fred Lynn, L (1,8) OBP: 0.390, SLG: 0.583	K		1B	F8				P4		1	0	0	0	0	1	0									
Tom Poquette, L (2,8) OBP: 0.250, SLG: 0.233			1B							4	0	2	0	0	0	2									
Jim Rice, R (1,7) OBP: 0.398, SLG: 0.565		P3		5-3						5	1	2	2	0	0	3									
Carlton Fisk, R (1,10) OBP: 0.349, SLG: 0.494		P4						L8		5	2	3	0	0	0	2									
Carl Yastrzemski, L (1,3) OBP: 0.390, SLG: 0.516		G5-3						L8		2	1	1	0	2	0	2									
Dwight Evans, R (1,9) OBP: 0.342, SLG: 0.441										3	1	2	3	1	0	2									
Larry Wolfe, R (1,5) OBP: 0.400, SLG: 0.467										4	3	2	2	1	0	4									
Gary Allenson, R (1,2) OBP: 0.286, SLG: 0.320										5	1	2	4	0	2	3									
Inning Stats	R: 0 E: 0 K: 1 S: 5	H: 0 LOB: 0 BB: 0 P: 5	R: 0 E: 0 K: 0 S: 3	H: 1 LOB: 1 BB: 1 P: 7	R: 3 E: 0 K: 1 S: 10	H: 5 LOB: 2 BB: 0 P: 10	R: 2 E: 0 K: 0 S: 7	H: 4 LOB: 2 BB: 0 P: 7	R: 0 E: 0 K: 0 S: 3	H: 0 LOB: 2 BB: 1 P: 8	R: 0 E: 0 K: 0 S: 4	H: 2 LOB: 1 BB: 0 P: 4	R: 1 E: 0 K: 1 S: 7	H: 3 LOB: 1 BB: 0 P: 7	R: 0 E: 0 K: 0 S: 3	H: 0 LOB: 0 BB: 0 P: 3	R: 5 E: 0 K: 0 S: 6	H: 3 LOB: 0 BB: 2 P: 14	1B: 12 2B: 3 3B: 0 HR: 4	SF: 1 SAC: 0 DP: 2 HBP: 1	WP: 0 PB: 0 SB: 0 CS: 1	PA: 47			
PITCHER	IP	WLS	BF	H	R	ER	SO	BB	IBB	HBP	BLK	WP	HR	S	P	ERA	WHIP								
Larry Gura, L (1,1) ERA: 5.79	3.0	L	18	9	5	5	2	1	0	0	0	0	3	21	25	15.00	3.333								
Eduardo Rodriguez, R (4,1) ERA: 4.85	5.1		26	8	5	5	1	2	1	1	0	0	0	24	37	8.44	1.875								
Steve Mingo, L (9,1) ERA: 4.66	0.2		3	1	1	1	0	0	0	0	0	0	1	3	3	13.50	1.500								

Boston Red Sox @ Kansas City Royals
 Royals Stadium, Kansas City, MO
 Wed Jun 13 1979, 8:05 PM EDT
 Att: 27,940 - Unknown - 86 F

AB 41
 R 11
 H 18
 RBI 11
 BB 4
 SO 3
 LOB 19

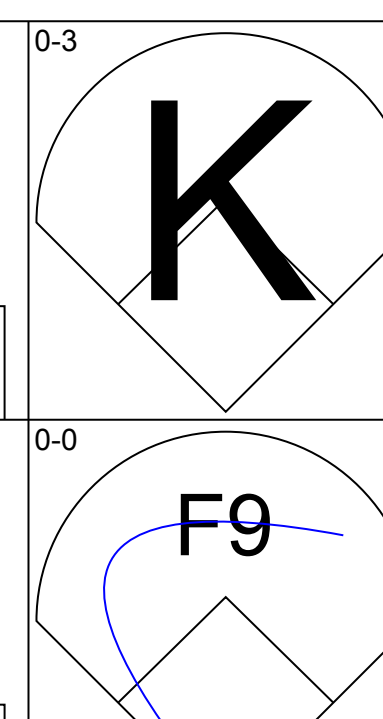
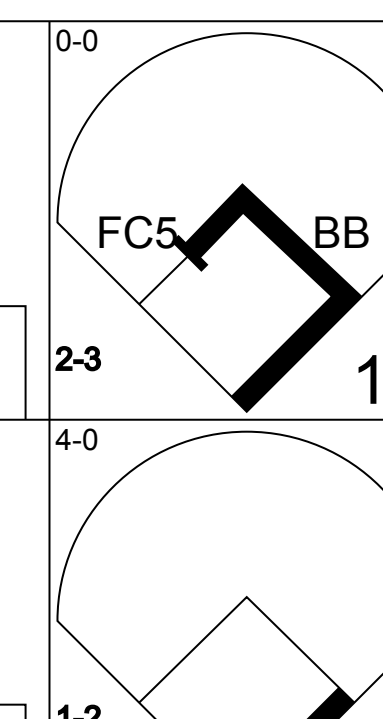
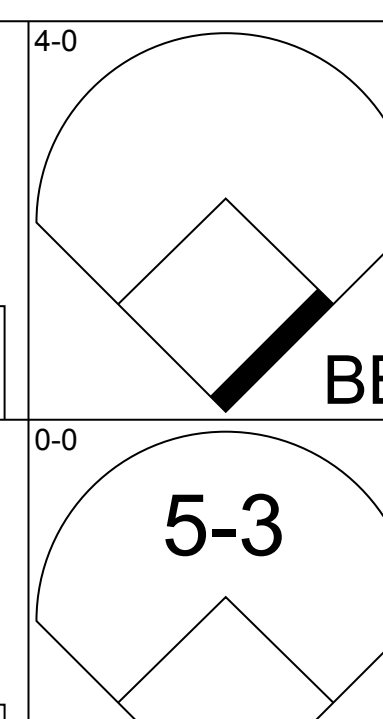
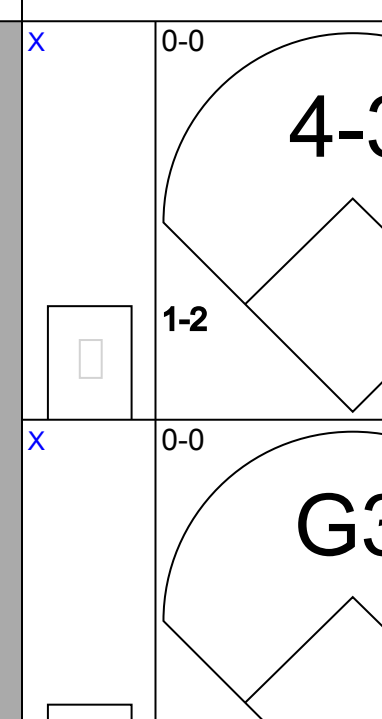
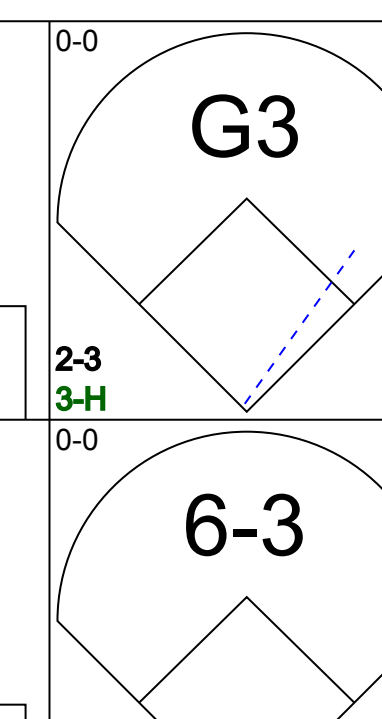
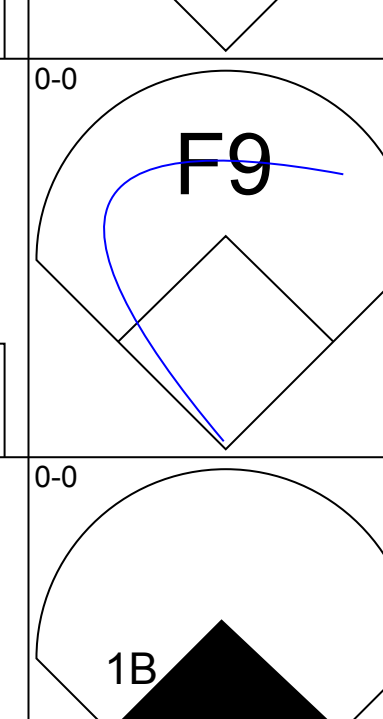
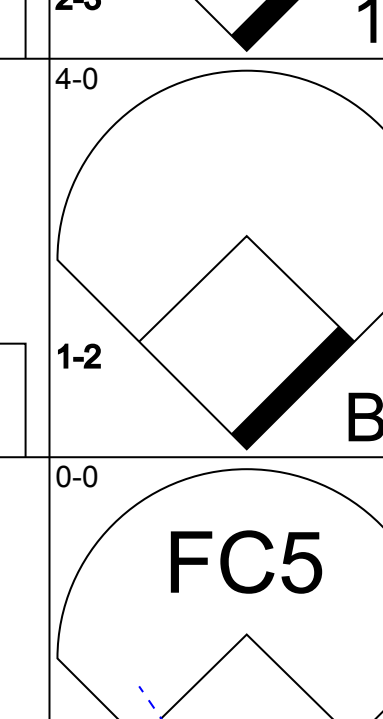
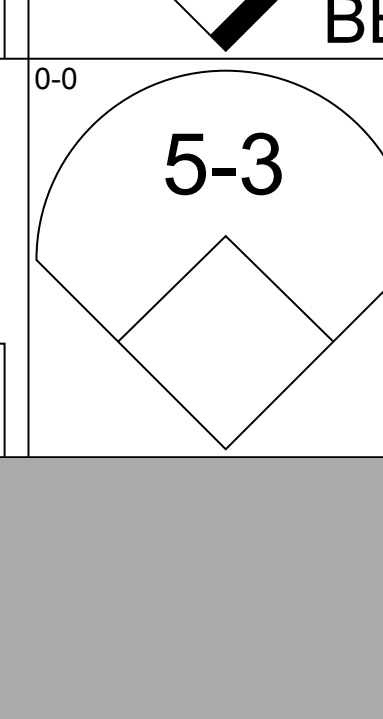
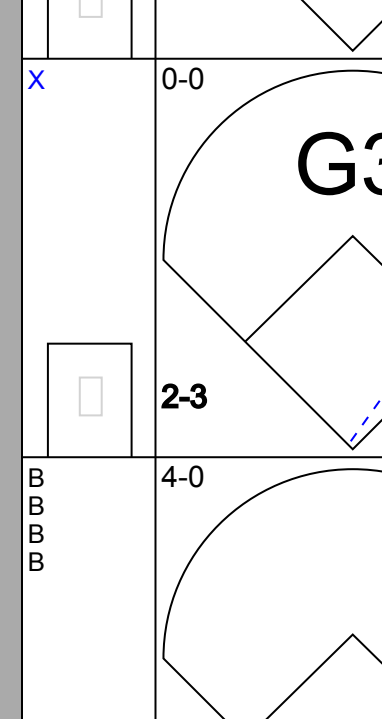
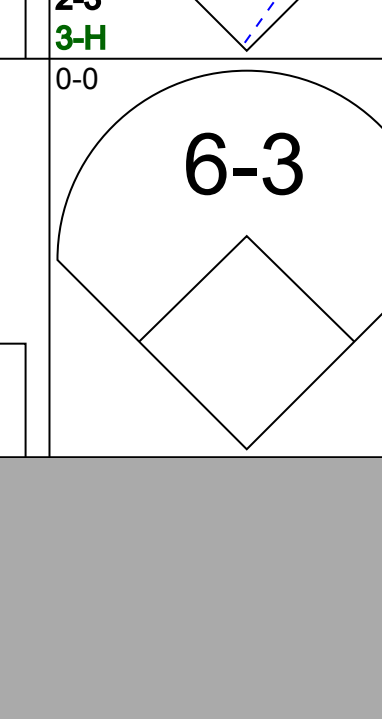
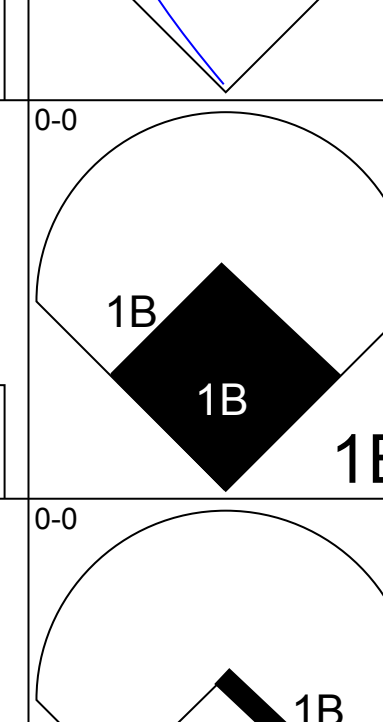
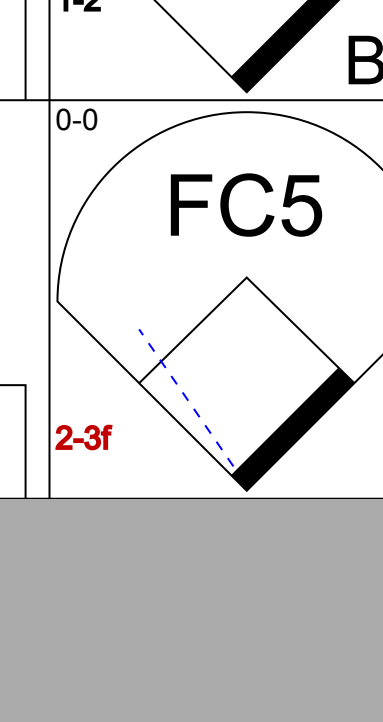
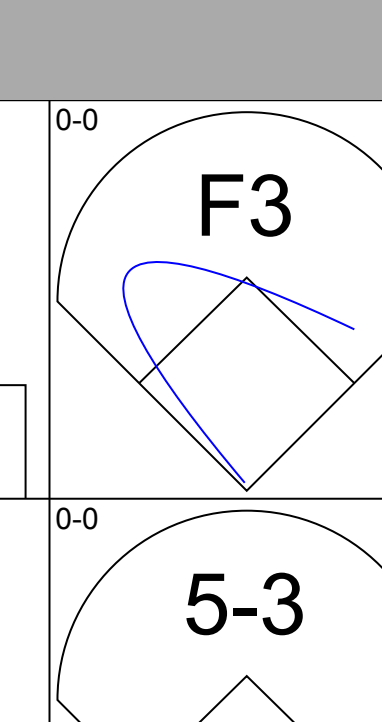
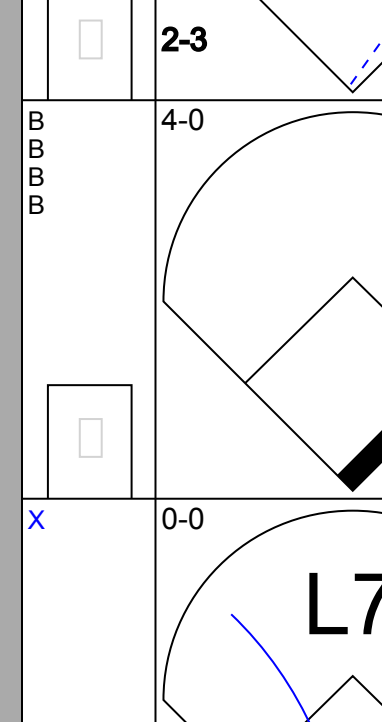
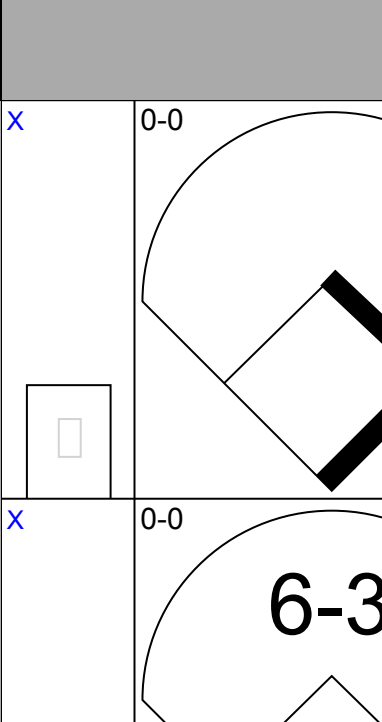
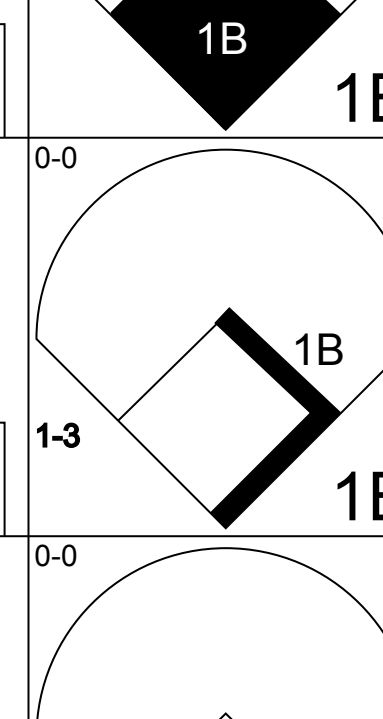
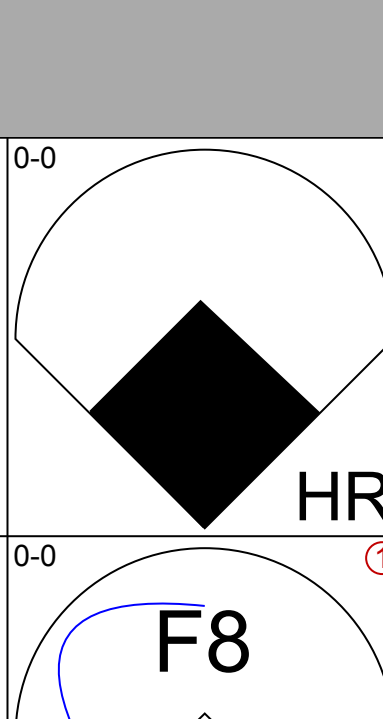
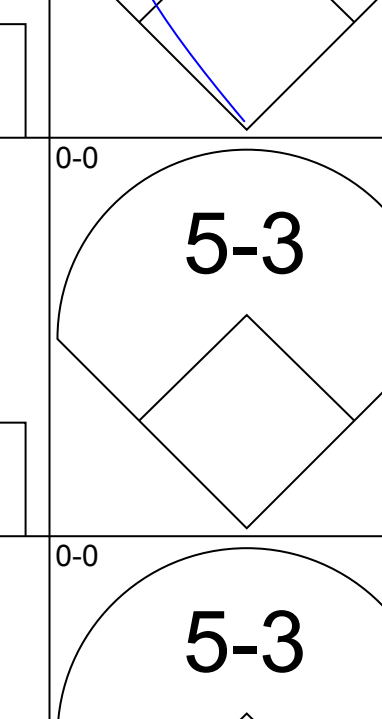
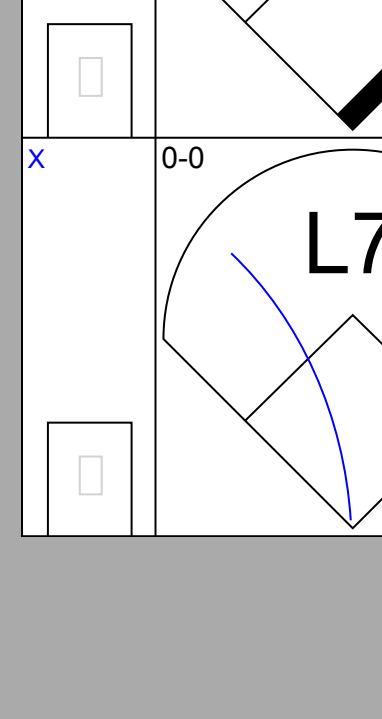
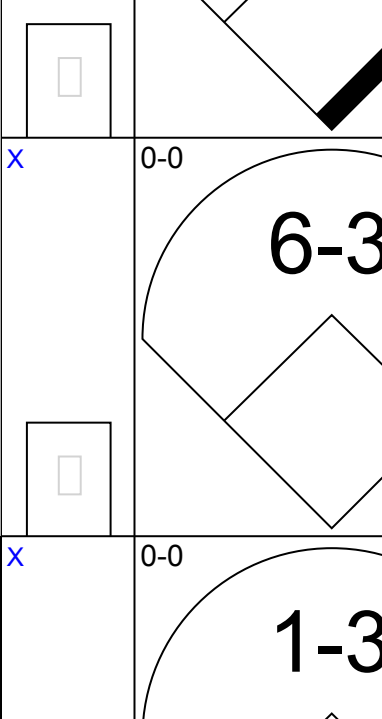
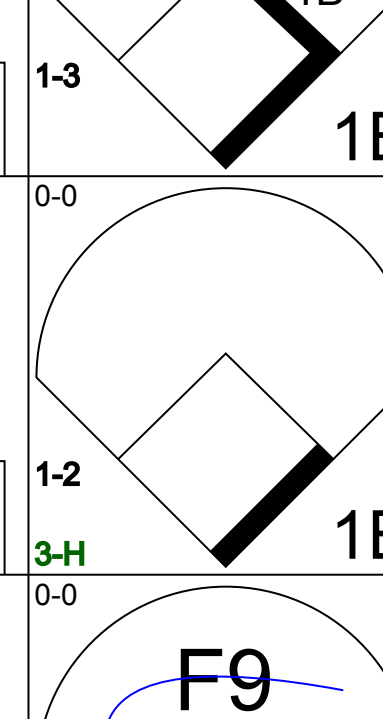
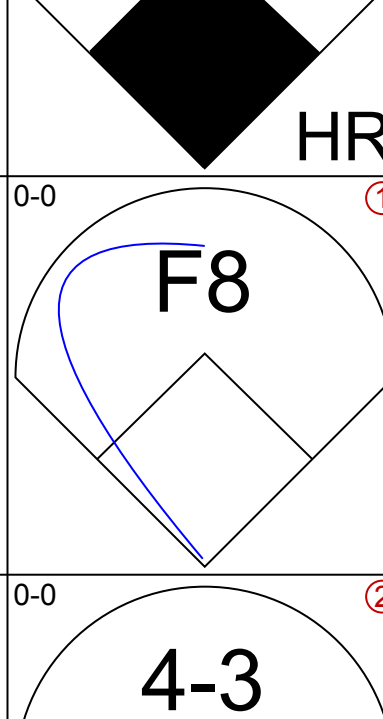
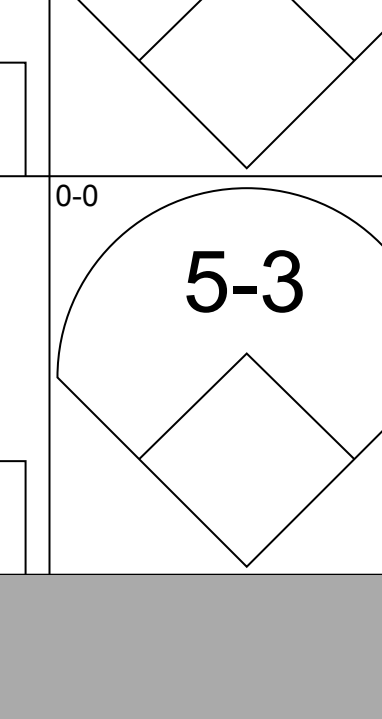
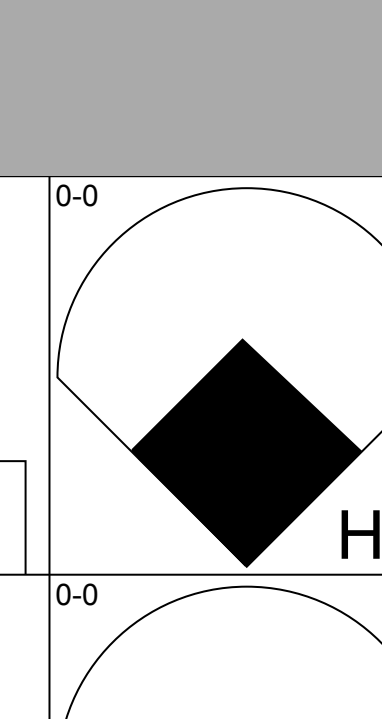
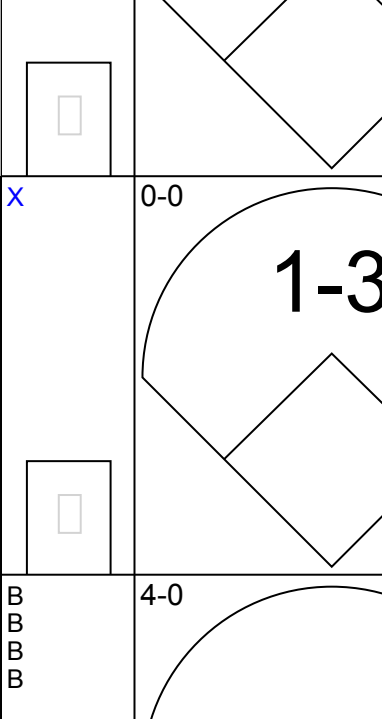
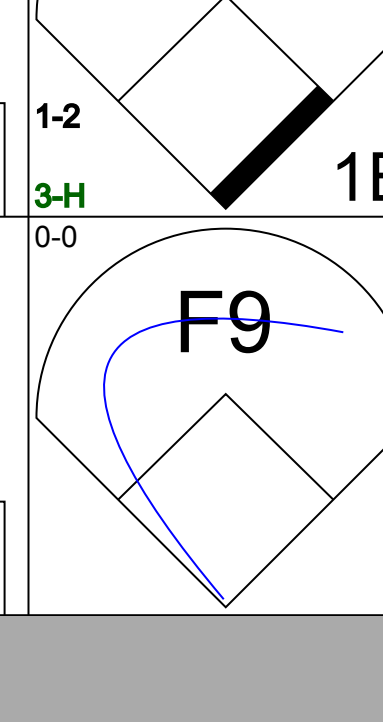
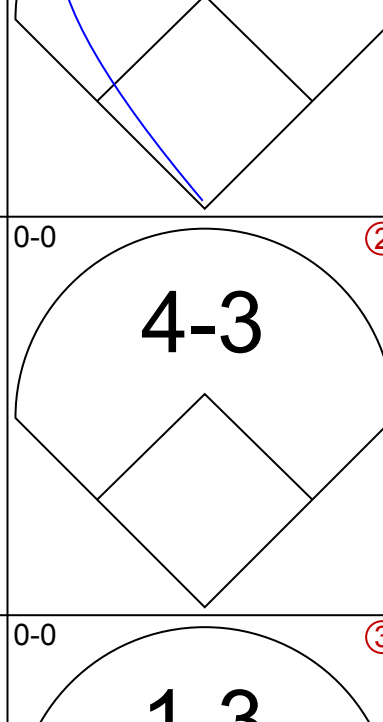
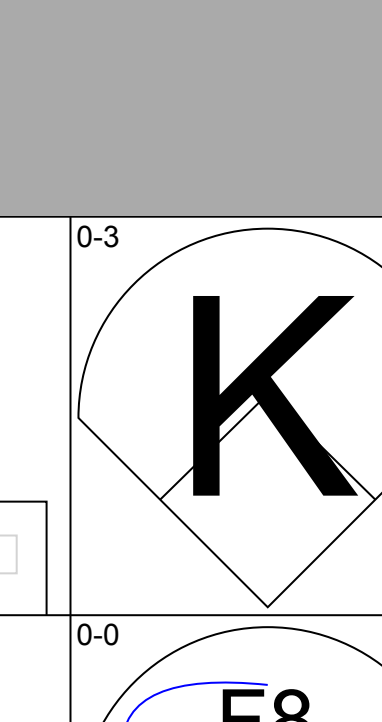
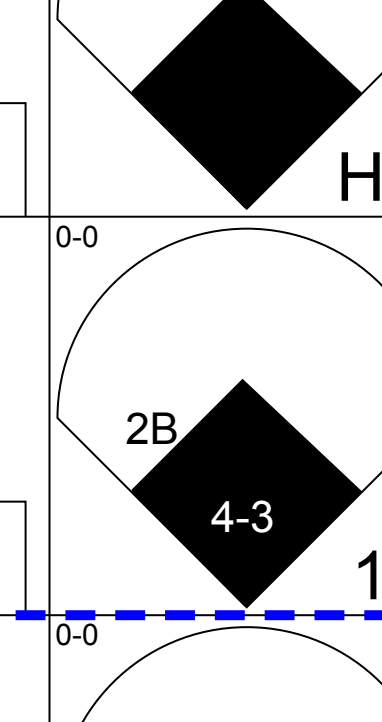
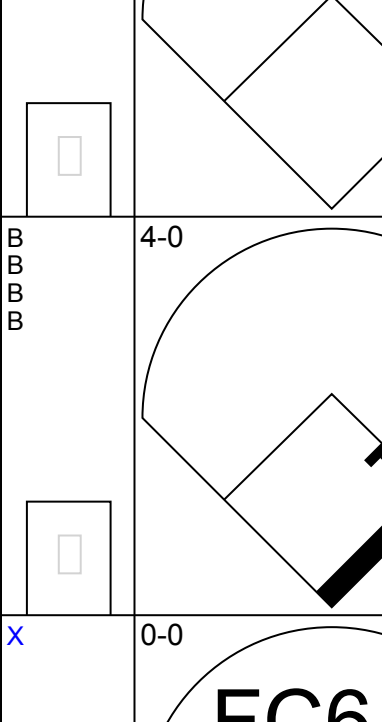
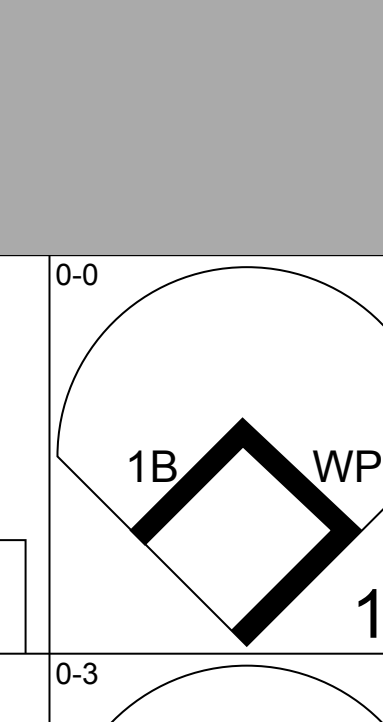
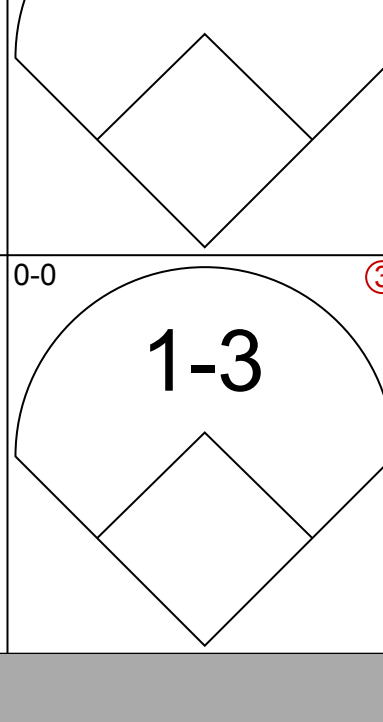
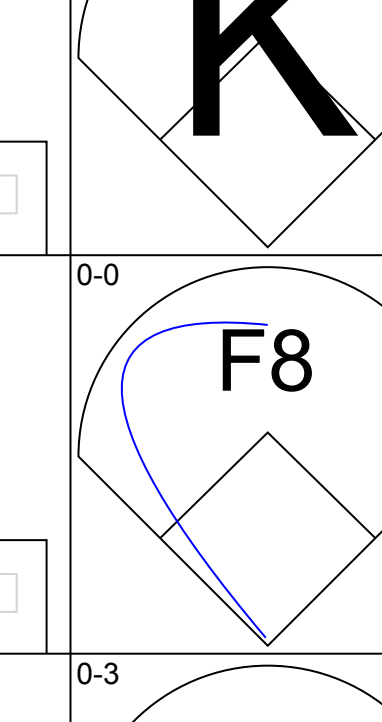
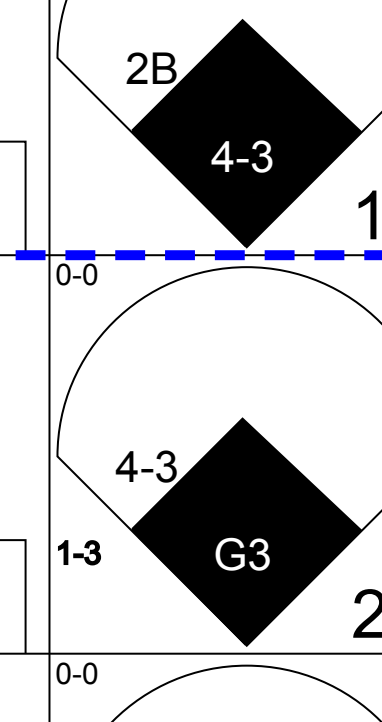
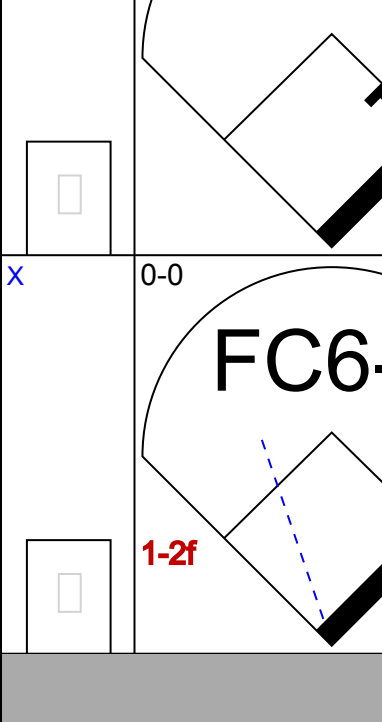
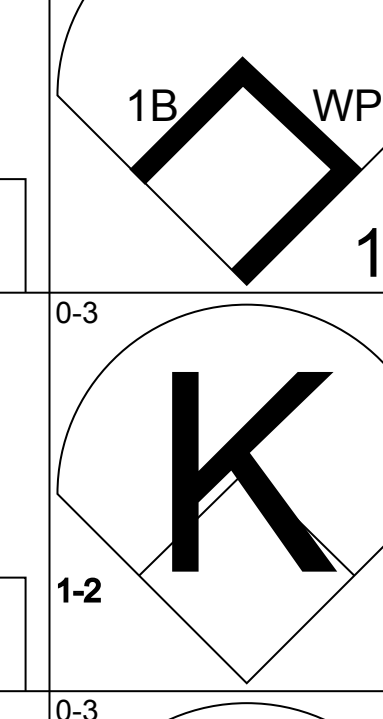
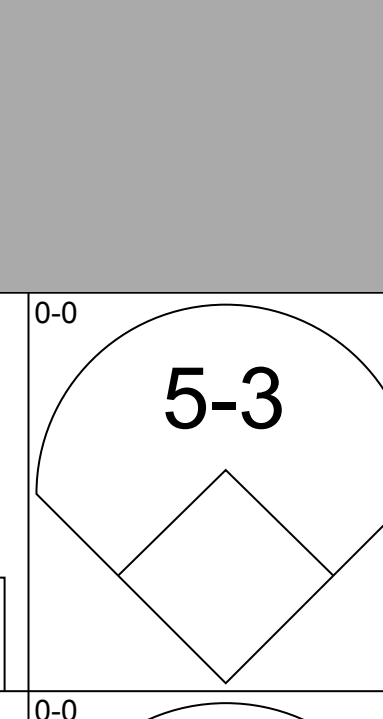
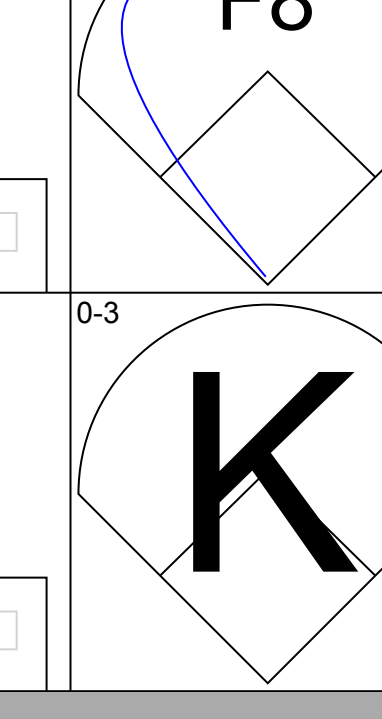
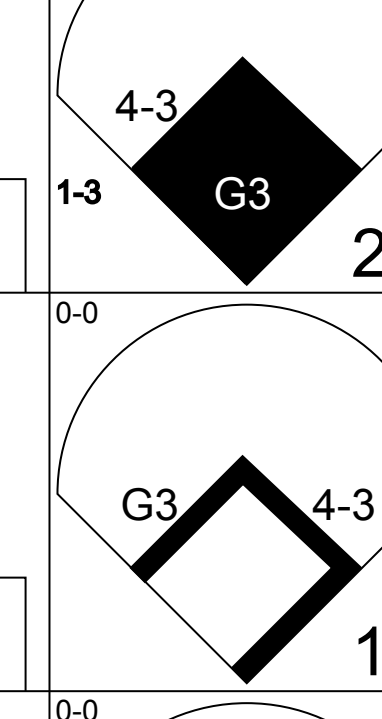
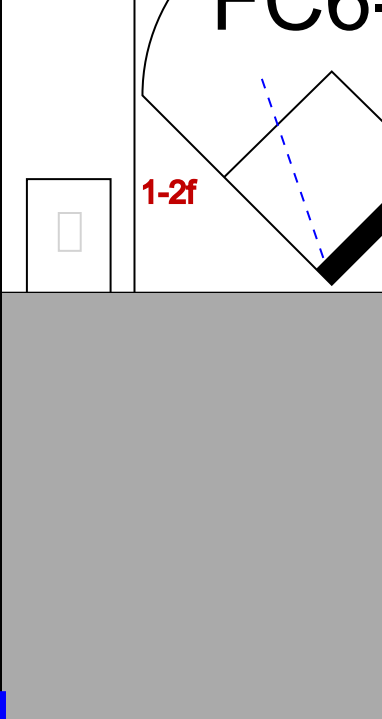
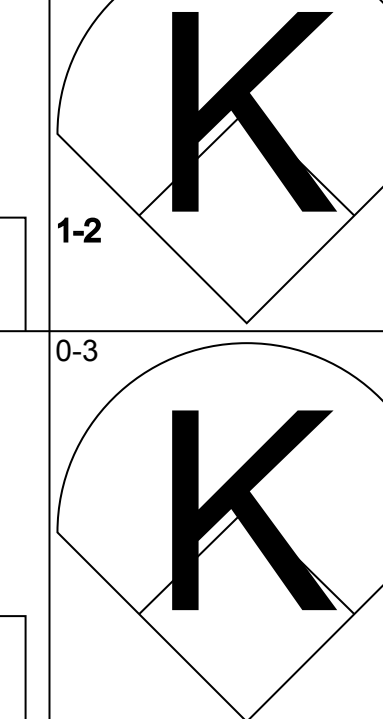
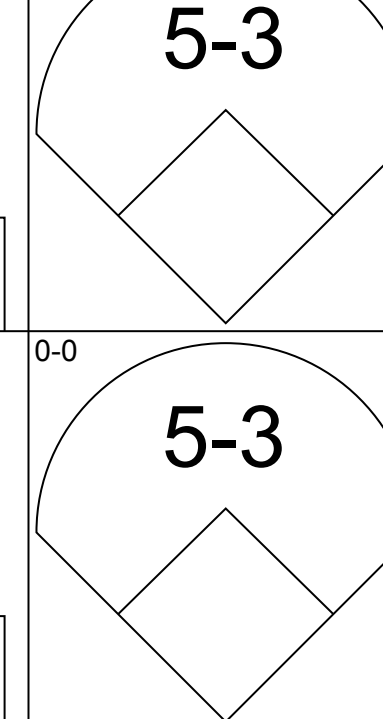
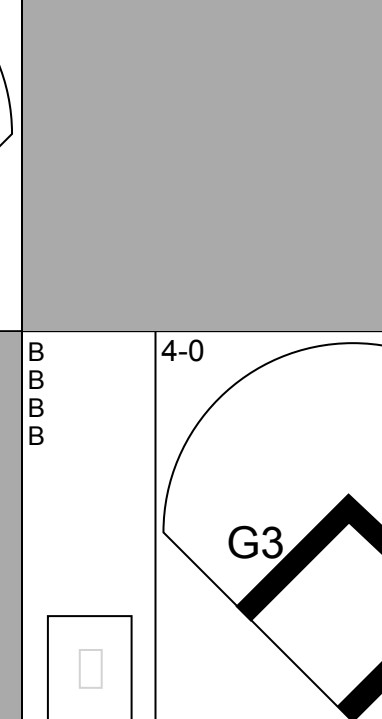
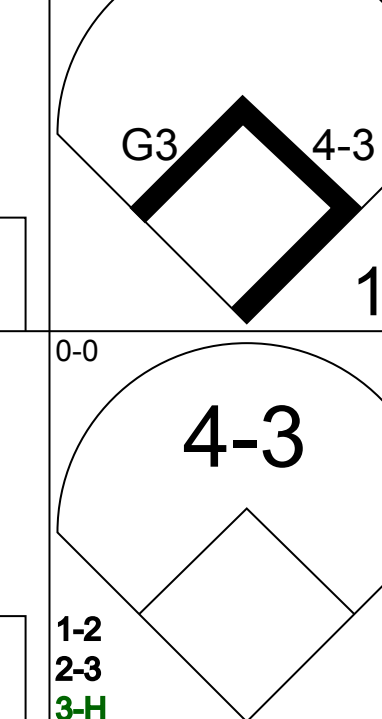

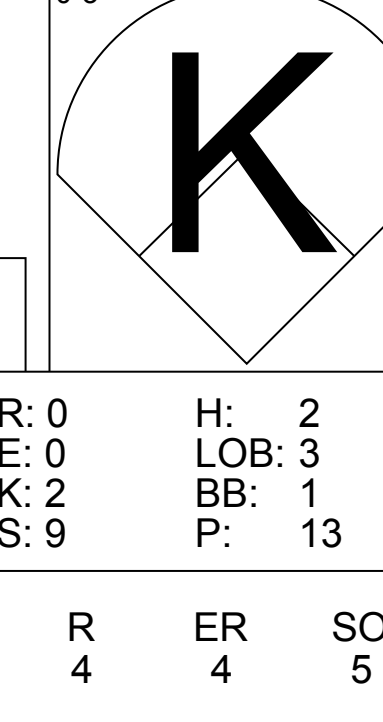
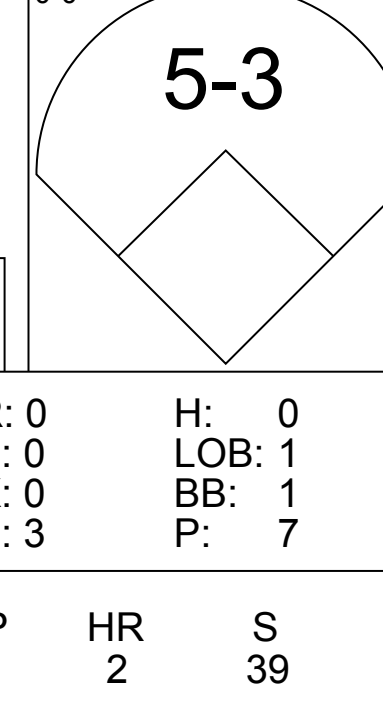
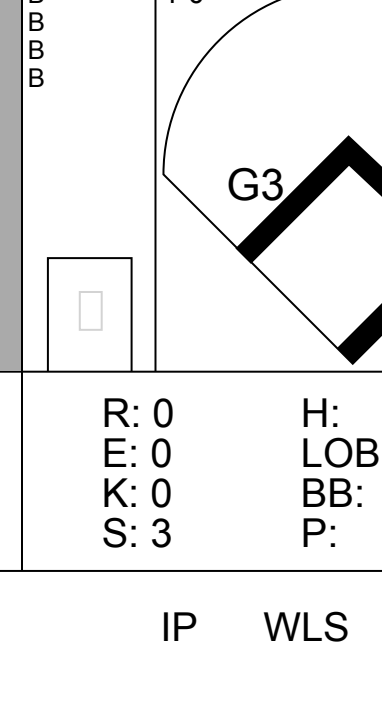
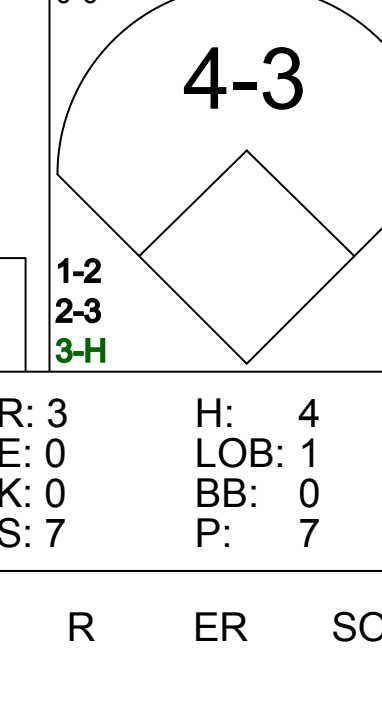
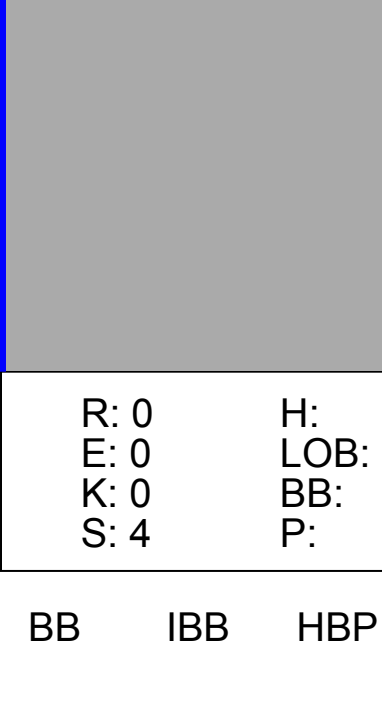
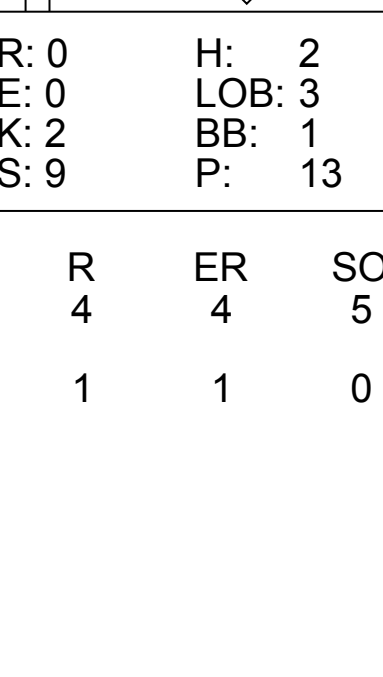
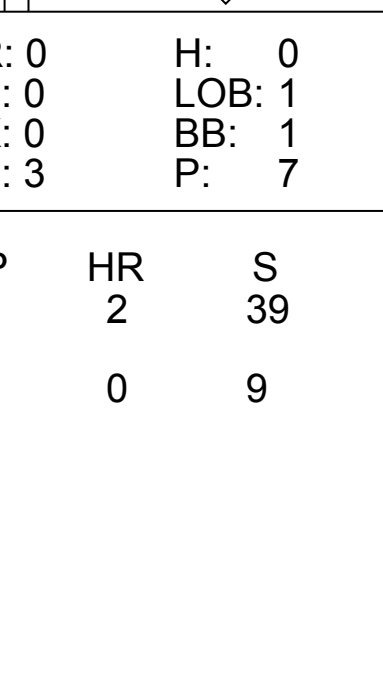
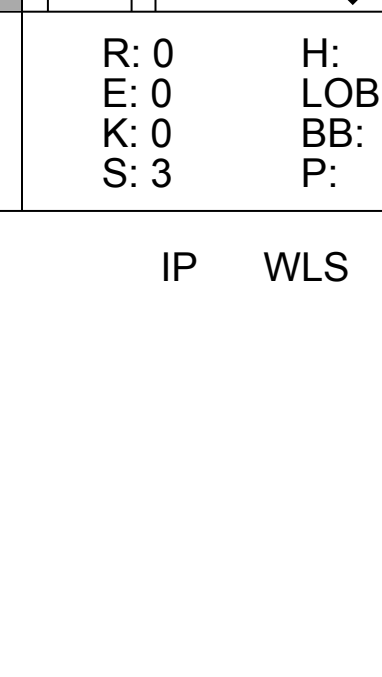
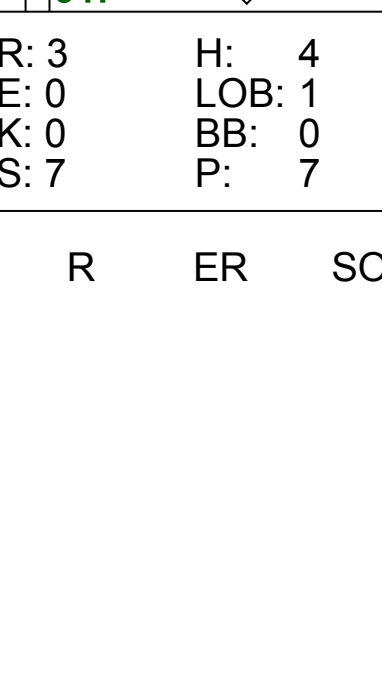
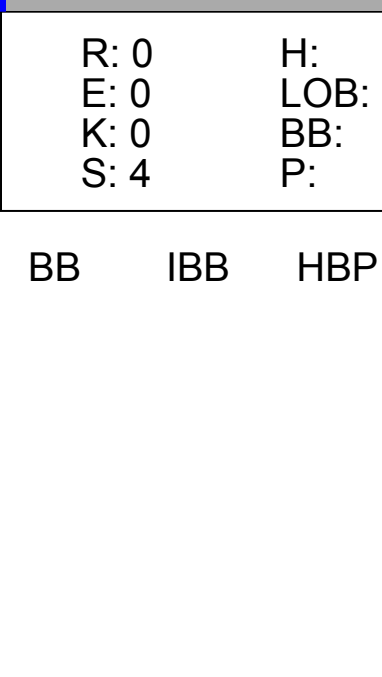


Batter	1	2	3	4	5	6	7	8	9	AB	R	H	RBI	BB	SO	LOB	BOTTOM								
Willie Wilson, S (1,8) OBP: 0.385, SLG: 0.468	1B	P6			G3				1B	5	2	3	0	0	0	1									
Steve Braun, L (1,7) OBP: 0.433, SLG: 0.529	1B									4	1	2	0	1	1	2									
Amos Otis, R (1,10) OBP: 0.387, SLG: 0.431	SF9				6-3					5	0	2	1	0	0	1									
George Brett, L (1,5) OBP: 0.387, SLG: 0.536	1B									5	0	2	1	0	1	3									
Darrell Porter, L (1,2) OBP: 0.406, SLG: 0.479	SF9									3	0	0	1	0	1	1									
Al Cowens, R (1,9) OBP: 0.376, SLG: 0.490	K									4	0	2	0	0	1	2									
Ralph LaCock, L (1,3) OBP: 0.335, SLG: 0.373	FC4-6									4	0	0	0	0	0	5									
Frank White, R (1,4) OBP: 0.331, SLG: 0.450										4	0	1	0	0	0	1									
Todd Cruz, R (1,6) OBP: 0.214, SLG: 0.296										2	0	0	0	0	0	1									
Jamie Quirk, L (9,PH) OBP: 0.429, SLG: 0.333										1	0	0	0	0	0	0									
Inning Stats	R: 2 E: 0 K: 1 S: 8	H: 3 LOB: 2 BB: 1 P: 12	R: 0 E: 0 K: 1 S: 6	H: 1 LOB: 0 BB: 0 P: 6	R: 0 E: 0 K: 0 S: 3	H: 0 LOB: 0 BB: 0 P: 3	R: 0 E: 0 K: 0 S: 4	H: 1 LOB: 1 BB: 0 P: 4	R: 0 E: 0 K: 0 S: 4	H: 1 LOB: 1 BB: 0 P: 4	R: 0 E: 0 K: 1 S: 5	H: 0 LOB: 0 BB: 0 P: 5	R: 0 E: 0 K: 0 S: 4	H: 1 LOB: 1 BB: 0 P: 4	R: 0 E: 1 K: 0 S: 5	H: 2 LOB: 2 BB: 0 P: 5	R: 1 E: 0 K: 1 S: 8	H: 3 LOB: 2 BB: 0 P: 8	1B: 10 2B: 1 3B: 1 HR: 0	SF: 1 SAC: 1 DP: 0 HBP: 0	WP: 1 PB: 0 SB: 1 CS: 0	PA: 40			
PITCHER	IP	WLS	BF	H	R	ER	SO	BB	IBB	HBP	BLK	WP	HR	S	P	ERA	WHIP								
Steve Renko, R (1,1) ERA: 3.22	7.1	W	31	8	2	2	3	1	0	0	0	0	0	36	40	2.46	1.227								
Dick Drago, R (8,1) ERA: 2.66	1.2		9	4	1	1	1	0	0	0	0	0	0	11	11	5.40	2.400								

Boston Red Sox @ Kansas City Royals
 Royals Stadium, Kansas City, MO
 Wed Jun 13 1979, 8:05 PM EDT
 Att: 27,940 - Unknown - 86 F

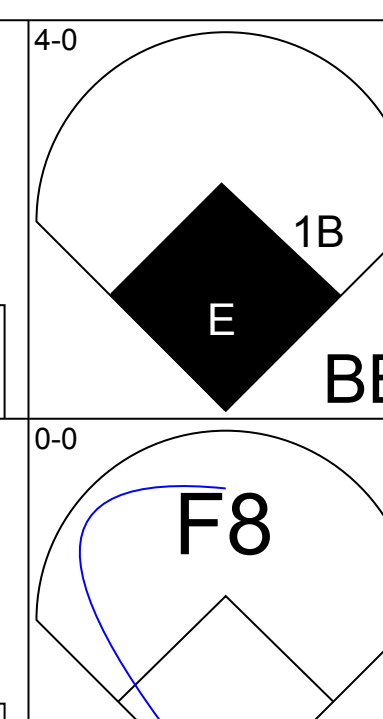
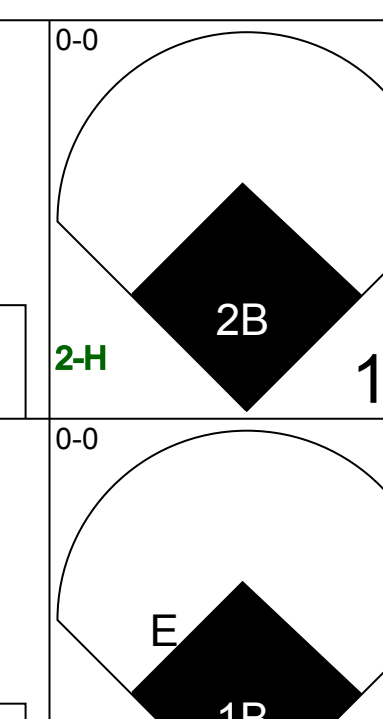
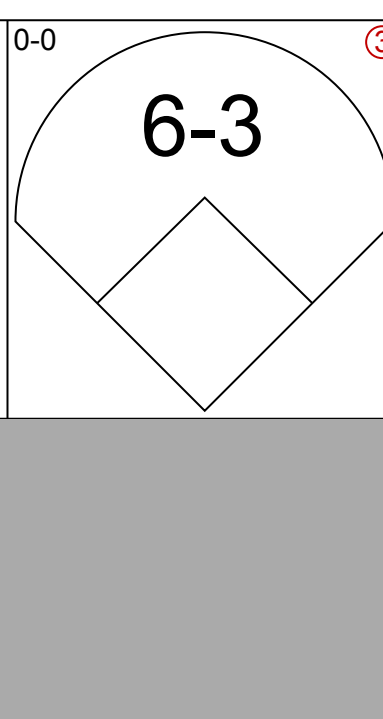
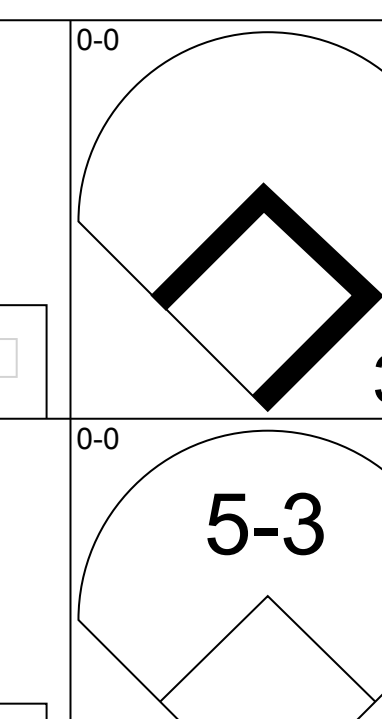
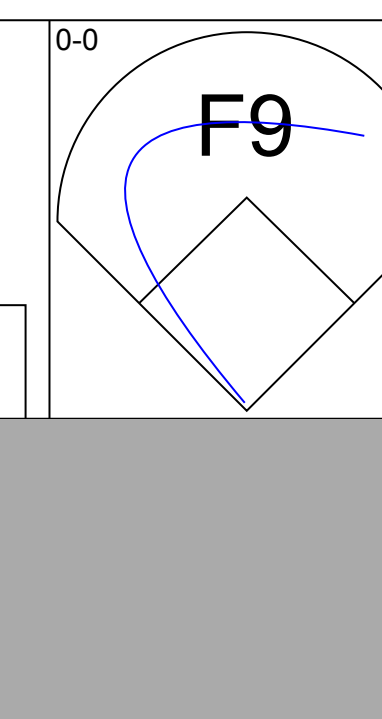
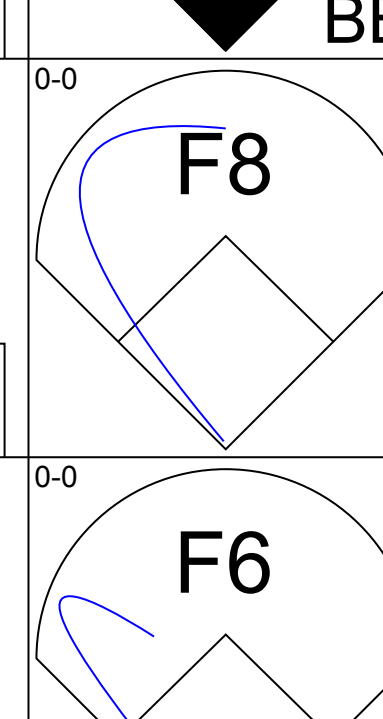
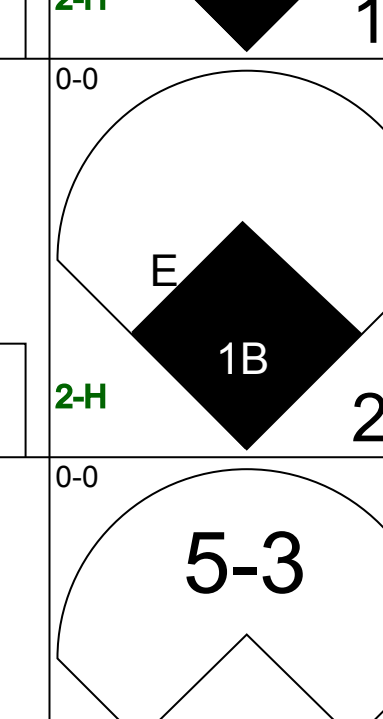
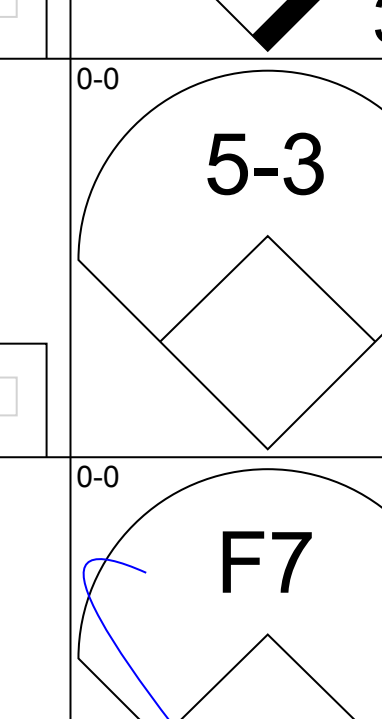
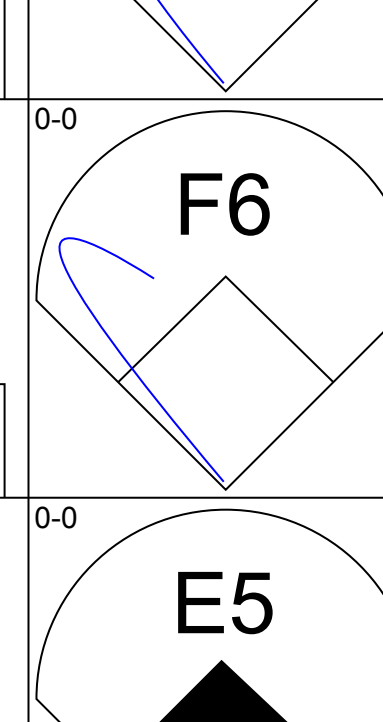
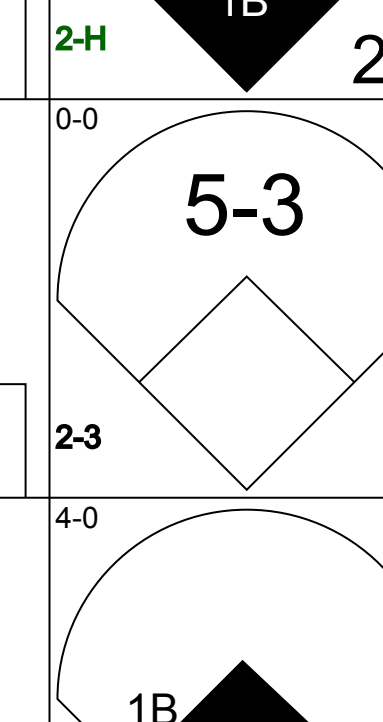
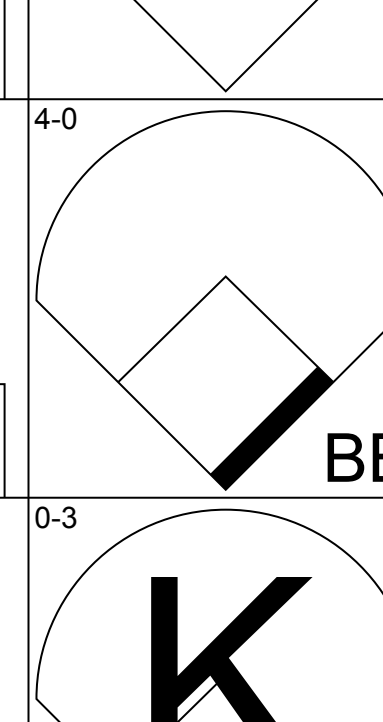
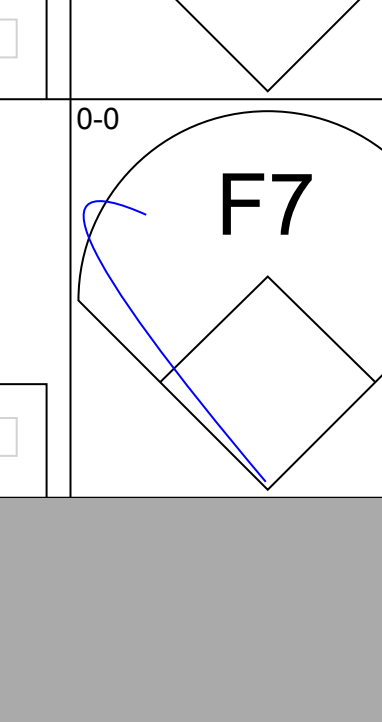
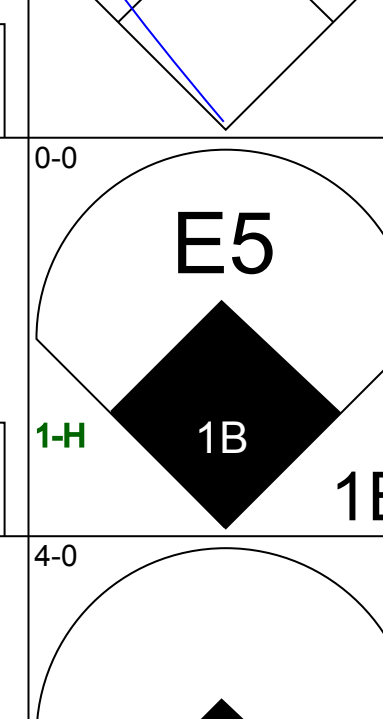
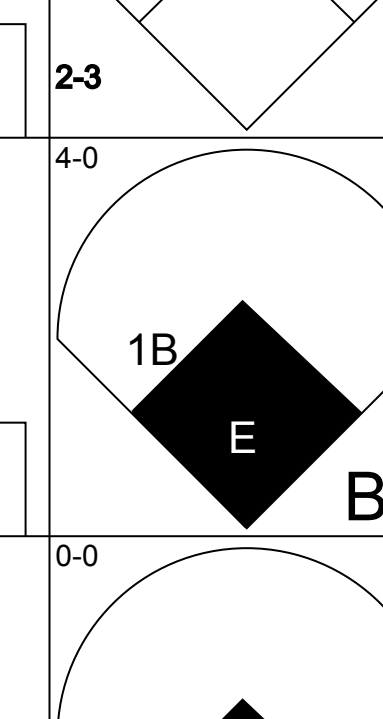
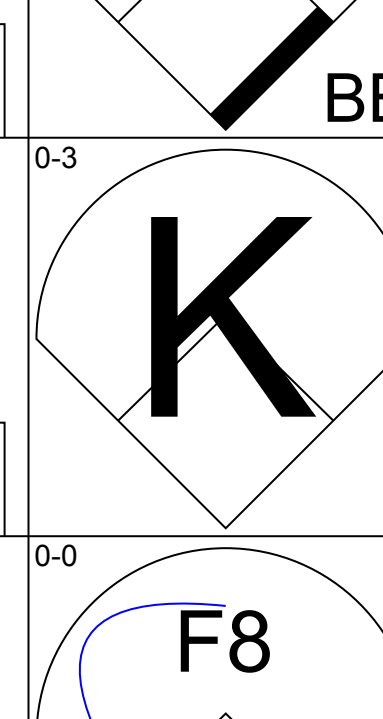

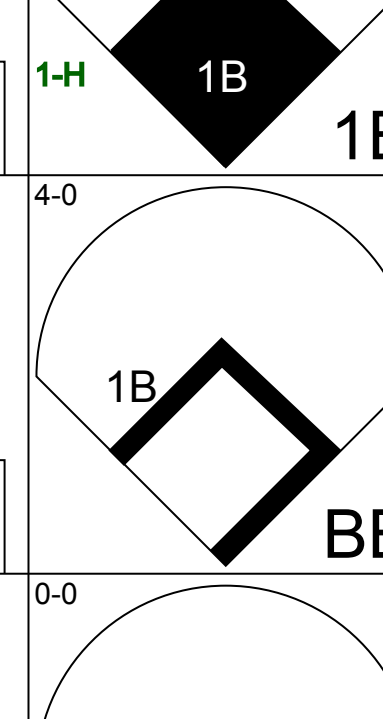
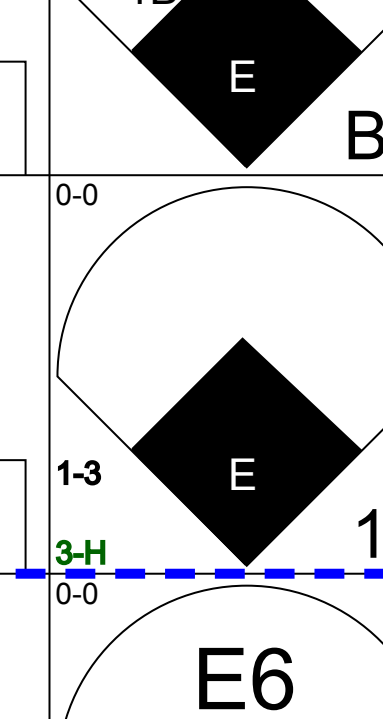
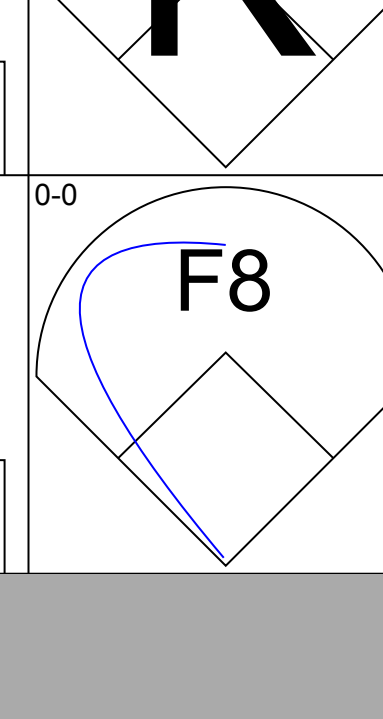
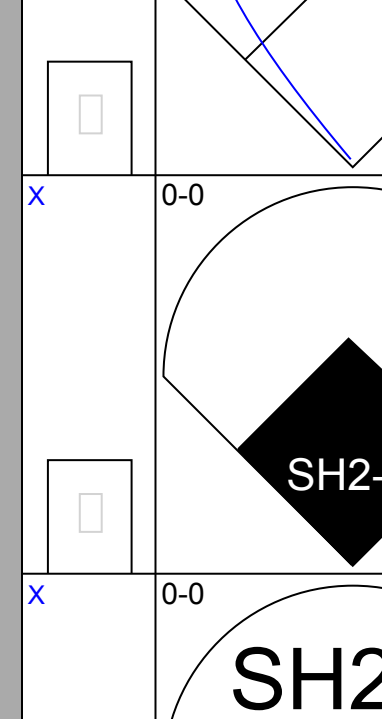
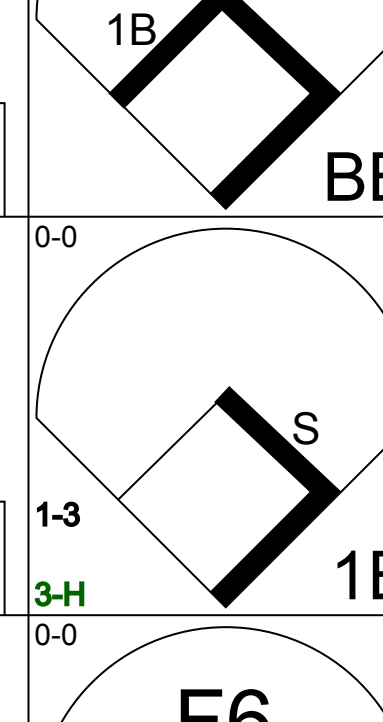
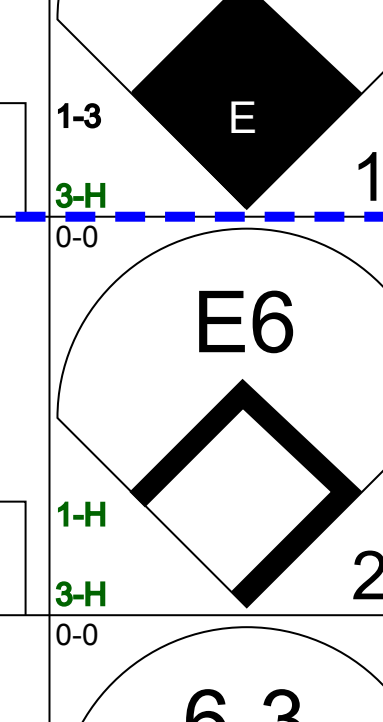
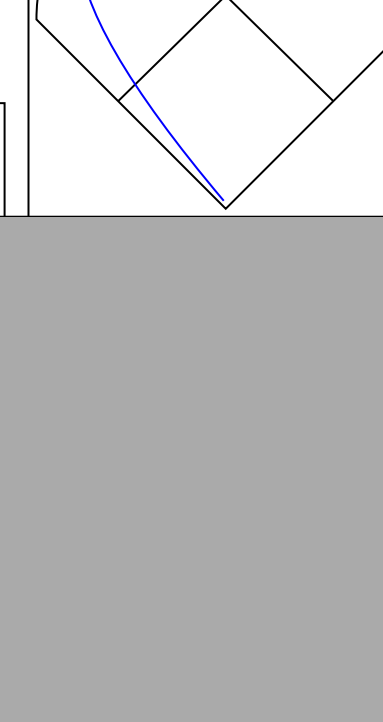
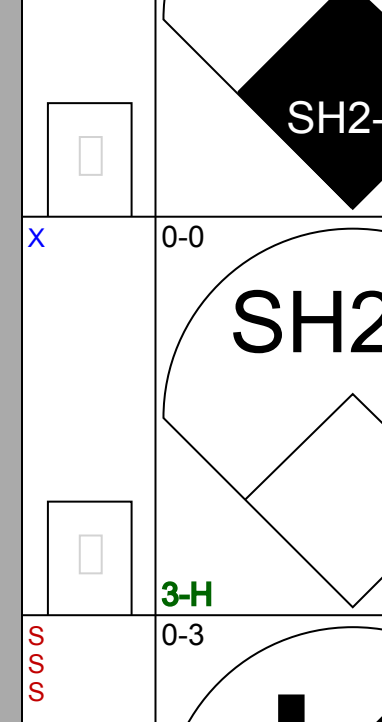

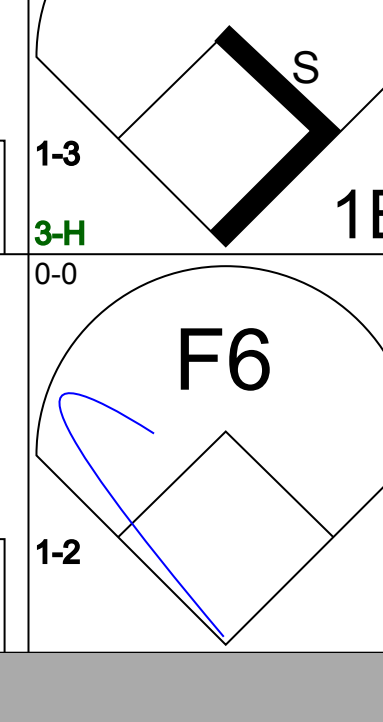
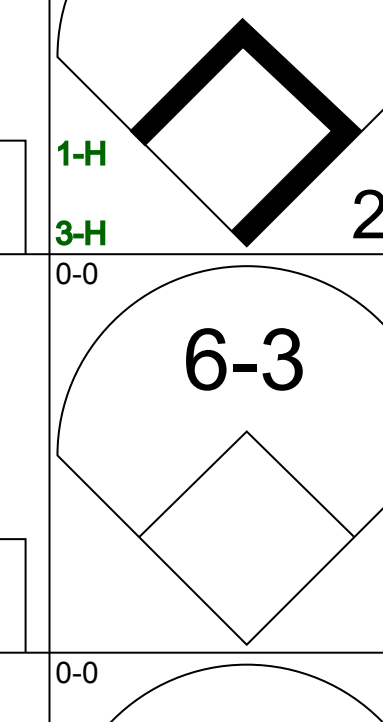
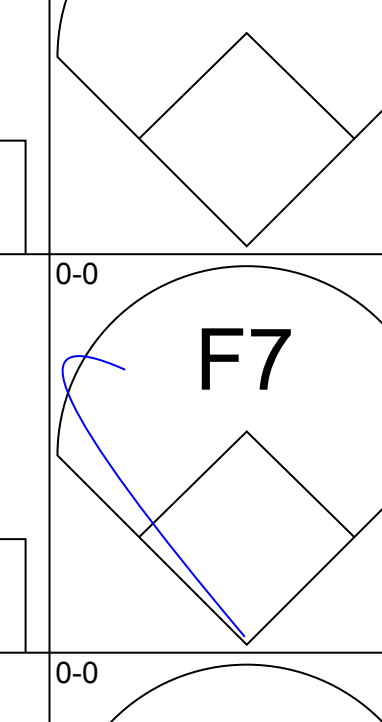
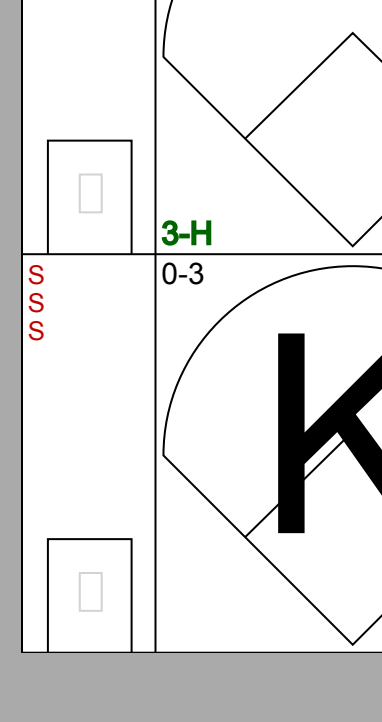
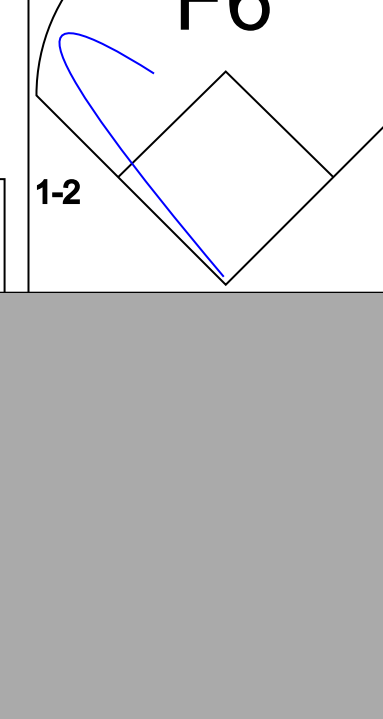
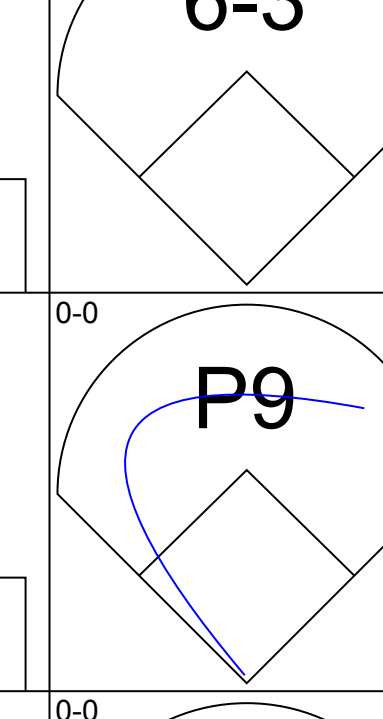
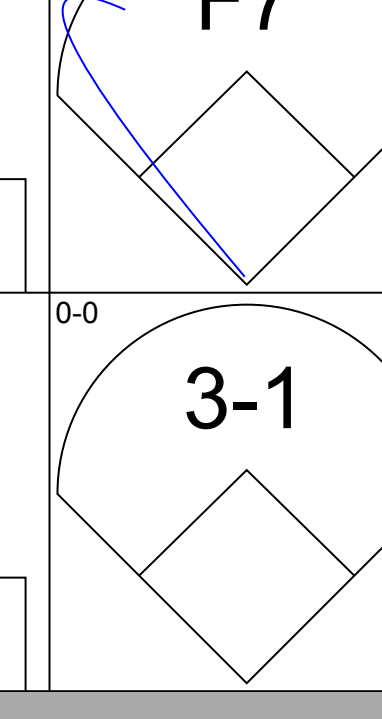
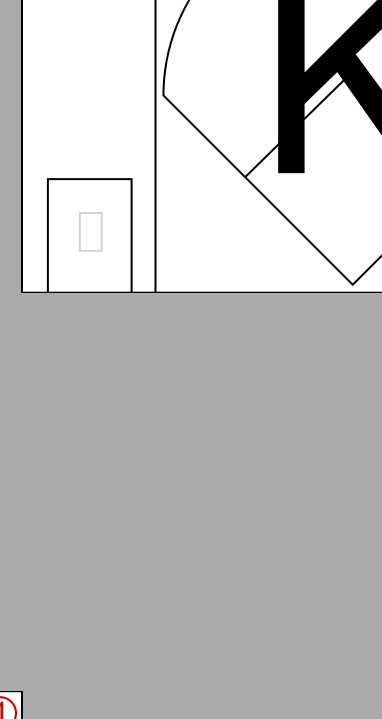
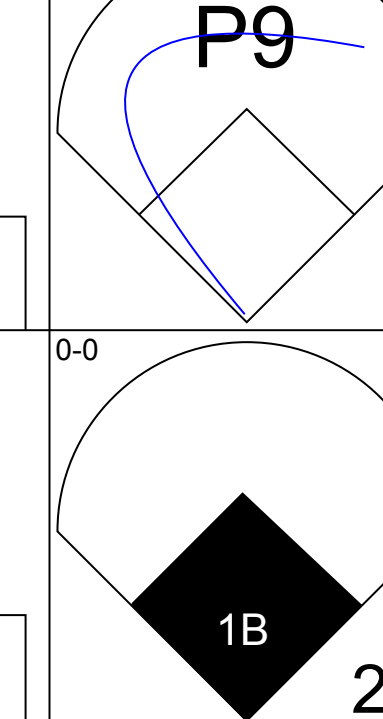
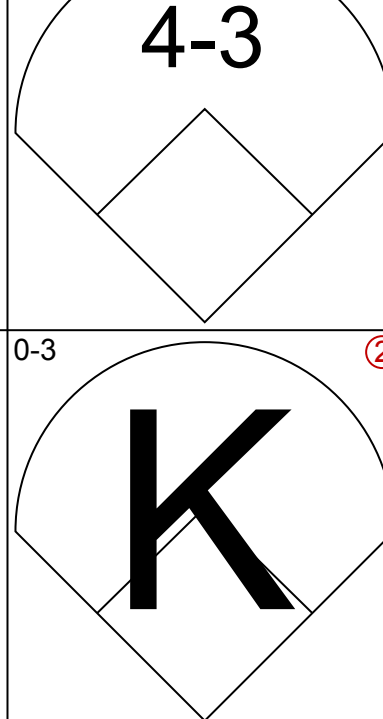
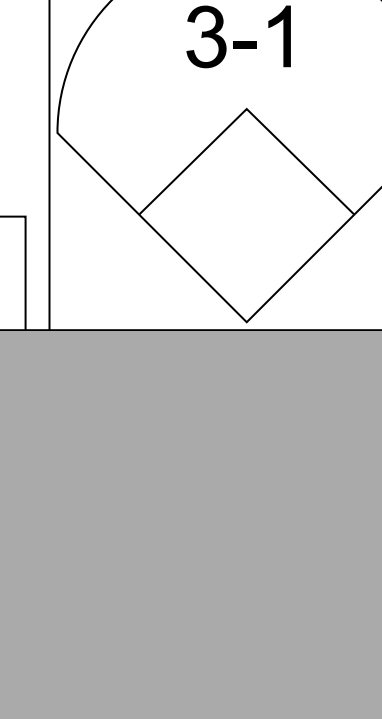
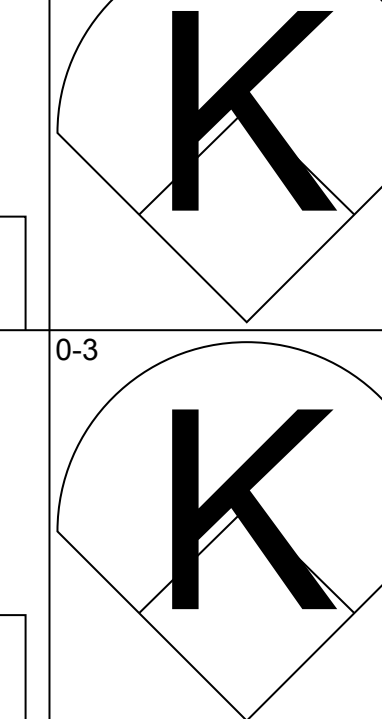
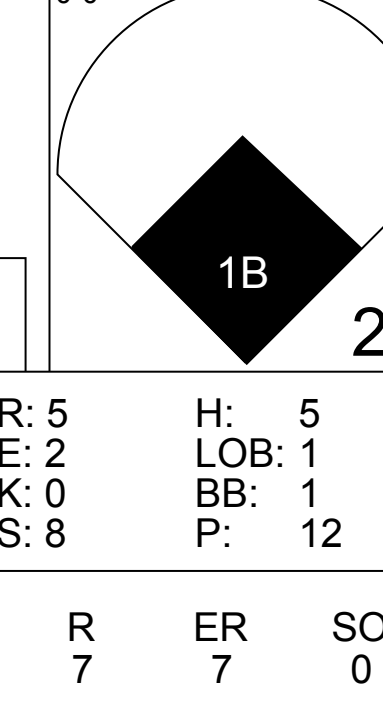
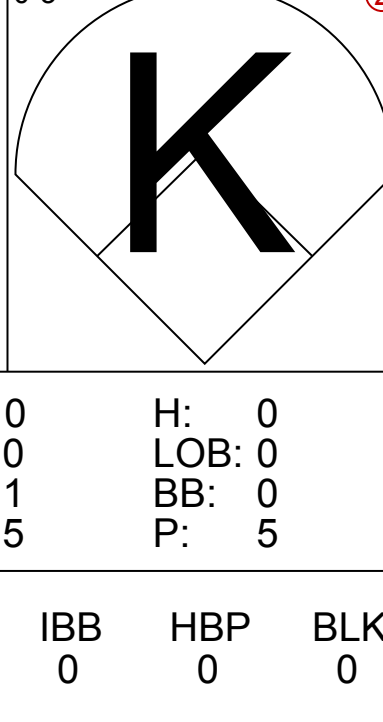
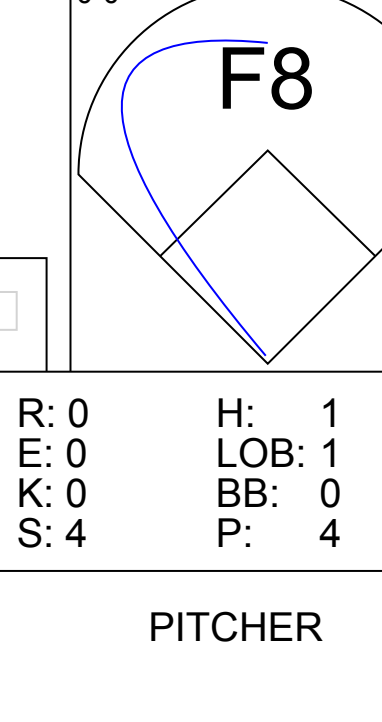
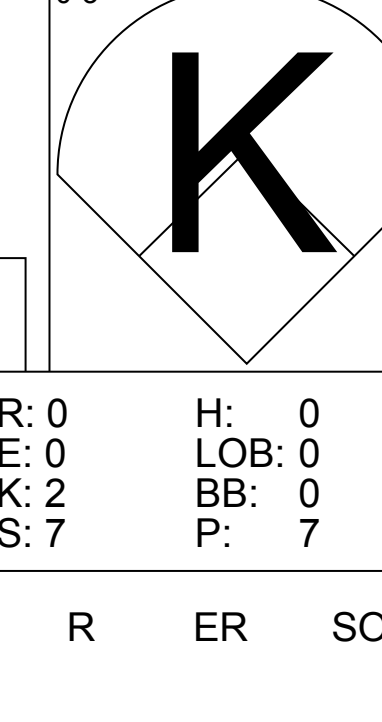
AB 37
 R 3
 H 12
 RBI 3
 BB 1
 SO 4
 LOB 17



Batter	1	2	3	4	5	6	7	8	9	AB	R	H	RBI	BB	SO	LOB	TOP			
Jerry Remy, L OBP: 0.351, SLG: 0.351 (1,4)										4	0	1	1	1	1	2	Boston Red Sox @ Chicago White Sox Comiskey Park, Chicago, IL Fri Jun 15 1979, 8:05 PM EDT Att: 46,556 - Unknown - 85 F			
Rick Burleson, R OBP: 0.303, SLG: 0.343 (1,6)										4	0	0	0	1	0	3				
Bob Watson, R OBP: 0.312, SLG: 0.329 (1,3)										4	1	2	0	1	0	3				
Jim Rice, R OBP: 0.398, SLG: 0.574 (1,7)										5	1	2	1	0	0	3				
Carlton Fisk, R OBP: 0.352, SLG: 0.524 (1,10)										5	1	2	2	0	0	1				
Carl Yastrzemski, L OBP: 0.360, SLG: 0.512 (1,8)										4	1	1	0	1	1	2				
Dwight Evans, R OBP: 0.344, SLG: 0.445 (1,9)										5	1	2	0	0	0	2				
Larry Wolfe, R OBP: 0.386, SLG: 0.441 (1,5)										4	0	1	0	0	2	1				
Gary Allenson, R OBP: 0.287, SLG: 0.315 (1,2)										2	0	0	0	1	1	1				
Butch Hobson, R OBP: 0.299, SLG: 0.494 (8, PH)										1	0	0	1	0	0	2				
Mike O'Berry, R OBP: 0.231, SLG: 0.091 (8, 2)										0	0	0	0	0	0	0				
Inning Stats	R: 1 E: 0 K: 1 S: 8	H: 3 LOB: 2 BB: 0 P: 8	R: 0 E: 0 K: 2 S: 9	H: 2 LOB: 3 BB: 1 P: 13	R: 1 E: 0 K: 0 S: 4	H: 1 LOB: 0 BB: 0 P: 4	R: 0 E: 0 K: 0 S: 3	H: 0 LOB: 1 BB: 1 P: 7	R: 0 E: 0 K: 2 S: 7	H: 0 LOB: 0 BB: 0 P: 3	R: 0 E: 0 K: 0 S: 3	H: 0 LOB: 2 BB: 2 P: 11	R: 3 E: 0 K: 0 S: 7	H: 4 LOB: 1 BB: 0 P: 7	R: 0 E: 0 K: 0 S: 4	H: 1 LOB: 2 BB: 1 P: 8	1B: 7 2B: 2 3B: 0 HR: 2	SF: 0 SAC: 0 DP: 0 HBP: 0	WP: 1 PB: 0 SB: 0 CS: 0	PA: 43
PITCHER	IP	WLS	BF	H	R	ER	SO	BB	IBB	HBP	BLK	WP	HR	S	P	ERA	WHIP			
Rich Wortham, L ERA: 4.55 (1, 1)	7.0	W	33	8	4	4	5	4	0	0	0	1	2	39	55	5.14	1.714			
Steve Trout, L ERA: 4.65 (8, 1)	2.0		10	3	1	1	0	1	0	0	0	0	0	9	13	4.50	2.000			

AB	38
R	5
H	11
RBI	5
BB	5
SO	5
LOB	20



Batter	1	2	3	4	5	6	7	8	9	AB	R	H	RBI	BB	SO	LOB	BOTTOM			
Ralph Garr, L OBP: 0.355, SLG: 0.447 (1,7)										2	2	1	1	1	0	0	Boston Red Sox @ Chicago White Sox Comiskey Park, Chicago, IL Fri Jun 15 1979, 8:05 PM EDT Att: 46,556 - Unknown - 85 F			
Junior Moore, R OBP: 0.316, SLG: 0.314 (6, PH)										2	0	1	0	0	0	0				
Claudell Washington, L OBP: 0.309, SLG: 0.424 (1,9)										4	1	1	1	0	1	2				
Chet Lemon, R OBP: 0.405, SLG: 0.509 (1,8)										3	0	0	0	1	0	3				
Jorge Orta, L OBP: 0.319, SLG: 0.278 (1,10)										3	2	1	0	1	1	1				
Alan Bannister, R OBP: 0.400, SLG: 0.441 (1,4)										3	2	2	1	1	0	1				
Mike Squires, L OBP: 0.307, SLG: 0.338 (1,3)										3	0	2	4	0	0	0				
Greg Pryor, R OBP: 0.362, SLG: 0.368 (1,5)										4	0	0	0	0	1	3				
Milt May, L OBP: 0.310, SLG: 0.509 (1,2)										4	0	0	0	0	1	0				
Don Kessinger, S OBP: 0.286, SLG: 0.317 (1,6)										4	1	1	0	0	2	0				
Inning Stats	R: 2 E: 1 K: 0 S: 5	H: 2 LOB: 2 BB: 2 P: 13	R: 5 E: 2 K: 0 S: 8	H: 5 LOB: 1 BB: 1 P: 12	R: 0 E: 0 K: 1 S: 5	H: 0 LOB: 0 BB: 0 P: 5	R: 0 E: 0 K: 2 S: 7	H: 0 LOB: 1 BB: 1 P: 11	R: 0 E: 0 K: 0 S: 3	H: 0 LOB: 0 BB: 0 P: 3	R: 0 E: 0 K: 0 S: 4	H: 1 LOB: 0 BB: 0 P: 4	R: 1 E: 0 K: 1 S: 6	H: 1 LOB: 0 BB: 0 P: 6	R: 0 E: 0 K: 2 S: 7	H: 0 LOB: 0 BB: 0 P: 7	1B: 4 2B: 3 3B: 2 HR: 0	SF: 0 SAC: 1 DP: 0 HBP: 0	WP: 0 PB: 0 SB: 1 CS: 0	PA: 37
PITCHER	IP	WLS	BF	H	R	ER	SO	BB	IBB	HBP	BLK	WP	HR	S	P	ERA	WHIP			
Mike Torrez, R ERA: 4.98 (1, 1)	1.2	L	14	6	7	7	0	3	0	0	0	0	0	11	23	37.80	5.400			
Tom Burgmeier, L ERA: 1.95 (2, 1)	5.1		20	3	1	1	4	1	0	0	0	0	0	27	31	1.69	0.750			
Bob Stanley, R ERA: 3.25 (8, 1)	1.0		3	0	0	0	2	0	0	0	0	0	0	7	7	0.00	0.000			

AB	32
R	8
H	9
RBI	7
BB	4
SO	6
LOB	10



Batter	1	2	3	4	5	6	7	8	9	AB	R	H	RBI	BB	SO	LOB	TOP			
Jerry Remy, L (1,4) OBP: 0.347, SLG: 0.344	F7		P7				F8		F8	4	0	0	0	1	0	3	Boston Red Sox @ Chicago White Sox Comiskey Park, Chicago, IL Sun Jun 17 1979, 4:33 AM EDT Att: 26,675 - Unknown - 60 F			
Rick Burleson, R (1,6) OBP: 0.313, SLG: 0.369	2B		1B				K			4	0	3	0	0	1	1				
Carlton Fisk, R (1,10) OBP: 0.330, SLG: 0.478	K		F3				K		F5	4	0	0	0	0	2	4				
Jim Rice, R (1,7) OBP: 0.397, SLG: 0.583	K		K				F9		4-3	4	0	0	0	0	2	4				
Butch Hobson, R (1,5) OBP: 0.290, SLG: 0.477		F7					5-3		F3	4	0	0	0	0	0	0				
Bob Watson, R (1,3) OBP: 0.303, SLG: 0.318		L4					F8		L9	4	0	0	0	0	0	0				
Dwight Evans, R (1,9) OBP: 0.353, SLG: 0.444		1B					5-3		1B	2	0	1	0	2	0	0				
Tom Poquette, L (1,8) OBP: 0.263, SLG: 0.229	F8		F9				F8		1B	4	0	1	0	0	0	2				
Mike O'Berry, R (1,2) OBP: 0.267, SLG: 0.385									F6	2	1	1	1	0	1	0				
Larry Wolfe, R (7,PH) OBP: 0.391, SLG: 0.429										0	0	0	0	1	0	0				
Gary Allenson, R (7,2) OBP: 0.279, SLG: 0.305										0	0	0	0	0	0	0				
Stan Papi, R (9,PH) OBP: 0.222, SLG: 0.389			HR							1	0	0	0	0	0	2				
Inning Stats	R: 0 E: 0 K: 2 S: 8	H: 1 LOB: 1 BB: 0 P: 8	R: 0 E: 0 K: 0 S: 4	H: 1 LOB: 1 BB: 0 P: 4	R: 1 E: 0 K: 1 S: 7	H: 2 LOB: 1 BB: 0 P: 7	R: 0 E: 0 K: 0 S: 3	H: 0 LOB: 0 BB: 1 P: 7	R: 0 E: 0 K: 0 S: 3	H: 1 LOB: 2 BB: 1 P: 12	R: 0 E: 0 K: 1 S: 5	H: 0 LOB: 1 BB: 1 P: 9	R: 0 E: 0 K: 0 S: 3	H: 0 LOB: 0 BB: 0 P: 3	R: 0 E: 0 K: 0 S: 4	H: 1 LOB: 2 BB: 1 P: 8	1B: 4 2B: 1 3B: 0 HR: 1	SF: 0 SAC: 0 DP: 0 HBP: 0	WP: 0 PB: 0 SB: 2 CS: 0	PA: 37
PITCHER Ken Kravec, L (1,1) ERA: 3.05	IP: 9.0 WLS: W BF: 37 H: 6 R: 1 ER: 1 SO: 6 BB: 4 IBB: 0 HBP: 0 BLK: 0 WP: 0 HR: 1 S: 45 P: 61 ERA: 1.00 WHIP: 1.111																			

Batter	1	2	3	4	5	6	7	8	9	AB	R	H	RBI	BB	SO	LOB	BOTTOM			
Ralph Garr, L (1,7) OBP: 0.344, SLG: 0.431	6-3		E3			K		F5		5	1	1	0	0	1	2	Boston Red Sox @ Chicago White Sox Comiskey Park, Chicago, IL Sun Jun 17 1979, 4:33 AM EDT Att: 26,675 - Unknown - 60 F			
Greg Pryor, R (1,5) OBP: 0.364, SLG: 0.370	1B		3B			1B		4-3		5	1	3	0	0	0	3				
Junior Moore, R (1,9) OBP: 0.314, SLG: 0.304	F8		L4			F8		1B		5	0	1	1	0	0	8				
Jorge Orta, L (1,10) OBP: 0.331, SLG: 0.338	G3		1B			4-3		F8		5	2	2	3	0	0	2				
Alan Bannister, R (1,4) OBP: 0.403, SLG: 0.443			CS			L8		1B		4	0	3	1	0	0	1				
Mike Squires, L (1,3) OBP: 0.289, SLG: 0.316	3-1		G6-3			4-3		1B		4	0	1	0	0	0	3				
Rusty Torres, S (1,8) OBP: 0.419, SLG: 0.474	E		FC4-6			1B		K		3	0	2	1	1	1	2				
Milt May, L (1,2) OBP: 0.290, SLG: 0.474	4-3		F9			4-3		FC4-6		4	0	0	0	0	0	5				
Don Kessinger, S (1,6) OBP: 0.286, SLG: 0.314			1B			G3		4-3		4	2	2	0	0	0	1				
Inning Stats	R: 0 E: 0 K: 0 S: 4	H: 1 LOB: 1 BB: 0 P: 4	R: 0 E: 1 K: 0 S: 3	H: 1 LOB: 1 BB: 1 P: 7	R: 4 E: 1 K: 0 S: 7	H: 4 LOB: 0 BB: 0 P: 7	R: 0 E: 1 K: 0 S: 6	H: 2 LOB: 3 BB: 0 P: 6	R: 1 E: 0 K: 0 S: 5	H: 2 LOB: 1 BB: 0 P: 5	R: 0 E: 0 K: 1 S: 6	H: 1 LOB: 1 BB: 0 P: 6	R: 0 E: 0 K: 1 S: 7	H: 2 LOB: 2 BB: 0 P: 7	R: 1 E: 0 K: 0 S: 5	H: 2 LOB: 1 BB: 0 P: 5		1B: 13 2B: 1 3B: 1 HR: 0	SF: 0 SAC: 0 DP: 1 HBP: 0	WP: 0 PB: 0 SB: 0 CS: 1
PITCHER Chuck Rainey, R (1,1) ERA: 4.65	IP: 2.1 WLS: L BF: 14 H: 6 R: 4 ER: 3 SO: 0 BB: 1 IBB: 0 HBP: 0 BLK: 0 WP: 0 HR: 0 S: 13 P: 17 ERA: 11.57 WHIP: 3.000																			
PITCHER Bob Stanley, R (3,1) ERA: 3.25	IP: 5.2 WLS: L BF: 26 H: 9 R: 2 ER: 2 SO: 2 BB: 0 IBB: 0 HBP: 0 BLK: 0 WP: 0 HR: 30 S: 30 P: 30 ERA: 3.18 WHIP: 1.588																			


Batter	1	2	3	4	5	6	7	8	9	AB	R	H	RBI	BB	SO	LOB	TOP								
Ron LeFlore, R (1, 8) OBP: 0.362, SLG: 0.400	K		K	E5 HR		S 1B		6-3		5	2	1	0	0	2	2	Detroit Tigers @ Boston Red Sox Fenway Park, Boston, MA Mon Jun 18 1979, 7:05 PM EDT Att: 29,533 - Unknown - 60 F								
Rusty Staub, L (1, 10) OBP: 0.319, SLG: 0.376	3-1		F8	HR	BB	1B		1B		3	1	1	0	2	0	1									
Steve Kemp, L (1, 7) OBP: 0.447, SLG: 0.584	K		1B	2B	HR	1B		K		5	2	3	5	0	2	1									
Jason Thompson, L (1, 3) OBP: 0.381, SLG: 0.429		F9	1B	IBB	K	G4-6-3			1B	4	1	1	0	1	1	2									
John Wockenfuss, R (1, 2) OBP: 0.311, SLG: 0.518	F2		1B		6-3		F9		F9	5	0	1	2	0	0	1									
Jerry Morales, R (1, 9) OBP: 0.291, SLG: 0.458	2B	1B	F7		6-3		FC5-4	1B	1B	5	0	3	0	0	0	2									
Aurelio Rodriguez, R (1, 5) OBP: 0.299, SLG: 0.352 Dave Machemer, R (9, PR)	1B		2B		5-3		FC5-4	1B	1B	5	0	3	1	0	0	1									
Alan Trammell, R (1, 6) OBP: 0.296, SLG: 0.313 Champ Summers, L (9, PH)	K		K	HR	1B	F4		K	K	4	1	1	0	0	2	4									
Mark Wagner, R (1, 4) OBP: 0.354, SLG: 0.366 Phil Mankowski, L (9, PH)			2B	1B	P9	4-3		K	4-3	4	1	1	0	0	1	1									
			1B	1B						1	0	0	0	0	0	2									
Inning Stats	R: 0 E: 0 K: 2 S: 7	H: 0 LOB: 0 BB: 0 P: 7	R: 0 E: 0 K: 1 S: 7	H: 2 LOB: 2 BB: 0 P: 7	R: 2 E: 0 K: 1 S: 8	H: 3 LOB: 2 BB: 1 P: 12	R: 4 E: 1 K: 1 S: 8	H: 2 LOB: 0 BB: 1 P: 12	R: 0 E: 0 K: 0 S: 4	H: 1 LOB: 1 BB: 0 P: 4	R: 1 E: 0 K: 0 S: 4	H: 2 LOB: 1 BB: 1 P: 8	R: 0 E: 0 K: 1 S: 6	H: 1 LOB: 1 BB: 0 P: 6	R: 0 E: 0 K: 2 S: 8	H: 1 LOB: 1 BB: 0 P: 8	R: 1 E: 0 K: 1 S: 8	H: 3 LOB: 2 BB: 0 P: 8	1B: 11 2B: 3 3B: 0 HR: 1	SF: 0 SAC: 0 DP: 1 HBP: 0	WP: 0 PB: 0 SB: 1 CS: 0	PA: 45			
PITCHER	IP	WLS	BF	H	R	ER	SO	BB	IBB	HBP	BLK	WP	HR	S	P	ERA	WHIP								
Steve Renko, R (1, 1) ERA: 3.24	5.0		26	8	6	2	5	1	1	0	0	0	1	34	42	3.60	1.800								
Dick Drago, R (6, 1) ERA: 2.99	3.1	W	17	7	2	2	3	1	0	0	0	0	0	22	26	5.40	2.400								
Bill Campbell, R (9, 1) ERA: 3.04	0.2	S	2	0	0	0	1	0	0	0	0	0	0	4	4	0.00	0.000								

Batter	1	2	3	4	5	6	7	8	9	AB	R	H	RBI	BB	SO	LOB	BOTTOM								
Jerry Remy, L (1, 4) OBP: 0.357, SLG: 0.356	1B	CS	1B	G5-4-3		1B		SH		3	3	3	0	1	0	0	Detroit Tigers @ Boston Red Sox Fenway Park, Boston, MA Mon Jun 18 1979, 7:05 PM EDT Att: 29,533 - Unknown - 60 F								
Rick Burleson, R (1, 6) OBP: 0.320, SLG: 0.376	1B		1B	G5-4-3		1B		SH		4	2	3	0	0	0	1									
Fred Lynn, L (1, 8) OBP: 0.397, SLG: 0.588 Tom Poquette, L (6, 8) OBP: 0.275, SLG: 0.229	1B		1B	FC4-6		2B		1B	IBB	3	1	3	1	0	0	0									
Jim Rice, R (1, 7) OBP: 0.397, SLG: 0.583	1B		K		1B		F9	1B	IBB	5	1	2	3	0	1	4									
Carl Yastrzemski, L (1, 3) OBP: 0.393, SLG: 0.513	1B		FC4-6		1B		3-1	F5		4	0	1	3	1	0	3									
Carlton Fisk, R (1, 2) OBP: 0.327, SLG: 0.479 Gary Allenson, R (8, 2) OBP: 0.284, SLG: 0.311	L8		FC5		F6		K	E7	1B	4	0	1	0	0	1	3									
Bob Watson, R (1, 10) OBP: 0.315, SLG: 0.316		CS	1B	IBB	F6		FC6-4	IBB	IBB	1	0	0	0	3	0	1									
Butch Hobson, R (1, 5) OBP: 0.283, SLG: 0.463	K		FC5		K		FC6-4	1-3		5	0	0	0	0	2	9									
Dwight Evans, R (1, 9) OBP: 0.356, SLG: 0.442		CS			4-3		5-3	SH	1B	3	1	1	0	1	0	0									
		BB						1B		1	0	0	0	3	0	1									
Inning Stats	R: 1 E: 1 K: 0 S: 4	H: 2 LOB: 2 BB: 2 P: 12	R: 0 E: 0 K: 1 S: 3	H: 0 LOB: 1 BB: 1 P: 8	R: 2 E: 0 K: 1 S: 9	H: 4 LOB: 3 BB: 1 P: 13	R: 0 E: 0 K: 0 S: 3	H: 1 LOB: 0 BB: 0 P: 3	R: 2 E: 0 K: 0 S: 8	H: 3 LOB: 1 BB: 0 P: 8	R: 1 E: 0 K: 0 S: 5	H: 2 LOB: 1 BB: 0 P: 5	R: 0 E: 0 K: 1 S: 5	H: 0 LOB: 1 BB: 1 P: 9	R: 3 E: 1 K: 0 S: 7	H: 3 LOB: 3 BB: 2 P: 15	1B: 12 2B: 3 3B: 0 HR: 0	SF: 1 SAC: 2 DP: 1 HBP: 1	WP: 0 PB: 0 SB: 0 CS: 2	PA: 45					
PITCHER	IP	WLS	BF	H	R	ER	SO	BB	IBB	HBP	BLK	WP	HR	S	P	ERA	WHIP								
Milt Wilcox, R (1, 1) ERA: 5.54	4.0		23	10	5	5	2	3	1	1	0	0	0	22	39	11.25	3.250								
Fernando Arroyo, R (5, 1) ERA: 6.1	3.1	L	17	4	4	4	2	1	1	0	0	0	0	19	27	10.80	1.500								
Aurelio Lopez, R (8, 1) ERA: 3.82	0.2		4	1	0	0	0	0	1	0	0	0	0	3	7	0.00	1.500								

Batter	1	2	3	4	5	6	7	8	9	10	11	12	13	14	AB	R	H	RBI	BB	SO	LOB	TOP					
Jerry Morales, R OBP: 0.288, SLG: 0.447 (9, PR) Ron LeFlore, R OBP: 0.358, SLG: 0.395 (9, 8)	L4		K		6-3		5-3		E S BB		G6-3			FC3-5 L3	4	0	0	0	1	1	2						
Rusty Staub, L OBP: 0.321, SLG: 0.373 (11, 10) Lynn Jones, R OBP: 0.345, SLG: 0.356	G3		1-3				6-3					4-3		E 2B 1B	4	0	1	1	1	1	0	1					
Steve Kemp, L OBP: 0.443, SLG: 0.572 (11, 7)	4-3				1B		F7		F9			6-3		E9 2B 1B	6	1	1	2	1	1	3						
Jason Thompson, L OBP: 0.383, SLG: 0.424 (11, 3)							3-1		4-3		L6		L6	2B PB 1B	5	2	1	0	2	0	1						
Lance Parrish, R OBP: 0.374, SLG: 0.471 (11, 2)									6-3					PB FC5-2 2B	5	2	3	4	2	0	0						
Champ Summers, L OBP: 0.373, SLG: 0.405 (11, 9)			3-1						G3		G4-6-3 BB		6-3	FC5-2 1B BB	5	1	1	0	2	0	3						
Aurelio Rodriguez, R OBP: 0.296, SLG: 0.247 Dave Macherer, R (11, 4)			FC5-2-4		G5-4-3 BB		P8		6-3				5-3	FC5-2 1B 1B	5	0	1	0	0	0	5						
Alan Trammell, R OBP: 0.308, SLG: 0.322 (11, 6)			K						6-3		SH3-4 1B			1B 1B	5	1	3	2	1	1	0						
Mark Wagner, R OBP: 0.354, SLG: 0.365 Phil Mankowski, L OBP: 0.300, SLG: 0.224 (11, 5)					SH1-4 1B BB				5-3		G6-3 BB				3	0	1	0	0	1	2						
Inning Stats	R: 0 E: 0 K: 0 S: 3	H: 0 LOB: 0 BB: 0 P: 3	R: 0 E: 0 K: 0 S: 3	H: 1 LOB: 1 BB: 1 P: 7	R: 0 E: 0 K: 2 S: 8	H: 1 LOB: 1 BB: 0 P: 8	R: 2 E: 0 K: 0 S: 4	H: 2 LOB: 0 BB: 1 P: 8	R: 0 E: 0 K: 0 S: 3	H: 0 LOB: 0 BB: 0 P: 3	R: 0 E: 0 K: 1 S: 5	H: 0 LOB: 2 BB: 2 P: 13	R: 0 E: 0 K: 0 S: 3	H: 1 LOB: 0 BB: 1 P: 7	R: 0 E: 0 K: 0 S: 3	H: 0 LOB: 0 BB: 0 P: 3	R: 0 E: 0 K: 0 S: 3	H: 0 LOB: 0 BB: 0 P: 3	R: 6 E: 1 K: 0 S: 10	H: 7 LOB: 3 BB: 2 P: 18	1B: 13 2B: 2 3B: 0 HR: 1	SF: 0 SAC: 2 DP: 4 HBP: 0	WP: 0 PB: 1 SB: 1 CS: 0	PA: 64			
PITCHER	IP	WLS	BF	H	R	ER	SO	BB	IBB	HBP	BLK	WP	HR	S	P	ERA	WHIP										
Joel Finch, R ERA: 3.38 (11, 1)	5.2		26	7	4	4	2	4	0	0	0	0	0	11	19	0.00	0.667										
Chuck Rainey, R ERA: 4.43 (9, 1)	3.0		11	0	0	0	1	2	0	0	0	0	0	4	8	0.00	1.500										
Bill Campbell, R ERA: 2.96 (10, 1)	4.0	L	19	6	6	6	0	2	1	0	0	0	0	16	28	13.50	2.000										
Bob Stanley, R ERA: 3.65 (14, 1)	0.2		5	2	0	0	0	1	0	0	0	0	0	4	8	0.00	4.500										
PITCHER	IP	WLS	BF	H	R	ER	SO	BB	IBB	HBP	BLK	WP	HR	S	P	ERA	WHIP										

Detroit Tigers @ Boston Red Sox
Fenway Park, Boston, MA
Tue Jun 19 1979, 7:05 PM EDT
Att. 34,153 - Unknown - 68 F


AB 51
R 10
H 15
RBI 9
BB 11
SO 4
LOB 26



Batter	1	2	3	4	5	6	7	8	9	10	11	12	13	14	AB	R	H	RBI	BB	SO	LOB	BOTTOM					
Jerry Remy, L OBP: 0.355, SLG: 0.354 (11, 4)	E3 1B 1B			G3					6-3		F8			6-3	7	2	2	0	0	0	5						
Rick Burleson, R OBP: 0.322, SLG: 0.381 (11, 6)							F9				L8			L7	7	1	3	0	0	0	0						
Tom Poquette, L OBP: 0.255, SLG: 0.200 (11, 8)	B3						4-3		SF7		F8		FC3-6 BB	G3	5	0	0	1	0	0	3						
Jim Rice, R OBP: 0.392, SLG: 0.571 (11, 7)	K						F8		K		F9		FC3-6 BB		5	0	0	0	1	2	4						
Carl Yastrzemski, L OBP: 0.392, SLG: 0.507 (11, 3)							F9		L8				FC3-6		5	0	1	0	1	0	3						
Carlton Fisk, R OBP: 0.348, SLG: 0.490 Mike O'Malley, R OBP: 0.287, SLG: 0.385 Fred Lynn, L OBP: 0.386, SLG: 0.585 Gary Allenson, R OBP: 0.282, SLG: 0.308 (11, 2)											SH3 1B		FC3-6 BB	K	2	0	2	2	0	0	0						
Bob Watson, R OBP: 0.325, SLG: 0.335 Jim Dwyer, L OBP: 0.257, SLG: 0.250 (13, PR)															5	1	3	0	1	1	1						
Dwight Evans, R OBP: 0.351, SLG: 0.432 (11, 9)															0	0	0	0	0	0	0						
Jack Brohamer, L OBP: 0.323, SLG: 0.364 Butch Hobson, R OBP: 0.281, SLG: 0.461 Larry Wolfe, R OBP: 0.383, SLG: 0.417 (12, 5)															3	0	0	1	0	0	2						
Inning Stats	R: 2 E: 1 K: 1 S: 7	H: 2 LOB: 2 BB: 1 P: 11	R: 0 E: 0 K: 0 S: 6	H: 2 LOB: 0 BB: 0 P: 6	R: 0 E: 0 K: 0 S: 3	H: 0 LOB: 0 BB: 0 P: 4	R: 0 E: 0 K: 1 S: 5	H: 1 LOB: 2 BB: 0 P: 7	R: 0 E: 0 K: 0 S: 6	H: 1 LOB: 1 BB: 0 P: 6	R: 1 E: 0 K: 0 S: 5	H: 2 LOB: 0 BB: 0 P: 5	R: 0 E: 0 K: 0 S: 3	H: 0 LOB: 0 BB: 0 P: 3	R: 0 E: 0 K: 1 S: 6	H: 1 LOB: 2 BB: 2 P: 14	R: 0 E: 0 K: 1 S: 6	H: 1 LOB: 2 BB: 1 P: 10	R: 0 E: 0 K: 1 S: 5	H: 1 LOB: 1 BB: 0 P: 5	R: 0 E: 0 K: 0 S: 3	H: 0 LOB: 0 BB: 0 P: 3	1B: 9 2B: 1 3B: 1 HR: 0	SF: -2 SAC: 1 DP: 0 HBP: 2	WP: 0 PB: 0 SB: 0 CS: 2	PA: 58	
PITCHER	IP	WLS	BF	H	R	ER	SO	BB	IBB	HBP	BLK	WP	HR	S	P	ERA	WHIP										
Jack Billingham, R ERA: 2.84 (11, 1)	6.1		29	8	4	2	5	1	0	0	0	0	0	15	23	0.00	0.500										
Dave Tobik, R ERA: 1.08 (7, 1)	4.0		15	1	0	0	1	1	1	0	0	0	0	7	11	0.00	1.500										
John Hiller, L ERA: 3.14 Aurelio Lopez, R ERA: 3.57 (12, 1)	2.1	W	7	1	0	0	2	0	0	0	0	0	0	11	11	0.00	0.429										

Detroit Tigers @ Boston Red Sox
Fenway Park, Boston, MA
Tue Jun 19 1979, 7:05 PM EDT
Att. 34,153 - Unknown - 68 F


AB 48
R 4
H 11
RBI 4
BB 4
SO 9
LOB 29



Batter	1	2	3	4	5	6	7	8	9	AB	R	H	RBI	BB	SO	LOB	TOP			
Ron LeFlore, R (1, 8) OBP: 0.364, SLG: 0.402	4-0 FC3-6 BB 1B	0-0 BB 2B			0-0 6-4-3 1B		0-0 FC6-5 BB G3-6-1			3	1	2	0	1	0	2				
Rusty Staub, L (1, 10) OBP: 0.320, SLG: 0.366	4-0 FC3-6 BB 1-2	0-0 F8			0-0 6-4-3 1-2		0-0 G3-6-1 1-2			3	0	0	0	1	0	4				
Steve Kemp, L (1, 7) OBP: 0.436, SLG: 0.562	0-0 FC3-6 1B 1-2 2-3		0-0 F7		0-0 1-4-3			0-0 3-1		4	1	0	0	0	0	3				
Lynn Jones, R (8, 7) OBP: 0.345, SLG: 0.358										0	0	0	0	0	0	0				
Jason Thompson, L (1, 3) OBP: 0.381, SLG: 0.420	0-0 BB 1-2 3-H 1B		0-0 G3		0-0 L7			0-0 G3		4	1	1	1	0	0	1				
Lance Parrish, R (1, 2) Ed Putman, R (8, 2)	0-0 K		0-3 K			0-3 K		0-0 F9		4	0	0	0	0	3	2				
Champ Summers, L (1, 9) OBP: 0.370, SLG: 0.409	0-0 1-H 2-H 2B			0-3 K		0-0 F3			0-0 4-3	4	0	1	2	0	1	0				
Aurelio Rodriguez, R (1, 5) Phil Mankowski, L (8, 5) OBP: 0.291, SLG: 0.341 OBP: 0.296, SLG: 0.220	0-0 6-3			0-0 6-3		0-0 5-3			0-3 K	3	0	0	0	0	0	1				
Alan Trammell, R (1, 6) OBP: 0.317, SLG: 0.331			0-0 F8		0-0 FC6-4 1B		0-0 FC6-5 BB 1B		0-0 1B	4	0	3	0	0	0	0				
Mark Wagner, R (1, 4) OBP: 0.349, SLG: 0.351	0-0 4-3		0-0 FC6-4 1-2			4-0 FC6-5 BB		0-0 F9		3	0	0	0	1	0	2				
Inning Stats	R: 3 E: 0 K: 1 S: 7	H: 2 LOB: 1 BB: 2 P: 15	R: 0 E: 0 K: 0 S: 4	H: 1 LOB: 1 BB: 0 P: 4	R: 0 E: 0 K: 1 S: 5	H: 0 LOB: 0 BB: 0 P: 5	R: 0 E: 0 K: 1 S: 6	H: 1 LOB: 1 BB: 0 P: 6	R: 0 E: 0 K: 0 S: 4	H: 0 LOB: 0 BB: 0 P: 4	R: 0 E: 0 K: 1 S: 5	H: 1 LOB: 1 BB: 1 P: 7	R: 0 E: 0 K: 0 S: 3	H: 0 LOB: 0 BB: 0 P: 3	R: 0 E: 0 K: 1 S: 6	H: 1 LOB: 1 BB: 0 P: 6	1B: 5 2B: 2 3B: 0 HR: 0	SF: 0 SAC: 0 DP: 1 HBP: 0	WP: 0 PB: 0 SB: 0 CS: 0	PA: 36
PITCHER Mike Torrez, R (1, 1) ERA: 4.81	IP: 9.0 WLS: W BF: 36 H: 7 R: 3 ER: 3 SO: 5 BB: 3 IBB: 0 HBP: 0 BLK: 0 WP: 0 HR: 0 S: 43 P: 55 ERA: 3.00 WHIP: 1.111															PITCHER				

Detroit Tigers @ Boston Red Sox
Fenway Park, Boston, MA
Wed Jun 20 1979, 7:05 PM EDT
Att: 34,035 - Unknown - 65 F


AB 33
R 3
H 7
RBI 3
BB 3
SO 5
LOB 15



Batter	1	2	3	4	5	6	7	8	9	AB	R	H	RBI	BB	SO	LOB	BOTTOM			
Jerry Remy, L (1, 4) OBP: 0.352, SLG: 0.350	4-0 FC5-4 BB		0-0 4-3	0-0 SF7		0-0 F7	0-0 6-3			3	0	0	1	1	0	2				
Larry Wolfe, R (8, 4) OBP: 0.383, SLG: 0.417				2-3						0	0	0	0	0	0	0				
Rick Burleson, R (1, 6) OBP: 0.320, SLG: 0.381	0-0 P9		0-0 F9	3-H	0-0 G6-4-3		0-0 F7			5	0	1	1	0	0	4				
Stan Papi, R (8, 6) OBP: 0.222, SLG: 0.389				1-2		4-3 1-H 2B	0-0 F7			0	0	0	0	0	0	0				
Fred Lynn, L (1, 8) OBP: 0.397, SLG: 0.601	0-3 K		0-0 K		0-0 2B	0-0 4-3		0-0 6-3		4	1	2	2	0	1	2				
Tom Poquette, L (8, 8) OBP: 0.250, SLG: 0.195				3-H HR		2-3				1	0	0	0	0	0	0				
Jim Rice, R (1, 7) OBP: 0.389, SLG: 0.563	0-0 FC5-4 1-2		4-0 HR BB		0-0 5-3	0-0 5-3		0-0 F4		4	1	0	0	1	0	3				
Carl Yastrzemski, L (1, 3) OBP: 0.390, SLG: 0.515			0-0 4-3		0-0 L9		0-0 F7		0-0 HR	4	1	1	2	0	0	1				
Jim Dwyer, L (8, 3) OBP: 0.278, SLG: 0.364			1-H HR							1	1	1	1	0	0	0				
Carlton Fisk, R (1, 2) OBP: 0.352, SLG: 0.495	4-0 BB 4-3		0-0 L8		0-0 G3		0-0 1B 2B		0-0 5-3	3	1	1	0	1	0	1				
Gary Allenson, R (8, 2) OBP: 0.280, SLG: 0.306							1B 2B			1	0	0	0	0	0	0				
Bob Watson, R (1, 10) OBP: 0.333, SLG: 0.360	0-0 4-3 1-2		0-0 4-3		0-0 1B BB SF7 1B		0-0 HR 2B HR		0-0 1B	4	3	3	1	0	0	1				
Dwight Evans, R (1, 9) OBP: 0.358, SLG: 0.454	0-3 K		0-0 K		4-0 1B BB		0-0 HR 2B HR		0-0 2B	3	2	2	2	1	1	1				
Butch Hobson, R (1, 5) OBP: 0.296, SLG: 0.492			0-0 K		0-0 1B BB		4-0 HR 3-H 2B		0-0 2B	3	3	3	3	1	0	0				
Jack Brohamer, L (8, 5) OBP: 0.328, SLG: 0.364			4-3 HR		0-0 G6-4-3 1B		0-0 2B BB HR		0-0 HR	0	0	0	0	0	0	0				
Inning Stats	R: 0 E: 0 K: 1 S: 5	H: 0 LOB: 1 BB: 1 P: 9	R: 0 E: 0 K: 1 S: 5	H: 0 LOB: 1 BB: 1 P: 9	R: 4 E: 0 K: 0 S: 6	H: 3 LOB: 0 BB: 1 P: 10	R: 1 E: 0 K: 0 S: 4	H: 2 LOB: 1 BB: 1 P: 8	R: 0 E: 0 K: 0 S: 4	H: 1 LOB: 1 BB: 0 P: 4	R: 3 E: 0 K: 0 S: 6	H: 3 LOB: 1 BB: 1 P: 10	R: 4 E: 0 K: 0 S: 7	H: 4 LOB: 0 BB: 0 P: 7	R: 1 E: 0 K: 0 S: 4	H: 1 LOB: 0 BB: 0 P: 4	1B: 3 2B: 5 3B: 0 HR: 6	SF: 1 SAC: 0 DP: 1 HBP: 0	WP: 0 PB: 0 SB: 0 CS: 0	PA: 42
PITCHER Steve Baker, R (1, 1) ERA: 6.14	IP: 4.0 WLS: L BF: 20 H: 5 R: 5 ER: 5 SO: 2 BB: 4 IBB: 0 HBP: 0 BLK: 0 WP: 0 HR: 2 S: 20 P: 36 ERA: 11.25 WHIP: 2.250															PITCHER				
Aurelio Lopez, R (8, 1) ERA: 4.17	1.1 9 4 3 3 0 1 0 0 0 0 2 8 12 20.25 3.750																			
Fernando Arroyo, R (8, 1) ERA: 8.25	1.2 9 4 4 4 0 0 0 0 0 0 1 9 9 21.60 2.400																			
Kip Young, R (8, 1) ERA: 9.56	1.0 4 1 1 1 0 0 0 0 0 0 1 4 4 9.00 1.000																			

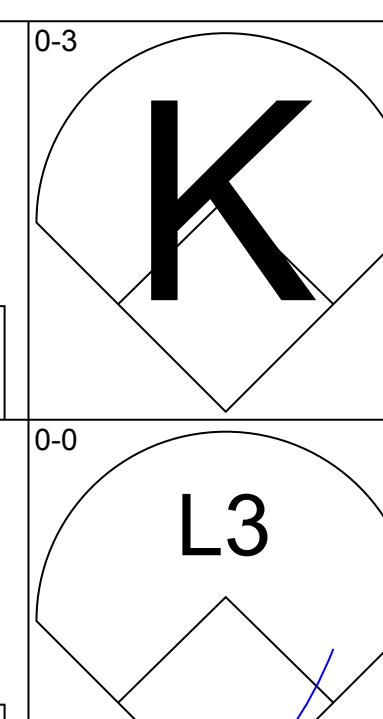
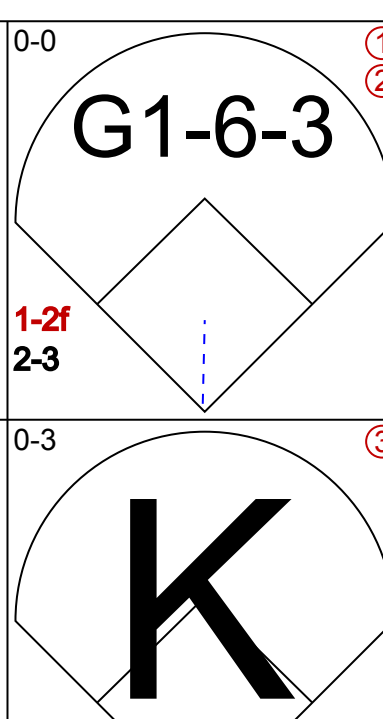
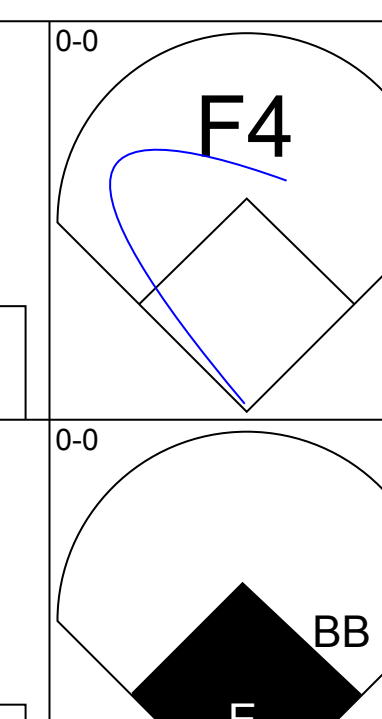
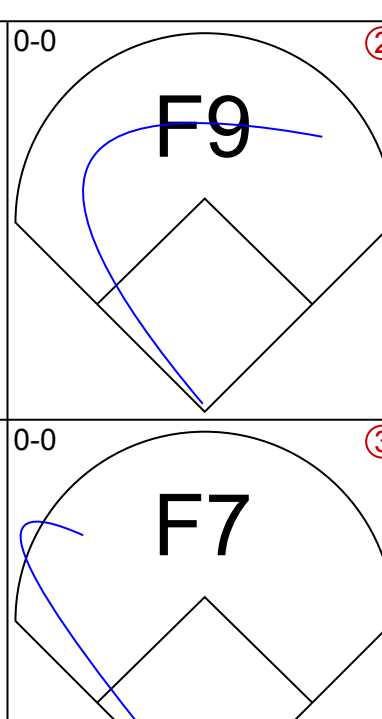
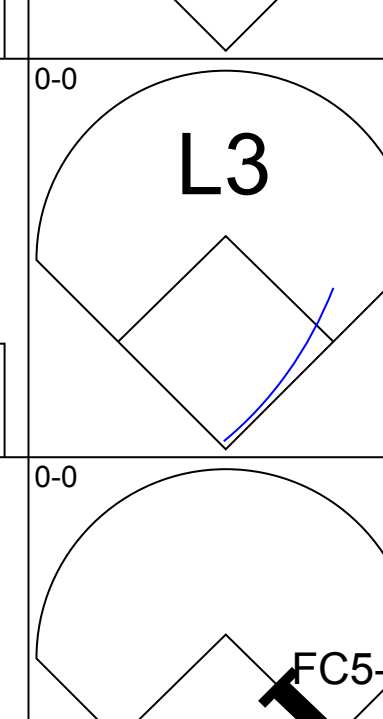

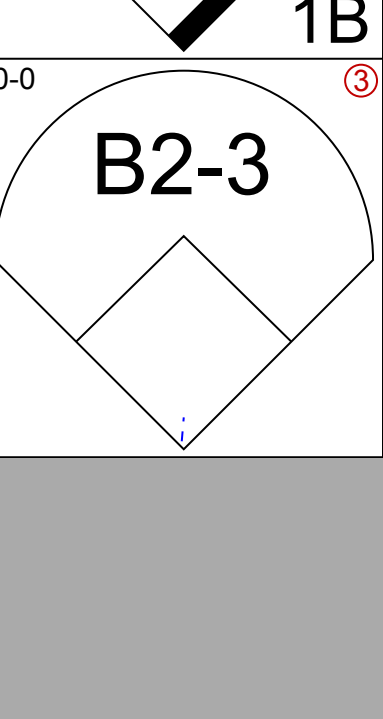
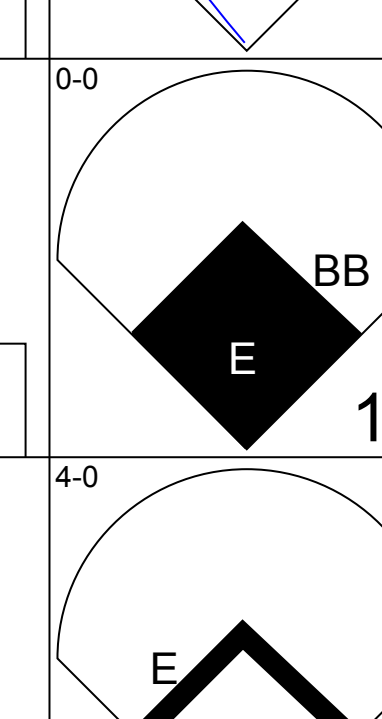
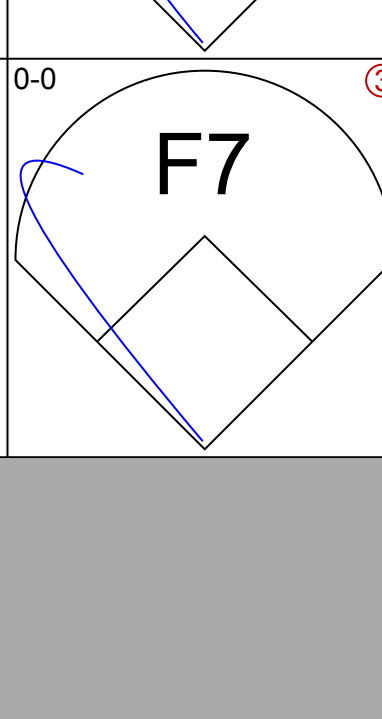
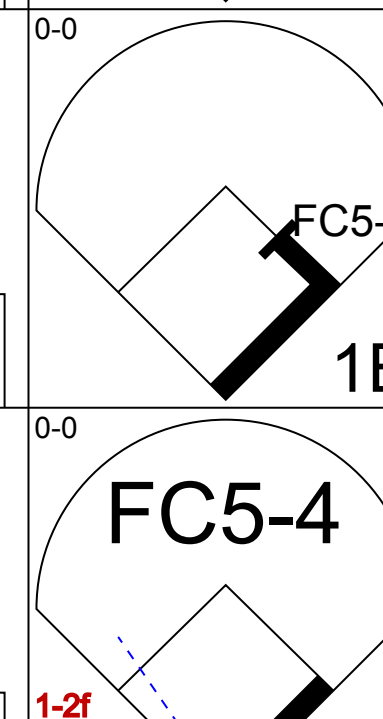
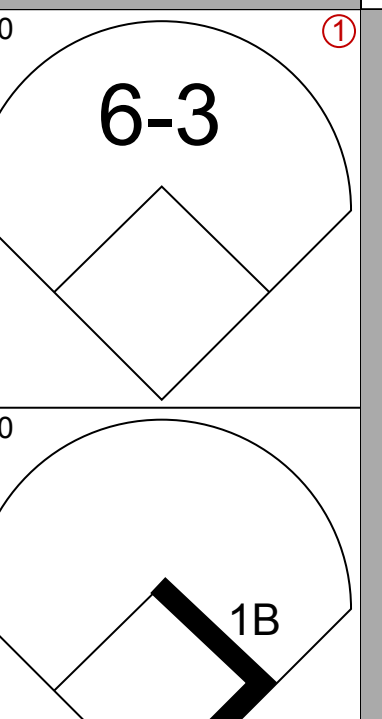
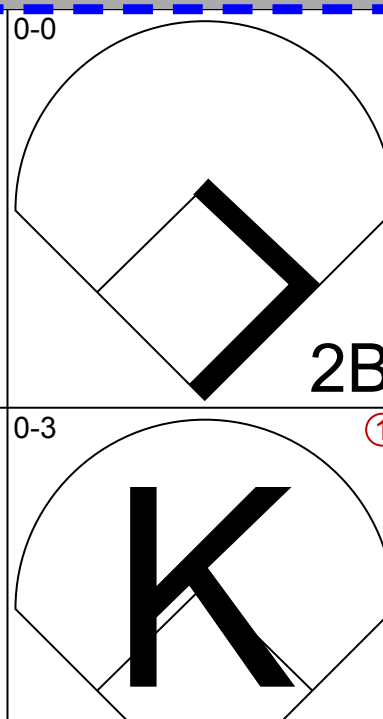
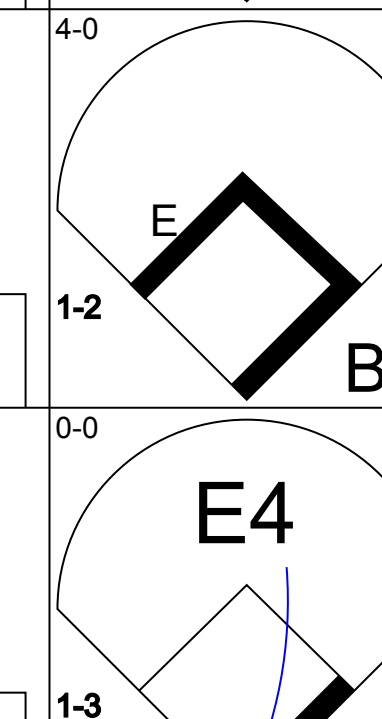
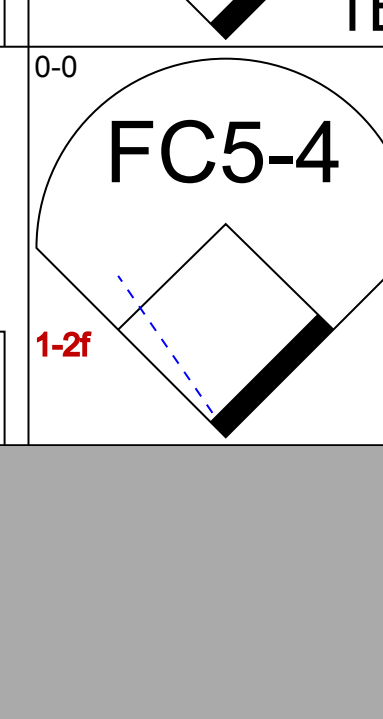
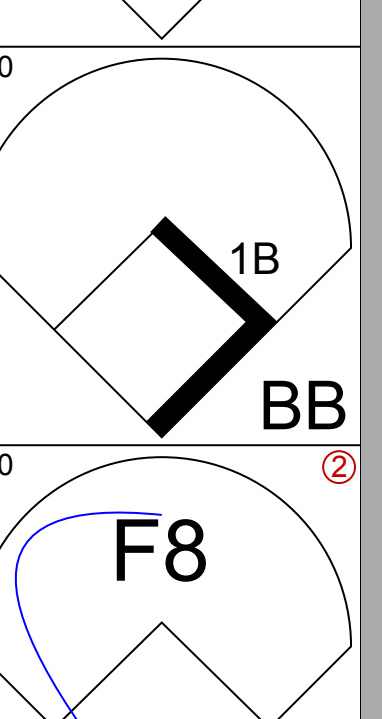
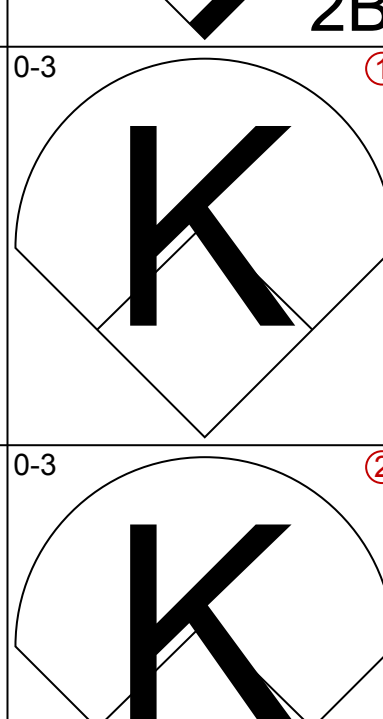
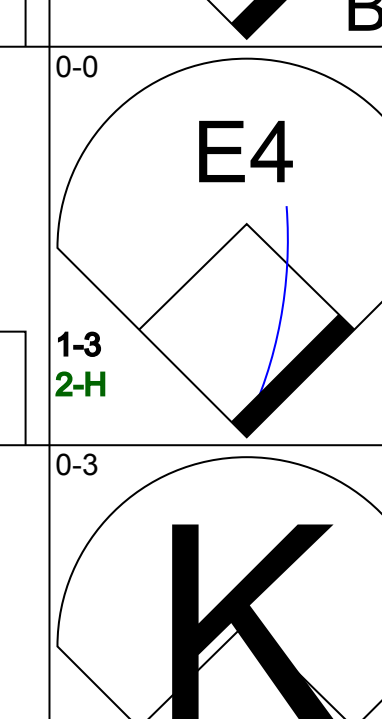
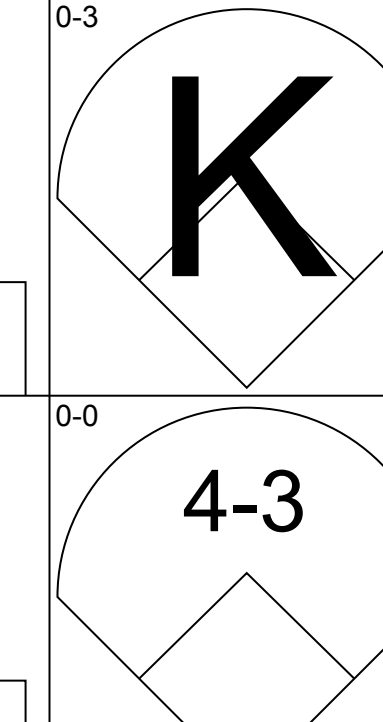
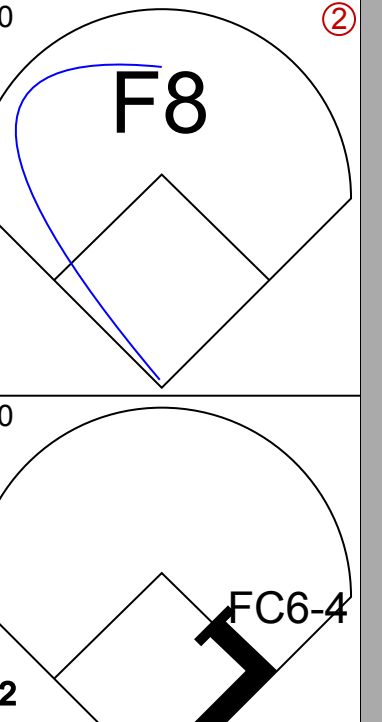
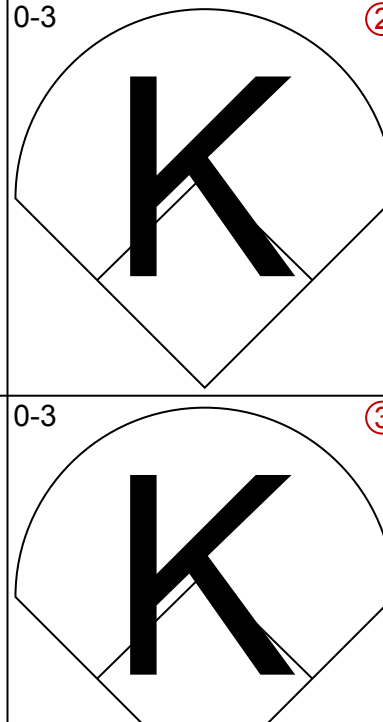
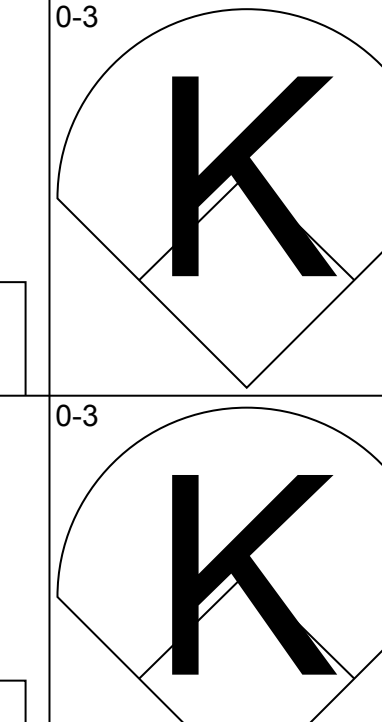
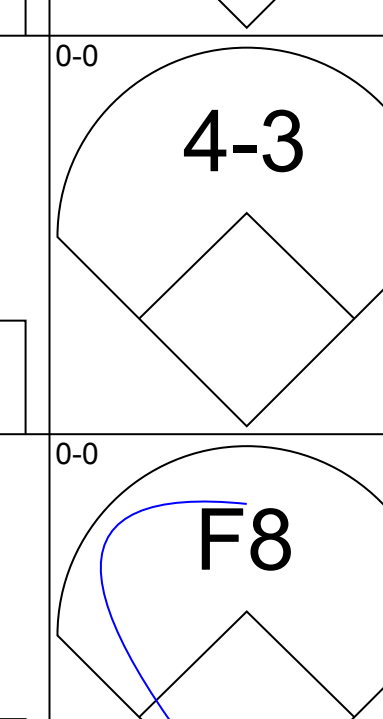
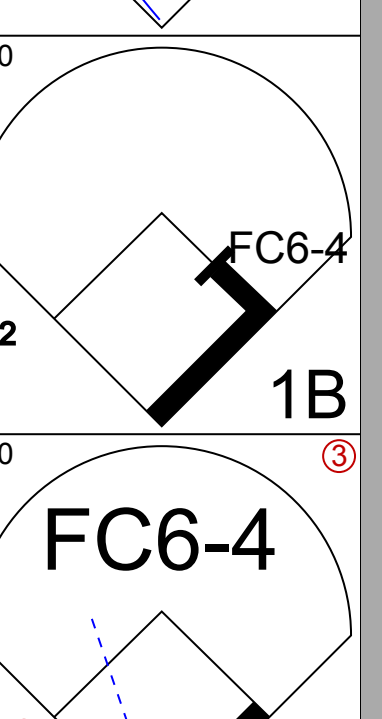

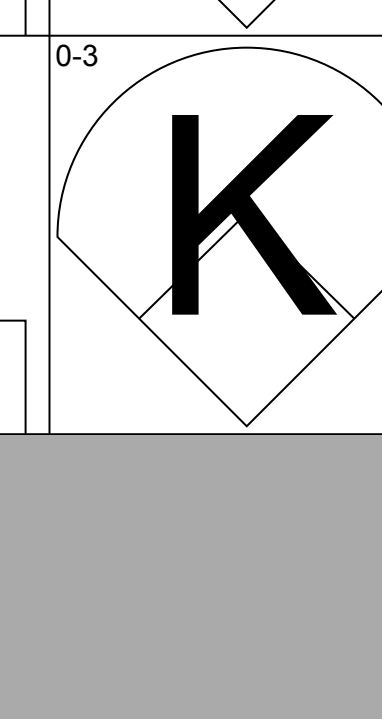
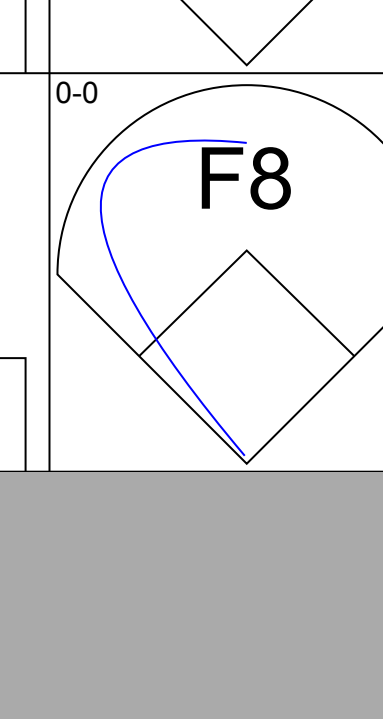
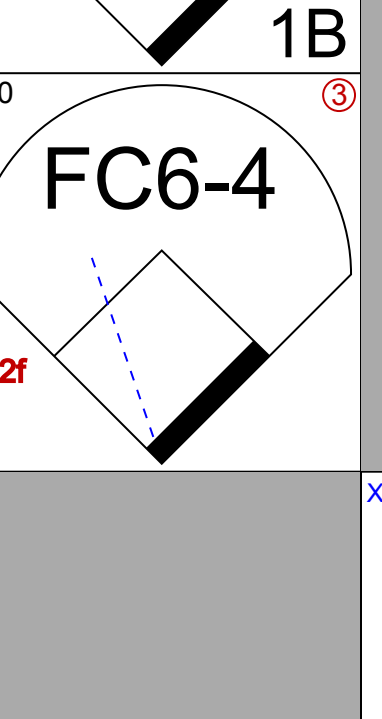
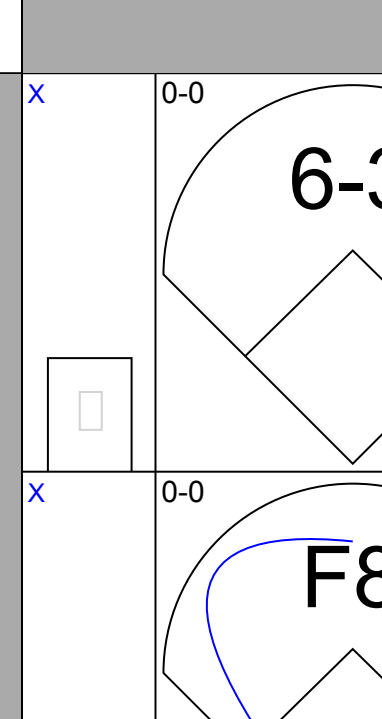
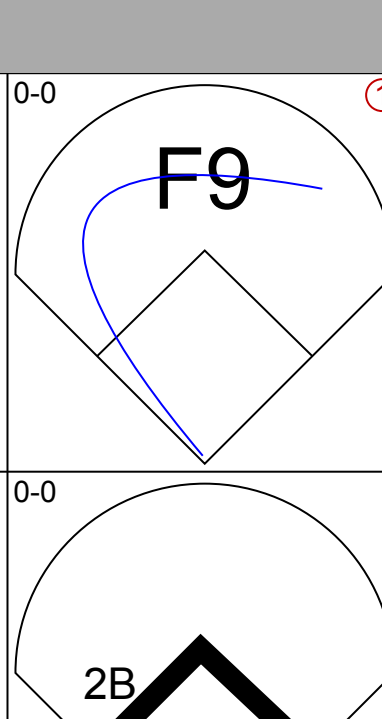
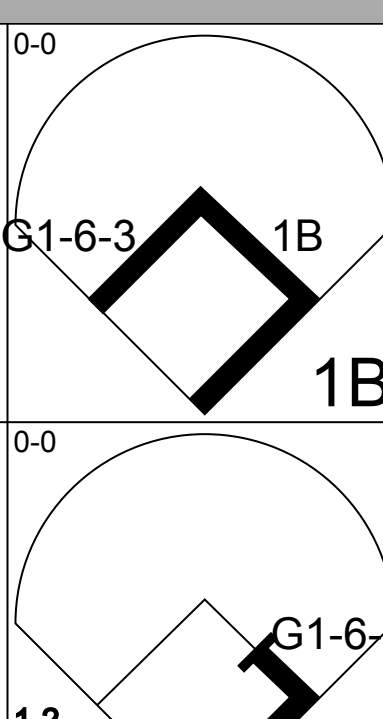
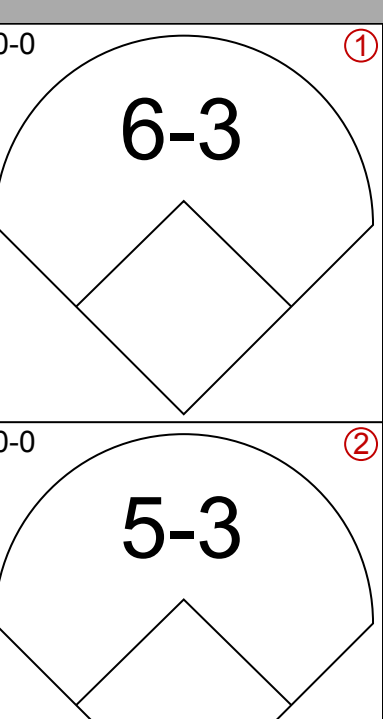
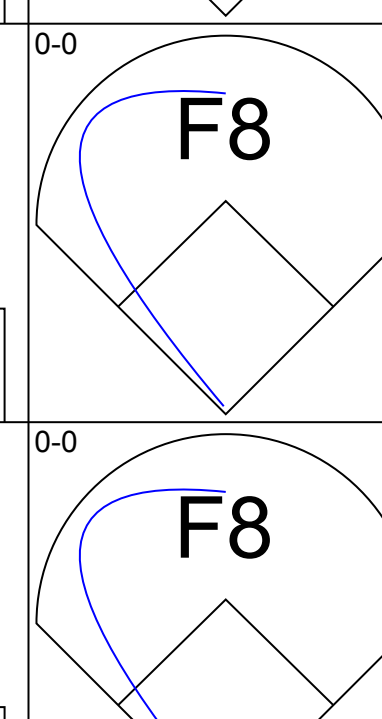
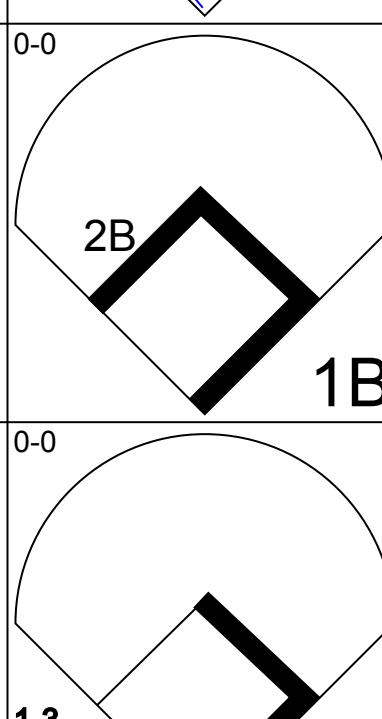
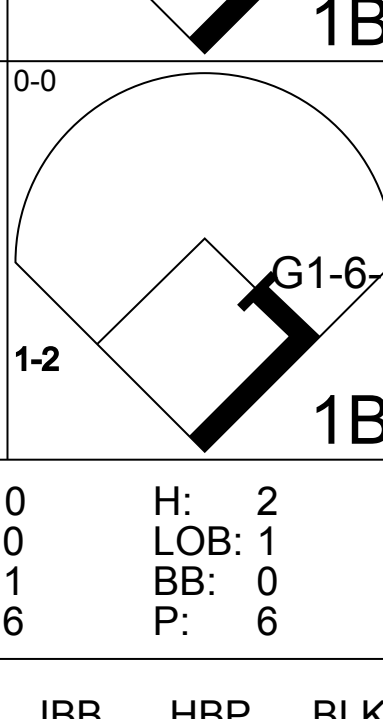
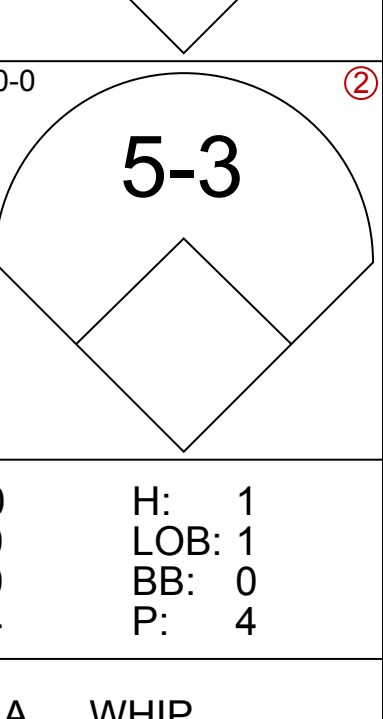
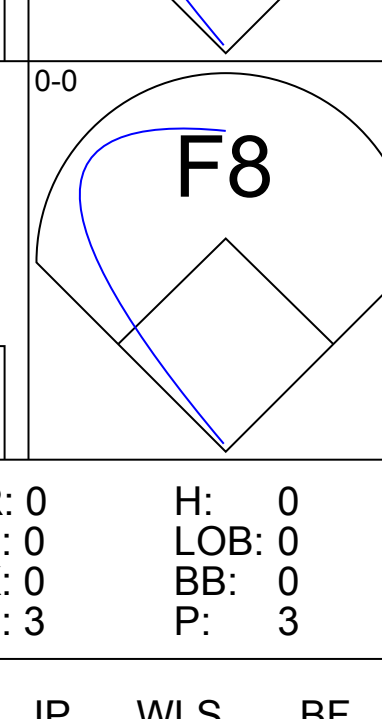
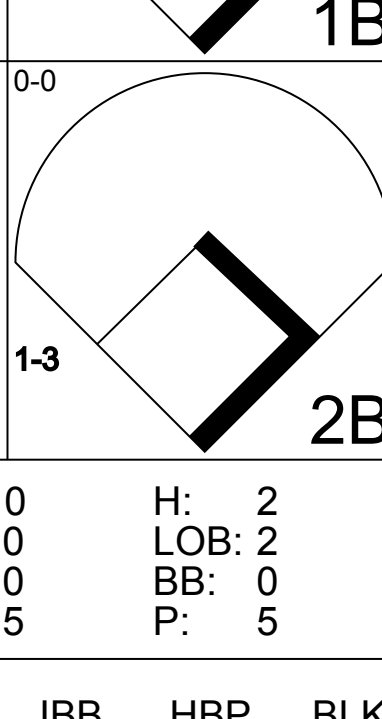
Detroit Tigers @ Boston Red Sox
Fenway Park, Boston, MA
Wed Jun 20 1979, 7:05 PM EDT
Att: 34,035 - Unknown - 65 F

AB 36
R 13
H 14
RBI 13
BB 5
SO 2
LOB 15



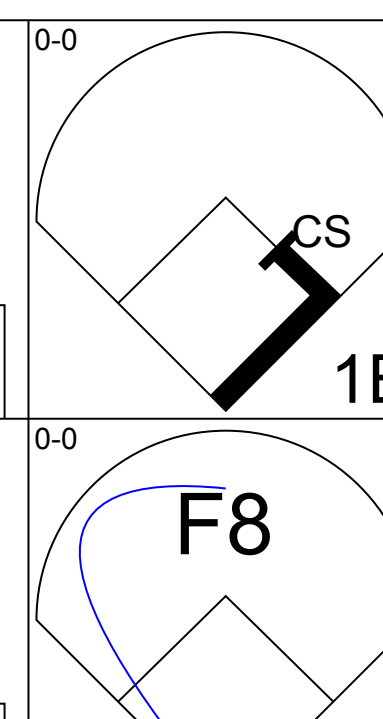
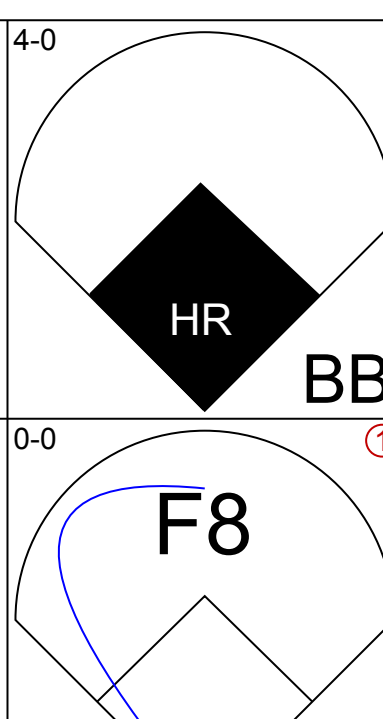
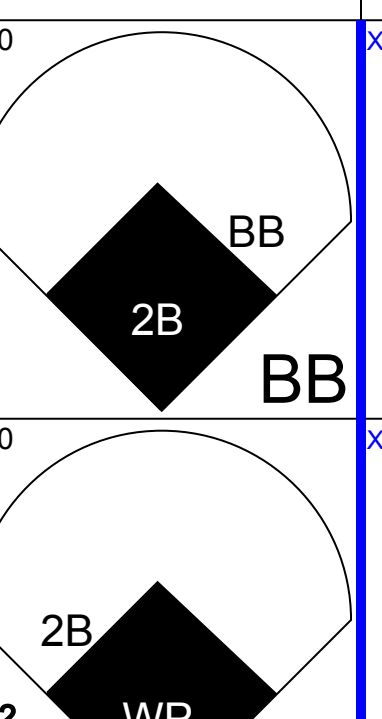
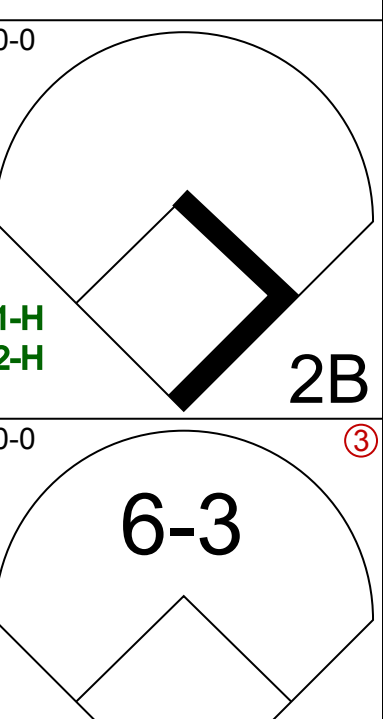
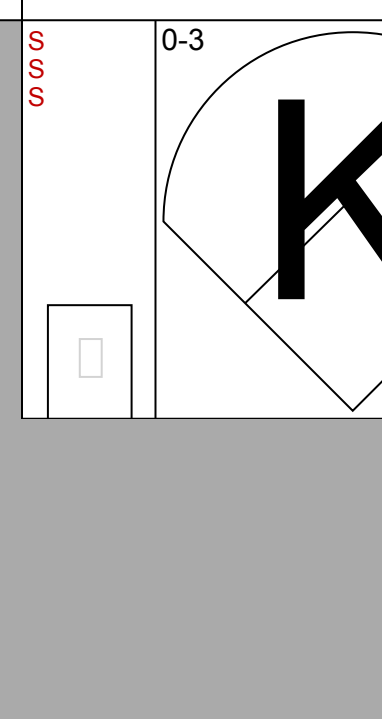
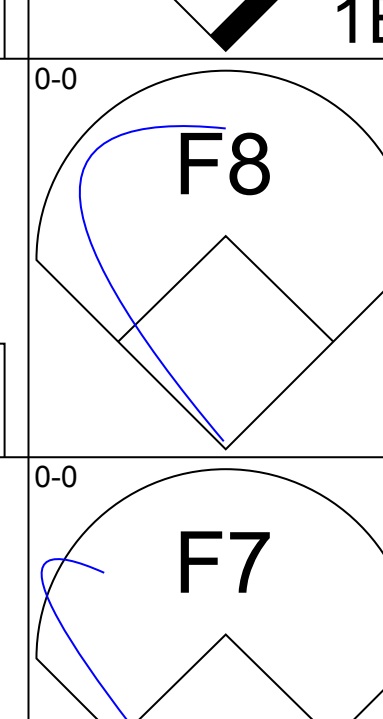
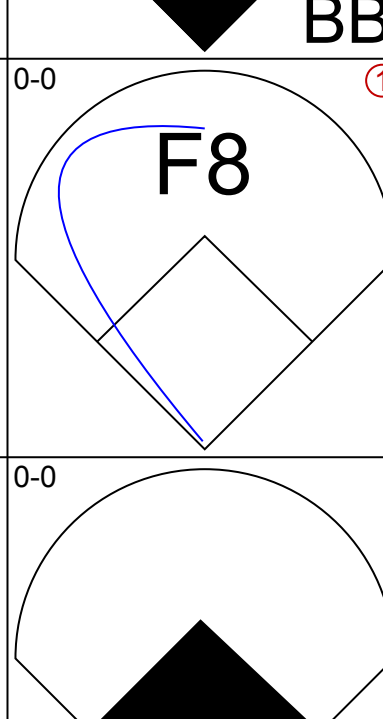
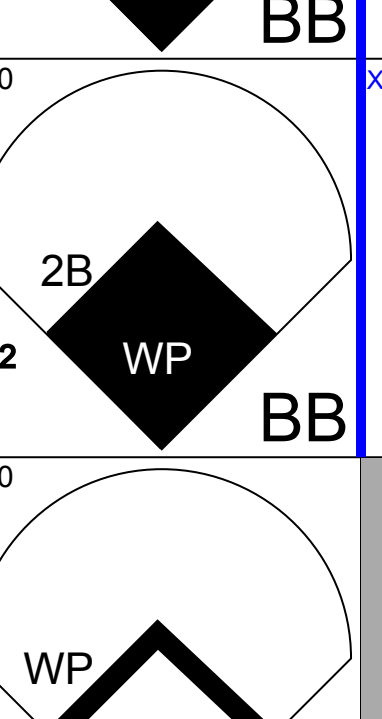
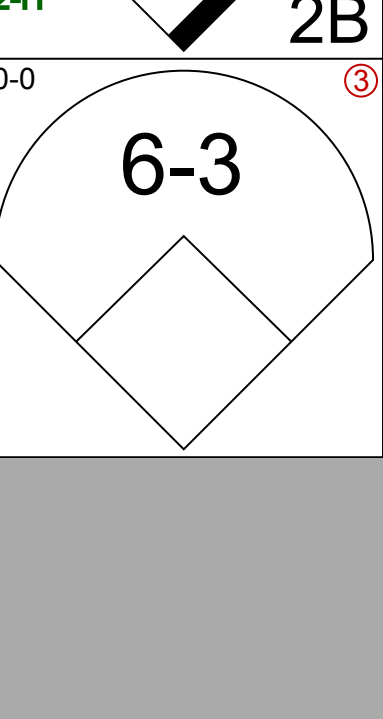
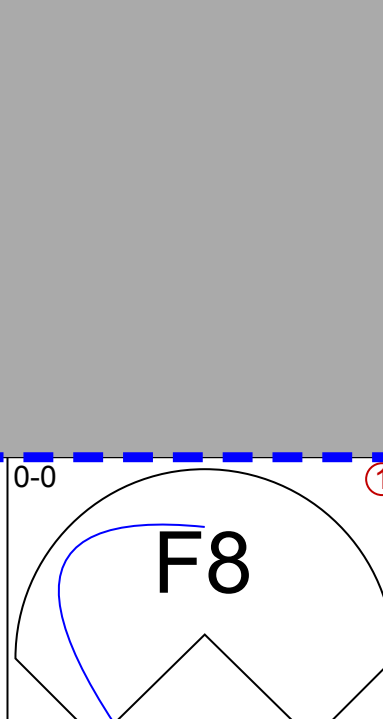
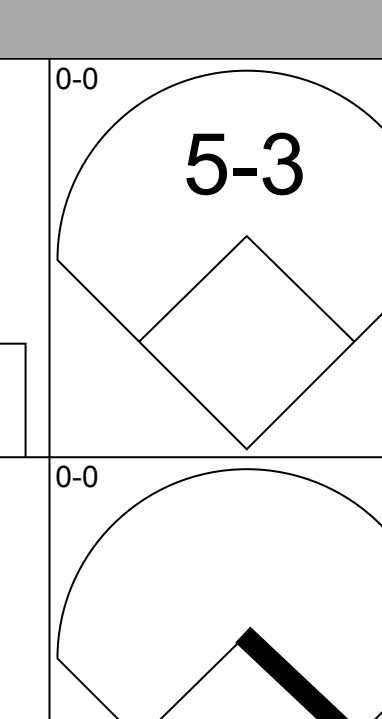
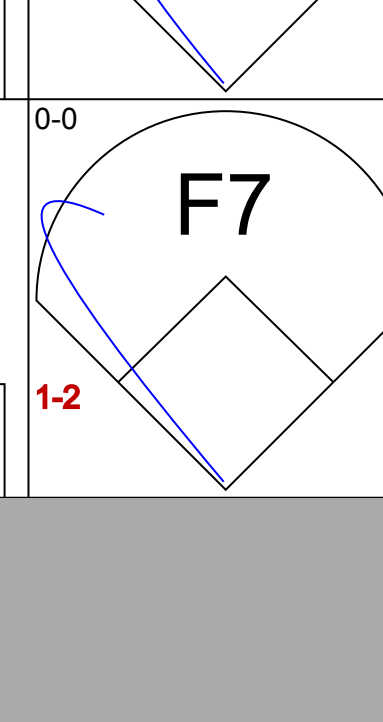
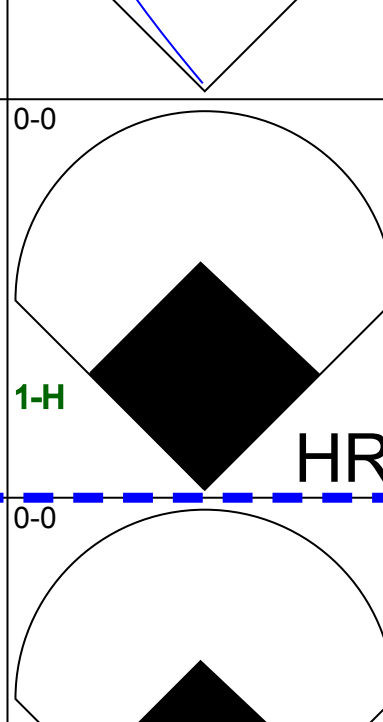
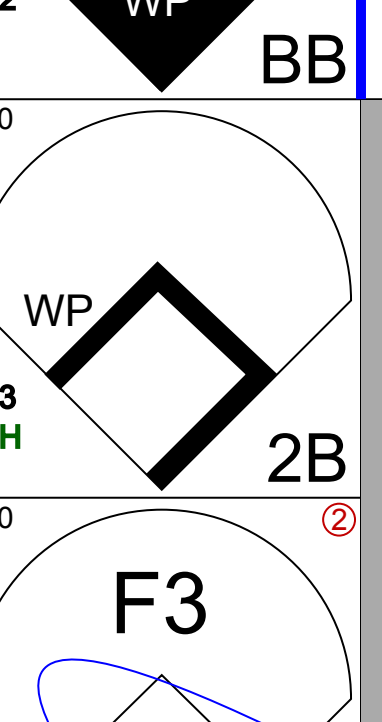

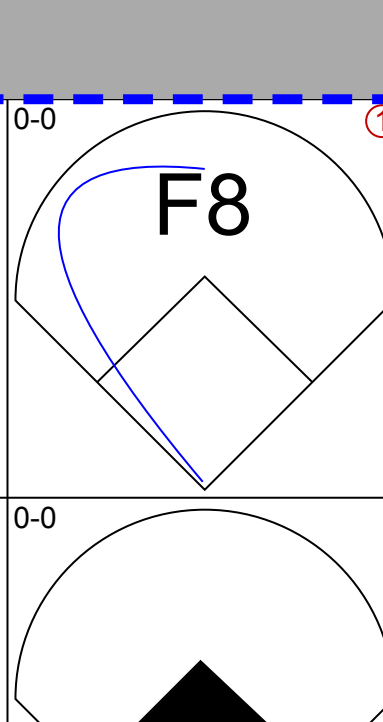
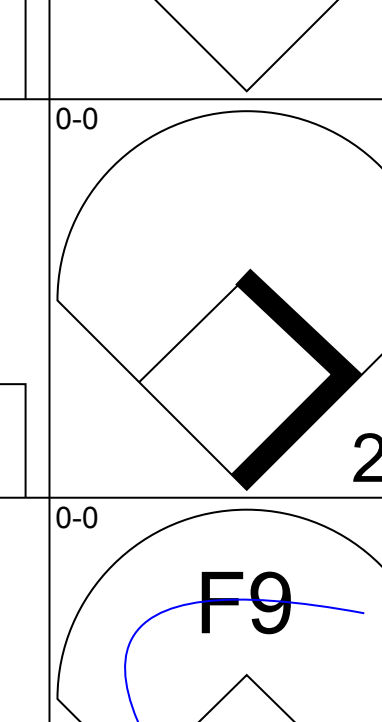
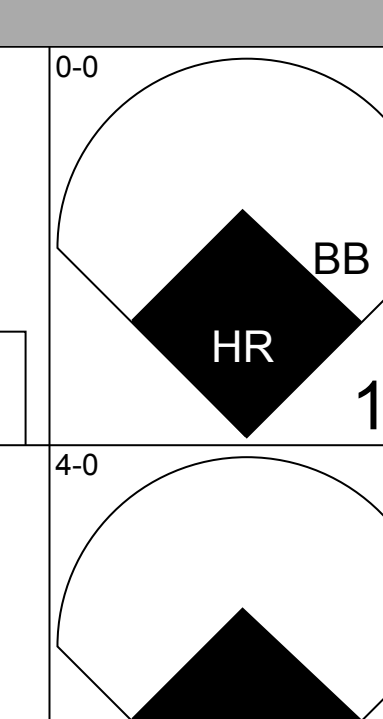
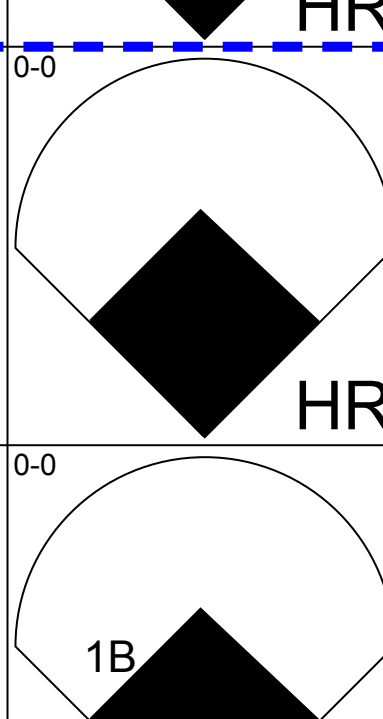
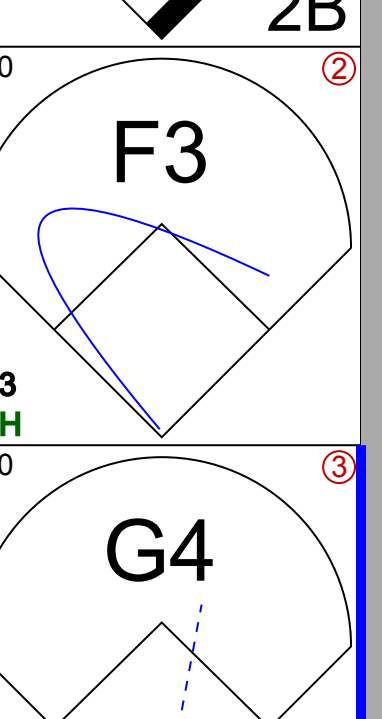
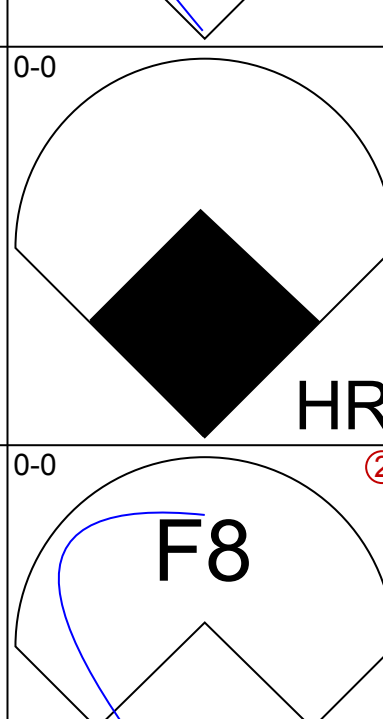
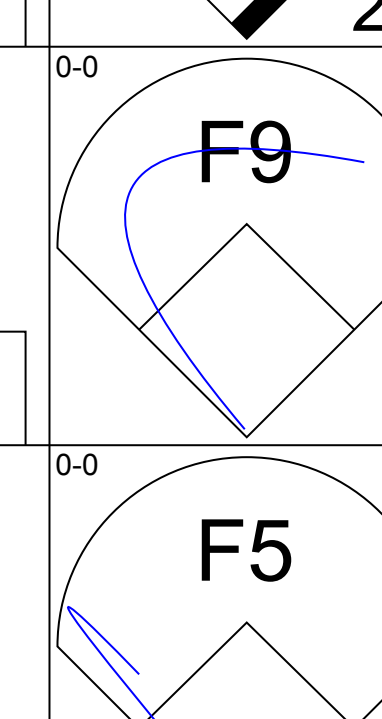
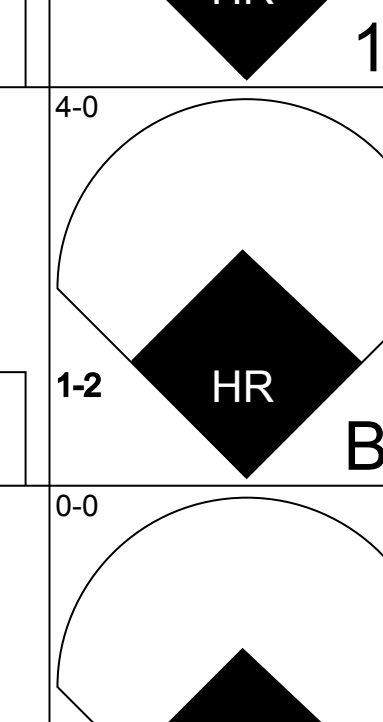
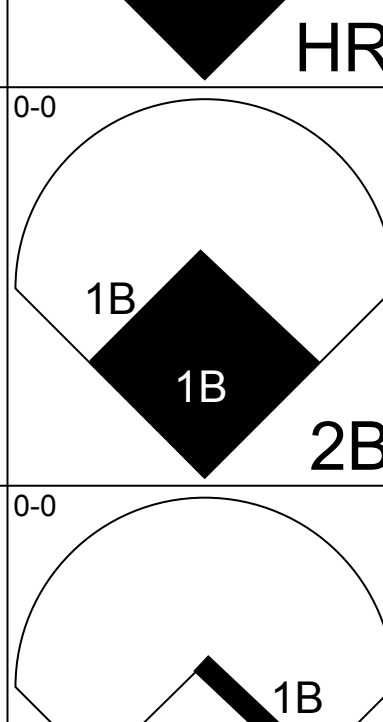
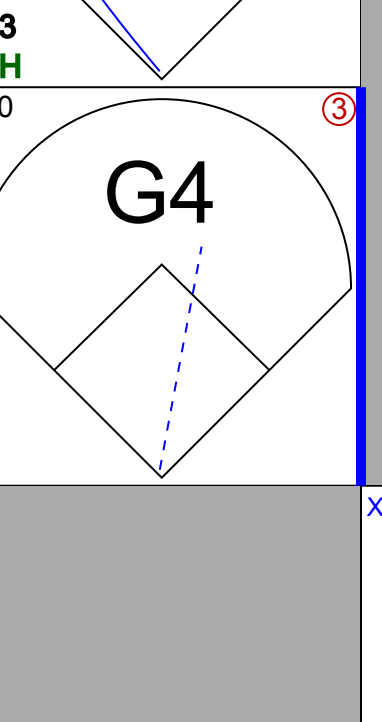
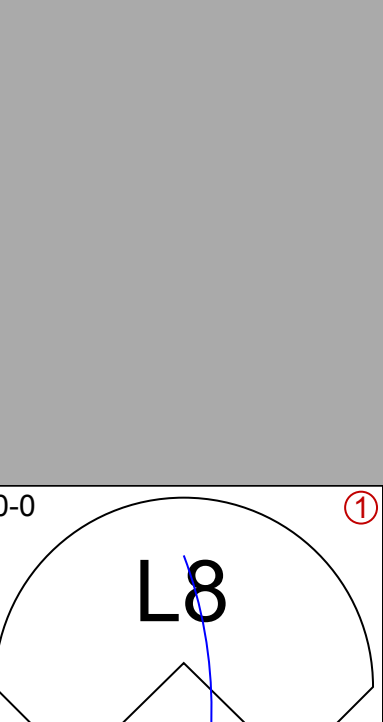
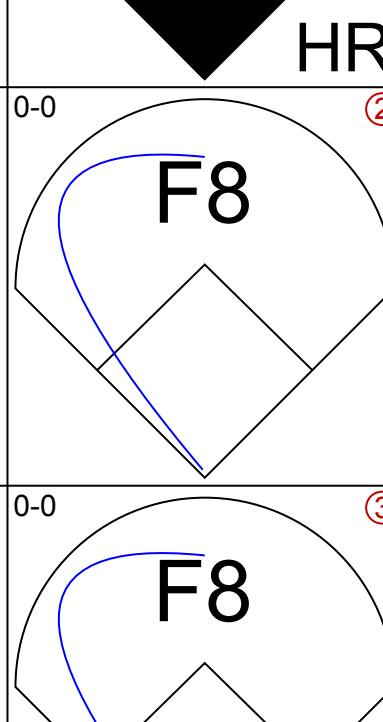
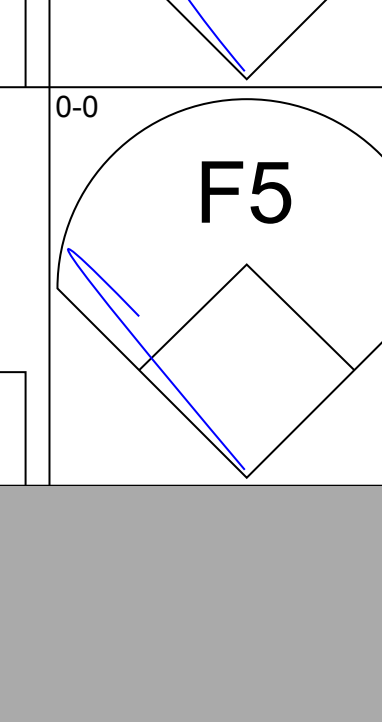
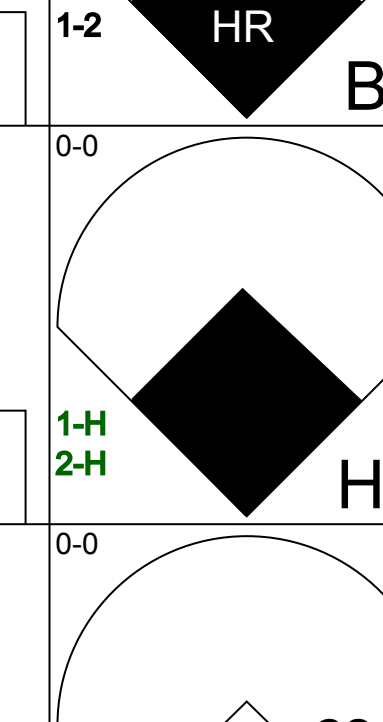
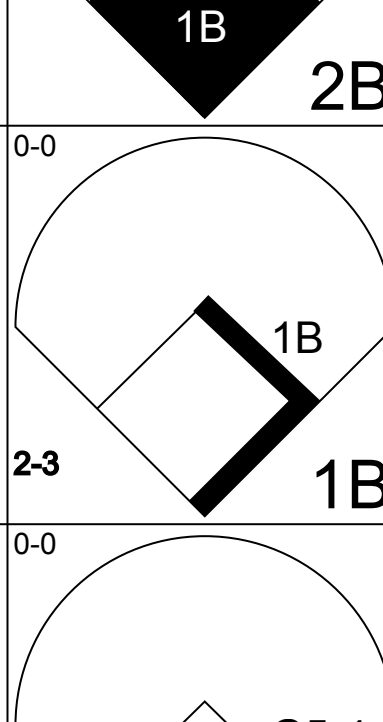

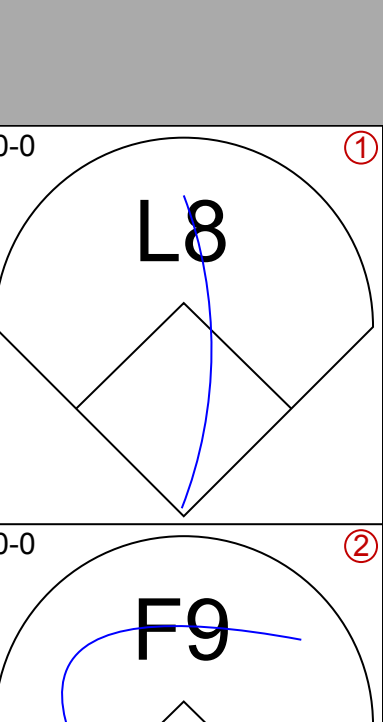
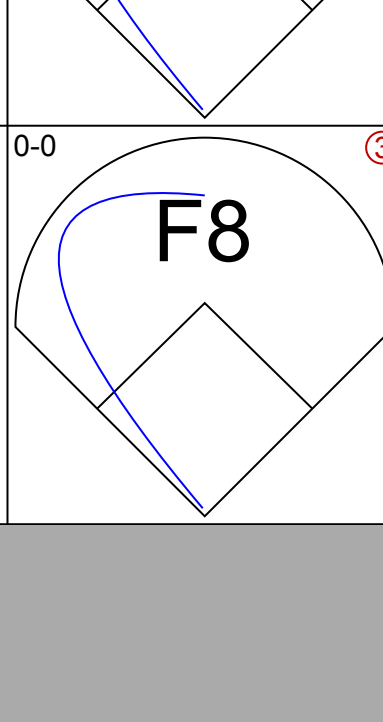
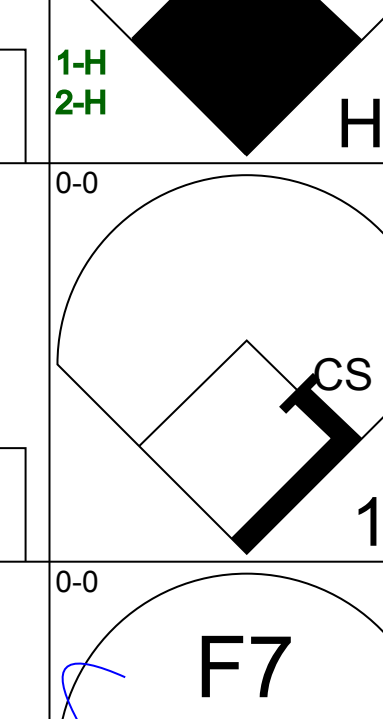
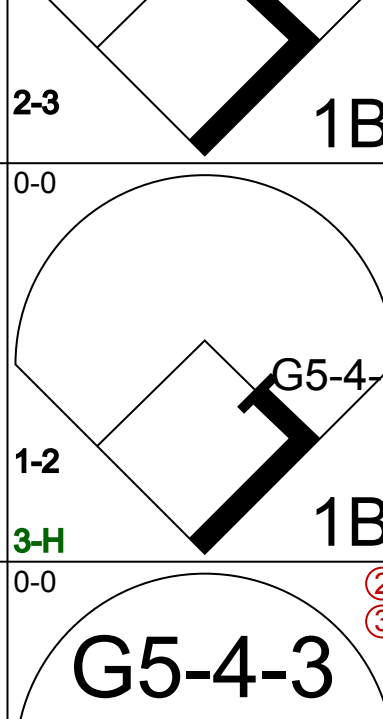

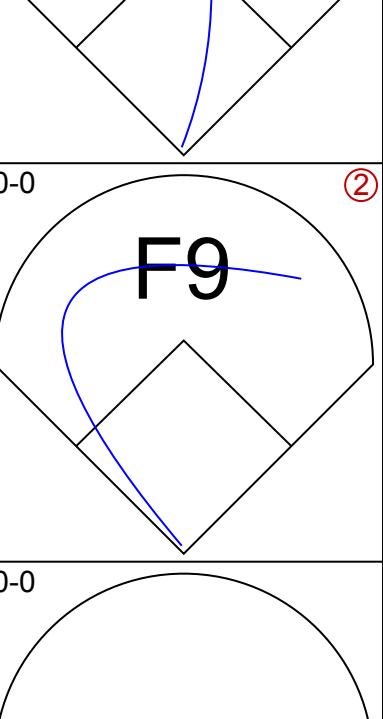
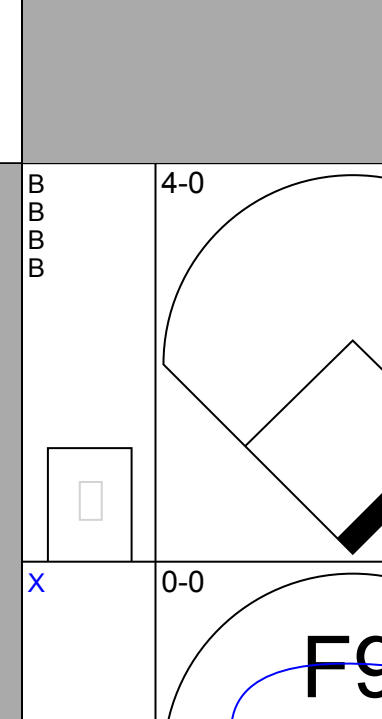

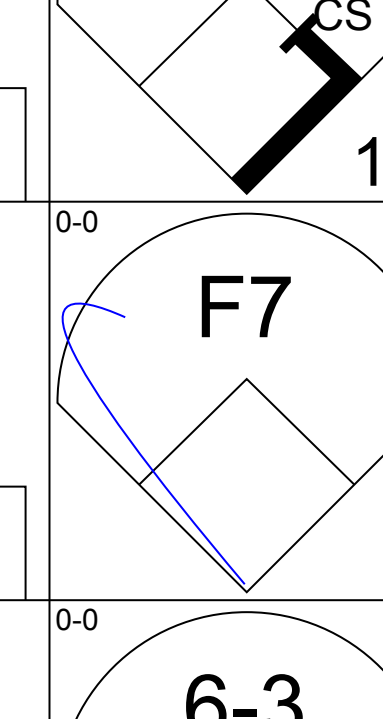
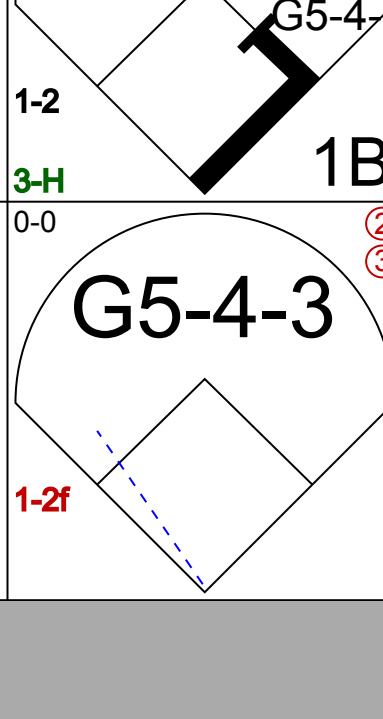
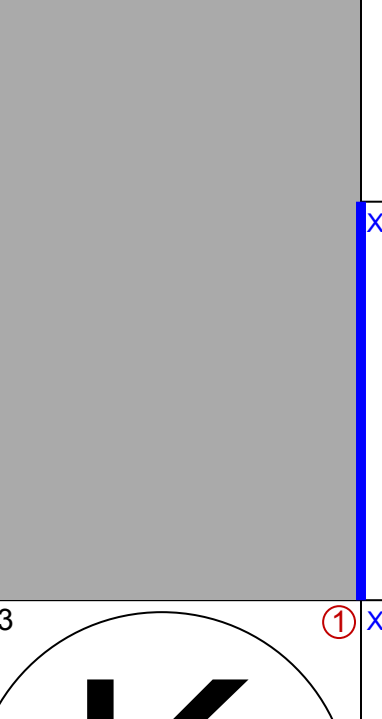
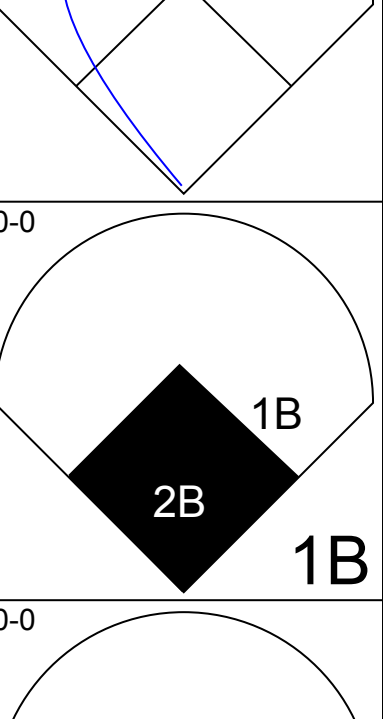


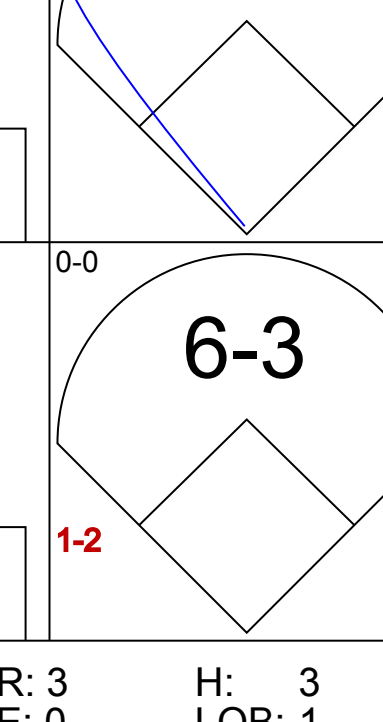
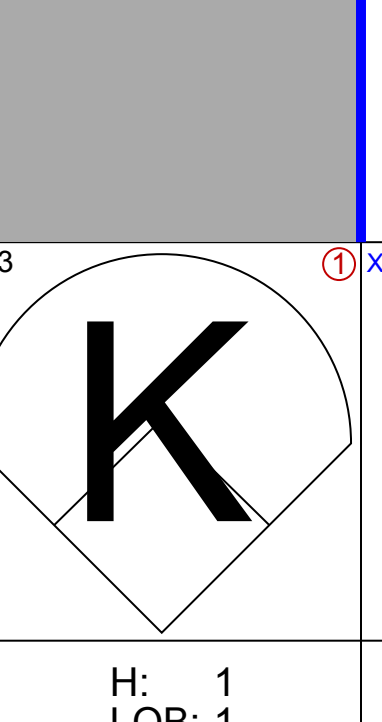
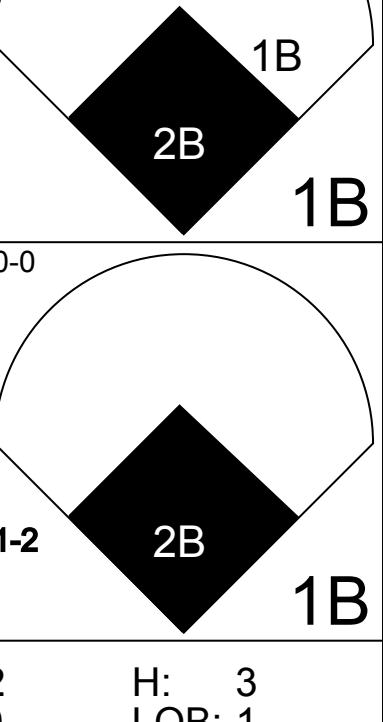

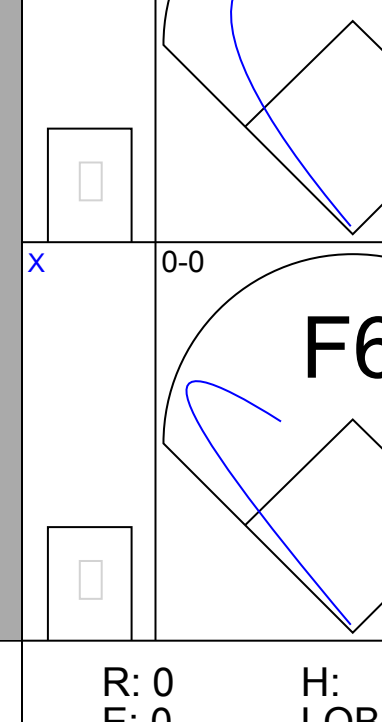
Batter	1	2	3	4	5	6	7	8	9	AB	R	H	RBI	BB	SO	LOB	TOP					
Ron LeFlore, R OBP: 0.366, SLG: 0.408 (1, 8)	0-3 K		0-0 2B		0-0 1B			0-0 1-3 3-H 1B		4	0	2	1	0	1	0	Detroit Tigers @ Boston Red Sox Fenway Park, Boston, MA Thu Jun 21 1979, 7:05 PM EDT Att: 34,316 - Unknown - 68 F					
Rusty Staub, L OBP: 0.313, SLG: 0.357 (1, 10)	0-0 4-3		0-0 G3		0-0 F4			0-0 G3		4	0	0	0	0	0	3						
Steve Kemp, L OBP: 0.433, SLG: 0.561 (1, 7)	0-0 G3			0-0 CS 2B				0-0 4-3		4	0	1	0	0	0	0						
Jason Thompson, L OBP: 0.375, SLG: 0.412 (1, 3)		0-0 F6		0-0 F9				0-0 F7		4	0	0	0	0	0	1						
Lance Parrish, R OBP: 0.366, SLG: 0.472 (1, 2)		0-0 HR		0-3 K				0-3 K		4	1	1	1	0	3	1						
Champ Summers, L OBP: 0.366, SLG: 0.403 (1, 9)		0-3 K			0-0 G3			0-0 G3 1B		4	0	1	0	0	1	0						
Phil Mankowski, L OBP: 0.297, SLG: 0.226 (1, 5)		0-3 K			0-0 1B 1B			0-0 G3		3	1	1	0	0	1	1						
Alan Trammell, R OBP: 0.313, SLG: 0.326 (1, 6)			0-0 F4		0-0 F6			0-0 1-3		3	0	0	0	0	0	2						
Mark Wagner, R OBP: 0.352, SLG: 0.354 Dave Machemer, R (5, PR) (5, 4)		0-3 K		0-3 K	1-3 1B 1B			0-0 F3		2	0	1	0	0	1	0						
Inning Stats	R: 0 E: 0 K: 1 S: 5	H: 0 LOB: 0 BB: 0 P: 5	R: 1 E: 0 K: 2 S: 8	H: 1 LOB: 0 BB: 0 P: 8	R: 0 E: 0 K: 1 S: 6	H: 1 LOB: 1 BB: 0 P: 6	R: 0 E: 0 K: 1 S: 5	H: 1 LOB: 0 BB: 0 P: 5	R: 1 E: 0 K: 0 S: 6	H: 3 LOB: 3 BB: 0 P: 6	R: 0 E: 0 K: 1 S: 5	H: 0 LOB: 0 BB: 0 P: 5	R: 0 E: 0 K: 0 S: 4	H: 1 LOB: 1 BB: 0 P: 4	R: 0 E: 0 K: 0 S: 3	H: 0 LOB: 0 BB: 0 P: 3		R: 0 E: 0 K: 1 S: 5	H: 0 LOB: 0 BB: 0 P: 5	1B: 4 2B: 2 3B: 0 HR: 1	SF: 0 SAC: 0 DP: 0 HBP: 0	WP: 0 PB: 0 SB: 1 CS: 1
PITCHER Dennis Eckersley, R ERA: 2.97 (1, 1)	IP: 9.0 WLS: W BF: 33 H: 7 R: 2 ER: 2 SO: 7 BB: 0 IBB: 0 HBP: 0 BLK: 0 WP: 0 HR: 1 S: 47 P: 47 ERA: 2.00 WHIP: 0.778																					

Batter	1	2	3	4	5	6	7	8	9	AB	R	H	RBI	BB	SO	LOB	BOTTOM					
Jerry Remy, L OBP: 0.354, SLG: 0.356 (1, 4)	0-0 1B 2B		0-0 3-1		0-0 FC4 1B			0-0 5-3 SF9 1B		4	1	2	0	0	0	1	Detroit Tigers @ Boston Red Sox Fenway Park, Boston, MA Thu Jun 21 1979, 7:05 PM EDT Att: 34,316 - Unknown - 68 F					
Rick Burleson, R OBP: 0.323, SLG: 0.381 (1, 6)	4-0 1B BB		0-0 3-1		0-0 1-2 1B			0-0 5-3		3	0	1	0	1	0	1						
Fred Lynn, L OBP: 0.395, SLG: 0.602 (1, 8)	0-0 F5			0-0 HR 2B	0-3 K			0-0 SF9		3	1	1	1	0	1	4						
Jim Rice, R OBP: 0.391, SLG: 0.573 (1, 7)	0-0 1-2 2-H 1B			0-0 HR		0-0 6-3		0-0 6-3		4	1	2	2	0	0	0						
Carl Yastrzemski, L OBP: 0.385, SLG: 0.508 (1, 3)	0-3 K2-3			0-3 K		0-0 4-3				3	0	0	0	0	2	2						
Carlton Fisk, R OBP: 0.342, SLG: 0.481 (1, 2)		0-3 K		0-0 F4		0-0 1-3				3	0	0	0	0	1	0						
Bob Watson, R OBP: 0.329, SLG: 0.354 (1, 10)		0-0 6-3		0-0 6-3				0-0 6-3		3	0	0	0	0	0	0						
Dwight Evans, R OBP: 0.357, SLG: 0.452 (1, 9)		0-3 K			0-0 FC4 1B			0-0 6-3		3	0	1	0	0	1	0						
Butch Hobson, R OBP: 0.291, SLG: 0.484 (1, 5)			0-0 L8		0-3 K			0-0 F5		3	0	0	0	0	1	1						
Inning Stats	R: 0 E: 0 K: 1 S: 6	H: 2 LOB: 2 BB: 1 P: 10	R: 0 E: 0 K: 2 S: 7	H: 0 LOB: 0 BB: 0 P: 7	R: 0 E: 0 K: 0 S: 3	H: 0 LOB: 0 BB: 0 P: 3	R: 2 E: 0 K: 1 S: 7	H: 2 LOB: 2 BB: 0 P: 7	R: 0 E: 0 K: 2 S: 9	H: 2 LOB: 2 BB: 0 P: 9	R: 0 E: 0 K: 0 S: 3	H: 0 LOB: 0 BB: 0 P: 3	R: 0 E: 0 K: 0 S: 3	H: 0 LOB: 0 BB: 0 P: 3	R: 1 E: 0 K: 0 S: 4	H: 1 LOB: 0 BB: 0 P: 4		R: 0 E: 0 K: 0 S: 3	H: 0 LOB: 0 BB: 0 P: 3	1B: 4 2B: 2 3B: 0 HR: 1	SF: 1 SAC: 0 DP: 0 HBP: 0	WP: 0 PB: 0 SB: 1 CS: 0
PITCHER Jack Morris, R ERA: 3.78 (1, 1)	IP: 8.0 WLS: L BF: 31 H: 7 R: 3 ER: 3 SO: 6 BB: 1 IBB: 0 HBP: 0 BLK: 0 WP: 0 HR: 1 S: 42 P: 46 ERA: 3.38 WHIP: 1.000																					

Batter	1	2	3	4	5	6	7	8	9	AB	R	H	RBI	BB	SO	LOB	TOP					
Alfredo Griffin, S OBP: 0.347, SLG: 0.359										5	0	1	0	0	1	4	Toronto Blue Jays @ Boston Red Sox Fenway Park, Boston, MA Fri Jun 22 1979, 7:05 PM EDT Att: 31,089 - Unknown - 77 F					
Joe Cannon, L OBP: 0.096, SLG: 0.056 Bob Bailor, R OBP: 0.296, SLG: 0.258										3	0	0	0	0	1	2						
Rick Bosetti, R OBP: 0.281, SLG: 0.346										3	0	2	0	1	0	0						
Rico Carty, R OBP: 0.348, SLG: 0.398										3	0	0	0	1	1	3						
John Mayberry, L OBP: 0.377, SLG: 0.480										4	0	0	0	0	3	4						
Al Woods, L OBP: 0.338, SLG: 0.373 Otto Velez, R OBP: 0.347, SLG: 0.461										2	0	1	0	0	0	0						
Danny Ainge, R OBP: 0.317, SLG: 0.365										4	0	0	0	0	0	2						
Luis Gomez, R OBP: 0.395, SLG: 0.442										4	0	2	0	0	0	0						
Rick Cerone, R OBP: 0.299, SLG: 0.282										4	0	2	0	0	0	0						
Inning Stats	R: 0 E: 0 K: 1 S: 6	H: 1 LOB: 1 BB: 0 P: 6	R: 0 E: 0 K: 1 S: 5	H: 0 LOB: 0 BB: 0 P: 5	R: 0 E: 0 K: 1 S: 6	H: 2 LOB: 1 BB: 0 P: 6	R: 0 E: 0 K: 0 S: 4	H: 1 LOB: 1 BB: 1 P: 8	R: 0 E: 0 K: 0 S: 4	H: 1 LOB: 1 BB: 0 P: 4	R: 0 E: 0 K: 3 S: 10	H: 1 LOB: 0 BB: 0 P: 10	R: 0 E: 0 K: 0 S: 3	H: 0 LOB: 0 BB: 0 P: 3	R: 1 E: 1 K: 2 S: 9	H: 1 LOB: 2 BB: 1 P: 13		R: 0 E: 0 K: 0 S: 5	H: 2 LOB: 2 BB: 0 P: 5	1B: 7 2B: 2 3B: 0 HR: 0	SF: 0 SAC: 0 DP: 1 HBP: 0	WP: 0 PB: 0 SB: 0 CS: 0
PITCHER	IP WLS BF H R ER SO BB IBB HBP BLK WP HR S P ERA WHIP																					
Chuck Rainey, R ERA: 4.1	(1, 1) 5.0 W 20 5 0 0 3 1 0 0 0 0 0 0 25 29 0.00 1.200																					
Tom Burgmeier, L ERA: 1.67	(6, 1) 4.0 S 18 4 1 0 5 1 0 0 0 0 0 0 27 31 0.00 1.250																					

AB	36
R	1
H	9
RBI	0
BB	2
SO	8
LOB	20



Batter	1	2	3	4	5	6	7	8	9	AB	R	H	RBI	BB	SO	LOB	BOTTOM			
Jerry Remy, L OBP: 0.361, SLG: 0.358 Larry Wolfe, R OBP: 0.388, SLG: 0.447										1	2	1	0	2	0	0	Toronto Blue Jays @ Boston Red Sox Fenway Park, Boston, MA Fri Jun 22 1979, 7:05 PM EDT Att: 31,089 - Unknown - 77 F			
Rick Burleson, R OBP: 0.323, SLG: 0.378 Stan Papi, R OBP: 0.200, SLG: 0.350										2	1	0	0	1	0	2				
Fred Lynn, L OBP: 0.399, SLG: 0.622										5	1	3	3	0	0	1				
Jim Rice, R OBP: 0.394, SLG: 0.596										5	3	3	2	0	0	2				
Carl Yastrzemski, L OBP: 0.388, SLG: 0.513 Jim Dwyer, L OBP: 0.263, SLG: 0.343										2	2	1	0	1	0	1				
Bob Watson, R OBP: 0.332, SLG: 0.373										4	1	2	3	0	0	0				
Dwight Evans, R OBP: 0.360, SLG: 0.455 Tom Poquette, L OBP: 0.275, SLG: 0.209										1	0	1	0	0	0	0				
Butch Hobson, R OBP: 0.289, SLG: 0.478 Jack Brothamer, L OBP: 0.333, SLG: 0.368										2	0	0	0	0	0	3				
Gary Allenson, R OBP: 0.279, SLG: 0.304										4	1	1	0	0	1	2				
Inning Stats	R: 0 E: 0 K: 0 S: 3	H: 3 LOB: 1 BB: 1 P: 9	R: 4 E: 0 K: 0 S: 7	H: 5 LOB: 1 BB: 1 P: 11	R: 2 E: 0 K: 1 S: 6	H: 1 LOB: 1 BB: 2 P: 14	R: 2 E: 0 K: 0 S: 6	H: 3 LOB: 1 BB: 0 P: 6	R: 1 E: 0 K: 0 S: 4	H: 1 LOB: 0 BB: 0 P: 4	R: 0 E: 0 K: 1 S: 5	H: 0 LOB: 1 BB: 1 P: 9	R: 0 E: 0 K: 0 S: 4	H: 1 LOB: 1 BB: 0 P: 4	R: 0 E: 0 K: 0 S: 4	H: 1 LOB: 1 BB: 0 P: 4		1B: 7 2B: 4 3B: 0 HR: 4	SF: 0 SAC: 0 DP: 1 HBP: 0	WP: 1 PB: 0 SB: 0 CS: 2
PITCHER	IP WLS BF H R ER SO BB IBB HBP BLK WP HR S P ERA WHIP																			
Jesse Jefferson, R ERA: 4.85	(1, 1) 2.1 L 12 5 5 5 0 2 0 0 0 0 1 1 17 25 20.25 3.750																			
Dyar Miller, R ERA: 5.59	(3, 1) 2.2 17 8 6 6 1 2 0 0 0 0 1 1 17 25 20.25 3.750																			
Mark Lemongello, R ERA: 6.63	(6, 1) 3.0 12 2 1 1 1 1 0 0 0 0 0 1 13 17 3.00 1.000																			



Batter	1	2	3	4	5	6	7	8	9	10	11	AB	R	H	RBI	BB	SO	LOB	TOP			
Alfredo Griffin, S OBP: 0.341, SLG: 0.353 (1, 6)	L5		6-3		K		K			F3		5	0	0	0	0	2	4				
Joe Cannon, L OBP: 0.043, SLG: 0.043 (1, 9)	F4		1-3		K		6-3			K		5	0	0	0	0	2	4				
Rick Bosetti, R OBP: 0.283, SLG: 0.351 (1, 8)	F8								F4	1-3		5	0	2	1	0	0	1				
Rico Carty, R OBP: 0.341, SLG: 0.391 (1, 10)		F8	F8		6-3				K			5	0	0	0	0	1	3				
John Mayberry, L OBP: 0.377, SLG: 0.489 (1, 3)																						
Ted Wilborn, S (11, PR)																						
Bob Robertson, R OBP: 0.108, SLG: 0.207 (11, 3)		HR			F3		4-3			3-1		4	1	1	1	1	0	0				
Al Woods, L OBP: 0.349, SLG: 0.389 (1, 7)					F7							5	1	4	0	0	0	0				
Danny Ainge, R OBP: 0.304, SLG: 0.350 (1, 4)												5	0	0	0	0	3	6				
Luis Gomez, R OBP: 0.396, SLG: 0.458 (1, 5)												5	1	2	1	0	0	4				
Rick Cerone, R OBP: 0.308, SLG: 0.298 (1, 2)												4	0	3	0	0	0	1				
Inning Stats	R: 0 E: 0 K: 0 S: 3	H: 0 LOB: 0 BB: 0 P: 3	R: 2 E: 0 K: 0 S: 6	H: 3 LOB: 1 BB: 0 P: 6	R: 0 E: 0 K: 0 S: 4	H: 1 LOB: 1 BB: 0 P: 4	R: 0 E: 0 K: 1 S: 5	H: 0 LOB: 0 BB: 0 P: 5	R: 1 E: 0 K: 2 S: 10	H: 3 LOB: 2 BB: 0 P: 10	R: 0 E: 0 K: 1 S: 6	H: 1 LOB: 1 BB: 0 P: 6	R: 0 E: 0 K: 1 S: 5	H: 0 LOB: 0 BB: 0 P: 5	R: 0 E: 0 K: 1 S: 5	H: 1 LOB: 1 BB: 0 P: 5	R: 0 E: 0 K: 1 S: 6	H: 1 LOB: 3 BB: 1 P: 10	1B: 7 2B: 5 3B: 0 HR: 1	SF: 0 SAC: 0 DP: 1 HBP: 0	WP: 0 PB: 1 SB: 1 CS: 1	PA: 45
PITCHER	IP 9.0	WLS 9	BF 35	H 10	R 3	ER 3	SO 6	BB 0	IBB 0	HBP 0	BLK 0	WP 0	HR 0	S 47	P 47	ERA 3.00	WHIP 1.111					
Steve Renko, R ERA: 3.22 (1, 1)																						
Dick Drago, R ERA: 2.74 (10, 1)	2.0	W	9	2	0	0	2	1	0	0	0	0	0	12	16	0.00	1.500					

Toronto Blue Jays @ Boston Red Sox
Fenway Park, Boston, MA
Sat Jun 23 1979, 3:33 AM EDT
Att. 34,130 - Unknown - 80 F

AB 43
R 3
H 12
RBI 3
BB 1
SO 8
LOB 23



Batter	1	2	3	4	5	6	7	8	9	10	11	AB	R	H	RBI	BB	SO	LOB	BOTTOM					
Jerry Remy, L OBP: 0.361, SLG: 0.360 (1, 4)	4-3				L8		F2					4	1	1	0	1	0	2						
Rick Burleson, R OBP: 0.324, SLG: 0.376 (1, 6)	5-3						F9			F9		5	0	2	2	0	0	2						
Fred Lynn, L OBP: 0.395, SLG: 0.612 (1, 8)												4	0	0	0	1	1	2						
Jim Rice, R OBP: 0.394, SLG: 0.593 (1, 7)												5	0	2	0	0	2	2						
Carl Yastrzemski, L OBP: 0.389, SLG: 0.523 (1, 3)												5	1	2	1	0	0	3						
Bob Watson, R OBP: 0.329, SLG: 0.384 (1, 10)												5	1	1	1	0	0	2						
Tom Poquette, L OBP: 0.285, SLG: 0.191 (1, 9)												4	0	0	0	0	0	2						
Butch Hobson, R OBP: 0.293, SLG: 0.476 (1, 5)												3	1	1	0	1	0	1						
Gary Allenson, R OBP: 0.290, SLG: 0.312 (1, 2)												3	0	1	0	0	1	0						
Inning Stats	R: 0 E: 0 K: 0 S: 4	H: 1 LOB: 2 BB: 1 P: 8	R: 0 E: 0 K: 0 S: 3	H: 0 LOB: 0 BB: 0 P: 3	R: 1 E: 1 K: 2 S: 8	H: 2 LOB: 0 BB: 0 P: 8	R: 1 E: 1 K: 0 S: 4	H: 1 LOB: 0 BB: 0 P: 4	R: 1 E: 1 K: 1 S: 8	H: 3 LOB: 2 BB: 0 P: 8	R: 0 E: 0 K: 0 S: 3	H: 0 LOB: 0 BB: 0 P: 3	R: 0 E: 0 K: 0 S: 4	H: 1 LOB: 1 BB: 0 P: 4	R: 0 E: 0 K: 0 S: 3	H: 0 LOB: 2 BB: 2 P: 11	R: 0 E: 0 K: 1 S: 5	H: 0 LOB: 0 BB: 0 P: 5	R: 1 E: 0 K: 0 S: 1	H: 1 LOB: 0 BB: 0 P: 1	1B: 6 2B: 2 3B: 0 HR: 2	SF: 0 SAC: 1 DP: 1 HBP: 0	WP: 0 PB: 0 SB: 0 CS: 0	PA: 42
PITCHER	IP 4.1	WLS 1.2	BF 20	H 7	R 3	ER 3	SO 2	BB 1	IBB 0	HBP 0	BLK 0	WP 0	HR 1	S 23	P 27	ERA 6.23	WHIP 1.846							
Dave Freisleben, R ERA: 4.91 (1, 1)																								
Mark Lemongello, R ERA: 6.48 (5, 1)	1.2	6	1	0	0	1	0	0	0	0	0	0	0	8	8	0.00	0.600							
Tom Buskey, R ERA: 2.6 (7, 1)	4.0	L	16	2	1	1	1	1	1	0	0	0	1	16	24	2.25	0.750							

Toronto Blue Jays @ Boston Red Sox
Fenway Park, Boston, MA
Sat Jun 23 1979, 3:33 AM EDT
Att. 34,130 - Unknown - 80 F

AB 38
R 4
H 10
RBI 4
BB 3
SO 4
LOB 16



Batter	1	2	3	4	5	6	7	8	9	AB	R	H	RBI	BB	SO	LOB	TOP			
Alfredo Griffin, S OBP: 0.340, SLG: 0.349	4-0 FC4-6 BB E BB		0-0 F5		0-0 6-3			0-0 6-3		3	1	0	0	1	0	0				
Luis Gomez, R OBP: 0.385, SLG: 0.431	4-0 FC4-6 BB		0-3 K				0-0 1-3-1	0-0 1-3		3	0	0	0	1	1	0				
Rick Bosetti, R OBP: 0.279, SLG: 0.346	0-0 FC4-6 E 2B		0-0 5-3				0-0 4-3		0-3 K	4	1	0	0	0	1	2				
Rico Carty, R OBP: 0.347, SLG: 0.400	0-0 L5				0-0 F9 2B		0-0 1B		0-0 HR 1B	4	1	3	0	0	0	1				
John Mayberry, L OBP: 0.379, SLG: 0.506	0-0 2B				0-0 F8		0-3 K		0-0 HR	4	1	2	3	0	1	2				
Al Woods, L OBP: 0.343, SLG: 0.381	0-0 6-3				0-0 F9 2-3			0-0 F2	0-0 F8	4	0	0	0	0	0	2				
Rick Cerone, R OBP: 0.302, SLG: 0.292		0-0 F8			0-0 B5-3			0-3 K	0-0 6-3	4	0	0	0	0	1	1				
Danny Ainge, R OBP: 0.297, SLG: 0.341		0-0 1-3					0-3 K			3	0	0	0	0	1	0				
Joe Cannon, L OBP: 0.038, SLG: 0.038		0-3 K					0-0 P8		0-0 3-1	3	0	0	0	0	1	0				
Inning Stats	R: 2 E: 1 K: 0 S: 4	H: 1 LOB: 1 BB: 2 P: 12	R: 0 E: 0 K: 1 S: 5	H: 0 LOB: 0 BB: 0 P: 5	R: 0 E: 0 K: 1 S: 5	H: 0 LOB: 0 BB: 0 P: 5	R: 0 E: 0 K: 0 S: 4	H: 1 LOB: 1 BB: 0 P: 4	R: 0 E: 0 K: 1 S: 5	H: 0 LOB: 0 BB: 0 P: 5	R: 0 E: 0 K: 1 S: 5	H: 0 LOB: 0 BB: 0 P: 5	R: 0 E: 0 K: 0 S: 3	H: 0 LOB: 0 BB: 0 P: 3	R: 2 E: 0 K: 1 S: 7	H: 2 LOB: 2 BB: 0 P: 7	1B: 2 2B: 2 3B: 0 HR: 1	SF: 0 SAC: 0 DP: 0 HBP: 0	WP: 0 PB: 0 SB: 0 CS: 0	PA: 34
PITCHER Mike Torrez, R ERA: 4.66	IP: 9.0 WLS: W BF: 34 H: 5 R: 4 ER: 3 SO: 6 BB: 2 IBB: 0 HBP: 0 BLK: 0 WP: 0 HR: 1 S: 44 P: 52 ERA: 3.00 WHIP: 0.778															PITCHER				

Toronto Blue Jays @ Boston Red Sox
Fenway Park, Boston, MA
Sun Jun 24 1979, 3:33 AM EDT
Att: 33,560 - Unknown - 74 F

AB 32
R 4
H 5
RBI 3
BB 2
SO 6
LOB 8




Batter	1	2	3	4	5	6	7	8	9	AB	R	H	RBI	BB	SO	LOB	BOTTOM			
Jerry Remy, L OBP: 0.362, SLG: 0.359	0-0 F8		0-0 6-3		0-0 1B 2B 1B	4-0 F9 BB BB		0-0 F7		4	1	1	0	1	0	1				
Tom Pocuette, L OBP: 0.283, SLG: 0.220	0-0 HR 1B		0-0 SF9		0-0 2B 1-3 SF9 1B	4-0 F9 BB BB		0-0 F8		3	2	2	1	1	0	0				
Fred Lynn, L OBP: 0.400, SLG: 0.634	0-0 HR		0-0 2B		0-0 SF9 HR 2B	0-0 F9 2-3 2-3				4	2	3	3	0	0	2				
Jim Rice, R OBP: 0.389, SLG: 0.586	0-0 F8		0-0 5-3		0-0 SF9	0-0 F8				3	0	0	1	0	0	3				
Carl Yastrzemski, L OBP: 0.394, SLG: 0.543	0-3 K			0-0 F9 2B 1B	0-0 HR			0-0 2B		4	2	3	2	0	1	0				
Bob Watson, R OBP: 0.323, SLG: 0.376		0-0 6-3		0-0 F9 1-2	0-0 5-3			0-0 5-3		4	0	0	0	0	0	2				
Butch Hobson, R OBP: 0.297, SLG: 0.482		0-0 5-3		0-0 6-3 2H 2B				0-3 K		4	0	2	1	0	1	1				
Stan Papi, R OBP: 0.167, SLG: 0.292		0-0 4-3		0-0 6-3	0-0 F4			0-0 F6		4	0	0	0	0	0	3				
Gary Allenson, R OBP: 0.280, SLG: 0.317			0-0 6-3 SF9 2B		0-0 1-3		0-3 K		0-0 P7	4	1	1	0	0	1	1				
Inning Stats	R: 2 E: 0 K: 1 S: 7	H: 2 LOB: 0 BB: 0 P: 7	R: 0 E: 0 K: 0 S: 3	H: 0 LOB: 0 BB: 0 P: 3	R: 1 E: 0 K: 0 S: 5	H: 2 LOB: 1 BB: 0 P: 5	R: 1 E: 0 K: 0 S: 5	H: 2 LOB: 1 BB: 0 P: 5	R: 4 E: 0 K: 1 S: 5	H: 5 LOB: 1 BB: 2 P: 13	R: 0 E: 0 K: 1 S: 6	H: 1 LOB: 1 BB: 0 P: 6	R: 0 E: 0 K: 0 S: 3	H: 0 LOB: 0 BB: 0 P: 3	R: 0 E: 0 K: 1 S: 7	H: 0 LOB: 0 BB: 0 P: 7	1B: 5 2B: 5 3B: 0 HR: 2	SF: 2 SAC: 0 DP: 0 HBP: 0	WP: 0 PB: 0 SB: 0 CS: 0	PA: 38
PITCHER Phil Huffman, R ERA: 6.54 Dyar Miller, R ERA: 5.23 Mike Willis, L ERA: 8.44	IP: 4.1 WLS: L BF: 23 H: 10 R: 8 ER: 8 SO: 1 BB: 0 IBB: 0 HBP: 0 BLK: 0 WP: 0 HR: 2 S: 25 P: 25 ERA: 16.61 WHIP: 2.308															PITCHER				

Toronto Blue Jays @ Boston Red Sox
Fenway Park, Boston, MA
Sun Jun 24 1979, 3:33 AM EDT
Att: 33,560 - Unknown - 74 F

AB 34
R 8
H 12
RBI 8
BB 2
SO 3
LOB 13




Batter	1	2	3	4	5	6	7	8	9	AB	R	H	RBI	BB	SO	LOB	TOP			
Jerry Remy, L (1,4) OBP: 0.357, SLG: 0.354	F8	6-3			FC5-4		4-3			4	0	0	0	0	0	3	Boston Red Sox @ Detroit Tigers Tiger Stadium, Detroit, MI Tue Jun 26 1979, 7:05 PM EDT Att: 36,247 - Unknown - 75 F			
Rick Burleson, R (1,6) OBP: 0.320, SLG: 0.373	5-3		5-3		G1			1-3		4	0	0	0	0	1					
Fred Lynn, L (1,8) OBP: 0.395, SLG: 0.624	4-3		F3			4-3		K		4	0	0	0	1	0					
Jim Rice, R (1,7) OBP: 0.390, SLG: 0.585		1B WP 1B	1-3			K		1B		4	1	2	0	0	1	0				
Carl Yastrzemski, L (1,3) OBP: 0.395, SLG: 0.554		WP 1B 1B		L7		HR		L8		4	2	2	1	0	0	1				
Bob Watson, R (1,10) OBP: 0.326, SLG: 0.376		WP 1B		5-3		4-3			BB	3	1	1	0	1	0	0				
Butch Hobson, R (1,5) OBP: 0.296, SLG: 0.477		K		F5			1B	F9		4	0	1	0	0	1	4				
Dwight Evans, R (1,9) OBP: 0.356, SLG: 0.448		K			FC5-4 BB		F8	F6		3	0	0	0	1	1	5				
Gary Allenson, R (1,2) OBP: 0.280, SLG: 0.318					B3			L7		3	0	1	2	0	1	2				
Tom Poquette, L (9, PH) OBP: 0.279, SLG: 0.216		1B					K		1	0	0	0	0	0	1					
Inning Stats	R: 0 E: 0 K: 0 S: 3	H: 0 LOB: 0 BB: 0 P: 3	R: 3 E: 0 K: 2 S: 11	H: 4 LOB: 1 BB: 0 P: 11	R: 0 E: 0 K: 0 S: 3	H: 0 LOB: 0 BB: 0 P: 3	R: 0 E: 0 K: 0 S: 3	H: 0 LOB: 0 BB: 0 P: 3	R: 0 E: 0 K: 1 S: 6	H: 1 LOB: 1 BB: 0 P: 6	R: 0 E: 0 K: 1 S: 6	H: 1 LOB: 1 BB: 0 P: 6	R: 0 E: 0 K: 1 S: 6	H: 1 LOB: 1 BB: 1 P: 7	R: 0 E: 0 K: 0 S: 3	H: 0 LOB: 1 BB: 1 P: 7	1B: 6 2B: 0 3B: 0 HR: 1	SF: 0 SAC: 0 DP: 0 HBP: 0	WP: 1 PB: 0 SB: 0 CS: 0	PA: 36
PITCHER Jack Morris, R (1,1) ERA: 3.81	IP: 9.0 WLS: W BF: 36 H: 7 R: 4 ER: 4 SO: 5 BB: 2 IBB: 0 HBP: 0 BLK: 0 WP: 1 HR: 1 S: 44 P: 52 ERA: 4.00 WHIP: 1.000															PITCHER				

Batter	1	2	3	4	5	6	7	8	9	AB	R	H	RBI	BB	SO	LOB	BOTTOM			
Ron LeFlore, R (1,8) OBP: 0.371, SLG: 0.411	1-3		K		6-3			4-3		4	0	0	0	0	1	0	Boston Red Sox @ Detroit Tigers Tiger Stadium, Detroit, MI Tue Jun 26 1979, 7:05 PM EDT Att: 36,247 - Unknown - 75 F			
Rusty Staub, L (1,10) OBP: 0.325, SLG: 0.385	F8		F5			G3		F5		4	0	0	0	0	0					
Steve Kemp, L (1,7) ERA: 3.02					G3					3	0	2	0	1	0	0				
Lynn Jones, R (6, PR) OBP: 0.337, SLG: 0.352					2B			WP 1B BB		0	1	0	0	0	0	0				
Jason Thompson, L (1,3) OBP: 0.369, SLG: 0.398	K				G3			1B BB		3	1	0	0	1	1	2				
Lance Parrish, R (1,2) OBP: 0.357, SLG: 0.463		K			K			1B 1B HBP		3	1	0	0	0	3	1				
Champ Summers, L (1,9) OBP: 0.379, SLG: 0.425		HR				HR		1B 1B		3	2	3	3	1	0	0				
Aurelio Rodriguez, R (1,5) OBP: 0.263, SLG: 0.360	F7				F6		HR	1B		4	1	2	3	0	0	2				
Alan Trammell, R (1,6) OBP: 0.314, SLG: 0.323	F9							F8		4	0	0	0	0	1	2				
Dave Macherer, R (1,4) OBP: 0.292, SLG: 0.273			3-1					F2		3	0	0	0	0	0	0				
Inning Stats	R: 0 E: 0 K: 1 S: 6	H: 1 LOB: 1 BB: 0 P: 6	R: 1 E: 0 K: 1 S: 6	H: 1 LOB: 0 BB: 0 P: 6	R: 0 E: 0 K: 1 S: 5	H: 0 LOB: 0 BB: 0 P: 5	R: 0 E: 0 K: 1 S: 6	H: 1 LOB: 2 BB: 1 P: 10	R: 0 E: 0 K: 0 S: 3	H: 0 LOB: 0 BB: 0 P: 3	R: 0 E: 0 K: 0 S: 3	H: 0 LOB: 0 BB: 0 P: 3	R: 2 E: 0 K: 2 S: 9	H: 2 LOB: 0 BB: 0 P: 9	R: 3 E: 0 K: 0 S: 5	H: 2 LOB: 2 BB: 2 P: 14	1B: 4 2B: 1 3B: 0 HR: 2	SF: 0 SAC: 0 DP: 0 HBP: 1	WP: 1 PB: 0 SB: 1 CS: 0	PA: 35
PITCHER Dennis Eckersley, R (1,1) ERA: 3.02	IP: 7.1 WLS: L BF: 28 H: 5 R: 3 ER: 3 SO: 6 BB: 1 IBB: 0 HBP: 0 BLK: 0 WP: 0 HR: 2 S: 39 P: 43 ERA: 3.68 WHIP: 0.818															PITCHER				
Bill Campbell, R (8,1) ERA: 3.58	0.1	L	3	0	0	0	0	2	0	0	0	0	1	0	1	9	0.00	6.000		
Dick Drago, R (8,1) ERA: 2.93	0.0	2	1	2	2	0	0	0	0	1	0	0	0	0	1	2	∞	∞		
Bob Stanley, R (8,1) ERA: 3.64	0.1	2	1	1	1	0	0	0	0	0	0	0	0	0	2	2	27.00	3.000		

Batter	1	2	3	4	5	6	7	8	9	AB	R	H	RBI	BB	SO	LOB	TOP							
Jerry Remy, L (1,4) OBP: 0.354, SLG: 0.350	0-3 K		0-3 K			0-0 SH1-4		0-0 SH1-4	0-0 4-3	3	0	0	0	0	2	2								
Rick Burleson, R (1,6) OBP: 0.319, SLG: 0.370	0-0 F4			1-0 1B		0-3 K		0-0 SF8		2	0	0	1	0	1	1								
Stan Papi, R (9,6) OBP: 0.167, SLG: 0.292				HBP						0	0	0	0	0	0	0								
Fred Lynn, L (1,8) OBP: 0.389, SLG: 0.615	0-0 L6			0-0 F7		0-0 F6		0-0 F8		4	0	0	0	0	0	3								
Jim Rice, R (1,7) OBP: 0.392, SLG: 0.587		0-3 K		0-0 1B				0-3 K		4	1	2	0	0	2	0								
Bob Watson, R (1,10) OBP: 0.333, SLG: 0.374		4-0 S		0-0 L6				4-0 WP		1	1	0	0	3	0	1								
Carl Yastrzemski, L (1,3) OBP: 0.360, SLG: 0.545		0-3 K		0-0 1-3				0-3 K		4	0	0	0	0	2	4								
Butch Hobson, R (1,5) OBP: 0.295, SLG: 0.478		0-3 K		0-0 F7				0-0 5-3		4	0	1	1	0	1	2								
Dwight Evans, R (1,9) OBP: 0.360, SLG: 0.447			0-0 F3		0-0 L8			0-0 SH1-4		3	1	1	0	1	0	0								
Gary Allenson, R (1,2) OBP: 0.283, SLG: 0.327			0-0 4-3					0-0 SH		2	0	1	0	0	0	0								
Tom Poquette, L (9, PH) OBP: 0.274, SLG: 0.216								0-0 SH1-4		0	0	0	1	0	0	0								
Mike O'Berry, R (9,2) OBP: 0.267, SLG: 0.385								0-0 SH		0	0	0	0	0	0	0								
Inning Stats	R: 0 E: 0 K: 1 S: 5	H: 0 LOB: 0 BB: 0 P: 5	R: 0 E: 0 K: 3 S: 9	H: 0 LOB: 1 BB: 1 P: 13	R: 0 E: 0 K: 1 S: 5	H: 0 LOB: 0 BB: 0 P: 5	R: 0 E: 0 K: 0 S: 3	H: 1 LOB: 1 BB: 0 P: 4	R: 0 E: 0 K: 0 S: 3	H: 0 LOB: 0 BB: 0 P: 3	R: 0 E: 0 K: 1 S: 6	H: 1 LOB: 1 BB: 0 P: 6	R: 0 E: 0 K: 2 S: 7	H: 0 LOB: 1 BB: 1 P: 11	R: 1 E: 0 K: 0 S: 5	H: 1 LOB: 1 BB: 2 P: 5	R: 2 E: 0 K: 0 S: 5	H: 2 LOB: 2 BB: 2 P: 13	1B: 2 2B: 3 3B: 0 HR: 0	SF: 2 SAC: 3 DP: 0 HBP: 1	WP: 1 PB: 0 SB: 1 CS: 0	PA: 37		
PITCHER	IP	WLS	BF	H	R	ER	SO	BB	IBB	HBP	BLK	WP	HR	S	P	ERA	WHIP							
Pat Underwood, L (1,1) ERA: 3.62	7.1		28	3	1	1	8	2	0	1	0	1	0	41	50	1.23	0.682							
Dave Tobik, R (8,1) ERA: 3.25	1.0	L	6	2	2	2	0	1	0	0	0	0	0	5	9	18.00	3.000							
Milt Wilcox, R (9,1) ERA: 5.57	0.2		3	0	0	0	0	0	1	0	0	0	0	2	6	0.00	0.000							

Boston Red Sox @ Detroit Tigers
Tiger Stadium, Detroit, MI
Wed Jun 27 1979, 7:05 PM EDT
Att: 32,381 - Unknown - 78 F


AB 27
R 3
H 5
RBI 3
BB 4
SO 8
LOB 13



Batter	1	2	3	4	5	6	7	8	9	AB	R	H	RBI	BB	SO	LOB	BOTTOM							
Ron LeFlore, R (1,8) OBP: 0.373, SLG: 0.410	0-0 L4-3		0-0 PO	0-3 K	4-0 BB		0-0 6-3			3	0	1	0	1	1	1								
Rusty Staub, L (1,10) OBP: 0.324, SLG: 0.388	0-0 L4-3			0-0 BB				0-0 F7		4	0	1	0	0	0	3								
Steve Kemp, L (1,7) OBP: 0.439, SLG: 0.551	0-0 4-3			4-0 BB				0-0 2-3		3	0	1	0	1	0	0								
Jason Thompson, L (1,3) OBP: 0.364, SLG: 0.391		0-0 3-1		0-0 F9				0-0 F9		4	0	0	0	0	1	3								
Lance Parrish, R (1,2) OBP: 0.355, SLG: 0.457		0-0 F5		4-0 BB				0-0 G4-6-3		3	0	0	0	1	0	1								
Champ Summers, L (1,9) OBP: 0.376, SLG: 0.443		0-0 3-1		0-0 K2-3				0-0 HR		4	1	1	1	0	1	3								
Aurelio Rodriguez, R (1,5) OBP: 0.262, SLG: 0.358			0-0 6-3		0-0 4-3			0-0 F9		4	0	1	0	0	0	0								
Alan Trammell, R (1,6) OBP: 0.319, SLG: 0.328			0-0 E9		0-0 5-3			0-0 E		3	0	2	0	0	0	0								
John Wockenfuss, R (9, PH) OBP: 0.237, SLG: 0.464			FC6					0-0 FC1-8		1	0	1	0	0	0	0								
Dave Macheer, R (1,4) OBP: 0.296, SLG: 0.250			0-0 FC6		4-0 BB			0-0 FC1-6		2	0	0	0	1	0	2								
Mark Wagner, R (8,4) OBP: 0.352, SLG: 0.354										0	0	0	0	0	0	0								
Jerry Morales, R (9, PH) OBP: 0.278, SLG: 0.435			0-3 2-3					0-0 F7		1	0	0	0	0	0	2								
Inning Stats	R: 0 E: 0 K: 0 S: 3	H: 1 LOB: 0 BB: 0 P: 3	R: 0 E: 0 K: 0 S: 3	H: 0 LOB: 0 BB: 0 P: 3	R: 0 E: 1 K: 0 S: 3	H: 1 LOB: 0 BB: 0 P: 3	R: 0 E: 0 K: 2 S: 8	H: 1 LOB: 3 BB: 2 P: 16	R: 0 E: 0 K: 0 S: 3	H: 0 LOB: 2 BB: 2 P: 11	R: 0 E: 0 K: 0 S: 3	H: 1 LOB: 0 BB: 0 P: 3	R: 1 E: 0 K: 0 S: 5	H: 2 LOB: 1 BB: 0 P: 5	R: 0 E: 0 K: 1 S: 5	H: 0 LOB: 0 BB: 0 P: 5	R: 0 E: 1 K: 0 S: 5	H: 2 LOB: 2 BB: 0 P: 5	1B: 6 2B: 2 3B: 0 HR: 1	SF: 0 SAC: 0 DP: 2 HBP: 0	WP: 0 PB: 0 SB: 0 CS: 0	PA: 37		
PITCHER	IP	WLS	BF	H	R	ER	SO	BB	IBB	HBP	BLK	WP	HR	S	P	ERA	WHIP							
Joel Finch, R (1,1) ERA: 2.65	6.1		26	6	1	1	2	4	0	0	0	0	0	26	42	1.42	1.579							
Bob Stanley, R (7,1) ERA: 3.55	2.2	W	10	2	0	0	1	0	0	0	0	0	0	12	12	0.00	0.750							

Boston Red Sox @ Detroit Tigers
Tiger Stadium, Detroit, MI
Wed Jun 27 1979, 7:05 PM EDT
Att: 32,381 - Unknown - 78 F

AB 32
R 1
H 8
RBI 1
BB 4
SO 3
LOB 15



Batter	1	2	3	4	5	6	7	8	9	AB	R	H	RBI	BB	SO	LOB	TOP										
Jerry Remy, L (1,4) OBP: 0.356, SLG: 0.350	F8		CS BB			F8				3	0	1	2	1	0	0	Boston Red Sox @ Detroit Tigers Tiger Stadium, Detroit, MI Thu Jun 28 1979, 7:05 PM EDT Att: 32,755 - Unknown										
Rick Burleson, R (1,6) OBP: 0.316, SLG: 0.368	F8		CS	F9			2B 1B			4	1	1	0	0	0	1											
Fred Lynn, L (1,8) OBP: 0.391, SLG: 0.617	3-1									4	0	2	1	0	1	0											
Jim Rice, R (1,7) OBP: 0.387, SLG: 0.579		5-3		FC5-4 BB						4	0	0	0	0	0	2											
Carl Yastrzemski, L (1,3) OBP: 0.391, SLG: 0.541										2	0	0	0	2	1	1											
Bob Watson, R (1,10) OBP: 0.336, SLG: 0.373										3	1	1	0	0	1	3											
Butch Hobson, R (1,5) OBP: 0.290, SLG: 0.468										4	0	0	0	0	0	3											
Dwight Evans, R (1,9) OBP: 0.363, SLG: 0.448										4	1	2	0	0	0	1											
Gary Allenson, R (1,2) OBP: 0.280, SLG: 0.322										2	0	0	0	0	0	1											
Carlton Fisk, R (7,PH) OBP: 0.339, SLG: 0.476										1	0	0	0	0	1	2											
Mike O'Berry, R (7,2) OBP: 0.267, SLG: 0.385										0	0	0	0	0	0	0											
Tom Poquette, L (9,PH) OBP: 0.270, SLG: 0.212										1	0	0	0	0	0	1											
Inning Stats	R: 0 E: 0 K: 0 S: 3	H: 0 LOB: 0 BB: 0 P: 3	R: 0 E: 0 K: 1 S: 5	H: 0 LOB: 1 BB: 1 P: 9	R: 0 E: 0 K: 0 S: 2	H: 0 LOB: 0 BB: 1 P: 6	R: 0 E: 0 K: 0 S: 4	H: 1 LOB: 2 BB: 1 P: 8	R: 0 E: 0 K: 0 S: 3	H: 1 LOB: 0 BB: 0 P: 3	R: 1 E: 0 K: 1 S: 7	H: 2 LOB: 1 BB: 0 P: 7	R: 2 E: 0 K: 1 S: 8	H: 3 LOB: 1 BB: 0 P: 8	R: 0 E: 0 K: 1 S: 5	H: 0 LOB: 0 BB: 0 P: 5	R: 0 E: 0 K: 0 S: 3	H: 0 LOB: 1 BB: 0 P: 4	1B: 6 2B: 1 3B: 0 HR: 0	SF: 0 SAC: 0 DP: 1 HBP: 1	WP: 1 PB: 0 SB: 0 CS: 1	PA: 37					
PITCHER	IP	WLS	BF	H	R	ER	SO	BB	IBB	HBP	BLK	WP	HR	S	P	ERA	WHIP										
Jack Billingham, R (1,1) ERA: 3.16	7.0	W	29	7	3	3	3	3	0	0	0	1	0	32	44	3.86	1.429										
Aurelio Lopez, R (8,1) ERA: 3.65	2.0	S	7	0	0	0	1	0	0	1	0	0	0	8	9	0.00	0.000										

Batter	1	2	3	4	5	6	7	8	9	AB	R	H	RBI	BB	SO	LOB	BOTTOM										
Ron LeFlore, R (1,8) OBP: 0.368, SLG: 0.404	F9		F9	4-3						4	0	0	0	0	0	3	Boston Red Sox @ Detroit Tigers Tiger Stadium, Detroit, MI Thu Jun 28 1979, 7:05 PM EDT Att: 32,755 - Unknown										
Rusty Staub, L (1,10) OBP: 0.318, SLG: 0.380	F8		F7							4	0	0	0	0	1	1											
Steve Kemp, L (1,7) OBP: 0.433, SLG: 0.543	K		K							4	0	0	0	0	2	0											
Jason Thompson, L (1,3) OBP: 0.370, SLG: 0.399										3	3	2	0	1	1	0											
Lance Parrish, R (1,2) OBP: 0.358, SLG: 0.455										3	2	1	0	1	0	1											
Champ Summers, L (1,9) OBP: 0.385, SLG: 0.474										4	1	3	3	0	0	0											
Aurelio Rodriguez, R (1,5) OBP: 0.262, SLG: 0.355										4	0	1	3	0	1	1											
Alan Trammell, R (1,6) OBP: 0.318, SLG: 0.327										4	0	1	0	0	1	4											
Dave Macheiner, R (1,4) OBP: 0.276, SLG: 0.231										2	0	0	0	0	0	4											
Mark Wagner, R (7,4) OBP: 0.352, SLG: 0.354										0	0	0	0	0	0	0											
Inning Stats	R: 0 E: 0 K: 1 S: 5	H: 0 LOB: 0 BB: 0 P: 5	R: 1 E: 0 K: 1 S: 8	H: 2 LOB: 2 BB: 0 P: 8	R: 0 E: 0 K: 1 S: 5	H: 0 LOB: 0 BB: 0 P: 5	R: 2 E: 0 K: 0 S: 6	H: 3 LOB: 2 BB: 1 P: 10	R: 3 E: 0 K: 1 S: 7	H: 2 LOB: 0 BB: 1 P: 11	R: 0 E: 0 K: 1 S: 6	H: 1 LOB: 1 BB: 0 P: 6	R: 0 E: 0 K: 1 S: 5	H: 0 LOB: 0 BB: 0 P: 5	R: 0 E: 0 K: 0 S: 3	H: 0 LOB: 0 BB: 0 P: 3	1B: 6 2B: 1 3B: 0 HR: 1	SF: 0 SAC: 1 DP: 0 HBP: 0	WP: 0 PB: 0 SB: 0 CS: 0	PA: 35							
PITCHER	IP	WLS	BF	H	R	ER	SO	BB	IBB	HBP	BLK	WP	HR	S	P	ERA	WHIP										
Steve Renko, R (1,1) ERA: 3.63	5.0	L	25	7	6	6	4	2	0	0	0	0	0	11	39	10.80	1.800										
Bill Campbell, R (6,1) ERA: 3.34	2.0		7	1	0	0	2	0	0	0	0	0	0	11	11	0.00	0.500										
Tom Burgmeier, L (8,1) ERA: 1.62	1.0		3	0	0	0	0	0	0	0	0	0	0	3	3	0.00	0.000										

Batter	1	2	3	4	5	6	7	8	9	10	11	12	13	AB R H RBI BB SO LOB	TOP								
Rick Burleson, R OBP: 0.321, SLG: 0.375	K		K			CS 1B		1B		G6-4-3			1B 2B	6 1 3 0 0 2 2	Boston Red Sox @ New York Yankees Yankee Stadium, Bronx, NY Fri Jun 29 1979, 7:05 PM EDT Att: 53,306 - Unknown - 69 F livebaseballscorecards.com								
Larry Wolfe, R OBP: 0.290, SLG: 0.439 Jerry Remy, L OBP: 0.357, SLG: 0.351	K			1B BB		F8		1B		1-4-3			1B	3 0 1 1 1 1 1 2 0 1 1 0 0 0									
Fred Lynn, L OBP: 0.386, SLG: 0.607	K			G4-6-3 1B		4-3		G3-6-3 1B		F7			K	6 0 1 0 0 2 3									
Jim Rice, R OBP: 0.389, SLG: 0.586		K		K			F3			HR			FC6-4 1B	5 1 2 1 1 2 2									
Bob Watson, R OBP: 0.332, SLG: 0.372		F8		G4-6-3 1-2				2B		1-3			FC6-4 1B	6 0 1 0 0 0 5									
Carl Yastrzemski, L OBP: 0.391, SLG: 0.536		3-1						K		3-4-1			G5-4-3 BB	4 0 1 0 1 1 1									
Butch Hobson, R OBP: 0.284, SLG: 0.459				F3		SH1-3 1B		F8		5-3			F8	4 0 0 0 0 0 2									
Dwight Evans, R OBP: 0.356, SLG: 0.438				F4				K					G5-4-3	5 0 0 0 0 1 2									
Bob Montgomery, R OBP: 0.460, SLG: 0.578 Jim Dwyer, L OBP: 0.293, SLG: 0.343 Gary Allenson, R OBP: 0.276, SLG: 0.320				2B		K		1B 1B					F8	4 1 3 0 0 1 1 0 0 0 0 0 0 0 1 0 0 0 0 0 0									
Inning Stats	R: 0 E: 0 K: 3 S: 9	H: 0 LOB: 0 BB: 0 P: 9	R: 0 E: 0 K: 1 S: 5	H: 0 LOB: 0 BB: 0 P: 5	R: 0 E: 0 K: 1 S: 6	H: 1 LOB: 1 BB: 0 P: 6	R: 0 E: 0 K: 1 S: 5	H: 1 LOB: 1 BB: 1 P: 9	R: 0 E: 0 K: 1 S: 6	H: 1 LOB: 0 BB: 0 P: 3	R: 0 E: 0 K: 0 S: 3	H: 1 LOB: 0 BB: 0 P: 4	R: 0 E: 0 K: 0 S: 3	H: 1 LOB: 1 BB: 1 P: 3		R: 0 E: 0 K: 0 S: 2	H: 0 LOB: 0 BB: 1 P: 6	R: 1 E: 0 K: 1 S: 7	H: 2 LOB: 2 BB: 1 P: 11	1B: 9 2B: 3 3B: 0 HR: 1	SF: 0 SAC: 1 DP: 4 HBP: 0	W/P: 0 PB: 0 SB: 0 CS: 1	PA: 50
PITCHER	IP WLS BF H R ER SO BB IBB HBP BLK WP HR S P ERA WHIP																						
Ron Guidry, L ERA: 2.04	(1, 1) 8.0	WLS 30	H 8	R 1	ER 1	SO 9	BB 1	IBB 0	HBP 0	BLK 0	WP 0	HR 0	S 47	P 51		ERA 1.12	WHIP 1.125						
Ron Davis, R ERA: 2.48	(9, 1) 2.0	WLS 7	H 2	R 1	ER 1	SO 0	BB 0	IBB 0	HBP 0	BLK 0	WP 0	HR 1	S 7	P 7		ERA 4.50	WHIP 1.000						
Jim Kaat, L ERA: 2.84	(11, 1) 3.0	L 13	H 3	R 1	ER 1	SO 1	BB 1	IBB 0	HBP 0	BLK 0	WP 0	HR 0	S 13	P 21	ERA 3.00	WHIP 1.333							

Batter	1	2	3	4	5	6	7	8	9	10	11	12	13	AB R H RBI BB SO LOB	BOTTOM												
Mickey Rivers, L OBP: 0.316, SLG: 0.415 Juan Beniquez, R OBP: 0.293, SLG: 0.405	L6		F7			F8		FC4-2		CS HBP		F8		4 0 0 0 0 0 4 1 0 0 0 0 0 0	Boston Red Sox @ New York Yankees Yankee Stadium, Bronx, NY Fri Jun 29 1979, 7:05 PM EDT Att: 53,306 - Unknown - 69 F livebaseballscorecards.com												
Thurman Munson, R OBP: 0.245, SLG: 0.381	5-3			5-3		1-2 1B		1-3		K		5-3		6 0 1 0 0 1 3													
Bobby Murcer, L OBP: 0.372, SLG: 0.395	F7			L3		F8				4-3			2B	6 1 2 0 0 0 2													
Lou Piniella, R OBP: 0.344, SLG: 0.453		5-3		1B		F7		E5 1B G3		3-1 F2 1B		F9		6 1 2 0 0 0 2													
Reggie Jackson, L OBP: 0.366, SLG: 0.509		K			K		F8		K		F2		K	6 0 0 0 0 4 3													
Graig Nettles, L OBP: 0.349, SLG: 0.439		K			G3		4-3			G3 1-3 2H 1B		3-1 1B		5 0 1 1 1 1 0													
Jim Spencer, L OBP: 0.335, SLG: 0.471			G3		G3			F9		G3		3-1		6 0 0 1 0 0 3													
Willie Randolph, R OBP: 0.361, SLG: 0.332				S BB		4-3		1B FC4-2 BB		1B BB		1B		1 0 0 0 4 0 0													
Bucky Dent, R OBP: 0.307, SLG: 0.314 Roy White, S OBP: 0.256, SLG: 0.221 Fred Stanley, R OBP: 0.318, SLG: 0.250				K		1B BB		FC4-2 1B		4-3		K		2 0 1 0 1 1 1 0 0 0 0 0 0 0 2 0 0 0 0 1 5													
Inning Stats	R: 0 E: 0 K: 0 S: 3	H: 0 LOB: 0 BB: 0 P: 3	R: 0 E: 0 K: 2 S: 7	H: 0 LOB: 0 BB: 0 P: 7	R: 0 E: 0 K: 1 S: 5	H: 1 LOB: 1 BB: 1 P: 9	R: 0 E: 0 K: 0 S: 3	H: 1 LOB: 1 BB: 0 P: 3	R: 0 E: 0 K: 0 S: 4	H: 0 LOB: 0 BB: 0 P: 3	R: 0 E: 0 K: 0 S: 4	H: 1 LOB: 2 BB: 1 P: 8	R: 2 E: 1 K: 1 S: 8	H: 2 LOB: 2 BB: 2 P: 12		R: 0 E: 0 K: 1 S: 4	H: 0 LOB: 0 BB: 0 P: 5	R: 0 E: 0 K: 1 S: 6	H: 1 LOB: 3 BB: 2 P: 14	R: 0 E: 0 K: 0 S: 4	H: 1 LOB: 1 BB: 1 P: 4	R: 0 E: 0 K: 1 S: 5	H: 0 LOB: 0 BB: 0 P: 5	1B: 6 2B: 2 3B: 0 HR: 0	SF: 0 SAC: 0 DP: 1 HBP: 1	W/P: 0 PB: 0 SB: 1 CS: 1	PA: 52
PITCHER	IP WLS BF H R ER SO BB IBB HBP BLK WP HR S P ERA WHIP																										
Mike Torrez, R ERA: 4.34	(1, 1) 8.1	WLS 33	H 5	R 2	ER 0	SO 5	BB 3	IBB 0	HBP 0	BLK 0	WP 0	HR 0	S 40	P 52		ERA 0.00	WHIP 0.960										
Bill Campbell, R ERA: 3.09	(9, 1) 2.1	WLS 11	H 1	R 0	ER 0	SO 1	BB 0	IBB 3	HBP 1	BLK 0	WP 0	HR 0	S 9	P 22		ERA 0.00	WHIP 0.429										
Dick Drago, R ERA: 2.79	(11, 1) 2.1	W 8	H 1	R 0	ER 0	SO 2	BB 0	IBB 0	HBP 0	BLK 0	WP 0	HR 0	S 12	P 12	ERA 0.00	WHIP 0.429											



Batter	1	2	3	4	5	6	7	8	9	AB	R	H	RBI	BB	SO	LOB	TOP			
Jerry Remy, L (1,4) OBP: 0.352, SLG: 0.346	B1-3		F8		F6			B3		4	0	0	0	0	0	0				
Rick Burleson, R (1,6) OBP: 0.317, SLG: 0.369	F3		F8		F9			6-3		4	0	0	0	0	0	0				
Fred Lynn, L (1,8) OBP: 0.381, SLG: 0.598	K		F7		F5			F8		4	0	0	0	0	1	0				
Jim Rice, R (1,7) OBP: 0.387, SLG: 0.582		2B 1B		F6		F8		5-3		4	1	1	0	0	0	0				
Carl Yastrzemski, L (1,3) OBP: 0.386, SLG: 0.555		1B 2B		2B 1B		1-3		HR		4	2	3	1	0	0	0				
Bob Watson, R (1,10) OBP: 0.339, SLG: 0.384				F7						4	0	3	2	0	0	1				
Jim Dwyer, L (9, PR) OBP: 0.263, SLG: 0.343								G3-6-3 1B		0	0	0	0	0	0	0				
Butch Hobson, R (1,5) OBP: 0.285, SLG: 0.462										3	0	1	0	0	0	2				
Jack Brohamer, L (7,5) OBP: 0.328, SLG: 0.362	F3							G3-6-3 1-2		1	0	0	0	0	0	1				
Dwight Evans, R (1,9) OBP: 0.356, SLG: 0.435	K			6-3						2	0	0	0	1	1	3				
Bob Montgomery, R (1,2) OBP: 0.462, SLG: 0.542	4-3							G1-6-3 BB		3	0	0	0	0	0	3				
Inning Stats	R: 0 E: 0 K: 1 S: 5	H: 0 LOB: 0 BB: 0 P: 5	R: 2 E: 0 K: 1 S: 8	H: 3 LOB: 1 BB: 0 P: 8	R: 0 E: 0 K: 0 S: 3	H: 0 LOB: 0 BB: 0 P: 3	R: 0 E: 0 K: 0 S: 5	H: 2 LOB: 2 BB: 0 P: 5	R: 0 E: 0 K: 0 S: 3	H: 0 LOB: 0 BB: 0 P: 3	R: 0 E: 0 K: 0 S: 3	H: 1 LOB: 1 BB: 1 P: 7	R: 0 E: 0 K: 0 S: 3	H: 0 LOB: 0 BB: 0 P: 3	R: 1 E: 0 K: 0 S: 4	H: 2 LOB: 1 BB: 0 P: 4	1B: 4 2B: 3 3B: 0 HR: 1	SF: 0 SAC: 0 DP: 2 HBP: 0	WP: 0 PB: 0 SB: 0 CS: 0	PA: 34
PITCHER Luis Tiant, R (1,1) ERA: 3.99	IP: 9.0 WLS: L BF: 34	H: 8 R: 3 ER: 3 SO: 2	BB: 1 IBB: 0 HBP: 0 BLK: 0	WP: 0 HR: 1 S: 37 P: 41	ERA: 3.00 WHIP: 1.000	PITCHER														

Boston Red Sox @ New York Yankees
 Yankee Stadium, Bronx, NY
 Sat Jun 30 1979, 3:33 AM EDT
 Att: 50,253 - Unknown - 72 F

AB	33
R	3
H	8
RBI	3
BB	1
SO	2
LOB	10



Batter	1	2	3	4	5	6	7	8	9	AB	R	H	RBI	BB	SO	LOB	BOTTOM			
Willie Randolph, R (1,4) OBP: 0.397, SLG: 0.328	K		1-3		4-3			6-3		4	0	0	0	0	1	3				
Bobby Murcer, L (1,9) OBP: 0.367, SLG: 0.388	F9		F6		F6			E4 FC5-4		4	0	0	0	0	0	2				
Thurman Munson, R (1,2) OBP: 0.344, SLG: 0.383	5-3			SH3 2B		1-3		FC5-4 1-2		4	0	1	0	0	0	1				
Lou Piniella, R (1,7) OBP: 0.344, SLG: 0.452		6-3		SH3				F7		3	0	1	0	0	0	0				
Graig Nettles, L (1,5) OBP: 0.345, SLG: 0.433		F9		F6		FC3-6 1B		3-1		4	0	0	0	0	0	2				
Reggie Jackson, L (1,10) OBP: 0.361, SLG: 0.497		1-3		1-3		K		1-3		4	0	0	0	0	1	2				
Chris Chambliss, L (1,3) OBP: 0.301, SLG: 0.429			F7		G3		L4			3	0	0	0	0	1					
Juan Beniquez, R (1,8) OBP: 0.296, SLG: 0.416					5-3					2	1	1	0	0	0	0				
Jim Spencer, L (8, PH) OBP: 0.340, SLG: 0.475										1	0	1	0	0	0	0				
Roy White, S (8, PR) OBP: 0.256, SLG: 0.221			2B 2B					SH1-4 E 1B		0	1	0	0	0	0	0				
Bucky Dent, R (1,6) OBP: 0.309, SLG: 0.320			2B		6-3			SH1-4 1-2		2	0	1	1	0	0	0				
Inning Stats	R: 0 E: 0 K: 1 S: 5	H: 0 LOB: 0 BB: 0 P: 5	R: 0 E: 0 K: 0 S: 3	H: 0 LOB: 0 BB: 0 P: 3	R: 1 E: 0 K: 0 S: 5	H: 2 LOB: 1 BB: 0 P: 5	R: 0 E: 0 K: 0 S: 4	H: 1 LOB: 1 BB: 0 P: 4	R: 0 E: 0 K: 0 S: 3	H: 0 LOB: 0 BB: 0 P: 3	R: 0 E: 0 K: 0 S: 6	H: 1 LOB: 1 BB: 0 P: 6	R: 1 E: 1 K: 0 S: 5	H: 1 LOB: 1 BB: 0 P: 5	R: 0 E: 0 K: 0 S: 3	H: 0 LOB: 0 BB: 0 P: 3	1B: 2 2B: 3 3B: 0 HR: 0	SF: 0 SAC: 2 DP: 0 HBP: 0	WP: 0 PB: 0 SB: 0 CS: 0	PA: 33
PITCHER Bob Stanley, R (1,1) ERA: 3.35	IP: 9.0 WLS: W BF: 33	H: 5 R: 2 ER: 1 SO: 2	BB: 0 IBB: 0 HBP: 0 BLK: 0	WP: 0 HR: 0 S: 37 P: 37	ERA: 1.00 WHIP: 0.556	PITCHER														

Boston Red Sox @ New York Yankees
 Yankee Stadium, Bronx, NY
 Sat Jun 30 1979, 3:33 AM EDT
 Att: 50,253 - Unknown - 72 F

AB	31
R	2
H	5
RBI	1
BB	0
SO	2
LOB	11



Batter	1	2	3	4	5	6	7	8	9	AB	R	H	RBI	BB	SO	LOB	TOP										
Jerry Remy, L (1,4) OBP: 0.354, SLG: 0.355 Butch Hobson, R (1,5) OBP: 0.284, SLG: 0.458	0-0 4-2 3B		0-0 F9		0-0 F8	1-3 3-H 1B		0-0 F3		1	0	1	0	0	0	0	Boston Red Sox @ New York Yankees Yankee Stadium, Bronx, NY Sun Jul 01 1979, 3:33 AM EDT Att: 51,246 - Unknown - 77 F										
Rick Burleson, R (1,6) OBP: 0.315, SLG: 0.370	0-0 4-2		0-0 PB 2B		0-0 4-3	0-3 K		0-0 1-3-1		5	0	1	0	0	1	3											
Fred Lynn, L (1,8) OBP: 0.382, SLG: 0.604	0-0 3-H F6		0-0 F8		0-0 HR			0-0 F4		4	1	1	1	1	0	1											
Jim Rice, R (1,7) OBP: 0.388, SLG: 0.576		1-0 2B HBP	4-0 2-3 BB		0-0 F7			0-0 K		3	1	0	0	1	1	1											
Carl Yastrzemski, L (1,10) OBP: 0.393, SLG: 0.552		0-0 1-H 2B	0-3 K		0-0 F9			0-0 L4		5	0	1	1	0	1	3											
Bob Watson, R (1,3) OBP: 0.345, SLG: 0.387 Jim Dwyer, L (8, PR) OBP: 0.263, SLG: 0.343		4-0 BB			0-3 K			0-0 BB 1B		3	1	2	0	1	1	0											
Jack Brohamer, L (1,5) OBP: 0.324, SLG: 0.403		0-0 F9			0-0 HR			0-0 F9		4	1	1	1	0	0	4											
Dwight Evans, R (1,9) OBP: 0.358, SLG: 0.431		0-3 K			0-0 6-3			4-0 1B 1-2 1B BB		2	1	0	0	2	1	2											
Bob Montgomery, R (1,2) OBP: 0.455, SLG: 0.529 Tom Poquette, L (8, PH) OBP: 0.270, SLG: 0.212 Carlton Fisk, R (8, PH) OBP: 0.336, SLG: 0.472 Gary Allenson, R (8, 2) OBP: 0.278, SLG: 0.320		0-0 F4			0-0 L5			0-0 F3		3	0	1	1	0	0	2											
Inning Stats	R: 0 E: 0 K: 0 S: 3	H: 1 LOB: 0 BB: 0 P: 3	R: 1 E: 0 K: 1 S: 6	H: 1 LOB: 2 BB: 1 P: 11	R: 0 E: 0 K: 1 S: 6	H: 1 LOB: 0 BB: 0 P: 10	R: 1 E: 0 K: 1 S: 6	H: 1 LOB: 0 BB: 0 P: 6	R: 1 E: 0 K: 0 S: 4	H: 3 LOB: 2 BB: 1 P: 12	R: 0 E: 0 K: 1 S: 5	H: 0 LOB: 0 BB: 0 P: 5	R: 0 E: 0 K: 0 S: 4	H: 1 LOB: 2 BB: 1 P: 8	R: 0 E: 0 K: 0 S: 3	H: 0 LOB: 1 BB: 1 P: 7		1B: 4 2B: 3 3B: 1 HR: 2	SF: 0 SAC: 0 DP: 1 HBP: 1	WP: 0 PB: 1 SB: 0 CS: 0	PA: 41						
PITCHER	IP	WLS	BF	H	R	ER	SO	BB	IBB	HBP	BLK	WP	HR	S	P	ERA	WHIP										
Catfish Hunter, R (1, 1) ERA: 5.49	5.2		26	6	5	5	3	3	0	1	0	0	2	28	41	7.94	1.588										
Ron Davis, R (6, 1) ERA: 2.35	1.2	W	9	3	0	0	2	1	0	0	0	0	0	12	16	0.00	2.400										
Jim Kaat, L (8, 1) ERA: 2.7	1.2	S	6	0	0	0	0	1	0	0	0	0	0	5	9	0.00	0.600										

AB	35
R	5
H	9
RBI	5
BB	5
SO	5
LOB	20



Batter	1	2	3	4	5	6	7	8	9	AB	R	H	RBI	BB	SO	LOB	BOTTOM										
Roy White, S (1,7) OBP: 0.256, SLG: 0.250	0-0 F8		0-0 1-3		0-0 1-H HR		0-0 F8			4	1	1	2	0	0	0	Boston Red Sox @ New York Yankees Yankee Stadium, Bronx, NY Sun Jul 01 1979, 3:33 AM EDT Att: 51,246 - Unknown - 77 F										
Willie Randolph, R (1,4) OBP: 0.359, SLG: 0.340	0-0 HR		0-0 G3 1B		0-0 F7		0-3 K			4	1	2	1	0	1	0											
Graig Nettles, L (1,5) OBP: 0.341, SLG: 0.427	0-0 F8		0-0 G3		0-3 K			0-0 E3 SH3-4 1B		4	0	0	0	0	1	1											
Reggie Jackson, L (1,9) OBP: 0.363, SLG: 0.514	0-0 4-3				0-0 3-1			0-0 HR		4	1	2	1	0	0	0											
Chris Chambliss, L (1,3) OBP: 0.301, SLG: 0.428		0-0 1B 1B			0-3 K			0-0 4-3		3	0	1	0	0	1	0											
Jim Spencer, L (1,10) OBP: 0.340, SLG: 0.493 Lou Piniella, R (8, PH) OBP: 0.346, SLG: 0.452		0-3 K			0-0 HR			0-0 F8		3	1	1	1	0	1	1											
Bobby Murcer, L (1,8) OBP: 0.366, SLG: 0.387 Thurman Munson, R (8, PH) OBP: 0.343, SLG: 0.382 Juan Beniquez, R (9, 8) OBP: 0.296, SLG: 0.416		0-0 1-2 1B			0-0 F4			0-0 G6-4-3 IBB		0	0	0	0	1	0	0											
Jerry Narron, L (1,2) OBP: 0.294, SLG: 0.345		0-3 K			4-0 HR			0-0 HR		2	2	1	1	1	1	2											
Bucky Dent, R (1,6) OBP: 0.305, SLG: 0.316		0-0 6-3			0-0 F9			0-0 F6		3	0	0	0	0	0	3											
Inning Stats	R: 1 E: 0 K: 0 S: 4	H: 1 LOB: 0 BB: 0 P: 4	R: 0 E: 0 K: 2 S: 9	H: 2 LOB: 2 BB: 0 P: 9	R: 0 E: 0 K: 0 S: 3	H: 1 LOB: 0 BB: 0 P: 3	R: 1 E: 0 K: 1 S: 6	H: 1 LOB: 0 BB: 0 P: 6	R: 2 E: 0 K: 1 S: 6	H: 1 LOB: 0 BB: 1 P: 10	R: 1 E: 0 K: 1 S: 6	H: 1 LOB: 0 BB: 0 P: 6	R: 1 E: 0 K: 1 S: 6	H: 1 LOB: 2 BB: 1 P: 8	R: 0 E: 1 K: 0 S: 4	H: 1 LOB: 2 BB: 1 P: 8		1B: 4 2B: 0 3B: 0 HR: 5	SF: 0 SAC: 1 DP: 1 HBP: 0	WP: 0 PB: 0 SB: 0 CS: 0	PA: 34						
PITCHER	IP	WLS	BF	H	R	ER	SO	BB	IBB	HBP	BLK	WP	HR	S	P	ERA	WHIP										
Dennis Eckersley, R (1, 1) ERA: 3.3	6.1	L	27	8	6	6	5	1	0	0	0	0	5	36	40	8.53	1.421										
Tom Burgmeier, L (7, 1) ERA: 1.57	1.0		6	1	0	0	1	0	1	0	0	0	0	7	11	0.00	1.000										
Chuck Rainey, R (8, 1) ERA: 4.06	0.2		1	0	0	0	0	0	0	0	0	0	0	1	1	0.00	0.000										

AB	31
R	6
H	9
RBI	6
BB	2
SO	6
LOB	10




Batter	1	2	3	4	5	6	7	8	9	AB	R	H	RBI	BB	SO	LOB	TOP			
Rick Burleson, R OBP: 0.315, SLG: 0.368 (1, 6)	L9		PB 1B		E5		K			4	0	1	0	0	1	1	Boston Red Sox @ New York Yankees Yankee Stadium, Bronx, NY Mon Jul 02 1979, 7:05 PM EDT Att: 51,211 - Unknown - 75 F			
Lary Wolfe, R OBP: 0.368, SLG: 0.400 (1, 4)	4-3		6-3			F9		6-3		4	0	0	1	0	0	1				
Fred Lynn, L OBP: 0.380, SLG: 0.597 (1, 8)	4-3		BB			6-3		F9		3	0	0	0	1	0	0				
Jim Rice, R OBP: 0.386, SLG: 0.578 (1, 7)		5-3	L7			E4			3B	4	0	1	0	0	0	2				
Bob Watson, R OBP: 0.344, SLG: 0.385 (1, 3)		5-3 1B			5-3		4-3		F8	4	0	1	0	0	0	1				
Carlton Fisk, R OBP: 0.325, SLG: 0.455 (1, 10)		5-3 1-2			F8				F9	4	0	0	0	0	0	1				
Butch Hobson, R OBP: 0.284, SLG: 0.452 (1, 5)		F3			6-3		G3		F9	3	1	0	0	1	0	1				
Dwight Evans, R OBP: 0.357, SLG: 0.434 (1, 9)			4-3							3	0	1	0	0	0	0				
Gary Allenson, R OBP: 0.279, SLG: 0.321 (1, 2)			PB 6-3 1B			L5			6-3	3	1	1	1	0	0	1				
Inning Stats	R: 0 E: 0 K: 0 S: 3	H: 0 LOB: 0 BB: 0 P: 3	R: 0 E: 0 K: 0 S: 4	H: 1 LOB: 1 BB: 0 P: 4	R: 1 E: 0 K: 0 S: 5	H: 2 LOB: 2 BB: 1 P: 9	R: 0 E: 0 K: 0 S: 3	H: 0 LOB: 0 BB: 0 P: 3	R: 0 E: 1 K: 0 S: 4	H: 0 LOB: 1 BB: 0 P: 4	R: 0 E: 0 K: 0 S: 6	H: 1 LOB: 1 BB: 1 P: 10	R: 0 E: 0 K: 0 S: 3	H: 1 LOB: 1 BB: 0 P: 3	R: 0 E: 0 K: 0 S: 3	H: 0 LOB: 0 BB: 0 P: 3	1B: 3 2B: 1 3B: 1 HR: 0	SF: 0 SAC: 0 DP: 0 HBP: 0	WP: 0 PB: 1 SB: 0 CS: 0	PA: 34
PITCHER Tommy John, L ERA: 2.36 (1, 1)	IP: 9.0 WLS: W BF: 34 H: 5 R: 2 ER: 1 SO: 1 BB: 2 IBB: 0 HBP: 0 BLK: 0 WP: 0 HR: 0 S: 34 P: 42 ERA: 1.00 WHIP: 0.778															PITCHER IP: WLS: BF: H: R: ER: SO: BB: IBB: HBP: BLK: WP: HR: S: P: ERA: WHIP:				


AB	32
R	2
H	5
RBI	2
BB	2
SO	1
LOB	8



Batter	1	2	3	4	5	6	7	8	9	AB	R	H	RBI	BB	SO	LOB	BOTTOM			
Willie Randolph, R OBP: 0.359, SLG: 0.348 (1, 4)	F4		F8		4-3		1B 3B	1-2 1B		5	1	2	1	0	0	0	Boston Red Sox @ New York Yankees Yankee Stadium, Bronx, NY Mon Jul 02 1979, 7:05 PM EDT Att: 51,211 - Unknown - 75 F			
Bobby Murcer, L OBP: 0.367, SLG: 0.387 (1, 8)	L7		2B 1B		G3		1B 1B	F8		5	2	2	1	0	0	2				
Thurman Munson, R OBP: 0.345, SLG: 0.387 (1, 2)	K		1-2 2B		6-3		1-3 1B			4	1	2	1	0	1	0				
Reggie Jackson, L OBP: 0.366, SLG: 0.527 (1, 9)		3-1	K			HR	1B IBB			3	1	1	1	1	1	1				
Lou Piniella, R OBP: 0.349, SLG: 0.453 (1, 7)		BB 1B			F9		G3 WP 1-2 2-2 3-4 1B			4	0	2	2	0	0	0				
Graig Nettles, L OBP: 0.336, SLG: 0.421 (1, 5)		K			L4		G3 1-3	G3-6-1		4	0	0	0	0	1	4				
Chris Chambliss, L OBP: 0.301, SLG: 0.423 (1, 3)		1-2 BB			G3		G3		F8	3	0	0	0	1	0	1				
Jim Spencer, L OBP: 0.346, SLG: 0.514 Roy White, S OBP: 0.254, SLG: 0.248 (7, PR)		G3					1B BB	L6		2	1	1	1	1	0	2				
Bucky Dent, R OBP: 0.308, SLG: 0.319 (1, 6)			L1			HR	6-3			4	1	2	0	0	0	0				
Inning Stats	R: 0 E: 0 K: 1 S: 5	H: 0 LOB: 0 BB: 0 P: 5	R: 0 E: 0 K: 1 S: 6	H: 1 LOB: 2 BB: 1 P: 10	R: 1 E: 0 K: 1 S: 7	H: 2 LOB: 1 BB: 0 P: 7	R: 0 E: 0 K: 0 S: 3	H: 0 LOB: 0 BB: 0 P: 3	R: 1 E: 0 K: 0 S: 4	H: 1 LOB: 1 BB: 0 P: 4	R: 1 E: 1 K: 0 S: 5	H: 1 LOB: 1 BB: 0 P: 5	R: 4 E: 0 K: 0 S: 6	H: 5 LOB: 2 BB: 2 P: 14	R: 0 E: 0 K: 0 S: 5	H: 2 LOB: 2 BB: 0 P: 5	1B: 8 2B: 1 3B: 1 HR: 2	SF: 0 SAC: 0 DP: 1 HBP: 0	WP: 1 PB: 0 SB: 0 CS: 0	PA: 38
PITCHER Joel Finch, R ERA: 3.22 Bill Campbell, R ERA: 3.92 Dick Drago, R ERA: 2.98 Tom Burgmeier, L ERA: 1.5 (7, 1)	IP: 5.1 WLS: L BF: 23 H: 3 R: 3 ER: 3 SO: 3 BB: 1 IBB: 0 HBP: 0 BLK: 0 WP: 1 HR: 0 S: 28 P: 32 ERA: 5.06 WHIP: 1.125															PITCHER IP: WLS: BF: H: R: ER: SO: BB: IBB: HBP: BLK: WP: HR: S: P: ERA: WHIP:				



Batter	1	2	3	4	5	6	7	8	9	AB	R	H	RBI	BB	SO	LOB	TOP			
Willie Wilson, S OBP: 0.397, SLG: 0.448 (1, 7)	G3			4-3		BB		K		3	0	0	0	1	1	1	Kansas City Royals @ Boston Red Sox Fenway Park, Boston, MA Tue Jul 03 1979, 7:05 PM EDT Att: 34,814 - Unknown - 82 F AB 30 R 0 H 5 RBI 0 BB 3 SO 5 LOB 12 			
George Brett, L OBP: 0.386, SLG: 0.542 (1, 5)	G3			2B		F9		BB	1B	4	0	2	0	0	0	1				
Amos Otis, R OBP: 0.392, SLG: 0.455 (1, 8)	F8			F8			F8		F9	4	0	0	0	0	0	2				
Darrell Porter, L OBP: 0.429, SLG: 0.489 (1, 2)		P6		P4			4-3		K	4	0	0	0	0	1	2				
Al Cowens, R OBP: 0.374, SLG: 0.468 (1, 9)					G6-4-3		FC4-6		BB	3	0	3	0	1	0	0				
George Scott, R OBP: 0.331, SLG: 0.395 (1, 3)					G6-4-3		FC4-6		BB	4	0	0	0	0	1	4				
Ralph LaCock, L OBP: 0.336, SLG: 0.375 (1, 10)					F9			BB		2	0	0	0	1	0	0				
Frank White, R OBP: 0.325, SLG: 0.441 (1, 4)				4-3		F8		K		3	0	0	0	0	1	1				
Freddie Patek, R OBP: 0.266, SLG: 0.276 (1, 6)				K		F7		L4		3	0	0	0	0	1	1				
Inning Stats	R: 0 E: 0 K: 0 S: 3	H: 0 LOB: 0 BB: 0 P: 3	R: 0 E: 0 K: 0 S: 3	H: 1 LOB: 0 BB: 0 P: 3	R: 0 E: 0 K: 1 S: 5	H: 0 LOB: 0 BB: 0 P: 5	R: 0 E: 0 K: 0 S: 4	H: 1 LOB: 1 BB: 0 P: 4	R: 0 E: 0 K: 0 S: 3	H: 0 LOB: 1 BB: 1 P: 7	R: 0 E: 0 K: 0 S: 4	H: 1 LOB: 1 BB: 0 P: 4	R: 0 E: 0 K: 2 S: 7	H: 0 LOB: 1 BB: 1 P: 11	R: 0 E: 0 K: 2 S: 8	H: 1 LOB: 2 BB: 1 P: 15	1B: 4 2B: 1 3B: 0 HR: 0	SF: 0 SAC: 0 DP: 1 HBP: 0	WP: 0 PB: 0 SB: 0 CS: 0	PA: 33
PITCHER Steve Renko, L ERA: 3.31 (1, 1)	IP: 9.0 WLS: W BF: 33 H: 5 R: 0 ER: 0 SO: 5 BB: 3 IBB: 0 HBP: 0 BLK: 0 WP: 0 HR: 0 S: 40 P: 55 ERA: 0.00 WHIP: 0.889																PITCHER			

Batter	1	2	3	4	5	6	7	8	9	AB	R	H	RBI	BB	SO	LOB	BOTTOM				
Rick Burleson, R OBP: 0.316, SLG: 0.369 (1, 6)	G3 PB 1B	6-3		L8		5-3		HBP 1B		5	1	2	0	0	0	2	Kansas City Royals @ Boston Red Sox Fenway Park, Boston, MA Tue Jul 03 1979, 7:05 PM EDT Att: 34,814 - Unknown - 82 F AB 34 R 10 H 14 RBI 10 BB 4 SO 4 LOB 18 				
Jack Brohamer, L OBP: 0.315, SLG: 0.379 (1, 4) (6, 5)	G3 1-3			P6		F3		L9		4	0	0	0	1	0	4					
Fred Lynn, L OBP: 0.387, SLG: 0.613 (1, 8)	BB 1B			K		1B		HBP 1B		4	2	3	2	1	1	2					
Jim Rice, R OBP: 0.389, SLG: 0.577 (1, 7)	FC6-4 1-2 3-H			K		1B		P3		4	0	2	3	0	1	0					
Carlton Fisk, R OBP: 0.320, SLG: 0.443 (1, 10)	K			F9		5-3		G6-4-3		5	1	1	0	0	1	6					
Bob Watson, R OBP: 0.350, SLG: 0.415 (1, 3)	FC6-4 1-2			HR		G5-4-3		HBP		3	2	2	3	0	0	2					
Butch Hobson, R OBP: 0.285, SLG: 0.448 Larry Wolfe, R OBP: 0.362, SLG: 0.391 (6, 4)				HR		F7		6-3		2	1	0	0	1	1	1					
Dwight Evans, R OBP: 0.363, SLG: 0.453 (1, 9)				2B SF9 BB		G5-4-3		HR		1	0	0	0	0	0	0					
Bob Montgomery, R OBP: 0.458, SLG: 0.537 (1, 2)				SF9 2B		5-3		HR		3	2	2	1	0	0	0					
Inning Stats	R: 1 E: 0 K: 1 S: 7	H: 2 LOB: 2 BB: 1 P: 11	R: 1 E: 0 K: 1 S: 6	H: 1 LOB: 2 BB: 2 P: 14	R: 2 E: 0 K: 2 S: 8	H: 2 LOB: 0 BB: 1 P: 12	R: 2 E: 0 K: 0 S: 6	H: 3 LOB: 0 BB: 0 P: 6	R: 0 E: 0 K: 0 S: 2	H: 0 LOB: 0 BB: 0 P: 3	R: 0 E: 0 K: 0 S: 3	H: 0 LOB: 0 BB: 0 P: 3	R: 2 E: 0 K: 0 S: 5	H: 2 LOB: 0 BB: 0 P: 5	R: 2 E: 0 K: 0 S: 6	H: 4 LOB: 2 BB: 0 P: 7		1B: 8 2B: 2 3B: 0 HR: 4	SF: 1 SAC: 0 DP: 2 HBP: 2	WP: 0 PB: 1 SB: 0 CS: 1	PA: 42
PITCHER Steve Busby, R ERA: 3.54 Eduardo Rodriguez, R ERA: 5.56 Steve Mingo, L ERA: 4.76 (1, 1) (3, 1) (8, 1)	IP: 2.2 WLS: L BF: 17 H: 5 R: 4 ER: 4 SO: 4 BB: 4 IBB: 0 HBP: 0 BLK: 0 WP: 0 HR: 1 S: 21 P: 37 ERA: 13.50 WHIP: 3.375																	PITCHER			

Batter	1	2	3	4	5	6	7	8	9	AB	R	H	RBI	BB	SO	LOB	TOP					
Willie Wilson, S OBP: 0.366, SLG: 0.455	5-3		5-3 G3 1B				5-3 1B		BB S 1B	5	1	4	1	0	0	0	Kansas City Royals @ Boston Red Sox Fenway Park, Boston, MA Wed Jul 04 1979, 7:05 PM EDT Att: 27,870 - Unknown - 70 F					
George Brett, L OBP: 0.386, SLG: 0.538	G3		G3			FC6 1H SF8 1B	F8		BB 1B	4	1	1	1	1	0	3						
Amos Otis, R OBP: 0.389, SLG: 0.449	F3		5-3				5-3		F9	4	0	0	1	1	0	4						
Al Cowens, R OBP: 0.375, SLG: 0.465		WP PB 1B	K			FC6	K		FC5-4 BB	4	0	1	0	1	2	4						
Darrell Porter, L OBP: 0.424, SLG: 0.483 John Wathan, R OBP: 0.275, SLG: 0.359	F7					K	SF8		K FC5-4	3	0	0	1	0	2	1						
George Scott, R OBP: 0.329, SLG: 0.393	K					BB 1B	1-3		5-3	4	0	1	0	0	1	3						
Ralph LaCock, L OBP: 0.339, SLG: 0.371	F7					G5-4-3 BB	3-1		BB BB	2	0	0	0	2	0	1						
Frank White, R OBP: 0.318, SLG: 0.432			K 1B S 1B			G5-4-3	P3		P4	4	1	0	0	0	1	3						
Freddie Patek, R OBP: 0.267, SLG: 0.277 Steve Braun, L OBP: 0.376, SLG: 0.412 Todd Cruz, R OBP: 0.224, SLG: 0.281			G3 1B 5-3 1B				4-3		F8	3	1	1	0	0	1	0						
Inning Stats	R: 0 E: 0 K: 0 S: 3	H: 0 LOB: 0 BB: 0 P: 3	R: 0 E: 0 K: 1 S: 6	H: 1 LOB: 1 BB: 0 P: 6	R: 2 E: 0 K: 2 S: 10	H: 2 LOB: 1 BB: 0 P: 10	R: 0 E: 0 K: 1 S: 5	H: 1 LOB: 1 BB: 1 P: 9	R: 2 E: 1 K: 0 S: 6	H: 2 LOB: 2 BB: 1 P: 10	R: 0 E: 0 K: 1 S: 5	H: 0 LOB: 0 BB: 0 P: 5	R: 0 E: 0 K: 1 S: 6	H: 1 LOB: 1 BB: 0 P: 6	R: 0 E: 0 K: 1 S: 5	H: 0 LOB: 1 BB: 1 P: 9		R: 0 E: 0 K: 0 S: 4	H: 1 LOB: 3 BB: 2 P: 12	1B: 8 2B: 0 3B: 0 HR: 0	SF: 1 SAC: 0 DP: 1 HBP: 0	WP: 1 PB: 2 SB: 3 CS: 0
PITCHER Mike Torrez, R ERA: 4.11	IP: 9.0 WLS: W BF: 41 H: 8 R: 4 ER: 1 SO: 7 BB: 4 IBB: 1 HBP: 0 BLK: 0 WP: 1 HR: 0 S: 50 P: 70 ERA: 1.00 WHIP: 1.333															PITCHER	IP: 9.0 WLS: W BF: 41 H: 8 R: 4 ER: 1 SO: 7 BB: 4 IBB: 1 HBP: 0 BLK: 0 WP: 1 HR: 0 S: 50 P: 70 ERA: 1.00 WHIP: 1.333					


Batter	1	2	3	4	5	6	7	8	9	AB	R	H	RBI	BB	SO	LOB	BOTTOM					
Rick Burleson, R OBP: 0.315, SLG: 0.367	FC5-4 1B		6-3				G4-6-3 1-2F			4	0	1	1	0	0	2	Kansas City Royals @ Boston Red Sox Fenway Park, Boston, MA Wed Jul 04 1979, 7:05 PM EDT Att: 27,870 - Unknown - 70 F					
Jack Brohamer, L OBP: 0.312, SLG: 0.386	FC5-4 BB 1B		6-3 2B			L8			F8	4	1	1	0	0	0	1						
Fred Lynn, L OBP: 0.388, SLG: 0.621	1B 5-3 BB		6-3				HR		6-3	3	2	1	1	1	0	1						
Jim Rice, R OBP: 0.387, SLG: 0.573	WP 5-3 1B		6-3				F9		1-3	4	0	1	1	0	0	1						
Carlton Fisk, R OBP: 0.310, SLG: 0.429	5-3						F8		K	4	0	0	1	0	1	1						
Bob Watson, R OBP: 0.345, SLG: 0.408	6-3						F9		F9	4	0	0	0	0	0	1						
Butch Hobson, R OBP: 0.292, SLG: 0.451 Jim Dwyer, L OBP: 0.263, SLG: 0.343			CS 1B				5-3		FC1-6 BB 1B	3	0	2	0	1	0	0						
Dwight Evans, R OBP: 0.365, SLG: 0.470	F8						1-3 4-3 2B		FC1-6 1B	4	2	2	2	0	0	2						
Bob Montgomery, R OBP: 0.452, SLG: 0.526	K						1-3 2B		HR	3	0	1	0	0	1	1						
Inning Stats	R: 2 E: 0 K: 0 S: 5	H: 2 LOB: 1 BB: 1 P: 9	R: 0 E: 0 K: 1 S: 5	H: 1 LOB: 0 BB: 0 P: 5	R: 0 E: 0 K: 0 S: 4	H: 1 LOB: 1 BB: 0 P: 4	R: 0 E: 0 K: 0 S: 3	H: 0 LOB: 0 BB: 0 P: 3	R: 1 E: 0 K: 0 S: 4	H: 1 LOB: 0 BB: 0 P: 4	R: 1 E: 0 K: 0 S: 4	H: 1 LOB: 0 BB: 0 P: 4	R: 0 E: 0 K: 0 S: 3	H: 1 LOB: 1 BB: 1 P: 7	R: 0 E: 0 K: 0 S: 3	H: 0 LOB: 0 BB: 0 P: 3		R: 2 E: 0 K: 1 S: 6	H: 2 LOB: 1 BB: 0 P: 6	1B: 5 2B: 2 3B: 0 HR: 2	SF: 0 SAC: 0 DP: 1 HBP: 0	WP: 1 PB: 0 SB: 0 CS: 1
PITCHER Dennis Leonard, R ERA: 3.9 Al Hrabosky, L ERA: 4.61	IP: 8.0 WLS: L BF: 4 H: 2 R: 2 ER: 2 SO: 1 BB: 0 IBB: 0 HBP: 0 BLK: 0 WP: 0 HR: 1 S: 6 P: 6 ERA: 27.00 WHIP: 3.000															PITCHER	IP: 8.0 WLS: L BF: 4 H: 2 R: 2 ER: 2 SO: 1 BB: 0 IBB: 0 HBP: 0 BLK: 0 WP: 0 HR: 1 S: 6 P: 6 ERA: 27.00 WHIP: 3.000					

Batter	1	2	3	4	5	6	7	8	9	AB	R	H	RBI	BB	SO	LOB	TOP										
Willie Wilson, S OBP: 0.368, SLG: 0.456 (1, 7)										4	1	2	0	0	1	3	Kansas City Royals @ Boston Red Sox Fenway Park, Boston, MA Thu Jul 05 1979, 3:33 AM EDT Att: 34,795 - Unknown - 68 F										
George Brett, L OBP: 0.385, SLG: 0.538 (1, 5)										4	0	1	1	0	0	2											
Amos Otis, R OBP: 0.385, SLG: 0.443 (1, 8)										4	0	0	0	0	1	2											
Al Cowens, R OBP: 0.377, SLG: 0.470 (1, 9)										4	1	2	1	0	0	0											
Darrell Porter, L OBP: 0.431, SLG: 0.496 (1, 10)										3	0	3	1	0	0	0											
George Scott, R OBP: 0.324, SLG: 0.386 (1, 3)										4	0	0	0	0	0	5											
Frank White, R OBP: 0.318, SLG: 0.430 Ralph LaCock, L OBP: 0.338, SLG: 0.370 (9, PH)										3	0	1	0	0	1	0											
John Wathan, R OBP: 0.277, SLG: 0.368 Jamie Quirk, L OBP: 0.375, SLG: 0.435 (9, PH)										3	1	1	0	0	1	1											
Todd Cruz, R OBP: 0.243, SLG: 0.313 Steve Braun, L OBP: 0.373, SLG: 0.407 (9, PH)										3	1	2	0	0	0	0											
Inning Stats	R: 2 E: 0 K: 1 S: 8	H: 3 LOB: 1 BB: 0 P: 8	R: 2 E: 1 K: 1 S: 8	H: 3 LOB: 1 BB: 0 P: 8	R: 0 E: 0 K: 0 S: 2	H: 0 LOB: 0 BB: 0 P: 3	R: 0 E: 0 K: 1 S: 6	H: 2 LOB: 1 BB: 0 P: 6	R: 0 E: 0 K: 0 S: 3	H: 1 LOB: 0 BB: 0 P: 5	R: 0 E: 0 K: 0 S: 4	H: 1 LOB: 1 BB: 0 P: 4	R: 0 E: 0 K: 0 S: 4	H: 2 LOB: 1 BB: 0 P: 4	R: 0 E: 0 K: 0 S: 3	H: 0 LOB: 0 BB: 0 P: 3		1B: 7 2B: 4 3B: 1 HR: 0	SF: 0 SAC: 0 DP: 3 HBP: 1	WP: 0 PB: 0 SB: 1 CS: 1	PA: 36						
PITCHER	IP	WLS	BF	H	R	ER	SO	BB	IBB	HBP	BLK	WP	HR	S	P	ERA	WHIP										
Chuck Rainey, R ERA: 4.35 (1, 1)	1.2		11	6	4	3	2	0	0	0	0	0	0	15	15	16.20	3.600										
Allen Ripley, R ERA: (2, 1)	5.1		18	4	0	0	2	0	0	1	0	0	0	21	22	0.00	0.750										
Bob Stanley, R ERA: 3.29 (8, 1)	2.0	W	7	2	0	0	0	0	0	0	0	0	0	7	7	0.00	1.000										

Batter	1	2	3	4	5	6	7	8	9	AB	R	H	RBI	BB	SO	LOB	BOTTOM										
Rick Burleson, R OBP: 0.316, SLG: 0.366 (1, 6)										4	0	1	2	1	1	3	Kansas City Royals @ Boston Red Sox Fenway Park, Boston, MA Thu Jul 05 1979, 3:33 AM EDT Att: 34,795 - Unknown - 68 F										
Jack Brohamer, L OBP: 0.395, SLG: 0.365 Larry Wolfe, R OBP: 0.362, SLG: 0.391 (9, 4)										4	0	0	0	1	0	3											
Fred Lynn, L OBP: 0.391, SLG: 0.620 (1, 8)										5	0	3	0	0	0	0											
Jim Rice, R OBP: 0.388, SLG: 0.578 (1, 7)										4	2	1	1	1	1	4											
Tom Poquette, L OBP: 0.294, SLG: 0.218 (1, 10)										3	0	1	0	1	0	0											
Bob Watson, R OBP: 0.353, SLG: 0.416 (1, 3)										5	2	4	1	0	0	1											
Butch Hobson, R OBP: 0.302, SLG: 0.465 (1, 5)										4	1	3	1	1	0	2											
Dwight Evans, R OBP: 0.366, SLG: 0.464 (1, 9)										3	0	0	0	2	2	6											
Bob Montgomery, R OBP: 0.431, SLG: 0.500 Carl Yastrzemski, L OBP: 0.359, SLG: 0.552 Stan Papi, R OBP: 0.167, SLG: 0.292 Gary Allenson, R OBP: 0.277, SLG: 0.318 (8, 2)										3	0	0	0	0	1	4											
Inning Stats	R: 0 E: 0 K: 1 S: 6	H: 1 LOB: 1 BB: 0 P: 6	R: 1 E: 0 K: 1 S: 7	H: 2 LOB: 1 BB: 0 P: 7	R: 0 E: 0 K: 0 S: 3	H: 1 LOB: 1 BB: 1 P: 7	R: 0 E: 0 K: 1 S: 7	H: 2 LOB: 3 BB: 1 P: 11	R: 1 E: 0 K: 1 S: 7	H: 2 LOB: 3 BB: 2 P: 15	R: 0 E: 0 K: 1 S: 6	H: 1 LOB: 2 BB: 1 P: 10	R: 2 E: 0 K: 0 S: 5	H: 2 LOB: 2 BB: 1 P: 10	R: 1 E: 0 K: 0 S: 5	H: 2 LOB: 3 BB: 2 P: 13		1B: 10 2B: 2 3B: 0 HR: 1	SF: 0 SAC: 0 DP: 0 HBP: 1	WP: 0 PB: 0 SB: 0 CS: 0	PA: 45						
PITCHER	IP	WLS	BF	H	R	ER	SO	BB	IBB	HBP	BLK	WP	HR	S	P	ERA	WHIP										
Rich Gale, R ERA: 4.99 Bill Paschall, R ERA: 7.54 (7, 1)	6.0	L	14	4	3	3	0	2	1	1	0	0	0	10	23	13.50	3.000										

Batter	1	2	3	4	5	6	7	8	9	AB	R	H	RBI	BB	SO	LOB	TOP										
Rick Burleson, R OBP: 0.315, SLG: 0.363 (1, 6)	L5		F3		F9				F3	5	0	1	0	0	0	3	Boston Red Sox @ Seattle Mariners The Kingdom, Seattle, WA Fri Jul 06 1979, 10:05 PM EDT Att. 16,612 - Dome										
Larry Wolfe, R OBP: 0.339, SLG: 0.360 (1, 4)	K			5-3	G3		5-3		G3	4	0	0	0	0	1	1											
Tom Poquette, L OBP: 0.290, SLG: 0.214 (9, PH)										1	0	0	0	0	3												
Fred Lynn, L OBP: 0.389, SLG: 0.614 (1, 8)	1-3			HR		F7			K	3	1	0	0	1	1	0											
Jim Rice, R OBP: 0.389, SLG: 0.596 (1, 7)		L6		HR					K	4	2	2	3	0	1	0											
Bob Watson, R OBP: 0.352, SLG: 0.413 (1, 3)		K		HR	3-1 WP	6-3			6-3	4	0	1	0	0	1	0											
Carlton Fisk, R OBP: 0.310, SLG: 0.426 (1, 2)					E5		E5		1B 1B	3	0	1	0	0	0	1											
Gary Allenson, R OBP: 0.282, SLG: 0.318 (7, 2)		1B			1-2 3-1		FC6-4		BB	0	0	0	0	1	0	0											
Butch Hobson, R OBP: 0.298, SLG: 0.457 (1, 5)		6-3			3-1	FC6-4			F7	4	0	0	0	0	5												
Dwight Evans, R OBP: 0.364, SLG: 0.461 (1, 9)			6-3		F6				1B	4	0	1	0	0	0	2											
Stan Papi, R OBP: 0.148, SLG: 0.259 (1, 10)									1B	3	0	0	0	0	0	0											
Carl Yastrzemski, L OBP: 0.397, SLG: 0.554 (9, PH)			5-3						1-2 2-3	1	0	1	0	0	0	0											
Jim Dwyer, L OBP: 0.263, SLG: 0.343 (9, PR)					1-3				1B	0	0	0	0	0	0	0											
Inning Stats	R: 0 E: 0 K: 1 S: 5	H: 0 LOB: 0 BB: 0 P: 5	R: 0 E: 0 K: 1 S: 6	H: 1 LOB: 1 BB: 0 P: 6	R: 0 E: 0 K: 0 S: 3	H: 0 LOB: 0 BB: 0 P: 3	R: 2 E: 1 K: 0 S: 6	H: 2 LOB: 2 BB: 1 P: 10	R: 0 E: 0 K: 0 S: 3	H: 0 LOB: 0 BB: 0 P: 3	R: 1 E: 1 K: 0 S: 5	H: 1 LOB: 1 BB: 0 P: 5	R: 0 E: 0 K: 2 S: 4	H: 1 LOB: 1 BB: 0 P: 4	R: 0 E: 0 K: 2 S: 7	H: 0 LOB: 0 BB: 0 P: 7	R: 0 E: 0 K: 0 S: 5	H: 2 LOB: 3 BB: 1 P: 9	1B: 5 2B: 0 3B: 0 HR: 2	SF: 0 SAC: 0 DP: 0 HBP: 0	WP: 1 PB: 0 SB: 0 CS: 0	PA: 38					
PITCHER	IP	WLS	BF	H	R	ER	SO	BB	IBB	HBP	BLK	WP	HR	S	P	ERA	WHIP										
Floyd Bannister, L ERA: 4.52 (1, 1)	8.0	W	33	5	3	3	4	2	0	0	0	1	2	39	47	3.38	0.875										
Randy Stein, R ERA: 2.7 (9, 1)	0.1		2	1	0	0	0	0	0	0	0	0	0	2	2	0.00	3.000										
Byron McLaughlin, R ERA: 5.09 (9, 1)	0.2	S	3	1	0	0	0	0	0	0	0	0	0	3	3	0.00	1.500										

Batter	1	2	3	4	5	6	7	8	9	AB	R	H	RBI	BB	SO	LOB	BOTTOM										
Larry Milbourne, S OBP: 0.320, SLG: 0.360 (1, 4)	F9		E1	4-3			L6			5	1	2	1	0	0	3	Boston Red Sox @ Seattle Mariners The Kingdom, Seattle, WA Fri Jul 06 1979, 10:05 PM EDT Att. 16,612 - Dome										
Ruppert Jones, L OBP: 0.343, SLG: 0.464 (1, 8)	K		1-3			1B			4-3	4	0	0	0	1	2	3											
Bruce Bochte, L OBP: 0.407, SLG: 0.505 (1, 3)	F8									4	0	3	1	1	0	0											
Willie Horton, R OBP: 0.337, SLG: 0.485 (1, 10)										3	1	1	2	0	0	3											
Charlie Beamon, L OBP: 0.197, SLG: 0.250 (6, PR)		HR	F3		F3				L8	1	0	0	0	0	0	1											
Dan Meyer, L OBP: 0.353, SLG: 0.521 (1, 5)			F8		F8				F9	5	0	1	0	0	1	7											
Joe Simpson, L OBP: 0.319, SLG: 0.393 (1, 9)		K			1-3					4	0	0	0	0	1	3											
Leon Roberts, R OBP: 0.361, SLG: 0.439 (1, 7)		F6								4	2	3	0	0	0	1											
Bob Stinson, S OBP: 0.351, SLG: 0.369 (1, 2)										1	1	1	1	2	0	0											
Mario Mendoza, R OBP: 0.203, SLG: 0.234 (1, 6)			F3		P7					3	0	0	0	0	1	5											
Inning Stats	R: 0 E: 0 K: 1 S: 5	H: 0 LOB: 0 BB: 0 P: 5	R: 1 E: 0 K: 1 S: 7	H: 2 LOB: 2 BB: 1 P: 11	R: 1 E: 1 K: 0 S: 5	H: 2 LOB: 1 BB: 0 P: 5	R: 0 E: 0 K: 0 S: 4	H: 1 LOB: 2 BB: 1 P: 8	R: 0 E: 0 K: 2 S: 10	H: 2 LOB: 3 BB: 1 P: 15	R: 1 E: 0 K: 1 S: 7	H: 2 LOB: 1 BB: 0 P: 7	R: 0 E: 0 K: 0 S: 4	H: 1 LOB: 1 BB: 0 P: 4	R: 0 E: 0 K: 2 S: 7	H: 0 LOB: 0 BB: 0 P: 4	1B: 6 2B: 4 3B: 0 HR: 1	SF: 0 SAC: 1 DP: 0 HBP: 1	WP: 0 PB: 0 SB: 0 CS: 0	PA: 41							
PITCHER	IP	WLS	BF	H	R	ER	SO	BB	IBB	HBP	BLK	WP	HR	S	P	ERA	WHIP										
Dennis Eckersley, R ERA: 3.3 (1, 1)	5.1	L	28	8	4	2	2	2	1	0	0	0	0	29	41	3.38	1.875										
Tom Burgmeier, L ERA: 1.49 (6, 1)	0.1		2	0	0	0	1	0	1	0	0	0	0	3	7	0.00	0.000										
Dick Drago, R ERA: 3.1 (6, 1)	1.0		6	2	1	1	2	0	0	1	0	0	0	9	10	9.00	2.000										
Bill Campbell, R ERA: 3.67 (7, 1)	1.1		5	1	0	0	0	0	0	0	0	0	0	5	5	0.00	0.750										



Batter	1	2	3	4	5	6	7	8	9	AB	R	H	RBI	BB	SO	LOB	TOP									
Rick Burleson, R OBP: 0.322, SLG: 0.374 (1, 6)	0-0 6-3		4-0 HR BB		0-0 HR 1B	0-0 HR 2B		0-0 1B SF3 2B		4	4	3	0	1	0	0										
Jack Brohamer, L OBP: 0.333, SLG: 0.377 (1, 4)	4-0 F 1B 2B BB		0-0 F5		0-0 HR 1B	0-0 2-H 1B		4-0 SF3 1B BB		3	2	2	1	2	0	1										
Fred Lynn, L OBP: 0.395, SLG: 0.636 (1, 8)	0-3 K		0-0 HR		0-0 HR 2-H	4-0 FC6-4 BB		0-0 1-2 2-3 1B		4	2	3	5	1	1	1										
Jim Rice, R OBP: 0.392, SLG: 0.598 (1, 7)	0-0 E4 2B 1B		0-0 1B		0-0 FC6-4 1B	0-0 FC6-4 1-2		0-0 SF3		4	1	3	1	0	0	2										
Carl Yastrzemski, L OBP: 0.397, SLG: 0.553 (1, 10)	0-0 1-H 3-H 2B		0-0 L7		0-0 F8		4-0 G6-4-3 BB	0-0 L3		4	0	1	2	1	0	4										
Bob Watson, R OBP: 0.349, SLG: 0.407 (1, 3)	0-0 6-3		0-0 F9		0-3 K		0-0 G6-4-3 1-2	4-0 S BB		4	0	0	0	1	1	4										
Carlton Fisk, R OBP: 0.301, SLG: 0.413 Bob Montgomery, R OBP: 0.424, SLG: 0.492 (7, 2)			0-0 1-3		0-0 6-3	0-0 FC6-4 1-2		0-0 F5		4	0	0	0	0	0	1	AB 38									
Butch Hobson, R OBP: 0.296, SLG: 0.464 (1, 5)			0-0 6-3		0-3 K		0-0 F7	0-3 K HR		5	1	1	1	0	2	1	R 10									
Dwight Evans, R OBP: 0.358, SLG: 0.452 (1, 9)			0-0 F8		0-0 5-3		0-0 F8	0-3 K		5	0	0	0	0	1	1	H 13									
Inning Stats	R: 2 E: 1 K: 1 S: 7	H: 2 LOB: 1 BB: 1 P: 11	R: 0 E: 0 K: 0 S: 3	H: 0 LOB: 0 BB: 0 P: 3	R: 2 E: 0 K: 0 S: 5	H: 2 LOB: 1 BB: 1 P: 9	R: 0 E: 0 K: 1 S: 5	H: 0 LOB: 0 BB: 0 P: 5	R: 3 E: 0 K: 1 S: 9	H: 4 LOB: 1 BB: 0 P: 9	R: 1 E: 0 K: 0 S: 5	H: 2 LOB: 2 BB: 1 P: 9	R: 0 E: 0 K: 0 S: 2	H: 0 LOB: 0 BB: 1 P: 6	R: 2 E: 0 K: 1 S: 8	H: 3 LOB: 2 BB: 1 P: 12	R: 0 E: 0 K: 1 S: 5	H: 0 LOB: 1 BB: 1 P: 9	1B: 7 2B: 3 3B: 0 HR: 3	SF: 1 SAC: 0 DP: 1 HBP: 0	WP: 0 PB: 0 SB: 1 CS: 0	PA: 45				
PITCHER	IP	WLS	BF	H	R	ER	SO	BB	IBB	HBP	BLK	WP	HR	S	P	ERA	WHIP									
Mike Parrott, R ERA: 3.68 Rob Dressler, R ERA: 6.11 Randy Stein, R ERA: 5.4 Joe Decker, R ERA: 4.28	(1, 1)	4.0	L	20	6	6	2	2	0	0	0	0	0	1	22	30	13.50	2.000								

Boston Red Sox @ Seattle Mariners
The Kingdome, Seattle, WA
Sat Jul 07 1979, 10:05 PM EDT
Att: 20,158 - Dome



Batter	1	2	3	4	5	6	7	8	9	AB	R	H	RBI	BB	SO	LOB	BOTTOM								
Larry Milbourne, S OBP: 0.317, SLG: 0.356 (1, 4)	0-0 4-3	0-0 S 1B		0-0 1-4-3		0-0 F9		0-0 F8		5	1	1	1	0	0	0									
Ruppert Jones, L OBP: 0.349, SLG: 0.486 (1, 8)	0-0 SF7 3B	4-0 1B 1B BB		0-0 6-3		0-0 HR		0-0 2B		4	2	3	1	1	0	0									
Bruce Bochte, L OBP: 0.407, SLG: 0.508 (1, 3)	0-0 SF7 3-H	0-0 1B 1B				0-0 G3 HR 2B		0-0 L9		4	1	2	2	0	0	1									
Willie Horton, R OBP: 0.340, SLG: 0.484 (1, 10)	1-0 HBP	0-0 1-2 2-3 1B				0-0 F9		0-0 6-3		3	1	1	0	1	0	1									
Dan Meyer, L OBP: 0.353, SLG: 0.526 (1, 5)	0-0 L7	0-3 K				0-0 G3 2-3		0-0 S 1B		5	0	2	1	0	1	5									
Leon Roberts, R OBP: 0.358, SLG: 0.445 (1, 7)		0-0 6-3		0-0 F3		0-0 HR		0-3 K		5	1	1	2	0	2	2									
Bob Stinson, S OBP: 0.353, SLG: 0.371 Tom Paciorek, R OBP: 0.364, SLG: 0.458 (5, PH)		0-0 2B 1B		0-0 6-3		0-0 BB		1-0 HBP		2	1	1	0	0	0	0	AB 38								
Joe Simpson, L OBP: 0.314, SLG: 0.386 Larry Cox, R OBP: 0.282, SLG: 0.319 (5, PH)		0-0 F8		0-0 F8		0-3 K		0-0 F5		1	0	0	0	0	1	1	R 8								
Charlie Beamon, L OBP: 0.154, SLG: 0.231 (9, PH)										2	0	0	0	0	1	1	H 12								
Mario Mendoza, R OBP: 0.206, SLG: 0.241 Bill Stein, R OBP: 0.297, SLG: 0.307 (6, PH)		0-0 1-H 1B 2B		0-3 K				0-0 1-3		2	1	1	1	0	1	0	RBI 8								
Inning Stats	R: 1 E: 0 K: 0 S: 4	H: 1 LOB: 1 BB: 0 P: 5	R: 3 E: 0 K: 1 S: 10	H: 5 LOB: 3 BB: 1 P: 14	R: 0 E: 0 K: 0 S: 3	H: 0 LOB: 0 BB: 0 P: 3	R: 0 E: 0 K: 1 S: 5	H: 0 LOB: 0 BB: 0 P: 5	R: 2 E: 0 K: 1 S: 7	H: 2 LOB: 1 BB: 1 P: 11	R: 1 E: 0 K: 0 S: 4	H: 1 LOB: 0 BB: 0 P: 4	R: 0 E: 0 K: 0 S: 6	H: 1 LOB: 2 BB: 0 P: 7	R: 0 E: 0 K: 0 S: 4	H: 1 LOB: 1 BB: 0 P: 4	R: 1 E: 0 K: 1 S: 6	H: 1 LOB: 1 BB: 1 P: 10	1B: 5 2B: 3 3B: 2 HR: 2	SF: 1 SAC: 0 DP: 0 HBP: 2	WP: 0 PB: 0 SB: 2 CS: 0	PA: 44			
PITCHER	IP	WLS	BF	H	R	ER	SO	BB	IBB	HBP	BLK	WP	HR	S	P	ERA	WHIP								
Joel Finch, R ERA: 4.13 Bob Stanley, R ERA: 3.37 Tom Burgmeier, L ERA: 1.99 Allen Ripley, R ERA: 1.08	(1, 1)	1.2		3	3	3	0	0	0	0	0	0	0	3	7	16.20	1.800								

Boston Red Sox @ Seattle Mariners
The Kingdome, Seattle, WA
Sat Jul 07 1979, 10:05 PM EDT
Att: 20,158 - Dome



Batter	1	2	3	4	5	6	7	8	9	AB	R	H	RBI	BB	SO	LOB	TOP					
Rick Burleson, R OBP: 0.320, SLG: 0.374 (1, 6)	G3		K		4-3		G3			4	0	0	0	0	1	3	Boston Red Sox @ California Angels Anaheim Stadium, Anaheim, CA Mon Jul 09 1979, 10:05 PM EDT Att: 27,692 - Unknown					
Jack Brohamer, L OBP: 0.323, SLG: 0.360 (1, 4)	F8		F6			1B		F9		4	0	1	0	0	0	0						
Fred Lynn, L OBP: 0.398, SLG: 0.630 (1, 8)			F7			F7		G5-4-3 BB		3	0	1	0	1	0	1						
Jim Rice, R OBP: 0.385, SLG: 0.585 (1, 7)	K			K		K		G5-4-3 BB 1-2		4	0	0	0	0	3	3						
Carl Yastrzemski, L OBP: 0.392, SLG: 0.539 (1, 10)		1B BB		K		F8			F5	3	0	0	0	1	1	1						
Bob Watson, R OBP: 0.347, SLG: 0.415 (1, 3)		K		K			K		5-3	4	0	0	0	0	3	1						
Tom Poquette, L OBP: 0.311, SLG: 0.246 (1, 9)									F8	4	0	3	0	0	0	0						
Butch Hobson, R OBP: 0.297, SLG: 0.459 (1, 5)		K				K		F5		3	0	0	0	0	2	4						
Bob Montgomery, R OBP: 0.414, SLG: 0.477 (1, 2)										2	0	0	0	0	2	3						
Jim Dwyer, L OBP: 0.293, SLG: 0.351 (7, PH)										1	0	1	0	0	0	0						
Gary Allenson, R OBP: 0.282, SLG: 0.318 (7, 2)										0	0	0	0	0	0	0						
Inning Stats	R: 0 E: 0 K: 1 S: 6	H: 1 LOB: 1 BB: 0 P: 6	R: 0 E: 0 K: 3 S: 10	H: 1 LOB: 2 BB: 1 P: 14	R: 0 E: 0 K: 1 S: 5	H: 0 LOB: 0 BB: 0 P: 5	R: 0 E: 0 K: 3 S: 9	H: 0 LOB: 0 BB: 0 P: 9	R: 0 E: 0 K: 2 S: 8	H: 1 LOB: 1 BB: 0 P: 8	R: 0 E: 0 K: 1 S: 6	H: 1 LOB: 1 BB: 0 P: 6	R: 0 E: 0 K: 1 S: 7	H: 2 LOB: 2 BB: 0 P: 7	R: 0 E: 0 K: 0 S: 2	H: 0 LOB: 0 BB: 1 P: 6	R: 0 E: 0 K: 0 S: 3	H: 0 LOB: 0 BB: 0 P: 3	1B: 6 2B: 0 3B: 0 HR: 0	SF: 0 SAC: 0 DP: 1 HBP: 0	WP: 0 PB: 0 SB: 0 CS: 0	PA: 34
PITCHER Nolan Ryan, R ERA: 2.71 (1, 1)	IP: 9.0 WLS: W BF: 34 H: 6 R: 0 ER: 0 SO: 12 BB: 2 IBB: 0 HBP: 0 BLK: 0 WP: 0 HR: 0 S: 56 P: 64 ERA: 0.00 WHIP: 0.889															PITCHER						

livebaseballscores.com

AB 32
R 0
H 6
RBI 0
BB 2
SO 12
LOB 16



Batter	1	2	3	4	5	6	7	8	9	AB	R	H	RBI	BB	SO	LOB	BOTTOM			
Rick Miller, L OBP: 0.375, SLG: 0.366 (1, 8)	1B BB	SH2-4			F8 SH1-3 WP 1B	4-3		BB		2	2	1	0	2	0	1	Boston Red Sox @ California Angels Anaheim Stadium, Anaheim, CA Mon Jul 09 1979, 10:05 PM EDT Att: 27,692 - Unknown			
Carney Lansford, R OBP: 0.361, SLG: 0.470 (1, 5)	K	K			SH1-3		1B	1-3		4	1	1	0	0	2	3				
Dan Ford, R OBP: 0.345, SLG: 0.442 (1, 9)	K	6-3			F8		K			4	0	0	0	0	2	4				
Don Baylor, R OBP: 0.380, SLG: 0.545 (1, 10)	BB 1B 1B				F8		FC5 BB	1B		3	1	2	1	1	0	0				
Willie Aikens, L OBP: 0.374, SLG: 0.507 (1, 3)	BB 1B BB				F8		F7	K		3	1	0	0	1	1	2				
Brian Downing, R OBP: 0.424, SLG: 0.519 (1, 2)	1B BB				F3		HR	BB		2	1	1	2	2	0	0				
Joe Rudi, R OBP: 0.304, SLG: 0.367 (1, 7)	FC6-4				F7		5-3	FC5		4	0	2	2	0	0	2				
Bobby Grich, R OBP: 0.376, SLG: 0.568 (1, 4)	FC6-4				5-3		5-3	6-3		4	0	0	0	0	0	3				
Jim Anderson, R OBP: 0.333, SLG: 0.382 (1, 6)		SH2-4 1B			F8		6-3	F9		4	0	1	0	0	0	1				
Inning Stats	R: 3 E: 0 K: 2 S: 9	H: 2 LOB: 2 BB: 3 P: 21	R: 0 E: 0 K: 1 S: 6	H: 1 LOB: 0 BB: 0 P: 6	R: 0 E: 0 K: 0 S: 3	H: 0 LOB: 0 BB: 0 P: 3	R: 0 E: 0 K: 0 S: 3	H: 0 LOB: 0 BB: 0 P: 3	R: 1 E: 0 K: 0 S: 4	H: 1 LOB: 1 BB: 1 P: 8	R: 1 E: 0 K: 0 S: 5	H: 2 LOB: 1 BB: 0 P: 5	R: 1 E: 0 K: 2 S: 9	H: 2 LOB: 2 BB: 1 P: 13	R: 0 E: 0 K: 0 S: 3	H: 0 LOB: 1 BB: 1 P: 7		1B: 6 2B: 1 3B: 0 HR: 1	SF: 0 SAC: 2 DP: 0 HBP: 0	WP: 1 PB: 0 SB: 0 CS: 0
PITCHER Mike Torrez, R ERA: 4.26 Joel Finch, R ERA: 4.15 (7, 1)	IP: 6.0 WLS: L BF: 28 H: 6 R: 5 ER: 5 SO: 3 BB: 4 IBB: 0 HBP: 0 BLK: 0 WP: 1 HR: 1 S: 30 P: 46 ERA: 7.50 WHIP: 1.667															PITCHER				

livebaseballscores.com

AB 30
R 6
H 8
RBI 5
BB 6
SO 5
LOB 16




Batter	1	2	3	4	5	6	7	8	9	AB	R	H	RBI	BB	SO	LOB	TOP	
Rick Burleson, R OBP: 0.322, SLG: 0.374 (1, 6)										3	1	1	0	0	1	0	Boston Red Sox @ California Angels Anaheim Stadium, Anaheim, CA Tue Jul 10 1979, 10:05 PM EDT Att: 36,619 - Unknown	
Jack Brohamer, L OBP: 0.320, SLG: 0.348 (1, 4)										3	0	0	0	1	0	2		
Fred Lynn, L OBP: 0.399, SLG: 0.627 (1, 8)										3	1	1	1	1	0	1		
Jim Rice, R OBP: 0.386, SLG: 0.584 (1, 7)										4	1	2	0	0	0	1		
Carl Yastrzemski, L OBP: 0.387, SLG: 0.531 (1, 10)										4	0	0	0	0	0	3		
Bob Watson, R OBP: 0.347, SLG: 0.418 Jim Dwyer, L OBP: 0.310, SLG: 0.351 (1, 3) (7, 3)										3	0	1	2	0	0	1		
Butch Hobson, R OBP: 0.293, SLG: 0.453 (1, 5)										3	0	0	0	0	0	3		
Dwight Evans, R OBP: 0.356, SLG: 0.461 (1, 9)										4	0	0	0	0	1	3		
Gary Allenson, R OBP: 0.277, SLG: 0.313 Tom Poquette, L OBP: 0.307, SLG: 0.242 (9, PH)										3	0	0	0	0	0	0		
Inning Stats	R: 3 E: 1 K: 1 S: 9	H: 3 LOB: 2 BB: 0 P: 10	R: 0 E: 0 K: 1 S: 5	H: 0 LOB: 1 BB: 1 P: 9	R: 0 E: 0 K: 0 S: 3	H: 0 LOB: 0 BB: 0 P: 3	R: 0 E: 0 K: 0 S: 3	H: 1 LOB: 1 BB: 0 P: 4	R: 0 E: 0 K: 0 S: 4	H: 1 LOB: 1 BB: 0 P: 4	R: 0 E: 0 K: 0 S: 2	H: 0 LOB: 1 BB: 1 P: 6	R: 0 E: 0 K: 0 S: 3	H: 0 LOB: 1 BB: 1 P: 7	1B: 4 2B: 1 3B: 0 HR: 0	SF: 0 SAC: 1 DP: 1 HBP: 1		WP: 0 PA: 36 PB: 0 SB: 1 CS: 0
PITCHER	IP WLS BF H R ER SO BB IBB HBP BLK WP HR S P ERA WHIP	IP WLS BF H R ER SO BB IBB HBP BLK WP HR S P ERA WHIP																
Jim Barr, R ERA: 4.32 Mark Clear, R ERA: 2.52 (1, 1) (9, 1)	8.0 W 32 5 3 2 2 2 0 1 0 0 0 0 33 42 2.25 0.875	1.0 S 4 0 0 0 0 1 0 0 0 0 0 3 7 0.00 1.000																

AB	31
R	3
H	5
RBI	3
BB	3
SO	2
LOB	15



Batter	1	2	3	4	5	6	7	8	9	AB	R	H	RBI	BB	SO	LOB	BOTTOM
Rick Miller, L OBP: 0.377, SLG: 0.369 (1, 8)										4	0	2	1	0	0	2	Boston Red Sox @ California Angels Anaheim Stadium, Anaheim, CA Tue Jul 10 1979, 10:05 PM EDT Att: 36,619 - Unknown
Camey Lansford, R OBP: 0.360, SLG: 0.467 (1, 5)										4	1	1	0	0	1	1	
Dan Ford, R OBP: 0.347, SLG: 0.443 (1, 9)										4	1	2	0	0	0	0	
Don Baylor, R OBP: 0.381, SLG: 0.545 (1, 10)										4	1	2	0	0	0	2	
Willie Aikens, L OBP: 0.372, SLG: 0.500 (1, 3)										3	0	0	0	1	0	2	
Brian Downing, R OBP: 0.425, SLG: 0.517 (1, 2)										3	0	1	2	0	0	0	
Joe Rudi, R OBP: 0.299, SLG: 0.361 (1, 7)										4	0	0	0	0	0	5	
Jim Anderson, R OBP: 0.342, SLG: 0.403 (1, 6) (8, 4)										4	1	2	0	0	0	2	
Dickie Thon, R OBP: 0.304, SLG: 0.318 Willie Davis, L OBP: 0.236, SLG: 0.250 Bert Campaneris, R OBP: 0.280, SLG: 0.244 (1, 4) (7, PH) (8, 6)										1	0	0	0	0	0	0	
Inning Stats	R: 1 E: 0 K: 0 S: 5	H: 3 LOB: 3 BB: 1 P: 10	R: 1 E: 0 K: 0 S: 4	H: 2 LOB: 0 BB: 0 P: 4	R: 0 E: 0 K: 0 S: 3	H: 1 LOB: 0 BB: 0 P: 3	R: 0 E: 0 K: 0 S: 3	H: 0 LOB: 0 BB: 0 P: 3	R: 0 E: 0 K: 0 S: 5	H: 1 LOB: 2 BB: 0 P: 5	R: 2 E: 1 K: 1 S: 9	H: 3 LOB: 2 BB: 0 P: 9	1B: 9 2B: 1 3B: 0 HR: 0	SF: 0 SAC: 1 DP: 2 HBP: 1	WP: 0 PA: 35 PB: 0 SB: 0 CS: 0		
PITCHER	IP WLS BF H R ER SO BB IBB HBP BLK WP HR S P ERA WHIP	IP WLS BF H R ER SO BB IBB HBP BLK WP HR S P ERA WHIP															
Bob Stanley, R ERA: 3.38 Tom Burgmeier, L ERA: 1.99 Dick Drago, R ERA: 3.06 (1, 1) (8, 1) (8, 1)	7.1 L 31 9 4 3 1 1 0 1 0 0 0 1 31 3.68 1.364	0.0 1 0 0 0 0 0 0 0 0 0 0 0 1 1 ∞ ∞	0.2 3 1 0 0 0 0 0 0 0 0 0 3 3 0.00 1.500														



Batter	1	2	3	4	5	6	7	8	9	AB	R	H	RBI	BB	SO	LOB	TOP			
Rick Burleson, R OBP: 0.326, SLG: 0.383 (1, 6)	0-3 K		0-0 S 1B	0-0 2H 3B		0-0 F4		0-0 G3-6-1 1B		5	1	3	1	0	1	0	Boston Red Sox @ California Angels Anaheim Stadium, Anaheim, CA Wed Jul 11 1979, 10:05 PM EDT Att: 39,210 - Unknown			
Jack Brohamer, L OBP: 0.324, SLG: 0.355 (1, 4)	4-0 2B BB		0-3 K	0-0 F3		0-0 1B 2B		0-0 G3-6-1 1B		4	1	1	0	1	1	4				
Fred Lynn, L OBP: 0.407, SLG: 0.638 (1, 8)	0-0 1H 2B		0-0 S 2B 1B		0-0 HR 2B		0-0 2H 1B		0-0 1B HBP		4	2	4	2	0	0				
Jim Rice, R OBP: 0.389, SLG: 0.590 (1, 7)	0-3 K		0-0 1H 2B		0-3 K					5	0	3	2	0	2	2				
Carl Yastrzemski, L OBP: 0.382, SLG: 0.522 (1, 10)	0-0 F8		0-0 F9		0-0 F6					5	0	0	0	0	1	6				
Butch Hobson, R OBP: 0.292, SLG: 0.460 (1, 5)		0-0 L6		0-3 K		0-0 2H HR				5	1	1	2	0	2	1				
Dwight Evans, R OBP: 0.359, SLG: 0.458 (1, 9)		0-0 F8		0-0 F9		0-0 1B				4	0	1	0	1	0	1				
Jim Dwyer, L OBP: 0.340, SLG: 0.390 (1, 3)		0-0 F9		0-0 2B 2B		0-0 F3				4	2	2	0	1	0	1				
Gary Allenson, R OBP: 0.280, SLG: 0.321 (1, 2)			0-0 5-3	0-0 2H 3B 2B		0-0 5-3				5	2	2	1	0	0	2				
Inning Stats	R: 1 E: 0 K: 2 S: 8	H: 1 LOB: 1 BB: 1 P: 12	R: 0 E: 0 K: 0 S: 3	H: 0 LOB: 0 BB: 0 P: 3	R: 2 E: 0 K: 1 S: 8	H: 3 LOB: 1 BB: 0 P: 8	R: 2 E: 0 K: 1 S: 8	H: 3 LOB: 1 BB: 0 P: 8	R: 0 E: 0 K: 0 S: 4	H: 2 LOB: 2 BB: 0 P: 4	R: 0 E: 0 K: 0 S: 4	H: 1 LOB: 1 BB: 0 P: 4	R: 2 E: 0 K: 1 S: 8	H: 4 LOB: 2 BB: 0 P: 9	R: 0 E: 0 K: 1 S: 4	H: 0 LOB: 1 BB: 2 P: 12	1B: 8 2B: 7 3B: 1 HR: 1	SF: 0 SAC: 0 DP: 2 HBP: 1	WP: 0 PB: 0 SB: 2 CS: 0	PA: 45
PITCHER	IP	WLS	BF	H	R	ER	SO	BB	IBB	HBP	BLK	WP	HR	S	P	ERA	WHIP			
Dave Frost, R ERA: 4.18	4.1	L	22	8	6	6	5	1	0	0	0	0	0	31	35	12.46	2.077			
Ralph Botting, L ERA: 23.53	2.0		10	5	1	1	0	0	0	0	0	0	1	10	10	4.50	2.500			
Mike Barlow, R ERA: 5.36	1.2		9	4	2	2	1	0	0	1	0	0	0	10	11	10.80	2.400			
Steve Eddy, R ERA: 6.0	1.0		4	0	0	0	1	2	0	0	0	0	0	4	12	0.00	2.000			

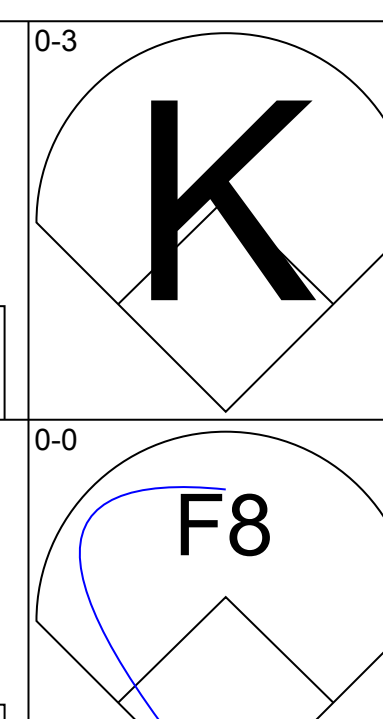
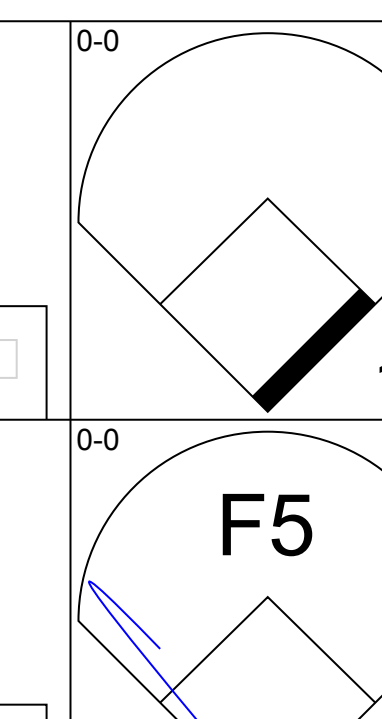
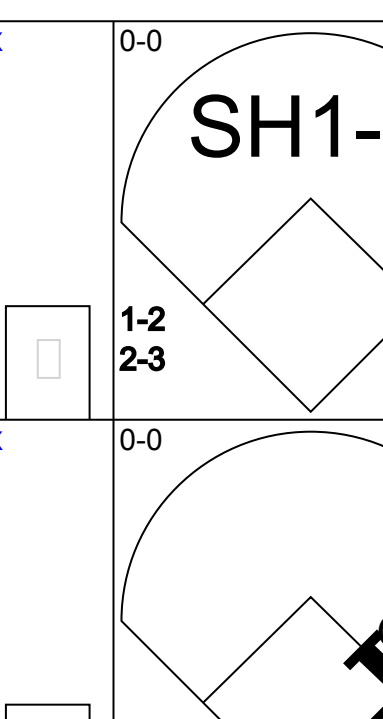
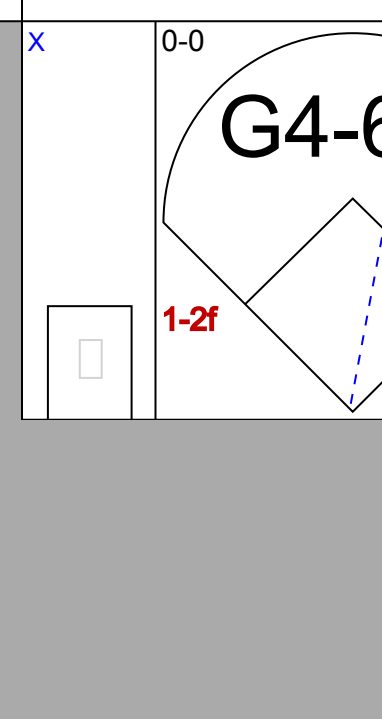
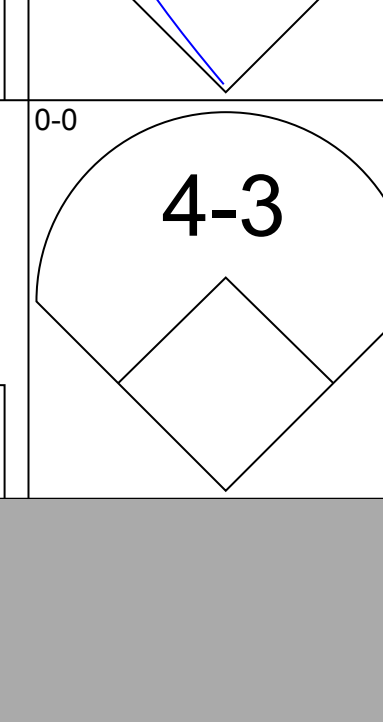
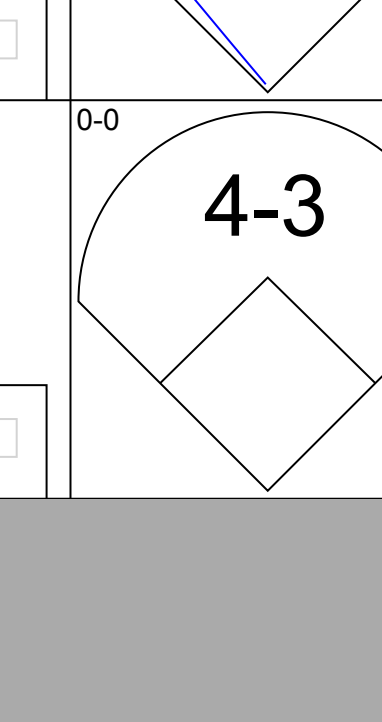
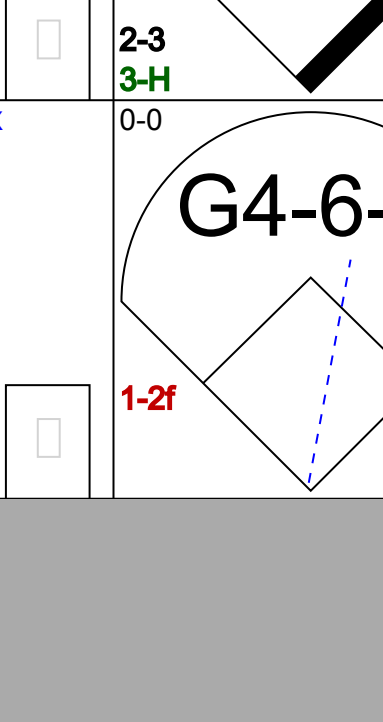
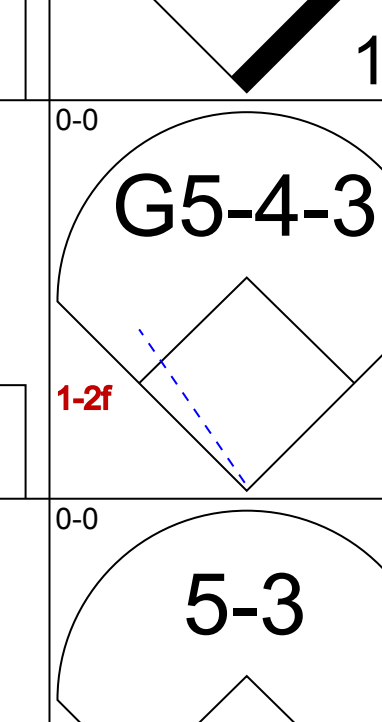




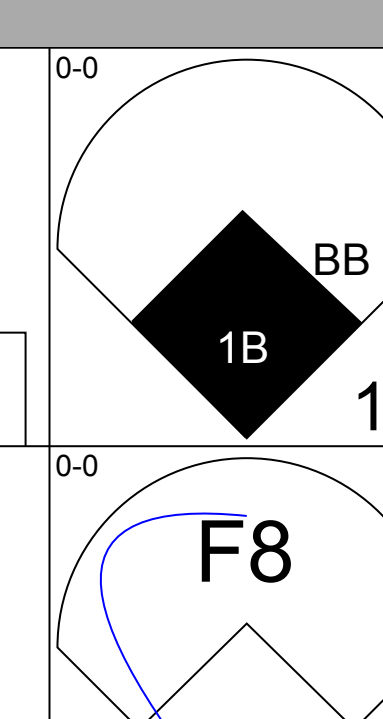
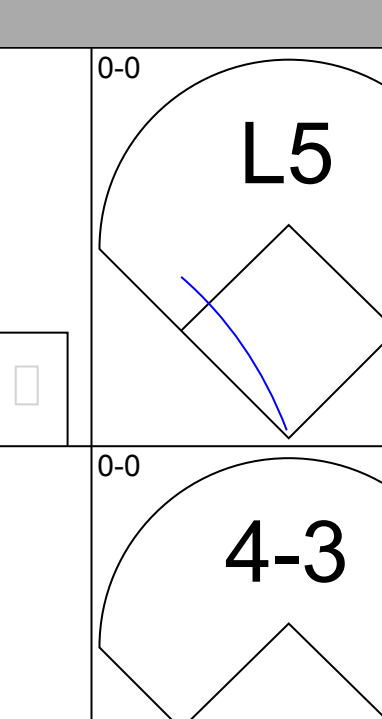
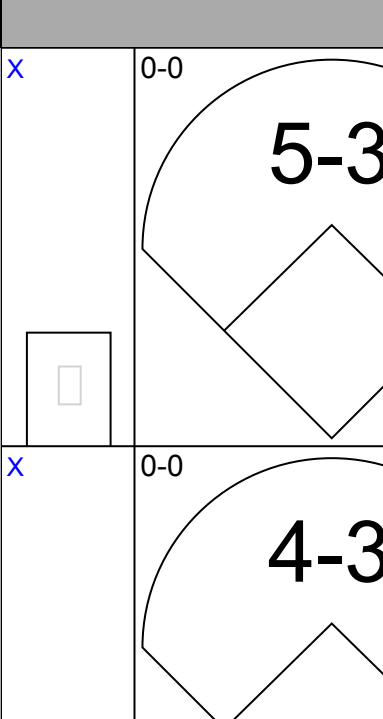
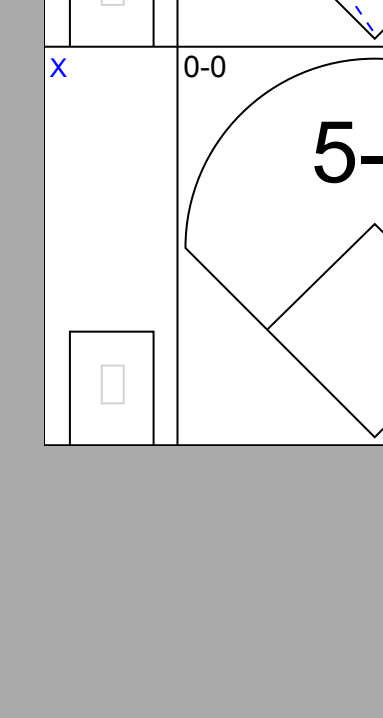



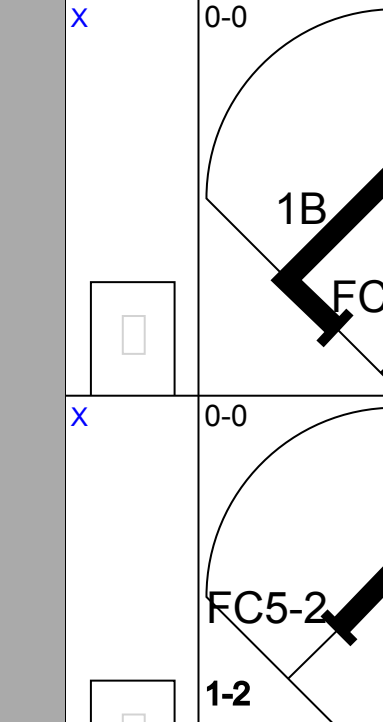

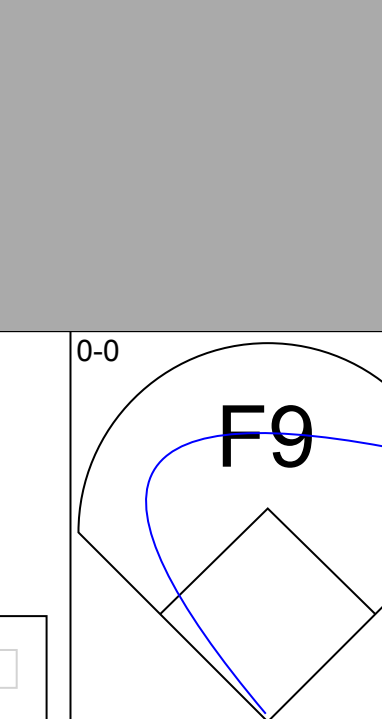
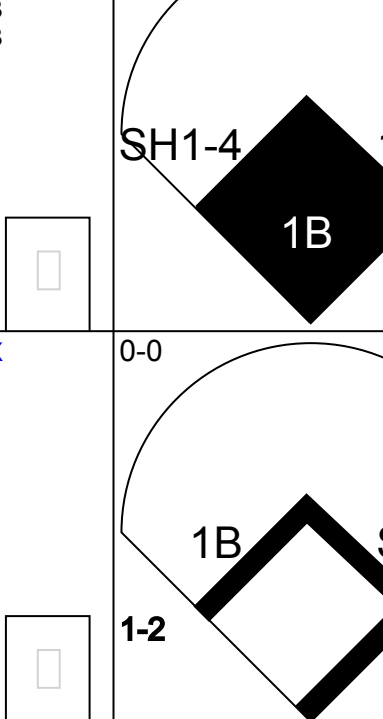

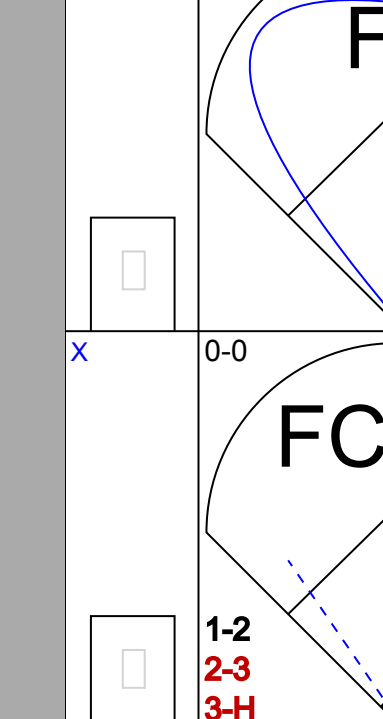

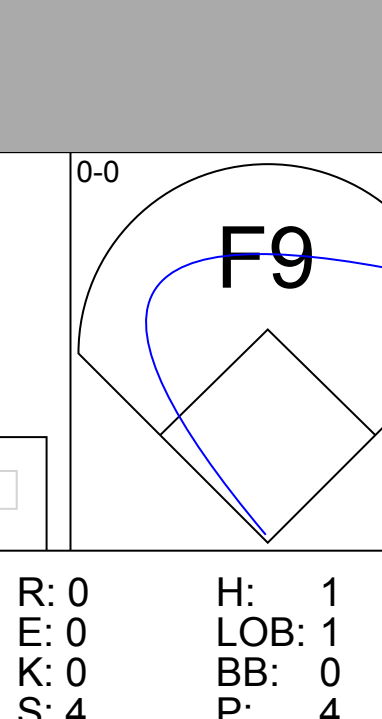
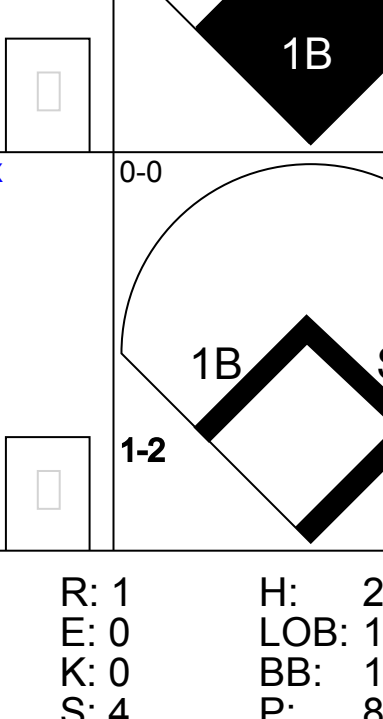
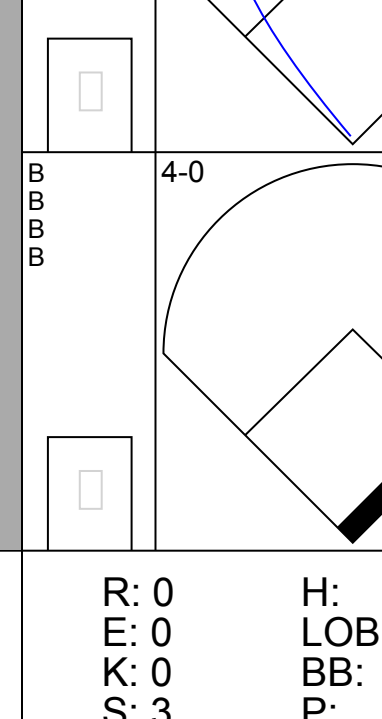
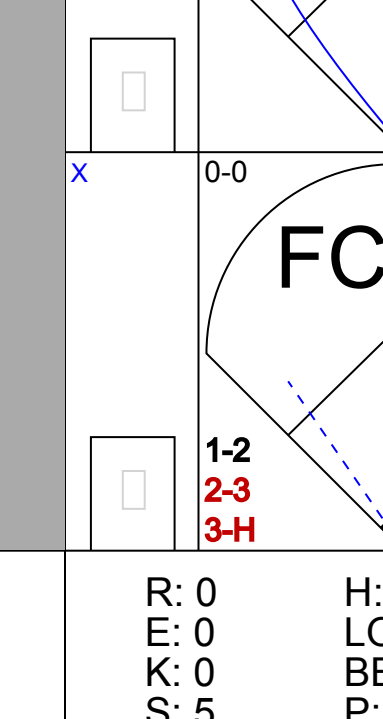

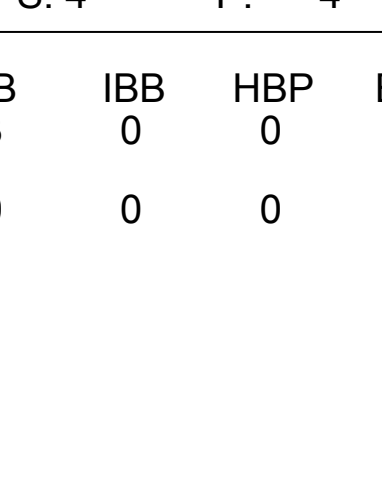
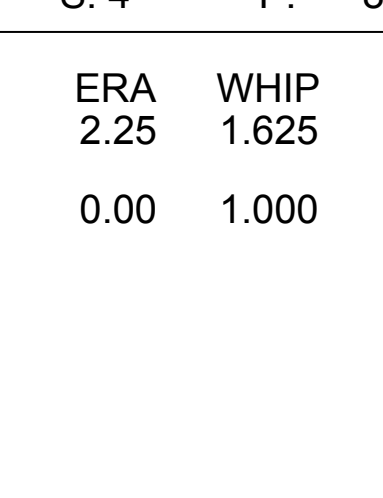




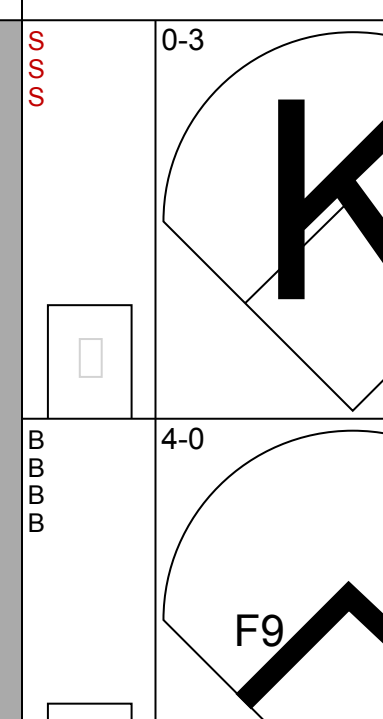
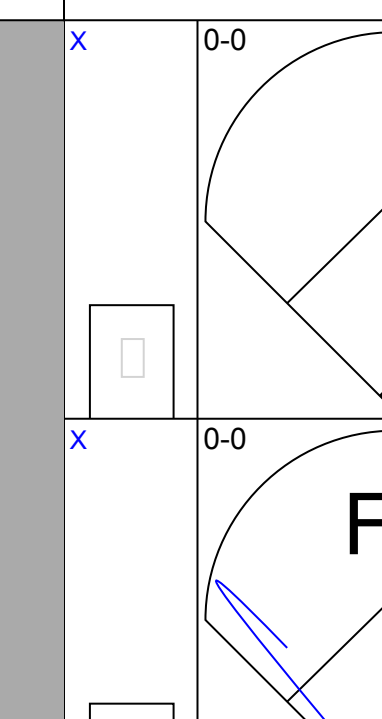
Batter	1	2	3	4	5	6	7	8	9	AB	R	H	RBI	BB	SO	LOB	BOTTOM			
Rick Miller, L OBP: 0.388, SLG: 0.378 (1, 8)	0-0 BLK 1B		0-0 F9 1B		0-0 F9					4	0	3	0	1	0	1	Boston Red Sox @ California Angels Anaheim Stadium, Anaheim, CA Wed Jul 11 1979, 10:05 PM EDT Att: 39,210 - Unknown			
Carney Lansford, R OBP: 0.358, SLG: 0.464 (1, 5)	0-3 K		0-0 1B		0-0 F6					5	0	1	1	0	2	5				
Dan Ford, R OBP: 0.345, SLG: 0.442 (1, 9)	0-3 K		0-0 F9		0-0 F8					5	1	1	0	0	2	5				
Don Baylor, R OBP: 0.380, SLG: 0.542 (1, 10)	0-0 L7		0-0 F7							4	0	1	0	0	1	3				
Willie Aikens, L OBP: 0.374, SLG: 0.500 (1, 3)		0-0 F6		0-0 G1-6-3 1B		0-0 F9				4	0	2	1	0	0	0				
Brian Downing, R OBP: 0.420, SLG: 0.510 (1, 2)		0-0 5-3		0-0 G1-6-3		0-3 K				4	0	0	0	0	1	3				
Joe Rudi, R OBP: 0.298, SLG: 0.372 (1, 7)		0-0 P9		0-0 HR						4	1	1	1	0	1	2				
Jim Anderson, R OBP: 0.337, SLG: 0.387 (1, 6)			0-3 K		0-0 4-3					3	0	0	0	1	2	2				
Dickie Thon, R OBP: 0.333, SLG: 0.346 (1, 4)			0-0 1B 1B							4	1	2	0	0	1	1				
Inning Stats	R: 0 E: 0 K: 2 S: 8	H: 1 LOB: 0 BB: 0 P: 8	R: 0 E: 0 K: 0 S: 3	H: 0 LOB: 0 BB: 0 P: 3	R: 1 E: 0 K: 1 S: 8	H: 3 LOB: 2 BB: 0 P: 8	R: 1 E: 0 K: 0 S: 4	H: 2 LOB: 0 BB: 0 P: 4	R: 0 E: 0 K: 0 S: 4	H: 1 LOB: 1 BB: 0 P: 4	R: 0 E: 0 K: 3 S: 10	H: 1 LOB: 2 BB: 1 P: 14	R: 1 E: 0 K: 1 S: 8	H: 3 LOB: 2 BB: 0 P: 8	R: 0 E: 0 K: 1 S: 5	H: 0 LOB: 1 BB: 1 P: 9	1B: 9 2B: 1 3B: 0 HR: 1	SF: 0 SAC: 0 DP: 1 HBP: 0	WP: 0 PB: 0 SB: 0 CS: 0	PA: 39
PITCHER	IP	WLS	BF	H	R	ER	SO	BB	IBB	HBP	BLK	WP	HR	S	P	ERA	WHIP			
Dennis Eckersley, R ERA: 3.28	9.0	W	39	11	3	3	10	2	0	0	0	0	1	57	65	3.00	1.444			

AB 41
R 9
H 17
RBI 8
BB 3
SO 7
LOB 17



AB 37
R 3
H 11
RBI 3
BB 2
SO 10
LOB 22



Batter	1	2	3	4	5	6	7	8	9	AB	R	H	RBI	BB	SO	LOB	TOP				
Rick Burleson, R OBP: 0.326, SLG: 0.383 (1, 6)										3	0	1	0	0	1	2					
Jack Brohamer, L OBP: 0.330, SLG: 0.361 (1, 4)										4	0	2	1	0	0	1					
Fred Lynn, L OBP: 0.403, SLG: 0.630 (1, 8)										4	0	0	0	0	0	4					
Jim Rice, R OBP: 0.388, SLG: 0.586 (1, 7)										4	1	1	0	0	0	0					
Carl Yastrzemski, L OBP: 0.380, SLG: 0.519 (1, 10)										4	0	1	0	0	0	1					
Bob Watson, R OBP: 0.353, SLG: 0.421 (1, 3)										3	0	2	0	1	0	0					
Carlton Fisk, R OBP: 0.329, SLG: 0.485 (1, 2)										4	0	3	1	0	0	1					
Butch Hobson, R OBP: 0.291, SLG: 0.455 (1, 5)										3	1	0	0	1	0	6					
Dwight Evans, R OBP: 0.361, SLG: 0.457 (1, 9)										3	0	1	0	1	0	3					
Inning Stats	R: 0 E: 0 K: 1 S: 5	H: 0 LOB: 0 BB: 0 P: 5	R: 1 E: 0 K: 0 S: 4	H: 2 LOB: 1 BB: 1 P: 8	R: 0 E: 0 K: 0 S: 4	H: 1 LOB: 1 BB: 0 P: 4	R: 0 E: 0 K: 0 S: 4	H: 1 LOB: 1 BB: 0 P: 4	R: 1 E: 0 K: 0 S: 4	H: 2 LOB: 1 BB: 1 P: 8	R: 0 E: 0 K: 0 S: 3	H: 0 LOB: 0 BB: 0 P: 3	R: 0 E: 0 K: 0 S: 3	H: 1 LOB: 1 BB: 1 P: 7	R: 0 E: 0 K: 0 S: 3	H: 1 LOB: 0 BB: 0 P: 3	R: 0 E: 0 K: 0 S: 5	H: 3 LOB: 2 BB: 0 P: 5	1B: 10 2B: 1 3B: 0 HR: 0	SF: 0 SAC: 1 DP: 5 HBP: 0	WP: 0 PA: 36 PB: 0 SB: 0 CS: 0
PITCHER	IP	WLS	BF	H	R	ER	SO	BB	IBB	HBP	BLK	WP	HR	S	P	ERA	WHIP				
Mike Morgan, R ERA: 7.77 (1, 1)	8.0	L	33	10	2	2	1	3	0	0	0	0	0	32	44	2.25	1.625				
Dave Heaverlo, R ERA: 3.64 (9, 1)	1.0	S	3	1	0	0	0	0	0	0	0	0	0	3	3	0.00	1.000				

Boston Red Sox @ Oakland Athletics
Oakland-Alameda County Coliseum, Oakland, CA

AB 32
R 2
H 11
RBI 2
BB 3
SO 1
LOB 18

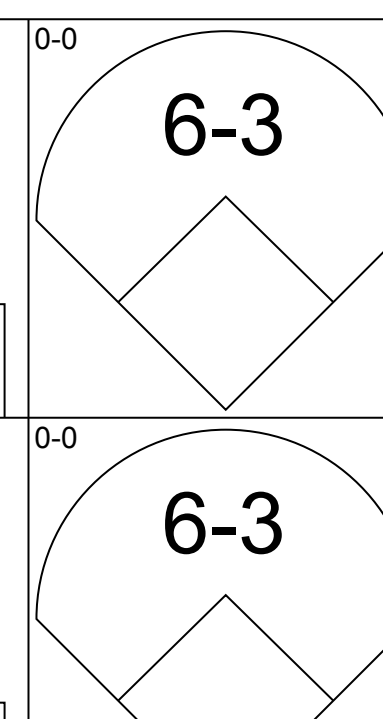
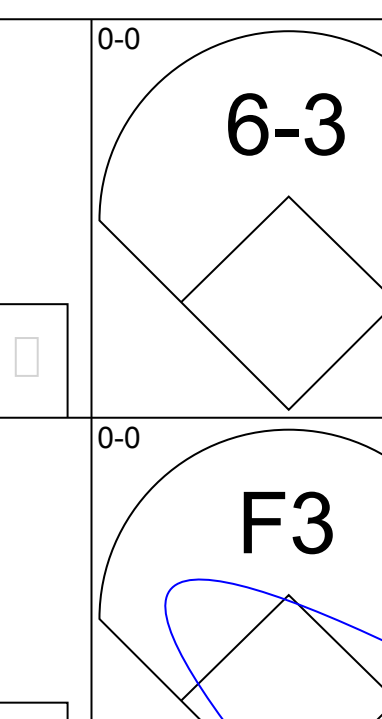
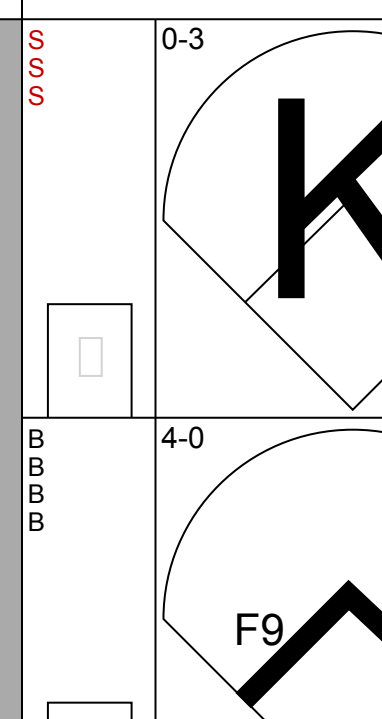
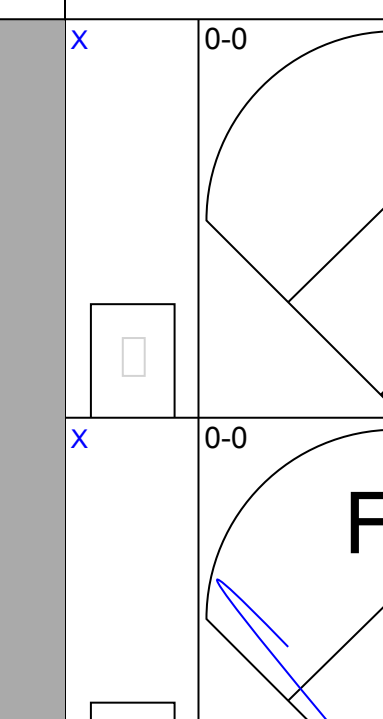
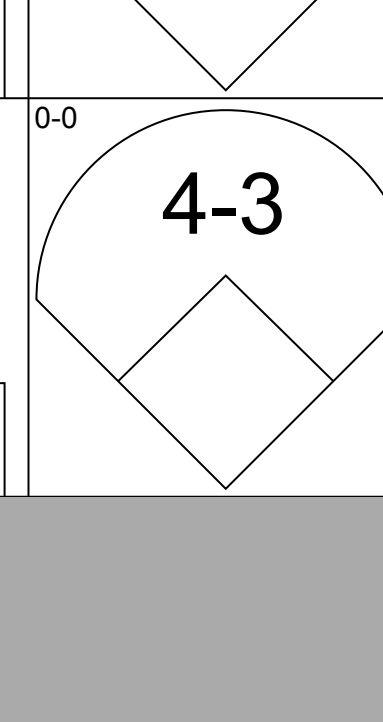
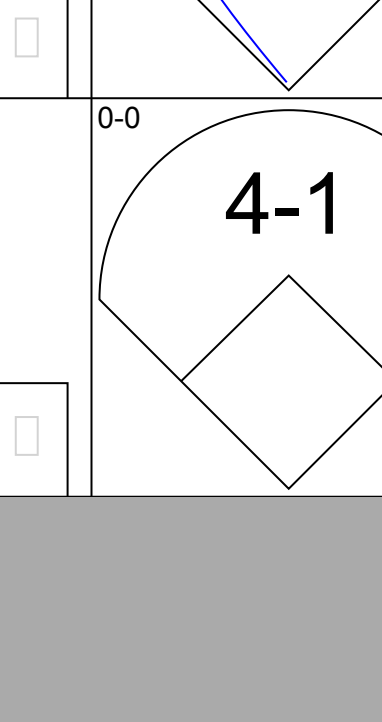
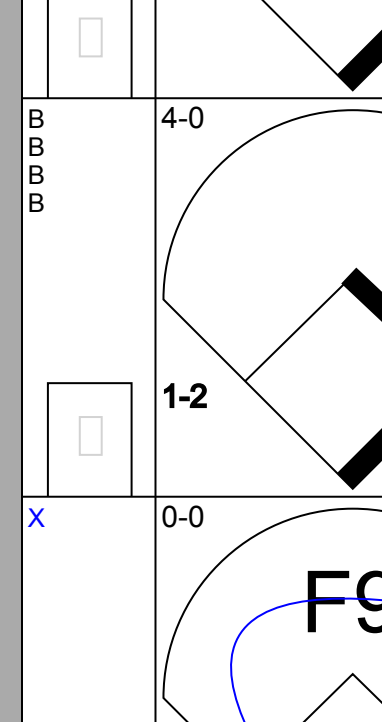
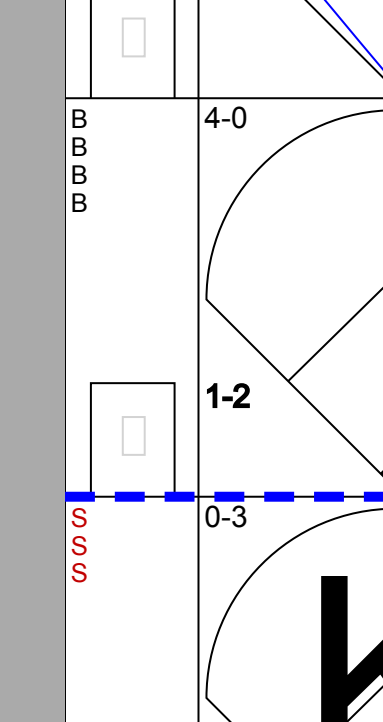


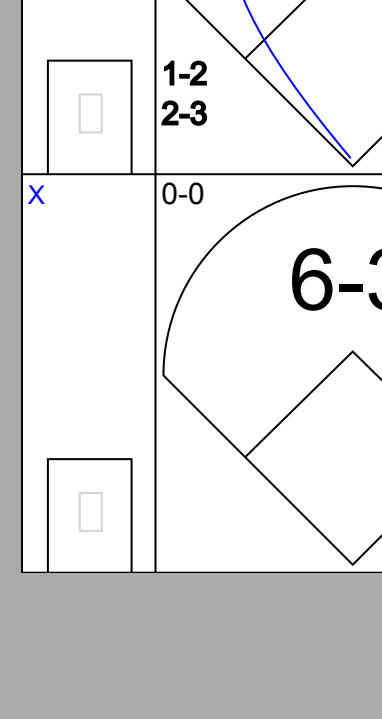

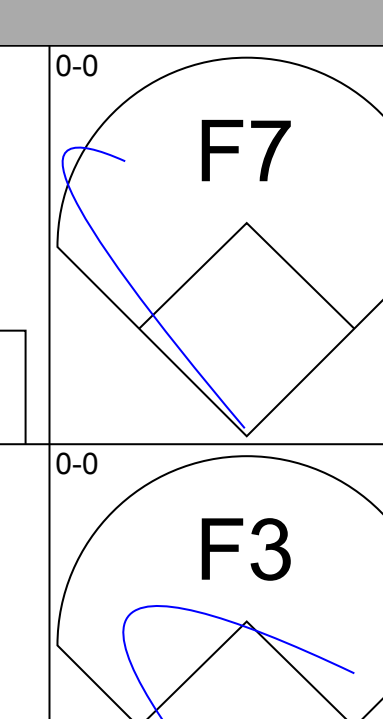
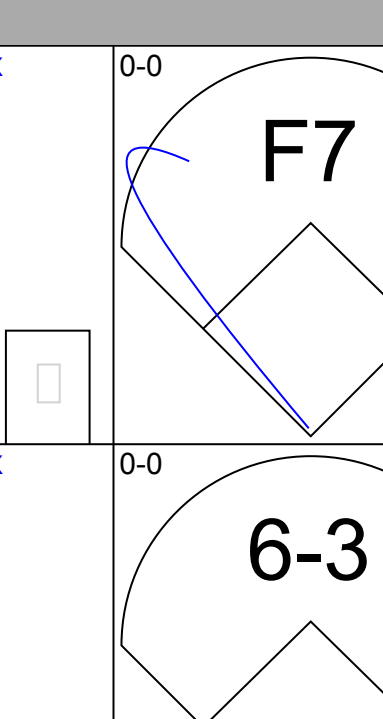
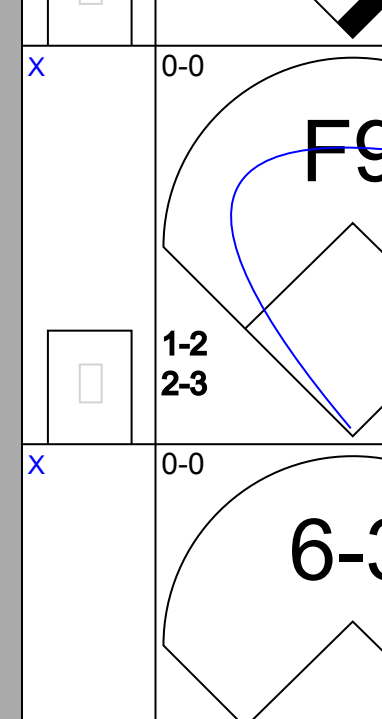
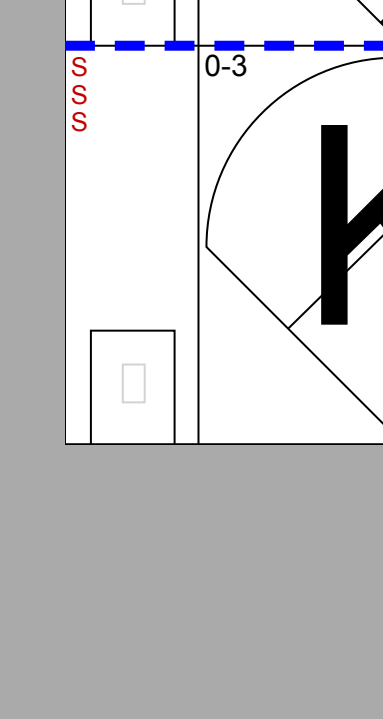
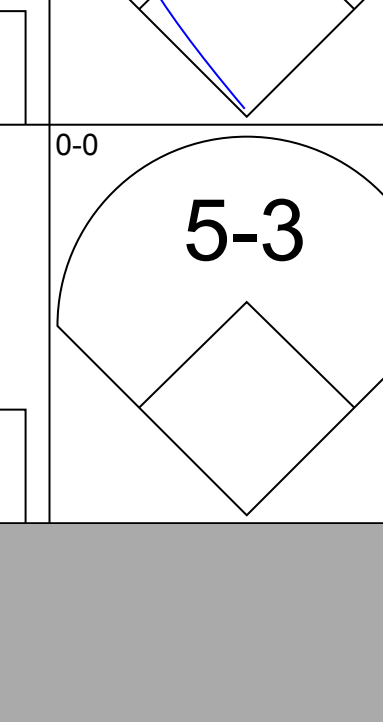
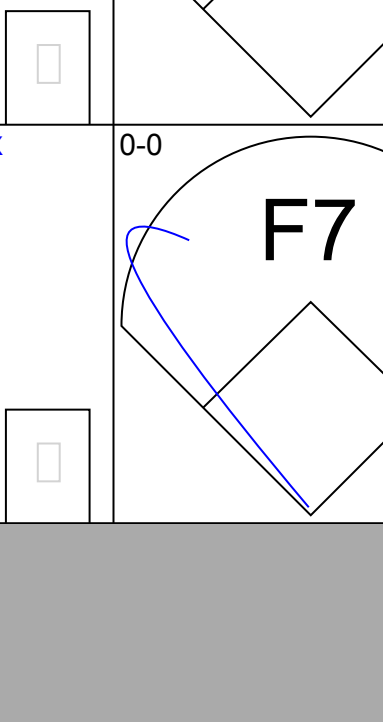



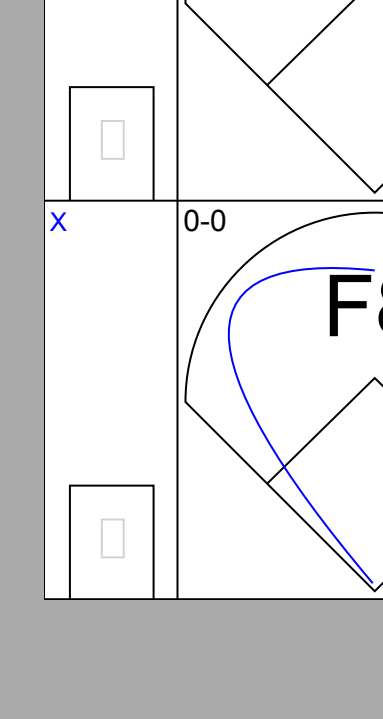
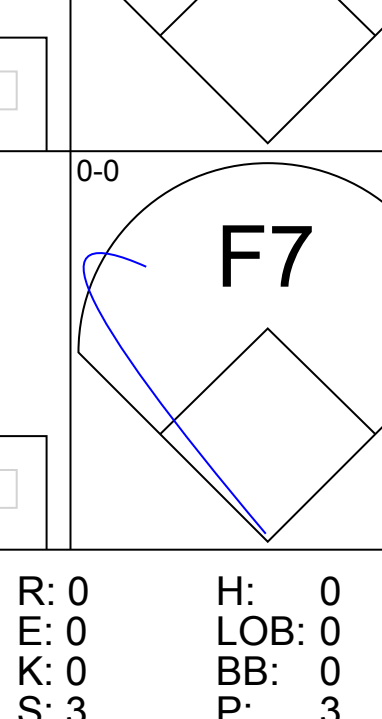


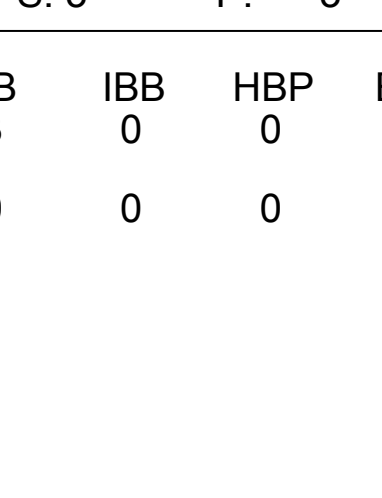
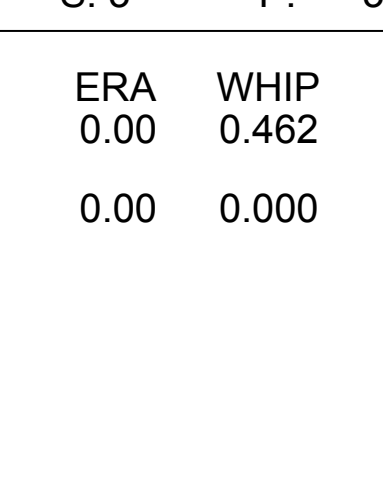



WP: 0 PA: 36
PB: 0
SB: 0
CS: 0

BOTTOM

Boston Red Sox @ Oakland Athletics
Oakland-Alameda County Coliseum, Oakland, CA

AB 28
R 0
H 1
RBI 0
BB 3
SO 2
LOB 7

Batter	1	2	3	4	5	6	7	8	9	AB	R	H	RBI	BB	SO	LOB	BOTTOM				
Rickey Henderson, R OBP: 0.319, SLG: 0.286 (1, 8)										4	0	1	0	0	1	0					
Dave Chalk, R OBP: 0.380, SLG: 0.309 (1, 6)										3	0	0	0	1	0	1					
Mitchell Page, L OBP: 0.317, SLG: 0.352 (1, 10)										2	0	0	0	2	0	0					
Dave Revering, L OBP: 0.313, SLG: 0.409 (1, 3)										4	0	0	0	1	1	4					
Jeff Newman, R OBP: 0.259, SLG: 0.403 (1, 2)										3	0	0	0	0	0	2					
Jim Essian, R OBP: 0.333, SLG: 0.463 (1, 5)										3	0	0	0	0	0	0					
Mike Heath, R OBP: 0.347, SLG: 0.402 (1, 7)										3	0	0	0	0	0	0					
Tony Armas, R OBP: 0.299, SLG: 0.407 (1, 9)										3	0	0	0	0	0	0					
Mike Edwards, R OBP: 0.290, SLG: 0.310 (1, 4)										3	0	0	0	0	0	0					
Inning Stats	R: 0 E: 0 K: 0 S: 3	H: 0 LOB: 0 BB: 0 P: 3	R: 0 E: 0 K: 0 S: 3	H: 0 LOB: 0 BB: 0 P: 3	R: 0 E: 0 K: 0 S: 3	H: 0 LOB: 0 BB: 0 P: 3	R: 0 E: 0 K: 0 S: 3	H: 0 LOB: 0 BB: 0 P: 3	R: 0 E: 0 K: 1 S: 5	H: 0 LOB: 2 BB: 2 P: 13	R: 0 E: 0 K: 0 S: 3	H: 0 LOB: 0 BB: 0 P: 3	R: 0 E: 0 K: 1 S: 6	H: 1 LOB: 2 BB: 1 P: 10	1B: 1 2B: 0 3B: 0 HR: 0	SF: 0 SAC: 0 DP: 0 HBP: 0	WP: 0 PA: 31 PB: 0 SB: 0 CS: 0				
PITCHER	IP	WLS	BF	H	R	ER	SO	BB	IBB	HBP	BLK	WP	HR	S	P	ERA	WHIP				
Steve Renko, R ERA: 2.97 (1, 1)	8.2	W	30	1	0	0	1	3	0	0	0	0	0	29	41	0.00	0.462				
Bill Campbell, R ERA: 3.63 (9, 1)	0.1	S	1	0	0	0	1	0	0	0	0	0	0	3	3	0.00	0.000				

WP: 0 PA: 31
PB: 0
SB: 0
CS: 0

Batter	1	2	3	4	5	6	7	8	9	AB	R	H	RBI	BB	SO	LOB	TOP											
Rick Burleson, R OBP: 0.324, SLG: 0.380 (1, 6)										5	1	1	1	0	1	3	Boston Red Sox @ Oakland Athletics Oakland-Alameda County Coliseum, Oakland, CA Sat Jul 14 1979, 3:33 AM PDT Att: 8,738 - Unknown											
Jack Brohamer, L OBP: 0.327, SLG: 0.350 Larry Wolfe, R OBP: 0.338, SLG: 0.377 (9, PH) (9, 4)										3	0	0	0	1	0	3												
Tom Poquette, L OBP: 0.304, SLG: 0.242 Bob Montgomery, R OBP: 0.414, SLG: 0.477 Jim Dwyer, L OBP: 0.354, SLG: 0.405 (9, PH) (9, 8)										4	0	1	1	0	0	1												
Jim Rice, R OBP: 0.385, SLG: 0.580 (1, 7)										5	1	1	1	0	0	2												
Carl Yastrzemski, L OBP: 0.383, SLG: 0.517 (1, 10)										3	0	1	1	2	0	1												
Bob Watson, R OBP: 0.360, SLG: 0.424 (1, 3)										3	3	2	0	2	0	2												
Carlton Fisk, R OBP: 0.317, SLG: 0.471 (1, 2)										4	0	0	1	0	0	4												
Butch Hobson, R OBP: 0.289, SLG: 0.463 (1, 5)										4	1	1	3	0	2	3												
Dwight Evans, R OBP: 0.364, SLG: 0.455 (1, 9)										3	0	1	0	2	1	2												
Inning Stats	R: 1 E: 1 K: 0 S: 5	H: 1 LOB: 1 BB: 0 P: 5	R: 0 E: 0 K: 0 S: 4	H: 0 LOB: 0 BB: 2 P: 12	R: 0 E: 0 K: 1 S: 3	H: 2 LOB: 0 BB: 0 P: 7	R: 0 E: 0 K: 1 S: 3	H: 0 LOB: 0 BB: 0 P: 3	R: 1 E: 0 K: 1 S: 6	H: 1 LOB: 2 BB: 2 P: 14	R: 0 E: 0 K: 0 S: 3	H: 0 LOB: 1 BB: 0 P: 11	R: 0 E: 0 K: 1 S: 6	H: 1 LOB: 1 BB: 0 P: 6	R: 3 E: 0 K: 1 S: 9	H: 4 LOB: 2 BB: 1 P: 13	1B: 8 2B: 1 3B: 0 HR: 1	SF: 2 SAC: 0 DP: 0 HBP: 0	WP: 1 PB: 0 SB: 0 CS: 0	PA: 45								
PITCHER	IP	WLS	BF	H	R	ER	SO	BB	IBB	HBP	BLK	WP	HR	S	P	ERA	WHIP											
Brian Kingman, R ERA: 4.44 (1, 1)	5.0		24	5	5	4	1	3	0	0	0	1	1	23	35	7.20	1.600											
Dave Heaverlo, R ERA: 3.66 (6, 1)	3.0		13	1	0	0	2	2	1	0	1	0	0	14	26	0.00	1.000											
Dave Hamilton, L ERA: 4.18 (9, 1)	0.0		1	1	1	0	0	0	0	0	0	0	0	1	1	∞	∞											
Steve McCatty, R ERA: 3.71 Jim Todd, R ERA: 5.91 (9, 1)	0.0	L	2	2	0	0	0	0	0	0	0	0	0	2	2	∞	∞											
Jim Todd, R ERA: 5.91 (9, 1)	1.0		5	1	2	2	1	0	1	0	0	0	0	6	10	18.00	1.000											
Batter	1	2	3	4	5	6	7	8	9	AB	R	H	RBI	BB	SO	LOB	BOTTOM											
Rickey Henderson, R OBP: 0.313, SLG: 0.281 (1, 8)										5	0	1	1	0	1	0	Boston Red Sox @ Oakland Athletics Oakland-Alameda County Coliseum, Oakland, CA Sat Jul 14 1979, 3:33 AM PDT Att: 8,738 - Unknown											
Dave Chalk, R OBP: 0.362, SLG: 0.291 (1, 5)										5	0	0	0	0	0	3												
Mitchell Page, L OBP: 0.318, SLG: 0.348 (1, 10)										3	0	0	0	2	1	0												
Dave Revering, L OBP: 0.311, SLG: 0.409 (1, 3)										5	1	1	0	0	1	2												
Jim Essian, R OBP: 0.337, SLG: 0.467 (1, 2)										3	1	1	1	1	0	0												
Mike Heath, R OBP: 0.364, SLG: 0.411 Larry Murray, S OBP: 0.284, SLG: 0.269 (8, FR) (9, 7)										3	2	2	0	1	0	0												
Tony Armas, R OBP: 0.304, SLG: 0.426 (1, 9)										3	2	1	2	1	0	2												
Mike Edwards, R OBP: 0.293, SLG: 0.313 (1, 4)										4	0	2	2	0	1	1												
Mitt Ramirez, R OBP: 0.194, SLG: 0.169 Jeff Newman, R OBP: 0.259, SLG: 0.401 Rob Piccolo, R OBP: 0.222, SLG: 0.284 (1, 6) (5, PH) (6, 6)										1	0	0	0	0	0	0												
Inning Stats	R: 0 E: 0 K: 1 S: 5	H: 0 LOB: 0 BB: 0 P: 5	R: 0 E: 0 K: 1 S: 5	H: 0 LOB: 0 BB: 0 P: 5	R: 0 E: 0 K: 1 S: 3	H: 0 LOB: 0 BB: 0 P: 3	R: 2 E: 0 K: 1 S: 10	H: 5 LOB: 3 BB: 0 P: 10	R: 3 E: 0 K: 0 S: 5	H: 2 LOB: 1 BB: 2 P: 13	R: 0 E: 0 K: 1 S: 5	H: 0 LOB: 1 BB: 1 P: 9	R: 2 E: 0 K: 0 S: 4	H: 1 LOB: 1 BB: 1 P: 8	R: 0 E: 0 K: 0 S: 3	H: 0 LOB: 1 BB: 1 P: 7	1B: 5 2B: 2 3B: 0 HR: 1	SF: 0 SAC: 0 DP: 0 HBP: 0	WP: 1 PB: 0 SB: 0 CS: 0	PA: 40								
PITCHER	IP	WLS	BF	H	R	ER	SO	BB	IBB	HBP	BLK	WP	HR	S	P	ERA	WHIP											
Mike Torrez, R ERA: 4.4 (1, 1)	5.2		26	7	5	5	4	2	0	0	0	0	1	10	18	7.71	1.286											
Allen Ripley, R ERA: 2.53 (6, 1)	2.1	W	10	1	2	2	1	2	0	0	0	0	0	1	10	18	7.71	1.286										
Dick Drago, R ERA: 3.02 (9, 1)	0.2		3	0	0	0	0	1	0	0	0	0	0	2	6	0.00	1.500											
Bill Campbell, R ERA: 3.6 (9, 1)	0.1	S	1	0	0	0	0	0	0	0	0	0	0	1	1	0.00	0.000											
AB											36																	
R											8																	
H											10																	
RBI											8																	
BB											7																	
SO											4																	
LOB											21																	

Batter	1	2	3	4	5	6	7	8	9	AB	R	H	RBI	BB	SO	LOB	TOP					
Rick Burleson, R OBP: 0.324, SLG: 0.384 (1, 6)	F2		1B		F7			5-3		4	1	1	0	0	0	1	Boston Red Sox @ Oakland Athletics Oakland-Alameda County Coliseum, Oakland, CA Sun Jul 15 1979, 3:33 AM PDT Att: 9,822 - Unknown livebaseballscorecards.com					
Jack Brohamer, L OBP: 0.350, SLG: 0.375 (1, 4)	1B		4-3			FC5-6		1B		4	0	4	1	0	0	0						
Tom Poquette, L OBP: 0.301, SLG: 0.243 (1, 8)	1B		4-3			FC5-6	WP	L9		4	0	1	0	0	0	3						
Jim Rice, R OBP: 0.384, SLG: 0.577 (1, 7)	K		K			F7				4	1	1	0	0	2	4						
Carl Yastrzemski, L OBP: 0.379, SLG: 0.510 (1, 10)	1-3									4	0	0	0	0	0	4						
Jim Dwyer, L OBP: 0.354, SLG: 0.405 (9, PR)										0	1	0	0	0	0	0						
Bob Watson, R OBP: 0.355, SLG: 0.417 (1, 3)		L7								4	0	0	0	0	1	2						
Carlton Fisk, R OBP: 0.309, SLG: 0.457 (1, 2)		F9								4	0	0	1	0	1	2						
Butch Hobson, R OBP: 0.289, SLG: 0.460 (1, 5)		K								4	0	1	1	0	2	1						
Dwight Evans, R OBP: 0.360, SLG: 0.449 (1, 9)			L7			FC5-4		L5		4	0	0	0	0	0	3						
Inning Stats	R: 0 E: 0 K: 1 S: 7	H: 2 LOB: 2 BB: 0 P: 7	R: 0 E: 0 K: 1 S: 5	H: 0 LOB: 0 BB: 0 P: 5	R: 1 E: 0 K: 1 S: 7	H: 2 LOB: 1 BB: 0 P: 7	R: 0 E: 0 K: 1 S: 5	H: 0 LOB: 0 BB: 0 P: 5	R: 0 E: 0 K: 0 S: 3	H: 1 LOB: 0 BB: 0 P: 3	R: 0 E: 0 K: 0 S: 4	H: 1 LOB: 1 BB: 0 P: 4	R: 0 E: 0 K: 2 S: 7	H: 0 LOB: 0 BB: 0 P: 7	R: 0 E: 0 K: 0 S: 4	H: 1 LOB: 1 BB: 0 P: 4	R: 2 E: 1 K: 0 S: 6	H: 1 LOB: 1 BB: 0 P: 6	1B: 7 2B: 0 3B: 1 HR: 0	SF: 0 SAC: 0 DP: 0 HBP: 0	WP: 1 PB: 0 SB: 0 CS: 1	PA: 36
PITCHER Rick Langford, R ERA: 5.1 (1, 1)	IP: 9.0 WLS: L BF: 36 H: 8 R: 3 ER: 1 SO: 6 BB: 0 IBB: 0 HBP: 0 BLK: 0 WP: 1 HR: 0 S: 48 P: 48 ERA: 1.00 WHIP: 0.889															PITCHER						

Batter	1	2	3	4	5	6	7	8	9	AB	R	H	RBI	BB	SO	LOB	BOTTOM					
Rickey Henderson, R OBP: 0.303, SLG: 0.272 (1, 8)	1-3		5-3		SH3			5-3		3	0	0	0	0	0	0	Boston Red Sox @ Oakland Athletics Oakland-Alameda County Coliseum, Oakland, CA Sun Jul 15 1979, 3:33 AM PDT Att: 9,822 - Unknown livebaseballscorecards.com					
Dave Chalk, R OBP: 0.358, SLG: 0.289 (1, 6)	1-3		CS		5-3			4-3		4	0	1	0	0	0	1						
Mitchell Page, L OBP: 0.317, SLG: 0.345 (1, 10)	E		4-3		3-1			G3		3	0	0	0	1	0	2						
Dave Revering, L OBP: 0.322, SLG: 0.421 (1, 3)	E				1B					3	1	3	0	1	0	0						
Jim Essian, R OBP: 0.329, SLG: 0.455 (1, 5)	E5				5-3			5-3		4	0	0	0	0	0	5						
Mike Heath, R OBP: 0.363, SLG: 0.409 (1, 7)	6-3									3	0	1	0	0	0	4						
Larry Murray, S OBP: 0.284, SLG: 0.269 (8, 7)										0	0	0	0	0	0	0						
Dwayne Murphy, L OBP: 0.425, SLG: 0.379 (9, PH)										1	0	0	0	0	1	0						
Jeff Newman, R OBP: 0.258, SLG: 0.410 (1, 2)		6-3			SF8					3	1	1	2	0	0	0						
Tony Armas, R OBP: 0.297, SLG: 0.414 (1, 9)		5-3			FC5-4			F5		4	0	0	0	0	0	1						
Mike Edwards, R OBP: 0.293, SLG: 0.310 (1, 4)		6-3						5-3		2	0	0	0	1	0	0						
Inning Stats	R: 0 E: 1 K: 0 S: 5	H: 1 LOB: 3 BB: 1 P: 9	R: 0 E: 0 K: 0 S: 3	H: 0 LOB: 0 BB: 0 P: 3	R: 0 E: 0 K: 0 S: 3	H: 1 LOB: 0 BB: 0 P: 3	R: 1 E: 0 K: 0 S: 4	H: 1 LOB: 1 BB: 1 P: 8	R: 0 E: 0 K: 0 S: 3	H: 0 LOB: 1 BB: 1 P: 7	R: 0 E: 0 K: 0 S: 3	H: 1 LOB: 0 BB: 0 P: 3	R: 1 E: 0 K: 0 S: 4	H: 1 LOB: 0 BB: 0 P: 4	R: 0 E: 0 K: 0 S: 4	H: 1 LOB: 1 BB: 0 P: 4	R: 0 E: 0 K: 1 S: 5	H: 0 LOB: 0 BB: 0 P: 5	1B: 4 2B: 1 3B: 0 HR: 1	SF: 1 SAC: 1 DP: 1 HBP: 0	WP: 0 PB: 0 SB: 0 CS: 1	PA: 35
PITCHER Bob Stanley, R ERA: 3.29 (1, 1)	IP: 9.0 WLS: W BF: 35 H: 6 R: 2 ER: 2 SO: 1 BB: 3 IBB: 0 HBP: 0 BLK: 0 WP: 0 HR: 1 S: 34 P: 46 ERA: 2.00 WHIP: 1.000															PITCHER						



Batter	1	2	3	4	5	6	7	8	9	AB	R	H	RBI	BB	SO	LOB	TOP			
Larry Milbourne, S OBP: 0.321, SLG: 0.362 (1, 4)										4	0	3	0	0	0	0	Seattle Mariners @ Boston Red Sox Fenway Park, Boston, MA Thu Jul 19 1979, 7:05 PM EDT Att: 32,207 - Unknown - 82 F			
Ruppert Jones, L OBP: 0.352, SLG: 0.486 (1, 8)										3	0	0	0	1	0	2				
Bruce Bochte, L OBP: 0.389, SLG: 0.498 (1, 3)										4	0	0	0	0	1	4				
Willie Horton, R OBP: 0.328, SLG: 0.463 (1, 10)										4	0	0	0	0	2	1				
Dan Meyer, L OBP: 0.354, SLG: 0.523 (1, 5)										4	1	2	0	0	0	0				
Tom Paciorek, R OBP: 0.385, SLG: 0.468 (1, 9)										3	0	0	0	1	2	2				
Leon Roberts, R OBP: 0.357, SLG: 0.455 (1, 7)										3	0	1	1	0	0	1				
Larry Cox, R OBP: 0.288, SLG: 0.324 (7, PH)										2	0	0	0	0	1	2				
Bob Stinson, S OBP: 0.355, SLG: 0.359 (7, 2)										1	0	0	0	0	0	0				
Mario Mendoza, R OBP: 0.211, SLG: 0.248 (7, PH)										2	0	0	0	0	1	0				
Joe Simpson, L OBP: 0.302, SLG: 0.369 (7, 4)										1	0	0	0	0	0	0				
Bill Stein, R OBP: 0.294, SLG: 0.329 (7, 4)										0	0	0	0	0	0	0				
Inning Stats	R: 0 E: 0 K: 0 S: 4	H: 1 LOB: 1 BB: 0 P: 4	R: 0 E: 0 K: 1 S: 5	H: 0 LOB: 1 BB: 1 P: 9	R: 0 E: 0 K: 1 S: 5	H: 1 LOB: 1 BB: 1 P: 9	R: 1 E: 0 K: 0 S: 5	H: 2 LOB: 1 BB: 0 P: 5	R: 0 E: 0 K: 3 S: 10	H: 0 LOB: 0 BB: 0 P: 3	R: 0 E: 0 K: 0 S: 3	H: 0 LOB: 0 BB: 0 P: 3	R: 0 E: 0 K: 2 S: 7	H: 1 LOB: 0 BB: 0 P: 3	R: 0 E: 0 K: 2 S: 7	H: 0 LOB: 0 BB: 0 P: 7	1B: 5 2B: 0 3B: 1 HR: 0	SF: 0 SAC: 0 DP: 2 HBP: 0	WP: 0 PB: 0 SB: 1 CS: 0	PA: 33
PITCHER Dennis Eckersley, R ERA: 3.14 (1, 1)	IP: 9.0 WLS: W BF: 33 H: 6 R: 1 ER: 1 SO: 7 BB: 2 IBB: 0 HBP: 0 BLK: 0 WP: 0 HR: 0 S: 45 P: 53 ERA: 1.00 WHIP: 0.889															PITCHER				


Batter	1	2	3	4	5	6	7	8	9	AB	R	H	RBI	BB	SO	LOB	BOTTOM			
Rick Burleson, R OBP: 0.325, SLG: 0.389 (1, 6)										4	1	2	2	0	0	1	Seattle Mariners @ Boston Red Sox Fenway Park, Boston, MA Thu Jul 19 1979, 7:05 PM EDT Att: 32,207 - Unknown - 82 F			
Larry Wolfe, R OBP: 0.357, SLG: 0.429 (1, 4)										3	1	1	2	2	1	3				
Fred Lynn, L OBP: 0.403, SLG: 0.628 (6, PR)										4	0	1	1	1	1	2				
Tom Poquette, L OBP: 0.301, SLG: 0.243 (9, 8)										0	1	0	0	0	0	0				
Jim Rice, R OBP: 0.384, SLG: 0.574 (1, 7)										5	0	2	1	0	1	2				
Bob Watson, R OBP: 0.359, SLG: 0.419 (1, 3)										4	0	2	0	1	0	3				
Carl Yastrzemski, L OBP: 0.376, SLG: 0.503 (1, 10)										4	1	0	0	1	0	6				
Carlton Fisk, R OBP: 0.307, SLG: 0.458 (1, 2)										4	0	1	0	0	0	1				
Butch Hobson, R OBP: 0.288, SLG: 0.468 (1, 5)										4	1	1	1	0	1	2				
Dwight Evans, R OBP: 0.365, SLG: 0.453 (1, 9)										2	2	1	0	2	0	0				
Inning Stats	R: 0 E: 0 K: 0 S: 3	H: 0 LOB: 2 BB: 2 P: 11	R: 1 E: 0 K: 2 S: 8	H: 1 LOB: 2 BB: 2 P: 16	R: 0 E: 0 K: 1 S: 6	H: 1 LOB: 1 BB: 0 P: 6	R: 0 E: 0 K: 0 S: 3	H: 0 LOB: 0 BB: 0 P: 3	R: 2 E: 0 K: 0 S: 6	H: 3 LOB: 1 BB: 0 P: 6	R: 1 E: 0 K: 1 S: 7	H: 2 LOB: 2 BB: 1 P: 11	R: 0 E: 0 K: 0 S: 3	H: 0 LOB: 1 BB: 1 P: 7	R: 3 E: 0 K: 0 S: 7	H: 4 LOB: 3 BB: 1 P: 11	1B: 5 2B: 4 3B: 0 HR: 2	SF: 1 SAC: 0 DP: 0 HBP: 0	WP: 0 PB: 0 SB: 0 CS: 0	PA: 42
PITCHER Floyd Bannister, L ERA: 4.33 Randy Stein, R ERA: 7.5 (8, 1)	IP: 7.0 WLS: L BF: 35 H: 8 R: 5 ER: 5 SO: 4 BB: 6 IBB: 0 HBP: 0 BLK: 0 WP: 0 HR: 2 S: 37 P: 61 ERA: 6.43 WHIP: 2.000															PITCHER				

AB	31
R	1
H	6
RBI	1
BB	2
SO	7
LOB	12



AB	34
R	7
H	11
RBI	7
BB	7
SO	4
LOB	20



Batter	1	2	3	4	5	6	7	8	9	AB	R	H	RBI	BB	SO	LOB	TOP								
Larry Mitbourne, S OBP: 0.315, SLG: 0.355	P7	4-3		6-3		SH1-4		6-3		4	0	0	0	0	0	1	Seattle Mariners @ Boston Red Sox Fenway Park, Boston, MA Fri Jul 20 1979, 7:05 PM EDT Att: 33,397 - Unknown - 84 F								
Ruppert Jones, L OBP: 0.350, SLG: 0.480	2B WP		4-3	4-3		F7		4-3		4	1	0	0	1	0	1									
Bruce Bochte, L OBP: 0.394, SLG: 0.502	WP SF8		2B 1B			1B IBB		4-3		2	3	1	0	3	0	0									
Willie Horton, R OBP: 0.328, SLG: 0.466	SF8		1B 1B			1B 1-2 2H			K	4	1	2	2	0	1	1									
Dan Meyer, L OBP: 0.358, SLG: 0.532			1B 1B BB			F6		F7		4	2	2	2	1	0	0									
Leon Roberts, R OBP: 0.358, SLG: 0.453	5-3		BB 1B			S BB		F6		4	0	1	1	1	0	2									
Joe Simpson, L OBP: 0.301, SLG: 0.365		4-3				F6		F8		4	0	1	1	0	0	1									
Bob Stinson, S OBP: 0.353, SLG: 0.352	K		1-2 2-3 3-H			4-3		5-3		3	0	0	1	1	1	1									
Mario Mendoza, R OBP: 0.215, SLG: 0.256				G4-3				K		4	1	2	0	0	1	3									
				2B		SH1-4 1B																			
Inning Stats	R: 3 E: 0 K: 0 S: 5	H: 2 LOB: 0 BB: 1 P: 9	R: 0 E: 0 K: 1 S: 6	H: 1 LOB: 1 BB: 0 P: 6	R: 3 E: 0 K: 0 S: 5	H: 3 LOB: 2 BB: 3 P: 17	R: 0 E: 0 K: 0 S: 3	H: 0 LOB: 1 BB: 1 P: 7	R: 0 E: 0 K: 0 S: 3	H: 0 LOB: 1 BB: 1 P: 7	R: 2 E: 0 K: 0 S: 6	H: 3 LOB: 2 BB: 1 P: 10	R: 0 E: 0 K: 1 S: 5	H: 0 LOB: 0 BB: 0 P: 5	R: 0 E: 0 K: 0 S: 3	H: 0 LOB: 0 BB: 0 P: 5	R: 0 E: 0 K: 1 S: 5	H: 0 LOB: 0 BB: 0 P: 5	1B: 5 2B: 3 3B: 0 HR: 1	SF: 1 SAC: 1 DP: 1 HBP: 0	WP: 1 PB: 0 SB: 1 CS: 0	PA: 42			
PITCHER	IP WLS BF H R ER SO BB IBB HBP BLK WP HR S P ERA WHIP	2.1 L 14 4 6 6 1 2 1 0 0 1 1 13 25 23.14 2.571	3.2 19 5 2 2 0 3 1 0 0 0 0 15 31 4.91 2.182	3.0 9 0 0 0 2 0 0 0 0 0 0 13 13 0.00 0.000																					

Batter	1	2	3	4	5	6	7	8	9	AB	R	H	RBI	BB	SO	LOB	BOTTOM									
Rick Burleson, R OBP: 0.324, SLG: 0.387	1B		K			1-3		K		4	0	1	0	0	2	3	Seattle Mariners @ Boston Red Sox Fenway Park, Boston, MA Fri Jul 20 1979, 7:05 PM EDT Att: 33,397 - Unknown - 84 F									
Jack Brohamer, L OBP: 0.347, SLG: 0.370	F6		4-3			F8		G4-6-3 1B		4	0	1	0	0	0	3										
Fred Lynn, L OBP: 0.404, SLG: 0.626	G6-3 1B		L9			3-1 6-3 BB		G4-6-3 1B		3	0	1	0	1	0	3										
Jim Rice, R OBP: 0.380, SLG: 0.568	G6-3			K		6-3		5-3		4	0	0	0	0	1	3										
Carl Yastrzemski, L OBP: 0.375, SLG: 0.500		F8		E BB 1B		3-1		F7		4	0	1	0	0	0	1										
Bob Watson, R OBP: 0.381, SLG: 0.421		6-3		E BB		F9				3	0	1	0	1	0	1										
Carlton Fisk, R OBP: 0.301, SLG: 0.449								1-3		3	0	0	0	0	1	2										
Bob Montgomery, R OBP: 0.408, SLG: 0.470	L7			FC1				K		1	0	0	0	0	0	1										
Butch Hobson, R OBP: 0.288, SLG: 0.465			4-3 BB 1B			F9		F9		4	0	1	0	0	0	3										
Dwight Evans, R OBP: 0.367, SLG: 0.451			4-3 BB			6-3				1	0	0	0	2	0	0										
Inning Stats	R: 0 E: 0 K: 0 S: 4	H: 2 LOB: 1 BB: 0 P: 4	R: 0 E: 0 K: 0 S: 3	H: 0 LOB: 0 BB: 0 P: 3	R: 0 E: 0 K: 1 S: 6	H: 1 LOB: 2 BB: 1 P: 10	R: 0 E: 0 K: 1 S: 6	H: 1 LOB: 2 BB: 1 P: 10	R: 0 E: 0 K: 0 S: 3	H: 0 LOB: 0 BB: 0 P: 3	R: 0 E: 0 K: 0 S: 3	H: 0 LOB: 1 BB: 1 P: 7	R: 0 E: 0 K: 2 S: 7	H: 0 LOB: 1 BB: 1 P: 11	R: 0 E: 0 K: 0 S: 3	H: 1 LOB: 0 BB: 0 P: 3	R: 0 E: 0 K: 0 S: 4	H: 1 LOB: 1 BB: 0 P: 4	R: 0 E: 0 K: 0 S: 4	H: 1 LOB: 1 BB: 0 P: 4	1B: 5 2B: 1 3B: 0 HR: 0	SF: 0 SAC: 0 DP: 2 HBP: 0	WP: 0 PB: 0 SB: 0 CS: 0	PA: 35		
PITCHER	IP WLS BF H R ER SO BB IBB HBP BLK WP HR S P ERA WHIP	9.0 W 35 6 0 0 0 4 4 0 0 0 0 39 55 0.00 1.111																								



Batter	1	2	3	4	5	6	7	8	9	AB R H RBI BB SO LOB	TOP							
Rod Carew, L OBP: 0.456, SLG: 0.439 (1, 10)										5 2 1 0 1 0 6	California Angels @ Boston Red Sox Fenway Park, Boston, MA Mon Jul 23 1979, 7:05 PM EDT Att: 35,024 - Unknown - 88 F							
Carney Lansford, R OBP: 0.347, SLG: 0.448 (1, 5)										4 1 1 0 1 1 5								
Dan Ford, R OBP: 0.349, SLG: 0.445 (1, 8)										5 0 3 1 0 1 1								
Don Baylor, R OBP: 0.368, SLG: 0.532 (1, 7)										4 1 1 2 0 0 2								
Willie Aikens, L OBP: 0.366, SLG: 0.494 (1, 3)										4 1 0 0 1 2 4								
Brian Downing, R OBP: 0.426, SLG: 0.502 (1, 2)										3 2 2 0 2 0 0								
Joe Rudi, R OBP: 0.283, SLG: 0.367 (1, 9)										5 1 1 4 0 0 4								
Jim Anderson, R OBP: 0.316, SLG: 0.356 (1, 6)										5 1 3 0 0 0 2								
Dickie Thon, R OBP: 0.395, SLG: 0.359 (1, 4)										4 0 2 1 1 1 2								
Inning Stats	R: 6 E: 0 K: 0 S: 7	H: 4 LOB: 0 BB: 2 P: 15	R: 1 E: 0 K: 1 S: 6	H: 1 LOB: 1 BB: 1 P: 10	R: 0 E: 0 K: 1 S: 7	H: 2 LOB: 3 BB: 1 P: 11	R: 0 E: 0 K: 1 S: 5	H: 0 LOB: 0 BB: 0 P: 5	R: 0 E: 0 K: 1 S: 6	H: 1 LOB: 1 BB: 0 P: 6	R: 0 E: 1 K: 0 S: 5	H: 2 LOB: 1 BB: 1 P: 7	R: 0 E: 1 K: 0 S: 5	H: 1 LOB: 2 BB: 0 P: 5	1B: 11 2B: 2 3B: 1 HR: 1	SF: 1 SAC: 0 DP: 1 HBP: 0	WP: 0 PB: 0 SB: 1 CS: 0	PA: 46
PITCHER	IP WLS BF H R ER SO BB IBB HBP BLK WP HR S P ERA WHIP											IP WLS BF H R ER SO BB IBB HBP BLK WP HR S P ERA WHIP						
Joel Finch, R ERA: 5.81 (1, 1)	0.1 L 6 2 5 5 0 2 0 0 0 0 0 0 4 12 135.00 12.000																	
Dick Drago, R ERA: 3.5 (1, 1)	2.0 12 5 2 2 1 2 0 0 0 0 1 12 20 9.00 3.500																	
Allen Ripley, R ERA: 2.57 (3, 1)	6.2 28 7 2 1 4 2 0 0 0 0 0 34 42 1.35 1.350																	

Batter	1	2	3	4	5	6	7	8	9	AB R H RBI BB SO LOB	BOTTOM									
Rick Burleson, R OBP: 0.317, SLG: 0.380 (1, 6)										4 0 0 0 0 1 0	California Angels @ Boston Red Sox Fenway Park, Boston, MA Mon Jul 23 1979, 7:05 PM EDT Att: 35,024 - Unknown - 88 F									
Jack Brohamer, L OBP: 0.333, SLG: 0.369 (1, 4)										4 0 0 0 0 2 0										
Fred Lynn, L OBP: 0.401, SLG: 0.617 Tom Poquette, L OBP: 0.291, SLG: 0.233 (1, 8) (8, 8)										3 0 0 0 0 0 0 0 0 0 0 0 0 0										
Jim Rice, R OBP: 0.383, SLG: 0.575 (1, 7)										3 1 1 1 0 0 0										
Carl Yastrzemski, L OBP: 0.376, SLG: 0.500 Jim Dwyer, L OBP: 0.354, SLG: 0.405 (1, 3) (9, 3)										3 0 0 0 0 0 1 0 0 0 0 0 0 0										
Bob Watson, R OBP: 0.396, SLG: 0.423 (1, 10)										3 0 1 0 0 0 0										
Carlton Fisk, R OBP: 0.311, SLG: 0.461 Gary Allenson, R OBP: 0.279, SLG: 0.319 (1, 2) (8, 2)										2 0 1 0 0 0 0 1 0 0 0 0 0 0										
Butch Hobson, R OBP: 0.288, SLG: 0.480 (1, 5)										3 1 1 1 0 0 1										
Dwight Evans, R OBP: 0.368, SLG: 0.458 (1, 9)										3 0 0 0 0 2 0										
Inning Stats	R: 0 E: 1 K: 1 S: 5	H: 0 LOB: 0 BB: 0 P: 5	R: 0 E: 1 K: 0 S: 3	H: 0 LOB: 0 BB: 0 P: 3	R: 0 E: 0 K: 0 S: 3	H: 0 LOB: 0 BB: 0 P: 3	R: 0 E: 0 K: 0 S: 3	H: 0 LOB: 0 BB: 0 P: 3	R: 0 E: 0 K: 1 S: 5	H: 1 LOB: 0 BB: 0 P: 5	R: 0 E: 0 K: 1 S: 5	H: 0 LOB: 0 BB: 0 P: 5	R: 1 E: 0 K: 0 S: 4	H: 2 LOB: 0 BB: 0 P: 4	R: 1 E: 0 K: 2 S: 8	H: 1 LOB: 0 BB: 0 P: 8	1B: 1 2B: 2 3B: 0 HR: 2	SF: 0 SAC: 0 DP: 2 HBP: 0	WP: 0 PB: 0 SB: 0 CS: 0	PA: 29
PITCHER	IP WLS BF H R ER SO BB IBB HBP BLK WP HR S P ERA WHIP											IP WLS BF H R ER SO BB IBB HBP BLK WP HR S P ERA WHIP								
Dave Frost, R ERA: 4.07 (1, 1)	9.0 W 29 4 2 2 5 0 0 0 0 0 0 2 39 39 2.00 0.444																			

Batter	1	2	3	4	5	6	7	8	9	AB	R	H	RBI	BB	SO	LOB	TOP					
Rickey Henderson, R OBP: 0.320, SLG: 0.289	G3		G3				FC1-6		K	5	0	1	0	0	1	3						
Dwayne Murphy, L OBP: 0.411, SLG: 0.369	F5		3-1				L8			4	0	0	0	0	0	3						
Mitchell Page, L OBP: 0.311, SLG: 0.334	G3			4-3			3-1			4	1	1	0	0	0	1						
Jeff Newman, R OBP: 0.263, SLG: 0.433		HR								3	1	2	1	1	1	1						
Dave Revering, L OBP: 0.312, SLG: 0.432	F9			G3			L3-6			4	0	1	1	0	0	2						
Mike Heath, R OBP: 0.355, SLG: 0.396	6-3						F3			3	0	0	0	0	1	2						
Tony Armas, R OBP: 0.281, SLG: 0.384										1	0	0	0	0	0	0						
Wayne Gross, L OBP: 0.337, SLG: 0.382	6-3									3	1	1	1	1	0	0						
Rob Picciolo, R OBP: 0.232, SLG: 0.300			L5							4	0	1	0	0	0	2						
Dave Chalk, R OBP: 0.338, SLG: 0.277										3	0	1	0	1	0	1						
Inning Stats	R: 0 E: 0 K: 0 S: 3	H: 0 LOB: 0 BB: 0 P: 3	R: 1 E: 0 K: 0 S: 4	H: 1 LOB: 0 BB: 0 P: 4	R: 0 E: 0 K: 0 S: 3	H: 0 LOB: 1 BB: 1 P: 7	R: 0 E: 0 K: 1 S: 5	H: 0 LOB: 1 BB: 1 P: 9	R: 1 E: 0 K: 0 S: 5	H: 2 LOB: 1 BB: 0 P: 5	R: 1 E: 0 K: 1 S: 7	H: 2 LOB: 2 BB: 1 P: 11	R: 0 E: 0 K: 0 S: 4	H: 1 LOB: 0 BB: 0 P: 4	R: 0 E: 0 K: 0 S: 3	H: 1 LOB: 0 BB: 0 P: 3	R: 0 E: 0 K: 1 S: 6	H: 1 LOB: 1 BB: 0 P: 6	1B: 3 2B: 3 3B: 1 HR: 2	SF: 0 SAC: 0 DP: 1 HBP: 0	WP: 0 PB: 0 SB: 2 CS: 0	PA: 37
PITCHER Dennis Eckersley, R ERA: 3.14	IP: 9.0 WLS: W BF: 37 H: 8 R: 3 ER: 3 SO: 3 BB: 2 IBB: 1 HBP: 0 BLK: 0 WP: 0 HR: 2 S: 40 P: 52 ERA: 3.00 WHIP: 1.11																					

Oakland Athletics @ Boston Red Sox
Fenway Park, Boston, MA
Tue Jul 24 1979, 7:05 PM EDT
Att: 30,393 - Unknown - 84 F

AB 34
R 3
H 8
RBI 3
BB 3
SO 3
LOB 15



Batter	1	2	3	4	5	6	7	8	9	AB	R	H	RBI	BB	SO	LOB	BOTTOM					
Rick Burleson, R OBP: 0.316, SLG: 0.378	3-1	G6-4-3								5	0	1	0	0	0	3						
Jack Brohamer, L OBP: 0.325, SLG: 0.357	BB		4-3							4	1	0	0	1	0	1						
Fred Lynn, L OBP: 0.404, SLG: 0.616	1B									2	1	1	0	2	0	0						
Jim Rice, R OBP: 0.380, SLG: 0.569	F7		FC6-4							4	1	0	0	0	0	6						
Carl Yastrzemski, L OBP: 0.380, SLG: 0.511	E									3	1	2	3	1	0	0						
Bob Watson, R OBP: 0.398, SLG: 0.424	E2		FC5							4	1	2	0	0	1	2						
Carlton Fisk, R OBP: 0.310, SLG: 0.456	F4									4	0	1	0	0	0	3						
Butch Hobson, R OBP: 0.291, SLG: 0.486		F4								3	1	1	0	1	0	1						
Dwight Evans, R OBP: 0.373, SLG: 0.470										3	1	2	3	1	0	0						
Inning Stats	R: 2 E: 1 K: 0 S: 5	H: 2 LOB: 2 BB: 2 P: 13	R: 0 E: 0 K: 0 S: 2	H: 0 LOB: 0 BB: 1 P: 6	R: 0 E: 0 K: 0 S: 3	H: 0 LOB: 2 BB: 2 P: 11	R: 0 E: 0 K: 0 S: 3	H: 1 LOB: 0 BB: 0 P: 3	R: 0 E: 0 K: 0 S: 4	H: 2 LOB: 1 BB: 0 P: 4	R: 1 E: 0 K: 0 S: 5	H: 2 LOB: 2 BB: 1 P: 9	R: 2 E: 1 K: 1 S: 7	H: 1 LOB: 0 BB: 0 P: 7	R: 0 E: 0 K: 0 S: 5	H: 2 LOB: 0 BB: 0 P: 5	R: 2 E: 0 K: 1 S: 5	H: 2 LOB: 2 BB: 0 P: 5	1B: 7 2B: 0 3B: 1 HR: 2	SF: 0 SAC: 0 DP: 3 HBP: 0	WP: 0 PB: 0 SB: 0 CS: 0	PA: 38
PITCHER Mike Morgan, R ERA: 6.15 Jim Todd, R ERA: 6.3	IP: 7.0 WLS: L BF: 33 H: 8 R: 5 ER: 2 SO: 1 BB: 6 IBB: 0 HBP: 0 BLK: 0 WP: 0 HR: 1 S: 29 P: 53 ERA: 2.57 WHIP: 2.000																					

Oakland Athletics @ Boston Red Sox
Fenway Park, Boston, MA
Tue Jul 24 1979, 7:05 PM EDT
Att: 30,393 - Unknown - 84 F

AB 32
R 7
H 10
RBI 6
BB 6
SO 1
LOB 16



Batter	1	2	3	4	5	6	7	8	9	AB	R	H	RBI	BB	SO	LOB	TOP										
Rickey Henderson, R OBP: 0.328, SLG: 0.291 (1, 7)	4-0 BB L4-3		0-0 2B 1B		0-0 FC5-4		0-0 L5			3	1	1	0	1	0	1											
Dwayne Murphy, L OBP: 0.495, SLG: 0.362 (1, 8)	0-0 L4-3		0-0 G3		0-3 K			0-0 4-3		4	0	0	0	0	1	3											
Mitchell Page, L OBP: 0.310, SLG: 0.336 (1, 10)	0-0 4-3		0-0 1B 2B		0-0 6-3			0-0 F8		4	1	1	1	0	0	0											
Dave Revering, L OBP: 0.318, SLG: 0.448 (1, 3)		0-0 G5-4-3 1B 1B	0-0 2H 1B		0-0 HR			0-0 G3		4	2	3	2	0	0	0											
Jeff Newman, R OBP: 0.266, SLG: 0.441 Mike Edwards, R (6, PR) Tony Armas, R OBP: 0.286, SLG: 0.305 OBP: 0.280, SLG: 0.382 (6, 9)		0-0 G5-4-3 1B		0-0 6-3		0-0 3B		0-3 K		3	0	2	0	0	0	0											
Mike Heath, R OBP: 0.344, SLG: 0.383 (6, 2)		0-0 G5-4-3		0-0 L7		0-0 5-3		0-0 6-3		4	0	0	0	0	0	3											
Wayne Gross, L OBP: 0.336, SLG: 0.381 (1, 5)		0-0 1B		0-0 L4		0-0 1-3		0-0 F7		4	0	1	1	0	0	1											
Rob Picciolo, R OBP: 0.240, SLG: 0.307 (1, 6)		0-0 6-3		0-0 FC5-4 1B		0-0 G6-4-3 1B				3	0	2	0	0	0	1											
Dave Chalk, R OBP: 0.331, SLG: 0.270 Milt Ramirez, R OBP: 0.190, SLG: 0.167 (7, 4)			0-0 4-3		0-3 K		0-0 G6-4-3			3	0	0	0	0	1	2											
Inning Stats	R: 0 E: 0 K: 0 S: 2	H: 0 LOB: 0 BB: 1 P: 6	R: 1 E: 0 K: 0 S: 5	H: 3 LOB: 1 BB: 0 P: 5	R: 2 E: 0 K: 0 S: 5	H: 3 LOB: 1 BB: 0 P: 5	R: 0 E: 0 K: 0 S: 3	H: 0 LOB: 0 BB: 0 P: 3	R: 0 E: 0 K: 2 S: 8	H: 1 LOB: 1 BB: 0 P: 8	R: 1 E: 0 K: 0 S: 5	H: 2 LOB: 1 BB: 0 P: 5	R: 0 E: 0 K: 0 S: 3	H: 1 LOB: 0 BB: 0 P: 3	R: 0 E: 0 K: 1 S: 5	H: 0 LOB: 0 BB: 0 P: 5	1B: 7 2B: 2 3B: 1 HR: 1	SF: 0 SAC: 0 DP: 3 HBP: 0	WP: 0 PB: 0 SB: 0 CS: 0	PA: 34							
PITCHER	IP	WLS	BF	H	R	ER	SO	BB	IBB	HBP	BLK	WP	HR	S	P	ERA	WHIP										
Mike Torrez, R ERA: 4.73 (1, 1)	7.0	W	28	10	4	4	2	1	0	0	0	0	1	31	35	5.14	1.571										
Mike Torrez, R ERA: 4.73 (7, 1)	7.0	W	28	10	4	4	2	1	0	0	0	0	1	31	35	5.14	1.571										
Joel Finch, R ERA: 5.4 (8, 1)	2.0		6	0	0	0	1	0	0	0	0	0	0	8	8	0.00	0.000										

Oakland Athletics @ Boston Red Sox
Fenway Park, Boston, MA
Wed Jul 25 1979, 7:05 PM EDT
Att: 31,142 - Unknown - 87 F

AB 33
R 4
H 10
RBI 4
BB 1
SO 3
LOB 11



Batter	1	2	3	4	5	6	7	8	9	AB	R	H	RBI	BB	SO	LOB	BOTTOM										
Rick Burleson, R OBP: 0.315, SLG: 0.377 Stan Papi, R OBP: 0.172, SLG: 0.310 (7, 6)	0-3 K	0-0 F9-3		0-0 5-3		0-0 WP HBP G3 1B	0-0 1B 2B			4	1	1	1	0	1	1											
Jack Brohamer, L OBP: 0.315, SLG: 0.357 Larry Wolfe, R OBP: 0.356, SLG: 0.414 (7, 4)	0-0 G3	0-0 1B HR		0-0 4-3		0-0 G3 WP 2B HBP	0-0 F9			3	1	1	0	0	0	0											
Fred Lynn, L OBP: 0.405, SLG: 0.615 Tom Poquette, L OBP: 0.299, SLG: 0.243 (7, 8)	4-0 HR BB	0-0 HR 1B		0-0 1-3		0-0 SF7	0-0 1B			2	2	1	1	1	0	0											
Jim Rice, R OBP: 0.387, SLG: 0.588 (1, 7)	0-0 HR	0-0 HR		0-0 G6-4-3 BB	0-0 G3 2B BB	0-0 1-2 2-3 3-H 1B				3	3	3	5	2	0	0											
Carl Yastrzemski, L OBP: 0.379, SLG: 0.508 Mike Torrez, R Joel Finch, R (7, 1) (7, PH) (8, 1)	0-0 HR 1B	0-0 G3		0-3 K	0-0 G3	0-0 F9				4	1	1	1	0	1	3											
Bob Watson, R OBP: 0.372, SLG: 0.430 (7, 3)	0-0 HR 1B		0-0 G5-4-3 1B		0-0 G6-4-3	0-0 2B		0-0 F9		5	1	3	2	0	0	1											
Carlton Fisk, R OBP: 0.314, SLG: 0.481 Gary Allenson, R OBP: 0.277, SLG: 0.317 (7, 2)	0-0 HR		0-0 G5-4-3		0-0 G6-4-3	0-0 F4		0-0 F8		4	2	2	3	0	0	2											
Butch Hobson, R OBP: 0.293, SLG: 0.484 (1, 5)	0-0 F8		0-0 1B		0-0 1B	0-0 1B 1B		0-0 K	0-0 5-3	5	1	2	1	0	1	0											
Dwight Evans, R OBP: 0.375, SLG: 0.472 Jim Dwyer, L OBP: 0.367, SLG: 0.419 (7, 9)		0-0 F9-3 1B		0-0 F3		0-0 HBP SF7 1B	0-0 2B 1B			3	1	2	0	0	0	1											
Inning Stats	R: 5 E: 0 K: 1 S: 9	H: 4 LOB: 0 BB: 1 P: 13	R: 3 E: 0 K: 0 S: 6	H: 4 LOB: 0 BB: 0 P: 6	R: 0 E: 0 K: 0 S: 4	H: 2 LOB: 1 BB: 0 P: 4	R: 0 E: 0 K: 0 S: 3	H: 0 LOB: 0 BB: 0 P: 3	R: 0 E: 0 K: 1 S: 4	H: 0 LOB: 0 BB: 1 P: 8	R: 6 E: 0 K: 0 S: 8	H: 5 LOB: 1 BB: 1 P: 13	R: 2 E: 0 K: 1 S: 9	H: 4 LOB: 2 BB: 0 P: 9	R: 0 E: 0 K: 0 S: 3	H: 0 LOB: 0 BB: 0 P: 3	1B: 13 2B: 4 3B: 0 HR: 3	SF: 1 SAC: 0 DP: 3 HBP: 1	WP: 1 PB: 0 SB: 0 CS: 0	PA: 44							
PITCHER	IP	WLS	BF	H	R	ER	SO	BB	IBB	HBP	BLK	WP	HR	S	P	ERA	WHIP										
Brian Kingman, R ERA: 5.8 (1, 1)	2.0	L	14	8	8	8	1	1	0	0	0	0	0	15	19	12.00	4.500										
Jim Todd, R ERA: 6.57 (3, 1)	3.0		14	6	4	4	1	1	0	0	0	0	0	15	19	12.00	2.333										
Craig Minetto, L ERA: 6.13 (6, 1)	3.0		16	5	4	4	1	1	0	1	0	1	0	16	21	12.00	2.000										

Oakland Athletics @ Boston Red Sox
Fenway Park, Boston, MA
Wed Jul 25 1979, 7:05 PM EDT
Att: 31,142 - Unknown - 87 F

AB 39
R 16
H 19
RBI 16
BB 3
SO 3
LOB 11



Batter	1	2	3	4	5	6	7	8	9	AB	R	H	RBI	BB	SO	LOB	TOP		
Rick Burleson, R (1, 6) OBP: 0.320, SLG: 0.377 Stan Papi, R (4, 6) OBP: 0.188, SLG: 0.313	5-3																1 0 0 0 1 0 0 3 0 1 0 0 1 1		
Jack Brohamer, L (1, 4) OBP: 0.322, SLG: 0.348 Larry Wolfe, R (4, 4) OBP: 0.351, SLG: 0.393	K																2 0 0 0 0 1 1 3 0 0 0 0 0 2		
Fred Lynn, L (1, 8) OBP: 0.410, SLG: 0.622 Tom Poquette, L (4, 8) OBP: 0.303, SLG: 0.240																	2 0 1 0 0 0 1 1 0 0 0 1 0 0		
Jim Rice, R (1, 7) OBP: 0.381, SLG: 0.577	5-3																4 0 0 0 0 1 3		
Carl Yastrzemski, L (1, 3) OBP: 0.380, SLG: 0.506 Jim Dwyer, L (4, 3) OBP: 0.352, SLG: 0.419																	2 0 1 0 0 0 0 0 1 0 0 2 0 0		
Bob Watson, R (1, 10) OBP: 0.374, SLG: 0.437																	2 1 1 2 1 0 2		
Carlton Fisk, R (1, 2) OBP: 0.309, SLG: 0.465																	4 0 0 0 0 0 5		
Butch Hobson, R (1, 5) OBP: 0.288, SLG: 0.475 Gary Allenson, R (7, 5) OBP: 0.276, SLG: 0.315																	3 0 0 0 0 0 3 1 0 0 0 0 1 0		
Dwight Evans, R (1, 9) OBP: 0.375, SLG: 0.479																	4 0 1 0 0 2 2		
Inning Stats	R: 0 E: 0 K: 1 S: 6	H: 1 LOB: 1 BB: 0 P: 6	R: 0 E: 0 K: 1 S: 6	H: 1 LOB: 2 BB: 0 P: 7	R: 0 E: 0 K: 0 S: 3	H: 0 LOB: 1 BB: 1 P: 7	R: 0 E: 0 K: 0 S: 3	H: 0 LOB: 1 BB: 0 P: 7	R: 0 E: 0 K: 0 S: 3	H: 0 LOB: 2 BB: 2 P: 11	R: 0 E: 0 K: 1 S: 6	H: 1 LOB: 0 BB: 0 P: 6	R: 2 E: 0 K: 1 S: 6	H: 1 LOB: 0 BB: 1 P: 10	R: 0 E: 0 K: 2 S: 8	H: 1 LOB: 1 BB: 0 P: 8	1B: 4 2B: 0 3B: 0 HR: 1	SF: 0 SAC: 0 DP: 0 HBP: 1	WP: 0 PA: 38 PB: 0 SB: 0 CS: 0
PITCHER Steve Comar, R (1, 1) ERA: 3.41	IP: 9.0 WLS: W BF: 38 H: 5 R: 2 ER: 2 SO: 6 BB: 5 IBB: 0 HBP: 1 BLK: 0 WP: 0 HR: 1 S: 44 P: 65 ERA: 2.00 WHIP: 1.111															PITCHER IP: WLS: BF: H: R: ER: SO: BB: IBB: HBP: BLK: WP: HR: S: P: ERA: WHIP:			

Boston Red Sox @ Texas Rangers
Arlington Stadium, Arlington, TX
Fri Jul 27 1979, 8:05 PM EDT
Att: 27,970 - Unknown - 93 F

AB 32
R 2
H 5
RBI 2
BB 5
SO 6
LOB 20



Batter	1	2	3	4	5	6	7	8	9	AB	R	H	RBI	BB	SO	LOB	BOTTOM		
Bump Wills, S (1, 4) OBP: 0.345, SLG: 0.351 Nelson Norman, S (3, 6) OBP: 0.240, SLG: 0.234	1B 2B	SH1-3	1-3														1 1 1 0 0 0 0 3 0 2 1 0 0 0		
Buddy Bell, R (1, 5) OBP: 0.326, SLG: 0.432 Eric Soderholm, R (7, PH) OBP: 0.300, SLG: 0.364	2B	2B	6-3														4 2 2 1 0 0 1 1 0 0 0 0 0 1		
Al Oliver, L (1, 8) OBP: 0.338, SLG: 0.476	2B	2B															5 2 3 1 0 1 0		
Pat Putnam, L (1, 3) OBP: 0.339, SLG: 0.496 Mike Jorgensen, L (7, PH) OBP: 0.336, SLG: 0.479	1B	2B															3 2 1 2 1 0 1 1 0 0 0 0 0 1		
Richie Zisk, R (1, 7) OBP: 0.322, SLG: 0.382	6-3	1B															5 2 2 3 0 0 2		
Oscar Gamble, L (1, 10) OBP: 0.486, SLG: 0.536	1-3	3-1															5 0 2 1 0 1 2		
Johnny Grubb, L (1, 9) OBP: 0.343, SLG: 0.431	1-3																5 1 4 2 0 0 1		
Jim Sundberg, R (1, 2) OBP: 0.312, SLG: 0.351	6-3	FC6-4															4 0 0 0 1 0 4		
Larvell Blanks, R (1, 6) OBP: 0.270, SLG: 0.244		SH1-3	5-3														4 1 1 0 0 0 4		
Inning Stats	R: 4 E: 0 K: 0 S: 8	H: 5 LOB: 1 BB: 0 P: 8	R: 5 E: 0 K: 0 S: 8	H: 5 LOB: 1 BB: 1 P: 12	R: 0 E: 0 K: 0 S: 3	H: 0 LOB: 0 BB: 0 P: 3	R: 0 E: 0 K: 0 S: 4	H: 1 LOB: 1 BB: 0 P: 4	R: 1 E: 0 K: 0 S: 5	H: 2 LOB: 1 BB: 0 P: 5	R: 1 E: 0 K: 1 S: 8	H: 2 LOB: 3 BB: 1 P: 12	R: 0 E: 0 K: 0 S: 4	H: 2 LOB: 1 BB: 0 P: 4	R: 0 E: 0 K: 1 S: 6	H: 1 LOB: 1 BB: 0 P: 6	1B: 13 2B: 5 3B: 0 HR: 0	SF: 0 SAC: 1 DP: 1 HBP: 0	WP: 1 PA: 44 PB: 0 SB: 0 CS: 0
PITCHER Bob Stanley, R (1, 1) ERA: 3.92 Joel Finch, R (2, 1) ERA: 5.14	IP: 1.1 WLS: L BF: 13 H: 8 R: 8 ER: 8 SO: 0 BB: 0 IBB: 1 HBP: 0 BLK: 0 WP: 0 HR: 0 S: 12 P: 16 ERA: 54.00 WHIP: 6.000															PITCHER IP: WLS: BF: H: R: ER: SO: BB: IBB: HBP: BLK: WP: HR: S: P: ERA: WHIP:			

Boston Red Sox @ Texas Rangers
Arlington Stadium, Arlington, TX
Fri Jul 27 1979, 8:05 PM EDT
Att: 27,970 - Unknown - 93 F


AB 41
R 11
H 18
RBI 11
BB 2
SO 2
LOB 17



Batter	1	2	3	4	5	6	7	8	9	AB	R	H	RBI	BB	SO	LOB	TOP			
Rick Burleson, R OBP: 0.316, SLG: 0.372 (1, 6)	F9		F9	F7			5-3		F6	5	0	0	0	0	0	5				
Jim Dwyer, L OBP: 0.382, SLG: 0.426 Dwight Evans, R OBP: 0.375, SLG: 0.479 (1, 9)	F9						F9			4	0	1	1	0	1	0				
Fred Lynn, L OBP: 0.414, SLG: 0.622 (1, 8)										2	0	1	0	2	1	0				
Jim Rice, R OBP: 0.378, SLG: 0.571 (1, 10)										4	0	0	0	0	1	4				
Carl Yastrzemski, L OBP: 0.376, SLG: 0.500 (1, 7)										4	0	0	0	0	1	1				
Bob Watson, R OBP: 0.399, SLG: 0.431 (1, 3)										4	0	0	0	0	0	0				
Carlton Fisk, R OBP: 0.314, SLG: 0.466 (1, 2)										4	0	2	0	0	0	0				
Jack Brohamer, L OBP: 0.327, SLG: 0.348 (1, 4)										3	0	1	0	1	0	1				
Butch Hobson, R OBP: 0.291, SLG: 0.477 (1, 5)										3	1	1	0	1	2	2				
Inning Stats	R: 0 E: 0 K: 1 S: 6	H: 1 LOB: 1 BB: 0 P: 6	R: 0 E: 0 K: 1 S: 5	H: 0 LOB: 0 BB: 0 P: 5	R: 1 E: 0 K: 0 S: 5	H: 2 LOB: 2 BB: 1 P: 9	R: 0 E: 0 K: 0 S: 4	H: 1 LOB: 3 BB: 2 P: 12	R: 0 E: 0 K: 1 S: 5	H: 0 LOB: 1 BB: 0 P: 9	R: 0 E: 0 K: 1 S: 6	H: 1 LOB: 1 BB: 0 P: 6	R: 0 E: 0 K: 1 S: 3	H: 0 LOB: 0 BB: 0 P: 3	R: 0 E: 0 K: 1 S: 6	H: 1 LOB: 1 BB: 0 P: 6	1B: 4 2B: 2 3B: 0 HR: 0	SF: 0 SAC: 0 DP: 0 HBP: 0	WP: 0 PB: 0 SB: 1 CS: 0	PA: 37
PITCHER Fergie Jenkins, R ERA: 3.69 (1, 1)	IP: 9.0 WLS: L BF: 37	H: 6 R: 1 ER: 1 SO: 6	BB: 4 IBB: 0 HBP: 0 BLK: 0	WP: 0 HR: 0 S: 45 P: 61	ERA: 1.00 WHIP: 1.111															

Boston Red Sox @ Texas Rangers
Arlington Stadium, Arlington, TX
Sat Jul 28 1979, 8:05 PM EDT
Att: 35,207 - Unknown - 94 F


AB	33
R	1
H	6
RBI	1
BB	4
SO	6
LOB	13



Batter	1	2	3	4	5	6	7	8	9	AB	R	H	RBI	BB	SO	LOB	BOTTOM					
Johnny Grubb, L OBP: 0.352, SLG: 0.438 Dave Roberts, R OBP: 0.310, SLG: 0.358 (1, 9)	1B									3	0	3	0	1	0	0						
Buddy Bell, R OBP: 0.325, SLG: 0.430 (1, 5)										4	0	1	0	0	0	5						
Al Oliver, L OBP: 0.333, SLG: 0.470 (1, 8)										4	0	0	0	0	0	5						
Pat Putnam, L OBP: 0.338, SLG: 0.492 (1, 3)										4	0	1	0	0	0	0						
Richie Zisk, R OBP: 0.321, SLG: 0.383 (1, 7)										4	0	1	0	0	0	1						
Oscar Gamble, L OBP: 0.459, SLG: 0.523 (1, 10)										4	0	0	0	0	1	2						
Larvell Blanks, R OBP: 0.265, SLG: 0.239 Mike Jorgensen, L OBP: 0.336, SLG: 0.475 Eric Soderholm, R OBP: 0.299, SLG: 0.363 (1, 4)										2	0	0	0	0	0	2						
Jim Sundberg, R OBP: 0.315, SLG: 0.352 John Ellis, R OBP: 0.291, SLG: 0.438 (1, 2)										1	0	0	0	0	0	0						
Nelson Norman, S OBP: 0.238, SLG: 0.232 Bill Sample, R OBP: 0.353, SLG: 0.392 (1, 6)										2	0	0	0	0	1	1						
Inning Stats	R: 0 E: 0 K: 0 S: 3	H: 2 LOB: 0 BB: 0 P: 3	R: 0 E: 0 K: 1 S: 6	H: 1 LOB: 1 BB: 0 P: 6	R: 0 E: 0 K: 1 S: 7	H: 2 LOB: 2 BB: 0 P: 7	R: 0 E: 0 K: 0 S: 5	H: 1 LOB: 2 BB: 0 P: 5	R: 0 E: 0 K: 0 S: 4	H: 1 LOB: 1 BB: 0 P: 4	R: 0 E: 0 K: 0 S: 3	H: 0 LOB: 0 BB: 0 P: 3	R: 0 E: 0 K: 1 S: 5	H: 0 LOB: 2 BB: 2 P: 13	R: 0 E: 0 K: 1 S: 3	H: 0 LOB: 0 BB: 0 P: 3	R: 0 E: 0 K: 0 S: 3	H: 0 LOB: 0 BB: 0 P: 3	1B: 6 2B: 1 3B: 1 HR: 0	SF: 0 SAC: 0 DP: 0 HBP: 0	WP: 0 PB: 0 SB: 0 CS: 0	PA: 35
PITCHER Dennis Eckersley, R ERA: 2.96 (1, 1)	IP: 9.0 WLS: W BF: 35	H: 7 R: 0 ER: 0 SO: 3	BB: 2 IBB: 0 HBP: 0 BLK: 0	WP: 0 HR: 0 S: 39 P: 47	ERA: 0.00 WHIP: 1.000																	

Boston Red Sox @ Texas Rangers
Arlington Stadium, Arlington, TX
Sat Jul 28 1979, 8:05 PM EDT
Att: 35,207 - Unknown - 94 F

AB	33
R	0
H	7
RBI	0
BB	2
SO	3
LOB	19



Batter	1	2	3	4	5	6	7	8	9	AB	R	H	RBI	BB	SO	LOB	TOP																			
Rick Burleson, R OBP: 0.315, SLG: 0.371 (1, 6)	0-3 K		0-0 SF8 1B		0-0 F8		0-0 L6			4	0	1	1	0	1	2	Boston Red Sox @ Texas Rangers Arlington Stadium, Arlington, TX Sun Jul 29 1979, 8:05 PM EDT Att: 22,298 - Unknown																			
Carlton Fisk, R OBP: 0.307, SLG: 0.458 (1, 2)	0-0 4-3		0-0 SF8 1-2 3-H 4-0		0-0 FC6-4 1-2f		0-0 F9			3	0	0	1	0	0	2																				
Fred Lynn, L OBP: 0.415, SLG: 0.618 (1, 8)	0-0 F8		0-0 FC5-4 IBB			4-0 2B 4-3 BB		0-0 F9		2	1	0	0	2	0	0																				
Jim Rice, R OBP: 0.379, SLG: 0.573 (1, 10)		0-0 G1-4-3 1B	0-0 FC5-4 1-2f			0-0 4-3 1-3 2B		0-0 F6		4	0	2	0	0	0	2																				
Carl Yastrzemski, L OBP: 0.372, SLG: 0.494 (1, 7)	0-0 F2			0-0 F9		0-0 4-3		0-0 4-3		4	0	0	1	0	0	2																				
Bob Watson, R OBP: 0.398, SLG: 0.427 (1, 3)	0-0 G1-4-3 1-2f			0-0 5-3		0-0 G5-4-3 BB			0-0 6-3	3	0	0	0	1	0	1																				
Butch Hobson, R OBP: 0.291, SLG: 0.474 (1, 5)			0-0 1B SH1-3 1B		0-0 6-3		0-0 G5-4-3 1-2f		0-0 F8	4	1	1	0	0	0	2																				
Dwight Evans, R OBP: 0.375, SLG: 0.478 (1, 9)			0-0 SH1-3 1-2		0-0 F9		0-0 SH3 1B		0-0 6-3	3	0	1	0	0	0	0																				
Larry Wolfe, R OBP: 0.367, SLG: 0.403 (1, 4)			0-0 1B SF8 1B		4-0 FC6-4 BB		0-0 SH3			1	1	1	0	1	0	0																				
Inning Stats	R: 0 E: 0 K: 1 S: 5	H: 0 LOB: 0 BB: 0 P: 5	R: 0 E: 0 K: 0 S: 3	H: 1 LOB: 0 BB: 0 P: 3	R: 2 E: 0 K: 0 S: 6	H: 3 LOB: 2 BB: 1 P: 10	R: 0 E: 0 K: 0 S: 3	H: 0 LOB: 0 BB: 0 P: 3	R: 0 E: 0 K: 0 S: 3	H: 0 LOB: 1 BB: 1 P: 7	R: 1 E: 0 K: 0 S: 3	H: 1 LOB: 1 BB: 2 P: 11	R: 0 E: 0 K: 0 S: 4	H: 1 LOB: 0 BB: 0 P: 4	R: 0 E: 0 K: 0 S: 3	H: 0 LOB: 0 BB: 0 P: 3	1B: 5 2B: 1 3B: 0 HR: 0	SF: 1 SAC: 2 DP: 2 HBP: 0	WP: 0 PA: 35 PB: 0 SB: 0 CS: 0																	
PITCHER	IP	WLS	BF	H	R	ER	SO	BB	IBB	HBP	BLK	WP	HR	S	P	ERA	WHIP	PITCHER		IP	WLS	BF	H	R	ER	SO	BB	IBB	HBP	BLK	WP	HR	S	P	ERA	WHIP
Doyle Alexander, R ERA: 4.4 (1, 1)	5.1	L	24	5	3	3	1	3	1	0	0	0	0	22	38	5.06	1.500																			
Sparky Lyle, L ERA: 3.11 (6, 1)	3.2		11	1	0	0	0	0	0	0	0	0	0	11	11	0.00	0.273																			

AB 28
R 3
H 6
RBI 3
BB 4
SO 1
LOB 11



Batter	1	2	3	4	5	6	7	8	9	AB	R	H	RBI	BB	SO	LOB	BOTTOM																			
Johnny Grubb, L OBP: 0.349, SLG: 0.431 (1, 9)	0-3 K	4-0 BB		0-3 K			0-3 K		0-0 F7	4	0	0	0	1	3	1	Boston Red Sox @ Texas Rangers Arlington Stadium, Arlington, TX Sun Jul 29 1979, 8:05 PM EDT Att: 22,298 - Unknown																			
Buddy Bell, R OBP: 0.327, SLG: 0.431 (1, 5)	0-0 1B	0-0 5-3			0-0 6-3		0-0 G4-6-3 1B			4	0	2	0	0	0	2																				
Al Oliver, L OBP: 0.335, SLG: 0.473 (1, 8)	0-3 K		0-0 2B		0-0 G4-6-3 1B		0-0 G4-6-3 1-2f			4	0	2	0	0	1	2																				
Pat Putnam, L OBP: 0.337, SLG: 0.489 (1, 3)	0-0 1B		0-0 F6		0-0 G4-6-3 1-2f			0-0 F4		4	0	1	0	0	0	2																				
Richie Zisk, R OBP: 0.323, SLG: 0.385 (1, 7)	0-0 F4		0-0 F9		0-0 2B 5-3 1B		0-0 G5-3 WP 1B			4	1	2	0	0	0	3																				
Oscar Gamble, L OBP: 0.480, SLG: 0.525 (1, 10)		0-3 K	0-0 4-3		0-0 2B		0-0 1-3 2B		4-0 1-2 BB	3	0	1	0	1	1	1																				
Jim Sundberg, R OBP: 0.315, SLG: 0.361 (1, 2)		0-0 HR		0-0 5-3		0-0 5-3		0-0 G5-3 2-3f		4	1	1	2	0	0	3																				
Dave Roberts, R OBP: 0.300, SLG: 0.345 (6, PH)	0-3 K			0-0 F8		0-0 P7		0-3 K		2	0	0	0	0	1	0																				
Mike Jorgensen, L OBP: 0.333, SLG: 0.471 (7, 4)										1	0	0	0	0	0	1																				
Larry Blanks, R OBP: 0.265, SLG: 0.239 (9, PH)										0	0	0	0	0	0	0																				
Bill Sample, R OBP: 0.352, SLG: 0.391 (9, PH)										1	0	0	0	0	1	0																				
Nelson Norman, S OBP: 0.243, SLG: 0.238 (9, PH)		0-0 S 1B		0-0 1B		0-0 1-6-3		0-0 F7		3	0	2	0	0	0	1																				
Inning Stats	R: 0 E: 0 K: 2 S: 9	H: 2 LOB: 2 BB: 0 P: 9	R: 1 E: 0 K: 2 S: 9	H: 2 LOB: 1 BB: 1 P: 13	R: 0 E: 0 K: 0 S: 4	H: 1 LOB: 1 BB: 0 P: 4	R: 0 E: 0 K: 1 S: 6	H: 1 LOB: 0 BB: 0 P: 6	R: 0 E: 0 K: 0 S: 3	H: 1 LOB: 1 BB: 0 P: 3	R: 1 E: 0 K: 0 S: 5	H: 2 LOB: 1 BB: 0 P: 5	R: 0 E: 0 K: 1 S: 5	H: 1 LOB: 0 BB: 0 P: 5	R: 0 E: 0 K: 0 S: 3	H: 1 LOB: 1 BB: 1 P: 7	R: 0 E: 0 K: 1 S: 5	H: 0 LOB: 0 BB: 0 P: 5	1B: 8 2B: 2 3B: 0 HR: 1	SF: 0 SAC: 0 DP: 3 HBP: 0	WP: 1 PA: 37 PB: 0 SB: 1 CS: 0															
PITCHER	IP	WLS	BF	H	R	ER	SO	BB	IBB	HBP	BLK	WP	HR	S	P	ERA	WHIP	PITCHER		IP	WLS	BF	H	R	ER	SO	BB	IBB	HBP	BLK	WP	HR	S	P	ERA	WHIP
Mike Torrez, R ERA: 4.62 (1, 1)	7.1	W	33	11	2	2	6	2	0	0	0	0	0	43	51	2.46	1.773																			
Dick Drago, R ERA: 3.4 (8, 1)	1.2	S	4	0	0	0	1	0	0	0	0	0	0	6	6	0.00	0.000																			



Batter	1	2	3	4	5	6	7	8	9	AB	R	H	RBI	BB	SO	LOB	TOP					
Stan Papi, R OBP: 0.167, SLG: 0.278 Carl Yastrzemski, L OBP: 0.374, SLG: 0.496	F7		L4		K	K			1B	4	0	0	0	0	2	2						
Carlton Fisk, R OBP: 0.309, SLG: 0.456	1B			2B	K		F2		F9	5	1	2	0	0	1	1						
Fred Lynn, L OBP: 0.417, SLG: 0.621	1B			1B	4-3		F4		1B	5	1	3	0	0	0	0						
Jim Rice, R OBP: 0.379, SLG: 0.571	G6-4-3			6-3		6-3	S		1B	5	0	2	2	0	0	3						
Bob Watson, R OBP: 0.368, SLG: 0.424		5-3		1B	L4		FC6-4		K	4	0	1	1	1	1	2						
Butch Hobson, R OBP: 0.292, SLG: 0.472	6-3			1B		BB	FC6-4		E5	5	1	2	0	0	0	4						
Dwight Evans, R OBP: 0.375, SLG: 0.476	4-3			1B		BB			K	5	1	2	0	0	2	3						
Larry Wolfe, R OBP: 0.373, SLG: 0.400			G6-4-3	K		1B			K	3	0	1	0	1	2	3						
Bob Montgomery, R OBP: 0.390, SLG: 0.444	G6-4-3		F9						6-3	4	0	1	2	0	0	4						
Inning Stats	R: 0 E: 0 K: 0 S: 4	H: 2 LOB: 1 BB: 0 P: 4	R: 0 E: 0 K: 0 S: 3	H: 0 LOB: 0 BB: 0 P: 3	R: 0 E: 0 K: 1 S: 3	H: 1 LOB: 0 BB: 0 P: 3	R: 2 E: 0 K: 1 S: 10	H: 5 LOB: 3 BB: 0 P: 10	R: 0 E: 0 K: 2 S: 7	H: 0 LOB: 0 BB: 0 P: 7	R: 2 E: 0 K: 1 S: 8	H: 3 LOB: 2 BB: 1 P: 12	R: 0 E: 0 K: 0 S: 4	H: 1 LOB: 2 BB: 1 P: 8	R: 0 E: 0 K: 2 S: 7	H: 0 LOB: 0 BB: 0 P: 7	R: 1 E: 1 K: 2 S: 11	H: 3 LOB: 3 BB: 0 P: 11	1B: 14 2B: 1 3B: 0 HR: 0	SF: 0 SAC: 0 DP: 2 HBP: 0	WP: 0 PB: 0 SB: 1 CS: 0	PA: 43
PITCHER	IP	WLS	BF	H	R	ER	SO	BB	IBB	HBP	BLK	WP	HR	S	P	ERA	WHIP					
Rick Waits, L ERA: 4.77	5.2		27	11	4	4	3	1	0	0	0	0	0	32	36	6.35	2.118					
Victor Cruz, R ERA: 3.73	3.1	W	16	4	1	1	5	1	0	0	0	0	0	25	29	2.70	1.500					

Boston Red Sox @ Cleveland Indians
Cleveland Municipal Stadium, Cleveland, OH

Mon Jul 30 1979, 7:05 PM EDT
Att: 22,029 - Unknown - 82 F

AB 41
R 5
H 15
RBI 5
BB 2
SO 8
LOB 22



Batter	1	2	3	4	5	6	7	8	9	AB	R	H	RBI	BB	SO	LOB	BOTTOM					
Mike Hargrove, L OBP: 0.352, SLG: 0.332	FC3-6	1-2		SF9		3-1		SF8		2	0	1	1	2	0	0						
Rick Manning, L OBP: 0.325, SLG: 0.309	FC3-6	1-3		HR		4-3		SF8		5	1	2	1	0	0	4						
Bobby Bonds, R OBP: 0.375, SLG: 0.476	FC6-4			K		5-3		SF8		4	1	2	3	0	1	0						
Andre Thornton, R OBP: 0.342, SLG: 0.457	F3			1B		L5		F7		4	0	1	0	1	0	4						
Cliff Johnson, R OBP: 0.363, SLG: 0.497	FC6-4			F8		F4				4	0	1	0	0	0	4						
Ted Cox, R OBP: 0.282, SLG: 0.304		F7		6-3		SH1-4		FC6-4-3-4		4	0	1	0	0	0	2						
Ron Hassey, L OBP: 0.283, SLG: 0.300 Gary Alexander, R OBP: 0.299, SLG: 0.383		BB		WP		SH1-4				2	1	2	0	0	0	0						
Duane Kuiper, L OBP: 0.304, SLG: 0.283		BB		F7		F7		FC1-6		4	0	2	0	0	0	2						
Tom Verzyer, R OBP: 0.273, SLG: 0.243		F8		SF9		F9		FC1-6		4	2	1	0	0	0	4						
Inning Stats	R: 0 E: 0 K: 0 S: 5	H: 2 LOB: 2 BB: 0 P: 5	R: 0 E: 0 K: 0 S: 5	H: 2 LOB: 3 BB: 1 P: 9	R: 0 E: 0 K: 1 S: 6	H: 1 LOB: 1 BB: 0 P: 6	R: 4 E: 0 K: 0 S: 7	H: 4 LOB: 1 BB: 1 P: 11	R: 0 E: 0 K: 0 S: 4	H: 1 LOB: 1 BB: 0 P: 4	R: 0 E: 0 K: 0 S: 3	H: 0 LOB: 0 BB: 0 P: 3	R: 0 E: 1 K: 0 S: 3	H: 1 LOB: 1 BB: 0 P: 3	R: 2 E: 0 K: 0 S: 6	H: 3 LOB: 2 BB: 1 P: 10	1B: 12 2B: 1 3B: 0 HR: 2	SF: 2 SAC: 1 DP: 1 HBP: 0	WP: 1 PB: 0 SB: 0 CS: 0	PA: 40		
PITCHER	IP	WLS	BF	H	R	ER	SO	BB	IBB	HBP	BLK	WP	HR	S	P	ERA	WHIP					
Steve Renko, R ERA: 3.74	4.0		23	9	4	4	1	2	0	0	0	0	0	23	31	9.00	2.750					
Tom Burgmeier, L ERA: 2.44	3.1	L	15	5	2	2	0	1	0	0	0	0	1	14	18	5.40	1.800					
Dick Drago, R ERA: 3.36	0.2		2	0	0	0	0	0	0	0	0	0	0	2	2	0.00	0.000					

Boston Red Sox @ Cleveland Indians
Cleveland Municipal Stadium, Cleveland, OH

Mon Jul 30 1979, 7:05 PM EDT
Att: 22,029 - Unknown - 82 F

AB 34
R 6
H 14
RBI 6
BB 3
SO 1
LOB 20



Batter	1	2	3	4	5	6	7	8	9	AB	R	H	RBI	BB	SO	LOB	TOP				
Tom Poquette, L (1, 8) OBP: 0.290, SLG: 0.228 Rick Burleson, R (8, PH) OBP: 0.315, SLG: 0.371 (8, 6)	G3		3-1			G3		F6		3	0	0	0	0	0	0					
Carlton Fisk, R (1, 2) OBP: 0.302, SLG: 0.444	F7			K			K	K		4	0	0	0	0	3	3					
Carl Yastrzemski, L (1, 10) OBP: 0.376, SLG: 0.496				1-3			F7		BB	3	0	1	0	1	0	0					
Jim Rice, R (1, 7) OBP: 0.377, SLG: 0.570				5-3			FC6-4 BB		BB	3	0	0	0	1	1	2					
Bob Watson, R (1, 3) OBP: 0.366, SLG: 0.428							FC6-4 BB			4	0	0	0	0	0	2					
Butch Hobson, R (1, 5) OBP: 0.292, SLG: 0.468 (8, 4)									WP 1B BB	3	0	0	0	1	0	1					
Dwight Evans, R (1, 9) OBP: 0.373, SLG: 0.472										3	0	0	0	0	1	1					
Larry Wolfe, R (1, 4) OBP: 0.378, SLG: 0.417 Fred Lynn, L (8, PH) OBP: 0.417, SLG: 0.624 (8, 8)										2	0	0	0	0	0	0					
Stan Papi, R (1, 6) OBP: 0.146, SLG: 0.244 Jim Dwyer, L (8, PH) OBP: 0.383, SLG: 0.400 Gary Allenson, R (8, 5) OBP: 0.276, SLG: 0.315										1	0	1	0	0	0	0					
										2	0	0	0	0	0	0					
										0	0	0	0	1	0	0					
										0	0	0	0	0	0	0					
Inning Stats	R: 0 E: 0 K: 1 S: 6	H: 1 LOB: 1 P: 6	R: 0 E: 0 K: 0 S: 3	H: 0 LOB: 0 BB: 0 P: 3	R: 0 E: 0 K: 0 S: 3	H: 0 LOB: 0 BB: 0 P: 3	R: 0 E: 0 K: 0 S: 5	H: 0 LOB: 0 BB: 0 P: 5	R: 0 E: 0 K: 0 S: 3	H: 0 LOB: 0 BB: 0 P: 3	R: 0 E: 0 K: 1 S: 5	H: 1 LOB: 1 BB: 1 P: 9	R: 0 E: 0 K: 2 S: 8	H: 1 LOB: 3 BB: 2 P: 16	R: 0 E: 0 K: 0 S: 3	H: 0 LOB: 1 BB: 1 P: 7	1B: 1 2B: 1 3B: 0 HR: 0	SF: 0 SAC: 0 DP: 0 HBP: 0	WP: 1 PB: 0 SB: 0 CS: 0	PA: 33	
PITCHER	IP	WLS	BF	H	R	ER	SO	BB	IBB	HBP	BLK	WP	HR	S	P	ERA	WHIP				
Len Barker, R (1, 1) ERA: 5.53 Sid Monge, L (8, 1) ERA: 2.16	7.1	W	27	2	0	0	4	3	0	0	0	1	0	32	44	0.00	0.682				
	1.2	S	6	0	0	0	1	1	0	0	0	0	0	7	11	0.00	0.600				

Boston Red Sox @ Cleveland Indians
Cleveland Municipal Stadium, Cleveland, OH
Tue Jul 31 1979, 7:05 PM EDT
Att: 39,384 - Unknown

AB 29
R 0
H 2
RBI 0
BB 4
SO 5
LOB 12



Batter	1	2	3	4	5	6	7	8	9	AB	R	H	RBI	BB	SO	LOB	BOTTOM				
Mike Hargrove, L (1, 7) OBP: 0.352, SLG: 0.335	K					G5-4-3		F7		5	0	2	0	0	1	3					
Rick Manning, L (1, 8) OBP: 0.330, SLG: 0.318	4-3									4	0	1	0	0	1	4					
Bobby Bonds, R (1, 9) OBP: 0.373, SLG: 0.474										4	0	1	0	0	1	3					
Andre Thornton, R (1, 3) OBP: 0.341, SLG: 0.451	6-3									4	0	1	0	0	0	2					
Cliff Johnson, R (1, 10) OBP: 0.365, SLG: 0.497 Ron Pruitt, R (5, PH) OBP: 0.352, SLG: 0.345										2	1	1	0	0	0	0					
										2	0	1	0	0	0	1					
Toby Harrah, R (1, 5) OBP: 0.409, SLG: 0.434										4	1	2	0	0	0	2					
Ron Hassey, L (1, 2) OBP: 0.279, SLG: 0.295										4	1	1	1	0	0	3					
Duane Kuiper, L (1, 4) OBP: 0.306, SLG: 0.284										4	0	1	0	0	0	1					
Tom Verzyr, R (1, 6) OBP: 0.279, SLG: 0.251										4	0	3	1	0	0	2					
Inning Stats	R: 0 E: 0 K: 1 S: 6	H: 1 LOB: 1 P: 6	R: 0 E: 0 K: 0 S: 3	H: 0 LOB: 0 BB: 0 P: 3	R: 0 E: 0 K: 0 S: 5	H: 2 LOB: 2 BB: 0 P: 5	R: 3 E: 1 K: 1 S: 10	H: 5 LOB: 2 BB: 0 P: 10	R: 0 E: 0 K: 1 S: 7	H: 2 LOB: 2 BB: 0 P: 7	R: 0 E: 0 K: 0 S: 3	H: 1 LOB: 0 BB: 0 P: 3	R: 0 E: 0 K: 0 S: 4	H: 1 LOB: 1 BB: 0 P: 4	R: 0 E: 0 K: 0 S: 5	H: 2 LOB: 2 BB: 0 P: 5	1B: 12 2B: 2 3B: 0 HR: 0	SF: 0 SAC: 0 DP: 1 HBP: 0	WP: 0 PB: 0 SB: 0 CS: 0	PA: 37	
PITCHER	IP	WLS	BF	H	R	ER	SO	BB	IBB	HBP	BLK	WP	HR	S	P	ERA	WHIP				
Joel Finch, R (1, 1) ERA: 5.35 Tom Burgmeier, L (4, 1) ERA: 2.24	3.2	L	19	8	3	3	1	0	0	0	0	0	0	21	21	7.36	2.182				
	4.1		18	6	0	0	2	0	0	0	0	0	0	22	22	0.00	1.385				

Boston Red Sox @ Cleveland Indians
Cleveland Municipal Stadium, Cleveland, OH
Tue Jul 31 1979, 7:05 PM EDT
Att: 39,384 - Unknown

AB 37
R 3
H 14
RBI 2
BB 0
SO 3
LOB 21



Batter	1	2	3	4	5	6	7	8	9	AB	R	H	RBI	BB	SO	LOB	TOP					
Rick Burleson, R OBP: 0.316, SLG: 0.373 (1, 6)										5	2	2	0	0	0	3	Boston Red Sox @ Cleveland Indians Cleveland Municipal Stadium, Cleveland, OH Wed Aug 01 1979, 7:05 PM EDT Att: 17,565 - Unknown - 71 F					
Carlton Fisk, R OBP: 0.304, SLG: 0.443 (1, 2)										5	1	2	1	0	0	1						
Carl Yastrzemski, L OBP: 0.379, SLG: 0.500 (1, 7)										5	2	3	0	0	0	2						
Jim Rice, R OBP: 0.378, SLG: 0.583 (1, 10)										5	2	2	4	0	1	3						
Bob Watson, R OBP: 0.372, SLG: 0.430 (1, 3)										3	0	2	2	2	0	0						
Butch Hobson, R OBP: 0.291, SLG: 0.464 (1, 5)										5	0	1	0	0	1	4						
Dwight Evans, R OBP: 0.373, SLG: 0.471 (1, 9)										5	0	2	0	0	1	2						
Stan Papi, R OBP: 0.156, SLG: 0.244 (1, 4)										4	0	1	0	0	0	3						
Tom Poquette, L OBP: 0.289, SLG: 0.229 (1, 8)										4	0	1	0	0	0	1						
Inning Stats	R: 2 E: 0 K: 1 S: 8	H: 3 LOB: 1 BB: 0 P: 8	R: 0 E: 0 K: 0 S: 3	H: 0 LOB: 0 BB: 0 P: 3	R: 3 E: 0 K: 0 S: 7	H: 4 LOB: 2 BB: 1 P: 11	R: 0 E: 0 K: 0 S: 4	H: 1 LOB: 1 BB: 0 P: 4	R: 0 E: 0 K: 1 S: 6	H: 1 LOB: 1 BB: 0 P: 6	R: 0 E: 0 K: 1 S: 6	H: 1 LOB: 2 BB: 1 P: 10	R: 0 E: 0 K: 0 S: 4	H: 2 LOB: 1 BB: 0 P: 4	R: 2 E: 0 K: 0 S: 6	H: 4 LOB: 1 BB: 0 P: 6		1B: 12 2B: 2 3B: 0 HR: 2	SF: 0 SAC: 0 DP: 1 HBP: 0	WP: 0 PB: 0 SB: 1 CS: 1	PA: 43	
PITCHER	IP WLS BF H R ER SO BB IBB HBP BLK WP HR S P ERA WHIP																					
David Clyde, L ERA: 5.36 (1, 1)	2.2 L 16 7 5 5 1 1 0 0 0 0 0 1 17 21 16.88 3.000																					
Mike Paxton, R ERA: 5.8 (3, 1)	4.2 20 5 0 0 2 0 1 0 0 0 0 0 23 27 0.00 1.071																					
Sid Monge, L ERA: 2.33 (8, 1)	1.0 6 4 2 2 0 0 0 0 0 0 0 1 6 6 18.00 4.000																					
Dan Spillner, R ERA: 4.61 (9, 1)	0.2 1 0 0 0 0 0 0 0 0 0 0 0 1 1 0.00 0.000																					
Batter	1	2	3	4	5	6	7	8	9	AB	R	H	RBI	BB	SO	LOB	BOTTOM					
Mike Hargrove, L OBP: 0.353, SLG: 0.348 (1, 10)										5	1	2	1	0	0	0	Boston Red Sox @ Cleveland Indians Cleveland Municipal Stadium, Cleveland, OH Wed Aug 01 1979, 7:05 PM EDT Att: 17,565 - Unknown - 71 F					
Rick Manning, L OBP: 0.332, SLG: 0.318 (1, 8)										3	0	1	0	1	0	0						
Bobby Bonds, R OBP: 0.369, SLG: 0.468 (1, 9)										5	0	0	0	0	1	4						
Andre Thornton, R OBP: 0.347, SLG: 0.460 (1, 3)										4	0	3	0	1	0	2						
Toby Harrah, R OBP: 0.404, SLG: 0.428 (1, 5) (5, 6)										5	0	0	0	0	3	8						
Jim Norris, L OBP: 0.317, SLG: 0.346 (1, 7)										4	0	0	0	0	0	3						
Ron Hassey, L OBP: 0.296, SLG: 0.306 (1, 2)										3	0	2	0	1	0	0						
Dell Alston, L OBP: 0.349, SLG: 0.421 (6, PR)										0	1	0	0	0	0	0						
Gary Alexander, R OBP: 0.301, SLG: 0.391 (9, 2)										0	0	0	0	0	0	0						
Duane Kuiper, L OBP: 0.308, SLG: 0.284 (1, 4)										3	1	1	0	1	0	2						
Tom Verzyer, R OBP: 0.279, SLG: 0.250 (1, 6)										1	0	0	0	0	1	1						
Cliff Johnson, R OBP: 0.363, SLG: 0.493 (4, PH)										1	0	0	0	0	1	3						
Ted Cox, R OBP: 0.287, SLG: 0.323 (5, 5)										2	1	1	2	0	1	1						
Inning Stats	R: 0 E: 1 K: 1 S: 7	H: 1 LOB: 2 BB: 0 P: 7	R: 0 E: 0 K: 1 S: 6	H: 1 LOB: 0 BB: 0 P: 6	R: 0 E: 0 K: 1 S: 5	H: 0 LOB: 0 BB: 0 P: 5	R: 0 E: 0 K: 1 S: 6	H: 1 LOB: 3 BB: 2 P: 14	R: 1 E: 0 K: 0 S: 7	H: 2 LOB: 1 BB: 0 P: 7	R: 2 E: 0 K: 0 S: 5	H: 2 LOB: 0 BB: 0 P: 5	R: 0 E: 0 K: 1 S: 6	H: 1 LOB: 2 BB: 1 P: 10	R: 1 E: 0 K: 1 S: 6	H: 1 LOB: 1 BB: 0 P: 6	R: 0 E: 0 K: 0 S: 3	H: 1 LOB: 1 BB: 1 P: 7	1B: 6 2B: 2 3B: 0 HR: 2	SF: 0 SAC: 1 DP: 1 HBP: 0	WP: 0 PB: 0 SB: 2 CS: 0	PA: 41
PITCHER	IP WLS BF H R ER SO BB IBB HBP BLK WP HR S P ERA WHIP																					
Dennis Eckersley, R ERA: 2.97 (1, 1)	9.0 W 41 10 4 3 7 4 0 0 0 0 0 2 51 67 3.00 1.556																					

Batter	1	2	3	4	5	6	7	8	9	AB	R	H	RBI	BB	SO	LOB	TOP										
Rick Burleson, R OBP: 0.320, SLG: 0.381 (1, 6)	0-0 WP 3B	0-0 G6-4-3 1-2 3-H		0-0 FC5-4 1B		0-0 FC6-4 1B		0-0 5-3		5	1	3	0	0	0	1	Boston Red Sox @ Milwaukee Brewers Milwaukee County Stadium, Milwaukee, WI Thu Aug 02 1979, 8:05 PM EDT Att: 27,101 - Unknown - 78 F										
Carlton Fisk, R OBP: 0.301, SLG: 0.437 (1, 2)	0-0 F3	0-0 1B		0-0 FC5-4 1-2		0-0 FC6-4 1-2		0-0 F6		5	0	1	0	0	0	3											
Fred Lynn, L OBP: 0.291, SLG: 0.623 Tom Poquette, L OBP: 0.296, SLG: 0.238 (1, 8) (7, 8)	0-0 1B	0-0 1B			0-0 4-3		0-0 F5		0-0 1B BB BB	4	0	2	0	0	0	0											
Jim Rice, R OBP: 0.376, SLG: 0.577 (1, 10)	0-0 F8	0-0 L6			0-0 5-3		0-0 FC4-6 BB		0-0 F9	4	0	0	0	1	0	4											
Carl Yastrzemski, L OBP: 0.378, SLG: 0.497 Jim Dwyer, L OBP: 0.350, SLG: 0.400 (1, 7) (7, 7)	0-0 F6			0-0 G1-4-3 1B		0-0 F9		0-0 FC4-6 HR	4	1	1	0	0	0	0	2											
Bob Watson, R OBP: 0.376, SLG: 0.453 (1, 3)		0-0 HR		0-0 F9		1-0 HR HBP		0-0 HR	4	3	3	3	0	0	1												
Butch Hobson, R Larry Wolfe, R OBP: 0.385, SLG: 0.417 (1, 5) (8, 5)		0-0 HR		0-0 G1-4-3 1-2		0-0 F9		0-0 5-3	4	1	1	1	0	0	2												
Dwight Evans, R OBP: 0.376, SLG: 0.494 (1, 9)		0-0 1B G6-4-3 2B		0-0 L5		0-0 HR		0-0 HR	5	3	3	3	0	0	3												
Stan Papi, R OBP: 0.160, SLG: 0.240 (1, 4)		0-0 G6-4-3 1B		0-0 F8		0-3 K		0-0 L8	5	0	1	0	0	2	3												
Inning Stats	R: 1 E: 0 K: 0 S: 5	H: 2 LOB: 1 BB: 0 P: 5	R: 3 E: 0 K: 0 S: 8	H: 6 LOB: 2 BB: 0 P: 8	R: 0 E: 0 K: 0 S: 3	H: 1 LOB: 0 BB: 0 P: 3	R: 0 E: 0 K: 0 S: 4	H: 1 LOB: 1 BB: 0 P: 4	R: 0 E: 0 K: 0 S: 3	H: 0 LOB: 0 BB: 0 P: 3	R: 2 E: 0 K: 1 S: 7	H: 2 LOB: 1 BB: 0 P: 8	R: 2 E: 0 K: 0 S: 4	H: 1 LOB: 0 BB: 1 P: 8	R: 1 E: 0 K: 0 S: 4	H: 1 LOB: 0 BB: 0 P: 4		R: 1 E: 0 K: 1 S: 7	H: 2 LOB: 3 BB: 2 P: 15	1B: 9 2B: 1 3B: 1 HR: 5	SF: 0 SAC: 0 DP: 2 HBP: 1	WP: 1 PB: 0 SB: 0 CS: 0	PA: 45				
PITCHER	IP	WLS	BF	H	R	ER	SO	BB	IBB	HBP	BLK	WP	HR	S	P	ERA	WHIP										
Bill Travers, L ERA: 3.54 (1, 1)	1.0	L	9	6	4	4	4	0	0	0	0	0	1	2	9	36.00	6.000										
Paul Mitchell, R ERA: 5.3 (2, 1)	6.0		25	7	4	4	1	1	0	1	0	0	0	2	25	6.00	1.333										
Bill Castro, R ERA: 1.6 (8, 1)	1.0		4	1	1	1	0	0	0	0	0	0	1	4	4	9.00	1.000										
Bob McClure, L ERA: 4.64 (9, 1)	1.0		7	2	1	1	1	2	0	0	0	0	0	7	15	9.00	4.000										
Batter	1	2	3	4	5	6	7	8	9	AB	R	H	RBI	BB	SO	LOB	BOTTOM										
Robin Yount, R OBP: 0.309, SLG: 0.384 (1, 6)	0-0 F9		0-0 G3		0-3 K		0-0 FC5-4 1-2			4	0	0	0	0	1	2	Boston Red Sox @ Milwaukee Brewers Milwaukee County Stadium, Milwaukee, WI Thu Aug 02 1979, 8:05 PM EDT Att: 27,101 - Unknown - 78 F										
Don Money, R OBP: 0.330, SLG: 0.370 (1, 5)	4-0 1B BB		0-0 5-3			4-0 F7 G3 BB		0-0 6-3	2	1	0	0	2	0	0												
Cecil Cooper, L OBP: 0.376, SLG: 0.505 (1, 3)	0-0 1-2 1B		0-0 2B			0-0 G3 1-2		0-0 4-3	4	0	2	0	0	0	1												
Gorman Thomas, R OBP: 0.343, SLG: 0.485 (1, 10)	0-0 G4-6-3 1-2 2-H 1B		0-0 F9			0-0 F7 2-3		0-0 2B	4	0	2	1	0	0	2												
Ben Oglivie, L OBP: 0.324, SLG: 0.501 (1, 7)	0-0 G4-6-3 1-2			0-0 4-3		0-0 4-3		0-3 K	4	0	0	0	0	1	4												
Sixto Lezcano, R OBP: 0.417, SLG: 0.539 (1, 9)		0-0 4-3		0-3 K			0-0 F7		0-0 F6	4	0	0	0	0	1	0											
Charlie Moore, R OBP: 0.408, SLG: 0.482 Ray Fosse, R OBP: 0.282, SLG: 0.257 (1, 2) (8, 2)		0-0 FC6-4 1B		0-0 4-3			0-0 P7		0-0 4-3	3	0	1	0	0	0	0											
Jim Wohlford, R OBP: 0.295, SLG: 0.376 (1, 8)		0-0 FC6-4 1-2			0-0 B5-3		0-0 3B		0-0 L6	4	0	1	0	0	0	1											
Jim Gantner, L OBP: 0.333, SLG: 0.348 (1, 4)		0-0 4-3			0-0 1-3		4-0 FC5-4 BB			2	0	0	0	1	0	1											
Inning Stats	R: 1 E: 0 K: 0 S: 4	H: 2 LOB: 1 BB: 1 P: 8	R: 0 E: 0 K: 0 S: 4	H: 1 LOB: 0 BB: 0 P: 4	R: 0 E: 0 K: 1 S: 5	H: 1 LOB: 0 BB: 0 P: 5	R: 0 E: 0 K: 1 S: 5	H: 0 LOB: 0 BB: 1 P: 7	R: 0 E: 0 K: 1 S: 4	H: 1 LOB: 2 BB: 1 P: 8	R: 0 E: 0 K: 1 S: 6	H: 1 LOB: 1 BB: 0 P: 6	R: 0 E: 0 K: 0 S: 3	H: 0 LOB: 0 BB: 0 P: 3	1B: 3 2B: 2 3B: 1 HR: 0	SF: 0 SAC: 0 DP: 1 HBP: 0		WP: 0 PB: 0 SB: 0 CS: 0	PA: 35								
PITCHER	IP	WLS	BF	H	R	ER	SO	BB	IBB	HBP	BLK	WP	HR	S	P	ERA	WHIP										
Mike Torrez, R ERA: 4.43 (1, 1)	9.0	W	35	6	1	1	3	3	0	0	0	0	0	38	50	1.00	1.000										

Batter	1	2	3	4	5	6	7	8	9	AB	R	H	RBI	BB	SO	LOB	TOP																			
Rick Burleson, R OBP: 0.321, SLG: 0.382 (1, 6)	0-0 6-3		0-0 F8			0-0 FC5-4 1B		0-0 1B		4	0	2	0	0	0	1	Boston Red Sox @ Milwaukee Brewers Milwaukee County Stadium, Milwaukee, WI Fri Aug 03 1979, 8:05 PM EDT Att: 37,358 - Unknown - 85 F																			
Carlton Fisk, R OBP: 0.296, SLG: 0.428 (1, 2)	0-0 F7			0-0 F8		0-0 FC5-4 BB E		0-0 F9		4	1	0	0	0	0	2																				
Fred Lynn, L OBP: 0.421, SLG: 0.622 (1, 8)	0-0 4-3			4-0 BB		4-0 FC6-4 BB		0-0 1B		2	0	1	0	2	0	0																				
Jim Rice, R OBP: 0.375, SLG: 0.573 (1, 10)		4-0 CS BB		0-0 F8		0-0 FC6-4 BB		0-0 1-3		3	0	0	0	1	0	4																				
Carl Yastrzemski, L OBP: 0.374, SLG: 0.492 (1, 7)	0-0 F8		0-0 L9			0-0 F8			0-0 G3	4	0	0	0	0	0	3																				
Bob Watson, R OBP: 0.379, SLG: 0.453 (1, 3)	0-3 K				0-0 1B				0-0 HR 1B	4	1	2	0	0	1	1																				
Butch Hobson, R OBP: 0.290, SLG: 0.477 (1, 5)	0-0 CS		0-0 F9		0-0 F8		0-0 6-3		0-0 HR	4	1	1	2	0	0	1																				
Dwight Evans, R OBP: 0.372, SLG: 0.488 (1, 9)			0-0 F7		0-0 F5		0-0 5-3		0-0 5-3	4	0	0	0	0	0	1																				
Jack Brohamer, L OBP: 0.325, SLG: 0.345 (1, 4)					0-0 F2			0-0 F2	0-0 G3	4	0	1	0	0	0	1																				
Inning Stats	R: 0 E: 0 K: 0 S: 3	H: 0 LOB: 0 BB: 0 P: 3	R: 0 E: 0 K: 1 S: 4	H: 0 LOB: 0 BB: 1 P: 8	R: 0 E: 0 K: 0 S: 4	H: 1 LOB: 1 BB: 0 P: 4	R: 0 E: 0 K: 0 S: 3	H: 0 LOB: 1 BB: 1 P: 7	R: 0 E: 0 K: 0 S: 4	H: 1 LOB: 1 BB: 0 P: 4	R: 1 E: 1 K: 0 S: 4	H: 1 LOB: 1 BB: 1 P: 8	R: 0 E: 0 K: 0 S: 3	H: 0 LOB: 0 BB: 0 P: 3	R: 0 E: 0 K: 0 S: 5	H: 2 LOB: 2 BB: 0 P: 5	R: 2 E: 0 K: 0 S: 5	H: 2 LOB: 2 BB: 0 P: 5	1B: 6 2B: 0 3B: 0 HR: 1	SF: 0 SAC: 0 DP: 0 HBP: 0	WP: 0 PA: 37															
PITCHER	IP	WLS	BF	H	R	ER	SO	BB	IBB	HBP	BLK	WP	HR	S	P	ERA	WHIP	PITCHER		IP	WLS	BF	H	R	ER	SO	BB	IBB	HBP	BLK	WP	HR	S	P	ERA	WHIP
Jim Slaton, R ERA: 2.75 (1, 1)	8.1	W	34	7	3	2	1	3	0	0	0	0	1	33	45	2.16	1.200																			
Bill Castro, R ERA: 1.57 (9, 1)	0.2	S	2	0	0	0	0	0	0	0	0	0	0	2	2	0.00	0.000																			

AB	33
R	3
H	7
RBI	2
BB	3
SO	1
LOB	14



Batter	1	2	3	4	5	6	7	8	9	AB	R	H	RBI	BB	SO	LOB	BOTTOM																			
Paul Molitor, R OBP: 0.359, SLG: 0.459 (1, 6)	0-0 3B		0-0 F9			0-0 FC6-4 1B		0-3 K		4	0	2	0	0	1	1	Boston Red Sox @ Milwaukee Brewers Milwaukee County Stadium, Milwaukee, WI Fri Aug 03 1979, 8:05 PM EDT Att: 37,358 - Unknown - 85 F																			
Don Money, R OBP: 0.324, SLG: 0.362 (1, 4)	0-0 6-3			0-0 F8	0-0 FC6-4		0-0 5-3			4	0	0	0	0	0	3																				
Cecil Cooper, L OBP: 0.379, SLG: 0.516 (1, 3)	0-0 F7			0-0 1B		0-0 HR	4-0 IBB			3	2	2	1	1	0	1																				
Sixto Lezcano, R OBP: 0.418, SLG: 0.539 (1, 9)	0-0 F9			0-0 HR	0-0 1B		0-0 K		0-0 K	4	1	2	1	0	1	3																				
Ben Oglivie, L OBP: 0.321, SLG: 0.496 (1, 7)		0-0 4-3		0-0 F9		0-0 G3-6-3 1B		0-0 F6		4	0	0	0	0	0	2																				
Gorman Thomas, R OBP: 0.344, SLG: 0.501 (1, 10)	0-3 K			0-0 HR		0-0 HR		0-3 K		4	2	2	3	0	2	0																				
Sal Bando, R OBP: 0.332, SLG: 0.348 (1, 5)	0-0 5-3			0-0 F3		4-0 BB		4-0 2B BB		2	0	0	0	2	0	0																				
Charlie Moore, R OBP: 0.406, SLG: 0.482 (1, 2)			0-0 6-3		0-0 G2		0-0 F7		0-0 2B	4	0	1	0	0	0	1																				
Jim Wohlford, R OBP: 0.294, SLG: 0.380 (1, 8)			0-0 5-3		0-0 5-3			0-3 K		4	0	1	0	0	1	2																				
Inning Stats	R: 0 E: 0 K: 0 S: 4	H: 1 LOB: 1 BB: 0 P: 4	R: 0 E: 0 K: 1 S: 5	H: 0 LOB: 0 BB: 0 P: 5	R: 0 E: 0 K: 0 S: 3	H: 0 LOB: 0 BB: 0 P: 3	R: 3 E: 0 K: 0 S: 6	H: 3 LOB: 0 BB: 0 P: 6	R: 0 E: 0 K: 0 S: 4	H: 1 LOB: 1 BB: 0 P: 4	R: 2 E: 0 K: 0 S: 5	H: 3 LOB: 1 BB: 1 P: 9	R: 0 E: 0 K: 2 S: 8	H: 1 LOB: 2 BB: 1 P: 12	R: 0 E: 0 K: 2 S: 8	H: 1 LOB: 2 BB: 1 P: 12	1B: 3 2B: 3 3B: 1 HR: 3	SF: 0 SAC: 0 DP: 1 HBP: 0	WP: 0 PA: 36																	
PITCHER	IP	WLS	BF	H	R	ER	SO	BB	IBB	HBP	BLK	WP	HR	S	P	ERA	WHIP	PITCHER		IP	WLS	BF	H	R	ER	SO	BB	IBB	HBP	BLK	WP	HR	S	P	ERA	WHIP
Steve Renko, R ERA: 3.87 (1, 1)	5.0	L	22	7	5	5	1	0	0	0	0	0	1	19	31	0.00	1.667																			
Win Remmerswaal, R ERA: 3.0 (6, 1)	3.0		14	3	0	0	4	2	1	0	0	0	1	19	31	0.00	1.667																			



Batter	1	2	3	4	5	6	7	8	9	AB	R	H	RBI	BB	SO	LOB	TOP										
Rick Burleson, R OBP: 0.322, SLG: 0.383 (1, 6)	0-0 G6-4-3 1B	0-0 HR 1B	0-0 4-3			0-0 4-3			0-0 L4	5	1	2	0	0	0	0											
Carlton Fisk, R OBP: 0.296, SLG: 0.442 (1, 2)	0-0 G6-4-3 1-2	0-0 HR			0-0 F9	0-0 S 1B			0-0 5-3	5	1	2	3	0	0	1											
Fred Lynn, L OBP: 0.421, SLG: 0.618 (1, 8)	0-0 2B BLK 1B	4-0 BB HR BB			0-0 6-3	0-0 F6 1-2			0-0 F7	4	2	1	0	1	0	1											
Jim Rice, R OBP: 0.376, SLG: 0.574 (1, 10)	0-0 BLK WP 1-3 2B	4-0 HR BB			0-0 5-3				0-0 L8	3	2	1	0	1	0	0											
Carl Yastrzemski, L OBP: 0.373, SLG: 0.497 (1, 7)	0-3 K 2-H 3-H	0-0 HR			0-0 F8	0-0 G3				4	1	1	3	0	1	0											
Bob Watson, R OBP: 0.381, SLG: 0.452 (1, 3)	0-0 4-3	4-0 BB			0-0 1B	0-0 F8				3	0	1	0	1	0	1											
Butch Hobson, R OBP: 0.287, SLG: 0.471 (1, 5)		0-0 F9			0-3 K	0-0 5-3				4	0	0	0	0	1	2											
Jack Brohamer, L OBP: 0.317, SLG: 0.336 (1, 4)		0-0 F5	0-0 4-3		0-0 F9	0-0 F4				4	0	0	0	0	0	1											
Dwight Evans, R OBP: 0.371, SLG: 0.484 (1, 9)		4-0 HR 1B BB	0-0 F4		0-0 L8	0-0 L9				3	1	0	0	1	0	0											
Inning Stats	R: 2 E: 1 K: 1 S: 8	H: 3 LOB: 1 BB: 0 P: 8	R: 6 E: 0 K: 0 S: 6	H: 3 LOB: 1 BB: 4 P: 22	R: 0 E: 0 K: 0 S: 3	H: 0 LOB: 0 BB: 0 P: 3	R: 0 E: 0 K: 1 S: 6	H: 1 LOB: 1 BB: 0 P: 6	R: 0 E: 0 K: 0 S: 4	H: 1 LOB: 1 BB: 0 P: 4	R: 0 E: 0 K: 0 S: 3	H: 0 LOB: 0 BB: 0 P: 3	R: 0 E: 0 K: 0 S: 3	H: 0 LOB: 0 BB: 0 P: 3	R: 0 E: 0 K: 0 S: 3	H: 0 LOB: 0 BB: 0 P: 3	1B: 5 2B: 1 3B: 0 HR: 2	SF: 0 SAC: 0 DP: 1 HBP: 0	WP: 1 PB: 0 SB: 1 CS: 0	PA: 39							
PITCHER	IP	WLS	BF	H	R	ER	SO	BB	IBB	HBP	BLK	WP	HR	S	P	ERA	WHIP										
Reggie Cleveland, R ERA: 5.79 (1, 1)	1.2	L	12	5	6	6	1	2	0	0	1	1	1	12	20	32.40	4.200										
Bob Galasso, R ERA: 4.4 (2, 1)	7.1	S	27	3	2	2	1	2	0	0	0	0	1	27	35	2.46	0.682										

Boston Red Sox @ Milwaukee Brewers
Milwaukee County Stadium, Milwaukee, WI

AB 35
R 8
H 8
RBI 6
BB 4
SO 2
LOB 6



WP: 1 PA: 39
PB: 0 SB: 1 CS: 0

Sat Aug 04 1979, 4:33 AM EDT
Att: 48,664 - Unknown - 77 F

livebaseballscores.com

Batter	1	2	3	4	5	6	7	8	9	AB	R	H	RBI	BB	SO	LOB	BOTTOM										
Paul Molitor, R OBP: 0.360, SLG: 0.463 (1, 4)	0-0 5-3	0-0 6-3		0-0 FC6-4 1B		0-0 FC6 1B		0-0 1B 3B		5	1	2	1	0	0	2											
Sal Bando, R OBP: 0.336, SLG: 0.360 (1, 5)	0-0 HR		0-0 6-3	0-0 1B		0-0 F8		0-0 1B		5	1	3	3	0	0	2											
Cecil Cooper, L OBP: 0.380, SLG: 0.517 (1, 3)	0-0 FC4-6 1B 2B		0-0 BB 1B	0-0 4-3		0-0 FC6 1-2		0-3 K		5	1	2	0	0	1	5											
Sixto Lezcano, R OBP: 0.420, SLG: 0.546 (1, 9)	4-0 FC4-6 BB		4-0 BB		0-0 HR			0-0 F9		3	1	1	1	2	0	0											
Ben Oglivie, L OBP: 0.317, SLG: 0.489 (1, 7)	0-0 FC4-6 1B		0-0 F3	0-0 F9		0-0 3-1		0-0 3-1		5	0	0	0	0	0	4											
Gorman Thomas, R OBP: 0.342, SLG: 0.497 (1, 10)	0-0 1-2 3-H 1B		0-0 F6	0-0 F2		0-0 6-3		0-0 F8		5	0	1	1	0	0	2											
Robin Yount, R OBP: 0.309, SLG: 0.383 (1, 6)	0-0 F9		0-0 6-3	0-0 F4		0-0 3B 1B				4	1	1	0	0	0	2											
Charlie Moore, R OBP: 0.403, SLG: 0.478 (1, 2)		0-3 K		0-0 FC6-4 1B 1B		0-0 F4		0-3 K		4	1	1	0	0	2	1											
Jim Wohlford, R OBP: 0.293, SLG: 0.376 (1, 8)		0-0 F7		0-0 FC6-4 1B		0-0 E5 1B		0-0 F9		4	0	1	0	0	0	1											
Inning Stats	R: 2 E: 0 K: 0 S: 6	H: 3 LOB: 2 BB: 1 P: 10	R: 0 E: 0 K: 1 S: 5	H: 0 LOB: 0 BB: 0 P: 5	R: 0 E: 0 K: 0 S: 4	H: 1 LOB: 2 BB: 1 P: 8	R: 1 E: 0 K: 0 S: 6	H: 3 LOB: 0 BB: 0 P: 6	R: 1 E: 0 K: 0 S: 4	H: 1 LOB: 0 BB: 0 P: 4	R: 0 E: 1 K: 0 S: 5	H: 1 LOB: 2 BB: 0 P: 5	R: 0 E: 0 K: 0 S: 3	H: 0 LOB: 0 BB: 0 P: 3	R: 2 E: 0 K: 2 S: 10	H: 3 LOB: 1 BB: 0 P: 10	R: 0 E: 0 K: 0 S: 3	H: 0 LOB: 0 BB: 0 P: 3	1B: 8 2B: 1 3B: 1 HR: 2	SF: 0 SAC: 0 DP: 0 HBP: 0	WP: 0 PB: 0 SB: 0 CS: 0	PA: 42					
PITCHER	IP	WLS	BF	H	R	ER	SO	BB	IBB	HBP	BLK	WP	HR	S	P	ERA	WHIP										
Allen Ripley, R ERA: 4.25 (1, 1)	7.2	W	37	11	6	6	2	2	0	0	0	0	2	39	47	7.04	1.696										
Dick Drago, R ERA: 3.26 (8, 1)	1.1	S	5	1	0	0	1	0	0	0	0	0	0	7	7	0.00	0.750										

Boston Red Sox @ Milwaukee Brewers
Milwaukee County Stadium, Milwaukee, WI

AB 40
R 6
H 12
RBI 6
BB 2
SO 3
LOB 19



WP: 0 PA: 42
PB: 0 SB: 0 CS: 0

Sat Aug 04 1979, 4:33 AM EDT
Att: 48,664 - Unknown - 77 F

livebaseballscores.com

Batter	1	2	3	4	5	6	7	8	9	AB	R	H	RBI	BB	SO	LOB	TOP									
Rick Burleson, R OBP: 0.321, SLG: 0.380 (1, 6)	F8		L9-3		HR		6-3		6-3	5	1	1	1	0	0	1	Boston Red Sox @ Milwaukee Brewers Milwaukee County Stadium, Milwaukee, WI Sun Aug 05 1979, 4:33 AM EDT Unknown - 76 F									
Carlton Fisk, R OBP: 0.291, SLG: 0.431 (1, 2)	3-1			5-3	F8		4-3		F7	5	0	0	0	0	0	2										
Fred Lynn, L OBP: 0.419, SLG: 0.622 (1, 8)	3-1			6-3	HR		3-1			4	1	1	3	0	0	0										
Jim Rice, R OBP: 0.379, SLG: 0.577 (1, 7)		L6							E	3	1	2	0	1	0	0										
Carl Yastrzemski, L OBP: 0.389, SLG: 0.492 (1, 3)		F5		6-3	F7				E9	4	1	0	0	0	0	2										
Tom Poquette, L OBP: 0.314, SLG: 0.261 (1, 9)					4-3					4	0	3	0	0	0	0										
Dwight Evans, R OBP: 0.371, SLG: 0.484 (8, 9)										0	0	0	0	0	0	0										
Butch Hobson, R OBP: 0.287, SLG: 0.470 (1, 5)									SF8	3	1	1	1	0	1	2										
Jim Dwyer, L OBP: 0.385, SLG: 0.377 (1, 10)				4-3					G6-4-3	3	1	0	0	1	0	2										
Jack Brohamer, L OBP: 0.321, SLG: 0.340 (1, 4)									4-3	4	1	2	1	0	0	1										
Inning Stats	R: 0 E: 0 K: 0 S: 3	H: 0 LOB: 0 BB: 0 P: 3	R: 0 E: 0 K: 1 S: 6	H: 1 LOB: 1 BB: 0 P: 6	R: 0 E: 0 K: 0 S: 3	H: 1 LOB: 0 BB: 0 P: 3	R: 0 E: 0 K: 0 S: 4	H: 1 LOB: 1 BB: 0 P: 4	R: 5 E: 0 K: 0 S: 7	H: 4 LOB: 1 BB: 2 P: 15	R: 0 E: 0 K: 0 S: 4	H: 1 LOB: 1 BB: 0 P: 4	R: 0 E: 0 K: 0 S: 3	H: 0 LOB: 0 BB: 0 P: 3	R: 2 E: 1 K: 0 S: 5	H: 2 LOB: 2 BB: 0 P: 5	R: 0 E: 0 K: 0 S: 3	H: 0 LOB: 0 BB: 0 P: 3	1B: 8 2B: 2 3B: 0 HR: 1	SF: 1 SAC: 0 DP: 2 HBP: 0	WP: 0 PB: 0 SB: 1 CS: 0	PA: 38				
PITCHER	IP	WLS	BF	H	R	ER	SO	BB	IBB	HBP	BLK	WP	HR	S	P	ERA	WHIP									
Lary Sorensen, R ERA: 3.76 (1, 1)	4.2	L	22	7	5	5	1	2	0	0	0	0	0	1	22	30	9.64	1.929								
Paul Mitchell, R ERA: 5.12 (5, 1)	4.1		16	3	2	1	0	0	0	0	0	0	0	0	16	16	2.08	0.692								

Batter	1	2	3	4	5	6	7	8	9	AB	R	H	RBI	BB	SO	LOB	BOTTOM								
Jim Gantner, L OBP: 0.331, SLG: 0.353 (1, 4)	SH1-3		E4		B3		F5			4	2	1	0	0	0	2	Boston Red Sox @ Milwaukee Brewers Milwaukee County Stadium, Milwaukee, WI Sun Aug 05 1979, 4:33 AM EDT Unknown - 76 F								
Don Money, R OBP: 0.316, SLG: 0.356 (1, 5)	SH1-3		4-3		5-6-3				K	3	0	0	0	0	1	1									
Cecil Cooper, L OBP: 0.379, SLG: 0.516 (1, 3)	SF9						P7		F8	3	0	1	2	0	0	0									
Sixto Lezcano, R OBP: 0.416, SLG: 0.539 (1, 9)	5-3		F3				K		5-3	4	0	0	0	0	1	1									
Ben Oglivie, L OBP: 0.319, SLG: 0.489 (1, 7)					1-3		F8			4	0	2	0	0	0	0									
Gorman Thomas, R OBP: 0.342, SLG: 0.495 (1, 10)									L5-3	4	0	1	0	0	2	2									
Robin Yount, R OBP: 0.308, SLG: 0.386 (1, 6)									F2	4	0	1	0	0	0	2									
Jim Wohlford, R OBP: 0.294, SLG: 0.375 (1, 8)									L5-3	4	0	1	0	0	0	3									
Buck Martinez, R OBP: 0.262, SLG: 0.370 (1, 2)										2	0	0	0	0	1	0									
Charlie Moore, R OBP: 0.402, SLG: 0.476 (7, PH) (8, 2)										1	0	0	0	0	0	2									
Inning Stats	R: 1 E: 0 K: 0 S: 4	H: 1 LOB: 0 BB: 0 P: 4	R: 0 E: 0 K: 2 S: 8	H: 1 LOB: 0 BB: 0 P: 8	R: 1 E: 1 K: 0 S: 5	H: 1 LOB: 1 BB: 0 P: 5	R: 0 E: 0 K: 1 S: 6	H: 1 LOB: 1 BB: 0 P: 6	R: 0 E: 0 K: 1 S: 5	H: 0 LOB: 0 BB: 0 P: 5	R: 0 E: 0 K: 1 S: 5	H: 0 LOB: 0 BB: 0 P: 5	R: 0 E: 0 K: 1 S: 5	H: 2 LOB: 2 BB: 0 P: 5	R: 0 E: 0 K: 1 S: 5	H: 0 LOB: 0 BB: 0 P: 5	R: 0 E: 0 K: 0 S: 3	H: 1 LOB: 0 BB: 0 P: 3	1B: 5 2B: 2 3B: 1 HR: 0	SF: 1 SAC: 1 DP: 1 HBP: 0	WP: 0 PB: 0 SB: 1 CS: 0	PA: 34			
PITCHER	IP	WLS	BF	H	R	ER	SO	BB	IBB	HBP	BLK	WP	HR	S	P	ERA	WHIP								
Dennis Eckersley, R ERA: 2.87 (1, 1)	9.0	W	34	7	2	1	6	0	0	0	0	0	0	46	46	1.00	0.778								

AB 35
R 7
H 10
RBI 6
BB 2
SO 1
LOB 10



AB 32
R 2
H 7
RBI 2
BB 0
SO 6
LOB 13



Batter	1	2	3	4	5	6	7	8	9	AB	R	H	RBI	BB	SO	LOB	TOP								
Mike Hargrove, L (1, 7) OBP: 0.358, SLG: 0.349	E4 1B		FC6-4 1B		G3-6-1 1B			2B 6-3 1B	K	5	1	3	0	0	1	1									
Rick Manning, L (1, 8) OBP: 0.328, SLG: 0.318			FC6-4 1-3 1-2		G3-6-1 1-2			1B 2B		4	1	2	1	0	0	2									
Bobby Bonds, R (1, 9) OBP: 0.370, SLG: 0.465	P9		1-3					F7		4	0	1	0	0	0	5									
Dave Rosello, R (8, 6) OBP: 0.300, SLG: 0.571			1-2				CS 1B			0	0	0	0	0	0	0									
Andre Thornton, R (1, 3) OBP: 0.344, SLG: 0.455	F3		E5 FC6-4 2-3				P9 1B	6-3		4	0	0	1	0	0	5									
Cliff Johnson, R (1, 10) OBP: 0.339, SLG: 0.491	K		FC6-4 1-2				6-3	3-H PO 1B		4	0	1	1	0	1	5									
Toby Harrah, R (1, 5) OBP: 0.398, SLG: 0.425		6-3			1-3			1B		4	0	1	0	0	0	0									
Ron Hassey, L (1, 2) OBP: 0.370, SLG: 0.304		4-3 BB			K			1-3	PO 2-3	2	0	0	0	1	1	0									
Ted Cox, R (9, PH) OBP: 0.286, SLG: 0.321					K			1-3	K	1	0	0	0	0	1	0									
Duane Kuiper, L (1, 4) OBP: 0.310, SLG: 0.283		4-3			1-3			F7		3	0	0	0	0	0	1									
Ron Pruitt, R (9, PH) OBP: 0.349, SLG: 0.342		1-2							K	1	0	0	0	0	1	0									
Tom Verzyer, R (1, 6) OBP: 0.277, SLG: 0.247					6-3					2	0	0	0	0	0	1									
Dell Alston, L (8, PH) OBP: 0.362, SLG: 0.415	F9							1B 2B BB	1B	1	1	1	0	1	0	0									
Inning Stats	R: 0 E: 1 K: 1 S: 7	H: 1 LOB: 2 BB: 0 P: 7	R: 0 E: 0 K: 0 S: 3	H: 0 LOB: 1 BB: 1 P: 7	R: 0 E: 1 K: 0 S: 5	H: 1 LOB: 2 BB: 0 P: 5	R: 0 E: 0 K: 1 S: 5	H: 0 LOB: 0 BB: 0 P: 5	R: 0 E: 0 K: 0 S: 3	H: 1 LOB: 0 BB: 0 P: 3	R: 0 E: 0 K: 0 S: 3	H: 0 LOB: 0 BB: 0 P: 3	R: 0 E: 0 K: 0 S: 3	H: 0 LOB: 0 BB: 0 P: 3	R: 3 E: 0 K: 0 S: 6	H: 4 LOB: 3 BB: 1 P: 10	R: 0 E: 0 K: 3 S: 10	H: 1 LOB: 1 BB: 0 P: 10	1B: 8 2B: 1 3B: 0 HR: 0	SF: 0 SAC: 0 DP: 1 HBP: 0	WP: 0 PB: 0 SB: 0 CS: 1	PA: 38			
PITCHER	IP	WLS	BF	H	R	ER	SO	BB	IBB	HBP	BLK	WP	HR	S	P	ERA	WHIP								
Mike Torrez, R (1, 1) ERA: 4.38	8.0	W	33	8	3	3	2	2	0	0	0	0	0	35	43	3.38	1.250								
Tom Burgmeier, L (9, 1) ERA: 2.28	1.0		4	1	0	0	3	0	0	0	0	0	0	10	10	0.00	1.000								

Cleveland Indians @ Boston Red Sox
Fenway Park, Boston, MA
Tue Aug 07 1979, 7:05 PM EDT
Att: 31,204 - Unknown - 78 F

AB 35
R 3
H 9
RBI 3
BB 2
SO 5
LOB 20



Batter	1	2	3	4	5	6	7	8	9	AB	R	H	RBI	BB	SO	LOB	BOTTOM								
Rick Burleson, R (1, 6) OBP: 0.323, SLG: 0.380	6-3		G6-4-3 1B			4-3 G1-6-3		E5 1B		5	1	1	0	0	0	4									
Carlton Fisk, R (1, 2) OBP: 0.302, SLG: 0.459	1-3		G6-4-3 1-2			HR		1B 1B 1B		5	1	2	3	0	0	1									
Fred Lynn, L (1, 8) OBP: 0.420, SLG: 0.635	F3				G6-3 BB			F7		4	2	2	1	1	0	2									
Jim Rice, R (1, 10) OBP: 0.384, SLG: 0.585					K			1B 2B		4	2	2	2	1	2	1									
Bob Watson, R (1, 3) OBP: 0.382, SLG: 0.459		6-3			G6-3 1-2			1B 2B		5	2	2	1	0	0	3									
Carl Yastrzemski, L (1, 7) OBP: 0.374, SLG: 0.496								1B 1B		1	1	1	0	1	0	0									
Tom Poquette, L (7, PH) OBP: 0.330, SLG: 0.301								1B 1B		2	0	2	1	0	0	0									
Butch Hobson, R (1, 5) OBP: 0.288, SLG: 0.481					4-3 2B			1B 2B		5	1	1	3	0	1	6									
Dwight Evans, R (1, 9) OBP: 0.372, SLG: 0.481		F9			4-3 2-3			1B 2B		4	1	1	0	0	1	2									
Stan Papi, R (1, 4) OBP: 0.217, SLG: 0.305		F8			K			1B 1B		3	1	0	0	1	0	2									
					6-3			1B BB																	
Inning Stats	R: 0 E: 0 K: 0 S: 3	H: 0 LOB: 0 BB: 0 P: 3	R: 1 E: 0 K: 0 S: 4	H: 1 LOB: 1 BB: 1 P: 8	R: 0 E: 0 K: 1 S: 4	H: 0 LOB: 0 BB: 1 P: 8	R: 0 E: 0 K: 1 S: 6	H: 1 LOB: 1 BB: 0 P: 6	R: 6 E: 2 K: 0 S: 8	H: 4 LOB: 1 BB: 1 P: 13	R: 2 E: 0 K: 2 S: 10	H: 3 LOB: 1 BB: 0 P: 10	R: 3 E: 1 K: 0 S: 8	H: 4 LOB: 3 BB: 1 P: 12	R: 3 E: 1 K: 0 S: 8	H: 4 LOB: 3 BB: 1 P: 12	1B: 6 2B: 4 3B: 1 HR: 3	SF: 0 SAC: 0 DP: 3 HBP: 1	WP: 1 PB: 0 SB: 0 CS: 0	PA: 43					
PITCHER	IP	WLS	BF	H	R	ER	SO	BB	IBB	HBP	BLK	WP	HR	S	P	ERA	WHIP								
David Clyde, L (1, 1) ERA: 5.91	5.1	L	24	6	6	6	2	3	0	1	0	1	0	24	37	10.12	1.688								
Paul Reuschel, R (6, 1) ERA: 7.31	1.2		14	6	6	4	2	1	0	0	0	0	1	17	21	21.60	4.200								
Larry Andersen, R (8, 1) ERA: 10.24	1.0		5	2	0	0	0	0	0	0	0	0	0	5	5	0.00	2.000								

Cleveland Indians @ Boston Red Sox
Fenway Park, Boston, MA
Tue Aug 07 1979, 7:05 PM EDT
Att: 31,204 - Unknown - 78 F

AB 38
R 12
H 14
RBI 11
BB 4
SO 4
LOB 21




Batter	1	2	3	4	5	6	7	8	9	AB R H RBI BB SO LOB	TOP										
Mike Hargrove, L (1,3) OBP: 0.355, SLG: 0.347	F7		3-1		1-3		SH1-4 3B 1B		F6	5 1 1 0 0 0 1	Cleveland Indians @ Boston Red Sox Fenway Park, Boston, MA Wed Aug 08 1979, 3:33 AM EDT Att: 31,756 - Unknown - 90 F livebaseballscorecards.com										
Rick Manning, L (1,8) OBP: 0.328, SLG: 0.317	F8		4-3			1B 2B 1B	SH1-4 1-2		P5-3	4 1 1 0 0 0 1											
Bobby Bonds, R (1,9) OBP: 0.373, SLG: 0.472	1B			E6 1B S G6-4-3		2B 1B 1B	WP 3B			4 3 3 1 0 0 0											
Andre Thornton, R (1,10) OBP: 0.343, SLG: 0.452	F3			G6-4-3 1B BB		L7	F2			3 0 0 0 1 0 4											
Toby Harrah, R (1,5) OBP: 0.401, SLG: 0.431		FC1-5 BB 1B		G6-4-3 1B		1-3 2-H 1B 2B	G3			4 1 3 1 0 0 0											
Jim Norris, L (1,7) OBP: 0.325, SLG: 0.347		4-0 BB BB		G6-4-3 1B		0-3 K		4-0 CS BB		1 0 0 0 1 0 2											
Ted Cox, R (6, PH) OBP: 0.284, SLG: 0.319		FC1-5 BB		G6-4-3 1B						1 0 0 0 0 1 2											
Dell Alton, L (6,7) OBP: 0.375, SLG: 0.415		1-2 BB		1-2 2-3 3-H G6-4-3						0 0 0 0 1 0 0											
Ron Hassey, L (1,2) OBP: 0.299, SLG: 0.299		FC1-5 1B		L6		1B IBB		6-3		2 0 0 0 0 0 3											
Ron Pruitt, R (6, PH) OBP: 0.351, SLG: 0.339		1-2 2-3 G4-6-3						1-2 6-3		1 0 0 0 1 0 1											
Duane Kuiper, L (1,4) OBP: 0.309, SLG: 0.283		G4-6-3			4-3			6-3		4 0 1 2 0 0 2											
Tom Verzyer, R (1,6) OBP: 0.277, SLG: 0.247			4-3		6-3		FC6-4 1B		P5-3 1B	4 0 1 0 0 0 2											
Inning Stats	R: 0 E: 0 K: 0 S: 4	H: 1 LOB: 1 BB: 0 P: 4	R: 0 E: 0 K: 0 S: 3	H: 1 LOB: 1 BB: 1 P: 7	R: 0 E: 0 K: 0 S: 3	H: 0 LOB: 0 BB: 0 P: 3	R: 1 E: 1 K: 0 S: 4	H: 1 LOB: 1 BB: 1 P: 8	R: 0 E: 0 K: 0 S: 3	H: 0 LOB: 0 BB: 0 P: 3	R: 3 E: 0 K: 1 S: 9	H: 4 LOB: 2 BB: 1 P: 13	R: 2 E: 0 K: 0 S: 5	H: 2 LOB: 0 BB: 0 P: 5	R: 0 E: 0 K: 0 S: 2	H: 0 LOB: 0 BB: 1 P: 6	R: 0 E: 0 K: 0 S: 3	H: 1 LOB: 0 BB: 0 P: 3	1B: 8 2B: 2 3B: 1 HR: 0	SF: 0 SAC: 1 DP: 3 HBP: 0	WP: 1 PB: 0 CS: 1 PA: 38
PITCHER	IP WLS BF H R ER SO BB IBB HBP BLK WP HR S P ERA WHIP																				
Bob Stanley, R (1,1) ERA: 4.12	5.1 L 23 6 4 3 0 2 0 0 0 0 0 0 21 29 5.06 1.500																				
Tom Burgmeier, L (6,1) ERA: 2.4	1.0 6 2 1 1 1 0 1 0 0 0 0 0 7 11 9.00 2.000																				
Dick Drago, R (7,1) ERA: 3.11	2.2 9 2 1 1 0 1 0 0 0 0 1 0 8 12 3.38 1.125																				

Batter	1	2	3	4	5	6	7	8	9	AB R H RBI BB SO LOB	BOTTOM									
Rick Burleson, R (1,6) OBP: 0.324, SLG: 0.380	1B		L7			G5-4-3 1B			L7	5 0 2 0 0 0 2	Cleveland Indians @ Boston Red Sox Fenway Park, Boston, MA Wed Aug 08 1979, 3:33 AM EDT Att: 31,756 - Unknown - 90 F livebaseballscorecards.com									
Carlton Fisk, R (1,2) OBP: 0.304, SLG: 0.458	F4		1B		FC6-4 HR		F8 WP SF8 1B	F2	5 2 2 0 0 0 2											
Fred Lynn, L (1,8) OBP: 0.419, SLG: 0.631	F5		1B		K		4-0 1-2 BB	K	4 0 1 0 1 2 2											
Jim Rice, R (1,7) OBP: 0.383, SLG: 0.589	1-3		F4		1-H HR			F8	4 1 1 2 0 0 5											
Carl Yastrzemski, L (1,10) OBP: 0.373, SLG: 0.495		CS 1B	F7		L8			SF8	3 0 1 1 0 0 2											
Bob Watson, R (1,3) OBP: 0.383, SLG: 0.463		FC6-5 1B 1-2 1B		K		1B 2B		K	4 1 2 0 0 2 1											
Butch Hobson, R (1,5) OBP: 0.293, SLG: 0.484		FC6-5 1B				FC4-6 1B		F8	4 0 3 1 0 0 0											
Dwight Evans, R (1,9) OBP: 0.368, SLG: 0.476		FC6-5 FC4-6 1-2 2-3		F8		FC4-6 BB		K	4 0 0 0 0 1 4											
Stan Papi, R (1,4) OBP: 0.219, SLG: 0.290		FC4-6		F8		G5-4-3 BB		F9	3 0 0 0 1 0 3											
Inning Stats	R: 0 E: 0 K: 0 S: 4	H: 3 LOB: 3 BB: 0 P: 5	R: 0 E: 0 K: 0 S: 5	H: 2 LOB: 0 BB: 0 P: 5	R: 0 E: 0 K: 1 S: 6	H: 1 LOB: 0 BB: 0 P: 6	R: 2 E: 0 K: 0 S: 7	H: 2 LOB: 1 BB: 1 P: 7	R: 1 E: 0 K: 0 S: 4	H: 2 LOB: 1 BB: 1 P: 8		R: 1 E: 0 K: 1 S: 6	H: 1 LOB: 1 BB: 1 P: 10	R: 0 E: 0 K: 1 S: 5	H: 0 LOB: 0 BB: 0 P: 5	R: 0 E: 0 K: 1 S: 5	H: 0 LOB: 0 BB: 0 P: 5	1B: 10 2B: 1 3B: 0 HR: 1	SF: 1 SAC: 0 DP: 1 HBP: 0	WP: 1 PB: 0 CS: 1 PA: 39
PITCHER	IP WLS BF H R ER SO BB IBB HBP BLK WP HR S P ERA WHIP																			
Rick Wise, R (1,1) ERA: 3.73	5.0 W 25 11 3 3 2 2 0 0 0 0 1 0 29 29 5.40 2.200																			
Sid Monge, L (6,1) ERA: 2.29	4.0 S 14 1 1 1 3 2 0 0 0 0 1 0 18 26 2.25 0.750																			

Batter	1	2	3	4	5	6	7	8	9	AB	R	H	RBI	BB	SO	LOB	TOP										
Mike Hargrove, L (1,7) OBP: 0.359, SLG: 0.352 Dell Alston, L (7,7) OBP: 0.367, SLG: 0.405	0-0 4-3	0-0 F8		0-0 1B 2B		4-0 1B 1B BB	0-0 1B		0-0 3-1	4	0	2	2	1	0	1											
Rick Manning, L (1,8) OBP: 0.331, SLG: 0.321	0-0 1B	0-0 F7		0-0 2H 1B		0-0 1B	0-0 3-4-3			5	0	3	1	0	0	2											
Bobby Bonds, R (1,10) OBP: 0.373, SLG: 0.470	0-0 F9		0-0 F8		4-0 F8 S SF8 BB	0-0 1B		0-0 5-3		4	1	1	0	1	0	1											
Andre Thornton, R (1,3) OBP: 0.342, SLG: 0.447	0-3 K		4-0 CS BB		0-0 F8	0-0 F7		0-0 5-3		4	0	0	0	1	1	5											
Toby Harrah, R (1,5) OBP: 0.399, SLG: 0.427		0-0 1-3	4-0 E S 3B BB		0-0 SF8	0-0 L7		0-0 L7		3	1	0	1	1	0	3											
Jim Norris, L (1,9) OBP: 0.332, SLG: 0.361		0-0 1B 2B	0-0 3B		4-0 BB		4-0 1-3 1B BB		0-0 F9	3	2	2	1	2	0	0											
Gary Alexander, R (1,2) OBP: 0.309, SLG: 0.401		4-0 1B 1B BB	0-3 K		0-0 F9		0-0 1-2 1B 1B		4-0 WP G3 BB	3	2	1	0	2	1	2											
Duane Kuiper, L (1,4) OBP: 0.311, SLG: 0.287		0-0 1B 1B		0-0 F8		0-0 G3 1B 2B		0-0 F8		5	2	2	1	0	0	3											
Tom Verzyer, R (1,6) OBP: 0.278, SLG: 0.247		0-0 1B		0-0 4-3		0-0 G3	0-0 1-3		4-0 WP BB	4	0	1	2	1	0	3											
Inning Stats	R: 0 E: 0 K: 1 S: 6	H: 1 LOB: 1 BB: 0 P: 6	R: 3 E: 0 K: 0 S: 6	H: 3 LOB: 1 BB: 1 P: 10	R: 1 E: 0 K: 1 S: 5	H: 1 LOB: 1 BB: 2 P: 13	R: 0 E: 0 K: 0 S: 4	H: 2 LOB: 2 BB: 0 P: 4	R: 1 E: 0 K: 0 S: 3	H: 0 LOB: 1 BB: 2 P: 11	R: 1 E: 0 K: 0 S: 6	H: 3 LOB: 3 BB: 1 P: 10	R: 2 E: 0 K: 0 S: 5	H: 2 LOB: 1 BB: 1 P: 9	R: 0 E: 0 K: 0 S: 3	H: 0 LOB: 0 BB: 0 P: 3	R: 0 E: 0 K: 0 S: 3	H: 0 LOB: 2 BB: 2 P: 11	1B: 8 2B: 3 3B: 1 HR: 0	SF: 1 SAC: 0 DP: 0 HBP: 0	WP: 1 PB: 0 SB: 2 CS: 1	PA: 46					
PITCHER	IP	WLS	BF	H	R	ER	SO	BB	IBB	HBP	BLK	WP	HR	S	P	ERA	WHIP										
Steve Renko, R (1,1) ERA: 4.01	4.0	L	20	7	4	4	2	3	0	0	0	0	0	21	33	9.00	2.500										
Win Remmerswaal, R (5,1) ERA: 7.39	1.1		8	1	2	2	0	3	0	0	0	0	0	5	17	13.50	3.000										
Bill Campbell, R (6,1) ERA: 3.77	3.2		18	4	2	2	0	3	0	0	0	1	0	15	27	4.91	1.909										

Cleveland Indians @ Boston Red Sox
Fenway Park, Boston, MA
Wed Aug 08 1979, 7:05 PM EDT
Att: 30,141 - Unknown - 82 F


AB 36
R 8
H 12
RBI 8
BB 9
SO 2
LOB 22



Batter	1	2	3	4	5	6	7	8	9	AB	R	H	RBI	BB	SO	LOB	BOTTOM										
Jerry Remy, L (1,4) OBP: 0.354, SLG: 0.355 Stan Papi, R (7,4) OBP: 0.219, SLG: 0.290 Jim Dwyer, L (8,PH) OBP: 0.391, SLG: 0.375 Larry Wolfe, R (9,4) OBP: 0.385, SLG: 0.417	0-0 FC3-6 1B		0-0 6-3			0-3 K		0-0 G3		3	0	1	0	0	1	0											
Rick Burleson, R (1,6) OBP: 0.326, SLG: 0.386	0-0 FC3-6 1-2			0-0 F4		0-0 2B			0-0 HR 2B	4	1	2	0	0	0	1											
Fred Lynn, L (1,8) OBP: 0.420, SLG: 0.637	0-0 FC3-6 1-2			4-0 BB		0-3 K			0-0 2H HR	3	1	1	2	1	1	2											
Jim Rice, R (1,7) OBP: 0.382, SLG: 0.585	0-0 L9			0-3 K		0-0 F4			0-0 E9 F9 1B	4	0	1	0	0	1	3											
Carl Yastrzemski, L (1,10) OBP: 0.369, SLG: 0.489		0-0 L7		0-0 F5			0-0 F7		0-0 F8	4	0	0	0	0	0	2											
Bob Watson, R (1,3) OBP: 0.379, SLG: 0.457		0-0 4-3			0-0 6-3		0-0 F3		0-0 F9	4	0	0	0	0	0	1											
Tom Poquette, L (1,9) OBP: 0.333, SLG: 0.299		0-0 4-3			0-0 1B		0-0 L7		0-0 F2	4	0	1	0	0	0	1											
Butch Hobson, R (1,5) OBP: 0.290, SLG: 0.480			0-3 K		0-0 F9			0-0 F9		3	0	0	0	0	1	1											
Bob Montgomery, R (1,2) OBP: 0.371, SLG: 0.417		0-0 L8			0-3 K			0-3 K		3	0	0	0	0	2	1											
Inning Stats	R: 0 E: 0 K: 0 S: 4	H: 1 LOB: 1 BB: 0 P: 4	R: 0 E: 0 K: 0 S: 3	H: 0 LOB: 0 BB: 0 P: 3	R: 0 E: 0 K: 1 S: 5	H: 0 LOB: 0 BB: 0 P: 5	R: 0 E: 0 K: 1 S: 5	H: 0 LOB: 1 BB: 1 P: 9	R: 0 E: 0 K: 1 S: 6	H: 1 LOB: 1 BB: 0 P: 6	R: 0 E: 0 K: 2 S: 8	H: 1 LOB: 1 BB: 0 P: 8	R: 0 E: 0 K: 0 S: 3	H: 0 LOB: 0 BB: 0 P: 3	R: 0 E: 0 K: 1 S: 5	H: 0 LOB: 0 BB: 0 P: 5	R: 2 E: 1 K: 0 S: 6	H: 3 LOB: 1 BB: 0 P: 6	1B: 3 2B: 2 3B: 0 HR: 1	SF: 0 SAC: 0 DP: 0 HBP: 0	WP: 0 PB: 0 SB: 0 CS: 0	PA: 34					
PITCHER	IP	WLS	BF	H	R	ER	SO	BB	IBB	HBP	BLK	WP	HR	S	P	ERA	WHIP										
Dan Spillner, R (1,1) ERA: 4.18	9.0	W	34	6	2	2	6	1	0	0	0	0	1	45	49	2.00	0.778										

Cleveland Indians @ Boston Red Sox
Fenway Park, Boston, MA
Wed Aug 08 1979, 7:05 PM EDT
Att: 30,141 - Unknown - 82 F

AB 33
R 2
H 6
RBI 2
BB 1
SO 6
LOB 12



Batter	1	2	3	4	5	6	7	8	9	AB	R	H	RBI	BB	SO	LOB	TOP			
Mike Hargrove, L (1, 7) OBP: 0.361, SLG: 0.354										4	1	2	0	0	1	1	Cleveland Indians @ Boston Red Sox Fenway Park, Boston, MA Thu Aug 09 1979, 7:05 PM EDT Att: 31,835 - Unknown - 77 F			
Rick Manning, L (1, 8) OBP: 0.333, SLG: 0.321										3	0	1	0	1	0	1				
Bobby Bonds, R (1, 9) OBP: 0.373, SLG: 0.468										2	0	0	0	1	0	3				
Andre Thornton, R (1, 3) OBP: 0.341, SLG: 0.445										4	0	1	1	0	1	3				
Toby Harrah, R (1, 5) OBP: 0.397, SLG: 0.425										4	0	1	0	0	0	3				
Jim Norris, L (1, 10) OBP: 0.331, SLG: 0.360										4	0	1	0	0	1	3				
Gary Alexander, R (1, 2) OBP: 0.308, SLG: 0.399										4	1	1	0	0	1	1				
Duane Kuiper, L (1, 4) OBP: 0.315, SLG: 0.293 (9, PR)										3	0	2	1	1	1	0				
Dell Alston, L (9, PR) OBP: 0.397, SLG: 0.405										0	0	0	0	0	0	0				
Tom Verzyer, R (1, 6) OBP: 0.276, SLG: 0.245 (9, PH)										3	0	0	0	0	0	3				
Cliff Johnson, R (9, PH) OBP: 0.337, SLG: 0.488										1	0	0	0	0	0	1				
Inning Stats	R: 1 E: 1 K: 1 S: 8	H: 2 LOB: 2 BB: 0 P: 8	R: 0 E: 0 K: 1 S: 5	H: 0 LOB: 0 BB: 1 P: 5	R: 0 E: 0 K: 2 S: 7	H: 0 LOB: 1 BB: 1 P: 11	R: 0 E: 0 K: 1 S: 6	H: 1 LOB: 2 BB: 1 P: 10	R: 0 E: 0 K: 0 S: 3	H: 1 LOB: 0 BB: 0 P: 3	R: 0 E: 0 K: 0 S: 3	H: 1 LOB: 1 BB: 0 P: 3	R: 0 E: 0 K: 0 S: 3	H: 1 LOB: 1 BB: 0 P: 3	R: 0 E: 0 K: 0 S: 3	H: 1 LOB: 1 BB: 0 P: 3	1B: 8 2B: 4 3B: 0 HR: 0	SF: 0 SAC: 1 DP: 3 HBP: 0	WP: 0 PB: 0 SB: 2 CS: 0	PA: 36
PITCHER Dennis Eckersley, R (1, 1) ERA: 2.83	IP: 9.0 WLS: W BF: 36	H: 9 R: 2 ER: 2 SO: 5	BB: 2 IBB: 1 HBP: 0 BLK: 0	WP: 0 HR: 0 S: 43 P: 55	ERA: 2.00 WHIP: 1.222	PITCHER										IP: 9.0 WLS: W BF: 36	H: 9 R: 2 ER: 2 SO: 5	BB: 2 IBB: 1 HBP: 0 BLK: 0	WP: 0 HR: 0 S: 43 P: 55	ERA: 2.00 WHIP: 1.222

AB	32
R	2
H	9
RBI	2
BB	3
SO	5
LOB	19



Batter	1	2	3	4	5	6	7	8	9	AB	R	H	RBI	BB	SO	LOB	BOTTOM			
Jerry Remy, L (1, 4) OBP: 0.352, SLG: 0.352										2	0	0	0	0	0	0	Cleveland Indians @ Boston Red Sox Fenway Park, Boston, MA Thu Aug 09 1979, 7:05 PM EDT Att: 31,835 - Unknown - 77 F			
Stan Papi, R (4, 4) OBP: 0.212, SLG: 0.281										2	0	0	0	0	0	1				
Rick Burleson, R (1, 6) OBP: 0.323, SLG: 0.382										4	0	0	0	0	0	1				
Fred Lynn, L (1, 8) OBP: 0.421, SLG: 0.635										3	1	1	0	1	0	0				
Jim Rice, R (1, 7) OBP: 0.383, SLG: 0.587										4	1	2	0	0	0	0				
Bob Watson, R (1, 3) OBP: 0.378, SLG: 0.458										4	1	1	1	0	0	3				
Carl Yastrzemski, L (1, 10) OBP: 0.369, SLG: 0.489										2	0	1	2	0	0	0				
Carlton Fisk, R (1, 2) OBP: 0.300, SLG: 0.452										3	0	0	0	0	0	1				
Butch Hobson, R (1, 5) OBP: 0.293, SLG: 0.480										2	0	1	0	1	0	1				
Dwight Evans, R (1, 9) OBP: 0.365, SLG: 0.472										3	0	0	0	0	0	2				
Inning Stats	R: 0 E: 0 K: 0 S: 4	H: 1 LOB: 2 BB: 1 P: 8	R: 0 E: 0 K: 0 S: 4	H: 1 LOB: 0 BB: 0 P: 4	R: 0 E: 0 K: 0 S: 3	H: 0 LOB: 0 BB: 0 P: 3	R: 1 E: 0 K: 0 S: 5	H: 2 LOB: 1 BB: 0 P: 5	R: 0 E: 0 K: 0 S: 3	H: 0 LOB: 0 BB: 0 P: 3	R: 2 E: 0 K: 0 S: 5	H: 2 LOB: 0 BB: 0 P: 5	R: 0 E: 0 K: 0 S: 3	H: 0 LOB: 1 BB: 1 P: 7	R: 0 E: 0 K: 0 S: 3	H: 0 LOB: 0 BB: 0 P: 3	1B: 4 2B: 2 3B: 0 HR: 0	SF: 1 SAC: 0 DP: 0 HBP: 0	WP: 0 PB: 0 SB: 0 CS: 0	PA: 32
PITCHER Rick Waits, L (1, 1) ERA: 4.99	IP: 8.0 WLS: L BF: 32	H: 6 R: 3 ER: 3 SO: 0	BB: 2 IBB: 0 HBP: 0 BLK: 0	WP: 0 HR: 0 S: 30 P: 38	ERA: 3.38 WHIP: 1.000	PITCHER										IP: 8.0 WLS: L BF: 32	H: 6 R: 3 ER: 3 SO: 0	BB: 2 IBB: 0 HBP: 0 BLK: 0	WP: 0 HR: 0 S: 30 P: 38	ERA: 3.38 WHIP: 1.000

AB	29
R	3
H	6
RBI	3
BB	2
SO	0
LOB	9



Batter	1	2	3	4	5	6	7	8	9	AB	R	H	RBI	BB	SO	LOB	TOP																			
Robin Yount, R OBP: 0.301, SLG: 0.378 (1, 6)	F3		K		F9		SF9		1B	4	0	1	1	0	1	2	Milwaukee Brewers @ Boston Red Sox Fenway Park, Boston, MA Fri Aug 10 1979, 7:05 PM EDT Att: 32,914 - Unknown - 72 F																			
Don Money, R OBP: 0.326, SLG: 0.365 (1, 4)	K		6-3			K	F8		FC5	5	0	0	0	0	2	4																				
Cecil Cooper, L OBP: 0.374, SLG: 0.513 (1, 3)	F7			F6		HR		K		4	1	1	0	0	1	0																				
Gorman Thomas, R OBP: 0.335, SLG: 0.496 (1, 8)		E5 G3 WP		K		HR		K		4	1	1	2	0	2	0																				
Ben Oglivie, L OBP: 0.318, SLG: 0.492 (1, 7)	G3			F7		F8				4	0	1	0	0	0	1																				
Sixto Lezcano, R OBP: 0.416, SLG: 0.554 (1, 9)	K				HR	F9		L9		4	1	1	1	0	1	2																				
Sal Bando, R OBP: 0.341, SLG: 0.368 (1, 5)	6-3			L7		5-3		F4		4	0	0	0	0	0	1																				
Dick Davis, R OBP: 0.301, SLG: 0.446 (1, 10)			K		1-3	1B		FC5	1B	4	1	3	0	0	1	0																				
Buck Martinez, R OBP: 0.267, SLG: 0.371 (1, 2)				1-3		SF9		K		3	0	2	0	0	0	1																				
Charlie Moore, R OBP: 0.394, SLG: 0.465 (9, PH)					1-2	1B				1	0	0	0	0	1	1																				
Inning Stats	R: 0 E: 0 K: 1 S: 5	H: 0 LOB: 0 BB: 0 P: 5	R: 0 E: 1 K: 1 S: 6	H: 0 LOB: 1 BB: 0 P: 6	R: 0 E: 0 K: 2 S: 8	H: 1 LOB: 1 BB: 0 P: 8	R: 0 E: 0 K: 1 S: 5	H: 0 LOB: 0 BB: 0 P: 5	R: 1 E: 0 K: 0 S: 5	H: 2 LOB: 1 BB: 0 P: 5	R: 2 E: 0 K: 1 S: 7	H: 2 LOB: 0 BB: 0 P: 7	R: 1 E: 0 K: 0 S: 5	H: 2 LOB: 1 BB: 0 P: 5	R: 0 E: 0 K: 2 S: 8	H: 1 LOB: 1 BB: 0 P: 8	R: 0 E: 0 K: 1 S: 7	H: 2 LOB: 2 BB: 0 P: 7	1B: 7 2B: 1 3B: 0 HR: 2	SF: 1 SAC: 0 DP: 0 HBP: 0	WP: 1 PB: 0 SB: 0 CS: 0	PA: 38														
PITCHER	IP	WLS	BF	H	R	ER	SO	BB	IBB	HBP	BLK	WP	HR	S	P	ERA	WHIP	PITCHER		IP	WLS	BF	H	R	ER	SO	BB	IBB	HBP	BLK	WP	HR	S	P	ERA	WHIP
Allen Ripley, R ERA: 4.29 (1, 1)	6.0		24	5	3	3	6	0	0	0	0	1	2	36	36	4.50	0.833																			
Dick Drago, R ERA: 3.11 (7, 1)	3.0	W	14	5	1	1	3	0	0	0	0	0	0	20	20	3.00	1.667																			

AB	37
R	4
H	10
RBI	4
BB	0
SO	9
LOB	12



Batter	1	2	3	4	5	6	7	8	9	AB	R	H	RBI	BB	SO	LOB	BOTTOM																			
Rick Burleson, R OBP: 0.322, SLG: 0.380 (1, 6)	5-3		F9		E	1B		K		3	1	0	0	1	1	1	Milwaukee Brewers @ Boston Red Sox Fenway Park, Boston, MA Fri Aug 10 1979, 7:05 PM EDT Att: 32,914 - Unknown - 72 F																			
Tom Pocuette, L OBP: 0.348, SLG: 0.356 (1, 9)			G3		1B		HR			4	1	3	2	0	0	1																				
Fred Lynn, L OBP: 0.422, SLG: 0.641 (1, 8)	L3			HR	F7		2B	1B		4	2	2	1	0	0	2																				
Jim Rice, R OBP: 0.386, SLG: 0.591 (1, 7)	K			G4-6-3	1B	1-2	1B			4	0	3	1	0	1	1																				
Carl Yastrzemski, L OBP: 0.368, SLG: 0.487 (1, 10)		G5-4-3		G4-6-3	4-3			K		4	0	1	0	0	1	3																				
Bob Watson, R OBP: 0.379, SLG: 0.458 (1, 3)		G5-4-3		S	1B		1-3		1B	4	0	2	0	0	0	1																				
Carlton Fisk, R OBP: 0.300, SLG: 0.449 (1, 2)		F6		F7		F8			1B	4	0	1	0	0	0	1																				
Butch Hobson, R OBP: 0.295, SLG: 0.483 (1, 5)					1B		1-3		F7	4	1	2	0	0	0	2																				
Jack Brohamer, L OBP: 0.310, SLG: 0.327 (1, 4)		F6		F6	G3		F7	G3		4	0	0	0	0	0	4																				
Inning Stats	R: 0 E: 0 K: 1 S: 6	H: 1 LOB: 1 BB: 0 P: 6	R: 0 E: 0 K: 0 S: 3	H: 1 LOB: 0 BB: 0 P: 3	R: 0 E: 0 K: 0 S: 4	H: 1 LOB: 1 BB: 0 P: 4	R: 1 E: 0 K: 0 S: 5	H: 3 LOB: 1 BB: 0 P: 5	R: 2 E: 1 K: 0 S: 6	H: 3 LOB: 2 BB: 1 P: 10	R: 0 E: 0 K: 0 S: 3	H: 0 LOB: 0 BB: 0 P: 3	R: 2 E: 0 K: 1 S: 7	H: 3 LOB: 1 BB: 0 P: 7	R: 0 E: 0 K: 1 S: 7	H: 2 LOB: 2 BB: 0 P: 7	1B: 9 2B: 3 3B: 0 HR: 2	SF: 0 SAC: 0 DP: 2 HBP: 0	WP: 0 PB: 0 SB: 1 CS: 0	PA: 36																
PITCHER	IP	WLS	BF	H	R	ER	SO	BB	IBB	HBP	BLK	WP	HR	S	P	ERA	WHIP	PITCHER		IP	WLS	BF	H	R	ER	SO	BB	IBB	HBP	BLK	WP	HR	S	P	ERA	WHIP
Lary Sorenson, R ERA: 3.82 (1, 1)	6.2		29	10	4	4	2	1	0	0	0	0	2	32	36	5.40	1.650																			
Bob McClure, L ERA: 4.79 (7, 1)	0.2	L	4	3	1	1	1	0	0	0	0	0	0	6	6	13.50	4.500																			
Reggie Cleveland, R ERA: 5.98 (8, 1)	0.2		3	1	0	0	0	0	0	0	0	0	0	3	3	0.00	1.500																			




Batter	1	2	3	4	5	6	7	8	9	AB	R	H	RBI	BB	SO	LOB	TOP														
Hosken Powell, L OBP: 0.399, SLG: 0.426 (1, 9)										3	0	1	0	1	0	0	Minnesota Twins @ Boston Red Sox Fenway Park, Boston, MA Mon Aug 13 1979, 7:05 PM EDT Att: 32,359 - Unknown - 70 F														
Rob Wilfong, L OBP: 0.364, SLG: 0.452 (1, 4)										3	1	1	0	1	1	1															
Ken Landreaux, L OBP: 0.358, SLG: 0.425 (1, 8)										3	1	0	0	1	0	1															
Danny Goodwin, L OBP: 0.395, SLG: 0.594 (1, 10)										4	1	2	1	0	0	0															
Butch Wynegar, S OBP: 0.361, SLG: 0.343 (1, 2)										4	1	1	1	0	2	2															
Mike Cabbage, L OBP: 0.395, SLG: 0.328 Roy Smalley, S OBP: 0.387, SLG: 0.511 (1, 5) (8, 6)										3	1	1	1	0	0	0															
Glenn Adams, L OBP: 0.354, SLG: 0.440 Bombo Rivera, R OBP: 0.333, SLG: 0.410 (1, 7) (1, 7)										0	0	0	0	0	0	0															
Ron Jackson, R OBP: 0.326, SLG: 0.424 (1, 3)										4	0	0	0	0	1	2															
John Castino, R OBP: 0.333, SLG: 0.385 (1, 6) (8, 5)										3	0	1	1	0	1	0															
Inning Stats	R: 5 E: 0 K: 1 S: 10	H: 7 LOB: 2 BB: 1 P: 14	R: 0 E: 0 K: 1 S: 5	H: 0 LOB: 0 BB: 0 P: 5	R: 0 E: 0 K: 1 S: 5	H: 0 LOB: 0 BB: 0 P: 5	R: 0 E: 0 K: 1 S: 6	H: 1 LOB: 2 BB: 1 P: 10	R: 0 E: 0 K: 0 S: 3	H: 0 LOB: 0 BB: 1 P: 6	R: 0 E: 0 K: 0 S: 3	H: 0 LOB: 0 BB: 0 P: 3	R: 0 E: 0 K: 1 S: 5	H: 0 LOB: 0 BB: 0 P: 5	1B: 8 2B: 2 3B: 0 HR: 0	SF: 0 SAC: 0 DP: 1 HBP: 0		WP: 0 PB: 0 SB: 1 CS: 0	PA: 35												
PITCHER	IP WLS BF H R ER SO BB IBB HBP BLK WP HR S P ERA WHIP																														
Bob Stanley, R ERA: 4.41 (1, 1)	0.1	6	5	5	5	0	1	0	0	0	0	0	5	9	135.00	18.000															
Tom Burgmeier, L ERA: 2.11 (1, 1)	7.2	W	26	4	0	0	5	2	0	0	0	0	34	42	0.00	0.783															
Dick Drago, R ERA: 3.06 (9, 1)	1.0	S	3	0	0	0	1	0	0	0	0	0	5	5	0.00	0.000															

Batter	1	2	3	4	5	6	7	8	9	AB	R	H	RBI	BB	SO	LOB	BOTTOM														
Rick Burleson, R OBP: 0.320, SLG: 0.377 (1, 6)										4	1	1	2	0	1	1	Minnesota Twins @ Boston Red Sox Fenway Park, Boston, MA Mon Aug 13 1979, 7:05 PM EDT Att: 32,359 - Unknown - 70 F														
Carlton Fisk, R OBP: 0.296, SLG: 0.446 (1, 2)										4	0	0	0	0	2	2															
Fred Lynn, L OBP: 0.424, SLG: 0.648 (1, 8)										4	1	2	2	0	0	0															
Jim Rice, R OBP: 0.387, SLG: 0.603 (1, 7)										4	1	2	1	0	0	1															
Carl Yastrzemski, L OBP: 0.365, SLG: 0.482 (1, 3)										3	0	1	0	1	1	0															
Bob Watson, R OBP: 0.376, SLG: 0.457 (1, 10)										3	0	0	0	1	1	1															
Butch Hobson, R OBP: 0.297, SLG: 0.496 (1, 5)										4	1	1	1	0	0	2															
Jack Brohamer, L OBP: 0.307, SLG: 0.323 (1, 4)										4	1	2	0	0	1	3															
Dwight Evans, R OBP: 0.366, SLG: 0.474 (1, 9)										4	1	2	0	0	0	4															
Inning Stats	R: 0 E: 0 K: 1 S: 6	H: 1 LOB: 1 BB: 0 P: 6	R: 0 E: 0 K: 0 S: 4	H: 1 LOB: 2 BB: 1 P: 8	R: 0 E: 0 K: 1 S: 5	H: 0 LOB: 0 BB: 0 P: 5	R: 1 E: 0 K: 1 S: 6	H: 1 LOB: 1 BB: 0 P: 6	R: 0 E: 0 K: 0 S: 3	H: 1 LOB: 1 BB: 1 P: 7	R: 4 E: 0 K: 1 S: 9	H: 4 LOB: 0 BB: 0 P: 9	R: 1 E: 0 K: 1 S: 7	H: 2 LOB: 1 BB: 0 P: 7	1B: 4 2B: 4 3B: 0 HR: 3	SF: 0 SAC: 0 DP: 1 HBP: 0		WP: 0 PB: 0 SB: 1 CS: 0	PA: 36												
PITCHER	IP WLS BF H R ER SO BB IBB HBP BLK WP HR S P ERA WHIP																														
Dave Goltz, R ERA: 4.15 (1, 1)	6.2	L	6	2	1	1	1	0	0	0	0	0	1	8	6.75	1.650															
Mike Marshall, R ERA: 2.46 (7, 1)	1.1	L	6	2	1	1	1	0	0	0	0	0	1	8	6.75	1.500															

AB	32
R	5
H	9
RBI	5
BB	3
SO	6
LOB	6



AB	34
R	6
H	11
RBI	6
BB	2
SO	6
LOB	14



Batter	1	2	3	4	5	6	7	8	9	AB	R	H	RBI	BB	SO	LOB	TOP										
Hosken Powell, L OBP: 0.393, SLG: 0.419	0-0 4-3		0-0 L6			0-0 1-3		0-0 G4-6-3		4	0	0	0	0	0	1	Minnesota Twins @ Boston Red Sox Fenway Park, Boston, MA Tue Aug 14 1979, 7:05 PM EDT Att: 32,962 - Unknown - 73 F										
Rob Wilfong, L OBP: 0.364, SLG: 0.450 Bob Randall, R OBP: 0.349, SLG: 0.341	0-0 1B			0-0 L9		0-0 G3			0-0 3-1 WP	3	0	1	0	0	0	0											
Ken Landreaux, L OBP: 0.386, SLG: 0.423 Jose Morales, R OBP: 0.338, SLG: 0.333	0-0 F9			0-0 F4		0-0 6-3			0-0 3-1	2	0	0	0	0	0	1											
Danny Goodwin, L OBP: 0.375, SLG: 0.562	0-0 F7			0-0 3-1			0-3 K		0-0 1-3	4	0	0	0	0	1	2											
Glenn Adams, L OBP: 0.350, SLG: 0.434		0-0 F8			0-0 G3		0-0 6-3		0-3 K	4	0	0	0	0	1	0											
Mike Cabbage, L OBP: 0.355, SLG: 0.328		0-0 F8			0-0 F6				0-3 1B	3	0	1	0	0	0	0											
Roy Smalley, S OBP: 0.362, SLG: 0.511 Dave Edwards, R OBP: 0.338, SLG: 0.439		0-3 K			0-0 1B		0-0 1-3			2	0	1	0	0	1	0											
Butch Wynegar, S OBP: 0.362, SLG: 0.344 Glenn Borgmann, R OBP: 0.336, SLG: 0.286			0-0 F3		0-0 1B			0-3 K		2	0	1	0	0	0	0											
Ron Jackson, R OBP: 0.324, SLG: 0.422 John Castino, R OBP: 0.336, SLG: 0.388			0-3 K		0-0 F7			0-0 G4-6-3 1B		2	0	0	0	0	1	2											
										1	0	1	0	0	0	0											
Inning Stats	R: 0 E: 0 K: 0 S: 4	H: 1 LOB: 1 BB: 0 P: 4	R: 0 E: 0 K: 1 S: 5	H: 0 LOB: 0 BB: 0 P: 5	R: 0 E: 0 K: 1 S: 5	H: 0 LOB: 0 BB: 0 P: 5	R: 0 E: 0 K: 0 S: 3	H: 2 LOB: 2 BB: 0 P: 5	R: 0 E: 0 K: 1 S: 6	H: 1 LOB: 1 BB: 0 P: 6	R: 0 E: 0 K: 1 S: 5	H: 1 LOB: 0 BB: 0 P: 5	R: 1 E: 0 K: 1 S: 6	H: 1 LOB: 0 BB: 0 P: 6	1B: 5 2B: 1 3B: 0 HR: 0	SF: 0 SAC: 0 DP: 1 HBP: 0	WP: 1 PB: 0 SB: 0 CS: 0	PA: 32									
PITCHER	IP	WLS	BF	H	R	ER	SO	BB	IBB	HBP	BLK	WP	HR	S	P	ERA	WHIP										
Dennis Eckersley, R ERA: 2.74	(1, 1)	6.0	W	21	3	0	2	0	0	0	0	0	0	25	25	0.00	0.500										
Bob Stanley, R ERA: 4.38	(7, 1)	2.0		7	2	0	2	0	0	0	0	0	0	11	11	0.00	1.000										
Bill Campbell, R ERA: 5.83	(9, 1)	1.0		4	1	1	1	0	0	0	0	1	0	6	6	9.00	1.000										

Batter	1	2	3	4	5	6	7	8	9	AB	R	H	RBI	BB	SO	LOB	BOTTOM										
Rick Burleson, R OBP: 0.322, SLG: 0.381 Stan Papi, R OBP: 0.203, SLG: 0.269	0-0 5-3	0-0 1B S 2B 1B		0-0 HR 2B		0-0 F9	0-3 K	0-0 F9		3	2	2	0	0	0	0	Minnesota Twins @ Boston Red Sox Fenway Park, Boston, MA Tue Aug 14 1979, 7:05 PM EDT Att: 32,962 - Unknown - 73 F										
Carlton Fisk, R OBP: 0.307, SLG: 0.465 Gary Allenson, R OBP: 0.279, SLG: 0.318	0-0 HR	0-0 1-3 2B 1B		4-0 HR BB		0-0 FC4-6 1B	0-3 K			3	3	3	1	1	0	0											
Fred Lynn, L OBP: 0.427, SLG: 0.666 Tom Poquette, L OBP: 0.345, SLG: 0.353	0-0 HR	0-0 1-H 2B 3-H		0-0 1-H 2-H HR		0-0 FC4-6 1B		0-0 F8		4	3	3	6	0	0	1											
Jim Rice, R OBP: 0.389, SLG: 0.607	0-3 K	0-0 2-H 2B		0-3 K		0-0 1-3 1B		0-0 1B 2B		5	1	3	1	0	2	0											
Carl Yastrzemski, L OBP: 0.365, SLG: 0.489 Jim Dwyer, L OBP: 0.400, SLG: 0.452	0-0 HR	0-0 4-3		0-3 K		0-3 K		0-0 2B 1B		3	1	1	1	0	1	1											
Bob Watson, R OBP: 0.376, SLG: 0.454	4-0 BB		0-0 6-3	0-0 L6		0-0 BB 1B	0-3 K			4	0	1	0	1	1	2											
Butch Hobson, R OBP: 0.301, SLG: 0.500	0-0 F8			0-0 FC5-4 1B		0-3 K		0-0 1B 2B		5	1	3	2	0	1	1											
Jack Brohamer, L OBP: 0.302, SLG: 0.317 Larry Wolffe, R OBP: 0.387, SLG: 0.432		0-0 F8	0-0 F9		0-0 4-3		0-3 K	0-0 1B 2B		3	0	0	0	0	0	1											
Dwight Evans, R OBP: 0.366, SLG: 0.471		0-0 F3	0-0 FC5-4		0-0 6-3		4-0 BB	0-0 1B 2B		2	0	1	1	0	1	2											
										4	0	1	0	1	0	1											
Inning Stats	R: 3 E: 0 K: 1 S: 8	H: 3 LOB: 1 BB: 1 P: 12	R: 3 E: 0 K: 0 S: 7	H: 4 LOB: 1 BB: 0 P: 7	R: 0 E: 0 K: 0 S: 4	H: 1 LOB: 0 BB: 0 P: 4	R: 3 E: 0 K: 2 S: 9	H: 2 LOB: 1 BB: 1 P: 13	R: 0 E: 0 K: 1 S: 5	H: 0 LOB: 0 BB: 0 P: 5	R: 0 E: 0 K: 1 S: 7	H: 2 LOB: 2 BB: 0 P: 7	R: 0 E: 0 K: 3 S: 11	H: 2 LOB: 3 BB: 1 P: 15	R: 3 E: 0 K: 1 S: 10	H: 5 LOB: 2 BB: 0 P: 10	1B: 9 2B: 6 3B: 0 HR: 4	SF: 0 SAC: 0 DP: 0 HBP: 0	WP: 0 PB: 0 SB: 1 CS: 0	PA: 46							
PITCHER	IP	WLS	BF	H	R	ER	SO	BB	IBB	HBP	BLK	WP	HR	S	P	ERA	WHIP										
Pete Redfern, R ERA: 3.4	(1, 1)	0.2	L	5	3	3	3	0	0	0	0	0	0	7	7	40.50	4.500										
Gary Serun, R ERA: 7.11	(1, 1)	3.1		19	7	6	6	2	2	0	0	0	1	21	29	16.20	2.700										
Darrell Jackson, L ERA: 4.41	(5, 1)	4.0		22	9	3	3	6	1	0	0	0	0	33	37	6.75	2.500										

AB	32
R	1
H	6
RBI	0
BB	0
SO	5
LOB	8




Batter	1	2	3	4	5	6	7	8	9	AB	R	H	RBI	BB	SO	LOB	TOP					
Butch Wynegar, S (1, 2) OBP: 0.362, SLG: 0.345										5	0	2	0	0	1	1	Minnesota Twins @ Boston Red Sox Fenway Park, Boston, MA Wed Aug 15 1979, 7:05 PM EDT Att: 33,539 - Unknown - 68 F livebaseballscorecards.com					
Roy Smalley, S (1, 6) OBP: 0.386, SLG: 0.509										4	1	1	0	1	1	2						
Rob Wilfong, L (1, 4) OBP: 0.370, SLG: 0.459										3	1	2	1	2	0	0						
Mike Cabbage, L (1, 5) OBP: 0.356, SLG: 0.332										4	1	2	1	0	0	4						
Ken Landreaux, L (1, 8) OBP: 0.357, SLG: 0.425										5	1	2	0	0	0	3						
Glenn Adams, L (1, 7) OBP: 0.352, SLG: 0.435										4	0	2	2	0	1	1						
Dave Edwards, R (8, PR) OBP: 0.338, SLG: 0.439										0	1	0	0	0	0	0						
Willie Norwood, R (9, PH) OBP: 0.312, SLG: 0.409										1	0	0	0	0	1	3						
Danny Goodwin, L (1, 10) OBP: 0.386, SLG: 0.560										2	0	1	0	1	0	0						
Jose Morales, R (8, PH) OBP: 0.336, SLG: 0.331										1	0	0	0	0	0	1						
Hosken Powell, L (1, 9) OBP: 0.391, SLG: 0.416										4	0	1	1	0	0	4						
Ron Jackson, R (1, 3) OBP: 0.324, SLG: 0.423										4	0	1	0	0	0	1						
Inning Stats	R: 2 E: 0 K: 0 S: 5	H: 3 LOB: 0 BB: 0 P: 5	R: 0 E: 0 K: 0 S: 3	H: 0 LOB: 0 BB: 0 P: 3	R: 0 E: 0 K: 0 S: 5	H: 2 LOB: 2 BB: 0 P: 5	R: 0 E: 0 K: 1 S: 6	H: 2 LOB: 1 BB: 0 P: 6	R: 0 E: 0 K: 1 S: 6	H: 1 LOB: 2 BB: 1 P: 10	R: 0 E: 0 K: 0 S: 3	H: 1 LOB: 1 BB: 1 P: 7	R: 0 E: 0 K: 1 S: 5	H: 0 LOB: 0 BB: 0 P: 5	R: 3 E: 0 K: 0 S: 7	H: 4 LOB: 1 BB: 0 P: 7	R: 0 E: 0 K: 1 S: 6	H: 1 LOB: 3 BB: 2 P: 14	1B: 11 2B: 2 3B: 1 HR: 0	SF: 1 SAC: 0 DP: 2 HBP: 0	WP: 0 PB: 0 SB: 0 CS: 1	PA: 42
PITCHER	IP	WLS	BF	H	R	ER	SO	BB	IBB	HBP	BLK	WP	HR	S	P	ERA	WHIP					
Mike Torrez, R (1, 1) ERA: 4.66	7.1		33	12	5	5	3	2	0	0	1	0	0	37	45	6.14	1.909					
Tom Burgmeier, L (8, 1) ERA: 2.1	0.1	W	2	1	0	0	0	0	0	0	0	0	0	2	2	0.00	3.000					
Dick Drago, R (8, 1) ERA: 3.0	1.1		7	1	0	0	1	2	0	0	0	0	0	7	15	0.00	2.250					

Batter	1	2	3	4	5	6	7	8	9	AB	R	H	RBI	BB	SO	LOB	BOTTOM				
Rick Burleson, R (1, 6) OBP: 0.325, SLG: 0.385										5	1	3	2	0	1	0	Minnesota Twins @ Boston Red Sox Fenway Park, Boston, MA Wed Aug 15 1979, 7:05 PM EDT Att: 33,539 - Unknown - 68 F livebaseballscorecards.com				
Carlton Fisk, R (1, 2) OBP: 0.305, SLG: 0.464										5	2	1	0	0	1	3					
Fred Lynn, L (1, 8) OBP: 0.427, SLG: 0.664										4	1	2	2	0	0	1					
Jim Rice, R (1, 7) OBP: 0.390, SLG: 0.613										4	2	2	3	0	0	2					
Carl Yastrzemski, L (1, 3) OBP: 0.366, SLG: 0.496										4	1	2	2	0	0	0					
Bob Watson, R (1, 10) OBP: 0.377, SLG: 0.452										4	0	1	0	0	1	1					
Butch Hobson, R (1, 5) OBP: 0.300, SLG: 0.497										4	0	1	0	0	0	1					
Jack Brohamer, L (1, 4) OBP: 0.306, SLG: 0.322										4	1	2	0	0	0	2					
Dwight Evans, R (1, 9) OBP: 0.365, SLG: 0.472										4	1	1	0	0	0	1					
Inning Stats	R: 0 E: 0 K: 0 S: 4	H: 1 LOB: 1 BB: 0 P: 4	R: 0 E: 0 K: 0 S: 4	H: 2 LOB: 1 BB: 0 P: 4	R: 1 E: 0 K: 1 S: 7	H: 2 LOB: 1 BB: 0 P: 7	R: 0 E: 0 K: 1 S: 5	H: 1 LOB: 0 BB: 0 P: 5	R: 4 E: 1 K: 0 S: 7	H: 3 LOB: 0 BB: 0 P: 7	R: 0 E: 0 K: 0 S: 4	H: 1 LOB: 1 BB: 0 P: 4	R: 0 E: 0 K: 1 S: 5	H: 0 LOB: 0 BB: 0 P: 5	R: 4 E: 0 K: 0 S: 8	H: 5 LOB: 1 BB: 0 P: 8		1B: 10 2B: 3 3B: 0 HR: 2	SF: 0 SAC: 0 DP: 2 HBP: 0	WP: 0 PB: 0 SB: 0 CS: 0	PA: 38
PITCHER	IP	WLS	BF	H	R	ER	SO	BB	IBB	HBP	BLK	WP	HR	S	P	ERA	WHIP				
Roger Erickson, R (1, 1) ERA: 6.37	6.0		27	10	5	1	2	0	0	0	2	0	1	31	31	1.50	1.667				
Mike Bacsik, R (7, 1) ERA: 5.19	1.0	L	5	2	2	2	1	0	0	0	0	0	1	7	7	18.00	2.000				
Mike Marshall, R (8, 1) ERA: 2.6	1.0		6	3	2	2	0	0	0	0	0	0	0	6	6	18.00	3.000				

Batter	1	2	3	4	5	6	7	8	9	AB	R	H	RBI	BB	SO	LOB	TOP			
Jim Morrison, R (1, 4) <small>OBP: 0.277, SLG: 0.462</small> Mike Squires, L (9, PH) <small>OBP: 0.326, SLG: 0.321</small>										4	0	1	0	0	2	5				
Greg Pryor, R (1, 6) <small>OBP: 0.323, SLG: 0.351</small>										5	1	1	0	0	0	5				
Alan Bannister, R (1, 7) <small>OBP: 0.354, SLG: 0.395</small> Claudell Washington, L (4, PH) <small>OBP: 0.300, SLG: 0.424</small>										2	0	0	0	0	0	2				
Lamar Johnson, R (1, 3) <small>OBP: 0.365, SLG: 0.445</small>										4	1	1	1	1	2	2				
Chet Lemon, R (1, 8) <small>OBP: 0.379, SLG: 0.477</small>										4	0	0	0	1	0	3				
Junior Moore, R (1, 10) <small>OBP: 0.319, SLG: 0.355</small> Ralph Garr, L (5, PH) <small>OBP: 0.330, SLG: 0.423</small>										1	1	1	1	1	0	0				
Rusty Torres, S (1, 9) <small>OBP: 0.335, SLG: 0.399</small>										4	1	1	0	0	1	2	AB 38			
Bill Nahorodny, R (1, 2) <small>OBP: 0.339, SLG: 0.445</small>										4	0	3	1	0	0	0	R 5			
Kevin Bell, R (1, 5) <small>OBP: 0.253, SLG: 0.269</small>										4	0	1	1	0	0	2	H 11			
Inning Stats	R: 1 E: 0 K: 0 S: 5	H: 2 LOB: 1 BB: 0 P: 5	R: 2 E: 0 K: 1 S: 7	H: 3 LOB: 1 BB: 1 P: 11	R: 1 E: 0 K: 1 S: 6	H: 1 LOB: 1 BB: 0 P: 10	R: 0 E: 1 K: 1 S: 7	H: 1 LOB: 2 BB: 0 P: 7	R: 0 E: 0 K: 1 S: 6	H: 1 LOB: 1 BB: 0 P: 6	R: 0 E: 0 K: 1 S: 5	H: 0 LOB: 1 BB: 1 P: 9	R: 0 E: 0 K: 0 S: 3	H: 0 LOB: 0 BB: 0 P: 3	R: 1 E: 0 K: 0 S: 5	H: 2 LOB: 1 BB: 0 P: 5	1B: 7 2B: 4 3B: 0 HR: 0	SF: 0 SAC: 0 DP: 1 HBP: 0	WP: 0 PB: 2 SB: 1 CS: 0	PA: 41
PITCHER	IP WLS BF H R ER SO BB IBB HBP BLK WP HR S P ERA WHIP																			
John Tudor, L (1, 1) <small>ERA: 10.13</small> Allen Ripley, R (3, 1) <small>ERA: 3.91</small>	2.2	15	6	4	3	1	2	0	0	0	0	0	0	15	23	10.12	3.000			
	6.1	26	5	1	1	5	1	0	0	0	0	0	0	35	39	1.42	0.947			

Chicago White Sox @ Boston Red Sox
Fenway Park, Boston, MA
Thu Aug 16 1979, 7:05 PM EDT
Att: 33,806 - Unknown - 70 F


AB	38
R	5
H	11
RBI	4
BB	3
SO	6
LOB	24



Batter	1	2	3	4	5	6	7	8	9	AB	R	H	RBI	BB	SO	LOB	BOTTOM			
Rick Burleson, R (1, 6) <small>OBP: 0.322, SLG: 0.381</small>										5	0	0	0	0	1	1				
Carlton Fisk, R (1, 2) <small>OBP: 0.305, SLG: 0.460</small>										4	0	1	0	0	1	0				
Fred Lynn, L (1, 8) <small>OBP: 0.430, SLG: 0.671</small>										3	2	2	1	1	0	0				
Jim Rice, R (1, 7) <small>OBP: 0.391, SLG: 0.613</small>										3	1	1	0	1	0	0				
Carl Yastrzemski, L (1, 3) <small>OBP: 0.367, SLG: 0.496</small>										4	1	2	0	0	0	5				
Bob Watson, R (1, 10) <small>OBP: 0.376, SLG: 0.461</small>										4	2	2	4	0	0	3				
Butch Hobson, R (1, 5) <small>OBP: 0.305, SLG: 0.516</small>										4	1	3	2	0	0	0				
Jack Brohamer, L (1, 4) <small>OBP: 0.309, SLG: 0.324</small> Stan Papi, R (6, 4) <small>OBP: 0.197, SLG: 0.261</small>										2	0	1	0	0	0	1				
Dwight Evans, R (1, 9) <small>OBP: 0.362, SLG: 0.466</small>										4	0	0	0	0	1	2				
Inning Stats	R: 0 E: 0 K: 0 S: 3	H: 0 LOB: 0 BB: 0 P: 3	R: 1 E: 0 K: 0 S: 5	H: 2 LOB: 1 BB: 0 P: 5	R: 0 E: 0 K: 0 S: 3	H: 0 LOB: 0 BB: 0 P: 3	R: 3 E: 0 K: 0 S: 7	H: 4 LOB: 1 BB: 0 P: 7	R: 2 E: 1 K: 0 S: 5	H: 3 LOB: 2 BB: 1 P: 9	R: 1 E: 0 K: 0 S: 4	H: 1 LOB: 0 BB: 0 P: 4	R: 0 E: 0 K: 1 S: 6	H: 1 LOB: 2 BB: 1 P: 10	R: 0 E: 0 K: 2 S: 8	H: 1 LOB: 1 BB: 0 P: 8	1B: 6 2B: 2 3B: 1 HR: 3	SF: 0 SAC: 0 DP: 0 HBP: 0	WP: 0 PB: 0 SB: 0 CS: 0	PA: 37
PITCHER	IP WLS BF H R ER SO BB IBB HBP BLK WP HR S P ERA WHIP																			
Mike Proly, R (1, 1) <small>ERA: 5.01</small> Fred Howard, R (6, 1) <small>ERA: 3.12</small>	5.0	25	10	7	7	0	1	0	0	0	0	0	0	17	21	0.00	1.000			

Chicago White Sox @ Boston Red Sox
Fenway Park, Boston, MA
Thu Aug 16 1979, 7:05 PM EDT
Att: 33,806 - Unknown - 70 F


AB	35
R	7
H	12
RBI	7
BB	2
SO	3
LOB	13



Batter	1	2	3	4	5	6	7	8	9	AB	R	H	RBI	BB	SO	LOB	TOP									
Ralph Garr, L OBP: 0.329, SLG: 0.431 Rusty Torres, S OBP: 0.333, SLG: 0.396	E1 G4-6-3		F9			HR	6-3		K	4	1	1	1	0	0	2										
Mike Squires, L OBP: 0.324, SLG: 0.320	G4-6-3 1-2			5-3		F8		G4-6-3 1B		4	1	1	0	0	0	1										
Jorge Orta, L OBP: 0.349, SLG: 0.430 Kevin Bell, R OBP: 0.253, SLG: 0.269				3-1		K		G4-6-3 1B		3	0	1	0	1	1	0										
Lamar Johnson, R OBP: 0.364, SLG: 0.443	F4			FC5-4 1B			K	G4-6-3 1B		4	0	1	0	0	1	3										
Chet Lemon, R OBP: 0.380, SLG: 0.480		4-3		FC5-4 1-2		FC5 E				4	1	2	1	0	0	1										
Claudell Washington, L OBP: 0.300, SLG: 0.420		6-3				K		E 1B		3	1	0	0	1	2	1										
Greg Pryor, R OBP: 0.320, SLG: 0.348		5-3				4-3		K		4	0	0	0	0	1	2										
Mitt May, L OBP: 0.323, SLG: 0.448			F9		F7		FC5 1B		K	4	0	0	0	0	1	1										
Jim Morrison, R OBP: 0.276, SLG: 0.454			L7			F8			E6	4	0	1	1	0	0	0										
Inning Stats	R: 0 E: 1 K: 0 S: 4	H: 1 LOB: 1 BB: 0 P: 4	R: 0 E: 0 K: 0 S: 3	H: 0 LOB: 0 BB: 0 P: 3	R: 0 E: 0 K: 0 S: 3	H: 0 LOB: 0 BB: 0 P: 3	R: 0 E: 0 K: 0 S: 4	H: 1 LOB: 1 BB: 0 P: 4	R: 0 E: 0 K: 1 S: 5	H: 0 LOB: 0 BB: 0 P: 5	R: 1 E: 0 K: 1 S: 6	H: 1 LOB: 0 BB: 0 P: 6	R: 2 E: 1 K: 2 S: 10	H: 2 LOB: 2 BB: 1 P: 14	R: 1 E: 0 K: 1 S: 6	H: 2 LOB: 1 BB: 0 P: 10	R: 0 E: 1 K: 2 S: 8	H: 0 LOB: 1 BB: 0 P: 8	1B: 5 2B: 1 3B: 0 HR: 1	SF: 0 SAC: 0 DP: 2 HBP: 0	WP: 0 PB: 0 SB: 1 CS: 0	PA: 37				
PITCHER	IP	WLS	BF	H	R	ER	SO	BB	IBB	HBP	BLK	WP	HR	S	P	ERA	WHIP									
Bob Stanley, R ERA: 4.25	(1, 1)	7.2	L	32	7	4	2	4	1	1	0	0	0	1	38	46	2.35	1.043								
Tom Burgmeier, L ERA: 2.06	(8, 1)	1.1	S	5	0	0	0	3	0	0	0	0	0	11	11	0.00	0.000									

Chicago White Sox @ Boston Red Sox
Fenway Park, Boston, MA
Fri Aug 17 1979, 7:05 PM EDT
Att: 35,114 - Unknown - 69 F

AB 35
R 4
H 7
RBI 3
BB 2
SO 7
LOB 12





Batter	1	2	3	4	5	6	7	8	9	AB	R	H	RBI	BB	SO	LOB	BOTTOM									
Rick Burleson, R OBP: 0.319, SLG: 0.378	6-3	FC6-4 1-2			3-1		F9			4	0	0	0	0	0	4										
Carlton Fisk, R OBP: 0.301, SLG: 0.455 Gary Allenson, R OBP: 0.283, SLG: 0.322	5-3		6-3		L4			FC6-4 1B		3	0	0	0	0	0	0										
Fred Lynn, L OBP: 0.433, SLG: 0.679						HR		FC6-4 1-2		3	1	2	1	1	0	1										
Jim Rice, R OBP: 0.388, SLG: 0.608	L8		L7			K		F5		4	0	0	0	0	1	3										
Bob Watson, R OBP: 0.375, SLG: 0.456		F9	F9			6-3		K		4	0	0	0	0	1	2										
Carl Yastrzemski, L OBP: 0.366, SLG: 0.494		1B		G3		5-3			4-3	4	0	1	0	0	0	0										
Butch Hobson, R OBP: 0.304, SLG: 0.513		1B		K			K		F8	4	0	1	0	0	2	0										
Dwight Evans, R OBP: 0.364, SLG: 0.465 Jim Dwyer, L OBP: 0.395, SLG: 0.444				4-3					F7	1	0	0	0	2	0	0										
Stan Papi, R OBP: 0.203, SLG: 0.254					6-3		F9			2	0	0	0	1	0	1										
Inning Stats	R: 0 E: 0 K: 0 S: 4	H: 2 LOB: 3 BB: 2 P: 12	R: 0 E: 0 K: 0 S: 3	H: 0 LOB: 1 BB: 1 P: 7	R: 0 E: 0 K: 1 S: 5	H: 0 LOB: 0 BB: 0 P: 5	R: 0 E: 0 K: 1 S: 6	H: 1 LOB: 0 BB: 0 P: 6	R: 0 E: 0 K: 1 S: 5	H: 0 LOB: 1 BB: 1 P: 9	R: 0 E: 0 K: 1 S: 6	H: 1 LOB: 1 BB: 0 P: 6	R: 0 E: 0 K: 0 S: 3	H: 0 LOB: 0 BB: 0 P: 3	1B: 4 2B: 0 3B: 0 HR: 1	SF: 0 SAC: 0 DP: 0 HBP: 0	WP: 0 PB: 0 SB: 0 CS: 0	PA: 35								
PITCHER	IP	WLS	BF	H	R	ER	SO	BB	IBB	HBP	BLK	WP	HR	S	P	ERA	WHIP									
Ross Baumgarten, L ERA: 3.58	(1, 1)	7.1	W	30	5	1	1	3	4	0	0	0	0	1	32	48	1.23	1.227								
Ed Farmer, R ERA: 3.55	(8, 1)	1.2	S	5	0	0	0	1	0	0	0	0	0	7	7	0.00	0.000									

Chicago White Sox @ Boston Red Sox
Fenway Park, Boston, MA
Fri Aug 17 1979, 7:05 PM EDT
Att: 35,114 - Unknown - 69 F

AB 31
R 1
H 5
RBI 1
BB 4
SO 4
LOB 11



Batter	1	2	3	4	5	6	7	8	9	AB	R	H	RBI	BB	SO	LOB	TOP
Ralph Garr, L OBP: 0.326, SLG: 0.427 (1, 7)	0-3 K		0-3 K		0-0 F6					3	0	0	0	0	2	2	<p>Chicago White Sox @ Boston Red Sox</p> <p>Fenway Park, Boston, MA</p> <p>Sat Aug 18 1979, 3:33 AM EDT</p> <p>Att: 33,969 - Unknown - 76 F</p> <p>livebaseballscores.com</p> <p>AB 22 R 2 H 4 RBI 2 BB 1 SO 3 LOB 8</p> 
Mike Squires, L OBP: 0.325, SLG: 0.337 (1, 3)	0-0 HR		0-0 FC3-6			0-0 P7				3	1	1	1	0	0	2	
Jorge Orta, L OBP: 0.349, SLG: 0.429 (1, 4)	0-0 F2		0-0 L8					0-0 FC5-4 1B		3	0	1	0	0	0	2	
Lamar Johnson, R OBP: 0.364, SLG: 0.451 (1, 10)	0-0 6-3			0-0 HR				0-0 P8		3	1	1	1	0	0	1	
Chet Lemon, R OBP: 0.377, SLG: 0.477 (1, 8)		0-0 F6		0-0 F9				0-0 FC5-4		3	0	0	0	0	0	1	
Claudell Washington, L OBP: 0.298, SLG: 0.418 (1, 9)		0-3 K		0-0 6-3						2	0	0	0	0	1	0	
Greg Pryor, R OBP: 0.318, SLG: 0.346 (1, 6)		0-0 F4		0-0 5-3						2	0	0	0	0	0	0	
Mitt May, L OBP: 0.324, SLG: 0.448 (1, 2)			0-0 FC3-6 PB 1B		0-0 F8					2	0	1	0	0	0	0	
Jim Morrison, R OBP: 0.280, SLG: 0.449 (1, 5)			4-0 FC3-6 BB		0-0 5-3					1	0	0	0	1	0	0	
Inning Stats	R: 1 E: 0 K: 1 S: 6	H: 1 LOB: 0 BB: 0 P: 6	R: 0 E: 0 K: 1 S: 5	H: 0 LOB: 0 BB: 0 P: 5	R: 0 E: 0 K: 1 S: 6	H: 1 LOB: 2 BB: 1 P: 10	R: 1 E: 0 K: 0 S: 4	H: 1 LOB: 0 BB: 0 P: 4	R: 0 E: 0 K: 0 S: 3	H: 0 LOB: 0 BB: 0 P: 3	R: 0 E: 0 K: 0 S: 4	H: 1 LOB: 1 BB: 0 P: 4					
PITCHER Steve Renko, R ERA: 3.97 (1, 1)	IP: 6.0 WLS: W BF: 23 H: 4 R: 2 ER: 2 SO: 3 BB: 1 IBB: 0 HBP: 0 BLK: 0 WP: 0 HR: 2 S: 28 P: 32 ERA: 3.00 WHIP: 0.833																

Batter	1	2	3	4	5	6	7	8	9	AB	R	H	RBI	BB	SO	LOB	BOTTOM
Rick Burleson, R OBP: 0.320, SLG: 0.376 (1, 6)	0-3 K	4-0 1B BB		0-0 L8						2	0	0	0	1	1	1	<p>Chicago White Sox @ Boston Red Sox</p> <p>Fenway Park, Boston, MA</p> <p>Sat Aug 18 1979, 3:33 AM EDT</p> <p>Att: 33,969 - Unknown - 76 F</p> <p>livebaseballscores.com</p> <p>AB 23 R 8 H 11 RBI 8 BB 3 SO 2 LOB 6</p> 
Ted Sizemore, R OBP: 0.324, SLG: 0.327 (1, 4)	0-0 1B	0-0 1B		0-0 E2 1B						3	1	3	2	0	0	0	
Fred Lynn, L OBP: 0.434, SLG: 0.678 (1, 8)	0-0 1B 2H		4-0 HR BB	0-3 K						2	2	1	1	1	1	1	
Jim Rice, R OBP: 0.391, SLG: 0.617 (1, 7)	0-0 1B		0-0 HR		0-0 HR 1B					3	2	3	2	0	0	0	
Bob Watson, R OBP: 0.377, SLG: 0.465 (1, 10)	0-0 1B		0-0 F9		0-0 HR					3	1	2	3	0	0	0	
Carl Yastrzemski, L OBP: 0.366, SLG: 0.493 (1, 3)	0-0 4-3		0-0 G6-4-3 1B		0-0 F9					3	0	1	0	0	0	1	
Butch Hobson, R OBP: 0.302, SLG: 0.509 (1, 5)		0-0 F7	0-0 G6-4-3		0-0 6-3					3	0	0	0	0	0	1	
Dwight Evans, R OBP: 0.366, SLG: 0.465 (1, 9)		4-0 1B BB		0-0 5-3 E 1B		0-0 5-3				2	2	1	0	1	0	0	
Gary Allenson, R OBP: 0.280, SLG: 0.318 (1, 2)		0-0 5-3		0-0 5-3						2	0	0	0	0	0	2	
Inning Stats	R: 2 E: 0 K: 1 S: 8	H: 4 LOB: 1 BB: 0 P: 8	R: 1 E: 0 K: 0 S: 3	H: 1 LOB: 1 BB: 2 P: 11	R: 2 E: 0 K: 0 S: 4	H: 2 LOB: 0 BB: 1 P: 8	R: 1 E: 1 K: 1 S: 7	H: 2 LOB: 1 BB: 0 P: 7	R: 2 E: 0 K: 0 S: 5	H: 2 LOB: 0 BB: 0 P: 5							
PITCHER Steve Trout, L ERA: 3.83 Randy Scarbery, R ERA: 4.9 (1, 1) (4, 1)	IP: 3.0 WLS: L BF: 17 H: 8 R: 6 ER: 6 SO: 1 BB: 3 IBB: 0 HBP: 0 BLK: 0 WP: 0 HR: 1 S: 16 P: 28 ERA: 18.00 WHIP: 3.667																

Batter	1	2	3	4	5	6	7	8	9	AB	R	H	RBI	BB	SO	LOB	TOP					
Ralph Garr, L OBP: 0.328, SLG: 0.428 Junior Moore, R OBP: 0.319, SLG: 0.355	F9		1B		G1-6-3			1B FC6-4 1B		4	1	2	0	0	0	2						
Mike Squires, L OBP: 0.323, SLG: 0.335	F8		F6			L3		FC6-4 FC3 1B		4	0	1	0	0	0	1						
Jorge Orta, L OBP: 0.346, SLG: 0.437 Kevin Bell, R OBP: 0.253, SLG: 0.269	4-3			HR		F9		FC3 FC6-4		4	1	1	1	0	0	2						
Lamar Johnson, R OBP: 0.360, SLG: 0.446		5-3		K		K		FC6-4		4	0	0	1	0	2	2						
Chet Lemon, R OBP: 0.376, SLG: 0.475	F9		4-3				1B G6-4-3	5-3		4	1	1	0	0	0	2						
Rusty Torres, S OBP: 0.337, SLG: 0.394	2B BB		F6				1B G6-4-3		4-3	3	0	1	0	1	0	0						
Milt May, L OBP: 0.323, SLG: 0.449	2B				F7		G6-4-3		K	4	0	1	0	0	1	1						
Jim Morrison, R OBP: 0.279, SLG: 0.441			F6			1B		K		4	0	1	0	0	2	0						
Harry Chappas, S OBP: 0.154, SLG: 0.083	F4						1B G1-6-3	F9		3	0	1	0	0	0	0						
Inning Stats	R: 0 E: 0 K: 0 S: 3	H: 0 LOB: 0 BB: 0 P: 3	R: 0 E: 0 K: 0 S: 3	H: 1 LOB: 2 BB: 1 P: 7	R: 0 E: 0 K: 0 S: 4	H: 1 LOB: 1 BB: 0 P: 4	R: 1 E: 0 K: 1 S: 6	H: 1 LOB: 0 BB: 0 P: 6	R: 0 E: 0 K: 0 S: 4	H: 2 LOB: 1 BB: 0 P: 4	R: 0 E: 0 K: 1 S: 5	H: 0 LOB: 0 BB: 0 P: 5	R: 1 E: 0 K: 1 S: 6	H: 2 LOB: 2 BB: 0 P: 6	R: 1 E: 0 K: 0 S: 6	H: 2 LOB: 2 BB: 0 P: 6	R: 0 E: 0 K: 2 S: 7	H: 0 LOB: 0 BB: 0 P: 7	1B: 7 2B: 1 3B: 0 HR: 1	SF: 0 SAC: 0 DP: 2 HBP: 0	WP: 0 PB: 0 SB: 0 CS: 0	PA: 35
PITCHER Dennis Eckersley, R ERA: 2.75	IP: 9.0 WLS: L BF: 35 H: 9 R: 3 ER: 3 SO: 5 BB: 1 IBB: 0 HBP: 0 BLK: 0 WP: 0 HR: 1 S: 44 P: 48 ERA: 3.00 WHIP: 1.111															PITCHER						

Chicago White Sox @ Boston Red Sox
Fenway Park, Boston, MA
Sun Aug 19 1979, 3:33 AM EDT
Att: 33,475 - Unknown - 70 F

AB 34
R 3
H 9
RBI 2
BB 1
SO 5
LOB 10




Batter	1	2	3	4	5	6	7	8	9	AB	R	H	RBI	BB	SO	LOB	BOTTOM			
Rick Burleson, R OBP: 0.321, SLG: 0.377	CS 1B	FC6-4 1B		6-3			F8			4	0	2	0	0	0	1				
Ted Sizemore, R OBP: 0.324, SLG: 0.324	5-3	FC6-4			K		BB			3	0	0	0	1	1	3				
Fred Lynn, L OBP: 0.433, SLG: 0.673	1B HBP		F8		3-1		K			3	0	0	0	0	1	2				
Jim Rice, R OBP: 0.392, SLG: 0.615	1B		BB		5-3			K		3	0	1	0	1	1	0				
Bob Watson, R OBP: 0.373, SLG: 0.460	F9		K			6-3		6-3		4	0	0	0	0	1	3				
Carl Yastrzemski, L OBP: 0.363, SLG: 0.488		F8	L3			6-3		G3		4	0	0	0	0	0	1				
Butch Hobson, R OBP: 0.301, SLG: 0.509		1B FC5-4 2B		F8		5-3			6-3	4	1	1	0	0	0	0				
Dwight Evans, R OBP: 0.370, SLG: 0.475		FC5-4 1B			HR		BB BB		K	3	1	2	1	1	1	0				
Gary Allenson, R OBP: 0.276, SLG: 0.313 Tom Poquette, L OBP: 0.342, SLG: 0.350		FC5-4 1B		6-3			F6		L8	3	0	0	1	0	0	2				
Inning Stats	R: 0 E: 0 K: 0 S: 4	H: 2 LOB: 2 BB: 0 P: 5	R: 1 E: 0 K: 0 S: 6	H: 3 LOB: 3 BB: 0 P: 6	R: 0 E: 0 K: 1 S: 5	H: 0 LOB: 1 BB: 1 P: 9	R: 1 E: 0 K: 0 S: 4	H: 1 LOB: 0 BB: 0 P: 4	R: 0 E: 0 K: 1 S: 5	H: 0 LOB: 0 BB: 0 P: 5	R: 0 E: 0 K: 0 S: 3	H: 0 LOB: 2 BB: 2 P: 3	R: 0 E: 0 K: 1 S: 5	H: 0 LOB: 0 BB: 0 P: 5	R: 0 E: 0 K: 1 S: 5	H: 0 LOB: 0 BB: 0 P: 5	1B: 4 2B: 1 3B: 0 HR: 1	SF: 0 SAC: 0 DP: 0 HBP: 1	WP: 0 PB: 0 SB: 0 CS: 1	PA: 36
PITCHER Rich Wortham, L ERA: 4.55 Ed Farmer, R ERA: 3.47	IP: 7.0 WLS: W BF: 30 H: 6 R: 2 ER: 2 SO: 3 BB: 3 IBB: 0 HBP: 1 BLK: 0 WP: 0 HR: 1 S: 32 P: 45 ERA: 2.57 WHIP: 1.286															PITCHER				

Chicago White Sox @ Boston Red Sox
Fenway Park, Boston, MA
Sun Aug 19 1979, 3:33 AM EDT
Att: 33,475 - Unknown - 70 F

AB 32
R 2
H 6
RBI 2
BB 3
SO 5
LOB 12




Batter	1	2	3	4	5	6	7	8	9	AB	R	H	RBI	BB	SO	LOB	TOP				
Rick Burleson, R OBP: 0.325, SLG: 0.382 (1, 6)	4-0 CS BB		X 0-0 1-H 3B			X 4-0 G5-4-3 BB		X 0-0 G5-4-3 1B		2	0	2	1	2	0	0	Boston Red Sox @ Minnesota Twins Metropolitan Stadium, Bloomington, MI Tue Aug 21 1979, 8:05 PM EDT Att: 19,386 - Unknown - 71 F AB 28 R 2 H 5 RBI 1 BB 5 SO 4 LOB 9 				
Ted Sizemore, R OBP: 0.317, SLG: 0.317 (1, 4) (8, 2)	0-3 K		X 0-0 L7			X 0-0 G5-4-3 1-2		X 0-0 G5-4-3 1-2		4	0	0	0	0	1	4					
Fred Lynn, L OBP: 0.436, SLG: 0.673 (1, 8)	0-0 4-3			X 4-0 1B G6-4-3 BB		X 4-0 FC4-6 BB		X 0-0 G3		2	1	0	0	2	0	0					
Jim Rice, R OBP: 0.392, SLG: 0.613 (1, 7)		X 0-3 K		X 0-0 G6-4-3 1B		X 0-0 FC4-6 1-2		X 0-0 5-3		4	0	1	0	0	1	1					
Bob Watson, R OBP: 0.373, SLG: 0.459 (1, 3)		X 0-0 1-3		X 0-0 G6-4-3 1-2		X 0-0 F9		X 0-0 1B		4	0	1	0	0	0	1					
Carl Yastrzemski, L OBP: 0.397, SLG: 0.479 (1, 10)		X 0-0 F7		X 0-0 4-3		X 0-3 K		X 0-0 F4		4	0	0	0	0	1	1					
Butch Hobson, R OBP: 0.301, SLG: 0.505 (1, 5)			X 0-0 L8		X 0-0 6-3		X 0-0 1B			3	0	1	0	0	0	0					
Dwight Evans, R OBP: 0.368, SLG: 0.469 (1, 9)			X 4-0 3B BB		X 0-0 5-3		X 0-0 F7			2	1	0	0	1	0	1					
Gary Allenson, R OBP: 0.275, SLG: 0.308 Larry Wolfe, R OBP: 0.353, SLG: 0.427 (8, PH) (8, 4)			X 0-3 K		X 0-0 F4		X 0-0 3-1			2	0	0	0	0	1	1					
Inning Stats	R: 0 E: 0 K: 1 S: 4	H: 0 LOB: 0 BB: 1 P: 8	R: 0 E: 0 K: 1 S: 5	H: 0 LOB: 0 BB: 0 P: 5	R: 1 E: 0 K: 1 S: 6	H: 1 LOB: 1 BB: 1 P: 10	R: 1 E: 0 K: 0 S: 3	H: 1 LOB: 0 BB: 1 P: 7	R: 0 E: 0 K: 0 S: 3	H: 0 LOB: 0 BB: 0 P: 3	R: 0 E: 0 K: 1 S: 6	H: 1 LOB: 1 BB: 0 P: 6	R: 0 E: 0 K: 0 S: 3	H: 1 LOB: 0 BB: 0 P: 3	R: 0 E: 0 K: 0 S: 4	H: 1 LOB: 1 BB: 0 P: 4		1B: 4 2B: 1 3B: 1 HR: 0	SF: 0 SAC: 0 DP: 4 HBP: 0	WP: 0 PB: 0 SB: 0 CS: 1	PA: 33
PITCHER Jerry Koonsman, L ERA: 3.49 (1, 1)	IP 9.0	WLS W	BF 33	H 5	R 2	ER 2	SO 4	BB 5	IBB 0	HBP 0	BLK 0	WP 0	HR 0	S 36	P 56	ERA 2.00	WHIP 1.111				

Batter	1	2	3	4	5	6	7	8	9	AB	R	H	RBI	BB	SO	LOB	BOTTOM				
Bob Randall, R OBP: 0.348, SLG: 0.336 (1, 4)	0-0 6-3		X 0-0 SH SH1-3 2B		X 0-0 F8		X 0-0 L4		X 0-0 SH3-4		3	1	0	0	0	0	1				
John Castino, R OBP: 0.339, SLG: 0.389 (1, 5)			X 0-0 SH1-3 1-2 2-3		X 0-0 1-3		X 0-0 E S HR 1B		X 4-0 F8-3 BB		3	1	2	0	1	0	0				
Roy Smalley, S OBP: 0.388, SLG: 0.506 (1, 6)			X 0-0 F2		X 0-0 1B 1B		X 0-0 1B 1B 1-H HR		X 0-0 F8-3 1-2		5	2	2	2	0	0	5				
Ron Jackson, R OBP: 0.320, SLG: 0.422 (1, 3)			X 0-0 L4		X 0-0 1B FC4-6 1B		X 0-3 K				4	1	2	2	0	1	1				
Jose Morales, R OBP: 0.331, SLG: 0.333 Danny Goodwin, L OBP: 0.394, SLG: 0.588 (7, PH) (1, 10)		X 0-0 F3		X 0-3 K2-3		X 0-0 FC4-6 1B		X 0-0 F4		3	0	1	1	0	1	1					
Dave Edwards, R OBP: 0.340, SLG: 0.426 Hosken Powell, L OBP: 0.375, SLG: 0.391 (5, PH) (6, 9)		X 0-0 1-3 1B		X 0-0 G3 1B SF7 1B		X 0-0 FC4-6 1B 1-2		X 0-0 4-3		2	1	2	0	0	0	0					
Ken Landreaux, L OBP: 0.362, SLG: 0.441 (1, 8)		X 0-0 1-3		X 0-0 G3 1B		X 0-0 FC5-4 1B		X 0-0 1B		4	0	3	0	0	0	1					
Bombo Rivera, R OBP: 0.332, SLG: 0.409 (1, 7)		X 0-0 4-3		X 0-0 G3 1-2 2-3		X 0-0 FC5-4 1-2		X 0-3 K		4	0	0	0	0	1	6					
Butch Wynegar, S OBP: 0.364, SLG: 0.351 (1, 2)			X 0-0 SH1-3 2B SH 1B		X 0-0 SF7		X 0-0 4-3		X 4-0 SH3-4 BB		2	1	1	1	0	0					
Inning Stats	R: 0 E: 0 K: 0 S: 4	H: 1 LOB: 1 BB: 0 P: 4	R: 0 E: 0 K: 0 S: 4	H: 1 LOB: 0 BB: 0 P: 4	R: 2 E: 0 K: 1 S: 8	H: 2 LOB: 1 BB: 0 P: 8	R: 1 E: 0 K: 0 S: 5	H: 2 LOB: 1 BB: 0 P: 5	R: 2 E: 0 K: 1 S: 7	H: 2 LOB: 0 BB: 0 P: 7	R: 0 E: 0 K: 1 S: 6	H: 1 LOB: 1 BB: 0 P: 6	R: 0 E: 0 K: 0 S: 2	H: 0 LOB: 1 BB: 2 P: 10	1B: 11 2B: 2 3B: 0 HR: 1	SF: 1 SAC: 3 DP: 1 HBP: 0	WP: 0 PB: 0 SB: 1 CS: 0	PA: 39			
PITCHER John Tudor, L ERA: 10.29 Allen Ripley, R ERA: 3.95 (1, 1) (5, 1)	IP 4.1	WLS L	BF 23	H 9	R 5	ER 5	SO 1	BB 0	IBB 0	HBP 0	BLK 0	WP 0	HR 0	S 25	P 25	ERA 10.38	WHIP 2.077				
PITCHER	IP 3.2	WLS L	BF 16	H 4	R 2	ER 2	SO 2	BB 2	IBB 0	HBP 0	BLK 0	WP 0	HR 1	S 18	P 26	ERA 4.91	WHIP 1.636				

Batter	1	2	3	4	5	6	7	8	9	AB	R	H	RBI	BB	SO	LOB	TOP										
Rick Burleson, R OBP: 0.326, SLG: 0.384 (1, 6)										5	2	2	0	0	0	2											
Ted Sizemore, R OBP: 0.318, SLG: 0.316 (1, 4)										4	1	1	1	1	1	1											
Fred Lynn, L OBP: 0.436, SLG: 0.674 (1, 8)										5	1	2	1	0	1	2											
Jim Rice, R OBP: 0.391, SLG: 0.610 (1, 7)										4	1	1	1	0	2	2											
Carl Yastrzemski, L OBP: 0.358, SLG: 0.479 (1, 10)										4	1	2	0	0	0	1											
Bob Watson, R OBP: 0.372, SLG: 0.459 (1, 3)										4	1	1	1	0	1	3											
Butch Hobson, R OBP: 0.301, SLG: 0.503 (1, 5)										4	1	1	1	0	2	3											
Dwight Evans, R OBP: 0.367, SLG: 0.469 (1, 9)										4	1	1	1	0	0	0											
Gary Allenson, R OBP: 0.275, SLG: 0.308 (1, 2)										3	0	1	1	0	0	0											
Inning Stats	R: 3 E: 1 K: 1 S: 8	H: 2 LOB: 1 BB: 1 P: 12	R: 0 E: 0 K: 0 S: 3	H: 0 LOB: 0 BB: 0 P: 3	R: 0 E: 0 K: 1 S: 5	H: 0 LOB: 0 BB: 0 P: 5	R: 0 E: 0 K: 2 S: 7	H: 0 LOB: 0 BB: 0 P: 7	R: 0 E: 0 K: 1 S: 6	H: 1 LOB: 1 BB: 0 P: 6	R: 0 E: 0 K: 1 S: 7	H: 2 LOB: 2 BB: 0 P: 7	R: 2 E: 0 K: 1 S: 8	H: 3 LOB: 1 BB: 0 P: 8	R: 4 E: 0 K: 0 S: 7	H: 4 LOB: 0 BB: 0 P: 7	R: 0 E: 0 K: 0 S: 0	H: 0 LOB: 0 BB: 0 P: 0	1B: 8 2B: 4 3B: 0 HR: 0	SF: 1 SAC: 0 DP: 0 HBP: 0	WP: 1 PB: 0 SB: 0 CS: 0	PA: 39					
PITCHER	IP	WLS	BF	H	R	ER	SO	BB	IBB	HBP	BLK	WP	HR	S	P	ERA	WHIP										
Dave Goltz, R ERA: 4.19 (1, 1)	7.0	L	32	9	6	4	7	1	0	0	0	0	0	45	49	5.14	1.429										
Pete Redfern, R ERA: 3.69 (8, 1)	1.0		6	3	3	3	0	0	0	0	0	1	0	6	6	27.00	3.000										
Darrell Jackson, L ERA: 4.42 (9, 1)	0.0		1	0	0	0	0	0	0	0	0	0	0	0	0	∞	∞										

Boston Red Sox @ Minnesota Twins
Metropolitan Stadium, Bloomington, MI
Wed Aug 22 1979, 8:05 PM EDT
Att: 24,356 - Unknown - 79 F


AB 37
R 9
H 12
RBI 7
BB 1
SO 7
LOB 14



Batter	1	2	3	4	5	6	7	8	9	AB	R	H	RBI	BB	SO	LOB	BOTTOM										
Hosken Powell, L OBP: 0.373, SLG: 0.389 (1, 9)										4	2	1	0	0	0	2											
Rob Wilfong, L OBP: 0.372, SLG: 0.468 (1, 4)										3	0	2	1	0	0	0											
Roy Smalley, S OBP: 0.387, SLG: 0.504 (1, 6)										4	0	1	1	0	0	3											
Ken Landreaux, L OBP: 0.363, SLG: 0.448 (1, 8)										4	1	2	2	0	0	3											
Danny Goodwin, L OBP: 0.381, SLG: 0.568 (1, 10)										3	0	0	0	0	0	1											
Glenn Adams, L OBP: 0.352, SLG: 0.429 (1, 7)										3	0	0	0	0	0	0											
Butch Wynegar, S OBP: 0.361, SLG: 0.348 (1, 2)										3	0	0	0	0	0	0											
Ron Jackson, R OBP: 0.323, SLG: 0.423 (1, 3)										2	1	1	0	1	1	0											
John Castino, R OBP: 0.337, SLG: 0.386 (1, 5)										2	0	0	0	0	0	1											
Mike Cabbage, L OBP: 0.361, SLG: 0.332 (8, PH) (9, 5)										0	0	0	0	1	0	0											
Inning Stats	R: 2 E: 0 K: 0 S: 5	H: 2 LOB: 0 BB: 0 P: 5	R: 0 E: 0 K: 0 S: 3	H: 0 LOB: 1 BB: 1 P: 7	R: 0 E: 0 K: 0 S: 3	H: 1 LOB: 0 BB: 0 P: 3	R: 0 E: 0 K: 0 S: 3	H: 1 LOB: 0 BB: 0 P: 3	R: 0 E: 0 K: 0 S: 4	H: 1 LOB: 1 BB: 0 P: 4	R: 0 E: 0 K: 0 S: 3	H: 0 LOB: 0 BB: 0 P: 3	R: 0 E: 1 K: 0 S: 5	H: 2 LOB: 1 BB: 1 P: 9	R: 2 E: 1 K: 0 S: 5	H: 2 LOB: 1 BB: 1 P: 9	R: 0 E: 0 K: 0 S: 0	H: 0 LOB: 0 BB: 0 P: 0	1B: 6 2B: 0 3B: 0 HR: 1	SF: 0 SAC: 1 DP: 3 HBP: 0	WP: 0 PB: 0 SB: 0 CS: 0	PA: 31					
PITCHER	IP	WLS	BF	H	R	ER	SO	BB	IBB	HBP	BLK	WP	HR	S	P	ERA	WHIP										
Bob Stanley, R ERA: 4.28 (1, 1)	7.1	W	29	7	4	4	1	2	0	0	0	0	1	29	37	4.91	1.227										
Dick Drago, R ERA: 2.97 (8, 1)	0.2		2	0	0	0	0	0	0	0	0	0	0	2	2	0.00	0.000										


Boston Red Sox @ Minnesota Twins
Metropolitan Stadium, Bloomington, MI
Wed Aug 22 1979, 8:05 PM EDT
Att: 24,356 - Unknown - 79 F


AB 28
R 4
H 7
RBI 4
BB 2
SO 1
LOB 10



Batter	1	2	3	4	5	6	7	8	9	AB	R	H	RBI	BB	SO	LOB	TOP			
Rick Burleson, R OBP: 0.327, SLG: 0.385 (1, 6)										4	0	2	1	0	0	0	Boston Red Sox @ Kansas City Royals Royals Stadium, Kansas City, MO Fri Aug 24 1979, 8:05 PM EDT Att: 39,782 - Unknown			
Stan Paol, R OBP: 0.208, SLG: 0.257 (1, 4)										3	0	1	0	0	1	1				
Tom Poquette, L OBP: 0.336, SLG: 0.343 (7, PH)										1	0	0	0	0	2	0				
Larry Wolfe, R OBP: 0.383, SLG: 0.427 (7, 4)										0	0	0	0	0	0	0				
Fred Lynn, L OBP: 0.435, SLG: 0.670 (1, 8)										4	0	1	0	0	2	2				
Jim Rice, R OBP: 0.390, SLG: 0.609 (1, 7)										4	0	1	0	0	2	2				
Carl Yastrzemski, L OBP: 0.357, SLG: 0.477 (1, 10)										4	0	1	0	0	0	2				
Bob Watson, R OBP: 0.373, SLG: 0.462 (1, 3)										4	2	2	0	0	1	2				
Butch Hobson, R OBP: 0.298, SLG: 0.498 (1, 5)										4	0	0	0	0	1	3				
Dwight Evans, R OBP: 0.368, SLG: 0.469 (1, 9)										4	0	2	1	0	0	1				
Gary Allenson, R OBP: 0.275, SLG: 0.305 (1, 2)										2	0	0	0	1	0	2				
Jim Dwyer, L OBP: 0.385, SLG: 0.438 (9, PH)										1	0	0	0	0	0	0				
Inning Stats	R: 0 E: 0 K: 2 S: 8	H: 1 LOB: 1 BB: 0 P: 8	R: 1 E: 1 K: 0 S: 5	H: 2 LOB: 1 BB: 0 P: 5	R: 0 E: 0 K: 2 S: 8	H: 1 LOB: 1 BB: 0 P: 8	R: 0 E: 0 K: 0 S: 3	H: 1 LOB: 0 BB: 1 P: 3	R: 0 E: 0 K: 2 S: 8	H: 1 LOB: 1 BB: 0 P: 8	R: 1 E: 0 K: 0 S: 5	H: 2 LOB: 2 BB: 1 P: 9	R: 0 E: 0 K: 0 S: 4	H: 1 LOB: 1 BB: 0 P: 4	R: 0 E: 0 K: 0 S: 3	H: 0 LOB: 0 BB: 0 P: 3	1B: 8 2B: 3 3B: 0 HR: 0	SF: 0 SAC: 0 DP: 2 HBP: 0	WP: 0 PB: 1 SB: 0 CS: 1	PA: 36
PITCHER Craig Chamberlain, R ERA: 1.33 (1, 1)	IP: 9.0 WLS: W BF: 36 H: 10 R: 2 ER: 2 SO: 7 BB: 1 IBB: 0 HBP: 0 BLK: 0 WP: 0 HR: 0 S: 49 P: 53 ERA: 2.00 WHIP: 1.222															PITCHER				

Batter	1	2	3	4	5	6	7	8	9	AB	R	H	RBI	BB	SO	LOB	BOTTOM			
Willie Wilson, S OBP: 0.336, SLG: 0.407 (1, 7)										2	2	1	0	1	0	0	Boston Red Sox @ Kansas City Royals Royals Stadium, Kansas City, MO Fri Aug 24 1979, 8:05 PM EDT Att: 39,782 - Unknown			
Hal McRae, R OBP: 0.332, SLG: 0.475 (1, 10)										4	0	1	2	0	0	2				
George Brett, L OBP: 0.386, SLG: 0.561 (1, 5)										4	1	1	1	0	0	1				
Darrell Porter, L OBP: 0.416, SLG: 0.486 (1, 2)										4	0	1	1	0	0	0				
Ralph LaCock, L OBP: 0.345, SLG: 0.368 (1, 3)										4	0	0	0	0	0	1				
Al Cowens, R OBP: 0.348, SLG: 0.412 (1, 9)										2	0	0	0	1	0	1				
Amos Otis, R OBP: 0.368, SLG: 0.436 (1, 8)										3	0	0	0	0	1	1				
Frank White, R OBP: 0.286, SLG: 0.387 (1, 4)										3	1	1	0	0	1	0				
U L Washington, S OBP: 0.298, SLG: 0.335 (1, 6)										3	0	0	0	0	2	1				
Inning Stats	R: 0 E: 0 K: 0 S: 3	H: 0 LOB: 0 BB: 0 P: 3	R: 0 E: 0 K: 0 S: 3	H: 0 LOB: 0 BB: 0 P: 3	R: 0 E: 0 K: 2 S: 7	H: 0 LOB: 0 BB: 0 P: 7	R: 2 E: 0 K: 0 S: 6	H: 3 LOB: 1 BB: 0 P: 6	R: 2 E: 0 K: 0 S: 5	H: 2 LOB: 1 BB: 1 P: 9	R: 0 E: 0 K: 0 S: 3	H: 0 LOB: 1 BB: 1 P: 7	R: 0 E: 0 K: 2 S: 7	H: 0 LOB: 1 BB: 0 P: 8	R: 0 E: 0 K: 0 S: 3	H: 0 LOB: 0 BB: 0 P: 3		1B: 4 2B: 1 3B: 0 HR: 0	SF: 0 SAC: 0 DP: 0 HBP: 1	WP: 0 PB: 0 SB: 2 CS: 0
PITCHER Dennis Eckerley, R ERA: 2.82 (1, 1)	IP: 8.0 WLS: L BF: 32 H: 5 R: 4 ER: 4 SO: 4 BB: 2 IBB: 0 HBP: 1 BLK: 0 WP: 0 HR: 0 S: 37 P: 46 ERA: 4.50 WHIP: 0.875															PITCHER				

Batter	1	2	3	4	5	6	7	8	9	AB	R	H	RBI	BB	SO	LOB	TOP			
Rick Burleson, R OBP: 0.326, SLG: 0.384 (1, 6)	0-0 SH3-4 1B		0-0 5-3			0-0 5-3		0-0 F8		4	0	1	0	0	0	0	Boston Red Sox @ Kansas City Royals Royals Stadium, Kansas City, MO Sat Aug 25 1979, 4:33 AM EDT Att: 37,851 - Unknown - 75 F AB 28 R 0 H 4 RBI 0 BB 2 SO 4 LOB 9 			
Stan Paol, R OBP: 0.215, SLG: 0.263 (1, 4)	0-0 SH3-4			0-0 4-3		0-0 BB 1B			0-0 P4	2	0	1	0	0	0	0				
Tom Poquette, L OBP: 0.333, SLG: 0.340 (9, PH)	1-2									1	0	0	0	0	0	0				
Fred Lynn, L OBP: 0.435, SLG: 0.667 (1, 8)	0-0 F7			0-0 F9		4-0 BB 1-2 BB			4-0 BB G6-4-3 BB	2	0	0	0	2	0	1				
Jim Rice, R OBP: 0.387, SLG: 0.604 (1, 7)	0-0 5-3			0-0 6-3		0-0 5-3			0-0 BB G6-4-3	4	0	0	0	0	0	4				
Carl Yastrzemski, L OBP: 0.357, SLG: 0.478 (1, 10)		0-0 E5 CS				0-0 1B 2B			0-0 3-1	3	0	1	0	0	0	0				
Bob Watson, R OBP: 0.371, SLG: 0.459 (1, 3)	0-0 P4				0-0 5-3				0-3 K	3	0	0	0	0	1	2				
Butch Hobson, R OBP: 0.296, SLG: 0.494 (1, 5)	0-3 K 1-2				0-3 K				0-0 F3	3	0	0	0	0	2	2				
Dwight Evans, R OBP: 0.368, SLG: 0.468 (1, 9)			0-0 F8			0-0 2H 1B			0-3 K	3	0	1	0	0	1	0				
Gary Allenson, R OBP: 0.273, SLG: 0.302 (1, 2)									0-0 F7	2	0	0	0	0	0	0				
Jim Dwyer, L OBP: 0.380, SLG: 0.431 (8, PH)										1	0	0	0	0	0	0				
Larry Wolfe, R OBP: 0.383, SLG: 0.427 (8, 2)										0	0	0	0	0	0	0				
Inning Stats	R: 0 E: 0 K: 0 S: 4	H: 1 LOB: 1 BB: 0 P: 4	R: 0 E: 1 K: 1 S: 5	H: 0 LOB: 1 BB: 0 P: 5	R: 0 E: 0 K: 0 S: 3	H: 0 LOB: 0 BB: 0 P: 3	R: 0 E: 0 K: 0 S: 3	H: 0 LOB: 0 BB: 0 P: 3	R: 0 E: 0 K: 1 S: 6	H: 2 LOB: 2 BB: 1 P: 6	R: 0 E: 0 K: 0 S: 4	H: 1 LOB: 2 BB: 1 P: 8	R: 0 E: 0 K: 1 S: 5	H: 0 LOB: 0 BB: 0 P: 5	R: 0 E: 0 K: 0 S: 2	H: 0 LOB: 0 BB: 1 P: 6	1B: 3 2B: 2 3B: 0 HR: 0	SF: 0 SAC: 1 DP: 2 HBP: 0	WP: 0 PB: 0 SB: 0 CS: 1	PA: 31
PITCHER Dennis Leonard, R ERA: 4.52 (1, 1)	IP: 9.0 WLS: W BF: 31 H: 4 R: 0 ER: 0 SO: 4 BB: 2 IBB: 0 HBP: 0 BLK: 0 WP: 0 HR: 0 S: 37 P: 45 ERA: 0.00 WHIP: 0.667															PITCHER				

Batter	1	2	3	4	5	6	7	8	9	AB	R	H	RBI	BB	SO	LOB	BOTTOM			
Willie Wilson, S OBP: 0.338, SLG: 0.415 (1, 7)	0-0 IHR	0-0 B1-3								4	1	2	1	0	0	1	Boston Red Sox @ Kansas City Royals Royals Stadium, Kansas City, MO Sat Aug 25 1979, 4:33 AM EDT Att: 37,851 - Unknown - 75 F AB 27 R 1 H 5 RBI 1 BB 5 SO 3 LOB 12 			
Hal McRae, R OBP: 0.331, SLG: 0.469 (1, 10)	4-0 4-3 BB		0-0 4-3		0-0 FC1-6-5 1-3		0-0 4-3			3	0	0	0	1	0	1				
George Brett, L OBP: 0.385, SLG: 0.559 (1, 5)	0-0 4-3 1-2		0-0 G4-6-3 1B		0-0 L9			0-0 F7		4	0	1	0	0	0	2				
Darrell Porter, L OBP: 0.415, SLG: 0.482 (1, 2)	4-0 4-3 BB		0-0 G4-6-3 1-2			0-0 F7		0-3 K		3	0	0	0	1	1	1				
Ralph LaCock, L OBP: 0.341, SLG: 0.364 (1, 3)	0-0 4-3 1-2 2-3			0-3 K		0-0 L9		0-3 K		4	0	0	0	0	2	2				
Al Cowens, R OBP: 0.348, SLG: 0.414 (1, 9)	0-0 6-3			0-0 6-3						3	0	1	0	0	0	2				
Amos Otis, R OBP: 0.370, SLG: 0.436 (1, 8)		0-0 1-3			0-0 1B					2	0	1	0	1	0	0				
Frank White, R OBP: 0.286, SLG: 0.384 (1, 4)		4-0 CS BB		0-0 5-3		0-0 F9				2	0	0	0	1	0	3				
U L Washington, S OBP: 0.298, SLG: 0.331 (1, 6)		4-0 BB 1-2			0-0 F8			0-0 F8		2	0	0	0	1	0	0				
Inning Stats	R: 1 E: 0 K: 0 S: 4	H: 1 LOB: 2 BB: 2 P: 12	R: 0 E: 0 K: 0 S: 2	H: 0 LOB: 1 BB: 2 P: 10	R: 0 E: 0 K: 0 S: 3	H: 1 LOB: 0 BB: 0 P: 3	R: 0 E: 0 K: 1 S: 6	H: 1 LOB: 1 BB: 0 P: 6	R: 0 E: 0 K: 0 S: 4	H: 1 LOB: 1 BB: 0 P: 4	R: 0 E: 0 K: 0 S: 4	H: 1 LOB: 2 BB: 1 P: 8	R: 0 E: 0 K: 2 S: 7	H: 0 LOB: 0 BB: 0 P: 3	R: 0 E: 0 K: 2 S: 7	H: 0 LOB: 0 BB: 0 P: 7		1B: 3 2B: 1 3B: 0 HR: 1	SF: 0 SAC: 0 DP: 1 HBP: 0	WP: 0 PB: 0 SB: 1 CS: 1
PITCHER Mike Torrez, R ERA: 4.7 (1, 1)	IP: 8.0 WLS: L BF: 32 H: 5 R: 1 ER: 1 SO: 3 BB: 4 IBB: 1 HBP: 0 BLK: 0 WP: 0 HR: 0 S: 33 P: 53 ERA: 1.12 WHIP: 1.125															PITCHER				

Batter	1	2	3	4	5	6	7	8	9	AB	R	H	RBI	BB	SO	LOB	TOP					
Rick Burleson, R OBP: 0.328, SLG: 0.387 (1, 6)	0-0 5-3		0-0 HR 1B			0-0 F9 1B 2B		0-0 1-3		4	2	2	0	0	0	0						
Stan Paol, R OBP: 0.217, SLG: 0.300 (1, 4)	0-0 F9		0-0 1-H HR			0-0 F9		0-0 4-3		4	1	1	2	0	0	1						
Fred Lynn, L OBP: 0.434, SLG: 0.663 (1, 8)	0-3 K		0-3 K			0-0 G6-4-3 1B			0-0 L5	4	0	1	1	0	2	0						
Jim Rice, R OBP: 0.384, SLG: 0.600 (1, 7)		0-3 K		0-0 L7		0-0 G6-4-3 1-2			0-0 6-3	4	0	0	0	0	1	1						
Bob Watson, R OBP: 0.372, SLG: 0.461 (1, 3)		0-0 4-3 2B		0-0 P4					0-0 6-3	4	0	2	0	0	0	0						
Carl Yastrzemski, L OBP: 0.355, SLG: 0.475 (1, 10)		0-0 4-3		0-0 P5						3	0	0	0	0	0	2						
Butch Hobson, R OBP: 0.294, SLG: 0.490 (1, 5)		0-0 4-3			0-3 K					3	0	0	0	0	2	2						
Dwight Evans, R OBP: 0.366, SLG: 0.465 (1, 9)			0-0 L8		0-0 F7				0-0 L4	3	0	0	0	0	0	1						
Gary Allenson, R OBP: 0.269, SLG: 0.297 (1, 2)			0-0 F8		0-0 6-3				0-0 L5	3	0	0	0	0	0	0						
Inning Stats	R: 0 E: 0 K: 1 S: 5	H: 0 LOB: 0 BB: 0 P: 5	R: 0 E: 0 K: 1 S: 6	H: 1 LOB: 1 BB: 0 P: 6	R: 2 E: 0 K: 1 S: 7	H: 2 LOB: 0 BB: 0 P: 7	R: 0 E: 0 K: 0 S: 3	H: 0 LOB: 0 BB: 0 P: 3	R: 0 E: 0 K: 1 S: 5	H: 0 LOB: 0 BB: 0 P: 5	R: 1 E: 0 K: 0 S: 4	H: 2 LOB: 0 BB: 0 P: 4	R: 0 E: 0 K: 1 S: 6	H: 1 LOB: 1 BB: 0 P: 6	R: 0 E: 0 K: 0 S: 3	H: 0 LOB: 0 BB: 0 P: 3	R: 0 E: 0 K: 0 S: 3	H: 0 LOB: 0 BB: 0 P: 3	1B: 3 2B: 2 3B: 0 HR: 1	SF: 0 SAC: 0 DP: 1 HBP: 0	WP: 0 PB: 0 SB: 0 CS: 0	PA: 32
PITCHER Paul Splittorf, L ERA: 3.84 (1, 1)	IP: 9.0 WLS: W BF: 32 H: 6 R: 3 ER: 3 SO: 5 BB: 0 IBB: 0 HBP: 0 BLK: 0 WP: 0 HR: 1 S: 42 P: 42 ERA: 3.00 WHIP: 0.667															PITCHER						

Boston Red Sox @ Kansas City Royals
Royals Stadium, Kansas City, MO
Sun Aug 26 1979, 4:33 AM EDT
Att: 34,915 - Unknown - 73 F

AB 32
R 3
H 6
RBI 3
BB 0
SO 5
LOB 7



Batter	1	2	3	4	5	6	7	8	9	AB	R	H	RBI	BB	SO	LOB	BOTTOM			
Willie Wilson, S OBP: 0.343, SLG: 0.424 (1, 7)	0-0 4-3		0-0 G3 4-3 1B	0-0 1-3 2-H 1B		0-0 SF7 3B		0-0 1B		5	2	4	1	0	0	0				
Hal McRae, R OBP: 0.330, SLG: 0.472 (1, 10)	0-0 F9 2B		0-0 G3 1-3	0-0 6-3 1-2		0-0 SF7				3	0	1	1	0	0	3				
Amos Otis, R OBP: 0.369, SLG: 0.437 (1, 8)	0-0 F9		0-0 4-3		0-0 1B 2B			0-0 F9		4	1	1	1	0	0	1				
George Brett, L OBP: 0.384, SLG: 0.556 (1, 5)	0-0 F8		0-0 K		0-0 F8 1B PB 1B			0-0 L7		4	1	1	1	0	1	1				
Darrell Porter, L OBP: 0.415, SLG: 0.488 (1, 2)		0-0 P4		0-0 HR	0-3 K			4-0 SH3 BB		3	1	1	1	1	1	1				
Ralph LaCock, L OBP: 0.339, SLG: 0.361 John Wathan, R OBP: 0.249, SLG: 0.306 (5, FH) (6, 3)		0-3 K		0-0 F8	0-0 F8			0-0 SH3		2	0	0	0	0	1	0				
Al Cowens, R OBP: 0.347, SLG: 0.412 (1, 9)		0-0 E6 2B		0-0 P4	0-0 P4			0-0 6-3		4	0	1	1	0	0	1				
Frank White, R OBP: 0.288, SLG: 0.387 (1, 4)		0-0 1-3 2B		4-0 1B BB	4-0 1B BB			0-0 F9		3	1	1	0	1	0	1				
U L Washington, S OBP: 0.297, SLG: 0.329 (1, 6)	0-0 F7		0-0 1B 1-2 1B		0-0 6-3			0-0 F8		4	0	1	0	0	0	2				
Inning Stats	R: 0 E: 0 K: 0 S: 4	H: 1 LOB: 1 BB: 0 P: 4	R: 0 E: 1 K: 1 S: 7	H: 1 LOB: 2 BB: 0 P: 7	R: 1 E: 0 K: 1 S: 6	H: 1 LOB: 0 BB: 0 P: 6	R: 2 E: 0 K: 0 S: 6	H: 3 LOB: 2 BB: 1 P: 10	R: 2 E: 0 K: 1 S: 8	H: 3 LOB: 1 BB: 0 P: 8	R: 1 E: 0 K: 0 S: 4	H: 1 LOB: 0 BB: 0 P: 4	R: 0 E: 0 K: 0 S: 3	H: 0 LOB: 1 BB: 1 P: 7	R: 0 E: 0 K: 0 S: 3	H: 1 LOB: 1 BB: 0 P: 3	1B: 6 2B: 3 3B: 1 HR: 1	SF: 1 SAC: 1 DP: 0 HBP: 0	WP: 0 PB: 1 SB: 2 CS: 0	PA: 37
PITCHER Steve Renko, R ERA: 4.1 Tom Burgmeier, L ERA: 2.06 (5, 1)	IP: 4.0 WLS: L BF: 15 H: 3 R: 1 ER: 1 SO: 1 BB: 1 IBB: 0 HBP: 0 BLK: 0 WP: 0 HR: 1 S: 25 P: 29 ERA: 9.00 WHIP: 2.250															PITCHER				


Boston Red Sox @ Kansas City Royals
Royals Stadium, Kansas City, MO
Sun Aug 26 1979, 4:33 AM EDT
Att: 34,915 - Unknown - 73 F

AB 33
R 6
H 11
RBI 6
BB 2
SO 3
LOB 11




Batter	1	2	3	4	5	6	7	8	9	AB	R	H	RBI	BB	SO	LOB	TOP					
Rick Burleson, R OBP: 0.325, SLG: 0.383 (1, 6)	0-0 6-3		0-0 6-3		0-0 F9		0-0 5-3		0-0 5-3	5	0	0	0	0	0	2	Boston Red Sox @ Chicago White Sox Comiskey Park, Chicago, IL Mon Aug 27 1979, 8:05 PM EDT Att: 10,977 - Unknown					
Stan Paol, R OBP: 0.216, SLG: 0.294 (1, 4)	0-0 4-3		0-0 5-3		0-0 F4		0-3 K		0-0 1B	5	0	1	0	0	1	2						
Butch Hobson, R OBP: 0.295, SLG: 0.487 (1, 5)	0-0 5-3			4-0 2B BB		4-0 2B BB		0-0 F4	3	2	0	0	2	0	2							
Jim Rice, R OBP: 0.383, SLG: 0.599 (1, 7)		0-3 K		0-0 F8		0-0 1B 2B		0-0 F4	4	1	1	0	0	1	1							
Bob Watson, R OBP: 0.375, SLG: 0.467 (1, 3)		0-0 2B 1B		0-0 CS 2B		0-0 PB 1B		0-3 K	4	1	3	3	0	1	0							
Carl Yastrzemski, L OBP: 0.354, SLG: 0.473 (1, 10)		0-0 L8		0-0 G3		0-0 F3		0-0 1B 1B	4	0	1	0	0	0	3							
Dwight Evans, R OBP: 0.369, SLG: 0.469 (1, 9)		0-0 1-H 2B		4-0 IBB		0-0 F7		0-0 1-2 1B	3	0	2	1	1	0	1							
Tom Poquette, L OBP: 0.331, SLG: 0.330 (1, 8)		0-0 F3		0-0 CS	4-0 BB	0-0 F8		0-0 F9	3	0	0	0	1	0	4							
Gary Allenson, R OBP: 0.269, SLG: 0.301 (1, 2)			0-0 F8		0-0 F8			0-0 2B	4	0	1	0	0	0	1							
Inning Stats	R: 0 E: 0 K: 0 S: 3	H: 0 LOB: 0 BB: 0 P: 3	R: 1 E: 0 K: 1 S: 7	H: 2 LOB: 1 BB: 0 P: 7	R: 0 E: 0 K: 0 S: 3	H: 0 LOB: 0 BB: 0 P: 3	R: 1 E: 0 K: 0 S: 3	H: 1 LOB: 1 BB: 2 P: 11	R: 0 E: 0 K: 0 S: 3	H: 0 LOB: 1 BB: 1 P: 7	R: 2 E: 0 K: 0 S: 5	H: 2 LOB: 1 BB: 1 P: 9	R: 0 E: 0 K: 1 S: 6	H: 1 LOB: 0 BB: 0 P: 6	R: 0 E: 0 K: 1 S: 7	H: 2 LOB: 2 BB: 0 P: 7	R: 0 E: 0 K: 0 S: 4	H: 1 LOB: 1 BB: 0 P: 4	1B: 5 2B: 4 3B: 0 HR: 0	SF: 0 SAC: 0 DP: 0 HBP: 0	WP: 0 PB: 1 SB: 1 CS: 0	PA: 40
PITCHER Ken Kravec, L ERA: 3.84 (1, 1)	IP: 9.0 WLS: L BF: 39	H: 9 R: 4 ER: 4 SO: 3	BB: 3 IBB: 1 HBP: 0 BLK: 0	WP: 0 HR: 0 S: 41 P: 57	ERA: 4.00 WHIP: 1.333																	


AB	35
R	4
H	9
RBI	4
BB	4
SO	3
LOB	16



Batter	1	2	3	4	5	6	7	8	9	AB	R	H	RBI	BB	SO	LOB	BOTTOM					
Jim Morrison, R OBP: 0.299, SLG: 0.472 (1, 5)	0-0 1-3		0-0 5-3		0-0 4-3		0-0 4-3		0-3 K	5	0	0	1	0	1	2	Boston Red Sox @ Chicago White Sox Comiskey Park, Chicago, IL Mon Aug 27 1979, 8:05 PM EDT Att: 10,977 - Unknown					
Mike Squires, L OBP: 0.327, SLG: 0.343 (1, 3)	0-0 6-3 2B		0-0 1B		0-0 SF8		0-0 6-3			3	0	2	1	0	0	0						
Jorge Orta, L OBP: 0.347, SLG: 0.439 (1, 4)	0-0 6-3		0-0 G3		0-0 2B				4	0	1	0	0	0	2							
Lamar Johnson, R OBP: 0.356, SLG: 0.449 (1, 10)	0-0 6-3			0-0 F3	0-0 1-3				4	0	1	0	0	0	2							
Chet Lemon, R OBP: 0.373, SLG: 0.475 (1, 8)		0-0 E5		0-0 2B 1B		0-0 P7		0-0 F9	4	1	1	0	0	0	1							
Wayne Nordhagen, R OBP: 0.314, SLG: 0.432 (1, 7)		0-0 G5-4-3		0-0 F9		0-0 F7		0-0 F9	4	0	0	0	0	0	3							
Claudell Washington, L OBP: 0.302, SLG: 0.422 (1, 9)		0-0 1B		0-0 1-H 2B		0-0 4-3			4	0	2	1	0	0	0							
Milt May, L OBP: 0.314, SLG: 0.431 (1, 2)		0-0 F8		0-0 4-3			0-0 1B 1B		0-0 F6	2	0	0	0	0	2							
Harry Chappas, S OBP: 0.233, SLG: 0.241 (7, PH)									1	0	1	0	0	0	0							
Mike Colbern, R OBP: 0.233, SLG: 0.241 (8, 2)									0	0	0	0	0	0	0							
Ralph Garr, L OBP: 0.324, SLG: 0.421 (9, PH)									1	0	0	0	0	0	0							
Greg Pryor, R OBP: 0.322, SLG: 0.349 (1, 6)			0-0 5-3		0-0 4-3 SF8 1B		0-0 E8		0-0 2B	4	2	3	0	0	0	0						
Inning Stats	R: 0 E: 0 K: 0 S: 4	H: 1 LOB: 1 BB: 0 P: 4	R: 0 E: 1 K: 0 S: 4	H: 1 LOB: 1 BB: 0 P: 4	R: 0 E: 0 K: 0 S: 4	H: 1 LOB: 1 BB: 0 P: 4	R: 1 E: 0 K: 0 S: 5	H: 2 LOB: 1 BB: 0 P: 5	R: 1 E: 0 K: 0 S: 5	H: 2 LOB: 1 BB: 0 P: 5	R: 0 E: 0 K: 0 S: 3	H: 0 LOB: 0 BB: 0 P: 3	R: 1 E: 1 K: 0 S: 4	H: 2 LOB: 0 BB: 0 P: 4	R: 0 E: 0 K: 0 S: 4	H: 1 LOB: 1 BB: 0 P: 4	R: 0 E: 0 K: 1 S: 6	H: 1 LOB: 1 BB: 0 P: 6	1B: 7 2B: 4 3B: 0 HR: 0	SF: 1 SAC: 0 DP: 1 HBP: 0	WP: 0 PB: 0 SB: 1 CS: 0	PA: 37
PITCHER Bob Stanley, R ERA: 4.21 (1, 1)	IP: 7.1 WLS: W BF: 31	H: 10 R: 3 ER: 2 SO: 3	BB: 0 IBB: 0 HBP: 0 BLK: 0	WP: 0 HR: 0 S: 31 P: 31	ERA: 2.46 WHIP: 1.364																	
Dick Drago, R ERA: 2.9 (8, 1)	IP: 1.2 WLS: S BF: 6	H: 1 R: 0 ER: 0 SO: 1	BB: 0 IBB: 0 HBP: 0 BLK: 0	WP: 0 HR: 0 S: 8 P: 8	ERA: 0.00 WHIP: 0.600																	

AB	36
R	3
H	11
RBI	3
BB	0
SO	1
LOB	12



Batter	1	2	3	4	5	6	7	8	9	AB	R	H	RBI	BB	SO	LOB	TOP			
Rick Burleson, R OBP: 0.327, SLG: 0.384 (1, 6)	4-0 1B BB		0-0 1B			0-0 F3		0-0 1B 2B 1B	0-0 6-3	4	1	2	0	1	0	1	Boston Red Sox @ Chicago White Sox Comiskey Park, Chicago, IL Tue Aug 28 1979, 8:05 PM EDT Att: 12,287 - Unknown - 71 F livebaseballscorecards.com			
Stan Paol, R OBP: 0.228, SLG: 0.303 (1, 4)	0-3 K		0-0 4-3			0-0 1B 1B		0-0 1-3 1B		4	0	2	0	0	1	2				
Butch Hobson, R OBP: 0.297, SLG: 0.487 (1, 5)	0-0 1-3 1B			0-0 5-3		0-0 1-2 1B		0-3 K		4	0	2	0	0	1	2				
Jim Rice, R OBP: 0.381, SLG: 0.594 (1, 7)	0-0 F9			0-0 5-3		0-0 L7		0-3 K		4	0	0	0	0	1	5				
Bob Watson, R OBP: 0.374, SLG: 0.467 (1, 3)		0-0 F9		0-0 5-3		0-0 F9		0-0 1-3 2B		4	0	1	1	0	0	2				
Carl Yastrzemski, L OBP: 0.351, SLG: 0.468 (1, 10)		0-0 4-3			0-0 F3		0-0 1-3	0-0 F8		4	0	0	0	0	0	2				
Dwight Evans, R OBP: 0.347, SLG: 0.475 Jim Dwyer, L OBP: 0.375, SLG: 0.424 (7, 9)	0-3 K				0-0 HR		0-3 K		0-0 F5	3	1	1	1	0	2	0		AB 36 R 3 H 10 RBI 3 BB 1 SO 6 LOB 15		
Tom Poquette, L OBP: 0.328, SLG: 0.336 (1, 8)			0-0 F8		0-0 F4		0-0 L8		0-0 2B	4	0	1	0	0	0	0				
Gary Allenson, R OBP: 0.269, SLG: 0.317 Fred Lynn, L OBP: 0.433, SLG: 0.661 (9, PH)			0-0 F8		0-0 6-3			0-0 HR	0-3 K	3	1	1	1	0	0	0		 WP: 0 PA: 37 FB: 0 SB: 0 CS: 0		
Inning Stats	R: 0 E: 0 K: 1 S: 5	H: 1 LOB: 1 BB: 1 P: 9	R: 0 E: 0 K: 1 S: 5	H: 0 LOB: 0 BB: 0 P: 5	R: 0 E: 0 K: 0 S: 4	H: 1 LOB: 1 BB: 0 P: 4	R: 0 E: 0 K: 0 S: 3	H: 0 LOB: 0 BB: 0 P: 3	R: 1 E: 0 K: 0 S: 4	H: 1 LOB: 0 BB: 0 P: 4	R: 0 E: 0 K: 0 S: 5	H: 2 LOB: 2 BB: 0 P: 5	R: 0 E: 0 K: 1 S: 5	H: 0 LOB: 0 BB: 0 P: 5	R: 2 E: 0 K: 2 S: 11	H: 4 LOB: 2 BB: 0 P: 11			R: 0 E: 0 K: 1 S: 6	H: 1 LOB: 1 BB: 0 P: 6
PITCHER Ross Baumgarten, L ERA: 3.66 Ed Farmer, R ERA: 3.18	IP: 7.0 WLS: W BF: 29	H: 8 R: 3 ER: 3 SO: 3	BB: 1 IBB: 0 HBP: 0 BLK: 0	WP: 0 HR: 2 S: 34 P: 38	ERA: 3.86 WHIP: 1.286											IP: 2.0 WLS: S BF: 8	H: 2 R: 0 ER: 0 SO: 3	BB: 0 IBB: 0 HBP: 0 BLK: 0	WP: 0 HR: 0 S: 14 P: 14	ERA: 0.00 WHIP: 1.000

Batter	1	2	3	4	5	6	7	8	9	AB	R	H	RBI	BB	SO	LOB	BOTTOM			
Mike Squires, L OBP: 0.329, SLG: 0.341 (1, 3)	0-0 6-3			0-0 E1 SF9	4-0 BB IBB		0-0 1B 1B	0-0 G4-6-3		4	2	1	0	1	0	2	Boston Red Sox @ Chicago White Sox Comiskey Park, Chicago, IL Tue Aug 28 1979, 8:05 PM EDT Att: 12,287 - Unknown - 71 F livebaseballscorecards.com			
Greg Pryor, R OBP: 0.323, SLG: 0.349 (1, 6)	0-3 K			4-0 WP BB	0-0 F7		0-0 E9 SF9 1B			3	1	1	1	1	1	3				
Jorge Orta, L OBP: 0.347, SLG: 0.438 Jim Morrison, R OBP: 0.297, SLG: 0.468 (7, PH)	0-0 4-3			0-0 L9	4-0 BB		0-0 F4			2	0	0	1	1	0	2				
Lamar Johnson, R OBP: 0.353, SLG: 0.446 (1, 10)		0-0 F7		0-0 SF9	0-0 F8		0-0 SF9			2	0	0	2	0	0	3				
Chet Lemon, R OBP: 0.372, SLG: 0.473 (1, 8)		0-0 G6-4-3 1B		0-0 F9		0-0 F9	0-0 L7			4	0	1	0	0	0	1				
Wayne Nordhagen, R OBP: 0.315, SLG: 0.430 Alan Bannister, R OBP: 0.349, SLG: 0.388 (6, FR)	0-0 G6-4-3			0-0 K	0-0 WP 1B		0-0 HBP 1B			3	0	1	0	0	1	1				
Junior Moore, R OBP: 0.315, SLG: 0.348 (8, 7)		0-0 G6-4-3		0-0 K	0-0 2B BB 1B		0-0 K			0	0	0	0	0	0	0				
Claudell Washington, L OBP: 0.304, SLG: 0.427 (1, 9)			0-0 F7		0-0 E4 3B	0-3 K		1-0 1B HBP		3	1	1	0	0	1	1				
Mike Colbern, R OBP: 0.235, SLG: 0.242 (1, 2)			0-3 K		0-0 2B BB 1B	0-3 K		0-3 K		4	1	1	0	0	3	4				
Kevin Bell, R OBP: 0.279, SLG: 0.381 (1, 5)			0-0 6-3		0-0 BB 2B		0-0 1B 1B	0-0 G4-6-3 1B		4	1	3	1	0	0	0				
Inning Stats	R: 0 E: 0 K: 1 S: 5	H: 0 LOB: 0 BB: 0 P: 5	R: 0 E: 0 K: 0 S: 3	H: 1 LOB: 0 BB: 0 P: 3	R: 0 E: 0 K: 1 S: 5	H: 0 LOB: 0 BB: 0 P: 5	R: 1 E: 1 K: 0 S: 4	H: 0 LOB: 1 BB: 1 P: 8	R: 2 E: 1 K: 1 S: 8	H: 3 LOB: 3 BB: 2 P: 16	R: 0 E: 0 K: 2 S: 8	H: 1 LOB: 2 BB: 0 P: 8	R: 3 E: 1 K: 0 S: 6	H: 3 LOB: 0 BB: 0 P: 6	R: 1 E: 0 K: 1 S: 6	H: 2 LOB: 1 BB: 0 P: 7	1B: 8 2B: 1 3B: 1 HR: 0	SF: 2 SAC: 0 DP: 2 HBP: 1		
PITCHER Allen Ripley, R ERA: 4.19 Tom Burgmeier, L ERA: 2.13	IP: 6.0 WLS: L BF: 29	H: 8 R: 6 ER: 4 SO: 5	BB: 2 IBB: 1 HBP: 0 BLK: 0	WP: 2 HR: 0 S: 36 P: 48	ERA: 6.00 WHIP: 1.667											IP: 2.0 WLS: 8 BF: 2	H: 1 R: 1 ER: 1 SO: 1	BB: 0 IBB: 0 HBP: 1 BLK: 0	WP: 0 HR: 0 S: 9 P: 10	ERA: 4.50 WHIP: 1.000

Batter	1	2	3	4	5	6	7	8	9	AB	R	H	RBI	BB	SO	LOB	TOP					
Mickey Rivers, L OBP: 0.301, SLG: 0.395		4-3								4	0	2	1	0	0	4	Texas Rangers @ Boston Red Sox Fenway Park, Boston, MA Fri Aug 31 1979, 7:05 PM EDT Att: 31,314 - Unknown - 75 F					
Bump Wills, S OBP: 0.333, SLG: 0.336										5	0	3	2	0	1	2						
Al Oliver, L OBP: 0.367, SLG: 0.486										2	0	0	1	2	0	3						
Richie Zisk, R OBP: 0.344, SLG: 0.418											5	1	1	0	0	1		7				
Buddy Bell, R OBP: 0.331, SLG: 0.474	4-3										5	0	0	0	1	3						
Willie Montanez, L OBP: 0.275, SLG: 0.321											5	1	1	0	0	1						
Pat Putnam, L OBP: 0.321, SLG: 0.463											4	1	2	0	0	0						
Bill Sample, R OBP: 0.346, SLG: 0.395											1	0	1	1	0	0						
Jim Sundberg, R OBP: 0.328, SLG: 0.365											0	0	0	0	0	0						
John Ellis, R OBP: 0.319, SLG: 0.438											3	2	1	0	1	0						
Nelson Norman, S OBP: 0.246, SLG: 0.247										1	0	1	0	0	0	0						
Eric Soderholm, R OBP: 0.311, SLG: 0.384										2	1	1	1	0	0	1						
Inning Stats	R: 0 E: 0 K: 1 S: 6	H: 1 LOB: 2 BB: 1 P: 10	R: 0 E: 0 K: 0 S: 4	H: 1 LOB: 2 BB: 0 P: 5	R: 0 E: 0 K: 1 S: 5	H: 1 LOB: 0 BB: 0 P: 5	R: 0 E: 0 K: 0 S: 3	H: 0 LOB: 0 BB: 0 P: 3	R: 1 E: 1 K: 0 S: 5	H: 1 LOB: 2 BB: 1 P: 9	R: 0 E: 0 K: 1 S: 6	H: 1 LOB: 1 BB: 0 P: 6	R: 1 E: 0 K: 0 S: 5	H: 3 LOB: 1 BB: 0 P: 5	R: 3 E: 0 K: 0 S: 6	H: 3 LOB: 2 BB: 1 P: 11	R: 1 E: 0 K: 0 S: 5	H: 2 LOB: 1 BB: 0 P: 5	1B: 10 2B: 3 3B: 0 HR: 0	SF: 2 SAC: 0 DP: 1 HBP: 2	WP: 0 PB: 0 SB: 3 CS: 1	PA: 44
PITCHER	IP: 7.2 WLS: W BF: 38 ERA: 4.7	H: 11 R: 5 ER: 4 SO: 3	BB: 3 IBB: 0 HBP: 2 BLK: 0	WP: 0 HR: 0 S: 39 P: 53	ERA: 4.70 WHIP: 1.826	IP: 8.1 WLS: S BF: 6 ERA: 2.21	H: 2 R: 1 ER: 1 SO: 0	BB: 0 IBB: 0 HBP: 0 BLK: 0	WP: 0 HR: 0 S: 6 P: 6	ERA: 6.75 WHIP: 1.500												

Batter	1	2	3	4	5	6	7	8	9	AB	R	H	RBI	BB	SO	LOB	BOTTOM				
Rick Burleson, R OBP: 0.326, SLG: 0.380										5	1	1	1	0	1	1	Texas Rangers @ Boston Red Sox Fenway Park, Boston, MA Fri Aug 31 1979, 7:05 PM EDT Att: 31,314 - Unknown - 75 F				
Tom Pocuette, L OBP: 0.331, SLG: 0.358										5	1	1	3	0	1	1					
Fred Lynn, L OBP: 0.435, SLG: 0.663										4	1	3	0	0	0	0					
Jim Dwyer, L OBP: 0.361, SLG: 0.406										0	0	0	0	0	0	0					
Jim Rice, R OBP: 0.381, SLG: 0.590										2	2	1	1	2	0	1					
Carl Yastrzemski, L OBP: 0.348, SLG: 0.470										4	1	1	2	0	1	4					
Bob Watson, R OBP: 0.377, SLG: 0.467										3	1	2	0	1	0	0					
Butch Hobson, R OBP: 0.297, SLG: 0.486										4	1	2	2	0	0	2					
Stan Papi, R OBP: 0.214, SLG: 0.284										4	0	0	0	0	1	4					
Mike O'Berry, R OBP: 0.263, SLG: 0.353										4	1	1	0	0	0	2					
Inning Stats	R: 0 E: 0 K: 0 S: 4	H: 4 LOB: 0 BB: 0 P: 7	R: 2 E: 0 K: 0 S: 4	H: 1 LOB: 0 BB: 1 P: 8	R: 0 E: 0 K: 0 S: 3	H: 0 LOB: 0 BB: 0 P: 3	R: 1 E: 0 K: 1 S: 7	H: 3 LOB: 1 BB: 0 P: 7	R: 0 E: 0 K: 1 S: 6	H: 1 LOB: 1 BB: 0 P: 6	R: 2 E: 0 K: 0 S: 5	H: 2 LOB: 2 BB: 1 P: 9	R: 0 E: 0 K: 2 S: 7	H: 0 LOB: 0 BB: 0 P: 7	R: 0 E: 0 K: 2 S: 7	H: 0 LOB: 0 BB: 0 P: 7		1B: 8 2B: 2 3B: 0 HR: 2	SF: 0 SAC: 0 DP: 1 HBP: 0	WP: 0 PB: 0 SB: 1 CS: 0	PA: 38
PITCHER	IP: 4.0 WLS: L BF: 21 ERA: 3.91	H: 7 R: 2 ER: 2 SO: 2	BB: 2 IBB: 0 HBP: 0 BLK: 0	WP: 0 HR: 0 S: 17 P: 21	ERA: 6.00 WHIP: 1.667	IP: 8.1 WLS: S BF: 3 ERA: 3.33	H: 0 R: 0 ER: 0 SO: 2	BB: 0 IBB: 0 HBP: 0 BLK: 0	WP: 0 HR: 0 S: 7 P: 7	ERA: 0.00 WHIP: 0.000											

Batter	1	2	3	4	5	6	7	8	9	AB	R	H	RBI	BB	SO	LOB	TOP							
Mickey Rivers, L (1, 8) OBP: 0.304, SLG: 0.396	F4		FC5-4 1B		FC3-6 BB		1B 1B		K	4	1	2	0	1	1	0								
Bump Wills, S (1, 4) OBP: 0.331, SLG: 0.335	2B SF8 1B		K		FC3-6 FC5 1-2 2-H		F7		B5-3	5	1	1	0	0	1	3								
Al Oliver, L (1, 7) OBP: 0.368, SLG: 0.487	SF8 2B 2B		F7		BB		F8			3	1	1	0	1	0	2								
Buddy Bell, R (1, 5) OBP: 0.330, SLG: 0.473	SF8		FC5-4		FC5		1B			3	0	1	2	0	0	3								
Willie Montanez, L (1, 10) OBP: 0.277, SLG: 0.331	2B				F8		HR		L8	4	1	2	2	0	0	1								
Richie Zisk, R (1, 9) OBP: 0.343, SLG: 0.416	6-3				6-3		6-3			4	0	1	0	0	0	1								
Pat Putnam, L (1, 3) OBP: 0.320, SLG: 0.461			3-1		4-3		1B		G6-4-3 1B	4	0	1	0	0	0	1								
Greg Mahlberg, R (1, 2) OBP: 0.250, SLG: 0.250			F8				BB E 1B		F8 K	4	1	1	0	0	1	1								
Nelson Norman, S (1, 6) OBP: 0.243, SLG: 0.243			4-3		F8		F8 K		6-3	4	0	0	0	0	1	2								
Inning Stats	R: 2 E: 0 K: 0 S: 6	H: 3 LOB: 1 BB: 0 P: 6	R: 0 E: 0 K: 0 S: 3	H: 0 LOB: 1 BB: 0 P: 3	R: 0 E: 0 K: 1 S: 6	H: 1 LOB: 1 BB: 0 P: 6	R: 0 E: 0 K: 0 S: 3	H: 0 LOB: 0 BB: 0 P: 3	R: 1 E: 1 K: 0 S: 4	H: 1 LOB: 2 BB: 2 P: 12	R: 1 E: 0 K: 1 S: 7	H: 2 LOB: 1 BB: 0 P: 7	R: 1 E: 0 K: 0 S: 5	H: 2 LOB: 1 BB: 0 P: 5	R: 0 E: 0 K: 1 S: 5	H: 1 LOB: 0 BB: 0 P: 5	R: 0 E: 0 K: 1 S: 5	H: 0 LOB: 0 BB: 0 P: 5	1B: 7 2B: 2 3B: 0 HR: 1	SF: 1 SAC: 0 DP: 1 HBP: 0	WP: 0 PB: 0 SB: 0 CS: 0	PA: 38		
PITCHER	IP	WLS	BF	H	R	ER	SO	BB	IBB	HBP	BLK	WP	HR	S	P	ERA	WHIP							
Bob Stanley, R (1, 1) ERA: 4.23	5.1		25	7	4	3	1	2	0	0	0	0	1	25	33	5.06	1.688							
Dick Drago, R (6, 1) ERA: 2.95	3.2	L	13	3	1	1	3	0	0	0	0	0	0	19	19	2.46	0.818							

Texas Rangers @ Boston Red Sox
Fenway Park, Boston, MA
Sat Sep 01 1979, 3:33 AM EDT
Att: 28,930 - Unknown - 88 F

AB 35
R 5
H 10
RBI 4
BB 2
SO 4
LOB 14



Batter	1	2	3	4	5	6	7	8	9	AB	R	H	RBI	BB	SO	LOB	BOTTOM							
Rick Burleson, R (1, 6) OBP: 0.323, SLG: 0.377	L5				SF9				K	4	0	0	1	0	1	5								
Tom Pocuette, L (1, 9) OBP: 0.319, SLG: 0.344	6-3				F7				F5	5	0	0	0	0	0	5								
Fred Lynn, L (1, 8) OBP: 0.432, SLG: 0.657	G3				F7				FC6	4	0	0	0	1	0	2								
Jim Rice, R (1, 10) OBP: 0.382, SLG: 0.589					F8				L3	3	1	1	0	0	0	1								
Carl Yastrzemski, L (1, 7) OBP: 0.348, SLG: 0.468					1B 1B 1B				F8	4	1	1	0	0	0	2								
Bob Watson, R (1, 3) OBP: 0.376, SLG: 0.465					FC5-4 1B 1B				F8	4	0	1	1	0	0	2								
Butch Hobson, R (1, 5) OBP: 0.298, SLG: 0.493					FC5-4 1B				F8	4	1	2	2	0	1	2								
Stan Papi, R (1, 4) OBP: 0.218, SLG: 0.296					FC5-4 BB				F8	3	1	1	0	0	0	2								
Carlton Fisk, R (9, PH) OBP: 0.303, SLG: 0.455					SH1-3 SF9 2B				FC5-4 1B	1	0	1	0	0	0	0								
Mike O'Berry, R (1, 2) OBP: 0.318, SLG: 0.368					SH1-3				FC5-4 1B	2	0	1	0	1	1	0								
Gary Allenson, R (9, PR) OBP: 0.267, SLG: 0.313					BB				K	0	0	0	0	0	0	0								
Inning Stats	R: 0 E: 0 K: 0 S: 3	H: 4 LOB: 3 BB: 1 P: 11	R: 0 E: 0 K: 0 S: 3	H: 0 LOB: 1 BB: 1 P: 7	R: 2 E: 0 K: 0 S: 5	H: 2 LOB: 0 BB: 0 P: 5	R: 0 E: 1 K: 1 S: 6	H: 0 LOB: 2 BB: 0 P: 7	R: 0 E: 0 K: 2 S: 7	H: 0 LOB: 0 BB: 0 P: 7	R: 0 E: 0 K: 0 S: 3	H: 0 LOB: 0 BB: 0 P: 3	R: 0 E: 0 K: 0 S: 3	H: 0 LOB: 2 BB: 0 P: 5	R: 0 E: 0 K: 0 S: 5	H: 2 LOB: 2 BB: 0 P: 5	1B: 6 2B: 1 3B: 0 HR: 1	SF: 1 SAC: 1 DP: 0 HBP: 1	WP: 0 PB: 0 SB: 0 CS: 0	PA: 39				
PITCHER	IP	WLS	BF	H	R	ER	SO	BB	IBB	HBP	BLK	WP	HR	S	P	ERA	WHIP							
Fergie Jenkins, R (1, 1) ERA: 4.19	2.0		11	4	2	2	0	1	0	0	0	0	0	10	14	9.00	2.500							
John Henry Johnson, L (3, 1) ERA: 4.71	1.0		6	2	2	2	0	1	0	0	0	0	1	5	9	18.00	3.000							
Danny Darwin, R (4, 1) ERA: 3.88	5.0	W	19	2	0	0	3	0	0	1	0	0	0	24	25	0.00	0.400							
Jim Kern, R (9, 1) ERA: 1.46	1.0	S	3	0	0	0	0	0	0	0	0	0	0	3	3	0.00	0.000							

Texas Rangers @ Boston Red Sox
Fenway Park, Boston, MA
Sat Sep 01 1979, 3:33 AM EDT
Att: 28,930 - Unknown - 88 F

AB 34
R 4
H 8
RBI 4
BB 2
SO 3
LOB 21



Batter	1	2	3	4	5	6	7	8	9	10	11	AB	R	H	RBI	BB	SO	LOB	TOP											
Mickey Rivers, L OBP: 0.307, SLG: 0.402 (1, 8)	4-3 2B		1-3			SH1-3 SF8 2B	K		1B 1-2		K	6	1	3	0	0	2	0												
Bump Wills, S OBP: 0.331, SLG: 0.334 (1, 4)	6-3		F8			SH1-3		6-3	1B 1-3 2-H			4	0	1	1	0	0	1												
Al Oliver, L OBP: 0.364, SLG: 0.483 (1, 7)	4-3 2-3			4-3		SF8		6-3	F8			4	0	0	1	0	0	3												
Buddy Bell, R OBP: 0.331, SLG: 0.472 (1, 5) (5, 6)	BB			4-3		6-3					6-3	4	0	1	0	1	0	0												
Richie Zisk, R OBP: 0.342, SLG: 0.421 (1, 9)	L9			F9			HR	F8			K	5	1	1	1	0	1	3												
John Ellis, R OBP: 0.324, SLG: 0.451 (1, 10)		FC6-4 1B				K					F9	5	2	3	1	0	1	0												
Willie Montanez, L OBP: 0.276, SLG: 0.336 (1, 3)		FC6-4 G3-6-1 1-2		F7		4-3		4-3	L8		HR	5	1	1	1	0	0	2												
Greg Mahberg, R OBP: 0.222, SLG: 0.125 (1, 2)		G3-6-1 1-2				PB BB		F3	K		4-3	4	0	0	0	1	1	2												
Nelson Norman, S OBP: 0.242, SLG: 0.242 (5, PH)			F9			F8					5-3	1	0	0	0	0	0	0												
Eric Soderholm, R OBP: 0.313, SLG: 0.394 (5, 5)						1-2		HR	1B 1B			4	2	2	2	0	0	1												
Inning Stats	R: 0 E: 0 K: 0 S: 4	H: 1 LOB: 2 BB: 1 P: 8	R: 0 E: 0 K: 0 S: 3	H: 1 LOB: 0 BB: 0 P: 3	R: 0 E: 0 K: 0 S: 3	H: 0 LOB: 0 BB: 0 P: 3	R: 0 E: 0 K: 0 S: 3	H: 0 LOB: 0 BB: 0 P: 3	R: 0 E: 0 K: 1 S: 5	H: 0 LOB: 1 BB: 1 P: 9	R: 1 E: 0 K: 0 S: 4	H: 1 LOB: 0 BB: 0 P: 4	R: 3 E: 0 K: 1 S: 8	H: 3 LOB: 0 BB: 0 P: 8	R: 0 E: 0 K: 0 S: 4	H: 1 LOB: 1 BB: 0 P: 4	R: 2 E: 0 K: 1 S: 9	H: 4 LOB: 2 BB: 0 P: 9	R: 0 E: 0 K: 1 S: 5	H: 0 LOB: 0 BB: 0 P: 5	R: 1 E: 0 K: 1 S: 6	H: 1 LOB: 0 BB: 0 P: 6	1B: 6 2B: 2 3B: 0 HR: 4	SF: 1 SAC: 1 DP: 1 HBP: 0	WP: 0 PB: 1 SB: 0 CS: 0	PA: 46				
PITCHER	IP ERA WLS BF H R ER SO BB IBB HBP BLK WP HR S P ERA WHIP	6.2 7.9 1.0 4 1 0 0 1 0 0 0 0 0 0 6 6 0.00 1.000	7.1 2.18 1.0 6 3 2 2 1 0 0 0 0 0 1 8 8 18.00 3.000	8.1 4.42 0.1 2 1 0 0 0 0 0 0 0 0 2 2 0.00 3.000	10.1 2.92 2.0 L 7 1 1 1 2 0 0 0 0 0 1 11 11 4.50 0.500																									

Texas Rangers @ Boston Red Sox
Fenway Park, Boston, MA
Sun Sep 02 1979, 3:33 AM EDT
Att. 30,133 - Unknown - 87 F

AB	42
R	7
H	12
RBI	7
BB	2
SO	5
LOB	12



Batter	1	2	3	4	5	6	7	8	9	10	11	AB	R	H	RBI	BB	SO	LOB	BOTTOM			
Rick Burleson, R OBP: 0.322, SLG: 0.376 (1, 6)	6-3	5-3		F9		1-3 2-H 1B			SH3 1-2		G3	5	0	1	1	0	0	0				
Tom Poquette, L OBP: 0.322, SLG: 0.346 (1, 9)	F7					G3			F5			5	1	2	1	0	0	0				
Fred Lynn, L OBP: 0.434, SLG: 0.655 (1, 8) (5, 6)	3B BB			SF9 BB		4-3			1B		F8	3	1	1	0	2	0	1				
Jim Rice, R OBP: 0.384, SLG: 0.592 (1, 10)	2B 3B			SF9 BB					F8		K	4	1	2	1	1	1	2				
Carl Yastrzemski, L OBP: 0.348, SLG: 0.471 (1, 7)	2B			SF9		L8			1-3		B3-4 1B	4	1	2	2	0	0	2				
Bob Watson, R OBP: 0.378, SLG: 0.468 (1, 3)	WP 2B			G6-4-3 BB		FC4 1B			K		B3-4 1-2 1B	4	0	2	1	1	1	1				
Butch Hobson, R OBP: 0.295, SLG: 0.487 (1, 5)	F3			G6-4-3 1-2		FC4 1B			F8		1-3	5	1	0	0	0	0	5				
Stan Papi, R OBP: 0.219, SLG: 0.287 (1, 4)		6-3		F9		1B BB			K			3	0	0	0	1	1	0				
Jim Dwyer, L OBP: 0.357, SLG: 0.400 (11, PH)											F6	1	0	0	0	0	0	0				
Mike O'Berry, R OBP: 0.290, SLG: 0.318 (1, 2)		4-3				K					6-3	3	0	0	0	0	1	2				
Carlton Fisk, R OBP: 0.305, SLG: 0.455 (9, PH)												0	1	0	0	0	0	0				
Gary Alenson, R OBP: 0.257, SLG: 0.313 (10, 2)												0	0	0	0	0	0	0				
Dwight Evans, R OBP: 0.368, SLG: 0.474 (11, PH)									SH3 1B HBP			1	0	0	0	0	0	0				
Inning Stats	R: 3 E: 0 K: 0 S: 6	H: 3 LOB: 1 BB: 1 P: 10	R: 0 E: 0 K: 0 S: 3	H: 0 LOB: 0 BB: 0 P: 3	R: 1 E: 0 K: 0 S: 3	H: 1 LOB: 2 BB: 1 P: 15	R: 0 E: 0 K: 0 S: 3	H: 0 LOB: 0 BB: 0 P: 3	R: 0 E: 0 K: 0 S: 4	H: 1 LOB: 1 BB: 1 P: 4	R: 0 E: 0 K: 2 S: 7	H: 0 LOB: 0 BB: 0 P: 7	R: 1 E: 0 K: 1 S: 6	H: 1 LOB: 1 BB: 0 P: 7	R: 0 E: 0 K: 0 S: 3	H: 1 LOB: 0 BB: 0 P: 3	R: 0 E: 0 K: 0 S: 3	H: 0 LOB: 0 BB: 0 P: 3	1B: 7 2B: 2 3B: 1 HR: 0	SF: 1 SAC: 1 DP: 2 HBP: 1	WP: 1 PB: 0 SB: 0 CS: 0	PA: 46
PITCHER	IP ERA WLS BF H R ER SO BB IBB HBP BLK WP HR S P ERA WHIP	6.0 4.6 2.0 7 1 0 0 2 0 0 0 0 0 0 0 11 11 7.50 2.000	7.1 3.25 3.0 W 11 2 1 1 1 0 0 1 0 0 0 12 13 3.00 0.667																			

Texas Rangers @ Boston Red Sox
Fenway Park, Boston, MA
Sun Sep 02 1979, 3:33 AM EDT
Att. 30,133 - Unknown - 87 F

AB	38
R	6
H	10
RBI	6
BB	5
SO	4
LOB	13



Batter	1	2	3	4	5	6	7	8	9	AB	R	H	RBI	BB	SO	LOB	TOP				
Rick Burleson, R OBP: 0.320, SLG: 0.375 (1, 6)	F8		F8		K		FC6 1B	SF8		4	0	1	1	0	1	0	Boston Red Sox @ New York Yankees Yankee Stadium, Bronx, NY Mon Sep 03 1979, 3:33 AM EDT Att: 46,298 - Unknown - 82 F				
Carlton Fisk, R OBP: 0.303, SLG: 0.454 (1, 10)	K		2B		F8		FC6 1-2	5-3		5	1	1	0	0	1	2					
Fred Lynn, L OBP: 0.333, SLG: 0.654 Tom Poquette, L OBP: 0.320, SLG: 0.351 (1, 8) (2, 8)	6-3		K					1-3	F8	1	0	0	0	0	0	0					
Jim Rice, R OBP: 0.386, SLG: 0.600 (1, 9)		HR								3	2	2	2	1	0	1					
Bob Watson, R OBP: 0.377, SLG: 0.470 (1, 3)	4-3		F8							4	1	1	1	0	0	2					
Carl Yastrzemski, L OBP: 0.347, SLG: 0.470 (1, 7)					3-1					3	0	1	1	0	0	1					
Butch Hobson, R OBP: 0.297, SLG: 0.494 (1, 5)					F8					4	1	2	1	0	1	0					
Stan Papi, R OBP: 0.215, SLG: 0.282 Ted Sizemore, R OBP: 0.319, SLG: 0.315 (7, PH) (7, 4)	K				K					2	0	0	0	0	2	2					
Gary Allenson, R OBP: 0.265, SLG: 0.310 Dwight Evans, R OBP: 0.367, SLG: 0.473 Mike O'Berry, R OBP: 0.280, SLG: 0.318 Jim Dwyer, L OBP: 0.365, SLG: 0.423 (1, 2) (7, PH) (7, 2) (9, PH)	F8				K2-3					2	0	0	0	0	1	2					
Inning Stats	R: 0 E: 0 K: 1 S: 5	H: 0 LOB: 0 BB: 0 P: 5	R: 1 E: 0 K: 1 S: 8	H: 3 LOB: 2 BB: 0 P: 8	R: 1 E: 0 K: 1 S: 7	H: 2 LOB: 1 BB: 0 P: 7	R: 0 E: 0 K: 2 S: 5	H: 0 LOB: 0 BB: 0 P: 7	R: 0 E: 0 K: 0 S: 4	H: 1 LOB: 1 BB: 0 P: 4	R: 1 E: 0 K: 0 S: 5	H: 2 LOB: 1 BB: 0 P: 5	R: 2 E: 0 K: 1 S: 6	H: 1 LOB: 0 BB: 1 P: 10	R: 1 E: 0 K: 0 S: 4	H: 1 LOB: 1 BB: 1 P: 8		1B: 3 2B: 4 3B: 1 HR: 2	SF: 2 SAC: 0 DP: 0 HBP: 0	WP: 0 PB: 0 SB: 0 CS: 0	PA: 39
PITCHER	IP	WLS	BF	H	R	ER	SO	BB	IBB	HBP	BLK	WP	HR	S	P	ERA	WHIP				
Ron Guidry, L ERA: 2.84 Ron Davis, R ERA: 3.03 (1, 1) (8, 1)	7.2	W	33	9	5	5	6	1	0	0	0	0	2	44	48	5.87	1.304				
PITCHER	IP	WLS	BF	H	R	ER	SO	BB	IBB	HBP	BLK	WP	HR	S	P	ERA	WHIP				


AB 35
R 6
H 10
RBI 6
BB 2
SO 7
LOB 12




Batter	1	2	3	4	5	6	7	8	9	AB	R	H	RBI	BB	SO	LOB	BOTTOM				
Bobby Murcer, L OBP: 0.345, SLG: 0.398 (1, 8) (7, 7)	F8				1-3	G4-6-3		SH1-3		4	1	1	3	0	0	2	Boston Red Sox @ New York Yankees Yankee Stadium, Bronx, NY Mon Sep 03 1979, 3:33 AM EDT Att: 46,298 - Unknown - 82 F				
Willie Randolph, R OBP: 0.394, SLG: 0.379 (1, 4)	HR	6-3			F8		SH2-4 BB	1B		3	2	1	1	2	0	0					
Oscar Gamble, L OBP: 0.472, SLG: 0.596 Juan Beniquez, R OBP: 0.287, SLG: 0.388 Lenny Randle, S OBP: 0.225, SLG: 0.184 (1, 7) (7, 8) (8, PR) (9, 8)			5-3				SH2-4 BB			2	1	1	2	1	0	0					
Reggie Jackson, L OBP: 0.378, SLG: 0.528 (1, 9)					4-3			1B		5	0	2	0	0	1	3					
Chris Chambliss, L OBP: 0.321, SLG: 0.435 (1, 3)	F9		G4-6-3			3-1		4-3		4	0	0	0	0	0	3					
Graig Nettles, L OBP: 0.324, SLG: 0.389 (1, 5)	K					E9 BB		F5		3	1	1	0	1	1	1					
Jim Spencer, L OBP: 0.364, SLG: 0.582 (1, 10)					F9					3	3	2	0	1	0	1					
Fred Stanley, R OBP: 0.273, SLG: 0.319 Roy White, S OBP: 0.276, SLG: 0.263 Bucky Dent, R OBP: 0.293, SLG: 0.289 (1, 6) (6, PH) (7, 6)		6-3			F4					2	0	0	0	0	0	2					
Brad Gulden, L OBP: 0.250, SLG: 0.226 (1, 2)		4-3			F9					4	1	2	3	0	0	2					
Inning Stats	R: 2 E: 0 K: 1 S: 7	H: 2 LOB: 1 BB: 1 P: 11	R: 2 E: 0 K: 0 S: 5	H: 2 LOB: 0 BB: 0 P: 5	R: 0 E: 0 K: 0 S: 3	H: 1 LOB: 0 BB: 0 P: 3	R: 0 E: 0 K: 0 S: 3	H: 0 LOB: 1 BB: 1 P: 7	R: 0 E: 0 K: 0 S: 3	H: 0 LOB: 1 BB: 1 P: 7	R: 2 E: 1 K: 0 S: 4	H: 2 LOB: 1 BB: 2 P: 12	R: 0 E: 0 K: 1 S: 5	H: 0 LOB: 1 BB: 1 P: 9	R: 4 E: 0 K: 0 S: 8	H: 5 LOB: 1 BB: 0 P: 8		1B: 8 2B: 1 3B: 1 HR: 2	SF: 0 SAC: 2 DP: 2 HBP: 0	WP: 0 PB: 0 SB: 0 CS: 0	PA: 40
PITCHER	IP	WLS	BF	H	R	ER	SO	BB	IBB	HBP	BLK	WP	HR	S	P	ERA	WHIP				
Dennis Eckersley, R ERA: 3.09 Joel Finch, R ERA: 5.31 Tom Burgmeier, L ERA: 2.43 Win Remmerswaal, R ERA: 9.64 Bill Campbell, R ERA: 3.75 (1, 1) (2, 1) (6, 1) (8, 1) (8, 1)	1.2	L	10	4	4	4	1	1	0	0	0	0	2	11	15	21.60	3.000				
PITCHER	IP	WLS	BF	H	R	ER	SO	BB	IBB	HBP	BLK	WP	HR	S	P	ERA	WHIP				

AB 32
R 10
H 12
RBI 10
BB 6
SO 2
LOB 14



Batter	1	2	3	4	5	6	7	8	9	AB	R	H	RBI	BB	SO	LOB	TOP										
Rick Burleson, R OBP: 0.318, SLG: 0.372 (1, 6)	0-0 6-3		0-0 F2			0-3 K		0-0 1-3		4	0	0	0	0	1	1	Boston Red Sox @ New York Yankees Yankee Stadium, Bronx, NY Tue Sep 04 1979, 7:05 PM EDT Att: 37,259 - Unknown - 75 F AB 31 R 2 H 3 RBI 2 BB 1 SO 5 LOB 4 										
Dwight Evans, R OBP: 0.366, SLG: 0.469 (1, 9)	0-0 6-3		4-0 BB			0-0 L8		0-0 1-3		3	0	0	0	1	0	0											
Tom Poquette, L OBP: 0.318, SLG: 0.355 (1, 8)	0-0 F8		0-0 3-1			0-0 2B			0-0 F8	4	1	1	0	0	0	2											
Jim Rice, R OBP: 0.385, SLG: 0.599 (1, 10)		0-3 K		0-0 6-3		0-0 2B		0-0 6-3		4	0	1	1	0	1	0											
Carl Yastrzemski, L OBP: 0.345, SLG: 0.466 (1, 7)	0-0 F8		0-0 F7			2H G3		0-0 L7		4	0	0	0	0	0	1											
Bob Watson, R OBP: 0.375, SLG: 0.467 (1, 3)	0-0 F9		0-3 K				0-3 K			3	0	0	0	0	2	0											
Butch Hobson, R OBP: 0.297, SLG: 0.500 (1, 5)			0-0 HR		0-0 L8		0-0 F8			3	1	1	1	0	0	0											
Ted Sizemore, R OBP: 0.316, SLG: 0.313 (1, 4)			0-0 5-3		0-0 1-3		0-3 K			3	0	0	0	0	1	0											
Gary Allenson, R OBP: 0.262, SLG: 0.307 (8, PH)			0-0 E5		0-0 F9			0-0 F7		2	0	0	0	0	0	0											
Carlton Fisk, R OBP: 0.302, SLG: 0.452 (8, PH)										1	0	0	0	0	0	0											
Mike O'Berry, R OBP: 0.280, SLG: 0.318 (8, 2)										0	0	0	0	0	0	0											
Inning Stats	R: 0 E: 0 K: 0 S: 3	H: 0 LOB: 0 BB: 0 P: 3	R: 0 E: 0 K: 1 S: 5	H: 0 LOB: 0 BB: 0 P: 5	R: 1 E: 1 K: 0 S: 5	H: 1 LOB: 2 BB: 1 P: 9	R: 0 E: 0 K: 1 S: 5	H: 0 LOB: 0 BB: 0 P: 5	R: 0 E: 0 K: 0 S: 3	H: 0 LOB: 0 BB: 0 P: 3	R: 1 E: 0 K: 2 S: 7	H: 2 LOB: 1 BB: 0 P: 7	R: 0 E: 0 K: 2 S: 7	H: 0 LOB: 0 BB: 0 P: 7	R: 0 E: 0 K: 0 S: 3	H: 0 LOB: 0 BB: 0 P: 3	R: 0 E: 0 K: 0 S: 3	H: 0 LOB: 0 BB: 0 P: 3	1B: 0 2B: 2 3B: 0 HR: 1	SF: 0 SAC: 0 DP: 0 HBP: 0	WP: 0 PB: 0 SB: 1 CS: 0	PA: 32					
PITCHER	IP	WLS	BF	H	R	ER	SO	BB	IBB	HBP	BLK	WP	HR	S	P	ERA	WHIP										
Luis Tiant, R ERA: 4.01 (1, 1)	8.0	W	29	3	2	2	5	1	0	0	0	0	1	38	42	2.25	0.500										
Rich Gossage, R ERA: 2.87 (9, 1)	1.0	S	3	0	0	0	0	0	0	0	0	0	0	3	3	0.00	0.000										

Batter	1	2	3	4	5	6	7	8	9	AB	R	H	RBI	BB	SO	LOB	BOTTOM										
Bobby Murcer, L OBP: 0.347, SLG: 0.399 (1, 8)	0-0 L5			0-0 1B		0-0 E 1B		0-0 4-3		4	0	2	0	0	0	0	Boston Red Sox @ New York Yankees Yankee Stadium, Bronx, NY Tue Sep 04 1979, 7:05 PM EDT Att: 37,259 - Unknown - 75 F AB 31 R 3 H 6 RBI 2 BB 2 SO 2 LOB 10 										
Willie Randolph, R OBP: 0.383, SLG: 0.380 (1, 4)	0-0 6-3			0-0 F5		0-0 E5 1-3		0-0 E 2B		4	1	1	0	0	0	2											
Oscar Gamble, L OBP: 0.468, SLG: 0.587 (1, 7)	0-0 F7			0-3 K		0-0 1-3		4-0 FC6-4 BB		3	0	0	0	1	1	3											
Lou Piniella, R OBP: 0.331, SLG: 0.436 (9, 7)									0-0 FC6-4 1B	0	0	0	0	0	0	0											
Reggie Jackson, L OBP: 0.377, SLG: 0.525 (1, 9)		0-0 F7		0-0 4-3			0-0 HR 1B	0-0 FC6-4 1B 2H		4	1	1	0	0	0	2											
Chris Chambliss, L OBP: 0.323, SLG: 0.442 (1, 3)		0-0 L7			0-0 4-3		0-0 HR 1H	0-0 1B		4	1	2	2	0	0	0											
Graig Nettles, L OBP: 0.321, SLG: 0.386 (1, 5)		0-0 6-3			0-0 F7		0-0 4-3	0-0 3-1		4	0	0	0	0	0	2											
Jim Spencer, L OBP: 0.360, SLG: 0.574 (1, 10)			0-0 F9		0-0 4-3		0-0 6-3			3	0	0	0	0	0	0											
Brad Gulden, L OBP: 0.254, SLG: 0.219 (1, 2)			0-0 F8			0-0 F7		4-0 BB		2	0	0	0	1	0	0											
Bucky Dent, R OBP: 0.291, SLG: 0.287 (1, 6)			0-0 5-3			0-0 5-3		0-3 K		3	0	0	0	0	1	1											
Inning Stats	R: 0 E: 0 K: 0 S: 3	H: 0 LOB: 0 BB: 0 P: 3	R: 0 E: 0 K: 0 S: 3	H: 0 LOB: 0 BB: 0 P: 3	R: 0 E: 0 K: 1 S: 6	H: 1 LOB: 1 BB: 0 P: 6	R: 0 E: 0 K: 0 S: 3	H: 0 LOB: 0 BB: 0 P: 3	R: 2 E: 0 K: 1 S: 7	H: 2 LOB: 1 BB: 1 P: 11	R: 1 E: 1 K: 0 S: 5	H: 2 LOB: 2 BB: 1 P: 9	R: 0 E: 0 K: 0 S: 3	H: 0 LOB: 0 BB: 0 P: 3	R: 0 E: 0 K: 0 S: 3	H: 0 LOB: 0 BB: 0 P: 3	1B: 4 2B: 1 3B: 0 HR: 1	SF: 0 SAC: 0 DP: 0 HBP: 0	WP: 0 PB: 0 SB: 0 CS: 0	PA: 33							
PITCHER	IP	WLS	BF	H	R	ER	SO	BB	IBB	HBP	BLK	WP	HR	S	P	ERA	WHIP										
Mike Torrez, R ERA: 4.65 (1, 1)	8.0	L	33	6	3	3	2	2	0	0	0	0	1	35	43	3.38	1.000										

Batter	1	2	3	4	5	6	7	8	9	AB	R	H	RBI	BB	SO	LOB	TOP					
Rick Burleson, R OBP: 0.319, SLG: 0.372 (1, 6)										5	0	2	0	0	1	2	Boston Red Sox @ New York Yankees Yankee Stadium, Bronx, NY Wed Sep 05 1979, 7:05 PM EDT Att: 38,644 - Unknown - 76 F					
Dwight Evans, R OBP: 0.394, SLG: 0.469 (1, 9)										5	0	1	0	0	0	3						
Carlton Fisk, R OBP: 0.300, SLG: 0.448 (1, 10)										5	0	1	0	0	0	2						
Jim Rice, R OBP: 0.383, SLG: 0.595 (1, 7)										4	0	0	0	0	0	2						
Bob Watson, R OBP: 0.374, SLG: 0.465 (1, 3)										4	2	1	0	0	0	1						
Butch Hobson, R OBP: 0.299, SLG: 0.511 (1, 5)										4	2	2	3	0	0	0						
Tom Poquette, L OBP: 0.323, SLG: 0.359 (1, 8)										4	0	2	1	0	0	0						
Ted Sizemore, R OBP: 0.318, SLG: 0.323 (1, 4)										4	1	2	1	0	0	1						
Gary Allenson, R OBP: 0.262, SLG: 0.306 (1, 2)										4	0	1	0	0	1	2						
Inning Stats	R: 0 E: 0 K: 1 S: 6	H: 1 LOB: 1 BB: 0 P: 6	R: 2 E: 0 K: 0 S: 7	H: 5 LOB: 2 BB: 0 P: 7	R: 0 E: 0 K: 0 S: 3	H: 0 LOB: 0 BB: 0 P: 3	R: 0 E: 0 K: 1 S: 7	H: 2 LOB: 2 BB: 0 P: 7	R: 0 E: 0 K: 0 S: 4	H: 1 LOB: 1 BB: 0 P: 4	R: 0 E: 0 K: 0 S: 3	H: 0 LOB: 0 BB: 0 P: 3	R: 0 E: 1 K: 0 S: 5	H: 0 LOB: 0 BB: 0 P: 5	R: 2 E: 0 K: 0 S: 5	H: 1 LOB: 0 BB: 0 P: 5		R: 1 E: 0 K: 0 S: 5	H: 2 LOB: 1 BB: 0 P: 5	1B: 8 2B: 1 3B: 1 HR: 2	SF: 0 SAC: 0 DP: 1 HBP: 0	WP: 0 PB: 0 SB: 2 CS: 0
PITCHER Tommy John, L ERA: 2.96 (1, 1)	IP: 9.0 WLS: L BF: 39	H: 12 R: 5 ER: 3 SO: 2	BB: 0 IBB: 0 HBP: 0 BLK: 0	WP: 0 HR: 2 S: 43 P: 43	ERA: 3.00 WHIP: 1.333																	

AB	39
R	5
H	12
RBI	5
BB	0
SO	2
LOB	13



Batter	1	2	3	4	5	6	7	8	9	AB	R	H	RBI	BB	SO	LOB	BOTTOM			
Bobby Murcer, L OBP: 0.346, SLG: 0.397 (1, 8)										4	0	1	0	0	1	1	Boston Red Sox @ New York Yankees Yankee Stadium, Bronx, NY Wed Sep 05 1979, 7:05 PM EDT Att: 38,644 - Unknown - 76 F			
Willie Randolph, R OBP: 0.380, SLG: 0.377 (1, 4)										4	0	0	0	0	0	1				
Oscar Gamble, L OBP: 0.461, SLG: 0.576 (1, 7)										4	0	0	0	0	0	1				
Reggie Jackson, L OBP: 0.376, SLG: 0.522 (1, 9)										4	0	1	0	0	1	1				
Chris Chambliss, L OBP: 0.324, SLG: 0.442 (1, 3)										4	0	2	0	0	0	0				
Graig Nettles, L OBP: 0.321, SLG: 0.385 (1, 5)										4	0	1	0	0	0	3				
Jim Spencer, L OBP: 0.360, SLG: 0.571 (1, 10)										3	0	1	0	0	0	2				
Brad Gulden, L OBP: 0.243, SLG: 0.209 (1, 2)										3	0	0	0	0	0	2				
Bucky Dent, R OBP: 0.290, SLG: 0.286 (1, 6)										2	0	0	0	0	0	0				
Roy White, S OBP: 0.280, SLG: 0.267 (8, PH)										1	0	1	0	0	0	0				
Fred Stanley, R OBP: 0.273, SLG: 0.319 (9, 6)										0	0	0	0	0	0	0				
Inning Stats	R: 0 E: 0 K: 1 S: 6	H: 1 LOB: 1 BB: 0 P: 6	R: 0 E: 0 K: 0 S: 3	H: 0 LOB: 0 BB: 0 P: 3	R: 0 E: 0 K: 0 S: 3	H: 0 LOB: 0 BB: 0 P: 3	R: 0 E: 0 K: 0 S: 3	H: 0 LOB: 0 BB: 0 P: 3	R: 0 E: 1 K: 0 S: 4	H: 0 LOB: 1 BB: 0 P: 4	R: 0 E: 0 K: 0 S: 4	H: 2 LOB: 1 BB: 0 P: 4	R: 0 E: 0 K: 0 S: 4	H: 2 LOB: 1 BB: 0 P: 4	R: 0 E: 0 K: 0 S: 5	H: 2 LOB: 2 BB: 0 P: 5	1B: 7 2B: 0 3B: 0 HR: 0	SF: 0 SAC: 0 DP: 2 HBP: 0	WP: 0 PB: 0 SB: 0 CS: 0	PA: 33
PITCHER Bob Stanley, R ERA: 4.03 (1, 1)	IP: 9.0 WLS: W BF: 33	H: 7 R: 0 ER: 0 SO: 2	BB: 0 IBB: 0 HBP: 0 BLK: 0	WP: 0 HR: 0 S: 37 P: 37	ERA: 0.00 WHIP: 0.778															



Batter	1	2	3	4	5	6	7	8	9	AB	R	H	RBI	BB	SO	LOB	TOP										
Al Bumby, L OBP: 0.330, SLG: 0.357 (1, 8)	0-0 5-3 1B		0-0 1B 2B		0-0 L4-3 1B		0-0 FC6-4 1-2		0-0 F7	4	0	3	0	0	0	1											
Kiko Garcia, R OBP: 0.303, SLG: 0.368 (1, 6)	0-0 5-3		0-0 G6-4-3 1B		0-0 L4-3			0-0 F7	3	0	1	0	0	0	0	3											
John Lowenstein, L OBP: 0.363, SLG: 0.506 (8, PH)	0-0 5-3		0-0 G6-4-3 1B		0-0 L4-3			0-0 F7	1	0	0	0	0	0	0	0											
Mark Belanger, R OBP: 0.280, SLG: 0.233 (8, 6)	0-0 1-2		0-0 G6-4-3 1B		0-0 L4-3			0-0 F7	0	0	0	0	0	0	0	0											
Ken Singleton, S OBP: 0.406, SLG: 0.541 (1, 7)	0-0 3-1		0-0 G6-4-3 1B		0-0 L4-3			0-3 K	2	4	0	0	0	0	1	3											
Eddie Murray, S OBP: 0.362, SLG: 0.471 (1, 3)	0-0 6-3			0-0 HR				0-0 3-1	3	4	1	1	1	0	0	1											
Doug DeCinces, R OBP: 0.328, SLG: 0.414 (1, 5)		0-0 1-3		0-0 F7				0-0 6-3	3	4	0	0	0	0	1	0											
Gary Roenicke, R OBP: 0.389, SLG: 0.537 (1, 9)		0-0 5-3		0-3 K				0-0 6-3	2	4	1	1	1	0	1	0											
Lee May, R OBP: 0.300, SLG: 0.426 (1, 10)		0-0 2B		0-0 6-3				0-0 5-3	1	3	0	1	0	1	0	0											
Rich Dauer, R OBP: 0.302, SLG: 0.358 (1, 4)		0-0 6-3			0-0 F8			0-0 6-3	2	4	0	1	0	0	0	1											
Rick Dempsey, R OBP: 0.317, SLG: 0.360 (1, 2)			0-0 1-3		0-0 1B 2B			0-0 K	3	3	0	1	0	1	1	2											
Inning Stats	R: 0 E: 0 K: 0 S: 4	H: 1 LOB: 1 BB: 0 P: 4	R: 0 E: 0 K: 0 S: 4	H: 1 LOB: 1 BB: 0 P: 4	R: 0 E: 0 K: 0 S: 4	H: 2 LOB: 1 BB: 0 P: 4	R: 1 E: 0 K: 1 S: 6	H: 1 LOB: 0 BB: 0 P: 6	R: 0 E: 0 K: 0 S: 4	H: 2 LOB: 1 BB: 0 P: 4	R: 0 E: 0 K: 0 S: 3	H: 0 LOB: 0 BB: 0 P: 3	R: 1 E: 0 K: 0 S: 4	H: 1 LOB: 1 BB: 1 P: 8	R: 0 E: 0 K: 1 S: 5	H: 0 LOB: 0 BB: 0 P: 5	R: 0 E: 0 K: 2 S: 8	H: 1 LOB: 2 BB: 1 P: 12	1B: 4 2B: 4 3B: 0 HR: 2	SF: 0 SAC: 0 DP: 2 HBP: 0	WP: 0 PB: 0 SB: 0 CS: 0	PA: 36					
PITCHER	IP	WLS	BF	H	R	ER	SO	BB	IBB	HBP	BLK	WP	HR	S	P	ERA	WHIP										
Chuck Rainey, R ERA: 4.1 (1, 1)	8.2	L	35	9	2	2	3	2	0	0	0	0	2	39	47	2.08	1.269										
Dick Drago, R ERA: 2.91 (9, 1)	0.1		1	0	0	0	1	0	0	0	0	0	0	3	3	0.00	0.000										

Baltimore Orioles @ Boston Red Sox
Fenway Park, Boston, MA
Fri Sep 07 1979, 7:05 PM EDT
Att: 33,222 - Unknown

AB 34
R 2
H 9
RBI 2
BB 2
SO 4
LOB 11



Batter	1	2	3	4	5	6	7	8	9	AB	R	H	RBI	BB	SO	LOB	BOTTOM										
Rick Burleson, R OBP: 0.318, SLG: 0.371 (1, 6)	0-0 F8		0-0 5-3		0-0 1-2 1B		0-0 F8			4	0	1	0	0	0	2											
Ted Sizemore, R OBP: 0.318, SLG: 0.323 (1, 4)	0-0 F8			0-0 F7		0-0 FC1-5 2-3		0-0 1-3	1	3	0	1	0	0	0	2											
Carlton Fisk, R OBP: 0.299, SLG: 0.446 (8, PH)	0-0 1B			0-0 F7		0-0 FC1-5 2-3		0-0 1-3	0	1	0	0	0	0	0	0											
Stan Papi, R OBP: 0.215, SLG: 0.282 (9, 4)	0-0 1B			0-0 F7		0-0 FC1-5 2-3		0-0 1-3	0	0	0	0	0	0	0	0											
Fred Lynn, L OBP: 0.432, SLG: 0.649 (1, 8)	0-3 K			0-0 F7		0-0 P4		4-0 G6-4-3 BB	2	3	0	0	0	1	1	1											
Jim Rice, R OBP: 0.382, SLG: 0.598 (1, 10)	0-0 F8			0-0 HR		0-0 4-3		0-0 G6-4-3 1-2	3	4	1	1	1	0	0	2											
Carl Yastrzemski, L OBP: 0.348, SLG: 0.468 (1, 7)		0-0 G4-6-3 1B		0-0 1B		0-0 6-3		0-0 1B	1	4	0	3	0	0	0	0											
Bob Watson, R OBP: 0.373, SLG: 0.466 (1, 3)		0-0 G4-6-3 1-2		0-0 F8		0-0 F8		0-0 2B	2	4	0	1	0	0	0	2											
Jerry Remy, L OBP: 0.352, SLG: 0.352 (9, FR)		0-0 G4-6-3 1-2		0-0 F8		0-0 F8		0-0 2B	0	0	0	0	0	0	0	0											
Butch Hobson, R OBP: 0.299, SLG: 0.508 (1, 5)		0-0 F8			0-0 F9		4-0 BLK HBP BB	0-0 F7	2	3	0	0	0	1	0	1											
Dwight Evans, R OBP: 0.363, SLG: 0.465 (1, 9)			0-3 K		0-3 K		1-0 BLK HBP	0-3 K	3	3	0	0	0	0	3	1											
Gary Allenson, R OBP: 0.264, SLG: 0.305 (1, 2)			0-0 F7		4-0 FC1-5 1B BB		0-3 K		2	1	0	0	0	1	0	0											
Tom Poquette, L OBP: 0.321, SLG: 0.357 (7, PH)			0-0 F7		4-0 FC1-5 1B BB		0-3 K		2	1	0	0	0	1	2												
Mike O'Berry, R OBP: 0.280, SLG: 0.318 (8, 2)			0-0 F7		4-0 FC1-5 1B BB		1-2 2-3 K		0	0	0	0	0	0	0	0											
Inning Stats	R: 0 E: 0 K: 1 S: 6	H: 1 LOB: 1 BB: 0 P: 6	R: 0 E: 0 K: 0 S: 3	H: 1 LOB: 0 BB: 0 P: 3	R: 0 E: 0 K: 1 S: 5	H: 0 LOB: 0 BB: 0 P: 5	R: 1 E: 0 K: 0 S: 5	H: 2 LOB: 1 BB: 0 P: 5	R: 0 E: 0 K: 1 S: 6	H: 1 LOB: 2 BB: 1 P: 10	R: 0 E: 0 K: 0 S: 3	H: 0 LOB: 0 BB: 0 P: 3	R: 0 E: 0 K: 1 S: 5	H: 0 LOB: 2 BB: 1 P: 10	R: 0 E: 0 K: 0 S: 2	H: 0 LOB: 0 BB: 1 P: 6	R: 0 E: 0 K: 1 S: 6	H: 2 LOB: 1 BB: 0 P: 6	1B: 5 2B: 1 3B: 0 HR: 1	SF: 0 SAC: 0 DP: 2 HBP: 1	WP: 0 PB: 0 SB: 0 CS: 0	PA: 35					
PITCHER	IP	WLS	BF	H	R	ER	SO	BB	IBB	HBP	BLK	WP	HR	S	P	ERA	WHIP										
Jim Palmer, R ERA: 2.99 (1, 1)	5.0		20	5	1	1	3	1	0	0	0	0	1	25	29	1.80	1.200										
Sammy Stewart, R ERA: 3.39 (6, 1)	3.1	W	13	2	0	0	1	2	0	1	1	0	0	12	21	0.00	1.200										
Don Stanhouse, R ERA: 3.05 (9, 1)	0.2	S	2	0	0	0	1	0	0	0	0	0	0	4	4	0.00	0.000										

Baltimore Orioles @ Boston Red Sox
Fenway Park, Boston, MA
Fri Sep 07 1979, 7:05 PM EDT
Att: 33,222 - Unknown

AB 31
R 1
H 7
RBI 1
BB 3
SO 5
LOB 13



Batter	1	2	3	4	5	6	7	8	9	AB	R	H	RBI	BB	SO	LOB	TOP						
Al Bumby, L OBP: 0.327, SLG: 0.354 (1, 8)	6-3		P6		3-1		4-3		F8	5	0	0	0	0	0	2							
Billy Smith, S OBP: 0.301, SLG: 0.379 (1, 4)	F8		FC4-6							4	2	2	0	0	0	2							
Rich Dauer, R OBP: 0.302, SLG: 0.358 (8, 4)			1B							0	0	0	0	0	0	0							
Ken Singleton, S OBP: 0.410, SLG: 0.545 (1, 7)			1B							4	0	4	1	0	0	0							
Eddie Murray, S OBP: 0.361, SLG: 0.470 (1, 3)	F9		F7							4	0	1	1	0	1	5							
Lee May, R OBP: 0.298, SLG: 0.421 (1, 10)					F7					4	0	0	0	0	2	4							
Gary Roenicke, R OBP: 0.386, SLG: 0.536 (1, 9)										4	0	1	1	0	3	2							
Doug DeCinces, R OBP: 0.325, SLG: 0.409 (1, 5)					F5					4	0	0	0	0	0	4							
Kiko Garcia, R OBP: 0.304, SLG: 0.368 (1, 6)										2	1	1	0	0	0	0							
John Lowenstein, L OBP: 0.362, SLG: 0.593 (7, PH)										1	0	0	0	0	0	0							
Mark Belanger, R OBP: 0.276, SLG: 0.231 (7, 6)										1	0	0	0	0	1	0							
Rick Dempsey, R OBP: 0.317, SLG: 0.356 (1, 2)										3	0	0	0	1	1	0							
Inning Stats	R: 0 E: 0 K: 0 S: 4	H: 1 LOB: 1 BB: 0 P: 4	R: 0 E: 0 K: 2 S: 7	H: 0 LOB: 0 BB: 0 P: 7	R: 1 E: 1 K: 0 S: 5	H: 2 LOB: 2 BB: 1 P: 9	R: 0 E: 0 K: 1 S: 5	H: 0 LOB: 0 BB: 0 P: 5	R: 0 E: 0 K: 1 S: 5	H: 0 LOB: 0 BB: 0 P: 5	R: 1 E: 0 K: 1 S: 8	H: 3 LOB: 2 BB: 0 P: 8	R: 0 E: 0 K: 0 S: 3	H: 0 LOB: 0 BB: 0 P: 3	R: 1 E: 0 K: 2 S: 10	H: 3 LOB: 2 BB: 0 P: 10	R: 0 E: 0 K: 1 S: 5	H: 0 LOB: 0 BB: 0 P: 5	1B: 8 2B: 1 3B: 0 HR: 0	SF: 0 SAC: 0 DP: 0 HBP: 0	WP: 0 PB: 0 SB: 1 CS: 0	PA: 37	
PITCHER Dennis Eckersley, R ERA: 3.08 (1, 1)	IP: 9.0 WLS: L BF: 37 H: 9 R: 3 ER: 3 SO: 8 BB: 1 IBB: 0 HBP: 0 BLK: 0 WP: 0 HR: 0 S: 52 P: 56 ERA: 3.00 WHIP: 1.11											PITCHER	IP: 9.0 WLS: L BF: 37 H: 9 R: 3 ER: 3 SO: 8 BB: 1 IBB: 0 HBP: 0 BLK: 0 WP: 0 HR: 0 S: 52 P: 56 ERA: 3.00 WHIP: 1.11										

Baltimore Orioles @ Boston Red Sox
Fenway Park, Boston, MA
Sat Sep 08 1979, 3:33 AM EDT
Att: 33,819 - Unknown

AB 36
R 3
H 9
RBI 3
BB 1
SO 8
LOB 19



Batter	1	2	3	4	5	6	7	8	9	AB	R	H	RBI	BB	SO	LOB	BOTTOM								
Rick Burleson, R OBP: 0.320, SLG: 0.378 (1, 6)				E4	K					4	1	2	1	0	1	2									
Ted Sizemore, R OBP: 0.318, SLG: 0.323 (1, 4)										3	0	1	0	0	0	1									
Tom Poquette, L OBP: 0.319, SLG: 0.354 (8, PH)										1	0	0	0	0	0	0									
Stan Papi, R OBP: 0.215, SLG: 0.282 (9, 4)										0	0	0	0	0	0	0									
Fred Lynn, L OBP: 0.429, SLG: 0.644 (1, 8)										4	0	0	0	0	3	2									
Jim Rice, R OBP: 0.381, SLG: 0.595 (1, 7)										4	0	1	0	0	0	2									
Carlton Fisk, R OBP: 0.302, SLG: 0.454 (1, 10)										4	0	2	0	0	0	3									
Carl Yastrzemski, L OBP: 0.345, SLG: 0.464 (1, 3)										4	0	0	0	0	0	2									
Butch Hobson, R OBP: 0.298, SLG: 0.504 (1, 5)										3	1	0	0	1	0	2									
Dwight Evans, R OBP: 0.365, SLG: 0.467 (1, 9)										3	0	2	0	0	0	1									
Gary Allenson, R OBP: 0.266, SLG: 0.311 (1, 2)										2	0	1	1	0	1	1									
Bob Watson, R OBP: 0.372, SLG: 0.465 (8, PH)										1	0	0	0	0	0	0									
Mike O'Berry, R OBP: 0.280, SLG: 0.318 (9, 2)										0	0	0	0	0	0	0									
Inning Stats	R: 0 E: 0 K: 0 S: 3	H: 1 LOB: 0 BB: 0 P: 3	R: 0 E: 0 K: 0 S: 3	H: 1 LOB: 0 BB: 0 P: 3	R: 0 E: 1 K: 1 S: 7	H: 1 LOB: 2 BB: 0 P: 7	R: 0 E: 0 K: 1 S: 5	H: 0 LOB: 0 BB: 0 P: 5	R: 0 E: 0 K: 1 S: 6	H: 1 LOB: 1 BB: 0 P: 6	R: 1 E: 0 K: 1 S: 4	H: 1 LOB: 1 BB: 0 P: 4	R: 0 E: 0 K: 0 S: 4	H: 1 LOB: 1 BB: 0 P: 4	R: 0 E: 0 K: 0 S: 4	H: 1 LOB: 1 BB: 0 P: 4	1B: 5 2B: 3 3B: 0 HR: 1	SF: 0 SAC: 0 DP: 2 HBP: 0	WP: 0 PB: 0 SB: 0 CS: 1	PA: 34					
PITCHER Mike Flanagan, L ERA: 3.26 (1, 1)	IP: 7.1 WLS: W BF: 28 H: 8 R: 2 ER: 2 SO: 4 BB: 1 IBB: 0 HBP: 0 BLK: 0 WP: 0 HR: 1 S: 35 P: 39 ERA: 2.46 WHIP: 1.227											PITCHER	IP: 7.1 WLS: W BF: 28 H: 8 R: 2 ER: 2 SO: 4 BB: 1 IBB: 0 HBP: 0 BLK: 0 WP: 0 HR: 1 S: 35 P: 39 ERA: 2.46 WHIP: 1.227												
Tim Stoddard, R ERA: 1.64 (8, 1)	0.1	1	0	0	0	0	0	0	0	0	0	1	1	0.00	0.000										
Tippy Martinez, L ERA: 2.79 (8, 1)	0.1	1	0	0	0	1	0	0	0	0	0	3	3	0.00	0.000										
Don Stanhouse, R ERA: 3.0 (9, 1)	1.0	S	4	1	0	0	0	0	0	0	0	4	4	0.00	1.000										

Baltimore Orioles @ Boston Red Sox
Fenway Park, Boston, MA
Sat Sep 08 1979, 3:33 AM EDT
Att: 33,819 - Unknown


AB 33
R 2
H 9
RBI 2
BB 1
SO 5
LOB 16



Batter	1	2	3	4	5	6	7	8	9	AB	R	H	RBI	BB	SO	LOB	TOP								
Al Bumbry, L OBP: 0.331, SLG: 0.363 (1, 8)											4	3	2	1	1	0	0								
Rich Dauer, R OBP: 0.304, SLG: 0.359 (1, 4)											5	3	2	1	1	0	1								
Ken Singleton, S OBP: 0.411, SLG: 0.544 Mark Corey, R (9, 9)											5	1	2	1	1	1	3								
Eddie Murray, S OBP: 0.361, SLG: 0.469 (1, 3)											5	1	1	1	1	1	4								
Doug DeCinces, R OBP: 0.325, SLG: 0.410 (1, 5)											6	2	2	1	0	2	3								
Terry Crowley, L OBP: 0.431, SLG: 0.491 (1, 10)										4	2	3	2	2	1	1									
Gary Roenicke, R OBP: 0.390, SLG: 0.545 (9, 7)										4	2	2	4	1	0	3									
Rick Dempsey, R OBP: 0.315, SLG: 0.363 (1, 2)										5	1	1	4	0	0	5									
Mark Belanger, R OBP: 0.277, SLG: 0.230 (1, 6)										5	1	1	0	0	0	4									
Inning Stats	R: 0 E: 0 K: 1 S: 5	H: 0 LOB: 1 BB: 1 P: 9	R: 2 E: 0 K: 1 S: 6	H: 1 LOB: 0 BB: 1 P: 10	R: 0 E: 0 K: 0 S: 3	H: 0 LOB: 1 BB: 1 P: 7	R: 0 E: 0 K: 0 S: 4	H: 1 LOB: 1 BB: 0 P: 4	R: 5 E: 3 K: 0 S: 9	H: 5 LOB: 2 BB: 1 P: 13	R: 6 E: 0 K: 0 S: 7	H: 4 LOB: 0 BB: 2 P: 15	R: 0 E: 1 K: 1 S: 6	H: 0 LOB: 1 BB: 0 P: 6	R: 1 E: 0 K: 0 S: 5	H: 3 LOB: 1 BB: 0 P: 5	R: 2 E: 0 K: 2 S: 8	H: 2 LOB: 1 BB: 1 P: 13	1B: 9 2B: 4 3B: 0 HR: 3	SF: 0 SAC: 0 DP: 1 HBP: 1	WP: 0 PB: 1 SB: 1 CS: 0	PA: 51			
PITCHER	IP	WLS	BF	H	R	ER	SO	BB	IBB	HBP	BLK	WP	HR	S	P	ERA	WHIP								
Mike Torrez, R ERA: 4.81 (1, 1)	4.0	L	21	6	6	6	2	3	0	0	0	0	1	22	34	13.50	2.250								
Allen Ripley, R ERA: 4.75 (5, 1)	1.2		11	4	4	3	0	0	1	0	0	0	1	10	14	16.20	2.400								
Joel Finch, R ERA: 5.98 (6, 1)	1.1		11	4	4	4	1	1	1	0	0	0	1	11	19	27.00	3.750								
Win Remmerswaal, R ERA: 9.53 (8, 1)	2.0		8	2	2	2	2	1	0	1	0	0	0	10	15	9.00	1.500								

Baltimore Orioles @ Boston Red Sox
Fenway Park, Boston, MA
Sun Sep 09 1979, 3:33 AM EDT
Att: 34,419 - Unknown


AB 43
R 16
H 16
RBI 15
BB 7
SO 5
LOB 24



Batter	1	2	3	4	5	6	7	8	9	AB	R	H	RBI	BB	SO	LOB	BOTTOM								
Jerry Remy, L OBP: 0.352, SLG: 0.350 Stan Papi, R OBP: 0.220, SLG: 0.279 (7, 4)										2	0	0	0	1	0	2									
Rick Burleson, R OBP: 0.321, SLG: 0.377 (1, 6)										3	0	1	1	1	0	3									
Fred Lynn, L OBP: 0.427, SLG: 0.640 (1, 8)										4	0	1	2	0	1	2									
Jim Rice, R OBP: 0.382, SLG: 0.602 (1, 7)										4	1	2	1	0	1	4									
Carl Yastrzemski, L OBP: 0.344, SLG: 0.462 (1, 3)										4	0	1	0	0	1	3									
Carlton Fisk, R OBP: 0.296, SLG: 0.448 (1, 10)										4	0	0	0	0	0	2									
Butch Hobson, R OBP: 0.298, SLG: 0.501 (1, 5)										3	0	0	0	1	1	1									
Dwight Evans, R OBP: 0.366, SLG: 0.466 (1, 9)										3	1	1	0	1	0	1									
Gary Allenson, R OBP: 0.269, SLG: 0.311 Jim Dwyer, L OBP: 0.360, SLG: 0.417 Bob Montgomery, R OBP: 0.374, SLG: 0.419 (6, 2)										0	0	0	0	1	0	0									
Inning Stats	R: 0 E: 0 K: 2 S: 8	H: 1 LOB: 2 BB: 1 P: 12	R: 0 E: 0 K: 1 S: 5	H: 0 LOB: 0 BB: 0 P: 5	R: 0 E: 0 K: 0 S: 2	H: 0 LOB: 0 BB: 1 P: 6	R: 1 E: 0 K: 0 S: 4	H: 1 LOB: 0 BB: 0 P: 4	R: 0 E: 1 K: 0 S: 4	H: 0 LOB: 2 BB: 1 P: 8	R: 0 E: 0 K: 1 S: 6	H: 1 LOB: 1 BB: 0 P: 6	R: 3 E: 0 K: 0 S: 4	H: 2 LOB: 1 BB: 3 P: 16	R: 0 E: 0 K: 0 S: 3	H: 1 LOB: 0 BB: 0 P: 3	R: 0 E: 0 K: 0 S: 3	H: 1 LOB: 0 BB: 0 P: 3	1B: 5 2B: 1 3B: 0 HR: 1	SF: 0 SAC: 0 DP: 4 HBP: 0	WP: 1 PB: 0 SB: 0 CS: 0	PA: 37			
PITCHER	IP	WLS	BF	H	R	ER	SO	BB	IBB	HBP	BLK	WP	HR	S	P	ERA	WHIP								
Steve Stone, R ERA: 3.69 (1, 1)	6.1	W	28	4	4	4	4	5	0	0	0	1	1	31	51	5.68	1.421								
Tim Stoddard, R ERA: 1.96 (7, 1)	2.2		9	3	0	0	0	1	0	0	0	0	0	8	12	0.00	1.500								

Baltimore Orioles @ Boston Red Sox
Fenway Park, Boston, MA
Sun Sep 09 1979, 3:33 AM EDT
Att: 34,419 - Unknown

AB 31
R 4
H 7
RBI 4
BB 6
SO 4
LOB 20



Batter	1	2	3	4	5	6	7	8	9	AB	R	H	RBI	BB	SO	LOB	TOP					
Al Bumbry, L OBP: 0.332, SLG: 0.363 (1, 8)	0-0 3-1			0-0 1B G4-6-3		4-0 S BB		0-3 K		3	1	1	0	1	1	1	Baltimore Orioles @ Boston Red Sox Fenway Park, Boston, MA Mon Sep 10 1979, 7:05 PM EDT Att: 30,618 - Unknown					
Kiko Garcia, R OBP: 0.304, SLG: 0.368 (1, 6)	0-0 1-3			0-0 1B G4-6-3		0-0 F8		4-0 G6-4-3 BB	3	0	1	0	0	0	1							
Terry Crowley, L OBP: 0.439, SLG: 0.491 (9, PH)				1-3 1B					0	0	0	0	1	0	0							
Mark Belanger, R OBP: 0.277, SLG: 0.230 (9, PR)				1-3 1B					0	0	0	0	0	0	0							
Ken Singleton, S OBP: 0.408, SLG: 0.539 (1, 7)	0-0 3-1			0-0 G4-6-3		0-0 4-3		0-0 G6-4-3	4	0	0	0	0	0	3							
Eddie Murray, S OBP: 0.360, SLG: 0.466 (1, 3)		0-0 L3		0-0 F9		4-0 G6-4-3 BB		0-3 K	3	0	0	0	1	1	1							
Lee May, R OBP: 0.298, SLG: 0.419 (1, 10)		0-0 P6			4-0 1B G6-4-3 BB		0-0 G6-4-3		2	1	0	0	1	0	1							
Gary Roenicke, R OBP: 0.390, SLG: 0.543 (1, 9)		0-0 5-3			0-0 1B G6-4-3		0-3 K		3	0	1	0	0	1	0							
Doug DeCinces, R OBP: 0.323, SLG: 0.407 (1, 5)			0-0 6-3		0-0 G6-4-3		0-0 F8		3	0	0	0	0	0	1							
Rich Dauer, R OBP: 0.303, SLG: 0.357 (1, 4)			0-0 5-3		0-0 6-3		0-0 4-3		2	0	0	0	0	0	0							
Pat Kelly, L OBP: 0.395, SLG: 0.512 (8, PH)			0-0 5-3		0-0 6-3				1	0	0	0	0	0	0							
Rick Dempsey, R OBP: 0.315, SLG: 0.363 (8, 2)			0-0 6-3				0-0 K		0	0	0	0	0	0	0							
Dave Skaggs, R OBP: 0.289, SLG: 0.252 (1, 2)			0-0 6-3			0-0 4-3			2	0	0	0	0	0	0							
John Lowenstein, L OBP: 0.364, SLG: 0.505 (8, PH)									1	0	1	0	0	0	0							
Bob Molinaro, L OBP: 0.301, SLG: 0.379 (8, 4)									0	0	0	0	0	0	0							
Billy Smith, S OBP: 0.301, SLG: 0.379 (8, 4)									0	0	0	0	0	0	0							
Inning Stats	R: 0 E: 0 K: 0 S: 3	H: 0 LOB: 0 BB: 0 P: 3	R: 0 E: 0 K: 0 S: 3	H: 0 LOB: 0 BB: 0 P: 3	R: 0 E: 0 K: 0 S: 3	H: 0 LOB: 0 BB: 0 P: 3	R: 1 E: 0 K: 0 S: 4	H: 2 LOB: 0 BB: 0 P: 4	R: 1 E: 0 K: 0 S: 3	H: 1 LOB: 0 BB: 1 P: 7	R: 0 E: 0 K: 0 S: 3	H: 0 LOB: 1 BB: 1 P: 7	R: 0 E: 0 K: 1 S: 4	H: 0 LOB: 0 BB: 1 P: 8	R: 0 E: 0 K: 1 S: 6	H: 1 LOB: 2 BB: 0 P: 6	R: 0 E: 0 K: 1 S: 4	H: 0 LOB: 1 BB: 1 P: 8	1B: 4 2B: 0 3B: 0 HR: 0	SF: 0 SAC: 0 DP: 4 HBP: 0	WP: 0 PB: 0 SB: 2 CS: 0	PA: 31
PITCHER	IP	WLS	BF	H	R	ER	SO	BB	IBB	HBP	BLK	WP	HR	S	P	ERA	WHIP					
Bob Stanley, R ERA: 3.96 (1, 1)	8.0	W	29	4	2	2	2	4	0	0	0	0	0	29	45	2.25	1.000					
Dick Drago, R ERA: 2.87 (9, 1)	1.0	S	2	0	0	0	1	0	0	0	0	0	0	4	4	0.00	0.000					

AB	27
R	2
H	4
RBI	0
BB	4
SO	3
LOB	8



Batter	1	2	3	4	5	6	7	8	9	AB	R	H	RBI	BB	SO	LOB	BOTTOM				
Jerry Remy, L OBP: 0.352, SLG: 0.348 (1, 4)	4-0 1B 2B BB				0-0 F8		0-0 5-3			2	1	0	0	1	0	1	Baltimore Orioles @ Boston Red Sox Fenway Park, Boston, MA Mon Sep 10 1979, 7:05 PM EDT Att: 30,618 - Unknown				
Ted Sizemore, R OBP: 0.318, SLG: 0.322 (6, 4)		0-0 1-3			0-0 F8		0-0 5-3			1	0	0	0	0	0	0					
Rick Burleson, R OBP: 0.322, SLG: 0.378 (1, 6)	0-0 2B SF9 1B		0-0 F9		0-0 4-3		0-0 1B			4	1	2	0	0	0	0					
Fred Lynn, L OBP: 0.430, SLG: 0.646 (1, 8)	0-0 SF9 1-3 2-H		0-0 3B 2B		0-0 1B		0-0 1-3			4	1	3	1	0	0	1					
Jim Rice, R OBP: 0.383, SLG: 0.606 (1, 7)	0-0 SF9		0-0 3B		0-0 1B		0-0 L6			3	0	2	2	0	0	0					
Carl Yastrzemski, L OBP: 0.342, SLG: 0.459 (1, 3)	0-0 G3		0-0 G3		0-3 K		0-0 4-3			4	0	0	0	0	1	4					
Carlton Fisk, R OBP: 0.297, SLG: 0.443 (1, 10)	0-0 5-3		0-0 6-3		4-0 G6-3 BB		0-0 5-3			3	0	0	0	1	0	2					
Butch Hobson, R OBP: 0.296, SLG: 0.498 (1, 5)		0-0 F9		0-0 F9		0-0 G6-3		0-0 F9	3	0	0	0	0	0	1						
Dwight Evans, R OBP: 0.366, SLG: 0.465 (1, 9)		0-3 K		0-0 G4-6-3 1B		0-0 F9			3	0	1	0	0	1	0						
Gary Allenson, R OBP: 0.266, SLG: 0.307 (1, 2)		0-0 E6		0-0 G4-6-3		0-0 F9			3	0	0	0	0	0	1						
Inning Stats	R: 2 E: 0 K: 0 S: 5	H: 2 LOB: 1 BB: 1 P: 9	R: 0 E: 1 K: 1 S: 6	H: 0 LOB: 1 BB: 0 P: 6	R: 1 E: 0 K: 0 S: 5	H: 2 LOB: 1 BB: 0 P: 5	R: 0 E: 0 K: 0 S: 3	H: 1 LOB: 0 BB: 0 P: 3	R: 0 E: 0 K: 1 S: 7	H: 2 LOB: 2 BB: 0 P: 7	R: 0 E: 0 K: 0 S: 2	H: 0 LOB: 0 BB: 1 P: 6	R: 0 E: 0 K: 0 S: 4	H: 1 LOB: 1 BB: 0 P: 4	R: 0 E: 0 K: 0 S: 3	H: 0 LOB: 0 BB: 0 P: 3		1B: 5 2B: 2 3B: 1 HR: 0	SF: 1 SAC: 0 DP: 2 HBP: 0	WP: 0 PB: 0 SB: 0 CS: 0	PA: 33
PITCHER	IP	WLS	BF	H	R	ER	SO	BB	IBB	HBP	BLK	WP	HR	S	P	ERA		WHIP			
Dennis Martinez, R ERA: 3.48 (1, 1)	8.0	L	33	8	3	3	2	2	0	0	0	0	0	35	43	3.38	1.250				

AB	30
R	3
H	8
RBI	3
BB	2
SO	2
LOB	10



Batter	1	2	3	4	5	6	7	8	9	AB	R	H	RBI	BB	SO	LOB	TOP								
Willie Randolph, R (1,4) OBP: 0.376, SLG: 0.369	5-3			E8 SF8 1B		K	F9	FC4-6		5	1	1	0	0	1	3	New York Yankees @ Boston Red Sox Fenway Park, Boston, MA Tue Sep 11 1979, 7:05 PM EDT Att: 35,689 - Unknown - 68 F								
Bobby Murcer, L (1,8) OBP: 0.344, SLG: 0.392	1-3			K S BB		L5		1B 2B BB	FC6-4 1B	3	1	1	0	2	0	0									
Lou Piniella, R (1,7) OBP: 0.328, SLG: 0.434	6-3			SF8		BB 1B		2B E 1B	FC6-4 HR	4	2	2	1	0	0	1									
Reggie Jackson, L (1,9) OBP: 0.376, SLG: 0.530				K		BB		E 2B	HR	4	2	2	3	1	1	1									
Chris Chambliss, L (1,3) OBP: 0.322, SLG: 0.435				K		F7	F5	E FC3-6 HBP	BB	3	1	0	0	1	1	2									
Graig Nettles, L (1,5) OBP: 0.320, SLG: 0.389				K		2B		FC3-6 HBP	BB	5	0	1	0	0	1	2									
George Scott, R (1,10) Oscar Gamble, L (8, PH) OBP: 0.451, SLG: 0.557				G6-4-3 1B		F7		F9	K	3	1	2	0	0	0	1									
Bucky Dent, R (1,6) Jim Spencer, L (8, PH) Fred Stanley, R (8, 6) OBP: 0.292, SLG: 0.286 OBP: 0.384, SLG: 0.566 OBP: 0.256, SLG: 0.299				F3		IBB		FC3-6 IBB		2	0	0	0	1	0	2									
Brad Gulden, L (1,2) Roy White, S (7, PH) Jerry Narron, L (7, 2) OBP: 0.229, SLG: 0.187 OBP: 0.288, SLG: 0.269 OBP: 0.227, SLG: 0.258				G6-4-3		F7		FC3-6 FC4-6		1	0	1	1	0	0	0									
Inning Stats	R: 0 E: 0 K: 0 S: 3	H: 0 LOB: 0 BB: 0 P: 3	R: 0 E: 0 K: 2 S: 7	H: 0 LOB: 0 BB: 0 P: 7	R: 0 E: 0 K: 1 S: 3	H: 1 LOB: 0 BB: 0 P: 3	R: 1 E: 1 K: 1 S: 5	H: 1 LOB: 1 BB: 1 P: 9	R: 0 E: 0 K: 0 S: 4	H: 1 LOB: 2 BB: 1 P: 8	R: 0 E: 0 K: 1 S: 6	H: 1 LOB: 1 BB: 1 P: 10	R: 1 E: 0 K: 0 S: 5	H: 2 LOB: 1 BB: 0 P: 5	R: 4 E: 1 K: 0 S: 6	H: 2 LOB: 2 BB: 2 P: 15		R: 2 E: 0 K: 1 S: 7	H: 2 LOB: 1 BB: 1 P: 11	1B: 6 2B: 3 3B: 0 HR: 1	SF: 1 SAC: 0 DP: 1 HBP: 1	WP: 0 PB: 0 SB: 2 CS: 0	PA: 43		
PITCHER	IP	WLS	BF	H	R	ER	SO	BB	IBB	HBP	BLK	WP	HR	S	P	ERA	WHIP								
John Tudor, L (1,1) ERA: 6.1	7.0		29	6	3	2	4	3	1	0	0	0	0	33	49	2.57	1.286								
Tom Burgmeier, L (8,1) ERA: 2.59	0.0	L	4	2	2	1	0	0	0	1	0	0	0	3	4	∞	∞								
Dick Drago, R (8,1) ERA: 2.84	1.0		4	0	1	0	0	0	1	0	0	0	0	3	7	0.00	0.000								
Bill Campbell, R (9,1) ERA: 4.01	1.0		6	2	2	2	1	1	0	0	0	0	1	7	11	18.00	3.000								

AB	35
R	8
H	10
RBI	6
BB	6
SO	5
LOB	20

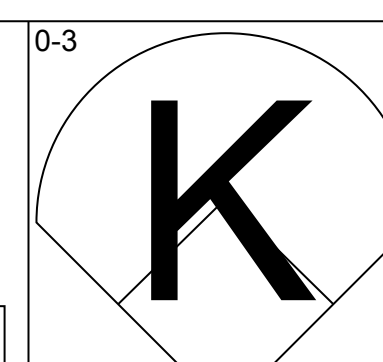
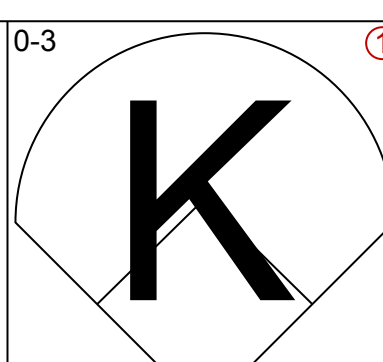
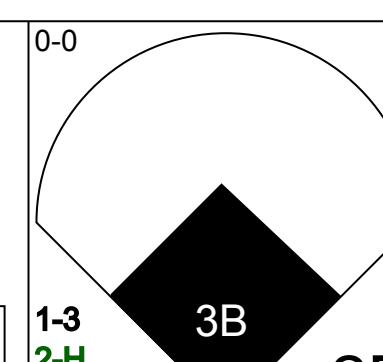
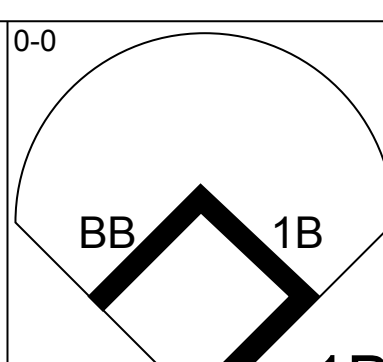
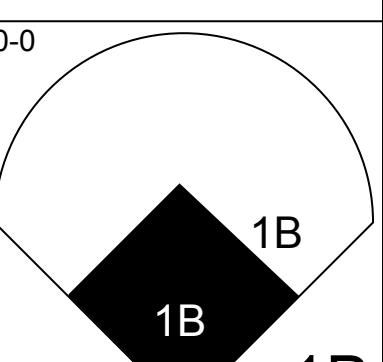
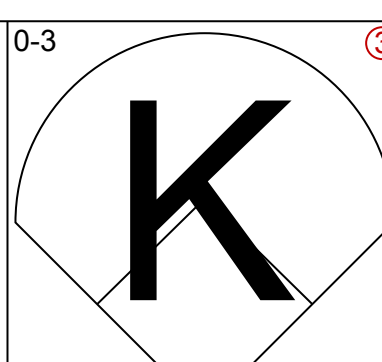
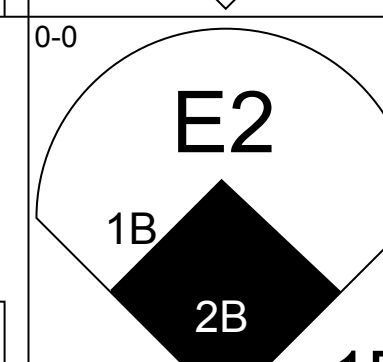
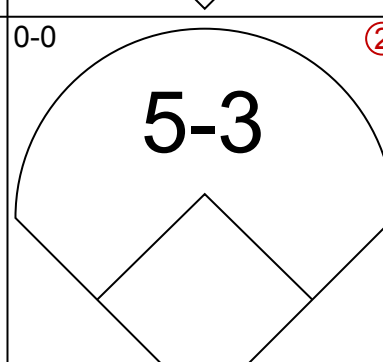
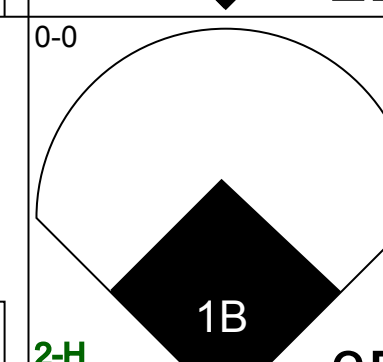
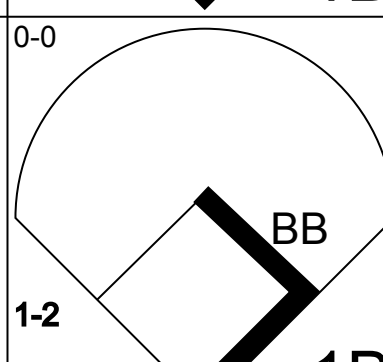
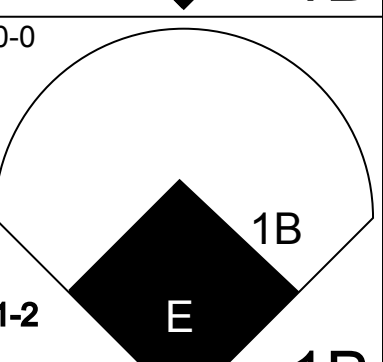
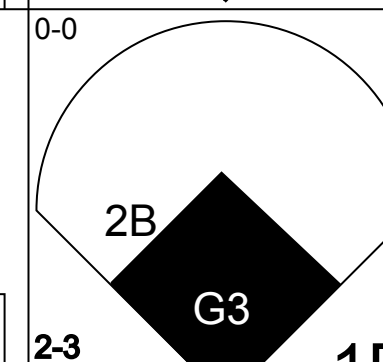
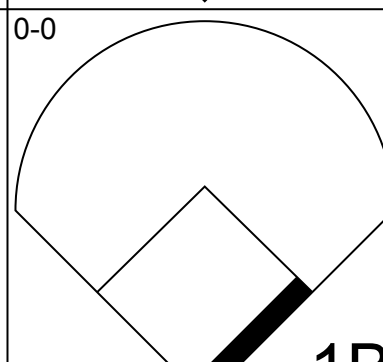
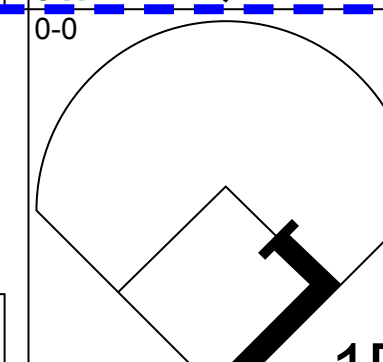
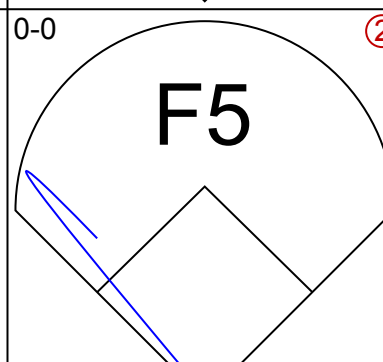
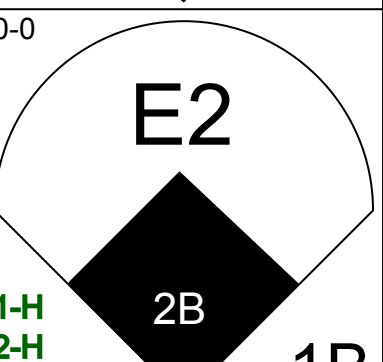
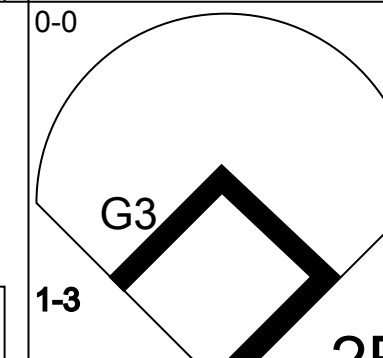
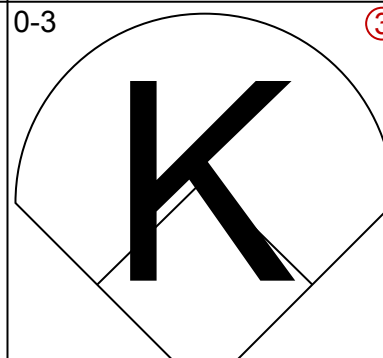
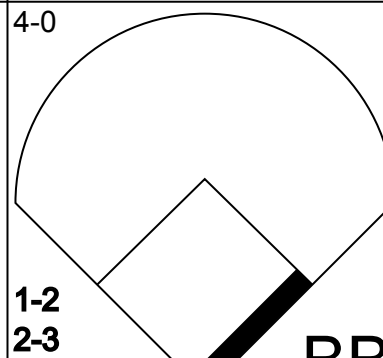
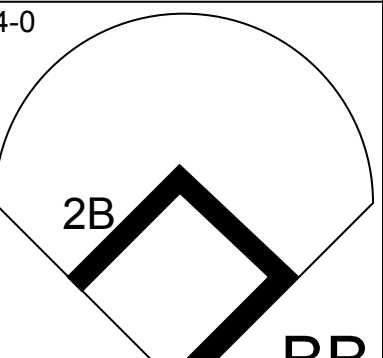
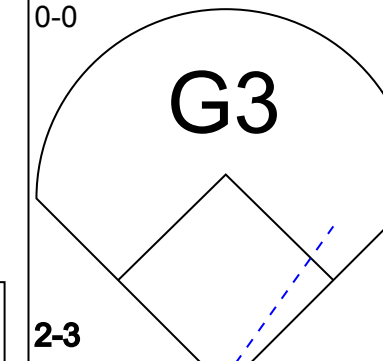
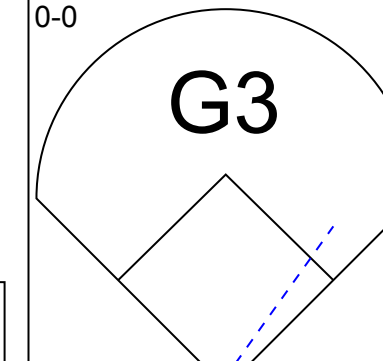
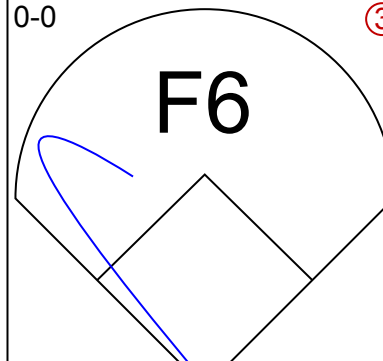
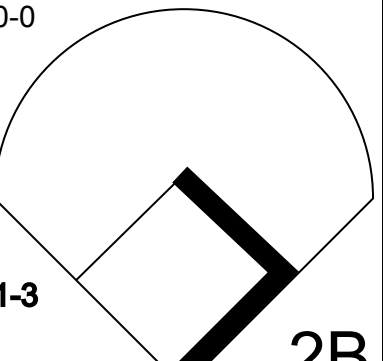
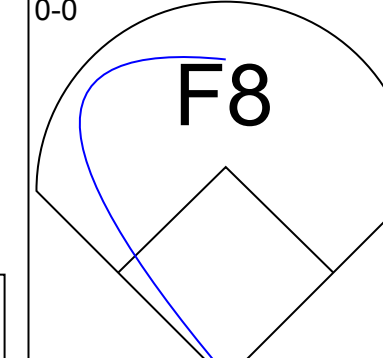
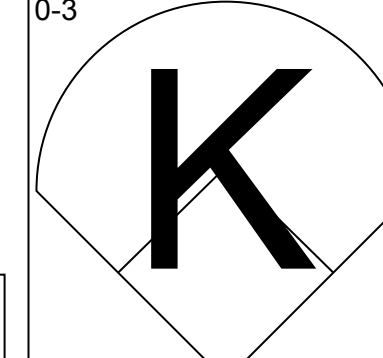
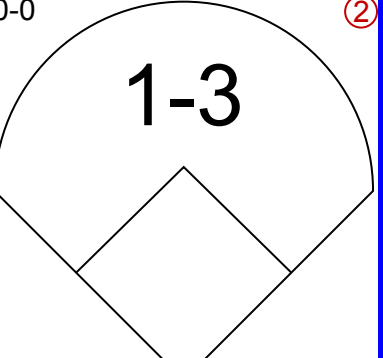

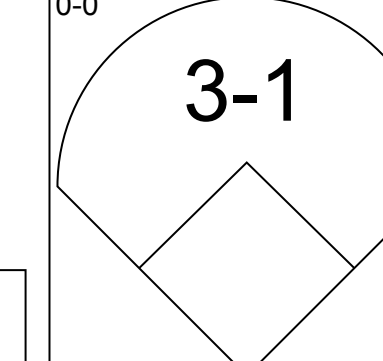
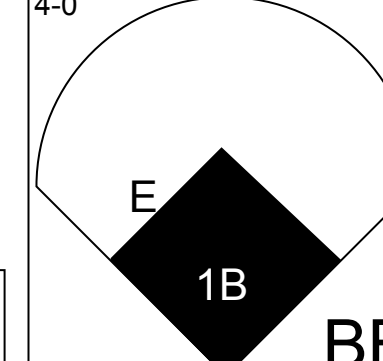
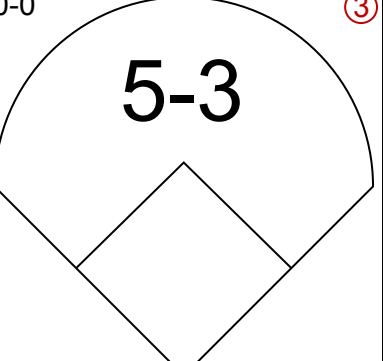

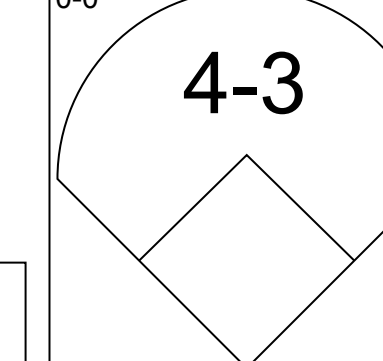
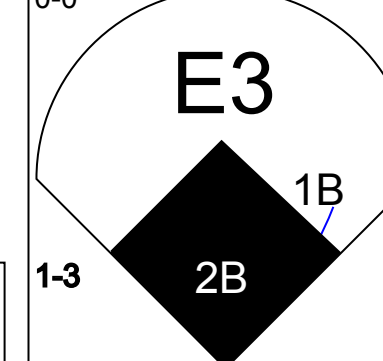
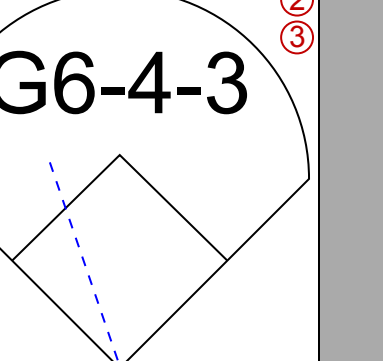
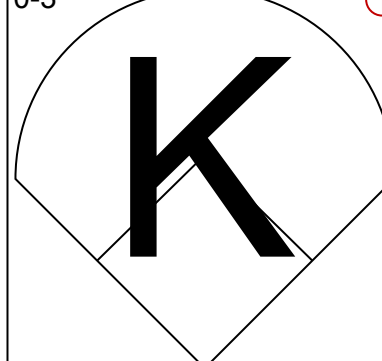
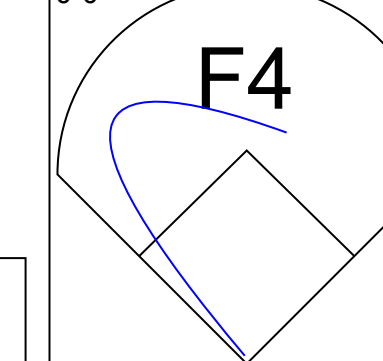
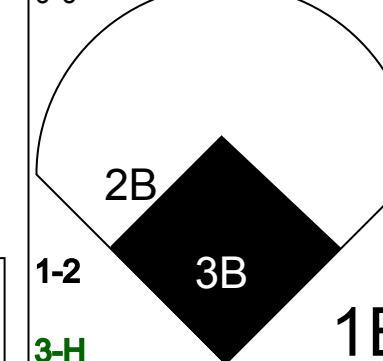


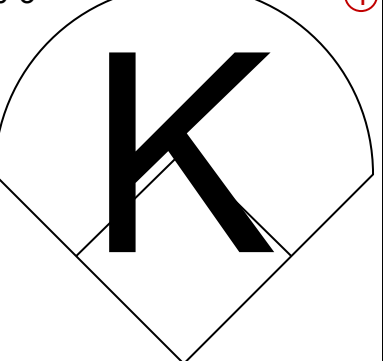
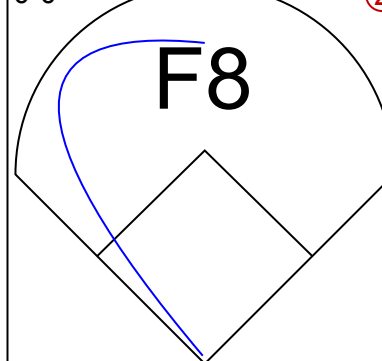
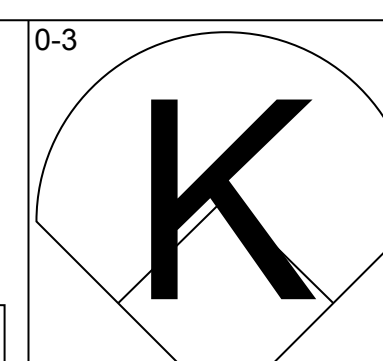
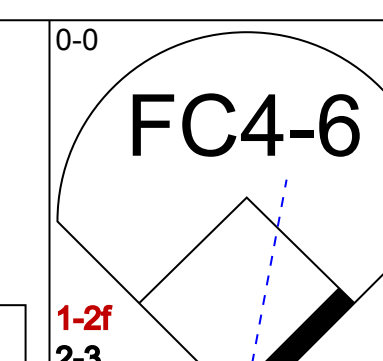
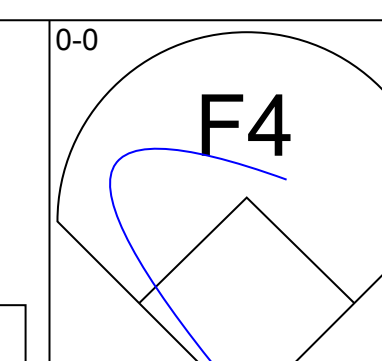
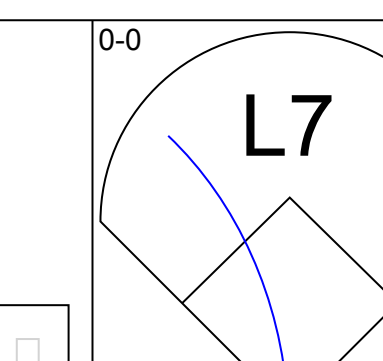
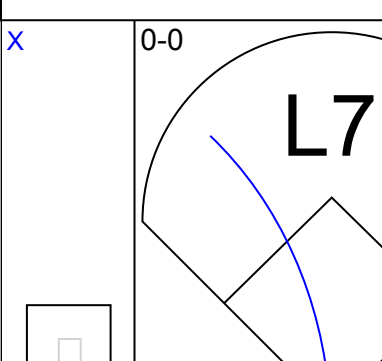
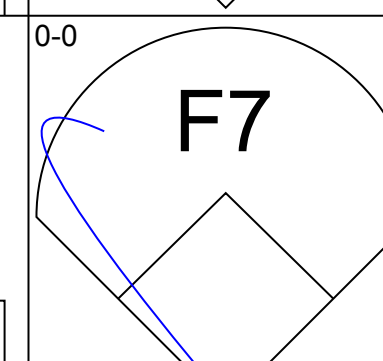
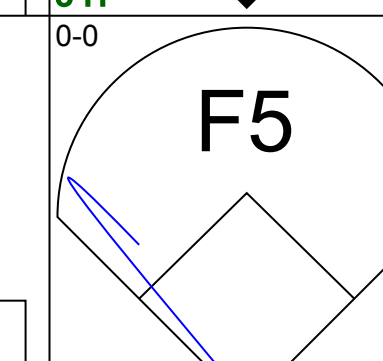
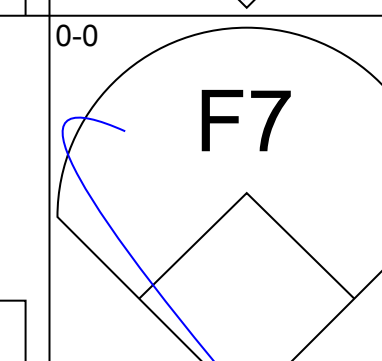
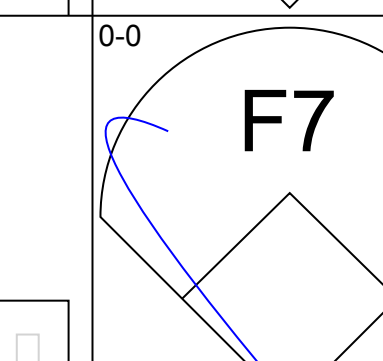
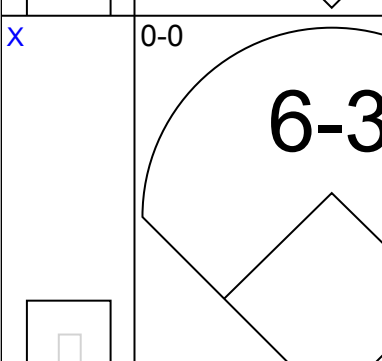
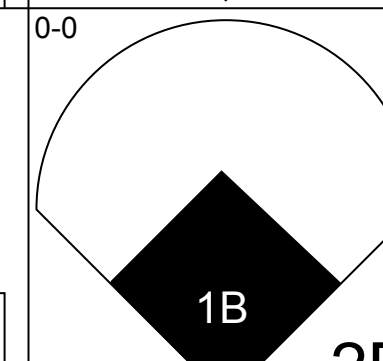
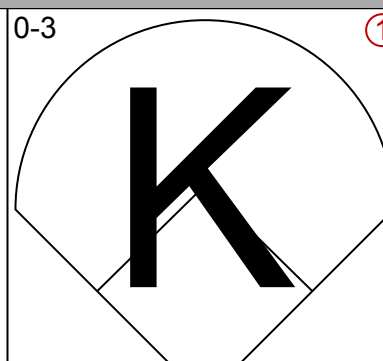
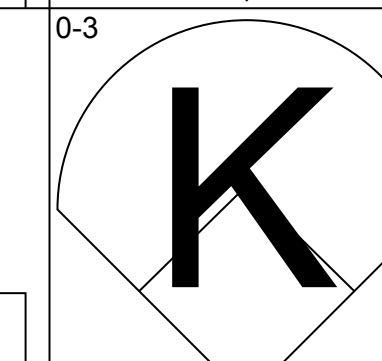
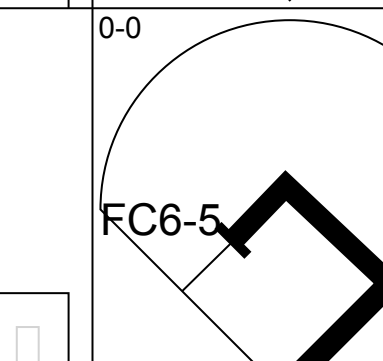
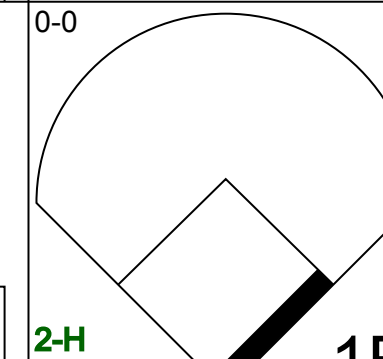
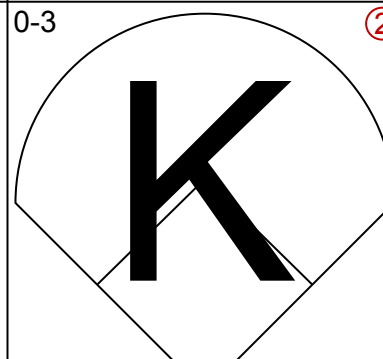

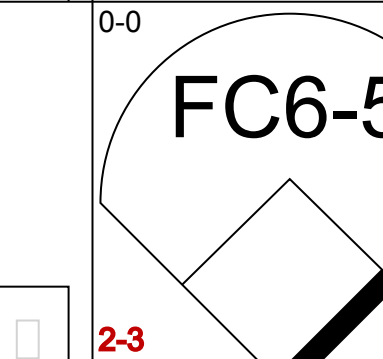
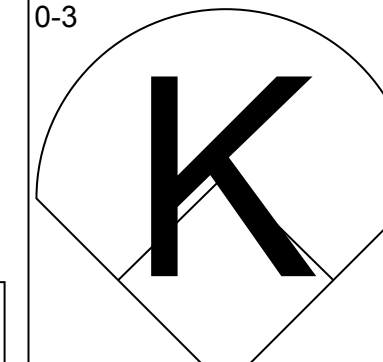
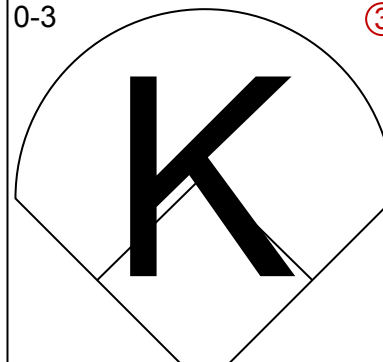


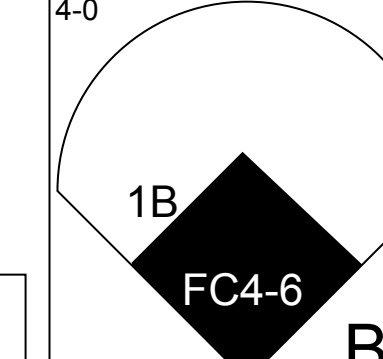
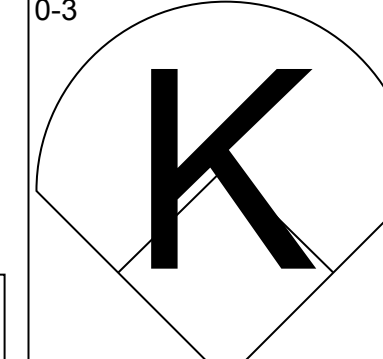
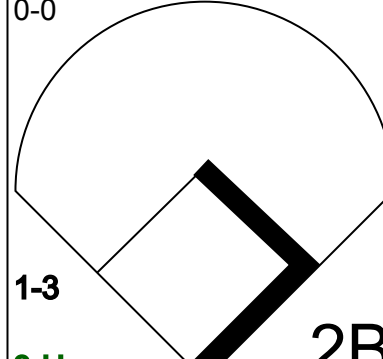
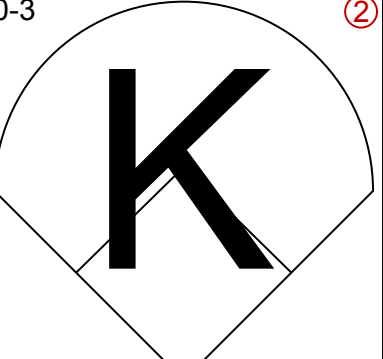
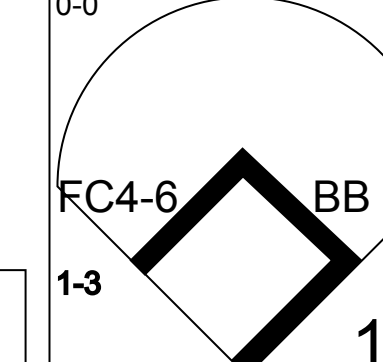
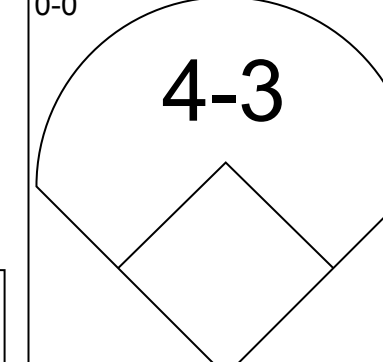
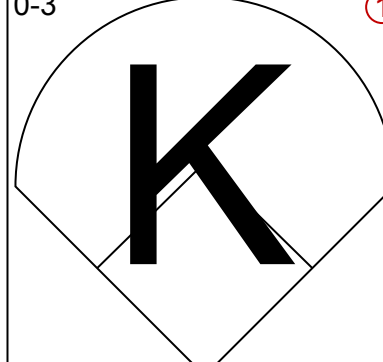
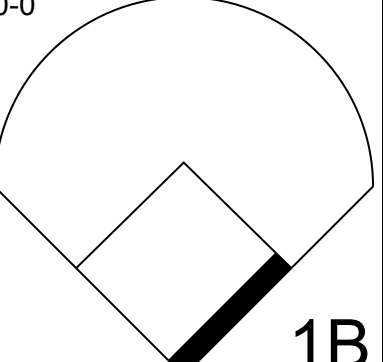
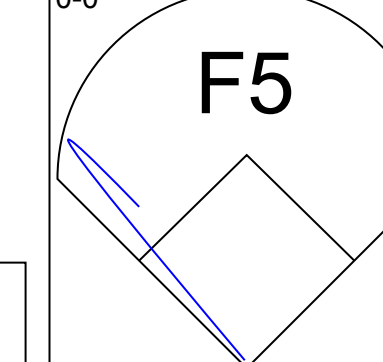
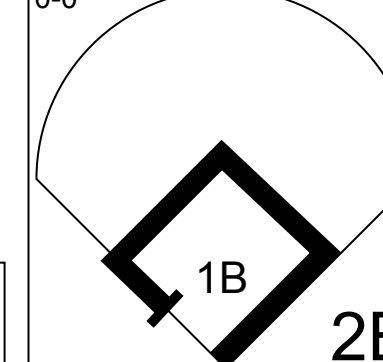
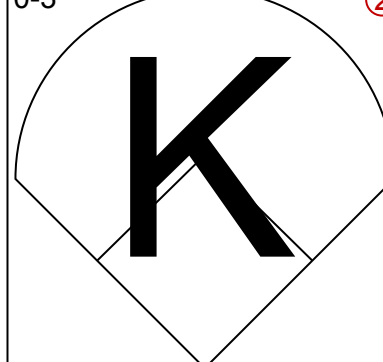
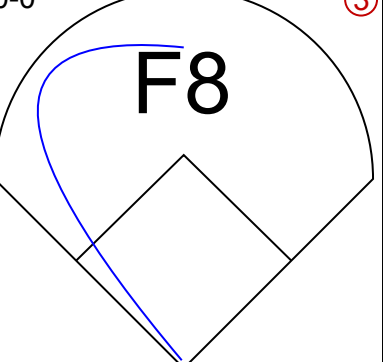
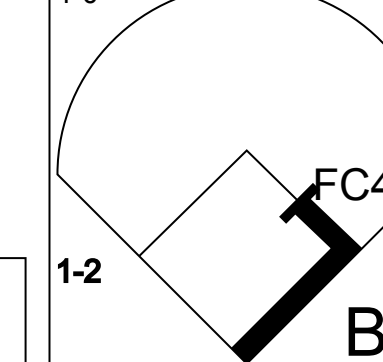
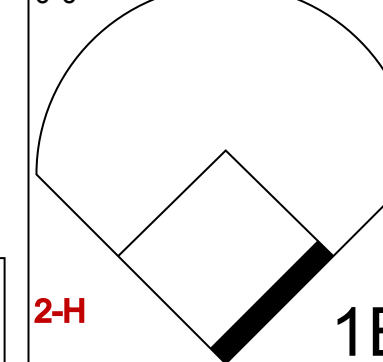
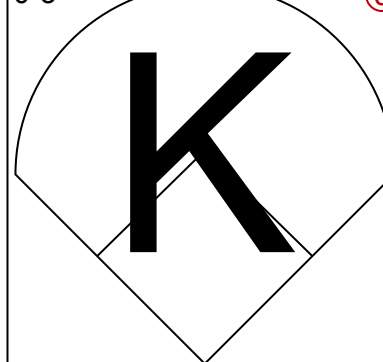



Batter	1	2	3	4	5	6	7	8	9	AB	R	H	RBI	BB	SO	LOB	BOTTOM								
Jerry Remy, L (1,4) OBP: 0.351, SLG: 0.348			B1-3		L3		F7			3	0	1	0	0	0	0	New York Yankees @ Boston Red Sox Fenway Park, Boston, MA Tue Sep 11 1979, 7:05 PM EDT Att: 35,689 - Unknown - 68 F								
Ted Sizemore, R (7,4) OBP: 0.317, SLG: 0.321			1B							1	0	0	0	0	0	0									
Rick Burleson, R (1,6) OBP: 0.322, SLG: 0.377	F9		1-3			HR 1B	K			4	1	1	0	0	1	1									
Fred Lynn, L (1,8) OBP: 0.430, SLG: 0.653	F7		2B			HR	6-3			4	1	2	2	0	0	1									
Jim Rice, R (1,7) OBP: 0.380, SLG: 0.601	K		K			F9		F8		4	0	0	0	2	2	2									
Carl Yastrzemski, L (1,3) OBP: 0.341, SLG: 0.456		1B BB		F4		F9		F2		3	0	0	0	1	0	0									
Carlton Fisk, R (1,10) OBP: 0.297, SLG: 0.440		F6		K		2B 1B		F7		4	1	1	0	0	1	1									
Butch Hobson, R (1,5) OBP: 0.296, SLG: 0.498		P9		6-3		HR 2B		F8		4	0	1	1	0	0	1									
Dwight Evans, R (1,9) OBP: 0.367, SLG: 0.464		1B		P9		IBB		6-3		3	0	1	0	1	0	0									
Gary Allenson, R (1,2) OBP: 0.264, SLG: 0.304		F3		K		4-3		6-3		2	0	0	0	0	1	2									
Jim Dwyer, L (6, PH) OBP: 0.356, SLG: 0.411										1	0	0	0	0	0	2									
Mike O'Berry, R (7, 2) OBP: 0.280, SLG: 0.318										0	0	0	0	0	0	0									
Tom Poquette, L (8, PH) OBP: 0.317, SLG: 0.352										1	0	0	0	0	0	0									
Inning Stats	R: 0 E: 0 K: 1 S: 6	H: 1 LOB: 1 BB: 0 P: 6	R: 0 E: 0 K: 0 S: 4	H: 1 LOB: 2 BB: 1 P: 8	R: 0 E: 0 K: 1 S: 6	H: 1 LOB: 0 BB: 0 P: 6	R: 0 E: 0 K: 1 S: 5	H: 0 LOB: 0 BB: 0 P: 5	R: 0 E: 0 K: 0 S: 5	H: 0 LOB: 0 BB: 0 P: 5	R: 3 E: 0 K: 0 S: 7	H: 4 LOB: 2 BB: 1 P: 11	R: 0 E: 0 K: 1 S: 5	H: 0 LOB: 0 BB: 0 P: 5	R: 0 E: 0 K: 0 S: 3	H: 0 LOB: 0 BB: 0 P: 3	R: 0 E: 0 K: 0 S: 3	H: 0 LOB: 0 BB: 0 P: 3	1B: 4 2B: 2 3B: 0 HR: 1	SF: 0 SAC: 0 DP: 0 HBP: 0	WP: 0 PB: 0 SB: 0 CS: 0	PA: 36			
PITCHER	IP	WLS	BF	H	R	ER	SO	BB	IBB	HBP	BLK	WP	HR	S	P	ERA	WHIP								
Luis Tiant, R (1,1) ERA: 3.99	5.1		22	5	2	2	4	1	0	0	0	0	0	29	33	3.38	1.125								
Ron Davis, R (6,1) ERA: 3.17	1.2	W	8	2	1	1	1	0	1	0	0	0	0	9	13	5.40	1.200								
Rich Gossage, R (8,1) ERA: 2.42	2.0	S	6	0	0	0	0	0	0	0	0	0	0	6	6	0.00	0.000								



Batter	1	2	3	4	5	6	7	8	9	AB	R	H	RBI	BB	SO	LOB	TOP					
Bobby Murcer, L OBP: 0.343, SLG: 0.391 (1, 8)	0-0 6-3		0-0 G5-4-3 1B			0-0 F7		0-0 F7		4	0	1	0	0	0	1	New York Yankees @ Boston Red Sox Fenway Park, Boston, MA Wed Sep 12 1979, 7:05 PM EDT Att: 34,336 - Unknown - 70 F livebaseballscorecards.com					
Willie Randolph, R OBP: 0.373, SLG: 0.366 (1, 4)	0-3 K		0-0 G5-4-3 1-2			0-0 4-3		0-3 K		4	0	0	0	0	2	2						
Oscar Gamble, L OBP: 0.449, SLG: 0.549 (1, 7)	0-0 F7			4-0 G4-6-3 BB				0-0 F7		3	0	0	0	1	0	0						
Reggie Jackson, L OBP: 0.377, SLG: 0.532 (1, 9)		0-0 1B 2B		0-0 G4-6-3 1-2				0-0 FC4-6 1B		4	1	2	0	0	0	1						
Chris Chambliss, L OBP: 0.320, SLG: 0.432 (1, 3)		0-0 4-3		0-0 4-3				0-0 FC4-6 1-2		4	0	0	0	0	0	2						
Graig Nettles, L OBP: 0.318, SLG: 0.386 (1, 5)		0-0 F7						0-0 F7		3	0	0	0	0	0	2						
Jim Spencer, L OBP: 0.367, SLG: 0.575 (1, 10)		0-0 2H 1B				0-3 K				3	1	2	1	0	1	0						
Jerry Narron, L OBP: 0.220, SLG: 0.253 (1, 2)		0-0 1-4-3				0-0 6-3				2	0	0	1	0	0	1						
Bucky Dent, R OBP: 0.292, SLG: 0.287 (1, 6)			0-0 5-3			0-0 5-3				3	0	1	0	0	0	0						
Inning Stats	R: 0 E: 0 K: 1 S: 5	H: 0 LOB: 0 BB: 0 P: 5	R: 1 E: 0 K: 0 S: 5	H: 2 LOB: 1 BB: 0 P: 5	R: 0 E: 0 K: 0 S: 3	H: 1 LOB: 0 BB: 1 P: 3	R: 0 E: 0 K: 0 S: 2	H: 0 LOB: 0 BB: 1 P: 6	R: 0 E: 0 K: 1 S: 5	H: 0 LOB: 0 BB: 0 P: 5	R: 0 E: 0 K: 0 S: 3	H: 0 LOB: 0 BB: 0 P: 3	R: 0 E: 0 K: 0 S: 4	H: 1 LOB: 1 BB: 0 P: 4	R: 1 E: 0 K: 1 S: 7	H: 2 LOB: 1 BB: 0 P: 7	R: 0 E: 0 K: 0 S: 3	H: 0 LOB: 0 BB: 0 P: 3	1B: 4 2B: 1 3B: 1 HR: 0	SF: 1 SAC: 0 DP: 2 HBP: 0	WP: 0 PB: 0 SB: 0 CS: 0	PA: 32
PITCHER Chuck Rainey, R ERA: 3.89 (1, 1)	IP: 9.0 WLS: W BF: 32 H: 6 R: 2 ER: 2 SO: 3 BB: 1 IBB: 0 HBP: 0 BLK: 0 WP: 0 HR: 0 S: 37 P: 41 ERA: 2.00 WHIP: 0.778															PITCHER						

Batter	1	2	3	4	5	6	7	8	9	AB	R	H	RBI	BB	SO	LOB	BOTTOM					
Rick Burleson, R OBP: 0.321, SLG: 0.377 (1, 6)	0-0 5-3	0-3 K		0-0 SF9	0-0 1-3 1B			0-0 6-3		4	0	1	2	0	1	3	New York Yankees @ Boston Red Sox Fenway Park, Boston, MA Wed Sep 12 1979, 7:05 PM EDT Att: 34,336 - Unknown - 70 F livebaseballscorecards.com					
Ted Sizemore, R OBP: 0.315, SLG: 0.320 (1, 4)	0-0 5-3	0-0 4-3		0-0 E8 1B	0-0 1-3			0-0 F7		5	0	1	0	0	0	5						
Carl Yastrzemski, L OBP: 0.342, SLG: 0.454 (8, PR)	4-0 HR			0-0 F9	0-0 G3			0-0 1B 1B		4	1	1	0	1	0	1						
Jim Dwyer, L OBP: 0.356, SLG: 0.411 (9, 3)								0-0 1B 1B		0	1	0	0	0	0	0						
Jim Rice, R OBP: 0.382, SLG: 0.609 (1, 7)	0-0 1H HR			0-0 F9	0-0 1B FC6-4 2B			0-0 1B 1B		5	2	3	2	0	1	0						
Carlton Fisk, R OBP: 0.298, SLG: 0.439 (1, 10)	0-3 K			0-0 4-3	0-0 FC6-4 1B			0-0 1B 1B		5	0	2	1	0	1	0						
Butch Hobson, R OBP: 0.297, SLG: 0.500 (1, 5)		0-0 BB FC5-2 1B		0-0 1B 2B	0-0 1-2 3H 1B			0-3 K		4	2	2	1	0	1	1						
Tom Poquette, L OBP: 0.321, SLG: 0.356 (1, 8)		0-0 FC5-2 BB 1B		0-0 1B SF9 1B	0-0 2H K			0-0 G3		4	1	2	1	0	1	1						
Dwight Evans, R OBP: 0.370, SLG: 0.464 (1, 9)		4-0 FC5-2 BB		0-0 F7	4-0 1B 1B BB			0-0 FC6-4 1B		2	1	1	0	2	0	1						
Mike O'Berry, R OBP: 0.310, SLG: 0.346 (1, 2)		0-0 FC5-2		0-0 1B E 1B	0-0 1-3 1B			0-0 FC6-4		4	1	2	1	0	0	4						
Inning Stats	R: 2 E: 0 K: 1 S: 6	H: 1 LOB: 1 BB: 1 P: 10	R: 0 E: 0 K: 1 S: 7	H: 2 LOB: 3 BB: 1 P: 11	R: 0 E: 0 K: 0 S: 3	H: 0 LOB: 0 BB: 0 P: 3	R: 3 E: 1 K: 0 S: 7	H: 4 LOB: 1 BB: 0 P: 7	R: 3 E: 1 K: 1 S: 9	H: 4 LOB: 2 BB: 1 P: 13	R: 0 E: 0 K: 1 S: 5	H: 0 LOB: 0 BB: 0 P: 5	R: 0 E: 0 K: 1 S: 6	H: 1 LOB: 1 BB: 0 P: 6	R: 1 E: 0 K: 0 S: 5	H: 3 LOB: 2 BB: 0 P: 5	R: 0 E: 0 K: 0 S: 3	H: 0 LOB: 0 BB: 0 P: 3	1B: 12 2B: 2 3B: 0 HR: 1	SF: 1 SAC: 0 DP: 0 HBP: 0	WP: 0 PB: 0 SB: 0 CS: 0	PA: 41
PITCHER Catfish Hunter, R ERA: 5.29 (5, 1)	IP: 4.0 WLS: L BF: 18 H: 6 R: 2 ER: 2 SO: 3 BB: 1 IBB: 0 HBP: 0 BLK: 0 WP: 0 HR: 0 S: 23 P: 33 ERA: 4.50 WHIP: 1.750															PITCHER						

Batter	1	2	3	4	5	6	7	8	9	AB	R	H	RBI	BB	SO	LOB	TOP					
Bobby Murcer, L OBP: 0.345, SLG: 0.395 (1, 8)										6	2	3	1	0	3	0	New York Yankees @ Boston Red Sox Fenway Park, Boston, MA Thu Sep 13 1979, 7:05 PM EDT Att: 32,474 - Unknown - 76 F					
Willie Randolph, R OBP: 0.377, SLG: 0.374 (1, 4)										5	3	4	2	0	0	0						
Oscar Gamble, L OBP: 0.455, SLG: 0.555 (1, 7)										5	2	4	2	0	0	2						
Reggie Jackson, L OBP: 0.381, SLG: 0.538 (1, 9)										3	0	2	1	2	1	1						
Chris Chambliss, L OBP: 0.319, SLG: 0.431 (1, 3)										5	0	1	2	0	0	5						
Graig Nettles, L OBP: 0.317, SLG: 0.387 Fred Stanley, R OBP: 0.256, SLG: 0.299 (1, 5) (8, 5)										5	0	1	0	0	1	3						
Jim Spencer, L OBP: 0.368, SLG: 0.568 (1, 10)										3	1	0	0	2	0	2						
Jerry Narron, L OBP: 0.210, SLG: 0.240 (1, 2)										5	1	0	0	0	1	4						
Bucky Dent, R OBP: 0.291, SLG: 0.286 (1, 6)										5	1	1	1	0	2	0						
Inning Stats	R: 2 E: 1 K: 1 S: 8	H: 3 LOB: 1 BB: 0 P: 8	R: 0 E: 0 K: 0 S: 3	H: 0 LOB: 0 BB: 0 P: 3	R: 0 E: 0 K: 2 S: 8	H: 1 LOB: 1 BB: 0 P: 8	R: 5 E: 1 K: 1 S: 9	H: 4 LOB: 1 BB: 1 P: 13	R: 0 E: 0 K: 0 S: 4	H: 2 LOB: 3 BB: 1 P: 11	R: 0 E: 0 K: 0 S: 3	H: 0 LOB: 0 BB: 0 P: 3	R: 3 E: 1 K: 1 S: 9	H: 4 LOB: 2 BB: 1 P: 13	R: 0 E: 0 K: 2 S: 7	H: 0 LOB: 0 BB: 0 P: 7		1B: 10 2B: 5 3B: 1 HR: 0	SF: 0 SAC: 0 DP: 1 HBP: 0	WP: 0 PB: 0 SB: 0 CS: 0	PA: 46	
PITCHER	IP WLS BF H R ER SO BB IBB HBP BLK WP HR S P ERA WHIP	IP WLS BF H R ER SO BB IBB HBP BLK WP HR S P ERA WHIP	IP WLS BF H R ER SO BB IBB HBP BLK WP HR S P ERA WHIP	IP WLS BF H R ER SO BB IBB HBP BLK WP HR S P ERA WHIP	IP WLS BF H R ER SO BB IBB HBP BLK WP HR S P ERA WHIP	IP WLS BF H R ER SO BB IBB HBP BLK WP HR S P ERA WHIP	IP WLS BF H R ER SO BB IBB HBP BLK WP HR S P ERA WHIP	IP WLS BF H R ER SO BB IBB HBP BLK WP HR S P ERA WHIP	IP WLS BF H R ER SO BB IBB HBP BLK WP HR S P ERA WHIP	IP WLS BF H R ER SO BB IBB HBP BLK WP HR S P ERA WHIP	IP WLS BF H R ER SO BB IBB HBP BLK WP HR S P ERA WHIP	IP WLS BF H R ER SO BB IBB HBP BLK WP HR S P ERA WHIP	IP WLS BF H R ER SO BB IBB HBP BLK WP HR S P ERA WHIP	IP WLS BF H R ER SO BB IBB HBP BLK WP HR S P ERA WHIP	IP WLS BF H R ER SO BB IBB HBP BLK WP HR S P ERA WHIP	IP WLS BF H R ER SO BB IBB HBP BLK WP HR S P ERA WHIP	IP WLS BF H R ER SO BB IBB HBP BLK WP HR S P ERA WHIP	IP WLS BF H R ER SO BB IBB HBP BLK WP HR S P ERA WHIP	IP WLS BF H R ER SO BB IBB HBP BLK WP HR S P ERA WHIP	IP WLS BF H R ER SO BB IBB HBP BLK WP HR S P ERA WHIP	IP WLS BF H R ER SO BB IBB HBP BLK WP HR S P ERA WHIP	
Mike Torrez, R ERA: 4.81 (1, 1)	3.2	L	20	7	7	2	4	1	0	0	0	0	0	0	0	0	4.91	2.182				
Allen Ripley, R ERA: 4.3 (4, 1)	3.2		21	9	3	3	2	2	1	0	0	0	0	0	0	0	7.36	3.000				
Bill Campbell, R ERA: 3.88 (8, 1)	1.2		5	0	0	0	2	0	0	0	0	0	0	0	0	0	0.00	0.000				
Batter	1	2	3	4	5	6	7	8	9	AB	R	H	RBI	BB	SO	LOB	BOTTOM					
Rick Burleson, R OBP: 0.318, SLG: 0.373 (1, 6)										5	0	0	1	0	1	2	New York Yankees @ Boston Red Sox Fenway Park, Boston, MA Thu Sep 13 1979, 7:05 PM EDT Att: 32,474 - Unknown - 76 F					
Ted Sizemore, R OBP: 0.312, SLG: 0.316 (1, 4)										5	0	0	0	0	0	2						
Carlton Fisk, R OBP: 0.301, SLG: 0.447 (1, 10)										4	1	2	0	0	2	0						
Jim Rice, R OBP: 0.383, SLG: 0.607 (1, 7)										3	1	1	1	1	1	1						
Butch Hobson, R OBP: 0.297, SLG: 0.498 (1, 5)										4	0	1	0	0	2	1						
Dwight Evans, R OBP: 0.371, SLG: 0.465 (1, 9)										3	1	1	1	1	2	0						
Tom Poquette, L OBP: 0.325, SLG: 0.359 (1, 8)										4	0	2	0	0	1	2						
Jim Dwyer, L OBP: 0.352, SLG: 0.416 (1, 3)										4	0	1	0	0	1	5						
Mike O'Berry, R OBP: 0.333, SLG: 0.345 (1, 2)										3	0	1	0	1	1	2						
Inning Stats	R: 1 E: 0 K: 2 S: 9	H: 2 LOB: 1 BB: 0 P: 9	R: 1 E: 0 K: 0 S: 4	H: 1 LOB: 2 BB: 2 P: 12	R: 0 E: 0 K: 3 S: 9	H: 0 LOB: 0 BB: 0 P: 9	R: 0 E: 0 K: 1 S: 6	H: 2 LOB: 2 BB: 0 P: 6	R: 0 E: 0 K: 1 S: 5	H: 0 LOB: 0 BB: 0 P: 5	R: 1 E: 0 K: 3 S: 11	H: 2 LOB: 2 BB: 1 P: 15	R: 0 E: 0 K: 0 S: 4	H: 1 LOB: 1 BB: 0 P: 4	R: 0 E: 0 K: 1 S: 6	H: 1 LOB: 1 BB: 0 P: 6		R: 0 E: 0 K: 0 S: 3	H: 0 LOB: 0 BB: 0 P: 3	1B: 5 2B: 4 3B: 0 HR: 0	SF: 0 SAC: 0 DP: 0 HBP: 0	WP: 0 PB: 0 SB: 0 CS: 0
PITCHER	IP WLS BF H R ER SO BB IBB HBP BLK WP HR S P ERA WHIP	IP WLS BF H R ER SO BB IBB HBP BLK WP HR S P ERA WHIP	IP WLS BF H R ER SO BB IBB HBP BLK WP HR S P ERA WHIP	IP WLS BF H R ER SO BB IBB HBP BLK WP HR S P ERA WHIP	IP WLS BF H R ER SO BB IBB HBP BLK WP HR S P ERA WHIP	IP WLS BF H R ER SO BB IBB HBP BLK WP HR S P ERA WHIP	IP WLS BF H R ER SO BB IBB HBP BLK WP HR S P ERA WHIP	IP WLS BF H R ER SO BB IBB HBP BLK WP HR S P ERA WHIP	IP WLS BF H R ER SO BB IBB HBP BLK WP HR S P ERA WHIP	IP WLS BF H R ER SO BB IBB HBP BLK WP HR S P ERA WHIP	IP WLS BF H R ER SO BB IBB HBP BLK WP HR S P ERA WHIP	IP WLS BF H R ER SO BB IBB HBP BLK WP HR S P ERA WHIP	IP WLS BF H R ER SO BB IBB HBP BLK WP HR S P ERA WHIP	IP WLS BF H R ER SO BB IBB HBP BLK WP HR S P ERA WHIP	IP WLS BF H R ER SO BB IBB HBP BLK WP HR S P ERA WHIP	IP WLS BF H R ER SO BB IBB HBP BLK WP HR S P ERA WHIP	IP WLS BF H R ER SO BB IBB HBP BLK WP HR S P ERA WHIP	IP WLS BF H R ER SO BB IBB HBP BLK WP HR S P ERA WHIP	IP WLS BF H R ER SO BB IBB HBP BLK WP HR S P ERA WHIP	IP WLS BF H R ER SO BB IBB HBP BLK WP HR S P ERA WHIP	IP WLS BF H R ER SO BB IBB HBP BLK WP HR S P ERA WHIP	
Ron Guidry, L ERA: 2.87 (1, 1)	9.0	W	38	9	3	3	11	3	0	0	0	0	0	0	0	0	3.00	1.333				

Batter	1	2	3	4	5	6	7	8	9	AB	R	H	RBI	BB	SO	LOB	TOP								
Rick Burleson, R OBP: 0.319, SLG: 0.372 (1, 6)	0-0 2B 4-3 1B	4-0 1B BB		0-0 B2-3			0-0 5-3		0-0 6-3	4	1	1	0	1	0	1									
Ted Sizemore, R OBP: 0.313, SLG: 0.320 (1, 4)	0-0 4-3 SF8 2B	0-0 1-2 2-3 1B			0-0 5-3		0-0 F3		0-0 1B	4	1	2	0	0	0	0									
Tom Poquette, L OBP: 0.329, SLG: 0.364 (9, PH)										1	0	1	0	0	0	0									
Fred Lynn, L OBP: 0.426, SLG: 0.646 (1, 8)	0-0 4-3 2-3 3-H	0-3 K			0-3 K			0-0 F4	0-3 K	5	0	0	1	0	3	5									
Jim Rice, R OBP: 0.387, SLG: 0.610 (1, 7)	4-0 BB		0-0 CS 1B		4-0 BB			0-0 1B 2B		2	1	2	0	2	0	0									
Carl Yastrzemski, L OBP: 0.341, SLG: 0.452 (1, 10)	0-0 SF8		0-0 F8		0-0 G3			4-0 1B BB		2	0	0	1	1	0	2									
Bob Watson, R OBP: 0.371, SLG: 0.463 (1, 3)	0-0 F8		0-0 K				0-0 5-3		0-0 1-3 2-H 1B	4	0	1	1	0	1	1									
Butch Hobson, R OBP: 0.296, SLG: 0.496 (1, 5)		0-0 1B S 1B		0-0 L8			0-0 F7		0-3 K	4	0	1	0	0	1	2									
Dwight Evans, R OBP: 0.371, SLG: 0.463 (1, 9)		0-0 F4		0-0 CS 1B			0-0 F4		0-0 1-3	4	0	1	0	0	0	3									
Mike O'Berry, R OBP: 0.343, SLG: 0.355 (1, 2)			0-3 K		0-0 1B				0-0 5-3	2	0	1	0	0	1	1									
Jerry Remy, L OBP: 0.350, SLG: 0.346 (7, PH)										1	0	0	0	0	0	0									
Gary Allenson, R OBP: 0.284, SLG: 0.304 (7, 2)										0	0	0	0	0	0	0									
Carlton Fisk, R OBP: 0.300, SLG: 0.446 (9, PH)					1-2 1B					1	0	0	0	0	0	0									
Inning Stats	R: 2 E: 0 K: 0 S: 5	H: 2 LOB: 1 BB: 1 P: 9	R: 0 E: 0 K: 2 S: 9	H: 2 LOB: 3 BB: 1 P: 13	R: 0 E: 0 K: 1 S: 5	H: 1 LOB: 0 BB: 0 P: 5	R: 0 E: 0 K: 0 S: 4	H: 2 LOB: 1 BB: 0 P: 4	R: 0 E: 0 K: 0 S: 5	H: 0 LOB: 0 BB: 1 P: 9	R: 0 E: 0 K: 0 S: 3	H: 0 LOB: 0 BB: 0 P: 3	R: 0 E: 0 K: 0 S: 3	H: 0 LOB: 0 BB: 0 P: 3	R: 1 E: 0 K: 1 S: 7	H: 2 LOB: 2 BB: 1 P: 11	R: 0 E: 0 K: 1 S: 6	H: 1 LOB: 1 BB: 0 P: 6	1B: 8 2B: 2 3B: 0 HR: 0	SF: 1 SAC: 0 DP: 0 HBP: 0	WP: 0 PB: 0 SB: 1 CS: 2	PA: 39			
PITCHER	IP	WLS	BF	H	R	ER	SO	BB	IBB	HBP	BLK	WP	HR	S	P	ERA	WHIP								
Steve Stone, R ERA: 3.69 (1, 1)	7.1	W	32	8	3	3	4	4	0	0	0	0	0	36	52	3.68	1.636								
Don Stanhouse, R ERA: 2.85 (8, 1)	1.2	S	7	2	0	0	2	0	0	0	0	0	0	11	11	0.00	1.200								

Boston Red Sox @ Baltimore Orioles
Memorial Stadium, Baltimore, MD
Fri Sep 14 1979, 7:05 PM EDT
Att: 43,025 - Unknown

AB 34
R 3
H 10
RBI 3
BB 4
SO 6
LOB 15



Batter	1	2	3	4	5	6	7	8	9	AB	R	H	RBI	BB	SO	LOB	BOTTOM								
Al Bumbry, L OBP: 0.336, SLG: 0.366 (1, 8)	0-0 BB SF7 HBP 1B		0-0 F7		0-0 1B 1B		0-0 1-3			4	2	2	0	0	0	0									
Kiko Garcia, R OBP: 0.304, SLG: 0.366 (1, 6)	1-0 1B BB HBP		0-0 5-3		0-0 1B 2B 1B		0-3 K			3	1	1	0	0	1	0									
Mark Belanger, R OBP: 0.277, SLG: 0.230 (8, 6)					1-2 2-3 1B					0	0	0	0	0	0	0									
Ken Singleton, S OBP: 0.411, SLG: 0.550 (1, 9)	4-0 1-2 2-3 BB		0-0 HR		0-0 2B 1B		0-3 K			3	1	2	3	1	1	0									
Eddie Murray, S OBP: 0.363, SLG: 0.475 (1, 3)	0-0 F5		0-0 F8		0-0 1-3 2-H 2B			0-0 4-3		4	0	1	1	0	0	3									
Pat Kelly, L OBP: 0.383, SLG: 0.538 (1, 7)	0-0 SF7			0-0 4-3	0-0 F8			0-0 2B		1	0	0	1	0	0	0									
Gary Roenicke, R OBP: 0.383, SLG: 0.533 (5, PH) (6, 7)										2	0	1	0	0	0	2									
Terry Crowley, L OBP: 0.444, SLG: 0.483 (1, 10)	0-0 3-H			0-0 6-3	0-0 5-3			0-0 L7		2	0	1	0	0	0	0									
Lee May, R OBP: 0.296, SLG: 0.414 (5, PH)	0-0 1-2 2-3 1B									2	0	0	0	0	0	3									
Doug DeCinces, R OBP: 0.316, SLG: 0.406 (1, 5)		0-3 K		0-0 F6		0-0 L8		0-3 K		4	0	0	0	0	2	1									
Billy Smith, S OBP: 0.302, SLG: 0.378 (1, 4)										3	0	1	0	0	1	0									
Rich Dauer, R OBP: 0.302, SLG: 0.353 (7, 4)			0-0 F8		0-0 FC5-4 1B		0-3 K			0	0	0	0	0	0	0									
Rick Dempsey, R OBP: 0.307, SLG: 0.353 (1, 2)					0-0 FC5-4 1B 1B		0-0 F8			3	1	0	0	0	0	1									
Inning Stats	R: 1 E: 0 K: 0 S: 4	H: 2 LOB: 2 BB: 1 P: 9	R: 0 E: 0 K: 1 S: 5	H: 0 LOB: 0 BB: 0 P: 5	R: 1 E: 0 K: 0 S: 4	H: 1 LOB: 0 BB: 0 P: 4	R: 0 E: 0 K: 0 S: 3	H: 0 LOB: 0 BB: 0 P: 3	R: 3 E: 0 K: 0 S: 8	H: 5 LOB: 2 BB: 0 P: 8	R: 0 E: 0 K: 1 S: 5	H: 0 LOB: 0 BB: 0 P: 5	R: 0 E: 0 K: 2 S: 7	H: 0 LOB: 0 BB: 0 P: 7	R: 0 E: 0 K: 1 S: 6	H: 1 LOB: 1 BB: 0 P: 6	1B: 6 2B: 2 3B: 0 HR: 1	SF: 1 SAC: 0 DP: 0 HBP: 1	WP: 0 PB: 0 SB: 0 CS: 0	PA: 34					
PITCHER	IP	WLS	BF	H	R	ER	SO	BB	IBB	HBP	BLK	WP	HR	S	P	ERA	WHIP								
Bob Stanley, R ERA: 4.1 (1, 1)	4.1	L	22	8	5	5	1	1	0	0	0	0	0	22	27	10.38	2.077								
Tom Burgmeier, L ERA: 2.46 (5, 1)	3.2		12	1	0	0	4	0	0	0	0	0	0	20	20	0.00	0.273								

Boston Red Sox @ Baltimore Orioles
Memorial Stadium, Baltimore, MD
Fri Sep 14 1979, 7:05 PM EDT
Att: 43,025 - Unknown

AB 31
R 5
H 9
RBI 5
BB 1
SO 5
LOB 10



Batter	1	2	3	4	5	6	7	8	9	AB	R	H	RBI	BB	SO	LOB	TOP				
Rick Burleson, R (1, 6) OBP: 0.321, SLG: 0.374										5	1	3	0	0	0	1	Boston Red Sox @ Baltimore Orioles Memorial Stadium, Baltimore, MD Sat Sep 15 1979, 7:05 PM EDT Att: 49,525 - Unknown				
Ted Sizemore, R (1, 4) OBP: 0.314, SLG: 0.321										5	2	2	0	0	0	2					
Fred Lynn, L (1, 8) OBP: 0.426, SLG: 0.643										5	2	2	1	0	0	2					
Jim Rice, R (1, 7) OBP: 0.387, SLG: 0.610										5	1	2	4	0	0	3					
Carl Yastrzemski, L (1, 10) OBP: 0.343, SLG: 0.455										4	1	2	1	1	0	1					
Jim Dwyer, L (9, PR) OBP: 0.352, SLG: 0.416										0	1	0	0	0	0	0					
Bob Watson, R (1, 3) OBP: 0.375, SLG: 0.479										5	2	4	2	0	0	1					
Butch Hobson, R (1, 5) OBP: 0.294, SLG: 0.491										5	0	0	0	0	3	5					
Dwight Evans, R (1, 9) OBP: 0.369, SLG: 0.459										4	0	0	0	1	1	4					
Mike O'Berry, R (1, 2) OBP: 0.308, SLG: 0.324										3	0	0	1	0	0	1					
Inning Stats	R: 0 E: 0 K: 0 S: 4	H: 1 LOB: 1 BB: 0 P: 4	R: 2 E: 1 K: 1 S: 7	H: 2 LOB: 1 BB: 1 P: 11	R: 0 E: 0 K: 0 S: 3	H: 0 LOB: 0 BB: 0 P: 3	R: 0 E: 0 K: 1 S: 6	H: 1 LOB: 2 BB: 0 P: 6	R: 0 E: 0 K: 0 S: 5	H: 0 LOB: 1 BB: 1 P: 9	R: 3 E: 0 K: 0 S: 6	H: 4 LOB: 1 BB: 0 P: 6	R: 0 E: 0 K: 0 S: 4	H: 1 LOB: 1 BB: 0 P: 4	R: 5 E: 1 K: 1 S: 10	H: 4 LOB: 1 BB: 0 P: 10	1B: 10 2B: 3 3B: 1 HR: 1	SF: 1 SAC: 0 DP: 0 HBP: 0	WP: 2 PB: 0 SB: 0 CS: 0	PA: 44	
PITCHER	IP	WLS	BF	H	R	ER	SO	BB	IBB	HBP	BLK	WP	HR	S	P	ERA	WHIP				
Dennis Martinez, R (1, 1) ERA: 3.54	6.1	L	31	10	5	4	3	2	0	0	0	2	0	35	43	5.68	1.895				
Tippy Martinez, L (7, 1) ERA: 3.1	2.0		10	4	4	3	0	0	0	0	0	0	0	10	10	13.50	2.000				
Don Stanhouse, R (9, 1) ERA: 2.98	0.2		3	1	1	1	1	0	0	0	0	0	1	5	5	13.50	1.500				

Batter	1	2	3	4	5	6	7	8	9	AB	R	H	RBI	BB	SO	LOB	BOTTOM					
Al Bumbry, L (1, 8) OBP: 0.339, SLG: 0.369										3	0	2	1	1	1	0	Boston Red Sox @ Baltimore Orioles Memorial Stadium, Baltimore, MD Sat Sep 15 1979, 7:05 PM EDT Att: 49,525 - Unknown					
Mark Belanger, R (1, 6) OBP: 0.273, SLG: 0.227										3	0	0	0	0	2	2						
Billy Smith, S (8, PH) OBP: 0.300, SLG: 0.376										1	0	0	0	0	0	1						
Ken Singleton, S (1, 9) OBP: 0.410, SLG: 0.547										3	1	0	0	1	1	2						
Eddie Murray, S (1, 3) OBP: 0.364, SLG: 0.474										3	0	1	0	1	0	1						
Pat Kelly, L (1, 7) OBP: 0.380, SLG: 0.537										4	0	1	1	0	1	1						
Doug DeCinces, R (1, 5) OBP: 0.313, SLG: 0.402										4	0	0	0	0	1	3						
Lee May, R (1, 10) OBP: 0.298, SLG: 0.415										4	0	2	0	0	1	1						
Rich Dauer, R (1, 4) OBP: 0.391, SLG: 0.351										2	0	0	0	0	0	2						
John Lovenstein, L (8, PH) OBP: 0.367, SLG: 0.514										1	0	1	0	0	0	0						
Wayne Krenchicki, L (8, PR) OBP: 0.197, SLG: 0.250										0	0	0	0	0	0	0						
Dave Skaggs, R (1, 2) OBP: 0.284, SLG: 0.248										2	0	0	0	0	1	1						
Terry Crowley, L (8, PH) OBP: 0.438, SLG: 0.475										1	0	0	0	0	1	1						
Rick Dempsey, R (9, 2) OBP: 0.307, SLG: 0.353										0	0	0	0	0	0	0						
Inning Stats	R: 0 E: 0 K: 2 S: 7	H: 0 LOB: 0 BB: 0 P: 7	R: 0 E: 0 K: 0 S: 3	H: 0 LOB: 0 BB: 0 P: 3	R: 0 E: 0 K: 1 S: 5	H: 1 LOB: 0 BB: 0 P: 5	R: 1 E: 0 K: 2 S: 7	H: 1 LOB: 2 BB: 3 P: 19	R: 0 E: 0 K: 0 S: 3	H: 1 LOB: 1 BB: 0 P: 3	R: 0 E: 0 K: 0 S: 4	H: 0 LOB: 0 BB: 0 P: 4	R: 0 E: 0 K: 2 S: 7	H: 0 LOB: 1 BB: 0 P: 7	R: 1 E: 0 K: 2 S: 9	H: 2 LOB: 1 BB: 0 P: 9	R: 0 E: 0 K: 0 S: 4	H: 1 LOB: 1 BB: 0 P: 4	1B: 4 2B: 3 3B: 0 HR: 0	SF: 0 SAC: 0 DP: 1 HBP: 0	WP: 0 PB: 0 SB: 1 CS: 1	PA: 35
PITCHER	IP	WLS	BF	H	R	ER	SO	BB	IBB	HBP	BLK	WP	HR	S	P	ERA	WHIP					
Steve Renko, R (1, 1) ERA: 4.02	5.1	W	20	4	1	1	5	3	0	0	0	0	0	27	39	1.69	1.312					
Dick Drago, R (6, 1) ERA: 2.82	3.2	S	14	3	1	1	4	0	0	0	0	0	0	22	22	2.46	0.818					

AB 41
R 10
H 15
RBI 9
BB 2
SO 4
LOB 20



AB 31
R 2
H 7
RBI 2
BB 3
SO 9
LOB 15



Batter	1	2	3	4	5	6	7	8	9	AB	R	H	RBI	BB	SO	LOB	TOP			
Rick Burleson, R OBP: 0.320, SLG: 0.374 Stan Papi, R OBP: 0.223, SLG: 0.280	F6			F8		G6-4-3 1B	F3			1	0	0	0	0	0	0	Boston Red Sox @ Baltimore Orioles Memorial Stadium, Baltimore, MD Sun Sep 16 1979, 3:33 AM EDT Att: 42,869 - Unknown			
Ted Sizemore, R OBP: 0.311, SLG: 0.318	K			F9		G6-4-3 1-2	4-3			4	0	0	0	0	1	1				
Fred Lynn, L OBP: 0.425, SLG: 0.640	6-3			F6		BB 1B	K			4	1	1	0	0	1	0				
Jim Rice, R OBP: 0.386, SLG: 0.607		6-3			F8	1B	K			3	0	0	0	1	1	0				
Carl Yastrzemski, L OBP: 0.343, SLG: 0.454 Tom Poquette, L OBP: 0.335, SLG: 0.399	F8			F6		1-2 2-H 1B	BB FC5-2 1B			1	0	0	0	0	0	0				
Bob Watson, R OBP: 0.375, SLG: 0.478 Jim Dwyer, L OBP: 0.351, SLG: 0.413	F7				F7	E 2B 1B	F9			1	0	0	0	0	0	0				
Butch Hobson, R Jack Brohamer, L OBP: 0.319, SLG: 0.335			5-3		E9 2B 1B		FC5-2 BB 1-2 1B			1	0	0	0	0	0	0				
Dwight Evans, R OBP: 0.370, SLG: 0.461			F7			1-H 3-H 2B	FC5-2 BB			3	0	1	2	1	1	1				
Mike O'Berry, R OBP: 0.275, SLG: 0.289	F4				K		FC5-2 1-2 2-3 3-H			4	0	0	0	0	1	5				
Inning Stats	R: 0 E: 0 K: 1 S: 5	H: 0 LOB: 0 BB: 0 P: 5	R: 0 E: 0 K: 0 S: 3	H: 0 LOB: 0 BB: 0 P: 3	R: 0 E: 0 K: 0 S: 3	H: 0 LOB: 0 BB: 0 P: 3	R: 2 E: 1 K: 1 S: 8	H: 3 LOB: 1 BB: 0 P: 8	R: 1 E: 0 K: 0 S: 5	H: 3 LOB: 2 BB: 1 P: 9	R: 0 E: 0 K: 2 S: 7	H: 1 LOB: 1 BB: 0 P: 6	R: 0 E: 0 K: 2 S: 7	H: 0 LOB: 0 BB: 0 P: 7	R: 0 E: 0 K: 0 S: 4	H: 2 LOB: 2 BB: 1 P: 8		1B: 8 2B: 1 3B: 0 HR: 0	SF: 0 SAC: 0 DP: 2 HBP: 0	WP: 0 PA: 36 PB: 0 SB: 0 CS: 0
PITCHER	IP	WLS	BF	H	R	ER	SO	BB	IBB	HBP	BLK	WP	HR	S	P	ERA	WHIP			
Jim Palmer, R ERA: 3.05 Dave Ford, R ERA: 2.03	(1, 1)	7.0	W	28	7	3	3	3	1	0	0	0	0	0	33	37	3.86	1.143		

Batter	1	2	3	4	5	6	7	8	9	AB	R	H	RBI	BB	SO	LOB	BOTTOM		
Mark Belanger, R OBP: 0.280, SLG: 0.234	FC5-2 1B			2B		6-3				3	0	2	3	0	0	0	Boston Red Sox @ Baltimore Orioles Memorial Stadium, Baltimore, MD Sun Sep 16 1979, 3:33 AM EDT Att: 42,869 - Unknown		
Benny Ayala, R OBP: 0.291, SLG: 0.506 Al Bumbry, L OBP: 0.338, SLG: 0.370	FC5-2 1B	F7				K				1	1	1	0	0	0	0			
Ken Singleton, S OBP: 0.412, SLG: 0.551 Mark Corey, R	FC5-2 1B			L6						5	1	3	1	0	0	4			
Eddie Murray, S OBP: 0.364, SLG: 0.473 Tom Chism, L	FC5-2 1B	F8				L3				5	1	2	0	0	0	3			
Gary Roenicke, R OBP: 0.384, SLG: 0.530	FC5-2 1B	G5-4-3				6-3				4	1	1	2	1	1	4			
Lee May, R OBP: 0.299, SLG: 0.415	2B BB 1B	2B 1B		K		K				5	2	2	1	0	3	3			
Doug DeCinces, R OBP: 0.316, SLG: 0.408	BB HBP 2B	BB HBP 2B		F8 BB 1B		K				4	3	2	2	1	1	2			
Rich Dauer, R OBP: 0.302, SLG: 0.349	HBP FC6-4 IBB	L7				K				3	2	0	0	2	1	3			
Rick Dempsey, R OBP: 0.309, SLG: 0.352	FC6-4 2B BB			F8		5-3				4	1	1	1	1	0	2			
Inning Stats	R: 9 E: 1 K: 1 S: 13	H: 7 LOB: 2 BB: 2 P: 22	R: 2 E: 0 K: 0 S: 6	H: 3 LOB: 1 BB: 0 P: 6	R: 0 E: 0 K: 0 S: 3	H: 1 LOB: 0 BB: 0 P: 3	R: 2 E: 0 K: 1 S: 7	H: 2 LOB: 2 BB: 2 P: 15	R: 0 E: 0 K: 3 S: 10	H: 1 LOB: 2 BB: 1 P: 14	R: 0 E: 0 K: 1 S: 5	H: 0 LOB: 0 BB: 0 P: 5	R: 0 E: 0 K: 1 S: 6	H: 1 LOB: 1 BB: 0 P: 6	R: 0 E: 0 K: 0 S: 3	H: 0 LOB: 0 BB: 0 P: 3		1B: 10 2B: 5 3B: 0 HR: 0	SF: 1 SAC: 0 DP: 1 HBP: 1
PITCHER	IP	WLS	BF	H	R	ER	SO	BB	IBB	HBP	BLK	WP	HR	S	P	ERA	WHIP		
John Tudor, L ERA: 8.57 Allen Ripley, R ERA: 5.15 Win Remmerswaal, R ERA: 10.05 Joel Finch, R ERA: 5.44	(1, 1)	0.1	L	7	6	6	0	0	0	0	0	0	0	1	10	27.00	3.000		

Batter	1	2	3	4	5	6	7	8	9	AB	R	H	RBI	BB	SO	LOB	TOP																			
Rick Burleson, R OBP: 0.318, SLG: 0.370 (1, 6)	F7	K			5-3		E4 WP 1B		4-3	5	0	0	0	0	1	1	Boston Red Sox @ Toronto Blue Jays Exhibition Stadium, Toronto, ON Mon Sep 17 1979, 7:05 PM EDT Unknown - 75 F																			
Jack Brohamer, L OBP: 0.321, SLG: 0.337 (1, 4)	4-3 WP 1B		4-3		G3		L6 WP 1B		4-3	5	1	2	0	0	0	0																				
Fred Lynn, L OBP: 0.425, SLG: 0.637 (1, 8)	4-3		4-3		FC6-4 BB		L6 1-3 2-3		FC6-4 1B	4	0	1	0	1	0	3																				
Jim Rice, R OBP: 0.384, SLG: 0.603 (1, 7)	1B		4-3		FC6-4 1-2		5-3		FC6-4	5	0	1	1	0	0	3																				
Carl Yastrzemski, L OBP: 0.346, SLG: 0.455 (1, 10)	FC5-4 1-2 1B				HR 1B		F8		L9 E 1B BB	3	2	2	0	1	0	0																				
Bob Watson, R OBP: 0.372, SLG: 0.474 (1, 3)	FC5-4 1-2 1B				K		6-3		E4 1-2 1B	4	0	0	0	0	1	4																				
Butch Hobson, R OBP: 0.295, SLG: 0.495 (1, 5)			6-3		HR 1-2 HR		BB BB		L9 2-3	3	1	1	2	1	0	2																				
Dwight Evans, R OBP: 0.373, SLG: 0.461 (1, 9)			S BB		F9		BB 1-2 BB		S6-3 1-2 1B	2	0	1	1	2	0	0																				
Mike O'Berry, R OBP: 0.255, SLG: 0.262 (1, 2)			F9		F9		K		G6-3 3-H 1-2	4	0	0	0	0	1	5																				
Inning Stats	R: 1 E: 0 K: 0 S: 6	H: 3 LOB: 2 BB: 0 P: 6	R: 0 E: 0 K: 1 S: 5	H: 0 LOB: 1 BB: 1 P: 9	R: 0 E: 0 K: 0 S: 3	H: 0 LOB: 0 BB: 0 P: 3	R: 2 E: 0 K: 1 S: 7	H: 2 LOB: 0 BB: 0 P: 7	R: 0 E: 0 K: 0 S: 3	H: 0 LOB: 1 BB: 1 P: 7	R: 0 E: 1 K: 0 S: 4	H: 1 LOB: 1 BB: 0 P: 4	R: 1 E: 0 K: 0 S: 4	H: 1 LOB: 1 BB: 0 P: 8	R: 0 E: 0 K: 0 S: 4	H: 1 LOB: 1 BB: 0 P: 4	1B: 7 2B: 1 3B: 0 HR: 1	SF: 0 SAC: 0 DP: 2 HBP: 0	WP: 2 PB: 0 SB: 1 CS: 0	PA: 40																
PITCHER	IP	WLS	BF	H	R	ER	SO	BB	IBB	HBP	BLK	WP	HR	S	P	ERA	WHIP	PITCHER		IP	WLS	BF	H	R	ER	SO	BB	IBB	HBP	BLK	WP	HR	S	P	ERA	WHIP
Butch Edge, R ERA: 4.4 (1, 1)	7.1		35	7	4	3	3	5	0	0	0	2	1	36	56	3.68	1.636																			
Jesse Jefferson, R ERA: 5.86 (8, 1)	1.2	W	5	1	0	0	0	0	0	0	0	0	0	5	5	0.00	0.600																			

AB	35
R	4
H	8
RBI	4
BB	5
SO	3
LOB	18



Batter	1	2	3	4	5	6	7	8	9	AB	R	H	RBI	BB	SO	LOB	BOTTOM																			
Alfredo Griffin, S OBP: 0.327, SLG: 0.346 (1, 6)	F9		F5		F7		6-3			4	0	0	0	0	0	3	Boston Red Sox @ Toronto Blue Jays Exhibition Stadium, Toronto, ON Mon Sep 17 1979, 7:05 PM EDT Unknown - 75 F																			
Bob Bailor, R OBP: 0.296, SLG: 0.280 (1, 9)	F6		SF9		5-3			1-3		3	0	0	1	0	0	1																				
Roy Howell, L OBP: 0.317, SLG: 0.406 (1, 5)			3-H 1-0							1	0	0	0	0	1	0																				
Dave McKay, S OBP: 0.242, SLG: 0.248 (5, 5)	K		1B HBP		5-3			K		2	0	0	0	0	1	1																				
Rico Carty, R OBP: 0.323, SLG: 0.387 (1, 10)								5-3		4	0	1	1	0	0	0																				
John Mayberry, L OBP: 0.377, SLG: 0.474 (1, 3)			F7 1-3 2-H		F8					4	0	1	0	0	0	2																				
Rick Bosetti, R OBP: 0.294, SLG: 0.372 (1, 8)					5-3			F9		4	1	2	0	0	0	1																				
Joe Cannon, L OBP: 0.220, SLG: 0.260 (1, 7)					L6			K		4	1	1	0	0	1	2																				
Rick Cerone, R OBP: 0.290, SLG: 0.344 (1, 2)										4	2	2	2	0	1	0																				
Luis Gomez, R OBP: 0.267, SLG: 0.277 (1, 4)										2	1	1	0	1	0	0																				
Inning Stats	R: 0 E: 0 K: 1 S: 5	H: 0 LOB: 0 BB: 0 P: 5	R: 0 E: 0 K: 0 S: 4	H: 1 LOB: 1 BB: 0 P: 4	R: 2 E: 0 K: 0 S: 6	H: 3 LOB: 2 BB: 0 P: 7	R: 0 E: 0 K: 1 S: 5	H: 0 LOB: 0 BB: 0 P: 5	R: 0 E: 0 K: 0 S: 3	H: 0 LOB: 1 BB: 1 P: 7	R: 0 E: 0 K: 1 S: 6	H: 1 LOB: 1 BB: 0 P: 6	R: 0 E: 0 K: 0 S: 3	H: 0 LOB: 0 BB: 0 P: 3	R: 0 E: 0 K: 1 S: 5	H: 0 LOB: 0 BB: 0 P: 5	R: 3 E: 1 K: 0 S: 4	H: 3 LOB: 0 BB: 0 P: 4	1B: 5 2B: 3 3B: 0 HR: 0	SF: 1 SAC: 0 DP: 0 HBP: 1	WP: 0 PB: 0 SB: 0 CS: 0	PA: 35														
PITCHER	IP	WLS	BF	H	R	ER	SO	BB	IBB	HBP	BLK	WP	HR	S	P	ERA	WHIP	PITCHER		IP	WLS	BF	H	R	ER	SO	BB	IBB	HBP	BLK	WP	HR	S	P	ERA	WHIP
Dennis Eckerley, R ERA: 3.07 (1, 1)	7.0		28	5	2	2	3	1	0	1	0	0	0	32	37	2.57	0.857																			
Dick Drago, R ERA: 2.99 (8, 1)	1.1	L	7	3	3	2	1	0	0	0	0	0	0	9	9	13.50	2.250																			



Batter	1	2	3	4	5	6	7	8	9	AB	R	H	RBI	BB	SO	LOB	TOP			
Stan Papi, R OBP: 0.226, SLG: 0.291 (1, 6)										3	1	1	0	0	0	1				
Jack Brohamer, L OBP: 0.322, SLG: 0.333 (1, 4)										2	1	0	0	1	0	0				
Fred Lynn, L OBP: 0.423, SLG: 0.640 (1, 10)										4	1	1	2	0	1	2				
Jim Rice, R OBP: 0.385, SLG: 0.608 (1, 7)										4	1	2	3	0	0	0				
Bob Watson, R OBP: 0.371, SLG: 0.473 (1, 3)										1	0	0	0	0	0	1				
Jim Dwyer, L OBP: 0.361, SLG: 0.415 (3, 3)										2	0	1	0	1	0	0				
Tom Poquette, L OBP: 0.328, SLG: 0.360 (1, 8)										4	0	0	0	0	0	2				
Butch Hobson, R OBP: 0.294, SLG: 0.493 (1, 5)										4	0	1	0	0	1	2				
Dwight Evans, R OBP: 0.371, SLG: 0.458 (1, 9)										3	0	0	0	0	0	2				
Gary Allenson, R OBP: 0.267, SLG: 0.304 (1, 2)										0	0	0	0	0	0	0				
Mike O'Berry, R OBP: 0.240, SLG: 0.244 (3, 2)										3	1	0	0	0	3	2				
Inning Stats	R: 2 E: 0 K: 0 S: 5	H: 3 LOB: 0 BB: 0 P: 5	R: 0 E: 0 K: 0 S: 3	H: 0 LOB: 0 BB: 0 P: 3	R: 3 E: 0 K: 0 S: 5	H: 2 LOB: 1 BB: 1 P: 10	R: 0 E: 0 K: 1 S: 6	H: 1 LOB: 1 BB: 0 P: 6	R: 0 E: 0 K: 0 S: 3	H: 0 LOB: 0 BB: 0 P: 3	R: 0 E: 0 K: 1 S: 5	H: 0 LOB: 0 BB: 0 P: 5	R: 0 E: 0 K: 1 S: 6	H: 0 LOB: 0 BB: 0 P: 6	R: 0 E: 1 K: 1 S: 6	H: 0 LOB: 1 BB: 0 P: 6	1B: 3 2B: 1 3B: 0 HR: 2	SF: 0 SAC: 3 DP: 1 HBP: 1	WP: 0 PB: 0 SB: 0 CS: 0	PA: 36
PITCHER	IP WLS BF H R ER SO BB IBB HBP BLK WP HR S P ERA WHIP																			
Dave Freisleben, R ERA: 5.1 (1, 1)	2.2 L 14 5 5 5 0 1 0 0 0 0 0 2 12 17 16.88 2.250																			
Steve Grilli, R ERA: (3, 1)	2.1 8 1 0 0 1 0 0 0 0 0 0 0 10 10 0.00 0.429																			
Jerry Garvin, L ERA: 3.29 (6, 1)	3.0 10 0 0 0 3 1 0 0 0 0 0 0 15 19 0.00 0.333																			
Tom Buskey, R ERA: 3.21 (9, 1)	1.0 4 0 0 0 1 0 0 0 0 0 0 0 6 6 0.00 0.000																			

Boston Red Sox @ Toronto Blue Jays
Exhibition Stadium, Toronto, ON
Mon Sep 17 1979, 7:05 PM EDT
Att: 15,644 - Unknown

AB 30
R 5
H 6
RBI 5
BB 2
SO 5
LOB 12



Batter	1	2	3	4	5	6	7	8	9	AB	R	H	RBI	BB	SO	LOB	BOTTOM					
Alfredo Griffin, S OBP: 0.328, SLG: 0.346 (1, 6)										4	1	1	0	0	0	1						
Joe Cannon, L OBP: 0.221, SLG: 0.259 (1, 9)										4	1	1	0	0	1	3						
Rico Carty, R OBP: 0.323, SLG: 0.386 (9, PH)										1	0	0	0	0	0	1						
Al Woods, L OBP: 0.338, SLG: 0.384 (1, 7)										4	0	1	0	0	0	1						
Tony Solaita, L OBP: 0.400, SLG: 0.397 (1, 10)										3	0	0	1	0	0	1						
John Mayberry, L OBP: 0.375, SLG: 0.470 (1, 3)										4	0	0	0	0	0	3						
Rick Bosetti, R OBP: 0.293, SLG: 0.372 (1, 8)										4	0	1	0	0	0	0						
Dave McKay, S OBP: 0.250, SLG: 0.256 (1, 4)										4	1	2	0	0	0	1						
Tim Johnson, L OBP: 0.262, SLG: 0.237 (1, 5)										3	0	2	0	1	0	1						
Bob Davis, R OBP: 0.188, SLG: 0.180 (1, 2)										2	0	0	1	0	0	2						
Otto Velez, R OBP: 0.397, SLG: 0.548 (9, PH)										1	0	0	0	0	0	1						
Pedro Hernandez, R (9, PR)										0	0	0	0	0	0	0						
Inning Stats	R: 1 E: 1 K: 0 S: 5	H: 1 LOB: 1 BB: 0 P: 5	R: 1 E: 0 K: 1 S: 7	H: 2 LOB: 2 BB: 0 P: 8	R: 0 E: 1 K: 0 S: 3	H: 0 LOB: 0 BB: 0 P: 3	R: 0 E: 0 K: 0 S: 4	H: 1 LOB: 1 BB: 0 P: 4	R: 1 E: 0 K: 0 S: 5	H: 2 LOB: 1 BB: 0 P: 5	R: 0 E: 0 K: 0 S: 4	H: 1 LOB: 1 BB: 0 P: 4	R: 0 E: 0 K: 0 S: 3	H: 0 LOB: 0 BB: 0 P: 3	R: 0 E: 0 K: 0 S: 4	H: 1 LOB: 1 BB: 0 P: 4	R: 0 E: 0 K: 0 S: 3	H: 0 LOB: 1 BB: 1 P: 7	1B: 6 2B: 2 3B: 0 HR: 0	SF: 1 SAC: 1 DP: 1 HBP: 1	WP: 0 PB: 0 SB: 0 CS: 0	PA: 38
PITCHER	IP WLS BF H R ER SO BB IBB HBP BLK WP HR S P ERA WHIP																					
Chuck Rainey, R ERA: 3.74 (1, 1)	8.1 W 36 8 3 2 1 0 0 0 0 0 0 2 36 41 2.16 1.080																					
Bill Campbell, R ERA: 3.83 (9, 1)	0.2 S 2 0 0 0 0 0 0 0 0 0 0 2 2 0.00 0.000																					

Boston Red Sox @ Toronto Blue Jays
Exhibition Stadium, Toronto, ON
Mon Sep 17 1979, 7:05 PM EDT
Att: 15,644 - Unknown

AB 34
R 3
H 8
RBI 2
BB 1
SO 1
LOB 15



Batter	1	2	3	4	5	6	7	8	9	AB	R	H	RBI	BB	SO	LOB	TOP								
Rick Burleson, R OBP: 0.319, SLG: 0.374 (1, 6)										5	1	3	0	0	0	1									
Jack Brohamer, L OBP: 0.316, SLG: 0.328 (1, 4)										4	0	1	1	0	0	1									
Fred Lynn, L OBP: 0.428, SLG: 0.644 (1, 8)										2	2	1	0	3	1	0									
Jim Rice, R OBP: 0.384, SLG: 0.607 (1, 7)										4	2	1	2	0	1	3									
Carl Yastrzemski, L OBP: 0.349, SLG: 0.457 (1, 10)										4	1	1	0	1	1	3									
Butch Hobson, R OBP: 0.294, SLG: 0.492 (1, 5)										5	0	2	3	0	0	2									
Jim Dwyer, L OBP: 0.358, SLG: 0.407 (1, 3)										5	1	2	1	0	0	2									
Dwight Evans, R OBP: 0.369, SLG: 0.461 (1, 9)										4	0	1	0	0	0	3									
Mike O'Berry, R OBP: 0.224, SLG: 0.226 (1, 2)										4	1	1	1	0	1	1									
Inning Stats	R: 0 E: 0 K: 1 S: 5	H: 1 LOB: 0 BB: 0 P: 5	R: 1 E: 1 K: 0 S: 5	H: 1 LOB: 1 BB: 0 P: 5	R: 1 E: 0 K: 0 S: 5	H: 2 LOB: 2 BB: 1 P: 9	R: 1 E: 1 K: 0 S: 5	H: 2 LOB: 1 BB: 0 P: 5	R: 2 E: 0 K: 1 S: 6	H: 1 LOB: 1 BB: 2 P: 14	R: 1 E: 0 K: 0 S: 5	H: 2 LOB: 2 BB: 1 P: 9	R: 0 E: 0 K: 1 S: 6	H: 2 LOB: 1 BB: 0 P: 6	R: 0 E: 0 K: 1 S: 5	H: 0 LOB: 0 BB: 0 P: 5	R: 2 E: 0 K: 0 S: 5	H: 2 LOB: 0 BB: 0 P: 5	1B: 8 2B: 5 3B: 0 HR: 0	SF: 2 SAC: 0 DP: 2 HBP: 0	WP: 0 PB: 0 SB: 0 CS: 0	PA: 43			
PITCHER	IP	WLS	BF	H	R	ER	SO	BB	IBB	HBP	BLK	WP	HR	S	P	ERA	WHIP								
Dave Stieb, R ERA: 4.23 (1, 1)	5.1	L	28	9	6	4	2	3	0	0	0	0	0	29	41	6.75	2.250								
Jerry Garvin, L ERA: 2.75 (6, 1)	2.2		10	2	0	0	2	1	0	0	0	0	0	13	17	0.00	1.125								
Jackson Todd, R ERA: 6.18 (9, 1)	1.0		5	2	2	2	0	0	0	0	0	0	0	5	5	18.00	2.000								
Batter	1	2	3	4	5	6	7	8	9	AB	R	H	RBI	BB	SO	LOB	BOTTOM								
Alfredo Griffin, S OBP: 0.327, SLG: 0.344 (1, 6)										4	0	1	0	0	0	1									
Al Woods, L OBP: 0.337, SLG: 0.383 (1, 7)										3	0	0	0	0	0	1									
Otto Velez, R OBP: 0.393, SLG: 0.541 (1, 9)										3	0	0	0	0	0	1									
Rico Carty, R OBP: 0.323, SLG: 0.386 (1, 10)										3	0	1	0	0	0	0									
John Mayberry, L OBP: 0.373, SLG: 0.466 (1, 3)										3	0	1	0	0	1	1									
Rick Bosetti, R OBP: 0.290, SLG: 0.367 (1, 8)										3	0	0	0	0	1	2									
Roy Howell, L OBP: 0.314, SLG: 0.403 (1, 5)										3	0	0	0	0	1	0									
Rick Cerone, R OBP: 0.290, SLG: 0.342 (1, 2)										2	0	0	0	1	0	0									
Dave McKay, S OBP: 0.245, SLG: 0.257 (1, 4)										3	0	0	0	0	0	1									
Inning Stats	R: 0 E: 0 K: 0 S: 3	H: 0 LOB: 0 BB: 0 P: 3	R: 0 E: 0 K: 1 S: 5	H: 0 LOB: 0 BB: 0 P: 5	R: 0 E: 0 K: 0 S: 3	H: 1 LOB: 0 BB: 0 P: 3	R: 0 E: 0 K: 0 S: 3	H: 1 LOB: 0 BB: 0 P: 5	R: 0 E: 0 K: 0 S: 3	H: 0 LOB: 1 BB: 1 P: 7	R: 0 E: 0 K: 0 S: 3	H: 0 LOB: 0 BB: 0 P: 3	R: 0 E: 0 K: 1 S: 5	H: 1 LOB: 0 BB: 0 P: 5	R: 0 E: 0 K: 0 S: 3	H: 0 LOB: 0 BB: 0 P: 3	1B: 3 2B: 0 3B: 0 HR: 0	SF: 0 SAC: 0 DP: 3 HBP: 0	WP: 0 PB: 0 SB: 0 CS: 0	PA: 28					
PITCHER	IP	WLS	BF	H	R	ER	SO	BB	IBB	HBP	BLK	WP	HR	S	P	ERA	WHIP								
Bob Stanley, R ERA: 3.92 (1, 1)	9.0	W	28	3	0	0	3	1	0	0	0	0	0	33	37	0.00	0.444								

Boston Red Sox @ Toronto Blue Jays
Exhibition Stadium, Toronto, ON
Wed Sep 19 1979, 7:05 PM EDT
Att: 21,650 - Unknown - 55 F

AB 37
R 8
H 13
RBI 8
BB 4
SO 4
LOB 16



Boston Red Sox @ Toronto Blue Jays
Exhibition Stadium, Toronto, ON
Wed Sep 19 1979, 7:05 PM EDT
Att: 21,650 - Unknown - 55 F

AB 27
R 0
H 3
RBI 0
BB 1
SO 3
LOB 7



Batter	1	2	3	4	5	6	7	8	9	AB	R	H	RBI	BB	SO	LOB	TOP		
Rick Burleson, R OBP: 0.317, SLG: 0.372 (1, 6)	0-0 6-3			0-0 5-3		0-0 F9		0-3 K		4	0	0	0	0	1	2			
Stan Paol, R OBP: 0.218, SLG: 0.281 (1, 4)	0-0 F9			0-0 4-3		0-0 6-3		0-0 F9		4	0	0	0	0	0	2			
Fred Lynn, L OBP: 0.427, SLG: 0.641 (1, 8)	0-0 6-3			0-0 F9			0-0 HR	0-0 4-3		4	1	1	0	0	0	1			
Jim Rice, R OBP: 0.383, SLG: 0.610 (1, 7)		0-0 F8			0-0 E8		0-0 HR	0-0 6-3		4	1	1	2	0	0	0			
Carlton Fisk, R OBP: 0.299, SLG: 0.443 (1, 10)		0-0 F9			0-0 G5-4-3		0-0 6-3	0-0 5-3		4	0	1	0	0	0	0			
Butch Hobson, R OBP: 0.292, SLG: 0.488 (1, 5)		0-0 F2			0-0 F9		0-0 F7	0-0 L8		4	0	0	0	0	0	2			
Dwight Evans, R OBP: 0.369, SLG: 0.460 (1, 9)			0-0 L8		0-0 G5-4-3					3	0	1	0	0	0	2			
Jim Dwyer, L OBP: 0.349, SLG: 0.394 (1, 3)			0-0 F9			0-0 F3	0-3 K			3	0	0	0	0	1	1			
Mike O'Berry, R OBP: 0.233, SLG: 0.222 (1, 2)						4-0 BB		4-0 BB		1	0	0	0	1	0	0			
Larry Wolfe, R OBP: 0.369, SLG: 0.427 (8, PH)										0	0	0	0	1	0	0			
Gary Allenson, R OBP: 0.267, SLG: 0.304 (8, 2)										0	0	0	0	0	0	0			
Inning Stats	R: 0 E: 0 K: 0 S: 3	H: 0 LOB: 0 BB: 0 P: 3	R: 0 E: 0 K: 0 S: 3	H: 0 LOB: 0 BB: 0 P: 3	R: 0 E: 0 K: 0 S: 3	H: 0 LOB: 0 BB: 0 P: 3	R: 0 E: 0 K: 0 S: 4	H: 1 LOB: 1 BB: 0 P: 4	R: 0 E: 0 K: 0 S: 3	H: 0 LOB: 1 BB: 1 P: 7	R: 2 E: 0 K: 1 S: 8	H: 3 LOB: 1 BB: 0 P: 8	R: 0 E: 0 K: 1 S: 5	H: 0 LOB: 1 BB: 1 P: 9	R: 0 E: 0 K: 0 S: 3	H: 0 LOB: 0 BB: 0 P: 3	1B: 3 2B: 0 3B: 0 HR: 1	SF: 0 SAC: 0 DP: 1 HBP: 0	WP: 0 PA: 33 CS: 0
PITCHER Balor Moore, L ERA: 4.43 (1, 1)	IP: 9.0 WLS: W BF: 33 H: 4 R: 2 ER: 2 SO: 2 BB: 2 IBB: 0 HBP: 0 BLK: 0 WP: 0 HR: 1 S: 35 P: 43 ERA: 2.00 WHIP: 0.667																		

Boston Red Sox @ Toronto Blue Jays
Exhibition Stadium, Toronto, ON
Thu Sep 20 1979, 7:05 PM EDT
Att: 13,201 - Unknown - 64 F

AB 31
R 2
H 4
RBI 2
BB 2
SO 2
LOB 10



Batter	1	2	3	4	5	6	7	8	9	AB	R	H	RBI	BB	SO	LOB	BOTTOM		
Alfredo Griffin, S OBP: 0.326, SLG: 0.344 (1, 6)	0-0 4-3	0-0 4-3			0-0 SH1-3	0-0 1B		0-0 4-3		4	0	1	0	0	0	1			
Al Woods, L OBP: 0.340, SLG: 0.390 (1, 7)	0-0 2B		0-0 F4		0-0 HR	0-0 1B		0-0 3-1		5	1	3	1	0	0	0			
Otto Velez, R OBP: 0.537 (1, 9)	4-0 BB		4-0 BB		0-0 F7	0-0 5-3				2	0	0	0	2	0	3			
Bob Bailor, R OBP: 0.293, SLG: 0.277 (7, 9)										0	0	0	0	0	0	0			
Tony Solaita, L OBP: 0.392, SLG: 0.419 (1, 10)	0-3 K		0-3 K		0-0 HR		0-0 4-3			4	1	1	2	0	2	3			
John Mayberry, L OBP: 0.372, SLG: 0.463 (1, 3)	0-0 G3		0-0 F9		0-3 K	0-0 FC6-4	4-0 BB			3	0	0	0	1	1	3			
Rick Bosetti, R OBP: 0.290, SLG: 0.366 (1, 8)		0-0 F3		0-3 K		0-0 4-3	0-0 FC6-4	0-0 1B		4	0	1	0	0	1	0			
Roy Howell, L OBP: 0.316, SLG: 0.409 (1, 5)		0-0 HR		0-0 F7		1-0 HR	0-0 HBP	0-0 FC6-4		3	2	1	1	0	0	2			
Rick Cerone, R OBP: 0.290, SLG: 0.348 (1, 2)		0-0 L1		0-0 5-3		0-0 HR	0-0 5-3			4	1	1	2	0	0	2			
Dave McKay, S OBP: 0.252, SLG: 0.271 (1, 4)					0-0 SH1-3	0-0 2B		0-3 K		4	1	2	0	0	1	0			
Inning Stats	R: 0 E: 0 K: 1 S: 6	H: 1 LOB: 2 BB: 1 P: 10	R: 1 E: 0 K: 0 S: 5	H: 2 LOB: 1 BB: 0 P: 5	R: 0 E: 0 K: 1 S: 5	H: 0 LOB: 1 BB: 1 P: 9	R: 0 E: 0 K: 1 S: 5	H: 0 LOB: 0 BB: 0 P: 5	R: 3 E: 0 K: 1 S: 8	H: 3 LOB: 0 BB: 0 P: 8	R: 2 E: 0 K: 0 S: 6	H: 3 LOB: 2 BB: 0 P: 7	R: 0 E: 0 K: 0 S: 4	H: 1 LOB: 2 BB: 1 P: 8	R: 0 E: 0 K: 1 S: 5	H: 0 LOB: 0 BB: 0 P: 5	1B: 4 2B: 3 3B: 0 HR: 3	SF: 0 SAC: 1 DP: 0 HBP: 1	WP: 0 PA: 38 CS: 0
PITCHER Steve Renko, R ERA: 4.12 (1, 1)	IP: 4.2 WLS: L BF: 22 H: 6 R: 4 ER: 4 SO: 3 BB: 2 IBB: 0 HBP: 0 BLK: 0 WP: 0 HR: 2 S: 26 P: 34 ERA: 7.71 WHIP: 1.714																		
Tom Burgmeier, L ERA: 2.66 (5, 1)	IP: 1.0 WLS: 7 BF: 3 H: 2 R: 2 ER: 2 SO: 1 BB: 0 IBB: 0 HBP: 1 BLK: 0 WP: 0 HR: 1 S: 8 P: 9 ERA: 18.00 WHIP: 3.000																		
Joel Finch, R ERA: 5.19 (6, 1)	IP: 2.1 WLS: 9 BF: 1 H: 0 R: 0 ER: 0 SO: 1 BB: 1 IBB: 0 HBP: 0 BLK: 0 WP: 0 HR: 0 S: 10 P: 14 ERA: 0.00 WHIP: 0.857																		

Boston Red Sox @ Toronto Blue Jays
Exhibition Stadium, Toronto, ON
Thu Sep 20 1979, 7:05 PM EDT
Att: 13,201 - Unknown - 64 F

AB 33
R 6
H 10
RBI 6
BB 3
SO 5
LOB 14




Batter	1	2	3	4	5	6	7	8	9	AB	R	H	RBI	BB	SO	LOB	TOP	
Ron LeFlore, R OBP: 0.353, SLG: 0.404	G3		1B		K					3	0	1	0	0	1	3	Detroit Tigers @ Boston Red Sox Fenway Park, Boston, MA Fri Sep 21 1979, 7:05 PM EDT Att: 24,802 - Unknown - 65 F	
Alan Trammell, R OBP: 0.335, SLG: 0.361	K				K			E5 1B		3	1	0	0	0	2	0		
Jerry Morales, R OBP: 0.263, SLG: 0.367	P9			6-3				F6		3	0	0	0	0	0	1		
John Wockenfuss, R OBP: 0.326, SLG: 0.521				6-3				L4 1B		3	0	2	0	0	0	0		
Lance Parrish, R OBP: 0.338, SLG: 0.443								1B 1B		2	0	1	1	1	0	1		
Lynn Jones, R OBP: 0.342, SLG: 0.383								P9		3	0	0	0	0	0	4		
Dave Stegman, R OBP: 0.259, SLG: 0.440								L4		3	0	0	0	0	0	2		
Aurelio Rodriguez, R OBP: 0.277, SLG: 0.353				6-3				F3		3	0	1	0	0	0	0		
Tom Brookens, R OBP: 0.303, SLG: 0.360				K				1-3		3	0	1	0	0	1	0		
Inning Stats	R: 0 E: 0 K: 1 S: 5	H: 0 LOB: 0 BB: 0 P: 5	R: 0 E: 0 K: 0 S: 4	H: 1 LOB: 1 BB: 0 P: 4	R: 0 E: 0 K: 1 S: 5	H: 1 LOB: 1 BB: 0 P: 5	R: 0 E: 0 K: 1 S: 5	H: 0 LOB: 0 BB: 0 P: 5	R: 0 E: 0 K: 1 S: 7	H: 2 LOB: 3 BB: 1 P: 11	R: 0 E: 0 K: 0 S: 3	H: 0 LOB: 0 BB: 0 P: 3						
PITCHER John Tudor, L ERA: 6.43	IP: 7.0 WLS: W BF: 27 H: 6 R: 1 ER: 0 SO: 4 BB: 1 IBB: 0 HBP: 0 BLK: 0 WP: 0 HR: 0 S: 34 P: 38 ERA: 0.00 WHIP: 1.000																	

AB	26
R	1
H	6
RBI	1
BB	1
SO	4
LOB	11



Batter	1	2	3	4	5	6	7	8	9	AB	R	H	RBI	BB	SO	LOB	BOTTOM	
Rick Burleson, R OBP: 0.316, SLG: 0.370	6-3			5-3						3	0	0	0	0	1	0	Detroit Tigers @ Boston Red Sox Fenway Park, Boston, MA Fri Sep 21 1979, 7:05 PM EDT Att: 24,802 - Unknown - 65 F	
Ted Sizemore, R OBP: 0.314, SLG: 0.323				E9 SF8 1B				5-3		3	2	2	0	0	0	0		
Fred Lynn, L OBP: 0.426, SLG: 0.640				SF8 3-H				K		1	1	0	1	1	1	0		
Jim Rice, R OBP: 0.386, SLG: 0.612				G3 1B				1B 1B		3	1	3	0	0	0	0		
Carl Yastrzemski, L OBP: 0.351, SLG: 0.458				G3 1-3 2-H 3-H				1B 1B		3	0	2	2	0	0	1		
Jim Dwyer, L OBP: 0.348, SLG: 0.385				FC4 G6-4-3				4-3		2	0	0	1	1	0	3		
Butch Hobson, R OBP: 0.292, SLG: 0.487				G6-4-3 1-2				F4 L5-3 1B		3	0	1	0	0	0	4		
Dwight Evans, R OBP: 0.367, SLG: 0.457				K				5-3 F8		3	0	0	0	0	1	1		
Gary Allenson, R OBP: 0.263, SLG: 0.300				6-3 F2				L5-3 1-2		3	0	0	0	0	0	1		
Inning Stats	R: 3 E: 1 K: 0 S: 6	H: 3 LOB: 1 BB: 1 P: 10	R: 0 E: 0 K: 2 S: 7	H: 0 LOB: 0 BB: 0 P: 7	R: 1 E: 1 K: 0 S: 5	H: 2 LOB: 2 BB: 1 P: 9	R: 0 E: 0 K: 0 S: 3	H: 0 LOB: 0 BB: 0 P: 3	R: 0 E: 0 K: 1 S: 7	H: 2 LOB: 2 BB: 0 P: 7	R: 0 E: 0 K: 0 S: 3	H: 1 LOB: 0 BB: 0 P: 3						
PITCHER Dave Rozema, R ERA: 3.51	IP: 6.0 WLS: L BF: 27 H: 8 R: 4 ER: 3 SO: 3 BB: 2 IBB: 0 HBP: 0 BLK: 0 WP: 0 HR: 0 S: 31 P: 39 ERA: 4.50 WHIP: 1.667																	



Batter	1	2	3	4	5	6	7	8	9	AB	R	H	RBI	BB	SO	LOB	TOP											
Ron LeFlore, R (1, 8) OBP: 0.353, SLG: 0.404	0-3 K		0-0 S 1B		0-3 K		0-0 F8 S 1B		0-3 K	5	0	2	1	0	3	2	Detroit Tigers @ Boston Red Sox Fenway Park, Boston, MA Sun Sep 23 1979, 3:33 AM EDT Unknown - 62 F											
Lou Whitaker, L (1, 4) OBP: 0.396, SLG: 0.385	0-0 1-3		0-3 K		0-0 SH5-4		0-0 F8			3	0	0	0	0	1	4												
Kirk Gibson, L (1, 7) OBP: 0.333, SLG: 0.389	0-0 CS 1B		0-0 F6		0-0 4-3		0-0 F8			4	0	1	0	0	0	6												
Champ Summers, L (1, 9) OBP: 0.403, SLG: 0.544	0-0 CS	1-0 1B HBP		0-0 FC3-6 1B		0-0 F2		0-0 F6		3	0	1	0	0	0	0												
Jason Thompson, L (1, 3)		0-0 1B		0-0 L9		0-0 1B		0-0 2B		4	0	3	0	0	0	1												
John Wockenfuss, R (1, 2) OBP: 0.321, SLG: 0.511	0-0 F7		0-0 FC3-6		0-3 K		0-0 F7			4	0	0	0	0	1	4												
Jerry Morales, R (1, 10) OBP: 0.261, SLG: 0.363	0-3 K		0-3 K		0-0 F9		0-3 K			4	0	0	0	0	3	4												
Aurelio Rodriguez, R (1, 5) OBP: 0.280, SLG: 0.356			0-0 F8		4-0 SH5-4 PB BB		0-0 SH1-4 1B 2B		0-0 P7	2	0	1	0	1	0	0		AB 32 R 1 H 9 RBI 1 BB 2 SO 8 LOB 21										
Rick Peters, S (7, PR) OBP: 0.500, SLG: 0.273										0	1	0	0	0	0	0												
Phil Mankowski, L (7, 5) OBP: 0.266, SLG: 0.263										1	0	0	0	0	0	0												
Mark Wagner, R (1, 6) OBP: 0.344, SLG: 0.317			0-0 S 1B		4-0 SH5-4 BB		0-0 SH1-4		0-0 L3	1	0	1	0	1	0	0												
Al Greene, L (9, PH) OBP: 0.274, SLG: 0.275			0-0 1B		1-2 BB		2-3			1	0	0	0	0	0	0												
Inning Stats	R: 0 E: 0 K: 1 S: 5	H: 1 LOB: 0 BB: 0 P: 5	R: 0 E: 0 K: 1 S: 5	H: 1 LOB: 1 BB: 0 P: 6	R: 0 E: 0 K: 1 S: 7	H: 2 LOB: 2 BB: 0 P: 7	R: 0 E: 0 K: 1 S: 6	H: 1 LOB: 1 BB: 0 P: 6	R: 0 E: 0 K: 1 S: 5	H: 0 LOB: 2 BB: 2 P: 13	R: 0 E: 0 K: 1 S: 6	H: 1 LOB: 1 BB: 0 P: 6	R: 1 E: 0 K: 0 S: 5	H: 2 LOB: 2 BB: 0 P: 5	R: 0 E: 0 K: 1 S: 6	H: 1 LOB: 1 BB: 0 P: 6		R: 0 E: 0 K: 1 S: 5	H: 0 LOB: 0 BB: 0 P: 5	1B: 7 2B: 2 3B: 0 HR: 0	SF: 0 SAC: 2 DP: 0 HBP: 1	WP: 0 PB: 1 SB: 3 CS: 1	PA: 38					
PITCHER Dennis Eckersley, R (1, 1) ERA: 2.99	IP: 9.0 WLS: W BF: 37	H: 9 R: 1 ER: 1 SO: 8	BB: 2 IBB: 0 HBP: 1 BLK: 0	WP: 0 HR: 0 S: 50 P: 59	ERA: 1.00 WHIP: 1.222	PITCHER											ERA: 1.00 WHIP: 1.222	PITCHER										


Batter	1	2	3	4	5	6	7	8	9	AB	R	H	RBI	BB	SO	LOB	BOTTOM											
Rick Burleson, R (1, 6) OBP: 0.314, SLG: 0.368	0-0 F4		0-3 K			0-0 F8		0-0 SH3-4		3	0	0	0	0	1	1	Detroit Tigers @ Boston Red Sox Fenway Park, Boston, MA Sun Sep 23 1979, 3:33 AM EDT Unknown - 62 F											
Ted Sizemore, R (1, 4) OBP: 0.312, SLG: 0.321	0-0 F3				0-0 P7		0-0 1-3		0-0 G3-6 1B	3	0	0	0	0	0	0												
Jim Dwyer, L (8, PH) OBP: 0.354, SLG: 0.392	0-0 F3				0-0 P7		0-0 1-3		0-0 G3-6 1B	1	0	1	1	0	0	0												
Stan Papi, R (9, 4) OBP: 0.216, SLG: 0.281	0-0 F3				0-0 P7		0-0 1-3		0-0 G3-6 1B	0	0	0	0	0	0	0												
Fred Lynn, L (1, 8) OBP: 0.425, SLG: 0.639	0-0 4-3				0-0 4-3		0-0 4-3		0-0 G3-6-1	4	1	1	0	0	0	1												
Jim Rice, R (1, 7) OBP: 0.386, SLG: 0.610		0-0 F9			0-0 5-3		0-0 S 1B		0-0 G3-6-1	3	0	1	1	0	0	0												
Carl Yastrzemski, L (1, 3) OBP: 0.349, SLG: 0.455		0-3 K				0-0 F9		0-0 F9		3	0	0	0	0	1	1												
Carlton Fisk, R (1, 10) OBP: 0.300, SLG: 0.440		0-0 F8				1-0 FC6-4 HBP		0-3 K		2	0	0	0	0	1	0												
Butch Hobson, R (1, 5) OBP: 0.291, SLG: 0.484			0-0 F3		0-0 FC6-4 2B		0-0 L4			3	0	0	0	0	0	1												
Dwight Evans, R (1, 9) OBP: 0.368, SLG: 0.459			4-0 BB		0-0 BB		0-0 5-3			2	0	1	0	1	0	0												
Gary Allenson, R (1, 2) OBP: 0.261, SLG: 0.297			0-3 K		0-0 F2			0-0 SH3-4 1B		2	0	0	0	0	1	3	AB 27 R 2 H 5 RBI 2 BB 1 SO 4 LOB 7											
Tom Poquette, L (8, PH) OBP: 0.330, SLG: 0.362										1	1	1	0	0	0	0												
Mike O'Berry, R (9, 2) OBP: 0.233, SLG: 0.222										0	0	0	0	0	0	0												
Inning Stats	R: 0 E: 0 K: 0 S: 3	H: 0 LOB: 0 BB: 0 P: 3	R: 0 E: 0 K: 1 S: 5	H: 0 LOB: 0 BB: 0 P: 5	R: 0 E: 0 K: 2 S: 7	H: 0 LOB: 1 BB: 1 P: 11	R: 0 E: 0 K: 0 S: 3	H: 0 LOB: 0 BB: 0 P: 3	R: 0 E: 0 K: 0 S: 4	H: 1 LOB: 2 BB: 0 P: 5	R: 1 E: 0 K: 0 S: 5	H: 2 LOB: 1 BB: 0 P: 5	R: 0 E: 0 K: 1 S: 5	H: 0 LOB: 0 BB: 0 P: 5	R: 1 E: 0 K: 0 S: 4	H: 2 LOB: 0 BB: 0 P: 4		1B: 3 2B: 2 3B: 0 HR: 0	SF: 0 SAC: 1 DP: 1 HBP: 1	WP: 0 PB: 0 SB: 1 CS: 0	PA: 30							
PITCHER Milt Wilcox, R (1, 1) ERA: 4.2	IP: 8.0 WLS: L BF: 30	H: 5 R: 2 ER: 2 SO: 4	BB: 1 IBB: 0 HBP: 1 BLK: 0	WP: 0 HR: 0 S: 36 P: 41	ERA: 2.25 WHIP: 0.750	PITCHER											ERA: 2.25 WHIP: 0.750	PITCHER										



Batter	1	2	3	4	5	6	7	8	9	10	AB	R	H	RBI	BB	SO	LOB	TOP			
Ron LeFlore, R OBP: 0.355, SLG: 0.404 (1, 8)	K		K SH5-3 6-3	E S 1B			L8-6-4 S 1B			SH5-4 S 1B BB	4	2	2	1	1	2	0				
Lou Whitaker, L OBP: 0.400, SLG: 0.384 (1, 4)	FC4-6 BB		SH5-3	K 1-3						SH5-4 1-3	1	0	0	0	2	1	1				
Kirk Gibson, L OBP: 0.261, SLG: 0.304 (1, 7)	F7		6-3				L8-6-4 S 2-3			FC3 1B	5	0	0	1	0	0	4				
Champ Summers, L OBP: 0.403, SLG: 0.351 (1, 9)	FC4-6 1-2f		S 1B							1B 1B	5	0	2	1	0	1	1				
Jason Thompson, L OBP: 0.343, SLG: 0.406 (1, 3)			K	1-2 IBB						1B 1B	4	0	1	0	1	1	0				
John Wockenfus, R OBP: 0.315, SLG: 0.590 (1, 10)			K	K						F8	5	0	0	0	0	3	4				
Lance Parrish, R OBP: 0.340, SLG: 0.445 (1, 2)				FC1-5 2B						K	4	0	2	0	0	1	0				
Tom Brookens, R OBP: 0.302, SLG: 0.354 (1, 5)			FC6-4 HBP	FC1-5 6-3 1B						F8	3	1	0	0	0	0	1				
Alan Trammell, R OBP: 0.333, SLG: 0.358 (1, 6)	FC6-4 1-2f		6-3	6-3						6-3	4	0	0	0	0	0	3				
Inning Stats	R: 0 E: 0 K: 1 S: 5	H: 0 LOB: 1 BB: 1 P: 9	R: 0 E: 0 K: 2 S: 8	H: 1 LOB: 2 BB: 0 P: 9	R: 1 E: 0 K: 2 S: 9	H: 1 LOB: 2 BB: 1 P: 13	R: 1 E: 0 K: 1 S: 7	H: 2 LOB: 1 BB: 0 P: 7	R: 0 E: 0 K: 0 S: 5	H: 0 LOB: 0 BB: 0 P: 5	R: 0 E: 0 K: 0 S: 5	H: 1 LOB: 1 BB: 1 P: 7	R: 0 E: 0 K: 1 S: 5	H: 0 LOB: 0 BB: 0 P: 5	R: 0 E: 0 K: 1 S: 5	H: 0 LOB: 0 BB: 0 P: 5	R: 1 E: 0 K: 0 S: 5	H: 2 LOB: 2 BB: 1 P: 9	1B: 6 2B: 2 3B: 0 HR: 0	SF: 0 SAC: 2 DP: 1 HBP: 1	WP: 0 PA: 42 PB: 1 SB: 5 CS: 0
PITCHER Mike Torrez, R ERA: 4.55 (1, 1)	IP 10.0	WLS L	BF 42	H 7	R 3	ER 2	SO 9	BB 3	IBB 1	HBP 1	BLK 0	WP 0	HR 0	S 55	P 72	ERA 1.80	WHIP 1.000				
PITCHER	IP	WLS	BF	H	R	ER	SO	BB	IBB	HBP	BLK	WP	HR	S	P	ERA	WHIP				

Detroit Tigers @ Boston Red Sox
 Fenway Park, Boston, MA
 Sun Sep 23 1979, 3:38 AM EDT
 Att: 31,871 - Unknown - 62 F


AB	35
R	3
H	7
RBI	3
BB	4
SO	9
LOB	14



Batter	1	2	3	4	5	6	7	8	9	10	AB	R	H	RBI	BB	SO	LOB	BOTTOM			
Rick Burleson, R OBP: 0.312, SLG: 0.366 (1, 6)	4-3		F9							1-3	4	0	0	0	0	0	1				
Ted Sizemore, R OBP: 0.314, SLG: 0.322 (1, 4)	FC6-4 1B		1B							F7	4	0	2	0	0	0	0				
Tom Poquette, L OBP: 0.328, SLG: 0.361 (1, 8)	F5		SF7							F8	3	0	1	1	0	0	1				
Jim Rice, R OBP: 0.385, SLG: 0.607 (1, 7)	FC6-4 1-2f		K							6-3	3	0	0	0	1	1	2				
Carlton Fisk, R OBP: 0.296, SLG: 0.434 (1, 10)			6-3							F8	4	0	0	0	0	0	2				
Butch Hobson, R OBP: 0.290, SLG: 0.482 (1, 5)			L4 WP 1B							K	4	0	1	0	0	1	2				
Jim Dwyer, L OBP: 0.350, SLG: 0.380 (1, 3)			1-2 BB							3-1	3	0	0	0	1	1	0				
Dwight Evans, R OBP: 0.367, SLG: 0.464 (1, 9)			L4							5-3	4	1	1	1	0	1	2				
Mike O'Berry, R OBP: 0.236, SLG: 0.214 (1, 2)										K	2	1	1	1	0	1	2				
Carl Yastrzemski, L OBP: 0.348, SLG: 0.454 (10, PH)			1B SF7 HBP							K	2	1	1	1	0	0	0				
Inning Stats	R: 0 E: 0 K: 0 S: 4	H: 1 LOB: 1 BB: 4 P: 4	R: 0 E: 0 K: 0 S: 3	H: 1 LOB: 1 BB: 0 P: 7	R: 1 E: 0 K: 1 S: 6	H: 1 LOB: 1 BB: 0 P: 7	R: 0 E: 0 K: 0 S: 3	H: 0 LOB: 0 BB: 0 P: 3	R: 1 E: 0 K: 0 S: 4	H: 1 LOB: 0 BB: 0 P: 4	R: 0 E: 0 K: 0 S: 3	H: 0 LOB: 0 BB: 0 P: 3	R: 0 E: 0 K: 1 S: 5	H: 0 LOB: 0 BB: 0 P: 5	R: 0 E: 0 K: 2 S: 7	H: 0 LOB: 0 BB: 0 P: 7	1B: 4 2B: 1 3B: 0 HR: 1	SF: 1 SAC: 0 DP: 2 HBP: 1	WP: 1 PA: 36 PB: 1 SB: 0 CS: 0		
PITCHER Dan Petry, R ERA: 3.9 (1, 1)	IP 8.0	WLS R	BF 30	H 5	R 2	ER 2	SO 1	BB 1	IBB 1	HBP 1	BLK 0	WP 1	HR 1	S 29	P 38	ERA 2.25	WHIP 0.750				
PITCHER Aurelio Lopez, R ERA: 2.18 (9, 1)	IP 2.0	WLS W	BF 6	H 0	R 0	ER 0	SO 3	BB 0	IBB 0	HBP 0	BLK 0	WP 0	HR 0	S 12	P 12	ERA 0.00	WHIP 0.000				
PITCHER	IP	WLS	BF	H	R	ER	SO	BB	IBB	HBP	BLK	WP	HR	S	P	ERA	WHIP				

Detroit Tigers @ Boston Red Sox
 Fenway Park, Boston, MA
 Sun Sep 23 1979, 3:38 AM EDT
 Att: 31,871 - Unknown - 62 F

AB	32
R	2
H	5
RBI	2
BB	2
SO	4
LOB	10



Batter	1	2	3	4	5	6	7	8	9	AB	R	H	RBI	BB	SO	LOB	TOP										
Alfredo Griffin, S OBP: 0.327, SLG: 0.346 (1, 6)										5	1	2	1	0	0	2											
Al Woods, L OBP: 0.338, SLG: 0.389 (1, 7)										5	0	2	1	0	0	1											
Roy Howell, L OBP: 0.316, SLG: 0.411 (1, 5)										4	0	1	0	1	1	4											
Otto Velez, R OBP: 0.393, SLG: 0.523 (1, 10)										5	0	2	0	0	0	1											
Tony Solaita, L OBP: 0.388, SLG: 0.412 (1, 3)										5	1	2	0	0	1	4											
Rick Bosetti, R OBP: 0.287, SLG: 0.362 (1, 8)										5	0	0	0	0	1	4											
Joe Cannon, L OBP: 0.221, SLG: 0.259 Bob Bailor, R OBP: 0.296, SLG: 0.283 (9, 9)										4	1	1	0	0	1	1											
Rick Cerone, R OBP: 0.291, SLG: 0.351 (1, 2)										4	1	3	1	0	0	0											
Dave McKay, S OBP: 0.250, SLG: 0.275 Luis Gomez, R OBP: 0.267, SLG: 0.277 (9, 4)										4	1	2	2	0	0	2											
Inning Stats	R: 0 E: 0 K: 0 S: 5	H: 2 LOB: 2 BB: 0 P: 5	R: 0 E: 0 K: 0 S: 4	H: 1 LOB: 1 BB: 0 P: 4	R: 0 E: 0 K: 1 S: 6	H: 1 LOB: 2 BB: 1 P: 10	R: 0 E: 0 K: 1 S: 5	H: 0 LOB: 0 BB: 0 P: 5	R: 0 E: 0 K: 0 S: 4	H: 2 LOB: 1 BB: 0 P: 4	R: 5 E: 1 K: 1 S: 11	H: 5 LOB: 1 BB: 0 P: 11	R: 0 E: 0 K: 0 S: 4	H: 1 LOB: 1 BB: 0 P: 4	R: 0 E: 0 K: 0 S: 3	H: 1 LOB: 0 BB: 0 P: 3	R: 0 E: 0 K: 1 S: 7	H: 2 LOB: 2 BB: 0 P: 7	1B: 10 2B: 4 3B: 1 HR: 0	SF: 0 SAC: 0 DP: 2 HBP: 0	WP: 0 PB: 1 SB: 0 CS: 0	PA: 42					
PITCHER	IP	WLS	BF	H	R	ER	SO	BB	IBB	HBP	BLK	WP	HR	S	P	ERA	WHIP										
Bob Stanley, R ERA: 3.82 Tom Burgmeier, L ERA: 2.55	(1, 1) (6, 1)	5.2 3.1	L 13	29 4	11 0	5 0	2 2	1 0	0 0	0 0	0 0	0 0	0 0	32 17	36 17	0.00 0.00	2.118 1.200										

Toronto Blue Jays @ Boston Red Sox
Fenway Park, Boston, MA
Tue Sep 25 1979, 7:05 PM EDT
Att: 18,929 - Unknown - 60 F

livebaseballscores.com

AB 41
R 5
H 15
RBI 5
BB 1
SO 4
LOB 19

Batter	1	2	3	4	5	6	7	8	9	AB	R	H	RBI	BB	SO	LOB	BOTTOM											
Rick Burleson, R OBP: 0.311, SLG: 0.363 (1, 6)										4	1	0	0	1	0	3												
Ted Sizemore, R OBP: 0.313, SLG: 0.324 (1, 4)										4	0	1	1	0	0	0												
Fred Lynn, L OBP: 0.424, SLG: 0.636 (1, 8)										4	0	1	0	0	0	1												
Jim Rice, R OBP: 0.384, SLG: 0.607 (1, 7)										4	0	1	0	0	0	1												
Carl Yastrzemski, L OBP: 0.348, SLG: 0.452 (1, 10)										3	0	0	0	1	0	1												
Bob Watson, R OBP: 0.398, SLG: 0.469 (1, 3)										4	0	0	0	0	1	2												
Butch Hobson, R OBP: 0.292, SLG: 0.490 (1, 5)										4	2	2	1	0	1	1												
Dwight Evans, R OBP: 0.370, SLG: 0.465 (1, 9)										3	0	2	0	1	0	0												
Gary Allenson, R OBP: 0.259, SLG: 0.295 Tom Poquette, L OBP: 0.326, SLG: 0.359 Mike O'Berry, R OBP: 0.238, SLG: 0.214 Carlton Fisk, R OBP: 0.298, SLG: 0.436 (7, PH) (8, PH) (9, PH)										2	0	0	0	0	0	2												
Inning Stats	R: 1 E: 0 K: 0 S: 3	H: 1 LOB: 0 BB: 1 P: 7	R: 0 E: 0 K: 0 S: 4	H: 1 LOB: 2 BB: 1 P: 8	R: 0 E: 0 K: 0 S: 4	H: 1 LOB: 0 BB: 0 P: 4	R: 1 E: 0 K: 0 S: 4	H: 1 LOB: 0 BB: 0 P: 4	R: 0 E: 0 K: 1 S: 6	H: 1 LOB: 1 BB: 0 P: 6	R: 0 E: 0 K: 1 S: 6	H: 1 LOB: 1 BB: 0 P: 6	R: 0 E: 0 K: 0 S: 3	H: 0 LOB: 0 BB: 0 P: 3	R: 0 E: 0 K: 0 S: 3	H: 0 LOB: 0 BB: 0 P: 3	R: 1 E: 0 K: 0 S: 5	H: 2 LOB: 2 BB: 1 P: 9	1B: 4 2B: 4 3B: 0 HR: 1	SF: 0 SAC: 0 DP: 1 HBP: 0	WP: 0 PB: 0 SB: 0 CS: 0	PA: 37						
PITCHER	IP	WLS	BF	H	R	ER	SO	BB	IBB	HBP	BLK	WP	HR	S	P	ERA	WHIP											
Dave Stieb, R ERA: 4.14	(1, 1)	9.0	W	37	8	3	3	2	2	1	0	0	0	1	38	50	3.00	1.111										

Toronto Blue Jays @ Boston Red Sox
Fenway Park, Boston, MA
Tue Sep 25 1979, 7:05 PM EDT
Att: 18,929 - Unknown - 60 F

livebaseballscores.com

AB 34
R 3
H 8
RBI 3
BB 3
SO 2
LOB 12

Batter	1	2	3	4	5	6	7	8	9	AB	R	H	RBI	BB	SO	LOB	TOP			
Alfredo Griffin, S OBP: 0.328, SLG: 0.347	0-0 3-1		0-0 F7		0-0 1B			0-0 F8 BB 2B 1B		4	1	2	1	0	0	0	Toronto Blue Jays @ Boston Red Sox Fenway Park, Boston, MA Wed Sep 26 1979, 7:05 PM EDT Att: 18,010 - Unknown - 74 F			
Al Woods, L OBP: 0.337, SLG: 0.387	0-0 4-3			0-0 G3	0-0 4-3			4-0 2B BB		3	1	0	0	1	0	1				
Roy Howell, L OBP: 0.317, SLG: 0.417	4-0 BB			0-0 HR			0-0 4-3	0-0 F8		3	1	1	1	1	0	2				
Otto Velez, R OBP: 0.397, SLG: 0.533	0-0 F9			4-0 FC4-6 BB			0-0 4-3 2B	0-0 2B		3	0	2	2	1	0	1				
Tony Solaita, L OBP: 0.378, SLG: 0.400		0-0 4-3		0-0 FC4-6 1-2	0-0 4-3		0-0 4-3	0-0 E2 G6-4-3		4	0	0	0	0	0	3				
Rick Bosetti, R OBP: 0.285, SLG: 0.359		0-0 F7		0-0 3-1			0-0 F8	0-0 G6-4-3		4	0	0	0	0	0	4				
Rick Cerone, R OBP: 0.290, SLG: 0.350		0-0 L6					0-0 1-3	0-0 F3		4	1	1	0	0	0	0				
Bob Bailor, R OBP: 0.296, SLG: 0.283			0-0 5-3		0-0 1B G6-4-3		0-0 F9	0-0 L1		4	0	1	0	0	0	0				
Tim Johnson, L OBP: 0.253, SLG: 0.229			0-0 F8		0-0 G6-4-3		0-0 5-3	0-3 K		4	0	0	0	0	1	2				
Inning Stats	R: 0 E: 0 K: 0 S: 3	H: 0 LOB: 1 BB: 1 P: 7	R: 0 E: 0 K: 0 S: 3	H: 0 LOB: 0 BB: 0 P: 3	R: 0 E: 0 K: 0 S: 3	H: 1 LOB: 0 BB: 1 P: 8	R: 1 E: 0 K: 0 S: 4	H: 3 LOB: 1 BB: 0 P: 5	R: 0 E: 0 K: 0 S: 4	H: 1 LOB: 1 BB: 0 P: 4	R: 0 E: 0 K: 0 S: 3	H: 0 LOB: 0 BB: 0 P: 3	R: 2 E: 1 K: 0 S: 5	H: 2 LOB: 1 BB: 1 P: 9	R: 0 E: 0 K: 1 S: 5	H: 0 LOB: 0 BB: 0 P: 5	1B: 4 2B: 2 3B: 0 HR: 1	SF: 0 SAC: 0 DP: 2 HBP: 0	WP: 0 PB: 0 SB: 0 CS: 0	PA: 36
PITCHER	IP WLS BF H R ER SO BB IBB HBP BLK WP HR S P ERA WHIP	7.1 W 31 7 4 4 0 3 0 0 0 0 1 28 40 4.91 1.364	1.2 S 5 0 0 0 1 0 0 0 0 0 0 7 7 0.00 0.000																	

AB	33
R	4
H	7
RBI	4
BB	3
SO	1
LOB	13



Batter	1	2	3	4	5	6	7	8	9	AB	R	H	RBI	BB	SO	LOB	BOTTOM			
Rick Burleson, R OBP: 0.313, SLG: 0.364	0-0 5-3 2B 1B	0-0 FC4-6 HBP 1-3 2-H 1B		0-3 K			0-0 F9			4	1	2	1	0	1	0	Toronto Blue Jays @ Boston Red Sox Fenway Park, Boston, MA Wed Sep 26 1979, 7:05 PM EDT Att: 18,010 - Unknown - 74 F			
Ted Sizemore, R OBP: 0.312, SLG: 0.322	0-0 5-3 1-2 1B	1-0 FC4-6 HBP 1B		0-0 F8			0-0 F2			3	0	0	0	0	0	1				
Fred Lynn, L OBP: 0.425, SLG: 0.639	0-0 2-H 1B 2B	0-0 FC4-6 G5-4-3 1-2 2-3 3-H 1B			0-0 FC6-4 2B		0-0 F7			4	1	2	2	0	0	2				
Jim Rice, R OBP: 0.385, SLG: 0.605	0-0 2B 1B	0-0 G5-4-3 1-2			4-0 FC6-4 BB			0-0 6-3		3	1	1	1	1	0	2				
Bob Watson, R OBP: 0.367, SLG: 0.469	0-0 1-3 1B 2B		0-0 5-3		0-0 FC6-4 G5-4-3 1-2 2-3			0-0 1-3		4	1	1	0	0	0	2				
Jim Dwyer, L OBP: 0.350, SLG: 0.380								0-0 K		0	0	0	0	0	0	0				
Carlton Fisk, R OBP: 0.298, SLG: 0.434	0-0 G5-4-3 2-H 3-H 1B		0-0 3-1		0-0 G5-4-3 1-2			0-3 K		4	0	1	2	0	1	2				
Butch Hobson, R OBP: 0.292, SLG: 0.489	0-0 G5-4-3 1-2							0-0 L9		3	0	1	0	0	0	1				
Dwight Evans, R OBP: 0.370, SLG: 0.466		0-0 1B 2B		0-0 F8				0-0 6-3		3	1	1	0	0	0	1				
Gary Allenson, R OBP: 0.260, SLG: 0.292		4-0 1B FC4-6 BB		0-0 5-3				0-3 K		2	1	0	0	1	1	0				
Inning Stats	R: 4 E: 0 K: 0 S: 7	H: 5 LOB: 0 BB: 0 P: 7	R: 2 E: 0 K: 0 S: 4	H: 2 LOB: 1 BB: 1 P: 9	R: 0 E: 0 K: 0 S: 4	H: 1 LOB: 0 BB: 0 P: 4	R: 0 E: 0 K: 1 S: 5	H: 0 LOB: 0 BB: 0 P: 5	R: 0 E: 0 K: 1 S: 5	H: 0 LOB: 0 BB: 0 P: 5	R: 0 E: 0 K: 0 S: 3	H: 0 LOB: 0 BB: 0 P: 3	R: 0 E: 0 K: 1 S: 5	H: 0 LOB: 0 BB: 0 P: 5	R: 0 E: 0 K: 1 S: 5	H: 0 LOB: 0 BB: 0 P: 5	1B: 5 2B: 4 3B: 0 HR: 0	SF: 0 SAC: 0 DP: 3 HBP: 1	WP: 0 PB: 0 SB: 0 CS: 0	PA: 33
PITCHER	IP WLS BF H R ER SO BB IBB HBP BLK WP HR S P ERA WHIP	0.1 L 6 3 2 2 0 1 0 1 0 0 0 9 14 6.75 1.500	2.2 11 3 2 2 0 1 0 1 0 0 0 0 16 20 0.00 0.500	4.0 13 1 0 0 2 1 0 0 0 0 0 0 5 5 0.00 0.000																



Batter	1	2	3	4	5	6	7	8	9	AB	R	H	RBI	BB	SO	LOB	TOP																					
Alfredo Griffin, S OBP: 0.330, SLG: 0.352 (1,6)	1-3		FC5 1B 1-2 3-H		4-3 CS 1B			2B 3B	6-3	5	1	3	1	0	0	0																						
Al Woods, L OBP: 0.340, SLG: 0.392 (1,7)	G4-6-3 1B		1-2 2-3 1B		4-3 1-3 1B			1B 2B	6-3	5	1	3	1	0	0	1																						
Roy Howell, L OBP: 0.315, SLG: 0.413 (1,5)	G4-6-3 1-2		K		CS	K		F7	K	5	0	0	0	0	3	5																						
Otto Velez, R OBP: 0.399, SLG: 0.530 (1,10)		G4-6-3 BB	FC5 2-3		5-3			HR 1B		3	1	1	1	1	0	3																						
Tony Solaita, L OBP: 0.375, SLG: 0.396 (1,3)	G4-6-3 1-2			G1-6-3 BB 1B		F7		F5		4	0	1	0	0	0	2																						
Rick Rosetti, R OBP: 0.287, SLG: 0.364 (1,8)	K			G1-6-3 BB			4-3	HR		3	1	1	2	1	1	0																						
Rick Cerone, R OBP: 0.292, SLG: 0.352 (1,2)			6-3	G1-6-3 1-2 2-3			1B CS 1B	1B 1B		4	0	2	0	0	0	2																						
Bob Bailor, R OBP: 0.300, SLG: 0.287 (1,9)			1B 1B	F4			CS 1B	1B 1B		4	1	3	0	0	0	1																						
Luis Gomez, R OBP: 0.267, SLG: 0.277 (1,4)			1B 1B 1B		6-3			F9	6-3	4	0	1	0	0	0	4																						
Inning Stats	R: 0 E: 0 K: 0 S: 3	H: 1 LOB: 0 BB: 0 P: 3	R: 0 E: 0 K: 1 S: 4	H: 0 LOB: 0 BB: 1 P: 8	R: 1 E: 0 K: 1 S: 9	H: 4 LOB: 3 BB: 0 P: 9	R: 0 E: 0 K: 0 S: 3	H: 1 LOB: 1 BB: 1 P: 7	R: 0 E: 0 K: 0 S: 5	H: 0 LOB: 0 BB: 0 P: 5	R: 0 E: 0 K: 0 S: 4	H: 2 LOB: 1 BB: 0 P: 4	R: 4 E: 0 K: 0 S: 9	H: 6 LOB: 2 BB: 0 P: 9	R: 0 E: 0 K: 1 S: 5	H: 0 LOB: 0 BB: 0 P: 5	1B: 12 2B: 1 3B: 1 HR: 1	SF: 0 SAC: 0 DP: 3 HBP: 0	WP: 0 PB: 0 SB: 1 CS: 3	PA: 40																		
PITCHER	IP	WLS	BF	H	R	ER	SO	BB	IBB	HBP	BLK	WP	HR	S	P	ERA	WHIP	PITCHER				IP	WLS	BF	H	R	ER	SO	BB	IBB	HBP	BLK	WP	HR	S	P	ERA	WHIP
Joel Finch, R ERA: 4.87 (1,1)	7.0		28	10	2	2	3	2	0	0	0	0	0	32	40	2.57	1.714																					
Bill Campbell, R ERA: 4.29 (8,1)	0.2		6	4	3	3	0	0	0	0	0	0	1	6	6	40.50	6.000																					
Dick Drago, R ERA: 2.89 (8,1)	1.1	W	5	1	0	0	1	0	0	0	0	0	0	7	7	0.00	0.750																					

Toronto Blue Jays @ Boston Red Sox
Fenway Park, Boston, MA
Thu Sep 27 1979, 7:05 PM EDT
Att: 20,853 - Unknown - 72 F

AB 37
R 5
H 15
RBI 5
BB 2
SO 4
LOB 18



Batter	1	2	3	4	5	6	7	8	9	AB	R	H	RBI	BB	SO	LOB	BOTTOM																					
Rick Burleson, R OBP: 0.311, SLG: 0.362 (1,6)	F4			4-3		P7		6-3		4	0	0	0	0	0	2																						
Ted Sizemore, R OBP: 0.312, SLG: 0.324 (1,4)	F7			F2		FC1-6 1-2 3-H		HR 2B		4	1	1	1	0	0	1																						
Fred Lynn, L OBP: 0.423, SLG: 0.641 (1,8)	K			K		P7		HR		4	1	1	2	0	2	1																						
Jim Rice, R OBP: 0.384, SLG: 0.602 (1,7)		6-3			G6-4-3 BB		1-3	K		3	0	0	0	1	1	0																						
Carlton Fisk, R OBP: 0.303, SLG: 0.447 (1,10)		G6-4-3 1B			G6-4-3 1-2		HR 1B		HR	4	2	3	1	0	0	1																						
Butch Hobson, R OBP: 0.294, SLG: 0.496 (1,5)		G6-4-3 1-2			1B		HR			3	1	2	2	0	0	1																						
Dwight Evans, R OBP: 0.368, SLG: 0.463 (1,9)			F8		F9		K			3	0	0	0	0	1	1																						
Jim Dwyer, L OBP: 0.358, SLG: 0.398 (1,3)				G4-6-3 1B		1B FC1-6 2B		G3		3	1	2	0	0	0	0																						
Gary Allenson, R OBP: 0.261, SLG: 0.293 (1,2)			G4-6-3 1-2			FC1-6 2-3 1B		F8		3	0	1	0	0	0	1																						
Inning Stats	R: 0 E: 0 K: 1 S: 5	H: 0 LOB: 0 BB: 0 P: 5	R: 0 E: 0 K: 0 S: 3	H: 1 LOB: 0 BB: 0 P: 3	R: 0 E: 0 K: 0 S: 3	H: 1 LOB: 0 BB: 0 P: 3	R: 0 E: 0 K: 1 S: 5	H: 0 LOB: 0 BB: 0 P: 5	R: 1 E: 0 K: 0 S: 5	H: 2 LOB: 1 BB: 0 P: 5	R: 2 E: 0 K: 1 S: 7	H: 2 LOB: 0 BB: 0 P: 7	R: 2 E: 0 K: 1 S: 7	H: 2 LOB: 0 BB: 0 P: 7	R: 1 E: 0 K: 0 S: 1	H: 1 LOB: 0 BB: 0 P: 1	1B: 5 2B: 2 3B: 0 HR: 3	SF: 0 SAC: 0 DP: 3 HBP: 0	WP: 0 PB: 0 SB: 0 CS: 0	PA: 32																		
PITCHER	IP	WLS	BF	H	R	ER	SO	BB	IBB	HBP	BLK	WP	HR	S	P	ERA	WHIP	PITCHER				IP	WLS	BF	H	R	ER	SO	BB	IBB	HBP	BLK	WP	HR	S	P	ERA	WHIP
Tom Underwood, L ERA: 3.69 (1,1)	8.0		31	9	5	5	4	1	0	0	0	0	0	2	38	42	5.62	1.250																				
Tom Buskey, R ERA: 3.2 (9,1)	0.0	L	1	1	1	1	0	0	0	0	0	0	1	1	1	∞	∞																					

Toronto Blue Jays @ Boston Red Sox
Fenway Park, Boston, MA
Thu Sep 27 1979, 7:05 PM EDT
Att: 20,853 - Unknown - 72 F


AB 31
R 6
H 10
RBI 6
BB 1
SO 4
LOB 8



Batter	1	2	3	4	5	6	7	8	9	AB	R	H	RBI	BB	SO	LOB	TOP										
Rick Burleson, R OBP: 0.315, SLG: 0.368 (1, 6)	0-0 1B SF9 2B		0-0 6-3		0-0 1-H 2B		0-0 S 1B		0-3 K	5	1	3	1	0	1	0											
Tom Paquette, L OBP: 0.340, SLG: 0.386 (1, 9)	0-0 2-3 1B		0-0 3-1		0-3 K		0-0 F7		0-0 1B 2B	5	1	2	0	0	1	2											
Fred Lynn, L OBP: 0.423, SLG: 0.637 Dwight Evans, R OBP: 0.365, SLG: 0.459 (6, PR) (6, 8)	0-0 SF9			0-3 K		4-0 CS BB BB		0-0 F8	1	0	0	1	1	1	0												
Jim Rice, R OBP: 0.381, SLG: 0.596 (1, 7)	0-3 K			0-0 BLK 1B 1B		0-3 K		0-0 6-3	5	1	1	0	0	2	3												
Carlton Fisk, R OBP: 0.307, SLG: 0.456 (1, 10)	0-0 5-3			0-3 K		4-0 1B E BB		1-0 BB 1B HBP	3	3	1	2	1	1	2												
Butch Hobson, R OBP: 0.298, SLG: 0.496 (1, 5)		0-0 F9		0-0 CS 1B		0-0 E8		0-0 BB 1B	5	0	3	1	0	0	0												
Jim Dwyer, L OBP: 0.372, SLG: 0.394 (1, 3)		0-0 G6-3 1B		0-0 CS	0-0 4-3	4-0 FC4-6 IBB		4-0 1-2 2-3 BB	2	0	1	0	2	0	0												
Ted Sizemore, R OBP: 0.316, SLG: 0.329 (8, PH) Carl Yasitzemski, L OBP: 0.346, SLG: 0.450 Stan Papi, R OBP: 0.219, SLG: 0.281 (8, 4)		0-0 G6-3			4-0 2B BB	0-0 FC4-6		0-0 SF9	2	2	1	0	0	1	0	3											
Gary Allenson, R OBP: 0.261, SLG: 0.295 (1, 2)			0-3 K		0-0 F8		0-0 F7	0-3 K	4	0	0	0	0	2	3												
Inning Stats	R: 1 E: 0 K: 1 S: 7	H: 2 LOB: 1 BB: 0 P: 7	R: 0 E: 0 K: 0 S: 3	H: 1 LOB: 0 BB: 0 P: 3	R: 0 E: 0 K: 1 S: 5	H: 0 LOB: 0 BB: 0 P: 5	R: 1 E: 0 K: 2 S: 8	H: 2 LOB: 1 BB: 0 P: 8	R: 1 E: 0 K: 1 S: 6	H: 1 LOB: 2 BB: 3 P: 17	R: 0 E: 0 K: 0 S: 4	H: 1 LOB: 1 BB: 0 P: 4	R: 1 E: 0 K: 1 S: 6	H: 1 LOB: 2 BB: 1 P: 11	R: 3 E: 0 K: 1 S: 8	H: 3 LOB: 0 BB: 0 P: 8	1B: 8 2B: 3 3B: 0 HR: 1	SF: 2 SAC: 0 DP: 1 HBP: 1	WP: 0 PB: 0 SB: 1 CS: 2	PA: 43							
PITCHER	IP	WLS	BF	H	R	ER	SO	BB	IBB	HBP	BLK	WP	HR	S	P	ERA	WHIP										
Dan Petry, R ERA: 3.95 Dave Tobik, R ERA: 4.33 Aurelio Lopez, R ERA: 2.41	(1, 1)	5.2	24	7	4	3	6	3	0	0	1	0	0	33	45	4.76	1.765										
	(6, 1)	1.1	6	1	0	0	0	0	1	0	0	0	0	5	9	0.00	0.750										
	(8, 1)	2.0	L	12	4	4	2	1	0	1	0	0	1	14	19	18.00	2.500										

Boston Red Sox @ Detroit Tigers
Tiger Stadium, Detroit, MI
Sat Sep 29 1979, 3:33 AM EDT
Att: 19,907 - Unknown - 73 F


AB 34
R 8
H 12
RBI 7
BB 5
SO 8
LOB 14



Batter	1	2	3	4	5	6	7	8	9	AB	R	H	RBI	BB	SO	LOB	BOTTOM										
Ron LeFlore, R OBP: 0.353, SLG: 0.408 (1, 8)	0-0 5-3		0-0 HR		4-0 G6-4-3 BB		0-0 F8			3	1	1	1	1	0	1											
Lou Whitaker, L OBP: 0.395, SLG: 0.378 (1, 4)	4-0 E 4-3 BB		0-0 F6		0-0 G6-4-3			0-0 6-3	3	1	0	0	1	0	1												
Kirk Gibson, L OBP: 0.286, SLG: 0.441 (1, 7)	0-0 4-3		0-0 2B		0-0 F6		0-0 4-3		0-0 4-3	4	0	1	1	0	0	0											
Champ Summers, L OBP: 0.400, SLG: 0.546 (1, 9)	0-3 K		0-0 4-3		0-0 HR		0-3 K		0-3 K	4	1	1	1	0	2	1											
Jason Thompson, L OBP: 0.339, SLG: 0.406 (1, 3)		0-0 3-1		0-0 4-3		0-3 K		0-0 HR	4	1	1	1	0	1	0												
Lance Parrish, R OBP: 0.344, SLG: 0.458 (1, 2)		0-0 F8		0-0 2B		0-0 6-3		0-0 6-3	4	0	1	0	0	0	0												
Al Greene, L OBP: 0.273, SLG: 0.327 (1, 10)		0-0 HR		0-0 F4		0-0 5-3		0-0 4-3	4	1	1	1	0	0	1												
Aurelio Rodriguez, R OBP: 0.277, SLG: 0.351 (1, 5)		0-0 1-3		0-3 K		0-0 6-3		0-3 K	4	0	0	0	0	2	1												
Alan Trammell, R OBP: 0.333, SLG: 0.357 (1, 6)			0-0 F8		0-0 F5		0-0 1B			3	0	1	0	0	0	0											
Inning Stats	R: 1 E: 1 K: 1 S: 5	H: 0 LOB: 1 BB: 0 P: 9	R: 1 E: 0 K: 0 S: 4	H: 1 LOB: 0 BB: 0 P: 4	R: 1 E: 0 K: 0 S: 5	H: 2 LOB: 1 BB: 0 P: 5	R: 0 E: 0 K: 1 S: 6	H: 1 LOB: 0 BB: 0 P: 6	R: 0 E: 0 K: 0 S: 4	H: 1 LOB: 1 BB: 0 P: 4	R: 0 E: 0 K: 1 S: 5	H: 0 LOB: 0 BB: 0 P: 5	R: 1 E: 0 K: 1 S: 6	H: 1 LOB: 0 BB: 0 P: 6	1B: 1 2B: 2 3B: 0 HR: 4	SF: 0 SAC: 0 DP: 1 HBP: 0	WP: 0 PB: 0 SB: 0 CS: 0	PA: 35									
PITCHER	IP	WLS	BF	H	R	ER	SO	BB	IBB	HBP	BLK	WP	HR	S	P	ERA	WHIP										
Steve Renko, R ERA: 4.11 Dick Drago, R ERA: 2.93	(1, 1)	7.1	W	29	6	4	3	3	0	0	0	0	3	33	41	3.68	1.091										
	(8, 1)	1.2	S	6	1	1	1	2	0	0	0	0	1	10	10	5.40	0.600										

Boston Red Sox @ Detroit Tigers
Tiger Stadium, Detroit, MI
Sat Sep 29 1979, 3:33 AM EDT
Att: 19,907 - Unknown - 73 F

AB 33
R 5
H 7
RBI 5
BB 2
SO 5
LOB 5



Batter	1	2	3	4	5	6	7	8	9	AB	R	H	RBI	BB	SO	LOB	TOP			
Jim Dwyer, L OBP: 0.361, SLG: 0.381 (1, 7)	F8		5-3			K		F7		4	0	0	0	0	1	1				
Ted Sizemore, R OBP: 0.315, SLG: 0.330 (1, 4)	4-3 2B		G3			F8		B1-3		4	0	1	0	0	0	1				
Tom Poquette, L OBP: 0.343, SLG: 0.394 (1, 8)	4-3					K				4	0	2	1	0	1	1				
Carlton Fisk, R OBP: 0.304, SLG: 0.450 (1, 10)	5-3					K		F7		4	0	0	0	0	1	3				
Dwight Evans, R OBP: 0.364, SLG: 0.456 (1, 9)		F4						F8		3	0	0	0	1	0	0				
Gary Allenson, R OBP: 0.284, SLG: 0.299 (1, 5)		SH5-3 1B				G5-3		F8		4	0	2	0	0	0	2				
Stan Papi, R OBP: 0.221, SLG: 0.282 (1, 6)		SH5-3 1-2 1B				6-3		1B		3	0	1	0	0	0	0				
Larry Wolfe, R OBP: 0.376, SLG: 0.410 (1, 3)		F8				K		FC6-4 1B		3	0	0	0	0	1	3				
Mike O'Berry, R OBP: 0.242, SLG: 0.237 (1, 2)			F9			6-3		FC6-4 1-2 1B		3	1	1	0	0	0	0				
								B1-3 1B 2B												
Inning Stats	R: 0 E: 0 K: 0 S: 4	H: 1 LOB: 1 BB: 0 P: 4	R: 0 E: 0 K: 0 S: 4	H: 1 LOB: 0 BB: 0 P: 4	R: 0 E: 0 K: 0 S: 3	H: 0 LOB: 0 BB: 0 P: 3	R: 0 E: 0 K: 1 S: 5	H: 1 LOB: 1 BB: 1 P: 9	R: 0 E: 0 K: 2 S: 7	H: 0 LOB: 0 BB: 0 P: 5	R: 0 E: 0 K: 0 S: 5	H: 2 LOB: 2 BB: 0 P: 5	R: 1 E: 0 K: 0 S: 5	H: 2 LOB: 1 BB: 0 P: 5	R: 0 E: 0 K: 0 S: 3	H: 0 LOB: 0 BB: 0 P: 3	1B: 4 2B: 3 3B: 0 HR: 0	SF: 0 SAC: 1 DP: 1 HBP: 0	WP: 0 PB: 0 SB: 0 CS: 0	PA: 34
PITCHER Jack Morris, R ERA: 3.28 (1, 1)	IP: 9.0 WLS: W BF: 34 H: 7 R: 1 ER: 1 SO: 4 BB: 1 IBB: 0 HBP: 0 BLK: 0 WP: 0 HR: 0 S: 41 P: 45 ERA: 1.00 WHIP: 0.889																			

Boston Red Sox @ Detroit Tigers
Tiger Stadium, Detroit, MI
Sun Sep 30 1979, 3:33 AM EDT
Att: 20,167 - Unknown - 73 F

AB 32
R 1
H 7
RBI 1
BB 1
SO 4
LOB 11



Batter	1	2	3	4	5	6	7	8	9	AB	R	H	RBI	BB	SO	LOB	BOTTOM			
Ron LeFlore, R OBP: 0.355, SLG: 0.415 (1, 8)	HR 1B		F8			K				2	2	2	1	0	0	0				
Dave Stegman, R OBP: 0.242, SLG: 0.484 (3, FH) (4, 8)	HR									2	0	0	0	0	1	4				
Tom Brookens, R OBP: 0.309, SLG: 0.374 (1, 4)	HR 1-2 1B					F6				4	1	3	2	0	0	1				
Kirk Gibson, L OBP: 0.296, SLG: 0.395 (1, 7)	3-1	F7				F8				4	0	0	0	0	0	3				
Champ Summers, L OBP: 0.401, SLG: 0.556 (1, 9)	HR		FC6-4 1B 1B			K		4-3		4	2	2	1	0	1	1				
Jason Thompson, L OBP: 0.338, SLG: 0.404 (1, 3)	L7		FC6-4 1-2 1B			F5		K		4	0	1	0	0	1	1				
Lance Parrish, R OBP: 0.343, SLG: 0.456 (1, 2)	1B		FC6-4 BB 1-2 2-3 1B			6-3		5-3		4	0	1	0	0	0	2				
Al Greene, L OBP: 0.257, SLG: 0.305 (1, 10)	G3		K			L7		K		4	0	0	0	0	2	3				
Aurelio Rodriguez, R OBP: 0.277, SLG: 0.350 (1, 5)		F4	BB 1-2 3-H 1B			F3		F5		4	0	1	1	0	0	0				
Alan Trammell, R OBP: 0.335, SLG: 0.357 (1, 6)		K	1-2 BB					F3		3	0	1	0	1	1	0				
Inning Stats	R: 3 E: 0 K: 0 S: 7	H: 4 LOB: 1 BB: 0 P: 7	R: 1 E: 0 K: 1 S: 7	H: 2 LOB: 1 BB: 0 P: 7	R: 1 E: 0 K: 1 S: 8	H: 3 LOB: 3 BB: 1 P: 12	R: 0 E: 0 K: 1 S: 6	H: 1 LOB: 1 BB: 0 P: 6	R: 0 E: 0 K: 0 S: 3	H: 0 LOB: 0 BB: 0 P: 3	R: 0 E: 0 K: 1 S: 6	H: 1 LOB: 1 BB: 0 P: 6	R: 0 E: 0 K: 1 S: 5	H: 0 LOB: 0 BB: 0 P: 5	R: 0 E: 0 K: 1 S: 5	H: 0 LOB: 0 BB: 0 P: 5	1B: 8 2B: 0 3B: 0 HR: 3	SF: 0 SAC: 0 DP: 0 HBP: 0	WP: 0 PB: 0 SB: 0 CS: 0	PA: 36
PITCHER Bob Stanley, R ERA: 3.99 Win Remmerswaal, R ERA: 7.09 (1, 1) (3, 1)	IP: 2.0 WLS: L BF: 14 H: 8 R: 5 ER: 5 SO: 1 BB: 0 IBB: 0 HBP: 0 BLK: 0 WP: 0 HR: 3 S: 16 P: 16 ERA: 22.50 WHIP: 4.000																			

Boston Red Sox @ Detroit Tigers
Tiger Stadium, Detroit, MI
Sun Sep 30 1979, 3:33 AM EDT
Att: 20,167 - Unknown - 73 F

AB 35
R 5
H 11
RBI 5
BB 1
SO 6
LOB 15

