

Boston Red Sox - 1980

| Batter | 1 | 2 | 3 | 4 | 5 | 6 | 7 | 8 | 9 | AB | R | H | RBI | BB | SO | LOB | TOP | | | | | | | | | | | | | | | | | | | |
|--|------------------------------|---------------------------------|------------------------------|---------------------------------|------------------------------|---------------------------------|------------------------------|---------------------------------|------------------------------|---------------------------------|------------------------------|---------------------------------|------------------------------|---------------------------------|------------------------------|---------------------------------|--|----------------------------------|------------------------------------|--|-----|----|---|---|----|----|----|-----|-----|-----|----|----|---|---|-----|------|
| Jerry Remy, L (1.4) | 1-3 | | F7 | F7 | | | 1-3 | | | 4 | 0 | 0 | 0 | 0 | 0 | 1 | Boston Red Sox @ Milwaukee Brewers Milwaukee County Stadium, Milwaukee, WI Thu Apr 10 1980, 4:33 AM EST Att: 53,313 - Unknown - 43 F | | | | | | | | | | | | | | | | | | | |
| Rick Burleson, R (1.6) OBP: 0.500, SLG: 0.500 | 1B | | 1B | 1B | | F8 | | 6-3 | | 4 | 1 | 2 | 0 | 0 | 0 | 0 | | | | | | | | | | | | | | | | | | | | |
| Fred Lynn, L (1.8) OBP: 0.250, SLG: 0.250 | F8 | | 1B | 1B | | K | | G3 | | 4 | 1 | 1 | 0 | 0 | 1 | 1 | | | | | | | | | | | | | | | | | | | | |
| Jim Rice, R (1.7) OBP: 0.250, SLG: 0.250 | K | | 1B | 1-2 3-H | | 5-3 | | F8 | | 4 | 0 | 1 | 1 | 0 | 1 | 1 | | | | | | | | | | | | | | | | | | | | |
| Carl Yastrzemski, L (1.10) OBP: 0.750, SLG: 1.500 | | 1B | 1B | G5-4-3 | | F7 | | HR | | 4 | 2 | 3 | 2 | 0 | 0 | 0 | | | | | | | | | | | | | | | | | | | | |
| Tony Perez, R (1.3) OBP: 0.250, SLG: 0.250 | 1B | WP | G5-4-3 | 1-2 | | 6-3 | | 5-3 | | 4 | 0 | 1 | 0 | 0 | 0 | 2 | | | | | | | | | | | | | | | | | | | | |
| Butch Hobson, R (1.5) OBP: 0.500, SLG: 1.250 | 1B | G4-6-3 | 1B | | | 6-3 | | 6-3 | | 4 | 1 | 2 | 2 | 0 | 0 | 0 | | | | | | | | | | | | | | | | | | | | |
| Dwight Evans, R (1.9) | K | | | G3 | BB | | F7 | | 1-3 | 3 | 0 | 0 | 0 | 1 | 1 | 2 | | | | | | | | | | | | | | | | | | | | |
| Dave Rader, L (1.2) | G4-6-3 | | | G3 | | | F8 | | F9 | 4 | 0 | 0 | 0 | 0 | 0 | 3 | | | | | | | | | | | | | | | | | | | | |
| Inning Stats | R: 0 E: 0 K: 1 S: 6 | H: 1 LOB: 1 BB: 0 P: 6 | R: 1 E: 0 K: 1 S: 7 | H: 3 LOB: 1 BB: 0 P: 7 | R: 2 E: 0 K: 0 S: 6 | H: 4 LOB: 1 BB: 0 P: 6 | R: 0 E: 0 K: 0 S: 3 | H: 0 LOB: 1 BB: 1 P: 7 | R: 0 E: 0 K: 1 S: 5 | H: 0 LOB: 0 BB: 0 P: 5 | R: 0 E: 0 K: 0 S: 3 | H: 0 LOB: 0 BB: 0 P: 3 | R: 0 E: 0 K: 0 S: 3 | H: 0 LOB: 0 BB: 0 P: 3 | R: 2 E: 0 K: 0 S: 5 | H: 2 LOB: 2 BB: 0 P: 5 | | 1B: 8 2B: 0 3B: 0 HR: 2 | SF: 0 SAC: 0 DP: 2 HBP: 0 | WP: 1 PA: 36 PB: 0 SB: 0 CS: 0 | | | | | | | | | | | | | | | | |
| PITCHER | IP | WLS | BF | H | R | ER | SO | BB | IBB | HBP | BLK | WP | HR | S | P | ERA | WHIP | PITCHER | | IP | WLS | BF | H | R | ER | SO | BB | IBB | HBP | BLK | WP | HR | S | P | ERA | WHIP |
| Jim Slaton, R (1.1) ERA: 5.4 | 8.1 | | 34 | 10 | 5 | 5 | 3 | 1 | 0 | 0 | 0 | 1 | 2 | 39 | 43 | 5.40 | 1.320 | | | | | | | | | | | | | | | | | | | |
| Reggie Cleveland, R (9.1) ERA: | 0.2 | W | 2 | 0 | 0 | 0 | 0 | 0 | 0 | 0 | 0 | 0 | 0 | 2 | 2 | 0.00 | 0.000 | | | | | | | | | | | | | | | | | | | |

| | |
|-----|----|
| AB | 35 |
| R | 5 |
| H | 10 |
| RBI | 5 |
| BB | 1 |
| SO | 3 |
| LOB | 10 |




| Batter | 1 | 2 | 3 | 4 | 5 | 6 | 7 | 8 | 9 | AB | R | H | RBI | BB | SO | LOB | BOTTOM | | | | | | | | | | | | | | | | | | | |
|--|------------------------------|---------------------------------|------------------------------|---------------------------------|------------------------------|---------------------------------|------------------------------|----------------------------------|------------------------------|----------------------------------|------------------------------|---------------------------------|------------------------------|---------------------------------|------------------------------|----------------------------------|--|------------------------------|----------------------------------|----------------------------------|------------------------------------|--|---|---|----|----|----|-----|-----|-----|----|----|---|---|-----|------|
| Paul Molitor, R (1.4) OBP: 0.400, SLG: 1.000 | 5-3 | | F8 | | HR | F8 | | | BB SH1-4 HR 1B | 5 | 2 | 2 | 1 | 0 | 0 | 1 | Boston Red Sox @ Milwaukee Brewers Milwaukee County Stadium, Milwaukee, WI Thu Apr 10 1980, 4:33 AM EST Att: 53,313 - Unknown - 43 F | | | | | | | | | | | | | | | | | | | |
| Cecil Cooper, L (1.3) OBP: 0.250, SLG: 0.500 | K | | | K | BB | | K | | SH1-4 | 4 | 0 | 1 | 0 | 0 | 3 | 0 | | | | | | | | | | | | | | | | | | | | |
| Dick Davis, R (1.10) | F9 | | | F8 | 2B | K | | 6-3 | F3 | 5 | 0 | 0 | 0 | 0 | 1 | 2 | | | | | | | | | | | | | | | | | | | | |
| Ben Oglivie, L (1.7) OBP: 0.600, SLG: 1.333 | | F9 | | HR | FC5 BB IBB | | 3-1 | | BB HR IBB | 3 | 2 | 1 | 1 | 2 | 0 | 0 | | | | | | | | | | | | | | | | | | | | |
| Gorman Thomas, R (1.8) OBP: 0.800, SLG: 1.000 | K | | | HR | BB | | | | 2B HR BB | 2 | 2 | 1 | 0 | 3 | 1 | 0 | | | | | | | | | | | | | | | | | | | | |
| Sixto Lezcano, R (1.9) OBP: 0.400, SLG: 1.600 | F2 | | | HR | 1-2 2-3 BB | FC5 | | F8 | F8 HR | 5 | 2 | 2 | 6 | 0 | 0 | 4 | | | | | | | | | | | | | | | | | | | | |
| Don Money, R (1.5) OBP: 0.500, SLG: 1.333 | | | 5-3 | BB | | HR | | F8 | | 3 | 1 | 1 | 1 | 1 | 0 | 1 | | | | | | | | | | | | | | | | | | | | |
| Robin Yount, R (1.6) | | | F3 | | F9 | | 6-3 | | BB | 3 | 0 | 0 | 0 | 1 | 0 | 1 | | | | | | | | | | | | | | | | | | | | |
| Charlie Moore, R (1.2) OBP: 0.250, SLG: 0.250 | | | 1B | | 5-3 | K | | K | | 4 | 0 | 1 | 0 | 0 | 2 | 2 | | | | | | | | | | | | | | | | | | | | |
| Inning Stats | R: 0 E: 0 K: 1 S: 5 | H: 0 LOB: 0 BB: 0 P: 5 | R: 0 E: 0 K: 1 S: 5 | H: 0 LOB: 0 BB: 0 P: 5 | R: 0 E: 0 K: 0 S: 4 | H: 1 LOB: 1 BB: 0 P: 4 | R: 3 E: 0 K: 1 S: 7 | H: 2 LOB: 1 BB: 2 P: 15 | R: 1 E: 0 K: 1 S: 7 | H: 2 LOB: 3 BB: 2 P: 15 | R: 1 E: 0 K: 1 S: 6 | H: 1 LOB: 0 BB: 0 P: 6 | R: 0 E: 0 K: 1 S: 5 | H: 0 LOB: 0 BB: 0 P: 5 | R: 0 E: 0 K: 1 S: 6 | H: 1 LOB: 2 BB: 1 P: 10 | | R: 4 E: 0 K: 0 S: 4 | H: 2 LOB: 0 BB: 2 P: 12 | 1B: 2 2B: 2 3B: 0 HR: 5 | SF: 0 SAC: 1 DP: 0 HBP: 0 | WP: 0 PA: 42 PB: 0 SB: 0 CS: 0 | | | | | | | | | | | | | | |
| PITCHER | IP | WLS | BF | H | R | ER | SO | BB | IBB | HBP | BLK | WP | HR | S | P | ERA | WHIP | PITCHER | | IP | WLS | BF | H | R | ER | SO | BB | IBB | HBP | BLK | WP | HR | S | P | ERA | WHIP |
| Dennis Eckersley, R (1.1) ERA: 9.31 | 4.1 | | 20 | 5 | 4 | 4 | 3 | 2 | 0 | 0 | 0 | 0 | 3 | 24 | 32 | 8.31 | 1.615 | | | | | | | | | | | | | | | | | | | |
| Steve Renko, R (5.1) ERA: 2.45 | 3.2 | | 16 | 2 | 1 | 1 | 4 | 2 | 1 | 0 | 0 | 0 | 1 | 21 | 33 | 2.46 | 1.091 | | | | | | | | | | | | | | | | | | | |
| Dick Drago, R (9.1) ERA: 54.0 | 0.2 | L | 6 | 2 | 4 | 4 | 0 | 1 | 1 | 0 | 0 | 0 | 1 | 4 | 12 | 54.00 | 4.500 | | | | | | | | | | | | | | | | | | | |




| Batter | 1 | 2 | 3 | 4 | 5 | 6 | 7 | 8 | 9 | AB | R | H | RBI | BB | SO | LOB | TOP | | | | | | | | | | |
|--|------------------------------|---------------------------------|------------------------------|---------------------------------|------------------------------|---------------------------------|------------------------------|----------------------------------|------------------------------|---------------------------------|------------------------------|---------------------------------|------------------------------|---------------------------------|------------------------------|---------------------------------|--|------------------------------|---------------------------------|----------------------------------|------------------------------------|----------------------------------|--------|--|--|--|--|
| Jerry Remy, L (1,4) OBP: 0.167, SLG: 0.167 | B3 | | | 4-3 | S 1B | | S 1B | | | 4 | 0 | 2 | 0 | 0 | 0 | 0 | Boston Red Sox @ Milwaukee Brewers Milwaukee County Stadium, Milwaukee, WI Sun Apr 13 1980, 4:33 AM EST Att: 17,574 - Unknown - 42 F | | | | | | | | | | |
| Rick Burleson, R (1,6) OBP: 0.417, SLG: 0.222 | K | | | 1B BB | F7 | | F7 | | | 3 | 1 | 0 | 0 | 1 | 1 | 2 | | | | | | | | | | | |
| Fred Lynn, L (1,8) OBP: 0.333, SLG: 0.273 | G3 | | | 1B 2B 1B | | | | F2 | | 3 | 1 | 1 | 0 | 1 | 0 | 0 | | | | | | | | | | | |
| Jim Rice, R (1,7) OBP: 0.333, SLG: 0.333 | | 6-3 | | 2B 5-3 1B | F9 | | | 5-3 | | 4 | 1 | 1 | 1 | 0 | 0 | 2 | | | | | | | | | | | |
| Carl Yastrzemski, L (1,10) OBP: 0.417, SLG: 0.750 | K | | | 5-3 2B | | | 4-3 | F8 | | 4 | 0 | 1 | 1 | 0 | 1 | 0 | | | | | | | | | | | |
| Tony Perez, R (1,3) OBP: 0.333, SLG: 0.273 | F9 | | | 5-3 BB | | | F8 | | F3 | 3 | 0 | 0 | 0 | 1 | 0 | 0 | | | | | | | | | | | |
| Carlton Fisk, R (1,2) | | | F9 | 5-3 | | | F7 | | F4 | 4 | 0 | 0 | 1 | 0 | 0 | 2 | | | | | | | | | | | |
| Jack Brohamer, L (1,5) OBP: 0.333, SLG: 0.333 Glenn Hoffman, R (3,5) | | | F5 | 4-3 | | | K | | F7 | 1 | 0 | 0 | 0 | 0 | 0 | 0 | | | | | | | | | | | |
| Dwight Evans, R (1,9) | | | F6 | | | | K | | | 3 | 0 | 0 | 0 | 0 | 1 | 0 | | | | | | | | | | | |
| Inning Stats | R: 0 E: 0 K: 1 S: 5 | H: 0 LOB: 0 BB: 0 P: 5 | R: 0 E: 0 K: 1 S: 5 | H: 0 LOB: 0 BB: 0 P: 5 | R: 0 E: 0 K: 0 S: 3 | H: 0 LOB: 0 BB: 0 P: 3 | R: 3 E: 0 K: 0 S: 6 | H: 3 LOB: 2 BB: 2 P: 14 | R: 0 E: 0 K: 0 S: 4 | H: 1 LOB: 2 BB: 1 P: 8 | R: 0 E: 0 K: 0 S: 3 | H: 0 LOB: 0 BB: 0 P: 3 | R: 0 E: 0 K: 2 S: 8 | H: 1 LOB: 1 BB: 0 P: 8 | R: 0 E: 0 K: 0 S: 3 | H: 0 LOB: 0 BB: 0 P: 3 | | R: 0 E: 0 K: 0 S: 3 | H: 0 LOB: 0 BB: 0 P: 3 | 1B: 4 2B: 1 3B: 0 HR: 0 | SF: 0 SAC: 0 DP: 0 HBP: 0 | WP: 0 PB: 0 SB: 2 CS: 0 | PA: 35 | | | | |
| PITCHER | IP | WLS | BF | H | R | ER | SO | BB | IBB | HBP | BLK | WP | HR | S | P | ERA | WHIP | | | | | | | | | | |
| Moose Haas, R (1,1) ERA: 3.86 | 7.0 | L | 29 | 5 | 3 | 3 | 4 | 3 | 0 | 0 | 0 | 0 | 0 | 34 | 46 | 3.86 | 1.143 | | | | | | | | | | |
| Jerry Augustine, L (8,1) ERA: | 1.0 | | 3 | 0 | 0 | 0 | 0 | 0 | 0 | 0 | 0 | 0 | 0 | 3 | 3 | 0.00 | 0.000 | | | | | | | | | | |
| Reggie Cleveland, R (9,1) ERA: | 1.0 | | 3 | 0 | 0 | 0 | 0 | 0 | 0 | 0 | 0 | 0 | 0 | 3 | 3 | 0.00 | 0.000 | | | | | | | | | | |

| Batter | 1 | 2 | 3 | 4 | 5 | 6 | 7 | 8 | 9 | AB | R | H | RBI | BB | SO | LOB | BOTTOM | | | | | | | | | | |
|--|------------------------------|---------------------------------|------------------------------|---------------------------------|------------------------------|---------------------------------|------------------------------|---------------------------------|------------------------------|---------------------------------|------------------------------|---------------------------------|------------------------------|----------------------------------|------------------------------|---------------------------------|--|------------------------------|---------------------------------|----------------------------------|------------------------------------|----------------------------------|--------|--|--|--|--|
| Paul Moltor, R (1,4) OBP: 0.500, SLG: 0.636 | 6-3 SH2-3 HBP | | FC5-4 | | FC4-6 | | | | | 2 | 0 | 0 | 1 | 1 | 0 | 2 | Boston Red Sox @ Milwaukee Brewers Milwaukee County Stadium, Milwaukee, WI Sun Apr 13 1980, 4:33 AM EST Att: 17,574 - Unknown - 42 F | | | | | | | | | | |
| Cecil Cooper, L (1,3) OBP: 0.250, SLG: 0.667 | SH2-3 | | FC4-6 | | L1 | | 4-3 | | | 3 | 0 | 0 | 0 | 0 | 0 | 4 | | | | | | | | | | | |
| Larry Hisle, R (1,10) OBP: 0.300, SLG: 0.222 | 6-3 | | F7 | | | | 6-3 | | F6 | 4 | 0 | 0 | 0 | 0 | 0 | 2 | | | | | | | | | | | |
| Ben Oglivie, L (1,7) OBP: 0.467, SLG: 0.636 | G3 | | | | | | 6-3 | | 5-3 | 3 | 0 | 0 | 0 | 1 | 0 | 1 | | | | | | | | | | | |
| Gorman Thomas, R (1,8) OBP: 0.500, SLG: 0.700 | | 4-3 | | | | | | | 6-3 | 4 | 0 | 1 | 0 | 0 | 1 | 1 | | | | | | | | | | | |
| Sixto Lezcano, R (1,9) OBP: 0.286, SLG: 0.833 | K | | | | P1 | | 5-3 | | 6-3 | 4 | 0 | 0 | 0 | 0 | 1 | 2 | | | | | | | | | | | |
| Don Money, R (1,5) OBP: 0.462, SLG: 0.889 | K | | | | F8 | | FC4 1B BB | | 5-3 | 3 | 0 | 0 | 0 | 1 | 1 | 1 | | | | | | | | | | | |
| Robin Yount, R (1,6) OBP: 0.538, SLG: 0.800 | | | FC FC5-4 2B | | 5-3 | | FC4 1B | | | 3 | 1 | 2 | 0 | 1 | 0 | 0 | | | | | | | | | | | |
| Charlie Moore, R (1,2) OBP: 0.250, SLG: 0.250 | | | FC FC5-4 | | | | FC4 1B | | 5-3 | 4 | 0 | 1 | 0 | 0 | 0 | 4 | | | | | | | | | | | |
| Inning Stats | R: 0 E: 0 K: 0 S: 3 | H: 0 LOB: 1 BB: 0 P: 4 | R: 0 E: 0 K: 2 S: 7 | H: 0 LOB: 0 BB: 0 P: 7 | R: 1 E: 0 K: 0 S: 5 | H: 1 LOB: 1 BB: 0 P: 5 | R: 0 E: 0 K: 1 S: 5 | H: 0 LOB: 1 BB: 1 P: 9 | R: 0 E: 0 K: 0 S: 4 | H: 1 LOB: 1 BB: 0 P: 4 | R: 0 E: 0 K: 0 S: 4 | H: 1 LOB: 1 BB: 0 P: 4 | R: 0 E: 0 K: 0 S: 3 | H: 1 LOB: 2 BB: 2 P: 11 | R: 0 E: 0 K: 0 S: 3 | H: 0 LOB: 0 BB: 0 P: 3 | | R: 0 E: 0 K: 0 S: 3 | H: 0 LOB: 1 BB: 1 P: 7 | 1B: 3 2B: 1 3B: 0 HR: 0 | SF: 0 SAC: 1 DP: 0 HBP: 1 | WP: 0 PB: 0 SB: 0 CS: 0 | PA: 36 | | | | |
| PITCHER | IP | WLS | BF | H | R | ER | SO | BB | IBB | HBP | BLK | WP | HR | S | P | ERA | WHIP | | | | | | | | | | |
| Bob Stanley, R (1,1) ERA: 1.0 | 9.0 | W | 36 | 4 | 1 | 1 | 3 | 4 | 0 | 1 | 0 | 0 | 0 | 37 | 54 | 1.00 | 0.889 | | | | | | | | | | |

AB 32
R 3
H 5
RBI 3
BB 3
SO 4
LOB 8




AB 30
R 1
H 4
RBI 1
BB 4
SO 3
LOB 17



| Batter | 1 | 2 | 3 | 4 | 5 | 6 | 7 | 8 | 9 | AB | R | H | RBI | BB | SO | LOB | TOP | | | | |
|---|---|---|--|---------------------------------|------------------------------|---------------------------------|------------------------------|---------------------------------|------------------------------|---------------------------------|------------------------------|---------------------------------|------------------------------|---------------------------------|------------------------------|---------------------------------|----------------------------------|------------------------------------|----------------------------------|--------|--|
| Lou Whitaker, L (1,4) OBP: 0.250, SLG: 0.063 | 4-0 3-6-3 1B BB | 0-0 1B | | | 0-0 4-3 | | | 0-0 L6 | | 3 | 1 | 1 | 0 | 1 | 0 | 0 | | | | | |
| Kirk Gibson, L (1,8) OBP: 0.250, SLG: 0.533 | 0-0 L4 | 0-0 P6 | | | 0-0 F8 | | | 0-0 1B 1B | | 3 | 0 | 0 | 0 | 0 | 0 | 2 | | | | | |
| Dave Stegman, R (8,PH) OBP: 0.500, SLG: 0.667 | | | | | | | | 0-0 1B 1B | | 1 | 0 | 1 | 0 | 0 | 0 | 0 | | | | | |
| Steve Kemp, L (1,7) OBP: 0.222, SLG: 0.278 | 0-0 3-6-3 1-2 | | | 0-0 P6 | | 0-0 4-3 | | 0-3 K | | 4 | 0 | 0 | 0 | 0 | 1 | 2 | | | | | |
| Richie Hebner, L (1,5) OBP: 0.533, SLG: 0.786 | 0-0 BB 2H 1B | | | 0-3 K | | 0-0 FC4-6 1B | | 0-0 FC4-6 1B | | 4 | 0 | 3 | 1 | 0 | 1 | 0 | | | | | |
| Jason Thompson, L (1,3) OBP: 0.381, SLG: 0.368 | 4-0 FC5 1-2 BB BB | | | 0-0 4-3 | | 0-0 L5 | | 0-0 FC4-6 1-2 | | 3 | 0 | 0 | 0 | 1 | 0 | 3 | | | | | |
| Champ Summers, L (1,9) OBP: 0.482, SLG: 0.600 | 4-0 1-2 2-3 BB | | | 0-0 P5 | | 0-0 FC4-6 1-2 | | | 0-0 P3 | 2 | 0 | 0 | 0 | 1 | 0 | 1 | | | | | |
| Lynn Jones, R (9,PH) OBP: 0.250, SLG: 0.250 | | | | | | | | | | 1 | 0 | 0 | 0 | 0 | 0 | 0 | | | | | |
| Lance Parrish, R (1,2) OBP: 0.375, SLG: 0.563 | 0-0 FC5 2-3 | | | 0-0 F9 | | 0-0 F9 | | 0-0 6-3 | | 4 | 0 | 0 | 0 | 0 | 0 | 3 | | | | | |
| Rick Peters, S (1,10) OBP: 0.286, SLG: 0.333 | | 0-0 6-3 | | 0-0 F9 | | 0-0 F9 | | 0-0 L7 | | 4 | 0 | 0 | 0 | 0 | 0 | 0 | | | | | |
| Alan Trammell, R (1,6) OBP: 0.375, SLG: 0.563 | | 0-0 F8 | | | 0-0 P6 | | | 0-0 F8 | | 3 | 0 | 0 | 0 | 0 | 0 | 0 | | | | | |
| Inning Stats | R: 1 E: 0 K: 0 S: 4 | H: 1 LOB: 3 BB: 3 P: 16 | R: 0 E: 0 K: 0 S: 4 | H: 1 LOB: 1 BB: 0 P: 4 | R: 0 E: 0 K: 1 S: 5 | H: 0 LOB: 0 BB: 0 P: 5 | R: 0 E: 0 K: 0 S: 3 | H: 0 LOB: 0 BB: 0 P: 3 | R: 0 E: 0 K: 0 S: 4 | H: 1 LOB: 1 BB: 0 P: 4 | R: 0 E: 0 K: 0 S: 3 | H: 0 LOB: 0 BB: 0 P: 3 | R: 0 E: 0 K: 1 S: 7 | H: 2 LOB: 2 BB: 0 P: 7 | R: 0 E: 0 K: 0 S: 3 | H: 0 LOB: 0 BB: 0 P: 3 | 1B: 5 2B: 0 3B: 0 HR: 0 | SF: 0 SAC: 0 DP: 0 HBP: 0 | WP: 0 PB: 0 SB: 0 CS: 0 | PA: 35 | |
| PITCHER | IP WLS BF H R ER SO BB IBB HBP BLK WP HR S P ERA WHIP | 7.0 W 27 3 1 1 1 3 0 0 0 0 0 26 38 1.29 0.857 | 2.0 S 8 2 0 0 1 0 0 0 0 0 0 10 10 0.00 1.000 | | | | | | | | | | | | | | | | | | |

Detroit Tigers @ Boston Red Sox
Fenway Park, Boston, MA
Mon Apr 14 1980, 3:33 AM EST
Att: 33,512 - Unknown - 52 F


AB 32
R 1
H 5
RBI 1
BB 3
SO 2
LOB 11



| Batter | 1 | 2 | 3 | 4 | 5 | 6 | 7 | 8 | 9 | AB | R | H | RBI | BB | SO | LOB | BOTTOM | | | | |
|--|---|---|--|---------------------------------|------------------------------|---------------------------------|------------------------------|---------------------------------|------------------------------|---------------------------------|------------------------------|---------------------------------|------------------------------|---------------------------------|------------------------------|---------------------------------|----------------------------------|------------------------------------|----------------------------------|--------|--|
| Jerry Remy, L (1,4) OBP: 0.188, SLG: 0.313 | 0-0 6-3 | | 0-0 F7 | | | 0-0 4-3 3B | | 0-0 B1-3 | | 4 | 1 | 1 | 0 | 0 | 0 | 0 | | | | | |
| Rick Burleson, R (1,6) OBP: 0.375, SLG: 0.167 | 0-0 6-3 | | | 4-0 1B SF8 BB | | 0-0 4-3 | | 0-3 K | | 3 | 1 | 0 | 1 | 1 | 1 | 0 | | | | | |
| Fred Lynn, L (1,8) OBP: 0.400, SLG: 0.571 | 0-0 FC4-6 1B | | | 0-0 4-3 1-2 | | 0-0 HR | | | | 3 | 1 | 2 | 1 | 0 | 0 | 1 | | | | | |
| Jim Rice, R (1,7) OBP: 0.333, SLG: 0.333 | 0-0 FC4-6 1-2 | | | 0-0 2-3 1B | | 0-0 6-3 | | | | 3 | 0 | 1 | 0 | 0 | 0 | 1 | | | | | |
| Carl Yastrzemski, L (1,10) OBP: 0.333, SLG: 0.643 | | 0-0 G1 | | 0-0 SF8 3H | | 0-0 4-3 | | | | 2 | 0 | 0 | 1 | 0 | 0 | 0 | | | | | |
| Tony Perez, R (1,3) OBP: 0.400, SLG: 0.308 | | 4-0 G5-4-3 BB | | 0-0 1-3 | | | 0-0 G5-4-3 1B | | | 2 | 0 | 1 | 0 | 1 | 0 | 1 | | | | | |
| Carlton Fisk, R (1,2) OBP: 0.125, SLG: 0.125 | | 0-0 G5-4-3 1-2 | | | 0-0 B1 1B | | 0-0 G5-4-3 1-2 | | | 3 | 0 | 1 | 0 | 0 | 0 | 2 | | | | | |
| Jack Brohamer, L (1,5) OBP: 0.167, SLG: 0.167 | | | 0-0 G3 | | 0-0 B1 1-2 | | 0-0 L6 | | | 3 | 0 | 0 | 0 | 0 | 0 | 1 | | | | | |
| Dwight Evans, R (1,9) OBP: 0.375, SLG: 0.563 | | | 0-0 B1-3 | | 0-0 5-3 | | | 0-3 K | | 3 | 0 | 0 | 0 | 0 | 1 | 0 | | | | | |
| Inning Stats | R: 0 E: 0 K: 0 S: 4 | H: 1 LOB: 1 BB: 0 P: 4 | R: 0 E: 0 K: 0 S: 2 | H: 0 LOB: 0 BB: 1 P: 6 | R: 0 E: 0 K: 0 S: 3 | H: 0 LOB: 0 BB: 0 P: 3 | R: 1 E: 0 K: 0 S: 4 | H: 1 LOB: 1 BB: 1 P: 8 | R: 0 E: 0 K: 0 S: 3 | H: 1 LOB: 0 BB: 0 P: 3 | R: 2 E: 0 K: 0 S: 5 | H: 2 LOB: 0 BB: 0 P: 5 | R: 0 E: 0 K: 0 S: 3 | H: 1 LOB: 0 BB: 0 P: 3 | R: 0 E: 0 K: 2 S: 7 | H: 0 LOB: 0 BB: 0 P: 7 | 1B: 4 2B: 1 3B: 1 HR: 1 | SF: 1 SAC: 0 DP: 3 HBP: 0 | WP: 0 PB: 0 SB: 0 CS: 0 | PA: 29 | |
| PITCHER | IP WLS BF H R ER SO BB IBB HBP BLK WP HR S P ERA WHIP | 7.0 L 26 6 3 3 3 2 0 0 0 0 0 24 32 3.86 1.143 | 1.0 3 0 0 0 2 0 0 0 0 0 0 0 7 7 0.00 0.000 | | | | | | | | | | | | | | | | | | |

Detroit Tigers @ Boston Red Sox
Fenway Park, Boston, MA
Mon Apr 14 1980, 3:33 AM EST
Att: 33,512 - Unknown - 52 F

AB 26
R 3
H 6
RBI 3
BB 2
SO 2
LOB 6



| Batter | 1 | 2 | 3 | 4 | 5 | 6 | 7 | 8 | 9 | AB | R | H | RBI | BB | SO | LOB | TOP | | | | | | | | | | |
|---|------------------------------|---------------------------------|------------------------------|---------------------------------|------------------------------|---------------------------------|------------------------------|---------------------------------|------------------------------|---------------------------------|------------------------------|----------------------------------|------------------------------|---------------------------------|-------------------------------|----------------------------------|------------------------------|---------------------------------|----------------------------------|------------------------------------|----------------------------------|--------|--|--|--|--|--|
| Mickey Rivers, L OBP: 0.405, SLG: 0.441 (1, 8) | | | | | | | | | | 5 | 0 | 0 | 0 | 0 | 2 | 0 | | | | | | | | | | | |
| Bump Wills, S OBP: 0.194, SLG: 0.229 (1, 4) | | | | | | | | | | 5 | 1 | 2 | 0 | 0 | 2 | 0 | | | | | | | | | | | |
| Al Oliver, L OBP: 0.289, SLG: 0.457 (1, 9) | | | | | | | | | | 5 | 2 | 3 | 2 | 0 | 0 | 1 | | | | | | | | | | | |
| Buddy Bell, R OBP: 0.389, SLG: 0.548 (1, 5) | | | | | | | | | | 4 | 3 | 3 | 3 | 0 | 0 | 1 | | | | | | | | | | | |
| Richie Zisk, R OBP: 0.222, SLG: 0.320 (1, 10) | | | | | | | | | | 4 | 0 | 0 | 0 | 0 | 0 | 2 | | | | | | | | | | | |
| Johnny Grubb, L (1, 7) | | | | | | | | | | 1 | 0 | 0 | 0 | 2 | 0 | 0 | | | | | | | | | | | |
| Bill Sample, R OBP: 0.278, SLG: 0.200 (8, PH) (8, 7) | | | | | | | | | | 1 | 0 | 1 | 1 | 0 | 0 | 0 | | | | | | | | | | | |
| Pat Putnam, L OBP: 0.409, SLG: 0.333 (1, 3) | | | | | | | | | | 4 | 0 | 1 | 0 | 0 | 1 | 2 | | | | | | | | | | | |
| Jim Sundberg, R OBP: 0.542, SLG: 0.700 (1, 2) | | | | | | | | | | 3 | 0 | 0 | 0 | 1 | 1 | 3 | | | | | | | | | | | |
| Nelson Norman, S OBP: 0.231, SLG: 0.231 (1, 6) | | | | | | | | | | 2 | 0 | 0 | 0 | 0 | 0 | 2 | | | | | | | | | | | |
| Jim Norris, L OBP: 0.250, SLG: 0.250 (7, PH) | | | | | | | | | | 1 | 0 | 0 | 0 | 0 | 0 | 0 | | | | | | | | | | | |
| Pepe Frias, R OBP: 0.200, SLG: 0.300 (7, 6) | | | | | | | | | | 1 | 0 | 0 | 0 | 0 | 0 | 0 | | | | | | | | | | | |
| Inning Stats | R: 1 E: 1 K: 0 S: 5 | H: 2 LOB: 1 BB: 0 P: 5 | R: 0 E: 0 K: 0 S: 3 | H: 0 LOB: 1 BB: 1 P: 7 | R: 0 E: 0 K: 0 S: 3 | H: 0 LOB: 0 BB: 0 P: 3 | R: 1 E: 0 K: 0 S: 3 | H: 1 LOB: 0 BB: 1 P: 7 | R: 0 E: 1 K: 1 S: 5 | H: 0 LOB: 0 BB: 0 P: 5 | R: 2 E: 0 K: 2 S: 8 | H: 3 LOB: 2 BB: 1 P: 12 | R: 0 E: 0 K: 1 S: 7 | H: 0 LOB: 0 BB: 0 P: 7 | R: 2 E: 0 K: 2 S: 10 | H: 3 LOB: 1 BB: 0 P: 10 | R: 0 E: 1 K: 0 S: 4 | H: 1 LOB: 1 BB: 0 P: 4 | 1B: 4 2B: 3 3B: 0 HR: 3 | SF: 0 SAC: 0 DP: 2 HBP: 0 | WP: 0 PB: 0 SB: 0 CS: 1 | PA: 40 | | | | | |
| PITCHER | IP | WLS | BF | H | R | ER | SO | BB | IBB | HBP | BLK | WP | HR | S | P | ERA | WHIP | | | | | | | | | | |
| Bob Stanley, R ERA: 3.38 (1, 1) | 7.0 | | 30 | 7 | 5 | 5 | 4 | 3 | 0 | 0 | 0 | 0 | 3 | 35 | 47 | 6.43 | 1.429 | | | | | | | | | | |
| Skip Lockwood, R ERA: 18.0 (8, 1) | 0.1 | L | 2 | 1 | 0 | 0 | 0 | 0 | 0 | 0 | 0 | 0 | 0 | 2 | 2 | 0.00 | 3.000 | | | | | | | | | | |
| Tom Burgmeier, L ERA: 4.05 (8, 1) | 1.1 | | 7 | 2 | 1 | 1 | 2 | 0 | 0 | 0 | 0 | 0 | 0 | 11 | 11 | 6.75 | 1.500 | | | | | | | | | | |
| Steve Renko, R ERA: 1.0 (9, 1) | 0.1 | | 0 | 0 | 0 | 0 | 0 | 0 | 0 | 0 | 0 | 0 | 0 | 0 | 0 | 0.00 | 0.000 | | | | | | | | | | |

Texas Rangers @ Boston Red Sox
Fenway Park, Boston, MA
Fri Apr 18 1980, 3:33 AM EST
Att: 10,580 - Unknown - 52 F

| | |
|-----|----|
| AB | 36 |
| R | 6 |
| H | 10 |
| RBI | 6 |
| BB | 3 |
| SO | 6 |
| LOB | 11 |



| Batter | 1 | 2 | 3 | 4 | 5 | 6 | 7 | 8 | 9 | AB | R | H | RBI | BB | SO | LOB | BOTTOM | | | | | | | | | | |
|--|------------------------------|---------------------------------|------------------------------|---------------------------------|------------------------------|---------------------------------|------------------------------|---------------------------------|------------------------------|----------------------------------|------------------------------|---------------------------------|------------------------------|---------------------------------|------------------------------|---------------------------------|------------------------------|----------------------------------|----------------------------------|------------------------------------|----------------------------------|--------|--|--|--|--|--|
| Jerry Remy, L OBP: 0.241, SLG: 0.310 (1, 4) | | | | | | | | | | 3 | 0 | 1 | 0 | 0 | 1 | 1 | | | | | | | | | | | |
| Rick Burleson, R OBP: 0.323, SLG: 0.125 (1, 6) | | | | | | | | | | 4 | 2 | 1 | 1 | 1 | 0 | 2 | | | | | | | | | | | |
| Fred Lynn, L OBP: 0.433, SLG: 0.538 (1, 8) | | | | | | | | | | 4 | 1 | 2 | 1 | 1 | 0 | 1 | | | | | | | | | | | |
| Jim Rice, R OBP: 0.367, SLG: 0.321 (1, 7) | | | | | | | | | | 5 | 0 | 2 | 1 | 0 | 0 | 5 | | | | | | | | | | | |
| Carl Yastrzemski, L OBP: 0.345, SLG: 0.560 (1, 10) | | | | | | | | | | 2 | 0 | 0 | 0 | 2 | 1 | 3 | | | | | | | | | | | |
| Tony Perez, R OBP: 0.379, SLG: 0.480 (1, 3) | | | | | | | | | | 3 | 0 | 0 | 1 | 0 | 0 | 2 | | | | | | | | | | | |
| Carlton Fisk, R OBP: 0.238, SLG: 0.450 (1, 2) | | | | | | | | | | 4 | 0 | 0 | 0 | 0 | 1 | 2 | | | | | | | | | | | |
| Jack Brohamer, L OBP: 0.300, SLG: 0.300 (1, 5) | | | | | | | | | | 4 | 1 | 2 | 0 | 0 | 0 | 0 | | | | | | | | | | | |
| Dwight Evans, R OBP: 0.269, SLG: 0.095 (1, 9) | | | | | | | | | | 3 | 1 | 1 | 0 | 1 | 2 | 1 | | | | | | | | | | | |
| Inning Stats | R: 0 E: 0 K: 0 S: 4 | H: 1 LOB: 0 BB: 0 P: 4 | R: 0 E: 0 K: 0 S: 2 | H: 0 LOB: 1 BB: 1 P: 6 | R: 4 E: 1 K: 0 S: 8 | H: 5 LOB: 1 BB: 0 P: 8 | R: 0 E: 0 K: 2 S: 8 | H: 1 LOB: 1 BB: 0 P: 8 | R: 1 E: 0 K: 0 S: 4 | H: 1 LOB: 2 BB: 2 P: 12 | R: 0 E: 0 K: 1 S: 5 | H: 0 LOB: 0 BB: 0 P: 5 | R: 0 E: 0 K: 1 S: 6 | H: 1 LOB: 1 BB: 0 P: 6 | R: 0 E: 0 K: 1 S: 5 | H: 0 LOB: 0 BB: 0 P: 5 | R: 0 E: 0 K: 0 S: 3 | H: 0 LOB: 2 BB: 2 P: 11 | 1B: 8 2B: 1 3B: 0 HR: 0 | SF: 1 SAC: 2 DP: 1 HBP: 0 | WP: 0 PB: 0 SB: 0 CS: 0 | PA: 40 | | | | | |
| PITCHER | IP | WLS | BF | H | R | ER | SO | BB | IBB | HBP | BLK | WP | HR | S | P | ERA | WHIP | | | | | | | | | | |
| Steve Comer, R ERA: 10.13 (1, 1) | 3.0 | | 15 | 6 | 4 | 3 | 0 | 1 | 0 | 0 | 0 | 0 | 0 | 14 | 18 | 9.00 | 2.333 | | | | | | | | | | |
| Danny Darwin, R ERA: 3.75 (4, 1) | 5.0 | W | 21 | 3 | 1 | 1 | 5 | 2 | 1 | 0 | 0 | 0 | 0 | 28 | 40 | 1.80 | 1.000 | | | | | | | | | | |
| Jim Kern, R ERA: (9, 1) | 1.0 | S | 4 | 0 | 0 | 0 | 0 | 1 | 0 | 0 | 0 | 0 | 0 | 3 | 7 | 0.00 | 1.000 | | | | | | | | | | |

Texas Rangers @ Boston Red Sox
Fenway Park, Boston, MA
Fri Apr 18 1980, 3:33 AM EST
Att: 10,580 - Unknown - 52 F


| | |
|-----|----|
| AB | 32 |
| R | 5 |
| H | 9 |
| RBI | 4 |
| BB | 5 |
| SO | 5 |
| LOB | 17 |



| Batter | 1 | 2 | 3 | 4 | 5 | 6 | 7 | 8 | 9 | AB | R | H | RBI | BB | SO | LOB | TOP | | | |
|--|------------------------------|---------------------------------|-------------------------------------|----------------------------------|------------------------------|---------------------------------|------------------------------|---------------------------------|------------------------------|---------------------------------|------------------------------|----------------------------------|------------------------------|---------------------------------|------------------------------|---------------------------------|---|-------------------------------------|----------------------------------|--------------------------|
| Claudell Washington, L (1,7) OBP: 0.250, SLG: 0.214 | 0-0 4-3 | | 0-0 G5-3 | | | 0-0 4-3 1B 2B | 0-0 G4-3 | | | 4 | 1 | 1 | 0 | 0 | 0 | 3 | Chicago White Sox @ Boston Red Sox Fenway Park, Boston, MA Tue Apr 22 1980, 3:33 AM EST Att: 13,230 - Unknown - 61 F | | | |
| Alan Bannister, R (1,5) OBP: 0.288, SLG: 0.255 | 0-0 1-3 | | 0-0 6-3 | | | 0-0 4-3 | 0-0 6-3 | | | 4 | 0 | 0 | 0 | 0 | 0 | 2 | | | | |
| Wayne Nordhagen, R (1,10) OBP: 0.444, SLG: 0.720 | 0-0 P4 | | | 0-3 K | | 0-0 HBP 2B 1B | | 0-0 F8 | | 4 | 1 | 1 | 1 | 0 | 1 | 0 | | | | |
| Lamar Johnson, R (1,3) OBP: 0.434, SLG: 0.630 | | 0-3 K | | 4-0 G1-6-3 BB | | 0-0 F8 | | 0-0 5-3 | | 3 | 0 | 0 | 0 | 1 | 1 | 1 | | | | |
| Mike Squires, L (8,3) OBP: 0.438, SLG: 0.333 | | | | | | | | | | 0 | 0 | 0 | 0 | 0 | 0 | 0 | | | | |
| Chet Lemon, R (1,8) OBP: 0.353, SLG: 0.378 | 0-0 6-3 | | 0-0 G1-6-3 | | | 1-0 2B HBP | | 0-0 4-3 | | 3 | 0 | 0 | 0 | 0 | 0 | 1 | | | | |
| Jim Morrison, R (1,4) OBP: 0.360, SLG: 0.511 | 0-0 2B | | | | 0-0 2B 1B | 0-0 1-3 2-H 2B | | 0-0 F7 | | 4 | 0 | 3 | 1 | 0 | 0 | 0 | | | | |
| Harold Baines, L (1,9) OBP: 0.279, SLG: 0.525 | 0-0 G3 | | | | 0-0 1-H 2B | 4-0 IBB | | 0-0 4-3 | | 3 | 0 | 1 | 0 | 1 | 0 | 1 | | | | |
| Bruce Kimm, R (1,2) OBP: 0.323, SLG: 0.400 | | | 0-0 G5-3 WP 1B | | 4-0 2-3 BB | 0-0 P5 | | 0-0 F8 | | 1 | 0 | 1 | 0 | 1 | 0 | 0 | | | | |
| Bob Molinaro, L (6,PH) OBP: 0.375, SLG: 0.448 | | | | | 2-3 BB | | | | | 1 | 0 | 0 | 0 | 0 | 0 | 3 | | | | |
| Marv Foley, L (6,2) OBP: 0.313, SLG: 0.500 | | | | | | 0-0 E5 | | | | 1 | 0 | 0 | 0 | 0 | 0 | 0 | | | | |
| Greg Pryor, R (1,6) OBP: 0.286, SLG: 0.263 | | | 4-0 G5-3 BB | | 0-0 1-2 | | | | | 2 | 0 | 0 | 0 | 1 | 0 | 2 | | | | |
| Inning Stats | R: 0 E: 0 K: 0 S: 3 | H: 0 LOB: 0 BB: 0 P: 3 | R: 0 E: 0 K: 1 S: 6 | H: 1 LOB: 1 BB: 0 P: 6 | R: 0 E: 0 K: 0 S: 3 | H: 1 LOB: 1 BB: 1 P: 7 | R: 0 E: 0 K: 1 S: 4 | H: 0 LOB: 0 BB: 1 P: 8 | R: 0 E: 1 K: 0 S: 3 | H: 2 LOB: 1 BB: 1 P: 7 | R: 2 E: 0 K: 0 S: 6 | H: 3 LOB: 3 BB: 1 P: 11 | R: 0 E: 1 K: 0 S: 3 | H: 0 LOB: 0 BB: 0 P: 3 | R: 0 E: 0 K: 0 S: 3 | H: 0 LOB: 0 BB: 0 P: 3 | 1B: 3 2B: 4 3B: 0 HR: 0 | SF: 0 SAC: 0 DP: 4 HBP: 1 | WP: 1 PB: 0 SB: 0 CS: 0 | PA: 35 |
| PITCHER Mike Torrez, R (1,1) ERA: 5.17 | IP: 9.0 WLS: L BF: 35 | H: 7 R: 2 ER: 2 SO: 2 | BB: 3 IBB: 1 HBP: 1 BLK: 0 | WP: 1 HR: 0 S: 34 P: 51 | ERA: 2.00 WHIP: 1.111 | PITCHER | | | | | | | | | | IP: 9.0 WLS: L BF: 35 | H: 7 R: 2 ER: 2 SO: 2 | BB: 3 IBB: 1 HBP: 1 BLK: 0 | WP: 1 HR: 0 S: 34 P: 51 | ERA: 2.00 WHIP: 1.111 |

| Batter | 1 | 2 | 3 | 4 | 5 | 6 | 7 | 8 | 9 | AB | R | H | RBI | BB | SO | LOB | BOTTOM | | | |
|---|------------------------------|---------------------------------|-------------------------------------|----------------------------------|------------------------------|---------------------------------|------------------------------|---------------------------------|------------------------------|---------------------------------|------------------------------|----------------------------------|------------------------------|---------------------------------|------------------------------|---------------------------------|---|-------------------------------------|----------------------------------|--------------------------|
| Dwight Evans, R (1,9) OBP: 0.349, SLG: 0.351 | 0-0 P3 | | 0-0 1B | | | 4-0 1B BB | | 0-3 K | | 3 | 0 | 1 | 0 | 1 | 1 | 0 | Chicago White Sox @ Boston Red Sox Fenway Park, Boston, MA Tue Apr 22 1980, 3:33 AM EST Att: 13,230 - Unknown - 61 F | | | |
| Rick Burleson, R (1,6) OBP: 0.320, SLG: 0.244 | 0-0 1B | | 0-0 F9 | | | 0-0 1B | | 0-0 P5 | | 4 | 0 | 2 | 0 | 0 | 0 | 1 | | | | |
| Fred Lynn, L (1,8) OBP: 0.396, SLG: 0.400 | 0-3 K | | | 4-0 G4-3 BB | | 0-0 P2 | | 0-0 1B | | 3 | 0 | 1 | 0 | 1 | 1 | 3 | | | | |
| Jim Rice, R (1,7) OBP: 0.354, SLG: 0.409 | 0-0 F8 | | | 0-0 L7 | | 0-0 F7 | | 0-0 1B | | 4 | 0 | 1 | 0 | 0 | 0 | 4 | | | | |
| Tony Perez, R (1,10) OBP: 0.370, SLG: 0.439 | | 0-3 K | | 0-0 G4-3 | | 0-0 G4-6-3 1B | | 0-3 K | | 4 | 0 | 1 | 0 | 0 | 2 | 3 | | | | |
| Carl Yastrzemski, L (1,3) OBP: 0.526, SLG: 0.447 | 0-0 F8 | | | | 0-0 F9 | | 0-0 G4-6-3 | | 0-0 G3 | | 4 | 0 | 0 | 0 | 0 | 3 | | | | |
| Ted Sizemore, R (1,4) OBP: 0.225, SLG: 0.275 | 0-0 1-3 | | | | 0-0 F9 | | 0-3 K | | | 2 | 0 | 0 | 0 | 0 | 0 | 0 | | | | |
| Jerry Remy, L (7,PH) OBP: 0.225, SLG: 0.275 | | | | | | | | | | 1 | 0 | 0 | 0 | 0 | 1 | 0 | | | | |
| Glenn Hoffman, R (1,5) OBP: 0.409, SLG: 0.455 | | | 0-3 K | | 0-0 5-3 | | | 0-0 F9 | | 2 | 0 | 0 | 0 | 0 | 1 | 0 | | | | |
| Jack Brohamer, L (8,PH) OBP: 0.409, SLG: 0.455 | | | | | | | | | | 1 | 0 | 0 | 0 | 0 | 0 | 0 | | | | |
| Stan Papi, R (9,5) OBP: 0.125, SLG: 0.125 | | | | | | 0-3 K | | 0-0 4-3 | | 0 | 0 | 0 | 0 | 0 | 0 | 0 | | | | |
| Gary Allenson, R (1,2) OBP: 0.125, SLG: 0.125 | | | 0-0 5-3 | | | | | | | 2 | 0 | 0 | 0 | 0 | 1 | 0 | | | | |
| Dave Rader, L (8,PH) OBP: 0.125, SLG: 0.125 | | | | | | | | | | 1 | 0 | 0 | 0 | 0 | 0 | 0 | | | | |
| Inning Stats | R: 0 E: 0 K: 1 S: 6 | H: 1 LOB: 1 BB: 0 P: 6 | R: 0 E: 0 K: 1 S: 5 | H: 0 LOB: 0 BB: 0 P: 5 | R: 0 E: 0 K: 1 S: 6 | H: 1 LOB: 1 BB: 0 P: 6 | R: 0 E: 0 K: 0 S: 2 | H: 0 LOB: 0 BB: 1 P: 6 | R: 0 E: 0 K: 0 S: 3 | H: 0 LOB: 0 BB: 0 P: 3 | R: 0 E: 0 K: 1 S: 6 | H: 1 LOB: 2 BB: 1 P: 10 | R: 0 E: 0 K: 1 S: 5 | H: 1 LOB: 0 BB: 0 P: 5 | R: 0 E: 0 K: 1 S: 5 | H: 2 LOB: 2 BB: 0 P: 7 | 1B: 6 2B: 0 3B: 0 HR: 0 | SF: 0 SAC: 0 DP: 2 HBP: 0 | WP: 0 PB: 0 SB: 1 CS: 0 | PA: 33 |
| PITCHER Britt Burns, L (1,1) ERA: | IP: 5.2 WLS: W BF: 21 | H: 3 R: 0 ER: 0 SO: 4 | BB: 2 IBB: 0 HBP: 0 BLK: 0 | WP: 0 HR: 0 S: 27 P: 35 | ERA: 0.00 WHIP: 0.882 | PITCHER | | | | | | | | | | IP: 3.1 WLS: S BF: 12 | H: 3 R: 0 ER: 0 SO: 3 | BB: 0 IBB: 0 HBP: 0 BLK: 0 | WP: 0 HR: 0 S: 18 P: 18 | ERA: 0.00 WHIP: 0.900 |

AB 30
R 2
H 7
RBI 2
BB 4
SO 2
LOB 13




AB 31
R 0
H 6
RBI 0
BB 2
SO 7
LOB 14



| Batter | 1 | 2 | 3 | 4 | 5 | 6 | 7 | 8 | 9 | AB | R | H | RBI | BB | SO | LOB | TOP | | | |
|--|------------------------------|---------------------------------|------------------------------|---------------------------------|------------------------------|---------------------------------|------------------------------|---------------------------------|------------------------------|---------------------------------|------------------------------|----------------------------------|------------------------------|----------------------------------|------------------------------|---------------------------------|-----------------------------------|------------------------------------|----------------------------------|--------|
| Claudel Washington, L OBP: 0.319, SLG: 0.300 (1.7) | | | | | | | | | | 6 | 2 | 3 | 0 | 0 | 0 | 3 | | | | |
| Alan Bannister, R OBP: 0.281, SLG: 0.269 (1.5) | | | | | | | | | | 5 | 1 | 1 | 2 | 0 | 1 | 2 | | | | |
| Bob Molinaro, L OBP: 0.444, SLG: 0.500 (1.10) | | | | | | | | | | 3 | 3 | 3 | 0 | 1 | 0 | 0 | | | | |
| Lamar Johnson, R OBP: 0.474, SLG: 0.720 (1.3) | | | | | | | | | | 4 | 1 | 4 | 4 | 0 | 0 | 0 | | | | |
| Bruce Kimm, R OBP: 0.344, SLG: 0.419 (7.2) | | | | | | | | | | 1 | 0 | 1 | 1 | 0 | 0 | 0 | | | | |
| Chet Lemon, R OBP: 0.339, SLG: 0.360 (1.8) | | | | | | | | | | 5 | 0 | 1 | 0 | 0 | 0 | 4 | | | | |
| Jim Morrison, R OBP: 0.394, SLG: 0.500 (1.4) | | | | | | | | | | 5 | 0 | 2 | 0 | 0 | 0 | 4 | | | | |
| Harold Baines, L OBP: 0.281, SLG: 0.488 (1.9) | | | | | | | | | | 3 | 0 | 0 | 0 | 0 | 0 | 2 | | | | |
| Rusty Kuntz, R OBP: 0.333, SLG: 0.455 (7.9) | | | | | | | | | | 1 | 1 | 1 | 0 | 1 | 0 | 0 | | | | |
| Mary Foley, L OBP: 0.316, SLG: 0.471 (1.2) | | | | | | | | | | 3 | 0 | 1 | 0 | 0 | 0 | 1 | | | | |
| Wayne Nordhagen, R OBP: 0.429, SLG: 0.692 (7.7) | | | | | | | | | | 1 | 0 | 0 | 0 | 0 | 3 | | | | | |
| Mike Squires, L OBP: 0.471, SLG: 0.462 (7.3) | | | | | | | | | | 1 | 0 | 1 | 1 | 0 | 0 | 0 | | | | |
| Greg Pryor, R OBP: 0.319, SLG: 0.286 (1.6) | | | | | | | | | | 4 | 1 | 2 | 0 | 1 | 2 | 2 | | | | |
| Inning Stats | R: 1 E: 0 K: 0 S: 6 | H: 4 LOB: 2 BB: 0 P: 6 | R: 0 E: 0 K: 1 S: 6 | H: 1 LOB: 1 BB: 0 P: 6 | R: 2 E: 0 K: 0 S: 6 | H: 3 LOB: 1 BB: 0 P: 6 | R: 0 E: 0 K: 1 S: 3 | H: 1 LOB: 0 BB: 0 P: 3 | R: 0 E: 0 K: 1 S: 5 | H: 1 LOB: 1 BB: 0 P: 9 | R: 0 E: 0 K: 1 S: 6 | H: 1 LOB: 3 BB: 1 P: 11 | R: 3 E: 0 K: 0 S: 6 | H: 3 LOB: 1 BB: 1 P: 10 | R: 1 E: 0 K: 0 S: 5 | H: 3 LOB: 1 BB: 0 P: 5 | 1B: 16 2B: 4 3B: 0 HR: 1 | SF: 0 SAC: 2 DP: 1 HBP: 0 | WP: 0 PB: 0 SB: 3 CS: 1 | PA: 47 |
| PITCHER | IP | WLS | BF | H | R | ER | SO | BB | IBB | HBP | BLK | WP | HR | S | P | ERA | WHIP | | | |
| Bob Stanley, R ERA: 4.03 (1.1) | 6.1 | L | 30 | 13 | 5 | 4 | 3 | 1 | 0 | 0 | 0 | 0 | 1 | 35 | 39 | 5.68 | 2.211 | | | |
| Chuck Rainey, R ERA: 11.17 (7.1) | 0.1 | | 3 | 1 | 0 | 0 | 0 | 0 | 0 | 0 | 0 | 0 | 0 | 3 | 3 | 0.00 | 3.000 | | | |
| Tom Burgmeier, L ERA: 4.5 (7.1) | 0.2 | | 6 | 2 | 3 | 3 | 0 | 2 | 0 | 0 | 0 | 0 | 0 | 4 | 12 | 40.50 | 6.000 | | | |
| Steve Renko, R ERA: 3.95 (8.1) | 1.2 | | 8 | 4 | 1 | 1 | 0 | 0 | 0 | 0 | 0 | 0 | 0 | 8 | 8 | 5.40 | 2.400 | | | |

Chicago White Sox @ Boston Red Sox
Fenway Park, Boston, MA
Thu Apr 24 1980, 3:33 AM EST
Att: 12,385 - Unknown - 58 F

AB 42
R 9
H 20
RBI 8
BB 3
SO 3
LOB 21



| Batter | 1 | 2 | 3 | 4 | 5 | 6 | 7 | 8 | 9 | AB | R | H | RBI | BB | SO | LOB | BOTTOM | | | |
|---|------------------------------|---------------------------------|------------------------------|---------------------------------|------------------------------|---------------------------------|------------------------------|---------------------------------|------------------------------|----------------------------------|------------------------------|---------------------------------|------------------------------|---------------------------------|------------------------------|---------------------------------|----------------------------------|------------------------------------|----------------------------------|--------|
| Jerry Remy, L OBP: 0.222, SLG: 0.267 (1.4) | | | | | | | | | | 5 | 0 | 1 | 0 | 0 | 1 | 1 | | | | |
| Rick Burleson, R OBP: 0.309, SLG: 0.261 (1.6) | | | | | | | | | | 5 | 0 | 1 | 0 | 0 | 1 | 3 | | | | |
| Fred Lynn, L OBP: 0.415, SLG: 0.409 (1.8) | | | | | | | | | | 4 | 0 | 2 | 0 | 1 | 0 | 1 | | | | |
| Jim Rice, R OBP: 0.340, SLG: 0.375 (1.7) | | | | | | | | | | 4 | 1 | 0 | 0 | 1 | 3 | 6 | | | | |
| Carl Yastrzemski, L OBP: 0.340, SLG: 0.476 (1.10) | | | | | | | | | | 4 | 0 | 2 | 0 | 0 | 0 | 2 | | | | |
| Tony Perez, R OBP: 0.380, SLG: 0.444 (1.3) | | | | | | | | | | 4 | 1 | 2 | 1 | 0 | 1 | 3 | | | | |
| Butch Hobson, R OBP: 0.368, SLG: 0.529 (1.5) | | | | | | | | | | 4 | 0 | 1 | 0 | 0 | 2 | 2 | | | | |
| Dwight Evans, R OBP: 0.319, SLG: 0.317 (1.9) | | | | | | | | | | 4 | 1 | 0 | 0 | 0 | 1 | 3 | | | | |
| Dave Rader, L OBP: 0.167, SLG: 0.167 (1.2) | | | | | | | | | | 4 | 0 | 1 | 1 | 0 | 1 | 0 | | | | |
| Inning Stats | R: 0 E: 0 K: 1 S: 5 | H: 0 LOB: 1 BB: 1 P: 9 | R: 0 E: 0 K: 2 S: 8 | H: 1 LOB: 0 BB: 0 P: 8 | R: 0 E: 0 K: 2 S: 9 | H: 2 LOB: 2 BB: 0 P: 9 | R: 2 E: 1 K: 0 S: 7 | H: 3 LOB: 3 BB: 0 P: 7 | R: 1 E: 0 K: 1 S: 6 | H: 2 LOB: 1 BB: 1 P: 10 | R: 0 E: 0 K: 3 S: 9 | H: 0 LOB: 0 BB: 0 P: 9 | R: 0 E: 0 K: 0 S: 3 | H: 0 LOB: 0 BB: 0 P: 3 | R: 0 E: 1 K: 0 S: 4 | H: 0 LOB: 1 BB: 0 P: 4 | 1B: 8 2B: 2 3B: 0 HR: 0 | SF: 0 SAC: 0 DP: 0 HBP: 0 | WP: 0 PB: 0 SB: 0 CS: 0 | PA: 40 |
| PITCHER | IP | WLS | BF | H | R | ER | SO | BB | IBB | HBP | BLK | WP | HR | S | P | ERA | WHIP | | | |
| Richard Dotson, R ERA: 4.12 (1.1) | 6.0 | W | 28 | 8 | 3 | 2 | 9 | 2 | 0 | 0 | 0 | 0 | 0 | 44 | 52 | 3.00 | 1.667 | | | |
| Ed Farmer, R ERA: 1.99 (7.1) | 3.0 | S | 12 | 2 | 0 | 0 | 1 | 0 | 0 | 0 | 0 | 0 | 0 | 14 | 14 | 0.00 | 0.667 | | | |

Chicago White Sox @ Boston Red Sox
Fenway Park, Boston, MA
Thu Apr 24 1980, 3:33 AM EST
Att: 12,385 - Unknown - 58 F

AB 38
R 3
H 10
RBI 2
BB 2
SO 10
LOB 21



| Batter | 1 | 2 | 3 | 4 | 5 | 6 | 7 | 8 | 9 | AB | R | H | RBI | BB | SO | LOB | TOP | | | | | | | | | | |
|--|------------------------------|---------------------------------|------------------------------|---------------------------------|------------------------------|---------------------------------|------------------------------|---------------------------------|------------------------------|---------------------------------|------------------------------|---------------------------------|------------------------------|---------------------------------|------------------------------|---------------------------------|------------------------------|---------------------------------|----------------------------------|------------------------------------|----------------------------------|--------|--|--|--|--|--|
| Dwight Evans, R OBP: 0.327, SLG: 0.295 | 0-0 6-3 | | 0-0 F5 | | 4-0 G6-4-3 BB | | 0-0 F4 | | 4-0 BB | 3 | 0 | 0 | 0 | 2 | 0 | 1 | | | | | | | | | | | |
| Rick Burleson, R OBP: 0.283, SLG: 0.235 | 0-0 F7 | | 0-3 K | | 0-0 G6-4-3 1-2 | | 0-0 4-3 | | 0-0 F1 | 5 | 0 | 0 | 0 | 0 | 1 | 6 | | | | | | | | | | | |
| Fred Lynn, L OBP: 0.393, SLG: 0.383 Jim Dwyer, L (6, 8) | 0-3 K | | | 0-0 F8 | | 0-0 F8 | | 4-0 G5-3 1B BB | 0-0 F4 | 3 | 0 | 0 | 0 | 0 | 1 | 0 | | | | | | | | | | | |
| Jim Rice, R OBP: 0.368, SLG: 0.462 | | 0-0 4-3 | | 0-0 E 1B | | 0-0 HR | | 0-0 G5-3 1B | | 4 | 1 | 3 | 1 | 0 | 0 | 0 | | | | | | | | | | | |
| Tony Perez, R OBP: 0.370, SLG: 0.449 | | 0-0 F8 | | 0-0 E6 G3-6 1-3 | | 0-0 WP 2B | | 0-0 G5-3 | | 4 | 1 | 1 | 0 | 0 | 0 | 3 | | | | | | | | | | | |
| Carl Yastrzemski, L OBP: 0.333, SLG: 0.444 | | 4-0 BB | | 0-0 G3-6 1-2 | | 0-0 F8 | | 0-0 F2 | | 3 | 0 | 0 | 0 | 1 | 0 | 4 | | | | | | | | | | | |
| Butch Hobson, R OBP: 0.391, SLG: 0.524 | | 0-3 K2-3 | | | 0-0 F8 | | 0-0 1B | | 0-0 1-3 1B | 4 | 0 | 2 | 0 | 0 | 1 | 1 | | | | | | | | | | | |
| Jerry Remy, L OBP: 0.265, SLG: 0.327 | | | 0-0 WP 1B | | 0-0 2B | | 0-0 F9 | | 0-0 1-3 1B | 4 | 1 | 3 | 0 | 0 | 0 | 1 | | | | | | | | | | | |
| Gary Allenson, R OBP: 0.250, SLG: 0.286 Dave Rader, L (7, PH) OBP: 0.154, SLG: 0.154 Ted Sizemore, R (8, PH) | | | 0-0 F7 | | 0-0 2B | | 0-0 F8 | | 0-0 1-3 | 2 | 0 | 1 | 1 | 0 | 0 | 1 | | | | | | | | | | | |
| Inning Stats | R: 0 E: 0 K: 1 S: 5 | H: 0 LOB: 0 BB: 0 P: 5 | R: 0 E: 0 K: 1 S: 5 | H: 0 LOB: 1 BB: 1 P: 9 | R: 0 E: 0 K: 1 S: 6 | H: 1 LOB: 1 BB: 0 P: 6 | R: 0 E: 1 K: 0 S: 4 | H: 1 LOB: 1 BB: 0 P: 4 | R: 1 E: 0 K: 0 S: 4 | H: 2 LOB: 1 BB: 1 P: 8 | R: 2 E: 0 K: 0 S: 6 | H: 3 LOB: 1 BB: 0 P: 6 | R: 0 E: 0 K: 0 S: 3 | H: 0 LOB: 0 BB: 0 P: 3 | R: 0 E: 0 K: 0 S: 3 | H: 1 LOB: 3 BB: 1 P: 7 | R: 0 E: 0 K: 0 S: 5 | H: 2 LOB: 3 BB: 1 P: 9 | 1B: 6 2B: 3 3B: 0 HR: 1 | SF: 0 SAC: 0 DP: 3 HBP: 0 | WP: 3 PB: 0 SB: 0 CS: 0 | PA: 39 | | | | | |
| PITCHER | IP | WLS | BF | H | R | ER | SO | BB | IBB | HBP | BLK | WP | HR | S | P | ERA | WHIP | | | | | | | | | | |
| Dan Schatzeder, L ERA: 9.31 | 6.0 | W | 26 | 7 | 3 | 3 | 3 | 2 | 0 | 0 | 0 | 2 | 1 | 30 | 38 | 4.50 | 1.500 | | | | | | | | | | |
| Jack Billingham, R ERA: | 2.0 | | 7 | 1 | 0 | 0 | 0 | 1 | 0 | 0 | 0 | 0 | 0 | 6 | 10 | 0.00 | 1.000 | | | | | | | | | | |
| Pat Underwood, L ERA: 6.35 | 1.0 | | 6 | 2 | 0 | 0 | 0 | 1 | 0 | 0 | 0 | 0 | 0 | 5 | 9 | 0.00 | 3.000 | | | | | | | | | | |

Boston Red Sox @ Detroit Tigers
Tiger Stadium, Detroit, MI
Fri Apr 25 1980, 3:33 AM EST
Att: 11,581 - Unknown - 55 F

AB 35
R 3
H 10
RBI 2
BB 4
SO 3
LOB 22




| Batter | 1 | 2 | 3 | 4 | 5 | 6 | 7 | 8 | 9 | AB | R | H | RBI | BB | SO | LOB | BOTTOM | | | | | | | | | | |
|---|------------------------------|----------------------------------|------------------------------|---------------------------------|------------------------------|---------------------------------|------------------------------|----------------------------------|------------------------------|---------------------------------|------------------------------|---------------------------------|------------------------------|---------------------------------|------------------------------|---------------------------------|----------------------------------|------------------------------------|----------------------------------|--------|--|--|--|--|--|--|--|
| Lou Whitaker, L OBP: 0.339, SLG: 0.217 | 0-0 HR 2B | 0-0 4-3 | | | 0-0 SH BB | | | 0-0 4-3 | | 4 | 2 | 1 | 0 | 0 | 0 | 2 | | | | | | | | | | | |
| Kirk Gibson, L OBP: 0.204, SLG: 0.340 | 0-0 F5 | 0-0 4-3 | | | 4-0 G4-6-3 1B BB | 0-0 1B SF8 1B | | 0-0 6-3 | | 4 | 2 | 1 | 0 | 1 | 0 | 1 | | | | | | | | | | | |
| Steve Kemp, L OBP: 0.323, SLG: 0.518 | 0-0 HR | | 0-0 F8 | | 4-0 1B 2B BB | 0-0 1B 1B | | 4-0 BB | | 3 | 2 | 2 | 3 | 2 | 0 | 0 | | | | | | | | | | | |
| Richie Hebner, L OBP: 0.410, SLG: 0.472 Tom Brookens, R OBP: 0.357, SLG: 0.423 | 0-0 BB 1B | | 0-0 F7 | | 0-0 WP 2B 1B | 0-0 F8 | | 0-3 K | | 5 | 2 | 2 | 2 | 0 | 1 | 3 | | | | | | | | | | | |
| Jason Thompson, L OBP: 0.288, SLG: 0.298 | 4-0 1B BB | | 0-0 F7 | | 0-3 K | 0-0 SF8 | | | | 2 | 0 | 0 | 1 | 1 | 1 | 2 | | | | | | | | | | | |
| Champ Summers, L OBP: 0.465, SLG: 0.500 | 0-0 1B | | 0-0 F6 | | 4-0 2B 1B IBB | 0-3 K | | | | 3 | 1 | 1 | 1 | 1 | 1 | 1 | | | | | | | | | | | |
| Lance Parrish, R OBP: 0.357, SLG: 0.537 Duffy Dyer, R | 0-3 K | | 0-0 F7 | | 0-0 1B 2B | | 0-0 G6-4-3 1B | | | 4 | 1 | 2 | 2 | 0 | 1 | 2 | | | | | | | | | | | |
| John Wockenfuss, R OBP: 0.346, SLG: 0.318 | 0-0 F7 | | 0-0 5-3 | | 0-0 1B 1B | 0-0 G6-4-3 | | | | 4 | 0 | 1 | 2 | 0 | 0 | 3 | | | | | | | | | | | |
| Alan Trammell, R OBP: 0.436, SLG: 0.441 Mark Wagner, R OBP: 0.364, SLG: 0.300 | | 0-0 5-3 | | | 0-0 1B 1B | 0-0 4-3 | | | | 2 | 1 | 1 | 0 | 1 | 0 | 0 | | | | | | | | | | | |
| Inning Stats | R: 3 E: 0 K: 1 S: 9 | H: 4 LOB: 2 BB: 1 P: 13 | R: 0 E: 0 K: 0 S: 3 | H: 0 LOB: 0 BB: 0 P: 3 | R: 0 E: 0 K: 0 S: 3 | H: 0 LOB: 0 BB: 0 P: 3 | R: 7 E: 1 K: 1 S: 9 | H: 4 LOB: 1 BB: 4 P: 25 | R: 1 E: 0 K: 1 S: 7 | H: 2 LOB: 1 BB: 0 P: 7 | R: 0 E: 0 K: 0 S: 3 | H: 1 LOB: 0 BB: 0 P: 3 | R: 0 E: 0 K: 1 S: 5 | H: 0 LOB: 1 BB: 1 P: 9 | R: 0 E: 0 K: 0 S: 5 | H: 0 LOB: 1 BB: 1 P: 9 | 1B: 8 2B: 2 3B: 0 HR: 1 | SF: 1 SAC: 1 DP: 2 HBP: 0 | WP: 1 PB: 0 SB: 1 CS: 0 | PA: 40 | | | | | | | |
| PITCHER | IP | WLS | BF | H | R | ER | SO | BB | IBB | HBP | BLK | WP | HR | S | P | ERA | WHIP | | | | | | | | | | |
| Dennis Eckersley, R ERA: 9.95 Chuck Rainey, R ERA: 11.85 | 4.0 | L | 18 | 4 | 4 | 4 | 1 | 2 | 0 | 0 | 0 | 1 | 0 | 18 | 26 | 9.00 | 1.500 | | | | | | | | | | |
| | 4.0 | | 22 | 7 | 7 | 6 | 3 | 3 | 1 | 0 | 0 | 1 | 0 | 24 | 40 | 13.50 | 2.500 | | | | | | | | | | |

Boston Red Sox @ Detroit Tigers
Tiger Stadium, Detroit, MI
Fri Apr 25 1980, 3:33 AM EST
Att: 11,581 - Unknown - 55 F

AB 32
R 11
H 11
RBI 11
BB 6
SO 4
LOB 14




| Batter | 1 | 2 | 3 | 4 | 5 | 6 | 7 | 8 | 9 | AB | R | H | RBI | BB | SO | LOB | TOP | | |
|--|---|----------------------------------|------------------------------|---------------------------------|------------------------------|---------------------------------|-------------------------------|----------------------------------|--------------------------------|---------------------------------|------------------------------|---------------------------------|------------------------------|---------------------------------|------------------------------|---------------------------------|---|------------------------------------|--|
| Jerry Remy, L OBP: 0.309, SLG: 0.364 (1, 4) | 0-0 BB 1B | 0-0 1B | | 0-0 FC6-4 1B | 0-0 F9 1B | 0-0 4-3 | | 0-0 F8 | 6 1 4 0 0 0 1 | | | | | | | | | | |
| Rick Burleson, R OBP: 0.273, SLG: 0.228 (1, 6) | 0-0 F8 | 0-0 4-3 | | 0-0 FC6-4 HR | 0-0 1B | | 0-0 1-3 | 0-0 P3 | 6 1 1 1 0 0 4 | | | | | | | | | | |
| Carl Yastrzemski, L OBP: 0.351, SLG: 0.490 (1, 10) | 4-0 1B 1-2 BB | | 0-0 F5 | 0-0 HR | 0-0 F9 | | 4-0 G5-4-3 BB | 0-0 F9 | 4 1 1 3 2 0 2 | | | | | | | | | | |
| Jim Rice, R OBP: 0.387, SLG: 0.474 (1, 7) | 0-0 1B | | 0-0 HR | 0-0 2B 1B | 0-0 F8 | | 0-0 G5-4-3 | | 5 2 3 1 0 0 3 | | | | | | | | | | |
| Tony Perez, R OBP: 0.373, SLG: 0.453 (1, 3) | 4-0 IBB | | 0-3 K | 0-0 1B 2B | 0-0 F4 | | 0-0 5-3 | | 4 1 1 1 1 1 3 | | | | | | | | | | |
| Butch Hobson, R OBP: 0.357, SLG: 0.577 Glenn Hoffman, R (8, 5) | 0-3 K | | 0-0 HR | 0-0 5-3 | | 0-0 5-3 | | 0-0 F8 | 5 1 1 2 0 1 4 0 0 0 0 0 0 0 | | | | | | | | | | |
| Carlton Fisk, R OBP: 0.358, SLG: 0.588 Dave Rader, L OBP: 0.143, SLG: 0.143 (7, 2) | 0-0 F8 | | 0-0 F5 | 4-0 1B IBB | | 0-0 1B SF7 2B | | 0-0 3-1 | 3 1 1 0 1 0 3 1 0 0 0 0 0 0 | | | | | | | | AB 42 R 12 H 17 RBI 12 BB 5 SO 2 LOB 22 | | |
| Jim Dwyer, L OBP: 0.714, SLG: 0.600 (1, 8) | | 0-0 F8 | | 0-0 1B | | 0-0 1B | | 4-0 HR BB | 4 2 3 1 1 0 0 | | | | | | | | | | |
| Dwight Evans, R OBP: 0.333, SLG: 0.375 (1, 9) | | 0-0 F7 | | 0-0 1B | | 0-0 SF7 | | 0-0 HR | 4 2 2 3 0 0 2 | | | | | | | |  | | |
| Inning Stats | R: 1 E: 0 K: 1 S: 7 | H: 2 LOB: 3 BB: 2 P: 15 | R: 0 E: 0 K: 0 S: 4 | H: 1 LOB: 1 BB: 0 P: 4 | R: 2 E: 0 K: 1 S: 7 | H: 2 LOB: 2 BB: 0 P: 7 | R: 6 E: 0 K: 0 S: 10 | H: 7 LOB: 2 BB: 1 P: 14 | R: 0 E: 0 K: 0 S: 5 | H: 2 LOB: 1 BB: 0 P: 5 | R: 0 E: 0 K: 0 S: 2 | H: 0 LOB: 0 BB: 1 P: 6 | R: 0 E: 0 K: 0 S: 3 | H: 0 LOB: 0 BB: 0 P: 3 | R: 2 E: 0 K: 0 S: 4 | H: 1 LOB: 0 BB: 1 P: 8 | 1B: 12 2B: 2 3B: 0 HR: 3 | SF: 1 SAC: 0 DP: 1 HBP: 0 | WP: 0 PA: 48 PB: 0 SB: 0 CS: 0 |
| PITCHER | IP WLS BF H R ER SO BB IBB HBP BLK WP HR S P ERA WHIP | | | | | | | | | | | | | | | | | | |
| Mitt Wilcox, R ERA: 8.1 (1, 1) | 3.0 L 19 8 6 6 2 1 1 0 0 0 1 21 29 18.00 3.000 | | | | | | | | | | | | | | | | | | |
| John Hiller, L ERA: 3.24 (4, 1) | 0.2 7 4 3 3 0 0 1 0 0 0 0 6 10 40.50 6.000 | | | | | | | | | | | | | | | | | | |
| Dave Tobik, R ERA: 3.97 (4, 1) | 4.1 17 4 1 1 0 1 0 0 0 0 0 16 20 2.08 1.154 | | | | | | | | | | | | | | | | | | |
| Dave Tobik, R ERA: 3.97 (8, 1) | 4.1 17 4 1 1 0 1 0 0 0 0 0 16 20 2.08 1.154 | | | | | | | | | | | | | | | | | | |
| Aurelio Lopez, R ERA: 8.59 (9, 1) | 1.0 5 1 2 2 0 1 0 0 0 0 0 1 4 8 18.00 2.000 | | | | | | | | | | | | | | | | | | |

Boston Red Sox @ Detroit Tigers
Tiger Stadium, Detroit, MI
Sat Apr 26 1980, 3:33 AM EST
Att: 20,261 - Unknown - 57 F

AB 42
R 12
H 17
RBI 12
BB 5
SO 2
LOB 22



| Batter | 1 | 2 | 3 | 4 | 5 | 6 | 7 | 8 | 9 | AB | R | H | RBI | BB | SO | LOB | BOTTOM | | |
|--|---|----------------------------------|------------------------------|---------------------------------|------------------------------|---------------------------------|------------------------------|---------------------------------|---|--|------------------------------|----------------------------------|-------------------------------|----------------------------------|------------------------------|---------------------------------|---|------------------------------------|--|
| Lou Whitaker, L OBP: 0.359, SLG: 0.240 (1, 4) | 0-0 BLK HR 1B | | 0-0 5-3 | | | 0-0 4-3 | 4-0 BB | | 0-0 1B | 4 1 2 1 1 0 0 | | | | | | | | | |
| Tom Brookens, R OBP: 0.323, SLG: 0.379 Tim Corcoran, L OBP: 0.364, SLG: 0.125 Dave Tobik, R (8, 1) | 0-0 6-3 | | 0-0 F8 | | | 0-0 6-3 | 0-0 F7 | | 0-0 G6-3 1B | 3 0 0 0 0 0 1 1 0 0 0 0 0 3 0 0 0 0 0 0 0 1 0 1 0 0 0 0 | | | | | | | | | |
| Aurelio Lopez, R (9, 1) | 1-2 | | | | | | | | 1-2 1B | 3 2 1 0 2 1 2 | | | | | | | | | |
| Rick Peters, S OBP: 0.258, SLG: 0.222 (9, PH) | 4-0 HR BB | | 0-3 K | | | 0-0 L5 | | 0-3 K | 4 1 1 3 0 1 2 | | | | | | | | | | |
| Steve Kemp, L OBP: 0.343, SLG: 0.508 (1, 7) | 0-0 HR BB | | | | | 0-0 F9 | | 0-0 K | 4 0 0 0 0 1 1 | | | | | | | | | | |
| Lance Parrish, R OBP: 0.350, SLG: 0.569 (1, 2) | 0-0 HR | | | | | 0-0 F8 | | 0-0 F5 | 4 0 0 0 0 1 1 | | | | | | | | | | |
| John Wockenfuss, R OBP: 0.300, SLG: 0.269 (1, 9) | 0-3 K | | | | | 0-0 F8 | | 0-0 F5 | 4 0 0 0 0 1 1 | | | | | | | | | | |
| Richie Hebner, L OBP: 0.395, SLG: 0.450 (1, 10) | 0-0 F9 | | | | | 0-0 1-3 | | 0-0 HR 1B | 4 1 1 0 0 0 0 | | | | | | | | | | |
| Jason Thompson, L OBP: 0.286, SLG: 0.353 (1, 3) | | 0-3 K | | | | 0-0 4-3 | | 0-0 HR | 4 2 1 3 0 1 0 | | | | | | | | AB 35 R 7 H 8 RBI 7 BB 4 SO 5 LOB 9 | | |
| Dave Stegman, R OBP: 0.412, SLG: 0.429 Kirk Gibson, L OBP: 0.200, SLG: 0.333 (8, PH) | 0-0 F9 | | | | | 0-0 F4 | | 0-3 K | 2 0 0 0 1 0 0 1 0 0 0 0 1 0 | | | | | | | | | | |
| Mark Wagner, R OBP: 0.308, SLG: 0.250 Champ Summers, L OBP: 0.477, SLG: 0.514 Alan Trammell, R OBP: 0.425, SLG: 0.429 (8, 6) | 0-0 F8 | | | | | 0-0 4-3 | | 0-0 K | 2 0 0 0 0 0 0 1 0 1 0 0 0 0 1 0 0 0 0 0 0 | | | | | | | |  | | |
| Inning Stats | R: 3 E: 0 K: 1 S: 7 | H: 2 LOB: 0 BB: 1 P: 11 | R: 0 E: 0 K: 1 S: 5 | H: 0 LOB: 0 BB: 0 P: 5 | R: 0 E: 0 K: 1 S: 5 | H: 0 LOB: 0 BB: 0 P: 5 | R: 0 E: 0 K: 0 S: 3 | H: 0 LOB: 0 BB: 0 P: 3 | R: 0 E: 0 K: 0 S: 3 | H: 0 LOB: 1 BB: 1 P: 7 | R: 0 E: 0 K: 0 S: 5 | H: 1 LOB: 3 BB: 2 P: 13 | R: 3 E: 0 K: 2 S: 10 | H: 3 LOB: 0 BB: 0 P: 10 | R: 0 E: 0 K: 0 S: 4 | H: 2 LOB: 1 BB: 0 P: 4 | 1B: 6 2B: 0 3B: 0 HR: 2 | SF: 0 SAC: 0 DP: 1 HBP: 0 | WP: 0 PA: 39 PB: 0 SB: 0 CS: 0 |
| PITCHER | IP WLS BF H R ER SO BB IBB HBP BLK WP HR S P ERA WHIP | | | | | | | | | | | | | | | | | | |
| Bruce Hurst, L ERA: 14.34 (1, 1) | 6.0 W 22 4 4 3 1 2 0 0 0 0 0 1 26 34 4.50 0.667 | | | | | | | | | | | | | | | | | | |
| Dick Drago, R ERA: 7.0 (7, 1) | 1.2 12 4 4 3 1 2 0 0 0 0 0 1 12 20 16.20 3.600 | | | | | | | | | | | | | | | | | | |
| Tom Burgmeier, L ERA: 4.05 (8, 1) | 1.1 S 5 2 0 0 1 0 0 0 0 0 0 0 7 7 0.00 1.500 | | | | | | | | | | | | | | | | | | |

Boston Red Sox @ Detroit Tigers
Tiger Stadium, Detroit, MI
Sat Apr 26 1980, 3:33 AM EST
Att: 20,261 - Unknown - 57 F

AB 35
R 7
H 8
RBI 7
BB 4
SO 5
LOB 9



| Batter | 1 | 2 | 3 | 4 | 5 | 6 | 7 | 8 | 9 | AB | R | H | RBI | BB | SO | LOB | TOP | | | | | | | | | | | | | | | | | | | | |
|---|------------------------------|---------------------------------|------------------------------|---------------------------------|------------------------------|----------------------------------|------------------------------|---------------------------------|------------------------------|---------------------------------|------------------------------|---------------------------------|------------------------------|---------------------------------|------------------------------|---------------------------------|---|------------------------------|---------------------------------|----------------------------------|------------------------------------|----------------------------------|--------|---|----|----|----|-----|-----|-----|----|----|---|----|------|-------|-------|
| Jerry Remy, L (1,4) OBP: 0.304, SLG: 0.333 | B1-3 | | BB 1-2 | | 1-3 | | | B1-3 | | 3 | 0 | 0 | 0 | 1 | 0 | 1 | Boston Red Sox @ Chicago White Sox Comiskey Park, Chicago, IL Wed Apr 30 1980, 8:05 PM EDT Att: 10,626 - Unknown - 49 F | | | | | | | | | | | | | | | | | | | | |
| Rick Burleson, R (1,6) OBP: 0.300, SLG: 0.261 | G3 | | 5-3 | | | 6-3 | | F8 | | 4 | 0 | 0 | 0 | 0 | 0 | 2 | | | | | | | | | | | | | | | | | | | | | |
| Fred Lynn, L (1,8) OBP: 0.371, SLG: 0.356 | K | | | 4-3 | | | | K | | 4 | 0 | 0 | 0 | 0 | 2 | 0 | | | | | | | | | | | | | | | | | | | | | |
| Jim Rice, R (1,7) OBP: 0.342, SLG: 0.451 | | 6-3 | | | F8 | | | F9 | | 4 | 0 | 0 | 0 | 0 | 0 | 0 | | | | | | | | | | | | | | | | | | | | | |
| Tony Perez, R (1,3) OBP: 0.389, SLG: 0.500 Jim Dwyer, L (9, PR) OBP: 0.714, SLG: 0.600 | | | G6-4-3 1B | | | | | K | FC5-4 1B | 4 | 0 | 3 | 0 | 0 | 1 | 0 | | | | | | | | | | | | | | | | | | | | | |
| Butch Hobson, R (1,5) OBP: 0.325, SLG: 0.500 | | | G6-4-3 1-2 | | 1B | | | F8 | | 4 | 0 | 0 | 0 | 0 | 1 | 3 | | | | | | | | | | | | | | | | | | | | | |
| Carlton Fisk, R (1,2) OBP: 0.396, SLG: 0.636 | | | | BB HBP | 1-3 1B | | | | | 2 | 1 | 2 | 1 | 0 | 0 | 0 | | | | | | | | | | | | | | | | | | | | | |
| Jack Brohamer, L (1,10) OBP: 0.360, SLG: 0.400 | | | K | | 1-3 | | | 4-3 | | 3 | 0 | 0 | 0 | 0 | 1 | 2 | | | | | | | | | | | | | | | | | | | | | |
| Dwight Evans, R (1,9) OBP: 0.338, SLG: 0.375 | | | F6 | | F7 | | | | P3 | 3 | 0 | 0 | 0 | 0 | 0 | 2 | | | | | | | | | | | | | | | | | | | | | |
| Inning Stats | R: 0 E: 0 K: 1 S: 5 | H: 0 LOB: 0 BB: 0 P: 5 | R: 0 E: 0 K: 0 S: 3 | H: 1 LOB: 0 BB: 0 P: 3 | R: 0 E: 0 K: 1 S: 5 | H: 0 LOB: 2 BB: 1 P: 10 | R: 0 E: 0 K: 1 S: 6 | H: 1 LOB: 1 BB: 0 P: 6 | R: 0 E: 0 K: 0 S: 4 | H: 0 LOB: 1 BB: 0 P: 4 | R: 0 E: 0 K: 1 S: 5 | H: 0 LOB: 0 BB: 0 P: 5 | R: 1 E: 0 K: 1 S: 6 | H: 1 LOB: 0 BB: 0 P: 6 | R: 0 E: 0 K: 0 S: 3 | H: 0 LOB: 3 BB: 0 P: 3 | | R: 0 E: 0 K: 0 S: 4 | H: 1 LOB: 1 BB: 0 P: 4 | 1B: 4 2B: 0 3B: 0 HR: 1 | SF: 0 SAC: 0 DP: 1 HBP: 1 | WP: 0 PB: 0 SB: 0 CS: 0 | PA: 33 | | | | | | | | | | | | | | |
| PITCHER | IP | WLS | BF | H | R | ER | SO | BB | IBB | HBP | BLK | WP | HR | S | P | ERA | WHIP | PITCHER | | IP | WLS | BF | H | R | ER | SO | BB | IBB | HBP | BLK | WP | HR | S | P | ERA | WHIP | |
| Richard Dotson, R (1,1) ERA: 3.25 | 8.0 | W | 29 | 4 | 1 | 1 | 5 | 1 | 0 | 1 | 0 | 0 | 1 | 37 | 42 | 1.12 | 0.625 | | | 8.0 | L | 31 | 4 | 2 | 2 | 3 | 2 | 1 | 0 | 0 | 0 | 0 | 1 | 34 | 46 | 2.25 | 0.750 |
| Ed Farmer, R (9,1) ERA: 1.69 | 1.0 | S | 4 | 1 | 0 | 0 | 0 | 0 | 0 | 0 | 0 | 0 | 0 | 4 | 4 | 0.00 | 1.000 | | | 1.0 | S | 4 | 1 | 0 | 0 | 0 | 0 | 0 | 0 | 0 | 0 | 0 | 4 | 4 | 0.00 | 1.000 | |

AB 31
R 1
H 5
RBI 1
BB 1
SO 5
LOB 10



| Batter | 1 | 2 | 3 | 4 | 5 | 6 | 7 | 8 | 9 | AB | R | H | RBI | BB | SO | LOB | BOTTOM | | | | | | | | | | | | | | | | | | | |
|--|------------------------------|---------------------------------|------------------------------|---------------------------------|------------------------------|---------------------------------|------------------------------|---------------------------------|------------------------------|---------------------------------|------------------------------|---------------------------------|------------------------------|---------------------------------|------------------------------|---------------------------------|---|----------------------------------|------------------------------------|----------------------------------|--------|----|---|---|----|----|----|-----|-----|-----|----|----|----|----|------|-------|
| Claudell Washington, L (1,7) OBP: 0.343, SLG: 0.323 | F9 | | 6-3 | | | SH1-4 1B | | F7 | | 4 | 0 | 1 | 0 | 0 | 0 | 1 | Boston Red Sox @ Chicago White Sox Comiskey Park, Chicago, IL Wed Apr 30 1980, 8:05 PM EDT Att: 10,626 - Unknown - 49 F | | | | | | | | | | | | | | | | | | | |
| Alan Bannister, R (1,5) OBP: 0.304, SLG: 0.268 Kevin Bell, R (9,5) OBP: 0.056, SLG: 0.056 | F5 | | | 6-3 | | SH1-4 | | S BB | | 2 | 1 | 0 | 0 | 1 | 0 | 0 | | | | | | | | | | | | | | | | | | | | |
| Harold Baines, L (1,9) OBP: 0.286, SLG: 0.547 | P3 | | | 6-3 2B | | F5 | | F5 | 1-H 1B | 4 | 0 | 2 | 1 | 0 | 0 | 1 | | | | | | | | | | | | | | | | | | | | |
| Bob Molinaro, L (1,10) OBP: 0.429, SLG: 0.512 | | G3 | | 6-3 | | | | 4-3 | | 3 | 0 | 0 | 0 | 1 | 0 | 2 | | | | | | | | | | | | | | | | | | | | |
| Chet Lemon, R (1,8) OBP: 0.325, SLG: 0.348 | | | K | | 2-3 | IBB | | F8 | | 3 | 0 | 0 | 0 | 0 | 1 | 3 | | | | | | | | | | | | | | | | | | | | |
| Jim Morrison, R (1,4) OBP: 0.338, SLG: 0.463 | | | F7 | | 5-3 | | | F7 | | 3 | 0 | 0 | 0 | 0 | 0 | 0 | | | | | | | | | | | | | | | | | | | | |
| Mike Squires, L (1,3) OBP: 0.524, SLG: 0.688 | | | S SH1-4 BB | | | HR | | F4 | | 2 | 1 | 1 | 1 | 1 | 0 | 0 | | | | | | | | | | | | | | | | | | | | |
| Bruce Kimm, R (1,2) OBP: 0.310, SLG: 0.366 | | | SH1-4 | | 6-3 | | | K | | 2 | 0 | 0 | 0 | 0 | 1 | 0 | | | | | | | | | | | | | | | | | | | | |
| Harry Chappas, S (1,6) OBP: 0.250, SLG: 0.217 | | | K | | F9 | | | F7 | | 3 | 0 | 0 | 0 | 0 | 1 | 1 | | | | | | | | | | | | | | | | | | | | |
| Inning Stats | R: 0 E: 0 K: 0 S: 3 | H: 0 LOB: 0 BB: 0 P: 3 | R: 0 E: 0 K: 1 S: 5 | H: 0 LOB: 0 BB: 0 P: 5 | R: 0 E: 0 K: 1 S: 5 | H: 0 LOB: 1 BB: 1 P: 9 | R: 0 E: 0 K: 0 S: 4 | H: 1 LOB: 1 BB: 0 P: 4 | R: 1 E: 0 K: 0 S: 4 | H: 1 LOB: 0 BB: 0 P: 4 | R: 0 E: 0 K: 0 S: 4 | H: 1 LOB: 2 BB: 1 P: 8 | R: 0 E: 0 K: 1 S: 5 | H: 0 LOB: 0 BB: 0 P: 5 | R: 1 E: 0 K: 0 S: 4 | H: 1 LOB: 1 BB: 1 P: 8 | | 1B: 2 2B: 1 3B: 0 HR: 1 | SF: 0 SAC: 2 DP: 0 HBP: 0 | WP: 0 PB: 0 SB: 2 CS: 0 | PA: 31 | | | | | | | | | | | | | | | |
| PITCHER | IP | WLS | BF | H | R | ER | SO | BB | IBB | HBP | BLK | WP | HR | S | P | ERA | WHIP | PITCHER | | IP | WLS | BF | H | R | ER | SO | BB | IBB | HBP | BLK | WP | HR | S | P | ERA | WHIP |
| Dennis Eckersley, R (1,1) ERA: 5.4 | 8.0 | L | 31 | 4 | 2 | 2 | 3 | 2 | 1 | 0 | 0 | 0 | 1 | 34 | 46 | 2.25 | 0.750 | | | 8.0 | L | 31 | 4 | 2 | 2 | 3 | 2 | 1 | 0 | 0 | 0 | 1 | 34 | 46 | 2.25 | 0.750 |

AB 26
R 2
H 4
RBI 2
BB 3
SO 3
LOB 8

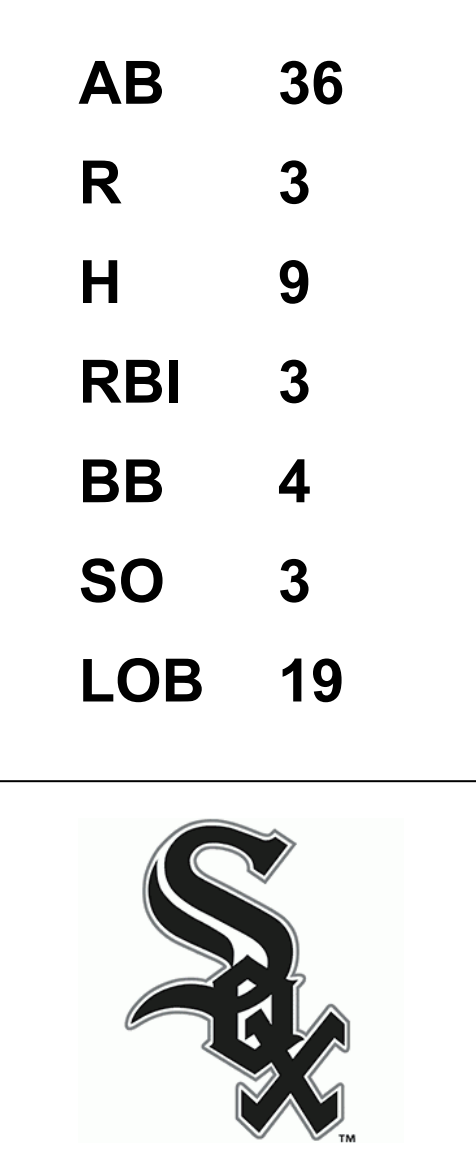


| Batter | 1 | 2 | 3 | 4 | 5 | 6 | 7 | 8 | 9 | AB | R | H | RBI | BB | SO | LOB | TOP | | | |
|---|------------------------------|---------------------------------|-------------------------------------|----------------------------------|------------------------------|---------------------------------|------------------------------|---------------------------------|------------------------------|---------------------------------|------------------------------|---------------------------------|------------------------------|---------------------------------|------------------------------|---------------------------------|--|------------------------------------|----------------------------------|--------|
| Dwight Evans, R OBP: 0.333, SLG: 0.356 (1, 9) | 3-1 | | F9 | | | | | K | | 3 | 0 | 0 | 0 | 1 | 1 | 1 | Boston Red Sox @ Chicago White Sox Comiskey Park, Chicago, IL Thu May 01 1980, 8:05 PM EDT Att: 8,155 - Unknown - 55 F | | | |
| Rick Burleson, R OBP: 0.286, SLG: 0.247 (1, 6) | 1-6-3 | | L4 | | | | | 6-3 | | 4 | 0 | 0 | 0 | 0 | 2 | | | | | |
| Fred Lynn, L OBP: 0.365, SLG: 0.365 (1, 8) | F7 | | | | | | | | | 4 | 1 | 1 | 0 | 0 | 0 | | | | | |
| Jim Rice, R OBP: 0.325, SLG: 0.427 (1, 7) | | 6-3 | | 5-3 | | | | K | | 4 | 0 | 0 | 0 | 1 | 1 | | | | | |
| Tony Perez, R OBP: 0.395, SLG: 0.557 (1, 3) | | | | | | | | P3 | | 4 | 2 | 2 | 2 | 0 | 0 | | | | | |
| Carlton Fisk, R OBP: 0.392, SLG: 0.681 (1, 2) | | | | | | | | | | 3 | 1 | 1 | 2 | 0 | 0 | | | | | |
| Butch Hobson, R OBP: 0.326, SLG: 0.475 (1, 10) | | | | | | | | | | 2 | 0 | 0 | 0 | 1 | 0 | | | | | |
| Ted Sizemore, R OBP: 0.111, SLG: 0.111 (1, 4) | | | | | | | | | | 3 | 0 | 1 | 0 | 0 | 1 | | | | | |
| Glenn Hoffman, R (1, 5) | | | | | | | | | | 2 | 0 | 0 | 0 | 0 | 0 | | | | | |
| Inning Stats | R: 0 E: 0 K: 0 S: 3 | H: 0 LOB: 0 BB: 0 P: 3 | R: 1 E: 0 K: 0 S: 4 | H: 1 LOB: 0 BB: 0 P: 4 | R: 0 E: 0 K: 0 S: 4 | H: 1 LOB: 1 BB: 0 P: 4 | R: 3 E: 0 K: 0 S: 5 | H: 3 LOB: 0 BB: 1 P: 9 | R: 0 E: 0 K: 1 S: 5 | H: 0 LOB: 0 BB: 0 P: 5 | R: 0 E: 0 K: 0 S: 3 | H: 0 LOB: 0 BB: 0 P: 3 | R: 0 E: 0 K: 1 S: 5 | H: 0 LOB: 0 BB: 0 P: 5 | R: 0 E: 0 K: 0 S: 3 | H: 0 LOB: 0 BB: 0 P: 3 | 1B: 1 2B: 2 3B: 0 HR: 2 | SF: 0 SAC: 1 DP: 1 HBP: 0 | WP: 0 PB: 0 SB: 0 CS: 0 | PA: 32 |
| PITCHER Steve Trout, L ERA: 3.78 (1, 1) | IP: 9.0 WLS: L BF: 32 | H: 5 R: 4 ER: 4 SO: 2 | BB: 2 IBB: 0 HBP: 0 BLK: 0 | WP: 0 HR: 2 S: 34 P: 42 | ERA: 4.00 WHIP: 0.778 | | | | | | | | | | | | | | | |

| | |
|-----|----|
| AB | 29 |
| R | 4 |
| H | 5 |
| RBI | 4 |
| BB | 2 |
| SO | 2 |
| LOB | 5 |




| Batter | 1 | 2 | 3 | 4 | 5 | 6 | 7 | 8 | 9 | AB | R | H | RBI | BB | SO | LOB | BOTTOM | | | | | |
|--|------------------------------|---------------------------------|-------------------------------------|----------------------------------|------------------------------|----------------------------------|------------------------------|---------------------------------|------------------------------|---------------------------------|------------------------------|----------------------------------|------------------------------|---------------------------------|------------------------------|---------------------------------|--|----------------------------------|----------------------------------|------------------------------------|----------------------------------|--------|
| Rusty Kuntz, R OBP: 0.304, SLG: 0.333 (1, 9) | F9 | | E BB SF8 1B | | | | | | | 3 | 1 | 1 | 0 | 0 | 0 | 0 | Boston Red Sox @ Chicago White Sox Comiskey Park, Chicago, IL Thu May 01 1980, 8:05 PM EDT Att: 8,155 - Unknown - 55 F | | | | | |
| Harold Baines, L (7, PH) (8, 9) | | | | | | | | | | 2 | 1 | 1 | 0 | 0 | 1 | | | | | | | |
| Alan Bannister, R OBP: 0.361, SLG: 0.257 (1, 7) | | | | | | | | | | 3 | 1 | 0 | 0 | 1 | 1 | | | | | | | |
| Claudell Washington, L (9, PH) OBP: 0.333, SLG: 0.313 | K | | SF8 E 2B BB | | | | | | | 1 | 0 | 0 | 0 | 0 | 1 | | | | | | | |
| Jim Morrison, R OBP: 0.342, SLG: 0.457 (1, 4) | | | | | | | | | | 3 | 0 | 1 | 1 | 0 | 1 | | | | | | | |
| Wayne Nordhagen, R OBP: 0.395, SLG: 0.659 (1, 10) | | | | | | | | | | 5 | 0 | 3 | 2 | 0 | 2 | | | | | | | |
| Chet Lemon, R OBP: 0.329, SLG: 0.333 (1, 8) | | | | | | | | | | 3 | 0 | 0 | 0 | 2 | 1 | | | | | | | |
| Bruce Kimm, R OBP: 0.311, SLG: 0.349 (1, 2) | | | | | | | | | | 2 | 0 | 0 | 0 | 1 | 0 | | | | | | | |
| Bob Molinaro, L OBP: 0.440, SLG: 0.523 (8, PH) | | | | | | | | | | 1 | 0 | 1 | 0 | 0 | 0 | | | | | | | |
| Mary Foley, L OBP: 0.333, SLG: 0.417 (9, 2) | | | | | | | | | | 1 | 0 | 0 | 0 | 0 | 3 | | | | | | | |
| Mike Squires, L OBP: 0.478, SLG: 0.611 (1, 3) | | | | | | | | | | 2 | 0 | 0 | 0 | 0 | 0 | | | | | | | |
| Lamar Johnson, R OBP: 0.427, SLG: 0.600 (6, PH) (7, 3) | | | | | | | | | | 2 | 0 | 0 | 0 | 1 | 3 | | | | | | | |
| Greg Pryor, R OBP: 0.281, SLG: 0.271 (1, 6) | | | | | | | | | | 4 | 0 | 1 | 0 | 0 | 3 | | | | | | | |
| Kevin Bell, R OBP: 0.050, SLG: 0.050 (1, 5) | | | | | | | | | | 2 | 0 | 0 | 0 | 0 | 1 | | | | | | | |
| Thad Bosley, L OBP: 0.533, SLG: 0.462 (7, PH) (8, 7) | | | | | | | | | | 2 | 0 | 1 | 0 | 0 | 0 | | | | | | | |
| Inning Stats | R: 0 E: 0 K: 1 S: 7 | H: 2 LOB: 2 BB: 0 P: 7 | R: 0 E: 0 K: 0 S: 3 | H: 0 LOB: 0 BB: 0 P: 3 | R: 2 E: 1 K: 1 S: 7 | H: 2 LOB: 1 BB: 1 P: 11 | R: 0 E: 0 K: 0 S: 4 | H: 1 LOB: 0 BB: 0 P: 4 | R: 0 E: 0 K: 0 S: 3 | H: 0 LOB: 0 BB: 0 P: 3 | R: 0 E: 0 K: 1 S: 5 | H: 0 LOB: 2 BB: 2 P: 13 | R: 0 E: 1 K: 0 S: 5 | H: 1 LOB: 2 BB: 0 P: 5 | R: 0 E: 0 K: 0 S: 4 | H: 1 LOB: 1 BB: 0 P: 4 | R: 0 E: 0 K: 0 S: 5 | H: 2 LOB: 3 BB: 1 P: 10 | 1B: 6 2B: 3 3B: 0 HR: 0 | SF: 1 SAC: 0 DP: 0 HBP: 1 | WP: 0 PB: 1 SB: 1 CS: 0 | PA: 42 |
| PITCHER Bruce Hurst, L ERA: 10.69 Dick Drago, R ERA: 5.4 Tom Burgmeier, L ERA: 3.78 (1, 1) | IP: 5.1 WLS: W BF: 24 | H: 5 R: 2 ER: 2 SO: 2 | BB: 3 IBB: 0 HBP: 1 BLK: 0 | WP: 0 HR: 0 S: 25 P: 37 | ERA: 3.38 WHIP: 1.500 | | | | | | | | | | | | | | | | | |
| PITCHER Steve Trout, L ERA: 3.78 (1, 1) | IP: 9.0 WLS: L BF: 32 | H: 5 R: 4 ER: 4 SO: 2 | BB: 2 IBB: 0 HBP: 0 BLK: 0 | WP: 0 HR: 2 S: 34 P: 42 | ERA: 4.00 WHIP: 0.778 | | | | | | | | | | | | | | | | | |



| Batter | 1 | 2 | 3 | 4 | 5 | 6 | 7 | 8 | 9 | 10 | 11 | AB | R | H | RBI | BB | SO | LOB | TOP | | | | | | | |
|---|------------------------------|----------------------------------|------------------------------|---------------------------------|------------------------------|---------------------------------|------------------------------|---------------------------------|------------------------------|---------------------------------|------------------------------|---------------------------------|------------------------------|---------------------------------|------------------------------|---------------------------------|------------------------------|---------------------------------|---|------------------------------------|----------------------------------|---------------------------------|----------------------------------|------------------------------------|----------------------------------|--------|
| Jerry Remy, L OBP: 0.311, SLG: 0.366 (1, 4) | 0-0 4-3 3B | | 0-0 SH1-3 | | 0-0 L7 | | 0-0 2B 1B | | 0-0 5-3 | | 0-0 L8 | 5 | 2 | 2 | 0 | 0 | 0 | 1 | | | | | | | | |
| Rick Burleson, R OBP: 0.300, SLG: 0.295 (1, 6) | 0-0 4-3 | | 0-0 1B BB | | 0-0 HR | | 0-0 2B 1B | | 0-0 E5 G3 | | 0-0 5-3 | 5 | 2 | 2 | 2 | 1 | 0 | 1 | | | | | | | | |
| Fred Lynn, L OBP: 0.367, SLG: 0.382 (1, 8) | 0-0 4-3 | | 0-0 1B | | 0-0 L9 | | 0-0 2B | | 0-0 G3 | | | 5 | 0 | 2 | 3 | 0 | 0 | 1 | | | | | | | | |
| Jim Rice, R OBP: 0.306, SLG: 0.400 (1, 7) | 0-3 K | | 0-0 F9 | | 0-0 F9 | | 0-0 F4 | | 0-0 K | | | 5 | 0 | 0 | 0 | 0 | 2 | 4 | | | | | | | | |
| Carl Yastrzemski, L OBP: 0.379, SLG: 0.500 (1, 10) | | 0-0 F7 1B | 0-0 1-3 | | | 0-0 4-3 | | 0-0 CS BB | | 0-0 FC5-4 IBB | | 3 | 0 | 1 | 0 | 2 | 0 | 2 | | | | | | | | |
| Tony Perez, R OBP: 0.353, SLG: 0.533 (1, 3) | | 0-0 F9 | | 0-0 1B | | 0-0 4-3 | | 0-0 F9 | | 0-0 FC5-4 | | 5 | 0 | 1 | 0 | 0 | 0 | 4 | | | | | | | | |
| Carlton Fisk, R OBP: 0.375, SLG: 0.654 (1, 2) | | 0-0 F7 | | 0-3 K | | 0-0 L7 | | 0-0 K | | | 0-0 SH3-4 1B 2B | 5 | 1 | 1 | 0 | 0 | 2 | 2 | AB 42 R 6 H 11 RBI 6 BB 3 SO 6 LOB 18 | | | | | | | |
| Butch Hobson, R OBP: 0.364, SLG: 0.442 (1, 5) | | 0-3 K | | 0-0 F9 | | 0-0 F8 | | 0-0 F4 | | 0-0 SH3-4 | | 3 | 0 | 0 | 0 | 0 | 1 | 2 | | | | | | | | |
| Dwight Evans, R OBP: 0.329, SLG: 0.350 (7, 9) | | | | 0-0 F9 | | | | | | | 0-0 SH3-4 | 1 | 0 | 0 | 0 | 0 | 0 | 0 | | | | | | | | |
| Jim Dwyer, L OBP: 0.500, SLG: 0.500 (1, 9) | | | 0-0 SH1-3 1B | | 0-3 K | | 0-0 F2 | | 0-0 6-3 | | 0-0 1B | 3 | 1 | 1 | 0 | 0 | 1 | 1 | | | | | | | | |
| Glenn Hoffman, R (7, 5) | | | | | | | | | | | 0-0 1B | 1 | 0 | 0 | 0 | 0 | 0 | 0 | | | | | | | | |
| Jack Brohamer, L OBP: 0.355, SLG: 0.423 (11, PH) (11, 5) | | | | | | | | | | | 0-0 1B | 1 | 0 | 1 | 1 | 0 | 0 | 0 | | | | | | | | |
| Inning Stats | R: 1 E: 0 K: 1 S: 6 | H: 1 LOB: 0 BB: 0 P: 6 | R: 0 E: 0 K: 1 S: 6 | H: 1 LOB: 1 BB: 0 P: 6 | R: 1 E: 0 K: 0 S: 5 | H: 2 LOB: 2 BB: 1 P: 9 | R: 0 E: 0 K: 2 S: 8 | H: 1 LOB: 1 BB: 0 P: 8 | R: 1 E: 0 K: 0 S: 4 | H: 1 LOB: 0 BB: 0 P: 4 | R: 0 E: 0 K: 0 S: 3 | H: 0 LOB: 0 BB: 0 P: 3 | R: 2 E: 0 K: 0 S: 6 | H: 3 LOB: 1 BB: 0 P: 6 | R: 0 E: 0 K: 1 S: 4 | H: 0 LOB: 0 BB: 1 P: 8 | R: 0 E: 0 K: 0 S: 3 | H: 0 LOB: 0 BB: 0 P: 3 | R: 0 E: 1 K: 1 S: 6 | H: 0 LOB: 2 BB: 1 P: 10 | R: 1 E: 0 K: 0 S: 5 | H: 2 LOB: 1 BB: 0 P: 5 | 1B: 7 2B: 2 3B: 1 HR: 1 | SF: 0 SAC: 2 DP: 0 HBP: 0 | WP: 0 PB: 0 SB: 0 CS: 1 | PA: 47 |
| PITCHER | IP 7.0 | WLS 4.0 | BF 15 | H 2 | R 1 | ER 1 | SO 2 | BB 0 | IBB 1 | HBP 0 | BLK 0 | WP 0 | HR 0 | S 18 | P 22 | ERA 2.25 | WHIP 0.500 | | | | | | | | | |
| Rich Gale, R ERA: 5.5 (1, 1) | | | | | | | | | | | | | | | | | | | | | | | | | | |
| Dan Quisenberry, R ERA: 2.25 (8, 1) | | | | | | | | | | | | | | | | | | | | | | | | | | |
| Batter | 1 | 2 | 3 | 4 | 5 | 6 | 7 | 8 | 9 | 10 | 11 | AB | R | H | RBI | BB | SO | LOB | BOTTOM | | | | | | | |
| Willie Wilson, S OBP: 0.306, SLG: 0.395 (1, 8) | 0-0 SF9 3B | 0-0 2H 1B | | 0-0 BLK 1B | | 4-0 FC6-4 IBB | | 0-0 1-2F | | 0-0 G1-6-3 | | 0-0 F6 | 5 | 1 | 3 | 1 | 1 | 0 | 1 | | | | | | | |
| Frank White, R OBP: 0.273, SLG: 0.307 (1, 4) | 0-0 F3 | 0-0 5-3 | | 0-0 5-3 | | 0-0 FC6-4 | | 0-0 1-2F | | 0-0 F5 | | 5 | 0 | 0 | 0 | 0 | 0 | 5 | | | | | | | | |
| Steve Braun, L OBP: 0.118, SLG: 0.063 (11, PH) | | | | | | | | | | | 0-0 BB | 0 | 0 | 0 | 0 | 1 | 0 | 0 | | | | | | | | |
| Jerry Terrell, R (11, PR) | | | | | | | | | | | | 0 | 0 | 0 | 0 | 0 | 0 | 0 | | | | | | | | |
| Hal McRae, R OBP: 0.300, SLG: 0.486 (1, 10) | 0-0 SF9 | | 0-0 5-3 | | 0-3 K | | 0-0 F9 | | 0-0 5-3 | | 0-0 L8 | 5 | 0 | 0 | 1 | 0 | 1 | 1 | | | | | | | | |
| Willie Aikens, L OBP: 0.329, SLG: 0.323 (1, 3) | 0-0 1B BB | | 0-0 FC4-6 2B | | 0-0 F7 | | 0-0 1-3 | | 0-0 F7 | | | 4 | 0 | 1 | 0 | 1 | 0 | 0 | | | | | | | | |
| John Wathan, R OBP: 0.511, SLG: 0.619 (1, 2) | 0-0 1-2 1B | | 0-0 FC4-6 1B | | 0-0 6-3 | | 0-0 HR 1B | | | 0-0 FC3-6 1B | | 5 | 1 | 4 | 0 | 0 | 0 | 0 | | | | | | | | |
| Jamie Quirk, L OBP: 0.244, SLG: 0.350 (1, 5) | 0-3 K | | 0-0 FC4-6 | | 0-0 2B 2B | | 0-0 1H HR | | 0-0 1-2F | | 0-0 FC3-6 | 5 | 2 | 2 | 2 | 0 | 1 | 5 | | | | | | | | |
| Ralph LaCock, L OBP: 0.169, SLG: 0.180 (1, 7) | | 0-0 L3 | 0-0 4-3 | | 0-0 L3 | | 0-0 4-3 | | 0-0 L9 | | | 5 | 0 | 0 | 0 | 0 | 0 | 4 | | | | | | | | |
| Clint Hurdle, L OBP: 0.333, SLG: 0.644 (1, 9) | | 0-0 1B 2B | | 0-0 F7 | | 0-0 2B | | 0-3 K | | 0-3 K | | 5 | 1 | 2 | 1 | 0 | 2 | 1 | | | | | | | | |
| U.L. Washington, S OBP: 0.302, SLG: 0.367 (6, PH) | | 0-0 F7 | | 0-0 F6 | | 0-0 F8 | | 4-0 G1-6-3 BB | | 0-0 F7 | | 2 | 0 | 0 | 0 | 0 | 0 | 1 | | | | | | | | |
| Darrell Porter, L OBP: 0.289, SLG: 0.167 (7, 6) | | | | | | | | | | | | 1 | 0 | 0 | 0 | 0 | 0 | 1 | | | | | | | | |
| Rance Mulliniks, L OBP: 0.267, SLG: 0.308 (8, PH) | | | | | | | | | | | | 0 | 0 | 0 | 0 | 0 | 0 | 0 | | | | | | | | |
| Dave Chalk, R OBP: 0.267, SLG: 0.308 (9, 6) | | | | | | | | | | | | 1 | 0 | 0 | 0 | 1 | 0 | 0 | | | | | | | | |
| Inning Stats | R: 1 E: 0 K: 1 S: 7 | H: 2 LOB: 2 BB: 1 P: 11 | R: 1 E: 0 K: 0 S: 5 | H: 2 LOB: 1 BB: 0 P: 5 | R: 0 E: 0 K: 0 S: 5 | H: 2 LOB: 2 BB: 0 P: 5 | R: 0 E: 0 K: 0 S: 4 | H: 1 LOB: 1 BB: 0 P: 4 | R: 0 E: 0 K: 1 S: 5 | H: 0 LOB: 0 BB: 0 P: 5 | R: 0 E: 0 K: 1 S: 4 | H: 0 LOB: 0 BB: 1 P: 8 | R: 0 E: 0 K: 0 S: 3 | H: 0 LOB: 0 BB: 0 P: 3 | R: 0 E: 0 K: 1 S: 6 | H: 1 LOB: 1 BB: 0 P: 6 | R: 0 E: 0 K: 0 S: 3 | H: 0 LOB: 1 BB: 1 P: 7 | 1B: 6 2B: 4 3B: 1 HR: 1 | SF: 1 SAC: 0 DP: 1 HBP: 0 | WP: 0 PB: 0 SB: 1 CS: 0 | PA: 48 | | | | |
| PITCHER | IP 6.2 | WLS 1.1 | BF 4 | H 0 | R 0 | ER 0 | SO 1 | BB 1 | IBB 0 | HBP 0 | BLK 1 | WP 0 | HR 0 | S 35 | P 43 | ERA 6.75 | WHIP 1.800 | | | | | | | | | |
| Mike Torrez, R ERA: 6.49 (1, 1) | | | | | | | | | | | | | | | | | | | | | | | | | | |
| Tom Burgmeier, L ERA: 3.5 (7, 1) | | | | | | | | | | | | | | | | | | | | | | | | | | |
| Skip Lockwood, R ERA: 1.59 (9, 1) | | | | | | | | | | | | | | | | | | | | | | | | | | |

Boston Red Sox @ Kansas City Royals
 Royals Stadium, Kansas City, MO
 Fri May 02 1980, 8:05 PM EDT
 Att: 25,965 - Unknown - 71 F

AB 42
 R 6
 H 11
 RBI 6
 BB 3
 SO 6
 LOB 18



Boston Red Sox @ Kansas City Royals
 Royals Stadium, Kansas City, MO
 Fri May 02 1980, 8:05 PM EDT
 Att: 25,965 - Unknown - 71 F

AB 43
 R 5
 H 12
 RBI 5
 BB 4
 SO 4
 LOB 19



| Batter | 1 | 2 | 3 | 4 | 5 | 6 | 7 | 8 | 9 | AB | R | H | RBI | BB | SO | LOB | TOP | | | | | | | | |
|--|------------------------------|---------------------------------|------------------------------|---------------------------------|------------------------------|---------------------------------|------------------------------|---------------------------------|------------------------------|---------------------------------|------------------------------|---------------------------------|------------------------------|---------------------------------|------------------------------|----------------------------------|------------------------------|----------------------------------|-----------------------------------|------------------------------------|----------------------------------|--------|--|--|--|
| Dwight Evans, R OBP: 0.308, SLG: 0.328 | L6 | | FC6-4 | | SF8 | | K | F8 | | 4 | 0 | 0 | 1 | 0 | 1 | 4 | | | | | | | | | |
| Rick Burleson, R OBP: 0.295, SLG: 0.289 | F9 | | FC4-6 | | 6-3 | | FC6-4 | | WP 1B | 5 | 1 | 1 | 0 | 0 | 0 | 2 | | | | | | | | | |
| Fred Lynn, L OBP: 0.357, SLG: 0.370 | 4-3 | | FC5-4 | | 6-3 | | | F9 | F8 | 5 | 0 | 1 | 0 | 0 | 0 | 1 | | | | | | | | | |
| Jim Rice, R OBP: 0.311, SLG: 0.405 | | K | FC5-4 | | F9 | | | 1B 2B | 1B BB | 4 | 2 | 1 | 0 | 1 | 1 | 2 | | | | | | | | | |
| Tony Perez, R OBP: 0.395, SLG: 0.538 | E6 | | | | 6-3 | | | 2B SF7 | 1B BB | 5 | 1 | 3 | 1 | 0 | 0 | 0 | | | | | | | | | |
| Carlton Fisk, R OBP: 0.410, SLG: 0.684 | G6-4-3 | | | | 5-3 | | | 2B | 1B | 5 | 1 | 4 | 2 | 0 | 0 | 0 | | | | | | | | | |
| Butch Hobson, R OBP: 0.294, SLG: 0.404 | G6-4-3 | | | | 5-3 | | FC6-4 | 2B | 1B | 4 | 0 | 0 | 0 | 1 | 1 | 6 | | | | | | | | | |
| Ted Sizemore, R OBP: 0.167, SLG: 0.250 | | | | | F4 | | F8 | SF7 | | 3 | 1 | 1 | 0 | 0 | 0 | 0 | | | | | | | | | |
| Jerry Remy, L OBP: 0.316, SLG: 0.375 | | | 1B | | | | | | 1B | 1 | 0 | 1 | 1 | 0 | 0 | 0 | | | | | | | | | |
| Glenn Hoffman, R OBP: 0.263, SLG: 0.412 | | | FC6-4 | | | | FC6-4 | | | 4 | 1 | 4 | 2 | 0 | 0 | 0 | | | | | | | | | |
| Inning Stats | R: 0 E: 0 K: 0 S: 3 | H: 0 LOB: 0 BB: 0 P: 3 | R: 0 E: 1 K: 1 S: 6 | H: 1 LOB: 1 BB: 0 P: 6 | R: 1 E: 0 K: 0 S: 6 | H: 3 LOB: 2 BB: 0 P: 6 | R: 0 E: 0 K: 0 S: 3 | H: 0 LOB: 0 BB: 0 P: 3 | R: 1 E: 0 K: 0 S: 4 | H: 1 LOB: 0 BB: 0 P: 4 | R: 0 E: 0 K: 0 S: 5 | H: 2 LOB: 2 BB: 0 P: 5 | R: 0 E: 0 K: 1 S: 6 | H: 1 LOB: 1 BB: 0 P: 6 | R: 3 E: 0 K: 0 S: 7 | H: 4 LOB: 2 BB: 1 P: 11 | R: 2 E: 0 K: 1 S: 8 | H: 4 LOB: 2 BB: 1 P: 12 | 1B: 11 2B: 4 3B: 1 HR: 0 | SF: 2 SAC: 0 DP: 1 HBP: 0 | WP: 1 PB: 0 SB: 0 CS: 0 | PA: 44 | | | |
| PITCHER | IP | WLS | BF | H | R | ER | SO | BB | IBB | HBP | BLK | WP | HR | S | P | ERA | WHIP | | | | | | | | |
| Paul Splittorf, L ERA: 2.87 | (1, 1) | 7.1 | L | 31 | 9 | 3 | 3 | 2 | 0 | 0 | 0 | 0 | 0 | 0 | 35 | 3.68 | 1.227 | | | | | | | | |
| Marty Pattin, R ERA: 2.53 | (8, 1) | 0.0 | | 3 | 2 | 0 | 0 | 0 | 0 | 1 | 0 | 0 | 0 | 2 | 6 | | | | | | | | | | |
| Gary Christenson, L ERA: 6.0 | (8, 1) | 1.0 | | 7 | 3 | 4 | 4 | 0 | 1 | 0 | 0 | 0 | 1 | 6 | 10 | 36.00 | 4.000 | | | | | | | | |
| Renie Martin, R ERA: 4.91 | (9, 1) | 0.2 | | 3 | 2 | 0 | 0 | 1 | 0 | 0 | 0 | 0 | 0 | 5 | 5 | 0.00 | 3.000 | | | | | | | | |

Boston Red Sox @ Kansas City Royals
Royals Stadium, Kansas City, MO
Sat May 03 1980, 8:05 PM EDT
Att: 28,760 - Unknown - 82 F

AB 40
R 7
H 16
RBI 7
BB 2
SO 3
LOB 15



| Batter | 1 | 2 | 3 | 4 | 5 | 6 | 7 | 8 | 9 | AB | R | H | RBI | BB | SO | LOB | BOTTOM | | | | | | | | |
|--|------------------------------|---------------------------------|------------------------------|---------------------------------|------------------------------|---------------------------------|------------------------------|---------------------------------|------------------------------|---------------------------------|------------------------------|---------------------------------|------------------------------|---------------------------------|------------------------------|---------------------------------|------------------------------|---------------------------------|----------------------------------|------------------------------------|----------------------------------|--------|--|--|--|
| Willie Wilson, S OBP: 0.292, SLG: 0.376 | 1-3 | | F4 | | | F7 | | B4-3 | | 4 | 0 | 0 | 0 | 0 | 0 | 2 | | | | | | | | | |
| Steve Braun, L OBP: 0.143, SLG: 0.053 | F7 | | | | K | | | F9 | | 3 | 0 | 0 | 0 | 1 | 1 | 1 | | | | | | | | | |
| Hal McRae, R OBP: 0.298, SLG: 0.487 | K | | | | | 5-3 | | | F7 | 4 | 0 | 1 | 0 | 0 | 1 | 1 | | | | | | | | | |
| Willie Aikens, L OBP: 0.337, SLG: 0.324 | | | | | F9 | | E | F9 | | 3 | 0 | 1 | 0 | 1 | 0 | 1 | | | | | | | | | |
| John Wathan, R OBP: 0.490, SLG: 0.578 | G4-6-3 | | | | 4-3 | | E4 | | | 3 | 0 | 0 | 0 | 1 | 0 | 3 | | | | | | | | | |
| Clint Hurdle, L OBP: 0.327, SLG: 0.604 | F7 | | | | | G3-6 | | G3-6 | | 3 | 0 | 0 | 0 | 1 | 0 | 3 | | | | | | | | | |
| Jamie Quirk, L OBP: 0.250, SLG: 0.349 | | | | | G3-6 | | | | | 3 | 0 | 1 | 0 | 0 | 1 | 2 | | | | | | | | | |
| Frank White, R OBP: 0.263, SLG: 0.295 | | | K | | 1-3 | | | 5-3 | | 3 | 0 | 0 | 0 | 0 | 1 | 1 | | | | | | | | | |
| U.L. Washington, S OBP: 0.321, SLG: 0.385 | | | | | | 4-3 | | B4-3 | | 3 | 0 | 2 | 0 | 0 | 0 | 0 | | | | | | | | | |
| Inning Stats | R: 0 E: 0 K: 1 S: 5 | H: 0 LOB: 0 BB: 0 P: 5 | R: 0 E: 0 K: 0 S: 3 | H: 1 LOB: 0 BB: 0 P: 3 | R: 0 E: 0 K: 1 S: 6 | H: 2 LOB: 1 BB: 0 P: 6 | R: 0 E: 0 K: 1 S: 6 | H: 1 LOB: 1 BB: 0 P: 6 | R: 0 E: 0 K: 0 S: 2 | H: 0 LOB: 0 BB: 1 P: 6 | R: 0 E: 0 K: 0 S: 3 | H: 0 LOB: 1 BB: 1 P: 7 | R: 0 E: 1 K: 1 S: 5 | H: 0 LOB: 1 BB: 1 P: 9 | R: 0 E: 0 K: 0 S: 4 | H: 1 LOB: 1 BB: 0 P: 4 | R: 0 E: 0 K: 0 S: 3 | H: 0 LOB: 1 BB: 1 P: 7 | 1B: 4 2B: 1 3B: 0 HR: 0 | SF: 0 SAC: 0 DP: 3 HBP: 0 | WP: 0 PB: 0 SB: 0 CS: 1 | PA: 33 | | | |
| PITCHER | IP | WLS | BF | H | R | ER | SO | BB | IBB | HBP | BLK | WP | HR | S | P | ERA | WHIP | | | | | | | | |
| Chuck Rainey, R ERA: 7.15 | (1, 1) | 9.0 | W | 33 | 5 | 0 | 0 | 4 | 4 | 0 | 0 | 0 | 0 | 37 | 53 | 0.00 | 1.000 | | | | | | | | |

Boston Red Sox @ Kansas City Royals
Royals Stadium, Kansas City, MO
Sat May 03 1980, 8:05 PM EDT
Att: 28,760 - Unknown - 82 F

AB 29
R 0
H 5
RBI 0
BB 4
SO 4
LOB 14



| Batter | 1 | 2 | 3 | 4 | 5 | 6 | 7 | 8 | 9 | AB | R | H | RBI | BB | SO | LOB | TOP | | | | | | | | |
|--|------------------------------|---------------------------------|------------------------------|---------------------------------|------------------------------|---------------------------------|------------------------------|---------------------------------|------------------------------|----------------------------------|------------------------------|---------------------------------|------------------------------|---------------------------------|------------------------------|---------------------------------|---|---------------------------------|----------------------------------|------------------------------------|----------------------------------|--------|--|--|--|
| Jerry Remy, L OBP: 0.336, SLG: 0.408 (1,4) | G3 S 1B | | FC1-5 2B | | G6-4-3 1-2 2-3 3-H | | | | | 4 | 0 | 3 | 1 | 0 | 0 | 2 | Boston Red Sox @ Kansas City Royals Royals Stadium, Kansas City, MO Sun May 04 1980, 4:33 AM EDT Att: 24,209 - Unknown - 80 F | | | | | | | | |
| Rick Burleson, R OBP: 0.283, SLG: 0.276 (1,6) | K 1-2 | | FC1-5 2-3 | | 5-3 | | L3 | | | 4 | 0 | 0 | 0 | 0 | 1 | 4 | | | | | | | | | |
| Fred Lynn, L OBP: 0.341, SLG: 0.351 (1,8) | G3 2-3 | | F6 | | | F7 | | 1-3 | | 4 | 0 | 0 | 0 | 0 | 0 | 2 | | | | | | | | | |
| Jim Rice, R OBP: 0.298, SLG: 0.386 (1,7) | 5-3 | | | F9 | | 5-3 | | 6-3 | | 4 | 0 | 0 | 0 | 0 | 0 | 1 | | | | | | | | | |
| Carl Yastrzemski, L OBP: 0.357, SLG: 0.467 (1,10) | | K | | F8 | | F8 | | 3-1 | | 4 | 0 | 0 | 0 | 0 | 1 | 0 | | | | | | | | | |
| Tony Perez, R OBP: 0.389, SLG: 0.524 (1,3) | | | | F9 | | | K | | 6-3 | 4 | 0 | 1 | 0 | 0 | 1 | 0 | | | | | | | | | |
| Butch Hobson, R OBP: 0.309, SLG: 0.471 (1,5) | | K | | | | | | | | 4 | 2 | 2 | 1 | 0 | 1 | 1 | | | | | | | | | |
| Jim Dwyer, L OBP: 0.571, SLG: 0.455 (1,9) | | | | F9 | | | | | | 3 | 0 | 1 | 0 | 1 | 0 | 1 | | | | | | | | | |
| Gary Allenson, R OBP: 0.364, SLG: 0.444 (1,2) | | | | | | | | | | 2 | 1 | 1 | 0 | 1 | 1 | 0 | | | | | | | | | |
| Carlton Fisk, R OBP: 0.403, SLG: 0.672 (9, PH) | | | K | | | | | | F3 | 1 | 0 | 0 | 0 | 0 | 0 | 1 | | | | | | | | | |
| Inning Stats | R: 0 E: 0 K: 1 S: 6 | H: 1 LOB: 1 BB: 0 P: 6 | R: 0 E: 0 K: 2 S: 8 | H: 1 LOB: 1 BB: 0 P: 8 | R: 0 E: 0 K: 1 S: 6 | H: 1 LOB: 1 BB: 0 P: 6 | R: 0 E: 0 K: 0 S: 3 | H: 0 LOB: 0 BB: 0 P: 3 | R: 1 E: 0 K: 0 S: 3 | H: 1 LOB: 1 BB: 2 P: 11 | R: 0 E: 0 K: 0 S: 3 | H: 0 LOB: 0 BB: 0 P: 3 | R: 2 E: 0 K: 1 S: 8 | H: 3 LOB: 1 BB: 0 P: 8 | R: 0 E: 0 K: 0 S: 3 | H: 0 LOB: 0 BB: 0 P: 3 | R: 0 E: 0 K: 0 S: 4 | H: 1 LOB: 1 BB: 0 P: 4 | 1B: 5 2B: 2 3B: 0 HR: 1 | SF: 0 SAC: 0 DP: 1 HBP: 0 | WP: 0 PB: 0 SB: 1 CS: 0 | PA: 36 | | | |
| PITCHER | IP | WLS | BF | H | R | ER | SO | BB | IBB | HBP | BLK | WP | HR | S | P | ERA | WHIP | | | | | | | | |
| Dennis Leonard, R ERA: 5.4 (1,1) | 6.2 | W | 28 | 7 | 3 | 3 | 5 | 2 | 0 | 0 | 0 | 0 | 1 | 36 | 44 | 4.05 | 1.350 | | | | | | | | |
| Dan Quisenberry, R ERA: 1.96 (7,1) | 2.1 | S | 8 | 1 | 0 | 0 | 0 | 0 | 0 | 0 | 0 | 0 | 0 | 8 | 8 | 0.00 | 0.429 | | | | | | | | |

| | |
|-----|----|
| AB | 34 |
| R | 3 |
| H | 8 |
| RBI | 2 |
| BB | 2 |
| SO | 5 |
| LOB | 12 |



| Batter | 1 | 2 | 3 | 4 | 5 | 6 | 7 | 8 | 9 | AB | R | H | RBI | BB | SO | LOB | BOTTOM | | | | | | | | |
|--|------------------------------|---------------------------------|------------------------------|---------------------------------|------------------------------|---------------------------------|------------------------------|---------------------------------|------------------------------|---------------------------------|------------------------------|---------------------------------|------------------------------|---------------------------------|------------------------------|---------------------------------|---|------------------------------------|----------------------------------|--------|--|--|--|--|--|
| Willie Wilson, S OBP: 0.290, SLG: 0.364 (1,8) | 4-3 | | SH1-4 1B HBP | | 4-3 | | F8 2-3 | | | 3 | 1 | 0 | 0 | 0 | 0 | 2 | Boston Red Sox @ Kansas City Royals Royals Stadium, Kansas City, MO Sun May 04 1980, 4:33 AM EDT Att: 24,209 - Unknown - 80 F | | | | | | | | |
| Frank White, R OBP: 0.285, SLG: 0.296 (1,4) | 5-3 | | SH1-4 1-2 2-3 | | 1-3 | | E 1B | | | 3 | 0 | 1 | 1 | 0 | 0 | 0 | | | | | | | | | |
| Hal McRae, R OBP: 0.295, SLG: 0.476 (7, PR) | | | K | | | | E5 3-H 1-2 2-3 | | | 4 | 1 | 1 | 0 | 0 | 1 | 4 | | | | | | | | | |
| Bob Detherage, R OBP: 0.286, SLG: 0.357 (8,7) | 3B 1B | | | | L7 | | | | | 0 | 0 | 0 | 0 | 0 | 0 | 0 | | | | | | | | | |
| Darrell Porter, L OBP: 0.400, SLG: 0.800 (1,10) | | | | | | F8 | F9 | | | 4 | 1 | 2 | 3 | 0 | 0 | 3 | | | | | | | | | |
| Willie Aikens, L OBP: 0.337, SLG: 0.314 (1,3) | 4-3 | | | | | | | | | 2 | 0 | 0 | 0 | 0 | 1 | 1 | | | | | | | | | |
| Ralph LaCock, L OBP: 0.167, SLG: 0.177 (8,3) | | | 1B HBP | | | K | | | 4-3 | 1 | 0 | 0 | 0 | 0 | 0 | 0 | | | | | | | | | |
| John Wathan, R OBP: 0.473, SLG: 0.551 (1,2) | | | | | | 1-3 2-H | | | 6-3 | 4 | 0 | 1 | 1 | 0 | 0 | 0 | | | | | | | | | |
| Jamie Quirk, L OBP: 0.229, SLG: 0.319 (1,5) | | G3 | | | 5-3 | | | | | 4 | 0 | 0 | 0 | 0 | 2 | 0 | | | | | | | | | |
| Clint Hurdle, L OBP: 0.345, SLG: 0.600 (1,9) | | | | | | | | | | 2 | 1 | 1 | 0 | 0 | 0 | 0 | | | | | | | | | |
| U L Washington, S OBP: 0.339, SLG: 0.400 (1,6) | | | | | | | | | | 3 | 1 | 2 | 0 | 0 | 0 | 1 | | | | | | | | | |
| Inning Stats | R: 1 E: 0 K: 0 S: 5 | H: 2 LOB: 1 BB: 0 P: 5 | R: 0 E: 0 K: 0 S: 3 | H: 0 LOB: 0 BB: 0 P: 3 | R: 3 E: 0 K: 1 S: 7 | H: 3 LOB: 2 BB: 0 P: 9 | R: 0 E: 0 K: 0 S: 3 | H: 1 LOB: 0 BB: 0 P: 3 | R: 0 E: 0 K: 0 S: 3 | H: 0 LOB: 0 BB: 0 P: 3 | R: 0 E: 0 K: 1 S: 5 | H: 0 LOB: 0 BB: 0 P: 5 | R: 1 E: 1 K: 1 S: 8 | H: 2 LOB: 3 BB: 0 P: 9 | R: 0 E: 0 K: 1 S: 5 | H: 0 LOB: 0 BB: 0 P: 5 | 1B: 7 2B: 0 3B: 1 HR: 0 | SF: 0 SAC: 1 DP: 1 HBP: 3 | WP: 0 PB: 0 SB: 1 CS: 0 | PA: 34 | | | | | |
| PITCHER | IP | WLS | BF | H | R | ER | SO | BB | IBB | HBP | BLK | WP | HR | S | P | ERA | WHIP | | | | | | | | |
| Bob Stanley, R ERA: 3.89 (1,1) | 6.2 | L | 30 | 8 | 5 | 5 | 3 | 0 | 0 | 3 | 0 | 0 | 0 | 33 | 36 | 6.75 | 1.200 | | | | | | | | |
| Tom Burgmeier, L ERA: 3.26 (7,1) | 1.1 | | 4 | 0 | 0 | 0 | 1 | 0 | 0 | 0 | 0 | 0 | 0 | 6 | 6 | 0.00 | 0.000 | | | | | | | | |



| Batter | 1 | 2 | 3 | 4 | 5 | 6 | 7 | 8 | 9 | AB | R | H | RBI | BB | SO | LOB | TOP | | | |
|---|------------------------------|---------------------------------|-------------------------------------|----------------------------------|------------------------------|---------------------------------|------------------------------|---------------------------------|------------------------------|---------------------------------|------------------------------|---------------------------------|------------------------------|---------------------------------|------------------------------|---------------------------------|----------------------------------|------------------------------------|----------------------------------|--------|
| Jerry Remy, L OBP: 0.346, SLG: 0.425 (1.4) | | | | | | | | | | 4 | 0 | 2 | 0 | 0 | 0 | 1 | | | | |
| Rick Burleson, R OBP: 0.282, SLG: 0.275 (1.6) | | | | | | | | | | 4 | 0 | 1 | 0 | 0 | 2 | 1 | | | | |
| Fred Lynn, L OBP: 0.337, SLG: 0.358 (1.8) | | | | | | | | | | 4 | 0 | 1 | 0 | 0 | 0 | 3 | | | | |
| Jim Rice, R OBP: 0.286, SLG: 0.370 (1.7) | | | | | | | | | | 4 | 0 | 0 | 0 | 0 | 0 | 2 | | | | |
| Carl Yastrzemski, L OBP: 0.338, SLG: 0.438 (1.3) | | | | | | | | | | 4 | 0 | 0 | 0 | 0 | 0 | 0 | | | | |
| Tony Perez, R OBP: 0.383, SLG: 0.511 (1.10) | | | | | | | | | 4 | 1 | 1 | 0 | 0 | 2 | 0 | | | | | |
| Carlton Fisk, R OBP: 0.409, SLG: 0.705 (1.2) | | | | | | | | | 3 | 1 | 1 | 1 | 1 | 1 | 1 | | | | | |
| Butch Hobson, R OBP: 0.310, SLG: 0.463 (1.5) | | | | | | | | | 3 | 1 | 1 | 0 | 0 | 0 | 1 | | | | | |
| Jim Dwyer, L OBP: 0.529, SLG: 0.500 (1.9) | | | | | | | | | 3 | 0 | 1 | 2 | 0 | 0 | 1 | | | | | |
| Inning Stats | R: 0 E: 0 K: 0 S: 4 | H: 2 LOB: 1 BB: 0 P: 4 | R: 1 E: 0 K: 1 S: 6 | H: 1 LOB: 0 BB: 0 P: 6 | R: 0 E: 0 K: 1 S: 6 | H: 1 LOB: 1 BB: 0 P: 6 | R: 0 E: 0 K: 0 S: 3 | H: 0 LOB: 0 BB: 0 P: 3 | R: 0 E: 0 K: 1 S: 6 | H: 1 LOB: 1 BB: 0 P: 6 | R: 2 E: 0 K: 0 S: 6 | H: 3 LOB: 1 BB: 0 P: 6 | R: 0 E: 0 K: 2 S: 7 | H: 0 LOB: 0 BB: 0 P: 7 | R: 0 E: 0 K: 2 S: 7 | H: 0 LOB: 0 BB: 0 P: 7 | 1B: 4 2B: 4 3B: 0 HR: 1 | SF: 0 SAC: 0 DP: 2 HBP: 0 | WP: 0 PB: 0 SB: 0 CS: 0 | PA: 34 |
| PITCHER Gaylord Perry, R ERA: 2.34 (1.1) | IP: 9.0 WLS: W BF: 34 | H: 8 R: 3 ER: 3 SO: 5 | BB: 1 IBB: 0 HBP: 0 BLK: 0 | WP: 0 HR: 1 S: 43 P: 47 | ERA: 3.00 WHIP: 1.000 | | | | | | | | | | | | | | | |

Boston Red Sox @ Texas Rangers
Arlington Stadium, Arlington, TX
Mon May 05 1980, 8:05 PM EDT
Att: 12,702 - Unknown

AB 33
R 3
H 8
RBI 3
BB 1
SO 5
LOB 10



| Batter | 1 | 2 | 3 | 4 | 5 | 6 | 7 | 8 | 9 | AB | R | H | RBI | BB | SO | LOB | BOTTOM | | | |
|--|------------------------------|---------------------------------|-------------------------------------|----------------------------------|------------------------------|---------------------------------|------------------------------|----------------------------------|------------------------------|---------------------------------|------------------------------|---------------------------------|------------------------------|----------------------------------|------------------------------|---------------------------------|-----------------------------------|------------------------------------|----------------------------------|--------|
| Mickey Rivers, L OBP: 0.376, SLG: 0.426 (1.8) | | | | | | | | | | 5 | 1 | 2 | 1 | 0 | 1 | 2 | | | | |
| Bump Wills, S OBP: 0.340, SLG: 0.360 (1.4) | | | | | | | | | | 4 | 3 | 4 | 0 | 1 | 0 | 0 | | | | |
| Al Oliver, L OBP: 0.313, SLG: 0.484 (1.7) | | | | | | | | | | 5 | 1 | 2 | 2 | 0 | 1 | 6 | | | | |
| Buddy Bell, R OBP: 0.414, SLG: 0.545 (1.5) | | | | | | | | | | 5 | 3 | 3 | 3 | 0 | 0 | 3 | | | | |
| Pat Putnam, L OBP: 0.353, SLG: 0.387 (1.3) | | | | | | | | | | 5 | 0 | 1 | 1 | 0 | 1 | 2 | | | | |
| Johnny Grubb, L OBP: 0.306, SLG: 0.258 (1.10) | | | | | | | | | | 4 | 1 | 1 | 1 | 1 | 0 | 1 | | | | |
| Jim Norris, L OBP: 0.320, SLG: 0.333 (1.9) | | | | | | | | | | 5 | 1 | 2 | 1 | 0 | 0 | 3 | | | | |
| Jim Sundberg, R OBP: 0.386, SLG: 0.517 (1.2) | | | | | | | | | 3 | 1 | 1 | 1 | 1 | 0 | 3 | | | | | |
| Pepe Frias, R OBP: 0.250, SLG: 0.300 (1.6) | | | | | | | | | | 3 | 0 | 0 | 0 | 0 | 0 | 2 | | | | |
| Inning Stats | R: 2 E: 0 K: 2 S: 9 | H: 2 LOB: 0 BB: 0 P: 9 | R: 2 E: 2 K: 0 S: 5 | H: 1 LOB: 0 BB: 0 P: 5 | R: 1 E: 1 K: 0 S: 5 | H: 2 LOB: 1 BB: 0 P: 5 | R: 0 E: 0 K: 1 S: 7 | H: 2 LOB: 3 BB: 1 P: 11 | R: 1 E: 0 K: 0 S: 5 | H: 2 LOB: 1 BB: 0 P: 5 | R: 0 E: 0 K: 0 S: 3 | H: 0 LOB: 0 BB: 0 P: 3 | R: 5 E: 1 K: 0 S: 8 | H: 5 LOB: 2 BB: 2 P: 16 | R: 0 E: 0 K: 0 S: 3 | H: 0 LOB: 0 BB: 0 P: 3 | 1B: 11 2B: 4 3B: 0 HR: 1 | SF: 1 SAC: 1 DP: 0 HBP: 0 | WP: 0 PB: 0 SB: 1 CS: 0 | PA: 44 |
| PITCHER Dennis Eckersley, R ERA: 5.91 (1.1) Steve Renko, R ERA: 4.26 (3.1) Skip Lockwood, R ERA: 3.75 (8.1) | IP: 2.0 WLS: L BF: 25 | H: 7 R: 3 ER: 3 SO: 1 | BB: 2 IBB: 0 HBP: 0 BLK: 0 | WP: 0 HR: 0 S: 25 P: 33 | ERA: 5.06 WHIP: 1.688 | | | | | | | | | | | | | | | |

Boston Red Sox @ Texas Rangers
Arlington Stadium, Arlington, TX
Mon May 05 1980, 8:05 PM EDT
Att: 12,702 - Unknown

AB 39
R 11
H 16
RBI 10
BB 3
SO 3
LOB 22



| Batter | 1 | 2 | 3 | 4 | 5 | 6 | 7 | 8 | 9 | AB | R | H | RBI | BB | SO | LOB | TOP | | | |
|---|--|---------------------------------|------------------------------|---------------------------------|------------------------------|---------------------------------|------------------------------|---------------------------------|------------------------------|---------------------------------|------------------------------|---------------------------------|------------------------------|---------------------------------|------------------------------|--|--|------------------------------------|----------------------------------|--------|
| Jerry Remy, L OBP: 0.341, SLG: 0.429 (1, 4) | L7 | | 1B | | 3-1 | | | K | | 4 | 1 | 1 | 0 | 0 | 1 | 0 | | | | |
| Rick Burleson, R OBP: 0.280, SLG: 0.274 (1, 6) | L9 | | WP 2H 1B | | | 1-3 | | K | | 4 | 0 | 1 | 1 | 0 | 1 | 0 | | | | |
| Fred Lynn, L OBP: 0.323, SLG: 0.341 (1, 8) | 6-3 | | K | | | F4 | | K | | 4 | 0 | 0 | 0 | 0 | 2 | 1 | | | | |
| Jim Rice, R OBP: 0.275, SLG: 0.354 (1, 7) | | 5-3 | | | K | | | K | | 4 | 0 | 0 | 0 | 0 | 2 | 0 | | | | |
| Carl Yastrzemski, L OBP: 0.346, SLG: 0.433 (1, 3) | F7 | | | | | | | F4 | | 3 | 0 | 1 | 0 | 1 | 0 | 0 | | | | |
| Tony Perez, R OBP: 0.378, SLG: 0.511 (1, 10) | 4-3 | | | | L8 | | | 1-4-3 2B | | 4 | 0 | 1 | 0 | 0 | 0 | 2 | | | | |
| Carlton Fisk, R OBP: 0.391, SLG: 0.672 (1, 2) | | | 5-3 | | L8 | | | 1-4-3 | | 3 | 0 | 0 | 0 | 0 | 0 | 2 | | | | |
| Butch Hobson, R OBP: 0.311, SLG: 0.456 (1, 5) | | | G3 | | | | | F4 | | 3 | 0 | 1 | 0 | 0 | 0 | 1 | | | | |
| Dwight Evans, R OBP: 0.309, SLG: 0.373 (1, 9) | | | | | | | | F7 | | 3 | 1 | 1 | 1 | 0 | 1 | 1 | | | | |
| Inning Stats | R: 0 E: 0 K: 0 S: 3 | H: 0 LOB: 0 BB: 0 P: 3 | R: 0 E: 0 K: 0 S: 3 | H: 0 LOB: 0 BB: 0 P: 3 | R: 2 E: 0 K: 1 S: 8 | H: 3 LOB: 1 BB: 0 P: 8 | R: 0 E: 0 K: 1 S: 6 | H: 1 LOB: 1 BB: 0 P: 6 | R: 0 E: 0 K: 1 S: 5 | H: 0 LOB: 0 BB: 0 P: 5 | R: 0 E: 0 K: 0 S: 4 | H: 1 LOB: 1 BB: 0 P: 4 | R: 0 E: 0 K: 2 S: 7 | H: 0 LOB: 0 BB: 0 P: 7 | R: 0 E: 0 K: 1 S: 5 | H: 0 LOB: 1 BB: 1 P: 9 | 1B: 3 2B: 3 3B: 0 HR: 1 | SF: 0 SAC: 0 DP: 1 HBP: 0 | WP: 1 PB: 0 SB: 1 CS: 1 | PA: 33 |
| PITCHER Doc Medich, R ERA: 4.74 (1, 1) | IP: 9.0 WLS: W BF: 33 H: 6 R: 2 ER: 2 SO: 7 BB: 1 IBB: 0 HBP: 0 BLK: 0 WP: 1 HR: 1 S: 46 P: 50 ERA: 2.00 WHIP: 0.778 | | | | | | | | | | | | | | | PITCHER Doc Medich, R ERA: 4.74 (1, 1) | IP: 9.0 WLS: W BF: 33 H: 6 R: 2 ER: 2 SO: 7 BB: 1 IBB: 0 HBP: 0 BLK: 0 WP: 1 HR: 1 S: 46 P: 50 ERA: 2.00 WHIP: 0.778 | | | |

Boston Red Sox @ Texas Rangers
Arlington Stadium, Arlington, TX
Tue May 06 1980, 8:05 PM EDT
Att: 11,349 - Unknown

AB 32
R 2
H 6
RBI 2
BB 1
SO 7
LOB 7



| Batter | 1 | 2 | 3 | 4 | 5 | 6 | 7 | 8 | 9 | AB | R | H | RBI | BB | SO | LOB | BOTTOM | | | |
|--|--|---------------------------------|------------------------------|---------------------------------|------------------------------|---------------------------------|------------------------------|---------------------------------|------------------------------|---------------------------------|-------------------------------|----------------------------------|------------------------------|----------------------------------|------------------------------|--|--|------------------------------------|----------------------------------|--------|
| Mickey Rivers, L OBP: 0.358, SLG: 0.404 (1, 8) | L9 | | F2 | | 1-6-3 | F8 | | K | | 5 | 0 | 0 | 0 | 0 | 1 | 4 | | | | |
| Bump Wills, S OBP: 0.333, SLG: 0.348 (1, 4) | F8 | | | | 5-3 | K | | SF9 | | 3 | 1 | 0 | 1 | 1 | 1 | 0 | | | | |
| Al Oliver, L OBP: 0.327, SLG: 0.490 (1, 7) | 6-3 | | | | 1B | 1B | | E4 | | 5 | 2 | 3 | 0 | 0 | 0 | 1 | | | | |
| Buddy Bell, R OBP: 0.433, SLG: 0.559 (1, 5) | | L8 | | | 1B | 1B | | 1B | | 5 | 1 | 4 | 1 | 0 | 0 | 0 | | | | |
| Richie Zisk, R OBP: 0.257, SLG: 0.348 (1, 10) | | | | | 1B | 1B | | F9 | | 4 | 0 | 2 | 1 | 0 | 1 | 4 | | | | |
| Bill Sample, R OBP: 0.306, SLG: 0.267 (1, 9) | | | | | F7 | | | K | | 3 | 1 | 1 | 2 | 0 | 1 | 3 | | | | |
| Johnny Grubb, L OBP: 0.306, SLG: 0.258 (7, PH) | | | | | | | | | | 0 | 0 | 0 | 0 | 0 | 0 | 0 | | | | |
| John Ellis, R OBP: 0.368, SLG: 0.250 (7, PH) | | | | | | | | | | 0 | 0 | 0 | 0 | 1 | 0 | 0 | | | | |
| Jim Norris, L OBP: 0.320, SLG: 0.333 (8, 9) | | | | | | | | | | 0 | 0 | 0 | 0 | 0 | 0 | 0 | | | | |
| Pat Putnam, L OBP: 0.347, SLG: 0.379 (1, 3) | 4-3 | | | | 4-3 | | | 1B | | 4 | 1 | 1 | 1 | 0 | 1 | 5 | | | | |
| Jim Sundberg, R OBP: 0.392, SLG: 0.531 (1, 2) | | | 5-3 | | | F4 | | E9 | | 4 | 1 | 2 | 0 | 0 | 0 | 0 | | | | |
| Pepe Frias, R OBP: 0.250, SLG: 0.294 (1, 6) | | | F2 | | 6-3 | E5 | | 1B | | 4 | 0 | 1 | 0 | 0 | 0 | 1 | | | | |
| Inning Stats | R: 0 E: 0 K: 0 S: 3 | H: 0 LOB: 0 BB: 0 P: 3 | R: 0 E: 0 K: 1 S: 6 | H: 1 LOB: 0 BB: 0 P: 6 | R: 0 E: 0 K: 0 S: 3 | H: 0 LOB: 0 BB: 0 P: 3 | R: 1 E: 0 K: 0 S: 6 | H: 3 LOB: 2 BB: 0 P: 6 | R: 0 E: 0 K: 0 S: 3 | H: 0 LOB: 0 BB: 0 P: 3 | R: 4 E: 2 K: 1 S: 11 | H: 5 LOB: 2 BB: 0 P: 11 | R: 1 E: 1 K: 2 S: 8 | H: 1 LOB: 2 BB: 2 P: 16 | R: 1 E: 0 K: 1 S: 8 | H: 4 LOB: 2 BB: 0 P: 8 | 1B: 11 2B: 3 3B: 1 HR: 0 | SF: 1 SAC: 0 DP: 1 HBP: 0 | WP: 0 PB: 0 SB: 1 CS: 2 | PA: 40 |
| PITCHER Bruce Hurst, L ERA: 9.55 Dick Drago, R ERA: 5.55 Tom Burgmeier, L ERA: 3.48 | IP: 5.2 WLS: L BF: 25 H: 8 R: 5 ER: 4 SO: 2 BB: 0 IBB: 0 HBP: 0 BLK: 0 WP: 0 HR: 0 S: 29 P: 29 ERA: 6.35 WHIP: 1.412 | | | | | | | | | | | | | | | PITCHER Bruce Hurst, L ERA: 9.55 Dick Drago, R ERA: 5.55 Tom Burgmeier, L ERA: 3.48 | IP: 5.2 WLS: L BF: 25 H: 8 R: 5 ER: 4 SO: 2 BB: 0 IBB: 0 HBP: 0 BLK: 0 WP: 0 HR: 0 S: 29 P: 29 ERA: 6.35 WHIP: 1.412 | | | |

Boston Red Sox @ Texas Rangers
Arlington Stadium, Arlington, TX
Tue May 06 1980, 8:05 PM EDT
Att: 11,349 - Unknown

AB 37
R 7
H 14
RBI 6
BB 2
SO 5
LOB 18



| Batter | 1 | 2 | 3 | 4 | 5 | 6 | 7 | 8 | 9 | AB | R | H | RBI | BB | SO | LOB | TOP | | | | | | | | | |
|--|---|--|---|---------------------------------|------------------------------|----------------------------------|------------------------------|---------------------------------|------------------------------|---------------------------------|------------------------------|----------------------------------|------------------------------|---------------------------------|------------------------------|---------------------------------|---|------------------------------|---------------------------------|----------------------------------|------------------------------------|----------------------------------|--------|--|--|--|
| Willie Wilson, S OBP: 0.306, SLG: 0.377 (1, 8) | 6-3 | | K | 4-3 | | E2 BB 1-3 2-H 1B | | F9 | | 5 | 0 | 1 | 1 | 0 | 1 | 4 | Kansas City Royals @ Boston Red Sox Fenway Park, Boston, MA Fri May 09 1980, 7:05 PM EDT Att: 28,597 - Unknown - 53 F | | | | | | | | | |
| Hal McRae, R OBP: 0.295, SLG: 0.459 Bob Deterage, R OBP: 0.304, SLG: 0.478 (9, 7) | G1-6-3 1B | | FC5 3B 1-2 2-3F | | 4-3 SF9 2B | | | F7 | 4 | 2 | 2 | 0 | 1 | 0 | 2 | 0 | | 0 | | | | | | | | |
| George Brett, L OBP: 0.362, SLG: 0.542 (1, 5) | G1-6-3 1-2F | | | | 4-3 2-3 | | | G6-3 | 4 | 0 | 1 | 3 | 1 | 0 | 2 | | | | | | | | | | | |
| Darrell Porter, L OBP: 0.304, SLG: 0.400 (1, 10) | | 1B 2B | | | SF9 3-H | | | E3 | 3 | 1 | 1 | 1 | 1 | 0 | 3 | | | | | | | | | | | |
| Willie Aikens, L OBP: 0.340, SLG: 0.313 Ralph LaCock, L OBP: 0.162, SLG: 0.172 (8, 3) | | | G3 | | 4-3 | | | E8 G6-4-3 | 4 | 0 | 1 | 1 | 0 | 0 | 2 | 1 | | | | | | | | | | |
| John Wathan, R OBP: 0.451, SLG: 0.500 (1, 2) | G3-6-3 1-2F | | | P5 | | 1B FC6-2 1B | | G6-4-3 1-2F | 4 | 0 | 1 | 0 | 0 | 0 | 2 | | | | | | | | | | | |
| Clint Hurdle, L OBP: 0.333, SLG: 0.582 (1, 9) | | | F9 | | G3 2B | | | P6 | 4 | 0 | 1 | 0 | 0 | 1 | 1 | | | | | | | | | | | |
| Frank White, R OBP: 0.303, SLG: 0.347 (1, 4) | | | FC5 S 1B | | G3 BB | | | 5-3 | 3 | 1 | 2 | 0 | 1 | 0 | 0 | | | | | | | | | | | |
| U L Washington, S OBP: 0.333, SLG: 0.386 (1, 6) | | | FC5 3B BB | | G3 | | | K | 3 | 2 | 0 | 0 | 1 | 1 | 4 | | | | | | | | | | | |
| Inning Stats | R: 0 E: 0 K: 0 S: 3 | H: 1 LOB: 0 BB: 0 P: 3 | R: 1 E: 0 K: 0 S: 4 | H: 2 LOB: 0 BB: 0 P: 4 | R: 2 E: 0 K: 1 S: 7 | H: 2 LOB: 2 BB: 2 P: 15 | R: 0 E: 0 K: 0 S: 4 | H: 1 LOB: 2 BB: 1 P: 8 | R: 1 E: 0 K: 0 S: 4 | H: 1 LOB: 0 BB: 0 P: 4 | R: 2 E: 1 K: 1 S: 8 | H: 3 LOB: 3 BB: 2 P: 16 | R: 0 E: 1 K: 0 S: 3 | H: 0 LOB: 0 BB: 0 P: 3 | R: 0 E: 0 K: 1 S: 5 | H: 0 LOB: 0 BB: 0 P: 5 | | R: 0 E: 1 K: 0 S: 4 | H: 0 LOB: 1 BB: 0 P: 4 | 1B: 6 2B: 3 3B: 1 HR: 0 | SF: 1 SAC: 0 DP: 3 HBP: 0 | WP: 0 PB: 0 SB: 1 CS: 0 | PA: 41 | | | |
| PITCHER | IP WLS BF H R ER SO BB IBB HBP BLK WP HR S P ERA WHIP | 5.2 L 29 10 6 6 2 3 1 0 0 0 0 29 45 9.53 2.294 | 6.1 S 12 0 0 0 1 1 0 0 0 0 0 13 17 0.00 0.300 | | | | | | | | | | | | | | | | | | | | | | | |

| | |
|-----|----|
| AB | 35 |
| R | 6 |
| H | 10 |
| RBI | 6 |
| BB | 5 |
| SO | 3 |
| LOB | 21 |



| Batter | 1 | 2 | 3 | 4 | 5 | 6 | 7 | 8 | 9 | AB | R | H | RBI | BB | SO | LOB | BOTTOM | | | |
|--|---|--|---|---------------------------------|------------------------------|---------------------------------|------------------------------|---------------------------------|------------------------------|---------------------------------|------------------------------|---------------------------------|------------------------------|---------------------------------|------------------------------|---------------------------------|---|----------------------------------|------------------------------------|----------------------------------|
| Jerry Remy, L OBP: 0.356, SLG: 0.451 (1, 4) | 6-3 | | F7 FC1-5 1B | | | | | G6-4-3 1-2F | | 5 | 0 | 3 | 1 | 0 | 0 | 2 | Kansas City Royals @ Boston Red Sox Fenway Park, Boston, MA Fri May 09 1980, 7:05 PM EDT Att: 28,597 - Unknown - 53 F | | | |
| Rick Burleson, R OBP: 0.283, SLG: 0.283 (1, 6) | F9 | | FC1-5 1-2 2-3F | | F7 | | FC4-6 1B | | 5 | 1 | 0 | 1 | 0 | 0 | 4 | | | | | |
| Carl Yastrzemski, L OBP: 0.329, SLG: 0.405 (1, 7) | P6 | | F7 | | P5 | | FC5-4 E 1B | | 5 | 0 | 1 | 0 | 0 | 0 | 3 | | | | | |
| Jim Rice, R OBP: 0.274, SLG: 0.343 (1, 10) | | 5-3 | F9 | | | | E5 FC5-4 1B | | 5 | 0 | 2 | 1 | 0 | 0 | 3 | | | | | |
| Tony Perez, R OBP: 0.376, SLG: 0.495 (1, 3) | | 1B WP 1B | | K | | K | FC5-4 1-2F 2-3 | | 5 | 1 | 1 | 0 | 0 | 2 | 4 | | | | | |
| Butch Hobson, R OBP: 0.286, SLG: 0.409 (1, 5) | | | | F8 | | F8 | 6-3 | | 4 | 0 | 1 | 0 | 0 | 0 | 3 | | | | | |
| Jim Dwyer, L OBP: 0.500, SLG: 0.412 (1, 8) | | L4 | | K | | L4 | | FC1-4 BB | 3 | 0 | 0 | 0 | 1 | 1 | 3 | | | | | |
| Dwight Evans, R OBP: 0.303, SLG: 0.400 (1, 9) | | K | | | P5 | | | FC1-4 1B | 4 | 1 | 1 | 1 | 0 | 1 | 2 | | | | | |
| Dave Rader, L OBP: 0.333, SLG: 0.444 (1, 2) | | | FC1-5 1B | | | 2B | | G6-4-3 1B | 4 | 2 | 4 | 0 | 0 | 0 | 0 | | | | | |
| Inning Stats | R: 0 E: 0 K: 0 S: 3 | H: 0 LOB: 0 BB: 0 P: 3 | R: 1 E: 0 K: 1 S: 7 | H: 2 LOB: 1 BB: 0 P: 7 | R: 0 E: 0 K: 2 S: 7 | H: 0 LOB: 0 BB: 0 P: 7 | R: 1 E: 0 K: 0 S: 5 | H: 2 LOB: 1 BB: 0 P: 5 | R: 0 E: 0 K: 1 S: 6 | H: 1 LOB: 1 BB: 0 P: 6 | R: 3 E: 1 K: 0 S: 8 | H: 4 LOB: 2 BB: 0 P: 8 | R: 0 E: 0 K: 0 S: 3 | H: 1 LOB: 1 BB: 1 P: 7 | R: 0 E: 0 K: 0 S: 4 | H: 1 LOB: 1 BB: 0 P: 4 | | 1B: 9 2B: 3 3B: 0 HR: 1 | SF: 0 SAC: 0 DP: 1 HBP: 0 | WP: 1 PB: 0 SB: 0 CS: 0 |
| PITCHER | IP WLS BF H R ER SO BB IBB HBP BLK WP HR S P ERA WHIP | 6.0 W 27 9 4 4 0 0 0 0 0 0 13 35 35 6.00 1.500 | 7.1 S 14 4 1 1 0 1 0 0 0 0 0 13 17 3.00 1.667 | | | | | | | | | | | | | | | | | |



| Batter | 1 | 2 | 3 | 4 | 5 | 6 | 7 | 8 | 9 | AB | R | H | RBI | BB | SO | LOB | TOP | | | | | |
|---|---|----------------------------------|------------------------------|---------------------------------|------------------------------|----------------------------------|------------------------------|---------------------------------|------------------------------|----------------------------------|------------------------------|---------------------------------|------------------------------|---------------------------------|------------------------------|---------------------------------|------------------------------|---------------------------------|-----------------------------------|------------------------------------|----------------------------------|--------|
| Willie Wilson, S (1, 8) OBP: 0.325, SLG: 0.393 | | | | | | | | | | 6 | 3 | 4 | 1 | 0 | 0 | 2 | | | | | | |
| Hal McRae, R (1, 7) OBP: 0.297, SLG: 0.456 | | | | | | | | | | 5 | 1 | 1 | 2 | 0 | 1 | 3 | | | | | | |
| George Brett, L (1, 5) OBP: 0.360, SLG: 0.523 | | | | | | | | | | 6 | 1 | 2 | 1 | 0 | 0 | 4 | | | | | | |
| Darrell Porter, L (1, 10) OBP: 0.310, SLG: 0.500 | | | | | | | | | | 6 | 1 | 2 | 3 | 0 | 0 | 3 | | | | | | |
| Willie Aikens, L (1, 3) OBP: 0.359, SLG: 0.333 | | | | | | | | | | 4 | 1 | 2 | 1 | 2 | 0 | 0 | | | | | | |
| Ralph LaCock, L (9, 3) OBP: 0.162, SLG: 0.172 | | | | | | | | | | 0 | 0 | 0 | 0 | 0 | 0 | 0 | | | | | | |
| John Wathan, R (1, 2) OBP: 0.442, SLG: 0.478 | | | | | | | | | | 5 | 0 | 1 | 0 | 1 | 0 | 4 | | | | | | |
| Clint Hurdle, L (1, 9) OBP: 0.333, SLG: 0.567 | | | | | | | | | | 5 | 2 | 1 | 0 | 1 | 1 | 3 | | | | | | |
| Frank White, R (1, 4) OBP: 0.324, SLG: 0.360 | | | | | | | | | | 5 | 2 | 3 | 0 | 1 | 0 | 2 | | | | | | |
| U L Washington, S (1, 6) OBP: 0.350, SLG: 0.405 | | | | | | | | | | 4 | 2 | 2 | 4 | 1 | 1 | 3 | | | | | | |
| Inning Stats | R: 5 E: 1 K: 1 S: 10 | H: 5 LOB: 2 BB: 2 P: 18 | R: 1 E: 0 K: 0 S: 4 | H: 1 LOB: 1 BB: 0 P: 5 | R: 4 E: 0 K: 0 S: 8 | H: 5 LOB: 2 BB: 1 P: 12 | R: 2 E: 1 K: 0 S: 5 | H: 2 LOB: 1 BB: 1 P: 9 | R: 0 E: 0 K: 1 S: 7 | H: 2 LOB: 3 BB: 1 P: 11 | R: 0 E: 0 K: 0 S: 4 | H: 1 LOB: 1 BB: 0 P: 4 | R: 0 E: 0 K: 0 S: 3 | H: 0 LOB: 0 BB: 1 P: 7 | R: 1 E: 0 K: 1 S: 7 | H: 2 LOB: 1 BB: 0 P: 7 | R: 0 E: 1 K: 0 S: 4 | H: 0 LOB: 1 BB: 0 P: 4 | 1B: 13 2B: 4 3B: 0 HR: 1 | SF: 0 SAC: 0 DP: 0 HBP: 1 | WP: 0 PB: 0 SB: 3 CS: 0 | PA: 53 |
| PITCHER | IP WLS BF H R ER SO BB IBB HBP BLK WP HR S P ERA WHIP | | | | | | | | | | | | | | | | | | | | | |
| Dennis Eckersley, R (1, 1) ERA: 7.16 | 0.2 L 8 4 5 5 1 2 0 0 0 0 0 1 8 16 67.50 9.000 | | | | | | | | | | | | | | | | | | | | | |
| Keith MacWhorter, R (1, 1) ERA: 33.75 | 1.1 11 6 5 5 0 0 0 0 1 0 0 0 0 10 11 33.75 4.500 | | | | | | | | | | | | | | | | | | | | | |
| Steve Renko, R (3, 1) ERA: 3.75 | 5.0 25 6 2 1 1 4 0 0 0 0 0 0 23 39 1.80 2.000 | | | | | | | | | | | | | | | | | | | | | |
| Dick Drago, R (8, 1) ERA: 4.58 | 2.0 9 2 1 1 1 0 0 0 0 0 0 0 11 11 4.50 1.000 | | | | | | | | | | | | | | | | | | | | | |

Kansas City Royals @ Boston Red Sox
Fenway Park, Boston, MA
Sat May 10 1980, 3:33 AM EDT
Att: 30,519 - Unknown - 56 F

AB 46
R 13
H 18
RBI 12
BB 6
SO 3
LOB 24



| Batter | 1 | 2 | 3 | 4 | 5 | 6 | 7 | 8 | 9 | AB | R | H | RBI | BB | SO | LOB | BOTTOM | | | | | |
|--|---|---------------------------------|------------------------------|----------------------------------|------------------------------|---------------------------------|------------------------------|---------------------------------|------------------------------|---------------------------------|------------------------------|----------------------------------|------------------------------|---------------------------------|------------------------------|---------------------------------|------------------------------|---------------------------------|-----------------------------------|------------------------------------|----------------------------------|--------|
| Jerry Remy, L (1, 4) OBP: 0.370, SLG: 0.458 | | | | | | | | | | 5 | 1 | 3 | 0 | 0 | 1 | 0 | | | | | | |
| Rick Burleson, R (1, 6) OBP: 0.280, SLG: 0.279 | | | | | | | | | | 5 | 0 | 1 | 1 | 0 | 1 | 2 | | | | | | |
| Fred Lynn, L (1, 8) OBP: 0.358, SLG: 0.376 | | | | | | | | | | 3 | 0 | 2 | 1 | 2 | 0 | 0 | | | | | | |
| Jim Rice, R (1, 10) OBP: 0.271, SLG: 0.336 | | | | | | | | | | 5 | 1 | 1 | 0 | 0 | 1 | 5 | | | | | | |
| Carl Yastrzemski, L (1, 7) OBP: 0.333, SLG: 0.418 | | | | | | | | | | 5 | 0 | 2 | 0 | 0 | 0 | 3 | | | | | | |
| Tony Perez, R (1, 3) OBP: 0.360, SLG: 0.477 | | | | | | | | | | 4 | 1 | 0 | 1 | 0 | 0 | 1 | | | | | | |
| Butch Hobson, R (1, 5) OBP: 0.297, SLG: 0.397 | | | | | | | | | | 2 | 1 | 0 | 0 | 2 | 1 | 1 | | | | | | |
| Dave Rader, L (1, 2) OBP: 0.364, SLG: 0.500 | | | | | | | | | | 4 | 2 | 2 | 0 | 0 | 0 | 0 | | | | | | |
| Dwight Evans, R (1, 9) OBP: 0.312, SLG: 0.443 | | | | | | | | | | 4 | 2 | 2 | 5 | 0 | 1 | 0 | | | | | | |
| Inning Stats | R: 0 E: 0 K: 1 S: 5 | H: 1 LOB: 1 BB: 1 P: 9 | R: 3 E: 1 K: 0 S: 6 | H: 3 LOB: 1 BB: 1 P: 10 | R: 1 E: 0 K: 0 S: 5 | H: 2 LOB: 1 BB: 0 P: 5 | R: 0 E: 0 K: 2 S: 7 | H: 0 LOB: 0 BB: 0 P: 7 | R: 0 E: 0 K: 0 S: 3 | H: 0 LOB: 1 BB: 1 P: 7 | R: 4 E: 0 K: 0 S: 8 | H: 5 LOB: 2 BB: 1 P: 12 | R: 0 E: 0 K: 1 S: 5 | H: 0 LOB: 0 BB: 0 P: 5 | R: 0 E: 0 K: 1 S: 5 | H: 0 LOB: 0 BB: 0 P: 5 | R: 0 E: 0 K: 0 S: 4 | H: 2 LOB: 1 BB: 0 P: 4 | 1B: 10 2B: 3 3B: 0 HR: 1 | SF: 1 SAC: 0 DP: 2 HBP: 0 | WP: 0 PB: 0 SB: 0 CS: 0 | PA: 42 |
| PITCHER | IP WLS BF H R ER SO BB IBB HBP BLK WP HR S P ERA WHIP | | | | | | | | | | | | | | | | | | | | | |
| Renie Martin, R (1, 1) ERA: 4.91 | 5.1 W 27 8 7 4 3 4 0 0 0 0 0 1 29 45 6.75 2.250 | | | | | | | | | | | | | | | | | | | | | |
| Marty Pattin, R (6, 1) ERA: 2.3 | 3.2 S 15 5 1 1 2 0 0 0 0 0 0 0 19 19 2.46 1.364 | | | | | | | | | | | | | | | | | | | | | |

Kansas City Royals @ Boston Red Sox
Fenway Park, Boston, MA
Sat May 10 1980, 3:33 AM EDT
Att: 30,519 - Unknown - 56 F

AB 37
R 8
H 13
RBI 8
BB 4
SO 5
LOB 12



| Batter | 1 | 2 | 3 | 4 | 5 | 6 | 7 | 8 | 9 | AB | R | H | RBI | BB | SO | LOB | TOP | | | |
|---|------------------------------|---------------------------------|-------------------------------------|----------------------------------|------------------------------|---------------------------------|------------------------------|---------------------------------|------------------------------|---------------------------------|------------------------------|---------------------------------|------------------------------|----------------------------------|------------------------------|---------------------------------|--|-------------------------------------|----------------------------------|--------------------------|
| Willie Wilson, S (1, 8) OBP: 0.322, SLG: 0.388 | 0-0 F8 1B | | 0-0 4-3 | | 0-3 K | | 0-0 5-3 | | | 4 | 1 | 1 | 0 | 0 | 1 | 2 | Kansas City Royals @ Boston Red Sox Fenway Park, Boston, MA Sun May 11, 1980, 3:33 AM EDT Att: 24,685 - Unknown - 64 F | | | |
| Hal McRae, R (1, 7) OBP: 0.304, SLG: 0.477 | 0-3 K | | 0-0 1B | | 0-0 SF9 3B | | 0-0 F7 | | | 4 | 1 | 2 | 0 | 0 | 1 | 1 | | | | |
| George Brett, L (1, 5) OBP: 0.364, SLG: 0.522 | 0-0 F8 | | 0-0 G4-6-3 1B | | 0-3 K | | 0-0 G3 | | | 2 | 0 | 1 | 0 | 0 | 0 | 1 | | | | |
| Jamie Quirk, L (6, PH) OBP: 0.220, SLG: 0.306 | 2-3 F8 | | 1-3 G4-6-3 1B | | 0-0 SF9 | | 0-0 G3 | | | 2 | 0 | 0 | 0 | 0 | 1 | 1 | | | | |
| Darrell Porter, L (1, 10) OBP: 0.303, SLG: 0.483 | 0-0 1B | | 0-0 G4-6-3 | | 0-0 SF9 | | 0-0 G3 | | | 3 | 0 | 1 | 2 | 0 | 0 | 2 | | | | |
| Willie Aikens, L (1, 3) OBP: 0.364, SLG: 0.333 | 0-3 K | | 0-0 G5-4-3 1B | | 0-3 K | | | | | 3 | 0 | 1 | 0 | 1 | 2 | 1 | | | | |
| John Wathan, R (1, 2) OBP: 0.420, SLG: 0.452 | | 0-0 6-3 | | 0-0 G5-4-3 | | 0-0 4-3 | | 0-0 G5-4-3 | | 4 | 0 | 0 | 0 | 0 | 0 | 2 | | | | |
| Clint Hurdle, L (1, 9) OBP: 0.343, SLG: 0.556 | | 0-0 G3 | | 0-0 F4 | | 4-0 BB BB | | 0-0 FC6-4 1B | | 3 | 0 | 1 | 0 | 1 | 0 | 0 | | | | |
| Frank White, R (1, 4) OBP: 0.321, SLG: 0.356 | 0-0 E5 1B | | | | 0-3 K | | 0-3 K | | 0-0 FC6-4 | 4 | 0 | 1 | 0 | 0 | 2 | 2 | | | | |
| U L Washington, S (1, 6) OBP: 0.349, SLG: 0.395 | 0-0 F8 | | | | 0-3 K | | 4-0 1-2 BB | | | 2 | 0 | 0 | 0 | 1 | 1 | 1 | | | | |
| Inning Stats | R: 1 E: 0 K: 2 S: 9 | H: 2 LOB: 1 BB: 0 P: 9 | R: 0 E: 1 K: 0 S: 4 | H: 1 LOB: 1 BB: 0 P: 4 | R: 0 E: 0 K: 0 S: 4 | H: 2 LOB: 1 BB: 0 P: 4 | R: 0 E: 0 K: 0 S: 3 | H: 1 LOB: 0 BB: 0 P: 3 | R: 0 E: 0 K: 3 S: 9 | H: 0 LOB: 0 BB: 0 P: 9 | R: 0 E: 0 K: 1 S: 8 | H: 1 LOB: 0 BB: 0 P: 8 | R: 0 E: 0 K: 0 S: 5 | H: 0 LOB: 0 BB: 2 P: 13 | R: 0 E: 0 K: 0 S: 3 | H: 1 LOB: 0 BB: 1 P: 7 | 1B: 7 2B: 0 3B: 1 HR: 0 | SF: 1 SAC: 0 DP: 3 HBP: 0 | WP: 0 PB: 0 SB: 1 CS: 0 | PA: 35 |
| PITCHER Chuck Rainey, R (1, 1) ERA: 5.68 | IP: 9.0 WLS: W BF: 35 | H: 8 R: 2 ER: 2 SO: 8 | BB: 3 IBB: 0 HBP: 0 BLK: 0 | WP: 0 HR: 0 S: 48 P: 60 | ERA: 2.00 WHIP: 1.222 | PITCHER | | | | | | | | | | IP: 9.0 WLS: W BF: 35 | H: 8 R: 2 ER: 2 SO: 8 | BB: 3 IBB: 0 HBP: 0 BLK: 0 | WP: 0 HR: 0 S: 48 P: 60 | ERA: 2.00 WHIP: 1.222 |

| Batter | 1 | 2 | 3 | 4 | 5 | 6 | 7 | 8 | 9 | AB | R | H | RBI | BB | SO | LOB | BOTTOM | | | |
|--|------------------------------|---------------------------------|-------------------------------------|----------------------------------|------------------------------|---------------------------------|------------------------------|----------------------------------|------------------------------|---------------------------------|------------------------------|---------------------------------|------------------------------|---------------------------------|------------------------------|---------------------------------|--|-------------------------------------|----------------------------------|--------------------------|
| Jerry Remy, L (1, 4) OBP: 0.365, SLG: 0.450 | 0-0 G5-4-3 1B | | 0-0 4-1 | | 0-0 4-3 | | 0-0 F7 | | | 4 | 0 | 1 | 0 | 0 | 0 | 2 | Kansas City Royals @ Boston Red Sox Fenway Park, Boston, MA Sun May 11, 1980, 3:33 AM EDT Att: 24,685 - Unknown - 64 F | | | |
| Rick Burleson, R (1, 6) OBP: 0.280, SLG: 0.278 | 0-0 G5-4-3 | | 0-0 HR | | 0-0 F9 | | 0-0 F8 | | | 4 | 1 | 1 | 1 | 0 | 0 | 2 | | | | |
| Fred Lynn, L (1, 8) OBP: 0.364, SLG: 0.406 | 0-0 3-1 | | 0-0 HR | | 4-0 BB | | 0-0 F4 | | | 3 | 1 | 1 | 2 | 1 | 0 | 0 | | | | |
| Jim Rice, R (1, 10) OBP: 0.279, SLG: 0.386 | | 0-0 1-4-3 3B | | 0-0 6-3 | | 0-0 1-3 | | 0-0 HR | | 4 | 2 | 2 | 1 | 0 | 0 | 1 | | | | |
| Carl Yastrzemski, L (1, 7) OBP: 0.319, SLG: 0.398 | 0-0 1-4-3 | | 0-3 K | | 0-0 4-3 | | 0-0 F7 | | | 4 | 0 | 0 | 1 | 0 | 1 | 0 | | | | |
| Tony Perez, R (1, 3) OBP: 0.347, SLG: 0.459 | 0-3 K | | 0-0 6-3 | | 0-0 F9 | | 0-3 K | | | 4 | 0 | 0 | 0 | 0 | 2 | 0 | | | | |
| Carlton Fisk, R (1, 2) OBP: 0.397, SLG: 0.681 | 0-3 K | | 1-0 HBP | | 0-0 F3 | | | | | 2 | 0 | 0 | 0 | 0 | 1 | 0 | | | | |
| Butch Hobson, R (1, 5) OBP: 0.312, SLG: 0.391 | | | 0-0 6-3 | | 4-0 SH3-4 BB | | 4-0 SH3-4 BB | | | 1 | 0 | 0 | 0 | 2 | 0 | 0 | | | | |
| Glenn Hoffman, R (9, 5) OBP: 0.227, SLG: 0.350 | | | 0-0 6-3 | | 1-2 BB | | 0-0 SH3-4 BB | | | 0 | 0 | 0 | 0 | 0 | 0 | 0 | | | | |
| Dwight Evans, R (1, 9) OBP: 0.316, SLG: 0.438 | | | 4-0 1B | | 0-3 K | | 0-0 SH3-4 | | | 1 | 1 | 0 | 0 | 1 | 1 | 2 | | | | |
| Inning Stats | R: 0 E: 0 K: 0 S: 3 | H: 1 LOB: 0 BB: 0 P: 3 | R: 1 E: 0 K: 2 S: 8 | H: 1 LOB: 0 BB: 0 P: 8 | R: 3 E: 0 K: 0 S: 5 | H: 2 LOB: 0 BB: 1 P: 9 | R: 0 E: 0 K: 2 S: 7 | H: 0 LOB: 2 BB: 1 P: 12 | R: 0 E: 0 K: 0 S: 3 | H: 0 LOB: 0 BB: 1 P: 7 | R: 0 E: 0 K: 0 S: 3 | H: 0 LOB: 1 BB: 0 P: 3 | R: 0 E: 0 K: 0 S: 3 | H: 0 LOB: 1 BB: 1 P: 7 | R: 1 E: 0 K: 1 S: 6 | H: 1 LOB: 0 BB: 0 P: 6 | 1B: 2 2B: 0 3B: 1 HR: 2 | SF: 0 SAC: 1 DP: 1 HBP: 1 | WP: 0 PB: 0 SB: 2 CS: 0 | PA: 33 |
| PITCHER Rich Gale, R (1, 1) ERA: 6.11 | IP: 8.0 WLS: L BF: 33 | H: 5 R: 5 ER: 5 SO: 5 | BB: 4 IBB: 0 HBP: 1 BLK: 0 | WP: 0 HR: 2 S: 38 P: 55 | ERA: 5.62 WHIP: 1.125 | PITCHER | | | | | | | | | | IP: 8.0 WLS: L BF: 33 | H: 5 R: 5 ER: 5 SO: 5 | BB: 4 IBB: 0 HBP: 1 BLK: 0 | WP: 0 HR: 2 S: 38 P: 55 | ERA: 5.62 WHIP: 1.125 |

| Batter | 1 | 2 | 3 | 4 | 5 | 6 | 7 | 8 | 9 | AB | R | H | RBI | BB | SO | LOB | TOP | | | | | | | | |
|---|------------------------------|---------------------------------|------------------------------|---------------------------------|------------------------------|---------------------------------|------------------------------|---------------------------------|------------------------------|---------------------------------|------------------------------|---------------------------------|------------------------------|---------------------------------|------------------------------|---------------------------------|---|---------------------------------|----------------------------------|------------------------------------|----------------------------------|--------|--|--|--|
| Butch Wynegar, S OBP: 0.306, SLG: 0.340 | G3 | | | F7 | | | F8 | | | 5 | 0 | 2 | 2 | 0 | 0 | 1 | Minnesota Twins @ Boston Red Sox Fenway Park, Boston, MA Mon May 12 1980, 3:33 AM EDT Att: 18,486 - Cloudy - 70 F | | | | | | | | |
| Roy Smalley, S OBP: 0.363, SLG: 0.426 | 1B | F5 | | | K | | | | K | 5 | 1 | 2 | 0 | 0 | 2 | | | | | | | | | | |
| Rob Wilfong, L OBP: 0.310, SLG: 0.463 | FC5-4 | | F5 | | 3-1 | | F8 | | K | 5 | 0 | 1 | 0 | 0 | 1 | 2 | | | | | | | | | |
| Ken Landreaux, L OBP: 0.390, SLG: 0.500 | FC5-4 | | | | F8 | | | | | 4 | 1 | 2 | 2 | 0 | 0 | 1 | | | | | | | | | |
| Glenn Adams, L OBP: 0.333, SLG: 0.389 | 1B | | F6 | | | | | F8 | | 4 | 0 | 2 | 0 | 0 | 0 | 1 | | | | | | | | | |
| Mike Cabbage, L OBP: 0.385, SLG: 0.404 | F8 | | | K | | | | F8 | | 4 | 0 | 0 | 0 | 0 | 1 | 4 | | | | | | | | | |
| Hosken Powell, L OBP: 0.373, SLG: 0.432 | | 1B | | | 6-3 | | | | | 4 | 1 | 1 | 0 | 0 | 0 | 2 | | | | | | | | | |
| Rick Sofield, L OBP: 0.195, SLG: 0.321 | | 5-3 | | F8 | | | | | SH1-4 | 4 | 1 | 1 | 0 | 0 | 0 | 2 | | | | | | | | | |
| John Castino, R OBP: 0.292, SLG: 0.350 | | F3 | | | | | K | | SH1-4 | 3 | 0 | 1 | 0 | 0 | 1 | 1 | | | | | | | | | |
| Inning Stats | R: 1 E: 0 K: 0 S: 6 | H: 3 LOB: 2 BB: 0 P: 6 | R: 1 E: 0 K: 0 S: 5 | H: 2 LOB: 1 BB: 0 P: 5 | R: 1 E: 0 K: 1 S: 6 | H: 1 LOB: 0 BB: 0 P: 6 | R: 0 E: 0 K: 0 S: 4 | H: 1 LOB: 1 BB: 0 P: 4 | R: 0 E: 0 K: 1 S: 5 | H: 0 LOB: 0 BB: 0 P: 5 | R: 0 E: 0 K: 0 S: 4 | H: 1 LOB: 1 BB: 0 P: 4 | R: 0 E: 0 K: 0 S: 6 | H: 1 LOB: 1 BB: 0 P: 6 | R: 0 E: 0 K: 0 S: 4 | H: 1 LOB: 1 BB: 0 P: 4 | R: 1 E: 0 K: 2 S: 9 | H: 2 LOB: 1 BB: 0 P: 9 | 1B: 6 2B: 5 3B: 0 HR: 1 | SF: 0 SAC: 1 DP: 0 HBP: 0 | WP: 0 PB: 0 SB: 0 CS: 0 | PA: 39 | | | |
| PITCHER | IP | WLS | BF | H | R | ER | SO | BB | IBB | HBP | BLK | WP | HR | S | P | ERA | WHIP | | | | | | | | |
| Mike Torrez, R ERA: 5.1 | (1, 1) | 8.1 | L | 37 | 12 | 4 | 4 | 3 | 0 | 0 | 0 | 0 | 1 | 43 | 43 | 4.32 | 1.440 | | | | | | | | |
| Tom Burgmeier, L ERA: 2.92 | (9, 1) | 0.2 | S | 2 | 0 | 0 | 0 | 2 | 0 | 0 | 0 | 0 | 0 | 6 | 6 | 0.00 | 0.000 | | | | | | | | |

| Batter | 1 | 2 | 3 | 4 | 5 | 6 | 7 | 8 | 9 | AB | R | H | RBI | BB | SO | LOB | BOTTOM | | | | | | | | |
|--|------------------------------|---------------------------------|------------------------------|---------------------------------|------------------------------|---------------------------------|------------------------------|---------------------------------|------------------------------|---------------------------------|------------------------------|---------------------------------|------------------------------|---------------------------------|------------------------------|----------------------------------|---|----------------------------------|----------------------------------|------------------------------------|----------------------------------|--------|--|--|--|
| Jerry Remy, L OBP: 0.352, SLG: 0.433 | 4-3 | | | | K | | FC6-5 | | | 4 | 0 | 0 | 0 | 0 | 1 | 4 | Minnesota Twins @ Boston Red Sox Fenway Park, Boston, MA Mon May 12 1980, 3:33 AM EDT Att: 18,486 - Cloudy - 70 F | | | | | | | | |
| Rick Burleson, R OBP: 0.280, SLG: 0.286 | 2B | | 6-3 | | 3-1 | | CS | F8 | | 4 | 1 | 1 | 0 | 0 | 0 | 1 | | | | | | | | | |
| Fred Lynn, L OBP: 0.377, SLG: 0.470 | 2B | | 5-3 | | | | | | | 4 | 1 | 3 | 3 | 0 | 0 | 0 | | | | | | | | | |
| Jim Rice, R OBP: 0.270, SLG: 0.373 | F9 | | | K | F5 | | | F8 | | 4 | 0 | 0 | 0 | 0 | 1 | 2 | | | | | | | | | |
| Carl Yastrzemski, L OBP: 0.327, SLG: 0.388 | 4-3 | | | FC6-4 | | F5 | | | | 2 | 0 | 0 | 0 | 2 | 0 | 1 | | | | | | | | | |
| Tony Perez, R OBP: 0.344, SLG: 0.452 | | BB | | F4 | | F9 | | K | | 4 | 0 | 1 | 0 | 0 | 1 | 3 | | | | | | | | | |
| Carlton Fisk, R OBP: 0.378, SLG: 0.645 | | F8 | | F4 | | F7 | | | K | 4 | 0 | 0 | 0 | 0 | 1 | 2 | | | | | | | | | |
| Butch Hobson, R OBP: 0.321, SLG: 0.380 | | | | FC6-4 | | | F9 | | | 2 | 0 | 0 | 0 | 2 | 0 | 1 | | | | | | | | | |
| Jim Dwyer, L OBP: 0.500, SLG: 0.412 | | BB | | | | | | CS | | 0 | 0 | 0 | 0 | 0 | 0 | 0 | | | | | | | | | |
| Dwight Evans, R OBP: 0.323, SLG: 0.452 | | F7 | | | 3-1 | WP | | FC6-5 | | 4 | 1 | 2 | 0 | 0 | 1 | 3 | | | | | | | | | |
| Inning Stats | R: 1 E: 0 K: 0 S: 5 | H: 2 LOB: 1 BB: 0 P: 5 | R: 0 E: 0 K: 0 S: 4 | H: 1 LOB: 2 BB: 1 P: 8 | R: 0 E: 0 K: 1 S: 5 | H: 0 LOB: 0 BB: 0 P: 5 | R: 0 E: 0 K: 0 S: 3 | H: 0 LOB: 1 BB: 1 P: 7 | R: 2 E: 0 K: 1 S: 7 | H: 2 LOB: 0 BB: 0 P: 7 | R: 0 E: 0 K: 0 S: 3 | H: 0 LOB: 0 BB: 0 P: 3 | R: 0 E: 0 K: 0 S: 3 | H: 1 LOB: 0 BB: 0 P: 3 | R: 0 E: 0 K: 1 S: 6 | H: 1 LOB: 2 BB: 1 P: 10 | R: 0 E: 0 K: 2 S: 6 | H: 0 LOB: 1 BB: 1 P: 10 | 1B: 2 2B: 5 3B: 0 HR: 1 | SF: 0 SAC: 0 DP: 1 HBP: 0 | WP: 1 PB: 0 SB: 0 CS: 2 | PA: 37 | | | |
| PITCHER | IP | WLS | BF | H | R | ER | SO | BB | IBB | HBP | BLK | WP | HR | S | P | ERA | WHIP | | | | | | | | |
| Pete Redfern, R ERA: 1.95 | (1, 1) | 8.0 | W | 33 | 7 | 3 | 3 | 3 | 2 | 1 | 0 | 0 | 1 | 36 | 48 | 3.38 | 1.125 | | | | | | | | |
| Doug Corbett, R ERA: 2.45 | (9, 1) | 1.0 | S | 3 | 0 | 0 | 0 | 2 | 1 | 0 | 0 | 0 | 0 | 6 | 10 | 0.00 | 1.000 | | | | | | | | |



| Batter | 1 | 2 | 3 | 4 | 5 | 6 | 7 | 8 | 9 | AB | R | H | RBI | BB | SO | LOB | TOP | | | | | | | | | | |
|--|------------------------------|---------------------------------|-------------------------------|----------------------------------|------------------------------|---------------------------------|-------------------------------|----------------------------------|------------------------------|---------------------------------|------------------------------|---------------------------------|------------------------------|---------------------------------|------------------------------|---------------------------------|----------------------------------|------------------------------------|----------------------------------|--------|--|--|--|--|--|--|--|
| Willie Norwood, R (1, 10) <small>OBP: 0.208, SLG: 0.261</small> Danny Goodwin, L (2, PH) <small>OBP: 0.231, SLG: 0.250</small> Sal Dutera, R (9, PH) <small>OBP: 0.273, SLG: 0.200</small> | F9 | FC6-4-5 | | K | | 3-1 | | | L3 | 1 | 0 | 0 | 0 | 0 | 0 | 0 | | | | | | | | | | | |
| Ken Landreaux, L (1, 7) <small>OBP: 0.398, SLG: 0.496</small> | G5-4-3 | 1B | | BB | | | F6 | | F3 | 3 | 0 | 1 | 0 | 2 | 0 | 0 | | | | | | | | | | | |
| Roy Smalley, S (1, 6) <small>OBP: 0.360, SLG: 0.414</small> | G5-4-3 | K | | | | | 1-3 | | | 3 | 0 | 0 | 1 | 1 | 1 | 3 | | | | | | | | | | | |
| Ron Jackson, R (1, 3) <small>OBP: 0.272, SLG: 0.342</small> | | 2B | | K | | | | | | 4 | 1 | 2 | 0 | 0 | 1 | 3 | | | | | | | | | | | |
| Dave Edwards, R (1, 8) <small>OBP: 0.343, SLG: 0.429</small> Rick Sofield, L (7, PH) <small>OBP: 0.193, SLG: 0.316</small> | 2B | 2B | | K | | F8 | | | F6 | 3 | 1 | 1 | 1 | 0 | 1 | 0 | | | | | | | | | | | |
| Pete Mackanin, R (1, 4) <small>OBP: 0.304, SLG: 0.321</small> | 3B | 2B | | CS | | K | | | K | 4 | 1 | 2 | 1 | 0 | 2 | 0 | | | | | | | | | | | |
| John Castino, R (1, 5) <small>OBP: 0.307, SLG: 0.381</small> Rob Wilfong, L (4, PR) <small>OBP: 0.307, SLG: 0.457</small> | 1B | 3B | | CS | | 1B | | | F9 | 2 | 1 | 2 | 1 | 0 | 0 | 0 | | | | | | | | | | | |
| Jesus Vega, R (8, PH) <small>OBP: 0.250, SLG: 0.172</small> | 1B | 3B | | 1B | | 1B | | | F9 | 1 | 1 | 0 | 0 | 0 | 0 | 0 | | | | | | | | | | | |
| Butch Wynegar, S (1, 2) <small>OBP: 0.304, SLG: 0.337</small> | F6 | | | BB | | BB | | | G3 | 4 | 0 | 1 | 0 | 0 | 0 | 1 | | | | | | | | | | | |
| Hosken Powell, L (1, 9) <small>OBP: 0.368, SLG: 0.423</small> | FC6-4 | BLK | | K | | | | | 4-3 | 4 | 0 | 1 | 1 | 0 | 1 | 2 | | | | | | | | | | | |
| Inning Stats | R: 0 E: 0 K: 0 S: 2 | H: 0 LOB: 0 BB: 1 P: 6 | R: 4 E: 0 K: 1 S: 11 | H: 6 LOB: 2 BB: 0 P: 11 | R: 0 E: 0 K: 1 S: 5 | H: 1 LOB: 0 BB: 0 P: 5 | R: 1 E: 0 K: 3 S: 11 | H: 2 LOB: 3 BB: 2 P: 19 | R: 0 E: 0 K: 0 S: 3 | H: 0 LOB: 0 BB: 0 P: 3 | R: 0 E: 0 K: 0 S: 4 | H: 1 LOB: 1 BB: 0 P: 4 | R: 0 E: 0 K: 1 S: 5 | H: 0 LOB: 0 BB: 0 P: 5 | R: 0 E: 0 K: 0 S: 3 | H: 0 LOB: 0 BB: 0 P: 3 | 1B: 6 2B: 3 3B: 1 HR: 0 | SF: 0 SAC: 0 DP: 1 HBP: 0 | WP: 0 PB: 0 SB: 0 CS: 1 | PA: 39 | | | | | | | |
| PITCHER | IP | WLS | BF | H | R | ER | SO | BB | IBB | HBP | BLK | WP | HR | S | P | ERA | WHIP | | | | | | | | | | |
| Bruce Hurst, L (1, 1) <small>ERA: 10.57</small> | 1.1 | | 9 | 5 | 4 | 4 | 0 | 1 | 0 | 0 | 0 | 0 | 0 | 8 | 12 | 27.00 | 4.500 | | | | | | | | | | |
| Steve Renko, R (2, 1) <small>ERA: 3.34</small> | 5.2 | W | 23 | 5 | 1 | 1 | 6 | 2 | 0 | 0 | 1 | 0 | 0 | 33 | 41 | 1.59 | 1.235 | | | | | | | | | | |
| Tom Burgmeier, L (8, 1) <small>ERA: 2.7</small> | 2.0 | S | 6 | 0 | 0 | 0 | 1 | 0 | 0 | 0 | 0 | 0 | 0 | 8 | 8 | 0.00 | 0.000 | | | | | | | | | | |

Minnesota Twins @ Boston Red Sox
Fenway Park, Boston, MA
Tue May 13 1980, 7:05 PM EDT
Att: 19,032 - Unknown - 70 F

AB 35
R 5
H 10
RBI 5
BB 3
SO 7
LOB 13



| Batter | 1 | 2 | 3 | 4 | 5 | 6 | 7 | 8 | 9 | AB | R | H | RBI | BB | SO | LOB | BOTTOM | | | | | | | | | | |
|---|------------------------------|---------------------------------|------------------------------|----------------------------------|-------------------------------|----------------------------------|------------------------------|----------------------------------|------------------------------|---------------------------------|------------------------------|---------------------------------|------------------------------|---------------------------------|------------------------------|---------------------------------|----------------------------------|------------------------------------|----------------------------------|--------|--|--|--|--|--|--|--|
| Jerry Remy, L (1, 4) <small>OBP: 0.354, SLG: 0.426</small> | 4-3 | | | F7 | | WP | | | 3-1 | 4 | 1 | 1 | 0 | 1 | 0 | 0 | | | | | | | | | | | |
| Rick Burleson, R (1, 6) <small>OBP: 0.287, SLG: 0.301</small> | E4 | 6-3 | | HR | | SH1-4 | | | 3B | 4 | 3 | 2 | 0 | 0 | 0 | 2 | | | | | | | | | | | |
| Fred Lynn, L (1, 8) <small>OBP: 0.395, SLG: 0.543</small> | 1B | FC1-2 | | HR | | WP | | | 1B | 5 | 2 | 4 | 4 | 0 | 0 | 0 | | | | | | | | | | | |
| Jim Rice, R (1, 7) <small>OBP: 0.282, SLG: 0.382</small> | FC1-2 | 1B | | HR | | K | | | 1B | 5 | 1 | 3 | 2 | 0 | 2 | 1 | | | | | | | | | | | |
| Carl Yastrzemski, L (1, 10) <small>OBP: 0.340, SLG: 0.427</small> | FC1-2 | | | HR | | 1-3 | | | FC6-2 | 4 | 2 | 2 | 2 | 1 | 0 | 3 | | | | | | | | | | | |
| Tony Perez, R (1, 3) <small>OBP: 0.331, SLG: 0.433</small> | K | | | HR | | FC6-4 | | | WP | 5 | 0 | 0 | 0 | 0 | 2 | 5 | | | | | | | | | | | |
| Carlton Fisk, R (1, 2) <small>OBP: 0.391, SLG: 0.650</small> | | | | 2B | | 5-6-3 | | | F6 | 4 | 1 | 2 | 0 | 1 | 0 | 1 | | | | | | | | | | | |
| Butch Hobson, R (1, 5) <small>OBP: 0.318, SLG: 0.387</small> Glenn Hoffman, R (8, 5) <small>OBP: 0.227, SLG: 0.350</small> | 6-3 | | | 2B | | F8 | | | K | 4 | 0 | 1 | 1 | 0 | 1 | 2 | | | | | | | | | | | |
| Dwight Evans, R (1, 9) <small>OBP: 0.311, SLG: 0.432</small> | K | | | K | | 6-3 | | | 6-3 | 4 | 0 | 0 | 0 | 0 | 2 | 3 | | | | | | | | | | | |
| Inning Stats | R: 1 E: 1 K: 1 S: 8 | H: 2 LOB: 2 BB: 0 P: 8 | R: 0 E: 0 K: 1 S: 6 | H: 1 LOB: 2 BB: 1 P: 10 | R: 3 E: 0 K: 2 S: 10 | H: 3 LOB: 1 BB: 1 P: 14 | R: 2 E: 0 K: 1 S: 7 | H: 2 LOB: 1 BB: 1 P: 11 | R: 0 E: 0 K: 0 S: 3 | H: 0 LOB: 0 BB: 0 P: 3 | R: 1 E: 0 K: 1 S: 7 | H: 2 LOB: 1 BB: 0 P: 7 | R: 0 E: 0 K: 1 S: 6 | H: 1 LOB: 0 BB: 0 P: 6 | R: 3 E: 0 K: 0 S: 7 | H: 4 LOB: 1 BB: 0 P: 7 | 1B: 8 2B: 4 3B: 1 HR: 2 | SF: 0 SAC: 1 DP: 0 HBP: 0 | WP: 3 PB: 0 SB: 0 CS: 0 | PA: 43 | | | | | | | |
| PITCHER | IP | WLS | BF | H | R | ER | SO | BB | IBB | HBP | BLK | WP | HR | S | P | ERA | WHIP | | | | | | | | | | |
| Albert Williams, R (1, 1) <small>ERA: 11.12</small> | 2.2 | | 17 | 6 | 4 | 3 | 3 | 2 | 0 | 0 | 0 | 0 | 1 | 21 | 29 | 10.12 | 3.000 | | | | | | | | | | |
| John Verhoeven, R (3, 1) <small>ERA: 4.41</small> | 1.1 | L | 7 | 2 | 2 | 2 | 2 | 1 | 0 | 0 | 0 | 0 | 1 | 10 | 14 | 13.50 | 2.250 | | | | | | | | | | |
| Mike Marshall, R (5, 1) <small>ERA: 7.78</small> | 4.0 | | 19 | 7 | 4 | 4 | 2 | 0 | 0 | 0 | 0 | 3 | 0 | 23 | 23 | 9.00 | 1.750 | | | | | | | | | | |

Minnesota Twins @ Boston Red Sox
Fenway Park, Boston, MA
Tue May 13 1980, 7:05 PM EDT
Att: 19,032 - Unknown - 70 F

AB 39
R 10
H 15
RBI 9
BB 3
SO 7
LOB 17



| Batter | 1 | 2 | 3 | 4 | 5 | 6 | 7 | 8 | 9 | AB | R | H | RBI | BB | SO | LOB | TOP | | | | | | | | | | |
|---|------------------------------|---------------------------------|------------------------------|---------------------------------|------------------------------|---------------------------------|------------------------------|---------------------------------|------------------------------|----------------------------------|------------------------------|----------------------------------|------------------------------|---------------------------------|------------------------------|---------------------------------|--|------------------------------|---------------------------------|----------------------------------|------------------------------------|----------------------------------|--------|--|--|--|--|
| Hosken Powell, L OBP: 0.370, SLG: 0.415 (1, 9) | L3 | 4-3 | | L3 | | CS BB | | 1-2 1B | | 4 | 0 | 1 | 0 | 1 | 0 | 1 | Minnesota Twins @ Boston Red Sox Fenway Park, Boston, MA Wed May 14 1980, 7:05 PM EDT Att: 24,590 - Unknown - 65 F | | | | | | | | | | |
| Rob Wilfong, L OBP: 0.315, SLG: 0.452 Pete Mackanin, R OBP: 0.298, SLG: 0.315 (8, PH) (8, 4) | 1-3 | | L3 | | HR | 1B | | F8 | | 3 | 1 | 1 | 0 | 1 | 0 | 0 | | | | | | | | | | | |
| Roy Smalley, S OBP: 0.361, SLG: 0.440 (1, 6) | 1B 1B | | K | | HR | | | F6 | | 5 | 2 | 2 | 2 | 0 | 2 | 1 | | | | | | | | | | | |
| Ken Landreaux, L OBP: 0.398, SLG: 0.488 (1, 7) | 1B E 1B | | | | F6 | | | L3 | | 4 | 1 | 1 | 0 | 1 | 1 | 0 | | | | | | | | | | | |
| Danny Goodwin, L OBP: 0.258, SLG: 0.276 (1, 3) | E9 1B 1B | | 4-3 | | BB 1B | | | 3-1 | | 5 | 1 | 2 | 1 | 0 | 1 | 1 | | | | | | | | | | | |
| Glenn Adams, L OBP: 0.349, SLG: 0.385 (1, 10) | 1B | | | | 4-3 | | | L8 | | 3 | 0 | 1 | 1 | 1 | 0 | 0 | | | | | | | | | | | |
| Rick Sofield, L OBP: 0.195, SLG: 0.337 (1, 8) | F9 | | | | 1B 3B | | | F7 | | 4 | 1 | 1 | 0 | 0 | 1 | 3 | | | | | | | | | | | |
| Mike Cabbage, L OBP: 0.411, SLG: 0.420 (1, 5) | | | | | 1-3 | | | 1B BB | | 3 | 0 | 2 | 1 | 1 | 0 | 2 | | | | | | | | | | | |
| Butch Wynegar, S OBP: 0.294, SLG: 0.324 (1, 2) | G6-4-3 | | | | L9 | | | F9 | | 4 | 0 | 0 | 0 | 0 | 0 | 3 | | | | | | | | | | | |
| Inning Stats | R: 3 E: 1 K: 0 S: 7 | H: 4 LOB: 1 BB: 0 P: 7 | R: 0 E: 0 K: 0 S: 3 | H: 1 LOB: 0 BB: 0 P: 3 | R: 0 E: 0 K: 1 S: 5 | H: 0 LOB: 1 BB: 1 P: 9 | R: 1 E: 0 K: 0 S: 5 | H: 2 LOB: 1 BB: 0 P: 5 | R: 2 E: 0 K: 1 S: 8 | H: 3 LOB: 2 BB: 1 P: 12 | R: 0 E: 0 K: 0 S: 2 | H: 0 LOB: 0 BB: 0 P: 10 | R: 0 E: 0 K: 0 S: 3 | H: 0 LOB: 0 BB: 0 P: 3 | R: 0 E: 0 K: 0 S: 4 | H: 1 LOB: 2 BB: 1 P: 8 | | R: 0 E: 0 K: 3 S: 9 | H: 0 LOB: 0 BB: 0 P: 9 | 1B: 9 2B: 0 3B: 1 HR: 1 | SF: 0 SAC: 0 DP: 1 HBP: 0 | WP: 0 PB: 0 SB: 0 CS: 1 | PA: 41 | | | | |
| PITCHER | IP | WLS | BF | H | R | ER | SO | BB | IBB | HBP | BLK | WP | HR | S | P | ERA | WHIP | | | | | | | | | | |
| Bob Stanley, R ERA: 5.17 (1, 1) | 4.1 | | 23 | 10 | 6 | 5 | 1 | 1 | 0 | 0 | 0 | 0 | 1 | 24 | 28 | 10.38 | 2.538 | | | | | | | | | | |
| Keith MacWhorter, R ERA: 9.64 (5, 1) | 3.1 | | 14 | 1 | 0 | 0 | 1 | 4 | 0 | 0 | 0 | 0 | 0 | 12 | 28 | 0.00 | 1.500 | | | | | | | | | | |
| Tom Burgmeier, L ERA: 2.57 (8, 1) | 1.1 | W | 4 | 0 | 0 | 0 | 3 | 0 | 0 | 0 | 0 | 0 | 0 | 10 | 10 | 0.00 | 0.000 | | | | | | | | | | |

| Batter | 1 | 2 | 3 | 4 | 5 | 6 | 7 | 8 | 9 | AB | R | H | RBI | BB | SO | LOB | BOTTOM | | | | | | | | | | |
|---|------------------------------|---------------------------------|------------------------------|---------------------------------|------------------------------|---------------------------------|-------------------------------|----------------------------------|------------------------------|---------------------------------|------------------------------|---------------------------------|------------------------------|---------------------------------|------------------------------|---------------------------------|--|------------------------------|----------------------------------|----------------------------------|------------------------------------|----------------------------------|--------|--|--|--|--|
| Dwight Evans, R OBP: 0.299, SLG: 0.413 Jim Dwyer, L OBP: 0.522, SLG: 0.412 (9, PH) | 4-3 | | | K | G4-6-3 | | | | BB | 4 | 0 | 0 | 0 | 0 | 2 | 2 | Minnesota Twins @ Boston Red Sox Fenway Park, Boston, MA Wed May 14 1980, 7:05 PM EDT Att: 24,590 - Unknown - 65 F | | | | | | | | | | |
| Rick Burleson, R OBP: 0.273, SLG: 0.323 (1, 6) | 6-3 | | | 1B HR | 2B | | | 1-3 | | 4 | 2 | 2 | 0 | 0 | 0 | 0 | | | | | | | | | | | |
| Fred Lynn, L OBP: 0.390, SLG: 0.532 (1, 8) | K | | | HR | 1B | | | F3 | | 4 | 1 | 1 | 0 | 0 | 1 | 1 | | | | | | | | | | | |
| Jim Rice, R OBP: 0.289, SLG: 0.409 (1, 7) | | | | HR | HR | | | 1B 2B | | 4 | 2 | 2 | 4 | 0 | 2 | 0 | | | | | | | | | | | |
| Tony Perez, R OBP: 0.328, SLG: 0.427 (1, 3) | L3 | | | F9 | | | | 2B 6-3 | | 4 | 1 | 1 | 0 | 0 | 0 | 0 | | | | | | | | | | | |
| Carlton Fisk, R OBP: 0.385, SLG: 0.643 (1, 2) | K | | | K | | | | 1-3 2B | | 4 | 0 | 1 | 1 | 0 | 3 | 0 | | | | | | | | | | | |
| Butch Hobson, R OBP: 0.326, SLG: 0.392 (1, 10) | | | | F7 | | | | 6-3 | | 4 | 1 | 2 | 1 | 0 | 0 | 1 | | | | | | | | | | | |
| Ted Sizemore, R OBP: 0.294, SLG: 0.353 Jerry Remy, L OBP: 0.357, SLG: 0.427 (6, PH) (7, 4) | | | | F4 | | | | F9 | | 2 | 0 | 1 | 0 | 0 | 0 | 0 | | | | | | | | | | | |
| Glenn Hoffman, R OBP: 0.200, SLG: 0.304 Carl Yastrzemski, L OBP: 0.346, SLG: 0.427 (9, PH) | | | | K | | | | 5-3 | | 3 | 0 | 0 | 0 | 0 | 2 | 2 | | | | | | | | | | | |
| Inning Stats | R: 0 E: 0 K: 1 S: 5 | H: 0 LOB: 0 BB: 0 P: 5 | R: 0 E: 0 K: 2 S: 7 | H: 0 LOB: 0 BB: 0 P: 7 | R: 0 E: 0 K: 1 S: 5 | H: 0 LOB: 0 BB: 0 P: 5 | R: 3 E: 0 K: 2 S: 10 | H: 3 LOB: 0 BB: 0 P: 10 | R: 0 E: 0 K: 1 S: 6 | H: 2 LOB: 1 BB: 0 P: 6 | R: 3 E: 0 K: 0 S: 7 | H: 4 LOB: 1 BB: 0 P: 7 | R: 0 E: 0 K: 1 S: 5 | H: 0 LOB: 0 BB: 0 P: 5 | R: 0 E: 0 K: 1 S: 5 | H: 0 LOB: 0 BB: 0 P: 5 | | R: 1 E: 0 K: 1 S: 5 | H: 2 LOB: 2 BB: 2 P: 13 | 1B: 7 2B: 3 3B: 0 HR: 1 | SF: 0 SAC: 0 DP: 1 HBP: 0 | WP: 0 PB: 1 SB: 0 CS: 0 | PA: 37 | | | | |
| PITCHER | IP | WLS | BF | H | R | ER | SO | BB | IBB | HBP | BLK | WP | HR | S | P | ERA | WHIP | | | | | | | | | | |
| Jerry Koosman, L ERA: 5.4 (1, 1) | 5.1 | | 23 | 8 | 6 | 6 | 7 | 0 | 0 | 0 | 0 | 0 | 0 | 37 | 37 | 10.12 | 1.500 | | | | | | | | | | |
| Doug Corbett, R ERA: 2.51 (6, 1) | 3.0 | L | 14 | 3 | 1 | 1 | 3 | 2 | 0 | 0 | 0 | 0 | 0 | 18 | 26 | 3.00 | 1.667 | | | | | | | | | | |

| Batter | 1 | 2 | 3 | 4 | 5 | 6 | 7 | 8 | 9 | AB | R | H | RBI | BB | SO | LOB | TOP | | | | | | | | |
|---|------------------------------|---------------------------------|------------------------------|----------------------------------|------------------------------|---------------------------------|------------------------------|---------------------------------|------------------------------|---------------------------------|------------------------------|---------------------------------|------------------------------|---------------------------------|------------------------------|---------------------------------|------------------------------|---------------------------------|----------------------------------|------------------------------------|----------------------------------|--------|--|--|--|
| Jerry Remy, L OBP: 0.342, SLG: 0.409 | 1-3 | F8 | | F8 | | | 5-3 | | G6-4-3 | 5 | 0 | 0 | 0 | 0 | 0 | 3 | | | | | | | | | |
| Rick Burleson, R OBP: 0.271, SLG: 0.326 | F7 | K | | | | F9 CS 2B | 4-1 | | F9 | 5 | 0 | 1 | 0 | 0 | 1 | 2 | | | | | | | | | |
| Fred Lynn, L OBP: 0.386, SLG: 0.522 | G3 | | | | | F9 2-3 | F7 | | | 4 | 1 | 1 | 0 | 0 | 0 | 1 | | | | | | | | | |
| Jim Rice, R OBP: 0.295, SLG: 0.412 | | | | F8 | | | | | | 4 | 2 | 2 | 0 | 0 | 1 | 2 | | | | | | | | | |
| Tony Perez, R OBP: 0.348, SLG: 0.468 | | | | | | | | | | 2 | 2 | 2 | 3 | 2 | 0 | 0 | | | | | | | | | |
| Carlton Fisk, R OBP: 0.379, SLG: 0.648 | | | | | | | | | | 4 | 1 | 1 | 2 | 0 | 1 | 1 | | | | | | | | | |
| Carl Yastrzemski, L OBP: 0.333, SLG: 0.413 | | | | | | | | | | 3 | 0 | 0 | 1 | 0 | 0 | 1 | | | | | | | | | |
| Butch Hobson, R OBP: 0.323, SLG: 0.386 | | | | | | | | | | 4 | 0 | 1 | 0 | 0 | 1 | 0 | | | | | | | | | |
| Glenn Hoffman, R OBP: 0.200, SLG: 0.304 | | | | | | | | | | 0 | 0 | 0 | 0 | 0 | 0 | 0 | | | | | | | | | |
| Dwight Evans, R OBP: 0.306, SLG: 0.411 | | | | | | | | | | 3 | 0 | 1 | 0 | 1 | 1 | 1 | | | | | | | | | |
| Inning Stats | R: 0 E: 0 K: 0 S: 3 | H: 0 LOB: 0 BB: 0 P: 3 | R: 3 E: 1 K: 1 S: 9 | H: 3 LOB: 2 BB: 1 P: 13 | R: 1 E: 0 K: 1 S: 7 | H: 2 LOB: 1 BB: 0 P: 7 | R: 0 E: 0 K: 0 S: 3 | H: 0 LOB: 0 BB: 0 P: 3 | R: 0 E: 0 K: 1 S: 5 | H: 1 LOB: 1 BB: 1 P: 9 | R: 0 E: 0 K: 0 S: 6 | H: 1 LOB: 1 BB: 0 P: 6 | R: 0 E: 0 K: 0 S: 3 | H: 0 LOB: 0 BB: 0 P: 3 | R: 2 E: 0 K: 1 S: 7 | H: 2 LOB: 0 BB: 0 P: 7 | R: 0 E: 0 K: 0 S: 2 | H: 0 LOB: 0 BB: 1 P: 6 | 1B: 5 2B: 2 3B: 1 HR: 1 | SF: 1 SAC: 0 DP: 1 HBP: 0 | WP: 0 PB: 0 SB: 0 CS: 1 | PA: 39 | | | |
| PITCHER | IP | WLS | BF | H | R | ER | SO | BB | IBB | HBP | BLK | WP | HR | S | P | ERA | WHIP | | | | | | | | |
| Rick Waits, L ERA: 4.17 | 8.0 | L | 35 | 9 | 6 | 6 | 5 | 1 | 1 | 0 | 0 | 0 | 1 | 43 | 51 | 6.75 | 1.250 | | | | | | | | |
| Victor Cruz, R ERA: 6.35 | 1.0 | S | 3 | 0 | 0 | 0 | 0 | 1 | 0 | 0 | 0 | 0 | 0 | 2 | 6 | 0.00 | 1.000 | | | | | | | | |

Boston Red Sox @ Cleveland Indians
Cleveland Municipal Stadium, Cleveland, OH

Thu May 15 1980, 7:05 PM EDT
Att: 6,700 - Unknown

AB 34
R 6
H 9
RBI 6
BB 3
SO 5
LOB 11



| Batter | 1 | 2 | 3 | 4 | 5 | 6 | 7 | 8 | 9 | AB | R | H | RBI | BB | SO | LOB | BOTTOM | | | | | | | | |
|---|------------------------------|----------------------------------|------------------------------|---------------------------------|------------------------------|---------------------------------|------------------------------|---------------------------------|------------------------------|---------------------------------|------------------------------|---------------------------------|------------------------------|---------------------------------|------------------------------|---------------------------------|------------------------------|---------------------------------|----------------------------------|------------------------------------|----------------------------------|--------|--|--|--|
| Miguel Dilone, S OBP: 0.360, SLG: 0.417 | 1-4-3 | SH2-3 1B | | F7 | | 4-3 | | | F7 | 5 | 0 | 1 | 0 | 0 | 0 | 1 | | | | | | | | | |
| Duane Kuiper, L OBP: 0.366, SLG: 0.347 | 1B BB | SH2-3 | | | | | | | | 3 | 1 | 3 | 0 | 1 | 0 | 0 | | | | | | | | | |
| Mike Hargrove, L OBP: 0.350, SLG: 0.471 | HBP SF7 1B | | | F9 | | | | | G3 | 4 | 1 | 1 | 0 | 1 | 1 | 3 | | | | | | | | | |
| Jorge Orta, L OBP: 0.384, SLG: 0.362 | SF7 HBP 1B | 4-3 | | | | 4-3 | | | F2 | 4 | 0 | 1 | 1 | 0 | 0 | 3 | | | | | | | | | |
| Ron Hassey, L OBP: 0.372, SLG: 0.427 | BB HBP | | | F9 | | K2-3 | | | F7 | 3 | 0 | 0 | 0 | 0 | 1 | 1 | | | | | | | | | |
| Cliff Johnson, R OBP: 0.266, SLG: 0.267 | SF7 | | | | | F3 | | | F8 | 2 | 0 | 0 | 1 | 1 | 0 | 0 | | | | | | | | | |
| Toby Harrah, R OBP: 0.323, SLG: 0.311 | | | | | | | | | F7 | 3 | 0 | 1 | 0 | 1 | 0 | 0 | | | | | | | | | |
| Joe Charboneau, R OBP: 0.358, SLG: 0.440 | K | | | | | | | | F8 | 4 | 0 | 0 | 0 | 0 | 2 | 5 | | | | | | | | | |
| Tom Verzer, R OBP: 0.376, SLG: 0.423 | | 6-3 | | | | | | | 5-3 | 4 | 0 | 1 | 0 | 0 | 0 | 0 | | | | | | | | | |
| Inning Stats | R: 2 E: 0 K: 1 S: 7 | H: 2 LOB: 3 BB: 2 P: 16 | R: 0 E: 0 K: 0 S: 4 | H: 1 LOB: 2 BB: 1 P: 8 | R: 0 E: 0 K: 0 S: 3 | H: 1 LOB: 1 BB: 1 P: 7 | R: 0 E: 0 K: 0 S: 4 | H: 1 LOB: 0 BB: 0 P: 4 | R: 0 E: 0 K: 0 S: 5 | H: 0 LOB: 0 BB: 0 P: 5 | R: 0 E: 0 K: 0 S: 4 | H: 1 LOB: 1 BB: 0 P: 4 | R: 0 E: 0 K: 1 S: 6 | H: 1 LOB: 1 BB: 0 P: 6 | R: 0 E: 0 K: 1 S: 5 | H: 0 LOB: 0 BB: 0 P: 5 | R: 0 E: 0 K: 0 S: 4 | H: 1 LOB: 1 BB: 0 P: 4 | 1B: 7 2B: 2 3B: 0 HR: 0 | SF: 1 SAC: 1 DP: 1 HBP: 1 | WP: 0 PB: 0 SB: 0 CS: 0 | PA: 39 | | | |
| PITCHER | IP | WLS | BF | H | R | ER | SO | BB | IBB | HBP | BLK | WP | HR | S | P | ERA | WHIP | | | | | | | | |
| Jack Billingham, R ERA: 5.11 | 5.0 | W | 24 | 5 | 2 | 2 | 2 | 4 | 0 | 1 | 0 | 0 | 0 | 23 | 40 | 3.60 | 1.800 | | | | | | | | |
| Dick Drago, R ERA: 3.6 | 4.0 | S | 15 | 3 | 0 | 0 | 2 | 0 | 0 | 0 | 0 | 0 | 0 | 19 | 19 | 0.00 | 0.750 | | | | | | | | |

Boston Red Sox @ Cleveland Indians
Cleveland Municipal Stadium, Cleveland, OH

Thu May 15 1980, 7:05 PM EDT
Att: 6,700 - Unknown

AB 32
R 2
H 8
RBI 2
BB 4
SO 4
LOB 13



| Batter | 1 | 2 | 3 | 4 | 5 | 6 | 7 | 8 | 9 | AB | R | H | RBI | BB | SO | LOB | TOP | | |
|--|--|-------------------------|------------------------------|---------------------------------|------------------------------|---------------------------------|------------------------------|---------------------------------|------------------------------|---------------------------------|------------------------------|---------------------------------|------------------------------|---------------------------------|------------------------------|---------------------------------|----------------------------------|------------------------------------|--|
| Jerry Remy, L (1,4) OBP: 0.339, SLG: 0.403 | 0-0 B2-3 | 0-0 4-3 | | | 0-0 1B | | 0-3 K | | | 4 | 0 | 1 | 0 | 0 | 1 | 1 | | | |
| Rick Burleson, R (1,6) OBP: 0.277, SLG: 0.331 | 0-0 2B | | 0-0 4-3 | | 0-0 F9 | | | 0-0 G3 | | 4 | 1 | 2 | 0 | 0 | 0 | 1 | | | |
| Fred Lynn, L (1,8) OBP: 0.389, SLG: 0.530 | 0-0 1B | | 0-0 4-3 | | | 0-0 2B | | 0-0 G3 | | 4 | 1 | 2 | 1 | 0 | 0 | 1 | | | |
| Jim Rice, R (1,7) OBP: 0.294, SLG: 0.415 | 0-3 K | | 0-0 6-3 | | | 0-0 G6-4-3 | | 0-0 5-3 | | 4 | 0 | 1 | 0 | 0 | 1 | 2 | | | |
| Carl Yastrzemski, L (1,10) OBP: 0.339, SLG: 0.404 | 4-0 FC4-6 | | | 0-0 4-3 | | 4-0 G6-4-3 | | 0-0 3-1 | | 2 | 0 | 0 | 0 | 2 | 0 | 1 | | | |
| Tony Perez, R (1,3) OBP: 0.338, SLG: 0.454 | 0-0 FC4-6 | | | 0-0 5-3 | | 0-0 G6-4-3 | | | 0-3 K | 4 | 0 | 0 | 0 | 0 | 1 | 4 | | | |
| Carlton Fisk, R (1,2) OBP: 0.364, SLG: 0.620 | | | 0-0 F7 | | 0-0 1-3 | | 0-0 5-3 | | 0-0 5-3 | 4 | 0 | 0 | 0 | 0 | 0 | 1 | | | |
| Butch Hobson, R (1,5) OBP: 0.320, SLG: 0.379 | | | 0-0 F9 | | | 0-0 P4 | | 0-0 F7 | | 4 | 0 | 1 | 0 | 0 | 0 | 0 | | | |
| Glenn Hoffman, R (9,5) OBP: 0.200, SLG: 0.304 | | | | | | | | | | 0 | 0 | 0 | 0 | 0 | 0 | 0 | | | |
| Dwight Evans, R (1,9) OBP: 0.313, SLG: 0.402 | | | | | | | | 0-0 F7 | | 2 | 0 | 0 | 0 | 1 | 0 | 1 | | | |
| Inning Stats | R: 1 E: 0 K: 1 S: 7 | H: 2 LOB: 2 P: 11 | R: 0 E: 0 K: 0 S: 3 | H: 0 LOB: 1 BB: 0 P: 4 | R: 0 E: 0 K: 0 S: 3 | H: 0 LOB: 0 BB: 0 P: 3 | R: 0 E: 0 K: 0 S: 3 | H: 0 LOB: 0 BB: 0 P: 3 | R: 0 E: 0 K: 0 S: 4 | H: 1 LOB: 1 BB: 1 P: 8 | R: 0 E: 0 K: 1 S: 5 | H: 0 LOB: 0 BB: 0 P: 5 | R: 0 E: 0 K: 0 S: 4 | H: 1 LOB: 1 BB: 0 P: 4 | R: 0 E: 0 K: 1 S: 6 | H: 1 LOB: 1 BB: 0 P: 6 | 1B: 5 2B: 2 3B: 0 HR: 0 | SF: 0 SAC: 0 DP: 1 HBP: 1 | WP: 0 PA: 36 PB: 0 SB: 0 CS: 0 |
| PITCHER John Denny, R (1,1) ERA: 5.07 | IP: 9.0 WLS: L BF: 36 H: 7 R: 2 ER: 2 SO: 3 BB: 3 IBB: 0 HBP: 1 BLK: 0 WP: 0 HR: 0 S: 38 P: 51 ERA: 2.00 WHIP: 1.111 | | | | | | | | | | | | | | | PITCHER | | | |

Boston Red Sox @ Cleveland Indians
Cleveland Municipal Stadium, Cleveland, OH
Fri May 16 1980, 7:05 PM EDT
Att: 10,157 - Unknown - 60 F

AB 32
R 2
H 7
RBI 1
BB 3
SO 3
LOB 12



| Batter | 1 | 2 | 3 | 4 | 5 | 6 | 7 | 8 | 9 | AB | R | H | RBI | BB | SO | LOB | BOTTOM | | |
|--|--|---------------------------------|------------------------------|---------------------------------|------------------------------|---------------------------------|------------------------------|---------------------------------|------------------------------|---------------------------------|------------------------------|----------------------------------|------------------------------|----------------------------------|------------------------------|---|----------------------------------|------------------------------------|--|
| Miguel Dilone, S (1,8) OBP: 0.321, SLG: 0.370 | 0-0 4-3 | | | 0-0 F7 | | 0-3 K | | | | 3 | 0 | 0 | 0 | 0 | 1 | 1 | | | |
| Cliff Johnson, R (7, PH) OBP: 0.274, SLG: 0.267 | | | | | | | | | | 0 | 0 | 0 | 0 | 1 | 0 | 0 | | | |
| Dave Rosello, R (8,4) OBP: 0.500, SLG: 0.500 | | | | | | | | | | 0 | 0 | 0 | 0 | 0 | 0 | 0 | | | |
| Duane Kuiper, L (1,4) OBP: 0.357, SLG: 0.337 | 0-0 4-3 | | | 0-0 F7 | | 0-3 K | | | | 3 | 0 | 0 | 0 | 0 | 1 | 1 | | | |
| Gary Alexander, R (7, PH) OBP: 0.270, SLG: 0.281 | | | | | | | | | | 1 | 0 | 0 | 0 | 0 | 0 | 3 | | | |
| Joe Charboneau, R (8,7) OBP: 0.358, SLG: 0.440 | | | | | | | | | | 0 | 0 | 0 | 0 | 0 | 0 | 0 | | | |
| Mike Hargrove, L (1,3) OBP: 0.344, SLG: 0.457 | 0-0 4-3 | | | 0-0 4-3 | | 4-0 FC6-4 | | 0-0 4-3 | | 3 | 0 | 0 | 0 | 1 | 0 | 0 | | | |
| Toby Harrah, R (1,5) OBP: 0.313, SLG: 0.300 | | | | | 0-0 5-3 | 0-0 FC6-4 | | 0-0 6-3 | | 4 | 0 | 0 | 0 | 0 | 0 | 2 | | | |
| Jorge Orta, L (1,9) OBP: 0.372, SLG: 0.349 | | | | 0-0 4-3 | | 0-0 F8 | | 0-0 1-3 | | 4 | 0 | 0 | 0 | 0 | 0 | 0 | | | |
| Ron Hassey, L (1,2) OBP: 0.382, SLG: 0.429 | | | | 0-0 4-3 | | 4-0 1B | | | | 2 | 1 | 1 | 0 | 1 | 0 | 0 | | | |
| Jerry Dybzinski, R (9, PH) OBP: 0.417, SLG: 0.636 | | | | | | BB | | | | 1 | 0 | 0 | 0 | 0 | 0 | 0 | | | |
| Ron Pruitt, R (1,10) OBP: 0.364, SLG: 0.278 | | | | | | 0-3 K | | | | 3 | 0 | 1 | 0 | 1 | 2 | 0 | | | |
| Dell Alston, L (1,7) OBP: 0.071, SLG: 0.071 | | | | | | 0-0 1B | | | | | | | | | | | | | |
| Bo Diaz, R (9, PH) OBP: 0.296, SLG: 0.280 | | | | | | BB | | | | | | | | | | | | | |
| Tom Verzyer, R (1,6) OBP: 0.375, SLG: 0.420 | | | | | | 0-0 L4 | | | | 3 | 0 | 1 | 0 | 0 | 0 | 2 | | | |
| | | | | | | 0-0 5-3 | | | | 3 | 0 | 1 | 1 | 0 | 0 | 2 | | | |
| Inning Stats | R: 0 E: 0 K: 0 S: 3 | H: 0 LOB: 0 BB: 0 P: 3 | R: 0 E: 0 K: 0 S: 3 | H: 0 LOB: 0 BB: 0 P: 3 | R: 0 E: 0 K: 1 S: 5 | H: 0 LOB: 0 BB: 0 P: 5 | R: 0 E: 0 K: 0 S: 3 | H: 0 LOB: 0 BB: 0 P: 3 | R: 0 E: 0 K: 0 S: 4 | H: 1 LOB: 2 BB: 1 P: 8 | R: 0 E: 0 K: 2 S: 8 | H: 2 LOB: 3 BB: 2 P: 12 | R: 0 E: 0 K: 0 S: 5 | H: 0 LOB: 0 BB: 0 P: 13 | R: 0 E: 0 K: 1 S: 5 | H: 0 LOB: 0 BB: 0 P: 5 | 1B: 4 2B: 0 3B: 0 HR: 0 | SF: 0 SAC: 0 DP: 0 HBP: 0 | WP: 1 PA: 35 PB: 0 SB: 0 CS: 0 |
| PITCHER Chuck Rainey, R (1,1) ERA: 4.93 | IP: 6.2 WLS: W BF: 28 H: 4 R: 1 ER: 1 SO: 1 BB: 3 IBB: 0 HBP: 0 BLK: 0 WP: 1 HR: 0 S: 30 P: 46 ERA: 1.35 WHIP: 1.050 | | | | | | | | | | | | | | | PITCHER Tom Burgmeier, L (7,1) ERA: 2.37 | | | |

Boston Red Sox @ Cleveland Indians
Cleveland Municipal Stadium, Cleveland, OH
Fri May 16 1980, 7:05 PM EDT
Att: 10,157 - Unknown - 60 F

AB 31
R 1
H 4
RBI 1
BB 4
SO 4
LOB 11



| Batter | 1 | 2 | 3 | 4 | 5 | 6 | 7 | 8 | 9 | 10 | AB | R | H | RBI | BB | SO | LOB | TOP | | | | | | | | | | |
|--|------------------------------|---------------------------------|------------------------------|---------------------------------|------------------------------|---------------------------------|------------------------------|----------------------------------|------------------------------|---------------------------------|------------------------------|---------------------------------|------------------------------|---------------------------------|------------------------------|---------------------------------|------------------------------|--|----------------------------------|------------------------------|---------------------------------|-----------------------------------|------------------------------------|----------------------------------|--------|--|--|--|
| Jerry Remy, L OBP: 0.349, SLG: 0.411 (1.4) | K | | S 1B 4-3 | FC6-4 | | | 1B 1B | | 1B 1B | CS | 5 | 2 | 3 | 0 | 0 | 1 | 2 | Boston Red Sox @ Cleveland Indians Cleveland Municipal Stadium, Cleveland, OH Sat May 17 1980, 7:05 PM EDT Att: 20,245 - Unknown livebaseballscorecards.com | | | | | | | | | | |
| Rick Burleson, R OBP: 0.275, SLG: 0.326 (1.6) | F5 | | 4-3 | | K | | G6-4-3 1B 1B | | F3 | | 5 | 0 | 1 | 0 | 0 | 1 | 2 | | | | | | | | | | | |
| Fred Lynn, L OBP: 0.391, SLG: 0.529 Jim Dwyer, L OBP: 0.577, SLG: 0.550 (1.8) (3.8) | | | K | | | | G6-4-3 1B 1B | | S 1B | | 2 | 0 | 1 | 0 | 0 | 1 | 1 | | | | | | | | | | | |
| Jim Rice, R OBP: 0.291, SLG: 0.407 (1.7) | K | | 2-3 | | 2B | | G6-4-3 1B 1B | | K | | 5 | 0 | 1 | 1 | 0 | 3 | 6 | | | | | | | | | | | |
| Carl Yastrzemski, L OBP: 0.350, SLG: 0.412 (1.3) | | 1B 2B | K | | F6 | | BB | | FC6-4 IBB | | 3 | 1 | 1 | 0 | 2 | 1 | 2 | | | | | | | | | | | |
| Tony Perez, R OBP: 0.333, SLG: 0.444 (1.10) | | G4-6-3 1B | | F8 | | | 6-3 | | F8 | | 5 | 0 | 1 | 1 | 0 | 0 | 5 | | | | | | | | | | | |
| Butch Hobson, R OBP: 0.314, SLG: 0.363 (1.5) | G4-6-3 1B | | K | | BB | | | | K | | 4 | 0 | 0 | 0 | 1 | 3 | 1 | | | | | | | | | | | |
| Dave Rader, L OBP: 0.370, SLG: 0.519 (1.2) | | 1B | | F6 | | | F6 | | K | | 5 | 0 | 2 | 0 | 0 | 1 | 1 | | | | | | | | | | | |
| Dwight Evans, R OBP: 0.317, SLG: 0.390 (1.9) | K | | FC6-4 BB | | F7 | | | | K | | 3 | 0 | 0 | 0 | 2 | 2 | 2 | | | | | | | | | | | |
| Inning Stats | R: 0 E: 0 K: 2 S: 8 | H: 1 LOB: 1 BB: 0 P: 8 | R: 1 E: 0 K: 1 S: 7 | H: 3 LOB: 1 BB: 0 P: 7 | R: 1 E: 0 K: 2 S: 9 | H: 2 LOB: 1 BB: 0 P: 9 | R: 0 E: 0 K: 1 S: 6 | H: 1 LOB: 2 BB: 1 P: 10 | R: 0 E: 0 K: 2 S: 8 | H: 1 LOB: 1 BB: 0 P: 8 | R: 0 E: 0 K: 0 S: 3 | H: 0 LOB: 1 BB: 1 P: 7 | R: 1 E: 0 K: 0 S: 5 | H: 3 LOB: 2 BB: 1 P: 9 | R: 0 E: 0 K: 3 S: 9 | H: 0 LOB: 0 BB: 0 P: 9 | R: 0 E: 0 K: 1 S: 7 | | H: 2 LOB: 3 BB: 1 P: 11 | R: 0 E: 0 K: 1 S: 4 | H: 0 LOB: 0 BB: 1 P: 8 | 1B: 10 2B: 3 3B: 0 HR: 0 | SF: 0 SAC: 0 DP: 2 HBP: 0 | WP: 0 PB: 0 SB: 3 CS: 1 | PA: 46 | | | |
| PITCHER | IP 6.2 | WLS 31 | BF 11 | H 3 | R 3 | ER 3 | SO 8 | BB 2 | IBB 0 | HBP 0 | BLK 0 | WP 0 | HR 0 | S 45 | P 53 | ERA 4.05 | WHIP 1.950 | | | | | | | | | | | |
| Len Barker, R ERA: 4.38 (7.1) | 0.0 | 1 | 0 | 0 | 0 | 0 | 0 | 1 | 0 | 0 | 0 | 0 | 0 | 0 | 4 | ∞ | ∞ | | | | | | | | | | | |
| Sid Monge, L ERA: 4.26 (7.1) | 3.1 | W | 13 | 2 | 0 | 0 | 5 | 1 | 1 | 0 | 0 | 0 | 0 | 0 | 21 | 29 | 0.00 | 0.900 | | | | | | | | | | |
| Mike Stanton, R ERA: 3.44 | | | | | | | | | | | | | | | | | | | | | | | | | | | | |

Boston Red Sox @ Cleveland Indians
 Cleveland Municipal Stadium, Cleveland, OH
 Sat May 17 1980, 7:05 PM EDT
 Att: 20,245 - Unknown

AB 40
 R 3
 H 13
 RBI 3
 BB 5
 SO 13
 LOB 22





| Batter | 1 | 2 | 3 | 4 | 5 | 6 | 7 | 8 | 9 | 10 | AB | R | H | RBI | BB | SO | LOB | BOTTOM | | | | | | | | | |
|---|------------------------------|---------------------------------|------------------------------|---------------------------------|------------------------------|---------------------------------|------------------------------|---------------------------------|------------------------------|---------------------------------|------------------------------|---------------------------------|------------------------------|----------------------------------|------------------------------|----------------------------------|------------------------------|--|---------------------------------|----------------------------------|------------------------------------|----------------------------------|--------|--|--|--|--|
| Miguel Dilone, S OBP: 0.353, SLG: 0.455 (1.8) | 2-3 | | K | | F8 | | E6 4-3 1B | | FC4-2 3B | 1B | 6 | 0 | 3 | 1 | 0 | 1 | 0 | Boston Red Sox @ Cleveland Indians Cleveland Municipal Stadium, Cleveland, OH Sat May 17 1980, 7:05 PM EDT Att: 20,245 - Unknown livebaseballscorecards.com | | | | | | | | | |
| Duane Kuiper, L OBP: 0.358, SLG: 0.333 (1.4) | 4-3 | | 1B | | F7 | | 4-3 | | FC4-2 IBB | | 4 | 0 | 1 | 0 | 1 | 0 | 1 | | | | | | | | | | |
| Mike Hargrove, L OBP: 0.349, SLG: 0.449 (1.3) | | | BB | | F9 | | G3 | | FC4-2 IBB | | 2 | 0 | 0 | 0 | 3 | 0 | 1 | | | | | | | | | | |
| Toby Harrah, R OBP: 0.308, SLG: 0.296 (1.5) | K | | 6-3 | | | | F5 | | FC4-2 1B | | 5 | 1 | 1 | 0 | 0 | 1 | 7 | | | | | | | | | | |
| Jorge Orta, L OBP: 0.366, SLG: 0.336 (1.9) | | F9 | | G1 | | 3-4-3 1B 1B | | SH1-4 BB | L4-3 | | 4 | 0 | 0 | 0 | 1 | 0 | 4 | | | | | | | | | | |
| Ron Hassey, L OBP: 0.387, SLG: 0.432 Dave Rosello, R OBP: 0.500, SLG: 0.500 (1.2) (10, PR) | | 1B 1B | | F5 | | 1B | | SH1-4 | E3 FC4-5 SH1-4 | | 4 | 1 | 2 | 1 | 0 | 0 | 0 | | | | | | | | | | |
| Ron Pruitt, R OBP: 0.385, SLG: 0.286 (1.10) | | 1B 1B | | FC6-4 BB | | K | | 6-3 | SH1-4 | | 3 | 0 | 1 | 0 | 1 | 1 | 2 | | | | | | | | | | |
| Dell Alston, L OBP: 0.263, SLG: 0.176 (1.7) | | 1B | | FC6-4 | | | SH1 E 1B | | FC4-5 1B IBB | | 3 | 2 | 2 | 1 | 2 | 0 | 1 | | | | | | | | | | |
| Tom Verzyer, R OBP: 0.367, SLG: 0.410 Cliff Johnson, R OBP: 0.271, SLG: 0.264 Jerry Dybzinski, R OBP: 0.385, SLG: 0.583 (1.6) (8, PH) (9.6) | | 1-3 | | | | | SH1 | | FC4-5 1B | | 2 | 0 | 0 | 0 | 0 | 0 | 1 | | | | | | | | | | |
| Inning Stats | R: 0 E: 0 K: 1 S: 5 | H: 0 LOB: 1 BB: 1 P: 9 | R: 1 E: 0 K: 0 S: 5 | H: 3 LOB: 1 BB: 0 P: 5 | R: 0 E: 0 K: 1 S: 6 | H: 1 LOB: 1 BB: 0 P: 6 | R: 0 E: 0 K: 0 S: 3 | H: 0 LOB: 0 BB: 0 P: 3 | R: 1 E: 0 K: 0 S: 7 | H: 2 LOB: 1 BB: 0 P: 7 | R: 1 E: 1 K: 0 S: 5 | H: 2 LOB: 2 BB: 1 P: 9 | R: 0 E: 0 K: 0 S: 3 | H: 0 LOB: 2 BB: 2 P: 11 | R: 0 E: 0 K: 0 S: 3 | H: 1 LOB: 2 BB: 2 P: 11 | R: 1 E: 1 K: 0 S: 4 | | H: 1 LOB: 2 BB: 1 P: 8 | 1B: 9 2B: 1 3B: 1 HR: 0 | SF: 0 SAC: 3 DP: 1 HBP: 0 | WP: 0 PB: 0 SB: 0 CS: 0 | PA: 46 | | | | |
| PITCHER | IP 9.0 | WLS 41 | BF 9 | H 3 | R 3 | ER 3 | SO 3 | BB 3 | IBB 4 | HBP 0 | BLK 0 | WP 0 | HR 0 | S 40 | P 68 | ERA 3.00 | WHIP 1.333 | | | | | | | | | | |
| Mike Torrez, R ERA: 4.73 (10.1) | 0.2 | L | 5 | 1 | 1 | 0 | 0 | 0 | 1 | 0 | 0 | 0 | 0 | 4 | 8 | 0.00 | 1.500 | | | | | | | | | | |
| Keith MacWhorter, R ERA: 3.44 | | | | | | | | | | | | | | | | | | | | | | | | | | | |

Boston Red Sox @ Cleveland Indians
 Cleveland Municipal Stadium, Cleveland, OH
 Sat May 17 1980, 7:05 PM EDT
 Att: 20,245 - Unknown

AB 35
 R 4
 H 10
 RBI 3
 BB 8
 SO 3
 LOB 21



| Batter | 1 | 2 | 3 | 4 | 5 | 6 | 7 | 8 | 9 | AB | R | H | RBI | BB | SO | LOB | TOP |
|---|---|---------------------------------|------------------------------|---------------------------------|------------------------------|---------------------------------|------------------------------|---------------------------------|------------------------------|----------------------------------|------------------------------|---------------------------------|------------------------------|---------------------------------|----------------------------------|------------------------------------|---|
| Jerry Remy, L (1,4) OBP: 0.346, SLG: 0.414 (8,9) | 0-0 4-3 2B | | 0-0 4-3 | | | 0-0 5-3 | | 0-0 4-3 | | 4 | 0 | 1 | 0 | 0 | 0 | 0 | Boston Red Sox @ Cleveland Indians Cleveland Municipal Stadium, Cleveland, OH Sun May 18 1980, 3:33 AM EDT Att: 28,724 - Unknown - 75 F livebaseballscores.com |
| Rick Burleson, R (1,6) OBP: 0.274, SLG: 0.319 | 0-0 4-3 2-3 | | | 4-0 BB | | 0-0 5-3 | | 0-0 1-3 | | 3 | 0 | 0 | 0 | 1 | 0 | 1 | |
| Carlton Fisk, R (1,2) OBP: 0.369, SLG: 0.611 | 0-0 F5 | | | 0-0 F5 | | | 4-0 2B BB | 0-0 1B 1B | | 3 | 1 | 1 | 0 | 1 | 0 | 2 | |
| Jim Rice, R (1,7) OBP: 0.283, SLG: 0.396 | 0-0 5-3 | | | 0-0 F4 | | | 0-3 K | 0-0 F7 | | 4 | 0 | 0 | 0 | 0 | 1 | 4 | |
| Tony Perez, R (1,10) OBP: 0.331, SLG: 0.439 | | 0-0 F8 | | 0-0 F4 | | | 0-0 F8 | 0-0 1-3 1B | | 4 | 0 | 1 | 0 | 0 | 0 | 2 | |
| Carl Yastrzemski, L (1,3) OBP: 0.347, SLG: 0.416 | | 0-0 F9 | | | 0-0 F8 | | 0-0 1-H 2B | 0-0 1B | | 4 | 0 | 1 | 1 | 0 | 0 | 2 | |
| Jim Dwyer, L (1,8) OBP: 0.517, SLG: 0.478 | | 0-0 G3 | | | 0-0 5-3 | | 0-0 F9 | | | 3 | 0 | 0 | 0 | 0 | 0 | 1 | |
| Butch Hobson, R (1,5) OBP: 0.305, SLG: 0.351 | | | 0-0 4-3 | | 0-0 L6 | | | 0-0 F8 | | 3 | 0 | 0 | 0 | 0 | 0 | 0 | |
| Dwight Evans, R (1,9) OBP: 0.311, SLG: 0.382 Jack Brohamer, L (8,PH) OBP: 0.393, SLG: 0.429 (8,4) | | | 0-0 F8 | | | 0-0 F2 | | 0-0 F9 | | 2 | 0 | 0 | 0 | 0 | 0 | 0 | AB 30 R 1 H 4 RBI 1 BB 2 SO 1 LOB 12  |
| Inning Stats | R: 0 E: 0 K: 0 S: 4 | H: 1 LOB: 1 BB: 0 P: 4 | R: 0 E: 0 K: 0 S: 3 | H: 0 LOB: 0 BB: 0 P: 3 | R: 0 E: 0 K: 0 S: 3 | H: 0 LOB: 1 BB: 1 P: 7 | R: 0 E: 0 K: 0 S: 3 | H: 0 LOB: 0 BB: 0 P: 3 | R: 1 E: 0 K: 1 S: 6 | H: 1 LOB: 1 BB: 1 P: 10 | R: 0 E: 0 K: 0 S: 3 | H: 0 LOB: 0 BB: 0 P: 3 | R: 0 E: 0 K: 0 S: 5 | H: 2 LOB: 2 BB: 0 P: 5 | 1B: 2 2B: 2 3B: 0 HR: 0 | SF: 0 SAC: 0 DP: 0 HBP: 0 | |
| PITCHER | IP WLS BF H R ER SO BB IBB HBP BLK WP HR S P ERA WHIP | | | | | | | | | | | | | | | | |
| Dan Spillner, R (1,1) ERA: 5.06 | 8.2 W 32 4 1 1 1 2 0 0 0 0 0 0 32 40 1.04 0.692 | | | | | | | | | | | | | | | | |
| Sid Monge, L (9,1) ERA: 4.15 | 0.1 S 1 0 0 0 0 0 0 0 0 0 0 0 1 1 0.00 0.000 | | | | | | | | | | | | | | | | |

| Batter | 1 | 2 | 3 | 4 | 5 | 6 | 7 | 8 | 9 | AB | R | H | RBI | BB | SO | LOB | BOTTOM | | |
|---|---|---------------------------------|------------------------------|---------------------------------|-------------------------------|---------------------------------|------------------------------|---------------------------------|------------------------------|---------------------------------|------------------------------|---------------------------------|------------------------------|---------------------------------|------------------------------|---------------------------------|---|----------------------------------|------------------------------------|
| Miguel Dilone, S (1,8) OBP: 0.368, SLG: 0.486 | 0-0 2-3 | | 0-0 E 2B 1B | | | 0-0 1B 1B 2B | | 0-0 FC4-6 | | 4 | 2 | 2 | 0 | 0 | 0 | 1 | Boston Red Sox @ Cleveland Indians Cleveland Municipal Stadium, Cleveland, OH Sun May 18 1980, 3:33 AM EDT Att: 28,724 - Unknown - 75 F livebaseballscores.com | | |
| Duane Kuiper, L (1,4) OBP: 0.363, SLG: 0.348 | 0-0 F7 | | 0-0 1-H 2B | | 0-0 CS 1B 2-3 | | 0-0 G3 | | | 4 | 0 | 2 | 1 | 0 | 0 | 0 | | | |
| Mike Hargrove, L (1,3) OBP: 0.351, SLG: 0.445 | 4-0 BB | | 0-0 F9 | | 0-0 G3 1B 1-2 3-H | | 0-0 1-3 | | | 3 | 0 | 1 | 1 | 1 | 0 | 1 | | | |
| Toby Harrah, R (1,5) OBP: 0.307, SLG: 0.294 | 0-3 K | | 0-3 K | | 0-0 1-2 2-3 1B | | 0-0 6-3 | | | 4 | 0 | 1 | 0 | 0 | 2 | 2 | | | |
| Ron Hassey, L (1,2) OBP: 0.392, SLG: 0.459 | | 0-0 6-3 | | 0-0 FC1-6 1B | | 0-0 G3 1-2 2-3 | | 0-0 SF8 3B | | 4 | 1 | 2 | 0 | 0 | 0 | 2 | | | |
| Cliff Johnson, R (1,10) OBP: 0.270, SLG: 0.267 | | 0-0 1B | | 0-0 F8 | | 0-0 F5 | | 0-0 SF8 | | 3 | 0 | 1 | 1 | 0 | 0 | 3 | | | |
| Ron Pruitt, R (1,9) OBP: 0.367, SLG: 0.280 | | 0-0 F7 | | 0-0 FC1-6 1B | | 0-0 6-3 | | 0-0 F8 | | 4 | 0 | 1 | 0 | 0 | 0 | 1 | | | |
| Dell Alston, L (1,7) OBP: 0.261, SLG: 0.150 | | 0-0 2-3 | | 0-0 FC1-6 1-2 2-3 | | 0-0 1-3 | | 4-0 BB | | 3 | 0 | 0 | 0 | 1 | 0 | 3 | | | |
| Tom Veryzer, R (1,6) OBP: 0.362, SLG: 0.402 | | | 0-0 6-3 | | 0-0 4-3 | | 0-0 FC4-6 1B | | 0-0 F7 | | 4 | 0 | 1 | 0 | 0 | 3 | AB 33 R 3 H 11 RBI 3 BB 2 SO 2 LOB 16  | | |
| Inning Stats | R: 0 E: 0 K: 1 S: 5 | H: 0 LOB: 1 BB: 1 P: 9 | R: 0 E: 0 K: 0 S: 4 | H: 1 LOB: 1 BB: 0 P: 4 | R: 1 E: 1 K: 1 S: 7 | H: 2 LOB: 1 BB: 0 P: 7 | R: 0 E: 0 K: 0 S: 5 | H: 2 LOB: 2 BB: 0 P: 5 | R: 1 E: 0 K: 0 S: 6 | H: 4 LOB: 2 BB: 0 P: 6 | R: 0 E: 0 K: 0 S: 4 | H: 1 LOB: 1 BB: 0 P: 4 | R: 0 E: 0 K: 0 S: 3 | H: 0 LOB: 0 BB: 0 P: 3 | R: 1 E: 0 K: 0 S: 4 | H: 1 LOB: 1 BB: 1 P: 8 | | 1B: 8 2B: 2 3B: 1 HR: 0 | SF: 1 SAC: 0 DP: 0 HBP: 0 |
| PITCHER | IP WLS BF H R ER SO BB IBB HBP BLK WP HR S P ERA WHIP | | | | | | | | | | | | | | | | | | |
| Bob Stanley, R (1,1) ERA: 4.91 | 8.0 L 36 11 3 3 3 2 2 0 0 0 0 0 38 46 3.38 1.625 | | | | | | | | | | | | | | | | | | |

| Batter | 1 | 2 | 3 | 4 | 5 | 6 | 7 | 8 | 9 | AB | R | H | RBI | BB | SO | LOB | TOP | | | | | |
|--|------------------------------|---------------------------------|-------------------------------------|----------------------------------|------------------------------|---------------------------------|------------------------------|---------------------------------|------------------------------|---------------------------------|------------------------------|---------------------------------|------------------------------|---------------------------------|------------------------------|---------------------------------|--|-------------------------------------|----------------------------------|------------------------------------|----------------------------------|--------|
| Jerry Remy, L OBP: 0.355, SLG: 0.421 (1, 4) | | | | | | | | | | 5 | 0 | 3 | 0 | 0 | 0 | 2 | Boston Red Sox @ Toronto Blue Jays Exhibition Stadium, Toronto, ON Mon May 19 1980, 3:33 AM EDT Att: 32,731 - Unknown - 65 F | | | | | |
| Rick Burleson, R OBP: 0.272, SLG: 0.311 (1, 6) | | | | | | | | | | 4 | 0 | 0 | 0 | 1 | 0 | 6 | | | | | | |
| Fred Lynn, L OBP: 0.387, SLG: 0.520 (1, 8) | | | | | | | | | | 4 | 0 | 1 | 0 | 0 | 0 | 2 | | | | | | |
| Jim Rice, R OBP: 0.276, SLG: 0.385 (1, 7) | | | | | | | | | | 4 | 0 | 0 | 0 | 0 | 1 | 2 | | | | | | |
| Carl Yastrzemski, L OBP: 0.352, SLG: 0.442 (1, 10) | | | | | | | | | | 3 | 1 | 1 | 1 | 1 | 0 | 1 | | | | | | |
| Tony Perez, R OBP: 0.329, SLG: 0.430 (1, 3) | | | | | | | | | | 3 | 0 | 0 | 0 | 0 | 1 | 2 | | | | | | |
| Carlton Fisk, R OBP: 0.364, SLG: 0.592 (1, 2) | | | | | | | | | | 3 | 0 | 0 | 0 | 1 | 1 | 2 | | | | | | |
| Jim Dwyer, L OBP: 0.485, SLG: 0.556 (1, 9) | | | | | | | | | | 4 | 1 | 1 | 1 | 0 | 1 | 2 | | | | | | |
| Jack Brohamer, L OBP: 0.375, SLG: 0.387 (1, 5) | | | | | | | | | | 3 | 0 | 0 | 0 | 1 | 1 | 2 | | | | | | |
| Inning Stats | R: 0 E: 0 K: 0 S: 4 | H: 1 LOB: 1 BB: 0 P: 4 | R: 1 E: 0 K: 1 S: 5 | H: 1 LOB: 0 BB: 0 P: 6 | R: 0 E: 0 K: 0 S: 3 | H: 0 LOB: 1 BB: 1 P: 7 | R: 0 E: 0 K: 1 S: 5 | H: 0 LOB: 1 BB: 0 P: 9 | R: 0 E: 0 K: 2 S: 8 | H: 1 LOB: 1 BB: 0 P: 8 | R: 0 E: 0 K: 0 S: 3 | H: 0 LOB: 0 BB: 0 P: 3 | R: 1 E: 0 K: 0 S: 5 | H: 2 LOB: 2 BB: 1 P: 9 | R: 0 E: 0 K: 1 S: 6 | H: 1 LOB: 1 BB: 0 P: 6 | R: 0 E: 1 K: 0 S: 4 | H: 0 LOB: 2 BB: 1 P: 8 | 1B: 4 2B: 0 3B: 0 HR: 2 | SF: 0 SAC: 0 DP: 1 HBP: 1 | WP: 0 PB: 0 SB: 0 CS: 0 | PA: 38 |
| PITCHER Jim Clancy, R ERA: 2.81 (1, 1) | IP: 9.0 WLS: W BF: 38 | H: 6 R: 2 ER: 2 SO: 5 | BB: 4 IBB: 0 HBP: 1 BLK: 0 | WP: 0 HR: 2 S: 43 P: 60 | ERA: 2.00 WHIP: 1.111 | PITCHER | | | | | | | | | | IP: 9.0 WLS: W BF: 38 | H: 6 R: 2 ER: 2 SO: 5 | BB: 4 IBB: 0 HBP: 1 BLK: 0 | WP: 0 HR: 2 S: 43 P: 60 | ERA: 2.00 WHIP: 1.111 | | |

AB 33
R 2
H 6
RBI 2
BB 4
SO 5
LOB 21



| Batter | 1 | 2 | 3 | 4 | 5 | 6 | 7 | 8 | 9 | AB | R | H | RBI | BB | SO | LOB | BOTTOM | | | |
|--|------------------------------|---------------------------------|-------------------------------------|----------------------------------|------------------------------|---------------------------------|------------------------------|---------------------------------|------------------------------|---------------------------------|------------------------------|---------------------------------|------------------------------|---------------------------------|------------------------------|---------------------------------|--|-------------------------------------|----------------------------------|---------------------------|
| Alfredo Griffin, S OBP: 0.269, SLG: 0.364 (1, 6) | | | | | | | | | | 3 | 0 | 0 | 0 | 0 | 0 | 3 | Boston Red Sox @ Toronto Blue Jays Exhibition Stadium, Toronto, ON Mon May 19 1980, 3:33 AM EDT Att: 32,731 - Unknown - 65 F | | | |
| Bob Bailor, R OBP: 0.324, SLG: 0.151 (1, 9) | | | | | | | | | | 2 | 2 | 0 | 0 | 1 | 0 | 2 | | | | |
| Al Woods, L OBP: 0.413, SLG: 0.686 (1, 7) | | | | | | | | | | 4 | 3 | 3 | 2 | 0 | 0 | 1 | | | | |
| Otto Velez, R OBP: 0.442, SLG: 0.691 (1, 10) | | | | | | | | | | 3 | 2 | 2 | 3 | 1 | 0 | 0 | | | | |
| Roy Howell, L OBP: 0.320, SLG: 0.391 (1, 5) | | | | | | | | | | 4 | 0 | 0 | 1 | 0 | 0 | 2 | | | | |
| John Mayberry, L OBP: 0.325, SLG: 0.421 (1, 3) | | | | | | | | | | 4 | 0 | 0 | 0 | 0 | 0 | 2 | | | | |
| Rick Bosetti, R OBP: 0.308, SLG: 0.356 (1, 8) | | | | | | | | | | 4 | 0 | 1 | 0 | 0 | 0 | 0 | | | | |
| Damaso Garcia, R OBP: 0.288, SLG: 0.434 (1, 4) | | | | | | | | | | 4 | 0 | 3 | 1 | 0 | 0 | 0 | | | | |
| Bob Davis, R OBP: 0.260, SLG: 0.234 (1, 2) | | | | | | | | | | 4 | 0 | 1 | 0 | 0 | 1 | 3 | | | | |
| Inning Stats | R: 0 E: 0 K: 0 S: 2 | H: 0 LOB: 0 BB: 0 P: 3 | R: 1 E: 0 K: 0 S: 5 | H: 2 LOB: 2 BB: 1 P: 9 | R: 2 E: 0 K: 0 S: 5 | H: 2 LOB: 1 BB: 0 P: 6 | R: 0 E: 0 K: 1 S: 6 | H: 1 LOB: 1 BB: 0 P: 6 | R: 3 E: 0 K: 0 S: 5 | H: 2 LOB: 0 BB: 1 P: 9 | R: 0 E: 0 K: 0 S: 4 | H: 2 LOB: 1 BB: 0 P: 4 | R: 1 E: 0 K: 0 S: 4 | H: 1 LOB: 0 BB: 0 P: 4 | R: 0 E: 0 K: 0 S: 3 | H: 0 LOB: 0 BB: 0 P: 3 | 1B: 8 2B: 1 3B: 0 HR: 2 | SF: 0 SAC: 0 DP: 1 HBP: 2 | WP: 0 PB: 0 SB: 2 CS: 1 | PA: 36 |
| PITCHER Jack Billingham, R ERA: 7.16 Steve Renko, R ERA: 3.21 (5, 1) | IP: 4.0 WLS: L BF: 14 | H: 7 R: 6 ER: 6 SO: 1 | BB: 2 IBB: 0 HBP: 0 BLK: 0 | WP: 0 HR: 1 S: 20 P: 30 | ERA: 13.50 WHIP: 2.250 | PITCHER | | | | | | | | | | IP: 4.0 WLS: L BF: 14 | H: 7 R: 6 ER: 6 SO: 1 | BB: 2 IBB: 0 HBP: 0 BLK: 0 | WP: 0 HR: 1 S: 20 P: 30 | ERA: 13.50 WHIP: 2.250 |



| Batter | 1 | 2 | 3 | 4 | 5 | 6 | 7 | 8 | 9 | AB | R | H | RBI | BB | SO | LOB | TOP | | | | | | | | | | |
|--|------------------------------|---------------------------------|------------------------------|---------------------------------|------------------------------|---------------------------------|------------------------------|---------------------------------|------------------------------|---------------------------------|------------------------------|---------------------------------|------------------------------|---------------------------------|------------------------------|---------------------------------|--|------------------------------|---------------------------------|----------------------------------|------------------------------------|----------------------------------|--------|--|--|--|--|
| Miguel Dilone, S OBP: 0.362, SLG: 0.418 (1, 7) | 1-3 | | K | | | E S BB | | CS SF9 BB | | 2 | 0 | 0 | 0 | 2 | 1 | 1 | Cleveland Indians @ Boston Red Sox Fenway Park, Boston, MA Fri May 23 1980, 7:05 PM EDT Att: 21,857 - Unknown - 77 F | | | | | | | | | | |
| Duane Kuiper, L OBP: 0.338, SLG: 0.318 (1, 4) Cliff Johnson, R OBP: 0.274, SLG: 0.245 (8, PH) Dave Rosello, R OBP: 0.400, SLG: 0.400 (8, 4) | L6 | | | 4-3 | | 5-3 | | SF9 | | 3 | 0 | 0 | 0 | 0 | 0 | 1 | | | | | | | | | | | |
| Mike Hargrove, L OBP: 0.314, SLG: 0.395 (1, 3) | 4-3 | | | F8 | | BB BB | | K | | 3 | 0 | 0 | 0 | 1 | 1 | | | | | | | | | | | | |
| Jorge Orta, L OBP: 0.376, SLG: 0.339 (1, 9) | | L6 | | P8 | | BB BB | | | 4-3 | 3 | 0 | 0 | 0 | 1 | 0 | | | | | | | | | | | | |
| Ron Hassey, L OBP: 0.369, SLG: 0.434 (1, 2) Gary Alexander, R OBP: 0.279, SLG: 0.289 (9, PH) | 4-3 | | | | 4-3 1B | | | 4-3 | | 3 | 0 | 1 | 0 | 0 | 0 | 3 | | | | | | | | | | | |
| Toby Harrah, R OBP: 0.299, SLG: 0.290 (1, 5) (8, 6) | 5-3 | | | | 4-3 | | | 1-3 | | 4 | 0 | 0 | 0 | 0 | 2 | | | | | | | | | | | | |
| Joe Charboneau, R OBP: 0.364, SLG: 0.462 (1, 10) | | | | FC5-4 1B | | K | | 5-3 | | 4 | 0 | 1 | 0 | 0 | 1 | 2 | | | | | | | | | | | |
| Rick Manning, L OBP: 0.298, SLG: 0.225 (1, 8) | | | FC5-4 | | 6-3 | | | 4-3 | | 3 | 0 | 0 | 0 | 0 | 2 | | | | | | | | | | | | |
| Jerry Dybzinski, R OBP: 0.333, SLG: 0.500 (1, 6) Dell Alston, L OBP: 0.290, SLG: 0.321 (8, PH) Ron Pruitt, R OBP: 0.351, SLG: 0.281 (8, 5) | | | K | | | 5-3 | | SF9 3B | | 2 | 0 | 0 | 0 | 0 | 1 | | | | | | | | | | | | |
| Inning Stats | R: 0 E: 0 K: 0 S: 3 | H: 0 LOB: 0 BB: 0 P: 3 | R: 0 E: 0 K: 0 S: 3 | H: 0 LOB: 0 BB: 0 P: 3 | R: 0 E: 0 K: 2 S: 8 | H: 1 LOB: 1 BB: 0 P: 8 | R: 0 E: 0 K: 0 S: 3 | H: 0 LOB: 0 BB: 0 P: 3 | R: 0 E: 0 K: 1 S: 6 | H: 1 LOB: 1 BB: 0 P: 6 | R: 0 E: 0 K: 0 S: 3 | H: 0 LOB: 0 BB: 0 P: 3 | R: 0 E: 0 K: 0 S: 3 | H: 0 LOB: 0 BB: 0 P: 3 | R: 1 E: 0 K: 1 S: 5 | H: 1 LOB: 0 BB: 1 P: 9 | | R: 0 E: 0 K: 0 S: 4 | H: 1 LOB: 1 BB: 0 P: 4 | 1B: 3 2B: 0 3B: 1 HR: 0 | SF: 1 SAC: 0 DP: 0 HBP: 0 | WP: 0 PB: 0 SB: 2 CS: 1 | PA: 34 | | | | |
| PITCHER | IP | WLS | BF | H | R | ER | SO | BB | IBB | HBP | BLK | WP | HR | S | P | ERA | WHIP | PITCHER | | | | | | | | | |
| Bob Stanley, R ERA: 4.5 (1, 1) | 7.0 | W | 28 | 3 | 1 | 1 | 3 | 4 | 0 | 0 | 0 | 0 | 0 | 30 | 46 | 1.29 | 1.000 | | | | | | | | | | |
| Tom Burgmeier, L ERA: 2.23 (8, 1) | 2.0 | S | 6 | 1 | 0 | 0 | 1 | 0 | 0 | 0 | 0 | 0 | 0 | 8 | 8 | 0.00 | 0.500 | | | | | | | | | | |

| | |
|-----|----|
| AB | 29 |
| R | 1 |
| H | 4 |
| RBI | 1 |
| BB | 4 |
| SO | 4 |
| LOB | 13 |



| Batter | 1 | 2 | 3 | 4 | 5 | 6 | 7 | 8 | 9 | AB | R | H | RBI | BB | SO | LOB | BOTTOM | | | | | | | | | | |
|---|------------------------------|---------------------------------|------------------------------|---------------------------------|------------------------------|---------------------------------|------------------------------|---------------------------------|------------------------------|---------------------------------|------------------------------|---------------------------------|------------------------------|---------------------------------|-------------------------------|----------------------------------|--|----------------------------------|------------------------------------|----------------------------------|--------|--|--|--|--|--|--|
| Jerry Remy, L OBP: 0.356, SLG: 0.414 (1, 4) | CS 1B | | F8 | | F7 | | F8 | | | 4 | 0 | 1 | 0 | 0 | 0 | 4 | Cleveland Indians @ Boston Red Sox Fenway Park, Boston, MA Fri May 23 1980, 7:05 PM EDT Att: 21,857 - Unknown - 77 F | | | | | | | | | | |
| Jim Dwyer, L OBP: 0.489, SLG: 0.775 (1, 8) Fred Lynn, L OBP: 0.390, SLG: 0.516 (9, 8) | K | | L9 | | | F8 | | HR 1B | | 4 | 1 | 1 | 0 | 0 | 1 | 2 | | | | | | | | | | | |
| Carl Yastrzemski, L OBP: 0.341, SLG: 0.444 (1, 7) | L9 | | CS | | F4 | | F8 | | HR | 4 | 1 | 1 | 2 | 0 | 0 | 0 | | | | | | | | | | | |
| Tony Perez, R OBP: 0.333, SLG: 0.461 (1, 3) | | F9 | | L4 | | E3 | | 1B 1B | | 4 | 0 | 1 | 0 | 0 | 0 | 0 | | | | | | | | | | | |
| Carlton Fisk, R OBP: 0.367, SLG: 0.569 (1, 2) | | F7 | | F3 | | F2 | | K | | 4 | 0 | 0 | 0 | 0 | 1 | 2 | | | | | | | | | | | |
| Jim Rice, R OBP: 0.276, SLG: 0.400 (1, 9) | | | | | 5-3 | | 5-3 | | K | 4 | 0 | 1 | 0 | 0 | 1 | 1 | | | | | | | | | | | |
| Jack Brohamer, L OBP: 0.378, SLG: 0.477 (1, 10) | | 2B | | | | | | | | 4 | 0 | 3 | 1 | 0 | 0 | 1 | | | | | | | | | | | |
| Butch Hobson, R OBP: 0.304, SLG: 0.376 (1, 5) Glenn Hoffman, R OBP: 0.192, SLG: 0.292 (8, 5) | | | | | | K | | F9 | | 3 | 1 | 1 | 1 | 0 | 1 | 1 | | | | | | | | | | | |
| Rick Burleson, R OBP: 0.289, SLG: 0.329 (1, 6) | | | HR | | | | | K | | 1 | 0 | 0 | 0 | 0 | 1 | 2 | | | | | | | | | | | |
| Inning Stats | R: 0 E: 0 K: 1 S: 5 | H: 1 LOB: 0 BB: 0 P: 5 | R: 0 E: 0 K: 0 S: 4 | H: 1 LOB: 1 BB: 0 P: 4 | R: 1 E: 0 K: 0 S: 4 | H: 2 LOB: 0 BB: 0 P: 4 | R: 0 E: 0 K: 0 S: 3 | H: 0 LOB: 0 BB: 0 P: 3 | R: 1 E: 0 K: 1 S: 7 | H: 2 LOB: 1 BB: 0 P: 7 | R: 0 E: 1 K: 0 S: 4 | H: 0 LOB: 1 BB: 0 P: 4 | R: 0 E: 0 K: 0 S: 5 | H: 2 LOB: 2 BB: 0 P: 5 | R: 2 E: 0 K: 3 S: 13 | H: 4 LOB: 2 BB: 0 P: 13 | | 1B: 8 2B: 1 3B: 0 HR: 3 | SF: 0 SAC: 0 DP: 0 HBP: 0 | WP: 0 PB: 0 SB: 0 CS: 2 | PA: 36 | | | | | | |
| PITCHER | IP | WLS | BF | H | R | ER | SO | BB | IBB | HBP | BLK | WP | HR | S | P | ERA | WHIP | PITCHER | | | | | | | | | |
| Dan Spillner, R ERA: 5.08 (1, 1) | 7.0 | L | 30 | 10 | 4 | 4 | 2 | 0 | 0 | 0 | 0 | 0 | 0 | 11 | 11 | 0.00 | 2.000 | | | | | | | | | | |
| Victor Cruz, R ERA: 5.06 (8, 1) | 1.0 | | 5 | 2 | 0 | 0 | 3 | 0 | 0 | 0 | 0 | 0 | 0 | 11 | 11 | 0.00 | 2.000 | | | | | | | | | | |

| | |
|-----|----|
| AB | 35 |
| R | 3 |
| H | 12 |
| RBI | 4 |
| BB | 0 |
| SO | 5 |
| LOB | 13 |



| Batter | 1 | 2 | 3 | 4 | 5 | 6 | 7 | 8 | 9 | AB | R | H | RBI | BB | SO | LOB | TOP | | | | | | | |
|--|---|---|---|---|------------------------------|---------------------------------|------------------------------|---------------------------------|------------------------------|---------------------------------|------------------------------|---------------------------------|------------------------------|----------------------------------|------------------------------|---------------------------------|--|---------------------------------|-----------------------------------|------------------------------------|----------------------------------|--------|--|--|
| Miguel Dilone, S OBP: 0.365, SLG: 0.450 (1, 7) | 0-0 4-3 | | 0-0 S 1B | 0-0 4-3 | | 0-0 4-3 | | 0-0 1B 3B | | 5 | 1 | 2 | 0 | 0 | 0 | 3 | Cleveland Indians @ Boston Red Sox Fenway Park, Boston, MA Sat May 24 1980, 3:33 AM EDT Att: 22,719 - Unknown - 76 F | | | | | | | |
| Duane Kuiper, L OBP: 0.333, SLG: 0.313 (1, 4) | 0-0 F9 | | 0-0 F8 | | 0-0 1B 2B | 0-0 G3 | | 0-3 K | | 5 | 1 | 1 | 0 | 0 | 1 | 3 | | | | | | | | |
| Mike Hargrove, L OBP: 0.319, SLG: 0.398 (1, 3) | 0-0 L4 | | 0-0 F7 | | 0-0 2B 1B | | 4-0 1B 2B | 0-0 1B | | 4 | 2 | 2 | 1 | 1 | 0 | 1 | | | | | | | | |
| Jorge Orta, L OBP: 0.377, SLG: 0.350 (1, 9) | | 0-0 4-3 | | 0-0 P7 | 0-0 1B G6-4-3 2B | | 0-0 2B 1B | 0-0 F9 | | 5 | 1 | 2 | 1 | 0 | 0 | 1 | | | | | | | | |
| Ron Hassey, L OBP: 0.376, SLG: 0.442 (1, 2) | | 0-0 BB 1B | | 0-0 FC6-4 1B | 0-0 G6-4-3 1B | | 0-3 K | 0-0 L3 | | 5 | 0 | 3 | 1 | 0 | 1 | 3 | | | | | | | | |
| Toby Harrah, R OBP: 0.302, SLG: 0.284 (1, 5) | 4-0 BB 1B | | 0-0 FC6-4 HR | 0-0 G6-4-3 1B | 0-0 G6-4-3 1B | | 0-3 K | | 4-0 G4-6-3 BB | 3 | 1 | 0 | 0 | 2 | 1 | 4 | | | | | | | | |
| Joe Charboneau, R OBP: 0.365, SLG: 0.495 (1, 10) | 0-0 F7 | | 0-0 HR | 0-0 5-3 | | | 0-0 2B | | 0-0 F7 | 5 | 1 | 2 | 3 | 0 | 0 | 3 | | | | | | | | |
| Rick Manning, L OBP: 0.315, SLG: 0.240 (1, 8) | 0-0 F8 | | 0-0 2B 1B | | 0-0 SH1-4 1B | | 0-0 1B | | 0-0 G4-6-3 | 4 | 0 | 2 | 0 | 1 | 0 | 3 | | | | | | | | |
| Jerry Dybzinski, R OBP: 0.333, SLG: 0.529 (1, 6) | | | 0-0 5-3 | 0-0 2B | | 0-0 SH1-4 | 0-0 F7 | | | 3 | 0 | 1 | 0 | 0 | 0 | 3 | | | | | | | | |
| Inning Stats | R: 0 E: 0 K: 0 S: 3 | H: 0 LOB: 0 BB: 0 P: 3 | R: 0 E: 0 K: 0 S: 4 | H: 1 LOB: 2 BB: 1 P: 8 | R: 0 E: 0 K: 0 S: 4 | H: 1 LOB: 1 BB: 0 P: 4 | R: 2 E: 0 K: 0 S: 7 | H: 4 LOB: 2 BB: 0 P: 7 | R: 3 E: 0 K: 0 S: 6 | H: 4 LOB: 0 BB: 0 P: 6 | R: 0 E: 0 K: 0 S: 4 | H: 1 LOB: 1 BB: 0 P: 4 | R: 1 E: 0 K: 2 S: 9 | H: 2 LOB: 3 BB: 2 P: 17 | R: 1 E: 0 K: 1 S: 7 | H: 2 LOB: 1 BB: 1 P: 7 | R: 0 E: 0 K: 0 S: 2 | H: 0 LOB: 0 BB: 1 P: 6 | 1B: 10 2B: 3 3B: 1 HR: 1 | SF: 0 SAC: 1 DP: 2 HBP: 0 | WP: 0 PB: 0 SB: 1 CS: 0 | PA: 44 | | |
| PITCHER | IP WLS BF H R ER SO BB IBB HBP BLK WP HR S P ERA WHIP | 4.0 L 23 10 5 5 0 1 0 0 0 0 1 22 26 11.25 2.750 | 2.2 11 3 1 1 2 1 0 0 0 0 0 0 14 18 3.38 1.500 | 2.1 10 2 1 1 1 1 1 0 0 0 0 0 10 18 3.86 1.286 | | | | | | | | | | | | | | | | | | | | |

| | |
|-----|----|
| AB | 39 |
| R | 7 |
| H | 15 |
| RBI | 6 |
| BB | 4 |
| SO | 3 |
| LOB | 24 |



| Batter | 1 | 2 | 3 | 4 | 5 | 6 | 7 | 8 | 9 | AB | R | H | RBI | BB | SO | LOB | BOTTOM | | | | | | | |
|--|---|---|------------------------------|---------------------------------|------------------------------|---------------------------------|------------------------------|---------------------------------|------------------------------|---------------------------------|------------------------------|---------------------------------|------------------------------|---------------------------------|------------------------------|---------------------------------|--|------------------------------------|----------------------------------|--------|--|--|--|--|
| Rick Burleson, R OBP: 0.288, SLG: 0.333 (1, 6) | 0-0 2B | 0-3 K | | | 0-0 G5-4-3 | | | 0-0 4-3 | | 4 | 1 | 1 | 0 | 0 | 1 | 4 | Cleveland Indians @ Boston Red Sox Fenway Park, Boston, MA Sat May 24 1980, 3:33 AM EDT Att: 22,719 - Unknown - 76 F | | | | | | | |
| Jim Dwyer, L OBP: 0.451, SLG: 0.705 (1, 8) | 0-3 K | | 0-0 F7 | | | 0-0 3-1 | | 0-0 4-3 | | 4 | 0 | 0 | 1 | 0 | 1 | 1 | | | | | | | | |
| Carlton Fisk, R OBP: 0.363, SLG: 0.558 (1, 2) | 0-0 5-3 | | 0-3 K | | | 0-0 F4 | | 0-0 1B | | 4 | 0 | 1 | 0 | 0 | 1 | 1 | | | | | | | | |
| Tony Perez, R OBP: 0.337, SLG: 0.468 (1, 3) | 0-0 2B | | 0-3 K | | | 0-0 FC4-6 1B | | 0-0 F8 | | 4 | 0 | 2 | 1 | 0 | 1 | 1 | | | | | | | | |
| Jim Rice, R OBP: 0.272, SLG: 0.390 (1, 7) | 0-3 K | | 0-0 6-3 | | 0-0 FC4-6 | | | 0-0 5-3 | | 4 | 0 | 0 | 0 | 0 | 1 | 2 | | | | | | | | |
| Butch Hobson, R OBP: 0.293, SLG: 0.362 (1, 10) | | 0-0 F7 | | 0-3 K | | 0-0 P7 | | 0-0 6-3 | | 4 | 0 | 0 | 0 | 0 | 1 | 0 | | | | | | | | |
| Dwight Evans, R OBP: 0.310, SLG: 0.377 (1, 9) | | 0-0 1B 1B | | 0-0 6-3 | | 0-0 6-3 | | 0-0 F8 | | 4 | 0 | 1 | 0 | 0 | 0 | 0 | | | | | | | | |
| Ted Sizemore, R OBP: 0.250, SLG: 0.300 (1, 4) | | 0-0 F4 | | | 0-0 6-3 | | 0-0 5-3 | | | 3 | 0 | 0 | 0 | 0 | 0 | 1 | | | | | | | | |
| Glenn Hoffman, R OBP: 0.276, SLG: 0.407 (1, 5) | | 0-0 1B | | | 0-0 G5-4-3 1B | | | 0-0 4-3 2B | | 3 | 1 | 3 | 0 | 0 | 0 | 0 | | | | | | | | |
| Inning Stats | R: 1 E: 0 K: 2 S: 9 | H: 2 LOB: 1 BB: 0 P: 9 | R: 0 E: 0 K: 1 S: 7 | H: 2 LOB: 0 BB: 0 P: 7 | R: 0 E: 0 K: 1 S: 5 | H: 0 LOB: 0 BB: 0 P: 5 | R: 0 E: 0 K: 0 S: 3 | H: 1 LOB: 0 BB: 0 P: 3 | R: 0 E: 0 K: 0 S: 4 | H: 1 LOB: 1 BB: 0 P: 4 | R: 0 E: 0 K: 0 S: 3 | H: 0 LOB: 0 BB: 0 P: 3 | R: 1 E: 0 K: 0 S: 5 | H: 2 LOB: 1 BB: 0 P: 5 | R: 0 E: 0 K: 0 S: 3 | H: 0 LOB: 0 BB: 0 P: 3 | 1B: 5 2B: 3 3B: 0 HR: 0 | SF: 0 SAC: 0 DP: 1 HBP: 0 | WP: 0 PB: 0 SB: 0 CS: 0 | PA: 34 | | | | |
| PITCHER | IP WLS BF H R ER SO BB IBB HBP BLK WP HR S P ERA WHIP | 9.0 W 34 8 2 2 6 0 0 0 0 0 0 46 46 2.00 0.889 | | | | | | | | | | | | | | | | | | | | | | |


| | |
|-----|----|
| AB | 34 |
| R | 2 |
| H | 8 |
| RBI | 2 |
| BB | 0 |
| SO | 6 |
| LOB | 10 |



| Batter | 1 | 2 | 3 | 4 | 5 | 6 | 7 | 8 | 9 | AB | R | H | RBI | BB | SO | LOB | TOP | | | | | | | | |
|--|------------------------------|---------------------------------|------------------------------|---------------------------------|------------------------------|----------------------------------|------------------------------|---------------------------------|------------------------------|---------------------------------|------------------------------|---------------------------------|------------------------------|---------------------------------|------------------------------|---------------------------------|------------------------------|---------------------------------|----------------------------------|------------------------------------|----------------------------------|--------|--|--|--|
| Miguel Dilone, S OBP: 0.358, SLG: 0.438 (1, 7) | 0-0 1-3 | | 0-0 1-3 1B | | | 0-0 F8 | | 0-0 5-3 | | 4 | 0 | 1 | 0 | 0 | 0 | 1 | | | | | | | | | |
| Duane Kuiper, L OBP: 0.327, SLG: 0.307 Dave Rosello, R OBP: 0.333, SLG: 0.333 (1, 4) | 0-0 4-3 | | 0-0 F9 | | | 0-0 4-3 | | 0-0 F3 | | 3 | 0 | 0 | 0 | 0 | 0 | 2 | | | | | | | | | |
| Mike Hargrove, L OBP: 0.309, SLG: 0.387 (1, 3) | 0-0 F7 | | | 0-0 3-1 | | | 0-0 6-3 | | 0-0 4-3 | 4 | 0 | 0 | 0 | 0 | 0 | 0 | | | | | | | | | |
| Jorge Orta, L OBP: 0.373, SLG: 0.346 (1, 9) | | 0-0 4-3 | | 0-0 CS 1B | | | 0-0 G3 | | 0-0 B5-3 | 4 | 0 | 1 | 0 | 0 | 0 | 0 | | | | | | | | | |
| Ron Hassey, L OBP: 0.367, SLG: 0.426 (1, 2) | 0-0 F7 | | | 0-3 K | | | 0-0 G3 | | 0-0 G3 | 4 | 0 | 0 | 0 | 0 | 1 | 1 | | | | | | | | | |
| Toby Harrah, R OBP: 0.297, SLG: 0.278 (1, 5) | 0-0 4-3 | | | | 0-0 4-3 | | | | 0-0 5-3 | 3 | 0 | 0 | 0 | 0 | 0 | 0 | | | | | | | | | |
| Joe Charboneau, R OBP: 0.364, SLG: 0.491 (1, 10) | | | 0-0 F8 | | 0-0 F8 | | | 0-0 1B HR | | 3 | 1 | 1 | 0 | 0 | 0 | 0 | | | | | | | | | |
| Rick Manning, L OBP: 0.326, SLG: 0.247 Dell Alston, L OBP: 0.290, SLG: 0.321 (8, FR) | | | 4-0 1B BB | | 0-0 4-3 | | | 0-0 1B HR | | 2 | 0 | 1 | 0 | 1 | 0 | 0 | | | | | | | | | |
| Jerry Dybzinski, R OBP: 0.300, SLG: 0.474 Cliff Johnson, R OBP: 0.280, SLG: 0.282 Ron Pruitt, R OBP: 0.351, SLG: 0.281 (8, PH) | | | 0-3 K | | 0-0 5-3 | | | 0-0 1B HR | | 2 | 0 | 0 | 0 | 0 | 1 | 1 | | | | | | | | | |
| Inning Stats | R: 0 E: 0 K: 0 S: 3 | H: 0 LOB: 0 BB: 0 P: 3 | R: 0 E: 0 K: 0 S: 3 | H: 0 LOB: 0 BB: 0 P: 3 | R: 0 E: 0 K: 1 S: 6 | H: 1 LOB: 2 BB: 1 P: 10 | R: 0 E: 0 K: 1 S: 5 | H: 1 LOB: 0 BB: 0 P: 5 | R: 0 E: 0 K: 0 S: 3 | H: 0 LOB: 0 BB: 0 P: 3 | R: 0 E: 0 K: 0 S: 3 | H: 0 LOB: 0 BB: 0 P: 3 | R: 0 E: 0 K: 0 S: 3 | H: 0 LOB: 0 BB: 0 P: 3 | R: 3 E: 0 K: 0 S: 6 | H: 3 LOB: 1 BB: 0 P: 6 | R: 0 E: 0 K: 0 S: 3 | H: 0 LOB: 0 BB: 0 P: 3 | 1B: 4 2B: 0 3B: 0 HR: 1 | SF: 0 SAC: 0 DP: 0 HBP: 0 | WP: 0 PB: 0 SB: 1 CS: 1 | PA: 32 | | | |
| PITCHER | IP | WLS | BF | H | R | ER | SO | BB | IBB | HBP | BLK | WP | HR | S | P | ERA | WHIP | | | | | | | | |
| Chuck Rainey, R ERA: 4.44 Tom Burgmeier, L ERA: 2.13 (1, 1) | 7.1 | L | 27 | 5 | 3 | 3 | 2 | 1 | 0 | 0 | 0 | 0 | 1 | 30 | 34 | 3.68 | 0.818 | | | | | | | | |
| (8, 1) | 1.2 | | 5 | 0 | 0 | 0 | 0 | 0 | 0 | 0 | 0 | 0 | 0 | 5 | 5 | 0.00 | 0.000 | | | | | | | | |

Cleveland Indians @ Boston Red Sox
 Fenway Park, Boston, MA
 Sun May 25 1980, 3:33 AM EDT
 Att: 24,391 - Unknown - 72 F


AB 31
 R 3
 H 5
 RBI 3
 BB 1
 SO 2
 LOB 6



| Batter | 1 | 2 | 3 | 4 | 5 | 6 | 7 | 8 | 9 | AB | R | H | RBI | BB | SO | LOB | BOTTOM | | | | | | | | |
|---|------------------------------|---------------------------------|------------------------------|----------------------------------|------------------------------|----------------------------------|------------------------------|---------------------------------|------------------------------|---------------------------------|------------------------------|---------------------------------|------------------------------|---------------------------------|------------------------------|---------------------------------|----------------------------------|------------------------------------|----------------------------------|--------|--|--|--|--|--|
| Jerry Remy, L OBP: 0.362, SLG: 0.418 Jack Brohamer, L OBP: 0.347, SLG: 0.438 (1, 4) | 0-0 CS 1B | | 0-0 F8 | | 0-0 1-3 | 0-0 4-3 | | | 0-0 G3-6 | 1 | 0 | 1 | 0 | 0 | 0 | 0 | | | | | | | | | |
| Jim Dwyer, L OBP: 0.426, SLG: 0.660 Dwight Evans, R OBP: 0.307, SLG: 0.374 (1, 9) | 0-3 K | | 0-0 G3 | | 0-0 4-3 | | 0-3 K | | | 3 | 0 | 0 | 0 | 0 | 1 | 2 | | | | | | | | | |
| Fred Lynn, L OBP: 0.393, SLG: 0.512 (1, 8) | 4-0 FC6-4 BB | | 0-0 F7 | | 0-0 1B | | 0-0 G3 | | | 3 | 0 | 1 | 1 | 1 | 0 | 0 | | | | | | | | | |
| Tony Perez, R OBP: 0.329, SLG: 0.457 (1, 3) | 0-0 FC6-4 | | | 0-3 K | 0-3 K | | 0-3 K | | | 4 | 0 | 0 | 0 | 0 | 3 | 2 | | | | | | | | | |
| Carl Yastrzemski, L OBP: 0.338, SLG: 0.438 (1, 10) | | 0-3 K | | 0-0 BB 1B | | 0-0 4-3 | | 0-0 6-3 | | 4 | 0 | 1 | 0 | 0 | 1 | 0 | | | | | | | | | |
| Jim Rice, R OBP: 0.282, SLG: 0.392 (1, 7) | | 1-0 FC6-4 HBP | | 4-0 1B BB | | 0-0 FC4 1B | | 0-0 1-3 | | 2 | 1 | 1 | 0 | 1 | 0 | 0 | | | | | | | | | |
| Butch Hobson, R OBP: 0.294, SLG: 0.361 Glenn Hoffman, R OBP: 0.267, SLG: 0.393 (7, 5) | | 0-0 FC6-4 BB | | 0-3 K | | 0-0 FC4 1B | | 0-0 6-3 | | 3 | 0 | 1 | 0 | 0 | 1 | 3 | | | | | | | | | |
| Dave Rader, L OBP: 0.355, SLG: 0.467 (1, 2) | | 4-0 BB | | 0-0 5-3 | | 0-0 FC4 2B | | 0-3 K | | 3 | 0 | 0 | 0 | 1 | 1 | 4 | | | | | | | | | |
| Rick Burleson, R OBP: 0.298, SLG: 0.349 (1, 6) | | 0-0 F9 | | | 0-0 4-3 1B | 0-0 1-3 2B | | 0-0 G3-6 | | 4 | 1 | 3 | 1 | 0 | 0 | 2 | | | | | | | | | |
| Inning Stats | R: 0 E: 0 K: 1 S: 5 | H: 1 LOB: 1 BB: 1 P: 9 | R: 0 E: 0 K: 1 S: 5 | H: 0 LOB: 2 BB: 1 P: 10 | R: 0 E: 0 K: 2 S: 8 | H: 1 LOB: 2 BB: 1 P: 12 | R: 1 E: 0 K: 1 S: 7 | H: 2 LOB: 1 BB: 0 P: 7 | R: 1 E: 0 K: 0 S: 6 | H: 3 LOB: 2 BB: 0 P: 6 | R: 0 E: 0 K: 2 S: 7 | H: 0 LOB: 0 BB: 0 P: 7 | R: 0 E: 0 K: 0 S: 3 | H: 0 LOB: 0 BB: 0 P: 3 | R: 0 E: 0 K: 1 S: 5 | H: 1 LOB: 0 BB: 0 P: 5 | 1B: 7 2B: 1 3B: 0 HR: 0 | SF: 0 SAC: 0 DP: 1 HBP: 1 | WP: 0 PB: 0 SB: 0 CS: 1 | PA: 37 | | | | | |
| PITCHER | IP | WLS | BF | H | R | ER | SO | BB | IBB | HBP | BLK | WP | HR | S | P | ERA | WHIP | | | | | | | | |
| John Denny, R ERA: 3.99 (1, 1) | 9.0 | W | 37 | 8 | 2 | 2 | 8 | 3 | 0 | 1 | 0 | 0 | 0 | 49 | 62 | 2.00 | 1.222 | | | | | | | | |

Cleveland Indians @ Boston Red Sox
 Fenway Park, Boston, MA
 Sun May 25 1980, 3:33 AM EDT
 Att: 24,391 - Unknown - 72 F

AB 33
 R 2
 H 8
 RBI 2
 BB 3
 SO 8
 LOB 17



| Batter | 1 | 2 | 3 | 4 | 5 | 6 | 7 | 8 | 9 | AB | R | H | RBI | BB | SO | LOB | TOP | | | |
|---|---|---------------------------------|------------------------------|---------------------------------|------------------------------|---------------------------------|------------------------------|---------------------------------|------------------------------|---------------------------------|------------------------------|---------------------------------|------------------------------|---------------------------------|------------------------------|---------------------------------|----------------------------------|------------------------------------|----------------------------------|--------|
| Alfredo Griffin, S OBP: 0.277, SLG: 0.366 (1, 6) | | | 4-3 | | | 6-3 | | | | 5 | 0 | 3 | 1 | 0 | 0 | 1 | | | | |
| Bob Bailor, R OBP: 0.364, SLG: 0.284 (1, 8) (9, 4) | F4 | | | | | F8 | | | | 5 | 0 | 3 | 1 | 0 | 0 | 1 | | | | |
| Roy Howell, L OBP: 0.331, SLG: 0.395 (1, 5) | F7 | | | L7 | | | | K | CS | 3 | 0 | 0 | 0 | 1 | 1 | 4 | | | | |
| John Mayberry, L OBP: 0.340, SLG: 0.441 (1, 3) | | 3-1 | | | | K | | 5-3 | | 3 | 0 | 0 | 0 | 1 | 1 | 3 | | | | |
| Lloyd Moseby, L OBP: 0.462, SLG: 0.846 (1, 7) | | K | | G6-3 | | | | L6 | | 4 | 1 | 1 | 0 | 0 | 1 | 2 | | | | |
| Al Woods, L OBP: 0.369, SLG: 0.573 (1, 10) | F8 | | | | | 4-3 | | F2 | SH1 | 3 | 0 | 0 | 0 | 0 | 0 | 0 | | | | |
| Barry Bonnell, R OBP: 0.286, SLG: 0.413 (1, 9) | | | | | | F3 | | | 5-3 | 4 | 0 | 2 | 0 | 0 | 0 | 1 | | | | |
| Garth Iorg, R OBP: 0.333, SLG: 0.500 (9, PH) | | | G3 | | | | | F9 | | 3 | 0 | 1 | 0 | 0 | 0 | 2 | | | | |
| Otto Velez, R OBP: 0.437, SLG: 0.641 (9, PH) | | | | | | | | | | 0 | 0 | 0 | 0 | 0 | 0 | 0 | | | | |
| Joe Cannon, L (9, 8) | | | | | | | | | | 0 | 1 | 0 | 0 | 0 | 0 | 0 | | | | |
| Bob Davis, R OBP: 0.262, SLG: 0.306 (1, 2) | | | | | | | | | | 2 | 0 | 0 | 0 | 0 | 1 | 2 | | | | |
| Rick Bosetti, R OBP: 0.282, SLG: 0.316 (8, PH) | | | | | | | | | | 1 | 0 | 0 | 0 | 0 | 1 | 0 | | | | |
| Ernie Whitt, L OBP: 0.302, SLG: 0.232 (8, PH) | | | | | | | | | | 0 | 0 | 0 | 0 | 0 | 0 | 0 | | | | |
| Damaso Garcia, R OBP: 0.279, SLG: 0.416 (9, PH) | | | | | | | | | | 1 | 1 | 1 | 1 | 0 | 0 | 0 | | | | |
| Mike Macha, R (9, 2) | | | | | | | | | | 0 | 0 | 0 | 0 | 0 | 0 | 0 | | | | |
| Inning Stats | R: 0 E: 0 K: 0 S: 3 | H: 1 LOB: 0 BB: 0 P: 3 | R: 0 E: 0 K: 1 S: 5 | H: 0 LOB: 0 BB: 0 P: 5 | R: 0 E: 1 K: 0 S: 4 | H: 1 LOB: 1 BB: 0 P: 4 | R: 0 E: 0 K: 0 S: 3 | H: 1 LOB: 1 BB: 1 P: 7 | R: 0 E: 0 K: 1 S: 6 | H: 1 LOB: 1 BB: 0 P: 6 | R: 0 E: 0 K: 0 S: 4 | H: 1 LOB: 1 BB: 0 P: 4 | R: 0 E: 0 K: 2 S: 9 | H: 2 LOB: 2 BB: 0 P: 9 | R: 3 E: 0 K: 0 S: 6 | H: 4 LOB: 1 BB: 0 P: 7 | 1B: 9 2B: 2 3B: 0 HR: 0 | SF: 0 SAC: 1 DP: 1 HBP: 1 | WP: 0 PB: 0 SB: 0 CS: 2 | PA: 39 |
| PITCHER | IP WLS BF H R ER SO BB IBB HBP BLK WP HR S P ERA WHIP | | | | | | | | | | | | | | | | | | | |
| Mike Torrez, R ERA: 3.97 (1, 1) | 7.1 29 7 0 0 4 2 0 0 0 0 0 0 35 43 0.00 1.227 | | | | | | | | | | | | | | | | | | | |
| Mike Torrez, R ERA: 3.97 (8, 1) | 7.1 29 7 0 0 4 2 0 0 0 0 0 0 35 43 0.00 1.227 | | | | | | | | | | | | | | | | | | | |
| Tom Burgmeier, L ERA: 2.31 (8, 1) | 1.0 4 1 1 1 1 0 0 0 0 0 0 0 6 6 9.00 1.000 | | | | | | | | | | | | | | | | | | | |
| Dick Drago, R ERA: 4.1 (9, 1) | 0.2 L 5 3 2 2 0 0 0 1 0 0 0 0 4 5 27.00 4.500 | | | | | | | | | | | | | | | | | | | |

Toronto Blue Jays @ Boston Red Sox
Fenway Park, Boston, MA
Mon May 26 1980, 7:05 PM EDT
Att: 18,853 - Unknown - 70 F

AB 34
R 3
H 11
RBI 3
BB 2
SO 5
LOB 16





| Batter | 1 | 2 | 3 | 4 | 5 | 6 | 7 | 8 | 9 | AB | R | H | RBI | BB | SO | LOB | BOTTOM | | | | | |
|--|---|---------------------------------|------------------------------|---------------------------------|------------------------------|---------------------------------|------------------------------|---------------------------------|------------------------------|---------------------------------|------------------------------|---------------------------------|------------------------------|----------------------------------|------------------------------|---------------------------------|------------------------------|---------------------------------|----------------------------------|------------------------------------|----------------------------------|--------|
| Jack Brohamer, L OBP: 0.389, SLG: 0.451 (1, 4) | | | | | | | | | F9 | 3 | 0 | 2 | 0 | 2 | 0 | 1 | | | | | | |
| Jim Dwyer, L OBP: 0.439, SLG: 0.660 (1, 9) | F8 | | | | | | | | | 3 | 0 | 2 | 1 | 0 | 0 | 1 | | | | | | |
| Dwight Evans, R OBP: 0.305, SLG: 0.370 (7, PH) | | | | | | | | | | 1 | 0 | 0 | 0 | 0 | 1 | 2 | | | | | | |
| Mike Torrez, R (8, 1) | | | | | | | | | | 0 | 0 | 0 | 0 | 0 | 0 | 0 | | | | | | |
| Tom Burgmeier, L (8, 1) | | | | | | | | | | 0 | 0 | 0 | 0 | 0 | 0 | 0 | | | | | | |
| Dick Drago, R (9, 1) | | | | | | | | | | 0 | 0 | 0 | 0 | 0 | 0 | 0 | | | | | | |
| Fred Lynn, L OBP: 0.383, SLG: 0.496 (1, 8) | FC4-6 | | 4-3 | | | L4-6 | | | | 4 | 0 | 0 | 0 | 0 | 0 | 7 | | | | | | |
| Tony Perez, R OBP: 0.328, SLG: 0.452 (1, 3) | FC4-6 | | | | | | | | | 4 | 0 | 1 | 0 | 0 | 0 | 1 | | | | | | |
| Carlton Fisk, R OBP: 0.359, SLG: 0.547 (1, 2) | | | | | | | | | | 4 | 0 | 1 | 0 | 0 | 1 | 0 | | | | | | |
| Carl Yastrzemski, L OBP: 0.536, SLG: 0.432 (1, 10) (8, 9) | | | | | | | | | | 4 | 0 | 1 | 0 | 0 | 0 | 2 | | | | | | |
| Jim Rice, R OBP: 0.276, SLG: 0.382 (1, 7) | | | | | | | | | | 4 | 0 | 0 | 0 | 0 | 1 | 2 | | | | | | |
| Butch Hobson, R OBP: 0.287, SLG: 0.351 (8, 5) | | | | | | | | | | 3 | 0 | 0 | 0 | 0 | 0 | 0 | | | | | | |
| Glenn Hoffman, R OBP: 0.256, SLG: 0.379 (8, 5) | | | | | | | | | | 1 | 0 | 0 | 0 | 0 | 0 | 0 | | | | | | |
| Rick Burleson, R OBP: 0.304, SLG: 0.351 (1, 6) | | | | | | | | | | 2 | 1 | 1 | 0 | 1 | 0 | 0 | | | | | | |
| Inning Stats | R: 0 E: 0 K: 0 S: 4 | H: 1 LOB: 1 BB: 0 P: 4 | R: 0 E: 0 K: 0 S: 3 | H: 0 LOB: 0 BB: 0 P: 3 | R: 0 E: 0 K: 0 S: 4 | H: 1 LOB: 2 BB: 1 P: 8 | R: 0 E: 0 K: 0 S: 4 | H: 2 LOB: 1 BB: 0 P: 4 | R: 1 E: 0 K: 0 S: 4 | H: 2 LOB: 1 BB: 1 P: 8 | R: 0 E: 0 K: 2 S: 8 | H: 1 LOB: 2 BB: 0 P: 8 | R: 0 E: 1 K: 1 S: 6 | H: 0 LOB: 2 BB: 1 P: 10 | R: 0 E: 0 K: 0 S: 3 | H: 0 LOB: 0 BB: 0 P: 3 | R: 0 E: 0 K: 0 S: 4 | H: 1 LOB: 1 BB: 0 P: 4 | 1B: 8 2B: 2 3B: 0 HR: 0 | SF: 0 SAC: 1 DP: 2 HBP: 0 | WP: 0 PB: 0 SB: 0 CS: 0 | PA: 37 |
| PITCHER | IP WLS BF H R ER SO BB IBB HBP BLK WP HR S P ERA WHIP | | | | | | | | | | | | | | | | | | | | | |
| Jesse Jefferson, R ERA: 4.31 (1, 1) | 6.1 28 7 1 1 2 3 0 0 0 0 0 0 29 41 1.42 1.579 | | | | | | | | | | | | | | | | | | | | | |
| Jerry Garvin, L ERA: 3.0 (7, 1) | 2.2 W 9 1 0 0 1 0 0 0 0 0 0 0 11 11 0.00 0.375 | | | | | | | | | | | | | | | | | | | | | |

Toronto Blue Jays @ Boston Red Sox
Fenway Park, Boston, MA
Mon May 26 1980, 7:05 PM EDT
Att: 18,853 - Unknown - 70 F

AB 33
R 1
H 8
RBI 1
BB 3
SO 3
LOB 16



| Batter | 1 | 2 | 3 | 4 | 5 | 6 | 7 | 8 | 9 | AB | R | H | RBI | BB | SO | LOB | TOP | | | | | |
|---|--|---------------------------------|------------------------------|---------------------------------|------------------------------|---------------------------------|------------------------------|---------------------------------|------------------------------|---------------------------------|------------------------------|---------------------------------|------------------------------|---------------------------------|------------------------------|---------------------------------|---|------------------------------|---------------------------------|----------------------------------|------------------------------------|----------------------------------|
| Alfredo Griffin, S OBP: 0.275, SLG: 0.367 (1, 6) | 0-0 4-3 2B | | 0-0 F8 | | 0-0 G3 | | 0-0 F6 | | 0-0 F8 | 5 | 0 | 1 | 0 | 0 | 0 | 1 | <p>Toronto Blue Jays @ Boston Red Sox</p> <p>Fenway Park, Boston, MA</p> <p>Tue May 27 1980, 7:05 PM EDT</p> <p>Att: 16,679 - Unknown - 66 F</p> <p>livebaseballscores.com</p> <p>AB 37 R 4 H 11 RBI 4 BB 0 SO 8 LOB 15</p>  | | | | | |
| Bob Bailor, R OBP: 0.365, SLG: 0.291 (1, 8) | 0-3 K | | 0-0 | | 0-0 2B | | 0-0 F4 | | 0-0 5-3 | 5 | 1 | 2 | 0 | 0 | 1 | 2 | | | | | | |
| Roy Howell, L OBP: 0.336, SLG: 0.406 (1, 5) | 0-0 4-3 | | 0-3 K | | 0-0 HR | | 0-0 1B | | | 4 | 1 | 2 | 1 | 0 | 1 | 2 | | | | | | |
| Lloyd Moseby, L Joe Cannon, L OBP: 0.412, SLG: 0.882 (9, 7) | 0-0 3-1 | | 0-0 F8 | | 0-0 HR | | 0-0 2-3 | | | 4 | 1 | 1 | 2 | 0 | 0 | 3 | | | | | | |
| Barry Bonnell, R OBP: 0.292, SLG: 0.416 (1, 9) | | 0-0 WP 1B | | 0-0 2B | | 0-0 6-3 | | 0-0 F5 | | 4 | 1 | 2 | 0 | 0 | 0 | 0 | | | | | | |
| John Mayberry, L OBP: 0.338, SLG: 0.443 (1, 3) | 0-3 K | | 0-0 1B | | 0-3 K | | 0-3 K | | 0-3 K | 4 | 0 | 1 | 1 | 0 | 3 | 1 | | | | | | |
| Al Woods, L OBP: 0.355, SLG: 0.550 (1, 10) | 0-0 F5 | | 0-0 3-1 | | 0-3 K | | 0-3 K | | | 4 | 0 | 0 | 0 | 0 | 2 | 2 | | | | | | |
| Garth Iorg, R OBP: 0.385, SLG: 0.500 (1, 4) | 0-0 WP 1B | | 0-0 5-3 | | 0-0 F8 | | 0-0 F8 | | 0-0 SH1-4 1B | 4 | 0 | 2 | 0 | 0 | 0 | 1 | | | | | | |
| Bob Davis, R OBP: 0.250, SLG: 0.292 (1, 2) | 0-0 6-3 | | 0-3 K | | 0-0 5-3 | | 0-0 5-3 | | 0-0 SH1-4 | 3 | 0 | 0 | 0 | 0 | 1 | 3 | | | | | | |
| Inning Stats | R: 0 E: 0 K: 1 S: 6 | H: 1 LOB: 1 BB: 0 P: 6 | R: 0 E: 0 K: 1 S: 7 | H: 2 LOB: 2 BB: 0 P: 7 | R: 0 E: 0 K: 1 S: 6 | H: 1 LOB: 1 BB: 0 P: 6 | R: 1 E: 0 K: 1 S: 7 | H: 2 LOB: 1 BB: 0 P: 7 | R: 3 E: 0 K: 1 S: 8 | H: 3 LOB: 0 BB: 0 P: 8 | R: 0 E: 0 K: 0 S: 5 | H: 0 LOB: 0 BB: 0 P: 5 | R: 0 E: 0 K: 0 S: 4 | H: 1 LOB: 1 BB: 0 P: 4 | R: 0 E: 0 K: 2 S: 7 | H: 0 LOB: 0 BB: 0 P: 7 | | R: 0 E: 0 K: 0 S: 4 | H: 1 LOB: 1 BB: 0 P: 4 | 1B: 7 2B: 3 3B: 0 HR: 1 | SF: 0 SAC: 1 DP: 0 HBP: 0 | WP: 1 PB: 0 SB: 0 CS: 0 |
| PITCHER Steve Renko, R ERA: 3.38 (1, 1) | IP 9.0 WLS W BF 38 H 11 R 4 ER 4 SO 8 BB 0 IBB 0 HBP 0 BLK 0 WP 1 HR 1 S 54 P 54 ERA 4.00 WHIP 1.222 | | | | | | | | | | | | | | | PITCHER | IP WLS BF H R ER SO BB IBB HBP BLK WP HR S P ERA WHIP | | | | | |

| Batter | 1 | 2 | 3 | 4 | 5 | 6 | 7 | 8 | 9 | AB | R | H | RBI | BB | SO | LOB | BOTTOM | | | | | |
|--|---|---------------------------------|------------------------------|---------------------------------|------------------------------|---------------------------------|------------------------------|---------------------------------|------------------------------|---------------------------------|------------------------------|---------------------------------|------------------------------|---------------------------------|------------------------------|---------------------------------|---|------------------------------|---------------------------------|----------------------------------|------------------------------------|----------------------------------|
| Rick Burleson, R OBP: 0.309, SLG: 0.351 (1, 6) | 4-0 E 1B BB | | 0-0 F9 | | 0-0 1B | | 0-3 K | | | 3 | 1 | 1 | 1 | 1 | 1 | 1 | <p>Toronto Blue Jays @ Boston Red Sox</p> <p>Fenway Park, Boston, MA</p> <p>Tue May 27 1980, 7:05 PM EDT</p> <p>Att: 16,679 - Unknown - 66 F</p> <p>livebaseballscores.com</p> <p>AB 28 R 5 H 7 RBI 5 BB 4 SO 4 LOB 9</p>  | | | | | |
| Dwight Evans, R Jim Dwyer, L OBP: 0.395, SLG: 0.369 (8, PH) (9, 9) | 0-0 E7 1B | | 0-0 5-3 | | 0-0 F4 | | 0-0 F5 | | 0-0 F5 | 3 | 0 | 1 | 0 | 0 | 0 | 1 | | | | | | |
| Fred Lynn, L OBP: 0.379, SLG: 0.485 (1, 8) | 0-0 F4 | | | 4-0 3B BB | | 0-3 K | | 0-0 4-3 | | 3 | 1 | 0 | 0 | 1 | 1 | 2 | | | | | | |
| Tony Perez, R OBP: 0.326, SLG: 0.462 (1, 3) | 0-0 SF8-5-4 | | | 0-0 7-2 3B | | 0-0 3-1 | | 0-3 K | | 3 | 0 | 1 | 2 | 0 | 1 | 0 | | | | | | |
| Carlton Fisk, R OBP: 0.364, SLG: 0.542 (1, 2) | | 0-0 F8 | | 0-0 7-2 | | 0-0 WP 1B | | 4-0 HR BB | | 3 | 1 | 1 | 0 | 1 | 0 | 1 | | | | | | |
| Jim Rice, R Carl Yastrzemski, L OBP: 0.272, SLG: 0.376 (7, 7) | | 0-0 F9 | | 0-3 K | | 0-0 L8 | | 0-0 HR | | 3 | 0 | 0 | 0 | 0 | 1 | 1 | | | | | | |
| Butch Hobson, R OBP: 0.296, SLG: 0.354 (1, 10) | 4-0 BB | | | | 0-0 F8 | | 0-0 PB 1B | | | 2 | 0 | 1 | 0 | 1 | 0 | 0 | | | | | | |
| Ted Sizemore, R OBP: 0.217, SLG: 0.261 (1, 4) | 0-0 F7 | | | | 0-0 F6 | | 0-0 L8 | | | 3 | 0 | 0 | 0 | 0 | 0 | 2 | | | | | | |
| Glenn Hoffman, R OBP: 0.265, SLG: 0.406 (1, 5) | | | 0-0 5-3 | | 0-0 1B | | 0-0 F8 | | | 3 | 1 | 1 | 0 | 0 | 0 | 1 | | | | | | |
| Inning Stats | R: 1 E: 1 K: 0 S: 3 | H: 1 LOB: 0 BB: 1 P: 7 | R: 0 E: 0 K: 0 S: 3 | H: 0 LOB: 1 BB: 1 P: 7 | R: 0 E: 0 K: 0 S: 3 | H: 0 LOB: 0 BB: 0 P: 3 | R: 1 E: 0 K: 1 S: 5 | H: 1 LOB: 1 BB: 1 P: 9 | R: 1 E: 0 K: 0 S: 5 | H: 2 LOB: 1 BB: 0 P: 5 | R: 0 E: 0 K: 1 S: 6 | H: 1 LOB: 1 BB: 0 P: 6 | R: 0 E: 0 K: 1 S: 6 | H: 1 LOB: 1 BB: 0 P: 6 | R: 0 E: 0 K: 1 S: 5 | H: 0 LOB: 0 BB: 0 P: 5 | | R: 2 E: 0 K: 0 S: 1 | H: 1 LOB: 0 BB: 1 P: 5 | 1B: 4 2B: 3 3B: 1 HR: 1 | SF: 1 SAC: 0 DP: 2 HBP: 0 | WP: 1 PB: 1 SB: 0 CS: 0 |
| PITCHER Paul Mirabella, L Tom Buskey, R ERA: 2.95 (7, 1) | IP 6.2 WLS L BF 6 H 1 R 2 ER 2 SO 2 BB 1 IBB 0 HBP 0 BLK 0 WP 0 HR 1 S 28 P 13 ERA 13.50 WHIP 1.500 | | | | | | | | | | | | | | | PITCHER | IP WLS BF H R ER SO BB IBB HBP BLK WP HR S P ERA WHIP | | | | | |

| Batter | 1 | 2 | 3 | 4 | 5 | 6 | 7 | 8 | 9 | AB | R | H | RBI | BB | SO | LOB | TOP | | | |
|---|------------------------------|---------------------------------|-------------------------------------|----------------------------------|------------------------------|---------------------------------|------------------------------|---------------------------------|------------------------------|---------------------------------|------------------------------|---------------------------------|------------------------------|---------------------------------|------------------------------|---------------------------------|----------------------------------|------------------------------------|----------------------------------|--------|
| Alfredo Griffin, S OBP: 0.273, SLG: 0.363 | 1-3 | 1B | | G3 | | | B1-3 | | FC4-6 | 5 | 0 | 1 | 2 | 0 | 0 | 4 | | | | |
| Bob Bailor, R OBP: 0.352, SLG: 0.278 | G3 | F5 | | | 5-3 | | | F8 | | 4 | 0 | 0 | 0 | 0 | 0 | 1 | | | | |
| Lloyd Moseby, L OBP: 0.381, SLG: 0.750 | 4-3 | | | FC6-4 1B 7-2 BB | | | | K | | 3 | 0 | 0 | 0 | 1 | 2 | 0 | | | | |
| Roy Howell, L OBP: 0.340, SLG: 0.409 | | | | | | | | K | | 4 | 1 | 2 | 0 | 0 | 2 | 0 | | | | |
| Barry Bonnell, R OBP: 0.291, SLG: 0.406 | | | | | | | | | | | | | | | | | | | | |
| John Mayberry, L OBP: 0.335, SLG: 0.437 | | | | | | | | | | | | | | | | | | | | |
| Al Woods, L OBP: 0.360, SLG: 0.544 | | | | | | | | | | | | | | | | | | | | |
| Garth Iorg, R OBP: 0.312, SLG: 0.500 | | | | | | | | | | | | | | | | | | | | |
| Pat Kelly, R OBP: 0.500, SLG: 0.500 | | | | | | | | | | | | | | | | | | | | |
| Inning Stats | R: 0 E: 0 K: 0 S: 3 | H: 0 LOB: 0 BB: 0 P: 3 | R: 4 E: 0 K: 1 S: 8 | H: 3 LOB: 1 BB: 2 P: 16 | R: 0 E: 0 K: 0 S: 3 | H: 1 LOB: 1 BB: 1 P: 7 | R: 0 E: 0 K: 1 S: 6 | H: 2 LOB: 1 BB: 0 P: 6 | R: 0 E: 0 K: 2 S: 7 | H: 0 LOB: 0 BB: 0 P: 3 | R: 0 E: 0 K: 1 S: 5 | H: 0 LOB: 0 BB: 0 P: 5 | R: 0 E: 0 K: 2 S: 7 | H: 0 LOB: 0 BB: 0 P: 7 | R: 0 E: 0 K: 0 S: 6 | H: 3 LOB: 3 BB: 0 P: 6 | 1B: 9 2B: 1 3B: 0 HR: 0 | SF: 0 SAC: 0 DP: 1 HBP: 0 | WP: 0 PB: 0 SB: 2 CS: 1 | PA: 37 |
| PITCHER Bob Stanley, R ERA: 4.44 | IP: 9.0 WLS: L BF: 37 | H: 9 R: 4 ER: 4 SO: 7 | BB: 2 IBB: 1 HBP: 0 BLK: 0 | WP: 0 HR: 0 S: 48 P: 60 | ERA: 4.00 WHIP: 1.222 | | | | | | | | | | | | | | | |

Toronto Blue Jays @ Boston Red Sox
Fenway Park, Boston, MA
Wed May 28 1980, 7:05 PM EDT
Att: 18,215 - Unknown - 64 F

| | |
|-----|----|
| AB | 34 |
| R | 4 |
| H | 9 |
| RBI | 3 |
| BB | 3 |
| SO | 7 |
| LOB | 16 |



| Batter | 1 | 2 | 3 | 4 | 5 | 6 | 7 | 8 | 9 | AB | R | H | RBI | BB | SO | LOB | BOTTOM | | | | | |
|---|------------------------------|---------------------------------|-------------------------------------|----------------------------------|------------------------------|----------------------------------|------------------------------|---------------------------------|------------------------------|---------------------------------|------------------------------|----------------------------------|------------------------------|---------------------------------|------------------------------|---------------------------------|------------------------------|---------------------------------|----------------------------------|------------------------------------|----------------------------------|--------|
| Rick Burleson, R OBP: 0.316, SLG: 0.351 | F8 | | | | | | | | F6 | 3 | 0 | 1 | 0 | 2 | 0 | 0 | | | | | | |
| Jim Dwyer, L OBP: 0.435, SLG: 0.623 | | | | | | | | | | 2 | 0 | 0 | 0 | 2 | 0 | 2 | | | | | | |
| Fred Lynn, L OBP: 0.389, SLG: 0.475 | | | | | | | | | | 3 | 0 | 0 | 1 | 0 | 1 | 3 | | | | | | |
| Carl Yastrzemski, L OBP: 0.331, SLG: 0.446 | | | | | | | | | | 4 | 0 | 0 | 0 | 0 | 0 | 3 | | | | | | |
| Carlton Fisk, R OBP: 0.368, SLG: 0.537 | | | | | | | | | | 3 | 0 | 1 | 0 | 0 | 1 | 0 | | | | | | |
| Jim Rice, R OBP: 0.277, SLG: 0.384 | | | | | | | | | | 4 | 0 | 2 | 0 | 0 | 1 | 1 | | | | | | |
| Jack Brohamer, L OBP: 0.379, SLG: 0.426 | | | | | | | | | | 3 | 0 | 0 | 0 | 1 | 1 | 4 | | | | | | |
| Butch Hobson, R OBP: 0.287, SLG: 0.342 | | | | | | | | | | 4 | 0 | 0 | 0 | 0 | 2 | 3 | | | | | | |
| Dwight Evans, R OBP: 0.304, SLG: 0.360 | | | | | | | | | | 3 | 1 | 0 | 0 | 1 | 1 | 2 | | | | | | |
| Inning Stats | R: 0 E: 0 K: 0 S: 2 | H: 0 LOB: 0 BB: 1 P: 6 | R: 0 E: 0 K: 1 S: 6 | H: 1 LOB: 1 BB: 0 P: 6 | R: 1 E: 0 K: 0 S: 3 | H: 0 LOB: 2 BB: 3 P: 15 | R: 0 E: 0 K: 2 S: 8 | H: 1 LOB: 2 BB: 0 P: 9 | R: 0 E: 0 K: 0 S: 4 | H: 1 LOB: 1 BB: 0 P: 4 | R: 0 E: 0 K: 2 S: 7 | H: 0 LOB: 1 BB: 1 P: 11 | R: 0 E: 0 K: 1 S: 5 | H: 0 LOB: 1 BB: 1 P: 9 | R: 0 E: 0 K: 1 S: 6 | H: 1 LOB: 1 BB: 0 P: 6 | R: 0 E: 0 K: 0 S: 3 | H: 0 LOB: 0 BB: 0 P: 3 | 1B: 3 2B: 1 3B: 0 HR: 0 | SF: 1 SAC: 0 DP: 1 HBP: 1 | WP: 0 PB: 1 SB: 0 CS: 0 | PA: 37 |
| PITCHER Dave Stieb, R ERA: 2.44 Joey McLaughlin, R ERA: 4.81 | IP: 6.0 WLS: W BF: 26 | H: 3 R: 1 ER: 1 SO: 5 | BB: 5 IBB: 0 HBP: 1 BLK: 0 | WP: 0 HR: 0 S: 30 P: 51 | ERA: 1.50 WHIP: 1.333 | | | | | | | | | | | | | | | | | |
| PITCHER | IP: 3.0 WLS: S BF: 11 | H: 1 R: 0 ER: 0 SO: 2 | BB: 1 IBB: 0 HBP: 0 BLK: 0 | WP: 0 HR: 0 S: 14 P: 18 | ERA: 0.00 WHIP: 0.667 | | | | | | | | | | | | | | | | | |

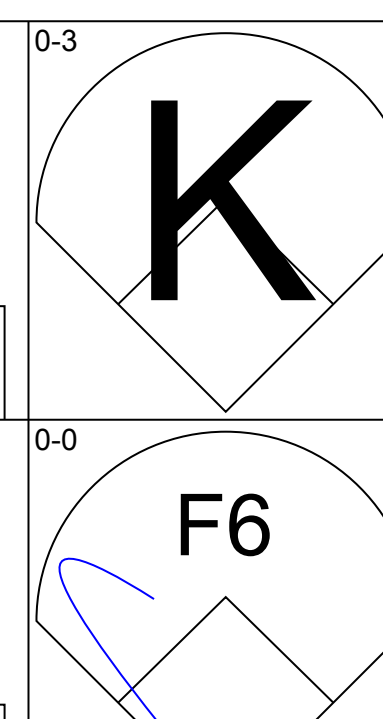
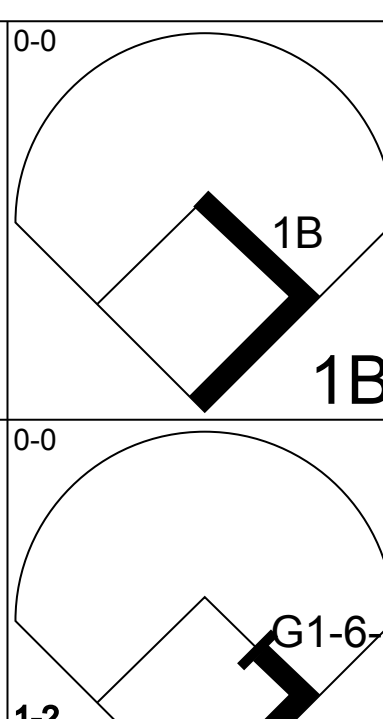
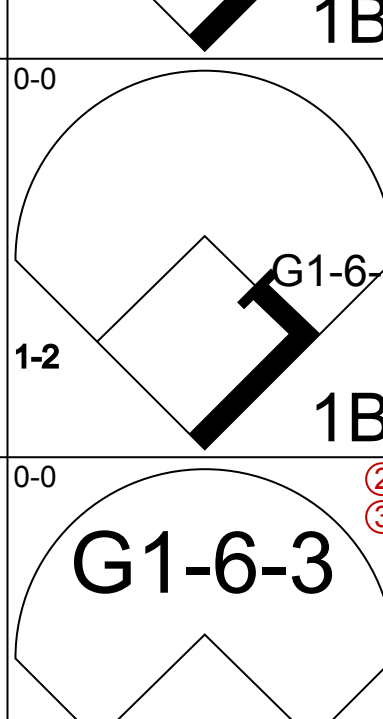
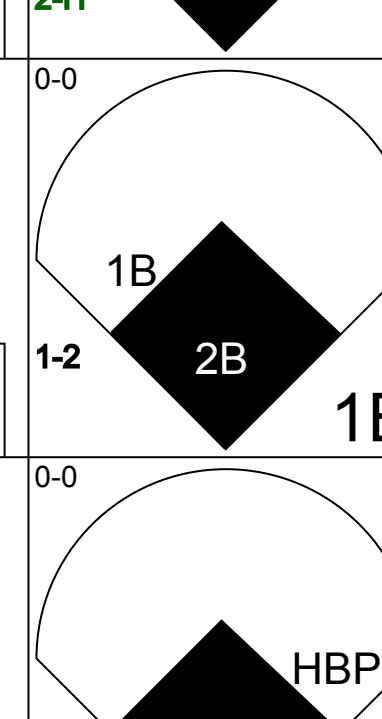
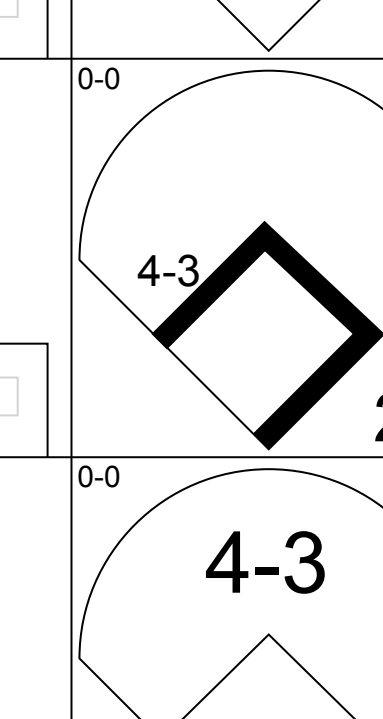
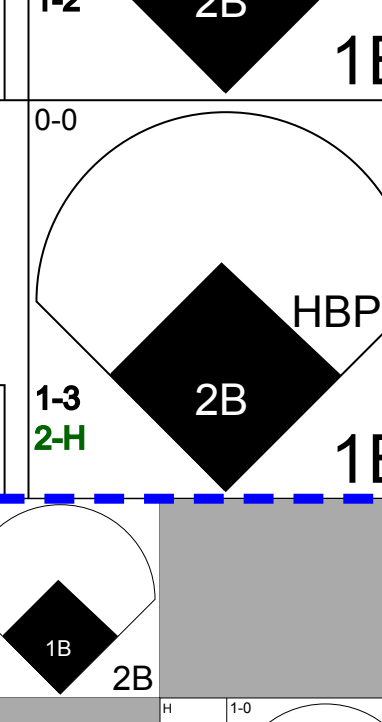
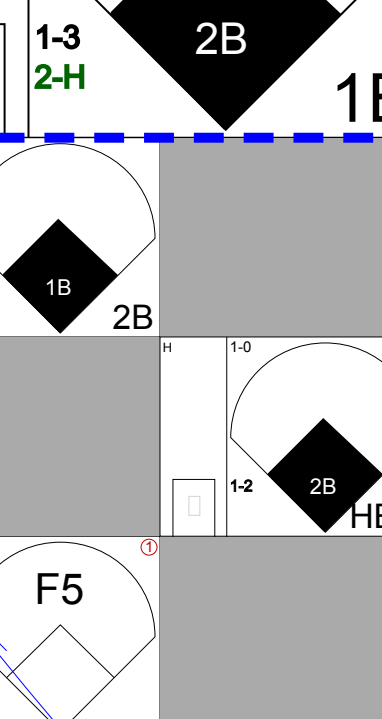
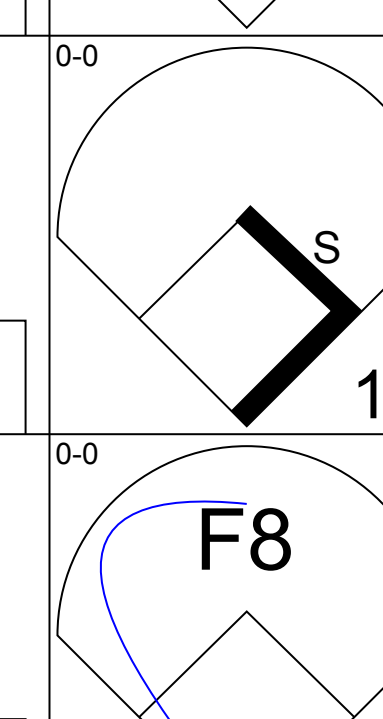
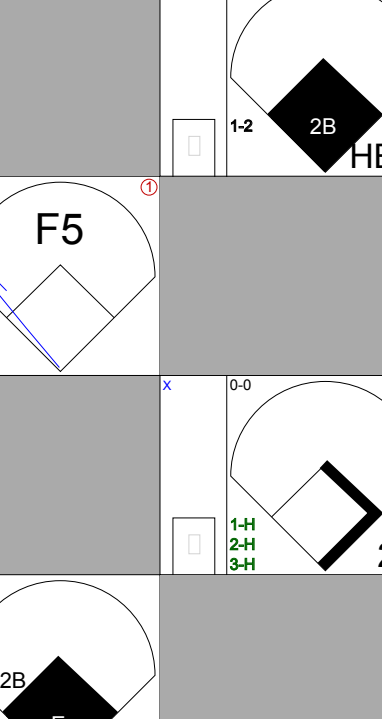
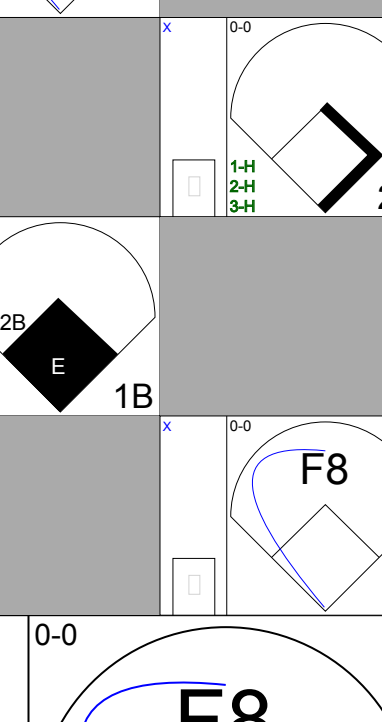
Toronto Blue Jays @ Boston Red Sox
Fenway Park, Boston, MA
Wed May 28 1980, 7:05 PM EDT
Att: 18,215 - Unknown - 64 F

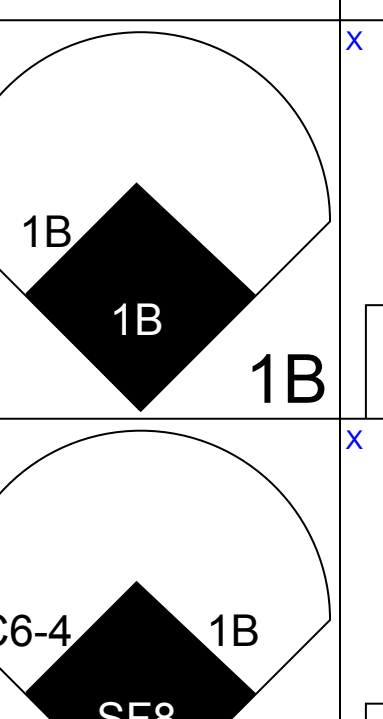

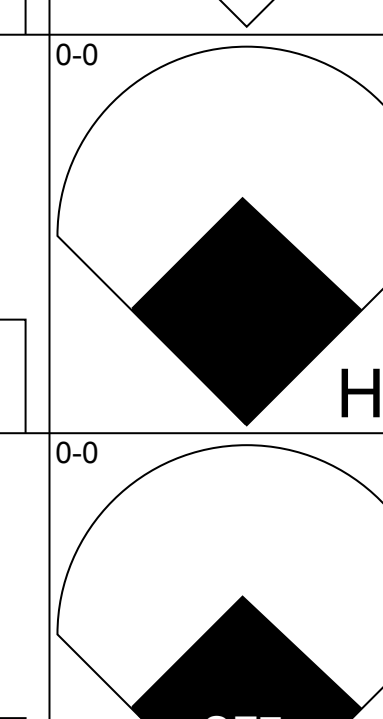
| | |
|-----|----|
| AB | 29 |
| R | 1 |
| H | 4 |
| RBI | 1 |
| BB | 6 |
| SO | 7 |
| LOB | 18 |



| Batter | 1 | 2 | 3 | 4 | 5 | 6 | 7 | 8 | 9 | AB | R | H | RBI | BB | SO | LOB | TOP | | | | | | | | |
|--|------------------------------|---------------------------------|------------------------------|---------------------------------|-------------------------------|----------------------------------|------------------------------|---------------------------------|------------------------------|---------------------------------|------------------------------|---------------------------------|-------------------------------|----------------------------------|------------------------------|---------------------------------|--|------------------------------|---------------------------------|-----------------------------------|------------------------------------|----------------------------------|--------|--|--|
| Paul Moltis, R OBP: 0.450, SLG: 0.506 Sal Bando, R OBP: 0.333, SLG: 0.364 | FC5-4 1B | | 1B | | | 4-3 | HR | 2B | | 6 | 3 | 4 | 4 | 0 | 0 | 1 | Milwaukee Brewers @ Boston Red Sox Fenway Park, Boston, MA Sat May 31 1980, 3:33 AM EDT Att: 30,381 - Unknown - 74 F | | | | | | | | |
| Robin Yount, R OBP: 0.373, SLG: 0.595 | FC5-4 | | 2B | | | HR | 5-3 | E7 | | 5 | 2 | 3 | 2 | 1 | 0 | 1 | | | | | | | | | |
| Cecil Cooper, L OBP: 0.367, SLG: 0.509 | F8 | | 2B | | | HR | | 2B | | 6 | 1 | 2 | 2 | 0 | 0 | 3 | | | | | | | | | |
| Dick Davis, R OBP: 0.315, SLG: 0.396 | F8 | | 1B | | | | | | | 6 | 2 | 2 | 2 | 0 | 0 | 3 | | | | | | | | | |
| Ben Oglivie, L OBP: 0.399, SLG: 0.630 | | 6-3 | 2B | | | | | | | 6 | 3 | 3 | 2 | 0 | 0 | 1 | | | | | | | | | |
| Gorman Thomas, R OBP: 0.301, SLG: 0.409 | 4-3 | | 2B | | | | | | | 5 | 2 | 1 | 1 | 1 | 1 | 1 | | | | | | | | | |
| Jim Gantner, L OBP: 0.256, SLG: 0.302 | K | | 1B | | | | | | | 5 | 3 | 3 | 3 | 0 | 1 | 0 | | | | | | | | | |
| Mark Brouhard, R OBP: 0.238, SLG: 0.400 | | | | | | | | | | 5 | 1 | 2 | 0 | 0 | 0 | 3 | | | | | | | | | |
| Charlie Moore, R OBP: 0.323, SLG: 0.322 | | | | | | | | | | 5 | 2 | 2 | 2 | 0 | 0 | 3 | | | | | | | | | |
| Inning Stats | R: 0 E: 0 K: 0 S: 4 | H: 1 LOB: 1 BB: 0 P: 4 | R: 0 E: 0 K: 1 S: 5 | H: 0 LOB: 0 BB: 0 P: 5 | R: 8 E: 0 K: 0 S: 10 | H: 7 LOB: 1 BB: 2 P: 18 | R: 0 E: 0 K: 0 S: 4 | H: 1 LOB: 1 BB: 0 P: 4 | R: 0 E: 0 K: 1 S: 5 | H: 0 LOB: 0 BB: 0 P: 5 | R: 1 E: 0 K: 0 S: 4 | H: 1 LOB: 0 BB: 0 P: 4 | R: 6 E: 0 K: 0 S: 10 | H: 7 LOB: 1 BB: 0 P: 10 | R: 4 E: 1 K: 0 S: 8 | H: 5 LOB: 1 BB: 0 P: 8 | | R: 0 E: 0 K: 0 S: 3 | H: 0 LOB: 0 BB: 0 P: 3 | 1B: 12 2B: 8 3B: 0 HR: 2 | SF: 0 SAC: 0 DP: 0 HBP: 0 | WP: 0 PB: 0 SB: 0 CS: 0 | PA: 51 | | |
| PITCHER | IP | WLS | BF | H | R | ER | SO | BB | IBB | HBP | BLK | WP | HR | S | P | ERA | WHIP | | | | | | | | |
| Mike Torrez, R ERA: 4.5 | 2.1 | L | 13 | 5 | 5 | 5 | 1 | 1 | 0 | 0 | 0 | 0 | 0 | 14 | 18 | 19.29 | 2.571 | | | | | | | | |
| Keith MacWhorter, R ERA: 8.38 | 1.2 | | 10 | 4 | 3 | 3 | 0 | 1 | 0 | 0 | 0 | 0 | 0 | 9 | 13 | 16.20 | 3.000 | | | | | | | | |
| Dick Drago, R ERA: 5.02 | 2.1 | | 11 | 4 | 4 | 4 | 1 | 0 | 0 | 0 | 0 | 0 | 1 | 13 | 13 | 15.43 | 1.714 | | | | | | | | |
| Skip Lockwood, R ERA: 6.35 | 2.2 | | 17 | 9 | 7 | 6 | 0 | 0 | 0 | 0 | 0 | 0 | 1 | 17 | 17 | 20.25 | 3.375 | | | | | | | | |

| Batter | 1 | 2 | 3 | 4 | 5 | 6 | 7 | 8 | 9 | AB | R | H | RBI | BB | SO | LOB | BOTTOM | | | | | | | | |
|--|------------------------------|---------------------------------|------------------------------|---------------------------------|------------------------------|---------------------------------|------------------------------|----------------------------------|------------------------------|---------------------------------|------------------------------|----------------------------------|------------------------------|---------------------------------|------------------------------|----------------------------------|--|------------------------------|---------------------------------|----------------------------------|------------------------------------|----------------------------------|--------|--|--|
| Rick Burleson, R OBP: 0.312, SLG: 0.366 | HR | | G5-4-3 | | | | | | | 5 | 1 | 1 | 1 | 0 | 0 | 2 | Milwaukee Brewers @ Boston Red Sox Fenway Park, Boston, MA Sat May 31 1980, 3:33 AM EDT Att: 30,381 - Unknown - 74 F | | | | | | | | |
| Dave Stapleton, R OBP: 0.333, SLG: 1.111 | 5-3 | | | | | | | | | 5 | 2 | 2 | 2 | 0 | 0 | 0 | | | | | | | | | |
| Jim Rice, R OBP: 0.270, SLG: 0.378 | F8 | | | | | | | | | 5 | 0 | 0 | 0 | 0 | 0 | 0 | | | | | | | | | |
| Tony Perez, R OBP: 0.328, SLG: 0.477 | F8 | | | | | | | | | 4 | 2 | 2 | 1 | 0 | 1 | 0 | | | | | | | | | |
| Carlton Fisk, R OBP: 0.382, SLG: 0.566 Gary Allenson, R OBP: 0.364, SLG: 0.444 | | G6-4-3 BB | | | | | | | | 2 | 2 | 2 | 1 | 2 | 0 | 0 | | | | | | | | | |
| Butch Hobson, R OBP: 0.294, SLG: 0.398 | | G6-4-3 | | | | | | | | 4 | 1 | 2 | 3 | 0 | 0 | 2 | | | | | | | | | |
| Dwight Evans, R OBP: 0.307, SLG: 0.364 Carl Yastrzemski, L OBP: 0.344, SLG: 0.452 | | | K | | | | | | | 1 | 0 | 0 | 0 | 1 | 1 | 0 | | | | | | | | | |
| Glenn Hoffman, R OBP: 0.237, SLG: 0.361 | | | | | | | | | | 1 | 0 | 1 | 0 | 1 | 0 | 0 | | | | | | | | | |
| Jim Dwyer, L OBP: 0.435, SLG: 0.593 | | | | | | | | | | 4 | 0 | 2 | 0 | 0 | 1 | 2 | | | | | | | | | |
| Inning Stats | R: 1 E: 0 K: 0 S: 4 | H: 1 LOB: 0 BB: 0 P: 4 | R: 0 E: 0 K: 1 S: 4 | H: 0 LOB: 1 BB: 1 P: 8 | R: 0 E: 0 K: 0 S: 3 | H: 1 LOB: 0 BB: 0 P: 3 | R: 4 E: 0 K: 0 S: 6 | H: 4 LOB: 0 BB: 1 P: 10 | R: 0 E: 0 K: 0 S: 3 | H: 1 LOB: 0 BB: 0 P: 3 | R: 2 E: 0 K: 0 S: 6 | H: 3 LOB: 2 BB: 1 P: 10 | R: 0 E: 0 K: 0 S: 3 | H: 0 LOB: 0 BB: 0 P: 3 | R: 0 E: 0 K: 1 S: 6 | H: 1 LOB: 2 BB: 1 P: 10 | | R: 1 E: 0 K: 1 S: 6 | H: 1 LOB: 0 BB: 0 P: 6 | 1B: 5 2B: 1 3B: 0 HR: 6 | SF: 0 SAC: 0 DP: 4 HBP: 0 | WP: 0 PB: 0 SB: 0 CS: 0 | PA: 39 | | |
| PITCHER | IP | WLS | BF | H | R | ER | SO | BB | IBB | HBP | BLK | WP | HR | S | P | ERA | WHIP | | | | | | | | |
| Mike Caldwell, L ERA: 3.48 | 3.1 | | 15 | 6 | 5 | 5 | 1 | 1 | 0 | 0 | 0 | 0 | 0 | 18 | 30 | 4.15 | 1.846 | | | | | | | | |
| Reggie Cleveland, R ERA: 4.37 | 4.1 | W | 19 | 5 | 2 | 2 | 1 | 3 | 0 | 0 | 0 | 0 | 0 | 18 | 30 | 4.15 | 1.846 | | | | | | | | |
| Bob McClure, L ERA: 2.57 | 1.1 | | 5 | 1 | 1 | 1 | 1 | 0 | 0 | 0 | 0 | 0 | 1 | 7 | 7 | 6.75 | 0.750 | | | | | | | | |

| Batter | 1 | 2 | 3 | 4 | 5 | 6 | 7 | 8 | 9 | AB | R | H | RBI | BB | SO | LOB | TOP | | | | | | | | |
|---|--|---|------------------------------|---------------------------------|------------------------------|---|---|---------------------------------|---|---------------------------------|------------------------------|---------------------------------|-------------------------------|----------------------------------|------------------------------|---------------------------------|--|---------------------------------|----------------------------------|------------------------------------|----------------------------------|--------|--|--|--|
| Paul Mollitor, R OBP: 0.447, SLG: 0.500 (1, 4) |  | | SH2-3 1-2 | | |  | E4 1B | | 6-3 | 4 | 1 | 1 | 0 | 0 | 1 | 0 | Milwaukee Brewers @ Boston Red Sox Fenway Park, Boston, MA Sun Jun 01 1980, 3:33 AM EDT Att: 31,157 - Sunny - 78 F | | | | | | | | |
| Robin Yount, R OBP: 0.379, SLG: 0.601 (1, 6) | F6 | | K | | |  |  | |  | 5 | 1 | 3 | 0 | 0 | 1 | | | | | | | | | | |
| Cecil Cooper, L OBP: 0.362, SLG: 0.500 (1, 3) | 4-3 | | | 3-1 | | G1-6-3 1-2 |  | | 4-3 | 5 | 1 | 1 | 1 | 0 | 0 | 3 | | | | | | | | | |
| Dick Davis, R OBP: 0.319, SLG: 0.400 (1, 10) | | 5-3 | | 6-3 | | |  | | 6-3 | 4 | 2 | 1 | 0 | 0 | 0 | 1 | | | | | | | | | |
| Ben Oglivie, L OBP: 0.395, SLG: 0.627 (1, 9) | | 5-3 | | 4-3 | | | F5 | | | 4 | 0 | 1 | 3 | 0 | 0 | 1 | | | | | | | | | |
| Gorman Thomas, R OBP: 0.305, SLG: 0.411 (1, 8) | |  | | | 6-3 | |  | | | 4 | 1 | 2 | 1 | 0 | 0 | 1 | | | | | | | | | |
| Jim Gantner, L OBP: 0.292, SLG: 0.292 Sal Bando, R OBP: 0.327, SLG: 0.356 (7, PH) (7, 5) | F8 | | | | F8 | | F8 | F4 | | 2 | 0 | 0 | 0 | 0 | 0 | 1 | | AB 38 | | | | | | | |
| Mark Brouhard, R OBP: 0.240, SLG: 0.417 (1, 7) | | | K | | 5-3 | |  | F8 | | 4 | 1 | 1 | 0 | 0 | 1 | 0 | | R 8 | | | | | | | |
| Buck Martinez, R OBP: 0.284, SLG: 0.281 Don Money, R OBP: 0.357, SLG: 0.500 Charlie Moore, R OBP: 0.319, SLG: 0.318 (7, PR) (7, 2) | | | | | | 1-4-3 | E9 1B | 6-3 | | 2 | 0 | 1 | 0 | 0 | 0 | 0 | | H 12 | | | | | | | |
| | | | | | | | | | | 1 | 0 | 1 | 2 | 0 | 0 | 0 | | RBI 7 | | | | | | | |
| | | | | | | | | | | 1 | 1 | 0 | 0 | 0 | 0 | 0 | BB 0 | | | | | | | | |
| | | | | | | | | | | | | | | | | | SO 3 | | | | | | | | |
| | | | | | | | | | | | | | | | | | LOB 9 | | | | | | | | |
| Inning Stats | R: 0 E: 0 K: 1 S: 5 | H: 0 LOB: 0 BB: 0 P: 5 | R: 0 E: 0 K: 0 S: 4 | H: 1 LOB: 1 BB: 0 P: 4 | R: 0 E: 0 K: 2 S: 8 | H: 1 LOB: 1 BB: 0 P: 8 | R: 0 E: 0 K: 0 S: 3 | H: 0 LOB: 0 BB: 0 P: 3 | R: 0 E: 0 K: 0 S: 3 | H: 0 LOB: 0 BB: 0 P: 3 | R: 0 E: 0 K: 0 S: 4 | H: 2 LOB: 1 BB: 0 P: 4 | R: 8 E: 2 K: 0 S: 11 | H: 7 LOB: 1 BB: 0 P: 12 | R: 0 E: 0 K: 0 S: 3 | H: 0 LOB: 0 BB: 0 P: 3 | R: 0 E: 0 K: 0 S: 4 | H: 1 LOB: 1 BB: 0 P: 4 | 1B: 8 2B: 4 3B: 0 HR: 0 | SF: 0 SAC: 1 DP: 1 HBP: 1 | WP: 0 PB: 0 SB: 1 CS: 0 | PA: 40 | | | |
| PITCHER | IP | WLS | BF | H | R | ER | SO | BB | IBB | HBP | BLK | WP | HR | S | P | ERA | WHIP | | | | | | | | |
| Steve Renko, R ERA: 3.02 (1, 1) | 5.0 | | 17 | 2 | 0 | 0 | 3 | 0 | 0 | 0 | 0 | 0 | 0 | 23 | 23 | 0.00 | 0.400 | | | | | | | | |
| Tom Burgmeier, L ERA: 3.19 (6, 1) | 1.2 | L | 13 | 8 | 8 | 4 | 0 | 0 | 0 | 0 | 0 | 0 | 0 | 13 | 13 | 21.60 | 4.800 | | | | | | | | |
| Dick Drago, R ERA: 4.94 (7, 1) | 2.1 | | 10 | 2 | 0 | 0 | 0 | 0 | 0 | 1 | 0 | 0 | 0 | 9 | 10 | 0.00 | 0.857 | | | | | | | | |
| Dick Drago, R ERA: 4.94 (9, 1) | 2.1 | | 10 | 2 | 0 | 0 | 0 | 0 | 0 | 1 | 0 | 0 | 0 | 9 | 10 | 0.00 | 0.857 | | | | | | | | |

| Batter | 1 | 2 | 3 | 4 | 5 | 6 | 7 | 8 | 9 | AB | R | H | RBI | BB | SO | LOB | BOTTOM | | | | | | | | |
|---|---|---|---|---------------------------------|------------------------------|----------------------------------|------------------------------|---------------------------------|------------------------------|---------------------------------|------------------------------|---------------------------------|------------------------------|---------------------------------|------------------------------|---------------------------------|--|------------------------------------|----------------------------------|--------|--|--|--|--|--|
| Rick Burleson, R OBP: 0.309, SLG: 0.362 (1, 6) | 4-3 | |  | 6-3 | | 5-3 | | | 6-3 | 5 | 1 | 1 | 0 | 0 | 0 | 1 | Milwaukee Brewers @ Boston Red Sox Fenway Park, Boston, MA Sun Jun 01 1980, 3:33 AM EDT Att: 31,157 - Sunny - 78 F | | | | | | | | |
| Dave Stapleton, R OBP: 0.286, SLG: 0.786 (1, 4) | F9 | | FC6-4 1B SF8 | F7 | | 6-3 | | | K | 5 | 1 | 1 | 0 | 0 | 1 | 1 | | | | | | | | | |
| Fred Lynn, L OBP: 0.370, SLG: 0.469 (1, 8) |  | | FC6-4 1B 3-H | | F8 | | F5 | | 4-3 | 4 | 0 | 1 | 1 | 1 | 0 | 0 | | | | | | | | | |
| Tony Perez, R OBP: 0.321, SLG: 0.467 (1, 3) | F5 | | FC6-4 BB 1-2 | | 6-3 | | F7 | | | 4 | 0 | 0 | 0 | 0 | 0 | 3 | | | | | | | | | |
| Carl Yastrzemski, L OBP: 0.348, SLG: 0.445 (9, 9) | | 3-1 | BB 1-2 | | | | G3 | | | 2 | 0 | 0 | 0 | 2 | 0 | 0 | | | | | | | | | |
| Carlton Fisk, R OBP: 0.385, SLG: 0.588 (1, 2) | |  | SF8 | | | | | F8 | | 2 | 1 | 1 | 2 | 1 | 0 | 0 | | | | | | | | | |
| Jim Rice, R OBP: 0.275, SLG: 0.392 (1, 7) | | | 5-3 | | 6-3 | | | | | 4 | 1 | 2 | 0 | 0 | 0 | 4 | | | | | | | | | |
| Jim Dwyer, L OBP: 0.431, SLG: 0.590 Dwight Evans, R OBP: 0.307, SLG: 0.364 Jerry Remy, L OBP: 0.359, SLG: 0.415 Dick Drago, R (9, 1) | | SF7 | | | | 3-1 | | FC6-4 1B 1-2 | | 2 | 0 | 1 | 1 | 0 | 0 | 0 | | | | | | | | | |
| Butch Hobson, R OBP: 0.293, SLG: 0.417 (1, 5) | F6 | | | 6-3 | | | | L7 | | 4 | 1 | 1 | 1 | 0 | 0 | 2 | | | | | | | | | |
| | | | | | | | | | | | | | | | | | | | | | | | | | |
| Inning Stats | R: 0 E: 0 K: 0 S: 3 | H: 0 LOB: 1 BB: 1 P: 7 | R: 2 E: 0 K: 0 S: 5 | H: 2 LOB: 0 BB: 0 P: 5 | R: 2 E: 0 K: 0 S: 6 | H: 3 LOB: 2 BB: 1 P: 10 | R: 0 E: 0 K: 0 S: 4 | H: 1 LOB: 1 BB: 0 P: 4 | R: 0 E: 0 K: 0 S: 3 | H: 0 LOB: 0 BB: 0 P: 3 | R: 1 E: 0 K: 0 S: 4 | H: 1 LOB: 0 BB: 0 P: 4 | R: 0 E: 0 K: 0 S: 3 | H: 1 LOB: 1 BB: 0 P: 4 | R: 0 E: 0 K: 1 S: 5 | H: 0 LOB: 0 BB: 0 P: 5 | 1B: 5 2B: 0 3B: 1 HR: 2 | SF: 2 SAC: 0 DP: 0 HBP: 0 | WP: 0 PB: 0 SB: 1 CS: 0 | PA: 39 | | | | | |
| PITCHER | IP | WLS | BF | H | R | ER | SO | BB | IBB | HBP | BLK | WP | HR | S | P | ERA | WHIP | | | | | | | | |
| Rickey Keeton, R ERA: 4.5 (1, 1) | 3.0 | | 17 | 6 | 4 | 4 | 0 | 2 | 0 | 0 | 0 | 0 | 1 | 15 | 23 | 3.00 | 2.667 | | | | | | | | |
| John Flinn, R ERA: 3.0 (4, 1) | 3.0 | W | 12 | 1 | 1 | 1 | 0 | 2 | 0 | 0 | 0 | 0 | 1 | 10 | 18 | 3.00 | 1.000 | | | | | | | | |
| Bob McClure, L ERA: 2.42 (7, 1) | 1.1 | | 5 | 1 | 0 | 0 | 0 | 0 | 0 | 0 | 0 | 0 | 0 | 5 | 5 | 0.00 | 0.750 | | | | | | | | |
| Bill Castro, R ERA: 0.67 (8, 1) | 1.2 | S | 5 | 0 | 0 | 0 | 1 | 0 | 0 | 0 | 0 | 0 | 0 | 7 | 7 | 0.00 | 0.000 | | | | | | | | |



| Batter | 1 | 2 | 3 | 4 | 5 | 6 | 7 | 8 | 9 | AB | R | H | RBI | BB | SO | LOB | TOP | | | | |
|---|------------------------------|---------------------------------|------------------------------|---------------------------------|------------------------------|---------------------------------|------------------------------|---------------------------------|------------------------------|----------------------------------|------------------------------|---------------------------------|------------------------------|---------------------------------|------------------------------|----------------------------------|-----------------------------------|------------------------------------|----------------------------------|--------|--|
| Rick Burleson, R OBP: 0.321, SLG: 0.370 (1, 6) | | | | | | | | | | 4 | 1 | 3 | 0 | 1 | 0 | 1 | | | | | |
| Dave Stapleton, R OBP: 0.316, SLG: 0.737 (1, 4) | | | | | | | | | | 5 | 2 | 2 | 0 | 0 | 0 | 3 | | | | | |
| Fred Lynn, L OBP: 0.371, SLG: 0.463 (1, 8) | | | | | | | | | | 4 | 1 | 1 | 1 | 1 | 0 | 3 | | | | | |
| Tony Perez, R OBP: 0.328, SLG: 0.476 (1, 3) | | | | | | | | | | 5 | 1 | 3 | 1 | 0 | 0 | 3 | | | | | |
| Carl Yastrzemski, L OBP: 0.349, SLG: 0.444 (1, 10) | | | | | | | | | | 5 | 0 | 2 | 1 | 0 | 1 | 4 | | | | | |
| Jim Rice, R OBP: 0.283, SLG: 0.391 (1, 7) | | | | | | | | | | 3 | 0 | 1 | 0 | 2 | 0 | 1 | | | | | |
| Jim Dwyer, L OBP: 0.427, SLG: 0.625 (7, PH) | | | | | | | | | | 3 | 1 | 1 | 2 | 0 | 0 | 3 | | | | | |
| Dwight Evans, R OBP: 0.303, SLG: 0.358 (7, 9) | | | | | | | | | | 2 | 0 | 0 | 0 | 0 | 1 | 2 | | | | | |
| Butch Hobson, R OBP: 0.285, SLG: 0.405 (1, 5) | | | | | | | | | | 4 | 0 | 0 | 0 | 0 | 2 | 2 | | | | | |
| Dave Rader, L OBP: 0.371, SLG: 0.471 (1, 2) | | | | | | | | | | 4 | 0 | 2 | 0 | 0 | 0 | 0 | | | | | |
| Inning Stats | R: 0 E: 0 K: 0 S: 2 | H: 0 LOB: 0 BB: 1 P: 6 | R: 0 E: 0 K: 0 S: 4 | H: 2 LOB: 1 BB: 0 P: 4 | R: 2 E: 1 K: 1 S: 9 | H: 3 LOB: 2 BB: 0 P: 9 | R: 1 E: 0 K: 1 S: 7 | H: 2 LOB: 1 BB: 0 P: 7 | R: 2 E: 0 K: 1 S: 7 | H: 2 LOB: 2 BB: 2 P: 15 | R: 0 E: 0 K: 0 S: 3 | H: 1 LOB: 0 BB: 0 P: 3 | R: 0 E: 0 K: 0 S: 3 | H: 1 LOB: 0 BB: 0 P: 3 | R: 1 E: 0 K: 1 S: 7 | H: 2 LOB: 2 BB: 1 P: 11 | 1B: 12 2B: 2 3B: 0 HR: 1 | SF: 0 SAC: 0 DP: 3 HBP: 0 | WP: 0 PB: 0 SB: 0 CS: 1 | PA: 44 | |
| PITCHER | IP | WLS | BF | H | R | ER | SO | BB | IBB | HBP | BLK | WP | HR | S | P | ERA | WHIP | | | | |
| Pete Redfern, R ERA: 3.41 (1, 1) | 4.1 | L | 22 | 8 | 5 | 4 | 2 | 2 | 0 | 0 | 0 | 0 | 1 | 24 | 32 | 8.31 | 2.308 | | | | |
| Mike Marshall, R ERA: 8.12 (5, 1) | 1.2 | | 9 | 3 | 0 | 0 | 1 | 1 | 0 | 0 | 0 | 0 | 0 | 10 | 14 | 0.00 | 2.400 | | | | |
| Geoff Zahn, L ERA: 5.09 (7, 1) | 2.2 | | 10 | 4 | 1 | 1 | 0 | 0 | 0 | 0 | 0 | 0 | 0 | 10 | 10 | 3.38 | 1.500 | | | | |
| John Verhoeven, R ERA: 3.86 (9, 1) | 0.1 | | 2 | 0 | 0 | 0 | 1 | 1 | 0 | 0 | 0 | 0 | 0 | 3 | 7 | 0.00 | 3.000 | | | | |

Boston Red Sox @ Minnesota Twins
Metropolitan Stadium, Bloomington, MI
Mon Jun 02 1980, 8:05 PM EDT
Att: 6,322 - Unknown - 71 F

AB 39
R 6
H 15
RBI 5
BB 4
SO 4
LOB 22



| Batter | 1 | 2 | 3 | 4 | 5 | 6 | 7 | 8 | 9 | AB | R | H | RBI | BB | SO | LOB | BOTTOM | | | | |
|--|------------------------------|---------------------------------|------------------------------|---------------------------------|------------------------------|---------------------------------|------------------------------|---------------------------------|------------------------------|---------------------------------|------------------------------|---------------------------------|------------------------------|---------------------------------|------------------------------|---------------------------------|----------------------------------|------------------------------------|----------------------------------|--------|--|
| Rob Wilfong, L OBP: 0.288, SLG: 0.366 (1, 4) | | | | | | | | | | 4 | 1 | 1 | 1 | 0 | 0 | 1 | | | | | |
| Rick Sofield, L OBP: 0.273, SLG: 0.425 (1, 8) | | | | | | | | | | 4 | 0 | 2 | 0 | 0 | 1 | 0 | | | | | |
| Roy Smalley, S OBP: 0.351, SLG: 0.409 (1, 6) | | | | | | | | | | 0 | 0 | 0 | 0 | 1 | 0 | 0 | | | | | |
| Pete Mackanin, R OBP: 0.287, SLG: 0.307 (2, 6) | | | | | | | | | | 0 | 0 | 0 | 0 | 0 | 0 | 0 | | | | | |
| Danny Goodwin, L OBP: 0.271, SLG: 0.267 (3, PH) | | | | | | | | | | 3 | 0 | 1 | 1 | 0 | 0 | 1 | | | | | |
| Ken Landreaux, L OBP: 0.393, SLG: 0.454 (1, 7) | | | | | | | | | | 4 | 0 | 0 | 0 | 0 | 0 | 2 | | | | | |
| Glenn Adams, L OBP: 0.318, SLG: 0.361 (1, 10) | | | | | | | | | | 4 | 0 | 0 | 0 | 0 | 0 | 0 | | | | | |
| Mike Cabbage, L OBP: 0.363, SLG: 0.366 (1, 3) | | | | | | | | | | 4 | 0 | 0 | 0 | 0 | 0 | 0 | | | | | |
| Hosken Powell, L OBP: 0.326, SLG: 0.364 (1, 9) | | | | | | | | | | 4 | 0 | 0 | 0 | 0 | 0 | 0 | | | | | |
| Butch Wynegar, S OBP: 0.323, SLG: 0.370 (1, 2) | | | | | | | | | | 2 | 1 | 0 | 0 | 1 | 0 | 1 | | | | | |
| John Castino, R OBP: 0.351, SLG: 0.423 (1, 5) | | | | | | | | | | 3 | 0 | 2 | 0 | 0 | 0 | 0 | | | | | |
| Inning Stats | R: 0 E: 0 K: 1 S: 5 | H: 0 LOB: 1 BB: 1 P: 9 | R: 0 E: 0 K: 0 S: 3 | H: 0 LOB: 0 BB: 0 P: 3 | R: 2 E: 0 K: 0 S: 5 | H: 4 LOB: 1 BB: 1 P: 9 | R: 0 E: 1 K: 0 S: 4 | H: 0 LOB: 1 BB: 0 P: 4 | R: 0 E: 0 K: 0 S: 3 | H: 0 LOB: 0 BB: 0 P: 3 | R: 0 E: 0 K: 0 S: 4 | H: 1 LOB: 1 BB: 0 P: 4 | R: 0 E: 0 K: 0 S: 3 | H: 0 LOB: 0 BB: 0 P: 3 | R: 0 E: 0 K: 0 S: 3 | H: 0 LOB: 0 BB: 0 P: 3 | 1B: 6 2B: 0 3B: 0 HR: 0 | SF: 0 SAC: 0 DP: 0 HBP: 0 | WP: 0 PB: 0 SB: 0 CS: 0 | PA: 34 | |
| PITCHER | IP | WLS | BF | H | R | ER | SO | BB | IBB | HBP | BLK | WP | HR | S | P | ERA | WHIP | | | | |
| Bob Stanley, R ERA: 4.16 (1, 1) | 9.0 | W | 34 | 6 | 2 | 2 | 1 | 2 | 0 | 0 | 0 | 0 | 0 | 34 | 42 | 2.00 | 0.889 | | | | |

Boston Red Sox @ Minnesota Twins
Metropolitan Stadium, Bloomington, MI
Mon Jun 02 1980, 8:05 PM EDT
Att: 6,322 - Unknown - 71 F


AB 32
R 2
H 6
RBI 2
BB 2
SO 1
LOB 5



| Batter | 1 | 2 | 3 | 4 | 5 | 6 | 7 | 8 | 9 | AB | R | H | RBI | BB | SO | LOB | TOP | | | |
|---|------------------------------|---------------------------------|-------------------------------------|----------------------------------|------------------------------|---------------------------------|------------------------------|---------------------------------|------------------------------|---------------------------------|------------------------------|---------------------------------|------------------------------|---------------------------------|------------------------------|---------------------------------|----------------------------------|------------------------------------|----------------------------------|--------|
| Rick Burleson, R OBP: 0.319, SLG: 0.364 (1, 6) | 4-0 CS BB | | 0-0 1-3 | | 0-0 L5 | | 0-0 F6 | | | 3 | 0 | 0 | 0 | 1 | 0 | 0 | | | | |
| Dave Stapleton, R OBP: 0.261, SLG: 0.609 (1, 4) | 0-0 L5 1-2 | | 0-0 L7 | | 0-0 5-3 | | | 0-0 6-3 | | 4 | 0 | 0 | 0 | 0 | 0 | 1 | | | | |
| Fred Lynn, L OBP: 0.374, SLG: 0.470 (1, 8) | 0-0 2-3 | | 0-0 2B | | 0-0 F8 | | | 0-0 1B | | 4 | 0 | 2 | 0 | 0 | 0 | 0 | | | | |
| Tony Perez, R OBP: 0.327, SLG: 0.468 (1, 3) | | 0-0 E6 F8 HBP 2B | 4-0 BB | | 0-0 L6 | | | 0-0 F8 | | 3 | 1 | 0 | 0 | 1 | 0 | 1 | | | | |
| Carlton Fisk, R OBP: 0.382, SLG: 0.575 (1, 2) | | 1-0 2B HBP | 0-0 L7 | | 0-0 F7 | | | 0-0 F8 | | 3 | 1 | 0 | 0 | 0 | 0 | 3 | | | | |
| Jim Rice, R OBP: 0.276, SLG: 0.383 (1, 7) | | 0-0 F8 2-3 | | 0-0 E6 CS | | | 0-0 E6 HR | | 0-0 6-3 | 4 | 1 | 0 | 0 | 0 | 0 | 2 | | | | |
| Butch Hobson, R OBP: 0.277, SLG: 0.393 (1, 10) | | 0-3 K | | 0-0 F9 | | | 0-0 F2 | | 0-0 F5 | 4 | 0 | 0 | 0 | 0 | 1 | 4 | | | | |
| Dwight Evans, R OBP: 0.315, SLG: 0.403 (1, 9) | | 0-0 1-H 3-H 2B | | 0-3 K | | | 0-0 1-H HR | | 0-0 1B | 4 | 1 | 3 | 4 | 0 | 1 | 1 | | | | |
| Glenn Hoffman, R OBP: 0.214, SLG: 0.325 (1, 5) | | 0-0 6-3 | | 0-0 F9 | | | 0-0 5-3 | | 0-3 K | 4 | 0 | 0 | 0 | 0 | 1 | 2 | | | | |
| Inning Stats | R: 0 E: 0 K: 0 S: 2 | H: 0 LOB: 0 BB: 1 P: 6 | R: 2 E: 1 K: 1 S: 7 | H: 1 LOB: 1 BB: 0 P: 8 | R: 0 E: 0 K: 0 S: 4 | H: 0 LOB: 1 BB: 0 P: 8 | R: 0 E: 1 K: 1 S: 5 | H: 0 LOB: 0 BB: 0 P: 3 | R: 0 E: 0 K: 0 S: 3 | H: 0 LOB: 0 BB: 0 P: 3 | R: 2 E: 1 K: 0 S: 5 | H: 1 LOB: 0 BB: 0 P: 5 | R: 0 E: 0 K: 0 S: 4 | H: 1 LOB: 1 BB: 0 P: 4 | R: 0 E: 0 K: 1 S: 6 | H: 1 LOB: 1 BB: 0 P: 6 | 1B: 2 2B: 3 3B: 0 HR: 1 | SF: 0 SAC: 0 DP: 1 HBP: 1 | WP: 0 PB: 0 SB: 0 CS: 2 | PA: 36 |
| PITCHER Jerry Koonsman, L ERA: 4.12 (1, 1) | IP: 9.0 WLS: W BF: 36 | H: 5 R: 4 ER: 1 SO: 3 | BB: 2 IBB: 0 HBP: 1 BLK: 0 | WP: 0 HR: 1 S: 39 P: 48 | ERA: 1.00 WHIP: 0.778 | | | | | | | | | | | ERA: 1.00 WHIP: 0.778 | | | | |

Boston Red Sox @ Minnesota Twins
Metropolitan Stadium, Bloomington, MI
Tue Jun 03 1980, 8:05 PM EDT
Att: 8,346 - Unknown - 73 F


AB 33
R 4
H 5
RBI 4
BB 2
SO 3
LOB 14



| Batter | 1 | 2 | 3 | 4 | 5 | 6 | 7 | 8 | 9 | AB | R | H | RBI | BB | SO | LOB | BOTTOM | | | |
|--|------------------------------|---------------------------------|---|----------------------------------|---------------------------------|---------------------------------|------------------------------|---------------------------------|------------------------------|----------------------------------|-------------------------------|----------------------------------|------------------------------|----------------------------------|------------------------------|---------------------------------|----------------------------------|------------------------------------|----------------------------------|--------|
| Butch Wynegar, S OBP: 0.331, SLG: 0.394 (1, 2) | 0-0 HR | | 4-0 FC4-6 1B 1-2 BB | | 0-0 4-3 | 0-0 HR 1B | | 0-0 3-1 | | 4 | 2 | 2 | 2 | 1 | 0 | 1 | | | | |
| Rick Softfield, L OBP: 0.286, SLG: 0.464 (1, 8) | 0-0 4-3 | | 0-0 FC4-6 1B 1-2 2-3 | | 0-0 1B 3-H 2B | 0-0 1B 1-H 2-H HR | | 0-0 F5 | | 5 | 2 | 3 | 4 | 0 | 0 | 0 | | | | |
| Ken Landreaux, L OBP: 0.393, SLG: 0.453 (1, 7) | 0-0 G4-6-3 1B | | 0-0 FC4-6 CS 1-2 2-3 3-H | | 0-0 1B 2-H | 0-3 K | | 0-0 F8 | | 5 | 0 | 2 | 2 | 0 | 1 | 2 | | | | |
| Danny Goodwin, L OBP: 0.250, SLG: 0.245 Pete Mackanin, R OBP: 0.297, SLG: 0.307 (8, 6) | 0-0 G4-6-3 | | 0-0 CS | 0-0 G3 | 0-3 K | | 0-0 F2 | | | 4 | 0 | 0 | 0 | 0 | 1 | 2 | | | | |
| Glenn Adams, L OBP: 0.343, SLG: 0.365 (1, 10) | | 0-0 G3 | | 4-0 FC3-6 BB | | 0-0 WP SH2-4 1B 1B | 4-0 2B BB | | | 2 | 1 | 1 | 0 | 2 | 0 | 0 | | | | |
| Mike Cabbage, L OBP: 0.348, SLG: 0.351 (8, 3) | | 0-0 4-3 | | 0-0 F7 | | 0-0 SH2-4 | 0-0 F4 | | | 3 | 0 | 0 | 0 | 0 | 0 | 2 | | | | |
| Hosken Powell, L OBP: 0.324, SLG: 0.368 (1, 9) | | 0-0 4-3 | | 0-0 FC3-6 | | 0-3 K | 0-0 2B | | | 4 | 0 | 1 | 0 | 0 | 1 | 2 | | | | |
| Rob Wilfong, L OBP: 0.310, SLG: 0.372 (1, 4) | | | 0-0 FC2-6 1B | | 4-0 4-3 SH3-4 2B BB | 4-0 1B 1B IBB | 4-0 IBB | | | 1 | 2 | 1 | 0 | 3 | 0 | 0 | | | | |
| John Castino, R OBP: 0.351, SLG: 0.421 (8, 5) | | | 0-0 FC2-6 1B BB FC4-6 | | 0-0 SH3-4 | 0-0 1B HR 1B | 0-0 F9 | | | 3 | 2 | 1 | 1 | 0 | 0 | 4 | | | | |
| Inning Stats | R: 1 E: 0 K: 0 S: 4 | H: 2 LOB: 0 BB: 0 P: 4 | R: 0 E: 0 K: 0 S: 3 | H: 0 LOB: 0 BB: 0 P: 3 | R: 1 E: 0 K: 0 S: 4 | H: 2 LOB: 1 BB: 1 P: 8 | R: 0 E: 0 K: 0 S: 3 | H: 0 LOB: 1 BB: 1 P: 7 | R: 2 E: 0 K: 1 S: 7 | H: 2 LOB: 1 BB: 1 P: 11 | R: 5 E: 0 K: 2 S: 11 | H: 4 LOB: 0 BB: 1 P: 15 | R: 0 E: 0 K: 0 S: 4 | H: 1 LOB: 3 BB: 2 P: 12 | R: 0 E: 0 K: 0 S: 3 | H: 0 LOB: 0 BB: 0 P: 3 | 1B: 7 2B: 2 3B: 0 HR: 2 | SF: 0 SAC: 2 DP: 1 HBP: 0 | WP: 1 PB: 0 SB: 0 CS: 1 | PA: 40 |
| PITCHER Jack Billingham, R ERA: 7.62 Keith MacWhorter, R ERA: 11.45 Skip Lockwood, R ERA: 6.68 (1, 1) (5, 1) (7, 1) | IP: 4.2 WLS: L BF: 21 | H: 6 R: 4 ER: 5 SO: 3 | BB: 3 IBB: 0 HBP: 0 BLK: 0 | WP: 1 HR: 1 S: 14 P: 18 | ERA: 33.75 WHIP: 3.000 | | | | | | | | | | | ERA: 0.00 WHIP: 1.000 | | | | |

Boston Red Sox @ Minnesota Twins
Metropolitan Stadium, Bloomington, MI
Tue Jun 03 1980, 8:05 PM EDT
Att: 8,346 - Unknown - 73 F

AB 31
R 9
H 11
RBI 9
BB 6
SO 3
LOB 13



| Batter | 1 | 2 | 3 | 4 | 5 | 6 | 7 | 8 | 9 | AB | R | H | RBI | BB | SO | LOB | TOP | | | | | | | | | | |
|---|------------------------------|---------------------------------|------------------------------|----------------------------------|------------------------------|---------------------------------|-------------------------------|----------------------------------|-------------------------------|----------------------------------|------------------------------|---------------------------------|------------------------------|---------------------------------|------------------------------|---------------------------------|------------------------------|---------------------------------|-----------------------------------|------------------------------------|----------------------------------|--------|--|--|--|--|--|
| Rick Burleson, R OBP: 0.333, SLG: 0.393 (1, 6) | 0-0 1B | 0-0 1B | | 0-0 SF8 3B | 0-0 BB HR 1B | FC4 | | 0-0 1B | | 6 | 3 | 5 | 3 | 0 | 0 | 1 | | | | | | | | | | | |
| Jerry Remy, L OBP: 0.373, SLG: 0.430 Dave Stapleton, R OBP: 0.250, SLG: 0.583 (7, FR) (7, 4) (8, 9) | 0-0 1B | 0-0 1B | | SF8 | BB HR 1B | | 0-0 1B | F4 | | 4 | 1 | 4 | 4 | 0 | 0 | 0 | | | | | | | | | | | |
| Fred Lynn, L OBP: 0.367, SLG: 0.455 Gary Allenson, R OBP: 0.364, SLG: 0.444 (6, PH) (8, 5) | 0-0 P7 | 0-0 FC4-6 1B | | E4 1B | HR BB | | 0-0 F8 | K | | 4 | 1 | 0 | 0 | 1 | 0 | 4 | | | | | | | | | | | |
| Tony Perez, R OBP: 0.330, SLG: 0.484 Dwight Evans, R OBP: 0.316, SLG: 0.405 (1, 3) (5, 9) (8, 8) | 0-0 P7 | 0-0 FC6-4 | | 1B | HR | | 0-0 1B | | 0-0 F7 | 4 | 1 | 2 | 4 | 0 | 0 | 3 | | | | | | | | | | | |
| Carl Yastrzemski, L OBP: 0.341, SLG: 0.432 Jack Brohamer, L OBP: 0.367, SLG: 0.411 (7, PH) | 0-0 G3 | | 0-0 G3 | K | K | | 0-0 F7 | | 0-0 F7 | 4 | 0 | 0 | 0 | 0 | 2 | 4 | | | | | | | | | | | |
| Carlton Fisk, R OBP: 0.376, SLG: 0.562 Dave Rader, L OBP: 0.351, SLG: 0.444 (5, 2) | | 1-0 FC1-4 HBP | 0-0 6-3 | | K | | 0-0 L9 | | 0-3 K | 3 | 0 | 0 | 0 | 0 | 1 | 0 | | | | | | | | | | | |
| Jim Rice, R OBP: 0.280, SLG: 0.398 (1, 7) | | 0-0 FC1-4 2B | 0-0 1B | | HR | | 0-3 K | | 0-0 G3 | 5 | 2 | 2 | 1 | 0 | 1 | 1 | | | | | | | | | | | |
| Jim Dwyer, L OBP: 0.436, SLG: 0.618 (5, 3) | | 4-0 2B | 0-0 F8 | | 1B | | 0-0 F7 | | 0-0 HR | 4 | 3 | 2 | 0 | 1 | 0 | 1 | | | | | | | | | | | |
| Butch Hobson, R OBP: 0.278, SLG: 0.391 Glenn Hoffman, R OBP: 0.250, SLG: 0.429 (6, 4) | | 0-0 FC2 2B | | 0-3 K | 1B | | 0-0 FC4 1B | | 0-0 HR | 3 | 2 | 1 | 0 | 0 | 1 | 2 | | | | | | | | | | | |
| Inning Stats | R: 0 E: 0 K: 0 S: 5 | H: 2 LOB: 2 BB: 0 P: 5 | R: 4 E: 1 K: 0 S: 6 | H: 2 LOB: 1 BB: 1 P: 11 | R: 0 E: 0 K: 0 S: 4 | H: 1 LOB: 1 BB: 0 P: 4 | R: 1 E: 1 K: 2 S: 10 | H: 2 LOB: 2 BB: 0 P: 10 | R: 7 E: 0 K: 2 S: 13 | H: 6 LOB: 0 BB: 1 P: 17 | R: 0 E: 0 K: 1 S: 6 | H: 1 LOB: 1 BB: 0 P: 6 | R: 0 E: 0 K: 0 S: 5 | H: 2 LOB: 2 BB: 0 P: 5 | R: 2 E: 0 K: 1 S: 8 | H: 3 LOB: 1 BB: 0 P: 8 | R: 0 E: 0 K: 1 S: 5 | H: 0 LOB: 0 BB: 0 P: 5 | 1B: 14 2B: 1 3B: 1 HR: 3 | SF: 1 SAC: 0 DP: 0 HBP: 1 | WP: 0 PB: 0 SB: 0 CS: 0 | PA: 51 | | | | | |
| PITCHER | IP | WLS | BF | H | R | ER | SO | BB | IBB | HBP | BLK | WP | HR | S | P | ERA | WHIP | | | | | | | | | | |
| Mike Norris, R ERA: 2.06 (1, 1) | 4.1 | L | 27 | 10 | 8 | 7 | 3 | 1 | 0 | 1 | 0 | 0 | 1 | 31 | 36 | 14.54 | 2.538 | | | | | | | | | | |
| Ernie Camacho, R ERA: 7.35 (5, 1) | 3.0 | | 19 | 9 | 6 | 6 | 2 | 1 | 0 | 0 | 0 | 0 | 2 | 22 | 26 | 18.00 | 3.333 | | | | | | | | | | |
| Dave Hamilton, L ERA: 10.03 (8, 1) | 1.2 | | 5 | 0 | 0 | 0 | 2 | 0 | 0 | 0 | 0 | 0 | 0 | 9 | 9 | 0.00 | 0.000 | | | | | | | | | | |

Boston Red Sox @ Oakland Athletics
Oakland-Alameda County Coliseum, Oakland, CA

AB 47
R 14
H 19
RBI 14
BB 2
SO 7
LOB 22



WP: 0 PA: 51
PB: 0
SB: 0
CS: 0

Fri Jun 06 1980, 7:05 PM PDT
Att: 15,947 - Unknown - 50 F

| Batter | 1 | 2 | 3 | 4 | 5 | 6 | 7 | 8 | 9 | AB | R | H | RBI | BB | SO | LOB | BOTTOM | | | | | | | | | | |
|---|------------------------------|---------------------------------|------------------------------|---------------------------------|------------------------------|---------------------------------|------------------------------|----------------------------------|------------------------------|---------------------------------|------------------------------|---------------------------------|------------------------------|---------------------------------|------------------------------|----------------------------------|----------------------------------|------------------------------------|----------------------------------|--------|--|--|--|--|--|--|--|
| Rickey Henderson, R OBP: 0.410, SLG: 0.380 (1, 7) | 0-0 1B | | 0-0 1-3 | | 0-0 1B | | 0-0 6-3 HR | 0-0 1B | | 3 | 2 | 2 | 1 | 2 | 0 | 0 | | | | | | | | | | | |
| Dwayne Murphy, L OBP: 0.421, SLG: 0.443 Mike Davis, L OBP: 0.136, SLG: 0.136 (1, 8) (5, 9) | 0-0 4-3 | | 0-0 1B | | 0-0 2B | | 0-0 6-3 | 0-0 F7 | | 2 | 0 | 1 | 0 | 0 | 0 | 1 | | | | | | | | | | | |
| Mitchell Page, L OBP: 0.372, SLG: 0.399 (1, 10) | 0-0 F5 | | 0-0 F8 | | 0-0 2B | | 0-0 HR | | 0-0 F3 | 5 | 1 | 2 | 5 | 0 | 0 | 2 | | | | | | | | | | | |
| Dave Revering, L OBP: 0.388, SLG: 0.568 (1, 3) | 0-0 4-3 | | 0-0 4-3 | | 0-0 F7 | | 0-0 2B | | 0-3 K | 5 | 0 | 1 | 0 | 0 | 1 | 3 | | | | | | | | | | | |
| Wayne Gross, L OBP: 0.362, SLG: 0.457 (1, 5) | | 0-0 FC6-4 1B | | 0-0 6-3 | 0-0 E3 | | 0-0 F2 | | 4-0 HR | 4 | 1 | 1 | 0 | 1 | 0 | 2 | | | | | | | | | | | |
| Tony Armas, R OBP: 0.326, SLG: 0.467 (5, 8) | | 0-0 FC6-4 1B | | 0-0 E6 | 0-0 G4-6-3 | | 0-0 F8 | | 0-0 HR | 5 | 1 | 2 | 2 | 0 | 0 | 3 | | | | | | | | | | | |
| Mike Heath, R OBP: 0.269, SLG: 0.310 (1, 2) | 0-0 P8 | | 0-0 FC6-4 | | 0-0 L6 | | 0-0 F3 | | 0-3 K | 5 | 0 | 0 | 0 | 0 | 1 | 3 | | | | | | | | | | | |
| Mickey Klutts, R OBP: 0.272, SLG: 0.308 (1, 4) | 0-0 FC6-4 | | 0-0 F8 | | 0-0 5-3 | | 0-0 F4 | | | 4 | 0 | 0 | 0 | 0 | 0 | 3 | | | | | | | | | | | |
| Mario Guerrero, R OBP: 0.240, SLG: 0.267 (1, 6) | 0-0 5-3 | | | | 4-0 1B | | 0-0 5-3 | | 0-0 2B | 3 | 2 | 1 | 0 | 1 | 0 | 2 | | | | | | | | | | | |
| Inning Stats | R: 0 E: 0 K: 0 S: 4 | H: 1 LOB: 1 BB: 0 P: 4 | R: 0 E: 0 K: 0 S: 5 | H: 2 LOB: 2 BB: 0 P: 5 | R: 0 E: 1 K: 0 S: 4 | H: 0 LOB: 1 BB: 0 P: 4 | R: 3 E: 1 K: 0 S: 5 | H: 2 LOB: 1 BB: 2 P: 13 | R: 0 E: 0 K: 0 S: 3 | H: 0 LOB: 0 BB: 0 P: 3 | R: 2 E: 0 K: 0 S: 5 | H: 2 LOB: 1 BB: 1 P: 9 | R: 1 E: 0 K: 0 S: 5 | H: 2 LOB: 1 BB: 0 P: 5 | R: 2 E: 0 K: 2 S: 8 | H: 1 LOB: 0 BB: 1 P: 12 | 1B: 6 2B: 3 3B: 0 HR: 2 | SF: 0 SAC: 0 DP: 1 HBP: 0 | WP: 0 PB: 0 SB: 1 CS: 0 | PA: 43 | | | | | | | |
| PITCHER | IP | WLS | BF | H | R | ER | SO | BB | IBB | HBP | BLK | WP | HR | S | P | ERA | WHIP | | | | | | | | | | |
| Chuck Rainey, R ERA: 4.29 (1, 1) | 7.0 | W | 33 | 8 | 5 | 5 | 0 | 3 | 0 | 0 | 0 | 0 | 1 | 30 | 42 | 6.43 | 1.571 | | | | | | | | | | |
| Skip Lockwood, R ERA: 6.43 (8, 1) | 2.0 | | 10 | 3 | 3 | 3 | 2 | 1 | 0 | 0 | 0 | 0 | 1 | 13 | 17 | 13.50 | 2.000 | | | | | | | | | | |

Boston Red Sox @ Oakland Athletics
Oakland-Alameda County Coliseum, Oakland, CA

AB 39
R 8
H 11
RBI 8
BB 4
SO 2
LOB 21



WP: 0 PA: 43
PB: 0
SB: 1
CS: 0

Fri Jun 06 1980, 7:05 PM PDT
Att: 15,947 - Unknown - 50 F

| Batter | 1 | 2 | 3 | 4 | 5 | 6 | 7 | 8 | 9 | AB | R | H | RBI | BB | SO | LOB | TOP | | | | | |
|--|--|---------------------------------|------------------------------|---------------------------------|------------------------------|---------------------------------|------------------------------|---------------------------------|------------------------------|---------------------------------|------------------------------|---------------------------------|------------------------------|---------------------------------|------------------------------|---------------------------------|---|---------------------------------|----------------------------------|------------------------------------|----------------------------------|--------|
| Rick Burleson, R OBP: 0.332, SLG: 0.395 (1, 6) | F9 2B | | 4-3 | | FC6-4 | | | F7 | | 4 | 0 | 1 | 1 | 0 | 0 | 1 | Boston Red Sox @ Oakland Athletics Oakland-Alameda County Coliseum, Oakland, CA Sat Jun 07 1980, 3:33 AM PDT Att: 13,005 - Sunny - 66 F | | | | | |
| Jerry Remy, L OBP: 0.370, SLG: 0.426 (1, 4) | F7 | | | F7 | 6-3 | | | | | 4 | 0 | 1 | 0 | 0 | 0 | 2 | | | | | | |
| Jim Rice, R OBP: 0.280, SLG: 0.395 (1, 7) | F9 2-3 | | | F9 BB 1B | | F3 | | F7 | | 4 | 0 | 1 | 0 | 0 | 0 | 2 | | | | | | |
| Tony Perez, R OBP: 0.329, SLG: 0.477 (1, 3) | F4 | | | 4-0 1-2 BB | | F2 | | | 4-3 | 3 | 0 | 0 | 0 | 1 | 0 | 1 | | | | | | |
| Carl Yastrzemski, L OBP: 0.333, SLG: 0.420 (1, 10) | | G3 | | F9 2-3 | | 1-3 | | | F9 | 4 | 0 | 0 | 0 | 0 | 0 | 2 | | | | | | |
| Jim Dwyer, L OBP: 0.429, SLG: 0.597 (1, 8) | | 3-1 | | 6-3 | | | F7 | | | 4 | 0 | 1 | 0 | 0 | 0 | 2 | | | | | | |
| Butch Hobson, R OBP: 0.271, SLG: 0.380 (1, 5) | | | K | | | K | F9 | | K | 4 | 0 | 0 | 0 | 0 | 3 | 1 | | | | | | |
| Dwight Evans, R OBP: 0.318, SLG: 0.411 (1, 9) | | | | F8 | | 1B FC6-4 2B | F7 | | | 3 | 1 | 1 | 0 | 0 | 0 | 0 | | | | | | |
| Dave Rader, L OBP: 0.350, SLG: 0.436 (1, 2) | | | | F5 | | FC6-4 1B | | F8 | | 3 | 0 | 1 | 0 | 0 | 0 | 0 | | | | | | |
| Inning Stats | R: 0 E: 0 K: 0 S: 4 | H: 1 LOB: 1 BB: 0 P: 4 | R: 0 E: 0 K: 1 S: 5 | H: 0 LOB: 0 BB: 0 P: 5 | R: 0 E: 0 K: 0 S: 3 | H: 0 LOB: 0 BB: 0 P: 3 | R: 0 E: 0 K: 0 S: 4 | H: 1 LOB: 2 BB: 1 P: 8 | R: 1 E: 0 K: 1 S: 7 | H: 2 LOB: 1 BB: 0 P: 7 | R: 0 E: 0 K: 0 S: 3 | H: 0 LOB: 0 BB: 0 P: 3 | R: 0 E: 0 K: 0 S: 3 | H: 0 LOB: 0 BB: 0 P: 3 | R: 0 E: 0 K: 0 S: 4 | H: 1 LOB: 1 BB: 0 P: 4 | R: 0 E: 0 K: 1 S: 6 | H: 1 LOB: 1 BB: 0 P: 6 | 1B: 4 2B: 2 3B: 0 HR: 0 | SF: 0 SAC: 0 DP: 0 HBP: 0 | WP: 0 PB: 0 SB: 0 CS: 0 | PA: 34 |
| PITCHER Matt Keough, R ERA: 2.92 (1, 1) | IP: 9.0 WLS: W BF: 34 H: 6 R: 1 ER: 1 SO: 3 BB: 1 IBB: 0 HBP: 0 BLK: 0 WP: 0 HR: 0 S: 39 P: 43 ERA: 1.00 WHIP: 0.778 | | | | | | | | | | | | | | | PITCHER | | | | | | |

| | |
|-----|----|
| AB | 33 |
| R | 1 |
| H | 6 |
| RBI | 1 |
| BB | 1 |
| SO | 3 |
| LOB | 11 |



| Batter | 1 | 2 | 3 | 4 | 5 | 6 | 7 | 8 | 9 | AB | R | H | RBI | BB | SO | LOB | BOTTOM | | | | | |
|---|--|----------------------------------|------------------------------|---------------------------------|------------------------------|---------------------------------|------------------------------|---------------------------------|------------------------------|---------------------------------|------------------------------|---------------------------------|------------------------------|---------------------------------|------------------------------|---------------------------------|---|---------------------------------|----------------------------------|------------------------------------|----------------------------------|--------|
| Rickey Henderson, R OBP: 0.412, SLG: 0.383 (1, 7) | K | F8 | | | CS S 1B | | CS 1B | | | 4 | 0 | 2 | 1 | 0 | 1 | 1 | Boston Red Sox @ Oakland Athletics Oakland-Alameda County Coliseum, Oakland, CA Sat Jun 07 1980, 3:33 AM PDT Att: 13,005 - Sunny - 66 F | | | | | |
| Mitchell Page, L OBP: 0.368, SLG: 0.390 (1, 10) | F7 | | 4-3 | | PB CS BB | | K | | | 3 | 0 | 0 | 0 | 1 | 1 | 1 | | | | | | |
| Dave Revering, L OBP: 0.385, SLG: 0.556 (1, 3) | WP BB | | F8 | | F4 | | 4-3 | | | 3 | 0 | 0 | 0 | 1 | 0 | 2 | | | | | | |
| Wayne Gross, L OBP: 0.371, SLG: 0.457 (1, 5) | | | | | 4-3 | | | | | 2 | 0 | 1 | 0 | 2 | 0 | 2 | | | | | | |
| Dave McKay, S OBP: 0.212, SLG: 0.323 (8, PR) (9, 5) | | | | | 4-3 | | | 4-3 SH1-3 1B | | 0 | 0 | 0 | 0 | 0 | 0 | 0 | | | | | | |
| Tony Armas, R OBP: 0.332, SLG: 0.467 (1, 8) | K | | CS | | SH3-4 1B | | FC5-6 BB | | SH1-3 | 2 | 0 | 1 | 0 | 1 | 1 | 2 | | | | | | |
| Jeff Newman, R OBP: 0.288, SLG: 0.375 (1, 2) | | | K | | SH3-4 | | FC5-6 HR | | 4-3 | 3 | 1 | 0 | 0 | 0 | 1 | 3 | | | | | | |
| Mike Davis, L OBP: 0.192, SLG: 0.308 (1, 9) | | | | | F8 | | HR | | 1-3 | 4 | 2 | 2 | 2 | 0 | 0 | 3 | | | | | | |
| Mickey Klutts, R OBP: 0.262, SLG: 0.296 (1, 4) | | | K | | K | | 6-3 | | | 3 | 0 | 0 | 0 | 0 | 2 | 1 | | | | | | |
| Mario Guerrero, R OBP: 0.247, SLG: 0.274 (1, 6) | | | | | E4 1B | | 5-3 | | | 3 | 1 | 2 | 0 | 0 | 0 | 0 | | | | | | |
| Inning Stats | R: 0 E: 0 K: 2 S: 7 | H: 0 LOB: 2 BB: 2 P: 15 | R: 1 E: 1 K: 2 S: 9 | H: 2 LOB: 1 BB: 0 P: 9 | R: 0 E: 0 K: 0 S: 2 | H: 0 LOB: 0 BB: 1 P: 6 | R: 0 E: 0 K: 1 S: 6 | H: 1 LOB: 1 BB: 0 P: 6 | R: 1 E: 1 K: 0 S: 4 | H: 2 LOB: 1 BB: 1 P: 8 | R: 2 E: 0 K: 0 S: 4 | H: 1 LOB: 0 BB: 1 P: 8 | R: 0 E: 0 K: 1 S: 5 | H: 1 LOB: 0 BB: 0 P: 5 | R: 0 E: 0 K: 0 S: 4 | H: 1 LOB: 2 BB: 0 P: 4 | R: 0 E: 0 K: 0 S: 4 | H: 1 LOB: 2 BB: 0 P: 4 | 1B: 7 2B: 0 3B: 0 HR: 1 | SF: 0 SAC: 2 DP: 0 HBP: 0 | WP: 1 PB: 1 SB: 1 CS: 4 | PA: 35 |
| PITCHER Mike Torrez, R ERA: 4.5 (1, 1) | IP: 8.0 WLS: L BF: 34 H: 8 R: 4 ER: 4 SO: 6 BB: 5 IBB: 0 HBP: 0 BLK: 1 WP: 1 HR: 1 S: 41 P: 61 ERA: 4.50 WHIP: 1.625 | | | | | | | | | | | | | | | PITCHER | | | | | | |

| | |
|-----|----|
| AB | 27 |
| R | 4 |
| H | 8 |
| RBI | 3 |
| BB | 5 |
| SO | 6 |
| LOB | 15 |



| Batter | 1 | 2 | 3 | 4 | 5 | 6 | 7 | 8 | 9 | AB | R | H | RBI | BB | SO | LOB | TOP | | | | | | | | | | |
|---|------------------------------|---------------------------------|------------------------------|---------------------------------|------------------------------|---------------------------------|------------------------------|---------------------------------|------------------------------|---------------------------------|------------------------------|---------------------------------|------------------------------|---------------------------------|------------------------------|----------------------------------|------------------------------|----------------------------------|----------------------------------|------------------------------------|----------------------------------|--------|--|--|--|--|--|
| Rick Burleson, R OBP: 0.338, SLG: 0.394 (1, 6) | L8 | | | 1B BB | 6-3 | | | BB FC6 1-2 | S E E BB | 3 | 1 | 1 | 0 | 2 | 0 | 2 | | | | | | | | | | | |
| Jerry Remy, L OBP: 0.370, SLG: 0.424 Dave Stapleton, R OBP: 0.231, SLG: 0.538 (8, PH) (8, 4) | 6-3 | | | 1B 1-2 | | | | P9 | S 1B | 3 | 0 | 1 | 0 | 0 | 0 | 0 | | | | | | | | | | | |
| Fred Lynn, L OBP: 0.363, SLG: 0.447 (1, 8) | K | | | F5 | | | | FC6 1-2 2-3 | HBP BB 1-H 2-H | 5 | 0 | 1 | 1 | 0 | 2 | 4 | | | | | | | | | | | |
| Tony Perez, R OBP: 0.330, SLG: 0.472 (1, 3) | | 4-3 | | 1B G4-6-3 1-2 2-3 | | | | | P9 | 4 | 0 | 1 | 1 | 1 | 1 | 1 | | | | | | | | | | | |
| Carl Yastrzemski, L OBP: 0.330, SLG: 0.409 (1, 10) | 1-6-3 | | | G4-6-3 1B 1-2 | | | | F4 4-3 | HBP BB | 4 | 0 | 0 | 0 | 1 | 0 | 6 | | | | | | | | | | | |
| Carlton Fisk, R OBP: 0.373, SLG: 0.546 (1, 2) | F7 | | | | 5-3 | | | F7 | F6 HBP | 4 | 0 | 0 | 0 | 0 | 0 | 0 | | | | | | | | | | | |
| Jim Rice, R OBP: 0.283, SLG: 0.392 (1, 7) | | | K | | 2B 1B | | | F9 | HR BB F7 | 4 | 1 | 1 | 0 | 1 | 1 | 3 | | | | | | | | | | | |
| Jim Dwyer, L OBP: 0.414, SLG: 0.573 Dwight Evans, R OBP: 0.322, SLG: 0.411 (9, PH) (9, 9) | | | F7 | | P8 | | | L9 | HR BB | 3 | 0 | 0 | 0 | 0 | 0 | 1 | | | | | | | | | | | |
| Butch Hobson, R OBP: 0.283, SLG: 0.418 (1, 5) | | | K | | | | | FC6 BB 1B | 1-H 2-H HR | 4 | 2 | 3 | 3 | 0 | 1 | 0 | | | | | | | | | | | |
| Inning Stats | R: 0 E: 0 K: 1 S: 5 | H: 0 LOB: 0 BB: 0 P: 5 | R: 0 E: 0 K: 0 S: 3 | H: 0 LOB: 0 BB: 0 P: 3 | R: 0 E: 0 K: 2 S: 7 | H: 0 LOB: 0 BB: 0 P: 7 | R: 0 E: 0 K: 0 S: 4 | H: 2 LOB: 2 BB: 1 P: 8 | R: 0 E: 0 K: 0 S: 5 | H: 0 LOB: 0 BB: 0 P: 5 | R: 0 E: 0 K: 0 S: 7 | H: 0 LOB: 0 BB: 0 P: 7 | R: 0 E: 0 K: 0 S: 3 | H: 0 LOB: 0 BB: 0 P: 3 | R: 1 E: 0 K: 0 S: 6 | H: 2 LOB: 3 BB: 1 P: 10 | R: 5 E: 1 K: 0 S: 6 | H: 2 LOB: 3 BB: 4 P: 23 | 1B: 6 2B: 1 3B: 0 HR: 1 | SF: 0 SAC: 0 DP: 1 HBP: 1 | WP: 0 PB: 0 SB: 3 CS: 0 | PA: 43 | | | | | |
| PITCHER | IP | WLS | BF | H | R | ER | SO | BB | IBB | HBP | BLK | WP | HR | S | P | ERA | WHIP | | | | | | | | | | |
| Brian Kingman, R ERA: 4.01 (1, 1) | 7.1 | | 28 | 6 | 1 | 1 | 5 | 1 | 0 | 0 | 0 | 0 | 0 | 37 | 41 | 1.23 | 0.955 | | | | | | | | | | |
| Bob Lacey, L ERA: 2.59 (8, 1) | 0.1 | | 2 | 0 | 0 | 0 | 0 | 0 | 0 | 0 | 0 | 0 | 0 | 2 | 2 | 0.00 | 0.000 | | | | | | | | | | |
| Jeff Jones, R ERA: 2.49 (8, 1) | 0.0 | | 1 | 0 | 0 | 0 | 0 | 1 | 0 | 0 | 0 | 0 | 0 | 0 | 4 | ∞ | ∞ | | | | | | | | | | |
| Dave Hamilton, L ERA: 11.25 (8, 1) | 0.2 | L | 8 | 2 | 5 | 4 | 0 | 3 | 0 | 0 | 0 | 0 | 1 | 5 | 17 | 54.00 | 7.500 | | | | | | | | | | |
| Ernie Camacho, R ERA: 6.94 (9, 1) | 0.2 | | 4 | 0 | 0 | 0 | 0 | 1 | 0 | 1 | 0 | 0 | 0 | 2 | 7 | 0.00 | 1.500 | | | | | | | | | | |

Boston Red Sox @ Oakland Athletics
Oakland-Alameda County Coliseum, Oakland, CA

AB 36
R 6
H 8
RBI 5
BB 6
SO 5
LOB 20



WP: 0 PA: 43
PB: 0
SB: 3
CS: 0

| Batter | 1 | 2 | 3 | 4 | 5 | 6 | 7 | 8 | 9 | AB | R | H | RBI | BB | SO | LOB | BOTTOM | | | | | | | | | | |
|---|------------------------------|---------------------------------|------------------------------|---------------------------------|------------------------------|---------------------------------|------------------------------|---------------------------------|------------------------------|---------------------------------|------------------------------|---------------------------------|------------------------------|---------------------------------|------------------------------|---------------------------------|------------------------------|---------------------------------|----------------------------------|------------------------------------|----------------------------------|--------|--|--|--|--|--|
| Rickey Henderson, R OBP: 0.407, SLG: 0.357 (1, 7) | L1 | | L6 | | | 1-3 | | SH3 1-2 | | 3 | 0 | 0 | 0 | 0 | 0 | 1 | | | | | | | | | | | |
| Mitchell Page, L OBP: 0.361, SLG: 0.380 (1, 10) | 1-3 | | K | | | K | | F2 | | 4 | 0 | 0 | 0 | 0 | 2 | 2 | | | | | | | | | | | |
| Dave Revering, L OBP: 0.382, SLG: 0.545 (1, 3) | F6 | | | 6-3 | | | | FC5 2-3 | | 3 | 0 | 0 | 0 | 1 | 0 | 1 | | | | | | | | | | | |
| Wayne Gross, L OBP: 0.365, SLG: 0.448 Randy Elliott, R OBP: 0.111, SLG: 0.111 (9, PH) (1, 5) | | F8 | | F5 | | 6-3 | | | F9 | 3 | 0 | 0 | 0 | 0 | 0 | 1 | | | | | | | | | | | |
| Tony Armas, R OBP: 0.325, SLG: 0.457 (1, 8) | | K | | K | | | | F4 | 1-3 | 4 | 0 | 0 | 0 | 0 | 2 | 0 | | | | | | | | | | | |
| Jeff Newman, R OBP: 0.282, SLG: 0.394 (1, 2) | | K | | | | SH3-4 1B | | | 2B 1B | 4 | 0 | 3 | 0 | 0 | 1 | 0 | | | | | | | | | | | |
| Mike Davis, L OBP: 0.207, SLG: 0.310 (1, 9) | | | K | | SH3-4 1B | | | F7 | 1B 1B | 3 | 0 | 1 | 0 | 0 | 1 | 1 | | | | | | | | | | | |
| Mickey Klutts, R OBP: 0.261, SLG: 0.294 (1, 4) | | | E5 2B | | K | | | F9 | 1B 1B | 4 | 1 | 1 | 0 | 0 | 1 | 2 | | | | | | | | | | | |
| Mario Guerrero, R OBP: 0.253, SLG: 0.285 (1, 6) | | | | | 6-3 | | | FC5 SH3 1B | 4-3 | 4 | 0 | 2 | 1 | 0 | 0 | 4 | | | | | | | | | | | |
| Inning Stats | R: 0 E: 0 K: 0 S: 3 | H: 0 LOB: 0 BB: 0 P: 3 | R: 0 E: 0 K: 2 S: 7 | H: 0 LOB: 0 BB: 0 P: 7 | R: 1 E: 1 K: 2 S: 9 | H: 1 LOB: 1 BB: 0 P: 9 | R: 0 E: 0 K: 1 S: 5 | H: 0 LOB: 0 BB: 0 P: 5 | R: 0 E: 0 K: 1 S: 6 | H: 1 LOB: 1 BB: 0 P: 6 | R: 0 E: 0 K: 1 S: 5 | H: 0 LOB: 1 BB: 1 P: 9 | R: 0 E: 0 K: 0 S: 4 | H: 1 LOB: 1 BB: 0 P: 4 | R: 0 E: 0 K: 0 S: 4 | H: 1 LOB: 1 BB: 0 P: 4 | R: 0 E: 0 K: 0 S: 6 | H: 3 LOB: 3 BB: 0 P: 6 | 1B: 5 2B: 2 3B: 0 HR: 0 | SF: 0 SAC: 2 DP: 0 HBP: 0 | WP: 0 PB: 0 SB: 0 CS: 0 | PA: 36 | | | | | |
| PITCHER | IP | WLS | BF | H | R | ER | SO | BB | IBB | HBP | BLK | WP | HR | S | P | ERA | WHIP | | | | | | | | | | |
| Dennis Eckersley, R ERA: 6.21 (1, 1) | 5.0 | | 18 | 2 | 1 | 0 | 6 | 0 | 0 | 0 | 0 | 0 | 0 | 30 | 30 | 0.00 | 0.400 | | | | | | | | | | |
| Dick Drago, R ERA: 4.59 (8, 1) | 2.1 | | 10 | 2 | 0 | 0 | 1 | 1 | 0 | 0 | 0 | 0 | 0 | 11 | 15 | 0.00 | 1.286 | | | | | | | | | | |
| Tom Burgmeier, L ERA: 3.07 (8, 1) | 1.2 | W | 8 | 3 | 0 | 0 | 0 | 0 | 0 | 0 | 0 | 0 | 0 | 8 | 8 | 0.00 | 1.800 | | | | | | | | | | |

Boston Red Sox @ Oakland Athletics
Oakland-Alameda County Coliseum, Oakland, CA

AB 33
R 1
H 7
RBI 1
BB 1
SO 7
LOB 12




WP: 0 PA: 36
PB: 0
SB: 0
CS: 0

| Batter | 1 | 2 | 3 | 4 | 5 | 6 | 7 | 8 | 9 | 10 | 11 | 12 | 13 | AB | R | H | RBI | BB | SO | LOB | TOP | | | | | | | | | |
|---|------------------------------|----------------------------------|------------------------------|---------------------------------|------------------------------|---------------------------------|------------------------------|---------------------------------|------------------------------|---------------------------------|------------------------------|---------------------------------|------------------------------|---------------------------------|------------------------------|---------------------------------|------------------------------|---------------------------------|------------------------------|----------------------------------|------------------------------|---------------------------------|------------------------------|---------------------------------|------------------------------|---------------------------------|----------------------------------|------------------------------------|-----------------------------------|--------|
| Rick Burleson, R OBP: 0.332, SLG: 0.386 (1, 6) | 4-3 | F8 | L6 | | F9 | | | G6-4-3 | | | CS 1B | | F4 | 7 | 0 | 1 | 0 | 0 | 0 | 2 | | | | | | | | | | |
| Jerry Remy, L OBP: 0.365, SLG: 0.414 Dave Stapleton, R OBP: 0.241, SLG: 0.517 (9, PH) (9, 4) | 6-3 | 4-3 | | F9 | | 4-3 | | | F8 | | 1B 1B 1B | | F8 | 4 | 0 | 0 | 0 | 0 | 0 | 0 | | | | | | | | | | |
| Fred Lynn, L OBP: 0.370, SLG: 0.461 (1, 8) | HR BB | 2B | | | | K | | | K | | 1B | | K | 6 | 2 | 3 | 0 | 1 | 3 | 0 | | | | | | | | | | |
| Tony Perez, R OBP: 0.339, SLG: 0.488 (1, 3) | HR | 2B | | | | K | | | G3 | | 1B | | | 4 | 1 | 2 | 3 | 2 | 1 | 0 | | | | | | | | | | |
| Carl Yastrzemski, L OBP: 0.330, SLG: 0.419 (1, 10) | 1B 2B | | | G4-6-3 | | | | | | | 1B | | | 6 | 1 | 2 | 1 | 0 | 0 | 4 | | | | | | | | | | |
| Carlton Fisk, R OBP: 0.377, SLG: 0.541 (1, 2) | 2B | F8 | | | | | | | | | 1B BB | | F7 | 5 | 1 | 2 | 0 | 1 | 0 | 4 | | | | | | | | | | |
| Jim Rice, R OBP: 0.288, SLG: 0.414 (1, 7) | | | | | | | | G5-4-3 | | | 1B | | | 6 | 1 | 3 | 2 | 0 | 1 | 2 | | | | | | | | | | |
| Jim Dwyer, L OBP: 0.416, SLG: 0.566 Dwight Evans, R OBP: 0.314, SLG: 0.396 (5, PH) (5, 9) | 2B | | | HR | | | | | | | | | F8 | 1 | 0 | 0 | 0 | 1 | 0 | 0 | | | | | | | | | | |
| Butch Hobson, R OBP: 0.287, SLG: 0.413 Glenn Hoffman, R OBP: 0.264, SLG: 0.419 (11, 5) | 1B | | | 4-3 | | | | | | | | | | 4 | 0 | 0 | 0 | 0 | 2 | 3 | | | | | | | | | | |
| Butch Hobson, R OBP: 0.287, SLG: 0.413 Glenn Hoffman, R OBP: 0.264, SLG: 0.419 (11, 5) | L7 | | | L7 | | | | | | | F9 | | K | 4 | 0 | 1 | 1 | 1 | 0 | 5 | | | | | | | | | | |
| Inning Stats | R: 3 E: 0 K: 0 S: 7 | H: 4 LOB: 3 BB: 2 P: 15 | R: 1 E: 0 K: 0 S: 5 | H: 2 LOB: 2 BB: 1 P: 9 | R: 1 E: 0 K: 0 S: 4 | H: 1 LOB: 0 BB: 0 P: 4 | R: 0 E: 0 K: 0 S: 3 | H: 1 LOB: 1 BB: 1 P: 7 | R: 1 E: 0 K: 1 S: 7 | H: 2 LOB: 1 BB: 0 P: 7 | R: 0 E: 0 K: 2 S: 7 | H: 0 LOB: 0 BB: 0 P: 7 | R: 0 E: 1 K: 0 S: 3 | H: 0 LOB: 0 BB: 0 P: 3 | R: 0 E: 0 K: 1 S: 4 | H: 0 LOB: 0 BB: 1 P: 8 | R: 0 E: 0 K: 1 S: 5 | H: 0 LOB: 0 BB: 0 P: 5 | R: 0 E: 0 K: 1 S: 6 | H: 1 LOB: 2 BB: 1 P: 10 | R: 1 E: 0 K: 0 S: 6 | H: 4 LOB: 2 BB: 0 P: 6 | R: 0 E: 0 K: 1 S: 5 | H: 0 LOB: 0 BB: 0 P: 5 | R: 0 E: 0 K: 1 S: 5 | H: 0 LOB: 0 BB: 0 P: 5 | 1B: 6 2B: 5 3B: 0 HR: 2 | SF: 0 SAC: 0 DP: 3 HBP: 0 | W/P: 0 PB: 0 SB: 1 CS: 1 | PA: 57 |
| PITCHER | IP | WLS | BF | H | R | ER | SO | BB | IBB | HBP | BLK | WP | HR | S | P | ERA | WHIP | | | | | | | | | | | | | |
| Mike Parrott, R ERA: 7.17 (1, 1) | 1.0 | | 9 | 4 | 3 | 3 | 0 | 1 | 1 | 0 | 0 | 0 | 1 | 7 | 15 | 27.00 | 5.000 | | | | | | | | | | | | | |
| Dave Roberts, L ERA: 4.32 (2, 1) | 7.0 | 28 | 6 | 3 | 3 | 4 | 1 | 2 | 0 | 0 | 0 | 0 | 1 | 33 | 45 | 3.86 | 1.000 | | | | | | | | | | | | | |
| Shane Rawley, L ERA: 2.76 (9, 1) | 2.1 | 11 | 4 | 1 | 1 | 2 | 1 | 0 | 0 | 0 | 0 | 0 | 0 | 14 | 18 | 3.86 | 2.143 | | | | | | | | | | | | | |
| Dave Heaverlo, R ERA: 3.82 (11, 1) | 2.2 | W | 9 | 1 | 0 | 0 | 2 | 0 | 0 | 0 | 0 | 0 | 0 | 13 | 13 | 0.00 | 0.375 | | | | | | | | | | | | | |

Boston Red Sox @ Seattle Mariners
The Kingdom, Seattle, WA
Mon Jun 09 1980, 10:05 PM EDT
Att: 10,132 - Dome - 70 F


AB 51
R 7
H 15
RBI 7
BB 6
SO 8
LOB 20



| Batter | 1 | 2 | 3 | 4 | 5 | 6 | 7 | 8 | 9 | 10 | 11 | 12 | 13 | AB | R | H | RBI | BB | SO | LOB | BOTTOM | | | | | | |
|--|------------------------------|---------------------------------|------------------------------|---------------------------------|------------------------------|---------------------------------|------------------------------|----------------------------------|------------------------------|----------------------------------|------------------------------|----------------------------------|------------------------------|---------------------------------|------------------------------|---------------------------------|------------------------------|---------------------------------|------------------------------|---------------------------------|-----------------------------------|------------------------------------|-----------------------------------|--------|--|--|--|
| Julio Cruz, S OBP: 0.312, SLG: 0.281 (1, 4) | 4-3 | | | 1B | FC5-4 | K | | | | F7 | | | 1-4-3 | 6 | 1 | 1 | 0 | 1 | 1 | 4 | | | | | | | |
| Juan Beniquez, R OBP: 0.368, SLG: 0.538 (1, 8) | 5-3 | | | E6 | | | | | | 5-3 | | | | 7 | 3 | 3 | 1 | 0 | 1 | 3 | | | | | | | |
| Dan Meyer, L OBP: 0.356, SLG: 0.415 (1, 7) | L8 | | | | | | | | | | F7 | | | 5 | 0 | 2 | 1 | 1 | 0 | 1 | | | | | | | |
| Tom Paciorek, R OBP: 0.398, SLG: 0.573 (1, 9) | | F7 | | SF7 | | | | | | | | | | 5 | 2 | 2 | 2 | 0 | 1 | 2 | | | | | | | |
| Bruce Bochte, L OBP: 0.368, SLG: 0.459 (1, 3) | F8 | | | | | | | | | | | | | 5 | 2 | 3 | 1 | 1 | 0 | 0 | | | | | | | |
| Willie Horton, R OBP: 0.328, SLG: 0.311 (1, 10) | 6-3 | | | | | | | | | | | | | 5 | 0 | 0 | 0 | 1 | 0 | 4 | | | | | | | |
| Jim Anderson, R OBP: 0.315, SLG: 0.351 (1, 5) | | | | 4-3 | FC6-4 | | | | | | | | | 5 | 0 | 1 | 3 | 0 | 1 | 2 | | | | | | | |
| Mario Mendoza, R OBP: 0.311, SLG: 0.362 Joe Simpson, L OBP: 0.325, SLG: 0.363 (6, PH) Larry Milbourne, S OBP: 0.193, SLG: 0.157 (7, 6) | | | | 6-3 | | | | | | | | | | 2 | 0 | 1 | 0 | 0 | 0 | 0 | | | | | | | |
| Bob Stinson, S OBP: 0.158, SLG: 0.132 (1, 2) | | | | F7 | | | | | | | | | | 5 | 0 | 0 | 0 | 0 | 0 | 3 | | | | | | | |
| Inning Stats | R: 0 E: 0 K: 0 S: 3 | H: 0 LOB: 0 BB: 0 P: 3 | R: 0 E: 0 K: 0 S: 3 | H: 0 LOB: 0 BB: 0 P: 3 | R: 2 E: 1 K: 0 S: 7 | H: 3 LOB: 2 BB: 0 P: 7 | R: 0 E: 0 K: 1 S: 8 | H: 3 LOB: 2 BB: 1 P: 12 | R: 2 E: 1 K: 0 S: 5 | H: 2 LOB: 2 BB: 2 P: 13 | R: 0 E: 0 K: 1 S: 5 | H: 0 LOB: 2 BB: 2 P: 13 | R: 0 E: 0 K: 1 S: 4 | H: 1 LOB: 1 BB: 0 P: 4 | R: 1 E: 0 K: 0 S: 6 | H: 1 LOB: 0 BB: 0 P: 6 | R: 0 E: 0 K: 0 S: 3 | H: 0 LOB: 0 BB: 0 P: 3 | R: 1 E: 0 K: 0 S: 2 | H: 1 LOB: 0 BB: 0 P: 2 | 1B: 12 2B: 0 3B: 0 HR: 2 | SF: 2 SAC: 1 DP: 0 HBP: 0 | W/P: 0 PB: 0 SB: 1 CS: 0 | PA: 56 | | | |
| PITCHER | IP | WLS | BF | H | R | ER | SO | BB | IBB | HBP | BLK | WP | HR | S | P | ERA | WHIP | | | | | | | | | | |
| Bob Stanley, R ERA: 4.22 (1, 1) | 5.1 | | 25 | 9 | 4 | 3 | 0 | 0 | 0 | 0 | 0 | 0 | 0 | 25 | 25 | 5.06 | 1.688 | | | | | | | | | | |
| Jack Bingham, R ERA: 8.31 (6, 1) | 1.0 | 6 | 2 | 2 | 2 | 1 | 1 | 0 | 0 | 0 | 0 | 0 | 0 | 7 | 11 | 18.00 | 3.000 | | | | | | | | | | |
| Tom Burgmeier, L ERA: 3.07 (7, 1) | 0.0 | 1 | 0 | 0 | 0 | 0 | 0 | 0 | 0 | 0 | 0 | 0 | 0 | 4 | ∞ | ∞ | ∞ | | | | | | | | | | |
| Dick Drago, R ERA: 4.35 (7, 1) | 6.0 | L | 24 | 3 | 2 | 2 | 3 | 2 | 1 | 0 | 0 | 0 | 2 | 27 | 39 | 3.00 | 0.833 | | | | | | | | | | |

Boston Red Sox @ Seattle Mariners
The Kingdom, Seattle, WA
Mon Jun 09 1980, 10:05 PM EDT
Att: 10,132 - Dome - 70 F


AB 48
R 8
H 14
RBI 8
BB 5
SO 4
LOB 21



| Batter | 1 | 2 | 3 | 4 | 5 | 6 | 7 | 8 | 9 | 10 | 11 | AB | R | H | RBI | BB | SO | LOB | TOP | | | | | | |
|---|--|--|--|--|--|--|--|--|--|--|--|--|--|--|--|--|--|--|--|--|--|--|--|--|--|
| Rick Burleson, R OBP: 0.342, SLG: 0.409 (1, 6) | F9 | | HR | | | SH1-4 1B | | 1B | | 1B | | 5 | 1 | 4 | 2 | 0 | 0 | 0 | | | | | | | |
| Dave Stapleton, R OBP: 0.219, SLG: 0.469 Jack Brohamer, L OBP: 0.361, SLG: 0.404 (1, 4) (10, PH) (10, 5) | G3 | | K | | | SH1-4 | | 1-3 | | 4-3 | | 3 | 0 | 0 | 0 | 0 | 1 | 0 | | | | | | | |
| Fred Lynn, L OBP: 0.386, SLG: 0.471 (1, 8) | F5 | | K | | | K | | L8 | | | HR | 5 | 1 | 1 | 1 | 0 | 2 | 1 | | | | | | | |
| Tony Perez, R OBP: 0.332, SLG: 0.476 (1, 3) | | 5-3 | | | | F9 | | F9 | | 6-3 | | 5 | 0 | 0 | 0 | 0 | 0 | 1 | | | | | | | |
| Jim Rice, R OBP: 0.286, SLG: 0.423 (1, 7) | | K | | | | K | | F9 | | HR | | 5 | 1 | 1 | 1 | 0 | 2 | 0 | | | | | | | |
| Carlton Fisk, R OBP: 0.324, SLG: 0.563 (1, 2) | | | | | | F7 | | HR | | 6-3 | | 5 | 1 | 3 | 1 | 0 | 0 | 0 | | | | | | | |
| Butch Hobson, R OBP: 0.290, SLG: 0.409 (1, 10) | | 5-3 | | | | F4 | | | | F4 | | 4 | 0 | 1 | 0 | 1 | 0 | 1 | | | | | | | |
| Dwight Evans, R OBP: 0.308, SLG: 0.390 Jim Dwyer, L OBP: 0.407, SLG: 0.551 (1, 9) (10, PH) (10, 9) | | | 5-3 | | | F8 | | K | | | | 3 | 0 | 0 | 0 | 0 | 1 | 1 | | | | | | | |
| Glenn Hoffman, R OBP: 0.229, SLG: 0.400 Carl Yastrzemski, L OBP: 0.328, SLG: 0.416 Jerry Remy, L OBP: 0.361, SLG: 0.414 (1, 5) (10, PH) (10, 4) | | | | | | F8 | | F8 | | K | | 2 | 1 | 0 | 0 | 1 | 0 | 1 | | | | | | | |
| | | | HR | | | | | | | | | 1 | 0 | 0 | 0 | 0 | 1 | 0 | | | | | | | |
| | | | | | | | | | | | | 0 | 0 | 0 | 0 | 0 | 0 | 0 | | | | | | | |
| Inning Stats | R: 0 E: 0 K: 0 S: 3 | H: 0 LOB: 0 BB: 0 P: 3 | R: 0 E: 0 K: 1 S: 6 | H: 1 LOB: 1 BB: 0 P: 6 | R: 2 E: 0 K: 2 S: 8 | H: 1 LOB: 0 BB: 1 P: 12 | R: 0 E: 0 K: 1 S: 5 | H: 0 LOB: 0 BB: 0 P: 5 | R: 0 E: 0 K: 2 S: 6 | H: 1 LOB: 1 BB: 0 P: 6 | R: 1 E: 0 K: 1 S: 7 | H: 2 LOB: 1 BB: 0 P: 7 | R: 0 E: 0 K: 0 S: 3 | H: 1 LOB: 0 BB: 0 P: 3 | R: 1 E: 0 K: 0 S: 4 | H: 1 LOB: 0 BB: 0 P: 4 | R: 0 E: 0 K: 2 S: 8 | H: 1 LOB: 1 BB: 0 P: 8 | R: 1 E: 0 K: 0 S: 5 | H: 2 LOB: 2 BB: 1 P: 9 | 1B: 6 2B: 0 3B: 0 HR: 4 | SF: 0 SAC: 1 DP: 0 HBP: 0 | WP: 0 PB: 0 SB: 1 CS: 0 | PA: 44 | |
| PITCHER | IP ERA WLS BF H R ER SO BB IBB HBP BLK WP HR S P ERA WHIP | IP ERA WLS BF H R ER SO BB IBB HBP BLK WP HR S P ERA WHIP | IP ERA WLS BF H R ER SO BB IBB HBP BLK WP HR S P ERA WHIP | IP ERA WLS BF H R ER SO BB IBB HBP BLK WP HR S P ERA WHIP | IP ERA WLS BF H R ER SO BB IBB HBP BLK WP HR S P ERA WHIP | IP ERA WLS BF H R ER SO BB IBB HBP BLK WP HR S P ERA WHIP | IP ERA WLS BF H R ER SO BB IBB HBP BLK WP HR S P ERA WHIP | IP ERA WLS BF H R ER SO BB IBB HBP BLK WP HR S P ERA WHIP | IP ERA WLS BF H R ER SO BB IBB HBP BLK WP HR S P ERA WHIP | IP ERA WLS BF H R ER SO BB IBB HBP BLK WP HR S P ERA WHIP | IP ERA WLS BF H R ER SO BB IBB HBP BLK WP HR S P ERA WHIP | IP ERA WLS BF H R ER SO BB IBB HBP BLK WP HR S P ERA WHIP | IP ERA WLS BF H R ER SO BB IBB HBP BLK WP HR S P ERA WHIP | IP ERA WLS BF H R ER SO BB IBB HBP BLK WP HR S P ERA WHIP | IP ERA WLS BF H R ER SO BB IBB HBP BLK WP HR S P ERA WHIP | IP ERA WLS BF H R ER SO BB IBB HBP BLK WP HR S P ERA WHIP | IP ERA WLS BF H R ER SO BB IBB HBP BLK WP HR S P ERA WHIP | IP ERA WLS BF H R ER SO BB IBB HBP BLK WP HR S P ERA WHIP | IP ERA WLS BF H R ER SO BB IBB HBP BLK WP HR S P ERA WHIP | IP ERA WLS BF H R ER SO BB IBB HBP BLK WP HR S P ERA WHIP | IP ERA WLS BF H R ER SO BB IBB HBP BLK WP HR S P ERA WHIP | IP ERA WLS BF H R ER SO BB IBB HBP BLK WP HR S P ERA WHIP | IP ERA WLS BF H R ER SO BB IBB HBP BLK WP HR S P ERA WHIP | IP ERA WLS BF H R ER SO BB IBB HBP BLK WP HR S P ERA WHIP | IP ERA WLS BF H R ER SO BB IBB HBP BLK WP HR S P ERA WHIP |

Boston Red Sox @ Seattle Mariners
The Kingdom, Seattle, WA
Tue Jun 10 1980, 10:05 PM EDT
Att: 10,223 - Dome


AB 41
R 5
H 10
RBI 5
BB 2
SO 8
LOB 8



| Batter | 1 | 2 | 3 | 4 | 5 | 6 | 7 | 8 | 9 | 10 | 11 | AB | R | H | RBI | BB | SO | LOB | BOTTOM | | | | | | | |
|--|--|--|--|--|--|--|--|--|--|--|--|--|--|--|--|--|--|--|--|--|--|--|--|--|--|--|
| Julio Cruz, S OBP: 0.314, SLG: 0.293 (1, 4) | K | | G3 | | | | | | | F7 | | 5 | 0 | 2 | 2 | 0 | 1 | 0 | | | | | | | | |
| Juan Beniquez, R OBP: 0.222, SLG: 0.389 (1, 8) | G3 | | | 4-3 | 5-3 | | | | | F8 | | 5 | 0 | 0 | 0 | 0 | 0 | 3 | | | | | | | | |
| Dan Meyer, L OBP: 0.357, SLG: 0.414 (1, 7) | K | | | | | | | | | L9 | | 5 | 0 | 2 | 0 | 0 | 1 | 1 | | | | | | | | |
| Tom Paciorek, R OBP: 0.378, SLG: 0.543 (1, 9) | | G3 | | FC5-4 1B | | | | | | P9 | | 5 | 0 | 0 | 0 | 0 | 0 | 2 | | | | | | | | |
| Bruce Bochte, L OBP: 0.369, SLG: 0.463 (1, 3) | | F7 | | L9 | | | | | | | | 5 | 1 | 2 | 0 | 0 | 0 | 1 | | | | | | | | |
| Willie Horton, R OBP: 0.325, SLG: 0.308 (1, 10) | | F8 | | | | | | | | | | 5 | 1 | 1 | 0 | 0 | 2 | 3 | | | | | | | | |
| Jim Anderson, R OBP: 0.312, SLG: 0.353 (1, 5) | | | | | | | | | | | | 5 | 0 | 1 | 1 | 0 | 1 | 3 | | | | | | | | |
| Mario Mendoza, R OBP: 0.323, SLG: 0.419 (1, 6) | | | | | | | | | | | | 4 | 1 | 2 | 1 | 0 | 0 | 0 | | | | | | | | |
| Larry Cox, R OBP: 0.233, SLG: 0.214 Joe Simpson, L OBP: 0.324, SLG: 0.360 Bob Stinson, S OBP: 0.158, SLG: 0.132 (1, 2) (9, PH) (10, 2) | | | | | | | | | | | | 2 | 1 | 0 | 0 | 1 | 1 | 2 | | | | | | | | |
| | | | | | | | | | | | | 1 | 0 | 0 | 0 | 0 | 0 | 0 | | | | | | | | |
| | | | | | | | | | | | | 0 | 0 | 0 | 0 | 0 | 0 | 0 | | | | | | | | |
| Inning Stats | R: 0 E: 0 K: 2 S: 7 | H: 0 LOB: 0 BB: 0 P: 7 | R: 0 E: 0 K: 0 S: 3 | H: 0 LOB: 0 BB: 0 P: 3 | R: 1 E: 0 K: 1 S: 6 | H: 1 LOB: 0 BB: 0 P: 6 | R: 0 E: 0 K: 0 S: 4 | H: 1 LOB: 1 BB: 0 P: 4 | R: 1 E: 0 K: 1 S: 7 | H: 1 LOB: 1 BB: 1 P: 8 | R: 0 E: 0 K: 1 S: 6 | H: 2 LOB: 2 BB: 0 P: 7 | R: 0 E: 0 K: 0 S: 3 | H: 0 LOB: 0 BB: 0 P: 3 | R: 0 E: 0 K: 0 S: 3 | H: 0 LOB: 0 BB: 0 P: 3 | R: 0 E: 0 K: 0 S: 3 | H: 0 LOB: 0 BB: 0 P: 3 | R: 0 E: 0 K: 0 S: 3 | H: 0 LOB: 0 BB: 0 P: 3 | 1B: 6 2B: 3 3B: 0 HR: 1 | SF: 0 SAC: 0 DP: 0 HBP: 0 | WP: 0 PB: 0 SB: 0 CS: 0 | PA: 43 | | |
| PITCHER | IP ERA WLS BF H R ER SO BB IBB HBP BLK WP HR S P ERA WHIP | IP ERA WLS BF H R ER SO BB IBB HBP BLK WP HR S P ERA WHIP | IP ERA WLS BF H R ER SO BB IBB HBP BLK WP HR S P ERA WHIP | IP ERA WLS BF H R ER SO BB IBB HBP BLK WP HR S P ERA WHIP | IP ERA WLS BF H R ER SO BB IBB HBP BLK WP HR S P ERA WHIP | IP ERA WLS BF H R ER SO BB IBB HBP BLK WP HR S P ERA WHIP | IP ERA WLS BF H R ER SO BB IBB HBP BLK WP HR S P ERA WHIP | IP ERA WLS BF H R ER SO BB IBB HBP BLK WP HR S P ERA WHIP | IP ERA WLS BF H R ER SO BB IBB HBP BLK WP HR S P ERA WHIP | IP ERA WLS BF H R ER SO BB IBB HBP BLK WP HR S P ERA WHIP | IP ERA WLS BF H R ER SO BB IBB HBP BLK WP HR S P ERA WHIP | IP ERA WLS BF H R ER SO BB IBB HBP BLK WP HR S P ERA WHIP | IP ERA WLS BF H R ER SO BB IBB HBP BLK WP HR S P ERA WHIP | IP ERA WLS BF H R ER SO BB IBB HBP BLK WP HR S P ERA WHIP | IP ERA WLS BF H R ER SO BB IBB HBP BLK WP HR S P ERA WHIP | IP ERA WLS BF H R ER SO BB IBB HBP BLK WP HR S P ERA WHIP | IP ERA WLS BF H R ER SO BB IBB HBP BLK WP HR S P ERA WHIP | IP ERA WLS BF H R ER SO BB IBB HBP BLK WP HR S P ERA WHIP | IP ERA WLS BF H R ER SO BB IBB HBP BLK WP HR S P ERA WHIP | IP ERA WLS BF H R ER SO BB IBB HBP BLK WP HR S P ERA WHIP | IP ERA WLS BF H R ER SO BB IBB HBP BLK WP HR S P ERA WHIP | IP ERA WLS BF H R ER SO BB IBB HBP BLK WP HR S P ERA WHIP | IP ERA WLS BF H R ER SO BB IBB HBP BLK WP HR S P ERA WHIP | IP ERA WLS BF H R ER SO BB IBB HBP BLK WP HR S P ERA WHIP | IP ERA WLS BF H R ER SO BB IBB HBP BLK WP HR S P ERA WHIP | IP ERA WLS BF H R ER SO BB IBB HBP BLK WP HR S P ERA WHIP |

Boston Red Sox @ Seattle Mariners
The Kingdom, Seattle, WA
Tue Jun 10 1980, 10:05 PM EDT
Att: 10,223 - Dome


AB 42
R 4
H 10
RBI 4
BB 1
SO 6
LOB 15



| Batter | 1 | 2 | 3 | 4 | 5 | 6 | 7 | 8 | 9 | AB | R | H | RBI | BB | SO | LOB | TOP | | | | | | | | |
|--|------------------------------|---------------------------------|-------------------------------|----------------------------------|------------------------------|---------------------------------|------------------------------|---------------------------------|------------------------------|---------------------------------|------------------------------|---------------------------------|------------------------------|---------------------------------|------------------------------|---------------------------------|------------------------------|---------------------------------|-----------------------------------|------------------------------------|----------------------------------|--------|--|--|--|
| Rick Burleson, R OBP: 0.343, SLG: 0.409 (1, 6) | 3-1 | HR | | K | | FC6-4 | | | SH3-4 | 5 | 1 | 2 | 1 | 0 | 1 | 1 | | | | | | | | | |
| Jerry Remy, L OBP: 0.353, SLG: 0.404 (1, 4) | 6-3 | L4 | | G3 | | | 5-3 | | SH3-4 | 4 | 0 | 0 | 0 | 0 | 0 | 2 | | | | | | | | | |
| Fred Lynn, L OBP: 0.362, SLG: 0.480 (1, 8) | F8 | HR | | K | | | F7 | | 4-3 | 5 | 1 | 1 | 3 | 0 | 1 | 1 | | | | | | | | | |
| Tony Perez, R OBP: 0.338, SLG: 0.484 (1, 3) | | 2B | | | K | | | | K | 5 | 1 | 3 | 0 | 0 | 2 | 1 | | | | | | | | | |
| Jim Rice, R OBP: 0.290, SLG: 0.422 (1, 7) | | HBP | | | F7 | | | | 4-3 | 3 | 1 | 1 | 0 | 0 | 0 | 1 | | | | | | | | | |
| Carlton Fisk, R OBP: 0.386, SLG: 0.561 (1, 2) | | 1B | | | F7 | | | | | 4 | 1 | 2 | 0 | 0 | 0 | 2 | | | | | | | | | |
| Carl Yastrzemski, L OBP: 0.332, SLG: 0.415 (1, 10) | | 1B | | | | K | | | G6-3 | 3 | 1 | 1 | 1 | 1 | 1 | 1 | | | | | | | | | |
| Jim Dwyer, L OBP: 0.411, SLG: 0.549 (1, 9) | | HR | | | G1-6-3 | | | | F6 | 4 | 1 | 2 | 2 | 0 | 0 | 1 | | | | | | | | | |
| Butch Hobson, R OBP: 0.289, SLG: 0.405 (1, 5) | | | | | | | | | | 4 | 0 | 1 | 0 | 0 | 2 | 3 | | | | | | | | | |
| Glenn Hoffman, R OBP: 0.250, SLG: 0.400 (8, 5) | | | | | | | | | L8 | 0 | 0 | 0 | 0 | 0 | 0 | 0 | | | | | | | | | |
| Inning Stats | R: 0 E: 0 K: 0 S: 3 | H: 0 LOB: 0 BB: 0 P: 3 | R: 7 E: 0 K: 1 S: 12 | H: 7 LOB: 2 BB: 1 P: 17 | R: 0 E: 0 K: 1 S: 5 | H: 1 LOB: 0 BB: 0 P: 5 | R: 0 E: 0 K: 2 S: 7 | H: 0 LOB: 0 BB: 0 P: 7 | R: 0 E: 0 K: 1 S: 5 | H: 0 LOB: 0 BB: 0 P: 5 | R: 0 E: 0 K: 1 S: 6 | H: 1 LOB: 1 BB: 0 P: 6 | R: 0 E: 0 K: 0 S: 4 | H: 1 LOB: 1 BB: 0 P: 4 | R: 0 E: 0 K: 0 S: 4 | H: 2 LOB: 1 BB: 0 P: 4 | R: 0 E: 0 K: 1 S: 6 | H: 1 LOB: 1 BB: 0 P: 6 | 1B: 11 2B: 1 3B: 0 HR: 1 | SF: 0 SAC: 1 DP: 2 HBP: 1 | WP: 0 PB: 0 SB: 0 CS: 0 | PA: 40 | | | |
| PITCHER | IP | WLS | BF | H | R | ER | SO | BB | IBB | HBP | BLK | WP | HR | S | P | ERA | WHIP | | | | | | | | |
| Jim Beattie, R ERA: 5.45 (1, 1) | 1.0 | L | 8 | 3 | 5 | 5 | 0 | 1 | 0 | 1 | 0 | 0 | 0 | 6 | 11 | 45.00 | 4.000 | | | | | | | | |
| Byron McLaughlin, R ERA: 8.51 (2, 1) | 5.0 | | 20 | 6 | 2 | 2 | 6 | 0 | 0 | 0 | 0 | 0 | 1 | 32 | 32 | 3.60 | 1.200 | | | | | | | | |
| Rob Dressler, R ERA: 4.95 (7, 1) | 2.0 | | 9 | 4 | 0 | 0 | 0 | 0 | 0 | 0 | 0 | 0 | 0 | 9 | 9 | 0.00 | 2.000 | | | | | | | | |
| Shane Rawley, L ERA: 2.7 (9, 1) | 1.0 | | 3 | 0 | 0 | 0 | 1 | 0 | 0 | 0 | 0 | 0 | 0 | 5 | 5 | 0.00 | 0.000 | | | | | | | | |

Boston Red Sox @ Seattle Mariners
The Kingdom, Seattle, WA
Wed Jun 11 1980, 10:05 PM EDT
Att: 10,086 - Dome


AB 37
R 7
H 13
RBI 7
BB 1
SO 7
LOB 13



| Batter | 1 | 2 | 3 | 4 | 5 | 6 | 7 | 8 | 9 | AB | R | H | RBI | BB | SO | LOB | BOTTOM | | | | | | | | |
|--|------------------------------|---------------------------------|------------------------------|---------------------------------|------------------------------|---------------------------------|------------------------------|---------------------------------|------------------------------|---------------------------------|------------------------------|---------------------------------|------------------------------|---------------------------------|------------------------------|---------------------------------|----------------------------------|------------------------------------|----------------------------------|--------|--|--|--|--|--|
| Julio Cruz, S OBP: 0.311, SLG: 0.297 (1, 4) | 4-3 | | | P7 | | 1-3 | | | P9 | 5 | 1 | 1 | 0 | 0 | 0 | 3 | | | | | | | | | |
| Juan Beniquez, R OBP: 0.281, SLG: 0.391 (1, 8) | 1B | | | E5 | | | 5-3 | | F5 | 5 | 1 | 2 | 0 | 0 | 0 | 3 | | | | | | | | | |
| Dan Meyer, L OBP: 0.363, SLG: 0.441 (1, 7) | 1B | | | E2 | 3-1 | | | HR | 1-3 | 5 | 2 | 3 | 3 | 0 | 0 | 3 | | | | | | | | | |
| Tom Paciorek, R OBP: 0.379, SLG: 0.545 (1, 10) | K | | | G4-6-3 | | 6-3 | | | F8 | 5 | 1 | 2 | 1 | 0 | 1 | 2 | | | | | | | | | |
| Bruce Bochte, L OBP: 0.360, SLG: 0.451 (1, 3) | G3 | | | F8 | | 3-1 | | | 4-3 | 5 | 0 | 0 | 0 | 0 | 0 | 4 | | | | | | | | | |
| Joe Simpson, L OBP: 0.336, SLG: 0.367 (1, 9) | | | | G4-6-3 | | BB | | | | 3 | 0 | 2 | 1 | 1 | 0 | 1 | | | | | | | | | |
| Jim Anderson, R OBP: 0.305, SLG: 0.344 (1, 5) | | | | E6 | 5-3 | 4-3 | | | F7 | 4 | 0 | 0 | 0 | 0 | 0 | 3 | | | | | | | | | |
| Mario Mendoza, R OBP: 0.319, SLG: 0.409 (1, 6) | | | | FC6-4 | | | | | E5 | 4 | 0 | 1 | 0 | 0 | 0 | 2 | | | | | | | | | |
| Larry Cox, R OBP: 0.235, SLG: 0.217 (1, 2) | | | | G1-6-3 | | | | | F7 | 3 | 0 | 1 | 0 | 0 | 0 | 2 | | | | | | | | | |
| Rod Craig, S OBP: 0.297, SLG: 0.363 (8, PH) | | | | | | | | | | 0 | 0 | 0 | 0 | 0 | 0 | 0 | | | | | | | | | |
| Leon Roberts, R OBP: 0.303, SLG: 0.428 (8, PH) | | | | | | | | | | 1 | 0 | 0 | 0 | 0 | 0 | 1 | | | | | | | | | |
| Bob Stinson, S OBP: 0.158, SLG: 0.132 (9, 2) | | | | | | | | | | 0 | 0 | 0 | 0 | 0 | 0 | 0 | | | | | | | | | |
| Inning Stats | R: 0 E: 0 K: 1 S: 7 | H: 2 LOB: 2 BB: 0 P: 7 | R: 0 E: 1 K: 0 S: 4 | H: 1 LOB: 1 BB: 0 P: 4 | R: 3 E: 1 K: 0 S: 6 | H: 4 LOB: 0 BB: 0 P: 6 | R: 0 E: 1 K: 0 S: 6 | H: 2 LOB: 3 BB: 0 P: 6 | R: 0 E: 0 K: 0 S: 3 | H: 0 LOB: 0 BB: 0 P: 3 | R: 2 E: 0 K: 0 S: 6 | H: 3 LOB: 1 BB: 0 P: 6 | R: 0 E: 1 K: 0 S: 4 | H: 0 LOB: 1 BB: 0 P: 4 | R: 0 E: 0 K: 0 S: 3 | H: 0 LOB: 0 BB: 0 P: 3 | 1B: 8 2B: 3 3B: 0 HR: 1 | SF: 0 SAC: 0 DP: 2 HBP: 0 | WP: 0 PB: 0 SB: 0 CS: 0 | PA: 41 | | | | | |
| PITCHER | IP | WLS | BF | H | R | ER | SO | BB | IBB | HBP | BLK | WP | HR | S | P | ERA | WHIP | | | | | | | | |
| Chuck Rainey, R ERA: 4.5 (1, 1) | 7.0 | W | 35 | 12 | 5 | 5 | 1 | 1 | 0 | 0 | 0 | 0 | 0 | 36 | 40 | 6.43 | 1.857 | | | | | | | | |
| Tom Burgmeier, L ERA: 3.04 (8, 1) | 2.0 | S | 6 | 0 | 0 | 0 | 0 | 0 | 0 | 0 | 0 | 0 | 0 | 6 | 6 | 0.00 | 0.000 | | | | | | | | |


Boston Red Sox @ Seattle Mariners
The Kingdom, Seattle, WA
Wed Jun 11 1980, 10:05 PM EDT
Att: 10,086 - Dome


AB 40
R 5
H 12
RBI 5
BB 1
SO 1
LOB 24



| Batter | 1 | 2 | 3 | 4 | 5 | 6 | 7 | 8 | 9 | AB R H RBI BB SO LOB | TOP | | | | | | | | | | | | |
|--|---|---------------------------------|------------------------------|---------------------------------|------------------------------|---------------------------------|------------------------------|---------------------------------|------------------------------|----------------------------------|--|------------------------------|---|------------------------------|----------------------------------|------------------------------|---------------------------------|------------------------------|---------------------------------|-----------------------------------|------------------------------------|----------------------------------|--------|
| Rick Burleson, R (1, 6) OBP: 0.341, SLG: 0.406 Glenn Hoffman, R (6, 6) OBP: 0.240, SLG: 0.383 | 0-0 5-3 | | 0-0 1B | 0-0 6-3 | | 0-0 6-3 | 0-0 F3 | | 0-3 K | 4 0 1 0 0 0 0 2 0 0 0 0 1 2 | Boston Red Sox @ California Angels Anaheim Stadium, Anaheim, CA Thu Jun 12 1980, 10:05 PM EDT Att: 27,960 - Unknown livebaseballscores.com | | | | | | | | | | | | |
| Jerry Remy, L (1, 4) OBP: 0.352, SLG: 0.401 | 0-0 1B | | 0-0 F8 | 0-0 4-3 | | 0-3 K | 0-0 1B | | 0-0 FC6-4 | 6 1 2 0 0 1 3 | | | | | | | | | | | | | |
| Fred Lynn, L (1, 8) OBP: 0.358, SLG: 0.473 | 0-3 K | | 0-0 F8 | | 0-0 F9 BB | 0-3 K | 0-0 F7 | | | 5 1 1 0 0 2 3 | | | | | | | | | | | | | |
| Tony Perez, R (1, 3) OBP: 0.342, SLG: 0.484 Dwight Evans, R (6, 9) OBP: 0.311, SLG: 0.387 | 0-0 1B | | 0-0 L1 | | 4-0 2B BB | | 4-0 1B | 0-0 1-3 | | 2 1 1 1 1 0 1 1 1 0 0 1 0 0 | | | | | | | | | | | | | |
| Jim Rice, R (1, 7) OBP: 0.292, SLG: 0.434 | 0-3 K | | | 0-0 HR | 0-0 F9 | | 0-0 1B | 0-0 1-3 | | 5 2 2 1 0 1 3 | | | | | | | | | | | | | |
| Carlton Fisk, R (1, 2) OBP: 0.389, SLG: 0.566 Gary Allenson, R (7, 2) OBP: 0.333, SLG: 0.400 | | 0-0 5-3 | | 0-0 5-3 | | 0-0 2B | | 0-3 K | | 4 2 2 2 0 0 0 1 0 0 0 0 1 0 | | | | | | | | | | | | | |
| Carl Yastrzemski, L (1, 10) OBP: 0.337, SLG: 0.425 Dave Stapleton, R (7, PH) OBP: 0.265, SLG: 0.588 | | 0-0 F7 | | 0-0 1B | 0-0 4-3 | 0-0 2B | | 0-0 1B | 0-0 1B | 3 1 2 2 0 0 0 2 1 2 3 0 0 0 | | | | | | | | | | | | | |
| Jim Dwyer, L (1, 9) OBP: 0.410, SLG: 0.540 | | 0-0 1B | | 0-0 HR | 0-0 4-3 | | 0-0 G3 | 0-0 F4 | | 5 1 2 0 0 0 2 | | | | | | | | | | | | | |
| Butch Hobson, R (1, 5) OBP: 0.298, SLG: 0.448 | | 0-0 F7 | | 0-0 HR | 0-0 F9 | | 0-0 HR | 0-0 FC6-4 | 1-3 1B | 5 2 3 4 0 0 2 | | | | | | | | | | | | | |
| Inning Stats | R: 1 E: 0 K: 2 S: 9 | H: 2 LOB: 1 BB: 0 P: 9 | R: 0 E: 0 K: 0 S: 4 | H: 1 LOB: 1 BB: 0 P: 4 | R: 0 E: 0 K: 0 S: 4 | H: 1 LOB: 1 BB: 0 P: 4 | R: 4 E: 0 K: 0 S: 7 | H: 4 LOB: 1 BB: 1 P: 7 | R: 3 E: 0 K: 0 S: 6 | H: 3 LOB: 1 BB: 1 P: 10 | | R: 0 E: 0 K: 2 S: 7 | H: 0 LOB: 0 BB: 0 P: 7 | R: 5 E: 0 K: 0 S: 8 | H: 5 LOB: 1 BB: 1 P: 12 | R: 0 E: 0 K: 1 S: 5 | H: 0 LOB: 0 BB: 0 P: 5 | R: 0 E: 0 K: 1 S: 7 | H: 2 LOB: 2 BB: 0 P: 7 | 1B: 12 2B: 2 3B: 0 HR: 4 | SF: 0 SAC: 0 DP: 0 HBP: 0 | WP: 0 PB: 0 SB: 2 CS: 0 | PA: 47 |
| PITCHER | IP WLS BF H R ER SO BB IBB HBP BLK WP HR S P ERA WHIP | | | | | | | | | | | PITCHER | IP WLS BF H R ER SO BB IBB HBP BLK WP HR S P ERA WHIP | | | | | | | | | | |
| Dave Frost, R (1, 1) ERA: 4.92 | 4.1 L 24 10 8 8 2 1 0 0 0 0 2 27 31 16.61 2.538 | | | | | | | | | | | | | | | | | | | | | | |
| Andy Hassler, L (5, 1) ERA: 6.59 | 2.0 12 5 5 5 2 1 0 0 0 0 2 15 19 22.50 3.000 | | | | | | | | | | | | | | | | | | | | | | |
| Jim Barr, R (7, 1) ERA: 4.73 | 2.2 11 3 0 0 2 0 0 0 0 0 0 15 15 0.00 1.125 | | | | | | | | | | | | | | | | | | | | | | |

| Batter | 1 | 2 | 3 | 4 | 5 | 6 | 7 | 8 | 9 | AB R H RBI BB SO LOB | BOTTOM | | | | | | | | | | | | |
|---|---|---------------------------------|------------------------------|---------------------------------|------------------------------|---------------------------------|------------------------------|---------------------------------|------------------------------|---------------------------------|--|------------------------------|---|------------------------------|----------------------------------|------------------------------|---------------------------------|----------------------------------|------------------------------------|----------------------------------|--------|--|--|
| Rick Miller, L (1, 8) OBP: 0.375, SLG: 0.361 | 0-0 F7 | | 0-0 G3 | | | 0-0 F9 | | 0-0 4-3 | | 4 0 0 0 0 0 0 | Boston Red Sox @ California Angels Anaheim Stadium, Anaheim, CA Thu Jun 12 1980, 10:05 PM EDT Att: 27,960 - Unknown livebaseballscores.com | | | | | | | | | | | | |
| Dickie Thon, R (1, 5) OBP: 0.376, SLG: 0.429 | 0-0 5-3 | | | 0-0 6-3 | | 0-3 K | | 0-0 BB 1B | | 4 0 1 0 0 1 0 | | | | | | | | | | | | | |
| Rod Carew, L (1, 10) OBP: 0.409, SLG: 0.418 | 0-0 F7 | | | 0-0 4-3 | | 4-0 BB | | 0-0 BB 1B | | 3 0 1 0 1 0 0 | | | | | | | | | | | | | |
| Jason Thompson, L (1, 3) OBP: 0.340, SLG: 0.389 | | 0-0 4-3 | | 0-0 1B | | 0-0 6-3 | | 4-0 1-2 2-3 | | 3 0 1 0 1 0 1 | | | | | | | | | | | | | |
| Joe Rudi, R (1, 7) OBP: 0.271, SLG: 0.457 | 0-0 F7 | | 0-0 F7 | | | 0-3 K | | 0-3 K | | 4 0 0 0 0 2 4 | | | | | | | | | | | | | |
| Bobby Grich, R (1, 4) OBP: 0.374, SLG: 0.382 | 0-0 4-3 | | | 0-0 6-3 | | 0-0 1B | 0-0 5-3 | | | 4 1 1 0 0 0 3 | | | | | | | | | | | | | |
| Larry Harlow, L (1, 9) OBP: 0.369, SLG: 0.464 | | | 0-0 SF7 | | 0-0 FC5-4 | | 0-0 3-1 | | 0-0 F7 | 4 1 2 0 0 0 1 | | | | | | | | | | | | | |
| Freddie Patek, R (1, 6) OBP: 0.319, SLG: 0.402 Bert Campaneris, R (7, PR) OBP: 0.237, SLG: 0.286 | | | 0-0 SF7 | | 0-0 F8 | | 0-0 S | | 0-3 K | 2 0 1 2 0 0 1 1 0 0 0 0 1 0 | | | | | | | | | | | | | |
| Tom Donohue, R (1, 2) OBP: 0.197, SLG: 0.244 | | | 3-H 1-3 | | 0-0 FC5-4 | | 0-0 F9 | | 0-0 P1 | 4 0 0 0 0 0 2 | | | | | | | | | | | | | |
| Inning Stats | R: 0 E: 0 K: 0 S: 3 | H: 0 LOB: 0 BB: 0 P: 3 | R: 0 E: 0 K: 0 S: 3 | H: 0 LOB: 0 BB: 0 P: 3 | R: 1 E: 0 K: 0 S: 4 | H: 1 LOB: 0 BB: 0 P: 4 | R: 0 E: 0 K: 0 S: 4 | H: 1 LOB: 1 BB: 0 P: 4 | R: 0 E: 0 K: 1 S: 5 | H: 0 LOB: 1 BB: 1 P: 9 | | R: 1 E: 0 K: 1 S: 7 | H: 2 LOB: 2 BB: 0 P: 7 | R: 0 E: 0 K: 1 S: 7 | H: 2 LOB: 3 BB: 1 P: 11 | R: 0 E: 0 K: 1 S: 5 | H: 0 LOB: 0 BB: 0 P: 5 | 1B: 6 2B: 0 3B: 1 HR: 0 | SF: 1 SAC: 0 DP: 0 HBP: 0 | WP: 0 PB: 0 SB: 1 CS: 0 | PA: 36 | | |
| PITCHER | IP WLS BF H R ER SO BB IBB HBP BLK WP HR S P ERA WHIP | | | | | | | | | | | PITCHER | IP WLS BF H R ER SO BB IBB HBP BLK WP HR S P ERA WHIP | | | | | | | | | | |
| Mike Torrez, R (1, 1) ERA: 4.35 | 6.2 W 26 5 2 2 2 1 0 0 0 0 0 29 33 2.70 0.900 | | | | | | | | | | | | | | | | | | | | | | |
| Keith MacWhorter, R (7, 1) ERA: 9.45 | 2.1 10 2 0 0 2 1 0 0 0 0 0 13 17 0.00 1.286 | | | | | | | | | | | | | | | | | | | | | | |

| Batter | 1 | 2 | 3 | 4 | 5 | 6 | 7 | 8 | 9 | AB | R | H | RBI | BB | SO | LOB | TOP | | | | | |
|---|---|---------------------------------|------------------------------|---------------------------------|------------------------------|---------------------------------|------------------------------|---------------------------------|------------------------------|---------------------------------|------------------------------|---------------------------------|------------------------------|---------------------------------|------------------------------|---------------------------------|--|------------------------------|---------------------------------|-----------------------------------|------------------------------------|----------------------------------|
| Rick Burleson, R OBP: 0.342, SLG: 0.406 (1, 6) | 0-0 6-3 | | 0-0 FC5-4 1B | | 0-0 F9 | | 0-0 1-2 1B | | 0-3 K | 5 | 0 | 2 | 0 | 0 | 1 | 2 | Boston Red Sox @ California Angels Anaheim Stadium, Anaheim, CA Fri Jun 13 1980, 10:05 PM EDT Att: 32,161 - Unknown AB 37 R 3 H 12 RBI 3 BB 0 SO 2 LOB 13  | | | | | |
| Jerry Remy, L OBP: 0.344, SLG: 0.392 (1, 4) | 0-0 5-3 | | 0-0 FC5-4 1B | | 0-0 F7 | | 0-0 F7 | | | 4 | 0 | 0 | 0 | 0 | 0 | 4 | | | | | | |
| Fred Lynn, L OBP: 0.356, SLG: 0.468 (1, 8) | 0-0 F8 | | 0-0 FC1-4 1B | | 0-0 F5 | | | 0-0 5-3 | | 4 | 0 | 1 | 0 | 0 | 0 | 0 | | | | | | |
| Tony Perez, R OBP: 0.340, SLG: 0.479 (1, 3) | | 0-0 5-3 | 0-0 FC1-4 | | 0-0 F8 | | | 0-0 1B | | 4 | 0 | 1 | 0 | 0 | 0 | 2 | | | | | | |
| Jim Rice, R OBP: 0.296, SLG: 0.435 (1, 7) | 0-0 G5-4-3 1B | | | 0-0 F2 | | 0-0 5-3 | | 0-0 1B | | 4 | 0 | 2 | 0 | 0 | 0 | 0 | | | | | | |
| Carlton Fisk, R OBP: 0.380, SLG: 0.552 (1, 2) | 0-0 G5-4-3 | | | 0-0 F7 | | | 0-0 F7 | 0-0 G6-4-3 | | 4 | 0 | 0 | 0 | 0 | 0 | 3 | | | | | | |
| Carl Yastrzemski, L OBP: 0.340, SLG: 0.444 (1, 10) | | | 0-0 F8 | 0-3 K | | | 0-0 HR | | 0-0 5-3 1B | 4 | 1 | 2 | 1 | 0 | 1 | 0 | | | | | | |
| Jim Dwyer, L OBP: 0.404, SLG: 0.527 (1, 9) | | | 0-0 HR 1B | | 0-0 F7 | | 0-0 F6 | | 0-0 F6 | 4 | 1 | 1 | 0 | 0 | 0 | 1 | | | | | | |
| Butch Hobson, R OBP: 0.309, SLG: 0.476 Glenn Hoffman, R OBP: 0.235, SLG: 0.375 (1, 5) (7, 5) | | | 0-0 HR | | 0-0 S 1B | | 0-0 1B | | 0-0 5-3 | 3 | 1 | 3 | 2 | 0 | 0 | 0 | | | | | | |
| Inning Stats | R: 0 E: 0 K: 0 S: 3 | H: 0 LOB: 0 BB: 0 P: 3 | R: 0 E: 0 K: 0 S: 3 | H: 1 LOB: 0 BB: 0 P: 3 | R: 2 E: 0 K: 0 S: 7 | H: 4 LOB: 2 BB: 0 P: 7 | R: 0 E: 0 K: 1 S: 5 | H: 0 LOB: 0 BB: 0 P: 5 | R: 0 E: 0 K: 0 S: 4 | H: 1 LOB: 1 BB: 0 P: 4 | R: 0 E: 0 K: 0 S: 3 | H: 0 LOB: 0 BB: 0 P: 3 | R: 1 E: 0 K: 0 S: 6 | H: 3 LOB: 2 BB: 0 P: 6 | R: 0 E: 0 K: 0 S: 4 | H: 2 LOB: 1 BB: 0 P: 4 | | R: 0 E: 0 K: 1 S: 6 | H: 1 LOB: 1 BB: 0 P: 6 | 1B: 10 2B: 0 3B: 0 HR: 2 | SF: 0 SAC: 0 DP: 2 HBP: 0 | WP: 0 PB: 0 SB: 1 CS: 0 |
| PITCHER Don Aase, R ERA: 3.63 (1, 1) | IP: 9.0 WLS: L BF: 37 H: 12 R: 3 ER: 3 SO: 2 BB: 0 IBB: 0 HBP: 0 BLK: 0 WP: 0 HR: 2 S: 41 P: 41 ERA: 3.00 WHIP: 1.333 | | | | | | | | | | | | | | | PITCHER | | | | | | |

| Batter | 1 | 2 | 3 | 4 | 5 | 6 | 7 | 8 | 9 | AB | R | H | RBI | BB | SO | LOB | BOTTOM | | | | | |
|--|--|---------------------------------|------------------------------|---------------------------------|------------------------------|---------------------------------|------------------------------|---------------------------------|------------------------------|---------------------------------|------------------------------|---------------------------------|------------------------------|---------------------------------|------------------------------|---------------------------------|---|------------------------------|---------------------------------|----------------------------------|------------------------------------|----------------------------------|
| Rick Miller, L OBP: 0.364, SLG: 0.350 Stan Cliburn, R OBP: 0.250, SLG: 0.250 (1, 8) (9, 2) | 0-0 F7 | | 0-0 F8 | | | 0-0 4-3 | | 0-3 K | | 4 | 0 | 0 | 0 | 0 | 1 | 1 | Boston Red Sox @ California Angels Anaheim Stadium, Anaheim, CA Fri Jun 13 1980, 10:05 PM EDT Att: 32,161 - Unknown AB 34 R 0 H 9 RBI 0 BB 0 SO 6 LOB 21  | | | | | |
| Dickie Thon, R OBP: 0.367, SLG: 0.413 (1, 5) | 0-3 K | | 0-0 F6 | | | 0-0 1-3 | | 0-0 G6-3 1B | | 4 | 0 | 1 | 0 | 0 | 1 | 0 | | | | | | |
| Rod Carew, L OBP: 0.406, SLG: 0.420 (1, 10) | 0-0 F7 | | | 0-0 P7 | | 0-0 2B | | 0-0 G6-3 | | 4 | 0 | 1 | 0 | 0 | 0 | 2 | | | | | | |
| Jason Thompson, L OBP: 0.344, SLG: 0.392 (1, 3) | | 0-0 1B | | 0-0 1B | | 0-0 F6 | | 0-0 F2 | | 4 | 0 | 2 | 0 | 0 | 0 | 1 | | | | | | |
| Joe Rudi, R OBP: 0.286, SLG: 0.474 (1, 7) | | 0-0 1-2 1B | | 0-0 G4-6-3 1B | | | 0-0 2B | | 0-0 1B | 4 | 0 | 4 | 0 | 0 | 0 | 0 | | | | | | |
| Larry Harlow, L OBP: 0.385, SLG: 0.457 (1, 9) | 0-3 K | | 0-0 G4-6-3 | | | 0-0 F9 | | 0-0 FC5 HBP 1B | | 4 | 0 | 1 | 0 | 0 | 1 | 5 | | | | | | |
| Bobby Grich, R OBP: 0.371, SLG: 0.375 (1, 4) | 0-0 F5 | | | | 0-3 K | | 0-0 F6 | | 0-0 HBP | 3 | 0 | 0 | 0 | 0 | 1 | 3 | | | | | | |
| Freddie Patek, R OBP: 0.310, SLG: 0.389 (1, 6) | 0-3 K | | | | 0-0 F7 | | 0-3 K | | 0-0 F3 | 4 | 0 | 0 | 0 | 0 | 2 | 6 | | | | | | |
| Tom Donohue, R OBP: 0.194, SLG: 0.241 Bobby Clark, R OBP: 0.375, SLG: 0.538 (8, PH) (9, 8) | | | 0-0 1-3 | | | 0-0 5-3 | | 0-0 1B HBP | 0-0 FC5 | 2 | 0 | 0 | 0 | 0 | 0 | 0 | | | | | | |
| Inning Stats | R: 0 E: 0 K: 1 S: 5 | H: 0 LOB: 0 BB: 0 P: 5 | R: 0 E: 0 K: 2 S: 9 | H: 2 LOB: 2 BB: 0 P: 9 | R: 0 E: 0 K: 0 S: 3 | H: 0 LOB: 0 BB: 0 P: 3 | R: 0 E: 0 K: 0 S: 4 | H: 2 LOB: 1 BB: 0 P: 4 | R: 0 E: 0 K: 1 S: 5 | H: 0 LOB: 0 BB: 0 P: 5 | R: 0 E: 0 K: 0 S: 4 | H: 1 LOB: 1 BB: 0 P: 4 | R: 0 E: 0 K: 1 S: 6 | H: 1 LOB: 1 BB: 0 P: 6 | R: 0 E: 0 K: 1 S: 5 | H: 1 LOB: 0 BB: 0 P: 6 | | R: 0 E: 0 K: 0 S: 5 | H: 2 LOB: 3 BB: 0 P: 6 | 1B: 7 2B: 2 3B: 0 HR: 0 | SF: 0 SAC: 0 DP: 2 HBP: 2 | WP: 0 PB: 0 SB: 0 CS: 0 |
| PITCHER Dennis Eckersley, R ERA: 5.24 Tom Burgmeier, L ERA: 2.96 Dick Drago, R ERA: 4.28 (1, 1) (8, 1) (9, 1) | IP: 7.0 WLS: W BF: 27 H: 6 R: 3 ER: 0 SO: 5 BB: 0 IBB: 0 HBP: 0 BLK: 0 WP: 0 HR: 0 S: 36 P: 37 ERA: 0.00 WHIP: 0.857 | | | | | | | | | | | | | | | PITCHER | | | | | | |

| Batter | 1 | 2 | 3 | 4 | 5 | 6 | 7 | 8 | 9 | AB | R | H | RBI | BB | SO | LOB | TOP | | | | | | | | | | |
|--|------------------------------|---------------------------------|------------------------------|----------------------------------|------------------------------|---------------------------------|------------------------------|---------------------------------|------------------------------|---------------------------------|------------------------------|---------------------------------|------------------------------|---------------------------------|------------------------------|----------------------------------|----------------------------------|------------------------------------|----------------------------------|--------|--|--|--|--|--|--|--|
| Rick Burleson, R OBP: 0.344, SLG: 0.403 (1, 6) | 0-0 4-3 | 0-0 F8 | | 0-0 1B | | 0-0 1B | | 0-0 1-6-3 | | 4 | 0 | 1 | 0 | 1 | 0 | 3 | | | | | | | | | | | |
| Jerry Remy, L OBP: 0.351, SLG: 0.394 (1, 4) | 4-0 1B | 0-0 F5 | | 0-0 1B | | 0-0 P8 | | | 0-0 1B | 4 | 2 | 2 | 0 | 1 | 0 | 4 | | | | | | | | | | | |
| Fred Lynn, L OBP: 0.357, SLG: 0.460 (1, 8) | 0-0 F8 | | 4-0 HR | 0-0 4-3 | | | | | 4-0 SF9 | 3 | 2 | 0 | 0 | 2 | 0 | 3 | | | | | | | | | | | |
| Tony Perez, R OBP: 0.337, SLG: 0.475 (1, 3) | 0-0 1B | | 0-0 L7 | | 0-3 K | | 0-0 L3 | | 0-0 SF9 | 4 | 0 | 1 | 2 | 0 | 1 | 1 | | | | | | | | | | | |
| Jim Rice, R OBP: 0.294, SLG: 0.430 (1, 7) | 0-0 F4 | | 0-0 6-3 | | 0-0 F9 | | 0-0 F3 | | 0-0 E5 | 5 | 0 | 1 | 0 | 0 | 0 | 2 | | | | | | | | | | | |
| Carl Yastrzemski, L OBP: 0.342, SLG: 0.457 (1, 10) | | 4-0 1B | 0-0 HR | | 0-0 F2 | | | 0-0 G3 | 0-3 K | 4 | 2 | 1 | 2 | 1 | 1 | 1 | | | | | | | | | | | |
| Jim Dwyer, L OBP: 0.389, SLG: 0.505 Dwight Evans, R OBP: 0.309, SLG: 0.384 (8, 9) | 0-0 3-4-3 | 0-0 6-3 | | | 0-0 F9 | | 0-0 F9 | | 0-0 F9 | 4 | 0 | 0 | 0 | 0 | 0 | 1 | | | | | | | | | | | |
| Butch Hobson, R OBP: 0.314, SLG: 0.476 Glenn Hoffman, R OBP: 0.235, SLG: 0.375 (8, 5) | 0-0 1B | | 0-3 K | | 0-0 F4 | | 0-0 E8 | | | 4 | 1 | 2 | 1 | 0 | 1 | 0 | | | | | | | | | | | |
| Dave Rader, L OBP: 0.386, SLG: 0.452 (1, 2) | 4-0 1B | | 0-0 G3 | | 0-0 WP | | 0-0 1B | | 0-0 1B | 3 | 0 | 2 | 1 | 1 | 0 | 0 | | | | | | | | | | | |
| Inning Stats | R: 1 E: 0 K: 0 S: 4 | H: 1 LOB: 1 BB: 1 P: 8 | R: 1 E: 0 K: 0 S: 4 | H: 1 LOB: 2 BB: 2 P: 12 | R: 2 E: 0 K: 0 S: 4 | H: 1 LOB: 0 BB: 1 P: 8 | R: 0 E: 0 K: 1 S: 7 | H: 2 LOB: 0 BB: 0 P: 7 | R: 0 E: 0 K: 1 S: 5 | H: 0 LOB: 0 BB: 0 P: 5 | R: 0 E: 0 K: 0 S: 3 | H: 0 LOB: 0 BB: 0 P: 3 | R: 1 E: 1 K: 0 S: 5 | H: 2 LOB: 1 BB: 0 P: 5 | R: 2 E: 1 K: 1 S: 7 | H: 2 LOB: 1 BB: 1 P: 11 | 1B: 9 2B: 0 3B: 0 HR: 1 | SF: 1 SAC: 0 DP: 0 HBP: 0 | WP: 2 PB: 0 SB: 5 CS: 0 | PA: 43 | | | | | | | |
| PITCHER | IP | WLS | BF | H | R | ER | SO | BB | IBB | HBP | BLK | WP | HR | S | P | ERA | WHIP | | | | | | | | | | |
| Freddie Martinez, R ERA: 4.79 Dave Lemanczyk, R ERA: 4.88 Mark Clear, R ERA: 5.03 Andy Hassler, L ERA: 6.28 (1, 1) | 3.0 | L | 16 | 3 | 4 | 4 | 0 | 4 | 0 | 0 | 0 | 1 | 1 | 12 | 28 | 12.00 | 2.333 | | | | | | | | | | |
| | 4.2 | | 20 | 5 | 1 | 0 | 2 | 1 | 0 | 0 | 0 | 1 | 0 | 23 | 27 | 0.00 | 1.286 | | | | | | | | | | |
| | 0.2 | | 5 | 2 | 2 | 1 | 0 | 1 | 0 | 0 | 0 | 0 | 0 | 4 | 8 | 13.50 | 4.500 | | | | | | | | | | |
| | 0.2 | | 2 | 0 | 0 | 0 | 1 | 0 | 0 | 0 | 0 | 0 | 0 | 4 | 4 | 0.00 | 0.000 | | | | | | | | | | |

Boston Red Sox @ California Angels
Anaheim Stadium, Anaheim, CA
Sat Jun 14 1980, 6:33 AM EDT
Att: 32,133 - Unknown

AB 36
R 7
H 10
RBI 6
BB 6
SO 3
LOB 16



| Batter | 1 | 2 | 3 | 4 | 5 | 6 | 7 | 8 | 9 | AB | R | H | RBI | BB | SO | LOB | BOTTOM | | | | | | | | | | |
|--|------------------------------|---------------------------------|------------------------------|---------------------------------|------------------------------|---------------------------------|------------------------------|---------------------------------|------------------------------|---------------------------------|------------------------------|---------------------------------|------------------------------|---------------------------------|------------------------------|---------------------------------|------------------------------|---------------------------------|----------------------------------|------------------------------------|----------------------------------|--------|--|--|--|--|--|
| Rick Miller, L OBP: 0.354, SLG: 0.339 (1, 9) | 0-0 1-3 | | 0-0 G3-6 | | 0-3 K | | | 0-0 G3 | | 4 | 0 | 0 | 0 | 0 | 1 | 1 | | | | | | | | | | | |
| Dickie Thon, R OBP: 0.358, SLG: 0.400 (1, 4) | 0-0 5-3 | | | 0-0 HR | 0-3 K | | 0-0 1-3 | | | 4 | 1 | 1 | 0 | 0 | 1 | 0 | | | | | | | | | | | |
| Rod Carew, L OBP: 0.403, SLG: 0.421 (1, 10) | 0-0 S | | | 0-0 F7 | 0-0 1-3 | | | 0-0 F5 | | 4 | 0 | 1 | 0 | 0 | 0 | 1 | | | | | | | | | | | |
| Jason Thompson, L OBP: 0.337, SLG: 0.382 (1, 3) | 0-0 4-3 | | | 0-0 4-3 | | 0-0 4-3 | | 0-0 6-3 | | 4 | 0 | 0 | 0 | 0 | 0 | 2 | | | | | | | | | | | |
| Carney Lansford, R OBP: 0.330, SLG: 0.437 (1, 5) | | 0-0 F7 | | 0-0 HR | | 0-0 F8 | | 0-3 K | | 4 | 1 | 1 | 2 | 0 | 1 | 0 | | | | | | | | | | | |
| Joe Rudi, R OBP: 0.290, SLG: 0.474 (1, 7) | 0-3 K | | | 0-0 1B | 0-0 1B | 0-0 3B | | 0-0 F8 | | 4 | 1 | 2 | 0 | 0 | 1 | 0 | | | | | | | | | | | |
| Bobby Clark, R OBP: 0.400, SLG: 0.647 (1, 8) | 0-0 L6 | | | 0-0 1B | 0-0 1B | 0-0 1B | | 0-0 1-3 | | 4 | 0 | 2 | 1 | 0 | 0 | 0 | | | | | | | | | | | |
| Freddie Patek, R OBP: 0.315, SLG: 0.393 (1, 6) | | | 0-0 FC6-4 | 0-0 1B | 0-0 1B | 0-3 K | | 0-3 K | | 4 | 0 | 2 | 0 | 0 | 2 | 1 | | | | | | | | | | | |
| Tom Donohue, R OBP: 0.190, SLG: 0.235 (1, 2) | | | 0-0 FC6-4 | 0-0 F8 | | | | 0-0 1-3 | | 3 | 0 | 0 | 0 | 0 | 0 | 4 | | | | | | | | | | | |
| Inning Stats | R: 0 E: 0 K: 0 S: 4 | H: 1 LOB: 0 BB: 0 P: 4 | R: 0 E: 0 K: 1 S: 5 | H: 0 LOB: 0 BB: 0 P: 5 | R: 0 E: 0 K: 0 S: 3 | H: 1 LOB: 0 BB: 0 P: 3 | R: 2 E: 0 K: 0 S: 8 | H: 5 LOB: 3 BB: 0 P: 8 | R: 0 E: 0 K: 2 S: 7 | H: 0 LOB: 0 BB: 0 P: 7 | R: 1 E: 0 K: 1 S: 7 | H: 2 LOB: 1 BB: 0 P: 7 | R: 0 E: 0 K: 1 S: 5 | H: 0 LOB: 0 BB: 0 P: 3 | R: 0 E: 0 K: 1 S: 5 | H: 0 LOB: 0 BB: 0 P: 5 | R: 0 E: 0 K: 1 S: 5 | H: 0 LOB: 0 BB: 0 P: 5 | 1B: 6 2B: 1 3B: 1 HR: 1 | SF: 0 SAC: 0 DP: 1 HBP: 0 | WP: 0 PB: 0 SB: 1 CS: 0 | PA: 35 | | | | | |
| PITCHER | IP | WLS | BF | H | R | ER | SO | BB | IBB | HBP | BLK | WP | HR | S | P | ERA | WHIP | | | | | | | | | | |
| Bob Stanley, R ERA: 4.24 Tom Burgmeier, L ERA: 2.79 (1, 1) | 6.0 | W | 26 | 9 | 3 | 3 | 4 | 0 | 0 | 0 | 0 | 0 | 0 | 13 | 34 | 4.50 | 1.500 | | | | | | | | | | |
| | 3.0 | S | 9 | 0 | 0 | 0 | 2 | 0 | 0 | 0 | 0 | 0 | 0 | 13 | 13 | 0.00 | 0.000 | | | | | | | | | | |

Boston Red Sox @ California Angels
Anaheim Stadium, Anaheim, CA
Sat Jun 14 1980, 6:33 AM EDT
Att: 32,133 - Unknown

AB 35
R 3
H 9
RBI 3
BB 0
SO 6
LOB 9



| Batter | 1 | 2 | 3 | 4 | 5 | 6 | 7 | 8 | 9 | AB | R | H | RBI | BB | SO | LOB | TOP | | | | | | | | | | |
|---|------------------------------|---------------------------------|------------------------------|---------------------------------|------------------------------|----------------------------------|------------------------------|---------------------------------|------------------------------|---------------------------------|------------------------------|---------------------------------|------------------------------|---------------------------------|------------------------------|---------------------------------|--|---------------------------------|-----------------------------------|------------------------------------|--|--|--|--|--|--|--|
| Rick Burleson, R OBP: 0.352, SLG: 0.412 (1, 6) | 0-0 1B | | 0-0 2B | | 0-0 5-3 | | 0-0 1B | | 0-0 2B | 5 | 1 | 4 | 0 | 0 | 0 | 0 | Boston Red Sox @ California Angels Anaheim Stadium, Anaheim, CA Sun Jun 15 1980, 6:33 AM EDT Att: 40,261 - Unknown - 90 F livebaseballscores.com | | | | | | | | | | |
| Dave Stapleton, R OBP: 0.305, SLG: 0.615 (1, 4) | 0-0 1B | | 0-0 2B | | 0-0 5-3 | | 0-0 1B | | 0-0 2B | 5 | 1 | 3 | 1 | 0 | 0 | 1 | | | | | | | | | | | |
| Jim Rice, R OBP: 0.300, SLG: 0.444 (1, 7) | 0-3 K | | 4-0 BB | | 0-0 HR | | 0-0 1B | | 0-0 F8 | 4 | 2 | 2 | 1 | 1 | 1 | 4 | | | | | | | | | | | |
| Tony Perez, R OBP: 0.339, SLG: 0.476 (1, 3) | 0-3 K | | 0-3 K | | 4-0 BB | | 0-0 F9 | | 0-0 2B | 4 | 0 | 1 | 2 | 1 | 2 | 6 | | | | | | | | | | | |
| Carlton Fisk, R OBP: 0.376, SLG: 0.542 (1, 2) | 0-0 F4 | | 0-0 G6-4-3 | | 0-0 P1 | | 0-0 1B | | 0-0 F3 | 5 | 0 | 1 | 0 | 0 | 0 | 7 | | | | | | | | | | | |
| Butch Hobson, R OBP: 0.312, SLG: 0.471 (1, 10) | | 0-3 K | | 0-0 F8 | | 0-0 F7 | | 0-0 1B | | 4 | 0 | 1 | 1 | 0 | 1 | 1 | | | | | | | | | | | |
| Dwight Evans, R OBP: 0.301, SLG: 0.373 (1, 9) | | 0-3 K | | 0-0 5-3 | | 0-0 1-3 | | 0-0 F5 | | 4 | 0 | 0 | 0 | 0 | 1 | 3 | | | | | | | | | | | |
| Jim Dwyer, L OBP: 0.387, SLG: 0.520 (1, 8) | | 0-0 G3 | | 0-0 4-3 | | | 0-0 F8 | | | 3 | 1 | 1 | 0 | 0 | 0 | 0 | | | | | | | | | | | |
| Fred Lynn, L OBP: 0.355, SLG: 0.458 (7, 8) | | | | | | | 0-0 SF7 | | 0-0 F8 | 1 | 0 | 0 | 0 | 0 | 0 | 2 | | | | | | | | | | | |
| Glenn Hoffman, R OBP: 0.236, SLG: 0.373 (1, 5) | | | 0-0 2B | | 0-0 5-3 | | 0-0 SF7 | | 0-3 K | 3 | 1 | 1 | 1 | 0 | 1 | 0 | | | | | | | | | | | |
| Inning Stats | R: 0 E: 0 K: 2 S: 9 | H: 2 LOB: 2 BB: 0 P: 9 | R: 0 E: 0 K: 2 S: 7 | H: 0 LOB: 0 BB: 7 P: 7 | R: 1 E: 0 K: 1 S: 7 | H: 3 LOB: 2 BB: 1 P: 11 | R: 0 E: 0 K: 0 S: 3 | H: 0 LOB: 0 BB: 0 P: 3 | R: 0 E: 0 K: 0 S: 3 | H: 0 LOB: 0 BB: 0 P: 3 | R: 1 E: 0 K: 0 S: 4 | H: 1 LOB: 1 BB: 1 P: 8 | R: 1 E: 0 K: 0 S: 4 | H: 2 LOB: 0 BB: 0 P: 4 | R: 1 E: 0 K: 0 S: 6 | H: 3 LOB: 2 BB: 0 P: 6 | R: 2 E: 0 K: 1 S: 8 | H: 3 LOB: 1 BB: 0 P: 8 | 1B: 10 2B: 2 3B: 1 HR: 1 | SF: 1 SAC: 0 DP: 2 HBP: 0 | WP: 0 PA: 41 PB: 0 SB: 0 CS: 0 | | | | | | |
| PITCHER | IP | WLS | BF | H | R | ER | SO | BB | IBB | HBP | BLK | WP | HR | S | P | ERA | WHIP | | | | | | | | | | |
| Frank Tanana, L ERA: 6.79 (1, 1) | 7.0 | L | 29 | 8 | 3 | 3 | 5 | 2 | 0 | 0 | 0 | 0 | 1 | 37 | 45 | 3.86 | 1.429 | | | | | | | | | | |
| John Montague, R ERA: 4.34 (8, 1) | 0.1 | | 4 | 3 | 1 | 1 | 0 | 0 | 0 | 0 | 0 | 0 | 0 | 4 | 4 | 27.00 | 9.000 | | | | | | | | | | |
| Dave LaRoche, L ERA: 3.02 (8, 1) | 1.1 | | 7 | 3 | 2 | 2 | 1 | 0 | 0 | 0 | 0 | 0 | 0 | 9 | 9 | 13.50 | 2.250 | | | | | | | | | | |
| Jim Barr, R ERA: 4.69 (9, 1) | 0.1 | | 1 | 0 | 0 | 0 | 0 | 0 | 0 | 0 | 0 | 0 | 0 | 1 | 1 | 0.00 | 0.000 | | | | | | | | | | |

| Batter | 1 | 2 | 3 | 4 | 5 | 6 | 7 | 8 | 9 | AB | R | H | RBI | BB | SO | LOB | BOTTOM | | | | | | | | | | |
|--|------------------------------|---------------------------------|------------------------------|----------------------------------|------------------------------|---------------------------------|------------------------------|---------------------------------|------------------------------|---------------------------------|------------------------------|---------------------------------|------------------------------|----------------------------------|------------------------------|----------------------------------|--|------------------------------------|--|--|--|--|--|--|--|--|--|
| Larry Harlow, L OBP: 0.354, SLG: 0.442 (1, 9) | 0-0 4-3 | | | | 0-0 F6 | | 0-0 G3 | | 0-0 2B | 4 | 0 | 0 | 0 | 0 | 1 | 3 | Boston Red Sox @ California Angels Anaheim Stadium, Anaheim, CA Sun Jun 15 1980, 6:33 AM EDT Att: 40,261 - Unknown - 90 F livebaseballscores.com | | | | | | | | | | |
| Stan Cliburn, R OBP: 0.250, SLG: 0.250 (8, 2) | | 0-3 K | | | | | | | 0-0 1B | 0 | 0 | 0 | 0 | 0 | 0 | 0 | | | | | | | | | | | |
| Dickie Thorn, R OBP: 0.370, SLG: 0.412 (9, PH) | | | | | | | | | 1-2 2B | 1 | 1 | 1 | 0 | 0 | 0 | 0 | | | | | | | | | | | |
| Freddie Patek, R OBP: 0.325, SLG: 0.396 (1, 6) | 0-0 1B | | 0-0 6-3 | | 0-3 K | | 0-0 K | | 4-0 2B | 4 | 1 | 2 | 1 | 1 | 1 | 0 | | | | | | | | | | | |
| Rod Carew, L OBP: 0.407, SLG: 0.427 (1, 10) | 0-0 1B | | 0-0 6-3 | | 0-0 F6 | | 0-0 F6 | | 4-0 2B | 4 | 0 | 2 | 1 | 1 | 0 | 0 | | | | | | | | | | | |
| Jason Thompson, L OBP: 0.343, SLG: 0.387 (1, 3) | 0-0 G3-6-3 | | 0-3 K | | 4-0 BB | | 0-0 BB | | 0-0 2B | 3 | 0 | 1 | 1 | 2 | 1 | 2 | | | | | | | | | | | |
| Carney Lansford, R OBP: 0.323, SLG: 0.426 (1, 5) | | 0-0 6-3 | | 0-0 F8 | | 0-3 K | | 0-0 6-3 | | 5 | 0 | 0 | 0 | 0 | 1 | 5 | | | | | | | | | | | |
| Joe Rudi, R OBP: 0.289, SLG: 0.485 (1, 7) | | 0-3 K | | 0-3 K | | 0-0 HR | | 0-0 F8 | | 4 | 1 | 1 | 1 | 0 | 2 | 1 | | | | | | | | | | | |
| Bobby Grich, R OBP: 0.369, SLG: 0.368 (1, 4) | | 4-0 1B | | 0-3 K | | 0-0 F8 | | 0-0 6-3 | | 3 | 1 | 0 | 0 | 1 | 1 | 0 | | | | | | | | | | | |
| Bobby Clark, R OBP: 0.417, SLG: 0.667 (1, 8) | | 0-0 1B | | 0-0 F7 | | 0-0 F9 | | 0-0 F7 | | 4 | 0 | 2 | 0 | 0 | 0 | 0 | | | | | | | | | | | |
| Tom Donohue, R OBP: 0.194, SLG: 0.239 (1, 2) | | 0-0 1B | | 0-3 K | | 0-0 F9 | | 0-0 1B | | 2 | 0 | 1 | 1 | 0 | 1 | 0 | | | | | | | | | | | |
| Rick Miller, L OBP: 0.356, SLG: 0.341 (7, PH) | | 1-3 2H | | | | | 2-3 | | 0-0 1B | 2 | 1 | 1 | 0 | 0 | 0 | 1 | | | | | | | | | | | |
| Inning Stats | R: 0 E: 0 K: 0 S: 4 | H: 2 LOB: 1 BB: 0 P: 4 | R: 1 E: 0 K: 2 S: 9 | H: 2 LOB: 2 BB: 1 P: 13 | R: 0 E: 0 K: 1 S: 5 | H: 0 LOB: 0 BB: 0 P: 5 | R: 0 E: 0 K: 2 S: 7 | H: 0 LOB: 0 BB: 0 P: 7 | R: 0 E: 0 K: 1 S: 5 | H: 0 LOB: 0 BB: 0 P: 5 | R: 1 E: 0 K: 0 S: 5 | H: 2 LOB: 1 BB: 0 P: 5 | R: 1 E: 0 K: 0 S: 3 | H: 1 LOB: 1 BB: 2 P: 11 | R: 2 E: 0 K: 0 S: 7 | H: 4 LOB: 3 BB: 1 P: 11 | 1B: 7 2B: 3 3B: 0 HR: 1 | SF: 0 SAC: 0 DP: 1 HBP: 0 | WP: 0 PA: 41 PB: 0 SB: 0 CS: 0 | | | | | | | | |
| PITCHER | IP | WLS | BF | H | R | ER | SO | BB | IBB | HBP | BLK | WP | HR | S | P | ERA | WHIP | | | | | | | | | | |
| Steve Renko, R ERA: 3.1 (1, 1) | 7.0 | W | 28 | 6 | 2 | 2 | 8 | 2 | 0 | 0 | 0 | 0 | 1 | 42 | 50 | 2.57 | 1.143 | | | | | | | | | | |
| Dick Drago, R ERA: 4.75 (8, 1) | 1.2 | | 11 | 5 | 3 | 3 | 0 | 2 | 0 | 0 | 0 | 0 | 0 | 9 | 17 | 16.20 | 4.200 | | | | | | | | | | |
| Skip Lockwood, R ERA: 5.47 (9, 1) | 0.1 | S | 2 | 0 | 0 | 0 | 0 | 0 | 1 | 0 | 0 | 0 | 0 | 1 | 5 | 0.00 | 0.000 | | | | | | | | | | |

| Batter | 1 | 2 | 3 | 4 | 5 | 6 | 7 | 8 | 9 | AB | R | H | RBI | BB | SO | LOB | TOP | | | |
|--|------------------------------|---------------------------------|-------------------------------------|----------------------------------|------------------------------|---------------------------------|------------------------------|---------------------------------|------------------------------|---------------------------------|------------------------------|---------------------------------|------------------------------|---------------------------------|------------------------------|---------------------------------|---|-------------------------------------|------------------------------------|----------------------------------|
| Rickey Henderson, R OBP: 0.434, SLG: 0.391 Mike Davis, L OBP: 0.250, SLG: 0.344 | 0-0 4-3 1B | | 0-3 K | | | 0-0 F3 | | 0-0 1-2 2-3 1B | | 3 | 0 | 1 | 0 | 0 | 1 | 0 | Oakland Athletics @ Boston Red Sox Fenway Park, Boston, MA Tue Jun 17 1980, 7:05 PM EDT Att: 24,722 - Unknown - 74 F | | | |
| Dwayne Murphy, L OBP: 0.422, SLG: 0.440 | 0-0 4-3 1-2 | | | 0-3 K | | 0-0 G3 | | 0-3 K | | 4 | 0 | 0 | 0 | 0 | 2 | 4 | | | | |
| Dave Revere, L OBP: 0.384, SLG: 0.530 | 0-0 F5 | | | 0-0 3-1 | | | 0-0 F9 | 0-0 G4-6-3 1-2 | | 4 | 0 | 0 | 0 | 0 | 0 | 4 | | | | |
| Tony Armas, R OBP: 0.314, SLG: 0.455 | 0-0 5-3 | | | 0-3 K | | | 0-0 BLK 1B | | 0-0 5-3 | 4 | 0 | 1 | 0 | 0 | 1 | 1 | | | | |
| Mitchell Page, L OBP: 0.354, SLG: 0.360 | | 0-0 G3 | | | 0-0 G3 | | 0-3 K | | 4-0 1B BB | 3 | 0 | 0 | 0 | 1 | 1 | 1 | | | | |
| Jeff Newman, R OBP: 0.286, SLG: 0.429 | | 0-0 6-3 | | | 0-0 HR | | 0-0 4-3 1-2 | | 0-0 FC6-4 1B | 4 | 1 | 2 | 1 | 0 | 0 | 1 | | | | |
| Mickey Klutts, R OBP: 0.319, SLG: 0.404 | | 0-0 6-3 | | | 0-0 F2 | | | 0-0 1B E 2B | 0-0 F8 | 4 | 1 | 1 | 0 | 0 | 0 | 2 | | | | |
| Rob Picciolo, R OBP: 0.269, SLG: 0.354 Jim Essian, R OBP: 0.300, SLG: 0.338 Mike Edwards, R OBP: 0.222, SLG: 0.222 | | | 0-0 5-3 | | 0-3 K | | | 0-0 1B E 1B | 0-0 FC6-4 1-2 | 2 | 0 | 0 | 0 | 0 | 1 | 0 | | | | |
| Dave McKay, S OBP: 0.148, SLG: 0.203 Wayne Gross, L OBP: 0.351, SLG: 0.423 Mario Guerrero, R OBP: 0.249, SLG: 0.281 | | | 0-3 K | | | 0-0 4-3 | | 0-0 E3 1B | | 2 | 0 | 0 | 0 | 0 | 1 | 0 | | | | |
| Inning Stats | R: 0 E: 0 K: 0 S: 4 | H: 1 LOB: 1 BB: 0 P: 4 | R: 0 E: 0 K: 0 S: 3 | H: 0 LOB: 0 BB: 0 P: 3 | R: 0 E: 0 K: 2 S: 7 | H: 0 LOB: 0 BB: 0 P: 7 | R: 0 E: 0 K: 2 S: 7 | H: 0 LOB: 0 BB: 0 P: 7 | R: 1 E: 0 K: 1 S: 6 | H: 1 LOB: 0 BB: 0 P: 6 | R: 0 E: 0 K: 1 S: 6 | H: 1 LOB: 1 BB: 0 P: 6 | R: 0 E: 0 K: 1 S: 8 | H: 3 LOB: 3 BB: 0 P: 8 | R: 0 E: 0 K: 0 S: 4 | H: 1 LOB: 2 BB: 1 P: 8 | | 1B: 5 2B: 1 3B: 0 HR: 1 | SF: 0 SAC: 0 DP: 1 HBP: 0 | WP: 0 PB: 0 SB: 0 CS: 0 |
| PITCHER Mike Torrez, R ERA: 4.12 | IP: 9.0 WLS: W BF: 35 | H: 7 R: 2 ER: 2 SO: 7 | BB: 1 IBB: 0 HBP: 0 BLK: 1 | WP: 0 HR: 1 S: 48 P: 52 | ERA: 2.00 WHIP: 0.889 | | | | | | | | | | | IP: 9.0 WLS: W BF: 35 | H: 7 R: 2 ER: 2 SO: 7 | BB: 1 IBB: 0 HBP: 0 BLK: 1 | WP: 0 HR: 1 S: 48 P: 52 | ERA: 2.00 WHIP: 0.889 |

| | |
|-----|----|
| AB | 34 |
| R | 2 |
| H | 7 |
| RBI | 2 |
| BB | 1 |
| SO | 7 |
| LOB | 16 |



| Batter | 1 | 2 | 3 | 4 | 5 | 6 | 7 | 8 | 9 | AB | R | H | RBI | BB | SO | LOB | BOTTOM | | | |
|---|------------------------------|----------------------------------|-------------------------------------|----------------------------------|------------------------------|----------------------------------|------------------------------|----------------------------------|------------------------------|---------------------------------|------------------------------|---------------------------------|------------------------------|---------------------------------|----------------------------------|------------------------------------|---|-------------------------------------|----------------------------------|--------------------------|
| Rick Burleson, R OBP: 0.354, SLG: 0.415 | 0-0 L4-6 5-3 1B | | 0-0 F8 | 0-0 F7 | | 0-0 FC5-4 1B | | 0-0 6-3 | | 5 | 0 | 2 | 0 | 0 | 0 | 2 | Oakland Athletics @ Boston Red Sox Fenway Park, Boston, MA Tue Jun 17 1980, 7:05 PM EDT Att: 24,722 - Unknown - 74 F | | | |
| Jerry Remy, L OBP: 0.343, SLG: 0.384 | 0-0 5-3 1-2 | | 0-0 G3 | | 0-0 BB 1B | 0-0 FC5-4 3B | | 0-0 L8 | | 5 | 2 | 1 | 0 | 0 | 0 | 2 | | | | |
| Fred Lynn, L OBP: 0.383, SLG: 0.485 | 0-0 L4-6 2-3 | | | | 4-0 E 1B 1-2 BB | 0-0 1-1 3B | | | | 3 | 1 | 2 | 1 | 1 | 0 | 1 | | | | |
| Tony Perez, R OBP: 0.335, SLG: 0.470 | | 0-3 K | 0-0 F8 | | 0-0 E9 1B 2B 1B | 0-3 K | | | | 4 | 1 | 1 | 1 | 0 | 2 | 2 | | | | |
| Jim Rice, R OBP: 0.312, SLG: 0.476 | | 0-0 BB 2B | | 4-0 E S 1B BB | 0-0 WP 2B 1B | 0-0 P1 | | | | 3 | 2 | 2 | 1 | 1 | 0 | 1 | | | | |
| Carlton Fisk, R OBP: 0.373, SLG: 0.541 | | 0-3 K | | 0-0 F2 | 0-0 F9 1-3 3-H | 0-0 2B | | 0-0 F7 | | 4 | 0 | 1 | 2 | 0 | 1 | 2 | | | | |
| Carl Yastrzemski, L OBP: 0.338, SLG: 0.442 | | 4-0 BB BB | | 0-0 G3 | 0-0 F9 2-3 | 0-0 F9 | | 0-0 F9 | | 3 | 0 | 0 | 0 | 1 | 0 | 2 | | | | |
| Jim Dwyer, L OBP: 0.387, SLG: 0.500 Dwight Evans, R OBP: 0.301, SLG: 0.373 | | 4-0 1-2 2-3 BB | | 4-0 1B BB | 0-0 P7 | | 0-0 F4 | | | 2 | 0 | 0 | 0 | 2 | 0 | 1 | | | | |
| Butch Hobson, R OBP: 0.316, SLG: 0.470 Glenn Hoffman, R OBP: 0.232, SLG: 0.365 | | 0-3 K | | 0-0 1-2 3-H 1B | 0-3 K | | | 0-0 5-3 | | 3 | 0 | 1 | 1 | 0 | 2 | 4 | | | | |
| Inning Stats | R: 0 E: 0 K: 0 S: 3 | H: 1 LOB: 3 BB: 2 P: 18 | R: 0 E: 0 K: 0 S: 4 | H: 1 LOB: 1 BB: 0 P: 4 | R: 0 E: 0 K: 0 S: 4 | H: 1 LOB: 2 BB: 2 P: 12 | R: 4 E: 0 K: 1 S: 9 | H: 4 LOB: 1 BB: 1 P: 13 | R: 1 E: 0 K: 1 S: 7 | H: 2 LOB: 1 BB: 0 P: 7 | R: 0 E: 0 K: 0 S: 3 | H: 0 LOB: 0 BB: 0 P: 3 | R: 0 E: 0 K: 0 S: 3 | H: 0 LOB: 0 BB: 0 P: 3 | 1B: 7 2B: 3 3B: 1 HR: 0 | SF: 0 SAC: 0 DP: 1 HBP: 0 | | WP: 1 PB: 0 SB: 2 CS: 0 | PA: 38 | |
| PITCHER Matt Keough, R ERA: 3.13 | IP: 8.0 WLS: L BF: 38 | H: 10 R: 6 ER: 6 SO: 5 | BB: 5 IBB: 0 HBP: 0 BLK: 0 | WP: 1 HR: 0 S: 43 P: 63 | ERA: 6.75 WHIP: 1.875 | | | | | | | | | | | IP: 8.0 WLS: L BF: 38 | H: 10 R: 6 ER: 6 SO: 5 | BB: 5 IBB: 0 HBP: 0 BLK: 0 | WP: 1 HR: 0 S: 43 P: 63 | ERA: 6.75 WHIP: 1.875 |


| | |
|-----|----|
| AB | 33 |
| R | 6 |
| H | 10 |
| RBI | 6 |
| BB | 5 |
| SO | 5 |
| LOB | 17 |



| Batter | 1 | 2 | 3 | 4 | 5 | 6 | 7 | 8 | 9 | AB | R | H | RBI | BB | SO | LOB | TOP | | | |
|---|--|----------------------------------|------------------------------|---------------------------------|------------------------------|---------------------------------|------------------------------|---------------------------------|--------------------------------|---------------------------------|------------------------------|---------------------------------|------------------------------|---------------------------------|------------------------------|----------------------------------|----------------------------------|------------------------------------|----------------------------------|--------|
| Julio Cruz, S OBP: 0.323, SLG: 0.289 Willie Horton, R OBP: 0.326, SLG: 0.324 | 4-0 S 3B BB | | 0-0 1B SF9 1B | | 0-0 4-3 | | | 0-0 F8 | 0-3 K | 3 | 2 | 1 | 0 | 1 | 0 | 0 | | | | |
| Juan Beniquez, R OBP: 0.321, SLG: 0.327 | 0-0 F6 | | 0-0 S 1-3 1B | | | 0-3 K | | 0-0 1B | | 4 | 0 | 2 | 0 | 0 | 1 | 1 | | | | |
| Bruce Bochte, L OBP: 0.363, SLG: 0.448 | 0-3 K | | 0-0 SF9 1-2 3-H | | | 0-0 1B | | 0-3 K | | 3 | 0 | 1 | 1 | 0 | 2 | 2 | | | | |
| Dan Meyer, L OBP: 0.347, SLG: 0.426 | 0-0 2-H 3B | | 0-0 F9 | | | 0-0 F5 | | 0-0 L9 | | 4 | 0 | 1 | 1 | 0 | 0 | 3 | | | | |
| Tom Paciorek, R OBP: 0.364, SLG: 0.528 | 0-0 F7 | | | 0-0 5-3 | | 0-0 F8 | | | 0-0 FC6-4 1B | 4 | 0 | 1 | 0 | 0 | 0 | 2 | | | | |
| Leon Roberts, R OBP: 0.328, SLG: 0.476 | | 0-0 F8 | | 0-0 F7 | | | 0-0 G3 2B | | 0-0 FC6-4 E BB 1-2 | 4 | 0 | 1 | 0 | 0 | 0 | 1 | | | | |
| Ted Cox, R OBP: 0.296, SLG: 0.273 | | 0-3 K | | 0-0 F7 | | | 0-0 F7 | | 4-0 E BB 1-2 | 3 | 0 | 0 | 0 | 1 | 1 | 1 | | | | |
| Mario Mendoza, R OBP: 0.340, SLG: 0.393 Joe Simpson, L OBP: 0.333, SLG: 0.358 Jim Anderson, R OBP: 0.313, SLG: 0.358 | | 0-0 L6 | | | 0-3 K | | 0-0 G3 | | 0-0 F8 | 2 | 0 | 0 | 0 | 0 | 1 | 0 | | | | |
| Larry Cox, R OBP: 0.230, SLG: 0.237 Bob Stinson, S OBP: 0.150, SLG: 0.125 | | | 0-3 K | | 0-3 K | | 0-0 6-3 | | 0-0 E3 | 2 | 0 | 0 | 0 | 0 | 2 | 0 | | | | |
| Inning Stats | R: 1 E: 0 K: 1 S: 6 | H: 1 LOB: 1 BB: 1 P: 10 | R: 0 E: 0 K: 1 S: 5 | H: 0 LOB: 0 BB: 0 P: 5 | R: 1 E: 0 K: 1 S: 7 | H: 2 LOB: 1 BB: 0 P: 7 | R: 0 E: 0 K: 0 S: 3 | H: 0 LOB: 0 BB: 0 P: 3 | R: 0 E: 0 K: 2 S: 7 | H: 1 LOB: 1 BB: 0 P: 7 | R: 0 E: 0 K: 0 S: 4 | H: 1 LOB: 1 BB: 0 P: 4 | R: 0 E: 0 K: 1 S: 6 | H: 1 LOB: 1 BB: 0 P: 6 | R: 0 E: 1 K: 1 S: 7 | H: 1 LOB: 3 BB: 1 P: 11 | 1B: 5 2B: 1 3B: 1 HR: 0 | SF: 1 SAC: 0 DP: 0 HBP: 0 | WP: 0 PB: 0 SB: 2 CS: 0 | PA: 37 |
| PITCHER Dennis Eckersley, R ERA: 4.7 | IP: 9.0 WLS: W BF: 37 H: 7 R: 2 ER: 2 SO: 8 BB: 2 IBB: 0 HBP: 0 BLK: 0 WP: 0 HR: 0 S: 51 P: 59 ERA: 2.00 WHIP: 1.000 | | | | | | | | | | | | | | | PITCHER | | | | |

Seattle Mariners @ Boston Red Sox
Fenway Park, Boston, MA
Wed Jun 18 1980, 7:05 PM EDT
Att: 22,230 - Unknown - 72 F


| | |
|-----|----|
| AB | 34 |
| R | 2 |
| H | 7 |
| RBI | 2 |
| BB | 2 |
| SO | 8 |
| LOB | 19 |



| Batter | 1 | 2 | 3 | 4 | 5 | 6 | 7 | 8 | 9 | AB | R | H | RBI | BB | SO | LOB | BOTTOM | | | |
|--|---|---------------------------------|--|---------------------------------|------------------------------|---------------------------------|------------------------------|---------------------------------|------------------------------|---------------------------------|------------------------------|---------------------------------|------------------------------|---------------------------------|------------------------------|---------------------------------|----------------------------------|------------------------------------|----------------------------------|--------|
| Rick Burleson, R OBP: 0.356, SLG: 0.416 | 0-0 HR 1B | | 0-0 FC4-6 1-2 1B | 0-0 6-3 | | 0-0 L7 | | | | 4 | 1 | 2 | 0 | 0 | 0 | 2 | | | | |
| Jerry Remy, L OBP: 0.342, SLG: 0.381 | 0-0 F8 | | 0-0 FC4-6 CS 1-2 2-3 1B | 0-0 4-3 | | | 0-0 G4-3 1B | | | 4 | 0 | 1 | 0 | 0 | 0 | 4 | | | | |
| Fred Lynn, L OBP: 0.370, SLG: 0.505 | 0-0 1-H HR | | 0-0 CS 1-2 3-H 1B | | 0-0 E6 5-3 | | 0-0 G4-3 1B | | | 4 | 1 | 3 | 3 | 0 | 0 | 0 | | | | |
| Tony Perez, R OBP: 0.330, SLG: 0.463 | 0-3 K | | 0-0 5-3 | | 0-0 5-3 | | 0-0 G4-3 | | | 4 | 0 | 0 | 0 | 0 | 1 | 5 | | | | |
| Jim Rice, R OBP: 0.311, SLG: 0.476 | 0-3 K | | | 0-0 E 1B 2B | 0-0 5-3 | | 0-0 F8 | | | 4 | 1 | 1 | 0 | 0 | 1 | 2 | | | | |
| Carlton Fisk, R OBP: 0.395, SLG: 0.528 | | 0-0 5-3 | | 0-0 FC1 1B | 0-3 K | | | 0-0 5-3 | | 4 | 1 | 0 | 0 | 0 | 1 | 2 | | | | |
| Carl Yastrzemski, L OBP: 0.336, SLG: 0.438 | | 0-0 G3 | | 0-0 1B E 1B | | 0-0 3-1 | | 0-0 F9 | | 4 | 1 | 1 | 2 | 0 | 0 | 0 | | | | |
| Jim Dwyer, L OBP: 0.382, SLG: 0.491 | | 0-0 4-3 | | 0-0 FC6-4 1-2 1B | | 0-0 F9 | | 0-0 G3 | | 4 | 0 | 1 | 0 | 0 | 0 | 0 | | | | |
| Butch Hobson, R OBP: 0.322, SLG: 0.473 | | | 0-0 FC4-6 1B 1B | 0-0 FC6-4 1-2 2-H | | 0-0 1B | | | | 3 | 1 | 2 | 0 | 0 | 0 | 1 | | | | |
| Inning Stats | R: 2 E: 0 K: 2 S: 9 | H: 2 LOB: 0 BB: 0 P: 9 | R: 0 E: 0 K: 0 S: 3 | H: 0 LOB: 0 BB: 0 P: 3 | R: 1 E: 0 K: 0 S: 5 | H: 3 LOB: 1 BB: 0 P: 5 | R: 3 E: 2 K: 0 S: 7 | H: 3 LOB: 1 BB: 0 P: 7 | R: 0 E: 1 K: 1 S: 6 | H: 0 LOB: 1 BB: 0 P: 6 | R: 0 E: 0 K: 0 S: 4 | H: 1 LOB: 1 BB: 0 P: 4 | R: 0 E: 0 K: 0 S: 4 | H: 2 LOB: 1 BB: 0 P: 4 | R: 0 E: 0 K: 0 S: 3 | H: 0 LOB: 0 BB: 0 P: 3 | 1B: 9 2B: 1 3B: 0 HR: 1 | SF: 0 SAC: 0 DP: 1 HBP: 0 | WP: 0 PB: 0 SB: 0 CS: 2 | PA: 35 |
| PITCHER Glenn Abbott, R ERA: 2.99 | IP: 8.0 WLS: L BF: 35 H: 11 R: 6 ER: 4 SO: 3 BB: 0 IBB: 0 HBP: 0 BLK: 0 WP: 0 HR: 1 S: 41 P: 41 ERA: 4.50 WHIP: 1.375 | | | | | | | | | | | | | | | PITCHER | | | | |

Seattle Mariners @ Boston Red Sox
Fenway Park, Boston, MA
Wed Jun 18 1980, 7:05 PM EDT
Att: 22,230 - Unknown - 72 F

| | |
|-----|----|
| AB | 35 |
| R | 6 |
| H | 11 |
| RBI | 5 |
| BB | 0 |
| SO | 3 |
| LOB | 16 |



| Batter | 1 | 2 | 3 | 4 | 5 | 6 | 7 | 8 | 9 | AB | R | H | RBI | BB | SO | LOB | TOP | | | |
|--|--|---------------------------------|------------------------------|----------------------------------|------------------------------|---------------------------------|------------------------------|---------------------------------|------------------------------|---------------------------------|------------------------------|---------------------------------|------------------------------|---------------------------------|------------------------------|---------------------------------|----------------------------------|------------------------------------|----------------------------------|--------|
| Julio Cruz, S OBP: 0.321, SLG: 0.288 (1,4) | | | | | | | | | | 4 | 0 | 1 | 0 | 0 | 0 | 1 | | | | |
| Juan Beniquez, R OBP: 0.298, SLG: 0.302 (1,8) | | | | | | | | | | 4 | 0 | 0 | 0 | 0 | 0 | 2 | | | | |
| Bruce Bochte, L OBP: 0.361, SLG: 0.444 (1,3) | | | | | | | | | | 4 | 0 | 1 | 0 | 0 | 0 | 2 | | | | |
| Dan Meyer, L OBP: 0.341, SLG: 0.418 (1,7) | | | | | | | | | | 4 | 0 | 0 | 0 | 0 | 0 | 2 | | | | |
| Tom Paciorek, R OBP: 0.368, SLG: 0.534 (1,10) | | | | | | | | | | 4 | 0 | 2 | 0 | 0 | 1 | 0 | | | | |
| Leon Roberts, R OBP: 0.332, SLG: 0.474 (1,9) | | | | | | | | | | 3 | 0 | 1 | 0 | 1 | 0 | 2 | | | | |
| Ted Cox, R OBP: 0.295, SLG: 0.273 (1,5) | | | | | | | | | | 4 | 0 | 1 | 0 | 0 | 0 | 3 | | | | |
| Mario Mendoza, R OBP: 0.340, SLG: 0.391 (1,6) | | | | | | | | | | 3 | 0 | 1 | 0 | 0 | 2 | 2 | | | | |
| Bob Stinson, S OBP: 0.159, SLG: 0.136 (1,2) | | | | | | | | | | 3 | 0 | 1 | 0 | 0 | 0 | 2 | | | | |
| Inning Stats | R: 0 E: 0 K: 1 S: 4 | H: 1 LOB: 1 BB: 0 P: 4 | R: 0 E: 0 K: 1 S: 6 | H: 1 LOB: 2 BB: 1 P: 10 | R: 0 E: 0 K: 1 S: 3 | H: 0 LOB: 0 BB: 0 P: 3 | R: 0 E: 0 K: 1 S: 7 | H: 2 LOB: 2 BB: 0 P: 7 | R: 0 E: 0 K: 0 S: 4 | H: 1 LOB: 1 BB: 0 P: 4 | R: 0 E: 0 K: 1 S: 5 | H: 0 LOB: 0 BB: 0 P: 5 | R: 0 E: 0 K: 0 S: 3 | H: 1 LOB: 0 BB: 0 P: 3 | R: 0 E: 0 K: 0 S: 3 | H: 1 LOB: 0 BB: 0 P: 3 | 1B: 7 2B: 1 3B: 0 HR: 0 | SF: 0 SAC: 0 DP: 2 HBP: 0 | WP: 0 PB: 0 SB: 0 CS: 0 | PA: 34 |
| PITCHER Bob Stanley, R ERA: 3.86 (1,1) | IP: 9.0 WLS: W BF: 34 H: 8 R: 0 ER: 0 SO: 3 BB: 1 IBB: 0 HBP: 0 BLK: 0 WP: 0 HR: 0 S: 39 P: 43 ERA: 0.00 WHIP: 1.000 | | | | | | | | | | | | | | | PITCHER | | | | |

Seattle Mariners @ Boston Red Sox
Fenway Park, Boston, MA
Thu Jun 19 1980, 7:05 PM EDT
Att: 23,032 - Unknown - 70 F

| | |
|-----|----|
| AB | 33 |
| R | 0 |
| H | 8 |
| RBI | 0 |
| BB | 1 |
| SO | 3 |
| LOB | 16 |



| Batter | 1 | 2 | 3 | 4 | 5 | 6 | 7 | 8 | 9 | AB | R | H | RBI | BB | SO | LOB | BOTTOM | | | |
|---|--|---------------------------------|------------------------------|---------------------------------|------------------------------|---------------------------------|------------------------------|---------------------------------|------------------------------|---------------------------------|------------------------------|----------------------------------|------------------------------|---------------------------------|------------------------------|---------------------------------|----------------------------------|------------------------------------|----------------------------------|--------|
| Rick Burleson, R OBP: 0.354, SLG: 0.414 (1,6) | | | | | | | | | | 4 | 0 | 1 | 0 | 0 | 0 | 2 | | | | |
| Jerry Remy, L OBP: 0.335, SLG: 0.374 (1,4) | | | | | | | | | | 4 | 0 | 0 | 0 | 0 | 0 | 1 | | | | |
| Fred Lynn, L OBP: 0.377, SLG: 0.512 (1,8) | | | | | | | | | | 3 | 1 | 2 | 0 | 1 | 0 | 0 | | | | |
| Tony Perez, R OBP: 0.328, SLG: 0.463 (1,3) | | | | | | | | | | 4 | 1 | 1 | 1 | 0 | 1 | 3 | | | | |
| Jim Rice, R OBP: 0.310, SLG: 0.473 (1,7) | | | | | | | | | | 4 | 0 | 1 | 1 | 0 | 2 | 2 | | | | |
| Carlton Fisk, R OBP: 0.373, SLG: 0.528 (1,2) | | | | | | | | | | 2 | 0 | 1 | 0 | 2 | 0 | 0 | | | | |
| Carl Yastrzemski, L OBP: 0.330, SLG: 0.429 (1,10) | | | | | | | | | | 4 | 0 | 0 | 0 | 0 | 1 | 5 | | | | |
| Jim Dwyer, L OBP: 0.376, SLG: 0.482 (6, PH) | | | | | | | | | | 2 | 0 | 0 | 0 | 0 | 0 | 1 | | | | |
| Dwight Evans, R OBP: 0.299, SLG: 0.371 (7,9) | | | | | | | | | | 1 | 0 | 0 | 0 | 0 | 0 | 2 | | | | |
| Butch Hobson, R OBP: 0.322, SLG: 0.471 (6, PH) | | | | | | | | | | 3 | 0 | 1 | 0 | 0 | 1 | 0 | | | | |
| Glenn Hoffman, R OBP: 0.232, SLG: 0.365 (8,5) | | | | | | | | | | 0 | 0 | 0 | 0 | 0 | 0 | 0 | | | | |
| Inning Stats | R: 0 E: 0 K: 1 S: 5 | H: 0 LOB: 1 BB: 1 P: 9 | R: 0 E: 0 K: 2 S: 7 | H: 0 LOB: 0 BB: 0 P: 7 | R: 0 E: 0 K: 0 S: 3 | H: 0 LOB: 0 BB: 0 P: 3 | R: 0 E: 1 K: 1 S: 6 | H: 0 LOB: 1 BB: 0 P: 6 | R: 0 E: 0 K: 0 S: 5 | H: 2 LOB: 2 BB: 0 P: 5 | R: 2 E: 1 K: 0 S: 6 | H: 3 LOB: 2 BB: 1 P: 10 | R: 0 E: 0 K: 1 S: 5 | H: 1 LOB: 0 BB: 0 P: 5 | R: 0 E: 0 K: 0 S: 4 | H: 1 LOB: 2 BB: 1 P: 8 | 1B: 5 2B: 2 3B: 0 HR: 0 | SF: 0 SAC: 0 DP: 1 HBP: 0 | WP: 0 PB: 0 SB: 1 CS: 0 | PA: 34 |
| PITCHER Mike Parrott, R ERA: 6.56 (1,1) | IP: 5.1 WLS: L BF: 24 H: 5 R: 2 ER: 2 SO: 4 BB: 1 IBB: 0 HBP: 0 BLK: 0 WP: 0 HR: 0 S: 30 P: 38 ERA: 3.38 WHIP: 1.125 | | | | | | | | | | | | | | | PITCHER | | | | |
| Shane Rawley, L ERA: 2.95 (6,1) | IP: 2.2 WLS: L BF: 10 H: 2 R: 0 ER: 0 SO: 1 BB: 0 IBB: 1 HBP: 0 BLK: 0 WP: 0 HR: 0 S: 11 P: 15 ERA: 0.00 WHIP: 0.750 | | | | | | | | | | | | | | | PITCHER | | | | |

Seattle Mariners @ Boston Red Sox
Fenway Park, Boston, MA
Thu Jun 19 1980, 7:05 PM EDT
Att: 23,032 - Unknown - 70 F

| | |
|-----|----|
| AB | 31 |
| R | 2 |
| H | 7 |
| RBI | 2 |
| BB | 3 |
| SO | 5 |
| LOB | 16 |



| Batter | 1 | 2 | 3 | 4 | 5 | 6 | 7 | 8 | 9 | AB | R | H | RBI | BB | SO | LOB | TOP | | | | | | | | |
|---|------------------------------|---------------------------------|-------------------------------|----------------------------------|------------------------------|----------------------------------|------------------------------|---------------------------------|------------------------------|----------------------------------|------------------------------|---------------------------------|------------------------------|---------------------------------|------------------------------|---------------------------------|------------------------------|---------------------------------|-----------------------------------|------------------------------------|----------------------------------|--------|--|--|--|
| Rick Miller, L OBP: 0.359, SLG: 0.353 (1, 8) | F8 | F7 | L7 | | | 4-3 | | HR | | | | | | | | | 6 2 2 2 0 0 2 | | | | | | | | |
| Carney Lansford, R OBP: 0.325, SLG: 0.428 (1, 5) | 6-3 | 3B | 5-3 | | | F8 | | HR | | | | | | | | | 6 2 2 4 0 0 0 | | | | | | | | |
| Rod Carew, L OBP: 0.416, SLG: 0.443 (1, 10) | CS | 1B | | 1-4-3 | 1-3 | | | 5-3 | | | | | | | | | 6 1 3 1 0 0 0 | | | | | | | | |
| Jason Thompson, L OBP: 0.345, SLG: 0.397 (1, 3) | CS | BB | | F5 | HR | | | 2B | | | | | | | | | 4 2 3 2 2 0 0 | | | | | | | | |
| Joe Rudi, R OBP: 0.292, SLG: 0.477 (1, 7) | | 1B | | 2B | L1 | | | 5-3 | | | | | | | | | 6 1 2 0 0 0 4 | | | | | | | | |
| Bobby Grich, R OBP: 0.373, SLG: 0.378 (1, 4) | | 2B | | 2B | | | | 6-3 | | | | | | | | | 5 3 4 0 1 0 0 | | | | | | | | |
| Larry Harlow, L OBP: 0.357, SLG: 0.450 (1, 9) | SF7 | HR | | 4-3 | | | | FC6 | | | | | | | | | 5 2 3 1 0 0 3 | | | | | | | | |
| Freddie Patek, R OBP: 0.335, SLG: 0.468 (1, 6) | 1B | 2B | HR | | | G4-6-3 | | HR | | | | | | | | | 6 4 4 7 0 1 2 | | | | | | | | |
| Tom Donohue, R OBP: 0.211, SLG: 0.253 (1, 2) | 1B | 1B | K | | | | | HR | | | | | | | | | 5 3 3 2 1 2 1 | | | | | | | | |
| Inning Stats | R: 0 E: 0 K: 0 S: 3 | H: 1 LOB: 0 BB: 0 P: 3 | R: 7 E: 0 K: 0 S: 10 | H: 7 LOB: 1 BB: 1 P: 14 | R: 3 E: 0 K: 1 S: 7 | H: 2 LOB: 0 BB: 1 P: 11 | R: 0 E: 0 K: 0 S: 5 | H: 2 LOB: 2 BB: 0 P: 5 | R: 4 E: 0 K: 0 S: 6 | H: 3 LOB: 0 BB: 1 P: 10 | R: 1 E: 0 K: 0 S: 5 | H: 3 LOB: 1 BB: 0 P: 5 | R: 0 E: 0 K: 0 S: 3 | H: 1 LOB: 1 BB: 1 P: 7 | R: 5 E: 0 K: 0 S: 9 | H: 6 LOB: 1 BB: 0 P: 9 | R: 0 E: 0 K: 2 S: 8 | H: 1 LOB: 1 BB: 0 P: 8 | 1B: 13 2B: 6 3B: 1 HR: 6 | SF: 1 SAC: 0 DP: 2 HBP: 0 | WP: 0 PB: 0 SB: 1 CS: 1 | PA: 55 | | | |
| PITCHER | IP | WLS | BF | H | R | ER | SO | BB | IBB | HBP | BLK | WP | HR | S | P | ERA | WHIP | | | | | | | | |
| Steve Renko, R ERA: 3.88 (1, 1) | 1.2 | L | 11 | 6 | 6 | 6 | 0 | 1 | 0 | 0 | 0 | 0 | 0 | 10 | 14 | 32.40 | 4.200 | | | | | | | | |
| Dick Drago, R ERA: 5.53 (2, 1) | 2.1 | | 17 | 8 | 7 | 7 | 1 | 2 | 0 | 0 | 0 | 0 | 3 | 17 | 25 | 27.00 | 4.286 | | | | | | | | |
| Jack Billingham, R ERA: 9.95 (5, 1) | 3.1 | | 19 | 10 | 7 | 7 | 0 | 1 | 0 | 0 | 0 | 0 | 3 | 18 | 22 | 18.90 | 3.300 | | | | | | | | |
| Bill Campbell, R ERA: (8, 1) | 1.2 | | 7 | 2 | 0 | 0 | 2 | 0 | 0 | 0 | 0 | 0 | 0 | 11 | 11 | 0.00 | 1.200 | | | | | | | | |

California Angels @ Boston Red Sox
Fenway Park, Boston, MA
Fri Jun 20 1980, 7:05 PM EDT
Att: 28,780 - Unknown - 64 F

AB 49
R 20
H 26
RBI 19
BB 4
SO 3
LOB 12



| Batter | 1 | 2 | 3 | 4 | 5 | 6 | 7 | 8 | 9 | AB | R | H | RBI | BB | SO | LOB | BOTTOM | | | | | | | | |
|--|------------------------------|----------------------------------|------------------------------|---------------------------------|------------------------------|---------------------------------|------------------------------|---------------------------------|------------------------------|---------------------------------|------------------------------|---------------------------------|------------------------------|---------------------------------|------------------------------|---------------------------------|------------------------------|---------------------------------|----------------------------------|------------------------------------|----------------------------------|--------|--|--|--|
| Rick Burleson, R OBP: 0.353, SLG: 0.415 (1, 6) | 1-3 | | L8 | | | F5 | | | 2B | | | | | | | | 4 1 1 0 0 0 0 | | | | | | | | |
| Dave Stapleton, R OBP: 0.326, SLG: 0.628 (1, 4) | E6 | | F7 | | | F6 | | | 4-3 | | | | | | | | 4 1 2 1 0 0 0 | | | | | | | | |
| Fred Lynn, L OBP: 0.370, SLG: 0.502 (1, 8) | F9 | | | 1-3 | | G3 | | | 4-3 | | | | | | | | 4 0 0 0 0 0 2 | | | | | | | | |
| Tony Perez, R OBP: 0.333, SLG: 0.465 (1, 3) | | | | | | | | | 4-3 | | | | | | | | 1 0 1 0 1 0 0 | | | | | | | | |
| Jim Dwyer, L OBP: 0.370, SLG: 0.473 (7, 3) | | | | | | | | | 4-3 | | | | | | | | 2 0 0 1 0 0 0 | | | | | | | | |
| Jim Rice, R OBP: 0.309, SLG: 0.469 (1, 7) | K | | | | | | | | F9 | | | | | | | | 4 0 1 0 0 2 2 | | | | | | | | |
| Butch Hobson, R OBP: 0.317, SLG: 0.463 (1, 10) | | | K | | | | | | F8 | | | | | | | | 3 0 0 0 0 1 1 | | | | | | | | |
| Dwight Evans, R OBP: 0.294, SLG: 0.363 (1, 9) | | | | | | | | | | | | | | | | | 3 0 0 0 0 0 0 | | | | | | | | |
| Glenn Hoffman, R OBP: 0.220, SLG: 0.345 (1, 5) | | | | | | | | | | | | | | | | | 3 0 0 0 0 2 0 | | | | | | | | |
| Gary Allenson, R OBP: 0.267, SLG: 0.308 (1, 2) | | | | | | | | | | | | | | | | | 3 0 0 0 0 0 0 | | | | | | | | |
| Inning Stats | R: 0 E: 1 K: 1 S: 6 | H: 1 LOB: 2 BB: 1 P: 10 | R: 0 E: 0 K: 1 S: 5 | H: 0 LOB: 0 BB: 0 P: 5 | R: 0 E: 0 K: 0 S: 3 | H: 0 LOB: 0 BB: 0 P: 3 | R: 0 E: 1 K: 0 S: 4 | H: 2 LOB: 1 BB: 0 P: 4 | R: 0 E: 0 K: 1 S: 5 | H: 0 LOB: 0 BB: 0 P: 5 | R: 0 E: 0 K: 0 S: 3 | H: 0 LOB: 0 BB: 0 P: 3 | R: 0 E: 0 K: 1 S: 5 | H: 0 LOB: 0 BB: 0 P: 5 | R: 2 E: 0 K: 0 S: 5 | H: 2 LOB: 0 BB: 0 P: 5 | R: 0 E: 0 K: 0 S: 5 | H: 2 LOB: 0 BB: 0 P: 5 | 1B: 3 2B: 2 3B: 0 HR: 0 | SF: 0 SAC: 0 DP: 0 HBP: 0 | WP: 0 PB: 0 SB: 0 CS: 0 | PA: 32 | | | |
| PITCHER | IP | WLS | BF | H | R | ER | SO | BB | IBB | HBP | BLK | WP | HR | S | P | ERA | WHIP | | | | | | | | |
| Frank Tanana, L ERA: 6.07 (1, 1) | 9.0 | W | 32 | 5 | 2 | 2 | 5 | 1 | 0 | 0 | 0 | 0 | 0 | 41 | 45 | 2.00 | 0.667 | | | | | | | | |

California Angels @ Boston Red Sox
Fenway Park, Boston, MA
Fri Jun 20 1980, 7:05 PM EDT
Att: 28,780 - Unknown - 64 F


AB 31
R 2
H 5
RBI 2
BB 1
SO 5
LOB 5



| Batter | 1 | 2 | 3 | 4 | 5 | 6 | 7 | 8 | 9 | AB | R | H | RBI | BB | SO | LOB | TOP | | | |
|---|------------------------------|---------------------------------|------------------------------|---------------------------------|------------------------------|----------------------------------|------------------------------|----------------------------------|------------------------------|---------------------------------|------------------------------|---------------------------------|------------------------------|---------------------------------|------------------------------|---------------------------------|----------------------------------|------------------------------------|----------------------------------|--------|
| Rick Miller, L OBP: 0.354, SLG: 0.344 (1, 8) | 4-3 | | 3-1 | WP BB | | | 4-3 | | 4-3 | 4 | 0 | 0 | 0 | 1 | 0 | 0 | | | | |
| Carney Lansford, R OBP: 0.324, SLG: 0.425 (1, 5) | K | | 2B | 1B | | | 6-3 | | | 4 | 1 | 1 | 0 | 0 | 2 | 2 | | | | |
| Rod Carew, L OBP: 0.421, SLG: 0.453 (1, 10) | 1B | | 2B | 2B | | | 4-3 | SH5-3 1B | | 4 | 2 | 3 | 1 | 0 | 0 | 0 | | | | |
| Jason Thompson, L OBP: 0.350, SLG: 0.398 (1, 3) | 1B | | 2B | BB | | | F7 | SH5-3 | | 2 | 1 | 1 | 0 | 1 | 0 | 0 | | | | |
| Joe Rudi, R OBP: 0.295, SLG: 0.482 (1, 7) | K | | 2B | 1B | | | F7 | FC6-4 1B | | 4 | 0 | 2 | 3 | 0 | 1 | 2 | | | | |
| Bobby Grich, R OBP: 0.371, SLG: 0.375 (1, 4) | | F4 | F2 | | | | G6-4-3 1B | FC6-4 | | 4 | 0 | 1 | 0 | 0 | 0 | 2 | | | | |
| Larry Harlow, L OBP: 0.347, SLG: 0.436 (1, 9) | B5-3 | | | 6-3 | | | F7 | 4-3 | | 4 | 0 | 0 | 0 | 0 | 0 | 2 | | | | |
| Freddie Patek, R OBP: 0.333, SLG: 0.463 (1, 6) | K | | | WP BB 1B | | | G6-4-3 | | K | 4 | 0 | 1 | 0 | 0 | 2 | 1 | | | | |
| Tom Donohue, R OBP: 0.206, SLG: 0.247 (1, 2) | | | K | F8 | | | L3 | 6-3 | | 4 | 0 | 0 | 0 | 0 | 1 | 1 | | | | |
| Inning Stats | R: 0 E: 0 K: 2 S: 9 | H: 2 LOB: 2 BB: 0 P: 9 | R: 0 E: 0 K: 1 S: 5 | H: 0 LOB: 0 BB: 0 P: 5 | R: 3 E: 0 K: 1 S: 8 | H: 3 LOB: 1 BB: 1 P: 12 | R: 0 E: 0 K: 1 S: 6 | H: 1 LOB: 2 BB: 1 P: 10 | R: 0 E: 0 K: 0 S: 3 | H: 0 LOB: 0 BB: 0 P: 3 | R: 0 E: 0 K: 0 S: 3 | H: 0 LOB: 0 BB: 0 P: 3 | R: 0 E: 0 K: 0 S: 5 | H: 2 LOB: 1 BB: 0 P: 5 | R: 0 E: 0 K: 1 S: 5 | H: 0 LOB: 0 BB: 0 P: 5 | 1B: 7 2B: 2 3B: 0 HR: 0 | SF: 0 SAC: 1 DP: 1 HBP: 0 | WP: 1 PB: 0 SB: 0 CS: 0 | PA: 37 |
| PITCHER | IP | WLS | BF | H | R | ER | SO | BB | IBB | HBP | BLK | WP | HR | S | P | ERA | WHIP | | | |
| Chuck Rainey, R ERA: 4.97 (1, 1) | 4.0 | L | 20 | 6 | 3 | 3 | 5 | 2 | 0 | 0 | 0 | 1 | 0 | 28 | 36 | 6.75 | 2.000 | | | |
| Win Remmerswaal, R ERA: 1.6 (5, 1) | 5.0 | | 17 | 3 | 1 | 1 | 1 | 0 | 0 | 0 | 0 | 0 | 0 | 19 | 19 | 1.80 | 0.600 | | | |

California Angels @ Boston Red Sox
Fenway Park, Boston, MA
Sat Jun 21 1980, 3:33 AM EDT
Att: 33,442 - Unknown - 70 F


AB 34
R 4
H 9
RBI 4
BB 2
SO 6
LOB 10



| Batter | 1 | 2 | 3 | 4 | 5 | 6 | 7 | 8 | 9 | AB | R | H | RBI | BB | SO | LOB | BOTTOM | | | | | |
|--|------------------------------|----------------------------------|------------------------------|---------------------------------|------------------------------|---------------------------------|------------------------------|---------------------------------|------------------------------|---------------------------------|------------------------------|---------------------------------|------------------------------|---------------------------------|------------------------------|----------------------------------|------------------------------|----------------------------------|----------------------------------|------------------------------------|----------------------------------|--------|
| Rick Burleson, R OBP: 0.354, SLG: 0.413 (1, 6) | G3 1B SF9 BB | F9 | | F8 | | | SH1-4 1B | F2 | | 4 | 1 | 1 | 0 | 1 | 0 | 4 | | | | | | |
| Jerry Remy, L OBP: 0.336, SLG: 0.373 (1, 4) | SF9 G3 1B | | F8 | | F4 | | SH1-4 | WP BB | | 3 | 0 | 1 | 0 | 1 | 0 | 0 | | | | | | |
| Fred Lynn, L OBP: 0.371, SLG: 0.498 (1, 8) | G3 | | F7 | | S 1B | | BB | F4 | | 4 | 0 | 1 | 0 | 1 | 0 | 3 | | | | | | |
| Tony Perez, R OBP: 0.335, SLG: 0.464 (1, 10) | SF9 | | | HBP 1B | L6 | | F4 | | 4-0 | 3 | 0 | 1 | 1 | 1 | 0 | 3 | | | | | | |
| Dwight Evans, R OBP: 0.294, SLG: 0.363 (9, PR) | 2-3 3-H | | | | | | | 1-2 BB | | 0 | 0 | 0 | 0 | 0 | 0 | 0 | | | | | | |
| Jim Rice, R OBP: 0.307, SLG: 0.462 (1, 7) | K | | | 1-2 HBP | K | | F8 | K | | 4 | 0 | 0 | 0 | 0 | 3 | 6 | | | | | | |
| Carl Yastrzemski, L OBP: 0.327, SLG: 0.420 (1, 3) | | K | G3 | | | | BB | F9 | F9 | 4 | 0 | 0 | 0 | 1 | 1 | 4 | | | | | | |
| Jim Dwyer, L OBP: 0.359, SLG: 0.457 (1, 9) | | F2 | | F6 | | | F9 | F8 | | 4 | 0 | 0 | 0 | 0 | 0 | 1 | | | | | | |
| Butch Hobson, R OBP: 0.325, SLG: 0.464 (1, 5) | | 2B 1B | | G3 BB | | | K | BB BB | | 2 | 1 | 1 | 0 | 2 | 1 | 1 | | | | | | |
| Dave Rader, L OBP: 0.385, SLG: 0.469 (1, 2) | | 1-H 2B | | G3 | | | F5 | 1-2 BB | | 3 | 0 | 1 | 1 | 1 | 0 | 2 | | | | | | |
| Inning Stats | R: 1 E: 0 K: 1 S: 6 | H: 1 LOB: 1 BB: 1 P: 10 | R: 1 E: 0 K: 1 S: 7 | H: 2 LOB: 0 BB: 0 P: 7 | R: 0 E: 0 K: 0 S: 4 | H: 1 LOB: 2 BB: 0 P: 5 | R: 0 E: 0 K: 0 S: 3 | H: 0 LOB: 1 BB: 1 P: 7 | R: 0 E: 0 K: 1 S: 6 | H: 1 LOB: 1 BB: 0 P: 6 | R: 0 E: 0 K: 1 S: 5 | H: 0 LOB: 2 BB: 1 P: 9 | R: 0 E: 0 K: 0 S: 4 | H: 1 LOB: 2 BB: 1 P: 8 | R: 0 E: 0 K: 0 S: 3 | H: 0 LOB: 2 BB: 2 P: 11 | R: 0 E: 0 K: 1 S: 5 | H: 0 LOB: 2 BB: 2 P: 13 | 1B: 5 2B: 1 3B: 0 HR: 0 | SF: 1 SAC: 1 DP: 0 HBP: 1 | WP: 1 PB: 0 SB: 1 CS: 0 | PA: 42 |
| PITCHER | IP | WLS | BF | H | R | ER | SO | BB | IBB | HBP | BLK | WP | HR | S | P | ERA | WHIP | | | | | |
| Chris Knapp, R ERA: 4.94 (1, 1) | 7.2 | W | 36 | 6 | 2 | 2 | 4 | 6 | 0 | 1 | 0 | 1 | 0 | 37 | 62 | 2.35 | 1.565 | | | | | |
| Mark Clear, R ERA: 4.68 (8, 1) | 1.0 | | 5 | 0 | 0 | 0 | 1 | 2 | 0 | 0 | 0 | 1 | 0 | 5 | 13 | 0.00 | 2.000 | | | | | |
| Andy Hassler, L ERA: 5.49 (9, 1) | 0.1 | S | 1 | 0 | 0 | 0 | 0 | 0 | 0 | 0 | 0 | 0 | 0 | 1 | 1 | 0.00 | 0.000 | | | | | |

California Angels @ Boston Red Sox
Fenway Park, Boston, MA
Sat Jun 21 1980, 3:33 AM EDT
Att: 33,442 - Unknown - 70 F

AB 31
R 2
H 6
RBI 2
BB 8
SO 5
LOB 24



| Batter | 1 | 2 | 3 | 4 | 5 | 6 | 7 | 8 | 9 | AB | R | H | RBI | BB | SO | LOB | TOP | | | | | |
|--|------------------------------|---------------------------------|-------------------------------|----------------------------------|------------------------------|---------------------------------|------------------------------|---------------------------------|------------------------------|---------------------------------|-------------------------------|----------------------------------|------------------------------|----------------------------------|------------------------------|---------------------------------|------------------------------|---------------------------------|-----------------------------------|------------------------------------|----------------------------------|--------|
| Rick Miller, L OBP: 0.352, SLG: 0.344 Bobby Clark, R OBP: 0.342, SLG: 0.471 (7, PH) | F7 | SF7 | | 4-3 | | BB 1B | K | | | 3 | 0 | 1 | 1 | 0 | 0 | 1 | | | | | | |
| Carney Lansford, R OBP: 0.321, SLG: 0.420 Stan Cliburn, R OBP: 0.250, SLG: 0.250 | 6-3 | K | | L9 | | BB 1B | 6-3 | | | 5 | 0 | 1 | 0 | 0 | 1 | 4 | | | | | | |
| Rod Carew, L OBP: 0.428, SLG: 0.460 | 2B | | | F9-6 1B | | FC1-6 BB | | | | 3 | 0 | 2 | 1 | 2 | 1 | 0 | | | | | | |
| Jason Thompson, L OBP: 0.351, SLG: 0.395 | BB | | | BB 1B | | FC1-6 | K | | | 4 | 0 | 1 | 0 | 1 | 1 | 5 | | | | | | |
| Joe Rudi, R OBP: 0.289, SLG: 0.472 | 6-3 | | | F9-6 | | | K | | | 5 | 0 | 0 | 0 | 0 | 2 | 7 | | | | | | |
| Bobby Grich, R OBP: 0.372, SLG: 0.376 | | | | 1B | | F3 | FC5-4 | | | 5 | 1 | 2 | 0 | 0 | 0 | 3 | | | | | | |
| Larry Harlow, L OBP: 0.365, SLG: 0.444 Merv Rettenmund, R OBP: 0.400, SLG: 0.250 (9, PH) | 1B | SF7 | | 1B | | 1B | BB | | | 2 | 1 | 2 | 0 | 2 | 0 | 0 | | | | | | |
| Freddie Patek, R OBP: 0.330, SLG: 0.455 | | | | 4-3 | | K | K | | | 5 | 0 | 1 | 1 | 0 | 2 | 5 | | | | | | |
| Tom Donohue, R OBP: 0.214, SLG: 0.261 Dickie Thon, R OBP: 0.365, SLG: 0.400 (7, PH) | K | | | 4-3 | | 1B | BB | | | 3 | 1 | 2 | 0 | 0 | 1 | 2 | | | | | | |
| Inning Stats | R: 0 E: 0 K: 0 S: 4 | H: 1 LOB: 2 BB: 1 P: 8 | R: 2 E: 0 K: 2 S: 10 | H: 3 LOB: 1 BB: 0 P: 10 | R: 0 E: 0 K: 0 S: 5 | H: 3 LOB: 3 BB: 1 P: 9 | R: 0 E: 0 K: 0 S: 4 | H: 1 LOB: 1 BB: 0 P: 8 | R: 0 E: 0 K: 1 S: 6 | H: 1 LOB: 1 BB: 0 P: 6 | R: 1 E: 0 K: 2 S: 10 | H: 3 LOB: 3 BB: 1 P: 14 | R: 0 E: 0 K: 2 S: 8 | H: 1 LOB: 2 BB: 1 P: 12 | R: 0 E: 0 K: 0 S: 3 | H: 0 LOB: 0 BB: 0 P: 3 | R: 0 E: 0 K: 0 S: 3 | H: 0 LOB: 0 BB: 0 P: 3 | 1B: 11 2B: 3 3B: 0 HR: 0 | SF: 1 SAC: 0 DP: 1 HBP: 0 | WP: 0 PB: 0 SB: 0 CS: 0 | PA: 44 |
| PITCHER | IP | WLS | BF | H | R | ER | SO | BB | IBB | HBP | BLK | WP | HR | S | P | ERA | WHIP | | | | | |
| Mike Torrez, R ERA: 4.13 | 6.1 | W | 36 | 13 | 3 | 3 | 6 | 5 | 0 | 0 | 0 | 0 | 0 | 43 | 63 | 4.26 | 2.842 | | | | | |
| Tom Burgmeier, L ERA: 2.65 | 7.1 | S | 8 | 0 | 0 | 0 | 3 | 0 | 0 | 0 | 0 | 0 | 0 | 14 | 14 | 0.00 | 0.000 | | | | | |

California Angels @ Boston Red Sox
Fenway Park, Boston, MA
Sun Jun 22 1980, 3:33 AM EDT
Att: 30,938 - Unknown - 80 F

AB 38
R 3
H 13
RBI 3
BB 5
SO 9
LOB 29



| Batter | 1 | 2 | 3 | 4 | 5 | 6 | 7 | 8 | 9 | AB | R | H | RBI | BB | SO | LOB | BOTTOM | | | | | |
|--|------------------------------|----------------------------------|------------------------------|---------------------------------|------------------------------|---------------------------------|------------------------------|---------------------------------|------------------------------|---------------------------------|------------------------------|---------------------------------|------------------------------|---------------------------------|------------------------------|---------------------------------|------------------------------|---------------------------------|----------------------------------|------------------------------------|----------------------------------|--------|
| Rick Burleson, R OBP: 0.349, SLG: 0.407 | 4-3 | F8 | | F9 | | 6-3 | | | | 4 | 0 | 0 | 0 | 0 | 0 | 2 | | | | | | |
| Jerry Remy, L OBP: 0.336, SLG: 0.371 | 3B | | | 4-3 | | L5 | | | | 4 | 1 | 1 | 0 | 0 | 0 | 1 | | | | | | |
| Fred Lynn, L OBP: 0.373, SLG: 0.507 | 1B | | | HR | | L4 | | | | 4 | 2 | 2 | 1 | 0 | 0 | 0 | | | | | | |
| Tony Perez, R OBP: 0.337, SLG: 0.476 | FC4-6 | | | HR | | F6 | | | | 4 | 1 | 2 | 3 | 0 | 0 | 0 | | | | | | |
| Carl Yastrzemski, L OBP: 0.322, SLG: 0.411 | FC4-6 | | | 6-3 | | F4 | | | | 4 | 0 | 0 | 0 | 0 | 0 | 1 | | | | | | |
| Jim Dwyer, L OBP: 0.363, SLG: 0.454 | BB | | | F8 | | F4 | | | | 3 | 0 | 1 | 0 | 1 | 0 | 0 | | | | | | |
| Dave Rader, L OBP: 0.393, SLG: 0.547 | 1-3 | | | 1B | | HR | | | | 4 | 2 | 2 | 1 | 0 | 0 | 3 | | | | | | |
| Dwight Evans, R OBP: 0.293, SLG: 0.360 | | K | | | | F3 | | | | 4 | 0 | 1 | 1 | 0 | 1 | 1 | | | | | | |
| Glenn Hoffman, R OBP: 0.226, SLG: 0.345 | L5 | | | K | | | | | | 3 | 0 | 1 | 0 | 0 | 1 | 1 | | | | | | |
| Inning Stats | R: 2 E: 0 K: 0 S: 6 | H: 3 LOB: 2 BB: 1 P: 10 | R: 0 E: 0 K: 1 S: 5 | H: 0 LOB: 0 BB: 0 P: 5 | R: 2 E: 0 K: 0 S: 5 | H: 2 LOB: 0 BB: 0 P: 5 | R: 1 E: 0 K: 1 S: 7 | H: 2 LOB: 1 BB: 0 P: 7 | R: 0 E: 0 K: 0 S: 3 | H: 0 LOB: 0 BB: 0 P: 3 | R: 1 E: 0 K: 0 S: 5 | H: 2 LOB: 1 BB: 0 P: 5 | R: 0 E: 0 K: 0 S: 3 | H: 0 LOB: 0 BB: 0 P: 3 | R: 0 E: 0 K: 0 S: 4 | H: 1 LOB: 1 BB: 0 P: 4 | R: 0 E: 0 K: 0 S: 4 | H: 1 LOB: 1 BB: 0 P: 4 | 1B: 6 2B: 1 3B: 1 HR: 2 | SF: 0 SAC: 0 DP: 0 HBP: 0 | WP: 0 PB: 0 SB: 2 CS: 0 | PA: 35 |
| PITCHER | IP | WLS | BF | H | R | ER | SO | BB | IBB | HBP | BLK | WP | HR | S | P | ERA | WHIP | | | | | |
| Jim Barr, R ERA: 5.4 | 3.0 | L | 17 | 7 | 5 | 5 | 1 | 1 | 0 | 0 | 0 | 0 | 1 | 18 | 22 | 15.00 | 2.667 | | | | | |
| Dave LaRoche, L ERA: 3.19 | 4.1 | | 8 | 1 | 1 | 1 | 1 | 0 | 0 | 0 | 0 | 0 | 1 | 10 | 10 | 3.86 | 0.429 | | | | | |
| John Montague, R ERA: 3.98 | 6.1 | | 10 | 2 | 0 | 0 | 0 | 0 | 0 | 0 | 0 | 0 | 0 | 10 | 10 | 0.00 | 0.750 | | | | | |

California Angels @ Boston Red Sox
Fenway Park, Boston, MA
Sun Jun 22 1980, 3:33 AM EDT
Att: 30,938 - Unknown - 80 F

AB 34
R 6
H 10
RBI 6
BB 1
SO 2
LOB 9



| Batter | 1 | 2 | 3 | 4 | 5 | 6 | 7 | 8 | 9 | AB | R | H | RBI | BB | SO | LOB | TOP | | | | | |
|--|------------------------------|---------------------------------|------------------------------|---------------------------------|------------------------------|---------------------------------|------------------------------|---------------------------------|------------------------------|----------------------------------|------------------------------|---------------------------------|------------------------------|---------------------------------|------------------------------|---------------------------------|------------------------------|---------------------------------|-----------------------------------|------------------------------------|----------------------------------|--------|
| Rick Burleson, R OBP: 0.347, SLG: 0.403 (1, 6) | F8 | | 1B | 1-3 | FC5-4 | | FC6-4 | | | 5 | 1 | 1 | 0 | 0 | 0 | 4 | | | | | | |
| Dave Stapleton, R OBP: 0.313, SLG: 0.583 (1, 4) | F9 | | 1B | | F8 | 5-3 | | 1-3 | | 5 | 1 | 1 | 0 | 0 | 0 | 0 | | | | | | |
| Fred Lynn, L OBP: 0.373, SLG: 0.505 (1, 8) | | | E4 | | 4-3 | 2B | | L8 | | 5 | 1 | 2 | 0 | 0 | 0 | 1 | | | | | | |
| Tony Perez, R OBP: 0.342, SLG: 0.488 (1, 3) | F9 | | 5-3 | | 1B | 3B | 1B | | | 4 | 1 | 2 | 2 | 1 | 0 | 2 | | | | | | |
| Butch Hobson, R OBP: 0.327, SLG: 0.462 (1, 10) | | F4 | F8 | | HR | | | K | | 5 | 1 | 2 | 1 | 0 | 1 | 2 | | | | | | |
| Carl Yastrzemski, L OBP: 0.353, SLG: 0.426 (1, 7) | | 1B | 1-3 | | HR | | | 1-3 | | 5 | 1 | 2 | 2 | 0 | 0 | 3 | | | | | | |
| Dwight Evans, R OBP: 0.296, SLG: 0.364 (1, 9) | | K | | SH1-4 | 3B | | | F8 | | 4 | 1 | 1 | 0 | 1 | 1 | 1 | | | | | | |
| Glenn Hoffman, R OBP: 0.258, SLG: 0.403 (1, 5) | | | SH1-4 | | | | | K | | 4 | 0 | 3 | 1 | 0 | 1 | 0 | | | | | | |
| Gary Allenson, R OBP: 0.300, SLG: 0.294 (1, 2) | | K | | K | FC5-4 | | | 5-3 | | 4 | 0 | 1 | 0 | 1 | 2 | 4 | | | | | | |
| Inning Stats | R: 0 E: 0 K: 0 S: 4 | H: 1 LOB: 1 BB: 0 P: 4 | R: 0 E: 0 K: 2 S: 9 | H: 2 LOB: 2 BB: 0 P: 9 | R: 2 E: 1 K: 0 S: 6 | H: 2 LOB: 1 BB: 0 P: 6 | R: 0 E: 0 K: 1 S: 5 | H: 0 LOB: 1 BB: 1 P: 9 | R: 4 E: 0 K: 0 S: 8 | H: 5 LOB: 2 BB: 1 P: 12 | R: 1 E: 0 K: 0 S: 5 | H: 3 LOB: 1 BB: 0 P: 5 | R: 0 E: 0 K: 1 S: 6 | H: 1 LOB: 1 BB: 0 P: 6 | R: 0 E: 0 K: 1 S: 5 | H: 0 LOB: 1 BB: 0 P: 9 | R: 0 E: 0 K: 0 S: 4 | H: 1 LOB: 1 BB: 0 P: 4 | 1B: 10 2B: 3 3B: 2 HR: 1 | SF: 0 SAC: 1 DP: 1 HBP: 0 | WP: 0 PB: 0 SB: 0 CS: 0 | PA: 45 |
| PITCHER | IP | WLS | BF | H | R | ER | SO | BB | IBB | HBP | BLK | WP | HR | S | P | ERA | WHIP | | | | | |
| Ron Guidry, L ERA: 3.41 (1, 1) | 4.2 | L | 27 | 10 | 6 | 4 | 3 | 2 | 0 | 0 | 0 | 0 | 1 | 31 | 39 | 7.71 | 2.571 | | | | | |
| Ron Davis, R ERA: 3.03 (5, 1) | 4.1 | | 18 | 5 | 1 | 1 | 2 | 1 | 0 | 0 | 0 | 0 | 0 | 21 | 25 | 2.08 | 1.385 | | | | | |

Boston Red Sox @ New York Yankees
Yankee Stadium, Bronx, NY
Mon Jun 23 1980, 7:05 PM EDT
Att: 50,139 - Unknown - 83 F

AB 41
R 7
H 15
RBI 6
BB 3
SO 5
LOB 17



| Batter | 1 | 2 | 3 | 4 | 5 | 6 | 7 | 8 | 9 | AB | R | H | RBI | BB | SO | LOB | BOTTOM | | | | |
|---|------------------------------|---------------------------------|------------------------------|---------------------------------|------------------------------|---------------------------------|------------------------------|---------------------------------|------------------------------|---------------------------------|------------------------------|---------------------------------|------------------------------|---------------------------------|------------------------------|---------------------------------|----------------------------------|------------------------------------|----------------------------------|--------|--|
| Willie Randolph, R OBP: 0.439, SLG: 0.432 (1, 4) | F8 | | F6 | | K | | | 6-3 | | 4 | 0 | 0 | 0 | 0 | 1 | 0 | | | | | |
| Joe Lefebvre, L OBP: 0.374, SLG: 0.495 (1, 7) | | | K | | P9 | | | HR | | 4 | 2 | 2 | 2 | 0 | 1 | 0 | | | | | |
| Graig Nettles, L OBP: 0.343, SLG: 0.432 (1, 5) | G3 | | F8 | | | | | F4 | | 4 | 0 | 0 | 0 | 0 | 0 | 0 | | | | | |
| Reggie Jackson, L OBP: 0.364, SLG: 0.583 (1, 9) | 1B | | | G3 | | | | 4-3 | | 3 | 0 | 1 | 0 | 1 | 0 | 0 | | | | | |
| Bob Watson, R OBP: 0.369, SLG: 0.435 (1, 10) | | | | E | 1B | | | F7 | | 4 | 0 | 2 | 0 | 0 | 0 | 1 | | | | | |
| Jim Spencer, L OBP: 0.314, SLG: 0.390 (1, 3) | F2 | | | F2 | | | | F9 | | 4 | 0 | 1 | 0 | 0 | 0 | 3 | | | | | |
| Bobby Brown, S OBP: 0.314, SLG: 0.452 (1, 8) | | L4 | | E8 | | | | F7 | | 4 | 0 | 1 | 0 | 0 | 0 | 1 | | | | | |
| Rick Cerone, R OBP: 0.265, SLG: 0.384 (1, 2) | | F5 | | K | | | | F2 | | 3 | 0 | 0 | 0 | 0 | 1 | 2 | | | | | |
| Brian Doyle, L OBP: 0.261, SLG: 0.227 (1, 6) | | F8 | | | | | | F9 | | 3 | 0 | 0 | 0 | 0 | 0 | 0 | | | | | |
| Inning Stats | R: 1 E: 0 K: 0 S: 5 | H: 2 LOB: 2 BB: 1 P: 9 | R: 0 E: 0 K: 0 S: 3 | H: 0 LOB: 0 BB: 0 P: 3 | R: 0 E: 1 K: 1 S: 7 | H: 2 LOB: 2 BB: 0 P: 7 | R: 0 E: 0 K: 1 S: 5 | H: 0 LOB: 0 BB: 0 P: 5 | R: 0 E: 0 K: 0 S: 3 | H: 0 LOB: 0 BB: 0 P: 3 | R: 0 E: 0 K: 0 S: 3 | H: 0 LOB: 0 BB: 0 P: 3 | R: 1 E: 0 K: 0 S: 4 | H: 1 LOB: 0 BB: 0 P: 4 | R: 0 E: 0 K: 0 S: 4 | H: 2 LOB: 1 BB: 0 P: 4 | 1B: 5 2B: 0 3B: 0 HR: 2 | SF: 0 SAC: 0 DP: 1 HBP: 0 | WP: 0 PB: 0 SB: 0 CS: 0 | PA: 34 | |
| PITCHER | IP | WLS | BF | H | R | ER | SO | BB | IBB | HBP | BLK | WP | HR | S | P | ERA | WHIP | | | | |
| Dennis Eckersley, R ERA: 4.31 (1, 1) | 9.0 | W | 34 | 7 | 2 | 2 | 3 | 1 | 0 | 0 | 0 | 0 | 2 | 39 | 43 | 2.00 | 0.889 | | | | |

Boston Red Sox @ New York Yankees
Yankee Stadium, Bronx, NY
Mon Jun 23 1980, 7:05 PM EDT
Att: 50,139 - Unknown - 83 F


AB 33
R 2
H 7
RBI 2
BB 1
SO 3
LOB 7




| Batter | 1 | 2 | 3 | 4 | 5 | 6 | 7 | 8 | 9 | AB | R | H | RBI | BB | SO | LOB | TOP | | | | | | | | | | |
|---|-------------------------------|----------------------------------|------------------------------|---------------------------------|------------------------------|---------------------------------|------------------------------|---------------------------------|------------------------------|---------------------------------|------------------------------|---------------------------------|------------------------------|---------------------------------|----------------------------------|------------------------------------|---|----------------------------------|--------|--|--|--|--|--|--|--|--|
| Rick Burleson, R OBP: 0.347, SLG: 0.406 (1, 6) | | | | | | | | | | 5 | 1 | 2 | 0 | 0 | 1 | 2 | Boston Red Sox @ New York Yankees Yankee Stadium, Bronx, NY Tue Jun 24 1980, 7:05 PM EDT Att: 40,161 - Unknown - 85 F | | | | | | | | | | |
| Jerry Remy, L OBP: 0.336, SLG: 0.370 Dave Stapleton, R OBP: 0.306, SLG: 0.571 (8, PH) (8, 4) | | | | | | | | | | 3 | 1 | 1 | 0 | 0 | 0 | 1 | | | | | | | | | | | |
| Fred Lynn, L OBP: 0.375, SLG: 0.509 (1, 8) | | | | | | | | | | 4 | 1 | 2 | 2 | 0 | 0 | 0 | | | | | | | | | | | |
| Tony Perez, R OBP: 0.340, SLG: 0.485 (1, 3) | | | | | | | | | | 4 | 0 | 1 | 0 | 0 | 2 | 1 | | | | | | | | | | | |
| Carl Yastrzemski, L OBP: 0.328, SLG: 0.439 (1, 7) | | | | | | | | | | 3 | 1 | 1 | 1 | 1 | 2 | 2 | | | | | | | | | | | |
| Butch Hobson, R OBP: 0.321, SLG: 0.453 (1, 10) | | | | | | | | | | 4 | 0 | 0 | 0 | 0 | 2 | 4 | | | | | | | | | | | |
| Dave Rader, L OBP: 0.383, SLG: 0.526 (1, 2) | | | | | | | | | | 4 | 0 | 1 | 1 | 0 | 1 | 0 | | | | | | | | | | | |
| Dwight Evans, R OBP: 0.291, SLG: 0.357 Garry Hancock, L (9, PH) (9, 9) | | | | | | | | | | 3 | 0 | 0 | 0 | 0 | 0 | 2 | | | | | | | | | | | |
| Glenn Hoffman, R OBP: 0.275, SLG: 0.406 Jim Dwyer, L OBP: 0.368, SLG: 0.467 (9, PH) (9, 5) | | | | | | | | | | 2 | 1 | 1 | 0 | 0 | 0 | 0 | | | | | | | | | | | |
| Inning Stats | R: 3 E: 0 K: 2 S: 11 | H: 4 LOB: 2 BB: 1 P: 15 | R: 1 E: 0 K: 0 S: 3 | H: 1 LOB: 0 BB: 0 P: 4 | R: 1 E: 0 K: 2 S: 8 | H: 1 LOB: 0 BB: 0 P: 8 | R: 0 E: 0 K: 1 S: 5 | H: 0 LOB: 0 BB: 0 P: 5 | R: 0 E: 0 K: 1 S: 3 | H: 0 LOB: 0 BB: 0 P: 3 | R: 0 E: 0 K: 2 S: 9 | H: 2 LOB: 2 BB: 0 P: 9 | R: 0 E: 0 K: 1 S: 6 | H: 1 LOB: 1 BB: 0 P: 6 | 1B: 6 2B: 3 3B: 0 HR: 1 | SF: 0 SAC: 0 DP: 2 HBP: 1 | | WP: 1 PB: 0 SB: 0 CS: 0 | PA: 37 | | | | | | | | |
| PITCHER | IP | WLS | BF | H | R | ER | SO | BB | IBB | HBP | BLK | WP | HR | S | P | ERA | WHIP | | | | | | | | | | |
| Ed Figueroa, R ERA: 5.63 (1, 1) | 2.1 | | 14 | 6 | 5 | 5 | 2 | 1 | 0 | 1 | 0 | 0 | 1 | 16 | 21 | 19.29 | 3.000 | | | | | | | | | | |
| Rudy May, L ERA: 2.24 (3, 1) | 5.1 | W | 18 | 3 | 0 | 0 | 6 | 0 | 0 | 0 | 0 | 1 | 0 | 30 | 30 | 0.00 | 0.562 | | | | | | | | | | |
| Rich Gossage, R ERA: 3.0 (8, 1) | 1.1 | S | 5 | 1 | 0 | 0 | 1 | 0 | 0 | 0 | 0 | 0 | 0 | 7 | 7 | 0.00 | 0.750 | | | | | | | | | | |

| Batter | 1 | 2 | 3 | 4 | 5 | 6 | 7 | 8 | 9 | AB | R | H | RBI | BB | SO | LOB | BOTTOM | | | | | | | | | | |
|---|------------------------------|----------------------------------|------------------------------|----------------------------------|-------------------------------|----------------------------------|------------------------------|---------------------------------|------------------------------|----------------------------------|------------------------------|---------------------------------|------------------------------|---------------------------------|----------------------------------|------------------------------------|---|--------|--|--|--|--|--|--|--|--|--|
| Willie Randolph, R OBP: 0.438, SLG: 0.427 (1, 4) | | | | | | | | | | 3 | 0 | 0 | 0 | 2 | 0 | 0 | Boston Red Sox @ New York Yankees Yankee Stadium, Bronx, NY Tue Jun 24 1980, 7:05 PM EDT Att: 40,161 - Unknown - 85 F | | | | | | | | | | |
| Joe Lefebvre, L OBP: 0.376, SLG: 0.495 Lou Piniella, R OBP: 0.304, SLG: 0.328 (4, PH) (5, 7) | | | | | | | | | | 2 | 0 | 1 | 1 | 0 | 0 | 0 | | | | | | | | | | | |
| Bobby Murcer, L OBP: 0.369, SLG: 0.506 (6, PH) (7, 7) | | | | | | | | | | 1 | 1 | 1 | 0 | 1 | 0 | 0 | | | | | | | | | | | |
| Graig Nettles, L OBP: 0.344, SLG: 0.444 (1, 5) | | | | | | | | | | 5 | 2 | 2 | 1 | 0 | 0 | 5 | | | | | | | | | | | |
| Reggie Jackson, L OBP: 0.365, SLG: 0.593 (1, 9) | | | | | | | | | | 5 | 1 | 2 | 3 | 0 | 1 | 3 | | | | | | | | | | | |
| Bob Watson, R OBP: 0.374, SLG: 0.451 (1, 10) | | | | | | | | | | 4 | 2 | 2 | 1 | 1 | 0 | 0 | | | | | | | | | | | |
| Jim Spencer, L OBP: 0.312, SLG: 0.387 Dennis Werth, R OBP: 0.511, SLG: 0.622 (3, PH) (4, 3) | | | | | | | | | | 1 | 0 | 0 | 0 | 0 | 1 | 2 | | | | | | | | | | | |
| Bobby Brown, S OBP: 0.318, SLG: 0.453 (1, 8) | | | | | | | | | | 4 | 2 | 2 | 0 | 0 | 0 | 2 | | | | | | | | | | | |
| Rick Cerone, R OBP: 0.269, SLG: 0.399 (1, 2) | | | | | | | | | | 4 | 1 | 2 | 3 | 0 | 2 | 1 | | | | | | | | | | | |
| Brian Doyle, L OBP: 0.296, SLG: 0.280 (1, 6) | | | | | | | | | | 3 | 1 | 1 | 1 | 1 | 0 | 1 | | | | | | | | | | | |
| Inning Stats | R: 1 E: 0 K: 1 S: 7 | H: 2 LOB: 2 BB: 1 P: 11 | R: 2 E: 0 K: 1 S: 7 | H: 3 LOB: 1 BB: 1 P: 11 | R: 3 E: 0 K: 2 S: 10 | H: 3 LOB: 0 BB: 0 P: 10 | R: 0 E: 0 K: 0 S: 3 | H: 0 LOB: 0 BB: 1 P: 7 | R: 0 E: 0 K: 1 S: 5 | H: 0 LOB: 3 BB: 3 P: 17 | R: 1 E: 0 K: 0 S: 4 | H: 2 LOB: 1 BB: 1 P: 8 | R: 3 E: 0 K: 0 S: 6 | H: 3 LOB: 0 BB: 0 P: 6 | 1B: 8 2B: 1 3B: 0 HR: 4 | SF: 0 SAC: 0 DP: 2 HBP: 0 | WP: 0 PB: 0 SB: 0 CS: 0 | PA: 42 | | | | | | | | | |
| PITCHER | IP | WLS | BF | H | R | ER | SO | BB | IBB | HBP | BLK | WP | HR | S | P | ERA | WHIP | | | | | | | | | | |
| Bob Stanley, R ERA: 4.07 (1, 1) | 1.1 | | 11 | 5 | 3 | 3 | 2 | 2 | 0 | 0 | 0 | 0 | 1 | 13 | 21 | 20.25 | 5.250 | | | | | | | | | | |
| John Tudor, L ERA: 9.0 (2, 1) | 3.0 | L | 11 | 3 | 3 | 3 | 2 | 0 | 0 | 0 | 0 | 0 | 1 | 15 | 15 | 9.00 | 1.000 | | | | | | | | | | |
| Dick Drago, R ERA: 5.8 (5, 1) | 1.0 | | 7 | 0 | 0 | 0 | 1 | 4 | 0 | 0 | 0 | 0 | 0 | 5 | 21 | 0.00 | 4.000 | | | | | | | | | | |
| Skip Lockwood, R ERA: 6.26 (6, 1) | 2.2 | | 13 | 5 | 4 | 4 | 0 | 1 | 0 | 0 | 0 | 0 | 2 | 12 | 16 | 13.50 | 2.250 | | | | | | | | | | |



| Batter | 1 | 2 | 3 | 4 | 5 | 6 | 7 | 8 | 9 | 10 | AB | R | H | RBI | BB | SO | LOB | TOP | |
|--|------------------------------|---------------------------------|------------------------------|---------------------------------|------------------------------|---------------------------------|------------------------------|---------------------------------|------------------------------|---------------------------------|------------------------------|---------------------------------|------------------------------|---------------------------------|------------------------------|---------------------------------|----------------------------------|---|--|
| Rick Burleson, R OBP: 0.345, SLG: 0.403 (1.6) | 0-0 6-3 | | 0-0 G4-6-3 1B | | 0-0 F8 | | 0-0 L9 | | | 0-0 4-3 | 5 | 0 | 1 | 0 | 0 | 0 | 3 | Boston Red Sox @ New York Yankees Yankee Stadium, Bronx, NY Wed Jun 25 1980, 7:05 PM EDT Att: 46,500 - Unknown - 89 F AB 37 R 4 H 9 RBI 4 BB 2 SO 0 LOB 11  | |
| Dave Stapleton, R OBP: 0.315, SLG: 0.566 (1.4) | 0-0 6-3 | | 0-0 G4-6-3 1-2 | | 4-0 BB | | | 0-0 F8 | | 0-0 2B | 4 | 0 | 1 | 1 | 1 | 0 | 1 | | |
| Fred Lynn, L OBP: 0.376, SLG: 0.509 (1.8) | 0-0 1B 2B | | | 0-0 4-3 | 0-0 F8 | | | 4-0 G5-4-3 BB | | 0-0 F8 | 4 | 1 | 1 | 0 | 1 | 0 | 3 | | |
| Tony Perez, R OBP: 0.339, SLG: 0.481 (1.3) | 0-0 1B | | | 0-0 F8 | | 0-0 4-3 | | 0-0 G5-4-3 1-2 | | | 4 | 0 | 1 | 1 | 0 | 0 | 1 | | |
| Butch Hobson, R OBP: 0.320, SLG: 0.449 (1.10) | 0-0 F9 | | | 0-0 F7 | | 0-0 4-3 | | | 0-0 G4-6-3 1B | | 4 | 0 | 1 | 0 | 0 | 0 | 1 | | |
| Garry Hancock, L (9, PR) | | | | | | | | | | | 0 | 0 | 0 | 0 | 0 | 0 | 0 | | |
| Dwight Evans, R OBP: 0.285, SLG: 0.348 (1.9) | | 0-0 4-3 | | | 0-0 6-3 | 0-0 F2 | | | 0-0 G4-6-3 1-2 | | 4 | 0 | 0 | 0 | 0 | 0 | 1 | | |
| Glenn Hoffman, R OBP: 0.274, SLG: 0.397 (1.5) | | 0-0 6-3 | | | 0-0 2B 1B | | 0-0 F8 | | 0-0 L4 | | 4 | 1 | 1 | 0 | 0 | 0 | 1 | | |
| Jim Dwyer, L OBP: 0.364, SLG: 0.468 (1.7) | | 0-0 4-3 | | | 0-0 1B 2B | | 0-0 F7 | | | 0-0 F6 | 4 | 1 | 1 | 0 | 0 | 0 | 0 | | |
| Gary Allenson, R OBP: 0.333, SLG: 0.381 (1.2) | | | 0-0 6-3 | | 0-0 BB 1B | | 0-0 2B | | 0-0 E5 4-3 2B | | 4 | 1 | 2 | 2 | 0 | 0 | 0 | | |
| Inning Stats | R: 1 E: 0 K: 0 S: 5 | H: 2 LOB: 1 BB: 0 P: 5 | R: 0 E: 0 K: 0 S: 3 | H: 0 LOB: 0 BB: 0 P: 3 | R: 0 E: 0 K: 0 S: 3 | H: 1 LOB: 0 BB: 0 P: 3 | R: 0 E: 0 K: 0 S: 3 | H: 0 LOB: 0 BB: 0 P: 3 | R: 0 E: 0 K: 0 S: 4 | H: 1 LOB: 1 BB: 0 P: 4 | R: 0 E: 0 K: 0 S: 2 | H: 0 LOB: 0 BB: 1 P: 6 | R: 0 E: 0 K: 0 S: 3 | H: 1 LOB: 1 BB: 0 P: 3 | R: 1 E: 1 K: 0 S: 5 | H: 1 LOB: 1 BB: 0 P: 5 | 1B: 5 2B: 4 3B: 0 HR: 0 | SF: 0 SAC: 0 DP: 3 HBP: 0 | WP: 0 PA: 39 PB: 0 SB: 0 CS: 0 |
| PITCHER Tommy John, L ERA: 3.08 (1.1) | IP 10.0 | WLS L | BF 39 | H 9 | R 4 | ER 3 | SO 0 | BB 2 | IBB 0 | HBP 0 | BLK 0 | WP 0 | HR 0 | S 37 | P 45 | ERA 2.70 | WHIP 1.100 | | |

| Batter | 1 | 2 | 3 | 4 | 5 | 6 | 7 | 8 | 9 | 10 | AB | R | H | RBI | BB | SO | LOB | BOTTOM | |
|---|------------------------------|---------------------------------|------------------------------|---------------------------------|------------------------------|---------------------------------|------------------------------|---------------------------------|------------------------------|---------------------------------|------------------------------|---------------------------------|------------------------------|---------------------------------|------------------------------|---------------------------------|----------------------------------|---|--|
| Willie Randolph, R OBP: 0.438, SLG: 0.424 (1.4) | 4-0 1B BB | 0-0 F9 | | | 0-0 4-3 | | | 0-0 1B | | 0-3 K | 4 | 1 | 1 | 0 | 1 | 1 | 2 | Boston Red Sox @ New York Yankees Yankee Stadium, Bronx, NY Wed Jun 25 1980, 7:05 PM EDT Att: 46,500 - Unknown - 89 F AB 33 R 3 H 6 RBI 3 BB 3 SO 11 LOB 9  | |
| Bobby Murcer, L OBP: 0.368, SLG: 0.500 (1.10) | 0-0 1B | | 0-0 F7 | | | 0-3 K | | 0-3 K | | | 3 | 0 | 1 | 0 | 0 | 1 | 0 | | |
| Eric Soderholm, R OBP: 0.409, SLG: 0.546 (8, PH) | 1-3 1B | | 0-0 F9 | | | 0-0 K | | 0-3 K | | | 4 | 1 | 2 | 2 | 0 | 1 | 1 | | |
| Graig Nettles, L OBP: 0.346, SLG: 0.459 (1.5) | 0-0 4-3 1B | | 0-0 F9 | | | 0-0 K | | 0-3 K | | | 4 | 0 | 0 | 0 | 0 | 3 | 1 | | |
| Reggie Jackson, L OBP: 0.359, SLG: 0.582 (1.9) | 0-0 4-3 | | 0-3 K | | | 0-3 K | | 0-3 K | | | 4 | 0 | 0 | 0 | 0 | 3 | 1 | | |
| Bob Watson, R OBP: 0.372, SLG: 0.444 (1.3) | 0-0 4-3 | | | 4-0 BB | | 0-0 5-3 | | | 0-0 6-3 | | 3 | 0 | 0 | 0 | 1 | 0 | 1 | | |
| Joe Lefebvre, L OBP: 0.369, SLG: 0.484 (1.7) | | 0-0 G3 | | 0-0 L3 | | | 0-3 K | | 0-3 K | | 2 | 0 | 0 | 0 | 0 | 0 | 1 | | |
| Dennis Werth, R OBP: 0.490, SLG: 0.590 (7, PH) (8, 7) | | | | 1-2 K | | | 0-3 K | | | 0-3 K | 2 | 0 | 0 | 0 | 0 | 2 | 0 | | |
| Bobby Brown, S OBP: 0.322, SLG: 0.451 (1.8) | | 0-0 5-3 1B | | | 0-3 K | | | 0-3 K | | 4-0 G3 SH1-4 BB | 3 | 1 | 1 | 0 | 1 | 2 | 0 | | |
| Rick Cerone, R OBP: 0.266, SLG: 0.394 (1.2) | | 0-0 5-3 | | | 0-0 6-3 | | | 0-0 F5 | | 0-0 SH1-4 | 3 | 0 | 0 | 0 | 0 | 0 | 1 | | |
| Brian Doyle, L OBP: 0.290, SLG: 0.276 (1.6) | | 0-0 1B | | | 0-0 F9 | | | 0-0 F6 | | 0-0 G3 | 4 | 0 | 1 | 1 | 0 | 0 | 1 | | |
| Inning Stats | R: 1 E: 0 K: 0 S: 4 | H: 2 LOB: 1 BB: 1 P: 8 | R: 1 E: 0 K: 0 S: 5 | H: 2 LOB: 1 BB: 0 P: 5 | R: 0 E: 0 K: 1 S: 5 | H: 0 LOB: 0 BB: 0 P: 5 | R: 0 E: 0 K: 1 S: 4 | H: 0 LOB: 0 BB: 1 P: 8 | R: 0 E: 0 K: 0 S: 3 | H: 1 LOB: 1 BB: 0 P: 3 | R: 1 E: 0 K: 2 S: 8 | H: 0 LOB: 0 BB: 0 P: 7 | R: 0 E: 0 K: 2 S: 7 | H: 0 LOB: 0 BB: 0 P: 7 | R: 0 E: 0 K: 1 S: 5 | H: 0 LOB: 1 BB: 1 P: 9 | 1B: 5 2B: 1 3B: 0 HR: 1 | SF: 0 SAC: 1 DP: 1 HBP: 0 | WP: 0 PA: 37 PB: 0 SB: 0 CS: 0 |
| PITCHER Steve Renko, R ERA: 3.97 (1.1) | IP 5.1 | WLS 3 | BF 21 | H 5 | R 3 | ER 3 | SO 3 | BB 2 | IBB 0 | HBP 0 | BLK 0 | WP 0 | HR 1 | S 25 | P 33 | ERA 5.06 | WHIP 1.312 | | |
| Tom Burgmeier, L ERA: 2.44 (6.1) | IP 4.2 | WLS W | BF 16 | H 1 | R 0 | ER 0 | SO 8 | BB 1 | IBB 0 | HBP 0 | BLK 0 | WP 0 | HR 0 | S 31 | P 35 | ERA 0.00 | WHIP 0.429 | | |

| Batter | 1 | 2 | 3 | 4 | 5 | 6 | 7 | 8 | 9 | AB | R | H | RBI | BB | SO | LOB | TOP | | | |
|--|------------------------------|----------------------------------|------------------------------|---------------------------------|------------------------------|---------------------------------|------------------------------|---------------------------------|------------------------------|---------------------------------|------------------------------|---------------------------------|------------------------------|---------------------------------|------------------------------|---------------------------------|---|------------------------------------|----------------------------------|--------|
| Al Bumbry, L OBP: 0.410, SLG: 0.454 (1, 8) | | | | | | | | | | 3 | 1 | 1 | 0 | 1 | 0 | 1 | Baltimore Orioles @ Boston Red Sox Fenway Park, Boston, MA Fri Jun 27 1980, 7:05 PM EDT Att: 31,607 - Unknown | | | |
| Rich Dauer, R OBP: 0.324, SLG: 0.306 (1, 4) | | | | | | | | | | 3 | 1 | 1 | 1 | 0 | 0 | 1 | | | | |
| Dan Graham, L OBP: 0.289, SLG: 0.344 (8, PH) | | | | | | | | | | 0 | 0 | 0 | 0 | 0 | 0 | 0 | | | | |
| Benny Ayala, R OBP: 0.397, SLG: 0.745 (8, PH) | | | | | | | | | | 1 | 0 | 0 | 0 | 0 | 0 | 1 | | | | |
| Mark Belanger, R OBP: 0.202, SLG: 0.208 (8, 6) | | | | | | | | | | 0 | 0 | 0 | 0 | 0 | 0 | 0 | | | | |
| Ken Singleton, S OBP: 0.368, SLG: 0.468 (1, 9) | | | | | | | | | | 3 | 0 | 2 | 0 | 1 | 0 | 1 | | | | |
| Eddie Murray, S OBP: 0.348, SLG: 0.484 (1, 3) | | | | | | | | | | 3 | 0 | 0 | 0 | 1 | 1 | 2 | | | | |
| Terry Crowley, L OBP: 0.396, SLG: 0.494 (1, 10) | | | | | | | | | | 2 | 0 | 1 | 0 | 0 | 0 | 2 | | | | |
| Lee May, R OBP: 0.266, SLG: 0.393 (4, PR) | | | | | | | | | | 2 | 0 | 0 | 0 | 0 | 1 | 1 | | | | |
| John Lowenstein, L OBP: 0.338, SLG: 0.236 (1, 7) | | | | | | | | | | 3 | 0 | 0 | 0 | 0 | 1 | 2 | | | | |
| Mark Corey, R OBP: 0.423, SLG: 0.381 (9, PH) | | | | | | | | | | 1 | 0 | 1 | 0 | 0 | 0 | 0 | | | | |
| Doug DeCinces, R OBP: 0.310, SLG: 0.361 (1, 5) | | | | | | | | | | 3 | 0 | 0 | 0 | 1 | 1 | 2 | | | | |
| Rick Dempsey, R OBP: 0.296, SLG: 0.400 (1, 2) | | | | | | | | | | 3 | 0 | 0 | 0 | 0 | 1 | 3 | | | | |
| Kiko Garcia, R OBP: 0.295, SLG: 0.246 (1, 6) | | | | | | | | | | 2 | 0 | 0 | 0 | 0 | 0 | 1 | | | | |
| Pat Kelly, L OBP: 0.394, SLG: 0.391 (8, PH) | | | | | | | | | | 1 | 0 | 1 | 0 | 0 | 0 | 0 | | | | |
| Lenn Sakata, R OBP: 0.278, SLG: 0.424 (8, 4) | | | | | | | | | | 0 | 0 | 0 | 0 | 0 | 0 | 0 | | | | |
| Inning Stats | R: 2 E: 0 K: 1 S: 7 | H: 3 LOB: 1 BB: 1 P: 11 | R: 0 E: 0 K: 0 S: 2 | H: 0 LOB: 0 BB: 1 P: 6 | R: 0 E: 0 K: 0 S: 3 | H: 1 LOB: 1 BB: 1 P: 7 | R: 0 E: 0 K: 0 S: 4 | H: 1 LOB: 2 BB: 0 P: 4 | R: 0 E: 0 K: 1 S: 4 | H: 0 LOB: 0 BB: 1 P: 8 | R: 0 E: 0 K: 1 S: 5 | H: 0 LOB: 0 BB: 0 P: 5 | R: 0 E: 0 K: 0 S: 4 | H: 1 LOB: 1 BB: 0 P: 4 | R: 0 E: 0 K: 2 S: 8 | H: 1 LOB: 1 BB: 0 P: 8 | 1B: 4 2B: 2 3B: 1 HR: 0 | SF: 0 SAC: 0 DP: 4 HBP: 0 | WP: 0 PB: 0 SB: 0 CS: 0 | PA: 34 |
| PITCHER | IP | WLS | BF | H | R | ER | SO | BB | IBB | HBP | BLK | WP | HR | S | P | ERA | WHIP | | | |
| Chuck Rainey, R ERA: 4.76 (1, 1) | 7.1 | W | 28 | 6 | 2 | 2 | 3 | 4 | 0 | 0 | 0 | 0 | 0 | 30 | 46 | 2.46 | 1.364 | | | |
| Tom Burgmeier, L ERA: 2.37 (8, 1) | 1.2 | S | 6 | 1 | 0 | 0 | 2 | 0 | 0 | 0 | 0 | 0 | 0 | 10 | 10 | 0.00 | 0.600 | | | |

| | |
|-----|----|
| AB | 30 |
| R | 2 |
| H | 7 |
| RBI | 1 |
| BB | 4 |
| SO | 5 |
| LOB | 17 |




| Batter | 1 | 2 | 3 | 4 | 5 | 6 | 7 | 8 | 9 | AB | R | H | RBI | BB | SO | LOB | BOTTOM | | | | |
|---|------------------------------|---------------------------------|------------------------------|---------------------------------|------------------------------|---------------------------------|------------------------------|---------------------------------|------------------------------|----------------------------------|------------------------------|---------------------------------|------------------------------|---------------------------------|------------------------------|---------------------------------|---|----------------------------------|------------------------------------|----------------------------------|--------|
| Rick Burleson, R OBP: 0.347, SLG: 0.404 (1, 6) | | | | | | | | | | 4 | 0 | 2 | 1 | 0 | 0 | 1 | Baltimore Orioles @ Boston Red Sox Fenway Park, Boston, MA Fri Jun 27 1980, 7:05 PM EDT Att: 31,607 - Unknown | | | | |
| Dave Stapleton, R OBP: 0.293, SLG: 0.526 (1, 4) | | | | | | | | | | 4 | 0 | 0 | 0 | 0 | 1 | 3 | | | | | |
| Fred Lynn, L OBP: 0.382, SLG: 0.511 (1, 8) | | | | | | | | | | 3 | 1 | 2 | 0 | 1 | 0 | 0 | | | | | |
| Tony Perez, R OBP: 0.334, SLG: 0.474 (1, 3) | | | | | | | | | | 4 | 0 | 0 | 0 | 0 | 0 | 3 | | | | | |
| Butch Hobson, R OBP: 0.319, SLG: 0.445 (1, 10) | | | | | | | | | | 4 | 0 | 1 | 1 | 0 | 0 | 1 | | | | | |
| Carl Yastrzemski, L OBP: 0.366, SLG: 0.435 (1, 7) | | | | | | | | | | 2 | 1 | 0 | 0 | 1 | 1 | 1 | | | | | |
| Dwight Evans, R OBP: 0.286, SLG: 0.354 (1, 9) | | | | | | | | | | 3 | 1 | 1 | 0 | 0 | 0 | 0 | | | | | |
| Glenn Hoffman, R OBP: 0.263, SLG: 0.380 (1, 5) | | | | | | | | | | 3 | 0 | 0 | 0 | 0 | 1 | 2 | | | | | |
| Gary Allenson, R OBP: 0.370, SLG: 0.435 (1, 2) | | | | | | | | | | 2 | 0 | 2 | 1 | 0 | 0 | 0 | | | | | |
| Inning Stats | R: 0 E: 0 K: 0 S: 4 | H: 1 LOB: 1 BB: 0 P: 4 | R: 0 E: 0 K: 1 S: 5 | H: 0 LOB: 0 BB: 0 P: 5 | R: 0 E: 0 K: 0 S: 4 | H: 1 LOB: 1 BB: 0 P: 4 | R: 0 E: 0 K: 0 S: 3 | H: 0 LOB: 0 BB: 0 P: 3 | R: 2 E: 0 K: 1 S: 6 | H: 2 LOB: 0 BB: 1 P: 10 | R: 1 E: 0 K: 1 S: 7 | H: 2 LOB: 1 BB: 0 P: 7 | R: 0 E: 0 K: 0 S: 5 | H: 2 LOB: 2 BB: 0 P: 5 | R: 0 E: 0 K: 0 S: 2 | H: 0 LOB: 0 BB: 1 P: 6 | | 1B: 7 2B: 1 3B: 0 HR: 0 | SF: 1 SAC: 0 DP: 1 HBP: 0 | WP: 0 PB: 0 SB: 1 CS: 1 | PA: 33 |
| PITCHER | IP | WLS | BF | H | R | ER | SO | BB | IBB | HBP | BLK | WP | HR | S | P | ERA | | WHIP | | | |
| Mike Flanagan, L ERA: 3.71 (1, 1) | 8.0 | L | 32 | 8 | 3 | 3 | 3 | 2 | 0 | 0 | 0 | 0 | 0 | 36 | 44 | 3.38 | | 1.250 | | | |



| Batter | 1 | 2 | 3 | 4 | 5 | 6 | 7 | 8 | 9 | AB | R | H | RBI | BB | SO | LOB | TOP | | | | | | | | |
|--|------------------------------|---------------------------------|------------------------------|---------------------------------|------------------------------|---------------------------------|------------------------------|---------------------------------|------------------------------|---------------------------------|------------------------------|---------------------------------|------------------------------|----------------------------------|------------------------------|---------------------------------|------------------------------|---------------------------------|-----------------------------------|------------------------------------|----------------------------------|--------|--|--|--|
| Al Bumbry, L OBP: 0.410, SLG: 0.457 (1, 8) | 0-0 2B | | 0-0 F7 | | 0-0 4-3 | | 0-0 2B 1B | 0-0 4-3 | | 5 | 1 | 2 | 0 | 0 | 0 | 3 | | | | | | | | | |
| Pat Kelly, L OBP: 0.385, SLG: 0.385 (1, 10) | 0-3 K | | 0-0 G3 | | 0-0 P6 | | 4-0 2B BB | | 0-0 1B | 4 | 1 | 1 | 0 | 1 | 1 | 3 | | | | | | | | | |
| Ken Singleton, S OBP: 0.369, SLG: 0.464 (1, 7) | 0-3 K | | | 0-3 K | 0-0 1-4-3 | | 4-0 2B BB | | 0-0 1B | 4 | 1 | 1 | 1 | 1 | 2 | 2 | | | | | | | | | |
| Eddie Murray, S OBP: 0.352, SLG: 0.489 (1, 3) | 0-0 6-3 | | | 0-0 1B HR | | 0-0 5-3 | 0-0 2B 2B | | 0-0 1B | 5 | 2 | 3 | 2 | 2 | 0 | 1 | | | | | | | | | |
| John Lowenstein, L OBP: 0.357, SLG: 0.283 (1, 9) | | 0-0 FC3-6 1B | | 0-0 1-3 HR | | 0-0 4-3 | 0-0 2B | | 0-0 1B | 5 | 1 | 3 | 2 | 0 | 0 | 2 | | | | | | | | | |
| Dan Graham, L OBP: 0.287, SLG: 0.372 (1, 2) | | 0-0 FC3-6 G5-4-3 1-2 | | 0-0 1-H 3-H HR | | 0-0 F9 | 0-3 K | | 0-0 G4-6-3 1B | 4 | 1 | 1 | 3 | 0 | 1 | 2 | | | | | | | | | |
| Doug DeCinces, R OBP: 0.305, SLG: 0.354 (1, 5) | | 0-0 G5-4-3 1-2 | | 0-0 F3 | | | 0-0 5-3 | 0-3 K | | 4 | 0 | 0 | 0 | 0 | 1 | 1 | | | | | | | | | |
| Mark Belanger, R OBP: 0.203, SLG: 0.210 (1, 6) | | | 0-0 F7 | 0-0 F9 | | | 0-0 5-3 | 0-0 1B | | 4 | 0 | 1 | 0 | 0 | 0 | 0 | | | | | | | | | |
| Rich Dauer, R OBP: 0.331, SLG: 0.314 (1, 4) | | | 0-0 1B | | 0-0 4-3 WP 1B | | 0-0 BB 1B BB | 0-3 K | | 4 | 1 | 3 | 0 | 0 | 1 | 1 | | | | | | | | | |
| Inning Stats | R: 0 E: 0 K: 2 S: 8 | H: 1 LOB: 1 BB: 0 P: 8 | R: 0 E: 0 K: 0 S: 3 | H: 1 LOB: 0 BB: 0 P: 3 | R: 0 E: 0 K: 0 S: 4 | H: 1 LOB: 1 BB: 0 P: 4 | R: 3 E: 0 K: 1 S: 8 | H: 3 LOB: 0 BB: 0 P: 8 | R: 0 E: 0 K: 0 S: 4 | H: 1 LOB: 1 BB: 0 P: 4 | R: 0 E: 0 K: 0 S: 3 | H: 0 LOB: 0 BB: 0 P: 3 | R: 5 E: 0 K: 1 S: 9 | H: 4 LOB: 1 BB: 2 P: 17 | R: 0 E: 0 K: 2 S: 8 | H: 1 LOB: 1 BB: 0 P: 8 | R: 0 E: 0 K: 0 S: 4 | H: 3 LOB: 1 BB: 0 P: 4 | 1B: 11 2B: 3 3B: 0 HR: 1 | SF: 0 SAC: 0 DP: 2 HBP: 0 | WP: 1 PB: 0 SB: 0 CS: 0 | PA: 41 | | | |
| PITCHER | IP | WLS | BF | H | R | ER | SO | BB | IBB | HBP | BLK | WP | HR | S | P | ERA | WHIP | | | | | | | | |
| Mike Torrez, R ERA: 4.47 (1, 1) | 6.2 | L | 30 | 9 | 7 | 7 | 3 | 2 | 0 | 0 | 0 | 1 | 1 | 34 | 42 | 9.45 | 1.650 | | | | | | | | |
| Win Remmerswaal, R ERA: 3.6 (7, 1) | 0.0 | | 2 | 2 | 1 | 1 | 0 | 0 | 0 | 0 | 0 | 0 | 0 | 2 | 2 | ∞ | ∞ | | | | | | | | |
| John Tudor, L ERA: 6.23 (7, 1) | 1.1 | | 5 | 1 | 0 | 0 | 3 | 0 | 0 | 0 | 0 | 0 | 0 | 11 | 11 | 0.00 | 0.750 | | | | | | | | |
| Bill Campbell, R ERA: (9, 1) | 1.0 | | 4 | 3 | 0 | 0 | 0 | 0 | 0 | 0 | 0 | 0 | 0 | 4 | 4 | 0.00 | 3.000 | | | | | | | | |

Baltimore Orioles @ Boston Red Sox
Fenway Park, Boston, MA
Sat Jun 28 1980, 3:33 AM EDT
Att: 30,914 - Unknown


AB 39
R 8
H 15
RBI 8
BB 2
SO 6
LOB 15



| Batter | 1 | 2 | 3 | 4 | 5 | 6 | 7 | 8 | 9 | AB | R | H | RBI | BB | SO | LOB | BOTTOM | | | | | | | | |
|--|------------------------------|---------------------------------|------------------------------|---------------------------------|------------------------------|---------------------------------|------------------------------|---------------------------------|------------------------------|---------------------------------|------------------------------|---------------------------------|------------------------------|---------------------------------|------------------------------|---------------------------------|------------------------------|----------------------------------|----------------------------------|------------------------------------|----------------------------------|--------|--|--|--|
| Rick Burleson, R OBP: 0.345, SLG: 0.399 (1, 6) | 0-0 6-3 | | 0-0 G5-4-3 1-2 | | | 0-0 G5-4-3 1-2 | | 4-0 1B BB | 0-0 4-3 | 4 | 1 | 0 | 0 | 1 | 0 | 4 | | | | | | | | | |
| Dave Stapleton, R OBP: 0.317, SLG: 0.532 (1, 4) | 0-0 6-3 | | | 0-0 4-3 1B | | 0-0 1B | | 0-0 1B 1B | 0-0 P4 | 5 | 0 | 3 | 0 | 0 | 0 | 2 | | | | | | | | | |
| Fred Lynn, L OBP: 0.376, SLG: 0.502 (1, 8) | 0-3 K | | | 0-0 4-3 1-2 | | 0-0 F8 | | 0-0 F7 | | 4 | 0 | 0 | 0 | 0 | 1 | 4 | | | | | | | | | |
| Tony Perez, R OBP: 0.337, SLG: 0.478 (1, 3) | | 0-0 2-3 | | 0-3 K | | | 0-0 HR 2B | 0-0 1-3 2-H 1B | | 4 | 1 | 2 | 1 | 0 | 1 | 1 | | | | | | | | | |
| Butch Hobson, R OBP: 0.313, SLG: 0.437 (1, 10) | | 0-3 K | | 0-0 F9 | | | 0-0 5-3 | 0-0 G3 | | 4 | 0 | 0 | 0 | 0 | 1 | 4 | | | | | | | | | |
| Dwight Evans, R OBP: 0.296, SLG: 0.353 (1, 9) | | 0-0 1B | | | 0-0 6-3 | | 0-0 L6 | | 0-3 K | 3 | 0 | 1 | 0 | 0 | 0 | 1 | | | | | | | | | |
| Carl Yastrzemski, L OBP: 0.325, SLG: 0.433 (9, PH) | | | | | | | | | | 1 | 0 | 0 | 0 | 0 | 1 | 0 | | | | | | | | | |
| Jim Dwyer, L OBP: 0.368, SLG: 0.492 (1, 7) | | 0-0 F9 | | | 0-0 F9 | | 0-0 HR | | 0-0 1B 1B | 4 | 2 | 2 | 2 | 0 | 0 | 1 | | | | | | | | | |
| Glenn Hoffman, R OBP: 0.266, SLG: 0.378 (1, 5) | | | 0-0 CS 1B | | 0-0 F8 | | 0-0 6-3 | | 4-0 4-3 1B BB | 3 | 0 | 1 | 0 | 0 | 0 | 0 | | | | | | | | | |
| Jerry Remy, L OBP: 0.339, SLG: 0.370 (9, PH) | | | | | | | | | | 0 | 0 | 0 | 0 | 1 | 0 | 0 | | | | | | | | | |
| Gary Allenson, R OBP: 0.400, SLG: 0.440 (1, 2) | | | 0-0 G5-4-3 1-2 1B | | | 4-0 G5-4-3 BB | | 0-0 F7 | | 2 | 0 | 1 | 0 | 1 | 0 | 0 | | | | | | | | | |
| Dave Rader, L OBP: 0.393, SLG: 0.534 (9, PH) | | | | | | | | | 0-0 4-3 1B | 1 | 0 | 1 | 1 | 0 | 0 | 0 | | | | | | | | | |
| Inning Stats | R: 0 E: 0 K: 1 S: 5 | H: 0 LOB: 0 BB: 0 P: 5 | R: 0 E: 0 K: 1 S: 6 | H: 1 LOB: 1 BB: 0 P: 6 | R: 0 E: 0 K: 0 S: 3 | H: 2 LOB: 0 BB: 0 P: 3 | R: 0 E: 0 K: 1 S: 6 | H: 1 LOB: 1 BB: 0 P: 6 | R: 0 E: 0 K: 0 S: 3 | H: 0 LOB: 0 BB: 0 P: 3 | R: 0 E: 0 K: 0 S: 3 | H: 1 LOB: 1 BB: 1 P: 7 | R: 2 E: 0 K: 0 S: 5 | H: 2 LOB: 0 BB: 0 P: 5 | R: 1 E: 0 K: 0 S: 5 | H: 2 LOB: 2 BB: 1 P: 9 | R: 1 E: 0 K: 1 S: 7 | H: 2 LOB: 2 BB: 1 P: 11 | 1B: 9 2B: 1 3B: 0 HR: 1 | SF: 0 SAC: 0 DP: 2 HBP: 0 | WP: 0 PB: 0 SB: 0 CS: 1 | PA: 38 | | | |
| PITCHER | IP | WLS | BF | H | R | ER | SO | BB | IBB | HBP | BLK | WP | HR | S | P | ERA | WHIP | | | | | | | | |
| Scott McGregor, L ERA: 3.4 (1, 1) | 7.1 | W | 29 | 8 | 3 | 3 | 3 | 2 | 0 | 0 | 0 | 0 | 0 | 33 | 41 | 3.68 | 1.364 | | | | | | | | |
| Tim Stoddard, R ERA: 2.45 (8, 1) | 1.2 | | 9 | 3 | 1 | 1 | 1 | 1 | 0 | 0 | 0 | 0 | 0 | 10 | 14 | 5.40 | 2.400 | | | | | | | | |


Baltimore Orioles @ Boston Red Sox
Fenway Park, Boston, MA
Sat Jun 28 1980, 3:33 AM EDT
Att: 30,914 - Unknown


AB 35
R 4
H 11
RBI 4
BB 3
SO 4
LOB 17



| Batter | 1 | 2 | 3 | 4 | 5 | 6 | 7 | 8 | 9 | AB | R | H | RBI | BB | SO | LOB | TOP | | | |
|---|---|---------------------------------|------------------------------|---------------------------------|------------------------------|----------------------------------|------------------------------|---------------------------------|------------------------------|----------------------------------|------------------------------|---------------------------------|------------------------------|---------------------------------|------------------------------|---------------------------------|--|------------------------------------|----------------------------------|--------|
| Willie Randolph, R (1, 4) OBP: 0.429, SLG: 0.415 | | | | | | | | | | 4 | 2 | 1 | 0 | 1 | 1 | 1 | <p>New York Yankees @ Boston Red Sox Fenway Park, Boston, MA Mon Jun 30 1980, 7:05 PM EDT Att: 33,858 - Unknown - 78 F</p> <p>livebaseballscorecards.com</p> <p>AB 35 R 6 H 10 RBI 5 BB 4 SO 7 LOB 13</p> | | | |
| Bobby Murcer, L (1, 7) OBP: 0.376, SLG: 0.538 | | | | | | | | | | 3 | 1 | 1 | 1 | 1 | 0 | 0 | | | | |
| Graig Nettles, L (1, 5) OBP: 0.343, SLG: 0.452 | | | | | | | | | | 5 | 1 | 2 | 1 | 0 | 1 | 1 | | | | |
| Reggie Jackson, L (1, 10) OBP: 0.358, SLG: 0.573 | | | | | | | | | | 5 | 1 | 1 | 1 | 0 | 1 | 1 | | | | |
| Bob Watson, R (1, 3) OBP: 0.373, SLG: 0.444 | | | | | | | | | | 5 | 0 | 2 | 1 | 0 | 1 | 1 | | | | |
| Joe Lefebvre, L (1, 9) OBP: 0.372, SLG: 0.490 | | | | | | | | | | 3 | 0 | 0 | 0 | 1 | 1 | 1 | | | | |
| Bobby Brown, S (1, 8) OBP: 0.335, SLG: 0.451 | | | | | | | | | | 2 | 0 | 1 | 1 | 1 | 0 | 1 | | | | |
| Rick Cerone, R (1, 2) OBP: 0.273, SLG: 0.403 | | | | | | | | | | 4 | 1 | 1 | 0 | 0 | 0 | 5 | | | | |
| Bucky Dent, R (1, 6) OBP: 0.322, SLG: 0.378 | | | | | | | | | | 4 | 0 | 1 | 0 | 0 | 2 | 2 | | | | |
| Inning Stats | R: 1 E: 0 K: 1 S: 6 | H: 1 LOB: 0 BB: 0 P: 6 | R: 0 E: 1 K: 1 S: 7 | H: 1 LOB: 2 BB: 0 P: 7 | R: 4 E: 0 K: 0 S: 6 | H: 4 LOB: 1 BB: 2 P: 14 | R: 0 E: 0 K: 0 S: 3 | H: 0 LOB: 1 BB: 1 P: 7 | R: 0 E: 0 K: 2 S: 8 | H: 1 LOB: 2 BB: 1 P: 12 | R: 0 E: 0 K: 0 S: 3 | H: 0 LOB: 0 BB: 0 P: 3 | R: 0 E: 1 K: 1 S: 7 | H: 2 LOB: 1 BB: 0 P: 7 | R: 0 E: 0 K: 1 S: 6 | H: 1 LOB: 1 BB: 0 P: 6 | 1B: 6 2B: 4 3B: 1 HR: 0 | SF: 2 SAC: 0 DP: 1 HBP: 0 | WP: 0 PB: 0 SB: 1 CS: 0 | PA: 41 |
| PITCHER | IP WLS BF H R ER SO BB IBB HBP BLK WP HR S P ERA WHIP | | | | | | | | | | | | | | | | | | | |
| Bob Stanley, R (1, 1) ERA: 4.43 | 2.0 L 13 5 5 5 2 1 0 0 0 0 0 16 20 22.50 3.000 | | | | | | | | | | | | | | | | | | | |
| Dick Drago, R (3, 1) ERA: 5.12 | 6.0 24 4 1 0 4 2 1 0 0 0 0 29 41 0.00 1.000 | | | | | | | | | | | | | | | | | | | |
| Win Remmerswaal, R (9, 1) ERA: 3.0 | 1.0 4 1 0 0 1 0 0 0 0 0 0 6 6 0.00 1.000 | | | | | | | | | | | | | | | | | | | |

| Batter | 1 | 2 | 3 | 4 | 5 | 6 | 7 | 8 | 9 | AB | R | H | RBI | BB | SO | LOB | BOTTOM | | | | | |
|---|---|---------------------------------|------------------------------|---------------------------------|------------------------------|---------------------------------|------------------------------|---------------------------------|------------------------------|---------------------------------|------------------------------|---------------------------------|------------------------------|---------------------------------|------------------------------|---------------------------------|--|----------------------------------|----------------------------------|------------------------------------|----------------------------------|--------|
| Rick Burleson, R (1, 6) OBP: 0.346, SLG: 0.399 | | | | | | | | | | 5 | 0 | 2 | 0 | 0 | 1 | 1 | <p>New York Yankees @ Boston Red Sox Fenway Park, Boston, MA Mon Jun 30 1980, 7:05 PM EDT Att: 33,858 - Unknown - 78 F</p> <p>livebaseballscorecards.com</p> <p>AB 36 R 3 H 10 RBI 3 BB 3 SO 6 LOB 15</p> | | | | | |
| Dave Stapleton, R (1, 4) OBP: 0.503, SLG: 0.508 | | | | | | | | | | 3 | 0 | 0 | 0 | 0 | 0 | 2 | | | | | | |
| Jerry Remy, L (9, PH) OBP: 0.342, SLG: 0.373 | | | | | | | | | | 1 | 0 | 1 | 0 | 0 | 0 | 0 | | | | | | |
| Fred Lynn, L (1, 8) OBP: 0.376, SLG: 0.498 | | | | | | | | | | 4 | 1 | 1 | 1 | 1 | 0 | 1 | | | | | | |
| Tony Perez, R (1, 3) OBP: 0.334, SLG: 0.477 | | | | | | | | | | 5 | 0 | 1 | 1 | 0 | 1 | 4 | | | | | | |
| Butch Hobson, R (1, 10) OBP: 0.312, SLG: 0.433 | | | | | | | | | | 4 | 1 | 1 | 0 | 0 | 1 | 1 | | | | | | |
| Dwight Evans, R (1, 9) OBP: 0.291, SLG: 0.357 | | | | | | | | | | 4 | 0 | 2 | 0 | 0 | 2 | 0 | | | | | | |
| Jim Dwyer, L (1, 7) OBP: 0.363, SLG: 0.485 | | | | | | | | | | 2 | 0 | 0 | 0 | 0 | 0 | 2 | | | | | | |
| Carlton Fisk, R (6, PH) OBP: 0.376, SLG: 0.531 | | | | | | | | | | 1 | 0 | 1 | 1 | 0 | 0 | 0 | | | | | | |
| Gary Hancock, L (7, 7) | | | | | | | | | | 1 | 0 | 0 | 0 | 0 | 0 | 0 | | | | | | |
| Glenn Hoffman, R (1, 5) OBP: 0.256, SLG: 0.364 | | | | | | | | | | 3 | 0 | 0 | 0 | 0 | 0 | 4 | | | | | | |
| Carl Yastrzemski, L (9, PH) OBP: 0.324, SLG: 0.431 | | | | | | | | | | 1 | 0 | 0 | 0 | 0 | 1 | 0 | | | | | | |
| Gary Allenson, R (1, 2) OBP: 0.424, SLG: 0.444 | | | | | | | | | | 2 | 1 | 1 | 0 | 1 | 0 | 0 | | | | | | |
| Dave Rader, L (9, PH) OBP: 0.403, SLG: 0.534 | | | | | | | | | | 0 | 0 | 0 | 0 | 1 | 0 | 0 | | | | | | |
| Inning Stats | R: 0 E: 0 K: 0 S: 3 | H: 0 LOB: 0 BB: 0 P: 3 | R: 0 E: 0 K: 1 S: 5 | H: 0 LOB: 0 BB: 0 P: 5 | R: 0 E: 0 K: 0 S: 5 | H: 2 LOB: 2 BB: 0 P: 5 | R: 1 E: 0 K: 0 S: 6 | H: 3 LOB: 2 BB: 0 P: 6 | R: 0 E: 0 K: 0 S: 3 | H: 0 LOB: 0 BB: 0 P: 3 | R: 1 E: 0 K: 0 S: 6 | H: 3 LOB: 2 BB: 0 P: 6 | R: 1 E: 0 K: 0 S: 4 | H: 1 LOB: 1 BB: 1 P: 8 | R: 0 E: 0 K: 2 S: 7 | H: 0 LOB: 0 BB: 0 P: 7 | R: 0 E: 0 K: 3 S: 10 | H: 1 LOB: 3 BB: 2 P: 18 | 1B: 9 2B: 1 3B: 0 HR: 0 | SF: 0 SAC: 1 DP: 0 HBP: 0 | WP: 0 PB: 0 SB: 0 CS: 0 | PA: 40 |
| PITCHER | IP WLS BF H R ER SO BB IBB HBP BLK WP HR S P ERA WHIP | | | | | | | | | | | | | | | | | | | | | |
| Tommy John, L (1, 1) ERA: 3.13 | 6.2 W 30 9 3 3 1 1 0 0 0 0 0 31 35 4.05 1.500 | | | | | | | | | | | | | | | | | | | | | |
| Rich Gossage, R (7, 1) ERA: 2.64 | 2.1 S 10 1 0 0 5 2 0 0 0 0 0 0 18 26 0.00 1.286 | | | | | | | | | | | | | | | | | | | | | |

| Batter | 1 | 2 | 3 | 4 | 5 | 6 | 7 | 8 | 9 | AB | R | H | RBI | BB | SO | LOB | TOP | | | |
|--|------------------------------|----------------------------------|-------------------------------------|----------------------------------|------------------------------|---------------------------------|------------------------------|---------------------------------|------------------------------|---------------------------------|------------------------------|---------------------------------|------------------------------|----------------------------------|------------------------------|----------------------------------|---|----------------------------------|------------------------------------|----------------------------------|
| Willie Randolph, R OBP: 0.424, SLG: 0.409 (1, 4) | F9 | FC1-6 | | | 4-3 | | F9 | | | 4 | 0 | 0 | 0 | 0 | 0 | 1 | New York Yankees @ Boston Red Sox Fenway Park, Boston, MA Tue Jul 01 1980, 7:05 PM EDT Att: 35,026 - Unknown - 78 F | | | |
| Bobby Murcer, L OBP: 0.375, SLG: 0.527 (1, 7) | BB | P7 | | | F9 | | | G3 | | 4 | 0 | 1 | 0 | 0 | 0 | 1 | | | | |
| Graig Nettles, L OBP: 0.338, SLG: 0.445 (1, 5) | F7 | | | | 4-3 | | | L9 | | 4 | 0 | 0 | 0 | 0 | 0 | 1 | | | | |
| Reggie Jackson, L OBP: 0.365, SLG: 0.586 Dennis Werth, R OBP: 0.491, SLG: 0.571 (1, 10) (8, PR) | 1-2 | | | | HR | | | 1B | BB | 2 | 1 | 1 | 1 | 2 | 0 | 0 | | | | |
| Bob Watson, R OBP: 0.371, SLG: 0.441 (1, 3) | K | | | | 4-3 | | | 1B | BB | 4 | 0 | 1 | 0 | 0 | 1 | 2 | | | | |
| Joe Lefebvre, L OBP: 0.376, SLG: 0.491 (1, 9) | | 2B | 1B | | F6 | | | | K | 4 | 1 | 2 | 0 | 0 | 1 | 2 | | | | |
| Bobby Brown, S OBP: 0.329, SLG: 0.442 (1, 8) | | K | | | L9 | | | | P7 | 4 | 0 | 0 | 0 | 0 | 1 | 2 | | | | |
| Rick Cerone, R OBP: 0.272, SLG: 0.405 (1, 2) | | 1B | 2B | | 6-3 | | | | K | 4 | 1 | 1 | 0 | 0 | 1 | 0 | | | | |
| Bucky Dent, R OBP: 0.321, SLG: 0.376 (1, 6) | | | FC1-6 | 1B | F8 | | | | F3 | 4 | 0 | 1 | 2 | 0 | 0 | 0 |  | | | |
| Inning Stats | R: 0 E: 0 K: 1 S: 6 | H: 1 LOB: 2 BB: 1 P: 10 | R: 2 E: 1 K: 1 S: 8 | H: 3 LOB: 1 BB: 0 P: 8 | R: 1 E: 0 K: 0 S: 4 | H: 1 LOB: 0 BB: 0 P: 4 | R: 0 E: 0 K: 0 S: 3 | H: 0 LOB: 0 BB: 0 P: 3 | R: 0 E: 0 K: 0 S: 4 | H: 1 LOB: 1 BB: 0 P: 4 | R: 0 E: 0 K: 1 S: 5 | H: 0 LOB: 0 BB: 0 P: 5 | R: 0 E: 0 K: 1 S: 6 | H: 1 LOB: 2 BB: 1 P: 10 | R: 0 E: 0 K: 0 S: 3 | H: 0 LOB: 0 BB: 0 P: 3 | | 1B: 5 2B: 1 3B: 0 HR: 1 | SF: 0 SAC: 0 DP: 0 HBP: 0 | WP: 0 PB: 0 SB: 0 CS: 0 |
| PITCHER Dennis Eckersley, R ERA: 4.14 (1, 1) | IP: 9.0 WLS: L BF: 36 | H: 7 R: 3 ER: 3 SO: 4 | BB: 2 IBB: 0 HBP: 0 BLK: 0 | WP: 0 HR: 1 S: 42 P: 50 | ERA: 3.00 WHIP: 1.000 | | | | | | | | | | | 1B: 5 2B: 1 3B: 0 HR: 1 | SF: 0 SAC: 0 DP: 0 HBP: 0 | WP: 0 PB: 0 SB: 0 CS: 0 | PA: 36 | |

| Batter | 1 | 2 | 3 | 4 | 5 | 6 | 7 | 8 | 9 | AB | R | H | RBI | BB | SO | LOB | BOTTOM | | | | | |
|--|------------------------------|---------------------------------|-------------------------------------|----------------------------------|------------------------------|---------------------------------|------------------------------|---------------------------------|------------------------------|---------------------------------|------------------------------|---------------------------------|------------------------------|---------------------------------|------------------------------|----------------------------------|---|----------------------------------|---------------------------------|----------------------------------|------------------------------------|----------------------------------|
| Rick Burleson, R OBP: 0.344, SLG: 0.397 (1, 6) | F9 | | | | 4-3 | | | | | 4 | 0 | 1 | 0 | 0 | 0 | 0 | New York Yankees @ Boston Red Sox Fenway Park, Boston, MA Tue Jul 01 1980, 7:05 PM EDT Att: 35,026 - Unknown - 78 F | | | | | |
| Jerry Remy, L OBP: 0.341, SLG: 0.371 (1, 4) | 6-3 | | | | 6-3 | | | | | 4 | 1 | 1 | 0 | 0 | 0 | 0 | | | | | | |
| Fred Lynn, L OBP: 0.380, SLG: 0.508 Jim Dwyer, L OBP: 0.361, SLG: 0.481 (1, 8) (7, 8) | | | | | 4-3 | | | | | 3 | 1 | 2 | 0 | 0 | 0 | 0 | | | | | | |
| Tony Perez, R OBP: 0.333, SLG: 0.473 (1, 3) | F9 | | | | L4 | | | | | 4 | 0 | 1 | 2 | 0 | 0 | 1 | | | | | | |
| Carl Yastrzemski, L OBP: 0.327, SLG: 0.432 (1, 7) | | G1-4-3 | 1B | | G3 | | | | | 4 | 0 | 2 | 0 | 0 | 0 | 0 | | | | | | |
| Carlton Fisk, R OBP: 0.374, SLG: 0.525 (1, 10) | | | G1-4-3 | 1B | | 6-3 | | | | 4 | 0 | 1 | 0 | 0 | 0 | 2 | | | | | | |
| Butch Hobson, R OBP: 0.307, SLG: 0.425 (1, 5) | | G1-4-3 | 1-2 | 2-3 | | 6-3 | | | | 4 | 0 | 0 | 0 | 0 | 0 | 4 | | | | | | |
| Dave Rader, L OBP: 0.400, SLG: 0.541 (1, 2) | | L7 | | | | | | | | 3 | 0 | 1 | 0 | 0 | 0 | 1 | | | | | | |
| Dwight Evans, R OBP: 0.286, SLG: 0.351 (1, 9) | | | | | 4-3 | | | | | 3 | 0 | 0 | 0 | 0 | 0 | 1 |  | | | | | |
| Inning Stats | R: 0 E: 0 K: 0 S: 4 | H: 1 LOB: 1 BB: 0 P: 4 | R: 0 E: 0 K: 0 S: 4 | H: 2 LOB: 1 BB: 0 P: 4 | R: 0 E: 0 K: 0 S: 3 | H: 0 LOB: 0 BB: 0 P: 3 | R: 0 E: 0 K: 0 S: 3 | H: 0 LOB: 0 BB: 0 P: 3 | R: 0 E: 0 K: 0 S: 4 | H: 1 LOB: 1 BB: 0 P: 4 | R: 2 E: 0 K: 0 S: 7 | H: 4 LOB: 2 BB: 0 P: 7 | R: 0 E: 0 K: 0 S: 3 | H: 1 LOB: 0 BB: 0 P: 3 | R: 0 E: 0 K: 0 S: 3 | H: 0 LOB: 0 BB: 0 P: 3 | | R: 0 E: 0 K: 0 S: 3 | H: 0 LOB: 0 BB: 0 P: 3 | 1B: 6 2B: 3 3B: 0 HR: 0 | SF: 0 SAC: 0 DP: 1 HBP: 0 | WP: 0 PB: 0 SB: 0 CS: 1 |
| PITCHER Ed Figueroa, R ERA: 5.36 Ron Davis, R ERA: 2.91 (1, 1) (6, 1) | IP: 5.1 WLS: W BF: 23 | H: 8 R: 2 ER: 2 SO: 0 | BB: 0 IBB: 0 HBP: 0 BLK: 0 | WP: 0 HR: 0 S: 23 P: 23 | ERA: 3.38 WHIP: 1.500 | | | | | | | | | | | 1B: 6 2B: 3 3B: 0 HR: 0 | SF: 0 SAC: 0 DP: 1 HBP: 0 | WP: 0 PB: 0 SB: 0 CS: 1 | PA: 35 | | | |

| Batter | 1 | 2 | 3 | 4 | 5 | 6 | 7 | 8 | 9 | AB | R | H | RBI | BB | SO | LOB | TOP | | | | | | | | |
|--|------------------------------|---------------------------------|------------------------------|---------------------------------|------------------------------|---------------------------------|------------------------------|---------------------------------|------------------------------|---------------------------------|------------------------------|---------------------------------|------------------------------|----------------------------------|------------------------------|---------------------------------|------------------------------|----------------------------------|----------------------------------|------------------------------------|----------------------------------|--------|--|--|--|
| Willie Randolph, R (1,4) OBP: 0.422, SLG: 0.410 Brian Doyle, L (7,4) OBP: 0.300, SLG: 0.368 | 0-0 4-3 2B 2B | | 0-0 3-1 | | | 0-0 F8 | 0-0 B5-3 | | 0-0 BB 1B | 4 | 1 | 1 | 0 | 0 | 0 | 1 | | | | | | | | | |
| Bobby Murcer, L (1,7) OBP: 0.376, SLG: 0.526 | 0-0 F9 | | 0-0 1-3 | | | 0-0 F8 | 0-0 2B | | 4-0 BB 1-2 BB | 4 | 0 | 1 | 1 | 1 | 0 | 1 | | | | | | | | | |
| Graig Nettles, L (1,5) OBP: 0.339, SLG: 0.456 | 0-0 4-3 | | | 0-0 HR | | 0-0 BB 1B | 0-0 1-3 | | 0-0 G3 | 5 | 1 | 2 | 1 | 0 | 0 | 4 | | | | | | | | | |
| Reggie Jackson, L (1,10) OBP: 0.367, SLG: 0.587 | 0-0 2B | | | 0-0 6-3 | | 4-0 BB 1-2 BB | | 0-3 K | | 3 | 0 | 1 | 1 | 1 | 1 | 0 | | | | | | | | | |
| Bob Watson, R (1,3) OBP: 0.365, SLG: 0.433 | 0-0 1-3 | | | 0-3 K | | 0-0 F3 | | 0-0 1-3 | | 4 | 0 | 0 | 0 | 0 | 1 | 3 | | | | | | | | | |
| Joe Lefebvre, L (1,9) OBP: 0.380, SLG: 0.481 | | 4-0 BB G4-6-3 | | 0-0 5-3 | | | 4-0 BB 1B | | 0-0 6-3 | 2 | 1 | 0 | 0 | 2 | 0 | 0 | | | | | | | | | |
| Bobby Brown, S (1,8) OBP: 0.332, SLG: 0.441 | | 0-0 BB G4-6-3 | | 0-0 B1-3 | | 0-0 BB 1-3 1B | | 4-0 BB S 1B | | 3 | 2 | 1 | 0 | 1 | 0 | 1 | | | | | | | | | |
| Rick Cerone, R (1,2) OBP: 0.272, SLG: 0.402 | | 0-0 6-3 | | 0-0 BB G6-4-3 | | 0-0 FC6 2B | | 0-0 6-3 | | 4 | 1 | 1 | 0 | 0 | 0 | 1 | | | | | | | | | |
| Bucky Dent, R (1,6) OBP: 0.315, SLG: 0.368 | | | 0-0 F4 | | 0-0 BB G6-4-3 | | 0-0 6-3 | | 0-0 6-3 | 4 | 0 | 0 | 0 | 0 | 0 | 3 | | | | | | | | | |
| Inning Stats | R: 1 E: 0 K: 0 S: 5 | H: 2 LOB: 1 BB: 0 P: 5 | R: 0 E: 0 K: 0 S: 2 | H: 0 LOB: 0 BB: 1 P: 6 | R: 0 E: 0 K: 0 S: 3 | H: 0 LOB: 0 BB: 0 P: 3 | R: 1 E: 0 K: 1 S: 6 | H: 1 LOB: 0 BB: 0 P: 6 | R: 0 E: 0 K: 0 S: 3 | H: 1 LOB: 0 BB: 0 P: 3 | R: 0 E: 0 K: 0 S: 4 | H: 1 LOB: 2 BB: 1 P: 8 | R: 3 E: 1 K: 0 S: 6 | H: 2 LOB: 1 BB: 1 P: 10 | R: 0 E: 0 K: 1 S: 5 | H: 0 LOB: 0 BB: 0 P: 5 | R: 1 E: 0 K: 0 S: 4 | H: 1 LOB: 2 BB: 2 P: 12 | 1B: 4 2B: 3 3B: 0 HR: 1 | SF: 0 SAC: 0 DP: 2 HBP: 0 | WP: 0 PB: 0 SB: 1 CS: 0 | PA: 39 | | | |
| PITCHER | IP | WLS | BF | H | R | ER | SO | BB | IBB | HBP | BLK | WP | HR | S | P | ERA | WHIP | | | | | | | | |
| Steve Renko, R (1,1) ERA: 3.89 | 6.0 | L | 25 | 6 | 4 | 2 | 1 | 3 | 0 | 0 | 0 | 0 | 1 | 24 | 36 | 3.00 | 1.500 | | | | | | | | |
| Bob Stanley, R (7,1) ERA: 4.4 | 0.2 | | 4 | 1 | 1 | 0 | 0 | 0 | 0 | 0 | 0 | 0 | 0 | 4 | 4 | 0.00 | 1.500 | | | | | | | | |
| John Tudor, L (7,1) ERA: 4.76 | 1.1 | | 4 | 0 | 0 | 0 | 1 | 0 | 0 | 0 | 0 | 0 | 0 | 6 | 6 | 0.00 | 0.000 | | | | | | | | |
| Bill Campbell, R (9,1) ERA: 2.45 | 1.0 | | 6 | 1 | 1 | 1 | 0 | 2 | 0 | 0 | 0 | 0 | 0 | 4 | 12 | 9.00 | 3.000 | | | | | | | | |

New York Yankees @ Boston Red Sox
Fenway Park, Boston, MA
Wed Jul 02 1980, 7:05 PM EDT
Att: 33,971 - Unknown - 78 F

AB 34
R 6
H 8
RBI 4
BB 5
SO 2
LOB 14





| Batter | 1 | 2 | 3 | 4 | 5 | 6 | 7 | 8 | 9 | AB | R | H | RBI | BB | SO | LOB | BOTTOM | | | | | | | | |
|---|------------------------------|---------------------------------|------------------------------|---------------------------------|------------------------------|---------------------------------|------------------------------|---------------------------------|------------------------------|---------------------------------|------------------------------|---------------------------------|------------------------------|---------------------------------|------------------------------|---------------------------------|------------------------------|---------------------------------|----------------------------------|------------------------------------|----------------------------------|--------|--|--|--|
| Rick Burleson, R (1,6) OBP: 0.340, SLG: 0.392 | 0-0 6-3 | | | 0-0 L6 | | 0-3 K | | 0-0 6-3 | | 4 | 0 | 0 | 0 | 0 | 1 | 2 | | | | | | | | | |
| Dave Stapleton, R (1,7) OBP: 0.300, SLG: 0.507 | 0-0 F8 | | | 0-0 L4 | | | 0-0 6-3 | | 0-0 BB 2B | 4 | 0 | 1 | 0 | 0 | 0 | 0 | | | | | | | | | |
| Carlton Fisk, R (1,10) OBP: 0.367, SLG: 0.513 | 0-3 K | | | 0-0 F8 | | | 0-0 L8 | | 0-0 F7 | 4 | 0 | 0 | 0 | 0 | 1 | 1 | | | | | | | | | |
| Tony Perez, R (1,3) OBP: 0.332, SLG: 0.470 | | 0-0 6-3 | | | 0-3 K | | 0-0 2B 1B | | 0-3 K | 4 | 0 | 1 | 0 | 0 | 2 | 1 | | | | | | | | | |
| Butch Hobson, R (1,5) OBP: 0.306, SLG: 0.427 | | 0-0 5-3 | | | 0-0 L1-3 | | 0-0 2B | | 0-0 6-3 | 4 | 0 | 1 | 0 | 0 | 0 | 1 | | | | | | | | | |
| Dwight Evans, R (1,9) OBP: 0.282, SLG: 0.345 | | 0-0 F8 | | | 0-0 6-3 | | 0-0 F2 | | | 3 | 0 | 0 | 0 | 0 | 0 | 2 | | | | | | | | | |
| Jim Dwyer, L (1,8) OBP: 0.369, SLG: 0.485 Gary Hancock, L (7,8) OBP: 0.333, SLG: 0.333 | | | 4-0 BB FC4-6 | | 0-0 BB G5-4-3 | | 0-0 BB 1B | | 0-0 F8 WP 1B | 1 | 0 | 1 | 0 | 1 | 0 | 0 | | | | | | | | | |
| Jerry Remy, L (1,4) OBP: 0.336, SLG: 0.366 | | | 0-0 FC4-6 | | 0-0 G5-4-3 | | 0-0 BB 1B | | 0-0 F8 | 3 | 0 | 0 | 0 | 0 | 0 | 3 | | | | | | | | | |
| Gary Allenson, R (1,2) OBP: 0.417, SLG: 0.433 | | | 0-0 L4-3 | | 0-0 WP 1B | | 0-0 F8 | | 0-0 F8 | 3 | 0 | 1 | 0 | 0 | 0 | 2 | | | | | | | | | |
| Inning Stats | R: 0 E: 0 K: 1 S: 5 | H: 0 LOB: 0 BB: 0 P: 5 | R: 0 E: 0 K: 0 S: 3 | H: 0 LOB: 0 BB: 0 P: 3 | R: 0 E: 0 K: 0 S: 2 | H: 0 LOB: 0 BB: 1 P: 6 | R: 0 E: 0 K: 0 S: 3 | H: 0 LOB: 0 BB: 0 P: 3 | R: 0 E: 0 K: 1 S: 5 | H: 0 LOB: 0 BB: 0 P: 5 | R: 0 E: 0 K: 1 S: 6 | H: 2 LOB: 1 BB: 0 P: 6 | R: 0 E: 0 K: 0 S: 5 | H: 2 LOB: 2 BB: 0 P: 5 | R: 0 E: 0 K: 0 S: 4 | H: 1 LOB: 1 BB: 0 P: 4 | R: 0 E: 0 K: 1 S: 6 | H: 1 LOB: 1 BB: 0 P: 6 | 1B: 4 2B: 3 3B: 0 HR: 0 | SF: 0 SAC: 0 DP: 2 HBP: 0 | WP: 2 PB: 0 SB: 0 CS: 0 | PA: 32 | | | |
| PITCHER | IP | WLS | BF | H | R | ER | SO | BB | IBB | HBP | BLK | WP | HR | S | P | ERA | WHIP | | | | | | | | |
| Rudy May, L (1,1) ERA: 1.98 | 9.0 | W | 32 | 6 | 0 | 0 | 4 | 1 | 0 | 0 | 0 | 2 | 0 | 39 | 43 | 0.00 | 0.778 | | | | | | | | |

New York Yankees @ Boston Red Sox
Fenway Park, Boston, MA
Wed Jul 02 1980, 7:05 PM EDT
Att: 33,971 - Unknown - 78 F

AB 31
R 0
H 6
RBI 0
BB 1
SO 4
LOB 12



| Batter | 1 | 2 | 3 | 4 | 5 | 6 | 7 | 8 | 9 | AB | R | H | RBI | BB | SO | LOB | TOP | | | | | | | | | | | |
|--|------------------------------|---------------------------------|------------------------------|---------------------------------|------------------------------|---------------------------------|------------------------------|---------------------------------|------------------------------|----------------------------------|------------------------------|---------------------------------|------------------------------|---------------------------------|------------------------------|---------------------------------|--|------------------------------------|----------------------------------|--------|--|--|--|--|--|--|--|--|
| Rick Burtleson, R OBP: 0.343, SLG: 0.389 | 4-0 L6-3 BB | | 0-0 5-3 | | | | 4-0 1-2 BB | | 0-0 1B | 3 | 0 | 1 | 0 | 2 | 1 | 2 | Boston Red Sox @ Baltimore Orioles Memorial Stadium, Baltimore, MD Fri Jul 04 1980, 7:05 PM EDT Att: 28,668 - Unknown - 83 F AB 36 R 3 H 9 RBI 3 BB 2 SO 5 LOB 14  | | | | | | | | | | | |
| Jerry Remy, L OBP: 0.333, SLG: 0.362 | 0-0 L6-3 1-2 | | | 0-0 4-3 | 0-0 G3 | | 0-0 1B | | 0-0 5-3 | 5 | 0 | 1 | 0 | 0 | 4 | | | | | | | | | | | | | |
| Carlton Fisk, R OBP: 0.367, SLG: 0.508 | 0-0 6-3 | | | 0-0 6-3 | | 0-0 5-3 | 0-0 P6 | | | 4 | 0 | 0 | 0 | 0 | 3 | | | | | | | | | | | | | |
| Tony Perez, R OBP: 0.336, SLG: 0.481 | | 0-0 F7 | | 0-0 4-3 | | 0-0 HR | | 0-0 6-3 | | 4 | 1 | 1 | 1 | 0 | 0 | | | | | | | | | | | | | |
| Carl Yastrzemski, L OBP: 0.324, SLG: 0.439 | | 0-0 5-3 1B | | | 0-0 3-1 | 0-0 6-3 | | 0-0 E4 FC5-4 | | 4 | 0 | 1 | 0 | 0 | 0 | | | | | | | | | | | | | |
| Butch Hobson, R OBP: 0.300, SLG: 0.416 | | 0-0 5-3 1-2 | | | 0-0 WP 3B 1B | 0-3 K | | 0-3 K | | 4 | 1 | 1 | 0 | 0 | 2 | | | | | | | | | | | | | |
| Dave Stapleton, R OBP: 0.308, SLG: 0.519 | | 0-0 P3 | | | 0-0 1B 3B | | 0-0 6-3 | 0-0 FC5-4 1-2 | | 4 | 1 | 1 | 1 | 0 | 2 | | | | | | | | | | | | | |
| Garry Hancock, L OBP: 0.364, SLG: 0.364 | | | 0-0 L9 | | 0-0 BB 1B | | 0-0 1B 1B | | 0-0 F7 | 4 | 0 | 2 | 1 | 0 | 0 | | | | | | | | | | | | | |
| Dwight Evans, R OBP: 0.276, SLG: 0.335 | | | 0-3 K | | 0-0 3-H 1B | | 0-0 F7 | | 0-3 K | 4 | 0 | 1 | 0 | 0 | 2 | | | | | | | | | | | | | |
| Inning Stats | R: 0 E: 0 K: 0 S: 2 | H: 0 LOB: 0 BB: 1 P: 6 | R: 0 E: 0 K: 0 S: 4 | H: 1 LOB: 0 BB: 0 P: 4 | R: 0 E: 0 K: 1 S: 5 | H: 0 LOB: 0 BB: 0 P: 5 | R: 0 E: 0 K: 0 S: 3 | H: 0 LOB: 0 BB: 0 P: 3 | R: 2 E: 0 K: 0 S: 6 | H: 3 LOB: 2 BB: 1 P: 10 | R: 1 E: 0 K: 1 S: 6 | H: 1 LOB: 0 BB: 0 P: 6 | R: 0 E: 0 K: 1 S: 8 | H: 3 LOB: 3 BB: 0 P: 8 | R: 0 E: 1 K: 1 S: 6 | H: 0 LOB: 1 BB: 0 P: 6 | 1B: 7 2B: 1 3B: 1 HR: 1 | SF: 0 SAC: 0 DP: 1 HBP: 0 | WP: 1 PB: 0 SB: 0 CS: 0 | PA: 38 | | | | | | | | |
| PITCHER | IP | WLS | BF | H | R | ER | SO | BB | IBB | HBP | BLK | WP | HR | S | P | ERA | WHIP | | | | | | | | | | | |
| Steve Stone, R ERA: 3.1 | (1, 1) | 6.2 | W | 29 | 8 | 3 | 3 | 3 | 2 | 0 | 0 | 0 | 1 | 1 | 33 | 41 | 4.05 | 1.500 | | | | | | | | | | |
| Tim Stoddard, R ERA: 2.29 | (7, 1) | 2.1 | S | 9 | 1 | 0 | 0 | 2 | 0 | 0 | 0 | 0 | 0 | 0 | 13 | 13 | 0.00 | 0.429 | | | | | | | | | | |

| Batter | 1 | 2 | 3 | 4 | 5 | 6 | 7 | 8 | 9 | AB | R | H | RBI | BB | SO | LOB | BOTTOM | | | | | | | | | | |
|---|----------------------------------|----------------------------------|------------------------------|---------------------------------|------------------------------|----------------------------------|------------------------------|---------------------------------|------------------------------|---------------------------------|------------------------------|---------------------------------|------------------------------|----------------------------------|------------------------------|----------------------------------|--|------------------------------------|----------------------------------|--------|--|--|--|--|--|--|--|
| Al Bumbry, L OBP: 0.304, SLG: 0.446 | 4-0 1B 1B BB | 0-0 4-3 2-3 | 0-0 6-3 | | | 0-0 1B 1-3 1B | | 4-0 2B BB | | 3 | 2 | 1 | 0 | 2 | 0 | 2 | Boston Red Sox @ Baltimore Orioles Memorial Stadium, Baltimore, MD Fri Jul 04 1980, 7:05 PM EDT Att: 28,668 - Unknown - 83 F AB 34 R 10 H 12 RBI 9 BB 8 SO 4 LOB 18  | | | | | | | | | | |
| Rich Dauer, R OBP: 0.346, SLG: 0.339 | 0-0 1B 1-3 FC3-6 1B | 0-0 BB 1B | | 0-0 6-3 | | 0-0 1B 1-3 1B | | 0-0 5-3 1-2 | | 5 | 1 | 3 | 2 | 0 | 0 | 1 | | | | | | | | | | | |
| Ken Singleton, S OBP: 0.377, SLG: 0.470 | 0-0 FC3-6 BB 1B | 0-0 BB 1B | | 0-0 6-3 | | 0-0 1B 1-2 BB | | 0-0 2B 2B | | 3 | 1 | 2 | 2 | 2 | 0 | 0 | | | | | | | | | | | |
| Mark Corey, R OBP: 0.407, SLG: 0.364 | 0-0 FC3-6 BB 1B | 0-0 BB 1B | | 0-0 6-3 | | 0-0 1B 1-2 BB | | 0-0 2B 2B | | 0 | 1 | 0 | 0 | 0 | 0 | 0 | | | | | | | | | | | |
| Eddie Murray, S OBP: 0.342, SLG: 0.467 | 4-0 1B 1-2 FC3-6 BB | 0-0 4-3 | | 0-0 3-1 | | 0-0 G4-6-3 BB | | 0-0 F7 | | 4 | 0 | 0 | 0 | 1 | 0 | 6 | | | | | | | | | | | |
| John Lowenstein, L OBP: 0.330, SLG: 0.257 | 0-0 FC3-6 1B | | 0-0 1B E BB | | 0-0 4-3 | | 0-0 F9 | 4-0 2B BB | | 3 | 2 | 0 | 1 | 2 | 0 | 2 | | | | | | | | | | | |
| Terry Crowley, L OBP: 0.390, SLG: 0.489 | 0-0 1B 1-2 G6-4-3 1B | | 0-0 E9 2B 1B | | 0-0 5-3 | | 0-0 4-3 | 0-0 2B 1-1 2-H | | 5 | 1 | 3 | 3 | 0 | 0 | 0 | | | | | | | | | | | |
| Lenn Sakata, R OBP: 0.278, SLG: 0.424 | 0-0 1B 1-2 3-H | | 0-0 E9 2B 1B | | 0-0 5-3 | | 0-0 4-3 | 0-0 2B 1-1 2-H | | 0 | 0 | 0 | 0 | 0 | 0 | 0 | | | | | | | | | | | |
| Doug DeCinces, R OBP: 0.312, SLG: 0.369 | 0-0 G6-4-3 1-2 | | 0-0 P6 | | 0-3 K | | 0-0 BB 1B | 0-3 K | | 5 | 0 | 1 | 0 | 0 | 2 | 4 | | | | | | | | | | | |
| Rick Dempsey, R OBP: 0.305, SLG: 0.397 | | 0-0 4-3 SH1-3 1B 1B | | 0-3 K | | 0-0 F7 | | 4-0 BB 1-2 BB | | 3 | 1 | 1 | 0 | 1 | 1 | | | | | | | | | | | | |
| Mark Belanger, R OBP: 0.206, SLG: 0.220 | | 0-0 SH1-3 1-2 | | 0-0 SH1-3 2B | | 0-0 E4 1B 1B | | 0-3 K | | 3 | 1 | 1 | 1 | 0 | 1 | 2 | | | | | | | | | | | |
| Inning Stats | R: 3 E: 0 K: 0 S: 5 | H: 3 LOB: 1 BB: 2 P: 13 | R: 1 E: 0 K: 0 S: 5 | H: 2 LOB: 2 BB: 1 P: 9 | R: 2 E: 1 K: 1 S: 7 | H: 2 LOB: 1 BB: 1 P: 11 | R: 0 E: 0 K: 0 S: 3 | H: 0 LOB: 0 BB: 0 P: 3 | R: 0 E: 0 K: 1 S: 5 | H: 0 LOB: 0 BB: 0 P: 5 | R: 1 E: 1 K: 0 S: 5 | H: 2 LOB: 2 BB: 1 P: 9 | R: 0 E: 0 K: 1 S: 6 | H: 1 LOB: 2 BB: 1 P: 10 | R: 3 E: 0 K: 1 S: 7 | H: 2 LOB: 1 BB: 2 P: 15 | 1B: 9 2B: 3 3B: 0 HR: 0 | SF: 0 SAC: 1 DP: 2 HBP: 0 | WP: 0 PB: 0 SB: 2 CS: 0 | PA: 43 | | | | | | | |
| PITCHER | IP | WLS | BF | H | R | ER | SO | BB | IBB | HBP | BLK | WP | HR | S | P | ERA | WHIP | | | | | | | | | | |
| Mike Torrez, R ERA: 4.71 | (1, 1) | 0.1 | L | 6 | 3 | 3 | 3 | 0 | 2 | 0 | 0 | 0 | 0 | 4 | 12 | 81.00 | 15.000 | | | | | | | | | | |
| Dick Drago, R ERA: 5.01 | (1, 1) | 4.2 | | 19 | 4 | 3 | 2 | 2 | 2 | 0 | 0 | 0 | 0 | 21 | 29 | 3.86 | 1.286 | | | | | | | | | | |
| Skip Lockwood, R ERA: 6.18 | (6, 1) | 0.1 | | 3 | 1 | 1 | 0 | 0 | 0 | 0 | 0 | 0 | 0 | 3 | 3 | 0.00 | 3.000 | | | | | | | | | | |
| Bill Campbell, R ERA: 5.88 | (6, 1) | 2.2 | | 15 | 4 | 3 | 3 | 2 | 4 | 0 | 0 | 0 | 0 | 15 | 31 | 10.12 | 3.000 | | | | | | | | | | |

| Batter | 1 | 2 | 3 | 4 | 5 | 6 | 7 | 8 | 9 | AB | R | H | RBI | BB | SO | LOB | TOP | | | | |
|--|------------------------------|---------------------------------|------------------------------|---------------------------------|-------------------------------|----------------------------------|------------------------------|---------------------------------|------------------------------|---------------------------------|------------------------------|---------------------------------|------------------------------|---------------------------------|------------------------------|---------------------------------|-----------------------------------|------------------------------------|----------------------------------|--------|--|
| Rick Burleson, R OBP: 0.347, SLG: 0.392 (1, 6) | 0-0 1B SF8 1B | | 0-0 2B 1B | 0-0 CS 1B | | 0-0 6-3 | | | 0-0 P4 | 5 | 2 | 3 | 0 | 0 | 0 | 1 | | | | | |
| Dave Stapleton, R OBP: 0.291, SLG: 0.500 (1, 7) | 0-0 F7 | | 0-0 1B 2B | 0-0 1-2 | | | 0-0 F8 | | 0-0 6-3 | 5 | 1 | 1 | 0 | 0 | 0 | 2 | | | | | |
| Carlton Fisk, R OBP: 0.367, SLG: 0.502 (1, 2) | 0-0 1B | | 0-0 WP 1B 2H 3H | | 0-0 6-3 | | 0-0 6-3 | | | 4 | 1 | 2 | 2 | 0 | 0 | 0 | | | | | |
| Tony Perez, R OBP: 0.337, SLG: 0.493 (1, 3) | 0-0 SF8 | | 0-0 1B 2H | | 0-0 HR | | 0-3 K | | | 3 | 2 | 2 | 3 | 0 | 1 | 0 | | | | | |
| Butch Hobson, R OBP: 0.291, SLG: 0.402 (1, 10) | 0-3 K | | 0-3 F3 | | 0-0 F8 | | | 0-0 F8 | | 4 | 0 | 0 | 0 | 0 | 1 | 2 | | | | | |
| Dwight Evans, R OBP: 0.278, SLG: 0.335 (1, 9) | | 0-0 L6-3 1B | | 0-0 K | | 0-0 F8 | | 0-0 5-3 | | 4 | 0 | 1 | 0 | 0 | 1 | 1 | | | | | |
| Jerry Remy, L OBP: 0.335, SLG: 0.362 (1, 4) | | 0-0 L6-3 1-2 | 0-0 1B 1-2 | | 0-0 SH1-3 1B | | | 0-0 1B | | 4 | 0 | 3 | 0 | 0 | 0 | 1 | | | | | |
| Glenn Hoffman, R OBP: 0.270, SLG: 0.369 (1, 5) | | 0-0 1B | 0-0 1B 1-3 2H | | 0-0 SH1-3 1-2 | | | 0-0 6-3 | | 3 | 0 | 2 | 1 | 0 | 0 | 1 | | | | | |
| Garry Hancock, L OBP: 0.278, SLG: 0.278 (1, 8) | 0-0 2-3 | | | 0-0 F8 | | 0-0 F8 | | | 0-0 3-1 | 4 | 0 | 0 | 0 | 0 | 0 | 2 | | | | | |
| Inning Stats | R: 1 E: 0 K: 1 S: 7 | H: 2 LOB: 1 BB: 0 P: 7 | R: 0 E: 0 K: 0 S: 4 | H: 2 LOB: 1 BB: 0 P: 4 | R: 4 E: 0 K: 1 S: 10 | H: 6 LOB: 2 BB: 0 P: 10 | R: 0 E: 0 K: 0 S: 3 | H: 1 LOB: 0 BB: 0 P: 3 | R: 1 E: 0 K: 0 S: 4 | H: 1 LOB: 0 BB: 0 P: 4 | R: 0 E: 0 K: 1 S: 5 | H: 0 LOB: 0 BB: 0 P: 5 | R: 0 E: 0 K: 0 S: 4 | H: 1 LOB: 1 BB: 0 P: 4 | R: 0 E: 0 K: 0 S: 3 | H: 0 LOB: 0 BB: 0 P: 3 | 1B: 12 2B: 2 3B: 0 HR: 1 | SF: 1 SAC: 1 DP: 1 HBP: 0 | WP: 1 PB: 0 SB: 0 CS: 1 | PA: 38 | |
| PITCHER | IP | WLS | BF | H | R | ER | SO | BB | IBB | HBP | BLK | WP | HR | S | P | ERA | WHIP | | | | |
| Mike Flanagan, L ERA: 3.87 (1, 1) | 2.0 | L | 13 | 8 | 5 | 5 | 1 | 0 | 0 | 0 | 0 | 1 | 0 | 15 | 15 | 22.50 | 4.000 | | | | |
| Dave Ford, R ERA: 3.51 (3, 1) | 6.0 | | 22 | 6 | 1 | 1 | 2 | 0 | 0 | 0 | 0 | 0 | 1 | 26 | 26 | 1.50 | 1.000 | | | | |
| Tim Stoddard, R ERA: 2.23 (9, 1) | 1.0 | | 3 | 0 | 0 | 0 | 0 | 0 | 0 | 0 | 0 | 0 | 0 | 3 | 3 | 0.00 | 0.000 | | | | |

Boston Red Sox @ Baltimore Orioles
Memorial Stadium, Baltimore, MD
Sun Jul 06 1980, 3:33 AM EDT
Att: 31,085 - Unknown

AB 36
R 6
H 14
RBI 6
BB 0
SO 3
LOB 10



| Batter | 1 | 2 | 3 | 4 | 5 | 6 | 7 | 8 | 9 | AB | R | H | RBI | BB | SO | LOB | BOTTOM | | | | | |
|---|------------------------------|----------------------------------|------------------------------|---------------------------------|------------------------------|---------------------------------|-------------------------------|---------------------------------|------------------------------|---------------------------------|------------------------------|---------------------------------|------------------------------|----------------------------------|------------------------------|---------------------------------|------------------------------|----------------------------------|----------------------------------|------------------------------------|----------------------------------|--------|
| Al Bumbry, L OBP: 0.406, SLG: 0.444 (1, 8) | 0-0 S HR 1B | | 0-3 K | | 0-0 P5 | | 0-0 BB 1B 1-2 | | 4-0 BB BB | 4 | 1 | 2 | 0 | 1 | 1 | 0 | | | | | | |
| Kiko Garcia, R OBP: 0.292, SLG: 0.276 (1, 6) | 0-0 | | 0-3 K | | | 0-0 1-3 | 0-0 BB 1B 1-2 2-3 | | 4-0 BB BB | 4 | 1 | 2 | 2 | 0 | 1 | 0 | | | | | | |
| Benny Ayala, R OBP: 0.406, SLG: 0.733 (9, PH) | | | 0-3 K | | | | 1-2 2-3 BB 1B | | 4-0 BB BB | 0 | 0 | 0 | 0 | 0 | 0 | 0 | | | | | | |
| Terry Crowley, L OBP: 0.396, SLG: 0.489 (9, PH) | | | 0-3 K | | | | 1-2 2-3 BB 1B | | 4-0 BB BB | 0 | 0 | 0 | 0 | 0 | 1 | 0 | | | | | | |
| Mark Belanger, R OBP: 0.205, SLG: 0.220 (9, PR) | 1-3 HR | | 0-0 L3 | | | 0-0 4-3 1B | 1-2 2-3 3H BB | | 6-3 | 0 | 0 | 0 | 0 | 0 | 0 | 0 | | | | | | |
| Ken Singleton, S OBP: 0.379, SLG: 0.464 (1, 9) | 4-0 FC3-6 BB | | 0-0 L3 | | | 0-0 4-3 1B | 1-2 2-3 3H BB | | 6-3 | 3 | 1 | 1 | 1 | 2 | 0 | 2 | | | | | | |
| Eddie Murray, S OBP: 0.334, SLG: 0.455 (1, 3) | 0-0 FC3-6 G3 1-2 | | | 0-0 3-1 | | 0-0 4-3 | 0-0 4-3 | | | 4 | 0 | 0 | 0 | 0 | 0 | 5 | | | | | | |
| John Lowenstein, L OBP: 0.330, SLG: 0.260 (1, 7) | 0-0 G3 | | | 0-0 F7 | | 0-0 F7 | | 0-0 F7 | | 3 | 0 | 1 | 1 | 0 | 0 | 1 | | | | | | |
| Doug DeCinces, R OBP: 0.310, SLG: 0.370 (8, 5) | 1-2 G3 | | | 0-0 F7 | | 0-0 F7 | 2H 1B | | 0-0 F7 | 1 | 0 | 0 | 0 | 0 | 0 | 0 | | | | | | |
| Pat Kelly, L OBP: 0.381, SLG: 0.385 (1, 10) | 0-3 K | | | 0-0 F7 | | 0-0 F7 | | 0-0 F7 | | 3 | 0 | 1 | 0 | 0 | 1 | 2 | | | | | | |
| Lee May, R OBP: 0.288, SLG: 0.412 (8, PH) | 0-3 K | | | 0-0 1B | | 0-0 F7 | | 0-0 F7 | | 1 | 0 | 0 | 0 | 0 | 0 | 0 | | | | | | |
| Dan Graham, L OBP: 0.268, SLG: 0.343 (8, 2) | | | 0-0 P6 | | 0-0 F8 | | | 0-0 F8 | | 3 | 0 | 0 | 0 | 0 | 0 | 1 | | | | | | |
| Mark Corey, R OBP: 0.393, SLG: 0.348 (8, PH) | | | 0-0 P6 | | 0-0 F8 | | | 0-0 F8 | | 1 | 0 | 0 | 0 | 0 | 0 | 0 | | | | | | |
| Rick Dempsey, R OBP: 0.309, SLG: 0.395 (8, 7) | | 0-3 K | | | 0-0 5-3 | | | 0-0 5-3 | | 3 | 1 | 1 | 0 | 1 | 1 | 0 | | | | | | |
| Rich Dauer, R OBP: 0.337, SLG: 0.329 (1, 4) | | 0-0 6-3 | | | 0-0 F8 | | | 0-0 P6 | | 4 | 0 | 0 | 0 | 0 | 0 | 2 | | | | | | |
| Inning Stats | R: 2 E: 0 K: 1 S: 7 | H: 2 LOB: 1 BB: 1 P: 11 | R: 0 E: 0 K: 1 S: 5 | H: 0 LOB: 0 BB: 0 P: 5 | R: 0 E: 0 K: 2 S: 7 | H: 0 LOB: 0 BB: 0 P: 7 | R: 0 E: 0 K: 0 S: 4 | H: 1 LOB: 1 BB: 0 P: 4 | R: 0 E: 0 K: 0 S: 3 | H: 0 LOB: 0 BB: 0 P: 3 | R: 1 E: 0 K: 0 S: 5 | H: 2 LOB: 1 BB: 0 P: 5 | R: 1 E: 0 K: 0 S: 6 | H: 3 LOB: 3 BB: 1 P: 10 | R: 0 E: 0 K: 0 S: 3 | H: 0 LOB: 0 BB: 0 P: 3 | R: 0 E: 0 K: 0 S: 2 | H: 0 LOB: 2 BB: 3 P: 14 | 1B: 7 2B: 0 3B: 0 HR: 1 | SF: 0 SAC: 0 DP: 1 HBP: 0 | WP: 0 PB: 0 SB: 1 CS: 0 | PA: 39 |
| PITCHER | IP | WLS | BF | H | R | ER | SO | BB | IBB | HBP | BLK | WP | HR | S | P | ERA | WHIP | | | | | |
| Dennis Eckersley, R ERA: 4.25 (1, 1) | 6.2 | W | 29 | 8 | 4 | 4 | 4 | 1 | 0 | 0 | 0 | 0 | 1 | 36 | 40 | 5.40 | 1.350 | | | | | |
| Tom Burgmeier, L ERA: 2.14 (7, 1) | 2.0 | | 8 | 0 | 0 | 0 | 0 | 3 | 0 | 0 | 0 | 0 | 0 | 5 | 17 | 0.00 | 1.500 | | | | | |
| Bob Stanley, R ERA: 4.35 (9, 1) | 0.1 | S | 2 | 0 | 0 | 0 | 0 | 1 | 0 | 0 | 0 | 0 | 0 | 1 | 5 | 0.00 | 3.000 | | | | | |


Boston Red Sox @ Baltimore Orioles
Memorial Stadium, Baltimore, MD
Sun Jul 06 1980, 3:33 AM EDT
Att: 31,085 - Unknown


AB 34
R 4
H 8
RBI 4
BB 5
SO 4
LOB 13



| Batter | 1 | 2 | 3 | 4 | 5 | 6 | 7 | 8 | 9 | AB | R | H | RBI | BB | SO | LOB | TOP | | | |
|---|--|---------------------------------|------------------------------|---------------------------------|------------------------------|---------------------------------|------------------------------|---------------------------------|------------------------------|---------------------------------|------------------------------|---------------------------------|------------------------------|---------------------------------|------------------------------|---------------------------------|--|------------------------------------|----------------------------------|--------|
| Rick Burleson, R OBP: 0.346, SLG: 0.388 (1, 6) | F9 | | G4-6-3 HBP | | L7 | | | L5 | | 3 | 0 | 0 | 0 | 0 | 0 | 0 | Boston Red Sox @ Milwaukee Brewers Milwaukee County Stadium, Milwaukee, WI Thu Jul 10 1980, 8:05 PM EDT Unknown - 82 F livebaseballscores.com | | | |
| Jerry Remy, L OBP: 0.336, SLG: 0.361 Dwight Evans, R OBP: 0.276, SLG: 0.333 (6, FR) (6, 9) | 3-1 BB | | F8 | | | 5-3 BB | | L8 | | 1 | 0 | 0 | 0 | 2 | 0 | 1 | | | | |
| Fred Lynn, L OBP: 0.374, SLG: 0.500 (1, 8) | 3-1 | | G4-6-3 | | | F9 | | F8 | | 4 | 0 | 0 | 0 | 0 | 0 | 3 | | | | |
| Tony Perez, R OBP: 0.333, SLG: 0.487 (1, 3) | 5-3 | | | | F7 | | | 5-3 | | 4 | 0 | 0 | 0 | 0 | 1 | 2 | | | | |
| Carlton Fisk, R OBP: 0.374, SLG: 0.507 (1, 2) | | | | | | | | 5-3 | | 4 | 1 | 3 | 0 | 0 | 0 | 1 | | | | |
| Butch Hobson, R OBP: 0.286, SLG: 0.396 (1, 5) | | | | | F3 | | | F9 | | 4 | 0 | 0 | 0 | 0 | 1 | 3 | | | | |
| Jim Dwyer, L OBP: 0.362, SLG: 0.474 (1, 9) (6, 7) | | | | | 4-3 | | | F7 | | 3 | 0 | 0 | 0 | 0 | 0 | 2 | | | | |
| Dave Stapleton, R OBP: 0.292, SLG: 0.506 (1, 7) (6, 4) | | | | | | | | F8 | | 3 | 0 | 1 | 1 | 0 | 0 | 0 | | | | |
| Garry Hancock, L OBP: 0.238, SLG: 0.238 (1, 10) | | | | | 3-1 | | | | | 3 | 0 | 0 | 0 | 0 | 1 | 1 | | | | |
| Inning Stats | R: 0 E: 0 K: 0 S: 3 | H: 0 LOB: 1 BB: 1 P: 7 | R: 1 E: 0 K: 1 S: 7 | H: 2 LOB: 1 BB: 0 P: 7 | R: 0 E: 0 K: 0 S: 2 | H: 0 LOB: 0 BB: 0 P: 3 | R: 0 E: 0 K: 0 S: 4 | H: 1 LOB: 1 BB: 0 P: 4 | R: 0 E: 0 K: 0 S: 3 | H: 0 LOB: 0 BB: 0 P: 3 | R: 0 E: 0 K: 0 S: 3 | H: 0 LOB: 0 BB: 0 P: 3 | R: 0 E: 0 K: 1 S: 5 | H: 0 LOB: 0 BB: 0 P: 5 | R: 0 E: 0 K: 1 S: 6 | H: 1 LOB: 1 BB: 0 P: 6 | 1B: 3 2B: 1 3B: 0 HR: 0 | SF: 0 SAC: 0 DP: 1 HBP: 1 | WP: 0 PB: 0 SB: 3 CS: 0 | PA: 33 |
| PITCHER Reggie Cleveland, R ERA: 2.85 (1, 1) | IP: 9.0 WLS: W BF: 33 H: 4 R: 1 ER: 1 SO: 3 BB: 2 IBB: 0 HBP: 1 BLK: 0 WP: 0 HR: 0 S: 36 P: 45 ERA: 1.00 WHIP: 0.667 | | | | | | | | | | | | | | | | | | | |

| Batter | 1 | 2 | 3 | 4 | 5 | 6 | 7 | 8 | 9 | AB | R | H | RBI | BB | SO | LOB | BOTTOM | | | | |
|---|--|---------------------------------|------------------------------|---------------------------------|------------------------------|---------------------------------|------------------------------|---------------------------------|------------------------------|---------------------------------|------------------------------|----------------------------------|------------------------------|---------------------------------|------------------------------|----------------------------------|--|----------------------------------|------------------------------------|----------------------------------|--------|
| Robin Yount, R OBP: 0.349, SLG: 0.574 (1, 6) | F8 | | CS | | F8 | | | 5-3 | | 4 | 0 | 0 | 0 | 0 | 0 | 0 | Boston Red Sox @ Milwaukee Brewers Milwaukee County Stadium, Milwaukee, WI Thu Jul 10 1980, 8:05 PM EDT Unknown - 82 F livebaseballscores.com | | | | |
| Don Money, R OBP: 0.366, SLG: 0.556 Ed Romero, R OBP: 0.314, SLG: 0.289 (8, FR) (9, 5) | 4-3 | | | | F3 | | | 2B BB | | 2 | 0 | 0 | 0 | 2 | 0 | 0 | | | | | |
| Cecil Cooper, L OBP: 0.368, SLG: 0.503 (1, 3) | 6-3 | | | | | | | L7 | | 4 | 0 | 2 | 0 | 0 | 0 | 1 | | | | | |
| Gorman Thomas, R OBP: 0.286, SLG: 0.455 (1, 8) | | | | | 5-3 | | | | | 4 | 0 | 2 | 1 | 0 | 0 | 1 | | | | | |
| Ben Oglivie, L OBP: 0.395, SLG: 0.612 (1, 7) | | | | | | | | | | 2 | 0 | 1 | 0 | 2 | 1 | 2 | | | | | |
| Sixto Lezcano, R OBP: 0.306, SLG: 0.432 (1, 9) | | | | | | | | | | 3 | 0 | 0 | 0 | 0 | 1 | 5 | | | | | |
| Dick Davis, R OBP: 0.314, SLG: 0.402 (1, 10) | | | | | | | | | | 3 | 1 | 0 | 0 | 0 | 0 | 1 | | | | | |
| Jim Gantner, L OBP: 0.300, SLG: 0.326 (1, 4) | | | | | | | | | | 3 | 0 | 1 | 1 | 0 | 0 | 0 | | | | | |
| Charlie Moore, R OBP: 0.326, SLG: 0.333 (1, 2) | | | | | | | | | | 2 | 0 | 1 | 0 | 1 | 0 | 0 | | | | | |
| Inning Stats | R: 0 E: 0 K: 0 S: 3 | H: 0 LOB: 0 BB: 0 P: 3 | R: 0 E: 0 K: 1 S: 4 | H: 0 LOB: 0 BB: 1 P: 8 | R: 0 E: 0 K: 0 S: 2 | H: 0 LOB: 0 BB: 1 P: 6 | R: 0 E: 0 K: 0 S: 4 | H: 1 LOB: 1 BB: 0 P: 4 | R: 1 E: 0 K: 0 S: 5 | H: 3 LOB: 2 BB: 0 P: 5 | R: 0 E: 0 K: 0 S: 4 | H: 1 LOB: 3 BB: 2 P: 12 | R: 0 E: 0 K: 1 S: 6 | H: 0 LOB: 0 BB: 0 P: 3 | R: 1 E: 0 K: 1 S: 6 | H: 2 LOB: 2 BB: 1 P: 10 | | 1B: 5 2B: 2 3B: 0 HR: 0 | SF: 0 SAC: 0 DP: 0 HBP: 0 | WP: 0 PB: 0 SB: 0 CS: 2 | PA: 33 |
| PITCHER Mike Torrez, R ERA: 4.54 (1, 1) | IP: 8.0 WLS: L BF: 32 H: 7 R: 2 ER: 2 SO: 2 BB: 4 IBB: 1 HBP: 0 BLK: 0 WP: 0 HR: 0 S: 31 P: 51 ERA: 2.25 WHIP: 1.375 | | | | | | | | | | | | | | | | | | | | |

| Batter | 1 | 2 | 3 | 4 | 5 | 6 | 7 | 8 | 9 | AB | R | H | RBI | BB | SO | LOB | TOP | | | | | |
|--|---------------------------------------|---------------------------------------|---------------------------------------|---------------------------------------|---------------------------------------|---------------------------------------|---------------------------------------|---------------------------------------|---------------------------------------|---------------------------------------|---------------------------------------|---------------------------------------|---------------------------------------|---------------------------------------|---------------------------------------|---------------------------------------|---|---------------------------------------|---------------------------------------|-------------|-------------|--|
| Rick Burleson, R OBP: 0.346, SLG: 0.387 (1, 6) | 0-0 4-3 | 0-0 6-3 | | 0-0 1B | | 0-0 SF8 BB | | 0-3 K | | 4 | 1 | 1 | 1 | 1 | 1 | 1 | Boston Red Sox @ Milwaukee Brewers Milwaukee County Stadium, Milwaukee, WI Thu Jul 10 1980, 8:05 PM EDT Att: 40,942 - Unknown - 84 F AB 35 R 7 H 11 RBI 7 BB 6 SO 4 LOB 16  | | | | | |
| Dave Stapleton, R OBP: 0.309, SLG: 0.522 (1, 4) | 0-0 HR | | 0-0 2B 1B | 0-0 F8 | | 0-0 1B | | 0-0 6-3 | | 5 | 2 | 3 | 0 | 0 | 0 | 1 | | | | | | |
| Fred Lynn, L OBP: 0.378, SLG: 0.526 (1, 8) | 0-0 2H HR | | 0-3 K | 4-0 FC6-4 BB | | 0-0 SF8 | | 0-0 HR | | 3 | 2 | 2 | 4 | 1 | 1 | 1 | | | | | | |
| Tony Perez, R OBP: 0.331, SLG: 0.485 (1, 10) | 0-3 K | | 0-0 1B 1-3 2B | 0-0 FC6-4 | | 0-0 F8 | | 0-3 K | | 5 | 0 | 1 | 0 | 0 | 2 | 3 | | | | | | |
| Carlton Fisk, R OBP: 0.370, SLG: 0.500 (1, 7) | 0-0 5-3 | | 0-0 1B | | 0-0 F8 | | 0-0 F7 | | 0-0 F6 | | 5 | 0 | 1 | 1 | 0 | 0 | | 1 | | | | |
| Butch Hobson, R OBP: 0.288, SLG: 0.394 (1, 5) | | 0-0 G3-6-1 2B BB | 0-0 P9 | | 4-0 2B BB | | 0-0 F8 | | 0-0 F8 | | 4 | 1 | 1 | 0 | 1 | 0 | | 2 | | | | |
| Jim Dwyer, L OBP: 0.359, SLG: 0.464 (1, 3) | | 4-0 G3-6-1 BB | 0-0 G3 | | 0-0 L9 | | 0-0 G3 | | | | 3 | 0 | 0 | 0 | 1 | 0 | | 3 | | | | |
| Dave Rader, L OBP: 0.406, SLG: 0.547 (1, 2) | | 0-0 G3-6-1 | | 4-0 CS BB | | 0-0 4-3 | | | | 3 | 0 | 1 | 0 | 1 | 0 | 2 | | | | | | |
| Dwight Evans, R OBP: 0.281, SLG: 0.338 (1, 9) | | 0-0 2B | | 4-0 1-2 CS 1B BB | | 0-0 4-3 | | 0-0 F5 | | 3 | 1 | 1 | 1 | 1 | 0 | 2 | | | | | | |
| Inning Stats | R: 2 E: 0 K: 1 S: 7 | H: 2 LOB: 0 BB: 0 P: 7 | R: 1 E: 0 K: 0 S: 4 | H: 3 LOB: 2 BB: 1 P: 8 | R: 1 E: 0 K: 0 S: 3 | H: 1 LOB: 2 BB: 3 P: 15 | R: 0 E: 0 K: 0 S: 4 | H: 1 LOB: 1 BB: 1 P: 8 | R: 0 E: 0 K: 0 S: 3 | H: 0 LOB: 0 BB: 0 P: 3 | R: 0 E: 0 K: 1 S: 5 | H: 0 LOB: 0 BB: 0 P: 5 | R: 1 E: 0 K: 1 S: 6 | H: 1 LOB: 0 BB: 0 P: 6 | 1B: 5 2B: 4 3B: 0 HR: 2 | SF: 1 SAC: 0 DP: 1 HBP: 0 | WP: 0 PB: 0 SB: 0 CS: 2 | PA: 42 | | | | |
| PITCHER | IP WLS BF H R ER SO | IP WLS BF H R ER SO | IP WLS BF H R ER SO | IP WLS BF H R ER SO | IP WLS BF H R ER SO | IP WLS BF H R ER SO | IP WLS BF H R ER SO | IP WLS BF H R ER SO | IP WLS BF H R ER SO | IP WLS BF H R ER SO | IP WLS BF H R ER SO | IP WLS BF H R ER SO | IP WLS BF H R ER SO | IP WLS BF H R ER SO | IP WLS BF H R ER SO | IP WLS BF H R ER SO | IP WLS BF H R ER SO | IP WLS BF H R ER SO | IP WLS BF H R ER SO | ERA WHIP | ERA WHIP | |
| Lary Sorensen, R ERA: 3.81 (1, 1) | 2.1 L | 14 7 | 4 4 | 4 4 | 2 2 | 1 0 | 0 0 | 0 0 | 0 0 | 0 0 | 0 0 | 9 25 | 3.38 2.250 | 9.00 2.000 | 0.00 0.000 | 9.00 1.000 | | | | | | |
| Jerry Augustine, L ERA: 5.63 (3, 1) | 2.2 | 13 | 2 | 1 | 1 | 0 | 4 | 0 | 0 | 0 | 0 | 0 | 4 | 8 | 8 | 0.00 | 1.000 | | | | | |
| John Flinn, R ERA: 2.29 (6, 1) | 1.0 | 5 | 1 | 1 | 1 | 0 | 1 | 0 | 0 | 0 | 0 | 0 | 9 | 8 | 8 | 0.00 | 1.000 | | | | | |
| Bob McClure, L ERA: 2.83 (7, 1) | 2.0 | 6 | 0 | 0 | 0 | 1 | 0 | 0 | 0 | 0 | 0 | 0 | 8 | 8 | 8 | 0.00 | 1.000 | | | | | |
| Bill Castro, R ERA: 2.48 (9, 1) | 1.0 | 4 | 1 | 1 | 1 | 1 | 0 | 0 | 0 | 0 | 0 | 0 | 1 | 6 | 6 | 9.00 | 1.000 | | | | | |

| Batter | 1 | 2 | 3 | 4 | 5 | 6 | 7 | 8 | 9 | AB | R | H | RBI | BB | SO | LOB | BOTTOM | | | | | |
|---|---------------------------------------|---------------------------------------|---------------------------------------|---------------------------------------|---------------------------------------|---------------------------------------|---------------------------------------|---------------------------------------|---------------------------------------|---------------------------------------|---------------------------------------|---------------------------------------|---------------------------------------|---------------------------------------|---------------------------------------|---------------------------------------|--|---------------------------------------|---------------------------------------|-------------|-------------|--|
| Robin Yount, R OBP: 0.348, SLG: 0.569 (1, 6) | 0-0 F5 | | 0-0 F8 | | 0-0 1B | | | 0-0 F5 | | 4 | 0 | 1 | 0 | 0 | 0 | 2 | Boston Red Sox @ Milwaukee Brewers Milwaukee County Stadium, Milwaukee, WI Thu Jul 10 1980, 8:05 PM EDT Att: 40,942 - Unknown - 84 F AB 32 R 0 H 5 RBI 0 BB 1 SO 6 LOB 12  | | | | | |
| Jim Gantner, L OBP: 0.294, SLG: 0.319 (1, 4) | 0-0 F7 | | 0-0 E5 | | 0-0 4-3 | | | 0-0 F6 | | 4 | 0 | 0 | 0 | 0 | 0 | 3 | | | | | | |
| Cecil Cooper, L OBP: 0.366, SLG: 0.500 (1, 3) | 0-0 CS 1B | | 0-0 F4 | | | 0-0 L9 | | 0-3 K | | 4 | 0 | 1 | 0 | 0 | 1 | 3 | | | | | | |
| Gorman Thomas, R OBP: 0.285, SLG: 0.452 (1, 8) | 0-0 CS | 0-0 F7 | | 0-0 5-3 | | 0-0 1-3 | | 0-0 G1-6-3 1B | | 4 | 0 | 1 | 0 | 0 | 0 | 0 | | | | | | |
| Ben Oglivie, L OBP: 0.390, SLG: 0.603 (1, 7) | | 0-0 3-1 | | 0-0 3-1 | | 0-3 K | | 0-3 K | | 4 | 0 | 0 | 0 | 0 | 2 | 1 | | | | | | |
| Sixto Lezcano, R OBP: 0.309, SLG: 0.431 (1, 9) | | 4-0 BB | | 0-0 1B | | | 0-0 L1 | 0-0 G1-6-3 | | 3 | 0 | 1 | 0 | 1 | 0 | 1 | | | | | | |
| Mark Brouhard, R OBP: 0.309, SLG: 0.467 (1, 10) | | 0-3 K | | 0-3 K | | | 0-3 K | | | 3 | 0 | 0 | 0 | 0 | 3 | 2 | | | | | | |
| Sal Bando, R OBP: 0.272, SLG: 0.269 (1, 5) | | | 0-0 F8 | | 0-0 F7 | | 0-0 F4 | | | 3 | 0 | 0 | 0 | 0 | 0 | 0 | | | | | | |
| Buck Martinez, R OBP: 0.261, SLG: 0.297 Charlie Moore, R OBP: 0.330, SLG: 0.337 (8, PH) (9, 2) | | | 0-0 E5 | | 0-0 F9 | | | 0-0 1B | | 2 | 0 | 0 | 0 | 0 | 0 | 0 | | | | | | |
| Inning Stats | R: 0 E: 0 K: 0 S: 3 | H: 1 LOB: 0 BB: 0 P: 3 | R: 0 E: 0 K: 1 S: 5 | H: 0 LOB: 1 BB: 1 P: 9 | R: 0 E: 2 K: 0 S: 5 | H: 0 LOB: 2 BB: 0 P: 5 | R: 0 E: 0 K: 1 S: 6 | H: 1 LOB: 1 BB: 0 P: 6 | R: 0 E: 0 K: 1 S: 5 | H: 0 LOB: 0 BB: 0 P: 5 | R: 0 E: 0 K: 1 S: 5 | H: 1 LOB: 1 BB: 0 P: 5 | R: 0 E: 0 K: 1 S: 6 | H: 1 LOB: 0 BB: 0 P: 6 | 1B: 5 2B: 0 3B: 0 HR: 0 | SF: 0 SAC: 0 DP: 1 HBP: 0 | WP: 0 PB: 0 SB: 0 CS: 1 | PA: 34 | | | | |
| PITCHER | IP WLS BF H R ER SO | IP WLS BF H R ER SO | IP WLS BF H R ER SO | IP WLS BF H R ER SO | IP WLS BF H R ER SO | IP WLS BF H R ER SO | IP WLS BF H R ER SO | IP WLS BF H R ER SO | IP WLS BF H R ER SO | IP WLS BF H R ER SO | IP WLS BF H R ER SO | IP WLS BF H R ER SO | IP WLS BF H R ER SO | IP WLS BF H R ER SO | IP WLS BF H R ER SO | IP WLS BF H R ER SO | IP WLS BF H R ER SO | IP WLS BF H R ER SO | IP WLS BF H R ER SO | ERA WHIP | ERA WHIP | |
| Steve Renko, R ERA: 3.51 (1, 1) | 8.0 | 30 | 4 | 0 | 0 | 5 | 1 | 0 | 0 | 0 | 0 | 0 | 39 | 43 | 0.00 | 0.625 | | | | | | |
| Bob Stanley, R ERA: 4.29 (9, 1) | 1.0 | 3 | 1 | 0 | 0 | 1 | 0 | 0 | 0 | 0 | 0 | 0 | 5 | 5 | 0.00 | 1.000 | | | | | | |

| Batter | 1 | 2 | 3 | 4 | 5 | 6 | 7 | 8 | 9 | AB | R | H | RBI | BB | SO | LOB | TOP | | | | | | | | | | | | | | | | | | | | | |
|---|------------------------------|---------------------------------|------------------------------|---------------------------------|------------------------------|---------------------------------|------------------------------|---------------------------------|------------------------------|---------------------------------|------------------------------|---------------------------------|------------------------------|----------------------------------|------------------------------|---------------------------------|---|---------------------------------|----------------------------------|------------------------------------|----------------------------------|--------|-----|----|---|---|----|----|----|-----|-----|-----|----|----|---|---|-----|------|
| Rick Burleson, R OBP: 0.352, SLG: 0.405 (1, 6) | | | | | | | | | | 5 | 2 | 4 | 3 | 0 | 0 | 0 | Boston Red Sox @ Milwaukee Brewers Milwaukee County Stadium, Milwaukee, WI Fri Jul 11, 1980, 8:05 PM EDT Att: 41,993 - Unknown - 79 F | | | | | | | | | | | | | | | | | | | | | |
| Dave Stapleton, R OBP: 0.293, SLG: 0.495 (1, 4) | | | | | | | | | 5 | 0 | 0 | 0 | 0 | 0 | 5 | | | | | | | | | | | | | | | | | | | | | | | |
| Fred Lynn, L OBP: 0.380, SLG: 0.524 (1, 8) | | | | | | | | | 3 | 1 | 1 | 1 | 1 | 0 | 1 | | | | | | | | | | | | | | | | | | | | | | | |
| Tony Perez, R OBP: 0.327, SLG: 0.479 (1, 3) | | | | | | | | | 4 | 0 | 0 | 0 | 0 | 0 | 2 | | | | | | | | | | | | | | | | | | | | | | | |
| Carlton Fisk, R OBP: 0.372, SLG: 0.514 (1, 7) (7, 2) | | | | | | | | | 4 | 1 | 2 | 2 | 0 | 0 | 1 | | | | | | | | | | | | | | | | | | | | | | | |
| Butch Hobson, R OBP: 0.284, SLG: 0.387 (1, 10) | | | | | | | | | 4 | 0 | 0 | 0 | 0 | 1 | 1 | | | | | | | | | | | | | | | | | | | | | | | |
| Dwight Evans, R OBP: 0.284, SLG: 0.342 (1, 9) | | | | | | | | | 4 | 1 | 2 | 0 | 0 | 1 | 0 | | | | | | | | | | | | | | | | | | | | | | | |
| Gary Allenson, R OBP: 0.436, SLG: 0.438 (1, 2) (7, 5) | | | | | | | | | 2 | 1 | 1 | 0 | 1 | 0 | 1 | | | | | | | | | | | | | | | | | | | | | | | |
| Dave Rader, L OBP: 0.400, SLG: 0.538 (9, PH) | | | | | | | | | 1 | 0 | 0 | 0 | 0 | 0 | 0 | | | | | | | | | | | | | | | | | | | | | | | |
| Glenn Hoffman, R OBP: 0.264, SLG: 0.360 (1, 5) Jim Dwyer, L OBP: 0.354, SLG: 0.457 (7, PH) (7, 7) | | | | | | | | | 2 | 0 | 0 | 0 | 0 | 0 | 2 | | | | | | | | | | | | | | | | | | | | | | | |
| | | | | | | | | | 2 | 0 | 0 | 0 | 0 | 0 | 1 | | | | | | | | | | | | | | | | | | | | | | | |
| Inning Stats | R: 0 E: 0 K: 0 S: 3 | H: 1 LOB: 0 BB: 0 P: 3 | R: 0 E: 0 K: 0 S: 3 | H: 0 LOB: 0 BB: 0 P: 3 | R: 0 E: 0 K: 0 S: 3 | H: 1 LOB: 0 BB: 0 P: 3 | R: 1 E: 0 K: 0 S: 5 | H: 2 LOB: 1 BB: 0 P: 5 | R: 3 E: 0 K: 0 S: 6 | H: 3 LOB: 0 BB: 0 P: 6 | R: 0 E: 0 K: 1 S: 6 | H: 1 LOB: 1 BB: 0 P: 6 | R: 0 E: 0 K: 1 S: 6 | H: 1 LOB: 2 BB: 1 P: 10 | R: 2 E: 0 K: 0 S: 4 | H: 1 LOB: 0 BB: 1 P: 8 | R: 0 E: 1 K: 0 S: 4 | H: 0 LOB: 1 BB: 0 P: 4 | 1B: 7 2B: 1 3B: 0 HR: 2 | SF: 0 SAC: 0 DP: 2 HBP: 0 | WP: 0 PB: 0 SB: 1 CS: 0 | PA: 38 | | | | | | | | | | | | | | | | |
| PITCHER | IP | WLS | BF | H | R | ER | SO | BB | IBB | HBP | BLK | WP | HR | S | P | ERA | WHIP | PITCHER | | | | IP | WLS | BF | H | R | ER | SO | BB | IBB | HBP | BLK | WP | HR | S | P | ERA | WHIP |
| Mike Caldwell, L ERA: 4.13 (1, 1) | 5.0 | W | 20 | 7 | 4 | 4 | 0 | 0 | 0 | 0 | 0 | 0 | 1 | 20 | 20 | 7.20 | 1.400 | | | | | | | | | | | | | | | | | | | | | |
| John Flinn, R ERA: 2.95 (6, 1) | 2.1 | | 12 | 3 | 2 | 2 | 2 | 2 | 0 | 0 | 0 | 0 | 1 | 14 | 22 | 7.71 | 2.143 | | | | | | | | | | | | | | | | | | | | | |
| Bill Castro, R ERA: 2.38 (8, 1) | 1.2 | S | 6 | 0 | 0 | 0 | 0 | 0 | 0 | 0 | 0 | 0 | 0 | 6 | 6 | 0.00 | 0.000 | | | | | | | | | | | | | | | | | | | | | |

| | |
|-----|----|
| AB | 36 |
| R | 6 |
| H | 10 |
| RBI | 6 |
| BB | 2 |
| SO | 2 |
| LOB | 14 |




| Batter | 1 | 2 | 3 | 4 | 5 | 6 | 7 | 8 | 9 | AB | R | H | RBI | BB | SO | LOB | BOTTOM | | | | | | | | | | | | | | | | | | | | | |
|---|-------------------------------|----------------------------------|------------------------------|---------------------------------|------------------------------|---------------------------------|------------------------------|---------------------------------|------------------------------|---------------------------------|------------------------------|---------------------------------|------------------------------|---------------------------------|------------------------------|---------------------------------|---|-----------------------------------|------------------------------------|----------------------------------|--------|----|-----|----|---|---|----|----|----|-----|-----|-----|----|----|---|---|-----|------|
| Charlie Moore, R OBP: 0.348, SLG: 0.357 (1, 2) | | | | | | | | | | 5 | 3 | 5 | 0 | 0 | 0 | 0 | Boston Red Sox @ Milwaukee Brewers Milwaukee County Stadium, Milwaukee, WI Fri Jul 11, 1980, 8:05 PM EDT Att: 41,993 - Unknown - 79 F | | | | | | | | | | | | | | | | | | | | | |
| Robin Yount, R OBP: 0.342, SLG: 0.560 (1, 6) | | | | | | | | | 5 | 1 | 0 | 0 | 0 | 0 | 5 | | | | | | | | | | | | | | | | | | | | | | | |
| Cecil Cooper, L OBP: 0.371, SLG: 0.507 (1, 3) | | | | | | | | | 4 | 2 | 3 | 2 | 0 | 1 | 1 | | | | | | | | | | | | | | | | | | | | | | | |
| Gorman Thomas, R OBP: 0.288, SLG: 0.452 (1, 8) | | | | | | | | | 4 | 0 | 2 | 1 | 0 | 2 | 4 | | | | | | | | | | | | | | | | | | | | | | | |
| Ben Oglivie, L OBP: 0.394, SLG: 0.616 (1, 7) | | | | | | | | | 4 | 1 | 3 | 4 | 0 | 0 | 0 | | | | | | | | | | | | | | | | | | | | | | | |
| Sixto Lezcano, R OBP: 0.305, SLG: 0.425 (1, 9) | | | | | | | | | 4 | 0 | 0 | 0 | 0 | 1 | 4 | | | | | | | | | | | | | | | | | | | | | | | |
| Don Money, R OBP: 0.357, SLG: 0.541 (1, 5) | | | | | | | | | 4 | 0 | 0 | 0 | 0 | 2 | 2 | | | | | | | | | | | | | | | | | | | | | | | |
| Dick Davis, R OBP: 0.307, SLG: 0.393 (1, 10) | | | | | | | | | 4 | 0 | 0 | 0 | 0 | 1 | 0 | | | | | | | | | | | | | | | | | | | | | | | |
| Jim Gantner, L OBP: 0.293, SLG: 0.317 (1, 4) | | | | | | | | | 4 | 0 | 1 | 0 | 0 | 0 | 0 | | | | | | | | | | | | | | | | | | | | | | | |
| Inning Stats | R: 3 E: 0 K: 2 S: 10 | H: 3 LOB: 0 BB: 0 P: 10 | R: 0 E: 0 K: 0 S: 3 | H: 0 LOB: 0 BB: 0 P: 3 | R: 1 E: 0 K: 1 S: 8 | H: 3 LOB: 0 BB: 0 P: 8 | R: 0 E: 0 K: 2 S: 7 | H: 0 LOB: 0 BB: 0 P: 7 | R: 2 E: 0 K: 0 S: 7 | H: 4 LOB: 2 BB: 0 P: 7 | R: 1 E: 1 K: 1 S: 8 | H: 3 LOB: 2 BB: 0 P: 8 | R: 0 E: 0 K: 1 S: 5 | H: 0 LOB: 0 BB: 0 P: 5 | R: 0 E: 0 K: 0 S: 4 | H: 1 LOB: 1 BB: 0 P: 4 | | 1B: 12 2B: 1 3B: 0 HR: 1 | SF: 0 SAC: 0 DP: 0 HBP: 0 | WP: 0 PB: 0 SB: 1 CS: 1 | PA: 38 | | | | | | | | | | | | | | | | | |
| PITCHER | IP | WLS | BF | H | R | ER | SO | BB | IBB | HBP | BLK | WP | HR | S | P | ERA | WHIP | PITCHER | | | | IP | WLS | BF | H | R | ER | SO | BB | IBB | HBP | BLK | WP | HR | S | P | ERA | WHIP |
| Dennis Eckersley, R ERA: 4.68 (1, 1) | 4.1 | L | 21 | 8 | 6 | 6 | 5 | 0 | 0 | 0 | 0 | 0 | 0 | 31 | 31 | 12.46 | 1.846 | | | | | | | | | | | | | | | | | | | | | |
| Bob Stanley, R ERA: 4.15 (5, 1) | 3.2 | | 17 | 6 | 1 | 0 | 2 | 0 | 0 | 0 | 0 | 0 | 0 | 21 | 21 | 0.00 | 1.636 | | | | | | | | | | | | | | | | | | | | | |



| Batter | 1 | 2 | 3 | 4 | 5 | 6 | 7 | 8 | 9 | AB | R | H | RBI | BB | SO | LOB | TOP | | | |
|--|---|---------------------------------|-------------------------------|----------------------------------|------------------------------|---------------------------------|-------------------------------|----------------------------------|------------------------------|---------------------------------|------------------------------|---------------------------------|------------------------------|---------------------------------|------------------------------|---------------------------------|----------------------------------|------------------------------------|----------------------------------|--------|
| Jim Lentine, R OBP: 0.340, SLG: 0.326 (1, 10) | | | | | | | | | | 3 | 0 | 1 | 0 | 1 | 1 | 0 | | | | |
| Alan Trammell, R OBP: 0.393, SLG: 0.438 (1, 6) | | | | | | | | | | 4 | 0 | 0 | 0 | 0 | 1 | 2 | | | | |
| Steve Kemp, L OBP: 0.394, SLG: 0.422 (1, 7) | | | | | | | | | | 4 | 0 | 0 | 0 | 0 | 1 | 2 | | | | |
| John Wockenfuss, R OBP: 0.417, SLG: 0.503 (1, 3) | | | | | | | | | | 4 | 1 | 1 | 1 | 0 | 1 | 1 | | | | |
| Al Cowens, R OBP: 0.323, SLG: 0.339 (1, 9) | | | | | | | | | | 4 | 1 | 1 | 0 | 0 | 2 | 0 | | | | |
| Lance Parrish, R OBP: 0.299, SLG: 0.452 (1, 2) | | | | | | | | | | 4 | 0 | 1 | 0 | 0 | 1 | 1 | | | | |
| Tom Brookens, R OBP: 0.333, SLG: 0.410 (1, 5) | | | | | | | | | | 4 | 1 | 2 | 1 | 0 | 0 | 1 | | | | |
| Stan Papi, R OBP: 0.300, SLG: 0.421 (1, 4) | | | | | | | | | | 0 | 0 | 0 | 0 | 0 | 0 | 0 | | | | |
| Dave Stegman, R OBP: 0.273, SLG: 0.294 (1, 8) | | | | | | | | | | 4 | 0 | 0 | 0 | 0 | 1 | 5 | | | | |
| Inning Stats | R: 0 E: 0 K: 0 S: 3 | H: 1 LOB: 0 BB: 0 P: 3 | R: 2 E: 1 K: 2 S: 10 | H: 2 LOB: 1 BB: 0 P: 10 | R: 0 E: 0 K: 1 S: 5 | H: 0 LOB: 0 BB: 0 P: 5 | R: 1 E: 1 K: 3 S: 12 | H: 2 LOB: 2 BB: 0 P: 12 | R: 0 E: 0 K: 0 S: 3 | H: 0 LOB: 0 BB: 1 P: 7 | R: 0 E: 0 K: 1 S: 5 | H: 0 LOB: 0 BB: 0 P: 5 | R: 0 E: 0 K: 1 S: 7 | H: 0 LOB: 0 BB: 0 P: 7 | R: 0 E: 1 K: 0 S: 5 | H: 1 LOB: 2 BB: 0 P: 5 | 1B: 4 2B: 0 3B: 0 HR: 2 | SF: 0 SAC: 0 DP: 1 HBP: 0 | WP: 1 PB: 0 SB: 0 CS: 0 | PA: 36 |
| PITCHER John Tudor, L ERA: 2.18 (1, 1) | IP: 9.0 WLS: W BF: 36 H: 6 R: 3 ER: 2 SO: 10 BB: 1 IBB: 0 HBP: 0 BLK: 0 WP: 1 HR: 2 S: 55 P: 59 ERA: 2.00 WHIP: 0.778 | | | | | | | | | | | | | | | PITCHER | | | | |

Detroit Tigers @ Boston Red Sox
Fenway Park, Boston, MA
Sat Jul 12, 1980, 7:05 PM EDT
Att: 31,302 - Unknown - 74 F


AB 31
R 3
H 6
RBI 2
BB 1
SO 8
LOB 12



| Batter | 1 | 2 | 3 | 4 | 5 | 6 | 7 | 8 | 9 | AB | R | H | RBI | BB | SO | LOB | BOTTOM | | | |
|--|---|----------------------------------|------------------------------|---------------------------------|------------------------------|---------------------------------|------------------------------|---------------------------------|------------------------------|----------------------------------|------------------------------|---------------------------------|------------------------------|---------------------------------|------------------------------|---------------------------------|----------------------------------|------------------------------------|----------------------------------|--------|
| Rick Burleson, R OBP: 0.354, SLG: 0.407 Glenn Hoffman, R OBP: 0.253, SLG: 0.344 (1, 6) (2, 6) | | | | | | | | | | 1 | 0 | 1 | 0 | 0 | 0 | 0 | | | | |
| Dave Stapleton, R OBP: 0.298, SLG: 0.490 (1, 4) | | | | | | | | | | 5 | 2 | 2 | 0 | 0 | 0 | 0 | | | | |
| Fred Lynn, L OBP: 0.384, SLG: 0.523 (1, 8) | | | | | | | | | | 4 | 1 | 2 | 0 | 1 | 0 | 1 | | | | |
| Tony Perez, R OBP: 0.327, SLG: 0.475 (1, 3) | | | | | | | | | | 3 | 0 | 0 | 0 | 1 | 0 | 3 | | | | |
| Carlton Fisk, R OBP: 0.374, SLG: 0.525 (1, 2) | | | | | | | | | | 3 | 2 | 1 | 2 | 1 | 0 | 2 | | | | |
| Butch Hobson, R OBP: 0.284, SLG: 0.383 (1, 5) | | | | | | | | | | 3 | 1 | 0 | 0 | 1 | 2 | 2 | | | | |
| Jim Dwyer, L OBP: 0.358, SLG: 0.455 (1, 7) | | | | | | | | | | 3 | 2 | 1 | 2 | 1 | 0 | 0 | | | | |
| Dwight Evans, R OBP: 0.297, SLG: 0.374 (1, 9) | | | | | | | | | | 4 | 1 | 4 | 4 | 0 | 0 | 0 | | | | |
| Garry Hancock, L OBP: 0.200, SLG: 0.200 (1, 10) | | | | | | | | | | 4 | 0 | 0 | 0 | 0 | 0 | 3 | | | | |
| Inning Stats | R: 1 E: 0 K: 1 S: 6 | H: 2 LOB: 2 BB: 2 P: 14 | R: 0 E: 0 K: 0 S: 4 | H: 1 LOB: 1 BB: 0 P: 4 | R: 2 E: 0 K: 1 S: 7 | H: 2 LOB: 0 BB: 0 P: 7 | R: 0 E: 0 K: 1 S: 6 | H: 1 LOB: 1 BB: 0 P: 6 | R: 5 E: 0 K: 0 S: 6 | H: 3 LOB: 0 BB: 2 P: 14 | R: 0 E: 0 K: 0 S: 4 | H: 1 LOB: 1 BB: 0 P: 4 | R: 1 E: 0 K: 0 S: 4 | H: 1 LOB: 1 BB: 1 P: 8 | R: 0 E: 0 K: 0 S: 3 | H: 0 LOB: 0 BB: 0 P: 3 | 1B: 8 2B: 1 3B: 0 HR: 2 | SF: 0 SAC: 0 DP: 0 HBP: 0 | WP: 0 PB: 1 SB: 0 CS: 0 | PA: 39 |
| PITCHER Dan Petry, R ERA: 3.85 Roger Weaver, R ERA: 1.93 (1, 1) (5, 1) | IP: 4.2 WLS: L BF: 26 H: 9 R: 8 ER: 7 SO: 3 BB: 3 IBB: 1 HBP: 0 BLK: 0 WP: 0 HR: 2 S: 28 P: 44 ERA: 13.50 WHIP: 2.571 | | | | | | | | | | | | | | | PITCHER | | | | |

Detroit Tigers @ Boston Red Sox
Fenway Park, Boston, MA
Sat Jul 12, 1980, 7:05 PM EDT
Att: 31,302 - Unknown - 74 F

AB 34
R 9
H 11
RBI 8
BB 5
SO 3
LOB 13



| Batter | 1 | 2 | 3 | 4 | 5 | 6 | 7 | 8 | 9 | AB | R | H | RBI | BB | SO | LOB | TOP | | | | | | | | | | |
|---|------------------------------|---------------------------------|-------------------------------|----------------------------------|------------------------------|---------------------------------|-------------------------------|----------------------------------|-------------------------------|---------------------------------|------------------------------|---------------------------------|------------------------------|---------------------------------|------------------------------|---------------------------------|------------------------------|----------------------------------|-----------------------------------|------------------------------------|----------------------------------|--------|--|--|--|--|--|
| Rick Peters, S OBP: 0.379, SLG: 0.386 (1, 8) | 0-0 4-3 | | 0-0 E 1B | 0-0 1-3 3-H 1B | | 0-0 HR | | 0-0 6-3 | 4-0 E 1B BB | 5 | 3 | 3 | 2 | 1 | 0 | 0 | | | | | | | | | | | |
| Alan Trammell, R OBP: 0.389, SLG: 0.428 (1, 6) | 0-0 6-3 | | 0-0 E4 6-3 1-H 1B | 0-3 K | | 0-0 F8 | | 0-0 6-3 | 0-0 F9 | 6 | 0 | 1 | 1 | 0 | 1 | 5 | | | | | | | | | | | |
| Steve Kemp, L OBP: 0.394, SLG: 0.427 (1, 7) | 0-0 F7 | | 0-0 6-3 | 0-3 K | | 0-0 4-3 | | 0-0 2B | 0-0 E2 1-H 2-3 1B | 6 | 1 | 2 | 2 | 0 | 1 | 3 | | | | | | | | | | | |
| Richie Hebner, L OBP: 0.370, SLG: 0.495 Tim Corcoran, L OBP: 0.269, SLG: 0.190 (8, 3) | | 0-0 HR 2B | 0-0 4-3 | | 0-0 1B 1B | 0-0 BB 1B | | 4-0 2B BB | 0-0 F7 | 4 | 3 | 3 | 0 | 1 | 0 | 1 | | | | | | | | | | | |
| Champ Summers, L OBP: 0.415, SLG: 0.508 (1, 10) | | 0-3 K | 0-0 4-3 | | 0-0 L7 | 4-0 1-2 BB | | 0-0 1-H 2-H 2B | | 4 | 0 | 1 | 2 | 1 | 1 | 3 | | | | | | | | | | | |
| Al Cowens, R OBP: 0.320, SLG: 0.347 (1, 9) | | 0-0 HR | | 0-0 F8 | 0-3 K | 0-0 F8 | | 0-0 5-3 | | 5 | 1 | 1 | 2 | 0 | 1 | 4 | | | | | | | | | | | |
| John Wockenfuss, R OBP: 0.413, SLG: 0.494 (1, 2) | | 0-0 6-3 | | 0-0 2B 1B | 0-0 1-2 1B | | 0-0 F7 | | 0-0 BB 1B 1B | 5 | 2 | 3 | 0 | 0 | 0 | 0 | | | | | | | | | | | |
| Tom Brookens, R OBP: 0.342, SLG: 0.418 (1, 5) | | 4-0 BB | | 0-0 1B 1B | 0-0 1-2 1B | | 0-0 4-3 | | 0-0 BB 1B | 4 | 2 | 3 | 1 | 1 | 0 | 0 | | | | | | | | | | | |
| Lou Whitaker, L OBP: 0.347, SLG: 0.260 (1, 4) | | 0-3 K | | 0-0 1B 2-3 3-H 1B | 0-0 F8 | | 0-0 3-1 | | 0-0 F7 | 5 | 0 | 1 | 1 | 0 | 1 | 5 | | | | | | | | | | | |
| Inning Stats | R: 0 E: 0 K: 0 S: 3 | H: 0 LOB: 0 BB: 0 P: 3 | R: 2 E: 0 K: 2 S: 9 | H: 2 LOB: 1 BB: 1 P: 13 | R: 1 E: 1 K: 0 S: 5 | H: 2 LOB: 1 BB: 0 P: 5 | R: 2 E: 0 K: 2 S: 11 | H: 4 LOB: 2 BB: 0 P: 11 | R: 1 E: 0 K: 1 S: 8 | H: 3 LOB: 2 BB: 0 P: 8 | R: 1 E: 0 K: 0 S: 5 | H: 2 LOB: 0 BB: 0 P: 9 | R: 0 E: 0 K: 0 S: 3 | H: 0 LOB: 0 BB: 0 P: 3 | R: 2 E: 0 K: 0 S: 5 | H: 2 LOB: 1 BB: 1 P: 9 | R: 3 E: 1 K: 0 S: 6 | H: 3 LOB: 1 BB: 1 P: 10 | 1B: 12 2B: 4 3B: 0 HR: 2 | SF: 0 SAC: 0 DP: 0 HBP: 0 | WP: 0 PB: 0 SB: 0 CS: 0 | PA: 49 | | | | | |
| PITCHER | IP | WLS | BF | H | R | ER | SO | BB | IBB | HBP | BLK | WP | HR | S | P | ERA | WHIP | | | | | | | | | | |
| Mike Torrez, R ERA: 4.8 (1, 1) | 3.1 | L | 18 | 7 | 5 | 5 | 2 | 1 | 0 | 0 | 0 | 0 | 1 | 21 | 25 | 13.50 | 2.400 | | | | | | | | | | |
| Win Remmerswaal, R ERA: 3.07 (4, 1) | 2.2 | | 15 | 6 | 2 | 2 | 3 | 1 | 0 | 0 | 0 | 0 | 1 | 20 | 24 | 6.75 | 2.625 | | | | | | | | | | |
| Bill Campbell, R ERA: 8.31 (7, 1) | 2.1 | | 13 | 4 | 5 | 4 | 0 | 2 | 0 | 0 | 0 | 0 | 0 | 11 | 19 | 15.43 | 2.571 | | | | | | | | | | |
| Bob Stanley, R ERA: 4.14 (9, 1) | 0.1 | | 2 | 1 | 0 | 0 | 0 | 0 | 0 | 0 | 0 | 0 | 0 | 2 | 2 | 0.00 | 3.000 | | | | | | | | | | |
| Dick Diago, R ERA: 4.7 (9, 1) | 0.1 | | 1 | 0 | 0 | 0 | 0 | 0 | 0 | 0 | 0 | 0 | 0 | 1 | 1 | 0.00 | 0.000 | | | | | | | | | | |

Detroit Tigers @ Boston Red Sox
Fenway Park, Boston, MA
Mon Jul 14 1980, 7:05 PM EDT
Att: 26,044 - Unknown - 86 F

AB 45
R 12
H 18
RBI 11
BB 4
SO 5
LOB 22



| Batter | 1 | 2 | 3 | 4 | 5 | 6 | 7 | 8 | 9 | AB | R | H | RBI | BB | SO | LOB | BOTTOM | | | | | | | | | | |
|--|------------------------------|---------------------------------|------------------------------|---------------------------------|------------------------------|---------------------------------|------------------------------|---------------------------------|------------------------------|---------------------------------|------------------------------|----------------------------------|------------------------------|---------------------------------|------------------------------|---------------------------------|------------------------------|---------------------------------|----------------------------------|------------------------------------|----------------------------------|--------|--|--|--|--|--|
| Rick Burleson, R OBP: 0.355, SLG: 0.406 (1, 6) | 0-0 6-3 | | 4-0 1-2 BB | | 0-0 6-3 | 0-0 F8 | | | 0-0 F8 | 4 | 0 | 0 | 0 | 1 | 0 | 4 | | | | | | | | | | | |
| Dave Stapleton, R OBP: 0.301, SLG: 0.473 (1, 4) | 4-0 CS BB | | 0-0 F8 | | | 0-0 F6 | 0-0 F7 | | 0-0 F4 | 4 | 0 | 0 | 0 | 1 | 0 | 3 | | | | | | | | | | | |
| Fred Lynn, L OBP: 0.382, SLG: 0.511 (1, 8) | 0-3 K | | | 4-0 BB | | 4-0 HR BB | 4-0 G5-4-3 BB | | 0-0 F5 | 2 | 1 | 0 | 0 | 3 | 1 | 2 | | | | | | | | | | | |
| Tony Perez, R OBP: 0.328, SLG: 0.491 (1, 3) | | 0-0 6-3 | | 0-0 F9 | | 0-0 1-H HR | 0-0 G5-4-3 | | | 4 | 1 | 1 | 2 | 0 | 0 | 2 | | | | | | | | | | | |
| Carlton Fisk, R OBP: 0.378, SLG: 0.527 (1, 7) | | 0-0 G4-6-3 1B | | 0-0 F2 | | 4-0 1B BB | | 0-0 FC6-4 1B | | 3 | 1 | 2 | 0 | 1 | 0 | 1 | | | | | | | | | | | |
| Butch Hobson, R OBP: 0.284, SLG: 0.380 (1, 5) | | 0-0 G4-6-3 | | 0-0 5-3 | | 0-0 1-3 1B 1B | | 0-3 K | | 4 | 1 | 1 | 0 | 0 | 1 | 3 | | | | | | | | | | | |
| Dwight Evans, R OBP: 0.295, SLG: 0.371 (1, 9) | | | 0-0 L9 | | 0-0 F9 | 4-0 1-2 BB | | 0-3 K | | 3 | 0 | 0 | 0 | 1 | 1 | 1 | | | | | | | | | | | |
| Gary Allenson, R OBP: 0.415, SLG: 0.412 Dave Rader, L OBP: 0.403, SLG: 0.537 (6, PH) (7, 2) | | | 0-0 F9 | | 0-0 6-3 | 0-0 1-2 2-H 3-H 1B | | 0-0 FC6-4 | | 2 | 0 | 0 | 0 | 0 | 0 | 0 | | | | | | | | | | | |
| Jim Dwyer, L OBP: 0.371, SLG: 0.467 (1, 10) | | | 0-0 BB 1B | | 0-0 2B | 0-0 F7 | | | 0-0 1B | 4 | 0 | 3 | 0 | 0 | 0 | 2 | | | | | | | | | | | |
| Inning Stats | R: 0 E: 0 K: 1 S: 4 | H: 0 LOB: 1 BB: 1 P: 8 | R: 0 E: 0 K: 0 S: 3 | H: 1 LOB: 0 BB: 0 P: 3 | R: 0 E: 0 K: 0 S: 4 | H: 1 LOB: 2 BB: 1 P: 8 | R: 0 E: 0 K: 0 S: 3 | H: 0 LOB: 1 BB: 1 P: 7 | R: 0 E: 0 K: 0 S: 4 | H: 1 LOB: 1 BB: 0 P: 4 | R: 4 E: 0 K: 0 S: 6 | H: 3 LOB: 2 BB: 3 P: 18 | R: 0 E: 0 K: 2 S: 8 | H: 0 LOB: 0 BB: 1 P: 6 | R: 0 E: 0 K: 2 S: 8 | H: 1 LOB: 1 BB: 0 P: 8 | R: 0 E: 0 K: 0 S: 4 | H: 1 LOB: 1 BB: 0 P: 4 | 1B: 6 2B: 2 3B: 0 HR: 1 | SF: 0 SAC: 0 DP: 3 HBP: 0 | WP: 0 PB: 0 SB: 0 CS: 1 | PA: 39 | | | | | |
| PITCHER | IP | WLS | BF | H | R | ER | SO | BB | IBB | HBP | BLK | WP | HR | S | P | ERA | WHIP | | | | | | | | | | |
| Bruce Robbins, L ERA: 4.24 (1, 1) | 5.1 | W | 23 | 4 | 3 | 3 | 3 | 5 | 0 | 0 | 0 | 0 | 1 | 20 | 40 | 5.06 | 1.688 | | | | | | | | | | |
| Aurelio Lopez, R ERA: 3.5 (6, 1) | 3.2 | S | 16 | 4 | 1 | 1 | 2 | 2 | 0 | 0 | 0 | 0 | 0 | 18 | 26 | 2.46 | 1.636 | | | | | | | | | | |

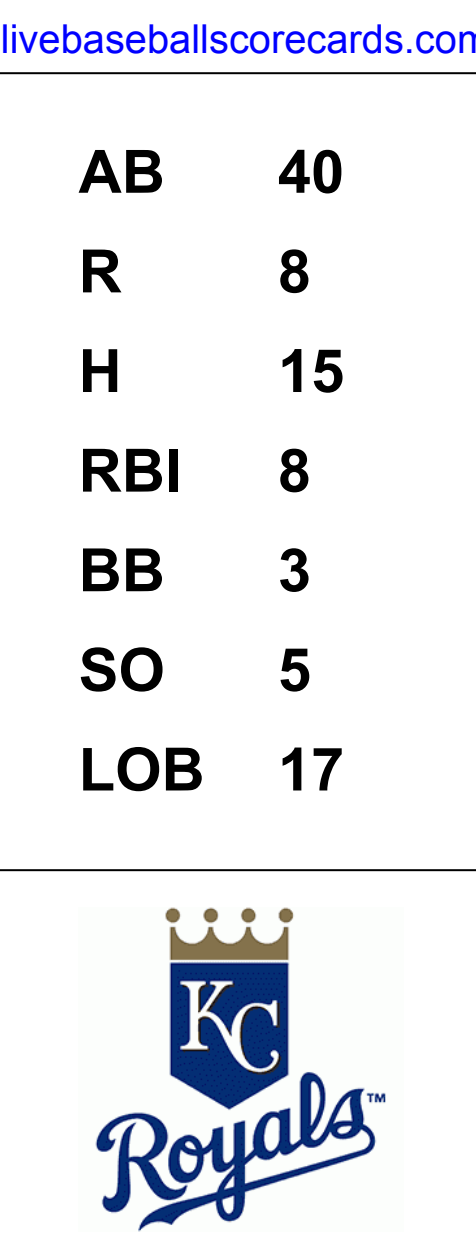
Detroit Tigers @ Boston Red Sox
Fenway Park, Boston, MA
Mon Jul 14 1980, 7:05 PM EDT
Att: 26,044 - Unknown - 86 F

AB 32
R 4
H 8
RBI 4
BB 7
SO 3
LOB 19



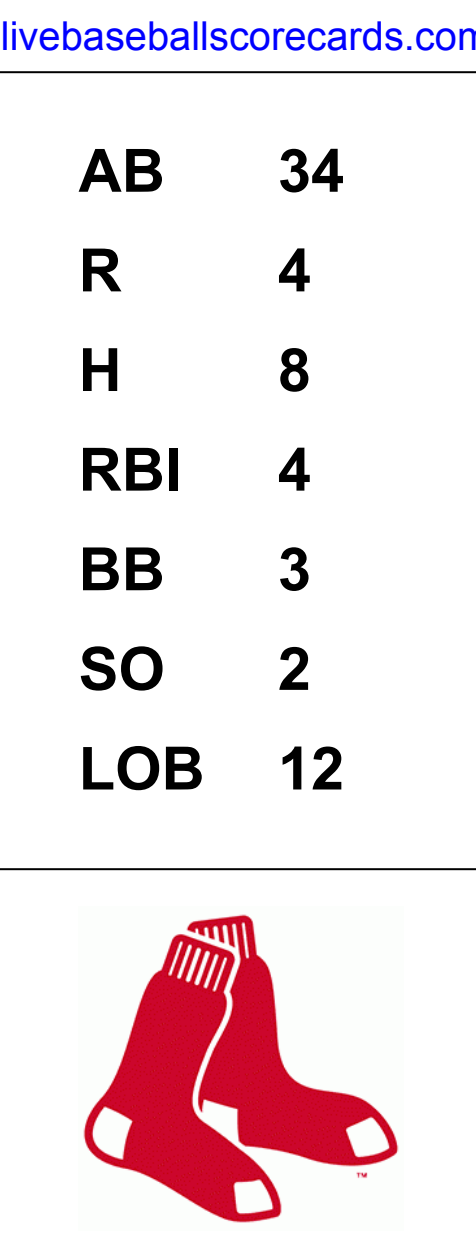
| Batter | 1 | 2 | 3 | 4 | 5 | 6 | 7 | 8 | 9 | AB | R | H | RBI | BB | SO | LOB | TOP | | | | | | | |
|--|---|---|--|--|------------------------------|---------------------------------|------------------------------|---------------------------------|------------------------------|---------------------------------|------------------------------|----------------------------------|------------------------------|---------------------------------|------------------------------|---------------------------------|---|---------------------------------|-----------------------------------|------------------------------------|----------------------------------|--------|--|--|
| Willie Wilson, S (1, 7) OBP: 0.352, SLG: 0.430 | 0-0 BB 1B | | 0-0 HR 1B | | 0-0 L8 | 0-0 5-3 | | 0-0 5-3 | | 5 | 1 | 2 | 0 | 0 | 0 | 2 | | | | | | | | |
| Hal McRae, R (1, 10) OBP: 0.324, SLG: 0.460 | 0-0 F7 | | 0-0 1-H HR | | 0-0 5-3 | | 0-0 F8 | | 0-0 F8 | 5 | 1 | 1 | 2 | 0 | 0 | 1 | | | | | | | | |
| George Brett, L (1, 5) OBP: 0.433, SLG: 0.627 | 4-0 G4-6-3 BB | | 0-0 6-3 | | 0-0 F7 | | 0-0 1B 1B | | 0-0 1B 1B | 4 | 2 | 2 | 0 | 1 | 0 | 0 | | | | | | | | |
| Darrell Porter, L (1, 2) OBP: 0.361, SLG: 0.355 | 0-0 G4-6-3 | | 0-0 F5 | | 0-0 4-3 | | 0-0 F7 | | 0-0 1B 1B | 5 | 0 | 1 | 0 | 0 | 0 | 3 | | | | | | | | |
| Amos Otis, R (1, 8) OBP: 0.322, SLG: 0.431 | | 0-0 HR | | 0-0 1B 3B | | 4-0 1B 2B BB | 0-0 1-2 1B | | 0-0 F9 | 4 | 3 | 3 | 1 | 1 | 0 | 2 | | | | | | | | |
| Willie Aikens, L (1, 3) OBP: 0.386, SLG: 0.431 | | 0-3 K | | 0-0 P4 | | 0-0 2B BB | 0-0 1-3 2B 1B | | 0-0 1-3 2-H 1B | 4 | 1 | 2 | 1 | 0 | 1 | 1 | | | | | | | | |
| Ralph LaCock, L (7, 3) OBP: 0.246, SLG: 0.229 | | 0-3 K | | 0-0 F5 | | 0-0 K | 0-0 F2 | | 0-0 K | 1 | 0 | 1 | 1 | 0 | 0 | 0 | | | | | | | | |
| Clint Hurdle, L (1, 9) OBP: 0.363, SLG: 0.484 | | 0-3 K | | 0-0 F5 | | 0-0 K | 0-0 F2 | | 0-0 K | 5 | 0 | 0 | 0 | 0 | 3 | 7 | AB 40 R 8 H 15 RBI 8 BB 3 SO 5 LOB 17 | | | | | | | |
| U L Washington, S (1, 6) OBP: 0.330, SLG: 0.385 | | 0-3 K | | 0-0 1B | | 4-0 2B 1-2 BB | | 0-0 6-3 | | 3 | 0 | 1 | 1 | 1 | 1 | 0 | | | | | | | | |
| Frank White, R (1, 4) OBP: 0.285, SLG: 0.343 | | | 0-0 1B | 0-0 5-3 | | 0-0 1-3 2-H 2B | | 0-0 P5 | | 4 | 0 | 2 | 2 | 0 | 0 | 1 | | | | | | | | |
| Inning Stats | R: 0 E: 0 K: 0 S: 3 | H: 1 LOB: 1 BB: 1 P: 7 | R: 1 E: 0 K: 3 S: 10 | H: 1 LOB: 0 BB: 0 P: 10 | R: 2 E: 0 K: 0 S: 5 | H: 3 LOB: 0 BB: 0 P: 5 | R: 1 E: 0 K: 0 S: 5 | H: 2 LOB: 1 BB: 0 P: 5 | R: 0 E: 0 K: 0 S: 3 | H: 0 LOB: 0 BB: 0 P: 3 | R: 2 E: 0 K: 1 S: 7 | H: 2 LOB: 2 BB: 2 P: 15 | R: 1 E: 0 K: 0 S: 6 | H: 3 LOB: 2 BB: 0 P: 6 | R: 0 E: 0 K: 0 S: 3 | H: 0 LOB: 0 BB: 0 P: 3 | R: 1 E: 0 K: 1 S: 8 | H: 3 LOB: 2 BB: 0 P: 8 | 1B: 11 2B: 1 3B: 1 HR: 2 | SF: 0 SAC: 0 DP: 1 HBP: 0 | WP: 0 PB: 0 SB: 0 CS: 0 | PA: 43 | | |
| PITCHER | IP WLS BF H R ER SO BB IBB HBP BLK WP HR S P ERA WHIP | 3.2 L 17 7 4 4 3 1 0 0 0 0 2 22 26 9.82 2.182 | 2.1 11 2 2 2 1 2 0 0 0 0 0 11 19 7.71 1.714 | 3.0 15 6 2 2 1 0 0 0 0 0 0 17 17 6.00 2.000 | | | | | | | | | | | | | | | | | | | | |

Kansas City Royals @ Boston Red Sox
Fenway Park, Boston, MA
Tue Jul 15 1980, 7:05 PM EDT
Att: 26,865 - Unknown - 86 F



| Batter | 1 | 2 | 3 | 4 | 5 | 6 | 7 | 8 | 9 | AB | R | H | RBI | BB | SO | LOB | BOTTOM | | | | | | | |
|--|---|---|---|---------------------------------|------------------------------|---------------------------------|------------------------------|---------------------------------|------------------------------|---------------------------------|------------------------------|---------------------------------|------------------------------|---------------------------------|------------------------------|---------------------------------|--|------------------------------------|----------------------------------|--------|--|--|--|--|
| Rick Burleson, R (1, 6) OBP: 0.351, SLG: 0.400 | 0-0 4-3 | | 0-0 4-3 | | 0-0 F8 | | 0-0 F9 | | 0-0 FC6-4 | 5 | 0 | 0 | 0 | 0 | 0 | 2 | | | | | | | | |
| Dave Stapleton, R (1, 4) OBP: 0.291, SLG: 0.456 | 0-0 5-3 | | 0-0 5-3 | | 0-0 6-3 | | | | 0-0 P5 | 4 | 0 | 0 | 0 | 0 | 0 | 0 | | | | | | | | |
| Fred Lynn, L (1, 8) OBP: 0.387, SLG: 0.509 | 4-0 WP BB | | | 4-0 WP 1B BB | | 4-0 G4-6-3 BB | | 0-0 1-3 | | 1 | 1 | 0 | 0 | 3 | 0 | 0 | | | | | | | | |
| Tony Perez, R (1, 3) OBP: 0.324, SLG: 0.485 | 0-0 L9 | | 0-0 F8 | | 0-0 G4-6-3 | | 0-0 F9 | | | 4 | 0 | 0 | 0 | 0 | 0 | 3 | | | | | | | | |
| Carlton Fisk, R (1, 2) OBP: 0.373, SLG: 0.517 | | 0-0 5-3 | | 0-0 F4 | | 0-3 K | | 0-0 P4 | | 4 | 0 | 0 | 0 | 0 | 1 | 1 | | | | | | | | |
| Carl Yastrzemski, L (1, 7) OBP: 0.532, SLG: 0.446 | | 0-0 1B | | 0-0 1B 2-H | | 0-0 L8 | | 0-0 1B 1B | | 4 | 1 | 3 | 1 | 0 | 0 | 0 | | | | | | | | |
| Jim Dwyer, L (1, 10) OBP: 0.379, SLG: 0.474 | | 0-0 F8 | | 0-0 1B | | 0-0 HR 1B | | 0-0 1B 1B | | 4 | 1 | 3 | 0 | 0 | 0 | 1 | AB 34 R 4 H 8 RBI 4 BB 3 SO 2 LOB 12 | | | | | | | |
| Dwight Evans, R (1, 9) OBP: 0.295, SLG: 0.383 | | 0-3 K | | 0-0 L8 | | 0-0 1-H HR | | 0-0 F9 | | 4 | 1 | 1 | 2 | 0 | 1 | 5 | | | | | | | | |
| Butch Hobson, R (1, 5) OBP: 0.283, SLG: 0.378 | | | 0-0 L6 | | 0-0 L8 | | 0-0 F9 | | 0-0 FC6-4 1B | 4 | 0 | 1 | 1 | 0 | 0 | 0 | | | | | | | | |
| Inning Stats | R: 0 E: 0 K: 0 S: 3 | H: 0 LOB: 1 BB: 1 P: 7 | R: 0 E: 0 K: 1 S: 6 | H: 1 LOB: 1 BB: 0 P: 6 | R: 0 E: 0 K: 0 S: 3 | H: 0 LOB: 0 BB: 0 P: 3 | R: 1 E: 0 K: 0 S: 5 | H: 2 LOB: 2 BB: 1 P: 9 | R: 0 E: 0 K: 1 S: 4 | H: 0 LOB: 0 BB: 1 P: 8 | R: 2 E: 0 K: 0 S: 5 | H: 2 LOB: 0 BB: 0 P: 5 | R: 0 E: 0 K: 0 S: 3 | H: 0 LOB: 0 BB: 0 P: 3 | R: 1 E: 0 K: 0 S: 6 | H: 3 LOB: 3 BB: 0 P: 6 | 1B: 7 2B: 0 3B: 0 HR: 1 | SF: 0 SAC: 0 DP: 1 HBP: 0 | WP: 2 PB: 0 SB: 0 CS: 0 | PA: 37 | | | | |
| PITCHER | IP WLS BF H R ER SO BB IBB HBP BLK WP HR S P ERA WHIP | 8.1 W 34 7 4 4 2 3 0 0 0 0 1 35 47 4.32 1.200 | 0.2 3 1 0 0 0 0 0 0 0 0 0 3 3 0.00 1.500 | | | | | | | | | | | | | | | | | | | | | |

Kansas City Royals @ Boston Red Sox
Fenway Park, Boston, MA
Tue Jul 15 1980, 7:05 PM EDT
Att: 26,865 - Unknown - 86 F



| Batter | 1 | 2 | 3 | 4 | 5 | 6 | 7 | 8 | 9 | AB R H RBI BB SO LOB | TOP | | | | | | | | | | | |
|--|---|---------------------------------|------------------------------|---------------------------------|------------------------------|---------------------------------|------------------------------|---------------------------------|------------------------------|---------------------------------|---|---|----------------------------------|------------------------------|---------------------------------|------------------------------|---------------------------------|------------------------------|---------------------------------|----------------------------------|------------------------------------|----------------------------------|
| Willie Wilson, S OBP: 0.350, SLG: 0.425 (1, 7) | 1-3 | | F5 | | FC4-6 1B | | 4-3 | | 1B BB | 4 2 0 0 1 0 2 | Kansas City Royals @ Boston Red Sox Fenway Park, Boston, MA Wed Jul 16 1980, 7:05 PM EDT Att: 27,213 - Unknown - 91 F | | | | | | | | | | | |
| Hal McRae, R OBP: 0.325, SLG: 0.459 (1, 10) | K | | | F7 | 1B | | 5-3 | | 1B | 5 0 2 2 0 1 0 | | | | | | | | | | | | |
| George Brett, L OBP: 0.441, SLG: 0.646 (1, 5) | 2B | | | 2B | F9 | | FC6-4 1B | | 1B | 5 1 4 1 0 0 1 | | | | | | | | | | | | |
| Darrell Porter, L OBP: 0.362, SLG: 0.374 (1, 2) | F8 | | | F8 2B | | HR | FC6-4 1-2 | | 8-4 | 5 1 2 2 0 0 4 | | | | | | | | | | | | |
| Willie Aikens, L OBP: 0.362, SLG: 0.425 Ralph LaCock, L OBP: 0.246, SLG: 0.229 (8, 3) | K | | | F8 2B | | K | | | F7 | 4 0 0 0 0 2 1 0 0 0 0 0 0 0 | | | | | | | | | | | | |
| Amos Otis, R OBP: 0.326, SLG: 0.436 (1, 8) | K | | | BB | | 2B | | | F3 | 3 0 1 0 1 1 0 | | | | | | | | | | | | |
| Clint Hurdle, L OBP: 0.361, SLG: 0.477 (1, 9) | K | | | P6 | | BB | | | F8 | 3 0 0 0 1 1 2 | | | | | | | | | | | | |
| Frank White, R OBP: 0.282, SLG: 0.339 (1, 4) | | | F8 | | K | K | | | F8 | 4 0 0 0 0 2 2 | | | | | | | | | | | | |
| U L Washington, S OBP: 0.335, SLG: 0.390 (1, 6) | | | CS 1B | | FC4-6 1B | K | | | S 1B | 4 1 3 0 0 1 2 | | | | | | | | | | | | |
| Inning Stats | R: 0 E: 0 K: 1 S: 6 | H: 1 LOB: 1 BB: 0 P: 6 | R: 0 E: 0 K: 3 S: 9 | H: 0 LOB: 0 BB: 0 P: 9 | R: 0 E: 0 K: 0 S: 3 | H: 1 LOB: 0 BB: 0 P: 3 | R: 1 E: 0 K: 0 S: 5 | H: 2 LOB: 2 BB: 1 P: 9 | R: 1 E: 0 K: 1 S: 7 | H: 2 LOB: 1 BB: 0 P: 7 | | R: 1 E: 0 K: 3 S: 11 | H: 2 LOB: 2 BB: 1 P: 15 | R: 0 E: 0 K: 0 S: 4 | H: 1 LOB: 1 BB: 0 P: 4 | R: 0 E: 0 K: 0 S: 3 | H: 0 LOB: 0 BB: 0 P: 3 | R: 2 E: 0 K: 0 S: 5 | H: 3 LOB: 1 BB: 1 P: 9 | 1B: 7 2B: 4 3B: 1 HR: 1 | SF: 0 SAC: 0 DP: 1 HBP: 0 | WP: 0 PB: 0 SB: 2 CS: 1 |
| PITCHER | IP WLS BF H R ER SO BB IBB HBP BLK WP HR S P ERA WHIP | | | | | | | | | | | IP WLS BF H R ER SO BB IBB HBP BLK WP HR S P ERA WHIP | | | | | | | | | | |
| Dennis Eckersley, R ERA: 4.75 (1, 1) | 8.1 L 37 10 5 5 8 3 0 0 0 0 0 1 50 62 5.40 1.560 | | | | | | | | | | | 0.2 3 2 0 0 0 0 0 0 0 0 0 0 3 3 0.00 3.000 | | | | | | | | | | |
| Bill Campbell, R ERA: 7.71 (9, 1) | | | | | | | | | | | | | | | | | | | | | | |

| Batter | 1 | 2 | 3 | 4 | 5 | 6 | 7 | 8 | 9 | AB R H RBI BB SO LOB | BOTTOM | | | | | | | | | |
|--|---|---------------------------------|------------------------------|---------------------------------|------------------------------|---------------------------------|------------------------------|---------------------------------|------------------------------|----------------------------------|---|---|---------------------------------|------------------------------|---------------------------------|----------------------------------|------------------------------------|----------------------------------|--------|--|
| Rick Burleson, R OBP: 0.354, SLG: 0.408 (1, 6) | 4-3 | | 2B | | 2B | | 2B 1B | | 5-3 | 5 1 3 0 0 0 0 | Kansas City Royals @ Boston Red Sox Fenway Park, Boston, MA Wed Jul 16 1980, 7:05 PM EDT Att: 27,213 - Unknown - 91 F | | | | | | | | | |
| Dave Stapleton, R OBP: 0.295, SLG: 0.462 (1, 4) | 1B | | P4 | | K | | 2B | | 6-3 | 5 0 2 0 0 1 4 | | | | | | | | | | |
| Fred Lynn, L OBP: 0.384, SLG: 0.502 (1, 8) | 4-3 | | 4-3 | | P4 | | BB | | 4-3 | 4 0 0 0 1 0 5 | | | | | | | | | | |
| Tony Perez, R OBP: 0.320, SLG: 0.479 (1, 3) | K | | | K | | 6-3 | 6-3 | | | 4 0 0 1 0 2 3 | | | | | | | | | | |
| Carlton Fisk, R OBP: 0.371, SLG: 0.511 (1, 2) | | F7 | | 5-3 | | F2 | HBP | | | 3 0 0 0 0 0 0 | | | | | | | | | | |
| Carl Yastrzemski, L OBP: 0.335, SLG: 0.447 (1, 7) | K | | | FC6-4 1B | | 1B | K | | | 4 0 2 0 0 2 3 | | | | | | | | | | |
| Dwight Evans, R OBP: 0.294, SLG: 0.381 (1, 9) | 5-3 | | | FC6-4 1-2 | | 1B | | | 6-3 | 4 0 1 0 0 0 1 | | | | | | | | | | |
| Jim Dwyer, L OBP: 0.382, SLG: 0.475 (1, 10) | | | 2B 1B | | 2B 1B | | F9 | | 5-3 | 4 0 2 0 0 0 2 | | | | | | | | | | |
| Butch Hobson, R OBP: 0.279, SLG: 0.373 (1, 5) | F3 | | | | L8 | | L7 | | 5-3 | 4 0 0 0 0 0 2 | | | | | | | | | | |
| Inning Stats | R: 0 E: 0 K: 1 S: 6 | H: 1 LOB: 1 BB: 0 P: 6 | R: 0 E: 0 K: 1 S: 5 | H: 0 LOB: 0 BB: 0 P: 5 | R: 0 E: 0 K: 1 S: 6 | H: 1 LOB: 1 BB: 0 P: 6 | R: 0 E: 0 K: 1 S: 7 | H: 2 LOB: 2 BB: 0 P: 7 | R: 0 E: 0 K: 0 S: 5 | H: 2 LOB: 3 BB: 1 P: 12 | | R: 0 E: 0 K: 0 S: 3 | H: 0 LOB: 0 BB: 0 P: 3 | R: 0 E: 0 K: 0 S: 3 | H: 0 LOB: 0 BB: 0 P: 3 | 1B: 7 2B: 3 3B: 0 HR: 0 | SF: 0 SAC: 0 DP: 0 HBP: 1 | WP: 0 PB: 0 SB: 0 CS: 0 | PA: 39 | |
| PITCHER | IP WLS BF H R ER SO BB IBB HBP BLK WP HR S P ERA WHIP | | | | | | | | | | | IP WLS BF H R ER SO BB IBB HBP BLK WP HR S P ERA WHIP | | | | | | | | |
| Dennis Leonard, R ERA: 4.35 (1, 1) | 6.0 W 26 8 0 0 4 0 0 0 0 0 0 0 34 34 0.00 1.333 | | | | | | | | | | | 0.2 S 7 0 0 0 1 0 0 0 0 0 0 0 9 9 0.00 0.000 | | | | | | | | |
| Rawly Eastwick, R ERA: 2.51 (7, 1) | | | | | | | | | | | | | | | | | | | | |
| Dan Quisenberry, R ERA: 2.82 (7, 1) | | | | | | | | | | | | | | | | | | | | |

| Batter | 1 | 2 | 3 | 4 | 5 | 6 | 7 | 8 | 9 | AB | R | H | RBI | BB | SO | LOB | TOP | | | | | |
|--|--|---------------------------------|------------------------------|---------------------------------|------------------------------|---------------------------------|------------------------------|---------------------------------|------------------------------|---------------------------------|------------------------------|---------------------------------|------------------------------|----------------------------------|------------------------------|---------------------------------|--|---------------------------------|----------------------------------|------------------------------------|----------------------------------|--------|
| Willie Wilson, S OBP: 0.391, SLG: 0.429 | 0-0 4-3 2B | | 0-0 6-3 | | | 0-0 1-2 1B | 0-0 F8 | | | 4 | 0 | 2 | 0 | 0 | 0 | 1 | Kansas City Royals @ Boston Red Sox Fenway Park, Boston, MA Thu Jul 17 1980, 7:05 PM EDT Att: 25,619 - Unknown - 88 F | | | | | |
| U L Washington, S OBP: 0.354, SLG: 0.388 | 0-0 6-3 | | | 0-0 4-3 1B | | 0-0 F9 | | 0-0 5-3 | | 4 | 0 | 1 | 0 | 0 | 0 | 3 | | | | | | |
| George Brett, L OBP: 0.434, SLG: 0.634 | 0-0 4-3 2-3 | | | 0-0 4-3 1-2 | | 0-0 FC3-6 HR | | 0-0 6-3 | | 4 | 1 | 0 | 0 | 0 | 0 | 3 | | | | | | |
| Hal McRae, R OBP: 0.328, SLG: 0.470 | 0-0 6-3 | | | 0-0 L9 | | 0-0 HR | | 4-0 BB | | 3 | 1 | 1 | 2 | 1 | 0 | 2 | | | | | | |
| Amos Otis, R OBP: 0.319, SLG: 0.425 | | 0-0 F7 | | 0-0 4-3 | | 0-0 5-3 | | 0-0 F3 | | 4 | 0 | 0 | 0 | 0 | 0 | 2 | | | | | | |
| Rusty Torres, S OBP: 0.313, SLG: 0.175 | | | | | | | | | | 0 | 0 | 0 | 0 | 0 | 0 | 0 | | | | | | |
| John Wathan, R OBP: 0.375, SLG: 0.406 | | 0-0 6-3 | | | | | | | | 2 | 1 | 0 | 0 | 1 | 1 | 0 | | | | | | |
| Clint Hurdle, L OBP: 0.361, SLG: 0.477 | | | | | | | | | | 0 | 0 | 0 | 0 | 0 | 0 | 0 | | | | | | |
| Darrell Porter, L OBP: 0.360, SLG: 0.369 | | 0-0 4-3 | | | | | | | | 3 | 0 | 0 | 0 | 1 | 1 | 1 | | | | | | |
| Frank White, R OBP: 0.282, SLG: 0.338 | | | 0-0 6-3 | | | | | | | 4 | 0 | 1 | 0 | 0 | 0 | 2 | | | | | | |
| Dave Chalk, R OBP: 0.315, SLG: 0.316 | | | 0-0 F9 | | | | | | | 2 | 1 | 0 | 1 | 1 | 0 | 1 | | | | | | |
| Inning Stats | R: 0 E: 0 K: 0 S: 4 | H: 1 LOB: 1 BB: 0 P: 4 | R: 0 E: 0 K: 0 S: 3 | H: 0 LOB: 0 BB: 0 P: 3 | R: 0 E: 0 K: 0 S: 3 | H: 0 LOB: 0 BB: 0 P: 3 | R: 0 E: 0 K: 0 S: 4 | H: 1 LOB: 1 BB: 0 P: 4 | R: 0 E: 0 K: 0 S: 7 | H: 0 LOB: 0 BB: 0 P: 7 | R: 3 E: 1 K: 0 S: 5 | H: 2 LOB: 0 BB: 1 P: 9 | R: 1 E: 0 K: 0 S: 3 | H: 0 LOB: 1 BB: 2 P: 11 | R: 0 E: 0 K: 0 S: 3 | H: 0 LOB: 1 BB: 0 P: 7 | R: 0 E: 0 K: 0 S: 3 | H: 1 LOB: 1 BB: 0 P: 4 | 1B: 3 2B: 1 3B: 0 HR: 1 | SF: 1 SAC: 0 DP: 1 HBP: 1 | WP: 0 PB: 0 SB: 0 CS: 0 | PA: 36 |
| PITCHER John Tudor, L ERA: 2.73 | IP: 9.0 WLS: W BF: 36 H: 5 R: 4 ER: 4 SO: 2 BB: 4 IBB: 0 HBP: 1 BLK: 0 WP: 0 HR: 1 S: 35 P: 52 ERA: 4.00 WHIP: 1.000 | | | | | | | | | | | | | | | PITCHER | IP: 9.0 WLS: W BF: 36 H: 5 R: 4 ER: 4 SO: 2 BB: 4 IBB: 0 HBP: 1 BLK: 0 WP: 0 HR: 1 S: 35 P: 52 ERA: 4.00 WHIP: 1.000 | | | | | |

| Batter | 1 | 2 | 3 | 4 | 5 | 6 | 7 | 8 | 9 | AB | R | H | RBI | BB | SO | LOB | BOTTOM | | | |
|--|---|---------------------------------|------------------------------|---------------------------------|------------------------------|----------------------------------|------------------------------|----------------------------------|-------------------------------|----------------------------------|------------------------------|---------------------------------|------------------------------|---------------------------------|------------------------------|---------------------------------|---|------------------------------------|----------------------------------|--------|
| Rick Burleson, R OBP: 0.355, SLG: 0.409 | 0-0 L8 | | 4-0 2B | 0-3 K | 0-0 1B | | 0-0 L5 | | | 4 | 0 | 1 | 2 | 1 | 1 | 1 | Kansas City Royals @ Boston Red Sox Fenway Park, Boston, MA Thu Jul 17 1980, 7:05 PM EDT Att: 25,619 - Unknown - 88 F | | | |
| Dave Stapleton, R OBP: 0.299, SLG: 0.492 | 0-0 L8 | | 0-0 2B | | 1-3 2H 3H HR | | | | | 5 | 1 | 2 | 2 | 0 | 0 | 2 | | | | |
| Fred Lynn, L OBP: 0.387, SLG: 0.507 | 0-0 P6 | | 1-3 2H 2B | | 0-0 5-4-3 1B | | | | | 5 | 2 | 3 | 1 | 0 | 0 | 0 | | | | |
| Tony Perez, R OBP: 0.324, SLG: 0.479 | | 0-0 L6 | | 4-0 BB | 0-0 1B | | | | | 4 | 1 | 2 | 0 | 1 | 0 | 2 | | | | |
| Carlton Fisk, R OBP: 0.369, SLG: 0.506 | | | | 0-0 G5-4-3 | 0-0 1B | | | | | 4 | 1 | 1 | 1 | 0 | 0 | 2 | | | | |
| Dave Rader, L OBP: 0.411, SLG: 0.537 | | 0-0 P5 | | 1-2 2-3 G5-4-3 | 0-0 2B | | | | | 0 | 0 | 0 | 0 | 1 | 0 | 0 | | | | |
| Carl Yastrzemski, L OBP: 0.338, SLG: 0.448 | | | 0-3 K | | 4-0 BB | | | | | 2 | 1 | 1 | 0 | 1 | 1 | 0 | | | | |
| Gary Hancock, L OBP: 0.222, SLG: 0.222 | | | | 0-0 1B | 1-2 2-3 FC1-5-2 1B | | | | | 2 | 0 | 1 | 0 | 0 | 1 | 0 | | | | |
| Dwight Evans, R OBP: 0.300, SLG: 0.385 | | | 4-0 FC4-6 BB | 4-0 E 1B | 0-0 FC1-5-2 2B | | | | | 3 | 2 | 1 | 2 | 2 | 0 | 3 | | | | |
| Jim Dwyer, L OBP: 0.379, SLG: 0.469 | | | 0-0 FC4-6 2B | 0-0 E1 2B | 0-0 FC1-5-2 2B | | | | | 4 | 3 | 1 | 2 | 0 | 1 | 3 | | | | |
| Glenn Hoffman, R OBP: 0.258, SLG: 0.348 | | | 0-3 K | | 0-3 K | | | | | 1 | 0 | 0 | 0 | 0 | 1 | 1 | | | | |
| Butch Hobson, R OBP: 0.283, SLG: 0.377 | | | | 0-0 K | 0-0 2B | | | | | 2 | 1 | 1 | 2 | 1 | 0 | 0 | | | | |
| Inning Stats | R: 0 E: 0 K: 0 S: 3 | H: 0 LOB: 0 BB: 0 P: 3 | R: 0 E: 0 K: 1 S: 5 | H: 0 LOB: 0 BB: 0 P: 5 | R: 1 E: 1 K: 1 S: 5 | H: 1 LOB: 2 BB: 2 P: 13 | R: 4 E: 0 K: 1 S: 7 | H: 3 LOB: 1 BB: 3 P: 19 | R: 7 E: 0 K: 0 S: 11 | H: 8 LOB: 2 BB: 1 P: 15 | R: 0 E: 0 K: 1 S: 5 | H: 0 LOB: 0 BB: 0 P: 5 | R: 0 E: 0 K: 1 S: 5 | H: 0 LOB: 0 BB: 0 P: 5 | R: 0 E: 0 K: 0 S: 5 | H: 2 LOB: 3 BB: 1 P: 9 | 1B: 8 2B: 5 3B: 0 HR: 1 | SF: 0 SAC: 0 DP: 1 HBP: 0 | WP: 0 PB: 0 SB: 0 CS: 0 | PA: 43 |
| PITCHER Renie Martin, R ERA: 4.53 | IP: 3.2 WLS: L BF: 17 H: 3 R: 5 ER: 5 SO: 2 BB: 5 IBB: 0 HBP: 0 BLK: 0 WP: 0 HR: 0 S: 16 P: 36 ERA: 12.27 WHIP: 2.182 | | | | | | | | | | | | | | | PITCHER | IP: 3.2 WLS: L BF: 17 H: 3 R: 5 ER: 5 SO: 2 BB: 5 IBB: 0 HBP: 0 BLK: 0 WP: 0 HR: 0 S: 16 P: 36 ERA: 12.27 WHIP: 2.182 | | | |
| Marty Pattin, R ERA: 4.84 | 0.1 6 5 4 4 1 0 0 0 0 0 0 1 8 8 108.00 15.000 | | | | | | | | | | | | | | | PITCHER | 0.1 6 5 4 4 1 0 0 0 0 0 0 1 8 8 108.00 15.000 | | | |
| Jeff Twitty, L ERA: 6.75 | 3.0 14 4 3 3 2 0 1 0 0 0 0 17 21 9.00 1.333 | | | | | | | | | | | | | | | PITCHER | 3.0 14 4 3 3 2 0 1 0 0 0 0 17 21 9.00 1.333 | | | |
| Rawly Eastwick, R ERA: 2.35 | 1.0 6 2 0 0 0 0 0 0 0 0 0 5 9 0.00 3.000 | | | | | | | | | | | | | | | PITCHER | 1.0 6 2 0 0 0 0 0 0 0 0 0 5 9 0.00 3.000 | | | |

| Batter | 1 | 2 | 3 | 4 | 5 | 6 | 7 | 8 | 9 | 10 | AB | R | H | RBI | BB | SO | LOB | TOP | | |
|--|-----------------------------------|---------------------------------|--------------------------------|-------------------------------------|----------------------------------|---------------------------------|------------------------------|---------------------------------|------------------------------|---------------------------------|------------------------------|---------------------------------|------------------------------|---------------------------------|------------------------------|---------------------------------|----------------------------------|--|-----------------|--|
| Butch Wynegar, S OBP: 0.348, SLG: 0.372 (1, 2) | F7 | | 1B | | | L6 | | | 6-3 | | 4 | 0 | 1 | 0 | 0 | 0 | 0 | Minnesota Twins @ Boston Red Sox Fenway Park, Boston, MA Fri Jul 18 1980, 7:05 PM EDT Att: 28,116 - Unknown - 87 F | | |
| Roy Smalley, S OBP: 0.353, SLG: 0.412 (1, 10) | 1B | | K | | | F9 | | | 1B | | 4 | 0 | 2 | 0 | 0 | 1 | 1 | | | |
| Dave Edwards, R OBP: 0.294, SLG: 0.347 (9, PR) | 1B | | | | | | | | 1B | | 0 | 0 | 0 | 0 | 0 | 0 | 0 | | | |
| Rob Wilfong, L OBP: 0.302, SLG: 0.335 (1, 4) | G3-6-1 | | | | | K | | F5 | | | 4 | 0 | 2 | 0 | 0 | 1 | 0 | | | |
| Ken Landreaux, L OBP: 0.339, SLG: 0.403 (1, 8) | G3-6-1 | | | | | | | G3 | | | 4 | 0 | 0 | 0 | 0 | 0 | 4 | | | |
| Rick Sofield, L OBP: 0.331, SLG: 0.440 (1, 7) | | L4 | | L5 | | | | 1-3 | | F5 | 4 | 0 | 0 | 0 | 0 | 0 | 0 | | | |
| Mike Cuybage, L OBP: 0.313, SLG: 0.374 (1, 3) | | K | | | | G4-6-3 | | F8 | | L5 | 4 | 0 | 1 | 0 | 0 | 1 | 0 | | | |
| Hosken Powell, L OBP: 0.300, SLG: 0.323 (1, 9) | | 4-3 | | | | G4-6-3 | | 6-3 | | | 4 | 0 | 1 | 0 | 0 | 0 | 1 | | | |
| Pete Mackanin, R OBP: 0.317, SLG: 0.351 (1, 6) | | | F8 | | | 6-3 | | F3 | | F7 | 4 | 0 | 0 | 0 | 0 | 0 | 1 | | | |
| John Castino, R OBP: 0.331, SLG: 0.434 (1, 5) | | | F8 | | | | | F3 | | K | 3 | 0 | 0 | 0 | 0 | 1 | 0 | | | |
| Inning Stats | R: 0 E: 0 K: 0 S: 4 | H: 2 LOB: 1 BB: 0 P: 4 | R: 0 E: 0 K: 1 S: 5 | H: 0 LOB: 0 BB: 0 P: 5 | R: 0 E: 0 K: 1 S: 6 | H: 1 LOB: 1 BB: 0 P: 6 | R: 0 E: 0 K: 1 S: 5 | H: 0 LOB: 0 BB: 0 P: 5 | R: 0 E: 0 K: 0 S: 3 | H: 0 LOB: 0 BB: 0 P: 3 | R: 0 E: 0 K: 0 S: 3 | H: 0 LOB: 0 BB: 0 P: 3 | R: 0 E: 0 K: 1 S: 7 | H: 2 LOB: 2 BB: 0 P: 7 | R: 0 E: 0 K: 0 S: 4 | H: 1 LOB: 1 BB: 0 P: 4 | 1B: 6 2B: 1 3B: 0 HR: 0 | SF: 0 SAC: 0 DP: 2 HBP: 0 | WP: 0 PA: 35 | |
| PITCHER Mike Torrez, R ERA: 4.42 (1, 1) | IP: 10.0 W: 10 L: 0 S: 4 | WLS: 35 BF: 7 | H: 7 R: 0 ER: 0 SO: 4 | BB: 0 IBB: 0 HBP: 0 BLK: 0 | WP: 0 HR: 0 S: 43 P: 43 | ERA: 0.00 WHIP: 0.700 | | | | | | | | | | | | | | |

| Batter | 1 | 2 | 3 | 4 | 5 | 6 | 7 | 8 | 9 | 10 | AB | R | H | RBI | BB | SO | LOB | BOTTOM | | | | | |
|---|---------------------------------|---------------------------------|--------------------------------|-------------------------------------|----------------------------------|---------------------------------|------------------------------|---------------------------------|------------------------------|----------------------------------|------------------------------|---------------------------------|------------------------------|---------------------------------|------------------------------|---------------------------------|------------------------------|--|---------------------------------|------------------------------|---------------------------------|----------------------------------|------------------------------------|
| Rick Burleson, R OBP: 0.350, SLG: 0.404 (1, 6) | F7 | | F9 | | | F7 | | 4-3 | | 6-3 | 5 | 0 | 0 | 0 | 0 | 0 | 3 | Minnesota Twins @ Boston Red Sox Fenway Park, Boston, MA Fri Jul 18 1980, 7:05 PM EDT Att: 28,116 - Unknown - 87 F | | | | | |
| Dave Stapleton, R OBP: 0.303, SLG: 0.512 (1, 4) | F2 | | | L5 | | 1B | | F8 | | HR | 5 | 1 | 2 | 1 | 0 | 0 | 0 | | | | | | |
| Fred Lynn, L OBP: 0.389, SLG: 0.511 (1, 8) | 1-3 | | | | | F9 | | | | | 4 | 0 | 2 | 0 | 0 | 0 | 1 | | | | | | |
| Tony Perez, R OBP: 0.321, SLG: 0.474 (1, 10) | | K | | | | F9 | | F9 | | | 4 | 0 | 0 | 0 | 0 | 1 | 3 | | | | | | |
| Carlton Fisk, R OBP: 0.371, SLG: 0.506 (1, 2) | | F6 | | | | F3 | | | | | 4 | 0 | 2 | 0 | 0 | 0 | 1 | | | | | | |
| Cari Yastrzemski, L OBP: 0.337, SLG: 0.444 (1, 3) | | F8 | | | | | | | | | 4 | 0 | 1 | 0 | 0 | 0 | 2 | | | | | | |
| Dwight Evans, R OBP: 0.295, SLG: 0.378 (1, 9) | | | K | | | K | | 6-3 | | FC3-5 | 4 | 0 | 0 | 0 | 0 | 2 | 2 | | | | | | |
| Jim Dwyer, L OBP: 0.376, SLG: 0.470 (1, 7) | | | | 6-3 | | | | F8 | | F8 | 4 | 0 | 1 | 0 | 0 | 0 | 2 | | | | | | |
| Butch Hobson, R OBP: 0.288, SLG: 0.375 (1, 5) | | | | | BB | | | F9 | | F9 | 2 | 0 | 0 | 0 | 2 | 0 | 2 | | | | | | |
| Inning Stats | R: 0 E: 0 K: 0 S: 3 | H: 0 LOB: 0 BB: 0 P: 3 | R: 0 E: 0 K: 1 S: 5 | H: 0 LOB: 0 BB: 0 P: 5 | R: 0 E: 0 K: 1 S: 5 | H: 0 LOB: 1 BB: 1 P: 9 | R: 0 E: 0 K: 0 S: 4 | H: 1 LOB: 1 BB: 0 P: 4 | R: 0 E: 0 K: 1 S: 6 | H: 1 LOB: 2 BB: 1 P: 10 | R: 0 E: 0 K: 0 S: 5 | H: 2 LOB: 2 BB: 0 P: 5 | R: 0 E: 0 K: 0 S: 4 | H: 0 LOB: 0 BB: 0 P: 3 | R: 0 E: 0 K: 0 S: 5 | H: 1 LOB: 1 BB: 0 P: 4 | R: 0 E: 0 K: 0 S: 5 | | H: 2 LOB: 2 BB: 0 P: 5 | R: 1 E: 0 K: 0 S: 2 | H: 1 LOB: 0 BB: 0 P: 2 | 1B: 5 2B: 2 3B: 0 HR: 1 | SF: 0 SAC: 0 DP: 0 HBP: 0 |
| PITCHER Roger Erickson, R ERA: 2.98 (1, 1) | IP: 9.1 W: 9 L: 1 S: 3 | WLS: 38 BF: 8 | H: 8 R: 1 ER: 1 SO: 3 | BB: 2 IBB: 0 HBP: 0 BLK: 0 | WP: 0 HR: 1 S: 42 P: 50 | ERA: 0.96 WHIP: 1.071 | | | | | | | | | | | | | | | | | |

| Batter | 1 | 2 | 3 | 4 | 5 | 6 | 7 | 8 | 9 | AB | R | H | RBI | BB | SO | LOB | TOP | | | | | |
|---|------------------------------|---------------------------------|------------------------------|---------------------------------|------------------------------|---------------------------------|------------------------------|----------------------------------|------------------------------|---------------------------------|------------------------------|----------------------------------|------------------------------|---------------------------------|------------------------------|---------------------------------|------------------------------|---------------------------------|----------------------------------|------------------------------------|----------------------------------|--------|
| Roy Smalley, S OBP: 0.352, SLG: 0.411 Rick Sofield, L OBP: 0.305, SLG: 0.437 | 1-3 | | | F9 | | 3-1 | G6-4-3 1B | | 6-3 | 1 | 0 | 0 | 0 | 0 | 0 | 0 | | | | | | |
| Ken Landreaux, L OBP: 0.335, SLG: 0.399 | F9 | | | K | | F9 | SF7 | | | 3 | 0 | 0 | 1 | 0 | 1 | 0 | | | | | | |
| John Castino, R OBP: 0.333, SLG: 0.435 | F8 | | | 2B 1B | | WP 1B | G6-4-3 | | | 4 | 1 | 2 | 0 | 0 | 0 | 1 | | | | | | |
| Ron Jackson, R OBP: 0.285, SLG: 0.354 | | G3 9-2 2B | | | | 1B 1B BB | | | 6-3 | 3 | 1 | 2 | 0 | 1 | 0 | 0 | | | | | | |
| Jose Morales, R OBP: 0.401, SLG: 0.528 Danny Goodwin, L (8, PH) OBP: 0.295, SLG: 0.289 | G3 | | | | | 1B 1B 1B | | | 4-3 | 2 | 1 | 1 | 1 | 1 | 0 | 1 | | | | | | |
| Pete Mackanin, R OBP: 0.316, SLG: 0.349 | 9-2 | | | | | 1B 1B | | | K | 4 | 0 | 1 | 1 | 0 | 1 | 4 | | | | | | |
| Dave Edwards, R OBP: 0.292, SLG: 0.344 | | | | L7 | | | | | F9 | 4 | 0 | 1 | 1 | 0 | 0 | 0 | | | | | | |
| Butch Wynegar, S OBP: 0.347, SLG: 0.368 | | | | 5-3 | | | | | 4-3 | 3 | 0 | 0 | 0 | 1 | 0 | 2 | | | | | | |
| Rob Wilfong, L OBP: 0.301, SLG: 0.333 | | | | G3 | | G4-6-3 | | | E4 | 4 | 1 | 1 | 0 | 0 | 0 | 1 | | | | | | |
| Inning Stats | R: 0 E: 0 K: 0 S: 3 | H: 0 LOB: 0 BB: 0 P: 3 | R: 0 E: 0 K: 0 S: 3 | H: 1 LOB: 0 BB: 0 P: 3 | R: 0 E: 0 K: 1 S: 3 | H: 0 LOB: 0 BB: 0 P: 3 | R: 0 E: 0 K: 1 S: 7 | H: 2 LOB: 3 BB: 1 P: 11 | R: 0 E: 0 K: 0 S: 2 | H: 0 LOB: 0 BB: 1 P: 6 | R: 3 E: 0 K: 0 S: 7 | H: 4 LOB: 2 BB: 1 P: 11 | R: 1 E: 1 K: 0 S: 4 | H: 1 LOB: 0 BB: 0 P: 4 | R: 0 E: 0 K: 1 S: 5 | H: 0 LOB: 0 BB: 0 P: 5 | R: 0 E: 0 K: 0 S: 4 | H: 1 LOB: 1 BB: 0 P: 4 | 1B: 7 2B: 3 3B: 0 HR: 0 | SF: 1 SAC: 0 DP: 3 HBP: 0 | WP: 1 PB: 0 SB: 0 CS: 0 | PA: 37 |
| PITCHER | IP | WLS | BF | H | R | ER | SO | BB | IBB | HBP | BLK | WP | HR | S | P | ERA | WHIP | | | | | |
| Bob Ojeda, L ERA: 5.56 | (1, 1) | 5.2 | L | 25 | 7 | 3 | 3 | 1 | 2 | 1 | 0 | 0 | 0 | 24 | 36 | 4.76 | 1.588 | | | | | |
| Bob Stanley, R ERA: 4.01 | (6, 1) | 3.1 | | 12 | 2 | 1 | 0 | 1 | 0 | 0 | 0 | 0 | 0 | 14 | 14 | 0.00 | 0.600 | | | | | |

Minnesota Twins @ Boston Red Sox
Fenway Park, Boston, MA
Sat Jul 19 1980, 3:33 AM EDT
Att: 32,820 - Unknown - 93 F

| | |
|-----|----|
| AB | 33 |
| R | 4 |
| H | 9 |
| RBI | 4 |
| BB | 3 |
| SO | 2 |
| LOB | 10 |



| Batter | 1 | 2 | 3 | 4 | 5 | 6 | 7 | 8 | 9 | AB | R | H | RBI | BB | SO | LOB | BOTTOM | | | | |
|---|------------------------------|---------------------------------|------------------------------|---------------------------------|------------------------------|---------------------------------|------------------------------|---------------------------------|------------------------------|---------------------------------|------------------------------|---------------------------------|------------------------------|---------------------------------|------------------------------|---------------------------------|----------------------------------|------------------------------------|----------------------------------|--------|--|
| Rick Burleson, R OBP: 0.347, SLG: 0.399 | 5-3 | | G4-6-3 | | | G6-4-3 | | | F3 | 4 | 0 | 0 | 0 | 0 | 0 | 2 | | | | | |
| Dave Stapleton, R OBP: 0.301, SLG: 0.504 | K | | | G6-4-3 BB 1B | | 5-3 | | | K | 4 | 0 | 1 | 0 | 0 | 2 | 0 | | | | | |
| Fred Lynn, L OBP: 0.391, SLG: 0.509 | | | | | | | | | 6-3 | 1 | 0 | 0 | 0 | 2 | 0 | 0 | | | | | |
| Tony Perez, R OBP: 0.318, SLG: 0.469 | 5-3 | | | G6-4-3 | | F8 | | | | 3 | 0 | 0 | 0 | 0 | 3 | | | | | | |
| Carlton Fisk, R OBP: 0.367, SLG: 0.500 | | | | F7 | | 5-3 | | | | 3 | 0 | 0 | 0 | 0 | 1 | | | | | | |
| Carl Yastrzemski, L OBP: 0.341, SLG: 0.451 | | | | | | | | | F8 | 3 | 0 | 2 | 0 | 0 | 0 | 0 | | | | | |
| Jim Dwyer, L OBP: 0.370, SLG: 0.462 | | | | FC6-4 CS | | L4-6 | | | F7 | 3 | 0 | 0 | 0 | 0 | 2 | | | | | | |
| Dwight Evans, R OBP: 0.296, SLG: 0.377 | | | | CS | | F7 | | | F7 | 3 | 0 | 1 | 0 | 0 | 0 | 0 | | | | | |
| Butch Hobson, R OBP: 0.287, SLG: 0.374 | | | | | | | | | F9 | 3 | 0 | 1 | 0 | 0 | 1 | 1 | | | | | |
| Inning Stats | R: 0 E: 0 K: 1 S: 5 | H: 0 LOB: 1 BB: 1 P: 9 | R: 0 E: 0 K: 0 S: 3 | H: 1 LOB: 0 BB: 0 P: 3 | R: 0 E: 0 K: 1 S: 5 | H: 1 LOB: 0 BB: 0 P: 5 | R: 0 E: 0 K: 0 S: 3 | H: 1 LOB: 1 BB: 1 P: 7 | R: 0 E: 0 K: 0 S: 3 | H: 1 LOB: 0 BB: 0 P: 3 | R: 0 E: 0 K: 0 S: 3 | H: 0 LOB: 0 BB: 0 P: 3 | R: 0 E: 0 K: 0 S: 3 | H: 0 LOB: 0 BB: 0 P: 3 | R: 0 E: 0 K: 1 S: 5 | H: 0 LOB: 0 BB: 0 P: 5 | 1B: 4 2B: 2 3B: 0 HR: 0 | SF: 0 SAC: 0 DP: 4 HBP: 0 | WP: 0 PB: 0 SB: 0 CS: 1 | PA: 30 | |
| PITCHER | IP | WLS | BF | H | R | ER | SO | BB | IBB | HBP | BLK | WP | HR | S | P | ERA | WHIP | | | | |
| Fernando Arroyo, R ERA: 3.41 | (1, 1) | 9.0 | W | 29 | 5 | 0 | 3 | 2 | 0 | 0 | 0 | 0 | 0 | 33 | 41 | 0.00 | 0.778 | | | | |

Minnesota Twins @ Boston Red Sox
Fenway Park, Boston, MA
Sat Jul 19 1980, 3:33 AM EDT
Att: 32,820 - Unknown - 93 F

| | |
|-----|----|
| AB | 27 |
| R | 0 |
| H | 5 |
| RBI | 0 |
| BB | 2 |
| SO | 3 |
| LOB | 9 |



| Batter | 1 | 2 | 3 | 4 | 5 | 6 | 7 | 8 | 9 | AB | R | H | RBI | BB | SO | LOB | TOP | | | | | | | | |
|---|------------------------------|---------------------------------|------------------------------|---------------------------------|------------------------------|---------------------------------|------------------------------|---------------------------------|------------------------------|---------------------------------|------------------------------|---------------------------------|------------------------------|---------------------------------|------------------------------|---------------------------------|------------------------------|---------------------------------|----------------------------------|------------------------------------|----------------------------------|--------|--|--|--|
| Ron Jackson, R (1, 7) OBP: 0.280, SLG: 0.348 Dave Edwards, R (7, 8) OBP: 0.292, SLG: 0.344 | F3 | | G6-4-3 | | SF8 | | 6-3 | | | 3 | 0 | 0 | 1 | 0 | 0 | 2 | | | | | | | | | |
| Ken Landreaux, L (1, 10) OBP: 0.334, SLG: 0.398 | F7 | | | | F2 | | P9 | | FC9-6 SH3-4 1B | 4 | 0 | 1 | 0 | 0 | 0 | 1 | | | | | | | | | |
| Rob Wilfong, L (1, 4) OBP: 0.298, SLG: 0.329 | F3 | | | | 4-3 | | | | SH3-4 1-2 | 3 | 0 | 0 | 0 | 0 | 0 | 0 | | | | | | | | | |
| Rick Sofield, L (1, 8) OBP: 0.304, SLG: 0.446 | | | F7 | | F8 | | | | FC9-6 2-3 | 4 | 1 | 1 | 1 | 0 | 0 | 1 | | | | | | | | | |
| Hosken Powell, L (1, 9) OBP: 0.299, SLG: 0.326 | | | 1-3 | | | | | | 4-3 | 4 | 1 | 1 | 0 | 0 | 0 | 0 | | | | | | | | | |
| Mike Cubbage, L (1, 3) OBP: 0.311, SLG: 0.389 | | | G3 | | | | | | 4-3 | 4 | 1 | 1 | 2 | 0 | 1 | 0 | | | | | | | | | |
| Butch Wynegar, S (1, 2) OBP: 0.343, SLG: 0.363 | | | | | F5 | | | | 6-3 | 4 | 0 | 0 | 0 | 0 | 0 | 0 | | | | | | | | | |
| John Castino, R (1, 5) OBP: 0.340, SLG: 0.456 | | | | | 1B | | | | | 3 | 2 | 3 | 1 | 0 | 0 | 0 | | | | | | | | | |
| Pete Mackanin, R (1, 6) OBP: 0.321, SLG: 0.354 | | | | | | | | | 5-3 | 3 | 0 | 2 | 0 | 0 | 0 | 0 | | | | | | | | | |
| Inning Stats | R: 0 E: 0 K: 0 S: 3 | H: 0 LOB: 0 BB: 0 P: 3 | R: 0 E: 0 K: 0 S: 3 | H: 0 LOB: 0 BB: 0 P: 3 | R: 0 E: 0 K: 0 S: 4 | H: 2 LOB: 1 BB: 0 P: 4 | R: 0 E: 0 K: 0 S: 3 | H: 0 LOB: 0 BB: 0 P: 3 | R: 3 E: 0 K: 0 S: 7 | H: 4 LOB: 1 BB: 0 P: 7 | R: 1 E: 0 K: 0 S: 6 | H: 1 LOB: 0 BB: 0 P: 6 | R: 1 E: 0 K: 0 S: 4 | H: 1 LOB: 0 BB: 0 P: 4 | R: 0 E: 0 K: 0 S: 3 | H: 1 LOB: 0 BB: 0 P: 3 | R: 0 E: 0 K: 0 S: 3 | H: 0 LOB: 0 BB: 0 P: 3 | 1B: 4 2B: 3 3B: 0 HR: 3 | SF: 1 SAC: 1 DP: 2 HBP: 0 | WP: 0 PB: 0 SB: 0 CS: 0 | PA: 34 | | | |
| PITCHER | IP | WLS | BF | H | R | ER | SO | BB | IBB | HBP | BLK | WP | HR | S | P | ERA | WHIP | | | | | | | | |
| Steve Renko, R (1, 1) ERA: 3.87 | 5.0 | | 20 | 6 | 3 | 3 | 0 | 0 | 0 | 0 | 0 | 0 | 1 | 20 | 20 | 5.40 | 1.200 | | | | | | | | |
| Dick Drago, R (6, 1) ERA: 4.54 | 2.0 | L | 8 | 2 | 2 | 2 | 1 | 0 | 0 | 0 | 0 | 0 | 2 | 10 | 10 | 9.00 | 1.000 | | | | | | | | |
| Win Remmerswaal, R (8, 1) ERA: 3.32 | 2.0 | | 6 | 1 | 0 | 0 | 0 | 0 | 0 | 0 | 0 | 0 | 0 | 6 | 6 | 0.00 | 0.500 | | | | | | | | |

Minnesota Twins @ Boston Red Sox
Fenway Park, Boston, MA
Sun Jul 20 1980, 3:33 AM EDT
Att: 28,493 - Unknown - 97 F

| | |
|-----|----|
| AB | 32 |
| R | 5 |
| H | 9 |
| RBI | 5 |
| BB | 0 |
| SO | 1 |
| LOB | 4 |



| Batter | 1 | 2 | 3 | 4 | 5 | 6 | 7 | 8 | 9 | AB | R | H | RBI | BB | SO | LOB | BOTTOM | | | | | | | | |
|---|------------------------------|---------------------------------|------------------------------|---------------------------------|------------------------------|---------------------------------|------------------------------|---------------------------------|------------------------------|---------------------------------|------------------------------|---------------------------------|------------------------------|---------------------------------|------------------------------|---------------------------------|------------------------------|---------------------------------|----------------------------------|------------------------------------|----------------------------------|--------|--|--|--|
| Rick Burleson, R (1, 6) OBP: 0.346, SLG: 0.398 | 4-3 | | 4-3 | | F9 | | | | SH3-4 1-2 | 4 | 0 | 1 | 0 | 0 | 0 | 1 | | | | | | | | | |
| Dave Stapleton, R (1, 4) OBP: 0.298, SLG: 0.500 | 6-3 | | | | F8 | | | | 5-3 | 5 | 1 | 1 | 0 | 0 | 0 | 4 | | | | | | | | | |
| Fred Lynn, L (1, 8) OBP: 0.394, SLG: 0.505 | L3 | | | | F8 | | | | | 2 | 1 | 0 | 0 | 3 | 0 | 0 | | | | | | | | | |
| Tony Perez, R (1, 3) OBP: 0.316, SLG: 0.468 | | | | | | | | | FC5 | 5 | 0 | 1 | 2 | 0 | 1 | 4 | | | | | | | | | |
| Carlton Fisk, R (1, 7) OBP: 0.361, SLG: 0.492 | | | | | | | | | | 4 | 0 | 0 | 0 | 0 | 0 | 3 | | | | | | | | | |
| Butch Hobson, R (1, 10) OBP: 0.289, SLG: 0.376 | | | | | | | | | G1 | 4 | 1 | 2 | 0 | 0 | 0 | 0 | | | | | | | | | |
| Dwight Evans, R (1, 9) OBP: 0.303, SLG: 0.397 | | | | | | | | | 5-3 | 4 | 1 | 3 | 1 | 0 | 0 | 0 | | | | | | | | | |
| Gary Allenson, R (1, 2) OBP: 0.409, SLG: 0.432 | | | | | | | | | | 3 | 0 | 1 | 1 | 0 | 1 | 3 | | | | | | | | | |
| Carl Yastrzemski, L (8, PH) OBP: 0.339, SLG: 0.449 | | | | | | | | | | 1 | 0 | 0 | 0 | 0 | 0 | 0 | | | | | | | | | |
| Larry Wolfe, R (1, 5) OBP: 0.222, SLG: 0.222 | | | | | | | | | | 3 | 0 | 0 | 0 | 0 | 0 | 2 | | | | | | | | | |
| Dave Rader, L (9, 2) OBP: 0.419, SLG: 0.544 | | | | | | | | | | 1 | 0 | 1 | 0 | 0 | 0 | 0 | | | | | | | | | |
| Garry Hancock, L (9, PR) | | | | | | | | | | 0 | 0 | 0 | 0 | 0 | 0 | 0 | | | | | | | | | |
| Inning Stats | R: 0 E: 0 K: 0 S: 3 | H: 0 LOB: 0 BB: 0 P: 3 | R: 0 E: 0 K: 1 S: 7 | H: 2 LOB: 2 BB: 0 P: 7 | R: 2 E: 0 K: 0 S: 5 | H: 2 LOB: 1 BB: 1 P: 9 | R: 2 E: 0 K: 0 S: 6 | H: 3 LOB: 1 BB: 0 P: 6 | R: 0 E: 0 K: 1 S: 5 | H: 0 LOB: 0 BB: 0 P: 5 | R: 0 E: 0 K: 0 S: 4 | H: 1 LOB: 1 BB: 0 P: 4 | R: 0 E: 0 K: 0 S: 4 | H: 1 LOB: 2 BB: 1 P: 8 | R: 0 E: 0 K: 0 S: 3 | H: 0 LOB: 0 BB: 0 P: 3 | R: 0 E: 0 K: 0 S: 4 | H: 1 LOB: 2 BB: 1 P: 8 | 1B: 4 2B: 6 3B: 0 HR: 0 | SF: 0 SAC: 1 DP: 0 HBP: 0 | WP: 0 PB: 0 SB: 1 CS: 0 | PA: 40 | | | |
| PITCHER | IP | WLS | BF | H | R | ER | SO | BB | IBB | HBP | BLK | WP | HR | S | P | ERA | WHIP | | | | | | | | |
| Jerry Koosman, L (1, 1) ERA: 4.51 | 3.0 | | 17 | 7 | 4 | 4 | 1 | 0 | 0 | 0 | 0 | 0 | 0 | 8 | 8 | 0.00 | 0.000 | | | | | | | | |
| Pete Redfern, R (4, 1) ERA: 4.5 | 2.0 | | 6 | 0 | 0 | 0 | 1 | 0 | 0 | 0 | 0 | 0 | 0 | 8 | 8 | 0.00 | 0.000 | | | | | | | | |
| Doug Corbett, R (6, 1) ERA: 1.94 | 4.0 | W | 17 | 3 | 0 | 0 | 0 | 2 | 0 | 0 | 0 | 0 | 0 | 15 | 23 | 0.00 | 1.250 | | | | | | | | |

Minnesota Twins @ Boston Red Sox
Fenway Park, Boston, MA
Sun Jul 20 1980, 3:33 AM EDT
Att: 28,493 - Unknown - 97 F

| | |
|-----|----|
| AB | 36 |
| R | 4 |
| H | 10 |
| RBI | 4 |
| BB | 3 |
| SO | 2 |
| LOB | 17 |



| Batter | 1 | 2 | 3 | 4 | 5 | 6 | 7 | 8 | 9 | AB | R | H | RBI | BB | SO | LOB | TOP | | | | | |
|---|---|---------------------------------|------------------------------|---------------------------------|------------------------------|---------------------------------|------------------------------|---------------------------------|------------------------------|---------------------------------|------------------------------|---------------------------------|------------------------------|---------------------------------|------------------------------|---------------------------------|---|------------------------------|---------------------------------|----------------------------------|------------------------------------|----------------------------------|
| Mickey Rivers, L (1.8) OBP: 0.329, SLG: 0.388 | 0-0 1B 2B | | 0-0 2-3 1B | | 0-3 K | | | 0-0 F8 | | 4 | 0 | 2 | 0 | 0 | 1 | 0 | Texas Rangers @ Boston Red Sox Fenway Park, Boston, MA Tue Jul 22 1980, 7:05 PM EDT Att: 24,076 - Unknown - 90 F | | | | | |
| Bump Willis, S (1.4) OBP: 0.320, SLG: 0.353 | 0-0 2-3 1B | | 0-0 G3-6-3 1-2 | | | 4-0 1B FC1-6 BB | | 0-0 1B | | 3 | 1 | 2 | 0 | 1 | 0 | 2 | | | | | | |
| Al Oliver, L (1.7) OBP: 0.345, SLG: 0.428 | 0-3 K | | | 0-0 L3 | | 0-0 F8 | | 0-0 G4-6-3 1-2 | | 4 | 0 | 0 | 0 | 0 | 1 | 4 | | | | | | |
| Buddy Bell, R (1.5) OBP: 0.386, SLG: 0.528 | 0-0 G6-4-3 1-2 | | | 0-0 WP HR 1B | | 0-0 FC1-6 1B | | 0-0 1B | | 4 | 2 | 3 | 0 | 0 | 0 | 2 | | | | | | |
| Rusty Staub, L (1.10) OBP: 0.398, SLG: 0.495 | | 0-0 F9 | | 0-0 HR | | 0-0 FC1-6 1-2 | | 0-0 SH1-4 1-2 | | 3 | 1 | 1 | 3 | 0 | 0 | 1 | | | | | | |
| Pat Putnam, L (1.3) OBP: 0.341, SLG: 0.425 | | 4-0 G3-6-3 BB | | 4-0 G4-6-3 BB | | 0-0 1-3 | | 0-0 1B 2-H | | 2 | 0 | 1 | 1 | 2 | 0 | 1 | | | | | | |
| Johnny Grubb, L (1.9) OBP: 0.374, SLG: 0.391 | | 0-0 G3-6-3 1-2 | | 0-0 G4-6-3 1-2 | | 0-0 G3 | | 0-3 K | | 4 | 0 | 0 | 0 | 0 | 1 | 2 | | | | | | |
| Jim Sundberg, R (1.2) OBP: 0.330, SLG: 0.379 | | | 0-0 1B SH1-4 1B | | 0-0 F8 | | 0-3 K | | | 3 | 0 | 1 | 0 | 0 | 1 | 0 | | | | | | |
| Pepe Frias, R (1.6) OBP: 0.277, SLG: 0.303 | | | 0-0 SH1-4 1-2 | | 0-0 6-3 | | 0-0 F9 | | | 2 | 0 | 0 | 0 | 0 | 0 | 0 | | | | | | |
| Inning Stats | R: 0 E: 0 K: 1 S: 6 | H: 2 LOB: 1 BB: 0 P: 6 | R: 0 E: 0 K: 0 S: 2 | H: 0 LOB: 0 BB: 1 P: 6 | R: 0 E: 0 K: 0 S: 4 | H: 2 LOB: 0 BB: 0 P: 4 | R: 2 E: 0 K: 0 S: 4 | H: 2 LOB: 0 BB: 1 P: 8 | R: 0 E: 0 K: 1 S: 5 | H: 0 LOB: 0 BB: 0 P: 5 | R: 1 E: 1 K: 0 S: 4 | H: 1 LOB: 1 BB: 1 P: 8 | R: 0 E: 0 K: 1 S: 5 | H: 0 LOB: 0 BB: 0 P: 5 | R: 0 E: 0 K: 0 S: 3 | H: 1 LOB: 0 BB: 0 P: 3 | | R: 1 E: 0 K: 1 S: 6 | H: 2 LOB: 0 BB: 0 P: 6 | 1B: 8 2B: 1 3B: 0 HR: 1 | SF: 0 SAC: 2 DP: 5 HBP: 0 | WP: 1 PB: 0 SB: 1 CS: 0 |
| PITCHER Mike Torrez, R (1.1) ERA: 4.39 | IP: 9.0 WLS: L BF: 34 H: 10 R: 4 ER: 4 SO: 4 BB: 3 IBB: 0 HBP: 0 BLK: 0 WP: 1 HR: 1 S: 39 P: 51 ERA: 4.00 WHIP: 1.444 | | | | | | | | | | | | | | | PITCHER | IP: 9.0 WLS: L BF: 34 H: 10 R: 4 ER: 4 SO: 4 BB: 3 IBB: 0 HBP: 0 BLK: 0 WP: 1 HR: 1 S: 39 P: 51 ERA: 4.00 WHIP: 1.444 | | | | | |

AB 29
R 4
H 10
RBI 4
BB 3
SO 4
LOB 12




| Batter | 1 | 2 | 3 | 4 | 5 | 6 | 7 | 8 | 9 | AB | R | H | RBI | BB | SO | LOB | BOTTOM | | | |
|--|--|---------------------------------|------------------------------|---------------------------------|------------------------------|---------------------------------|------------------------------|---------------------------------|-------------------------------|----------------------------------|------------------------------|---------------------------------|------------------------------|----------------------------------|------------------------------|---------------------------------|--|----------------------------------|------------------------------------|----------------------------------|
| Rick Burleson, R (1.6) OBP: 0.348, SLG: 0.398 | 0-0 1-3 | | 0-0 6-3 | | | 0-3 K | 4-0 BB | | 0-0 4-3 | 4 | 0 | 0 | 0 | 1 | 1 | 0 | Texas Rangers @ Boston Red Sox Fenway Park, Boston, MA Tue Jul 22 1980, 7:05 PM EDT Att: 24,076 - Unknown - 90 F | | | |
| Dave Stapleton, R (1.4) OBP: 0.300, SLG: 0.490 | 0-0 5-3 | | 0-3 K | | | 0-0 E 2B 1B | 0-0 F8 | | 0-0 FC6-4 1B | 5 | 1 | 2 | 0 | 0 | 1 | 2 | | | | |
| Fred Lynn, L (1.8) OBP: 0.393, SLG: 0.507 | 0-0 2B | | | 0-0 6-3 | | 0-0 E8 2B 1B | | 0-0 1B 2B | | 5 | 2 | 3 | 0 | 0 | 0 | 1 | | | | |
| Tony Perez, R (1.3) OBP: 0.312, SLG: 0.462 | 0-0 1-3 | | | 0-0 L5 | | 0-0 2B 2B | | 0-3 K | 0-0 FC6-4 1-2 | 5 | 0 | 1 | 2 | 0 | 1 | 3 | | | | |
| Carlton Fisk, R (1.5) OBP: 0.358, SLG: 0.496 (9.2) | | 0-0 4-3 | | 0-0 5-3 | | 0-3 K | | 0-0 BB 2B 1B | | 4 | 0 | 1 | 1 | 0 | 1 | 1 | | | | |
| Carl Yastrzemski, L (1.7) OBP: 0.360, SLG: 0.449 | | 0-0 6-3 2B | | | 0-0 4-3 | 0-0 3-1 | | 4-0 BB IBB | | 3 | 0 | 1 | 0 | 1 | 0 | 1 | | | | |
| Jim Dwyer, L (1.10) Garry Hancock, L (7. PR) OBP: 0.214, SLG: 0.214 | | 0-0 6-3 | | | 0-0 K | | 1-0 G3 SH3-4 HBP | 0-0 L8 | | 2 | 0 | 1 | 0 | 0 | 0 | 1 | | | | |
| Dwight Evans, R (1.9) OBP: 0.306, SLG: 0.408 | | 0-3 K | | | 0-3 K | | 0-0 SH3-4 | 4-0 1-2 2-3 BB | | 2 | 0 | 0 | 0 | 1 | 2 | 2 | | | | |
| Dave Rader, L (1.2) Larry Wolfe, R (9.5) | | | 0-0 4-3 | | 0-0 4-3 | | 0-0 G3 | 0-3 K | | 4 | 0 | 0 | 0 | 0 | 1 | 6 | | | | |
| Inning Stats | R: 0 E: 0 K: 0 S: 4 | H: 1 LOB: 1 BB: 0 P: 4 | R: 0 E: 0 K: 1 S: 6 | H: 1 LOB: 0 BB: 0 P: 6 | R: 0 E: 0 K: 1 S: 5 | H: 0 LOB: 0 BB: 0 P: 5 | R: 0 E: 0 K: 0 S: 3 | H: 0 LOB: 0 BB: 0 P: 3 | R: 0 E: 1 K: 2 S: 10 | H: 3 LOB: 1 BB: 0 P: 10 | R: 0 E: 0 K: 0 S: 3 | H: 0 LOB: 2 BB: 1 P: 8 | R: 1 E: 0 K: 2 S: 9 | H: 2 LOB: 2 BB: 2 P: 17 | R: 0 E: 0 K: 0 S: 4 | H: 1 LOB: 1 BB: 0 P: 4 | | 1B: 5 2B: 4 3B: 0 HR: 0 | SF: 0 SAC: 1 DP: 0 HBP: 1 | WP: 0 PB: 0 SB: 0 CS: 0 |
| PITCHER Gaylord Perry, R (1.1) ERA: 3.4 Danny Darwin, R (7.1) ERA: 2.35 | IP: 6.2 WLS: W BF: 12 H: 3 R: 1 ER: 1 SO: 2 BB: 1 IBB: 1 HBP: 0 BLK: 0 WP: 0 HR: 0 S: 14 P: 22 ERA: 3.86 WHIP: 1.714 | | | | | | | | | | | | | | | PITCHER | IP: 6.2 WLS: W BF: 12 H: 3 R: 1 ER: 1 SO: 2 BB: 1 IBB: 1 HBP: 0 BLK: 0 WP: 0 HR: 0 S: 14 P: 22 ERA: 3.86 WHIP: 1.714 | | | |

AB 35
R 3
H 9
RBI 3
BB 3
SO 7
LOB 19



| Batter | 1 | 2 | 3 | 4 | 5 | 6 | 7 | 8 | 9 | AB | R | H | RBI | BB | SO | LOB | TOP | | | |
|--|---|---------------------------------|------------------------------|---------------------------------|------------------------------|---------------------------------|------------------------------|----------------------------------|------------------------------|---------------------------------|------------------------------|----------------------------------|------------------------------|---------------------------------|------------------------------|---------------------------------|--|------------------------------------|----------------------------------|--------|
| Rick Burleson, R OBP: 0.346, SLG: 0.396 (1, 6) | | | | | | | | | | 5 | 0 | 1 | 0 | 0 | 0 | 2 | Boston Red Sox @ Minnesota Twins Metropolitan Stadium, Bloomington, MI Fri Jul 25 1980, 8:05 PM EDT Unknown - 80 F | | | |
| Dave Stapleton, R OBP: 0.292, SLG: 0.475 (1, 4) | | | | | | | | | | 5 | 0 | 0 | 0 | 0 | 1 | 1 | | | | |
| Fred Lynn, L OBP: 0.394, SLG: 0.498 (1, 8) | | | | | | | | | | 2 | 1 | 0 | 0 | 2 | 0 | 1 | | | | |
| Tony Perez, R OBP: 0.320, SLG: 0.488 (1, 3) | | | | | | | | | | 3 | 3 | 3 | 2 | 1 | 0 | 0 | | | | |
| Carlton Fisk, R OBP: 0.361, SLG: 0.496 (1, 2) | | | | | | | | | | 4 | 0 | 1 | 0 | 0 | 0 | 3 | | | | |
| Carl Yastrzemski, L OBP: 0.360, SLG: 0.647 (1, 7) | | | | | | | | | | 4 | 1 | 1 | 1 | 0 | 0 | 2 | | | | |
| Dwight Evans, R OBP: 0.321, SLG: 0.443 (1, 9) | | | | | | | | | | 3 | 2 | 2 | 3 | 1 | 0 | 0 | | | | |
| Glenn Hoffman, R OBP: 0.257, SLG: 0.344 (1, 5) | | | | | | | | | | 4 | 0 | 1 | 0 | 0 | 0 | 0 | | | | |
| Larry Wolfe, R OBP: 0.143, SLG: 0.231 (1, 10) | | | | | | | | | | 3 | 0 | 0 | 1 | 0 | 0 | 0 | | | | |
| Inning Stats | R: 0 E: 0 K: 0 S: 3 | H: 1 LOB: 0 BB: 0 P: 3 | R: 2 E: 0 K: 0 S: 5 | H: 3 LOB: 0 BB: 0 P: 5 | R: 0 E: 0 K: 0 S: 3 | H: 0 LOB: 0 BB: 0 P: 3 | R: 3 E: 0 K: 0 S: 6 | H: 3 LOB: 2 BB: 2 P: 14 | R: 1 E: 0 K: 0 S: 4 | H: 1 LOB: 0 BB: 0 P: 4 | R: 0 E: 0 K: 1 S: 5 | H: 0 LOB: 2 BB: 2 P: 13 | R: 0 E: 0 K: 0 S: 3 | H: 0 LOB: 0 BB: 0 P: 3 | R: 0 E: 0 K: 0 S: 3 | H: 0 LOB: 0 BB: 0 P: 3 | 1B: 4 2B: 2 3B: 0 HR: 3 | SF: 1 SAC: 0 DP: 1 HBP: 0 | WP: 0 PB: 0 SB: 1 CS: 1 | PA: 39 |
| PITCHER | IP WLS BF H R ER SO BB IBB HBP BLK WP HR S P ERA WHIP | | | | | | | | | | | | | | | | | | | |
| Jerry Koosman, L ERA: 4.73 (1, 1) | 5.0 L 23 8 6 6 0 1 1 0 0 0 0 2 21 29 10.80 1.800 | | | | | | | | | | | | | | | | | | | |
| John Verhoeven, R ERA: 3.92 (6, 1) | 1.0 4 1 1 1 0 0 0 0 0 0 0 1 4 4 9.00 1.000 | | | | | | | | | | | | | | | | | | | |
| Albert Williams, R ERA: 6.75 (7, 1) | 3.0 11 0 0 0 1 2 0 0 0 0 0 0 11 19 0.00 0.667 | | | | | | | | | | | | | | | | | | | |

| Batter | 1 | 2 | 3 | 4 | 5 | 6 | 7 | 8 | 9 | AB | R | H | RBI | BB | SO | LOB | BOTTOM | | | |
|--|---|---------------------------------|------------------------------|----------------------------------|------------------------------|---------------------------------|------------------------------|---------------------------------|------------------------------|---------------------------------|------------------------------|---------------------------------|------------------------------|---------------------------------|------------------------------|---------------------------------|--|------------------------------------|----------------------------------|--------|
| Roy Smalley, S OBP: 0.344, SLG: 0.404 (1, 6) | | | | | | | | | | 4 | 0 | 1 | 0 | 1 | 0 | 2 | Boston Red Sox @ Minnesota Twins Metropolitan Stadium, Bloomington, MI Fri Jul 25 1980, 8:05 PM EDT Unknown - 80 F | | | |
| John Castino, R OBP: 0.337, SLG: 0.447 (1, 5) | | | | | | | | | | 5 | 0 | 1 | 1 | 0 | 1 | 5 | | | | |
| Ron Jackson, R OBP: 0.278, SLG: 0.352 (1, 3) | | | | | | | | | | 5 | 0 | 0 | 0 | 0 | 1 | 2 | | | | |
| Jose Morales, R OBP: 0.408, SLG: 0.537 (1, 10) | | | | | | | | | | 4 | 2 | 3 | 0 | 0 | 0 | 0 | | | | |
| Dave Edwards, R OBP: 0.301, SLG: 0.351 (1, 8) | | | | | | | | | | 1 | 1 | 1 | 0 | 0 | 0 | 0 | | | | |
| Ken Landreaux, L OBP: 0.334, SLG: 0.406 (3, PH) (4, 8) | | | | | | | | | | 3 | 1 | 1 | 1 | 0 | 0 | 1 | | | | |
| Pete Mackanin, R OBP: 0.325, SLG: 0.373 (1, 4) | | | | | | | | | | 1 | 0 | 1 | 1 | 0 | 0 | 0 | | | | |
| Rob Wilfong, L OBP: 0.299, SLG: 0.331 (3, PH) (4, 4) | | | | | | | | | | 3 | 0 | 1 | 1 | 0 | 0 | 1 | | | | |
| Bombo Rivera, R OBP: 0.303, SLG: 0.455 (1, 7) | | | | | | | | | | 1 | 0 | 0 | 0 | 0 | 0 | 1 | | | | |
| Rick Sofield, L OBP: 0.301, SLG: 0.439 (3, PH) (4, 7) | | | | | | | | | | 3 | 0 | 1 | 0 | 0 | 0 | 2 | | | | |
| Sal Butera, R OBP: 0.261, SLG: 0.244 (1, 2) | | | | | | | | | | 2 | 0 | 1 | 0 | 0 | 0 | 1 | | | | |
| Butch Wynegar, S OBP: 0.334, SLG: 0.351 (6, PH) (7, 2) | | | | | | | | | | 2 | 0 | 0 | 0 | 0 | 0 | 0 | | | | |
| Hosken Powell, L OBP: 0.308, SLG: 0.353 (1, 9) | | | | | | | | | | 4 | 1 | 2 | 0 | 0 | 0 | 2 | | | | |
| Inning Stats | R: 0 E: 0 K: 0 S: 3 | H: 1 LOB: 0 BB: 0 P: 3 | R: 2 E: 1 K: 0 S: 7 | H: 4 LOB: 3 BB: 1 P: 11 | R: 2 E: 0 K: 0 S: 6 | H: 3 LOB: 1 BB: 0 P: 6 | R: 0 E: 0 K: 2 S: 8 | H: 1 LOB: 1 BB: 0 P: 8 | R: 0 E: 0 K: 0 S: 3 | H: 0 LOB: 0 BB: 0 P: 3 | R: 0 E: 0 K: 0 S: 3 | H: 0 LOB: 0 BB: 0 P: 3 | R: 0 E: 0 K: 0 S: 4 | H: 1 LOB: 1 BB: 0 P: 4 | R: 0 E: 0 K: 0 S: 5 | H: 2 LOB: 1 BB: 0 P: 5 | 1B: 6 2B: 7 3B: 0 HR: 0 | SF: 0 SAC: 0 DP: 1 HBP: 0 | WP: 0 PB: 0 SB: 1 CS: 0 | PA: 39 |
| PITCHER | IP WLS BF H R ER SO BB IBB HBP BLK WP HR S P ERA WHIP | | | | | | | | | | | | | | | | | | | |
| Bob Ojeda, L ERA: 6.23 (1, 1) | 1.2 W 10 5 2 2 2 0 1 0 0 0 0 0 9 13 10.80 3.600 | | | | | | | | | | | | | | | | | | | |
| Win Remmerswaal, R ERA: 3.33 (2, 1) | 5.1 W 21 6 2 2 2 0 0 0 0 0 0 0 25 25 3.38 1.125 | | | | | | | | | | | | | | | | | | | |
| Tom Burgmeier, L ERA: 2.21 (8, 1) | 2.0 S 8 2 1 1 0 0 0 0 0 0 0 0 8 8 4.50 1.000 | | | | | | | | | | | | | | | | | | | |

| Batter | 1 | 2 | 3 | 4 | 5 | 6 | 7 | 8 | 9 | AB | R | H | RBI | BB | SO | LOB | TOP | | | | | |
|---|--|---------------------------------|------------------------------|----------------------------------|------------------------------|---------------------------------|------------------------------|---------------------------------|------------------------------|---------------------------------|------------------------------|---------------------------------|------------------------------|---------------------------------|------------------------------|---------------------------------|---|------------------------------|---------------------------------|----------------------------------|------------------------------------|----------------------------------|
| Rick Burleson, R (1, 6) OBP: 0.345, SLG: 0.394 | F9 | | 5-3 | | | 6-3 | | FC3-6 1B | | 4 | 0 | 1 | 0 | 0 | 0 | 0 | Boston Red Sox @ Minnesota Twins Metropolitan Stadium, Bloomington, MI Fri Jul 25 1980, 8:05 PM EDT Att: 23,998 - Unknown | | | | | |
| Dave Stapleton, R (1, 4) OBP: 0.291, SLG: 0.469 (8, 7) | 1B | | 6-3 | | | F8 | | L9 | | 4 | 0 | 1 | 0 | 0 | 0 | 2 | | | | | | |
| Fred Lynn, L (1, 8) OBP: 0.393, SLG: 0.495 | K | | | | | 1B | | FC3-6 1-2 2-3 | | 4 | 0 | 1 | 0 | 0 | 2 | 3 | | | | | | |
| Tony Perez, R (1, 10) OBP: 0.317, SLG: 0.482 | K | | | | | F8 | | 6-3 | | 4 | 0 | 0 | 0 | 0 | 1 | 4 | | | | | | |
| Carlton Fisk, R (1, 3) OBP: 0.359, SLG: 0.500 | | K | | | | | | F8 | | 4 | 0 | 1 | 0 | 0 | 1 | 0 | | | | | | |
| Dwight Evans, R (1, 9) OBP: 0.324, SLG: 0.448 | | 5-3 | | | | | | 1B | | 4 | 0 | 2 | 0 | 0 | 1 | 1 | | | | | | |
| Gary Allenson, R (1, 2) OBP: 0.440, SLG: 0.439 | | | | | | | | 1B | | 3 | 0 | 2 | 0 | 1 | 1 | 1 | | | | | | |
| Larry Wolfe, R (1, 5) OBP: 0.111, SLG: 0.176 | | K | | | | | | K | | 4 | 0 | 0 | 0 | 0 | 2 | 5 | | | | | | |
| Garry Hancock, L (1, 7) OBP: 0.212, SLG: 0.242 Glenn Hoffman, R (8, PH) OBP: 0.262, SLG: 0.347 (8, 4) | | | 4-3 | | | 3-1 | | FC3-6 1B | | 2 | 0 | 0 | 0 | 0 | 0 | 0 |  | | | | | |
| Inning Stats | R: 0 E: 0 K: 2 S: 8 | H: 1 LOB: 1 BB: 0 P: 8 | R: 0 E: 0 K: 2 S: 7 | H: 0 LOB: 1 BB: 1 P: 11 | R: 0 E: 0 K: 0 S: 3 | H: 0 LOB: 0 BB: 0 P: 3 | R: 0 E: 0 K: 2 S: 8 | H: 1 LOB: 1 BB: 0 P: 8 | R: 0 E: 0 K: 0 S: 3 | H: 1 LOB: 0 BB: 0 P: 3 | R: 0 E: 0 K: 1 S: 4 | H: 1 LOB: 1 BB: 0 P: 4 | R: 0 E: 0 K: 1 S: 6 | H: 1 LOB: 0 BB: 0 P: 6 | R: 0 E: 0 K: 0 S: 5 | H: 2 LOB: 2 BB: 0 P: 5 | | R: 0 E: 0 K: 1 S: 7 | H: 2 LOB: 2 BB: 0 P: 7 | 1B: 7 2B: 1 3B: 1 HR: 0 | SF: 0 SAC: 0 DP: 1 HBP: 0 | WP: 0 PB: 0 SB: 0 CS: 0 |
| PITCHER Geoff Zahn, L (1, 1) ERA: 4.34 | IP: 9.0 WLS: W BF: 36 H: 9 R: 0 ER: 0 SO: 8 BB: 1 IBB: 0 HBP: 0 BLK: 0 WP: 0 HR: 0 S: 51 P: 55 ERA: 0.00 WHIP: 1.111 | | | | | | | | | | | | | | | PITCHER | | | | | | |

| Batter | 1 | 2 | 3 | 4 | 5 | 6 | 7 | 8 | 9 | AB | R | H | RBI | BB | SO | LOB | BOTTOM | | | |
|---|--|---------------------------------|------------------------------|---------------------------------|------------------------------|---------------------------------|------------------------------|---------------------------------|------------------------------|---------------------------------|------------------------------|---------------------------------|------------------------------|----------------------------------|------------------------------|----------------------------------|---|------------------------------------|----------------------------------|--------|
| Roy Smalley, S (1, 6) OBP: 0.343, SLG: 0.402 | F8 1B 1B | K | | | | SH1-3 | | F8 | | 4 | 1 | 1 | 0 | 0 | 2 | 5 | Boston Red Sox @ Minnesota Twins Metropolitan Stadium, Bloomington, MI Fri Jul 25 1980, 8:05 PM EDT Att: 23,998 - Unknown | | | |
| Ken Landreaux, L (1, 8) OBP: 0.333, SLG: 0.406 | 1B 1-2 1B | | K | | | 1-3 | | SF7 | | 3 | 1 | 1 | 1 | 0 | 1 | 1 | | | | |
| Hosken Powell, L (1, 9) OBP: 0.307, SLG: 0.352 | F8 | | K | | | F9 | | 1B | | 4 | 0 | 1 | 0 | 0 | 1 | 3 | | | | |
| Rick Sofield, L (1, 7) OBP: 0.304, SLG: 0.438 | 1B SF9 1-2 3-H | | K | | | | | F9 | | 3 | 1 | 1 | 1 | 1 | 1 | 0 | | | | |
| Rob Wilfong, L (1, 4) OBP: 0.302, SLG: 0.341 | 1B | | | | | F9 | | 1B | | 4 | 1 | 2 | 1 | 0 | 1 | 1 | | | | |
| Butch Wynegar, S (1, 2) OBP: 0.336, SLG: 0.352 | SF9 | | | | | F8 | | FC6 3B | | 2 | 1 | 1 | 1 | 1 | 0 | 0 | | | | |
| Jose Morales, R (1, 10) OBP: 0.406, SLG: 0.532 Dave Edwards, R (7, PR) OBP: 0.301, SLG: 0.351 Danny Goodwin, L (8, PH) OBP: 0.311, SLG: 0.289 | K | | | | | F9 | | FC6 2B BB | | 3 | 0 | 1 | 0 | 0 | 1 | 2 | | | | |
| John Castino, R (1, 5) OBP: 0.336, SLG: 0.443 | | 6-3 | | | | 4-3 | | FC6 2B 1B | | 3 | 0 | 0 | 1 | 1 | 0 | 3 | | | | |
| Ron Jackson, R (1, 3) OBP: 0.286, SLG: 0.363 | | 4-3 | | | | SH1-3 1B | | 1B 1B | | 4 | 0 | 3 | 1 | 0 | 0 | 0 | | | | |
| Inning Stats | R: 3 E: 0 K: 1 S: 9 | H: 4 LOB: 1 BB: 0 P: 9 | R: 0 E: 0 K: 1 S: 5 | H: 0 LOB: 0 BB: 0 P: 5 | R: 0 E: 0 K: 3 S: 9 | H: 0 LOB: 0 BB: 0 P: 9 | R: 0 E: 0 K: 0 S: 4 | H: 1 LOB: 1 BB: 0 P: 4 | R: 0 E: 0 K: 0 S: 4 | H: 1 LOB: 1 BB: 0 P: 4 | R: 0 E: 0 K: 1 S: 4 | H: 0 LOB: 0 BB: 1 P: 8 | R: 1 E: 0 K: 1 S: 7 | H: 3 LOB: 3 BB: 1 P: 11 | R: 2 E: 0 K: 0 S: 5 | H: 2 LOB: 2 BB: 2 P: 13 | 1B: 9 2B: 1 3B: 1 HR: 0 | SF: 2 SAC: 1 DP: 0 HBP: 0 | WP: 0 PB: 0 SB: 1 CS: 1 | PA: 37 |
| PITCHER Steve Renko, R (1, 1) ERA: 4.0 Skip Lockwood, R (7, 1) ERA: 6.09 | IP: 6.0 WLS: L BF: 27 H: 8 R: 4 ER: 4 SO: 6 BB: 2 IBB: 0 HBP: 0 BLK: 0 WP: 0 HR: 0 S: 37 P: 45 ERA: 6.00 WHIP: 1.667 | | | | | | | | | | | | | | | PITCHER | | | | |

| Batter | 1 | 2 | 3 | 4 | 5 | 6 | 7 | 8 | 9 | AB | R | H | RBI | BB | SO | LOB | TOP | | | | | | | | | | |
|--|------------------------------|---------------------------------|------------------------------|---------------------------------|------------------------------|---------------------------------|------------------------------|---------------------------------|------------------------------|---------------------------------|------------------------------|---------------------------------|------------------------------|----------------------------------|------------------------------|---------------------------------|------------------------------|---------------------------------|----------------------------------|------------------------------------|----------------------------------|--------|--|--|--|--|--|
| Rick Burleson, R OBP: 0.346, SLG: 0.394 (1, 6) | 0-0 5-3 | | 0-0 CS 1B | | 0-0 F3 | | 0-0 1B 1B | 0-0 FC6-4 | | 5 | 0 | 2 | 0 | 0 | 0 | 1 | | | | | | | | | | | |
| Dave Stapleton, R OBP: 0.294, SLG: 0.470 (1, 4) | 0-0 4-3 | | 4-0 2B BB | | 0-0 1B 2B | | 0-3 K | | 0-0 F9 | 4 | 2 | 1 | 0 | 1 | 1 | 1 | | | | | | | | | | | |
| Fred Lynn, L OBP: 0.393, SLG: 0.497 (1, 8) | 0-0 F7 | | 0-0 1-H 2B | | 0-0 F5 | | 0-0 BB 1B | | 0-0 F7 | 5 | 0 | 2 | 1 | 0 | 0 | 1 | | | | | | | | | | | |
| Tony Perez, R OBP: 0.318, SLG: 0.480 (1, 3) | | 0-0 F7 | 0-0 F9 | | 0-0 2-H 1B | | 4-0 FC5-4 BB | | 0-0 F9 | 4 | 0 | 1 | 1 | 1 | 0 | 1 | | | | | | | | | | | |
| Carlton Fisk, R OBP: 0.358, SLG: 0.504 (1, 2) | | 0-0 SF8 3B | 0-0 F2 | | 0-3 K | | 0-0 FC5-4 | | | 4 | 1 | 1 | 0 | 0 | 1 | 5 | | | | | | | | | | | |
| Gary Hancock, L OBP: 0.189, SLG: 0.222 (1, 7) | | 0-0 SF8 | | | 0-0 F8 | | 0-0 4-3 | | 0-0 F9 | 3 | 0 | 0 | 1 | 0 | 0 | 0 | | | | | | | | | | | |
| Carl Yastrzemski, L OBP: 0.342, SLG: 0.462 (1, 10) | | 0-0 1B 2B | | | 0-0 F6 | | 0-0 4-3 | | 0-0 HR | 4 | 2 | 2 | 1 | 0 | 0 | 0 | | | | | | | | | | | |
| Dwight Evans, R OBP: 0.326, SLG: 0.452 (1, 9) | | 0-0 2-H 1B | | | 0-0 2B | | 0-0 G1 | | 0-0 4-3 | 4 | 0 | 2 | 1 | 0 | 0 | 0 | | | | | | | | | | | |
| Glenn Hoffman, R OBP: 0.262, SLG: 0.337 (1, 5) | | 0-0 F9 | | | 0-0 F8 | | 0-0 6-3 | | 4-0 FC6-4 BB | 3 | 0 | 0 | 0 | 1 | 0 | 2 | | | | | | | | | | | |
| Inning Stats | R: 0 E: 0 K: 0 S: 3 | H: 0 LOB: 0 BB: 0 P: 3 | R: 2 E: 0 K: 0 S: 6 | H: 3 LOB: 1 BB: 0 P: 6 | R: 1 E: 0 K: 0 S: 4 | H: 2 LOB: 1 BB: 1 P: 8 | R: 0 E: 0 K: 0 S: 4 | H: 1 LOB: 0 BB: 0 P: 4 | R: 1 E: 0 K: 1 S: 7 | H: 2 LOB: 1 BB: 0 P: 7 | R: 0 E: 0 K: 0 S: 3 | H: 0 LOB: 0 BB: 0 P: 3 | R: 0 E: 0 K: 1 S: 7 | H: 2 LOB: 3 BB: 1 P: 11 | R: 1 E: 0 K: 0 S: 4 | H: 1 LOB: 1 BB: 1 P: 8 | R: 0 E: 0 K: 0 S: 3 | H: 0 LOB: 0 BB: 0 P: 3 | 1B: 5 2B: 4 3B: 1 HR: 1 | SF: 1 SAC: 0 DP: 0 HBP: 0 | WP: 0 PB: 0 SB: 0 CS: 1 | PA: 40 | | | | | |
| PITCHER | IP | WLS | BF | H | R | ER | SO | BB | IBB | HBP | BLK | WP | HR | S | P | ERA | WHIP | | | | | | | | | | |
| Roger Erickson, R ERA: 3.66 (1, 1) | 8.0 | L | 37 | 11 | 5 | 5 | 2 | 3 | 0 | 0 | 0 | 0 | 1 | 38 | 50 | 5.62 | 1.750 | | | | | | | | | | |
| Mike Bacsik, R ERA: 4.15 (9, 1) | 1.0 | | 3 | 0 | 0 | 0 | 0 | 0 | 0 | 0 | 0 | 0 | 0 | 3 | 3 | 0.00 | 0.000 | | | | | | | | | | |

Boston Red Sox @ Minnesota Twins
Metropolitan Stadium, Bloomington, MI

AB 36
R 5
H 11
RBI 5
BB 3
SO 2
LOB 11



WP: 0 PA: 40
PB: 0
SB: 0
CS: 1

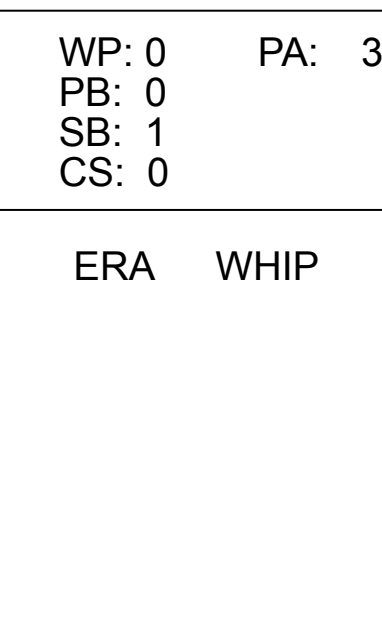
Boston Red Sox @ Minnesota Twins
Metropolitan Stadium, Bloomington, MI

AB 31
R 1
H 4
RBI 1
BB 0
SO 6
LOB 9



WP: 0 PA: 31
PB: 0
SB: 1
CS: 0

| Batter | 1 | 2 | 3 | 4 | 5 | 6 | 7 | 8 | 9 | AB | R | H | RBI | BB | SO | LOB | BOTTOM | | | | | | | | | | |
|---|------------------------------|---------------------------------|------------------------------|---------------------------------|------------------------------|---------------------------------|------------------------------|---------------------------------|---------------------------------|---------------------------------|------------------------------|---------------------------------|------------------------------|---------------------------------|------------------------------|---------------------------------|------------------------------|---------------------------------|----------------------------------|------------------------------------|----------------------------------|--------|--|--|--|--|--|
| Roy Smalley, S OBP: 0.342, SLG: 0.400 (1, 6) | 0-0 4-3 | | 0-3 K | | | 0-0 F8 | | | 0-0 FC6-4 1B | 4 | 0 | 1 | 0 | 0 | 1 | 1 | | | | | | | | | | | |
| Ken Landreaux, L OBP: 0.330, SLG: 0.401 (1, 8) | 0-0 F6 | | | 0-0 1-3 | | 0-0 F8 | | | 0-0 FC6-4 5-3 | 4 | 0 | 0 | 0 | 0 | 0 | 3 | | | | | | | | | | | |
| Rick Sofield, L OBP: 0.300, SLG: 0.431 (1, 7) | 0-3 K | | | 0-0 F9 | | | 0-0 F9 | | 0-0 5-3 | 4 | 0 | 0 | 1 | 0 | 1 | 1 | | | | | | | | | | | |
| Butch Wynegar, S OBP: 0.332, SLG: 0.348 (1, 2) | | 0-0 3-1 | | 0-0 P7 | | | 0-0 4-3 | | 0-3 K | 4 | 0 | 0 | 0 | 0 | 1 | 1 | | | | | | | | | | | |
| Hosken Powell, L OBP: 0.308, SLG: 0.352 (1, 9) | | 0-0 S 1B | | | 0-0 5-3 | | | 0-0 F7 | | 3 | 0 | 1 | 0 | 0 | 0 | 0 | | | | | | | | | | | |
| Rob Wilfong, L OBP: 0.295, SLG: 0.337 (1, 4) | | 0-0 F7 | | | 0-0 4-3 | | | 0-0 F9 | | 3 | 0 | 0 | 0 | 0 | 0 | 1 | | | | | | | | | | | |
| Danny Goodwin, L OBP: 0.301, SLG: 0.278 (1, 10) | | 0-3 K | | | 0-3 K | | | 0-0 4-3 | | 3 | 0 | 0 | 0 | 0 | 2 | 1 | | | | | | | | | | | |
| John Castino, R OBP: 0.336, SLG: 0.442 (1, 5) | | | 0-3 K | | | 0-0 1B | | | 0-0 F7 | 3 | 0 | 1 | 0 | 0 | 1 | 0 | | | | | | | | | | | |
| Ron Jackson, R OBP: 0.287, SLG: 0.363 (1, 3) | | | 0-0 F8 | | | 0-0 L7 | | | 0-0 FC6-4 1B 5-3 1B | 3 | 1 | 1 | 0 | 0 | 0 | 1 | | | | | | | | | | | |
| Inning Stats | R: 0 E: 0 K: 1 S: 5 | H: 0 LOB: 0 BB: 0 P: 5 | R: 0 E: 0 K: 1 S: 6 | H: 1 LOB: 0 BB: 0 P: 6 | R: 0 E: 0 K: 2 S: 7 | H: 0 LOB: 0 BB: 0 P: 7 | R: 0 E: 0 K: 0 S: 3 | H: 0 LOB: 0 BB: 0 P: 3 | R: 0 E: 0 K: 0 S: 3 | H: 0 LOB: 0 BB: 0 P: 3 | R: 0 E: 0 K: 0 S: 3 | H: 0 LOB: 0 BB: 0 P: 3 | R: 0 E: 0 K: 0 S: 3 | H: 0 LOB: 1 BB: 0 P: 3 | R: 1 E: 0 K: 1 S: 7 | H: 2 LOB: 1 BB: 0 P: 7 | R: 0 E: 0 K: 0 S: 3 | H: 0 LOB: 0 BB: 0 P: 3 | 1B: 4 2B: 0 3B: 0 HR: 0 | SF: 0 SAC: 0 DP: 0 HBP: 0 | WP: 0 PB: 0 SB: 1 CS: 0 | PA: 31 | | | | | |
| PITCHER | IP | WLS | BF | H | R | ER | SO | BB | IBB | HBP | BLK | WP | HR | S | P | ERA | WHIP | | | | | | | | | | |
| Dennis Eckersley, R ERA: 4.99 (1, 1) | 9.0 | W | 31 | 4 | 1 | 1 | 6 | 0 | 0 | 0 | 0 | 0 | 0 | 43 | 43 | 1.00 | 0.444 | | | | | | | | | | |



WP: 0 PA: 31
PB: 0
SB: 1
CS: 0


| Batter | 1 | 2 | 3 | 4 | 5 | 6 | 7 | 8 | 9 | AB | R | H | RBI | BB | SO | LOB | TOP | | | | |
|---|------------------------------|----------------------------------|------------------------------|---------------------------------|------------------------------|----------------------------------|------------------------------|----------------------------------|------------------------------|---------------------------------|------------------------------|---------------------------------|------------------------------|---------------------------------|------------------------------|---------------------------------|---|-----------------------------------|------------------------------------|----------------------------------|--------|
| Rick Burleson, R OBP: 0.345, SLG: 0.392 (1, 6) | | | | | | | | | | 6 | 2 | 2 | 0 | 0 | 0 | 5 | Boston Red Sox @ Kansas City Royals Royals Stadium, Kansas City, MO Tue Jul 29 1980, 8:05 PM EDT Att: 35,042 - Unknown - 95 F livebaseballscorecards.com | | | | |
| Dave Stapleton, R OBP: 0.300, SLG: 0.469 (1, 4) | | | | | | | | | | 5 | 1 | 1 | 1 | 1 | 0 | 3 | | | | | |
| Fred Lynn, L OBP: 0.397, SLG: 0.497 (1, 8) | | | | | | | | | | 4 | 2 | 4 | 1 | 1 | 0 | 0 | | | | | |
| Tony Perez, R OBP: 0.371, SLG: 0.474 Bob Ojeda, L OBP: 0.376, SLG: 0.462 Dick Drago, R OBP: 0.176, SLG: 0.211 Gary Hancock, L OBP: 0.176, SLG: 0.211 Tom Burgmeier, L OBP: 0.176, SLG: 0.211 Bob Stanley, R OBP: 0.176, SLG: 0.211 (1, 3) | | | | | | | | | | 1 | 0 | 0 | 0 | 2 | 0 | 1 | | | | | |
| Jim Rice, R OBP: 0.312, SLG: 0.471 (1, 7) | | | | | | | | | | 4 | 0 | 1 | 3 | 1 | 0 | 1 | | | | | |
| Carl Yastrzemski, L OBP: 0.342, SLG: 0.454 (1, 10) | | | | | | | | | | 4 | 0 | 0 | 0 | 1 | 0 | 5 | | | | | |
| Dwight Evans, R OBP: 0.330, SLG: 0.458 (1, 9) | | | | | | | | | | 4 | 2 | 2 | 0 | 1 | 0 | 2 | | | | | |
| Gary Allenson, R OBP: 0.455, SLG: 0.478 (1, 2) | | | | | | | | | | 5 | 0 | 3 | 1 | 0 | 0 | 4 | | | | | |
| Glenn Hoffman, R OBP: 0.257, SLG: 0.327 Jim Dwyer, L OBP: 0.376, SLG: 0.462 Larry Wolfe, R OBP: 0.111, SLG: 0.176 (1, 5) | | | | | | | | | | 3 | 1 | 1 | 0 | 0 | 0 | 2 | | | | | |
| Inning Stats | R: 2 E: 1 K: 0 S: 6 | H: 2 LOB: 2 BB: 1 P: 10 | R: 0 E: 0 K: 0 S: 3 | H: 1 LOB: 0 BB: 0 P: 3 | R: 2 E: 0 K: 0 S: 5 | H: 3 LOB: 2 BB: 2 P: 13 | R: 2 E: 1 K: 0 S: 5 | H: 3 LOB: 0 BB: 0 P: 13 | R: 0 E: 1 K: 0 S: 4 | H: 1 LOB: 1 BB: 0 P: 4 | R: 1 E: 1 K: 0 S: 6 | H: 2 LOB: 2 BB: 0 P: 6 | R: 0 E: 0 K: 0 S: 3 | H: 0 LOB: 1 BB: 1 P: 7 | R: 1 E: 1 K: 0 S: 6 | H: 2 LOB: 2 BB: 0 P: 6 | | 1B: 11 2B: 5 3B: 0 HR: 0 | SF: 1 SAC: 1 DP: 2 HBP: 0 | WP: 0 PB: 0 SB: 3 CS: 2 | PA: 47 |
| PITCHER | IP | WLS | BF | H | R | ER | SO | BB | IBB | HBP | BLK | WP | HR | S | P | ERA | WHIP | | | | |
| Paul Spittorf, L ERA: 4.54 (1, 1) | 2.0 | | 14 | 6 | 4 | 3 | 0 | 2 | 0 | 0 | 0 | 0 | 0 | 12 | 20 | 13.50 | 4.000 | | | | |
| Rene Martin, R ERA: 4.5 (3, 1) | 4.2 | | 21 | 7 | 3 | 3 | 0 | 1 | 2 | 0 | 0 | 0 | 0 | 18 | 30 | 5.79 | 1.714 | | | | |
| Dan Quisenberry, R ERA: 2.68 (7, 1) | 2.1 | W | 12 | 2 | 1 | 1 | 0 | 1 | 0 | 0 | 0 | 0 | 0 | 11 | 15 | 3.86 | 1.286 | | | | |

| Batter | 1 | 2 | 3 | 4 | 5 | 6 | 7 | 8 | 9 | AB | R | H | RBI | BB | SO | LOB | BOTTOM | | | | |
|--|------------------------------|---------------------------------|------------------------------|---------------------------------|------------------------------|---------------------------------|-------------------------------|----------------------------------|------------------------------|---------------------------------|------------------------------|---------------------------------|------------------------------|---------------------------------|------------------------------|---------------------------------|---|----------------------------------|------------------------------------|----------------------------------|--------|
| Willie Wilson, S OBP: 0.369, SLG: 0.447 (1, 7) | | | | | | | | | | 5 | 0 | 3 | 0 | 0 | 1 | 1 | Boston Red Sox @ Kansas City Royals Royals Stadium, Kansas City, MO Tue Jul 29 1980, 8:05 PM EDT Att: 35,042 - Unknown - 95 F livebaseballscorecards.com | | | | |
| U L Washington, S OBP: 0.327, SLG: 0.379 (1, 6) | | | | | | | | | | 5 | 0 | 0 | 0 | 0 | 1 | 3 | | | | | |
| George Brett, L OBP: 0.442, SLG: 0.675 (1, 5) | | | | | | | | | | 5 | 4 | 4 | 1 | 0 | 0 | 0 | | | | | |
| Hal McRae, R OBP: 0.350, SLG: 0.486 (1, 10) | | | | | | | | | | 4 | 1 | 4 | 1 | 1 | 0 | 0 | | | | | |
| John Wathan, R OBP: 0.376, SLG: 0.408 (1, 3) | | | | | | | | | | 4 | 0 | 0 | 0 | 0 | 0 | 6 | | | | | |
| Amos Otis, R OBP: 0.322, SLG: 0.417 (1, 8) | | | | | | | | | | 5 | 0 | 0 | 0 | 0 | 0 | 4 | | | | | |
| Darrell Porter, L OBP: 0.380, SLG: 0.379 (1, 2) | | | | | | | | | | 3 | 1 | 1 | 0 | 1 | 1 | 0 | | | | | |
| Clint Hurdle, L OBP: 0.377, SLG: 0.512 (1, 9) | | | | | | | | | | 4 | 1 | 1 | 3 | 0 | 0 | 1 | | | | | |
| Dave Chalk, R OBP: 0.341, SLG: 0.385 (1, 4) | | | | | | | | | | 4 | 2 | 3 | 2 | 0 | 0 | 0 | | | | | |
| Inning Stats | R: 1 E: 0 K: 0 S: 5 | H: 3 LOB: 1 BB: 0 P: 5 | R: 0 E: 0 K: 0 S: 3 | H: 1 LOB: 0 BB: 0 P: 3 | R: 0 E: 0 K: 1 S: 5 | H: 0 LOB: 0 BB: 0 P: 5 | R: 5 E: 0 K: 1 S: 10 | H: 5 LOB: 1 BB: 1 P: 14 | R: 0 E: 0 K: 0 S: 4 | H: 1 LOB: 1 BB: 0 P: 4 | R: 1 E: 0 K: 0 S: 5 | H: 2 LOB: 1 BB: 0 P: 5 | R: 1 E: 0 K: 1 S: 7 | H: 2 LOB: 1 BB: 0 P: 7 | R: 1 E: 1 K: 0 S: 3 | H: 1 LOB: 1 BB: 1 P: 7 | | 1B: 9 2B: 5 3B: 0 HR: 2 | SF: 0 SAC: 1 DP: 2 HBP: 0 | WP: 0 PB: 0 SB: 2 CS: 0 | PA: 42 |
| PITCHER | IP | WLS | BF | H | R | ER | SO | BB | IBB | HBP | BLK | WP | HR | S | P | ERA | WHIP | | | | |
| Bob Ojeda, L ERA: 7.56 (1, 1) | 3.2 | | 17 | 7 | 5 | 5 | 1 | 1 | 0 | 0 | 0 | 0 | 0 | 18 | 22 | 12.27 | 2.182 | | | | |
| Bob Ojeda, L ERA: 7.56 (4, 1) | 3.2 | | 17 | 7 | 5 | 5 | 1 | 1 | 0 | 0 | 0 | 0 | 0 | 18 | 22 | 12.27 | 2.182 | | | | |
| Dick Drago, R ERA: 4.52 (4, 1) | 3.1 | | 16 | 6 | 2 | 1 | 1 | 0 | 0 | 0 | 0 | 0 | 1 | 18 | 18 | 2.70 | 1.800 | | | | |
| Tom Burgmeier, L ERA: 2.28 (8, 1) | 1.0 | L | 6 | 3 | 2 | 1 | 1 | 0 | 0 | 0 | 0 | 0 | 1 | 8 | 8 | 9.00 | 3.000 | | | | |
| Bob Stanley, R ERA: 4.15 (9, 1) | 0.2 | | 3 | 0 | 0 | 0 | 0 | 0 | 1 | 0 | 0 | 0 | 0 | 2 | 6 | 0.00 | 0.000 | | | | |

| Batter | 1 | 2 | 3 | 4 | 5 | 6 | 7 | 8 | 9 | AB | R | H | RBI | BB | SO | LOB | TOP | | | | | |
|--|------------------------------|---------------------------------|------------------------------|---------------------------------|------------------------------|---------------------------------|------------------------------|---------------------------------|------------------------------|---------------------------------|------------------------------|---------------------------------|------------------------------|---------------------------------|------------------------------|---------------------------------|-------------------------------|----------------------------------|-----------------------------------|------------------------------------|----------------------------------|--------|
| Rick Burleson, R (1, 6) OBP: 0.347, SLG: 0.393 | | | | | | | | | | 4 | 2 | 2 | 1 | 1 | 0 | 2 | | | | | | |
| Dave Stapleton, R (1, 4) OBP: 0.314, SLG: 0.475 | | | | | | | | | | 4 | 1 | 3 | 1 | 0 | 0 | 0 | | | | | | |
| Fred Lynn, L (1, 8) OBP: 0.397, SLG: 0.495 | | | | | | | | | | 5 | 1 | 2 | 2 | 0 | 1 | 4 | | | | | | |
| Tony Perez, R (1, 3) OBP: 0.316, SLG: 0.470 | | | | | | | | | | 5 | 0 | 1 | 0 | 0 | 1 | 6 | | | | | | |
| Jim Rice, R (1, 7) OBP: 0.310, SLG: 0.473 | | | | | | | | | | 5 | 0 | 1 | 2 | 0 | 1 | 3 | | | | | | |
| Carl Yastrzemski, L (1, 10) OBP: 0.360, SLG: 0.453 | | | | | | | | | | 5 | 0 | 1 | 0 | 0 | 0 | 1 | | | | | | |
| Dwight Evans, R (1, 9) OBP: 0.332, SLG: 0.462 | | | | | | | | | | 4 | 1 | 2 | 0 | 0 | 1 | 1 | | | | | | |
| Dave Rader, L (1, 2) OBP: 0.390, SLG: 0.500 | | | | | | | | | | 4 | 1 | 1 | 0 | 0 | 0 | 2 | | | | | | |
| Glenn Hoffman, R (1, 5) OBP: 0.261, SLG: 0.330 | | | | | | | | | | 2 | 0 | 1 | 0 | 0 | 0 | 0 | | | | | | |
| Jim Dwyer, L (7, PH) OBP: 0.374, SLG: 0.460 | | | | | | | | | | 1 | 0 | 0 | 0 | 0 | 0 | 1 | | | | | | |
| Larry Wolfe, R (7, 5) OBP: 0.111, SLG: 0.176 | | | | | | | | | | 0 | 0 | 0 | 0 | 0 | 0 | 0 | | | | | | |
| Garry Hancock, L (9, PH) OBP: 0.200, SLG: 0.231 | | | | | | | | | | 1 | 1 | 1 | 1 | 0 | 0 | 0 | | | | | | |
| Gary Allenson, R (9, 5) OBP: 0.455, SLG: 0.478 | | | | | | | | | | 0 | 0 | 0 | 0 | 0 | 0 | 0 | | | | | | |
| Inning Stats | R: 0 E: 0 K: 2 S: 8 | H: 2 LOB: 2 BB: 0 P: 8 | R: 0 E: 0 K: 1 S: 6 | H: 1 LOB: 1 BB: 0 P: 6 | R: 1 E: 0 K: 0 S: 5 | H: 2 LOB: 2 BB: 1 P: 9 | R: 0 E: 0 K: 0 S: 3 | H: 0 LOB: 0 BB: 0 P: 3 | R: 0 E: 0 K: 0 S: 3 | H: 1 LOB: 1 BB: 0 P: 4 | R: 0 E: 0 K: 1 S: 5 | H: 0 LOB: 0 BB: 0 P: 5 | R: 0 E: 0 K: 0 S: 4 | H: 1 LOB: 1 BB: 0 P: 4 | R: 0 E: 0 K: 0 S: 4 | H: 1 LOB: 1 BB: 0 P: 4 | R: 6 E: 0 K: 0 S: 10 | H: 7 LOB: 1 BB: 0 P: 10 | 1B: 12 2B: 3 3B: 1 HR: 0 | SF: 0 SAC: 0 DP: 2 HBP: 1 | WP: 0 PB: 0 SB: 0 CS: 1 | PA: 42 |
| PITCHER | IP | WLS | BF | H | R | ER | SO | BB | IBB | HBP | BLK | WP | HR | S | P | ERA | WHIP | | | | | |
| Steve Busby, R (1, 1) ERA: 7.2 | 8.1 | L | 35 | 10 | 3 | 3 | 4 | 1 | 0 | 1 | 0 | 0 | 0 | 41 | 46 | 3.24 | 1.320 | | | | | |
| Dan Quisenberry, R (9, 1) ERA: 3.12 | 0.0 | | 4 | 4 | 2 | 2 | 0 | 0 | 0 | 0 | 0 | 0 | 0 | 4 | 4 | ∞ | ∞ | | | | | |
| Rawly Eastwick, R (9, 1) ERA: 4.74 | 0.2 | | 3 | 1 | 2 | 2 | 0 | 0 | 0 | 0 | 0 | 0 | 0 | 3 | 3 | 27.00 | 1.500 | | | | | |

Boston Red Sox @ Kansas City Royals
 Royals Stadium, Kansas City, MO
 Wed Jul 30 1980, 8:05 PM EDT
 Att: 31,468 - Unknown - 106 F


AB 40
 R 7
 H 15
 RBI 7
 BB 1
 SO 4
 LOB 20



| Batter | 1 | 2 | 3 | 4 | 5 | 6 | 7 | 8 | 9 | AB | R | H | RBI | BB | SO | LOB | BOTTOM | | | | | |
|---|------------------------------|---------------------------------|------------------------------|---------------------------------|------------------------------|---------------------------------|------------------------------|---------------------------------|------------------------------|----------------------------------|------------------------------|---------------------------------|------------------------------|----------------------------------|------------------------------|---------------------------------|------------------------------|---------------------------------|----------------------------------|------------------------------------|----------------------------------|--------|
| Willie Wilson, S (1, 7) OBP: 0.368, SLG: 0.445 | | | | | | | | | | 4 | 1 | 1 | 0 | 0 | 1 | 0 | | | | | | |
| U L Washington, S (1, 6) OBP: 0.327, SLG: 0.377 | | | | | | | | | | 4 | 0 | 1 | 0 | 0 | 0 | 0 | | | | | | |
| George Brett, L (1, 5) OBP: 0.447, SLG: 0.677 | | | | | | | | | | 2 | 0 | 2 | 1 | 1 | 0 | 0 | | | | | | |
| Hal McRae, R (1, 10) OBP: 0.348, SLG: 0.482 | | | | | | | | | | 4 | 0 | 1 | 0 | 0 | 2 | 3 | | | | | | |
| Darrell Porter, L (1, 2) OBP: 0.385, SLG: 0.380 | | | | | | | | | | 2 | 0 | 1 | 0 | 2 | 0 | 1 | | | | | | |
| Willie Aikens, L (1, 3) OBP: 0.388, SLG: 0.429 | | | | | | | | | | 3 | 0 | 1 | 0 | 0 | 1 | 1 | | | | | | |
| Rance Mulliniks, L (7, FR) OBP: 0.214, SLG: 0.091 | | | | | | | | | | 0 | 0 | 0 | 0 | 0 | 0 | 0 | | | | | | |
| Ralph LaCock, L (8, 3) OBP: 0.254, SLG: 0.238 | | | | | | | | | | 1 | 0 | 0 | 0 | 0 | 0 | 1 | | | | | | |
| Amos Otis, R (1, 8) OBP: 0.326, SLG: 0.413 | | | | | | | | | | 2 | 0 | 0 | 0 | 2 | 0 | 3 | | | | | | |
| Clint Hurdle, L (1, 9) OBP: 0.379, SLG: 0.508 | | | | | | | | | | 2 | 0 | 0 | 0 | 2 | 0 | 2 | | | | | | |
| Dave Chalk, R (1, 4) OBP: 0.336, SLG: 0.379 | | | | | | | | | | 2 | 0 | 0 | 0 | 0 | 1 | 1 | | | | | | |
| Jamie Quirk, L (7, PH) OBP: 0.262, SLG: 0.353 | | | | | | | | | | 1 | 0 | 0 | 0 | 0 | 0 | 3 | | | | | | |
| Frank White, R (8, 4) OBP: 0.286, SLG: 0.348 | | | | | | | | | | 1 | 0 | 0 | 0 | 0 | 0 | 2 | | | | | | |
| Inning Stats | R: 0 E: 0 K: 0 S: 2 | H: 0 LOB: 0 BB: 1 P: 6 | R: 0 E: 0 K: 1 S: 5 | H: 1 LOB: 0 BB: 0 P: 5 | R: 0 E: 0 K: 1 S: 4 | H: 0 LOB: 0 BB: 1 P: 8 | R: 0 E: 0 K: 1 S: 6 | H: 1 LOB: 1 BB: 0 P: 6 | R: 0 E: 0 K: 0 S: 2 | H: 0 LOB: 1 BB: 2 P: 10 | R: 1 E: 0 K: 0 S: 5 | H: 2 LOB: 1 BB: 0 P: 5 | R: 0 E: 0 K: 0 S: 3 | H: 1 LOB: 3 BB: 2 P: 11 | R: 0 E: 0 K: 2 S: 8 | H: 1 LOB: 1 BB: 0 P: 8 | R: 0 E: 0 K: 0 S: 4 | H: 1 LOB: 2 BB: 1 P: 8 | 1B: 7 2B: 0 3B: 0 HR: 0 | SF: 1 SAC: 0 DP: 3 HBP: 0 | WP: 0 PB: 0 SB: 0 CS: 2 | PA: 38 |
| PITCHER | IP | WLS | BF | H | R | ER | SO | BB | IBB | HBP | BLK | WP | HR | S | P | ERA | WHIP | | | | | |
| Steve Renko, R (1, 1) ERA: 3.86 | 6.0 | | 24 | 5 | 1 | 1 | 3 | 5 | 0 | 0 | 0 | 0 | 0 | 25 | 45 | 1.50 | 1.667 | | | | | |
| Bob Stanley, R (7, 1) ERA: 4.05 | 3.0 | W | 12 | 2 | 0 | 0 | 2 | 1 | 1 | 0 | 0 | 0 | 0 | 14 | 22 | 0.00 | 1.000 | | | | | |

Boston Red Sox @ Kansas City Royals
 Royals Stadium, Kansas City, MO
 Wed Jul 30 1980, 8:05 PM EDT
 Att: 31,468 - Unknown - 106 F

AB 28
 R 1
 H 7
 RBI 1
 BB 7
 SO 5
 LOB 17



| Batter | 1 | 2 | 3 | 4 | 5 | 6 | 7 | 8 | 9 | AB | R | H | RBI | BB | SO | LOB | TOP | | | | |
|---|------------------------------|---------------------------------|------------------------------|---------------------------------|------------------------------|---------------------------------|------------------------------|---------------------------------|------------------------------|---------------------------------|------------------------------|---------------------------------|------------------------------|---------------------------------|------------------------------|---------------------------------|---|----------------------------------|------------------------------------|----------------------------------|--------|
| Rick Burleson, R OBP: 0.345, SLG: 0.390 Jim Dwyer, L OBP: 0.371, SLG: 0.455 | F8 | | F3 | | | 6-3 | | F7 | G3 | 3 | 0 | 0 | 0 | 0 | 0 | 1 | Boston Red Sox @ Kansas City Royals Royals Stadium, Kansas City, MO Thu Jul 31 1980, 8:05 PM EDT Att: 33,500 - Unknown - 99 F livebaseballscorecards.com | | | | |
| Dave Stapleton, R OBP: 0.317, SLG: 0.486 | 6-3 1B | | F9 | | | 5-3 | | | | 4 | 1 | 2 | 0 | 0 | 0 | 1 | | | | | |
| Fred Lynn, L OBP: 0.395, SLG: 0.492 | 6-3 1-2 | | | | F7 | | | 4-3 | | 4 | 0 | 1 | 1 | 0 | 0 | 1 | | | | | |
| Tony Perez, R OBP: 0.313, SLG: 0.466 Larry Wolfe, R OBP: 0.105, SLG: 0.167 | 6-3 | | | | 1-3 | | | 4-3 | | 3 | 0 | 0 | 0 | 0 | 1 | 2 | | | | | |
| Jim Rice, R OBP: 0.309, SLG: 0.480 | | | | | 6-3 | | | | | 4 | 1 | 1 | 1 | 0 | 1 | 0 | | | | | |
| Carl Yastrzemski, L OBP: 0.340, SLG: 0.452 Garry Hancock, L OBP: 0.195, SLG: 0.225 | | | | | | L8 | | | | 3 | 0 | 1 | 0 | 0 | 0 | 0 | | | | | |
| Dwight Evans, R OBP: 0.334, SLG: 0.468 | | | | | | | | | | 3 | 1 | 1 | 0 | 1 | 0 | 1 | | | | | |
| Dave Rader, L OBP: 0.395, SLG: 0.500 | | | | | | | | | | 4 | 0 | 2 | 1 | 0 | 0 | 0 | | | | | |
| Glenn Hoffman, R OBP: 0.269, SLG: 0.330 | | | | | | | | | | 3 | 0 | 1 | 0 | 1 | 0 | 4 | | | | | |
| Inning Stats | R: 0 E: 0 K: 0 S: 4 | H: 1 LOB: 1 BB: 0 P: 4 | R: 0 E: 0 K: 1 S: 5 | H: 0 LOB: 0 BB: 0 P: 5 | R: 0 E: 0 K: 0 S: 3 | H: 0 LOB: 1 BB: 1 P: 7 | R: 0 E: 0 K: 0 S: 3 | H: 0 LOB: 0 BB: 0 P: 3 | R: 0 E: 0 K: 0 S: 6 | H: 1 LOB: 1 BB: 0 P: 6 | R: 0 E: 0 K: 0 S: 5 | H: 2 LOB: 2 BB: 0 P: 5 | R: 1 E: 0 K: 0 S: 4 | H: 1 LOB: 0 BB: 0 P: 4 | R: 2 E: 0 K: 0 S: 6 | H: 3 LOB: 1 BB: 0 P: 6 | | 1B: 6 2B: 3 3B: 2 HR: 1 | SF: 0 SAC: 0 DP: 1 HBP: 0 | WP: 0 PB: 0 SB: 0 CS: 0 | PA: 37 |
| PITCHER | IP | WLS | BF | H | R | ER | SO | BB | IBB | HBP | BLK | WP | HR | S | P | ERA | WHIP | | | ERA | WHIP |
| Dennis Leonard, R ERA: 4.1 | (1, 1) | 8.0 | W | 31 | 6 | 1 | 1 | 2 | 2 | 0 | 0 | 0 | 0 | 33 | 41 | 1.12 | 1.000 | | | | |
| Jeff Twitty, L ERA: 6.66 | (9, 1) | 1.0 | | 6 | 3 | 2 | 2 | 0 | 0 | 0 | 0 | 0 | 1 | 6 | 6 | 18.00 | 3.000 | | | | |

| Batter | 1 | 2 | 3 | 4 | 5 | 6 | 7 | 8 | 9 | AB | R | H | RBI | BB | SO | LOB | BOTTOM | | | | |
|--|------------------------------|---------------------------------|------------------------------|---------------------------------|------------------------------|----------------------------------|------------------------------|---------------------------------|------------------------------|---------------------------------|------------------------------|----------------------------------|------------------------------|----------------------------------|------------------------------|---------------------------------|---|-----------------------------------|------------------------------------|----------------------------------|--------|
| Willie Wilson, S OBP: 0.375, SLG: 0.450 | | | | | | | | | | 4 | 4 | 4 | 1 | 1 | 0 | 0 | Boston Red Sox @ Kansas City Royals Royals Stadium, Kansas City, MO Thu Jul 31 1980, 8:05 PM EDT Att: 33,500 - Unknown - 99 F livebaseballscorecards.com | | | | |
| Hal McRae, R OBP: 0.348, SLG: 0.495 Rusty Torres, S OBP: 0.292, SLG: 0.193 | 4-3 1H | | | | | | | | | 5 | 1 | 2 | 4 | 0 | 0 | 2 | | | | | |
| George Brett, L OBP: 0.453, SLG: 0.677 | F7 | | | | | | | | | 3 | 2 | 2 | 1 | 2 | 0 | 0 | | | | | |
| Darrell Porter, L OBP: 0.389, SLG: 0.384 Jamie Quirk, L OBP: 0.292, SLG: 0.353 | | | | | | | | | | 3 | 2 | 2 | 1 | 1 | 1 | 0 | | | | | |
| Willie Aikens, L OBP: 0.369, SLG: 0.431 | | | | | | | | | | 5 | 0 | 2 | 2 | 0 | 1 | 4 | | | | | |
| John Wathan, R OBP: 0.379, SLG: 0.412 | | | | | | | | | | 4 | 1 | 2 | 1 | 1 | 0 | 1 | | | | | |
| Clint Hurdle, L OBP: 0.376, SLG: 0.502 | | | | | | | | | | 5 | 0 | 1 | 0 | 0 | 0 | 5 | | | | | |
| Frank White, R OBP: 0.286, SLG: 0.347 Rance Mulliniks, L OBP: 0.200, SLG: 0.083 | | | | | | | | | | 4 | 1 | 1 | 1 | 0 | 1 | 3 | | | | | |
| U L Washington, S OBP: 0.325, SLG: 0.375 | | | | | | | | | | 5 | 1 | 1 | 0 | 0 | 1 | 1 | | | | | |
| Inning Stats | R: 1 E: 0 K: 1 S: 6 | H: 1 LOB: 0 BB: 0 P: 6 | R: 0 E: 0 K: 1 S: 5 | H: 0 LOB: 0 BB: 0 P: 5 | R: 1 E: 0 K: 0 S: 5 | H: 2 LOB: 3 BB: 2 P: 13 | R: 2 E: 0 K: 0 S: 6 | H: 3 LOB: 1 BB: 0 P: 6 | R: 1 E: 0 K: 0 S: 6 | H: 3 LOB: 2 BB: 0 P: 6 | R: 5 E: 0 K: 1 S: 9 | H: 5 LOB: 1 BB: 2 P: 17 | R: 3 E: 1 K: 0 S: 6 | H: 2 LOB: 1 BB: 1 P: 10 | R: 0 E: 0 K: 1 S: 5 | H: 1 LOB: 0 BB: 0 P: 5 | | 1B: 13 2B: 3 3B: 0 HR: 1 | SF: 1 SAC: 0 DP: 2 HBP: 0 | WP: 2 PB: 0 SB: 2 CS: 0 | PA: 45 |
| PITCHER | IP | WLS | BF | H | R | ER | SO | BB | IBB | HBP | BLK | WP | HR | S | P | ERA | WHIP | | | ERA | WHIP |
| Dennis Eckersley, R ERA: 4.74 | (1, 1) | 4.1 | L | 24 | 9 | 4 | 2 | 1 | 1 | 0 | 0 | 0 | 0 | 26 | 34 | 8.31 | 2.308 | | | | |
| Win Remmerswaal, R ERA: 5.04 | (5, 1) | 0.2 | | 7 | 4 | 5 | 5 | 0 | 1 | 0 | 0 | 0 | 0 | 6 | 10 | 67.50 | 7.500 | | | | |
| Bill Campbell, R ERA: 5.84 | (6, 1) | 2.0 | | 11 | 3 | 3 | 0 | 1 | 2 | 0 | 0 | 0 | 1 | 11 | 19 | 0.00 | 2.500 | | | | |
| Skip Lockwood, R ERA: 5.91 | (8, 1) | 1.0 | | 3 | 1 | 0 | 0 | 1 | 0 | 0 | 0 | 0 | 0 | 5 | 5 | 0.00 | 1.000 | | | | |



| Batter | 1 | 2 | 3 | 4 | 5 | 6 | 7 | 8 | 9 | AB | R | H | RBI | BB | SO | LOB | TOP | | | | | | | | |
|--|------------------------------|---------------------------------|------------------------------|---------------------------------|------------------------------|---------------------------------|------------------------------|---------------------------------|------------------------------|---------------------------------|------------------------------|---------------------------------|------------------------------|---------------------------------|------------------------------|---------------------------------|------------------------------|---------------------------------|----------------------------------|------------------------------------|----------------------------------|--------|--|--|--|
| Rick Burleson, R OBP: 0.346, SLG: 0.389 (1, 6) | | | | | | | | | | 3 | 0 | 1 | 0 | 0 | 0 | 1 | | | | | | | | | |
| Dave Stapleton, R OBP: 0.313, SLG: 0.474 (1, 4) | | | | | | | | | | 4 | 0 | 0 | 0 | 0 | 0 | 2 | | | | | | | | | |
| Fred Lynn, L OBP: 0.394, SLG: 0.495 (1, 8) | | | | | | | | | | 4 | 0 | 0 | 0 | 0 | 0 | 2 | | | | | | | | | |
| Tony Perez, R OBP: 0.307, SLG: 0.456 (1, 3) | | | | | | | | | | 4 | 0 | 0 | 0 | 0 | 0 | 1 | | | | | | | | | |
| Jim Rice, R OBP: 0.306, SLG: 0.474 (1, 7) | | | | | | | | | | 3 | 1 | 1 | 0 | 1 | 0 | 0 | | | | | | | | | |
| Carlton Fisk, R OBP: 0.351, SLG: 0.495 (1, 2) | | | | | | | | | | 4 | 0 | 0 | 0 | 0 | 1 | 2 | | | | | | | | | |
| Jim Dwyer, L OBP: 0.373, SLG: 0.456 (1, 10) | | | | | | | | | | 3 | 0 | 2 | 1 | 0 | 0 | 0 | | | | | | | | | |
| Dwight Evans, R OBP: 0.340, SLG: 0.469 (1, 9) | | | | | | | | | | 3 | 0 | 1 | 0 | 0 | 2 | 1 | | | | | | | | | |
| Glenn Hoffman, R OBP: 0.290, SLG: 0.350 (1, 5) | | | | | | | | | | 3 | 0 | 2 | 0 | 0 | 0 | 2 | | | | | | | | | |
| Inning Stats | R: 0 E: 0 K: 0 S: 4 | H: 1 LOB: 1 BB: 0 P: 4 | R: 1 E: 0 K: 0 S: 5 | H: 3 LOB: 1 BB: 0 P: 5 | R: 0 E: 0 K: 0 S: 3 | H: 0 LOB: 0 BB: 0 P: 3 | R: 0 E: 0 K: 0 S: 2 | H: 0 LOB: 0 BB: 1 P: 6 | R: 0 E: 0 K: 1 S: 6 | H: 1 LOB: 1 BB: 0 P: 6 | R: 0 E: 0 K: 0 S: 3 | H: 0 LOB: 0 BB: 0 P: 3 | R: 0 E: 0 K: 2 S: 8 | H: 1 LOB: 1 BB: 0 P: 8 | R: 0 E: 0 K: 0 S: 4 | H: 1 LOB: 0 BB: 0 P: 4 | R: 0 E: 0 K: 0 S: 3 | H: 0 LOB: 0 BB: 0 P: 3 | 1B: 6 2B: 2 3B: 0 HR: 0 | SF: 0 SAC: 1 DP: 2 HBP: 0 | WP: 0 PB: 0 SB: 0 CS: 0 | PA: 33 | | | |
| PITCHER | IP | WLS | BF | H | R | ER | SO | BB | IBB | HBP | BLK | WP | HR | S | P | ERA | WHIP | | | | | | | | |
| Ed Figueroa, R ERA: 6.37 (1, 1) | 7.0 | L | 27 | 7 | 1 | 1 | 3 | 1 | 0 | 0 | 0 | 0 | 0 | 32 | 36 | 1.29 | 1.143 | | | | | | | | |
| John Henry Johnson, L ERA: 3.0 (8, 1) | 1.0 | | 3 | 0 | 0 | 0 | 0 | 0 | 0 | 0 | 0 | 0 | 0 | 3 | 3 | 0.00 | 0.000 | | | | | | | | |
| Danny Darwin, R ERA: 2.37 (9, 1) | 1.0 | | 3 | 0 | 0 | 0 | 0 | 0 | 0 | 0 | 0 | 0 | 0 | 3 | 3 | 0.00 | 0.000 | | | | | | | | |

Boston Red Sox @ Texas Rangers
Arlington Stadium, Arlington, TX
Sat Aug 02 1980, 8:05 PM EDT
Att: 24,722 - Unknown - 102 F

AB 31
R 1
H 7
RBI 1
BB 1
SO 3
LOB 11



| Batter | 1 | 2 | 3 | 4 | 5 | 6 | 7 | 8 | 9 | AB | R | H | RBI | BB | SO | LOB | BOTTOM | | | | | | | | |
|---|------------------------------|---------------------------------|------------------------------|---------------------------------|------------------------------|---------------------------------|------------------------------|---------------------------------|------------------------------|---------------------------------|------------------------------|---------------------------------|------------------------------|---------------------------------|------------------------------|---------------------------------|----------------------------------|------------------------------------|----------------------------------|--------|--|--|--|--|--|
| Mickey Rivers, L OBP: 0.338, SLG: 0.396 (1, 8) | | | | | | | | | | 4 | 0 | 2 | 0 | 0 | 0 | 0 | | | | | | | | | |
| Bump Willis, S OBP: 0.311, SLG: 0.342 (1, 4) | | | | | | | | | | 4 | 0 | 1 | 0 | 0 | 0 | 3 | | | | | | | | | |
| Al Oliver, L OBP: 0.353, SLG: 0.434 (1, 7) | | | | | | | | | | 3 | 0 | 1 | 0 | 1 | 1 | 1 | | | | | | | | | |
| Buddy Bell, R OBP: 0.385, SLG: 0.505 (1, 5) | | | | | | | | | | 3 | 0 | 0 | 0 | 1 | 0 | 5 | | | | | | | | | |
| John Ellis, R OBP: 0.297, SLG: 0.304 (1, 10) | | | | | | | | | | 2 | 0 | 0 | 0 | 0 | 1 | 2 | | | | | | | | | |
| Johnny Grubb, L OBP: 0.401, SLG: 0.418 (7, PH) | | | | | | | | | | 2 | 0 | 1 | 0 | 0 | 0 | 0 | | | | | | | | | |
| Rusty Staub, L OBP: 0.386, SLG: 0.464 (1, 3) (8, 9) | | | | | | | | | | 4 | 0 | 0 | 0 | 0 | 1 | 1 | | | | | | | | | |
| Bill Sample, R OBP: 0.314, SLG: 0.282 (1, 9) | | | | | | | | | | 2 | 0 | 1 | 0 | 0 | 0 | 0 | | | | | | | | | |
| Pat Putnam, L OBP: 0.341, SLG: 0.431 (7, PH) (8, 3) | | | | | | | | | | 2 | 0 | 0 | 0 | 0 | 0 | 0 | | | | | | | | | |
| Jim Sundberg, R OBP: 0.343, SLG: 0.385 (1, 2) | | | | | | | | | | 3 | 0 | 1 | 0 | 0 | 0 | 0 | | | | | | | | | |
| Pepe Frias, R OBP: 0.252, SLG: 0.267 (1, 6) | | | | | | | | | | 2 | 0 | 0 | 0 | 0 | 1 | 1 | | | | | | | | | |
| Jim Norris, L OBP: 0.326, SLG: 0.257 (8, PH) | | | | | | | | | | 1 | 0 | 1 | 0 | 0 | 0 | 0 | | | | | | | | | |
| Dave Roberts, R OBP: 0.317, SLG: 0.407 (9, 6) | | | | | | | | | | 0 | 0 | 0 | 0 | 0 | 0 | 0 | | | | | | | | | |
| Inning Stats | R: 0 E: 0 K: 0 S: 4 | H: 1 LOB: 2 BB: 1 P: 8 | R: 0 E: 0 K: 1 S: 6 | H: 2 LOB: 1 BB: 0 P: 6 | R: 0 E: 0 K: 1 S: 5 | H: 0 LOB: 0 BB: 0 P: 5 | R: 0 E: 0 K: 1 S: 5 | H: 0 LOB: 0 BB: 0 P: 5 | R: 0 E: 0 K: 0 S: 4 | H: 2 LOB: 1 BB: 0 P: 4 | R: 0 E: 0 K: 0 S: 3 | H: 1 LOB: 0 BB: 0 P: 3 | R: 0 E: 0 K: 0 S: 5 | H: 2 LOB: 3 BB: 1 P: 9 | R: 0 E: 0 K: 0 S: 3 | H: 0 LOB: 0 BB: 0 P: 3 | 1B: 8 2B: 0 3B: 0 HR: 0 | SF: 0 SAC: 0 DP: 2 HBP: 0 | WP: 0 PB: 0 SB: 1 CS: 1 | PA: 34 | | | | | |
| PITCHER | IP | WLS | BF | H | R | ER | SO | BB | IBB | HBP | BLK | WP | HR | S | P | ERA | WHIP | | | | | | | | |
| Bob Ojeda, L ERA: 5.56 (1, 1) | 6.0 | W | 22 | 5 | 0 | 0 | 4 | 1 | 0 | 0 | 0 | 0 | 0 | 29 | 33 | 0.00 | 1.000 | | | | | | | | |
| Bob Stanley, R ERA: 3.96 (7, 1) | 3.0 | S | 12 | 3 | 0 | 0 | 0 | 0 | 1 | 0 | 0 | 0 | 0 | 11 | 15 | 0.00 | 1.000 | | | | | | | | |

Boston Red Sox @ Texas Rangers
Arlington Stadium, Arlington, TX
Sat Aug 02 1980, 8:05 PM EDT
Att: 24,722 - Unknown - 102 F

AB 32
R 0
H 8
RBI 0
BB 2
SO 4
LOB 13



| Batter | 1 | 2 | 3 | 4 | 5 | 6 | 7 | 8 | 9 | AB | R | H | RBI | BB | SO | LOB | TOP | | | | | | | | | | | |
|--|------------------------------|---------------------------------|------------------------------|---------------------------------|------------------------------|---------------------------------|------------------------------|---------------------------------|------------------------------|---------------------------------|------------------------------|---------------------------------|------------------------------|---------------------------------|------------------------------|----------------------------------|------------------------------|----------------------------------|-----------------------------------|------------------------------------|--|--|--|--|--|--|--|--|
| Rick Burleson, R OBP: 0.342, SLG: 0.384 (1, 6) | F4 | L9 | | 5-3 | F8 | | | K | | 5 | 0 | 0 | 0 | 0 | 1 | 4 | | | | | | | | | | | | |
| Dave Stapleton, R OBP: 0.310, SLG: 0.467 (1, 4) | 1B | 5-3 | | 6-3 | | | | 3-1 | | 5 | 0 | 1 | 0 | 0 | 0 | 2 | | | | | | | | | | | | |
| Fred Lynn, L OBP: 0.396, SLG: 0.495 (1, 8) | 1B | | | FC6-4 | 1-3 | 5-3 | | WP | BB | 4 | 0 | 2 | 0 | 1 | 0 | 0 | | | | | | | | | | | | |
| Tony Perez, R OBP: 0.307, SLG: 0.455 (6, PH) | F4 | | | FC6-4 | 6-3 | 3-1 | | K | | 3 | 0 | 1 | 0 | 0 | 0 | 2 | | | | | | | | | | | | |
| Jim Dwyer, L OBP: 0.369, SLG: 0.451 (6, 3) | | | | 1B | | | | 1-2 | | 2 | 0 | 0 | 0 | 0 | 1 | 1 | | | | | | | | | | | | |
| Jim Rice, R OBP: 0.305, SLG: 0.469 (9, 7) | 5-3 | | | FC6-4 | 1B | 1B | | F8 | | 5 | 1 | 1 | 0 | 0 | 0 | 5 | | | | | | | | | | | | |
| Tom Burgmeier, L (9, 7) | | | | 1-2 | 2-3 | 1B | | | | 0 | 0 | 0 | 0 | 0 | 0 | 0 | | | | | | | | | | | | |
| Carlton Fisk, R OBP: 0.356, SLG: 0.500 (1, 2) | | 2B | | G6-3 | 1B | 1B | | 1-3 | | 3 | 2 | 2 | 0 | 2 | 0 | 0 | | | | | | | | | | | | |
| Dwight Evans, R OBP: 0.341, SLG: 0.471 (1, 9) | | HR | | G6-3 | 1B | 1B | | K | | 5 | 2 | 2 | 1 | 0 | 2 | 5 | | | | | | | | | | | | |
| Gary Allenson, R OBP: 0.456, SLG: 0.480 (9, 1) | 1-3 | | | SH5-4 | 1B | 1B | | K | | 4 | 0 | 2 | 1 | 0 | 1 | 1 | | | | | | | | | | | | |
| Skip Lockwood, R (9, 1) | | | | 1B | 1-2 | 2-3 | | | | 0 | 0 | 0 | 0 | 0 | 0 | 0 | | | | | | | | | | | | |
| Glenn Hoffman, R OBP: 0.307, SLG: 0.387 (1, 5) | HR | | | SH5-4 | 1-2 | 2-3 | | S | BB | 2 | 1 | 2 | 4 | 1 | 0 | 0 | | | | | | | | | | | | |
| Inning Stats | R: 0 E: 0 K: 0 S: 5 | H: 2 LOB: 2 BB: 0 P: 5 | R: 3 E: 0 K: 0 S: 6 | H: 3 LOB: 0 BB: 0 P: 6 | R: 0 E: 0 K: 0 S: 4 | H: 2 LOB: 2 BB: 1 P: 8 | R: 0 E: 0 K: 0 S: 4 | H: 1 LOB: 1 BB: 0 P: 4 | R: 3 E: 0 K: 0 S: 8 | H: 5 LOB: 2 BB: 0 P: 8 | R: 0 E: 0 K: 0 S: 3 | H: 0 LOB: 0 BB: 0 P: 3 | R: 0 E: 0 K: 1 S: 5 | H: 0 LOB: 0 BB: 0 P: 5 | R: 0 E: 0 K: 2 S: 7 | H: 0 LOB: 2 BB: 2 P: 15 | R: 0 E: 0 K: 2 S: 7 | H: 0 LOB: 2 BB: 2 P: 15 | 1B: 10 2B: 2 3B: 0 HR: 1 | SF: 0 SAC: 1 DP: 1 HBP: 0 | WP: 1 PA: 43 PB: 0 SB: 1 CS: 0 | | | | | | | |
| PITCHER | IP | WLS | BF | H | R | ER | SO | BB | IBB | HBP | BLK | WP | HR | S | P | ERA | WHIP | | | | | | | | | | | |
| Jon Matlack, L ERA: 3.68 | (1, 1) | 4.2 | L | 27 | 13 | 6 | 6 | 0 | 1 | 0 | 0 | 0 | 0 | 1 | 26 | 30 | 11.57 | 3.000 | | | | | | | | | | |
| Charlie Hough, R ERA: 4.91 | (5, 1) | 3.1 | | 12 | 0 | 0 | 0 | 3 | 2 | 0 | 0 | 0 | 0 | 0 | 16 | 24 | 0.00 | 0.600 | | | | | | | | | | |
| John Henry Johnson, L ERA: 2.95 | (9, 1) | 0.1 | | 1 | 0 | 0 | 0 | 1 | 0 | 0 | 0 | 0 | 1 | 0 | 3 | 3 | 0.00 | 0.000 | | | | | | | | | | |
| Danny Darwin, R ERA: 2.35 | (9, 1) | 0.2 | | 3 | 0 | 0 | 0 | 1 | 0 | 1 | 0 | 0 | 0 | 0 | 4 | 8 | 0.00 | 0.000 | | | | | | | | | | |

Boston Red Sox @ Texas Rangers
Arlington Stadium, Arlington, TX
Sun Aug 03 1980, 8:05 PM EDT
Att: 32,015 - Unknown - 97 F

AB 38
R 6
H 13
RBI 6
BB 4
SO 5
LOB 20



| Batter | 1 | 2 | 3 | 4 | 5 | 6 | 7 | 8 | 9 | AB | R | H | RBI | BB | SO | LOB | BOTTOM | | | | | | | | | | |
|---|------------------------------|---------------------------------|------------------------------|---------------------------------|------------------------------|---------------------------------|------------------------------|---------------------------------|------------------------------|---------------------------------|------------------------------|---------------------------------|------------------------------|---------------------------------|------------------------------|---------------------------------|------------------------------|---------------------------------|----------------------------------|------------------------------------|--|--|--|--|--|--|--|
| Mickey Rivers, L OBP: 0.339, SLG: 0.397 (1, 8) | F9 | | | L3 | 1-3 | | | FC3-6 | | 4 | 0 | 2 | 0 | 0 | 0 | 2 | | | | | | | | | | | |
| Bump Wills, S OBP: 0.310, SLG: 0.341 (1, 4) | K | | | F7 | | 1B | | FC3-6 | | 4 | 2 | 1 | 0 | 0 | 1 | 2 | | | | | | | | | | | |
| Al Oliver, L OBP: 0.354, SLG: 0.435 (1, 7) | 4-3 | | | L3 | | 1B | | 2B | | 4 | 0 | 2 | 0 | 0 | 0 | 1 | | | | | | | | | | | |
| Buddy Bell, R OBP: 0.387, SLG: 0.507 (1, 5) | | 5-3 | | | 2B | 1B | | FC5-4 | | 4 | 1 | 2 | 2 | 0 | 0 | 1 | | | | | | | | | | | |
| Rusty Staub, L OBP: 0.386, SLG: 0.466 (8, PH) | 6-3 | | | 1B | | 1B | | G1-6-3 | | 3 | 0 | 1 | 0 | 0 | 0 | 1 | | | | | | | | | | | |
| Richie Zisk, R OBP: 0.335, SLG: 0.460 (8, PH) | | | | FC5-4 | | 1B | | L6 | | 1 | 0 | 0 | 0 | 0 | 0 | 2 | | | | | | | | | | | |
| Pat Putnam, L OBP: 0.337, SLG: 0.426 (1, 3) | K | | | K | | | | G6-4-3 | | 3 | 0 | 0 | 0 | 0 | 2 | 2 | | | | | | | | | | | |
| Bill Sample, R OBP: 0.319, SLG: 0.282 (9, PH) | | | | | | | | HBP | | 0 | 0 | 0 | 0 | 0 | 0 | 0 | | | | | | | | | | | |
| Johnny Grubb, L OBP: 0.400, SLG: 0.416 (9, PH) | | | | F9 | | 2B | | G6-4-3 | | 3 | 1 | 1 | 1 | 0 | 0 | 0 | | | | | | | | | | | |
| John Ellis, R OBP: 0.295, SLG: 0.302 (9, PH) | | | | | | 1B | | 1-2 | | 1 | 0 | 0 | 0 | 0 | 0 | 1 | | | | | | | | | | | |
| Jim Sundberg, R OBP: 0.342, SLG: 0.383 (1, 2) | | | | F8 | | FC5-2-6 | | | | 4 | 0 | 1 | 0 | 0 | 0 | 2 | | | | | | | | | | | |
| Pepe Frias, R OBP: 0.250, SLG: 0.265 (5, PH) | | | | | | 2B | | | | 1 | 0 | 0 | 0 | 0 | 1 | 0 | | | | | | | | | | | |
| Jim Norris, L OBP: 0.331, SLG: 0.272 (6, 6) | | | | | | 2B | | | | 1 | 0 | 1 | 1 | 0 | 0 | 0 | | | | | | | | | | | |
| Dave Roberts, R OBP: 0.311, SLG: 0.400 (6, 6) | | | | | | 2B | | | | 2 | 0 | 0 | 0 | 0 | 1 | 1 | | | | | | | | | | | |
| Inning Stats | R: 0 E: 0 K: 1 S: 5 | H: 0 LOB: 0 BB: 0 P: 5 | R: 0 E: 0 K: 1 S: 5 | H: 0 LOB: 0 BB: 0 P: 5 | R: 0 E: 0 K: 0 S: 3 | H: 1 LOB: 0 BB: 0 P: 3 | R: 2 E: 0 K: 1 S: 9 | H: 4 LOB: 2 BB: 0 P: 9 | R: 1 E: 0 K: 0 S: 4 | H: 2 LOB: 0 BB: 0 P: 4 | R: 0 E: 0 K: 0 S: 3 | H: 0 LOB: 0 BB: 0 P: 3 | R: 1 E: 0 K: 1 S: 8 | H: 3 LOB: 1 BB: 0 P: 8 | R: 0 E: 0 K: 0 S: 3 | H: 1 LOB: 1 BB: 0 P: 4 | R: 0 E: 0 K: 0 S: 3 | H: 1 LOB: 1 BB: 0 P: 4 | 1B: 8 2B: 4 3B: 0 HR: 0 | SF: 0 SAC: 0 DP: 3 HBP: 1 | WP: 0 PA: 36 PB: 0 SB: 0 CS: 0 | | | | | | |
| PITCHER | IP | WLS | BF | H | R | ER | SO | BB | IBB | HBP | BLK | WP | HR | S | P | ERA | WHIP | | | | | | | | | | |
| Mike Torrez, R ERA: 4.5 | (1, 1) | 5.0 | W | 19 | 5 | 2 | 2 | 4 | 0 | 0 | 0 | 0 | 0 | 14 | 14 | 6.75 | 1.875 | | | | | | | | | | |
| Dick Drago, R ERA: 4.7 | (6, 1) | 2.2 | | 12 | 5 | 2 | 2 | 1 | 0 | 0 | 0 | 0 | 0 | 3 | 4 | 0.00 | 1.000 | | | | | | | | | | |
| Tom Burgmeier, L ERA: 2.23 | (8, 1) | 1.0 | | 4 | 1 | 0 | 0 | 0 | 0 | 0 | 1 | 0 | 0 | 3 | 4 | 0.00 | 1.000 | | | | | | | | | | |
| Skip Lockwood, R ERA: 5.86 | (9, 1) | 0.1 | S | 1 | 0 | 0 | 0 | 0 | 0 | 0 | 0 | 0 | 0 | 1 | 1 | 0.00 | 0.000 | | | | | | | | | | |

Boston Red Sox @ Texas Rangers
Arlington Stadium, Arlington, TX
Sun Aug 03 1980, 8:05 PM EDT
Att: 32,015 - Unknown - 97 F

AB 35
R 4
H 11
RBI 4
BB 0
SO 5
LOB 15



| Batter | 1 | 2 | 3 | 4 | 5 | 6 | 7 | 8 | 9 | AB | R | H | RBI | BB | SO | LOB | TOP | | | | | | | | |
|--|---|---|--|---------------------------------|------------------------------|---------------------------------|------------------------------|---------------------------------|------------------------------|---------------------------------|------------------------------|---------------------------------|------------------------------|---------------------------------|------------------------------|---------------------------------|--|---------------------------------|----------------------------------|------------------------------------|----------------------------------|--------|--|--|--|
| Paul Mollitor, R OBP: 0.400, SLG: 0.460 (1, 6) | 6-3 | | FC6-4 BB | | L6 | | K | | | 3 | 0 | 0 | 0 | 1 | 1 | 1 | Milwaukee Brewers @ Boston Red Sox Fenway Park, Boston, MA Mon Aug 04 1980, 7:05 PM EDT Att: 27,864 - Unknown - 88 F | | | | | | | | |
| Don Money, R OBP: 0.336, SLG: 0.509 (1, 5) | 6-3 | | FC6-4 | | | 6-3 | 5-3 | | | 4 | 0 | 0 | 0 | 0 | 0 | 2 | | | | | | | | | |
| Cecil Cooper, L OBP: 0.362, SLG: 0.525 (1, 3) | | BB | | F2 | | G3 | | 4-1 | | 3 | 0 | 0 | 0 | 1 | 0 | 0 | | | | | | | | | |
| Gorman Thomas, R OBP: 0.305, SLG: 0.484 (1, 8) | F2 | | | 1B 1B | | BB | | F2 | | 3 | 0 | 1 | 0 | 1 | 0 | 1 | | | | | | | | | |
| Ben Oglivie, L OBP: 0.373, SLG: 0.571 (1, 7) | | F5 | | F2 | | G3 | | 6-3 | | 4 | 0 | 0 | 0 | 0 | 0 | 2 | | | | | | | | | |
| Sixto Lezcano, R OBP: 0.285, SLG: 0.393 (1, 9) | 6-3 | | | 1B | | | | | G3-6 BB | 3 | 1 | 2 | 0 | 1 | 0 | 0 | | | | | | | | | |
| Dick Davis, R OBP: 0.283, SLG: 0.354 (1, 10) | 6-3 | | | F3 | | | F7 | | K | 4 | 0 | 0 | 0 | 0 | 1 | 4 | | | | | | | | | |
| Jim Gantner, L OBP: 0.309, SLG: 0.332 (1, 4) | | | P7 | | B3-1 | | 1B PB 2B | | G3-6 | 4 | 1 | 1 | 1 | 0 | 0 | 1 | | | | | | | | | |
| Charlie Moore, R OBP: 0.345, SLG: 0.335 (1, 2) | | | K | | 6-3 | | PB 1B | | | 3 | 0 | 1 | 0 | 0 | 1 | 0 | | | | | | | | | |
| Inning Stats | R: 0 E: 0 K: 0 S: 3 | H: 0 LOB: 1 BB: 1 P: 7 | R: 0 E: 0 K: 0 S: 3 | H: 0 LOB: 0 BB: 0 P: 3 | R: 0 E: 0 K: 1 S: 5 | H: 0 LOB: 1 BB: 1 P: 9 | R: 0 E: 0 K: 0 S: 5 | H: 2 LOB: 2 BB: 0 P: 5 | R: 0 E: 0 K: 0 S: 3 | H: 0 LOB: 0 BB: 0 P: 3 | R: 0 E: 0 K: 0 S: 3 | H: 0 LOB: 0 BB: 0 P: 7 | R: 2 E: 0 K: 1 S: 8 | H: 3 LOB: 1 BB: 0 P: 8 | R: 0 E: 0 K: 0 S: 3 | H: 0 LOB: 0 BB: 0 P: 3 | R: 0 E: 0 K: 1 S: 4 | H: 0 LOB: 0 BB: 1 P: 8 | 1B: 3 2B: 2 3B: 0 HR: 0 | SF: 0 SAC: 0 DP: 1 HBP: 0 | WP: 0 PB: 1 SB: 0 CS: 0 | PA: 35 | | | |
| PITCHER | IP WLS BF H R ER SO BB IBB HBP BLK WP HR S P ERA WHIP | 6.1 W 26 4 2 1 1 3 0 0 0 0 0 25 37 1.42 1.105 | 2.2 S 9 1 0 0 2 1 0 0 0 0 0 12 16 0.00 0.750 | | | | | | | | | | | | | | | | | | | | | | |

| | |
|-----|----|
| AB | 31 |
| R | 2 |
| H | 5 |
| RBI | 1 |
| BB | 4 |
| SO | 3 |
| LOB | 11 |



| Batter | 1 | 2 | 3 | 4 | 5 | 6 | 7 | 8 | 9 | AB | R | H | RBI | BB | SO | LOB | BOTTOM | | | | | | | | |
|---|---|--|---|--|---|----------------------------------|------------------------------|---------------------------------|------------------------------|---------------------------------|------------------------------|---------------------------------|------------------------------|----------------------------------|------------------------------|---------------------------------|--|---------------------------------|----------------------------------|------------------------------------|----------------------------------|--------|--|--|--|
| Rick Burleson, R OBP: 0.345, SLG: 0.386 (1, 6) | L9 | | WP 1B SF8 1B | | L3 1B | | SF8 1B 1-3 BB | | | 3 | 2 | 2 | 0 | 1 | 0 | 0 | Milwaukee Brewers @ Boston Red Sox Fenway Park, Boston, MA Mon Aug 04 1980, 7:05 PM EDT Att: 27,864 - Unknown - 88 F | | | | | | | | |
| Dave Stapleton, R OBP: 0.314, SLG: 0.468 (1, 4) | F9 | | WP 1B | | L3 1-2 | | 1B 1-3 1B | | | 4 | 1 | 2 | 0 | 0 | 0 | 1 | | | | | | | | | |
| Fred Lynn, L OBP: 0.395, SLG: 0.493 (1, 8) | 4-3 | | G5-4-3 BB | | 6-3 | | SF8 2-3 3H | | | 2 | 0 | 0 | 1 | 1 | 0 | 0 | | | | | | | | | |
| Jim Rice, R OBP: 0.304, SLG: 0.468 (1, 7) | | K | SF8 | | | G4-6-3 1B E | 1-3 | | | 3 | 1 | 1 | 2 | 0 | 1 | 1 | | | | | | | | | |
| Carlton Fisk, R OBP: 0.356, SLG: 0.497 (1, 2) | K | | G5-4-3 | | | E5 G4-6-3 | 1-3 1B | | | 4 | 0 | 1 | 1 | 0 | 1 | 3 | | | | | | | | | |
| Carl Yastrzemski, L OBP: 0.343, SLG: 0.453 (1, 3) | | | | 6-5 1B BB | | G4-6-3 | 4-3 | | | 3 | 0 | 1 | 0 | 1 | 0 | 3 | | | | | | | | | |
| Jim Dwyer, L OBP: 0.372, SLG: 0.452 (1, 10) | | 2B | | | 6-5 1B | | | 4-3 | | 4 | 0 | 2 | 1 | 0 | 0 | 1 | | | | | | | | | |
| Dwight Evans, R OBP: 0.340, SLG: 0.468 (1, 9) | | | HR 1B | | 6-5 | | F2 | | | 4 | 1 | 1 | 0 | 0 | 0 | 3 | | | | | | | | | |
| Glenn Hoffman, R OBP: 0.313, SLG: 0.423 (1, 5) | | | HR | | 6-3 | | 1B SF8 2B | | | 4 | 2 | 2 | 2 | 0 | 0 | 1 | | | | | | | | | |
| Inning Stats | R: 0 E: 0 K: 0 S: 3 | H: 0 LOB: 0 BB: 0 P: 3 | R: 0 E: 0 K: 2 S: 8 | H: 1 LOB: 1 BB: 0 P: 8 | R: 3 E: 0 K: 0 S: 6 | H: 4 LOB: 1 BB: 1 P: 10 | R: 0 E: 0 K: 0 S: 3 | H: 1 LOB: 1 BB: 1 P: 7 | R: 0 E: 0 K: 0 S: 3 | H: 1 LOB: 0 BB: 0 P: 3 | R: 1 E: 0 K: 0 S: 5 | H: 2 LOB: 1 BB: 0 P: 5 | R: 3 E: 0 K: 0 S: 6 | H: 3 LOB: 1 BB: 1 P: 10 | R: 0 E: 0 K: 0 S: 3 | H: 0 LOB: 0 BB: 0 P: 3 | R: 0 E: 0 K: 1 S: 4 | H: 0 LOB: 0 BB: 1 P: 8 | 1B: 9 2B: 4 3B: 0 HR: 1 | SF: 2 SAC: 0 DP: 4 HBP: 0 | WP: 1 PB: 0 SB: 0 CS: 0 | PA: 36 | | | |
| PITCHER | IP WLS BF H R ER SO BB IBB HBP BLK WP HR S P ERA WHIP | 6.0 L 27 10 5 4 2 2 0 0 0 0 1 29 37 6.00 2.000 | 0.0 L 2 1 0 0 0 1 0 0 0 0 0 1 5 - - | 0.1 L 1 0 0 0 0 0 0 0 0 0 0 1 1 0.00 0.000 | 1.2 L 6 1 2 2 0 0 0 0 0 0 0 6 6 10.80 6.000 | | | | | | | | | | | | | | | | | | | | |

| | |
|-----|----|
| AB | 31 |
| R | 7 |
| H | 12 |
| RBI | 7 |
| BB | 3 |
| SO | 2 |
| LOB | 13 |




| Batter | 1 | 2 | 3 | 4 | 5 | 6 | 7 | 8 | 9 | AB | R | H | RBI | BB | SO | LOB | TOP | | | | |
|---|------------------------------|---------------------------------|------------------------------|---------------------------------|------------------------------|---------------------------------|------------------------------|---------------------------------|------------------------------|---------------------------------|------------------------------|---------------------------------|------------------------------|---------------------------------|------------------------------|---------------------------------|--|------------------------------------|----------------------------------|--------|--|
| Paul Mollitor, R OBP: 0.394, SLG: 0.453 (1, 4) | | | | | | | | | | 4 | 0 | 0 | 0 | 0 | 2 | 2 | Milwaukee Brewers @ Boston Red Sox Fenway Park, Boston, MA Tue Aug 05 1980, 7:05 PM EDT Att: 27,996 - Unknown - 88 F | | | | |
| Robin Yount, R OBP: 0.324, SLG: 0.539 (1, 6) | | | | | | | | | | 4 | 0 | 0 | 0 | 0 | 1 | 2 | | | | | |
| Cecil Cooper, L OBP: 0.361, SLG: 0.522 (1, 3) | | | | | | | | | | 4 | 0 | 1 | 0 | 0 | 0 | 0 | | | | | |
| Gorman Thomas, R OBP: 0.304, SLG: 0.482 (1, 8) | | | | | | | | | | 4 | 0 | 1 | 0 | 0 | 0 | 1 | | | | | |
| Ben Oglivie, L OBP: 0.372, SLG: 0.576 (1, 7) | | | | | | | | | | 4 | 1 | 1 | 1 | 0 | 0 | 2 | | | | | |
| Sixto Lezcano, R OBP: 0.288, SLG: 0.398 (1, 9) | | | | | | | | | | 3 | 0 | 2 | 0 | 0 | 0 | 0 | | | | | |
| Dick Davis, R OBP: 0.284, SLG: 0.358 (1, 10) | | | | | | | | | | 3 | 0 | 1 | 0 | 0 | 0 | 2 | | | | | |
| Charlie Moore, R OBP: 0.345, SLG: 0.335 (1, 2) | | | | | | | | | | 3 | 0 | 1 | 0 | 0 | 0 | 0 | | | | | |
| Jim Gantner, L OBP: 0.306, SLG: 0.328 (1, 5) | | | | | | | | | | 3 | 0 | 0 | 0 | 0 | 0 | 2 | | | | | |
| Inning Stats | R: 0 E: 0 K: 0 S: 3 | H: 0 LOB: 0 BB: 0 P: 3 | R: 0 E: 0 K: 0 S: 4 | H: 1 LOB: 1 BB: 0 P: 4 | R: 0 E: 0 K: 1 S: 5 | H: 0 LOB: 0 BB: 0 P: 5 | R: 0 E: 0 K: 1 S: 6 | H: 1 LOB: 1 BB: 0 P: 6 | R: 0 E: 0 K: 0 S: 3 | H: 0 LOB: 0 BB: 0 P: 3 | R: 1 E: 0 K: 0 S: 4 | H: 1 LOB: 0 BB: 0 P: 4 | R: 0 E: 0 K: 1 S: 7 | H: 2 LOB: 2 BB: 0 P: 7 | R: 0 E: 0 K: 0 S: 3 | H: 1 LOB: 0 BB: 0 P: 3 | 1B: 4 2B: 2 3B: 0 HR: 1 | SF: 0 SAC: 0 DP: 2 HBP: 0 | WP: 0 PB: 0 SB: 1 CS: 0 | PA: 32 | |
| PITCHER | IP | WLS | BF | H | R | ER | SO | BB | IBB | HBP | BLK | WP | HR | S | P | ERA | WHIP | | | | |
| Dennis Eckersley, R ERA: 4.47 (1, 1) | 8.1 | W | 31 | 7 | 1 | 1 | 3 | 0 | 0 | 0 | 0 | 0 | 1 | 37 | 37 | 1.08 | 0.840 | | | | |
| Tom Burgmeier, L ERA: 2.21 (9, 1) | 0.2 | S | 1 | 0 | 0 | 0 | 0 | 0 | 0 | 0 | 0 | 0 | 0 | 1 | 1 | 0.00 | 0.000 | | | | |


| | |
|-----|----|
| AB | 32 |
| R | 1 |
| H | 7 |
| RBI | 1 |
| BB | 0 |
| SO | 3 |
| LOB | 11 |



| Batter | 1 | 2 | 3 | 4 | 5 | 6 | 7 | 8 | 9 | AB | R | H | RBI | BB | SO | LOB | BOTTOM | | | | |
|--|------------------------------|---------------------------------|------------------------------|---------------------------------|------------------------------|---------------------------------|------------------------------|---------------------------------|------------------------------|---------------------------------|------------------------------|---------------------------------|------------------------------|----------------------------------|------------------------------|---------------------------------|--|------------------------------------|----------------------------------|--------|--|
| Rick Burleson, R OBP: 0.345, SLG: 0.383 (1, 6) | | | | | | | | | | 3 | 0 | 0 | 0 | 1 | 0 | 3 | Milwaukee Brewers @ Boston Red Sox Fenway Park, Boston, MA Tue Aug 05 1980, 7:05 PM EDT Att: 27,996 - Unknown - 88 F | | | | |
| Dave Stapleton, R OBP: 0.318, SLG: 0.471 (1, 4) | | | | | | | | | | 3 | 0 | 2 | 1 | 0 | 0 | 1 | | | | | |
| Fred Lynn, L OBP: 0.393, SLG: 0.490 (1, 8) | | | | | | | | | | 4 | 0 | 1 | 0 | 0 | 0 | 3 | | | | | |
| Tony Perez, R OBP: 0.309, SLG: 0.454 (1, 3) | | | | | | | | | | 3 | 0 | 1 | 0 | 1 | 0 | 2 | | | | | |
| Jim Rice, R OBP: 0.300, SLG: 0.462 (1, 7) | | | | | | | | | | 4 | 0 | 0 | 0 | 0 | 0 | 4 | | | | | |
| Carlton Fisk, R OBP: 0.396, SLG: 0.505 (1, 2) | | | | | | | | | | 3 | 1 | 1 | 1 | 0 | 1 | 0 | | | | | |
| Dwight Evans, R OBP: 0.340, SLG: 0.465 (1, 9) | | | | | | | | | | 2 | 0 | 0 | 0 | 1 | 0 | 0 | | | | | |
| Glenn Hoffman, R OBP: 0.313, SLG: 0.421 (1, 5) | | | | | | | | | | 3 | 1 | 1 | 0 | 0 | 0 | 1 | | | | | |
| Gary Allenson, R OBP: 0.468, SLG: 0.481 (1, 10) | | | | | | | | | | 2 | 1 | 1 | 0 | 1 | 0 | 0 | | | | | |
| Inning Stats | R: 0 E: 0 K: 0 S: 4 | H: 1 LOB: 1 BB: 0 P: 4 | R: 1 E: 0 K: 0 S: 3 | H: 1 LOB: 0 BB: 1 P: 7 | R: 0 E: 0 K: 0 S: 3 | H: 0 LOB: 1 BB: 1 P: 7 | R: 0 E: 0 K: 0 S: 3 | H: 1 LOB: 0 BB: 0 P: 3 | R: 0 E: 0 K: 0 S: 3 | H: 0 LOB: 0 BB: 0 P: 3 | R: 0 E: 0 K: 1 S: 5 | H: 0 LOB: 0 BB: 0 P: 5 | R: 2 E: 1 K: 0 S: 6 | H: 4 LOB: 2 BB: 1 P: 10 | R: 0 E: 0 K: 0 S: 3 | H: 1 LOB: 0 BB: 0 P: 3 | 1B: 6 2B: 0 3B: 0 HR: 1 | SF: 0 SAC: 1 DP: 3 HBP: 0 | WP: 0 PB: 0 SB: 0 CS: 0 | PA: 32 | |
| PITCHER | IP | WLS | BF | H | R | ER | SO | BB | IBB | HBP | BLK | WP | HR | S | P | ERA | WHIP | | | | |
| Mike Caldwell, L ERA: 4.38 (1, 1) | 7.1 | L | 30 | 7 | 3 | 3 | 1 | 3 | 0 | 0 | 0 | 0 | 1 | 29 | 41 | 3.68 | 1.364 | | | | |
| Bill Castro, R ERA: 2.7 (8, 1) | 0.2 | | 2 | 0 | 0 | 0 | 0 | 0 | 1 | 0 | 0 | 0 | 0 | 1 | 5 | 0.00 | 0.000 | | | | |



| Batter | 1 | 2 | 3 | 4 | 5 | 6 | 7 | 8 | 9 | AB | R | H | RBI | BB | SO | LOB | TOP | | | | | | | | |
|--|------------------------------|---------------------------------|------------------------------|---------------------------------|------------------------------|----------------------------------|------------------------------|---------------------------------|------------------------------|---------------------------------|------------------------------|----------------------------------|------------------------------|----------------------------------|------------------------------|---------------------------------|--|---------------------------------|-----------------------------------|------------------------------------|----------------------------------|--------|--|--|--|
| Paul Moltitor, R OBP: 0.391, SLG: 0.448 (1,4) | 0-0 6-3 | | 0-0 G6-3 | 0-0 G4-6-3 | | 0-0 F9 | 0-0 5-3 | | | 5 | 0 | 1 | 0 | 0 | 0 | 8 | Milwaukee Brewers @ Boston Red Sox Fenway Park, Boston, MA Wed Aug 06 1980, 7:05 PM EDT Att: 28,033 - Unknown - 85 F livebaseballscorecards.com | | | | | | | | |
| Robin Yount, R OBP: 0.325, SLG: 0.548 (1,6) | 0-0 F9 | | 0-0 G6-3 | | 0-0 HR | | 0-0 F4 | 0-0 2B | | 5 | 2 | 2 | 1 | 0 | 0 | 2 | | | | | | | | | |
| Cecil Cooper, L OBP: 0.386, SLG: 0.528 (1,3) | 0-0 HR | | 0-0 BB | | 0-0 L6 | | 0-0 S | 0-0 3-1 SF9 | | 5 | 3 | 4 | 2 | 0 | 0 | 0 | | | | | | | | | |
| Gorman Thomas, R OBP: 0.307, SLG: 0.489 (1,8) | 0-0 HR | | 0-0 BB | | 0-0 1B | | 0-3 K | 0-0 3-1 | | 4 | 1 | 2 | 2 | 1 | 1 | 2 | | | | | | | | | |
| Ben Oglivie, L OBP: 0.372, SLG: 0.574 (1,7) | 0-0 4-3 | | 0-0 4-3 | | 0-0 1B | | 4-0 1B | 0-0 SF9 | | 3 | 1 | 1 | 1 | 1 | 0 | 2 | | | | | | | | | |
| Sixto Lezcano, R OBP: 0.286, SLG: 0.395 (1,9) | | 0-0 F7 | | 0-0 F8 | | 0-0 F9 | 0-0 1B | 0-0 6-3 | | 5 | 1 | 1 | 1 | 0 | 0 | 0 | | | | | | | | | |
| Dick Davis, R OBP: 0.286, SLG: 0.359 (1,10) | | 0-0 6-3 | | 0-0 1B | | 0-3 K | 0-0 2B | 0-0 4-3 | | 5 | 0 | 2 | 1 | 0 | 1 | 0 | | | | | | | | | |
| Sal Bando, R OBP: 0.272, SLG: 0.266 (1,5) | | 0-3 K | | 4-0 1B | | 0-0 BB | 0-0 1B | 0-0 F8 | | 4 | 0 | 2 | 1 | 1 | 1 | 0 | | | | | | | | | |
| Buck Martinez, R OBP: 0.279, SLG: 0.297 (1,2) | | | 4-0 G6-3 | 0-0 1B | | 4-0 BB | 0-0 BB | 0-0 F4 | | 2 | 1 | 1 | 0 | 3 | 0 | 0 |  | | | | | | | | |
| Inning Stats | R: 2 E: 0 K: 0 S: 5 | H: 2 LOB: 0 BB: 0 P: 5 | R: 0 E: 0 K: 1 S: 5 | H: 0 LOB: 0 BB: 0 P: 5 | R: 1 E: 0 K: 0 S: 4 | H: 2 LOB: 2 BB: 2 P: 12 | R: 0 E: 0 K: 0 S: 4 | H: 2 LOB: 1 BB: 0 P: 8 | R: 1 E: 0 K: 1 S: 6 | H: 3 LOB: 1 BB: 0 P: 4 | R: 0 E: 0 K: 1 S: 6 | H: 1 LOB: 2 BB: 1 P: 10 | R: 3 E: 0 K: 1 S: 9 | H: 4 LOB: 3 BB: 2 P: 17 | R: 2 E: 0 K: 0 S: 5 | H: 2 LOB: 0 BB: 0 P: 5 | R: 0 E: 0 K: 0 S: 3 | H: 0 LOB: 0 BB: 0 P: 3 | 1B: 11 2B: 3 3B: 0 HR: 2 | SF: 1 SAC: 0 DP: 2 HBP: 0 | WP: 0 PB: 0 SB: 1 CS: 0 | PA: 45 | | | |
| PITCHER | IP | WLS | BF | H | R | ER | SO | BB | IBB | HBP | BLK | WP | HR | S | P | ERA | WHIP | PITCHER | | | | | | | |
| Bob Ojeda, L ERA: 5.88 (1,1) | 3.1 | | 17 | 5 | 3 | 3 | 1 | 3 | 0 | 0 | 0 | 0 | 1 | 16 | 28 | 8.10 | 2.400 | | | | | | | | |
| Win Remmerswaal, R ERA: 4.91 (4,1) | 1.2 | | 6 | 4 | 1 | 1 | 0 | 0 | 0 | 0 | 0 | 0 | 1 | 6 | 6 | 5.40 | 2.400 | | | | | | | | |
| Dick Drago, R ERA: 4.95 (6,1) | 1.2 | L | 12 | 5 | 3 | 3 | 2 | 1 | 1 | 0 | 0 | 0 | 0 | 14 | 22 | 16.20 | 3.600 | | | | | | | | |
| Bill Campbell, R ERA: 6.14 (7,1) | 2.1 | | 10 | 2 | 2 | 2 | 0 | 1 | 0 | 0 | 0 | 0 | 0 | 9 | 13 | 7.71 | 1.286 | | | | | | | | |

| Batter | 1 | 2 | 3 | 4 | 5 | 6 | 7 | 8 | 9 | AB | R | H | RBI | BB | SO | LOB | BOTTOM | | | | | | | | |
|---|------------------------------|----------------------------------|------------------------------|---------------------------------|------------------------------|---------------------------------|------------------------------|---------------------------------|------------------------------|---------------------------------|------------------------------|---------------------------------|------------------------------|---------------------------------|------------------------------|---------------------------------|--|---------------------------------|----------------------------------|------------------------------------|----------------------------------|--------|--|--|--|
| Rick Burleson, R OBP: 0.343, SLG: 0.380 (1,6) | 0-0 4-3 | 0-0 6-3 | | 0-0 F8 | | 4-0 S | | | 0-0 G6-4-3 | 4 | 0 | 0 | 0 | 1 | 0 | 3 | Milwaukee Brewers @ Boston Red Sox Fenway Park, Boston, MA Wed Aug 06 1980, 7:05 PM EDT Att: 28,033 - Unknown - 85 F livebaseballscorecards.com | | | | | | | | |
| Dave Stapleton, R OBP: 0.316, SLG: 0.464 (1,4) | 0-0 2B | 0-0 4-3 | | 0-0 F6 | | 0-0 6-3 | | | 0-0 5-3 | 5 | 1 | 1 | 0 | 0 | 0 | 3 | | | | | | | | | |
| Fred Lynn, L OBP: 0.392, SLG: 0.490 (1,8) | 0-0 1B | 0-0 4-3 | | | 0-0 F7 | | 0-0 4-3 | | | 4 | 1 | 1 | 0 | 0 | 0 | 0 | | | | | | | | | |
| Tony Perez, R OBP: 0.308, SLG: 0.452 (1,10) | 0-0 1B | | 0-0 E6 | | 0-0 5-3 | | 0-0 F9 | | | 4 | 1 | 1 | 1 | 0 | 0 | 0 | | | | | | | | | |
| Carl Yastrzemski, L OBP: 0.344, SLG: 0.454 (1,3) | 0-0 1B | | 0-0 L3 | | 0-0 FC6-4 | | 0-0 F3 | | | 4 | 0 | 2 | 1 | 0 | 0 | 1 | | | | | | | | | |
| Jim Rice, R OBP: 0.297, SLG: 0.457 (1,7) | 0-0 SF9 | | 0-3 K | | 0-0 FC6-4 | | | 0-0 F9 | | 3 | 0 | 0 | 1 | 0 | 1 | 1 | | | | | | | | | |
| Dwight Evans, R OBP: 0.342, SLG: 0.476 (1,9) | 0-0 BB | | | 0-3 K | | 0-0 HR | | 0-3 K | | 4 | 1 | 2 | 1 | 0 | 2 | 0 | | | | | | | | | |
| Dave Rader, L OBP: 0.415, SLG: 0.506 (1,2) | 4-0 1B | | | 0-0 1B | | 0-0 F4 | | 0-0 P7 | | 3 | 0 | 1 | 0 | 1 | 0 | 0 | | | | | | | | | |
| Glenn Hoffman, R OBP: 0.319, SLG: 0.423 (1,5) | 0-0 F3 | | | 0-0 1B | | 0-0 F8 | | | 0-0 G6-4-3 | 4 | 0 | 2 | 0 | 0 | 0 | 3 |  | | | | | | | | |
| Inning Stats | R: 3 E: 0 K: 0 S: 8 | H: 5 LOB: 3 BB: 1 P: 12 | R: 0 E: 0 K: 0 S: 3 | H: 0 LOB: 0 BB: 0 P: 3 | R: 0 E: 1 K: 1 S: 5 | H: 0 LOB: 0 BB: 0 P: 5 | R: 0 E: 0 K: 1 S: 7 | H: 2 LOB: 2 BB: 0 P: 7 | R: 0 E: 0 K: 0 S: 4 | H: 1 LOB: 1 BB: 0 P: 4 | R: 1 E: 0 K: 0 S: 4 | H: 1 LOB: 1 BB: 1 P: 8 | R: 0 E: 0 K: 0 S: 3 | H: 0 LOB: 0 BB: 0 P: 3 | R: 0 E: 0 K: 1 S: 5 | H: 0 LOB: 0 BB: 0 P: 5 | R: 0 E: 0 K: 0 S: 3 | H: 1 LOB: 0 BB: 0 P: 3 | 1B: 8 2B: 2 3B: 0 HR: 1 | SF: 1 SAC: 0 DP: 2 HBP: 0 | WP: 0 PB: 0 SB: 1 CS: 0 | PA: 38 | | | |
| PITCHER | IP | WLS | BF | H | R | ER | SO | BB | IBB | HBP | BLK | WP | HR | S | P | ERA | WHIP | PITCHER | | | | | | | |
| Lary Sorensen, R ERA: 4.24 (1,1) | 6.1 | | 30 | 9 | 4 | 4 | 2 | 2 | 0 | 0 | 0 | 0 | 1 | 32 | 40 | 5.68 | 1.737 | | | | | | | | |
| Bill Castro, R ERA: 2.57 (7,1) | 2.2 | S | 8 | 1 | 0 | 0 | 1 | 0 | 0 | 0 | 0 | 0 | 0 | 10 | 10 | 0.00 | 0.375 | | | | | | | | |

| Batter | 1 | 2 | 3 | 4 | 5 | 6 | 7 | 8 | 9 | AB | R | H | RBI | BB | SO | LOB | TOP | | | | | |
|--|------------------------------|---------------------------------|------------------------------|---------------------------------|------------------------------|---------------------------------|------------------------------|---------------------------------|------------------------------|---------------------------------|------------------------------|----------------------------------|------------------------------|---------------------------------|------------------------------|---------------------------------|------------------------------|---------------------------------|----------------------------------|------------------------------------|----------------------------------|--------|
| Paul Mollitor, R OBP: 0.388, SLG: 0.443 (1, 4) | F9 | | G4-6-3 | | | | F3 | | G6-4-3 | 5 | 1 | 1 | 0 | 0 | 0 | 2 | | | | | | |
| Robin Yount, R OBP: 0.324, SLG: 0.546 (1, 6) | 6-3 | | 6-3 | | | | K | | 6-3 | 5 | 1 | 1 | 1 | 0 | 1 | 0 | | | | | | |
| Cecil Cooper, L OBP: 0.367, SLG: 0.528 (1, 3) | | | | 4-3 | | | F9 | | | 4 | 0 | 2 | 1 | 0 | 0 | 0 | | | | | | |
| Gorman Thomas, R OBP: 0.309, SLG: 0.489 (1, 8) | F4 | | | | | | | | | 4 | 0 | 2 | 0 | 0 | 1 | 2 | | | | | | |
| Ben Oglivie, L OBP: 0.373, SLG: 0.576 (1, 7) | | 4-1 | | F9 | | | | | | 4 | 0 | 2 | 0 | 0 | 0 | 1 | | | | | | |
| Sixto Lezcano, R OBP: 0.284, SLG: 0.392 (1, 9) | | | | | | | | | | 3 | 0 | 0 | 0 | 0 | 2 | 3 | | | | | | |
| Dick Davis, R OBP: 0.290, SLG: 0.370 (1, 10) | | | | | | | | | | 4 | 1 | 2 | 0 | 0 | 2 | 3 | | | | | | |
| Jim Gantner, L OBP: 0.306, SLG: 0.326 (1, 5) | | | | | | | | | | 2 | 0 | 0 | 0 | 1 | 0 | 3 | | | | | | |
| Buck Martinez, R OBP: 0.285, SLG: 0.300 (1, 2) | | | | | | | | | | 2 | 0 | 1 | 1 | 1 | 1 | 2 | | | | | | |
| Inning Stats | R: 0 E: 0 K: 0 S: 4 | H: 1 LOB: 1 BB: 0 P: 4 | R: 0 E: 0 K: 1 S: 6 | H: 1 LOB: 1 BB: 0 P: 6 | R: 0 E: 0 K: 0 S: 2 | H: 0 LOB: 0 BB: 1 P: 6 | R: 0 E: 0 K: 1 S: 6 | H: 1 LOB: 1 BB: 0 P: 6 | R: 3 E: 0 K: 2 S: 9 | H: 4 LOB: 1 BB: 0 P: 9 | R: 0 E: 0 K: 2 S: 8 | H: 1 LOB: 0 BB: 1 P: 12 | R: 0 E: 0 K: 1 S: 5 | H: 0 LOB: 0 BB: 0 P: 5 | R: 0 E: 0 K: 1 S: 7 | H: 2 LOB: 2 BB: 0 P: 7 | R: 0 E: 0 K: 0 S: 3 | H: 1 LOB: 0 BB: 0 P: 3 | 1B: 7 2B: 4 3B: 0 HR: 0 | SF: 1 SAC: 2 DP: 2 HBP: 0 | WP: 0 PB: 0 SB: 1 CS: 0 | PA: 38 |
| PITCHER | IP | WLS | BF | H | R | ER | SO | BB | IBB | HBP | BLK | WP | HR | S | P | ERA | WHIP | | | | | |
| Mike Torrez, R ERA: 4.47 (1, 1) | 7.0 | W | 32 | 10 | 3 | 3 | 6 | 1 | 1 | 0 | 0 | 0 | 0 | 42 | 50 | 3.86 | 1.571 | | | | | |
| Bob Stanley, R ERA: 3.92 (8, 1) | 2.0 | S | 6 | 1 | 0 | 0 | 1 | 0 | 0 | 0 | 0 | 0 | 0 | 8 | 8 | 0.00 | 0.500 | | | | | |

Milwaukee Brewers @ Boston Red Sox
Fenway Park, Boston, MA
Thu Aug 07 1980, 7:05 PM EDT
Att: 27,966 - Unknown - 89 F

AB 33
R 3
H 11
RBI 3
BB 2
SO 7
LOB 16



| Batter | 1 | 2 | 3 | 4 | 5 | 6 | 7 | 8 | 9 | AB | R | H | RBI | BB | SO | LOB | BOTTOM | | | | |
|---|------------------------------|---------------------------------|------------------------------|---------------------------------|------------------------------|---------------------------------|------------------------------|---------------------------------|------------------------------|---------------------------------|------------------------------|---------------------------------|------------------------------|----------------------------------|------------------------------|---------------------------------|----------------------------------|------------------------------------|----------------------------------|--------|--|
| Rick Burleson, R OBP: 0.344, SLG: 0.381 (1, 6) | | | | | | | F9 | | | 4 | 2 | 1 | 0 | 1 | 0 | 5 | | | | | |
| Dave Stapleton, R OBP: 0.320, SLG: 0.465 (1, 4) | | | | | | | L7 | | | 4 | 1 | 2 | 2 | 0 | 0 | 1 | | | | | |
| Fred Lynn, L OBP: 0.393, SLG: 0.497 (1, 8) | | | | | | | | | | 3 | 1 | 2 | 3 | 0 | 0 | 2 | | | | | |
| Tony Perez, R OBP: 0.308, SLG: 0.450 (1, 3) | | | | | | | | | | 4 | 0 | 1 | 1 | 0 | 0 | 1 | | | | | |
| Carlton Fisk, R OBP: 0.355, SLG: 0.505 (1, 2) | | | | | | | | | | 4 | 0 | 1 | 0 | 0 | 0 | 1 | | | | | |
| Carl Yastrzemski, L OBP: 0.343, SLG: 0.451 (1, 7) | | | | | | | | | | 4 | 1 | 1 | 0 | 0 | 0 | 1 | | | | | |
| Jim Rice, R OBP: 0.297, SLG: 0.456 (1, 10) | | | | | | | | | | 3 | 0 | 1 | 0 | 0 | 0 | 0 | | | | | |
| Dwight Evans, R OBP: 0.343, SLG: 0.478 (1, 9) | | | | | | | | | | 3 | 2 | 1 | 0 | 1 | 0 | 2 | | | | | |
| Glenn Hoffman, R OBP: 0.326, SLG: 0.424 (1, 5) | | | | | | | | | | 2 | 0 | 1 | 1 | 1 | 0 | 0 | | | | | |
| Inning Stats | R: 1 E: 0 K: 0 S: 4 | H: 1 LOB: 0 BB: 0 P: 4 | R: 0 E: 0 K: 0 S: 3 | H: 0 LOB: 0 BB: 0 P: 3 | R: 1 E: 0 K: 0 S: 4 | H: 2 LOB: 1 BB: 1 P: 8 | R: 0 E: 0 K: 0 S: 3 | H: 0 LOB: 0 BB: 0 P: 3 | R: 0 E: 0 K: 0 S: 3 | H: 0 LOB: 0 BB: 0 P: 3 | R: 1 E: 0 K: 0 S: 5 | H: 2 LOB: 1 BB: 0 P: 5 | R: 4 E: 0 K: 0 S: 7 | H: 4 LOB: 1 BB: 1 P: 11 | R: 0 E: 0 K: 0 S: 5 | H: 2 LOB: 3 BB: 1 P: 9 | 1B: 6 2B: 5 3B: 0 HR: 0 | SF: 1 SAC: 2 DP: 1 HBP: 0 | WP: 0 PB: 0 SB: 0 CS: 0 | PA: 37 | |
| PITCHER | IP | WLS | BF | H | R | ER | SO | BB | IBB | HBP | BLK | WP | HR | S | P | ERA | WHIP | | | | |
| Paul Mitchell, R ERA: 2.81 (1, 1) | 6.1 | L | 27 | 7 | 6 | 6 | 0 | 1 | 1 | 0 | 0 | 0 | 0 | 25 | 33 | 8.53 | 1.263 | | | | |
| Fred Holdsworth, R ERA: 40.5 (7, 1) | 0.2 | | 5 | 3 | 1 | 1 | 0 | 0 | 0 | 0 | 0 | 0 | 0 | 5 | 5 | 13.50 | 4.500 | | | | |
| Jerry Augustine, L ERA: 4.04 (8, 1) | 1.0 | | 5 | 1 | 0 | 0 | 0 | 1 | 0 | 0 | 0 | 0 | 0 | 4 | 8 | 0.00 | 2.000 | | | | |

Milwaukee Brewers @ Boston Red Sox
Fenway Park, Boston, MA
Thu Aug 07 1980, 7:05 PM EDT
Att: 27,966 - Unknown - 89 F

AB 31
R 7
H 11
RBI 7
BB 3
SO 0
LOB 13



| Batter | 1 | 2 | 3 | 4 | 5 | 6 | 7 | 8 | 9 | AB | R | H | RBI | BB | SO | LOB | TOP | | | | | |
|--|---|---------------------------------|------------------------------|---------------------------------|------------------------------|---------------------------------|------------------------------|---------------------------------|------------------------------|---------------------------------|------------------------------|---------------------------------|------------------------------|---------------------------------|------------------------------|---------------------------------|--|---------------------------------|----------------------------------|------------------------------------|-------------------------|--------|
| Mike Squires, L (1, 3) OBP: 0.348, SLG: 0.358 | | | | | | | | | | 5 | 2 | 3 | 0 | 0 | 0 | 0 | Chicago White Sox @ Boston Red Sox Fenway Park, Boston, MA Sat Aug 09 1980, 3:33 AM EDT Att: 32,719 - Unknown - 92 F | | | | | |
| Jim Morrison, R (1, 4) OBP: 0.319, SLG: 0.415 | | | | | | | | | | 5 | 1 | 2 | 0 | 0 | 0 | 2 | | | | | | |
| Bob Molinaro, L (1, 7) OBP: 0.369, SLG: 0.417 | | | | | | | | | | | | | | | | | | | | | | |
| Thad Bosley, L (7, 7) OBP: 0.272, SLG: 0.279 | | | | | | | | | | | | | | | | | | | | | | |
| Wayne Nordhagen, R (9, FH) OBP: 0.296, SLG: 0.500 | | | | | | | | | | 3 | 0 | 2 | 0 | 1 | 0 | 0 | | | | | | |
| Lamar Johnson, R (1, 10) OBP: 0.321, SLG: 0.425 | | | | | | | | | | 4 | 0 | 2 | 3 | 0 | 1 | 1 | | | | | | |
| Chet Lemon, R (1, 8) OBP: 0.359, SLG: 0.420 | | | | | | | | | | 4 | 1 | 2 | 0 | 0 | 0 | 4 | | | | | | |
| Harold Baines, L (1, 9) OBP: 0.275, SLG: 0.402 | | | | | | | | | | 4 | 1 | 0 | 0 | 0 | 0 | 2 | | | | | | |
| Greg Pryor, R (1, 5) OBP: 0.286, SLG: 0.365 | | | | | | | | | | 4 | 0 | 0 | 0 | 0 | 0 | 3 | | | | | | |
| Bruce Kimm, R (1, 2) OBP: 0.294, SLG: 0.301 | | | | | | | | | | 4 | 0 | 1 | 2 | 0 | 0 | 1 | | | | | | |
| Todd Cruz, R (1, 6) OBP: 0.291, SLG: 0.324 | | | | | | | | | | 4 | 0 | 0 | 0 | 0 | 0 | 1 | | | | | | |
| Inning Stats | R: 0 E: 0 K: 0 S: 3 | H: 1 LOB: 0 BB: 0 P: 3 | R: 2 E: 1 K: 1 S: 8 | H: 2 LOB: 1 BB: 0 P: 8 | R: 0 E: 0 K: 0 S: 4 | H: 1 LOB: 1 BB: 0 P: 4 | R: 0 E: 0 K: 0 S: 4 | H: 1 LOB: 1 BB: 0 P: 4 | R: 1 E: 0 K: 0 S: 6 | H: 3 LOB: 2 BB: 0 P: 6 | R: 0 E: 0 K: 0 S: 3 | H: 0 LOB: 0 BB: 0 P: 3 | R: 2 E: 0 K: 0 S: 5 | H: 3 LOB: 1 BB: 1 P: 9 | R: 0 E: 0 K: 0 S: 3 | H: 0 LOB: 0 BB: 0 P: 3 | R: 0 E: 0 K: 1 S: 6 | H: 1 LOB: 1 BB: 0 P: 6 | 1B: 9 2B: 3 3B: 0 HR: 0 | SF: 0 SAC: 0 DP: 2 HBP: 0 | WP: 0 PB: 0 CS: 0 | PA: 39 |
| PITCHER | IP WLS BF H R ER SO BB IBB HBP BLK WP HR S P ERA WHIP | | | | | | | | | | | | | | | | | | | | | |
| Steve Renko, R (1, 1) ERA: 3.75 | 6.1 L 31 11 5 3 1 0 0 1 0 0 0 0 0 0 0 0 4.26 1.737 | | | | | | | | | | | | | | | | | | | | | |
| Dick Drago, R (7, 1) ERA: 4.78 | 2.2 8 1 0 0 1 0 0 0 0 0 0 0 0 0 10 10 0.00 0.375 | | | | | | | | | | | | | | | | | | | | | |

| | |
|-----|----|
| AB | 38 |
| R | 5 |
| H | 12 |
| RBI | 5 |
| BB | 1 |
| SO | 2 |
| LOB | 15 |



| Batter | 1 | 2 | 3 | 4 | 5 | 6 | 7 | 8 | 9 | AB | R | H | RBI | BB | SO | LOB | BOTTOM | | | | | |
|--|---|---------------------------------|------------------------------|---------------------------------|------------------------------|---------------------------------|------------------------------|---------------------------------|------------------------------|---------------------------------|------------------------------|---------------------------------|------------------------------|---------------------------------|------------------------------|----------------------------------|--|---------------------------------|----------------------------------|------------------------------------|-------------------------|--------|
| Rick Burleson, R (1, 6) OBP: 0.343, SLG: 0.378 | | | | | | | | | | 4 | 0 | 0 | 0 | 1 | 1 | 2 | Chicago White Sox @ Boston Red Sox Fenway Park, Boston, MA Sat Aug 09 1980, 3:33 AM EDT Att: 32,719 - Unknown - 92 F | | | | | |
| Dave Stapleton, R (1, 4) OBP: 0.318, SLG: 0.466 | | | | | | | | | | 5 | 1 | 2 | 0 | 0 | 1 | 2 | | | | | | |
| Fred Lynn, L (1, 8) OBP: 0.397, SLG: 0.500 | | | | | | | | | | 5 | 1 | 2 | 0 | 0 | 0 | 1 | | | | | | |
| Tony Perez, R (1, 3) OBP: 0.304, SLG: 0.443 | | | | | | | | | | 5 | 0 | 0 | 0 | 0 | 1 | 3 | | | | | | |
| Carlton Fisk, R (1, 2) OBP: 0.357, SLG: 0.500 | | | | | | | | | | 4 | 1 | 2 | 0 | 1 | 1 | 2 | | | | | | |
| Carl Yastrzemski, L (1, 7) OBP: 0.350, SLG: 0.461 | | | | | | | | | | 4 | 0 | 3 | 1 | 0 | 0 | 0 | | | | | | |
| Jim Rice, R (1, 10) OBP: 0.299, SLG: 0.452 | | | | | | | | | | 3 | 0 | 0 | 0 | 1 | 0 | 4 | | | | | | |
| Dwight Evans, R (1, 9) OBP: 0.341, SLG: 0.470 | | | | | | | | | | 4 | 1 | 1 | 0 | 0 | 0 | 5 | | | | | | |
| Glenn Hoffman, R (1, 5) OBP: 0.324, SLG: 0.420 | | | | | | | | | | 3 | 0 | 1 | 1 | 0 | 1 | 2 | | | | | | |
| Jim Dwyer, L (8, FH) OBP: 0.370, SLG: 0.449 | | | | | | | | | | 1 | 0 | 0 | 0 | 0 | 1 | 3 | | | | | | |
| Larry Wolfe, R (9, 5) OBP: 0.105, SLG: 0.167 | | | | | | | | | | 0 | 0 | 0 | 0 | 0 | 0 | 0 | | | | | | |
| Inning Stats | R: 1 E: 0 K: 1 S: 6 | H: 2 LOB: 0 BB: 0 P: 6 | R: 1 E: 1 K: 1 S: 8 | H: 2 LOB: 2 BB: 0 P: 8 | R: 0 E: 0 K: 0 S: 3 | H: 0 LOB: 0 BB: 0 P: 3 | R: 0 E: 0 K: 0 S: 4 | H: 2 LOB: 1 BB: 0 P: 4 | R: 0 E: 0 K: 2 S: 7 | H: 0 LOB: 0 BB: 0 P: 7 | R: 0 E: 0 K: 0 S: 3 | H: 0 LOB: 0 BB: 0 P: 3 | R: 1 E: 0 K: 0 S: 5 | H: 2 LOB: 2 BB: 1 P: 9 | R: 1 E: 0 K: 1 S: 7 | H: 2 LOB: 3 BB: 2 P: 15 | R: 0 E: 1 K: 1 S: 7 | H: 1 LOB: 2 BB: 0 P: 7 | 1B: 7 2B: 3 3B: 1 HR: 0 | SF: 0 SAC: 0 DP: 1 HBP: 0 | WP: 1 PB: 0 CS: 0 | PA: 41 |
| PITCHER | IP WLS BF H R ER SO BB IBB HBP BLK WP HR S P ERA WHIP | | | | | | | | | | | | | | | | | | | | | |
| Mike Proly, R (1, 1) ERA: 2.88 | 6.2 W 27 8 3 2 4 0 0 0 0 0 0 0 0 0 35 35 2.70 1.200 | | | | | | | | | | | | | | | | | | | | | |
| Ed Farmer, R (7, 1) ERA: 3.12 | 2.1 S 14 3 1 1 2 2 1 0 0 0 0 0 0 15 27 3.86 2.143 | | | | | | | | | | | | | | | | | | | | | |

| | |
|-----|----|
| AB | 38 |
| R | 4 |
| H | 11 |
| RBI | 2 |
| BB | 3 |
| SO | 6 |
| LOB | 24 |



| Batter | 1 | 2 | 3 | 4 | 5 | 6 | 7 | 8 | 9 | AB | R | H | RBI | BB | SO | LOB | TOP | | | | | | | | | | | | | | | | | | | | | |
|---|------------------------------|---------------------------------|------------------------------|---------------------------------|------------------------------|---------------------------------|------------------------------|---------------------------------|------------------------------|---------------------------------|------------------------------|---------------------------------|------------------------------|---------------------------------|------------------------------|---------------------------------|---|------------------------------------|----------------------------------|--------|-----|----|---|---|----|----|----|-----|-----|-----|----|----|---|---|------|-------|------|-------|
| Mike Squires, L (1, 3) OBP: 0.346, SLG: 0.355 | F5 | | | F6 | | 1B | | F9 | | 4 | 1 | 1 | 0 | 0 | 0 | 0 | Chicago White Sox @ Boston Red Sox Fenway Park, Boston, MA Sun Aug 10 1980, 3:33 AM EDT Att: 30,124 - Unknown - 83 F | | | | | | | | | | | | | | | | | | | | | |
| Jim Morrison, R (1, 4) OBP: 0.319, SLG: 0.413 | F9 | | | 4-3 | | 1B | | F8 | | 4 | 0 | 1 | 0 | 0 | 0 | 0 | | | | | | | | | | | | | | | | | | | | | | |
| Bob Molinaro, L (1, 10) OBP: 0.367, SLG: 0.418 | F5 | | | 3-1 | | K | | | F8 | 4 | 1 | 1 | 0 | 0 | 1 | 2 | | | | | | | | | | | | | | | | | | | | | | |
| Wayne Nordhagen, R (1, 9) OBP: 0.298, SLG: 0.503 | | K | | | | 1B | | | F8 | 4 | 1 | 2 | 1 | 0 | 1 | 1 | | | | | | | | | | | | | | | | | | | | | | |
| Randy Johnson, L (1, 7) OBP: 0.280, SLG: 0.200 | F5 | | | | | F5 | | | E3 | 4 | 0 | 1 | 1 | 0 | 0 | 1 | | | | | | | | | | | | | | | | | | | | | | |
| Thad Bosley, L (9, PR) OBP: 0.272, SLG: 0.279 | | | | | | | | | G6-4-3 | 0 | 0 | 0 | 0 | 0 | 0 | 0 | | | | | | | | | | | | | | | | | | | | | | |
| Chet Lemon, R (1, 8) OBP: 0.381, SLG: 0.420 | | K | | | | | | | G6-4-3 | 4 | 0 | 2 | 1 | 0 | 1 | 1 | | | | | | | | | | | | | | | | | | | | | | |
| Greg Pryor, R (1, 5) OBP: 0.283, SLG: 0.361 | | | | F4 | | 5-3 | | | K | 3 | 0 | 0 | 0 | 0 | 1 | 3 | | | | | | | | | | | | | | | | | | | | | | |
| Bruce Kimm, R (1, 2) OBP: 0.290, SLG: 0.297 | | | | 5-3 | | F9 | | | G5-4-3 | 3 | 0 | 0 | 0 | 0 | 0 | 3 | | | | | | | | | | | | | | | | | | | | | | |
| Todd Cruz, R (1, 6) OBP: 0.292, SLG: 0.325 | | | | 6-3 | | 6-3 | | | 1B | 3 | 0 | 1 | 0 | 0 | 0 | 0 | | | | | | | | | | | | | | | | | | | | | | |
| Inning Stats | R: 0 E: 0 K: 0 S: 3 | H: 0 LOB: 0 BB: 0 P: 3 | R: 0 E: 0 K: 2 S: 7 | H: 0 LOB: 0 BB: 0 P: 7 | R: 0 E: 0 K: 0 S: 3 | H: 0 LOB: 0 BB: 0 P: 3 | R: 1 E: 0 K: 0 S: 5 | H: 2 LOB: 1 BB: 0 P: 5 | R: 1 E: 0 K: 1 S: 7 | H: 3 LOB: 1 BB: 0 P: 7 | R: 0 E: 0 K: 1 S: 6 | H: 2 LOB: 1 BB: 0 P: 6 | R: 0 E: 0 K: 0 S: 3 | H: 1 LOB: 0 BB: 0 P: 3 | R: 1 E: 1 K: 0 S: 4 | H: 1 LOB: 1 BB: 0 P: 4 | 1B: 7 2B: 2 3B: 0 HR: 0 | SF: 0 SAC: 0 DP: 2 HBP: 0 | WP: 0 PB: 0 SB: 1 CS: 0 | PA: 33 | | | | | | | | | | | | | | | | | | |
| PITCHER | IP | WLS | BF | H | R | ER | SO | BB | IBB | HBP | BLK | WP | HR | S | P | ERA | WHIP | PITCHER | | IP | WLS | BF | H | R | ER | SO | BB | IBB | HBP | BLK | WP | HR | S | P | ERA | WHIP | | |
| Dennis Eckersley, R (1, 1) ERA: 4.4 | 8.0 | W | 30 | 9 | 3 | 3 | 4 | 0 | 0 | 0 | 0 | 0 | 0 | 38 | 38 | 3.38 | 1.125 | | | 8.0 | L | 32 | 6 | 4 | 4 | 5 | 2 | 0 | 0 | 0 | 0 | 0 | 0 | 0 | 4.50 | 1.000 | | |
| Bob Stanley, R (9, 1) ERA: 3.71 | 1.0 | S | 3 | 0 | 0 | 0 | 0 | 0 | 0 | 0 | 0 | 0 | 0 | 3 | 3 | 0.00 | 0.000 | | | 1.0 | S | 3 | 0 | 0 | 0 | 0 | 0 | 0 | 0 | 0 | 0 | 0 | 0 | 0 | 0 | 0 | 0.00 | 0.000 |


| Batter | 1 | 2 | 3 | 4 | 5 | 6 | 7 | 8 | 9 | AB | R | H | RBI | BB | SO | LOB | BOTTOM | | | | | | | | | | | | | | | | | | | |
|--|------------------------------|---------------------------------|------------------------------|---------------------------------|------------------------------|---------------------------------|------------------------------|---------------------------------|------------------------------|---------------------------------|------------------------------|----------------------------------|------------------------------|---------------------------------|------------------------------|---------------------------------|---|----------------------------------|------------------------------------|----------------------------------|--------|----|---|---|----|----|----|-----|-----|-----|----|----|---|---|------|-------|
| Rick Burleson, R (1, 6) OBP: 0.340, SLG: 0.374 | 5-3 | | 4-3 | | L3 | | F8 | | | 4 | 0 | 0 | 0 | 0 | 0 | 0 | Chicago White Sox @ Boston Red Sox Fenway Park, Boston, MA Sun Aug 10 1980, 3:33 AM EDT Att: 30,124 - Unknown - 83 F | | | | | | | | | | | | | | | | | | | |
| Dave Stapleton, R (1, 4) OBP: 0.318, SLG: 0.463 | F7 | | | 5-3 | | BB | | K | | 4 | 1 | 1 | 0 | 0 | 1 | 0 | | | | | | | | | | | | | | | | | | | | |
| Fred Lynn, L (1, 8) OBP: 0.398, SLG: 0.501 | | | | F9 | | HR | | 4-3 | | 3 | 1 | 1 | 0 | 1 | 0 | 0 | | | | | | | | | | | | | | | | | | | | |
| Tony Perez, R (1, 3) OBP: 0.305, SLG: 0.457 | K | | | HR | | HR | | K | | 4 | 2 | 2 | 4 | 0 | 2 | 1 | | | | | | | | | | | | | | | | | | | | |
| Carlton Fisk, R (1, 2) OBP: 0.356, SLG: 0.497 | | K | | BB | | 6-3 | | F9 | | 4 | 0 | 1 | 0 | 0 | 1 | 0 | | | | | | | | | | | | | | | | | | | | |
| Carl Yastrzemski, L (1, 7) OBP: 0.350, SLG: 0.458 | F2 | | | BB | | F9 | | | | 2 | 0 | 0 | 0 | 1 | 0 | 0 | | | | | | | | | | | | | | | | | | | | |
| Jim Rice, R (1, 10) OBP: 0.299, SLG: 0.454 | F9 | | | BB | | 1-3 | | | | 3 | 0 | 1 | 0 | 0 | 0 | 2 | | | | | | | | | | | | | | | | | | | | |
| Dwight Evans, R (1, 9) OBP: 0.338, SLG: 0.465 | | | 5-3 | | K | | F7 | | | 3 | 0 | 0 | 0 | 0 | 1 | 1 | | | | | | | | | | | | | | | | | | | | |
| Glenn Hoffman, R (1, 5) OBP: 0.318, SLG: 0.411 | | | 6-3 | | 6-3 | | F8 | | | 3 | 0 | 0 | 0 | 0 | 0 | 0 | | | | | | | | | | | | | | | | | | | | |
| Inning Stats | R: 0 E: 0 K: 1 S: 6 | H: 1 LOB: 1 BB: 0 P: 6 | R: 0 E: 0 K: 1 S: 5 | H: 0 LOB: 0 BB: 0 P: 5 | R: 0 E: 0 K: 0 S: 3 | H: 0 LOB: 0 BB: 0 P: 3 | R: 1 E: 0 K: 0 S: 5 | H: 2 LOB: 2 BB: 1 P: 9 | R: 0 E: 0 K: 1 S: 5 | H: 0 LOB: 0 BB: 0 P: 5 | R: 3 E: 0 K: 0 S: 6 | H: 3 LOB: 1 BB: 1 P: 10 | R: 0 E: 0 K: 1 S: 5 | H: 0 LOB: 0 BB: 0 P: 5 | R: 0 E: 0 K: 1 S: 5 | H: 0 LOB: 0 BB: 0 P: 5 | | 1B: 2 2B: 2 3B: 0 HR: 2 | SF: 0 SAC: 0 DP: 0 HBP: 0 | WP: 0 PB: 0 SB: 0 CS: 0 | PA: 32 | | | | | | | | | | | | | | | |
| PITCHER | IP | WLS | BF | H | R | ER | SO | BB | IBB | HBP | BLK | WP | HR | S | P | ERA | WHIP | PITCHER | | IP | WLS | BF | H | R | ER | SO | BB | IBB | HBP | BLK | WP | HR | S | P | ERA | WHIP |
| LaMarr Hoyt, R (1, 1) ERA: 4.47 | 8.0 | L | 32 | 6 | 4 | 4 | 5 | 2 | 0 | 0 | 0 | 0 | 2 | 40 | 48 | 4.50 | 1.000 | | | 8.0 | L | 32 | 6 | 4 | 4 | 5 | 2 | 0 | 0 | 0 | 0 | 0 | 0 | 0 | 4.47 | 1.000 |

| Batter | 1 | 2 | 3 | 4 | 5 | 6 | 7 | 8 | 9 | AB | R | H | RBI | BB | SO | LOB | TOP | | | | | | | | | | |
|---|------------------------------|-------------------------|------------------------------|---------------------------------|------------------------------|----------------------------------|------------------------------|----------------------------------|------------------------------|---------------------------------|------------------------------|---------------------------------|------------------------------|---------------------------------|------------------------------|----------------------------------|---|------------------------------------|------------------------------------|----------------------------------|--------|--|--|--|--|--|--|
| Rick Burleson, R OBP: 0.339, SLG: 0.373 (1, 6) | | | | | | | | | | 5 | 2 | 1 | 0 | 0 | 1 | 1 | Boston Red Sox @ Detroit Tigers Tiger Stadium, Detroit, MI Mon Aug 11 1980, 7:05 PM EDT Att: 28,222 - Unknown | | | | | | | | | | |
| Dave Stapleton, R OBP: 0.324, SLG: 0.468 (1, 4) | | | | | | | | | | 4 | 2 | 2 | 1 | 1 | 2 | 0 | | | | | | | | | | | |
| Fred Lynn, L OBP: 0.400, SLG: 0.511 (1, 8) | | | | | | | | | | 5 | 2 | 3 | 3 | 0 | 1 | 0 | | | | | | | | | | | |
| Tony Perez, R OBP: 0.309, SLG: 0.466 (1, 10) | | | | | | | | | | 5 | 1 | 3 | 2 | 0 | 0 | 0 | | | | | | | | | | | |
| Carlton Fisk, R OBP: 0.357, SLG: 0.494 (1, 2) | | | | | | | | | | 4 | 0 | 1 | 0 | 1 | 0 | 2 | | | | | | | | | | | |
| Carl Yastrzemski, L OBP: 0.346, SLG: 0.453 (1, 3) | | | | | | | | | | 3 | 0 | 0 | 1 | 1 | 1 | 4 | | | | | | | | | | | |
| Jim Dwyer, L OBP: 0.371, SLG: 0.442 (1, 7) | | | | | | | | | | 3 | 0 | 0 | 0 | 2 | 1 | 1 | | | | | | | | | | | |
| Dwight Evans, R OBP: 0.339, SLG: 0.466 (1, 9) | | | | | | | | | | 4 | 0 | 1 | 0 | 1 | 2 | 4 | | | | | | | | | | | |
| Glenn Hoffman, R OBP: 0.310, SLG: 0.400 (1, 5) | | | | | | | | | | 4 | 0 | 0 | 0 | 0 | 1 | 3 | | | | | | | | | | | |
| Inning Stats | R: 3 E: 0 K: 1 S: 9 | H: 4 LOB: 2 P: 13 | R: 1 E: 1 K: 2 S: 8 | H: 1 LOB: 0 BB: 0 P: 8 | R: 1 E: 0 K: 0 S: 4 | H: 1 LOB: 2 BB: 2 P: 12 | R: 0 E: 0 K: 1 S: 7 | H: 2 LOB: 3 BB: 1 P: 11 | R: 0 E: 0 K: 2 S: 4 | H: 1 LOB: 1 BB: 0 P: 8 | R: 0 E: 0 K: 0 S: 3 | H: 0 LOB: 0 BB: 0 P: 3 | R: 0 E: 0 K: 1 S: 5 | H: 0 LOB: 0 BB: 1 P: 5 | R: 0 E: 0 K: 2 S: 8 | H: 1 LOB: 2 BB: 1 P: 12 | | 1B: 7 2B: 2 3B: 0 HR: 2 | SF: 1 SAC: 0 DP: 0 HBP: 0 | WP: 2 PB: 0 SB: 2 CS: 0 | PA: 44 | | | | | | |
| PITCHER | IP | WLS | BF | H | R | ER | SO | BB | IBB | HBP | BLK | WP | HR | S | P | ERA | WHIP | | | | | | | | | | |
| Jack Morris, R ERA: 4.52 (1, 1) | 3.2 | | 23 | 8 | 5 | 4 | 4 | 4 | 0 | 0 | 0 | 0 | 1 | 27 | 43 | 9.82 | 3.273 | | | | | | | | | | |
| Bruce Robbins, L ERA: 5.53 (4, 1) | 3.1 | | 13 | 2 | 2 | 2 | 2 | 1 | 0 | 0 | 0 | 1 | 1 | 16 | 20 | 5.40 | 0.900 | | | | | | | | | | |
| Aurelio Lopez, R ERA: 3.38 (8, 1) | 2.0 | W | 8 | 1 | 0 | 0 | 3 | 0 | 1 | 0 | 0 | 1 | 0 | 13 | 17 | 0.00 | 0.500 | | | | | | | | | | |
| Batter | 1 | 2 | 3 | 4 | 5 | 6 | 7 | 8 | 9 | AB | R | H | RBI | BB | SO | LOB | BOTTOM | | | | | | | | | | |
| Jim Lentine, R OBP: 0.353, SLG: 0.355 ERA: 4.52 (1, 8) | | | | | | | | | | 0 | 1 | 0 | 0 | 1 | 0 | 0 | Boston Red Sox @ Detroit Tigers Tiger Stadium, Detroit, MI Mon Aug 11 1980, 7:05 PM EDT Att: 28,222 - Unknown | | | | | | | | | | |
| Rick Peters, S OBP: 0.378, SLG: 0.394 (2, FH) (3, 8) | | | | | | | | | | 3 | 1 | 1 | 0 | 1 | 0 | 0 | | | | | | | | | | | |
| Tom Brookens, R OBP: 0.310, SLG: 0.379 (1, 5) | | | | | | | | | | 5 | 1 | 2 | 2 | 0 | 0 | 1 | | | | | | | | | | | |
| Steve Kemp, L OBP: 0.397, SLG: 0.455 (1, 7) | | | | | | | | | | 5 | 1 | 2 | 0 | 0 | 0 | 1 | | | | | | | | | | | |
| John Wockenfuss, R OBP: 0.396, SLG: 0.479 (1, 3) (4, 2) | | | | | | | | | | 4 | 1 | 1 | 0 | 1 | 0 | 2 | | | | | | | | | | | |
| Lance Parrish, R OBP: 0.328, SLG: 0.525 (1, 10) | | | | | | | | | | 4 | 1 | 2 | 1 | 0 | 0 | 0 | | | | | | | | | | | |
| Al Cowens, R OBP: 0.337, SLG: 0.349 (1, 9) | | | | | | | | | | 4 | 0 | 1 | 0 | 0 | 2 | 4 | | | | | | | | | | | |
| Duffy Dyer, R OBP: 0.221, SLG: 0.328 (1, 2) | | | | | | | | | | 1 | 0 | 0 | 0 | 0 | 1 | 2 | | | | | | | | | | | |
| Richie Hebner, L OBP: 0.358, SLG: 0.466 (3, PH) (4, 3) | | | | | | | | | | 1 | 1 | 1 | 3 | 0 | 0 | 0 | | | | | | | | | | | |
| Tim Corcoran, L OBP: 0.266, SLG: 0.200 (5, PH) (6, 3) | | | | | | | | | | 2 | 0 | 0 | 0 | 0 | 1 | 2 | | | | | | | | | | | |
| Mark Wagner, R OBP: 0.278, SLG: 0.265 (1, 6) | | | | | | | | | | 4 | 0 | 2 | 0 | 0 | 0 | 2 | | | | | | | | | | | |
| Lou Whitaker, L OBP: 0.344, SLG: 0.277 (1, 4) | | | | | | | | | | 4 | 1 | 0 | 0 | 0 | 1 | 2 | | | | | | | | | | | |
| Inning Stats | R: 3 E: 0 K: 1 S: 8 | H: 3 LOB: 2 P: 16 | R: 0 E: 0 K: 1 S: 5 | H: 0 LOB: 0 BB: 0 P: 5 | R: 3 E: 0 K: 1 S: 9 | H: 4 LOB: 1 BB: 0 P: 9 | R: 0 E: 0 K: 0 S: 4 | H: 1 LOB: 1 BB: 0 P: 4 | R: 0 E: 0 K: 2 S: 7 | H: 0 LOB: 0 BB: 0 P: 7 | R: 0 E: 0 K: 0 S: 3 | H: 1 LOB: 2 BB: 0 P: 5 | R: 0 E: 2 K: 0 S: 6 | H: 3 LOB: 1 BB: 0 P: 6 | R: 2 E: 1 K: 0 S: 6 | H: 3 LOB: 1 BB: 0 P: 6 | 1B: 8 2B: 2 3B: 0 HR: 2 | SF: 0 SAC: 0 DP: 0 HBP: 0 | WP: 0 PB: 0 SB: 0 CS: 0 | PA: 40 | | | | | | | |
| PITCHER | IP | WLS | BF | H | R | ER | SO | BB | IBB | HBP | BLK | WP | HR | S | P | ERA | WHIP | | | | | | | | | | |
| Bob Ojeda, L ERA: 6.92 (1, 1) | 0.0 | | 3 | 1 | 0 | 0 | 0 | 1 | 0 | 0 | 0 | 0 | 0 | 2 | 6 | 0.00 | 6.000 | | | | | | | | | | |
| Skip Lockwood, R ERA: 5.59 (1, 1) | 5.0 | | 20 | 5 | 3 | 3 | 5 | 0 | 0 | 0 | 0 | 0 | 1 | 30 | 30 | 5.40 | 1.000 | | | | | | | | | | |
| Dick Drago, R ERA: 4.82 (6, 1) | 2.1 | L | 13 | 4 | 2 | 0 | 0 | 1 | 0 | 0 | 0 | 0 | 0 | 12 | 16 | 0.00 | 2.143 | | | | | | | | | | |
| Tom Burgmeier, L ERA: 2.14 (8, 1) | 0.1 | | 1 | 0 | 0 | 0 | 0 | 0 | 0 | 0 | 0 | 0 | 0 | 1 | 1 | 0.00 | 0.000 | | | | | | | | | | |

| Batter | 1 | 2 | 3 | 4 | 5 | 6 | 7 | 8 | 9 | AB | R | H | RBI | BB | SO | LOB | TOP | | | | | | | | | | | |
|---|------------------------------|---------------------------------|------------------------------|---------------------------------|------------------------------|---------------------------------|------------------------------|---------------------------------|------------------------------|---------------------------------|------------------------------|---------------------------------|------------------------------|---------------------------------|------------------------------|---------------------------------|----------------------------------|------------------------------------|----------------------------------|--------|--|--|--|--|--|--|--|--|
| Rick Burleson, R OBP: 0.339, SLG: 0.371 (1, 6) | 4-0 1-3 2B BB | 0-0 4-3 | | 0-0 L8 | | | 0-0 1B 1B | 0-0 F9 | | 4 | 1 | 1 | 0 | 1 | 0 | 3 | | | | | | | | | | | | |
| Dave Stapleton, R OBP: 0.321, SLG: 0.462 (1, 4) | 0-0 1-3 | 0-0 1B | | | 0-0 6-3 | | 0-0 B1 | 0-0 F8 | | 5 | 0 | 1 | 2 | 0 | 0 | 2 | | | | | | | | | | | | |
| Fred Lynn, L OBP: 0.402, SLG: 0.518 (1, 8) | 0-0 4-3 2H 3H 1B | 0-0 F8 | | | 0-0 S 1B | | 0-0 L7 | 0-0 1B 2B | | 5 | 1 | 3 | 1 | 0 | 0 | 2 | | | | | | | | | | | | |
| Tony Perez, R OBP: 0.312, SLG: 0.468 (1, 3) | 0-0 4-3 | | | 0-0 1B | | 0-0 F4 | 0-0 FC6-4 1B | 0-0 G5-4-3 1B | | 5 | 0 | 3 | 0 | 0 | 0 | 2 | | | | | | | | | | | | |
| Carlton Fisk, R OBP: 0.354, SLG: 0.489 (1, 2) | 0-0 1B | | | 0-3 K | | 0-3 K | 0-0 FC6-4 1B | 0-0 G5-4-3 1B | | 5 | 0 | 1 | 1 | 0 | 2 | 6 | | | | | | | | | | | | |
| Carl Yastrzemski, L OBP: 0.344, SLG: 0.447 (1, 7) | 0-0 4-3 | | | 0-0 F5 | | 0-0 G3 | | 0-0 G1 | | 4 | 0 | 0 | 0 | 0 | 0 | 2 | | | | | | | | | | | | |
| Jim Dwyer, L OBP: 0.369, SLG: 0.454 (1, 9) | | 0-0 F7 | | 0-0 F8 | | 0-0 F2 | | 0-0 HR | | 4 | 1 | 1 | 1 | 0 | 0 | 1 | | | | | | | | | | | | |
| Butch Hobson, R OBP: 0.288, SLG: 0.370 (1, 10) | | 0-0 E6 2B 1B | | 0-0 F9 | | 0-0 1B | | 0-0 F3 | | 4 | 1 | 1 | 0 | 0 | 0 | 0 | | | | | | | | | | | | |
| Glenn Hoffman, R OBP: 0.314, SLG: 0.409 (1, 5) | | 0-0 1-3 1B 2B | | 0-3 K | | 0-0 F7 | | 0-0 1B | | 4 | 1 | 2 | 0 | 0 | 1 | 1 | | | | | | | | | | | | |
| Inning Stats | R: 2 E: 0 K: 0 S: 5 | H: 2 LOB: 1 BB: 1 P: 9 | R: 2 E: 1 K: 0 S: 6 | H: 2 LOB: 1 BB: 0 P: 6 | R: 0 E: 0 K: 1 S: 6 | H: 1 LOB: 1 BB: 0 P: 6 | R: 0 E: 0 K: 1 S: 5 | H: 0 LOB: 0 BB: 0 P: 5 | R: 0 E: 0 K: 0 S: 4 | H: 1 LOB: 1 BB: 0 P: 4 | R: 0 E: 0 K: 0 S: 5 | H: 2 LOB: 2 BB: 0 P: 5 | R: 1 E: 0 K: 0 S: 5 | H: 2 LOB: 1 BB: 0 P: 5 | R: 0 E: 0 K: 0 S: 4 | H: 2 LOB: 1 BB: 0 P: 4 | 1B: 9 2B: 3 3B: 0 HR: 1 | SF: 0 SAC: 0 DP: 1 HBP: 0 | WP: 0 PB: 0 SB: 1 CS: 0 | PA: 41 | | | | | | | | |
| PITCHER | IP | WLS | BF | H | R | ER | SO | BB | IBB | HBP | BLK | WP | HR | S | P | ERA | WHIP | | | | | | | | | | | |
| Mark Fidrych, R ERA: 3.38 Aurelio Lopez, R ERA: 3.33 | (1, 1) | 8.0 | L | 37 | 11 | 5 | 3 | 3 | 1 | 0 | 0 | 0 | 0 | 1 | 42 | 46 | 3.38 | 1.500 | | | | | | | | | | |

Boston Red Sox @ Detroit Tigers
Tiger Stadium, Detroit, MI
Tue Aug 12 1980, 7:05 PM EDT
Att: 48,361 - Unknown - 72 F


AB 40
R 5
H 13
RBI 5
BB 1
SO 3
LOB 19



| Batter | 1 | 2 | 3 | 4 | 5 | 6 | 7 | 8 | 9 | AB | R | H | RBI | BB | SO | LOB | BOTTOM | | | | | | | | | | |
|--|------------------------------|----------------------------------|------------------------------|---------------------------------|------------------------------|---------------------------------|--------------------------------|---------------------------------|------------------------------|---------------------------------|------------------------------|---------------------------------|------------------------------|----------------------------------|------------------------------|---------------------------------|------------------------------|---------------------------------|----------------------------------|------------------------------------|----------------------------------|--------|--|--|--|--|--|
| Rick Peters, S OBP: 0.378, SLG: 0.393 (1, 8) | 0-0 L7 | | 0-0 L7 | | 4-0 2B BB | | 0-0 SF8 | | 0-0 1B | 3 | 1 | 1 | 1 | 1 | 0 | 0 | | | | | | | | | | | |
| Lou Whitaker, L OBP: 0.344, SLG: 0.280 (1, 4) | 0-0 F7 | | 0-0 4-3 | | 0-0 1-2 2B | | 0-0 3H 4-0 G6-3 BB | | 0-0 5-3 | 4 | 0 | 1 | 2 | 1 | 0 | 1 | | | | | | | | | | | |
| Steve Kemp, L OBP: 0.396, SLG: 0.451 (1, 10) | 4-0 BB BB | | | 0-0 1-3 | 0-0 4-3 | | 0-0 G6-3 1-2 | | | 3 | 0 | 0 | 0 | 1 | 0 | 3 | | | | | | | | | | | |
| Richie Hebner, L OBP: 0.360, SLG: 0.465 (1, 3) | 4-0 1-2 BB | | | 0-0 L9 | | 0-0 4-3 | | 0-0 5-3 1B | | 3 | 0 | 1 | 0 | 1 | 0 | 0 | | | | | | | | | | | |
| Champ Summers, L OBP: 0.397, SLG: 0.521 (1, 7) | 0-0 4-3 | | | 0-0 HR | | 0-0 4-3 | | 0-0 5-3 | | 4 | 1 | 1 | 1 | 0 | 0 | 3 | | | | | | | | | | | |
| Lance Parrish, R OBP: 0.326, SLG: 0.522 (1, 2) | | 0-0 F7 | | 0-0 5-3 | | 0-0 FC6-4 1B | | 0-0 F4 | | 4 | 0 | 1 | 0 | 0 | 0 | 1 | | | | | | | | | | | |
| Al Cowens, R OBP: 0.333, SLG: 0.345 (1, 9) | | 0-0 5-3 | | | 0-0 1-3 | 0-0 FC6-4 | | 0-0 6-3 | | 4 | 0 | 0 | 0 | 0 | 0 | 2 | | | | | | | | | | | |
| Tom Brookens, R OBP: 0.309, SLG: 0.375 (1, 5) | | 0-0 F6 | | | 0-0 B1 | | 4-0 1B SF8 BB | | 0-3 K | 3 | 1 | 0 | 0 | 1 | 1 | 0 | | | | | | | | | | | |
| Mark Wagner, R OBP: 0.308, SLG: 0.297 John Wockenfuss, R (9, PH) OBP: 0.395, SLG: 0.477 | (1, 6) | | 0-0 L1 | | 0-0 WP 2B 1B | | 0-0 1-3 1B | | 0-0 F8 | 3 | 1 | 2 | 0 | 0 | 0 | 0 | | | | | | | | | | | |
| Inning Stats | R: 0 E: 0 K: 0 S: 3 | H: 0 LOB: 2 BB: 2 P: 11 | R: 0 E: 0 K: 0 S: 3 | H: 0 LOB: 0 BB: 0 P: 3 | R: 0 E: 0 K: 0 S: 3 | H: 0 LOB: 0 BB: 0 P: 3 | R: 1 E: 0 K: 0 S: 4 | H: 1 LOB: 0 BB: 0 P: 4 | R: 2 E: 0 K: 0 S: 5 | H: 2 LOB: 1 BB: 1 P: 9 | R: 0 E: 0 K: 0 S: 4 | H: 1 LOB: 1 BB: 0 P: 4 | R: 1 E: 0 K: 0 S: 3 | H: 1 LOB: 1 BB: 2 P: 11 | R: 0 E: 0 K: 0 S: 4 | H: 1 LOB: 1 BB: 0 P: 4 | R: 0 E: 0 K: 1 S: 6 | H: 1 LOB: 1 BB: 0 P: 6 | 1B: 5 2B: 1 3B: 0 HR: 1 | SF: 1 SAC: 0 DP: 1 HBP: 0 | WP: 1 PB: 0 SB: 0 CS: 0 | PA: 38 | | | | | |
| PITCHER | IP | WLS | BF | H | R | ER | SO | BB | IBB | HBP | BLK | WP | HR | S | P | ERA | WHIP | | | | | | | | | | |
| Mike Torrez, R ERA: 4.52 Bill Campbell, R ERA: 4.82 Bob Stanley, R ERA: 3.66 | (1, 1) | 6.1 | W | 28 | 5 | 4 | 4 | 0 | 0 | 0 | 0 | 0 | 0 | 3 | 7 | 0.00 | 2.000 | | | | | | | | | | |
| | (7, 1) | 1.0 | W | 4 | 1 | 0 | 0 | 0 | 1 | 0 | 0 | 0 | 0 | 3 | 7 | 0.00 | 2.000 | | | | | | | | | | |
| | (8, 1) | 1.2 | S | 6 | 1 | 0 | 0 | 1 | 0 | 0 | 0 | 0 | 0 | 8 | 8 | 0.00 | 0.600 | | | | | | | | | | |

Boston Red Sox @ Detroit Tigers
Tiger Stadium, Detroit, MI
Tue Aug 12 1980, 7:05 PM EDT
Att: 48,361 - Unknown - 72 F

AB 32
R 4
H 7
RBI 4
BB 5
SO 1
LOB 10



| Batter | 1 | 2 | 3 | 4 | 5 | 6 | 7 | 8 | 9 | AB | R | H | RBI | BB | SO | LOB | TOP | | | |
|---|------------------------------|---------------------------------|-------------------------------|----------------------------------|------------------------------|---------------------------------|------------------------------|---------------------------------|------------------------------|---------------------------------|------------------------------|---------------------------------|-------------------------------|----------------------------------|------------------------------|----------------------------------|---|------------------------------------|----------------------------------|--------|
| Rick Burleson, R OBP: 0.340, SLG: 0.374 (1, 6) | | | | | | | | | | 5 | 0 | 2 | 0 | 0 | 0 | 1 | Boston Red Sox @ Detroit Tigers Tiger Stadium, Detroit, MI Wed Aug 13 1980, 7:05 PM EDT Att: 24,565 - Unknown | | | |
| Dave Stapleton, R OBP: 0.323, SLG: 0.465 (1, 4) | | | | | | | | | | 5 | 0 | 2 | 0 | 0 | 0 | 1 | | | | |
| Fred Lynn, L OBP: 0.400, SLG: 0.512 (1, 8) | | | | | | | | | | 4 | 0 | 0 | 0 | 1 | 1 | 3 | | | | |
| Tony Perez, R OBP: 0.313, SLG: 0.469 (1, 3) | | | | | | | | | | 5 | 1 | 2 | 0 | 0 | 0 | 4 | | | | |
| Carlton Fisk, R OBP: 0.355, SLG: 0.486 (1, 2) | | | | | | | | | | 4 | 0 | 1 | 0 | 1 | 2 | 4 | | | | |
| Carl Yastrzemski, L OBP: 0.346, SLG: 0.449 (1, 7) | | | | | | | | | | 3 | 0 | 2 | 0 | 0 | 0 | 1 | | | | |
| Jim Dwyer, L OBP: 0.373, SLG: 0.454 (8, PH) | | | | | | | | | | 2 | 0 | 1 | 1 | 1 | 0 | 2 | | | | |
| Dwight Evans, R OBP: 0.338, SLG: 0.464 (8, 9) | | | | | | | | | | 1 | 0 | 0 | 0 | 0 | 1 | 3 | | | | |
| Butch Hobson, R OBP: 0.285, SLG: 0.365 (1, 10) | | | | | | | | | | 4 | 0 | 0 | 0 | 0 | 1 | 9 | | | | |
| Glenn Hoffman, R OBP: 0.315, SLG: 0.408 (8, PH) | | | | | | | | | | 3 | 0 | 1 | 0 | 0 | 2 | 4 | | | | |
| Gary Hancock, L OBP: 0.190, SLG: 0.220 (8, 9) | | | | | | | | | | 1 | 0 | 0 | 0 | 0 | 1 | 3 | | | | |
| Gary Allenson, R OBP: 0.468, SLG: 0.481 (8, 5) | | | | | | | | | | 0 | 0 | 0 | 0 | 0 | 0 | 0 | | | | |
| Inning Stats | R: 0 E: 0 K: 0 S: 3 | H: 1 LOB: 0 BB: 0 P: 3 | R: 1 E: 0 K: 2 S: 10 | H: 3 LOB: 2 BB: 0 P: 10 | R: 0 E: 0 K: 0 S: 4 | H: 1 LOB: 2 BB: 1 P: 4 | R: 0 E: 1 K: 1 S: 6 | H: 0 LOB: 0 BB: 0 P: 5 | R: 0 E: 0 K: 0 S: 4 | H: 1 LOB: 2 BB: 1 P: 8 | R: 0 E: 1 K: 0 S: 4 | H: 1 LOB: 1 BB: 0 P: 4 | R: 0 E: 2 K: 3 S: 12 | H: 1 LOB: 3 BB: 0 P: 12 | R: 0 E: 0 K: 1 S: 6 | H: 2 LOB: 2 BB: 1 P: 10 | 1B: 8 2B: 5 3B: 0 HR: 0 | SF: 0 SAC: 1 DP: 3 HBP: 0 | WP: 0 PB: 0 SB: 0 CS: 0 | PA: 41 |
| PITCHER | IP | WLS | BF | H | R | ER | SO | BB | IBB | HBP | BLK | WP | HR | S | P | ERA | WHIP | | | |
| Dan Petry, R ERA: 3.22 (1, 1) | 7.0 | W | 32 | 9 | 1 | 1 | 4 | 1 | 1 | 0 | 0 | 0 | 0 | 38 | 46 | 1.29 | 1.429 | | | |
| Pat Underwood, L ERA: 3.53 (8, 1) | 0.0 | | 1 | 0 | 0 | 0 | 0 | 0 | 0 | 0 | 0 | 0 | 0 | 1 | 1 | ∞ | ∞ | | | |
| Aurelio Lopez, R ERA: 3.25 (8, 1) | 2.0 | S | 8 | 2 | 0 | 0 | 4 | 0 | 1 | 0 | 0 | 0 | 0 | 15 | 19 | 0.00 | 1.000 | | | |

| Batter | 1 | 2 | 3 | 4 | 5 | 6 | 7 | 8 | 9 | AB | R | H | RBI | BB | SO | LOB | BOTTOM | | | |
|--|------------------------------|---------------------------------|------------------------------|---------------------------------|------------------------------|----------------------------------|------------------------------|---------------------------------|------------------------------|----------------------------------|------------------------------|----------------------------------|------------------------------|---------------------------------|------------------------------|---------------------------------|---|------------------------------------|----------------------------------|--------|
| Rick Peters, S OBP: 0.377, SLG: 0.391 (1, 8) | | | | | | | | | | 4 | 0 | 1 | 0 | 0 | 1 | 1 | Boston Red Sox @ Detroit Tigers Tiger Stadium, Detroit, MI Wed Aug 13 1980, 7:05 PM EDT Att: 24,565 - Unknown | | | |
| Tom Brookens, R OBP: 0.308, SLG: 0.371 (1, 5) | | | | | | | | | | 3 | 0 | 0 | 0 | 1 | 0 | 2 | | | | |
| Steve Kemp, L OBP: 0.397, SLG: 0.452 (1, 10) | | | | | | | | | | 4 | 1 | 2 | 0 | 0 | 0 | 2 | | | | |
| John Wockenfuss, R OBP: 0.392, SLG: 0.471 (3, 3) | | | | | | | | | | 3 | 1 | 0 | 0 | 0 | 0 | 2 | | | | |
| Jack Morris, R (8, PR) | | | | | | | | | 0 | 0 | 0 | 0 | 0 | 0 | 0 | 0 | | | | |
| Tim Corcoran, L OBP: 0.266, SLG: 0.200 (9, 3) | | | | | | | | | 0 | 0 | 0 | 0 | 0 | 0 | 0 | 0 | | | | |
| Lance Parrish, R OBP: 0.327, SLG: 0.518 (1, 2) | | | | | | | | | 3 | 0 | 0 | 0 | 1 | 0 | 1 | | | | | |
| Richie Hebner, L OBP: 0.359, SLG: 0.463 (1, 3) | | | | | | | | | 1 | 0 | 0 | 0 | 0 | 1 | 0 | | | | | |
| Jim Lentine, R OBP: 0.345, SLG: 0.347 (3, 7) | | | | | | | | | 3 | 0 | 0 | 0 | 0 | 0 | 4 | | | | | |
| Al Cowens, R OBP: 0.331, SLG: 0.342 (1, 9) | | | | | | | | | 3 | 0 | 0 | 1 | 0 | 0 | 2 | | | | | |
| Mark Wagner, R OBP: 0.357, SLG: 0.316 (1, 6) | | | | | | | | | 1 | 0 | 1 | 1 | 2 | 0 | 0 | | | | | |
| Lou Whitaker, L OBP: 0.342, SLG: 0.278 (1, 4) | | | | | | | | | 2 | 0 | 0 | 0 | 0 | 1 | 3 | | | | | |
| Inning Stats | R: 0 E: 0 K: 0 S: 4 | H: 1 LOB: 1 BB: 0 P: 4 | R: 0 E: 0 K: 1 S: 5 | H: 0 LOB: 0 BB: 0 P: 5 | R: 0 E: 0 K: 0 S: 3 | H: 0 LOB: 0 BB: 2 P: 11 | R: 0 E: 0 K: 0 S: 3 | H: 0 LOB: 0 BB: 0 P: 3 | R: 0 E: 0 K: 0 S: 6 | H: 1 LOB: 2 BB: 1 P: 10 | R: 2 E: 1 K: 0 S: 6 | H: 2 LOB: 2 BB: 1 P: 10 | R: 0 E: 0 K: 1 S: 5 | H: 0 LOB: 0 BB: 0 P: 5 | R: 0 E: 0 K: 0 S: 2 | H: 0 LOB: 1 BB: 0 P: 3 | 1B: 4 2B: 0 3B: 0 HR: 0 | SF: 0 SAC: 1 DP: 1 HBP: 1 | WP: 0 PB: 0 SB: 0 CS: 0 | PA: 33 |
| PITCHER | IP | WLS | BF | H | R | ER | SO | BB | IBB | HBP | BLK | WP | HR | S | P | ERA | WHIP | | | |
| John Tudor, L ERA: 2.27 (1, 1) | 6.0 | L | 27 | 4 | 2 | 0 | 2 | 3 | 1 | 0 | 0 | 0 | 0 | 27 | 43 | 0.00 | 1.167 | | | |
| Dick Drago, R ERA: 4.71 (7, 1) | 2.0 | | 6 | 0 | 0 | 0 | 1 | 0 | 0 | 1 | 0 | 0 | 0 | 7 | 8 | 0.00 | 0.000 | | | |

| Batter | 1 | 2 | 3 | 4 | 5 | 6 | 7 | 8 | 9 | AB | R | H | RBI | BB | SO | LOB | TOP | | |
|--|------------------------------|----------------------------------|------------------------------|---------------------------------|------------------------------|---------------------------------|------------------------------|---------------------------------|------------------------------|---------------------------------|------------------------------|---------------------------------|------------------------------|---------------------------------|----------------------------------|------------------------------------|---|--|--|
| Rick Burleson, R OBP: 0.341, SLG: 0.374 (1, 6) | | | | | | | | | | 3 | 1 | 1 | 0 | 1 | 0 | 1 | Boston Red Sox @ Detroit Tigers Tiger Stadium, Detroit, MI Thu Aug 14, 1980, 7:05 PM EDT Att: 25,579 - Unknown - 76 F | | |
| Dave Stapleton, R OBP: 0.321, SLG: 0.465 (1, 4) | | | | | | | | | | 4 | 0 | 1 | 0 | 0 | 0 | 3 | | | |
| Fred Lynn, L OBP: 0.399, SLG: 0.509 (1, 8) | | | | | | | | | | 4 | 1 | 1 | 0 | 0 | 1 | 2 | | | |
| Tony Perez, R OBP: 0.314, SLG: 0.475 (1, 3) | | | | | | | | | | 3 | 1 | 1 | 3 | 1 | 1 | 0 | | | |
| Carlton Fisk, R OBP: 0.357, SLG: 0.488 (1, 2) | | | | | | | | | | 3 | 0 | 1 | 0 | 0 | 1 | 0 | | | |
| Jim Rice, R OBP: 0.301, SLG: 0.453 (1, 7) | | | | | | | | | | 3 | 0 | 1 | 0 | 1 | 1 | 0 | | | |
| Butch Hobson, R OBP: 0.281, SLG: 0.360 (1, 10) | | | | | | | | | | 4 | 0 | 0 | 0 | 0 | 0 | 5 | | | |
| Dwight Evans, R OBP: 0.334, SLG: 0.458 (1, 9) | | | | | | | | | | 4 | 0 | 0 | 0 | 0 | 0 | 2 | | | |
| Glenn Hoffman, R OBP: 0.315, SLG: 0.406 (1, 5) | | | | | | | | | | 3 | 0 | 1 | 0 | 0 | 0 | 0 | | | |
| Inning Stats | R: 3 E: 0 K: 1 S: 7 | H: 2 LOB: 0 BB: 1 P: 11 | R: 0 E: 0 K: 0 S: 3 | H: 0 LOB: 0 BB: 0 P: 3 | R: 0 E: 0 K: 0 S: 3 | H: 1 LOB: 1 BB: 1 P: 9 | R: 0 E: 0 K: 1 S: 5 | H: 1 LOB: 1 BB: 0 P: 4 | R: 0 E: 0 K: 0 S: 4 | H: 0 LOB: 0 BB: 0 P: 3 | R: 0 E: 0 K: 0 S: 4 | H: 1 LOB: 1 BB: 1 P: 4 | R: 0 E: 0 K: 0 S: 3 | H: 1 LOB: 2 BB: 1 P: 8 | 1B: 4 2B: 3 3B: 0 HR: 1 | SF: 0 SAC: 0 DP: 3 HBP: 1 | WP: 1 PA: 35 PB: 0 SB: 0 CS: 0 | | |
| PITCHER | IP | WLS | BF | H | R | ER | SO | BB | IBB | HBP | BLK | WP | HR | S | P | ERA | WHIP | | |
| Dan Schatzeder, L ERA: 4.32 (1, 1) | 8.0 | L | 31 | 6 | 3 | 3 | 4 | 2 | 1 | 0 | 0 | 0 | 1 | 36 | 48 | 3.38 | 1.000 | | |
| Dave Rozema, R ERA: 4.41 (9, 1) | 1.0 | | 4 | 1 | 0 | 0 | 0 | 0 | 0 | 1 | 0 | 1 | 0 | 3 | 4 | 0.00 | 1.000 | | |

| Batter | 1 | 2 | 3 | 4 | 5 | 6 | 7 | 8 | 9 | AB | R | H | RBI | BB | SO | LOB | BOTTOM | | |
|--|------------------------------|---------------------------------|------------------------------|---------------------------------|------------------------------|---------------------------------|------------------------------|---------------------------------|------------------------------|---------------------------------|------------------------------|---------------------------------|------------------------------|---------------------------------|------------------------------|---------------------------------|---|------------------------------------|--|
| Rick Peters, S OBP: 0.375, SLG: 0.389 (1, 8) | | | | | | | | | | 4 | 0 | 1 | 0 | 0 | 0 | 0 | Boston Red Sox @ Detroit Tigers Tiger Stadium, Detroit, MI Thu Aug 14, 1980, 7:05 PM EDT Att: 25,579 - Unknown - 76 F | | |
| Lou Whitaker, L OBP: 0.341, SLG: 0.277 (1, 4) | | | | | | | | | | 4 | 0 | 1 | 0 | 0 | 0 | 0 | | | |
| Steve Kemp, L OBP: 0.396, SLG: 0.458 (1, 10) | | | | | | | | | | 4 | 1 | 1 | 1 | 0 | 0 | 2 | | | |
| Richie Hebner, L OBP: 0.355, SLG: 0.457 (1, 3) | | | | | | | | | | 4 | 0 | 0 | 0 | 0 | 2 | 2 | | | |
| Champ Summers, L OBP: 0.391, SLG: 0.512 (1, 7) | | | | | | | | | | 4 | 0 | 0 | 0 | 0 | 0 | 0 | | | |
| Lance Parrish, R OBP: 0.326, SLG: 0.515 (1, 2) | | | | | | | | | | 4 | 0 | 1 | 0 | 0 | 0 | 1 | | | |
| Al Cowens, R OBP: 0.331, SLG: 0.342 (1, 9) | | | | | | | | | | 3 | 0 | 1 | 0 | 0 | 0 | 1 | | | |
| Tom Brookens, R OBP: 0.308, SLG: 0.369 (1, 5) | | | | | | | | | | 2 | 0 | 0 | 0 | 1 | 0 | 1 | | | |
| Mark Wagner, R OBP: 0.341, SLG: 0.300 (1, 6) | | | | | | | | | | 2 | 0 | 0 | 0 | 0 | 0 | 0 | | | |
| Tim Corcoran, L OBP: 0.296, SLG: 0.200 (7, PH) | | | | | | | | | | 0 | 0 | 0 | 0 | 0 | 0 | 0 | | | |
| John Wockenfuss, R OBP: 0.391, SLG: 0.468 (7, PH) | | | | | | | | | | 1 | 0 | 0 | 0 | 0 | 0 | 2 | | | |
| Stan Papi, R OBP: 0.288, SLG: 0.413 (8, 6) | | | | | | | | | | 0 | 0 | 0 | 0 | 0 | 0 | 0 | | | |
| Inning Stats | R: 1 E: 0 K: 1 S: 6 | H: 1 LOB: 0 BB: 0 P: 6 | R: 0 E: 0 K: 0 S: 4 | H: 1 LOB: 1 BB: 0 P: 4 | R: 0 E: 0 K: 0 S: 5 | H: 2 LOB: 2 BB: 0 P: 5 | R: 0 E: 0 K: 0 S: 3 | H: 0 LOB: 0 BB: 0 P: 3 | R: 0 E: 0 K: 0 S: 3 | H: 0 LOB: 0 BB: 0 P: 3 | R: 0 E: 0 K: 0 S: 4 | H: 1 LOB: 2 BB: 1 P: 8 | R: 0 E: 0 K: 0 S: 3 | H: 0 LOB: 0 BB: 0 P: 3 | R: 0 E: 1 K: 1 S: 5 | H: 0 LOB: 0 BB: 0 P: 5 | 1B: 4 2B: 0 3B: 0 HR: 1 | SF: 0 SAC: 0 DP: 1 HBP: 0 | WP: 0 PA: 33 PB: 0 SB: 0 CS: 0 |
| PITCHER | IP | WLS | BF | H | R | ER | SO | BB | IBB | HBP | BLK | WP | HR | S | P | ERA | WHIP | | |
| Steve Renko, R ERA: 3.61 (1, 1) | 6.2 | W | 26 | 5 | 1 | 1 | 1 | 1 | 0 | 0 | 0 | 0 | 0 | 8 | 27 | 1.35 | 0.900 | | |
| Tom Burgmeier, L ERA: 2.09 (7, 1) | 1.2 | | 6 | 0 | 0 | 0 | 1 | 0 | 0 | 0 | 0 | 0 | 0 | 8 | 8 | 0.00 | 0.000 | | |
| Bob Stanley, R ERA: 3.64 (9, 1) | 0.2 | S | 1 | 0 | 0 | 0 | 0 | 0 | 0 | 0 | 0 | 0 | 0 | 1 | 1 | 0.00 | 0.000 | | |

| Batter | 1 | 2 | 3 | 4 | 5 | 6 | 7 | 8 | 9 | AB | R | H | RBI | BB | SO | LOB | TOP | | | | | | | | |
|---|------------------------------|---------------------------------|------------------------------|---------------------------------|------------------------------|---------------------------------|------------------------------|---------------------------------|------------------------------|---------------------------------|------------------------------|----------------------------------|------------------------------|----------------------------------|------------------------------|----------------------------------|------------------------------|---------------------------------|----------------------------------|------------------------------------|----------------------------------|--------|--|--|--|
| Rick Burleson, R OBP: 0.345, SLG: 0.376 (1, 6) | | | | | | | | | | 5 | 1 | 3 | 1 | 1 | 0 | 3 | | | | | | | | | |
| Dave Stapleton, R OBP: 0.322, SLG: 0.466 (1, 4) | | | | | | | | | | 4 | 2 | 1 | 2 | 1 | 0 | 2 | | | | | | | | | |
| Fred Lynn, L OBP: 0.393, SLG: 0.501 (1, 8) | | | | | | | | | | 6 | 0 | 0 | 0 | 0 | 0 | 6 | | | | | | | | | |
| Tony Perez, R OBP: 0.319, SLG: 0.481 (1, 3) | | | | | | | | | | 3 | 1 | 2 | 0 | 2 | 1 | 1 | | | | | | | | | |
| Carlton Fisk, R OBP: 0.357, SLG: 0.486 (1, 2) | | | | | | | | | | 3 | 0 | 1 | 1 | 1 | 1 | 2 | | | | | | | | | |
| Carl Yastrzemski, L OBP: 0.350, SLG: 0.458 (8, PR) | | | | | | | | | | 5 | 1 | 3 | 1 | 0 | 0 | 3 | | | | | | | | | |
| Garry Hancock, L OBP: 0.190, SLG: 0.220 (8, PR) | | | | | | | | | | 0 | 0 | 0 | 0 | 0 | 0 | 0 | | | | | | | | | |
| Jim Rice, R OBP: 0.300, SLG: 0.449 (1, 7) | | | | | | | | | | 5 | 1 | 1 | 0 | 0 | 1 | 4 | | | | | | | | | |
| Dwight Evans, R OBP: 0.335, SLG: 0.463 (1, 9) | | | | | | | | | | 5 | 1 | 2 | 1 | 0 | 1 | 1 | | | | | | | | | |
| Glenn Hoffman, R OBP: 0.324, SLG: 0.415 (1, 5) | | | | | | | | | | 4 | 1 | 2 | 1 | 1 | 0 | 1 | | | | | | | | | |
| Inning Stats | R: 2 E: 0 K: 0 S: 5 | H: 2 LOB: 1 BB: 1 P: 9 | R: 0 E: 0 K: 0 S: 3 | H: 0 LOB: 0 BB: 0 P: 3 | R: 0 E: 0 K: 1 S: 6 | H: 1 LOB: 1 BB: 0 P: 6 | R: 1 E: 0 K: 1 S: 7 | H: 2 LOB: 1 BB: 0 P: 7 | R: 1 E: 1 K: 0 S: 5 | H: 2 LOB: 2 BB: 1 P: 9 | R: 3 E: 0 K: 0 S: 7 | H: 4 LOB: 2 BB: 1 P: 11 | R: 0 E: 0 K: 1 S: 6 | H: 1 LOB: 2 BB: 1 P: 10 | R: 1 E: 0 K: 1 S: 7 | H: 2 LOB: 2 BB: 1 P: 11 | R: 0 E: 0 K: 0 S: 4 | H: 1 LOB: 2 BB: 1 P: 8 | 1B: 9 2B: 4 3B: 2 HR: 0 | SF: 2 SAC: 0 DP: 0 HBP: 0 | WP: 0 PB: 0 SB: 0 CS: 0 | PA: 48 | | | |
| PITCHER | IP | WLS | BF | H | R | ER | SO | BB | IBB | HBP | BLK | WP | HR | S | P | ERA | WHIP | | | | | | | | |
| Mike Proly, R ERA: 3.26 (1, 1) | 5.0 | L | 27 | 10 | 7 | 6 | 2 | 2 | 0 | 0 | 0 | 0 | 0 | 29 | 37 | 10.80 | 2.400 | | | | | | | | |
| Dewey Robinson, R ERA: 1.42 (6, 1) | 2.0 | | 10 | 2 | 0 | 0 | 1 | 2 | 0 | 0 | 0 | 0 | 0 | 10 | 18 | 0.00 | 2.000 | | | | | | | | |
| Guy Hoffman, L ERA: 3.38 (8, 1) | 2.0 | | 11 | 3 | 1 | 1 | 1 | 2 | 0 | 0 | 0 | 0 | 0 | 11 | 19 | 4.50 | 2.500 | | | | | | | | |

Boston Red Sox @ Chicago White Sox
Comiskey Park, Chicago, IL
Fri Aug 15 1980, 8:05 PM EDT
Att: 22,521 - Unknown - 69 F

AB 40
R 8
H 15
RBI 7
BB 6
SO 4
LOB 23



| Batter | 1 | 2 | 3 | 4 | 5 | 6 | 7 | 8 | 9 | AB | R | H | RBI | BB | SO | LOB | BOTTOM | | | | | | | | |
|--|------------------------------|---------------------------------|------------------------------|---------------------------------|------------------------------|---------------------------------|------------------------------|---------------------------------|------------------------------|---------------------------------|------------------------------|---------------------------------|------------------------------|----------------------------------|------------------------------|---------------------------------|----------------------------------|------------------------------------|----------------------------------|--------|--|--|--|--|--|
| Leo Sutherland, L OBP: 0.389, SLG: 0.471 (1, 7) | | | | | | | | | | 4 | 0 | 1 | 1 | 0 | 0 | 0 | | | | | | | | | |
| Chet Lemon, R OBP: 0.395, SLG: 0.419 (1, 8) | | | | | | | | | | 4 | 0 | 1 | 0 | 1 | 0 | 2 | | | | | | | | | |
| Mike Squires, L OBP: 0.333, SLG: 0.341 (1, 3) | | | | | | | | | | 4 | 0 | 1 | 1 | 0 | 0 | 1 | | | | | | | | | |
| Wayne Nordhagen, R OBP: 0.290, SLG: 0.492 (1, 9) | | | | | | | | | | 4 | 0 | 0 | 0 | 0 | 2 | 3 | | | | | | | | | |
| Bob Molinaro, L OBP: 0.373, SLG: 0.431 (1, 10) | | | | | | | | | | 4 | 1 | 1 | 0 | 0 | 1 | 0 | | | | | | | | | |
| Jim Morrison, R OBP: 0.318, SLG: 0.413 (1, 4) | | | | | | | | | | 4 | 2 | 2 | 0 | 0 | 2 | 0 | | | | | | | | | |
| Glenn Borgmann, R ERA: 4.34 OBP: 0.286, SLG: 0.364 (8, PR) | | | | | | | | | | 3 | 0 | 2 | 1 | 0 | 1 | 0 | | | | | | | | | |
| Bruce Kimm, R OBP: 0.289, SLG: 0.296 (9, 2) | | | | | | | | | | 1 | 1 | 0 | 1 | 0 | 0 | 0 | | | | | | | | | |
| Greg Pryor, R OBP: 0.276, SLG: 0.355 (1, 5) | | | | | | | | | | 4 | 1 | 2 | 0 | 0 | 0 | 1 | | | | | | | | | |
| Todd Cruz, R OBP: 0.292, SLG: 0.338 (1, 6) | | | | | | | | | | 3 | 0 | 0 | 0 | 0 | 2 | 3 | | | | | | | | | |
| Harold Baines, L OBP: 0.273, SLG: 0.400 (9, PH) | | | | | | | | | | 1 | 0 | 0 | 0 | 0 | 0 | 1 | | | | | | | | | |
| Inning Stats | R: 0 E: 0 K: 0 S: 4 | H: 1 LOB: 1 BB: 0 P: 4 | R: 0 E: 0 K: 1 S: 6 | H: 1 LOB: 0 BB: 0 P: 6 | R: 0 E: 0 K: 1 S: 5 | H: 0 LOB: 0 BB: 0 P: 5 | R: 0 E: 0 K: 2 S: 7 | H: 0 LOB: 0 BB: 0 P: 7 | R: 0 E: 0 K: 1 S: 5 | H: 0 LOB: 0 BB: 0 P: 5 | R: 0 E: 0 K: 2 S: 7 | H: 0 LOB: 0 BB: 0 P: 7 | R: 3 E: 0 K: 0 S: 7 | H: 4 LOB: 2 BB: 1 P: 11 | R: 2 E: 0 K: 0 S: 7 | H: 4 LOB: 2 BB: 0 P: 7 | 1B: 7 2B: 3 3B: 0 HR: 0 | SF: 1 SAC: 0 DP: 0 HBP: 0 | WP: 1 PB: 0 SB: 0 CS: 0 | PA: 38 | | | | | |
| PITCHER | IP | WLS | BF | H | R | ER | SO | BB | IBB | HBP | BLK | WP | HR | S | P | ERA | WHIP | | | | | | | | |
| Dennis Eckersley, R ERA: 4.34 (1, 1) | 8.0 | W | 31 | 6 | 3 | 3 | 8 | 1 | 0 | 0 | 0 | 0 | 0 | 46 | 50 | 3.38 | 0.875 | | | | | | | | |
| Bill Campbell, R ERA: 5.59 (9, 1) | 0.2 | | 6 | 4 | 2 | 2 | 0 | 0 | 0 | 0 | 0 | 1 | 0 | 6 | 6 | 27.00 | 6.000 | | | | | | | | |
| Bob Stanley, R ERA: 3.63 (9, 1) | 0.1 | S | 1 | 0 | 0 | 0 | 0 | 0 | 0 | 0 | 0 | 0 | 0 | 1 | 1 | 0.00 | 0.000 | | | | | | | | |

Boston Red Sox @ Chicago White Sox
Comiskey Park, Chicago, IL
Fri Aug 15 1980, 8:05 PM EDT
Att: 22,521 - Unknown - 69 F


AB 36
R 5
H 10
RBI 4
BB 1
SO 8
LOB 11




| Batter | 1 | 2 | 3 | 4 | 5 | 6 | 7 | 8 | 9 | AB | R | H | RBI | BB | SO | LOB | TOP | | | | | | | | | | |
|---|------------------------------|---------------------------------|------------------------------|-------------------------|------------------------------|----------------------------------|------------------------------|----------------------------------|------------------------------|---------------------------------|------------------------------|---------------------------------|------------------------------|----------------------------------|------------------------------|----------------------------------|--|------------------------------------|--|--|--|--|--|--|--|--|--|
| Rick Burleson, R OBP: 0.347, SLG: 0.374 (1, 6) | E5 FC1-6 | | FC3-6 1B BB | SF7 1-2 2-H | | FC5-2 FC4-6 | | FC4-6 1-2 BB | FC4-6 1-2 2-3 3-H | 2 | 0 | 0 | 2 | 3 | 0 | 2 | Boston Red Sox @ Oakland Athletics Oakland-Alameda County Coliseum, Oakland, CA Tue Aug 19 1980, 7:05 PM PDT Att: 11,934 - Unknown livebaseballscorecards.com | | | | | | | | | | |
| Dave Stapleton, R OBP: 0.318, SLG: 0.459 (1, 4) | L8 | | FC3-6 1B | F8 | | FC4-6 1-2 | | K | K | 6 | 0 | 1 | 0 | 0 | 2 | 9 | | | | | | | | | | | |
| Fred Lynn, L OBP: 0.389, SLG: 0.495 (1, 8) | FC1-6 FC5 1B 1-2 | | FC3-6 1-2 2-3 | | | K | | F5 | K | 5 | 0 | 0 | 0 | 0 | 2 | 5 | | | | | | | | | | | |
| Tony Perez, R OBP: 0.324, SLG: 0.492 (1, 3) | 1B | | P9 | | | L6-4 BB BB | | HR | WP 1B 2B | 4 | 2 | 3 | 1 | 1 | 0 | 2 | | | | | | | | | | | |
| Carlton Fisk, R OBP: 0.358, SLG: 0.482 (1, 2) | FC5 2-3 | | P9 | | | 1B BB | | K | CS 1B BB | 3 | 0 | 0 | 0 | 2 | 1 | 4 | | | | | | | | | | | |
| Carl Yastrzemski, L OBP: 0.351, SLG: 0.457 (1, 7) | | E8 4-3 1B | | 4-3 | | L6-4 2-3 | | 4-3 | HBP CS BB 1B | 5 | 2 | 2 | 1 | 0 | 0 | 2 | | | | | | | | | | | |
| Jim Rice, R OBP: 0.307, SLG: 0.457 (1, 10) | | K | | 1B WP BB | | 1B FC5-2 2B | | 3-1 WP 2B | BB HBP BB | 3 | 2 | 2 | 0 | 2 | 1 | 1 | | | | | | | | | | | |
| Dwight Evans, R OBP: 0.339, SLG: 0.464 (1, 9) | | 4-3 | | WP 1B SF7 1B | | FC5-2 SH1-4 1B | | 3-1 | BB HBP | 4 | 1 | 2 | 1 | 0 | 0 | 1 | | | | | | | | | | | |
| Glenn Hoffman, R OBP: 0.326, SLG: 0.416 (1, 5) | | | | 1-2 WP 1B | | SH1-4 | | | K | 2 | 0 | 1 | 1 | 0 | 1 | 0 | | | | | | | | | | | |
| Jim Dwyer, L OBP: 0.373, SLG: 0.454 (8, PH) | | | | 1-2 WP 1B | | | | | | 0 | 0 | 0 | 0 | 0 | 0 | 0 | | | | | | | | | | | |
| Butch Hobson, R OBP: 0.283, SLG: 0.359 (8, 5) | | | | 3-H | | | | | | 1 | 0 | 0 | 0 | 1 | 1 | 3 | | | | | | | | | | | |
| Inning Stats | R: 0 E: 1 K: 0 S: 5 | H: 1 LOB: 2 BB: 0 P: 5 | R: 1 E: 1 K: 2 S: 8 | H: 1 LOB: 0 BB: 8 | R: 0 E: 0 K: 0 S: 4 | H: 1 LOB: 2 BB: 1 P: 8 | R: 2 E: 0 K: 0 S: 5 | H: 2 LOB: 1 BB: 2 P: 12 | R: 0 E: 0 K: 0 S: 5 | H: 2 LOB: 2 BB: 0 P: 5 | R: 1 E: 0 K: 1 S: 6 | H: 1 LOB: 0 BB: 0 P: 6 | R: 1 E: 0 K: 2 S: 8 | H: 1 LOB: 2 BB: 3 P: 16 | R: 2 E: 0 K: 2 S: 8 | H: 2 LOB: 3 BB: 3 P: 21 | 1B: 7 2B: 4 3B: 0 HR: 1 | SF: 1 SAC: 1 DP: 1 HBP: 1 | WP: 4 PA: 47 PB: 0 SB: 0 CS: 2 | | | | | | | | |
| PITCHER | IP | WLS | BF | H | R | ER | SO | BB | IBB | HBP | BLK | WP | HR | S | P | ERA | WHIP | | | | | | | | | | |
| Matt Keough, R ERA: 3.02 (1, 1) | 7.1 | | 35 | 9 | 5 | 4 | 4 | 4 | 0 | 0 | 0 | 2 | 1 | 39 | 55 | 4.91 | 1.773 | | | | | | | | | | |
| Bob Lacey, L ERA: 3.07 (8, 1) | 0.0 | | 1 | 0 | 0 | 0 | 0 | 1 | 0 | 0 | 0 | 1 | 0 | 0 | 4 | ∞ | ∞ | | | | | | | | | | |
| Jeff Jones, R ERA: 2.11 (8, 1) | 0.1 | | 2 | 0 | 0 | 0 | 1 | 1 | 0 | 0 | 0 | 0 | 0 | 3 | 7 | 0.00 | 3.000 | | | | | | | | | | |
| Craig Minetto, L ERA: 11.12 (8, 1) | 0.1 | L | 4 | 2 | 2 | 2 | 1 | 1 | 0 | 0 | 0 | 1 | 0 | 5 | 9 | 54.00 | 9.000 | | | | | | | | | | |
| Dave Beard, R ERA: (9, 1) | 1.0 | | 5 | 0 | 0 | 0 | 2 | 2 | 0 | 1 | 0 | 0 | 0 | 6 | 15 | 0.00 | 2.000 | | | | | | | | | | |
| Batter | 1 | 2 | 3 | 4 | 5 | 6 | 7 | 8 | 9 | AB | R | H | RBI | BB | SO | LOB | BOTTOM | | | | | | | | | | |
| Rickey Henderson, R OBP: 0.414, SLG: 0.418 (1, 7) | E6 1-3 | | 1B SF7 BB | CS 1B | | 6-3 1-2 3-H | | | 1B BB | 3 | 1 | 1 | 3 | 2 | 0 | 1 | Boston Red Sox @ Oakland Athletics Oakland-Alameda County Coliseum, Oakland, CA Tue Aug 19 1980, 7:05 PM PDT Att: 11,934 - Unknown livebaseballscorecards.com | | | | | | | | | | |
| Dwayne Murphy, L OBP: 0.377, SLG: 0.378 (1, 8) | 1-3 2-3 | | CS 1B | CS | | L8 | | F7 | 1B | 5 | 0 | 2 | 0 | 0 | 0 | 2 | | | | | | | | | | | |
| Mitchell Page, L OBP: 0.329, SLG: 0.386 (1, 10) | | | SF7 | | | K | | F7 | K | 3 | 0 | 0 | 1 | 0 | 2 | 1 | | | | | | | | | | | |
| Mike Heath, R OBP: 0.248, SLG: 0.276 (9, PH) | | | 1-2 3-H | | | K | | | K | 1 | 0 | 0 | 0 | 0 | 1 | 2 | | | | | | | | | | | |
| Dave Revering, L OBP: 0.362, SLG: 0.532 (1, 3) | | | 3-1 | | | 2B BB | | F7 | G3 | 4 | 1 | 0 | 0 | 1 | 1 | 3 | | | | | | | | | | | |
| Wayne Gross, L OBP: 0.356, SLG: 0.477 (1, 5) | | | | | | F8 | | F4 | | 4 | 0 | 2 | 1 | 0 | 0 | 0 | | | | | | | | | | | |
| Dave McKay, S OBP: 0.269, SLG: 0.304 (8, 5) | | | 1B | | | 1B | | | | 0 | 0 | 0 | 0 | 0 | 0 | 0 | | | | | | | | | | | |
| Tony Armas, R OBP: 0.289, SLG: 0.464 (1, 9) | | | K | | | K | | 6-3 | | 4 | 0 | 0 | 0 | 0 | 2 | 2 | | | | | | | | | | | |
| Jeff Newman, R OBP: 0.280, SLG: 0.424 (1, 2) | | | | | | 6-3 | | | 1-3 BB 1B 1B | 4 | 1 | 2 | 0 | 0 | 0 | 0 | | | | | | | | | | | |
| Mario Guerrero, R OBP: 0.280, SLG: 0.298 (1, 6) | | | F8 | | | 1B BB 1B | | 5-3 | | 4 | 2 | 2 | 0 | 0 | 0 | 2 | | | | | | | | | | | |
| Jeff Cox, R OBP: 0.310, SLG: 0.262 (1, 4) | | | 6-3 | | | 1B BB | | 6-3 | | 2 | 0 | 1 | 0 | 1 | 0 | 2 | | | | | | | | | | | |
| Orlando Gonzalez, L OBP: 0.302, SLG: 0.178 (9, PH) | | | | | | 1-2 2-3 | | | 6-3 | 1 | 0 | 0 | 0 | 0 | 0 | 0 | | | | | | | | | | | |
| Inning Stats | R: 0 E: 1 K: 2 S: 8 | H: 0 LOB: 1 BB: 0 P: 8 | R: 0 E: 0 K: 1 S: 7 | H: 2 LOB: 0 BB: 7 | R: 1 E: 0 K: 0 S: 3 | H: 3 LOB: 1 BB: 1 P: 11 | R: 1 E: 0 K: 0 S: 6 | H: 1 LOB: 1 BB: 1 P: 10 | R: 1 E: 0 K: 0 S: 5 | H: 2 LOB: 1 BB: 0 P: 5 | R: 0 E: 0 K: 0 S: 3 | H: 0 LOB: 0 BB: 0 P: 3 | R: 0 E: 0 K: 0 S: 3 | H: 0 LOB: 0 BB: 0 P: 3 | R: 0 E: 0 K: 1 S: 6 | H: 1 LOB: 2 BB: 1 P: 10 | 1B: 9 2B: 1 3B: 0 HR: 0 | SF: 1 SAC: 0 DP: 0 HBP: 0 | WP: 0 PA: 41 PB: 0 SB: 0 CS: 2 | | | | | | | | |
| PITCHER | IP | WLS | BF | H | R | ER | SO | BB | IBB | HBP | BLK | WP | HR | S | P | ERA | WHIP | | | | | | | | | | |
| Mike Torrez, R ERA: 4.6 (1, 1) | 5.0 | | 24 | 7 | 4 | 4 | 5 | 3 | 0 | 0 | 0 | 0 | 0 | 8 | 3 | 4.50 | 2.000 | | | | | | | | | | |
| Dick Drago, R ERA: 4.7 (8, 1) | 2.0 | | 8 | 2 | 1 | 1 | 0 | 0 | 0 | 0 | 0 | 0 | 0 | 8 | 8 | 4.50 | 1.000 | | | | | | | | | | |
| Bob Stanley, R ERA: 3.6 (8, 1) | 1.1 | W | 6 | 1 | 0 | 0 | 0 | 1 | 0 | 0 | 0 | 0 | 0 | 5 | 9 | 0.00 | 1.500 | | | | | | | | | | |
| Tom Burgmeier, L ERA: 2.08 (9, 1) | 0.2 | S | 2 | 0 | 0 | 0 | 1 | 0 | 0 | 0 | 0 | 0 | 0 | 4 | 4 | 0.00 | 0.000 | | | | | | | | | | |

| Batter | 1 | 2 | 3 | 4 | 5 | 6 | 7 | 8 | 9 | AB | R | H | RBI | BB | SO | LOB | TOP | | | | | | | | | | |
|--|------------------------------|---------------------------------|------------------------------|---------------------------------|------------------------------|---------------------------------|------------------------------|---------------------------------|------------------------------|---------------------------------|------------------------------|---------------------------------|------------------------------|---------------------------------|------------------------------|---------------------------------|---|------------------------------|---------------------------------|----------------------------------|------------------------------------|----------------------------------|--------|--|--|--|--|
| Rick Burleson, R OBP: 0.346, SLG: 0.373 (1, 6) | 0-0 5-3 | | 0-0 WP 1B | | | 0-0 5-3 | | 0-0 F9 | | 4 | 0 | 1 | 0 | 0 | 0 | 1 | Boston Red Sox @ Oakland Athletics Oakland-Alameda County Coliseum, Oakland, CA Wed Aug 20 1980, 7:05 PM PDT Att: 7,569 - Unknown livebaseballscorecards.com | | | | | | | | | | |
| Dave Stapleton, R OBP: 0.317, SLG: 0.456 (1, 4) | 0-0 6-3 | | 0-0 F7 | | | 0-0 G6-3 1B | | 0-0 F8 | | 4 | 0 | 1 | 0 | 0 | 0 | 2 | | | | | | | | | | | |
| Fred Lynn, L OBP: 0.390, SLG: 0.496 (1, 8) | 0-0 5-3 | | | 4-0 G6-4-3 BB | | 0-0 G6-3 | | | 0-0 2B | 3 | 0 | 1 | 0 | 1 | 0 | 1 | | | | | | | | | | | |
| Tony Perez, R OBP: 0.322, SLG: 0.488 (1, 3) | | 0-3 K | | 0-0 G6-4-3 | | | 0-3 K | | 0-0 6-3 | 4 | 0 | 0 | 0 | 0 | 2 | 2 | | | | | | | | | | | |
| Jim Rice, R OBP: 0.312, SLG: 0.461 (1, 10) | 0-0 BLK 1B | | 0-0 1B | | | 0-0 G3 1B | | 0-0 F6 | | 4 | 1 | 3 | 0 | 0 | 0 | 1 | | | | | | | | | | | |
| Carl Yastrzemski, L OBP: 0.349, SLG: 0.455 (1, 7) | 0-0 G6-4-3 1B | | 0-0 G3 | | | 0-0 G3 | | 0-0 P7 | | 4 | 0 | 1 | 1 | 0 | 0 | 3 | | | | | | | | | | | |
| Carlton Fisk, R OBP: 0.355, SLG: 0.477 (1, 2) | 0-0 G6-4-3 | | | | 0-0 5-3 | | 0-0 F8 | | | 3 | 0 | 0 | 0 | 0 | 0 | 2 | | | | | | | | | | | |
| Dwight Evans, R OBP: 0.339, SLG: 0.463 (1, 9) | | | 0-0 1B 1B | | 0-3 K | | 0-0 6-3 | | | 3 | 0 | 1 | 0 | 0 | 1 | 0 | | | | | | | | | | | |
| Glenn Hoffman, R OBP: 0.331, SLG: 0.421 (1, 5) | | | 0-0 1B | | 0-0 5-3 | | 0-0 WP BLK 1B | | | 3 | 0 | 2 | 0 | 0 | 0 | 0 | | | | | | | | | | | |
| Inning Stats | R: 0 E: 0 K: 0 S: 3 | H: 0 LOB: 0 BB: 0 P: 3 | R: 1 E: 0 K: 1 S: 6 | H: 2 LOB: 0 BB: 0 P: 6 | R: 0 E: 0 K: 0 S: 4 | H: 3 LOB: 1 BB: 0 P: 4 | R: 0 E: 0 K: 0 S: 3 | H: 1 LOB: 0 BB: 0 P: 7 | R: 0 E: 0 K: 1 S: 5 | H: 0 LOB: 0 BB: 0 P: 5 | R: 0 E: 0 K: 0 S: 3 | H: 1 LOB: 1 BB: 0 P: 3 | R: 0 E: 0 K: 1 S: 6 | H: 1 LOB: 1 BB: 0 P: 6 | R: 0 E: 0 K: 0 S: 4 | H: 1 LOB: 1 BB: 0 P: 4 | | R: 0 E: 0 K: 0 S: 4 | H: 1 LOB: 1 BB: 0 P: 4 | 1B: 9 2B: 1 3B: 0 HR: 0 | SF: 0 SAC: 0 DP: 3 HBP: 0 | WP: 2 PB: 2 SB: 0 CS: 0 | PA: 33 | | | | |
| PITCHER | IP | WLS | BF | H | R | ER | SO | BB | IBB | HBP | BLK | WP | HR | S | P | ERA | WHIP | | | | | | | | | | |
| Mike Norris, R ERA: 2.26 (1, 1) | 8.2 | W | 32 | 10 | 1 | 1 | 3 | 1 | 0 | 0 | 2 | 2 | 0 | 37 | 41 | 1.04 | 1.269 | | | | | | | | | | |
| Bob Lacey, L ERA: 3.05 (9, 1) | 0.1 | S | 1 | 0 | 0 | 0 | 0 | 0 | 0 | 0 | 0 | 0 | 0 | 1 | 1 | 0.00 | 0.000 | | | | | | | | | | |

| Batter | 1 | 2 | 3 | 4 | 5 | 6 | 7 | 8 | 9 | AB | R | H | RBI | BB | SO | LOB | BOTTOM | | | | | | | | | | |
|--|------------------------------|---------------------------------|------------------------------|---------------------------------|------------------------------|---------------------------------|------------------------------|---------------------------------|------------------------------|---------------------------------|------------------------------|---------------------------------|------------------------------|----------------------------------|------------------------------|---------------------------------|---|------------------------------|----------------------------------|----------------------------------|------------------------------------|----------------------------------|--------|--|--|--|--|
| Rickey Henderson, R OBP: 0.413, SLG: 0.415 (1, 7) | 0-3 K | | 0-0 F8 | | | 0-0 1-3 | | 4-0 S BB | | 3 | 0 | 0 | 0 | 1 | 1 | 1 | Boston Red Sox @ Oakland Athletics Oakland-Alameda County Coliseum, Oakland, CA Wed Aug 20 1980, 7:05 PM PDT Att: 7,569 - Unknown livebaseballscorecards.com | | | | | | | | | | |
| Dwaine Murphy, L OBP: 0.374, SLG: 0.374 (1, 8) | 0-0 F9 | | | 0-0 1-3 | | 0-0 F6 | | 0-0 4-3 | | 4 | 0 | 0 | 0 | 0 | 0 | 1 | | | | | | | | | | | |
| Mitchell Page, L OBP: 0.329, SLG: 0.385 (1, 10) | 0-0 F2 | | | 0-3 K | | 0-0 E S SF8 1B | | | | 3 | 1 | 1 | 0 | 0 | 1 | 0 | | | | | | | | | | | |
| Dave Revering, L OBP: 0.358, SLG: 0.527 (1, 3) | | 0-0 F8 | | 0-0 E9 | | 0-3 K | | 1-3 K | | 3 | 0 | 0 | 0 | 0 | 1 | 1 | | | | | | | | | | | |
| Wayne Gross, L OBP: 0.353, SLG: 0.474 (1, 5) | | 0-0 4-3 | | 0-3 K | | 0-0 SF8 | | 3-H F5 | | 2 | 0 | 0 | 1 | 0 | 1 | 1 | | | | | | | | | | | |
| Tony Armas, R OBP: 0.287, SLG: 0.461 (1, 9) | | 0-3 K | | | 0-0 F5 | | 0-0 F5 | | | 3 | 0 | 0 | 0 | 0 | 1 | 0 | | | | | | | | | | | |
| Jim Essian, R OBP: 0.311, SLG: 0.374 (1, 2) | | | 4-0 BB | | 0-0 5-3 | | | 0-3 K | | 2 | 0 | 0 | 0 | 1 | 1 | 0 | | | | | | | | | | | |
| Mario Guerrero, R OBP: 0.280, SLG: 0.308 (1, 6) | | | 0-0 F7 | | 0-3 K | | | 0-0 HR | | 3 | 1 | 1 | 1 | 0 | 1 | 1 | | | | | | | | | | | |
| Jeff Cox, R OBP: 0.304, SLG: 0.257 (1, 4) | | | 0-3 K | | | 0-3 K | | 0-0 F7 | | 3 | 0 | 0 | 0 | 0 | 2 | 1 | | | | | | | | | | | |
| Inning Stats | R: 0 E: 0 K: 1 S: 5 | H: 0 LOB: 0 BB: 0 P: 5 | R: 0 E: 0 K: 1 S: 5 | H: 0 LOB: 0 BB: 0 P: 5 | R: 0 E: 0 K: 2 S: 8 | H: 0 LOB: 1 BB: 0 P: 8 | R: 0 E: 0 K: 1 S: 5 | H: 0 LOB: 0 BB: 0 P: 5 | R: 0 E: 0 K: 1 S: 5 | H: 0 LOB: 0 BB: 0 P: 5 | R: 1 E: 1 K: 1 S: 6 | H: 1 LOB: 0 BB: 0 P: 6 | R: 1 E: 0 K: 1 S: 6 | H: 1 LOB: 1 BB: 1 P: 10 | R: 0 E: 0 K: 1 S: 5 | H: 0 LOB: 0 BB: 0 P: 5 | | R: 1 E: 0 K: 1 S: 6 | H: 1 LOB: 1 BB: 1 P: 10 | 1B: 1 2B: 0 3B: 0 HR: 1 | SF: 1 SAC: 0 DP: 0 HBP: 0 | WP: 0 PB: 0 SB: 2 CS: 0 | PA: 29 | | | | |
| PITCHER | IP | WLS | BF | H | R | ER | SO | BB | IBB | HBP | BLK | WP | HR | S | P | ERA | WHIP | | | | | | | | | | |
| Dennis Eckersley, R ERA: 4.15 (1, 1) | 8.0 | L | 29 | 2 | 2 | 1 | 9 | 2 | 0 | 0 | 0 | 0 | 1 | 45 | 53 | 1.12 | 0.500 | | | | | | | | | | |

| Batter | 1 | 2 | 3 | 4 | 5 | 6 | 7 | 8 | 9 | AB | R | H | RBI | BB | SO | LOB | TOP | | | |
|---|------------------------------|---------------------------------|-------------------------------------|--------------------------------------|------------------------------|---------------------------------|-------------------------------|----------------------------------|------------------------------|---------------------------------|------------------------------|---------------------------------|------------------------------|---------------------------------|------------------------------|---------------------------------|---|-------------------------------------|----------------------------------|--------------------------|
| Rick Burleson, R OBP: 0.346, SLG: 0.374 (1, 6) | 0-0 CS 1B | | 0-0 1-2 6-3 | 0-0 1-2 FC6-4 1B | | | 0-0 F7 | | 0-0 5-3 | 5 | 0 | 2 | 1 | 0 | 0 | 1 | Boston Red Sox @ Oakland Athletics Oakland-Alameda County Coliseum, Oakland, CA Thu Aug 21 1980, 3:33 AM PDT Att: 11,357 - Sunny livebaseballscores.com AB 37 R 5 H 12 RBI 4 BB 3 SO 2 LOB 15  | | | |
| Dave Stapleton, R OBP: 0.322, SLG: 0.462 (1, 4) | 0-0 L4 | | 0-0 2-H 1B | 0-0 1-2 FC6-4 1B | | | 0-0 FC4-6 1B | | 0-0 2B | 5 | 0 | 3 | 0 | 0 | 0 | 3 | | | | |
| Fred Lynn, L OBP: 0.388, SLG: 0.491 (1, 8) | 0-0 F7 | | | 0-0 F8 | 0-0 4-3 | | 0-0 FC4-6 1-2 1B | | 4-0 FC6-4 BB | 4 | 0 | 0 | 0 | 1 | 0 | 2 | | | | |
| Tony Perez, R OBP: 0.318, SLG: 0.482 (1, 3) | | 0-0 F9 | | 0-0 E5 1B WP | 0-3 K | | 0-0 F8 | | 0-0 FC6-4 1-2 1B | 5 | 1 | 0 | 0 | 0 | 1 | 3 | | | | |
| Jim Rice, R OBP: 0.314, SLG: 0.470 (1, 10) | | 0-0 HR | | 0-0 WP 1B 1B | 0-0 4-3 | | | | 0-0 P9 | 4 | 2 | 2 | 1 | 0 | 0 | 0 | | | | |
| Carl Yastrzemski, L OBP: 0.351, SLG: 0.453 (1, 7) | 4-0 PO 6-3 BB | | | 0-0 WP 1B 1-2 2-3 | | 0-0 4-3 | | | 0-0 1-3 | 3 | 1 | 1 | 0 | 1 | 0 | 0 | | | | |
| Carlton Fisk, R OBP: 0.357, SLG: 0.476 (1, 2) | 0-0 6-3 | | | 4-0 1B 1B 1-2 2-3 3-H | | 0-0 F7 | | | 0-0 1B | 3 | 1 | 1 | 0 | 1 | 0 | 1 | | | | |
| Dwight Evans, R OBP: 0.338, SLG: 0.460 (1, 9) | 0-0 PO | | 0-0 F9 | 0-3 K | | 0-0 1B | | | 0-0 F7 | 4 | 0 | 1 | 0 | 0 | 1 | 4 | | | | |
| Glenn Hoffman, R OBP: 0.335, SLG: 0.423 (1, 5) | | | 0-0 6-3 1B 1B | 0-0 1-3 2-H 3-H 1B 1B | | 0-0 5-3 | | | 0-0 F7 | 4 | 0 | 2 | 2 | 0 | 0 | 1 | | | | |
| Inning Stats | R: 0 E: 0 K: 0 S: 3 | H: 1 LOB: 0 BB: 0 P: 3 | R: 1 E: 0 K: 0 S: 3 | H: 1 LOB: 0 BB: 1 P: 7 | R: 0 E: 0 K: 0 S: 4 | H: 2 LOB: 2 BB: 0 P: 4 | R: 4 E: 1 K: 1 S: 10 | H: 4 LOB: 2 BB: 1 P: 14 | R: 0 E: 0 K: 1 S: 5 | H: 0 LOB: 0 BB: 0 P: 5 | R: 0 E: 0 K: 0 S: 4 | H: 1 LOB: 1 BB: 0 P: 4 | R: 0 E: 0 K: 0 S: 4 | H: 1 LOB: 1 BB: 0 P: 4 | R: 0 E: 0 K: 0 S: 4 | H: 1 LOB: 2 BB: 1 P: 8 | 1B: 10 2B: 1 3B: 0 HR: 1 | SF: 0 SAC: 0 DP: 0 HBP: 0 | WP: 1 PB: 0 SB: 0 CS: 1 | PA: 41 |
| PITCHER Rick Langford, R ERA: 2.95 (1, 1) | IP: 9.0 WLS: L BF: 40 | H: 12 R: 5 ER: 1 SO: 2 | BB: 2 IBB: 1 HBP: 0 BLK: 0 | WP: 1 HR: 1 S: 41 P: 53 | ERA: 1.00 WHIP: 1.556 | PITCHER | | | | | | | | | | IP: 9.0 WLS: W BF: 36 | H: 6 R: 1 ER: 1 SO: 5 | BB: 4 IBB: 0 HBP: 0 BLK: 0 | WP: 0 HR: 0 S: 42 P: 58 | ERA: 1.00 WHIP: 1.111 |

| Batter | 1 | 2 | 3 | 4 | 5 | 6 | 7 | 8 | 9 | AB | R | H | RBI | BB | SO | LOB | BOTTOM | | | |
|--|------------------------------|---------------------------------|-------------------------------------|----------------------------------|------------------------------|---------------------------------|------------------------------|---------------------------------|------------------------------|---------------------------------|------------------------------|---------------------------------|------------------------------|---------------------------------|----------------------------------|------------------------------------|--|-------------------------------------|----------------------------------|--------------------------|
| Rickey Henderson, R OBP: 0.414, SLG: 0.414 (1, 7) | 0-0 1-3 | | 4-0 FC6 BB | | 0-0 2-H 1B | | 0-0 6-3 | | | 3 | 0 | 1 | 1 | 1 | 0 | 1 | Boston Red Sox @ Oakland Athletics Oakland-Alameda County Coliseum, Oakland, CA Thu Aug 21 1980, 3:33 AM PDT Att: 11,357 - Sunny livebaseballscores.com AB 31 R 1 H 6 RBI 1 BB 4 SO 5 LOB 13  | | | |
| Dwayne Murphy, L OBP: 0.373, SLG: 0.372 (1, 8) | 0-3 K | | 0-0 FC6 1-2 | | 4-0 1-2 BB | | | | 0-0 B1-3 | 3 | 0 | 0 | 0 | 1 | 1 | 2 | | | | |
| Jim Essian, R OBP: 0.310, SLG: 0.376 (1, 2) | 0-0 5-3 | | | 0-0 2B | 0-0 4-3 | | | | 0-0 5-3 | 4 | 0 | 1 | 0 | 0 | 0 | 2 | | | | |
| Tony Armas, R OBP: 0.289, SLG: 0.466 (1, 9) | | 0-0 3B | | 0-3 K | | 0-0 F9 | | | 0-0 1B | 4 | 0 | 2 | 0 | 0 | 1 | 1 | | | | |
| Jeff Newman, R OBP: 0.276, SLG: 0.418 (1, 3) | | 0-3 K | | 0-3 K | | 0-3 K | | | 0-0 F9 | 4 | 0 | 0 | 0 | 0 | 3 | 2 | | | | |
| Mike Heath, R OBP: 0.244, SLG: 0.271 (1, 10) | 0-0 L5 | | | 0-0 F4 | | 0-0 L3 | | | 0-0 F9 | 4 | 0 | 0 | 0 | 0 | 0 | 1 | | | | |
| Dave McKay, S OBP: 0.269, SLG: 0.298 (1, 5) | | | 0-0 6-3 | | 0-0 6-3 | | 0-0 F8 | | 4-0 FC6-4 BB | 3 | 0 | 0 | 0 | 1 | 0 | 0 | | | | |
| Mario Guerrero, R OBP: 0.286, SLG: 0.317 (1, 6) | | | 0-0 6-3 E 1B | | 4-0 SH1-3 1B BB | | | | 0-0 L7 | 3 | 1 | 2 | 0 | 1 | 0 | 1 | | | | |
| Jeff Cox, R OBP: 0.300, SLG: 0.253 Mike Edwards, R (9, PH) OBP: 0.240, SLG: 0.224 | | | 0-0 6-3 | | 0-0 SH1-3 | | | | 0-0 FC6-4 1-2 | 2 | 0 | 0 | 0 | 0 | 0 | 2 | | | | |
| Inning Stats | R: 0 E: 0 K: 1 S: 5 | H: 0 LOB: 0 BB: 0 P: 5 | R: 0 E: 0 K: 1 S: 5 | H: 1 LOB: 0 BB: 0 P: 5 | R: 0 E: 1 K: 2 S: 8 | H: 1 LOB: 1 BB: 0 P: 8 | R: 0 E: 0 K: 0 S: 4 | H: 0 LOB: 0 BB: 0 P: 5 | R: 0 E: 0 K: 0 S: 4 | H: 1 LOB: 1 BB: 0 P: 4 | R: 0 E: 0 K: 0 S: 4 | H: 1 LOB: 1 BB: 0 P: 4 | R: 0 E: 0 K: 0 S: 3 | H: 0 LOB: 1 BB: 1 P: 7 | 1B: 3 2B: 1 3B: 2 HR: 0 | SF: 0 SAC: 1 DP: 0 HBP: 0 | WP: 0 PB: 0 SB: 0 CS: 0 | PA: 36 | | |
| PITCHER John Tudor, L ERA: 2.01 (1, 1) | IP: 9.0 WLS: W BF: 36 | H: 6 R: 1 ER: 1 SO: 5 | BB: 4 IBB: 0 HBP: 0 BLK: 0 | WP: 0 HR: 0 S: 42 P: 58 | ERA: 1.00 WHIP: 1.111 | PITCHER | | | | | | | | | | IP: 9.0 WLS: W BF: 36 | H: 6 R: 1 ER: 1 SO: 5 | BB: 4 IBB: 0 HBP: 0 BLK: 0 | WP: 0 HR: 0 S: 42 P: 58 | ERA: 1.00 WHIP: 1.111 |

| Batter | 1 | 2 | 3 | 4 | 5 | 6 | 7 | 8 | 9 | AB | R | H | RBI | BB | SO | LOB | TOP | | | |
|---|------------------------------|---------------------------------|-------------------------------------|----------------------------------|------------------------------|----------------------------------|------------------------------|---------------------------------|------------------------------|---------------------------------|------------------------------|---------------------------------|------------------------------|---------------------------------|------------------------------|---------------------------------|--|------------------------------------|----------------------------------|--------|
| Rick Burleson, R OBP: 0.347, SLG: 0.373 (1, 6) | 5-3 1B | | 1B BB | | | | | | E8 1B | 4 | 0 | 1 | 0 | 1 | 0 | 2 | Boston Red Sox @ Seattle Mariners The Kingdome, Seattle, WA Fri Aug 22 1980, 10:05 PM EDT Att: 10,792 - Dome | | | |
| Dave Stapleton, R OBP: 0.324, SLG: 0.461 (1, 4) | 6-3 1B | | 1-2 1B | | | | | WP 5-3 1B | 5 | 0 | 2 | 0 | 0 | 0 | 1 | | | | | |
| Fred Lynn, L OBP: 0.386, SLG: 0.489 (1, 8) | 1B | | F8 | | | | | F5 | 4 | 0 | 1 | 0 | 0 | 0 | 3 | | | | | |
| Tony Perez, R OBP: 0.316, SLG: 0.478 (1, 3) | 6-3 1-2 | | 4-3 | | | | | 5-3 | 4 | 0 | 0 | 0 | 0 | 0 | 4 | | | | | |
| Jim Rice, R OBP: 0.316, SLG: 0.469 (1, 7) | | | | | | | | | | | | | | | | 3 | | | | |
| Carl Yastrzemski, L OBP: 0.353, SLG: 0.454 (1, 10) | | | | | | | | | | | | | | | | 4 | | | | |
| Carlton Fisk, R OBP: 0.358, SLG: 0.475 (1, 2) | | | | | | | | | | | | | | | | 3 | | | | |
| Dwight Evans, R OBP: 0.335, SLG: 0.456 (1, 9) | | | | | | | | | | | | | | | | 0 | | | | |
| Glenn Hoffman, R OBP: 0.333, SLG: 0.419 (1, 5) | | | | | | | | | | | | | | | | 2 | | | | |
| Inning Stats | R: 0 E: 0 K: 0 S: 4 | H: 1 LOB: 1 BB: 0 P: 4 | R: 0 E: 0 K: 0 S: 3 | H: 1 LOB: 1 BB: 0 P: 4 | R: 0 E: 0 K: 1 S: 6 | H: 1 LOB: 2 BB: 1 P: 10 | R: 0 E: 0 K: 1 S: 6 | H: 1 LOB: 1 BB: 0 P: 6 | R: 0 E: 0 K: 0 S: 3 | H: 0 LOB: 0 BB: 0 P: 3 | R: 0 E: 0 K: 1 S: 7 | H: 2 LOB: 2 BB: 0 P: 7 | R: 0 E: 0 K: 0 S: 4 | H: 1 LOB: 1 BB: 0 P: 8 | R: 1 E: 1 K: 0 S: 5 | H: 2 LOB: 1 BB: 0 P: 5 | 1B: 9 2B: 1 3B: 0 HR: 0 | SF: 0 SAC: 1 DP: 1 HBP: 1 | WP: 1 PB: 0 SB: 1 CS: 0 | PA: 38 |
| PITCHER Jim Beattie, R ERA: 4.95 (1, 1) | IP: 9.0 WLS: L BF: 38 | H: 9 R: 1 ER: 0 SO: 3 | BB: 2 IBB: 0 HBP: 1 BLK: 0 | WP: 1 HR: 0 S: 41 P: 50 | ERA: 0.00 WHIP: 1.222 | | | | | | | | | | | | | | | |

| Batter | 1 | 2 | 3 | 4 | 5 | 6 | 7 | 8 | 9 | AB | R | H | RBI | BB | SO | LOB | BOTTOM | | | | | |
|--|------------------------------|----------------------------------|-------------------------------------|----------------------------------|------------------------------|---------------------------------|------------------------------|---------------------------------|------------------------------|---------------------------------|------------------------------|---------------------------------|------------------------------|---------------------------------|------------------------------|---------------------------------|--|---------------------------------|----------------------------------|------------------------------------|----------------------------------|--------|
| Julio Cruz, S OBP: 0.324, SLG: 0.263 (1, 10) | 2B | | | | | | | | | 4 | 0 | 2 | 0 | 0 | 1 | 2 | Boston Red Sox @ Seattle Mariners The Kingdome, Seattle, WA Fri Aug 22 1980, 10:05 PM EDT Att: 10,792 - Dome | | | | | |
| Joe Simpson, L OBP: 0.308, SLG: 0.341 (1, 9) | F2 | | | | | | | | | 4 | 0 | 0 | 0 | 0 | 1 | 2 | | | | | | |
| Dan Meyer, L OBP: 0.313, SLG: 0.393 (1, 5) | K | | | | | | | | | 4 | 0 | 1 | 0 | 0 | 2 | 2 | | | | | | |
| Bruce Bochte, L OBP: 0.372, SLG: 0.449 (1, 3) | IBB | | | | | | | | | 3 | 0 | 1 | 0 | 1 | 0 | 1 | | | | | | |
| Juan Beniquez, R OBP: 0.268, SLG: 0.359 (1, 8) | F9 | | | | | | | | | 4 | 0 | 0 | 0 | 0 | 0 | 4 | | | | | | |
| Tom Paciorek, R OBP: 0.317, SLG: 0.482 (1, 7) | | | | | | | | | | 4 | 0 | 1 | 0 | 0 | 0 | 0 | | | | | | |
| Larry Milbourne, S OBP: 0.290, SLG: 0.329 (1, 4) | 1B | | | | | | | | | 4 | 0 | 1 | 0 | 0 | 1 | 1 | | | | | | |
| Jerry Narron, L OBP: 0.171, SLG: 0.105 (1, 2) | 1B | | | | | | | | | 3 | 0 | 1 | 0 | 0 | 0 | 0 | | | | | | |
| Jim Anderson, R OBP: 0.292, SLG: 0.323 (1, 6) | K | | | | | | | | | 3 | 0 | 0 | 0 | 0 | 1 | 2 | | | | | | |
| Inning Stats | R: 0 E: 0 K: 1 S: 6 | H: 1 LOB: 2 BB: 1 P: 10 | R: 0 E: 0 K: 1 S: 7 | H: 2 LOB: 2 BB: 0 P: 7 | R: 0 E: 0 K: 2 S: 7 | H: 0 LOB: 0 BB: 0 P: 7 | R: 0 E: 0 K: 1 S: 5 | H: 0 LOB: 0 BB: 0 P: 5 | R: 0 E: 0 K: 1 S: 5 | H: 0 LOB: 0 BB: 0 P: 5 | R: 0 E: 0 K: 0 S: 4 | H: 1 LOB: 1 BB: 0 P: 4 | R: 0 E: 0 K: 0 S: 3 | H: 0 LOB: 0 BB: 0 P: 3 | R: 0 E: 0 K: 0 S: 4 | H: 1 LOB: 1 BB: 0 P: 4 | R: 0 E: 0 K: 0 S: 4 | H: 2 LOB: 1 BB: 0 P: 4 | 1B: 5 2B: 2 3B: 0 HR: 0 | SF: 0 SAC: 0 DP: 1 HBP: 0 | WP: 0 PB: 0 SB: 1 CS: 0 | PA: 34 |
| PITCHER Steve Renko, R ERA: 3.39 (1, 1) | IP: 8.0 WLS: W BF: 30 | H: 5 R: 0 ER: 0 SO: 6 | BB: 0 IBB: 0 HBP: 0 BLK: 0 | WP: 0 HR: 0 S: 41 P: 45 | ERA: 0.00 WHIP: 0.625 | | | | | | | | | | | | | | | | | |
| Tom Burgmeier, L ERA: 2.09 (9, 1) | 0.0 | 1 | 1 | 0 | 0 | 0 | 0 | 0 | 0 | 0 | 0 | 1 | 1 | | | | | | | | | |
| Bob Stanley, R ERA: 3.57 (9, 1) | 1.0 | S | 3 | 1 | 0 | 0 | 0 | 0 | 0 | 0 | 0 | 3 | 3 | | | | | | | | | |

| | |
|-----|----|
| AB | 34 |
| R | 1 |
| H | 9 |
| RBI | 0 |
| BB | 2 |
| SO | 3 |
| LOB | 18 |



| Batter | 1 | 2 | 3 | 4 | 5 | 6 | 7 | 8 | 9 | AB | R | H | RBI | BB | SO | LOB | TOP | | |
|---|------------------------------|---------------------------------|------------------------------|---------------------------------|------------------------------|---------------------------------|------------------------------|---------------------------------|------------------------------|---------------------------------|------------------------------|---------------------------------|------------------------------|----------------------------------|----------------------------------|------------------------------------|-------------------------|--------|--|
| Rick Burleson, R OBP: 0.344, SLG: 0.370 (1, 6) | F9 | | 4-3 | | | 1-3 | | L1-3 | | 4 | 0 | 0 | 0 | 0 | 0 | 0 | | | |
| Dave Stapleton, R OBP: 0.330, SLG: 0.476 (1, 4) | 5-3 | | | FC6 1B | | G4-6-3 1B | | | HR | 4 | 1 | 3 | 1 | 0 | 0 | 0 | | | |
| Fred Lynn, L OBP: 0.385, SLG: 0.486 (1, 8) | | | | FC6 1-2f | | G4-6-3 1-2f | | | K | 4 | 0 | 1 | 0 | 0 | 1 | 2 | | | |
| Tony Perez, R OBP: 0.315, SLG: 0.475 (1, 3) | F4 | | | G5-4-3 1-2f | | | K | | WP BB | 3 | 0 | 0 | 0 | 1 | 1 | 2 | | | |
| Jim Rice, R OBP: 0.313, SLG: 0.464 (1, 7) | | 4-3 | | | F7 | | 1-3 | | K | 4 | 0 | 0 | 0 | 0 | 1 | 1 | | | |
| Carl Yastrzemski, L OBP: 0.354, SLG: 0.453 (1, 10) | F8 | | | 1B BB | | | | | 4-3 | 3 | 0 | 1 | 0 | 1 | 0 | 1 | | | |
| Carlton Fisk, R OBP: 0.358, SLG: 0.474 (1, 2) | F8 | | | | 1-3 1B | | F7 | | | 3 | 0 | 1 | 0 | 0 | 0 | 1 | | | |
| Dwight Evans, R OBP: 0.335, SLG: 0.455 (1, 9) | | | | G5-4-3 1B | | F2 | | L8 | | 3 | 0 | 1 | 0 | 0 | 0 | 2 | | | |
| Glenn Hoffman, R OBP: 0.328, SLG: 0.411 (1, 5) | | | G5-4-3 1-2f | | 5-3 | | | 5-3 | | 3 | 0 | 0 | 0 | 0 | 0 | 3 | | | |
| Inning Stats | R: 0 E: 0 K: 0 S: 4 | H: 1 LOB: 1 BB: 0 P: 4 | R: 0 E: 0 K: 0 S: 3 | H: 0 LOB: 0 BB: 0 P: 3 | R: 0 E: 0 K: 0 S: 3 | H: 1 LOB: 0 BB: 0 P: 3 | R: 0 E: 0 K: 0 S: 3 | H: 1 LOB: 2 BB: 1 P: 8 | R: 0 E: 0 K: 1 S: 6 | H: 1 LOB: 1 BB: 0 P: 6 | R: 0 E: 0 K: 0 S: 3 | H: 0 LOB: 0 BB: 0 P: 3 | R: 1 E: 0 K: 2 S: 8 | H: 1 LOB: 1 BB: 1 P: 12 | 1B: 6 2B: 0 3B: 0 HR: 1 | SF: 0 SAC: 0 DP: 3 HBP: 0 | WP: 1 PB: 0 CS: 0 | PA: 33 | |
| PITCHER | IP | WLS | BF | H | R | ER | SO | BB | IBB | HBP | BLK | WP | HR | S | P | ERA | WHIP | | |
| Rob Dressler, R ERA: 4.42 (1, 1) | 8.0 | W | 29 | 7 | 1 | 1 | 1 | 1 | 0 | 0 | 0 | 0 | 1 | 30 | 34 | 1.12 | 1.000 | | |
| Shane Rawley, L ERA: 3.54 (9, 1) | 1.0 | S | 4 | 0 | 0 | 0 | 2 | 1 | 0 | 0 | 0 | 1 | 0 | 7 | 11 | 0.00 | 1.000 | | |

Boston Red Sox @ Seattle Mariners
The Kingdom, Seattle, WA
Sat Aug 23 1980, 10:05 PM EDT
Att: 16,072 - Dome

| | |
|-----|----|
| AB | 31 |
| R | 1 |
| H | 7 |
| RBI | 1 |
| BB | 2 |
| SO | 3 |
| LOB | 12 |



| Batter | 1 | 2 | 3 | 4 | 5 | 6 | 7 | 8 | 9 | AB | R | H | RBI | BB | SO | LOB | BOTTOM | | |
|---|------------------------------|---------------------------------|------------------------------|---------------------------------|------------------------------|---------------------------------|------------------------------|---------------------------------|------------------------------|----------------------------------|------------------------------|---------------------------------|------------------------------|----------------------------------|----------------------------------|------------------------------------|-------------------------|--------|--|
| Julio Cruz, S OBP: 0.323, SLG: 0.263 (1, 4) | F8 | | 4-3 | | | | B1-3 | | | 4 | 1 | 1 | 0 | 0 | 0 | 1 | | | |
| Bill Stein, R OBP: 0.340, SLG: 0.406 Dan Meyer, L (7, PH) OBP: 0.313, SLG: 0.392 | F7 | | E5 | | 5-3 | | 6-3 | | | 3 | 0 | 0 | 0 | 0 | 0 | 1 | | | |
| Bruce Bochte, L OBP: 0.373, SLG: 0.447 (1, 3) | WP BB | | 2H | | 1-3 | | K | | | 2 | 0 | 0 | 0 | 2 | 2 | 1 | | | |
| Juan Beniquez, R OBP: 0.268, SLG: 0.357 (1, 8) | K | | F8 | | BB | | 6-3 | | | 4 | 0 | 1 | 1 | 0 | 1 | 3 | | | |
| Tom Paciorek, R OBP: 0.319, SLG: 0.481 (1, 9) | | F9 | | 2B 1B | 1-2 BB | | K | | | 3 | 1 | 1 | 0 | 1 | 1 | 0 | | | |
| Leon Roberts, R OBP: 0.333, SLG: 0.425 (1, 7) | 5-3 | | | K | F7 | | | 1B BB | | 3 | 0 | 0 | 0 | 1 | 1 | 3 | | | |
| Jim Anderson, R OBP: 0.289, SLG: 0.319 Mario Mendoza, R OBP: 0.290, SLG: 0.300 (8, 6) | F8 | | | | F8 | | F7 | | | 3 | 0 | 0 | 0 | 0 | 0 | 1 | | | |
| Ted Cox, R OBP: 0.298, SLG: 0.314 (1, 5) | | | | E 1B | 1H 2B | | 6-3 | | | 4 | 1 | 2 | 1 | 0 | 0 | 2 | | | |
| Marc Hill, R OBP: 0.186, SLG: 0.241 (1, 2) | | | B2 | | 5-3 | | F9 | | | 3 | 0 | 0 | 0 | 0 | 0 | 2 | | | |
| Inning Stats | R: 0 E: 0 K: 1 S: 5 | H: 0 LOB: 1 BB: 1 P: 9 | R: 0 E: 0 K: 0 S: 3 | H: 0 LOB: 0 BB: 0 P: 3 | R: 1 E: 1 K: 0 S: 5 | H: 1 LOB: 2 BB: 1 P: 9 | R: 1 E: 0 K: 1 S: 7 | H: 2 LOB: 1 BB: 0 P: 7 | R: 1 E: 0 K: 0 S: 3 | H: 2 LOB: 2 BB: 1 P: 11 | R: 0 E: 0 K: 0 S: 3 | H: 0 LOB: 0 BB: 0 P: 3 | R: 0 E: 0 K: 1 S: 5 | H: 1 LOB: 2 BB: 1 P: 10 | 1B: 5 2B: 1 3B: 0 HR: 0 | SF: 0 SAC: 0 DP: 0 HBP: 0 | WP: 1 PB: 0 CS: 0 | PA: 35 | |
| PITCHER | IP | WLS | BF | H | R | ER | SO | BB | IBB | HBP | BLK | WP | HR | S | P | ERA | WHIP | | |
| Bruce Hurst, L ERA: 9.43 Dick Drago, R ERA: 4.53 (5, 1) | 4.2 | L | 22 | 5 | 3 | 2 | 3 | 2 | 0 | 0 | 0 | 0 | 0 | 15 | 23 | 0.00 | 0.900 | | |

Boston Red Sox @ Seattle Mariners
The Kingdom, Seattle, WA
Sat Aug 23 1980, 10:05 PM EDT
Att: 16,072 - Dome


| | |
|-----|----|
| AB | 31 |
| R | 3 |
| H | 6 |
| RBI | 2 |
| BB | 4 |
| SO | 5 |
| LOB | 14 |



| Batter | 1 | 2 | 3 | 4 | 5 | 6 | 7 | 8 | 9 | AB | R | H | RBI | BB | SO | LOB | TOP | | | | | |
|--|------------------------------|---------------------------------|-------------------------------|----------------------------------|------------------------------|----------------------------------|------------------------------|---------------------------------|------------------------------|---------------------------------|------------------------------|---------------------------------|------------------------------|---------------------------------|------------------------------|----------------------------------|------------------------------|----------------------------------|----------------------------------|------------------------------------|----------------------------------|--------|
| Rick Burleson, R OBP: 0.345, SLG: 0.370 (1, 6) | F8 | | | | | | | L6 | | 5 | 0 | 2 | 2 | 0 | 0 | 1 | | | | | | |
| Dave Stapleton, R OBP: 0.331, SLG: 0.478 (1, 4) | G5-3 | K | F7 | | | | | F9 | | 5 | 0 | 2 | 0 | 0 | 1 | 2 | | | | | | |
| Fred Lynn, L OBP: 0.383, SLG: 0.481 (1, 8) | | K | | | | | | F8 | | 4 | 0 | 0 | 0 | 1 | 1 | 3 | | | | | | |
| Tony Perez, R OBP: 0.314, SLG: 0.471 (1, 3) | G5-3 | K | | | | | | F3 | | 4 | 0 | 0 | 0 | 1 | 1 | 3 | | | | | | |
| Jim Rice, R OBP: 0.311, SLG: 0.460 (1, 7) | | | 6-3 | 4-3 | | | | F7 | | 5 | 1 | 1 | 0 | 0 | 1 | 2 | | | | | | |
| Carlton Fisk, R OBP: 0.358, SLG: 0.475 (1, 10) | | | | | | | | F7 | | 5 | 2 | 2 | 0 | 0 | 0 | 2 | | | | | | |
| Dwight Evans, R OBP: 0.339, SLG: 0.457 (1, 9) | | | | | | | | 5-3 | | 3 | 3 | 1 | 1 | 2 | 1 | 3 | | | | | | |
| Glenn Hoffman, R OBP: 0.337, SLG: 0.430 (1, 5) | | | | | | | | K | | 4 | 2 | 3 | 3 | 0 | 1 | 0 | | | | | | |
| Gary Allenson, R OBP: 0.485, SLG: 0.509 (1, 2) | | | | | | | | 6-3 | | 3 | 2 | 2 | 3 | 1 | 0 | 0 | | | | | | |
| Inning Stats | R: 0 E: 0 K: 0 S: 3 | H: 1 LOB: 1 BB: 1 P: 7 | R: 5 E: 0 K: 3 S: 15 | H: 6 LOB: 1 BB: 0 P: 15 | R: 4 E: 0 K: 0 S: 6 | H: 4 LOB: 0 BB: 1 P: 10 | R: 0 E: 0 K: 0 S: 3 | H: 0 LOB: 0 BB: 0 P: 3 | R: 0 E: 0 K: 1 S: 5 | H: 0 LOB: 0 BB: 0 P: 5 | R: 0 E: 0 K: 0 S: 3 | H: 0 LOB: 0 BB: 0 P: 3 | R: 0 E: 0 K: 0 S: 3 | H: 0 LOB: 0 BB: 0 P: 3 | R: 1 E: 0 K: 0 S: 3 | H: 1 LOB: 1 BB: 2 P: 11 | R: 0 E: 1 K: 2 S: 9 | H: 1 LOB: 3 BB: 1 P: 13 | 1B: 8 2B: 4 3B: 1 HR: 0 | SF: 0 SAC: 0 DP: 1 HBP: 0 | WP: 0 PB: 0 SB: 3 CS: 1 | PA: 43 |
| PITCHER | IP | WLS | BF | H | R | ER | SO | BB | IBB | HBP | BLK | WP | HR | S | P | ERA | WHIP | | | | | |
| Rick Honeycutt, L ERA: 4.06 (1, 1) | 2.1 | L | 18 | 10 | 9 | 9 | 3 | 1 | 1 | 0 | 0 | 0 | 0 | 22 | 30 | 34.71 | 4.714 | | | | | |
| Byron McLaughlin, R ERA: 6.81 (3, 1) | 5.0 | | 17 | 2 | 1 | 1 | 1 | 1 | 0 | 0 | 0 | 0 | 0 | 18 | 22 | 1.80 | 0.600 | | | | | |
| Dave Heaverlo, R ERA: 3.31 (8, 1) | 1.2 | | 8 | 1 | 0 | 0 | 2 | 1 | 1 | 0 | 0 | 0 | 0 | 10 | 18 | 0.00 | 1.200 | | | | | |

Boston Red Sox @ Seattle Mariners
The Kingdom, Seattle, WA
Sun Aug 24 1980, 10:05 PM EDT
Att: 16,920 - Dome


AB 38
R 10
H 13
RBI 9
BB 5
SO 6
LOB 16



| Batter | 1 | 2 | 3 | 4 | 5 | 6 | 7 | 8 | 9 | AB | R | H | RBI | BB | SO | LOB | BOTTOM | | | | | |
|--|------------------------------|---------------------------------|------------------------------|---------------------------------|------------------------------|---------------------------------|------------------------------|----------------------------------|------------------------------|----------------------------------|------------------------------|---------------------------------|------------------------------|---------------------------------|------------------------------|---------------------------------|------------------------------|---------------------------------|----------------------------------|------------------------------------|----------------------------------|--------|
| Julio Cruz, S OBP: 0.319, SLG: 0.259 (1, 4) | 6-3 | | K | | | | | | 4-3 | 5 | 0 | 0 | 0 | 0 | 1 | 0 | | | | | | |
| Joe Simpson, L OBP: 0.310, SLG: 0.342 (1, 7) | 4-3 | | | | | | | F8 | | 5 | 2 | 2 | 0 | 0 | 0 | 0 | | | | | | |
| Dan Meyer, L OBP: 0.316, SLG: 0.409 (1, 10) | | | | | | | | | | 4 | 3 | 3 | 3 | 0 | 0 | 0 | | | | | | |
| Bruce Bochte, L OBP: 0.374, SLG: 0.450 (1, 3) | G3 | | | | | | | | | 4 | 1 | 2 | 2 | 0 | 0 | 0 | | | | | | |
| Tom Paciorek, R OBP: 0.318, SLG: 0.476 (1, 9) | | | | | | | | | | 3 | 0 | 0 | 0 | 1 | 0 | 1 | | | | | | |
| Juan Beniquez, R OBP: 0.283, SLG: 0.350 (1, 8) | | | | | | | | | | 4 | 0 | 0 | 0 | 0 | 0 | 3 | | | | | | |
| Ted Cox, R OBP: 0.289, SLG: 0.313 (1, 5) | | | | | | | | | | 1 | 0 | 0 | 0 | 0 | 0 | 0 | | | | | | |
| Larry Milbourne, S OBP: 0.291, SLG: 0.325 (4, PH) (5, 6) | 4-3 | | | | | | | | | 2 | 0 | 0 | 0 | 1 | 0 | 2 | | | | | | |
| Jerry Narron, L OBP: 0.200, SLG: 0.214 (1, 2) | | | | | | | | | | 4 | 1 | 2 | 2 | 0 | 0 | 0 | | | | | | |
| Mario Mendoza, R OBP: 0.289, SLG: 0.298 (1, 6) | | | | | | | | | | 1 | 0 | 0 | 0 | 0 | 0 | 0 | | | | | | |
| Bill Stein, R OBP: 0.335, SLG: 0.399 (4, PH) (5, 5) | 4-3 | | | | | | | | | 3 | 0 | 0 | 0 | 0 | 0 | 2 | | | | | | |
| Inning Stats | R: 1 E: 0 K: 0 S: 4 | H: 1 LOB: 0 BB: 0 P: 4 | R: 0 E: 0 K: 0 S: 3 | H: 0 LOB: 0 BB: 0 P: 3 | R: 0 E: 0 K: 1 S: 5 | H: 0 LOB: 0 BB: 0 P: 5 | R: 3 E: 1 K: 0 S: 7 | H: 4 LOB: 2 BB: 1 P: 11 | R: 2 E: 0 K: 0 S: 6 | H: 3 LOB: 2 BB: 1 P: 10 | R: 1 E: 0 K: 0 S: 4 | H: 1 LOB: 0 BB: 0 P: 4 | R: 0 E: 0 K: 0 S: 3 | H: 0 LOB: 0 BB: 0 P: 3 | R: 0 E: 0 K: 0 S: 3 | H: 0 LOB: 0 BB: 0 P: 3 | R: 0 E: 0 K: 0 S: 3 | H: 0 LOB: 0 BB: 0 P: 3 | 1B: 5 2B: 1 3B: 0 HR: 3 | SF: 0 SAC: 0 DP: 0 HBP: 0 | WP: 0 PB: 0 SB: 0 CS: 0 | PA: 38 |
| PITCHER | IP | WLS | BF | H | R | ER | SO | BB | IBB | HBP | BLK | WP | HR | S | P | ERA | WHIP | | | | | |
| Mike Torrez, R ERA: 4.8 (1, 1) | 4.1 | | 22 | 8 | 6 | 6 | 1 | 1 | 0 | 0 | 0 | 0 | 1 | 23 | 27 | 12.46 | 2.077 | | | | | |
| Bill Campbell, R ERA: 4.88 (5, 1) | 4.2 | W | 16 | 1 | 1 | 1 | 0 | 1 | 0 | 0 | 0 | 0 | 1 | 15 | 19 | 1.93 | 0.429 | | | | | |

Boston Red Sox @ Seattle Mariners
The Kingdom, Seattle, WA
Sun Aug 24 1980, 10:05 PM EDT
Att: 16,920 - Dome


AB 36
R 7
H 9
RBI 7
BB 2
SO 1
LOB 8



| Batter | 1 | 2 | 3 | 4 | 5 | 6 | 7 | 8 | 9 | 10 | 11 | AB | R | H | RBI | BB | SO | LOB | TOP | | | |
|---|------------------------------|---------------------------------|------------------------------|---------------------------------|------------------------------|---------------------------------|------------------------------|---------------------------------|------------------------------|---------------------------------|------------------------------|---------------------------------|------------------------------|---------------------------------|------------------------------|---------------------------------|------------------------------|----------------------------------|----------------------------------|------------------------------------|----------------------------------|--------|
| Rick Burleson, R OBP: 0.349, SLG: 0.373 (1, 6) | 1-3 | | | 1B | G5-4-3 | | | 6-3 | | | SH1-4 2B | 4 | 2 | 3 | 0 | 1 | 0 | 0 | | | | |
| Dave Stapleton, R OBP: 0.328, SLG: 0.472 (1, 4) | 6-3 | | | F8 | G5-4-3 | | | 6-3 | | | SH1-4 | 4 | 0 | 0 | 0 | 0 | 0 | 4 | | | | |
| Fred Lynn, L OBP: 0.383, SLG: 0.479 (1, 8) | K | | | 1B | | | | F8 | | | 2B | 4 | 1 | 1 | 0 | 1 | 1 | 1 | | | | |
| Tony Perez, R OBP: 0.314, SLG: 0.469 Jim Dwyer, L OBP: 0.371, SLG: 0.452 (9, PR) (9, 3) | | F9 | | F4 | | | K | | | G4-6-3 1B | L8 | 4 | 0 | 1 | 0 | 0 | 1 | 2 | | | | |
| Jim Rice, R OBP: 0.312, SLG: 0.462 (1, 7) | | L9 | | | | | F3 | | | B1 | | 5 | 0 | 2 | 3 | 0 | 0 | 1 | | | | |
| Carlton Fisk, R OBP: 0.324, SLG: 0.469 (1, 2) | | K | | F8 | | | | | | G4-6-3 1-2 | | 5 | 0 | 0 | 0 | 0 | 3 | 4 | | | | |
| Dwight Evans, R OBP: 0.338, SLG: 0.463 (1, 9) | | | | 4-3 | | | | F6 | | | F7 | 4 | 1 | 1 | 1 | 0 | 0 | 0 | | | | |
| Glenn Hoffman, R OBP: 0.330, SLG: 0.421 (1, 5) | | | | F7 | | | | F7 | | | K | 4 | 0 | 0 | 0 | 0 | 1 | 0 | | | | |
| Gary Allenson, R OBP: 0.478, SLG: 0.500 Carl Yastrzemski, L OBP: 0.353, SLG: 0.452 (10, PH) (10, PH) | | | | K | | | | | | | K | 3 | 0 | 1 | 0 | 0 | 2 | 0 | | | | |
| Inning Stats | R: 0 E: 0 K: 1 S: 5 | H: 0 LOB: 0 BB: 0 P: 5 | R: 0 E: 0 K: 1 S: 5 | H: 0 LOB: 0 BB: 0 P: 5 | R: 0 E: 0 K: 1 S: 5 | H: 0 LOB: 0 BB: 0 P: 5 | R: 1 E: 0 K: 0 S: 6 | H: 3 LOB: 2 BB: 0 P: 6 | R: 1 E: 0 K: 0 S: 5 | H: 3 LOB: 1 BB: 0 P: 5 | R: 0 E: 0 K: 1 S: 5 | H: 0 LOB: 0 BB: 0 P: 5 | R: 0 E: 0 K: 2 S: 3 | H: 1 LOB: 1 BB: 0 P: 3 | R: 0 E: 0 K: 2 S: 7 | H: 0 LOB: 0 BB: 0 P: 7 | R: 2 E: 0 K: 1 S: 6 | H: 1 LOB: 1 BB: 2 P: 14 | 1B: 7 2B: 1 3B: 0 HR: 1 | SF: 0 SAC: 1 DP: 2 HBP: 0 | WP: 0 PB: 0 SB: 2 CS: 0 | PA: 42 |
| PITCHER | IP 9.0 | WLS L | BF 33 | H 8 | R 2 | ER 2 | SO 6 | BB 0 | IBB 0 | HBP 0 | BLK 0 | WP 0 | HR 0 | S 45 | P 45 | ERA 2.00 | WHIP 0.889 | | | | | |
| Frank Tanana, L ERA: 4.25 Mark Clear, R ERA: 3.56 (10, 1) | 2.0 | L | 9 | 1 | 2 | 2 | 3 | 1 | 1 | 0 | 0 | 0 | 0 | 13 | 21 | 9.00 | 1.000 | | | | | |

Boston Red Sox @ California Angels
Anaheim Stadium, Anaheim, CA
Mon Aug 25 1980, 10:05 PM EDT
Att: 25,653 - Unknown


AB 39
R 4
H 9
RBI 4
BB 2
SO 9
LOB 14



| Batter | 1 | 2 | 3 | 4 | 5 | 6 | 7 | 8 | 9 | 10 | 11 | AB | R | H | RBI | BB | SO | LOB | BOTTOM | | | |
|---|------------------------------|---------------------------------|------------------------------|---------------------------------|------------------------------|---------------------------------|------------------------------|---------------------------------|------------------------------|---------------------------------|------------------------------|---------------------------------|------------------------------|---------------------------------|------------------------------|---------------------------------|------------------------------|---------------------------------|----------------------------------|------------------------------------|----------------------------------|--------|
| Rick Miller, L OBP: 0.351, SLG: 0.316 (1, 8) | K | | | F7 | | | | G3 | | | 5-3 BB | 3 | 0 | 0 | 1 | 2 | 1 | 2 | | | | |
| Carney Lansford, R OBP: 0.319, SLG: 0.429 (1, 5) | | | | F9 | | | | E5 | | | F7 | 5 | 0 | 1 | 0 | 0 | 0 | 3 | | | | |
| Rod Carew, L OBP: 0.395, SLG: 0.421 (1, 10) | F7 | | | | | | | G3 | | | 5-3 | 5 | 0 | 0 | 0 | 0 | 0 | 4 | | | | |
| Don Baylor, R OBP: 0.315, SLG: 0.337 (1, 7) | F6 | | | | | | | F7 | | | 6-3 | 5 | 0 | 0 | 0 | 0 | 0 | 2 | | | | |
| Jason Thompson, L OBP: 0.389, SLG: 0.453 (1, 3) | | L8 | | | | | | 4-3 | | | 6-3 | 4 | 0 | 0 | 0 | 0 | 0 | 0 | | | | |
| Bobby Grich, R OBP: 0.385, SLG: 0.437 (1, 4) | | F8 | | | | | | F4 | | | F9 | 4 | 0 | 0 | 0 | 0 | 0 | 0 | | | | |
| Larry Harlow, L OBP: 0.375, SLG: 0.397 (1, 9) | | F8 | | | | | | | | | K | 4 | 1 | 1 | 0 | 0 | 1 | 0 | | | | |
| Bert Campaneris, R OBP: 0.314, SLG: 0.359 (1, 6) | | | | | | | | 1B G3 2B | | | G3 | 4 | 1 | 2 | 0 | 0 | 0 | 0 | | | | |
| Tom Donohue, R OBP: 0.215, SLG: 0.245 Dickie Thon, R OBP: 0.272, SLG: 0.308 Dan Whitmer, R OBP: 0.250, SLG: 0.244 (9, 2) | | | | SH3-4 1B | | | | 5-3 | | | G3 E 1B | 1 | 0 | 0 | 0 | 0 | 0 | 0 | | | | |
| Inning Stats | R: 0 E: 0 K: 1 S: 6 | H: 1 LOB: 1 BB: 0 P: 6 | R: 0 E: 0 K: 0 S: 3 | H: 0 LOB: 0 BB: 0 P: 3 | R: 0 E: 0 K: 0 S: 4 | H: 1 LOB: 1 BB: 0 P: 4 | R: 0 E: 0 K: 0 S: 3 | H: 0 LOB: 0 BB: 0 P: 3 | R: 0 E: 0 K: 0 S: 3 | H: 0 LOB: 0 BB: 0 P: 3 | R: 2 E: 1 K: 1 S: 8 | H: 2 LOB: 1 BB: 0 P: 8 | R: 0 E: 0 K: 0 S: 3 | H: 0 LOB: 0 BB: 0 P: 3 | R: 0 E: 0 K: 2 S: 7 | H: 0 LOB: 0 BB: 0 P: 7 | R: 0 E: 0 K: 0 S: 3 | H: 0 LOB: 1 BB: 1 P: 7 | 1B: 3 2B: 1 3B: 0 HR: 0 | SF: 0 SAC: 1 DP: 0 HBP: 0 | WP: 0 PB: 0 SB: 1 CS: 0 | PA: 40 |
| PITCHER | IP 9.0 | WLS W | BF 33 | H 4 | R 2 | ER 1 | SO 2 | BB 1 | IBB 0 | HBP 0 | BLK 0 | WP 0 | HR 0 | S 36 | P 40 | ERA 1.00 | WHIP 0.556 | | | | | |
| Dennis Eckersley, R ERA: 3.96 Bob Stanley, R ERA: 3.52 (10, 1) | 2.0 | W | 7 | 0 | 0 | 0 | 2 | 1 | 0 | 0 | 0 | 0 | 0 | 10 | 14 | 0.00 | 0.500 | | | | | |

Boston Red Sox @ California Angels
Anaheim Stadium, Anaheim, CA
Mon Aug 25 1980, 10:05 PM EDT
Att: 25,653 - Unknown

AB 37
R 2
H 4
RBI 1
BB 2
SO 4
LOB 13



| Batter | 1 | 2 | 3 | 4 | 5 | 6 | 7 | 8 | 9 | AB | R | H | RBI | BB | SO | LOB | TOP | | | | | |
|---|------------------------------|---------------------------------|------------------------------|---------------------------------|------------------------------|----------------------------------|------------------------------|---------------------------------|------------------------------|---------------------------------|------------------------------|---------------------------------|------------------------------|---------------------------------|------------------------------|---------------------------------|---|---------------------------------|----------------------------------|------------------------------------|----------------------------------|--------|
| Rick Burleson, R OBP: 0.349, SLG: 0.372 (1, 6) | F9 | | BB | | G4-6-3 | | 4-3 | | G5-4-3 | 4 | 0 | 1 | 0 | 1 | 0 | 2 | Boston Red Sox @ California Angels Anaheim Stadium, Anaheim, CA Tue Aug 26 1980, 10:05 PM EDT Att: 29,007 - Unknown | | | | | |
| Dave Stapleton, R OBP: 0.321, SLG: 0.463 (1, 4) | F8 | | F9 | | 4-3 | | 4-3 | | G5-4-3 | 5 | 0 | 0 | 0 | 0 | 0 | 3 | | | | | | |
| Fred Lynn, L OBP: 0.382, SLG: 0.476 (1, 8) | G3 | | F3 | | | | 4-3 | | | 5 | 0 | 1 | 0 | 0 | 0 | 2 | | | | | | |
| Jim Rice, R OBP: 0.311, SLG: 0.458 (1, 7) | | 1-3 | | | F4 | | F8 | | F6 | 5 | 1 | 1 | 0 | 0 | 0 | 1 | | | | | | |
| Carl Yastrzemski, L OBP: 0.352, SLG: 0.458 (1, 3) | | F8 | | | F7 | | G3 | | | 4 | 1 | 1 | 2 | 0 | 0 | 0 | | | | | | |
| Carlton Fisk, R OBP: 0.358, SLG: 0.472 (1, 2) | | BLK | | | 5-3 | | | | | 4 | 1 | 3 | 0 | 0 | 0 | 0 | | | | | | |
| Jim Dwyer, L OBP: 0.378, SLG: 0.468 (1, 10) | | F7 | | | | | | | | 4 | 1 | 3 | 0 | 0 | 0 | 1 | | | | | | |
| Dwight Evans, R OBP: 0.342, SLG: 0.465 (1, 9) | | | BB | | | | 5-3 | | | 3 | 1 | 2 | 0 | 1 | 0 | 2 | | | | | | |
| Glenn Hoffman, R OBP: 0.323, SLG: 0.414 (1, 5) | | | K | | | | | | | 3 | 0 | 0 | 2 | 0 | 1 | 5 | | | | | | |
| Inning Stats | R: 0 E: 0 K: 0 S: 3 | H: 0 LOB: 0 BB: 0 P: 3 | R: 0 E: 0 K: 0 S: 4 | H: 1 LOB: 1 BB: 0 P: 4 | R: 0 E: 0 K: 1 S: 5 | H: 0 LOB: 2 BB: 2 P: 13 | R: 0 E: 0 K: 0 S: 3 | H: 0 LOB: 0 BB: 0 P: 3 | R: 2 E: 1 K: 0 S: 5 | H: 2 LOB: 0 BB: 0 P: 5 | R: 0 E: 0 K: 0 S: 3 | H: 0 LOB: 1 BB: 0 P: 3 | R: 1 E: 0 K: 0 S: 5 | H: 2 LOB: 1 BB: 0 P: 5 | R: 2 E: 0 K: 0 S: 8 | H: 5 LOB: 3 BB: 0 P: 8 | R: 0 E: 0 K: 0 S: 4 | H: 2 LOB: 1 BB: 0 P: 4 | 1B: 9 2B: 2 3B: 0 HR: 1 | SF: 1 SAC: 0 DP: 2 HBP: 0 | WP: 0 PB: 0 SB: 0 CS: 0 | PA: 40 |
| PITCHER | IP | WLS | BF | H | R | ER | SO | BB | IBB | HBP | BLK | WP | HR | S | P | ERA | WHIP | | | | | |
| Chris Knapp, R ERA: 6.37 (1, 1) | 7.2 | L | 32 | 7 | 5 | 4 | 1 | 2 | 0 | 0 | 1 | 0 | 1 | 32 | 40 | 4.70 | 1.174 | | | | | |
| Don Aase, R ERA: 4.41 (8, 1) | 1.1 | | 8 | 5 | 0 | 0 | 0 | 0 | 0 | 0 | 0 | 0 | 0 | 8 | 8 | 0.00 | 3.750 | | | | | |

Boston Red Sox @ California Angels
 Anaheim Stadium, Anaheim, CA
 Tue Aug 26 1980, 10:05 PM EDT
 Att: 29,007 - Unknown

AB 37
 R 5
 H 12
 RBI 4
 BB 2
 SO 1
 LOB 16



| Batter | 1 | 2 | 3 | 4 | 5 | 6 | 7 | 8 | 9 | AB | R | H | RBI | BB | SO | LOB | BOTTOM | | | | |
|--|------------------------------|---------------------------------|------------------------------|---------------------------------|------------------------------|---------------------------------|------------------------------|---------------------------------|------------------------------|---------------------------------|------------------------------|---------------------------------|------------------------------|---------------------------------|------------------------------|---------------------------------|---|------------------------------------|----------------------------------|--------|--|
| Bert Campaneris, R OBP: 0.306, SLG: 0.350 (1, 6) | 1-3 | | FC5-4 | | | 6-3 | | G5-4-3 | | 4 | 1 | 0 | 0 | 0 | 0 | 3 | Boston Red Sox @ California Angels Anaheim Stadium, Anaheim, CA Tue Aug 26 1980, 10:05 PM EDT Att: 29,007 - Unknown | | | | |
| Rod Carew, L OBP: 0.397, SLG: 0.426 (1, 3) | | | | | | | | F7 | | 4 | 0 | 3 | 1 | 0 | 0 | 1 | | | | | |
| Carney Lansford, R OBP: 0.318, SLG: 0.426 (1, 5) | | | | | 5-3 | | | | | 3 | 0 | 0 | 0 | 1 | 1 | 2 | | | | | |
| Don Baylor, R OBP: 0.314, SLG: 0.333 (1, 7) | G4-6-3 | | | | | | | | | 3 | 0 | 0 | 0 | 0 | 0 | 2 | | | | | |
| Bobby Grich, R OBP: 0.384, SLG: 0.433 (1, 4) | | F8 | | | F9 | | L8 | | HBP | 3 | 0 | 0 | 0 | 1 | 0 | 1 | | | | | |
| Bobby Clark, R OBP: 0.244, SLG: 0.293 (1, 8) | | 4-3 | | | 6-3 | | | | | 4 | 0 | 0 | 0 | 0 | 0 | 2 | | | | | |
| Dickie Thon, R OBP: 0.287, SLG: 0.302 (1, 10) | | | | | | | | | | 3 | 0 | 0 | 0 | 0 | 0 | 1 | | | | | |
| Rick Miller, L OBP: 0.350, SLG: 0.314 (1, 9) | | | | | | | | | | 2 | 0 | 0 | 0 | 0 | 0 | 0 | | | | | |
| Tom Donohue, R OBP: 0.218, SLG: 0.248 (1, 2) | | | | | | | | | | 2 | 0 | 1 | 0 | 0 | 0 | 0 | | | | | |
| Freddie Patek, R OBP: 0.306, SLG: 0.398 (8, PH) | | | | | | | | | | 0 | 0 | 0 | 0 | 1 | 0 | 0 | | | | | |
| Dan Whitmer, R OBP: 0.250, SLG: 0.244 (9, 2) | | | | | | | | | | 0 | 0 | 0 | 0 | 0 | 0 | 0 | | | | | |
| Inning Stats | R: 0 E: 0 K: 0 S: 3 | H: 1 LOB: 1 BB: 1 P: 7 | R: 0 E: 0 K: 0 S: 3 | H: 0 LOB: 0 BB: 0 P: 3 | R: 1 E: 0 K: 0 S: 5 | H: 2 LOB: 1 BB: 0 P: 5 | R: 0 E: 0 K: 0 S: 3 | H: 0 LOB: 0 BB: 0 P: 3 | R: 0 E: 0 K: 1 S: 5 | H: 1 LOB: 1 BB: 0 P: 5 | R: 0 E: 0 K: 0 S: 3 | H: 0 LOB: 1 BB: 1 P: 7 | R: 0 E: 0 K: 0 S: 2 | H: 0 LOB: 1 BB: 1 P: 7 | R: 0 E: 0 K: 0 S: 3 | H: 0 LOB: 1 BB: 0 P: 4 | 1B: 3 2B: 2 3B: 0 HR: 0 | SF: 0 SAC: 0 DP: 3 HBP: 2 | WP: 0 PB: 0 SB: 1 CS: 1 | PA: 33 | |
| PITCHER | IP | WLS | BF | H | R | ER | SO | BB | IBB | HBP | BLK | WP | HR | S | P | ERA | WHIP | | | | |
| John Tudor, L ERA: 1.92 (1, 1) | 7.0 | W | 27 | 4 | 1 | 1 | 1 | 3 | 0 | 1 | 0 | 0 | 0 | 25 | 38 | 1.29 | 1.000 | | | | |
| Bob Stanley, R ERA: 3.47 (8, 1) | 2.0 | S | 6 | 0 | 0 | 0 | 0 | 0 | 0 | 1 | 0 | 0 | 0 | 5 | 6 | 0.00 | 0.000 | | | | |

Boston Red Sox @ California Angels
 Anaheim Stadium, Anaheim, CA
 Tue Aug 26 1980, 10:05 PM EDT
 Att: 29,007 - Unknown

AB 28
 R 1
 H 4
 RBI 1
 BB 3
 SO 1
 LOB 12



| Batter | 1 | 2 | 3 | 4 | 5 | 6 | 7 | 8 | 9 | AB | R | H | RBI | BB | SO | LOB | TOP | | | | | |
|---|------------------------------|---------------------------------|------------------------------|---------------------------------|------------------------------|---------------------------------|------------------------------|----------------------------------|------------------------------|---------------------------------|------------------------------|---------------------------------|------------------------------|---------------------------------|------------------------------|---------------------------------|------------------------------|---------------------------------|----------------------------------|------------------------------------|----------------------------------|--------|
| Rickey Henderson, R OBP: 0.419, SLG: 0.416 | | | | | | | | | | 4 | 2 | 2 | 0 | 0 | 1 | 0 | | | | | | |
| Dwayne Murphy, L OBP: 0.371, SLG: 0.366 | | | | | | | | | | 4 | 0 | 3 | 1 | 0 | 0 | 0 | | | | | | |
| Mitchell Page, L OBP: 0.323, SLG: 0.395 | | | | | | | | | | 3 | 0 | 0 | 1 | 0 | 2 | 1 | | | | | | |
| Dave Revering, L OBP: 0.350, SLG: 0.509 | | | | | | | | | | 4 | 0 | 1 | 0 | 0 | 0 | 1 | | | | | | |
| Tony Armas, R OBP: 0.293, SLG: 0.474 | | | | | | | | | | 4 | 0 | 1 | 0 | 0 | 0 | 3 | | | | | | |
| Wayne Gross, L OBP: 0.350, SLG: 0.463 | | | | | | | | | | 3 | 0 | 0 | 0 | 1 | 0 | 1 | | | | | | |
| Jim Essian, R OBP: 0.320, SLG: 0.363 | | | | | | | | | | 3 | 0 | 0 | 0 | 1 | 1 | 4 | | | | | | |
| Mario Guerrero, R OBP: 0.277, SLG: 0.310 | | | | | | | | | | 3 | 0 | 0 | 0 | 0 | 0 | 1 | | | | | | |
| Jeff Cox, R OBP: 0.281, SLG: 0.238 | | | | | | | | | | 3 | 0 | 0 | 0 | 0 | 1 | 0 | | | | | | |
| Inning Stats | R: 1 E: 0 K: 0 S: 5 | H: 2 LOB: 1 BB: 0 P: 5 | R: 0 E: 0 K: 1 S: 5 | H: 0 LOB: 0 BB: 0 P: 5 | R: 0 E: 0 K: 2 S: 7 | H: 0 LOB: 0 BB: 0 P: 7 | R: 0 E: 0 K: 1 S: 6 | H: 1 LOB: 2 BB: 1 P: 10 | R: 1 E: 0 K: 0 S: 4 | H: 2 LOB: 1 BB: 0 P: 4 | R: 0 E: 0 K: 0 S: 3 | H: 0 LOB: 0 BB: 0 P: 3 | R: 0 E: 0 K: 0 S: 2 | H: 0 LOB: 0 BB: 1 P: 6 | R: 0 E: 0 K: 1 S: 6 | H: 1 LOB: 1 BB: 0 P: 6 | R: 0 E: 0 K: 0 S: 4 | H: 1 LOB: 1 BB: 0 P: 4 | 1B: 5 2B: 2 3B: 0 HR: 0 | SF: 1 SAC: 0 DP: 2 HBP: 0 | WP: 1 PB: 0 SB: 1 CS: 0 | PA: 34 |
| PITCHER | IP | WLS | BF | H | R | ER | SO | BB | IBB | HBP | BLK | WP | HR | S | P | ERA | WHIP | | | | | |
| Steve Renko, R ERA: 3.33 | (1, 1) | 7.2 | 28 | 5 | 2 | 2 | 4 | 1 | 1 | 0 | 0 | 1 | 0 | 34 | 42 | 2.35 | 0.783 | | | | | |
| Tom Burgmeier, L ERA: 2.09 | (8, 1) | 0.2 | W | 3 | 1 | 0 | 0 | 1 | 0 | 0 | 0 | 0 | 0 | 5 | 5 | 0.00 | 1.500 | | | | | |
| Bob Stanley, R ERA: 3.46 | (9, 1) | 0.2 | S | 3 | 1 | 0 | 0 | 0 | 0 | 0 | 0 | 0 | 0 | 3 | 3 | 0.00 | 1.500 | | | | | |

Oakland Athletics @ Boston Red Sox
 Fenway Park, Boston, MA
 Thu Aug 28 1980, 7:05 PM EDT
 Att: 28,262 - Unknown - 70 F

AB 31
 R 2
 H 7
 RBI 2
 BB 2
 SO 5
 LOB 11

| Batter | 1 | 2 | 3 | 4 | 5 | 6 | 7 | 8 | 9 | AB | R | H | RBI | BB | SO | LOB | BOTTOM | | | | |
|---|------------------------------|----------------------------------|------------------------------|---------------------------------|------------------------------|---------------------------------|------------------------------|---------------------------------|------------------------------|---------------------------------|------------------------------|---------------------------------|------------------------------|----------------------------------|------------------------------|---------------------------------|----------------------------------|------------------------------------|----------------------------------|--------|--|
| Rick Burleson, R OBP: 0.350, SLG: 0.372 | | | | | | | | | | 3 | 0 | 1 | 0 | 1 | 1 | 0 | | | | | |
| Dave Stapleton, R OBP: 0.317, SLG: 0.457 | | | | | | | | | | 4 | 0 | 0 | 0 | 0 | 1 | 3 | | | | | |
| Fred Lynn, L OBP: 0.383, SLG: 0.480 | | | | | | | | | | 1 | 0 | 1 | 0 | 0 | 0 | 0 | | | | | |
| Jim Dwyer, L OBP: 0.377, SLG: 0.471 | | | | | | | | | | 3 | 1 | 1 | 0 | 0 | 0 | 0 | | | | | |
| Tony Perez, R OBP: 0.313, SLG: 0.466 | | | | | | | | | | 3 | 0 | 0 | 0 | 1 | 0 | 1 | | | | | |
| Jim Rice, R OBP: 0.315, SLG: 0.468 | | | | | | | | | | 3 | 1 | 2 | 1 | 1 | 0 | 0 | | | | | |
| Carl Yastrzemski, L OBP: 0.349, SLG: 0.453 | | | | | | | | | | 4 | 0 | 0 | 1 | 0 | 0 | 4 | | | | | |
| Carlton Fisk, R OBP: 0.354, SLG: 0.466 | | | | | | | | | | 4 | 0 | 0 | 0 | 0 | 1 | 1 | | | | | |
| Dwight Evans, R OBP: 0.342, SLG: 0.462 | | | | | | | | | | 2 | 1 | 0 | 0 | 1 | 1 | 0 | | | | | |
| Glenn Hoffman, R OBP: 0.323, SLG: 0.413 | | | | | | | | | | 3 | 0 | 1 | 1 | 0 | 0 | 0 | | | | | |
| Inning Stats | R: 0 E: 0 K: 2 S: 9 | H: 2 LOB: 3 BB: 1 P: 13 | R: 0 E: 0 K: 1 S: 5 | H: 0 LOB: 0 BB: 0 P: 5 | R: 0 E: 0 K: 0 S: 3 | H: 0 LOB: 0 BB: 0 P: 3 | R: 1 E: 0 K: 1 S: 6 | H: 1 LOB: 0 BB: 0 P: 6 | R: 0 E: 0 K: 0 S: 4 | H: 1 LOB: 1 BB: 0 P: 4 | R: 0 E: 0 K: 0 S: 3 | H: 0 LOB: 0 BB: 0 P: 3 | R: 1 E: 0 K: 0 S: 4 | H: 1 LOB: 2 BB: 2 P: 12 | R: 0 E: 0 K: 0 S: 4 | H: 1 LOB: 1 BB: 1 P: 8 | 1B: 3 2B: 2 3B: 0 HR: 1 | SF: 0 SAC: 0 DP: 0 HBP: 0 | WP: 0 PB: 0 SB: 2 CS: 0 | PA: 34 | |
| PITCHER | IP | WLS | BF | H | R | ER | SO | BB | IBB | HBP | BLK | WP | HR | S | P | ERA | WHIP | | | | |
| Steve McCatty, R ERA: 4.0 | (1, 1) | 7.1 | L | 32 | 6 | 3 | 4 | 3 | 3 | 0 | 0 | 0 | 1 | 36 | 52 | 3.68 | 1.227 | | | | |
| Bob Lacey, L ERA: 2.91 | (8, 1) | 0.2 | | 2 | 0 | 0 | 0 | 0 | 0 | 0 | 0 | 0 | 0 | 2 | 2 | 0.00 | 0.000 | | | | |

Oakland Athletics @ Boston Red Sox
 Fenway Park, Boston, MA
 Thu Aug 28 1980, 7:05 PM EDT
 Att: 28,262 - Unknown - 70 F


AB 30
 R 3
 H 6
 RBI 3
 BB 4
 SO 4
 LOB 9

| Batter | 1 | 2 | 3 | 4 | 5 | 6 | 7 | 8 | 9 | AB | R | H | RBI | BB | SO | LOB | TOP | | | | | |
|--|---|---|------------------------------|---------------------------------|------------------------------|---------------------------------|------------------------------|-----------------------------------|------------------------------|---------------------------------|------------------------------|---------------------------------|------------------------------|---------------------------------|------------------------------|---------------------------------|---|---------------------------------|----------------------------------|------------------------------------|----------------------------------|--------|
| Rickey Henderson, R OBP: 0.419, SLG: 0.415 (1, 7) | 0-0 6-3 | | 0-0 6-3 | | | 4-0 S 1B BB | | 0-0 P6-4 FC2-5 1B 1-2 | | 3 | 1 | 1 | 0 | 1 | 0 | 0 | | | | | | |
| Dwayne Murphy, L OBP: 0.372, SLG: 0.367 (1, 8) | 0-0 1B | | 0-0 P7 | | | 0-0 1B 1-H | | 0-0 FC2-5 1-2 2-3f | | 4 | 0 | 2 | 1 | 0 | 0 | 2 | | | | | | |
| Mitchell Page, L OBP: 0.322, SLG: 0.404 (1, 10) | 0-0 F9 | | | | | 0-0 HR | | 0-0 F5 2-3f | | 4 | 1 | 1 | 1 | 1 | 0 | 4 | | | | | | |
| Dave Revering, L OBP: 0.346, SLG: 0.503 (1, 3) | 0-0 F9 | | | | | 0-0 4-3 | | 0-0 F6 | | | | | | | | | 4 0 0 0 0 1 2 | | | | | |
| Tony Armas, R OBP: 0.293, SLG: 0.473 (1, 9) | | | | | | 0-0 F6 | | 0-0 F9 | | | | | | | | | 4 0 1 0 0 1 1 | | | | | |
| Wayne Gross, L OBP: 0.348, SLG: 0.460 Mike Heath, R OBP: 0.254, SLG: 0.278 (7, PH) (7, 2) | | | | | | 0-0 F8 | | | | | | | | | | | 2 0 0 0 0 0 1 2 1 1 0 0 0 0 | | | | | |
| Jeff Newman, R OBP: 0.270, SLG: 0.408 (7, 5) | | | | | | 0-0 F6 | | | | | | | | | | | 4 0 1 1 0 1 2 | | | | | |
| Dave McKay, S OBP: 0.273, SLG: 0.297 (1, 4) | | | | | | 0-3 K | | | | | | | | | | | 4 0 0 0 0 1 3 | | | | | |
| Rob Picciolo, R OBP: 0.249, SLG: 0.328 (1, 6) | | | | | | 0-0 G3 | | | | | | | | | | | 3 0 0 0 0 1 0 | | | | | |
| Inning Stats | R: 0 E: 0 K: 0 S: 4 | H: 1 LOB: 1 BB: 0 P: 4 | R: 0 E: 0 K: 1 S: 6 | H: 1 LOB: 1 BB: 0 P: 6 | R: 0 E: 0 K: 0 S: 3 | H: 0 LOB: 0 BB: 0 P: 3 | R: 1 E: 0 K: 0 S: 4 | H: 1 LOB: 0 BB: 0 P: 4 | R: 0 E: 0 K: 0 S: 7 | H: 0 LOB: 0 BB: 0 P: 7 | R: 1 E: 0 K: 0 S: 4 | H: 1 LOB: 1 BB: 1 P: 8 | R: 0 E: 1 K: 0 S: 3 | H: 0 LOB: 0 BB: 0 P: 3 | R: 0 E: 1 K: 0 S: 4 | H: 1 LOB: 1 BB: 0 P: 4 | R: 1 E: 0 K: 2 S: 9 | H: 2 LOB: 1 BB: 0 P: 9 | 1B: 5 2B: 2 3B: 0 HR: 1 | SF: 0 SAC: 0 DP: 2 HBP: 0 | WP: 0 PB: 0 SB: 1 CS: 0 | PA: 35 |
| PITCHER | IP WLS BF H R ER SO BB IBB HBP BLK WP HR S P ERA WHIP | IP WLS BF H R ER SO BB IBB HBP BLK WP HR S P ERA WHIP | | | | | | | | | | | | | | | IP WLS BF H R ER SO BB IBB HBP BLK WP HR S P ERA WHIP | | | | | |
| Mike Torrez, R ERA: 4.76 (1, 1) | 5.0 W 20 4 2 2 3 | 4.0 S 15 3 1 1 2 | | | | | | | | | | | | | | | 4.0 S 15 3 1 1 2 | | | | | |
| Tom Burgmeier, L ERA: 2.07 (6, 1) | | | | | | | | | | | | | | | | | 4.0 S 15 3 1 1 2 | | | | | |

Oakland Athletics @ Boston Red Sox
Fenway Park, Boston, MA
Fri Aug 29 1980, 7:05 PM EDT
Att: 28,666 - Unknown - 77 F

livebaseballscores.com

AB 34
R 3
H 7
RBI 3
BB 1
SO 5
LOB 15




| Batter | 1 | 2 | 3 | 4 | 5 | 6 | 7 | 8 | 9 | AB | R | H | RBI | BB | SO | LOB | BOTTOM | | | | | |
|---|---|---|----------------------------------|----------------------------------|------------------------------|-------------------------------------|------------------------------|---------------------------------|------------------------------|----------------------------------|------------------------------|---------------------------------|------------------------------|---------------------------------|------------------------------|----------------------------------|---|----------------------------------|----------------------------------|------------------------------------|----------------------------------|--------|
| Rick Burleson, R OBP: 0.353, SLG: 0.374 (1, 6) | 0-0 F7 | | 0-0 FC1-6 1B | | | 0-0 F3 2B 1B 2-H 3-H | | 0-0 1B 1-2 | | 5 | 0 | 3 | 2 | 0 | 0 | 0 | | | | | | |
| Dave Stapleton, R OBP: 0.318, SLG: 0.470 (1, 4) | 0-0 F8 | | 0-0 FC1-6 1B G3 1-2f | | | 0-0 HR | | 0-0 F8 1-3 2B | | 5 | 1 | 2 | 1 | 0 | 0 | 3 | | | | | | |
| Jim Dwyer, L OBP: 0.369, SLG: 0.459 (1, 8) | 0-3 K | | 0-0 G3 1-2 | | | 0-0 4-3 2B G3 | | 0-0 F2 | | 5 | 0 | 0 | 0 | 0 | 1 | 5 | | | | | | |
| Tony Perez, R OBP: 0.317, SLG: 0.466 (1, 3) | | | 0-0 4-3 1B 2-3 | | | 4-0 BB BB | | 4-0 BB BB | | 2 | 0 | 1 | 0 | 2 | 0 | 0 | | | | | | |
| Jim Rice, R OBP: 0.315, SLG: 0.466 (1, 10) | | | 0-0 HR 1B | | | 0-3 K | | 0-3 K | | 4 | 1 | 1 | 0 | 0 | 2 | 4 | | | | | | |
| Carl Yastrzemski, L OBP: 0.350, SLG: 0.462 (1, 7) | | | 0-0 HR 1B | | | 0-0 4-3 | | 0-0 F8 2B 1B | | 4 | 2 | 2 | 2 | 0 | 0 | 1 | | | | | | |
| Carlton Fisk, R OBP: 0.356, SLG: 0.474 (1, 2) | | | 4-0 BB | | | 0-0 HR | | 0-0 F7 F4 | | 3 | 1 | 1 | 1 | 1 | 0 | 2 | | | | | | |
| Dwight Evans, R OBP: 0.341, SLG: 0.458 (1, 9) | | | 0-3 K | | | 0-0 F6 | | 0-0 F8 1B BB | | 3 | 0 | 0 | 0 | 1 | 1 | 2 | | | | | | |
| Glenn Hoffman, R OBP: 0.322, SLG: 0.415 (1, 5) | | | 0-0 4-3 | | | 0-0 6-3 | | 0-0 1B 2B | | 4 | 1 | 1 | 0 | 0 | 1 | 2 | | | | | | |
| Inning Stats | R: 0 E: 0 K: 1 S: 5 | H: 0 LOB: 0 BB: 0 P: 5 | R: 2 E: 0 K: 1 S: 7 | H: 2 LOB: 1 BB: 1 P: 11 | R: 0 E: 0 K: 0 S: 5 | H: 2 LOB: 2 BB: 0 P: 5 | R: 1 E: 0 K: 0 S: 4 | H: 1 LOB: 0 BB: 0 P: 4 | R: 1 E: 0 K: 1 S: 6 | H: 1 LOB: 1 BB: 1 P: 10 | R: 2 E: 0 K: 0 S: 7 | H: 4 LOB: 2 BB: 0 P: 7 | R: 0 E: 0 K: 1 S: 5 | H: 0 LOB: 1 BB: 1 P: 9 | R: 0 E: 0 K: 1 S: 6 | H: 1 LOB: 2 BB: 1 P: 10 | R: 0 E: 0 K: 1 S: 6 | H: 1 LOB: 2 BB: 1 P: 10 | 1B: 6 2B: 2 3B: 0 HR: 3 | SF: 0 SAC: 0 DP: 0 HBP: 0 | WP: 0 PB: 0 SB: 0 CS: 0 | PA: 39 |
| PITCHER | IP WLS BF H R ER SO BB IBB HBP BLK WP HR S P ERA WHIP | IP WLS BF H R ER SO BB IBB HBP BLK WP HR S P ERA WHIP | | | | | | | | | | | | | | | IP WLS BF H R ER SO BB IBB HBP BLK WP HR S P ERA WHIP | | | | | |
| Brian Kingman, R ERA: 3.58 (1, 1) | | | | | | | | | | | | | | | | | 5.2 L 28 9 6 6 3 | | | | | |
| Jeff Jones, R ERA: 2.11 (6, 1) | | | | | | | | | | | | | | | | | 0.0 1 1 0 0 0 | | | | | |
| Craig Minetto, L ERA: 7.88 (6, 1) | | | | | | | | | | | | | | | | | 1.0 4 0 0 0 1 | | | | | |
| Dave Beard, R ERA (7, 1) | | | | | | | | | | | | | | | | | 1.0 5 1 0 0 1 | | | | | |
| Bob Lacey, L ERA: 2.6 (8, 1) | | | | | | | | | | | | | | | | | 0.1 1 0 0 0 0 | | | | | |

Oakland Athletics @ Boston Red Sox
Fenway Park, Boston, MA
Fri Aug 29 1980, 7:05 PM EDT
Att: 28,666 - Unknown - 77 F

livebaseballscores.com

AB 35
R 6
H 11
RBI 6
BB 4
SO 5
LOB 19



| Batter | 1 | 2 | 3 | 4 | 5 | 6 | 7 | 8 | 9 | AB | R | H | RBI | BB | SO | LOB | TOP | | | | | | | | | |
|--|------------------------------|---------------------------------|------------------------------|---------------------------------|------------------------------|---------------------------------|------------------------------|---------------------------------|------------------------------|---------------------------------|------------------------------|---------------------------------|------------------------------|---------------------------------|------------------------------|---------------------------------|------------------------------|---------------------------------|----------------------------------|------------------------------------|----------------------------------|--------|--|--|--|--|
| Rickey Henderson, R OBP: 0.416, SLG: 0.410 (1, 7) | 1-3 | | G3-6-3 2H 1B | | 5-3 | | | FC1-6 BB | | 3 | 0 | 1 | 1 | 1 | 0 | 1 | | | | | | | | | | |
| Dwayne Murphy, L OBP: 0.371, SLG: 0.365 (1, 8) | 6-3 BB | | G3-6-3 1-2 | | | K | | FC1-6 1B 1-2 | | 3 | 0 | 0 | 0 | 1 | 1 | 2 | | | | | | | | | | |
| Jim Essian, R OBP: 0.317, SLG: 0.359 (1, 2) | 6-3 | | | F3 | | F8 | | G4-6-3 1B 1-2 | | 4 | 0 | 1 | 0 | 0 | 0 | 1 | | | | | | | | | | |
| Tony Armas, R OBP: 0.294, SLG: 0.481 (1, 9) | 6-3 | | | | | | | G4-6-3 1B 1-2 | | 4 | 0 | 2 | 0 | 0 | 0 | 3 | | | | | | | | | | |
| Jeff Newman, R OBP: 0.268, SLG: 0.405 Dave Reverting, L OBP: 0.346, SLG: 0.503 (9, PH) | | K | | K | | K | | | 4-3 | 3 | 0 | 0 | 0 | 0 | 3 | 2 | | | | | | | | | | |
| Mike Heath, R OBP: 0.255, SLG: 0.279 Mitchell Page, L OBP: 0.322, SLG: 0.413 (9, PH) | 6-3 | | | F9 | | | | | 6-3 | 3 | 0 | 1 | 0 | 0 | 0 | 1 | | | | | | | | | | |
| Mario Guerrero, R OBP: 0.280, SLG: 0.316 Wayne Gross, L OBP: 0.352, SLG: 0.461 (9, PH) | L4 | | | | | F4 | | | K | 3 | 0 | 1 | 0 | 0 | 0 | 1 | | | | | | | | | | |
| Dave McKay, S OBP: 0.272, SLG: 0.296 (1, 5) | | | SH1-4 1B 1B | | 5-3 | F4 | | | | 3 | 1 | 1 | 0 | 0 | 0 | 2 | | | | | | | | | | |
| Jeff Cox, R OBP: 0.276, SLG: 0.234 Rob Picciolo, R OBP: 0.246, SLG: 0.325 (5, PH) | | | SH1-4 1-2 | | 1-3 | | | | | 0 | 0 | 0 | 0 | 0 | 0 | 0 | | | | | | | | | | |
| Inning Stats | R: 0 E: 0 K: 0 S: 3 | H: 0 LOB: 1 BB: 1 P: 7 | R: 0 E: 0 K: 1 S: 5 | H: 0 LOB: 0 BB: 0 P: 5 | R: 1 E: 0 K: 0 S: 4 | H: 2 LOB: 0 BB: 0 P: 4 | R: 0 E: 0 K: 1 S: 6 | H: 1 LOB: 1 BB: 0 P: 6 | R: 0 E: 0 K: 0 S: 4 | H: 1 LOB: 1 BB: 0 P: 4 | R: 0 E: 0 K: 2 S: 8 | H: 1 LOB: 1 BB: 0 P: 8 | R: 0 E: 0 K: 0 S: 4 | H: 1 LOB: 1 BB: 0 P: 4 | R: 0 E: 0 K: 0 S: 3 | H: 1 LOB: 1 BB: 1 P: 7 | R: 0 E: 0 K: 1 S: 5 | H: 0 LOB: 0 BB: 0 P: 5 | 1B: 4 2B: 3 3B: 0 HR: 0 | SF: 0 SAC: 1 DP: 2 HBP: 0 | WP: 0 PB: 0 SB: 0 CS: 0 | PA: 34 | | | | |
| PITCHER | IP | WLS | BF | H | R | ER | SO | BB | IBB | HBP | BLK | WP | HR | S | P | ERA | WHIP | | | | | | | | | |
| John Tudor, L ERA: 1.83 Bob Stanley, R ERA: 3.42 | (1, 1) | 7.1 | W | 30 | 7 | 1 | 1 | 4 | 2 | 0 | 0 | 0 | 0 | 0 | 36 | 44 | 1.23 | 1.227 | | | | | | | | |
| (8, 1) | 1.2 | S | 4 | 0 | 0 | 0 | 1 | 0 | 0 | 0 | 0 | 0 | 0 | 6 | 6 | 0.00 | 0.000 | | | | | | | | | |

Oakland Athletics @ Boston Red Sox
Fenway Park, Boston, MA
Sun Aug 31 1980, 3:33 AM EDT
Att: 32,022 - Unknown - 90 F

| | |
|-----|----|
| AB | 31 |
| R | 1 |
| H | 7 |
| RBI | 1 |
| BB | 2 |
| SO | 5 |
| LOB | 15 |



| Batter | 1 | 2 | 3 | 4 | 5 | 6 | 7 | 8 | 9 | AB | R | H | RBI | BB | SO | LOB | BOTTOM | | | | | | | | | |
|--|------------------------------|---------------------------------|------------------------------|---------------------------------|-------------------------------|----------------------------------|------------------------------|---------------------------------|------------------------------|---------------------------------|------------------------------|----------------------------------|------------------------------|----------------------------------|------------------------------|---------------------------------|----------------------------------|------------------------------------|----------------------------------|--------|--|--|--|--|--|--|
| Rick Burleson, R OBP: 0.353, SLG: 0.380 (1, 6) | CS BB 1B | | K | K | | F8 | | 4-3 | | 5 | 0 | 1 | 0 | 0 | 2 | 4 | | | | | | | | | | |
| Dave Stapleton, R OBP: 0.322, SLG: 0.470 (1, 4) | F8 | | 1B 1B 2B | | K | | | 6-3 | | 4 | 1 | 1 | 1 | 0 | 1 | 1 | | | | | | | | | | |
| Jim Dwyer, L OBP: 0.372, SLG: 0.451 (1, 8) | 1-2 BB | | 2-3 1B | | 6-3 | | | 1B 1B BB | | 2 | 1 | 1 | 0 | 2 | 0 | 0 | | | | | | | | | | |
| Jim Rice, R OBP: 0.315, SLG: 0.479 (1, 7) | K | | 1-2 3-H 1B | | F6 | | | K | | 4 | 0 | 1 | 1 | 0 | 2 | 3 | | | | | | | | | | |
| Tony Perez, R OBP: 0.316, SLG: 0.463 (1, 3) | | K | F8 | | | K | | 1B 1B | | 4 | 0 | 1 | 0 | 0 | 2 | 2 | | | | | | | | | | |
| Carlton Fisk, R OBP: 0.359, SLG: 0.471 (1, 2) | | K | | FC1-6 1B | | BB G3 HBP | | 1-2 3-H 1B | | 3 | 0 | 2 | 1 | 0 | 1 | 0 | | | | | | | | | | |
| Dave Rader, L OBP: 0.402, SLG: 0.489 Larry Wolfe, R OBP: 0.100, SLG: 0.158 (7, PH) | | K | 1-2 HR | | FC1-6 HR | | G3 | K | | 3 | 1 | 0 | 0 | 0 | 1 | 2 | | | | | | | | | | |
| Dwight Evans, R OBP: 0.339, SLG: 0.456 (1, 9) | | | K | K | | BB BB | | F4 | | 3 | 0 | 0 | 0 | 1 | 2 | 1 | | | | | | | | | | |
| Glenn Hoffman, R OBP: 0.329, SLG: 0.437 (1, 5) | | | 2B BB | | 1-H HR | | 1-2 2-3 BB | F9 | | 2 | 2 | 1 | 2 | 2 | 0 | 0 | | | | | | | | | | |
| Inning Stats | R: 0 E: 0 K: 1 S: 5 | H: 1 LOB: 2 BB: 1 P: 9 | R: 0 E: 0 K: 3 S: 9 | H: 0 LOB: 0 BB: 0 P: 9 | R: 2 E: 0 K: 2 S: 10 | H: 3 LOB: 2 BB: 1 P: 14 | R: 2 E: 0 K: 2 S: 9 | H: 2 LOB: 0 BB: 0 P: 9 | R: 0 E: 0 K: 1 S: 5 | H: 0 LOB: 0 BB: 0 P: 5 | R: 0 E: 0 K: 0 S: 5 | H: 0 LOB: 3 BB: 2 P: 14 | R: 1 E: 0 K: 2 S: 9 | H: 2 LOB: 2 BB: 1 P: 13 | R: 0 E: 0 K: 0 S: 3 | H: 0 LOB: 0 BB: 0 P: 3 | 1B: 6 2B: 2 3B: 0 HR: 1 | SF: 0 SAC: 0 DP: 1 HBP: 1 | WP: 0 PB: 0 SB: 0 CS: 1 | PA: 37 | | | | | | |
| PITCHER | IP | WLS | BF | H | R | ER | SO | BB | IBB | HBP | BLK | WP | HR | S | P | ERA | WHIP | | | | | | | | | |
| Mike Norris, R ERA: 2.34 Bob Lacey, L ERA: 2.58 Dave Beard, R ERA: 1.35 | (1, 1) | 6.2 | L | 33 | 8 | 5 | 5 | 11 | 5 | 0 | 1 | 0 | 0 | 0 | 49 | 70 | 6.75 | 1.950 | | | | | | | | |
| (7, 1) | 0.1 | | 1 | 0 | 0 | 0 | 1 | 0 | 0 | 0 | 0 | 0 | 0 | 3 | 3 | 0.00 | 0.000 | | | | | | | | | |
| (8, 1) | 1.0 | | 3 | 0 | 0 | 0 | 0 | 0 | 0 | 0 | 0 | 0 | 0 | 3 | 3 | 0.00 | 0.000 | | | | | | | | | |

Oakland Athletics @ Boston Red Sox
Fenway Park, Boston, MA
Sun Aug 31 1980, 3:33 AM EDT
Att: 32,022 - Unknown - 90 F

| | |
|-----|----|
| AB | 31 |
| R | 5 |
| H | 8 |
| RBI | 5 |
| BB | 5 |
| SO | 12 |
| LOB | 15 |



| Batter | 1 | 2 | 3 | 4 | 5 | 6 | 7 | 8 | 9 | AB | R | H | RBI | BB | SO | LOB | TOP | | | | | |
|--|------------------------------|---------------------------------|------------------------------|---------------------------------|------------------------------|---------------------------------|------------------------------|---------------------------------|------------------------------|----------------------------------|------------------------------|---------------------------------|------------------------------|---------------------------------|------------------------------|---------------------------------|------------------------------|---------------------------------|----------------------------------|------------------------------------|----------------------------------|--------|
| Rod Carew, L OBP: 0.394, SLG: 0.431 | L5 | | P7 | | | | L5 | | G4-6-3 | 5 | 0 | 1 | 0 | 0 | 0 | 3 | | | | | | |
| Carney Lansford, R OBP: 0.314, SLG: 0.413 | FC4-6 1B | | FC6-4 1-2 | | | | L6 | | F9 | 4 | 0 | 1 | 0 | 1 | 0 | 2 | | | | | | |
| Dan Ford, R Gil Kubski, L OBP: 0.350, SLG: 0.424 | FC4-6 1B 1-2 | | 4-3 | | | | | | | 3 | 0 | 1 | 0 | 1 | 0 | 2 | | | | | | |
| Jason Thompson, L OBP: 0.388, SLG: 0.450 | | | | K | G3 | | | | F2 | 4 | 0 | 1 | 0 | 0 | 1 | 3 | | | | | | |
| Don Baylor, R OBP: 0.316, SLG: 0.342 | F6 | | | HR | | K | | | 6-3 | 4 | 1 | 1 | 1 | 0 | 1 | 2 | | | | | | |
| Bobby Grich, R OBP: 0.383, SLG: 0.425 | | | | 6-3 | | | | | 5-3 | 3 | 1 | 1 | 0 | 1 | 0 | 0 | | | | | | |
| Rick Miller, L OBP: 0.356, SLG: 0.333 | | | | | | | | | 6-3 | 4 | 0 | 2 | 1 | 0 | 0 | 1 | | | | | | |
| Bert Campaneris, R OBP: 0.320, SLG: 0.354 | | | | K | | | | | G4-6-3 1B | 3 | 0 | 1 | 0 | 1 | 2 | 1 | | | | | | |
| Dave Skaggs, R John Harris, L OBP: 0.500, SLG: 0.579 | | | | | | | | | G4-6-3 1B | 2 | 0 | 0 | 0 | 1 | 0 | 2 | | | | | | |
| | | | | FC6-4 BB | | | | | G4-6-3 1B | 1 | 0 | 1 | 0 | 0 | 0 | 0 | | | | | | |
| Inning Stats | R: 0 E: 0 K: 0 S: 5 | H: 2 LOB: 2 BB: 0 P: 5 | R: 0 E: 0 K: 1 S: 4 | H: 0 LOB: 0 BB: 1 P: 8 | R: 0 E: 0 K: 0 S: 3 | H: 0 LOB: 1 BB: 1 P: 7 | R: 1 E: 0 K: 2 S: 9 | H: 2 LOB: 1 BB: 0 P: 9 | R: 0 E: 0 K: 0 S: 3 | H: 1 LOB: 2 BB: 2 P: 11 | R: 1 E: 0 K: 1 S: 7 | H: 3 LOB: 1 BB: 0 P: 7 | R: 0 E: 0 K: 0 S: 4 | H: 1 LOB: 1 BB: 0 P: 4 | R: 0 E: 0 K: 0 S: 3 | H: 0 LOB: 0 BB: 0 P: 3 | R: 0 E: 0 K: 0 S: 3 | H: 1 LOB: 1 BB: 1 P: 7 | 1B: 7 2B: 3 3B: 0 HR: 1 | SF: 0 SAC: 0 DP: 3 HBP: 0 | WP: 0 PB: 0 SB: 0 CS: 0 | PA: 38 |
| PITCHER | IP | WLS | BF | H | R | ER | SO | BB | IBB | HBP | BLK | WP | HR | S | P | ERA | WHIP | | | | | |
| Steve Renko, R ERA: 3.3 | 7.0 | W | 31 | 9 | 2 | 2 | 4 | 4 | 0 | 0 | 0 | 0 | 1 | 35 | 51 | 2.57 | 1.857 | | | | | |
| Steve Crawford, R ERA: | 2.0 | | 7 | 1 | 0 | 0 | 0 | 1 | 0 | 0 | 0 | 0 | 0 | 6 | 10 | 0.00 | 1.000 | | | | | |

California Angels @ Boston Red Sox
Fenway Park, Boston, MA
Tue Sep 02 1980, 7:05 PM EDT
Att: 19,693 - Unknown - 85 F

AB 33
R 2
H 10
RBI 2
BB 5
SO 4
LOB 16



| Batter | 1 | 2 | 3 | 4 | 5 | 6 | 7 | 8 | 9 | AB | R | H | RBI | BB | SO | LOB | BOTTOM | | | | |
|--|------------------------------|---------------------------------|------------------------------|----------------------------------|------------------------------|---------------------------------|------------------------------|---------------------------------|------------------------------|---------------------------------|------------------------------|---------------------------------|------------------------------|---------------------------------|-------------------------------|----------------------------------|----------------------------------|------------------------------------|----------------------------------|--------|--|
| Rick Burleson, R Julio Valdez, S OBP: 0.353, SLG: 0.380 | F9 | | | 3B 1B | | F9 | | K | | 5 | 1 | 2 | 2 | 0 | 1 | 1 | | | | | |
| Dave Stapleton, R Chico Walker, S OBP: 0.525, SLG: 0.479 | F8 | F6 | | | | 6-3 | | | | 5 | 0 | 2 | 3 | 0 | 0 | 1 | | | | | |
| Jim Dwyer, L OBP: 0.363, SLG: 0.435 | L8 | | 4-3 | F6 | | | 4-3 | K | | 5 | 0 | 0 | 0 | 0 | 1 | 2 | | | | | |
| Jim Rice, R OBP: 0.316, SLG: 0.474 | | 1B 2B BB | L4 | | F9 | | G6-4-3 1B | | | 3 | 1 | 1 | 0 | 1 | 0 | 0 | | | | | |
| Tony Perez, R OBP: 0.318, SLG: 0.465 | | HBP 2B 1B | | | K | | G6-4-3 1-2 | | | 4 | 1 | 2 | 0 | 0 | 1 | 1 | | | | | |
| Carlton Fisk, R OBP: 0.361, SLG: 0.481 | | 2B HBP | 5-3 | | WP 2B | | | HR | | 3 | 3 | 2 | 1 | 0 | 0 | 1 | | | | | |
| Dave Rader, L Larry Wolfe, R OBP: 0.368, SLG: 0.479 | F6 | | | F5 | | | | HR | | 3 | 0 | 1 | 1 | 0 | 0 | 3 | | | | | |
| Dwight Evans, R OBP: 0.343, SLG: 0.455 | | F2 | | | | | | HR | | 1 | 1 | 1 | 1 | 0 | 0 | 0 | | | | | |
| Glenn Hoffman, R OBP: 0.332, SLG: 0.442 | | | | F3 | | 5-3 | | 2B 1B | | 4 | 2 | 2 | 2 | 0 | 0 | 1 | | | | | |
| Inning Stats | R: 0 E: 0 K: 0 S: 3 | H: 0 LOB: 0 BB: 0 P: 3 | R: 4 E: 0 K: 0 S: 6 | H: 3 LOB: 1 BB: 1 P: 11 | R: 0 E: 0 K: 0 S: 4 | H: 1 LOB: 0 BB: 0 P: 4 | R: 2 E: 0 K: 0 S: 5 | H: 2 LOB: 1 BB: 1 P: 9 | R: 1 E: 0 K: 1 S: 7 | H: 3 LOB: 2 BB: 0 P: 7 | R: 0 E: 0 K: 0 S: 3 | H: 0 LOB: 0 BB: 0 P: 3 | R: 0 E: 0 K: 0 S: 3 | H: 1 LOB: 0 BB: 0 P: 3 | R: 3 E: 0 K: 2 S: 11 | H: 4 LOB: 1 BB: 0 P: 11 | 1B: 5 2B: 6 3B: 1 HR: 2 | SF: 0 SAC: 0 DP: 1 HBP: 1 | WP: 1 PB: 0 SB: 0 CS: 0 | PA: 39 | |
| PITCHER | IP | WLS | BF | H | R | ER | SO | BB | IBB | HBP | BLK | WP | HR | S | P | ERA | WHIP | | | | |
| Jim Dorsey, R ERA: 14.73 | 3.2 | L | 20 | 6 | 6 | 6 | 0 | 2 | 0 | 1 | 0 | 0 | 0 | 14 | 14 | 2.70 | 1.200 | | | | |
| Bob Ferris, R ERA: 2.7 | 4.1 | | 12 | 4 | 1 | 1 | 1 | 0 | 0 | 0 | 0 | 1 | 0 | 14 | 14 | 2.70 | 1.200 | | | | |
| Dave Schuler, L ERA: 27.0 | 8.1 | | 7 | 4 | 3 | 3 | 2 | 0 | 0 | 0 | 0 | 0 | 2 | 11 | 11 | 27.00 | 4.000 | | | | |

California Angels @ Boston Red Sox
Fenway Park, Boston, MA
Tue Sep 02 1980, 7:05 PM EDT
Att: 19,693 - Unknown - 85 F

AB 36
R 10
H 14
RBI 10
BB 2
SO 3
LOB 13




| Batter | 1 | 2 | 3 | 4 | 5 | 6 | 7 | 8 | 9 | AB | R | H | RBI | BB | SO | LOB | TOP | | | | | | | | |
|--|------------------------------|---------------------------------|------------------------------|---------------------------------|------------------------------|---------------------------------|------------------------------|---------------------------------|------------------------------|---------------------------------|------------------------------|---------------------------------|------------------------------|---------------------------------|------------------------------|---------------------------------|--|---------------------------------|-----------------------------------|------------------------------------|----------------------------------|--------|--|--|--|
| Rick Miller, L OBP: 0.357, SLG: 0.334 (1, 8) | 0-0 HR 1B | | 0-0 4-3 | | 0-0 6-3 | | 0-0 F8 | | 0-0 1B | 5 | 0 | 2 | 0 | 0 | 0 | 1 | California Angels @ Boston Red Sox Fenway Park, Boston, MA Wed Sep 03 1980, 7:05 PM EDT Att: 22,340 - Unknown - 79 F | | | | | | | | |
| Carney Lansford, R OBP: 0.315, SLG: 0.413 (1, 5) | 0-0 HR 1B | | 0-3 K | | 0-0 1B | | 0-0 4-3 | | 0-0 5-3 | 5 | 2 | 2 | 1 | 0 | 1 | 1 | | | | | | | | | |
| Rod Carew, L OBP: 0.397, SLG: 0.440 (1, 3) | 0-0 1H 2-3 HR | | | 0-0 L8 | | 0-0 1B | | 0-0 E S 1B | | 4 | 2 | 3 | 3 | 0 | 0 | 0 | | | | | | | | | |
| Jason Thompson, L OBP: 0.389, SLG: 0.459 (1, 10) | 0-3 K | | | 0-0 1B | | 0-0 HR | | 0-0 F9 | | 4 | 1 | 2 | 1 | 0 | 1 | 1 | | | | | | | | | |
| Don Baylor, R OBP: 0.316, SLG: 0.341 (1, 7) | 0-0 F5 | | | 0-0 1B | | 0-3 K | | 0-3 K | | 4 | 0 | 1 | 0 | 0 | 2 | 1 | | | | | | | | | |
| Brian Downing, R OBP: 0.270, SLG: 0.303 (1, 2) | | 0-3 K | | 0-0 1B | | 0-0 1B | | 0-0 1B | | 4 | 0 | 2 | 1 | 0 | 1 | 2 | | | | | | | | | |
| Bobby Grich, R OBP: 0.382, SLG: 0.424 (1, 4) | | 0-0 G2 | | | 0-0 2B | | 0-0 F8 | | 0-3 K | 4 | 1 | 1 | 0 | 0 | 1 | 2 | | | | | | | | | |
| Larry Harlow, L OBP: 0.374, SLG: 0.394 (1, 9) | | 0-0 6-3 | | | 0-0 1B | | 0-0 F9 | | 0-0 1-3 | 4 | 1 | 1 | 1 | 0 | 0 | 1 | | | | | | | | | |
| Bert Campaneris, R OBP: 0.313, SLG: 0.346 (1, 6) | | | 0-0 F8 | | 0-3 K | | 0-0 5-3 | | 0-3 K | 4 | 0 | 0 | 0 | 0 | 2 | 1 | | | | | | | | | |
| Inning Stats | R: 2 E: 0 K: 1 S: 7 | H: 3 LOB: 0 BB: 0 P: 7 | R: 0 E: 0 K: 1 S: 5 | H: 0 LOB: 0 BB: 0 P: 5 | R: 0 E: 0 K: 1 S: 5 | H: 0 LOB: 0 BB: 0 P: 5 | R: 0 E: 0 K: 0 S: 4 | H: 2 LOB: 1 BB: 0 P: 4 | R: 3 E: 0 K: 1 S: 8 | H: 4 LOB: 1 BB: 0 P: 8 | R: 1 E: 0 K: 1 S: 7 | H: 2 LOB: 0 BB: 0 P: 7 | R: 0 E: 0 K: 0 S: 3 | H: 0 LOB: 0 BB: 0 P: 3 | R: 1 E: 0 K: 2 S: 9 | H: 2 LOB: 1 BB: 0 P: 9 | R: 0 E: 0 K: 1 S: 6 | H: 1 LOB: 1 BB: 0 P: 6 | 1B: 11 2B: 1 3B: 0 HR: 2 | SF: 0 SAC: 0 DP: 1 HBP: 0 | WP: 0 PB: 0 SB: 1 CS: 0 | PA: 38 | | | |
| PITCHER | IP | WLS | BF | H | R | ER | SO | BB | IBB | HBP | BLK | WP | HR | S | P | ERA | WHIP | | | | | | | | |
| Mike Torrez, R ERA: 4.89 (1, 1) | 4.2 | L | 20 | 8 | 5 | 5 | 4 | 0 | 0 | 0 | 0 | 0 | 1 | 28 | 28 | 9.64 | 1.714 | | | | | | | | |
| Win Remmerswaal, R ERA: 5.04 (5, 1) | 1.0 | | 5 | 3 | 1 | 1 | 1 | 0 | 0 | 0 | 0 | 0 | 1 | 7 | 7 | 9.00 | 3.000 | | | | | | | | |
| Bill Campbell, R ERA: 4.4 (6, 1) | 2.1 | | 9 | 2 | 1 | 1 | 2 | 0 | 0 | 0 | 0 | 0 | 0 | 13 | 13 | 3.86 | 0.857 | | | | | | | | |
| Bruce Hurst, L ERA: 9.1 (9, 1) | 1.0 | | 4 | 1 | 0 | 0 | 1 | 0 | 0 | 0 | 0 | 0 | 0 | 6 | 6 | 0.00 | 1.000 | | | | | | | | |

| Batter | 1 | 2 | 3 | 4 | 5 | 6 | 7 | 8 | 9 | AB | R | H | RBI | BB | SO | LOB | BOTTOM | | | | | | | | |
|---|------------------------------|---------------------------------|------------------------------|---------------------------------|------------------------------|---------------------------------|------------------------------|---------------------------------|------------------------------|---------------------------------|------------------------------|---------------------------------|------------------------------|---------------------------------|------------------------------|---------------------------------|--|------------------------------------|----------------------------------|--------|--|--|--|--|--|
| Rick Burleson, R OBP: 0.352, SLG: 0.379 (1, 6) | 0-0 F6 | | 0-0 4-3 | | | 0-3 K | | 0-0 1B | | 4 | 0 | 1 | 0 | 0 | 1 | 1 | California Angels @ Boston Red Sox Fenway Park, Boston, MA Wed Sep 03 1980, 7:05 PM EDT Att: 22,340 - Unknown - 79 F | | | | | | | | |
| Dave Stapleton, R OBP: 0.321, SLG: 0.473 (1, 4) | 0-0 F4 | | | 0-0 1-3 | | 0-0 F9 | | 0-0 F9 | | 4 | 0 | 0 | 0 | 0 | 0 | 1 | | | | | | | | | |
| Jim Dwyer, L OBP: 0.357, SLG: 0.427 (1, 8) | 0-0 F7 | | | 0-0 L9 | | 0-0 6-3 | | | 0-0 F7 | 4 | 0 | 0 | 0 | 0 | 0 | 0 | | | | | | | | | |
| Jim Rice, R OBP: 0.313, SLG: 0.469 (1, 7) | | 0-0 5-3 | | 0-3 K | | 0-0 F7 | | 0-0 6-3 | | 4 | 0 | 0 | 0 | 0 | 1 | 0 | | | | | | | | | |
| Tony Perez, R OBP: 0.318, SLG: 0.464 (1, 3) | | 0-0 F8 | | | 0-0 HR | 0-0 F9 | | 0-0 6-3 | | 4 | 1 | 1 | 0 | 0 | 0 | 0 | | | | | | | | | |
| Carlton Fisk, R OBP: 0.361, SLG: 0.483 (1, 2) | | 0-0 5-3 | | | 0-3 K | 0-0 2B | | | | 3 | 0 | 1 | 0 | 0 | 1 | 1 | | | | | | | | | |
| Dave Rader, L OBP: 0.387, SLG: 0.505 (1, 10) | | | 0-0 6-3 | | 0-0 HR | 0-0 F7 | | | | 3 | 1 | 1 | 2 | 0 | 0 | 1 | | | | | | | | | |
| Dwight Evans, R OBP: 0.343, SLG: 0.453 (1, 9) | | | 4-0 FC5-4 BB | | 0-3 K | | 0-0 L5 | | | 2 | 0 | 0 | 0 | 1 | 1 | 0 | | | | | | | | | |
| Glenn Hoffman, R OBP: 0.327, SLG: 0.435 (1, 5) | | | 0-0 FC5-4 | | 0-0 6-3 | | 0-0 L8 | | | 3 | 0 | 0 | 0 | 0 | 0 | 1 | | | | | | | | | |
| Inning Stats | R: 0 E: 0 K: 0 S: 3 | H: 0 LOB: 0 BB: 0 P: 3 | R: 0 E: 0 K: 0 S: 3 | H: 0 LOB: 0 BB: 0 P: 3 | R: 0 E: 0 K: 1 S: 5 | H: 0 LOB: 1 BB: 0 P: 5 | R: 0 E: 0 K: 1 S: 5 | H: 0 LOB: 0 BB: 0 P: 5 | R: 0 E: 0 K: 0 S: 4 | H: 1 LOB: 1 BB: 0 P: 4 | R: 0 E: 0 K: 0 S: 4 | H: 1 LOB: 0 BB: 0 P: 4 | R: 0 E: 0 K: 0 S: 3 | H: 0 LOB: 0 BB: 0 P: 3 | R: 0 E: 0 K: 1 S: 3 | H: 0 LOB: 0 BB: 0 P: 3 | 1B: 2 2B: 1 3B: 0 HR: 1 | SF: 0 SAC: 0 DP: 0 HBP: 0 | WP: 0 PB: 0 SB: 0 CS: 0 | PA: 32 | | | | | |
| PITCHER | IP | WLS | BF | H | R | ER | SO | BB | IBB | HBP | BLK | WP | HR | S | P | ERA | WHIP | | | | | | | | |
| Freddie Martinez, R ERA: 4.32 (1, 1) | 9.0 | W | 32 | 4 | 2 | 2 | 4 | 1 | 0 | 0 | 0 | 0 | 1 | 39 | 43 | 2.00 | 0.556 | | | | | | | | |

| Batter | 1 | 2 | 3 | 4 | 5 | 6 | 7 | 8 | 9 | AB | R | H | RBI | BB | SO | LOB | TOP | | | | | | | | |
|---|------------------------------|---------------------------------|------------------------------|----------------------------------|------------------------------|---------------------------------|------------------------------|---------------------------------|------------------------------|---------------------------------|------------------------------|---------------------------------|------------------------------|----------------------------------|------------------------------|---------------------------------|------------------------------|---------------------------------|----------------------------------|------------------------------------|----------------------------------|--------|--|--|--|
| Julio Cruz, S OBP: 0.320, SLG: 0.269 (1, 4) | | | | | | | | | | 4 | 2 | 2 | 0 | 0 | 0 | 1 | | | | | | | | | |
| Rod Craig, S OBP: 0.320, SLG: 0.381 (1, 8) | | | | | | | | | | 4 | 2 | 4 | 2 | 1 | 0 | 0 | | | | | | | | | |
| Dan Meyer, L OBP: 0.322, SLG: 0.422 (1, 7) | | | | | | | | | | 3 | 1 | 1 | 2 | 2 | 0 | 4 | | | | | | | | | |
| Bruce Bochte, L OBP: 0.377, SLG: 0.453 (1, 3) | | | | | | | | | | 4 | 0 | 1 | 3 | 0 | 0 | 2 | | | | | | | | | |
| Tom Paciorek, R OBP: 0.308, SLG: 0.452 (1, 9) | | | | | | | | | | 4 | 0 | 1 | 0 | 0 | 2 | 2 | | | | | | | | | |
| Reggie Walton, R OBP: 0.275, SLG: 0.410 (1, 10) | | | | | | | | | | 4 | 0 | 0 | 0 | 0 | 1 | 1 | | | | | | | | | |
| Dave Edler, R (1, 5) | | | | | | | | | | 4 | 0 | 0 | 0 | 0 | 1 | 1 | | | | | | | | | |
| Mario Mendoza, R OBP: 0.290, SLG: 0.308 (1, 6) | | | | | | | | | | 3 | 1 | 0 | 0 | 1 | 0 | 0 | | | | | | | | | |
| Marc Hill, R OBP: 0.215, SLG: 0.270 (1, 2) | | | | | | | | | | 4 | 1 | 2 | 0 | 0 | 0 | 0 | | | | | | | | | |
| Inning Stats | R: 3 E: 0 K: 0 S: 6 | H: 3 LOB: 0 BB: 0 P: 6 | R: 1 E: 0 K: 1 S: 7 | H: 2 LOB: 2 BB: 1 P: 11 | R: 0 E: 0 K: 1 S: 5 | H: 0 LOB: 0 BB: 0 P: 5 | R: 0 E: 0 K: 0 S: 3 | H: 0 LOB: 0 BB: 0 P: 3 | R: 1 E: 0 K: 0 S: 4 | H: 2 LOB: 0 BB: 0 P: 4 | R: 0 E: 0 K: 1 S: 5 | H: 1 LOB: 0 BB: 0 P: 5 | R: 2 E: 0 K: 1 S: 7 | H: 2 LOB: 2 BB: 2 P: 15 | R: 0 E: 0 K: 0 S: 3 | H: 0 LOB: 0 BB: 0 P: 3 | R: 0 E: 0 K: 0 S: 4 | H: 1 LOB: 2 BB: 1 P: 8 | 1B: 9 2B: 2 3B: 0 HR: 1 | SF: 1 SAC: 1 DP: 2 HBP: 0 | WP: 0 PB: 0 SB: 1 CS: 0 | PA: 40 | | | |
| PITCHER | IP | WLS | BF | H | R | ER | SO | BB | IBB | HBP | BLK | WP | HR | S | P | ERA | WHIP | | | | | | | | |
| Dennis Eckersley, R ERA: 4.33 (1, 1) | 6.2 | L | 29 | 9 | 7 | 7 | 3 | 2 | 0 | 0 | 0 | 0 | 1 | 33 | 41 | 9.45 | 1.650 | | | | | | | | |
| Tom Burgmeier, L ERA: 2.0 (7, 1) | 1.1 | | 6 | 1 | 0 | 0 | 1 | 1 | 0 | 0 | 0 | 0 | 0 | 7 | 11 | 0.00 | 1.500 | | | | | | | | |
| Luis Aponte, R ERA: (9, 1) | 1.0 | | 5 | 1 | 0 | 0 | 0 | 1 | 0 | 0 | 0 | 0 | 0 | 4 | 8 | 0.00 | 2.000 | | | | | | | | |

Seattle Mariners @ Boston Red Sox
Fenway Park, Boston, MA
Thu Sep 04 1980, 7:05 PM EDT
Att: 18,256 - Unknown - 75 F


AB 34
R 7
H 11
RBI 7
BB 4
SO 4
LOB 11



| Batter | 1 | 2 | 3 | 4 | 5 | 6 | 7 | 8 | 9 | AB | R | H | RBI | BB | SO | LOB | BOTTOM | | | | | | | | |
|---|------------------------------|---------------------------------|------------------------------|---------------------------------|------------------------------|---------------------------------|------------------------------|---------------------------------|------------------------------|---------------------------------|------------------------------|----------------------------------|------------------------------|---------------------------------|------------------------------|---------------------------------|------------------------------|---------------------------------|----------------------------------|------------------------------------|----------------------------------|--------|--|--|--|
| Rick Burleson, R OBP: 0.350, SLG: 0.376 (1, 6) | | | | | | | | | | 4 | 0 | 0 | 0 | 0 | 0 | 2 | | | | | | | | | |
| Dave Stapleton, R OBP: 0.323, SLG: 0.475 (1, 4) | | | | | | | | | | 3 | 1 | 1 | 0 | 1 | 1 | 0 | | | | | | | | | |
| Carlton Fisk, R OBP: 0.360, SLG: 0.480 (1, 2) | | | | | | | | | | 4 | 1 | 1 | 0 | 0 | 0 | 1 | | | | | | | | | |
| Jim Rice, R OBP: 0.315, SLG: 0.469 (1, 7) | | | | | | | | | | 4 | 1 | 2 | 2 | 0 | 0 | 1 | | | | | | | | | |
| Tony Perez, R OBP: 0.317, SLG: 0.464 (1, 3) | | | | | | | | | | 4 | 1 | 1 | 1 | 0 | 2 | 1 | | | | | | | | | |
| Jim Dwyer, L OBP: 0.351, SLG: 0.420 (1, 8) | | | | | | | | | | 4 | 0 | 0 | 0 | 0 | 0 | 2 | | | | | | | | | |
| Dave Rader, L OBP: 0.373, SLG: 0.490 (1, 10) | | | | | | | | | | 3 | 0 | 0 | 1 | 0 | 1 | 0 | | | | | | | | | |
| Dwight Evans, R OBP: 0.345, SLG: 0.452 (1, 9) | | | | | | | | | | 1 | 0 | 0 | 0 | 2 | 1 | 0 | | | | | | | | | |
| Glenn Hoffman, R OBP: 0.327, SLG: 0.434 (1, 5) | | | | | | | | | | 3 | 0 | 1 | 0 | 0 | 1 | 2 | | | | | | | | | |
| Inning Stats | R: 0 E: 0 K: 0 S: 3 | H: 0 LOB: 0 BB: 0 P: 3 | R: 2 E: 0 K: 0 S: 5 | H: 2 LOB: 1 BB: 1 P: 9 | R: 0 E: 0 K: 0 S: 4 | H: 1 LOB: 0 BB: 0 P: 4 | R: 0 E: 0 K: 0 S: 3 | H: 0 LOB: 0 BB: 0 P: 3 | R: 0 E: 0 K: 1 S: 5 | H: 1 LOB: 0 BB: 0 P: 5 | R: 2 E: 1 K: 1 S: 6 | H: 2 LOB: 0 BB: 1 P: 10 | R: 0 E: 0 K: 1 S: 5 | H: 0 LOB: 1 BB: 1 P: 9 | R: 0 E: 0 K: 1 S: 5 | H: 0 LOB: 0 BB: 0 P: 5 | R: 0 E: 0 K: 2 S: 7 | H: 0 LOB: 0 BB: 0 P: 7 | 1B: 4 2B: 2 3B: 0 HR: 0 | SF: 1 SAC: 0 DP: 1 HBP: 0 | WP: 0 PB: 0 SB: 0 CS: 1 | PA: 35 | | | |
| PITCHER | IP | WLS | BF | H | R | ER | SO | BB | IBB | HBP | BLK | WP | HR | S | P | ERA | WHIP | | | | | | | | |
| Glenn Abbott, R ERA: 4.21 (1, 1) | 5.0 | W | 22 | 6 | 4 | 3 | 1 | 2 | 0 | 0 | 0 | 0 | 0 | 22 | 30 | 5.40 | 1.600 | | | | | | | | |
| Manny Sarmiento, R ERA: (6, 1) | 4.0 | S | 12 | 0 | 0 | 0 | 5 | 1 | 0 | 0 | 0 | 0 | 0 | 21 | 25 | 0.00 | 0.250 | | | | | | | | |

Seattle Mariners @ Boston Red Sox
Fenway Park, Boston, MA
Thu Sep 04 1980, 7:05 PM EDT
Att: 18,256 - Unknown - 75 F

AB 30
R 4
H 6
RBI 4
BB 3
SO 6
LOB 9



| Batter | 1 | 2 | 3 | 4 | 5 | 6 | 7 | 8 | 9 | AB | R | H | RBI | BB | SO | LOB | TOP | | | |
|--|--|---------------------------------|------------------------------|----------------------------------|------------------------------|---------------------------------|------------------------------|---------------------------------|------------------------------|---------------------------------|------------------------------|---------------------------------|------------------------------|---------------------------------|------------------------------|---------------------------------|----------------------------------|------------------------------------|----------------------------------|--------|
| Julio Cruz, S OBP: 0.320, SLG: 0.271 (1, 4) | 0-0 1-3 | 0-0 2B | | 0-0 5-3 | | | 0-0 L5 | | 0-0 PO | 4 | 0 | 1 | 1 | 0 | 0 | 0 | | | | |
| Rod Craig, S OBP: 0.318, SLG: 0.373 (1, 8) | 0-0 4-3 | 4-0 BB | | | 0-0 6-3 | | 0-0 4-3 | | | 3 | 0 | 0 | 0 | 1 | 0 | 0 | | | | |
| Bruce Bochte, L OBP: 0.376, SLG: 0.451 (1, 3) | 0-0 3-1 | 0-0 6-3 | | | 0-0 1B | | 0-0 L4 | | | 4 | 0 | 1 | 0 | 0 | 0 | 2 | | | | |
| Tom Paciorek, R OBP: 0.307, SLG: 0.450 (1, 9) | | 0-0 3B 1B | 0-0 F9 | | 0-0 L7 | | | 0-0 F8 | | 4 | 1 | 1 | 0 | 0 | 0 | 1 | | | | |
| Leon Roberts, R OBP: 0.333, SLG: 0.427 (1, 7) | | 0-0 1B 3B | 0-0 2B | | 0-0 F9 | | | 0-3 K | | 4 | 1 | 2 | 1 | 0 | 1 | 1 | | | | |
| Reggie Walton, R OBP: 0.273, SLG: 0.395 (1, 10) | | 0-0 5-3 | 0-0 6-3 | | | 0-0 S 1B | | 0-0 F9 | | 4 | 0 | 1 | 0 | 0 | 0 | 2 | | | | |
| Dave Edler, R OBP: 0.125, SLG: 0.125 (1, 5) | | 0-0 4-3 | 0-0 F9 | | | 0-0 L8 | | | 0-0 PO SH1-4 1B | 4 | 0 | 1 | 0 | 0 | 0 | 3 | | | | |
| Mario Mendoza, R OBP: 0.290, SLG: 0.308 (1, 6) | | 0-0 2B 1B | | 0-0 6-3 | | 0-0 F8 | | | 0-0 SH1-4 | 3 | 1 | 1 | 1 | 0 | 0 | 1 | | | | |
| Marc Hill, R OBP: 0.216, SLG: 0.280 (1, 2) | | 0-0 1-H 2B 2B | | 0-0 6-3 | | 0-0 F3 | | | 0-0 1-6-3 | 4 | 1 | 1 | 1 | 0 | 0 | 2 | | | | |
| Inning Stats | R: 0 E: 0 K: 0 S: 3 | H: 0 LOB: 0 BB: 0 P: 3 | R: 4 E: 0 K: 0 S: 8 | H: 5 LOB: 2 BB: 1 P: 12 | R: 0 E: 0 K: 0 S: 4 | H: 1 LOB: 0 BB: 0 P: 4 | R: 0 E: 0 K: 0 S: 3 | H: 0 LOB: 0 BB: 0 P: 3 | R: 0 E: 0 K: 0 S: 4 | H: 1 LOB: 1 BB: 0 P: 4 | R: 0 E: 0 K: 0 S: 3 | H: 0 LOB: 0 BB: 0 P: 3 | R: 0 E: 0 K: 1 S: 5 | H: 0 LOB: 0 BB: 0 P: 5 | R: 0 E: 0 K: 0 S: 3 | H: 1 LOB: 0 BB: 0 P: 3 | 1B: 5 2B: 3 3B: 1 HR: 0 | SF: 0 SAC: 1 DP: 0 HBP: 0 | WP: 0 PB: 0 SB: 1 CS: 0 | PA: 37 |
| PITCHER John Tudor, L ERA: 2.12 (1, 1) | IP: 9.0 WLS: L BF: 36 H: 9 R: 4 ER: 4 SO: 1 BB: 1 IBB: 0 HBP: 0 BLK: 0 WP: 0 HR: 0 S: 37 P: 41 ERA: 4.00 WHIP: 1.111 | | | | | | | | | | | | | | | PITCHER | | | | |

Seattle Mariners @ Boston Red Sox
Fenway Park, Boston, MA
Fri Sep 05 1980, 7:05 PM EDT
Att: 20,420 - Unknown - 76 F

| | |
|-----|----|
| AB | 34 |
| R | 4 |
| H | 9 |
| RBI | 4 |
| BB | 1 |
| SO | 1 |
| LOB | 12 |



| Batter | 1 | 2 | 3 | 4 | 5 | 6 | 7 | 8 | 9 | AB | R | H | RBI | BB | SO | LOB | BOTTOM | | | | | |
|---|--|----------------------------------|------------------------------|---------------------------------|------------------------------|---------------------------------|------------------------------|---------------------------------|------------------------------|---------------------------------|------------------------------|---------------------------------|------------------------------|---------------------------------|------------------------------|---------------------------------|------------------------------|---------------------------------|----------------------------------|------------------------------------|----------------------------------|--------|
| Rick Burleson, R OBP: 0.349, SLG: 0.375 (1, 6) | 0-0 WP 1B | 0-3 K | | | 0-0 L9 | | 0-0 6-3 | | | 4 | 0 | 1 | 0 | 0 | 1 | 2 | | | | | | |
| Dave Stapleton, R OBP: 0.325, SLG: 0.478 (1, 4) | 0-0 F8 | | 0-0 1B | | 0-0 2B | | 0-0 4-3 | | | 4 | 1 | 2 | 0 | 0 | 0 | 1 | | | | | | |
| Carlton Fisk, R OBP: 0.359, SLG: 0.481 (1, 2) | 0-0 F8 | | 0-0 F6 | | 0-0 2B | | 0-3 K | | | 4 | 0 | 1 | 1 | 0 | 1 | 2 | | | | | | |
| Jim Rice, R OBP: 0.317, SLG: 0.468 (1, 7) | 4-0 1-2 BB | | 0-0 G6-4-3 1B | | 0-0 F9 | | 0-3 K | | | 3 | 0 | 1 | 0 | 1 | 1 | 1 | | | | | | |
| Tony Perez, R OBP: 0.315, SLG: 0.460 (1, 3) | 0-3 K | | 0-0 G6-4-3 1-2 | | 0-0 4-3 | | 0-0 F8 | | | 4 | 0 | 0 | 0 | 0 | 1 | 4 | | | | | | |
| Glenn Hoffman, R OBP: 0.326, SLG: 0.431 (1, 5) | | 0-0 1B 1B | | 0-0 F3 | | 0-0 5-3 | | | 0-0 5-3 | 4 | 0 | 1 | 0 | 0 | 0 | 0 | | | | | | |
| Dwight Evans, R OBP: 0.347, SLG: 0.463 (1, 9) | | 0-0 F7 | | 0-0 3-1 | | 0-0 HR | | | 0-0 2B | 4 | 1 | 2 | 1 | 0 | 0 | 1 | | | | | | |
| Gary Allenson, R OBP: 0.452, SLG: 0.468 (1, 10) | | 0-0 L7 | | 0-0 5-3 | | 0-0 F7 | | | 0-3 K | 4 | 0 | 0 | 0 | 0 | 1 | 2 | | | | | | |
| Sam Bowen, R OBP: 0.250, SLG: 0.250 (1, 8) | | 0-0 1-2 1B | | 0-0 5-3 | | 0-3 K | | | 0-0 F8 | 4 | 0 | 1 | 0 | 0 | 1 | 1 | | | | | | |
| Inning Stats | R: 0 E: 0 K: 1 S: 6 | H: 1 LOB: 2 BB: 1 P: 10 | R: 0 E: 0 K: 1 S: 7 | H: 2 LOB: 2 BB: 0 P: 7 | R: 0 E: 0 K: 0 S: 4 | H: 2 LOB: 1 BB: 0 P: 4 | R: 0 E: 0 K: 0 S: 3 | H: 0 LOB: 0 BB: 0 P: 3 | R: 1 E: 0 K: 0 S: 5 | H: 2 LOB: 1 BB: 0 P: 5 | R: 1 E: 0 K: 0 S: 4 | H: 1 LOB: 0 BB: 0 P: 4 | R: 0 E: 0 K: 1 S: 5 | H: 0 LOB: 0 BB: 0 P: 5 | R: 0 E: 0 K: 2 S: 7 | H: 0 LOB: 0 BB: 0 P: 7 | R: 0 E: 0 K: 1 S: 6 | H: 1 LOB: 1 BB: 0 P: 6 | 1B: 5 2B: 3 3B: 0 HR: 1 | SF: 0 SAC: 0 DP: 1 HBP: 0 | WP: 1 PB: 0 SB: 0 CS: 0 | PA: 36 |
| PITCHER Floyd Bannister, L ERA: 3.36 (1, 1) | IP: 8.1 WLS: W BF: 34 H: 9 R: 2 ER: 2 SO: 2 BB: 1 IBB: 0 HBP: 0 BLK: 0 WP: 1 HR: 1 S: 43 P: 47 ERA: 2.16 WHIP: 1.200 | | | | | | | | | | | | | | | PITCHER | | | | | | |
| Shane Rawley, L ERA: 3.44 (9, 1) | IP: 0.2 WLS: S BF: 2 H: 0 R: 0 ER: 0 SO: 1 BB: 0 IBB: 0 HBP: 0 BLK: 0 WP: 0 HR: 0 S: 4 P: 4 ERA: 0.00 WHIP: 0.000 | | | | | | | | | | | | | | | PITCHER | | | | | | |

Seattle Mariners @ Boston Red Sox
Fenway Park, Boston, MA
Fri Sep 05 1980, 7:05 PM EDT
Att: 20,420 - Unknown - 76 F

| | |
|-----|----|
| AB | 35 |
| R | 2 |
| H | 9 |
| RBI | 2 |
| BB | 1 |
| SO | 6 |
| LOB | 14 |



| Batter | 1 | 2 | 3 | 4 | 5 | 6 | 7 | 8 | 9 | AB | R | H | RBI | BB | SO | LOB | TOP | | | |
|---|------------------------------|---------------------------------|------------------------------|---------------------------------|------------------------------|---------------------------------|------------------------------|---------------------------------|------------------------------|----------------------------------|------------------------------|---------------------------------|------------------------------|---------------------------------|------------------------------|---------------------------------|---|----------------------------------|------------------------------------|----------------------------------|
| Julio Cruz, S OBP: 0.319, SLG: 0.269 (1, 4) | 4-3 | | 6-3 | | | | 6-3 | | | 3 | 0 | 0 | 0 | 1 | 0 | 1 | Seattle Mariners @ Boston Red Sox Fenway Park, Boston, MA Sat Sep 06 1980, 3:33 AM EDT Att: 23,317 - Unknown - 87 F | | | |
| Rod Craig, S OBP: 0.311, SLG: 0.363 (1, 8) | 4-3 | | K | | | | | K | | 4 | 0 | 0 | 0 | 0 | 3 | 2 | | | | |
| Dan Meyer, L OBP: 0.321, SLG: 0.421 (1, 7) | | | F7 | | | | F4 | G3 | | 4 | 0 | 1 | 0 | 0 | 0 | 1 | | | | |
| Bruce Bochte, L OBP: 0.379, SLG: 0.456 (1, 3) | | | | | | | | G3 | | 4 | 1 | 3 | 0 | 0 | 0 | 0 | | | | |
| Joe Simpson, L OBP: 0.305, SLG: 0.334 (1, 9) Leon Roberts, R OBP: 0.332, SLG: 0.426 (9, PH) | F8 | | | | | | | | L7 | 3 | 0 | 0 | 0 | 0 | 0 | 4 | | | | |
| Larry Milbourne, S OBP: 0.295, SLG: 0.333 (1, 10) | | | | | | | | | | 1 | 0 | 0 | 0 | 0 | 0 | 0 | | | | |
| Jerry Naron, L OBP: 0.172, SLG: 0.186 (1, 2) Tom Paciorek, R OBP: 0.307, SLG: 0.449 (9, PH) | | | K | | | | | | G6-4-3 | 3 | 0 | 0 | 0 | 0 | 2 | 2 | | | | |
| Dave Edler, R OBP: 0.091, SLG: 0.091 (1, 5) | | | K | | | | | | | 1 | 0 | 0 | 0 | 0 | 0 | 1 | | | | |
| Mario Mendoza, R OBP: 0.289, SLG: 0.307 (1, 6) Jim Anderson, R OBP: 0.287, SLG: 0.316 (4, 6) | | | | | | | | | | 2 | 0 | 0 | 0 | 0 | 0 | 0 | | | | |
| Inning Stats | R: 0 E: 0 K: 0 S: 5 | H: 2 LOB: 2 BB: 0 P: 5 | R: 0 E: 0 K: 2 S: 7 | H: 0 LOB: 0 BB: 0 P: 7 | R: 0 E: 1 K: 1 S: 6 | H: 0 LOB: 1 BB: 0 P: 6 | R: 0 E: 0 K: 0 S: 4 | H: 1 LOB: 1 BB: 0 P: 4 | R: 0 E: 0 K: 2 S: 7 | H: 0 LOB: 1 BB: 1 P: 11 | R: 0 E: 0 K: 0 S: 3 | H: 0 LOB: 0 BB: 0 P: 3 | R: 0 E: 0 K: 1 S: 5 | H: 0 LOB: 0 BB: 0 P: 5 | R: 0 E: 0 K: 0 S: 3 | H: 1 LOB: 0 BB: 0 P: 3 | | 1B: 5 2B: 1 3B: 0 HR: 0 | SF: 0 SAC: 0 DP: 1 HBP: 0 | WP: 0 PB: 0 SB: 2 CS: 0 |
| PITCHER | IP | WLS | BF | H | R | ER | SO | BB | IBB | HBP | BLK | WP | HR | S | P | ERA | WHIP | | | |
| Dick Drago, R ERA: 4.11 (1, 1) | 7.0 | W | 28 | 5 | 1 | 1 | 6 | 1 | 0 | 0 | 0 | 0 | 0 | 39 | 43 | 1.29 | 0.857 | | | |
| Tom Burgmeier, L ERA: 1.95 (8, 1) | 2.0 | S | 6 | 1 | 0 | 0 | 1 | 0 | 0 | 0 | 0 | 0 | 0 | 8 | 8 | 0.00 | 0.500 | | | |


| Batter | 1 | 2 | 3 | 4 | 5 | 6 | 7 | 8 | 9 | AB | R | H | RBI | BB | SO | LOB | BOTTOM | | | |
|--|------------------------------|---------------------------------|-------------------------------|----------------------------------|------------------------------|---------------------------------|------------------------------|---------------------------------|------------------------------|---------------------------------|------------------------------|---------------------------------|------------------------------|---------------------------------|------------------------------|---------------------------------|---|----------------------------------|------------------------------------|----------------------------------|
| Rick Burleson, R OBP: 0.347, SLG: 0.373 (1, 6) | 1-3 | | 6-3 | | | | K | | | 4 | 0 | 0 | 0 | 0 | 2 | 0 | Seattle Mariners @ Boston Red Sox Fenway Park, Boston, MA Sat Sep 06 1980, 3:33 AM EDT Att: 23,317 - Unknown - 87 F | | | |
| Dave Stapleton, R OBP: 0.327, SLG: 0.479 (1, 4) | 6-3 | | | | | | K | | | 4 | 1 | 2 | 0 | 0 | 1 | 0 | | | | |
| Carl Yastrzemski, L OBP: 0.351, SLG: 0.467 (1, 10) | 1-3 | | | | | | K | | | 4 | 1 | 0 | 0 | 0 | 1 | 2 | | | | |
| Jim Rice, R OBP: 0.319, SLG: 0.476 (1, 7) | | | | | | | | | | 4 | 1 | 2 | 2 | 0 | 1 | 0 | | | | |
| Tony Perez, R OBP: 0.316, SLG: 0.461 (1, 3) | | | | | | | | | | 4 | 1 | 2 | 1 | 0 | 0 | 0 | | | | |
| Carlton Fisk, R OBP: 0.360, SLG: 0.488 (1, 2) | | | | | | | | | | 4 | 1 | 2 | 1 | 0 | 0 | 2 | | | | |
| Jim Dwyer, L OBP: 0.351, SLG: 0.419 (1, 8) | | | | | | | | | | 3 | 0 | 1 | 1 | 0 | 0 | 0 | | | | |
| Dwight Evans, R OBP: 0.344, SLG: 0.459 (1, 9) | | | | | | | | | | 3 | 0 | 0 | 0 | 0 | 1 | 2 | | | | |
| Glenn Hoffman, R OBP: 0.322, SLG: 0.425 (1, 5) | | | | | | | | | | 3 | 0 | 0 | 0 | 0 | 0 | 2 | | | | |
| Inning Stats | R: 0 E: 0 K: 0 S: 3 | H: 0 LOB: 0 BB: 0 P: 3 | R: 1 E: 1 K: 2 S: 10 | H: 3 LOB: 2 BB: 0 P: 10 | R: 1 E: 0 K: 0 S: 6 | H: 3 LOB: 0 BB: 0 P: 6 | R: 0 E: 0 K: 0 S: 3 | H: 0 LOB: 0 BB: 0 P: 3 | R: 0 E: 0 K: 3 S: 9 | H: 0 LOB: 0 BB: 0 P: 9 | R: 1 E: 0 K: 0 S: 4 | H: 1 LOB: 0 BB: 0 P: 4 | R: 0 E: 0 K: 1 S: 5 | H: 0 LOB: 0 BB: 0 P: 5 | R: 2 E: 0 K: 0 S: 5 | H: 2 LOB: 0 BB: 0 P: 5 | | 1B: 7 2B: 0 3B: 0 HR: 2 | SF: 0 SAC: 0 DP: 0 HBP: 0 | WP: 0 PB: 0 SB: 0 CS: 0 |
| PITCHER | IP | WLS | BF | H | R | ER | SO | BB | IBB | HBP | BLK | WP | HR | S | P | ERA | WHIP | | | |
| Mike Parrott, R ERA: 7.42 (1, 1) | 7.0 | L | 28 | 7 | 3 | 2 | 6 | 0 | 0 | 0 | 0 | 0 | 1 | 40 | 40 | 2.57 | 1.000 | | | |
| Dave Heaverlo, R ERA: 3.47 (8, 1) | 1.0 | | 5 | 2 | 2 | 2 | 0 | 0 | 0 | 0 | 0 | 0 | 1 | 5 | 5 | 18.00 | 2.000 | | | |


| Batter | 1 | 2 | 3 | 4 | 5 | 6 | 7 | 8 | 9 | AB | R | H | RBI | BB | SO | LOB | TOP | | | | | | | | | | | |
|--|------------------------------|----------------------------------|------------------------------|----------------------------------|------------------------------|---------------------------------|------------------------------|---------------------------------|------------------------------|---------------------------------|------------------------------|---------------------------------|------------------------------|---------------------------------|------------------------------|---------------------------------|---|-----------------------------------|------------------------------------|----------------------------------|--------|--|--|--|--|--|--|--|
| Julio Cruz, S OBP: 0.318, SLG: 0.269 Kim Allen, R OBP: 0.667, SLG: 1.000 | (1,4) K | (5,FR) E6 1B WP | (2,3) G6-4-3 | | | | | | (2B) | 4 | 1 | 1 | 0 | 0 | 1 | 3 | Seattle Mariners @ Boston Red Sox Fenway Park, Boston, MA Sun Sep 07 1980, 3:33 AM EDT Att: 23,360 - Unknown - 79 F | | | | | | | | | | | |
| Rod Craig, S OBP: 0.323, SLG: 0.377 | (1,8) CS BB | (1,3) PB 1B WP 1B | | (1B) | (2B) | | (2B) | | (2B) | 5 | 2 | 3 | 2 | 1 | 0 | 2 | | | | | | | | | | | | |
| Dan Meyer, L OBP: 0.322, SLG: 0.419 Reggie Walton, R OBP: 0.267, SLG: 0.386 | (1,7) K | (3,PH) 1B 1-3-1 HBP | | (1B) | (3-1) | | (3B) | | (3B) | 4 | 2 | 1 | 1 | 0 | 1 | 3 | | | | | | | | | | | | |
| Bruce Bochte, L OBP: 0.381, SLG: 0.456 Tom Paciorek, R OBP: 0.307, SLG: 0.449 | (1,3) BB | | | (1B) | (1B) | | | | | 4 | 1 | 2 | 1 | 1 | 1 | 0 | | | | | | | | | | | | |
| Joe Simpson, L OBP: 0.306, SLG: 0.336 | | | | (1B) | (1B) | | | | | 0 | 0 | 0 | 0 | 0 | 0 | 0 | | | | | | | | | | | | |
| Larry Milbourne, S OBP: 0.302, SLG: 0.340 Mario Mendoza, R OBP: 0.289, SLG: 0.307 | (1,6) E | | | (1B) | (1B) | | | | | 5 | 2 | 2 | 1 | 0 | 0 | 3 | | | | | | | | | | | | |
| Leon Roberts, R OBP: 0.336, SLG: 0.433 | | | | (1B) | (1B) | | | | | 5 | 1 | 3 | 2 | 0 | 0 | 2 | | | | | | | | | | | | |
| Jerry Narron, L OBP: 0.159, SLG: 0.172 | | | | (1B) | (1B) | | | | | 0 | 0 | 0 | 0 | 0 | 0 | 0 | | | | | | | | | | | | |
| Dave Edler, R OBP: 0.188, SLG: 0.071 | | | | (1B) | (1B) | | | | | 4 | 1 | 3 | 2 | 0 | 0 | 1 | | | | | | | | | | | | |
| Inning Stats | R: 0 E: 0 K: 2 S: 6 | H: 0 LOB: 0 BB: 1 P: 10 | R: 3 E: 1 K: 0 S: 9 | H: 5 LOB: 1 BB: 2 P: 18 | R: 0 E: 0 K: 0 S: 3 | H: 1 LOB: 1 BB: 1 P: 7 | R: 3 E: 0 K: 0 S: 7 | H: 4 LOB: 1 BB: 0 P: 7 | R: 0 E: 0 K: 1 S: 4 | H: 2 LOB: 2 BB: 0 P: 7 | R: 0 E: 0 K: 0 S: 3 | H: 0 LOB: 1 BB: 1 P: 7 | R: 0 E: 0 K: 0 S: 4 | H: 1 LOB: 1 BB: 0 P: 4 | R: 1 E: 0 K: 1 S: 7 | H: 2 LOB: 1 BB: 0 P: 7 | | 1B: 13 2B: 3 3B: 0 HR: 0 | SF: 1 SAC: 0 DP: 1 HBP: 1 | WP: 1 PB: 1 SB: 0 CS: 0 | PA: 48 | | | | | | | |
| PITCHER | IP | WLS | BF | H | R | ER | SO | BB | IBB | HBP | BLK | WP | HR | S | P | ERA | WHIP | | | | | | | | | | | |
| Steve Renko, R ERA: 3.64 | (1,1) | 1.1 | L | 11 | 4 | 7 | 7 | 2 | 3 | 0 | 0 | 0 | 0 | 0 | 12 | 24 | 47.25 | 5.250 | | | | | | | | | | |
| Bruce Hurst, L ERA: 9.31 | (2,1) | 0.1 | | 3 | 1 | 1 | 0 | 0 | 0 | 0 | 1 | 0 | 2 | 3 | 0.00 | 3.000 | | | | | | | | | | | | |
| Skip Lockwood, R ERA: 5.65 | (2,1) | 4.1 | | 21 | 8 | 3 | 3 | 1 | 1 | 0 | 0 | 0 | 0 | 22 | 26 | 6.23 | 2.077 | | | | | | | | | | | |
| Keith MacWhorter, R ERA: 7.91 | (7,1) | 3.0 | | 13 | 3 | 1 | 1 | 1 | 1 | 0 | 0 | 0 | 0 | 14 | 18 | 3.00 | 1.333 | | | | | | | | | | | |

| Batter | 1 | 2 | 3 | 4 | 5 | 6 | 7 | 8 | 9 | AB | R | H | RBI | BB | SO | LOB | BOTTOM | | | | | | | | | | | |
|---|------------------------------|----------------------------------|------------------------------|---------------------------------|------------------------------|---------------------------------|------------------------------|---------------------------------|------------------------------|----------------------------------|------------------------------|---------------------------------|-------------------------------|----------------------------------|------------------------------|---------------------------------|---|---------------------------------|----------------------------------|------------------------------------|----------------------------------|--------|--|--|--|--|--|--|
| Rick Burleson, R OBP: 0.346, SLG: 0.371 Julio Valdez, S OBP: 0.333, SLG: 0.667 | (1,6) K | (5,6) FC6-4 | | | | | | | | 2 | 0 | 0 | 0 | 0 | 1 | 2 | Seattle Mariners @ Boston Red Sox Fenway Park, Boston, MA Sun Sep 07 1980, 3:33 AM EDT Att: 23,360 - Unknown - 79 F | | | | | | | | | | | |
| Dave Stapleton, R OBP: 0.528, SLG: 0.479 Chico Walker, S OBP: 0.667, SLG: 2.000 | (1,4) E1 1B | | | | | | | | | 2 | 1 | 1 | 0 | 0 | 0 | 0 | | | | | | | | | | | | |
| Carl Yastrzemski, L OBP: 0.352, SLG: 0.467 Rich Gedman, L OBP: 0.500, SLG: 0.500 | (1,10) BB BB BB | | | | | | | | | 0 | 0 | 0 | 0 | 1 | 0 | 0 | | | | | | | | | | | | |
| Jim Rice, R OBP: 0.322, SLG: 0.476 | (1,7) BB | | | | | | | | | 4 | 1 | 2 | 1 | 0 | 1 | 0 | | | | | | | | | | | | |
| Tony Perez, R OBP: 0.316, SLG: 0.460 Gary Hancock, L OBP: 0.217, SLG: 0.333 | (1,3) G6-4-3 | | | | | | | | | 1 | 0 | 0 | 0 | 0 | 0 | 2 | | | | | | | | | | | | |
| Jim Dwyer, L OBP: 0.346, SLG: 0.412 | (5,3) G6-4-3 | | | | | | | | | 4 | 1 | 2 | 3 | 0 | 0 | 3 | | | | | | | | | | | | |
| Carlton Fisk, R OBP: 0.359, SLG: 0.487 | (8,PH) G6-4-3 | | | | | | | | | 4 | 0 | 0 | 0 | 0 | 0 | 0 | | | | | | | | | | | | |
| Dwight Evans, R OBP: 0.347, SLG: 0.462 | (1,9) G6-4-3 | | | | | | | | | 1 | 0 | 0 | 0 | 0 | 0 | 1 | | | | | | | | | | | | |
| Dave Rader, L OBP: 0.386, SLG: 0.495 Gary Allenson, R OBP: 0.459, SLG: 0.468 | (1,2) E | | | | | | | | | 3 | 0 | 2 | 0 | 1 | 0 | 1 | | | | | | | | | | | | |
| Glenn Hoffman, R OBP: 0.319, SLG: 0.420 | (1,5) E | | | | | | | | | 0 | 0 | 0 | 0 | 1 | 0 | 0 | | | | | | | | | | | | |
| Inning Stats | R: 1 E: 1 K: 1 S: 6 | H: 2 LOB: 1 BB: 1 P: 10 | R: 0 E: 0 K: 0 S: 5 | H: 2 LOB: 2 BB: 0 P: 5 | R: 0 E: 0 K: 0 S: 3 | H: 0 LOB: 0 BB: 0 P: 3 | R: 0 E: 0 K: 0 S: 4 | H: 1 LOB: 1 BB: 0 P: 4 | R: 0 E: 0 K: 1 S: 6 | H: 1 LOB: 3 BB: 1 P: 11 | R: 1 E: 0 K: 0 S: 5 | H: 2 LOB: 2 BB: 1 P: 9 | R: 3 E: 0 K: 2 S: 11 | H: 4 LOB: 2 BB: 1 P: 15 | R: 1 E: 0 K: 1 S: 7 | H: 2 LOB: 1 BB: 0 P: 7 | R: 0 E: 0 K: 0 S: 2 | H: 0 LOB: 0 BB: 1 P: 6 | 1B: 9 2B: 3 3B: 0 HR: 2 | SF: 0 SAC: 0 DP: 2 HBP: 1 | WP: 0 PB: 0 SB: 0 CS: 0 | PA: 45 | | | | | | |
| PITCHER | IP | WLS | BF | H | R | ER | SO | BB | IBB | HBP | BLK | WP | HR | S | P | ERA | WHIP | | | | | | | | | | | |
| Rick Anderson, R ERA: 27.00 | (1,1) | 5.1 | W | 24 | 6 | 1 | 1 | 1 | 2 | 0 | 1 | 0 | 0 | 0 | 23 | 32 | 1.69 | 1.500 | | | | | | | | | | |
| Byron McLaughlin, R ERA: 6.86 | (1,1) | 2.0 | | 13 | 6 | 4 | 4 | 3 | 1 | 0 | 0 | 0 | 0 | 2 | 18 | 22 | 18.00 | 3.500 | | | | | | | | | | |
| Manny Sarmiento, R ERA: 0.0 | (6,1) | 1.1 | | 4 | 0 | 0 | 0 | 0 | 1 | 0 | 0 | 0 | 0 | 0 | 3 | 7 | 0.00 | 0.750 | | | | | | | | | | |

| Batter | 1 | 2 | 3 | 4 | 5 | 6 | 7 | 8 | 9 | AB | R | H | RBI | BB | SO | LOB | TOP | | | | | | | | | | | |
|--|------------------------------|---------------------------------|------------------------------|---------------------------------|------------------------------|---------------------------------|------------------------------|---------------------------------|------------------------------|---------------------------------|------------------------------|---------------------------------|-------------------------------|----------------------------------|------------------------------|---------------------------------|--|----------------------------------|-----------------------------------|------------------------------------|--|--|--|--|--|--|--|--|
| Rick Burlison, R OBP: 0.351, SLG: 0.374 | | | | | | | | | | 4 | 3 | 3 | 0 | 2 | 1 | 1 | Boston Red Sox @ Cleveland Indians Cleveland Municipal Stadium, Cleveland, OH Mon Sep 08 1980, 7:05 PM EDT Att: 5,506 - Unknown - 78 F | | | | | | | | | | | |
| Dave Stapleton, R OBP: 0.327, SLG: 0.475 | | | | | | | | | | 5 | 0 | 1 | 0 | 0 | 0 | 5 | | | | | | | | | | | | |
| Carlton Fisk, R OBP: 0.362, SLG: 0.490 | | | | | | | | | | 4 | 1 | 3 | 4 | 0 | 0 | 0 | | | | | | | | | | | | |
| Jim Rice, R OBP: 0.323, SLG: 0.478 | | | | | | | | | | 5 | 1 | 2 | 1 | 0 | 0 | 2 | | | | | | | | | | | | |
| Tony Perez, R OBP: 0.313, SLG: 0.455 | | | | | | | | | | 5 | 0 | 0 | 0 | 0 | 2 | 2 | | | | | | | | | | | | |
| Jim Dwyer, L OBP: 0.354, SLG: 0.442 | | | | | | | | | | 4 | 3 | 3 | 2 | 1 | 0 | 0 | | | | | | | | | | | | |
| Dwight Evans, R OBP: 0.353, SLG: 0.468 | | | | | | | | | | 4 | 1 | 3 | 1 | 1 | 1 | 0 | | | | | | | | | | | | |
| Dave Rader, L OBP: 0.385, SLG: 0.500 | | | | | | | | | | 3 | 0 | 1 | 1 | 0 | 0 | 1 | | | | | | | | | | | | |
| Larry Wolfe, R OBP: 0.196, SLG: 0.333 | | | | | | | | | | 1 | 0 | 0 | 0 | 0 | 0 | 2 | | | | | | | | | | | | |
| Garry Hancock, L OBP: 0.234, SLG: 0.348 | | | | | | | | | | 1 | 0 | 1 | 1 | 0 | 0 | 0 | | | | | | | | | | | | |
| Glenn Hoffman, R OBP: 0.317, SLG: 0.415 | | | | | | | | | | 5 | 1 | 1 | 0 | 0 | 1 | 4 | | | | | | | | | | | | |
| Inning Stats | R: 1 E: 0 K: 1 S: 7 | H: 2 LOB: 1 BB: 0 P: 7 | R: 0 E: 0 K: 1 S: 5 | H: 0 LOB: 1 BB: 1 P: 9 | R: 0 E: 0 K: 0 S: 4 | H: 3 LOB: 1 BB: 0 P: 4 | R: 2 E: 0 K: 1 S: 8 | H: 3 LOB: 1 BB: 0 P: 8 | R: 0 E: 0 K: 0 S: 3 | H: 0 LOB: 0 BB: 0 P: 3 | R: 1 E: 0 K: 1 S: 6 | H: 1 LOB: 0 BB: 0 P: 6 | R: 4 E: 0 K: 1 S: 10 | H: 5 LOB: 2 BB: 1 P: 14 | R: 1 E: 0 K: 0 S: 4 | H: 1 LOB: 1 BB: 1 P: 8 | R: 1 E: 0 K: 0 S: 6 | H: 3 LOB: 3 BB: 1 P: 10 | 1B: 13 2B: 4 3B: 0 HR: 2 | SF: 1 SAC: 1 DP: 1 HBP: 0 | WP: 0 PA: 48 PB: 0 SB: 0 CS: 1 | | | | | | | |
| PITCHER | IP | WLS | BF | H | R | ER | SO | BB | IBB | HBP | BLK | WP | HR | S | P | ERA | WHIP | | | | | | | | | | | |
| Dan Spillner, R ERA: 5.01 | (1, 1) | 6.0 | L | 28 | 11 | 6 | 6 | 4 | 1 | 0 | 0 | 0 | 0 | 2 | 35 | 39 | 9.00 | 2.000 | | | | | | | | | | |
| Victor Cruz, R ERA: 3.59 | (7, 1) | 0.2 | | 6 | 3 | 2 | 2 | 1 | 0 | 1 | 0 | 0 | 0 | 0 | 7 | 11 | 27.00 | 4.500 | | | | | | | | | | |
| Sid Monge, L ERA: 3.28 | (7, 1) | 1.0 | | 5 | 1 | 1 | 1 | 0 | 1 | 0 | 0 | 0 | 0 | 0 | 4 | 8 | 9.00 | 2.000 | | | | | | | | | | |
| Mike Stanton, R ERA: 5.89 | (8, 1) | 1.1 | | 8 | 3 | 1 | 1 | 0 | 1 | 0 | 0 | 0 | 0 | 0 | 7 | 11 | 6.75 | 3.000 | | | | | | | | | | |

| Batter | 1 | 2 | 3 | 4 | 5 | 6 | 7 | 8 | 9 | AB | R | H | RBI | BB | SO | LOB | BOTTOM | | | | | | | | | | |
|--|------------------------------|---------------------------------|------------------------------|---------------------------------|------------------------------|---------------------------------|------------------------------|---------------------------------|------------------------------|---------------------------------|------------------------------|---------------------------------|------------------------------|---------------------------------|------------------------------|---------------------------------|--|----------------------------------|------------------------------------|--|--|--|--|--|--|--|--|
| Miguel Dilone, S OBP: 0.383, SLG: 0.432 | | | | | | | | | | 4 | 0 | 2 | 1 | 0 | 0 | 0 | Boston Red Sox @ Cleveland Indians Cleveland Municipal Stadium, Cleveland, OH Mon Sep 08 1980, 7:05 PM EDT Att: 5,506 - Unknown - 78 F | | | | | | | | | | |
| Jorge Orta, L OBP: 0.382, SLG: 0.405 | | | | | | | | | | 4 | 0 | 0 | 0 | 0 | 0 | 3 | | | | | | | | | | | |
| Mike Hargrove, L OBP: 0.312, SLG: 0.404 | | | | | | | | | | 3 | 0 | 0 | 0 | 1 | 0 | 0 | | | | | | | | | | | |
| Joe Charboneau, R OBP: 0.357, SLG: 0.486 | | | | | | | | | | 4 | 1 | 2 | 0 | 0 | 0 | 1 | | | | | | | | | | | |
| Toby Harrah, R OBP: 0.376, SLG: 0.386 | | | | | | | | | | 4 | 1 | 1 | 1 | 0 | 0 | 2 | | | | | | | | | | | |
| Ron Hassey, L OBP: 0.377, SLG: 0.427 | | | | | | | | | | 4 | 1 | 1 | 0 | 0 | 1 | 1 | | | | | | | | | | | |
| Alan Bannister, R OBP: 0.342, SLG: 0.366 | | | | | | | | | | 4 | 1 | 2 | 0 | 0 | 0 | 1 | | | | | | | | | | | |
| Rick Manning, L OBP: 0.329, SLG: 0.298 | | | | | | | | | | 3 | 0 | 0 | 1 | 0 | 0 | 3 | | | | | | | | | | | |
| Tom Veryzer, R OBP: 0.311, SLG: 0.342 | | | | | | | | | | 3 | 0 | 1 | 1 | 0 | 0 | 1 | | | | | | | | | | | |
| Inning Stats | R: 0 E: 0 K: 0 S: 3 | H: 0 LOB: 0 BB: 0 P: 3 | R: 0 E: 0 K: 0 S: 3 | H: 0 LOB: 0 BB: 0 P: 3 | R: 0 E: 0 K: 0 S: 3 | H: 0 LOB: 0 BB: 0 P: 3 | R: 2 E: 0 K: 1 S: 8 | H: 3 LOB: 1 BB: 0 P: 8 | R: 0 E: 0 K: 0 S: 4 | H: 2 LOB: 2 BB: 1 P: 8 | R: 2 E: 0 K: 0 S: 6 | H: 4 LOB: 1 BB: 0 P: 6 | R: 0 E: 1 K: 0 S: 3 | H: 0 LOB: 0 BB: 0 P: 3 | R: 0 E: 1 K: 0 S: 3 | H: 0 LOB: 0 BB: 0 P: 3 | | 1B: 8 2B: 1 3B: 0 HR: 0 | SF: 1 SAC: 0 DP: 4 HBP: 0 | WP: 1 PA: 35 PB: 0 SB: 0 CS: 0 | | | | | | | |
| PITCHER | IP | WLS | BF | H | R | ER | SO | BB | IBB | HBP | BLK | WP | HR | S | P | ERA | WHIP | | | | | | | | | | |
| Mike Torrez, R ERA: 4.91 | (1, 1) | 6.1 | W | 27 | 8 | 4 | 4 | 1 | 1 | 0 | 0 | 0 | 0 | 8 | 32 | 0.00 | 0.375 | | | | | | | | | | |
| Bob Stanley, R ERA: 3.46 | (7, 1) | 2.2 | | 8 | 1 | 0 | 0 | 0 | 0 | 0 | 0 | 0 | 0 | 8 | 8 | 0.00 | 0.375 | | | | | | | | | | |

| Batter | 1 | 2 | 3 | 4 | 5 | 6 | 7 | 8 | 9 | AB | R | H | RBI | BB | SO | LOB | TOP | | | | | | | | |
|--|------------------------------|---------------------------------|------------------------------|---------------------------------|------------------------------|---------------------------------|------------------------------|---------------------------------|------------------------------|---------------------------------|------------------------------|----------------------------------|------------------------------|---------------------------------|------------------------------|---------------------------------|---|----------------------------------|----------------------------------|------------------------------------|----------------------------------|--------|--|--|--|
| Rick Burleson, R OBP: 0.351, SLG: 0.373 (1, 6) | 4-0 G6-4-3 BB | | 0-3 K | | | 0-0 6-3 | 0-0 5-3 | | 0-0 FC4-6 1B | 4 | 0 | 1 | 0 | 1 | 1 | 0 | Boston Red Sox @ Cleveland Indians Cleveland Municipal Stadium, Cleveland, OH Tue Sep 09 1980, 7:05 PM EDT Att: 5,182 - Unknown livebaseballscores.com AB 31 R 4 H 8 RBI 4 BB 4 SO 3 LOB 10  | | | | | | | | |
| Dave Stapleton, R OBP: 0.325, SLG: 0.471 (1, 4) | 0-0 G6-4-3 | | 0-0 L9 | | | 0-0 1B BB SF9 1B | | 0-0 6-3 | 0-0 FC4-6 1B | 5 | 1 | 1 | 0 | 0 | 0 | 3 | | | | | | | | | |
| Carlton Fisk, R OBP: 0.363, SLG: 0.489 (1, 2) | 0-0 6-3 | | | 0-0 FC6-4 1B | | 4-0 SF9 1B BB 1B | | 0-0 5-3 | | 3 | 1 | 1 | 0 | 1 | 0 | 0 | | | | | | | | | |
| Jim Rice, R OBP: 0.324, SLG: 0.478 (1, 7) | | 0-0 5-3 | | 0-0 F7 | | 0-0 1B 1B | | 0-0 | | 4 | 0 | 2 | 0 | 0 | 0 | 1 | | | | | | | | | |
| Tony Perez, R OBP: 0.313, SLG: 0.453 (1, 3) | | 4-0 2B SF9 BB | | 0-0 FC6-4 | | 0-0 1B 1B | | 0-0 | | 2 | 1 | 0 | 1 | 1 | 0 | 2 | | | | | | | | | |
| Dwight Evans, R OBP: 0.354, SLG: 0.471 (1, 9) | | 0-0 2B | | 0-0 4-3 | | 0-0 1B | | | 0-3 K | 4 | 0 | 2 | 1 | 0 | 1 | 1 | | | | | | | | | |
| Butch Hobson, R OBP: 0.281, SLG: 0.358 (6, PH) | | 0-0 SF9 | | 0-3 K | | 0-0 F9 | | 4-0 SH2-3 BB | | 1 | 0 | 0 | 1 | 0 | 1 | 0 | | | | | | | | | |
| Glenn Hoffman, R OBP: 0.313, SLG: 0.409 (1, 5) | | 0-0 4-3 | | 0-0 4-3 | | 0-0 F8 | | 0-0 SH2-3 | | 3 | 0 | 0 | 0 | 0 | 0 | 1 | | | | | | | | | |
| Sam Bowen, R OBP: 0.167, SLG: 0.167 (7, PH) | | | 0-0 5-3 | | 0-0 F8 | | 0-0 F3 | | 0-0 1B | 2 | 0 | 0 | 0 | 0 | 0 | 0 | | | | | | | | | |
| Garry Hancock, L OBP: 0.245, SLG: 0.354 (7, 8) | | | | | | | | 0-0 2H 1B | | 2 | 0 | 1 | 1 | 0 | 0 | 0 | | | | | | | | | |
| Inning Stats | R: 0 E: 0 K: 0 S: 2 | H: 0 LOB: 0 BB: 1 P: 6 | R: 1 E: 0 K: 0 S: 4 | H: 1 LOB: 1 BB: 1 P: 8 | R: 0 E: 0 K: 1 S: 5 | H: 0 LOB: 0 BB: 0 P: 5 | R: 0 E: 0 K: 0 S: 4 | H: 1 LOB: 1 BB: 0 P: 4 | R: 0 E: 0 K: 1 S: 5 | H: 0 LOB: 0 BB: 0 P: 5 | R: 2 E: 0 K: 0 S: 6 | H: 3 LOB: 2 BB: 1 P: 10 | R: 0 E: 0 K: 0 S: 3 | H: 0 LOB: 0 BB: 0 P: 3 | R: 0 E: 0 K: 0 S: 4 | H: 1 LOB: 1 BB: 0 P: 4 | R: 1 E: 0 K: 1 S: 7 | H: 2 LOB: 2 BB: 1 P: 11 | 1B: 7 2B: 1 3B: 0 HR: 0 | SF: 2 SAC: 1 DP: 1 HBP: 0 | WP: 0 PB: 0 SB: 0 CS: 0 | PA: 38 | | | |
| PITCHER | IP | WLS | BF | H | R | ER | SO | BB | IBB | HBP | BLK | WP | HR | S | P | ERA | WHIP | | | | | | | | |
| Ross Grimsley, L ERA: 6.09 (1, 1) | 5.1 | | 22 | 4 | 3 | 3 | 2 | 3 | 0 | 0 | 0 | 0 | 0 | 23 | 35 | 5.06 | 1.312 | | | | | | | | |
| Victor Cruz, R ERA: 3.55 (6, 1) | 3.1 | L | 15 | 4 | 1 | 1 | 1 | 1 | 0 | 0 | 0 | 0 | 0 | 16 | 20 | 2.70 | 1.500 | | | | | | | | |
| Sandy Wittol, R ERA: 3.32 (9, 1) | 0.1 | | 1 | 0 | 0 | 0 | 0 | 0 | 0 | 0 | 0 | 0 | 0 | 1 | 1 | 0.00 | 0.000 | | | | | | | | |

| Batter | 1 | 2 | 3 | 4 | 5 | 6 | 7 | 8 | 9 | AB | R | H | RBI | BB | SO | LOB | BOTTOM | | | | | | | | |
|---|------------------------------|----------------------------------|------------------------------|---------------------------------|------------------------------|----------------------------------|------------------------------|----------------------------------|------------------------------|---------------------------------|------------------------------|---------------------------------|------------------------------|---------------------------------|------------------------------|---------------------------------|--|---------------------------------|----------------------------------|------------------------------------|----------------------------------|--------|--|--|--|
| Miguel Dilone, S OBP: 0.382, SLG: 0.432 (1, 7) | 0-0 F8 | 0-0 F6 | | 0-0 SH5-4 | | 0-0 2B | | | 0-0 5-3 | 4 | 0 | 1 | 0 | 0 | 0 | 1 | Boston Red Sox @ Cleveland Indians Cleveland Municipal Stadium, Cleveland, OH Tue Sep 09 1980, 7:05 PM EDT Att: 5,182 - Unknown livebaseballscores.com AB 33 R 3 H 10 RBI 3 BB 3 SO 4 LOB 16  | | | | | | | | |
| Jorge Orta, L OBP: 0.378, SLG: 0.405 (1, 9) | 0-0 BB 1B | | 4-0 E S 1B BB | 0-0 SF8 | | 0-3 K | | 0-0 6-3 | | 3 | 1 | 1 | 1 | 1 | 1 | 1 | | | | | | | | | |
| Mike Hargrove, L OBP: 0.314, SLG: 0.406 (1, 3) | 0-0 BB 1B | | 0-0 1H 2B 1B | 0-0 IBB | | 0-0 F8 | | | | 3 | 1 | 2 | 1 | 1 | 0 | 0 | | | | | | | | | |
| Joe Charboneau, R OBP: 0.354, SLG: 0.482 (1, 10) | 0-3 K | | 0-0 F8 | 0-3 K | | 0-0 F7 | | | | 4 | 0 | 0 | 0 | 0 | 2 | 5 | | | | | | | | | |
| Toby Harrah, R OBP: 0.375, SLG: 0.384 (1, 5) | 4-0 BB | | 0-0 F9 | | 0-0 F8 | | 0-0 5-3 | | | 3 | 0 | 0 | 0 | 1 | 0 | 1 | | | | | | | | | |
| Ron Hassey, L OBP: 0.378, SLG: 0.431 (8, FR) | 0-0 F9 | | 0-0 F3 | | 0-0 F3 | | | 0-0 CS 1B | | 4 | 0 | 2 | 1 | 0 | 0 | 3 | | | | | | | | | |
| Dell Alston, L OBP: 0.256, SLG: 0.333 (9, 2) | | | 1-0 2B | | | | | | | 0 | 0 | 0 | 0 | 0 | 0 | 0 | | | | | | | | | |
| Bo Diaz, R OBP: 0.256, SLG: 0.345 (1, 4) | | | 0-0 F8 | 0-3 K | | 0-0 L8 | | 0-0 F3 | | 4 | 0 | 0 | 0 | 0 | 1 | 2 | | | | | | | | | |
| Rick Manning, L OBP: 0.333, SLG: 0.305 (1, 8) | | 0-0 6-3 2B | | 0-0 SH5-4 1B SF8 1B | | 0-0 CS 1B | | 0-0 F8 | | 4 | 1 | 3 | 0 | 0 | 0 | 1 | | | | | | | | | |
| Tom Verzyer, R OBP: 0.310, SLG: 0.340 (1, 6) | | 0-0 6-3 | | 0-0 SH5-4 1B | | 0-0 4-3 | | 0-0 F9 | | 4 | 0 | 1 | 0 | 0 | 0 | 2 | | | | | | | | | |
| Inning Stats | R: 0 E: 0 K: 1 S: 7 | H: 2 LOB: 3 BB: 1 P: 11 | R: 0 E: 0 K: 0 S: 4 | H: 1 LOB: 1 BB: 0 P: 4 | R: 2 E: 0 K: 1 S: 7 | H: 2 LOB: 1 BB: 1 P: 11 | R: 1 E: 0 K: 1 S: 7 | H: 2 LOB: 2 BB: 1 P: 11 | R: 0 E: 0 K: 0 S: 3 | H: 0 LOB: 0 BB: 0 P: 3 | R: 0 E: 0 K: 1 S: 6 | H: 2 LOB: 1 BB: 0 P: 6 | R: 0 E: 0 K: 0 S: 3 | H: 0 LOB: 0 BB: 0 P: 3 | R: 0 E: 0 K: 0 S: 3 | H: 1 LOB: 1 BB: 0 P: 3 | R: 0 E: 0 K: 0 S: 3 | H: 0 LOB: 0 BB: 0 P: 3 | 1B: 7 2B: 3 3B: 0 HR: 0 | SF: 1 SAC: 1 DP: 0 HBP: 0 | WP: 0 PB: 0 SB: 1 CS: 2 | PA: 38 | | | |
| PITCHER | IP | WLS | BF | H | R | ER | SO | BB | IBB | HBP | BLK | WP | HR | S | P | ERA | WHIP | | | | | | | | |
| Dennis Eckersley, R ERA: 4.25 (1, 1) | 8.0 | W | 35 | 10 | 3 | 3 | 4 | 2 | 1 | 0 | 0 | 0 | 0 | 40 | 52 | 3.38 | 1.500 | | | | | | | | |
| Tom Burgmeier, L ERA: 1.93 (9, 1) | 1.0 | S | 3 | 0 | 0 | 0 | 0 | 0 | 0 | 0 | 0 | 0 | 0 | 3 | 3 | 0.00 | 0.000 | | | | | | | | |

| Batter | 1 | 2 | 3 | 4 | 5 | 6 | 7 | 8 | 9 | 10 | AB | R | H | RBI | BB | SO | LOB | TOP | |
|--|---|---|---|---|---|---|---|---|---|---|---|---|---|---|---|---|---|---|-----------------|
| Willie Randolph, R OBP: 0.418, SLG: 0.495 (1, 4) | 6-3 | | F8 | | | 3-1 | G3 | | F9 | | 5 | 0 | 0 | 0 | 0 | 0 | 3 | New York Yankees @ Boston Red Sox Fenway Park, Boston, MA Thu Sep 11 1980, 7:05 PM EDT Att: 32,979 - Unknown - 76 F | |
| Bobby Murcer, L OBP: 0.351, SLG: 0.478 (1, 10) | 4-3 | | | 6-3 | | 2B HR | F2 | | 1-3 | | 4 | 1 | 0 | 0 | 1 | 0 | 3 | | |
| Oscar Gamble, L OBP: 0.341, SLG: 0.563 (1, 7) (9, 9) | F9 | | | F8 | | 1-3 HR | 4-3 | | | E4 FC1-6 | 5 | 1 | 1 | 0 | 0 | 0 | 1 | | |
| Reggie Jackson, L Joe Lefebvre, L OBP: 0.354, SLG: 0.583 OBP: 0.340, SLG: 0.426 (8, 9) (9, 8) | HR | | | F2 | | HR | IBB | | K | FC1-6 2B | 3 | 2 | 1 | 1 | 1 | 1 | 0 | | |
| Bob Watson, R OBP: 0.368, SLG: 0.476 (1, 3) | F7 | | | | | 1B | HR | | | 1B | 4 | 2 | 3 | 5 | 1 | 0 | 0 | | |
| Rick Cerone, R OBP: 0.322, SLG: 0.437 (1, 2) | F7 | | | | | 1B | HR | | G5-4-3 BB | 2B | 5 | 1 | 2 | 1 | 0 | 0 | 2 | | |
| Bucky Dent, R OBP: 0.325, SLG: 0.359 Ted Wilborn, S (9, PR) | K | | | | | 1B | HR | | | 1B | 4 | 0 | 2 | 0 | 0 | 1 | 1 | | |
| Fred Stanley, R OBP: 0.250, SLG: 0.253 (9, 6) | | | | | | 1B | | | | 1B | 1 | 0 | 1 | 0 | 0 | 0 | 0 | | |
| Aurelio Rodriguez, R OBP: 0.242, SLG: 0.300 (1, 5) | | | 5-3 | | | K | | | SH1-4 1B | 1B | 4 | 0 | 1 | 1 | 0 | 1 | 3 | | |
| Bobby Brown, S OBP: 0.303, SLG: 0.403 Lou Piniella, R OBP: 0.355, SLG: 0.385 (9, PH) (9, 7) | F8 | | | | | L7 | | | | G4-6-3 1B | 3 | 0 | 1 | 0 | 0 | 0 | 2 | | |
| Inning Stats | R: 0 E: 0 K: 0 S: 3 | H: 0 LOB: 0 BB: 0 P: 3 | R: 1 E: 0 K: 1 S: 6 | H: 1 LOB: 0 BB: 0 P: 6 | R: 0 E: 0 K: 0 S: 3 | H: 0 LOB: 0 BB: 0 P: 3 | R: 0 E: 0 K: 1 S: 7 | H: 2 LOB: 2 BB: 0 P: 7 | R: 4 E: 0 K: 0 S: 6 | H: 3 LOB: 1 BB: 2 P: 14 | R: 0 E: 0 K: 0 S: 4 | H: 1 LOB: 2 BB: 1 P: 8 | R: 0 E: 0 K: 0 S: 4 | H: 1 LOB: 2 BB: 1 P: 8 | R: 3 E: 1 K: 0 S: 7 | H: 4 LOB: 1 BB: 0 P: 7 | 1B: 7 2B: 3 3B: 0 HR: 2 | SF: 0 SAC: 1 DP: 2 HBP: 0 | WP: 0 PA: 45 |
| PITCHER | IP WLS BF H R ER SO BB IBB HBP BLK WP HR S P ERA WHIP | IP WLS BF H R ER SO BB IBB HBP BLK WP HR S P ERA WHIP | IP WLS BF H R ER SO BB IBB HBP BLK WP HR S P ERA WHIP | IP WLS BF H R ER SO BB IBB HBP BLK WP HR S P ERA WHIP | IP WLS BF H R ER SO BB IBB HBP BLK WP HR S P ERA WHIP | IP WLS BF H R ER SO BB IBB HBP BLK WP HR S P ERA WHIP | IP WLS BF H R ER SO BB IBB HBP BLK WP HR S P ERA WHIP | IP WLS BF H R ER SO BB IBB HBP BLK WP HR S P ERA WHIP | IP WLS BF H R ER SO BB IBB HBP BLK WP HR S P ERA WHIP | IP WLS BF H R ER SO BB IBB HBP BLK WP HR S P ERA WHIP | IP WLS BF H R ER SO BB IBB HBP BLK WP HR S P ERA WHIP | IP WLS BF H R ER SO BB IBB HBP BLK WP HR S P ERA WHIP | IP WLS BF H R ER SO BB IBB HBP BLK WP HR S P ERA WHIP | IP WLS BF H R ER SO BB IBB HBP BLK WP HR S P ERA WHIP | IP WLS BF H R ER SO BB IBB HBP BLK WP HR S P ERA WHIP | IP WLS BF H R ER SO BB IBB HBP BLK WP HR S P ERA WHIP | IP WLS BF H R ER SO BB IBB HBP BLK WP HR S P ERA WHIP | IP WLS BF H R ER SO BB IBB HBP BLK WP HR S P ERA WHIP | |
| Dick Drago, R ERA: 4.01 Bob Stanley, R ERA: 3.87 Bill Campbell, R ERA: 4.7 Tom Runge, L ERA: 2.1 Keith MacWhorter, R ERA: 7.65 (1, 1) (6, 1) (7, 1) (9, 1) (10, 1) | 5.0 1.1 1.2 1.1 0.2 | 18 10 6 10 1 | 3 4 1 4 0 | 1 4 0 3 0 | 2 0 1 0 0 | 0 1 0 1 0 | 0 0 0 0 0 | 0 0 0 0 0 | 0 0 0 0 0 | 0 0 0 0 0 | 0 1 8 9 1 | 22 16 11 13 1 | 22 16 11 13 1 | 1.80 27.00 0.00 13.50 0.00 | 0.600 3.750 1.200 3.000 0.000 | | | | |

| Batter | 1 | 2 | 3 | 4 | 5 | 6 | 7 | 8 | 9 | 10 | AB | R | H | RBI | BB | SO | LOB | BOTTOM | | | |
|--|---|---|---|---|---|---|---|---|---|---|---|---|---|---|---|---|---|---|---------------------------------|----------------------------------|------------------------------------|
| Rick Burleson, R OBP: 0.349, SLG: 0.369 (1, 6) | 6-3 1B BB | | G3 | | | FC6-4 | | | F7 | | 4 | 1 | 0 | 0 | 1 | 1 | 4 | New York Yankees @ Boston Red Sox Fenway Park, Boston, MA Thu Sep 11 1980, 7:05 PM EDT Att: 32,979 - Unknown - 76 F | | | |
| Dave Stapleton, R OBP: 0.330, SLG: 0.479 (1, 4) | 6-3 | | K | | | F9 2B | | L8 6-3 2B | | 2B | 5 | 1 | 3 | 0 | 0 | 1 | 1 | | | | |
| Carlton Fisk, R OBP: 0.358, SLG: 0.479 (1, 2) | P7 | | 6-3 | | | 5-3 | | L8 | | F5 | 5 | 0 | 0 | 0 | 0 | 0 | 4 | | | | |
| Jim Rice, R OBP: 0.324, SLG: 0.482 (1, 7) | BB 1B | | G3 | | | F9 | | 6-3 | | K | 5 | 0 | 1 | 2 | 0 | 1 | 2 | | | | |
| Carl Yastrzemski, L OBP: 0.350, SLG: 0.462 (1, 3) | 1-2 BB | | | K | | F7 | | 4-3 | | F8 | 4 | 0 | 0 | 0 | 1 | 1 | 1 | | | | |
| Jim Dwyer, L OBP: 0.353, SLG: 0.440 (1, 8) | K | | | F8 | | F9 | | SH3 SF8 2B | | E5 | 5 | 1 | 1 | 0 | 0 | 1 | 2 | | | | |
| Dwight Evans, R OBP: 0.354, SLG: 0.478 (1, 9) | | | | BB 1B BB | | K | | SH3 | | K | 3 | 1 | 1 | 1 | 1 | 2 | 1 | | | | |
| Garry Hancock, L OBP: 0.269, SLG: 0.431 Butch Hobson, R OBP: 0.285, SLG: 0.360 (8, PH) | 4-3 | | | BB 1B | | HR | | SF8 | | K | 3 | 1 | 2 | 1 | 0 | 0 | 0 | | | | |
| Glenn Hoffman, R OBP: 0.315, SLG: 0.408 (1, 5) | F9 | | | 1-2 2-3 BB | | FC6-4 BB | | F8 | | F8 | 2 | 0 | 0 | 0 | 2 | 0 | 0 | | | | |
| Inning Stats | R: 1 E: 0 K: 1 S: 6 | H: 1 LOB: 2 BB: 2 P: 14 | R: 1 E: 0 K: 0 S: 4 | H: 1 LOB: 0 BB: 0 P: 4 | R: 0 E: 0 K: 1 S: 5 | H: 0 LOB: 0 BB: 0 P: 5 | R: 0 E: 0 K: 2 S: 8 | H: 1 LOB: 3 BB: 2 P: 16 | R: 0 E: 0 K: 0 S: 4 | H: 1 LOB: 1 BB: 1 P: 4 | R: 1 E: 0 K: 1 S: 6 | H: 1 LOB: 0 BB: 0 P: 10 | R: 1 E: 0 K: 0 S: 4 | H: 1 LOB: 0 BB: 0 P: 4 | R: 0 E: 0 K: 1 S: 6 | H: 1 LOB: 1 BB: 0 P: 6 | R: 0 E: 1 K: 2 S: 8 | | H: 0 LOB: 1 BB: 0 P: 8 | 1B: 2 2B: 4 3B: 0 HR: 2 | SF: 1 SAC: 1 DP: 0 HBP: 0 |
| PITCHER | IP WLS BF H R ER SO BB IBB HBP BLK WP HR S P ERA WHIP | IP WLS BF H R ER SO BB IBB HBP BLK WP HR S P ERA WHIP | IP WLS BF H R ER SO BB IBB HBP BLK WP HR S P ERA WHIP | IP WLS BF H R ER SO BB IBB HBP BLK WP HR S P ERA WHIP | IP WLS BF H R ER SO BB IBB HBP BLK WP HR S P ERA WHIP | IP WLS BF H R ER SO BB IBB HBP BLK WP HR S P ERA WHIP | IP WLS BF H R ER SO BB IBB HBP BLK WP HR S P ERA WHIP | IP WLS BF H R ER SO BB IBB HBP BLK WP HR S P ERA WHIP | IP WLS BF H R ER SO BB IBB HBP BLK WP HR S P ERA WHIP | IP WLS BF H R ER SO BB IBB HBP BLK WP HR S P ERA WHIP | IP WLS BF H R ER SO BB IBB HBP BLK WP HR S P ERA WHIP | IP WLS BF H R ER SO BB IBB HBP BLK WP HR S P ERA WHIP | IP WLS BF H R ER SO BB IBB HBP BLK WP HR S P ERA WHIP | IP WLS BF H R ER SO BB IBB HBP BLK WP HR S P ERA WHIP | IP WLS BF H R ER SO BB IBB HBP BLK WP HR S P ERA WHIP | IP WLS BF H R ER SO BB IBB HBP BLK WP HR S P ERA WHIP | IP WLS BF H R ER SO BB IBB HBP BLK WP HR S P ERA WHIP | IP WLS BF H R ER SO BB IBB HBP BLK WP HR S P ERA WHIP | | | |
| Luis Tiant, R ERA: 4.83 Doug Bird, R ERA: 3.97 Ron Guidry, L ERA: 3.54 Ron Davis, R ERA: 3.03 (1, 1) (7, 1) (8, 1) (9, 1) | 6.0 1.1 0.2 2.0 | 28 6 2 8 | 5 2 0 1 | 3 2 0 0 | 3 0 0 0 | 5 0 0 0 | 5 0 0 0 | 5 0 0 0 | 5 0 0 0 | 5 0 0 0 | 2 6 2 14 | 2 6 2 14 | 2 6 2 14 | 4.50 13.50 0.00 0.00 | 1.667 1.500 0.000 0.500 | | | | | | |

| Batter | 1 | 2 | 3 | 4 | 5 | 6 | 7 | 8 | 9 | AB | R | H | RBI | BB | SO | LOB | TOP | | | | | | | | | | |
|---|------------------------------|---------------------------------|------------------------------|---------------------------------|------------------------------|---------------------------------|------------------------------|---------------------------------|------------------------------|---------------------------------|------------------------------|---------------------------------|-------------------------------|----------------------------------|------------------------------|---------------------------------|---|------------------------------------|-------------------------|--------|--|--|--|--|--|--|--|
| Willie Randolph, R (1, 4) OBP: 0.419, SLG: 0.411 | L6 | | 6-3 | | | | | SH5-4 1-H 1B 2B | | 4 | 1 | 2 | 1 | 0 | 0 | 0 | New York Yankees @ Boston Red Sox Fenway Park, Boston, MA Fri Sep 12 1980, 7:05 PM EDT Att: 33,787 - Unknown - 65 F | | | | | | | | | | |
| Bobby Murcer, L (1, 9) OBP: 0.347, SLG: 0.473 | 4-3 | | F5 | | | | | SH5-4 | | 3 | 0 | 0 | 0 | 0 | 0 | 1 | | | | | | | | | | | |
| Joe Lefebvre, L (8, 9) OBP: 0.340, SLG: 0.426 | 4-3 | | | | | | | 2-3 | | 0 | 0 | 0 | 0 | 0 | 0 | 0 | | | | | | | | | | | |
| Oscar Gamble, L (1, 7) OBP: 0.335, SLG: 0.552 | L1 | | | | | | | 4-0 | | 3 | 0 | 0 | 0 | 0 | 0 | 0 | | | | | | | | | | | |
| Lou Piniella, R (8, PH) OBP: 0.357, SLG: 0.385 | | | | | | | | 1B IBB | | 0 | 0 | 0 | 0 | 1 | 0 | 0 | | | | | | | | | | | |
| Reggie Jackson, L (1, 10) OBP: 0.395, SLG: 0.591 | | | | | | | | 0-3 | | 4 | 2 | 2 | 1 | 0 | 2 | 2 | | | | | | | | | | | |
| Bob Watson, R (1, 3) OBP: 0.365, SLG: 0.476 | | | | | | | | 0-0 | | 4 | 0 | 1 | 1 | 0 | 0 | 1 | | | | | | | | | | | |
| Rick Cerone, R (1, 2) OBP: 0.322, SLG: 0.436 | | | | | | | | 1-2 3-H | | 3 | 0 | 1 | 1 | 0 | 1 | 2 | | | | | | | | | | | |
| Bucky Dent, R (1, 6) OBP: 0.324, SLG: 0.358 | | | | | | | | 0-3 | | 4 | 0 | 1 | 0 | 0 | 0 | 2 | | | | | | | | | | | |
| Aurelio Rodriguez, R (1, 5) OBP: 0.239, SLG: 0.296 | | | | | | | | 0-0 | | 4 | 0 | 0 | 0 | 0 | 2 | 2 | | | | | | | | | | | |
| Bobby Brown, S (1, 8) OBP: 0.302, SLG: 0.401 | | | | | | | | 0-0 | | 4 | 1 | 1 | 0 | 0 | 2 | 1 | | | | | | | | | | | |
| Inning Stats | R: 0 E: 0 K: 0 S: 3 | H: 0 LOB: 0 BB: 0 P: 3 | R: 1 E: 1 K: 1 S: 7 | H: 1 LOB: 1 BB: 0 P: 7 | R: 0 E: 0 K: 1 S: 5 | H: 0 LOB: 0 BB: 0 P: 5 | R: 1 E: 0 K: 0 S: 5 | H: 2 LOB: 1 BB: 0 P: 5 | R: 0 E: 0 K: 1 S: 6 | H: 1 LOB: 1 BB: 0 P: 6 | R: 0 E: 0 K: 0 S: 3 | H: 0 LOB: 0 BB: 0 P: 3 | R: 0 E: 0 K: 2 S: 10 | H: 3 LOB: 2 BB: 1 P: 14 | R: 0 E: 0 K: 1 S: 5 | H: 1 LOB: 1 BB: 0 P: 5 | 1B: 4 2B: 4 3B: 0 HR: 1 | SF: 0 SAC: 2 DP: 1 HBP: 0 | WP: 0 PB: 0 CS: 1 | PA: 36 | | | | | | | |
| PITCHER | IP | WLS | BF | H | R | ER | SO | BB | IBB | HBP | BLK | WP | HR | S | P | ERA | WHIP | | | | | | | | | | |
| Steve Renko, R (1, 1) ERA: 3.71 | 7.0 | L | 28 | 6 | 4 | 4 | 4 | 0 | 0 | 0 | 0 | 0 | 1 | 36 | 36 | 5.14 | 0.857 | | | | | | | | | | |
| Tom Burgmeier, L (8, 1) ERA: 2.09 | 0.2 | | 3 | 0 | 0 | 0 | 1 | 0 | 1 | 0 | 0 | 0 | 0 | 4 | 8 | 0.00 | 0.000 | | | | | | | | | | |
| Bob Stanley, R (8, 1) ERA: 3.63 | 1.1 | | 5 | 2 | 0 | 0 | 2 | 0 | 0 | 0 | 0 | 0 | 0 | 9 | 9 | 0.00 | 1.500 | | | | | | | | | | |

| Batter | 1 | 2 | 3 | 4 | 5 | 6 | 7 | 8 | 9 | AB | R | H | RBI | BB | SO | LOB | BOTTOM | | | | | | | | | | |
|--|------------------------------|---------------------------------|------------------------------|----------------------------------|------------------------------|----------------------------------|------------------------------|---------------------------------|------------------------------|---------------------------------|------------------------------|---------------------------------|------------------------------|---------------------------------|------------------------------|----------------------------------|---|---------------------------------|----------------------------------|------------------------------------|-------------------------|--------|--|--|--|--|--|
| Rick Burleson, R (1, 6) OBP: 0.346, SLG: 0.365 | G3 | | K | | | | | | | 5 | 0 | 0 | 0 | 0 | 2 | 0 | New York Yankees @ Boston Red Sox Fenway Park, Boston, MA Fri Sep 12 1980, 7:05 PM EDT Att: 33,787 - Unknown - 65 F | | | | | | | | | | |
| Dave Stapleton, R (1, 4) OBP: 0.328, SLG: 0.474 | 1-3 | | 4-3 2B BB | | | | | 5-3 | | 3 | 1 | 0 | 0 | 1 | 0 | 0 | | | | | | | | | | | |
| Carlton Fisk, R (1, 2) OBP: 0.359, SLG: 0.487 | | | 4-3 1-2 | | | | | | | 4 | 1 | 2 | 1 | 0 | 1 | 1 | | | | | | | | | | | |
| Jim Rice, R (1, 7) OBP: 0.326, SLG: 0.485 | FC5-4 1-2 | | | | | | | | | 4 | 0 | 2 | 1 | 0 | 1 | 1 | | | | | | | | | | | |
| Tony Perez, R (1, 3) OBP: 0.312, SLG: 0.450 | | | | | | | | | | 4 | 0 | 1 | 0 | 0 | 1 | 2 | | | | | | | | | | | |
| Dwight Evans, R (1, 9) OBP: 0.356, SLG: 0.477 | | | | | | | | | | 3 | 0 | 1 | 0 | 1 | 0 | 1 | | | | | | | | | | | |
| Butch Hobson, R (1, 10) OBP: 0.453, SLG: 0.356 | | | | | | | | | | 3 | 0 | 0 | 0 | 0 | 2 | 2 | | | | | | | | | | | |
| Gary Hancock, L (8, PH) OBP: 0.264, SLG: 0.423 | | | | | | | | | | 1 | 0 | 0 | 0 | 0 | 1 | 2 | | | | | | | | | | | |
| Glenn Hoffman, R (1, 5) OBP: 0.319, SLG: 0.406 | | | | | | | | | | 1 | 0 | 0 | 0 | 2 | 0 | 0 | | | | | | | | | | | |
| Dave Rader, L (8, PH) OBP: 0.381, SLG: 0.495 | | | | | | | | | | 1 | 0 | 0 | 0 | 0 | 0 | 0 | | | | | | | | | | | |
| Jim Dwyer, L (1, 8) OBP: 0.350, SLG: 0.436 | | | | | | | | | | 2 | 0 | 0 | 0 | 0 | 2 | 3 | | | | | | | | | | | |
| Gary Allenson, R (7, PH) OBP: 0.453, SLG: 0.460 | | | | | | | | | | 1 | 0 | 0 | 0 | 0 | 0 | 0 | | | | | | | | | | | |
| Sam Bowen, R (8, 8) OBP: 0.300, SLG: 0.125 | | | | | | | | | | 0 | 0 | 0 | 0 | 0 | 0 | 0 | | | | | | | | | | | |
| Rich Gedman, L (8, PH) OBP: 0.400, SLG: 0.400 | | | | | | | | | | 1 | 0 | 0 | 0 | 0 | 0 | 0 | | | | | | | | | | | |
| Inning Stats | R: 0 E: 0 K: 0 S: 4 | H: 1 LOB: 1 BB: 0 P: 4 | R: 0 E: 0 K: 2 S: 8 | H: 1 LOB: 2 BB: 1 P: 12 | R: 1 E: 0 K: 1 S: 6 | H: 1 LOB: 1 BB: 1 P: 10 | R: 0 E: 0 K: 1 S: 5 | H: 0 LOB: 1 BB: 1 P: 9 | R: 0 E: 0 K: 2 S: 7 | H: 0 LOB: 0 BB: 0 P: 7 | R: 0 E: 0 K: 1 S: 6 | H: 1 LOB: 1 BB: 0 P: 6 | R: 0 E: 0 K: 0 S: 3 | H: 0 LOB: 0 BB: 0 P: 3 | R: 1 E: 0 K: 1 S: 7 | H: 2 LOB: 2 BB: 1 P: 11 | R: 0 E: 0 K: 0 S: 3 | H: 0 LOB: 0 BB: 0 P: 3 | 1B: 4 2B: 1 3B: 0 HR: 1 | SF: 0 SAC: 0 DP: 0 HBP: 0 | WP: 0 PB: 0 CS: 0 | PA: 37 | | | | | |
| PITCHER | IP | WLS | BF | H | R | ER | SO | BB | IBB | HBP | BLK | WP | HR | S | P | ERA | WHIP | | | | | | | | | | |
| Rudy May, L (1, 1) ERA: 2.3 | 7.1 | | 31 | 6 | 2 | 2 | 7 | 3 | 0 | 0 | 0 | 0 | 1 | 42 | 54 | 2.46 | 1.227 | | | | | | | | | | |
| Rich Gossage, R (8, 1) ERA: 1.93 | 1.2 | S | 6 | 0 | 0 | 0 | 1 | 1 | 0 | 0 | 0 | 0 | 0 | 7 | 11 | 0.00 | 0.600 | | | | | | | | | | |

| Batter | 1 | 2 | 3 | 4 | 5 | 6 | 7 | 8 | 9 | AB | R | H | RBI | BB | SO | LOB | TOP | | | | | | | | | | |
|--|------------------------------|----------------------------------|------------------------------|---------------------------------|------------------------------|---------------------------------|------------------------------|----------------------------------|------------------------------|---------------------------------|------------------------------|---------------------------------|------------------------------|---------------------------------|------------------------------|---------------------------------|---|---------------------------------|----------------------------------|------------------------------------|-------------------------|--------|--|--|--|--|--|
| Willie Randolph, R OBP: 0.419, SLG: 0.409 (1, 4) | 4-0 FC6-4 BB | 0-0 FC5-2 | | 0-0 FC6-4 1B | | 0-0 F8 | | 0-0 5-3 | | 4 | 0 | 1 | 1 | 1 | 0 | 4 | New York Yankees @ Boston Red Sox Fenway Park, Boston, MA Sat Sep 13 1980, 3:33 AM EDT Att: 33,375 - Unknown - 74 F | | | | | | | | | | |
| Bobby Brown, S OBP: 0.298, SLG: 0.395 (1, 8) | 0-0 FC6-4 BB | 0-0 L4 | | 0-0 FC6-4 2B | | 0-0 6-3 | | 0-0 6-3 | | 5 | 1 | 0 | 0 | 0 | 0 | 6 | | | | | | | | | | | |
| Oscar Gamble, L OBP: 0.333, SLG: 0.551 (1, 9) | 0-0 L4 | | 0-0 F4 | | 0-0 2B | | 0-0 F7 | | 0-0 6-3 | 4 | 0 | 1 | 1 | 0 | 0 | 1 | | | | | | | | | | | |
| Eric Soderholm, R OBP: 0.345, SLG: 0.422 (9, PH) | | | | | | | | | | 1 | 0 | 0 | 0 | 0 | 0 | 0 | | | | | | | | | | | |
| Joe Lefebvre, L OBP: 0.340, SLG: 0.426 (9, 9) | | | | | | | | | | 0 | 0 | 0 | 0 | 0 | 0 | 0 | | | | | | | | | | | |
| Reggie Jackson, L OBP: 0.395, SLG: 0.587 (1, 10) | 4-0 BB 1-2 | | 0-0 4-3 | 4-0 FC5-4 IBB | | | 0-0 4-3 | | 0-3 K | 3 | 0 | 0 | 0 | 2 | 1 | 0 | | | | | | | | | | | |
| Bob Watson, R OBP: 0.368, SLG: 0.476 (1, 3) | 4-0 BB 1-2 | | 0-0 1-3 | 0-0 FC5-4 1-2 | | | 0-0 G6-4-3 1B | | 0-0 1B | 4 | 0 | 2 | 0 | 1 | 0 | 2 | | | | | | | | | | | |
| Lou Piniella, R OBP: 0.356, SLG: 0.383 (1, 7) | 0-0 6-3 | | 0-0 2B 1B | 0-0 1B | 0-0 F8 | | 0-0 G6-4-3 1-2 | | | 4 | 1 | 1 | 0 | 0 | 0 | 4 | | | | | | | | | | | |
| Rick Cerone, R OBP: 0.327, SLG: 0.442 (1, 2) | | 0-0 1B FC5-2 1B | | 0-0 1-3 1B 2B | 0-0 PB 1B | | | 4-0 FC5-6 1B BB | | 3 | 1 | 3 | 0 | 1 | 0 | 0 | | | | | | | | | | | |
| Bucky Dent, R OBP: 0.328, SLG: 0.362 (1, 6) | | 0-0 FC5-2 1B | | 0-0 SH1-4 1B 1B | 0-3 K | | 0-0 5-3 FC5-6 1B | | | 4 | 1 | 3 | 2 | 0 | 1 | 1 | | | | | | | | | | | |
| Aurelio Rodriguez, R OBP: 0.296, SLG: 0.293 (1, 5) | | 0-3 K | | 0-0 SH1-4 1-2 | 0-0 5-3 | | 0-0 FC5-6 5-3 | | | 3 | 0 | 0 | 0 | 0 | 1 | 5 | | | | | | | | | | | |
| Inning Stats | R: 0 E: 0 K: 0 S: 3 | H: 0 LOB: 3 BB: 3 P: 15 | R: 0 E: 0 K: 1 S: 7 | H: 2 LOB: 2 BB: 0 P: 7 | R: 0 E: 0 K: 0 S: 3 | H: 0 LOB: 0 BB: 0 P: 3 | R: 4 E: 0 K: 0 S: 8 | H: 5 LOB: 2 BB: 1 P: 12 | R: 0 E: 0 K: 1 S: 6 | H: 1 LOB: 1 BB: 0 P: 6 | R: 0 E: 0 K: 0 S: 3 | H: 0 LOB: 0 BB: 0 P: 3 | R: 0 E: 0 K: 0 S: 3 | H: 1 LOB: 0 BB: 0 P: 3 | R: 0 E: 0 K: 0 S: 4 | H: 1 LOB: 2 BB: 1 P: 8 | R: 0 E: 0 K: 1 S: 5 | H: 1 LOB: 1 BB: 0 P: 5 | 1B: 9 2B: 2 3B: 0 HR: 0 | SF: 0 SAC: 1 DP: 1 HBP: 0 | WP: 0 PB: 1 CS: 2 | PA: 41 | | | | | |
| PITCHER | IP | WLS | BF | H | R | ER | SO | BB | IBB | HBP | BLK | WP | HR | S | P | ERA | WHIP | | | | | | | | | | |
| Mike Torrez, R ERA: 5.02 (1, 1) | 3.1 | L | 19 | 6 | 4 | 4 | 1 | 3 | 0 | 0 | 0 | 0 | 0 | 18 | 30 | 10.80 | 2.700 | | | | | | | | | | |
| Steve Crawford, R ERA: (4, 1) | 4.2 | | 19 | 4 | 0 | 0 | 1 | 1 | 1 | 0 | 0 | 0 | 0 | 19 | 27 | 0.00 | 1.071 | | | | | | | | | | |
| Tom Burgmeier, L ERA: 2.07 (9, 1) | 0.2 | | 2 | 0 | 0 | 0 | 1 | 0 | 0 | 0 | 0 | 0 | 0 | 4 | 4 | 0.00 | 0.000 | | | | | | | | | | |
| Bob Stanley, R ERA: 3.63 (9, 1) | 0.1 | | 1 | 1 | 0 | 0 | 0 | 0 | 0 | 0 | 0 | 0 | 0 | 1 | 1 | 0.00 | 3.000 | | | | | | | | | | |

| Batter | 1 | 2 | 3 | 4 | 5 | 6 | 7 | 8 | 9 | AB | R | H | RBI | BB | SO | LOB | BOTTOM | | | | | | | | | | |
|---|------------------------------|----------------------------------|------------------------------|---------------------------------|---------------------------------------|---------------------------------|------------------------------|---------------------------------|------------------------------|---------------------------------|------------------------------|---------------------------------|------------------------------|---------------------------------|------------------------------|---------------------------------|---|------------------------------------|-------------------------|--------|--|--|--|--|--|--|--|
| Rick Burleson, R OBP: 0.347, SLG: 0.367 (1, 6) | 4-0 6-3 1B BB | | 0-0 2B | | 0-0 6-3 | | 0-0 G1-6-3 1-2 | | | 3 | 0 | 1 | 1 | 1 | 0 | 2 | New York Yankees @ Boston Red Sox Fenway Park, Boston, MA Sat Sep 13 1980, 3:33 AM EDT Att: 33,375 - Unknown - 74 F | | | | | | | | | | |
| Dave Stapleton, R OBP: 0.328, SLG: 0.472 (1, 4) | 0-0 6-3 1B | | 0-0 5-3 | | 0-0 FC6-5 FC5-4 | | 0-0 F8 | | | 4 | 0 | 1 | 0 | 0 | 0 | 2 | | | | | | | | | | | |
| Carlton Fisk, R OBP: 0.356, SLG: 0.482 (1, 2) | 0-0 6-3 | | 0-0 F8 | | 0-0 FC5-4 | | 0-0 G3 | | | 4 | 0 | 0 | 0 | 0 | 0 | 4 | | | | | | | | | | | |
| Jim Rice, R OBP: 0.325, SLG: 0.482 (1, 7) | 0-3 K | | 0-0 6-3 | | 0-0 6-3 | | 0-0 6-3 | | 0-0 6-3 | 4 | 0 | 1 | 0 | 0 | 1 | 2 | | | | | | | | | | | |
| Tony Perez, R OBP: 0.311, SLG: 0.449 (1, 3) | 0-0 6-3 | | 0-0 5-3 | | 0-0 E5 FC4-2 | | 0-0 FC6-4 1B | | | 4 | 0 | 1 | 0 | 0 | 0 | 3 | | | | | | | | | | | |
| Dwight Evans, R OBP: 0.383, SLG: 0.472 (1, 9) | | 0-0 4-3 | | 0-0 6-3 | | 0-0 FC4-2 | | 0-0 FC6-4 1B SF8 | | 4 | 1 | 0 | 0 | 0 | 0 | 3 | | | | | | | | | | | |
| Butch Hobson, R OBP: 0.385, SLG: 0.358 (1, 10) | | 0-0 L9 | | | 0-0 1B 1B | | 0-0 F8 | | 0-0 1-3 1B | 4 | 1 | 2 | 0 | 0 | 0 | 1 | | | | | | | | | | | |
| Chico Walker, S OBP: 0.697, SLG: 2.000 (9, PR) | | | | | 0-0 1B 1B | | 0-0 F8 | | 0-0 1-3 1B | 0 | 0 | 0 | 0 | 0 | 0 | 0 | | | | | | | | | | | |
| Glenn Hoffman, R OBP: 0.318, SLG: 0.405 (1, 5) | | 0-0 F7 | | | 0-0 E 1B 6-3 1B | | 0-0 6-3 | | 0-0 SF8 | 3 | 1 | 1 | 1 | 0 | 0 | 0 | | | | | | | | | | | |
| Jim Dwyer, L OBP: 0.352, SLG: 0.437 (1, 8) | | | 0-0 4-3 | | 0-0 E2 FC6-5 1-3 2H 1B | | 0-0 G1-6-3 1B | | 0-0 4-3 | 4 | 0 | 2 | 1 | 0 | 0 | 1 | | | | | | | | | | | |
| Inning Stats | R: 0 E: 0 K: 1 S: 6 | H: 1 LOB: 2 BB: 1 P: 10 | R: 0 E: 0 K: 0 S: 3 | H: 0 LOB: 0 BB: 0 P: 3 | R: 0 E: 0 K: 0 S: 4 | H: 1 LOB: 1 BB: 0 P: 4 | R: 0 E: 0 K: 0 S: 3 | H: 0 LOB: 0 BB: 0 P: 3 | R: 0 E: 1 K: 0 S: 4 | H: 1 LOB: 1 BB: 0 P: 4 | R: 0 E: 0 K: 0 S: 3 | H: 1 LOB: 0 BB: 0 P: 3 | R: 0 E: 0 K: 0 S: 3 | H: 0 LOB: 0 BB: 0 P: 3 | R: 1 E: 0 K: 0 S: 5 | H: 2 LOB: 1 BB: 0 P: 5 | 1B: 8 2B: 2 3B: 0 HR: 0 | SF: 1 SAC: 0 DP: 2 HBP: 0 | WP: 0 PB: 0 CS: 0 | PA: 36 | | | | | | | |
| PITCHER | IP | WLS | BF | H | R | ER | SO | BB | IBB | HBP | BLK | WP | HR | S | P | ERA | WHIP | | | | | | | | | | |
| Tommy John, L ERA: 3.4 (1, 1) | 9.0 | W | 36 | 9 | 3 | 3 | 1 | 1 | 0 | 0 | 0 | 0 | 0 | 37 | 41 | 3.00 | 1.111 | | | | | | | | | | |

| Batter | 1 | 2 | 3 | 4 | 5 | 6 | 7 | 8 | 9 | AB | R | H | RBI | BB | SO | LOB | TOP | | | | | | | | | | | |
|---|------------------------------|---------------------------------|------------------------------|---------------------------------|------------------------------|---------------------------------|------------------------------|---------------------------------|------------------------------|----------------------------------|------------------------------|----------------------------------|------------------------------|---------------------------------|------------------------------|---------------------------------|---|------------------------------|---------------------------------|----------------------------------|------------------------------------|----------------------------------|--------|--|--|--|--|--|
| Willie Randolph, R OBP: 0.417, SLG: 0.409 (1, 4) | | | | | | | | | | 5 | 0 | 1 | 0 | 0 | 1 | 2 | New York Yankees @ Boston Red Sox Fenway Park, Boston, MA Sun Sep 14 1980, 3:33 AM EDT Att: 33,296 - Unknown - 73 F | | | | | | | | | | | |
| Bobby Brown, S OBP: 0.297, SLG: 0.393 (1, 8) | | | | | | | | | | 5 | 0 | 1 | 0 | 0 | 0 | 3 | | | | | | | | | | | | |
| Oscar Gamble, L OBP: 0.328, SLG: 0.540 Eric Soderholm, R OBP: 0.348, SLG: 0.436 Joe Lefebvre, L OBP: 0.338, SLG: 0.423 (1, 9) | | | | | | | | | | 3 | 0 | 0 | 0 | 0 | 0 | 3 | | | | | | | | | | | | |
| Reggie Jackson, L OBP: 0.395, SLG: 0.583 (1, 10) | | | | | | | | | | 3 | 0 | 0 | 0 | 2 | 1 | 0 | | | | | | | | | | | | |
| Bob Watson, R OBP: 0.368, SLG: 0.473 (1, 3) | | | | | | | | | | 3 | 0 | 0 | 0 | 1 | 1 | 3 | | | | | | | | | | | | |
| Lou Piniella, R OBP: 0.353, SLG: 0.380 (1, 7) | | | | | | | | | | 5 | 0 | 1 | 0 | 0 | 0 | 4 | | | | | | | | | | | | |
| Rick Cerone, R OBP: 0.327, SLG: 0.439 (1, 2) | | | | | | | | | | 3 | 1 | 0 | 0 | 1 | 1 | 2 | | | | | | | | | | | | |
| Bucky Dent, R OBP: 0.331, SLG: 0.370 (1, 6) | | | | | | | | | | 2 | 2 | 1 | 2 | 2 | 0 | 0 | | | | | | | | | | | | |
| Aurelio Rodriguez, R OBP: 0.243, SLG: 0.307 (1, 5) | | | | | | | | | | 3 | 1 | 2 | 2 | 1 | 0 | 1 | | | | | | | | | | | | |
| Inning Stats | R: 0 E: 0 K: 1 S: 5 | H: 0 LOB: 0 BB: 0 P: 5 | R: 0 E: 0 K: 2 S: 7 | H: 0 LOB: 0 BB: 0 P: 7 | R: 0 E: 0 K: 0 S: 4 | H: 1 LOB: 1 BB: 0 P: 4 | R: 0 E: 0 K: 0 S: 3 | H: 1 LOB: 2 BB: 1 P: 8 | R: 2 E: 0 K: 0 S: 5 | H: 2 LOB: 3 BB: 3 P: 17 | R: 2 E: 0 K: 1 S: 6 | H: 1 LOB: 0 BB: 1 P: 10 | R: 1 E: 1 K: 0 S: 6 | H: 2 LOB: 2 BB: 0 P: 6 | R: 0 E: 0 K: 0 S: 3 | H: 0 LOB: 1 BB: 1 P: 7 | | R: 0 E: 0 K: 1 S: 5 | H: 0 LOB: 1 BB: 1 P: 9 | 1B: 3 2B: 1 3B: 0 HR: 3 | SF: 0 SAC: 0 DP: 1 HBP: 1 | WP: 0 PB: 0 SB: 1 CS: 0 | PA: 42 | | | | | |
| PITCHER | IP | WLS | BF | H | R | ER | SO | BB | IBB | HBP | BLK | WP | HR | S | P | ERA | WHIP | | | | | | | | | | | |
| Dennis Eckersley, R ERA: 4.35 Tom Burgmeier, L ERA: 2.15 Keith MacWhorter, R ERA: 7.29 Bill Campbell, R ERA: 4.5 (1, 1) | 6.0 | L | 28 | 5 | 4 | 4 | 4 | 3 | 2 | 1 | 0 | 0 | 0 | 2 | 30 | 51 | 6.00 | 1.333 | | | | | | | | | | |
| PITCHER | IP | WLS | BF | H | R | ER | SO | BB | IBB | HBP | BLK | WP | HR | S | P | ERA | WHIP | | | | | | | | | | | |
| Dennis Eckersley, R ERA: 4.35 Tom Burgmeier, L ERA: 2.15 Keith MacWhorter, R ERA: 7.29 Bill Campbell, R ERA: 4.5 (8, 1) | 1.1 | | 5 | 0 | 0 | 0 | 1 | 1 | 0 | 0 | 0 | 0 | 0 | 0 | 6 | 10 | 0.00 | 0.750 | | | | | | | | | | |

| Batter | 1 | 2 | 3 | 4 | 5 | 6 | 7 | 8 | 9 | AB | R | H | RBI | BB | SO | LOB | BOTTOM | | | | | | | | | | |
|--|------------------------------|---------------------------------|------------------------------|---------------------------------|------------------------------|---------------------------------|------------------------------|---------------------------------|------------------------------|---------------------------------|------------------------------|---------------------------------|------------------------------|---------------------------------|------------------------------|---------------------------------|---|------------------------------|---------------------------------|----------------------------------|------------------------------------|----------------------------------|--------|--|--|--|--|
| Rick Burleson, R OBP: 0.348, SLG: 0.368 (1, 6) | | | | | | | | | | 4 | 1 | 2 | 0 | 0 | 0 | 1 | New York Yankees @ Boston Red Sox Fenway Park, Boston, MA Sun Sep 14 1980, 3:33 AM EDT Att: 33,296 - Unknown - 73 F | | | | | | | | | | |
| Dave Stapleton, R OBP: 0.330, SLG: 0.472 (1, 4) | | | | | | | | | | 4 | 1 | 2 | 0 | 0 | 0 | 2 | | | | | | | | | | | |
| Carlton Fisk, R OBP: 0.357, SLG: 0.487 (1, 2) | | | | | | | | | | 4 | 1 | 2 | 2 | 0 | 2 | 2 | | | | | | | | | | | |
| Jim Rice, R OBP: 0.327, SLG: 0.486 (1, 7) | | | | | | | | | | 3 | 0 | 1 | 1 | 1 | 0 | 1 | | | | | | | | | | | |
| Tony Perez, R OBP: 0.311, SLG: 0.447 (1, 3) | | | | | | | | | | 4 | 0 | 1 | 0 | 0 | 0 | 3 | | | | | | | | | | | |
| Dwight Evans, R OBP: 0.349, SLG: 0.467 (1, 9) | | | | | | | | | | 4 | 0 | 0 | 0 | 0 | 3 | 1 | | | | | | | | | | | |
| Garry Hancock, L OBP: 0.246, SLG: 0.393 (1, 8) | | | | | | | | | | 4 | 0 | 0 | 0 | 0 | 0 | 1 | | | | | | | | | | | |
| Butch Hobson, R OBP: 0.284, SLG: 0.355 (1, 10) | | | | | | | | | | 3 | 0 | 0 | 0 | 1 | 1 | 0 | | | | | | | | | | | |
| Glenn Hoffman, R OBP: 0.318, SLG: 0.402 Dave Rader, L OBP: 0.378, SLG: 0.491 (9, PH) | | | | | | | | | | 2 | 0 | 0 | 0 | 1 | 0 | 2 | | | | | | | | | | | |
| Inning Stats | R: 0 E: 0 K: 1 S: 6 | H: 1 LOB: 2 BB: 1 P: 6 | R: 0 E: 0 K: 0 S: 4 | H: 1 LOB: 1 BB: 1 P: 8 | R: 1 E: 0 K: 0 S: 4 | H: 2 LOB: 1 BB: 1 P: 8 | R: 0 E: 0 K: 1 S: 5 | H: 0 LOB: 0 BB: 0 P: 5 | R: 2 E: 0 K: 0 S: 6 | H: 4 LOB: 1 BB: 0 P: 6 | R: 0 E: 0 K: 2 S: 7 | H: 0 LOB: 0 BB: 0 P: 7 | R: 0 E: 0 K: 1 S: 5 | H: 0 LOB: 1 BB: 1 P: 9 | R: 0 E: 0 K: 1 S: 5 | H: 0 LOB: 0 BB: 0 P: 5 | | R: 0 E: 0 K: 0 S: 3 | H: 0 LOB: 0 BB: 0 P: 3 | 1B: 5 2B: 2 3B: 1 HR: 0 | SF: 0 SAC: 0 DP: 1 HBP: 0 | WP: 2 PB: 0 SB: 0 CS: 0 | PA: 36 | | | | |
| PITCHER | IP | WLS | BF | H | R | ER | SO | BB | IBB | HBP | BLK | WP | HR | S | P | ERA | WHIP | | | | | | | | | | |
| Gaylord Perry, R ERA: 3.46 Ron Davis, R ERA: 2.92 (5, 1) | 4.2 | W | 14 | 0 | 0 | 0 | 4 | 1 | 0 | 0 | 0 | 0 | 0 | 21 | 25 | 0.00 | 0.231 | | | | | | | | | | |

| Batter | 1 | 2 | 3 | 4 | 5 | 6 | 7 | 8 | 9 | AB | R | H | RBI | BB | SO | LOB | TOP | | | | | |
|---|------------------------------|---------------------------------|-------------------------------|----------------------------------|------------------------------|---------------------------------|------------------------------|---------------------------------|------------------------------|---------------------------------|------------------------------|---------------------------------|------------------------------|---------------------------------|------------------------------|---------------------------------|--|---------------------------------|-----------------------------------|------------------------------------|----------------------------------|--------|
| Miguel Dilone, S OBP: 0.384, SLG: 0.439 (1, 7) | | | | | | | | | | 5 | 1 | 2 | 1 | 0 | 0 | 2 | Cleveland Indians @ Boston Red Sox Fenway Park, Boston, MA Tue Sep 16 1980, 7:05 PM EDT Att: 14,630 - Unknown - 58 F | | | | | |
| Alan Bannister, R OBP: 0.331, SLG: 0.350 (1, 9) | | | | | | | | | | 4 | 1 | 1 | 0 | 1 | 0 | 3 | | | | | | |
| Mike Hargrove, L OBP: 0.411, SLG: 0.404 (1, 3) | | | | | | | | | | 4 | 0 | 1 | 0 | 1 | 1 | 4 | | | | | | |
| Gary Gray, R OBP: 0.220, SLG: 0.359 (1, 10) | | | | | | | | | | 4 | 1 | 1 | 0 | 1 | 1 | 3 | | | | | | |
| Toby Harrah, R OBP: 0.375, SLG: 0.385 (1, 5) | | | | | | | | | | 5 | 0 | 2 | 1 | 0 | 0 | 1 | | | | | | |
| Bo Diaz, R OBP: 0.251, SLG: 0.337 (1, 2) | | | | | | | | | | 5 | 1 | 1 | 0 | 0 | 1 | 4 | | | | | | |
| Rick Manning, L OBP: 0.335, SLG: 0.311 (1, 8) | | | | | | | | | | 3 | 1 | 1 | 2 | 0 | 0 | 0 | | | | | | |
| Dave Rosello, R OBP: 0.280, SLG: 0.315 (8, PH) | | | | | | | | | | 3 | 0 | 2 | 0 | 0 | 0 | 1 | | | | | | |
| Gary Alexander, R OBP: 0.259, SLG: 0.333 (8, PH) | | | | | | | | | | 0 | 0 | 0 | 0 | 0 | 0 | 0 | | | | | | |
| Ron Hassey, L OBP: 0.377, SLG: 0.420 (8, PH) | | | | | | | | | | 1 | 0 | 0 | 0 | 0 | 0 | 1 | | | | | | |
| Jerry Dybzinski, R OBP: 0.276, SLG: 0.295 (8, 4) | | | | | | | | | | 0 | 0 | 0 | 0 | 0 | 0 | 0 | | | | | | |
| Tom Verzyer, R OBP: 0.314, SLG: 0.340 (1, 6) | | | | | | | | | | 4 | 0 | 2 | 0 | 0 | 0 | 1 | | | | | | |
| Inning Stats | R: 1 E: 0 K: 0 S: 4 | H: 2 LOB: 1 BB: 1 P: 8 | R: 1 E: 1 K: 2 S: 11 | H: 3 LOB: 3 BB: 0 P: 11 | R: 1 E: 0 K: 0 S: 4 | H: 1 LOB: 1 BB: 1 P: 8 | R: 0 E: 0 K: 0 S: 3 | H: 0 LOB: 0 BB: 0 P: 3 | R: 0 E: 0 K: 0 S: 2 | H: 0 LOB: 0 BB: 1 P: 6 | R: 0 E: 0 K: 0 S: 5 | H: 2 LOB: 2 BB: 0 P: 5 | R: 0 E: 0 K: 0 S: 3 | H: 0 LOB: 0 BB: 0 P: 3 | R: 1 E: 1 K: 0 S: 5 | H: 2 LOB: 1 BB: 0 P: 5 | R: 1 E: 0 K: 1 S: 8 | H: 3 LOB: 2 BB: 0 P: 8 | 1B: 10 2B: 4 3B: 0 HR: 0 | SF: 1 SAC: 0 DP: 2 HBP: 0 | WP: 0 PB: 0 SB: 1 CS: 0 | PA: 42 |
| PITCHER | IP | WLS | BF | H | R | ER | SO | BB | IBB | HBP | BLK | WP | HR | S | P | ERA | WHIP | | | | | |
| John Tudor, L ERA: 2.69 Bob Stanley, R ERA: 3.65 | 7.1 | W | 34 | 10 | 4 | 3 | 2 | 3 | 0 | 0 | 0 | 0 | 0 | 35 | 47 | 3.68 | 1.773 | | | | | |
| | 1.2 | S | 8 | 3 | 1 | 1 | 1 | 0 | 0 | 0 | 0 | 0 | 0 | 10 | 10 | 5.40 | 1.800 | | | | | |

| Batter | 1 | 2 | 3 | 4 | 5 | 6 | 7 | 8 | 9 | AB | R | H | RBI | BB | SO | LOB | BOTTOM | | | | |
|--|------------------------------|---------------------------------|------------------------------|----------------------------------|------------------------------|---------------------------------|------------------------------|---------------------------------|------------------------------|---------------------------------|------------------------------|---------------------------------|------------------------------|---------------------------------|------------------------------|---------------------------------|--|-----------------------------------|------------------------------------|----------------------------------|--------|
| Reid Nichols, R OBP: 0.400, SLG: 0.250 (1, 8) | | | | | | | | | | 4 | 1 | 1 | 0 | 1 | 2 | 1 | Cleveland Indians @ Boston Red Sox Fenway Park, Boston, MA Tue Sep 16 1980, 7:05 PM EDT Att: 14,630 - Unknown - 58 F | | | | |
| Dave Stapleton, R OBP: 0.338, SLG: 0.485 (1, 4) | | | | | | | | | | 5 | 2 | 5 | 2 | 0 | 0 | 0 | | | | | |
| Carlton Fisk, R OBP: 0.357, SLG: 0.485 (1, 2) | | | | | | | | | | 4 | 0 | 1 | 2 | 0 | 0 | 6 | | | | | |
| Jim Rice, R OBP: 0.328, SLG: 0.485 (1, 7) | | | | | | | | | | 5 | 1 | 2 | 1 | 0 | 1 | 3 | | | | | |
| Tony Perez, R OBP: 0.312, SLG: 0.448 (1, 3) | | | | | | | | | | 4 | 1 | 1 | 2 | 1 | 0 | 5 | | | | | |
| Butch Hobson, R OBP: 0.286, SLG: 0.355 (1, 10) | | | | | | | | | | 5 | 0 | 2 | 1 | 0 | 0 | 1 | | | | | |
| Dwight Evans, R OBP: 0.349, SLG: 0.470 (1, 9) | | | | | | | | | | 4 | 1 | 1 | 0 | 0 | 0 | 1 | | | | | |
| Glenn Hoffman, R OBP: 0.325, SLG: 0.411 (1, 5) | | | | | | | | | | 4 | 2 | 3 | 0 | 0 | 0 | 1 | | | | | |
| Julio Valdez, S OBP: 0.429, SLG: 0.571 (1, 6) | | | | | | | | | | 4 | 1 | 2 | 1 | 0 | 2 | 2 | | | | | |
| Inning Stats | R: 2 E: 1 K: 0 S: 5 | H: 2 LOB: 1 BB: 1 P: 9 | R: 1 E: 1 K: 1 S: 7 | H: 2 LOB: 2 BB: 1 P: 11 | R: 0 E: 0 K: 0 S: 3 | H: 0 LOB: 0 BB: 0 P: 3 | R: 2 E: 0 K: 0 S: 8 | H: 5 LOB: 3 BB: 0 P: 8 | R: 1 E: 0 K: 1 S: 7 | H: 2 LOB: 1 BB: 0 P: 7 | R: 0 E: 0 K: 1 S: 5 | H: 1 LOB: 1 BB: 0 P: 6 | R: 0 E: 0 K: 1 S: 6 | H: 2 LOB: 1 BB: 0 P: 6 | R: 3 E: 0 K: 1 S: 8 | H: 4 LOB: 1 BB: 0 P: 8 | | 1B: 13 2B: 4 3B: 1 HR: 0 | SF: 0 SAC: 0 DP: 3 HBP: 1 | WP: 1 PB: 0 SB: 1 CS: 0 | PA: 42 |
| PITCHER | IP | WLS | BF | H | R | ER | SO | BB | IBB | HBP | BLK | WP | HR | S | P | ERA | WHIP | | | | |
| Ross Grimsley, L ERA: 6.24 Mike Stanton, R ERA: 5.54 Sid Monge, L ERA: 3.76 | 4.2 | L | 27 | 11 | 6 | 5 | 1 | 2 | 0 | 0 | 0 | 0 | 0 | 14 | 15 | 0.00 | 1.286 | | | | |
| | 1.0 | | 6 | 4 | 3 | 3 | 1 | 0 | 0 | 0 | 0 | 0 | 0 | 8 | 8 | 27.00 | 4.000 | | | | |

| Batter | 1 | 2 | 3 | 4 | 5 | 6 | 7 | 8 | 9 | AB | R | H | RBI | BB | SO | LOB | TOP | | | | | | | | | | |
|--|------------------------------|---------------------------------|------------------------------|---------------------------------|------------------------------|---------------------------------|------------------------------|---------------------------------|------------------------------|---------------------------------|------------------------------|---------------------------------|------------------------------|---------------------------------|------------------------------|---------------------------------|---|------------------------------------|----------------------------------|--------|--|--|--|--|--|--|--|
| Rick Burleson, R OBP: 0.348, SLG: 0.368 (1, 6) | | | | | | | | | | 4 | 0 | 1 | 0 | 0 | 0 | 2 | Boston Red Sox @ New York Yankees Yankee Stadium, Bronx, NY Fri Sep 19 1980, 7:05 PM EDT Att: 50,505 - Unknown - 76 F | | | | | | | | | | |
| Dave Stapleton, R OBP: 0.339, SLG: 0.479 (1, 4) (8, 5) | | | | | | | | | | 4 | 0 | 1 | 0 | 0 | 0 | 1 | | | | | | | | | | | |
| Carlton Fisk, R OBP: 0.360, SLG: 0.484 (1, 2) | | | | | | | | | | 3 | 1 | 1 | 0 | 1 | 0 | 2 | | | | | | | | | | | |
| Jim Rice, R OBP: 0.333, SLG: 0.488 (1, 7) | | | | | | | | | | 4 | 0 | 2 | 1 | 0 | 0 | 2 | | | | | | | | | | | |
| Tony Perez, R OBP: 0.310, SLG: 0.444 (1, 3) | | | | | | | | | | 4 | 0 | 0 | 0 | 0 | 1 | 3 | | | | | | | | | | | |
| Gary Hancock, L OBP: 0.261, SLG: 0.433 (1, 8) | | | | | | | | | | 3 | 0 | 1 | 0 | 0 | 0 | 1 | | | | | | | | | | | |
| Dwight Evans, R OBP: 0.348, SLG: 0.471 (1, 9) | | | | | | | | | | 3 | 0 | 0 | 0 | 0 | 2 | 1 | | | | | | | | | | | |
| Butch Hobson, R OBP: 0.281, SLG: 0.349 (8, PH) | | | | | | | | | | 2 | 0 | 0 | 0 | 0 | 1 | 0 | | | | | | | | | | | |
| Rich Gedman, L OBP: 0.273, SLG: 0.273 (8, PH) | | | | | | | | | | 1 | 0 | 0 | 0 | 0 | 1 | 0 | | | | | | | | | | | |
| Glenn Hoffman, R OBP: 0.329, SLG: 0.410 (1, 5) | | | | | | | | | | 2 | 0 | 1 | 0 | 0 | 0 | 0 | | | | | | | | | | | |
| Chico Walker, S OBP: 0.833, SLG: 1.400 (8, 4) | | | | | | | | | | 1 | 0 | 1 | 0 | 0 | 0 | 0 | | | | | | | | | | | |
| Inning Stats | R: 0 E: 0 K: 0 S: 4 | H: 1 LOB: 1 BB: 0 P: 4 | R: 0 E: 0 K: 1 S: 5 | H: 0 LOB: 0 BB: 0 P: 5 | R: 0 E: 0 K: 1 S: 5 | H: 1 LOB: 0 BB: 0 P: 5 | R: 1 E: 0 K: 1 S: 7 | H: 2 LOB: 1 BB: 0 P: 7 | R: 0 E: 0 K: 0 S: 3 | H: 0 LOB: 0 BB: 0 P: 3 | R: 0 E: 0 K: 0 S: 3 | H: 1 LOB: 1 BB: 1 P: 7 | R: 0 E: 0 K: 1 S: 5 | H: 1 LOB: 0 BB: 0 P: 5 | R: 0 E: 0 K: 0 S: 5 | H: 2 LOB: 1 BB: 0 P: 4 | 1B: 7 2B: 2 3B: 0 HR: 0 | SF: 0 SAC: 0 DP: 2 HBP: 0 | WP: 0 PB: 0 SB: 2 CS: 2 | PA: 33 | | | | | | | |
| PITCHER | IP | WLS | BF | H | R | ER | SO | BB | IBB | HBP | BLK | WP | HR | S | P | ERA | WHIP | | | | | | | | | | |
| Luis Tiant, R ERA: 4.64 (1, 1) | 7.0 | W | 25 | 5 | 1 | 1 | 4 | 1 | 0 | 0 | 0 | 0 | 0 | 32 | 36 | 1.29 | 0.857 | | | | | | | | | | |
| Rich Gossage, R ERA: 1.63 (8, 1) | 2.0 | S | 7 | 3 | 0 | 0 | 1 | 0 | 0 | 0 | 0 | 0 | 0 | 9 | 9 | 0.00 | 1.500 | | | | | | | | | | |

| Batter | 1 | 2 | 3 | 4 | 5 | 6 | 7 | 8 | 9 | AB | R | H | RBI | BB | SO | LOB | BOTTOM | | | | | | | | | | |
|---|------------------------------|----------------------------------|------------------------------|---------------------------------|------------------------------|----------------------------------|------------------------------|---------------------------------|------------------------------|---------------------------------|------------------------------|---------------------------------|------------------------------|---------------------------------|------------------------------|---------------------------------|---|------------------------------------|----------------------------------|--------|--|--|--|--|--|--|--|
| Willie Randolph, R OBP: 0.419, SLG: 0.410 (1, 4) | | | | | | | | | | 3 | 1 | 1 | 0 | 1 | 0 | 0 | Boston Red Sox @ New York Yankees Yankee Stadium, Bronx, NY Fri Sep 19 1980, 7:05 PM EDT Att: 50,505 - Unknown - 76 F | | | | | | | | | | |
| Joe Lefebvre, L OBP: 0.353, SLG: 0.430 (1, 9) | | | | | | | | | | 3 | 0 | 1 | 0 | 1 | 0 | 1 | | | | | | | | | | | |
| Bobby Murcer, L OBP: 0.348, SLG: 0.461 (1, 10) | | | | | | | | | | 4 | 0 | 1 | 1 | 0 | 1 | 2 | | | | | | | | | | | |
| Oscar Gamble, L OBP: 0.337, SLG: 0.529 (7, PH) | | | | | | | | | | 2 | 0 | 0 | 0 | 1 | 0 | 2 | | | | | | | | | | | |
| Lou Piniella, R OBP: 0.347, SLG: 0.372 (8, 7) | | | | | | | | | | 1 | 0 | 0 | 0 | 0 | 0 | 1 | | | | | | | | | | | |
| Jim Spencer, L OBP: 0.313, SLG: 0.430 (1, 3) | | | | | | | | | | 2 | 0 | 0 | 0 | 1 | 0 | 4 | | | | | | | | | | | |
| Bob Watson, R OBP: 0.369, SLG: 0.467 (8, PH) | | | | | | | | | | 1 | 0 | 0 | 0 | 0 | 0 | 0 | | | | | | | | | | | |
| Bucky Dent, R OBP: 0.326, SLG: 0.367 (1, 6) | | | | | | | | | | 4 | 0 | 0 | 0 | 0 | 1 | 3 | | | | | | | | | | | |
| Aurelio Rodriguez, R OBP: 0.249, SLG: 0.313 (1, 5) | | | | | | | | | | 4 | 0 | 2 | 0 | 0 | 0 | 0 | | | | | | | | | | | |
| Johnny Oates, L OBP: 0.230, SLG: 0.293 (1, 2) | | | | | | | | | | 3 | 0 | 1 | 0 | 0 | 0 | 2 | | | | | | | | | | | |
| Bobby Brown, S OBP: 0.292, SLG: 0.391 (1, 8) | | | | | | | | | | 3 | 1 | 1 | 1 | 0 | 0 | 2 | | | | | | | | | | | |
| Inning Stats | R: 0 E: 0 K: 1 S: 6 | H: 1 LOB: 2 BB: 1 P: 10 | R: 0 E: 0 K: 0 S: 4 | H: 2 LOB: 1 BB: 0 P: 4 | R: 1 E: 0 K: 0 S: 4 | H: 1 LOB: 2 BB: 2 P: 12 | R: 0 E: 0 K: 0 S: 3 | H: 0 LOB: 0 BB: 0 P: 3 | R: 0 E: 0 K: 0 S: 4 | H: 1 LOB: 2 BB: 1 P: 8 | R: 1 E: 0 K: 0 S: 5 | H: 2 LOB: 1 BB: 0 P: 5 | R: 0 E: 0 K: 1 S: 5 | H: 0 LOB: 0 BB: 0 P: 5 | R: 0 E: 0 K: 0 S: 5 | H: 2 LOB: 1 BB: 0 P: 5 | 1B: 6 2B: 1 3B: 0 HR: 1 | SF: 0 SAC: 0 DP: 1 HBP: 0 | WP: 0 PB: 0 SB: 1 CS: 0 | PA: 34 | | | | | | | |
| PITCHER | IP | WLS | BF | H | R | ER | SO | BB | IBB | HBP | BLK | WP | HR | S | P | ERA | WHIP | | | | | | | | | | |
| Steve Renko, R ERA: 3.67 (1, 1) | 6.1 | L | 29 | 7 | 2 | 2 | 1 | 4 | 0 | 0 | 0 | 0 | 1 | 27 | 43 | 2.84 | 1.737 | | | | | | | | | | |
| Tom Burgmeier, L ERA: 2.12 (7, 1) | 0.2 | | 2 | 0 | 0 | 0 | 0 | 0 | 0 | 0 | 0 | 0 | 0 | 2 | 2 | 0.00 | 0.000 | | | | | | | | | | |
| Bob Stanley, R ERA: 3.62 (8, 1) | 1.0 | | 3 | 0 | 0 | 0 | 1 | 0 | 0 | 0 | 0 | 0 | 0 | 5 | 5 | 0.00 | 0.000 | | | | | | | | | | |

| Batter | 1 | 2 | 3 | 4 | 5 | 6 | 7 | 8 | 9 | AB | R | H | RBI | BB | SO | LOB | TOP | | | | | | | | | | |
|---|------------------------------|---------------------------------|------------------------------|----------------------------------|------------------------------|---------------------------------|------------------------------|---------------------------------|------------------------------|---------------------------------|------------------------------|---------------------------------|------------------------------|---------------------------------|------------------------------|---------------------------------|---|---------------------------------|----------------------------------|------------------------------------|----------------------------------|--------|--|--|--|--|--|
| Rick Burleson, R OBP: 0.347, SLG: 0.367 (1, 6) | | | | | | | | | | 3 | 1 | 1 | 1 | 0 | 0 | 0 | Boston Red Sox @ New York Yankees Yankee Stadium, Bronx, NY Sat Sep 20 1980, 3:33 AM EDT Att: 50,257 - Unknown - 75 F AB 35 R 4 H 12 RBI 4 BB 1 SO 1 LOB 11 | | | | | | | | | | |
| Dave Stapleton, R OBP: 0.343, SLG: 0.486 (1, 4) | | | | | | | | | | 5 | 1 | 3 | 0 | 0 | 0 | 1 | | | | | | | | | | | |
| Chico Walker, S OBP: 0.636, SLG: 1.000 (1, 10) | | | | | | | | | | 4 | 0 | 2 | 2 | 0 | 0 | 2 | | | | | | | | | | | |
| Jim Rice, R OBP: 0.334, SLG: 0.489 (1, 7) | | | | | | | | | | 3 | 0 | 1 | 1 | 1 | 0 | 1 | | | | | | | | | | | |
| Tony Perez, R OBP: 0.309, SLG: 0.445 (1, 3) | | | | | | | | | | 4 | 0 | 1 | 0 | 0 | 0 | 4 | | | | | | | | | | | |
| Garry Hancock, L OBP: 0.247, SLG: 0.408 (1, 8) | | | | | | | | | | 4 | 0 | 0 | 0 | 0 | 1 | 2 | | | | | | | | | | | |
| Dwight Evans, R OBP: 0.347, SLG: 0.469 (1, 9) | | | | | | | | | | 4 | 0 | 1 | 0 | 0 | 0 | 0 | | | | | | | | | | | |
| Dave Rader, L OBP: 0.374, SLG: 0.482 (1, 2) | | | | | | | | | | 4 | 1 | 1 | 0 | 0 | 0 | 1 | | | | | | | | | | | |
| Glenn Hoffman, R OBP: 0.331, SLG: 0.412 (1, 5) | | | | | | | | | | 4 | 1 | 2 | 0 | 0 | 0 | 0 | | | | | | | | | | | |
| Inning Stats | R: 2 E: 0 K: 1 S: 8 | H: 3 LOB: 1 BB: 0 P: 8 | R: 2 E: 1 K: 0 S: 7 | H: 4 LOB: 3 BB: 1 P: 11 | R: 0 E: 0 K: 0 S: 3 | H: 0 LOB: 0 BB: 0 P: 3 | R: 0 E: 0 K: 0 S: 3 | H: 0 LOB: 0 BB: 0 P: 3 | R: 0 E: 0 K: 0 S: 4 | H: 2 LOB: 1 BB: 0 P: 4 | R: 0 E: 0 K: 0 S: 3 | H: 0 LOB: 1 BB: 0 P: 3 | R: 0 E: 0 K: 0 S: 4 | H: 1 LOB: 1 BB: 0 P: 4 | R: 0 E: 0 K: 0 S: 4 | H: 1 LOB: 1 BB: 0 P: 4 | R: 0 E: 0 K: 0 S: 4 | H: 1 LOB: 1 BB: 0 P: 4 | 1B: 8 2B: 4 3B: 0 HR: 0 | SF: 2 SAC: 1 DP: 0 HBP: 0 | WP: 0 PB: 0 SB: 1 CS: 0 | PA: 39 | | | | | |
| PITCHER | IP | WLS | BF | H | R | ER | SO | BB | IBB | HBP | BLK | WP | HR | S | P | ERA | WHIP | | | | | | | | | | |
| Gaylord Perry, R ERA: 3.62 (1, 1) | 1.2 | L | 11 | 6 | 4 | 4 | 1 | 0 | 0 | 0 | 0 | 0 | 0 | 13 | 13 | 21.60 | 3.600 | | | | | | | | | | |
| Doug Bird, R ERA: 3.25 (2, 1) | 4.1 | | 16 | 3 | 0 | 0 | 0 | 0 | 1 | 0 | 0 | 0 | 0 | 15 | 19 | 0.00 | 0.692 | | | | | | | | | | |
| Tom Underwood, L ERA: 3.8 (7, 1) | 2.0 | | 8 | 2 | 0 | 0 | 0 | 0 | 0 | 0 | 0 | 0 | 0 | 8 | 8 | 0.00 | 1.000 | | | | | | | | | | |
| Tim Lollar, L ERA: 3.76 (9, 1) | 0.1 | | 2 | 1 | 0 | 0 | 0 | 0 | 0 | 0 | 0 | 0 | 0 | 2 | 2 | 0.00 | 3.000 | | | | | | | | | | |
| Ron Davis, R ERA: 2.89 (9, 1) | 0.2 | | 2 | 0 | 0 | 0 | 0 | 0 | 0 | 0 | 0 | 0 | 0 | 2 | 2 | 0.00 | 0.000 | | | | | | | | | | |

| Batter | 1 | 2 | 3 | 4 | 5 | 6 | 7 | 8 | 9 | AB | R | H | RBI | BB | SO | LOB | BOTTOM | | | | | | | | | | |
|--|------------------------------|---------------------------------|------------------------------|---------------------------------|------------------------------|----------------------------------|------------------------------|---------------------------------|------------------------------|---------------------------------|------------------------------|---------------------------------|------------------------------|---------------------------------|------------------------------|---------------------------------|--|----------------------------------|----------------------------------|------------------------------------|----------------------------------|--------|--|--|--|--|--|
| Willie Randolph, R OBP: 0.422, SLG: 0.414 (1, 4) | | | | | | | | | | 3 | 0 | 2 | 0 | 1 | 1 | 0 | Boston Red Sox @ New York Yankees Yankee Stadium, Bronx, NY Sat Sep 20 1980, 3:33 AM EDT Att: 50,257 - Unknown - 75 F AB 32 R 1 H 7 RBI 1 BB 2 SO 8 LOB 16 | | | | | | | | | | |
| Bobby Murcer, L OBP: 0.344, SLG: 0.454 (1, 7) | | | | | | | | | | 4 | 0 | 0 | 0 | 0 | 0 | 5 | | | | | | | | | | | |
| Oscar Gamble, L OBP: 0.330, SLG: 0.520 (1, 10) | | | | | | | | | | 3 | 0 | 0 | 1 | 0 | 2 | 1 | | | | | | | | | | | |
| Reggie Jackson, L OBP: 0.391, SLG: 0.570 (1, 9) | | | | | | | | | | 4 | 0 | 1 | 0 | 0 | 1 | 2 | | | | | | | | | | | |
| Jim Spencer, L OBP: 0.312, SLG: 0.427 (1, 3) | | | | | | | | | | 4 | 0 | 1 | 0 | 0 | 0 | 1 | | | | | | | | | | | |
| Bucky Dent, R OBP: 0.327, SLG: 0.365 (1, 6) | | | | | | | | | | 3 | 0 | 0 | 0 | 1 | 0 | 1 | | | | | | | | | | | |
| Aurelio Rodriguez, R OBP: 0.249, SLG: 0.312 (1, 5) | | | | | | | | | | 4 | 0 | 1 | 0 | 0 | 3 | 2 | | | | | | | | | | | |
| Johnny Oates, L OBP: 0.222, SLG: 0.283 (1, 2) | | | | | | | | | | 2 | 0 | 0 | 0 | 0 | 0 | 1 | | | | | | | | | | | |
| Joe Lefebvre, L OBP: 0.351, SLG: 0.427 (7, PH) | | | | | | | | | | 1 | 0 | 0 | 0 | 0 | 0 | 1 | | | | | | | | | | | |
| Bruce Robinson, L (8, 2) | | | | | | | | | | 1 | 0 | 0 | 0 | 0 | 1 | 1 | | | | | | | | | | | |
| Bobby Brown, S OBP: 0.295, SLG: 0.393 (1, 8) | | | | | | | | | | 3 | 1 | 2 | 0 | 0 | 0 | 1 | | | | | | | | | | | |
| Inning Stats | R: 0 E: 0 K: 2 S: 7 | H: 0 LOB: 0 BB: 0 P: 7 | R: 0 E: 0 K: 0 S: 3 | H: 1 LOB: 0 BB: 0 P: 3 | R: 0 E: 0 K: 1 S: 6 | H: 1 LOB: 2 BB: 1 P: 10 | R: 0 E: 0 K: 1 S: 5 | H: 0 LOB: 0 BB: 0 P: 5 | R: 0 E: 0 K: 0 S: 4 | H: 1 LOB: 1 BB: 0 P: 4 | R: 0 E: 0 K: 0 S: 4 | H: 1 LOB: 1 BB: 0 P: 4 | R: 0 E: 0 K: 1 S: 6 | H: 1 LOB: 1 BB: 0 P: 6 | R: 1 E: 0 K: 1 S: 7 | H: 2 LOB: 1 BB: 0 P: 7 | R: 0 E: 0 K: 2 S: 7 | H: 0 LOB: 1 BB: 1 P: 11 | 1B: 6 2B: 1 3B: 0 HR: 0 | SF: 1 SAC: 0 DP: 1 HBP: 0 | WP: 0 PB: 0 SB: 0 CS: 0 | PA: 35 | | | | | |
| PITCHER | IP | WLS | BF | H | R | ER | SO | BB | IBB | HBP | BLK | WP | HR | S | P | ERA | WHIP | | | | | | | | | | |
| Dennis Eckersley, R ERA: 4.18 (1, 1) | 9.0 | W | 35 | 7 | 1 | 1 | 8 | 2 | 0 | 0 | 0 | 0 | 0 | 49 | 57 | 1.00 | 1.000 | | | | | | | | | | |


| Batter | 1 | 2 | 3 | 4 | 5 | 6 | 7 | 8 | 9 | AB | R | H | RBI | BB | SO | LOB | TOP | | | | | | | | | | |
|--|------------------------------|---------------------------------|------------------------------|---------------------------------|------------------------------|---------------------------------|------------------------------|---------------------------------|------------------------------|---------------------------------|------------------------------|---------------------------------|------------------------------|---------------------------------|------------------------------|---------------------------------|--|------------------------------|---------------------------------|------------------------------|---------------------------------|----------------------------------|------------------------------------|----------------------------------|--------|--|--|
| Rick Burleson, R OBP: 0.346, SLG: 0.366 (1, 6) | 0-3 K | | 4-0 BB | | | 0-0 6-3 | | 0-3 K | | 3 | 0 | 0 | 0 | 1 | 2 | 0 | Boston Red Sox @ New York Yankees Yankee Stadium, Bronx, NY Sun Sep 21 1980, 3:33 AM EDT Att: 54,033 - Unknown - 86 F AB 30 R 0 H 4 RBI 0 BB 2 SO 13 LOB 9 | | | | | | | | | | |
| Dave Stapleton, R OBP: 0.344, SLG: 0.484 (1, 4) | 0-0 F6 | | 0-0 F8 | | | 4-0 L6-3 BB | | | 0-0 1B | 3 | 0 | 1 | 0 | 1 | 0 | 1 | | | | | | | | | | | |
| Carlton Fisk, R OBP: 0.357, SLG: 0.480 (1, 2) | 0-0 F2 | | | | 0-0 F5 | | | | 0-0 L6-3 1-2 | 4 | 0 | 0 | 0 | 0 | 0 | 2 | | | | | | | | | | | |
| Jim Rice, R OBP: 0.333, SLG: 0.487 (1, 7) | | 0-3 K | | | 0-0 1B | | | | 0-3 K | 4 | 0 | 1 | 0 | 0 | 2 | 1 | | | | | | | | | | | |
| Tony Perez, R OBP: 0.307, SLG: 0.442 (1, 3) | | 0-3 K | | | 0-3 K | | | | 0-3 K | 4 | 0 | 0 | 0 | 0 | 4 | 2 | | | | | | | | | | | |
| Dwight Evans, R OBP: 0.349, SLG: 0.475 (1, 9) | | 0-0 3B | | | 0-3 K | | | | | 3 | 0 | 2 | 0 | 0 | 1 | 1 | | | | | | | | | | | |
| Chico Walker, S OBP: 0.500, SLG: 0.750 (1, 10) | | 0-0 F7 | | | | 0-0 4-3 | | | 0-3 K | 3 | 0 | 0 | 0 | 0 | 1 | 2 | | | | | | | | | | | |
| Glenn Hoffman, R OBP: 0.329, SLG: 0.408 (8, PH) | | | | | 0-0 F4 | | | | 0-3 K | 2 | 0 | 0 | 0 | 0 | 1 | 0 | | | | | | | | | | | |
| Dave Rader, L OBP: 0.371, SLG: 0.478 (8, PH) | | | | | | | | | | 1 | 0 | 0 | 0 | 0 | 1 | 0 | | | | | | | | | | | |
| Larry Wolfe, R OBP: 0.136, SLG: 0.333 (8, 5) | | | | | | | | | | 0 | 0 | 0 | 0 | 0 | 0 | 0 | | | | | | | | | | | |
| Reid Nichols, R OBP: 0.286, SLG: 0.167 (8, PH) | | | | | 0-0 G1 | | | | 0-0 1-3 | 2 | 0 | 0 | 0 | 0 | 1 | 0 | | | | | | | | | | | |
| Garry Hancock, L OBP: 0.243, SLG: 0.403 (8, 8) | | | | | | | | | | 1 | 0 | 0 | 0 | 0 | 0 | 0 | | | | | | | | | | | |
| Inning Stats | R: 0 E: 0 K: 1 S: 5 | H: 0 LOB: 0 BB: 0 P: 5 | R: 0 E: 0 K: 2 S: 8 | H: 1 LOB: 1 BB: 0 P: 8 | R: 0 E: 0 K: 0 S: 3 | H: 0 LOB: 1 BB: 1 P: 7 | R: 0 E: 0 K: 2 S: 8 | H: 1 LOB: 1 BB: 0 P: 8 | R: 0 E: 0 K: 0 S: 7 | H: 0 LOB: 0 BB: 0 P: 7 | R: 0 E: 0 K: 0 S: 2 | H: 0 LOB: 0 BB: 1 P: 6 | R: 0 E: 0 K: 2 S: 8 | H: 1 LOB: 1 BB: 0 P: 8 | R: 0 E: 0 K: 2 S: 7 | H: 0 LOB: 0 BB: 0 P: 7 | | R: 0 E: 0 K: 2 S: 8 | H: 1 LOB: 1 BB: 0 P: 8 | R: 0 E: 0 K: 2 S: 8 | H: 1 LOB: 1 BB: 0 P: 8 | 1B: 3 2B: 1 3B: 1 HR: 0 | SF: 0 SAC: 0 DP: 1 HBP: 0 | WP: 0 PB: 0 SB: 0 CS: 0 | PA: 32 | | |
| PITCHER | IP | WLS | BF | H | R | ER | SO | BB | IBB | HBP | BLK | WP | HR | S | P | ERA | WHIP | | | | | | | | | | |
| Ron Guidry, L ERA: 3.49 (1, 1) | 7.0 | W | 25 | 3 | 0 | 0 | 9 | 2 | 0 | 0 | 0 | 0 | 0 | 41 | 49 | 0.00 | 0.714 | | | | | | | | | | |
| Rich Gossage, R ERA: 1.79 (8, 1) | 2.0 | S | 7 | 1 | 0 | 0 | 4 | 0 | 0 | 0 | 0 | 0 | 0 | 15 | 15 | 0.00 | 0.500 | | | | | | | | | | |

| Batter | 1 | 2 | 3 | 4 | 5 | 6 | 7 | 8 | 9 | AB | R | H | RBI | BB | SO | LOB | BOTTOM | | | | | | | | | | | |
|---|------------------------------|----------------------------------|------------------------------|---------------------------------|------------------------------|---------------------------------|------------------------------|---------------------------------|------------------------------|---------------------------------|------------------------------|---------------------------------|------------------------------|---------------------------------|------------------------------|---------------------------------|--|----------------------------------|------------------------------------|----------------------------------|--------|--|--|--|--|--|--|--|
| Willie Randolph, R OBP: 0.422, SLG: 0.413 (1, 4) | 4-0 S 2B BB | | 0-0 6-3 | | | | 0-0 F7 1B | | 0-0 F8 | 3 | 1 | 1 | 0 | 1 | 0 | 0 | Boston Red Sox @ New York Yankees Yankee Stadium, Bronx, NY Sun Sep 21 1980, 3:33 AM EDT Att: 54,033 - Unknown - 86 F AB 29 R 3 H 8 RBI 3 BB 3 SO 3 LOB 13 | | | | | | | | | | | |
| Bucky Dent, R OBP: 0.329, SLG: 0.363 (1, 6) | 4-0 2B SF8 BB | | 4-0 CS BB | | 0-0 F7 1-2 | | | 0-0 L6 | 2 | 1 | 0 | 0 | 2 | 0 | 1 | | | | | | | | | | | | | |
| Bob Watson, R OBP: 0.371, SLG: 0.470 (1, 3) | 0-0 6-3 1-3 2H | | 0-0 G6-4-3 1B | | 0-0 F8 | | | 0-0 F9 | 4 | 1 | 2 | 1 | 0 | 0 | 1 | | | | | | | | | | | | | |
| Reggie Jackson, L OBP: 0.392, SLG: 0.570 (8, PR) | 0-0 SF8 | | 0-0 G6-4-3 1B | | | | | 0-0 1B | 3 | 0 | 2 | 1 | 0 | 0 | 1 | | | | | | | | | | | | | |
| Joe Lefebvre, L OBP: 0.351, SLG: 0.427 (9, 9) | 0-0 SF8 | | 0-0 G6-4-3 1B | | | | | 0-0 1B | 0 | 0 | 0 | 0 | 0 | 0 | 0 | | | | | | | | | | | | | |
| Lou Piniella, R OBP: 0.349, SLG: 0.374 (1, 7) | 0-0 6-3 | | | | 0-0 1B | | | 0-0 1B | 4 | 0 | 2 | 0 | 0 | 0 | 2 | | | | | | | | | | | | | |
| Rick Cerone, R OBP: 0.327, SLG: 0.443 (1, 2) | 0-0 1B | | | | 0-0 F9 | | | 0-0 F8 | 4 | 0 | 1 | 1 | 0 | 0 | 4 | | | | | | | | | | | | | |
| Eric Soderholm, R OBP: 0.344, SLG: 0.431 (1, 10) | 0-0 F7 | | | | 0-3 K | | | 0-0 4-3 | 3 | 0 | 0 | 0 | 0 | 1 | 3 | | | | | | | | | | | | | |
| Aurelio Rodriguez, R OBP: 0.246, SLG: 0.309 (1, 5) | | 0-0 L4 | | | 0-3 K | | | 0-0 6-3 | 3 | 0 | 0 | 0 | 0 | 1 | 1 | | | | | | | | | | | | | |
| Bobby Brown, S OBP: 0.293, SLG: 0.390 (1, 8) | | 0-0 4-3 | | | 0-3 K | | | 0-0 F4 | 3 | 0 | 0 | 0 | 0 | 1 | 0 | | | | | | | | | | | | | |
| Inning Stats | R: 3 E: 0 K: 0 S: 5 | H: 2 LOB: 1 BB: 2 P: 13 | R: 0 E: 0 K: 0 S: 3 | H: 0 LOB: 0 BB: 0 P: 3 | R: 0 E: 0 K: 0 S: 2 | H: 1 LOB: 1 BB: 1 P: 6 | R: 0 E: 0 K: 2 S: 8 | H: 1 LOB: 1 BB: 0 P: 8 | R: 0 E: 0 K: 1 S: 6 | H: 1 LOB: 1 BB: 0 P: 6 | R: 0 E: 0 K: 0 S: 4 | H: 1 LOB: 1 BB: 0 P: 4 | R: 0 E: 0 K: 0 S: 3 | H: 0 LOB: 0 BB: 0 P: 3 | R: 0 E: 0 K: 0 S: 5 | H: 2 LOB: 2 BB: 0 P: 5 | | 1B: 7 2B: 1 3B: 0 HR: 0 | SF: 1 SAC: 0 DP: 1 HBP: 0 | WP: 0 PB: 0 SB: 1 CS: 1 | PA: 33 | | | | | | | |
| PITCHER | IP | WLS | BF | H | R | ER | SO | BB | IBB | HBP | BLK | WP | HR | S | P | ERA | | WHIP | | | | | | | | | | |
| John Tudor, L ERA: 3.0 (1, 1) | 6.0 | L | 15 | 3 | 0 | 0 | 3 | 1 | 0 | 0 | 0 | 0 | 0 | 20 | 24 | 0.00 | | 0.923 | | | | | | | | | | |
| Bill Campbell, R ERA: 3.96 (1, 1) | 4.1 | | 15 | 3 | 0 | 0 | 3 | 1 | 0 | 0 | 0 | 0 | 0 | 20 | 24 | 0.00 | 0.923 | | | | | | | | | | | |
| Mike Torrez, R ERA: 4.82 (6, 1) | 3.0 | | 12 | 3 | 0 | 0 | 0 | 0 | 0 | 0 | 0 | 0 | 0 | 12 | 12 | 0.00 | 1.000 | | | | | | | | | | | |

| Batter | 1 | 2 | 3 | 4 | 5 | 6 | 7 | 8 | 9 | AB | R | H | RBI | BB | SO | LOB | TOP | | | | | |
|--|------------------------------|---------------------------------|------------------------------|---------------------------------|------------------------------|---------------------------------|------------------------------|---------------------------------|------------------------------|---------------------------------|------------------------------|---------------------------------|-------------------------------|----------------------------------|------------------------------|---------------------------------|------------------------------|---------------------------------|----------------------------------|------------------------------------|----------------------------------|--------|
| Rick Burtleson, R OBP: 0.347, SLG: 0.366 (1, 6) | E5 WP 1B | | 4-3 | | | | | | K | 5 | 1 | 2 | 0 | 0 | 1 | 0 | | | | | | |
| Dave Stapleton, R OBP: 0.342, SLG: 0.481 (1, 4) | 5-3 | | F7 | | | | | | F8 | 5 | 0 | 1 | 1 | 0 | 1 | 2 | | | | | | |
| Carlton Fisk, R OBP: 0.355, SLG: 0.475 (1, 2) | P5 2-3 | | | F2 | | | | | F5 | 4 | 0 | 0 | 0 | 1 | 0 | 2 | | | | | | |
| Jim Rice, R OBP: 0.333, SLG: 0.485 (1, 7) | | | | F9 | | | | | | 4 | 0 | 1 | 1 | 0 | 2 | 4 | | | | | | |
| Tony Perez, R OBP: 0.310, SLG: 0.451 (1, 3) | P4 3-H 1B | | | | | | | | | 4 | 2 | 3 | 1 | 0 | 0 | 1 | | | | | | |
| Dwight Evans, R OBP: 0.351, SLG: 0.482 (1, 9) | | 5-3 | | | | | | | | 4 | 1 | 2 | 2 | 0 | 0 | 1 | | | | | | |
| Chico Walker, S OBP: 0.444, SLG: 0.600 (1, 10) | | | K | | | F7 | | | | 3 | 0 | 0 | 0 | 1 | 2 | 0 | | | | | | |
| Glenn Hoffman, R OBP: 0.324, SLG: 0.402 (1, 5) | | | F9 | | | 6-3 | | | | 4 | 0 | 0 | 0 | 0 | 0 | 2 | | | | | | |
| Reid Nichols, R OBP: 0.273, SLG: 0.200 (1, 8) | | | | F9 | | | | | | 4 | 1 | 1 | 0 | 0 | 1 | 2 | | | | | | |
| Inning Stats | R: 1 E: 1 K: 0 S: 5 | H: 1 LOB: 1 BB: 0 P: 5 | R: 0 E: 0 K: 1 S: 5 | H: 0 LOB: 0 BB: 0 P: 5 | R: 0 E: 0 K: 0 S: 3 | H: 0 LOB: 0 BB: 0 P: 3 | R: 1 E: 0 K: 0 S: 4 | H: 2 LOB: 1 BB: 0 P: 4 | R: 0 E: 0 K: 1 S: 5 | H: 0 LOB: 0 BB: 0 P: 5 | R: 0 E: 0 K: 2 S: 8 | H: 1 LOB: 1 BB: 0 P: 8 | R: 3 E: 0 K: 2 S: 12 | H: 5 LOB: 3 BB: 1 P: 16 | R: 0 E: 0 K: 0 S: 4 | H: 1 LOB: 2 BB: 1 P: 8 | R: 0 E: 0 K: 1 S: 5 | H: 0 LOB: 0 BB: 0 P: 5 | 1B: 7 2B: 1 3B: 0 HR: 2 | SF: 0 SAC: 0 DP: 0 HBP: 0 | WP: 1 PB: 0 SB: 1 CS: 0 | PA: 39 |
| PITCHER | IP | WLS | BF | H | R | ER | SO | BB | IBB | HBP | BLK | WP | HR | S | P | ERA | WHIP | | | | | |
| Scott McGregor, L ERA: 3.12 (1, 1) | 6.2 | L | 27 | 7 | 5 | 4 | 5 | 0 | 0 | 0 | 0 | 1 | 2 | 37 | 37 | 5.40 | 1.050 | | | | | |
| Sammy Stewart, R ERA: 3.6 (7, 1) | 2.1 | | 12 | 3 | 0 | 0 | 2 | 1 | 1 | 0 | 0 | 0 | 0 | 14 | 22 | 0.00 | 1.714 | | | | | |

Boston Red Sox @ Baltimore Orioles
Memorial Stadium, Baltimore, MD
Mon Sep 22 1980, 7:05 PM EDT
Att: 23,260 - Unknown


| | |
|-----|----|
| AB | 37 |
| R | 5 |
| H | 10 |
| RBI | 5 |
| BB | 2 |
| SO | 7 |
| LOB | 14 |



| Batter | 1 | 2 | 3 | 4 | 5 | 6 | 7 | 8 | 9 | AB | R | H | RBI | BB | SO | LOB | BOTTOM | | | | | |
|--|------------------------------|---------------------------------|------------------------------|---------------------------------|------------------------------|---------------------------------|------------------------------|---------------------------------|------------------------------|----------------------------------|------------------------------|---------------------------------|------------------------------|---------------------------------|------------------------------|---------------------------------|------------------------------|---------------------------------|-----------------------------------|------------------------------------|----------------------------------|--------|
| Al Bumbry, L OBP: 0.388, SLG: 0.421 (1, 8) | 4-3 | | G4-6-3 1-2 | | G3 1-2 3-H | | G6-3 1-2 | | 4-3 | 5 | 0 | 0 | 1 | 0 | 0 | 3 | | | | | | |
| Rich Dauer, R OBP: 0.342, SLG: 0.350 (1, 4) | F9 | | | 4-3 | F8 | | 1B | | F9 | 5 | 0 | 1 | 0 | 0 | 0 | 1 | | | | | | |
| Ken Singleton, S OBP: 0.385, SLG: 0.464 (7, PR) | | | | 1-3 | | | | | | 2 | 0 | 1 | 0 | 2 | 0 | 0 | | | | | | |
| Drungo Hazewood, R (8, 9) | | | | | | | | | | 0 | 0 | 0 | 0 | 0 | 0 | 0 | | | | | | |
| Lenn Sakata, R OBP: 0.241, SLG: 0.333 (9, PH) | | | | | | | 1B | | 1B | 1 | 0 | 1 | 0 | 0 | 0 | 0 | | | | | | |
| Eddie Murray, S OBP: 0.358, SLG: 0.521 (1, 3) | K | | | | K | | P5 | | 3-1 | 5 | 1 | 1 | 0 | 0 | 2 | 6 | | | | | | |
| John Lowenstein, L OBP: 0.403, SLG: 0.414 (8, PH) | | | | | | | | | | 2 | 0 | 2 | 1 | 1 | 0 | 0 | | | | | | |
| Gary Roenicke, R OBP: 0.346, SLG: 0.391 (9, 7) | | | | | | | | | | 1 | 0 | 1 | 0 | 0 | 0 | 0 | | | | | | |
| Steve Stone, R (1, 10) | | | | | | | | | | 0 | 0 | 0 | 0 | 0 | 0 | 0 | | | | | | |
| Terry Crowley, L OBP: 0.365, SLG: 0.456 (2, PH) | | G6-3 | | | F8 | | FC4-6 | | | 3 | 0 | 0 | 0 | 0 | 0 | 3 | | | | | | |
| Lee May, R OBP: 0.287, SLG: 0.400 (8, PH) | | | | | | | | | | 1 | 0 | 1 | 0 | 0 | 0 | 0 | | | | | | |
| Rick Dempsey, R OBP: 0.338, SLG: 0.424 (1, 2) | | | | | | | | | | 4 | 1 | 1 | 0 | 0 | 0 | 3 | | | | | | |
| Doug DeCinces, R OBP: 0.313, SLG: 0.387 (1, 5) | | | | | | | | | | 4 | 1 | 1 | 0 | 0 | 0 | 3 | | | | | | |
| Mark Belanger, R OBP: 0.259, SLG: 0.274 (8, PH) | | | | | | | | | | 3 | 0 | 2 | 1 | 0 | 0 | 1 | | | | | | |
| Benny Ayala, R OBP: 0.349, SLG: 0.526 (8, PH) | | | | | | | | | | 1 | 0 | 0 | 0 | 0 | 0 | 2 | | | | | | |
| Kiko Garcia, R OBP: 0.254, SLG: 0.233 (9, 6) | | | | | | | | | | 0 | 0 | 0 | 0 | 0 | 0 | 0 | | | | | | |
| Inning Stats | R: 0 E: 0 K: 1 S: 5 | H: 0 LOB: 1 BB: 1 P: 9 | R: 0 E: 0 K: 0 S: 2 | H: 0 LOB: 0 BB: 1 P: 6 | R: 0 E: 0 K: 0 S: 3 | H: 1 LOB: 0 BB: 0 P: 3 | R: 1 E: 0 K: 0 S: 5 | H: 2 LOB: 1 BB: 0 P: 5 | R: 2 E: 1 K: 1 S: 8 | H: 2 LOB: 2 BB: 1 P: 12 | R: 0 E: 0 K: 0 S: 4 | H: 1 LOB: 1 BB: 0 P: 4 | R: 0 E: 0 K: 0 S: 5 | H: 3 LOB: 2 BB: 0 P: 5 | R: 0 E: 0 K: 0 S: 5 | H: 2 LOB: 2 BB: 0 P: 5 | R: 0 E: 0 K: 0 S: 4 | H: 1 LOB: 1 BB: 0 P: 4 | 1B: 12 2B: 0 3B: 0 HR: 0 | SF: 0 SAC: 0 DP: 3 HBP: 0 | WP: 0 PB: 0 SB: 1 CS: 0 | PA: 40 |
| PITCHER | IP | WLS | BF | H | R | ER | SO | BB | IBB | HBP | BLK | WP | HR | S | P | ERA | WHIP | | | | | |
| Dick Drago, R ERA: 4.21 (1, 1) | 6.0 | W | 26 | 6 | 3 | 2 | 2 | 3 | 0 | 0 | 0 | 0 | 0 | 27 | 39 | 3.00 | 1.500 | | | | | |
| Tom Burgmeier, L ERA: 2.06 (7, 1) | 3.0 | S | 14 | 6 | 0 | 0 | 0 | 0 | 0 | 0 | 0 | 0 | 0 | 14 | 14 | 0.00 | 2.000 | | | | | |

Boston Red Sox @ Baltimore Orioles
Memorial Stadium, Baltimore, MD
Mon Sep 22 1980, 7:05 PM EDT
Att: 23,260 - Unknown


| | |
|-----|----|
| AB | 37 |
| R | 3 |
| H | 12 |
| RBI | 3 |
| BB | 3 |
| SO | 2 |
| LOB | 22 |



| Batter | 1 | 2 | 3 | 4 | 5 | 6 | 7 | 8 | 9 | AB | R | H | RBI | BB | SO | LOB | TOP | | | | |
|--|-------------------------------|----------------------------------|------------------------------|---------------------------------|------------------------------|---------------------------------|------------------------------|---------------------------------|------------------------------|---------------------------------|------------------------------|---------------------------------|------------------------------|----------------------------------|------------------------------|---------------------------------|-----------------------------------|------------------------------------|----------------------------------|--------|--|
| Rick Burleson, R OBP: 0.346, SLG: 0.365 (1, 6) | 0-0 1B HR 1B | 0-3 K | | 0-0 L8 | | | 0-0 F8 | | 0-0 6-3 | 5 | 1 | 1 | 0 | 0 | 1 | 1 | | | | | |
| Dave Stapleton, R OBP: 0.345, SLG: 0.482 (1, 4) | 0-0 1-3 HR 1B | | 0-0 P6 1B | | 0-0 1-3 | | 0-0 1-2 1B | | 0-0 5-3 | 5 | 1 | 3 | 0 | 0 | 0 | 0 | | | | | |
| Carlton Fisk, R OBP: 0.354, SLG: 0.473 (1, 2) (8, 3) | 0-3 K | | 0-0 1B S E 1B | | 0-0 F7 | | 0-0 F3 | | | 4 | 1 | 1 | 0 | 0 | 1 | 4 | | | | | |
| Jim Rice, R OBP: 0.334, SLG: 0.490 (1, 7) | 0-0 1-H 3-H HR | | 0-0 P6 1-2 2-3 | | 0-0 3-1 | | | 4-0 1B 1B BB | | 3 | 2 | 1 | 3 | 1 | 0 | 2 | | | | | |
| Tony Perez, R OBP: 0.313, SLG: 0.452 (1, 3) | 0-0 | | 0-0 | | 0-0 | 6-3 | | 0-0 | | 3 | 0 | 2 | 0 | 1 | 0 | 0 | | | | | |
| Reid Nichols, R OBP: 0.273, SLG: 0.200 (8, PR) | | | | | | | | | | 0 | 1 | 0 | 0 | 0 | 0 | 0 | | | | | |
| Gary Allenson, R OBP: 0.453, SLG: 0.460 (8, 2) | | | | | | | | | | 0 | 0 | 0 | 0 | 0 | 0 | 0 | | | | | |
| Gary Hancock, L OBP: 0.256, SLG: 0.408 (1, 8) | 0-0 P6 | | 0-0 E6 | | 0-0 P4 | | 0-0 | 0-0 1B SF9 1B | | 4 | 0 | 2 | 1 | 0 | 0 | 1 | | | | | |
| Dwight Evans, R OBP: 0.348, SLG: 0.479 (1, 9) | 0-3 K | | 0-0 L3 | | 0-3 K | | 0-0 | 0-0 1-2 3-H SF9 1B | | 3 | 0 | 0 | 1 | 0 | 2 | 3 | | | | | |
| Chico Walker, S OBP: 0.364, SLG: 0.474 (1, 10) | | 0-3 K | | 0-0 4-3 | | 0-0 3-1 | | 0-3 K | | 4 | 0 | 0 | 0 | 0 | 2 | 1 | | | | | |
| Glenn Hoffman, R OBP: 0.324, SLG: 0.401 (1, 5) | | | 0-0 F7 | | 0-0 F7 | | | | 0-0 L5 | 3 | 0 | 1 | 0 | 0 | 0 | 0 | | | | | |
| Dave Rader, L OBP: 0.368, SLG: 0.474 (9, PH) | | | | | | | | | | 1 | 0 | 0 | 0 | 0 | 0 | 0 | | | | | |
| Inning Stats | R: 3 E: 0 K: 2 S: 11 | H: 4 LOB: 1 BB: 0 P: 11 | R: 0 E: 0 K: 2 S: 7 | H: 0 LOB: 0 BB: 0 P: 7 | R: 1 E: 1 K: 0 S: 5 | H: 3 LOB: 2 BB: 1 P: 9 | R: 0 E: 0 K: 0 S: 3 | H: 0 LOB: 0 BB: 0 P: 3 | R: 0 E: 0 K: 1 S: 5 | H: 0 LOB: 0 BB: 0 P: 5 | R: 0 E: 0 K: 0 S: 5 | H: 2 LOB: 2 BB: 0 P: 5 | R: 2 E: 0 K: 1 S: 6 | H: 2 LOB: 1 BB: 1 P: 10 | R: 0 E: 0 K: 0 S: 3 | H: 0 LOB: 0 BB: 0 P: 3 | 1B: 10 2B: 0 3B: 0 HR: 1 | SF: 1 SAC: 0 DP: 0 HBP: 0 | WP: 0 PB: 0 SB: 1 CS: 1 | PA: 38 | |
| PITCHER | IP | WLS | BF | H | R | ER | SO | BB | IBB | HBP | BLK | WP | HR | S | P | ERA | WHIP | | | | |
| Jim Palmer, R ERA: 4.02 (1, 1) | 3.0 | | 16 | 7 | 4 | 3 | 4 | 1 | 0 | 0 | 0 | 0 | 1 | 23 | 27 | 9.00 | 2.667 | | | | |
| Dennis Martinez, R ERA: 4.43 (4, 1) | 4.0 | | 17 | 4 | 2 | 2 | 1 | 1 | 0 | 0 | 0 | 0 | 0 | 18 | 22 | 4.50 | 1.250 | | | | |
| Tim Stoddard, R ERA: 2.67 (8, 1) | 2.0 | W | 5 | 0 | 0 | 0 | 1 | 0 | 0 | 0 | 0 | 0 | 0 | 7 | 7 | 0.00 | 0.000 | | | | |

Boston Red Sox @ Baltimore Orioles
Memorial Stadium, Baltimore, MD
Tue Sep 23 1980, 7:05 PM EDT
Att: 20,798 - Unknown


AB 35
R 6
H 11
RBI 5
BB 2
SO 6
LOB 12



| Batter | 1 | 2 | 3 | 4 | 5 | 6 | 7 | 8 | 9 | AB | R | H | RBI | BB | SO | LOB | BOTTOM | | | | |
|---|--------------------------------|----------------------------------|------------------------------|---------------------------------|------------------------------|---------------------------------|------------------------------|---------------------------------|------------------------------|---------------------------------|------------------------------|---------------------------------|------------------------------|---------------------------------|------------------------------|---------------------------------|----------------------------------|------------------------------------|----------------------------------|--------|--|
| Al Bumbry, L OBP: 0.390, SLG: 0.422 (1, 8) | 0-0 1B 1B | | | 0-0 G3-6-1 HBP | | | 0-3 K | 0-0 CS 1B | | 4 | 1 | 2 | 2 | 0 | 1 | 2 | | | | | |
| Pat Kelly, L OBP: 0.354, SLG: 0.356 (1, 10) | 0-0 1-2 1B 1B | 0-0 4-3 | | 0-0 G3-6-1 1-2 | | | 0-0 F8 | 0-3 1-2 K | | 5 | 1 | 1 | 0 | 0 | 1 | 3 | | | | | |
| Ken Singleton, S OBP: 0.387, SLG: 0.466 (1, 9) | 4-0 1B 1B | | 0-0 | | 0-0 4-3 | | 4-0 | | | 2 | 0 | 1 | 0 | 2 | 0 | 0 | | | | | |
| Mark Corey, R OBP: 0.394, SLG: 0.464 (7, PR) (8, 9) | 1-2 2-3 9-2-5 BB | 4-3 2B | | | | | | | | 0 | 0 | 0 | 0 | 0 | 0 | 0 | | | | | |
| Eddie Murray, S OBP: 0.357, SLG: 0.519 (1, 3) | 0-0 BB WP 1B | 0-0 4-3 | | | 0-3 K | | 0-0 L9 | | | 4 | 1 | 1 | 2 | 0 | 1 | 2 | | | | | |
| John Lowenstein, L OBP: 0.404, SLG: 0.415 (1, 7) | 0-0 WP BLK 1B | 0-0 4-3 | | | 0-0 6-3 | | 0-0 | 0-0 1B G3 E 1B | | 4 | 2 | 2 | 0 | 0 | 0 | 1 | | | | | |
| Dan Graham, L OBP: 0.297, SLG: 0.448 (1, 2) | 0-0 9-2-5 | | 0-0 F9 | | 0-0 G3 | | 0-0 | 0-0 G3 | | 4 | 0 | 0 | 0 | 0 | 0 | 4 | | | | | |
| Doug DeCinces, R OBP: 0.315, SLG: 0.387 (1, 5) | 4-0 BLK WP S BB | | 0-0 E3 | | 0-0 4-3 | | 0-0 | 0-0 E E 1B 1B | | 3 | 2 | 1 | 0 | 1 | 0 | 0 | | | | | |
| Rich Dauer, R OBP: 0.342, SLG: 0.348 (1, 4) | 4-0 1-3 2-H 3-H BB | | 0-0 L8 | | 0-0 P6 | | 0-0 | 0-0 E3 E 1B | | 3 | 1 | 0 | 1 | 1 | 0 | 2 | | | | | |
| Mark Belanger, R OBP: 0.260, SLG: 0.272 (1, 6) | 4-0 | | 0-0 4-3 | | 0-3 K | | 0-0 | 0-0 E6 | | 2 | 0 | 0 | 0 | 1 | 1 | 1 | | | | | |
| Terry Crowley, L OBP: 0.364, SLG: 0.454 (8, PH) | | | | | | | | | | 1 | 0 | 0 | 0 | 0 | 0 | 2 | | | | | |
| Kiko Garcia, R OBP: 0.254, SLG: 0.233 (9, 6) | 1-2 3-H BB | | | | | | | 1-2 2-3 | | 0 | 0 | 0 | 0 | 0 | 0 | 0 | | | | | |
| Inning Stats | R: 5 E: 0 K: 0 S: 6 | H: 4 LOB: 2 BB: 4 P: 22 | R: 0 E: 0 K: 0 S: 4 | H: 1 LOB: 1 BB: 0 P: 4 | R: 0 E: 1 K: 0 S: 4 | H: 0 LOB: 1 BB: 0 P: 4 | R: 0 E: 0 K: 0 S: 2 | H: 0 LOB: 0 BB: 0 P: 3 | R: 0 E: 0 K: 1 S: 5 | H: 0 LOB: 0 BB: 0 P: 5 | R: 0 E: 0 K: 1 S: 5 | H: 0 LOB: 1 BB: 1 P: 9 | R: 3 E: 2 K: 1 S: 9 | H: 3 LOB: 1 BB: 0 P: 9 | R: 0 E: 0 K: 0 S: 3 | H: 0 LOB: 0 BB: 0 P: 3 | 1B: 7 2B: 2 3B: 0 HR: 0 | SF: 0 SAC: 0 DP: 2 HBP: 1 | WP: 1 PB: 0 SB: 2 CS: 1 | PA: 38 | |
| PITCHER | IP | WLS | BF | H | R | ER | SO | BB | IBB | HBP | BLK | WP | HR | S | P | ERA | WHIP | | | | |
| Steve Crawford, R ERA: 4.02 (1, 1) | 0.0 | | 5 | 4 | 5 | 5 | 0 | 1 | 0 | 0 | 0 | 1 | 0 | 4 | 8 | | | | | | |
| Bruce Hurst, L ERA: 9.4 (1, 1) | 0.2 | | 3 | 0 | 0 | 0 | 0 | 2 | 0 | 0 | 0 | 1 | 0 | 1 | 9 | 0.00 | 3.000 | | | | |
| Keith MacWhorter, R ERA: 5.93 (8, 1) | 6.1 | L | 24 | 2 | 1 | 1 | 3 | 2 | 0 | 1 | 0 | 0 | 0 | 27 | 36 | 1.42 | 0.632 | | | | |
| Bob Stanley, R ERA: 3.62 (8, 1) | 0.1 | | 5 | 2 | 2 | 2 | 0 | 0 | 0 | 0 | 0 | 0 | 0 | 5 | 6 | 0.00 | 6.000 | | | | |
| Bill Campbell, R ERA: 3.99 (8, 1) | 0.2 | | 1 | 0 | 0 | 0 | 1 | 0 | 0 | 0 | 0 | 0 | 0 | 3 | 3 | 0.00 | 0.000 | | | | |

Boston Red Sox @ Baltimore Orioles
Memorial Stadium, Baltimore, MD
Tue Sep 23 1980, 7:05 PM EDT
Att: 20,798 - Unknown

AB 32
R 8
H 8
RBI 5
BB 5
SO 4
LOB 17



| Batter | 1 | 2 | 3 | 4 | 5 | 6 | 7 | 8 | 9 | AB | R | H | RBI | BB | SO | LOB | TOP | | | |
|--|------------------------------|---------------------------------|-------------------------------------|----------------------------------|------------------------------|---------------------------------|------------------------------|---------------------------------|------------------------------|---------------------------------|------------------------------|---------------------------------|------------------------------|---------------------------------|------------------------------|---------------------------------|--|------------------------------------|----------------------------------|--------|
| Rick Burleson, R OBP: 0.345, SLG: 0.361 (1, 6) | F6 | | K | | | 4-3 | | 1B | F9 | 4 | 1 | 0 | 0 | 1 | 1 | 2 | Boston Red Sox @ Toronto Blue Jays Exhibition Stadium, Toronto, ON Fri Sep 26 1980, 7:05 PM EDT Att: 15,187 - Unknown - 46 F livebaseballscorecards.com | | | |
| Dave Stapleton, R OBP: 0.340, SLG: 0.474 (1, 3) | L6 | | | F9 | | F7 | | 1B | | 4 | 0 | 1 | 0 | 0 | 0 | 0 | | | | |
| Garry Hancock, L OBP: 0.264, SLG: 0.410 (1, 8) | 4-3 | | | | 2B | 4-3 | | SF8 | | 3 | 0 | 1 | 1 | 0 | 0 | 0 | | | | |
| Jim Rice, R OBP: 0.338, SLG: 0.494 (1, 7) | | L4-6 HBP | | L1 | | 6-3 | | 1B | | 4 | 0 | 2 | 1 | 0 | 0 | 1 | | | | |
| Dave Rader, L OBP: 0.372, SLG: 0.471 (1, 10) | F6 | | | | BB | 1B | | 6-3 | | 3 | 0 | 1 | 0 | 1 | 0 | 2 | | | | |
| Dwight Evans, R OBP: 0.350, SLG: 0.474 (1, 9) | | | | 1-3 | | K | | SH1-4 | | 2 | 1 | 0 | 0 | 1 | 1 | 3 | | | | |
| Chico Walker, S OBP: 0.379, SLG: 0.417 (1, 4) | L4-6 | | | 3-1 | | 1B | | SH1-4 | | 3 | 0 | 1 | 0 | 0 | 0 | 2 | | | | |
| Rich Gedman, L OBP: 0.267, SLG: 0.267 (1, 2) | | | G3 | | G3 | | | 1B | | 4 | 0 | 1 | 1 | 0 | 0 | 2 | | | | |
| Glenn Hoffman, R OBP: 0.336, SLG: 0.409 (1, 5) | | | | L5 | | | | 1B | HBP | 3 | 1 | 2 | 0 | 0 | 0 | 0 | | | | |
| Inning Stats | R: 0 E: 0 K: 0 S: 3 | H: 0 LOB: 0 BB: 0 P: 3 | R: 0 E: 0 K: 0 S: 3 | H: 1 LOB: 1 BB: 0 P: 4 | R: 0 E: 0 K: 1 S: 5 | H: 1 LOB: 0 BB: 0 P: 5 | R: 0 E: 0 K: 0 S: 4 | H: 1 LOB: 2 BB: 1 P: 8 | R: 0 E: 0 K: 0 S: 3 | H: 0 LOB: 0 BB: 0 P: 3 | R: 0 E: 0 K: 1 S: 7 | H: 2 LOB: 2 BB: 0 P: 7 | R: 2 E: 0 K: 0 S: 5 | H: 3 LOB: 1 BB: 1 P: 9 | R: 1 E: 0 K: 0 S: 3 | H: 1 LOB: 1 BB: 1 P: 8 | 1B: 8 2B: 2 3B: 0 HR: 0 | SF: 1 SAC: 1 DP: 1 HBP: 2 | WP: 0 PB: 0 SB: 0 CS: 1 | PA: 37 |
| PITCHER Dave Stieb, R ERA: 3.59 (1, 1) | IP: 9.0 WLS: L BF: 37 | H: 9 R: 3 ER: 3 SO: 2 | BB: 3 IBB: 0 HBP: 2 BLK: 0 | WP: 0 HR: 0 S: 36 P: 50 | ERA: 3.00 WHIP: 1.333 | | | | | | | | | | | ERA: 3.00 WHIP: 1.333 | | | | |

| Batter | 1 | 2 | 3 | 4 | 5 | 6 | 7 | 8 | 9 | AB | R | H | RBI | BB | SO | LOB | BOTTOM | | | | | |
|--|------------------------------|---------------------------------|-------------------------------------|----------------------------------|------------------------------|---------------------------------|------------------------------|---------------------------------|------------------------------|---------------------------------|------------------------------|---------------------------------|------------------------------|---------------------------------|------------------------------|---------------------------------|--|---------------------------------|----------------------------------|------------------------------------|----------------------------------|--------|
| Alfredo Griffin, S OBP: 0.285, SLG: 0.356 (1, 6) | K | | | F7 | | E S | | | F5 | 3 | 0 | 0 | 0 | 1 | 1 | 0 | Boston Red Sox @ Toronto Blue Jays Exhibition Stadium, Toronto, ON Fri Sep 26 1980, 7:05 PM EDT Att: 15,187 - Unknown - 46 F livebaseballscorecards.com | | | | | |
| Garth Iorg, R OBP: 0.294, SLG: 0.346 (1, 4) | 6-3 | | | 4-3 | | K | | | F8 | 4 | 0 | 0 | 0 | 0 | 1 | 1 | | | | | | |
| Lloyd Moseby, L OBP: 0.292, SLG: 0.377 (1, 7) | K | | | F7 | | | | | | 3 | 0 | 0 | 0 | 0 | 1 | 0 | | | | | | |
| John Mayberry, L OBP: 0.350, SLG: 0.476 (1, 3) | | K | | | HR | | | | F3 | 3 | 1 | 1 | 1 | 0 | 1 | 0 | | | | | | |
| Roy Howell, L OBP: 0.321, SLG: 0.391 (1, 5) | | G3 | | F7 | | K | | | | 3 | 0 | 0 | 0 | 0 | 1 | 0 | | | | | | |
| Al Woods, L OBP: 0.358, SLG: 0.472 (1, 10) | | G3 | | K | | | | | K | 3 | 0 | 0 | 0 | 0 | 2 | 0 | | | | | | |
| Barry Bonnell, R OBP: 0.320, SLG: 0.420 (1, 9) | | | K | | F7 | | | | 5-3 | 3 | 0 | 0 | 0 | 0 | 1 | 0 | | | | | | |
| Bob Bailor, R OBP: 0.314, SLG: 0.301 (1, 8) | | | K | | | 4-3 | | | F9 | 3 | 0 | 0 | 0 | 0 | 1 | 0 | | | | | | |
| Ernie Whitt, L OBP: 0.297, SLG: 0.354 (1, 2) | | | G3 | | | F9 | | | F3 | 3 | 0 | 0 | 0 | 0 | 0 | 0 | | | | | | |
| Inning Stats | R: 0 E: 0 K: 2 S: 7 | H: 0 LOB: 0 BB: 0 P: 7 | R: 0 E: 0 K: 1 S: 5 | H: 0 LOB: 0 BB: 0 P: 5 | R: 0 E: 0 K: 2 S: 7 | H: 0 LOB: 0 BB: 0 P: 7 | R: 0 E: 0 K: 0 S: 3 | H: 0 LOB: 0 BB: 0 P: 3 | R: 1 E: 0 K: 1 S: 6 | H: 1 LOB: 0 BB: 0 P: 6 | R: 0 E: 0 K: 1 S: 5 | H: 0 LOB: 1 BB: 1 P: 9 | R: 0 E: 0 K: 1 S: 5 | H: 0 LOB: 0 BB: 0 P: 5 | R: 0 E: 0 K: 1 S: 5 | H: 0 LOB: 0 BB: 0 P: 5 | R: 0 E: 0 K: 0 S: 3 | H: 0 LOB: 0 BB: 0 P: 3 | 1B: 0 2B: 0 3B: 0 HR: 1 | SF: 0 SAC: 0 DP: 0 HBP: 0 | WP: 0 PB: 0 SB: 1 CS: 0 | PA: 29 |
| PITCHER Dennis Eckersley, R ERA: 4.04 (1, 1) | IP: 9.0 WLS: W BF: 29 | H: 1 R: 1 ER: 1 SO: 9 | BB: 1 IBB: 0 HBP: 0 BLK: 0 | WP: 0 HR: 1 S: 46 P: 50 | ERA: 1.00 WHIP: 0.222 | | | | | | | | | | | ERA: 1.00 WHIP: 0.222 | | | | | | |

| Batter | 1 | 2 | 3 | 4 | 5 | 6 | 7 | 8 | 9 | AB | R | H | RBI | BB | SO | LOB | TOP | | | |
|---|-------------------------------|----------------------------------|-------------------------------------|----------------------------------|------------------------------|---------------------------------|------------------------------|---------------------------------|------------------------------|---------------------------------|------------------------------|---------------------------------|------------------------------|---------------------------------|------------------------------|---------------------------------|----------------------------------|------------------------------------|----------------------------------|--------|
| Rick Burleson, R OBP: 0.347, SLG: 0.371 | 0-0 1B 3B | 0-0 1-3 | | | 0-0 5-3 | | 0-0 HR | | 0-0 1B | 5 | 2 | 3 | 1 | 0 | 0 | 0 | | | | |
| Dave Stapleton, R OBP: 0.341, SLG: 0.473 | 0-0 HR 1B | | 0-0 G1-6-3 1B | | 0-0 F8 | | 0-0 5-3 | | 0-0 4-3 | 5 | 1 | 2 | 1 | 0 | 0 | 1 | | | | |
| Garry Hancock, L OBP: 0.264, SLG: 0.402 | 0-0 F7 | | 0-0 L7 | | 0-0 F7 | | 0-0 CS 1B | | | 4 | 0 | 1 | 0 | 0 | 0 | 2 | | | | |
| Jim Rice, R OBP: 0.335, SLG: 0.489 | 0-3 K | | 0-0 G1-6-3 1-2 | | 0-0 F9 | | 0-0 CS 1-2 | | 0-0 5-3 | 4 | 0 | 0 | 0 | 0 | 1 | 2 | | | | |
| Dave Rader, L OBP: 0.383, SLG: 0.500 | 0-0 1-H HR | | | 0-0 F5 | | 0-0 1B 1B | | 4-0 BB | | 3 | 1 | 2 | 2 | 1 | 0 | 0 | | | | |
| Dwight Evans, R OBP: 0.349, SLG: 0.471 | 4-0 BB | | | 0-0 F9 | | 0-3 K | | 0-0 F9 | | 3 | 0 | 0 | 0 | 1 | 1 | 2 | | | | |
| Chico Walker, S OBP: 0.394, SLG: 0.407 | 0-3 K | | | 4-0 1B BB | | 0-0 1-2 1B | | 0-0 F8 | | 3 | 0 | 1 | 0 | 1 | 1 | 2 | | | | |
| Gary Allenson, R OBP: 0.443, SLG: 0.448 | | 0-0 4-3 | | 0-0 1-2 1B | | 0-0 F6 | | 0-0 F2 | | 4 | 0 | 1 | 0 | 0 | 0 | 2 | | | | |
| Glenn Hoffman, R OBP: 0.331, SLG: 0.404 | 0-3 K | | 0-0 F2 | | 0-0 F9 | | 0-0 F8 | | 0-0 F8 | 4 | 0 | 0 | 0 | 0 | 1 | 2 | | | | |
| Inning Stats | R: 3 E: 0 K: 2 S: 10 | H: 3 LOB: 1 BB: 1 P: 14 | R: 0 E: 0 K: 1 S: 5 | H: 0 LOB: 0 BB: 0 P: 5 | R: 0 E: 0 K: 0 S: 3 | H: 1 LOB: 0 BB: 0 P: 3 | R: 0 E: 0 K: 0 S: 4 | H: 1 LOB: 2 BB: 1 P: 8 | R: 0 E: 0 K: 1 S: 7 | H: 2 LOB: 2 BB: 0 P: 7 | R: 1 E: 0 K: 0 S: 4 | H: 2 LOB: 0 BB: 0 P: 4 | R: 0 E: 0 K: 0 S: 3 | H: 0 LOB: 1 BB: 1 P: 7 | R: 0 E: 0 K: 0 S: 4 | H: 1 LOB: 1 BB: 0 P: 4 | 1B: 7 2B: 0 3B: 1 HR: 2 | SF: 0 SAC: 0 DP: 1 HBP: 0 | WP: 0 PB: 0 SB: 0 CS: 1 | PA: 39 |
| PITCHER Jim Clancy, R ERA: 3.38 | IP: 9.0 WLS: L BF: 38 | H: 10 R: 4 ER: 4 SO: 4 | BB: 3 IBB: 0 HBP: 0 BLK: 0 | WP: 0 HR: 2 S: 43 P: 55 | ERA: 4.00 WHIP: 1.444 | | | | | | | | | | | | | | | |

Boston Red Sox @ Toronto Blue Jays
Exhibition Stadium, Toronto, ON
Sat Sep 27 1980, 3:33 AM EDT
Att: 21,533 - Unknown - 50 F

AB 35
R 4
H 10
RBI 4
BB 3
SO 4
LOB 13



| Batter | 1 | 2 | 3 | 4 | 5 | 6 | 7 | 8 | 9 | AB | R | H | RBI | BB | SO | LOB | BOTTOM | | | |
|---|------------------------------|---------------------------------|-------------------------------------|----------------------------------|------------------------------|---------------------------------|------------------------------|---------------------------------|------------------------------|---------------------------------|------------------------------|---------------------------------|------------------------------|---------------------------------|------------------------------|---------------------------------|----------------------------------|------------------------------------|----------------------------------|--------|
| Alfredo Griffin, S OBP: 0.286, SLG: 0.357 | 0-0 HBP 2B 1B | 0-0 BB 1B | | 0-3 K | | | 0-0 1-3 | | | 4 | 1 | 2 | 0 | 0 | 1 | 0 | | | | |
| Damaso Garcia, R OBP: 0.297, SLG: 0.385 | 0-0 F3 | 4-0 1-2 BB | | 0-0 5-3 | | | 0-3 K | | | 3 | 0 | 0 | 0 | 1 | 1 | 1 | | | | |
| Lloyd Moseby, L OBP: 0.289, SLG: 0.373 | 0-0 F6 | 0-0 1-3 | | | 0-3 K | | | 0-0 G3 | | 4 | 0 | 0 | 0 | 0 | 1 | 4 | | | | |
| John Mayberry, L OBP: 0.350, SLG: 0.473 | 1-0 2B HBP | | 0-0 F2 | | 0-0 F9 | | 0-0 4-1 | | | 3 | 1 | 0 | 0 | 0 | 0 | 0 | | | | |
| Roy Howell, L OBP: 0.324, SLG: 0.400 | 0-0 1-H 2-H 2B | | 0-0 1B 1B | | 0-0 6-3 | | | 0-0 3B | | 4 | 1 | 3 | 2 | 0 | 0 | 0 | | | | |
| Al Woods, L OBP: 0.358, SLG: 0.472 | 0-0 6-3 | | 0-0 1B | | | 0-0 6-3 | | | 0-0 3-1 | 2 | 0 | 1 | 0 | 0 | 0 | 1 | | | | |
| Paul Hodgson, R OBP: 0.333, SLG: 0.433 | | | 0-0 1B | | | | | | | 1 | 0 | 0 | 0 | 0 | 0 | 0 | | | | |
| Steve Braun, L OBP: 0.321, SLG: 0.296 | | | 1-3 1B | | | | | | | 1 | 0 | 0 | 0 | 0 | 0 | 0 | | | | |
| Barry Bonnell, R OBP: 0.322, SLG: 0.421 | | 0-0 1B 1B | 0-0 G4-6-3 1-2 1B | | | 0-0 6-3 | | | 0-0 F8 | 4 | 0 | 2 | 1 | 0 | 0 | 0 | | | | |
| Bob Bailor, R OBP: 0.311, SLG: 0.299 | | 0-0 F7 | 0-0 G4-6-3 1-2 | | | 0-0 F7 | | | 0-0 1B | 3 | 0 | 0 | 0 | 0 | 0 | 3 | | | | |
| Willie Upshaw, L OBP: 0.255, SLG: 0.239 | | | | | | | | | | 1 | 0 | 1 | 0 | 0 | 0 | 0 | | | | |
| Joe Cannon, L OBP: 0.061, SLG: 0.042 | | | | | | | | | | 0 | 0 | 0 | 0 | 0 | 0 | 0 | | | | |
| Ernie Whitt, L OBP: 0.294, SLG: 0.350 | | 0-3 K | | 0-0 4-3 | | | | | 0-0 1-3 | 3 | 0 | 0 | 0 | 0 | 1 | 1 | | | | |
| Garth Iorg, R OBP: 0.292, SLG: 0.344 | | | | | | | | | | 1 | 0 | 0 | 0 | 0 | 0 | 1 | | | | |
| Inning Stats | R: 2 E: 0 K: 0 S: 5 | H: 2 LOB: 1 BB: 0 P: 6 | R: 0 E: 0 K: 1 S: 7 | H: 2 LOB: 3 BB: 1 P: 11 | R: 1 E: 0 K: 0 S: 5 | H: 3 LOB: 2 BB: 0 P: 5 | R: 0 E: 0 K: 1 S: 5 | H: 0 LOB: 0 BB: 0 P: 5 | R: 0 E: 0 K: 0 S: 3 | H: 0 LOB: 0 BB: 0 P: 3 | R: 0 E: 0 K: 1 S: 5 | H: 0 LOB: 0 BB: 0 P: 5 | R: 0 E: 0 K: 0 S: 3 | H: 1 LOB: 1 BB: 0 P: 3 | R: 0 E: 0 K: 0 S: 4 | H: 1 LOB: 1 BB: 0 P: 4 | 1B: 7 2B: 1 3B: 1 HR: 0 | SF: 0 SAC: 0 DP: 1 HBP: 1 | WP: 0 PB: 0 SB: 0 CS: 0 | PA: 36 |
| PITCHER John Tudor, L ERA: 3.24 | IP: 2.1 WLS: W BF: 16 | H: 7 R: 3 ER: 3 SO: 3 | BB: 1 IBB: 0 HBP: 0 BLK: 0 | WP: 0 HR: 0 S: 16 P: 21 | ERA: 11.57 WHIP: 3.429 | | | | | | | | | | | | | | | |
| Bob Stanley, R ERA: 3.45 | IP: 6.1 WLS: S BF: 19 | H: 2 R: 0 ER: 0 SO: 3 | BB: 0 IBB: 0 HBP: 0 BLK: 0 | WP: 0 HR: 0 S: 25 P: 25 | ERA: 0.00 WHIP: 0.316 | | | | | | | | | | | | | | | |
| Tom Burgmeier, L ERA: 2.05 | IP: 0.1 WLS: S BF: 1 | H: 0 R: 0 ER: 0 SO: 0 | BB: 0 IBB: 0 HBP: 0 BLK: 0 | WP: 0 HR: 0 S: 1 P: 1 | ERA: 0.00 WHIP: 0.000 | | | | | | | | | | | | | | | |

Boston Red Sox @ Toronto Blue Jays
Exhibition Stadium, Toronto, ON
Sat Sep 27 1980, 3:33 AM EDT
Att: 21,533 - Unknown - 50 F

AB 34
R 3
H 9
RBI 3
BB 1
SO 4
LOB 11



| Batter | 1 | 2 | 3 | 4 | 5 | 6 | 7 | 8 | 9 | AB | R | H | RBI | BB | SO | LOB | TOP | | |
|---|------------------------------|---------------------------------|------------------------------|---------------------------------|------------------------------|---------------------------------|------------------------------|----------------------------------|------------------------------|----------------------------------|------------------------------|---------------------------------|------------------------------|---------------------------------|------------------------------|---------------------------------|----------------------------------|------------------------------------|--|
| Rick Burleson, R OBP: 0.345, SLG: 0.369 Julio Valdez, S OBP: 0.375, SLG: 0.500 | L9 | | 4-3 | FC6-4 | G6-4-3 | | | 5-3 | | 4 | 0 | 0 | 0 | 0 | 0 | 5 | | | |
| Dave Stapleton, R OBP: 0.340, SLG: 0.470 | K | | 5-3 | | 1B HR | | 1-3 | | L9 | 5 | 1 | 1 | 0 | 0 | 1 | 0 | | | |
| Garry Hancock, L OBP: 0.271, SLG: 0.402 | 1B | | | 4-1 | HR | | 6-3 | | L4 | 5 | 1 | 2 | 0 | 0 | 0 | 0 | | | |
| Jim Rice, R OBP: 0.334, SLG: 0.493 | 4-3 | | 6-3 | | HR | | 2-3 | | K | 5 | 1 | 1 | 3 | 0 | 1 | 1 | | | |
| Dave Rader, L OBP: 0.394, SLG: 0.500 | | L4-6 1B | | 1B BB | G3 WP BB | | F5 | | | 2 | 2 | 1 | 0 | 2 | 0 | 0 | | | |
| Dwight Evans, R OBP: 0.351, SLG: 0.470 | | BB | | 1B 2B | E5 BB G3 | | 5-3 | | | 3 | 1 | 1 | 0 | 1 | 0 | 1 | | | |
| Chico Walker, S OBP: 0.378, SLG: 0.387 | K | | | 2B S | G3 | | F9 | | | 4 | 1 | 1 | 1 | 0 | 1 | 4 | | | |
| Glenn Hoffman, R OBP: 0.333, SLG: 0.406 | L4-6 | | | 2B E | BB IBB | | 5-3 | | | 3 | 0 | 1 | 2 | 1 | 0 | 2 | | | |
| Reid Nichols, R OBP: 0.267, SLG: 0.154 | | | F8 | E6 FC6-4 | G6-4-3 BB | | F9 | | | 3 | 0 | 0 | 1 | 1 | 0 | 1 | | | |
| Inning Stats | R: 0 E: 0 K: 1 S: 6 | H: 1 LOB: 1 BB: 0 P: 6 | R: 0 E: 0 K: 1 S: 5 | H: 1 LOB: 1 BB: 1 P: 9 | R: 0 E: 0 K: 0 S: 3 | H: 0 LOB: 0 BB: 0 P: 3 | R: 3 E: 1 K: 0 S: 7 | H: 3 LOB: 2 BB: 1 P: 11 | R: 4 E: 1 K: 0 S: 6 | H: 3 LOB: 3 BB: 3 P: 18 | R: 0 E: 0 K: 0 S: 3 | H: 0 LOB: 0 BB: 0 P: 3 | R: 0 E: 0 K: 0 S: 3 | H: 0 LOB: 0 BB: 0 P: 3 | R: 0 E: 0 K: 1 S: 5 | H: 0 LOB: 0 BB: 0 P: 5 | 1B: 6 2B: 2 3B: 0 HR: 1 | SF: 0 SAC: 0 DP: 2 HBP: 0 | WP: 1 PA: 40 PB: 0 SB: 2 CS: 0 |
| PITCHER | IP | WLS | BF | H | R | ER | SO | BB | IBB | HBP | BLK | WP | HR | S | P | ERA | WHIP | | |
| Joey McLaughlin, R ERA: 4.33 | 4.0 | L | 21 | 7 | 5 | 5 | 2 | 2 | 0 | 0 | 0 | 0 | 0 | 23 | 31 | 11.25 | 2.250 | | |
| Mike Barlow, R ERA: 3.51 | 0.1 | 6 | 1 | 2 | 1 | 0 | 0 | 2 | 1 | 0 | 0 | 1 | 1 | 3 | 15 | 27.00 | 9.000 | | |
| Luis Leal, R ERA: 4.78 | 2.2 | 7 | 0 | 0 | 0 | 0 | 0 | 0 | 0 | 0 | 0 | 0 | 0 | 7 | 7 | 0.00 | 0.000 | | |
| Jerry Garvin, L ERA: 2.3 | 2.0 | 6 | 0 | 0 | 0 | 1 | 1 | 0 | 0 | 0 | 0 | 0 | 0 | 8 | 8 | 0.00 | 0.000 | | |

Boston Red Sox @ Toronto Blue Jays
Exhibition Stadium, Toronto, ON
Sun Sep 28 1980, 3:33 AM EDT
Att: 32,042 - Unknown - 55 F

AB 35
R 7
H 8
RBI 7
BB 5
SO 3
LOB 14



| Batter | 1 | 2 | 3 | 4 | 5 | 6 | 7 | 8 | 9 | AB | R | H | RBI | BB | SO | LOB | BOTTOM | | | | |
|--|------------------------------|---------------------------------|------------------------------|---------------------------------|------------------------------|---------------------------------|------------------------------|---------------------------------|------------------------------|---------------------------------|------------------------------|---------------------------------|------------------------------|---------------------------------|------------------------------|---------------------------------|------------------------------|---------------------------------|-----------------------------------|------------------------------------|--|
| Alfredo Griffin, S OBP: 0.286, SLG: 0.355 | 3-1 PB 1B | | L3 | | 3-1 | | L6 | | G4-6-3 | 5 | 0 | 1 | 0 | 0 | 0 | 2 | | | | | |
| Damaso Garcia, R OBP: 0.295, SLG: 0.386 | 5-3 | | 6-3 | | | | 3-1 | | | 5 | 0 | 2 | 1 | 0 | 0 | 1 | | | | | |
| Steve Braun, L OBP: 0.302, SLG: 0.276 | 3-1 | | F7 | | 4-3 | | P7 | | 1B | 5 | 0 | 0 | 0 | 0 | 0 | 3 | | | | | |
| John Mayberry, L OBP: 0.349, SLG: 0.474 | K | | | 4-3 | | | 3-1 | | | 4 | 1 | 1 | 0 | 0 | 1 | 1 | | | | | |
| Roy Howell, L OBP: 0.326, SLG: 0.401 Garth Iorg, R OBP: 0.289, SLG: 0.340 | | 1B FC6-2 BB | | FC4-6 E 1B | | E3 FC4-6 1B | | K | | 1 | 0 | 1 | 0 | 1 | 0 | 0 | | | | | |
| Barry Bonnell, R OBP: 0.326, SLG: 0.424 | | FC5 FC6-2 1B | | E5 FC4-6 | | FC4-6 1B | | 1B | | 4 | 0 | 3 | 1 | 0 | 0 | 1 | | | | | |
| Lloyd Moseby, L OBP: 0.286, SLG: 0.369 | | FC6-2 E 1B | | FC4-6 1-2 2-3 | | FC4-6 1B | | 5-3 | | 4 | 0 | 0 | 0 | 0 | 0 | 7 | | | | | |
| Bob Bailor, R OBP: 0.309, SLG: 0.297 Joe Cannon, L OBP: 0.095, SLG: 0.080 | | FC5 1-3 2-3 | | 5-3 | | G4-6-3 1B | | G4-6-3 1B | | 2 | 0 | 0 | 0 | 0 | 0 | 4 | | | | | |
| Ernie Whitt, L OBP: 0.294, SLG: 0.349 | | L7 | | | 6-3 | | G4-6-3 | | G4-6-3 1B | 4 | 0 | 1 | 0 | 0 | 0 | 4 | | | | | |
| Inning Stats | R: 0 E: 0 K: 1 S: 6 | H: 1 LOB: 1 BB: 0 P: 6 | R: 0 E: 0 K: 0 S: 4 | H: 1 LOB: 2 BB: 1 P: 8 | R: 0 E: 0 K: 0 S: 3 | H: 0 LOB: 0 BB: 0 P: 3 | R: 0 E: 1 K: 0 S: 5 | H: 1 LOB: 2 BB: 0 P: 5 | R: 0 E: 0 K: 0 S: 4 | H: 1 LOB: 1 BB: 0 P: 4 | R: 2 E: 1 K: 0 S: 6 | H: 3 LOB: 1 BB: 0 P: 6 | R: 0 E: 0 K: 0 S: 3 | H: 0 LOB: 0 BB: 0 P: 3 | R: 0 E: 0 K: 1 S: 6 | H: 1 LOB: 1 BB: 0 P: 6 | R: 1 E: 0 K: 0 S: 5 | H: 3 LOB: 1 BB: 0 P: 5 | 1B: 10 2B: 1 3B: 0 HR: 0 | SF: 0 SAC: 0 DP: 2 HBP: 0 | WP: 0 PA: 39 PB: 1 SB: 0 CS: 0 |
| PITCHER | IP | WLS | BF | H | R | ER | SO | BB | IBB | HBP | BLK | WP | HR | S | P | ERA | WHIP | | | | |
| Steve Crawford, R ERA: 3.28 | 9.0 | W | 39 | 11 | 3 | 2 | 2 | 1 | 0 | 0 | 0 | 0 | 0 | 42 | 46 | 2.00 | 1.333 | | | | |

Boston Red Sox @ Toronto Blue Jays
Exhibition Stadium, Toronto, ON
Sun Sep 28 1980, 3:33 AM EDT
Att: 32,042 - Unknown - 55 F

AB 38
R 3
H 11
RBI 3
BB 1
SO 2
LOB 24



| Batter | 1 | 2 | 3 | 4 | 5 | 6 | 7 | 8 | 9 | AB | R | H | RBI | BB | SO | LOB | TOP | | | | | | | | | | |
|--|------------------------------|----------------------------------|------------------------------|---------------------------------|------------------------------|---------------------------------|------------------------------|---------------------------------|------------------------------|---------------------------------|------------------------------|---------------------------------|------------------------------|---------------------------------|------------------------------|---------------------------------|--|---------------------------------|----------------------------------|------------------------------------|--|--|--|--|--|--|--|
| Al Bumbry, L OBP: 0.393, SLG: 0.431 (1, 8) | 4-0 BB G6-4-3 | | 0-0 6-3 | | 0-0 F8 | | 0-0 L6 | | 0-0 2B | 4 | 0 | 1 | 0 | 1 | 0 | 0 | Baltimore Orioles @ Boston Red Sox Fenway Park, Boston, MA Mon Sep 29 1980, 7:05 PM EDT Unknown - 53 F | | | | | | | | | | |
| Rich Dauer, R OBP: 0.341, SLG: 0.351 (1, 4) | 0-0 G6-4-3 1-2 | | 0-0 4-3 2B | | 0-0 2B | | 0-0 F8 | | 0-0 1-3 | 5 | 0 | 2 | 0 | 0 | 0 | 2 | | | | | | | | | | | |
| Ken Singleton, S OBP: 0.391, SLG: 0.472 Gary Roenicke, R OBP: 0.341, SLG: 0.385 (7, 9) (8, 7) | 4-0 BB | | 0-0 4-3 2-3 | | 0-0 1-3 | | 0-0 4-3 | | | 3 | 0 | 0 | 0 | 1 | 0 | 2 | | | | | | | | | | | |
| Eddie Murray, S OBP: 0.355, SLG: 0.509 (1, 3) | 0-0 F5 | | 0-0 F8 | | 0-0 4-3 | | | | 0-0 3-1 | 4 | 0 | 0 | 0 | 0 | 0 | 3 | | | | | | | | | | | |
| Pat Kelly, L OBP: 0.358, SLG: 0.363 Mark Corey, R OBP: 0.362, SLG: 0.448 (8, 9) | | 0-0 E3 2B 6-3 | | 0-0 F6 | | 0-0 F8 2B 1B | | 0-0 WP SF9 1B | | 4 | 3 | 2 | 0 | 0 | 0 | 0 | | | | | | | | | | | |
| Steve Stone, R (1, 10) | | 0-0 | | 0-0 6-3 | | 0-0 F8 1-3 | | 0-0 SF9 1-H | | 0 | 0 | 0 | 0 | 0 | 0 | 0 | | | | | | | | | | | |
| Terry Crowley, L (2, FH) OBP: 0.364, SLG: 0.479 | 0-0 1-3 2B | | | 0-0 6-3 HR | | 0-0 P5 | | 0-0 1-3 | | 4 | 1 | 1 | 2 | 0 | 0 | 2 | | | | | | | | | | | |
| Doug DeCinces, R OBP: 0.316, SLG: 0.402 (1, 5) | 0-0 6-3 3-H | | | 0-0 HR | | 0-0 1B 2B 3-H | | 0-0 1-3 | | 4 | 1 | 2 | 2 | 0 | 0 | 1 | | | | | | | | | | | |
| Rick Dempsey, R OBP: 0.335, SLG: 0.429 (1, 2) | 0-0 5-3 | | | 0-0 HR | | 0-0 2B 2-H | | 0-0 4-3 | | 4 | 1 | 2 | 2 | 0 | 0 | 1 | | | | | | | | | | | |
| Mark Belanger, R OBP: 0.257, SLG: 0.268 (1, 6) | 0-0 4-3 | | | 0-0 F9 | | 0-0 1B | | 0-0 4-3 | | 4 | 0 | 1 | 0 | 0 | 0 | 1 | | | | | | | | | | | |
| Inning Stats | R: 0 E: 0 K: 0 S: 2 | H: 0 LOB: 1 BB: 2 P: 10 | R: 1 E: 1 K: 0 S: 5 | H: 1 LOB: 1 BB: 0 P: 5 | R: 0 E: 0 K: 0 S: 4 | H: 1 LOB: 1 BB: 0 P: 4 | R: 2 E: 0 K: 0 S: 5 | H: 2 LOB: 0 BB: 0 P: 5 | R: 0 E: 0 K: 0 S: 4 | H: 1 LOB: 1 BB: 0 P: 4 | R: 1 E: 0 K: 0 S: 5 | H: 3 LOB: 1 BB: 0 P: 5 | R: 0 E: 0 K: 0 S: 3 | H: 0 LOB: 0 BB: 0 P: 3 | R: 1 E: 0 K: 0 S: 4 | H: 1 LOB: 1 BB: 0 P: 4 | R: 0 E: 0 K: 0 S: 4 | H: 1 LOB: 1 BB: 0 P: 4 | 1B: 3 2B: 5 3B: 0 HR: 2 | SF: 1 SAC: 0 DP: 1 HBP: 0 | WP: 1 PA: 38 FB: 0 SB: 2 CS: 0 | | | | | | |
| PITCHER | IP | WLS | BF | H | R | ER | SO | BB | IBB | HBP | BLK | WP | HR | S | P | ERA | WHIP | | | | | | | | | | |
| Dick Drago, R ERA: 4.22 (1, 1) | 4.0 | L | 18 | 4 | 3 | 2 | 0 | 2 | 0 | 0 | 0 | 0 | 2 | 16 | 24 | 4.50 | 1.500 | | | | | | | | | | |
| Bill Campbell, R ERA: 3.95 (5, 1) | 4.0 | | 16 | 5 | 2 | 2 | 0 | 0 | 0 | 0 | 0 | 1 | 0 | 16 | 16 | 4.50 | 1.250 | | | | | | | | | | |
| Luis Aponte, R ERA: (9, 1) | 1.0 | | 4 | 1 | 0 | 0 | 0 | 0 | 0 | 0 | 0 | 0 | 0 | 4 | 4 | 0.00 | 1.000 | | | | | | | | | | |
| Batter | 1 | 2 | 3 | 4 | 5 | 6 | 7 | 8 | 9 | AB | R | H | RBI | BB | SO | LOB | BOTTOM | | | | | | | | | | |
| Rick Burleson, R OBP: 0.343, SLG: 0.367 (1, 6) | 0-0 1-3 | | | 0-0 6-3 | 0-0 L4 | | | 0-0 5-3 | | 4 | 0 | 0 | 0 | 0 | 0 | 1 | Baltimore Orioles @ Boston Red Sox Fenway Park, Boston, MA Mon Sep 29 1980, 7:05 PM EDT Unknown - 53 F | | | | | | | | | | |
| Dave Stapleton, R OBP: 0.338, SLG: 0.468 (1, 4) | 0-3 K | | | 0-0 BB 2B 1B | | 0-0 B5-3 | | 0-0 F9 | | 4 | 1 | 1 | 0 | 0 | 1 | 0 | | | | | | | | | | | |
| Carlton Fisk, R OBP: 0.356, SLG: 0.470 (1, 2) | 0-0 P4 | | | 4-0 2B 1-2 BB | | 0-0 L5 | | 0-0 F7 | | 3 | 0 | 0 | 0 | 1 | 0 | 0 | | | | | | | | | | | |
| Jim Rice, R OBP: 0.335, SLG: 0.499 (1, 7) | | 0-0 L4 | | 0-0 L9 | | 0-0 1B | | 0-0 HR | | 4 | 1 | 2 | 1 | 0 | 0 | 2 | | | | | | | | | | | |
| Tony Perez, R OBP: 0.315, SLG: 0.463 (1, 3) | | 0-0 F9 | | 0-0 1-3 2-H 2B | | 0-0 1-3 | | 0-3 K | | 4 | 0 | 1 | 1 | 0 | 1 | 1 | | | | | | | | | | | |
| Garry Hancock, L OBP: 0.270, SLG: 0.406 (1, 8) | 0-0 F8 | | | 0-0 P4 | | 0-0 2B | | 0-0 6-3 | | 4 | 0 | 1 | 0 | 0 | 0 | 2 | | | | | | | | | | | |
| Dwight Evans, R OBP: 0.350, SLG: 0.467 (1, 9) | | | 0-0 B1-3 | | 4-0 S BB | | 0-0 F3 | | 0-0 6-3 | 3 | 0 | 0 | 0 | 1 | 0 | 1 | | | | | | | | | | | |
| Chico Walker, S OBP: 0.350, SLG: 0.353 (1, 10) | | | 0-0 1-3 | | 0-0 B1-3 1-2 | | 0-0 6-3 | | | 3 | 0 | 0 | 0 | 0 | 0 | 2 | | | | | | | | | | | |
| Glenn Hoffman, R OBP: 0.330, SLG: 0.402 (1, 5) | | | 0-0 P4 | | 0-0 F7 | | 0-0 P3 | | | 3 | 0 | 0 | 0 | 0 | 0 | 2 | | | | | | | | | | | |
| Inning Stats | R: 0 E: 0 K: 1 S: 5 | H: 0 LOB: 0 BB: 0 P: 5 | R: 0 E: 0 K: 0 S: 3 | H: 0 LOB: 0 BB: 0 P: 3 | R: 0 E: 0 K: 0 S: 3 | H: 0 LOB: 0 BB: 0 P: 3 | R: 1 E: 0 K: 0 S: 5 | H: 2 LOB: 2 BB: 1 P: 9 | R: 0 E: 0 K: 0 S: 3 | H: 0 LOB: 1 BB: 1 P: 7 | R: 0 E: 0 K: 0 S: 4 | H: 1 LOB: 1 BB: 0 P: 4 | R: 0 E: 0 K: 0 S: 4 | H: 1 LOB: 1 BB: 0 P: 4 | R: 0 E: 0 K: 0 S: 3 | H: 0 LOB: 0 BB: 0 P: 3 | | R: 1 E: 0 K: 1 S: 6 | H: 1 LOB: 0 BB: 0 P: 6 | 1B: 2 2B: 2 3B: 0 HR: 1 | SF: 0 SAC: 0 DP: 0 HBP: 0 | WP: 0 PA: 34 FB: 0 SB: 1 CS: 0 | | | | | |
| PITCHER | IP | WLS | BF | H | R | ER | SO | BB | IBB | HBP | BLK | WP | HR | S | P | ERA | WHIP | | | | | | | | | | |
| Dennis Martinez, R ERA: 4.2 (1, 1) | 9.0 | W | 34 | 5 | 2 | 2 | 2 | 2 | 0 | 0 | 0 | 0 | 1 | 36 | 44 | 2.00 | 0.778 | | | | | | | | | | |

| | |
|-----|----|
| AB | 35 |
| R | 5 |
| H | 10 |
| RBI | 5 |
| BB | 2 |
| SO | 0 |
| LOB | 12 |



| | |
|-----|----|
| AB | 32 |
| R | 2 |
| H | 5 |
| RBI | 2 |
| BB | 2 |
| SO | 2 |
| LOB | 11 |



| Batter | 1 | 2 | 3 | 4 | 5 | 6 | 7 | 8 | 9 | AB | R | H | RBI | BB | SO | LOB | TOP | | | | | | | | |
|---|------------------------------|----------------------------------|------------------------------|---------------------------------|------------------------------|---------------------------------|------------------------------|---------------------------------|------------------------------|---------------------------------|------------------------------|---------------------------------|------------------------------|---------------------------------|------------------------------|---------------------------------|--|---------------------------------|----------------------------------|------------------------------------|----------------------------------|--------|--|--|--|
| Al Bumby , L OBP: 0.392, SLG: 0.431 (1, 8) | 0-0 5-3 | 0-0 3-1 | | | 0-0 4-3 | | 0-0 2B | | | 4 | 0 | 1 | 0 | 0 | 0 | 0 | Baltimore Orioles @ Boston Red Sox Fenway Park, Boston, MA Mon Sep 29 1980, 7:05 PM EDT Att: 23,002 - Unknown - 53 F | | | | | | | | |
| Pat Kelly , L OBP: 0.358, SLG: 0.359 (1, 7) | 4-0 1B | | 0-0 4-3 | | 0-0 F7 | 0-0 F9 | | | | 2 | 1 | 0 | 0 | 1 | 0 | 0 | | | | | | | | | |
| Gary Roenicke , R OBP: 0.340, SLG: 0.384 (7, PH) | 1B | | | | | | | | | 1 | 0 | 0 | 0 | 0 | 0 | 1 | | | | | | | | | |
| Ken Singleton , S OBP: 0.391, SLG: 0.475 (1, 9) | 0-0 1B | | 0-3 K | | 0-0 HR | | | 0-0 6-3 | | 4 | 2 | 2 | 1 | 0 | 1 | 0 | | | | | | | | | |
| Mark Corey , R OBP: 0.382, SLG: 0.448 (8, 9) | 1B | | | | | | | | | 0 | 0 | 0 | 0 | 0 | 0 | 0 | | | | | | | | | |
| Eddie Murray , S OBP: 0.356, SLG: 0.514 (1, 3) | 0-0 1B | | 0-0 F8 | | 0-0 HR | | | 0-0 4-3 | | 4 | 1 | 2 | 2 | 0 | 0 | 0 | | | | | | | | | |
| Dennis Martinez , R (1, 10) | 0-0 1B | | 0-0 F8 | | 0-0 F8 | | | 0-3 K | | 0 | 0 | 0 | 0 | 0 | 0 | 0 | | | | | | | | | |
| Terry Crowley , L OBP: 0.364, SLG: 0.477 (1, PH) | 1-2 2-3 1B | | | | | | | | | 3 | 0 | 1 | 0 | 0 | 0 | 0 | | | | | | | | | |
| Lee May , R OBP: 0.289, SLG: 0.401 (8, PH) | | | | | | | | | | 1 | 0 | 0 | 0 | 0 | 1 | 0 | | | | | | | | | |
| Dan Graham , L OBP: 0.300, SLG: 0.446 (1, 2) | 0-0 SF7 | | 0-0 G6-3 | | 0-1 CI | | | 0-0 6-3 | | 1 | 0 | 1 | 1 | 0 | 0 | 0 | | | | | | | | | |
| Rick Dempsey , R OBP: 0.334, SLG: 0.428 (7, 2) | 3-H 1B | | 0-0 G6-3 | | 0-0 5-3 | | | | | 1 | 0 | 0 | 0 | 0 | 0 | 0 | | | | | | | | | |
| Doug DeCinces , R OBP: 0.314, SLG: 0.399 (1, 5) | 0-0 F7 | | | | | | | | | 3 | 0 | 0 | 0 | 0 | 0 | 4 | | | | | | | | | |
| Rich Dauer , R OBP: 0.342, SLG: 0.353 (7, 5) | | | | | | | | | | 1 | 0 | 1 | 0 | 0 | 0 | 0 | | | | | | | | | |
| Lenn Sakata , R OBP: 0.233, SLG: 0.321 (1, 4) | | 0-0 6-3 | | | 0-0 5-3 | | | 0-3 K | | 3 | 0 | 0 | 0 | 0 | 1 | 0 | | | | | | | | | |
| Benny Ayala , R OBP: 0.343, SLG: 0.513 (9, PH) | | | | | | | | | | 1 | 0 | 0 | 0 | 0 | 0 | 1 | | | | | | | | | |
| Mark Belanger , R OBP: 0.257, SLG: 0.268 (9, 6) | | | | | | | | | | 0 | 0 | 0 | 0 | 0 | 0 | 0 | | | | | | | | | |
| Kiko Garcia , R OBP: 0.252, SLG: 0.231 (1, 6) | | 0-0 6-3 | | | 0-0 6-3 | | | 0-3 K | | 3 | 0 | 0 | 0 | 0 | 1 | 0 | | | | | | | | | |
| | | | | | | | | | | | | | | | | | | | | | | | | | |
| Inning Stats | R: 2 E: 0 K: 0 S: 6 | H: 3 LOB: 2 BB: 1 P: 10 | R: 0 E: 0 K: 0 S: 3 | H: 0 LOB: 0 BB: 0 P: 3 | R: 0 E: 0 K: 1 S: 5 | H: 0 LOB: 0 BB: 0 P: 5 | R: 0 E: 0 K: 0 S: 3 | H: 1 LOB: 0 BB: 0 P: 3 | R: 0 E: 0 K: 0 S: 3 | H: 0 LOB: 0 BB: 0 P: 3 | R: 2 E: 1 K: 0 S: 6 | H: 2 LOB: 1 BB: 0 P: 6 | R: 0 E: 0 K: 2 S: 8 | H: 1 LOB: 1 BB: 0 P: 8 | R: 0 E: 0 K: 1 S: 5 | H: 0 LOB: 0 BB: 0 P: 5 | R: 0 E: 0 K: 0 S: 3 | H: 1 LOB: 0 BB: 0 P: 3 | 1B: 5 2B: 1 3B: 1 HR: 1 | SF: 1 SAC: 0 DP: 2 HBP: 0 | WP: 0 PB: 0 SB: 1 CS: 0 | PA: 35 | | | |
| PITCHER | IP | WLS | BF | H | R | ER | SO | BB | IBB | HBP | BLK | WP | HR | S | P | ERA | WHIP | | | | | | | | |
| Keith MacWhorter , R ERA: 5.82 (1, 1) | 6.2 | L | 28 | 7 | 4 | 4 | 3 | 1 | 0 | 0 | 0 | 0 | 1 | 33 | 37 | 5.40 | 1.200 | | | | | | | | |
| Tom Burgmeier , L ERA: 2.0 (7, 1) | 2.1 | | 7 | 1 | 0 | 0 | 1 | 0 | 0 | 0 | 0 | 0 | 0 | 9 | 9 | 0.00 | 0.429 | | | | | | | | |

| Batter | 1 | 2 | 3 | 4 | 5 | 6 | 7 | 8 | 9 | AB | R | H | RBI | BB | SO | LOB | BOTTOM | | | | | | | | | |
|---|------------------------------|---------------------------------|------------------------------|---------------------------------|------------------------------|---------------------------------|------------------------------|---------------------------------|------------------------------|---------------------------------|------------------------------|---------------------------------|------------------------------|---------------------------------|------------------------------|----------------------------------|--|------------------------------|---------------------------------|----------------------------------|------------------------------------|----------------------------------|--------|--|--|--|
| Rick Burleson , R OBP: 0.342, SLG: 0.367 (1, 6) | 0-0 F7 | 0-0 F9 | | | 0-0 2B | | 0-0 4-3 | | 0-0 4-3 | 5 | 1 | 1 | 0 | 0 | 0 | 3 | Baltimore Orioles @ Boston Red Sox Fenway Park, Boston, MA Mon Sep 29 1980, 7:05 PM EDT Att: 23,002 - Unknown - 53 F | | | | | | | | | |
| Dave Stapleton , R OBP: 0.340, SLG: 0.470 (1, 3) | 0-0 1B | 0-0 G5-3 | | | 0-0 2B | | | 0-0 6-3 | | 4 | 1 | 2 | 1 | 0 | 0 | 2 | | | | | | | | | | |
| Garry Hancock , L OBP: 0.269, SLG: 0.394 (1, 8) | 4-0 1B | | 0-0 F7 | | 0-0 F8 | | | 0-0 6-3 | | 3 | 0 | 0 | 0 | 1 | 0 | 1 | | | | | | | | | | |
| Jim Rice , R OBP: 0.337, SLG: 0.501 (1, 7) | 1-2 2H 1B | | 0-3 K | | 0-0 6-3 | | | 0-0 2B | | 4 | 0 | 2 | 1 | 0 | 1 | 1 | | | | | | | | | | |
| Dave Rader , L OBP: 0.390, SLG: 0.488 (1, 10) | 0-0 F9 | | 0-3 K | | | | 0-0 F7 | 4-0 BB | | 3 | 0 | 0 | 0 | 1 | 1 | 2 | | | | | | | | | | |
| Reid Nichols , R OBP: 0.267, SLG: 0.154 (8, PR) | | | | | | | | | | 0 | 0 | 0 | 0 | 0 | 0 | 0 | | | | | | | | | | |
| Dwight Evans , R OBP: 0.347, SLG: 0.463 (1, 9) | 0-0 F9 | | | | 0-0 4-3 | | 0-0 F9 | 0-3 K | | 4 | 0 | 0 | 0 | 0 | 1 | 4 | | | | | | | | | | |
| Chico Walker , S OBP: 0.386, SLG: 0.361 (1, 4) | | | 0-0 1B | | 0-3 K | | 4-0 CS | BB | 4-0 FC5-6 | 2 | 1 | 1 | 0 | 2 | 1 | 0 | | | | | | | | | | |
| Rich Gedman , L OBP: 0.263, SLG: 0.263 (1, 2) | | | | | | | | | | 4 | 0 | 1 | 0 | 0 | 2 | 1 | | | | | | | | | | |
| Sam Bowen , R OBP: 0.300, SLG: 0.125 (9, PR) | | 0-0 G5-3 | | | 0-3 K | | 0-0 CS | 0-3 K | 0-0 FC5-6 | 0 | 0 | 0 | 0 | 0 | 0 | 0 | | | | | | | | | | |
| Glenn Hoffman , R OBP: 0.330, SLG: 0.401 (1, 5) | | | | | | | | | | 3 | 0 | 1 | 1 | 0 | 0 | 0 | | | | | | | | | | |
| Carlton Fisk , R OBP: 0.355, SLG: 0.469 (9, PH) | 1-2 3H 1B | | | | 0-0 5-3 | | | | 0-3 K | 1 | 0 | 0 | 0 | 0 | 1 | 1 | | | | | | | | | | |
| Inning Stats | R: 1 E: 0 K: 0 S: 5 | H: 2 LOB: 2 BB: 1 P: 9 | R: 0 E: 0 K: 0 S: 5 | H: 3 LOB: 1 BB: 0 P: 5 | R: 0 E: 0 K: 2 S: 7 | H: 0 LOB: 0 BB: 0 P: 7 | R: 0 E: 0 K: 2 S: 7 | H: 0 LOB: 0 BB: 0 P: 7 | R: 1 E: 0 K: 0 S: 5 | H: 2 LOB: 1 BB: 0 P: 5 | R: 0 E: 0 K: 0 S: 2 | H: 0 LOB: 0 BB: 1 P: 6 | R: 0 E: 0 K: 1 S: 5 | H: 0 LOB: 0 BB: 0 P: 5 | R: 0 E: 0 K: 1 S: 6 | H: 1 LOB: 2 BB: 1 P: 10 | | R: 0 E: 0 K: 1 S: 5 | H: 0 LOB: 1 BB: 1 P: 9 | 1B: 5 2B: 3 3B: 0 HR: 0 | SF: 0 SAC: 0 DP: 1 HBP: 0 | WP: 0 PB: 0 SB: 0 CS: 1 | PA: 38 | | | |
| PITCHER | IP | WLS | BF | H | R | ER | SO | BB | IBB | HBP | BLK | WP | HR | S | P | ERA | | WHIP | | | | | | | | |
| Steve Stone , R ERA: 3.29 (1, 1) | 6.0 | W | 25 | 7 | 3 | 3 | 4 | 2 | 0 | 0 | 0 | 0 | 0 | 31 | 39 | 4.50 | | 1.500 | | | | | | | | |
| Sammy Stewart , R ERA: 3.49 (7, 1) | 3.0 | S | 12 | 1 | 0 | 0 | 3 | 2 | 0 | 0 | 0 | 0 | 0 | 16 | 24 | 0.00 | | 1.000 | | | | | | | | |



| Batter | 1 | 2 | 3 | 4 | 5 | 6 | 7 | 8 | 9 | AB | R | H | RBI | BB | SO | LOB | TOP | | | | | |
|--|------------------------------|---------------------------------|------------------------------|----------------------------------|------------------------------|----------------------------------|------------------------------|----------------------------------|-------------------------------|----------------------------------|------------------------------|---------------------------------|------------------------------|----------------------------------|------------------------------|---------------------------------|--|---------------------------------|----------------------------------|------------------------------------|----------------------------------|--------|
| Al Bumbry, L OBP: 0.392, SLG: 0.431 (1, 8) | 4-3 | | F7 | 1B | 1B | | | 4-3 | | 5 | 1 | 2 | 2 | 0 | 0 | 1 | Baltimore Orioles @ Boston Red Sox Fenway Park, Boston, MA Tue Sep 30 1980, 7:05 PM EDT Att: 18,393 - Unknown - 66 F | | | | | |
| Rich Dauer, R OBP: 0.343, SLG: 0.353 (1, 4) | F3 | | FC3-6 | 1B | HR | | | 6-3 | | 5 | 1 | 2 | 1 | 0 | 1 | 1 | | | | | | |
| Ken Singleton, S OBP: 0.393, SLG: 0.482 Mark Corey, R OBP: 0.382, SLG: 0.448 (8, 9) | HR | | FC3-6 | 1B | | | | K | | 5 | 2 | 3 | 2 | 0 | 1 | 1 | | | | | | |
| Mark Corey, R OBP: 0.382, SLG: 0.448 (8, 9) | HR | | 1B | | | | | K | | 0 | 0 | 0 | 0 | 0 | 0 | 0 | | | | | | |
| Eddie Murray, S OBP: 0.357, SLG: 0.522 (1, 3) | K | | 1B | | | | | G3 | | 5 | 2 | 3 | 3 | 0 | 1 | 1 | | | | | | |
| Steve Stone, R (1, 10) | | | 1B | | | | | G3 | | | | | | | | | | | | | | |
| Terry Crowley, L OBP: 0.365, SLG: 0.471 (2, PH) | | | 4-3 | | | | | F8 | | | | | | | | | | | | | | |
| Dan Graham, L OBP: 0.301, SLG: 0.457 Rick Dempsey, R OBP: 0.334, SLG: 0.428 (9, 2) | | | 2B | | | | | | | | | | | | | | | | | | | |
| Dan Graham, L OBP: 0.301, SLG: 0.457 Rick Dempsey, R OBP: 0.334, SLG: 0.428 (9, 2) | K | | K | | | | | HR | | 5 | 1 | 2 | 2 | 0 | 3 | 3 | | | | | | |
| Doug DeCinces, R OBP: 0.317, SLG: 0.404 (1, 5) | | | | | | | | | | 4 | 2 | 2 | 0 | 1 | 0 | 1 | | | | | | |
| Gary Roenicke, R OBP: 0.338, SLG: 0.378 (8, 7) | | | | | | | | | | 4 | 0 | 0 | 0 | 1 | 3 | 4 | | | | | | |
| Mark Belanger, R OBP: 0.261, SLG: 0.269 (1, 6) | | | | | | | | | | 3 | 2 | 1 | 0 | 1 | 1 | 2 | | | | | | |
| Inning Stats | R: 1 E: 0 K: 1 S: 6 | H: 1 LOB: 0 BB: 0 P: 6 | R: 0 E: 0 K: 2 S: 7 | H: 1 LOB: 1 BB: 1 P: 11 | R: 2 E: 1 K: 1 S: 7 | H: 2 LOB: 2 BB: 2 P: 15 | R: 5 E: 0 K: 0 S: 7 | H: 5 LOB: 0 BB: 1 P: 11 | R: 2 E: 0 K: 2 S: 10 | H: 3 LOB: 1 BB: 0 P: 10 | R: 0 E: 0 K: 0 S: 3 | H: 1 LOB: 0 BB: 0 P: 3 | R: 0 E: 0 K: 2 S: 7 | H: 0 LOB: 1 BB: 1 P: 11 | R: 0 E: 0 K: 1 S: 5 | H: 0 LOB: 0 BB: 0 P: 5 | R: 1 E: 0 K: 1 S: 7 | H: 2 LOB: 1 BB: 0 P: 7 | 1B: 9 2B: 3 3B: 0 HR: 3 | SF: 0 SAC: 0 DP: 1 HBP: 0 | WP: 0 PB: 0 SB: 0 CS: 0 | PA: 44 |
| PITCHER | IP | WLS | BF | H | R | ER | SO | BB | IBB | HBP | BLK | WP | HR | S | P | ERA | WHIP | | | | | |
| Steve Renko, R ERA: 4.19 (1, 1) | 3.2 | L | 21 | 8 | 7 | 6 | 4 | 4 | 0 | 0 | 0 | 0 | 1 | 25 | 41 | 14.73 | 3.273 | | | | | |
| Mike Torrez, R ERA: 5.08 (4, 1) | 1.0 | | 7 | 4 | 3 | 3 | 1 | 0 | 0 | 0 | 0 | 0 | 2 | 9 | 9 | 27.00 | 4.000 | | | | | |
| Win Remmerswaal, R ERA: 4.67 (5, 1) | 4.1 | | 16 | 3 | 1 | 1 | 5 | 1 | 0 | 0 | 0 | 0 | 0 | 25 | 29 | 2.08 | 0.923 | | | | | |

| | |
|-----|----|
| AB | 39 |
| R | 11 |
| H | 15 |
| RBI | 10 |
| BB | 5 |
| SO | 10 |
| LOB | 15 |



| Batter | 1 | 2 | 3 | 4 | 5 | 6 | 7 | 8 | 9 | AB | R | H | RBI | BB | SO | LOB | BOTTOM | | | | | |
|---|------------------------------|---------------------------------|------------------------------|---------------------------------|------------------------------|---------------------------------|------------------------------|---------------------------------|------------------------------|---------------------------------|------------------------------|---------------------------------|------------------------------|---------------------------------|------------------------------|---------------------------------|--|---------------------------------|----------------------------------|------------------------------------|----------------------------------|--------|
| Rick Burleson, R OBP: 0.342, SLG: 0.369 (1, 6) | 5-3 | | 4-3 | | | | | | | 5 | 1 | 2 | 0 | 0 | 0 | 0 | Baltimore Orioles @ Boston Red Sox Fenway Park, Boston, MA Tue Sep 30 1980, 7:05 PM EDT Att: 18,393 - Unknown - 66 F | | | | | |
| Dave Stapleton, R OBP: 0.341, SLG: 0.470 (1, 4) | | | | | | | | | | 5 | 0 | 2 | 0 | 0 | 0 | 2 | | | | | | |
| Carlton Fisk, R OBP: 0.355, SLG: 0.475 (1, 2) | | | | | | | | | | 5 | 2 | 2 | 2 | 0 | 1 | 2 | | | | | | |
| Jim Rice, R OBP: 0.337, SLG: 0.508 (1, 7) | | | | | | | | | | 5 | 2 | 2 | 2 | 0 | 0 | 1 | | | | | | |
| Tony Perez, R OBP: 0.317, SLG: 0.464 (1, 3) | | | | | | | | | | 5 | 0 | 3 | 1 | 0 | 0 | 1 | | | | | | |
| Dwight Evans, R OBP: 0.350, SLG: 0.471 (1, 9) | | | | | | | | | | 3 | 1 | 2 | 1 | 1 | 0 | 1 | | | | | | |
| Chico Walker, S OBP: 0.375, SLG: 0.350 (1, 10) | | | | | | | | | | 4 | 0 | 1 | 0 | 0 | 0 | 4 | | | | | | |
| Glenn Hoffman, R OBP: 0.326, SLG: 0.396 (1, 5) | | | | | | | | | | 4 | 0 | 0 | 0 | 0 | 0 | 3 | | | | | | |
| Reid Nichols, R OBP: 0.222, SLG: 0.125 Garry Hancock, L OBP: 0.267, SLG: 0.390 (9, PH) | | | | | | | | | | 3 | 0 | 0 | 0 | 0 | 0 | 2 | | | | | | |
| Garry Hancock, L OBP: 0.267, SLG: 0.390 (9, PH) | | | | | | | | | | 1 | 0 | 0 | 0 | 0 | 1 | 0 | | | | | | |
| Inning Stats | R: 0 E: 1 K: 0 S: 3 | H: 1 LOB: 0 BB: 0 P: 3 | R: 1 E: 1 K: 0 S: 5 | H: 1 LOB: 2 BB: 1 P: 9 | R: 0 E: 0 K: 0 S: 4 | H: 1 LOB: 1 BB: 0 P: 4 | R: 0 E: 0 K: 0 S: 4 | H: 2 LOB: 1 BB: 0 P: 4 | R: 0 E: 0 K: 0 S: 3 | H: 0 LOB: 0 BB: 0 P: 3 | R: 0 E: 0 K: 1 S: 7 | H: 2 LOB: 2 BB: 0 P: 7 | R: 0 E: 0 K: 0 S: 4 | H: 1 LOB: 1 BB: 0 P: 4 | R: 3 E: 0 K: 0 S: 6 | H: 3 LOB: 0 BB: 0 P: 6 | R: 2 E: 0 K: 1 S: 8 | H: 3 LOB: 1 BB: 0 P: 8 | 1B: 9 2B: 2 3B: 0 HR: 3 | SF: 0 SAC: 0 DP: 1 HBP: 0 | WP: 0 PB: 0 SB: 0 CS: 0 | PA: 42 |
| PITCHER | IP | WLS | BF | H | R | ER | SO | BB | IBB | HBP | BLK | WP | HR | S | P | ERA | WHIP | | | | | |
| Mike Flanagan, L ERA: 4.12 (1, 1) | 7.0 | W | 31 | 10 | 3 | 2 | 1 | 1 | 0 | 0 | 0 | 0 | 1 | 32 | 36 | 2.57 | 1.571 | | | | | |
| Dave Ford, R ERA: 4.37 (8, 1) | 1.2 | | 9 | 4 | 3 | 3 | 1 | 0 | 0 | 0 | 0 | 0 | 2 | 11 | 11 | 16.20 | 2.400 | | | | | |
| Tim Stoddard, R ERA: 2.49 (9, 1) | 0.1 | | 1 | 0 | 0 | 0 | 0 | 0 | 0 | 0 | 0 | 0 | 0 | 1 | 1 | 0.00 | 0.000 | | | | | |

| | |
|-----|----|
| AB | 40 |
| R | 6 |
| H | 14 |
| RBI | 6 |
| BB | 1 |
| SO | 2 |
| LOB | 16 |



| Batter | 1 | 2 | 3 | 4 | 5 | 6 | 7 | 8 | 9 | AB | R | H | RBI | BB | SO | LOB | TOP | | | | | | | |
|--|------------------------------|----------------------------------|------------------------------|---------------------------------|------------------------------|----------------------------------|------------------------------|---------------------------------|------------------------------|----------------------------------|------------------------------|---------------------------------|------------------------------|---------------------------------|------------------------------|---------------------------------|------------------------------|---------------------------------|----------------------------------|------------------------------------|----------------------------------|--------|--|--|
| Al Bumby, L OBP: 0.393, SLG: 0.432 (1, 8) | | | | | | | | | | 3 | 2 | 1 | 0 | 1 | 0 | 0 | | | | | | | | |
| Rich Dauer, R OBP: 0.342, SLG: 0.357 (1, 4) (8, 5) | | | | | | | | | | 5 | 1 | 1 | 1 | 0 | 0 | 5 | | | | | | | | |
| Ken Singleton, S OBP: 0.396, SLG: 0.488 (1, 9) | | | | | | | | | | 5 | 2 | 4 | 4 | 0 | 0 | 0 | | | | | | | | |
| Mark Corey, R OBP: 0.382, SLG: 0.448 (8, 9) | | | | | | | | | | 0 | 0 | 0 | 0 | 0 | 0 | 0 | | | | | | | | |
| Eddie Murray, S OBP: 0.358, SLG: 0.525 (1, 3) | | | | | | | | | | 5 | 1 | 2 | 2 | 0 | 0 | 3 | | | | | | | | |
| Pat Kelly, L OBP: 0.368, SLG: 0.369 (1, 7) | | | | | | | | | | 3 | 2 | 2 | 0 | 2 | 0 | 0 | | | | | | | | |
| Kiko Garcia, R OBP: 0.252, SLG: 0.231 (8, 4) | | | | | | | | | | 0 | 0 | 0 | 0 | 0 | 0 | 0 | | | | | | | | |
| Steve Stone, R (1, 10) | | | | | | | | | | 0 | 0 | 0 | 0 | 0 | 0 | 0 | | | | | | | | |
| Terry Crowley, L OBP: 0.365, SLG: 0.480 (1, PH) | | | | | | | | | | 4 | 2 | 1 | 3 | 1 | 1 | 3 | | | | | | | | |
| Dan Graham, L OBP: 0.304, SLG: 0.457 (1, 2) | | | | | | | | | | 4 | 1 | 2 | 1 | 0 | 1 | 1 | | | | | | | | |
| Rick Dempsey, R OBP: 0.333, SLG: 0.427 (9, PH) (9, 2) | | | | | | | | | | 1 | 0 | 0 | 0 | 0 | 1 | 0 | | | | | | | | |
| Doug DeCinces, R OBP: 0.316, SLG: 0.403 (1, 5) | | | | | | | | | | 4 | 1 | 1 | 1 | 0 | 0 | 1 | | | | | | | | |
| Gary Roenicke, R OBP: 0.340, SLG: 0.378 (8, 7) | | | | | | | | | | 0 | 0 | 0 | 0 | 1 | 0 | 0 | | | | | | | | |
| Mark Belanger, R OBP: 0.261, SLG: 0.269 (1, 6) | | | | | | | | | | 4 | 0 | 1 | 0 | 0 | 0 | 1 | | | | | | | | |
| Inning Stats | R: 3 E: 0 K: 1 S: 8 | H: 3 LOB: 1 BB: 1 P: 12 | R: 0 E: 0 K: 0 S: 3 | H: 0 LOB: 0 BB: 0 P: 3 | R: 3 E: 0 K: 0 S: 6 | H: 3 LOB: 1 BB: 1 P: 10 | R: 1 E: 0 K: 0 S: 5 | H: 2 LOB: 1 BB: 0 P: 5 | R: 5 E: 0 K: 0 S: 7 | H: 4 LOB: 1 BB: 2 P: 15 | R: 0 E: 0 K: 1 S: 5 | H: 0 LOB: 0 BB: 0 P: 5 | R: 0 E: 0 K: 0 S: 4 | H: 1 LOB: 1 BB: 0 P: 4 | R: 0 E: 0 K: 0 S: 4 | H: 2 LOB: 1 BB: 0 P: 4 | R: 0 E: 0 K: 1 S: 4 | H: 0 LOB: 0 BB: 1 P: 8 | 1B: 8 2B: 4 3B: 0 HR: 3 | SF: 0 SAC: 2 DP: 2 HBP: 0 | WP: 0 PB: 0 SB: 1 CS: 0 | PA: 45 | | |
| PITCHER | IP | WLS | BF | H | R | ER | SO | BB | IBB | HBP | BLK | WP | HR | S | P | ERA | WHIP | | | | | | | |
| Dennis Eckersley, R ERA: 4.28 (1, 1) | 3.2 | L | 21 | 8 | 7 | 7 | 0 | 2 | 0 | 0 | 0 | 0 | 3 | 21 | 29 | 17.18 | 2.727 | | | | | | | |
| Bill Campbell, R ERA: 4.79 (4, 1) | 0.1 | | 5 | 3 | 4 | 4 | 0 | 1 | 0 | 0 | 0 | 0 | 0 | 4 | 8 | 108.00 | 12.000 | | | | | | | |
| Luis Aponte, R ERA: 1.29 (5, 1) | 4.0 | | 16 | 4 | 1 | 1 | 1 | 0 | 1 | 0 | 0 | 0 | 0 | 17 | 21 | 2.25 | 1.000 | | | | | | | |
| Bruce Hurst, L ERA: 9.1 (9, 1) | 1.0 | | 3 | 0 | 0 | 0 | 1 | 1 | 0 | 0 | 0 | 0 | 0 | 4 | 8 | 0.00 | 1.000 | | | | | | | |

Baltimore Orioles @ Boston Red Sox
Fenway Park, Boston, MA
Wed Oct 01 1980, 7:05 PM EDT
Att: 16,781 - Unknown - 60 F

AB 38
R 12
H 15
RBI 12
BB 5
SO 3
LOB 14



| Batter | 1 | 2 | 3 | 4 | 5 | 6 | 7 | 8 | 9 | AB | R | H | RBI | BB | SO | LOB | BOTTOM | | | | | | | |
|---|------------------------------|---------------------------------|------------------------------|----------------------------------|------------------------------|---------------------------------|------------------------------|----------------------------------|------------------------------|---------------------------------|------------------------------|---------------------------------|------------------------------|---------------------------------|------------------------------|---------------------------------|------------------------------|---------------------------------|-----------------------------------|------------------------------------|----------------------------------|--------|--|--|
| Rick Burleson, R OBP: 0.341, SLG: 0.366 (1, 6) | | | | | | | | | | 4 | 0 | 0 | 1 | 1 | 0 | 2 | | | | | | | | |
| Dave Stapleton, R OBP: 0.337, SLG: 0.465 (1, 4) | | | | | | | | | | 4 | 0 | 0 | 1 | 0 | 0 | 1 | | | | | | | | |
| Jim Rice, R OBP: 0.340, SLG: 0.510 (1, 7) | | | | | | | | | | 4 | 2 | 2 | 1 | 1 | 1 | 0 | | | | | | | | |
| Tony Perez, R OBP: 0.321, SLG: 0.471 (1, 3) | | | | | | | | | | 3 | 1 | 2 | 2 | 2 | 0 | 0 | | | | | | | | |
| Carlton Fisk, R OBP: 0.356, SLG: 0.474 (1, 2) | | | | | | | | | | 5 | 1 | 2 | 1 | 0 | 0 | 4 | | | | | | | | |
| Dwight Evans, R OBP: 0.351, SLG: 0.471 (1, 9) | | | | | | | | | | 4 | 1 | 1 | 0 | 1 | 0 | 3 | | | | | | | | |
| Gary Allenson, R OBP: 0.444, SLG: 0.449 (1, 10) | | | | | | | | | | 2 | 1 | 1 | 0 | 0 | 0 | 1 | | | | | | | | |
| Gary Hancock, L OBP: 0.278, SLG: 0.398 (4, PH) | | | | | | | | | | 3 | 0 | 2 | 1 | 0 | 1 | 2 | | | | | | | | |
| Glenn Hoffman, R OBP: 0.324, SLG: 0.396 (1, 5) | | | | | | | | | | 5 | 1 | 1 | 1 | 0 | 0 | 3 | | | | | | | | |
| Reid Nichols, R OBP: 0.318, SLG: 0.250 (1, 8) | | | | | | | | | | 4 | 1 | 3 | 0 | 0 | 0 | 0 | | | | | | | | |
| Inning Stats | R: 1 E: 0 K: 0 S: 5 | H: 2 LOB: 2 BB: 1 P: 9 | R: 2 E: 0 K: 0 S: 6 | H: 3 LOB: 3 BB: 2 P: 14 | R: 2 E: 0 K: 0 S: 6 | H: 3 LOB: 1 BB: 0 P: 6 | R: 0 E: 0 K: 2 S: 7 | H: 0 LOB: 2 BB: 2 P: 15 | R: 0 E: 0 K: 0 S: 3 | H: 0 LOB: 0 BB: 0 P: 3 | R: 3 E: 0 K: 0 S: 7 | H: 4 LOB: 1 BB: 0 P: 7 | R: 0 E: 0 K: 0 S: 3 | H: 1 LOB: 0 BB: 0 P: 3 | R: 0 E: 0 K: 0 S: 3 | H: 0 LOB: 0 BB: 0 P: 3 | R: 0 E: 0 K: 0 S: 3 | H: 1 LOB: 0 BB: 0 P: 3 | 1B: 10 2B: 3 3B: 0 HR: 1 | SF: 1 SAC: 0 DP: 2 HBP: 0 | WP: 0 PB: 0 SB: 0 CS: 0 | PA: 44 | | |
| PITCHER | IP | WLS | BF | H | R | ER | SO | BB | IBB | HBP | BLK | WP | HR | S | P | ERA | WHIP | | | | | | | |
| Scott McGregor, L ERA: 3.38 (1, 1) | 2.1 | | 17 | 7 | 5 | 5 | 0 | 2 | 1 | 0 | 0 | 0 | 0 | 14 | 26 | 19.29 | 3.857 | | | | | | | |
| Sammy Stewart, R ERA: 3.63 (3, 1) | 3.1 | W | 17 | 5 | 3 | 3 | 2 | 2 | 0 | 0 | 0 | 0 | 1 | 19 | 27 | 8.10 | 2.100 | | | | | | | |
| Dennis Martinez, R ERA: 4.05 (6, 1) | 3.1 | S | 10 | 2 | 0 | 0 | 0 | 0 | 0 | 0 | 0 | 0 | 0 | 10 | 10 | 0.00 | 0.600 | | | | | | | |

Baltimore Orioles @ Boston Red Sox
Fenway Park, Boston, MA
Wed Oct 01 1980, 7:05 PM EDT
Att: 16,781 - Unknown - 60 F

AB 38
R 8
H 14
RBI 8
BB 5
SO 2
LOB 16



| Batter | 1 | 2 | 3 | 4 | 5 | 6 | 7 | 8 | 9 | AB | R | H | RBI | BB | SO | LOB | TOP | | | |
|--|--|---------------------------------|------------------------------|---------------------------------|------------------------------|---------------------------------|------------------------------|---------------------------------|------------------------------|---------------------------------|------------------------------|---------------------------------|------------------------------|---------------------------------|------------------------------|---------------------------------|--|------------------------------------|----------------------------------|--------|
| Alfredo Griffin, S OBP: 0.287, SLG: 0.356 (1, 6) | 0-0 4-3 | | | 0-0 G6-3 1B | | 0-0 F8 | | 0-0 F9 | | 4 | 0 | 1 | 0 | 0 | 0 | 0 | Toronto Blue Jays @ Boston Red Sox Fenway Park, Boston, MA Thu Oct 02 1980, 7:05 PM EDT Att: 11,872 - Unknown - 59 F | | | |
| Paul Hodgson, R OBP: 0.324, SLG: 0.412 (1, 7) | 0-3 K | | | 0-0 G6-3 1-2 | | 0-0 F8 | | 0-0 1B | | 4 | 0 | 1 | 0 | 0 | 1 | | | | | |
| Barry Bonnell, R OBP: 0.324, SLG: 0.416 (1, 9) | 0-3 K | | | 0-0 2B | | 0-0 6-3 | | 0-0 1-3 | | 4 | 1 | 1 | 0 | 0 | 1 | | | | | |
| John Mayberry, L OBP: 0.351, SLG: 0.474 (1, 3) | | 0-0 1-3 | | 4-0 2B BB | | | 0-0 FC6-4 1B | | 0-0 F9 | 3 | 0 | 1 | 0 | 1 | 0 | | | | | |
| Roy Howell, L OBP: 0.326, SLG: 0.405 (1, 5) | 0-3 K | | | 0-0 1-3 2-H 2B | | 0-0 FC6-4 1-2 | 0-0 FC6-4 | 0-0 1-3 | 0-0 1-3 | 4 | 0 | 1 | 1 | 0 | 1 | | | | | |
| Doug Ault, R OBP: 0.268, SLG: 0.298 (1, 10) | 0-0 F8 | | | 0-0 4-3 | | 0-0 FC6-4 1-2 2B | | 0-0 F8 | | 4 | 0 | 0 | 0 | 0 | 3 | | | | | |
| Garth Iorg, R OBP: 0.288, SLG: 0.337 (1, 4) | | | 0-0 F9 | | 0-0 F8 | | 0-0 1-3 2B | | | 3 | 0 | 1 | 0 | 0 | 0 | | | | | |
| Lloyd Moseby, L OBP: 0.282, SLG: 0.359 (1, 8) | | | 0-3 K | | 0-0 G6-3 1B | | 0-0 4-3 | | | 3 | 0 | 1 | 0 | 0 | 1 | | | | | |
| Bob Davis, R OBP: 0.260, SLG: 0.322 (1, 2) | | | 0-3 K | | 0-0 G6-3 1-2 | | | 0-0 6-3 | | 3 | 0 | 0 | 0 | 0 | 1 | | | | | |
| Inning Stats | R: 0 E: 0 K: 2 S: 7 | H: 0 LOB: 0 BB: 0 P: 7 | R: 0 E: 0 K: 1 S: 5 | H: 0 LOB: 0 BB: 0 P: 5 | R: 0 E: 0 K: 2 S: 7 | H: 0 LOB: 0 BB: 0 P: 7 | R: 1 E: 0 K: 0 S: 5 | H: 3 LOB: 2 BB: 1 P: 9 | R: 0 E: 0 K: 0 S: 3 | H: 1 LOB: 0 BB: 0 P: 3 | R: 0 E: 0 K: 0 S: 3 | H: 2 LOB: 2 BB: 0 P: 5 | R: 0 E: 0 K: 0 S: 4 | H: 1 LOB: 1 BB: 0 P: 4 | R: 0 E: 0 K: 0 S: 3 | H: 0 LOB: 0 BB: 0 P: 3 | 1B: 4 2B: 3 3B: 0 HR: 0 | SF: 0 SAC: 0 DP: 2 HBP: 0 | WP: 0 PB: 0 SB: 0 CS: 0 | PA: 33 |
| PITCHER John Tudor, L ERA: 3.02 (1, 1) | IP: 9.0 WLS: W BF: 33 H: 7 R: 1 ER: 1 SO: 5 BB: 1 IBB: 0 HBP: 0 BLK: 0 WP: 0 HR: 0 S: 42 P: 46 ERA: 1.00 WHIP: 0.889 | | | | | | | | | | | | | | | | | | | |

| Batter | 1 | 2 | 3 | 4 | 5 | 6 | 7 | 8 | 9 | AB | R | H | RBI | BB | SO | LOB | BOTTOM | | | | |
|---|--|---------------------------------|------------------------------|----------------------------------|------------------------------|---------------------------------|------------------------------|---------------------------------|------------------------------|---------------------------------|------------------------------|---------------------------------|------------------------------|---------------------------------|------------------------------|---------------------------------|--|----------------------------------|------------------------------------|----------------------------------|--------|
| Reid Nichols, R OBP: 0.346, SLG: 0.261 (1, 8) | 0-3 K | 0-0 E9 1B | | | 0-0 6-3 | | 4-0 CS BB | | | 3 | 0 | 1 | 1 | 1 | 1 | 0 | Toronto Blue Jays @ Boston Red Sox Fenway Park, Boston, MA Thu Oct 02 1980, 7:05 PM EDT Att: 11,872 - Unknown - 59 F | | | | |
| Chico Walker, S OBP: 0.346, SLG: 0.318 (1, 4) | 0-0 4-3 | 0-0 4-3 | | | 0-0 4-3 | | 0-0 CS 1-2 | 0-0 4-3 | | 4 | 0 | 0 | 0 | 0 | 1 | | | | | | |
| Garry Hancock, L OBP: 0.277, SLG: 0.402 (1, 9) | 0-0 F9 | | 0-0 F8 | | 0-0 2B | | | 0-0 L9 | | 4 | 0 | 1 | 0 | 0 | 0 | | | | | | |
| Jim Rice, R OBP: 0.339, SLG: 0.508 (1, 7) | | 0-0 FC4-6 1B S | 0-0 F8 | | 0-3 K | | | 0-0 6-3 | | 4 | 1 | 1 | 0 | 0 | 1 | | | | | | |
| Dave Rader, L OBP: 0.389, SLG: 0.485 (1, 2) | 0-3 K | | 0-0 F6 | | | 0-0 G4-3 1B | | | | 3 | 0 | 1 | 0 | 0 | 1 | | | | | | |
| Dave Stapleton, R OBP: 0.337, SLG: 0.463 (1, 3) | | 4-0 FC4-6 BB | | 0-0 5-3 | | 0-0 F4 | | | | 2 | 0 | 0 | 0 | 1 | 0 | | | | | | |
| Rich Gedman, L OBP: 0.227, SLG: 0.227 (1, 10) | | 0-0 FC4-6 1B E | | 0-3 K | | 0-0 G4-3 1-2 | | | | 3 | 1 | 0 | 0 | 0 | 3 | | | | | | |
| Glenn Hoffman, R OBP: 0.327, SLG: 0.402 (1, 5) | | 0-0 E 1B | | 0-0 2B | | | 0-0 4-3 | | | 3 | 1 | 2 | 1 | 0 | 0 | | | | | | |
| Julio Valdez, S OBP: 0.273, SLG: 0.364 (1, 6) | | 1-3 3-H E 1B | | 0-0 F8 | | | 0-3 K | | | 3 | 1 | 0 | 0 | 0 | 1 | | | | | | |
| Inning Stats | R: 0 E: 0 K: 1 S: 5 | H: 0 LOB: 0 BB: 0 P: 5 | R: 4 E: 2 K: 1 S: 9 | H: 3 LOB: 1 BB: 1 P: 13 | R: 0 E: 0 K: 1 S: 6 | H: 0 LOB: 0 BB: 0 P: 3 | R: 0 E: 0 K: 1 S: 6 | H: 1 LOB: 1 BB: 0 P: 6 | R: 0 E: 0 K: 0 S: 3 | H: 1 LOB: 0 BB: 0 P: 3 | R: 0 E: 0 K: 1 S: 4 | H: 0 LOB: 0 BB: 1 P: 8 | R: 0 E: 0 K: 0 S: 3 | H: 0 LOB: 0 BB: 0 P: 3 | R: 0 E: 0 K: 0 S: 3 | H: 0 LOB: 0 BB: 0 P: 3 | | 1B: 4 2B: 2 3B: 0 HR: 0 | SF: 0 SAC: 0 DP: 1 HBP: 0 | WP: 0 PB: 0 SB: 1 CS: 1 | PA: 32 |
| PITCHER Jim Clancy, R ERA: 3.3 (1, 1) | IP: 8.0 WLS: L BF: 31 H: 6 R: 4 ER: 1 SO: 5 BB: 2 IBB: 0 HBP: 0 BLK: 0 WP: 0 HR: 0 S: 39 P: 47 ERA: 1.12 WHIP: 1.000 | | | | | | | | | | | | | | | | | | | | |

| Batter | 1 | 2 | 3 | 4 | 5 | 6 | 7 | 8 | 9 | AB | R | H | RBI | BB | SO | LOB | TOP | | | |
|--|------------------------------|---------------------------------|-------------------------------------|----------------------------------|------------------------------|----------------------------------|------------------------------|---------------------------------|------------------------------|---------------------------------|------------------------------|---------------------------------|------------------------------|---------------------------------|------------------------------|---------------------------------|--|------------------------------------|----------------------------------|--------|
| Alfredo Griffin, S OBP: 0.285, SLG: 0.352 (1, 6) | F9 | | F5 | | | 1B | | F6 | | 4 | 0 | 1 | 0 | 0 | 0 | 1 | Toronto Blue Jays @ Boston Red Sox Fenway Park, Boston, MA Sat Oct 04 1980, 7:05 PM EDT Att: 14,179 - Unknown | | | |
| Lloyd Moseby, L OBP: 0.292, SLG: 0.367 (1, 8) | 4-3 | | | K | | K | | F9 | | 4 | 0 | 0 | 0 | 0 | 2 | 2 | | | | |
| Al Woods, L OBP: 0.363, SLG: 0.478 (1, 10) | F9 | | | | BB | F3 | | | F9 | 3 | 0 | 0 | 0 | 1 | 0 | 1 | | | | |
| John Mayberry, L OBP: 0.348, SLG: 0.473 (1, 3) | | 1B FC5-4 1B | | F2 | | | F9 | | HR | 4 | 2 | 2 | 1 | 0 | 0 | 1 | | | | |
| Barry Bonnell, R OBP: 0.323, SLG: 0.418 (1, 9) | | FC5-4 1-3 1B | | K | | | F4 | | F5 | 4 | 0 | 1 | 0 | 0 | 1 | 1 | | | | |
| Paul Hodgson, R OBP: 0.293, SLG: 0.368 (1, 7) | | FC5-4 G6-4-3 1-2 3-H | | | K | | 1-3 | | 6-3 | 4 | 0 | 0 | 1 | 0 | 1 | 1 | | | | |
| Garth Iorg, R OBP: 0.287, SLG: 0.330 (1, 5) | | G6-4-3 1-2 | | L3 | | | | | 1B | 3 | 1 | 1 | 0 | 0 | 0 | 1 | | | | |
| Damaso Garcia, R OBP: 0.296, SLG: 0.381 (1, 4) | | | G3 | | F7 | | | SH2-3 1-H 1B | | 3 | 0 | 1 | 1 | 0 | 0 | 0 | | | | |
| Ernie Whitt, L OBP: 0.288, SLG: 0.354 (1, 2) | | | F8 | | | K | | SH2-3 1-2 | | 2 | 0 | 0 | 0 | 0 | 1 | 0 | | | | |
| Inning Stats | R: 0 E: 0 K: 0 S: 3 | H: 0 LOB: 0 BB: 0 P: 3 | R: 1 E: 0 K: 0 S: 4 | H: 2 LOB: 0 BB: 0 P: 4 | R: 0 E: 0 K: 2 S: 7 | H: 0 LOB: 1 BB: 1 P: 11 | R: 0 E: 0 K: 1 S: 5 | H: 0 LOB: 0 BB: 0 P: 5 | R: 0 E: 0 K: 2 S: 8 | H: 1 LOB: 1 BB: 0 P: 8 | R: 0 E: 0 K: 0 S: 3 | H: 0 LOB: 0 BB: 0 P: 3 | R: 1 E: 0 K: 0 S: 5 | H: 2 LOB: 1 BB: 0 P: 5 | R: 1 E: 0 K: 0 S: 4 | H: 1 LOB: 0 BB: 0 P: 4 | 1B: 5 2B: 0 3B: 0 HR: 1 | SF: 0 SAC: 1 DP: 1 HBP: 0 | WP: 0 PB: 0 SB: 1 CS: 0 | PA: 33 |
| PITCHER Dick Drago, R ERA: 4.14 (1, 1) | IP: 9.0 WLS: L BF: 33 | H: 6 R: 3 ER: 3 SO: 5 | BB: 1 IBB: 0 HBP: 0 BLK: 0 | WP: 0 HR: 1 S: 42 P: 46 | ERA: 3.00 WHIP: 0.778 | PITCHER | | | | | | | | | | ERA: 3.00 WHIP: 0.778 | | | | |

| Batter | 1 | 2 | 3 | 4 | 5 | 6 | 7 | 8 | 9 | AB | R | H | RBI | BB | SO | LOB | BOTTOM | | | |
|--|------------------------------|---------------------------------|-------------------------------------|----------------------------------|------------------------------|---------------------------------|------------------------------|---------------------------------|------------------------------|---------------------------------|------------------------------|---------------------------------|------------------------------|---------------------------------|------------------------------|---------------------------------|--|------------------------------------|----------------------------------|--------|
| Reid Nichols, R OBP: 0.282, SLG: 0.278 (1, 8) | G1 | | 4-3 | | | F8 | | K | | 4 | 0 | 0 | 0 | 0 | 1 | 2 | Toronto Blue Jays @ Boston Red Sox Fenway Park, Boston, MA Sat Oct 04 1980, 7:05 PM EDT Att: 14,179 - Unknown | | | |
| Chico Walker, S OBP: 0.292, SLG: 0.263 (1, 4) | F3 | | | F9 | | F8 | | G3 | | 4 | 0 | 0 | 0 | 0 | 0 | 1 | | | | |
| Carlton Fisk, R OBP: 0.352, SLG: 0.467 (1, 7) | K2-3 | | | L7 | | 5-3 | | F4 | | 4 | 0 | 0 | 0 | 0 | 1 | 1 | | | | |
| Dwight Evans, R OBP: 0.359, SLG: 0.487 (1, 10) | | K | | | 1B | | K | | BB | 3 | 0 | 1 | 0 | 1 | 2 | 0 | | | | |
| Dave Stapleton, R OBP: 0.339, SLG: 0.465 (1, 3) (9, 9) | | F8 | | F9 | | 6-3 | | F7 | | 4 | 0 | 0 | 0 | 0 | 0 | 2 | | | | |
| Glenn Hoffman, R OBP: 0.326, SLG: 0.400 (1, 5) | | 1-3 | | | F7 | | K | | | 3 | 0 | 0 | 0 | 0 | 1 | 0 | | | | |
| Gary Allenson, R OBP: 0.452, SLG: 0.443 (1, 2) | | | F7 | | L4-3 BB | | | SH2-4 BB | | 1 | 0 | 0 | 0 | 2 | 0 | 0 | | | | |
| Julio Valdez, S OBP: 0.278, SLG: 0.500 (1, 6) | | | | | L4-3 HR | | | SH2-4 | | 2 | 1 | 1 | 1 | 0 | 0 | 1 | | | | |
| Sam Bowen, R OBP: 0.267, SLG: 0.154 (1, 9) Tony Perez, R OBP: 0.322, SLG: 0.470 (8, PH) (9, 3) | | | F8 | | | | S 1B | F9 | | 2 | 0 | 1 | 0 | 0 | 0 | 0 | | | | |
| Inning Stats | R: 0 E: 0 K: 1 S: 5 | H: 0 LOB: 0 BB: 0 P: 5 | R: 0 E: 0 K: 1 S: 5 | H: 0 LOB: 0 BB: 0 P: 5 | R: 1 E: 0 K: 0 S: 4 | H: 1 LOB: 0 BB: 0 P: 4 | R: 0 E: 0 K: 0 S: 4 | H: 1 LOB: 1 BB: 0 P: 6 | R: 0 E: 0 K: 0 S: 4 | H: 1 LOB: 1 BB: 0 P: 4 | R: 0 E: 0 K: 2 S: 7 | H: 0 LOB: 0 BB: 0 P: 7 | R: 0 E: 0 K: 1 S: 5 | H: 0 LOB: 1 BB: 1 P: 9 | R: 0 E: 0 K: 0 S: 3 | H: 0 LOB: 1 BB: 1 P: 7 | 1B: 2 2B: 1 3B: 0 HR: 1 | SF: 0 SAC: 1 DP: 1 HBP: 0 | WP: 0 PB: 0 SB: 1 CS: 0 | PA: 32 |
| PITCHER Paul Mirabella, L ERA: 4.34 (1, 1) | IP: 9.0 WLS: W BF: 32 | H: 3 R: 1 ER: 1 SO: 5 | BB: 3 IBB: 0 HBP: 0 BLK: 0 | WP: 0 HR: 1 S: 39 P: 51 | ERA: 1.00 WHIP: 0.667 | PITCHER | | | | | | | | | | ERA: 1.00 WHIP: 0.667 | | | | |

| Batter | 1 | 2 | 3 | 4 | 5 | 6 | 7 | 8 | 9 | AB | R | H | RBI | BB | SO | LOB | TOP | | | | | | | | | | | | | | | | | | | | |
|---|------------------------------|---------------------------------|------------------------------|---------------------------------|------------------------------|---------------------------------|------------------------------|---------------------------------|------------------------------|---------------------------------|------------------------------|---------------------------------|------------------------------|---------------------------------|------------------------------|----------------------------------|---|----------------------------------|---|----------------------------------|--------|----|---|---|----|----|----|-----|-----|-----|----|----|---|---|-----|------|-------|
| Alfredo Griffin, S OBP: 0.283, SLG: 0.349 (1, 6) | G3 | | E6 | | F8 | | | 5-3 | F5 | 5 | 0 | 0 | 0 | 0 | 0 | 2 | Toronto Blue Jays @ Boston Red Sox Fenway Park, Boston, MA Sun Oct 05 1980, 3:33 AM EDT Att: 16,562 - Unknown - 66 F | | | | | | | | | | | | | | | | | | | | |
| Lloyd Moseby, L OBP: 0.291, SLG: 0.365 (1, 8) | 1-3 | | G6-3 | | | 1B | | 4-3 | F9 | 5 | 0 | 1 | 0 | 0 | 0 | 3 | | | | | | | | | | | | | | | | | | | | | |
| Roy Howell, L OBP: 0.335, SLG: 0.413 (1, 5) | 1B | | K | | | 1B | | | | 4 | 1 | 3 | 0 | 0 | 1 | 0 | | | | | | | | | | | | | | | | | | | | | |
| Al Woods, L OBP: 0.273, SLG: 0.480 Doug Ault, R OBP: 0.273, SLG: 0.306 (4, PH) | 1B | | | 1-3 | | 1B | | K | | 1 | 0 | 1 | 1 | 0 | 0 | 0 | | | | | | | | | | | | | | | | | | | | | |
| Barry Bonnell, R OBP: 0.322, SLG: 0.417 (1, 9) | 6-3 | | | F7 | | G6-4-3 | | | | 4 | 1 | 1 | 0 | 0 | 0 | 3 | | | | | | | | | | | | | | | | | | | | | |
| Willie Upshaw, L OBP: 0.284, SLG: 0.344 (1, 3) | | | | | | | | | 1B | 3 | 1 | 3 | 1 | 0 | 0 | 0 | | | | | | | | | | | | | | | | | | | | | |
| Paul Hodgson, R OBP: 0.273, SLG: 0.341 John Mayberry, L OBP: 0.349, SLG: 0.473 Joe Cannon, L OBP: 0.098, SLG: 0.080 (9, PR) | 6-3 | | | 5-3 | | FC1-5 | | | SH1-4 | 3 | 0 | 0 | 0 | 0 | 0 | 2 | | | | | | | | | | | | | | | | | | | | | |
| Garth Iorg, R OBP: 0.286, SLG: 0.329 (1, 4) | K | | | | | FC5-4 | | | 1B | 0 | 0 | 0 | 0 | 1 | 0 | 0 | | | | | | | | | | | | | | | | | | | | | |
| Ernie Whitt, L OBP: 0.288, SLG: 0.353 (1, 2) | 6-3 | | | | | FC5-4 | | | 1B | 4 | 0 | 1 | 0 | 0 | 1 | 2 | | | | | | | | | | | | | | | | | | | | | |
| Inning Stats | R: 1 E: 0 K: 0 S: 5 | H: 2 LOB: 1 BB: 0 P: 5 | R: 0 E: 0 K: 1 S: 6 | H: 1 LOB: 1 BB: 0 P: 6 | R: 0 E: 1 K: 1 S: 5 | H: 0 LOB: 0 BB: 0 P: 5 | R: 1 E: 0 K: 0 S: 4 | H: 1 LOB: 0 BB: 0 P: 4 | R: 0 E: 0 K: 0 S: 3 | H: 2 LOB: 1 BB: 1 P: 7 | R: 0 E: 0 K: 0 S: 4 | H: 1 LOB: 1 BB: 0 P: 4 | R: 0 E: 0 K: 1 S: 6 | H: 1 LOB: 1 BB: 0 P: 6 | R: 2 E: 0 K: 0 S: 6 | H: 3 LOB: 2 BB: 1 P: 10 | | 1B: 8 2B: 1 3B: 1 HR: 1 | SF: 0 SAC: 1 DP: 2 HBP: 0 | WP: 0 PB: 0 SB: 0 CS: 1 | PA: 38 | | | | | | | | | | | | | | | | |
| PITCHER | IP | WLS | BF | H | R | ER | SO | BB | IBB | HBP | BLK | WP | HR | S | P | ERA | WHIP | PITCHER | | IP | WLS | BF | H | R | ER | SO | BB | IBB | HBP | BLK | WP | HR | S | P | ERA | WHIP | |
| Keith MacWhorter, R ERA: 5.53 Win Remmerswaal, R ERA: 4.58 (1, 1) | 8.1 | L | 36 | 11 | 4 | 4 | 3 | 1 | 1 | 0 | 0 | 0 | 0 | 1 | 40 | 48 | 4.32 | 1.440 | Win Remmerswaal, R ERA: 4.58 (9, 1) | | 0.2 | 2 | 0 | 0 | 0 | 0 | 0 | 0 | 0 | 0 | 0 | 0 | 0 | 0 | 0 | 0.00 | 0.000 |

| Batter | 1 | 2 | 3 | 4 | 5 | 6 | 7 | 8 | 9 | AB | R | H | RBI | BB | SO | LOB | BOTTOM | | | | | | | | | | | | | | | | | | | | | |
|--|------------------------------|---------------------------------|------------------------------|---------------------------------|------------------------------|---------------------------------|------------------------------|---------------------------------|------------------------------|---------------------------------|------------------------------|---------------------------------|------------------------------|----------------------------------|------------------------------|---------------------------------|---|---------------------------------|----------------------------------|------------------------------------|----------------------------------|--------|---|---|----|----|----|-----|-----|-----|----|----|---|---|-----|------|------|-------|
| Carlton Fisk, R OBP: 0.353, SLG: 0.467 (1, 10) | K | | | | | | | K | | 3 | 0 | 1 | 0 | 1 | 2 | 0 | Toronto Blue Jays @ Boston Red Sox Fenway Park, Boston, MA Sun Oct 05 1980, 3:33 AM EDT Att: 16,562 - Unknown - 66 F | | | | | | | | | | | | | | | | | | | | | |
| Dave Stapleton, R OBP: 0.338, SLG: 0.463 (1, 4) | 5-3 | | | 4-3 | | B2 | | | | 4 | 0 | 1 | 0 | 0 | 0 | 2 | | | | | | | | | | | | | | | | | | | | | | |
| Garry Hancock, L OBP: 0.300, SLG: 0.443 (1, 8) | 1B | | | | | 1B | | FC3-6 | | 4 | 0 | 3 | 1 | 0 | 0 | 1 | | | | | | | | | | | | | | | | | | | | | | |
| Jim Rice, R OBP: 0.336, SLG: 0.504 (1, 7) | FC6-4 | | | FC5-4 | | G6-4-3 | | FC3-6 | | 4 | 0 | 0 | 0 | 0 | 0 | 5 | | | | | | | | | | | | | | | | | | | | | | |
| Tony Perez, R OBP: 0.320, SLG: 0.467 (1, 3) | | | | 5-3 | | | | K | | 4 | 0 | 0 | 0 | 0 | 2 | 1 | | | | | | | | | | | | | | | | | | | | | | |
| Dwight Evans, R OBP: 0.358, SLG: 0.484 (1, 9) | | | | | | | | 5-3 | | 3 | 0 | 0 | 0 | 1 | 0 | 0 | | | | | | | | | | | | | | | | | | | | | | |
| Dave Rader, L OBP: 0.386, SLG: 0.474 (1, 2) | 1-3 | | | | | | | | | 4 | 0 | 1 | 0 | 0 | 1 | 1 | | | | | | | | | | | | | | | | | | | | | | |
| Glenn Hoffman, R OBP: 0.326, SLG: 0.397 (8, 6) | | | | | | | | | | 2 | 0 | 0 | 0 | 1 | 0 | 1 | | | | | | | | | | | | | | | | | | | | | | |
| Julio Valdez, S OBP: 0.300, SLG: 0.474 Rich Gedman, L OBP: 0.208, SLG: 0.208 Larry Wolfe, R OBP: 0.125, SLG: 0.304 (7, PH) | | | | | | | | | | 1 | 1 | 0 | 0 | 0 | 0 | 0 | | | | | | | | | | | | | | | | | | | | | | |
| | | | | | | | | | | 1 | 0 | 0 | 0 | 0 | 0 | 2 | | | | | | | | | | | | | | | | | | | | | | |
| Inning Stats | R: 0 E: 0 K: 1 S: 6 | H: 1 LOB: 1 BB: 0 P: 6 | R: 0 E: 0 K: 1 S: 5 | H: 0 LOB: 0 BB: 0 P: 5 | R: 0 E: 0 K: 0 S: 2 | H: 0 LOB: 0 BB: 1 P: 6 | R: 0 E: 0 K: 0 S: 4 | H: 1 LOB: 1 BB: 0 P: 4 | R: 0 E: 0 K: 0 S: 2 | H: 0 LOB: 0 BB: 1 P: 6 | R: 1 E: 0 K: 0 S: 4 | H: 2 LOB: 1 BB: 0 P: 5 | R: 0 E: 0 K: 1 S: 6 | H: 1 LOB: 2 BB: 1 P: 10 | R: 0 E: 0 K: 1 S: 6 | H: 1 LOB: 1 BB: 0 P: 6 | R: 0 E: 0 K: 1 S: 5 | H: 0 LOB: 0 BB: 0 P: 5 | 1B: 6 2B: 0 3B: 0 HR: 0 | SF: 0 SAC: 0 DP: 2 HBP: 1 | WP: 0 PB: 0 SB: 0 CS: 1 | PA: 35 | | | | | | | | | | | | | | | | |
| PITCHER | IP | WLS | BF | H | R | ER | SO | BB | IBB | HBP | BLK | WP | HR | S | P | ERA | WHIP | PITCHER | | IP | WLS | BF | H | R | ER | SO | BB | IBB | HBP | BLK | WP | HR | S | P | ERA | WHIP | | |
| Jackson Todd, R ERA: 4.02 (1, 1) | 9.0 | W | 34 | 6 | 1 | 1 | 5 | 3 | 0 | 1 | 0 | 0 | 0 | 40 | 53 | 1.00 | 1.000 | PITCHER | | 9.0 | W | 34 | 6 | 1 | 1 | 5 | 3 | 0 | 1 | 0 | 0 | 0 | 0 | 0 | 0 | 0 | 0.00 | 0.000 |