

# Boston Red Sox - 1981









Batter	1	2	3	4	5	6	7	8	9	AB	R	H	RBI	BB	SO	LOB	TOP								
<b>Al Bumby, L</b> OBP: 0.214, SLG: 0.231 (1, 8)	0-3 K		0-0 3-1		0-0 G1-6-3			0-0 4-3	0-0 G3	5	0	0	0	0	1	3									
<b>Jim Dwyer, L</b> OBP: 0.167, SLG: 0.200 (1, 9) (9, 7)	0-3 K		0-0 CS 1B			0-0 F7		0-0 F9		4	0	1	0	0	1	0									
<b>Ken Singleton, S</b> OBP: 0.500, SLG: 0.909 <b>Wayne Krenchicki, L</b> (9, PR)	0-3 K		0-0 CS	0-0 1B		0-3 K			0-0 E 1B 2B	4	0	2	0	0	2	0									
<b>Eddie Murray, S</b> OBP: 0.167, SLG: 0.182 (1, 3)		0-3 K			0-0 F7				0-0 E6 1B	4	1	1	0	0	1	2									
<b>John Lowenstein, L</b> OBP: 0.500, SLG: 0.333 <b>Gary Roenicke, R</b> OBP: 0.286, SLG: 0.200 (9, PH) (9, 9)		0-0 F7			0-0 G5-4-3 1B			0-0 F8		3	0	1	0	0	0	1									
<b>Doug DeCinces, R</b> OBP: 0.167, SLG: 0.091 (1, 5)		0-0 BB 1B			0-0 G5-4-3				0-0 F7	4	0	1	0	0	0	5									
<b>Rick Dempsey, R</b> OBP: 0.455, SLG: 0.778 (1, 2)		4-0 1-2 BB				0-0 PB 1B		0-0 1-3		3	1	1	0	1	0	3									
<b>Mark Belanger, R</b> (1, 6) <b>Jose Morales, R</b> OBP: 1.000, SLG: 1.000 (9, PR) <b>Lenn Sakata, R</b> (9, 6)		0-0 L1				0-0 6-3		0-0 4-3		3	0	0	0	0	0	3									
<b>Rich Dauer, R</b> OBP: 0.250, SLG: 0.417 (1, 4)			0-0 5-3			0-0 G1-6-3 1B			0-0 5-3	4	0	2	2	0	0	0									
<b>Inning Stats</b>	R: 0 E: 0 K: 3 S: 9	H: 0 LOB: 0 BB: 0 P: 9	R: 0 E: 0 K: 1 S: 6	H: 1 LOB: 2 BB: 1 P: 10	R: 0 E: 0 K: 0 S: 3	H: 1 LOB: 0 BB: 0 P: 3	R: 0 E: 0 K: 0 S: 4	H: 2 LOB: 1 BB: 0 P: 4	R: 1 E: 0 K: 0 S: 4	H: 2 LOB: 0 BB: 0 P: 4	R: 0 E: 0 K: 1 S: 6	H: 1 LOB: 1 BB: 0 P: 6	R: 0 E: 0 K: 0 S: 3	H: 0 LOB: 0 BB: 0 P: 3	R: 0 E: 0 K: 0 S: 3	H: 0 LOB: 0 BB: 0 P: 3	R: 4 E: 1 K: 0 S: 8	H: 4 LOB: 2 BB: 0 P: 8	1B: 8 2B: 3 3B: 0 HR: 0	SF: 0 SAC: 0 DP: 2 HBP: 0	WP: 0 PB: 1 SB: 2 CS: 1	PA: 38			
<b>PITCHER</b>	IP	WLS	BF	H	R	ER	SO	BB	IBB	HBP	BLK	WP	HR	S	P	ERA	WHIP								
<b>Steve Crawford, R</b> ERA	(1, 1)	8.0	L	30	8	2	0	5	1	0	0	0	0	39	43	0.00	1.125								
<b>Tom Burgmeier, L</b> ERA	(9, 1)	1.0	7	3	3	0	0	0	0	0	0	0	0	7	7	0.00	3.000								

**Baltimore Orioles @ Boston Red Sox**  
Fenway Park, Boston, MA  
Mon Apr 13 1981, 3:33 AM EST  
Att: 8,551 - Unknown - 42 F

AB 36  
R 5  
H 11  
RBI 4  
BB 1  
SO 5  
LOB 17



Batter	1	2	3	4	5	6	7	8	9	AB	R	H	RBI	BB	SO	LOB	BOTTOM								
<b>Jerry Remy, L</b> OBP: 0.250, SLG: 0.143 (1, 4)	0-0 5-3		0-0 G5-4-3			0-0 L6		0-0 6-3		4	0	0	0	0	0	1									
<b>Dave Stapleton, R</b> OBP: 0.462, SLG: 0.300 (1, 3)	4-0 CS BB			0-0 F7		4-0 BB		0-0 CS 1B		2	0	1	0	2	0	0									
<b>Dwight Evans, R</b> OBP: 0.538, SLG: 1.000 (1, 9)	0-0 1-2 HR				0-0 1B		0-0 F3	0-3 K		4	1	2	1	0	1	2									
<b>Jim Rice, R</b> OBP: 0.250, SLG: 0.500 (1, 7)	0-0 F9			0-3 K		0-0 F8			0-0 FC6-4 1B	4	0	1	0	0	1	2									
<b>Tony Perez, R</b> OBP: 0.364, SLG: 0.400 <b>Reid Nichols, R</b> (7, PR) <b>Garry Hancock, L</b> (9, PH)		0-3 K		0-3 K		4-0 SH1-4 BB			0-3 K	2	0	0	0	1	2	1									
<b>Cammy Lansford, R</b> OBP: 0.200, SLG: 0.300 (1, 5)		0-0 G5-4-3 1B			0-0 2B		0-0 SH1-4		0-0 FC6-4	3	0	2	0	0	0	1									
<b>Glenn Hoffman, R</b> (1, 6)		0-0 G5-4-3			0-0 F7		0-0 P4		0-3 K	4	0	0	0	0	1	5									
<b>Gary Allenson, R</b> OBP: 0.300, SLG: 0.500 (1, 2)			0-0 P6		0-0 5-3		4-0 BB			2	0	0	0	1	0	1									
<b>Rick Miller, L</b> OBP: 0.222, SLG: 0.250 (1, 8)			4-0 G5-4-3 BB		0-0 4-3		0-0 F7			2	0	0	0	1	0	3									
<b>Inning Stats</b>	R: 1 E: 0 K: 0 S: 3	H: 1 LOB: 1 BB: 1 P: 7	R: 0 E: 0 K: 1 S: 5	H: 1 LOB: 0 BB: 0 P: 5	R: 0 E: 0 K: 0 S: 2	H: 0 LOB: 0 BB: 1 P: 6	R: 0 E: 0 K: 2 S: 8	H: 1 LOB: 1 BB: 0 P: 8	R: 0 E: 0 K: 0 S: 4	H: 1 LOB: 1 BB: 0 P: 4	R: 0 E: 0 K: 0 S: 3	H: 0 LOB: 1 BB: 1 P: 7	R: 0 E: 0 K: 1 S: 5	H: 1 LOB: 0 BB: 0 P: 5	R: 0 E: 0 K: 2 S: 8	H: 1 LOB: 1 BB: 0 P: 8	1B: 4 2B: 2 3B: 0 HR: 1	SF: 0 SAC: 1 DP: 3 HBP: 0	WP: 0 PB: 0 SB: 0 CS: 2	PA: 34					
<b>PITCHER</b>	IP	WLS	BF	H	R	ER	SO	BB	IBB	HBP	BLK	WP	HR	S	P	ERA	WHIP								
<b>Jim Palmer, R</b> ERA: 1.29	(1, 1)	7.0		27	4	1	1	3	5	0	0	0	0	28	48	1.29	1.286								
<b>Tim Stoddard, R</b> ERA	(8, 1)	2.0	W	7	2	0	0	3	0	0	0	0	0	13	13	0.00	1.000								

**Baltimore Orioles @ Boston Red Sox**  
Fenway Park, Boston, MA  
Mon Apr 13 1981, 3:33 AM EST  
Att: 8,551 - Unknown - 42 F

AB 28  
R 1  
H 6  
RBI 1  
BB 5  
SO 6  
LOB 17





Batter	1	2	3	4	5	6	7	8	9	AB	R	H	RBI	BB	SO	LOB	TOP										
<b>Al Bumbry, L</b> OBP: 0.167, SLG: 0.176 (1.8)										4	0	0	0	0	1	4											
<b>Rich Dauer, R</b> OBP: 0.313, SLG: 0.438 (1.4)										4	0	2	0	0	0	1											
<b>Jim Dwyer, L</b> OBP: 0.200, SLG: 0.222 (1.9)										4	0	1	1	1	0	1											
<b>Eddie Murray, S</b> OBP: 0.125, SLG: 0.133 (1.3)										4	0	0	0	0	0	2											
<b>John Lowenstein, L</b> OBP: 0.375, SLG: 0.286 (1.7)										4	1	1	0	0	1	0											
<b>Terry Crowley, L</b> OBP: 0.571, SLG: 0.400 (1.10)										4	0	2	0	0	0	2											
<b>Dan Graham, L</b> OBP: 0.375, SLG: 0.286 (1.5)										4	0	2	1	0	1	1											
<b>Rick Dempsey, R</b> OBP: 0.467, SLG: 0.636 (1.2)										2	0	0	0	2	0	3											
<b>Mark Belanger, R</b> OBP: 0.091, SLG: 0.091 (1.6)										2	1	1	0	0	0	1											
<b>Ken Singleton, S</b> OBP: 0.462, SLG: 0.833 (7. PH)										1	0	0	0	0	0	2											
<b>Wayne Krenchicki, L</b> (7.6)										0	0	0	0	0	0	0											
<b>Inning Stats</b>	R: 0 E: 0 K: 0 S: 3	H: 1 LOB: 0 BB: 0 P: 3	R: 1 E: 1 K: 0 S: 5	H: 1 LOB: 1 BB: 0 P: 5	R: 1 E: 0 K: 1 S: 7	H: 3 LOB: 1 BB: 0 P: 7	R: 0 E: 0 K: 0 S: 3	H: 1 LOB: 1 BB: 1 P: 3	R: 0 E: 0 K: 1 S: 5	H: 0 LOB: 0 BB: 0 P: 5	R: 0 E: 0 K: 1 S: 6	H: 1 LOB: 2 BB: 1 P: 10	R: 0 E: 0 K: 0 S: 3	H: 0 LOB: 1 BB: 0 P: 4	R: 0 E: 0 K: 0 S: 4	H: 2 LOB: 1 BB: 0 P: 4	1B: 9 2B: 0 3B: 0 HR: 0	SF: 0 SAC: 0 DP: 3 HBP: 0	WP: 0 PB: 0 SB: 0 CS: 1	PA: 35							
<b>PITCHER</b>	IP	WLS	BF	H	R	ER	SO	BB	IBB	HBP	BLK	WP	HR	S	P	ERA	WHIP										
<b>Mike Torrez, R</b> ERA: 3.86 (1.1)	2.1		12	5	2	1	1	0	0	0	0	0	0	14	14	3.86	2.143										
<b>Bob Stanley, R</b> ERA: 2.05 (3.1)	6.2	W	23	4	0	0	2	2	0	0	0	0	0	25	33	0.00	0.900										

**Baltimore Orioles @ Boston Red Sox**  
Fenway Park, Boston, MA  
Wed Apr 15 1981, 3:33 AM EST  
Att: 8,925 - Unknown

AB	33
R	2
H	9
RBI	2
BB	2
SO	3
LOB	17

Batter	1	2	3	4	5	6	7	8	9	AB	R	H	RBI	BB	SO	LOB	BOTTOM										
<b>Dwight Evans, R</b> OBP: 0.500, SLG: 0.800 (1.9)										5	2	2	0	0	0	3											
<b>Dave Stapleton, R</b> OBP: 0.385, SLG: 0.267 (1.4)										5	1	1	0	0	0	5											
<b>Carl Yastrzemski, L</b> OBP: 0.500, SLG: 0.333 (1.10)										3	0	1	3	1	0	1											
<b>Jim Rice, R</b> OBP: 0.250, SLG: 0.438 (1.7)										4	1	1	0	0	0	4											
<b>Tony Perez, R</b> OBP: 0.333, SLG: 0.571 (1.3)										4	1	1	2	0	0	1											
<b>Camey Lansford, R</b> OBP: 0.286, SLG: 0.500 (1.5)										4	1	2	0	0	0	0											
<b>Glenn Hoffman, R</b> OBP: 0.071, SLG: 0.071 (1.6)										4	0	1	0	0	0	2											
<b>Gary Allenson, R</b> OBP: 0.286, SLG: 0.364 (1.2)										3	0	0	0	1	1	2											
<b>Rick Miller, L</b> OBP: 0.385, SLG: 0.500 (1.8)										4	1	3	0	0	0	0											
<b>Inning Stats</b>	R: 4 E: 1 K: 0 S: 8	H: 5 LOB: 1 BB: 0 P: 8	R: 0 E: 0 K: 0 S: 4	H: 1 LOB: 2 BB: 1 P: 8	R: 0 E: 0 K: 0 S: 3	H: 0 LOB: 0 BB: 0 P: 3	R: 2 E: 0 K: 0 S: 6	H: 3 LOB: 1 BB: 0 P: 6	R: 0 E: 0 K: 1 S: 6	H: 1 LOB: 1 BB: 0 P: 6	R: 0 E: 0 K: 0 S: 3	H: 0 LOB: 0 BB: 0 P: 3	R: 1 E: 1 K: 0 S: 5	H: 1 LOB: 1 BB: 0 P: 5	R: 0 E: 0 K: 0 S: 3	H: 1 LOB: 1 BB: 1 P: 7	1B: 8 2B: 4 3B: 0 HR: 1	SF: 0 SAC: 0 DP: 1 HBP: 0	WP: 0 PB: 0 SB: 0 CS: 0	PA: 38							
<b>PITCHER</b>	IP	WLS	BF	H	R	ER	SO	BB	IBB	HBP	BLK	WP	HR	S	P	ERA	WHIP										
<b>Dennis Martinez, R</b> ERA: 12.27 (1.1)	3.2	L	21	9	6	5	0	1	0	0	0	0	0	20	24	12.27	2.727										
<b>Sammy Stewart, R</b> ERA: (4.1)	4.1		17	3	1	0	1	1	0	0	0	0	0	18	22	0.00	0.923										

**Baltimore Orioles @ Boston Red Sox**  
Fenway Park, Boston, MA  
Wed Apr 15 1981, 3:33 AM EST  
Att: 8,925 - Unknown

AB	36
R	7
H	12
RBI	5
BB	2
SO	1
LOB	18



Batter	1	2	3	4	5	6	7	8	9	AB	R	H	RBI	BB	SO	LOB	TOP								
Jerry Remy, L (1,4) OBP: 0.154, SLG: 0.083	4-3	G6-4-3		1-3		L8	F8			5	0	0	0	0	0	6	<b>Boston Red Sox @ Chicago White Sox</b> Comiskey Park, Chicago, IL Fri Apr 17 1981, 4:33 AM EST Att: 30,458 - Unknown - 77 F  <b>AB 40</b> <b>R 8</b> <b>H 14</b> <b>RBI 8</b> <b>BB 4</b> <b>SO 3</b> <b>LOB 21</b>								
Dwight Evans, R (1,9) OBP: 0.391, SLG: 0.600	K		F8		K	F8		F9	5	0	0	0	0	2	2										
Carl Yastrzemski, L (1,10) OBP: 0.444, SLG: 0.167	BB		4-3		P6		BB	3-1	3	1	0	0	2	0	0										
Jim Rice, R (1,7) OBP: 0.286, SLG: 0.400	F9		F8		1B		1B	6-3	4	1	1	0	1	0	1										
Tony Perez, R (1,3) OBP: 0.400, SLG: 0.556		HR		5-3			1B	1-3	4	2	2	1	1	0	0										
Carney Lansford, R (1,5) OBP: 0.421, SLG: 0.737		HR		4-3		K			5	2	4	2	0	1	2										
Glenn Hoffman, R (1,6) OBP: 0.105, SLG: 0.105	1-3		E3			6-3	P4		5	1	1	0	0	0	4										
Gary Allenson, R (1,2) OBP: 0.368, SLG: 0.563		1B		4-3				G5-4-3	5	1	3	2	0	0	4										
Rick Miller, L (1,8) OBP: 0.471, SLG: 0.563							F8		4	0	3	3	0	0	2										
<b>Inning Stats</b>	R: 0 E: 0 K: 1 S: 5	H: 0 LOB: 1 BB: 1 P: 9	R: 3 E: 0 K: 0 S: 5	H: 3 LOB: 0 BB: 1 P: 9	R: 0 E: 0 K: 0 S: 3	H: 0 LOB: 0 BB: 0 P: 3	R: 2 E: 1 K: 0 S: 6	H: 2 LOB: 1 BB: 0 P: 6	R: 0 E: 0 K: 2 S: 9	H: 2 LOB: 2 BB: 0 P: 9	R: 0 E: 0 K: 0 S: 5	H: 2 LOB: 2 BB: 0 P: 5	R: 3 E: 0 K: 0 S: 6	H: 3 LOB: 2 BB: 2 P: 14	R: 0 E: 0 K: 0 S: 3	H: 0 LOB: 0 BB: 0 P: 3	R: 0 E: 0 K: 0 S: 4	H: 2 LOB: 1 BB: 0 P: 4	1B: 11 2B: 2 3B: 0 HR: 1	SF: 0 SAC: 0 DP: 2 HBP: 0	WP: 0 PB: 0 SB: 1 CS: 0	PA: 44			
<b>PITCHER</b>	IP	WLS	BF	H	R	ER	SO	BB	IBB	HBP	BLK	WP	HR	S	P	ERA	WHIP								
Richard Dotson, R (1,1) ERA: 3.97	3.2	L	18	5	5	3	1	2	0	0	0	0	1	18	26	7.36	1.909								
Francisco Barrios, R (4,1) ERA: 5.4	2.1		11	4	0	0	2	0	0	0	0	0	0	15	15	0.00	1.714								
Ed Farmer, R (7,1) ERA: 5.4	0.1		6	3	3	3	0	2	0	0	0	0	0	4	12	81.00	15.000								
Kevin Hickey, L (7,1) ERA: 5.4	1.2		5	0	0	0	0	0	0	0	0	0	0	5	5	0.00	0.000								
Dennis Lamp, R (9,1) ERA: 5.4	1.0		4	2	0	0	0	0	0	0	0	0	0	4	4	0.00	2.000								


Batter	1	2	3	4	5	6	7	8	9	AB	R	H	RBI	BB	SO	LOB	BOTTOM								
Ron LeFlore, R (1,7) OBP: 0.409, SLG: 0.476	6-3								G6-4-3	2	0	1	1	0	0	0	<b>Boston Red Sox @ Chicago White Sox</b> Comiskey Park, Chicago, IL Fri Apr 17 1981, 4:33 AM EST Att: 30,458 - Unknown - 77 F  <b>AB 36</b> <b>R 5</b> <b>H 12</b> <b>RBI 5</b> <b>BB 1</b> <b>SO 4</b> <b>LOB 16</b>								
Rusty Kuntz, R (3,FR) OBP: 0.600, SLG: 0.500			SF8		K		K			2	0	0	0	0	2	1									
Wayne Nordhagen, R (9,PH)			1-3						1	0	0	0	0	0	1										
Mike Squires, L (1,3) OBP: 0.428, SLG: 0.438	P6		SF8				P6		3	0	1	1	0	0	1										
Lamar Johnson, R (9,PH)			1-2						1	0	0	0	0	0	0										
Carlton Fisk, R (1,2) OBP: 0.381, SLG: 0.737			F2		F3		F5		4	0	1	0	0	0	4										
Greg Luzinski, R (1,10) OBP: 0.333, SLG: 0.450	F2		K			1B		HR	4	1	2	1	0	1	3										
Chet Lemon, R (1,8) OBP: 0.444, SLG: 0.167		F3				FC5-2		HR	3	0	1	0	1	0	0										
Harold Baines, L (1,9) OBP: 0.412, SLG: 0.588		G3			G4-6-3			HR	4	1	2	1	0	0	1										
Jim Morrison, R (1,5) OBP: 0.222, SLG: 0.471					5-3		FC5-2		4	0	0	0	0	0	3										
Tony Bernazard, S (1,4) OBP: 0.300, SLG: 0.474									4	2	2	1	0	1	2										
Bill Almon, R (1,6) OBP: 0.438, SLG: 0.308									4	1	2	0	0	0	0										
<b>Inning Stats</b>	R: 0 E: 0 K: 0 S: 4	H: 1 LOB: 1 BB: 0 P: 4	R: 0 E: 0 K: 0 S: 3	H: 0 LOB: 0 BB: 0 P: 3	R: 2 E: 0 K: 1 S: 8	H: 3 LOB: 2 BB: 0 P: 8	R: 0 E: 0 K: 0 S: 3	H: 1 LOB: 0 BB: 0 P: 3	R: 1 E: 0 K: 1 S: 7	H: 2 LOB: 1 BB: 0 P: 7	R: 0 E: 0 K: 0 S: 4	H: 2 LOB: 2 BB: 1 P: 8	R: 0 E: 0 K: 1 S: 6	H: 1 LOB: 1 BB: 0 P: 6	R: 2 E: 0 K: 1 S: 7	H: 2 LOB: 0 BB: 0 P: 7	R: 0 E: 1 K: 0 S: 3	H: 0 LOB: 0 BB: 0 P: 3	1B: 6 2B: 4 3B: 0 HR: 3	SF: 1 SAC: 0 DP: 3 HBP: 0	WP: 0 PB: 0 SB: 1 CS: 0	PA: 38			
<b>PITCHER</b>	IP	WLS	BF	H	R	ER	SO	BB	IBB	HBP	BLK	WP	HR	S	P	ERA	WHIP								
Dennis Eckersley, R (1,1) ERA: 3.75	5.0	W	21	7	3	3	2	0	0	0	0	0	2	13	17	7.71	2.571								
Mark Clear, R (6,1) ERA: 5.4	2.1		12	5	2	2	1	1	0	0	0	0	0	7	7	0.00	0.000								
Tom Burgmeier, L (8,1) ERA: 5.4	1.2	S	5	0	0	0	1	0	0	0	0	0	0	7	7	0.00	0.000								



Batter	1	2	3	4	5	6	7	8	9	AB	R	H	RBI	BB	SO	LOB	TOP								
Dwight Evans, R OBP: 0.407, SLG: 0.565 (1, 9)	0-0 1-3 ①		0-3 K ② ③					0-0 FC6-4 1B ①		4-0 FC4-6 BB ①							3 0 1 0 1 1 1								
Dave Stapleton, R OBP: 0.318, SLG: 0.222 (1, 4)	0-0 6-3 ②			0-0 6-3 ①				0-0 FC6-4 G4-6-3 1-2 ①		0-0 SF7 ①							3 0 0 1 0 0 1								
Carl Yastrzemski, L OBP: 0.385, SLG: 0.300 (1, 10)	0-0 2B ③			0-0 6-3 ②				0-0 G4-6-3 1-2 ② ③		0-0 FC4-6 1-2 2-3 ②							4 0 1 0 0 0 3								
Jim Rice, R OBP: 0.280, SLG: 0.375 (1, 7)	0-0 F7 ③			0-0 1B ③					0-0 6-3 ①		0-0 F7 ③						4 0 1 0 0 0 4								
Tony Perez, R OBP: 0.333, SLG: 0.455 (1, 3)		0-0 E4 G6-3 ① ②		0-0 F9 ③					0-0 6-3 ②			0-3 K ①					4 0 0 0 0 1 1								
Carney Lansford, R OBP: 0.435, SLG: 0.667 (1, 5)		0-0 G6-3 1-2 ① ②				4-0 SH1-4 BB ①			4-0 FC5-4 BB ③			0-0 F7 ②					2 0 0 0 2 0 1								
Glenn Hoffman, R OBP: 0.095, SLG: 0.095 Garry Hancock, L (9, PH)		0-0 4-3 ③				0-0 SH1-4 1-2 ①			0-0 FC5-4 1-2 ③			0-0 G3 ③					2 0 0 0 0 0 1 1 0 0 0 0 0 0								
Gary Allenson, R OBP: 0.364, SLG: 0.526 (1, 2)			0-0 F9 ①			0-0 F2 ②				0-0 2B SF7 1B ①							3 1 1 0 0 0 1								
Rick Miller, L OBP: 0.474, SLG: 0.529 Joe Rudi, R OBP: 0.333, SLG: 0.400 Reid Nichols, R (8, 8)			1-0 CS HBP ①		0-0 5-3 ③					0-0 FC4-6 1-3 2B ①							1 0 0 0 0 0 1 1 0 1 0 0 0 0 0 0 0 0 0 0 0								
<b>Inning Stats</b>	R: 0 E: 0 K: 0 S: 4	H: 1 LOB: 1 BB: 0 P: 4	R: 0 E: 1 K: 0 S: 3	H: 0 LOB: 0 BB: 0 P: 3	R: 0 E: 0 K: 1 S: 4	H: 0 LOB: 1 BB: 0 P: 5	R: 0 E: 0 K: 0 S: 4	H: 1 LOB: 1 BB: 0 P: 4	R: 0 E: 0 K: 0 S: 3	H: 0 LOB: 1 BB: 1 P: 7	R: 0 E: 0 K: 0 S: 3	H: 0 LOB: 0 BB: 0 P: 3	R: 0 E: 0 K: 0 S: 3	H: 0 LOB: 1 BB: 1 P: 7	R: 1 E: 0 K: 0 S: 5	H: 2 LOB: 3 BB: 1 P: 9	R: 0 E: 0 K: 1 S: 5	H: 0 LOB: 0 BB: 0 P: 5	1B: 3 2B: 3 3B: 0 HR: 0	SF: 1 SAC: 1 DP: 3 HBP: 1	WP: 0 PB: 0 SB: 0 CS: 1	PA: 34			
<b>PITCHER</b>	IP WLS BF H R ER SO BB IBB HBP BLK WP HR S P ERA WHIP	IP WLS BF H R ER SO BB IBB HBP BLK WP HR S P ERA WHIP	IP WLS BF H R ER SO BB IBB HBP BLK WP HR S P ERA WHIP	IP WLS BF H R ER SO BB IBB HBP BLK WP HR S P ERA WHIP	IP WLS BF H R ER SO BB IBB HBP BLK WP HR S P ERA WHIP	IP WLS BF H R ER SO BB IBB HBP BLK WP HR S P ERA WHIP	IP WLS BF H R ER SO BB IBB HBP BLK WP HR S P ERA WHIP	IP WLS BF H R ER SO BB IBB HBP BLK WP HR S P ERA WHIP	IP WLS BF H R ER SO BB IBB HBP BLK WP HR S P ERA WHIP	IP WLS BF H R ER SO BB IBB HBP BLK WP HR S P ERA WHIP	IP WLS BF H R ER SO BB IBB HBP BLK WP HR S P ERA WHIP	IP WLS BF H R ER SO BB IBB HBP BLK WP HR S P ERA WHIP	IP WLS BF H R ER SO BB IBB HBP BLK WP HR S P ERA WHIP	IP WLS BF H R ER SO BB IBB HBP BLK WP HR S P ERA WHIP	IP WLS BF H R ER SO BB IBB HBP BLK WP HR S P ERA WHIP	IP WLS BF H R ER SO BB IBB HBP BLK WP HR S P ERA WHIP	IP WLS BF H R ER SO BB IBB HBP BLK WP HR S P ERA WHIP	IP WLS BF H R ER SO BB IBB HBP BLK WP HR S P ERA WHIP	IP WLS BF H R ER SO BB IBB HBP BLK WP HR S P ERA WHIP	IP WLS BF H R ER SO BB IBB HBP BLK WP HR S P ERA WHIP	IP WLS BF H R ER SO BB IBB HBP BLK WP HR S P ERA WHIP	IP WLS BF H R ER SO BB IBB HBP BLK WP HR S P ERA WHIP	IP WLS BF H R ER SO BB IBB HBP BLK WP HR S P ERA WHIP	IP WLS BF H R ER SO BB IBB HBP BLK WP HR S P ERA WHIP	IP WLS BF H R ER SO BB IBB HBP BLK WP HR S P ERA WHIP

**Boston Red Sox @ Chicago White Sox**  
Comiskey Park, Chicago, IL  
Sat Apr 18, 1981, 4:33 AM EST  
Att: 36,782 - Sunny - 44 F


AB 28  
R 1  
H 5  
RBI 1  
BB 3  
SO 2  
LOB 14



Batter	1	2	3	4	5	6	7	8	9	AB	R	H	RBI	BB	SO	LOB	BOTTOM									
Bill Almon, R OBP: 0.500, SLG: 0.375 (1, 6)	0-0 6-3 ①		4-0 BB BB BB ①		0-0 SH3-4 HR 1B ①		0-0 1B SH1-4 1B ①			3 1 2 0 1 0 0																
Tony Bemazard, S OBP: 0.318, SLG: 0.571 (1, 4)	0-0 3B ②		0-0 F9 ①		0-0 SH3-4 1-2 ①		0-0 SH1-4 1-2 ①			2 0 1 0 0 0 1																
Carlton Fisk, R OBP: 0.400, SLG: 0.818 (1, 2)	0-3 K ②		0-0 F7 ②		0-0 HR 2H ②		4-0 1B IBB ②			3 1 1 2 1 1 2																
Greg Luzinski, R OBP: 0.440, SLG: 0.476 Richard Dotson, R (7, PR)	4-0 BB ③		4-0 BB 1-2 BB ③		4-0 L6-4 1B BB ③		0-0 G5-4-3 1B 1-2 2-3 ③			1 0 1 0 3 0 0 0 0 0 0 0 0 0																
Chet Lemon, R OBP: 0.455, SLG: 0.200 (1, 8)	0-3 K ③		4-0 FC5-4 BB 1-2 2-3 ③		0-0 1B 1-2 ③		0-0 G5-4-3 1-2 ③			3 0 1 0 1 1 5																
Lamar Johnson, R OBP: 0.200, SLG: 0.200 Mike Squires, L OBP: 0.429, SLG: 0.438 (8, PR)		0-0 F7 ①	0-0 FC5-4 1-2 ③		0-0 L6-4 2-3 ③			0-0 FC6-4 1B ①		4 0 1 0 0 0 5 0 0 0 0 0 0 0																
Wayne Nordhagen, R Harold Baines, L OBP: 0.389, SLG: 0.556 (7, 9)		0-0 F8 ②		0-0 6-3 ①		0-0 6-3 ①		0-3 K ①		3 0 0 0 0 0 0 1 0 0 0 0 1 1																
Jim Morrison, R OBP: 0.182, SLG: 0.381 (1, 5)		0-0 E6 S ②		0-0 F7 ②		0-0 F6 ②		0-0 FC6-4 1-2 ②		4 0 0 0 0 0 1																
Rusty Kuntz, R OBP: 0.333, SLG: 0.250 (1, 7)		0-0 6-3 1-2 ③		0-0 F9 ③		0-0 F8 ③		0-0 F7 ③		4 0 0 0 0 0 2																
<b>Inning Stats</b>	R: 0 E: 0 K: 2 S: 8	H: 1 LOB: 2 BB: 1 P: 12	R: 0 E: 1 K: 0 S: 4	H: 0 LOB: 0 BB: 0 P: 4	R: 0 E: 0 K: 0 S: 3	H: 0 LOB: 3 BB: 3 P: 15	R: 0 E: 0 K: 0 S: 3	H: 0 LOB: 0 BB: 0 P: 3	R: 2 E: 0 K: 0 S: 5	H: 3 LOB: 1 BB: 1 P: 9	R: 0 E: 0 K: 0 S: 3	H: 0 LOB: 0 BB: 0 P: 3	R: 0 E: 0 K: 0 S: 4	H: 2 LOB: 3 BB: 1 P: 8	R: 0 E: 0 K: 1 S: 6	H: 1 LOB: 1 BB: 0 P: 6	R: 0 E: 0 K: 1 S: 6	H: 0 LOB: 0 BB: 0 P: 6	1B: 5 2B: 1 3B: 1 HR: 1	SF: 0 SAC: 2 DP: 2 HBP: 0	WP: 0 PB: 0 SB: 1 CS: 0	PA: 36				
<b>PITCHER</b>	IP WLS BF H R ER SO BB IBB HBP BLK WP HR S P ERA WHIP	IP WLS BF H R ER SO BB IBB HBP BLK WP HR S P ERA WHIP	IP WLS BF H R ER SO BB IBB HBP BLK WP HR S P ERA WHIP	IP WLS BF H R ER SO BB IBB HBP BLK WP HR S P ERA WHIP	IP WLS BF H R ER SO BB IBB HBP BLK WP HR S P ERA WHIP	IP WLS BF H R ER SO BB IBB HBP BLK WP HR S P ERA WHIP	IP WLS BF H R ER SO BB IBB HBP BLK WP HR S P ERA WHIP	IP WLS BF H R ER SO BB IBB HBP BLK WP HR S P ERA WHIP	IP WLS BF H R ER SO BB IBB HBP BLK WP HR S P ERA WHIP	IP WLS BF H R ER SO BB IBB HBP BLK WP HR S P ERA WHIP	IP WLS BF H R ER SO BB IBB HBP BLK WP HR S P ERA WHIP	IP WLS BF H R ER SO BB IBB HBP BLK WP HR S P ERA WHIP	IP WLS BF H R ER SO BB IBB HBP BLK WP HR S P ERA WHIP	IP WLS BF H R ER SO BB IBB HBP BLK WP HR S P ERA WHIP	IP WLS BF H R ER SO BB IBB HBP BLK WP HR S P ERA WHIP	IP WLS BF H R ER SO BB IBB HBP BLK WP HR S P ERA WHIP	IP WLS BF H R ER SO BB IBB HBP BLK WP HR S P ERA WHIP	IP WLS BF H R ER SO BB IBB HBP BLK WP HR S P ERA WHIP	IP WLS BF H R ER SO BB IBB HBP BLK WP HR S P ERA WHIP	IP WLS BF H R ER SO BB IBB HBP BLK WP HR S P ERA WHIP	IP WLS BF H R ER SO BB IBB HBP BLK WP HR S P ERA WHIP	IP WLS BF H R ER SO BB IBB HBP BLK WP HR S P ERA WHIP	IP WLS BF H R ER SO BB IBB HBP BLK WP HR S P ERA WHIP	IP WLS BF H R ER SO BB IBB HBP BLK WP HR S P ERA WHIP	IP WLS BF H R ER SO BB IBB HBP BLK WP HR S P ERA WHIP	IP WLS BF H R ER SO BB IBB HBP BLK WP HR S P ERA WHIP

**Boston Red Sox @ Chicago White Sox**  
Comiskey Park, Chicago, IL  
Sat Apr 18, 1981, 4:33 AM EST  
Att: 36,782 - Sunny - 44 F

AB 28  
R 2  
H 7  
RBI 2  
BB 6  
SO 3  
LOB 17





Batter	1	2	3	4	5	6	7	8	9	AB	R	H	RBI	BB	SO	LOB	TOP			
Dwight Evans, R OBP: 0.438, SLG: 0.520										2	2	0	0	2	0	1				
Dave Stapleton, R OBP: 0.296, SLG: 0.217										5	1	1	0	0	0	3				
Carney Lansford, R OBP: 0.500, SLG: 0.680										4	2	3	1	1	1	0				
Jim Rice, R OBP: 0.233, SLG: 0.310										5	1	0	1	0	1	6				
Tony Perez, R OBP: 0.310, SLG: 0.385										4	0	0	0	1	2	4				
Joe Rudi, R OBP: 0.455, SLG: 0.444										4	1	2	1	0	1	2				
Glenn Hoffman, R OBP: 0.154, SLG: 0.154										5	1	2	2	0	1	3				
Gary Allenson, R OBP: 0.407, SLG: 0.636										3	1	1	3	2	1	1				
Reid Nichols, R										1	0	0	0	0	0	0				
Rick Miller, L OBP: 0.409, SLG: 0.450										3	0	0	0	0	1	3				
<b>Inning Stats</b>	R: 2 E: 1 K: 0 S: 5	H: 2 LOB: 2 BB: 2 P: 13	R: 0 E: 0 K: 0 S: 3	H: 0 LOB: 1 BB: 1 P: 7	R: 0 E: 0 K: 1 S: 5	H: 0 LOB: 0 BB: 0 P: 5	R: 3 E: 0 K: 0 S: 5	H: 2 LOB: 0 BB: 0 P: 6	R: 0 E: 0 K: 1 S: 5	H: 0 LOB: 0 BB: 0 P: 5	R: 0 E: 0 K: 1 S: 5	H: 0 LOB: 2 BB: 2 P: 13	R: 0 E: 0 K: 3 S: 10	H: 1 LOB: 1 BB: 0 P: 10	R: 4 E: 2 K: 1 S: 10	H: 3 LOB: 3 BB: 1 P: 15	1B: 8 2B: 1 3B: 0 HR: 1	SF: 0 SAC: 1 DP: 1 HBP: 2	WP: 0 PB: 0 SB: 0 CS: 1	PA: 45
<b>PITCHER</b>	IP	WLS	BF	H	R	ER	SO	BB	IBB	HBP	BLK	WP	HR	S	P	ERA	WHIP			
Ross Baumgarten, L ERA: 6.55	3.0	L	17	4	5	5	1	3	0	1	0	0	1	15	28	15.00	2.333			
Dennis Lamp, R ERA:	3.2		13	1	0	0	2	2	0	0	0	0	0	15	23	0.00	0.818			
Ed Farmer, R ERA: 21.0	2.0		14	4	4	1	4	1	0	1	0	0	0	20	25	4.50	2.500			
Kevin Hickey, L ERA:	0.1		1	0	0	0	1	0	0	0	0	0	0	3	3	0.00	0.000			

**Boston Red Sox @ Chicago White Sox**  
Comiskey Park, Chicago, IL  
Sun Apr 19 1981, 4:33 AM EST  
Att. 9,528 - Overcast - 49 F

AB 36  
R 9  
H 9  
RBI 8  
BB 6  
SO 8  
LOB 23

Batter	1	2	3	4	5	6	7	8	9	AB	R	H	RBI	BB	SO	LOB	BOTTOM					
Tony Bernazard, S OBP: 0.333, SLG: 0.538										5	0	2	0	0	0	0						
Mike Squires, L OBP: 0.400, SLG: 0.400										4	0	1	0	0	0	4						
Lamar Johnson, R OBP: 0.167, SLG: 0.167										1	0	0	0	0	0	2						
Carlton Fisk, R OBP: 0.467, SLG: 0.920										3	1	2	2	1	1	0						
Greg Luzinski, R OBP: 0.367, SLG: 0.385										5	0	0	0	0	3	6						
Chet Lemon, R OBP: 0.407, SLG: 0.158										4	0	0	0	1	0	1						
Harold Baines, L OBP: 0.384, SLG: 0.500										4	1	1	0	0	0	2						
Wayne Nordhagen, R OBP: 0.273, SLG: 0.273										4	1	3	0	0	0	0						
Rusty Kuntz, R OBP: 0.333, SLG: 0.250										0	0	0	0	0	0	0						
Jim Morrison, R OBP: 0.240, SLG: 0.458										3	1	2	2	0	0	1						
Jim Essian, R										0	0	0	0	0	0	0						
Bill Almon, R OBP: 0.478, SLG: 0.333										2	0	0	0	1	0	1						
Bob Molinaro, L OBP: 0.333, SLG: 0.250										0	0	0	0	1	0	0						
Greg Pryor, R										0	0	0	0	0	0	0						
<b>Inning Stats</b>	R: 1 E: 0 K: 1 S: 6	H: 1 LOB: 0 BB: 0 P: 6	R: 0 E: 0 K: 0 S: 3	H: 1 LOB: 1 BB: 1 P: 7	R: 0 E: 0 K: 0 S: 4	H: 1 LOB: 2 BB: 0 P: 5	R: 3 E: 0 K: 1 S: 9	H: 4 LOB: 3 BB: 2 P: 17	R: 0 E: 0 K: 0 S: 3	H: 0 LOB: 0 BB: 0 P: 3	R: 0 E: 1 K: 0 S: 4	H: 1 LOB: 1 BB: 0 P: 4	R: 0 E: 0 K: 1 S: 6	H: 1 LOB: 1 BB: 0 P: 6	R: 0 E: 0 K: 0 S: 4	H: 2 LOB: 2 BB: 1 P: 8	R: 0 E: 0 K: 1 S: 5	H: 0 LOB: 0 BB: 0 P: 5	1B: 9 2B: 1 3B: 0 HR: 1	SF: 0 SAC: 1 DP: 2 HBP: 1	WP: 0 PB: 0 SB: 0 CS: 0	PA: 41
<b>PITCHER</b>	IP	WLS	BF	H	R	ER	SO	BB	IBB	HBP	BLK	WP	HR	S	P	ERA	WHIP					
Steve Crawford, R ERA: 3.18	3.1		19	3	4	4	1	2	0	1	0	0	0	18	27	10.80	2.700					
Bob Stanley, R ERA: 1.42	4.0	W	17	3	0	0	2	2	0	0	0	0	0	19	27	0.00	1.250					
Tom Burgmeier, L ERA:	1.2	S	5	1	0	0	1	0	0	0	0	0	0	7	7	0.00	0.600					

**Boston Red Sox @ Chicago White Sox**  
Comiskey Park, Chicago, IL  
Sun Apr 19 1981, 4:33 AM EST  
Att. 9,528 - Overcast - 49 F

AB 35  
R 4  
H 11  
RBI 4  
BB 4  
SO 4  
LOB 17



Batter	1	2	3	4	5	6	7	8	9	AB	R	H	RBI	BB	SO	LOB	TOP
<b>Bump Wills, S</b> OBP: 0.378, SLG: 0.438 (1,4)										3	0	1	0	1	0	1	<b>Texas Rangers @ Boston Red Sox</b> Fenway Park, Boston, MA Mon Apr 20 1981, 3:33 AM EST Att: 26,844 - Unknown
<b>Mickey Rivers, L</b> OBP: 0.316, SLG: 0.389 (1,8)										4	0	0	0	0	0	2	
<b>Al Oliver, L</b> OBP: 0.231, SLG: 0.324 (1,10)										3	1	0	0	1	0	0	
<b>Buddy Bell, R</b> OBP: 0.395, SLG: 0.472 (1,5)										4	0	0	0	0	0	1	
<b>Johnny Grubb, L</b> OBP: 0.290, SLG: 0.467 (1,9)										4	1	2	2	0	0	0	
<b>Pat Putnam, L</b> OBP: 0.303, SLG: 0.424 (1,3)										4	0	2	0	0	1	1	
<b>Jim Sundberg, R</b> OBP: 0.382, SLG: 0.433 (1,2)										4	0	1	0	0	2	1	
<b>Bill Sample, R</b> OBP: 0.235, SLG: 0.233 (1,7)										3	0	1	0	0	0	0	
<b>Dan Duran, L</b> OBP: 0.500, SLG: 0.500 (9, PH)										1	0	0	0	0	0	2	
<b>Mario Mendoza, R</b> OBP: 0.320, SLG: 0.304 (1,6)										3	0	0	0	0	0	1	
<b>Inning Stats</b>	R: 0 E: 0 K: 0 S: 3	H: 1 LOB: 0 BB: 0 P: 3	R: 0 E: 0 K: 1 S: 6	H: 1 LOB: 1 BB: 0 P: 6	R: 0 E: 0 K: 0 S: 3	H: 0 LOB: 1 BB: 1 P: 7	R: 0 E: 0 K: 0 S: 4	H: 1 LOB: 1 BB: 0 P: 4	R: 0 E: 0 K: 1 S: 5	H: 0 LOB: 0 BB: 0 P: 5	R: 0 E: 0 K: 0 S: 3	H: 0 LOB: 0 BB: 0 P: 3	R: 0 E: 0 K: 0 S: 5	H: 2 LOB: 2 BB: 0 P: 5	1B: 3 2B: 2 3B: 1 HR: 1	SF: 0 SAC: 0 DP: 0 HBP: 0	WP: 0 PA: 35 PB: 0 SB: 0 CS: 1
<b>PITCHER</b> <b>Mike Torrez, R</b> ERA: 2.38 (1,1)	IP: 9.0 WLS: W BF: 35 H: 7 R: 2 ER: 2 SO: 3 BB: 2 IBB: 0 HBP: 0 BLK: 0 WP: 0 HR: 1 S: 39 P: 47 ERA: 2.00 WHIP: 1.000											<b>PITCHER</b>	IP: 9.0 WLS: W BF: 35 H: 7 R: 2 ER: 2 SO: 3 BB: 2 IBB: 0 HBP: 0 BLK: 0 WP: 0 HR: 1 S: 39 P: 47 ERA: 2.00 WHIP: 1.000				

Batter	1	2	3	4	5	6	7	8	9	AB	R	H	RBI	BB	SO	LOB	BOTTOM
<b>Jerry Remy, L</b> OBP: 0.235, SLG: 0.188 (1,4)										4	1	2	1	0	0	0	<b>Texas Rangers @ Boston Red Sox</b> Fenway Park, Boston, MA Mon Apr 20 1981, 3:33 AM EST Att: 26,844 - Unknown
<b>Dwight Evans, R</b> OBP: 0.444, SLG: 0.621 (1,9)										4	1	2	2	0	0	1	
<b>Carl Yastrzemski, L</b> OBP: 0.353, SLG: 0.286 (1,10)										4	0	1	0	0	0	2	
<b>Jim Rice, R</b> OBP: 0.235, SLG: 0.303 (1,7)										4	0	1	0	0	0	1	
<b>Tony Perez, R</b> OBP: 0.273, SLG: 0.333 (1,3)										4	0	0	0	0	1	3	
<b>Camey Lansford, R</b> OBP: 0.500, SLG: 0.655 (1,5)										4	1	2	0	0	0	0	
<b>Gary Allenson, R</b> OBP: 0.419, SLG: 0.600 (1,2)										3	1	1	1	0	0	1	
<b>Glenn Hoffman, R</b> OBP: 0.207, SLG: 0.179 (1,6)										2	0	1	0	1	0	1	
<b>Rick Miller, L</b> OBP: 0.346, SLG: 0.375 (1,8)										4	0	0	0	0	0	4	
<b>Inning Stats</b>	R: 0 E: 0 K: 0 S: 4	H: 1 LOB: 1 BB: 0 P: 4	R: 0 E: 0 K: 1 S: 6	H: 1 LOB: 1 BB: 0 P: 6	R: 0 E: 1 K: 0 S: 3	H: 0 LOB: 0 BB: 0 P: 3	R: 0 E: 0 K: 0 S: 3	H: 0 LOB: 1 BB: 1 P: 7	R: 0 E: 0 K: 0 S: 3	H: 0 LOB: 0 BB: 0 P: 3	R: 1 E: 0 K: 0 S: 6	H: 3 LOB: 2 BB: 0 P: 6	R: 0 E: 0 K: 0 S: 6	H: 0 LOB: 0 BB: 0 P: 6	1B: 9 2B: 0 3B: 0 HR: 1	SF: 0 SAC: 1 DP: 1 HBP: 1	
<b>PITCHER</b> <b>Doc Medich, R</b> ERA: 2.4 (1,1)	IP: 7.2 WLS: L BF: 35 H: 10 R: 4 ER: 4 SO: 1 BB: 1 IBB: 0 HBP: 0 BLK: 0 WP: 0 HR: 1 S: 35 P: 40 ERA: 4.70 WHIP: 1.435											<b>PITCHER</b>	IP: 7.2 WLS: L BF: 35 H: 10 R: 4 ER: 4 SO: 1 BB: 1 IBB: 0 HBP: 0 BLK: 0 WP: 0 HR: 1 S: 35 P: 40 ERA: 4.70 WHIP: 1.435				
<b>John Henry Johnson, L</b> ERA: 1.8 (8,1)	IP: 0.1 WLS: 1 BF: 1 H: 0 R: 0 ER: 0 SO: 0 BB: 0 IBB: 0 HBP: 0 BLK: 0 WP: 0 HR: 0 S: 1 P: 1 ERA: 0.00 WHIP: 0.000											<b>PITCHER</b>	IP: 0.1 WLS: 1 BF: 1 H: 0 R: 0 ER: 0 SO: 0 BB: 0 IBB: 0 HBP: 0 BLK: 0 WP: 0 HR: 0 S: 1 P: 1 ERA: 0.00 WHIP: 0.000				

AB	33
R	2
H	7
RBI	2
BB	2
SO	3
LOB	9



AB	33
R	4
H	10
RBI	4
BB	1
SO	1
LOB	13






Batter	1	2	3	4	5	6	7	8	9	AB	R	H	RBI	BB	SO	LOB	TOP	
<b>Bump Wills, S</b> OBP: 0.390, SLG: 0.457 (1, 4)	0-3 K		0-0 1-3			4-0 2B 1-3 BB		0-0 1B 2B		3	2	1	0	1	1	2		
<b>Mickey Rivers, L</b> OBP: 0.310, SLG: 0.375 (1, 8)	0-0 4-3		0-0 1B			0-0 1-3		0-0 F8		4	0	1	1	0	0	2		
<b>Al Oliver, L</b> OBP: 0.256, SLG: 0.366 (1, 10)	0-0 6-3		0-0 K			0-0 4-3 2H 2B		0-0 1B		4	0	2	2	0	1	2		
<b>Buddy Bell, R</b> OBP: 0.381, SLG: 0.450 (1, 5)		0-0 F8				0-0 4-3		0-0 L6		4	0	1	0	0	0	2		
<b>John Ellis, R</b> OBP: 0.167, SLG: 0.167 (1, 3)		0-0 1B				0-0 1-3		0-0 F8		4	0	1	0	0	0	2		
<b>Jim Sundberg, R</b> OBP: 0.368, SLG: 0.441 (1, 2)		0-0 6-3				0-0 F9		0-0 E 2B		4	1	1	0	0	0	0		
<b>Leon Roberts, R</b> OBP: 0.429, SLG: 0.500 (1, 9)			4-0 SH1-4 1B BB			0-0 5-3		0-0 F6		3	1	0	0	1	0	1		
<b>Bill Sample, R</b> OBP: 0.263, SLG: 0.265 (1, 7)			0-0 1B SH1-4 1B			0-0 L4-3 1B		0-0 F6		4	0	2	0	0	0	0		
<b>Mario Mendoza, R</b> OBP: 0.286, SLG: 0.269 (1, 6)			0-0 SH1-4			0-0 L4-3		0-0 F9		3	0	0	0	0	0	2		
<b>Inning Stats</b>	R: 0 E: 0 K: 1 S: 5	H: 0 LOB: 0 BB: 0 P: 5	R: 0 E: 0 K: 0 S: 3	H: 1 LOB: 0 BB: 0 P: 3	R: 1 E: 0 K: 1 S: 7	H: 2 LOB: 2 BB: 1 P: 11	R: 0 E: 0 K: 0 S: 3	H: 1 LOB: 0 BB: 0 P: 3	R: 0 E: 0 K: 0 S: 3	H: 0 LOB: 0 BB: 0 P: 3	R: 1 E: 1 K: 0 S: 5	H: 2 LOB: 1 BB: 0 P: 5	R: 1 E: 1 K: 0 S: 5	H: 1 LOB: 1 BB: 0 P: 5	1B: 6 2B: 4 3B: 0 HR: 0	SF: 0 SAC: 1 DP: 1 HBP: 0	WP: 0 PB: 0 SB: 0 CS: 1	PA: 36
<b>PITCHER</b> <b>John Tudor, L</b> ERA: 3.0 (1, 1)	IP: 9.0 WLS: W BF: 36 H: 9 R: 4 ER: 3 SO: 2 BB: 2 IBB: 0 HBP: 0 BLK: 0 WP: 0 HR: 0 S: 38 P: 46 ERA: 3.00 WHIP: 1.222																	

Texas Rangers @ Boston Red Sox  
Fenway Park, Boston, MA  
Tue Apr 21 1981, 3:33 AM EST  
Att: 13,233 - Unknown


AB	33
R	4
H	9
RBI	3
BB	2
SO	2
LOB	13



Batter	1	2	3	4	5	6	7	8	9	AB	R	H	RBI	BB	SO	LOB	BOTTOM			
<b>Jerry Remy, L</b> OBP: 0.316, SLG: 0.250 (1, 4)	0-0 F5		0-0 F9			0-0 1B 1B		4-0 2B 1B BB		4	2	2	1	1	0	0				
<b>Dwight Evans, R</b> OBP: 0.483, SLG: 0.645 (1, 9)	0-0 1-3		4-0 L4-3 BB			0-0 SF9		0-0 1B 2B		2	1	1	2	2	0	0				
<b>Carl Yastrzemski, L</b> OBP: 0.499, SLG: 0.333 (1, 10)	4-0 BB		0-0 L4-3			0-0 F9		0-0 1B		4	0	2	3	1	0	3				
<b>Jim Rice, R</b> OBP: 0.256, SLG: 0.342 (1, 7)	0-3 K					0-0 F8		0-0 5-3		5	1	2	0	0	1	2				
<b>Tony Perez, R</b> OBP: 0.270, SLG: 0.382 (1, 3)		0-0 F7				0-0 1-3		0-0 K		4	1	1	0	0	1	1				
<b>Carney Lansford, R</b> OBP: 0.528, SLG: 0.697 (1, 5)		0-0 5-3				0-0 G5-4-3 1B		0-0 2B 1B		4	1	3	2	0	0	0				
<b>Gary Allenson, R</b> OBP: 0.429, SLG: 0.655 (1, 2)		0-0 1B 2B				0-0 G5-4-3		0-0 5-3		4	2	2	1	0	0	2				
<b>Glenn Hoffman, R</b> OBP: 0.212, SLG: 0.188 (1, 6)		0-0 1B				0-0 4-3		0-0 F8		4	0	1	1	0	0	1				
<b>Rick Miller, L</b> OBP: 0.367, SLG: 0.407 (1, 8)		0-3 K				4-0 1B SF9 BB		0-0 F7		3	2	1	0	1	1	2				
<b>Inning Stats</b>	R: 0 E: 0 K: 1 S: 5	H: 0 LOB: 1 BB: 1 P: 9	R: 1 E: 0 K: 1 S: 7	H: 2 LOB: 1 BB: 0 P: 7	R: 0 E: 0 K: 0 S: 2	H: 0 LOB: 0 BB: 1 P: 6	R: 1 E: 0 K: 0 S: 4	H: 2 LOB: 0 BB: 0 P: 4	R: 2 E: 0 K: 0 S: 5	H: 2 LOB: 1 BB: 1 P: 9	R: 3 E: 0 K: 0 S: 7	H: 4 LOB: 2 BB: 1 P: 11	R: 0 E: 0 K: 1 S: 6	H: 2 LOB: 1 BB: 0 P: 6	R: 3 E: 0 K: 0 S: 5	H: 3 LOB: 0 BB: 1 P: 9	1B: 8 2B: 7 3B: 1 HR: 0	SF: 1 SAC: 0 DP: 2 HBP: 0	WP: 0 PB: 0 SB: 1 CS: 0	PA: 40
<b>PITCHER</b> <b>Fergie Jenkins, R</b> ERA: 5.93 (1, 1)	IP: 5.0 WLS: L BF: 24 H: 8 R: 6 ER: 6 SO: 2 BB: 3 IBB: 0 HBP: 0 BLK: 0 WP: 0 HR: 0 S: 25 P: 37 ERA: 10.80 WHIP: 2.200																			
<b>Steve Comer, R</b> ERA: 7.71 (6, 1)	IP: 1.0 WLS: L BF: 6 H: 2 R: 1 ER: 1 SO: 0 BB: 1 IBB: 0 HBP: 0 BLK: 0 WP: 0 HR: 0 S: 5 P: 9 ERA: 9.00 WHIP: 3.000																			
<b>Charlie Hough, R</b> ERA: 8.1 (7, 1)	IP: 2.0 WLS: L BF: 10 H: 5 R: 3 ER: 3 SO: 1 BB: 1 IBB: 0 HBP: 0 BLK: 0 WP: 0 HR: 0 S: 11 P: 15 ERA: 13.50 WHIP: 3.000																			

Texas Rangers @ Boston Red Sox  
Fenway Park, Boston, MA  
Tue Apr 21 1981, 3:33 AM EST  
Att: 13,233 - Unknown

AB	34
R	10
H	15
RBI	10
BB	5
SO	3
LOB	11





Batter	1	2	3	4	5	6	7	8	9	AB	R	H	RBI	BB	SO	LOB	TOP				
<b>Bump Willis, S</b> OBP: 0.404, SLG: 0.475 (1, 4)										5	2	2	2	1	1	3					
<b>Mickey Rivers, L</b> OBP: 0.313, SLG: 0.356 (1, 8)										5	1	1	0	1	1	2					
<b>Al Oliver, L</b> OBP: 0.265, SLG: 0.383 (1, 10)										6	2	2	1	0	0	3					
<b>Buddy Bell, R</b> OBP: 0.375, SLG: 0.500 (1, 5)										6	2	2	3	0	1	1					
<b>Johnny Grubb, L</b> OBP: 0.391, SLG: 0.471 (1, 9)										4	3	2	0	1	0	0					
<b>Pat Putnam, L</b> OBP: 0.333, SLG: 0.474 (1, 3)										5	2	3	4	0	0	0					
<b>Jim Sundberg, R</b> OBP: 0.395, SLG: 0.474 (1, 2)										4	2	2	1	1	1	3					
<b>Bill Sample, R</b> OBP: 0.279, SLG: 0.333 (1, 7)										5	2	2	3	0	1	5					
<b>Mario Mendoza, R</b> OBP: 0.303, SLG: 0.300 (1, 6)										4	0	2	2	0	0	4					
<b>Inning Stats</b>	R: 7 E: 1 K: 1 S: 11	H: 5 LOB: 1 P: 19	R: 4 E: 0 K: 1 S: 10	H: 4 LOB: 1 BB: 0 P: 10	R: 0 E: 0 K: 0 S: 3	H: 0 LOB: 0 BB: 0 P: 3	R: 2 E: 0 K: 0 S: 6	H: 3 LOB: 1 BB: 0 P: 6	R: 0 E: 0 K: 0 S: 5	H: 2 LOB: 2 BB: 0 P: 5	R: 3 E: 0 K: 2 S: 10	H: 3 LOB: 2 BB: 1 P: 15	R: 0 E: 0 K: 0 S: 3	H: 1 LOB: 1 BB: 1 P: 7	R: 0 E: 0 K: 1 S: 5	H: 0 LOB: 0 BB: 0 P: 5	1B: 11 2B: 6 3B: 0 HR: 1	SF: 2 SAC: 0 DP: 1 HBP: 1	WP: 0 PB: 0 SB: 0 CS: 0	PA: 51	
<b>PITCHER</b>	IP	WLS	BF	H	R	ER	SO	BB	IBB	HBP	BLK	WP	HR	S	P	ERA	WHIP				
<b>Dennis Eckersley, R</b> ERA: 7.11 (1, 1)	0.2	L	10	5	7	5	1	2	0	0	0	0	0	10	18	67.50	10.500				
<b>Chuck Rainey, R</b> ERA: 6.23 (1, 1)	4.1		21	7	6	3	1	0	0	0	0	0	0	23	23	6.23	1.615				
<b>Mark Clear, R</b> ERA: 9.75 (6, 1)	3.0		17	6	3	3	2	2	0	1	0	0	1	18	27	9.00	2.667				
<b>Bill Campbell, R</b> ERA: (9, 1)	1.0		3	0	0	0	1	0	0	0	0	0	0	5	5	0.00	0.000				

Texas Rangers @ Boston Red Sox  
Fenway Park, Boston, MA  
Wed Apr 22 1981, 3:33 AM EST  
Att: 15,699 - Unknown


AB 44  
R 16  
H 18  
RBI 16  
BB 4  
SO 5  
LOB 21



Batter	1	2	3	4	5	6	7	8	9	AB	R	H	RBI	BB	SO	LOB	BOTTOM					
<b>Jerry Remy, L</b> OBP: 0.444, SLG: 0.286 (1, 4)										1	3	1	2	4	0	0						
<b>Dwight Evans, R</b> OBP: 0.500, SLG: 0.750 (1, 9)										5	1	4	3	0	0	1						
<b>Carl Yastrzemski, L</b> OBP: 0.370, SLG: 0.304 (1, 10)										5	0	1	3	0	0	5						
<b>Jim Rice, R</b> OBP: 0.250, SLG: 0.326 (1, 7)										5	0	1	0	0	1	4						
<b>Tony Perez, R</b> OBP: 0.262, SLG: 0.359 (1, 3)										5	1	1	0	0	0	4						
<b>Camey Lansford, R</b> OBP: 0.537, SLG: 0.694 (1, 5)										3	1	1	0	2	0	0						
<b>Gary Allenson, R</b> OBP: 0.375, SLG: 0.559 (1, 2)										5	0	0	0	0	2	4						
<b>Glenn Hoffman, R</b> OBP: 0.237, SLG: 0.194 (1, 6)										4	1	1	0	1	0	3						
<b>Rick Miller, L</b> OBP: 0.343, SLG: 0.355 (1, 8)										4	1	0	0	1	1	3						
<b>Inning Stats</b>	R: 0 E: 0 K: 0 S: 3	H: 0 LOB: 1 P: 7	R: 5 E: 0 K: 1 S: 10	H: 5 LOB: 1 BB: 1 P: 14	R: 0 E: 0 K: 0 S: 3	H: 0 LOB: 0 BB: 0 P: 3	R: 1 E: 0 K: 0 S: 4	H: 1 LOB: 1 BB: 1 P: 8	R: 0 E: 0 K: 0 S: 3	H: 0 LOB: 1 BB: 1 P: 7	R: 2 E: 0 K: 0 S: 6	H: 3 LOB: 2 BB: 1 P: 10	R: 0 E: 0 K: 0 S: 3	H: 0 LOB: 1 BB: 1 P: 7	R: 0 E: 0 K: 1 S: 6	H: 1 LOB: 2 BB: 1 P: 10	R: 0 E: 0 K: 2 S: 7	H: 0 LOB: 1 BB: 1 P: 11	1B: 7 2B: 2 3B: 1 HR: 0	SF: 0 SAC: 0 DP: 0 HBP: 0	WP: 0 PB: 0 SB: 0 CS: 0	PA: 45
<b>PITCHER</b>	IP	WLS	BF	H	R	ER	SO	BB	IBB	HBP	BLK	WP	HR	S	P	ERA	WHIP					
<b>Danny Darwin, R</b> ERA: 7.2 (1, 1)	5.0	W	25	6	6	6	1	4	0	0	0	0	0	23	39	10.80	2.000					
<b>Bob Babcock, R</b> ERA: 3.18 (6, 1)	2.0		11	3	2	2	0	2	0	0	0	0	0	9	17	9.00	2.500					
<b>Jim Kern, R</b> ERA: (8, 1)	2.0		9	1	0	0	3	2	0	0	0	0	0	13	21	0.00	1.500					

Texas Rangers @ Boston Red Sox  
Fenway Park, Boston, MA  
Wed Apr 22 1981, 3:33 AM EST  
Att: 15,699 - Unknown

AB 37  
R 8  
H 10  
RBI 8  
BB 8  
SO 4  
LOB 24






Batter	1	2	3	4	5	6	7	8	9	AB	R	H	RBI	BB	SO	LOB	TOP					
Dwight Evans, R OBP: 0.480, SLG: 0.692 (1, 9)	L8		4-0 BB		0-3 K		0-0 FC6-4			3	0	0	0	1	1	2						
Dave Stapleton, R OBP: 0.290, SLG: 0.222 (1, 4)	1B		5-3			0-0 1-4-3		F4		4	0	1	0	0	0	1						
Carl Yastrzemski, L OBP: 0.323, SLG: 0.299 (1, 10)	K			0-0 F8		0-0 F5		F4		4	0	0	0	0	1	1						
Jim Rice, R OBP: 0.250, SLG: 0.383 (1, 7)	K			0-0 HR		0-0 6-3		F9		4	1	1	1	0	1	1						
Tony Perez, R OBP: 0.261, SLG: 0.333 (1, 3)		0-0 5-3		0-3 K		4-0 FC6-4 1B BB		K		3	1	0	0	1	2	0						
Carney Lansford, R OBP: 0.511, SLG: 0.650 (1, 5)		0-0 6-3		0-0 E4		0-0 FC6-4 1B		K		4	0	1	0	0	1	0						
Gary Allenson, R OBP: 0.341, SLG: 0.500 (1, 2)		0-0 F8		0-0 L5		0-3 K		F8		4	0	0	0	0	1	3						
Glenn Hoffman, R OBP: 0.220, SLG: 0.179 (1, 6)			0-0 5-3		0-0 5-3		0-0 FC6-4 1B			3	0	0	0	0	0	2						
Rick Miller, L OBP: 0.324, SLG: 0.333 (7, PH)			0-0 F8		0-0 F7		0-0 FC6-4 1B			2	0	0	0	0	0	0						
Joe Rudi, R OBP: 0.500, SLG: 0.500 (7, PR)										1	0	1	1	0	0	0						
Reid Nichols, R (7, 8)										0	0	0	0	0	0	0						
<b>Inning Stats</b>	R: 0 E: 0 K: 2 S: 8	H: 1 LOB: 1 BB: 0 P: 8	R: 0 E: 0 K: 0 S: 3	H: 0 LOB: 0 BB: 0 P: 3	R: 0 E: 0 K: 0 S: 3	H: 0 LOB: 1 BB: 1 P: 7	R: 1 E: 0 K: 1 S: 7	H: 1 LOB: 1 BB: 0 P: 7	R: 0 E: 0 K: 1 S: 5	H: 0 LOB: 0 BB: 0 P: 5	R: 0 E: 0 K: 0 S: 3	H: 0 LOB: 0 BB: 0 P: 3	R: 1 E: 0 K: 1 S: 7	H: 2 LOB: 2 BB: 1 P: 11	R: 0 E: 0 K: 0 S: 3	H: 0 LOB: 0 BB: 0 P: 3	R: 0 E: 0 K: 2 S: 7	H: 0 LOB: 0 BB: 0 P: 7	1B: 3 2B: 0 3B: 0 HR: 1	SF: 0 SAC: 0 DP: 0 HBP: 0	WP: 0 PB: 0 SB: 0 CS: 0	PA: 34
<b>PITCHER</b> Mike Flanagan, L ERA: 3.86 (1, 1)	IP: 9.0 WLS: W BF: 34 H: 4 R: 2 ER: 2 SO: 7 BB: 2 IBB: 0 HBP: 0 BLK: 0 WP: 0 HR: 1 S: 46 P: 54 ERA: 2.00 WHIP: 0.667															<b>PITCHER</b>						


Boston Red Sox @ Baltimore Orioles  
Memorial Stadium, Baltimore, MD

AB 32  
R 2  
H 4  
RBI 2  
BB 2  
SO 7  
LOB 10



Boston Red Sox @ Baltimore Orioles  
Memorial Stadium, Baltimore, MD

AB 35  
R 7  
H 12  
RBI 6  
BB 3  
SO 15  
LOB 23



Batter	1	2	3	4	5	6	7	8	9	AB	R	H	RBI	BB	SO	LOB	BOTTOM			
Al Bumbry, L OBP: 0.261, SLG: 0.233 (1, 8)	E5 G6-4-3		6-3	G3		0-3 K		0-0 1B		5	0	1	0	0	1	3				
Rich Dauer, R OBP: 0.358, SLG: 0.447 (1, 4)	BB			FC4 1B	1B 2B		0-0 2B	0-3 K		4	2	3	0	1	1	2				
Jose Morales, R OBP: 0.550, SLG: 0.556 (1, 3)				FC4 1B	BB 1B		0-0 F2			3	1	2	0	0	0	2				
Jim Dwyer, L OBP: 0.250, SLG: 0.222 (6, 3)	G6-4-3			FC4 1B	BB 1B		0-0 F2			1	0	0	0	0	0	1				
Ken Singleton, S OBP: 0.459, SLG: 0.818 (1, 9)				FC4 1B	BB 1B		0-3 K			3	2	0	0	1	2	4				
John Lowenstein, L OBP: 0.296, SLG: 0.250 (8, 7)	K			FC4 1B	BB 1B		0-3 K			0	0	0	0	0	0	0				
Benny Ayala, R OBP: 0.250, SLG: 0.143 (1, 10)		0-3 K		0-0 1B	0-3 K		0-3 K			4	1	1	1	0	3	4				
Doug DeCinces, R OBP: 0.285, SLG: 0.258 (1, 5)		0-3 K		0-0 1B	0-0 1B		0-0 1B	0-0 WP 2B		4	1	3	4	0	1	0				
Gary Roenicke, R OBP: 0.308, SLG: 0.190 (1, 7)				0-0 1B	0-3 K		0-0 1B	4-0 WP 1B BB		3	0	1	1	1	2	0				
Rick Dempsey, R OBP: 0.290, SLG: 0.308 (1, 2)			0-0 F8	0-0 1B		0-3 K		0-0 B3		4	0	1	0	0	1	2				
Mark Belanger, R OBP: 0.154, SLG: 0.120 (1, 6)			0-3 K	0-3 K		0-3 K		0-3 K		4	0	0	0	0	4	5				
<b>Inning Stats</b>	R: 0 E: 1 K: 1 S: 5	H: 0 LOB: 1 BB: 1 P: 9	R: 0 E: 0 K: 3 S: 9	H: 0 LOB: 0 BB: 0 P: 9	R: 0 E: 0 K: 1 S: 5	H: 0 LOB: 0 BB: 0 P: 5	R: 3 E: 0 K: 1 S: 11	H: 6 LOB: 3 BB: 0 P: 11	R: 3 E: 0 K: 2 S: 9	H: 3 LOB: 0 BB: 1 P: 13	R: 0 E: 0 K: 3 S: 9	H: 0 LOB: 0 BB: 0 P: 9	R: 0 E: 0 K: 2 S: 8	H: 1 LOB: 1 BB: 0 P: 8	R: 1 E: 0 K: 2 S: 9	H: 2 LOB: 2 BB: 1 P: 13	1B: 9 2B: 3 3B: 0 HR: 0	SF: 0 SAC: 0 DP: 1 HBP: 0	WP: 1 PB: 0 SB: 0 CS: 0	PA: 38
<b>PITCHER</b> Frank Tanana, L ERA: 5.21 Mark Clear, R ERA: 5.56 (5, 1)	IP: 4.2 WLS: L BF: 24 H: 9 R: 6 ER: 6 SO: 7 BB: 2 IBB: 0 HBP: 0 BLK: 0 WP: 1 HR: 0 S: 36 P: 44 ERA: 11.57 WHIP: 2.357															<b>PITCHER</b>				


Sat Apr 25 1981, 3:33 AM EST  
Att: 19,634 - Unknown - 53 F



Batter	1	2	3	4	5	6	7	8	9	AB	R	H	RBI	BB	SO	LOB	TOP		
<b>Jerry Remy, L</b> (1,4) OBP: 0.406, SLG: 0.269	0-0 F7	0-0 1-3		0-0 4-3			0-0 L7	0-0 SF9 1B		5	1	1	2	0	0	3			
<b>Dwight Evans, R</b> (1,9) OBP: 0.491, SLG: 0.667	0-0 F8		4-0 1B SF8 BB		0-3 K		0-0 1B HBP 1B	4-0 SF9 BB		3	1	1	0	2	1	0			
<b>Carl Yastrzemski, L</b> (1,3) OBP: 0.306, SLG: 0.258	0-3 K		0-0 1B 1B		0-0 1-3		0-0 L6	0-0 SF9		4	0	1	1	0	1	2			
<b>Jim Rice, R</b> (1,7) OBP: 0.264, SLG: 0.360		0-0 6-3	0-0 F4		0-0 F9		1-0 1B HBP	4-0 BB		3	0	0	0	1	0	2			
<b>Tony Perez, R</b> (1,10) OBP: 0.275, SLG: 0.333		4-0 HR BB	0-0 SF8			0-0 F8	0-0 FC6-4 1B	0-3 K		3	1	1	2	1	1	2			
<b>Carney Lansford, R</b> (1,5) OBP: 0.480, SLG: 0.600		0-0 F4	0-0 1-2 1B			0-0 L7	0-0 FC6-4 1-2 2-3 3-4 1B		0-3 K	5	0	1	0	0	1	4			
<b>Gary Allenson, R</b> (1,2) OBP: 0.367, SLG: 0.571		0-0 HR	0-0 F7			4-0 BB		0-3 K2-3	0-0 L3 1B	4	1	2	2	1	1	2			
<b>Glenn Hoffman, R</b> (1,6) OBP: 0.239, SLG: 0.205		0-0 1B 1B		0-0 L5		0-0 F9		0-0 2B 1B 1B	0-0 L3 2B	5	1	2	0	0	0	2			
<b>Rick Miller, L</b> (1,8) OBP: 0.366, SLG: 0.405		0-0 1-2 1B		0-0 1-3			0-0 HBP 1B 1B	0-0 1-3 1B 2B		4	2	3	0	0	0	0			
<b>Inning Stats</b>	R: 0 E: 0 K: 1 S: 5	H: 0 LOB: 0 BB: 0 P: 5	R: 2 E: 0 K: 0 S: 6	H: 3 LOB: 2 BB: 1 P: 10	R: 1 E: 0 K: 0 S: 5	H: 2 LOB: 1 BB: 1 P: 9	R: 0 E: 0 K: 0 S: 3	H: 0 LOB: 0 BB: 0 P: 3	R: 0 E: 0 K: 0 S: 5	H: 0 LOB: 1 BB: 0 P: 7	R: 1 E: 0 K: 0 S: 6	H: 3 LOB: 3 BB: 0 P: 7	R: 3 E: 0 K: 2 S: 10	H: 3 LOB: 2 BB: 2 P: 18	R: 0 E: 0 K: 1 S: 5	H: 1 LOB: 0 BB: 0 P: 5	1B: 10 2B: 1 3B: 0 HR: 1	SF: 2 SAC: 0 DP: 0 HBP: 1	WP: 0 PA: 44 PB: 0 SB: 0 CS: 0
<b>PITCHER</b>	IP	WLS	BF	H	R	ER	SO	BB	IBB	HBP	BLK	WP	HR	S	P	ERA	WHIP		
<b>Jim Palmer, R</b> (1,1) ERA: 2.79	6.1		28	6	4	4	2	3	0	0	0	0	1	29	41	5.68	1.421		
<b>Tim Stoddard, R</b> (7,1) ERA: 5.75	1.0	L	9	5	3	3	1	0	0	1	0	0	0	10	11	27.00	5.000		
<b>Sammy Stewart, R</b> (8,1) ERA:	1.2		7	1	0	0	2	2	0	0	0	0	0	9	17	0.00	1.800		

**Boston Red Sox @ Baltimore Orioles**  
**Memorial Stadium, Baltimore, MD**  
 Sun Apr 26 1981, 3:33 AM EDT  
 Att: 24,922 - Unknown - 59 F


AB 36  
 R 7  
 H 12  
 RBI 7  
 BB 5  
 SO 5  
 LOB 17



Batter	1	2	3	4	5	6	7	8	9	AB	R	H	RBI	BB	SO	LOB	BOTTOM		
<b>Al Bumbry, L</b> (1,8) OBP: 0.255, SLG: 0.213	4-0 1B S 1B BB	0-3 K		0-0 6-3			0-0 G3		0-0 F8	4	1	0	0	1	1	0			
<b>Rich Dauer, R</b> (1,4) OBP: 0.348, SLG: 0.429	0-0 1B HR 1B		0-0 F7		0-3 K		0-0 F4			4	1	1	0	0	1	0			
<b>Jim Dwyer, L</b> (1,9) OBP: 0.292, SLG: 0.273	0-0 1-2 HR 1B		0-0 2B 1B		0-0 F7			0-0 5-3		4	2	2	1	0	0	0			
<b>Ken Singleton, S</b> (1,10) OBP: 0.512, SLG: 0.973	0-0 1-2 HR		0-0 1B 2B		0-0 2B			0-0 FC5 1B 1B		4	1	4	4	0	0	0			
<b>John Lowenstein, L</b> (1,7) OBP: 0.240, SLG: 0.208	0-0 G3		0-3 K		0-0 6-3			0-3 K		4	0	0	0	0	2	3			
<b>Terry Crowley, L</b> (1,3) OBP: 0.426, SLG: 0.353	0-0 F8		4-0 1B IBB			0-0 F2		0-0 1-2 1B		3	0	1	0	1	0	0			
<b>Rick Dempsey, R</b> (1,2) OBP: 0.286, SLG: 0.300	0-3 K		0-0 1-2 2H 1B			0-0 F6		0-0 FC5 2-3F		4	0	1	0	0	1	2			
<b>Doug DeCinces, R</b> (1,5) OBP: 0.237, SLG: 0.229		0-0 F7		0-0 5-3			0-0 5-3		0-0 F7	4	0	0	0	0	0	0			
<b>Mark Belanger, R</b> (1,6) OBP: 0.138, SLG: 0.107		0-3 K		0-3 K					0-0 3-1	3	0	0	0	0	2	0			
<b>Dan Graham, L</b> (9,PH) OBP: 0.167, SLG: 0.116										1	0	0	0	0	0	0			
<b>Inning Stats</b>	R: 4 E: 0 K: 1 S: 8	H: 3 LOB: 0 BB: 1 P: 12	R: 0 E: 0 K: 2 S: 7	H: 0 LOB: 0 BB: 0 P: 7	R: 1 E: 0 K: 1 S: 7	H: 3 LOB: 2 BB: 1 P: 11	R: 0 E: 0 K: 1 S: 5	H: 0 LOB: 0 BB: 0 P: 5	R: 0 E: 0 K: 0 S: 6	H: 1 LOB: 1 BB: 0 P: 6	R: 0 E: 0 K: 0 S: 3	H: 0 LOB: 0 BB: 0 P: 3	R: 0 E: 0 K: 1 S: 7	H: 2 LOB: 2 BB: 0 P: 7	R: 0 E: 0 K: 0 S: 3	H: 0 LOB: 0 BB: 0 P: 3	1B: 6 2B: 2 3B: 0 HR: 1	SF: 0 SAC: 0 DP: 0 HBP: 0	WP: 0 PA: 37 PB: 0 SB: 1 CS: 0
<b>PITCHER</b>	IP	WLS	BF	H	R	ER	SO	BB	IBB	HBP	BLK	WP	HR	S	P	ERA	WHIP		
<b>Dennis Eckersley, R</b> (1,1) ERA: 6.23	9.0	W	37	9	5	5	7	1	1	0	0	0	1	49	57	5.00	1.111		

**Boston Red Sox @ Baltimore Orioles**  
**Memorial Stadium, Baltimore, MD**  
 Sun Apr 26 1981, 3:33 AM EDT  
 Att: 24,922 - Unknown - 59 F

AB 35  
 R 5  
 H 9  
 RBI 5  
 BB 2  
 SO 7  
 LOB 5





Batter	1	2	3	4	5	6	7	8	9	AB	R	H	RBI	BB	SO	LOB	TOP		
Dwight Evans, R OBP: 0.492, SLG: 0.652 (1, 9)										4	0	2	0	0	1	1			
Dave Stapleton, R OBP: 0.286, SLG: 0.226 (1, 4)										4	0	1	0	0	0	1			
Carl Yastrzemski, L OBP: 0.275, SLG: 0.229 (1, 3)										4	0	0	0	0	0	2			
Jim Rice, R OBP: 0.298, SLG: 0.407 (1, 7)										4	0	3	0	0	0	1			
Tony Perez, R OBP: 0.273, SLG: 0.313 (1, 10)										3	0	0	0	1	2	2			
Carney Lansford, R OBP: 0.463, SLG: 0.571 (1, 5)										4	0	1	0	0	0	3			
Gary Allenson, R OBP: 0.346, SLG: 0.533 (1, 2)										3	0	0	0	0	0	1			
Glenn Hoffman, R OBP: 0.224, SLG: 0.191 (1, 6)										3	0	0	0	0	0	0			
Rick Miller, L OBP: 0.364, SLG: 0.400 (1, 8)										3	0	1	0	0	0	0			
<b>Inning Stats</b>	R: 0 E: 0 K: 0 S: 4	H: 2 LOB: 1 BB: 0 P: 4	R: 0 E: 0 K: 0 S: 3	H: 0 LOB: 0 BB: 0 P: 3	R: 0 E: 0 K: 0 S: 3	H: 0 LOB: 0 BB: 0 P: 3	R: 0 E: 0 K: 1 S: 6	H: 1 LOB: 1 BB: 0 P: 6	R: 0 E: 0 K: 0 S: 3	H: 1 LOB: 0 BB: 0 P: 3	R: 0 E: 0 K: 1 S: 6	H: 1 LOB: 1 BB: 0 P: 6	R: 0 E: 0 K: 1 S: 6	H: 1 LOB: 2 BB: 1 P: 8	R: 0 E: 0 K: 0 S: 4	H: 1 LOB: 2 BB: 1 P: 8	1B: 7 2B: 2 3B: 0 HR: 0	SF: 0 SAC: 0 DP: 3 HBP: 0	WP: 0 PA: 33 PB: 0 SB: 0 CS: 0
<b>PITCHER</b> Doc Medich, R ERA: 1.5 (1, 1)	IP: 9.0 WLS: W BF: 33 H: 8 R: 0 ER: 0 SO: 3 BB: 1 IBB: 0 HBP: 0 BLK: 0 WP: 0 HR: 0 S: 38 P: 42 ERA: 0.00 WHIP: 1.000															<b>PITCHER</b>			

**Boston Red Sox @ Texas Rangers**  
Arlington Stadium, Arlington, TX  
Mon Apr 27 1981, 8:05 PM EDT  
Att: 11,862 - Unknown

AB 32  
R 0  
H 8  
RBI 0  
BB 1  
SO 3  
LOB 11



Batter	1	2	3	4	5	6	7	8	9	AB	R	H	RBI	BB	SO	LOB	BOTTOM		
Bump Wills, S OBP: 0.371, SLG: 0.436 (1, 4)										5	2	2	0	0	1	2			
Mickey Rivers, L OBP: 0.338, SLG: 0.362 (1, 8)										5	2	2	0	0	0	1			
Al Oliver, L OBP: 0.333, SLG: 0.443 (1, 10)										5	2	3	1	0	0	1			
Buddy Bell, R OBP: 0.355, SLG: 0.492 (1, 5)										5	1	2	3	0	0	3			
Johnny Grubb, L OBP: 0.380, SLG: 0.444 (1, 9)										4	1	1	1	1	1	1			
Pat Putnam, L OBP: 0.333, SLG: 0.438 (1, 3)										2	1	1	1	2	0	0			
Jim Sundberg, R OBP: 0.400, SLG: 0.521 (1, 2)										3	1	0	0	1	0	4			
Bill Sample, R OBP: 0.296, SLG: 0.360 (1, 7)										4	0	2	1	0	0	1			
Mario Mendoza, R OBP: 0.295, SLG: 0.293 (1, 6)										4	0	1	0	0	0	2			
<b>Inning Stats</b>	R: 2 E: 0 K: 1 S: 7	H: 2 LOB: 0 BB: 0 P: 7	R: 0 E: 0 K: 0 S: 4	H: 1 LOB: 2 BB: 1 P: 8	R: 0 E: 0 K: 0 S: 3	H: 0 LOB: 0 BB: 0 P: 3	R: 0 E: 0 K: 0 S: 3	H: 0 LOB: 0 BB: 0 P: 3	R: 0 E: 0 K: 1 S: 5	H: 0 LOB: 0 BB: 0 P: 5	R: 4 E: 1 K: 0 S: 6	H: 3 LOB: 1 BB: 2 P: 14	R: 1 E: 0 K: 0 S: 6	H: 3 LOB: 3 BB: 1 P: 10	R: 3 E: 1 K: 0 S: 7	H: 5 LOB: 1 BB: 0 P: 7	1B: 11 2B: 2 3B: 0 HR: 1	SF: 0 SAC: 0 DP: 1 HBP: 0	WP: 0 PA: 41 PB: 1 SB: 0 CS: 0
<b>PITCHER</b> Mike Torrez, R ERA: 3.63 (1, 1) Bob Stanley, R ERA: 3.65 (7, 1)	IP: 6.0 WLS: L BF: 27 H: 6 R: 6 ER: 4 SO: 2 BB: 2 IBB: 1 HBP: 0 BLK: 0 WP: 0 HR: 1 S: 28 P: 40 ERA: 6.00 WHIP: 1.333															<b>PITCHER</b>			

**Boston Red Sox @ Texas Rangers**  
Arlington Stadium, Arlington, TX  
Mon Apr 27 1981, 8:05 PM EDT  
Att: 11,862 - Unknown

AB 37  
R 10  
H 14  
RBI 7  
BB 4  
SO 2  
LOB 15





Batter	1	2	3	4	5	6	7	8	9	AB	R	H	RBI	BB	SO	LOB	TOP		
Jerry Remy, L OBP: 0.389, SLG: 0.267 (1, 4)										4	0	1	0	0	0	3			
Dwight Evans, R OBP: 0.476, SLG: 0.620 Garry Hancock, L (8, 9)										4	0	1	0	0	2	1			
Carl Yastrzemski, L OBP: 0.273, SLG: 0.211 (1, 10)										3	0	0	0	1	0	1			
Jim Rice, R OBP: 0.295, SLG: 0.386 Tom Poquette, L (8, 7)										3	0	0	0	1	0	2			
Carney Lansford, R OBP: 0.431, SLG: 0.528 (1, 5)										4	0	0	0	0	0	3			
Tony Perez, R OBP: 0.254, SLG: 0.288 (1, 3)										4	0	0	0	0	1	1			
Gary Allenson, R OBP: 0.364, SLG: 0.542 Dave Schmidt, R (7, 2)										3	0	2	0	0	0	0			
Glenn Hoffman, R OBP: 0.212, SLG: 0.180 (1, 6)										3	0	0	0	0	1	2			
Rick Miller, L OBP: 0.383, SLG: 0.405 (1, 8)										2	0	1	0	1	0	0			
<b>Inning Stats</b>	R: 0 E: 0 K: 0 S: 4	H: 1 LOB: 2 BB: 1 P: 8	R: 0 E: 0 K: 2 S: 8	H: 1 LOB: 1 BB: 1 P: 12	R: 0 E: 0 K: 1 S: 5	H: 0 LOB: 0 BB: 0 P: 5	R: 0 E: 0 K: 0 S: 4	H: 1 LOB: 1 BB: 0 P: 4	R: 0 E: 0 K: 0 S: 2	H: 0 LOB: 1 BB: 1 P: 6	R: 0 E: 0 K: 0 S: 4	H: 1 LOB: 1 BB: 0 P: 4	R: 0 E: 0 K: 1 S: 5	H: 0 LOB: 0 BB: 0 P: 5	R: 0 E: 0 K: 1 S: 5	H: 0 LOB: 0 BB: 0 P: 5	1B: 5 2B: 0 3B: 0 HR: 0	SF: 0 SAC: 0 DP: 1 HBP: 0	WP: 0 PA: 34 PB: 0 SB: 0 CS: 0
<b>PITCHER</b>	IP WLS BF H R ER SO BB IBB HBP BLK WP HR S P ERA WHIP																		
Fergie Jenkins, R ERA: 4.86 (1, 1)	3.0	13	2	0	0	3	2	0	0	0	0	0	0	0	17	25	0.00	1.333	
Steve Comer, R ERA: 3.95 (4, 1)	3.2	W 13	2	0	0	0	1	0	0	0	0	0	0	12	16	0.00	0.818		
Bob Babcock, R ERA: 2.25 (7, 1)	2.1	8	1	0	0	2	0	0	0	0	0	0	0	12	12	0.00	0.429		

**Boston Red Sox @ Texas Rangers**  
Arlington Stadium, Arlington, TX  
Tue Apr 28 1981, 8:05 PM EDT  
Att: 11,898 - Unknown

AB 31  
R 0  
H 5  
RBI 0  
BB 3  
SO 5  
LOB 13




Batter	1	2	3	4	5	6	7	8	9	AB	R	H	RBI	BB	SO	LOB	BOTTOM		
Bump Willis, S OBP: 0.358, SLG: 0.417 (1, 4)										5	0	1	0	0	3	0			
Mickey Rivers, L OBP: 0.358, SLG: 0.381 (1, 8)										5	1	3	0	0	0	2			
Al Oliver, L OBP: 0.324, SLG: 0.415 (1, 10)										4	1	0	0	0	1	3			
Buddy Bell, R OBP: 0.358, SLG: 0.476 (1, 5)										4	2	1	0	1	0	2			
Johnny Grubb, L OBP: 0.370, SLG: 0.438 (1, 9)										3	1	1	1	0	1	0			
Pat Putnam, L OBP: 0.364, SLG: 0.510 (1, 3)										3	1	2	3	1	1	0			
Jim Sundberg, R OBP: 0.390, SLG: 0.510 (1, 2)										3	1	1	1	0	0	1			
Bill Sample, R OBP: 0.328, SLG: 0.426 (1, 7)										4	1	3	1	0	0	0			
Mario Mendoza, R OBP: 0.292, SLG: 0.289 (1, 6)										4	1	1	2	0	0	3			
<b>Inning Stats</b>	R: 0 E: 0 K: 1 S: 5	H: 0 LOB: 0 BB: 0 P: 5	R: 0 E: 0 K: 0 S: 4	H: 1 LOB: 1 BB: 0 P: 4	R: 0 E: 0 K: 1 S: 5	H: 0 LOB: 0 BB: 0 P: 5	R: 4 E: 0 K: 0 S: 7	H: 4 LOB: 1 BB: 0 P: 8	R: 0 E: 0 K: 0 S: 4	H: 1 LOB: 1 BB: 0 P: 4	R: 3 E: 1 K: 2 S: 11	H: 4 LOB: 1 BB: 0 P: 11	R: 2 E: 1 K: 0 S: 5	H: 2 LOB: 2 BB: 2 P: 13	R: 0 E: 0 K: 2 S: 8	H: 1 LOB: 1 BB: 0 P: 8	1B: 10 2B: 2 3B: 0 HR: 1	SF: 2 SAC: 0 DP: 1 HBP: 1	WP: 0 PA: 40 PB: 1 SB: 0 CS: 0
<b>PITCHER</b>	IP WLS BF H R ER SO BB IBB HBP BLK WP HR S P ERA WHIP																		
Steve Crawford, R ERA: 4.7 (1, 1)	4.0	L 18	5	4	4	2	0	0	0	0	0	0	0	15	15	9.00	2.500		
Tom Burgmeier, L ERA: 2.94 (5, 1)	2.0	11	5	3	2	2	0	0	0	0	0	0	0	13	21	9.00	2.000		
Bill Campbell, R ERA: 6.0 (7, 1)	2.0	11	3	2	2	2	1	1	0	0	0	0	0	13	21	9.00	2.000		


**Boston Red Sox @ Texas Rangers**  
Arlington Stadium, Arlington, TX  
Tue Apr 28 1981, 8:05 PM EDT  
Att: 11,898 - Unknown

AB 35  
R 9  
H 13  
RBI 8  
BB 2  
SO 6  
LOB 11





Batter	1	2	3	4	5	6	7	8	9	AB	R	H	RBI	BB	SO	LOB	TOP			
Jerry Remy, L (1,4) OBP: 0.376, SLG: 0.242	0-3 K		0-0 FC6-4			0-3 K			4-0 FC6-4 BB	3	0	0	0	1	2	2	<b>Boston Red Sox @ Texas Rangers</b> Arlington Stadium, Arlington, TX Wed Apr 29 1981, 8:05 PM EDT Att: 11,632 - Unknown  <b>AB 26</b> <b>R 0</b> <b>H 1</b> <b>RBI 0</b> <b>BB 5</b> <b>SO 7</b> <b>LOB 13</b> 			
Dave Stapleton, R (1,3) OBP: 0.256, SLG: 0.200	0-0 4-3			0-0 1-3		0-0 G1-6-3			0-0 FC6-4 FC5-4	4	0	0	0	0	0	2				
Dwight Evans, R (1,9) OBP: 0.478, SLG: 0.596	0-3 K			4-0 BB			4-0 5-3 BB		0-0 FC5-4	2	0	0	0	2	1	1				
Jim Rice, R (1,7)		0-3 K		0-3 K			0-0 5-3		0-3 K	4	0	0	0	0	3	3				
Carl Yastrzemski, L (1,10) OBP: 0.255, SLG: 0.195		0-0 G3		0-0 F7			0-0 L3			3	0	0	0	0	0	2				
Carney Lansford, R (1,5) OBP: 0.410, SLG: 0.500		0-0 F9			0-0 5-3		0-0 5-3			3	0	0	0	0	0	1				
Gary Allenson, R (1,2) OBP: 0.362, SLG: 0.520			0-0 F8		0-0 F4			4-0 G4-3 BB		2	0	0	0	1	0	0				
Glenn Hoffman, R (1,6) OBP: 0.200, SLG: 0.170			0-0 F8		0-3 K			0-0 F9		3	0	0	0	0	1	1				
Rick Miller, L (1,8) OBP: 0.400, SLG: 0.409			4-0 FC6-4 BB			0-0 G1-6-3 1B			0-0 G4-3	2	0	1	0	1	0	1				
<b>Inning Stats</b>	R: 0 E: 0 K: 2 S: 7	H: 0 LOB: 0 BB: 7	R: 0 E: 0 K: 1 S: 5	H: 0 LOB: 0 BB: 0 P: 5	R: 0 E: 0 K: 0 S: 3	H: 0 LOB: 1 BB: 1 P: 7	R: 0 E: 0 K: 1 S: 5	H: 0 LOB: 0 BB: 0 P: 5	R: 0 E: 0 K: 1 S: 5	H: 1 LOB: 0 BB: 0 P: 5	R: 0 E: 0 K: 0 S: 3	H: 0 LOB: 1 BB: 1 P: 7	R: 0 E: 0 K: 0 S: 2	H: 0 LOB: 0 BB: 1 P: 6	R: 0 E: 0 K: 1 S: 5	H: 0 LOB: 1 BB: 1 P: 9		1B: 1 2B: 0 3B: 0 HR: 0	SF: 0 SAC: 0 DP: 2 HBP: 0	WP: 0 PB: 0 SB: 0 CS: 0
<b>PITCHER</b> Danny Darwin, R (1,1) ERA: 4.5	IP: 9.0 WLS: W BF: 31 H: 1 R: 0 ER: 0 SO: 7 BB: 5 IBB: 0 HBP: 0 BLK: 0 WP: 0 HR: 0 S: 40 P: 60 ERA: 0.00 WHIP: 0.667															<b>PITCHER</b>				

Batter	1	2	3	4	5	6	7	8	9	AB	R	H	RBI	BB	SO	LOB	BOTTOM			
Bump Wills, S (1,4) OBP: 0.338, SLG: 0.391	0-0 1-3	0-0 G1-6-3			0-0 F9		0-0 F4			4	0	0	0	0	0	3	<b>Boston Red Sox @ Texas Rangers</b> Arlington Stadium, Arlington, TX Wed Apr 29 1981, 8:05 PM EDT Att: 11,632 - Unknown  <b>AB 30</b> <b>R 5</b> <b>H 8</b> <b>RBI 5</b> <b>BB 3</b> <b>SO 3</b> <b>LOB 12</b> 			
Mickey Rivers, L (1,8) OBP: 0.366, SLG: 0.388	0-0 FC5-4 1B		0-0 F9		0-0 4-3		0-0 HR 1B		4	1	2	0	0	0	0	0				
Al Oliver, L (1,10) OBP: 0.319, SLG: 0.449	0-0 FC5-4 HBP BB 2B		0-0 6-3		0-0 1-3		0-0 HR 1B		4	2	1	2	0	0	1	1				
Buddy Bell, R (1,5) OBP: 0.380, SLG: 0.477	4-0 HBP 2B BB		0-0 1-3		0-0 1B		4-0 2B 9-2 BB		2	1	1	0	2	0	0	0				
Bill Sample, R (1,7) OBP: 0.339, SLG: 0.439	1-0 2B HBP			0-0 F7		0-0 F9		0-0 9-2 2B		3	1	1	0	0	0	1				
Johnny Grubb, L (1,9) OBP: 0.379, SLG: 0.451	0-0 1H 2H 3H 2B			0-0 G3		4-0 FC5-4 1B BB		0-0 9-2		3	0	1	3	1	0	2				
Pat Putnam, L (1,3) OBP: 0.339, SLG: 0.473	0-3 K			0-0 6-3		0-3 K		0-0 F4		4	0	0	0	0	2	3				
Larry Cox, R (1,2) OBP: 0.333, SLG: 0.333		0-0 6-3			0-3 K		0-0 FC5-4 1B			3	0	1	0	0	1	0				
Mario Mendoza, R (1,6) OBP: 0.294, SLG: 0.292		0-0 G1-6-3 1B			0-0 4-3		0-0 FC5-4			3	0	1	0	0	0	2				
<b>Inning Stats</b>	R: 3 E: 0 K: 1 S: 7	H: 2 LOB: 1 BB: 1 P: 12	R: 0 E: 0 K: 0 S: 3	H: 1 LOB: 0 BB: 0 P: 3	R: 0 E: 0 K: 0 S: 3	H: 0 LOB: 0 BB: 0 P: 3	R: 0 E: 0 K: 0 S: 3	H: 0 LOB: 0 BB: 0 P: 3	R: 0 E: 0 K: 1 S: 5	H: 1 LOB: 1 BB: 0 P: 4	R: 0 E: 0 K: 1 S: 6	H: 1 LOB: 2 BB: 1 P: 10	R: 2 E: 0 K: 0 S: 5	H: 3 LOB: 1 BB: 1 P: 9	R: 0 E: 0 K: 1 S: 5	H: 0 LOB: 1 BB: 1 P: 9		1B: 5 2B: 3 3B: 0 HR: 1	SF: 0 SAC: 0 DP: 2 HBP: 1	WP: 0 PB: 0 SB: 0 CS: 0
<b>PITCHER</b> John Tudor, L (1,1) ERA: 4.5 Bill Campbell, R (8,1) ERA: 4.5	IP: 7.0 WLS: L BF: 31 H: 7 R: 5 ER: 5 SO: 3 BB: 3 IBB: 0 HBP: 1 BLK: 0 WP: 0 HR: 1 S: 33 P: 46 ERA: 6.43 WHIP: 1.429															<b>PITCHER</b>				



Batter	1	2	3	4	5	6	7	8	9	AB	R	H	RBI	BB	SO	LOB	TOP			
Gary Ward, R OBP: 0.295, SLG: 0.300 (1, 7)										5	0	1	2	0	2	1	<b>Minnesota Twins @ Boston Red Sox</b> Fenway Park, Boston, MA Thu Apr 30 1981, 3:33 AM EDT Att: 15,506 - Cloudy - 61 F			
John Castino, R OBP: 0.250, SLG: 0.405 (1, 5)										4	0	0	0	1	0	1				
Mickey Hatcher, R OBP: 0.311, SLG: 0.362 (1, 8)										5	2	2	0	0	1	2				
Roy Smalley, S OBP: 0.397, SLG: 0.621 (1, 6)										3	3	2	2	2	0	0				
Dave Engle, R OBP: 0.343, SLG: 0.469 (1, 9)										5	0	1	0	0	1	3				
Pete Mackanin, R OBP: 0.185, SLG: 0.222 Rob Wilfong, L OBP: 0.243, SLG: 0.313 (5, PH) (5, 4)										2	1	1	0	0	0	1				
Glenn Adams, L OBP: 0.345, SLG: 0.434 (1, 10)										4	0	1	2	0	0	4				
Ron Jackson, R OBP: 0.255, SLG: 0.349 (1, 3)										3	1	0	0	0	0	4				
Sal Butera, R OBP: 0.429, SLG: 0.526 (1, 2)										4	1	2	1	0	1	2				
<b>Inning Stats</b>	R: 2 E: 0 K: 1 S: 7	H: 2 LOB: 0 BB: 0 P: 7	R: 3 E: 0 K: 0 S: 6	H: 3 LOB: 1 BB: 0 P: 7	R: 0 E: 0 K: 0 S: 4	H: 1 LOB: 1 BB: 0 P: 4	R: 0 E: 0 K: 0 S: 3	H: 1 LOB: 0 BB: 0 P: 3	R: 2 E: 0 K: 3 S: 9	H: 2 LOB: 2 BB: 1 P: 15	R: 0 E: 0 K: 0 S: 5	H: 0 LOB: 1 BB: 1 P: 9	R: 0 E: 0 K: 0 S: 3	H: 0 LOB: 0 BB: 0 P: 3	R: 0 E: 0 K: 0 S: 3	H: 0 LOB: 0 BB: 0 P: 3		1B: 8 2B: 2 3B: 0 HR: 1	SF: 0 SAC: 0 DP: 1 HBP: 1	WP: 0 PB: 0 SB: 1 CS: 0
<b>PITCHER</b>	IP WLS BF H R ER SO BB IBB HBP BLK WP HR S P ERA WHIP	IP WLS BF H R ER SO BB IBB HBP BLK WP HR S P ERA WHIP	IP WLS BF H R ER SO BB IBB HBP BLK WP HR S P ERA WHIP	IP WLS BF H R ER SO BB IBB HBP BLK WP HR S P ERA WHIP	IP WLS BF H R ER SO BB IBB HBP BLK WP HR S P ERA WHIP	IP WLS BF H R ER SO BB IBB HBP BLK WP HR S P ERA WHIP	IP WLS BF H R ER SO BB IBB HBP BLK WP HR S P ERA WHIP	IP WLS BF H R ER SO BB IBB HBP BLK WP HR S P ERA WHIP	IP WLS BF H R ER SO BB IBB HBP BLK WP HR S P ERA WHIP	IP WLS BF H R ER SO BB IBB HBP BLK WP HR S P ERA WHIP	IP WLS BF H R ER SO BB IBB HBP BLK WP HR S P ERA WHIP	IP WLS BF H R ER SO BB IBB HBP BLK WP HR S P ERA WHIP	IP WLS BF H R ER SO BB IBB HBP BLK WP HR S P ERA WHIP	IP WLS BF H R ER SO BB IBB HBP BLK WP HR S P ERA WHIP	IP WLS BF H R ER SO BB IBB HBP BLK WP HR S P ERA WHIP	IP WLS BF H R ER SO BB IBB HBP BLK WP HR S P ERA WHIP	IP WLS BF H R ER SO BB IBB HBP BLK WP HR S P ERA WHIP			
Frank Tanana, L ERA: 7.08 (1, 1)	3.2	16	4	2	2	1	2	0	0	0	0	0	16	24	4.91	1.636				
Bob Stanley, R ERA: 3.93 (2, 1)	2.0	10	2	1	1	3	2	0	0	0	0	0	14	22	4.50	2.000				
Mark Clear, R ERA: 5.4 (6, 1)	2.0	6	0	0	0	0	0	0	0	0	0	0	6	6	0.00	0.000				
Chuck Rainey, R ERA: 4.26 (8, 1)																				

Batter	1	2	3	4	5	6	7	8	9	AB	R	H	RBI	BB	SO	LOB	BOTTOM					
Dwight Evans, R OBP: 0.465, SLG: 0.589 (1, 9)										4	1	1	0	0	2	1	<b>Minnesota Twins @ Boston Red Sox</b> Fenway Park, Boston, MA Thu Apr 30 1981, 3:33 AM EDT Att: 15,506 - Cloudy - 61 F					
Dave Stapleton, R OBP: 0.279, SLG: 0.231 (1, 4)										4	0	2	2	0	0	0						
Carl Yastrzemski, L OBP: 0.235, SLG: 0.178 (1, 10)										4	0	0	0	0	0	2						
Jim Rice, R OBP: 0.275, SLG: 0.400 (1, 7)										4	1	1	1	0	1	1						
Tony Perez, R OBP: 0.270, SLG: 0.357 (1, 3)										4	1	2	1	0	0	1						
Camey Lansford, R OBP: 0.385, SLG: 0.467 (1, 5)										4	0	0	0	0	1	1						
Gary Allenson, R OBP: 0.339, SLG: 0.481 (1, 2)										4	0	0	0	0	1	1						
Glenn Hoffman, R OBP: 0.207, SLG: 0.179 Garry Hancock, L (9, PH)										3	1	1	0	0	0	0						
Rick Miller, L OBP: 0.377, SLG: 0.383 (1, 8)										3	0	0	0	0	0	2						
<b>Inning Stats</b>	R: 1 E: 0 K: 1 S: 7	H: 2 LOB: 1 BB: 0 P: 7	R: 0 E: 0 K: 1 S: 5	H: 0 LOB: 0 BB: 0 P: 5	R: 0 E: 0 K: 1 S: 5	H: 0 LOB: 0 BB: 0 P: 5	R: 0 E: 0 K: 0 S: 3	H: 0 LOB: 0 BB: 0 P: 3	R: 0 E: 0 K: 0 S: 4	H: 1 LOB: 1 BB: 0 P: 4	R: 0 E: 0 K: 0 S: 3	H: 0 LOB: 0 BB: 0 P: 3	R: 0 E: 0 K: 0 S: 4	H: 1 LOB: 1 BB: 0 P: 4	R: 1 E: 1 K: 1 S: 7	H: 1 LOB: 1 BB: 0 P: 7		R: 2 E: 0 K: 1 S: 7	H: 2 LOB: 2 BB: 0 P: 7	1B: 4 2B: 1 3B: 0 HR: 2	SF: 0 SAC: 0 DP: 0 HBP: 0	WP: 0 PB: 0 SB: 0 CS: 0
<b>PITCHER</b>	IP WLS BF H R ER SO BB IBB HBP BLK WP HR S P ERA WHIP	IP WLS BF H R ER SO BB IBB HBP BLK WP HR S P ERA WHIP	IP WLS BF H R ER SO BB IBB HBP BLK WP HR S P ERA WHIP	IP WLS BF H R ER SO BB IBB HBP BLK WP HR S P ERA WHIP	IP WLS BF H R ER SO BB IBB HBP BLK WP HR S P ERA WHIP	IP WLS BF H R ER SO BB IBB HBP BLK WP HR S P ERA WHIP	IP WLS BF H R ER SO BB IBB HBP BLK WP HR S P ERA WHIP	IP WLS BF H R ER SO BB IBB HBP BLK WP HR S P ERA WHIP	IP WLS BF H R ER SO BB IBB HBP BLK WP HR S P ERA WHIP	IP WLS BF H R ER SO BB IBB HBP BLK WP HR S P ERA WHIP	IP WLS BF H R ER SO BB IBB HBP BLK WP HR S P ERA WHIP	IP WLS BF H R ER SO BB IBB HBP BLK WP HR S P ERA WHIP	IP WLS BF H R ER SO BB IBB HBP BLK WP HR S P ERA WHIP	IP WLS BF H R ER SO BB IBB HBP BLK WP HR S P ERA WHIP	IP WLS BF H R ER SO BB IBB HBP BLK WP HR S P ERA WHIP	IP WLS BF H R ER SO BB IBB HBP BLK WP HR S P ERA WHIP						
Roger Erickson, R ERA: 4.28 (1, 1)	8.0	32	7	4	3	4	0	0	1	0	0	0	0	0	0	0						
Doug Corbett, R ERA: 1.96 (9, 1)	1.0	3	0	0	0	1	0	0	0	0	0	5	5	0.00	0.000							





Batter	1	2	3	4	5	6	7	8	9	AB	R	H	RBI	BB	SO	LOB	TOP									
Hosken Powell, L (1, 9) OBP: 0.288, SLG: 0.292 Dave Engle, R (9, FH) OBP: 0.333, SLG: 0.455										4	2	2	0	0	0	1										
John Castino, R (1, 5) OBP: 0.263, SLG: 0.423										4	1	2	0	0	1	3										
Mickey Hatcher, R (1, 8) OBP: 0.308, SLG: 0.355										4	1	1	1	1	0	3										
Roy Smalley, S (1, 6) OBP: 0.402, SLG: 0.618										2	0	1	3	1	0	0										
Glenn Adams, L (1, 10) OBP: 0.339, SLG: 0.421										4	0	1	0	0	1	2										
Rob Wilfong, L (1, 4) OBP: 0.230, SLG: 0.296										4	0	0	0	0	1	2										
Rick Sofield, L (1, 7) OBP: 0.211, SLG: 0.189										3	1	0	0	1	0	0										
Ron Jackson, R (1, 3) OBP: 0.275, SLG: 0.383										4	1	2	0	0	0	0										
Sal Butera, R (1, 2) OBP: 0.440, SLG: 0.565										4	0	2	2	0	0	0										
<b>Inning Stats</b>	R: 2 E: 0 K: 0 S: 6	H: 3 LOB: 1 BB: 0 P: 6	R: 1 E: 0 K: 1 S: 7	H: 2 LOB: 1 BB: 0 P: 7	R: 0 E: 0 K: 0 S: 3	H: 0 LOB: 0 BB: 1 P: 7	R: 0 E: 0 K: 0 S: 3	H: 0 LOB: 0 BB: 0 P: 3	R: 0 E: 0 K: 1 S: 5	H: 0 LOB: 0 BB: 0 P: 5	R: 0 E: 0 K: 0 S: 3	H: 0 LOB: 0 BB: 0 P: 3	R: 0 E: 0 K: 0 S: 5	H: 0 LOB: 1 BB: 0 P: 5	R: 2 E: 0 K: 0 S: 5	H: 3 LOB: 1 BB: 0 P: 5	R: 1 E: 0 K: 1 S: 7	H: 2 LOB: 2 BB: 1 P: 11	1B: 7 2B: 4 3B: 0 HR: 0	SF: 1 SAC: 1 DP: 1 HBP: 0	WP: 0 PB: 0 SB: 2 CS: 0	PA: 38				
<b>PITCHER</b>	IP	WLS	BF	H	R	ER	SO	BB	IBB	HBP	BLK	WP	HR	S	P	ERA	WHIP									
Dennis Eckersley, R ERA: 6.07	(1, 1)	8.0	L	32	9	5	5	2	1	0	0	0	0	0	35	39	5.62	1.250								
Tom Burgmeier, L ERA: 3.68	(9, 1)	1.0		6	2	1	1	1	1	0	0	0	0	0	7	11	9.00	3.000								

Minnesota Twins @ Boston Red Sox  
Fenway Park, Boston, MA  
Fri May 01 1981, 3:33 AM EDT  
Att: 15,715 - Unknown - 47 F

AB	34
R	6
H	11
RBI	6
BB	2
SO	3
LOB	13



Batter	1	2	3	4	5	6	7	8	9	AB	R	H	RBI	BB	SO	LOB	BOTTOM								
Dwight Evans, R (1, 9) OBP: 0.467, SLG: 0.600										4	0	2	0	0	1	1									
Dave Stapleton, R (1, 4) OBP: 0.298, SLG: 0.326										4	1	2	1	0	0	2									
Carl Yastrzemski, L (1, 10) OBP: 0.236, SLG: 0.204										4	0	1	0	0	0	0									
Jim Rice, R (1, 7) OBP: 0.274, SLG: 0.391										4	0	1	0	0	2	2									
Tony Perez, R (1, 3) OBP: 0.254, SLG: 0.333										4	0	0	0	0	1	3									
Camey Lansford, R (1, 5) OBP: 0.362, SLG: 0.438										4	0	0	0	0	0	3									
Gary Allenson, R (1, 2) OBP: 0.323, SLG: 0.456										3	0	0	0	0	1	0									
Glenn Hoffman, R (1, 6) OBP: 0.213, SLG: 0.186										3	0	1	0	0	0	0									
Rick Miller, L (1, 8) OBP: 0.375, SLG: 0.367										2	0	0	0	1	0	1									
<b>Inning Stats</b>	R: 1 E: 0 K: 0 S: 4	H: 1 LOB: 0 BB: 0 P: 4	R: 0 E: 0 K: 0 S: 3	H: 0 LOB: 0 BB: 0 P: 3	R: 0 E: 0 K: 1 S: 5	H: 0 LOB: 0 BB: 0 P: 5	R: 0 E: 0 K: 0 S: 3	H: 0 LOB: 0 BB: 0 P: 3	R: 0 E: 0 K: 0 S: 4	H: 1 LOB: 1 BB: 0 P: 4	R: 0 E: 0 K: 0 S: 7	H: 1 LOB: 1 BB: 1 P: 11	R: 0 E: 0 K: 2 S: 9	H: 2 LOB: 2 BB: 0 P: 9	R: 0 E: 0 K: 2 S: 9	H: 2 LOB: 2 BB: 0 P: 9	1B: 4 2B: 2 3B: 0 HR: 1	SF: 0 SAC: 0 DP: 2 HBP: 0	WP: 0 PB: 0 SB: 0 CS: 0	PA: 33					
<b>PITCHER</b>	IP	WLS	BF	H	R	ER	SO	BB	IBB	HBP	BLK	WP	HR	S	P	ERA	WHIP								
Fernando Arroyo, R ERA: 3.15	(1, 1)	7.0	W	24	5	1	1	1	0	0	0	0	0	26	26	1.29	0.714								
Doug Corbett, R ERA: 1.4	(8, 1)	2.0		9	2	0	0	4	1	0	0	0	0	16	20	0.00	1.500								

Minnesota Twins @ Boston Red Sox  
Fenway Park, Boston, MA  
Fri May 01 1981, 3:33 AM EDT  
Att: 15,715 - Unknown - 47 F

AB	32
R	1
H	7
RBI	1
BB	1
SO	5
LOB	12





Batter	1	2	3	4	5	6	7	8	9	AB	R	H	RBI	BB	SO	LOB	TOP										
<b>Hosken Powell, L</b> (1, 9) OBP: 0.328, SLG: 0.333										3	1	1	0	2	1	0	<b>Minnesota Twins @ Boston Red Sox</b> Fenway Park, Boston, MA Sat May 02 1981, 3:33 AM EDT Att: 16,940 - Unknown - 53 F										
<b>John Castino, R</b> (1, 5) OBP: 0.291, SLG: 0.446										5	1	3	2	1	1	1											
<b>Mickey Hatcher, R</b> (1, 8) OBP: 0.286, SLG: 0.328										5	1	0	0	0	8												
<b>Roy Smalley, S</b> (1, 6) OBP: 0.425, SLG: 0.634 <b>Chuck Baker, R</b> (8, PR) (8, 6)										3	2	2	0	2	0	0											
<b>Glenn Adams, L</b> (1, 10) OBP: 0.358, SLG: 0.443										4	2	2	2	1	0	2											
<b>Rob Wilfong, L</b> (1, 4) OBP: 0.241, SLG: 0.293										4	1	1	0	1	0	3											
<b>Rick Sofield, L</b> (1, 7) OBP: 0.209, SLG: 0.214										5	1	1	2	0	1	5											
<b>Ron Jackson, R</b> (1, 3) OBP: 0.304, SLG: 0.423										5	1	3	3	0	1	1											
<b>Sal Butera, R</b> (1, 2) OBP: 0.433, SLG: 0.571										5	0	2	1	0	0	3											
<b>Inning Stats</b>	R: 6 E: 0 K: 0 S: 9	H: 6 LOB: 3 BB: 3 P: 21	R: 3 E: 0 K: 0 S: 6	H: 3 LOB: 3 BB: 2 P: 15	R: 0 E: 0 K: 2 S: 4	H: 1 LOB: 1 BB: 0 P: 4	R: 0 E: 0 K: 2 S: 7	H: 0 LOB: 0 BB: 0 P: 7	R: 0 E: 0 K: 0 S: 4	H: 1 LOB: 1 BB: 0 P: 4	R: 0 E: 0 K: 1 S: 4	H: 0 LOB: 0 BB: 1 P: 8	R: 2 E: 0 K: 1 S: 7	H: 2 LOB: 2 BB: 1 P: 11	R: 0 E: 0 K: 0 S: 3	H: 1 LOB: 0 BB: 0 P: 3		1B: 8 2B: 6 3B: 1 HR: 0	SF: 0 SAC: 1 DP: 3 HBP: 1	WP: 0 PB: 0 SB: 0 CS: 0	PA: 48						
<b>PITCHER</b>	IP	WLS	BF	H	R	ER	SO	BB	IBB	HBP	BLK	WP	HR	S	P	ERA	WHIP										
<b>Mike Torrez, R</b> (1, 1) ERA: 6.5	0.2	L	8	4	6	6	0	2	0	0	0	0	0	6	14	81.00	9.000										
<b>Bob Stanley, R</b> (1, 1) ERA: 5.03	1.1		13	5	3	3	0	3	0	1	0	0	0	9	22	20.25	6.000										
<b>Chuck Rainey, R</b> (3, 1) ERA: 2.38	5.0		18	3	0	0	3	1	0	0	0	0	0	23	27	0.00	0.800										
<b>Bill Campbell, R</b> (8, 1) ERA: 6.0	2.0		9	3	2	2	1	1	0	0	0	0	0	10	14	9.00	2.000										

Batter	1	2	3	4	5	6	7	8	9	AB	R	H	RBI	BB	SO	LOB	BOTTOM										
<b>Dwight Evans, R</b> (1, 9) OBP: 0.468, SLG: 0.635										3	2	1	1	1	1	0	<b>Minnesota Twins @ Boston Red Sox</b> Fenway Park, Boston, MA Sat May 02 1981, 3:33 AM EDT Att: 16,940 - Unknown - 53 F										
<b>Dave Stapleton, R</b> (1, 4) OBP: 0.314, SLG: 0.340										4	0	2	0	0	0	1											
<b>Carl Yastrzemski, L</b> (1, 10) OBP: 0.294, SLG: 0.226										4	0	2	0	0	0	1											
<b>Jim Rice, R</b> (1, 7) OBP: 0.273, SLG: 0.389										3	0	1	1	0	1	2											
<b>Tony Perez, R</b> (1, 3) OBP: 0.239, SLG: 0.313										4	0	0	0	0	0	5											
<b>Carney Lansford, R</b> (1, 5) OBP: 0.356, SLG: 0.441										4	0	1	0	0	0	2											
<b>Gary Allenson, R</b> (1, 2) OBP: 0.319, SLG: 0.433										3	0	0	0	1	0	1											
<b>Glenn Hoffman, R</b> (1, 6) OBP: 0.203, SLG: 0.177 <b>Tom Poquette, L</b> (9, PH)										3	0	0	0	0	0	2											
<b>Rick Miller, L</b> (1, 8) OBP: 0.356, SLG: 0.346 <b>Reid Nichols, R</b> (8, 8)										3	0	0	0	0	1	2											
<b>Inning Stats</b>	R: 1 E: 0 K: 0 S: 4	H: 1 LOB: 1 BB: 1 P: 8	R: 0 E: 0 K: 0 S: 4	H: 1 LOB: 1 BB: 0 P: 4	R: 0 E: 0 K: 0 S: 5	H: 2 LOB: 2 BB: 0 P: 5	R: 0 E: 0 K: 0 S: 3	H: 0 LOB: 0 BB: 0 P: 3	R: 0 E: 0 K: 1 S: 5	H: 0 LOB: 0 BB: 0 P: 5	R: 0 E: 0 K: 1 S: 5	H: 0 LOB: 0 BB: 1 P: 9	R: 1 E: 0 K: 0 S: 6	H: 3 LOB: 2 BB: 0 P: 6	R: 0 E: 0 K: 0 S: 3	H: 0 LOB: 0 BB: 0 P: 3		1B: 5 2B: 1 3B: 0 HR: 1	SF: 1 SAC: 0 DP: 0 HBP: 0	WP: 0 PB: 0 SB: 0 CS: 0	PA: 36						
<b>PITCHER</b>	IP	WLS	BF	H	R	ER	SO	BB	IBB	HBP	BLK	WP	HR	S	P	ERA	WHIP										
<b>Albert Williams, R</b> (1, 1) ERA: 2.87	8.0	W	33	7	2	2	3	2	0	0	0	0	0	37	45	2.25	1.125										
<b>John Verhoeven, R</b> (9, 1) ERA: 4.0	1.0		3	0	0	0	0	0	0	0	0	0	0	3	3	0.00	0.000										



Batter	1	2	3	4	5	6	7	8	9	AB	R	H	RBI	BB	SO	LOB	TOP										
Hosken Powell, L (1,9) OBP: 0.311, SLG: 0.315 Dave Engle, R (9,PH) OBP: 0.351, SLG: 0.471	0-3 K		0-0 F8	0-3 K			0-0 SH2-4		0-0 SH1-4 1B	3	0	0	0	0	2	3											
John Castino, R (1,5) OBP: 0.289, SLG: 0.437	0-3 K		0-0 3-1	0-0 FC6-4			0-0 FC6-4 1B		0-0 SH1-4	4	0	1	0	0	1	3											
Mickey Hatcher, R (1,8) OBP: 0.293, SLG: 0.347	0-0 2B		0-0 E2 1B		0-3 K		0-0 FC6-4 1B		0-0 L9	5	1	2	1	0	1	2											
Roy Smalley, S (1,6) OBP: 0.446, SLG: 0.630	4-0 BB		4-0 1B		0-0 L8		0-0 FC6-4 1B		4-0 IBB	2	0	1	0	3	0	0											
Glenn Adams, L (1,10) OBP: 0.347, SLG: 0.424	0-0 3-1		0-0 1B		0-0 G3		0-0 F9		0-0 G3	5	0	1	2	0	0	6											
Rob Wilfong, L (1,4) Pete Mackanin, R (8,PH) OBP: 0.179, SLG: 0.214		0-0 G3	0-0 F8			0-0 6-3		0-0 4-3		3	0	0	0	0	0	2											
Rick Sofield, L (1,7) Gary Ward, R (8,PH) OBP: 0.289, SLG: 0.293		0-0 G3		0-0 G3		0-3 K		0-0 6-3		3	0	0	0	0	1	0											
Ron Jackson, R (1,3) OBP: 0.300, SLG: 0.400		0-0 6-3		4-0 BB		0-0 5-3		0-0 E6		3	0	0	0	1	0	0											
Sal Butera, R (1,2) OBP: 0.471, SLG: 0.552			4-0 E 1B	3-1 BB	4-0 FC6-4 BB		4-0 1B SH2-4 FC6-4 BB	0-3 K		1	2	0	0	3	1	1											
<b>Inning Stats</b>	R: 0 E: 0 K: 2 S: 8	H: 1 LOB: 2 BB: 1 P: 12	R: 0 E: 0 K: 0 S: 3	H: 0 LOB: 0 BB: 0 P: 3	R: 2 E: 1 K: 0 S: 5	H: 2 LOB: 2 BB: 2 P: 13	R: 0 E: 0 K: 1 S: 5	H: 0 LOB: 2 BB: 2 P: 13	R: 0 E: 0 K: 1 S: 5	H: 0 LOB: 0 BB: 0 P: 5	R: 0 E: 0 K: 1 S: 5	H: 0 LOB: 0 BB: 0 P: 5	R: 1 E: 0 K: 0 S: 5	H: 2 LOB: 2 BB: 1 P: 9	R: 0 E: 1 K: 1 S: 6	H: 0 LOB: 1 BB: 0 P: 6	R: 0 E: 0 K: 0 S: 4	H: 1 LOB: 2 BB: 1 P: 8	1B: 5 2B: 1 3B: 0 HR: 0	SF: 0 SAC: 2 DP: 0 HBP: 0	WP: 0 PB: 0 SB: 1 CS: 1	PA: 41					
<b>PITCHER</b>	IP	WLS	BF	H	R	ER	SO	BB	IBB	HBP	BLK	WP	HR	S	P	ERA	WHIP										
Steve Crawford, R (1,1) ERA: 3.68	6.2	L	31	5	3	1	5	6	0	0	0	0	0	35	59	1.35	1.650										
Tom Burgmeier, L (7,1) ERA: 2.79	2.1		10	1	0	0	1	0	1	0	0	0	0	11	15	0.00	0.429										

Minnesota Twins @ Boston Red Sox  
Fenway Park, Boston, MA  
Sun May 03 1981, 3:33 AM EDT  
Att: 15,608 - Unknown - 57 F

AB 32  
R 3  
H 6  
RBI 3  
BB 7  
SO 6  
LOB 17



Batter	1	2	3	4	5	6	7	8	9	AB	R	H	RBI	BB	SO	LOB	BOTTOM										
Dwight Evans, R (1,9) OBP: 0.446, SLG: 0.597	0-0 5-3		0-0 FC6-4		0-3 K			0-3 K		4	0	0	0	0	2	2											
Dave Stapleton, R (1,4) OBP: 0.309, SLG: 0.320	0-0 P4		0-0 FC6-4		0-0 F9			4-0 BB		3	0	0	1	1	0	1											
Carl Yastrzemski, L (1,3) OBP: 0.294, SLG: 0.228	0-0 1B		0-0 F8			0-0 G3		0-3 K		4	0	1	0	0	1	2											
Jim Rice, R (1,7) OBP: 0.284, SLG: 0.387	0-3 K			0-0 1B		4-0 FC3-6 BB		0-3 K		3	0	1	0	1	2	2											
Tony Perez, R (1,10) OBP: 0.240, SLG: 0.309		0-0 F7		0-0 1B		0-0 FC3-6 FC4-6		0-0 4-3		4	0	1	0	0	0	1											
Camey Lansford, R (1,5) OBP: 0.351, SLG: 0.431		0-0 CS 1B		0-0 F7		0-0 FC4-6		0-0 5-3		4	0	1	0	0	0	3											
Gary Allenson, R (1,2) Pete Redfern, R (9,PH) OBP: 0.366, SLG: 0.235		0-3 K		0-3 K			0-0 F7		0-0 6-3	3	0	0	0	0	2	3											
Glenn Hoffman, R (1,6) OBP: 0.209, SLG: 0.172			4-0 FC6-4 BB	0-0 P4		0-0 L7				2	1	0	0	1	0	2											
Rick Miller, L (1,8) OBP: 0.355, SLG: 0.333			4-0 FC6-4 BB		0-3 K		0-0 F8			2	0	0	0	1	1	0											
<b>Inning Stats</b>	R: 0 E: 0 K: 1 S: 6	H: 1 LOB: 1 BB: 0 P: 6	R: 0 E: 0 K: 1 S: 5	H: 1 LOB: 0 BB: 0 P: 5	R: 1 E: 0 K: 0 S: 3	H: 0 LOB: 1 BB: 2 P: 11	R: 0 E: 0 K: 1 S: 7	H: 2 LOB: 2 BB: 0 P: 7	R: 0 E: 0 K: 2 S: 7	H: 0 LOB: 0 BB: 0 P: 7	R: 0 E: 0 K: 0 S: 3	H: 0 LOB: 1 BB: 1 P: 7	R: 0 E: 0 K: 0 S: 3	H: 0 LOB: 0 BB: 0 P: 3	R: 0 E: 0 K: 3 S: 9	H: 0 LOB: 1 BB: 1 P: 13	R: 0 E: 0 K: 0 S: 3	H: 0 LOB: 0 BB: 0 P: 3	1B: 4 2B: 0 3B: 0 HR: 0	SF: 0 SAC: 0 DP: 0 HBP: 0	WP: 0 PB: 0 SB: 0 CS: 1	PA: 34					
<b>PITCHER</b>	IP	WLS	BF	H	R	ER	SO	BB	IBB	HBP	BLK	WP	HR	S	P	ERA	WHIP										
Pete Redfern, R (1,1) ERA: 3.52	7.0	W	27	4	1	1	5	3	0	0	0	0	0	34	46	1.29	1.000										
Doug Corbett, R (8,1) ERA: 1.27	2.0	S	7	0	0	0	3	1	0	0	0	0	0	12	16	0.00	0.500										

Minnesota Twins @ Boston Red Sox  
Fenway Park, Boston, MA  
Sun May 03 1981, 3:33 AM EDT  
Att: 15,608 - Unknown - 57 F

AB 30  
R 1  
H 4  
RBI 1  
BB 4  
SO 8  
LOB 16





Batter	1	2	3	4	5	6	7	8	9	10	11	12	AB	R	H	RBI	BB	SO	LOB	TOP								
Jerry Remy, L (1.4) OBP: 0.375, SLG: 0.268													7	1	3	2	0	0	2									
Dwight Evans, R (1.9) OBP: 0.489, SLG: 0.614													3	3	3	1	4	0	0									
Carl Yastrzemski, L (1.10) OBP: 0.257, SLG: 0.234													7	0	2	1	0	0	7									
Jim Rice, R (1.7) OBP: 0.284, SLG: 0.378													7	0	2	0	0	0	8									
Tony Perez, R (1.3) OBP: 0.259, SLG: 0.324													6	0	3	2	0	0	4									
Carney Lansford, R (1.5) OBP: 0.337, SLG: 0.410													6	0	1	0	0	0	5									
Rick Miller, L (1.8) OBP: 0.353, SLG: 0.333													6	1	2	0	0	0	3									
Gary Attenson, R (1.2) OBP: 0.321, SLG: 0.418													4	1	1	0	2	2	2									
Glenn Hoffman, R (1.6) OBP: 0.219, SLG: 0.200													6	2	2	1	0	1	4									
<b>Inning Stats</b>	R: 0 E: 0 K: 4 S: 4	H: 1 LOB: 2 BB: 1 P: 6	R: 0 E: 0 K: 1 S: 6	H: 1 LOB: 1 BB: 0 P: 6	R: 1 E: 1 K: 0 S: 4	H: 1 LOB: 1 BB: 1 P: 6	R: 0 E: 0 K: 0 S: 3	H: 0 LOB: 0 BB: 0 P: 3	R: 2 E: 0 K: 0 S: 7	H: 4 LOB: 2 BB: 0 P: 7	R: 0 E: 0 K: 0 S: 3	H: 0 LOB: 1 BB: 1 P: 7	R: 1 E: 0 K: 0 S: 4	H: 1 LOB: 1 BB: 0 P: 8	R: 1 E: 0 K: 1 S: 5	H: 2 LOB: 1 BB: 0 P: 4	R: 0 E: 0 K: 1 S: 5	H: 0 LOB: 0 BB: 0 P: 5	R: 0 E: 0 K: 0 S: 3	H: 0 LOB: 1 BB: 1 P: 7	R: 3 E: 0 K: 0 S: 8	H: 5 LOB: 2 BB: 0 P: 8	1B: 17 2B: 2 3B: 0 HR: 0	SF: 0 SAC: 0 DP: 2 HBP: 0	WP: 0 PB: 0 SB: 3 CS: 0	PA: 58		
<b>PITCHER</b>	IP WLS BF H R ER SO BB IBB HBP BLK WP HR S P ERA WHIP	IP WLS BF H R ER SO BB IBB HBP BLK WP HR S P ERA WHIP	IP WLS BF H R ER SO BB IBB HBP BLK WP HR S P ERA WHIP	IP WLS BF H R ER SO BB IBB HBP BLK WP HR S P ERA WHIP	IP WLS BF H R ER SO BB IBB HBP BLK WP HR S P ERA WHIP	IP WLS BF H R ER SO BB IBB HBP BLK WP HR S P ERA WHIP	IP WLS BF H R ER SO BB IBB HBP BLK WP HR S P ERA WHIP	IP WLS BF H R ER SO BB IBB HBP BLK WP HR S P ERA WHIP	IP WLS BF H R ER SO BB IBB HBP BLK WP HR S P ERA WHIP	IP WLS BF H R ER SO BB IBB HBP BLK WP HR S P ERA WHIP	IP WLS BF H R ER SO BB IBB HBP BLK WP HR S P ERA WHIP	IP WLS BF H R ER SO BB IBB HBP BLK WP HR S P ERA WHIP	IP WLS BF H R ER SO BB IBB HBP BLK WP HR S P ERA WHIP	IP WLS BF H R ER SO BB IBB HBP BLK WP HR S P ERA WHIP	IP WLS BF H R ER SO BB IBB HBP BLK WP HR S P ERA WHIP	IP WLS BF H R ER SO BB IBB HBP BLK WP HR S P ERA WHIP	IP WLS BF H R ER SO BB IBB HBP BLK WP HR S P ERA WHIP	IP WLS BF H R ER SO BB IBB HBP BLK WP HR S P ERA WHIP	IP WLS BF H R ER SO BB IBB HBP BLK WP HR S P ERA WHIP	IP WLS BF H R ER SO BB IBB HBP BLK WP HR S P ERA WHIP	IP WLS BF H R ER SO BB IBB HBP BLK WP HR S P ERA WHIP	IP WLS BF H R ER SO BB IBB HBP BLK WP HR S P ERA WHIP	IP WLS BF H R ER SO BB IBB HBP BLK WP HR S P ERA WHIP	IP WLS BF H R ER SO BB IBB HBP BLK WP HR S P ERA WHIP	IP WLS BF H R ER SO BB IBB HBP BLK WP HR S P ERA WHIP	IP WLS BF H R ER SO BB IBB HBP BLK WP HR S P ERA WHIP	IP WLS BF H R ER SO BB IBB HBP BLK WP HR S P ERA WHIP	IP WLS BF H R ER SO BB IBB HBP BLK WP HR S P ERA WHIP

Boston Red Sox @ Kansas City Royals  
Royals Stadium, Kansas City, MO

Mon May 04 1981, Postponed  
Att. 25,688 - Unknown - 67 F

AB 52  
R 8  
H 19  
RBI 7  
BB 6  
SO 3  
LOB 35



Batter	1	2	3	4	5	6	7	8	9	10	11	12	AB	R	H	RBI	BB	SO	LOB	BOTTOM									
Willie Wilson, S (1.7) OBP: 0.274, SLG: 0.310													6	1	3	0	0	0	2										
U L Washington, S (1.6) OBP: 0.343, SLG: 0.311													4	2	3	1	2	0	0										
Hal McRae, R (1.10) OBP: 0.267, SLG: 0.288													6	1	1	1	0	0	6										
Amos Otis, R (1.8) OBP: 0.292, SLG: 0.286													6	1	1	2	0	0	3										
Willie Aikens, L (1.3) OBP: 0.420, SLG: 0.576													4	1	2	1	0	0	0										
George Brett, L (10, PR) OBP: 0.350, SLG: 0.352													1	0	1	0	0	0	0										
Frank White, R (1.4) OBP: 0.258, SLG: 0.275													5	0	0	0	0	0	2										
Lee May, R (11, 3) OBP: 0.429, SLG: 0.571													1	0	0	0	0	1	1										
John Wathan, R (1.2) OBP: 0.302, SLG: 0.361													6	0	4	1	0	0	1										
Dave Chalk, R (1.5) OBP: 0.417, SLG: 0.364													2	0	0	0	1	0	2										
Ken Phelps, L (9, PH) OBP: 0.400, SLG: 0.750													1	0	1	0	0	0	0										
Danny Garcia, L (9, PR)													0	1	0	0	0	0	0										
Rance Mulliniks, L (10, 5) OBP: 0.200, SLG: 0.200													1	0	0	0	0	0	1										
Cesar Geronimo, L (1.9) OBP: 0.250, SLG: 0.324													4	0	0	1	0	2	4										
<b>Inning Stats</b>	R: 0 E: 0 K: 0 S: 2	H: 0 LOB: 0 BB: 1 P: 1	R: 1 E: 0 K: 1 S: 7	H: 2 LOB: 2 BB: 1 P: 11	R: 3 E: 0 K: 0 S: 4	H: 3 LOB: 0 BB: 0 P: 6	R: 0 E: 0 K: 0 S: 4	H: 1 LOB: 1 BB: 0 P: 4	R: 0 E: 0 K: 0 S: 3	H: 1 LOB: 1 BB: 0 P: 10	R: 0 E: 0 K: 0 S: 3	H: 0 LOB: 2 BB: 0 P: 5	R: 1 E: 0 K: 0 S: 5	H: 3 LOB: 1 BB: 0 P: 3	R: 0 E: 0 K: 0 S: 3	H: 1 LOB: 1 BB: 0 P: 3	R: 0 E: 0 K: 0 S: 4	H: 1 LOB: 1 BB: 0 P: 4	R: 2 E: 0 K: 0 S: 8	H: 3 LOB: 1 BB: 0 P: 8	1B: 9 2B: 4 3B: 2 HR: 1	SF: 2 SAC: 0 DP: 1 HBP: 0	WP: 0 PB: 0 SB: 0 CS: 2	PA: 52					
<b>PITCHER</b>	IP WLS BF H R ER SO BB IBB HBP BLK WP HR S P ERA WHIP	IP WLS BF H R ER SO BB IBB HBP BLK WP HR S P ERA WHIP	IP WLS BF H R ER SO BB IBB HBP BLK WP HR S P ERA WHIP	IP WLS BF H R ER SO BB IBB HBP BLK WP HR S P ERA WHIP	IP WLS BF H R ER SO BB IBB HBP BLK WP HR S P ERA WHIP	IP WLS BF H R ER SO BB IBB HBP BLK WP HR S P ERA WHIP	IP WLS BF H R ER SO BB IBB HBP BLK WP HR S P ERA WHIP	IP WLS BF H R ER SO BB IBB HBP BLK WP HR S P ERA WHIP	IP WLS BF H R ER SO BB IBB HBP BLK WP HR S P ERA WHIP	IP WLS BF H R ER SO BB IBB HBP BLK WP HR S P ERA WHIP	IP WLS BF H R ER SO BB IBB HBP BLK WP HR S P ERA WHIP	IP WLS BF H R ER SO BB IBB HBP BLK WP HR S P ERA WHIP	IP WLS BF H R ER SO BB IBB HBP BLK WP HR S P ERA WHIP	IP WLS BF H R ER SO BB IBB HBP BLK WP HR S P ERA WHIP	IP WLS BF H R ER SO BB IBB HBP BLK WP HR S P ERA WHIP	IP WLS BF H R ER SO BB IBB HBP BLK WP HR S P ERA WHIP	IP WLS BF H R ER SO BB IBB HBP BLK WP HR S P ERA WHIP	IP WLS BF H R ER SO BB IBB HBP BLK WP HR S P ERA WHIP	IP WLS BF H R ER SO BB IBB HBP BLK WP HR S P ERA WHIP	IP WLS BF H R ER SO BB IBB HBP BLK WP HR S P ERA WHIP	IP WLS BF H R ER SO BB IBB HBP BLK WP HR S P ERA WHIP	IP WLS BF H R ER SO BB IBB HBP BLK WP HR S P ERA WHIP	IP WLS BF H R ER SO BB IBB HBP BLK WP HR S P ERA WHIP	IP WLS BF H R ER SO BB IBB HBP BLK WP HR S P ERA WHIP	IP WLS BF H R ER SO BB IBB HBP BLK WP HR S P ERA WHIP	IP WLS BF H R ER SO BB IBB HBP BLK WP HR S P ERA WHIP	IP WLS BF H R ER SO BB IBB HBP BLK WP HR S P ERA WHIP	IP WLS BF H R ER SO BB IBB HBP BLK WP HR S P ERA WHIP	IP WLS BF H R ER SO BB IBB HBP BLK WP HR S P ERA WHIP

Boston Red Sox @ Kansas City Royals  
Royals Stadium, Kansas City, MO

Mon May 04 1981, Postponed  
Att. 25,688 - Unknown - 67 F

AB 47  
R 7  
H 16  
RBI 7  
BB 3  
SO 3  
LOB 22





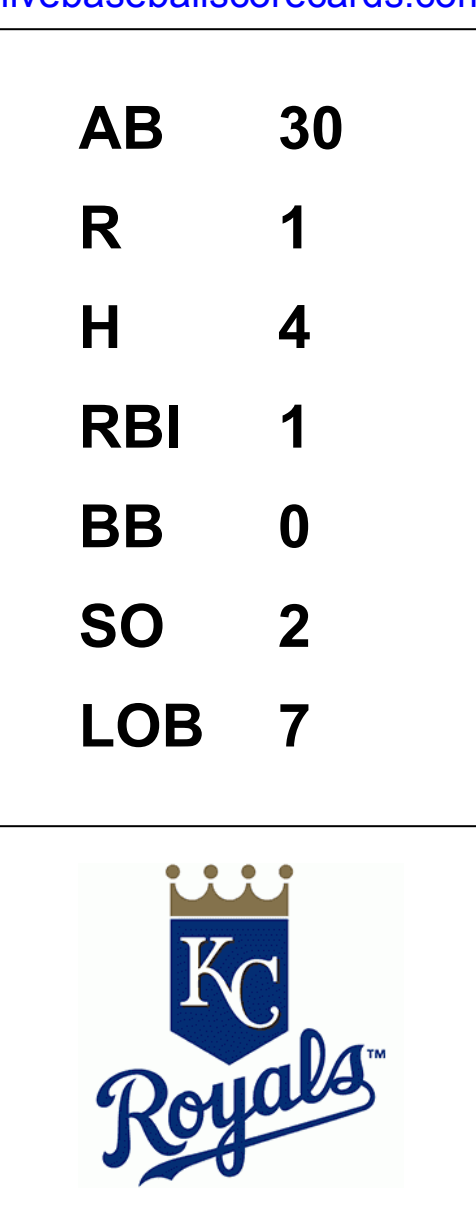




Batter	1	2	3	4	5	6	7	8	9	AB R H RBI BB SO LOB	TOP
Jerry Remy, L (1,4) OBP: 0.392, SLG: 0.279	F8		CS			SH1-3		HR	F4	2 1 1 0 1 0 0 1 0 0 0 0 0 1	<b>Boston Red Sox @ Kansas City Royals</b> Royals Stadium, Kansas City, MO Wed May 06 1981, 8:05 PM EDT Att: 21,400 - Unknown - 64 F
Dave Stapleton, R (9,PH) OBP: 0.283, SLG: 0.291			CS					HR		4 1 2 2 0 1 1	
Dwight Evans, R (1,9) OBP: 0.469, SLG: 0.615	K		CS		G6-4-3	F8		HR		3 0 0 0 1 1 2	
Carl Yastrzemski, L (1,10) OBP: 0.297, SLG: 0.224	G3				F4	K		FC5	1B	4 0 1 0 0 0 1	
Jim Rice, R (1,7)		6-3			G6-4-3					4 0 2 0 0 0 2	
Tony Perez, R (1,3)		F7						FC5	1B	4 1 2 0 0 0 2	
Carney Lansford, R (1,5) OBP: 0.344, SLG: 0.447										4 0 0 0 0 2 4	
Gary Allenson, R (1,2) OBP: 0.305, SLG: 0.394										4 0 1 0 0 2 2	
Glenn Hoffman, R (1,6) OBP: 0.215, SLG: 0.197			L6					SH3-4	1B	3 0 2 1 0 0 0	
Rick Miller, L (1,8) OBP: 0.366, SLG: 0.349			F7			SH1-3		SH3-4	1B	WP: 0 PA: 38 PB: 0 SB: 2 CS: 1	
<b>Inning Stats</b>	R: 0 H: 0 E: 0 LOB: 0 K: 1 BB: 0 S: 5 P: 5	R: 0 H: 1 E: 0 LOB: 1 K: 1 BB: 0 S: 6 P: 6	R: 0 H: 0 E: 0 LOB: 0 K: 0 BB: 1 S: 2 P: 6	R: 0 H: 1 E: 0 LOB: 0 K: 0 BB: 0 S: 3 P: 3	R: 0 H: 1 E: 0 LOB: 1 K: 2 BB: 0 S: 8 P: 8	R: 0 H: 1 E: 0 LOB: 1 K: 1 BB: 0 S: 6 P: 6	R: 0 H: 1 E: 0 LOB: 1 K: 0 BB: 0 S: 4 P: 4	R: 2 H: 4 E: 0 LOB: 2 K: 1 BB: 1 S: 6 P: 10	R: 1 H: 2 E: 0 LOB: 1 K: 1 BB: 0 S: 7 P: 7	1B: 9 SF: 0 2B: 1 SAC: 2 3B: 0 DP: 1 HR: 1 HBP: 0	
<b>PITCHER</b>	IP WLS BF H R ER SO BB IBB HBP BLK WP HR S P ERA WHIP										
Dennis Leonard, R (1,1) ERA: 3.05	7.2 L 31 9 2 2 5 2 0 0 0 0 0 1 39 47 2.35 1.435										
Dan Quisenberry, R (8,1) ERA: 5.95	1.0 5 2 1 1 1 0 0 0 0 0 0 7 7 9.00 2.000										
Ken Brett, L (9,1) ERA: 6.75	0.1 1 0 0 0 0 0 0 0 0 0 0 0 1 1 0.00 0.000										

Batter	1	2	3	4	5	6	7	8	9	AB R H RBI BB SO LOB	BOTTOM
Willie Wilson, S (1,7) OBP: 0.272, SLG: 0.304	G3					G3			4-3	4 1 2 0 0 0 0	<b>Boston Red Sox @ Kansas City Royals</b> Royals Stadium, Kansas City, MO Wed May 06 1981, 8:05 PM EDT Att: 21,400 - Unknown - 64 F
Rance Mulliniks, L (1,6) OBP: 0.154, SLG: 0.154										3 0 0 0 0 0 2	
Ken Phelps, L (9,PH) OBP: 0.286, SLG: 0.500	G3		F2			4-3			F4	1 0 0 0 0 0 0	
George Brett, L (1,5) OBP: 0.338, SLG: 0.339			L8			G3			F7	4 0 1 1 0 0 1	
Willie Aikens, L (1,3) OBP: 0.421, SLG: 0.569	K									3 0 1 0 0 1 1	
Hal McRae, R (1,10) OBP: 0.268, SLG: 0.278										3 0 0 0 0 0 2	
Amos Otis, R (1,8) OBP: 0.304, SLG: 0.319										3 0 0 0 0 0 1	
Frank White, R (1,4) OBP: 0.239, SLG: 0.256										3 0 0 0 0 0 0	
Cesar Geronimo, L (1,9) OBP: 0.231, SLG: 0.297										3 0 0 0 0 1 0	
Jerry Grote, R (1,2) OBP: 0.294, SLG: 0.286										2 0 0 0 0 0 0	
Jamie Quirk, L (8,PH) OBP: 0.235, SLG: 0.353			4-3						F8	1 0 0 0 0 0 0	
<b>Inning Stats</b>	R: 1 H: 2 E: 0 LOB: 1 K: 1 BB: 0 S: 7 P: 7	R: 0 H: 0 E: 0 LOB: 0 K: 1 BB: 0 S: 5 P: 5	R: 0 H: 1 E: 0 LOB: 1 K: 0 BB: 0 S: 4 P: 4	R: 0 H: 1 E: 0 LOB: 0 K: 0 BB: 0 S: 3 P: 3	R: 0 H: 0 E: 0 LOB: 0 K: 0 BB: 0 S: 3 P: 3	R: 0 H: 0 E: 0 LOB: 0 K: 0 BB: 0 S: 3 P: 3	R: 0 H: 0 E: 0 LOB: 0 K: 0 BB: 0 S: 3 P: 3	R: 0 H: 0 E: 0 LOB: 0 K: 0 BB: 0 S: 3 P: 3	R: 0 H: 0 E: 0 LOB: 0 K: 0 BB: 0 S: 3 P: 3	1B: 4 SF: 0 2B: 1 SAC: 0 3B: 0 DP: 1 HR: 0 HBP: 0	
<b>PITCHER</b>	IP WLS BF H R ER SO BB IBB HBP BLK WP HR S P ERA WHIP										
Dennis Eckersley, R (1,1) ERA: 4.89	9.0 W 30 4 1 1 2 0 0 0 0 0 0 0 34 34 1.00 0.444										

AB	33
R	3
H	11
RBI	3
BB	2
SO	6
LOB	15





Batter	1	2	3	4	5	6	7	8	9	AB	R	H	RBI	BB	SO	LOB	TOP			
Jerry Remy, L (1,4) OBP: 0.376, SLG: 0.271	6-3		F8	FC6-4			1B		6-3	5	0	1	0	0	0	3	<b>Boston Red Sox @ Toronto Blue Jays</b> Exhibition Stadium, Toronto, ON Fri May 08 1981, 7:05 PM EDT Att: 15,106 - Unknown - 55 F			
Dwight Evans, R (1,9) OBP: 0.476, SLG: 0.627	F9		E9				F9			5	1	3	0	0	0	1				
Carl Yastrzemski, L (1,3) OBP: 0.253, SLG: 0.211	FC5-4		4-3				F8		F5	4	0	0	0	1	0	4				
Jim Rice, R (1,7) OBP: 0.280, SLG: 0.362	FC5-4									4	0	2	1	0	0	1				
Tony Perez, R (1,10) OBP: 0.261, SLG: 0.318		F3								4	1	1	0	0	1	3				
Camey Lansford, R (1,5) OBP: 0.351, SLG: 0.449	6-3									4	1	2	0	0	0	0				
Gary Allenson, R (1,2) OBP: 0.302, SLG: 0.378										3	0	0	0	1	2	0				
Glenn Hoffman, R (1,6) OBP: 0.217, SLG: 0.200			P4				4-3		6-3	4	0	1	2	0	0	0				
Rick Miller, L (1,8) OBP: 0.360, SLG: 0.333										3	1	0	0	1	0	2				
<b>Inning Stats</b>	R: 0 E: 0 K: 0 S: 3	H: 0 LOB: 1 BB: 1 P: 7	R: 0 E: 0 K: 1 S: 5	H: 0 LOB: 0 BB: 0 P: 5	R: 1 E: 1 K: 0 S: 4	H: 1 LOB: 1 BB: 1 P: 8	R: 2 E: 0 K: 0 S: 6	H: 3 LOB: 2 BB: 1 P: 10	R: 1 E: 0 K: 1 S: 7	H: 3 LOB: 1 BB: 0 P: 7	R: 0 E: 0 K: 0 S: 5	H: 2 LOB: 2 BB: 0 P: 5	R: 0 E: 0 K: 1 S: 5	H: 0 LOB: 0 BB: 0 P: 5	R: 0 E: 0 K: 0 S: 4	H: 1 LOB: 1 BB: 0 P: 4		1B: 9 2B: 1 3B: 0 HR: 0	SF: 0 SAC: 0 DP: 0 HBP: 0	WP: 0 PB: 0 SB: 0 CS: 0
<b>PITCHER</b>	IP WLS BF H R ER SO BB IBB HBP BLK WP HR S P ERA WHIP																			
Mark Bomback, R (1,1) ERA: 2.7	4.1 L 22 6 4 3 1 3 0 0 0 0 0 0 21 33 6.23 2.077																			
Joey McLaughlin, R (5,1) ERA: 3.0	2.1 9 3 0 0 1 0 0 0 0 0 0 0 11 11 0.00 1.286																			
Roy Lee Jackson, R (7,1) ERA: 1.2	2.1 8 1 0 0 1 0 0 0 0 0 0 0 10 10 0.00 0.429																			

AB 36  
R 4  
H 10  
RBI 3  
BB 3  
SO 3  
LOB 14



Batter	1	2	3	4	5	6	7	8	9	AB	R	H	RBI	BB	SO	LOB	BOTTOM					
Alfredo Griffin, S (1,6) OBP: 0.215, SLG: 0.270	F9		SH3				L5			4	1	2	0	0	0	0	<b>Boston Red Sox @ Toronto Blue Jays</b> Exhibition Stadium, Toronto, ON Fri May 08 1981, 7:05 PM EDT Att: 15,106 - Unknown - 55 F					
Damaso Garcia, R (1,4) OBP: 0.256, SLG: 0.256			E6				K		K	5	0	1	0	0	2	4						
Al Woods, L (1,7) OBP: 0.260, SLG: 0.274			FC5-2-5-1				F2			4	0	1	1	0	0	3						
Otto Velez, R (1,10) OBP: 0.386, SLG: 0.343	FC6									3	0	0	0	1	2	2						
John Mayberry, L (1,3) OBP: 0.451, SLG: 0.485										3	0	1	0	1	1	3						
Lloyd Moseby, L (1,8) OBP: 0.296, SLG: 0.432										3	1	0	0	1	0	1						
Barry Bonnell, R (1,9) OBP: 0.218, SLG: 0.205										4	0	1	0	0	0	2						
Danny Ainge, R (1,5) OBP: 0.211, SLG: 0.258										4	0	1	1	0	2	2						
Ernie Whitt, L (1,2) OBP: 0.244, SLG: 0.221										2	0	1	0	0	0	0						
George Bell, R (6,PH) OBP: 0.357, SLG: 0.481										1	0	0	0	0	0	1						
Dan Whitmer, R (7,2) OBP: 0.111, SLG: 0.222										0	0	0	0	0	0	0						
Rick Bosetti, R (9,PH) OBP: 0.400, SLG: 0.421										1	0	1	0	0	0	0						
<b>Inning Stats</b>	R: 0 E: 0 K: 0 S: 4	H: 1 LOB: 1 BB: 0 P: 4	R: 0 E: 0 K: 0 S: 4	H: 2 LOB: 0 BB: 0 P: 4	R: 0 E: 1 K: 1 S: 7	H: 1 LOB: 3 BB: 1 P: 11	R: 0 E: 0 K: 1 S: 5	H: 0 LOB: 0 BB: 0 P: 5	R: 1 E: 0 K: 1 S: 7	H: 2 LOB: 1 BB: 0 P: 7	R: 1 E: 0 K: 0 S: 3	H: 1 LOB: 0 BB: 2 P: 11	R: 0 E: 0 K: 1 S: 5	H: 0 LOB: 0 BB: 0 P: 5	R: 0 E: 0 K: 1 S: 5	H: 0 LOB: 0 BB: 0 P: 5	R: 0 E: 0 K: 2 S: 9	H: 2 LOB: 2 BB: 0 P: 9	1B: 7 2B: 2 3B: 1 HR: 0	SF: 0 SAC: 1 DP: 2 HBP: 0	WP: 0 PB: 0 SB: 0 CS: 0	PA: 38
<b>PITCHER</b>	IP WLS BF H R ER SO BB IBB HBP BLK WP HR S P ERA WHIP																					
Mike Torrez, R (1,1) ERA: 5.7	5.2 W 26 7 2 2 3 3 0 0 0 0 0 0 29 41 3.18 1.765																					
Tom Burgmeier, L (6,1) ERA: 3.14	3.1 S 12 2 0 0 4 0 0 0 0 0 0 0 20 20 0.00 0.600																					

AB 34  
R 2  
H 9  
RBI 2  
BB 3  
SO 7  
LOB 18













Batter	1	2	3	4	5	6	7	8	9	AB	R	H	RBI	BB	SO	LOB	TOP																										
<b>Jerry Remy, L</b> OBP: 0.383, SLG: 0.275 (1, 4)	4-0 BB 1B	0-0 BB	0-0 F7		0-0 6-3		4-0 BB		0-3 K	3	1	1	0	1	0	3	<b>Boston Red Sox @ Toronto Blue Jays</b> Exhibition Stadium, Toronto, ON Mon May 11, 1981, 7:05 PM EDT Att: 11,315 - Unknown - 51 F																										
<b>Tony Perez, R</b> OBP: 0.282, SLG: 0.330 (7, PH)		1-2 1B	G4-6-3							0	0	0	0	1	0	0																											
<b>Dave Stapleton, R</b> OBP: 0.257, SLG: 0.250 (7, 4)										1	0	0	0	0	1	1																											
<b>Dwight Evans, R</b> OBP: 0.497, SLG: 0.663 (1, 9)	4-0 1B BB	0-3 K		0-0 F9		0-0 FC4-6 1B	0-0 F9			4	0	1	0	1	1	4																											
<b>Carl Yastrzemski, L</b> OBP: 0.247, SLG: 0.200 (1, 3)	0-0 F7	0-0 G4-6-3		0-0 F7		0-0 FC4-6 BB		0-0 F8		5	0	0	0	0	0	5																											
<b>Jim Rice, R</b> OBP: 0.287, SLG: 0.404 (1, 7)	0-0 1B 2H		0-0 E6 BB 2B	0-0 1B		0-0 F8		0-3 K		5	1	2	1	0	1	1																											
<b>Joe Rudi, R</b> OBP: 0.296, SLG: 0.375 (1, 10)	0-3 K		0-3 K	0-3 K		4-0 1B BB		0-0 F7		4	0	0	0	1	3	4																											
<b>Carney Lansford, R</b> OBP: 0.367, SLG: 0.461 (1, 5)	0-0 F8		4-0 2B 1B BB		0-0 1B	0-0 F8		0-0 5-3		4	1	1	0	1	0	4																											
<b>Glenn Hoffman, R</b> OBP: 0.258, SLG: 0.239 (1, 6)		0-0 2B 1B	0-3 K		0-0 F4		0-0 4-3	0-0 G3		5	1	1	0	0	1	3																											
<b>Rick Miller, L</b> OBP: 0.390, SLG: 0.425 (1, 8)		0-0 1B 2B	0-0 1B 2B		0-0 1B		0-0 2B	0-0 2B		5	3	5	1	0	0	0																											
<b>Gary Allenson, R</b> OBP: 0.316, SLG: 0.390 (1, 2)		0-0 1B 2H 3H	0-0 1B		0-0 F3		0-0 6-3	0-0 2B 2H		5	0	3	5	0	0	3																											
<b>Inning Stats</b>	R: 1 E: 0 K: 1 S: 6	H: 1 LOB: 2 BB: 2 P: 14	R: 2 E: 0 K: 1 S: 8	H: 4 LOB: 1 BB: 0 P: 8	R: 3 E: 1 K: 2 S: 10	H: 2 LOB: 1 BB: 1 P: 14	R: 0 E: 0 K: 1 S: 6	H: 1 LOB: 1 BB: 0 P: 6	R: 0 E: 0 K: 0 S: 5	H: 2 LOB: 2 BB: 0 P: 5	R: 0 E: 0 K: 0 S: 4	H: 1 LOB: 2 BB: 1 P: 8	R: 0 E: 0 K: 0 S: 4	H: 1 LOB: 2 BB: 1 P: 8	R: 0 E: 0 K: 1 S: 5	H: 0 LOB: 0 BB: 0 P: 5	R: 1 E: 0 K: 1 S: 7	H: 2 LOB: 1 BB: 0 P: 7	1B: 9 2B: 5 3B: 0 HR: 0	SF: 0 SAC: 0 DP: 1 HBP: 0	WP: 0 PB: 0 SB: 0 CS: 0	PA: 46																					
<b>PITCHER</b>	IP	WLS	BF	H	R	ER	SO	BB	IBB	HBP	BLK	WP	HR	S	P	ERA	WHIP	<b>PITCHER</b>								IP	WLS	BF	H	R	ER	SO	BB	IBB	HBP	BLK	WP	HR	S	P	ERA	WHIP	
<b>Jackson Todd, R</b> ERA: 4.04 (1, 1)	1.0		10	5	3	3	1	2	0	0	0	0	0	10	18	27.00	7.000																										
<b>Joey McLaughlin, R</b> ERA: 2.53 (2, 1)	3.0		13	3	3	0	4	1	0	0	0	0	0	20	24	0.00	1.333																										
<b>Mike Willis, L</b> ERA: 5.56 (5, 1)	4.2	L	22	6	1	1	1	2	0	0	0	0	0	22	30	1.93	1.714																										
<b>Roy Lee Jackson, R</b> ERA: 3.31 (9, 1)	0.1		1	0	0	0	1	0	0	0	0	0	0	3	3	0.00	0.000																										

AB 41  
R 7  
H 14  
RBI 7  
BB 5  
SO 7  
LOB 28



Batter	1	2	3	4	5	6	7	8	9	AB	R	H	RBI	BB	SO	LOB	BOTTOM																												
<b>Alfredo Griffin, S</b> OBP: 0.223, SLG: 0.289 (1, 6)	0-0 HR 1B	4-3		0-0 FC3-6	5-3			0-3 K		5	1	1	0	0	1	5	<b>Boston Red Sox @ Toronto Blue Jays</b> Exhibition Stadium, Toronto, ON Mon May 11, 1981, 7:05 PM EDT Att: 11,315 - Unknown - 51 F																												
<b>Lloyd Moseby, L</b> OBP: 0.294, SLG: 0.439 (1, 8)	0-0 F8		0-0 4-3 2B	0-0 5-3		0-0 F7		0-0 2B		5	0	2	0	0	0	3																													
<b>George Bell, R</b> OBP: 0.368, SLG: 0.622 (1, 7)	0-0 1H HR		0-0 F7		0-3 K	0-0 5-3		0-3 K		5	1	1	2	0	2	2																													
<b>John Mayberry, L</b> OBP: 0.441, SLG: 0.455 (1, 3)	4-0 FC3-6 BB		0-0 4-3		0-0 3B 1B	0-3 K		0-3 K		4	1	1	0	1	2	1																													
<b>Willie Upshaw, L</b> OBP: 0.320, SLG: 0.523 (1, 10)	0-0 FC3-6		4-0 BB		0-0 3B 1B		0-0 HR		0-0 3-1	4	2	2	1	1	0	1																													
<b>Barry Bonnell, R</b> OBP: 0.236, SLG: 0.289 (1, 9)	0-0 F7		0-0 F6		0-0 1B 3B	0-0 F3		0-0 F7		5	1	1	2	0	0	3																													
<b>Damaso Garcia, R</b> OBP: 0.268, SLG: 0.272 (1, 4)		0-0 6-3		4-0 FC3-6 BB	0-0 1B S 1B		0-0 F8			3	0	1	0	1	0	0																													
<b>Danny Ainge, R</b> OBP: 0.225, SLG: 0.255 (1, 5)		4-0 BB		0-0 F5	0-0 1B		0-0 6-3			3	0	1	1	1	0	1																													
<b>Ernie Whitt, L</b> OBP: 0.242, SLG: 0.212 (1, 2)		0-3 K		4-0 FC3-6 BB	0-0 K		0-3 K			1	0	0	0	1	1	1																													
<b>Al Woods, L</b> OBP: 0.250, SLG: 0.253 (5, PH)										1	0	0	0	0	1	2																													
<b>Buck Martinez, R</b> (6, 2)										1	0	0	0	0	1	0																													
<b>Inning Stats</b>	R: 2 E: 0 K: 0 S: 5	H: 2 LOB: 1 BB: 1 P: 9	R: 0 E: 0 K: 1 S: 5	H: 0 LOB: 1 BB: 1 P: 9	R: 0 E: 0 K: 0 S: 4	H: 1 LOB: 2 BB: 1 P: 8	R: 0 E: 0 K: 0 S: 3	H: 0 LOB: 2 BB: 2 P: 11	R: 3 E: 0 K: 2 S: 12	H: 5 LOB: 2 BB: 0 P: 12	R: 0 E: 0 K: 1 S: 5	H: 0 LOB: 0 BB: 0 P: 5	R: 1 E: 0 K: 0 S: 4	H: 1 LOB: 0 BB: 0 P: 4	R: 0 E: 0 K: 3 S: 10	H: 1 LOB: 1 BB: 0 P: 10	R: 0 E: 0 K: 1 S: 5	H: 0 LOB: 0 BB: 0 P: 5	1B: 5 2B: 2 3B: 1 HR: 2	SF: 0 SAC: 0 DP: 0 HBP: 0	WP: 0 PB: 0 SB: 2 CS: 0	PA: 42																							
<b>PITCHER</b>	IP	WLS	BF	H	R	ER	SO	BB	IBB	HBP	BLK	WP	HR	S	P	ERA	WHIP	<b>PITCHER</b>								IP	WLS	BF	H	R	ER	SO	BB	IBB	HBP	BLK	WP	HR	S	P	ERA	WHIP			
<b>Dennis Eckersley, R</b> ERA: 5.44 (1, 1)	4.1		26	8	5	5	2	5	0	0	0	0	0	25	45	10.38	3.000																												
<b>Mark Clear, R</b> ERA: 4.34 (5, 1)	4.2	W	16	2	1	1	6	0	0	0	0	0	0	1	28	28	1.93	0.429																											

AB 37  
R 6  
H 10  
RBI 6  
BB 5  
SO 8  
LOB 19





Batter	1	2	3	4	5	6	7	8	9	10	AB	R	H	RBI	BB	SO	LOB	TOP	
Jerry Remy, L OBP: 0.400, SLG: 0.304 (1.4)	L7		F8			1B		FC3-6		SF9	5	2	3	0	0	0	0		
Dwight Evans, R OBP: 0.492, SLG: 0.657 (1.9)	K					1B		FC3-6		1B	4	1	2	0	1	1	1		
Carl Yastrzemski, L OBP: 0.255, SLG: 0.205 (1.10)	L8		G3			1B		BB		SF9	3	0	1	2	1	0	1		
Jim Rice, R OBP: 0.263, SLG: 0.398 (1.7)		K		F7		SF9		K			4	0	1	1	0	2	2		
Tony Perez, R OBP: 0.278, SLG: 0.323 (1.3)		3-1		F9		6-3		F9			5	0	1	0	0	1	5		
Camey Lansford, R OBP: 0.363, SLG: 0.453 (1.5)		3-1		F9							4	0	1	0	0	0	0		
Rick Miller, L OBP: 0.284, SLG: 0.408 (1.8)		3-1		F8							3	0	0	0	1	0	2		
Glenn Hoffman, R OBP: 0.248, SLG: 0.229 (1.6)		K		F9							4	0	0	0	0	1	3		
Dave Schmidt, R OBP: 0.308, SLG: 0.333 (1.2)			F8		1-3			5-3		K	4	0	0	0	0	1	1		
<b>Inning Stats</b>	R: 0 E: 0 K: 1 S: 5	H: 0 LOB: 0 BB: 0 P: 5	R: 0 E: 0 K: 2 S: 9	H: 2 LOB: 2 BB: 0 P: 9	R: 0 E: 0 K: 0 S: 3	H: 0 LOB: 1 BB: 1 P: 7	R: 0 E: 0 K: 0 S: 3	H: 0 LOB: 0 BB: 0 P: 3	R: 2 E: 0 K: 0 S: 5	H: 3 LOB: 0 BB: 0 P: 5	R: 0 E: 0 K: 1 S: 6	H: 1 LOB: 2 BB: 1 P: 10	R: 0 E: 0 K: 0 S: 3	H: 0 LOB: 0 BB: 0 P: 3	R: 1 E: 0 K: 2 S: 10	H: 3 LOB: 2 BB: 0 P: 10	1B: 9 2B: 0 3B: 0 HR: 0	SF: 2 SAC: 0 DP: 0 HBP: 0	WP: 0 PA: 41
<b>PITCHER</b>	IP WLS BF H R ER SO ERA WHIP	IP WLS BF H R ER SO ERA WHIP	IP WLS BF H R ER SO ERA WHIP	IP WLS BF H R ER SO ERA WHIP	IP WLS BF H R ER SO ERA WHIP	IP WLS BF H R ER SO ERA WHIP	IP WLS BF H R ER SO ERA WHIP	IP WLS BF H R ER SO ERA WHIP	IP WLS BF H R ER SO ERA WHIP	IP WLS BF H R ER SO ERA WHIP	IP WLS BF H R ER SO ERA WHIP	IP WLS BF H R ER SO ERA WHIP	IP WLS BF H R ER SO ERA WHIP	IP WLS BF H R ER SO ERA WHIP	IP WLS BF H R ER SO ERA WHIP	IP WLS BF H R ER SO ERA WHIP	IP WLS BF H R ER SO ERA WHIP	IP WLS BF H R ER SO ERA WHIP	
Roger Erickson, R ERA: 3.8 (1.1)	7.1	30	6	2	2	3	3	0	0	0	0	0	0	0	0	0	0	0	0
Doug Corbett, R ERA: 2.16 (8.1)	2.2	11	3	1	1	3	0	0	0	0	0	0	0	0	0	0	0	0	0

**Boston Red Sox @ Minnesota Twins**  
Metropolitan Stadium, Bloomington, MI  
Tue May 12 1981, 8:05 PM EDT  
Att. 3,572 - Unknown - 58 F

AB 36  
R 3  
H 9  
RBI 3  
BB 3  
SO 6  
LOB 15



Batter	1	2	3	4	5	6	7	8	9	10	AB	R	H	RBI	BB	SO	LOB	BOTTOM			
Gary Ward, R OBP: 0.333, SLG: 0.359 (1.7)	K		F9			K		1-3		4-3	5	0	0	0	0	2	1				
John Castino, R OBP: 0.293, SLG: 0.407 (1.5)	G6-4-3			K		6-3		F9		P3	5	0	1	0	0	1	0				
Mickey Hatcher, R OBP: 0.303, SLG: 0.427 (1.8)	G6-4-3					1-3		4-3			5	1	2	1	0	0	1				
Roy Smalley, S OBP: 0.430, SLG: 0.587 (1.10)		G4-6-3							F7		3	2	2	1	2	0	0				
Pete Mackanin, R OBP: 0.214, SLG: 0.238 (1.6)	G4-6-3			F9		F9			FC5		4	0	1	0	0	0	4				
Dave Engle, R OBP: 0.311, SLG: 0.390 (1.9)		6-3						L7			3	0	0	0	0	0	3				
Hosken Powell, L OBP: 0.341, SLG: 0.372 (9, PH) (10, 9)				6-3					BB		1	0	1	0	0	0	0				
Ron Jackson, R OBP: 0.303, SLG: 0.402 (1.3)						F9			FC5		3	1	1	2	1	0	2				
Sal Butera, R OBP: 0.407, SLG: 0.408 (1.2)								E5			3	0	1	0	1	0	0				
Rob Wilfong, L OBP: 0.271, SLG: 0.307 (1.4)			P6					K		F9	4	0	0	0	0	1	5				
<b>Inning Stats</b>	R: 0 E: 0 K: 1 S: 5	H: 1 LOB: 0 BB: 0 P: 5	R: 0 E: 0 K: 0 S: 2	H: 0 LOB: 0 BB: 1 P: 6	R: 0 E: 0 K: 0 S: 3	H: 1 LOB: 1 BB: 1 P: 7	R: 0 E: 0 K: 1 S: 6	H: 1 LOB: 2 BB: 1 P: 10	R: 0 E: 0 K: 0 S: 3	H: 0 LOB: 0 BB: 0 P: 3	R: 2 E: 1 K: 1 S: 8	H: 2 LOB: 1 BB: 0 P: 8	R: 0 E: 0 K: 0 S: 3	H: 0 LOB: 0 BB: 0 P: 3	R: 0 E: 0 K: 0 S: 5	H: 2 LOB: 3 BB: 1 P: 9	R: 2 E: 0 K: 0 S: 4	H: 2 LOB: 0 BB: 0 P: 4	1B: 5 2B: 1 3B: 0 HR: 3	SF: 0 SAC: 0 DP: 2 HBP: 0	WP: 0 PA: 40
<b>PITCHER</b>	IP WLS BF H R ER SO ERA WHIP	IP WLS BF H R ER SO ERA WHIP	IP WLS BF H R ER SO ERA WHIP	IP WLS BF H R ER SO ERA WHIP	IP WLS BF H R ER SO ERA WHIP	IP WLS BF H R ER SO ERA WHIP	IP WLS BF H R ER SO ERA WHIP	IP WLS BF H R ER SO ERA WHIP	IP WLS BF H R ER SO ERA WHIP	IP WLS BF H R ER SO ERA WHIP	IP WLS BF H R ER SO ERA WHIP	IP WLS BF H R ER SO ERA WHIP	IP WLS BF H R ER SO ERA WHIP	IP WLS BF H R ER SO ERA WHIP	IP WLS BF H R ER SO ERA WHIP	IP WLS BF H R ER SO ERA WHIP	IP WLS BF H R ER SO ERA WHIP	IP WLS BF H R ER SO ERA WHIP			
John Tudor, L ERA: 4.3 (1.1)	7.0	27	5	2	2	4	3	0	0	0	0	0	0	0	0	0	0	0			
Bob Stanley, R ERA: 3.77 (8.1)	1.2	8	2	0	0	0	1	0	0	0	0	0	0	0	0	0	0	0			
Tom Burgmeier, L ERA: 3.38 (9.1)	1.0	5	2	2	2	0	0	0	0	0	0	0	2	5	5	18.00	2.000				

**Boston Red Sox @ Minnesota Twins**  
Metropolitan Stadium, Bloomington, MI  
Tue May 12 1981, 8:05 PM EDT  
Att. 3,572 - Unknown - 58 F

AB 36  
R 4  
H 9  
RBI 4  
BB 4  
SO 4  
LOB 16






Batter	1	2	3	4	5	6	7	8	9	AB	R	H	RBI	BB	SO	LOB	TOP					
Jerry Remy, L OBP: 0.400, SLG: 0.311 (1,4)	1-3		1B HR	FC5		1-2 2-H			F7	5	1	2	0	0	0	2						
Dwight Evans, R OBP: 0.491, SLG: 0.635 (1,9)	6-3		1-3 HR	K					F8	5	1	1	0	0	1	2						
Carl Yastrzemski, L OBP: 0.273, SLG: 0.244 (1,10)	FC5 1B BB		1-H 3-H HR		4-3				F7	3	2	1	3	2	0	0						
Jim Rice, R OBP: 0.290, SLG: 0.410 (1,7)	1-2 1B		1B FC4-6	2B	5-3				P3	4	1	2	0	0	0	1						
Tony Perez, R OBP: 0.286, SLG: 0.340 (1,3)	FC5		FC4-6 1B		4-3				FC5 1-H	4	0	2	1	0	0	2						
Carney Lansford, R OBP: 0.350, SLG: 0.436 (1,5)		F7	FC4-6 CS		4-3				FC5	4	0	0	1	0	0	2						
Rick Miller, L OBP: 0.378, SLG: 0.400 (1,8)	K		1-2 CS	FC5 SH1-4 1B		6-3			G3	4	0	1	0	0	1	0						
Glenn Hoffman, R OBP: 0.250, SLG: 0.232 (1,6)	6-3			SH1-4		1B 1B			P4	3	0	1	0	0	0	0						
Dave Schmidt, R OBP: 0.353, SLG: 0.333 (1,2)			K		FC5 BB	1-2 1B			K	3	0	1	0	1	2	0						
<b>Inning Stats</b>	R: 0 E: 0 K: 0 S: 4	H: 1 LOB: 2 BB: 1 P: 8	R: 0 E: 0 K: 1 S: 5	H: 0 LOB: 0 BB: 0 P: 5	R: 4 E: 0 K: 1 S: 9	H: 5 LOB: 0 BB: 0 P: 9	R: 0 E: 0 K: 1 S: 6	H: 1 LOB: 2 BB: 1 P: 10	R: 0 E: 0 K: 0 S: 3	H: 0 LOB: 0 BB: 0 P: 3	R: 0 E: 0 K: 0 S: 5	H: 3 LOB: 2 BB: 0 P: 5	R: 1 E: 0 K: 0 S: 4	H: 1 LOB: 1 BB: 1 P: 8	R: 0 E: 0 K: 1 S: 5	H: 0 LOB: 0 BB: 0 P: 5	R: 0 E: 0 K: 0 S: 3	H: 0 LOB: 0 BB: 0 P: 3	1B: 8 2B: 2 3B: 0 HR: 1	SF: 0 SAC: 1 DP: 0 HBP: 0	WP: 0 PB: 0 SB: 0 CS: 1	PA: 40
<b>PITCHER</b>	IP	WLS	BF	H	R	ER	SO	BB	IBB	HBP	BLK	WP	HR	S	P	ERA	WHIP					
Fernando Arroyo, R ERA: 3.86 (1,1)	6.2	L	32	11	5	5	3	3	0	0	0	0	1	35	47	6.75	2.100					
Don Cooper, R ERA: 3.35 (7,1)	2.1	S	7	0	0	0	1	0	0	0	0	0	0	9	9	0.00	0.000					

**Boston Red Sox @ Minnesota Twins**  
 Metropolitan Stadium, Bloomington, MI  
 Wed May 13 1981, 8:05 PM EDT  
 Att: 4,077 - Unknown


AB 35  
 R 5  
 H 11  
 RBI 5  
 BB 3  
 SO 4  
 LOB 9



Batter	1	2	3	4	5	6	7	8	9	AB	R	H	RBI	BB	SO	LOB	BOTTOM					
Hosken Powell, L OBP: 0.344, SLG: 0.390 (1,9)	L6		F9			1B 3B			F7	4	1	1	1	1	0	1						
John Castino, R OBP: 0.297, SLG: 0.407 (1,5)	G4-6-3 1B			6-3		S 1B			F7	5	0	2	1	0	0	4						
Mickey Hatcher, R OBP: 0.306, SLG: 0.421 (1,8)	G4-6-3 1-2			4-3 1B		F9 1-2			F8	4	0	1	0	0	0	2						
Roy Smalley, S OBP: 0.415, SLG: 0.563 (1,3)		K		4-3		F9			K	4	0	0	0	0	2	2						
Glenn Adams, L OBP: 0.324, SLG: 0.372 (1,10)				F7					5-3	4	0	2	0	0	0	1						
Rob Wilfong, L OBP: 0.275, SLG: 0.301 (1,4)		P6			B4-3	BB BB BB			BB 1B	2	1	0	0	2	0	1						
Rick Sofield, L OBP: 0.167, SLG: 0.170 (1,7)	F7				F8				K	4	0	0	0	0	1	4						
Sal Butera, R OBP: 0.397, SLG: 0.385 (1,2)				4-3		F7			K	3	0	0	0	1	1	0						
Chuck Baker, R (1,6)				6-3		F8				2	0	0	0	0	0	0						
Danny Goodwin, L (7,PH)										0	0	0	0	1	0	0						
Pete Mackanin, R (8,6)										1	0	1	0	0	0	0						
<b>Inning Stats</b>	R: 0 E: 0 K: 0 S: 3	H: 1 LOB: 0 BB: 0 P: 3	R: 0 E: 0 K: 1 S: 6	H: 1 LOB: 1 BB: 0 P: 6	R: 0 E: 0 K: 0 S: 3	H: 0 LOB: 0 BB: 0 P: 3	R: 0 E: 0 K: 0 S: 4	H: 1 LOB: 1 BB: 0 P: 4	R: 0 E: 0 K: 0 S: 3	H: 0 LOB: 0 BB: 0 P: 3	R: 1 E: 0 K: 0 S: 5	H: 2 LOB: 1 BB: 0 P: 5	R: 1 E: 0 K: 1 S: 5	H: 0 LOB: 3 BB: 4 P: 21	R: 0 E: 0 K: 1 S: 6	H: 1 LOB: 2 BB: 1 P: 10	R: 0 E: 0 K: 1 S: 6	H: 1 LOB: 1 BB: 0 P: 6	1B: 4 2B: 2 3B: 1 HR: 0	SF: 0 SAC: 0 DP: 1 HBP: 0	WP: 0 PB: 1 SB: 1 CS: 0	PA: 38
<b>PITCHER</b>	IP	WLS	BF	H	R	ER	SO	BB	IBB	HBP	BLK	WP	HR	S	P	ERA	WHIP					
Mike Torrez, R ERA: 5.04 (1,1)	6.2	W	26	5	2	2	2	2	0	0	0	0	0	28	36	2.70	1.050					
Mark Clear, R ERA: 3.86 (7,1)	2.1	S	12	2	0	0	2	3	0	0	0	0	0	13	25	0.00	2.143					

**Boston Red Sox @ Minnesota Twins**  
 Metropolitan Stadium, Bloomington, MI  
 Wed May 13 1981, 8:05 PM EDT  
 Att: 4,077 - Unknown

AB 33  
 R 2  
 H 7  
 RBI 2  
 BB 5  
 SO 4  
 LOB 15





Batter	1	2	3	4	5	6	7	8	9	10	11	AB	R	H	RBI	BB	SO	LOB	TOP								
Jerry Remy, L OBP: 0.408, SLG: 0.328 (1, 4)	5-3			F7	1B				E		L8	6	0	3	0	0	0	0									
Dwight Evans, R OBP: 0.467, SLG: 0.609 (1, 9)	F9			FC1-6 1B	F7				L7		F9	6	0	1	0	0	1	3									
Carl Yastrzemski, L OBP: 0.276, SLG: 0.242 (1, 10)	4-3			FC1-6 1B HR					4-3		E3	5	2	1	0	1	0	3									
Jim Rice, R OBP: 0.292, SLG: 0.402 (1, 7)		6-3			HR				6-3		K	5	1	1	0	1	2	5									
Tony Perez, R OBP: 0.288, SLG: 0.367 (1, 3)		K							F3		5-3	6	1	2	4	0	1	2									
Carney Lansford, R OBP: 0.374, SLG: 0.491 (1, 5)		F9			HR							4	3	3	1	2	0	0									
Rick Miller, L OBP: 0.385, SLG: 0.384 (1, 8)				F8					L9		FC3-6 CS	6	0	1	1	0	1	5									
Dave Stapleton, R OBP: 0.267, SLG: 0.319 (1, 6)				F4					L8			5	1	2	2	0	0	2									
Dave Schmidt, R OBP: 0.318, SLG: 0.450 (1, 2)				K	2-3				FC6-4		K	5	1	1	1	0	2	2									
<b>Inning Stats</b>	R: 0 E: 0 K: 0 S: 3	H: 0 LOB: 0 BB: 0 P: 3	R: 0 E: 0 K: 1 S: 5	H: 0 LOB: 0 BB: 0 P: 5	R: 0 E: 0 K: 1 S: 5	H: 0 LOB: 0 BB: 0 P: 5	R: 4 E: 0 K: 1 S: 9	H: 4 LOB: 0 BB: 0 P: 9	R: 1 E: 0 K: 1 S: 8	H: 3 LOB: 2 BB: 0 P: 8	R: 1 E: 0 K: 0 S: 5	H: 2 LOB: 1 BB: 0 P: 5	R: 0 E: 0 K: 0 S: 4	H: 1 LOB: 1 BB: 0 P: 4	R: 1 E: 0 K: 1 S: 7	H: 2 LOB: 1 BB: 0 P: 7	R: 0 E: 1 K: 2 S: 9	H: 1 LOB: 2 BB: 0 P: 9	R: 0 E: 0 K: 0 S: 2	H: 0 LOB: 0 BB: 1 P: 6	R: 2 E: 0 K: 0 S: 5	H: 2 LOB: 3 BB: 3 P: 17	1B: 9 2B: 1 3B: 1 HR: 4	SF: 0 SAC: 0 DP: 0 HBP: 0	WP: 0 PB: 0 SB: 1 CS: 1	PA: 53	
<b>PITCHER</b>	IP 4.1	WLS 19	BF 6	H 4	R 5	ER 5	SO 3	BB 0	IBB 0	HBP 0	BLK 0	WP 0	HR 3	S 25	P 25	ERA 10.38	WHIP 1.385										
Albert Williams, R ERA: 3.65 (1, 1)											IP 5.1	WLS 2.0	BF 10	H 4	R 1	ER 1	SO 1	BB 0	IBB 0	HBP 0	BLK 0	WP 0	HR 0	S 12	P 12	ERA 4.50	WHIP 2.000
John Verhoeven, R ERA: 3.45 (5, 1)											IP 7.1	WLS 2.2	BF 12	H 3	R 1	ER 1	SO 3	BB 0	IBB 0	HBP 0	BLK 0	WP 0	HR 0	S 18	P 18	ERA 3.38	WHIP 1.125
Doug Corbett, R ERA: 2.25 (10, 1)											IP 1.2	WLS L	BF 8	H 1	R 2	ER 2	SO 0	BB 3	IBB 0	HBP 0	BLK 0	WP 0	HR 1	S 5	P 17	ERA 10.80	WHIP 2.400
Don Cooper, R ERA: 4.08 (11, 1)											IP 0.1	WLS 3	BF 1	H 0	R 0	ER 0	SO 0	BB 1	IBB 0	HBP 0	BLK 0	WP 0	HR 0	S 2	P 6	ERA 0.00	WHIP 6.000

**Boston Red Sox @ Minnesota Twins**  
Metropolitan Stadium, Bloomington, MI  
Thu May 14 1981, 4:33 AM EDT  
Att: 4,864 - Unknown - 70 F

AB 48  
R 9  
H 15  
RBI 9  
BB 4  
SO 7  
LOB 22



Batter	1	2	3	4	5	6	7	8	9	10	11	AB	R	H	RBI	BB	SO	LOB	BOTTOM								
Gary Ward, R OBP: 0.342, SLG: 0.358 (1, 7)	L9											3	2	1	0	1	1	1									
Glenn Adams, L OBP: 0.330, SLG: 0.372 (9, PH)												0	0	0	0	1	0	0									
Rick Sofield, L OBP: 0.182, SLG: 0.185 (10, 7)												1	0	1	0	0	0	0									
John Castino, R OBP: 0.306, SLG: 0.411 (1, 5)	L7											6	1	3	1	0	1	2									
Mickey Hatcher, R OBP: 0.302, SLG: 0.414 (1, 8)	F9											4	0	1	2	0	0	3									
Roy Smalley, S OBP: 0.407, SLG: 0.545 (1, 10)												5	1	1	0	0	1	0									
Pete Mackanin, R OBP: 0.271, SLG: 0.298 (8, 6)												4	1	2	1	1	1	0									
Dave Engle, R OBP: 0.313, SLG: 0.409 (1, 9)												3	1	1	2	0	0	0									
Hosken Powell, L OBP: 0.348, SLG: 0.386 (8, PH)												1	0	0	0	1	0	1									
Ron Jackson, R OBP: 0.298, SLG: 0.391 (1, 3)												5	0	1	1	0	1	3									
Sal Butera, R OBP: 0.382, SLG: 0.368 (1, 2)												5	0	1	0	0	0	1									
Chuck Baker, R OBP: 0.123, SLG: 0.125 (1, 6)												2	1	1	0	0	0	1									
Rob Wilfong, L OBP: 0.281, SLG: 0.295 (7, PH)												2	0	0	0	1	1	0									
<b>Inning Stats</b>	R: 0 E: 0 K: 0 S: 3	H: 0 LOB: 0 BB: 0 P: 3	R: 0 E: 0 K: 1 S: 5	H: 0 LOB: 0 BB: 0 P: 5	R: 0 E: 0 K: 1 S: 6	H: 1 LOB: 1 BB: 0 P: 6	R: 0 E: 0 K: 0 S: 3	H: 1 LOB: 0 BB: 0 P: 3	R: 0 E: 0 K: 0 S: 3	H: 0 LOB: 0 BB: 0 P: 3	R: 6 E: 0 K: 10 S: 10	H: 7 LOB: 1 BB: 0 P: 10	R: 1 E: 0 K: 0 S: 3	H: 1 LOB: 0 BB: 1 P: 7	R: 0 E: 0 K: 1 S: 5	H: 1 LOB: 1 BB: 0 P: 9	R: 0 E: 0 K: 0 S: 3	H: 2 LOB: 2 BB: 2 P: 11	R: 0 E: 0 K: 1 S: 5	H: 0 LOB: 1 BB: 1 P: 9	R: 0 E: 0 K: 2 S: 8	H: 1 LOB: 1 BB: 0 P: 8	1B: 12 2B: 2 3B: 0 HR: 0	SF: 1 SAC: 0 DP: 2 HBP: 0	WP: 0 PB: 1 SB: 0 CS: 1	PA: 48	
<b>PITCHER</b>	IP 5.2	WLS 24	BF 8	H 4	R 6	ER 6	SO 2	BB 0	IBB 0	HBP 0	BLK 0	WP 0	HR 0	S 28	P 28	ERA 9.53	WHIP 1.412										
Frank Tanana, L ERA: 6.69 (6, 1)											IP 3.1	WLS 15	BF 4	H 1	R 1	ER 1	SO 1	BB 4	IBB 0	HBP 0	BLK 0	WP 0	HR 0	S 13	P 29	ERA 2.70	WHIP 2.400
Bill Campbell, R ERA: 3.67 (10, 1)											IP 2.0	WLS W	BF 8	H 1	R 0	ER 0	SO 3	BB 1	IBB 0	HBP 0	BLK 0	WP 0	HR 0	S 13	P 17	ERA 0.00	WHIP 1.000

**Boston Red Sox @ Minnesota Twins**  
Metropolitan Stadium, Bloomington, MI  
Thu May 14 1981, 4:33 AM EDT  
Att: 4,864 - Unknown - 70 F

AB 41  
R 7  
H 13  
RBI 7  
BB 5  
SO 6  
LOB 12






Batter	1	2	3	4	5	6	7	8	9	AB	R	H	RBI	BB	SO	LOB	TOP								
Willie Wilson, S OBP: 0.296, SLG: 0.308 (1, 7)	0-0 2-3 1B	0-0 E7 1-3 1B		0-0 F7		0-0 4-3			0-0 4-3	5	0	2	0	0	0	3									
John Wathan, R OBP: 0.326, SLG: 0.369 (1, 2)	0-0 2-3 1-2	0-0 F3			0-3 K		0-0 L7		0-0 1B	5	0	1	0	0	1	3									
Hal McRae, R OBP: 0.259, SLG: 0.265 (1, 10)	0-0 5-3		0-0 5-3		0-0 F8		4-0 S BB		0-0 F6	4	0	0	0	1	0	2									
Willie Aikens, L OBP: 0.414, SLG: 0.542 (1, 3)	0-0 4-3		0-0 F7		0-0 HR		0-3 K		0-0 4-3	5	1	1	1	0	1	3									
Amos Otis, R OBP: 0.269, SLG: 0.283 (1, 8)		0-0 6-3	0-0 6-3		4-0 BB		0-3 K			3	0	0	0	1	1	1									
Jamie Quirk, L OBP: 0.308, SLG: 0.480 (1, 5)		0-0 HR 2B		4-0 SH2-4 FC5-2 BB	0-0 L5				0-0 F6	3	1	1	0	1	0	1									
Frank White, R OBP: 0.254, SLG: 0.371 (1, 4)		0-0 HR		0-0 FC5-2 SH2-4 1B		0-3 K		0-3 K		4	1	2	2	0	2	0									
Cesar Geronimo, L OBP: 0.244, SLG: 0.268 (1, 9)		0-0 6-3		0-0 SH2-4		4-0 G3 S BB		4-0 BB		1	0	0	0	2	0	0									
U L Washington, S OBP: 0.333, SLG: 0.259 (1, 6)		4-0 E BB		0-0 FC5-2		0-0 G3		0-0 F8		3	0	0	0	1	0	4									
<b>Inning Stats</b>	R: 0 E: 0 K: 0 S: 4	H: 1 LOB: 1 BB: 0 P: 4	R: 2 E: 1 K: 0 S: 6	H: 3 LOB: 2 BB: 1 P: 10	R: 0 E: 0 K: 0 S: 3	H: 0 LOB: 0 BB: 0 P: 3	R: 0 E: 0 K: 0 S: 4	H: 1 LOB: 2 BB: 1 P: 8	R: 1 E: 0 K: 1 S: 6	H: 1 LOB: 1 BB: 1 P: 10	R: 0 E: 0 K: 1 S: 5	H: 0 LOB: 1 BB: 1 P: 9	R: 0 E: 0 K: 2 S: 7	H: 0 LOB: 1 BB: 1 P: 11	R: 0 E: 0 K: 1 S: 5	H: 0 LOB: 1 BB: 1 P: 9	R: 0 E: 0 K: 0 S: 4	H: 1 LOB: 1 BB: 0 P: 4	1B: 4 2B: 1 3B: 0 HR: 2	SF: 0 SAC: 1 DP: 0 HBP: 0	WP: 0 PB: 0 SB: 2 CS: 0	PA: 40			
<b>PITCHER</b>	IP	WLS	BF	H	R	ER	SO	BB	IBB	HBP	BLK	WP	HR	S	P	ERA	WHIP								
Steve Crawford, R ERA: 4.15 (1, 1)	5.1		26	6	3	3	2	4	0	0	0	0	2	26	42	5.06	1.875								
Mark Clear, R ERA: 3.28 (6, 1)	3.2	W	14	1	0	0	3	2	0	0	0	0	0	18	26	0.00	0.818								

**Kansas City Royals @ Boston Red Sox**  
Fenway Park, Boston, MA  
Fri May 15 1981, 7:05 PM EDT  
Att: 22,943 - Unknown - 67 F

livebaseballscorecards.com

AB 33  
R 3  
H 7  
RBI 3  
BB 6  
SO 5  
LOB 17




Batter	1	2	3	4	5	6	7	8	9	AB	R	H	RBI	BB	SO	LOB	BOTTOM								
Jerry Remy, L OBP: 0.420, SLG: 0.347 (1, 4)	0-0 L4		0-0 E 1B		0-0 HR 1B		0-0 SH3 1B		0-0 4-3	5	1	3	0	0	0	0									
Dwight Evans, R OBP: 0.488, SLG: 0.628 (1, 9)	4-0 BB		0-3 K		0-0 HR		0-0 SH3		0-0 6-3	3	1	1	2	1	1	1									
Carl Yastrzemski, L OBP: 0.282, SLG: 0.274 Reid Nichols, R OBP: 0.273, SLG: 0.300 (1, 10) (9, PR)	0-0 F8		0-3 K		0-0 HR		0-0 F1		4-0 BB 1B BB	4	1	1	1	1	1	3									
Jim Rice, R OBP: 0.289, SLG: 0.394 (1, 7)	0-0 F3		0-0 5-3		0-0 4-3		0-0 6-3		0-0 1B BB 1B	5	0	1	0	0	0	3									
Tony Perez, R OBP: 0.293, SLG: 0.357 (1, 3)		0-0 4-3		4-0 BB	0-0 F2		0-0 6-3		4-0 1B BB	3	0	0	0	2	0	0									
Camey Lansford, R OBP: 0.367, SLG: 0.479 (1, 5)		0-0 F7		0-0 F9		0-0 F4		0-0 E5	0-0 1B	5	0	1	1	0	0	1									
Dave Stapleton, R OBP: 0.291, SLG: 0.333 (1, 6)		0-0 BB 1B		0-0 F9		0-0 FC6-4 1B		4-0 IBB		3	0	2	0	1	0	1									
Dave Schmidt, R OBP: 0.308, SLG: 0.391 (1, 2)		4-0 BB		0-3 K		0-3 K		0-0 F4		3	0	0	0	1	2	4									
Rick Miller, L OBP: 0.350, SLG: 0.367 (1, 8)		0-3 K		0-0 1-3		0-0 FC6-4		0-3 K		4	0	0	0	0	2	5									
<b>Inning Stats</b>	R: 0 E: 0 K: 0 S: 3	H: 0 LOB: 1 BB: 1 P: 7	R: 0 E: 0 K: 1 S: 6	H: 1 LOB: 2 BB: 1 P: 10	R: 0 E: 1 K: 2 S: 8	H: 1 LOB: 1 BB: 0 P: 8	R: 0 E: 0 K: 1 S: 5	H: 0 LOB: 1 BB: 1 P: 9	R: 3 E: 0 K: 0 S: 6	H: 3 LOB: 0 BB: 0 P: 6	R: 0 E: 0 K: 1 S: 6	H: 1 LOB: 1 BB: 0 P: 6	R: 0 E: 0 K: 0 S: 4	H: 1 LOB: 1 BB: 0 P: 4	R: 0 E: 1 K: 1 S: 6	H: 0 LOB: 2 BB: 1 P: 10	R: 1 E: 0 K: 0 S: 4	H: 2 LOB: 3 BB: 2 P: 12	1B: 7 2B: 0 3B: 0 HR: 2	SF: 0 SAC: 1 DP: 0 HBP: 0	WP: 0 PB: 0 SB: 0 CS: 0	PA: 42			
<b>PITCHER</b>	IP	WLS	BF	H	R	ER	SO	BB	IBB	HBP	BLK	WP	HR	S	P	ERA	WHIP								
Rich Gale, R ERA: 4.66 (1, 1)	6.1		29	7	3	3	5	3	0	0	0	0	2	36	48	4.26	1.579								
Ken Brett, L ERA: 4.5 (7, 1)	0.1		1	0	0	0	0	0	0	0	0	0	0	1	1	0.00	0.000								
Renie Martin, R ERA: 5.02 (7, 1)	2.0	L	12	2	1	1	1	2	1	0	0	0	0	11	23	4.50	2.000								

**Kansas City Royals @ Boston Red Sox**  
Fenway Park, Boston, MA  
Fri May 15 1981, 7:05 PM EDT  
Att: 22,943 - Unknown - 67 F

livebaseballscorecards.com

AB 35  
R 4  
H 9  
RBI 4  
BB 6  
SO 6  
LOB 18





Batter	1	2	3	4	5	6	7	8	9	AB	R	H	RBI	BB	SO	LOB	TOP					
Willie Wilson, S (1, 7) OBP: 0.301, SLG: 0.321										5	1	2	1	0	0	2	<b>Kansas City Royals @ Boston Red Sox</b> Fenway Park, Boston, MA Sat May 16 1981, 3:33 AM EDT Att: 26,107 - Cloudy - 62 F					
John Wathan, R (1, 2) OBP: 0.318, SLG: 0.352										4	0	0	0	1	0	1						
Willie Aikens, L (1, 3) OBP: 0.408, SLG: 0.570										3	1	1	2	0	0	2						
Hal McRae, R (1, 10) OBP: 0.259, SLG: 0.292										4	1	1	1	0	0	0						
Amos Otis, R (1, 8) OBP: 0.269, SLG: 0.292										4	1	1	0	0	2	0						
Jamie Quirk, L (1, 5) OBP: 0.333, SLG: 0.483										4	1	2	0	0	0	0						
Frank White, R (1, 4) OBP: 0.268, SLG: 0.379										4	1	2	1	0	0	0						
Cesar Geronimo, L (1, 9) OBP: 0.265, SLG: 0.289										4	1	2	1	0	0	2						
U L Washington, S (1, 6) OBP: 0.330, SLG: 0.259										4	0	1	1	0	0	2						
<b>Inning Stats</b>	R: 1 E: 0 K: 0 S: 4	H: 1 LOB: 0 BB: 0 P: 4	R: 0 E: 0 K: 1 S: 5	H: 0 LOB: 0 BB: 0 P: 5	R: 0 E: 0 K: 0 S: 3	H: 1 LOB: 0 BB: 0 P: 3	R: 6 E: 0 K: 0 S: 10	H: 7 LOB: 2 BB: 1 P: 14	R: 0 E: 0 K: 1 S: 5	H: 0 LOB: 0 BB: 0 P: 5	R: 0 E: 0 K: 0 S: 4	H: 1 LOB: 1 BB: 0 P: 4	R: 0 E: 0 K: 0 S: 3	H: 0 LOB: 0 BB: 0 P: 3	R: 0 E: 0 K: 0 S: 4	H: 2 LOB: 1 BB: 0 P: 4	R: 0 E: 0 K: 0 S: 3	H: 0 LOB: 0 BB: 0 P: 3	1B: 8 2B: 2 3B: 0 HR: 2	SF: 1 SAC: 0 DP: 2 HBP: 0	WP: 0 PB: 0 SB: 2 CS: 0	PA: 38
<b>PITCHER</b>	IP WLS BF H R ER SO BB IBB HBP BLK WP HR S P ERA WHIP																					
Dennis Eckersley, R (1, 1) ERA: 6.41	3.1 L 17 8 7 7 1 0 0 0 0 0 0 2 19 19 18.90 2.400																					
Chuck Rainey, R (4, 1) ERA: 1.88	4.0 17 4 0 0 1 1 0 0 0 0 0 0 18 22 0.00 1.250																					
Bill Campbell, R (8, 1) ERA: 3.48	1.2 4 0 0 0 0 0 0 0 0 0 0 0 4 4 0.00 0.000																					

Batter	1	2	3	4	5	6	7	8	9	AB	R	H	RBI	BB	SO	LOB	BOTTOM					
Dwight Evans, R (1, 9) OBP: 0.455, SLG: 0.607										4	0	0	0	0	3	1	<b>Kansas City Royals @ Boston Red Sox</b> Fenway Park, Boston, MA Sat May 16 1981, 3:33 AM EDT Att: 26,107 - Cloudy - 62 F					
Dave Stapleton, R (1, 6) OBP: 0.313, SLG: 0.382										4	2	3	0	0	0	0						
Carney Lansford, R (1, 5) OBP: 0.371, SLG: 0.488										4	2	2	1	0	1	2						
Jim Rice, R (1, 7) OBP: 0.295, SLG: 0.392										3	0	1	0	1	0	2						
Tony Perez, R (1, 3) OBP: 0.299, SLG: 0.388										4	1	2	2	0	0	2						
Joe Rudi, R (1, 10) OBP: 0.290, SLG: 0.393										4	0	1	1	0	0	2						
Reid Nichols, R (1, 8) OBP: 0.274, SLG: 0.231										3	0	0	0	0	0	1						
Carl Yastrzemski, L (9, PH) OBP: 0.279, SLG: 0.271										1	0	0	0	0	0	0						
Dave Schmidt, R (1, 2) OBP: 0.310, SLG: 0.385										3	0	1	0	0	0	0						
Rich Gedman, L (9, 2)										1	0	0	0	0	1	0						
Jerry Remy, L (1, 4) OBP: 0.412, SLG: 0.342										4	1	1	0	0	0	1						
<b>Inning Stats</b>	R: 0 E: 0 K: 2 S: 8	H: 1 LOB: 1 BB: 0 P: 8	R: 0 E: 0 K: 0 S: 3	H: 0 LOB: 0 BB: 0 P: 3	R: 0 E: 0 K: 1 S: 5	H: 0 LOB: 0 BB: 0 P: 5	R: 3 E: 0 K: 0 S: 6	H: 3 LOB: 0 BB: 0 P: 6	R: 0 E: 0 K: 0 S: 3	H: 1 LOB: 0 BB: 0 P: 3	R: 2 E: 0 K: 0 S: 5	H: 3 LOB: 1 BB: 1 P: 9	R: 1 E: 1 K: 1 S: 7	H: 1 LOB: 1 BB: 0 P: 7	R: 0 E: 0 K: 0 S: 3	H: 2 LOB: 0 BB: 0 P: 3	R: 0 E: 0 K: 1 S: 5	H: 0 LOB: 0 BB: 0 P: 5	1B: 6 2B: 4 3B: 0 HR: 1	SF: 0 SAC: 0 DP: 3 HBP: 0	WP: 0 PB: 0 SB: 1 CS: 1	PA: 36
<b>PITCHER</b>	IP WLS BF H R ER SO BB IBB HBP BLK WP HR S P ERA WHIP																					
Larry Gura, L (1, 1) ERA: 3.13	6.1 W 27 9 6 5 3 1 0 0 0 0 0 0 32 36 7.11 1.579																					
Dan Quisenberry, R (7, 1) ERA: 4.5	2.2 S 9 2 0 0 2 0 0 0 0 0 0 0 13 13 0.00 0.750																					



Batter	1	2	3	4	5	6	7	8	9	AB	R	H	RBI	BB	SO	LOB	TOP										
Willie Wilson, S OBP: 0.314, SLG: 0.333 (1, 7)										5	1	3	0	0	2	1	<b>Kansas City Royals @ Boston Red Sox</b> Fenway Park, Boston, MA Sun May 17 1981, 3:33 AM EDT Att: 26,723 - Sunny - 61 F										
U L Washington, S OBP: 0.335, SLG: 0.258 (1, 6)										4	0	1	1	1	1	1											
Willie Aikens, L OBP: 0.407, SLG: 0.593 (1, 3)										5	1	2	2	0	2	2											
Hal McRae, R OBP: 0.265, SLG: 0.333 (1, 10)										5	1	2	1	0	0	4											
Amos Otis, R OBP: 0.259, SLG: 0.280 (1, 8)										4	0	0	0	0	1	3											
John Wathan, R OBP: 0.316, SLG: 0.348 (1, 9) (9, 2)										4	1	1	0	0	0	2											
Frank White, R OBP: 0.267, SLG: 0.362 (1, 4)										3	0	0	0	1	0	1											
Dave Chalk, R OBP: 0.333, SLG: 0.353 (1, 5)										4	0	1	1	0	0	1											
Jerry Grote, R OBP: 0.269, SLG: 0.261 (1, 2)										3	0	0	0	0	0	1											
Lee May, R OBP: 0.417, SLG: 0.500 (9, PH)										1	0	1	0	0	0	0											
Cesar Geronimo, L OBP: 0.265, SLG: 0.289 (9, PR) (9, 9)										0	1	0	0	0	0	0											
<b>Inning Stats</b>	R: 0 E: 0 K: 2 S: 8	H: 1 LOB: 2 BB: 1 P: 12	R: 1 E: 0 K: 1 S: 7	H: 2 LOB: 1 BB: 0 P: 7	R: 0 E: 0 K: 2 S: 7	H: 0 LOB: 0 BB: 0 P: 7	R: 0 E: 0 K: 0 S: 3	H: 0 LOB: 0 BB: 0 P: 3	R: 0 E: 0 K: 0 S: 4	H: 1 LOB: 1 BB: 0 P: 4	R: 0 E: 0 K: 0 S: 4	H: 0 LOB: 0 BB: 0 P: 3	R: 0 E: 0 K: 0 S: 3	R: 2 E: 1 K: 1 S: 8	H: 2 LOB: 1 BB: 1 P: 8	R: 2 E: 0 K: 0 S: 6	H: 4 LOB: 2 BB: 1 P: 10	1B: 7 2B: 2 3B: 0 HR: 2	SF: 0 SAC: 0 DP: 1 HBP: 0	WP: 1 PB: 0 SB: 1 CS: 0	PA: 40						
<b>PITCHER</b>	IP	WLS	BF	H	R	ER	SO	BB	IBB	HBP	BLK	WP	HR	S	P	ERA	WHIP										
John Tudor, L ERA: 4.14 (1, 1)	7.2		31	7	3	3	6	1	0	0	0	1	2	42	46	3.52	1.043										
Tom Burgmeier, L ERA: 4.12 (8, 1)	1.0	L	8	4	2	2	0	1	0	0	0	0	0	7	11	18.00	5.000										
Bob Stanley, R ERA: 3.63 (9, 1)	0.1		1	0	0	0	0	0	0	0	0	0	0	1	1	0.00	0.000										

AB	38
R	5
H	11
RBI	5
BB	2
SO	6
LOB	16



Batter	1	2	3	4	5	6	7	8	9	AB	R	H	RBI	BB	SO	LOB	BOTTOM										
Jerry Remy, L OBP: 0.422, SLG: 0.370 (1, 4)										5	0	3	0	0	0	1	<b>Kansas City Royals @ Boston Red Sox</b> Fenway Park, Boston, MA Sun May 17 1981, 3:33 AM EDT Att: 26,723 - Sunny - 61 F										
Dwight Evans, R OBP: 0.446, SLG: 0.587 (1, 9)										4	1	0	0	1	2	4											
Carl Yastrzemski, L OBP: 0.294, SLG: 0.277 (1, 3)										5	0	2	0	0	0	2											
Jim Rice, R OBP: 0.306, SLG: 0.407 (1, 7)										5	2	3	1	0	1	1											
Tony Perez, R OBP: 0.295, SLG: 0.380 (1, 10)										5	0	1	0	0	1	4											
Carney Lansford, R OBP: 0.394, SLG: 0.508 (1, 5)										5	1	5	2	0	0	0											
Dave Stapleton, R OBP: 0.307, SLG: 0.370 (1, 6)										5	0	1	0	0	0	6											
Rich Gedman, L OBP: 0.200, SLG: 0.200 (1, 2)										4	0	1	0	0	0	2											
Rick Miller, L OBP: 0.346, SLG: 0.372 (1, 8)										4	0	1	1	0	0	1											
<b>Inning Stats</b>	R: 1 E: 0 K: 0 S: 5	H: 3 LOB: 1 BB: 0 P: 5	R: 1 E: 0 K: 1 S: 8	H: 4 LOB: 2 BB: 0 P: 8	R: 0 E: 0 K: 2 S: 9	H: 2 LOB: 2 BB: 0 P: 9	R: 0 E: 0 K: 0 S: 3	H: 0 LOB: 0 BB: 0 P: 3	R: 1 E: 0 K: 1 S: 8	H: 3 LOB: 2 BB: 0 P: 8	R: 0 E: 0 K: 0 S: 4	H: 1 LOB: 1 BB: 1 P: 8	R: 0 E: 0 K: 0 S: 4	R: 0 E: 0 K: 0 S: 4	R: 0 E: 0 K: 0 S: 4	R: 1 E: 0 K: 0 S: 5		H: 2 LOB: 1 BB: 0 P: 5	1B: 14 2B: 3 3B: 0 HR: 0	SF: 0 SAC: 0 DP: 2 HBP: 0	WP: 0 PB: 0 SB: 1 CS: 0	PA: 43					
<b>PITCHER</b>	IP	WLS	BF	H	R	ER	SO	BB	IBB	HBP	BLK	WP	HR	S	P	ERA	WHIP										
Dennis Leonard, R ERA: 2.93 (1, 1)	8.0	W	38	15	3	3	4	1	0	0	0	0	0	45	49	3.38	2.000										
Dan Quisenberry, R ERA: 4.8 (9, 1)	1.0	S	5	2	1	1	0	0	0	0	0	0	0	5	5	9.00	2.000										

AB	42
R	4
H	17
RBI	4
BB	1
SO	4
LOB	21









Batter	1	2	3	4	5	6	7	8	9	AB	R	H	RBI	BB	SO	LOB	TOP			
Lenny Randle, S (1, 4) OBP: 0.253, SLG: 0.274	5-3		G5-4-3			K		F9		4	0	0	0	0	1	2				
Dave Edler, R (1, 5) OBP: 0.286, SLG: 0.206	K			F8		K			G5-4-3 1B	4	0	1	0	0	2	0				
Tom Paciorek, R (1, 7) OBP: 0.328, SLG: 0.432	K				BB				G5-4-3 1B	3	0	1	0	1	1	1				
Richie Zisk, R (1, 10) OBP: 0.359, SLG: 0.554				K				F9	K	4	0	1	0	0	2	2				
Jeff Burroughs, R (1, 9) OBP: 0.365, SLG: 0.422	K									3	0	0	0	0	1	2				
Gary Gray, R (1, 3) OBP: 0.304, SLG: 0.673			G6-4-3			K		5-3		3	0	0	0	0	1	1				
Dave Henderson, R (1, 8) OBP: 0.256, SLG: 0.292					6-3					2	0	0	0	1	1	0				
Bud Bulling, R (1, 2) OBP: 0.310, SLG: 0.194								4-3		3	0	2	0	0	0	0				
Jim Anderson, R (1, 6) OBP: 0.302, SLG: 0.283						F5		4-3		3	0	0	0	0	0	3				
<b>Inning Stats</b>	R: 0 E: 0 K: 2 S: 7	H: 0 LOB: 0 BB: 0 P: 7	R: 0 E: 0 K: 1 S: 5	H: 1 LOB: 0 BB: 0 P: 5	R: 0 E: 0 K: 0 S: 3	H: 1 LOB: 1 BB: 1 P: 7	R: 0 E: 0 K: 1 S: 5	H: 0 LOB: 1 BB: 1 P: 9	R: 0 E: 0 K: 1 S: 6	H: 1 LOB: 1 BB: 0 P: 6	R: 0 E: 0 K: 1 S: 8	H: 0 LOB: 0 BB: 0 P: 5	R: 0 E: 0 K: 0 S: 3	H: 0 LOB: 0 BB: 0 P: 3	R: 0 E: 0 K: 1 S: 5	H: 1 LOB: 0 BB: 0 P: 5	1B: 5 2B: 0 3B: 0 HR: 0	SF: 0 SAC: 0 DP: 3 HBP: 0	WP: 0 PB: 0 CS: 0	PA: 31
<b>PITCHER</b> Frank Tanana, L (1, 1) ERA: 5.36	IP: 9.0 WLS: W BF: 31 H: 5 R: 0 ER: 0 SO: 9 BB: 2 IBB: 0 HBP: 0 BLK: 0 WP: 0 HR: 0 S: 47 P: 55 ERA: 0.00 WHIP: 0.778																			

Seattle Mariners @ Boston Red Sox  
Fenway Park, Boston, MA  
Tue May 19 1981, 7:05 PM EDT  
Att: 12,768 - Unknown

AB 29  
R 0  
H 5  
RBI 0  
BB 2  
SO 9  
LOB 11



Batter	1	2	3	4	5	6	7	8	9	AB	R	H	RBI	BB	SO	LOB	BOTTOM			
Jerry Remy, L (1, 4) OBP: 0.426, SLG: 0.386	F8 2B						F8			3	1	2	0	1	0	0				
Dwight Evans, R (1, 9) OBP: 0.485, SLG: 0.598	K		F4							4	0	2	0	0	1	3				
Carl Yastrzemski, L (1, 3) OBP: 0.289, SLG: 0.286	F8 2-3		F7							4	0	1	2	0	1	4				
Jim Rice, R (1, 7) OBP: 0.301, SLG: 0.394	K			E4						3	1	0	0	1	1	3				
Tony Perez, R (1, 10) OBP: 0.305, SLG: 0.398					F9		F9			3	1	1	2	1	0	3				
Camey Lansford, R (1, 5) OBP: 0.397, SLG: 0.507			FC3-6 L7-4 S							4	0	1	0	0	0	2				
Dave Stapleton, R (1, 6) OBP: 0.320, SLG: 0.382			L7-4							4	0	1	0	0	0	3				
Rich Gedman, L (1, 2) OBP: 0.333, SLG: 0.143										2	1	0	0	2	0	2				
Rick Miller, L (1, 8) OBP: 0.333, SLG: 0.357										4	0	0	0	0	1	3				
<b>Inning Stats</b>	R: 0 E: 0 K: 2 S: 8	H: 1 LOB: 1 BB: 0 P: 8	R: 0 E: 0 K: 0 S: 2	H: 0 LOB: 0 BB: 1 P: 6	R: 0 E: 0 K: 0 S: 3	H: 0 LOB: 2 BB: 2 P: 11	R: 0 E: 1 K: 0 S: 4	H: 0 LOB: 1 BB: 0 P: 4	R: 2 E: 0 K: 0 S: 6	H: 3 LOB: 2 BB: 1 P: 10	R: 0 E: 0 K: 0 S: 3	H: 1 LOB: 0 BB: 0 P: 3	R: 0 E: 0 K: 1 S: 6	H: 1 LOB: 1 BB: 0 P: 6	R: 2 E: 1 K: 1 S: 7	H: 2 LOB: 1 BB: 1 P: 11	1B: 5 2B: 3 3B: 0 HR: 1	SF: 0 SAC: 0 DP: 2 HBP: 0	WP: 0 PB: 0 CS: 0	PA: 36
<b>PITCHER</b> Mike Parrott, R (1, 1) ERA: 4.81 Ken Clay, R (5, 1) ERA: 5.3 Jerry Don Gleaton, L (8, 1) ERA: 6.07	IP: 4.1 WLS: L BF: 21 H: 4 R: 2 ER: 2 SO: 2 BB: 4 IBB: 0 HBP: 0 BLK: 0 WP: 0 HR: 0 S: 21 P: 37 ERA: 4.15 WHIP: 1.846																			

Seattle Mariners @ Boston Red Sox  
Fenway Park, Boston, MA  
Tue May 19 1981, 7:05 PM EDT  
Att: 12,768 - Unknown

AB 31  
R 4  
H 8  
RBI 4  
BB 5  
SO 4  
LOB 23






Batter	1	2	3	4	5	6	7	8	9	AB	R	H	RBI	BB	SO	LOB	TOP										
Rickey Henderson, R OBP: 0.378, SLG: 0.454	5-3		5-3			HR	F3			3	1	0	0	1	0	2											
Dwayne Murphy, L OBP: 0.359, SLG: 0.469	K			K		HR		1-3		4	1	1	2	0	2	0											
Mitchell Page, L OBP: 0.228, SLG: 0.333	4-3			K		HR		F7		3	1	1	1	0	1	0											
Tim Hosley, R OBP: 0.176, SLG: 0.313				K		HR		F7		1	0	0	0	0	0	0											
Tony Armas, R OBP: 0.325, SLG: 0.552		2B				F9		F7		4	0	1	0	0	1	0											
Wayne Gross, L OBP: 0.309, SLG: 0.346		F3				G3		F6		3	0	0	0	0	0	1											
Jeff Newman, R OBP: 0.238, SLG: 0.307						F4				1	0	0	0	0	0	0											
Cliff Johnson, R OBP: 0.327, SLG: 0.483		F7				E6		5-3		3	0	0	0	0	0	1											
Mike Heath, R OBP: 0.246, SLG: 0.305		5-3				K		G1-6-3		4	0	0	0	0	1	3											
Brian Doyle, L OBP: 0.161, SLG: 0.133			5-3			1-3		1B		3	0	1	0	0	0	1											
Rob Piccolo, R OBP: 0.288, SLG: 0.377			5-3			K		1B		3	0	1	0	0	1	0											
<b>Inning Stats</b>	R: 0 E: 0 K: 1 S: 5	H: 0 LOB: 0 BB: 0 P: 5	R: 0 E: 0 K: 0 S: 4	H: 1 LOB: 1 BB: 0 P: 4	R: 0 E: 0 K: 0 S: 3	H: 0 LOB: 0 BB: 0 P: 3	R: 0 E: 0 K: 3 S: 9	H: 0 LOB: 0 BB: 0 P: 9	R: 0 E: 1 K: 1 S: 6	H: 0 LOB: 1 BB: 0 P: 6	R: 3 E: 0 K: 1 S: 7	H: 2 LOB: 0 BB: 1 P: 11	R: 0 E: 0 K: 0 S: 4	H: 2 LOB: 2 BB: 0 P: 5	R: 0 E: 0 K: 0 S: 3	H: 0 LOB: 0 BB: 0 P: 3	R: 0 E: 0 K: 0 S: 3	H: 0 LOB: 0 BB: 0 P: 3	1B: 2 2B: 1 3B: 0 HR: 2	SF: 0 SAC: 0 DP: 1 HBP: 1	WP: 0 PB: 0 SB: 0 CS: 0	PA: 34					
<b>PITCHER</b>	IP	WLS	BF	H	R	ER	SO	BB	IBB	HBP	BLK	WP	HR	S	P	ERA	WHIP										
Steve Crawford, R ERA: 4.21	6.0		23	3	3	3	6	1	0	0	0	0	2	34	38	4.50	0.667										
Bob Stanley, R ERA: 4.03	1.0	W	5	2	0	0	0	0	0	1	0	0	0	4	5	0.00	2.000										
Tom Burgmeier, L ERA: 3.74	2.0	S	6	0	0	0	0	0	0	0	0	0	0	6	6	0.00	0.000										

Oakland Athletics @ Boston Red Sox  
Fenway Park, Boston, MA  
Wed May 20 1981, 7:05 PM EDT  
Att: 23,007 - Unknown


AB 32  
R 3  
H 5  
RBI 3  
BB 1  
SO 6  
LOB 8



Batter	1	2	3	4	5	6	7	8	9	AB	R	H	RBI	BB	SO	LOB	BOTTOM										
Jerry Remy, L OBP: 0.431, SLG: 0.391	HR		F8		F7		BB			4	1	2	0	0	0	0											
Dwight Evans, R OBP: 0.486, SLG: 0.615	HR		F8			K	BB			3	1	1	2	1	1	0											
Carl Yastrzemski, L OBP: 0.289, SLG: 0.294	4-3			1B	FC4-6	F3	F2			4	1	1	0	0	0	3											
Jim Rice, R OBP: 0.299, SLG: 0.390	K			FC4-6	1B	F2		6-3		4	0	1	0	0	1	0											
Tony Perez, R OBP: 0.310, SLG: 0.397	6-3			F4			1-3	BB		3	1	1	0	1	0	2											
Reid Nichols, R OBP: 0.188, SLG: 0.200							1B	BB		0	0	0	0	0	0	0											
Camey Lansford, R OBP: 0.387, SLG: 0.493		F9		FC4-6	1-2	F9	F9	FC6-4		4	0	0	1	0	0	3											
Dave Stapleton, R OBP: 0.317, SLG: 0.370		5-3		3-H	F8		1-3	BB		3	1	0	0	1	0	2											
Rich Gedman, L OBP: 0.250, SLG: 0.100		F9					1-3			3	0	0	0	0	0	2											
Rick Miller, L OBP: 0.333, SLG: 0.356			1-3				F7			3	0	1	2	0	0	0											
<b>Inning Stats</b>	R: 2 E: 0 K: 1 S: 7	H: 2 LOB: 0 BB: 0 P: 7	R: 0 E: 0 K: 0 S: 3	H: 0 LOB: 0 BB: 0 P: 3	R: 0 E: 0 K: 0 S: 3	H: 0 LOB: 0 BB: 0 P: 3	R: 1 E: 0 K: 0 S: 5	H: 2 LOB: 1 BB: 0 P: 5	R: 0 E: 0 K: 0 S: 3	H: 0 LOB: 0 BB: 0 P: 3	R: 0 E: 0 K: 1 S: 5	H: 0 LOB: 0 BB: 0 P: 5	R: 2 E: 0 K: 0 S: 6	H: 3 LOB: 3 BB: 2 P: 14	R: 0 E: 0 K: 0 S: 3	H: 0 LOB: 1 BB: 1 P: 7	1B: 5 2B: 1 3B: 0 HR: 1	SF: 0 SAC: 0 DP: 0 HBP: 0	WP: 0 PB: 0 SB: 1 CS: 0	PA: 34							
<b>PITCHER</b>	IP	WLS	BF	H	R	ER	SO	BB	IBB	HBP	BLK	WP	HR	S	P	ERA	WHIP										
Steve McCatty, R ERA: 2.42	6.2	L	29	7	5	5	2	2	0	0	0	0	1	31	39	6.75	1.350										
Bob Ovcinko, L ERA: 1.32	1.1		5	0	0	0	0	1	0	0	0	0	0	4	8	0.00	0.750										

Oakland Athletics @ Boston Red Sox  
Fenway Park, Boston, MA  
Wed May 20 1981, 7:05 PM EDT  
Att: 23,007 - Unknown

AB 31  
R 5  
H 7  
RBI 5  
BB 3  
SO 2  
LOB 12







Batter	1	2	3	4	5	6	7	8	9	AB	R	H	RBI	BB	SO	LOB	TOP			
Rickey Henderson, R OBP: 0.381, SLG: 0.448 (1, 7)	0-0 4-3		4-0 BB			0-0 F7		4-0 BB		2	0	0	0	2	0	0	Oakland Athletics @ Boston Red Sox Fenway Park, Boston, MA Thu May 21 1981, 7:05 PM EDT Att: 23,145 - Unknown			
Dwayne Murphy, L OBP: 0.357, SLG: 0.459 (1, 8)	0-3 K		0-3 K			0-0 3-1		4-0 BB		3	0	0	0	1	2	1				
Mitchell Page, L OBP: 0.212, SLG: 0.311 (1, 10)	0-0 F9			0-0 3-1		0-3 K		0-0 F7		4	0	0	0	0	1	2				
Tony Armas, R OBP: 0.324, SLG: 0.551 (1, 9)		0-3 K		0-0 BB			0-3 K		0-3 K	4	0	1	0	0	3	0				
Wayne Gross, L OBP: 0.327, SLG: 0.341 (1, 5)		1-0 HBP		0-3 K			4-0 BB		4-0 BB	1	0	0	0	2	1	1				
Cliff Johnson, R OBP: 0.315, SLG: 0.462 (1, 3)		0-0 P3		0-0 5-3			0-3 K		0-0 F7	4	0	0	0	0	1	4				
Jeff Newman, R OBP: 0.226, SLG: 0.291 (1, 2)		0-3 K			0-0 4-3		0-3 K		0-3 K	4	0	0	0	0	3	3				
Brian Doyle, L OBP: 0.176, SLG: 0.152 (1, 4)			0-0 CS 1B		0-0 G3			0-0 F7		3	0	1	0	0	0	0				
Fred Stanley, R OBP: 0.300, SLG: 0.226 (1, 6)			0-0 6-3		0-3 K			0-0 G1		3	0	0	0	0	1	1				
<b>Inning Stats</b>	R: 0 E: 0 K: 1 S: 5	H: 0 LOB: 0 BB: 0 P: 5	R: 0 E: 0 K: 2 S: 7	H: 0 LOB: 1 BB: 0 P: 8	R: 0 E: 0 K: 1 S: 5	H: 1 LOB: 1 BB: 1 P: 9	R: 0 E: 0 K: 1 S: 6	H: 1 LOB: 1 BB: 0 P: 6	R: 0 E: 0 K: 1 S: 5	H: 0 LOB: 0 BB: 0 P: 5	R: 0 E: 0 K: 3 S: 9	H: 0 LOB: 1 BB: 1 P: 13	R: 0 E: 0 K: 0 S: 3	H: 0 LOB: 2 BB: 2 P: 11	R: 0 E: 0 K: 2 S: 7	H: 0 LOB: 1 BB: 1 P: 11	1B: 1 2B: 1 3B: 0 HR: 0	SF: 0 SAC: 0 DP: 0 HBP: 1	WP: 0 PB: 0 SB: 4 CS: 1	PA: 34
<b>PITCHER</b> Dennis Eckersley, R ERA: 5.37 (1, 1)	IP: 9.0 WLS: W BF: 34 H: 2 R: 0 ER: 0 SO: 12 BB: 5 IBB: 0 HBP: 1 BLK: 0 WP: 0 HR: 0 S: 52 P: 73 ERA: 0.00 WHIP: 0.778															<b>PITCHER</b>				

Batter	1	2	3	4	5	6	7	8	9	AB	R	H	RBI	BB	SO	LOB	BOTTOM					
Jerry Remy, L OBP: 0.425, SLG: 0.385 (1, 4)	0-0 4-3		0-0 1B		0-0 F7			0-0 4-3		4	0	1	0	0	0	2	Oakland Athletics @ Boston Red Sox Fenway Park, Boston, MA Thu May 21 1981, 7:05 PM EDT Att: 23,145 - Unknown					
Dwight Evans, R OBP: 0.407, SLG: 0.612 (1, 9)	0-3 K		0-0 1B			0-0 F4		0-0 1B HR		4	1	2	0	0	1	0						
Carl Yastrzemski, L OBP: 0.287, SLG: 0.292 (1, 10)	0-0 F5		0-3 K			0-0 F9		0-0 1B HR		4	1	1	0	0	1	2						
Jim Rice, R OBP: 0.298, SLG: 0.407 (1, 7)		0-0 5-3		0-0 F2		0-3 K		0-0 1B HR		4	1	1	3	0	1	0						
Tony Perez, R OBP: 0.311, SLG: 0.396 (1, 3)		0-0 1B		0-3 K			0-0 F6			3	0	1	0	0	1	0						
Carney Lansford, R OBP: 0.386, SLG: 0.490 (1, 5)		0-0 P3		0-3 K			0-0 G6-4-3 1B			3	0	1	0	0	1	1						
Dave Stapleton, R OBP: 0.308, SLG: 0.358 (1, 6)		0-0 4-3			0-0 F4		0-0 G6-4-3			3	0	0	0	0	0	2						
Rich Gedman, L OBP: 0.200, SLG: 0.077 (1, 2)			0-3 K		0-0 3-1			0-0 6-3		3	0	0	0	0	1	0						
Rick Miller, L OBP: 0.342, SLG: 0.359 (1, 8)			0-0 F8					4-0 CS BB		2	0	1	0	1	0	0						
<b>Inning Stats</b>	R: 0 E: 0 K: 1 S: 5	H: 0 LOB: 0 BB: 0 P: 5	R: 0 E: 0 K: 0 S: 4	H: 1 LOB: 1 BB: 0 P: 4	R: 0 E: 0 K: 2 S: 9	H: 2 LOB: 2 BB: 0 P: 9	R: 0 E: 0 K: 2 S: 7	H: 0 LOB: 0 BB: 0 P: 7	R: 0 E: 0 K: 0 S: 4	H: 1 LOB: 1 BB: 0 P: 4	R: 0 E: 0 K: 1 S: 5	H: 0 LOB: 0 BB: 0 P: 5	R: 0 E: 0 K: 0 S: 3	H: 1 LOB: 0 BB: 0 P: 3	R: 0 E: 0 K: 0 S: 2	H: 0 LOB: 1 BB: 1 P: 6	R: 3 E: 0 K: 0 S: 3	H: 3 LOB: 0 BB: 0 P: 3	1B: 7 2B: 0 3B: 0 HR: 1	SF: 0 SAC: 0 DP: 1 HBP: 0	WP: 0 PB: 0 SB: 0 CS: 1	PA: 31
<b>PITCHER</b> Brian Kingman, R ERA: 2.25 (1, 1)	IP: 8.0 WLS: L BF: 31 H: 8 R: 3 ER: 3 SO: 6 BB: 1 IBB: 0 HBP: 0 BLK: 0 WP: 0 HR: 1 S: 42 P: 46 ERA: 3.38 WHIP: 1.125															<b>PITCHER</b>						



Batter	1	2	3	4	5	6	7	8	9	AB	R	H	RBI	BB	SO	LOB	TOP										
<b>Jerry Remy, L</b> (1,4) OBP: 0.432, SLG: 0.396	0-0 G5-4-3 1B	0-0 1B		0-0 4-3		0-0 F8		0-0 BB 1B		5	0	3	2	0	0	1	<b>Boston Red Sox @ Milwaukee Brewers</b> Milwaukee County Stadium, Milwaukee, WI Fri May 22 1981, 8:05 PM EDT Att: 23,007 - Unknown - 72 F										
<b>Dwight Evans, R</b> (1,9) OBP: 0.476, SLG: 0.635	0-0 G5-4-3 1-2	0-0 FC6-4 1B		0-0 HR		4-0 1B BB		4-0 BB 1B		3	1	2	3	2	0	1											
<b>Carl Yastrzemski, L</b> (1,3) OBP: 0.291, SLG: 0.291	4-0 HR BB	0-0 F7		0-0 4-3		0-0 1B		0-0 G3		4	1	1	0	1	0	4											
<b>Jim Rice, R</b> (1,7) OBP: 0.301, SLG: 0.426	0-0 HR	0-0 FC6-4		0-0 F7		0-0 F8			0-0 G4-6-3 1B	5	1	2	2	0	0	4											
<b>Tony Perez, R</b> (1,10) OBP: 0.307, SLG: 0.384	0-0 F7		4-0 FC4-6 BB		0-0 F9		0-3 K		0-0 G4-6-3 1B	4	0	0	0	1	1	1											
<b>Carney Lansford, R</b> (1,5) OBP: 0.380, SLG: 0.480		0-0 1B		0-0 FC4-6 1-3		0-0 F9		0-0 F9		5	1	1	0	0	0	1											
<b>Dave Stapleton, R</b> (1,6) OBP: 0.306, SLG: 0.354		0-0 BB 1B		0-0 1-3		0-0 E6		0-0 F7		4	1	1	0	0	0	1											
<b>Rich Gedman, L</b> (1,2) OBP: 0.156, SLG: 0.059		0-3 K		0-0 6-3		0-0 G3		0-0 F8		4	0	0	0	0	1	4											
<b>Rick Miller, L</b> (1,8) OBP: 0.339, SLG: 0.349	4-0 1B 1B BB			0-0 E4 4-3 HR		0-0 F9		0-0 F6		3	2	0	0	1	0	0											
<b>Inning Stats</b>	R: 2 E: 0 K: 0 S: 4	H: 2 LOB: 0 BB: 1 P: 8	R: 3 E: 0 K: 1 S: 9	H: 4 LOB: 2 BB: 1 P: 13	R: 0 E: 0 K: 0 S: 3	H: 0 LOB: 1 BB: 1 P: 7	R: 2 E: 1 K: 0 S: 5	H: 1 LOB: 0 BB: 0 P: 5	R: 0 E: 0 K: 0 S: 4	H: 0 LOB: 1 BB: 0 P: 4	R: 0 E: 0 K: 1 S: 5	H: 0 LOB: 2 BB: 0 P: 5	R: 0 E: 0 K: 0 S: 4	H: 1 LOB: 2 BB: 1 P: 8	R: 0 E: 0 K: 0 S: 4	H: 1 LOB: 2 BB: 1 P: 8		R: 0 E: 0 K: 0 S: 3	H: 1 LOB: 0 BB: 0 P: 3	1B: 8 2B: 0 3B: 0 HR: 2	SF: 0 SAC: 0 DP: 2 HBP: 0	WP: 0 PB: 0 SB: 0 CS: 0	PA: 42				
<b>PITCHER</b>	IP	WLS	BF	H	R	ER	SO	BB	IBB	HBP	BLK	WP	HR	S	P	ERA	WHIP										
<b>Moose Haas, R</b> (1,1) ERA: 4.97	1.1	L	10	5	5	5	1	2	0	0	0	0	1	10	18	33.75	5.250										
<b>Reggie Cleveland, R</b> (2,1) ERA: 4.56	3.2		16	2	2	1	0	1	0	0	0	0	1	15	19	2.46	0.818										
<b>Jerry Augustine, L</b> (6,1) ERA: 1.8	2.0		8	1	0	0	1	1	0	0	0	0	0	9	13	0.00	1.000										
<b>Rickey Keaton, R</b> (8,1) ERA: 3.38	2.0		8	2	0	0	0	1	0	0	0	0	0	7	11	0.00	1.500										

Batter	1	2	3	4	5	6	7	8	9	AB	R	H	RBI	BB	SO	LOB	BOTTOM										
<b>Jim Gantner, L</b> (1,4) OBP: 0.360, SLG: 0.389	0-0 CS 1B	0-0 1-3 2H 2B			0-0 4-3		0-0 BB 1B		0-0 FC5-4 1B	5	0	4	1	0	0	0	<b>Boston Red Sox @ Milwaukee Brewers</b> Milwaukee County Stadium, Milwaukee, WI Fri May 22 1981, 8:05 PM EDT Att: 23,007 - Unknown - 72 F										
<b>Robin Yount, R</b> (1,10) OBP: 0.276, SLG: 0.396	0-0 L4 1-2	0-0 4-3			0-0 K		4-0 BB		0-0 FC5-4 1-2	4	0	0	0	1	1	4											
<b>Cecil Cooper, L</b> (1,3) OBP: 0.291, SLG: 0.362	0-0 2B			0-0 6-3		0-0 F5		0-0 F8		4	0	1	0	0	0	2											
<b>Gorman Thomas, R</b> (1,8) OBP: 0.394, SLG: 0.616	4-0 BB			0-3 K		0-0 F8		0-3 K		3	0	0	0	1	2	0											
<b>Ben Oglivie, L</b> (1,7) OBP: 0.299, SLG: 0.380	0-0 3-1			0-0 F9		0-0 5-3		0-3 K		4	0	0	0	0	1	2											
<b>Ted Simmons, S</b> (1,2) OBP: 0.270, SLG: 0.374		0-0 F9		0-0 6-3		0-0 HR 1B		4-0 FC4-6 BB		3	1	1	0	1	0	0											
<b>Sal Bando, R</b> (1,5) OBP: 0.333, SLG: 0.500		4-0 1B 2B BB		0-0 F9		0-0 1H HR		0-0 FC4-6 1-2		3	2	1	2	1	0	1											
<b>Mark Brouhard, R</b> (1,9) OBP: 0.345, SLG: 0.389		0-0 2B 1B		0-0 4-3		0-0 F7		0-3 K		4	0	1	0	0	1	0											
<b>Ed Romero, R</b> (1,6) OBP: 0.220, SLG: 0.189		0-0 F8			0-0 F7		0-0 6-3		0-3 K	3	0	0	0	0	0	2											
<b>Roy Howell, L</b> (9,PH) OBP: 0.347, SLG: 0.344										1	0	0	0	0	1	0											
<b>Inning Stats</b>	R: 0 E: 0 K: 0 S: 4	H: 2 LOB: 2 BB: 1 P: 8	R: 1 E: 0 K: 0 S: 5	H: 2 LOB: 2 BB: 1 P: 9	R: 0 E: 0 K: 1 S: 5	H: 0 LOB: 0 BB: 0 P: 5	R: 0 E: 0 K: 0 S: 3	H: 0 LOB: 0 BB: 0 P: 3	R: 0 E: 0 K: 2 S: 7	H: 3 LOB: 2 BB: 1 P: 10	R: 0 E: 0 K: 2 S: 7	H: 0 LOB: 1 BB: 1 P: 11	R: 0 E: 0 K: 2 S: 8	H: 1 LOB: 1 BB: 0 P: 8	1B: 5 2B: 2 3B: 0 HR: 1	SF: 0 SAC: 0 DP: 0 HBP: 0	WP: 0 PB: 0 SB: 0 CS: 1	PA: 38									
<b>PITCHER</b>	IP	WLS	BF	H	R	ER	SO	BB	IBB	HBP	BLK	WP	HR	S	P	ERA	WHIP										
<b>John Tudor, L</b> (1,1) ERA: 4.15	6.1	W	26	6	3	3	2	2	0	0	0	0	0	28	36	4.26	1.263										
<b>Bill Campbell, R</b> (7,1) ERA: 2.57	2.2		12	2	0	0	4	2	0	0	0	0	0	18	26	0.00	1.500										







Batter	1	2	3	4	5	6	7	8	9	10	11	12	13	14	AB	R	H	RBI	BB	SO	LOB	TOP
Dwight Evans, R OBP: 0.475, SLG: 0.616 (1, 9)															5	0	1	0	1	1	1	
Dave Stapleton, R OBP: 0.303, SLG: 0.343 (1, 4)															5	0	1	0	1	1	1	
Carney Lansford, R OBP: 0.373, SLG: 0.465 (1, 5)															6	0	1	0	0	1	1	
Jim Rice, R OBP: 0.299, SLG: 0.424 (1, 7)															5	1	1	0	1	0	2	
Tony Perez, R OBP: 0.307, SLG: 0.378 (1, 3)															5	0	1	0	0	1	4	
Joe Rudi, R OBP: 0.217, SLG: 0.286 (1, 10)															4	0	0	1	0	1	1	
Dave Schmidt, R OBP: 0.349, SLG: 0.417 (1, 2)															5	0	0	0	0	2	0	
Reid Nichols, R OBP: 0.217, SLG: 0.227 (1, 8)															3	0	0	0	0	0	0	
Rick Miller, L OBP: 0.342, SLG: 0.352 (10, 8)															2	0	1	0	0	0	0	
Glenn Hoffman, R OBP: 0.248, SLG: 0.231 (1, 6)															5	0	1	0	0	0	1	

<b>Inning Stats</b>	R: 0 E: 0 K: 0 S: 4	H: 2 LOB: 2 BB: 1 P: 8	R: 0 E: 0 K: 1 S: 5	H: 0 LOB: 0 BB: 0 P: 5	R: 0 E: 0 K: 0 S: 3	H: 0 LOB: 1 BB: 1 P: 7	R: 0 E: 0 K: 0 S: 3	H: 1 LOB: 0 BB: 0 P: 3	R: 0 E: 0 K: 0 S: 3	H: 0 LOB: 0 BB: 0 P: 3	R: 0 E: 0 K: 1 S: 5	H: 0 LOB: 1 BB: 0 P: 9	R: 0 E: 0 K: 2 S: 7	H: 0 LOB: 0 BB: 0 P: 7	R: 0 E: 0 K: 1 S: 6	H: 1 LOB: 1 BB: 0 P: 6	R: 0 E: 0 K: 1 S: 6	R: 0 E: 0 K: 1 S: 5	H: 0 LOB: 1 BB: 0 P: 5	R: 0 E: 0 K: 1 S: 5	H: 0 LOB: 0 BB: 0 P: 5	1B: 6 2B: 2 3B: 0 HR: 0	SF: 1 SAC: 0 DP: 2 HBP: 0	WP: 0 PB: 0 CS: 0	PA: 49
---------------------	------------------------------	---------------------------------	------------------------------	---------------------------------	------------------------------	---------------------------------	------------------------------	---------------------------------	------------------------------	---------------------------------	------------------------------	---------------------------------	------------------------------	---------------------------------	------------------------------	---------------------------------	------------------------------	------------------------------	---------------------------------	------------------------------	---------------------------------	----------------------------------	------------------------------------	-------------------------	--------

Batter	1	2	3	4	5	6	7	8	9	10	11	12	13	14	AB	R	H	RBI	BB	SO	LOB	BOTTOM
Charlie Moore, R OBP: 0.371, SLG: 0.441 (1, 2)															6	1	2	0	1	1	3	
Robin Yount, R OBP: 0.288, SLG: 0.386 (1, 6)															5	0	1	0	2	1	3	
Ben Oglivie, L OBP: 0.304, SLG: 0.370 (1, 7)															5	0	1	0	2	0	7	
Gorman Thomas, R OBP: 0.372, SLG: 0.569 (1, 8)															7	0	1	0	0	1	4	
Larry Hisle, R OBP: 0.297, SLG: 0.432 (6, PH)															2	0	0	0	0	2	0	
Don Money, R OBP: 0.291, SLG: 0.333 (1, 5)															6	1	2	0	0	0	1	
Ed Romero, R OBP: 0.217, SLG: 0.185 (14, 5)															4	0	1	1	0	0	0	
Sal Bando, R OBP: 0.316, SLG: 0.438 (10, 2)															2	0	0	0	0	0	1	
Mark Brouhard, R OBP: 0.304, SLG: 0.343 (7, PH)															3	0	1	0	0	1	2	
Marshall Edwards, L OBP: 0.154, SLG: 0.154 (8, 9)															0	0	0	0	0	0	0	
Cecil Cooper, L OBP: 0.297, SLG: 0.360 (10, 3)															2	0	0	0	1	0	0	
Jim Gantner, L OBP: 0.352, SLG: 0.373 (1, 4)															4	0	0	0	1	1	3	

<b>Inning Stats</b>	R: 0 E: 0 K: 0 S: 3	H: 0 LOB: 0 BB: 0 P: 3	R: 0 E: 0 K: 1 S: 5	H: 0 LOB: 0 BB: 0 P: 5	R: 0 E: 0 K: 1 S: 7	H: 1 LOB: 3 BB: 1 P: 11	R: 1 E: 0 K: 2 S: 9	H: 2 LOB: 1 BB: 0 P: 9	R: 0 E: 0 K: 0 S: 4	H: 1 LOB: 2 BB: 1 P: 8	R: 0 E: 0 K: 1 S: 6	H: 0 LOB: 2 BB: 1 P: 10	R: 0 E: 0 K: 0 S: 3	H: 1 LOB: 1 BB: 0 P: 8	R: 0 E: 0 K: 2 S: 8	H: 1 LOB: 1 BB: 0 P: 8	R: 0 E: 0 K: 1 S: 4	H: 1 LOB: 2 BB: 1 P: 8	R: 0 E: 0 K: 1 S: 4	H: 2 LOB: 2 BB: 1 P: 8	R: 1 E: 0 K: 0 S: 4	H: 2 LOB: 2 BB: 1 P: 8	1B: 7 2B: 2 3B: 0 HR: 0	SF: 1 SAC: 1 DP: 0 HBP: 0	WP: 0 PB: 0 CS: 0	PA: 59
---------------------	------------------------------	---------------------------------	------------------------------	---------------------------------	------------------------------	----------------------------------	------------------------------	---------------------------------	------------------------------	---------------------------------	------------------------------	----------------------------------	------------------------------	---------------------------------	------------------------------	---------------------------------	------------------------------	---------------------------------	------------------------------	---------------------------------	------------------------------	---------------------------------	----------------------------------	------------------------------------	-------------------------	--------

Batter	1	2	3	4	5	6	7	8	9	10	11	12	13	14	AB	R	H	RBI	BB	SO	LOB	BOTTOM
Frank Tanana, L ERA: 4.82 (1, 1)	7.0	WLS: 30	BF: 5	H: 1	R: 1	ER: 5	SO: 5	BB: 2	IBB: 1	HBP: 0	BLK: 0	WP: 0	HR: 0	S: 37	P: 49	ERA: 1.29	WHIP: 1.000					
Tom Burgmeier, L ERA: 3.04 (8, 1)	5.0	WLS: 19	BF: 1	H: 0	R: 0	ER: 0	SO: 3	BB: 2	IBB: 0	HBP: 0	BLK: 0	WP: 0	HR: 0	S: 23	P: 31	ERA: 0.00	WHIP: 0.600					
Bill Campbell, R ERA: 2.4 (13, 1)	1.0	WLS: 5	BF: 1	H: 0	R: 0	ER: 0	SO: 1	BB: 0	IBB: 0	HBP: 0	BLK: 0	WP: 0	HR: 0	S: 4	P: 8	ERA: 0.00	WHIP: 2.000					
Bob Stanley, R ERA: 4.19 (14, 1)	0.2	WLS: L	BF: 5	H: 2	R: 1	ER: 1	SO: 0	BB: 0	IBB: 1	HBP: 0	BLK: 0	WP: 0	HR: 0	S: 4	P: 8	ERA: 13.50	WHIP: 3.000					

**Boston Red Sox @ Milwaukee Brewers**  
 Milwaukee County Stadium, Milwaukee, WI  
 Sun May 24 1981, 4:33 AM EDT  
 Unknown - 72 F

AB: 45  
 R: 1  
 H: 7  
 RBI: 1  
 BB: 3  
 SO: 7  
 LOB: 11

**Boston Red Sox @ Milwaukee Brewers**  
 Milwaukee County Stadium, Milwaukee, WI  
 Sun May 24 1981, 4:33 AM EDT  
 Unknown - 72 F

AB: 50  
 R: 2  
 H: 9  
 RBI: 2  
 BB: 7  
 SO: 8  
 LOB: 25



Batter	1	2	3	4	5	6	7	8	9	AB	R	H	RBI	BB	SO	LOB	TOP		
Jerry Remy, L (1,4) OBP: 0.421, SLG: 0.391	F7	4-3		4-3			F7	BB SF9 BB		4	1	0	0	1	0	2	<b>Boston Red Sox @ Milwaukee Brewers</b> Milwaukee County Stadium, Milwaukee, WI Sun May 24, 1981, 8:05 PM EDT Att: 34,992 - Unknown - 76 F <a href="http://livebaseballscorecards.com">livebaseballscorecards.com</a>		
Dwight Evans, R (1,9) OBP: 0.476, SLG: 0.611	1B BB		F9		L7			SF9 BB BB		3	1	1	1	2	0	0			
Carl Yastrzemski, L (1,3) OBP: 0.302, SLG: 0.298	BB 1B		P3		1B		F6	1B BB		4	0	2	1	1	0	1			
Jim Rice, R (1,7) OBP: 0.302, SLG: 0.426	K		1B		FC6-4		F9	SF9		4	0	2	1	0	1	3			
Tony Perez, R (1,10) OBP: 0.310, SLG: 0.375	1-2 BB		F9		F9			F9		4	0	1	1	1	0	3			
Carney Lansford, R (1,5) OBP: 0.374, SLG: 0.463	F4			2B 1B	FC6-4			1B		5	2	2	0	0	0	7			
Dave Stapleton, R (1,6) OBP: 0.298, SLG: 0.336		4-3		F4		F7		1B 2B 1B	5-3	5	1	1	0	0	0	1			
Rich Gedman, L (1,2) OBP: 0.182, SLG: 0.100		F7		F7				2B BB 1B	F9	3	0	1	0	0	0	1			
Joe Rudi, R (8, PH) OBP: 0.224, SLG: 0.302					G4-6-3			2B BB 1B		1	1	1	1	0	0	0			
Dave Schmidt, R (8, 2) OBP: 0.341, SLG: 0.405								1-2 2-H		1	0	0	0	0	0	0			
Rick Miller, L (1,8) OBP: 0.352, SLG: 0.381				1B	1-H	G4-6-3		BB BB 2B	F8	5	1	3	2	0	0	1			
<b>Inning Stats</b>	R: 0 E: 0 K: 1 S: 6	H: 1 LOB: 3 BB: 2 P: 14	R: 0 E: 0 K: 0 S: 4	H: 1 LOB: 1 BB: 0 P: 4	R: 0 E: 0 K: 0 S: 4	H: 1 LOB: 1 BB: 0 P: 4	R: 1 E: 0 K: 0 S: 5	H: 2 LOB: 1 BB: 0 P: 5	R: 0 E: 0 K: 0 S: 3	H: 1 LOB: 0 BB: 0 P: 3	R: 0 E: 0 K: 0 S: 4	H: 1 LOB: 1 BB: 0 P: 4	R: 6 E: 0 K: 0 S: 8	H: 5 LOB: 3 BB: 20 P: 20	R: 0 E: 0 K: 0 S: 3	H: 0 LOB: 0 BB: 0 P: 3	1B: 12 2B: 2 3B: 0 HR: 0	SF: 1 SAC: 0 DP: 1 HBP: 0	WP: 0 PA: 45 PB: 0 SB: 0 CS: 0
<b>PITCHER</b>	IP WLS BF H R ER SO BB IBB HBP BLK WP HR S P ERA WHIP																		
Jim Slaton, R (1, 1) ERA: 3.76	7.1 34 11 3 3 1 2 0 0 0 0 0 0 34 42 3.68 1.773																		
Jamie Easterly, L (8, 1) ERA: 2.28	0.0 3 2 0 0 0 1 0 0 0 0 0 0 2 6 ∞ ∞																		
Reggie Cleveland, R (8, 1) ERA: 4.74	0.0 2 0 2 2 0 2 0 0 0 0 0 0 0 8 ∞ ∞																		
Moose Haas, R (8, 1) ERA: 4.82	1.2 W 6 1 2 2 0 0 0 0 0 0 0 0 6 6 10.80 0.600																		


Batter	1	2	3	4	5	6	7	8	9	AB	R	H	RBI	BB	SO	LOB	BOTTOM		
Jim Gantner, L (1,4) OBP: 0.353, SLG: 0.370	4-3		2B 1B	K				6-3		4	1	1	0	1	1	1	<b>Boston Red Sox @ Milwaukee Brewers</b> Milwaukee County Stadium, Milwaukee, WI Sun May 24, 1981, 8:05 PM EDT Att: 34,992 - Unknown - 76 F <a href="http://livebaseballscorecards.com">livebaseballscorecards.com</a>		
Roy Howell, L (1,5) OBP: 0.357, SLG: 0.384	6-3		1B HR 2B	F8			K	HR 2B		5	2	2	1	0	1	2			
Cecil Cooper, L (1,3) OBP: 0.307, SLG: 0.390	1B		HR 1B			F8	1-3	HR		5	2	3	3	0	0	2			
Gorman Thomas, R (1,8) OBP: 0.379, SLG: 0.594			2-3 3-H	HR 1B				HR		5	1	3	3	0	1	0			
Marshall Edwards, L (8, PH) OBP: 0.154, SLG: 0.154			1-H 3-H	HR		K		CS 1B		0	0	0	0	0	0	0			
Ben Oglivie, L (1,7) OBP: 0.297, SLG: 0.360	F9		F8		F8		4-3	CS		4	0	0	0	0	0	2			
Ted Simmons, S (1,2) OBP: 0.280, SLG: 0.354		3-1	3-1					1B 1B E BB	5-3	3	1	0	0	1	0	0			
Charlie Moore, R (1,10) OBP: 0.394, SLG: 0.452			4-3 1B	FC6-4 BB				E6 SH1 1B		3	2	2	0	1	0	0			
Mark Brouhard, R (1,9) OBP: 0.343, SLG: 0.381		4-3	FC6-4			E1		SH1		3	0	1	0	0	0	2			
Ed Romero, R (1,6) OBP: 0.206, SLG: 0.175								SH1		3	0	0	0	0	0	2			
Robin Yount, R (8, PH) OBP: 0.294, SLG: 0.391		6-3			F2		4-3	6-3 2B 1B		1	1	1	1	0	0	0			
<b>Inning Stats</b>	R: 0 E: 0 K: 0 S: 5	H: 2 LOB: 2 BB: 0 P: 5	R: 0 E: 0 K: 0 S: 4	H: 1 LOB: 1 BB: 0 P: 4	R: 4 E: 0 K: 0 S: 7	H: 4 LOB: 1 BB: 1 P: 11	R: 0 E: 0 K: 1 S: 5	H: 0 LOB: 0 BB: 0 P: 5	R: 0 E: 0 K: 1 S: 7	H: 2 LOB: 2 BB: 2 P: 15	R: 0 E: 0 K: 0 S: 3	H: 0 LOB: 0 BB: 0 P: 3	R: 4 E: 1 K: 0 S: 7	H: 4 LOB: 1 BB: 0 P: 7	R: 0 E: 0 K: 0 S: 3	H: 0 LOB: 0 BB: 0 P: 3	1B: 9 2B: 2 3B: 0 HR: 2	SF: 0 SAC: 1 DP: 0 HBP: 0	WP: 0 PA: 41 PB: 0 SB: 0 CS: 1
<b>PITCHER</b>	IP WLS BF H R ER SO BB IBB HBP BLK WP HR S P ERA WHIP																		
Chuck Rainey, R (1, 1) ERA: 3.33	5.1 28 9 6 5 2 3 0 0 0 0 0 0 29 41 8.44 2.250																		
Bob Stanley, R (6, 1) ERA: 3.95	2.0 L 8 1 2 1 1 0 0 0 0 0 0 0 10 10 4.50 0.500																		
Bill Campbell, R (8, 1) ERA: 3.45	0.2 4 3 2 1 0 0 0 0 0 0 0 1 4 4 13.50 4.500																		



Batter	1	2	3	4	5	6	7	8	9	AB	R	H	RBI	BB	SO	LOB	TOP			
<b>Rick Manning, L</b> OBP: 0.293, SLG: 0.282 (1, 8)										4	0	2	1	1	1	0	<b>Cleveland Indians @ Boston Red Sox</b> Fenway Park, Boston, MA Mon May 25 1981, 7:05 PM EDT Att: 20,860 - Unknown - 81 F			
<b>Jorge Orta, L</b> OBP: 0.255, SLG: 0.336 (1, 9)										5	1	0	0	0	0	5				
<b>Mike Hargrove, L</b> OBP: 0.347, SLG: 0.318 (1, 3)										5	2	4	0	0	0	2				
<b>Andre Thornton, R</b> OBP: 0.287, SLG: 0.333 (1, 10)										4	1	2	3	0	0	1				
<b>Ron Hassey, L</b> OBP: 0.283, SLG: 0.217 (1, 2)										5	0	0	1	0	1	3				
<b>Toby Harrah, R</b> OBP: 0.329, SLG: 0.357 (1, 5)										4	1	2	1	1	1	1				
<b>Joe Charboneau, R</b> OBP: 0.287, SLG: 0.430 (8, 7)										4	2	2	1	0	0	1				
<b>Pat Kelly, L</b> OBP: 0.368, SLG: 0.200 (9, PH)										0	0	0	0	0	0	0				
<b>Alan Bannister, R</b> OBP: 0.327, SLG: 0.337 (9, 7)										1	0	0	0	0	1	2				
<b>Duane Kuiper, L</b> OBP: 0.286, SLG: 0.306 (1, 4)										4	0	1	0	0	0	1				
<b>Tom Verzyer, R</b> OBP: 0.304, SLG: 0.263 (1, 6)										3	0	1	0	1	0	1				
<b>Inning Stats</b>	R: 2 E: 0 K: 0 S: 6	H: 3 LOB: 1 BB: 0 P: 6	R: 1 E: 0 K: 0 S: 6	H: 3 LOB: 2 BB: 0 P: 6	R: 0 E: 0 K: 1 S: 5	H: 0 LOB: 0 BB: 0 P: 5	R: 1 E: 0 K: 1 S: 6	H: 1 LOB: 0 BB: 0 P: 6	R: 0 E: 0 K: 0 S: 4	H: 2 LOB: 1 BB: 0 P: 4	R: 2 E: 0 K: 0 S: 5	H: 2 LOB: 0 BB: 0 P: 5	R: 1 E: 0 K: 0 S: 4	H: 1 LOB: 2 BB: 1 P: 12	R: 0 E: 0 K: 2 S: 8	H: 1 LOB: 2 BB: 1 P: 12	1B: 7 2B: 4 3B: 0 HR: 3	SF: 0 SAC: 1 DP: 1 HBP: 0	WP: 1 PB: 0 SB: 1 CS: 0	PA: 43
<b>PITCHER</b>	IP WLS BF H R ER SO BB IBB HBP BLK WP HR S P ERA WHIP																			
<b>Steve Crawford, R</b> ERA: 4.81 (1, 1)	6.2	31	12	6	6	2	0	0	0	0	0	0	0	0	0	0	8.10	1.800		
<b>Bob Stanley, R</b> ERA: 3.95 (7, 1)	0.1	1	0	0	0	0	0	0	0	0	0	0	0	0	1	1	0.00	0.000		
<b>Mark Clear, R</b> ERA: 2.78 (8, 1)	2.0	W	11	2	1	1	2	2	1	0	0	1	1	12	24	24	4.50	2.000		

Batter	1	2	3	4	5	6	7	8	9	AB	R	H	RBI	BB	SO	LOB	BOTTOM					
<b>Jerry Remy, L</b> OBP: 0.424, SLG: 0.389 (1, 4)										3	1	1	1	1	0	2	<b>Cleveland Indians @ Boston Red Sox</b> Fenway Park, Boston, MA Mon May 25 1981, 7:05 PM EDT Att: 20,860 - Unknown - 81 F					
<b>Dwight Evans, R</b> OBP: 0.476, SLG: 0.601 (1, 9)										4	2	1	1	1	1	3						
<b>Carl Yastrzemski, L</b> OBP: 0.313, SLG: 0.298 (1, 3)										3	2	1	2	2	1	0						
<b>Jim Rice, R</b> OBP: 0.310, SLG: 0.439 (1, 7)										4	0	3	1	0	0	0						
<b>Tony Perez, R</b> OBP: 0.302, SLG: 0.368 (1, 10)										3	0	0	1	0	1	2						
<b>Reid Nichols, R</b> OBP: 0.217, SLG: 0.227 (7, PR)										0	0	0	0	0	0	0						
<b>Garry Hancock, L</b> (9, PH)										0	0	0	0	0	1	0						
<b>Camey Lansford, R</b> OBP: 0.380, SLG: 0.464 (1, 5)										4	1	2	2	1	0	2						
<b>Dave Stapleton, R</b> OBP: 0.291, SLG: 0.328 (1, 6)										3	0	0	0	0	0	3						
<b>Rich Gedman, L</b> OBP: 0.200, SLG: 0.130 (1, 2)										3	1	1	0	0	1	1						
<b>Joe Rudi, R</b> OBP: 0.229, SLG: 0.295 (8, PH)										1	0	0	0	0	1	1						
<b>Dave Schmidt, R</b> OBP: 0.341, SLG: 0.405 (9, 2)										0	0	0	0	0	0	0						
<b>Rick Miller, L</b> OBP: 0.364, SLG: 0.383 (1, 8)										2	1	1	0	2	1	0						
<b>Inning Stats</b>	R: 0 E: 0 K: 1 S: 5	H: 0 LOB: 0 BB: 0 P: 5	R: 0 E: 0 K: 0 S: 4	H: 1 LOB: 1 BB: 0 P: 4	R: 0 E: 0 K: 1 S: 5	H: 0 LOB: 1 BB: 1 P: 9	R: 0 E: 0 K: 2 S: 7	H: 0 LOB: 0 BB: 0 P: 7	R: 0 E: 0 K: 1 S: 6	H: 1 LOB: 2 BB: 1 P: 10	R: 2 E: 0 K: 0 S: 5	H: 2 LOB: 1 BB: 1 P: 9	R: 4 E: 1 K: 0 S: 6	H: 3 LOB: 1 BB: 1 P: 10	R: 1 E: 0 K: 1 S: 6	H: 1 LOB: 2 BB: 2 P: 14	R: 1 E: 0 K: 0 S: 2	H: 2 LOB: 3 BB: 2 P: 10	1B: 9 2B: 1 3B: 0 HR: 0	SF: 2 SAC: 2 DP: 0 HBP: 0	WP: 1 PB: 0 SB: 1 CS: 1	PA: 43
<b>PITCHER</b>	IP WLS BF H R ER SO BB IBB HBP BLK WP HR S P ERA WHIP																					
<b>Len Barker, R</b> ERA: 2.08 (1, 1)	6.0		27	4	4	4	5	3	0	0	0	0	0	0	0	0	6.00	1.500				
<b>Dan Spillner, R</b> ERA: 4.22 (7, 1)	2.0		11	2	3	2	1	3	0	0	0	0	0	0	10	22	9.00	2.500				
<b>Sid Monge, L</b> ERA: 1.5 (9, 1)	0.0	L	2	1	1	1	0	1	0	0	0	0	0	1	5	5	∞	∞				
<b>Mike Stanton, R</b> ERA: 2.38 (9, 1)	0.0		2	1	0	0	0	0	1	0	0	0	0	1	5	5	∞	∞				

AB	39
R	7
H	14
RBI	7
BB	3
SO	4
LOB	17





Batter	1	2	3	4	5	6	7	8	9	AB	R	H	RBI	BB	SO	LOB	TOP			
<b>Rick Manning, L</b> OBP: 0.291, SLG: 0.281 (1, 8)	4-3		1B	K			F7			4	1	1	0	0	1	0	<b>Cleveland Indians @ Boston Red Sox</b> Fenway Park, Boston, MA Tue May 26 1981, 7:05 PM EDT Att: 16,986 - Unknown - 81 F			
<b>Jorge Orta, L</b> OBP: 0.263, SLG: 0.342 (1, 9)	F8		2B			P3		G4-6-3		4	1	2	1	0	0	0				
<b>Mike Hargrove, L</b> OBP: 0.357, SLG: 0.331 (1, 3)	FC5-4		2B	1B			CS	G4-6-3		4	1	3	1	0	0	1				
<b>Andre Thornton, R</b> OBP: 0.286, SLG: 0.340 (1, 10)	FC5-4		1B	E			F8	E5		4	1	1	1	0	0	2				
<b>Ron Hassey, L</b> OBP: 0.298, SLG: 0.240 (1, 2)		1-3	FC5-4			P4				4	0	2	1	0	0	0				
<b>Toby Harrah, R</b> OBP: 0.320, SLG: 0.346 (1, 5)	F7		FC5-4			P6		1B		4	0	0	0	0	1	3				
<b>Joe Charboneau, R</b> OBP: 0.257, SLG: 0.413 <b>Larry Littleton, R</b> (9, 7)	F7		6-3			6-3			F8	4	0	0	0	0	0	1				
<b>Duane Kuiper, L</b> OBP: 0.283, SLG: 0.302 (1, 4)			1B	6-3			4-3		F7	4	1	1	0	0	0	0				
<b>Tom Verzyr, R</b> OBP: 0.292, SLG: 0.253 (1, 6)			F9	6-3			5-3		1-3	4	0	0	0	0	0	1				
<b>Inning Stats</b>	R: 0 E: 0 K: 0 S: 4	H: 1 LOB: 1 BB: 0 P: 4	R: 0 E: 0 K: 0 S: 3	H: 0 LOB: 0 BB: 0 P: 3	R: 5 E: 1 K: 0 S: 9	H: 6 LOB: 1 BB: 0 P: 9	R: 0 E: 0 K: 1 S: 5	H: 0 LOB: 0 BB: 0 P: 5	R: 0 E: 0 K: 0 S: 3	H: 0 LOB: 0 BB: 0 P: 3	R: 0 E: 0 K: 0 S: 3	H: 0 LOB: 0 BB: 0 P: 3	R: 0 E: 1 K: 1 S: 7	H: 2 LOB: 2 BB: 0 P: 7	R: 0 E: 0 K: 0 S: 3	H: 0 LOB: 0 BB: 0 P: 3		1B: 9 2B: 1 3B: 0 HR: 0	SF: 0 SAC: 0 DP: 1 HBP: 0	WP: 0 PB: 0 SB: 0 CS: 1
<b>PITCHER</b> <b>Dennis Eckersley, R</b> ERA: 5.18 (1, 1)	IP: 9.0 WLS: L BF: 36 H: 10 R: 5 ER: 4 SO: 2 BB: 0 IBB: 0 HBP: 0 BLK: 0 WP: 0 HR: 0 S: 40 P: 40 ERA: 4.00 WHIP: 1.111																			

AB	36
R	5
H	10
RBI	4
BB	0
SO	2
LOB	8



Batter	1	2	3	4	5	6	7	8	9	AB	R	H	RBI	BB	SO	LOB	BOTTOM					
<b>Jerry Remy, L</b> OBP: 0.431, SLG: 0.407 (1, 4)	L8					G4-6-3			1-3	5	0	3	0	0	0	0	<b>Cleveland Indians @ Boston Red Sox</b> Fenway Park, Boston, MA Tue May 26 1981, 7:05 PM EDT Att: 16,986 - Unknown - 81 F					
<b>Dwight Evans, R</b> OBP: 0.497, SLG: 0.586 (1, 9)	5-3		F8			G4-6-3	P2			4	0	0	0	0	0	5						
<b>Carl Yastrzemski, L</b> OBP: 0.319, SLG: 0.294 (1, 3)	P6			F7		BB		FC6-4	BB	2	0	0	0	2	0	0						
<b>Jim Rice, R</b> OBP: 0.314, SLG: 0.434 (1, 7)		5-3		1-3		BB		FC6-4	BB	2	0	0	0	2	0	0						
<b>Joe Rudi, R</b> OBP: 0.212, SLG: 0.271 (1, 10)	P6			L8		4-3		K		4	0	0	0	0	1	4						
<b>Camey Lansford, R</b> OBP: 0.377, SLG: 0.465 (1, 5)	5-3				F9		L9	FC6-4		4	1	1	0	0	0	2						
<b>Dave Stapleton, R</b> OBP: 0.282, SLG: 0.317 (1, 6)			5-3		3-1		L9	K		4	0	0	0	0	1	3						
<b>Rich Gedman, L</b> OBP: 0.241, SLG: 0.346 (1, 2)			1B				SF7		F9	3	1	2	2	0	0	0						
<b>Rick Miller, L</b> OBP: 0.361, SLG: 0.378 (1, 8)	F7				L8		2B		K	4	0	1	0	0	1	1						
<b>Inning Stats</b>	R: 0 E: 0 K: 0 S: 3	H: 0 LOB: 0 BB: 0 P: 3	R: 0 E: 0 K: 0 S: 3	H: 0 LOB: 0 BB: 0 P: 3	R: 0 E: 0 K: 0 S: 5	H: 2 LOB: 2 BB: 0 P: 5	R: 0 E: 0 K: 0 S: 3	H: 0 LOB: 0 BB: 0 P: 3	R: 1 E: 0 K: 0 S: 4	H: 1 LOB: 0 BB: 0 P: 4	R: 0 E: 0 K: 0 S: 3	H: 1 LOB: 2 BB: 2 P: 11	R: 1 E: 0 K: 2 S: 7	H: 3 LOB: 2 BB: 0 P: 6	R: 0 E: 0 K: 2 S: 7	H: 0 LOB: 2 BB: 2 P: 15		R: 0 E: 0 K: 1 S: 5	H: 0 LOB: 0 BB: 0 P: 5	1B: 3 2B: 3 3B: 0 HR: 1	SF: 1 SAC: 0 DP: 1 HBP: 0	WP: 0 PB: 0 SB: 0 CS: 0
<b>PITCHER</b> <b>Wayne Garland, R</b> ERA: 4.19 <b>Dan Spillner, R</b> ERA: 3.6 (7, 1)	IP: 6.2 WLS: W BF: 27 H: 6 R: 2 ER: 2 SO: 2 BB: 2 IBB: 0 HBP: 0 BLK: 0 WP: 0 HR: 1 S: 25 P: 33 ERA: 2.70 WHIP: 1.200																					

AB	32
R	2
H	7
RBI	2
BB	4
SO	3
LOB	15






Batter	1	2	3	4	5	6	7	8	9	AB	R	H	RBI	BB	SO	LOB	TOP										
Alan Bannister, R OBP: 0.312, SLG: 0.320 (1, 9)	0-0 6-3		0-0 4-3	0-0 CS	0-0 5-3	0-0 L4		0-0 P3		5	0	0	0	0	0	3											
Dave Rosello, R OBP: 0.500, SLG: 0.682 (1, 4) (5, 5)	0-0 F8		0-0 2B 1B		0-0 1B 2B	0-3 K		0-0 P3		5	1	2	1	0	1	2											
Mike Hargrove, L OBP: 0.371, SLG: 0.350 (1, 3)	0-0 4-3		0-0 1-3 2B		0-0 2H 1B		4-0 WP 1B BB		0-0 1B 1B	4	1	3	1	1	0	0											
Andre Thornton, R OBP: 0.274, SLG: 0.324 (1, 10)		0-0 F8	0-0 F8		0-0 F7		0-3 K		0-3 K	5	0	0	0	0	2	5											
Toby Harrah, R OBP: 0.329, SLG: 0.351 Duane Kuiper, L OBP: 0.321, SLG: 0.327 (5, PH) (5, 4)		4-0 BB		0-0 F8 1B 1B	0-0 FC5-4 BB		0-0 WP 1B		0-0 1B 1B	1	1	1	0	1	0	0											
Bo Diaz, R OBP: 0.385, SLG: 0.506 (1, 2)	0-0 F9		0-0 1B SF9 1B	0-0 FC5-4		0-3 K		0-0 1B		5	1	2	1	0	1	5											
Joe Charboneau, R OBP: 0.254, SLG: 0.404 (1, 7)	0-0 F9		0-0 F8	0-0 SH1-4 1B		0-3 K		0-0 P4		5	0	1	0	0	1	7											
Rick Manning, L OBP: 0.305, SLG: 0.305 (1, 8)			0-0 4-3 1B 2B	0-0 CS 1B		0-0 SH1-4 1B		0-3 K		4	1	3	1	0	1	0											
Tom Verzyer, R OBP: 0.284, SLG: 0.248 (1, 6)			0-0 4-3	0-0 SF9		0-0 SH1-4		0-3 K		2	0	0	1	0	1	1											
<b>Inning Stats</b>	R: 0 E: 0 K: 0 S: 3	H: 0 LOB: 0 BB: 0 P: 3	R: 0 E: 0 K: 0 S: 3	H: 0 LOB: 1 BB: 1 P: 7	R: 1 E: 0 K: 0 S: 6	H: 3 LOB: 2 BB: 0 P: 6	R: 2 E: 1 K: 0 S: 5	H: 3 LOB: 0 BB: 0 P: 5	R: 1 E: 0 K: 1 S: 7	H: 2 LOB: 2 BB: 1 P: 9	R: 0 E: 0 K: 3 S: 10	H: 1 LOB: 2 BB: 1 P: 14	R: 0 E: 0 K: 2 S: 7	H: 0 LOB: 0 BB: 0 P: 7	R: 1 E: 0 K: 1 S: 8	H: 3 LOB: 2 BB: 0 P: 8	1B: 11 2B: 3 3B: 0 HR: 0	SF: 1 SAC: 1 DP: 0 HBP: 0	WP: 1 PB: 0 SB: 0 CS: 1	PA: 44							
<b>PITCHER</b>	IP	WLS	BF	H	R	ER	SO	BB	IBB	HBP	BLK	WP	HR	S	P	ERA	WHIP										
John Tudor, L ERA: 4.18 Bob Stanley, R ERA: 4.14 Mark Clear, R ERA: 2.68	(1, 1) (5, 1) (5, 1)	4.0 0.1 4.2	18 3 22	6 2 6	3 1 1	2 1 1	0 0 7	1 0 2	0 0 0	0 0 0	0 0 0	0 0 1	0 0 0	17 3 34	21 3 42	4.50 27.00 1.93	1.750 6.000 1.714										

Cleveland Indians @ Boston Red Sox  
Fenway Park, Boston, MA  
Wed May 27 1981, 7:05 PM EDT  
Att: 17,294 - Unknown - 78 F


AB 38  
R 5  
H 14  
RBI 5  
BB 3  
SO 7  
LOB 23



Batter	1	2	3	4	5	6	7	8	9	AB	R	H	RBI	BB	SO	LOB	BOTTOM										
Jerry Remy, L OBP: 0.430, SLG: 0.407 (1, 4)	0-0 L8		0-0 4-3	0-0 E1 1B 1B		0-0 HR 1B		0-0 4-3		5	2	2	0	0	0	2											
Dwight Evans, R OBP: 0.485, SLG: 0.599 (1, 9)	0-0 F5		0-3 K	0-0 1B 2H 1B		0-0 1H HR		0-0 5-3		5	1	2	3	0	1	1											
Carl Yastrzemski, L OBP: 0.327, SLG: 0.308 (1, 3)	4-0 BB			0-3 K		0-3 K		0-0 3-1		4	1	2	0	1	1	0											
Jim Rice, R OBP: 0.316, SLG: 0.467 (1, 7)	0-3 K			0-0 K		0-0 HR		0-0 HR		5	2	2	2	0	2	4											
Tony Perez, R OBP: 0.297, SLG: 0.361 Joe Rudi, R OBP: 0.222, SLG: 0.265 (6, PH)		0-0 F9		0-0 4-3	0-0 5-3	0-3 K		4-0 BB		3	0	0	0	0	0	1											
Camey Lansford, R OBP: 0.378, SLG: 0.463 (1, 5)	0-0 6-3		0-0 2B 1B	0-0 1B 1B		0-0 5-3		0-0 L9		5	1	2	1	0	0	1											
Dave Stapleton, R OBP: 0.289, SLG: 0.323 (1, 6)	0-0 F3		0-0 2B HR 1B	0-0 1-3 1B		0-0 P6				4	1	2	0	0	0	0											
Rich Gedman, L OBP: 0.273, SLG: 0.400 (1, 2)		0-0 G3		0-0 HR 2B		0-0 P7				4	1	2	1	0	0	2											
Rick Miller, L OBP: 0.365, SLG: 0.423 (1, 8)			0-0 3B	0-0 HR		0-0 F7		0-0 F8		4	1	2	3	0	0	3											
<b>Inning Stats</b>	R: 0 E: 0 K: 1 S: 5	H: 0 LOB: 1 BB: 1 P: 9	R: 0 E: 0 K: 0 S: 3	H: 0 LOB: 0 BB: 0 P: 3	R: 0 E: 0 K: 1 S: 6	H: 1 LOB: 1 BB: 0 P: 6	R: 6 E: 1 K: 1 S: 13	H: 8 LOB: 2 BB: 0 P: 13	R: 0 E: 0 K: 0 S: 5	H: 2 LOB: 2 BB: 0 P: 5	R: 3 E: 0 K: 2 S: 10	H: 3 LOB: 0 BB: 0 P: 10	R: 0 E: 0 K: 0 S: 4	H: 1 LOB: 1 BB: 0 P: 4	R: 1 E: 0 K: 0 S: 4	H: 1 LOB: 1 BB: 1 P: 8	1B: 9 2B: 2 3B: 1 HR: 4	SF: 0 SAC: 0 DP: 0 HBP: 0	WP: 0 PB: 0 SB: 0 CS: 0	PA: 42							
<b>PITCHER</b>	IP	WLS	BF	H	R	ER	SO	BB	IBB	HBP	BLK	WP	HR	S	P	ERA	WHIP										
Bert Blyleven, R ERA: 2.57 Mike Stanton, R ERA: 2.25 Sid Monge, L ERA: 3.07 Bob Lacey, L ERA: 6.75	(1, 1) (4, 1) (5, 1) (8, 1)	3.2 0.2 2.2 1.0	21 4 12 5	9 2 4 1	6 0 3 1	6 0 3 1	3 0 2 0	0 0 0 1	0 0 0 0	0 0 0 0	0 0 0 0	0 0 2 1	0 4 16 4	0 4 16 8	3 4 16 8	0.00 0.00 10.12 9.00	3.000 3.000 1.500 2.000										

Cleveland Indians @ Boston Red Sox  
Fenway Park, Boston, MA  
Wed May 27 1981, 7:05 PM EDT  
Att: 17,294 - Unknown - 78 F

AB 40  
R 10  
H 16  
RBI 10  
BB 2  
SO 5  
LOB 14





Batter	1	2	3	4	5	6	7	8	9	AB	R	H	RBI	BB	SO	LOB	TOP								
Jim Gantner, L (1,4) OBP: 0.343, SLG: 0.358	F7		F8		G3			4-3		4	0	0	1	0	0	0	<b>Milwaukee Brewers @ Boston Red Sox</b> Fenway Park, Boston, MA Fri May 29 1981, 7:05 PM EDT Att: 22,794 - Unknown								
Robin Yount, R (1,6) OBP: 0.303, SLG: 0.415	HR		G6-4-3 1B		5-3			6-3		4	1	2	1	0	0										
Cecil Cooper, L (1,3) OBP: 0.329, SLG: 0.410	G3 BB		G6-4-3 1-2					CS BB	FC3-6 HBP	1	0	0	0	2	0										
Ben Oglivie, L (1,7) OBP: 0.297, SLG: 0.365	G3				F9			P6	FC3-6 HR	4	1	0	0	0	3										
Ted Simmons, S (1,2) OBP: 0.277, SLG: 0.399	4-3				F3			K	HR	4	1	1	2	0	1										
Roy Howell, L (1,5) OBP: 0.354, SLG: 0.448								F8		2	1	1	1	1	0										
Sal Bando, R (9, PH) OBP: 0.350, SLG: 0.471									2B 1B	1	0	1	0	0	0										
Don Money, R (1,10) OBP: 0.284, SLG: 0.326								F8		4	0	1	0	0	1										
Mark Brouhard, R (1,9) OBP: 0.299, SLG: 0.317								FC6-4 1-2	F9	4	0	0	0	0	3										
Marshall Edwards, L (1,8) OBP: 0.179, SLG: 0.179								K	E5 G3	4	1	0	0	0	1										
<b>Inning Stats</b>	R: 1 E: 0 K: 0 S: 4	H: 1 LOB: 1 BB: 1 P: 8	R: 0 E: 0 K: 1 S: 5	H: 0 LOB: 1 BB: 1 P: 9	R: 0 E: 0 K: 0 S: 3	H: 1 LOB: 0 BB: 0 P: 3	R: 1 E: 0 K: 1 S: 6	H: 1 LOB: 0 BB: 0 P: 6	R: 1 E: 1 K: 0 S: 4	H: 0 LOB: 0 BB: 0 P: 4	R: 0 E: 0 K: 0 S: 4	H: 0 LOB: 0 BB: 1 P: 8	R: 0 E: 0 K: 0 S: 3	H: 0 LOB: 0 BB: 0 P: 3	R: 0 E: 0 K: 0 S: 3	H: 0 LOB: 0 BB: 0 P: 3	R: 2 E: 0 K: 0 S: 6	H: 3 LOB: 2 BB: 0 P: 7	1B: 2 2B: 1 3B: 0 HR: 3	SF: 0 SAC: 0 DP: 1 HBP: 1	WP: 0 PB: 0 SB: 1 CS: 1	PA: 36			
<b>PITCHER</b>	IP	WLS	BF	H	R	ER	SO	BB	IBB	HBP	BLK	WP	HR	S	P	ERA	WHIP								
Mike Torrez, R (1,1) ERA: 4.18	8.0		29	3	3	2	3	3	0	0	0	0	2	32	44	2.25	0.750								
Tom Burgmeier, L (9,1) ERA: 3.57	0.1	L	5	3	2	2	0	0	0	1	0	0	1	4	5	54.00	9.000								
Bill Campbell, R (9,1) ERA: 3.31	0.2		2	0	0	0	0	0	0	0	0	0	0	2	2	0.00	0.000								

Batter	1	2	3	4	5	6	7	8	9	AB	R	H	RBI	BB	SO	LOB	BOTTOM								
Jerry Remy, L (1,4) OBP: 0.421, SLG: 0.398	S 2B 1B		4-3		4-3			F7	F7	5	1	1	0	0	0	1	<b>Milwaukee Brewers @ Boston Red Sox</b> Fenway Park, Boston, MA Fri May 29 1981, 7:05 PM EDT Att: 22,794 - Unknown								
Dwight Evans, R (1,9) OBP: 0.481, SLG: 0.588	P3		F8		2-3 2B BB		F7			3	0	0	0	1	0										
Carl Yastrzemski, L (1,3) OBP: 0.331, SLG: 0.328	1-H 2B		4-3		1-3 3-H 2B			K		4	0	2	2	0	1										
Jim Rice, R (1,7) OBP: 0.315, SLG: 0.462	P3				F9		F8		WP HR 1B	4	1	1	0	0	3										
Carney Lansford, R (1,5) OBP: 0.375, SLG: 0.456	F9				E5 5-3		5-6-3 BB	F9		3	0	0	0	1	0										
Joe Rudi, R (1,10) OBP: 0.224, SLG: 0.321			5-3		5-3		F5			4	1	1	2	0	2										
Dave Stapleton, R (1,6) OBP: 0.281, SLG: 0.313			F8		P4		5-6-3		1-H HR	4	0	0	0	0	1										
Rich Gedman, L (1,2) OBP: 0.297, SLG: 0.471					P4		5-6-3			4	0	0	0	0	2										
Rich Gedman, L (1,2) OBP: 0.297, SLG: 0.471							F7			4	1	2	0	0	1										
Rick Miller, L (1,8) OBP: 0.355, SLG: 0.409	F8				F7		B2-3		F7	4	0	0	0	0	2										
<b>Inning Stats</b>	R: 1 E: 0 K: 0 S: 5	H: 2 LOB: 1 BB: 0 P: 5	R: 0 E: 0 K: 0 S: 4	H: 1 LOB: 1 BB: 0 P: 4	R: 0 E: 0 K: 0 S: 3	H: 0 LOB: 0 BB: 0 P: 3	R: 0 E: 0 K: 0 S: 4	H: 0 LOB: 1 BB: 0 P: 4	R: 1 E: 0 K: 0 S: 5	H: 2 LOB: 2 BB: 1 P: 9	R: 0 E: 0 K: 0 S: 3	H: 0 LOB: 0 BB: 1 P: 7	R: 0 E: 0 K: 2 S: 9	H: 0 LOB: 0 BB: 0 P: 3	R: 0 E: 0 K: 2 S: 9	H: 2 LOB: 0 BB: 0 P: 9	R: 0 E: 0 K: 0 S: 3	H: 0 LOB: 0 BB: 0 P: 3	1B: 2 2B: 4 3B: 0 HR: 1	SF: 0 SAC: 0 DP: 0 HBP: 0	WP: 1 PB: 0 SB: 1 CS: 0	PA: 37			
<b>PITCHER</b>	IP	WLS	BF	H	R	ER	SO	BB	IBB	HBP	BLK	WP	HR	S	P	ERA	WHIP								
Jim Slaton, R (1,1) ERA: 3.7	6.0		26	5	2	2	0	2	0	0	0	0	0	24	32	3.00	1.167								
Jamie Easterly, L (7,1) ERA: 2.4	1.1		5	1	1	1	1	0	0	0	0	0	0	7	7	6.75	0.750								
Rollie Fingers, R (8,1) ERA: 1.07	1.2	W	6	1	1	1	1	0	0	0	0	1	1	8	8	5.40	0.600								










Batter	1	2	3	4	5	6	7	8	9	AB	R	H	RBI	BB	SO	LOB	TOP					
Jim Gantner, L (1.4) OBP: 0.350, SLG: 0.377	0-0 HR	0-0 4-3		0-0 4-3		4-0 BB		1-0 FC4-6 1B HBP		3	1	1	1	1	0	2						
Robin Yount, R (1.6) OBP: 0.289, SLG: 0.393	0-0 E6 WP G3 1B		0-0 5-3		0-0 F9	0-0 5-3		0-0 FC4-6 1B		5	1	1	0	0	0	2						
Cecil Cooper, L (1.3) OBP: 0.335, SLG: 0.416	0-0 G3		0-0 1B		4-0 4-3 2B		4-0 1B BB	0-0 FC4-6 G3-6-3		4	0	2	1	1	0	3						
Ben Oglivie, L (1.7) OBP: 0.292, SLG: 0.352	0-0 CS 2H 1B		0-0 P6		4-0 4-3 BB		0-0 F7	0-0 G3-6-3		4	0	1	1	1	0	4						
Ted Simmons, S (1.2) OBP: 0.273, SLG: 0.386	0-0 1-2 1B		0-0 4-3		0-0 4-3		0-0 F8		0-0 F8	5	0	1	0	0	0	4						
Roy Howell, L (1.10) OBP: 0.356, SLG: 0.446	0-0 4-3			0-0 F7	0-0 F5		0-0 1-2 1B		0-0 1B	5	0	2	0	0	0	3						
Don Money, R (1.5) OBP: 0.306, SLG: 0.333		0-0 F9		0-0 E5 1B		0-0 P5	0-0 F7		0-0 1-3 1B	5	0	1	0	0	0	2						
Mark Brouhard, R (1.9) OBP: 0.333, SLG: 0.396		0-3 K		0-0 2B 1B		0-0 FC1 3B		0-0 3B 1B	0-0 G1-6-3	5	2	3	0	0	1	2						
Marshall Edwards, L (1.8) OBP: 0.227, SLG: 0.295		0-0 1B		0-0 2B		0-0 FC1		0-0 FC4-6 3B		4	1	3	2	0	0	1						
<b>Inning Stats</b>	R: 2 E: 1 K: 0 S: 6	H: 3 LOB: 1 BB: 0 P: 6	R: 0 E: 0 K: 1 S: 6	H: 1 LOB: 1 BB: 0 P: 6	R: 0 E: 0 K: 0 S: 4	H: 1 LOB: 1 BB: 0 P: 4	R: 1 E: 1 K: 0 S: 5	H: 2 LOB: 1 BB: 0 P: 5	R: 0 E: 0 K: 0 S: 4	H: 1 LOB: 2 BB: 1 P: 8	R: 0 E: 0 K: 0 S: 4	H: 1 LOB: 2 BB: 1 P: 8	R: 0 E: 0 K: 0 S: 4	H: 1 LOB: 1 BB: 0 P: 6	R: 0 E: 0 K: 0 S: 4	H: 2 LOB: 1 BB: 0 P: 4	1B: 10 2B: 2 3B: 2 HR: 1	SF: 0 SAC: 0 DP: 2 HBP: 1	WP: 1 PB: 0 CS: 1 PA: 44			
<b>PITCHER</b>	IP WLS BF H R ER SO BB IBB HBP BLK WP HR S P ERA WHIP	IP WLS BF H R ER SO BB IBB HBP BLK WP HR S P ERA WHIP	IP WLS BF H R ER SO BB IBB HBP BLK WP HR S P ERA WHIP	IP WLS BF H R ER SO BB IBB HBP BLK WP HR S P ERA WHIP	IP WLS BF H R ER SO BB IBB HBP BLK WP HR S P ERA WHIP	IP WLS BF H R ER SO BB IBB HBP BLK WP HR S P ERA WHIP	IP WLS BF H R ER SO BB IBB HBP BLK WP HR S P ERA WHIP	IP WLS BF H R ER SO BB IBB HBP BLK WP HR S P ERA WHIP	IP WLS BF H R ER SO BB IBB HBP BLK WP HR S P ERA WHIP	IP WLS BF H R ER SO BB IBB HBP BLK WP HR S P ERA WHIP	IP WLS BF H R ER SO BB IBB HBP BLK WP HR S P ERA WHIP	IP WLS BF H R ER SO BB IBB HBP BLK WP HR S P ERA WHIP	IP WLS BF H R ER SO BB IBB HBP BLK WP HR S P ERA WHIP	IP WLS BF H R ER SO BB IBB HBP BLK WP HR S P ERA WHIP	IP WLS BF H R ER SO BB IBB HBP BLK WP HR S P ERA WHIP	IP WLS BF H R ER SO BB IBB HBP BLK WP HR S P ERA WHIP	IP WLS BF H R ER SO BB IBB HBP BLK WP HR S P ERA WHIP	IP WLS BF H R ER SO BB IBB HBP BLK WP HR S P ERA WHIP	IP WLS BF H R ER SO BB IBB HBP BLK WP HR S P ERA WHIP			
Steve Crawford, R (1.1) ERA: 4.6	4.0	19	7	3	1	1	0	0	0	0	0	0	0	0	0	0	1	1	21	21	2.25	1.750
Bob Stanley, R (5.1) ERA: 4.29	3.0	17	5	2	2	0	3	0	0	0	0	0	0	0	0	0	0	0	14	26	6.00	2.667
Tom Burgmeier, L (8.1) ERA: 3.41	2.0	8	3	0	0	0	0	0	0	1	0	0	0	0	0	0	0	0	7	8	0.00	1.500

Milwaukee Brewers @ Boston Red Sox  
Fenway Park, Boston, MA  
Sun May 31 1981, 3:33 AM EDT  
Att: 23,781 - Unknown - 74 F

AB 40  
R 5  
H 15  
RBI 5  
BB 3  
SO 1  
LOB 23



Batter	1	2	3	4	5	6	7	8	9	AB	R	H	RBI	BB	SO	LOB	BOTTOM					
Jerry Remy, L (1.4) OBP: 0.409, SLG: 0.387	0-0 F7		0-0 6-3		0-0 G6-4-3		0-0 CS	0-0 F7		4	0	0	0	0	0	1						
Dwight Evans, R (1.9) OBP: 0.491, SLG: 0.584	0-0 1-3		4-0 BB		0-0 F9		0-0 5-3			3	0	0	0	1	0	0						
Carl Yastrzemski, L (1.3) OBP: 0.337, SLG: 0.331	0-0 FC5-4 1B		0-0 P4		0-0 1B		0-0 1B		0-0 1B	4	0	3	0	0	0	1						
Jim Rice, R (1.7) OBP: 0.311, SLG: 0.451	0-0 FC5-4		0-0 L6		0-0 F7		0-0 F8			4	0	0	0	0	0	3						
Joe Rudi, R (1.10) OBP: 0.227, SLG: 0.317		0-0 5-3		0-3 K		0-0 1-3			0-3 K	4	0	0	0	0	2	1						
Carney Lansford, R (1.5) OBP: 0.377, SLG: 0.460		0-0 6-3		0-0 S 1B		0-0 1B FC4-6			0-0 1B	2	0	1	0	0	0	0						
Glenn Hoffman, R (5.6) OBP: 0.261, SLG: 0.245										2	1	2	0	0	0	0						
Dave Stapleton, R (1.6) OBP: 0.277, SLG: 0.307		0-0 1-3		0-3 K		0-0 FC4-6 1B			0-0 L6	4	0	1	0	0	1	2						
Rich Gedman, L (1.2) OBP: 0.295, SLG: 0.512			0-0 HR		0-0 FC3-6 1B		0-3 K		0-0 P6	4	1	2	1	0	1	3						
Rick Miller, L (1.8) OBP: 0.349, SLG: 0.402			0-0 4-3		0-0 FC3-6		0-0 FC4-6 CS			3	0	0	1	0	0	2						
<b>Inning Stats</b>	R: 0 E: 0 K: 0 S: 4	H: 1 LOB: 1 BB: 0 P: 4	R: 0 E: 0 K: 0 S: 3	H: 0 LOB: 0 BB: 0 P: 3	R: 1 E: 0 K: 2 S: 8	H: 1 LOB: 1 BB: 0 P: 8	R: 0 E: 0 K: 0 S: 3	H: 1 LOB: 0 BB: 0 P: 3	R: 0 E: 0 K: 0 S: 4	H: 1 LOB: 1 BB: 0 P: 4	R: 1 E: 0 K: 1 S: 6	H: 2 LOB: 0 BB: 0 P: 6	R: 0 E: 0 K: 0 S: 4	H: 1 LOB: 1 BB: 0 P: 4	R: 0 E: 0 K: 1 S: 6	H: 1 LOB: 1 BB: 0 P: 6	1B: 8 2B: 0 3B: 0 HR: 1	SF: 0 SAC: 0 DP: 1 HBP: 0	WP: 0 PB: 0 SB: 1 CS: 1 PA: 36			
<b>PITCHER</b>	IP WLS BF H R ER SO BB IBB HBP BLK WP HR S P ERA WHIP	IP WLS BF H R ER SO BB IBB HBP BLK WP HR S P ERA WHIP	IP WLS BF H R ER SO BB IBB HBP BLK WP HR S P ERA WHIP	IP WLS BF H R ER SO BB IBB HBP BLK WP HR S P ERA WHIP	IP WLS BF H R ER SO BB IBB HBP BLK WP HR S P ERA WHIP	IP WLS BF H R ER SO BB IBB HBP BLK WP HR S P ERA WHIP	IP WLS BF H R ER SO BB IBB HBP BLK WP HR S P ERA WHIP	IP WLS BF H R ER SO BB IBB HBP BLK WP HR S P ERA WHIP	IP WLS BF H R ER SO BB IBB HBP BLK WP HR S P ERA WHIP	IP WLS BF H R ER SO BB IBB HBP BLK WP HR S P ERA WHIP	IP WLS BF H R ER SO BB IBB HBP BLK WP HR S P ERA WHIP	IP WLS BF H R ER SO BB IBB HBP BLK WP HR S P ERA WHIP	IP WLS BF H R ER SO BB IBB HBP BLK WP HR S P ERA WHIP	IP WLS BF H R ER SO BB IBB HBP BLK WP HR S P ERA WHIP	IP WLS BF H R ER SO BB IBB HBP BLK WP HR S P ERA WHIP	IP WLS BF H R ER SO BB IBB HBP BLK WP HR S P ERA WHIP	IP WLS BF H R ER SO BB IBB HBP BLK WP HR S P ERA WHIP	IP WLS BF H R ER SO BB IBB HBP BLK WP HR S P ERA WHIP	IP WLS BF H R ER SO BB IBB HBP BLK WP HR S P ERA WHIP			
Pete Vuckovich, R (1.1) ERA: 3.47	9.0	35	9	2	2	4	1	0	0	0	0	0	0	0	0	0	1	1	42	46	2.00	1.111

Milwaukee Brewers @ Boston Red Sox  
Fenway Park, Boston, MA  
Sun May 31 1981, 3:33 AM EDT  
Att: 23,781 - Unknown - 74 F

AB 34  
R 2  
H 9  
RBI 2  
BB 1  
SO 4  
LOB 13





Batter	1	2	3	4	5	6	7	8	9	AB	R	H	RBI	BB	SO	LOB	TOP					
Jerry Remy, L (1,4) OBP: 0.403, SLG: 0.387	L8			4-3 2B		K		6-3	6-3	5	0	1	0	0	1	2						
Dwight Evans, R (1,9) OBP: 0.452, SLG: 0.605	K			F3		WP 1-H 2B		HR		4	1	2	2	0	1	1						
Carl Yastrzemski, L (1,3) OBP: 0.329, SLG: 0.322	G3			4-3 2-3		F7		K		4	0	0	0	0	1	2						
Jim Rice, R (1,7)				6-3		K		6-3		4	0	0	0	0	1	2						
Carney Lansford, R (1,10) OBP: 0.379, SLG: 0.458	6-3					G6-3 1B		6-3		3	1	1	0	1	0	0						
Dave Stapleton, R (1,5) OBP: 0.289, SLG: 0.326	3-1					G6-3 1-2 1B		1B		4	1	3	1	0	0	0						
Rich Gedman, L (1,2) OBP: 0.313, SLG: 0.511				4-3		G6-3 1-2 2-3		1B		4	0	2	0	0	0	2						
Glenn Hoffman, R (1,6) OBP: 0.252, SLG: 0.236	6-3			6-3		6-3		K		4	0	0	1	0	1	4						
Rick Miller, L (1,8) OBP: 0.347, SLG: 0.397	F8							K		4	1	1	0	0	1	3						
<b>Inning Stats</b>	R: 0 E: 0 K: 1 S: 5	H: 0 LOB: 0 BB: 0 P: 5	R: 0 E: 0 K: 0 S: 3	H: 0 LOB: 0 BB: 0 P: 3	R: 0 E: 0 K: 0 S: 3	H: 0 LOB: 0 BB: 0 P: 3	R: 0 E: 0 K: 0 S: 4	H: 1 LOB: 1 BB: 0 P: 4	R: 0 E: 0 K: 0 S: 4	H: 2 LOB: 1 BB: 0 P: 4	R: 1 E: 0 K: 2 S: 9	H: 2 LOB: 1 BB: 0 P: 9	R: 0 E: 0 K: 2 S: 9	H: 2 LOB: 2 BB: 0 P: 9	R: 1 E: 0 K: 1 S: 6	H: 1 LOB: 0 BB: 0 P: 6	R: 2 E: 0 K: 0 S: 5	H: 2 LOB: 1 BB: 1 P: 9	1B: 6 2B: 3 3B: 0 HR: 1	SF: 0 SAC: 0 DP: 1 HBP: 0	WP: 1 PB: 0 SB: 0 CS: 0	PA: 37
<b>PITCHER</b> Bert Blyleven, R (1,1) ERA: 2.74	IP: 9.0 WLS: L BF: 37	H: 10 R: 4 ER: 4 SO: 6	BB: 1 IBB: 0 HBP: 0 BLK: 0	WP: 1 HR: 1 S: 48 P: 52	ERA: 4.00 WHIP: 1.222																	

Boston Red Sox @ Cleveland Indians  
Cleveland Municipal Stadium, Cleveland, OH

Tue Jun 02 1981, 7:05 PM EDT  
Att. 6,315 - Unknown - 63 F

AB 36  
R 4  
H 10  
RBI 4  
BB 1  
SO 6  
LOB 16



Batter	1	2	3	4	5	6	7	8	9	AB	R	H	RBI	BB	SO	LOB	BOTTOM			
Miguel Dilone, S (1,7) OBP: 0.299, SLG: 0.315	CS 1B			F5		F7		L3		4	0	1	0	0	0	0				
Rick Manning, L (1,8) OBP: 0.300, SLG: 0.311	3-1 1-2			2B		G3		F7		4	0	1	0	0	0	1				
Mike Hargrove, L (1,3) OBP: 0.359, SLG: 0.342	1B			BB		F9		4-3		3	0	1	0	1	0	0				
Andre Thornton, R (1,10) OBP: 0.312, SLG: 0.341	F8			F7		BB		F8		3	0	0	0	1	0	3				
Jorge Orta, L (1,9) OBP: 0.268, SLG: 0.358	F3			F8		4-3		1B		4	0	1	0	0	0	1				
Toby Harrah, R (1,5) OBP: 0.320, SLG: 0.320	S BB			K		1-3		F6		3	0	0	0	1	1	1				
Ron Hassey, L (1,2) OBP: 0.294, SLG: 0.233	F8 1-2			F7		F9		F9		3	0	0	0	0	0	1				
Duane Kuiper, L (1,4) OBP: 0.288, SLG: 0.292	F7			4-3		F7		F7		3	0	0	0	0	0	1				
Tom Veryzer, R (1,6) OBP: 0.274, SLG: 0.241	F5			F5		K		K		2	0	0	0	0	1	0				
Pat Kelly, L (8,PH) OBP: 0.320, SLG: 0.150										1	0	0	0	0	1	0				
Jerry Dybzinski, R (9,6) OBP: 0.214, SLG: 0.214										0	0	0	0	0	0	0				
<b>Inning Stats</b>	R: 0 E: 0 K: 0 S: 4	H: 2 LOB: 1 BB: 0 P: 4	R: 0 E: 0 K: 0 S: 3	H: 0 LOB: 1 BB: 1 P: 7	R: 0 E: 0 K: 0 S: 4	H: 1 LOB: 2 BB: 1 P: 8	R: 0 E: 0 K: 1 S: 5	H: 0 LOB: 0 BB: 0 P: 5	R: 0 E: 0 K: 1 S: 3	H: 0 LOB: 1 BB: 1 P: 7	R: 0 E: 0 K: 0 S: 3	H: 0 LOB: 0 BB: 0 P: 3	R: 0 E: 0 K: 1 S: 5	H: 0 LOB: 0 BB: 0 P: 5	R: 0 E: 0 K: 0 S: 4	H: 1 LOB: 1 BB: 0 P: 4	1B: 3 2B: 1 3B: 0 HR: 0	SF: 0 SAC: 0 DP: 0 HBP: 0	WP: 0 PB: 0 SB: 1 CS: 1	PA: 33
<b>PITCHER</b> Dennis Eckersley, R (1,1) ERA: 4.54	IP: 9.0 WLS: W BF: 33	H: 4 R: 0 ER: 0 SO: 3	BB: 3 IBB: 0 HBP: 0 BLK: 0	WP: 0 HR: 0 S: 36 P: 48	ERA: 0.00 WHIP: 0.778															

Boston Red Sox @ Cleveland Indians  
Cleveland Municipal Stadium, Cleveland, OH

Tue Jun 02 1981, 7:05 PM EDT  
Att. 6,315 - Unknown - 63 F

AB 30  
R 0  
H 4  
RBI 0  
BB 3  
SO 3  
LOB 8













Batter	1	2	3	4	5	6	7	8	9	AB	R	H	RBI	BB	SO	LOB	TOP					
<b>Jerry Remy, L</b> (1, 4) OBP: 0.389, SLG: 0.383										5	1	1	0	0	0	1	<b>Boston Red Sox @ Oakland Athletics</b> Oakland-Alameda County Coliseum, Oakland, CA Fri Jun 05 1981, 7:05 PM PDT Att: 30,251 - Unknown <a href="http://livebaseballscores.com">livebaseballscores.com</a>					
<b>Dwight Evans, R</b> (1, 9) OBP: 0.457, SLG: 0.606										3	1	2	0	1	0	0						
<b>Carl Yastrzemski, L</b> (1, 3) OBP: 0.326, SLG: 0.344										4	1	1	2	0	1	3						
<b>Jim Rice, R</b> (1, 7) OBP: 0.298, SLG: 0.442										3	1	2	2	0	0	0						
<b>Carney Lansford, R</b> (1, 10) OBP: 0.381, SLG: 0.470										4	0	0	0	0	1	2						
<b>Dave Stapleton, R</b> (1, 5)										4	0	0	0	0	0	0						
<b>Rich Gedman, L</b> (1, 2) OBP: 0.304, SLG: 0.481										4	0	1	0	0	1	0						
<b>Glenn Hoffman, R</b> (1, 6) OBP: 0.260, SLG: 0.246										4	0	2	0	0	0	2						
<b>Rick Miller, L</b> (1, 8) OBP: 0.348, SLG: 0.403										4	0	1	0	0	1	1						
<b>Inning Stats</b>	R: 1 E: 0 K: 1 S: 7	H: 2 LOB: 1 BB: 0 P: 7	R: 0 E: 0 K: 1 S: 6	H: 1 LOB: 1 BB: 0 P: 6	R: 0 E: 0 K: 0 S: 3	H: 0 LOB: 0 BB: 0 P: 3	R: 0 E: 1 K: 0 S: 5	H: 1 LOB: 2 BB: 0 P: 5	R: 0 E: 0 K: 0 S: 4	H: 1 LOB: 1 BB: 0 P: 4	R: 0 E: 0 K: 0 S: 3	H: 0 LOB: 0 BB: 0 P: 3	R: 0 E: 0 K: 1 S: 5	H: 0 LOB: 0 BB: 0 P: 5	R: 3 E: 0 K: 1 S: 7	H: 2 LOB: 1 BB: 1 P: 11	R: 0 E: 0 K: 0 S: 4	H: 2 LOB: 1 BB: 0 P: 4	1B: 7 2B: 1 3B: 0 HR: 2	SF: 1 SAC: 0 DP: 1 HBP: 0	WP: 1 PB: 0 SB: 0 CS: 0	PA: 37
<b>PITCHER</b> <b>Matt Keough, R</b> (1, 1) ERA: 2.98	IP: 9.0 WLS: L BF: 37 H: 10 R: 4 ER: 4 SO: 4 BB: 1 IBB: 0 HBP: 0 BLK: 0 WP: 1 HR: 2 S: 44 P: 48 ERA: 4.00 WHIP: 1.222															<b>PITCHER</b>						

Batter	1	2	3	4	5	6	7	8	9	AB	R	H	RBI	BB	SO	LOB	BOTTOM					
<b>Rickey Henderson, R</b> (1, 7) OBP: 0.420, SLG: 0.451										4	0	1	0	0	1	0	<b>Boston Red Sox @ Oakland Athletics</b> Oakland-Alameda County Coliseum, Oakland, CA Fri Jun 05 1981, 7:05 PM PDT Att: 30,251 - Unknown <a href="http://livebaseballscores.com">livebaseballscores.com</a>					
<b>Dwayne Murphy, L</b> (1, 8) OBP: 0.363, SLG: 0.416										4	0	1	0	0	0	0						
<b>Cliff Johnson, R</b> (1, 10) OBP: 0.333, SLG: 0.441										4	0	0	0	0	1	2						
<b>Tony Armas, R</b> (1, 9) OBP: 0.330, SLG: 0.541										4	1	1	1	0	1	2						
<b>Mike Heath, R</b> (1, 2) OBP: 0.254, SLG: 0.320										2	0	1	0	1	0	0						
<b>Jeff Newman, R</b> (1, 3) OBP: 0.281, SLG: 0.327										3	0	1	0	0	0	2						
<b>Dave McKay, S</b> (1, 5) OBP: 0.266, SLG: 0.318										3	0	0	0	0	0	2						
<b>Shoody Babitt, R</b> (1, 4) OBP: 0.310, SLG: 0.277										3	0	0	0	0	0	2						
<b>Fred Stanley, R</b> (1, 6) OBP: 0.289, SLG: 0.235										2	0	0	0	0	0	0						
<b>Tim Hosley, R</b> (9, PH) OBP: 0.190, SLG: 0.263										1	0	0	0	0	1	0						
<b>Inning Stats</b>	R: 0 E: 0 K: 1 S: 5	H: 0 LOB: 0 BB: 0 P: 5	R: 0 E: 0 K: 0 S: 3	H: 1 LOB: 0 BB: 0 P: 3	R: 0 E: 0 K: 0 S: 3	H: 0 LOB: 0 BB: 0 P: 3	R: 0 E: 0 K: 0 S: 3	H: 0 LOB: 0 BB: 0 P: 3	R: 1 E: 0 K: 0 S: 4	H: 1 LOB: 1 BB: 1 P: 8	R: 0 E: 0 K: 0 S: 3	H: 0 LOB: 0 BB: 0 P: 3	R: 0 E: 0 K: 0 S: 3	H: 0 LOB: 0 BB: 0 P: 3	R: 0 E: 0 K: 0 S: 3	H: 1 LOB: 0 BB: 0 P: 3	R: 0 E: 0 K: 3 S: 11	H: 2 LOB: 2 BB: 0 P: 11	1B: 4 2B: 0 3B: 0 HR: 1	SF: 0 SAC: 0 DP: 2 HBP: 0	WP: 0 PB: 0 SB: 0 CS: 0	PA: 31
<b>PITCHER</b> <b>Frank Tanana, L</b> (1, 1) ERA: 4.48	IP: 8.1 WLS: W BF: 29 H: 5 R: 1 ER: 1 SO: 2 BB: 1 IBB: 0 HBP: 0 BLK: 0 WP: 0 HR: 1 S: 32 P: 36 ERA: 1.08 WHIP: 0.720															<b>PITCHER</b>						
<b>Bill Campbell, R</b> (9, 1) ERA: 2.84	IP: 0.2 WLS: S BF: 2 H: 0 R: 0 ER: 0 SO: 2 BB: 0 IBB: 0 HBP: 0 BLK: 0 WP: 0 HR: 0 S: 6 P: 6 ERA: 0.00 WHIP: 0.000															<b>PITCHER</b>						





Batter	1	2	3	4	5	6	7	8	9	AB	R	H	RBI	BB	SO	LOB	TOP				
Jerry Remy, L (1,4) OBP: 0.395, SLG: 0.386	4-0 S BB		0-0 WP 3-1 1-2 1B		0-0 F9 1B	0-0 F9			0-0 1-3	4	0	2	0	1	0	1	<b>Boston Red Sox @ Oakland Athletics</b> Oakland-Alameda County Coliseum, Oakland, CA Sat Jun 06 1981, 3:33 AM PDT Att: 40,122 - Sunny <a href="http://livebaseballscorecards.com">livebaseballscorecards.com</a>				
Dwight Evans, R (1,9) OBP: 0.451, SLG: 0.596	0-0 F5 1-2		0-3 K		0-0 BB 1-2 1B		0-0 6-3		0-0 6-3	5	0	1	0	0	1	3					
Carl Yastrzemski, L (1,3) OBP: 0.329, SLG: 0.342	0-3 K		0-0 3-1 1-2 2-3		0-0 F9 2-3		4-0 BB 1B		0-0 1B	4	0	1	0	1	1	5					
Jim Rice, R (1,7) OBP: 0.304, SLG: 0.441	0-0 F9		4-0 FC6 BB		4-0 BB 1-2		0-0 BB 1B		0-3 K	3	0	1	0	2	1	2					
Carney Lansford, R (1,10) OBP: 0.374, SLG: 0.461		0-0 6-3	0-0 FC6 1-2 2-3 3-H		0-0 F8		0-0 G6-4-3 1B			4	0	0	0	0	0	7					
Dave Stapleton, R (1,5) OBP: 0.298, SLG: 0.323		1-0 1B HBP		0-0 F7		0-0 FC6-4 1B SF7		0-0 6-3		3	1	1	0	0	0	0					
Rich Gedman, L (1,2) OBP: 0.317, SLG: 0.482		0-0 G6-4-3 1B		0-3 K		0-0 FC6-4 1B		0-0 4-3		4	0	2	0	0	1	0					
Glenn Hoffman, R (1,6) OBP: 0.260, SLG: 0.240	0-0 G6-4-3 1-2		0-0 F7		0-0 FC6-4 1-2 2-3		4-0 BB 1B			3	0	0	0	1	0	4					
Rick Miller, L (1,8) OBP: 0.346, SLG: 0.397			4-0 3-1 1B WP BB		0-0 F4		0-0 SF7 3-H		0-3 K	2	1	0	1	1	1	1					
<b>Inning Stats</b>	R: 0 E: 0 K: 1 S: 5	H: 0 LOB: 1 BB: 1 P: 9	R: 0 E: 0 K: 0 S: 3	H: 1 LOB: 1 BB: 0 P: 4	R: 1 E: 0 K: 1 S: 6	H: 1 LOB: 2 BB: 2 P: 14	R: 0 E: 0 K: 1 S: 5	H: 0 LOB: 0 BB: 0 P: 5	R: 0 E: 0 K: 0 S: 5	H: 2 LOB: 3 BB: 1 P: 9	R: 0 E: 0 K: 0 S: 5	H: 1 LOB: 1 BB: 1 P: 7	R: 0 E: 0 K: 1 S: 5	H: 0 LOB: 1 BB: 1 P: 9	R: 0 E: 0 K: 1 S: 6	H: 1 LOB: 1 BB: 0 P: 6	1B: 8 2B: 0 3B: 0 HR: 0	SF: 1 SAC: 0 DP: 2 HBP: 1	WP: 1 PB: 0 SB: 1 CS: 0	PA: 40	
<b>PITCHER</b>	IP WLS BF H R ER SO	IP WLS BF H R ER SO	IP WLS BF H R ER SO	IP WLS BF H R ER SO	IP WLS BF H R ER SO	IP WLS BF H R ER SO	IP WLS BF H R ER SO	IP WLS BF H R ER SO	IP WLS BF H R ER SO	IP WLS BF H R ER SO	IP WLS BF H R ER SO	IP WLS BF H R ER SO	IP WLS BF H R ER SO	IP WLS BF H R ER SO	IP WLS BF H R ER SO	IP WLS BF H R ER SO	ERA WHIP	ERA WHIP			
Mike Norris, R (1,1) ERA: 3.25	7.0	W	32	7	2	2	3	5	0	1	0	32	53	2.57	1.714						
Jeff Jones, R (8,1) ERA: 2.51	2.0		8	1	0	0	2	1	0	0	0	11	15	0.00	1.000						

Batter	1	2	3	4	5	6	7	8	9	AB	R	H	RBI	BB	SO	LOB	BOTTOM				
Rickey Henderson, R (1,7) OBP: 0.427, SLG: 0.464	0-0 1-3 2B		0-0 2H 1B		0-0 2B SF9 1B	0-0 F9 BB 1B		0-3 K		5	1	4	1	0	1	0	<b>Boston Red Sox @ Oakland Athletics</b> Oakland-Alameda County Coliseum, Oakland, CA Sat Jun 06 1981, 3:33 AM PDT Att: 40,122 - Sunny <a href="http://livebaseballscorecards.com">livebaseballscorecards.com</a>				
Dwayne Murphy, L (1,8) OBP: 0.396, SLG: 0.420	0-0 1-3 2-3		0-0 4-3		0-0 SF9 1B 2B	4-0 F9 BB				3	1	1	0	1	0	2					
Wayne Gross, L (1,5) OBP: 0.315, SLG: 0.367	0-0 2B		0-0 F8		0-0 SF9 2-3 3-H	0-0 F9 1-2 2-3				3	0	1	1	0	0	2					
Tony Armas, R (1,9) OBP: 0.329, SLG: 0.535	0-0 5-3		0-0 F7		0-0 1B 2B 1B	0-0 F5				4	1	1	1	0	0	3					
Jim Spencer, L (1,3) OBP: 0.225, SLG: 0.222		0-0 1B 1B 2B	0-0 4-3		0-0 2B 1-3 1B		0-3 K			4	1	2	0	0	1	0					
Mike Heath, R (1,2) OBP: 0.259, SLG: 0.330		0-0 1B SH1 2-3 1B		0-0 5-3		0-0 1-3 3-H 2B		0-0 1-3 K		4	1	2	1	0	0	0					
Mitchell Page, L (1,10) OBP: 0.215, SLG: 0.302		0-0 F2		0-0 6-3		0-0 K		0-3 K		4	0	0	0	0	2	4					
Keith Drumright, L (1,4) OBP: 0.333, SLG: 0.280		0-0 SH1 1-3 1B 1B		0-0 1B 1B		0-0 4-3		0-3 K		4	1	2	1	0	1	2					
Rob Piccolo, R (1,6) OBP: 0.279, SLG: 0.347		0-0 SH1 1-2 3-H		0-0 1B		0-0 6-3		0-0 1-3 K		3	0	1	1	0	0	0					
<b>Inning Stats</b>	R: 0 E: 0 K: 0 S: 4	H: 2 LOB: 1 BB: 0 P: 4	R: 3 E: 0 K: 0 S: 7	H: 4 LOB: 1 BB: 0 P: 7	R: 0 E: 0 K: 0 S: 3	H: 0 LOB: 0 BB: 0 P: 3	R: 0 E: 0 K: 0 S: 4	H: 2 LOB: 2 BB: 0 P: 4	R: 3 E: 0 K: 1 S: 10	H: 5 LOB: 2 BB: 0 P: 10	R: 0 E: 0 K: 0 S: 4	H: 1 LOB: 1 BB: 1 P: 8	R: 0 E: 0 K: 2 S: 7	H: 0 LOB: 0 BB: 0 P: 7	R: 0 E: 0 K: 2 S: 7	H: 0 LOB: 0 BB: 0 P: 7	1B: 9 2B: 5 3B: 0 HR: 0	SF: 1 SAC: 1 DP: 0 HBP: 0	WP: 0 PB: 0 SB: 0 CS: 0	PA: 37	
<b>PITCHER</b>	IP WLS BF H R ER SO	IP WLS BF H R ER SO	IP WLS BF H R ER SO	IP WLS BF H R ER SO	IP WLS BF H R ER SO	IP WLS BF H R ER SO	IP WLS BF H R ER SO	IP WLS BF H R ER SO	IP WLS BF H R ER SO	IP WLS BF H R ER SO	IP WLS BF H R ER SO	IP WLS BF H R ER SO	IP WLS BF H R ER SO	IP WLS BF H R ER SO	IP WLS BF H R ER SO	IP WLS BF H R ER SO	ERA WHIP	ERA WHIP			
Steve Crawford, R (1,1) ERA: 4.96	2.0	L	11	6	3	3	0	0	0	0	0	11	11	13.50	3.000						
Bob Stanley, R (3,1) ERA: 4.59	3.0		15	7	3	3	1	0	0	0	0	17	17	9.00	2.333						
Chuck Rainey, R (6,1) ERA: 2.93	3.0		11	1	0	0	4	1	0	0	0	18	22	0.00	0.667						





Batter	1	2	3	4	5	6	7	8	9	10	11	AB	R	H	RBI	BB	SO	LOB	TOP							
Reid Nichols, R OBP: 0.293, SLG: 0.300 Carl Yastrzemski, L OBP: 0.326, SLG: 0.340 Rick Miller, L OBP: 0.346, SLG: 0.397	(1, 8) X 0-0 6-3		(1, 2) X 0-0 F3		(1, 2) X 0-0 FC		(1, 2) X 0-3 K		(1, 3) X 0-0 G3			4	0	0	1	0	1	1								
Dwight Evans, R OBP: 0.454, SLG: 0.594	(1, 9) X 0-0 BLK 1B		(1, 9) X 0-0 1B		(1, 9) X 0-0 K		(1, 9) X 4-0 K		(1, 9) X 0-0 BB		(1, 9) X 0-0 4-3	4	1	2	0	1	1	2								
Carney Lansford, R OBP: 0.371, SLG: 0.455	(1, 10) X 0-0 6-3		(1, 10) X 0-3 K		(1, 10) X 0-0 FC6-4		(1, 10) X 0-0 F9		(1, 10) X 0-0 S 1B			5	0	1	0	0	1	5								
Jim Rice, R OBP: 0.302, SLG: 0.435	(1, 7) X 0-0 1B		(1, 7) X 0-3 K		(1, 7) X 0-3 K		(1, 7) X 0-3 K		(1, 7) X 0-3 K		(1, 7) X 0-3 K	5	0	1	1	0	4	3								
Tony Perez, R OBP: 0.298, SLG: 0.352	(1, 3) X 0-0 F8		(1, 3) X 0-0 F9		(1, 3) X 4-0 FC1-6 BB		(1, 3) X 0-3 K		(1, 3) X 0-0 K		(1, 3) X 0-0 5-3	4	0	0	0	1	1	2								
Dave Stapleton, R OBP: 0.301, SLG: 0.321	(1, 5) X 0-0 6-3		(1, 5) X 4-0 BB		(1, 5) X 0-0 FC1-6 1B		(1, 5) X 0-0 F7		(1, 5) X 0-0 4-3		(1, 5) X 0-0 4-3	4	0	1	0	1	0	0								
Gary Allenson, R OBP: 0.300, SLG: 0.368	(1, 2) X 0-3 K		(1, 2) X 0-0 F7		(1, 2) X 0-0 FC1-6 G5-4-3		(1, 2) X 0-3 K		(1, 2) X 0-0 E5 FC5-4		(1, 2) X 0-0 E5 FC5-4	5	0	0	0	0	2	3								
Glenn Hoffman, R OBP: 0.265, SLG: 0.269	(1, 6) X 0-0 L3		(1, 6) X 0-0 SH FC 1B		(1, 6) X 0-0 G5-4-3		(1, 6) X 0-0 HR		(1, 6) X 0-0 FC5-4		(1, 6) X 0-0 FC5-4	5	2	2	1	0	0	3								
Jerry Remy, L OBP: 0.366, SLG: 0.377	(1, 4) X 0-0 F8		(1, 4) X 0-0 SH FC6-4 FC 1-3		(1, 4) X 0-0 5-3		(1, 4) X 0-0 4-3		(1, 4) X 0-0 2-3		(1, 4) X 0-0 2-3	4	0	0	0	0	0	1								
<b>Inning Stats</b>	R: 1 E: 0 K: 0 S: 5	H: 2 LOB: 1 BB: 0 P: 5	R: 0 E: 0 K: 1 S: 5	H: 0 LOB: 0 BB: 0 P: 5	R: 0 E: 0 K: 1 S: 6	H: 1 LOB: 1 BB: 0 P: 6	R: 0 E: 0 K: 1 S: 5	H: 0 LOB: 1 BB: 1 P: 9	R: 1 E: 1 K: 2 S: 10	H: 1 LOB: 2 BB: 0 P: 10	R: 0 E: 0 K: 1 S: 3	H: 1 LOB: 1 BB: 1 P: 7	R: 0 E: 0 K: 2 S: 7	H: 0 LOB: 0 BB: 0 P: 7	R: 1 E: 0 K: 1 S: 6	H: 1 LOB: 0 BB: 0 P: 6	R: 0 E: 0 K: 1 S: 6	H: 1 LOB: 1 BB: 0 P: 6	R: 0 E: 1 K: 0 S: 4	H: 0 LOB: 1 BB: 0 P: 4	1B: 6 2B: 0 3B: 0 HR: 1	SF: 0 SAC: 1 DP: 1 HBP: 0	WP: 0 PB: 0 SB: 1 CS: 0	PA: 45		
<b>PITCHER</b>	IP 5.0	WLS 24	BF 24	H 5	R 2	ER 1	SO 5	BB 2	IBB 0	HBP 0	BLK 1	WP 0	HR 0	S 32	P 40	ERA 4.29	WHIP 1.80									
Tom Underwood, L ERA: 4.29	(1, 1)																									
Jeff Jones, R ERA: 2.51	(6, 1)	3.2	12	1	1	1	4	1	0	0	0	0	1	19	23	2.46	0.545									
Bob Ovwchinko, L ERA: 1.25	(9, 1)	0.2	3	1	0	0	0	0	0	0	0	0	0	3	3	0.00	1.500									
Dave Heaverlo, R ERA:	(10, 1)	1.2	W	6	0	0	0	1	0	0	0	0	0	8	8	0.00	0.000									

Boston Red Sox @ Oakland Athletics  
Oakland-Alameda County Coliseum, Oakland, CA  
Sun Jun 07 1981, 3:33 AM PDT  
Att: 27,384 - Sunny

AB 41  
R 3  
H 7  
RBI 3  
BB 3  
SO 10  
LOB 20



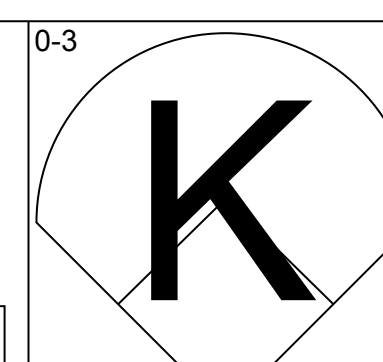
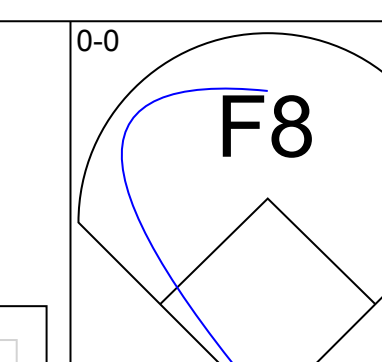
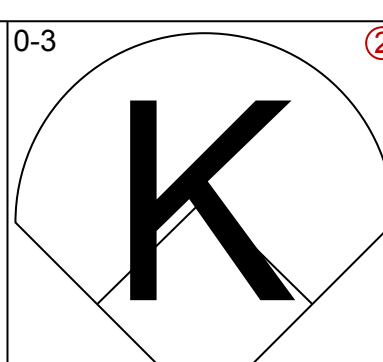
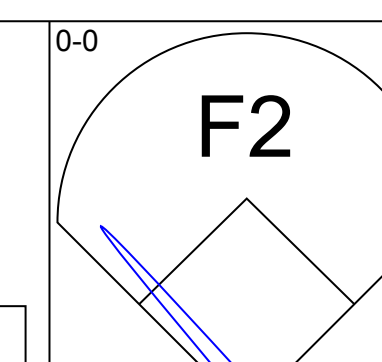
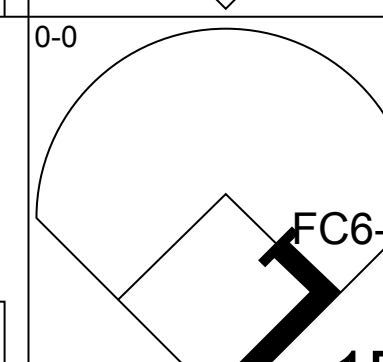
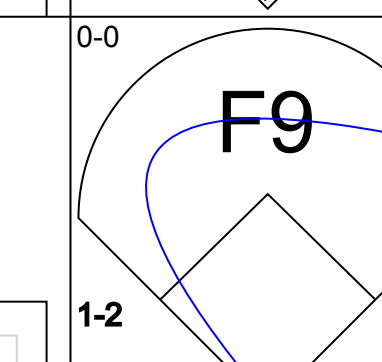
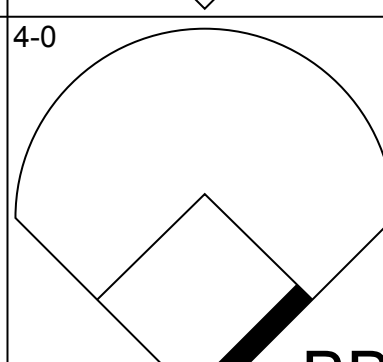
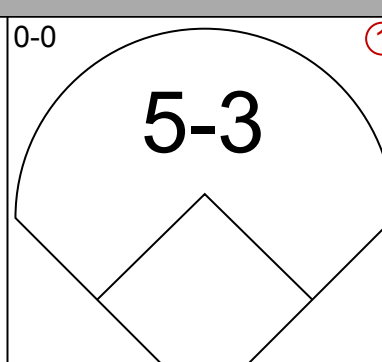
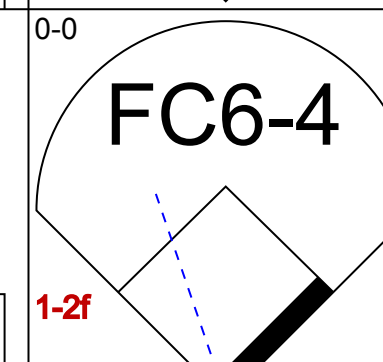
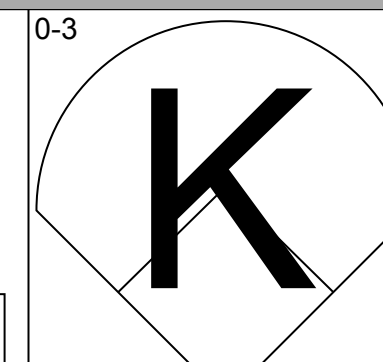
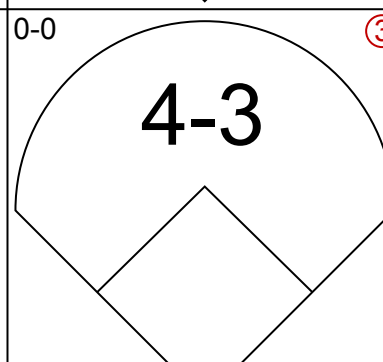
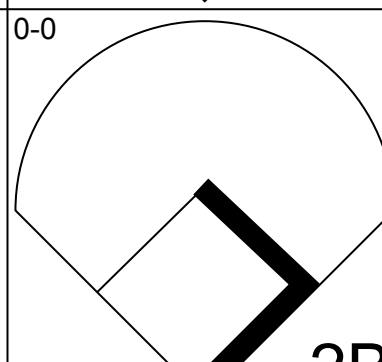
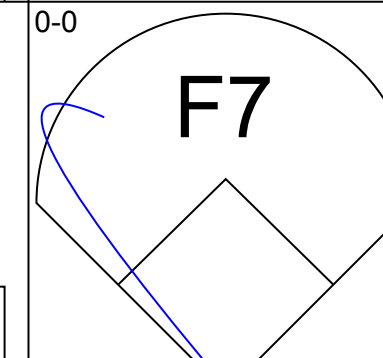
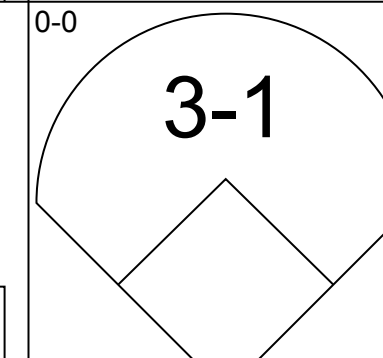
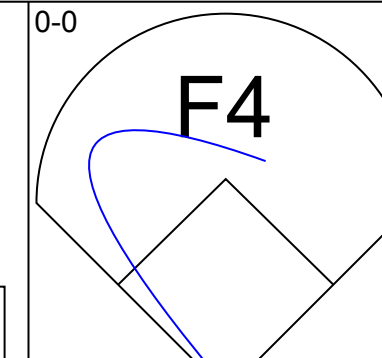
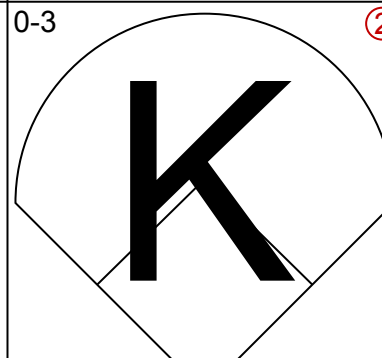
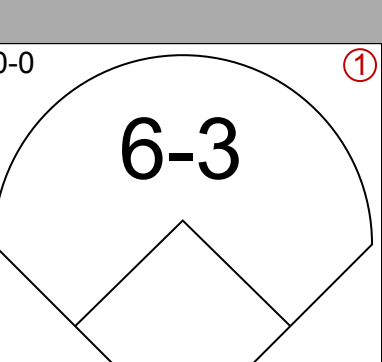
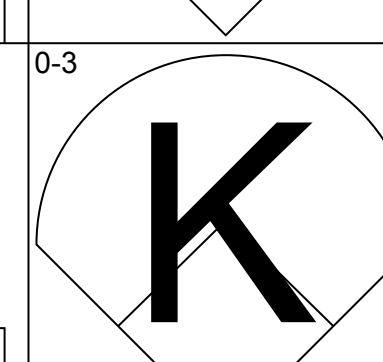
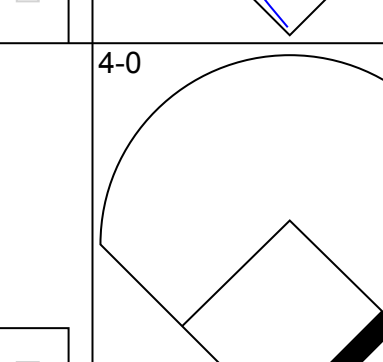
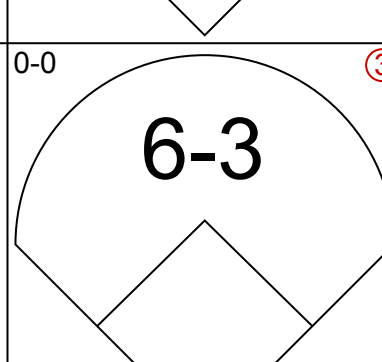
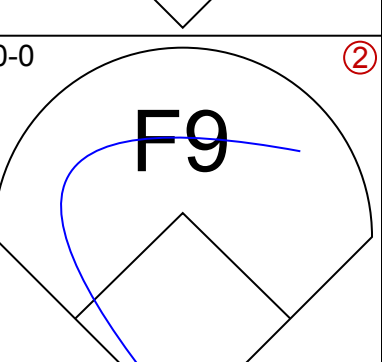
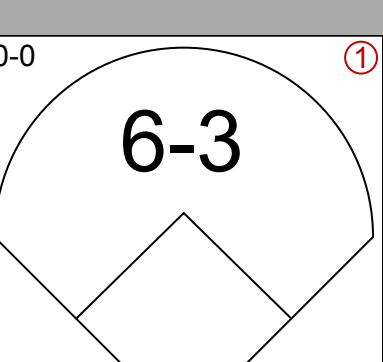
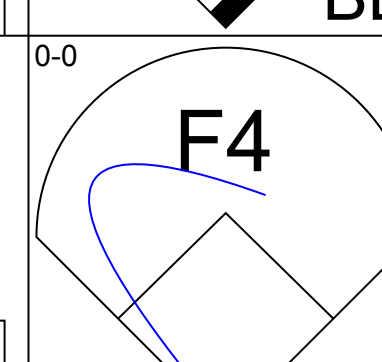
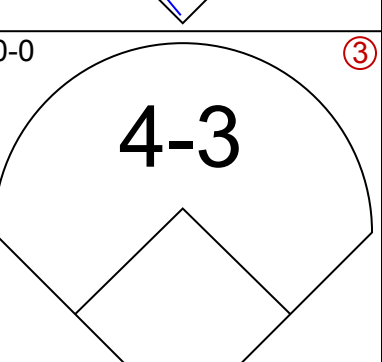
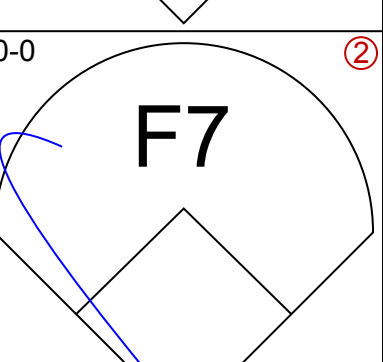
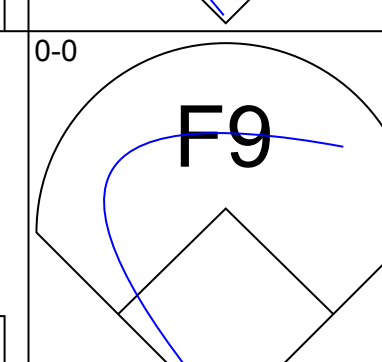
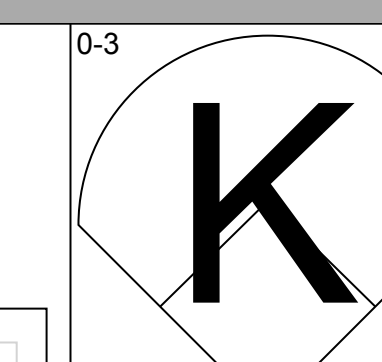
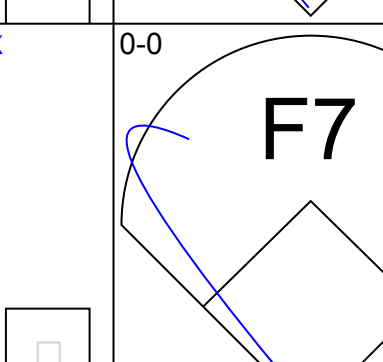
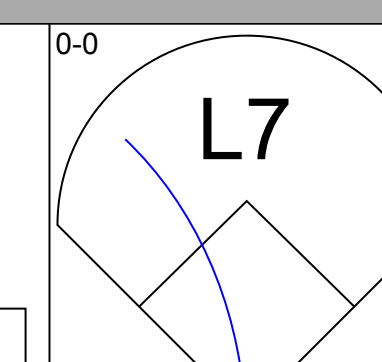
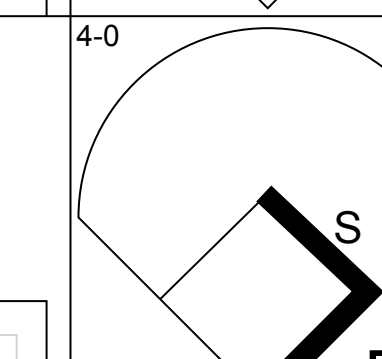
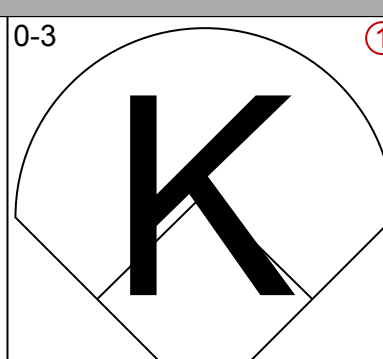
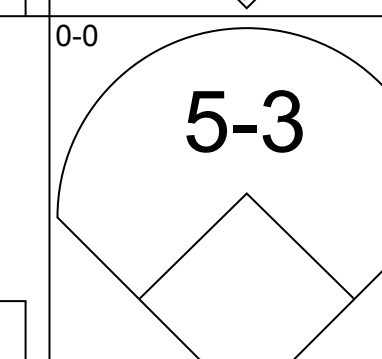
Batter	1	2	3	4	5	6	7	8	9	10	11	AB	R	H	RBI	BB	SO	LOB	BOTTOM							
Rickey Henderson, R OBP: 0.423, SLG: 0.456	(1, 7) X 0-3 K		(1, 7) X 4-0 F7 BB		(1, 7) X 0-3 K		(1, 7) X 0-0 K		(1, 7) X 0-0 F9		(1, 7) X 0-0 1-3	4	0	0	0	1	2	0								
Dwayne Murphy, L OBP: 0.366, SLG: 0.434	(1, 8) X 0-3 K		(1, 8) X 0-0 F7		(1, 8) X 0-3 K		(1, 8) X 0-0 HR 1B		(1, 8) X 0-0 F9		(1, 8) X 0-0 HR	5	2	2	1	0	2	1								
Wayne Gross, L OBP: 0.306, SLG: 0.355	(1, 5) X 0-0 5-3		(1, 5) X 0-0 F4		(1, 5) X 0-0 6-3		(1, 5) X 0-0 K		(1, 5) X 0-0 F9		(1, 5) X 0-0 K	4	0	0	0	0	0	1								
Tony Armas, R OBP: 0.332, SLG: 0.548	(1, 9) X 0-3 K		(1, 9) X 0-0 G4-6-3 1B		(1, 9) X 0-0 K		(1, 9) X 0-0 F9		(1, 9) X 0-3 K		(1, 9) X 0-0 K	4	1	2	2	0	2	0								
Jim Spencer, L OBP: 0.226, SLG: 0.216	(1, 3) X 4-0 1B SF7 BB		(1, 3) X 0-0 G4-6-3		(1, 3) X 0-0 F9		(1, 3) X 0-0 K		(1, 3) X 0-0 K		(1, 3) X 0-0 K	3	1	0	0	1	1	1								
Jeff Newman, R OBP: 0.289, SLG: 0.333	(1, 2) X 0-0 1B		(1, 2) X 0-0 4-3		(1, 2) X 0-0 6-3		(1, 2) X 0-0 K		(1, 2) X 0-0 K		(1, 2) X 0-0 L4 1B	4	0	2	0	0	0	0								
Shoety Babitt, R OBP: 0.310, SLG: 0.277	(10, PR)											0	0	0	0	0	0	0								
Mike Heath, R OBP: 0.259, SLG: 0.330	(11, 2) X 1-3 1B		(11, 2) X 0-0 1B		(11, 2) X 0-0 1B		(11, 2) X 0-0 K		(11, 2) X 0-0 K		(11, 2) X 0-0 K	0	0	0	0	0	0	0								
Mitchell Page, L OBP: 0.206, SLG: 0.292	(1, 10) X 0-0 SF7		(1, 10) X 0-0 F6		(1, 10) X 0-0 F6		(1, 10) X 0-3 K		(1, 10) X 0-3 K		(1, 10) X 0-3 K	3	0	0	1	0	2	1								
Keith Drumright, L OBP: 0.355, SLG: 0.310	(1, 4) X 0-0 1B		(1, 4) X 0-0 F6		(1, 4) X 0-0 F6		(1, 4) X 0-0 F9		(1, 4) X 0-0 1B		(1, 4) X 0-0 1B	4	0	2	0	0	0	0								
Fred Stanley, R OBP: 0.229, SLG: 0.229	(1, 6) X 0-0 F7		(1, 6) X 0-0 4-3		(1, 6) X 0-0 K		(1, 6) X 0-3 K		(1, 6) X 0-0 L4		(1, 6) X 0-0 L4	2	0	0	0	0	0	2								
Dave McKay, S OBP: 0.263, SLG: 0.315	(8, PH)											1	0	0	0	0	1	0								
Rob Picciolo, R OBP: 0.276, SLG: 0.343	(9, 6) X 0-0 K		(9, 6) X 0-0 K		(9, 6) X 0-0 K		(9, 6) X 0-0 K		(9, 6) X 0-0 K		(9, 6) X 0-0 K	1	0	0	0	0	0	2								
<b>Inning Stats</b>	R: 0 E: 0 K: 2 S: 7	H: 0 LOB: 0 BB: 0 P: 7	R: 1 E: 0 K: 1 S: 7	H: 2 LOB: 2 BB: 1 P: 11	R: 0 E: 0 K: 0 S: 2	H: 0 LOB: 0 BB: 1 P: 6	R: 0 E: 0 K: 0 S: 3	H: 1 LOB: 0 BB: 0 P: 3	R: 0 E: 0 K: 0 S: 3	H: 0 LOB: 0 BB: 0 P: 3	R: 0 E: 0 K: 2 S: 7	H: 0 LOB: 0 BB: 0 P: 7	R: 0 E: 0 K: 1 S: 5	H: 0 LOB: 0 BB: 0 P: 5	R: 0 E: 0 K: 2 S: 7	H: 0 LOB: 0 BB: 0 P: 7	R: 2 E: 0 K: 1 S: 7	H: 2 LOB: 0 BB: 0 P: 7	R: 0 E: 0 K: 1 S: 6	H: 2 LOB: 1 BB: 0 P: 6	R: 1 E: 0 K: 0 S: 2	H: 1 LOB: 0 BB: 0 P: 2	1B: 6 2B: 1 3B: 0 HR: 2	SF: 1 SAC: 0 DP: 2 HBP: 0	WP: 0 PB: 0 SB: 0 CS: 0	PA: 38
<b>PITCHER</b>	IP 8.2	WLS 7	BF 31	H 5	R 3	ER 3	SO 8	BB 2	IBB 0	HBP 0	BLK 0	WP 0	HR 1	S 45	P 53	ERA 3.12	WHIP 0.808									
Dennis Eckersley, R ERA: 4.39	(1, 1)																									
Mark Clear, R ERA: 3.21	(9, 1)	1.2	L	7	3	1	2	0	0	0	0	0	1	11	11	5.40	1.800									

Boston Red Sox @ Oakland Athletics  
Oakland-Alameda County Coliseum, Oakland, CA  
Sun Jun 07 1981, 3:33 AM PDT  
Att: 27,384 - Sunny

AB 35  
R 4  
H 8  
RBI 4  
BB 2  
SO 10  
LOB 8



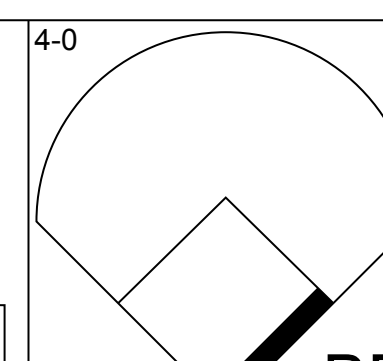
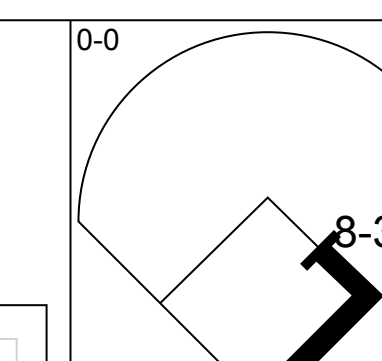
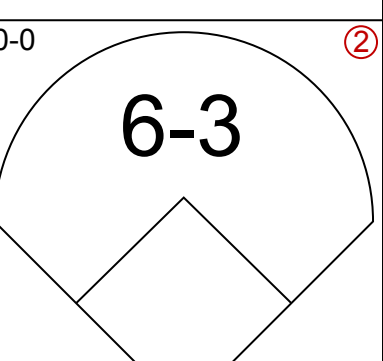
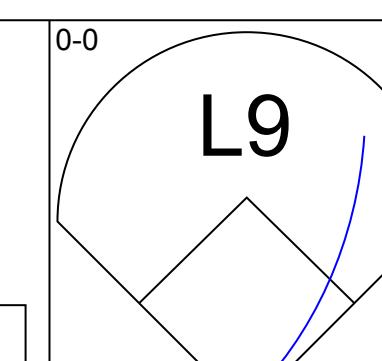
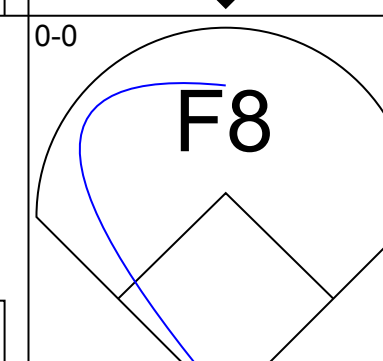
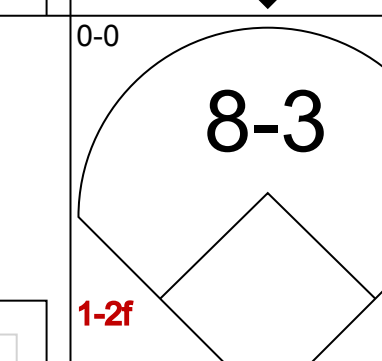
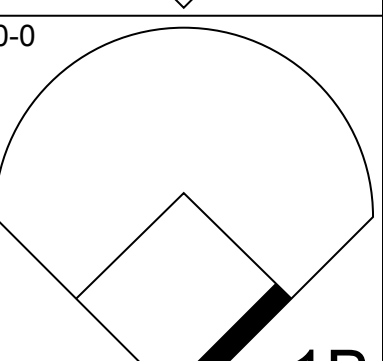
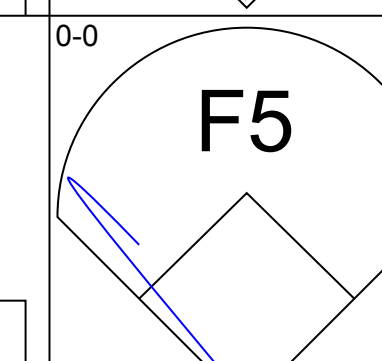
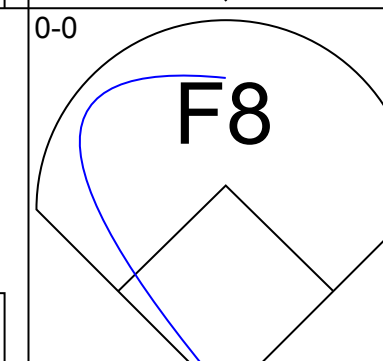
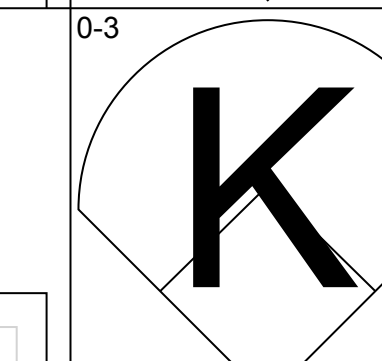
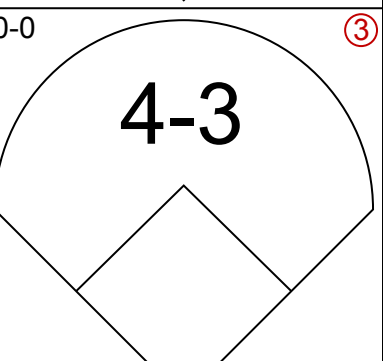
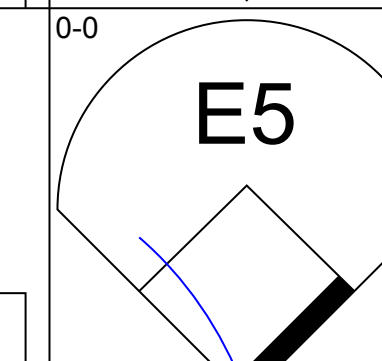
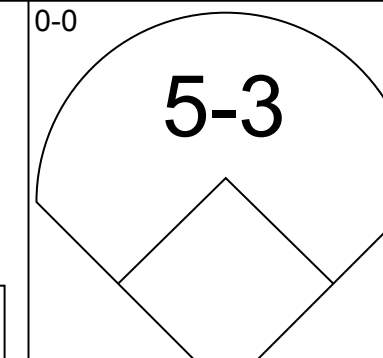
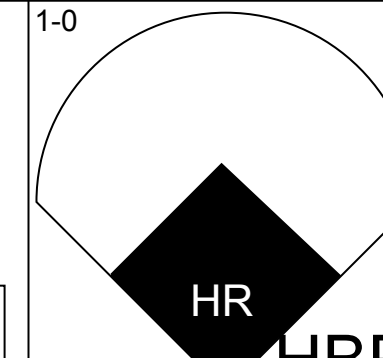
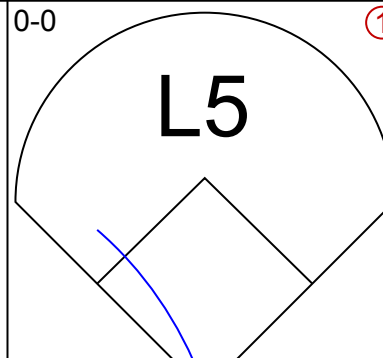
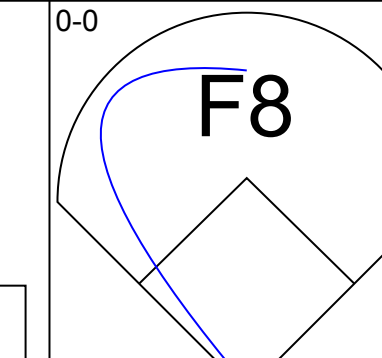
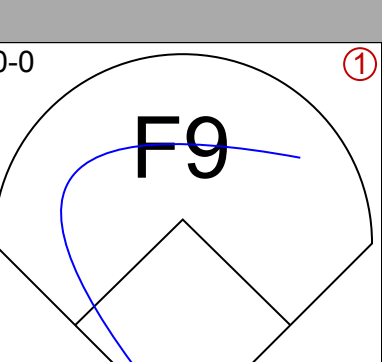
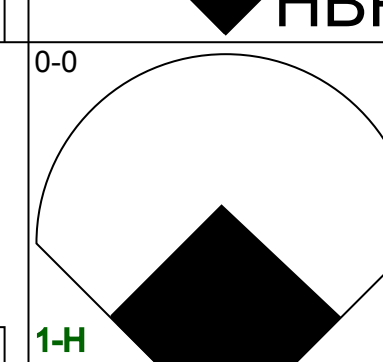
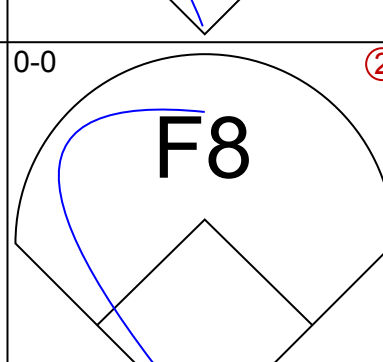
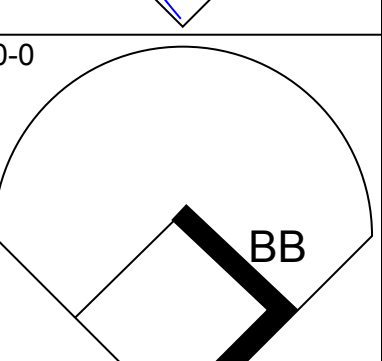
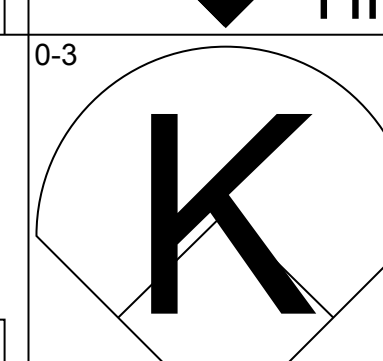
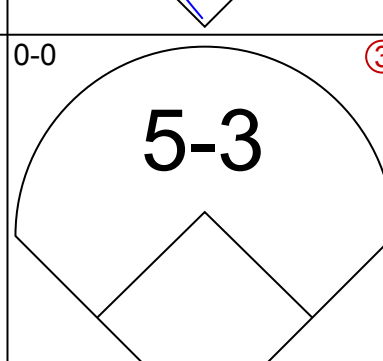
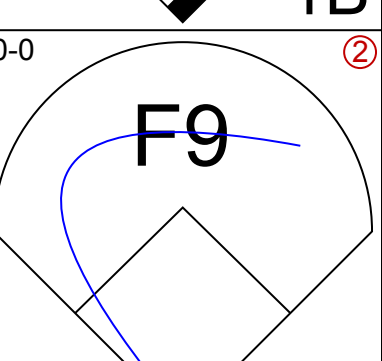
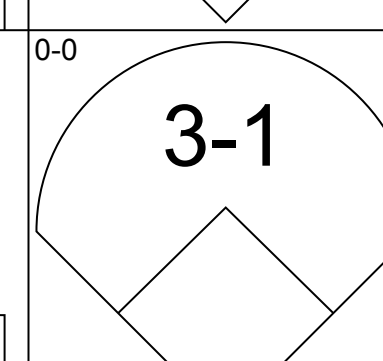
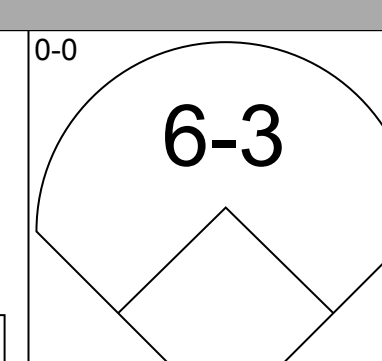
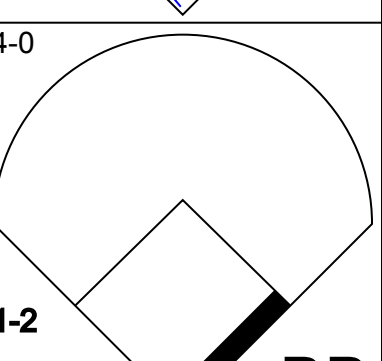
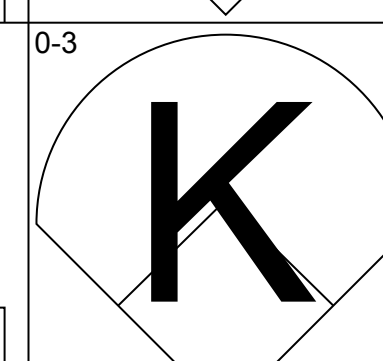
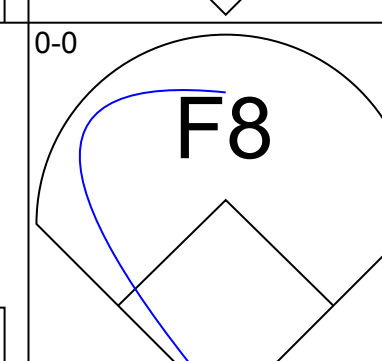
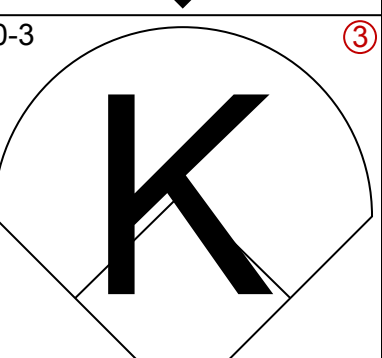
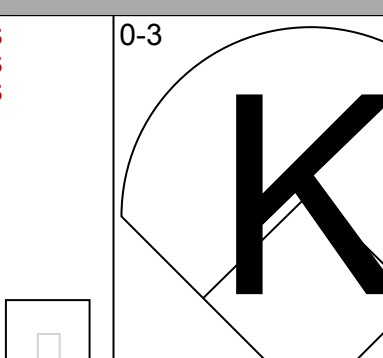
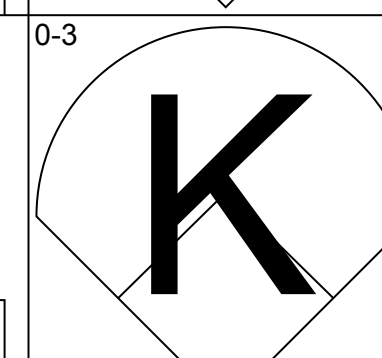


Batter	1	2	3	4	5	6	7	8	9	AB	R	H	RBI	BB	SO	LOB	TOP	
Reid Nichols, R OBP: 0.222, SLG: 0.265 (1, 8)										4	0	0	0	0	2	1		
Dwight Evans, R OBP: 0.455, SLG: 0.590 (1, 9)										3	0	1	0	1	0	1		
Carney Lansford, R OBP: 0.368, SLG: 0.456 (1, 10)										4	0	1	0	0	1	2		
Jim Rice, R OBP: 0.297, SLG: 0.427 (1, 7)										4	0	0	0	0	1	2		
Tony Perez, R OBP: 0.297, SLG: 0.345 (1, 3)										3	0	0	0	1	1	1		
Dave Stapleton, R OBP: 0.295, SLG: 0.315 (1, 5)										3	0	0	0	0	0	1		
Glenn Hoffman, R OBP: 0.259, SLG: 0.263 (1, 6)										3	0	0	0	0	0	1		
Gary Allenson, R OBP: 0.291, SLG: 0.356 (1, 2)										3	0	0	0	0	1	0		
Jerry Remy, L OBP: 0.365, SLG: 0.372 (1, 4)										2	0	0	0	1	1	0		
<b>Inning Stats</b>	R: 0 E: 0 K: 1 S: 6	H: 1 LOB: 1 BB: 0 P: 6	R: 0 E: 0 K: 0 S: 3	H: 0 LOB: 0 BB: 0 P: 3	R: 0 E: 0 K: 1 S: 5	H: 0 LOB: 1 BB: 1 P: 9	R: 0 E: 0 K: 2 S: 7	H: 0 LOB: 0 BB: 0 P: 7	R: 0 E: 0 K: 0 S: 3	H: 0 LOB: 1 BB: 1 P: 7	R: 0 E: 0 K: 0 S: 3	H: 0 LOB: 0 BB: 0 P: 3	R: 0 E: 0 K: 1 S: 6	H: 1 LOB: 1 BB: 0 P: 6	1B: 1 2B: 1 3B: 0 HR: 0	SF: 0 SAC: 0 DP: 0 HBP: 0	WP: 0 PB: 0 SB: 1 CS: 0	PA: 32
<b>PITCHER</b> Floyd Bannister, L ERA: 4.54 (1, 1)	IP: 9.0 WLS: W BF: 32 H: 2 R: 0 ER: 0 SO: 7 BB: 3 IBB: 0 HBP: 0 BLK: 0 WP: 0 HR: 0 S: 43 P: 55 ERA: 0.00 WHIP: 0.556															<b>PITCHER</b>		

**Boston Red Sox @ Seattle Mariners**  
The Kingdome, Seattle, WA  
Mon Jun 08 1981, 10:05 PM EDT  
Att: 9,771 - Dome

AB	29
R	0
H	2
RBI	0
BB	3
SO	7
LOB	9



Batter	1	2	3	4	5	6	7	8	9	AB	R	H	RBI	BB	SO	LOB	BOTTOM			
Julio Cruz, S OBP: 0.319, SLG: 0.297 (1, 4)										3	0	1	0	1	0	0				
Lenny Randle, S OBP: 0.277, SLG: 0.320 Joe Simpson, L OBP: 0.258, SLG: 0.310 (1, 8) (9, 8)										4	0	1	0	0	0	2				
Bruce Bochte, L OBP: 0.333, SLG: 0.344 (1, 3)										4	0	0	0	0	1	2				
Tom Paciorek, R OBP: 0.367, SLG: 0.468 (1, 7)										3	1	0	0	0	0	2				
Gary Gray, R OBP: 0.287, SLG: 0.632 (1, 10)										3	1	1	2	0	0	0				
Jeff Burroughs, R OBP: 0.357, SLG: 0.406 (1, 9)										3	0	1	0	0	1	0				
Dan Meyer, L OBP: 0.279, SLG: 0.355 (1, 5)										3	0	0	0	0	0	1				
Bud Bulling, R OBP: 0.386, SLG: 0.259 (1, 2)										2	0	0	0	1	1	0				
Jim Anderson, R OBP: 0.284, SLG: 0.271 (1, 6)										3	0	0	0	0	3	2				
<b>Inning Stats</b>	R: 0 E: 0 K: 0 S: 3	H: 0 LOB: 1 BB: 1 P: 7	R: 0 E: 0 K: 1 S: 6	H: 1 LOB: 2 BB: 1 P: 10	R: 0 E: 0 K: 1 S: 5	H: 1 LOB: 0 BB: 0 P: 5	R: 2 E: 0 K: 2 S: 8	H: 1 LOB: 0 BB: 0 P: 9	R: 0 E: 0 K: 1 S: 6	H: 1 LOB: 1 BB: 0 P: 6	R: 0 E: 0 K: 0 S: 3	H: 0 LOB: 0 BB: 0 P: 3	R: 0 E: 0 K: 1 S: 5	H: 0 LOB: 0 BB: 0 P: 5	R: 0 E: 1 K: 0 S: 4	H: 0 LOB: 1 BB: 0 P: 4	1B: 3 2B: 1 3B: 0 HR: 1	SF: 0 SAC: 0 DP: 1 HBP: 1	WP: 0 PB: 0 SB: 0 CS: 0	PA: 31
<b>PITCHER</b> John Tudor, L ERA: 4.11 (1, 1)	IP: 8.0 WLS: L BF: 31 H: 4 R: 2 ER: 2 SO: 6 BB: 2 IBB: 0 HBP: 1 BLK: 0 WP: 0 HR: 1 S: 40 P: 49 ERA: 2.25 WHIP: 0.750															<b>PITCHER</b>				

**Boston Red Sox @ Seattle Mariners**  
The Kingdome, Seattle, WA  
Mon Jun 08 1981, 10:05 PM EDT  
Att: 9,771 - Dome

AB	28
R	2
H	4
RBI	2
BB	2
SO	6
LOB	9





Batter	1	2	3	4	5	6	7	8	9	AB	R	H	RBI	BB	SO	LOB	TOP					
Jerry Remy, L (1,4) OBP: 0.388, SLG: 0.375	0-0 BB 1B	0-0 SH3-4		0-0 BB 1B	0-0 F7		0-3 K			4	2	2	0	0	1	2						
Dave Stapleton, R (1,5) OBP: 0.304, SLG: 0.321	4-0 1B BB	0-0 1B 2B		4-0 1B BB	0-0 FC5-4			0-0 F8		3	2	1	2	2	0	1						
Dwight Evans, R (1,9) Tom Poquette, L (7,7)	0-0 WP 1-3 1-2 2-H	0-0 G4-6-3 1B		4-0 1B BB	0-3 K			0-0 F5		3	1	2	1	1	1	1						
Jim Rice, R (1,7) Garry Hancock, L (7,9)	0-0 WP 1-2 2-H	0-0 G4-6-3		0-0 1B	0-0 F8			0-0 6-3		4	0	2	3	0	0	2						
Tony Perez, R (1,3) OBP: 0.295, SLG: 0.341	0-3 K		0-3 K	0-0 2-3				0-3 K		5	0	1	0	0	3	4						
Camey Lansford, R (1,10) OBP: 0.365, SLG: 0.450	0-0 1-3		0-0 F3		0-0 1B 1B			0-0 F9		5	1	1	1	0	0	2						
Glenn Hoffman, R (1,6) OBP: 0.257, SLG: 0.261	0-0 3-H 5-3		0-0 1-3		0-0 1B 1B			0-0 FC4-6		5	1	1	0	0	0	2						
Gary Allenson, R (1,2) OBP: 0.299, SLG: 0.355		4-0 SH3-4 2B BB		0-0 6-3	0-0 1B E 1B			0-0 6-3		3	2	1	1	1	0	0						
Reid Nichols, R (1,8) OBP: 0.250, SLG: 0.270		4-0 SH3-4 2B BB		0-0 F7	0-0 FC5-4 1B			0-0 4-3		3	1	1	1	1	0	0						
<b>Inning Stats</b>	R: 3 E: 0 K: 1 S: 8	H: 3 LOB: 1 BB: 1 P: 12	R: 2 E: 0 K: 0 S: 4	H: 2 LOB: 1 BB: 2 P: 12	R: 0 E: 0 K: 1 S: 5	H: 0 LOB: 0 BB: 0 P: 5	R: 2 E: 0 K: 0 S: 5	H: 2 LOB: 2 BB: 2 P: 13	R: 3 E: 1 K: 1 S: 9	H: 4 LOB: 1 BB: 0 P: 9	R: 0 E: 0 K: 0 S: 4	H: 1 LOB: 1 BB: 0 P: 4	R: 0 E: 0 K: 1 S: 5	H: 0 LOB: 0 BB: 0 P: 5	R: 0 E: 0 K: 0 S: 3	H: 0 LOB: 0 BB: 0 P: 3	R: 0 E: 0 K: 1 S: 5	H: 0 LOB: 0 BB: 0 P: 5	1B: 11 2B: 1 3B: 0 HR: 0	SF: 0 SAC: 1 DP: 1 HBP: 0	WP: 1 PB: 0 SB: 1 CS: 0	PA: 43
<b>PITCHER</b>	IP WLS BF H R ER SO BB IBB HBP BLK WP HR S P ERA WHIP	IP WLS BF H R ER SO BB IBB HBP BLK WP HR S P ERA WHIP																				
Bryan Clark, L (1,1) ERA: 3.56	1.1 L 11 4 5 5 1 3 0 0 0 1 0 10 22 33.75 5.250																					
Randy Stein, R (2,1) ERA: 13.5	2.2 16 7 5 4 1 2 0 0 0 0 0 16 24 13.50 3.375																					
Bob Galasso, R (5,1) ERA: 3.29	5.0 16 1 0 0 3 0 0 0 0 0 0 22 22 0.00 0.200																					

**Boston Red Sox @ Seattle Mariners**  
The Kingdome, Seattle, WA  
Tue Jun 09 1981, 10:05 PM EDT  
Att: 9,968 - Dome

AB	37
R	10
H	12
RBI	9
BB	5
SO	5
LOB	14



Batter	1	2	3	4	5	6	7	8	9	AB	R	H	RBI	BB	SO	LOB	BOTTOM					
Julio Cruz, S (1,4) OBP: 0.312, SLG: 0.290	0-3 K		0-0 5-3		0-0 FC5-4			0-0 L6		4	0	0	0	0	1	3						
Joe Simpson, L (1,8) OBP: 0.250, SLG: 0.300	0-0 F8			0-0 F7		0-3 K		0-0 F6		4	0	0	0	0	1	0						
Bruce Bochte, L (1,3) OBP: 0.348, SLG: 0.361	0-0 1B			4-0 L4-3 BB		0-0 1B 2B		0-0 1B		3	1	3	0	1	0	0						
Dan Meyer, L (1,5) OBP: 0.270, SLG: 0.342	0-0 F6			0-0 L4-3		0-3 K		0-0 G1		4	0	0	0	0	1	4						
Tom Paciorek, R (1,7) Reggie Walton, R (8,7)		0-0 6-3			0-0 6-3			0-0 F6		3	0	1	1	0	0	0						
Gary Gray, R (1,10) OBP: 0.286, SLG: 0.620		0-0 F3			0-0 E PB 1B			0-3 K		4	0	1	0	0	1	1						
Jerry Narron, L (1,2) OBP: 0.288, SLG: 0.302		0-0 F5			0-0 F7			0-0 G3		4	0	0	0	0	0	1						
Casey Parsons, L (1,9) OBP: 0.286, SLG: 0.167			0-3 K		0-3 K E			0-0 5-3		3	0	0	0	0	2	1						
Rick Auerbach, R (1,6) OBP: 0.177, SLG: 0.216			0-0 5-3		0-0 E6 FC5-4			0-0 1-6-3		3	0	0	0	0	0	2						
<b>Inning Stats</b>	R: 0 E: 0 K: 1 S: 6	H: 1 LOB: 1 BB: 0 P: 6	R: 0 E: 0 K: 0 S: 3	H: 0 LOB: 0 BB: 0 P: 3	R: 0 E: 0 K: 1 S: 5	H: 0 LOB: 0 BB: 0 P: 5	R: 0 E: 0 K: 0 S: 2	H: 0 LOB: 1 BB: 1 P: 6	R: 0 E: 1 K: 1 S: 8	H: 1 LOB: 3 BB: 0 P: 8	R: 1 E: 0 K: 2 S: 9	H: 2 LOB: 1 BB: 0 P: 9	R: 0 E: 0 K: 0 S: 3	H: 0 LOB: 0 BB: 0 P: 3	R: 0 E: 0 K: 0 S: 4	H: 1 LOB: 1 BB: 0 P: 4	R: 0 E: 0 K: 1 S: 5	H: 0 LOB: 0 BB: 0 P: 5	1B: 4 2B: 2 3B: 0 HR: 0	SF: 0 SAC: 0 DP: 1 HBP: 0	WP: 0 PB: 1 SB: 0 CS: 0	PA: 34
<b>PITCHER</b>	IP WLS BF H R ER SO BB IBB HBP BLK WP HR S P ERA WHIP	IP WLS BF H R ER SO BB IBB HBP BLK WP HR S P ERA WHIP																				
Mike Torrez, R (1,1) ERA: 3.63	9.0 W 34 5 1 1 6 1 0 0 0 0 0 45 49 1.00 0.667																					

**Boston Red Sox @ Seattle Mariners**  
The Kingdome, Seattle, WA  
Tue Jun 09 1981, 10:05 PM EDT  
Att: 9,968 - Dome

AB	33
R	1
H	5
RBI	1
BB	1
SO	6
LOB	12





Batter	1	2	3	4	5	6	7	8	9	AB	R	H	RBI	BB	SO	LOB	TOP			
Jerry Remy, L (1,4) OBP: 0.387, SLG: 0.374										3	1	1	0	0	0	0				
Dave Stapleton, R (1,5) OBP: 0.303, SLG: 0.320										4	0	1	0	0	0	1				
Dwight Evans, R (1,9) OBP: 0.460, SLG: 0.589										4	0	2	0	0	0	1				
Jim Rice, R (1,7) OBP: 0.300, SLG: 0.430										4	1	1	0	0	1	3				
Carl Yastrzemski, L (1,3) OBP: 0.324, SLG: 0.337										4	1	1	0	0	0	3				
Carney Lansford, R (1,10) OBP: 0.367, SLG: 0.455										4	1	2	1	0	0	1				
Rich Gedman, L (1,2) OBP: 0.328, SLG: 0.483										4	0	2	2	0	1	1				
Glenn Hoffman, R (1,6) OBP: 0.257, SLG: 0.261										4	0	1	0	0	1	1				
Rick Miller, L (1,8) OBP: 0.345, SLG: 0.396										3	0	1	0	0	0	2				
<b>Inning Stats</b>	R: 1 E: 0 K: 0 S: 5	H: 3 LOB: 1 BB: 0 P: 5	R: 0 E: 0 K: 0 S: 3	H: 1 LOB: 0 BB: 0 P: 3	R: 0 E: 0 K: 1 S: 3	H: 0 LOB: 0 BB: 0 P: 3	R: 0 E: 0 K: 1 S: 5	H: 1 LOB: 0 BB: 0 P: 5	R: 0 E: 0 K: 0 S: 4	H: 1 LOB: 1 BB: 0 P: 4	R: 2 E: 0 K: 0 S: 6	H: 4 LOB: 1 BB: 0 P: 6	R: 0 E: 0 K: 0 S: 3	H: 0 LOB: 0 BB: 0 P: 3	R: 1 E: 0 K: 1 S: 7	H: 2 LOB: 1 BB: 0 P: 7	1B: 10 2B: 2 3B: 0 HR: 0	SF: 0 SAC: 1 DP: 4 HBP: 0	WP: 1 PB: 0 CS: 0	PA: 35
<b>PITCHER</b>	IP WLS BF H R ER SO BB IBB HBP BLK WP HR S P ERA WHIP																			
Brian Allard, R (1,1) ERA: 3.75	6.1 L 24 8 3 3 2 0 0 0 0 0 0 0 28 28 4.26 1.263																			
Shane Rawley, L (7,1) ERA: 4.41	2.2 11 4 1 1 1 0 0 0 0 1 0 13 13 3.38 1.500																			

**Boston Red Sox @ Seattle Mariners**  
The Kingdom, Seattle, WA  
Wed Jun 10 1981, 10:05 PM EDT  
Att: 8,574 - Dome

AB 34  
R 4  
H 12  
RBI 3  
BB 0  
SO 3  
LOB 13



Batter	1	2	3	4	5	6	7	8	9	AB	R	H	RBI	BB	SO	LOB	BOTTOM			
Julio Cruz, S (1,4) OBP: 0.316, SLG: 0.291										3	0	1	0	1	1	0				
Lenny Randle, S (1,5) OBP: 0.276, SLG: 0.318										4	1	1	0	0	0	2				
Tom Paciorek, R (1,7) OBP: 0.369, SLG: 0.467										4	0	2	1	0	1	1				
Richie Zisk, R (1,10) OBP: 0.343, SLG: 0.516										4	1	2	0	0	1	2				
Gary Gray, R (1,3) OBP: 0.285, SLG: 0.609										4	0	1	0	0	0	3				
Jeff Burroughs, R (1,9) OBP: 0.348, SLG: 0.394										4	0	0	0	0	0	4				
Bud Bulling, R (1,2) OBP: 0.384, SLG: 0.279										3	0	1	1	0	0	1				
Jerry Narron, L (9, PH) OBP: 0.286, SLG: 0.299										1	0	0	0	0	0	0				
Rick Auerbach, R (1,6) OBP: 0.173, SLG: 0.211										2	0	0	0	0	1	0				
Reggie Walton, R (7, PH)										0	0	0	0	0	0	0				
Bruce Bochte, L (7, PH) OBP: 0.346, SLG: 0.359										1	0	0	0	0	1	2				
Jim Anderson, R (8, PH) OBP: 0.284, SLG: 0.271										0	0	0	0	0	0	0				
Dan Meyer, L (9, PH) OBP: 0.267, SLG: 0.339										1	0	0	0	0	0	0				
Joe Simpson, L (1,8) OBP: 0.244, SLG: 0.293										3	0	0	0	0	0	2				
<b>Inning Stats</b>	R: 0 E: 0 K: 2 S: 7	H: 0 LOB: 0 BB: 0 P: 7	R: 0 E: 0 K: 0 S: 4	H: 1 LOB: 1 BB: 0 P: 4	R: 0 E: 0 K: 1 S: 6	H: 1 LOB: 1 BB: 0 P: 6	R: 0 E: 0 K: 1 S: 6	H: 1 LOB: 1 BB: 0 P: 6	R: 0 E: 0 K: 0 S: 2	H: 0 LOB: 0 BB: 1 P: 6	R: 1 E: 0 K: 1 S: 8	H: 3 LOB: 2 BB: 0 P: 8	R: 1 E: 0 K: 0 S: 5	H: 2 LOB: 1 BB: 0 P: 5	R: 0 E: 0 K: 0 S: 3	H: 0 LOB: 0 BB: 0 P: 3	1B: 6 2B: 2 3B: 0 HR: 0	SF: 0 SAC: 0 DP: 1 HBP: 0	WP: 0 PB: 0 CS: 0	PA: 35
<b>PITCHER</b>	IP WLS BF H R ER SO BB IBB HBP BLK WP HR S P ERA WHIP																			
Frank Tanana, L (1,1) ERA: 4.21	6.1 W 25 6 1 1 1 1 0 0 0 0 0 0 12 12 1.42 1.105																			
Bill Campbell, R (7,1) ERA: 2.91	2.2 S 10 2 1 1 1 0 0 0 0 0 0 12 12 3.38 0.750																			

**Boston Red Sox @ Seattle Mariners**  
The Kingdom, Seattle, WA  
Wed Jun 10 1981, 10:05 PM EDT  
Att: 8,574 - Dome

AB 34  
R 2  
H 8  
RBI 2  
BB 1  
SO 5  
LOB 17





Batter	1	2	3	4	5	6	7	8	9	AB	R	H	RBI	BB	SO	LOB	TOP			
Jerry Remy, L OBP: 0.384, SLG: 0.371 (1, 4)										4	0	1	0	0	0	1	<b>Boston Red Sox @ California Angels</b> Anaheim Stadium, Anaheim, CA Thu Jun 11 1981, 10:05 PM EDT Att: 28,191 - Unknown			
Dave Stapleton, R OBP: 0.302, SLG: 0.318 (1, 5)										4	0	1	0	0	0	2				
Dwight Evans, R OBP: 0.453, SLG: 0.578 (1, 9)										4	0	0	0	0	0	1				
Jim Rice, R OBP: 0.299, SLG: 0.427 (1, 7)										4	0	1	0	0	0	0				
Carl Yastrzemski, L OBP: 0.323, SLG: 0.335 (1, 3)										4	0	1	0	0	0	1				
Carney Lansford, R OBP: 0.361, SLG: 0.447 (1, 10)										4	1	0	0	0	0	1				
Rich Gedman, L OBP: 0.338, SLG: 0.508 Gary Allenson, R OBP: 0.303, SLG: 0.358 (2, PR)										1	0	1	1	0	0	0				
Glenn Hoffman, R OBP: 0.258, SLG: 0.269 (1, 6)										3	0	1	1	0	0	1				
Rick Miller, L OBP: 0.345, SLG: 0.395 (1, 8)										3	0	1	0	0	0	1				
<b>Inning Stats</b>	R: 0 E: 0 K: 0 S: 3	H: 1 LOB: 0 BB: 0 P: 3	R: 2 E: 0 K: 0 S: 6	H: 3 LOB: 1 BB: 0 P: 6	R: 0 E: 0 K: 0 S: 3	H: 0 LOB: 0 BB: 0 P: 3	R: 0 E: 1 K: 0 S: 4	H: 1 LOB: 1 BB: 0 P: 4	R: 0 E: 0 K: 0 S: 3	H: 0 LOB: 0 BB: 0 P: 3	R: 0 E: 0 K: 0 S: 3	H: 1 LOB: 1 BB: 0 P: 4	R: 0 E: 0 K: 0 S: 4	H: 0 LOB: 0 BB: 0 P: 3	R: 0 E: 0 K: 0 S: 3	H: 0 LOB: 0 BB: 0 P: 3		1B: 6 2B: 2 3B: 0 HR: 0	SF: 0 SAC: 0 DP: 2 HBP: 0	WP: 0 PB: 0 SB: 0 CS: 1
<b>PITCHER</b> Ken Forsch, R ERA: 2.27 (1, 1)	IP: 9.0 WLS: W BF: 33 H: 8 R: 2 ER: 2 SO: 0 BB: 0 IBB: 0 HBP: 0 BLK: 0 WP: 0 HR: 0 S: 33 P: 33 ERA: 2.00 WHIP: 0.889															<b>PITCHER</b> IP: 9.0 WLS: W BF: 33 H: 8 R: 2 ER: 2 SO: 0 BB: 0 IBB: 0 HBP: 0 BLK: 0 WP: 0 HR: 0 S: 33 P: 33 ERA: 2.00 WHIP: 0.889				

Batter	1	2	3	4	5	6	7	8	9	AB	R	H	RBI	BB	SO	LOB	BOTTOM			
Rod Carew, L OBP: 0.374, SLG: 0.381 (1, 3)										5	1	1	0	0	1	3	<b>Boston Red Sox @ California Angels</b> Anaheim Stadium, Anaheim, CA Thu Jun 11 1981, 10:05 PM EDT Att: 28,191 - Unknown			
Rick Burleson, R OBP: 0.364, SLG: 0.390 (1, 6)										2	1	0	0	2	0	0				
Fred Lynn, L OBP: 0.345, SLG: 0.427 (1, 8)										3	1	2	1	1	1	0				
Dan Ford, R OBP: 0.344, SLG: 0.507 (1, 9)										4	0	0	0	0	0	5				
Larry Harlow, L OBP: 0.388, SLG: 0.250 Bobby Clark, R OBP: 0.306, SLG: 0.418 (8, PH) (9, 7)										3	1	0	1	0	1	2				
Don Baylor, R OBP: 0.289, SLG: 0.359 (1, 10)										4	2	1	0	0	0	2				
Ed Ott, L OBP: 0.261, SLG: 0.291 (1, 2)										4	0	1	1	0	1	2				
Butch Hobson, R OBP: 0.374, SLG: 0.427 Bert Campaneris, R OBP: 0.207, SLG: 0.250 (6, PR) (7, 5)										3	0	1	0	0	0	1				
Freddie Patek, R OBP: 0.238, SLG: 0.293 (1, 4)										4	0	2	3	0	0	0				
<b>Inning Stats</b>	R: 4 E: 2 K: 0 S: 7	H: 3 LOB: 1 BB: 1 P: 11	R: 0 E: 0 K: 0 S: 3	H: 0 LOB: 0 BB: 0 P: 3	R: 0 E: 0 K: 1 S: 5	H: 1 LOB: 0 BB: 0 P: 5	R: 0 E: 0 K: 0 S: 3	H: 0 LOB: 0 BB: 0 P: 3	R: 0 E: 0 K: 0 S: 3	H: 0 LOB: 2 BB: 2 P: 11	R: 2 E: 1 K: 0 S: 6	H: 2 LOB: 1 BB: 0 P: 6	R: 0 E: 0 K: 1 S: 5	H: 0 LOB: 0 BB: 0 P: 5	R: 1 E: 0 K: 2 S: 10	H: 3 LOB: 2 BB: 0 P: 10		1B: 8 2B: 1 3B: 0 HR: 0	SF: 0 SAC: 0 DP: 1 HBP: 0	WP: 0 PB: 0 SB: 0 CS: 0
<b>PITCHER</b> Chuck Rainey, R ERA: 2.95 Tom Burgmeier, L ERA: 3.35 (1, 1) (7, 1)	IP: 6.0 WLS: L BF: 28 H: 6 R: 6 ER: 2 SO: 1 BB: 3 IBB: 0 HBP: 0 BLK: 0 WP: 0 HR: 0 S: 27 P: 39 ERA: 3.00 WHIP: 1.500															<b>PITCHER</b> IP: 2.0 WLS: 9 BF: 3 H: 1 R: 1 ER: 1 SO: 3 BB: 0 IBB: 0 HBP: 0 BLK: 0 WP: 0 HR: 0 S: 15 P: 15 ERA: 4.50 WHIP: 1.500				



Batter	1	2	3	4	5	6	7	8	9	AB	R	H	RBI	BB	SO	LOB	TOP			
Ron LeFlore, R OBP: 0.299, SLG: 0.310 Rusty Kuntz, R OBP: 0.341, SLG: 0.306	0-0 5-3 2B 1B	0-0 1-3 1B 1B		1-3		4-3		6-3 1-2		4	2	2	0	0	0	0	4			
Mike Squires, L OBP: 0.362, SLG: 0.342	0-0 5-3 1-2	0-0 1-H 3-H 1B		6-3			F9		FC3-6 BB	4	0	1	2	1	0	1	4			
Carlton Fisk, R OBP: 0.402, SLG: 0.441 Jim Essian, R OBP: 0.294, SLG: 0.323 Bob Molinaro, L OBP: 0.455, SLG: 0.357 Marc Hill, R OBP: 0.384, SLG: 0.461	1-0 2B HBP	0-0 1B			L5				FC3-6 HR	3	0	2	0	0	0	0	3			
Greg Luzinski, R OBP: 0.384, SLG: 0.461	0-3 K	0-0 P4			P4				HR BB	4	2	1	2	1	1	4	4			
Harold Baines, L OBP: 0.293, SLG: 0.403	0-0 1-3 2-H 2B								HR BB	5	1	3	3	0	0	0	5			
Chet Lemon, R OBP: 0.390, SLG: 0.476	0-0 F8								HR BB	4	0	2	0	1	0	2	4			
Tony Bernazard, S OBP: 0.318, SLG: 0.376		0-3 K							HR BB	5	0	0	0	0	2	4	5			
Jim Morrison, R OBP: 0.266, SLG: 0.375		0-0 F9							FC6-4 BB	4	0	0	0	0	0	1	4			
Bill Almon, R OBP: 0.371, SLG: 0.382		0-0 1B S 1B							FC6-4 BB	4	1	2	0	0	2	0	4			
<b>Inning Stats</b>	R: 1 E: 0 K: 1 S: 7	H: 2 LOB: 2 BB: 0 P: 8	R: 2 E: 0 K: 1 S: 9	H: 4 LOB: 2 BB: 0 P: 9	R: 0 E: 0 K: 0 S: 4	H: 1 LOB: 1 BB: 0 P: 4	R: 0 E: 0 K: 1 S: 5	H: 0 LOB: 0 BB: 0 P: 5	R: 0 E: 0 K: 1 S: 4	H: 1 LOB: 2 BB: 1 P: 8	R: 2 E: 0 K: 0 S: 4	H: 2 LOB: 0 BB: 1 P: 8	R: 0 E: 0 K: 1 S: 6	H: 1 LOB: 1 BB: 0 P: 6	R: 2 E: 0 K: 0 S: 5	H: 2 LOB: 1 BB: 1 P: 9	1B: 8 2B: 3 3B: 0 HR: 2	SF: 0 SAC: 0 DP: 0 HBP: 1	WP: 0 PB: 0 SB: 5 CS: 0	PA: 43
<b>PITCHER</b>	IP	WLS	BF	H	R	ER	SO	BB	IBB	HBP	BLK	WP	HR	S	P	ERA	WHIP			
Dennis Eckersley, R ERA: 4.35 Frank Tanana, L ERA: 4.04 Mark Clear, R ERA: 3.48 Bill Campbell, R ERA: 3.57	3.0	L	17	7	3	3	2	0	0	1	0	0	0	20	21	9.00	2.333			
	4.1		11	1	0	0	2	1	0	0	0	0	0	14	18	0.00	0.667			
	2.0		9	3	2	2	1	1	0	0	0	0	1	10	14	9.00	2.000			
	1.0		6	2	2	2	0	1	0	0	0	0	1	5	9	18.00	3.000			

Chicago White Sox @ Boston Red Sox  
Fenway Park, Boston, MA  
Mon Aug 10 1981, 7:05 PM EDT  
Att: 20,227 - Sunny - 75 F

livebaseballscores.com

AB 39  
R 7  
H 13  
RBI 7  
BB 3  
SO 5  
LOB 14



Batter	1	2	3	4	5	6	7	8	9	AB	R	H	RBI	BB	SO	LOB	BOTTOM					
Jerry Remy, L OBP: 0.365, SLG: 0.369	0-0 L1									4	0	1	1	1	1	1	4					
Dwight Evans, R OBP: 0.482, SLG: 0.570	0-0 6-3	0-0 1-3 2-H 1B								3	0	0	0	2	0	2	3					
Carl Yastrzemski, L OBP: 0.325, SLG: 0.337	0-0 BB 1B									5	0	2	0	0	0	3	5					
Jim Rice, R OBP: 0.306, SLG: 0.434	4-0 BB 1B									3	0	2	0	1	0	1	3					
Carney Lansford, R OBP: 0.363, SLG: 0.448	0-0 1-2 BB									4	0	2	0	0	0	3	4					
Rich Gedman, L OBP: 0.318, SLG: 0.477										4	0	0	0	0	0	4	4					
Tony Perez, R OBP: 0.299, SLG: 0.345										4	0	2	0	0	0	2	4					
Glenn Hoffman, R OBP: 0.258, SLG: 0.268										4	1	1	0	0	2	3	4					
Rick Miller, L OBP: 0.343, SLG: 0.387										3	0	0	0	1	0	3	3					
<b>Inning Stats</b>	R: 0 E: 0 K: 0 S: 4	H: 2 LOB: 2 BB: 1 P: 8	R: 1 E: 0 K: 0 S: 6	H: 3 LOB: 2 BB: 0 P: 6	R: 0 E: 1 K: 0 S: 4	H: 1 LOB: 1 BB: 0 P: 4	R: 0 E: 0 K: 2 S: 7	H: 0 LOB: 1 BB: 1 P: 11	R: 0 E: 0 K: 0 S: 3	H: 1 LOB: 1 BB: 0 P: 7	R: 0 E: 0 K: 1 S: 6	H: 1 LOB: 0 BB: 0 P: 6	R: 0 E: 0 K: 0 S: 3	H: 2 LOB: 2 BB: 0 P: 3	R: 0 E: 0 K: 0 S: 5	H: 0 LOB: 1 BB: 2 P: 5	R: 0 E: 0 K: 0 S: 2	H: 0 LOB: 2 BB: 2 P: 10	1B: 9 2B: 1 3B: 0 HR: 0	SF: 0 SAC: 0 DP: 3 HBP: 0	WP: 0 PB: 0 SB: 0 CS: 0	PA: 39
<b>PITCHER</b>	IP	WLS	BF	H	R	ER	SO	BB	IBB	HBP	BLK	WP	HR	S	P	ERA	WHIP					
Richard Dotson, R ERA: 2.83 Dennis Lamp, R ERA: 2.05 LaMarr Hoyt, R ERA: 2.68	3.0		15	2	0	0	3	2	0	0	0	0	0	19	27	0.00	1.000					
	4.1	W	15	2	0	0	3	2	0	0	0	0	0	19	27	0.00	1.000					
	2.0		9	2	0	0	0	2	0	0	0	0	0	7	15	0.00	2.000					

Chicago White Sox @ Boston Red Sox  
Fenway Park, Boston, MA  
Mon Aug 10 1981, 7:05 PM EDT  
Att: 20,227 - Sunny - 75 F

livebaseballscores.com

AB 34  
R 1  
H 10  
RBI 1  
BB 5  
SO 3  
LOB 22





Batter	1	2	3	4	5	6	7	8	9	AB	R	H	RBI	BB	SO	LOB	TOP			
Ron LeFlore, R OBP: 0.297, SLG: 0.307 (1, 7)	F3			E5			F9		5-3	5	0	1	0	0	0	2				
Mike Squires, L OBP: 0.352, SLG: 0.331 (1, 3)	4-3	L4-3		L7			F9		4-1	5	0	0	0	0	0	5				
Carlton Fisk, R OBP: 0.402, SLG: 0.440 (1, 2)	2B 1B		P6		P5		2B 1B		5-3	5	1	2	0	0	0	0				
Greg Luzinski, R OBP: 0.391, SLG: 0.487 (1, 10)	1B 2B				6-3		1B 2B			4	1	3	1	0	0	0				
Harold Baines, L OBP: 0.294, SLG: 0.399 Wayne Nordhagen, R (7, PH) OBP: 0.337, SLG: 0.469 (7, 9)	1B			K		F8	6-3			2	0	0	0	1	1	1				
Rusty Kuntz, R OBP: 0.341, SLG: 0.306 (9, 9)	BB									0	0	0	0	0	0	0				
Chet Lemon, R OBP: 0.392, SLG: 0.483 (1, 8)	1B					K		5-3		4	0	2	2	0	1	0				
Tony Bernazard, S OBP: 0.317, SLG: 0.373 (1, 4)	F9			4-3			1B		K	4	0	1	0	0	1	3				
Jim Morrison, R OBP: 0.260, SLG: 0.366 (1, 5)		6-3		F8		G5-4-3		F9		4	0	0	0	0	0	1				
Bill Almon, R OBP: 0.378, SLG: 0.405 (1, 6)	1B			E1			1B 2B			4	2	3	1	0	0	0				
<b>Inning Stats</b>	R: 1 E: 0 K: 0 S: 6	H: 3 LOB: 3 BB: 1 P: 10	R: 0 E: 0 K: 0 S: 4	H: 2 LOB: 1 BB: 0 P: 4	R: 1 E: 0 K: 1 S: 6	H: 2 LOB: 1 BB: 0 P: 6	R: 0 E: 2 K: 0 S: 5	H: 0 LOB: 2 BB: 0 P: 5	R: 0 E: 0 K: 1 S: 3	H: 1 LOB: 0 BB: 0 P: 5	R: 1 E: 0 K: 0 S: 6	H: 3 LOB: 2 BB: 0 P: 6	R: 0 E: 0 K: 1 S: 5	H: 0 LOB: 0 BB: 0 P: 5	R: 1 E: 0 K: 0 S: 4	H: 1 LOB: 0 BB: 0 P: 4	1B: 7 2B: 4 3B: 1 HR: 1	SF: 0 SAC: 0 DP: 2 HBP: 0	WP: 0 PB: 0 SB: 0 CS: 0	PA: 39
<b>PITCHER</b>	IP	WLS	BF	H	R	ER	SO	BB	IBB	HBP	BLK	WP	HR	S	P	ERA	WHIP			
Mike Torrez, R ERA: 3.74 (1, 1)	3.0		15	7	2	2	1	1	0	0	0	0	0	16	20	6.00	2.667			
Bob Stanley, R ERA: 4.41 (4, 1)	3.2	L	16	4	1	1	1	0	0	0	0	0	0	18	18	2.46	1.091			
Tom Burgmeier, L ERA: 3.41 (7, 1)	2.1		8	1	1	1	1	0	0	0	0	0	1	10	10	3.86	0.429			

Chicago White Sox @ Boston Red Sox  
Fenway Park, Boston, MA  
Tue Aug 11 1981, 7:05 PM EDT  
Att: 17,889 - Overcast - 82 F

AB 38  
R 4  
H 12  
RBI 4  
BB 1  
SO 3  
LOB 14



Batter	1	2	3	4	5	6	7	8	9	AB	R	H	RBI	BB	SO	LOB	BOTTOM			
Jerry Remy, L OBP: 0.384, SLG: 0.368 Dave Stapleton, R (8, PH) OBP: 0.300, SLG: 0.316 (9, 4)	K		G3 WP 1B		K			F8		3	0	1	0	0	2	0				
Dwight Evans, R OBP: 0.445, SLG: 0.560 (1, 9)	L3		K		1-3			6-3		4	0	0	0	0	1	1				
Carney Lansford, R OBP: 0.365, SLG: 0.447 (1, 5)	P3		G3			G4-6-3 1B			E BB	3	0	1	0	1	0	1				
Jim Rice, R OBP: 0.305, SLG: 0.429 (1, 7)		1B BB	K		G4-6-3			K		3	0	0	0	1	2	3				
Tony Perez, R OBP: 0.303, SLG: 0.348 Rick Miller, L (9, PR) OBP: 0.343, SLG: 0.387 (1, 3)		2B 1B		E7		6-3		E6		4	1	2	0	0	0	1				
Joe Rudi, R OBP: 0.203, SLG: 0.279 (1, 10)		FC5-2-5 2B		6-3				K		4	1	0	0	0	2	5				
Gary Allenson, R OBP: 0.299, SLG: 0.347 Carl Yastrzemski, L (9, PH) OBP: 0.323, SLG: 0.335 (1, 2)		P6		K				4-3		3	0	0	0	0	1	3				
Glenn Hoffman, R OBP: 0.259, SLG: 0.276 (1, 6)		P6		P4				F8		3	0	1	2	0	0	1				
Reid Nichols, R OBP: 0.233, SLG: 0.250 (1, 8)		1-3				P3		5-3		3	0	0	0	0	0	1				
<b>Inning Stats</b>	R: 0 E: 0 K: 1 S: 5	H: 0 LOB: 0 BB: 0 P: 5	R: 2 E: 0 K: 0 S: 5	H: 2 LOB: 1 BB: 1 P: 9	R: 0 E: 0 K: 2 S: 8	H: 1 LOB: 0 BB: 0 P: 8	R: 0 E: 1 K: 1 S: 6	H: 1 LOB: 1 BB: 0 P: 6	R: 0 E: 0 K: 1 S: 3	H: 0 LOB: 0 BB: 0 P: 3	R: 0 E: 0 K: 1 S: 5	H: 0 LOB: 0 BB: 0 P: 5	R: 0 E: 0 K: 0 S: 3	H: 0 LOB: 0 BB: 0 P: 3	R: 0 E: 1 K: 2 S: 8	H: 0 LOB: 2 BB: 1 P: 12	1B: 4 2B: 1 3B: 0 HR: 0	SF: 0 SAC: 0 DP: 1 HBP: 0	WP: 1 PB: 0 SB: 0 CS: 0	PA: 34
<b>PITCHER</b>	IP	WLS	BF	H	R	ER	SO	BB	IBB	HBP	BLK	WP	HR	S	P	ERA	WHIP			
Ross Baumgarten, L ERA: 3.57 (1, 1)	5.0		20	4	2	2	5	1	0	0	0	0	0	29	33	3.60	1.000			
Steve Trout, L ERA: 2.51 (6, 1)	3.0	W	9	1	0	0	1	0	0	0	0	0	0	11	11	0.00	0.333			
Ed Farmer, R ERA: 4.55 (9, 1)	1.0	S	5	0	0	0	2	1	0	0	0	0	0	8	12	0.00	1.000			

Chicago White Sox @ Boston Red Sox  
Fenway Park, Boston, MA  
Tue Aug 11 1981, 7:05 PM EDT  
Att: 17,889 - Overcast - 82 F

AB 32  
R 2  
H 5  
RBI 2  
BB 2  
SO 8  
LOB 18





Batter	1	2	3	4	5	6	7	8	9	AB	R	H	RBI	BB	SO	LOB	TOP	
Ron LeFlore, R OBP: 0.306, SLG: 0.317 Rusty Kuntz, R OBP: 0.341, SLG: 0.306	0-0 G4-6-3 1B		0-0 1B		0-0 FC6-4 1B			0-0 5-3		4	1	3	0	0	0	0		
Lamar Johnson, R OBP: 0.347, SLG: 0.406	0-0 G4-6-3 1-2		0-0 1B		0-0 FC6-4 1-2			0-0 F9		4	0	1	1	0	0	2		
Carlton Fisk, R OBP: 0.404, SLG: 0.438	0-0 6-3		4-0 1B		0-0 BB			0-3 K		3	0	1	0	1	1	0		
Greg Luzinski, R OBP: 0.388, SLG: 0.480		4-0 FC3-6 BB	0-0 5-3 1-2		0-0 1-3			0-0 6-3		3	0	0	0	1	0	1		
Wayne Nordhagen, R OBP: 0.343, SLG: 0.471		0-0 FC3-6 1B		0-0 4-3				0-0 P4		4	0	2	0	0	0	0		
Chet Lemon, R OBP: 0.384, SLG: 0.472		0-3 K		0-0 5-3				0-0 F9		4	0	0	0	0	2	3		
Tony Bernazard, S OBP: 0.317, SLG: 0.370		0-0 FC3-6 1-2 2-3		4-0 PO BB				0-0 G3		2	0	0	0	1	0	2		
Jim Morrison, R OBP: 0.256, SLG: 0.359		0-0 FC6-4 1-2		0-0 PO		0-0 F7		0-0 L9		3	0	0	0	0	0	2		
Bill Almon, R OBP: 0.373, SLG: 0.399			0-0 L5		0-3 K			0-3 K		3	0	0	0	0	2	0		
<b>Inning Stats</b>	R: 0 E: 0 K: 0 S: 3	H: 1 LOB: 0 BB: 0 P: 3	R: 0 E: 0 K: 1 S: 6	H: 1 LOB: 2 BB: 1 P: 10	R: 1 E: 0 K: 0 S: 4	H: 2 LOB: 1 BB: 1 P: 8	R: 0 E: 0 K: 0 S: 2	H: 0 LOB: 0 BB: 1 P: 6	R: 0 E: 0 K: 1 S: 6	H: 1 LOB: 1 BB: 0 P: 6	R: 0 E: 0 K: 1 S: 5	H: 0 LOB: 0 BB: 0 P: 5	R: 0 E: 0 K: 0 S: 3	H: 0 LOB: 0 BB: 0 P: 3	1B: 7 2B: 0 3B: 0 HR: 0	SF: 0 SAC: 0 DP: 1 HBP: 0	WP: 0 PB: 0 SB: 2 CS: 0	PA: 34
<b>PITCHER</b> Bob Ojeda, L ERA: 1.0	IP: 9.0 WLS: W BF: 33 H: 7 R: 1 ER: 1 SO: 5 BB: 3 IBB: 0 HBP: 0 BLK: 0 WP: 0 HR: 0 S: 40 P: 52 ERA: 1.00 WHIP: 1.111																	

Chicago White Sox @ Boston Red Sox  
Fenway Park, Boston, MA  
Wed Aug 12 1981, 7:05 PM EDT  
Att: 20,257 - Cloudy - 82 F

livebaseballscores.com

AB 30  
R 1  
H 7  
RBI 1  
BB 3  
SO 5  
LOB 10



Batter	1	2	3	4	5	6	7	8	9	AB	R	H	RBI	BB	SO	LOB	BOTTOM			
Dwight Evans, R OBP: 0.448, SLG: 0.574	0-0 4-3		0-0 HR		0-0 G5-4-3 1-2	0-0 BB 1B		0-0 WP 1B		5	1	3	2	0	0	1				
Dave Stapleton, R OBP: 0.308, SLG: 0.337	0-0 6-3 1B		0-0 1-3		0-0 HR	0-0 BB		0-0 F8		4	1	2	1	1	0	1				
Carney Lansford, R OBP: 0.362, SLG: 0.439	0-0 6-3 1-2		0-0 G3		0-0 G3	0-0 F8		4-0 FC6-4 BB		4	0	0	0	1	0	4				
Jim Rice, R OBP: 0.307, SLG: 0.444	0-0 F8		0-0 L9		0-0 HR	0-0 HR		0-0 FC6-4 1-2		5	2	2	1	0	0	3				
Tony Perez, R OBP: 0.307, SLG: 0.357		0-0 F9 BB 1B		0-0 9-5 2B		0-3 K		0-0 6-3		4	0	2	0	0	1	1				
Joe Rudi, R OBP: 0.218, SLG: 0.375		0-0 F8		0-0 9-5 2-3		0-0 HR		0-0 HR		4	2	2	3	0	0	2				
Glenn Hoffman, R OBP: 0.259, SLG: 0.271		4-0 BB		0-0 5-3		0-0 4-3		0-0 1-3		3	0	0	0	1	0	0				
Gary Allenson, R OBP: 0.302, SLG: 0.382		0-0 F9 2-3			0-0 HR	0-0 1B 1B		0-0 F3		4	2	2	1	0	0	2				
Reid Nichols, R OBP: 0.227, SLG: 0.244 Rick Miller, L OBP: 0.349, SLG: 0.389 (5, PH)		0-3 K			4-0 G5-4-3 BB	0-0 1B 1B		0-0 4-3		1	0	0	0	0	1	2				
2 0 1 0 1 0 0										2	0	1	0	1	0	0				
<b>Inning Stats</b>	R: 0 E: 0 K: 0 S: 4	H: 1 LOB: 1 BB: 0 P: 4	R: 0 E: 0 K: 1 S: 6	H: 1 LOB: 2 BB: 1 P: 10	R: 1 E: 0 K: 0 S: 4	H: 1 LOB: 0 BB: 0 P: 4	R: 0 E: 0 K: 0 S: 3	H: 1 LOB: 0 BB: 0 P: 3	R: 2 E: 0 K: 0 S: 4	H: 2 LOB: 3 BB: 1 P: 8	R: 3 E: 0 K: 1 S: 10	H: 5 LOB: 1 BB: 1 P: 14	R: 2 E: 0 K: 0 S: 5	H: 2 LOB: 0 BB: 0 P: 5	R: 0 E: 0 K: 0 S: 4	H: 1 LOB: 2 BB: 1 P: 8	1B: 6 2B: 3 3B: 0 HR: 6	SF: 0 SAC: 0 DP: 2 HBP: 0	WP: 1 PB: 0 SB: 0 CS: 0	PA: 40
<b>PITCHER</b> Britt Burns, L ERA: 3.05 LaMarr Hoyt, R ERA: 3.51 Kevin Hickey, L ERA: 3.8	IP: 4.0 WLS: L BF: 8 H: 4 R: 4 ER: 4 SO: 1 BB: 1 IBB: 0 HBP: 0 BLK: 0 WP: 0 HR: 4 S: 9 P: 13 ERA: 27.00 WHIP: 3.750																			

Chicago White Sox @ Boston Red Sox  
Fenway Park, Boston, MA  
Wed Aug 12 1981, 7:05 PM EDT  
Att: 20,257 - Cloudy - 82 F

livebaseballscores.com

AB 36  
R 8  
H 14  
RBI 8  
BB 4  
SO 2  
LOB 16





Batter	1	2	3	4	5	6	7	8	9	AB	R	H	RBI	BB	SO	LOB	TOP					
Ron LeFlore, R OBP: 0.303, SLG: 0.314 (1, 7)	G3		HR 1B		K		6-3		1-3	5	1	1	0	0	1	2						
Mike Squires, L OBP: 0.353, SLG: 0.337 (1, 3)	4-3		SF8						F7	3	0	1	1	1	0	0						
Bill Almon, R OBP: 0.370, SLG: 0.411 (1, 6)	6-3		HR		K				F7	4	1	1	3	0	1	4						
Greg Luzinski, R OBP: 0.382, SLG: 0.470 (1, 10)		5-3	6-3		K				F9	4	0	0	0	0	1	4						
Harold Baines, L OBP: 0.304, SLG: 0.420 (1, 9)					P5					3	2	2	1	1	0	0						
Chet Lemon, R OBP: 0.382, SLG: 0.472 Rusty Kuntz, R OBP: 0.341, SLG: 0.306 (1, 8) (8, 8)	G6-4-3 1B				K				K	4	0	1	0	0	2	1						
Tony Bernazard, S OBP: 0.316, SLG: 0.372 (1, 4)					F9				F7	4	1	1	0	0	1	2						
Jim Morrison, R OBP: 0.256, SLG: 0.357 (1, 5)			6-3		1B				F6	4	0	1	1	0	0	2						
Jim Essian, R OBP: 0.333, SLG: 0.344 Bob Molinaro, L OBP: 0.435, SLG: 0.333 Carlton Fisk, R OBP: 0.402, SLG: 0.435 (1, 2) (6, PH) (6, 2)			HR BB						F8	1	1	1	0	1	0	0						
<b>Inning Stats</b>	R: 0 E: 0 K: 0 S: 3	H: 0 LOB: 0 BB: 0 P: 3	R: 0 E: 0 K: 0 S: 3	H: 1 LOB: 0 BB: 0 P: 3	R: 4 E: 0 K: 0 S: 6	H: 3 LOB: 0 BB: 1 P: 10	R: 0 E: 0 K: 1 S: 5	H: 0 LOB: 0 BB: 0 P: 5	R: 0 E: 0 K: 3 S: 11	H: 2 LOB: 3 BB: 1 P: 15	R: 1 E: 0 K: 1 S: 6	H: 1 LOB: 1 BB: 0 P: 10	R: 0 E: 0 K: 0 S: 4	H: 1 LOB: 1 BB: 0 P: 4	R: 1 E: 0 K: 1 S: 6	H: 1 LOB: 0 BB: 0 P: 6	R: 0 E: 0 K: 0 S: 3	H: 0 LOB: 0 BB: 0 P: 3	1B: 4 2B: 3 3B: 0 HR: 2	SF: 1 SAC: 0 DP: 1 HBP: 0	WP: 0 PB: 0 SB: 0 CS: 0	PA: 38
<b>PITCHER</b>	IP	WLS	BF	H	R	ER	SO	BB	IBB	HBP	BLK	WP	HR	S	P	ERA	WHIP					
Steve Crawford, R ERA: 5.37 (1, 1)	3.0		13	4	4	4	0	1	0	0	0	0	1	12	16	12.00	1.667					
Mark Clear, R ERA: 3.45 (4, 1)	3.0	W	14	3	1	1	5	2	0	0	0	0	0	22	30	3.00	1.667					
Bill Campbell, R ERA: 3.51 (7, 1)	3.0	S	11	2	1	1	1	0	0	0	0	0	1	13	13	3.00	0.667					

**Chicago White Sox @ Boston Red Sox**  
Fenway Park, Boston, MA  
Thu Aug 13 1981, 3:33 AM EDT  
Att: 18,683 - Sunny - 86 F

**AB 34**  
**R 6**  
**H 9**  
**RBI 6**  
**BB 3**  
**SO 6**  
**LOB 16**



Batter	1	2	3	4	5	6	7	8	9	AB	R	H	RBI	BB	SO	LOB	BOTTOM					
Jerry Remy, L OBP: 0.384, SLG: 0.366 (1, 4)	B1-3		4-3							4	0	1	0	1	0	2						
Dwight Evans, R OBP: 0.575, SLG: 0.577 (1, 9)	HR 1B	FC7-4 BB	2B		L1-4 1B					4	2	2	1	1	0	3						
Carl Yastrzemski, L OBP: 0.325, SLG: 0.360 (1, 3)	HR	FC1-5 WP	2B		L1-4					5	2	2	3	0	0	2						
Jim Rice, R OBP: 0.312, SLG: 0.449 (1, 7)	5-3	2B	2B							4	0	2	1	1	0	0						
Joe Rudi, R OBP: 0.229, SLG: 0.360 (1, 10)		BB	F9							3	0	0	0	2	1	4						
Carney Lansford, R OBP: 0.367, SLG: 0.436 (1, 5)	F7				L7					2	1	0	0	3	0	1						
Rich Gedman, L OBP: 0.324, SLG: 0.486 (1, 2)					6-3					5	1	2	0	0	1	5						
Rick Miller, L OBP: 0.358, SLG: 0.400 (1, 8)					4-3					3	2	2	0	1	0	0						
Julio Valdez, S OBP: 0.333, SLG: 0.333 Garry Hancock, L OBP: 0.435, SLG: 0.355 Tony Perez, R OBP: 0.305, SLG: 0.355 Glenn Hoffman, R OBP: 0.259, SLG: 0.271 (1, 6) (7, PH) (8, 6)										3	1	1	1	0	0	1						
<b>Inning Stats</b>	R: 2 E: 0 K: 0 S: 5	H: 2 LOB: 1 BB: 1 P: 9	R: 4 E: 0 K: 0 S: 7	H: 4 LOB: 3 BB: 3 P: 19	R: 1 E: 0 K: 0 S: 5	H: 2 LOB: 3 BB: 2 P: 13	R: 0 E: 0 K: 0 S: 3	H: 0 LOB: 0 BB: 0 P: 3	R: 0 E: 0 K: 0 S: 3	H: 0 LOB: 0 BB: 0 P: 3	R: 0 E: 0 K: 0 S: 3	H: 1 LOB: 1 BB: 2 P: 11	R: 1 E: 0 K: 2 S: 9	H: 2 LOB: 2 BB: 1 P: 13	R: 0 E: 0 K: 0 S: 3	H: 0 LOB: 0 BB: 0 P: 3	1B: 6 2B: 6 3B: 0 HR: 1	SF: 0 SAC: 0 DP: 2 HBP: 0	WP: 1 PB: 1 SB: 2 CS: 0	PA: 43		
<b>PITCHER</b>	IP	WLS	BF	H	R	ER	SO	BB	IBB	HBP	BLK	WP	HR	S	P	ERA	WHIP					
Reggie Patterson, R ERA: 2.2 (1, 1)	1.2	L	13	6	6	6	0	2	0	0	0	0	1	11	19	32.40	4.800					
Dennis Lamp, R ERA: 2.2 (2, 1)	1.0		9	2	1	1	0	4	0	0	0	0	0	5	21	9.00	6.000					
Ed Farmer, R ERA: 4.35 (3, 1)	3.1		13	2	1	1	0	2	0	0	0	0	0	11	19	2.70	1.200					
Kevin Hickey, L ERA: 3.86 (7, 1)	2.0		8	2	1	1	2	0	1	0	0	0	0	11	15	4.50	1.000					

**Chicago White Sox @ Boston Red Sox**  
Fenway Park, Boston, MA  
Thu Aug 13 1981, 3:33 AM EDT  
Att: 18,683 - Sunny - 86 F

**AB 34**  
**R 9**  
**H 12**  
**RBI 6**  
**BB 9**  
**SO 2**  
**LOB 20**






Batter	1	2	3	4	5	6	7	8	9	AB	R	H	RBI	BB	SO	LOB	TOP								
Jerry Remy, L (1,4) OBP: 0.377, SLG: 0.360	1-3		CS	F7		SF8		1-3		3	0	0	1	0	0	0	<b>Boston Red Sox @ Texas Rangers</b> Arlington Stadium, Arlington, TX Fri Aug 14 1981, 8:05 PM EDT Att: 32,400 - Unknown								
Dwight Evans, R (1,9) OBP: 0.444, SLG: 0.567	P6			L1		F9		6-3		4	0	0	0	0	0	1									
Carl Yastrzemski, L (1,3) OBP: 0.329, SLG: 0.363	G3							1-3		4	0	2	0	0	0	0									
Jim Rice, R (1,7) OBP: 0.308, SLG: 0.442		P5		1-3		1-3			6-3	4	0	0	0	0	0	3									
Garry Hancock, L (1,10) OBP: 0.273, SLG: 0.111	4-3				F7		FC5-4 1B	E7		4	1	1	0	0	0	0									
Carney Lansford, R (1,5) OBP: 0.369, SLG: 0.437	F9				6-3		FC5-4 1B	FC3-6 1B		4	0	2	1	0	0	0									
Rich Gedman, L (1,2) OBP: 0.321, SLG: 0.473			K		4-3		FC5-4 1B	FC3-6 1B		4	0	1	0	0	1	2									
Glenn Hoffman, R (1,6) OBP: 0.261, SLG: 0.268			5-3			1B SF8 BB	K	FC3-6 1B		2	1	0	0	1	1	2									
Joe Rudi, R (9, PH) OBP: 0.226, SLG: 0.355										1	0	0	0	0	0	2									
Julio Valdez, S (9, PR) OBP: 0.333, SLG: 0.333										0	0	0	0	0	0	0									
Rick Miller, L (1,8) OBP: 0.361, SLG: 0.402				CS		1-3	F7	F7		4	0	2	0	0	0	4									
<b>Inning Stats</b>	R: 0 E: 0 K: 0 S: 3	H: 0 LOB: 0 BB: 0 P: 3	R: 0 E: 0 K: 0 S: 3	H: 0 LOB: 0 BB: 0 P: 3	R: 0 E: 0 K: 1 S: 5	H: 1 LOB: 0 BB: 0 P: 5	R: 0 E: 0 K: 0 S: 4	H: 1 LOB: 1 BB: 0 P: 4	R: 0 E: 0 K: 0 S: 3	H: 0 LOB: 0 BB: 0 P: 3	R: 1 E: 0 K: 0 S: 5	H: 2 LOB: 2 BB: 1 P: 9	R: 0 E: 0 K: 1 S: 7	H: 2 LOB: 2 BB: 0 P: 7	R: 0 E: 0 K: 0 S: 3	H: 0 LOB: 0 BB: 0 P: 3	R: 1 E: 1 K: 0 S: 6	H: 2 LOB: 2 BB: 0 P: 6	1B: 8 2B: 0 3B: 0 HR: 0	SF: 1 SAC: 0 DP: 0 HBP: 0	WP: 0 PB: 0 SB: 0 CS: 1	PA: 37			
<b>PITCHER</b>	IP	WLS	BF	H	R	ER	SO	BB	IBB	HBP	BLK	WP	HR	S	P	ERA	WHIP								
Doc Medich, R (1,1) ERA: 3.58	5.0		18	3	1	1	1	1	0	0	0	0	0	19	23	1.80	0.800								
Steve Comer, R (6,1) ERA: 2.59	3.1		16	5	1	0	1	0	0	0	0	0	0	18	18	0.00	1.500								
Jim Kern, R (9,1) ERA: 1.69	0.2	W	2	0	0	0	0	0	0	0	0	0	0	2	2	0.00	0.000								

AB 34  
R 2  
H 8  
RBI 2  
BB 1  
SO 2  
LOB 14



Batter	1	2	3	4	5	6	7	8	9	AB	R	H	RBI	BB	SO	LOB	BOTTOM								
Mickey Rivers, L (1,8) OBP: 0.297, SLG: 0.315	6-3		P6		G3		1-3			4	0	0	0	0	0	2	<b>Boston Red Sox @ Texas Rangers</b> Arlington Stadium, Arlington, TX Fri Aug 14 1981, 8:05 PM EDT Att: 32,400 - Unknown								
Bump Wills, S (1,4) OBP: 0.312, SLG: 0.329	F9		F8		F9		F7			4	0	0	0	0	0	2									
Al Oliver, L (1,10) OBP: 0.351, SLG: 0.442	1B		4-3		G1			F8		4	1	1	0	0	0	1									
Buddy Bell, R (1,5) OBP: 0.362, SLG: 0.468	1B					F3		F9		3	1	1	0	1	0	0									
Bill Stein, R (1,3) OBP: 0.451, SLG: 0.552						F7				3	0	2	1	0	0	0									
Pat Putnam, L (7,3) OBP: 0.309, SLG: 0.431								3-1		1	0	0	0	0	0	0									
Bill Sample, R (1,7) OBP: 0.351, SLG: 0.402	F8									2	1	1	0	1	0	2									
Leon Roberts, R (1,9) OBP: 0.370, SLG: 0.478			F7		SF8		K		SH5-4 1B	2	0	0	1	0	1	1									
Jim Sundberg, R (1,2) OBP: 0.339, SLG: 0.346	6-3				4-3		SH1-4 BB			3	0	1	1	1	0	2									
Mario Mendoza, R (1,6) OBP: 0.267, SLG: 0.288	F8						SH1-4			2	0	1	0	0	0	0									
<b>Inning Stats</b>	R: 1 E: 0 K: 0 S: 6	H: 3 LOB: 2 BB: 0 P: 6	R: 0 E: 0 K: 0 S: 3	H: 0 LOB: 0 BB: 0 P: 3	R: 0 E: 0 K: 0 S: 3	H: 0 LOB: 0 BB: 0 P: 3	R: 1 E: 0 K: 0 S: 3	H: 1 LOB: 1 BB: 2 P: 11	R: 0 E: 0 K: 0 S: 4	H: 1 LOB: 1 BB: 0 P: 4	R: 0 E: 0 K: 1 S: 5	H: 0 LOB: 1 BB: 0 P: 6	R: 0 E: 0 K: 0 S: 3	H: 0 LOB: 1 BB: 1 P: 7	R: 0 E: 0 K: 0 S: 3	H: 0 LOB: 0 BB: 0 P: 3	R: 1 E: 0 K: 0 S: 3	H: 2 LOB: 1 BB: 0 P: 3	1B: 7 2B: 0 3B: 0 HR: 0	SF: 1 SAC: 2 DP: 0 HBP: 1	WP: 0 PB: 0 SB: 1 CS: 1	PA: 35			
<b>PITCHER</b>	IP	WLS	BF	H	R	ER	SO	BB	IBB	HBP	BLK	WP	HR	S	P	ERA	WHIP								
Frank Tanana, L (1,1) ERA: 3.97	6.0		25	5	2	2	1	0	0	0	0	0	0	24	33	3.00	1.167								
Tom Burgmeier, L (7,1) ERA: 3.44	2.1	L	10	2	1	1	0	1	0	0	0	0	0	9	13	3.86	1.286								





Batter	1	2	3	4	5	6	7	8	9	10	AB	R	H	RBI	BB	SO	LOB	TOP				
Jerry Remy, L OBP: 0.377, SLG: 0.354 (1, 4)	4-0 BB 1B		0-0 F8			0-0 F7	0-0 G6-3		4-0 IBB		3	0	0	0	2	0	3					
Dave Stapleton, R OBP: 0.308, SLG: 0.337 (1, 6)	0-0		0-0 5-3			0-0 L6		0-0 SH3-4	0-0 G3		3	0	1	0	0	0	1					
Julio Valdez, S OBP: 0.500, SLG: 0.500 (7, 6)											1	0	1	0	0	0	0					
Garry Hancock, L OBP: 0.250, SLG: 0.100 (9, PH)	1-3 1B		1-2								1	0	0	0	0	0	2					
Glenn Hoffman, R OBP: 0.261, SLG: 0.266 (9, 6)											0	0	0	0	0	0	0					
Dwight Evans, R OBP: 0.445, SLG: 0.562 (1, 9)	4-0 BB		0-3 K			0-0 P4		0-0 SH3-4		4-0 E 1B BB	2	1	0	0	2	1	1					
Jim Rice, R OBP: 0.306, SLG: 0.435 (1, 7)	0-0 F9		0-3 K			4-0 1B 2B BB		0-0 L4		0-0 E4 1B FC9-6	4	2	0	0	1	1	4					
Carl Yastrzemski, L OBP: 0.335, SLG: 0.366 (1, 3)	0-0 4-3		0-0 F7			0-0 2B 2B 1B		4-0 IBB		0-0 FC9-6 1B	4	1	2	1	1	0	2					
Camey Lansford, R OBP: 0.366, SLG: 0.436 (1, 5)		0-0 5-3				0-0 2B 2B		0-0 P6		0-0 FC9-6 CS	5	1	1	2	0	1	3					
Tony Perez, R OBP: 0.304, SLG: 0.349 (1, 10)		0-0 4-3				0-0 P3		4-0 SH3 BB		0-0 K	3	0	0	0	1	0	2					
Reid Nichols, R OBP: 0.227, SLG: 0.244 (9, PR)										1-2	0	0	0	0	0	0	0					
Joe Rudi, R OBP: 0.224, SLG: 0.351 (10, PH)										1-2	1	0	0	0	0	1	1					
Rich Gedman, L OBP: 0.321, SLG: 0.481 (1, 2)		0-0 P6				0-0 L7		0-0 SH3			3	0	1	2	0	0	0					
Rick Miller, L OBP: 0.364, SLG: 0.401 (1, 8)			0-0 5-3 1B			0-0 6-3		0-0 2B 2B G6-3 BB		0-3 K	3	0	1	0	1	1	2					
<b>Inning Stats</b>	R: 0 E: 0 K: 0 S: 3	H: 1 LOB: 2 BB: 2 P: 11	R: 0 E: 0 K: 0 S: 3	H: 0 LOB: 0 BB: 0 P: 3	R: 0 E: 0 K: 1 S: 6	H: 1 LOB: 1 BB: 0 P: 6	R: 0 E: 0 K: 2 S: 7	H: 0 LOB: 0 BB: 0 P: 7	R: 0 E: 0 K: 0 S: 3	H: 0 LOB: 0 BB: 0 P: 3	R: 3 E: 0 K: 0 S: 5	H: 3 LOB: 1 BB: 2 P: 13	R: 0 E: 0 K: 0 S: 4	H: 1 LOB: 2 BB: 1 P: 8	R: 0 E: 0 K: 1 S: 5	H: 0 LOB: 2 BB: 2 P: 13	R: 2 E: 1 K: 1 S: 6	H: 1 LOB: 0 BB: 1 P: 10	1B: 5 2B: 2 3B: 0 HR: 0	SF: 0 SAC: 2 DP: 1 HBP: 0	WP: 0 PB: 0 SB: 0 CS: 1	PA: 43
<b>PITCHER</b>	IP WLS BF H R ER SO BB IBB HBP BLK WP HR S P ERA WHIP	Danny Darwin, R ERA: 3.54 (1, 1) 6.0 24 4 3 3 3 3 0 0 0 0 0 0 27 39 4.50 1.167	Charlie Hough, R ERA: 4.28 (7, 1) 1.0 5 2 0 0 0 1 0 0 0 0 0 0 4 8 0.00 3.000	Jim Kern, R ERA: 2.13 (8, 1) 2.0 L 12 1 2 1 1 2 2 0 0 0 0 10 26 4.50 1.500	Dave Schmidt, R ERA: 3.0 (10, 1) 1.0 2 0 0 0 1 0 0 0 0 0 0 0 4 4 0.00 0.000	<b>PITCHER</b>	IP WLS BF H R ER SO BB IBB HBP BLK WP HR S P ERA WHIP	Danny Darwin, R ERA: 3.54 (1, 1) 6.0 24 4 3 3 3 3 0 0 0 0 0 0 27 39 4.50 1.167	Charlie Hough, R ERA: 4.28 (7, 1) 1.0 5 2 0 0 0 1 0 0 0 0 0 0 0 4 8 0.00 3.000	Jim Kern, R ERA: 2.13 (8, 1) 2.0 L 12 1 2 1 1 2 2 0 0 0 0 10 26 4.50 1.500	Dave Schmidt, R ERA: 3.0 (10, 1) 1.0 2 0 0 0 1 0 0 0 0 0 0 0 4 4 0.00 0.000											

**Boston Red Sox @ Texas Rangers**  
Arlington Stadium, Arlington, TX  
Sat Aug 15 1981, 8:05 PM EDT  
Att: 29,353 - Unknown

AB 33  
R 5  
H 7  
RBI 5  
BB 8  
SO 5  
LOB 21



Batter	1	2	3	4	5	6	7	8	9	10	AB	R	H	RBI	BB	SO	LOB	BOTTOM				
Mickey Rivers, L OBP: 0.295, SLG: 0.313 (1, 8)	0-3 K		0-0 1B 1B			0-0 4-3		0-0 6-3		0-0 G3	5	0	1	0	0	1	1					
Bump Wills, S OBP: 0.314, SLG: 0.328 (1, 4)	0-0 1-6-3		0-0 1-2 1B			0-0 4-3		4-0 CS BB		0-0 3-1	4	0	1	0	1	0	0					
Al Oliver, L OBP: 0.348, SLG: 0.437 (1, 10)	0-0 P4		0-0 3-1			0-0 P4		0-0 G3		0-0 1B	5	0	1	0	0	0	3					
Buddy Bell, R OBP: 0.358, SLG: 0.467 (1, 5)		0-0 4-3				0-0 1-4-3		0-0 1-3		0-0 6-3	5	0	1	0	0	0	1					
Johnny Grubb, L OBP: 0.346, SLG: 0.377 (1, 9)		0-0				0-0 F5		0-0 G3		4-0 IBB	3	0	1	0	0	0	0					
Leon Roberts, R OBP: 0.374, SLG: 0.478 (8, PH) (9, 9)											0	0	0	0	1	0	0					
Pat Putnam, L OBP: 0.315, SLG: 0.435 (1, 3)		0-0 F9				0-0 HR 1B		0-0 1-3			3	2	2	0	0	0	1					
Bill Stein, R OBP: 0.444, SLG: 0.544 (8, PH) (9, 3)											1	0	0	0	0	0	2					
Bill Sample, R OBP: 0.348, SLG: 0.425 (1, 7)		0-0 L5				0-0 HR		0-3 K		0-0 5-3	4	1	1	2	0	1	2					
Jim Sundberg, R OBP: 0.338, SLG: 0.340 (1, 2)			0-0 5-3			0-3 K		0-0 F7		4-0 G1-6-3 BB	3	0	0	0	1	1	1					
Mario Mendoza, R OBP: 0.264, SLG: 0.284 (1, 6)			0-0 F8			0-0 6-3		0-0 1B		0-0 G1-6-3	2	0	0	0	0	0	0					
Tom Poquette, L OBP: 0.250, SLG: 0.250 (7, PH)											1	0	1	1	0	0	0					
Mark Wagner, R OBP: 0.394, SLG: 0.433 (8, 6)											1	0	0	0	0	0	1					
<b>Inning Stats</b>	R: 0 E: 0 K: 1 S: 5	H: 0 LOB: 0 BB: 0 P: 5	R: 0 E: 0 K: 0 S: 4	H: 1 LOB: 1 BB: 0 P: 4	R: 0 E: 0 K: 0 S: 5	H: 2 LOB: 2 BB: 0 P: 5	R: 2 E: 0 K: 1 S: 7	H: 2 LOB: 0 BB: 0 P: 7	R: 0 E: 0 K: 0 S: 3	H: 0 LOB: 0 BB: 0 P: 3	R: 1 E: 0 K: 1 S: 7	H: 2 LOB: 1 BB: 0 P: 7	R: 0 E: 0 K: 0 S: 3	H: 1 LOB: 2 BB: 2 P: 11	R: 0 E: 0 K: 0 S: 2	H: 0 LOB: 0 BB: 1 P: 6	R: 0 E: 0 K: 0 S: 4	H: 1 LOB: 1 BB: 0 P: 4	1B: 7 2B: 1 3B: 0 HR: 1	SF: 0 SAC: 0 DP: 1 HBP: 0	WP: 0 PB: 0 SB: 2 CS: 1	PA: 40
<b>PITCHER</b>	IP WLS BF H R ER SO BB IBB HBP BLK WP HR S P ERA WHIP	Dennis Eckenstey, R ERA: 4.45 (1, 1) 6.0 23 5 2 2 2 2 0 0 0 0 0 0 7 7 3.00 2.000	Mark Clear, R ERA: 3.56 (7, 1) 1.0 5 2 1 1 1 0 0 0 0 0 0 7 7 9.00 2.000	John Tudor, L ERA: 4.06 (8, 1) 0.2 4 1 0 0 0 1 1 0 0 0 0 2 10 0.00 3.000	Bob Stanley, R ERA: 4.22 (8, 1) 2.1 W 8 1 0 0 0 1 0 0 0 0 0 7 11 0.00 0.857	<b>PITCHER</b>	IP WLS BF H R ER SO BB IBB HBP BLK WP HR S P ERA WHIP	Dennis Eckenstey, R ERA: 4.45 (1, 1) 6.0 23 5 2 2 2 2 0 0 0 0 0 0 7 7 3.00 2.000	Mark Clear, R ERA: 3.56 (7, 1) 1.0 5 2 1 1 1 0 0 0 0 0 0 7 7 9.00 2.000	John Tudor, L ERA: 4.06 (8, 1) 0.2 4 1 0 0 0 1 1 0 0 0 0 2 10 0.00 3.000	Bob Stanley, R ERA: 4.22 (8, 1) 2.1 W 8 1 0 0 0 1 0 0 0 0 0 7 11 0.00 0.857											

**Boston Red Sox @ Texas Rangers**  
Arlington Stadium, Arlington, TX  
Sat Aug 15 1981, 8:05 PM EDT  
Att: 29,353 - Unknown

AB 37  
R 3  
H 9  
RBI 3  
BB 3  
SO 3  
LOB 12





Batter	1	2	3	4	5	6	7	8	9	AB	R	H	RBI	BB	SO	LOB	TOP			
Dwight Evans, R OBP: 0.443, SLG: 0.557 (1, 9)										4	0	1	0	0	0	2				
Dave Stapleton, R OBP: 0.302, SLG: 0.330 (1, 4)										4	0	0	0	0	0	3				
Carney Lansford, R OBP: 0.364, SLG: 0.437 (1, 5)										4	0	1	0	0	0	1				
Jim Rice, R OBP: 0.305, SLG: 0.432 (1, 7)										4	0	1	0	0	0	1				
Tony Perez, R OBP: 0.299, SLG: 0.342 (1, 3)										4	0	0	0	0	0	1				
Joe Rudi, R OBP: 0.236, SLG: 0.358 (1, 10)										4	0	2	0	0	0	2				
Gary Allenson, R OBP: 0.294, SLG: 0.371 (1, 2)										3	0	0	0	0	1	4				
Glenn Hoffman, R OBP: 0.262, SLG: 0.269 (1, 6)										3	0	1	0	0	0	3				
Reid Nichols, R OBP: 0.217, SLG: 0.233 (1, 8)										2	0	0	0	0	0	1				
<b>Inning Stats</b>	R: 0 E: 0 K: 0 S: 4	H: 2 LOB: 1 BB: 0 P: 4	R: 0 E: 0 K: 0 S: 3	H: 1 LOB: 0 BB: 0 P: 3	R: 0 E: 0 K: 0 S: 4	H: 1 LOB: 1 BB: 0 P: 4	R: 0 E: 0 K: 0 S: 3	H: 0 LOB: 0 BB: 0 P: 3	R: 0 E: 0 K: 1 S: 6	H: 1 LOB: 1 BB: 0 P: 6	R: 0 E: 0 K: 0 S: 5	H: 1 LOB: 2 BB: 0 P: 5	R: 0 E: 1 K: 0 S: 4	H: 0 LOB: 1 BB: 0 P: 4	R: 0 E: 0 K: 0 S: 3	H: 0 LOB: 0 BB: 0 P: 3	1B: 5 2B: 1 3B: 0 HR: 0	SF: 0 SAC: 1 DP: 2 HBP: 0	WP: 0 PB: 0 SB: 0 CS: 0	PA: 33
<b>PITCHER</b> Rick Honeycutt, L ERA: 2.64 (1, 1)	IP: 9.0 WLS: W BF: 33 H: 6 R: 0 ER: 0 SO: 1 BB: 0 IBB: 0 HBP: 0 BLK: 0 WP: 0 HR: 0 S: 35 P: 35 ERA: 0.00 WHIP: 0.667																			

**Boston Red Sox @ Texas Rangers**  
Arlington Stadium, Arlington, TX  
Sun Aug 16 1981, 8:05 PM EDT  
Att: 20,348 - Unknown - 90 F

AB 32  
R 0  
H 6  
RBI 0  
BB 0  
SO 1  
LOB 18



Batter	1	2	3	4	5	6	7	8	9	AB	R	H	RBI	BB	SO	LOB	BOTTOM			
Mickey Rivers, L OBP: 0.293, SLG: 0.310 (1, 8)										5	0	1	0	0	0	3				
Bump Wills, S OBP: 0.309, SLG: 0.323 (1, 4)										4	0	0	0	0	0	2				
Al Oliver, L OBP: 0.351, SLG: 0.438 (1, 10)										4	1	2	0	0	0	2				
Buddy Bell, R OBP: 0.365, SLG: 0.469 (1, 5)										3	1	2	0	1	0	0				
Bill Sample, R OBP: 0.347, SLG: 0.417 (1, 7)										2	0	0	0	1	1	2				
Bill Stein, R OBP: 0.447, SLG: 0.535 (1, 3)										3	0	1	1	1	1	0				
Pat Putnam, L OBP: 0.315, SLG: 0.435 (9, 3)										0	0	0	0	0	0	0				
Leon Roberts, R OBP: 0.377, SLG: 0.486 (1, 9)										4	1	2	1	0	1	3				
Jim Sundberg, R OBP: 0.341, SLG: 0.337 (1, 2)										2	0	0	0	1	0	1				
Mario Mendoza, R OBP: 0.263, SLG: 0.283 (1, 6)										4	0	1	0	0	1	4				
<b>Inning Stats</b>	R: 0 E: 0 K: 1 S: 7	H: 2 LOB: 2 BB: 0 P: 7	R: 0 E: 0 K: 1 S: 5	H: 0 LOB: 1 BB: 0 P: 6	R: 0 E: 0 K: 0 S: 3	H: 0 LOB: 0 BB: 0 P: 3	R: 0 E: 0 K: 1 S: 5	H: 0 LOB: 0 BB: 0 P: 5	R: 0 E: 0 K: 0 S: 6	H: 1 LOB: 1 BB: 0 P: 6	R: 1 E: 0 K: 0 S: 4	H: 2 LOB: 2 BB: 2 P: 12	R: 0 E: 0 K: 0 S: 5	H: 2 LOB: 2 BB: 2 P: 5	R: 2 E: 1 K: 0 S: 5	H: 2 LOB: 2 BB: 2 P: 13	1B: 8 2B: 1 3B: 0 HR: 0	SF: 0 SAC: 1 DP: 1 HBP: 1	WP: 0 PB: 0 SB: 1 CS: 0	PA: 37
<b>PITCHER</b> Bob Ojeda, L ERA: 1.65 Bill Campbell, R ERA: 3.42 (8, 1)	IP: 7.1 WLS: L BF: 34 H: 9 R: 3 ER: 2 SO: 4 BB: 1 IBB: 2 HBP: 1 BLK: 0 WP: 0 HR: 0 S: 38 P: 51 ERA: 2.46 WHIP: 1.364																			

**Boston Red Sox @ Texas Rangers**  
Arlington Stadium, Arlington, TX  
Sun Aug 16 1981, 8:05 PM EDT  
Att: 20,348 - Unknown - 90 F

AB 31  
R 3  
H 9  
RBI 2  
BB 4  
SO 4  
LOB 17






Batter	1	2	3	4	5	6	7	8	9	10	11	12	13	14	15	AB	R	H	RBI	BB	SO	LOB	TOP	
Jerry Remy, L OBP: 0.365, SLG: 0.342 (1.4)	F8		F6		F7			1-3		1-3			4-3	F7		7	0	0	0	0	0	3		
Dwight Evans, R OBP: 0.446, SLG: 0.562 (1.9)	3B		1-3		F7			FC5-4 1B		F9			BB BB			5	0	2	0	2	0	1		
Carl Yastrzemski, L OBP: 0.329, SLG: 0.354 (1.3)	6-3							F4					BB BB			6	0	0	0	1	1	3		
Jim Rice, R OBP: 0.301, SLG: 0.429 (1.7)	F5				4-3 2B 2B			FC5-4 1-2					F9			7	1	1	0	0	2	5		
Garry Hancock, L OBP: 0.167, SLG: 0.063 (1.10)		F8			4-3					4-3						6	0	0	0	0	0	1		
Tony Perez, R OBP: 0.297, SLG: 0.340 (15. PH)														F9		1	0	0	0	0	0	1		
Carney Lansford, R OBP: 0.367, SLG: 0.440 (1.5)		5-3								6-3						5	1	2	1	0	0	0		
Rich Gedman, L OBP: 0.333, SLG: 0.469 (1.2)					4-3			K 1B					4-3			4	0	1	0	2	1	2		
Glenn Hoffman, R OBP: 0.262, SLG: 0.268 (1.6)																4	0	1	0	0	0	3		
Joe Rudi, R OBP: 0.233, SLG: 0.354 (12. PH)	FC6															1	0	0	0	0	0	0		
Julio Valdez, S OBP: 0.600, SLG: 0.600 (12.6)								1-3 1B								1	0	1	1	0	0	0		
Rick Miller, L OBP: 0.354, SLG: 0.390 (1.8)																5	0	0	0	0	1	2		
Dave Stapleton, R OBP: 0.300, SLG: 0.328 (14. PH)					F8			1-3								1	0	0	0	0	2			
Reid Nichols, R OBP: 0.217, SLG: 0.233 (14.8)														F4 1B		0	0	0	0	0	0	0		
<b>Inning Stats</b>	R: 0 E: 0 K: 0 S: 4	H: 1 LOB: 1 BB: 0 P: 4	R: 0 E: 0 K: 0 S: 3	H: 0 LOB: 0 BB: 1 P: 7	R: 0 E: 0 K: 0 S: 3	H: 0 LOB: 0 BB: 0 P: 3	R: 1 E: 0 K: 0 S: 5	H: 2 LOB: 1 BB: 0 P: 5	R: 0 E: 0 K: 0 S: 4	H: 1 LOB: 1 BB: 0 P: 4	R: 0 E: 0 K: 0 S: 3	H: 0 LOB: 0 BB: 0 P: 3	R: 0 E: 0 K: 0 S: 3	H: 0 LOB: 0 BB: 0 P: 5	R: 0 E: 0 K: 1 S: 5	H: 0 LOB: 2 BB: 2 P: 13	R: 1 E: 0 K: 0 S: 4	H: 1 LOB: 2 BB: 1 P: 9	R: 0 E: 0 K: 2 S: 7	H: 0 LOB: 1 BB: 1 P: 11	1B: 5 2B: 2 3B: 1 HR: 0	SF: 0 SAC: 0 DP: 0 HBP: 1	WP: 1 PB: 0 SB: 1 CS: 0	PA: 59
<b>PITCHER</b>	IP ERA WLS BF H R ER SO BB IBB HBP BLK WP HR S P ERA WHIP	11.0 3.11 2.1 12 1 1 1 1 2 1 1 0 1 0 10 23 3.86 1.286																						
Mike Norris, R ERA: 3.11 (1.1)																								
Jeff Jones, R ERA: 2.55 (12.1)																								
Bob Owchinko, L ERA: 1.59 (14.1)																								

**Boston Red Sox @ Oakland Athletics**  
Oakland-Alameda County Coliseum, Oakland, CA  
Tue Aug 18 1981, 7:05 PM PDT  
Att: 16,631 - Unknown

livebaseballscorecards.com

**AB 53**  
**R 2**  
**H 8**  
**RBI 2**  
**BB 5**  
**SO 5**  
**LOB 23**




Batter	1	2	3	4	5	6	7	8	9	10	11	12	13	14	15	AB	R	H	RBI	BB	SO	LOB	BOTTOM			
Rickey Henderson, R OBP: 0.424, SLG: 0.453 (1.7)	F7							1B 1B					F8			5	1	2	0	2	0	1				
Dwayne Murphy, L OBP: 0.384, SLG: 0.442 (1.8)	F8							1B 1B					F9			5	0	2	1	2	0	2				
Wayne Gross, L OBP: 0.309, SLG: 0.399 (1.5)	F5							G3					F8			6	0	1	0	0	0	2				
Tony Armas, R OBP: 0.316, SLG: 0.511 (1.9)		F4														5	1	1	1	1	1	3				
Jim Spencer, L OBP: 0.229, SLG: 0.225 (1.3)		F9														6	0	1	0	0	0	4				
Mark Budaska, S OBP: 0.250, SLG: 0.188 (1.10)																5	0	0	0	1	3	4				
Keith Drumright, L OBP: 0.350, SLG: 0.327 (1.4)																6	0	0	0	0	0	0				
Jeff Newman, R OBP: 0.275, SLG: 0.326 (1.2)																5	1	1	0	1	0	0				
Fred Stanley, R OBP: 0.287, SLG: 0.217 (1.6)																4	0	0	0	1	2	1				
<b>Inning Stats</b>	R: 0 E: 0 K: 0 S: 3	H: 0 LOB: 0 BB: 0 P: 3	R: 0 E: 0 K: 0 S: 2	H: 0 LOB: 0 BB: 1 P: 6	R: 0 E: 0 K: 0 S: 5	H: 0 LOB: 0 BB: 3 P: 5	R: 0 E: 1 K: 0 S: 2	H: 0 LOB: 2 BB: 3 P: 14	R: 0 E: 0 K: 0 S: 3	H: 0 LOB: 0 BB: 0 P: 3	R: 1 E: 0 K: 0 S: 6	H: 2 LOB: 0 BB: 0 P: 6	R: 0 E: 0 K: 0 S: 3	H: 0 LOB: 0 BB: 0 P: 3	R: 0 E: 0 K: 1 S: 6	H: 1 LOB: 2 BB: 1 P: 10	R: 0 E: 0 K: 0 S: 3	H: 0 LOB: 0 BB: 0 P: 3	R: 1 E: 1 K: 0 S: 6	H: 1 LOB: 2 BB: 2 P: 6	R: 1 E: 0 K: 1 S: 1	H: 0 LOB: 0 BB: 0 P: 6	1B: 6 2B: 1 3B: 0 HR: 1	SF: 0 SAC: 1 DP: 0 HBP: 0	WP: 1 PB: 0 SB: 0 CS: 2	PA: 57
<b>PITCHER</b>	IP ERA WLS BF H R ER SO BB IBB HBP BLK WP HR S P ERA WHIP	5.2 1.59 2.1 10 4 0 0 0 4 0 0 0 0 0 0 10 10 0.00 1.714																								
Mike Torrez, R ERA: 3.57 (6.1)																										
Bob Stanley, R ERA: 4.04 (9.1)																										
Mark Clear, R ERA: 3.29 (13.1)																										
Bill Campbell, R ERA: 3.49 (13.1)																										

**Boston Red Sox @ Oakland Athletics**  
Oakland-Alameda County Coliseum, Oakland, CA  
Tue Aug 18 1981, 7:05 PM PDT  
Att: 16,631 - Unknown

livebaseballscorecards.com

**AB 47**  
**R 3**  
**H 8**  
**RBI 2**  
**BB 8**  
**SO 6**  
**LOB 17**





Batter	1	2	3	4	5	6	7	8	9	AB	R	H	RBI	BB	SO	LOB	TOP					
Jerry Remy, L (1,4) OBP: 0.372, SLG: 0.350	F7		S 1B					1B		4	0	3	1	0	0	0	<b>Boston Red Sox @ Oakland Athletics</b> Oakland-Alameda County Coliseum, Oakland, CA Wed Aug 19 1981, 7:05 PM PDT Att: 15,134 - Unknown					
Dwight Evans, R (1,9) OBP: 0.440, SLG: 0.553	F9		3-H K				6-3	F9		4	0	0	0	0	1	3						
Jim Rice, R (1,7) OBP: 0.304, SLG: 0.428	5-3		1-2					F4		3	0	1	0	1	0	1						
Carl Yastrzemski, L (1,10) OBP: 0.327, SLG: 0.352	F7							F9		4	0	1	0	0	1	2						
Tony Perez, R (1,3) OBP: 0.292, SLG: 0.333	F7							FC5-4 1B		4	0	0	0	0	0	4						
Carney Lansford, R (1,5) OBP: 0.362, SLG: 0.433	6-3							FC5-4 1B		4	0	0	0	0	0	1						
Rich Gedman, L (1,2) OBP: 0.341, SLG: 0.494								6-3		4	2	2	0	0	0	0						
Garry Hancock, L (1,8) OBP: 0.182, SLG: 0.100	F8							F7		4	0	1	0	0	0	2						
Julio Valdez, S (1,6) OBP: 0.375, SLG: 0.429	F7							FC4-6		2	0	0	1	0	0	2						
<b>Inning Stats</b>	R: 0 E: 0 K: 0 S: 3	H: 0 LOB: 0 BB: 0 P: 3	R: 0 E: 0 K: 0 S: 3	H: 0 LOB: 0 BB: 0 P: 3	R: 1 E: 0 K: 1 S: 7	H: 2 LOB: 1 BB: 0 P: 7	R: 0 E: 0 K: 1 S: 5	H: 0 LOB: 1 BB: 1 P: 9	R: 1 E: 0 K: 0 S: 5	H: 2 LOB: 1 BB: 0 P: 5	R: 0 E: 0 K: 0 S: 3	H: 1 LOB: 1 BB: 0 P: 3	R: 0 E: 0 K: 0 S: 4	H: 1 LOB: 1 BB: 0 P: 4	R: 0 E: 0 K: 0 S: 5	H: 2 LOB: 2 BB: 0 P: 5	R: 0 E: 0 K: 0 S: 3	H: 0 LOB: 0 BB: 0 P: 3	1B: 6 2B: 2 3B: 0 HR: 0	SF: 1 SAC: 0 DP: 1 HBP: 0	WP: 0 PB: 0 SB: 1 CS: 0	PA: 35
<b>PITCHER</b> Matt Keough, R (1,1) ERA: 2.9	IP: 9.0 WLS: W BF: 35 H: 8 R: 2 ER: 2 SO: 2 BB: 1 IBB: 0 HBP: 0 BLK: 0 WP: 0 HR: 0 S: 38 P: 42 ERA: 2.00 WHIP: 1.000															<b>PITCHER</b>	IP: 9.0 WLS: W BF: 35 H: 8 R: 2 ER: 2 SO: 2 BB: 1 IBB: 0 HBP: 0 BLK: 0 WP: 0 HR: 0 S: 38 P: 42 ERA: 2.00 WHIP: 1.000					

AB 33  
R 2  
H 8  
RBI 2  
BB 1  
SO 2  
LOB 15



Batter	1	2	3	4	5	6	7	8	9	AB	R	H	RBI	BB	SO	LOB	BOTTOM			
Rickey Henderson, R (1,7) OBP: 0.418, SLG: 0.447	6-3		K					K		4	0	0	0	0	2	0	<b>Boston Red Sox @ Oakland Athletics</b> Oakland-Alameda County Coliseum, Oakland, CA Wed Aug 19 1981, 7:05 PM PDT Att: 15,134 - Unknown			
Dwaine Murphy, L (1,8) OBP: 0.380, SLG: 0.437	G3		4-3					F1		3	0	0	0	0	0	0				
Cliff Johnson, R (1,3) OBP: 0.329, SLG: 0.458	5-3							HR		2	2	1	1	1	0	0				
Tony Armas, R (1,9) OBP: 0.318, SLG: 0.509	K							K		3	1	1	0	0	2	0				
Mike Heath, R (1,2) OBP: 0.283, SLG: 0.354	E1							5-3		3	0	0	0	0	0	0				
Rick Bosetti, R (1,10) OBP: 0.250, SLG: 0.260	F6							6-3		3	0	0	0	0	0	0				
Shoody Babitt, R (1,4) OBP: 0.303, SLG: 0.282	F8							K		3	1	1	0	0	1	0				
Dave McKay, S (1,5) OBP: 0.269, SLG: 0.310	F9							K		3	0	1	1	0	1	0				
Rob Picciolo, R (1,6) OBP: 0.264, SLG: 0.339	F6							K		3	0	0	0	0	1	0				
<b>Inning Stats</b>	R: 2 E: 1 K: 0 S: 4	H: 1 LOB: 1 BB: 1 P: 8	R: 0 E: 0 K: 0 S: 3	H: 0 LOB: 0 BB: 0 P: 3	R: 0 E: 0 K: 1 S: 5	H: 0 LOB: 0 BB: 0 P: 5	R: 0 E: 0 K: 1 S: 5	H: 0 LOB: 0 BB: 0 P: 5	R: 1 E: 0 K: 0 S: 6	H: 2 LOB: 0 BB: 0 P: 6	R: 0 E: 0 K: 1 S: 5	H: 0 LOB: 0 BB: 0 P: 5	R: 0 E: 0 K: 3 S: 9	H: 0 LOB: 0 BB: 0 P: 9	R: 0 E: 0 K: 3 S: 9	H: 0 LOB: 0 BB: 0 P: 9	1B: 2 2B: 1 3B: 0 HR: 1	SF: 0 SAC: 0 DP: 0 HBP: 0	WP: 0 PB: 0 SB: 0 CS: 0	PA: 28
<b>PITCHER</b> Frank Tanana, L (1,1) ERA: 3.81	IP: 8.0 WLS: L BF: 28 H: 4 R: 4 ER: 2 SO: 7 BB: 1 IBB: 0 HBP: 0 BLK: 0 WP: 0 HR: 1 S: 41 P: 45 ERA: 2.25 WHIP: 0.625															<b>PITCHER</b>	IP: 8.0 WLS: L BF: 28 H: 4 R: 4 ER: 2 SO: 7 BB: 1 IBB: 0 HBP: 0 BLK: 0 WP: 0 HR: 1 S: 41 P: 45 ERA: 2.25 WHIP: 0.625			

AB 27  
R 4  
H 4  
RBI 2  
BB 1  
SO 7  
LOB 0









Batter	1	2	3	4	5	6	7	8	9	AB	R	H	RBI	BB	SO	LOB	TOP										
Jerry Remy, L (1,4) OBP: 0.372, SLG: 0.347	0-0 6-3	0-0 1-2 3-H 1B			0-0 F8		0-0 F8		0-0 FC5-4 1B	5	0	2	1	0	0	0	<b>Boston Red Sox @ Seattle Mariners</b> The Kingdom, Seattle, WA Fri Aug 21 1981, 10:05 PM EDT Att: 10,999 - Dome										
Dwight Evans, R (1,9) OBP: 0.435, SLG: 0.539	0-0 F3	0-3 K			0-0 5-3		4-0 BB		0-0 FC9-4-6 HR	4	1	0	0	1	1	3											
Jim Rice, R (1,7) OBP: 0.307, SLG: 0.435	0-3 K		0-3 K		0-0 4-3		0-3 K		0-0 HR	5	1	1	2	0	3	1											
Carl Yastrzemski, L (1,3) OBP: 0.335, SLG: 0.343		4-0 FC6-4 BB	0-0 1-3		0-0 F7			4-0 FC5-4 BB	4-0 FC5-4 BB	2	0	0	0	3	0	0											
Carney Lansford, R (1,5) OBP: 0.363, SLG: 0.436		0-0 FC6-4 1B	0-3 K		0-0 FC1-4 1B			0-0 FC5-4 CS	0-0 FC5-4	5	1	1	0	0	1	3											
Rich Gedman, L (1,2) OBP: 0.320, SLG: 0.457		0-3 K		0-0 4-3		0-0 FC1-4 1B		0-3 K		4	0	1	0	0	2	2											
Dave Stapleton, R (1,10) OBP: 0.307, SLG: 0.349		0-0 2B 1B		0-0 F4		0-0 FC1-4			0-0 F9	4	1	1	1	0	0	2											
Garry Hancock, L (1,8) OBP: 0.258, SLG: 0.276		0-0 1B 1B 2B		0-0		0-0 4-3			0-0 HR 1B	4	2	3	1	0	0	2											
Julio Valdez, S (1,6) OBP: 0.357, SLG: 0.385		0-0 1B		0-0 F7			0-3 K		0-0 HR	3	0	1	0	0	1	1											
Joe Rudi, R (9, PH) OBP: 0.259, SLG: 0.398		0-0 1B							0-0 HR	1	1	1	2	0	0	0											
Glenn Hoffman, R (9, 6) OBP: 0.266, SLG: 0.268		0-0 1B							0-0 HR	0	0	0	0	0	0	0											
<b>Inning Stats</b>	R: 0 E: 0 K: 1 S: 5	H: 0 LOB: 0 BB: 0 P: 5	R: 3 E: 0 K: 2 S: 11	H: 4 LOB: 2 BB: 1 P: 15	R: 0 E: 0 K: 2 S: 7	H: 0 LOB: 0 BB: 0 P: 7	R: 0 E: 0 K: 0 S: 4	H: 1 LOB: 1 BB: 0 P: 4	R: 0 E: 0 K: 0 S: 3	H: 0 LOB: 0 BB: 0 P: 3	R: 0 E: 0 K: 0 S: 5	H: 2 LOB: 2 BB: 0 P: 5	R: 0 E: 0 K: 1 S: 7	H: 0 LOB: 1 BB: 1 P: 11	R: 0 E: 0 K: 1 S: 4	H: 0 LOB: 1 BB: 1 P: 8	R: 4 E: 0 K: 0 S: 7	H: 4 LOB: 1 BB: 1 P: 11	1B: 7 2B: 3 3B: 0 HR: 2	SF: 0 SAC: 0 DP: 1 HBP: 0	WP: 0 PB: 0 SB: 1 CS: 1	PA: 41					
<b>PITCHER</b>	IP	WLS	BF	H	R	ER	SO	BB	IBB	HBP	BLK	WP	HR	S	P	ERA	WHIP										
Mike Parrott, R (1,1) ERA: 4.43	6.0		26	7	3	3	5	1	0	0	0	0	0	35	39	4.50	1.333										
Randy Stein, R (7,1) ERA: 7.35	2.1	L	10	2	2	2	3	2	0	0	0	0	1	14	22	7.71	1.714										
Larry Andersen, R (9,1) ERA: 3.16	0.1		3	2	2	2	0	0	0	0	0	0	1	3	3	54.00	6.000										
Bob Galasso, R (9,1) ERA: 5.03	0.1		2	0	0	0	0	1	0	0	0	0	0	1	5	0.00	3.000										

Batter	1	2	3	4	5	6	7	8	9	AB	R	H	RBI	BB	SO	LOB	BOTTOM										
Julio Cruz, S (1,4) OBP: 0.322, SLG: 0.300	4-0 SH1-3 SF8 BB	0-3 K		0-0 F7			0-0 6-3		0-0 1-2 2-H 1B	4	1	1	0	1	1	1	<b>Boston Red Sox @ Seattle Mariners</b> The Kingdom, Seattle, WA Fri Aug 21 1981, 10:05 PM EDT Att: 10,999 - Dome										
Lenny Randle, S (1,5) OBP: 0.273, SLG: 0.308	0-0 SH1-3		0-0 1B		0-0 F7		0-0 L7		0-0 4-3	4	1	1	0	0	0	2											
Tom Paciorek, R (1,7) OBP: 0.378, SLG: 0.524	0-0 SF8		0-0 F9		0-0 F9			0-0 F8		3	0	0	1	0	0	1											
Richie Zisk, R (1,10) OBP: 0.368, SLG: 0.531	0-0 6-3		0-0 FC6-4 1B		0-3 K			0-0 6-3		4	0	1	1	0	1	0											
Jeff Burroughs, R (1,9) OBP: 0.362, SLG: 0.443		0-0 6-3	4-0 FC6-4 BB		0-0 5-3			4-0 BB		2	0	0	0	2	0	0											
Casey Parsons, L (8, PR) OBP: 0.333, SLG: 0.286			1-2 BB							0	0	0	0	0	0	0											
Gary Gray, R (1,3) OBP: 0.274, SLG: 0.556		0-0 F3	0-0 FC6-4		0-0 6-3			0-0 4-3		4	0	0	0	0	0	3											
Bud Bulling, R (1,2) OBP: 0.247, SLG: 0.256		4-0 BB	0-0 4-3		0-0 6-3			0-0 1B 1B		2	1	1	0	1	0	2											
Jerry Narron, L (9, PH) OBP: 0.281, SLG: 0.284		0-0 1B BB		0-0 4-3		0-0 6-3		0-0 1B 1B		1	0	1	0	0	0	0											
Joe Simpson, L (1,8) OBP: 0.247, SLG: 0.302		0-0 1B		0-0 4-3		0-0 6-3		0-3 K		4	1	1	0	0	1	2											
Jim Anderson, R (1,6) OBP: 0.275, SLG: 0.270		0-0 E6		0-3 K			0-0 F7		0-0 1B	3	0	0	0	0	1	0											
Bruce Bochte, L (9, PH) OBP: 0.350, SLG: 0.358		1-2 2-H						1-2 1B		1	0	1	0	0	0	0											
<b>Inning Stats</b>	R: 1 E: 0 K: 0 S: 3	H: 0 LOB: 0 BB: 1 P: 7	R: 2 E: 1 K: 1 S: 7	H: 1 LOB: 1 BB: 1 P: 11	R: 1 E: 0 K: 0 S: 5	H: 2 LOB: 2 BB: 1 P: 9	R: 0 E: 0 K: 1 S: 5	H: 0 LOB: 0 BB: 0 P: 5	R: 0 E: 0 K: 0 S: 4	H: 1 LOB: 1 BB: 0 P: 4	R: 0 E: 0 K: 0 S: 3	H: 0 LOB: 0 BB: 0 P: 3	R: 0 E: 0 K: 0 S: 3	H: 0 LOB: 1 BB: 1 P: 7	R: 0 E: 0 K: 1 S: 7	H: 3 LOB: 2 BB: 0 P: 7	1B: 7 2B: 0 3B: 0 HR: 0	SF: 1 SAC: 1 DP: 0 HBP: 0	WP: 0 PB: 0 SB: 2 CS: 0	PA: 38							
<b>PITCHER</b>	IP	WLS	BF	H	R	ER	SO	BB	IBB	HBP	BLK	WP	HR	S	P	ERA	WHIP										
John Tudor, L (1,1) ERA: 4.2	13		43	3	4	2	1	2	0	0	0	0	0	13	21	7.71	2.143										
Bob Stanley, R (3,1) ERA: 3.61	6.2	W	25	4	0	0	3	2	0	0	0	0	0	29	37	0.00	0.900										


AB	37
R	7
H	11
RBI	7
BB	4
SO	8
LOB	14





Batter	1	2	3	4	5	6	7	8	9	AB	R	H	RBI	BB	SO	LOB	TOP										
<b>Jerry Remy, L</b> OBP: 0.372, SLG: 0.346 (1, 4)										4	0	1	1	1	1	0	<b>Boston Red Sox @ Seattle Mariners</b> The Kingdom, Seattle, WA Sat Aug 22 1981, 10:05 PM EDT Att: 20,999 - Dome										
<b>Dwight Evans, R</b> OBP: 0.438, SLG: 0.539 (1, 9)										4	2	2	0	1	1	2											
<b>Jim Rice, R</b> OBP: 0.315, SLG: 0.442 (1, 7)										5	1	4	0	0	0	2											
<b>Carl Yastrzemski, L</b> OBP: 0.332, SLG: 0.340 (1, 3)										5	0	1	1	0	2	5											
<b>Carney Lansford, R</b> OBP: 0.364, SLG: 0.433 (1, 5)										4	1	1	0	1	1	4											
<b>Gary Hancock, L</b> OBP: 0.229, SLG: 0.242 <b>Reid Nichols, R</b> OBP: 0.213, SLG: 0.227 (8, 8)										4	0	0	1	0	1	3											
<b>Dave Stapleton, R</b> OBP: 0.310, SLG: 0.352 (1, 10)										4	1	2	0	0	0	2											
<b>Glenn Hoffman, R</b> OBP: 0.260, SLG: 0.262 (1, 6)										4	0	0	1	0	0	3											
<b>Gary Allenson, R</b> OBP: 0.287, SLG: 0.361 <b>Joe Rudi, R</b> OBP: 0.247, SLG: 0.393 <b>Rich Gedman, L</b> OBP: 0.320, SLG: 0.457 (8, 2)										3	0	0	0	0	1	1											
<b>Inning Stats</b>	R: 0 E: 0 K: 0 S: 4	H: 1 LOB: 2 BB: 1 P: 8	R: 0 E: 0 K: 1 S: 5	H: 0 LOB: 0 BB: 0 P: 5	R: 1 E: 0 K: 2 S: 9	H: 2 LOB: 1 BB: 0 P: 9	R: 1 E: 0 K: 0 S: 5	H: 2 LOB: 1 BB: 0 P: 5	R: 2 E: 0 K: 1 S: 5	H: 2 LOB: 2 BB: 2 P: 13	R: 0 E: 0 K: 1 S: 6	H: 1 LOB: 1 BB: 0 P: 6	R: 1 E: 0 K: 1 S: 8	H: 2 LOB: 2 BB: 0 P: 8	R: 0 E: 0 K: 2 S: 8	H: 1 LOB: 1 BB: 0 P: 8		1B: 11 2B: 0 3B: 0 HR: 0	SF: 0 SAC: 0 DP: 0 HBP: 0	WP: 1 PB: 0 SB: 1 CS: 0	PA: 42						
<b>PITCHER</b>	IP	WLS	BF	H	R	ER	SO	BB	IBB	HBP	BLK	WP	HR	S	P	ERA	WHIP										
<b>Jim Beattie, R</b> ERA: 5.79 (1, 1)	4.1	L	23	7	4	4	3	3	0	0	0	1	0	26	38	8.31	2.308										
<b>Bob Galasso, R</b> ERA: 4.43 (5, 1)	2.2		11	2	1	0	2	0	0	0	0	0	0	15	15	0.00	0.750										
<b>Dick Drago, R</b> ERA: 4.65 (8, 1)	0.2		2	0	0	0	1	0	0	0	0	0	0	4	4	0.00	0.000										
<b>Shane Rawley, L</b> ERA: 4.1 (8, 1)	1.1		6	2	0	0	2	0	0	0	0	0	0	10	10	0.00	1.500										

Batter	1	2	3	4	5	6	7	8	9	AB	R	H	RBI	BB	SO	LOB	BOTTOM										
<b>Julio Cruz, S</b> OBP: 0.324, SLG: 0.299 (1, 4)										4	0	1	0	1	0	2	<b>Boston Red Sox @ Seattle Mariners</b> The Kingdom, Seattle, WA Sat Aug 22 1981, 10:05 PM EDT Att: 20,999 - Dome										
<b>Lenny Randle, S</b> OBP: 0.288, SLG: 0.302 (1, 5)										4	0	0	0	0	0	2											
<b>Tom Paciorek, R</b> OBP: 0.376, SLG: 0.518 (1, 8)										3	0	0	0	1	2	2											
<b>Richie Zisk, R</b> OBP: 0.367, SLG: 0.528 <b>Dan Meyer, L</b> OBP: 0.306, SLG: 0.351 (8, 10)										3	0	1	0	0	0	1											
<b>Jeff Burroughs, R</b> OBP: 0.355, SLG: 0.434 (1, 9)										4	1	0	0	0	1	3											
<b>Gary Gray, R</b> OBP: 0.274, SLG: 0.549 (1, 3)										4	0	1	0	0	0	1											
<b>Bruce Bochte, L</b> OBP: 0.357, SLG: 0.359 (1, 7)										2	1	1	0	2	0	0											
<b>Bud Bulling, R</b> OBP: 0.347, SLG: 0.294 <b>Jerry Narron, L</b> OBP: 0.280, SLG: 0.282 (8, 10)										3	1	1	3	0	0	2											
<b>Jim Anderson, R</b> OBP: 0.270, SLG: 0.264 <b>Joe Simpson, L</b> OBP: 0.251, SLG: 0.302 (8, 10)										3	0	0	0	0	1	0											
<b>Inning Stats</b>	R: 0 E: 0 K: 0 S: 3	H: 0 LOB: 1 BB: 1 P: 7	R: 0 E: 0 K: 0 S: 3	H: 1 LOB: 1 BB: 1 P: 7	R: 0 E: 1 K: 0 S: 4	H: 1 LOB: 1 BB: 0 P: 4	R: 0 E: 0 K: 0 S: 3	H: 0 LOB: 0 BB: 0 P: 3	R: 0 E: 0 K: 1 S: 5	H: 0 LOB: 0 BB: 0 P: 5	R: 3 E: 0 K: 1 S: 8	H: 3 LOB: 0 BB: 0 P: 8	R: 0 E: 0 K: 2 S: 7	H: 0 LOB: 2 BB: 2 P: 15	R: 0 E: 0 K: 1 S: 5	H: 0 LOB: 2 BB: 2 P: 13		1B: 4 2B: 0 3B: 0 HR: 1	SF: 0 SAC: 0 DP: 1 HBP: 0	WP: 0 PB: 0 SB: 1 CS: 0	PA: 37						
<b>PITCHER</b>	IP	WLS	BF	H	R	ER	SO	BB	IBB	HBP	BLK	WP	HR	S	P	ERA	WHIP										
<b>Bob Ojeda, L</b> ERA: 2.31 (1, 1)	7.0	W	27	5	3	3	2	2	0	0	0	0	0	29	37	3.86	1.000										
<b>Mark Clear, R</b> ERA: 3.05 (8, 1)	2.0	S	10	0	0	0	3	4	0	0	0	0	0	12	28	0.00	2.000										





Batter	1	2	3	4	5	6	7	8	9	AB	R	H	RBI	BB	SO	LOB	TOP											
Jerry Remy, L (1,4) OBP: 0.370, SLG: 0.345	F8		F8		SH5-4		1B	SF7		3	1	1	1	0	0		<b>Boston Red Sox @ Seattle Mariners</b> The Kingdom, Seattle, WA Sun Aug 23 1981, 10:05 PM EDT Att: 8,294 - Dome											
Dwight Evans, R (1,9) OBP: 0.437, SLG: 0.534	1B		K		6-3		1B	K		4	0	1	1	1	2	3												
Jim Rice, R (1,7) OBP: 0.319, SLG: 0.448	1B				F9		1B	F9		5	0	3	2	0	0	0												
Carl Yastrzemski, L (1,10) OBP: 0.329, SLG: 0.333	G6-3				G3		G4-6-3	F7		4	0	0	0	1	0	4												
Carney Lansford, R (1,5) OBP: 0.364, SLG: 0.431		L5			F9			4-3		4	1	1	0	1	0	2												
Dave Stapleton, R (1,3) OBP: 0.318, SLG: 0.369		E			1B			2B		4	2	3	0	0	0	0												
Rich Gedman, L (1,2) Joe Rudi, R (8, PH) Reid Nichols, R (8, PR) OBP: 0.255, SLG: 0.393 OBP: 0.213, SLG: 0.227	E6				1-3			1B		3	0	0	0	0	0	2												
Glenn Hoffman, R (1,6) Gary Hancock, L (8, PH) Gary Allenson, R (8, 2) OBP: 0.261, SLG: 0.263 OBP: 0.222, SLG: 0.235 OBP: 0.287, SLG: 0.361	G6-4-3							F7		3	1	1	0	0	0	1												
Rick Miller, L (1,8) Tony Perez, R (8, PH) Julio Valdez, S (8, PR) OBP: 0.349, SLG: 0.383 OBP: 0.295, SLG: 0.337 OBP: 0.357, SLG: 0.385			4-3		E4			SF7		3	1	0	0	0	0	1												
Inning Stats	R: 0 E: 0 K: 0 S: 3	H: 1 LOB: 1 BB: 1 P: 7	R: 1 E: 1 K: 0 S: 4	H: 1 LOB: 0 BB: 0 P: 4	R: 0 E: 0 K: 1 S: 5	H: 0 LOB: 0 BB: 0 P: 5	R: 0 E: 0 K: 0 S: 5	H: 2 LOB: 2 BB: 0 P: 5	R: 2 E: 1 K: 0 S: 6	H: 2 LOB: 2 BB: 1 P: 10	R: 0 E: 0 K: 0 S: 3	H: 0 LOB: 0 BB: 0 P: 3	R: 1 E: 0 K: 0 S: 5	H: 3 LOB: 1 BB: 0 P: 5	R: 3 E: 0 K: 1 S: 7	H: 2 LOB: 2 BB: 2 P: 15		R: 0 E: 0 K: 0 S: 3	H: 0 LOB: 0 BB: 0 P: 3	1B: 8 2B: 3 3B: 0 HR: 0	SF: 1 SAC: 1 DP: 3 HBP: 0	WP: 0 PB: 0 SB: 0 CS: 0	PA: 41					
PITCHER	IP	WLS	BF	H	R	ER	SO	BB	IBB	HBP	BLK	WP	HR	S	P	ERA		WHIP										
Ken Clay, R (1,1) ERA: 4.97	6.1		29	8	4	1	1	1	1	0	0	0	0	29	37	1.42		1.421										
Dick Drago, R (7,1) ERA: 4.55	0.0	L	1	1	0	0	0	0	0	0	0	0	0	1	1	∞	∞											
Bryan Clark, L (7,1) ERA: 3.61	0.2		4	1	3	3	0	1	1	0	0	0	0	2	10	40.50	3.000											
Larry Andersen, R (8,1) ERA: 3.13	0.1		1	0	0	0	0	0	0	0	0	0	0	1	1	0.00	0.000											
Shane Rawley, L (8,1) ERA: 3.95	1.2		6	1	0	0	1	0	0	0	0	0	0	8	8	0.00	0.600											

Batter	1	2	3	4	5	6	7	8	9	AB	R	H	RBI	BB	SO	LOB	BOTTOM											
Julio Cruz, S (1,4) OBP: 0.329, SLG: 0.307	CS				F7			F6		4	0	2	1	1	0	2	<b>Boston Red Sox @ Seattle Mariners</b> The Kingdom, Seattle, WA Sun Aug 23 1981, 10:05 PM EDT Att: 8,294 - Dome											
Bruce Bochte, L (1,3) OBP: 0.359, SLG: 0.373 Gary Gray, R (8, PH) OBP: 0.272, SLG: 0.545	1B	BB			2B			F9		3	1	1	2	1	0	3												
Tom Paciorek, R (1,7) OBP: 0.373, SLG: 0.523	F6		4-3		HR			5-3		5	1	1	1	0	0	2												
Richie Zisk, R (1,10) OBP: 0.365, SLG: 0.523	1B		F8		6-3			F9		4	0	1	0	0	0	0												
Jeff Burroughs, R (1,9) Casey Parsons, L (8,9) OBP: 0.353, SLG: 0.430 OBP: 0.333, SLG: 0.286	L8		5-3		1B			F9		4	0	1	0	0	0	2												
Dan Meyer, L (1,5) OBP: 0.298, SLG: 0.342		3-1			F4			G3		4	0	0	0	0	0	1												
Joe Simpson, L (1,8) OBP: 0.257, SLG: 0.313		F8			F8			K		4	2	2	0	0	1	0												
Jerry Narron, L (1,2) Bud Bulling, R (8, PH) OBP: 0.276, SLG: 0.278 OBP: 0.343, SLG: 0.291	F8				F7			K		2	0	0	0	0	0	1												
Jim Anderson, R (1,6) Lenny Randle, S (8, PH) OBP: 0.278, SLG: 0.267 OBP: 0.271, SLG: 0.302	S				HR			F8		2	1	1	1	1	0	1												
Inning Stats	R: 0 E: 0 K: 0 S: 4	H: 2 LOB: 2 BB: 1 P: 8	R: 1 E: 0 K: 0 S: 5	H: 2 LOB: 1 BB: 1 P: 9	R: 0 E: 0 K: 0 S: 3	H: 0 LOB: 0 BB: 0 P: 3	R: 0 E: 0 K: 0 S: 3	H: 0 LOB: 0 BB: 0 P: 3	R: 3 E: 0 K: 2 S: 7	H: 3 LOB: 1 BB: 0 P: 10	R: 1 E: 0 K: 0 S: 5	H: 2 LOB: 1 BB: 0 P: 5	R: 0 E: 0 K: 0 S: 3	H: 0 LOB: 0 BB: 0 P: 3	R: 0 E: 0 K: 2 S: 7	H: 0 LOB: 0 BB: 0 P: 7		R: 0 E: 0 K: 0 S: 3	H: 0 LOB: 1 BB: 1 P: 7	1B: 5 2B: 2 3B: 0 HR: 2	SF: 0 SAC: 1 DP: 0 HBP: 0	WP: 1 PB: 0 SB: 1 CS: 1	PA: 39					
PITCHER	IP	WLS	BF	H	R	ER	SO	BB	IBB	HBP	BLK	WP	HR	S	P	ERA		WHIP										
Mike Torrez, R (1,1) ERA: 3.82	4.2		23	7	4	4	0	3	0	0	0	0	2	20	32	7.71		2.143										
Tom Burgmeier, L (5,1) ERA: 3.35	3.2	W	14	2	1	1	2	1	0	0	0	0	0	17	21	2.46	0.818											
Bill Campbell, R (9,1) ERA: 3.41	0.2	S	2	0	0	0	0	0	0	0	0	1	0	2	2	0.00	0.000											






Batter	1	2	3	4	5	6	7	8	9	AB	R	H	RBI	BB	SO	LOB	TOP				
Jerry Remy, L (1,4) OBP: 0.367, SLG: 0.342										5	1	1	0	0	1	2					
Dwight Evans, R (1,9) OBP: 0.432, SLG: 0.526										4	0	0	0	0	1	1					
Jim Rice, R (1,7) OBP: 0.319, SLG: 0.445										4	1	1	1	0	0	0					
Carl Yastrzemski, L (1,10) OBP: 0.332, SLG: 0.333										3	1	1	0	1	1	0					
Carney Lansford, R (1,5) OBP: 0.363, SLG: 0.435										4	0	1	2	0	0	1					
Dave Stapleton, R (1,3) OBP: 0.317, SLG: 0.382										4	1	1	1	0	1	1					
Rich Gedman, L (1,2) Tony Perez, R (9, PH) OBP: 0.298, SLG: 0.345										3	1	1	1	0	0	1	AB 36				
Glenn Hoffman, R (1,6) Garry Hancock, L (9, PH) OBP: 0.257, SLG: 0.259 OBP: 0.243, SLG: 0.286										3	0	0	0	0	0	0	R 6				
Rick Miller, L (1,8) Joe Rudi, R (9, PH) OBP: 0.348, SLG: 0.382 OBP: 0.253, SLG: 0.388										3	0	1	0	0	0	0	H 9				
<b>Inning Stats</b>	R: 3 E: 0 K: 1 S: 9	H: 4 LOB: 1 BB: 0 P: 9	R: 0 E: 0 K: 0 S: 3	H: 0 LOB: 0 BB: 0 P: 3	R: 0 E: 0 K: 0 S: 3	H: 0 LOB: 1 BB: 1 P: 7	R: 1 E: 0 K: 0 S: 4	H: 1 LOB: 0 BB: 0 P: 4	R: 0 E: 0 K: 1 S: 5	H: 0 LOB: 0 BB: 0 P: 5	R: 0 E: 0 K: 1 S: 6	H: 1 LOB: 1 BB: 0 P: 6	R: 0 E: 0 K: 1 S: 5	H: 0 LOB: 0 BB: 0 P: 5	R: 2 E: 0 K: 0 S: 6	H: 3 LOB: 1 BB: 0 P: 6	1B: 4 2B: 2 3B: 1 HR: 2	SF: 0 SAC: 0 DP: 0 HBP: 0	WP: 0 PB: 0 SB: 0 CS: 0	PA: 37	
<b>PITCHER</b>	IP WLS BF H R ER SO BB IBB HBP BLK WP HR S P ERA WHIP																				
Steve Renko, R (1,1) ERA: 3.61	4.0		18	5	4	4	1	1	0	0	0	0	0	0	0	1	19	23	9.00	1.500	
Jesse Jefferson, R (5,1) ERA: 3.95	2.0	W	6	0	0	0	1	0	0	0	0	0	0	0	0	0	8	8	0.00	0.000	
Andy Hassler, L (7,1) ERA: 3.08	2.1		10	3	2	2	2	0	0	0	0	0	0	1	14	14	7.71	1.286			
Don Aase, R (9,1) ERA: 1.61	0.2	S	3	1	0	0	0	0	0	0	0	0	0	0	0	3	3	0.00	1.500		

**Boston Red Sox @ California Angels**  
Anaheim Stadium, Anaheim, CA  
Mon Aug 24 1981, 10:05 PM EDT  
Att: 25,808 - Unknown


AB 36  
R 6  
H 9  
RBI 6  
BB 1  
SO 4  
LOB 7



Batter	1	2	3	4	5	6	7	8	9	AB	R	H	RBI	BB	SO	LOB	BOTTOM			
Rod Carew, L (1,3) OBP: 0.382, SLG: 0.404										4	0	0	0	1	0	2				
Rick Burleson, R (1,6) OBP: 0.394, SLG: 0.390										5	0	1	0	0	1	3				
Bobby Grich, R (1,4) OBP: 0.405, SLG: 0.557										4	2	2	1	0	0	1				
Dan Ford, R (1,9) OBP: 0.337, SLG: 0.502										4	1	1	0	0	1	2				
Don Baylor, R (1,10) OBP: 0.299, SLG: 0.377										4	1	1	1	0	1	1				
Brian Downing, R (1,2) OBP: 0.373, SLG: 0.388										3	1	1	2	1	0	1				
Juan Beniquez, R (1,7) OBP: 0.230, SLG: 0.244										4	2	2	2	0	0	1	AB 36			
Bobby Clark, R (1,8) OBP: 0.301, SLG: 0.462										4	1	2	2	0	0	0	R 8			
Butch Hobson, R (1,5) Bert Campaneris, R (8, PR) OBP: 0.354, SLG: 0.385 OBP: 0.225, SLG: 0.237										4	0	1	0	0	1	1	H 11			
<b>Inning Stats</b>	R: 0 E: 0 K: 0 S: 4	H: 1 LOB: 1 BB: 0 P: 4	R: 1 E: 0 K: 1 S: 6	H: 1 LOB: 0 BB: 0 P: 6	R: 0 E: 0 K: 0 S: 3	H: 0 LOB: 0 BB: 0 P: 3	R: 0 E: 0 K: 0 S: 4	H: 1 LOB: 1 BB: 0 P: 4	R: 0 E: 0 K: 0 S: 4	H: 1 LOB: 1 BB: 0 P: 4	R: 6 E: 2 K: 2 S: 13	H: 5 LOB: 1 BB: 1 P: 17	R: 1 E: 0 K: 1 S: 6	H: 1 LOB: 1 BB: 1 P: 10	R: 0 E: 0 K: 0 S: 4	H: 1 LOB: 2 BB: 0 P: 4	1B: 7 2B: 1 3B: 0 HR: 3	SF: 0 SAC: 0 DP: 0 HBP: 0	WP: 1 PB: 0 SB: 0 CS: 0	PA: 38
<b>PITCHER</b>	IP WLS BF H R ER SO BB IBB HBP BLK WP HR S P ERA WHIP																			
Frank Tanana, L (1,1) ERA: 3.98	5.1	L	24	7	5	4	1	0	0	0	0	0	0	1	26	26	6.75	1.312		
Bob Stanley, R (6,1) ERA: 3.95	0.2		5	2	2	2	2	1	0	0	0	0	0	1	8	12	27.00	4.500		
Bill Campbell, R (7,1) ERA: 3.6	1.0		5	1	1	1	1	1	0	0	0	0	0	1	6	10	9.00	2.000		
Steve Crawford, R (8,1) ERA: 5.26	1.0		4	1	0	0	0	0	0	0	0	0	0	1	4	4	0.00	1.000		

**Boston Red Sox @ California Angels**  
Anaheim Stadium, Anaheim, CA  
Mon Aug 24 1981, 10:05 PM EDT  
Att: 25,808 - Unknown

AB 36  
R 8  
H 11  
RBI 8  
BB 2  
SO 4  
LOB 12





Batter	1	2	3	4	5	6	7	8	9	10	AB	R	H	RBI	BB	SO	LOB	TOP	
Dwight Evans, R OBP: 0.428, SLG: 0.520											5	1	1	0	0	1	2		
Dave Stapleton, R OBP: 0.314, SLG: 0.374											4	0	0	0	1	1	4		
Jim Rice, R OBP: 0.323, SLG: 0.458											5	2	3	1	0	0	2		
Carney Lansford, R OBP: 0.360, SLG: 0.431											5	1	1	0	0	1	1		
Joe Rudi, R OBP: 0.253, SLG: 0.382											4	1	1	1	0	0	0		
Tony Perez, R OBP: 0.297, SLG: 0.343											4	1	1	2	0	0	0		
Gary Allenson, R OBP: 0.294, SLG: 0.369											3	1	1	1	1	0	0		
Glenn Hoffman, R OBP: 0.251, SLG: 0.253											4	0	0	0	0	0	3		
Rick Miller, L OBP: 0.351, SLG: 0.385											4	0	2	2	0	0	0		
<b>Inning Stats</b>	R: 6 E: 1 K: 0 S: 11	H: 7 LOB: 2 BB: 0 P: 11	R: 0 E: 0 K: 1 S: 5	H: 0 LOB: 0 BB: 0 P: 5	R: 0 E: 0 K: 0 S: 2	H: 0 LOB: 0 BB: 1 P: 6	R: 0 E: 1 K: 0 S: 3	H: 0 LOB: 0 BB: 0 P: 3	R: 0 E: 0 K: 0 S: 3	H: 1 LOB: 1 BB: 1 P: 7	R: 0 E: 0 K: 0 S: 3	H: 0 LOB: 0 BB: 0 P: 3	R: 0 E: 0 K: 0 S: 3	H: 0 LOB: 0 BB: 0 P: 3	R: 1 E: 1 K: 2 S: 8	H: 1 LOB: 0 BB: 0 P: 8	1B: 8 2B: 2 3B: 0 HR: 1	SF: 0 SAC: 0 DP: 3 HBP: 0	WP: 0 PA: 41
<b>PITCHER</b>	IP	WLS	BF	H	R	ER	SO	BB	IBB	HBP	BLK	WP	HR	S	P	ERA	WHIP		
Geoff Zahn, L ERA: 4.25	(1.1)	0.1	6	5	5	5	0	0	0	0	0	0	0	6	6	135.00	15.000		
Bruce Kison, R ERA: 3.21	(1.1)	4.2	17	3	1	1	1	1	0	0	0	0	0	18	22	1.93	0.857		
Dave Frost, R ERA: 3.49	(6.1)	4.0	13	1	0	0	0	1	0	0	0	0	0	12	16	0.00	0.500		
Don Aase, R ERA: 1.75	(10.1)	1.0	W	4	1	1	1	2	0	0	0	0	0	1	8	8	9.00	1.000	

**Boston Red Sox @ California Angels**  
Anaheim Stadium, Anaheim, CA  
Tue Aug 25 1981, 10:05 PM EDT  
Att: 26,325 - Unknown

AB 38  
R 7  
H 10  
RBI 7  
BB 2  
SO 3  
LOB 12



Batter	1	2	3	4	5	6	7	8	9	10	AB	R	H	RBI	BB	SO	LOB	BOTTOM			
Rod Carew, L OBP: 0.378, SLG: 0.397											5	1	0	0	1	2	5				
Rick Burleson, R OBP: 0.367, SLG: 0.395											6	1	3	1	0	2	3				
Fred Lynn, L OBP: 0.351, SLG: 0.366											4	2	1	0	1	1	3				
Brian Downing, R OBP: 0.377, SLG: 0.380										4	2	2	1	0	0	3					
Don Baylor, R OBP: 0.307, SLG: 0.386										5	1	3	1	1	0	1					
Bobby Grich, R OBP: 0.403, SLG: 0.549										5	0	1	3	1	1	4					
Dan Ford, R OBP: 0.334, SLG: 0.496										5	0	1	1	0	2	5					
Ed Ott, L OBP: 0.298, SLG: 0.281	(1.3)	6.0	29	7	4	1	5	3	0	0	0	0	0	0	0	0	0				
Bert Campaneris, R OBP: 0.225, SLG: 0.237	(8. PR)	2.2	16	4	2	2	3	3	0	1	0	0	0	18	31	6.75	2.625				
John Harris, L OBP: 0.225, SLG: 0.237	(9. PR)	0.1	L	3	1	2	2	1	0	0	1	0	0	4	5	54.00	3.000				
Freddie Patek, R OBP: 0.225, SLG: 0.237	(9. PR)	0.1	3	1	0	0	0	0	0	0	1	0	0	2	6	0.00	3.000				
Butch Hobson, R OBP: 0.353, SLG: 0.379	(1.5)	0.3									3	0	0	0	1	1	3				
Bobby Clark, R OBP: 0.310, SLG: 0.462	(9.7)									0	0	0	0	1	0	0					
<b>Inning Stats</b>	R: 0 E: 0 K: 0 S: 4	H: 1 LOB: 1 BB: 0 P: 4	R: 0 E: 0 K: 3 S: 11	H: 2 LOB: 2 BB: 0 P: 11	R: 4 E: 1 K: 0 S: 8	H: 4 LOB: 1 BB: 0 P: 8	R: 0 E: 0 K: 1 S: 5	H: 0 LOB: 2 BB: 2 P: 13	R: 0 E: 0 K: 0 S: 3	H: 0 LOB: 1 BB: 1 P: 9	R: 0 E: 0 K: 2 S: 7	H: 0 LOB: 2 BB: 1 P: 12	R: 1 E: 0 K: 1 S: 6	H: 1 LOB: 2 BB: 1 P: 10	R: 1 E: 0 K: 1 S: 8	H: 3 LOB: 3 BB: 1 P: 12	R: 2 E: 0 K: 0 S: 3	H: 2 LOB: 2 BB: 1 P: 8	1B: 10 2B: 3 3B: 0 HR: 0	SF: 0 SAC: 1 DP: 0 HBP: 2	WP: 0 PA: 51
<b>PITCHER</b>	IP	WLS	BF	H	R	ER	SO	BB	IBB	HBP	BLK	WP	HR	S	P	ERA	WHIP				
Dennis Eckenstey, R ERA: 4.24	(1.1)	6.0	29	7	4	1	5	3	0	0	0	0	0	0	0	1.50	1.667				
Mark Clear, R ERA: 3.22	(7.1)	2.2	16	4	2	2	3	3	0	1	0	0	0	18	31	6.75	2.625				
Tom Burgmeier, L ERA: 3.76	(9.1)	0.1	L	3	1	2	2	1	0	0	1	0	0	4	5	54.00	3.000				
Boo Stanley, R ERA: 3.84	(10.1)	0.1	3	1	0	0	0	0	1	0	0	0	0	2	6	0.00	3.000				

**Boston Red Sox @ California Angels**  
Anaheim Stadium, Anaheim, CA  
Tue Aug 25 1981, 10:05 PM EDT  
Att: 26,325 - Unknown

AB 41  
R 8  
H 13  
RBI 8  
BB 7  
SO 9  
LOB 28





Batter	1	2	3	4	5	6	7	8	9	AB	R	H	RBI	BB	SO	LOB	TOP			
Rickey Henderson, R OBP: 0.408, SLG: 0.447 (1, 7)										5	1	1	0	0	2	1				
Dwayne Murphy, L OBP: 0.382, SLG: 0.418 (1, 8)										2	0	2	0	2	0	0				
Cliff Johnson, R OBP: 0.333, SLG: 0.471 (1, 10)										4	1	1	1	0	2	3				
Tony Armas, R OBP: 0.312, SLG: 0.520 (1, 9)										3	1	0	0	0	0	3				
Jeff Newman, R OBP: 0.273, SLG: 0.351 Jim Spencer, L OBP: 0.247, SLG: 0.252 (8, 3)										3	1	1	0	0	1	3				
Mike Heath, R OBP: 0.284, SLG: 0.358 (1, 2)										3	1	1	2	1	0	1				
Shoody Babbitt, R OBP: 0.310, SLG: 0.306 (1, 4)										4	0	2	2	0	0	1				
Dave McKay, S OBP: 0.262, SLG: 0.305 Wayne Gross, L OBP: 0.311, SLG: 0.350 (9, PH)										3	0	0	0	0	2	1				
Fred Stanley, R OBP: 0.283, SLG: 0.221 Mike Davis, L (9, PH)										3	0	1	0	0	0	0				
<b>Inning Stats</b>	R: 3 E: 0 K: 1 S: 7	H: 3 LOB: 2 BB: 2 P: 15	R: 0 E: 0 K: 2 S: 7	H: 0 LOB: 0 BB: 0 P: 7	R: 0 E: 0 K: 0 S: 3	H: 1 LOB: 0 BB: 0 P: 3	R: 2 E: 0 K: 0 S: 6	H: 3 LOB: 1 BB: 0 P: 6	R: 0 E: 0 K: 1 S: 5	H: 1 LOB: 0 BB: 0 P: 5	R: 0 E: 0 K: 0 S: 5	H: 0 LOB: 1 BB: 1 P: 9	R: 0 E: 0 K: 0 S: 4	H: 1 LOB: 1 BB: 0 P: 4	R: 0 E: 0 K: 1 S: 4	H: 0 LOB: 0 BB: 1 P: 8	1B: 7 2B: 2 3B: 0 HR: 1	SF: 0 SAC: 0 DP: 2 HBP: 1	WP: 0 PB: 0 SB: 0 CS: 1	PA: 37
<b>PITCHER</b>	IP WLS BF H R ER SO BB IBB HBP BLK WP HR S P ERA WHIP	IP WLS BF H R ER SO BB IBB HBP BLK WP HR S P ERA WHIP																		
John Tudor, L ERA: 4.68 Bob Stanley, R ERA: 3.5	(1, 1) 3.0 W 15 6 5 5 3 2 0 0 0 0 1 19 27 15.00 2.667	(4, 1) 6.0 W 22 4 0 0 4 2 0 1 0 0 0 27 36 0.00 1.000																		

Oakland Athletics @ Boston Red Sox  
Fenway Park, Boston, MA  
Thu Aug 27 1981, 7:05 PM EDT  
Att: 23,432 - Unknown

AB 32  
R 5  
H 10  
RBI 5  
BB 4  
SO 7  
LOB 14

Batter	1	2	3	4	5	6	7	8	9	AB	R	H	RBI	BB	SO	LOB	BOTTOM			
Jerry Remy, L OBP: 0.366, SLG: 0.341 (1, 4)										4	2	1	0	1	0	2				
Dwight Evans, R OBP: 0.437, SLG: 0.535 (1, 9)										2	2	2	2	3	0	0				
Jim Rice, R OBP: 0.318, SLG: 0.452 (1, 7)										4	0	0	1	0	1	5				
Tony Perez, R OBP: 0.301, SLG: 0.356 (1, 10)										4	1	2	1	0	0	2				
Carl Yastrzemski, L OBP: 0.331, SLG: 0.332 (1, 3)										4	0	1	1	0	0	0				
Camey Lansford, R OBP: 0.362, SLG: 0.430 (1, 5)										3	0	1	0	1	1	0				
Rich Gedman, L OBP: 0.312, SLG: 0.476 Joe Rudi, R OBP: 0.250, SLG: 0.378 Gary Allenson, R OBP: 0.294, SLG: 0.369 (8, 2)										3	0	1	0	0	1	1				
Glenn Hoffman, R OBP: 0.246, SLG: 0.247 (1, 6)										4	0	0	0	0	1	1				
Rick Miller, L OBP: 0.361, SLG: 0.395 Dave Stapleton, R OBP: 0.313, SLG: 0.373 Reid Nichols, R OBP: 0.213, SLG: 0.227 (9, 8)										3	1	3	0	0	0	0				
<b>Inning Stats</b>	R: 0 E: 0 K: 1 S: 4	H: 0 LOB: 0 BB: 1 P: 8	R: 1 E: 0 K: 0 S: 5	H: 2 LOB: 1 BB: 0 P: 5	R: 0 E: 0 K: 0 S: 5	H: 2 LOB: 2 BB: 0 P: 5	R: 0 E: 0 K: 2 S: 7	H: 0 LOB: 0 BB: 0 P: 7	R: 0 E: 0 K: 0 S: 4	H: 1 LOB: 1 BB: 1 P: 8	R: 0 E: 0 K: 0 S: 4	H: 1 LOB: 1 BB: 0 P: 4	R: 3 E: 1 K: 1 S: 9	H: 4 LOB: 3 BB: 2 P: 17	R: 2 E: 0 K: 1 S: 6	H: 1 LOB: 0 BB: 1 P: 10	1B: 8 2B: 1 3B: 1 HR: 1	SF: 1 SAC: 0 DP: 0 HBP: 0	WP: 0 PB: 0 SB: 0 CS: 1	PA: 39
<b>PITCHER</b>	IP WLS BF H R ER SO BB IBB HBP BLK WP HR S P ERA WHIP	IP WLS BF H R ER SO BB IBB HBP BLK WP HR S P ERA WHIP																		
Rick Langford, R ERA: 2.87 Jeff Jones, R ERA: 2.74 Tom Underwood, L ERA: 4.09	(1, 1) 6.1 L 28 8 3 3 3 2 0 0 0 0 0 2 6 27.00 6.000	(7, 1) 0.1 L 8 2 2 2 2 2 0 0 0 0 1 10 18 13.50 3.000																		

Oakland Athletics @ Boston Red Sox  
Fenway Park, Boston, MA  
Thu Aug 27 1981, 7:05 PM EDT  
Att: 23,432 - Unknown

AB 33  
R 6  
H 11  
RBI 5  
BB 5  
SO 5  
LOB 14



Batter	1	2	3	4	5	6	7	8	9	AB	R	H	RBI	BB	SO	LOB	TOP					
Rickey Henderson, R OBP: 0.406, SLG: 0.444 Mike Heath, R OBP: 0.260, SLG: 0.372	0-0 6-3			0-0 5-3		0-0 6-3			0-0 1-H HR	2	0	0	0	0	0	0	Oakland Athletics @ Boston Red Sox Fenway Park, Boston, MA Fri Aug 28 1981, 7:05 PM EDT Att: 25,356 - Unknown - 68 F					
Dwayne Murphy, L OBP: 0.379, SLG: 0.415 Rick Bosetti, R OBP: 0.271, SLG: 0.268	0-0 5-3			0-3 K			0-0 5-3		0-0 HR	2	0	0	0	0	1	0						
Cliff Johnson, R OBP: 0.332, SLG: 0.483	0-0 6-3			0-0 F8			0-3 K		0-0 1-H HR	4	1	1	2	0	1	0						
Tony Armas, R OBP: 0.312, SLG: 0.516		0-0 G1-6-3 1B			0-0 2-3			0-0 F5	0-3 K	4	0	1	0	0	1	0						
Kelvin Moore, R OBP: 0.250, SLG: 0.250		0-0 G1-6-3 1-2			0-3 K				0-0 G4-6-3 1B	4	0	1	0	0	1	1						
Jeff Newman, R OBP: 0.288, SLG: 0.344		0-0 4-3			0-0 F9				0-0 G4-6-3 1-2	3	0	0	0	0	0	1						
Shoody Babbitt, R OBP: 0.304, SLG: 0.300				0-0 F3					0-0 F7	3	0	0	0	0	0	0						
Dave McKay, S OBP: 0.260, SLG: 0.303 Mickey Klutts, R OBP: 0.500, SLG: 2.000				0-0 6-3					0-0 F8	1	0	0	0	0	0	0						
Rob Piccolo, R OBP: 0.265, SLG: 0.333				0-0 4-3					0-0 HR	3	1	1	0	0	0	0						
<b>Inning Stats</b>	R: 0 E: 0 K: 0 S: 3	H: 0 LOB: 0 BB: 0 P: 3	R: 0 E: 0 K: 0 S: 3	H: 1 LOB: 0 BB: 0 P: 3	R: 0 E: 0 K: 0 S: 3	H: 0 LOB: 0 BB: 0 P: 3	R: 0 E: 0 K: 1 S: 5	H: 0 LOB: 0 BB: 0 P: 5	R: 0 E: 0 K: 1 S: 5	H: 0 LOB: 0 BB: 0 P: 5	R: 1 E: 0 K: 0 S: 4	H: 1 LOB: 0 BB: 0 P: 4	R: 0 E: 0 K: 1 S: 5	H: 0 LOB: 0 BB: 0 P: 5	R: 0 E: 0 K: 0 S: 3	H: 1 LOB: 0 BB: 0 P: 3		R: 4 E: 0 K: 1 S: 9	H: 4 LOB: 0 BB: 0 P: 9	1B: 4 2B: 0 3B: 0 HR: 3	SF: 0 SAC: 0 DP: 2 HBP: 0	WP: 0 PB: 0 SB: 0 CS: 0
<b>PITCHER</b> Bob Ojeda, L ERA: 3.06	IP: 9.0 WLS: W BF: 32 H: 7 R: 5 ER: 5 SO: 4 BB: 0 IBB: 0 HBP: 0 BLK: 0 WP: 0 HR: 3 S: 40 P: 40 ERA: 5.00 WHIP: 0.778															<b>PITCHER</b>						

Batter	1	2	3	4	5	6	7	8	9	AB	R	H	RBI	BB	SO	LOB	BOTTOM			
Jerry Remy, L OBP: 0.367, SLG: 0.338	0-3 K		0-0 F7	4-0 BB		0-0 1B	0-3 K		0-0 F7	5	1	1	1	1	2	3	Oakland Athletics @ Boston Red Sox Fenway Park, Boston, MA Fri Aug 28 1981, 7:05 PM EDT Att: 25,356 - Unknown - 68 F			
Dwight Evans, R OBP: 0.442, SLG: 0.535 Garry Hancock, L OBP: 0.237, SLG: 0.278	4-0 BB		0-0 BB	0-0 BB	0-0 2B		0-0 F9	0-0 F2		2	1	1	2	3	0	0				
Jim Rice, R OBP: 0.319, SLG: 0.454 Reid Nichols, R OBP: 0.213, SLG: 0.227	0-0 G6-4-3		0-0 F9	0-0 F9	0-0 2B		0-0 1B		0-0 1B	5	0	2	1	0	0	5				
Tony Perez, R OBP: 0.303, SLG: 0.354		4-0 1B	0-0 F8	0-3 K	0-3 K		0-0 1B		0-0 1B	4	1	1	0	1	2	3				
Carney Lansford, R OBP: 0.368, SLG: 0.436 Carl Yastrzemski, L OBP: 0.332, SLG: 0.333		0-0 1B	0-0 HBP	0-0 2B	0-3 K		0-0 1B		0-0 1B	3	3	3	1	0	0	0				
Dave Stapleton, R OBP: 0.315, SLG: 0.373		1-2 1B	0-0 1B	0-0 HBP	0-0 2B		0-0 1B		0-3 K	5	1	2	0	0	2	5				
Rich Gedman, L OBP: 0.333, SLG: 0.495		0-0 FC5-2	1-0 BB	0-0 2B		0-0 1B		0-0 1B	0-3 K	4	2	3	3	0	1	2				
Glenn Hoffman, R OBP: 0.245, SLG: 0.242		0-0 FC5-2	4-0 BB	0-0 4-3		0-0 FC5-4		0-0 F7		4	1	0	1	1	0	4				
Rick Miller, L OBP: 0.367, SLG: 0.396		0-0 SF9	0-0 BB	0-0 1B		0-0 1B		0-0 BB	0-0 BB	2	1	1	2	2	1	1				
<b>Inning Stats</b>	R: 0 E: 0 K: 1 S: 4	H: 0 LOB: 0 BB: 1 P: 8	R: 3 E: 0 K: 0 S: 6	H: 3 LOB: 1 BB: 1 P: 10	R: 5 E: 0 K: 0 S: 5	H: 2 LOB: 3 BB: 5 P: 26	R: 1 E: 0 K: 1 S: 7	H: 2 LOB: 1 BB: 0 P: 7	R: 2 E: 0 K: 3 S: 13	H: 4 LOB: 2 BB: 0 P: 13	R: 0 E: 0 K: 2 S: 8	H: 1 LOB: 1 BB: 0 P: 8	R: 1 E: 0 K: 2 S: 10	H: 3 LOB: 2 BB: 0 P: 10	R: 0 E: 0 K: 0 S: 3	H: 0 LOB: 1 BB: 1 P: 7		1B: 13 2B: 2 3B: 0 HR: 0	SF: 1 SAC: 0 DP: 1 HBP: 1	WP: 1 PB: 1 SB: 0 CS: 0
<b>PITCHER</b> Mike Norris, R ERA: 3.91 Brian Kingman, R ERA: 3.45 Bob Owchinko, L ERA: 1.89 Jeff Jones, R ERA: 2.88	IP: 11.1 WLS: L BF: 17 H: 8 R: 8 ER: 7 SO: 7 BB: 4 IBB: 0 HBP: 1 BLK: 0 WP: 1 HR: 0 S: 14 P: 31 ERA: 23.62 WHIP: 3.375															<b>PITCHER</b>				





Batter	1	2	3	4	5	6	7	8	9	AB	R	H	RBI	BB	SO	LOB	TOP										
Rickey Henderson, R OBP: 0.409, SLG: 0.443 (1, 7)	4-0 E S 6-3 BB		0-0 4-3		0-0 S 1B		0-0 4-3		4-0 G3 3-1 BB	3	1	1	1	2	0	0											
Dwayne Murphy, L OBP: 0.377, SLG: 0.409 (1, 8)	0-3 K 1-3			0-3 K	4-0 S BB		0-3 K		0-0 3-1 1-2	4	0	0	0	1	3	2											
Wayne Gross, L OBP: 0.308, SLG: 0.341 (1, 5)	0-0 6-3			0-0 F9	0-0 F8			4-0 1B WP BB	0-0 G3 2-3	4	1	0	1	1	0	4											
Tony Armas, R OBP: 0.313, SLG: 0.524 (1, 9)	0-0 G1			0-0 HR		0-0 FC1-6 4-3 1B		0-3 K 1-2	0-3 K	5	1	2	1	0	2	2											
Jim Spencer, L OBP: 0.247, SLG: 0.252 (1, 3)		0-0 F7		0-0 F5		0-0 4-3 1-2		0-0 4-3 WP HR 1B		4	1	1	0	0	0	1											
Mike Davis, L (1, 10)		0-3 K			0-0 F8	4-0 FC1-6 BB		0-0 4-3 1-3 3-H		3	0	0	0	1	1	1											
Mike Heath, R OBP: 0.289, SLG: 0.387 (1, 2)		0-3 K			0-0 BB 1B	0-0 FC1-6 FC6		0-0 HR		4	2	2	2	0	1	2											
Dave McKay, S OBP: 0.259, SLG: 0.295 (1, 4)			0-0 4-3		0-0 F5	0-0 FC6		4-0 BB		3	0	0	0	1	0	3											
Fred Stanley, R OBP: 0.284, SLG: 0.216 (8, PH)			0-3 K		4-0 1B BB		0-0 F9	0-0 F7		2	0	0	0	1	1	0											
Cliff Johnson, R OBP: 0.330, SLG: 0.480 (8, PH)										1	0	0	0	0	0	1											
Rob Piccolo, R OBP: 0.265, SLG: 0.333 (8, 6)										0	0	0	0	0	0	0											
<b>Inning Stats</b>	R: 1 E: 0 K: 1 S: 5	H: 0 LOB: 0 BB: 1 P: 9	R: 0 E: 0 K: 2 S: 7	H: 0 LOB: 0 BB: 0 P: 7	R: 0 E: 0 K: 1 S: 5	H: 0 LOB: 0 BB: 0 P: 5	R: 1 E: 0 K: 1 S: 6	H: 1 LOB: 0 BB: 0 P: 6	R: 1 E: 0 K: 0 S: 5	H: 2 LOB: 2 BB: 2 P: 13	R: 0 E: 0 K: 0 S: 4	H: 1 LOB: 2 BB: 1 P: 8	R: 0 E: 0 K: 1 S: 5	H: 0 LOB: 0 BB: 0 P: 5	R: 3 E: 0 K: 1 S: 7	H: 2 LOB: 1 BB: 2 P: 15	R: 0 E: 0 K: 1 S: 5	H: 0 LOB: 1 BB: 1 P: 9	1B: 4 2B: 0 3B: 0 HR: 2	SF: 0 SAC: 0 DP: 0 HBP: 0	WP: 2 PB: 0 SB: 2 CS: 0	PA: 40					
<b>PITCHER</b>	IP	WLS	BF	H	R	ER	SO	BB	IBB	HBP	BLK	WP	HR	S	P	ERA	WHIP										
Mike Torrez, R ERA: 3.83 (1, 1)	7.0	W	30	4	4	3	6	5	0	0	0	0	1	37	57	3.86	1.286										
Mark Clear, R ERA: 3.41 (8, 1)	2.0		10	2	2	2	2	2	0	0	0	2	1	12	20	9.00	2.000										

Oakland Athletics @ Boston Red Sox  
Fenway Park, Boston, MA  
Sat Aug 29 1981, 3:33 AM EDT  
Att: 26,318 - Sunny

AB 33  
R 6  
H 6  
RBI 5  
BB 7  
SO 8  
LOB 16



Batter	1	2	3	4	5	6	7	8	9	AB	R	H	RBI	BB	SO	LOB	BOTTOM										
Jerry Remy, L OBP: 0.365, SLG: 0.336 (1, 4)	0-0 F7	0-0 4-3			0-0 SH1-3		0-0 BB SF7 BB 1B	0-0 4-3		4	1	1	0	0	0	2											
Dwight Evans, R OBP: 0.443, SLG: 0.540 (1, 9)	0-0 HR 3B		0-0 F5		0-0 6-3		4-0 1-2 HR BB BB			3	2	1	0	1	0	1											
Jim Rice, R OBP: 0.321, SLG: 0.463 (1, 7)	0-0 HR		0-0 6-3		0-0 5-3		4-0 1-2 HR BB			3	2	1	2	1	0	1											
Carl Yastrzemski, L OBP: 0.335, SLG: 0.347 (1, 3)	0-0 1B		0-0 F4			0-0 1B 3B	0-0 SF7			3	1	2	1	0	0	0											
Carney Lansford, R OBP: 0.373, SLG: 0.450 (1, 10)	0-0 G5-4-3 1B			0-0 F8		0-0 1B SH3-4 1B	0-0 HR			4	1	3	4	0	0	0											
Dave Stapleton, R OBP: 0.311, SLG: 0.368 (1, 5)	0-0 G5-4-3			0-0 F8		0-0 SH3-4	0-0 5-3			3	0	0	0	0	0	2											
Rich Gedman, L OBP: 0.347, SLG: 0.505 (1, 2)		0-0 1-3		0-0 FC6-4 1B		0-0 G3-6-3 1B		0-0 FC3-6 1B		4	0	3	0	0	0	0											
Glenn Hoffman, R OBP: 0.242, SLG: 0.239 (6, PH)		0-0 6-3		0-0 FC6-4		0-0 G3-6-3		0-0 FC3-6		2	0	0	0	0	0	1											
Garry Hancock, L OBP: 0.231, SLG: 0.270 (7, 6)				0-0 1-2		0-0 1-2		0-0 1-2		1	0	0	0	0	0	2											
Julio Valdez, S OBP: 0.333, SLG: 0.357 (7, 6)										1	0	0	0	0	0	1											
Rick Miller, L OBP: 0.371, SLG: 0.405 (8, PH)					0-0 6-3 SH1-3 1B					3	0	2	0	0	0	0											
Joe Rudi, R OBP: 0.248, SLG: 0.374 (8, PH)							0-0 F9	0-0 F9		1	0	0	0	0	0	1											
Reid Nichols, R OBP: 0.213, SLG: 0.227 (9, 8)										0	0	0	0	0	0	0											
<b>Inning Stats</b>	R: 2 E: 0 K: 0 S: 6	H: 4 LOB: 1 BB: 0 P: 6	R: 0 E: 0 K: 0 S: 4	H: 1 LOB: 0 BB: 0 P: 4	R: 0 E: 0 K: 0 S: 3	H: 0 LOB: 0 BB: 0 P: 3	R: 0 E: 0 K: 0 S: 4	H: 1 LOB: 1 BB: 0 P: 4	R: 0 E: 0 K: 0 S: 4	H: 1 LOB: 1 BB: 0 P: 4	R: 1 E: 0 K: 0 S: 5	H: 3 LOB: 1 BB: 0 P: 5	R: 4 E: 0 K: 0 S: 5	H: 2 LOB: 0 BB: 2 P: 13	R: 0 E: 0 K: 0 S: 4	H: 1 LOB: 1 BB: 0 P: 4	1B: 8 2B: 1 3B: 2 HR: 2	SF: 1 SAC: 2 DP: 2 HBP: 0	WP: 0 PB: 0 SB: 0 CS: 0	PA: 37							
<b>PITCHER</b>	IP	WLS	BF	H	R	ER	SO	BB	IBB	HBP	BLK	WP	HR	S	P	ERA	WHIP										
Matt Keough, R ERA: 3.21 (1, 1)	6.1	L	29	11	5	5	0	1	0	0	0	0	0	0	4												
Jeff Jones, R ERA: 2.87 (7, 1)	0.0		1	0	0	0	0	1	0	0	0	0	0	0	4												
Bob Ovwchinko, L ERA: 2.06 (7, 1)	1.2		7	2	2	2	0	0	0	0	0	0	1	7	7	10.80	1.200										

Oakland Athletics @ Boston Red Sox  
Fenway Park, Boston, MA  
Sat Aug 29 1981, 3:33 AM EDT  
Att: 26,318 - Sunny

AB 32  
R 7  
H 13  
RBI 7  
BB 2  
SO 0  
LOB 11






Batter	1	2	3	4	5	6	7	8	9	AB	R	H	RBI	BB	SO	LOB	TOP			
Rickey Henderson, R OBP: 0.408, SLG: 0.449 Mike Davis, L (5, 7)	0-0 5-3		0-0 6-3	0-0 1B 3B			0-0 F6		0-0 4-3	3	1	1	0	0	0	0				
Dwayne Murphy, L OBP: 0.380, SLG: 0.412 (1, 8)	0-0 4-3		0-0 HR 1B	0-0 1B			0-0 F7		0-0 1B 1B	5	1	3	1	0	0	0				
Cliff Johnson, R OBP: 0.332, SLG: 0.494 (1, 10)	0-0 1B		0-0 HR	0-0 HR			0-0 F8		0-0 F9	5	1	2	2	0	0	2				
Tony Armas, R OBP: 0.311, SLG: 0.519 (1, 9)	0-0 4-3		0-0 F9						0-0 G3	5	0	1	0	0	0	1				
Kelvin Moore, R OBP: 0.333, SLG: 0.250 (1, 3)		0-3 K	0-3 K						0-0 1B 1B FC6-2 BB	4	0	1	0	1	3	0				
Mickey Klutts, R OBP: 0.667, SLG: 1.667 Dave McKay, S OBP: 0.295, SLG: 0.295 (8, 5)		0-0 BB 1B		0-0 HR					0-0 FC6-2 1B 1-2	4	1	3	1	0	1	0				
Jeff Newman, R OBP: 0.274, SLG: 0.366 (1, 2)		0-0 F5		0-0 HR			0-0 P3		0-0 FC6-2 1B 1-2 2-3	4	1	2	1	0	0	1				
Shoety Babitt, R OBP: 0.309, SLG: 0.301 (1, 4)		4-0 1-2 BB		0-0 G5-4-3 1B			0-0 F9		0-0 FC6-2 1-2 2-3 3-H	3	0	1	0	1	0	3				
Rob Picciolo, R OBP: 0.299, SLG: 0.326 Wayne Gross, L OBP: 0.308, SLG: 0.341 Mike Heath, R OBP: 0.288, SLG: 0.386 Fred Stanley, R OBP: 0.284, SLG: 0.216 (8, 6)		0-0 F9		0-0 G5-4-3 1B 1-2			0-0 K		0-0 1-3	3	0	0	0	0	1	3				
<b>Inning Stats</b>	R: 0 E: 0 K: 0 S: 4	H: 1 LOB: 1 BB: 4 P: 4	R: 0 E: 0 K: 1 S: 6	H: 1 LOB: 2 BB: 1 P: 10	R: 2 E: 0 K: 1 S: 7	H: 2 LOB: 0 BB: 0 P: 7	R: 3 E: 0 K: 0 S: 7	H: 5 LOB: 1 BB: 0 P: 7	R: 0 E: 0 K: 1 S: 5	H: 0 LOB: 0 BB: 0 P: 5	R: 0 E: 0 K: 0 S: 3	H: 0 LOB: 0 BB: 0 P: 3	R: 0 E: 0 K: 0 S: 5	H: 2 LOB: 2 BB: 1 P: 9	R: 0 E: 0 K: 0 S: 5	H: 3 LOB: 2 BB: 0 P: 5	1B: 10 2B: 0 3B: 1 HR: 3	SF: 0 SAC: 0 DP: 1 HBP: 0	WP: 0 PB: 0 SB: 1 CS: 0	PA: 41
<b>PITCHER</b>	IP WLS BF H R ER SO BB IBB HBP BLK WP HR S P ERA WHIP																			
Frank Tanana, L ERA: 4.29 Bill Campbell, R ERA: 3.19 Tom Burgmeier, L ERA: 3.64 (1, 1) (4, 1) (8, 1)	3.2 4.0 1.1	19 16 6	8 3 3	5 0 0	5 0 0	2 3 0	1 0 0	0 0 0	0 0 0	0 0 0	0 0 0	3 21 6	22 25 6	26 25 6	0.00 0.00 0.00	2.455 1.000 2.250				

Oakland Athletics @ Boston Red Sox  
Fenway Park, Boston, MA  
Sun Aug 30 1981, 3:33 AM EDT  
Att. 25,160 - Cloudy


AB 39  
R 5  
H 14  
RBI 5  
BB 2  
SO 5  
LOB 13



Batter	1	2	3	4	5	6	7	8	9	AB	R	H	RBI	BB	SO	LOB	BOTTOM					
Jerry Remy, L OBP: 0.363, SLG: 0.332 (1, 4)	0-0 F8		0-3 K		4-0 HR BB		0-0 F7			3	1	0	0	1	1	0						
Dwight Evans, R OBP: 0.441, SLG: 0.546 (1, 9)	0-0 F8			0-0 F6	0-0 1-H 3-H HR			0-3 K		4	1	1	3	0	1	0						
Jim Rice, R OBP: 0.324, SLG: 0.460 (1, 7)	4-0 BB			4-0 1B BB	6-3			0-0 G3		2	0	0	0	2	0	0						
Carl Yastrzemski, L OBP: 0.337, SLG: 0.347 (1, 3)	0-0 G3			0-0 1-2 1B			0-0 4-3		4-0 2B BB	3	0	1	0	1	0	1						
Carney Lansford, R OBP: 0.371, SLG: 0.451 (1, 10)		0-0 F6		0-3 K			0-0 6-3		0-0 1-3 2B	4	0	1	0	0	1	2						
Rich Gedman, L OBP: 0.344, SLG: 0.491 (1, 2)		0-0 F6		0-0 4-3			4-0 BB		0-0 F7	3	0	0	0	1	0	4						
Dave Stapleton, R OBP: 0.310, SLG: 0.366 (1, 5)		0-0 F8			0-0 E5 4-3 HR 1B		0-0 6-3		0-0 F9	4	1	1	0	0	0	1						
Rick Miller, L OBP: 0.364, SLG: 0.397 (1, 8)			0-0 F8		0-0 4-3			0-0 G3		4	0	0	0	0	0	1						
Glenn Hoffman, R OBP: 0.240, SLG: 0.237 Garry Hancock, L OBP: 0.225, SLG: 0.263 Julio Valdez, S OBP: 0.333, SLG: 0.357 Joe Rudi, R OBP: 0.245, SLG: 0.370 (1, 6) (7, PH) (8, 6) (8, PH)			0-0 1-3		0-3 K		0-0 F9		0-0 F9	2	0	0	0	0	1	1						
<b>Inning Stats</b>	R: 0 E: 0 K: 0 S: 3	H: 0 LOB: 1 BB: 1 P: 7	R: 0 E: 0 K: 0 S: 3	H: 0 LOB: 0 BB: 0 P: 3	R: 0 E: 0 K: 1 S: 5	H: 0 LOB: 0 BB: 0 P: 5	R: 0 E: 0 K: 1 S: 6	H: 1 LOB: 2 BB: 1 P: 10	R: 3 E: 1 K: 1 S: 7	H: 2 LOB: 0 BB: 1 P: 11	R: 0 E: 0 K: 0 S: 3	H: 0 LOB: 0 BB: 1 P: 7	R: 0 E: 0 K: 0 S: 3	H: 0 LOB: 0 BB: 0 P: 3	R: 0 E: 0 K: 1 S: 6	H: 1 LOB: 2 BB: 1 P: 10	R: 0 E: 0 K: 0 S: 3	H: 0 LOB: 0 BB: 0 P: 3	1B: 2 2B: 1 3B: 0 HR: 1	SF: 0 SAC: 0 DP: 0 HBP: 0	WP: 0 PB: 0 SB: 0 CS: 0	PA: 36
<b>PITCHER</b>	IP WLS BF H R ER SO BB IBB HBP BLK WP HR S P ERA WHIP																					
Steve McCatty, R ERA: 2.5 (1, 1)	9.0 W 36	4 3	3 3	4 4	5 0	0 0	0 0	0 1	39 59	3.00 1.000												

Oakland Athletics @ Boston Red Sox  
Fenway Park, Boston, MA  
Sun Aug 30 1981, 3:33 AM EDT  
Att. 25,160 - Cloudy

AB 31  
R 3  
H 4  
RBI 3  
BB 5  
SO 4  
LOB 10





Batter	1	2	3	4	5	6	7	8	9	AB	R	H	RBI	BB	SO	LOB	TOP			
<b>Rick Burleson, R</b> OBP: 0.374, SLG: 0.400 (1, 6)	F9		6-3		5-3			1B		4	0	1	0	0	0	0	<b>California Angels @ Boston Red Sox</b> Fenway Park, Boston, MA Mon Aug 31 1981, 7:05 PM EDT Att: 20,377 - Unknown			
<b>Fred Lynn, L</b> OBP: 0.341, SLG: 0.345 (1, 8)	4-3		F9			F8		4-3		4	0	0	0	0	0	1				
<b>Brian Downing, R</b> OBP: 0.365, SLG: 0.372 (1, 7)	6-3			P4		5-3			FC6-4 1B	4	0	1	0	0	0	0				
<b>Don Baylor, R</b> OBP: 0.314, SLG: 0.403 (1, 10)		1B 3B		1B		F4			FC6-4 1B	4	1	2	0	0	0	1				
<b>Bobby Grich, R</b> OBP: 0.397, SLG: 0.568 (1, 4)	K			1B			F7		P4	4	0	1	0	0	1	2				
<b>Dan Ford, R</b> OBP: 0.327, SLG: 0.470 (1, 9)	BB 1B			K			F8		1B	4	0	2	1	0	1	2				
<b>Ed Ott, L</b> OBP: 0.268, SLG: 0.281 (1, 2)	3-H 4-0 BB		G6-4-3 BB		F9		G3		K	3	0	0	0	1	1	4				
<b>John Harris, L</b> OBP: 0.236, SLG: 0.315 (1, 3)	G6-4-3 1-2				F9			P4		3	0	0	0	0	0	2				
<b>Butch Hobson, R</b> OBP: 0.340, SLG: 0.373 (1, 5)			F8		P4			K		3	0	0	0	0	1	0				
<b>Inning Stats</b>	R: 0 E: 0 K: 0 S: 3	H: 0 LOB: 0 BB: 0 P: 3	R: 1 E: 0 K: 1 S: 6	H: 2 LOB: 1 BB: 1 P: 10	R: 0 E: 0 K: 0 S: 3	H: 0 LOB: 0 BB: 0 P: 3	R: 0 E: 0 K: 1 S: 7	H: 2 LOB: 2 BB: 0 P: 7	R: 0 E: 0 K: 0 S: 3	H: 0 LOB: 0 BB: 0 P: 3	R: 0 E: 0 K: 0 S: 3	H: 0 LOB: 0 BB: 0 P: 3	R: 0 E: 0 K: 1 S: 6	H: 1 LOB: 1 BB: 0 P: 6	R: 0 E: 0 K: 1 S: 7	H: 2 LOB: 2 BB: 0 P: 7		1B: 6 2B: 0 3B: 1 HR: 0	SF: 0 SAC: 0 DP: 1 HBP: 0	WP: 0 PB: 0 SB: 0 CS: 0
<b>PITCHER</b> <b>Dennis Eckersley, R</b> ERA: 3.98 (1, 1)	IP: 9.0 WLS: W BF: 34	H: 7 R: 1 ER: 1 SO: 4	BB: 1 IBB: 0 HBP: 0 BLK: 0	WP: 0 HR: 0 S: 41 P: 45	ERA: 1.00 WHIP: 0.889											ERA: 1.00 WHIP: 0.889				

Batter	1	2	3	4	5	6	7	8	9	AB	R	H	RBI	BB	SO	LOB	BOTTOM				
<b>Jerry Remy, L</b> OBP: 0.365, SLG: 0.339 (1, 4)	B1-3		4-3		2B		1B			4	0	2	2	0	0	0	<b>California Angels @ Boston Red Sox</b> Fenway Park, Boston, MA Mon Aug 31 1981, 7:05 PM EDT Att: 20,377 - Unknown				
<b>Dwight Evans, R</b> OBP: 0.436, SLG: 0.538 (1, 9)	F7		K		6-3		K			4	0	0	0	0	2	2					
<b>Jim Rice, R</b> OBP: 0.320, SLG: 0.454 (1, 7)	K			4-3		F9		5-3		4	0	0	0	0	1	0					
<b>Carl Yastrzemski, L</b> OBP: 0.345, SLG: 0.357 (1, 3)		FC1-4-1 BB		FC4-6 BB		1B		F9		2	1	2	0	1	0	0					
<b>Reid Nichols, R</b> OBP: 0.213, SLG: 0.227 (6, PR)										0	1	0	0	0	0	0					
<b>Tony Perez, R</b> OBP: 0.302, SLG: 0.352 (7, 3)										1	0	0	0	0	0	0					
<b>Carney Lansford, R</b> OBP: 0.373, SLG: 0.450 (1, 10)		FC1-6-4 BB		P4		G4-6-3 1B		F4		3	0	1	1	1	0	1					
<b>Rich Gedman, L</b> OBP: 0.336, SLG: 0.479 (1, 2)		FC1-6-4 1-2 2-3		FC4-6 1-2		G4-6-3 1-2				3	0	0	0	0	0	5					
<b>Dave Stapleton, R</b> OBP: 0.314, SLG: 0.383 (1, 5)		4-1			FC6-2 3B		1B 2B			3	1	2	1	0	0	1					
<b>Rick Miller, L</b> OBP: 0.359, SLG: 0.391 (1, 8)		6-3			L8		K			3	0	0	0	0	1	3					
<b>Glenn Hoffman, R</b> OBP: 0.236, SLG: 0.233 (1, 6)			F2		FC6-2 2B		6-3			3	1	0	0	0	0	2					
<b>Inning Stats</b>	R: 0 E: 0 K: 1 S: 5	H: 0 LOB: 0 BB: 0 P: 5	R: 1 E: 0 K: 0 S: 4	H: 1 LOB: 1 BB: 1 P: 8	R: 0 E: 0 K: 1 S: 5	H: 0 LOB: 0 BB: 0 P: 5	R: 0 E: 0 K: 0 S: 3	H: 0 LOB: 1 BB: 1 P: 7	R: 1 E: 0 K: 0 S: 5	H: 2 LOB: 1 BB: 0 P: 5	R: 1 E: 0 K: 0 S: 4	H: 2 LOB: 1 BB: 0 P: 4	R: 1 E: 0 K: 2 S: 9	H: 2 LOB: 1 BB: 0 P: 9	R: 0 E: 0 K: 0 S: 3	H: 0 LOB: 0 BB: 0 P: 3	1B: 3 2B: 3 3B: 1 HR: 0	SF: 0 SAC: 0 DP: 1 HBP: 0	WP: 0 PB: 0 SB: 0 CS: 0	PA: 32	
<b>PITCHER</b> <b>Dave Frost, R</b> ERA: 3.74 (1, 1)	IP: 5.1 WLS: L	BF: 23	H: 5 R: 3 ER: 3 SO: 3	BB: 2 IBB: 0 HBP: 0 BLK: 0	WP: 0 HR: 0 S: 25 P: 33	ERA: 5.06 WHIP: 1.312											ERA: 5.06 WHIP: 1.312				
<b>Andy Hassler, L</b> ERA: 3.02 (6, 1)	IP: 0.2	WLS: 1	H: 0 R: 0 ER: 0 SO: 0	BB: 0 IBB: 0 HBP: 0 BLK: 0	WP: 0 HR: 0 S: 1 P: 1	ERA: 0.00 WHIP: 0.000											ERA: 0.00 WHIP: 0.000				
<b>Bruce Kison, R</b> ERA: 3.38 (7, 1)	IP: 2.0	WLS: 8	H: 2 R: 1 ER: 1 SO: 2	BB: 0 IBB: 0 HBP: 0 BLK: 0	WP: 0 HR: 0 S: 12 P: 12	ERA: 4.50 WHIP: 1.000											ERA: 4.50 WHIP: 1.000				



Batter	1	2	3	4	5	6	7	8	9	AB	R	H	RBI	BB	SO	LOB	TOP										
<b>Brian Downing, R</b> OBP: 0.367, SLG: 0.371 (1, 2)										3	1	1	0	1	1	1	<b>California Angels @ Boston Red Sox</b> Fenway Park, Boston, MA Tue Sep 01 1981, 7:05 PM EDT Att: 19,712 - Unknown										
<b>Rick Burleson, R</b> OBP: 0.371, SLG: 0.396 (1, 6)										3	0	0	0	0	0	1											
<b>Fred Lynn, L</b> OBP: 0.343, SLG: 0.348 (1, 8)										4	1	2	0	0	0	0											
<b>Don Baylor, R</b> OBP: 0.320, SLG: 0.408 (1, 10)										4	1	3	1	0	0	0											
<b>Bobby Grich, R</b> OBP: 0.399, SLG: 0.567 (1, 4)										4	0	2	1	0	0	3											
<b>Dan Ford, R</b> OBP: 0.326, SLG: 0.467 (1, 9)										4	0	1	0	0	1	1											
<b>Bobby Clark, R</b> OBP: 0.308, SLG: 0.447 (1, 7)										4	0	2	0	0	2	3											
<b>John Harris, L</b> OBP: 0.237, SLG: 0.298 (1, 3)										3	0	0	0	1	0	2											
<b>Butch Hobson, R</b> OBP: 0.336, SLG: 0.368 (1, 5)										3	0	0	0	0	0	4											
<b>Inning Stats</b>	R: 0 E: 0 K: 0 S: 2	H: 0 LOB: 0 BB: 1 P: 6	R: 0 E: 0 K: 0 S: 3	H: 1 LOB: 0 BB: 0 P: 3	R: 0 E: 0 K: 0 S: 4	H: 1 LOB: 1 BB: 0 P: 4	R: 0 E: 0 K: 0 S: 3	H: 0 LOB: 0 BB: 0 P: 3	R: 0 E: 0 K: 0 S: 4	H: 2 LOB: 1 BB: 0 P: 4	R: 0 E: 0 K: 1 S: 5	H: 0 LOB: 0 BB: 0 P: 5	R: 2 E: 0 K: 1 S: 8	H: 4 LOB: 2 BB: 1 P: 12	R: 1 E: 0 K: 0 S: 5	H: 3 LOB: 1 BB: 0 P: 5		R: 0 E: 0 K: 2 S: 7	H: 0 LOB: 0 BB: 0 P: 7	1B: 11 2B: 0 3B: 0 HR: 0	SF: 0 SAC: 1 DP: 5 HBP: 0	WP: 1 PB: 0 SB: 0 CS: 0	PA: 35				
<b>PITCHER</b>	IP	WLS	BF	H	R	ER	SO	BB	IBB	HBP	BLK	WP	HR	S	P	ERA	WHIP										
<b>Bob Stanley, R</b> ERA: 3.52 (1, 1)	7.1	L	29	9	3	3	2	2	0	0	0	1	0	31	39	3.68	1.500										
<b>Tom Burgmeier, L</b> ERA: 3.54 (8, 1)	0.0		1	1	0	0	0	0	0	0	0	0	0	1	1	∞	∞										
<b>Luis Aponte, R</b> ERA: (8, 1)	1.2		5	1	0	0	2	0	0	0	0	0	0	9	9	0.00	0.600										

Batter	1	2	3	4	5	6	7	8	9	AB	R	H	RBI	BB	SO	LOB	BOTTOM										
<b>Jerry Remy, L</b> OBP: 0.366, SLG: 0.343 (1, 4)										3	0	2	0	0	0	0	<b>California Angels @ Boston Red Sox</b> Fenway Park, Boston, MA Tue Sep 01 1981, 7:05 PM EDT Att: 19,712 - Unknown										
<b>Dwight Evans, R</b> OBP: 0.431, SLG: 0.531 (1, 9)										4	0	0	0	0	0	3											
<b>Jim Rice, R</b> OBP: 0.322, SLG: 0.455 (1, 7)										4	1	2	0	0	1	2											
<b>Tony Perez, R</b> OBP: 0.301, SLG: 0.350 (1, 3)										4	0	1	0	0	0	3											
<b>Reid Nichols, R</b> OBP: 0.215, SLG: 0.227 (9, PR)										0	0	0	0	0	0	0											
<b>Carney Lansford, R</b> OBP: 0.374, SLG: 0.452 (1, 10)										3	1	1	0	1	1	0											
<b>Dave Stapleton, R</b> OBP: 0.313, SLG: 0.381 (1, 5)										4	0	1	0	0	0	4											
<b>Rich Gedman, L</b> OBP: 0.326, SLG: 0.467 (1, 2)										3	0	0	2	0	1	3											
<b>Rick Miller, L</b> OBP: 0.357, SLG: 0.385 (1, 8)										3	0	0	0	1	2	1											
<b>Glenn Hoffman, R</b> OBP: 0.239, SLG: 0.236 (1, 6)										2	0	1	0	0	0	0											
<b>Garry Hancock, L</b> OBP: 0.220, SLG: 0.256 (8, PH)										1	0	0	0	0	0	0											
<b>Julio Valdez, S</b> OBP: 0.333, SLG: 0.357 (9, 6)										0	0	0	0	0	0	0											
<b>Joe Rudi, R</b> OBP: 0.243, SLG: 0.366 (9, PH)										1	0	0	0	0	0	3											
<b>Inning Stats</b>	R: 0 E: 0 K: 0 S: 4	H: 1 LOB: 1 BB: 0 P: 4	R: 1 E: 0 K: 1 S: 6	H: 1 LOB: 0 BB: 0 P: 6	R: 0 E: 0 K: 1 S: 6	H: 1 LOB: 1 BB: 0 P: 6	R: 0 E: 0 K: 0 S: 3	H: 0 LOB: 0 BB: 0 P: 3	R: 0 E: 0 K: 0 S: 4	H: 2 LOB: 1 BB: 0 P: 4	R: 0 E: 0 K: 2 S: 8	H: 1 LOB: 1 BB: 0 P: 8	R: 0 E: 0 K: 0 S: 3	H: 0 LOB: 0 BB: 0 P: 3	R: 1 E: 1 K: 0 S: 5	H: 2 LOB: 3 BB: 2 P: 13	1B: 7 2B: 1 3B: 0 HR: 0	SF: 1 SAC: 1 DP: 1 HBP: 0	WP: 0 PB: 0 SB: 0 CS: 0	PA: 36							
<b>PITCHER</b>	IP	WLS	BF	H	R	ER	SO	BB	IBB	HBP	BLK	WP	HR	S	P	ERA	WHIP										
<b>Ken Forsch, R</b> ERA: 2.85 (1, 1)	8.0	W	32	8	2	2	5	1	0	0	0	0	0	41	45	2.25	1.125										
<b>Don Aase, R</b> ERA: 1.87 (9, 1)	1.0	S	4	0	0	0	0	0	1	0	0	0	0	3	7	0.00	0.000										

AB	32
R	3
H	11
RBI	2
BB	2
SO	4
LOB	15






Batter	1	2	3	4	5	6	7	8	9	AB	R	H	RBI	BB	SO	LOB	TOP										
<b>Brian Downing, R</b> OBP: 0.367, SLG: 0.369 (1, 2)	0-0 SH1 1B	4-0 1-2 BB		0-0 P4			0-0 4-3		0-0 F7	4	0	1	0	1	0	2											
<b>Rick Burleson, R</b> OBP: 0.366, SLG: 0.393 (1, 6)	0-0 SH1 1-2	0-0 F9			0-0 4-3		0-0 P5			3	0	0	0	0	0	3											
<b>Fred Lynn, L</b> OBP: 0.338, SLG: 0.342 (1, 8)	0-3 K		0-3 K		0-0 6-3		0-0 4-3			4	0	0	0	0	2	1											
<b>Don Baylor, R</b> OBP: 0.319, SLG: 0.404 (1, 3)	0-0 L8		4-0 BB		0-3 K			0-0 F7		3	0	0	0	1	1	1											
<b>Bobby Grich, R</b> OBP: 0.400, SLG: 0.566 (1, 4)		0-0 1B PB 6-3 1B	0-0 F8			0-0 BB 1B		0-3 K		4	1	2	0	0	1	1											
<b>Dan Ford, R</b> OBP: 0.325, SLG: 0.464 (1, 9)		0-0 6-3 1-3 1B	0-0 6-3		0-0 F7			0-3 K		4	0	1	0	0	1	2											
<b>Juan Beniquez, R</b> OBP: 0.253, SLG: 0.242 (9, PH)		0-0 F3		0-0 L8		0-0 F8			0-0 S 1B	3	0	0	0	0	0	3	AB 32										
<b>Rod Carew, L</b> OBP: 0.378, SLG: 0.392 (9, PH)		0-0 6-3		0-0 F8		4-0 BB 1-2 BB		0-3 K		2	0	0	1	1	0	1	R 1										
<b>Bobby Clark, R</b> OBP: 0.309, SLG: 0.437 (9, PH)		2-3 3-H		0-0 K		0-3 K		0-0 5-3		1	0	0	0	0	1	1	H 6										
<b>Ed Ott, L</b> OBP: 0.266, SLG: 0.280 (9, PH)		0-0 BB BB		0-0 1B						2	0	1	0	1	0	1	RBI 1										
<b>Butch Hobson, R</b> OBP: 0.340, SLG: 0.370 (9, PH)										1	0	0	0	0	1	1	BB 4										
<b>John Harris, L</b> OBP: 0.233, SLG: 0.293 (9, PH)										2	0	1	0	1	1	2	SO 7										
<b>Inning Stats</b>	R: 0 E: 0 K: 1 S: 6	H: 1 LOB: 1 BB: 0 P: 6	R: 1 E: 0 K: 0 S: 5	H: 2 LOB: 3 BB: 2 P: 13	R: 0 E: 0 K: 1 S: 5	H: 0 LOB: 1 BB: 1 P: 9	R: 0 E: 0 K: 0 S: 4	H: 1 LOB: 1 BB: 0 P: 4	R: 0 E: 0 K: 1 S: 5	H: 0 LOB: 0 BB: 0 P: 5	R: 0 E: 0 K: 0 S: 3	H: 0 LOB: 0 BB: 0 P: 3	R: 0 E: 0 K: 2 S: 7	H: 0 LOB: 0 BB: 0 P: 7	R: 0 E: 0 K: 1 S: 6	H: 1 LOB: 1 BB: 0 P: 6	1B: 6 2B: 0 3B: 0 HR: 0	SF: 0 SAC: 1 DP: 0 HBP: 0	WP: 0 PB: 1 SB: 1 CS: 0	PA: 37							
<b>PITCHER</b>	IP	WLS	BF	H	R	ER	SO	BB	IBB	HBP	BLK	WP	HR	S	P	ERA	WHIP										
<b>Bob Ojeda, L</b> ERA: 2.82 (1, 1)	6.0	W	27	5	1	1	4	4	0	0	0	0	0	31	47	1.50	1.500										
<b>Mark Clear, R</b> ERA: 3.25 (7, 1)	3.0	S	10	1	0	0	3	0	0	0	0	0	0	16	16	0.00	0.333										

California Angels @ Boston Red Sox  
Fenway Park, Boston, MA  
Wed Sep 02 1981, 7:05 PM EDT  
Att: 19,433 - Unknown


AB 32  
R 1  
H 6  
RBI 1  
BB 4  
SO 7  
LOB 18



Batter	1	2	3	4	5	6	7	8	9	AB	R	H	RBI	BB	SO	LOB	BOTTOM										
<b>Jerry Remy, L</b> OBP: 0.366, SLG: 0.340 (1, 4)	0-0 1-3	0-3 K		0-3 K			0-0 F9			2	0	0	0	0	1	2											
<b>Julio Valdez, S</b> OBP: 0.294, SLG: 0.313 (3, 6)										2	0	0	0	0	1	1											
<b>Dwight Evans, R</b> OBP: 0.429, SLG: 0.526 (1, 9)	0-0 L6		0-0 F9		0-0 4-3		4-0 BB			3	0	0	0	1	0	0											
<b>Jim Rice, R</b> OBP: 0.321, SLG: 0.452 (1, 7)	0-0 1B		0-0 F9		0-0 6-3		0-0 5-3			4	0	1	0	0	0	1											
<b>Tony Perez, R</b> OBP: 0.304, SLG: 0.350 (1, 3)	0-3 K		0-3 K		4-0 BB			0-0 G5-4-3 1B		3	0	1	0	1	2	1											
<b>Carney Lansford, R</b> OBP: 0.378, SLG: 0.453 (1, 10)		0-0 1B 1B		1-0 HR		0-3 K		0-0 G5-4-3 1-2		1	1	1	0	0	0	0											
<b>Joe Rudi, R</b> OBP: 0.238, SLG: 0.358 (4, PR)								0-0 1-2		2	1	0	0	0	1	2											
<b>Dave Stapleton, R</b> OBP: 0.312, SLG: 0.391 (3, 4)	0-0 F8		0-0 HR		0-0 F8		0-0 5-3			4	1	1	2	0	0	1											
<b>Rich Gedman, L</b> OBP: 0.318, SLG: 0.455 (1, 2)	0-3 K		0-3 K		0-0 4-3					3	0	0	0	0	2	2	AB 30										
<b>Rick Miller, L</b> OBP: 0.357, SLG: 0.384 (1, 8)	0-0 1B 1-2 1B		0-0 3-1		0-0 F7					3	0	1	0	0	0	1	R 3										
<b>Glenn Hoffman, R</b> OBP: 0.245, SLG: 0.242 (3, 5)	0-0 1-3 2-H 1B		0-0 1B				0-3 K			3	0	2	1	0	1	0	H 7										
<b>Inning Stats</b>	R: 0 E: 0 K: 1 S: 6	H: 1 LOB: 1 BB: 0 P: 6	R: 1 E: 0 K: 2 S: 10	H: 3 LOB: 2 BB: 0 P: 10	R: 0 E: 0 K: 1 S: 5	H: 0 LOB: 0 BB: 0 P: 5	R: 2 E: 0 K: 2 S: 9	H: 2 LOB: 1 BB: 0 P: 10	R: 0 E: 0 K: 1 S: 5	H: 0 LOB: 1 BB: 1 P: 9	R: 0 E: 0 K: 0 S: 3	H: 0 LOB: 0 BB: 0 P: 3	R: 0 E: 0 K: 1 S: 5	H: 1 LOB: 0 BB: 0 P: 3	R: 0 E: 0 K: 0 S: 3	H: 1 LOB: 0 BB: 0 P: 3	1B: 6 2B: 0 3B: 0 HR: 1	SF: 0 SAC: 0 DP: 1 HBP: 1	WP: 0 PB: 0 SB: 0 CS: 0	PA: 33							
<b>PITCHER</b>	IP	WLS	BF	H	R	ER	SO	BB	IBB	HBP	BLK	WP	HR	S	P	ERA	WHIP										
<b>Mike Witt, R</b> ERA: 3.88 (1, 1)	8.0	L	33	7	3	3	8	2	0	1	0	0	1	46	55	3.38	1.125										

California Angels @ Boston Red Sox  
Fenway Park, Boston, MA  
Wed Sep 02 1981, 7:05 PM EDT  
Att: 19,433 - Unknown

AB 30  
R 3  
H 7  
RBI 3  
BB 2  
SO 8  
LOB 11









Batter	1	2	3	4	5	6	7	8	9	AB	R	H	RBI	BB	SO	LOB	TOP										
<b>Julio Cruz, S</b> OBP: 0.349, SLG: 0.333 (1, 4)	0-0 SH1-3 1B	0-0 HR		0-0 1B		0-0 1-3		0-0 4-3		5	1	3	3	0	0	1											
<b>Lenny Randle, S</b> OBP: 0.271, SLG: 0.316 (1, 5)	0-0 SH1-3 1-2	0-0 WP 1B		0-0 F9			0-0 F7		0-0 F7	4	0	1	0	0	0	1											
<b>Tom Paciorek, R</b> OBP: 0.367, SLG: 0.485 (1, 7)	0-0 F3	0-0 F9		0-0 F3			0-0 1B 1B		0-0 5-3	5	0	1	0	0	0	3											
<b>Richie Zisk, R</b> OBP: 0.391, SLG: 0.548 (1, 10)	4-0 BB	0-3 K			0-0 HR		0-0 1-2 1B		0-3 K	4	1	2	1	1	2	1											
<b>Jeff Burroughs, R</b> OBP: 0.358, SLG: 0.429 (1, 9)	0-0 6-3 2-3		0-0 2B		0-0 5-3		0-3 K			4	0	1	0	0	1	4											
<b>Gary Gray, R</b> OBP: 0.287, SLG: 0.520 (1, 3)		4-0 1B SH1-4 BB	0-3 K		0-0 6-3		0-3 K			3	1	0	0	1	2	3											
<b>Joe Simpson, L</b> OBP: 0.273, SLG: 0.329 (1, 8)		0-0 SH1-4 1-2	0-0 F6		0-0 F4			0-0 F6		3	0	0	0	0	0	1											
<b>Bud Bulling, R</b> OBP: 0.347, SLG: 0.272 (1, 2)		0-0 1B HR 1B	0-0 F4		0-0 F8		4-0 BB			3	1	1	0	1	0	1											
<b>Paul Serna, R</b> OBP: 0.250, SLG: 0.250 (1, 6)		0-0 HR 1B		0-0 5-3		0-3 K		0-3 K		4	1	1	1	0	2	1											
<b>Inning Stats</b>	R: 0 E: 0 K: 0 S: 4	H: 1 LOB: 2 BB: 1 P: 8	R: 4 E: 0 K: 1 S: 9	H: 4 LOB: 1 BB: 1 P: 13	R: 0 E: 0 K: 1 S: 6	H: 1 LOB: 1 BB: 0 P: 6	R: 0 E: 0 K: 0 S: 4	H: 1 LOB: 1 BB: 0 P: 4	R: 1 E: 0 K: 0 S: 4	H: 1 LOB: 0 BB: 0 P: 4	R: 0 E: 0 K: 2 S: 9	H: 2 LOB: 2 BB: 0 P: 9	R: 0 E: 0 K: 1 S: 5	H: 0 LOB: 1 BB: 0 P: 9	R: 0 E: 0 K: 1 S: 5	H: 0 LOB: 0 BB: 0 P: 5	1B: 7 2B: 1 3B: 0 HR: 2	SF: 0 SAC: 2 DP: 0 HBP: 0	WP: 1 PB: 0 SB: 2 CS: 0	PA: 40							
<b>PITCHER</b>	IP	WLS	BF	H	R	ER	SO	BB	IBB	HBP	BLK	WP	HR	S	P	ERA	WHIP										
<b>Frank Tanana, L</b> ERA: 4.46 (1, 1)	6.1	L	31	10	5	5	3	2	0	0	0	1	2	35	43	7.11	1.895										
<b>Steve Crawford, R</b> ERA: 5.01 (7, 1)	2.2		9	0	0	0	4	1	0	0	0	0	0	16	20	0.00	0.375										

Seattle Mariners @ Boston Red Sox  
Fenway Park, Boston, MA  
Fri Sep 04 1981, 7:05 PM EDT  
Att: 20,949 - Unknown

AB 35  
R 5  
H 10  
RBI 5  
BB 3  
SO 7  
LOB 16



Batter	1	2	3	4	5	6	7	8	9	AB	R	H	RBI	BB	SO	LOB	BOTTOM										
<b>Jerry Remy, L</b> OBP: 0.375, SLG: 0.351 (1, 4)	0-0 F9		0-0 1B		0-0 E 1-2 1B		0-0 6-3		0-0 4-3	5	0	2	0	0	0	0											
<b>Dwight Evans, R</b> OBP: 0.431, SLG: 0.520 (1, 9)	4-0 HBP BB		0-0 1B		0-3 K		0-0 1B 2B			3	1	2	0	1	1	1											
<b>Jim Rice, R</b> OBP: 0.325, SLG: 0.448 (1, 7)	1-0 FC6-4 HBP		0-0 F8		0-0 E 1-2 1B		0-0 2H 1B			3	0	2	1	0	0	2											
<b>Tony Perez, R</b> OBP: 0.301, SLG: 0.350 (1, 3)	0-0 F2		0-3 K		0-0 E6 1-2 2-3		0-3 K			4	0	0	0	0	2	7											
<b>Dave Stapleton, R</b> OBP: 0.312, SLG: 0.393 (1, 5)	0-0 FC6-4 1-2		0-0 6-3		0-0 F8		0-0 6-3			4	0	0	0	0	0	5											
<b>Joe Rudi, R</b> OBP: 0.246, SLG: 0.380 (1, 10)		0-3 K		0-0 HR		0-0 F8		0-0 5-3		4	1	1	1	0	1	0											
<b>Rich Gedman, L</b> OBP: 0.312, SLG: 0.439 (1, 2)		0-0 6-3		0-3 K		0-0 G3		0-0 4-3		4	0	0	0	0	1	0											
<b>Garry Hancock, L</b> OBP: 0.200, SLG: 0.233 (1, 8)		0-0 F4		0-0 F7		0-0 F8			0-0 3-1	4	0	0	0	0	0	0											
<b>Glenn Hoffman, R</b> OBP: 0.248, SLG: 0.241 (1, 6)			0-0 1-3		0-0 1B 1B		0-0 F7		0-0 F9	3	0	1	0	0	0	0											
<b>Rick Miller, L</b> OBP: 0.354, SLG: 0.380 (8, PH)										1	0	0	0	0	0	0											
<b>Inning Stats</b>	R: 0 E: 0 K: 0 S: 3	H: 0 LOB: 2 BB: 1 P: 8	R: 0 E: 0 K: 1 S: 5	H: 0 LOB: 0 BB: 0 P: 5	R: 0 E: 0 K: 1 S: 7	H: 2 LOB: 2 BB: 0 P: 7	R: 1 E: 0 K: 1 S: 6	H: 1 LOB: 0 BB: 0 P: 6	R: 0 E: 0 K: 0 S: 8	H: 3 LOB: 3 BB: 0 P: 8	R: 0 E: 0 K: 0 S: 3	H: 0 LOB: 0 BB: 0 P: 3	R: 1 E: 0 K: 1 S: 7	H: 2 LOB: 1 BB: 0 P: 7	R: 0 E: 0 K: 0 S: 3	H: 0 LOB: 0 BB: 0 P: 3	R: 0 E: 0 K: 0 S: 3	H: 0 LOB: 0 BB: 0 P: 3	1B: 6 2B: 1 3B: 0 HR: 1	SF: 0 SAC: 0 DP: 0 HBP: 1	WP: 0 PB: 0 SB: 0 CS: 0	PA: 37					
<b>PITCHER</b>	IP	WLS	BF	H	R	ER	SO	BB	IBB	HBP	BLK	WP	HR	S	P	ERA	WHIP										
<b>Bob Stoddard, R</b> ERA: 2.7 (1, 1)	6.2	W	30	8	2	2	4	1	0	0	0	0	1	36	41	2.70	1.350										
<b>Mike Parrott, R</b> ERA: 4.79 (7, 1)	2.1	S	7	0	0	0	1	0	0	0	0	0	0	9	9	0.00	0.000										

Seattle Mariners @ Boston Red Sox  
Fenway Park, Boston, MA  
Fri Sep 04 1981, 7:05 PM EDT  
Att: 20,949 - Unknown

AB 35  
R 2  
H 8  
RBI 2  
BB 1  
SO 5  
LOB 15





Batter	1	2	3	4	5	6	7	8	9	AB	R	H	RBI	BB	SO	LOB	TOP
Julio Cruz, S OBP: 0.391, SLG: 0.341 (1, 4)	SH3 1B 2B		SH5-4	SF7			F8			3	1	2	1	0	0	0	
Casey Parsons, L OBP: 0.287, SLG: 0.308 Dave Henderson, R (7, PH) OBP: 0.238, SLG: 0.336 (7, 9)	SH3 2-3		1-3	6-3			K			2	0	0	0	0	0	2	
Dan Meyer, L OBP: 0.303, SLG: 0.329 (1, 5)			F7		5-3					3	0	1	1	1	0	1	
Richie Zisk, R OBP: 0.393, SLG: 0.545 (1, 10)	F9			1B 1B	FC5-4 BB		K			3	1	1	0	1	1	2	
Bruce Bochte, L OBP: 0.353, SLG: 0.366 Jim Maier, R (8, PH) OBP: 0.500, SLG: 0.600 (8, 3)	F6			F9 1B 2B 1B	K			F8		3	1	1	0	0	1	2	
Jeff Burroughs, R OBP: 0.357, SLG: 0.426 (1, 7)		F9		2B 1B 1B	FC5-4			6-3		4	1	1	1	0	0	1	
Joe Simpson, L OBP: 0.270, SLG: 0.324 Kim Allen, R (8, PH) (8, 8)	F5			F9		G3				3	0	0	0	0	0	2	AB 33
Jerry Narron, L OBP: 0.285, SLG: 0.273 Reggie Walton, R (6, PH) Dan Firova, R (6, 2)	F9			1B SF7 2B		F3				2	1	1	1	0	0	0	R 5
Paul Serna, R OBP: 0.375, SLG: 0.375 (1, 6)				SH5-4 1B	S 1B	5-3				4	0	2	1	0	0	0	H 9
	R: 1 H: 2 E: 0 LOB: 1 K: 0 BB: 0 S: 5 P: 5	R: 0 H: 0 E: 0 LOB: 0 K: 0 BB: 0 S: 3 P: 3	R: 0 H: 1 E: 0 LOB: 1 K: 0 BB: 0 S: 4 P: 4	R: 4 H: 5 E: 0 LOB: 1 K: 0 BB: 0 S: 8 P: 8	R: 0 H: 0 E: 0 LOB: 1 K: 1 BB: 1 S: 5 P: 9	R: 0 H: 0 E: 0 LOB: 0 K: 0 BB: 0 S: 3 P: 3	R: 0 H: 0 E: 0 LOB: 1 K: 2 BB: 1 S: 7 P: 11	R: 0 H: 0 E: 0 LOB: 0 K: 1 BB: 0 S: 5 P: 5	R: 0 H: 1 E: 0 LOB: 1 K: 0 BB: 0 S: 4 P: 4	1B: 7 SF: 1 2B: 2 SAC: 2 3B: 0 DP: 0 HR: 0 HBP: 0	WP: 0 PA: 38 PB: 0 SB: 1 CS: 0						
PITCHER	IP WLS BF H R ER SO BB IBB HBP BLK WP HR S P ERA WHIP																
Dennis Eckersley, R ERA: 4.24 John Tudor, L ERA: 4.3	(1, 1) 3.2 19 8 5 5 0 0 0 0 0 0 0 0 19 19 12.27 2.182																
(4, 1) 5.1 W 19 1 0 0 4 2 0 0 0 0 0 0 25 33 0.00 0.562																	

Seattle Mariners @ Boston Red Sox  
Fenway Park, Boston, MA  
Sat Sep 05 1981, 3:33 AM EDT  
Att: 15,434 - Unknown

AB 33  
R 5  
H 9  
RBI 5  
BB 2  
SO 4  
LOB 11



Batter	1	2	3	4	5	6	7	8	9	AB	R	H	RBI	BB	SO	LOB	BOTTOM
Jerry Remy, L OBP: 0.383, SLG: 0.364 Chico Walker, S (6, PR) OBP: 0.500, SLG: 0.500 (7, 4)	BB FC4 1B		L4 SH5-3 1B		3B 2B	BB 1B	FC4-6 1B			4	2	4	1	0	0	0	
Dwight Evans, R OBP: 0.432, SLG: 0.525 (1, 9)	6-3		SH5-3		E 3B	BB	FC4-6			3	1	1	1	1	0	2	
Jim Rice, R OBP: 0.329, SLG: 0.451 (1, 7)	FC4 BB E HBP		L4		5-3					4	2	2	1	0	0	2	
Carl Yastrzemski, L OBP: 0.346, SLG: 0.352 (1, 10)	E BB			F6	E 1B BB		F7			3	1	0	0	2	0	3	
Joe Rudi, R OBP: 0.252, SLG: 0.375 (1, 3)	FC4 G6-4-3			FC5-4 BB	E5 WP 1B		F9			4	1	1	2	1	0	4	
Dave Stapleton, R OBP: 0.310, SLG: 0.389 (1, 5)	G6-4-3			FC5-4 1B	1B WP					5	1	1	1	0	0	4	
Rick Miller, L OBP: 0.355, SLG: 0.381 (1, 8)			F7		1B		K			5	0	2	1	0	1	1	AB 35
Gary Allenson, R OBP: 0.291, SLG: 0.359 (1, 2)	6-3			FC5	SF9-2-5 1B					2	1	0	1	1	0	2	R 12
Glenn Hoffman, R OBP: 0.252, SLG: 0.251 (1, 6)	F9				PB 2B 1B					4	2	2	1	0	0	0	H 14
	R: 2 H: 1 E: 1 LOB: 1 K: 0 BB: 1 S: 4 P: 9	R: 0 H: 0 E: 0 LOB: 0 K: 0 BB: 0 S: 3 P: 3	R: 0 H: 1 E: 0 LOB: 0 K: 0 BB: 0 S: 3 P: 3	R: 0 H: 1 E: 0 LOB: 2 K: 0 BB: 1 S: 4 P: 8	R: 6 H: 5 E: 1 LOB: 0 K: 0 BB: 1 S: 8 P: 12	R: 1 H: 2 E: 0 LOB: 2 K: 0 BB: 1 S: 5 P: 9	R: 2 H: 2 E: 0 LOB: 1 K: 1 BB: 1 S: 7 P: 11	R: 1 H: 2 E: 0 LOB: 1 K: 0 BB: 0 S: 5 P: 5	1B: 10 SF: 1 2B: 5 SAC: 1 3B: 1 DP: 3 HR: 0 HBP: 1	WP: 1 PA: 43 PB: 2 SB: 0 CS: 0							
PITCHER	IP WLS BF H R ER SO BB IBB HBP BLK WP HR S P ERA WHIP																
Ken Clay, R ERA: 5.19 Bud Black, L ERA: Bob Galasso, R ERA: 4.83 Bryan Clark, L ERA: 4.16	(1, 1) 4.1 L 24 7 8 5 0 0 0 0 0 0 1 0 1 1 10.38 2.308																
(5, 1) 0.0 1 1 0 0 0 0 0 0 0 0 1 0 1 1 0.00 0.00																	
(5, 1) 1.0 5 2 1 1 0 1 0 0 0 0 0 0 4 8 9.00 3.000																	
(6, 1) 2.2 13 4 3 2 1 1 0 0 0 0 0 0 14 18 6.75 1.875																	

Seattle Mariners @ Boston Red Sox  
Fenway Park, Boston, MA  
Sat Sep 05 1981, 3:33 AM EDT  
Att: 15,434 - Unknown

AB 35  
R 12  
H 14  
RBI 10  
BB 5  
SO 1  
LOB 18






Batter	1	2	3	4	5	6	7	8	9	AB	R	H	RBI	BB	SO	LOB	TOP										
Lenny Randle, S OBP: 0.270, SLG: 0.311 (1, 5)	F7		6-3			FC4-6			6-3	4	0	0	0	1	0	3											
Paul Serna, R OBP: 0.385, SLG: 0.385 (1, 4)	K		F8			K			F9	5	0	1	0	0	2	2											
Tom Paciorek, R OBP: 0.371, SLG: 0.487 (1, 7)	2B					5-3			F8	3	0	1	0	1	0	3											
Richie Zisk, R OBP: 0.396, SLG: 0.549 Bruce Bochte, L OBP: 0.354, SLG: 0.364 (7, PH)			FC6-4			4-3			K	2	1	1	0	1	0	1											
Jeff Burroughs, R OBP: 0.354, SLG: 0.421 (1, 9)	4-3					1B			BB	1	0	0	0	1	1												
Gary Gray, R OBP: 0.281, SLG: 0.508 (1, 3)						1B			BB	5	0	1	0	0	1	5											
Bud Bulling, R OBP: 0.267, SLG: 0.267 Jerry Narron, L OBP: 0.289, SLG: 0.273 (8, PH)						1B			K	4	0	0	0	0	0	2											
Dave Henderson, R OBP: 0.248, SLG: 0.339 Casey Parsons, L OBP: 0.250, SLG: 0.286 (8, PH)						1B			BB	2	0	0	0	1	0	2											
Jim Anderson, R OBP: 0.274, SLG: 0.257 Dan Meyer, L OBP: 0.301, SLG: 0.328 Vance McHenry, R OBP: 0.263, SLG: 0.222 (8, PH)						1B			BB	0	0	0	0	1	1												
						1B			F9	3	0	1	1	0	1	2											
						1B			F9	1	0	0	0	0	0	1											
						1B			F9	0	0	0	0	0	0	0											
<b>Inning Stats</b>	R: 0 E: 0 K: 1 S: 6	H: 1 LOB: 2 BB: 1 P: 10	R: 0 E: 0 K: 0 S: 3	H: 0 LOB: 1 BB: 1 P: 7	R: 0 E: 0 K: 0 S: 3	H: 0 LOB: 1 BB: 0 P: 4	R: 0 E: 0 K: 0 S: 3	H: 0 LOB: 0 BB: 0 P: 3	R: 0 E: 0 K: 2 S: 8	H: 1 LOB: 2 BB: 1 P: 12	R: 0 E: 0 K: 1 S: 6	H: 1 LOB: 1 BB: 0 P: 6	R: 0 E: 0 K: 1 S: 5	H: 0 LOB: 1 BB: 1 P: 9	R: 0 E: 0 K: 1 S: 6	H: 1 LOB: 2 BB: 1 P: 10	1B: 3 2B: 3 3B: 0 HR: 0	SF: 0 SAC: 0 DP: 0 HBP: 1	WP: 1 PB: 0 SB: 1 CS: 0	PA: 41							
<b>PITCHER</b>	IP	WLS	BF	H	R	ER	SO	BB	IBB	HBP	BLK	WP	HR	S	P	ERA	WHIP										
Bruce Hurst, L ERA: 1.5 Mark Clear, R ERA: 3.11	6.0	W	29	5	1	1	3	4	1	1	0	1	0	29	50	1.50	1.500										
	3.0	S	12	1	0	0	3	2	0	0	0	0	0	16	24	0.00	1.000										

**Seattle Mariners @ Boston Red Sox**  
Fenway Park, Boston, MA  
Sun Sep 06 1981, 3:33 AM EDT  
Att: 17,913 - Unknown


**AB 33**  
**R 1**  
**H 6**  
**RBI 1**  
**BB 7**  
**SO 6**  
**LOB 24**



Batter	1	2	3	4	5	6	7	8	9	AB	R	H	RBI	BB	SO	LOB	BOTTOM										
Dwight Evans, R OBP: 0.430, SLG: 0.521 (1, 9)	5-3					F3			F5	4	1	1	0	0	0	1											
Dave Stapleton, R OBP: 0.313, SLG: 0.391 (1, 5)	F8					1B			5-3	4	1	2	1	0	0	1											
Jim Rice, R OBP: 0.331, SLG: 0.449 (1, 7)	K					F7			BB	2	1	0	0	2	1	1											
Carl Yastrzemski, L OBP: 0.348, SLG: 0.352 Reid Nichols, R OBP: 0.216, SLG: 0.229 (7, PR)						F9			BB	3	1	1	2	1	0	1											
Joe Rudi, R OBP: 0.244, SLG: 0.362 (1, 3)						F9			BB	0	0	0	0	0	0	0											
Rich Gedman, L OBP: 0.310, SLG: 0.434 (1, 2)						F7			F4	4	0	0	0	0	1	5											
Rick Miller, L OBP: 0.358, SLG: 0.392 (1, 8)						F7			F7	4	1	1	1	0	0	0											
Chico Walker, S OBP: 0.500, SLG: 0.400 (1, 4)						3-4-1			F7	4	0	2	2	0	0	0											
Glenn Hoffman, R OBP: 0.253, SLG: 0.257 (1, 6)						G3			1B	4	0	2	2	0	0	0											
						F8			BB	3	1	1	0	1	1	1											
						L4			BB	3	0	1	0	0	0	1											
<b>Inning Stats</b>	R: 0 E: 0 K: 1 S: 5	H: 0 LOB: 0 BB: 0 P: 5	R: 0 E: 0 K: 0 S: 3	H: 0 LOB: 0 BB: 0 P: 3	R: 0 E: 0 K: 0 S: 3	H: 0 LOB: 0 BB: 0 P: 3	R: 0 E: 0 K: 0 S: 4	H: 1 LOB: 1 BB: 0 P: 4	R: 0 E: 0 K: 0 S: 3	H: 0 LOB: 0 BB: 0 P: 3	R: 6 E: 0 K: 1 S: 10	H: 6 LOB: 1 BB: 2 P: 18	R: 0 E: 0 K: 0 S: 4	H: 1 LOB: 3 BB: 2 P: 12	R: 0 E: 0 K: 1 S: 6	H: 1 LOB: 1 BB: 0 P: 6	1B: 7 2B: 1 3B: 1 HR: 0	SF: 0 SAC: 1 DP: 0 HBP: 0	WP: 0 PB: 0 SB: 0 CS: 1	PA: 37							
<b>PITCHER</b>	IP	WLS	BF	H	R	ER	SO	BB	IBB	HBP	BLK	WP	HR	S	P	ERA	WHIP										
Glenn Abbott, R ERA: 3.97 Mike Parrott, R ERA: 4.89 Bud Black, L ERA: Shane Rawley, L ERA: 5.07 Dick Drago, R ERA: 5.6	5.1	L	22	5	5	5	1	1	0	0	0	0	0	5	5	27.00	6.000										
	1.0		6	1	0	0	0	2	1	0	0	0	0	3	15	0.00	3.000										
	0.1		1	0	0	0	0	0	0	0	0	0	0	1	1	0.00	0.000										
	1.0		4	1	0	0	1	0	0	0	0	0	0	6	6	0.00	1.000										

**Seattle Mariners @ Boston Red Sox**  
Fenway Park, Boston, MA  
Sun Sep 06 1981, 3:33 AM EDT  
Att: 17,913 - Unknown

**AB 31**  
**R 6**  
**H 9**  
**RBI 6**  
**BB 4**  
**SO 3**  
**LOB 11**





Batter	1	2	3	4	5	6	7	8	9	AB R H RBI BB SO LOB	TOP									
Jerry Remy, L (1.4) OBP: 0.381, SLG: 0.360	4-0 FC6-4 BB		0-0 4-1			0-3 K			0-0 F8	3 0 0 0 1 1 1	<b>Boston Red Sox @ Detroit Tigers</b> Tiger Stadium, Detroit, MI Mon Sep 07 1981, 7:05 PM EDT Att. 42,098 - Overcast - 67 F									
Dwight Evans, R (1.9) OBP: 0.426, SLG: 0.514	0-0 FC6-4 1-2		0-0 F3			0-0 6-3			0-3 K	4 0 0 0 0 1 2										
Jim Rice, R (1.7) OBP: 0.330, SLG: 0.445	0-0 F3			0-3 K			0-0 2-3		4-0 BB	3 0 0 0 1 1 1										
Carl Yastrzemski, L (1.10) OBP: 0.347, SLG: 0.363	0-0 P6			0-0 L4			0-0 HR		0-0 G1	4 1 1 1 0 0 2										
Carney Lansford, R (1.5) OBP: 0.375, SLG: 0.449		0-0 P6		0-0 F7			0-0 6-3			3 0 0 0 0 0 0										
Dave Stapleton, R (1.3) OBP: 0.305, SLG: 0.386		0-0 3-1			0-3 K		0-0 1-3			3 0 0 0 0 1 0										
Rich Gedman, L (1.2) OBP: 0.304, SLG: 0.424		0-0 4-3			0-3 K			0-0 P6		3 0 0 0 0 1 0										
Rick Miller, L (1.8) OBP: 0.357, SLG: 0.391			0-0 4-1 SH1-4 1B		0-0 4-3			0-3 K		3 0 1 0 0 1 0										
Glenn Hoffman, R (1.6) OBP: 0.251, SLG: 0.255			0-0 SH1-4 1-2			0-0 F9		0-0 6-3		2 0 0 0 0 0 0										
<b>Inning Stats</b>	R: 0 E: 0 K: 0 S: 3	H: 0 LOB: 1 BB: 1 P: 7	R: 0 E: 0 K: 0 S: 3	H: 0 LOB: 0 BB: 0 P: 3	R: 0 E: 0 K: 0 S: 4	H: 1 LOB: 1 BB: 0 P: 4	R: 0 E: 0 K: 1 S: 5	H: 0 LOB: 0 BB: 0 P: 5	R: 0 E: 0 K: 1 S: 5	H: 0 LOB: 0 BB: 0 P: 5	R: 1 E: 0 K: 0 S: 4	H: 1 LOB: 0 BB: 0 P: 4	R: 0 E: 0 K: 1 S: 5	H: 0 LOB: 1 BB: 1 P: 9	R: 0 E: 0 K: 1 S: 5	H: 0 LOB: 1 BB: 1 P: 9	1B: 1 2B: 0 3B: 0 HR: 1	SF: 0 SAC: 1 DP: 0 HBP: 0	WP: 0 PB: 0 SB: 0 CS: 0	PA: 31
<b>PITCHER</b> Jack Morris, R (1.1) ERA: 2.88	IP: 9.0 WLS: W BF: 31 H: 2 R: 1 ER: 1 SO: 6 BB: 2 IBB: 0 HBP: 0 BLK: 0 WP: 0 HR: 1 S: 41 P: 49 ERA: 1.00 WHIP: 0.444											<b>PITCHER</b>	IP: 9.0 WLS: W BF: 31 H: 2 R: 1 ER: 1 SO: 6 BB: 2 IBB: 0 HBP: 0 BLK: 0 WP: 0 HR: 1 S: 41 P: 49 ERA: 1.00 WHIP: 0.444							

Batter	1	2	3	4	5	6	7	8	9	AB R H RBI BB SO LOB	BOTTOM									
Lynn Jones, R (1.10) OBP: 0.350, SLG: 0.360	4-0 G4-6-3 BB		0-0 F9			0-0 1-3		4-0 1B S BB		2 0 0 0 2 0 0	<b>Boston Red Sox @ Detroit Tigers</b> Tiger Stadium, Detroit, MI Mon Sep 07 1981, 7:05 PM EDT Att. 42,098 - Overcast - 67 F									
Alan Trammell, R (1.6) OBP: 0.365, SLG: 0.356	0-0 F8			0-0 4-3		0-0 F8		0-0 BB		4 0 1 1 0 0 1										
Kirk Gibson, L (1.9) OBP: 0.368, SLG: 0.484	0-0 G4-6-3 1-2			1-0 FC7-6 HBP		0-0 B1-3		0-0 F7		3 0 0 0 0 0 3										
Steve Kemp, L (1.7) OBP: 0.378, SLG: 0.441		0-0 HR		0-0 FC7-6 1-2		0-0 6-3				3 1 1 1 0 0 1										
Lance Parrish, R (1.2) OBP: 0.288, SLG: 0.369		0-0 P4		0-0 2-3		0-0 F8				3 0 0 0 0 0 1										
Ron Jackson, R (1.3) OBP: 0.296, SLG: 0.377		0-0 P3			0-3 K2-3		0-0 6-3			3 0 0 0 0 1 0										
Al Cowens, R (1.8) OBP: 0.327, SLG: 0.364		0-0 5-3			0-0 5-3			0-0 6-3 3B 1B		3 1 1 0 0 0 0										
Tom Brookens, R (1.5) OBP: 0.297, SLG: 0.362			0-0 F9		0-0 F7			0-0 6-3 1-2		3 0 0 0 0 0 1										
Lou Whitaker, L (1.4) OBP: 0.345, SLG: 0.387			0-0 G3			0-0 6-3		0-0 1B 3B		3 1 1 1 0 0 0										
<b>Inning Stats</b>	R: 0 E: 0 K: 0 S: 2	H: 0 LOB: 0 BB: 1 P: 6	R: 1 E: 0 K: 0 S: 4	H: 1 LOB: 0 BB: 0 P: 4	R: 0 E: 0 K: 0 S: 3	H: 0 LOB: 0 BB: 0 P: 3	R: 0 E: 0 K: 0 S: 3	H: 0 LOB: 0 BB: 0 P: 4	R: 0 E: 0 K: 0 S: 3	H: 0 LOB: 1 BB: 0 P: 5	R: 0 E: 0 K: 1 S: 5	H: 0 LOB: 0 BB: 0 P: 5	R: 2 E: 0 K: 0 S: 6	H: 3 LOB: 2 BB: 1 P: 10	R: 0 E: 0 K: 0 S: 6	H: 0 LOB: 2 BB: 1 P: 10	1B: 2 2B: 0 3B: 1 HR: 1	SF: 0 SAC: 0 DP: 1 HBP: 1	WP: 0 PB: 0 SB: 1 CS: 0	PA: 30
<b>PITCHER</b> Bob Ojeda, L (1.1) ERA: 2.93 Bob Stanley, R (8.1) ERA: 3.59 Tom Burgmeier, L (8.1) ERA: 3.17	IP: 7.2 WLS: L BF: 28 H: 3 R: 3 ER: 3 SO: 3 BB: 3 IBB: 0 HBP: 0 BLK: 0 WP: 0 HR: 1 S: 27 P: 36 ERA: 3.52 WHIP: 0.652											<b>PITCHER</b>	IP: 7.2 WLS: L BF: 28 H: 3 R: 3 ER: 3 SO: 3 BB: 3 IBB: 0 HBP: 0 BLK: 0 WP: 0 HR: 1 S: 27 P: 36 ERA: 3.52 WHIP: 0.652							



Batter	1	2	3	4	5	6	7	8	9	AB	R	H	RBI	BB	SO	LOB	TOP					
Jerry Remy, L (1, 4) OBP: 0.378, SLG: 0.359	G3		G4-3 1B		F8	6-3		SF8		4	0	1	1	0	0	3	<b>Boston Red Sox @ Detroit Tigers</b> Tiger Stadium, Detroit, MI Tue Sep 08 1981, 7:05 PM EDT Att: 20,586 - Cloudy - 64 F					
Dwight Evans, R (1, 9) OBP: 0.425, SLG: 0.511	BB		G4-3 1B		FC6		K	K		4	0	1	1	1	2	2						
Jim Rice, R (1, 7) OBP: 0.331, SLG: 0.443	BB		G4-3 1B		FC6-4		HR			4	1	1	0	1	1	4						
Carl Yastrzemski, L (1, 10) OBP: 0.351, SLG: 0.380 Reid Nichols, R (9, PR) OBP: 0.216, SLG: 0.229	L7		G3		FC6-4 1B		HR			5	1	3	3	0	0	3						
Carney Lansford, R (1, 5) OBP: 0.375, SLG: 0.448	4-3				F7		G4-3			5	0	2	0	0	0	4						
Dave Stapleton, R (1, 3) OBP: 0.311, SLG: 0.384		K			BB		5-3			4	0	1	0	1	1	2						
Rich Gedman, L (1, 2) OBP: 0.294, SLG: 0.410	L5				L7		G4-6-3			5	0	0	0	0	0	4						
Rick Miller, L (1, 8) OBP: 0.360, SLG: 0.393	F7				G4-3		2B	1B		4	1	2	0	0	0	1						
Glenn Hoffman, R (1, 6) OBP: 0.264, SLG: 0.273			1B		FC6-4 1B			1B		4	2	4	0	0	0	0						
<b>Inning Stats</b>	R: 0 E: 0 K: 0 S: 3	H: 0 LOB: 2 BB: 2 P: 11	R: 0 E: 0 K: 1 S: 5	H: 0 LOB: 0 BB: 0 P: 5	R: 1 E: 0 K: 0 S: 5	H: 3 LOB: 1 BB: 0 P: 5	R: 0 E: 0 K: 0 S: 3	H: 1 LOB: 1 BB: 1 P: 7	R: 1 E: 1 K: 0 S: 6	H: 2 LOB: 2 BB: 0 P: 6	R: 0 E: 0 K: 0 S: 5	H: 3 LOB: 2 BB: 0 P: 5	R: 2 E: 0 K: 1 S: 7	H: 2 LOB: 0 BB: 0 P: 7	R: 1 E: 0 K: 1 S: 7	H: 2 LOB: 1 BB: 0 P: 7	R: 0 E: 0 K: 1 S: 7	H: 2 LOB: 2 BB: 0 P: 7	1B: 13 2B: 1 3B: 0 HR: 1	SF: 1 SAC: 0 DP: 2 HBP: 0	WP: 0 PB: 0 SB: 0 CS: 1	PA: 43
<b>PITCHER</b>	IP WLS BF H R ER SO BB IBB HBP BLK WP HR S P ERA WHIP	IP WLS BF H R ER SO BB IBB HBP BLK WP HR S P ERA WHIP																				
Milt Wilcox, R (1, 1) ERA: 2.89	6.1	L	31	11	4	3	2	3	0	0	0	0	0	0	0	0	0	1	32	44	4.26	2.211
Dave Rozema, R (7, 1) ERA: 3.72	2.2		12	4	1	1	2	0	0	0	0	0	0	0	0	0	0	0	16	16	3.38	1.500

Batter	1	2	3	4	5	6	7	8	9	AB	R	H	RBI	BB	SO	LOB	BOTTOM						
Rick Peters, S (1, 8) OBP: 0.335, SLG: 0.304	F3		K							3	0	0	0	1	1	0	<b>Boston Red Sox @ Detroit Tigers</b> Tiger Stadium, Detroit, MI Tue Sep 08 1981, 7:05 PM EDT Att: 20,586 - Cloudy - 64 F						
Al Cowens, R (8, PH) OBP: 0.325, SLG: 0.362					BB					1	0	0	0	0	0	3							
Alan Trammell, R (1, 6) OBP: 0.369, SLG: 0.360	S		2B		F3		WP			5	2	3	0	0	0	1							
Kirk Gibson, L (1, 9) OBP: 0.368, SLG: 0.487	P6		1B				F2			5	0	2	1	0	1	2							
Steve Kemp, L (1, 7) OBP: 0.381, SLG: 0.440	S		2B		P6					3	1	1	1	2	0	1							
Richie Hebner, L (1, 3) OBP: 0.305, SLG: 0.330	G3		F9							4	0	1	0	0	0	4							
Champ Summers, L (1, 10) OBP: 0.366, SLG: 0.367	1-6-3				F8		G3			4	0	0	0	0	0	2							
Lance Parrish, R (1, 2) OBP: 0.288, SLG: 0.371	F2				5-3		F8			4	0	1	0	0	0	1							
Tom Brookens, R (1, 5) OBP: 0.298, SLG: 0.361	5-3						K			3	0	1	0	0	1	1							
Rick Leach, L (8, PH) OBP: 0.357, SLG: 0.259										0	0	0	0	1	0	0							
Darrell Brown, S (8, PR)										0	0	0	0	0	0	0							
Stan Papi, R (9, 5) OBP: 0.267, SLG: 0.386					1B					0	0	0	0	0	0	0							
Lou Whitaker, L (1, 4) OBP: 0.341, SLG: 0.383					F8					3	0	0	0	0	0	1							
Ron Jackson, R (8, PH) OBP: 0.300, SLG: 0.377					F7					0	0	0	1	1	0	0							
Mick Kelleher, R (9, 4) OBP: 0.291, SLG: 0.292										0	0	0	0	0	0	0							
<b>Inning Stats</b>	R: 1 E: 0 K: 0 S: 5	H: 2 LOB: 1 BB: 0 P: 5	R: 0 E: 0 K: 0 S: 3	H: 0 LOB: 0 BB: 0 P: 3	R: 1 E: 0 K: 1 S: 7	H: 2 LOB: 2 BB: 1 P: 11	R: 0 E: 0 K: 0 S: 4	H: 1 LOB: 1 BB: 0 P: 4	R: 0 E: 0 K: 0 S: 6	H: 1 LOB: 1 BB: 0 P: 6	R: 0 E: 0 K: 0 S: 4	H: 1 LOB: 1 BB: 0 P: 4	R: 0 E: 0 K: 0 S: 4	H: 1 LOB: 3 BB: 3 P: 16	R: 0 E: 0 K: 1 S: 5	H: 0 LOB: 0 BB: 0 P: 5	1B: 7 2B: 2 3B: 0 HR: 0	SF: 0 SAC: 0 DP: 0 HBP: 0	WP: 1 PB: 0 SB: 2 CS: 0	PA: 40			
<b>PITCHER</b>	IP WLS BF H R ER SO BB IBB HBP BLK WP HR S P ERA WHIP	IP WLS BF H R ER SO BB IBB HBP BLK WP HR S P ERA WHIP																					
Mike Torrez, R (1, 1) ERA: 3.95	6.2	W	29	8	2	2	2	2	0	0	0	0	0	0	0	0	0	1	0	4	12	9.00	3.000
Mark Clear, R (7, 1) ERA: 3.19	1.0		6	1	1	1	0	2	0	0	0	0	0	0	0	0	0	0	0	6	10	0.00	0.750
Tom Burgmeier, L (8, 1) ERA: 3.08	1.1	S	5	0	0	0	0	1	1	0	0	0	0	0	0	0	0	0	0	6	10	0.00	0.750

AB 39  
R 5  
H 15  
RBI 5  
BB 3  
SO 4  
LOB 23



AB 35  
R 3  
H 9  
RBI 3  
BB 5  
SO 3  
LOB 16





Batter	1	2	3	4	5	6	7	8	9	10	11	AB	R	H	RBI	BB	SO	LOB	TOP				
Jerry Remy, L OBP: 0.384, SLG: 0.361 (1.4)												4	2	2	1	2	0	1					
Dwight Evans, R OBP: 0.422, SLG: 0.506 Gary Allenson, R OBP: 0.296, SLG: 0.364 (9.2)												5	0	1	0	0	2	4					
Jim Rice, R OBP: 0.328, SLG: 0.438 (1.7)												6	0	1	1	0	1	5					
Carl Yastrzemski, L OBP: 0.354, SLG: 0.381 (1.10)												5	0	2	0	1	1	2					
Carney Lansford, R OBP: 0.380, SLG: 0.449 (1.5)												4	1	2	2	2	1	0					
Dave Stapleton, R OBP: 0.311, SLG: 0.383 (1.3)												6	0	2	0	0	2	7					
Rich Gedman, L OBP: 0.293, SLG: 0.405 Reid Nichols, R OBP: 0.216, SLG: 0.229 (9.9)												4	0	1	1	0	1	1	AB 45				
Joe Rudi, R OBP: 0.242, SLG: 0.359 (10.9)												0	1	0	0	0	0	0	R 6				
Rick Miller, L OBP: 0.360, SLG: 0.393 (1.8)												5	1	2	0	0	0	1	H 15				
Glenn Hoffman, R OBP: 0.265, SLG: 0.279 Garry Hancock, L OBP: 0.196, SLG: 0.227 Julio Valdez, S OBP: 0.227, SLG: 0.238 (9.6)												3	1	1	0	0	0	0	RBI 6				
<b>Inning Stats</b>	R: 1 E: 0 K: 1 S: 7	H: 2 LOB: 2 BB: 1 P: 11	R: 0 E: 0 K: 0 S: 3	H: 0 LOB: 0 BB: 0 P: 3	R: 0 E: 0 K: 0 S: 4	H: 2 LOB: 1 BB: 0 P: 4	R: 0 E: 0 K: 2 S: 7	H: 0 LOB: 0 BB: 0 P: 7	R: 0 E: 0 K: 0 S: 3	H: 1 LOB: 1 BB: 0 P: 6	R: 1 E: 0 K: 0 S: 5	H: 2 LOB: 1 BB: 0 P: 5	R: 2 E: 0 K: 1 S: 8	H: 4 LOB: 2 BB: 1 P: 12	R: 0 E: 0 K: 2 S: 9	H: 2 LOB: 2 BB: 0 P: 9	R: 2 E: 0 K: 0 S: 5	H: 2 LOB: 3 BB: 3 P: 17	1B: 14 2B: 1 3B: 0 HR: 0	SF: 0 SAC: 1 DP: 1 HBP: 0	WP: 0 PB: 0 SB: 0 CS: 0	PA: 51	
<b>PITCHER</b>	IP: 7.2 ERA: 2.82	WLS: 0.1 ERA: 1.71	BF: 2 ERA: 3.79	H: 7 ERA: 2.42	R: 2 ERA: 11.1	ER: 1 ERA: 0.0	SO: 5 ERA: 1.0	BB: 0 ERA: 0.0	IBB: 0 ERA: 0.0	HBP: 0 ERA: 0.0	BLK: 0 ERA: 0.0	WP: 0 ERA: 0.0	HR: 0 ERA: 0.0	S: 39 ERA: 13.50	P: 43 ERA: 6.000	ERA: 2.35 WHIP: 3.000							

**Boston Red Sox @ Detroit Tigers**  
Tiger Stadium, Detroit, MI  
Wed Sep 09 1991, 7:05 PM EDT  
Att. 22,564 - Unknown - 61 F

AB 45  
R 6  
H 15  
RBI 6  
BB 5  
SO 8  
LOB 25



Batter	1	2	3	4	5	6	7	8	9	10	11	AB	R	H	RBI	BB	SO	LOB	BOTTOM				
Al Cowens, R OBP: 0.323, SLG: 0.359 (1.8)												5	0	1	0	0	0	1					
Alan Trammell, R OBP: 0.363, SLG: 0.354 (1.6)												5	0	0	0	0	0	1					
Kirk Gibson, L OBP: 0.364, SLG: 0.490 (1.9)												5	1	1	0	0	3	0					
Steve Kemp, L OBP: 0.375, SLG: 0.432 (1.7)												5	1	0	0	0	1	1					
Ron Jackson, R OBP: 0.297, SLG: 0.378 (1.3)												5	2	1	0	0	0	1					
Lance Parrish, R OBP: 0.283, SLG: 0.382 (1.2)												5	1	3	3	0	0	1					
John Wockenfuss, R OBP: 0.279, SLG: 0.297 Champ Summers, L OBP: 0.364, SLG: 0.354 Lynn Jones, R OBP: 0.348, SLG: 0.357 (1.10)												3	0	0	0	0	0	3	AB 42				
Tom Brookens, R OBP: 0.293, SLG: 0.358 Rickey Hietner, L OBP: 0.303, SLG: 0.328 Mick Kelleher, R OBP: 0.291, SLG: 0.292 (10.5)												2	0	0	1	0	1	1	R 5				
Lou Whitaker, L OBP: 0.343, SLG: 0.384 (1.4)												1	0	0	0	0	0	0	H 8				
<b>Inning Stats</b>	R: 0 E: 0 K: 1 S: 5	H: 0 LOB: 0 BB: 0 P: 5	R: 3 E: 2 K: 0 S: 7	H: 2 LOB: 1 BB: 0 P: 7	R: 0 E: 0 K: 2 S: 7	H: 0 LOB: 0 BB: 0 P: 7	R: 0 E: 1 K: 0 S: 4	H: 0 LOB: 1 BB: 0 P: 4	R: 0 E: 0 K: 0 S: 3	H: 2 LOB: 1 BB: 0 P: 5	R: 0 E: 0 K: 1 S: 6	H: 2 LOB: 1 BB: 0 P: 6	R: 0 E: 0 K: 1 S: 5	H: 0 LOB: 0 BB: 0 P: 5	R: 0 E: 0 K: 0 S: 3	H: 0 LOB: 0 BB: 0 P: 3	R: 0 E: 0 K: 0 S: 3	R: 1 E: 0 K: 0 S: 5	H: 2 LOB: 1 BB: 0 P: 5	1B: 4 2B: 3 3B: 1 HR: 0	SF: 1 SAC: 0 DP: 0 HBP: 0	WP: 0 PB: 0 SB: 0 CS: 1	PA: 43
<b>PITCHER</b>	IP: 8.0 ERA: 4.22	WLS: 2.2 ERA: 3.59	BF: 10 ERA: 4.28	H: 6 ERA: 4.28	R: 4 ERA: 11.1	ER: 1 ERA: 0.0	SO: 5 ERA: 1.0	BB: 0 ERA: 0.0	IBB: 0 ERA: 0.0	HBP: 0 ERA: 0.0	BLK: 0 ERA: 0.0	WP: 0 ERA: 0.0	HR: 0 ERA: 0.0	S: 42 ERA: 1.12	P: 42 ERA: 0.750	ERA: 1.12 WHIP: 0.750							

**Boston Red Sox @ Detroit Tigers**  
Tiger Stadium, Detroit, MI  
Wed Sep 09 1991, 7:05 PM EDT  
Att. 22,564 - Unknown - 61 F

AB 42  
R 5  
H 8  
RBI 4  
BB 0  
SO 5  
LOB 10





Batter	1	2	3	4	5	6	7	8	9	AB	R	H	RBI	BB	SO	LOB	TOP			
Jerry Remy, L (1,4) OBP: 0.382, SLG: 0.359	0-3 K ①		0-3 K ③			0-0 1-3 ①		0-0 1B ①		4	0	1	0	0	2	1	<b>Boston Red Sox @ New York Yankees</b> Yankee Stadium, Bronx, NY Fri Sep 11 1981, 7:05 PM EDT Att: 43,018 - Unknown - 76 F			
Dwight Evans, R (1,9) OBP: 0.421, SLG: 0.503	0-3 K ②			0-3 K ①		4-0 FC4 BB ②		0-0 SF9 ①		2	0	0	1	1	2	0				
Jim Rice, R (1,7) OBP: 0.327, SLG: 0.434	0-3 K ③			4-0 1B BB ②		0-3 K ②		3-0 F7 ②		3	0	0	0	1	2	2				
Carl Yastrzemski, L (1,10) OBP: 0.349, SLG: 0.375		0-0 F8 ①		0-3 K ②		0-0 FC4 ③		0-0 G3 ③		4	0	0	0	0	1	3				
Carney Lansford, R (1,5) OBP: 0.379, SLG: 0.446		0-0 F9 ②		0-0 1-2 1B ③			0-0 F8 ①		0-0 F9 ①	4	0	1	0	0	0	0				
Dave Stapleton, R (1,3) OBP: 0.307, SLG: 0.377		0-0 F8 ③		0-0 G3 ③			0-3 K ②		0-0 F7 ②	4	0	0	0	0	1	2				
Gary Allenson, R (1,2) OBP: 0.297, SLG: 0.358 Rich Gedman, L (0, PH) OBP: 0.291, SLG: 0.403			0-0 5-3 ①		0-0 F9 ①		4-0 BB ③		0-3 K ③	2	0	0	0	1	0	0				
Glenn Hoffman, R (1,6) OBP: 0.262, SLG: 0.275			0-3 K ②		0-3 K ②		0-3 K ③			3	0	0	0	0	3	1				
Rick Miller, L (1,8) OBP: 0.364, SLG: 0.391			4-0 BB ③		0-0 3-1 ③			4-0 1B SF9 BB ③		1	1	0	0	2	0	0				
<b>Inning Stats</b>	R: 0 E: 0 K: 3 S: 9	H: 0 LOB: 0 BB: 0 P: 9	R: 0 E: 0 K: 0 S: 3	H: 0 LOB: 0 BB: 0 P: 3	R: 0 E: 0 K: 2 S: 7	H: 0 LOB: 1 BB: 1 P: 11	R: 0 E: 0 K: 2 S: 8	H: 1 LOB: 2 BB: 1 P: 12	R: 0 E: 0 K: 1 S: 5	H: 0 LOB: 0 BB: 0 P: 5	R: 0 E: 0 K: 2 S: 7	H: 0 LOB: 1 BB: 1 P: 11	R: 0 E: 0 K: 0 S: 4	H: 1 LOB: 1 BB: 0 P: 8	R: 0 E: 0 K: 1 S: 5	H: 0 LOB: 0 BB: 0 P: 5	1B: 2 2B: 0 3B: 0 HR: 0	SF: 1 SAC: 0 DP: 0 HBP: 0	WP: 0 PB: 0 SB: 0 CS: 0	PA: 34
<b>PITCHER</b>	IP WLS BF H R ER SO BB IBB HBP BLK WP HR S P ERA WHIP																			
Dave Righetti, L (1,1) ERA: 1.59	7.0 W 28 2 1 1 11 5 0 0 0 0 0 0 0 45 65 1.29 1.000																			
Rich Gossage, R (8,1) ERA: 0.63	2.0 S 6 0 0 0 1 0 0 0 0 0 0 0 0 8 8 0.00 0.000																			

AB 28  
R 1  
H 2  
RBI 1  
BB 5  
SO 12  
LOB 9



Batter	1	2	3	4	5	6	7	8	9	AB	R	H	RBI	BB	SO	LOB	BOTTOM			
Willie Randolph, R (1,4) OBP: 0.341, SLG: 0.312	0-0 F8 ①	0-0 F8 ②		0-0 1-3 ③			0-0 6-3 ②			4	0	0	0	0	0	0	<b>Boston Red Sox @ New York Yankees</b> Yankee Stadium, Bronx, NY Fri Sep 11 1981, 7:05 PM EDT Att: 43,018 - Unknown - 76 F			
Jerry Mumphrey, S (1,8) OBP: 0.359, SLG: 0.445	0-0 1B S ③	0-0 F9 ③			0-0 3-1 ①		0-0 F9 ③			4	1	1	0	0	0	0				
Oscar Gamble, L (1,10) OBP: 0.388, SLG: 0.506	4-0 1B 1B ③		0-0 1B 1B ③		0-0 4-3 ②		0-3 K ①			3	2	1	0	1	1	0				
Reggie Jackson, L (1,9) OBP: 0.339, SLG: 0.402	0-0 G3 1B ③		0-0 G6-4-3 1B ③		0-0 P5 ③		0-3 K ②			4	0	2	1	0	1	0				
Graig Nettles, L (1,5) OBP: 0.333, SLG: 0.414	0-0 G3 1B ③		0-0 G6-4-3 1B ③			0-0 HR ①		0-0 G3 ③		4	1	3	2	0	0	0				
Dave Revering, L (1,3) OBP: 0.322, SLG: 0.335	0-0 G3 ②		0-0 G6-4-3 ②		0-0 L4 ①					3	0	0	0	0	4					
Rick Cerone, R (1,2) OBP: 0.259, SLG: 0.295	4-0 BB ③		0-0 F7 ③		0-0 F8 ②					2	0	0	0	1	0	1				
Bobby Brown, S (1,7) OBP: 0.216, SLG: 0.222	0-0 F9 ③		0-3 K ①		0-0 P4 ③					3	0	0	0	0	1	3				
Larry Milbourne, S (1,6) OBP: 0.361, SLG: 0.420		0-0 F8 ①		0-0 F8 ②		0-0 F7 ①				3	0	0	0	0	0	0				
<b>Inning Stats</b>	R: 2 E: 0 K: 0 S: 6	H: 3 LOB: 3 BB: 2 P: 14	R: 0 E: 0 K: 0 S: 3	H: 0 LOB: 0 BB: 0 P: 3	R: 1 E: 0 K: 0 S: 5	H: 3 LOB: 1 BB: 0 P: 5	R: 0 E: 0 K: 1 S: 5	H: 0 LOB: 0 BB: 0 P: 5	R: 0 E: 0 K: 0 S: 3	H: 0 LOB: 0 BB: 0 P: 3	R: 1 E: 0 K: 0 S: 4	H: 1 LOB: 0 BB: 0 P: 4	R: 0 E: 0 K: 0 S: 3	H: 0 LOB: 0 BB: 0 P: 3	R: 0 E: 0 K: 2 S: 7	H: 0 LOB: 0 BB: 0 P: 7	1B: 6 2B: 0 3B: 0 HR: 1	SF: 0 SAC: 0 DP: 1 HBP: 0	WP: 0 PB: 0 SB: 1 CS: 0	PA: 32
<b>PITCHER</b>	IP WLS BF H R ER SO BB IBB HBP BLK WP HR S P ERA WHIP																			
Dennis Eckersley, R (1,1) ERA: 4.33	6.0 L 26 7 4 4 1 2 0 0 0 0 0 0 1 26 34 6.00 1.500																			
Bill Campbell, R (7,1) ERA: 3.35	2.0 6 0 0 0 2 0 0 0 0 0 0 0 10 10 0.00 0.000																			

AB 30  
R 4  
H 7  
RBI 3  
BB 2  
SO 3  
LOB 8





Batter	1	2	3	4	5	6	7	8	9	AB	R	H	RBI	BB	SO	LOB	TOP			
Jerry Remy, L (1,4) OBP: 0.377, SLG: 0.354	0-0 4-3		0-0 F7			0-0 L3		0-0 6-3		4	0	0	0	0	0	0				
Dwight Evans, R (1,9) OBP: 0.416, SLG: 0.497	0-0 6-3			0-0 F8		0-0 5-3		0-0 6-3		4	0	0	0	0	0	0				
Jim Rice, R (1,7) OBP: 0.324, SLG: 0.429	0-3 K			0-0 F7		0-3 K			0-0 5-3	4	0	0	0	0	2	0				
Carl Yastrzemski, L (1,10) OBP: 0.351, SLG: 0.376		0-3 K		0-0 FC5 1B					0-0 K	4	0	2	0	0	2	0				
Carney Lansford, R (1,5) OBP: 0.380, SLG: 0.447		0-0 F8		0-0 1B					0-0 P4	4	0	2	0	0	0	0				
Dave Stapleton, R (1,3) OBP: 0.310, SLG: 0.390		0-0 HR		0-0 FC5					0-0 E9 1B	4	2	2	1	0	0	3				
Rich Gedman, L (1,2) OBP: 0.292, SLG: 0.401		0-0 L4				0-0 4-3			0-0 FC3-6 1B	3	0	1	1	0	0	0				
Rick Miller, L (1,8) OBP: 0.360, SLG: 0.387			0-0 L6			0-0 1-3			0-0 FC3-6	3	0	0	0	0	0	1				
Glenn Hoffman, R (1,6) OBP: 0.258, SLG: 0.271			0-0 6-3			0-0 6-3			0-0 6-3	3	0	0	0	0	0	0				
<b>Inning Stats</b>	R: 0 E: 0 K: 1 S: 5	H: 0 LOB: 0 BB: 0 P: 5	R: 1 E: 0 K: 1 S: 6	H: 1 LOB: 0 BB: 0 P: 6	R: 0 E: 0 K: 0 S: 3	H: 0 LOB: 0 BB: 0 P: 3	R: 0 E: 0 K: 0 S: 5	H: 2 LOB: 2 BB: 0 P: 5	R: 0 E: 0 K: 0 S: 3	H: 0 LOB: 0 BB: 0 P: 3	R: 1 E: 1 K: 1 S: 7	H: 2 LOB: 1 BB: 0 P: 7	R: 0 E: 0 K: 0 S: 3	H: 0 LOB: 0 BB: 0 P: 3	R: 0 E: 0 K: 0 S: 4	H: 2 LOB: 1 BB: 0 P: 4	1B: 6 2B: 0 3B: 0 HR: 1	SF: 0 SAC: 0 DP: 0 HBP: 0	WP: 0 PB: 0 SB: 0 CS: 0	PA: 33
<b>PITCHER</b> Rick Reuschel, R (1,1) ERA: 2.84	IP: 9.0 WLS: L BF: 33 H: 7 R: 2 ER: 1 SO: 4 BB: 0 IBB: 0 HBP: 0 BLK: 0 WP: 0 HR: 1 S: 41 P: 41 ERA: 1.00 WHIP: 0.778															<b>PITCHER</b>				

**Boston Red Sox @ New York Yankees**  
Yankee Stadium, Bronx, NY  
Sat Sep 12 1981, 3:33 AM EDT  
Att: 38,307 - Unknown - 86 F

AB 33  
R 2  
H 7  
RBI 2  
BB 0  
SO 4  
LOB 4



Batter	1	2	3	4	5	6	7	8	9	AB	R	H	RBI	BB	SO	LOB	BOTTOM			
Willie Randolph, R (1,4) OBP: 0.337, SLG: 0.308	0-0 4-3		0-0 6-3			0-0 F8			0-3 K	4	0	0	0	0	1	1				
Jerry Mumphrey, S (1,8) OBP: 0.355, SLG: 0.439	0-3 K			0-0 F9					0-3 K	4	0	0	0	0	3	1				
Lou Piniella, R (1,10) OBP: 0.323, SLG: 0.408	4-0 BB			0-0 F8					4-0 BB	2	0	0	0	1	0	0				
Oscar Gamble, L (9, PH) OBP: 0.391, SLG: 0.506										0	0	0	0	1	0	0				
Reggie Jackson, L (1,9) OBP: 0.334, SLG: 0.396	0-3 K			0-3 K					0-0 F7	4	0	0	0	0	2	3				
Bob Watson, R (1,3) OBP: 0.318, SLG: 0.374		0-0 F8				0-0 F9			0-0 1-3	3	0	0	0	0	0	0				
Graig Nettles, L (1,5) OBP: 0.330, SLG: 0.410		0-3 K				0-0 4-3			0-0 P3	3	0	0	0	0	1	0				
Barry Foote, R (1,2) OBP: 0.242, SLG: 0.336		0-0 F8				0-0 6-3			0-0 F9	3	0	0	0	0	0	0				
Dennis Werth, R (1,7) OBP: 0.241, SLG: 0.104			0-3 K						0-0 K	2	0	0	0	0	1	0				
Rick Cerone, R (9, PH) OBP: 0.263, SLG: 0.305									0-0 2B	1	1	1	0	0	0	0				
Andre Robertson, R (1,6) OBP: 0.222, SLG: 0.333			0-3 K						0-0 2B	2	0	0	0	0	1	0				
Dave Winfield, R (9, PH) OBP: 0.373, SLG: 0.466									0-0 2B	1	0	1	1	0	0	0				
<b>Inning Stats</b>	R: 0 E: 0 K: 2 S: 7	H: 0 LOB: 1 BB: 1 P: 11	R: 0 E: 0 K: 1 S: 5	H: 0 LOB: 0 BB: 0 P: 5	R: 0 E: 0 K: 2 S: 7	H: 0 LOB: 0 BB: 0 P: 7	R: 0 E: 0 K: 1 S: 5	H: 0 LOB: 0 BB: 0 P: 5	R: 0 E: 0 K: 0 S: 3	H: 0 LOB: 0 BB: 0 P: 3	R: 0 E: 0 K: 1 S: 5	H: 0 LOB: 0 BB: 0 P: 5	R: 0 E: 0 K: 0 S: 3	H: 0 LOB: 0 BB: 0 P: 3	R: 1 E: 0 K: 2 S: 9	H: 2 LOB: 2 BB: 1 P: 13	1B: 0 2B: 2 3B: 0 HR: 0	SF: 0 SAC: 0 DP: 0 HBP: 0	WP: 0 PB: 0 SB: 0 CS: 0	PA: 31
<b>PITCHER</b> Bob Ojeda, L (1,1) ERA: 2.67	IP: 8.0 WLS: W BF: 27 H: 2 R: 1 ER: 1 SO: 7 BB: 1 IBB: 0 HBP: 0 BLK: 0 WP: 0 HR: 0 S: 40 P: 44 ERA: 1.12 WHIP: 0.375															<b>PITCHER</b>				
Mark Clear, R (9,1) ERA: 3.15	IP: 1.0 WLS: S BF: 4 H: 0 R: 0 ER: 0 SO: 2 BB: 1 IBB: 0 HBP: 0 BLK: 0 WP: 0 HR: 0 S: 7 P: 11 ERA: 0.00 WHIP: 1.000															<b>PITCHER</b>				

**Boston Red Sox @ New York Yankees**  
Yankee Stadium, Bronx, NY  
Sat Sep 12 1981, 3:33 AM EDT  
Att: 38,307 - Unknown - 86 F

AB 29  
R 1  
H 2  
RBI 1  
BB 2  
SO 9  
LOB 5





Batter	1	2	3	4	5	6	7	8	9	AB	R	H	RBI	BB	SO	LOB	TOP			
Dwight Evans, R OBP: 0.416, SLG: 0.492	0-3 K		0-0 3-1		4-0 1B BB	0-3 K			4-0 2B 4-3 BB	3	1	0	0	2	2	1	<b>Boston Red Sox @ New York Yankees</b> Yankee Stadium, Bronx, NY Sun Sep 13 1981, 3:33 AM EDT Att: 44,686 - Unknown - 81 F			
Dave Stapleton, R OBP: 0.305, SLG: 0.383	0-0 5-3		0-0 L6		0-0 P6				0-0 F7	5	0	0	0	0	0	2				
Jim Rice, R OBP: 0.328, SLG: 0.434	0-3 K			0-0 1B	0-0 1B				0-0 4-3 2B	5	0	3	0	0	2	0				
Carl Yastrzemski, L OBP: 0.352, SLG: 0.381		0-0 G3		0-0 1B HR	0-0 4-3				0-0 4-3	5	1	2	1	0	0	3				
Carney Lansford, R OBP: 0.386, SLG: 0.447		4-0 1B BB		0-0 1B HR		4-0 1B BB			0-0 6-3	2	2	1	0	3	0	1				
Tony Perez, R OBP: 0.308, SLG: 0.370		0-0 1B		0-0 1B HR		0-0 1B				4	2	3	3	0	1	2				
Gary Allenson, R OBP: 0.303, SLG: 0.358		0-0 F8		0-0 5-3		0-0 1B		4-0 1B BB		3	0	1	1	1	0	2				
Glenn Hoffman, R OBP: 0.256, SLG: 0.269		0-3 K		0-0 F8		0-0 G6-4-3		0-0 L4-3		2	0	0	0	0	1	2				
Gary Hancock, L OBP: 0.191, SLG: 0.222				0-0 F8		0-0 G6-4-3		0-0 L4-3		1	0	0	0	0	0	2				
Julio Valdez, S OBP: 0.217, SLG: 0.227						0-0 G6-4-3		0-0 L4-3		1	0	0	0	0	0	1				
Rick Miller, L OBP: 0.358, SLG: 0.384			0-0 1-3		0-0 4-3			0-0 6-3		4	0	1	1	0	0	0				
<b>Inning Stats</b>	R: 0 E: 0 K: 2 S: 7	H: 0 LOB: 0 BB: 0 P: 7	R: 0 E: 0 K: 1 S: 6	H: 1 LOB: 2 BB: 1 P: 10	R: 0 E: 0 K: 0 S: 3	H: 0 LOB: 0 BB: 0 P: 3	R: 3 E: 0 K: 0 S: 6	H: 4 LOB: 0 BB: 0 P: 6	R: 0 E: 0 K: 1 S: 4	H: 1 LOB: 2 BB: 1 P: 8	R: 0 E: 0 K: 2 S: 8	H: 1 LOB: 2 BB: 1 P: 12	R: 0 E: 0 K: 0 S: 2	H: 0 LOB: 0 BB: 1 P: 6	R: 1 E: 0 K: 0 S: 4	H: 1 LOB: 1 BB: 1 P: 8	1B: 8 2B: 3 3B: 0 HR: 1	SF: 0 SAC: 0 DP: 2 HBP: 0	WP: 0 PB: 0 SB: 0 CS: 0	PA: 41
<b>PITCHER</b>	IP WLS BF H R ER SO BB IBB HBP BLK WP HR S P ERA WHIP																			
Ron Guidry, L ERA: 2.92	(1, 1) 5.0 W 22 6 3 3 3 2 0 0 0 0 0 1 26 34 5.40 1.600																			
George Frazier, R ERA: 1.74	(6, 1) 0.0 3 2 2 2 0 1 0 0 0 0 0 0 2 6 ∞ ∞																			
Ron Davis, R ERA: 2.19	(6, 1) 3.0 11 2 0 0 3 2 0 0 0 0 0 0 15 23 0.00 1.333																			
Dave LaRoche, L ERA: 1.82	(9, 1) 1.0 5 1 1 1 0 1 0 0 0 0 0 0 4 8 9.00 2.000																			

Batter	1	2	3	4	5	6	7	8	9	AB	R	H	RBI	BB	SO	LOB	BOTTOM			
Willie Randolph, R OBP: 0.341, SLG: 0.316	0-0 S	0-0 FC4-6		0-0 1-4-3		0-0 F8		0-0 1B		5	0	3	3	0	0	2	<b>Boston Red Sox @ New York Yankees</b> Yankee Stadium, Bronx, NY Sun Sep 13 1981, 3:33 AM EDT Att: 44,686 - Unknown - 81 F			
Jerry Mumphrey, S OBP: 0.352, SLG: 0.435	0-0 F9	0-0 FC4-6		0-0 SF9		4-0 FC5-4		0-0 5-3		3	0	0	1	1	0	3				
Dave Winfield, R OBP: 0.374, SLG: 0.474	0-0 F9	0-0 F8		0-0 HR		0-0 FC5-4		0-0 G6-4-3		5	1	2	2	0	0	3				
Lou Piniella, R OBP: 0.319, SLG: 0.400	0-3 K		0-3 K	0-0 5-3		0-0 PO		0-0 G6-4-3		5	1	1	0	0	2	3				
Reggie Jackson, L OBP: 0.333, SLG: 0.394		0-0 BB		0-3 K		0-0 4-3		0-0 F7		4	1	1	0	0	1	1				
Bobby Brown, S OBP: 0.216, SLG: 0.222		0-0 1B		0-0 K		0-0 4-3		0-0 F7		0	0	0	0	0	0	0				
Graig Nettles, L OBP: 0.332, SLG: 0.409		4-0 1B		0-3 K		0-0 P3		0-0 SF7		3	1	1	0	1	1	0				
Bob Watson, R OBP: 0.338, SLG: 0.410		0-0 SH1-4		4-0 2B		0-0 HR		4-0 SF7		2	3	2	2	2	0	0				
Rick Cerone, R OBP: 0.274, SLG: 0.318		0-0 SH1-4		0-0 SF9		4-0 BB		0-0 SF7		2	2	2	2	1	0	0				
Larry Milbourne, S OBP: 0.360, SLG: 0.412		0-0 SH1-4		1-0 SF9		0-3 K		0-0 4-3		2	1	0	0	0	1	3				
<b>Inning Stats</b>	R: 0 E: 0 K: 1 S: 6	H: 1 LOB: 1 BB: 0 P: 6	R: 4 E: 0 K: 0 S: 7	H: 4 LOB: 1 BB: 1 P: 11	R: 0 E: 0 K: 3 S: 9	H: 0 LOB: 0 BB: 0 P: 9	R: 4 E: 0 K: 0 S: 5	H: 2 LOB: 0 BB: 1 P: 10	R: 1 E: 0 K: 1 S: 6	H: 1 LOB: 1 BB: 1 P: 10	R: 0 E: 0 K: 0 S: 2	H: 0 LOB: 0 BB: 1 P: 6	R: 1 E: 0 K: 0 S: 5	H: 2 LOB: 2 BB: 1 P: 9	R: 0 E: 0 K: 0 S: 4	H: 2 LOB: 1 BB: 0 P: 4	1B: 8 2B: 2 3B: 0 HR: 2	SF: 2 SAC: 1 DP: 1 HBP: 1	WP: 0 PB: 0 SB: 1 CS: 0	PA: 41
<b>PITCHER</b>	IP WLS BF H R ER SO BB IBB HBP BLK WP HR S P ERA WHIP																			
Frank Tanana, L ERA: 4.49	(1, 1) 1.1 L 10 5 4 0 0 1 0 0 0 0 0 0 2 2 0.00 4.500																			
Luis Aponte, R ERA: 4.7	(2, 1) 0.2 2 0 0 0 0 0 0 0 0 0 0 0 2 2 0.00 0.000																			
John Tudor, L ERA: 4.7	(3, 1) 3.0 15 3 5 5 4 2 0 1 0 0 0 2 20 29 15.00 1.667																			
Steve Crawford, R ERA: 4.99	(6, 1) 2.0 9 2 1 1 0 2 0 0 0 0 0 0 7 15 4.50 2.000																			
Chuck Rainey, R ERA: 2.7	(8, 1) 1.0 4 2 0 0 0 0 0 0 0 0 0 0 4 4 0.00 2.000																			



Batter	1	2	3	4	5	6	7	8	9	AB	R	H	RBI	BB	SO	LOB	TOP								
<b>Rick Peters, S</b> OBP: 0.347, SLG: 0.321 (1, 8)	4-0 PB 6-3 4-3 BB		0-0 G1-6-3 1B		0-0 F7		0-0 G1-6-3			3	1	1	0	1	0	2									
<b>Alan Trammell, R</b> OBP: 0.359, SLG: 0.347 (1, 6)	0-0 6-3 1-2		0-0 G1-6-3			0-0 F7		0-0 6-3		4	0	0	0	0	0	2									
<b>Steve Kemp, L</b> OBP: 0.383, SLG: 0.443 (1, 7)	0-0 4-3 2-H			0-0 6-3		0-0 HR		0-0 E4 F8 1B		4	1	1	2	0	0	0									
<b>Richie Hebner, L</b> OBP: 0.307, SLG: 0.323 (1, 3)	0-0 P5			4-0 CS BB		0-0 FC5 1B		0-0 1-2 1B		3	0	2	0	1	0	0									
<b>Champ Summers, L</b> OBP: 0.351, SLG: 0.351 (1, 10)		0-3 K		4-0 1-2 BB		0-0 F9		0-0 F8		3	0	0	0	1	1	3									
<b>Lance Parrish, R</b> OBP: 0.296, SLG: 0.392 (1, 2)	0-0 5-3			0-3 K		0-0 1-2 1B		0-3 K		4	0	1	0	0	2	3									
<b>Lynn Jones, R</b> OBP: 0.345, SLG: 0.354 (1, 9)					0-0 L3		0-0 FC5		0-0 6-3	4	0	1	0	0	0	2									
<b>Tom Brookens, R</b> OBP: 0.293, SLG: 0.365 (1, 5)	0-0 6-3				0-0 F3		0-0 6-3		0-0 G3	3	0	0	0	0	0	1									
<b>Rick Leach, L</b> OBP: 0.347, SLG: 0.250 (9, PH)										1	0	0	0	0	0	0									
<b>Lou Whitaker, L</b> OBP: 0.347, SLG: 0.389 (1, 4)			0-0 4-3		4-0 BB		4-0 G1-6-3 BB		0-0 1-4-3	2	0	0	0	2	0	0									
<b>Inning Stats</b>	R: 1 E: 0 K: 0 S: 3	H: 0 LOB: 0 BB: 1 P: 7	R: 0 E: 0 K: 1 S: 6	H: 1 LOB: 1 BB: 0 P: 6	R: 0 E: 0 K: 0 S: 3	H: 1 LOB: 0 BB: 0 P: 3	R: 0 E: 0 K: 1 S: 4	H: 0 LOB: 1 BB: 2 P: 12	R: 0 E: 0 K: 0 S: 3	H: 0 LOB: 1 BB: 1 P: 7	R: 1 E: 0 K: 0 S: 6	H: 3 LOB: 2 BB: 0 P: 6	R: 0 E: 0 K: 0 S: 2	H: 0 LOB: 0 BB: 1 P: 6	R: 0 E: 1 K: 1 S: 7	H: 1 LOB: 2 BB: 0 P: 7	R: 0 E: 0 K: 0 S: 3	H: 0 LOB: 0 BB: 0 P: 3	1B: 5 2B: 0 3B: 0 HR: 1	SF: 0 SAC: 0 DP: 2 HBP: 0	WP: 0 PB: 1 SB: 0 CS: 1	PA: 36			
<b>PITCHER</b>	IP	WLS	BF	H	R	ER	SO	BB	IBB	HBP	BLK	WP	HR	S	P	ERA	WHIP								
<b>Mike Torrez, R</b> ERA: 3.82 (1, 1)	5.2		24	5	2	1	2	4	0	0	0	0	1	24	40	1.59	1.588								
<b>Bob Stanley, R</b> ERA: 3.44 (6, 1)	3.1	W	12	1	0	0	1	1	0	0	0	0	0	13	17	0.00	0.600								

**Detroit Tigers @ Boston Red Sox**  
Fenway Park, Boston, MA  
Mon Sep 14 1981, 7:05 PM EDT  
Att: 13,060 - Unknown - 82 F

**AB 31**  
**R 2**  
**H 6**  
**RBI 2**  
**BB 5**  
**SO 3**  
**LOB 13**



Batter	1	2	3	4	5	6	7	8	9	AB	R	H	RBI	BB	SO	LOB	BOTTOM								
<b>Jerry Remy, L</b> OBP: 0.379, SLG: 0.360 (1, 4)	0-0 G1		0-0 F9		0-0 SH1-3	0-0 BB 1B		0-0 2B		4	0	2	2	0	0	0									
<b>Dwight Evans, R</b> OBP: 0.416, SLG: 0.488 (1, 9)	4-0 WP 1B BB		0-0 1-3		0-3 K	4-0 1-2 2-3 BB		0-0 F9		3	1	0	0	2	1	2									
<b>Jim Rice, R</b> OBP: 0.328, SLG: 0.441 (1, 7)	0-0 6-3 1-2		0-0 HR		4-0 IBB			0-0 P4		4	1	1	1	1	0	5									
<b>Carl Yastrzemski, L</b> OBP: 0.354, SLG: 0.384 (1, 10)	4-0 1B BB		0-0 G3		0-0 G3			0-0 F9 1B 2B		3	1	1	0	1	0	2									
<b>Carney Lansford, R</b> OBP: 0.384, SLG: 0.445 (1, 5)	0-0 1-2 2-H 1B			0-0 5-3		0-0 1-3		0-0 F9		4	0	1	1	0	0	1									
<b>Tony Perez, R</b> OBP: 0.311, SLG: 0.372 (1, 3)	0-3 K			0-3 K		0-0 BB 1B		0-0 3-H 1B		4	1	2	1	0	2	2									
<b>Rich Gedman, L</b> OBP: 0.303, SLG: 0.410 (1, 2)			0-0 G6-4-3 1B		0-0 1B	0-0 BB 1B		0-0 F7		4	1	3	0	0	0	1									
<b>Rick Miller, L</b> OBP: 0.353, SLG: 0.378 (1, 8)			0-0 F7		0-0 L9			0-0 F7		4	0	0	0	0	0	5									
<b>Glenn Hoffman, R</b> OBP: 0.258, SLG: 0.268 (1, 6)			0-0 G6-4-3		4-0 SH1-3 BB			0-0 F7		1	0	0	0	1	0	1									
<b>Dave Stapleton, R</b> OBP: 0.307, SLG: 0.383 (6, PH)										0	0	0	0	1	0	0									
<b>Julio Valdez, S</b> OBP: 0.208, SLG: 0.217 (7, 6)			1-2			1-2 2-3 BB				1	0	0	0	0	0	0									
<b>Inning Stats</b>	R: 1 E: 0 K: 1 S: 6	H: 1 LOB: 2 BB: 2 P: 14	R: 0 E: 0 K: 0 S: 3	H: 1 LOB: 0 BB: 0 P: 3	R: 1 E: 0 K: 0 S: 4	H: 1 LOB: 0 BB: 0 P: 4	R: 0 E: 0 K: 1 S: 6	H: 1 LOB: 1 BB: 0 P: 6	R: 0 E: 0 K: 0 S: 5	H: 0 LOB: 2 BB: 2 P: 13	R: 2 E: 0 K: 0 S: 6	H: 3 LOB: 3 BB: 2 P: 14	R: 1 E: 0 K: 0 S: 5	H: 2 LOB: 1 BB: 0 P: 5	R: 0 E: 0 K: 0 S: 4	H: 1 LOB: 1 BB: 0 P: 4	1B: 7 2B: 2 3B: 0 HR: 1	SF: 0 SAC: 1 DP: 1 HBP: 0	WP: 1 PB: 0 SB: 0 CS: 0	PA: 39					
<b>PITCHER</b>	IP	WLS	BF	H	R	ER	SO	BB	IBB	HBP	BLK	WP	HR	S	P	ERA	WHIP								
<b>Dan Petry, R</b> ERA: 3.0 (1, 1)	5.2	L	29	7	4	4	3	5	1	0	0	0	1	29	53	6.35	2.118								
<b>Aurelio Lopez, R</b> ERA: 3.35 (6, 1)	2.1		10	3	1	1	0	0	0	0	0	0	0	10	10	3.86	1.286								

**Detroit Tigers @ Boston Red Sox**  
Fenway Park, Boston, MA  
Mon Sep 14 1981, 7:05 PM EDT  
Att: 13,060 - Unknown - 82 F

**AB 32**  
**R 5**  
**H 10**  
**RBI 5**  
**BB 6**  
**SO 3**  
**LOB 19**





Batter	1	2	3	4	5	6	7	8	9	10	AB	R	H	RBI	BB	SO	LOB	TOP				
<b>Rick Peters, S</b> OBP: 0.343, SLG: 0.318 (1, 8)	0-0 SH3-4 1B		0-0 4-3		0-0 F7			0-3 K		0-0 L9	5	0	1	0	0	1	0	<b>Detroit Tigers @ Boston Red Sox</b> Fenway Park, Boston, MA Wed Sep 16 1981, 7:05 PM EDT Unknown - 66 F				
<b>Alan Trammell, R</b> OBP: 0.358, SLG: 0.346 (1, 6)	0-0 SH3-4 1-2		0-0 4-3		0-0 P3			0-0 G3-6 1B		0-0 F9	4	0	1	0	0	0	0					
<b>Kirk Gibson, L</b> OBP: 0.369, SLG: 0.491 (1, 10)	0-0 P4			0-0 S 1B				0-0 G3-6 1-2		0-0 4-3	5	1	1	0	0	1	2					
<b>Steve Kemp, L</b> OBP: 0.394, SLG: 0.442 (1, 7)	0-0 F8			0-0 F4				0-0 BB		0-0 BB SH1-4 1B	3	0	1	0	1	0	2					
<b>Richie Hebner, L</b> OBP: 0.303, SLG: 0.316 (1, 3)		0-0 P6		0-3 K				0-0 F9		0-0 SH1-4	3	0	0	0	0	1	2					
<b>Lance Parrish, R</b> OBP: 0.302, SLG: 0.395 (1, 2)		0-0 1B		0-0 2-H 1B				0-0 5-3		0-0 BB IBB	3	0	2	1	1	0	0					
<b>Rick Leach, L</b> OBP: 0.347, SLG: 0.271 <b>Darrell Brown, S</b> (7, PR) (7, 9)	0-0 P4			0-0 F9				0-0 2B		0-3 K	0	0	0	0	0	0	0					
<b>Lynn Jones, R</b> OBP: 0.343, SLG: 0.351 (9, PH) (9, 9)		0-0 F9						0-3 K		0-0 F9	1	0	0	0	0	1	2					
<b>Tom Brookens, R</b> OBP: 0.290, SLG: 0.361 <b>Champ Summers, L</b> OBP: 0.348, SLG: 0.348 <b>Mick Kelleher, R</b> OBP: 0.291, SLG: 0.292 <b>Ron Jackson, R</b> OBP: 0.300, SLG: 0.376 <b>Marty Castillo, R</b> OBP: 0.125, SLG: 0.125 <b>Lou Whitaker, L</b> OBP: 0.343, SLG: 0.383 (1, 5) (7, PH) (7, 5) (9, PH) (9, 5) (1, 4)		0-0 F9		0-0 P6				0-0 6-3		0-0 1-3	2	0	0	0	0	0	1					
<b>Inning Stats</b>	R: 0 E: 0 K: 0 S: 4	H: 1 LOB: 1 BB: 0 P: 4	R: 0 E: 0 K: 0 S: 4	H: 1 LOB: 1 BB: 0 P: 4	R: 0 E: 0 K: 0 S: 3	H: 0 LOB: 0 BB: 0 P: 3	R: 1 E: 0 K: 1 S: 7	H: 2 LOB: 1 BB: 0 P: 7	R: 0 E: 0 K: 1 S: 5	H: 0 LOB: 0 BB: 1 P: 9	R: 0 E: 0 K: 1 S: 6	H: 1 LOB: 1 BB: 0 P: 6	R: 0 E: 0 K: 1 S: 5	H: 1 LOB: 0 BB: 0 P: 5	R: 0 E: 0 K: 1 S: 6	H: 1 LOB: 3 BB: 2 P: 14	R: 0 E: 0 K: 0 S: 3		H: 0 LOB: 0 BB: 0 P: 3	1B: 6 2B: 1 3B: 0 HR: 0	SF: 0 SAC: 2 DP: 1 HBP: 0	WP: 0 PB: 0 SB: 1 CS: 0
<b>PITCHER</b> <b>Dennis Eckenstey, R</b> ERA: 4.07 (1, 1)	IP 10.0	WLS W	BF 39	H 7	R 1	ER 1	SO 5	BB 2	IBB 1	HBP 0	BLK 0	WP 0	HR 0	S 46	P 58	ERA 0.90	WHIP 0.900					

AB	34
R	1
H	7
RBI	1
BB	3
SO	5
LOB	16



Batter	1	2	3	4	5	6	7	8	9	10	AB	R	H	RBI	BB	SO	LOB	BOTTOM				
<b>Jerry Remy, L</b> OBP: 0.383, SLG: 0.363 (1, 4)	0-0 FC6-4 1B		0-0 SH3		0-3 K			0-0 BLK 1B		4-0 F8 1B BB	3	1	2	0	1	1	0	<b>Detroit Tigers @ Boston Red Sox</b> Fenway Park, Boston, MA Wed Sep 16 1981, 7:05 PM EDT Unknown - 66 F				
<b>Dwight Evans, R</b> OBP: 0.416, SLG: 0.490 (1, 9)	0-3 K		0-0 2-H 2B		0-3 K			0-0 BLK 1B		0-0 F8	5	0	2	1	0	2	2					
<b>Jim Rice, R</b> OBP: 0.329, SLG: 0.440 (1, 7)	0-0 FC6-4 1B		0-0 5-3		0-0 1B			0-3 K		0-0 F8	5	0	2	0	0	1	4					
<b>Carl Yastrzemski, L</b> OBP: 0.395, SLG: 0.380 (1, 10)	0-0 FC6-4 1-2 2-3		0-0 4-3		0-0 F9			4-0 1-2 2-3 IBB		4-0 1B IBB	3	0	0	0	2	0	4					
<b>Carney Lansford, R</b> OBP: 0.332, SLG: 0.442 (1, 5)	0-0 L9			0-0 F8				0-0 F7		0-0 4-3	5	0	1	1	0	0	6					
<b>Tony Perez, R</b> OBP: 0.307, SLG: 0.366 (1, 3)		0-0 P6		0-0 F8				0-0 4-3		0-0 F7	4	0	0	0	0	0	0					
<b>Rich Gedman, L</b> OBP: 0.302, SLG: 0.406 (1, 2)		0-0 4-3		0-0 F9				0-0 G4-3 1B		0-0 4-3	4	0	1	0	0	0	0					
<b>Rick Miller, L</b> OBP: 0.351, SLG: 0.376 (1, 8)		0-0 F7			0-0 F9			0-0 G4-3 1-2		0-0 S 1B	4	0	1	0	0	0	1					
<b>Glenn Hoffman, R</b> OBP: 0.258, SLG: 0.267 (1, 6)			0-0 SH3 2B 1B		0-0 1-3			0-0 F9		0-3 K	4	1	1	0	0	1	1					
<b>Inning Stats</b>	R: 0 E: 0 K: 1 S: 7	H: 2 LOB: 2 BB: 0 P: 7	R: 0 E: 0 K: 0 S: 3	H: 0 LOB: 0 BB: 0 P: 3	R: 1 E: 0 K: 0 S: 5	H: 2 LOB: 1 BB: 0 P: 5	R: 0 E: 0 K: 0 S: 3	H: 0 LOB: 0 BB: 0 P: 3	R: 0 E: 0 K: 1 S: 5	H: 1 LOB: 1 BB: 0 P: 6	R: 0 E: 0 K: 0 S: 3	H: 1 LOB: 0 BB: 0 P: 3	R: 0 E: 0 K: 1 S: 7	H: 2 LOB: 3 BB: 1 P: 11	R: 0 E: 0 K: 1 S: 6	H: 1 LOB: 1 BB: 0 P: 6	R: 1 E: 0 K: 0 S: 3		H: 1 LOB: 2 BB: 2 P: 11	1B: 9 2B: 1 3B: 0 HR: 0	SF: 0 SAC: 1 DP: 1 HBP: 0	WP: 0 PB: 0 SB: 1 CS: 0
<b>PITCHER</b> <b>Jack Morris, R</b> ERA: 3.03 (1, 1)	IP 9.2	WLS L	BF 41	H 10	R 2	ER 2	SO 5	BB 1	IBB 2	HBP 0	BLK 1	WP 0	HR 0	S 48	P 60	ERA 1.86	WHIP 1.138					

AB	37
R	2
H	10
RBI	2
BB	3
SO	5
LOB	18






Batter	1	2	3	4	5	6	7	8	9	AB	R	H	RBI	BB	SO	LOB	TOP					
<b>Al Cowens, R</b> OBP: 0.319, SLG: 0.350 (1, 8)	5-3		F8		G5-4-3		1B		F8	5	0	1	0	0	0	1						
<b>Alan Trammell, R</b> OBP: 0.358, SLG: 0.343 (1, 6)	6-3		F9			FC6-4 BB	K		1B BB	3	0	0	0	2	1	3						
<b>Kirk Gibson, L</b> OBP: 0.370, SLG: 0.489 (1, 9)	P5			K		FC6-4 2B	1B		1B	5	1	2	2	0	1	1						
<b>Steve Kemp, L</b> OBP: 0.379, SLG: 0.435 (1, 7)		K		F8		F8	K		G3	5	0	0	0	0	2	5						
<b>Ron Jackson, R</b> OBP: 0.303, SLG: 0.379 (1, 3)	F9			FC4-6 BB		1-H 2B			F9	3	0	1	1	1	0	0						
<b>Lance Parrish, R</b> OBP: 0.304, SLG: 0.397 (1, 2)		BB 1B		FC4-6		F5			1B	4	0	2	0	0	0	2						
<b>John Wockenfuss, R</b> <b>Rick Peters, S</b> (7, PH) OBP: 0.345, SLG: 0.317		BB 1-2 BB				HR	1B 1B BB		K	1	1	1	1	1	0	0						
<b>Tom Brookens, R</b> OBP: 0.285, SLG: 0.354 (1, 5)	F7			F8		1-6-3	F7			4	0	0	0	0	0	4						
<b>Lou Whitaker, L</b> <b>Lynn Jones, R</b> (9, PH) OBP: 0.341, SLG: 0.349			P7		G5-4-3 1B		1B BB		F7	2	1	1	0	1	0	0						
<b>Inning Stats</b>	R: 0 E: 0 K: 0 S: 3	H: 0 LOB: 0 BB: 0 P: 3	R: 0 E: 0 K: 1 S: 6	H: 1 LOB: 2 BB: 1 P: 10	R: 0 E: 0 K: 0 S: 3	H: 0 LOB: 0 BB: 0 P: 3	R: 0 E: 0 K: 1 S: 5	H: 0 LOB: 1 BB: 1 P: 9	R: 1 E: 0 K: 0 S: 4	H: 2 LOB: 0 BB: 0 P: 4	R: 1 E: 0 K: 0 S: 4	H: 1 LOB: 1 BB: 1 P: 8	R: 2 E: 0 K: 2 S: 9	H: 2 LOB: 2 BB: 2 P: 17	R: 0 E: 0 K: 1 S: 6	H: 1 LOB: 1 BB: 0 P: 6	R: 0 E: 0 K: 0 S: 4	H: 1 LOB: 2 BB: 1 P: 8	1B: 6 2B: 1 3B: 0 HR: 1	SF: 0 SAC: 0 DP: 1 HBP: 0	WP: 0 PB: 0 SB: 1 CS: 0	PA: 40
<b>PITCHER</b>	IP	WLS	BF	H	R	ER	SO	BB	IBB	HBP	BLK	WP	HR	S	P	ERA	WHIP					
<b>Bruce Hurst, L</b> ERA: 2.31 (1, 1)	5.2		22	3	2	2	2	3	0	0	0	0	1	23	35	3.18	1.059					
<b>Mark Clear, R</b> ERA: 3.35 (6, 1)	1.0	W	8	3	2	2	1	2	0	0	0	0	0	8	16	18.00	5.000					
<b>Tom Burgmeier, L</b> ERA: 2.94 (7, 1)	2.1		10	2	0	0	2	1	0	0	0	0	0	13	17	0.00	1.286					

**Detroit Tigers @ Boston Red Sox**  
Fenway Park, Boston, MA  
Wed Sep 16 1981, 7:05 PM EDT  
Att: 13,312 - Unknown - 62 F


AB 34  
R 4  
H 8  
RBI 4  
BB 6  
SO 5  
LOB 17



Batter	1	2	3	4	5	6	7	8	9	AB	R	H	RBI	BB	SO	LOB	BOTTOM				
<b>Jerry Remy, L</b> OBP: 0.378, SLG: 0.357 (1, 4)	F8		B1-3	3-1			F7	F8		5	0	0	0	0	0	1					
<b>Dwight Evans, R</b> OBP: 0.419, SLG: 0.499 (1, 9)	1B 2B		1B 2B	6-3			1B 1B			4	3	3	0	0	0	1					
<b>Jim Rice, R</b> OBP: 0.329, SLG: 0.438 (1, 7)	6-3		BB 2B			L8	F8			4	1	1	0	0	0	2					
<b>Carl Yastrzemski, L</b> OBP: 0.360, SLG: 0.383 (1, 10)			2-3 1B			L9	BB 1B			3	1	2	1	1	0	0					
<b>Carney Lansford, R</b> OBP: 0.386, SLG: 0.446 (1, 5)			F8			1B	1B			3	0	2	2	1	0	0					
<b>Dave Stapleton, R</b> OBP: 0.305, SLG: 0.385 (1, 6)			1-3 2-H 3-H BB	2B		1B	BB			4	0	2	2	0	0	3					
<b>Tony Perez, R</b> OBP: 0.306, SLG: 0.361 (1, 3)			BB	5-3		P9	FC6-4 1B			3	0	0	0	1	2	4					
<b>Rick Miller, L</b> OBP: 0.346, SLG: 0.370 (1, 8)			BB	K			FC6-4			3	0	0	0	1	2	4					
<b>Rick Miller, L</b> OBP: 0.346, SLG: 0.370 (1, 8)			K				1-2 BB			4	0	0	0	0	1	2					
<b>Gary Allenson, R</b> OBP: 0.301, SLG: 0.349 (1, 2)			K				1-2 BB			3	0	0	0	1	2	2					
<b>Inning Stats</b>	R: 1 E: 0 K: 0 S: 4	H: 2 LOB: 1 BB: 0 P: 4	R: 0 E: 0 K: 2 S: 8	H: 1 LOB: 2 BB: 1 P: 12	R: 2 E: 0 K: 1 S: 8	H: 3 LOB: 2 BB: 1 P: 12	R: 0 E: 0 K: 0 S: 3	H: 0 LOB: 1 BB: 1 P: 7	R: 0 E: 0 K: 0 S: 4	H: 1 LOB: 1 BB: 0 P: 4	R: 0 E: 0 K: 1 S: 5	H: 0 LOB: 0 BB: 0 P: 5	R: 2 E: 0 K: 0 S: 6	H: 3 LOB: 2 BB: 1 P: 10	R: 0 E: 0 K: 1 S: 5	H: 0 LOB: 0 BB: 0 P: 5	1B: 7 2B: 3 3B: 0 HR: 0	SF: 0 SAC: 0 DP: 0 HBP: 0	WP: 0 PB: 0 SB: 0 CS: 0	PA: 37	
<b>PITCHER</b>	IP	WLS	BF	H	R	ER	SO	BB	IBB	HBP	BLK	WP	HR	S	P	ERA	WHIP				
<b>Jerry Ujdur, R</b> ERA: 6.57 (1, 1)	2.1		13	5	3	3	2	2	0	0	0	0	0	15	23	11.57	3.000				
<b>Dave Tobik, R</b> ERA: 2.53 (3, 1)	4.1	L	18	4	2	2	2	1	0	0	0	0	0	21	25	4.15	1.154				
<b>Dave Rozema, R</b> ERA: 3.6 (7, 1)	1.1		6	1	0	0	1	1	0	0	0	0	0	7	11	0.00	1.500				

**Detroit Tigers @ Boston Red Sox**  
Fenway Park, Boston, MA  
Wed Sep 16 1981, 7:05 PM EDT  
Att: 13,312 - Unknown - 62 F

AB 33  
R 5  
H 10  
RBI 5  
BB 4  
SO 5  
LOB 15





Batter	1	2	3	4	5	6	7	8	9	AB	R	H	RBI	BB	SO	LOB	TOP					
<b>Al Cowens, R</b> OBP: 0.320, SLG: 0.348 (1, 8)	4-0 BB G6-4-3		0-0 F7			0-0 FC4-6 1B	0-0 6-3		0-3 K	4	0	1	0	1	1	0						
<b>Alan Trammell, R</b> OBP: 0.356, SLG: 0.340 (1, 6)	0-0 G6-4-3 1-2		0-0 F8			0-0 F7	0-0 FC4-6 1B		0-0 F9	5	0	1	0	0	0	2						
<b>Kirk Gibson, L</b> OBP: 0.368, SLG: 0.484 (1, 9)	0-0 1B		0-0 G3			0-0 FC4-6 1-2	0-0 F8			4	0	1	0	0	0	2						
<b>Steve Kemp, L</b> OBP: 0.377, SLG: 0.433 (1, 7)	0-0 1B					0-0 K	0-0 L7		0-0 FC4-6 1-2	4	0	1	0	0	1	2						
<b>Ron Jackson, R</b> OBP: 0.310, SLG: 0.383 (1, 3)	0-0 F8					4-0 BB BB BB			0-0 1B SF8 1B	3	1	2	0	1	0	2						
<b>Lance Parrish, R</b> OBP: 0.306, SLG: 0.394 <b>Bill Fahey, L</b> OBP: 0.262, SLG: 0.328 (8, 2)		4-0 FC6-4 BB				4-0 BB 1-2			0-0 F9 1B	2	0	0	0	2	1	2						
<b>John Wockenfuss, R</b> OBP: 0.301, SLG: 0.322 <b>Champ Summers, L</b> OBP: 0.346, SLG: 0.346 (8, PH)		0-0 L7				4-0 BB 1-2 2-3			0-0 F9 FC5-4 1B	2	0	1	0	1	0	1						
<b>Tom Brookens, R</b> OBP: 0.281, SLG: 0.351 <b>Richie Hebner, L</b> OBP: 0.301, SLG: 0.317 <b>Mick Kelleher, R</b> OBP: 0.291, SLG: 0.292 (8, 5)		0-0 F9				0-0 L5			0-0 SF8	2	0	0	1	0	0	4						
<b>Lou Whitaker, L</b> OBP: 0.341, SLG: 0.379 (1, 4)	0-0 FC6-4 1-2					0-0 F7			0-0 FC5-4 1-2	3	4	0	0	0	1	5						
<b>Inning Stats</b>	R: 0 E: 0 K: 0 S: 4	H: 2 LOB: 2 BB: 1 P: 8	R: 0 E: 0 K: 0 S: 3	H: 0 LOB: 1 BB: 1 P: 7	R: 0 E: 0 K: 0 S: 3	H: 0 LOB: 0 BB: 0 P: 3	R: 0 E: 0 K: 1 S: 5	H: 0 LOB: 3 BB: 3 P: 17	R: 0 E: 0 K: 0 S: 4	H: 1 LOB: 1 BB: 0 P: 4	R: 1 E: 0 K: 0 S: 5	H: 2 LOB: 1 BB: 0 P: 5	R: 0 E: 0 K: 0 S: 4	H: 1 LOB: 1 BB: 0 P: 4	R: 0 E: 0 K: 2 S: 8	H: 1 LOB: 1 BB: 0 P: 8	R: 0 E: 0 K: 2 S: 7	H: 0 LOB: 0 BB: 0 P: 7	1B: 7 2B: 0 3B: 0 HR: 0	SF: 1 SAC: 0 DP: 1 HBP: 0	WP: 0 PB: 0 SB: 0 CS: 0	PA: 38
<b>PITCHER</b>	IP	WLS	BF	H	R	ER	SO	BB	IBB	HBP	BLK	WP	HR	S	P	ERA	WHIP					
<b>Bob Ojeda, L</b> ERA: 2.51 <b>Bill Campbell, R</b> ERA: 3.16	(1, 1) (8, 1)	7.0 S	31 7	6 1	1 0	1 0	1 4	5 0	0 0	0 0	0 0	0 0	0 0	28 15	48 15	1.29 0.00	1.571 0.500					

**Detroit Tigers @ Boston Red Sox**  
Fenway Park, Boston, MA  
Thu Sep 17 1981, 7:05 PM EDT  
Att: 16,832 - Unknown - 66 F

AB 32  
R 1  
H 7  
RBI 1  
BB 5  
SO 5  
LOB 22



Batter	1	2	3	4	5	6	7	8	9	AB	R	H	RBI	BB	SO	LOB	BOTTOM				
<b>Jerry Remy, L</b> OBP: 0.382, SLG: 0.355 (1, 4)	4-0 1B SF7 1B BB		0-0 5-3			0-0 SH3-4 1-2			4-0 1B HR BB	1	2	0	0	3	0	1					
<b>Dwight Evans, R</b> OBP: 0.421, SLG: 0.497 (1, 9)	0-0 1B 1-2		4-0 FC6-4 BB			0-0 P4			4-0 1B HR BB	3	1	1	0	2	0	2					
<b>Jim Rice, R</b> OBP: 0.334, SLG: 0.453 (1, 7)	0-0 1B 1-2 2-3		0-0 FC6-4 1-2			0-0 2B 2-H			0-0 FC6-4 1B	5	1	4	4	0	0	2					
<b>Carl Yastrzemski, L</b> OBP: 0.354, SLG: 0.376 (1, 10)	0-0 F7		0-0 4-3			0-0 6-3			0-0 FC6-4 1-2	5	0	0	0	0	0	6					
<b>Carney Lansford, R</b> OBP: 0.384, SLG: 0.445 (1, 5)	0-0 SF7 3-H		0-0 1B			0-0 P3			0-0 F3	3	0	1	1	0	0	0					
<b>Dave Stapleton, R</b> OBP: 0.309, SLG: 0.383 (1, 6)	0-0 L6		0-0 F7			0-0 1B			0-0 L7	4	0	1	0	0	0	3					
<b>Tony Perez, R</b> OBP: 0.309, SLG: 0.367 (1, 3)			0-0 2B 2B			0-0 1B 1-3			0-3 K	4	1	2	0	0	2	1					
<b>Rich Gedman, L</b> OBP: 0.301, SLG: 0.409 (1, 2)			0-0 SH5-3 2-H			0-0 4-3			0-3 K	4	0	1	1	0	1	3					
<b>Rick Miller, L</b> OBP: 0.346, SLG: 0.370 (1, 8)			0-0 SH5-3 2-3			0-0 SH3-4 2B 1B			0-3 K	3	1	1	0	0	1	0					
<b>Inning Stats</b>	R: 1 E: 0 K: 0 S: 5	H: 2 LOB: 2 BB: 1 P: 9	R: 1 E: 0 K: 0 S: 5	H: 2 LOB: 2 BB: 1 P: 9	R: 0 E: 0 K: 0 S: 5	H: 2 LOB: 2 BB: 0 P: 5	R: 1 E: 0 K: 0 S: 5	H: 2 LOB: 1 BB: 0 P: 5	R: 0 E: 0 K: 0 S: 4	H: 1 LOB: 2 BB: 1 P: 8	R: 0 E: 0 K: 1 S: 5	H: 0 LOB: 0 BB: 0 P: 5	R: 0 E: 0 K: 2 S: 8	H: 1 LOB: 0 BB: 2 P: 16	R: 3 E: 0 K: 2 S: 8	H: 1 LOB: 0 BB: 2 P: 16	1B: 7 2B: 3 3B: 0 HR: 1	SF: 1 SAC: 2 DP: 0 HBP: 0	WP: 0 PB: 0 SB: 1 CS: 0	PA: 40	
<b>PITCHER</b>	IP	WLS	BF	H	R	ER	SO	BB	IBB	HBP	BLK	WP	HR	S	P	ERA	WHIP				
<b>Milt Wilcox, L</b> ERA: 3.14 <b>Dennis Kinney, L</b> ERA: 11.57 <b>Aurelio Lopez, R</b> ERA: 3.65	(1, 1) (6, 1) (7, 1)	5.2 0.1 2.0	L 1 9	30 0 1	3 0 3	3 0 3	1 0 3	3 0 2	0 0 0	0 0 0	0 0 0	0 0 0	0 0 1	1 1 13	21	4.76 0.00 13.50	2.294 0.000 1.500				

**Detroit Tigers @ Boston Red Sox**  
Fenway Park, Boston, MA  
Thu Sep 17 1981, 7:05 PM EDT  
Att: 16,832 - Unknown - 66 F

AB 32  
R 6  
H 11  
RBI 6  
BB 5  
SO 4  
LOB 18






Batter	1	2	3	4	5	6	7	8	9	AB	R	H	RBI	BB	SO	LOB	TOP								
Willie Randolph, R (1, 4) OBP: 0.342, SLG: 0.317	F7		FC6-4			F9		E1 SH3 1B		4	1	1	0	0	0	2									
Larry Milbourne, S (1, 6) OBP: 0.355, SLG: 0.417	1-3			5-3		HR		SH3		3	1	1	0	0	0	0									
Dave Winfield, R (1, 8) OBP: 0.368, SLG: 0.474	K			F7		HR		K		4	1	1	3	0	2	1									
Lou Piniella, R (1, 10) OBP: 0.324, SLG: 0.440		F9								3	1	1	1	0	0	0									
Bobby Murcer, L (8, PH) OBP: 0.340, SLG: 0.447				6-3		HR		FC4-6 1B		1	0	1	1	0	0	0									
Reggie Jackson, L (1, 9) OBP: 0.329, SLG: 0.410	3-1				K	4-3		FC4-6 1B		4	0	0	0	0	1	1									
Graig Nettles, L (1, 5) OBP: 0.334, SLG: 0.408	4-3				K	F7			4-3	4	0	0	0	0	1	0									
Bob Watson, R (1, 3) OBP: 0.342, SLG: 0.441			F9		BB			K	HR	3	1	1	1	1	1	0									
Barry Foote, R (1, 2) OBP: 0.235, SLG: 0.326			K		K		F8		6-3	4	0	0	0	0	2	1									
Dennis Werth, R (1, 7) OBP: 0.266, SLG: 0.115									4-3	0	1	0	0	2	0	0									
Oscar Gamble, L (7, PH) OBP: 0.385, SLG: 0.488			FC6-4 BB					HR BB	4-3	2	0	0	0	0	0	0									
<b>Inning Stats</b>	R: 0 E: 0 K: 1 S: 5	H: 0 LOB: 0 BB: 0 P: 5	R: 0 E: 0 K: 0 S: 3	H: 0 LOB: 0 BB: 0 P: 3	R: 0 E: 0 K: 1 S: 5	H: 0 LOB: 1 BB: 1 P: 9	R: 0 E: 0 K: 0 S: 3	H: 0 LOB: 0 BB: 0 P: 3	R: 0 E: 0 K: 3 S: 9	H: 0 LOB: 1 BB: 1 P: 13	R: 4 E: 0 K: 0 S: 6	H: 3 LOB: 0 BB: 1 P: 10	R: 0 E: 0 K: 1 S: 5	H: 0 LOB: 0 BB: 0 P: 5	R: 1 E: 1 K: 1 S: 7	H: 2 LOB: 1 BB: 0 P: 7	R: 1 E: 0 K: 0 S: 4	H: 1 LOB: 0 BB: 0 P: 4	1B: 3 2B: 0 3B: 0 HR: 3	SF: 0 SAC: 1 DP: 0 HBP: 0	WP: 0 PB: 0 SB: 0 CS: 0	PA: 36			
<b>PITCHER</b>	IP	WLS	BF	H	R	ER	SO	BB	IBB	HBP	BLK	WP	HR	S	P	ERA	WHIP								
Frank Tanana, L (1, 1) ERA: 4.59	5.1		22	3	4	4	5	3	0	0	0	0	2	29	41	6.75	1.125								
Bob Stanley, R (6, 1) ERA: 3.5	3.2	L	14	3	2	2	2	0	0	0	0	0	1	18	18	4.91	0.818								

New York Yankees @ Boston Red Sox  
Fenway Park, Boston, MA  
Fri Sep 18 1981, 3:33 AM EDT  
Att: 34,283 - Cloudy


AB	32
R	6
H	6
RBI	6
BB	3
SO	7
LOB	5



Batter	1	2	3	4	5	6	7	8	9	AB	R	H	RBI	BB	SO	LOB	BOTTOM								
Jerry Remy, L (1, 4) OBP: 0.366, SLG: 0.362	G4-6-3 1B		1-H 2B		BB		FC6-4 HR			3	1	2	1	1	0	1									
Dwight Evans, R (1, 9) OBP: 0.422, SLG: 0.504	G4-6-3 1-2		G5-4-3 BB		P4		HR			3	1	1	2	1	0	3									
Jim Rice, R (1, 7) OBP: 0.333, SLG: 0.451	1B		G5-4-3 1-2		F8		P4			4	0	1	0	0	0	2									
Carl Yastrzemski, L (1, 10) OBP: 0.353, SLG: 0.374	1-3			K		FC6-4 1B		F8		4	0	1	0	0	1	1									
Carney Lansford, R (1, 5) OBP: 0.380, SLG: 0.440		5-3		6-3		FC6-4 1-2		P5		4	0	0	0	0	0	1									
Dave Stapleton, R (1, 6) OBP: 0.305, SLG: 0.378		E5 CS		F8		FC6-4 1-2		F3		4	0	0	0	0	0	1									
Tony Perez, R (1, 3) OBP: 0.304, SLG: 0.361		K			6-3		F9		K	4	0	0	0	0	2	1									
Rich Gedman, L (1, 2) OBP: 0.305, SLG: 0.417			1-3				BB E 1B		K	4	1	2	0	0	1	0									
Rick Miller, L (1, 8) OBP: 0.348, SLG: 0.367			2B BB		F7		FC6-4 1-2 BB		G3	2	1	0	0	2	0	1									
<b>Inning Stats</b>	R: 0 E: 0 K: 0 S: 4	H: 2 LOB: 1 BB: 0 P: 4	R: 0 E: 1 K: 1 S: 5	H: 0 LOB: 1 BB: 0 P: 5	R: 1 E: 0 K: 0 S: 3	H: 1 LOB: 1 BB: 2 P: 11	R: 0 E: 0 K: 1 S: 5	H: 0 LOB: 0 BB: 0 P: 5	R: 0 E: 0 K: 0 S: 4	H: 1 LOB: 2 BB: 1 P: 8	R: 3 E: 1 K: 0 S: 5	H: 2 LOB: 0 BB: 1 P: 9	R: 0 E: 0 K: 0 S: 3	H: 0 LOB: 0 BB: 0 P: 3	R: 0 E: 0 K: 2 S: 7	H: 0 LOB: 0 BB: 0 P: 7	1B: 4 2B: 3 3B: 0 HR: 1	SF: 0 SAC: 0 DP: 3 HBP: 0	WP: 0 PB: 0 SB: 0 CS: 1	PA: 36					
<b>PITCHER</b>	IP	WLS	BF	H	R	ER	SO	BB	IBB	HBP	BLK	WP	HR	S	P	ERA	WHIP								
Rick Reuschel, R (1, 1) ERA: 2.96	6.2		29	7	4	4	2	4	0	0	0	0	1	29	45	5.40	1.650								
Ron Davis, R (7, 1) ERA: 2.12	2.1	W	7	0	0	0	2	0	0	0	0	0	0	11	11	0.00	0.000								

New York Yankees @ Boston Red Sox  
Fenway Park, Boston, MA  
Fri Sep 18 1981, 3:33 AM EDT  
Att: 34,283 - Cloudy

AB	32
R	4
H	7
RBI	3
BB	4
SO	4
LOB	11





Batter	1	2	3	4	5	6	7	8	9	AB	R	H	RBI	BB	SO	LOB	TOP																		
Willie Randolph, R (1, 4) OBP: 0.345, SLG: 0.325										5	0	3	1	0	0	2	<p><b>New York Yankees @ Boston Red Sox</b> Fenway Park, Boston, MA Sat Sep 19 1981, 7:05 PM EDT Att: 32,620 - Cloudy</p> <p>livebaseballscores.com</p> <p>AB 36 R 5 H 10 RBI 5 BB 2 SO 4 LOB 13</p>																		
Bobby Murcer, L (1, 10) OBP: 0.333, SLG: 0.465										5	1	1	1	0	0	3																			
Dave Winfield, R (1, 8) OBP: 0.368, SLG: 0.471										4	2	1	0	1	0	1																			
Reggie Jackson, L (1, 9) OBP: 0.331, SLG: 0.413										3	0	1	1	1	0	0																			
Oscar Gamble, L (1, 7) Lou Piniella, R (8, PH) Dennis Werth, R (8, PR) OBP: 0.329, SLG: 0.444 OBP: 0.266, SLG: 0.115										3	0	0	0	0	0	1																			
Graig Nettles, L (1, 5) OBP: 0.331, SLG: 0.403										4	0	0	0	0	2	2																			
Bob Watson, R (1, 3) OBP: 0.333, SLG: 0.427										4	0	0	0	0	1	2																			
Rick Cerone, R (1, 2) OBP: 0.262, SLG: 0.309										4	2	1	0	0	0	2																			
Larry Milbourne, S (1, 6) OBP: 0.362, SLG: 0.432										3	0	2	1	0	1	0																			
<b>Inning Stats</b>	R: 1 E: 1 K: 0 S: 5	H: 3 LOB: 1 BB: 0 P: 5	R: 1 E: 0 K: 1 S: 7	H: 2 LOB: 1 BB: 0 P: 7	R: 1 E: 0 K: 1 S: 4	H: 1 LOB: 0 BB: 0 P: 4	R: 1 E: 1 K: 1 S: 7	H: 2 LOB: 2 BB: 0 P: 7	R: 0 E: 0 K: 0 S: 3	H: 0 LOB: 0 BB: 0 P: 3	R: 0 E: 0 K: 0 S: 3	H: 0 LOB: 0 BB: 0 P: 3	R: 0 E: 1 K: 0 S: 4	H: 0 LOB: 1 BB: 0 P: 4	R: 0 E: 0 K: 1 S: 6	H: 1 LOB: 2 BB: 2 P: 14		R: 0 E: 0 K: 1 S: 6	H: 1 LOB: 1 BB: 0 P: 6	1B: 5 2B: 4 3B: 0 HR: 1	SF: 0 SAC: 1 DP: 1 HBP: 0	WP: 0 PB: 0 SB: 0 CS: 0	PA: 39												
<b>PITCHER</b>	IP WLS BF H R ER SO BB IBB HBP BLK WP HR S P ERA WHIP																																		
Mike Torrez, R (1, 1) ERA: 3.91	7.0		31	8	5	4	2	2	0	0	0	0	0	0	1	33	41	5.14	1.429																
John Tudor, L (8, 1) ERA: 4.54	1.0	W	4	1	0	0	1	0	0	0	0	0	0	0	0	6	6	0.00	1.000																
Mark Clear, R (9, 1) ERA: 3.31	1.0	S	4	1	0	0	1	0	0	0	0	0	0	0	0	6	6	0.00	1.000																

Batter	1	2	3	4	5	6	7	8	9	AB	R	H	RBI	BB	SO	LOB	BOTTOM																	
Jerry Remy, L (1, 4) OBP: 0.384, SLG: 0.359										5	0	1	0	0	2	2	<p><b>New York Yankees @ Boston Red Sox</b> Fenway Park, Boston, MA Sat Sep 19 1981, 7:05 PM EDT Att: 32,620 - Cloudy</p> <p>livebaseballscores.com</p> <p>AB 35 R 8 H 12 RBI 7 BB 2 SO 8 LOB 12</p>																	
Dwight Evans, R (1, 9) OBP: 0.520, SLG: 0.504										4	0	1	0	0	1	1																		
Jim Rice, R (1, 7) OBP: 0.333, SLG: 0.449										4	1	1	0	0	1	2																		
Carl Yastrzemski, L (1, 10) OBP: 0.352, SLG: 0.370										3	1	0	0	1	0	0																		
Carney Lansford, R (1, 5) OBP: 0.384, SLG: 0.444										4	2	3	1	0	0	0																		
Dave Stapleton, R (1, 6) OBP: 0.307, SLG: 0.383										4	1	2	1	0	0	1																		
Tony Perez, R (1, 3) OBP: 0.307, SLG: 0.365										3	1	1	1	1	2	1																		
Gary Allenson, R (1, 2) OBP: 0.302, SLG: 0.349										3	0	1	0	0	1	2																		
Rich Gedman, L (8, PH) OBP: 0.305, SLG: 0.417										0	0	0	0	0	0	0																		
Joe Rudi, R (8, PH) OBP: 0.248, SLG: 0.364										1	0	1	1	0	0	0																		
Reid Nichols, R (8, PR) OBP: 0.216, SLG: 0.229										0	1	0	0	0	0	0																		
John Lickert, R (9, 2)										0	0	0	0	0	0	0																		
Rick Miller, L (1, 8) OBP: 0.347, SLG: 0.376										4	1	1	3	0	1	3																		
<b>Inning Stats</b>	R: 0 E: 0 K: 1 S: 5	H: 1 LOB: 0 BB: 0 P: 5	R: 1 E: 0 K: 1 S: 8	H: 3 LOB: 2 BB: 0 P: 8	R: 0 E: 0 K: 0 S: 3	H: 0 LOB: 0 BB: 0 P: 3	R: 0 E: 0 K: 1 S: 6	H: 1 LOB: 1 BB: 0 P: 6	R: 0 E: 0 K: 1 S: 7	H: 2 LOB: 2 BB: 0 P: 7	R: 0 E: 0 K: 0 S: 3	H: 0 LOB: 0 BB: 0 P: 3	R: 0 E: 2 K: 2 S: 7	H: 0 LOB: 0 BB: 0 P: 7	R: 7 E: 1 K: 2 S: 12	H: 5 LOB: 1 BB: 2 P: 20	R: 0 E: 0 K: 1 S: 6	H: 1 LOB: 1 BB: 2 P: 14	1B: 8 2B: 3 3B: 0 HR: 1	SF: 0 SAC: 0 DP: 1 HBP: 0	WP: 0 PB: 0 SB: 0 CS: 0	PA: 37												
<b>PITCHER</b>	IP WLS BF H R ER SO BB IBB HBP BLK WP HR S P ERA WHIP																																	
Ron Guidry, L (1, 1) ERA: 2.82	7.0		27	7	1	1	6	0	0	0	0	0	0	0	39	39	1.29	1.000																
Ron Davis, R (8, 1) ERA: 2.75	0.2	L	7	3	5	5	1	2	0	0	0	0	0	0	7	15	67.50	7.500																
Dave LaRoche, L (8, 1) ERA: 2.25	0.1		3	2	2	2	1	0	0	0	0	0	0	1	5	5	54.00	6.000																







Batter	1	2	3	4	5	6	7	8	9	AB	R	H	RBI	BB	SO	LOB	TOP				
<b>Jim Gantner, L</b> OBP: 0.325, SLG: 0.337 (1, 4)	F8		1B		F8		F8		F7	5	1	1	1	0	0	1	<b>Milwaukee Brewers @ Boston Red Sox</b> Fenway Park, Boston, MA Mon Sep 21 1981, 7:05 PM EDT Att: 14,575 - Unknown - 65 F				
<b>Robin Yount, R</b> OBP: 0.296, SLG: 0.384 (1, 6)	G3		1B		F4				F9	4	0	2	1	0	0	0					
<b>Cecil Cooper, L</b> OBP: 0.365, SLG: 0.500 (1, 3)	G3		1B						2B	4	1	3	0	0	0	1					
<b>Ted Simmons, S</b> OBP: 0.262, SLG: 0.381 (1, 2)	F7		F3		4-3				2B	4	0	1	1	0	0	4					
<b>Ben Oglivie, L</b> OBP: 0.318, SLG: 0.395 (1, 7)			K						1-3	4	0	0	0	0	1	3					
<b>Gorman Thomas, R</b> OBP: 0.351, SLG: 0.506 (1, 8)	F7		F9		4-3				K	4	0	0	0	0	1	3					
<b>Roy Howell, L</b> OBP: 0.329, SLG: 0.407 (1, 5)					F6				F7	4	0	1	0	0	0	0					
<b>Sal Bando, R</b> OBP: 0.302, SLG: 0.426 (1, 10)	5-3				F4				5-3	4	0	0	0	0	0	1					
<b>Mark Brouhard, R</b> OBP: 0.311, SLG: 0.374 (1, 9)			2B		L1				1B	3	1	1	0	1	1	0					
<b>Inning Stats</b>	R: 0 E: 0 K: 0 S: 4	H: 1 LOB: 1 BB: 0 P: 4	R: 0 E: 0 K: 0 S: 4	H: 1 LOB: 1 BB: 0 P: 4	R: 2 E: 0 K: 1 S: 8	H: 3 LOB: 2 BB: 1 P: 12	R: 0 E: 0 K: 0 S: 3	H: 0 LOB: 0 BB: 0 P: 3	R: 0 E: 0 K: 0 S: 4	H: 1 LOB: 1 BB: 0 P: 4	R: 0 E: 0 K: 0 S: 3	H: 0 LOB: 0 BB: 0 P: 3	R: 0 E: 0 K: 1 S: 5	H: 0 LOB: 0 BB: 0 P: 5	R: 1 E: 0 K: 1 S: 7	H: 2 LOB: 1 BB: 0 P: 7	R: 0 E: 0 K: 0 S: 4	H: 1 LOB: 1 BB: 0 P: 4	1B: 4 2B: 5 3B: 0 HR: 0	SF: 0 SAC: 0 DP: 0 HBP: 0	WP: 0 PA: 37
<b>PITCHER</b> <b>Dennis Eckersley, R</b> ERA: 4.0 (1, 1)	IP: 9.0 WLS: W BF: 37 H: 9 R: 3 ER: 3 SO: 3 BB: 1 IBB: 0 HBP: 0 BLK: 0 WP: 0 HR: 0 S: 42 P: 46 ERA: 3.00 WHIP: 1.111															<b>PITCHER</b>					

Batter	1	2	3	4	5	6	7	8	9	AB	R	H	RBI	BB	SO	LOB	BOTTOM		
<b>Jerry Remy, L</b> OBP: 0.384, SLG: 0.358 (1, 4)	CS		1-3	1B	6-3		1-3		1-3	4	2	2	0	1	0	1	<b>Milwaukee Brewers @ Boston Red Sox</b> Fenway Park, Boston, MA Mon Sep 21 1981, 7:05 PM EDT Att: 14,575 - Unknown - 65 F		
<b>Dwight Evans, R</b> OBP: 0.416, SLG: 0.496 (1, 9)	K		1-3	F2	F4				BB	4	0	0	0	1	1	5			
<b>Jim Rice, R</b> OBP: 0.337, SLG: 0.451 (1, 7)	E		1B	2B	1B		F8		F8	4	1	2	2	1	0	1			
<b>Carl Yastrzemski, L</b> OBP: 0.351, SLG: 0.370 (1, 10)	E4		1B	HR	2B		1B		1B	4	2	2	1	1	1	1			
<b>Carney Lansford, R</b> OBP: 0.388, SLG: 0.444 (1, 5)	F8		HR	K			1B		BB	4	1	2	1	1	1	4			
<b>Dave Stapleton, R</b> OBP: 0.311, SLG: 0.397 (1, 6)			1-4-3	HR	6-3		PB		F5	5	1	2	4	0	0	3			
<b>Tony Perez, R</b> OBP: 0.315, SLG: 0.392 (1, 3)			G3-6-1	FC6-4	6-3		FC4-6		3-1	4	0	2	0	1	0	1			
<b>Rich Gedman, L</b> OBP: 0.304, SLG: 0.409 (1, 2)	G3-6-1		FC6-4	WP	2B		FC4-6			3	1	0	0	1	0	4			
<b>Rick Miller, L</b> OBP: 0.348, SLG: 0.380 (1, 8)			F6	1B	1B		F8			4	1	2	1	0	0	0			
<b>Inning Stats</b>	R: 0 E: 1 K: 1 S: 5	H: 0 LOB: 2 BB: 2 P: 13	R: 0 E: 0 K: 0 S: 3	H: 1 LOB: 0 BB: 0 P: 3	R: 5 E: 0 K: 0 S: 8	H: 5 LOB: 1 BB: 1 P: 12	R: 2 E: 0 K: 1 S: 9	H: 4 LOB: 2 BB: 0 P: 9	R: 1 E: 0 K: 0 S: 4	H: 1 LOB: 1 BB: 1 P: 8	R: 1 E: 0 K: 0 S: 5	H: 3 LOB: 2 BB: 1 P: 9	R: 0 E: 0 K: 0 S: 3	H: 0 LOB: 1 BB: 1 P: 7	R: 0 E: 0 K: 1 S: 5	H: 0 LOB: 1 BB: 1 P: 9	1B: 10 2B: 3 3B: 0 HR: 1	SF: 0 SAC: 0 DP: 1 HBP: 0	WP: 1 PA: 43
<b>PITCHER</b> <b>Moose Haas, R</b> ERA: 4.64 (1, 1)	IP: 3.0 WLS: L BF: 19 H: 8 R: 7 ER: 7 SO: 1 BB: 3 IBB: 0 HBP: 0 BLK: 0 WP: 1 HR: 0 S: 18 P: 30 ERA: 21.00 WHIP: 3.667															<b>PITCHER</b>			
<b>Chuck Porter, R</b> ERA: 4.15 (4, 1)	IP: 2.1 WLS: L BF: 13 H: 5 R: 2 ER: 2 SO: 1 BB: 1 IBB: 0 HBP: 0 BLK: 0 WP: 0 HR: 0 S: 14 P: 18 ERA: 7.71 WHIP: 2.571															<b>PITCHER</b>			
<b>Donnie Moore, R</b> ERA: 6.75 (6, 1)	IP: 2.2 WLS: L BF: 11 H: 1 R: 0 ER: 0 SO: 1 BB: 3 IBB: 0 HBP: 0 BLK: 0 WP: 0 HR: 0 S: 10 P: 22 ERA: 0.00 WHIP: 1.500															<b>PITCHER</b>			



Batter	1	2	3	4	5	6	7	8	9	AB	R	H	RBI	BB	SO	LOB	TOP																					
Charlie Moore, R OBP: 0.353, SLG: 0.400 (1, 2)	4-3								SH3-4	4	0	2	2	0	0	1	<b>Milwaukee Brewers @ Boston Red Sox</b> Fenway Park, Boston, MA Tue Sep 22 1981, 7:05 PM EDT Att: 18,363 - Unknown																					
Robin Yount, R OBP: 0.294, SLG: 0.385 (1, 6)	L3		F7		FC6-4 1B		1-3		2B	5	2	1	1	0	0	3																						
Cecil Cooper, L OBP: 0.366, SLG: 0.499 (1, 3)	F7		F7		1B		HR		1-3	5	2	2	2	0	0	2																						
Ted Simmons, S OBP: 0.267, SLG: 0.396 (1, 10)		F8		E6						5	2	3	4	0	0	0																						
Marshall Edwards, L OBP: 0.236, SLG: 0.291 (9, PR)				SF9		2B				0	0	0	0	0	0	0																						
Gorman Thomas, R OBP: 0.354, SLG: 0.508 (1, 8)				SF9		2B				3	0	1	0	2	1	1																						
Ben Oglivie, L OBP: 0.314, SLG: 0.391 (1, 7)				SF9						4	0	0	1	0	2	3																						
Sal Bando, R OBP: 0.298, SLG: 0.412 (1, 5)				6-3						4	1	1	0	0	0	1																						
Mark Brouhard, R OBP: 0.311, SLG: 0.370 (1, 9)				6-3						2	1	0	0	1	1	1																						
Roy Howell, L OBP: 0.328, SLG: 0.406 (8, PH)				6-3						1	0	0	0	0	1	0																						
Thad Bosley, L OBP: 0.276, SLG: 0.255 (8, 9)				6-3						0	0	0	0	0	0	0																						
Jim Gantner, L OBP: 0.328, SLG: 0.336 (1, 4)				SH5-4						1	2	0	0	2	0	0																						
<b>Inning Stats</b>	R: 0 E: 0 K: 0 S: 3	H: 0 LOB: 0 BB: 0 P: 3	R: 0 E: 0 K: 0 S: 2	H: 0 LOB: 0 BB: 1 P: 6	R: 2 E: 0 K: 0 S: 5	H: 2 LOB: 1 BB: 1 P: 9	R: 1 E: 1 K: 0 S: 5	H: 1 LOB: 1 BB: 0 P: 5	R: 2 E: 0 K: 0 S: 6	H: 3 LOB: 1 BB: 0 P: 6	R: 0 E: 0 K: 1 S: 5	H: 0 LOB: 0 BB: 0 P: 5	R: 3 E: 0 K: 1 S: 7	H: 2 LOB: 0 BB: 1 P: 11	R: 0 E: 0 K: 2 S: 7	H: 0 LOB: 0 BB: 0 P: 7	R: 2 E: 0 K: 1 S: 7	H: 2 LOB: 2 BB: 2 P: 15	1B: 5 2B: 4 3B: 0 HR: 1	SF: 1 SAC: 2 DP: 1 HBP: 0	WP: 0 PB: 0 SB: 1 CS: 0	PA: 42																
<b>PITCHER</b>	IP	WLS	BF	H	R	ER	SO	BB	IBB	HBP	BLK	WP	HR	S	P	ERA	WHIP	<b>PITCHER</b>				IP	WLS	BF	H	R	ER	SO	BB	IBB	HBP	BLK	WP	HR	S	P	ERA	WHIP
Bob Ojeda, L ERA: 2.67 (1, 1)	3.0		14	3	3	2	0	2	0	0	0	0	0	12	20	6.00	1.667																					
Bob Stanley, R ERA: 3.75 (4, 1)	3.2		16	4	4	4	1	1	0	0	0	0	0	17	21	9.82	1.364																					
Mark Clear, R ERA: 3.61 (7, 1)	1.2	L	8	2	3	3	1	0	0	0	0	0	1	13	17	16.20	1.800																					
Tom Burgmeier, L ERA: 2.91 (9, 1)	0.2		4	1	0	0	1	0	1	0	0	0	0	5	9	0.00	1.500																					

Batter	1	2	3	4	5	6	7	8	9	AB	R	H	RBI	BB	SO	LOB	BOTTOM																						
Jerry Remy, L OBP: 0.365, SLG: 0.360 (1, 4)	K		4-3						SH2-4	4	1	2	0	0	1	0	<b>Milwaukee Brewers @ Boston Red Sox</b> Fenway Park, Boston, MA Tue Sep 22 1981, 7:05 PM EDT Att: 18,363 - Unknown																						
Dwight Evans, R OBP: 0.416, SLG: 0.503 (1, 9)	6-3		K						1B	5	1	2	2	0	2	1																							
Jim Rice, R OBP: 0.336, SLG: 0.448 (1, 7)	K								1B	5	0	1	1	0	3	1																							
Carl Yastrzemski, L OBP: 0.350, SLG: 0.366 (1, 10)										3	1	0	0	1	1	2																							
Carney Lansford, R OBP: 0.389, SLG: 0.444 (1, 5)										4	2	2	0	0	1	1																							
Dave Stapleton, R OBP: 0.316, SLG: 0.405 (1, 6)										4	1	3	0	0	0	1																							
Tony Perez, R OBP: 0.317, SLG: 0.407 (1, 3)										3	1	2	5	0	0	1																							
Rich Gedman, L OBP: 0.297, SLG: 0.400 (1, 2)										4	0	0	0	0	1	3																							
Rick Miller, L OBP: 0.347, SLG: 0.378 (1, 8)										4	1	1	0	0	1	0																							
<b>Inning Stats</b>	R: 0 E: 0 K: 2 S: 7	H: 0 LOB: 0 BB: 0 P: 7	R: 1 E: 0 K: 1 S: 7	H: 2 LOB: 1 BB: 0 P: 7	R: 0 E: 0 K: 1 S: 5	H: 0 LOB: 0 BB: 0 P: 5	R: 3 E: 0 K: 2 S: 9	H: 2 LOB: 0 BB: 1 P: 13	R: 2 E: 0 K: 2 S: 9	H: 2 LOB: 0 BB: 0 P: 9	R: 1 E: 0 K: 0 S: 4	H: 2 LOB: 0 BB: 0 P: 4	R: 1 E: 0 K: 0 S: 5	H: 3 LOB: 1 BB: 0 P: 5	R: 0 E: 0 K: 0 S: 4	H: 1 LOB: 1 BB: 0 P: 4		R: 0 E: 0 K: 2 S: 8	H: 1 LOB: 1 BB: 0 P: 8	1B: 10 2B: 2 3B: 0 HR: 2	SF: 1 SAC: 1 DP: 2 HBP: 0	WP: 0 PB: 0 SB: 0 CS: 0	PA: 39																
<b>PITCHER</b>	IP	WLS	BF	H	R	ER	SO	BB	IBB	HBP	BLK	WP	HR	S	P	ERA	WHIP	<b>PITCHER</b>				IP	WLS	BF	H	R	ER	SO	BB	IBB	HBP	BLK	WP	HR	S	P	ERA	WHIP	
Pete Vuckovich, R ERA: 3.78 (1, 1)	5.0		22	6	6	6	8	0	0	0	0	0	0	3	41	10.80	1.400																						
Dwight Bernard, R ERA: 1.93 (6, 1)	0.1		3	2	1	1	0	0	0	0	0	0	0	3	3	27.00	6.000																						
Jamie Easterly, L ERA: 2.86 (6, 1)	1.0		3	1	1	1	0	0	0	0	0	0	0	3	3	9.00	1.000																						
Rollie Fingers, R ERA: 1.1 (7, 1)	2.2	W	11	4	0	0	2	0	0	0	0	0	0	15	15	0.00	1.500																						





Batter	1	2	3	4	5	6	7	8	9	AB	R	H	RBI	BB	SO	LOB	TOP					
Charlie Moore, R OBP: 0.360, SLG: 0.409										4	1	2	2	1	1	5	<b>Milwaukee Brewers @ Boston Red Sox</b> Fenway Park, Boston, MA Wed Sep 23 1981, 7:05 PM EDT Att: 15,627 - Unknown					
Robin Yount, R OBP: 0.296, SLG: 0.386										4	0	2	1	1	0	2						
Cecil Cooper, L OBP: 0.361, SLG: 0.492										5	0	0	0	0	1	8						
Ted Simmons, S OBP: 0.266, SLG: 0.391										4	0	0	0	1	1	5						
Gorman Thomas, R OBP: 0.355, SLG: 0.505										4	1	1	0	1	1	1						
Ben Oglivie, L OBP: 0.313, SLG: 0.388										5	1	1	0	0	0	2						
Sal Bando, R OBP: 0.290, SLG: 0.393										5	1	1	1	0	0	2						
Mark Brouhard, R OBP: 0.312, SLG: 0.366										2	0	0	0	1	0	2						
Thad Bosley, L OBP: 0.266, SLG: 0.263										1	1	1	0	0	0	0						
Jim Gantner, L OBP: 0.332, SLG: 0.337										2	0	1	1	2	0	0						
<b>Inning Stats</b>	R: 1 E: 0 K: 1 S: 6	H: 2 LOB: 0 BB: 0 P: 6	R: 0 E: 0 K: 1 S: 5	H: 0 LOB: 3 BB: 3 P: 17	R: 0 E: 0 K: 0 S: 3	H: 0 LOB: 1 BB: 1 P: 7	R: 0 E: 0 K: 0 S: 3	H: 0 LOB: 2 BB: 1 P: 3	R: 0 E: 0 K: 0 S: 4	H: 1 LOB: 2 BB: 1 P: 8	R: 3 E: 2 K: 0 S: 6	H: 2 LOB: 2 BB: 2 P: 14	R: 0 E: 0 K: 1 S: 6	H: 1 LOB: 0 BB: 0 P: 6	R: 1 E: 0 K: 0 S: 6	H: 3 LOB: 2 BB: 0 P: 6	R: 0 E: 0 K: 1 S: 5	H: 0 LOB: 0 BB: 0 P: 5	1B: 8 2B: 1 3B: 0 HR: 0	SF: 0 SAC: 0 DP: 2 HBP: 0	WP: 0 PB: 0 SB: 1 CS: 0	PA: 43
<b>PITCHER</b>	IP WLS BF H R ER SO BB IBB HBP BLK WP HR S P ERA WHIP																					
Frank Tanana, L ERA: 4.49	(1, 1) 4.2 21 3 1 1 2 5 0 0 0 0 0 20 40 1.93 1.714																					
Bill Campbell, R ERA: 2.91	(5, 1) 0.1 6 2 3 0 0 1 0 0 0 0 0 5 9 0.00 9.000																					
Luis Aponte, R ERA: 0.87	(6, 1) 4.0 W 16 4 1 1 2 1 0 0 0 0 0 0 19 23 2.25 1.250																					

Batter	1	2	3	4	5	6	7	8	9	AB	R	H	RBI	BB	SO	LOB	BOTTOM			
Jerry Remy, L OBP: 0.382, SLG: 0.355										5	1	0	0	1	0	5	<b>Milwaukee Brewers @ Boston Red Sox</b> Fenway Park, Boston, MA Wed Sep 23 1981, 7:05 PM EDT Att: 15,627 - Unknown			
Dwight Evans, R OBP: 0.419, SLG: 0.512										5	4	3	2	1	1	4				
Jim Rice, R OBP: 0.336, SLG: 0.446										4	1	1	0	1	0	1				
Carl Yastrzemski, L OBP: 0.357, SLG: 0.369										3	0	2	2	2	0	2				
Carney Lansford, R OBP: 0.392, SLG: 0.443										3	1	1	1	2	0	2				
Dave Stapleton, R OBP: 0.318, SLG: 0.403										4	2	1	1	1	0	5				
Tony Perez, R OBP: 0.322, SLG: 0.412										4	0	2	0	1	1	3				
Rich Gedman, L OBP: 0.305, SLG: 0.403										1	0	1	0	1	0	0				
Joe Rudi, R OBP: 0.246, SLG: 0.361										1	0	0	0	0	1	2				
Gary Allenson, R OBP: 0.323, SLG: 0.379										1	1	1	4	1	0	0				
Rick Miller, L OBP: 0.345, SLG: 0.380										4	1	1	1	0	0	5				
<b>Inning Stats</b>	R: 1 E: 0 K: 0 S: 4	H: 1 LOB: 1 BB: 1 P: 8	R: 0 E: 0 K: 0 S: 3	H: 0 LOB: 1 BB: 1 P: 7	R: 1 E: 0 K: 0 S: 5	H: 2 LOB: 2 BB: 1 P: 9	R: 0 E: 0 K: 0 S: 5	H: 2 LOB: 0 BB: 0 P: 5	R: 0 E: 0 K: 0 S: 3	H: 1 LOB: 0 BB: 0 P: 3	R: 8 E: 0 K: 1 S: 7	H: 5 LOB: 3 BB: 6 P: 7	R: 8 E: 0 K: 1 S: 10	H: 5 LOB: 3 BB: 6 P: 34	R: 0 E: 0 K: 1 S: 5	H: 0 LOB: 2 BB: 2 P: 13	1B: 9 2B: 2 3B: 0 HR: 2	SF: 0 SAC: 1 DP: 0 HBP: 0	WP: 0 PB: 0 SB: 0 CS: 1	PA: 48
<b>PITCHER</b>	IP WLS BF H R ER SO BB IBB HBP BLK WP HR S P ERA WHIP																			
Jim Slaton, R ERA: 4.23	(1, 1) 5.0 25 8 3 3 3 0 3 0 0 0 0 0 22 34 5.40 2.200																			
Jamie Easterly, L ERA: 3.41	(6, 1) 1.1 L 8 1 4 4 1 2 1 0 0 0 0 0 7 19 27.00 2.250																			
Reggie Cleveland, R ERA: 5.15	(7, 1) 0.1 3 2 1 1 1 1 0 0 0 0 0 1 5 5 27.00 6.000																			
Jerry Augustine, L ERA: 4.47	(7, 1) 0.0 1 0 0 0 0 1 0 0 0 0 0 0 0 4 = =																			
Dwight Bernard, R ERA: 3.98	(7, 1) 0.0 4 2 3 3 0 2 0 0 0 0 0 0 2 10 = =																			



Batter	1	2	3	4	5	6	7	8	9	AB	R	H	RBI	BB	SO	LOB	TOP			
Miguel Dilone, S OBP: 0.341, SLG: 0.349 (1, 7)										3	1	0	0	2	2	1	<b>Cleveland Indians @ Boston Red Sox</b> Fenway Park, Boston, MA Thu Sep 24 1981, 7:05 PM EDT Att: 14,720 - Unknown - 62 F			
Jorge Orta, L OBP: 0.301, SLG: 0.358 (1, 9)										4	0	0	0	0	0	3				
Mike Hargrove, L OBP: 0.321, SLG: 0.416 (1, 3)										5	1	3	1	0	0	0				
Von Hayes, L OBP: 0.340, SLG: 0.407 (1, 10)										4	2	1	0	1	0	2				
Toby Harrah, R OBP: 0.381, SLG: 0.388 (1, 5)										4	1	3	1	1	0	1				
Ron Hassey, L OBP: 0.308, SLG: 0.282 (1, 2)										5	0	3	1	0	0	2				
Rick Manning, L OBP: 0.325, SLG: 0.341 (1, 8)										3	0	0	0	1	2	5				
Duane Kuiper, L OBP: 0.285, SLG: 0.288 (8, PH)									2	0	0	1	1	0	3					
Tom Verzyer, R OBP: 0.276, SLG: 0.260 (6, PH)									2	0	0	0	0	0	3					
Pat Kelly, L OBP: 0.318, SLG: 0.292 (6, PH)									1	0	0	0	0	0	3					
Mike Fischlin, R OBP: 0.256, SLG: 0.231 (6, 6)									0	0	0	0	0	0	0					
<b>Inning Stats</b>	R: 0 E: 0 K: 1 S: 6	H: 1 LOB: 1 BB: 0 P: 6	R: 1 E: 0 K: 1 S: 7	H: 2 LOB: 1 BB: 0 P: 7	R: 0 E: 0 K: 0 S: 3	H: 1 LOB: 1 BB: 1 P: 7	R: 0 E: 0 K: 0 S: 3	H: 0 LOB: 2 BB: 2 P: 11	R: 0 E: 0 K: 0 S: 5	H: 2 LOB: 3 BB: 1 P: 9	R: 3 E: 1 K: 1 S: 8	H: 3 LOB: 1 BB: 1 P: 12	R: 0 E: 1 K: 0 S: 3	H: 0 LOB: 1 BB: 1 P: 7	R: 1 E: 0 K: 0 S: 3	H: 1 LOB: 0 BB: 1 P: 7	1B: 8 2B: 2 3B: 0 HR: 0	SF: 0 SAC: 2 DP: 2 HBP: 0	WP: 0 PB: 1 SB: 2 CS: 1	PA: 43
<b>PITCHER</b>	IP WLS BF H R ER SO BB IBB HBP BLK WP HR S P ERA WHIP	IP WLS BF H R ER SO BB IBB HBP BLK WP HR S P ERA WHIP	IP WLS BF H R ER SO BB IBB HBP BLK WP HR S P ERA WHIP	IP WLS BF H R ER SO BB IBB HBP BLK WP HR S P ERA WHIP	IP WLS BF H R ER SO BB IBB HBP BLK WP HR S P ERA WHIP	IP WLS BF H R ER SO BB IBB HBP BLK WP HR S P ERA WHIP	IP WLS BF H R ER SO BB IBB HBP BLK WP HR S P ERA WHIP	IP WLS BF H R ER SO BB IBB HBP BLK WP HR S P ERA WHIP	IP WLS BF H R ER SO BB IBB HBP BLK WP HR S P ERA WHIP	IP WLS BF H R ER SO BB IBB HBP BLK WP HR S P ERA WHIP	IP WLS BF H R ER SO BB IBB HBP BLK WP HR S P ERA WHIP	IP WLS BF H R ER SO BB IBB HBP BLK WP HR S P ERA WHIP	IP WLS BF H R ER SO BB IBB HBP BLK WP HR S P ERA WHIP	IP WLS BF H R ER SO BB IBB HBP BLK WP HR S P ERA WHIP	IP WLS BF H R ER SO BB IBB HBP BLK WP HR S P ERA WHIP	IP WLS BF H R ER SO BB IBB HBP BLK WP HR S P ERA WHIP	IP WLS BF H R ER SO BB IBB HBP BLK WP HR S P ERA WHIP	IP WLS BF H R ER SO BB IBB HBP BLK WP HR S P ERA WHIP	IP WLS BF H R ER SO BB IBB HBP BLK WP HR S P ERA WHIP	IP WLS BF H R ER SO BB IBB HBP BLK WP HR S P ERA WHIP

AB 33  
R 5  
H 10  
RBI 4  
BB 7  
SO 4  
LOB 23



Batter	1	2	3	4	5	6	7	8	9	AB	R	H	RBI	BB	SO	LOB	BOTTOM			
Jerry Remy, L OBP: 0.379, SLG: 0.352 (1, 4)										5	0	1	0	0	0	4	<b>Cleveland Indians @ Boston Red Sox</b> Fenway Park, Boston, MA Thu Sep 24 1981, 7:05 PM EDT Att: 14,720 - Unknown - 62 F			
Dwight Evans, R OBP: 0.419, SLG: 0.508 (1, 9)									3	0	0	0	2	1	3					
Jim Rice, R OBP: 0.337, SLG: 0.446 (1, 7)									5	0	2	0	0	0	3					
Carl Yastrzemski, L OBP: 0.354, SLG: 0.365 (1, 10)									4	0	0	0	1	0	4					
Carney Lansford, R OBP: 0.390, SLG: 0.440 (1, 5)									3	0	0	0	1	0	4					
Dave Stapleton, R OBP: 0.317, SLG: 0.404 (1, 6)									4	0	1	0	0	0	3					
Tony Perez, R OBP: 0.321, SLG: 0.413 (1, 3)									4	0	1	0	0	1	1					
Rich Gedman, L OBP: 0.314, SLG: 0.433 (1, 2)									4	2	3	1	0	0	0					
Rick Miller, L OBP: 0.347, SLG: 0.379 (1, 8)									3	0	1	0	1	0	0					
<b>Inning Stats</b>	R: 0 E: 0 K: 0 S: 4	H: 1 LOB: 2 BB: 1 P: 8	R: 0 E: 0 K: 0 S: 4	H: 2 LOB: 2 BB: 1 P: 8	R: 0 E: 0 K: 0 S: 3	H: 1 LOB: 0 BB: 1 P: 7	R: 1 E: 1 K: 0 S: 6	H: 1 LOB: 3 BB: 2 P: 12	R: 0 E: 0 K: 0 S: 4	H: 1 LOB: 1 BB: 0 P: 4	R: 0 E: 0 K: 0 S: 3	H: 0 LOB: 0 BB: 0 P: 3	R: 0 E: 0 K: 1 S: 5	H: 0 LOB: 0 BB: 0 P: 5	1B: 5 2B: 4 3B: 0 HR: 1	SF: 0 SAC: 0 DP: 2 HBP: 0		WP: 0 PB: 0 SB: 0 CS: 0	PA: 40	
<b>PITCHER</b>	IP WLS BF H R ER SO BB IBB HBP BLK WP HR S P ERA WHIP	IP WLS BF H R ER SO BB IBB HBP BLK WP HR S P ERA WHIP	IP WLS BF H R ER SO BB IBB HBP BLK WP HR S P ERA WHIP	IP WLS BF H R ER SO BB IBB HBP BLK WP HR S P ERA WHIP	IP WLS BF H R ER SO BB IBB HBP BLK WP HR S P ERA WHIP	IP WLS BF H R ER SO BB IBB HBP BLK WP HR S P ERA WHIP	IP WLS BF H R ER SO BB IBB HBP BLK WP HR S P ERA WHIP	IP WLS BF H R ER SO BB IBB HBP BLK WP HR S P ERA WHIP	IP WLS BF H R ER SO BB IBB HBP BLK WP HR S P ERA WHIP	IP WLS BF H R ER SO BB IBB HBP BLK WP HR S P ERA WHIP	IP WLS BF H R ER SO BB IBB HBP BLK WP HR S P ERA WHIP	IP WLS BF H R ER SO BB IBB HBP BLK WP HR S P ERA WHIP	IP WLS BF H R ER SO BB IBB HBP BLK WP HR S P ERA WHIP	IP WLS BF H R ER SO BB IBB HBP BLK WP HR S P ERA WHIP	IP WLS BF H R ER SO BB IBB HBP BLK WP HR S P ERA WHIP	IP WLS BF H R ER SO BB IBB HBP BLK WP HR S P ERA WHIP	IP WLS BF H R ER SO BB IBB HBP BLK WP HR S P ERA WHIP	IP WLS BF H R ER SO BB IBB HBP BLK WP HR S P ERA WHIP	IP WLS BF H R ER SO BB IBB HBP BLK WP HR S P ERA WHIP	IP WLS BF H R ER SO BB IBB HBP BLK WP HR S P ERA WHIP

AB 35  
R 2  
H 9  
RBI 1  
BB 5  
SO 2  
LOB 22









Batter	1	2	3	4	5	6	7	8	9	AB	R	H	RBI	BB	SO	LOB	TOP			
Miguel Dilone, S OBP: 0.331, SLG: 0.338 Alan Bannister, R OBP: 0.319, SLG: 0.343	4-3	K		F9		G3		G6-3		4	0	0	0	0	1	1				
Jorge Orta, L OBP: 0.305, SLG: 0.358	1B	L7						G6-3		5	3	3	0	0	0	2				
Mike Hargrove, L OBP: 0.324, SLG: 0.414	1B		4-3							3	1	2	1	2	0	0				
Von Hayes, L OBP: 0.351, SLG: 0.411	3-4-1									4	2	2	0	0	1	3				
Toby Harrah, R OBP: 0.385, SLG: 0.389	1B									4	1	2	2	1	2	1				
Ron Hassey, L OBP: 0.308, SLG: 0.283 Bo Diaz, R OBP: 0.371, SLG: 0.556	3-4-1		E7							3	0	1	2	0	0	4				
Rick Manning, L OBP: 0.321, SLG: 0.336			L7							4	0	1	2	0	2	3				
Duane Kuiper, L OBP: 0.289, SLG: 0.292	FC6-4									4	0	2	0	0	0	1				
Jerry Dybzinski, R OBP: 0.289, SLG: 0.250			F9							4	0	1	0	0	1	1				
<b>Inning Stats</b>	R: 4 E: 0 K: 0 S: 8	H: 5 LOB: 1 BB: 0 P: 8	R: 0 E: 0 K: 1 S: 5	H: 0 LOB: 0 BB: 0 P: 5	R: 1 E: 1 K: 1 S: 7	H: 2 LOB: 1 BB: 0 P: 7	R: 0 E: 0 K: 1 S: 5	H: 0 LOB: 0 BB: 0 P: 5	R: 1 E: 0 K: 1 S: 6	H: 2 LOB: 1 BB: 1 P: 10	R: 0 E: 1 K: 2 S: 9	H: 1 LOB: 2 BB: 1 P: 13	R: 0 E: 0 K: 1 S: 4	H: 3 LOB: 1 BB: 0 P: 4	R: 0 E: 0 K: 1 S: 4	H: 0 LOB: 0 BB: 1 P: 8	1B: 15 2B: 9 3B: 0 HR: 0	SF: 0 SAC: 1 DP: 2 HBP: 0	WP: 0 PB: 0 SB: 1 CS: 3	PA: 41
<b>PITCHER</b>	IP	WLS	BF	H	R	ER	SO	BB	IBB	HBP	BLK	WP	HR	S	P	ERA	WHIP			
Dennis Eckersley, R ERA: 4.21	6.0	L	30	12	7	6	5	1	0	0	0	0	0	39	43	9.00	2.167			
Tom Burgmeier, L ERA: 2.78	3.0		11	3	0	0	3	1	1	0	0	0	0	15	23	0.00	1.333			

Cleveland Indians @ Boston Red Sox  
Fenway Park, Boston, MA  
Sat Sep 26 1981, 3:33 AM EDT  
Att: 24,034 - Unknown - 70 F

AB 37  
R 7  
H 15  
RBI 7  
BB 3  
SO 8  
LOB 18



Batter	1	2	3	4	5	6	7	8	9	AB	R	H	RBI	BB	SO	LOB	BOTTOM			
Jerry Remy, L OBP: 0.374, SLG: 0.347 Joe Rudi, R OBP: 0.244, SLG: 0.361 Glenn Hoffman, R OBP: 0.258, SLG: 0.267 Rich Gedman, L OBP: 0.321, SLG: 0.443	K		K				SF7		K2-3	3	0	0	0	0	2	1				
Dwight Evans, R OBP: 0.420, SLG: 0.508	4-3		1B							3	1	1	1	1	1	0				
Jim Rice, R OBP: 0.335, SLG: 0.442	WP		2B							4	1	2	1	0	0	1				
Carl Yastrzemski, L OBP: 0.352, SLG: 0.375	K		1B							4	0	1	2	0	1	1				
Carney Lansford, R OBP: 0.392, SLG: 0.442		6-3	FC4-6							4	0	1	0	0	0	0				
Dave Stapleton, R OBP: 0.315, SLG: 0.399		F8	FC4-6							4	0	0	0	0	0	2				
Tony Perez, R OBP: 0.313, SLG: 0.401		6-3								4	0	0	0	0	1	0				
Gary Allenson, R OBP: 0.327, SLG: 0.378			1B							3	2	1	0	1	0	0				
Rick Miller, L OBP: 0.351, SLG: 0.382			F7							3	1	1	0	1	0	1				
<b>Inning Stats</b>	R: 0 E: 0 K: 2 S: 8	H: 1 LOB: 1 BB: 0 P: 8	R: 0 E: 0 K: 0 S: 3	H: 0 LOB: 0 BB: 0 P: 3	R: 3 E: 0 K: 1 S: 8	H: 3 LOB: 2 BB: 2 P: 16	R: 0 E: 0 K: 0 S: 3	H: 0 LOB: 0 BB: 0 P: 3	R: 0 E: 0 K: 0 S: 3	H: 0 LOB: 0 BB: 0 P: 3	R: 2 E: 0 K: 1 S: 8	H: 3 LOB: 1 BB: 0 P: 8	R: 0 E: 0 K: 0 S: 3	H: 0 LOB: 0 BB: 0 P: 3	R: 0 E: 0 K: 1 S: 5	H: 0 LOB: 1 BB: 1 P: 9	1B: 4 2B: 3 3B: 0 HR: 0	SF: 1 SAC: 0 DP: 0 HBP: 0	WP: 1 PB: 0 SB: 0 CS: 0	PA: 37
<b>PITCHER</b>	IP	WLS	BF	H	R	ER	SO	BB	IBB	HBP	BLK	WP	HR	S	P	ERA	WHIP			
Rick Waits, L ERA: 4.69	6.2	W	28	6	5	5	5	2	0	0	0	0	0	36	44	6.75	1.200			
Dan Spillner, R ERA: 3.21	2.1	S	9	1	0	0	1	1	0	0	1	0	0	10	14	0.00	0.857			

Cleveland Indians @ Boston Red Sox  
Fenway Park, Boston, MA  
Sat Sep 26 1981, 3:33 AM EDT  
Att: 24,034 - Unknown - 70 F

AB 33  
R 5  
H 7  
RBI 5  
BB 3  
SO 6  
LOB 7





Batter	1	2	3	4	5	6	7	8	9	10	11	AB	R	H	RBI	BB	SO	LOB	TOP					
Miguel Dilone, S OBP: 0.328, SLG: 0.335 Duane Kuiper, L OBP: 0.288, SLG: 0.291	(1, 7) X 0-0 F9	(1, 7) X 0-0 F9		(1, 2) X 0-0 G4-6-3 1B	(1, 2) X 0-0 F8			(1, 2) X 0-0 4-3			(1, 2) X 0-0 F8	5	0	1	0	0	0	3						
Jorge Orta, L OBP: 0.308, SLG: 0.373	(1, 9) X 0-0 HR	(1, 9) X 0-0 G3		(1, 2) X 0-0 G4-6-3 1B				(1, 2) X 0-0 4-3			(1, 2) X 0-0 2B	6	2	3	1	0	0	4						
Mike Hargrove, L OBP: 0.422, SLG: 0.411	(1, 3) X 0-0 1-3			(1, 2) X 0-0 1B							(1, 2) X 0-0 2B	5	0	1	1	1	1	1						
Bo Diaz, R OBP: 0.370, SLG: 0.551	(1, 2) X 0-0 P4			(1, 2) X 0-0 1B							(1, 2) X 0-0 IBB	5	0	1	1	1	0	1						
Toby Harrah, R OBP: 0.387, SLG: 0.385											(1, 2) X 0-0 2B	3	1	0	0	3	0	2						
Andre Thornton, R OBP: 0.302, SLG: 0.362 Von Hayes, L OBP: 0.354, SLG: 0.412	(1, 10) X 0-0 K										(1, 2) X 0-0 1B	3	2	1	0	1	0	1						
Alan Bannister, R OBP: 0.316, SLG: 0.344	(1, 4) X 0-0 K										(1, 2) X 0-0 K	5	1	1	1	0	3	5						
Rick Manning, L OBP: 0.322, SLG: 0.340	(1, 8) X 0-0 K										(1, 2) X 0-0 K	5	1	2	2	0	1	5						
Jerry Dybzinski, R OBP: 0.317, SLG: 0.263 Pat Kelly, L OBP: 0.310, SLG: 0.284 Mike Fischlin, R OBP: 0.256, SLG: 0.231	(1, 6) X 0-0 K										(1, 2) X 0-0 K	2	1	1	2	1	0	0						
<b>Inning Stats</b>	R: 1 E: 0 K: 0 S: 4	H: 1 LOB: 0 BB: 0 P: 4	R: 3 E: 0 K: 0 S: 6	H: 2 LOB: 1 BB: 1 P: 10	R: 0 E: 0 K: 0 S: 3	H: 0 LOB: 3 BB: 3 P: 15	R: 1 E: 0 K: 0 S: 4	H: 2 LOB: 1 BB: 1 P: 8	R: 2 E: 1 K: 1 S: 8	H: 2 LOB: 1 BB: 0 P: 8	R: 0 E: 0 K: 0 S: 3	H: 1 LOB: 1 BB: 0 P: 4	R: 0 E: 0 K: 1 S: 4	H: 0 LOB: 0 BB: 0 P: 5	R: 0 E: 0 K: 3 S: 10	H: 1 LOB: 1 BB: 0 P: 10	R: 1 E: 0 K: 0 S: 5	H: 2 LOB: 2 BB: 1 P: 9	1B: 7 2B: 4 3B: 0 HR: 1	SF: 0 SAC: 1 DP: 3 HBP: 0	WP: 0 PB: 0 SB: 2 CS: 0	PA: 51		
<b>PITCHER</b>	IP ERA WLS BF H R ER SO BB IBB HBP BLK WP HR S P ERA WHIP	2.1 3.12 2.2 14 4 3 1 1 2 0 0 0 0 0 14 22 3.38 2.250	3.0 2.93 3.0 10 2 0 0 1 1 0 0 0 0 0 11 15 0.00 1.000	3.0 3.58 3.0 13 3 1 1 4 0 1 0 0 0 0 20 24 3.00 1.000																				

Cleveland Indians @ Boston Red Sox  
Fenway Park, Boston, MA  
Sun Sep 27 1981, 3:33 AM EDT  
Att. 31,727 - Unknown - 75 F

AB 43  
R 8  
H 12  
RBI 8  
BB 7  
SO 6  
LOB 25



Batter	1	2	3	4	5	6	7	8	9	10	11	AB	R	H	RBI	BB	SO	LOB	BOTTOM					
Jerry Remy, L OBP: 0.372, SLG: 0.343	(1, 4) X 0-0 F8											4	0	0	1	1	1	1						
Dwight Evans, R OBP: 0.419, SLG: 0.518	(1, 9) X 0-0 F8											4	2	2	3	0	0	0						
Jim Rice, R OBP: 0.334, SLG: 0.446	(1, 7) X 0-0 HR											5	1	1	1	0	0	3						
Carl Yastrzemski, L OBP: 0.350, SLG: 0.372	(1, 10) X 0-0 2B											5	1	1	1	0	0	0						
Dave Stapleton, R OBP: 0.319, SLG: 0.405	(1, 5) X 0-0 2B											5	0	3	1	0	0	0						
Tony Perez, R OBP: 0.308, SLG: 0.394	(1, 3) X 0-3 K											5	0	0	0	0	2	3						
Rich Gedman, L OBP: 0.322, SLG: 0.441 Joe Rudi, R OBP: 0.242, SLG: 0.358 Gary Allenson, R OBP: 0.325, SLG: 0.375	(1, 2) X 0-0 G3											3	1	1	0	0	0	1						
Rick Miller, L OBP: 0.349, SLG: 0.379	(1, 8) X 0-3 K											5	1	1	0	0	2	0						
Glenn Hoffman, R OBP: 0.258, SLG: 0.287 Carney Lansford, R OBP: 0.392, SLG: 0.442	(1, 6) X 0-0 P4											0	0	0	0	0	0	0						
<b>Inning Stats</b>	R: 2 E: 0 K: 1 S: 8	H: 3 LOB: 1 BB: 0 P: 8	R: 0 E: 0 K: 1 S: 5	H: 0 LOB: 0 BB: 0 P: 5	R: 0 E: 0 K: 0 S: 3	H: 0 LOB: 0 BB: 0 P: 3	R: 0 E: 1 K: 0 S: 4	H: 0 LOB: 1 BB: 0 P: 4	R: 0 E: 0 K: 1 S: 5	H: 2 LOB: 1 BB: 0 P: 5	R: 2 E: 0 K: 0 S: 5	H: 3 LOB: 1 BB: 1 P: 9	R: 0 E: 0 K: 0 S: 4	H: 1 LOB: 1 BB: 0 P: 4	R: 2 E: 0 K: 1 S: 7	H: 2 LOB: 0 BB: 0 P: 7	R: 0 E: 0 K: 1 S: 5	H: 0 LOB: 0 BB: 0 P: 5	R: 0 E: 0 K: 2 S: 7	H: 0 LOB: 0 BB: 0 P: 7	1B: 7 2B: 2 3B: 0 HR: 2	SF: 1 SAC: 0 DP: 1 HBP: 0	WP: 0 PB: 0 SB: 0 CS: 0	PA: 45
<b>PITCHER</b>	IP ERA WLS BF H R ER SO BB IBB HBP BLK WP HR S P ERA WHIP	3.0 3.81 3.0 15 5 3 3 1 0 0 0 0 0 1 16 16 6.00 1.000	4.1 5.84 5.0 18 3 2 2 4 1 0 0 0 0 1 25 29 3.60 0.800																					

Cleveland Indians @ Boston Red Sox  
Fenway Park, Boston, MA  
Sun Sep 27 1981, 3:33 AM EDT  
Att. 31,727 - Unknown - 75 F

AB 43  
R 7  
H 11  
RBI 7  
BB 1  
SO 7  
LOB 9





Batter	1	2	3	4	5	6	7	8	9	AB	R	H	RBI	BB	SO	LOB	TOP					
Jerry Remy, L (1,4) OBP: 0.366, SLG: 0.339	0-0 B1-3		0-0 1-3			0-0 F8		0-3 K		4	0	0	0	0	1	1	<b>Boston Red Sox @ Milwaukee Brewers</b> Milwaukee County Stadium, Milwaukee, WI Mon Sep 28 1981, 8:05 PM EDT Att: 11,334 - Unknown - 54 F					
Dwight Evans, R (1,9) OBP: 0.416, SLG: 0.515	0-3 K			0-0 1B		0-0 6-3			0-0 5-3	4	0	1	0	0	1	0						
Jim Rice, R (1,7) OBP: 0.333, SLG: 0.444	0-3 K			0-0 F9					0-0 6-3	4	0	1	0	0	1	1						
Carl Yastrzemski, L (1,10) OBP: 0.346, SLG: 0.367		0-0 1-3		0-3 K		0-0 F9			0-0 F7	4	0	0	0	0	1	2						
Carney Lansford, R (1,5) OBP: 0.390, SLG: 0.438		0-0 6-3		0-0 5-3						3	0	0	0	0	0	1						
Dave Stapleton, R (1,6) OBP: 0.318, SLG: 0.404		0-0 1-3			0-0 4-3					3	0	1	0	0	0	0						
Tony Perez, R (1,3) OBP: 0.311, SLG: 0.393			4-0 FC6-4 BB		4-0 BB				0-0 F9	1	0	0	0	2	0	1						
Rich Gedman, L (1,2) OBP: 0.317, SLG: 0.435			0-0 FC6-4 1-2		0-0 F7			0-3 K		3	0	0	0	0	1	2						
Rick Miller, L (1,8) OBP: 0.347, SLG: 0.376			0-0 FC6-4 1-2		0-0 B2-3			0-0 F7		2	0	0	0	0	0	2						
Joe Rudi, R (8, PH) OBP: 0.241, SLG: 0.355										1	0	0	0	0	0	0						
Reid Nichols, R (8, 8) OBP: 0.216, SLG: 0.229										0	0	0	0	0	0	0						
<b>Inning Stats</b>	R: 0 E: 0 K: 2 S: 7	H: 0 LOB: 0 BB: 0 P: 7	R: 0 E: 0 K: 0 S: 3	H: 0 LOB: 0 BB: 0 P: 3	R: 0 E: 0 K: 0 S: 3	H: 0 LOB: 1 BB: 1 P: 7	R: 0 E: 0 K: 1 S: 6	H: 1 LOB: 1 BB: 0 P: 6	R: 0 E: 0 K: 0 S: 3	H: 0 LOB: 1 BB: 1 P: 7	R: 0 E: 0 K: 0 S: 4	H: 1 LOB: 1 BB: 0 P: 4	R: 0 E: 0 K: 0 S: 3	H: 1 LOB: 0 BB: 0 P: 3	R: 0 E: 0 K: 2 S: 7	H: 0 LOB: 0 BB: 0 P: 7	R: 0 E: 0 K: 0 S: 3	H: 0 LOB: 0 BB: 0 P: 3	1B: 3 2B: 0 3B: 0 HR: 0	SF: 0 SAC: 0 DP: 0 HBP: 0	WP: 0 PB: 0 SB: 1 CS: 1	PA: 31
<b>PITCHER</b> Pete Vuckovich, R (1,1) ERA: 3.65	IP: 9.0 WLS: W BF: 31 H: 3 R: 0 ER: 0 SO: 5 BB: 2 IBB: 0 HBP: 0 BLK: 0 WP: 0 HR: 0 S: 39 P: 47 ERA: 0.00 WHIP: 0.556															<b>PITCHER</b>						

Batter	1	2	3	4	5	6	7	8	9	AB	R	H	RBI	BB	SO	LOB	BOTTOM			
Paul Molitor, R (1,10) OBP: 0.337, SLG: 0.335	0-0 6-3		0-0 S 1B		4-0 S BB		0-0 CS 1B			3	0	2	0	1	0	0	<b>Boston Red Sox @ Milwaukee Brewers</b> Milwaukee County Stadium, Milwaukee, WI Mon Sep 28 1981, 8:05 PM EDT Att: 11,334 - Unknown - 54 F			
Robin Yount, R (1,6) OBP: 0.296, SLG: 0.393	0-0 1-3 FC2 1B		0-0 F5 1-2		0-0 F9		0-0 CS	0-0 F7		4	0	1	0	0	0	2				
Cecil Cooper, L (1,3) OBP: 0.362, SLG: 0.494	0-0 E3 1-3 1-2		0-3 K		0-3 K			0-0 F8		4	0	0	0	0	2	3				
Ted Simmons, S (1,2) OBP: 0.263, SLG: 0.381	0-0 1-3 1-2 2-3		0-0 1-3			0-3 K		0-0 F7		4	0	0	0	0	1	3				
Gorman Thomas, R (1,8) OBP: 0.350, SLG: 0.503	4-0 IBB			0-0 2B		0-0 F7				2	0	1	0	1	0	0				
Ben Oglivie, L (1,7) OBP: 0.306, SLG: 0.388	0-0 FC2 3-HR		0-3 K		0-0 K			0-0 3-1		3	0	0	0	0	1	4				
Sal Bando, R (1,5) OBP: 0.277, SLG: 0.373		0-0 5-3		0-0 F8				0-0 F2		3	0	0	0	0	0	1				
Mark Brouhard, R (1,9) OBP: 0.306, SLG: 0.373		0-0 F8		0-0 6-3				0-0 HR		3	1	1	1	0	0	1				
Jim Gantner, L (1,4) OBP: 0.333, SLG: 0.342		0-3 K			0-0 F9			0-0 B1		3	0	0	0	0	1	0				
<b>Inning Stats</b>	R: 0 E: 1 K: 0 S: 5	H: 1 LOB: 3 BB: 1 P: 9	R: 0 E: 0 K: 1 S: 5	H: 0 LOB: 0 BB: 0 P: 5	R: 0 E: 0 K: 1 S: 6	H: 1 LOB: 1 BB: 0 P: 6	R: 0 E: 0 K: 1 S: 6	H: 1 LOB: 1 BB: 0 P: 6	R: 0 E: 0 K: 1 S: 5	H: 0 LOB: 1 BB: 1 P: 9	R: 0 E: 0 K: 1 S: 5	H: 0 LOB: 0 BB: 0 P: 5	R: 1 E: 0 K: 0 S: 4	H: 2 LOB: 0 BB: 0 P: 4	R: 0 E: 0 K: 0 S: 3	H: 0 LOB: 0 BB: 0 P: 3		1B: 3 2B: 1 3B: 0 HR: 1	SF: 0 SAC: 0 DP: 0 HBP: 0	WP: 0 PB: 0 SB: 2 CS: 1
<b>PITCHER</b> Frank Tanana, L (1,1) ERA: 4.28	IP: 8.0 WLS: L BF: 31 H: 5 R: 1 ER: 1 SO: 5 BB: 1 IBB: 1 HBP: 0 BLK: 0 WP: 0 HR: 1 S: 39 P: 47 ERA: 1.12 WHIP: 0.750															<b>PITCHER</b>				



Batter	1	2	3	4	5	6	7	8	9	AB	R	H	RBI	BB	SO	LOB	TOP										
<b>Jerry Remy, L</b> OBP: 0.366, SLG: 0.335 (1, 4)										4	1	0	0	1	1	3	<b>Boston Red Sox @ Milwaukee Brewers</b> Milwaukee County Stadium, Milwaukee, WI Tue Sep 29 1981, 8:05 PM EDT Att: 12,654 - Unknown										
<b>Dwight Evans, R</b> OBP: 0.416, SLG: 0.511 (1, 9)										5	0	1	0	0	2	4											
<b>Jim Rice, R</b> OBP: 0.332, SLG: 0.440 (1, 7)										4	0	0	0	1	0	4											
<b>Carl Yastrzemski, L</b> OBP: 0.344, SLG: 0.364 (1, 3)										5	0	1	1	0	0	2											
<b>Carney Lansford, R</b> OBP: 0.387, SLG: 0.435 (1, 5)										5	0	1	0	0	1	2											
<b>Dave Stapleton, R</b> OBP: 0.326, SLG: 0.428 (1, 6)										5	3	4	2	0	0	0											
<b>Tony Perez, R</b> OBP: 0.313, SLG: 0.400 (1, 10)										5	2	2	0	0	1	2											
<b>Rich Gedman, L</b> OBP: 0.325, SLG: 0.454 (1, 2)										3	1	2	3	1	0	1											
<b>Rick Miller, L</b> OBP: 0.345, SLG: 0.375 (1, 8)										4	0	1	1	0	1	2											
<b>Inning Stats</b>	R: 1 E: 0 K: 1 S: 6	H: 1 LOB: 1 BB: 1 P: 10	R: 0 E: 0 K: 0 S: 3	H: 0 LOB: 1 BB: 1 P: 7	R: 0 E: 0 K: 0 S: 4	H: 1 LOB: 1 BB: 0 P: 4	R: 3 E: 0 K: 2 S: 10	H: 3 LOB: 0 BB: 0 P: 10	R: 0 E: 0 K: 1 S: 5	H: 0 LOB: 1 BB: 1 P: 9	R: 1 E: 0 K: 0 S: 4	H: 1 LOB: 0 BB: 0 P: 4	R: 0 E: 0 K: 1 S: 6	H: 1 LOB: 1 BB: 0 P: 6	R: 0 E: 0 K: 1 S: 7	H: 2 LOB: 2 BB: 0 P: 7	1B: 8 2B: 0 3B: 1 HR: 3	SF: 0 SAC: 0 DP: 0 HBP: 0	WP: 1 PB: 0 SB: 1 CS: 0	PA: 43							
<b>PITCHER</b>	IP	WLS	BF	H	R	ER	SO	BB	IBB	HBP	BLK	WP	HR	S	P	ERA	WHIP										
<b>Jim Slaton, R</b> ERA: 4.41 (1, 1)	3.1	L	17	5	4	4	1	2	0	0	0	1	2	17	25	10.80	2.100										
<b>Bob McClure, L</b> ERA: 4.05 (4, 1)	3.2		17	4	3	3	3	1	0	0	0	0	1	22	26	7.36	1.364										
<b>Jerry Augustine, L</b> ERA: 4.33 (8, 1)	2.0		9	3	0	0	2	0	0	0	0	0	0	13	13	0.00	1.500										
Batter	1	2	3	4	5	6	7	8	9	AB	R	H	RBI	BB	SO	LOB	BOTTOM										
<b>Paul Molitor, R</b> OBP: 0.340, SLG: 0.338 (1, 10)										4	1	2	0	0	1	1	<b>Boston Red Sox @ Milwaukee Brewers</b> Milwaukee County Stadium, Milwaukee, WI Tue Sep 29 1981, 8:05 PM EDT Att: 12,654 - Unknown										
<b>Robin Yount, R</b> OBP: 0.300, SLG: 0.399 (1, 6)										4	1	2	1	0	0	1											
<b>Cecil Cooper, L</b> OBP: 0.361, SLG: 0.491 (1, 3)										4	0	1	1	0	1	1											
<b>Ted Simmons, S</b> OBP: 0.260, SLG: 0.377 (1, 2)										4	0	0	0	0	1	1											
<b>Ben Oglivie, L</b> OBP: 0.309, SLG: 0.385 (1, 7)										3	0	0	0	1	2	1											
<b>Gorman Thomas, R</b> OBP: 0.347, SLG: 0.497 (1, 8)										4	0	0	0	0	2	3											
<b>Roy Howell, L</b> OBP: 0.317, SLG: 0.388 (1, 5)										4	0	0	0	0	1	2											
<b>Mark Brouhard, R</b> OBP: 0.305, SLG: 0.371 (1, 9)										1	0	0	0	0	1	0											
<b>Thad Bosley, L</b> OBP: 0.270, SLG: 0.248 (4, 9)										2	0	0	0	0	0	0											
<b>Jim Gantner, L</b> OBP: 0.333, SLG: 0.340 (1, 4)										2	0	0	0	1	0	0											
<b>Inning Stats</b>	R: 0 E: 0 K: 1 S: 5	H: 1 LOB: 0 BB: 0 P: 5	R: 0 E: 0 K: 2 S: 7	H: 0 LOB: 0 BB: 0 P: 7	R: 0 E: 0 K: 2 S: 7	H: 0 LOB: 0 BB: 0 P: 7	R: 0 E: 0 K: 1 S: 5	H: 0 LOB: 0 BB: 0 P: 5	R: 0 E: 0 K: 0 S: 4	H: 1 LOB: 1 BB: 0 P: 4	R: 0 E: 0 K: 0 S: 3	H: 0 LOB: 1 BB: 1 P: 7	R: 0 E: 0 K: 0 S: 3	H: 0 LOB: 0 BB: 0 P: 3	R: 2 E: 1 K: 1 S: 9	H: 3 LOB: 2 BB: 0 P: 9	1B: 4 2B: 0 3B: 1 HR: 0	SF: 0 SAC: 0 DP: 0 HBP: 0	WP: 0 PB: 0 SB: 0 CS: 1	PA: 35							
<b>PITCHER</b>	IP	WLS	BF	H	R	ER	SO	BB	IBB	HBP	BLK	WP	HR	S	P	ERA	WHIP										
<b>Mike Torrez, R</b> ERA: 3.8 (1, 1)	8.1	W	32	5	2	2	8	2	0	0	0	0	0	46	54	2.16	0.840										
<b>Mark Clear, R</b> ERA: 3.55 (9, 1)	0.2		2	0	0	0	1	0	0	0	0	0	0	4	4	0.00	0.000										



Batter	1	2	3	4	5	6	7	8	9	AB	R	H	RBI	BB	SO	LOB	TOP		
Jerry Remy, L OBP: 0.370, SLG: 0.340			SH3-4	F7						4	1	3	0	0	0	2	<b>Boston Red Sox @ Milwaukee Brewers</b> Milwaukee County Stadium, Milwaukee, WI Wed Sep 30 1981, 8:05 PM EDT Att: 11,472 - Unknown - 55 F		
Dwight Evans, R OBP: 0.414, SLG: 0.510			F8	F7			K	K		5	1	1	2	0	2	6			
Jim Rice, R OBP: 0.335, SLG: 0.441							F6		K	4	0	2	0	1	1				
Carl Yastrzemski, L OBP: 0.345, SLG: 0.365			F8	F8	F8					5	1	2	0	0	0	4			
Carney Lansford, R OBP: 0.390, SLG: 0.440		F8		FC4						5	0	3	3	0	0	1			
Dave Stapleton, R OBP: 0.322, SLG: 0.422			5-3	F8			K			5	0	0	0	0	1	6			
Tony Perez, R OBP: 0.308, SLG: 0.393	K			F9			F8	5-3	F8	5	0	0	0	0	1	2			
Gary Allenson, R OBP: 0.335, SLG: 0.388			SH3-4				K			3	1	2	0	1	1	0			
Rick Miller, L OBP: 0.350, SLG: 0.380							4-3			4	1	3	0	0	0	0			
<b>Inning Stats</b>	R: 0 E: 0 K: 0 S: 4	H: 2 LOB: 1 BB: 0 P: 4	R: 0 E: 0 K: 1 S: 5	H: 0 LOB: 0 BB: 0 P: 5	R: 3 E: 0 K: 0 S: 7	H: 4 LOB: 2 BB: 1 P: 11	R: 0 E: 0 K: 0 S: 4	H: 1 LOB: 2 BB: 0 P: 8	R: 0 E: 1 K: 1 S: 5	H: 0 LOB: 1 BB: 0 P: 5	R: 2 E: 0 K: 2 S: 10	H: 3 LOB: 1 BB: 0 P: 10	R: 0 E: 0 K: 1 S: 7	H: 3 LOB: 2 BB: 0 P: 7	R: 0 E: 0 K: 1 S: 7	H: 2 LOB: 2 BB: 0 P: 7	1B: 13 2B: 3 3B: 0 HR: 0	SF: 0 SAC: 1 DP: 1 HBP: 0	WP: 0 PA: 43 PB: 0 SB: 0 CS: 0
<b>PITCHER</b>	IP WLS BF H R ER SO BB IBB HBP BLK WP HR S P ERA WHIP																		
Mike Caldwell, L ERA: 4.02	(1, 1)	2.2	14	6	3	3	1	0	1	0	0	0	0	0	0	15	19	10.12	2.250
Dwight Bernard, R ERA: 3.5	(3, 1)	0.1	1	0	0	0	0	0	0	0	0	0	0	0	1	1	0.00	0.000	
Randy Lerch, L ERA: 4.34	(4, 1)	2.0	W	9	2	0	0	1	0	0	0	0	0	0	8	12	0.00	1.500	
Moose Haas, R ERA: 4.63	(6, 1)	2.0		9	3	2	2	3	0	0	0	0	0	0	15	15	9.00	1.500	
Jamie Easterly, L ERA: 3.25	(8, 1)	0.2		4	3	0	0	0	0	0	0	0	0	0	4	4	0.00	4.500	
<b>PITCHER</b>	IP WLS BF H R ER SO BB IBB HBP BLK WP HR S P ERA WHIP																		
Rollie Fingers, R ERA: 1.06	(8, 1)	1.1		6	2	0	0	2	0	0	0	0	0	0	10	10	0.00	1.500	
Batter	1	2	3	4	5	6	7	8	9	AB	R	H	RBI	BB	SO	LOB	BOTTOM		
Paul Molitor, R OBP: 0.341, SLG: 0.336		6-3		1-3				K		4	2	1	0	1	1	1	<b>Boston Red Sox @ Milwaukee Brewers</b> Milwaukee County Stadium, Milwaukee, WI Wed Sep 30 1981, 8:05 PM EDT Att: 11,472 - Unknown - 55 F		
Robin Yount, R OBP: 0.307, SLG: 0.413								F3		5	3	4	0	0	0	0			
Cecil Cooper, L OBP: 0.362, SLG: 0.495			4-3							3	1	2	3	0	0	0			
Ted Simmons, S OBP: 0.257, SLG: 0.374	K		G3	F6	SF7					3	0	0	1	0	1	3			
Gorman Thomas, R OBP: 0.348, SLG: 0.496			F9		F9					3	1	1	1	1	0	1			
Ben Oglivie, L OBP: 0.306, SLG: 0.386	4-3									4	2	1	1	0	0	2			
Sal Bando, R OBP: 0.279, SLG: 0.371		K				F9				3	0	1	2	0	1	0			
Charlie Moore, R OBP: 0.358, SLG: 0.418			1-3	K		1-3				4	1	1	1	0	1	1			
Jim Gantner, L OBP: 0.330, SLG: 0.337			4-3	4-3		4-3		K		3	0	0	1	0	1	1			
<b>Inning Stats</b>	R: 1 E: 0 K: 1 S: 6	H: 1 LOB: 2 BB: 2 P: 14	R: 1 E: 0 K: 1 S: 6	H: 1 LOB: 0 BB: 0 P: 6	R: 1 E: 0 K: 0 S: 4	H: 1 LOB: 0 BB: 0 P: 4	R: 1 E: 2 K: 1 S: 5	H: 0 LOB: 1 BB: 0 P: 5	R: 4 E: 0 K: 0 S: 9	H: 5 LOB: 0 BB: 0 P: 9	R: 2 E: 0 K: 0 S: 6	H: 3 LOB: 1 BB: 0 P: 6	R: 0 E: 0 K: 2 S: 7	H: 0 LOB: 0 BB: 0 P: 7	R: 0 E: 0 K: 2 S: 7	H: 0 LOB: 0 BB: 0 P: 7	1B: 6 2B: 3 3B: 2 HR: 0	SF: 3 SAC: 1 DP: 0 HBP: 0	WP: 0 PA: 38 PB: 0 SB: 0 CS: 0
<b>PITCHER</b>	IP WLS BF H R ER SO BB IBB HBP BLK WP HR S P ERA WHIP																		
Bruce Hurst, L ERA: 4.3	(1, 1)	2.0	11	3	3	3	2	1	1	0	0	0	0	0	13	21	13.50	2.000	
Bob Stanley, R ERA: 3.53	(3, 1)	2.1	L	13	4	5	4	0	0	0	0	0	0	0	13	13	15.43	1.714	
Bill Campbell, R ERA: 3.21	(5, 1)	1.2		8	4	2	2	1	0	0	0	0	0	0	10	10	10.80	2.400	
Luis Aponte, R ERA: 0.63	(7, 1)	1.0		3	0	0	0	0	0	0	0	0	0	3	3	0.00	0.000		
John Tudor, L ERA: 4.58	(8, 1)	1.0		3	0	0	0	2	0	0	0	0	0	7	7	0.00	0.000		



Batter	1	2	3	4	5	6	7	8	9	AB	R	H	RBI	BB	SO	LOB	TOP										
Jerry Remy, L (1,4) OBP: 0.368, SLG: 0.338 Chico Walker, S (4,4) OBP: 0.444, SLG: 0.375	F7		4-3		FC1-6	5-3			L4-3 1B	2	0	0	0	0	0	1	<b>Boston Red Sox @ Cleveland Indians</b> Cleveland Municipal Stadium, Cleveland, OH Fri Oct 02 1981, 7:05 PM EDT Att. 4,047 - Unknown - 47 F										
Dwight Evans, R (1,9) OBP: 0.413, SLG: 0.506	F7			F8 1B BB	F8				L4-3 1-2	3	1	0	0	2	0	2											
Jim Rice, R (1,7) OBP: 0.333, SLG: 0.437	K			BB 1B BB	F9				F8	4	0	0	0	1	2	2											
Carl Yastrzemski, L (1,3) OBP: 0.344, SLG: 0.362		F7		F8		F7 1B 2B				3	1	0	0	1	0	3											
Carney Lansford, R (1,10) OBP: 0.389, SLG: 0.439 Tony Perez, R (4,PH) OBP: 0.308, SLG: 0.393		K		K		E8 2B 1B			K	1	0	0	0	0	1	0											
Dave Stapleton, R (1,5) OBP: 0.323, SLG: 0.425		4-3				G3 1B 2B			L5	4	1	2	3	0	0	0											
Rich Gedman, L (1,2) OBP: 0.324, SLG: 0.447			L6		G3				F8	3	0	0	0	1	0	1											
Rick Miller, L (1,8) OBP: 0.352, SLG: 0.381			6-3		F7					4	0	2	1	0	0	3											
Glenn Hoffman, R (1,6) OBP: 0.263, SLG: 0.274 Joe Rudi, R (8,PH) OBP: 0.239, SLG: 0.352 Julio Valdez, S (8,6) OBP: 0.208, SLG: 0.217						FC5-4 1B			F8	2	0	1	0	1	0	1											
						FC1-6 BB				1	0	0	0	0	0	0											
<b>Inning Stats</b>	R: 0 E: 0 K: 1 S: 5	H: 0 LOB: 0 BB: 0 P: 5	R: 0 E: 0 K: 1 S: 5	H: 0 LOB: 0 BB: 0 P: 5	R: 0 E: 0 K: 0 S: 4	H: 1 LOB: 3 BB: 0 P: 4	R: 1 E: 0 K: 1 S: 6	H: 1 LOB: 3 BB: 3 P: 18	R: 0 E: 0 K: 0 S: 3	H: 0 LOB: 1 BB: 1 P: 7	R: 3 E: 1 K: 0 S: 6	H: 3 LOB: 1 BB: 1 P: 10	R: 0 E: 0 K: 2 S: 7	H: 0 LOB: 1 BB: 1 P: 11	R: 0 E: 0 K: 0 S: 4	H: 1 LOB: 1 BB: 0 P: 4	R: 0 E: 0 K: 0 S: 3	H: 1 LOB: 0 BB: 0 P: 3	1B: 5 2B: 3 3B: 0 HR: 0	SF: 0 SAC: 0 DP: 1 HBP: 0	WP: 0 PB: 0 SB: 0 CS: 0	PA: 39					
<b>PITCHER</b>	IP	WLS	BF	H	R	ER	SO	BB	IBB	HBP	BLK	WP	HR	S	P	ERA	WHIP										
Len Barker, R (1,1) ERA: 3.91	5.1		26	5	4	4	3	5	0	0	0	0	0	27	47	6.75	1.875										
Dan Spillner, R (6,1) ERA: 3.08	3.2	W	13	2	0	0	2	1	0	0	0	0	0	16	20	0.00	0.818										

Batter	1	2	3	4	5	6	7	8	9	AB	R	H	RBI	BB	SO	LOB	BOTTOM										
Miguel Dilone, S (1,7) OBP: 0.341, SLG: 0.355	F9		1B			1B S				5	2	4	2	0	0	0	<b>Boston Red Sox @ Cleveland Indians</b> Cleveland Municipal Stadium, Cleveland, OH Fri Oct 02 1981, 7:05 PM EDT Att. 4,047 - Unknown - 47 F										
Jorge Orta, L (1,9) OBP: 0.313, SLG: 0.377 Alan Bannister, R (7,PH) OBP: 0.308, SLG: 0.335	1-3		1B			1B S				3	0	2	1	0	0	0											
Mike Hargrove, L (1,3) OBP: 0.322, SLG: 0.404	F8		1B			1B S				2	0	0	0	0	5												
Von Hayes, L (1,10) OBP: 0.364, SLG: 0.417 Andre Thornton, R (7,PH) OBP: 0.302, SLG: 0.376 Pat Kelly, L (7,PH) OBP: 0.326, SLG: 0.307		3-1		K		FC3-6 BB				2	0	0	0	1	1	0											
Toby Harrah, R (1,5) OBP: 0.380, SLG: 0.378		4-3		1-3		FC6 BB				0	0	0	0	0	0	0											
Ron Hassey, L (1,2) OBP: 0.301, SLG: 0.273 Mike Fischlin, R (8,FR) OBP: 0.256, SLG: 0.231 Bo Diaz, R (8,PH) OBP: 0.360, SLG: 0.536		F8		F6		F7				3	0	0	0	1	0	1											
Rick Manning, L (1,8) OBP: 0.321, SLG: 0.339			F8			6-3				4	2	1	0	0	0	1											
Duane Kuiper, L (1,4) OBP: 0.283, SLG: 0.286			F8			5-3				3	1	1	1	0	0	0											
Jerry Dybzinski, R (1,6) OBP: 0.353, SLG: 0.298			1B 1B			F8				3	3	2	0	1	0	0											
						1B BB				1	0	0	0	0	0	0											
<b>Inning Stats</b>	R: 0 E: 0 K: 0 S: 3	H: 0 LOB: 0 BB: 0 P: 3	R: 0 E: 0 K: 0 S: 3	H: 0 LOB: 0 BB: 0 P: 3	R: 1 E: 0 K: 0 S: 6	H: 3 LOB: 2 BB: 0 P: 6	R: 0 E: 0 K: 1 S: 5	H: 0 LOB: 0 BB: 0 P: 5	R: 0 E: 0 K: 0 S: 3	H: 0 LOB: 0 BB: 0 P: 3	R: 2 E: 1 K: 0 S: 5	H: 2 LOB: 1 BB: 1 P: 9	R: 2 E: 0 K: 0 S: 6	H: 3 LOB: 3 BB: 2 P: 14	R: 6 E: 1 K: 1 S: 9	H: 3 LOB: 2 BB: 3 P: 21	1B: 10 2B: 1 3B: 0 HR: 0	SF: 0 SAC: 1 DP: 0 HBP: 0	WP: 0 PB: 0 SB: 3 CS: 0	PA: 42							
<b>PITCHER</b>	IP	WLS	BF	H	R	ER	SO	BB	IBB	HBP	BLK	WP	HR	S	P	ERA	WHIP										
Dennis Eckersley, R (1,1) ERA: 4.27	6.1	L	28	8	5	4	1	1	0	0	0	0	0	29	33	5.68	1.421										
Tom Burgmeier, L (7,1) ERA: 2.76	0.1		2	0	0	0	0	1	0	0	0	0	0	1	5	0.00	3.000										
Mark Clear, R (7,1) ERA: 4.15	0.2		9	2	6	5	0	4	0	0	0	0	0	5	21	67.50	9.000										
Bill Campbell, R (8,1) ERA: 3.17	0.2		3	1	0	0	1	0	0	0	0	0	0	5	5	0.00	1.500										


AB	33
R	4
H	7
RBI	4
BB	6
SO	5
LOB	19




AB	35
R	11
H	11
RBI	10
BB	6
SO	2
LOB	18





Batter	1	2	3	4	5	6	7	8	9	AB	R	H	RBI	BB	SO	LOB	TOP										
<b>Chico Walker, S</b> OBP: 0.397, SLG: 0.308 (1, 4)	0-0 4-3	0-0 FC1-5-2				0-0 G6-4-3 1B	0-0 F7		0-0 6-3	5	0	1	0	0	0	4	<b>Boston Red Sox @ Cleveland Indians</b> Cleveland Municipal Stadium, Cleveland, OH Sat Oct 03 1981, 3:33 AM EDT Att. 7,114 - Unknown - 48 F  <b>AB</b> 36 <b>R</b> 4 <b>H</b> 9 <b>RBI</b> 4 <b>BB</b> 2 <b>SO</b> 2 <b>LOB</b> 12 										
<b>Dwight Evans, R</b> OBP: 0.413, SLG: 0.504 (1, 9)	0-0 4-3	4-0 FC5-4 BB			0-0 G6-4-3 1B		0-0 1-3		0-0 F4	4	0	1	0	1	0	0											
<b>Jim Rice, R</b> OBP: 0.333, SLG: 0.442 (1, 7)	0-0 HR	0-0 FC5-4			0-0 G6-4-3		0-0 F4			4	1	1	1	0	0	5											
<b>Carl Yastrzemski, L</b> OBP: 0.340, SLG: 0.357 (1, 10)	0-0 F8		0-0 F5		0-0 F7		0-0 E4			4	0	0	0	0	0	1											
<b>Dave Stapleton, R</b> OBP: 0.323, SLG: 0.422 (1, 5)		4-0 FC4-6 BB	0-0 6-3			0-3 K	0-0 F7			3	0	0	0	1	1	1											
<b>Rich Gedman, L</b> OBP: 0.318, SLG: 0.438 (1, 2)		0-0 FC4-6 1B	0-3 K		0-0 F7		0-0 G3			4	1	0	0	0	1	1											
<b>Tony Perez, R</b> OBP: 0.310, SLG: 0.394 (1, 3)		0-0 1B		0-0 G3		0-0 1B	0-0 6-3			4	2	2	0	0	0	0											
<b>Rick Miller, L</b> OBP: 0.354, SLG: 0.383 (1, 8)		0-0 1B	0-0 F7		0-0 F7		0-0 3-1			4	0	2	1	0	0	0											
<b>Glenn Hoffman, R</b> OBP: 0.267, SLG: 0.277 (1, 6)		0-0 FC1-5-2 1B	0-0 L7		0-0 E6		0-0 F7		0-0 F7	4	0	2	2	0	0	0											
<b>Inning Stats</b>	R: 1 E: 0 K: 0 S: 4	H: 1 LOB: 0 BB: 0 P: 4	R: 2 E: 0 K: 0 S: 6	H: 3 LOB: 3 BB: 2 P: 14	R: 0 E: 0 K: 1 S: 5	H: 0 LOB: 0 BB: 0 P: 5	R: 0 E: 0 K: 0 S: 3	H: 0 LOB: 0 BB: 0 P: 3	R: 0 E: 0 K: 0 S: 4	H: 0 LOB: 1 BB: 0 P: 4	R: 0 E: 1 K: 0 S: 8	H: 3 LOB: 2 BB: 0 P: 8	R: 0 E: 1 K: 0 S: 4	H: 0 LOB: 1 BB: 0 P: 4	R: 0 E: 0 K: 0 S: 3	H: 0 LOB: 0 BB: 0 P: 3	R: 0 E: 0 K: 0 S: 3	H: 0 LOB: 0 BB: 0 P: 3	R: 0 E: 0 K: 0 S: 3	H: 0 LOB: 0 BB: 0 P: 3	1B: 8 2B: 0 3B: 0 HR: 1	SF: 0 SAC: 0 DP: 1 HBP: 0	WP: 0 PB: 0 SB: 0 CS: 0	PA: 38			
<b>PITCHER</b>	IP	WLS	BF	H	R	ER	SO	BB	IBB	HBP	BLK	WP	HR	S	P	ERA	WHIP										
<b>Tom Brennan, R</b> ERA: 3.17 (1, 1)	8.0	L	35	9	4	4	2	2	0	0	0	0	1	37	45	4.50	1.375										
<b>Dennis Lewallyn, R</b> ERA: 5.4 (9, 1)	1.0		3	0	0	0	0	0	0	0	0	0	0	3	3	0.00	0.000										

Batter	1	2	3	4	5	6	7	8	9	AB	R	H	RBI	BB	SO	LOB	BOTTOM											
<b>Miguel Dilone, S</b> OBP: 0.335, SLG: 0.349 (1, 7)	0-0 6-3		0-0 6-3		0-0 G6-3		0-0 F7		0-0 F9	5	0	0	0	0	0	4	<b>Boston Red Sox @ Cleveland Indians</b> Cleveland Municipal Stadium, Cleveland, OH Sat Oct 03 1981, 3:33 AM EDT Att. 7,114 - Unknown - 48 F  <b>AB</b> 35 <b>R</b> 0 <b>H</b> 10 <b>RBI</b> 0 <b>BB</b> 2 <b>SO</b> 3 <b>LOB</b> 18 											
<b>Jerry Dymbzinski, R</b> OBP: 0.394, SLG: 0.300 (1, 6)	0-0 S		0-0 F9		4-0 FC5-4 BB			0-0 L9		3	0	1	0	1	0	0												
<b>Alan Bannister, R</b> OBP: 0.311, SLG: 0.338 (1, 9)	0-0 F2		0-0 S		0-0 FC5-4			0-0 1B		4	0	2	0	0	0	2												
<b>Andre Thornton, R</b> OBP: 0.306, SLG: 0.375 (1, 3)	4-0 FC6-4 BB		0-3 K		0-0 G4-6-3 1B			0-0 F9		3	0	1	0	1	1	2												
<b>Joe Charboneau, R</b> OBP: 0.247, SLG: 0.362 (1, 10)	0-0 FC6-4			0-0 5-3		0-0 G4-6-3		0-0 F8		3	0	0	0	0	0	3												
<b>Ron Pruitt, R</b> (8, PH)	1-2				0-0 G6-3		1-2			1	0	0	0	0	0	1												
<b>Dave Rosello, R</b> OBP: 0.303, SLG: 0.329 (1, 5)		0-0 2B		0-0 F8		0-0 F7			0-3 K	4	0	1	0	0	1	0												
<b>Chris Bando, S</b> OBP: 0.234, SLG: 0.289 (1, 2)		0-3 K		0-0 1B			0-0 F7		0-0 1B	4	0	2	0	0	1	1												
<b>Rick Manning, L</b> OBP: 0.319, SLG: 0.337 (1, 8)		0-0 4-3		0-0 3-1			0-0 4-3 WP		0-0 F3	2	0	0	0	0	0	2												
<b>Toby Harmon, R</b> OBP: 0.392, SLG: 0.380 (7, PH)										1	0	1	0	0	0	0												
<b>Pat Kelly, L</b> OBP: 0.326, SLG: 0.307 (8, 9)										0	0	0	0	0	0	0												
<b>Bo Diaz, R</b> OBP: 0.359, SLG: 0.533 (9, PH)										1	0	0	0	0	0	1												
<b>Mike Fischlin, R</b> OBP: 0.277, SLG: 0.256 (1, 4)		0-0 F7			0-0 G6-3 1B		0-0 4-3		0-0 1B	4	0	2	0	0	0	2												
<b>Inning Stats</b>	R: 0 E: 0 K: 0 S: 4	H: 1 LOB: 2 BB: 1 P: 8	R: 0 E: 0 K: 1 S: 6	H: 1 LOB: 1 BB: 0 P: 6	R: 0 E: 0 K: 1 S: 4	H: 1 LOB: 1 BB: 0 P: 4	R: 0 E: 0 K: 0 S: 3	H: 1 LOB: 1 BB: 0 P: 7	R: 0 E: 0 K: 0 S: 3	H: 1 LOB: 0 BB: 0 P: 3	R: 0 E: 0 K: 0 S: 4	H: 1 LOB: 1 BB: 0 P: 4	R: 0 E: 0 K: 0 S: 4	H: 1 LOB: 1 BB: 0 P: 4	R: 0 E: 0 K: 1 S: 7	H: 2 LOB: 2 BB: 0 P: 7		1B: 9 2B: 1 3B: 0 HR: 0	SF: 0 SAC: 0 DP: 2 HBP: 0	WP: 1 PB: 0 SB: 2 CS: 0	PA: 37							
<b>PITCHER</b>	IP	WLS	BF	H	R	ER	SO	BB	IBB	HBP	BLK	WP	HR	S	P	ERA		WHIP										
<b>Frank Tanana, L</b> ERA: 4.01 (1, 1)	9.0	W	37	10	0	0	3	2	0	0	0	1	0	41	49	0.00		1.333										



Batter	1	2	3	4	5	6	7	8	9	AB	R	H	RBI	BB	SO	LOB	TOP								
<b>Rick Miller, L</b> OBP: 0.349, SLG: 0.377 (1, 8)										5	0	0	0	0	2	2	<b>Boston Red Sox @ Cleveland Indians</b> Cleveland Municipal Stadium, Cleveland, OH Sun Oct 04 1981, 3:33 AM EDT Alt. 6,674 - Unknown - 53 F								
<b>Dwight Evans, R</b> OBP: 0.415, SLG: 0.522 (1, 9)										5	3	3	2	0	1	2									
<b>Jim Rice, R</b> OBP: 0.333, SLG: 0.441 (1, 7)										5	0	2	2	0	0	0									
<b>Carl Yastrzemski, L</b> OBP: 0.338, SLG: 0.355 (1, 10)										5	0	1	0	0	0	2									
<b>Dave Stapleton, R</b> OBP: 0.325, SLG: 0.423 (1, 5)										4	0	2	0	0	1	1									
<b>Rich Gedman, L</b> OBP: 0.317, SLG: 0.434 (1, 2)										4	0	1	0	0	0	3									
<b>Tony Perez, R</b> OBP: 0.310, SLG: 0.395 (1, 3)										4	1	1	0	0	2	1									
<b>Chico Walker, S</b> OBP: 0.389, SLG: 0.353 (1, 4)										4	1	2	1	0	0	0									
<b>Glenn Hoffman, R</b> OBP: 0.271, SLG: 0.285 (1, 6)										4	1	2	1	0	0	0									
<b>Inning Stats</b>	R: 1 E: 0 K: 0 S: 5	H: 2 LOB: 1 BB: 0 P: 5	R: 0 E: 0 K: 1 S: 5	H: 1 LOB: 0 BB: 0 P: 5	R: 1 E: 0 K: 0 S: 4	H: 1 LOB: 0 BB: 0 P: 4	R: 0 E: 0 K: 1 S: 6	H: 1 LOB: 1 BB: 0 P: 6	R: 0 E: 0 K: 1 S: 6	H: 0 LOB: 1 BB: 0 P: 6	R: 0 E: 0 K: 0 S: 4	H: 2 LOB: 1 BB: 0 P: 4	R: 0 E: 0 K: 2 S: 8	H: 1 LOB: 1 BB: 0 P: 8	R: 1 E: 0 K: 0 S: 5	H: 2 LOB: 1 BB: 0 P: 5	R: 3 E: 0 K: 1 S: 9	H: 4 LOB: 1 BB: 0 P: 9	1B: 9 2B: 3 3B: 0 HR: 2	SF: 0 SAC: 0 DP: 1 HBP: 0	WP: 1 PB: 0 SB: 0 CS: 1	PA: 41			
<b>PITCHER</b>	IP	WLS	BF	H	R	ER	SO	BB	IBB	HBP	BLK	WP	HR	S	P	ERA	WHIP								
<b>John Denny, R</b> ERA: 3.15 (1, 1)	8.0	L	35	12	5	5	5	0	0	0	0	1	2	45	45	5.62	1.500								
<b>Dan Spillner, R</b> ERA: 3.14 (9, 1)	1.0		5	2	1	1	1	0	0	0	0	0	0	7	7	9.00	2.000								

Batter	1	2	3	4	5	6	7	8	9	AB	R	H	RBI	BB	SO	LOB	BOTTOM								
<b>Miguel Dilone, S</b> OBP: 0.336, SLG: 0.350 (1, 7)										5	0	2	0	0	0	3	<b>Boston Red Sox @ Cleveland Indians</b> Cleveland Municipal Stadium, Cleveland, OH Sun Oct 04 1981, 3:33 AM EDT Alt. 6,674 - Unknown - 53 F								
<b>Rick Manning, L</b> OBP: 0.321, SLG: 0.339 (1, 8)										4	0	2	0	0	0	1									
<b>Mike Hargrove, L</b> OBP: 0.326, SLG: 0.403 (1, 3)										1	0	0	0	2	0	1									
<b>Von Hayes, L</b> OBP: 0.352, SLG: 0.402 (1, 10)										4	1	0	0	0	1	4									
<b>Toby Harrah, R</b> OBP: 0.383, SLG: 0.389 (1, 5)										4	1	2	1	0	1	0									
<b>Ron Hassey, L</b> OBP: 0.297, SLG: 0.268 (1, 2)										3	0	0	1	0	0	0									
<b>Bo Diaz, R</b> OBP: 0.359, SLG: 0.533 (8, PH)										0	0	0	0	0	0	0									
<b>Jorge Orta, L</b> OBP: 0.312, SLG: 0.376 (8, PH)										1	0	0	0	0	1	1									
<b>Chris Bando, S</b> OBP: 0.234, SLG: 0.289 (9, 2)										0	0	0	0	0	0	0									
<b>Alan Bannister, R</b> OBP: 0.310, SLG: 0.336 (1, 9)										4	0	1	0	0	0	0									
<b>Duane Kuiper, L</b> OBP: 0.284, SLG: 0.286 (1, 4)										3	0	1	0	0	1	1									
<b>Mike Fischlin, R</b> OBP: 0.277, SLG: 0.256 (7, PR)										0	0	0	0	0	0	0									
<b>Dave Rosello, R</b> OBP: 0.303, SLG: 0.329 (8, 4)										0	0	0	0	0	0	0									
<b>Pat Kelly, L</b> OBP: 0.333, SLG: 0.307 (9, PH)										0	0	0	0	1	0	0									
<b>Jerry Dybzinski, R</b> OBP: 0.356, SLG: 0.296 (1, 6)										4	0	1	0	0	1	1									
<b>Inning Stats</b>	R: 0 E: 0 K: 0 S: 3	H: 2 LOB: 1 BB: 1 P: 7	R: 0 E: 0 K: 2 S: 8	H: 1 LOB: 0 BB: 0 P: 8	R: 0 E: 0 K: 0 S: 4	H: 1 LOB: 0 BB: 0 P: 4	R: 0 E: 0 K: 0 S: 3	H: 0 LOB: 0 BB: 0 P: 3	R: 0 E: 0 K: 1 S: 5	H: 1 LOB: 1 BB: 1 P: 9	R: 1 E: 0 K: 0 S: 6	H: 3 LOB: 2 BB: 0 P: 6	R: 1 E: 0 K: 1 S: 6	H: 1 LOB: 1 BB: 0 P: 7	R: 0 E: 0 K: 1 S: 5	H: 0 LOB: 1 BB: 1 P: 9	1B: 7 2B: 2 3B: 1 HR: 0	SF: 0 SAC: 0 DP: 1 HBP: 1	WP: 0 PB: 0 SB: 1 CS: 2	PA: 37					
<b>PITCHER</b>	IP	WLS	BF	H	R	ER	SO	BB	IBB	HBP	BLK	WP	HR	S	P	ERA	WHIP								
<b>Mike Torrez, R</b> ERA: 3.68 (1, 1)	6.2	W	27	8	1	1	3	2	0	0	0	0	0	31	39	1.35	1.500								
<b>Tom Burgmeier, L</b> ERA: 2.57 (7, 1)	1.0		5	1	1	1	0	0	0	1	0	0	0	4	5	9.00	1.000								
<b>Luis Aponte, R</b> ERA: 0.57 (8, 1)	1.1	S	5	0	0	0	2	1	0	0	0	0	0	8	12	0.00	0.750								

AB	40
R	6
H	14
RBI	6
BB	0
SO	6
LOB	11



AB	33
R	2
H	9
RBI	2
BB	3
SO	5
LOB	12

