

Boston Red Sox - 1982

Batter	1	2	3	4	5	6	7	8	9	AB R H RBI BB SO LOB	TOP
Dwight Evans, R (1, 9) OBP: 0.250, SLG: 0.500	0-0 F8		0-0 1B 2B		0-0 F9			0-0 FC5-4		4 1 1 0 0 0 1	
Glenn Hoffman, R (1, 6)	0-0 F3		0-0 F8		0-0 5-3			0-0 F7		4 0 0 0 0 0 3	
Jim Rice, R (1, 7) OBP: 0.250, SLG: 0.250	0-0 4-3		0-0 BB 1B		0-0 5-3			0-0 FC5-4		4 0 1 2 0 0 1	
Carl Yastrzemski, L (1, 3)		0-0 F5	4-0 1-2 BB		0-0 6-3			0-0 F9		3 0 0 0 1 0 0	
Carney Lansford, R (1, 5)		4-0 FC6-4 BB	0-0 L9		0-0 6-3			0-0 6-3		3 0 0 0 1 0 2	
Dave Stapleton, R (1, 4) OBP: 0.500, SLG: 0.750		0-0 F8		0-0 G6-4-3 1B			0-0 F2		4 0 2 0 0 0 1		
Tony Perez, R (1, 10)		0-0 FC6-4		0-0 G6-4-3		0-3 K		0-0 F3		4 0 0 0 0 1 3	
Gary Allenson, R (1, 2) OBP: 0.333, SLG: 0.667			0-0 FC2-6-5 2B		0-0 5-3		0-0 F7		3 0 1 0 0 0 0		
Reid Nichols, R (1, 8) OBP: 0.333, SLG: 0.333			0-0 FC2-6-5 2B 1B		0-0 F3			0-0 FC5-4 1B		3 1 1 0 0 0 1	
Inning Stats	R: 0 H: 0 E: 0 LOB: 0 K: 0 BB: 0 S: 3 P: 3	R: 0 H: 0 E: 0 LOB: 1 K: 0 BB: 1 S: 3 P: 7	R: 2 H: 3 E: 0 LOB: 2 K: 0 BB: 1 S: 6 P: 10	R: 0 H: 1 E: 0 LOB: 0 K: 0 BB: 0 S: 3 P: 3	R: 0 H: 0 E: 0 LOB: 0 K: 0 BB: 0 S: 3 P: 3	R: 0 H: 0 E: 0 LOB: 0 K: 1 BB: 0 S: 5 P: 5	R: 0 H: 1 E: 0 LOB: 1 K: 0 BB: 0 S: 4 P: 4	R: 0 H: 1 E: 0 LOB: 1 K: 0 BB: 0 S: 4 P: 4	1B: 3 SF: 0 2B: 3 SAC: 0 3B: 0 DP: 1 HR: 0 HBP: 0	WP: 0 PA: 34 PB: 0 SB: 0 CS: 0	
PITCHER Scott McGregor, L (1, 1) ERA: 2.0	IP 9.0 WLS L BF 34 H 6 R 2 ER 2 SO 1 BB 2 IBB 0 HBP 0 BLK 0 WP 0 HR 0 S 34 P 42 ERA 2.00 WHIP 0.889	PITCHER IP WLS BF H R ER SO BB IBB HBP BLK WP HR S P ERA WHIP									

Boston Red Sox @ Baltimore Orioles
Memorial Stadium, Baltimore, MD

Sat Apr 10 1982, 3:33 AM EST
Unknown - 47 F

livebaseballscorecards.com

AB	32
R	2
H	6
RBI	2
BB	2
SO	1
LOB	12



Batter	1	2	3	4	5	6	7	8	9
Al Bumbry, L OBP: 0.357, SLG: 0.250 (1, 8) X	0-0 1-3 ①		4-0 1B BB	0-0 FC6-4 ②		0-0 4-3 SH2-3 2B 1B		0-0 1-3 ②	
Rich Dauer, R OBP: 0.444, SLG: 0.667 (1, 4) X	0-0 2B 2B		0-0 1B FC6-4 1B	0-0 FC6-4 ③		0-0 SH2-3 ①		0-0 BB 1B	
Ken Singleton, S OBP: 0.500, SLG: 0.222 (1, 10) X	0-0 F4 ②		0-0 FC6-4 1B		4-0 HBP 1B BB	0-0 4-3 ②		4-0 1-2 BB	
Eddie Murray, S OBP: 0.429, SLG: 0.786 (1, 3) X	0-0 2B		0-0 FC6-4 BB		0-0 5-3 HBP 1B	0-0		0-0 F4 ③	
Dan Ford, R OBP: 0.385, SLG: 0.583 (1, 9) X	0-0 L8 ③		0-0 BB		0-0 F9 ①	0-0 F7 ③			
Gary Roenicke, R OBP: 0.556, SLG: 0.875 (1, 7) X		0-0 6-3 ①	0-3 K ②		1-0 5-3 HBP		0-0 F8 ①		
Cal Ripken Jr., R OBP: 0.333, SLG: 0.667 (1, 5) X		0-0 BB 1B	0-0 4-3 ③		0-0 5-3 ②		0-0 F9 ②		
Rick Dempsey, R OBP: 0.444, SLG: 0.167 (1, 2) X		4-0 G6-4-3 BB		0-3 K ①	4-0 BB		0-0 5-3 ③		
Lenn Sakata, R OBP: 0.364, SLG: 0.222 (1, 6) X		0-0 G6-4-3 ② ③		0-0 FC6-4 1B		0-0 F8 ③		0-0 F7 ①	

Inning Stats	R: 1	H: 2	E: 0	K: 0	S: 5	R: 0	H: 1	E: 0	K: 0	S: 3	R: 2	H: 2	E: 0	K: 1	S: 7	R: 0	H: 1	E: 0	K: 1	S: 6	R: 1	H: 1	E: 0	K: 0	S: 4	R: 1	H: 2	E: 0	K: 0	S: 5	R: 0	H: 0	E: 0	K: 0	S: 3	R: 0	H: 1	E: 0	K: 0	S: 4
	LOB: 1	BB: 0	P: 5	LOB: 1	BB: 1	LOB: 2	BB: 2	LOB: 1	BB: 0	P: 15	LOB: 1	BB: 1	LOB: 3	BB: 2	P: 13	LOB: 1	BB: 1	LOB: 0	BB: 0	P: 3	LOB: 2	BB: 1	LOB: 0	BB: 0	P: 8	LOB: 0	BB: 0	P: 5	LOB: 0	BB: 0	P: 3	LOB: 2	BB: 1	LOB: 0	BB: 0	P: 8				

										PITCHER										PITCHER																							
										IP	WLS	BF	H	R	ER	SO	BB	IBB	HBP	BLK	WP	HR	S	P	ERA	WHIP	IP	WLS	BF	H	R	ER	SO	BB	IBB	HBP	BLK	WP	HR	S	P	ERA	WHIP
Bob Ojeda, L ERA: 13.5 (1, 1)										2.0	L	12	5	3	3	0	2	0	0	0	0	0	10	18	13.50	3.500																	
Bob Stanley, R ERA: 4.5 (3, 1)										4.0		20	4	2	2	2	3	0	1	0	0	0	20	33	4.50	1.750																	
Tom Burgmeier, L ERA: (7, 1)										2.0		8	1	0	0	0	1	0	0	0	0	0	7	11	0.00	1.000																	

BOTTOM


AB	R	H	RBI	BB	SO	LOB
4	2	1	0	1	0	1
4	2	3	0	0	0	1
3	1	1	1	2	0	2
5	0	3	3	0	0	3
3	0	0	0	1	0	4
3	0	0	0	0	1	2
4	0	1	1	0	0	4
2	0	0	0	2	1	0
4	0	1	0	0	0	5

AB 32
R 5
H 10
RBI 5
BB 6
SO 2
LOB 22



Boston Red Sox @ Baltimore Orioles
Memorial Stadium, Baltimore, MD
 Sat Apr 10 1982, 3:38 AM EST
 Att. 21,268 - Unknown

livebaseballscorecards.com

Batter	1	2	3	4	5	6	7	8	9	AB R H RBI BB SO LOB	TOP		
Dwight Evans, R OBP: 0.500, SLG: 0.545 (1, 9) X	0-0 BB FC4-6 1B	0-0 1B		4-0 FC8-4 BB		0-0 BB 2B	0-0 6-3			4 2 3 0 1 0 1			
Glenn Hoffman, R OBP: 0.308, SLG: 0.250 (1, 6) X	0-0 FC4-6 BB E 1B	0-0 L8		0-0 FC8-4 1B		0-0 F4		0-0 1B SF9 1B		5 2 2 0 0 0 4			
Jim Rice, R OBP: 0.462, SLG: 0.300 (1, 7) B B B	4-0 FC4-6 1-2 2-3 BB		4-0 BB 1B BB	0-0 1-2 1B		4-0 BB IBB		0-0 1-3 FC5-4 1B		2 1 2 0 3 0 0			
Carl Yastrzemski, L OBP: 0.462, SLG: 0.600 (1, 3) X	0-0 FC4-6 3-1 E 1-2f 2-3 3-H		4-0 4-3 1B BB	0-3 K		4-0 1-2 2-3 3-H BB		0-3 K		3 0 0 2 2 2 6			
Carney Lansford, R OBP: 0.385, SLG: 0.222 (1, 5) X	0-0 E5 3-1 1-2 3-H		0-0 4-3 1B		0-0 L7	4-0 1-2 2-3 3-H BB		0-0 SF9		3 0 1 4 1 0 1			
Dave Stapleton, R OBP: 0.154, SLG: 0.231 (1, 4) X	0-0 3-1		0-0 4-3		0-0 6-3	0-0 F8		0-0 FC5-4		5 0 0 0 0 0 8			
Tony Perez, R OBP: 0.222, SLG: 0.125 (1, 10) X	0-0 L7		4-0 G5-4-3 IBB		0-0 6-3		0-0 FC4-6 1B		0-0 6-3	4 0 1 0 1 0 2	AB 36 R 6 H 10 RBI 6 BB 8 SO 3 LOB 27		
Gary Allenson, R OBP: 0.125, SLG: 0.250 (1, 2) X		0-0 5-3	0-0 G5-4-3			0-0 P6	0-0 F8		0-0 6-3	5 0 0 0 0 0 4			
Rick Miller, L OBP: 0.500, SLG: 0.286 (1, 8) X		0-0 L3		0-3 K		0-0 2B BB 1B	0-0 FC4-6		0-0 G3	5 1 1 0 0 1 1			
Inning Stats	R: 2 E: 1 K: 0 S: 6 H: 2 LOB: 2 BB: 1 P: 10	R: 0 E: 0 K: 0 S: 4 H: 1 LOB: 1 BB: 0 P: 4	R: 1 E: 0 K: 0 S: 3 H: 1 LOB: 2 BB: 3 P: 15	R: 0 E: 0 K: 2 S: 8 H: 1 LOB: 2 BB: 1 P: 12	R: 0 E: 0 K: 0 S: 3 H: 0 LOB: 0 BB: 0 P: 3	R: 2 E: 0 K: 0 S: 5 H: 2 LOB: 3 BB: 3 P: 17	R: 0 E: 0 K: 0 S: 4 H: 1 LOB: 1 BB: 0 P: 4	R: 1 E: 0 K: 1 S: 7 H: 2 LOB: 1 BB: 0 P: 7	R: 0 E: 0 K: 0 S: 3 H: 0 LOB: 0 BB: 0 P: 3	1B: 9 2B: 1 3B: 0 HR: 0 SF: 1 SAC: 0 DP: 1 HBP: 0	WP: 0 PB: 0 SB: 0 CS: 0 PA: 45		
PITCHER	IP WLS BF H R ER SO BB IBB HBP BLK WP HR S P ERA WHIP											PITCHER	IP WLS BF H R ER SO BB IBB HBP BLK WP HR S P ERA WHIP
Mike Flanagan, L ERA: 7.94 (1, 1)	5.2 L 31 7 5 5 2 5 2 0 0 0 0 0 28 56 7.94 2.118												
Don Stanhouse, R ERA: (6, 1)	1.1 6 1 0 0 0 1 0 0 0 0 0 0 5 9 0.00 1.500												
Tippy Martinez, L ERA: 4.5 (8, 1)	2.0 8 2 1 1 1 0 0 0 0 0 0 0 10 10 4.50 1.000												

Boston Red Sox @ Baltimore Orioles
Memorial Stadium, Baltimore, MD
 Sun Apr 11 1982, 3:33 AM EST
 Att. 11,235 - Unknown - 55 F

livebaseballscorecards.com

Batter	1	2	3	4	5	6	7	8	9	AB	R	H	RBI	BB	SO	LOB
Al Bumbry, L OBP: 0.278, SLG: 0.188 (1, 8)	0-0 6-3		0-0 1-3		0-0 1-3		0-3 K			4	0	0	0	0	1	1
Rich Dauer, R OBP: 0.308, SLG: 0.462 (1, 4)	0-0 F8		0-0 6-3		0-3 K			0-0 F7		4	0	0	0	0	1	0
Ken Singleton, S OBP: 0.444, SLG: 0.231 (1, 10)	0-0 6-3		0-0 1-5-3			0-0 G4-6-3 1B		0-3 K		4	0	1	0	0	1	0
Eddie Murray, S OBP: 0.500, SLG: 0.833 (1, 3)		0-0 SH5-3 HBP 1B		0-0 FC5 E 1B		0-0 G4-6-3 1-2f		0-0 2B		4	0	3	0	0	0	1
Dan Ford, R OBP: 0.412, SLG: 0.533 (1, 9)		1-0 SH5-3 HBP		0-0 E6 FC5		0-0 FC6-4 1B		0-0 6-3		3	0	1	0	0	0	2
Gary Roenicke, R OBP: 0.417, SLG: 0.636 (1, 7)		0-0 SH5-3 1-2 2-3		0-0 F7		0-0 FC6-4 1-2f		0-0 5-3		3	0	0	0	0	0	3
Cal Ripken Jr., R OBP: 0.250, SLG: 0.500 (1, 5)		0-3 K		0-0 FC5 1-2 2-3f			0-0 6-3		0-0 6-3	4	0	0	0	0	1	4
Rick Dempsey, R OBP: 0.385, SLG: 0.111 (1, 2)		4-0 BB BB BB		0-0 F8			0-0 6-3		0-0 F3	3	0	0	0	1	0	2
Lenn Sakata, R OBP: 0.357, SLG: 0.250 (1, 6)		0-0 L4			0-0 F8		0-0 1B			3	0	1	0	0	0	3

Inning Stats	R: 0	H: 0	E: 0	K: 0	S: 3	R: 0	H: 1	E: 0	K: 1	S: 6	R: 0	H: 0	E: 0	K: 0	S: 3	R: 0	H: 1	E: 1	K: 0	S: 5	R: 0	H: 0	E: 0	K: 1	S: 5	R: 0	H: 2	E: 0	K: 0	S: 4	R: 0	H: 1	E: 0	K: 1	S: 6	R: 0	H: 1	E: 0	K: 1	S: 6	R: 0	H: 0	E: 0	K: 0	S: 3	1B: 5	SF: 0	2B: 1	SAC: 1	3B: 0	DP: 1	HR: 0	HBP: 1	WP: 0	PA: 35
John Tudor, L ERA: (1, 1)	IP	WLS	BF	H	R	ER	SO	BB	IBB	HBP	BLK	WP	HR	S	P	ERA	WHIP																																						

BOTTOM

Boston Red Sox @ Baltimore Orioles
Memorial Stadium, Baltimore, MD

Sun Apr 11 1982, 3:33 AM EST
Att. 11,235 - Unknown - 55 F

AB	32
R	0
H	6
RBI	0
BB	1
SO	4
LOB	16



WP: 0	PA: 35
PB: 0	SB: 0
CS: 0	

Batter	1	2	3	4	5	6	7	8	9	AB R H RBI BB SO LOB	TOP
Ron LeFlore, R OBP: 0.200, SLG: 0.333 (1, 8) X	0-0 F9 ① X	0-0 F9 ③			0-3 K ②		X 0-0 FC1-6 ① 1-2f 2B S		0-3 K ① 1-3	5 1 0 0 0 2 5	Chicago White Sox @ Boston Red Sox Fenway Park, Boston, MA Mon Apr 12 1982, 3:33 AM EST Att. 32,555 - Cloudy - 51 F
Tony Bernazard, S OBP: 0.200, SLG: 0.429 (1, 4) X	0-0 F7 ②		X 0-0 F8 ①		X 0-0 3-1 ③		X 0-0	X 0-0 5-3 ②	5 0 1 1 0 0 1		
Steve Kemp, L OBP: 0.467, SLG: 0.500 (1, 7) X	0-0 1B		X 0-0 1-3 ②		X 0-0 F8 1B 2B		X 0-3 K ②	B B B B 4-0 HBP BB	4 1 2 0 1 1 1		
Greg Luzinski, R OBP: 0.133, SLG: 0.143 (1, 10) X	0-0 F8 ③		X 0-0 5-3 ③		X 0-0 F8 ① 2-3		X 0-3 K ③	H 1-0 1-2 HBP	4 0 0 0 0 1 3		
Tom Paciorek, R OBP: 0.615, SLG: 0.636 (1, 3) Mike Squires, L (8, 3)		X 0-0 BB BB 1B		B B B B 4-0 CS BB	X 0-0 2B 1B		S S S S 0-3 K ① X	X 0-0 F8 ③	3 1 2 1 1 1 0 1 0 0 0 0 0 3		
Harold Baines, L OBP: 0.365, SLG: 0.364 (1, 9)		B B B B 4-0 BB BB		S S S S 0-3 K ① ② 1-2	X 0-3 K ② 3-H		S S S S 0-3 K ②		3 0 0 0 1 3 2		
Carlton Fisk, R OBP: 0.444, SLG: 0.429 (1, 2) X		X 0-0 F9 ①		X 0-0 1B	X 0-0		H 1-0		3 0 2 1 0 0 2		
Jim Morrison, R OBP: 0.167, SLG: 0.364 (1, 5) X		X 0-0 P4 ②		X 0-0 P6 ③	X 0-3 K ③		X 0-0 F8 ③		4 0 0 0 0 1 5		
Bill Almon, R OBP: 0.667, SLG: 0.818 (1, 6) X		B B B B 4-0 1-2 2-3 BB		X 0-0 F7 ①		X 0-0 FC1-6 1B		X 0-0 E S 1B	3 0 2 0 1 0 0		
Inning Stats	R: 0 H: 1 E: 0 LOB: 1 K: 0 BB: 0 S: 4 P: 4	R: 0 H: 1 E: 0 LOB: 3 K: 0 BB: 2 S: 4 P: 12	R: 0 H: 0 E: 0 LOB: 0 K: 0 BB: 0 S: 3 P: 3	R: 0 H: 1 E: 0 LOB: 1 K: 1 BB: 1 S: 5 P: 9	R: 0 H: 0 E: 0 LOB: 0 K: 1 BB: 0 S: 5 P: 5	R: 2 H: 3 E: 0 LOB: 1 K: 2 BB: 0 S: 10 P: 10	R: 1 H: 2 E: 0 LOB: 1 K: 2 BB: 0 S: 9 P: 9	R: 0 H: 0 E: 0 LOB: 1 K: 2 BB: 0 S: 7 P: 8	R: 0 H: 1 E: 0 LOB: 3 K: 1 BB: 1 S: 6 P: 11	1B: 6 SF: 0 2B: 4 SAC: 0 3B: 0 DP: 1 HR: 0 HBP: 2	
PITCHER Mike Torrez, R (1, 1) ERA: 4.26 Mark Clear, R (7, 1) ERA:	IP WLS BF H R ER SO BB IBB HBP BLK WP HR S P ERA WHIP	6.1 L 29 8 3 3 4 3 0 0 0 0 0 0 34 46 4.26 1.737	2.2 12 1 0 0 5 1 0 2 0 0 0 0 19 25 0.00 0.750	PITCHER IP WLS BF H R ER SO BB IBB HBP BLK WP HR S P ERA WHIP							

livebaseballscorecards.com

AB	35
R	3
H	9
RBI	3
BB	4
SO	9
LOB	22



Batter	1	2	3	4	5	6	7	8	9	AB R H RBI BB SO LOB
Jerry Remy, L (1, 4) Tony Perez, R (9, PH) OBP: 0.200, SLG: 0.111	0-0 F8		0-0 SH3-1		0-0 6-3		0-0 1-3		0-0 6-3	3 0 0 0 0 0 1 1 0 0 0 0 0 1
Dwight Evans, R (1, 9) OBP: 0.444, SLG: 0.467	0-0 4-3		0-0 6-3			0-3 K		0-0 G6-4-3 1B		4 0 1 0 0 1 1
Jim Rice, R (1, 7) OBP: 0.412, SLG: 0.286	0-0 1B		0-0 4-3			0-3 K		0-0 G6-4-3 1-2f		4 0 1 0 0 1 2
Carl Yastrzemski, L (1, 10) OBP: 0.529, SLG: 0.846	0-3 K			0-0 1B 1B		0-0 HR		4-0 BB		3 1 2 1 1 1 1
Carney Lansford, R (1, 5) OBP: 0.353, SLG: 0.167		0-0 E6 G4-6-3		0-0 F9		4-0 BB		0-3 K		3 0 0 0 1 1 2
Dave Stapleton, R (1, 3) OBP: 0.176, SLG: 0.235		0-0 G4-6-3 1-2f		0-0 1B G4-6-3		0-3 K 1-2		0-0 F9		4 0 1 0 0 1 2
Glenn Hoffman, R (1, 6) OBP: 0.353, SLG: 0.313		0-0 E5		0-0 G4-6-3 1-2f			0-0 1B		0-0 E5 2B 1B	4 1 2 0 0 0 2
Rich Gedman, L (1, 2) Reid Nichols, R (9, PR) OBP: 0.375, SLG: 0.571 OBP: 0.333, SLG: 0.333		0-3 K			0-0 2B		0-0 F7		0-0 WP 2B 2B	4 0 2 1 0 1 2 0 0 0 0 0 0 0
Rick Miller, L (1, 8) OBP: 0.429, SLG: 0.200			4-0 SH3-1 BB		0-0 6-3		0-0 F7		0-3 K	3 0 0 0 1 1 2


Inning Stats	R: 0 E: 0 K: 1 S: 6	H: 1 LOB: 1 BB: 0 P: 6	R: 0 E: 2 K: 1 S: 6	H: 0 LOB: 1 BB: 0 P: 6	R: 0 E: 0 K: 0 S: 3	H: 0 LOB: 1 BB: 1 P: 7	R: 0 E: 0 K: 0 S: 4	H: 2 LOB: 1 BB: 0 P: 4	R: 0 E: 0 K: 0 S: 3	H: 1 LOB: 0 BB: 0 P: 3	R: 1 E: 0 K: 3 S: 10	H: 1 LOB: 1 BB: 1 P: 14	R: 0 E: 0 K: 0 S: 4	H: 1 LOB: 1 BB: 0 P: 4	R: 0 E: 0 K: 1 S: 5	H: 1 LOB: 1 BB: 1 P: 9	R: 1 E: 1 K: 1 S: 7	H: 2 LOB: 2 BB: 0 P: 7	1B: 6 2B: 2 3B: 0 HR: 1	SF: 0 SAC: 1 DP: 3 HBP: 0	WP: 1 PB: 0 SB: 1 CS: 0	PA: 37
--------------	------------------------------	---------------------------------	------------------------------	---------------------------------	------------------------------	---------------------------------	------------------------------	---------------------------------	------------------------------	---------------------------------	-------------------------------	----------------------------------	------------------------------	---------------------------------	------------------------------	---------------------------------	------------------------------	---------------------------------	----------------------------------	------------------------------------	----------------------------------	--------

PITCHER	IP	WLS	BF	H	R	ER	SO	BB	IBB	HBP	BLK	WP	HR	S	P	ERA	WHIP
Richard Dotson, R (1, 1) ERA: 1.5	6.0		24	5	1	1	5	2	0	0	0	0	1	32	40	1.50	1.167
LaMarr Hoyt, R (7, 1) ERA:	2.1		11	4	1	0	1	1	0	0	0	0	0	12	16	0.00	2.143
Kevin Hickey, L (9, 1) ERA:	0.1		1	0	0	0	1	0	0	0	0	0	0	3	3	0.00	0.000
Salome Barojas, R (9, 1) ERA:	0.1	S	1	0	0	0	0	0	0	0	0	1	0	1	1	0.00	0.000

BOTTOM

Chicago White Sox @ Boston Red Sox
Fenway Park, Boston, MA
 Mon Apr 12 1982, 3:33 AM EST
 Att: 32,555 - Cloudy - 51 F

AB	33
R	2
H	9
RBI	2
BB	3
SO	7
LOB	16



Batter	1	2	3	4	5	6	7	8	9	AB R H RBI BB SO LOB	TOP																	
Ron LeFlore, R OBP: 0.300, SLG: 0.368 (1, 8) X	0-0 CS 1B		0-3 K		4-0 BB 1-2 2-3		0-0 2B 1B		0-0 3-1	4 1 2 0 1 1 0																		
Tony Bernazard, S OBP: 0.200, SLG: 0.421 (1, 4) X	0-0 F7 1-2		0-0 P4		0-3 K		0-0 1B HR 2B		0-0 4-3	5 1 1 0 0 1 4																		
Steve Kemp, L OBP: 0.450, SLG: 0.444 (1, 7) B B B	4-0 BB			0-0 3-1	0-0 6-3		0-3 K		0-0 1B	4 0 1 0 1 1 5																		
Greg Luzinski, R OBP: 0.200, SLG: 0.211 (1, 10) X	0-0 6-3			0-0 1B		0-0 1-3	0-0 HR 1B		0-0 F8	5 1 2 1 0 0 2																		
Tom Paciorek, R OBP: 0.647, SLG: 0.933 (1, 3) Mike Squires, L (9, 3)		0-0 FC6-4 1B		0-0 F7		0-0 1B 2B	0-0 HR 1B			4 2 3 3 0 0 1 0 0 0 0 0 0 0																		
Harold Baines, L OBP: 0.294, SLG: 0.267 (1, 9) X		0-0 FC6-4 1-2f		0-0 F8		0-0 F8	0-0 F5			4 0 0 0 0 0 3																		
Carlton Fisk, R OBP: 0.462, SLG: 0.455 (1, 2) X		0-0 F7			0-0 BB 1B	0-0 FC5-4 2-H 1B		0-0 5-3		4 0 2 1 0 0 1																		
Jim Morrison, R OBP: 0.200, SLG: 0.308 (1, 5) Rudy Law, L (8, PH) Aurelio Rodriguez, R (8, 5)		0-3 K2-3			4-0 FC6-4 BB 1-2	0-0 FC5-4 1-2f		0-0 F8		2 0 0 0 1 1 2 1 0 0 0 0 0 0 0 0 0 0 0 0 0																		
Bill Almon, R OBP: 0.500, SLG: 0.600 (1, 6) X			0-3 K2-3		0-0 FC6-4 BB 1-2f		0-0 6-3	0-0 4-3		4 0 0 0 0 1 2																		
Inning Stats	R: 0 E: 0 K: 0 S: 3	H: 1 LOB: 1 BB: 1 P: 7	R: 0 E: 0 K: 1 S: 6	H: 1 LOB: 1 BB: 0 P: 6	R: 0 E: 0 K: 2 S: 7	H: 0 LOB: 0 BB: 0 P: 7	R: 0 E: 0 K: 0 S: 4	H: 1 LOB: 1 BB: 0 P: 4	R: 0 E: 0 K: 1 S: 6	H: 1 LOB: 3 BB: 2 P: 14	R: 1 E: 0 K: 0 S: 5	H: 2 LOB: 1 BB: 0 P: 5	R: 4 E: 0 K: 1 S: 9	H: 4 LOB: 0 BB: 0 P: 9	R: 0 E: 0 K: 0 S: 3	H: 0 LOB: 0 BB: 0 P: 3	R: 0 E: 0 K: 0 S: 4	H: 1 LOB: 1 BB: 0 P: 4	1B: 8 2B: 2 3B: 0 HR: 1	SF: 0 SAC: 0 DP: 0 HBP: 0	WP: 0 PB: 0 SB: 0 CS: 1	PA: 40						
PITCHER	IP WLS BF H R ER SO BB IBB HBP BLK WP HR S P ERA WHIP																											
Chuck Rainey, R ERA: 1.5 (1, 1)	6.0		26	6	1	1	4	3	0	0	0	0	0	0	31	43	1.50	1.500										
Bob Stanley, R ERA: 10.8 (7, 1)	1.0	L	7	4	4	4	1	0	0	0	0	0	1	9	9	36.00	4.000											
Luis Aponte, R ERA: (8, 1)	2.0		7	1	0	0	0	0	0	0	0	0	0	7	7	0.00	0.500											

Chicago White Sox @ Boston Red Sox
Fenway Park, Boston, MA
Wed Apr 14 1982, 3:33 AM EST
Att: 9,780 - Sunny - 52 F

livebaseballscorecards.com

AB	37
R	5
H	11
RBI	5
BB	3
SO	5
LOB	20



Batter	1	2	3	4	5	6	7	8	9	AB R H RBI BB SO LOB
Jerry Remy, L (1, 4) OBP: 0.125, SLG: 0.125	0-0 6-3		0-0 P5		0-0 E BB E 1B	0-0 F7			0-0 6-3	5 1 1 0 0 0 1
Dwight Evans, R (1, 9) OBP: 0.545, SLG: 0.500	0-0 BB BB 1B		4-0 BB BB		4-0 E E G5-4-3 BB			4-0 G6-4-3 BB		1 1 1 0 3 0 0
Jim Rice, R (1, 7) OBP: 0.381, SLG: 0.235	4-0 1-2 BB BB		0-3 K		0-0 G5-4-3 E			0-0 G6-4-3 1-2f		3 0 0 0 1 1 4
Carney Lansford, R (1, 5) OBP: 0.286, SLG: 0.125	0-0 F9		0-0 F8		0-0 E6 G5-4-3			0-0 4-3		4 0 0 1 0 0 5
Dave Stapleton, R (1, 3) OBP: 0.238, SLG: 0.250	4-0 1-2 2-3 FC5-4 BB			0-0 2B 1B	0-0 G5-4-3 1-2f 2-3 3-H			0-0 6-3		3 1 1 0 1 0 2
Glenn Hoffman, R (1, 6) OBP: 0.333, SLG: 0.350	0-0 1-2f FC5-4			0-0 1-H 6-3 2B	0-0 P6			0-3 K		4 1 1 1 0 1 4
Tony Perez, R (1, 10) OBP: 0.154, SLG: 0.083		0-0 P4		0-0 6-3		0-0 F9		0-3 K		3 0 0 1 0 0 0
Carl Yastrzemski, L (8, PH) OBP: 0.500, SLG: 0.786				3-H 6-3						1 0 0 0 0 1 0
Gary Allenson, R (1, 2) OBP: 0.091, SLG: 0.182		0-0 G3		0-0 F9		0-0 5-3		0-0 F7		3 0 0 0 0 0 0
Wade Boggs, L (9, PH)										1 0 0 0 0 0 0
Rick Miller, L (1, 8) OBP: 0.389, SLG: 0.154		0-0 F7		0-0 4-3		4-0 BB BB BB		0-0 4-3		3 0 0 0 1 0 0

Inning Stats	R: 0	H: 1	E: 0	K: 0	S: 4	LOB: 3	BB: 2	P: 12	R: 0	H: 0	E: 0	K: 0	S: 3	LOB: 0	BB: 0	P: 3	R: 0	H: 0	E: 0	K: 1	S: 5	LOB: 1	BB: 1	P: 9	R: 2	H: 2	E: 0	K: 0	S: 5	LOB: 0	BB: 0	P: 5	R: 2	H: 1	E: 2	K: 0	S: 5	LOB: 1	BB: 1	P: 9	R: 0	H: 0	E: 0	K: 0	S: 3	LOB: 1	BB: 1	P: 7	R: 0	H: 0	E: 0	K: 0	S: 2	LOB: 0	BB: 1	P: 6	R: 0	H: 0	E: 0	K: 2	S: 7	LOB: 0	BB: 0	P: 7	R: 0	H: 0	E: 0	K: 0	S: 3	LOB: 0	BB: 0	P: 3	1B: 3	SF: 0	2B: 1	SAC: 0	3B: 0	DP: 2	HR: 0	HBP: 0	WP: 0	PA: 37
Steve Trout, L (1, 1) ERA: 4.5	IP	WLS	BF	H	R	ER	SO	BB	IBB	HBP	BLK	WP	HR	S	P	ERA	WHIP																																																																	
Salome Barojas, R (7, 1) ERA:	3.0	S	8	0	0	0	2	0	0	0	0	0	0	12	12	0.00	0.000																																																																	
																	<table border="1"> <thead> <tr> <th>PITCHER</th> <th>IP</th> <th>WLS</th> <th>BF</th> <th>H</th> <th>R</th> <th>ER</th> <th>SO</th> <th>BB</th> <th>IBB</th> <th>HBP</th> <th>BLK</th> <th>WP</th> <th>HR</th> <th>S</th> <th>P</th> <th>ERA</th> <th>WHIP</th> </tr> </thead> </table>																	PITCHER	IP	WLS	BF	H	R	ER	SO	BB	IBB	HBP	BLK	WP	HR	S	P	ERA	WHIP																															
PITCHER	IP	WLS	BF	H	R	ER	SO	BB	IBB	HBP	BLK	WP	HR	S	P	ERA	WHIP																																																																	

BOTTOM

Chicago White Sox @ Boston Red Sox
 Fenway Park, Boston, MA
 Wed Apr 14 1982, 3:33 AM EST
 Att. 9,780 - Sunny - 52 F

livebaseballscorecards.com

AB	31
R	4
H	4
RBI	3
BB	6
SO	3
LOB	16



Batter	1	2	3	4	5	6	7	8	9	AB R H RBI BB SO LOB	TOP
Damaso Garcia, R (1, 4) OBP: 0.412, SLG: 0.367	0-0 F8		0-3 K		0-0 S 1B		0-0 F9			4 0 1 0 0 1 0	
Rance Mulliniks, L (1, 5) OBP: 0.316, SLG: 0.632	0-0 FC6 1B		0-0 4-3		0-3 K 1-2			0-0 F8		4 0 1 0 0 1 1	
Lloyd Moseby, L (1, 8) OBP: 0.152, SLG: 0.161	0-0 L7		0-0 F9		0-3 K			0-0 CS 1B		4 0 1 0 0 1 2	
Willie Upshaw, L (1, 3) OBP: 0.313, SLG: 0.533	0-0 FC6 1-2f			0-0 F3	0-0 F8			0-0 3-1 1-2		4 0 0 0 0 0 3	
Wayne Nordhagen, R (1, 10) OBP: 0.556, SLG: 0.467		0-0 E 1B		0-0 5-3		0-0 6-3		0-0 F9		4 0 1 0 0 0 0	
Hosken Powell, L (1, 7) OBP: 0.417, SLG: 0.417		0-0 E6		0-0 1B 3B 1B		0-0 3-1		0-0 F9		4 1 1 0 0 0 1	
Barry Bonnell, R (9, 7) OBP: 0.500, SLG: 0.667		1-2								0 0 0 0 0 0 0	
Ernie Whitt, L (1, 2) OBP: 0.357, SLG: 0.600		0-3 K		0-0 1-3 3B 1B		0-0 F9		0-0 F9		4 1 1 0 0 1 2	
Jesse Barfield, R (1, 9) OBP: 0.286, SLG: 0.217		0-3 K		0-0 1-H 3-H 3B			0-0 F9			3 0 1 2 0 1 2	
Alfredo Griffin, S (1, 6) OBP: 0.194, SLG: 0.200		0-0 L9		0-0 F9			0-0 1-3			3 0 0 0 0 0 3	
Inning Stats	R: 0 E: 0 K: 0 S: 4 H: 1 LOB: 1 BB: 0 P: 4	R: 0 E: 1 K: 2 S: 9 H: 1 LOB: 2 BB: 0 P: 9	R: 0 E: 0 K: 1 S: 5 H: 0 LOB: 0 BB: 0 P: 5	R: 2 E: 0 K: 0 S: 6 H: 3 LOB: 1 BB: 0 P: 6	R: 0 E: 0 K: 2 S: 8 H: 1 LOB: 1 BB: 0 P: 8	R: 0 E: 0 K: 0 S: 3 H: 0 LOB: 0 BB: 0 P: 3	R: 0 E: 0 K: 0 S: 3 H: 0 LOB: 0 BB: 0 P: 3	R: 0 E: 0 K: 0 S: 3 H: 1 LOB: 0 BB: 0 P: 3	R: 0 E: 0 K: 0 S: 3 H: 0 LOB: 0 BB: 0 P: 3	1B: 6 2B: 0 3B: 1 HR: 0 SF: 0 SAC: 0 DP: 0 HBP: 0	WP: 0 PB: 0 SB: 1 CS: 1 PA: 34
PITCHER Dennis Eckerseley, R (1, 1) ERA: 1.0	IP: 9.0 WLS: L BF: 34 H: 7 R: 2 ER: 2 SO: 5 BB: 0 IBB: 0 HBP: 0 BLK: 0 WP: 0 HR: 0 S: 44 P: 44 ERA: 2.00 WHIP: 0.778										

Toronto Blue Jays @ Boston Red Sox
 Fenway Park, Boston, MA
 Fri Apr 16 1982, 3:33 AM EST
 Att: 7,542 - Unknown - 59 F

livebaseballscorecards.com

AB 34
 R 2
 H 7
 RBI 2
 BB 0
 SO 5
 LOB 14



Batter	1	2	3	4	5	6	7	8	9	AB R H RBI BB SO LOB
Jerry Remy, L OBP: 0.313, SLG: 0.313 (1, 4)	0-0 6-3		0-0 4-3		0-0 G4-6-3			0-0 FC6-4 1B		4 0 1 0 0 0 2
Dwight Evans, R OBP: 0.433, SLG: 0.348 (1, 9)	4-0 BB BB		0-0 5-3			0-0 1-3		0-0 F4		3 0 0 0 1 0 1
Jim Rice, R OBP: 0.345, SLG: 0.240 (1, 7)	0-3 K			0-0 F9		0-0 FC5 1B 1B		0-0 FC6-4		4 0 1 0 0 1 2
Carl Yastrzemski, L OBP: 0.462, SLG: 0.600 (1, 10)	4-0 1-2 BB		0-3 K		0-0 F8		0-0 F8	0-0 F6		3 0 0 0 1 1 2
Carney Lansford, R OBP: 0.345, SLG: 0.250 (1, 5)	0-0 F6			0-0 E5 1B		0-0 1-2 1B		0-0 1B		4 0 3 0 0 0 2
Dave Stapleton, R OBP: 0.241, SLG: 0.357 (1, 3)		0-0 F8		0-0 F8		0-0 FC5		0-0 F8		4 0 0 0 0 0 4
Rich Gedman, L OBP: 0.333, SLG: 0.429 (1, 2)		0-0 F7			0-0 3-1		0-0 4-3	0-3 K		4 0 0 0 0 1 1
Glenn Hoffman, R OBP: 0.276, SLG: 0.286 (1, 6)		0-0 6-3			0-0 1B 1B		0-0 F9	0-0 F8		4 0 1 0 0 0 1
Rick Miller, L OBP: 0.375, SLG: 0.211 (1, 8)			0-0 5-3		0-0 1-2 G4-6-3 1B		0-0 4-3			3 0 1 0 0 0 0

Inning Stats	R: 0 E: 0 K: 1 S: 5	H: 0 LOB: 2 BB: 2 P: 13	R: 0 E: 0 K: 0 S: 3	H: 0 LOB: 0 BB: 0 P: 3	R: 0 E: 0 K: 0 S: 3	H: 0 LOB: 0 BB: 0 P: 3	R: 0 E: 1 K: 1 S: 6	H: 1 LOB: 1 BB: 0 P: 6	R: 0 E: 0 K: 0 S: 4	H: 2 LOB: 1 BB: 0 P: 4	R: 0 E: 0 K: 0 S: 5	H: 2 LOB: 2 BB: 0 P: 5	R: 0 E: 0 K: 0 S: 3	H: 0 LOB: 0 BB: 0 P: 3	R: 0 E: 0 K: 0 S: 4	H: 1 LOB: 1 BB: 0 P: 4	R: 0 E: 0 K: 1 S: 6	H: 1 LOB: 1 BB: 0 P: 6	1B: 7 2B: 0 3B: 0 HR: 0	SF: 0 SAC: 0 DP: 1 HBP: 0	WP: 0 PB: 0 SB: 0 CS: 0	PA: 35
--------------	------------------------------	----------------------------------	------------------------------	---------------------------------	------------------------------	---------------------------------	------------------------------	---------------------------------	------------------------------	---------------------------------	------------------------------	---------------------------------	------------------------------	---------------------------------	------------------------------	---------------------------------	------------------------------	---------------------------------	----------------------------------	------------------------------------	----------------------------------	--------

PITCHER	IP	WLS	BF	H	R	ER	SO	BB	IBB	HBP	BLK	WP	HR	S	P	ERA	WHIP
Luis Leal, R ERA: 1.72 (1, 1)	8.0	W	32	7	0	0	2	2	0	0	0	0	0	34	42	0.00	1.125
Roy Lee Jackson, R ERA: 7.2 (9, 1)	1.0	S	3	0	0	0	1	0	0	0	0	0	0	5	5	0.00	0.000

BOTTOM

Toronto Blue Jays @ Boston Red Sox
 Fenway Park, Boston, MA
 Fri Apr 16 1982, 3:33 AM EST
 Att. 7,542 - Unknown - 59 F

livebaseballscorecards.com

AB	33
R	0
H	7
RBI	0
BB	2
SO	3
LOB	15



Batter	1	2	3	4	5	6	7	8	9	AB R H RBI BB SO LOB	TOP		
Damaso Garcia, R (1, 4) OBP: 0.436, SLG: 0.400	0-0 1B 3B 1B	0-0 1-3			0-0 1-2 1B		0-0 1-3 FC 1B		0-0 F3	5 1 3 0 0 0 0			
Garth Iorg, R (1, 5) OBP: 0.533, SLG: 0.867 Rance Mulliniks, L (7, PH) OBP: 0.286, SLG: 0.571 (7, 5)	0-0 1-3 3B 1B		0-0 F8		0-0 F7		0-0 FC		0-3 K	3 1 1 0 0 0 2 2 0 0 1 0 1 1			
Jesse Barfield, R (1, 9) OBP: 0.313, SLG: 0.333	0-0 1-H 3-H SF7 3B		0-0 G6-4-3 1B		0-3 K		0-3 K			4 1 2 2 0 2 4			
Wayne Nordhagen, R (1, 7) OBP: 0.455, SLG: 0.389	0-0 3-H SF7		0-0 G6-4-3 1-2f		0-0 F7		0-0 F6			3 0 0 1 0 0 5			
Barry Bonnell, R (1, 8) OBP: 0.600, SLG: 0.714 Lloyd Moseby, L (8, PH) OBP: 0.176, SLG: 0.188 (8, 8)	4-0 BB			0-0 1B 1B		0-0 G6-3 1B		0-0 BB 1B		2 0 2 0 1 0 0 1 0 1 0 0 0 0			
Otto Velez, R (1, 10) OBP: 0.500, SLG: 0.333 John Mayberry, L (8, PH) OBP: 0.313, SLG: 0.214 Tony Johnson, R (8, PR)	0-3 K			0-0 1-2 L4 1B		0-3 K		4-0 1-2 G4-6-3 BB		3 0 1 0 0 2 2 0 0 0 0 1 0 0 0 0 0 0 0 0 0			
Buck Martinez, R (1, 2) OBP: 0.375, SLG: 0.500	0-0 F6			0-0 1-2 L4		0-0 1-2f G6-3		0-0 F7		4 0 0 0 0 0 6			
Willie Upshaw, L (1, 3) OBP: 0.306, SLG: 0.500		0-3 K		0-0 4-3			0-0 FC3-6 1B		0-0 1-2f G4-6-3	4 0 1 0 0 1 3			
Alfredo Griffin, S (1, 6) OBP: 0.206, SLG: 0.212 Hosken Powell, L (9, PH) OBP: 0.385, SLG: 0.385		0-0 F8			0-0 F7 1B 1B		0-0 1-2f FC3-6 1B FC		0-0 1-3	3 1 1 0 0 0 1 1 0 0 0 0 0 0			
Inning Stats	R: 3 H: 3 E: 0 LOB: 1 K: 1 BB: 1 S: 8 P: 12	R: 0 H: 0 E: 0 LOB: 0 K: 1 BB: 0 S: 5 P: 5	R: 0 H: 1 E: 0 LOB: 0 K: 0 BB: 0 S: 3 P: 3	R: 0 H: 2 E: 0 LOB: 1 K: 0 BB: 0 S: 4 P: 4	R: 0 H: 2 E: 0 LOB: 2 K: 1 BB: 0 S: 7 P: 7	R: 0 H: 1 E: 0 LOB: 0 K: 1 BB: 0 S: 5 P: 5	R: 1 H: 2 E: 0 LOB: 2 K: 1 BB: 0 S: 8 P: 8	R: 0 H: 1 E: 0 LOB: 2 K: 0 BB: 1 S: 3 P: 7	R: 0 H: 0 E: 0 LOB: 0 K: 1 BB: 0 S: 5 P: 5	1B: 11 SF: 1 2B: 1 SAC: 0 3B: 1 DP: 4 HR: 0 HBP: 0	WP: 0 PA: 38 PB: 0 SB: 0 CS: 0		
PITCHER	IP WLS BF H R ER SO BB IBB HBP BLK WP HR S P ERA WHIP											PITCHER	IP WLS BF H R ER SO BB IBB HBP BLK WP HR S P ERA WHIP
John Tudor, L (1, 1) ERA: 1.8	6.0 W 25 9 3 3 4 1 0 0 0 0 0 0 32 36 4.50 1.667												
Mark Clear, R (7, 1) ERA: 1.59	3.0 S 13 3 1 1 2 1 0 0 0 0 0 0 16 20 3.00 1.333												

Toronto Blue Jays @ Boston Red Sox
Fenway Park, Boston, MA
Sat Apr 17 1982, 3:33 AM EST
Att. 18,617 - Unknown - 72 F

livebaseballscorecards.com

AB 35
R 4
H 12
RBI 4
BB 2
SO 6
LOB 24



Batter	1	2	3	4	5	6	7	8	9
Jerry Remy, L OBP: 0.286, SLG: 0.286 (1, 4)	0-0 6-3	0-0 4-3		0-3 K		0-0 FC6-4 1-2 1B		0-0 G1-6-3 1-2f	
Dwight Evans, R OBP: 0.412, SLG: 0.308 (1, 9)	4-0 1B BB	0-0 4-3 2-3		0-0 1-3		0-0 FC6-4 1-2f			
Jim Rice, R OBP: 0.364, SLG: 0.250 (1, 7)	0-0 1-2 1B 1B	0-0 4-3			0-0 4-3		1-0 2B HBP		
Carl Yastrzemski, L OBP: 0.433, SLG: 0.625 (1, 10)	0-3 K		0-0 1-3		0-0 3B		0-0 F7		
Carney Lansford, R OBP: 0.394, SLG: 0.393 (1, 5)	0-0 1-2 2-H 1B HR		0-0 4-3 2B		0-3 K		0-0 1-3 2B		
Dave Stapleton, R OBP: 0.273, SLG: 0.355 (1, 3)	0-0 1-3 2-H 1B HR		0-0 4-3 2-3		0-0 5-3		4-0 G5-4-3 IBB		
Glenn Hoffman, R OBP: 0.273, SLG: 0.375 (1, 6)	0-0 2-H 3-H HR		0-0 5-3			0-0 6-3	0-0 G5-4-3 1-2f		
Rick Miller, L OBP: 0.357, SLG: 0.217 (1, 8)	0-0 G3			0-0 4-3		0-0 1B 1B		0-0 F7	
Gary Allenson, R OBP: 0.250, SLG: 0.333 (1, 2)		0-0 4-3 2B		4-0 BB		0-0 F4		0-0 G1-6-3 1B	

Inning Stats	R: 5	H: 4	E: 0	LOB: 0	K: 1	P: 13	R: 0	H: 1	E: 0	LOB: 1	K: 0	P: 4	R: 0	H: 1	E: 0	LOB: 1	K: 0	P: 4	R: 0	H: 0	E: 0	LOB: 1	K: 1	P: 9	R: 0	H: 1	E: 0	LOB: 1	K: 1	P: 6	R: 0	H: 2	E: 0	LOB: 2	K: 0	P: 5	R: 0	H: 1	E: 0	LOB: 2	K: 0	P: 8	R: 0	H: 1	E: 0	LOB: 0	K: 0	P: 3	
	S: 9		S: 4		S: 4		S: 4		S: 5		S: 4		S: 5		S: 6		S: 5		S: 3		S: 3		S: 4		S: 5		S: 5		S: 6		S: 5		S: 3		S: 3		S: 3		S: 3		S: 3		S: 3		S: 3		S: 3		S: 3

PITCHER	IP	WLS	BF	H	R	ER	SO	BB	IBB	HBP	BLK	WP	HR	S	P	ERA	WHIP
Mark Bomback, R ERA: 9.26 (1, 1)	6.0	L	29	9	5	5	3	2	0	0	0	0	1	33	41	7.50	1.833
Dale Murray, R ERA: 2.25 (7, 1)	2.0		8	2	0	0	0	0	1	1	0	0	0	6	11	0.00	1.000

AB R H RBI BB SO LOB

5	0	1	0	0	1	3
3	1	0	0	1	0	4
3	1	1	0	0	0	1
4	0	1	0	0	1	3
4	1	3	1	0	1	1
3	1	1	1	1	0	2
4	1	1	3	0	0	4
4	0	1	0	0	0	0
3	0	2	0	1	0	1

WP	HR	S	P	ERA	WHIP
0	1	6	37	0.00	1.000

Toronto Blue Jays @ Boston Red Sox
 Fenway Park, Boston, MA
 Sat Apr 17 1982, 3:33 AM EST
 Att: 18,617 - Unknown - 72 F

AB	33
R	5
H	11
RBI	5
BB	3
SO	3
LOB	19



1B	6	SF	0	WP	0	PA	37
2B	3	SAC	0	PB	0		
3B	1	DP	2	SB	0		
HR	1	HBP	1	CS	0		

Batter	1	2	3	4	5	6	7	8	9	AB R H RBI BB SO LOB	TOP											
Damaso Garcia, R (1, 4) OBP: 0.419, SLG: 0.385	0-0 G3		0-0 CS 1B		0-0 FC4-6		0-0 F2			4 0 1 0 0 0 2												
Rance Mulliniks, L (1, 5) OBP: 0.240, SLG: 0.480	0-0 4-3		0-0 G3		0-3 K		0-0 F8			4 0 0 0 0 1 3												
Lloyd Moseby, L (1, 8) OBP: 0.184, SLG: 0.194	0-0 CS 1B		0-0 4-3		0-0 F8			0-0 1-3		4 0 1 0 0 0 1												
Willie Upshaw, L (1, 3) OBP: 0.325, SLG: 0.486	0-0 CS	0-0 1-4-3 WP SF7 1B		0-0 4-3		0-3 K		4-0 CS BB		3 1 1 0 1 1 0												
Wayne Nordhagen, R (1, 10) OBP: 0.385, SLG: 0.318		0-0 1-4-3		0-0 5-3		0-0 6-3		0-3 K		4 0 0 0 0 1 2												
Hosken Powell, L (1, 7) OBP: 0.353, SLG: 0.375		0-0 SF7		0-0 S 1B		0-0 6-3		0-0 4-3		3 1 1 1 0 0 0												
Ernie Whitt, L (1, 2) OBP: 0.375, SLG: 0.571		4-0 1B BB		0-0 1B		0-0 F9		0-0 F4		3 0 1 1 1 0 0												
Jesse Barfield, R (1, 9) OBP: 0.333, SLG: 0.387		0-0 1B BB		0-0 F7		0-0 2B		0-0 1-3		4 1 2 0 0 0 1												
Alfredo Griffin, S (1, 6) OBP: 0.243, SLG: 0.257		0-0 1-3		4-0 FC4-6 BB		0-0 2B				2 0 1 1 1 0 2												
Inning Stats	R: 0 E: 0 K: 0 S: 3	H: 1 LOB: 0 BB: 0 P: 3	R: 1 E: 0 K: 0 S: 5	H: 2 LOB: 2 BB: 1 P: 9	R: 0 E: 0 K: 0 S: 3	H: 1 LOB: 0 BB: 0 P: 3	R: 1 E: 0 K: 0 S: 5	H: 2 LOB: 1 BB: 0 P: 5	R: 0 E: 0 K: 1 S: 5	H: 0 LOB: 1 BB: 1 P: 5	R: 0 E: 0 K: 1 S: 5	H: 0 LOB: 0 BB: 0 P: 5	R: 1 E: 0 K: 0 S: 5	H: 2 LOB: 1 BB: 0 P: 5	R: 0 E: 0 K: 1 S: 4	H: 0 LOB: 0 BB: 1 P: 8	R: 0 E: 0 K: 0 S: 3	H: 0 LOB: 0 BB: 0 P: 3	1B: 6 2B: 2 3B: 0 HR: 0	SF: 1 SAC: 0 DP: 0 HBP: 0	WP: 1 PB: 0 SB: 1 CS: 3	PA: 36
PITCHER	IP WLS BF H R ER SO BB IBB HBP BLK WP HR S P ERA WHIP																					
Mike Torrez, R (1, 1) ERA: 4.26	6.1		27	8	3	3	2	2	0	0	0	1	0	29	37	4.26	1.579					
Luis Aponte, R (7, 1) ERA:	2.2	W	8	0	0	0	1	1	0	0	0	0	0	9	13	0.00	0.375					

Toronto Blue Jays @ Boston Red Sox
Fenway Park, Boston, MA
 Sun Apr 18 1982, 3:33 AM EST
 Att. 18,017 - Unknown - 70 F

livebaseballscorecards.com

AB	31
R	3
H	8
RBI	3
BB	3
SO	3
LOB	11



Batter	1	2	3	4	5	6	7	8	9	AB	R	H	RBI	BB	SO	LOB
Jerry Remy, L (1, 4) OBP: 0.240, SLG: 0.240	0-0 6-3		0-0 F8			0-0 G3		0-0 5-3		4	0	0	0	0	0	0
Dwight Evans, R (1, 9) OBP: 0.421, SLG: 0.286	4-0 BB		0-0 6-3			0-0 F8		4-0 1B 1B BB		2	1	0	0	2	0	0
Jim Rice, R (1, 7) OBP: 0.351, SLG: 0.250	0-0 F9				0-0 F9		0-0 BB 1B	0-3 K		4	1	1	0	0	1	2
Carl Yastrzemski, L (1, 10) OBP: 0.471, SLG: 0.741 Reid Nichols, R (8, PR) OBP: 0.333, SLG: 0.333	0-0 F9				0-0 HR		4-0 1B 1-2 BB	0-0 1B 1-3 1B		3	1	2	1	1	0	1
Carney Lansford, R (1, 5) OBP: 0.405, SLG: 0.406		0-0 F9			0-3 K		0-0 1-3 2-H 1B	0-0 1-2 3-H 1B		4	0	2	2	0	1	0
Dave Stapleton, R (1, 3) OBP: 0.243, SLG: 0.314		0-0 1-3			0-0 F3			0-0 4-3	0-0 1-3	4	0	0	0	0	0	2
Glenn Hoffman, R (1, 6) OBP: 0.297, SLG: 0.444		0-0 FC5-4 1B				0-0 F8			0-0 WP 3B	4	1	2	0	0	0	0
Rich Gedman, L (1, 2) OBP: 0.333, SLG: 0.412 Tony Perez, R (9, PH) OBP: 0.200, SLG: 0.077 Julio Valdez, S (9, PR)		0-0 FC5-4 1-2f				0-0 F6			4-0 IBB	3	0	1	0	0	0	1
Rick Miller, L (1, 8) OBP: 0.323, SLG: 0.192			0-0 3-1			0-0 F7			0-0 WP 3-H	4	0	0	0	0	0	2

Inning Stats	R: 0	H: 0	E: 0	K: 0	S: 3	H: 0	LOB: 1	BB: 1	P: 7	R: 0	H: 1	E: 0	K: 0	S: 4	H: 0	LOB: 1	BB: 0	P: 4	R: 0	H: 0	E: 0	K: 0	S: 3	H: 0	LOB: 0	BB: 0	P: 3	R: 1	H: 1	E: 0	K: 1	S: 6	H: 0	LOB: 0	BB: 0	P: 3	R: 0	H: 0	E: 0	K: 0	S: 3	H: 2	LOB: 2	BB: 1	P: 8	R: 0	H: 1	E: 0	K: 0	S: 4	H: 1	LOB: 1	BB: 0	P: 4	R: 1	H: 2	E: 0	K: 1	S: 7	H: 2	LOB: 2	BB: 1	P: 11	R: 1	H: 1	E: 0	K: 0	S: 1	H: 1	LOB: 1	BB: 1	P: 5	1B: 6	SF: 0	2B: 0	SAC: 0	3B: 1	DP: 0	HR: 1	HBP: 0	WP: 1	PA: 36
PITCHER	IP	WLS	BF	H	R	ER	SO	BB	IBB	HBP	BLK	WP	HR	S	P	ERA	WHIP																																																																	
Jim Clancy, R (1, 1) ERA: 6.06	7.2		31	6	3	3	2	3	0	0	0	0	1	32	44	3.52	1.174																																																																	
Roy Lee Jackson, R (8, 1) ERA: 8.44	0.1	L	3	2	1	1	0	0	0	0	0	0	0	3	3	27.00	6.000																																																																	
Jerry Garvin, L (9, 1) ERA: 11.81	0.0		2	0	0	0	0	0	1	0	0	1	0	0	4	∞	∞																																																																	

BOTTOM

Toronto Blue Jays @ Boston Red Sox
 Fenway Park, Boston, MA
 Sun Apr 18 1982, 3:33 AM EST
 Att: 18,017 - Unknown - 70 F

livebaseballscorecards.com

AB	32
R	4
H	8
RBI	3
BB	4
SO	2
LOB	8



Batter	1	2	3	4	5	6	7	8	9	AB R H RBI BB SO LOB	TOP																
Damaso Garcia, R (1, 4) OBP: 0.396, SLG: 0.364	0-0 4-3		0-0 F8		0-0 2B 1B		0-0 6-3		0-0 6-3	5 1 1 0 0 0 1																	
Rance Mulliniks, L (1, 5) OBP: 0.286, SLG: 0.519 Garth Iorg, R (7, PH) OBP: 0.529, SLG: 0.882	0-0 2B		4-0 1-2 BB		0-0 F8		0-0 F9		0-0 2B	2 0 1 0 1 0 1 2 0 1 0 0 0 0																	
Lloyd Moseby, L (1, 8) OBP: 0.256, SLG: 0.333	4-0 BB		0-0 4-3		0-0 3-1 1-H 2B		0-0 HR		4-0 BB	3 1 2 2 2 0 2																	
Willie Upshaw, L (1, 3) OBP: 0.311, SLG: 0.452	0-0 G4-6-3 1-2f			0-0 E9 1B G4-6-3 1B	0-0 3-1		0-0 1-3		0-3 K	5 1 1 0 0 1 5																	
Wayne Nordhagen, R (1, 10) OBP: 0.355, SLG: 0.296		0-0 6-3		0-0 G4-6-3 1B	0-3 K			0-3 K	0-0 F7	5 0 1 0 0 2 3																	
Hosken Powell, L (1, 7) OBP: 0.316, SLG: 0.333 Barry Bonnell, R (6, PH) OBP: 0.647, SLG: 0.933		0-0 3-1		0-0 G4-6-3 1-2f 3-H		4-0 BB		0-0 HR		2 0 0 0 0 0 1 1 1 1 1 1 0 0																	
Ernie Whitt, L (1, 2) OBP: 0.361, SLG: 0.625		0-0 4-3		0-0 HR		0-0 F5		0-3 K		4 1 1 1 0 1 1																	
Jesse Barfield, R (1, 9) OBP: 0.350, SLG: 0.400			0-0 6-3	0-0 1B		0-0 F5		0-0 E S 1B		4 0 2 0 0 0 1																	
Alfredo Griffin, S (1, 6) OBP: 0.244, SLG: 0.256			0-0 BB 1B	0-0 1-3		0-0 3-1		0-0 F8 1-3		4 0 1 0 0 0 3																	
Inning Stats	R: 0 E: 0 K: 0 S: 3	H: 1 LOB: 1 BB: 1 P: 7	R: 0 E: 0 K: 0 S: 3	H: 0 LOB: 0 BB: 0 P: 3	R: 0 E: 0 K: 0 S: 4	H: 1 LOB: 2 BB: 1 P: 8	R: 2 E: 1 K: 0 S: 6	H: 4 LOB: 1 BB: 0 P: 6	R: 1 E: 0 K: 1 S: 7	H: 2 LOB: 1 BB: 0 P: 7	R: 0 E: 0 K: 0 S: 3	H: 0 LOB: 1 BB: 1 P: 7	R: 1 E: 0 K: 0 S: 4	H: 1 LOB: 0 BB: 0 P: 4	R: 1 E: 0 K: 2 S: 9	H: 2 LOB: 1 BB: 0 P: 9	R: 0 E: 0 K: 1 S: 6	H: 1 LOB: 2 BB: 1 P: 10	1B: 6 2B: 3 3B: 0 HR: 3	SF: 0 SAC: 0 DP: 2 HBP: 0	WP: 0 PB: 0 SB: 1 CS: 0	PA: 41					
PITCHER	IP	WLS	BF	H	R	ER	SO	BB	IBB	HBP	BLK	WP	HR	S	P	ERA	WHIP										
Chuck Rainey, R (1, 1) ERA: 3.48	4.1		21	8	3	3	0	2	0	0	0	0	1	19	27	6.23	2.308										
Bruce Hurst, L (5, 1) ERA: 5.4	2.2		10	1	1	1	1	1	0	0	0	0	1	11	15	3.38	0.750										
Mark Clear, R (8, 1) ERA: 2.35	2.0	L	10	3	1	1	3	1	0	0	0	0	1	15	19	4.50	2.000										

Toronto Blue Jays @ Boston Red Sox
Fenway Park, Boston, MA
Mon Apr 19 1982, 3:33 AM EST
Att. 27,265 - Unknown - 68 F

livebaseballscores.com

AB	37
R	5
H	12
RBI	4
BB	4
SO	4
LOB	18



Batter	1	2	3	4	5	6	7	8	9	AB R H RBI BB SO LOB
Jerry Remy, L (1, 4) OBP: 0.300, SLG: 0.300	0-0 1-3		0-0 1B		0-0 E9 1B		0-0 F7		0-0 FC6-4 1B	5 0 3 1 0 0 0
Dwight Evans, R (1, 9) OBP: 0.395, SLG: 0.250	0-0 1-3		0-0 F4 1-2		4-0 BB		0-0 F8		0-0 FC6-4 1-2f	4 0 0 0 1 0 2
Jim Rice, R (1, 7) OBP: 0.341, SLG: 0.250	0-3 K			0-0 G4-6-3 1B	0-0 5-3		0-0 6-3			4 0 1 0 0 1 2
Carl Yastrzemski, L (1, 10) OBP: 0.500, SLG: 0.742		0-0 2B E 1B		0-0 G4-6-3 1-2f		0-0 2B BB 1B		0-0 5-3 1B		4 2 3 0 0 0 1
Reid Nichols, R (8, PR) OBP: 0.333, SLG: 0.333										0 0 0 0 0 0 0
Carney Lansford, R (1, 5) OBP: 0.390, SLG: 0.371		0-0 F9		0-0 5-3		4-0 2B BB 1-2		0-0 5-3 1-2		3 0 0 0 1 0 2
Dave Stapleton, R (1, 3) OBP: 0.268, SLG: 0.359		0-0 E9 L4 2B			0-0 FC3-6 1B	0-0 F9		0-3 K		4 0 2 0 0 1 4
Glenn Hoffman, R (1, 6) OBP: 0.293, SLG: 0.450		0-0 L4 2-3			0-0 F6	0-0 2B		0-0 5-3		4 0 1 1 0 0 4
Rich Gedman, L (1, 2) OBP: 0.318, SLG: 0.350			0-0 F8		0-0 FC3-6 1B 1-2f	4-0 G6-4-3 IBB		0-0 F6		3 1 0 0 1 0 1
Rick Miller, L (1, 8) OBP: 0.314, SLG: 0.172			0-0 F7		4-0 1B E BB 1-2	0-0 G6-4-3 1-2f		0-0 4-3		3 1 0 0 1 0 3

Inning Stats	R: 0	H: 0	E: 0	K: 1	S: 5	R: 1	H: 2	E: 1	K: 0	S: 4	R: 0	H: 1	E: 0	K: 0	S: 4	R: 0	H: 1	E: 0	K: 0	S: 3	R: 2	H: 2	E: 1	K: 0	S: 5	R: 1	H: 2	E: 0	K: 0	S: 4	R: 0	H: 0	E: 0	K: 1	S: 6	R: 0	H: 1	E: 0	K: 0	S: 4	R: 0	H: 1	E: 0	K: 0	S: 4	1B: 8	2B: 3	3B: 0	HR: 0	SF: 0	SAC: 0	DP: 3	HBP: 0	WP: 0	PB: 0	SB: 1	CS: 0	PA: 38
--------------	------	------	------	------	------	------	------	------	------	------	------	------	------	------	------	------	------	------	------	------	------	------	------	------	------	------	------	------	------	------	------	------	------	------	------	------	------	------	------	------	------	------	------	------	------	-------	-------	-------	-------	-------	--------	-------	--------	-------	-------	-------	-------	--------

PITCHER	IP	WLS	BF	H	R	ER	SO	BB	IBB	HBP	BLK	WP	HR	S	P	ERA	WHIP
Dave Stieb, R (1, 1) ERA: 3.72	5.0		23	7	4	2	1	3	0	0	0	0	0	22	34	3.60	2.000
Dale Murray, R (6, 1) ERA: 1.5	4.0	W	15	3	0	0	1	0	1	0	0	0	0	16	20	0.00	0.750


BOTTOM

Toronto Blue Jays @ Boston Red Sox
 Fenway Park, Boston, MA
 Mon Apr 19 1982, 3:33 AM EST
 Att: 27,265 - Unknown - 68 F

livebaseballscorecards.com

AB	34
R	4
H	10
RBI	2
BB	4
SO	2
LOB	19



Batter	1	2	3	4	5	6	7	8	9	AB R H RBI BB SO LOB	TOP									
Lenn Sakata, R (1, 6) OBP: 0.250, SLG: 0.273 John Lowenstein, L (8, 4) OBP: 0.400, SLG: 0.333	0-0 F3		0-0 P4	0-0 F7			0-0 F8		0-0 G4-6-3	4 0 0 0 0 0 3 1 0 0 0 0 0 1										
Gary Roenicke, R (1, 8) OBP: 0.452, SLG: 0.808	0-3 K		0-3 K		0-0 P5		0-0 F9			4 0 0 0 0 2 1										
Ken Singleton, S (1, 10) OBP: 0.318, SLG: 0.222	0-0 4-3		0-0 F8		0-0 6-3			0-0 6-3		4 0 0 0 0 0 1										
Eddie Murray, S (1, 3) OBP: 0.535, SLG: 0.857		0-0 L7		0-0 G6-4-3 1B	0-0 6-3			0-0 F7		4 0 1 0 0 0 0										
Dan Ford, R (1, 9) OBP: 0.275, SLG: 0.324		0-0 6-3		0-0 G6-4-3 1-2f		0-0 L1		0-0 2B 2B		4 1 1 0 0 0 1										
Benny Ayala, R (1, 7) OBP: 0.429, SLG: 0.500		4-0 2B BB		0-0 E4 BB 1B BB		0-0 1B		0-0 2B 2-H		3 1 2 1 1 0 0										
Cal Ripken Jr., R (1, 5) OBP: 0.207, SLG: 0.379 Terry Crowley, L (8, PH) Bobby Bonner, R (8, 6) OBP: 0.375, SLG: 0.375		0-0 2B		0-0 BB BB WP 1B		0-0 F8		0-0 4-3		3 1 2 0 0 0 1 1 0 0 0 0 0 1 0 0 0 0 0 0 0	AB 34 R 3 H 8 RBI 2 BB 3 SO 3 LOB 12									
Rich Dauer, R (1, 4) OBP: 0.389, SLG: 0.438 Al Bumbry, L (8, 5) OBP: 0.282, SLG: 0.222		0-0 6-3		4-0 WP BB 1-2 2-3 BB		0-0 P4		0-0 4-3		2 0 0 0 1 0 3 1 0 0 0 0 0 0										
Rick Dempsey, R (1, 2) OBP: 0.400, SLG: 0.211 Jim Dwyer, L (9, PH) OBP: 0.286, SLG: 0.714			0-0 1B	4-0 BB BB BB 1-2 2-3 3-H BB		0-3 K		0-0 G4-6-3 1B		2 0 1 1 1 1 0 1 0 1 0 0 0 0										
Inning Stats	R: 0 E: 0 K: 1 S: 5	H: 0 LOB: 0 BB: 0 P: 5	R: 0 E: 0 K: 0 S: 4	H: 1 LOB: 2 BB: 1 P: 8	R: 0 E: 0 K: 1 S: 6	H: 1 LOB: 1 BB: 0 P: 6	R: 2 E: 1 K: 0 S: 5	H: 2 LOB: 2 BB: 2 P: 13	R: 0 E: 0 K: 0 S: 3	H: 0 LOB: 0 BB: 0 P: 3	R: 0 E: 0 K: 1 S: 5	H: 0 LOB: 0 BB: 0 P: 5	R: 1 E: 0 K: 0 S: 5	H: 2 LOB: 1 BB: 0 P: 5	R: 0 E: 0 K: 0 S: 3	H: 1 LOB: 0 BB: 0 P: 3	1B: 5 2B: 3 3B: 0 HR: 0	SF: 0 SAC: 0 DP: 2 HBP: 0	WP: 1 PB: 0 SB: 0 CS: 0	PA: 37
PITCHER	IP WLS BF H R ER SO BB IBB HBP BLK WP HR S P ERA WHIP																			
Bob Ojeda, L (1, 1) ERA: 5.93 Luis Aponte, R (8, 1) ERA:	7.2 W 33 7 3 1 3 3 0 0 0 1 0 36 48 1.17 1.304																			
	1.1 S 4 1 0 0 0 0 0 0 0 0 0 0 4 4 0.00 0.750																			

Baltimore Orioles @ Boston Red Sox
Fenway Park, Boston, MA
Tue Apr 20 1982, 6:05 PM EST
Att. 15,253 - Unknown

livebaseballscorecards.com

Batter	1	2	3	4	5	6	7	8	9	AB R H RBI BB SO LOB
Jerry Remy, L (1, 4) OBP: 0.286, SLG: 0.286	0-3 K		0-0 F7		0-0 4-3		0-0 F8	0-0 2B 1B		5 1 1 1 0 1 0
Dwight Evans, R (1, 9) OBP: 0.396, SLG: 0.324	0-3 K		0-0 P6		0-0 F8		0-0 3B 2B	0-0 1-H 3-H 2B		5 1 2 2 0 1 0
Jim Rice, R (1, 7) OBP: 0.370, SLG: 0.308	0-3 K			4-0 1B BB	4-0 BB		0-0 2-H 3B	0-0 5-3		3 1 1 1 2 1 2
Carney Lansford, R (1, 5) OBP: 0.356, SLG: 0.333		0-0 F3		0-0 F9	0-3 K		0-0 6-3			4 0 0 0 0 1 3
Dave Stapleton, R (1, 3) OBP: 0.244, SLG: 0.326		0-0 5-3		0-0 F8		0-0 F8		0-0 F9		4 0 0 0 0 0 1
Tony Perez, R (1, 10) OBP: 0.316, SLG: 0.133		4-0 1B BB		0-0 1-H HR 1B		0-0 E9		4-0 BB 1B 3-1 BB		2 1 1 1 2 0 0
Julio Valdez, S (8, PR)										0 1 0 0 0 0 0
Glenn Hoffman, R (1, 6) OBP: 0.333, SLG: 0.545		0-0 1-2 1B		0-0 1-H HR		0-0 F8		0-0 3-1 1B 1B		4 2 3 2 0 0 1
Gary Allenson, R (1, 2) OBP: 0.300, SLG: 0.333		0-0 L6		0-0 E6 1B		0-0 6-3		4-0 1B 2B 3-1 BB		3 1 1 0 1 0 3
Reid Nichols, R (1, 8) OBP: 0.167, SLG: 0.167			0-0 P6		0-0 4-3		0-0 F8	0-0 1-2 2-3 3-H 3-1		3 0 0 0 0 0 1
Carl Yastrzemski, L (8, PH) OBP: 0.487, SLG: 0.719										1 0 0 1 0 0 2
Rick Miller, L (9, 8) OBP: 0.314, SLG: 0.172										0 0 0 0 0 0 0

Inning Stats	R: 0 E: 0 K: 3 S: 9	H: 0 LOB: 0 BB: 0 P: 9	R: 0 E: 0 K: 0 S: 4	H: 1 LOB: 2 BB: 1 P: 8	R: 0 E: 0 K: 0 S: 3	H: 0 LOB: 0 BB: 0 P: 3	R: 3 E: 1 K: 0 S: 6	H: 3 LOB: 1 BB: 1 P: 10	R: 0 E: 0 K: 1 S: 5	H: 0 LOB: 1 BB: 1 P: 9	R: 0 E: 1 K: 0 S: 4	H: 0 LOB: 1 BB: 0 P: 4	R: 1 E: 0 K: 0 S: 5	H: 2 LOB: 1 BB: 0 P: 5	R: 4 E: 0 K: 0 S: 6	H: 3 LOB: 2 BB: 2 P: 14
1B: 5 2B: 2 3B: 1 HR: 1	SF: 0 SAC: 0 DP: 0 HBP: 0	WP: 0 PB: 0 SB: 0 CS: 0	PA: 39													

PITCHER	IP	WLS	BF	H	R	ER	SO	BB	IBB	HBP	BLK	WP	HR	S	P	ERA	WHIP
Mike Flanagan, L (1, 1) ERA: 6.92	7.1	L	33	6	5	5	4	4	0	0	0	0	1	37	53	6.14	1.364
Don Stanhouse, R (8, 1) ERA: 6.23	0.0		2	1	0	0	0	1	0	0	0	0	0	1	5	∞	∞
Tippy Martinez, L (8, 1) ERA: 9.53	0.2		4	2	3	3	0	0	0	0	0	0	0	4	4	40.50	3.000

BOTTOM

Baltimore Orioles @ Boston Red Sox
Fenway Park, Boston, MA
Tue Apr 20 1982, 6:05 PM EST
Att. 15,253 - Unknown

livebaseballscorecards.com

AB	34
R	8
H	9
RBI	8
BB	5
SO	4
LOB	13



Batter	1	2	3	4	5	6	7	8	9	AB R H RBI BB SO LOB	TOP											
Al Bumbry, L (1, 8) OBP: 0.341, SLG: 0.341	0-0 3-1 2B	0-0 1B		0-0 F8			0-0 SF9 1B 2B	0-0 1B		5 2 4 1 0 0 1	<p>Baltimore Orioles @ Boston Red Sox</p> <p>Fenway Park, Boston, MA</p> <p>Wed Apr 21 1982, 6:05 PM EST</p> <p>Att: 15,725 - Unknown</p>											
Joe Nolan, L (1, 2) OBP: 0.250, SLG: 0.250	0-3 K	0-0 FC4 1B			0-0 F2		0-0 SF9	0-0 G3		4 0 1 2 0 1 3												
Dan Ford, R (1, 9) OBP: 0.267, SLG: 0.310	0-0 3-1	0-0 FC4 1B			0-0 P4		0-0 BB 1B		0-0 6-3	5 0 1 1 0 0 3												
Eddie Murray, S (1, 3) OBP: 0.542, SLG: 0.844	0-0 2B				0-0 3-1		0-0 BB BB		0-0 1B BB	3 0 1 1 2 1 0												
Ken Singleton, S (1, 10) OBP: 0.327, SLG: 0.225	4-0 BB				0-0 6-3		0-0 F9		0-0 1B	4 0 1 0 1 0 2												
Gary Roenicke, R (1, 7) OBP: 0.412, SLG: 0.724	0-3 K				0-3 K		0-3 F5		0-3 K	3 0 0 0 0 2 2												
John Lowenstein, L (7, PH) OBP: 0.333, SLG: 0.273										2 0 0 0 0 2 4												
Cal Ripken Jr., R (1, 5) OBP: 0.188, SLG: 0.344					0-3 K				0-3 K	3 0 0 0 0 3 0												
Jim Dwyer, L (8, PH) OBP: 0.250, SLG: 0.625									0-3 K	1 0 0 0 0 0 0												
Floyd Rayford, R (8, 5)										0 0 0 0 0 0 0												
Jose Morales, R (9, PH)										1 0 0 0 0 1 2												
Rich Dauer, R (1, 4) OBP: 0.425, SLG: 0.472					0-0 1B 1B		0-0 1B 2B 1B		0-0 E3 1B	4 2 3 0 0 0 0												
Lenn Sakata, R (1, 6) OBP: 0.256, SLG: 0.278					0-0 K		0-0 2B SF9 1B		0-0 L6	3 1 1 0 0 1 2												
Terry Crowley, L (8, PH)										1 0 0 0 0 0 1												
Bobby Bonner, R (8, 6) OBP: 0.375, SLG: 0.375										0 0 0 0 0 0 0												
Inning Stats	R: 1 E: 0 K: 2 S: 9	H: 2 LOB: 2 BB: 1 P: 13	R: 1 E: 0 K: 2 S: 10	H: 3 LOB: 2 BB: 0 P: 10	R: 0 E: 0 K: 2 S: 7	H: 0 LOB: 0 BB: 0 P: 7	R: 0 E: 0 K: 1 S: 6	H: 1 LOB: 1 BB: 0 P: 6	R: 0 E: 0 K: 0 S: 3	H: 0 LOB: 0 BB: 0 P: 3	R: 0 E: 0 K: 1 S: 5	H: 0 LOB: 0 BB: 0 P: 5	R: 3 E: 0 K: 1 S: 9	H: 4 LOB: 2 BB: 1 P: 13	R: 0 E: 1 K: 0 S: 5	H: 1 LOB: 2 BB: 0 P: 5	R: 0 E: 0 K: 2 S: 8	H: 1 LOB: 2 BB: 1 P: 12	1B: 9 2B: 3 3B: 0 HR: 0	SF: 1 SAC: 0 DP: 0 HBP: 0	WP: 0 PB: 0 SB: 0 CS: 0	PA: 43
PITCHER	IP WLS BF H R ER SO BB IBB HBP BLK WP HR S P ERA WHIP																					
Dennis Eckersley, R (1, 1) ERA: 2.59	6.1 W 30 10 5 5 8 1 0 0 0 0 0 45 49 7.11 1.737																					
Mark Clear, R (7, 1) ERA: 1.74	2.2 S 13 2 0 0 3 2 0 0 0 0 0 0 17 25 0.00 1.500																					

livebaseballscorecards.com

AB	39
R	5
H	12
RBI	5
BB	3
SO	11
LOB	20



Batter	1	2	3	4	5	6	7	8	9	AB R H RBI BB SO LOB	TOP											
Jerry Remy, L (1, 4) OBP: 0.318, SLG: 0.286	4-0 BB 1B BB		0-0 FC3-6 FC5-4 1-2f		0-0 G6-4-3 1-2f		0-0 F9		0-0 G4-3 1-2f	4 1 0 0 1 0 3	Boston Red Sox @ Toronto Blue Jays Exhibition Stadium, Toronto, ON Fri Apr 23 1982, 6:05 PM EST Att. 10,428 - Unknown - 61 F											
Dwight Evans, R (1, 9) OBP: 0.375, SLG: 0.356	0-0 P4		0-0 FC5-4 1-2f			0-0 1B 3B		0-0 HR 1B	4 2 2 0 0 0 2													
Jim Rice, R (1, 7) OBP: 0.389, SLG: 0.391	4-0 1B 1-2 BB		0-0 F9			0-0 FC5-4 BB 1B		0-0 HR 1B	3 1 2 3 1 0 1													
Carl Yastrzemski, L (1, 10) OBP: 0.468, SLG: 0.650	0-0 G4-6-3 1-3 2-H 1B			0-3 K		0-3 K		0-0 G4-6-3 1B 1B	4 0 2 1 0 2 1													
Carney Lansford, R (1, 5) OBP: 0.396, SLG: 0.435	0-0 G4-6-3 1-2f			0-0 HR		4-0 FC5-4 1-2 BB		0-0 G4-6-3 1-2 1B	3 1 2 1 1 0 2													
Dave Stapleton, R (1, 3) OBP: 0.245, SLG: 0.314		0-0 F9		0-0 6-3		0-0 FC5-4 FC6 1-2f 2-3		0-0 G4-6-3 1-2f 2-3	4 0 0 0 0 0 4													
Rich Gedman, L (1, 2) OBP: 0.310, SLG: 0.370		0-0 G3		0-3 K		0-0 FC6		0-0 P6	4 0 0 0 0 1 3													
Glenn Hoffman, R (1, 6) OBP: 0.340, SLG: 0.500		0-0 L4			0-3 K		0-0 F9		0-0 6-3	4 0 0 0 0 1 0												
Rick Miller, L (1, 8) OBP: 0.349, SLG: 0.222			0-0 FC3-6 1B		0-0 G6-4-3 1B		0-0 4-3		0-0 G4-3 1B	4 0 3 0 0 0 0												
Inning Stats	R: 1 E: 0 K: 0 S: 3	H: 1 LOB: 1 BB: 2 P: 11	R: 0 E: 0 K: 0 S: 3	H: 0 LOB: 0 BB: 0 P: 3	R: 0 E: 0 K: 0 S: 4	H: 1 LOB: 1 BB: 0 P: 4	R: 1 E: 0 K: 2 S: 8	H: 1 LOB: 0 BB: 0 P: 8	R: 0 E: 0 K: 1 S: 5	H: 1 LOB: 0 BB: 0 P: 5	R: 1 E: 0 K: 1 S: 7	H: 2 LOB: 2 BB: 1 P: 11	R: 0 E: 0 K: 0 S: 3	H: 0 LOB: 0 BB: 0 P: 3	R: 2 E: 0 K: 0 S: 6	H: 4 LOB: 1 BB: 0 P: 6	R: 0 E: 0 K: 0 S: 3	H: 1 LOB: 0 BB: 0 P: 3	1B: 8 2B: 0 3B: 1 HR: 2	SF: 0 SAC: 0 DP: 4 HBP: 0	WP: 0 PB: 0 SB: 0 CS: 0	PA: 37
PITCHER	IP WLS BF H R ER SO BB IBB HBP BLK WP HR S P ERA WHIP																					
Jim Clancy, R (1, 1) ERA: 6.17	7.0 L 30 8 5 5 4 3 0 0 0 0 0 2 35 47 6.43 1.571																					
Joey McLaughlin, R (8, 1) ERA: 4.26	2.0 7 3 0 0 0 0 0 0 0 0 0 0 7 7 0.00 1.500																					

livebaseballscorecards.com

AB	34
R	5
H	11
RBI	5
BB	3
SO	4
LOB	16



Batter	1	2	3	4	5	6	7	8	9	AB	R	H	RBI	BB	SO	LOB
Damaso Garcia, R (1, 4) OBP: 0.361, SLG: 0.333	0-0 5-3		0-3 K		0-0 G4-6-3			0-0 FC5-4 1B	0-0 1B	5	0	2	0	0	1	2
Garth Iorg, R (1, 5) OBP: 0.393, SLG: 0.607 Rance Mulliniks, L (8, PH) OBP: 0.267, SLG: 0.483	0-0 1B		0-3 K			0-0 F8		0-0 FC5-4 1B 2B	0-3 K	3	0	1	0	0	1	1
Barry Bonnell, R (1, 8) OBP: 0.565, SLG: 0.750 Al Woods, L (8, PH) OBP: 0.188, SLG: 0.133	0-0 P4			0-0 E6 G3 1B		0-0 F9		0-0 2B 1B	0-0 1B	3	0	0	0	0	0	1
Wayne Nordhagen, R (1, 7) OBP: 0.293, SLG: 0.243 Hosken Powell, L (8, PH) OBP: 0.333, SLG: 0.400	0-0 G3			0-0 G3 1B		0-3 K		0-0 2B	1-2 2-H 3-H 1B	3	0	1	0	0	1	1
Otto Velez, R (1, 10) OBP: 0.400, SLG: 0.250 John Mayberry, L (8, PH) OBP: 0.278, SLG: 0.188		0-0 F8		0-0 F8			0-0 G3	0-0 F9		3	0	0	0	0	0	2
Jesse Barfield, R (1, 9) OBP: 0.320, SLG: 0.356		0-3 K		0-0 G3			0-0 P6	0-0 F1		4	0	0	0	0	1	3
Buck Martinez, R (1, 2) OBP: 0.294, SLG: 0.412 Tony Johnson, R (9, PR)		0-0 6-3		0-0 F8			0-0 2B		0-0 1B 1B 1B	4	0	2	0	0	0	2
Willie Upshaw, L (1, 3) OBP: 0.309, SLG: 0.400			4-0 SH5-3 BB		0-3 K		0-0 F9		0-3 K	3	0	0	0	1	2	2
Alfredo Griffin, S (1, 6) OBP: 0.286, SLG: 0.319			0-0 SH5-3		0-0 G4-6-3 1B			0-0 1B 2B	0-0 1B 1B	3	1	3	0	0	0	0

BOTTOM

Boston Red Sox @ Toronto Blue Jays
Exhibition Stadium, Toronto, ON
Fri Apr 23 1982, 6:05 PM EST
Att: 10,428 - Unknown - 61 F

livebaseballscores.com

AB	37
R	4
H	12
RBI	4
BB	1
SO	7
LOB	20



Inning Stats	R: 0	H: 1	E: 0	K: 0	S: 4	H: 0	LOB: 0	BB: 0	P: 4	R: 0	H: 0	E: 0	K: 2	S: 5	H: 0	LOB: 1	BB: 1	P: 11	R: 0	H: 1	E: 1	K: 0	S: 5	H: 0	LOB: 2	BB: 0	P: 5	R: 0	H: 1	E: 0	K: 1	S: 5	H: 0	LOB: 0	BB: 0	P: 5	R: 0	H: 0	E: 0	K: 1	S: 4	H: 1	LOB: 1	BB: 0	P: 4	R: 3	H: 4	E: 0	K: 0	S: 7	H: 4	LOB: 1	BB: 0	P: 7	R: 1	H: 4	E: 0	K: 2	S: 10	H: 4	LOB: 2	BB: 0	P: 10	1B: 9	2B: 3	3B: 0	HR: 0	SF: 0	SAC: 1	DP: 1	HBP: 0	WP: 0	PB: 0	SB: 0	CS: 0	PA: 39
--------------	------	------	------	------	------	------	--------	-------	------	------	------	------	------	------	------	--------	-------	-------	------	------	------	------	------	------	--------	-------	------	------	------	------	------	------	------	--------	-------	------	------	------	------	------	------	------	--------	-------	------	------	------	------	------	------	------	--------	-------	------	------	------	------	------	-------	------	--------	-------	-------	-------	-------	-------	-------	-------	--------	-------	--------	-------	-------	-------	-------	--------

PITCHER	IP	WLS	BF	H	R	ER	SO	BB	IBB	HBP	BLK	WP	HR	S	P	ERA	WHIP
John Tudor, L (1, 1) ERA: 2.05	7.0		28	6	2	2	5	1	0	0	0	0	0	37	41	2.57	1.000
Luis Aponte, R (8, 1) ERA: 1.42	0.1		3	2	1	1	0	0	0	0	0	0	0	3	3	27.00	6.000
Tom Burgmeier, L (8, 1) ERA: 2.25	1.0		5	2	1	1	1	0	0	0	0	0	0	7	7	9.00	2.000
Mark Clear, R (9, 1) ERA: 1.64	0.2	S	3	2	0	0	1	0	0	0	0	0	0	5	5	0.00	3.000

Batter	1	2	3	4	5	6	7	8	9	AB R H RBI BB SO LOB	TOP											
Jerry Remy, L (1, 4) OBP: 0.327, SLG: 0.319	0-0 G3		0-0 F7		0-0 FC5-2 HR 2B		0-0 G3		0-0 CS 1B	5 1 2 1 0 0 0												
Dwight Evans, R (1, 9) OBP: 0.377, SLG: 0.347	4-0 BB		0-3 K		0-0 6-3		0-0 1B		0-0 6-3 1-2	4 0 1 0 1 1 3												
Jim Rice, R (1, 7) OBP: 0.362, SLG: 0.360	0-3 K		0-0 1-3		0-0 FC5-2 HR		0-0 L6			4 1 0 0 0 1 4												
Carl Yastrzemski, L (1, 10) OBP: 0.471, SLG: 0.705	0-0 4-3			0-3 K	0-0 HR			0-0 SH1-4 HBP 1B		4 2 2 3 0 1 1												
Carney Lansford, R (1, 5) OBP: 0.404, SLG: 0.417		4-0 S 1B BB		0-3 K	0-0 4-3			1-0 SH1-4 HBP 1B		2 2 0 0 1 1 0												
Dave Stapleton, R (1, 3) OBP: 0.232, SLG: 0.296		0-3 K		0-0 P6		0-0 6-3		0-0 SH1-4		3 0 0 0 0 1 1												
Glenn Hoffman, R (1, 6) OBP: 0.351, SLG: 0.500		0-3 K			0-0 1B 2B 1B	0-0 5-3		0-0 FC1-5-6 1B		4 1 2 2 0 1 1												
Rick Miller, L (1, 8) OBP: 0.362, SLG: 0.250		0-0 1B			0-0 2B 1B	0-0 6-3		0-0 FC1-5-6 CS		4 1 2 1 0 0 1												
Gary Allenson, R (1, 2) OBP: 0.292, SLG: 0.364		0-0 5-3			0-0 2B FC5-2 2B		0-0 P6	0-0 CS	0-3 K	4 0 1 1 0 1 1												
Inning Stats	R: 0 E: 0 K: 1 S: 5	H: 0 LOB: 1 BB: 1 P: 9	R: 1 E: 0 K: 2 S: 8	H: 1 LOB: 1 BB: 1 P: 12	R: 0 E: 0 K: 1 S: 5	H: 0 LOB: 0 BB: 0 P: 5	R: 0 E: 0 K: 2 S: 7	H: 0 LOB: 0 BB: 0 P: 7	R: 5 E: 0 K: 0 S: 8	H: 5 LOB: 0 BB: 0 P: 8	R: 0 E: 0 K: 0 S: 3	H: 0 LOB: 0 BB: 0 P: 3	R: 0 E: 0 K: 0 S: 4	H: 1 LOB: 1 BB: 0 P: 4	R: 2 E: 0 K: 0 S: 4	H: 2 LOB: 0 BB: 0 P: 5	R: 0 E: 0 K: 1 S: 5	H: 1 LOB: 0 BB: 0 P: 5	1B: 7 2B: 2 3B: 0 HR: 1	SF: 0 SAC: 1 DP: 0 HBP: 1	WP: 0 PB: 0 SB: 1 CS: 2	PA: 39
PITCHER	IP WLS BF H R ER SO BB IBB HBP BLK WP HR S P ERA WHIP																					
Dave Stieb, R (1, 1) ERA: 5.25	4.2 L 22 6 6 6 6 2 0 0 0 0 0 1 32 40 11.57 1.714																					
Dale Murray, R (5, 1) ERA: 3.86	3.1 13 3 2 2 0 0 0 0 1 0 0 0 12 13 5.40 0.900																					
Roy Lee Jackson, R (9, 1) ERA: 6.14	1.0 3 1 0 0 0 1 0 0 0 0 0 0 5 5 0.00 1.000																					

Boston Red Sox @ Toronto Blue Jays
Exhibition Stadium, Toronto, ON
Sat Apr 24 1982, 3:33 AM EST
Att. 13,135 - Unknown - 68 F

livebaseballscorecards.com

AB	34
R	8
H	10
RBI	8
BB	2
SO	7
LOB	12



BOTTOM

Boston Red Sox @ Toronto Blue Jays
Exhibition Stadium, Toronto, ON
Sat Apr 24 1982, 3:33 AM EST
Att. 13,135 - Unknown - 68 F

livebaseballscorecards.com

AB 33
R 7
H 8
RBI 7
BB 4
SO 8
LOB 7



WP: 0 PA: 37
PB: 0
SB: 0
CS: 0

AB R H RBI BB SO LOB

4 2 2 2 1 1 1

3 1 1 1 1 0 1

3 0 0 0 0 1 1

1 1 1 4 0 0 0

4 0 2 0 0 1 0

3 0 0 0 0 1 3

1 0 0 0 0 0 0

4 0 0 0 0 1 0

3 0 0 0 0 0 0

1 0 0 0 0 1 0

3 1 1 0 1 1 0

0 0 0 0 0 0 0

2 2 1 0 1 0 0

1 0 0 0 0 1 1

1B: 6 SF: 0
2B: 2 SAC: 0
3B: 0 DP: 2
HR: 1 HBP: 0

Batter	1	2	3	4	5	6	7	8	9
Damaso Garcia, R (1, 4) OBP: 0.379, SLG: 0.361	0-0 4-3			0-0 1B		0-0 1B 2B		4-0 HR BB	0-3 K
Rance Mulliniks, L (1, 5) OBP: 0.294, SLG: 0.469	0-0 4-3			0-0 L3		0-0 1B		4-0 HR BB	
Lloyd Moseby, L (1, 8) OBP: 0.226, SLG: 0.286	0-3 K			0-0 4-3		0-0 L4		0-0 HR	
Jesse Barfield, R (8, PH) OBP: 0.333, SLG: 0.435								1-H 2-H 3-H	
Al Woods, L (1, 7) OBP: 0.250, SLG: 0.211		0-0 1B			0-0 F7	0-0 1B		0-3 K	
Hosken Powell, L (1, 9) OBP: 0.292, SLG: 0.348		0-0 G4-6-3			0-0 6-3	0-3 K		0-0 P1	
Barry Bonnell, R (8, PH) OBP: 0.542, SLG: 0.714		1-2							
John Mayberry, L (1, 3) OBP: 0.227, SLG: 0.150		0-3 K			0-0 G3		0-0 G3	0-0 P6	
Ernie Whitt, L (1, 2) OBP: 0.325, SLG: 0.556			0-0 F8			0-0 G3	0-0 F7		0-3 K
Garth Iorg, R (9, PH) OBP: 0.379, SLG: 0.586									
Wayne Nordhagen, R (1, 10) OBP: 0.311, SLG: 0.250			0-0 6-3			4-0 BB 2B	0-3 K		0-0 1B
Tony Johnson, R (9, PR)									
Alfredo Griffin, S (1, 6) OBP: 0.308, SLG: 0.327			0-0 P5			4-0 BB 2B		0-0 BB HR	0-3 K
Otto Velez, R (9, PH) OBP: 0.364, SLG: 0.222									

Inning Stats	R: 0	H: 0	E: 0	K: 1	S: 5	R: 0	H: 1	E: 0	K: 1	S: 5	R: 0	H: 0	E: 0	K: 0	S: 3	R: 0	H: 1	E: 0	K: 0	S: 3	R: 0	H: 0	E: 0	K: 0	S: 3	R: 3	H: 3	E: 0	K: 1	S: 8	R: 0	H: 0	E: 0	K: 1	S: 5	R: 4	H: 2	E: 1	K: 1	S: 7	R: 0	H: 1	E: 0	K: 3	S: 10
	LOB: 0	BB: 0	P: 5	LOB: 0	BB: 0	P: 5	LOB: 0	BB: 0	P: 3	LOB: 0	BB: 0	P: 3	LOB: 0	BB: 0	P: 3	LOB: 0	BB: 0	P: 3	LOB: 0	BB: 0	P: 3	LOB: 0	BB: 0	P: 3	LOB: 0	BB: 0	P: 3	LOB: 2	BB: 2	P: 16	LOB: 0	BB: 0	P: 5	LOB: 0	BB: 2	P: 15	LOB: 1	BB: 0	P: 10						

PITCHER	IP	WLS	BF	H	R	ER	SO	BB	IBB	HBP	BLK	WP	HR	S	P	ERA	WHIP
Mike Torrez, R (1, 1) ERA: 4.5	5.1	W	20	4	3	3	2	2	0	0	0	0	0	22	30	5.06	1.125
Bob Stanley, R (6, 1) ERA: 12.15	1.2		9	2	3	3	2	2	0	0	0	0	0	11	19	16.20	2.400
Tom Burgmeier, L (8, 1) ERA: 3.6	1.0		4	1	1	1	1	0	0	0	0	0	1	6	6	9.00	1.000
Luis Aponte, R (9, 1) ERA: 1.23	1.0	S	4	1	0	0	3	0	0	0	0	0	0	10	10	0.00	1.000

Batter	1	2	3	4	5	6	7	8	9	10	11	12	AB R H RBI BB SO LOB	TOP																	
Jerry Remy, L (1, 4) OBP: 0.333, SLG: 0.346	0-0 FC6-5 2B		0-0 SH5-3 1-2		0-0 E6		0-0 3-1			0-3 K		0-0 S 1B	5 0 2 1 0 1 1																		
Dwight Evans, R (1, 9) OBP: 0.343, SLG: 0.309	0-3 K		0-0 4-3 2-3		0-0 F8			0-0 6-3		0-0 FC1-5 FC6-4		0-0 F9 1-2	6 0 0 0 0 1 5																		
Jim Rice, R (1, 7) OBP: 0.344, SLG: 0.327	0-0 FC6-5 2-3		0-0 P3		0-3 K			0-0 F8		0-0 FC6-4 1-2f		1-0 HBP	5 0 0 0 0 1 4																		
Carl Yastrzemski, L (1, 10) OBP: 0.456, SLG: 0.720		0-0 E 1B		0-0 HR		0-0 F7		0-0 F9			0-0 F7	0-0 F9	6 2 2 1 0 0 3																		
Carney Lansford, R (1, 5) OBP: 0.371, SLG: 0.377		0-3 K		0-0 F8		0-0 P1			0-0 5-3		0-3 K		5 0 0 0 0 2 1																		
Dave Stapleton, R (1, 3) OBP: 0.230, SLG: 0.276		0-0 P4		0-0 4-3		0-0 P2		4-0 BB			0-0 F8		4 0 0 0 1 0 1																		
Glenn Hoffman, R (1, 6) OBP: 0.371, SLG: 0.525		0-0 E4 1H 2B		0-0 1B		0-0 F9			0-0 P4			0-0 SH1-4 2B 1B	5 2 3 1 0 0 1	AB 45 R 5 H 11 RBI 4 BB 1 SO 6 LOB 19																	
Rich Gedman, L (1, 2) OBP: 0.303, SLG: 0.355		0-0 F7		0-0 1B		0-0 4-3		0-0 4-3				0-0 SH1-4 1-2	4 0 1 0 0 0 1																		
Rick Miller, L (1, 8) OBP: 0.385, SLG: 0.333			0-0 4-3 SH5-3 1B		0-0 F9		0-3 K			0-0 FC1-5 2B		0-0 1B 2B	5 1 3 1 0 1 2																		
Inning Stats	R: 0 E: 0 K: 1 S: 5	H: 1 LOB: 0 BB: 0 P: 5	R: 2 E: 1 K: 1 S: 7	H: 2 LOB: 0 BB: 0 P: 7	R: 0 E: 0 K: 0 S: 4	H: 1 LOB: 1 BB: 0 P: 4	R: 1 E: 0 K: 0 S: 6	H: 3 LOB: 2 BB: 0 P: 6	R: 0 E: 1 K: 1 S: 6	H: 0 LOB: 1 BB: 0 P: 6	R: 0 E: 0 K: 0 S: 3	H: 0 LOB: 0 BB: 0 P: 3	R: 0 E: 0 K: 0 S: 3	H: 0 LOB: 0 BB: 0 P: 3	R: 0 E: 0 K: 0 S: 3	H: 0 LOB: 1 BB: 1 P: 7	R: 0 E: 0 K: 1 S: 5	H: 0 LOB: 0 BB: 0 P: 5	R: 0 E: 0 K: 0 S: 3	H: 0 LOB: 1 BB: 1 P: 7	R: 0 E: 0 K: 1 S: 5	H: 0 LOB: 0 BB: 0 P: 5	R: 2 E: 0 K: 0 S: 6	H: 3 LOB: 2 BB: 0 P: 7	1B: 6 2B: 5 3B: 0 HR: 1	SF: 0 SAC: 2 DP: 1 HBP: 1	WP: 0 PB: 0 SB: 1 CS: 0	PA: 49			
PITCHER	IP WLS BF H R ER SO BB IBB HBP BLK WP HR S P ERA WHIP																														
Luis Leal, R (1, 1) ERA: 2.12	8.0		7	3	2	4	0	0	0	0	0	0	0	0	0	2.25	0.875														
Joey McLaughlin, R (9, 1) ERA: 3.72	3.1	L	13	2	1	1	2	1	0	0	0	0	0	0	0	2.70	0.900														
Jerry Garvin, L (12, 1) ERA: 10.8	0.0		2	2	1	1	0	0	0	0	0	0	0	0	2	∞	∞														
Roy Lee Jackson, R (12, 1) ERA: 5.63	0.2		3	0	0	0	0	0	0	1	0	0	0	0	2	0.00	0.000														

Boston Red Sox @ Toronto Blue Jays
 Exhibition Stadium, Toronto, ON
 Sun Apr 25 1982, 3:33 AM EDT
 Att. 21,043 - Unknown - 70 F

livebaseballscorecards.com



Batter	1	2	3	4	5	6	7	8	9	AB R H RBI BB SO LOB	TOP
Jerry Remy, L (1, 4) OBP: 0.333, SLG: 0.345	0-0 3-1			0-0 BB CS SF9 1B	0-3 K			0-0 SH1-4		3 1 1 0 0 1 1	Boston Red Sox @ Chicago White Sox Comiskey Park, Chicago, IL Mon Apr 26 1982, 8:05 PM EDT Overcast - 41 F
Dwight Evans, R (1, 9) OBP: 0.338, SLG: 0.293	0-0 4-3			4-0 SF9 BB 1-2 BB		0-0 6-3		0-0 5-3		3 0 0 0 1 0 1	
Jim Rice, R (1, 7) OBP: 0.368, SLG: 0.345	0-0 6-3			4-0 1-2 2-3 BB		0-0 G4-6-3 1B		0-0 1B		3 0 2 1 1 0 0	
Carl Yastrzemski, L (1, 10) OBP: 0.426, SLG: 0.667			0-3 K	0-3 K		0-0 G4-6-3 1-2f		0-0 L4		4 0 0 0 0 2 5	
Carney Lansford, R (1, 5) OBP: 0.364, SLG: 0.393			0-0 F8	0-0 SF9			0-0 6-3		0-0 2B	3 0 1 1 0 0 0	
Rich Gedman, L (1, 2) OBP: 0.270, SLG: 0.314			0-0 4-3	0-0 1-3			0-0 P6		0-3 K	4 0 0 0 0 1 3	
Glenn Hoffman, R (1, 6) OBP: 0.394, SLG: 0.581			0-0 P4		0-0 4-3 1B		0-0 HR		4-0 IBB	3 1 2 1 1 0 0	
Rick Miller, L (1, 8) OBP: 0.357, SLG: 0.306			0-0 F8		0-0 F7		0-0 F7		0-3 K	4 0 0 0 0 1 3	
Wade Boggs, L (1, 3) OBP: 0.125, SLG: 0.125 Dave Stapleton, R (9, PH) OBP: 0.226, SLG: 0.271	0-0 4-3		0-0 4-3		0-0 4-3			0-0 SH1-4 1B	0-0 1-3	3 1 1 0 0 0 1 1 0 0 0 0 0 2	
Inning Stats	R: 0 H: 0 E: 0 LOB: 0 K: 0 BB: 0 S: 3 P: 3	R: 0 H: 0 E: 0 LOB: 0 K: 1 BB: 0 S: 5 P: 5	R: 0 H: 0 E: 0 LOB: 0 K: 0 BB: 0 S: 3 P: 3	R: 1 H: 1 E: 0 LOB: 2 K: 1 BB: 2 S: 6 P: 14	R: 0 H: 1 E: 0 LOB: 1 K: 1 BB: 0 S: 6 P: 6	R: 0 H: 1 E: 0 LOB: 0 K: 0 BB: 0 S: 3 P: 3	R: 1 H: 1 E: 0 LOB: 0 K: 0 BB: 0 S: 4 P: 4	R: 1 H: 2 E: 0 LOB: 1 K: 0 BB: 0 S: 5 P: 5	R: 0 H: 1 E: 0 LOB: 2 K: 2 BB: 1 S: 8 P: 12	1B: 5 SF: 1 2B: 1 SAC: 1 3B: 0 DP: 1 HR: 1 HBP: 0	WP: 0 PA: 36 PB: 0 SB: 0 CS: 1
PITCHER Richard Dotson, R (1, 1) ERA: 2.66 Kevin Hickey, L (9, 1) ERA: 3.86	IP WLS BF H R ER SO BB IBB HBP BLK WP HR S P ERA WHIP	8.0 L 32 7 3 2 3 2 0 0 0 0 0 1 36 44 2.25 1.125	1.0 4 0 0 0 2 0 1 0 0 0 0 0 7 11 0.00 0.000								

livebaseballscorecards.com

AB	31
R	3
H	7
RBI	3
BB	3
SO	5
LOB	16



Batter	1	2	3	4	5	6	7	8	9	AB	R	H	RBI	BB	SO	LOB
Ron LeFlore, R OBP: 0.349, SLG: 0.475 (1, 8)	0-3 K		0-0 L4		0-0 L4-3		0-0 FC5-4		0-3 K	5	0	0	0	0	2	5
Jerry Hairston, S OBP: 0.167, SLG: 0.417 (1, 7)	0-0 5-3		0-0 1-3			0-0 1-3		0-0 F7		4	0	0	0	0	0	0
Tom Paciorek, R OBP: 0.400, SLG: 0.500 (1, 3)	0-0 4-3		0-0 S 1B			0-0 6-3		0-0 1B		4	0	2	0	0	0	0
Greg Luzinski, R OBP: 0.302, SLG: 0.357 (1, 10)		0-0 1B FC6-4 1B	0-0 P3			0-0 4-3		0-0 F9		4	1	1	0	0	0	2
Carlton Fisk, R OBP: 0.409, SLG: 0.314 (1, 2)		0-0 FC6-4 1B 1-2 1B		0-0 4-3			0-0 5-3	0-0 5-3		4	0	1	0	0	0	1
Aurelio Rodriguez, R Rudy Law, L (9, PH) OBP: 0.333, SLG: 0.333 (1, 5)		0-0 F8		0-0 5-3			0-0 6-3		0-0 6-3	3	0	0	0	0	0	2
Harold Baines, L (1, 9)		0-0 FC6-4 1-2 2-3 1B		0-0 6-3			0-0 1B 1B		0-0 F9	4	1	2	0	0	0	0
Vance Law, R Steve Kemp, L (9, PH) OBP: 0.455, SLG: 0.250 OBP: 0.418, SLG: 0.413 (1, 4)		0-0 FC6-4 1-2f 2-3 3-H			0-0 6-3		0-0 1B 1-2 1B		0-0 E 1B	3	0	1	1	0	0	2
Bill Almon, R (1, 6)		0-0 5-3			4-0 L4-3 BB		0-0 FC5-4 1-3 2-H 1B		0-0 E5	3	0	1	1	1	0	3

Inning Stats	R: 0	H: 0	E: 0	K: 1	S: 5	R: 1	H: 3	E: 0	K: 0	S: 6	R: 0	H: 1	E: 0	K: 0	S: 4	R: 0	H: 0	E: 0	K: 0	S: 3	R: 0	H: 0	E: 0	K: 0	S: 2	R: 0	H: 0	E: 0	K: 0	S: 3	R: 1	H: 3	E: 0	K: 0	S: 6	R: 0	H: 1	E: 0	K: 0	S: 4	R: 0	H: 1	E: 1	K: 1	S: 7	1B: 9	SF: 0	2B: 1	SAC: 0	3B: 0	DP: 1	HR: 0	HBP: 0	WP: 0	PA: 37
--------------	------	------	------	------	------	------	------	------	------	------	------	------	------	------	------	------	------	------	------	------	------	------	------	------	------	------	------	------	------	------	------	------	------	------	------	------	------	------	------	------	------	------	------	------	------	-------	-------	-------	--------	-------	-------	-------	--------	-------	--------

PITCHER	IP	WLS	BF	H	R	ER	SO	BB	IBB	HBP	BLK	WP	HR	S	P	ERA	WHIP
Bruce Hurst, L ERA: 4.05 (1, 1)	6.2		27	7	2	2	1	1	0	0	0	0	0	28	32	2.70	1.200
Luis Aponte, R ERA: 0.93 (7, 1)	2.1	W	10	2	0	0	1	0	0	0	0	0	0	12	12	0.00	0.857


BOTTOM

Boston Red Sox @ Chicago White Sox
Comiskey Park, Chicago, IL

Mon Apr 26 1982, 8:05 PM EDT
Overcast - 41 F

livebaseballscorecards.com

AB	36
R	2
H	9
RBI	2
BB	1
SO	2
LOB	15



Batter	1	2	3	4	5	6	7	8	9	AB R H RBI BB SO LOB	TOP		
Jerry Remy, L (1, 4) OBP: 0.306, SLG: 0.317	0-0 4-3		0-0 F9		0-0 L4-3	0-0 1-3		0-0 F7		5 0 0 0 0 0 8			
Dwight Evans, R (1, 9) OBP: 0.355, SLG: 0.306	4-0 E S BB		0-0 F7		0-0 P4		0-0 G6-3 BB 1B		0-0 3-1 S 1B	4 1 2 0 1 0 3			
Jim Rice, R (1, 7) OBP: 0.370, SLG: 0.339	0-3 K		0-0 FC6-4				0-0 BB 1B 1B	4-0 G6-3 BB	0-0 P4	4 1 1 0 1 1 4			
Carl Yastrzemski, L (1, 10) OBP: 0.409, SLG: 0.627	0-0 1-3			0-0 F8		0-0 1B BB 1B	0-0 G6-3 BB		0-0 3-1	5 1 1 0 0 0 4			
Carney Lansford, R (1, 5) OBP: 0.366, SLG: 0.383		0-0 4-3		0-0 4-3		4-0 BB 1B FC1-2 BB	0-0 F9		0-0 3-1 1B	4 0 1 1 1 0 1			
Dave Stapleton, R (1, 3) OBP: 0.224, SLG: 0.266		0-0 1-3		0-0 5-3		0-0 FC1-2 BB FC6-4 1B		0-0 F8	0-0 F2	5 1 1 1 0 0 1			
Glenn Hoffman, R (1, 6) OBP: 0.400, SLG: 0.585		0-0 P4			0-0 1B 2B	4-0 FC6-4 FC1-2 1-2 2-3 3-H BB		0-0 F8		3 1 1 1 1 0 0			
Rick Miller, L (1, 8) OBP: 0.383, SLG: 0.340			0-0 1B 1B		0-0 1B 1B	0-0 FC1-2 FC6-4		0-0 1B 1B		4 0 3 1 0 0 3			
Gary Allenson, R (1, 2) OBP: 0.357, SLG: 0.423			0-0 FC6-4 1B		0-0 L4-3 1B	0-0 FC6-4		0-0 1B		4 0 3 1 0 0 2			
Inning Stats	R: 0 H: 0 E: 0 LOB: 1 K: 1 BB: 1 S: 5 P: 9	R: 0 H: 0 E: 0 LOB: 0 K: 0 BB: 0 S: 3 P: 3	R: 0 H: 2 E: 0 LOB: 2 K: 0 BB: 0 S: 5 P: 5	R: 0 H: 0 E: 0 LOB: 0 K: 0 BB: 0 S: 3 P: 3	R: 1 H: 3 E: 0 LOB: 1 K: 0 BB: 0 S: 5 P: 5	R: 3 H: 3 E: 0 LOB: 2 K: 0 BB: 2 S: 6 P: 14	R: 0 H: 1 E: 0 LOB: 1 K: 0 BB: 1 S: 3 P: 7	R: 0 H: 2 E: 0 LOB: 2 K: 0 BB: 0 S: 5 P: 5	R: 1 H: 2 E: 0 LOB: 1 K: 0 BB: 0 S: 5 P: 5	1B: 12 SF: 0 2B: 2 SAC: 0 3B: 0 DP: 2 HR: 0 HBP: 0	WP: 0 PA: 42 PB: 0 SB: 2 CS: 0		
PITCHER	IP WLS BF H R ER SO BB IBB HBP BLK WP HR S P ERA WHIP											PITCHER	IP WLS BF H R ER SO BB IBB HBP BLK WP HR S P ERA WHIP
Chico Escarrega, R (1, 1) ERA: 1.8	5.0 L 20 5 1 1 1 1 1 0 0 0 0 0 0 21 25 1.80 1.200												
Jerry Koosman, L (6, 1) ERA: 6.27	4.0 22 8 4 4 0 3 0 0 0 0 0 0 19 31 9.00 2.750												

Boston Red Sox @ Chicago White Sox
Comiskey Park, Chicago, IL
Mon Apr 26 1982, 8:05 PM EDT
Att. 5,798 - Unknown

livebaseballscorecards.com

AB	38
R	5
H	13
RBI	5
BB	4
SO	1
LOB	26



Batter	1	2	3	4	5	6	7	8	9	AB R H RBI BB SO LOB	TOP																									
Tom Poquette, L (1, 7) OBP: 0.224, SLG: 0.173	0-0 1-3		0-0 F5	0-0 4-3			0-0 6-3			4 0 0 0 0 0 2	Kansas City Royals @ Boston Red Sox Fenway Park, Boston, MA Tue Apr 27 1982, 7:05 PM EDT Att. 12,998 - Unknown - 71 F																									
John Wathan, R (1, 2) OBP: 0.319, SLG: 0.308	0-0 4-3 E S 1B		0-3 K		0-0 G4-3 1B		0-0 B1-3			4 1 2 0 0 1 0																										
George Brett, L (1, 5) OBP: 0.329, SLG: 0.565	0-0 4-3 1-H			0-0 HR	0-0 G4-3 1B		0-0 G3			4 1 2 2 0 0 0																										
Amos Otis, R (1, 8) OBP: 0.343, SLG: 0.548	0-0 5-3			0-0 3B 2B	0-0 G4-3 1-2f 2-3		0-0 6-3			4 1 1 0 0 0 2																										
Hal McRae, R (1, 10) OBP: 0.359, SLG: 0.536		0-0 HR		0-0 FC5-2 3B	0-0 F9		0-0 6-3			4 1 2 2 0 0 1																										
Lee May, R (1, 3) OBP: 0.500, SLG: 0.667		0-0 P6		4-0 FC5-2 BB 6-3 BB		0-0 G6-4-3 1B 1B		0-0 F7		2 1 1 0 1 0 0																										
Dennis Werth, R (6, PR)										0 0 0 0 0 0 0																										
Jamie Quirk, L (8, PH)										1 0 0 0 0 0 0																										
Jerry Martin, R (1, 9) OBP: 0.443, SLG: 0.596		0-3 K		4-0 6-3 FC5-2 1-2 BB		0-0 G6-4-3 1B		0-0 4-3		3 0 1 0 1 1 0																										
Frank White, R (1, 4) OBP: 0.286, SLG: 0.434		0-0 L5		0-0 FC5-2 6-3 1-2 2-3 3-Hf		0-0 G6-4-3 1-2f 2-3		0-0 6-3		4 0 0 0 0 0 5																										
U L Washington, S (1, 6) OBP: 0.250, SLG: 0.222			0-3 K	0-0 6-3 1-2 2-3 3-H		0-0 5-3		0-0 1-3		4 0 0 1 0 1 4																										
Inning Stats	R: 1 E: 1 K: 0 S: 4	H: 1 LOB: 0 BB: 0 P: 4	R: 1 E: 0 K: 1 S: 6	H: 1 LOB: 0 BB: 0 P: 6	R: 0 E: 0 K: 2 S: 7	H: 0 LOB: 0 BB: 0 P: 7	R: 3 E: 0 K: 0 S: 6	H: 3 LOB: 2 BB: 2 P: 14	R: 0 E: 0 K: 0 S: 4	H: 2 LOB: 1 BB: 0 P: 4	R: 0 E: 0 K: 0 S: 3	H: 0 LOB: 0 BB: 0 P: 3	R: 0 E: 0 K: 0 S: 3	H: 0 LOB: 0 BB: 0 P: 3	R: 0 E: 0 K: 0 S: 3	H: 0 LOB: 0 BB: 0 P: 3	1B: 5 2B: 1 3B: 1 HR: 2	SF: 0 SAC: 0 DP: 2 HBP: 0	WP: 0 PB: 0 SB: 1 CS: 0	PA: 36																
PITCHER	IP WLS BF H R ER SO BB IBB HBP BLK WP HR S P ERA WHIP																																			
Dennis Eckersley, R (1, 1) ERA: 3.49	4.0		21	7	5	4	3	2	0	0	0	0	2	25	33	9.00	2.250																			
Bob Stanley, R (5, 1) ERA: 6.94	5.0	W	15	2	0	0	0	0	0	0	0	0	0	15	15	0.00	0.400																			

livebaseballscores.com



Batter	1	2	3	4	5	6	7	8	9
Jerry Remy, L OBP: 0.328, SLG: 0.338 (1, 4) X	0-0 1B WP 1B	0-0 E 1-3 1B 1B		0-0 B3 1B		0-0 CS 1B		0-3 K 1B	
Dwight Evans, R OBP: 0.363, SLG: 0.318 (1, 9) X	0-0 4-3 WP 1-3 1B 1B	0-0 E7 1-3 1B 1B		0-0 6-3 1B		0-0 CS 1-2 1B	0-0 F9 1B		
Jim Rice, R OBP: 0.390, SLG: 0.333 (1, 7) H	1-0 4-3 1-2 HBP 3-H 1B	0-0 5-3 1B			4-0 1B G6-4-3 BB		4-0 BLK BB		
Carl Yastrzemski, L OBP: 0.414, SLG: 0.619 (1, 10) X	0-0 4-3 1-2 2-3 1B	0-0 1B			0-0 G6-4-3 1-3 1B		0-0 L8 1B		
Glenn Hoffman, R OBP: 0.378, SLG: 0.551 (1, 6) X	0-0 F5 1B	0-0 L7 1B			0-0 G6-4-3 1-2f 3-H 1B		0-0 L9 1-2 1B		
Dave Stapleton, R OBP: 0.239, SLG: 0.294 (1, 3) X	0-0 6-3 1B		0-0 F8 1B		0-0 WP 1B		0-0 1B 2B		
Wade Boggs, L OBP: 0.250, SLG: 0.182 (1, 5) B		4-0 1-3 1B BB	0-0 G4-6-3 1B		0-0 4-3 1-2 1B		0-0 B1 1B		
Rich Gedman, L OBP: 0.268, SLG: 0.308 (1, 2) X		0-0 1-3 1-2 1B	0-0 G4-6-3 1-2f 1B			0-0 L9 1B		0-0 2-H 1B	
Rick Miller, L OBP: 0.375, SLG: 0.333 (1, 8) X		0-0 1B E 2-H 1B		0-0 6-3 1B		0-0 L8 1B		0-0 F8 1B	

Inning Stats	R: 1	H: 2	E: 0	K: 0	S: 5	LOB: 2	BB: 0	P: 6
	R: 4	H: 4	E: 1	K: 0	S: 7	LOB: 1	BB: 1	P: 11
	R: 0	H: 1	E: 0	K: 0	S: 3	LOB: 0	BB: 0	P: 3
	R: 0	H: 0	E: 0	K: 0	S: 3	LOB: 0	BB: 0	P: 3
	R: 1	H: 2	E: 0	K: 0	S: 4	LOB: 1	BB: 1	P: 8
	R: 0	H: 1	E: 0	K: 0	S: 3	LOB: 0	BB: 0	P: 3
	R: 0	H: 0	E: 0	K: 0	S: 3	LOB: 1	BB: 1	P: 7
	R: 1	H: 2	E: 0	K: 1	S: 7	LOB: 1	BB: 0	P: 7

PITCHER	IP	WLS	BF	H	R	ER	SO	BB	IBB	HBP	BLK	WP	HR	S	P	ERA	WHIP
Dave Frost, R ERA: 5.4 (1, 1)	5.0	L	25	9	6	6	0	2	0	1	0	2	0	22	31	10.80	2.200
Jim Wright, R ERA: 3.12 (6, 1)	3.0		12	3	1	1	1	1	0	0	1	0	0	13	17	3.00	1.333

BOTTOM

Kansas City Royals @ Boston Red Sox
Fenway Park, Boston, MA


Tue Apr 27 1982, 7:05 PM EDT
Att: 12,998 - Unknown - 71 F

AB	R	H	RBI	BB	SO	LOB
5	2	3	0	0	1	1
4	1	2	1	0	0	0
1	1	0	0	2	0	2
4	0	2	2	0	0	3
4	0	0	0	0	0	5
4	1	2	0	0	0	2
3	1	1	0	1	0	2
4	0	1	1	0	0	2
4	1	1	1	0	0	1

AB	33
R	7
H	12
RBI	5
BB	3
SO	1
LOB	18

livebaseballscorecards.com

WP	PA
2	38



Batter	1	2	3	4	5	6	7	8	9	AB R H RBI BB SO LOB	TOP									
U L Washington, S OBP: 0.262, SLG: 0.237 (1, 6)			F4			G1-6-3 1B		F7		5 0 2 0 0 0 3										
John Wathan, R OBP: 0.311, SLG: 0.300 (1, 2)	L9	6-3	G5-4-3			G1-6-3 1B				5 0 1 0 0 0 3										
George Brett, L OBP: 0.333, SLG: 0.567 (1, 7)	HR	E4 2B			FC5-4 1B	6-3		F4		5 2 2 0 0 0 1										
Amos Otis, R OBP: 0.347, SLG: 0.530 (1, 8)	HR	BB	2B		FC5-4 1B	6-3	5-3		F7	4 2 1 0 1 0 1										
Hal McRae, R OBP: 0.362, SLG: 0.590 (1, 10)	HR	1B	2B		G6-3	G6-3	5-3		5-3	5 2 2 5 0 0 1										
Jerry Martin, R OBP: 0.455, SLG: 0.632 (1, 9)	1B	1B	F9		SH1-3 2B		1B		K	5 1 3 0 0 1 1										
Frank White, R OBP: 0.322, SLG: 0.464 (1, 4)	1B	1B	1B		SH1-3		FC6-4 1B			3 1 3 1 0 0 0	AB 40 R 8 H 17 RBI 8 BB 1 SO 1 LOB 15									
Dennis Werth, R OBP: 0.273, SLG: 0.111 (1, 3)	1B	1B	F9		6-3		FC6-4			4 0 1 1 0 0 4										
Greg Pryor, R OBP: 0.333, SLG: 0.667 (1, 5)	1B				6-3			6-3		4 0 2 1 0 0 1										
Inning Stats	R: 5 E: 0 K: 0 S: 9	H: 7 LOB: 2 BB: 1 P: 13	R: 3 E: 1 K: 0 S: 7	H: 3 LOB: 1 BB: 0 P: 7	R: 0 E: 0 K: 0 S: 3	H: 1 LOB: 0 BB: 0 P: 3	R: 0 E: 0 K: 0 S: 3	H: 1 LOB: 0 BB: 0 P: 3	R: 0 E: 0 K: 0 S: 3	H: 1 LOB: 0 BB: 0 P: 3	R: 0 E: 0 K: 0 S: 5	H: 2 LOB: 2 BB: 0 P: 5	R: 0 E: 0 K: 0 S: 4	H: 1 LOB: 1 BB: 0 P: 4	R: 0 E: 0 K: 1 S: 5	H: 0 LOB: 0 BB: 0 P: 5	1B: 12 2B: 4 3B: 0 HR: 1	SF: 0 SAC: 1 DP: 3 HBP: 0	WP: 0 PB: 0 SB: 0 CS: 0	PA: 42
PITCHER	IP WLS BF H R ER SO BB IBB HBP BLK WP HR S P ERA WHIP																			
John Tudor, L ERA: 4.18 (1, 1)	1.2 L 16 10 8 6 0 0 1 0 0 0 0 1 15 19 32.40 6.600																			
Tom Burgmeier, L ERA: 1.74 (2, 1)	5.1 19 6 0 0 0 0 0 0 0 0 0 0 19 19 0.00 1.125																			
Mark Clear, R ERA: 1.62 (8, 1)	1.0 4 1 0 0 0 0 0 0 0 0 0 0 4 4 0.00 1.000																			
Luis Aponte, R ERA: 0.84 (9, 1)	1.0 3 0 0 0 0 1 0 0 0 0 0 0 5 5 0.00 0.000																			

Kansas City Royals @ Boston Red Sox
 Fenway Park, Boston, MA
 Wed Apr 28 1982, 7:05 PM EDT
 Att. 12,368 - Unknown - 50 F

livebaseballscorecards.com
AB 40
R 8
H 17
RBI 8
BB 1
SO 1
LOB 15



Batter	1	2	3	4	5	6	7	8	9	AB R H RBI BB SO LOB
Jerry Remy, L (1, 4) OBP: 0.324, SLG: 0.324	4-0 1B BB	0-0 5-3		0-0 6-3			0-0 B2			3 1 0 0 1 0 1
Dwight Evans, R (1, 9) OBP: 0.357, SLG: 0.314	0-0 1B FC4-6	0-3 K			0-3 K		0-0 5-3			4 1 1 0 0 2 1
Jim Rice, R (1, 7) OBP: 0.420, SLG: 0.388	0-0 FC4-6 1B		0-0 1B SF9		0-0 2B		0-0 1B G5-4-3			4 1 4 1 0 0 0
Glenn Hoffman, R (1, 6) OBP: 0.372, SLG: 0.534	0-0 FC4-6 G5-4-3		0-0 1B		0-0 5-3		0-0 G5-4-3			4 0 1 1 0 0 3
Dave Stapleton, R (1, 3) OBP: 0.227, SLG: 0.282	0-0 G5-4-3		0-0 SF9		0-0 1-3		0-0 5-3			3 0 0 1 0 0 2
Tony Perez, R (1, 10) OBP: 0.292, SLG: 0.150		0-0 WP 2B 1B	0-3 K		0-0 4-3		0-3 K			4 1 1 0 0 2 1
Wade Boggs, L (1, 5) OBP: 0.188, SLG: 0.133		0-0 P4	0-0 1-3		0-0 F7		0-0 G3			4 0 0 0 0 0 2
Rick Miller, L (1, 8) OBP: 0.368, SLG: 0.344		0-0 1-H 2B		0-0 F7		0-0 3-1		0-0 F7		4 1 1 1 0 0 0
Gary Allenson, R (1, 2) OBP: 0.355, SLG: 0.448		0-0 2-H 2B		0-3 K		0-0 1-3				3 0 1 1 0 1 0

Inning Stats	R: 2 E: 0 K: 0 S: 4	H: 2 LOB: 0 BB: 1 P: 8	R: 2 E: 0 K: 1 S: 8	H: 3 LOB: 1 BB: 0 P: 8	R: 1 E: 0 K: 1 S: 7	H: 2 LOB: 1 BB: 0 P: 7	R: 0 E: 0 K: 1 S: 5	H: 0 LOB: 0 BB: 0 P: 5	R: 0 E: 0 K: 1 S: 6	H: 1 LOB: 1 BB: 0 P: 6	R: 0 E: 0 K: 0 S: 3	H: 0 LOB: 0 BB: 0 P: 3	R: 0 E: 0 K: 0 S: 3	H: 1 LOB: 0 BB: 0 P: 3	R: 0 E: 0 K: 1 S: 5	H: 0 LOB: 0 BB: 0 P: 5	1B: 6 2B: 3 3B: 0 HR: 0	SF: 1 SAC: 0 DP: 2 HBP: 0	WP: 1 PB: 0 SB: 0 CS: 0	PA: 35
PITCHER Dennis Leonard, R (1, 1) ERA: 6.99	IP 9.0	WLS W	BF 35	H 9	R 5	ER 5	SO 5	BB 1	IBB 0	HBP 0	BLK 0	WP 1	HR 0	S 44	P 48	ERA 5.00	WHIP 1.111			
PITCHER																				
IP	WLS	BF	H	R	ER	SO	BB	IBB	HBP	BLK	WP	HR	S	P	ERA	WHIP				

BOTTOM

Kansas City Royals @ Boston Red Sox
Fenway Park, Boston, MA

Wed Apr 28 1982, 7:05 PM EDT
Att: 12,368 - Unknown - 50 F

livebaseballscorecards.com

AB	33
R	5
H	9
RBI	5
BB	1
SO	5
LOB	10



Batter	1	2	3	4	5	6	7	8	9	AB R H RBI BB SO LOB	TOP	
George Wright, S (1, 8) OBP: 0.354, SLG: 0.465	0-0 P2		0-0 4-3		0-0 G6-3		0-0 L7			4 0 0 0 0 0 2		
Lee Mazzilli, S (1, 10) OBP: 0.400, SLG: 0.481	0-0 2B		0-0 4-3			4-0 FC6-4 BB		0-0 F7		3 0 1 0 1 0 1		
Buddy Bell, R (1, 5) OBP: 0.434, SLG: 0.530	1-0 G6-4-3 HBP		4-0 S BB			0-0 FC6-4 FC6-4 1-2f		0-3 K		2 0 0 0 1 1 1		
Lamar Johnson, R (1, 3) OBP: 0.423, SLG: 0.583	0-0 G6-4-3 1-2f		0-3 K			0-0 FC6-4 BB 1B		0-0 6-3		4 1 0 0 0 1 5		
Jim Sundberg, R (1, 2) OBP: 0.438, SLG: 0.436		0-0 5-3		0-0 G6-3 1B		4-0 1B BB		0-0 F4		3 0 1 0 1 0 0		
Johnny Grubb, L (1, 7) OBP: 0.500, SLG: 0.250		4-0 BB		0-0 G6-3 1-2f		0-0 FC5-4 1B		4-0 BB		2 0 1 1 2 0 1		
Larry Parrish, R (1, 9) OBP: 0.226, SLG: 0.179		0-0 F4		0-0 5-3		0-0 FC5-4 1-2f		0-0 F8		4 0 0 0 0 0 4		
Mark Wagner, R (1, 6) OBP: 0.321, SLG: 0.354		0-0 1-3			4-0 FC6-4 BB		0-0 1-3		0-0 5-3	3 0 0 0 1 0 2		
Doug Flynn, R (1, 4) OBP: 0.151, SLG: 0.173			0-0 4-3 4-3 1B		0-0 FC6-4 G6-3 1-2f		0-0 F5			3 0 1 0 0 0 1		
Inning Stats	R: 0 E: 0 K: 0 S: 3 H: 1 LOB: 1 BB: 0 P: 4	R: 0 E: 0 K: 0 S: 3 H: 0 LOB: 1 BB: 1 P: 7	R: 0 E: 0 K: 1 S: 6 H: 1 LOB: 2 BB: 1 P: 10	R: 0 E: 0 K: 0 S: 3 H: 1 LOB: 0 BB: 0 P: 3	R: 0 E: 0 K: 0 S: 2 H: 0 LOB: 0 BB: 1 P: 6	R: 1 E: 0 K: 0 S: 4 H: 1 LOB: 2 BB: 2 P: 12	R: 0 E: 0 K: 0 S: 3 H: 0 LOB: 0 BB: 0 P: 3	R: 0 E: 0 K: 1 S: 5 H: 0 LOB: 0 BB: 0 P: 5	R: 0 E: 0 K: 0 S: 3 H: 0 LOB: 1 BB: 1 P: 7	1B: 3 2B: 1 3B: 0 HR: 0 SF: 0 SAC: 0 DP: 3 HBP: 1	WP: 0 PB: 0 SB: 1 CS: 0 PA: 35	
PITCHER Mike Torrez, R (1, 1) ERA: 3.33	IP WLS BF H R ER SO BB IBB HBP BLK WP HR S P ERA WHIP	9.0 W 35 4 1 1 2 6 0 1 0 0 0 0 32 57 1.00 1.111										

Texas Rangers @ Boston Red Sox
 Fenway Park, Boston, MA
 Fri Apr 30 1982, 7:05 PM EDT
 Att. 19,370 - Unknown

livebaseballscorecards.com

AB 28
 R 1
 H 4
 RBI 1
 BB 6
 SO 2
 LOB 17



Batter	1	2	3	4	5	6	7	8	9
Jerry Remy, L OBP: 0.325, SLG: 0.319 (1, 4)	0-0 F9 1B	0-0 E3 F6-4-3		0-0 SF7	0-0 FC4-6		1-0 1B HBP	0-0 FC6-4	
Dwight Evans, R OBP: 0.348, SLG: 0.297 (1, 9)	4-0 1B BB	0-0 F6-4-3		0-3 K		0-3 K	0-0 F8		
Jim Rice, R OBP: 0.430, SLG: 0.386 (1, 7)	0-0 F9	0-0 F8		4-0 BB BB		4-0 1B BB	0-0 BB 1B		
Carl Yastrzemski, L OBP: 0.427, SLG: 0.606 (1, 10)	0-0 WP 1B		0-3 K	4-0 BB		0-0 F7	4-0 BB BB		
Glenn Hoffman, R OBP: 0.373, SLG: 0.519 (1, 6)	4-0 1B IBB		0-0 F7	0-0 F4		0-0 1B 1B	0-0 F8		
Dave Stapleton, R OBP: 0.250, SLG: 0.303 (1, 3)	0-3 K		0-3 K		0-0 1B 1B	0-0 FC3-6 1B		0-0 BB 1B	
Rick Miller, L OBP: 0.356, SLG: 0.333 (1, 8)	0-0 F5			0-0 1B 2B 1B	0-0 F8	0-0 FC3-6		0-3 K	
Rich Gedman, L OBP: 0.304, SLG: 0.364 (1, 2)		0-0 E 2B		0-0 2B E 1B	0-0 FC4-6 1B		0-0 6-3	0-0 F8	
Wade Boggs, L OBP: 0.286, SLG: 0.222 (1, 5)		0-0 E3 F6-4-3		0-0 E9 SF7 2B	0-0 F7		4-0 HBP 1B BB	4-0 FC6-4 BB	

Inning Stats	R: 1	H: 2	E: 0	K: 1	S: 7	LOB: 3	BB: 2	P: 15
	R: 1	H: 1	E: 2	K: 0	S: 5	LOB: 1	BB: 0	P: 5
	R: 0	H: 0	E: 0	K: 2	S: 7	LOB: 0	BB: 0	P: 7
	R: 3	H: 3	E: 1	K: 1	S: 8	LOB: 2	BB: 2	P: 16
	R: 0	H: 2	E: 0	K: 0	S: 5	LOB: 2	BB: 0	P: 5
	R: 1	H: 2	E: 0	K: 1	S: 7	LOB: 2	BB: 1	P: 11
	R: 1	H: 1	E: 0	K: 0	S: 4	LOB: 3	BB: 2	P: 13
	R: 0	H: 1	E: 0	K: 1	S: 6	LOB: 2	BB: 1	P: 10

PITCHER	IP	WLS	BF	H	R	ER	SO	BB	IBB	HBP	BLK	WP	HR	S	P	ERA	WHIP
Charlie Hough, R ERA: 5.79 (1, 1)	3.2	L	22	6	5	3	4	3	1	0	0	1	0	26	42	7.36	2.455
Dave Schmidt, R ERA: 5.06 (4, 1)	2.0		11	4	1	1	1	1	0	0	0	0	0	12	16	4.50	2.500
Paul Mirabella, L ERA: 5.63 (6, 1)	2.1		13	2	1	1	1	3	0	1	0	0	0	11	24	3.86	2.143

BOTTOM

AB	R	H	RBI	BB	SO	LOB
4	1	1	1	0	0	5
4	0	0	0	1	2	4
3	1	1	1	2	0	3
3	0	1	1	2	1	1
4	0	1	0	1	0	5
5	0	3	1	0	2	3
5	1	1	0	0	1	7
5	2	3	0	0	0	1
3	2	1	1	2	0	2

AB	36
R	7
H	12
RBI	5
BB	8
SO	6
LOB	31



WP	PA
1	46
0	
1	
0	

Texas Rangers @ Boston Red Sox
Fenway Park, Boston, MA
 Fri Apr 30 1982, 7:05 PM EDT
 Att. 19,370 - Unknown

livebaseballscores.com

Batter	1	2	3	4	5	6	7	8	9	10	11	12	AB R H RBI BB SO LOB	TOP																			
George Wright, S OBP: 0.360, SLG: 0.474 (1, 8)	0-3 K		0-0 FC5 BB 1B		0-0 1B 2B	0-3 K			0-0 FC1-4 1B		0-0 5-3	0-3 K	7 1 3 0 0 3 4																				
Lee Mazzilli, S OBP: 0.403, SLG: 0.466 (1, 10)	0-0 CS 1B		4-0 1-2 BB		0-0 1B 1B		0-0 4-3		0-0 FC1-4 1B 1B		0-3 K	0-0 G3	6 2 2 1 1 1 4																				
Buddy Bell, R OBP: 0.427, SLG: 0.514 (1, 5) (12, 6)	0-0 F8 1-2		0-0 F4		0-0 L9		0-3 K		0-0 1B 1B		0-0 1B 1B		6 0 2 0 0 1 4																				
Lamar Johnson, R OBP: 0.438, SLG: 0.567 (1, 3)		0-3 K	0-0 FC5 2-3f		0-0 1B 1B		0-0 1B		0-0 1B 1B		0-0 1-3		6 0 3 1 0 1 3																				
Jim Sundberg, R OBP: 0.443, SLG: 0.508 (1, 2)		0-0 2B		0-0 HR	0-0 1-2 2-H 1B		0-0 5-3		0-0 FC5-4 1B			0-3 K	6 1 3 2 0 1 3																				
Bill Sample, R OBP: 0.375, SLG: 0.350 (1, 7)		4-0 BB		0-0 5-3	0-0 FC6-4 1-2f		0-0 5-3		0-0 5-3		0-3 K		5 1 1 0 1 1 2																				
Larry Parrish, R OBP: 0.224, SLG: 0.197 Leon Roberts, R OBP: 0.143, SLG: 0.167 (1, 9) (10, 9)		0-3 K		0-0 F2		0-0 6-3		0-3 K		0-0 2B		4-0 1B 1B BB	5 0 1 0 0 2 2 0 0 0 0 1 0 0	AB 53 R 5 H 18 RBI 5 BB 3 SO 15 LOB 26																			
Mark Wagner, R OBP: 0.304, SLG: 0.333 Johnny Grubb, L OBP: 0.429, SLG: 0.200 Mario Mendoza, R OBP: 0.143, SLG: 0.143 Pat Putnam, L OBP: 0.373, SLG: 0.310 (1, 6) (8, PH) (8, 6) (12, PH) (12, 5)		0-3 K		0-0 5-3		0-3 K		0-0 6-3		0-3 K		0-0 1B 1B	3 0 0 0 0 2 2 1 0 0 0 0 0 0 1 0 0 0 0 1 1 1 0 1 0 0 0 0																				
Doug Flynn, R OBP: 0.161, SLG: 0.182 Bill Stein, R OBP: 0.273, SLG: 0.364 (1, 4) (9, PH) (9, 4)			0-0 F8		0-0 F6-3	0-0 E5 1B			0-3 K		0-3 K		0-0 1B 1-2 2-3 3-H	3 0 1 0 0 0 0 3 0 1 1 0 2 1																			
Inning Stats	R: 0 E: 0 K: 1 S: 5	H: 1 LOB: 0 BB: 0 P: 5	R: 0 E: 0 K: 3 S: 10	H: 1 LOB: 2 BB: 1 P: 14	R: 0 E: 0 K: 0 S: 4	H: 1 LOB: 2 BB: 1 P: 8	R: 1 E: 0 K: 0 S: 4	H: 1 LOB: 0 BB: 0 P: 4	R: 2 E: 1 K: 2 S: 7	H: 4 LOB: 2 BB: 0 P: 7	R: 0 E: 0 K: 1 S: 6	H: 1 LOB: 1 BB: 0 P: 6	R: 0 E: 0 K: 1 S: 5	H: 0 LOB: 0 BB: 0 P: 5	R: 1 E: 0 K: 1 S: 8	H: 3 LOB: 2 BB: 0 P: 8	R: 0 E: 0 K: 3 S: 10	H: 1 LOB: 1 BB: 0 P: 10	R: 0 E: 0 K: 1 S: 6	H: 1 LOB: 1 BB: 0 P: 6	R: 0 E: 0 K: 2 S: 10	H: 3 LOB: 3 BB: 1 P: 14	1B: 13 2B: 4 3B: 0 HR: 1	SF: 0 SAC: 0 DP: 0 HBP: 0	WP: 0 PB: 0 SB: 0 CS: 1	PA: 56							
PITCHER	IP WLS BF H R ER SO BB IBB HBP BLK WP HR S P ERA WHIP																																
Bob Ojeda, L ERA: 5.26 (1, 1)	4.2		8	3	3	4	2	0	0	0	0	0	0	0	0	29	37	5.79	2.143														
Bob Stanley, R ERA: 5.74 (5, 1)	4.0		5	1	1	5	0	0	0	0	0	0	0	0	0	27	27	2.25	1.250														
Mark Clear, R ERA: 1.8 (9, 1)	3.1	W	5	1	1	6	1	0	0	0	0	0	0	0	0	27	31	2.70	1.800														

Texas Rangers @ Boston Red Sox
Fenway Park, Boston, MA
Sat May 01 1982, 3:33 AM EDT
Att. 32,764 - Unknown

livebaseballscorecards.com




Batter	1	2	3	4	5	6	7	8	9	10	11	12	AB	R	H	RBI	BB	SO	LOB
Jerry Remy, L OBP: 0.313, SLG: 0.312 (1, 4)	0-3 K	0-3 K		0-0 SF7			0-0 1B		0-0 4-3		0-0 G6-4-3		5	0	1	1	0	2	3
Dwight Evans, R OBP: 0.347, SLG: 0.313 (1, 9)	0-3 K		0-0 6-3	0-0 5-3			0-3 K		0-0 2B			0-0 1B FC6-4 1B	6	1	2	0	0	2	2
Jim Rice, R OBP: 0.402, SLG: 0.355 (1, 7)	0-0 6-3		0-0 6-3		0-0 5-3		0-0 F9		0-0 F9			0-0 F7	6	0	0	0	0	0	3
Tony Perez, R OBP: 0.357, SLG: 0.435 Julio Valdez, S (8, PR) Wade Boggs, L OBP: 0.304, SLG: 0.250 (10, PH)		0-0 HR			0-0 F9			4-0 FC1-6 BB		0-0 F9		0-0 1B E 1B	3	1	2	1	1	0	0
Carney Lansford, R OBP: 0.364, SLG: 0.379 (1, 5)		0-0 5-3	0-0 6-3		0-0 F4-3			0-0 FC1-6 FC3-6 1B		0-0 WP 1B		0-0 FC6-4 1B	6	0	2	0	0	0	2
Dave Stapleton, R OBP: 0.256, SLG: 0.305 (1, 3)		0-0 2B SF8 1B		0-0 E6 1B		0-0 F7		0-0 FC3-6 1B		0-0 F8		0-0 FC6-4	6	2	2	1	0	0	2
Glenn Hoffman, R OBP: 0.364, SLG: 0.512 (1, 6)		0-0 1-3 2B		0-0 F9		0-0 F8		0-0 FC3-6 1-2 2-3		0-3 K			5	0	1	0	0	1	4
Gary Allenson, R OBP: 0.333, SLG: 0.406 (1, 2)		0-0 SF8		4-0 1B SF7 BB		0-0 F8		0-3 K			0-0 6-3		3	1	0	1	1	1	2
Reid Nichols, R OBP: 0.333, SLG: 0.250 Carl Yastrzemski, L OBP: 0.421, SLG: 0.597 Rick Miller, L OBP: 0.365, SLG: 0.343 (10, 8)		4-0 BB		0-0 1-3 2-H 1B		0-0 6-3		0-0 6-3		0-0 F8		0-0 G6-4-3 1B	2	0	1	1	1	0	0

Inning Stats	R: 0	H: 0	E: 0	K: 2	S: 7	H: 0	LOB: 0	BB: 0	P: 7	R: 2	H: 3	E: 0	K: 1	S: 8	H: 1	LOB: 1	BB: 1	P: 12	R: 0	H: 1	E: 0	K: 0	S: 4	R: 2	H: 1	E: 1	K: 0	S: 5	H: 1	LOB: 1	BB: 1	P: 9	R: 0	H: 0	E: 0	K: 0	S: 3	R: 0	H: 0	E: 0	K: 0	S: 3	R: 0	H: 1	E: 0	K: 1	S: 6	H: 1	LOB: 1	BB: 0	P: 6	R: 0	H: 1	E: 0	K: 1	S: 6	H: 1	LOB: 2	BB: 1	P: 10	R: 0	H: 1	E: 0	K: 0	S: 4	R: 0	H: 1	E: 0	K: 1	S: 6	H: 1	LOB: 1	BB: 0	P: 4	R: 0	H: 1	E: 0	K: 0	S: 3	R: 0	H: 1	E: 0	K: 0	S: 3	R: 2	H: 3	E: 1	K: 0	S: 5	H: 3	LOB: 3	BB: 0	P: 5	1B: 9	SF: 2	2B: 2	SAC: 0	3B: 1	DP: 1	HR: 1	HBP: 0	WP: 1	PA: 51
--------------	------	------	------	------	------	------	--------	-------	------	------	------	------	------	------	------	--------	-------	-------	------	------	------	------	------	------	------	------	------	------	------	--------	-------	------	------	------	------	------	------	------	------	------	------	------	------	------	------	------	------	------	--------	-------	------	------	------	------	------	------	------	--------	-------	-------	------	------	------	------	------	------	------	------	------	------	------	--------	-------	------	------	------	------	------	------	------	------	------	------	------	------	------	------	------	------	------	--------	-------	------	-------	-------	-------	--------	-------	-------	-------	--------	-------	--------

PITCHER	IP	WLS	BF	H	R	ER	SO	BB	IBB	HBP	BLK	WP	HR	S	P	ERA	WHIP
Rick Honeycutt, L ERA: 4.45 (1, 1)	7.1		33	7	4	2	4	3	0	0	0	0	1	38	50	2.46	1.364
Steve Comer, R ERA: 1.72 (8, 1)	4.0	L	16	5	2	1	2	0	0	0	0	1	0	20	20	2.25	1.250
Danny Darwin, R ERA: 2.35 (12, 1)	0.1		2	1	0	0	0	0	0	0	0	0	0	2	2	0.00	3.000

TEXAS RANGERS @ BOSTON RED SOX
Fenway Park, Boston, MA
 Sat May 01 1982, 3:33 AM EDT
 Att: 32,764 - Unknown

AB	46
R	6
H	13
RBI	5
BB	3
SO	6
LOB	18



Batter	1	2	3	4	5	6	7	8	9	AB R H RBI BB SO LOB	TOP
George Wright, S (1, 8) OBP: 0.374, SLG: 0.476	0-0 F6	0-0 4-3			0-0 4-3 1B		4-0 G3 BB		0-0 1B	4 0 2 0 1 0 3	
Lee Mazzilli, S (1, 10) OBP: 0.375, SLG: 0.429	0-0 F9		0-0 F7		0-0 4-3 1-2		0-0 G3 1-2		0-0 4-3	5 0 0 0 0 0 3	
Buddy Bell, R (1, 5) OBP: 0.419, SLG: 0.493	4-0 BB		0-0 6-3		0-0 L8		0-0 F9			3 0 0 0 1 0 2	
Johnny Grubb, L (1, 9) OBP: 0.364, SLG: 0.333	0-0 F7		0-0 2B			0-0 F4		0-0 3-1		4 0 1 0 0 0 1	
Jim Sundberg, R (1, 2) OBP: 0.432, SLG: 0.492		0-0 F6	0-3 K			0-0 4-3		0-0 FC6-4 1B		4 0 1 0 0 1 1	
Pat Putnam, L (1, 3) OBP: 0.382, SLG: 0.326		0-0 1B 1B 1B		0-0 F8		0-0 BB 1B		0-0 F9		4 0 2 0 0 0 1	
Bill Sample, R (1, 7) OBP: 0.393, SLG: 0.348		0-0 1B 1-2 1B		0-3 K		4-0 BB 1-2 BB		0-0 FC6-4 1-2		3 0 1 0 1 1 1	
Mark Wagner, R (1, 6) OBP: 0.288, SLG: 0.315 Lamar Johnson, R (9, PH) OBP: 0.424, SLG: 0.548		0-3 K		0-3 K		0-0 F8			0-0 F5	3 0 0 0 0 2 4 1 0 0 0 0 0 0	
Doug Flynn, R (1, 4) OBP: 0.169, SLG: 0.190 Bill Stein, R (9, PH) OBP: 0.250, SLG: 0.333		0-0 1-2 2-3 1B		0-0 F4-3		0-3 K			0-0 F8	3 0 1 0 0 1 0 1 0 0 0 0 0 0	
Inning Stats	R: 0 H: 0 E: 0 LOB: 1 K: 0 BB: 1 S: 3 P: 7	R: 0 H: 3 E: 0 LOB: 3 K: 1 BB: 0 S: 8 P: 8	R: 0 H: 1 E: 0 LOB: 1 K: 1 BB: 0 S: 6 P: 6	R: 0 H: 0 E: 0 LOB: 0 K: 2 BB: 0 S: 7 P: 7	R: 0 H: 1 E: 0 LOB: 1 K: 0 BB: 0 S: 4 P: 4	R: 0 H: 1 E: 0 LOB: 2 K: 0 BB: 1 S: 4 P: 8	R: 0 H: 0 E: 0 LOB: 1 K: 1 BB: 1 S: 5 P: 9	R: 0 H: 1 E: 0 LOB: 1 K: 0 BB: 0 S: 4 P: 4	R: 0 H: 1 E: 0 LOB: 1 K: 0 BB: 0 S: 4 P: 4	1B: 7 SF: 0 2B: 1 SAC: 0 3B: 0 DP: 0 HR: 0 HBP: 0	WP: 0 PA: 38 PB: 0 SB: 0 CS: 0
PITCHER Dennis Eckersley, R (1, 1) ERA: 2.65	IP WLS BF H R ER SO BB IBB HBP BLK WP HR S P ERA WHIP										
	9.0 W 38 8 0 0 5 3 0 0 0 0 0 0 45 57 0.00 1.222										

Texas Rangers @ Boston Red Sox
Fenway Park, Boston, MA
Sun May 02 1982, 3:33 AM EDT
Att: 21,011 - Unknown

livebaseballscorecards.com

AB 35
R 0
H 8
RBI 0
BB 3
SO 5
LOB 16



Batter	1	2	3	4	5	6	7	8	9	AB	R	H	RBI	BB	SO	LOB
Jerry Remy, L OBP: 0.322, SLG: 0.321 (1, 4)	0-0 1B 1B	0-3 K		0-0 1B			0-0 F7			4	1	2	0	0	1	0
Dwight Evans, R OBP: 0.343, SLG: 0.310 (1, 9)	0-0 1B 1-2 SF9	0-3 K		0-0 F8			0-0 5-3			4	1	1	0	0	1	1
Jim Rice, R OBP: 0.406, SLG: 0.363 (1, 7)	0-0 1-3 2-H FC4-6 1B	0-0 F9			0-0 F3		0-0 1B			4	0	2	1	0	0	0
Carl Yastrzemski, L OBP: 0.400, SLG: 0.571 (1, 10)	0-0 SF9		0-3 K		0-0 F7		0-0 F9			3	0	0	1	0	1	1
Carney Lansford, R OBP: 0.358, SLG: 0.371 (1, 5)	0-0 FC4-6 1B 1-2		0-0 F3		0-0 F5			0-0 1B 1B		4	1	1	0	0	0	1
Dave Stapleton, R OBP: 0.267, SLG: 0.314 (1, 3)	0-0 1-2 3B 1B		0-0 2B 1B			0-0 F7		0-0 F8		4	2	2	0	0	0	1
Glenn Hoffman, R OBP: 0.380, SLG: 0.547 (1, 6)	0-0 1-2 2-H 3B 1B		0-0 1-H 2B			0-0 F4-3 2B		0-3 K		4	1	3	2	0	1	1
Rich Gedman, L OBP: 0.320, SLG: 0.417 (1, 2)	0-0 1-H 2-H 3B			0-3 K		0-0 F4-3		0-0 1-2 1B		4	0	2	2	0	1	1
Rick Miller, L OBP: 0.346, SLG: 0.324 (1, 8)	0-3 K			0-0 F8		0-3 K		0-0 F8		4	0	0	0	0	2	4

Inning Stats	R: 5	H: 6	LOB: 1	K: 11	S: 11	R: 0	H: 0	LOB: 0	K: 2	S: 7	R: 1	H: 2	LOB: 1	K: 1	S: 6	R: 0	H: 0	LOB: 0	K: 0	S: 3	R: 0	H: 1	LOB: 1	K: 1	S: 6	R: 0	H: 1	LOB: 1	K: 0	S: 4	R: 0	H: 2	LOB: 2	K: 1	S: 7
	E: 0	P: 11	BB: 0			E: 0	P: 7	BB: 0			E: 0	P: 6	BB: 0			E: 0	P: 3	BB: 0			E: 0	P: 4	E: 0	P: 7	BB: 0										

PITCHER	IP	WLS	BF	H	R	ER	SO	BB	IBB	HBP	BLK	WP	HR	S	P	ERA	WHIP
Doc Medich, R ERA: 12.46 (1, 1)	0.2	L	8	6	5	5	0	0	0	0	0	0	0	8	8	67.50	9.000
Jon Matlack, L ERA: 2.61 (1, 1)	7.1		28	7	1	1	7	0	0	0	0	0	0	42	42	1.23	0.955

BOTTOM

Texas Rangers @ Boston Red Sox
Fenway Park, Boston, MA
 Sun May 02 1982, 3:33 AM EDT
 Att. 21,011 - Unknown

AB	35
R	6
H	13
RBI	6
BB	0
SO	7
LOB	10



WP	PA	ERA	WHIP
0	36		

Batter	1	2	3	4	5	6	7	8	9	AB R H RBI BB SO LOB	TOP
Jim Eisenreich, L (1, 8) X OBP: 0.387, SLG: 0.451 Bobby Mitchell, L (4, 8) OBP: 0.328, SLG: 0.333	0-0 		0-0 3-1 		4-0 		0-0 5-3 			2 1 1 0 0 0 0 1 0 0 0 1 0 0	
Mickey Hatcher, R (1, 9) X OBP: 0.302, SLG: 0.294	0-0 		0-0 F8 		0-3 K 		0-0 6-3 			4 1 1 0 0 1 1	
Kent Hrbek, L (1, 3) B B B OBP: 0.408, SLG: 0.685	4-0 		0-0 		0-3 K 		0-0 3-1 			3 0 1 0 1 1 1	
Randy Johnson, L (1, 10) X OBP: 0.427, SLG: 0.653	0-0 FC4-6 		4-0 		0-0 G3 		0-0 F8 			3 0 0 1 1 0 3	
Gary Ward, R (1, 7) X OBP: 0.309, SLG: 0.365	0-0 SF9 		4-0 		0-0 1-6-3 		0-3 K 			2 0 0 1 1 1 0	
Gary Gaetti, R (1, 5) X OBP: 0.294, SLG: 0.494	0-0 L6 		0-0 FC5-4 		0-0 6-3 		0-0 			4 0 1 0 0 0 4	
Butch Wynegar, S (1, 2) OBP: 0.233, SLG: 0.254		0-0 4-3 		0-0 F6 		0-0 4-3 		0-0 		4 0 1 0 0 0 0	
Rob Wilfong, L (1, 4) OBP: 0.200, SLG: 0.111		0-0 4-3 		0-0 F7 		0-0 4-3 		0-0 G6-4-3 		4 0 0 0 0 0 2	
Ron Washington, R (1, 6) OBP: 0.326, SLG: 0.409		0-3 K 		0-0 6-3 		0-3 K 				3 0 0 0 0 2 0	
Inning Stats	R: 2 H: 2 E: 0 LOB: 1 K: 0 BB: 1 S: 5 P: 9	R: 0 H: 0 E: 0 LOB: 0 K: 1 BB: 0 S: 5 P: 5	R: 0 H: 1 E: 0 LOB: 3 K: 1 BB: 2 S: 4 P: 12	R: 0 H: 0 E: 0 LOB: 0 K: 0 BB: 0 S: 3 P: 3	R: 0 H: 0 E: 0 LOB: 1 K: 2 BB: 1 S: 7 P: 11	R: 0 H: 0 E: 0 LOB: 0 K: 0 BB: 0 S: 3 P: 3	R: 0 H: 0 E: 0 LOB: 0 K: 1 BB: 0 S: 5 P: 5	R: 0 H: 0 E: 0 LOB: 0 K: 0 BB: 0 S: 3 P: 3	R: 0 H: 2 E: 0 LOB: 1 K: 1 BB: 0 S: 6 P: 6	1B: 4 SF: 1 2B: 1 SAC: 0 3B: 0 DP: 1 HR: 0 HBP: 0	WP: 0 PA: 35 PB: 0 SB: 0 CS: 0
PITCHER Chuck Rainey, R (1, 1) ERA: 2.22 Bob Stanley, R (6, 1) ERA: 4.58	IP WLS BF H R ER SO BB IBB HBP BLK WP HR S P ERA WHIP 5.0 W 22 3 2 2 3 4 0 0 0 0 0 0 24 40 3.60 1.400 4.0 S 13 2 0 0 2 0 0 0 0 0 0 0 17 17 0.00 0.500										

Minnesota Twins @ Boston Red Sox
 Fenway Park, Boston, MA
 Mon May 03 1982, 7:05 PM EDT
 Att. 12,065 - Unknown - 66 F

AB	30
R	2
H	5
RBI	2
BB	4
SO	5
LOB	11



WP: 0	PA: 35
PB: 0	
SB: 0	
CS: 0	

Batter	1	2	3	4	5	6	7	8	9	AB	R	H	RBI	BB	SO	LOB
Jerry Remy, L OBP: 0.330, SLG: 0.333 (1, 4)	4-0 BB 2B BB	0-0 4-3			0-0 6-3		0-0 1-3 2B			3	1	1	0	1	0	0
Dwight Evans, R OBP: 0.350, SLG: 0.310 (1, 9)	4-0 1-2 2B BB		0-0 5-3		0-0 G5-4-3 1B		0-0 5-3			3	1	1	0	1	0	2
Jim Rice, R OBP: 0.390, SLG: 0.345 (1, 7)	0-0 F7		0-3 K		0-0 G5-4-3 1-2f		0-3 K			4	0	0	0	0	2	5
Carl Yastrzemski, L OBP: 0.417, SLG: 0.608 (1, 10)	0-0 BLK 1-H 2-H HR 2B		0-3 K			0-0 1B 2B		0-0 G6-4-3 1B		4	1	3	2	0	1	0
Carney Lansford, R OBP: 0.341, SLG: 0.351 (1, 5)	0-3 K			0-0 5-3		0-3 K		0-0 F8		4	0	0	0	0	2	3
Dave Stapleton, R OBP: 0.277, SLG: 0.356 (1, 3)	0-0 HR			0-0 F7		0-0 2-H 1B		0-0 G6-4-3 1-2f		4	1	2	2	0	0	1
Glenn Hoffman, R OBP: 0.368, SLG: 0.528 (1, 6)	0-3 K			0-0 F7		0-0 F7				3	0	0	0	0	1	1
Rich Gedman, L OBP: 0.340, SLG: 0.451 (1, 2)		0-0 G3			0-0 HR 2B		0-0 2B 1B			3	1	2	0	0	0	0
Rick Miller, L OBP: 0.346, SLG: 0.365 (1, 8)		0-0 6-3			0-0 2-H HR		0-0 F8			3	1	1	2	0	0	1

Inning Stats	R: 4	H: 2	E: 0	K: 2	S: 9	LOB: 0	BB: 2	P: 17	R: 0	H: 0	E: 0	K: 0	S: 3	LOB: 0	BB: 0	P: 3	R: 0	H: 0	E: 0	K: 2	S: 7	LOB: 0	BB: 0	P: 7	R: 0	H: 0	E: 0	K: 0	S: 3	LOB: 0	BB: 0	P: 3	R: 2	H: 3	E: 0	K: 0	S: 5	LOB: 0	BB: 0	P: 5	R: 0	H: 2	E: 0	K: 1	S: 6	LOB: 1	BB: 0	P: 6	R: 0	H: 2	E: 0	K: 1	S: 7	LOB: 2	BB: 0	P: 7	R: 0	H: 1	E: 0	K: 0	S: 3	LOB: 0	BB: 0	P: 3
--------------	------	------	------	------	------	--------	-------	-------	------	------	------	------	------	--------	-------	------	------	------	------	------	------	--------	-------	------	------	------	------	------	------	--------	-------	------	------	------	------	------	------	--------	-------	------	------	------	------	------	------	--------	-------	------	------	------	------	------	------	--------	-------	------	------	------	------	------	------	--------	-------	------

PITCHER	IP	WLS	BF	H	R	ER	SO	BB	IBB	HBP	BLK	WP	HR	S	P	ERA	WHIP
Terry Felton, R ERA: 4.76 (1, 1)	6.0	L	25	7	6	6	5	2	0	0	1	0	2	33	41	9.00	1.500
Bobby Castillo, R ERA: 5.16 (7, 1)	0.1		3	2	0	0	0	0	0	0	0	0	0	3	3	0.00	6.000
Doug Corbett, R ERA: 4.0 (7, 1)	0.2		2	0	0	0	1	0	0	0	0	0	0	4	4	0.00	0.000
Darrell Jackson, L ERA: 8.06 (8, 1)	1.0		3	1	0	0	0	0	0	0	0	0	0	3	3	0.00	1.000

MINNESOTA TWINS @ BOSTON RED SOX
Fenway Park, Boston, MA
 Mon May 03 1982, 7:05 PM EDT
 Att: 12,065 - Unknown - 66 F

AB	31
R	6
H	10
RBI	6
BB	2
SO	6
LOB	13



WP: 0	PA: 33
PB: 0	
SB: 0	
CS: 0	

livebaseballscorecards.com

Batter	1	2	3	4	5	6	7	8	9	AB	R	H	RBI	BB	SO	LOB
Jerry Remy, L OBP: 0.316, SLG: 0.318 (1, 4)	0-0 1-3	0-3 K		0-3 K			0-0 G3			4	0	0	0	0	2	2
Dwight Evans, R OBP: 0.364, SLG: 0.315 (1, 9)	4-0 E 1B WP BB		0-0 4-3 E 1B 1B	0-0 F8			4-0 5-3 BB			2	2	1	0	2	0	0
Jim Rice, R OBP: 0.385, SLG: 0.341 (1, 7)	0-0 E9 WP 1B		0-0 E4 1B 4-3 2B			0-0 4-3	0-0 5-3			4	1	1	0	0	0	2
Carl Yastrzemski, L OBP: 0.420, SLG: 0.592 (1, 10)	4-0 1-4-3 BB		0-0 4-3			4-0 FC6-4 BB	0-0 G3			2	0	0	0	2	0	3
Carney Lansford, R OBP: 0.337, SLG: 0.346 (1, 5)	0-0 L4-3		0-0 2B 1B			0-0 FC6-4 CS	0-0 F9			4	1	1	1	0	0	3
Dave Stapleton, R OBP: 0.286, SLG: 0.383 (1, 3)		0-0 6-3	0-0 1B 2B			0-0 CS	0-0 F5			4	1	2	1	0	0	0
Glenn Hoffman, R OBP: 0.364, SLG: 0.516 (1, 6)		0-3 K	0-0 G4-6-3 1B			0-0 F9	0-0 L4			4	0	1	2	0	1	1
Rich Gedman, L OBP: 0.339, SLG: 0.463 (1, 2)		0-0 1B 2B	0-0 G4-6-3			0-0 3-1				3	0	1	0	0	0	2
Rick Miller, L OBP: 0.345, SLG: 0.364 (1, 8)		0-0 2-3 1B		0-0 1-3		0-0 G3				3	0	1	0	0	0	1

Inning Stats		R: 1	H: 1	E: 1	K: 0	S: 3	P: 11	R: 0	H: 2	E: 0	K: 2	S: 9	R: 0	H: 4	E: 1	K: 0	S: 7	R: 0	H: 0	E: 0	K: 1	S: 5	R: 0	H: 0	E: 0	K: 0	S: 2	R: 0	H: 1	E: 0	K: 0	S: 4	R: 0	H: 0	E: 0	K: 0	S: 3	R: 0	H: 0	E: 0	K: 0	S: 3
PITCHER		IP	WLS	BF	H	R	ER	SO	BB	IBB	HBP	BLK	WP	HR	S	P	ERA	WHIP	PITCHER		IP	WLS	BF	H	R	ER	SO	BB	IBB	HBP	BLK	WP	HR	S	P	ERA	WHIP					
Pete Redfern, R ERA: 5.28 (1, 1)	6.2	L	30	8	5	3	3	3	4	0	0	0	1	0	32	48	4.05	1.800	Pete Redfern, R ERA: 5.28 (1, 1)		6.2	L	30	8	5	3	3	4	0	0	0	1	0	32	48	4.05	1.800	Pete Redfern, R ERA: 5.28 (1, 1)				
Ron Davis, R ERA: 2.65 (7, 1)	1.1		4	0	0	0	0	0	0	0	0	0	0	0	4	4	0.00	0.000	Ron Davis, R ERA: 2.65 (7, 1)		1.1		4	0	0	0	0	0	0	0	0	4	4	0.00	0.000	Ron Davis, R ERA: 2.65 (7, 1)						

BOTTOM


Minnesota Twins @ Boston Red Sox
Fenway Park, Boston, MA
Tue May 04 1982, 7:05 PM EDT
Att: 13,726 - Unknown - 60 F

AB	30
R	5
H	8
RBI	4
BB	4
SO	3
LOB	14



1B:	5	SF:	0	WP:	1	PA:	35
2B:	4	SAC:	0	PB:	0		
3B:	0	DP:	2	SB:	0		
HR:	0	HBP:	0	CS:	1		

livebaseballscorecards.com

Batter	1	2	3	4	5	6	7	8	9	AB R H RBI BB SO LOB	TOP											
Bobby Mitchell, L (1, 8) OBP: 0.318, SLG: 0.296	0-0 F9		0-0 F8	0-0 F2		0-0 L7			0-0 3-1	5 0 0 0 0 0 5												
Gary Ward, R (1, 9) OBP: 0.301, SLG: 0.351	0-0 F7		0-0 1B	0-0 5-3			0-0 G6-3 1B		0-0 L7	5 0 2 0 0 0 3												
Kent Hrbek, L (1, 3) OBP: 0.393, SLG: 0.643	0-0 F5		0-0 F7		0-3 K		0-0 G6-3 1B		0-0 4-3	5 0 1 0 0 1 2												
Jesus Vega, R (1, 10) OBP: 0.381, SLG: 0.512		0-0 F7		0-0 6-3	0-0 L5		0-0 G6-3			4 0 0 0 0 0 2												
Randy Bush, L (1, 7) OBP: 0.429, SLG: 0.200		0-0 F6		0-0 HR 1B	4-0 BB		0-3 K			3 1 1 0 1 1 1												
Gary Gaetti, R (1, 5) OBP: 0.290, SLG: 0.512		0-0 F7		0-0 HR	0-3 K			0-3 K		4 1 1 2 0 2 1												
Butch Wynegar, S (1, 2) OBP: 0.247, SLG: 0.257			4-0 1B SF8 BB	0-0 1B		0-3 K		0-0 5-3		3 1 1 0 1 1 0	AB 36 R 3 H 10 RBI 3 BB 2 SO 5 LOB 18											
Rob Wilfong, L (1, 4) OBP: 0.240, SLG: 0.162			0-0 1B	0-0 FC 1B		0-0 1B		0-0 1B		4 0 4 0 0 0 0												
Lenny Faedo, R (1, 6) OBP: 0.292, SLG: 0.256			0-0 SF8	0-0 FC		0-0 L9		0-0 1-3		3 0 0 1 0 0 4												
Inning Stats	R: 0 E: 0 K: 0 S: 3	H: 0 LOB: 0 BB: 0 P: 3	R: 0 E: 0 K: 0 S: 3	H: 0 LOB: 0 BB: 0 P: 3	R: 1 E: 0 K: 0 S: 5	H: 2 LOB: 2 BB: 1 P: 9	R: 2 E: 0 K: 0 S: 8	H: 4 LOB: 3 BB: 0 P: 8	R: 0 E: 0 K: 2 S: 7	H: 0 LOB: 1 BB: 1 P: 11	R: 0 E: 0 K: 1 S: 6	H: 1 LOB: 1 BB: 0 P: 6	R: 0 E: 0 K: 1 S: 6	H: 2 LOB: 1 BB: 0 P: 6	R: 0 E: 0 K: 1 S: 6	H: 1 LOB: 1 BB: 0 P: 6	R: 0 E: 0 K: 0 S: 3	H: 0 LOB: 0 BB: 0 P: 3	1B: 9 2B: 0 3B: 0 HR: 1	SF: 1 SAC: 0 DP: 1 HBP: 0	WP: 0 PB: 0 SB: 0 CS: 0	PA: 39
PITCHER	IP WLS BF H R ER SO BB IBB HBP BLK WP HR S P ERA WHIP																					
Mike Torrez, R (1, 1) ERA: 3.86	3.1 L 18 6 3 3 0 1 0 0 0 0 0 1 17 21 8.10 2.100																					
Tom Burgmeier, L (4, 1) ERA: 1.13	5.2 21 4 0 0 5 1 0 0 0 0 0 0 30 34 0.00 0.882																					

Minnesota Twins @ Boston Red Sox
Fenway Park, Boston, MA
 Wed May 05 1982, 7:05 PM EDT
 Att. 14,685 - Unknown - 61 F

livebaseballscorecards.com

Batter	1	2	3	4	5	6	7	8	9	AB R H RBI BB SO LOB
Jerry Remy, L OBP: 0.320, SLG: 0.315 (1, 4)	0-0 1-3	0-0 4-3		4-0 S BB			0-0 4-3 1B		0-0 4-3	4 0 1 0 1 0 1
Dwight Evans, R OBP: 0.366, SLG: 0.319 (1, 9)	0-0 5-3		0-0 1B WP FC4-6 1B	0-0 F9			0-0 1-2 4-3 1B		0-0 L8	5 1 2 0 0 0 1
Jim Rice, R OBP: 0.385, SLG: 0.344 (1, 7)	0-0 1B 1B		0-0 1-3 FC4-6 1B		0-0 F9		0-3 K		0-3 K	5 1 2 0 0 2 2
Carl Yastrzemski, L OBP: 0.413, SLG: 0.575 (1, 10)	0-0 1-3 1B		0-0 FC4-6 1B		0-3 K		0-0 4-3			4 0 1 1 0 1 3
Carney Lansford, R OBP: 0.355, SLG: 0.358 (1, 5)	0-0 1-2 3-H 1B		0-0 1-2 1B		0-0 F3		4-0 BB			3 0 2 1 1 0 0
Dave Stapleton, R OBP: 0.275, SLG: 0.367 (1, 3)	0-0 F1		0-3 K			0-0 6-3	0-0 F9			4 0 0 0 0 1 7
Glenn Hoffman, R OBP: 0.350, SLG: 0.495 (1, 6)		0-0 4-3	0-3 K			0-0 6-3		0-0 5-3		4 0 0 0 0 1 2
Rich Gedman, L OBP: 0.333, SLG: 0.448 (1, 2)		0-0 L8		0-0 F9		0-0 1B		0-0 4-1		4 0 1 0 0 0 0
Rick Miller, L OBP: 0.341, SLG: 0.358 (1, 8)		0-0 1B		0-0 6-3		0-0 4-3		0-0 6-3		4 0 1 0 0 0 1

Inning Stats	R: 1	H: 3	E: 0	K: 0	S: 6	LOB: 2	BB: 0	P: 6	R: 0	H: 1	E: 0	K: 0	S: 4	LOB: 1	BB: 0	P: 4	R: 0	H: 3	E: 0	K: 2	S: 10	LOB: 2	BB: 0	P: 10	R: 0	H: 0	E: 0	K: 1	S: 3	LOB: 1	BB: 1	P: 7	R: 0	H: 0	E: 0	K: 1	S: 5	LOB: 0	BB: 0	P: 5	R: 0	H: 1	E: 0	K: 0	S: 4	LOB: 1	BB: 0	P: 4	R: 0	H: 2	E: 0	K: 1	S: 7	LOB: 3	BB: 1	P: 11	R: 0	H: 0	E: 0	K: 0	S: 3	LOB: 0	BB: 0	P: 3	R: 0	H: 0	E: 0	K: 1	S: 5	LOB: 0	BB: 0	P: 5	1B: 10	SF: 0	2B: 0	SAC: 0	3B: 0	DP: 0	HR: 0	HBP: 0	WP: 1	PA: 39
--------------	------	------	------	------	------	--------	-------	------	------	------	------	------	------	--------	-------	------	------	------	------	------	-------	--------	-------	-------	------	------	------	------	------	--------	-------	------	------	------	------	------	------	--------	-------	------	------	------	------	------	------	--------	-------	------	------	------	------	------	------	--------	-------	-------	------	------	------	------	------	--------	-------	------	------	------	------	------	------	--------	-------	------	--------	-------	-------	--------	-------	-------	-------	--------	-------	--------

PITCHER	IP	WLS	BF	H	R	ER	SO	BB	IBB	HBP	BLK	WP	HR	S	P	ERA	WHIP
Roger Erickson, R ERA: 3.41 (1, 1)	6.0	W	28	9	2	2	3	1	0	0	0	1	0	33	37	3.00	1.667
Doug Corbett, R ERA: 3.43 (7, 1)	3.0	S	11	1	0	0	2	1	0	0	0	0	0	14	18	0.00	0.667

MINNESOTA TWINS @ BOSTON RED SOX
Fenway Park, Boston, MA
 Wed May 05 1982, 7:05 PM EDT
 Att: 14,685 - Unknown - 61 F

AB	37
R	2
H	10
RBI	2
BB	2
SO	5
LOB	17



WP	HR	S	P	ERA	WHIP
1	0	2	3	3.00	1.667
0	0	0	1	0.00	0.667

Batter	1	2	3	4	5	6	7	8	9	AB R H RBI BB SO LOB	TOP											
Jerry Remy, L (1, 4) OBP: 0.333, SLG: 0.330	0-3 K	0-0 1-3		0-0 1-2 3-H 1B		0-0 1B		0-0 1B		5 0 3 1 0 1 2												
Dwight Evans, R (1, 9) OBP: 0.359, SLG: 0.313	0-0 2B 6-3 1B		0-0 F3	0-0 6-3		0-3 K		0-0 4-3		5 1 1 0 0 1 4												
Jim Rice, R (1, 7) OBP: 0.386, SLG: 0.388	0-0 1-3 2B		0-0 6-3		0-0 6-3		0-0 HR		0-0 F7	5 1 2 1 0 0 0												
Tony Perez, R (1, 10) OBP: 0.364, SLG: 0.519	0-0 6-3		0-0 5-3		0-0 HR		0-0 F9		4-0 BB G1-6-3	4 1 1 2 1 0 1												
Carney Lansford, R (1, 5) OBP: 0.347, SLG: 0.349	0-0 F9			0-0 F9	0-0 4-3		0-0 1B		0-0 G1-6-3 1-2f	5 0 1 0 0 0 2												
Dave Stapleton, R (1, 3) OBP: 0.283, SLG: 0.392		0-3 K		0-0 2B	0-0 2B		0-0 F8			4 1 2 0 0 1 1												
Glenn Hoffman, R (1, 6) OBP: 0.346, SLG: 0.495		0-0 6-3		0-0 1B 2B	0-0 6-3		0-0 5-3			4 1 1 1 0 0 2												
Gary Allenson, R (1, 2) OBP: 0.350, SLG: 0.417		0-0 BB 1B		0-0 1B 1B		0-0 F8		0-0 5-3		4 0 2 0 0 0 0												
Reid Nichols, R (1, 8) OBP: 0.308, SLG: 0.182		4-0 BB		0-3 K		0-0 6-3		0-3 K		3 0 0 0 1 2 2												
Inning Stats	R: 1 E: 0 K: 1 S: 7	H: 2 LOB: 1 BB: 0 P: 7	R: 0 E: 0 K: 1 S: 6	H: 1 LOB: 2 BB: 1 P: 10	R: 0 E: 0 K: 0 S: 3	H: 0 LOB: 0 BB: 0 P: 3	R: 2 E: 0 K: 1 S: 9	H: 4 LOB: 2 BB: 0 P: 9	R: 1 E: 0 K: 0 S: 5	H: 2 LOB: 1 BB: 0 P: 5	R: 0 E: 0 K: 1 S: 6	H: 1 LOB: 1 BB: 0 P: 6	R: 1 E: 0 K: 0 S: 5	H: 2 LOB: 1 BB: 0 P: 5	R: 0 E: 0 K: 1 S: 6	H: 1 LOB: 1 BB: 0 P: 6	R: 0 E: 0 K: 0 S: 2	H: 0 LOB: 0 BB: 1 P: 6	1B: 7 2B: 4 3B: 0 HR: 2	SF: 0 SAC: 0 DP: 1 HBP: 0	WP: 0 PB: 0 SB: 0 CS: 0	PA: 41
PITCHER	IP WLS BF H R ER SO BB IBB HBP BLK WP HR S P ERA WHIP																					
Rick Honeycutt, L (1, 1) ERA: 4.95	6.0 L 30 11 5 5 4 1 0 0 0 0 0 2 37 41 7.50 2.000																					
Dave Schmidt, R (7, 1) ERA: 4.26	3.0 11 2 0 0 1 1 0 0 0 0 0 0 12 16 0.00 1.000																					

Boston Red Sox @ Texas Rangers
Arlington Stadium, Arlington, TX
Thu May 06 1982, 8:05 PM EDT
Att. 8,737 - Unknown

livebaseballscorecards.com

AB	39
R	5
H	13
RBI	5
BB	2
SO	5
LOB	14



Batter	1	2	3	4	5	6	7	8	9	AB	R	H	RBI	BB	SO	LOB
George Wright, S (1, 8) OBP: 0.352, SLG: 0.479	0-0 5-3			0-0 5-3 HR		0-0 4-3		0-0 G3		4	1	1	0	0	0	0
Lee Mazzilli, S (1, 10) OBP: 0.333, SLG: 0.365	0-0 6-3			0-0 F7		0-0 F7		0-3 K		4	0	0	0	0	1	1
Buddy Bell, R (1, 5) OBP: 0.429, SLG: 0.547	0-0 F3			0-0 5-3		0-0 1B			0-0 4-3	4	0	1	0	0	0	1
Lamar Johnson, R (1, 3) OBP: 0.421, SLG: 0.600		0-0 6-3		0-0 HR		0-0 1-3			4-0 BB	3	1	1	2	1	0	1
Jim Sundberg, R (1, 2) OBP: 0.424, SLG: 0.467		0-0 5-3		0-0 F8			0-0 6-3		0-0 G1-6-3	4	0	0	0	0	0	1
Leon Roberts, R (1, 9) OBP: 0.176, SLG: 0.267 (4, 7)		0-0 6-3			0-0 FC4-6 2B		0-3 K			3	0	1	0	0	1	0
Bill Stein, R (1, 4) OBP: 0.250, SLG: 0.263			0-0 F9		4-0 BB		0-0 1B			2	0	1	0	1	0	0
Bill Sample, R (1, 7) OBP: 0.405, SLG: 0.355			0-0 5-3		0-0 FC4-6 BB		0-3 K			1	0	0	0	0	0	0
Larry Parrish, R (4, 9) OBP: 0.205, SLG: 0.179					0-0 FC4-6 BB					0	0	0	0	0	0	0
Johnny Grubb, L (5, PH) OBP: 0.267, SLG: 0.231 (6, 9)			0-0 5-3		0-0 G5-4-3					2	0	0	0	0	1	3
Mark Wagner, R (1, 6) OBP: 0.303, SLG: 0.344			0-0 F4		0-0 G5-4-3					2	0	0	0	0	0	2
Mickey Rivers, L (8, PH)										1	0	0	0	0	0	0
Mario Mendoza, R (9, 6) OBP: 0.143, SLG: 0.143								0-0 1-3		0	0	0	0	0	0	0

Inning Stats	R: 0	H: 0	E: 0	K: 0	S: 3	P: 3	R: 0	H: 0	E: 0	K: 0	S: 3	P: 3	R: 0	H: 0	E: 0	K: 0	S: 3	P: 3	R: 2	H: 2	E: 0	K: 0	S: 5	P: 5	R: 0	H: 1	E: 0	K: 0	S: 3	P: 7	R: 0	H: 1	E: 0	K: 0	S: 4	P: 4	R: 0	H: 1	E: 0	K: 2	S: 8	P: 8	R: 0	H: 0	E: 0	K: 1	S: 5	P: 5	R: 0	H: 0	E: 0	K: 0	S: 2	P: 6	1B: 2	SF: 0	2B: 2	SAC: 0	3B: 0	DP: 2	HR: 1	HBP: 0	WP: 0	PA: 32
PITCHER	IP	WLS	BF	H	R	ER	SO	BB	IBB	HBP	BLK	WP	HR	S	P	ERA	WHIP																																															
Bob Ojeda, L (1, 1) ERA: 5.16	4.0		16	3	2	2	0	1	0	0	0	0	0	15	19	4.50	1.000																																															
Bob Stanley, R (5, 1) ERA: 3.65	5.0	W	16	2	0	0	3	1	0	0	0	0	0	21	25	0.00	0.600																																															

BOTTOM

Boston Red Sox @ Texas Rangers
Arlington Stadium, Arlington, TX
Thu May 06 1982, 8:05 PM EDT
Att. 8,737 - Unknown

livebaseballscorecards.com

AB	30
R	2
H	5
RBI	2
BB	2
SO	3
LOB	9



Batter	1	2	3	4	5	6	7	8	9	AB R H RBI BB SO LOB	TOP		
Jerry Remy, L (1, 4) OBP: 0.343, SLG: 0.333	4-0 PB 1B BB		0-0 1B		0-0 F8			0-0 SH1-3 1-2		2 0 1 0 1 0 0	Boston Red Sox @ Texas Rangers Arlington Stadium, Arlington, TX Fri May 07 1982, 8:05 PM EDT Att. 14,338 - Unknown livebaseballscorecards.com		
Dwight Evans, R (1, 9) OBP: 0.364, SLG: 0.320	0-0 F7		0-0 1B G5-4-3		0-0 1B G6-4-3			0-3 K		4 0 2 0 0 1 2			
Jim Rice, R (1, 7) OBP: 0.373, SLG: 0.373	0-3 K		0-0 1B G5-4-3		0-0 1B G6-4-3			0-0 F8		4 0 0 0 0 1 4			
Tony Perez, R (1, 10) Reid Nichols, R (9, PR) OBP: 0.405, SLG: 0.548 OBP: 0.308, SLG: 0.182	0-0 PB 1B 1-2			0-0 1-3		0-0 1B		0-0 FC6-4 1B		4 0 3 0 0 0 0 0 0 0 0 0 0 0			
Carney Lansford, R (1, 5) OBP: 0.353, SLG: 0.360	4-0 FC6-4 BB 1-2 2-3			0-0 2B		0-3 K		0-0 FC6-4 FC5 1B 1-2f		3 0 1 0 1 1 2			
Dave Stapleton, R (1, 3) OBP: 0.282, SLG: 0.387	0-0 FC6-4 1-2f			0-0 F8		0-0 4-3		0-0 BB FC5 1B 1-2		4 0 1 0 0 0 4			
Glenn Hoffman, R (1, 6) OBP: 0.351, SLG: 0.495		0-0 G4-6-3 1B		0-0 F8		0-0 1B G6-4-3		0-0 FC5 1-2 2-3f		4 0 2 0 0 0 3			
Rich Gedman, L (1, 2) OBP: 0.344, SLG: 0.443		0-3 K		0-0 1B G4-6-3		0-0 1B G6-4-3		4-0 BB 1-2 2-3		3 0 1 0 1 1 2			
Rick Miller, L (1, 8) OBP: 0.337, SLG: 0.353		0-0 G4-6-3 1-2f		0-0 G4-6-3 1-2f			0-0 SH1-3 1B	0-3 K		4 0 1 0 0 1 5			
Inning Stats	R: 0 H: 1 E: 0 LOB: 3 K: 1 BB: 2 S: 6 P: 14	R: 0 H: 1 E: 0 LOB: 0 K: 1 BB: 0 S: 5 P: 5	R: 0 H: 2 E: 0 LOB: 0 K: 0 BB: 0 S: 3 P: 3	R: 0 H: 1 E: 0 LOB: 1 K: 0 BB: 0 S: 4 P: 4	R: 0 H: 1 E: 0 LOB: 0 K: 0 BB: 0 S: 3 P: 3	R: 0 H: 2 E: 0 LOB: 1 K: 1 BB: 0 S: 6 P: 6	R: 0 H: 1 E: 0 LOB: 0 K: 0 BB: 0 S: 3 P: 3	R: 0 H: 1 E: 0 LOB: 1 K: 1 BB: 0 S: 6 P: 6	R: 0 H: 2 E: 0 LOB: 3 K: 1 BB: 1 S: 7 P: 11	1B: 11 SF: 0 2B: 1 SAC: 1 3B: 0 DP: 5 HR: 0 HBP: 0	WP: 0 PA: 36 PB: 1 SB: 0 CS: 0		
PITCHER	IP WLS BF H R ER SO BB IBB HBP BLK WP HR S P ERA WHIP											PITCHER	IP WLS BF H R ER SO BB IBB HBP BLK WP HR S P ERA WHIP
Doc Medich, R (1, 1) ERA: 7.97	7.1 W 28 10 0 0 3 2 0 0 0 0 0 0 32 40 0.00 1.636												
Danny Darwin, R (8, 1) ERA: 2.0	1.2 S 8 2 0 0 2 1 0 0 0 0 0 0 11 15 0.00 1.800												



Batter	1	2	3	4	5	6	7	8	9
George Wright, S OBP: 0.339, SLG: 0.460 (1, 9)	0-3 K		0-0 F7		0-0 F8			0-0 F1	
Lee Mazzilli, S OBP: 0.318, SLG: 0.346 (1, 8)	0-0 F6		0-0 F7			0-0 F8		0-0 4-3	
Buddy Bell, R OBP: 0.426, SLG: 0.539 (1, 5)	0-0 1B			0-0 5-3		0-0 6-3			
Pat Putnam, L OBP: 0.348, SLG: 0.368 (1, 3)	0-3 K			0-0 4-3		0-0 F8			
Lamar Johnson, R OBP: 0.415, SLG: 0.568 (1, 10)		0-0 F5		4-0 FC4-6 BB		0-0 6-3			
Johnny Grubb, L OBP: 0.333, SLG: 0.313 (1, 7)		0-0 1B		0-0 FC4-6 1-2f		0-0 SH1-3 1B			
Bob Johnson, R OBP: 0.143, SLG: 0.571 (1, 2)		0-0 F3			0-0 HR		0-0 SH1-3 1-2		
Bill Stein, R OBP: 0.217, SLG: 0.227 (1, 4)		0-0 F9			0-0 F8		0-0 4-3		
Mark Wagner, R OBP: 0.290, SLG: 0.328 (1, 6)			0-0 F4		0-0 6-3		0-3 K		

Inning Stats											Inning Stats										
R: 0	H: 1	R: 0	H: 1	R: 0	H: 0	R: 1	H: 1	R: 0	H: 0	R: 0	H: 1	R: 0	H: 0	R: 0	H: 0	R: 0	H: 0	R: 0	H: 0	R: 0	H: 0
E: 0	LOB: 1	E: 0	LOB: 1	E: 0	LOB: 0	E: 0	LOB: 0	E: 0	LOB: 0	E: 0	LOB: 1	E: 0	LOB: 0	E: 0	LOB: 0	E: 0	LOB: 1	E: 0	LOB: 0	E: 0	LOB: 0
K: 2	BB: 0	K: 0	BB: 0	K: 0	BB: 0	K: 0	BB: 0	K: 0	BB: 0	K: 0	BB: 0	K: 0	BB: 0	K: 0	BB: 0	K: 1	BB: 0	K: 0	BB: 0	K: 0	BB: 0
S: 8	P: 8	S: 4	P: 4	S: 3	P: 3	S: 3	P: 7	S: 3	P: 3	S: 4	P: 4	S: 3	P: 3	S: 4	P: 4	S: 5	P: 5	S: 5	P: 5	S: 5	P: 5

PITCHER	IP	WLS	BF	H	R	ER	SO	BB	IBB	HBP	BLK	WP	HR	S	P	ERA	WHIP
Dennis Eckersley, R ERA: 2.38 (1, 1)	8.0	L	29	4	1	1	3	1	0	0	0	0	1	34	38	1.12	0.625

PITCHER	IP	WLS	BF	H	R	ER	SO	BB	IBB	HBP	BLK	WP	HR	S	P	ERA	WHIP

BOTTOM

AB	R	H	RBI	BB	SO	LOB
4	0	0	0	0	1	0
4	0	0	0	0	0	0
3	0	1	0	0	0	0
3	0	0	0	0	1	1
2	0	0	0	1	0	0
3	0	2	0	0	0	1
2	1	1	1	0	0	1
3	0	0	0	0	0	2
3	0	0	0	0	1	0

AB	27
R	1
H	4
RBI	1
BB	1
SO	3
LOB	5



1B	2B	3B	HR	SF	SAC	DP	HBP	WP	PA
3	0	0	1	0	1	0	0	0	29

Boston Red Sox @ Texas Rangers
Arlington Stadium, Arlington, TX
 Fri May 07 1982, 8:05 PM EDT
 Att. 14,338 - Unknown

livebaseballscorecards.com

Batter	1	2	3	4	5	6	7	8	9	AB R H RBI BB SO LOB	TOP							
Jerry Remy, L (1, 4) OBP: 0.342, SLG: 0.343	0-3 K		0-0 2B			0-0 SH 2B 6-3		0-0 5-3		3 1 1 0 0 1 0								
Dwight Evans, R (1, 9) OBP: 0.360, SLG: 0.327	0-0 5-3		0-3 K			0-0 2B 1-3 2-H		0-0 6-3		4 0 1 1 0 1 1								
Jim Rice, R (1, 7) OBP: 0.361, SLG: 0.358	0-3 K			0-0 5-3		0-0 6-3			0-0 5-3	4 0 0 1 0 1 1								
Tony Perez, R (1, 10) OBP: 0.390, SLG: 0.514		0-0 5-3		0-0 6-3		0-0 F8			0-0 1B	4 0 1 0 0 0 1								
Carney Lansford, R (1, 5) OBP: 0.349, SLG: 0.355		0-0 1B		0-0 F8		0-0 6-3			0-3 K	4 0 1 0 0 1 2								
Dave Stapleton, R (1, 3) OBP: 0.272, SLG: 0.373		0-0 F7			0-0 5-3		0-0 F7		0-0 F7	4 0 0 0 0 0 2								
Glenn Hoffman, R (1, 6) OBP: 0.351, SLG: 0.491		0-3 K			0-0 F9		0-0 1B G6-3			3 0 1 0 0 1 1								
Gary Allenson, R (1, 2) OBP: 0.326, SLG: 0.385			0-0 1-3		0-0 F7		0-0 1B G6-3 1-2f			3 0 0 0 0 0 1								
Reid Nichols, R (1, 8) OBP: 0.313, SLG: 0.214			0-3 K			0-0 1B SH 2B		0-0 F8		3 1 1 0 0 1 0								
Inning Stats	R: 0 E: 0 K: 2 S: 7	H: 0 LOB: 0 BB: 0 P: 7	R: 0 E: 0 K: 1 S: 6	H: 1 LOB: 1 BB: 0 P: 6	R: 0 E: 0 K: 2 S: 8	H: 1 LOB: 1 BB: 0 P: 8	R: 0 E: 0 K: 0 S: 3	H: 0 LOB: 0 BB: 0 P: 3	R: 0 E: 0 K: 0 S: 3	H: 1 LOB: 0 BB: 0 P: 3	R: 0 E: 0 K: 1 S: 6	H: 1 LOB: 1 BB: 0 P: 6	R: 0 E: 0 K: 1 S: 6	H: 1 LOB: 1 BB: 0 P: 6	1B: 4 2B: 2 3B: 0 HR: 0	SF: 0 SAC: 1 DP: 1 HBP: 0	WP: 0 PB: 0 SB: 0 CS: 0	PA: 33
PITCHER Jon Matlack, L (1, 1) ERA: 2.12	IP: 9.0 WLS: L BF: 33 H: 6 R: 2 ER: 1 SO: 6 BB: 0 IBB: 0 HBP: 0 BLK: 0 WP: 0 HR: 0 S: 45 P: 45 ERA: 1.00 WHIP: 0.667											PITCHER	IP: 9.0 WLS: L BF: 33 H: 6 R: 2 ER: 1 SO: 6 BB: 0 IBB: 0 HBP: 0 BLK: 0 WP: 0 HR: 0 S: 45 P: 45 ERA: 1.00 WHIP: 0.667					

Boston Red Sox @ Texas Rangers
Arlington Stadium, Arlington, TX
Sat May 08 1982, 8:05 PM EDT
Att: 18,950 - Unknown

livebaseballscorecards.com

AB 32
R 2
H 6
RBI 2
BB 0
SO 6
LOB 9



Batter	1	2	3	4	5	6	7	8	9	AB R H RBI BB SO LOB	TOP		
Jerry Remy, L (1, 4) OBP: 0.330, SLG: 0.330	0-0 F7		0-0 L4			0-0 F5		0-0 F8		4 0 0 0 0 0 1	Boston Red Sox @ Texas Rangers Arlington Stadium, Arlington, TX Sun May 09 1982, 4:33 AM EDT Att. 12,789 - Unknown		
Dwight Evans, R (1, 9) OBP: 0.364, SLG: 0.321	0-3 K		0-0 6-3			4-0 1B 2B BB		4-0 BB		2 1 0 0 2 1 1			
Jim Rice, R (1, 7) OBP: 0.365, SLG: 0.364	0-0 1B			0-3 K		0-0 2B 1-2 1B		0-3 K		4 0 2 0 0 2 1			
Tony Perez, R (1, 10) OBP: 0.378, SLG: 0.513	0-0 F4			0-0 F8		0-0 1-3 2-H 2B		0-0 1-3		4 0 1 1 0 0 2			
Carney Lansford, R (1, 5) OBP: 0.345, SLG: 0.344		0-0 6-3		0-0 5-3		4-0 BB		0-0 F8		3 0 0 0 1 0 0			
Dave Stapleton, R (1, 3) OBP: 0.263, SLG: 0.360		0-0 5-3			0-0 L5	0-0 6-3		0-0 4-3		4 0 0 0 0 0 3			
Glenn Hoffman, R (1, 6) OBP: 0.339, SLG: 0.473		0-3 K			0-0 F8		0-0 F7		0-0 3-1	4 0 0 0 0 1 0			
Gary Allenson, R (1, 2) OBP: 0.326, SLG: 0.381			0-0 SH1-3 1B		0-0 5-3		0-0 4-3			3 0 1 0 0 0 0			
Rick Miller, L (1, 8) OBP: 0.330, SLG: 0.345			0-0 SH1-3			0-0 4-3	0-0 F9			2 0 0 0 0 0 0			
Inning Stats	R: 0 H: 1 E: 0 LOB: 1 K: 1 BB: 0 S: 6 P: 6	R: 0 H: 0 E: 0 LOB: 0 K: 1 BB: 0 S: 5 P: 5	R: 0 H: 1 E: 0 LOB: 1 K: 0 BB: 0 S: 4 P: 4	R: 0 H: 0 E: 0 LOB: 0 K: 1 BB: 0 S: 5 P: 5	R: 0 H: 0 E: 0 LOB: 0 K: 0 BB: 0 S: 3 P: 3	R: 1 H: 2 E: 0 LOB: 3 K: 0 BB: 2 S: 5 P: 13	R: 0 H: 0 E: 0 LOB: 0 K: 0 BB: 0 S: 3 P: 3	R: 0 H: 0 E: 0 LOB: 1 K: 1 BB: 1 S: 5 P: 9	R: 0 H: 0 E: 0 LOB: 0 K: 0 BB: 0 S: 3 P: 3	1B: 3 SF: 0 2B: 1 SAC: 1 3B: 0 DP: 0 HR: 0 HBP: 0	WP: 0 PA: 34 PB: 0 SB: 0 CS: 0		
PITCHER	IP WLS BF H R ER SO BB IBB HBP BLK WP HR S P ERA WHIP											PITCHER	IP WLS BF H R ER SO BB IBB HBP BLK WP HR S P ERA WHIP
Frank Tanana, L (1, 1) ERA: 4.38	7.1 L 28 4 1 1 3 2 0 0 0 0 0 0 32 40 1.23 0.818												
Danny Darwin, R (8, 1) ERA: 1.83	1.2 6 0 0 0 1 1 0 0 0 0 0 0 7 11 0.00 0.600												

AB	30
R	1
H	4
RBI	1
BB	3
SO	4
LOB	8



Batter	1	2	3	4	5	6	7	8	9	AB R H RBI BB SO LOB
George Wright, S (1, 8) OBP: 0.322, SLG: 0.440	0-3 K		0-0 F7		0-0 2B		0-3 K		0-3 K	5 0 1 0 0 3 1
Bill Stein, R (1, 4) OBP: 0.194, SLG: 0.200	0-0 BB 1B 1B		0-0 G3		0-3 K		0-0 F9			4 0 1 0 0 1 2
Buddy Bell, R (1, 5) OBP: 0.422, SLG: 0.521	0-0 BB 1-2 1B		0-0 6-3		4-0 IBB			0-0 FC1-6 1B		3 0 2 0 1 0 0
Lamar Johnson, R (1, 10) OBP: 0.396, SLG: 0.512 Bill Sample, R (8, PR) OBP: 0.405, SLG: 0.355	0-0 F2			0-0 L6	0-0 6-3			0-0 FC1-6 CS 1-2f		4 0 0 0 0 0 6 0 0 0 0 0 0 0
Jim Sundberg, R (1, 2) OBP: 0.435, SLG: 0.469	4-0 BB 1-2 2-3 BB			0-0 FC5-4 1B		0-0 SH5-3 1B		0-0 1-2 1B		3 0 3 0 1 0 0
Leon Roberts, R (1, 7) OBP: 0.174, SLG: 0.238 (7, 9)	0-0 L7			0-0 FC5-4 1-2f		0-0 SH5-3 1-2		0-0 F7		3 0 0 0 0 0 5
Bob Johnson, R (1, 3) OBP: 0.222, SLG: 0.500 Pat Putnam, L (6, PH) OBP: 0.333, SLG: 0.365 (7, 3)		4-0 BB CS BB		0-0 F7		0-0 4-3			0-0 4-3	1 0 0 0 1 0 1 2 0 0 0 0 0 1
Larry Parrish, R (1, 9) OBP: 0.213, SLG: 0.188 Johnny Grubb, L (6, PH) OBP: 0.435, SLG: 0.524 (7, 7)		0-3 K			0-0 FC6-4 1B		0-0 4-3		0-0 2B	2 0 1 0 0 1 1 2 0 1 0 0 0 1
Mark Wagner, R (1, 6) OBP: 0.267, SLG: 0.300 Lee Mazzilli, S (9, PH) OBP: 0.315, SLG: 0.342		0-0 F3			0-0 FC6-4 2B 1-2f		0-0 5-3		0-3 K	3 0 0 0 0 0 2 1 0 0 0 0 1 1

Inning Stats	R: 0 E: 0 K: 1 S: 7	H: 2 LOB: 3 BB: 1 P: 11	R: 0 E: 0 K: 1 S: 4	H: 0 LOB: 0 BB: 1 P: 8	R: 0 E: 0 K: 0 S: 3	H: 0 LOB: 0 BB: 0 P: 3	R: 0 E: 0 K: 0 S: 4	H: 1 LOB: 1 BB: 0 P: 4	R: 0 E: 0 K: 1 S: 7	H: 2 LOB: 3 BB: 1 P: 11	R: 0 E: 0 K: 0 S: 4	H: 1 LOB: 1 BB: 0 P: 4	R: 0 E: 0 K: 1 S: 5	H: 0 LOB: 0 BB: 0 P: 5	R: 0 E: 0 K: 0 S: 4	H: 2 LOB: 1 BB: 0 P: 4	R: 0 E: 0 K: 2 S: 8	H: 1 LOB: 1 BB: 0 P: 8	1B: 7 2B: 2 3B: 0 HR: 0	SF: 0 SAC: 1 DP: 0 HBP: 0	WP: 0 PB: 0 SB: 0 CS: 2	PA: 37 ERA WHIP
PITCHER	IP	WLS	BF	H	R	ER	SO	BB	IBB	HBP	BLK	WP	HR	S	P	ERA	WHIP					
John Tudor, L (1, 1) ERA: 3.49	4.2		21	5	0	0	3	2	1	0	0	0	0	24	36	0.00	1.500					
Bob Stanley, R (5, 1) ERA: 3.18	3.2	W	14	4	0	0	1	0	0	0	0	0	0	16	16	0.00	1.091					
Mark Clear, R (9, 1) ERA: 1.61	0.2	S	2	0	0	0	2	0	0	0	0	0	0	6	6	0.00	0.000					

BOTTOM

Boston Red Sox @ Texas Rangers
Arlington Stadium, Arlington, TX
Sun May 09 1982, 4:33 AM EDT
Att. 12,789 - Unknown

livebaseballscorecards.com

AB	33
R	0
H	9
RBI	0
BB	3
SO	6
LOB	21



Batter	1	2	3	4	5	6	7	8	9	AB R H RBI BB SO LOB
Jerry Remy, L (1, 4) OBP: 0.325, SLG: 0.324	0-0 F7		0-0 2B 1B	0-0 2-3 F8		0-0 1-2f FC6-4 BB		0-0 F4		5 1 1 0 0 0 2
Dwight Evans, R (1, 9) OBP: 0.358, SLG: 0.325	0-0 F8		0-0 1-3 1B 2B	0-0 5-3		0-0 F8		0-3 K		5 1 1 0 0 1 2
Jim Rice, R (1, 7) OBP: 0.382, SLG: 0.404	0-0 1B		0-0 2-3 3-H 2B 5-3 1B	0-0 3-H HR		4-0 1-2 BB		0-0 5-3		4 2 3 3 1 0 0
Carl Yastrzemski, L (1, 10) OBP: 0.412, SLG: 0.576	0-0 F5		0-0 1-3 3-H 2B	0-0 1B		0-0 F6		0-0 F7		5 1 2 1 0 0 3
Carney Lansford, R (1, 5) OBP: 0.348, SLG: 0.360		0-0 F9	4-0 2B 5-3 IBB	0-0 F5		0-0 F8		0-0 1B 3B		4 2 1 0 1 0 1
Dave Stapleton, R (1, 3) OBP: 0.260, SLG: 0.353		0-3 K	0-0 1-2 2-3 3-H 5-3		0-0 F4		0-0 L7		0-0 1B	5 0 1 2 0 1 2
Glenn Hoffman, R (1, 6) OBP: 0.341, SLG: 0.474		0-0 F7	0-0 2-H 3-H 2B		0-3 K		4-0 BB		0-3 K	4 0 1 2 1 2 1
Rich Gedman, L (1, 2) OBP: 0.338, SLG: 0.477			HR		0-0 F7		0-0 4-3			4 1 1 1 0 0 2
Rick Miller, L (1, 8) OBP: 0.337, SLG: 0.363			6-3		0-0 G3				0-3 K	4 1 2 0 0 1 0
					0-0 F8 HR 2B					
						0-0 FC6-4 1B				

TOP	
AB 40	
R 9	
H 13	
RBI 9	
BB 3	
SO 5	
LOB 13	
	
WP: 0 PA: 43	
PB: 0	
SB: 0	
CS: 0	

Boston Red Sox @ Minnesota Twins
 Hubert H. Humphrey Metrodome, Minneapolis, MN

Mon May 10 1982, 8:05 PM EDT
 Att. 7,790 - Dome - 70 F

livebaseballscorecards.com

Inning Stats	R: 0	H: 1	E: 0	K: 0	S: 4	P: 4	R: 0	H: 0	E: 0	K: 1	S: 5	P: 5	R: 6	H: 6	E: 0	K: 0	S: 9	P: 13	R: 2	H: 3	E: 0	K: 0	S: 6	P: 6	R: 0	H: 0	E: 0	K: 1	S: 5	P: 5	R: 0	H: 1	E: 0	K: 0	S: 4	P: 8	R: 0	H: 0	E: 0	K: 0	S: 3	P: 7	R: 0	H: 0	E: 0	K: 2	S: 7	P: 7	R: 1	H: 2	E: 0	K: 1	S: 7	P: 7	1B: 6	2B: 4	3B: 1	HR: 2	SF: 0	SAC: 0	DP: 0	HBP: 0	WP: 0	PA: 43
--------------	------	------	------	------	------	------	------	------	------	------	------	------	------	------	------	------	------	-------	------	------	------	------	------	------	------	------	------	------	------	------	------	------	------	------	------	------	------	------	------	------	------	------	------	------	------	------	------	------	------	------	------	------	------	------	-------	-------	-------	-------	-------	--------	-------	--------	-------	--------

PITCHER	IP	WLS	BF	H	R	ER	SO	BB	IBB	HBP	BLK	WP	HR	S	P	ERA	WHIP
Roger Erickson, R (1, 1) ERA: 4.87	3.2	L	22	10	8	8	1	0	1	0	0	0	2	23	27	19.64	2.727
Terry Felton, R (4, 1) ERA: 4.66	4.1		16	1	0	0	3	2	0	0	0	0	0	20	28	0.00	0.692
Ron Davis, R (9, 1) ERA: 2.84	1.0		5	2	1	1	1	0	0	0	0	0	0	7	7	9.00	2.000

PITCHER	IP	WLS	BF	H	R	ER	SO	BB	IBB	HBP	BLK	WP	HR	S	P	ERA	WHIP
---------	----	-----	----	---	---	----	----	----	-----	-----	-----	----	----	---	---	-----	------

Batter	1	2	3	4	5	6	7	8	9	AB R H RBI BB SO LOB
Ron Washington, R OBP: 0.345, SLG: 0.400 (1, 6) (8, 5)	0-0 G3 1B		0-0 F9	4-0 BB			0-0 5-3		0-0 F9	4 0 1 0 1 0 0
Rob Wilfong, L OBP: 0.236, SLG: 0.173 (1, 4)	0-0 G3 1-2		0-0 F5	0-0 4-3			0-0 WP 1B			4 1 1 0 0 0 2
Jesus Vega, R OBP: 0.367, SLG: 0.475 (1, 10)	0-0 F9		0-0 F4		0-0 5-3		0-0 1-H 1B			4 0 1 1 0 0 1
Kent Hrbek, L OBP: 0.386, SLG: 0.624 (1, 3)	0-0 F6			0-0 4-3 HR 2B	0-0 G3		0-0 F9			4 1 1 0 0 0 2
Randy Johnson, L OBP: 0.407, SLG: 0.618 (1, 9)		0-0 F9		0-0 4-3 2-3	0-3 K			0-3 K		4 0 0 0 0 2 1
John Castino, R OBP: 0.311, SLG: 0.328 (1, 5) (8, 7)		0-0 F8		4-0 BB HR BB		0-0 F8		0-0 L7		3 1 0 0 1 0 0
Butch Wynegar, S OBP: 0.272, SLG: 0.265 (1, 2)		0-0 1B 1B		4-0 1-2 HR BB		0-0 5-3		0-0 5-3		3 1 1 0 1 0 0
Gary Ward, R OBP: 0.276, SLG: 0.342 (1, 7) (8, 8)		0-0 1-2 1B		0-0 1-H 2-H 3-H HR		0-0 F9			0-0 F2	4 1 2 4 0 0 0
Bobby Mitchell, L OBP: 0.277, SLG: 0.232 Lenny Faedo, R OBP: 0.262, SLG: 0.218 (7, PH) (8, 6)		0-0 F7		0-0 1-3		0-3 K		0-3 K2-3		2 0 0 0 0 0 2 2 0 0 0 0 2 0

Inning Stats	R: 0 E: 0 K: 0 S: 4	H: 1 LOB: 1 BB: 0 P: 4	R: 0 E: 0 K: 0 S: 5	H: 2 LOB: 2 BB: 0 P: 5	R: 0 E: 0 K: 0 S: 3	H: 0 LOB: 0 BB: 0 P: 3	R: 4 E: 0 K: 0 S: 5	H: 2 LOB: 1 BB: 3 P: 17	R: 0 E: 0 K: 1 S: 5	H: 0 LOB: 0 BB: 0 P: 5	R: 0 E: 0 K: 0 S: 3	H: 0 LOB: 0 BB: 0 P: 3	R: 1 E: 0 K: 1 S: 7	H: 2 LOB: 1 BB: 0 P: 7	R: 0 E: 0 K: 1 S: 5	H: 0 LOB: 0 BB: 0 P: 5	R: 0 E: 0 K: 1 S: 5	H: 0 LOB: 0 BB: 0 P: 5	1B: 5 2B: 1 3B: 0 HR: 1	SF: 0 SAC: 0 DP: 0 HBP: 0	WP: 1 PB: 0 SB: 0 CS: 0	PA: 37
--------------	------------------------------	---------------------------------	------------------------------	---------------------------------	------------------------------	---------------------------------	------------------------------	----------------------------------	------------------------------	---------------------------------	------------------------------	---------------------------------	------------------------------	---------------------------------	------------------------------	---------------------------------	------------------------------	---------------------------------	----------------------------------	------------------------------------	----------------------------------	--------

PITCHER	IP	WLS	BF	H	R	ER	SO	BB	IBB	HBP	BLK	WP	HR	S	P	ERA	WHIP
Mike Torrez, R ERA: 4.5 (1, 1)	3.2		19	5	4	4	0	3	0	0	0	0	1	16	28	9.82	2.182
Tom Burgmeier, L ERA: 1.27 (4, 1)	5.1	W	18	2	1	1	4	0	0	0	0	1	0	26	26	1.69	0.375

BOTTOM

Boston Red Sox @ Minnesota Twins
Hubert H. Humphrey Metrodome, Minneapolis, MN

Mon May 10 1982, 8:05 PM EDT
Att. 7,790 - Dome - 70 F

livebaseballscorecards.com

AB	34
R	5
H	7
RBI	5
BB	3
SO	4
LOB	8



Batter	1	2	3	4	5	6	7	8	9	AB R H RBI BB SO LOB	TOP																		
Jerry Remy, L (1, 4) OBP: 0.328, SLG: 0.322	0-3 K		0-0 F7		0-0 2B 1B	0-0 3-1		4-0 3B BB		4 2 1 0 1 1 1	Boston Red Sox @ Minnesota Twins Hubert H. Humphrey Metrodome, Minneapolis, MN Tue May 11 1982, 8:05 PM EDT Att. 8,321 - Dome - 72 F livebaseballscorecards.com																		
Dwight Evans, R (1, 9) OBP: 0.367, SLG: 0.370	0-0 1B		0-0 F7		0-0 L9	0-0 3B		0-0 3B 1-H 2-H		5 0 3 2 0 0 2																			
Jim Rice, R (1, 7) OBP: 0.375, SLG: 0.390	0-0 F8			0-0 E5 1B 1B 1B	4-0 2B 1B BB	0-0 4-3		0-0 F5		4 2 0 0 1 0 3																			
Tony Perez, R (1, 10) OBP: 0.380, SLG: 0.523	0-0 F8			0-0 1B 1B 1B	0-0 1B 2B		0-3 K	0-0 F6		5 1 2 1 0 1 1																			
Carney Lansford, R (1, 5) OBP: 0.350, SLG: 0.362		0-0 6-3		0-0 1B	0-3 K		0-0 F7	0-0 G5-4-3 1B		5 0 2 0 0 1 2																			
Dave Stapleton, R (1, 3) OBP: 0.266, SLG: 0.355		0-0 F7		0-0 1B	0-0 1B		0-0 6-3	0-0 G5-4-3 1-2f		5 0 2 3 0 0 1																			
Glenn Hoffman, R (1, 6) OBP: 0.339, SLG: 0.462		0-3 K		0-0 F3	4-0 FC6-4 IBB		0-3 K			3 0 0 0 1 2 3																			
Gary Allenson, R (1, 2) OBP: 0.300, SLG: 0.348			0-0 F9	0-0 F3	0-0 FC6-4 1-2f		0-3 K			4 0 0 0 0 1 5																			
Reid Nichols, R (1, 8) OBP: 0.316, SLG: 0.235 Rick Miller, L (8, PH) OBP: 0.343, SLG: 0.363			0-0 1B	0-3 K		0-0 F7		4-0 3B BB		3 0 1 0 0 1 3 0 1 0 0 1 0 0																			
Inning Stats	R: 0 E: 0 K: 1 S: 6	H: 1 LOB: 1 BB: 0 P: 6	R: 0 E: 0 K: 1 S: 5	H: 0 LOB: 0 BB: 0 P: 5	R: 0 E: 0 K: 0 S: 4	H: 1 LOB: 1 BB: 0 P: 4	R: 1 E: 1 K: 1 S: 9	H: 3 LOB: 3 BB: 0 P: 9	R: 3 E: 0 K: 1 S: 8	H: 3 LOB: 2 BB: 2 P: 16	R: 0 E: 0 K: 0 S: 4	H: 1 LOB: 1 BB: 0 P: 4	R: 0 E: 0 K: 1 S: 5	H: 0 LOB: 0 BB: 0 P: 5	R: 2 E: 0 K: 2 S: 8	H: 1 LOB: 1 BB: 2 P: 16	R: 0 E: 0 K: 0 S: 3	H: 1 LOB: 0 BB: 0 P: 3	1B: 8 2B: 1 3B: 2 HR: 0	SF: 0 SAC: 0 DP: 1 HBP: 0	WP: 0 PB: 0 SB: 0 CS: 0	PA: 42							
PITCHER	IP WLS BF H R ER SO BB IBB HBP BLK WP HR S P ERA WHIP																												
Brad Havens, L (1, 1) ERA: 3.79	5.2		29	9	4	3	4	1	1	0	0	0	0	0	35	43	4.76	1.765											
Bobby Castillo, R (6, 1) ERA: 4.6	3.1	W	13	2	2	2	3	2	0	0	0	0	0	17	25	5.40	1.200												



Batter	1	2	3	4	5	6	7	8	9
Ron Washington, R OBP: 0.333, SLG: 0.383 (1, 4) (7, 6)	0-3 K		0-3 K		0-0 F9	0-0 1B		0-0 F4	
John Castino, R OBP: 0.316, SLG: 0.348 (1, 7) (7, 4)	0-0 6-3		0-0 F4		0-0 2B	0-0 1B		0-3 K	
Jesus Vega, R OBP: 0.364, SLG: 0.444 (1, 10)	0-0 F8		0-0 F3		0-0 6-3	0-0 F7			
Kent Hrbek, L OBP: 0.382, SLG: 0.612 (1, 3)		0-0 E WP 1B		0-0 6-3		0-0 3-1	0-0 1-6-3		
Gary Gaetti, R OBP: 0.265, SLG: 0.448 (1, 5)		0-3 K		0-0 5-3		0-0 L8	0-0 F3		
Gary Ward, R OBP: 0.291, SLG: 0.381 (1, 9)		0-0 E6 WP SF8 1B		0-3 K		0-0 1B 1B	0-0 HR		
Butch Wynegar, S OBP: 0.292, SLG: 0.291 (1, 2)		4-0 SF8 WP BB			0-0 4-3 1B 2B	0-0 1-2 1B 1B	0-0 F8		
Lenny Faedo, R OBP: 0.254, SLG: 0.214 Randy Bush, L OBP: 0.375, SLG: 0.357 (6, PH) (7, 7)		0-0 SF8		0-0 4-3	0-0 2-3	0-0 1-2 2-H 1B 1B	0-3 K		
Bobby Mitchell, L OBP: 0.299, SLG: 0.260 (1, 8)		0-3 K		0-0 2B 1B	0-0 3-H 1B 1B		0-0 1B		

Inning Stats	R: 0	H: 0	E: 0	K: 1	S: 5	R: 2	H: 2	E: 1	K: 2	S: 9	R: 0	H: 0	E: 0	K: 1	S: 5	R: 0	H: 0	E: 0	K: 1	S: 5	R: 2	H: 3	E: 0	K: 0	S: 6	R: 5	H: 6	E: 0	K: 0	S: 9	R: 1	H: 1	E: 0	K: 0	S: 4	R: 0	H: 1	E: 0	K: 2	S: 8
	LOB: 0	BB: 0	P: 5	LOB: 1	BB: 1	P: 13	LOB: 0	BB: 0	P: 5	LOB: 0	BB: 0	P: 5	LOB: 1	BB: 0	P: 6	LOB: 0	BB: 0	P: 4	LOB: 1	BB: 0	P: 8	LOB: 0	BB: 0	P: 8	LOB: 1	BB: 0	P: 8	LOB: 0	BB: 0	P: 8	LOB: 1	BB: 0	P: 8	LOB: 0	BB: 0	P: 8	LOB: 1	BB: 0	P: 8	

PITCHER	IP	WLS	BF	H	R	ER	SO	BB	IBB	HBP	BLK	WP	HR	S	P	ERA	WHIP
Bob Ojeda, L ERA: 5.86 (1, 1)	5.2	L	25	7	6	6	5	1	0	0	0	1	0	34	38	9.53	1.412
Luis Aponte, R ERA: 2.77 (6, 1)	0.1		5	4	3	3	0	0	0	0	0	0	0	5	5	81.00	12.000
Bruce Hurst, L ERA: 2.82 (7, 1)	2.0		8	2	1	1	2	0	0	0	0	0	1	12	12	4.50	1.000

BOTTOM

Boston Red Sox @ Minnesota Twins
 Hubert H. Humphrey Metrodome, Minneapolis, MN

Tue May 11 1982, 8:05 PM EDT
 Att. 8,321 - Dome - 72 F

livebaseballscorecards.com

AB	36
R	10
H	13
RBI	9
BB	1
SO	7
LOB	8



1B	2B	3B	HR	SF	SAC	DP	HBP	WP	HR	S	P	ERA	WHIP
10	2	0	1	1	0	0	0	1	0	0	0	9.53	1.412

Batter	1	2	3	4	5	6	7	8	9	AB R H RBI BB SO LOB	TOP											
Jerry Remy, L (1, 4) OBP: 0.316, SLG: 0.309	0-0 F7		0-0 3-1			0-0 4-3		0-0 4-3		4 0 0 0 0 0 1	Boston Red Sox @ Kansas City Royals Royals Stadium, Kansas City, MO Thu May 13 1982, 8:05 PM EDT Att. 17,459 - Unknown - 68 F											
Dwight Evans, R (1, 9) OBP: 0.365, SLG: 0.367	0-3 K			0-0 F6		0-0 1B		0-0 1B		4 0 2 1 0 1 0												
Jim Rice, R (1, 7) OBP: 0.372, SLG: 0.433	0-0 F9			0-0 1-3		0-0 F3		0-0 F9		4 0 0 0 0 0 2												
Tony Perez, R (1, 10) OBP: 0.389, SLG: 0.511		0-0 F4		4-0 2B BB		0-0 1B		0-0 F4		3 1 1 0 1 0 1												
Carney Lansford, R (1, 5) OBP: 0.359, SLG: 0.389		0-0 F9		0-0 1-H 2B		0-0 F4			0-0 1B	4 0 2 1 0 0 2												
Dave Stapleton, R (1, 3) OBP: 0.279, SLG: 0.359		0-0 WP 1B		0-0 F7		0-0 F7			0-0 F7	4 0 1 0 0 0 2												
Glenn Hoffman, R (1, 6) OBP: 0.326, SLG: 0.441		0-0 F8			0-0 5-3		0-0 F5		0-3 K	4 0 0 0 0 1 2												
Rich Gedman, L (1, 2) OBP: 0.316, SLG: 0.438			0-0 L7		0-0 4-3		0-0 F7		0-3 K	4 0 0 0 0 1 1												
Rick Miller, L (1, 8) OBP: 0.349, SLG: 0.367			0-0 6-3		0-0 F7			0-0 1B		3 1 1 0 0 0 0												
Inning Stats	R: 0 E: 0 K: 1 S: 5	H: 0 LOB: 0 BB: 0 P: 5	R: 0 E: 0 K: 0 S: 4	H: 1 LOB: 1 BB: 0 P: 4	R: 0 E: 0 K: 0 S: 3	H: 0 LOB: 0 BB: 0 P: 3	R: 1 E: 0 K: 0 S: 4	H: 1 LOB: 1 BB: 1 P: 8	R: 0 E: 0 K: 0 S: 3	H: 0 LOB: 0 BB: 0 P: 3	R: 0 E: 0 K: 0 S: 5	H: 2 LOB: 2 BB: 0 P: 5	R: 0 E: 0 K: 0 S: 3	H: 0 LOB: 0 BB: 0 P: 3	R: 1 E: 0 K: 2 S: 5	H: 2 LOB: 1 BB: 0 P: 5	R: 0 E: 0 K: 2 S: 8	H: 1 LOB: 1 BB: 0 P: 8	1B: 6 2B: 1 3B: 0 HR: 0	SF: 0 SAC: 0 DP: 0 HBP: 0	WP: 1 PB: 0 SB: 0 CS: 0	PA: 35
PITCHER	IP WLS BF H R ER SO BB IBB HBP BLK WP HR S P ERA WHIP																					
Dave Frost, R (1, 1) ERA: 4.05	8.0 W 31 6 2 2 1 1 0 0 0 1 0 32 36 2.25 0.875																					
Grant Jackson, L (9, 1) ERA: 4.82	1.0 4 1 0 0 2 0 0 0 0 0 0 8 8 0.00 1.000																					

AB	34
R	2
H	7
RBI	2
BB	1
SO	3
LOB	11



Batter	1	2	3	4	5	6	7	8	9	AB R H RBI BB SO LOB	TOP											
Jerry Remy, L (1, 4) OBP: 0.312, SLG: 0.299	0-0 1-3		0-0 5-3		0-0 SH 2B	0-3 K		4-0 2B BB	0-0 F7	4 2 0 0 1 1 0												
Dwight Evans, R (1, 9) OBP: 0.390, SLG: 0.392	4-0 2B BB		4-0 2B BB		0-0 2B	4-0 BB BB		0-0 1B 2B	4-0 1B BB	2 3 2 2 4 0 0												
Jim Rice, R (1, 7) OBP: 0.384, SLG: 0.455	0-0 1B 2B		0-0 2B		0-0 5-3	4-0 BB		0-0 F4	0-0 1B	5 1 3 1 1 0 3												
Tony Perez, R (1, 10) OBP: 0.400, SLG: 0.519	0-0 1B CS		0-0 F3		0-0 2B	0-3 K		4-0 1B IBB	0-3 K2-3	5 1 2 3 1 2 6												
Carney Lansford, R (1, 5) OBP: 0.368, SLG: 0.402	0-3 K		0-0 F8		0-0 E 2B			4-0 BB BB	0-0 BB 1B	4 1 2 2 1 1 3												
Dave Stapleton, R (1, 3) OBP: 0.291, SLG: 0.381		0-0 HR		0-0 F3	4-0 IBB			0-0 F4	4-0 BB	3 1 1 1 2 0 1												
Glenn Hoffman, R (1, 6) OBP: 0.314, SLG: 0.424		0-0 F8		0-0 F4	0-3 K			0-3 K	0-0 F4	5 0 0 0 0 2 5												
Gary Allenson, R (1, 2) OBP: 0.291, SLG: 0.320		0-3 K		0-0 F7	0-0 F8			4-0 BB	0-0 L6	4 0 0 0 1 1 4												
Rick Miller, L (1, 8) OBP: 0.342, SLG: 0.359		0-0 4-3		0-0 SH 2B 1B	0-0 F7			0-3 K	0-0 4-3	5 1 1 0 0 1 2												
Inning Stats	R: 2 E: 0 K: 1 S: 6	H: 2 LOB: 1 BB: 1 P: 10	R: 1 E: 0 K: 1 S: 6	H: 1 LOB: 0 BB: 0 P: 6	R: 0 E: 0 K: 0 S: 4	H: 1 LOB: 2 BB: 1 P: 8	R: 0 E: 0 K: 0 S: 3	H: 0 LOB: 0 BB: 0 P: 3	R: 5 E: 1 K: 1 S: 10	H: 4 LOB: 1 BB: 1 P: 14	R: 0 E: 0 K: 2 S: 7	H: 0 LOB: 2 BB: 2 P: 15	R: 0 E: 0 K: 2 S: 7	H: 0 LOB: 2 BB: 2 P: 15	R: 2 E: 0 K: 0 S: 5	H: 2 LOB: 3 BB: 3 P: 17	R: 0 E: 0 K: 1 S: 6	H: 1 LOB: 2 BB: 1 P: 10	1B: 4 2B: 7 3B: 0 HR: 1	SF: 0 SAC: 1 DP: 1 HBP: 0	WP: 0 PB: 0 SB: 2 CS: 1	PA: 49
PITCHER	IP WLS BF H R ER SO BB IBB HBP BLK WP HR S P ERA WHIP																					
Vida Blue, L (1, 1) ERA: 3.78	1.0 L 5 2 2 2 1 1 0 0 0 0 0 0 6 10 18.00 3.000																					
Jim Wright, R (2, 1) ERA: 5.32	3.1 18 6 6 4 1 1 0 0 0 0 0 1 19 23 10.80 2.100																					
Bud Black, L (5, 1) ERA: 7.98	3.0 18 2 2 2 5 5 2 0 0 0 0 0 21 49 6.00 2.333																					
Grant Jackson, L (8, 1) ERA: 4.43	1.2 8 1 0 0 1 2 0 0 0 0 0 0 8 16 0.00 1.800																					

Boston Red Sox @ Kansas City Royals
 Royals Stadium, Kansas City, MO
 Sat May 15 1982, 4:33 AM EDT
 Att. 37,506 - Unknown - 75 F

AB	37
R	10
H	11
RBI	9
BB	11
SO	8
LOB	24



Batter	1	2	3	4	5	6	7	8	9	AB R H RBI BB SO LOB	TOP
Jerry Remy, L (1, 4) OBP: 0.317, SLG: 0.305	0-0 S 1B	0-0 4-3			0-0 G4-6-3 1-2f			0-0 G1-4-3 1B		4 0 2 0 0 0 4	Boston Red Sox @ Kansas City Royals Royals Stadium, Kansas City, MO Sun May 16 1982, 4:33 AM EDT Att. 34,395 - Unknown - 75 F livebaseballscorecards.com
Dwight Evans, R (1, 9) OBP: 0.380, SLG: 0.381	0-0 F9		0-0 F5			0-0 F7		0-0 G1-4-3		4 0 0 0 0 0 2	
Jim Rice, R (1, 7) OBP: 0.374, SLG: 0.441	0-0 F4 1-2		0-3 K			0-3 K			0-0 6-3	4 0 0 0 0 2 1	
Tony Perez, R (1, 10) OBP: 0.375, SLG: 0.482	0-0 4-3		0-0 F7			0-0 1-3			0-3 K	4 0 0 0 0 1 1	
Carney Lansford, R (1, 5) OBP: 0.365, SLG: 0.397		0-0 BB G3 1B			0-0 6-3		0-0 F4		0-0 4-3	4 0 1 0 0 0 0	
Dave Stapleton, R (1, 3) OBP: 0.285, SLG: 0.372		0-0 G3 1-2			0-0 F7		0-0 5-3			3 0 0 0 0 0 1	
Rich Gedman, L (1, 2) OBP: 0.329, SLG: 0.440		4-0 BB BB			0-0 6-3		0-0 1B			2 0 1 0 1 0 0	
Glenn Hoffman, R (1, 6) OBP: 0.308, SLG: 0.415		0-0 F7			0-0 F7		0-0 F8			3 0 0 0 0 0 3	
Rick Miller, L (1, 8) OBP: 0.351, SLG: 0.362		4-0 BB 1-2 2-3 BB			0-0 G4-6-3 1B			0-0 L7		2 0 1 0 1 0 0	
Inning Stats	R: 0 H: 1 E: 0 LOB: 1 K: 0 BB: 0 S: 4 P: 4	R: 0 H: 1 E: 0 LOB: 3 K: 0 BB: 2 S: 4 P: 12	R: 0 H: 0 E: 0 LOB: 0 K: 1 BB: 0 S: 5 P: 5	R: 0 H: 0 E: 0 LOB: 0 K: 0 BB: 0 S: 3 P: 3	R: 0 H: 1 E: 0 LOB: 0 K: 0 BB: 0 S: 3 P: 3	R: 0 H: 0 E: 0 LOB: 0 K: 1 BB: 0 S: 5 P: 5	R: 0 H: 1 E: 0 LOB: 1 K: 0 BB: 0 S: 4 P: 4	R: 0 H: 1 E: 0 LOB: 0 K: 0 BB: 0 S: 3 P: 3	R: 0 H: 0 E: 0 LOB: 0 K: 1 BB: 0 S: 5 P: 5	1B: 5 SF: 0 2B: 0 SAC: 0 3B: 0 DP: 2 HR: 0 HBP: 0	WP: 0 PA: 32 PB: 0 SB: 1 CS: 0
PITCHER	IP WLS BF H R ER SO BB IBB HBP BLK WP HR S P ERA WHIP										
Dennis Leonard, R (1, 1) ERA: 5.76	7.0 W 26 4 0 0 2 2 0 0 0 0 0 0 28 36 0.00 0.857										
Dan Quisenberry, R (8, 1) ERA: 1.29	2.0 6 1 0 0 1 0 0 0 0 0 0 0 8 8 0.00 0.500										

Boston Red Sox @ Kansas City Royals
 Royals Stadium, Kansas City, MO

AB	30
R	0
H	5
RBI	0
BB	2
SO	3
LOB	12



Batter	1	2	3	4	5	6	7	8	9	AB	R	H	RBI	BB	SO	LOB
Willie Wilson, S OBP: 0.395, SLG: 0.543 (1, 7)	0-0 L9	0-0 4-3 2B 1B		0-0 F8		0-0 1-3		4-0 BB		4	0	1	0	1	0	1
John Wathan, R OBP: 0.347, SLG: 0.370 (1, 2)	0-0 4-3 WP 2B 1B	0-0 4-3 1B		0-0 1-H G6-3 1B			0-0 F3	0-0 F4		5	1	3	2	0	0	2
George Brett, L OBP: 0.377, SLG: 0.542 (1, 5)	0-0 4-3 1-3	0-0 4-3 1-2 2-3		0-0 G6-3 1-2f			0-0 L1			4	0	0	0	0	0	4
Amos Otis, R OBP: 0.357, SLG: 0.538 (1, 8)	0-0 3-H 2B	0-3 K			0-3 K		0-0 1B			4	0	2	1	0	2	2
Hal McRae, R OBP: 0.399, SLG: 0.585 (1, 10)	4-0 BB		0-0 4-3 1-3 1B		0-0 1B		0-3 K			3	0	2	0	1	1	1
Willie Aikens, L OBP: 0.319, SLG: 0.308 (1, 3)	0-0 F8		0-0 1-3 1-2		0-3 K		0-0 1B	0-0 1B		4	0	1	0	0	1	4
Dennis Werth, R OBP: 0.333, SLG: 0.143 (8, PR) (9, 3)										0	1	0	0	0	0	0
Jerry Martin, R OBP: 0.372, SLG: 0.491 (1, 9)		0-0 5-3	0-0 4-3 2-3		0-0 F7			0-0 1B		4	0	1	0	0	0	2
Frank White, R OBP: 0.306, SLG: 0.444 (1, 4)		0-0 E9 2B 2B	0-0 5-3				0-0 CS 1B	0-0 BB 1B		4	1	3	1	0	0	1
Greg Pryor, R OBP: 0.417, SLG: 0.614 (1, 6)		0-0 1B 1B 2B		0-0 S 1B 1B		0-0 5-3 1-2		0-0 L7		4	2	2	1	0	0	2

Inning Stats	R: 1	H: 2	E: 0	K: 0	S: 5	LOB: 2	BB: 1	P: 9	R: 2	H: 4	E: 1	K: 1	S: 9	LOB: 2	BB: 0	P: 9	R: 0	H: 1	E: 0	K: 0	S: 4	LOB: 1	BB: 0	P: 4	R: 1	H: 2	E: 0	K: 0	S: 4	LOB: 0	BB: 0	P: 4	R: 0	H: 1	E: 0	K: 2	S: 8	LOB: 1	BB: 0	P: 8	R: 0	H: 1	E: 0	K: 1	S: 6	LOB: 1	BB: 0	P: 6	R: 1	H: 3	E: 0	K: 0	S: 5	LOB: 2	BB: 1	P: 9
--------------	------	------	------	------	------	--------	-------	------	------	------	------	------	------	--------	-------	------	------	------	------	------	------	--------	-------	------	------	------	------	------	------	--------	-------	------	------	------	------	------	------	--------	-------	------	------	------	------	------	------	--------	-------	------	------	------	------	------	------	--------	-------	------

PITCHER	IP	WLS	BF	H	R	ER	SO	BB	IBB	HBP	BLK	WP	HR	S	P	ERA	WHIP
Bob Ojeda, L ERA: 5.94 (1, 1)	1.0	L	6	2	1	1	0	1	0	0	0	1	0	5	9	9.00	3.000
Bob Stanley, R ERA: 3.51 (2, 1)	5.0		22	9	3	3	3	0	0	0	0	0	0	28	28	5.40	1.800
Tom Burgmeier, L ERA: 1.23 (7, 1)	0.2		3	1	0	0	0	0	0	0	0	0	0	3	3	0.00	1.500
John Tudor, L ERA: 3.64 (7, 1)	1.1		7	3	1	1	1	1	0	0	0	0	0	8	12	6.75	3.000

BOTTOM


Boston Red Sox @ Kansas City Royals
 Royals Stadium, Kansas City, MO

Sun May 16 1982, 4:33 AM EDT
 Att: 34,395 - Unknown - 75 F

AB	R	H	RBI	BB	SO	LOB
4	0	1	0	1	0	1
5	1	3	2	0	0	2
4	0	0	0	0	0	4
4	0	2	1	0	2	2
3	0	2	0	1	1	1
4	0	1	0	0	1	4
0	1	0	0	0	0	0
4	0	1	0	0	0	2
4	1	3	1	0	0	1
4	2	2	1	0	0	2

AB	36
R	5
H	15
RBI	5
BB	2
SO	4
LOB	19

livebaseballscorecards.com



WP	PA
1	38

Batter	1	2	3	4	5	6	7	8	9	AB R H RBI BB SO LOB	TOP											
Bobby Brown, S OBP: 0.265, SLG: 0.313 (1, 7) X	0-0 E S 4-3 1B		0-0 G3			0-0 B3	0-0 F9			4 1 1 0 0 0 2												
Joe Simpson, L OBP: 0.286, SLG: 0.284 (1, 8) X	0-0 4-3 1-H		0-0 F7			0-0 L3		0-0 B1-3		4 0 0 1 0 0 0												
Bruce Bochte, L OBP: 0.435, SLG: 0.438 (1, 3) S S S	0-3 K			0-0 HR		4-0 S BB		0-0 G6-4-3 1B		3 1 2 1 1 1 0												
Al Cowens, R OBP: 0.308, SLG: 0.431 (1, 9) X	0-0 2B			0-0 F9		4-0 1-2 BB		0-0 G6-4-3 1-2f		3 0 1 0 1 0 1												
Steve Strouther, L OBP: 0.263, SLG: 0.265 (1, 10) X	0-0 F7			0-0 L3		0-3 K		0-3 K		4 0 0 0 0 2 3												
Todd Cruz, R OBP: 0.292, SLG: 0.403 (1, 6) X		0-0 F2		0-0 F9		0-0 6-3		0-0 SF9 3B		4 1 1 0 0 0 0												
Manny Castillo, S OBP: 0.287, SLG: 0.279 (1, 5) S S S		0-3 K			0-0 4-3		0-0 FC6-4 1B		0-0 SF9	3 0 1 1 0 1 0												
Bud Bulling, R OBP: 0.313, SLG: 0.302 (1, 2) X		0-0 6-3			0-0 F3		0-0 FC6-4 1B 1-2f		0-0 F8 3-H	4 0 0 0 0 0 1												
Julio Cruz, S OBP: 0.361, SLG: 0.327 (1, 4) S S S			0-3 K		0-3 K		0-0 1-2 1B			3 0 1 0 0 2 0												
Inning Stats	R: 1 E: 0 K: 1 S: 7	H: 2 LOB: 1 BB: 0 P: 7	R: 0 E: 0 K: 1 S: 5	H: 0 LOB: 0 BB: 0 P: 5	R: 0 E: 0 K: 1 S: 5	H: 0 LOB: 0 BB: 0 P: 5	R: 1 E: 0 K: 0 S: 4	H: 1 LOB: 0 BB: 0 P: 4	R: 0 E: 0 K: 1 S: 5	H: 0 LOB: 0 BB: 0 P: 5	R: 0 E: 0 K: 0 S: 5	H: 0 LOB: 2 BB: 2 P: 13	R: 0 E: 0 K: 0 S: 5	H: 2 LOB: 2 BB: 0 P: 5	R: 0 E: 0 K: 0 S: 3	H: 1 LOB: 0 BB: 0 P: 3	R: 1 E: 0 K: 1 S: 6	H: 1 LOB: 0 BB: 0 P: 6	1B: 4 2B: 1 3B: 1 HR: 1	SF: 1 SAC: 0 DP: 1 HBP: 0	WP: 0 PB: 0 SB: 2 CS: 0	PA: 35
PITCHER Dennis Eckersley, R ERA: 2.31 (1, 1)	IP: 9.0 WLS: L BF: 35 H: 7 R: 3 ER: 3 SO: 6 BB: 2 IBB: 0 HBP: 0 BLK: 0 WP: 0 HR: 1 S: 45 P: 53 ERA: 3.00 WHIP: 1.000											PITCHER	IP: 9.0 WLS: L BF: 35 H: 7 R: 3 ER: 3 SO: 6 BB: 2 IBB: 0 HBP: 0 BLK: 0 WP: 0 HR: 1 S: 45 P: 53 ERA: 3.00 WHIP: 1.000									

Seattle Mariners @ Boston Red Sox
Fenway Park, Boston, MA
 Tue May 18 1982, 7:05 PM EDT
 Att: 16,436 - Unknown

livebaseballscorecards.com

AB	32
R	3
H	7
RBI	3
BB	2
SO	6
LOB	7



Batter	1	2	3	4	5	6	7	8	9	10	11	12
Jerry Remy, L OBP: 0.311, SLG: 0.299 Wade Boggs, L OBP: 0.346, SLG: 0.348	0-0 G3	0-0 FC5-4 1B		0-0 E 1B		0-3 K			0-0 SH1-4		0-0 WP 2B	
Dwight Evans, R OBP: 0.363, SLG: 0.368	0-0 1-3	0-0 FC5-4 1-2f		0-0 E3 1-3			0-0 6-3		0-0 4-3		0-3 K	
Jim Rice, R OBP: 0.360, SLG: 0.421	0-3 K		0-0 6-3	0-0 G3			0-0 5-3		0-0 1B		0-3 K	
Carl Yastrzemski, L OBP: 0.398, SLG: 0.543		0-0 6-3	0-0 2B		0-0 F9		0-3 K		0-3 K			0-3 K
Carney Lansford, R OBP: 0.363, SLG: 0.403		0-0 2B	0-0 5-3		0-0 6-3		4-0 1B SH1-4 BB		0-0 FC4-5 2B		0-0 6-3	
Dave Stapleton, R OBP: 0.283, SLG: 0.361		0-0 F7	0-0 4-3		1-0 FC6-4 HBP		0-0 SH1-4		0-0 FC4-5		0-0 2B	
Rich Gedman, L OBP: 0.349, SLG: 0.468 Tony Perez, R OBP: 0.368, SLG: 0.467 Gary Allenson, R OBP: 0.288, SLG: 0.333		0-0 HR 2B		0-0 E8 1B	0-0 FC6-4 1-2f		0-0 G4-6-3 1B		0-3 K		0-0 2B	
Glenn Hoffman, R OBP: 0.311, SLG: 0.430		0-0 HR		0-0 1B		0-0 F4		0-0 G4-6-3		0-3 K		
Rick Miller, L OBP: 0.356, SLG: 0.361 Reid Nichols, R OBP: 0.304, SLG: 0.238		0-0 1B		0-0 F7		0-3 K			4-0 4-3 1B BB		0-0 6-3	

Inning Stats	R: 0	H: 0	E: 0	K: 1	S: 5	R: 3	H: 5	E: 0	K: 0	S: 8	R: 0	H: 1	E: 0	K: 0	S: 4	R: 1	H: 3	E: 2	K: 0	S: 6	R: 0	H: 0	E: 0	K: 2	S: 7	R: 0	H: 0	E: 0	K: 1	S: 5	R: 0	H: 1	E: 0	K: 0	S: 3	R: 1	H: 1	E: 0	K: 1	S: 6	R: 0	H: 1	E: 0	K: 2	S: 8	R: 0	H: 1	E: 0	K: 1	S: 8	R: 1	H: 2	E: 0	K: 1	S: 6	R: 1	H: 0	E: 0	K: 1	S: 3
--------------	------	------	------	------	------	------	------	------	------	------	------	------	------	------	------	------	------	------	------	------	------	------	------	------	------	------	------	------	------	------	------	------	------	------	------	------	------	------	------	------	------	------	------	------	------	------	------	------	------	------	------	------	------	------	------	------	------	------	------	------

PITCHER	IP	WLS	BF	H	R	ER	SO	BB	IBB	HBP	BLK	WP	HR	S	P	ERA	WHIP
Larry Andersen, R ERA: 6.83	4.2		24	9	4	4	1	0	0	1	0	0	1	25	26	7.71	1.929
Bryan Clark, L ERA:	2.1		8	0	0	0	3	1	0	0	0	0	0	13	17	0.00	0.429
Mike Stanton, R ERA: 2.81	2.1		10	3	1	1	1	1	0	0	0	0	0	11	15	3.86	1.714
Ed Vande Berg, L ERA: 2.33	1.0		4	1	0	0	2	0	0	0	0	0	0	8	8	0.00	1.000
Bill Caudill, R ERA: 2.17	1.1	L	6	2	1	1	3	0	0	0	0	1	0	12	12	6.75	1.500


BOTTOM

Seattle Mariners @ Boston Red Sox
Fenway Park, Boston, MA
Wed May 19 1982, 7:05 PM EDT
Att: 12,927 - Unknown

AB	R	H	RBI	BB	SO	LOB
2	0	1	0	0	0	0
3	0	2	0	0	1	0
6	0	0	0	0	1	5
6	0	1	1	0	2	3
6	0	1	0	0	3	1
5	1	2	0	1	0	1
4	1	1	0	0	0	3
4	2	3	1	0	0	1
1	0	0	0	0	1	1
1	0	1	1	0	0	0
5	1	2	3	0	1	3
3	1	1	0	1	1	0
1	0	0	0	0	0	0

AB	47
R	6
H	15
RBI	6
BB	2
SO	10
LOB	18

WP: 1 **PA: 52**
PB: 0
SB: 0
CS: 0



livebaseballscorecards.com

Batter	1	2	3	4	5	6	7	8	9	AB R H RBI BB SO LOB	TOP									
Bobby Brown, S (1, 7) OBP: 0.295, SLG: 0.375	0-0 F4		0-0 6-3			0-0 5-3	0-0 6-3			4 0 0 0 0 0 1	Seattle Mariners @ Boston Red Sox Fenway Park, Boston, MA Thu May 20 1982, 7:05 PM EDT Att. 14,587 - Unknown									
Paul Serna, R (1, 5) OBP: 0.250, SLG: 0.250	0-0 L1-3 1B		0-0 1B			0-0 1B		0-0 4-3		4 0 3 0 0 0 0										
Bruce Bochte, L (1, 3) OBP: 0.423, SLG: 0.420	0-0 L1-3 1-2		0-3 K			0-0 F6		0-3 K		4 0 0 0 0 2 3										
Al Cowens, R (1, 9) OBP: 0.325, SLG: 0.468		0-0 F9		0-0 G4-6-3 1B		0-3 K		0-0 2B		4 0 2 0 0 1 1										
Todd Cruz, R (1, 6) OBP: 0.294, SLG: 0.401		4-0 1B BB		0-0 G4-6-3 1-2f		0-0 4-3 1B 1B		0-0 F9		3 1 1 0 1 0 2										
Jim Malar, R (1, 10) OBP: 0.299, SLG: 0.358		0-0 1-3 1B		0-3 K		0-0 L5		0-0 F9		4 0 1 0 0 1 1										
Dave Henderson, R (1, 8) OBP: 0.429, SLG: 0.594		0-0 F9			0-0 L5		0-0 4-3 1B 1B		0-0 6-3	4 1 1 0 0 0 2										
Bud Bulling, R (1, 2) OBP: 0.283, SLG: 0.250		0-3 K			0-0 F7		0-0 4-3		0-0 F9	3 0 0 0 0 1 4										
Dan Firova, R (7, 2)							1-2 2-3			1 0 0 0 0 0 0										
Julio Cruz, S (1, 4) OBP: 0.356, SLG: 0.318			0-0 F7		0-0 F3		0-0 2-H 3-H 1B			3 0 1 2 0 0 0										
Inning Stats	R: 0 E: 0 K: 0 S: 3	H: 1 LOB: 0 BB: 0 P: 3	R: 0 E: 0 K: 1 S: 6	H: 1 LOB: 2 BB: 1 P: 10	R: 0 E: 0 K: 1 S: 6	H: 1 LOB: 1 BB: 1 P: 6	R: 0 E: 0 K: 1 S: 5	H: 1 LOB: 0 BB: 0 P: 5	R: 0 E: 0 K: 1 S: 3	H: 0 LOB: 0 BB: 0 P: 3	R: 2 E: 0 K: 0 S: 6	H: 3 LOB: 1 BB: 0 P: 6	R: 0 E: 0 K: 1 S: 6	H: 1 LOB: 1 BB: 0 P: 6	R: 0 E: 0 K: 0 S: 3	H: 0 LOB: 0 BB: 0 P: 3	1B: 8 2B: 2 3B: 0 HR: 0	SF: 0 SAC: 0 DP: 2 HBP: 0	WP: 0 PB: 0 SB: 0 CS: 0	PA: 35
PITCHER John Tudor, L (1, 1) ERA: 3.26	IP: 9.0 WLS: W BF: 35 H: 9 R: 2 ER: 2 SO: 5 BB: 1 IBB: 0 HBP: 0 BLK: 0 WP: 0 HR: 0 S: 44 P: 48 ERA: 2.00 WHIP: 1.111																			

livebaseballscorecards.com

AB	34
R	2
H	9
RBI	2
BB	1
SO	5
LOB	14



Batter	1	2	3	4	5	6	7	8	9	AB R H RBI BB SO LOB	TOP																									
Rickey Henderson, R OBP: 0.437, SLG: 0.393 (1, 7) BB	4-0 CS BB	0-0 2B		0-0 F8 1-2			0-0 F9		0-0 F9	4 0 1 1 1 0 2																										
Dan Meyer, L OBP: 0.276, SLG: 0.404 (1, 9) X	0-0 F9 1-2	0-0 F5			0-0 1-3		0-0 6-3		0-0 F9	5 0 0 0 0 0 2																										
Cliff Johnson, R OBP: 0.306, SLG: 0.400 (1, 3) X	0-0 HR		4-0 G4-6-3 BB		0-0 FC9-5 2B		0-0 F2			3 1 2 1 1 0 0																										
Wayne Gross, L OBP: 0.351, SLG: 0.340 (1, 5) X	0-0 F8		0-0 F8		0-0 FC9-5 2-3			4-0 2B SF7 BB		3 1 0 0 1 0 2																										
Danny Goodwin, L OBP: 0.444, SLG: 0.813 (1, 10) X		0-0 5-3 1B 1B	0-0 G4-6-3 1-2f		0-0 3-1		0-0 F7			4 1 1 0 0 0 2																										
Davey Lopes, R OBP: 0.348, SLG: 0.405 (1, 4) (8, 8) X		0-0 5-3 1B 1B		0-0 5-3		0-0 2B 2B		0-0 SF7 1-3 2B		4 2 3 0 0 0 0																										
Mike Heath, R OBP: 0.303, SLG: 0.321 (1, 2) X		0-0 5-3		0-0 1B 2B		0-0 2B		0-0 SF7		3 1 2 2 0 0 2																										
Rick Bosetti, R OBP: 0.286, SLG: 0.286 (1, 8) Jeff Burroughs, R OBP: 0.365, SLG: 0.452 (8, PH) Dave McKay, S OBP: 0.233, SLG: 0.261 (8, 4) X		0-0 F9		0-0 1B 1B		0-0 G3		0-0 K		3 0 1 0 0 0 3 1 0 0 0 0 1 1 0 0 0 0 0 0 0																										
Tony Phillips, S OBP: 0.375, SLG: 0.259 (1, 6) X		0-0 E2 2B 1B		0-0 F8 1B		0-3 K		0-0 F7		4 1 2 3 0 1 1																										
Inning Stats	R: 1 E: 0 K: 0 S: 3	H: 1 LOB: 0 BB: 1 P: 7	R: 3 E: 1 K: 0 S: 7	H: 4 LOB: 1 BB: 0 P: 7	R: 0 E: 0 K: 0 S: 2	H: 0 LOB: 0 BB: 1 P: 6	R: 1 E: 0 K: 0 S: 5	H: 3 LOB: 1 BB: 0 P: 5	R: 0 E: 0 K: 0 S: 3	H: 1 LOB: 0 BB: 0 P: 3	R: 1 E: 0 K: 1 S: 7	H: 2 LOB: 1 BB: 0 P: 7	R: 0 E: 0 K: 0 S: 3	H: 0 LOB: 0 BB: 0 P: 3	R: 1 E: 0 K: 1 S: 6	H: 1 LOB: 1 BB: 1 P: 10	R: 0 E: 0 K: 0 S: 3	H: 0 LOB: 0 BB: 0 P: 3	1B: 5 2B: 7 3B: 0 HR: 1	SF: 1 SAC: 0 DP: 2 HBP: 0	WP: 0 PB: 0 SB: 0 CS: 1	PA: 38														
PITCHER	IP WLS BF H R ER SO BB IBB HBP BLK WP HR S P ERA WHIP																																			
Mike Torrez, R ERA: 5.56 (1, 1)	3.1		18	8	5	5	0	2	0	0	0	0	1	16	24	13.50	3.000																			
Tom Burgmeier, L ERA: 1.42 (4, 1)	3.1	W	11	3	1	1	1	0	0	0	0	0	0	13	13	2.70	0.900																			
Mark Clear, R ERA: 1.44 (7, 1)	2.1	S	9	1	1	1	1	1	0	0	0	0	0	10	14	3.86	0.857																			

Oakland Athletics @ Boston Red Sox
Fenway Park, Boston, MA
Fri May 21 1982, 7:05 PM EDT
Att. 29,671 - Unknown - 68 F

livebaseballscorecards.com

AB	34
R	7
H	12
RBI	7
BB	3
SO	2
LOB	15



Batter	1	2	3	4	5	6	7	8	9
Jerry Remy, L (1, 4) OBP: 0.323, SLG: 0.299	0-0 4-3		0-0 6-3	0-0 G5-4-3 1B		0-0 CS 1B		0-0 1-3	
Dwight Evans, R (1, 9) OBP: 0.371, SLG: 0.399	0-0 5-3		0-0 HR	0-0 F8		0-3 K		4-0 1B BB	
Jim Rice, R (1, 7) OBP: 0.379, SLG: 0.481	0-0 HR		0-0 HR 1B	0-0 G5-4-3 1-2f			0-0 1B SF8 1B	0-0 1-3 1B	
Carl Yastrzemski, L (1, 10) OBP: 0.410, SLG: 0.602	0-3 K		0-0 HR 1B		0-0 G5-4-3 1B		0-0 1-3 1B	0-0 F2	
Carney Lansford, R (1, 5) OBP: 0.368, SLG: 0.409		0-0 1B 1B	0-0 6-3		0-0 G5-4-3 1-2f 1B		0-0 SF8		
Dave Stapleton, R (1, 3) OBP: 0.292, SLG: 0.368		0-0 F4	0-3 K		0-0 1B 2B		0-0 1-2 1B		
Rich Gedman, L (1, 2) OBP: 0.363, SLG: 0.506		0-0 1-2 1B		0-0 3B 1B	0-0 2-H 1B		0-0 F8		
Glenn Hoffman, R (1, 6) OBP: 0.316, SLG: 0.439		0-3 K		0-0 1-H 1B 3B		0-0 F8	0-0 F3		
Rick Miller, L (1, 8) OBP: 0.350, SLG: 0.354		0-0 F6		0-0 E3 1B		0-0 1B 1B		0-3 K	

Inning Stats	R: 1	H: 1	E: 0	K: 1	S: 6	LOB: 0	BB: 0	P: 6
	R: 0	H: 2	E: 0	K: 1	S: 7	LOB: 2	BB: 0	P: 7
	R: 3	H: 3	E: 0	K: 1	S: 8	LOB: 0	BB: 0	P: 8
	R: 2	H: 3	E: 1	K: 0	S: 6	LOB: 1	BB: 0	P: 6
	R: 1	H: 3	E: 0	K: 0	S: 4	LOB: 1	BB: 0	P: 4
	R: 0	H: 2	E: 0	K: 1	S: 6	LOB: 2	BB: 0	P: 6
	R: 1	H: 3	E: 0	K: 0	S: 6	LOB: 2	BB: 0	P: 6
	R: 0	H: 1	E: 0	K: 1	S: 6	LOB: 2	BB: 1	P: 10

PITCHER	IP	WLS	BF	H	R	ER	SO	BB	IBB	HBP	BLK	WP	HR	S	P	ERA	WHIP
Rick Langford, R (1, 1) ERA: 4.66	5.1	L	28	14	7	7	3	0	0	0	0	0	3	34	34	11.81	2.625
Dave Beard, R (6, 1) ERA: 2.96	2.2		12	4	1	1	2	1	0	0	0	0	0	15	19	3.38	1.875

AB R H RBI BB SO LOB

5	0	2	1	0	0	0
4	1	1	1	1	1	4
5	3	4	1	0	0	2
5	1	3	2	0	1	2
3	0	1	1	0	0	1
4	1	2	0	0	1	1
4	1	3	1	0	0	2
4	1	1	1	0	1	4
4	0	1	0	0	1	3

1B: 13	SF: 1	WP: 0	PA: 40
2B: 2	SAC: 0	PB: 0	
3B: 1	DP: 3	SB: 0	
HR: 3	HBP: 0	CS: 1	
WP: 0	PA: 40		
PB: 0			
SB: 0			
CS: 1			

Oakland Athletics @ Boston Red Sox
 Fenway Park, Boston, MA
 Fri May 21 1982, 7:05 PM EDT
 Att: 29,671 - Unknown - 68 F

livebaseballscorecards.com

AB	38
R	8
H	18
RBI	8
BB	1
SO	5
LOB	19



Batter	1	2	3	4	5	6	7	8	9	AB	R	H	RBI	BB	SO	LOB
Jerry Remy, L (1, 4) OBP: 0.313, SLG: 0.289	0-0 4-3	0-0 FC4 1B BB G4-6-3		0-0 F7			0-3 K	0-0 F5		5	1	0	1	0	1	3
Dwight Evans, R (1, 9) OBP: 0.379, SLG: 0.400	4-0 F9 BB BB	4-0 G4-6-3 1B BB 1-2 2-3 3-H		0-0 1B			0-0 F9			2	0	1	1	2	0	0
Jim Rice, R (1, 7) OBP: 0.382, SLG: 0.478	4-0 BB 1-2 BB	0-0 G4-6-3 1B 1-2 2-3 3-H		0-3 K			0-0 F8			3	0	1	1	1	1	1
Carl Yastrzemski, L (1, 10) OBP: 0.405, SLG: 0.598	0-0 F9	0-0 G4-6-3		0-0 F7			0-0 F9 1B 2B			4	0	1	0	0	0	4
Reid Nichols, R (8, PR) OBP: 0.308, SLG: 0.250	2-3	1-2 2-3 3-H								0	1	0	0	0	0	0
Carney Lansford, R (1, 5) OBP: 0.365, SLG: 0.400	4-0 BB 1-2	0-0 F7		0-0 F3			0-0 F9 2-3			3	0	0	0	1	0	2
Dave Stapleton, R (1, 3) OBP: 0.291, SLG: 0.365	0-0 F4		0-0 5-3		0-0 6-3		0-0 2B 1B			4	1	1	1	0	0	3
Rich Gedman, L (1, 2) OBP: 0.368, SLG: 0.516		0-0 1B E FC4 1B	0-0 4-3		0-0 4-3		0-0 2B 1B 1-H			4	2	2	1	0	0	0
Glenn Hoffman, R (1, 6) OBP: 0.309, SLG: 0.428		0-0 E3 FC4 1B BB	0-0 F6		0-0 F8		0-0 F7			4	1	0	0	0	0	2
Rick Miller, L (1, 8) OBP: 0.354, SLG: 0.368		0-0 BB E 1B 1B		0-0 F8		0-0 F3	0-0 2B			4	1	2	1	0	0	0
Inning Stats	R: 0 H: 0 E: 0 LOB: 3 K: 0 BB: 3 S: 3 P: 15	R: 4 H: 3 E: 2 LOB: 1 K: 0 BB: 1 S: 7 P: 11	R: 0 H: 0 E: 0 LOB: 0 K: 0 BB: 0 S: 3 P: 3	R: 0 H: 1 E: 0 LOB: 1 K: 1 BB: 0 S: 6 P: 6	R: 0 H: 0 E: 0 LOB: 0 K: 0 BB: 0 S: 3 P: 3	R: 0 H: 0 E: 0 LOB: 0 K: 0 BB: 0 S: 3 P: 3	R: 0 H: 0 E: 0 LOB: 0 K: 1 BB: 0 S: 5 P: 5	R: 3 H: 4 E: 0 LOB: 1 K: 0 BB: 0 S: 7 P: 7		1B: 5 SF: 0 2B: 3 SAC: 0 3B: 0 DP: 1 HR: 0 HBP: 0	WP: 0 PA: 37 PB: 0 SB: 0 CS: 0					

BOTTOM

Oakland Athletics @ Boston Red Sox
Fenway Park, Boston, MA
 Sat May 22 1982, 3:33 AM EDT
 Att. 36,654 - Sunny - 63 F

livebaseballscorecards.com

AB	33
R	7
H	8
RBI	6
BB	4
SO	2
LOB	15



PITCHER	IP	WLS	BF	H	R	ER	SO	BB	IBB	HBP	BLK	WP	HR	S	P	ERA	WHIP
Bo McLaughlin, R (1, 1) ERA: 5.12	8.0	L	37	8	7	4	2	4	0	0	0	0	0	37	53	4.50	1.500

Batter	1	2	3	4	5	6	7	8	9	AB R H RBI BB SO LOB	TOP					
Rickey Henderson, R OBP: 0.437, SLG: 0.391 (1, 7)	0-3 K		4-0 S BB		0-0 1-2 1B					2 0 1 0 1 1 0	Oakland Athletics @ Boston Red Sox Fenway Park, Boston, MA Sun May 23 1982, 3:33 AM EDT Att. 24,421 - Overcast - 55 F					
Dan Meyer, L OBP: 0.267, SLG: 0.389 (1, 3)	0-0 F7		0-0 F5		0-0 F8					3 0 0 0 0 0 4						
Mike Heath, R OBP: 0.301, SLG: 0.349 (1, 2)	0-3 K		0-3 K		0-0 F9					3 0 0 0 0 2 2						
Wayne Gross, L OBP: 0.361, SLG: 0.350 (1, 5)		0-0 2B		0-0 F6		4-0 G4-3 BB				2 0 1 0 1 0 0						
Danny Goodwin, L OBP: 0.364, SLG: 0.650 (1, 10)		0-0 F5		0-0 F9		0-0 G4-3				3 0 0 0 0 0 2						
Davey Lopes, R OBP: 0.333, SLG: 0.386 (1, 8)		0-3 K		0-0 F8						2 0 0 0 0 1 1						
Tony Phillips, S OBP: 0.353, SLG: 0.241 (1, 6)		0-0 F9		0-0 F7						2 0 0 0 0 0 1						
Dave McKay, S OBP: 0.240, SLG: 0.268 (1, 4)			0-0 S SH3-4 1B		0-0 E5 1B					2 0 1 0 0 0 0						
Rick Bosetti, R OBP: 0.182, SLG: 0.182 (1, 9)			0-0 SH3-4		0-3 K					1 0 0 0 0 1 1						
Inning Stats	R: 0 E: 0 K: 2 S: 7	H: 0 LOB: 0 BB: 0 P: 7	R: 0 E: 0 K: 1 S: 6	H: 1 LOB: 1 BB: 0 P: 6	R: 0 E: 0 K: 1 S: 6	H: 1 LOB: 2 BB: 1 P: 10	R: 0 E: 0 K: 0 S: 3	H: 0 LOB: 0 BB: 0 P: 3	R: 0 E: 1 K: 1 S: 7	H: 1 LOB: 2 BB: 0 P: 7	R: 0 E: 0 K: 0 S: 2	H: 0 LOB: 0 BB: 1 P: 6	1B: 2 2B: 1 3B: 0 HR: 0	SF: 0 SAC: 1 DP: 1 HBP: 0	WP: 0 PB: 0 SB: 2 CS: 0	PA: 23
PITCHER Dennis Eckerlesley, R ERA: 2.11 (1, 1)	IP: 6.0 WLS: W BF: 23 H: 3 R: 0 ER: 0 SO: 5 BB: 2 IBB: 0 HBP: 0 BLK: 0 WP: 0 HR: 0 S: 31 P: 39 ERA: 0.00 WHIP: 0.833											PITCHER	IP: WLS: BF: H: R: ER: SO: BB: IBB: HBP: BLK: WP: HR: S: P: ERA: WHIP:			

livebaseballscorecards.com

AB	20
R	0
H	3
RBI	0
BB	2
SO	5
LOB	11



Batter	1	2	3	4	5	6	7	8	9	AB R H RBI BB SO LOB
--------	---	---	---	---	---	---	---	---	---	----------------------

Jerry Remy, L <small>(1, 4) OBP: 0.329, SLG: 0.298</small>	4-0 	0-0 		1-0 	0-0 					2 0 2 2 1 0 0
Dwight Evans, R <small>(1, 9) OBP: 0.382, SLG: 0.405</small>	0-0 	0-0 		4-0 	0-0 					3 0 1 1 1 0 3
Jim Rice, R <small>(1, 7) OBP: 0.385, SLG: 0.494</small>	0-0 		0-0 	1-0 	0-0 					3 1 1 1 0 0 3
Carl Yastrzemski, L <small>(1, 10) OBP: 0.403, SLG: 0.587</small>	4-0 		0-0 	0-0 						2 0 0 0 1 0 3
Carney Lansford, R <small>(1, 5) OBP: 0.370, SLG: 0.408</small>	4-0 		0-3 		0-0 					2 0 1 0 1 1 0
Dave Stapleton, R <small>(1, 3) OBP: 0.292, SLG: 0.384</small>	0-0 		0-0 		0-0 					3 1 1 1 0 0 4
Rich Gedman, L <small>(1, 2) OBP: 0.378, SLG: 0.516</small>		0-0 	0-0 		4-0 					2 2 1 0 1 0 0
Glenn Hoffman, R <small>(1, 6) OBP: 0.303, SLG: 0.419</small>		0-0 		0-0 	0-0 					3 1 0 0 0 0 2
Rick Miller, L <small>(1, 8) OBP: 0.354, SLG: 0.361</small>		0-0 		0-0 	1-0 					2 1 0 0 0 0 1

Inning Stats	R: 0 H: 0 E: 0 LOB: 3 K: 0 BB: 3 S: 3 P: 15	R: 1 H: 2 E: 1 LOB: 1 K: 0 BB: 0 S: 5 P: 5	R: 2 H: 2 E: 0 LOB: 0 K: 1 BB: 0 S: 7 P: 7	R: 0 H: 0 E: 0 LOB: 3 K: 0 BB: 1 S: 3 P: 9	R: 3 H: 3 E: 1 LOB: 2 K: 0 BB: 1 S: 6 P: 11					1B: 3 SF: 0 2B: 2 SAC: 0 3B: 0 DP: 1 HR: 2 HBP: 3	WP: 1 PA: 30 PB: 0 SB: 0 CS: 0
---------------------	--	---	---	---	--	--	--	--	--	--	---

PITCHER Mike Norris, R <small>(1, 1) ERA: 5.22</small>	IP 5.0 WLS L BF 30 H 7 R 6 ER 5 SO 1 BB 4 IBB 1 HBP 3 BLK 0 WP 1 HR 2 S 24 P 47 ERA 9.00 WHIP 2.200	PITCHER IP WLS BF H R ER SO BB IBB HBP BLK WP HR S P ERA WHIP
--	---	---

BOTTOM

Oakland Athletics @ Boston Red Sox
 Fenway Park, Boston, MA
 Sun May 23 1982, 3:33 AM EDT
 Att. 24,421 - Overcast - 55 F

AB	22
R	6
H	7
RBI	5
BB	5
SO	1
LOB	16



WP: 1 PB: 0 SB: 0 CS: 0	PA: 30
----------------------------------	--------

livebaseballscorecards.com

Batter	1	2	3	4	5	6	7	8	9	AB R H RBI BB SO LOB	TOP							
Brian Downing, R (1, 7) OBP: 0.328, SLG: 0.480	0-3 K	0-0 SF8		0-0 1B		0-0 HR		0-0 4-3		4 1 2 3 0 1 0								
Bobby Grich, R (1, 4) OBP: 0.410, SLG: 0.519	0-3 K	0-0 F9		0-0 FC5		0-0 HR			0-3 K	5 1 1 1 0 2 3								
Don Baylor, R (1, 10) OBP: 0.290, SLG: 0.407	0-0 F9		0-0 F3		0-3 K	0-3 K			0-0 F9	5 0 0 0 0 2 0								
Doug DeCinces, R (1, 5) OBP: 0.315, SLG: 0.400		0-0 1B	0-0 F4		0-0 6-3		0-0 G3		0-0 F9	5 1 2 0 0 0 0								
Reggie Jackson, L (1, 9) OBP: 0.353, SLG: 0.377		0-3 K	0-3 K		0-0 4-3		0-3 K			4 0 0 0 0 3 2								
Bobby Clark, R (8, 9) OBP: 0.206, SLG: 0.294										0 0 0 0 0 0 0								
Fred Lynn, L (1, 8) OBP: 0.373, SLG: 0.387		0-0 1B		0-0 F8		0-0 G3	0-0 G3	0-0 G3		4 2 2 0 0 0 1								
Rod Carew, L (1, 3) OBP: 0.406, SLG: 0.344		0-0 1B		0-0 SF8		0-0 G3		0-0 6-3		4 2 2 1 0 0 1								
Tim Lincecum, R (1, 6) OBP: 0.305, SLG: 0.378		0-0 1B		0-0 SF8		0-0 SH2-3		0-0 HR		2 2 2 4 0 0 0								
Bob Boone, R (1, 2) OBP: 0.347, SLG: 0.356		0-0 SF8		0-0 FC5		0-0 HR		0-3 K		3 1 2 1 1 1 0								
Inning Stats	R: 0 E: 0 K: 2 S: 7	H: 0 LOB: 0 BB: 0 P: 7	R: 4 E: 0 K: 1 S: 10	H: 5 LOB: 1 BB: 0 P: 10	R: 0 E: 0 K: 1 S: 5	H: 0 LOB: 0 BB: 0 P: 5	R: 1 E: 0 K: 0 S: 6	H: 3 LOB: 2 BB: 0 P: 6	R: 0 E: 0 K: 1 S: 5	H: 1 LOB: 0 BB: 0 P: 5	R: 1 E: 0 K: 1 S: 6	H: 1 LOB: 0 BB: 0 P: 6	R: 0 E: 0 K: 1 S: 5	H: 0 LOB: 0 BB: 0 P: 5	1B: 8 2B: 1 3B: 1 HR: 3	SF: 2 SAC: 1 DP: 1 HBP: 0	WP: 0 PB: 0 SB: 0 CS: 0	PA: 40
PITCHER	IP WLS BF H R ER SO BB IBB HBP BLK WP HR S P ERA WHIP																	
John Tudor, L (1, 1) ERA: 4.04	3.2 L 19 8 5 5 4 0 0 0 0 0 0 27 27 12.27 2.182																	
Luis Aponte, R (4, 1) ERA: 4.41	2.1 11 3 4 4 2 1 0 0 0 0 0 2 14 18 15.43 1.714																	
Tom Burgmeier, L (7, 1) ERA: 1.37	1.0 3 1 0 0 1 0 0 0 0 0 0 5 5 0.00 1.000																	
Chuck Rainey, R (8, 1) ERA: 4.21	1.0 4 1 1 1 1 0 0 0 0 0 0 1 6 6 9.00 1.000																	
Bob Ojeda, L (9, 1) ERA: 6.39	1.0 3 0 0 0 1 0 0 0 0 0 0 0 5 5 0.00 0.000																	

California Angels @ Boston Red Sox
Fenway Park, Boston, MA
Tue May 25 1982, 7:05 PM EDT
Att. 28,238 - Unknown - 78 F

livebaseballscorecards.com

AB	36
R	10
H	13
RBI	10
BB	1
SO	9
LOB	7



Batter	1	2	3	4	5	6	7	8	9	AB	R	H	RBI	BB	SO	LOB
Jerry Remy, L (1, 4) OBP: 0.322, SLG: 0.290	0-0 6-3		0-0 F8		0-0 5-3			0-0 4-3		4	0	0	0	0	0	1
Dwight Evans, R (1, 9) OBP: 0.389, SLG: 0.413	4-0 BB		0-0 1-H 2B		4-0 BB			0-3 K		2	0	1	1	2	1	0
Jim Rice, R (1, 7) OBP: 0.376, SLG: 0.482	0-0 F4		0-0 6-3		0-3 K			0-0 6-3		4	0	0	0	0	1	3
Carl Yastrzemski, L (1, 10) OBP: 0.398, SLG: 0.575	0-0 G3			0-0 F7				0-0 4-3		4	0	1	0	0	0	1
Carney Lansford, R (1, 5) OBP: 0.367, SLG: 0.404		0-0 6-3		0-0 2B 6-3 1B				0-3 K		4	1	1	0	0	1	1
Dave Stapleton, R (1, 3) OBP: 0.291, SLG: 0.387		0-0 F7		0-0 6-3 1-3 2B				0-0 5-3		4	0	1	0	0	0	1
Rich Gedman, L (1, 2) OBP: 0.363, SLG: 0.495		0-3 K		0-0 6-3 2-3 3-H				0-0 F8		4	0	0	1	0	1	2
Glenn Hoffman, R (1, 6) OBP: 0.304, SLG: 0.414			4-0 2B BB		0-0 F3			0-0 F8		2	1	0	0	1	0	1
Rick Miller, L (1, 8) OBP: 0.346, SLG: 0.352			0-0 F9		0-0 F8			0-0 F8		3	0	0	0	0	0	1

Inning Stats	R: 0 E: 0 K: 0 S: 3	H: 0 LOB: 1 BB: 1 P: 7	R: 0 E: 0 K: 1 S: 5	H: 0 LOB: 0 BB: 0 P: 5	R: 1 E: 0 K: 0 S: 4	H: 1 LOB: 1 BB: 1 P: 8	R: 1 E: 0 K: 0 S: 5	H: 2 LOB: 1 BB: 0 P: 5	R: 0 E: 0 K: 1 S: 5	H: 0 LOB: 1 BB: 1 P: 9	R: 0 E: 0 K: 1 S: 5	H: 0 LOB: 0 BB: 0 P: 5	R: 0 E: 0 K: 0 S: 3	H: 0 LOB: 0 BB: 0 P: 3	R: 0 E: 0 K: 1 S: 5	H: 0 LOB: 0 BB: 0 P: 5	R: 0 E: 0 K: 0 S: 4	H: 1 LOB: 1 BB: 0 P: 4	1B: 2 2B: 2 3B: 0 HR: 0	SF: 0 SAC: 0 DP: 0 HBP: 0	WP: 0 PB: 0 SB: 0 CS: 0	PA: 34																	
PITCHER Bruce Kison, R (1, 1) ERA: 2.06	IP: 9.0	WLS: W	BF: 34	H: 4	R: 2	ER: 2	SO: 4	BB: 3	IBB: 0	HBP: 0	BLK: 0	WP: 0	HR: 0	S: 39	P: 51	ERA: 2.00	WHIP: 0.778																						
																	PITCHER	IP: 9.0	WLS: W	BF: 34	H: 4	R: 2	ER: 2	SO: 4	BB: 3	IBB: 0	HBP: 0	BLK: 0	WP: 0	HR: 0	S: 39	P: 51	ERA: 2.00	WHIP: 0.778					

BOTTOM

California Angels @ Boston Red Sox
Fenway Park, Boston, MA
 Tue May 25 1982, 7:05 PM EDT
 Att: 28,238 - Unknown - 78 F

livebaseballscorecards.com

AB	31
R	2
H	4
RBI	2
BB	3
SO	4
LOB	11



Batter	1	2	3	4	5	6	7	8	9	AB	R	H	RBI	BB	SO	LOB
Bobby Brown, S OBP: 0.258, SLG: 0.306 (1, 8) X	0-0 6-3	0-0 6-3 1B		0-0 6-3		0-0 1B FC5 1B		0-0 F8		5	2	2	0	0	0	0
Rick Sweet, S OBP: 0.632, SLG: 1.000 (1, 2) X	0-0 HR	0-0 6-3 1B		1-0 1B HBP		4-0 FC5 1B BB		0-3 K		3	2	1	2	1	1	1
Bruce Bochte, L OBP: 0.418, SLG: 0.410 (1, 7) B B B	4-0 1B HR BB	0-0 1B		0-0 1B		0-0 1B		0-0 E 1B		3	2	3	1	1	0	0
Al Cowens, R OBP: 0.323, SLG: 0.464 (1, 9) X	0-0 1-2 HR 1B	0-0 6-3		0-0 1-2 1B		0-0 FC5		0-0 1-H 2-3f 3-H		4	1	2	2	0	0	2
Gary Gray, R OBP: 0.476, SLG: 0.889 (1, 10) X	0-0 1-H 2-H HR		0-0 F8	0-0 F9		0-0 6-3				4	1	1	3	0	0	4
Todd Cruz, R OBP: 0.281, SLG: 0.390 (1, 6) X	0-0 F7		0-0 HR		0-3 K		0-0 5-3			4	1	1	1	0	1	0
Jim Maler, R OBP: 0.293, SLG: 0.365 (1, 3) X	0-0 F3		0-0 L6		0-0 G4-6-3 1B		0-0 F8			4	0	1	0	0	0	0
Paul Serna, R OBP: 0.216, SLG: 0.243 (1, 5) X		0-0 4-3	0-0 6-3		0-0 G4-6-3		0-0 F7			4	0	0	0	0	0	1
Julio Cruz, S OBP: 0.330, SLG: 0.285 (1, 4) B B B		4-0 1B 6-3 BB		0-0 G1		0-0 4-3		0-0 5-3		3	1	0	0	1	0	0

Inning Stats	R: 4	H: 3	E: 0	LOB: 0	K: 0	BB: 1	S: 6	P: 10	R: 2	H: 2	E: 0	LOB: 1	K: 0	BB: 1	S: 5	P: 9	R: 1	H: 1	E: 0	LOB: 0	K: 0	BB: 0	S: 4	P: 4	R: 1	H: 2	E: 0	LOB: 2	K: 0	BB: 0	S: 5	P: 6	R: 0	H: 1	E: 0	LOB: 0	K: 1	BB: 0	S: 5	P: 5	R: 2	H: 2	E: 1	LOB: 2	K: 0	BB: 1	S: 5	P: 9	R: 0	H: 0	E: 0	LOB: 0	K: 0	BB: 0	S: 3	P: 3	R: 0	H: 0	E: 0	LOB: 0	K: 1	BB: 0	S: 5	P: 5
--------------	------	------	------	--------	------	-------	------	-------	------	------	------	--------	------	-------	------	------	------	------	------	--------	------	-------	------	------	------	------	------	--------	------	-------	------	------	------	------	------	--------	------	-------	------	------	------	------	------	--------	------	-------	------	------	------	------	------	--------	------	-------	------	------	------	------	------	--------	------	-------	------	------

PITCHER	IP	WLS	BF	H	R	ER	SO	BB	IBB	HBP	BLK	WP	HR	S	P	ERA	WHIP
Mike Torrez, R ERA: 6.65 (1, 1)	3.2	L	22	8	8	8	0	2	0	1	0	0	3	19	28	19.64	2.727
Chuck Rainey, R ERA: 4.08 (4, 1)	3.1		13	3	2	1	1	1	0	0	0	0	0	14	18	2.70	1.200
Bob Ojeda, L ERA: 6.23 (8, 1)	1.0		3	0	0	0	1	0	0	0	0	0	0	5	5	0.00	0.000

BOTTOM

Boston Red Sox @ Seattle Mariners
The Kingdom, Seattle, WA
Thu May 27 1982, 10:05 PM EDT
Att. 6,186 - Unknown

livebaseballscorecards.com

AB	34
R	10
H	11
RBI	9
BB	3
SO	2
LOB	8



WP: 0	PA: 38
PB: 0	
SB: 0	
CS: 0	

Batter	1	2	3	4	5	6	7	8	9	AB R H RBI BB SO LOB	TOP											
Jerry Remy, L (1, 4) OBP: 0.326, SLG: 0.293	0-0 4-3		0-0 1-6-3		0-0 6-3		0-0 G6-4-3 1B		0-0 F7	5 0 1 0 0 0 0												
Dwight Evans, R (1, 9) OBP: 0.392, SLG: 0.435	0-0 2B		0-3 K		0-0 F8		0-0 G6-4-3 1-2f			4 0 1 0 0 1 1												
Jim Rice, R (1, 7) OBP: 0.381, SLG: 0.482	0-3 K		4-0 WP BB		4-0 FC6-4 1B BB		0-0 F9	0-0 HR 2B		2 1 1 0 2 1 1												
Tony Perez, R (1, 10) OBP: 0.375, SLG: 0.452	4-0 BB		4-0 1-2 BB		0-0 F9		0-0 F9			2 0 0 0 2 0 2												
Carney Lansford, R (1, 5) OBP: 0.368, SLG: 0.418	0-0 F9		0-3 K		0-0 FC6-4 1-2 1B		0-0 FC6-4 1-2 1B HR			4 1 2 2 0 1 4												
Dave Stapleton, R (1, 3) OBP: 0.283, SLG: 0.374		0-0 F7		0-0 5-3		0-0 FC6-4 1-2f 2-3		0-0 4-3		4 0 0 0 0 0 2												
Glenn Hoffman, R (1, 6) OBP: 0.307, SLG: 0.405		4-0 BB		0-3 K		0-0 F3		0-3 K		3 0 0 0 1 2 2												
Gary Allenson, R (1, 2) OBP: 0.270, SLG: 0.310		0-0 F7		0-0 F7		0-0 F5		0-0 F8		4 0 0 0 0 0 1												
Reid Nichols, R (1, 8) OBP: 0.323, SLG: 0.414		0-3 K		0-0 F9		0-0 HR		0-0 F8		4 1 1 1 0 1 1												
Inning Stats	R: 0 E: 0 K: 1 S: 6	H: 1 LOB: 2 BB: 1 P: 10	R: 0 E: 0 K: 1 S: 5	H: 0 LOB: 1 BB: 1 P: 9	R: 0 E: 0 K: 2 S: 7	H: 0 LOB: 2 BB: 2 P: 15	R: 0 E: 0 K: 1 S: 5	H: 0 LOB: 0 BB: 0 P: 5	R: 0 E: 0 K: 0 S: 3	H: 0 LOB: 0 BB: 0 P: 3	R: 0 E: 0 K: 0 S: 4	H: 1 LOB: 2 BB: 1 P: 8	R: 1 E: 0 K: 0 S: 4	H: 2 LOB: 0 BB: 0 P: 4	R: 2 E: 0 K: 1 S: 7	H: 2 LOB: 0 BB: 0 P: 7	R: 0 E: 0 K: 0 S: 3	H: 0 LOB: 0 BB: 0 P: 3	1B: 2 2B: 2 3B: 0 HR: 2	SF: 0 SAC: 0 DP: 1 HBP: 0	WP: 1 PB: 0 SB: 0 CS: 0	PA: 37
PITCHER Floyd Bannister, L (1, 1) ERA: 3.38	IP: 9.0 WLS: L BF: 37 H: 6 R: 3 ER: 3 SO: 6 BB: 5 IBB: 0 HBP: 0 BLK: 0 WP: 1 HR: 2 S: 44 P: 64 ERA: 3.00 WHIP: 1.222											PITCHER	IP: 9.0 WLS: L BF: 37 H: 6 R: 3 ER: 3 SO: 6 BB: 5 IBB: 0 HBP: 0 BLK: 0 WP: 1 HR: 2 S: 44 P: 64 ERA: 3.00 WHIP: 1.222									

Boston Red Sox @ Seattle Mariners
The Kingdom, Seattle, WA
Fri May 28 1982, 10:05 PM EDT
Att. 10,634 - Unknown

livebaseballscorecards.com

AB 32
R 3
H 6
RBI 3
BB 5
SO 6
LOB 14



Batter	1	2	3	4	5	6	7	8	9	AB R H RBI BB SO LOB
Bobby Brown, S OBP: 0.257, SLG: 0.318 (1, 7) X	0-0 G3		0-0 F9			0-0 G3		0-0 G3 1B 2B		4 1 1 0 0 0 1
Joe Simpson, L OBP: 0.281, SLG: 0.288 (1, 8) X	0-0 G3-6-3 1B			0-0 F6		0-0 F7		0-0 G3		4 0 1 1 0 0 1
Bruce Bochte, L OBP: 0.420, SLG: 0.413 (1, 3) X	0-0 G3-6-3 1-2f			0-0 F8		0-0 1B		0-0 1B		4 0 2 1 0 0 1
Al Cowens, R OBP: 0.317, SLG: 0.454 (1, 9)		0-3 K		0-3 K		0-0 F8		0-0 F3		4 0 0 0 0 2 2
Gary Gray, R OBP: 0.440, SLG: 0.773 (1, 10)		0-3 K			0-0 1B 8-2 1B		0-0 F3		0-0 L4	4 0 1 0 0 1 0
Todd Cruz, R OBP: 0.280, SLG: 0.386 (1, 6)		0-3 K			0-0 1B 1-2 1B		0-0 F8		0-0 6-3	4 0 1 0 0 1 0
Rick Sweet, S OBP: 0.565, SLG: 0.850 (1, 2)			0-0 SH1-3 1B		0-0 F3		0-0 F2		0-3 K	4 0 1 0 0 1 2
Paul Serna, R OBP: 0.256, SLG: 0.282 (1, 5)			0-0 SH1-3		0-0 1B 1-2 2-3			0-0 2B G3 1B		2 1 2 0 0 0 0
Julio Cruz, S OBP: 0.325, SLG: 0.280 (1, 4)			0-3 K		0-0 8-2			0-3 K		3 0 0 0 0 2 5

Inning Stats		R: 0	H: 1	R: 0	H: 0	R: 0	H: 1	R: 0	H: 0	R: 0	H: 3	R: 2	H: 3	R: 0	H: 0	1B: 8	SF: 0	WP: 0	PA: 34
		E: 0	LOB: 0	E: 0	LOB: 0	E: 0	LOB: 1	E: 0	LOB: 0	E: 0	LOB: 2	E: 0	LOB: 1	E: 0	LOB: 0	2B: 2	SAC: 1	PB: 0	
		K: 0	BB: 0	K: 3	BB: 0	K: 1	BB: 0	K: 0	BB: 0	K: 0	BB: 0	K: 1	BB: 0	K: 1	BB: 0	3B: 0	DP: 2	SB: 0	
		S: 3	P: 3	S: 9	P: 9	S: 6	P: 6	S: 5	P: 5	S: 5	P: 5	S: 3	P: 3	S: 8	P: 8	HR: 0	HBP: 0	CS: 0	
PITCHER	IP	WLS	BF	H	R	ER	SO	BB	IBB	HBP	BLK	WP	HR	S	P	ERA	WHIP		
Dennis Eckersley, R ERA: 2.14 (1, 1)	7.1	W	28	8	2	2	6	0	0	0	0	0	0	40	40	2.46	1.091		
Mark Clear, R ERA: 1.36 (8, 1)	1.2	S	6	1	0	0	1	0	0	0	0	0	0	8	8	0.00	0.600		

BOTTOM

Boston Red Sox @ Seattle Mariners
The Kingdom, Seattle, WA
Fri May 28 1982, 10:05 PM EDT
Att. 10,634 - Unknown

livebaseballscorecards.com

AB	33
R	2
H	9
RBI	2
BB	0
SO	7
LOB	12



Batter	1	2	3	4	5	6	7	8	9
Paul Serna, R OBP: 0.256, SLG: 0.349 (1, 5) X	0-0 6-3 ①			X 0-0 HR	X 0-0 G3 ①			X 0-0 1-3 ①	
Bud Bulling, R OBP: 0.290, SLG: 0.270 (1, 2) X	0-0 6-3 ②			X 0-0 FC4-6 1B	X 0-0 G3 ②			X 0-0 5-3 ②	
Bruce Bochte, L OBP: 0.417, SLG: 0.405 (1, 7) X	0-0 4-3 ③			X 0-0 FC4-6 1B 1-2f	X 0-0 G3 ③			B B B B 4-0 FC4-6 BB	
Richie Zisk, R OBP: 0.349, SLG: 0.370 (1, 10)		S O S 0-3 K ①		X 0-0 1B 1-2 FC3-6 1B		X 0-0 6-3 ①		X 0-0 FC4-6 1-2f ③	
Al Cowens, R OBP: 0.317, SLG: 0.452 (1, 9)		X 0-0 5-3 ②		X 0-0 1B 1-2 E 1B		X 0-0 F8 ②			
Gary Gray, R OBP: 0.429, SLG: 0.720 (1, 3) X		X 0-0 6-3 ③		X 0-0 FC3-6 1B 1-2 2-3 3-H		S O S 0-3 K ③			
Todd Cruz, R OBP: 0.286, SLG: 0.391 (1, 6)			X 0-0 G5-4-3 1B	X 0-0 FC3-6 BB 1-2f 2-H 3-H		X 0-0 CS 1B			
Dave Henderson, R OBP: 0.431, SLG: 0.556 (1, 8)			X 0-0 G5-4-3 1-2f	B B B B 4-0 1-2 BB		S O S 0-3 K ①			
Julio Cruz, S OBP: 0.320, SLG: 0.275 (1, 4) X			X 0-0 6-3 ③	X 0-0 4-3 ③		X 0-0 6-3 1-2 ② ③			

Inning Stats	R: 0	H: 0	E: 0	K: 0	S: 3	LOB: 0	BB: 0	P: 3	R: 0	H: 0	E: 0	K: 1	S: 5	LOB: 0	BB: 0	P: 5	R: 0	H: 1	E: 0	K: 0	S: 3	LOB: 0	BB: 0	P: 3	R: 4	H: 5	E: 1	K: 0	S: 8	LOB: 2	BB: 1	P: 12	R: 0	H: 0	E: 0	K: 1	S: 5	LOB: 0	BB: 0	P: 5	R: 0	H: 1	E: 0	K: 1	S: 5	LOB: 0	BB: 0	P: 5	R: 0	H: 0	E: 0	K: 0	S: 3	LOB: 1	BB: 1	P: 7
--------------	------	------	------	------	------	--------	-------	------	------	------	------	------	------	--------	-------	------	------	------	------	------	------	--------	-------	------	------	------	------	------	------	--------	-------	-------	------	------	------	------	------	--------	-------	------	------	------	------	------	------	--------	-------	------	------	------	------	------	------	--------	-------	------

PITCHER	IP	WLS	BF	H	R	ER	SO	BB	IBB	HBP	BLK	WP	HR	S	P	ERA	WHIP
Bruce Hurst, L ERA: 4.22 (1, 1)	3.1	L	14	5	4	3	1	0	0	0	0	0	1	16	16	8.10	1.500
Bob Stanley, R ERA: 2.58 (4, 1)	4.2		17	2	0	0	2	2	0	0	0	0	0	19	27	0.00	0.857

BOTTOM

Boston Red Sox @ Seattle Mariners
The Kingdome, Seattle, WA
Sat May 29 1982, 10:05 PM EDT
Att. 25,756 - Unknown

AB	R	H	RBI	BB	SO	LOB
4	1	1	1	0	0	0
4	0	1	0	0	0	0
3	1	0	0	1	0	1
4	1	1	0	0	1	1
3	1	1	0	0	0	0
3	0	1	1	0	1	0
3	0	2	1	0	0	1
2	0	0	0	1	1	2
3	0	0	0	0	0	3

AB	29
R	4
H	7
RBI	3
BB	2
SO	3
LOB	8



WP	PA
0	31

1B	2B	3B	HR	SF	SAC	DP	HBP	WP	HR	S	P	ERA	WHIP
6	0	0	1	0	0	1	0	0	0	0	0	8.10	1.500
0	0	0	0	0	0	0	0	0	0	0	0	0.00	0.857

Batter	1	2	3	4	5	6	7	8	9	AB R H RBI BB SO LOB
Bobby Brown, S (1, 7) OBP: 0.284, SLG: 0.333	0-0 CS 1B		0-0 F9			0-0 F9 1B			4-0 2B BB	3 1 2 0 1 0 1
Paul Serna, R (1, 5) OBP: 0.255, SLG: 0.340	0-0 F8 1-2			0-0 1B 1B		0-0 F9 1-2			0-0 F3	4 0 1 0 0 0 3
Al Cowens, R (1, 9) OBP: 0.316, SLG: 0.447	0-0 6-3			0-0 BB 1-2 1B		0-0 F9			0-0 F9	4 0 1 0 0 0 1
Richie Zisk, R (1, 10) OBP: 0.346, SLG: 0.374 Lenny Randle, S (9, PR) OBP: 0.237, SLG: 0.176		0-3 K		0-0 F9		0-3 K			0-0 2B 1-H 2B	4 0 1 1 0 2 1 0 1 0 0 0 0 0
Gary Gray, R (1, 3) OBP: 0.438, SLG: 0.714		0-3 K		4-0 1-2 BB		0-0 F3			0-0 2B 2-H	3 0 1 1 1 1 0
Todd Cruz, R (1, 6) OBP: 0.282, SLG: 0.385		0-0 5-3		0-0 F8		0-0 F8				3 0 0 0 0 0 2
Dave Henderson, R (1, 8) OBP: 0.407, SLG: 0.521		0-3 K		0-3 K		0-3 K			0-3 K	3 0 0 0 0 3 0
Bud Bulling, R (1, 2) OBP: 0.292, SLG: 0.273		0-3 K		0-0 G4-6-3 1B		0-3 K			0-3 K	3 0 1 0 0 2 0
Julio Cruz, S (1, 4) OBP: 0.320, SLG: 0.276		0-0 1B		0-0 G4-6-3 1-2 1B		0-0 1-3			0-0 1-3	3 0 1 0 0 0 1

Inning Stats	R: 0 E: 0 K: 0 S: 3	H: 1 LOB: 0 BB: 0 P: 3	R: 0 E: 0 K: 2 S: 7	H: 0 LOB: 0 BB: 0 P: 7	R: 0 E: 0 K: 2 S: 8	H: 1 LOB: 1 BB: 0 P: 8	R: 0 E: 0 K: 0 S: 4	H: 2 LOB: 2 BB: 1 P: 8	R: 0 E: 0 K: 1 S: 5	H: 1 LOB: 0 BB: 0 P: 5	R: 0 E: 0 K: 0 S: 3	H: 1 LOB: 0 BB: 0 P: 3	R: 0 E: 0 K: 1 S: 5	H: 0 LOB: 0 BB: 0 P: 5	R: 0 E: 0 K: 2 S: 7	H: 0 LOB: 0 BB: 0 P: 7	R: 2 E: 0 K: 0 S: 4	H: 2 LOB: 1 BB: 1 P: 8	1B: 6 2B: 2 3B: 0 HR: 0	SF: 0 SAC: 0 DP: 1 HBP: 0	WP: 0 PB: 0 SB: 0 CS: 1	PA: 32
--------------	------------------------------	---------------------------------	------------------------------	---------------------------------	------------------------------	---------------------------------	------------------------------	---------------------------------	------------------------------	---------------------------------	------------------------------	---------------------------------	------------------------------	---------------------------------	------------------------------	---------------------------------	------------------------------	---------------------------------	----------------------------------	------------------------------------	----------------------------------	--------

PITCHER	IP	WLS	BF	H	R	ER	SO	BB	IBB	HBP	BLK	WP	HR	S	P	ERA	WHIP
John Tudor, L (1, 1) ERA: 3.71	8.2	L	31	7	2	2	8	2	0	0	0	0	0	45	53	2.08	1.038
Mark Clear, R (9, 1) ERA: 1.36	0.0		1	1	0	0	0	0	0	0	0	0	0	1	1	∞	∞

BOTTOM


Boston Red Sox @ Seattle Mariners
The Kingdome, Seattle, WA
Sun May 30 1982, 10:05 PM EDT
Att. 9,857 - Unknown

AB	30
R	2
H	8
RBI	2
BB	2
SO	8
LOB	9



WP	HR	S	P	ERA	WHIP
0	0	0	0	0	0

livebaseballscores.com

Batter	1	2	3	4	5	6	7	8	9	AB R H RBI BB SO LOB	TOP											
Jerry Remy, L (1, 4) OBP: 0.332, SLG: 0.304	0-3 K	0-0 F8			0-0 6-3		0-0 F7		0-0 F6	5 0 0 0 0 1 1												
Dwight Evans, R (1, 9) OBP: 0.389, SLG: 0.418	4-0 1B HBP 1B BB	0-0 5-3			0-0 E4 FC4-6 1B		0-0 5-3			3 1 0 0 1 0 1												
Jim Rice, R (1, 7) OBP: 0.377, SLG: 0.465	1-0 1B 1B 1-2 1B HBP		0-0 5-3		0-0 FC4-6 1-2 1B		0-0 F4			3 1 1 0 0 0 0												
Carl Yastrzemski, L (1, 10) OBP: 0.380, SLG: 0.545	0-0 1B 1B 1-2 2-3 1B		0-0 F9		0-0 FC4-6 1-2f 2-3		0-0 6-3			4 0 1 0 0 0 2												
Carney Lansford, R (1, 5) OBP: 0.363, SLG: 0.401	0-0 1B 1-2 2-3 3-H 1B		4-0 CS BB		0-0 F8		0-0 E6 1B			3 0 1 1 1 0 2												
Dave Stapleton, R (1, 3) OBP: 0.282, SLG: 0.382	0-0 1B 1-2 2-3 3-H 1B		0-0 CS	0-0 6-3		0-0 2-3		0-0 FC6 1B		4 0 2 1 0 0 0												
Rich Gedman, L (1, 2) OBP: 0.325, SLG: 0.432	0-0 G4-6-3 1-2f		0-0 4-3		0-0 4-3		0-0 FC6		0-0 FC6 1-2f	4 0 0 0 0 0 5												
Glenn Hoffman, R (1, 6) OBP: 0.314, SLG: 0.394		0-0 E6 FC1-6		4-0 BB BB		0-0 6-3			0-0 G6-4-3 1B	3 0 1 0 1 0 0												
Rick Miller, L (1, 8) OBP: 0.327, SLG: 0.353		0-0 FC1-6 1-2f		0-3 K			0-0 F5		0-0 G6-4-3 1-2f	3 0 0 0 0 1 2												
Tony Perez, R (9, PH) OBP: 0.365, SLG: 0.438										1 0 0 0 0 0 1												
Inning Stats	R: 2 E: 0 K: 1 S: 7	H: 3 LOB: 2 BB: 1 P: 12	R: 0 E: 1 K: 0 S: 4	H: 0 LOB: 1 BB: 0 P: 4	R: 0 E: 0 K: 0 S: 2	H: 0 LOB: 0 BB: 1 P: 6	R: 0 E: 0 K: 1 S: 5	H: 0 LOB: 1 BB: 1 P: 9	R: 0 E: 1 K: 0 S: 5	H: 1 LOB: 2 BB: 0 P: 5	R: 0 E: 0 K: 0 S: 3	H: 0 LOB: 0 BB: 0 P: 3	R: 0 E: 0 K: 0 S: 3	H: 0 LOB: 0 BB: 0 P: 3	R: 0 E: 1 K: 0 S: 5	H: 1 LOB: 2 BB: 0 P: 5	R: 0 E: 0 K: 0 S: 3	H: 1 LOB: 0 BB: 0 P: 3	1B: 6 2B: 0 3B: 0 HR: 0	SF: 0 SAC: 0 DP: 2 HBP: 1	WP: 0 PB: 0 SB: 0 CS: 1	PA: 38
PITCHER	IP WLS BF H R ER SO BB IBB HBP BLK WP HR S P ERA WHIP																					
Rick Langford, R (1, 1) ERA: 4.58	8.0 W 35 6 2 2 2 3 0 1 0 0 0 35 48 2.25 1.125																					
Tom Underwood, L (9, 1) ERA: 3.97	1.0 S 2 0 0 0 0 0 0 0 0 0 0 0 2 2 0.00 0.000																					

Boston Red Sox @ Oakland Athletics
Oakland-Alameda County Coliseum, Oakland, CA

Tue Jun 01 1982, 7:05 PM PDT
Att: 13,052 - Unknown

livebaseballscorecards.com

AB 33
R 2
H 6
RBI 2
BB 3
SO 2
LOB 14

Batter	1	2	3	4	5	6	7	8	9
Rickey Henderson, R OBP: 0.445, SLG: 0.413 (1, 7)	4-0 CS S BB		0-0 FC6-4 1B		0-0 HR		0-0 F8		
Dwayne Murphy, L OBP: 0.321, SLG: 0.397 (1, 8)	4-0 CS BB		4-0 1B BB		4-0 1B BB			0-3 K	
Dan Meyer, L OBP: 0.291, SLG: 0.440 (1, 10)	0-0 F7		0-0 1B		0-0 G6-4-3 1B			0-3 K	
Tony Armas, R OBP: 0.280, SLG: 0.361 (1, 9)	0-0 F8		0-0 F9		0-0 G6-4-3			0-0 5-3	
Wayne Gross, L OBP: 0.355, SLG: 0.339 (1, 5)		0-0 F8		4-0 G4-6-3 BB		0-3 K			
Jim Spencer, L OBP: 0.219, SLG: 0.324 (1, 3)		0-0 F6		0-0 G4-6-3		0-0 F2			
Davey Lopes, R OBP: 0.310, SLG: 0.340 (1, 4)		0-0 5-3		0-0 1-3		0-0 F5			
Mike Heath, R OBP: 0.326, SLG: 0.382 (1, 2)			0-0 5-3		4-0 SH2-3 HR BB		0-0 6-3		
Tony Phillips, S OBP: 0.375, SLG: 0.277 (1, 6)			0-0 FC6-4 1B		0-0 SH2-3		1-0 CS HBP		

Inning Stats	R: 0	H: 0	E: 0	K: 0	S: 2	LOB: 1	BB: 2	P: 10	R: 0	H: 0	E: 0	K: 0	S: 3	LOB: 0	BB: 0	P: 3	R: 1	H: 2	E: 0	K: 0	S: 5	LOB: 2	BB: 1	P: 9	R: 0	H: 0	E: 0	K: 0	S: 2	LOB: 0	BB: 1	P: 6	R: 2	H: 2	E: 0	K: 0	S: 4	LOB: 1	BB: 2	P: 12	R: 0	H: 0	E: 0	K: 1	S: 5	LOB: 0	BB: 0	P: 5	R: 0	H: 0	E: 0	K: 0	S: 2	LOB: 0	BB: 0	P: 3	R: 0	H: 0	E: 0	K: 2	S: 7	LOB: 0	BB: 0	P: 7
1B: 3	SF: 0	2B: 0	SAC: 1	3B: 0	DP: 2	HR: 1	HBP: 1	WP: 0	PA: 31																																																							

PITCHER	IP	WLS	BF	H	R	ER	SO	BB	IBB	HBP	BLK	WP	HR	S	P	ERA	WHIP
Chuck Rainey, R ERA: 4.3 (1, 1)	4.1	L	19	3	3	3	0	5	0	0	0	0	1	14	34	6.23	1.846
Tom Burgmeier, L ERA: 1.2 (5, 1)	3.2		12	1	0	0	3	1	0	1	0	0	0	16	21	0.00	0.545

BOTTOM

Boston Red Sox @ Oakland Athletics
Oakland-Alameda County Coliseum, Oakland, CA

Tue Jun 01 1982, 7:05 PM PDT
Att. 13,052 - Unknown

livebaseballscorecards.com

AB	23
R	3
H	4
RBI	3
BB	6
SO	3
LOB	10



Batter	1	2	3	4	5	6	7	8	9	AB R H RBI BB SO LOB	TOP									
Jerry Remy, L (1, 4) OBP: 0.330, SLG: 0.299	0-3 K		0-0 F7			0-0 F9		4-0 BB		3 0 0 0 1 1 1	Boston Red Sox @ Oakland Athletics Oakland-Alameda County Coliseum, Oakland, CA Wed Jun 02 1982, 7:05 PM PDT Att. 15,205 - Unknown livebaseballscorecards.com									
Dwight Evans, R (1, 9) OBP: 0.386, SLG: 0.414	0-0 F9		0-0 F9			0-0 G5-4-3 1B		0-0 F1		4 0 1 0 0 0 1										
Jim Rice, R (1, 7) OBP: 0.375, SLG: 0.458	4-0 BB BB				0-0 F2	0-0 G5-4-3 1-2f			0-0 F2	3 0 0 0 1 0 2										
Carl Yastrzemski, L (1, 10) OBP: 0.383, SLG: 0.540	4-0 1-2 BB				0-0 F9		0-0 1B		0-0 F9	3 0 1 0 1 0 0										
Carney Lansford, R (1, 5) OBP: 0.356, SLG: 0.392	0-0 F8				0-0 6-3		0-0 F9		0-0 F9	4 0 0 0 0 0 3										
Dave Stapleton, R (1, 3) OBP: 0.278, SLG: 0.376		0-0 4-3			0-0 F2		0-0 F7			3 0 0 0 0 0 1										
Rich Gedman, L (1, 2) OBP: 0.325, SLG: 0.430			0-0 F9		0-0 G6-4-3 1B		0-3 K			3 0 1 0 0 1 1										
Glenn Hoffman, R (1, 6) OBP: 0.309, SLG: 0.388					0-0 G6-4-3 1-2f			0-0 5-3		3 0 0 0 0 0 1										
Rick Miller, L (1, 8) OBP: 0.327, SLG: 0.352			0-0 G3			0-0 1B 1B		0-0 5-3		3 0 1 0 0 0 0										
Inning Stats	R: 0 E: 0 K: 1 S: 5	H: 0 LOB: 2 BB: 2 P: 13	R: 0 E: 0 K: 0 S: 3	H: 0 LOB: 0 BB: 0 P: 3	R: 0 E: 0 K: 0 S: 3	H: 0 LOB: 0 BB: 0 P: 3	R: 0 E: 0 K: 0 S: 3	H: 1 LOB: 0 BB: 0 P: 3	R: 0 E: 0 K: 1 S: 6	H: 2 LOB: 1 BB: 0 P: 4	R: 0 E: 0 K: 1 S: 6	H: 1 LOB: 1 BB: 0 P: 6	R: 0 E: 0 K: 0 S: 3	H: 0 LOB: 1 BB: 1 P: 7	R: 0 E: 0 K: 0 S: 3	H: 0 LOB: 0 BB: 0 P: 3	1B: 4 2B: 0 3B: 0 HR: 0	SF: 0 SAC: 0 DP: 2 HBP: 0	WP: 0 PB: 0 SB: 0 CS: 0	PA: 32
PITCHER Mike Norris, R (1, 1) ERA: 4.66	IP: 9.0 WLS: W BF: 32 H: 4 R: 0 ER: 0 SO: 2 BB: 3 IBB: 0 HBP: 0 BLK: 0 WP: 0 HR: 0 S: 33 P: 45 ERA: 0.00 WHIP: 0.778																			

Boston Red Sox @ Oakland Athletics
Oakland-Alameda County Coliseum, Oakland, CA
 Wed Jun 02 1982, 7:05 PM PDT
 Att. 15,205 - Unknown

AB	29
R	0
H	4
RBI	0
BB	3
SO	2
LOB	10



Batter	1	2	3	4	5	6	7	8	9
Rickey Henderson, R (1, 7) OBP: 0.442, SLG: 0.406	4-0 HR BB	0-3 K		0-0 F4			0-0 6-3		
Dwayne Murphy, L (1, 8) OBP: 0.325, SLG: 0.419	0-0 HR	0-3 K			0-0 G3 1B		0-0 4-3		
Dan Meyer, L (1, 10) OBP: 0.283, SLG: 0.428	0-0 F7		0-0 F6		0-0 G3		0-0 6-3		
Tony Armas, R (1, 9) OBP: 0.280, SLG: 0.358	0-3 K		0-0 5-3		0-0 1-3		0-0 1B 1B		
Wayne Gross, L (1, 5) OBP: 0.352, SLG: 0.336	0-0 F5		0-0 F9		0-0 4-3		0-0 1B 1-3 1B		
Jim Spencer, L (1, 3) OBP: 0.221, SLG: 0.347		0-0 HR 3B		0-3 K		0-0 F6		0-0 4-3	
Dave McKay, S (1, 4) OBP: 0.261, SLG: 0.322		0-0 HR		0-0 1B E 1B		0-0 1-3			
Jeff Newman, R (1, 2) OBP: 0.317, SLG: 0.432		0-0 F6		0-0 E7 1B		0-3 K			
Tony Phillips, S (1, 6) OBP: 0.373, SLG: 0.280		0-0 S 1B		0-3 K			0-0 F7		

Inning Stats	R: 2	H: 1	E: 0	K: 1	S: 6	LOB: 0	BB: 1	P: 10
	R: 2	H: 3	E: 0	K: 2	S: 10	LOB: 1	BB: 0	P: 10
	R: 0	H: 0	E: 0	K: 0	S: 3	LOB: 0	BB: 0	P: 3
	R: 1	H: 2	E: 1	K: 2	S: 9	LOB: 1	BB: 0	P: 9
	R: 0	H: 1	E: 0	K: 0	S: 4	LOB: 1	BB: 0	P: 4
	R: 0	H: 0	E: 0	K: 1	S: 5	LOB: 0	BB: 0	P: 5
	R: 0	H: 0	E: 0	K: 0	S: 3	LOB: 0	BB: 0	P: 3
	R: 0	H: 2	E: 0	K: 0	S: 4	LOB: 1	BB: 0	P: 4

PITCHER	IP	WLS	BF	H	R	ER	SO	BB	IBB	HBP	BLK	WP	HR	S	P	ERA	WHIP
Dennis Eckersley, R (1, 1) ERA: 2.4	7.0	L	29	7	5	4	6	1	0	0	0	0	2	40	44	5.14	1.143
Luis Aponte, R (8, 1) ERA: 4.15	1.0		4	2	0	0	0	0	0	0	0	0	0	4	4	0.00	2.000

AB R H RBI BB SO LOB

BOTTOM	AB	R	H	RBI	BB	SO	LOB
	3	1	0	0	1	1	2
	4	1	2	2	0	1	1
	4	0	0	0	0	0	1
	4	0	1	0	0	1	1
	4	0	1	0	0	0	1
	4	1	1	0	0	1	1
	3	2	2	2	0	0	0
	3	0	1	0	0	1	0
	3	0	1	0	0	1	1

AB	32
R	5
H	9
RBI	4
BB	1
SO	6
LOB	8



Boston Red Sox @ Oakland Athletics
 Oakland-Alameda County Coliseum, Oakland, CA
 Wed Jun 02 1982, 7:05 PM PDT
 Att. 15,205 - Unknown

livebaseballscorecards.com

WP	PA
0	33

WP	HR	S	P	ERA	WHIP
0	0	0	0	0	0

Batter	1	2	3	4	5	6	7	8	9	10	11	AB R H RBI BB SO LOB	TOP																							
Jerry Remy, L OBP: 0.338, SLG: 0.316 (1.4)	F8	1-2 1B		F7			1-3		2B 1B BB		5-3 1B	6 2 3 3 1 0 1	Boston Red Sox @ California Angels Anaheim Stadium, Anaheim, CA Fri Jun 04 1982, 10:05 PM EDT Att. 33,160 - Unknown																							
Dwight Evans, R OBP: 0.374, SLG: 0.399 (1.9)	K	K		F8			K		F2		K	7 0 0 0 0 4 6																								
Jim Rice, R OBP: 0.378, SLG: 0.462 (1.7)	BB 1B	F8					6-3		1B BB		5-3	5 1 2 0 1 0 3																								
Carl Yastrzemski, L OBP: 0.406, SLG: 0.560 (1.10)	FC4-6 BB			BB 1B			6-3 2B		1B BB		4-0 HR IBB	4 1 4 2 2 0 0																								
Carney Lansford, R OBP: 0.355, SLG: 0.407 (1.5)	FC4-6 1-2f			F8			6-3		1-3 1B		5-3 1B	6 1 2 3 0 0 6																								
Dave Stapleton, R OBP: 0.284, SLG: 0.376 (1.3)				F8			F8		5-3		G5-4-3 1-2f	5 2 2 0 1 0 3																								
Rich Gedman, L OBP: 0.333, SLG: 0.458 (1.2)				L4-3			K		1B		4-3	6 2 3 2 0 1 2																								
Glenn Hoffman, R OBP: 0.305, SLG: 0.377 (1.6)				HR			F3		F7		K	5 1 0 0 1 2 2																								
Rick Miller, L OBP: 0.327, SLG: 0.347 (1.8)				1B			F7		F7		G3	5 1 1 0 1 0 2																								
				1B							1-2 2-3 3B BB																									
Inning Stats	R: 0 E: 0 K: 1 S: 6	H: 1 LOB: 2 BB: 1 P: 10	R: 2 E: 1 K: 2 S: 11	H: 4 LOB: 2 BB: 0 P: 11	R: 0 E: 0 K: 0 S: 3	H: 1 LOB: 1 BB: 1 P: 7	R: 0 E: 0 K: 0 S: 3	H: 0 LOB: 1 BB: 1 P: 7	R: 0 E: 0 K: 1 S: 5	H: 0 LOB: 0 BB: 0 P: 5	R: 0 E: 0 K: 1 S: 6	H: 1 LOB: 2 BB: 1 P: 10	R: 0 E: 0 K: 0 S: 4	H: 1 LOB: 1 BB: 0 P: 4	R: 0 E: 0 K: 1 S: 5	H: 0 LOB: 0 BB: 0 P: 5	R: 0 E: 0 K: 1 S: 5	H: 0 LOB: 0 BB: 0 P: 5	R: 0 E: 0 K: 1 S: 11	H: 5 LOB: 1 BB: 2 P: 19	1B: 12 2B: 3 3B: 1 HR: 2	SF: 0 SAC: 0 DP: 2 HBP: 0	WP: 0 PB: 0 SB: 0 CS: 0	PA: 56												
PITCHER	IP WLS BF H R ER SO BB IBB HBP BLK WP HR S P ERA WHIP																				IP WLS BF H R ER SO BB IBB HBP BLK WP HR S P ERA WHIP															
Steve Renko, R ERA: 2.44 (1.1)	8.1	39	10	4	4	5	5	0	0	0	0	0	1	44	64	4.32	1.800																			
Angel Moreno, L ERA: 4.69 (9.1)	0.0	1	1	0	0	0	0	0	0	0	0	0	0	1	1	∞	∞																			
Doug Corbett, R ERA: 5.82 (9.1)	2.1	L	10	3	3	2	0	1	0	0	0	0	1	13	17	11.57	1.286																			
Dave Goltz, R ERA: 3.0 (11.1)	0.1	6	3	4	0	0	1	0	0	0	0	0	0	5	9	0.00	12.000																			

AB	49
R	11
H	17
RBI	10
BB	7
SO	7
LOB	25



Batter	1	2	3	4	5	6	7	8	9	10	11	AB	R	H	RBI	BB	SO	LOB	BOTTOM								
Brian Downing, R (1, 7) OBP: 0.335, SLG: 0.490	0-0 2-3		0-0 CS	0-0 1B		4-0 SH1-4 BB		0-0 1B 3B	0-0 F7			4	1	2	0	1	0	1									
Juan Beniquez, R (1, 9) OBP: 0.391, SLG: 0.382	0-0 4-3			0-0 F9		0-0 SH1-4		0-0 3B HBP		0-3 K		2	0	0	0	0	0	1									
Reggie Jackson, L (8, PH) OBP: 0.349, SLG: 0.372												1	0	1	0	0	0	0									
Rob Wilfong, L (8, PR) OBP: 0.237, SLG: 0.170												0	1	0	0	0	0	0									
Bobby Clark, R (9, 9) OBP: 0.200, SLG: 0.286												1	0	0	0	0	1	0									
Bobby Grich, R (1, 4) OBP: 0.398, SLG: 0.506	0-0 1-3			0-0 F9		0-0 1-3		1-0 3B HBP		0-3 K		4	1	0	0	0	1	2									
Don Baylor, R (1, 10) OBP: 0.272, SLG: 0.379		0-3 K		0-0 F7		0-0 F4		0-0 F4		0-0 F9		5	0	0	0	0	1	5									
Doug DeCinces, R (1, 5) OBP: 0.311, SLG: 0.417		0-0 F8				0-0 6-3		0-0 FC6-4 1B			0-0 F8	5	0	2	3	0	0	0									
Fred Lynn, L (1, 8) OBP: 0.363, SLG: 0.400		0-0 3-1				0-0 WP G3 1B		0-0 FC6-4 FC4-6 1-2f		0-3 K		5	1	1	0	0	1	3									
Rod Carew, L (1, 3) OBP: 0.425, SLG: 0.371			0-0 CS 1B			0-0 G3		0-0 FC4-6 1-2f		0-0 3-1		4	0	1	0	1	0	2									
Tim Foli, R (1, 6) OBP: 0.296, SLG: 0.349			0-0 F8			0-0 1B		0-0 6-3		0-0 F7		5	0	1	1	0	0	3									
Bob Boone, R (1, 2) OBP: 0.353, SLG: 0.351			0-0 F7			0-0 F8		0-0 6-3		0-0 1B		4	0	1	0	0	0	2									
Inning Stats	R: 0 E: 0 K: 0 S: 3	H: 0 LOB: 0 BB: 0 P: 3	R: 0 E: 0 K: 1 S: 5	H: 0 LOB: 0 BB: 0 P: 5	R: 0 E: 0 K: 0 S: 3	H: 1 LOB: 0 BB: 0 P: 3	R: 0 E: 0 K: 0 S: 4	H: 1 LOB: 1 BB: 0 P: 4	R: 1 E: 0 K: 0 S: 5	H: 2 LOB: 1 BB: 0 P: 5	R: 0 E: 0 K: 0 S: 3	H: 0 LOB: 1 BB: 1 P: 7	R: 0 E: 0 K: 0 S: 4	H: 1 LOB: 1 BB: 0 P: 4	R: 3 E: 0 K: 1 S: 8	H: 3 LOB: 2 BB: 0 P: 9	R: 0 E: 0 K: 0 S: 4	H: 1 LOB: 1 BB: 0 P: 4	R: 0 E: 0 K: 2 S: 7	H: 0 LOB: 0 BB: 0 P: 7	R: 0 E: 0 K: 0 S: 3	H: 0 LOB: 1 BB: 1 P: 7	1B: 8 2B: 0 3B: 1 HR: 0	SF: 0 SAC: 1 DP: 0 HBP: 1	WP: 1 PA: 45 PB: 0 SB: 0 CS: 1		
PITCHER	IP	WLS	BF	H	R	ER	SO	BB	IBB	HBP	BLK	WP	HR	S	P	ERA	WHIP										
Bruce Hurst, L (1, 1) ERA: 3.89	5.0		19	4	1	1	1	1	0	0	0	1	0	20	24	1.80	1.000										
Bob Stanley, R (6, 1) ERA: 2.78	2.1		10	3	2	2	0	0	0	0	0	0	0	10	10	7.71	1.286										
Mark Clear, R (8, 1) ERA: 1.47	3.2	W	15	2	1	1	3	1	0	1	0	0	0	19	24	2.46	0.818										

Boston Red Sox @ California Angels
Anaheim Stadium, Anaheim, CA

Fri Jun 04 1982, 10:05 PM EDT
Att. 33,160 - Unknown

AB	40
R	4
H	9
RBI	4
BB	2
SO	4
LOB	19



Batter	1	2	3	4	5	6	7	8	9	10	AB R H RBI BB SO LOB	TOP															
Willie Randolph, R (1, 4) OBP: 0.400, SLG: 0.433	0-0 PB 4-3 2B		0-0 B2-3		0-0 F8			0-0 6-3		0-0 L8	5 1 1 0 0 0 4	New York Yankees @ Boston Red Sox Fenway Park, Boston, MA Tue Jun 08 1982, 7:05 PM EDT Att. 31,413 - Unknown - 55 F															
Ken Griffey, L (1, 8) OBP: 0.301, SLG: 0.349	0-3 K		0-0 F7			0-0 F8		0-0 HR		0-0 4-3	5 1 1 1 0 1 2																
Oscar Gamble, L (1, 9) OBP: 0.372, SLG: 0.500	0-0 4-3			0-0 F9		0-0 3-1		0-0 6-3			3 0 0 1 0 0 0 1 0 0 0 0 0 0																
Lou Piniella, R (8, PH) OBP: 0.396, SLG: 0.494	0-0 3-H																										
John Mayberry, L (1, 3) OBP: 0.336, SLG: 0.407	0-0 PB 2B			0-0 F9		0-0 HR			0-0 F9		4 1 2 1 0 0 0																
Dave Winfield, R (1, 7) OBP: 0.340, SLG: 0.471	0-0 F7			0-0 5-3		0-0 6-3			4-0 S BB		3 0 0 0 1 0 1																
Graig Nettles, L (1, 5) OBP: 0.307, SLG: 0.333		0-0 G3			0-0 F7		0-0 F8		0-3 K		4 0 0 0 0 1 1																
Bobby Murcer, L (1, 10) OBP: 0.284, SLG: 0.383		0-0 F7			0-0 2B		0-0 F9		0-3 K		4 0 1 0 0 1 1																
Roy Smalley, S (1, 6) OBP: 0.332, SLG: 0.360		0-3 K			4-0 BB		0-0 4-3			0-0 1B	3 0 1 0 1 1 0																
Butch Wynegar, S (1, 2) OBP: 0.373, SLG: 0.387			4-0 B2-3 BB		0-3 K			0-3 K		0-0 F8	3 0 0 0 1 2 3																
Inning Stats	R: 1 E: 0 K: 1 S: 7	H: 2 LOB: 1 BB: 0 P: 7	R: 0 E: 0 K: 1 S: 5	H: 0 LOB: 0 BB: 0 P: 5	R: 0 E: 0 K: 0 S: 2	H: 0 LOB: 0 BB: 1 P: 6	R: 0 E: 0 K: 0 S: 3	H: 0 LOB: 0 BB: 0 P: 3	R: 0 E: 0 K: 1 S: 6	H: 1 LOB: 2 BB: 1 P: 10	R: 1 E: 0 K: 0 S: 4	H: 1 LOB: 0 BB: 0 P: 4	R: 0 E: 0 K: 0 S: 3	H: 0 LOB: 0 BB: 0 P: 3	R: 1 E: 0 K: 1 S: 6	H: 1 LOB: 0 BB: 0 P: 6	R: 0 E: 0 K: 2 S: 7	H: 0 LOB: 1 BB: 1 P: 11	R: 0 E: 0 K: 0 S: 4	H: 1 LOB: 1 BB: 0 P: 4	1B: 1 2B: 4 3B: 0 HR: 2	SF: 0 SAC: 0 DP: 1 HBP: 0	WP: 0 PB: 2 SB: 1 CS: 0	PA: 38			
PITCHER	IP WLS BF H R ER SO BB IBB HBP BLK WP HR S P ERA WHIP																										
Dennis Eckersley, R (1, 1) ERA: 2.48	8.0	30	5	3	3	4	2	0	0	0	0	0	0	0	3.38	0.875											
Mark Clear, R (9, 1) ERA: 1.31	2.0	8	1	0	0	2	1	0	0	0	0	0	0	11	0.00	1.000											

livebaseballscorecards.com

AB	35
R	3
H	6
RBI	3
BB	3
SO	6
LOB	12



Batter	1	2	3	4	5	6	7	8	9	AB R H RBI BB SO LOB	TOP	
Willie Randolph, R (1, 4) OBP: 0.397, SLG: 0.429	0-0 FC1-6 1B		0-0 6-3		0-3 K			0-0 4-3		4 0 1 0 0 1 0		
Ken Griffey, L (1, 8) OBP: 0.307, SLG: 0.353	0-0 FC1-6 BB 1-2f		0-0 6-3			0-0 G6-4-3 1B		0-0 FC5-4 1B		4 0 2 0 0 0 1		
Dave Winfield, R (1, 7) OBP: 0.351, SLG: 0.496	4-0 G5-4-3 BB 1-2			0-0 HR		0-0 G6-4-3 1B		0-0 FC5-4 1-2f		3 1 2 1 1 0 1		
Lou Piniella, R (1, 9) OBP: 0.381, SLG: 0.473	0-0 G5-4-3 1-2f			0-0 F9		0-0 G6-4-3 1-2f 2-3			0-0 6-3	4 0 0 0 0 0 4		
Butch Hobson, R (1, 10) OBP: 0.194, SLG: 0.257 Bobby Murcer, L (6, PH) OBP: 0.288, SLG: 0.417		0-0 SH1-4 7-2 1B		0-0 5-3		0-3 K			0-0 HR	2 0 1 0 0 0 0 2 1 1 1 0 1 1		
Graig Nettles, L (1, 5) OBP: 0.322, SLG: 0.337		4-0 SH1-4 1-2 BB		4-0 BB			0-0 3-1		0-0 WP 1B	2 0 1 0 2 0 0		
Butch Wynegar, S (1, 2) OBP: 0.367, SLG: 0.379		0-0 SH1-4 1-2 2-3		0-0 F8			0-0 4-3		0-0 1-3	3 0 0 0 0 0 2		
Dave Collins, S (1, 3) OBP: 0.285, SLG: 0.300		0-0 7-2 3-Hf			0-0 F9		0-0 G3		0-0 3-1	4 0 0 0 0 0 3		
Bucky Dent, R (1, 6) OBP: 0.202, SLG: 0.194 Roy Smalley, S (8, PH) OBP: 0.330, SLG: 0.358 (8, 6)			0-0 F8		0-3 K			0-0 4-3		2 0 0 0 0 1 0 1 0 0 0 0 0 0		
Inning Stats	R: 0 H: 1 E: 0 LOB: 1 K: 0 BB: 1 S: 3 P: 7	R: 0 H: 1 E: 0 LOB: 1 K: 0 BB: 1 S: 3 P: 7	R: 0 H: 0 E: 0 LOB: 0 K: 0 BB: 0 S: 3 P: 3	R: 1 H: 1 E: 0 LOB: 1 K: 0 BB: 1 S: 4 P: 8	R: 0 H: 0 E: 0 LOB: 0 K: 2 BB: 0 S: 7 P: 7	R: 0 H: 2 E: 0 LOB: 1 K: 1 BB: 0 S: 6 P: 6	R: 0 H: 0 E: 0 LOB: 0 K: 0 BB: 0 S: 3 P: 3	R: 0 H: 1 E: 0 LOB: 1 K: 0 BB: 0 S: 4 P: 4	R: 1 H: 2 E: 0 LOB: 1 K: 0 BB: 0 S: 5 P: 5	1B: 6 SF: 0 2B: 1 SAC: 1 3B: 0 DP: 3 HR: 2 HBP: 0	WP: 1 PA: 35 PB: 0 SB: 0 CS: 0	
PITCHER	IP WLS BF H R ER SO BB IBB HBP BLK WP HR S P ERA WHIP											
Bruce Hurst, L (1, 1) ERA: 3.64	5.0 W 21 5 1 1 2 3 0 0 0 0 0 1 22 34 1.80 1.600											
Bob Stanley, R (6, 1) ERA: 2.74	4.0 S 14 3 1 1 1 0 0 0 0 1 1 16 16 2.25 0.750											

New York Yankees @ Boston Red Sox
Fenway Park, Boston, MA
 Wed Jun 09 1982, 7:05 PM EDT
 Att. 32,792 - Unknown - 76 F

livebaseballscorecards.com

AB	31
R	2
H	8
RBI	2
BB	3
SO	3
LOB	12



Batter	1	2	3	4	5	6	7	8	9
Jerry Remy, L (1, 4) OBP: 0.336, SLG: 0.314	0-0 4-3		0-0 G4-6-3 BB 2-3 1B	0-0 CS 1-2	0-0 FC6-4 1B		0-0 F7		
Dwight Evans, R (1, 9) OBP: 0.369, SLG: 0.382	0-0 4-3		4-0 G4-6-3 BB 1-2		0-0 FC6-4 1-2f			0-0 CS 1B	
Jim Rice, R (1, 7) OBP: 0.371, SLG: 0.458	0-0 5-3		0-0 G4-6-3 1-2f 2-3 3-H		0-0 F7			0-3 K S S S	
Tony Perez, R (1, 10) OBP: 0.380, SLG: 0.500		0-0 HR	4-0 BB		0-0 1-3			0-3 K S S S	
Carney Lansford, R (1, 5) OBP: 0.355, SLG: 0.396		0-0 E5 4-3	0-3 K			0-0 1-3		0-0 CS 1-2	
Dave Stapleton, R (1, 3) OBP: 0.291, SLG: 0.381		0-0 4-3 1-2		0-0 4-3 1B 2B		0-0 F7			
Glenn Hoffman, R (1, 6) OBP: 0.308, SLG: 0.366		0-3 K		0-0 F9		0-0 6-3			
Gary Allenson, R (1, 2) OBP: 0.299, SLG: 0.357		0-3 K		0-0 4-3 2-3			0-0 F7		
Reid Nichols, R (1, 8) OBP: 0.343, SLG: 0.455			0-0 1B G4-6-3 2B	0-0 3-H 1B			0-0 6-3		

Inning Stats	R: 0	H: 0	E: 0	K: 0	S: 3	R: 1	H: 1	E: 1	K: 2	S: 9	R: 1	H: 2	E: 0	K: 1	S: 6	R: 1	H: 2	E: 0	K: 0	S: 4	R: 0	H: 1	E: 0	K: 0	S: 4	R: 0	H: 0	E: 0	K: 0	S: 3	R: 0	H: 1	E: 0	K: 2	S: 7	R: 0	H: 1	E: 0	K: 0	S: 7	R: 0	H: 0	E: 0	K: 0	S: 3	R: 0	H: 0	E: 0	K: 0	S: 7
	LOB: 0	BB: 0	P: 3	LOB: 1	BB: 0	P: 9	LOB: 2	BB: 2	P: 14		LOB: 0	BB: 0	P: 4	LOB: 1	BB: 0	P: 4	LOB: 0	BB: 0	P: 3		LOB: 0	BB: 0	P: 3	LOB: 0	BB: 0	P: 3	LOB: 0	BB: 0	P: 7	LOB: 0	BB: 0	P: 7		LOB: 0	BB: 0	P: 7		LOB: 0	BB: 0	P: 7		LOB: 0	BB: 0	P: 7						

PITCHER	IP	WLS	BF	H	R	ER	SO	BB	IBB	HBP	BLK	WP	HR	S	P	ERA	WHIP
Tommy John, L (1, 1) ERA: 2.67	7.0	L	29	7	3	3	3	2	0	0	0	0	1	33	41	3.86	1.286
George Frazier, R (8, 1) ERA: 2.43	1.0		2	0	0	0	2	0	0	0	0	0	0	6	6	0.00	0.000

BOTTOM

AB	R	H	RBI	BB	SO	LOB
4	0	2	0	0	0	0
3	0	1	0	1	0	1
4	0	0	0	0	1	4
3	1	1	1	1	1	2
3	0	0	0	0	1	2
3	1	1	0	0	0	1
3	0	0	0	0	1	2
3	0	0	0	0	1	2
3	1	2	1	0	0	0

AB	29
R	3
H	7
RBI	2
BB	2
SO	5
LOB	14



WP	PA	3B	DP	CS
0	33	0	1	2

New York Yankees @ Boston Red Sox
Fenway Park, Boston, MA
 Wed Jun 09 1982, 7:05 PM EDT
 Att: 32,792 - Unknown - 76 F

livebaseballscorecards.com

Batter	1	2	3	4	5	6	7	8	9	AB R H RBI BB SO LOB	TOP		
Willie Randolph, R (1, 4) OBP: 0.392, SLG: 0.419	0-3 K		0-0 6-3	0-3 K			H 1-0 4-3 SH5-3 E HBP	0-0 6-3		4 1 0 1 0 2 3			
Ken Griffey, L (1, 8) OBP: 0.313, SLG: 0.365	0-0 CS 2B		0-0 BB 1B			0-0 4-3	0-0 SH5-3	0-3 K		4 1 2 0 0 1 1			
Dave Winfield, R (1, 7) OBP: 0.358, SLG: 0.514	4-0 2-3 BB		4-0 1B BB			0-0 HR	0-0 4-3		0-0 4-3	3 1 1 1 2 0 1			
Lou Piniella, R (1, 9) OBP: 0.391, SLG: 0.474	0-0 F4		0-0 1-3 2-H 1B			0-0 5-3	4-0 E BB		0-0 1B	4 1 2 1 1 0 1			
Butch Hobson, R (1, 10) OBP: 0.175, SLG: 0.231 Bobby Murcer, L (9, PH) OBP: 0.286, SLG: 0.412		0-0 F3	0-3 K			0-3 K	0-0 E7		0-0 F8	4 0 0 0 0 2 2 1 0 0 0 0 0 1			
Graig Nettles, L (1, 5) OBP: 0.325, SLG: 0.340		0-0 1B		0-3 K			0-0 SH5-3 1B		0-0 F9	5 0 2 0 0 1 2			
Butch Wynegar, S (1, 2) OBP: 0.372, SLG: 0.381		0-3 K		0-0 BB 1B			0-0 SH5-3		4-0 SH2-3 SH 6-3 BB	2 1 1 0 1 1 1			
Dave Collins, S (1, 3) OBP: 0.286, SLG: 0.296		0-3 K		4-0 BB			0-0 F7		0-0 SH SH2-3	2 0 0 0 1 1 2			
Bucky Dent, R (1, 6) OBP: 0.196, SLG: 0.188			0-0 F9	0-0 F8			0-0 4-1		0-0 SH2-3	3 0 0 0 0 0 3			
Inning Stats	R: 0 H: 1 E: 0 LOB: 1 K: 1 BB: 1 S: 5 P: 9	R: 0 H: 1 E: 0 LOB: 1 K: 2 BB: 0 S: 8 P: 8	R: 1 H: 2 E: 0 LOB: 2 K: 1 BB: 1 S: 7 P: 11	R: 0 H: 1 E: 0 LOB: 2 K: 2 BB: 1 S: 8 P: 12	R: 1 H: 1 E: 0 LOB: 0 K: 1 BB: 0 S: 6 P: 6	R: 0 H: 1 E: 0 LOB: 1 K: 0 BB: 0 S: 4 P: 4	R: 2 H: 0 E: 1 LOB: 1 K: 0 BB: 1 S: 4 P: 9	R: 1 H: 0 E: 0 LOB: 1 K: 1 BB: 1 S: 6 P: 10	R: 0 H: 1 E: 0 LOB: 1 K: 0 BB: 0 S: 4 P: 4	1B: 6 SF: 0 2B: 1 SAC: 4 3B: 0 DP: 0 HR: 1 HBP: 1	WP: 0 PA: 42 PB: 0 SB: 0 CS: 1		
PITCHER	IP WLS BF H R ER SO BB IBB HBP BLK WP HR S P ERA WHIP											PITCHER	IP WLS BF H R ER SO BB IBB HBP BLK WP HR S P ERA WHIP
John Tudor, L (1, 1) ERA: 3.46	7.0 L 33 7 4 2 7 4 0 1 0 0 0 1 42 59 2.57 1.571												
Luis Aponte, R (8, 1) ERA: 3.8	2.0 9 1 1 1 1 1 0 0 0 0 0 0 10 14 4.50 1.000												

New York Yankees @ Boston Red Sox
Fenway Park, Boston, MA
 Thu Jun 10 1982, 7:05 PM EDT
 Att. 33,462 - Unknown - 58 F

livebaseballscorecards.com

AB 32
R 5
H 8
RBI 3
BB 5
SO 8
LOB 17



Batter	1	2	3	4	5	6	7	8	9	AB	R	H	RBI	BB	SO	LOB
Jerry Remy, L (1, 4) OBP: 0.339, SLG: 0.314	0-3 K		0-0 F7				0-0 2B			3	1	1	1	1	1	0
Dwight Evans, R (1, 9) OBP: 0.371, SLG: 0.386	4-0 BB		0-0 F7				0-0 1B			3	0	1	1	1	0	1
Jim Rice, R (1, 7) OBP: 0.369, SLG: 0.451	0-3 K		4-0 BB				0-3 K			3	0	0	0	1	3	2
Tony Perez, R (1, 10) OBP: 0.373, SLG: 0.479	4-0 BB		0-3 K				0-3 K			3	0	0	0	1	3	1
Carney Lansford, R (1, 5) OBP: 0.348, SLG: 0.388	0-0 F9			0-0 6-3			0-0 5-3			4	0	0	0	0	0	2
Dave Stapleton, R (1, 3) OBP: 0.286, SLG: 0.374		0-0 F2		0-0 4-3			0-0 6-3			4	0	0	0	0	0	0
Glenn Hoffman, R (1, 6) OBP: 0.313, SLG: 0.367		4-0 FC5		0-3 K			0-0 2B			2	1	1	0	1	1	0
Wade Boggs, L (9, PH) OBP: 0.345, SLG: 0.320		BB					0-0 1B			1	0	0	0	0	0	0
Gary Allenson, R (1, 2) OBP: 0.288, SLG: 0.342		0-0 FC5				0-3 K				3	0	0	0	0	1	2
Rich Gedman, L (9, PH) OBP: 0.326, SLG: 0.468		1-2					0-0 F9			1	0	0	0	0	0	0
Reid Nichols, R (1, 8) OBP: 0.342, SLG: 0.472		0-0 F6				0-3 K				3	1	1	1	0	1	1
Carl Yastrzemski, L (9, PH) OBP: 0.400, SLG: 0.535							0-0 1B			1	0	0	0	0	0	0

Inning Stats	R: 0	H: 0	E: 0	K: 2	S: 7	R: 0	H: 0	E: 0	K: 0	S: 3	R: 0	H: 0	E: 0	K: 1	S: 5	R: 0	H: 0	E: 0	K: 1	S: 5	R: 0	H: 0	E: 0	K: 2	S: 7	R: 3	H: 4	E: 0	K: 1	S: 9	R: 0	H: 0	E: 0	K: 1	S: 5	R: 0	H: 0	E: 0	K: 0	S: 3	1B: 2	2B: 2	3B: 0	HR: 0	SF: 0	SAC: 0	DP: 0	HBP: 0	WP: 0	PB: 0	SB: 0	CS: 0	PA: 36
--------------	------	------	------	------	------	------	------	------	------	------	------	------	------	------	------	------	------	------	------	------	------	------	------	------	------	------	------	------	------	------	------	------	------	------	------	------	------	------	------	------	-------	-------	-------	-------	-------	--------	-------	--------	-------	-------	-------	-------	--------


PITCHER	IP	WLS	BF	H	R	ER	SO	BB	IBB	HBP	BLK	WP	HR	S	P	ERA	WHIP
Dave Righetti, L (1, 1) ERA: 4.14	6.2	W	28	3	3	3	8	5	0	0	0	0	0	39	59	4.05	1.200
Rich Gossage, R (7, 1) ERA: 3.11	2.1	S	8	1	0	0	2	0	0	0	0	0	0	12	12	0.00	0.429

BOTTOM

New York Yankees @ Boston Red Sox
 Fenway Park, Boston, MA
 Thu Jun 10 1982, 7:05 PM EDT
 Att: 33,462 - Unknown - 58 F

livebaseballscorecards.com

AB	31
R	3
H	4
RBI	3
BB	5
SO	10
LOB	9



Batter	1	2	3	4	5	6	7	8	9	AB	R	H	RBI	BB	SO	LOB
Jerry Remy, L OBP: 0.340, SLG: 0.313 (1, 4)	0-0 E1 WP 1B	0-0 6-3			0-0 6-3	4-0 1-2 BB		0-0 3-1		4	1	1	0	1	0	2
Dwight Evans, R OBP: 0.373, SLG: 0.382 (1, 9)	4-0 WP 1B BB	0-3 K			4-0 1B BB	0-0 F9				2	2	0	0	2	1	2
Jim Rice, R OBP: 0.371, SLG: 0.452 (1, 7)	0-0 1B BLK 1B		0-0 5-3		0-0 FC5-4 1B		0-0 F9			4	1	2	2	0	0	0
Carl Yastrzemski, L OBP: 0.397, SLG: 0.528 (1, 10)	0-3 K		0-0 5-3		0-0 FC5-4 1B		0-0 F7			4	0	1	1	0	1	1
Carney Lansford, R OBP: 0.347, SLG: 0.385 (1, 5)	0-0 1B BLK 1B		0-0 P6		0-0 FC5-4 1B		0-0 5-3			4	1	1	0	0	0	2
Dave Stapleton, R OBP: 0.285, SLG: 0.372 (1, 3)	0-0 1-3 3-H 1B		0-0 6-3		0-0 K		0-0 6-3			4	0	1	0	0	1	2
Rich Gedman, L OBP: 0.331, SLG: 0.485 (1, 2)	0-0 L7		0-0 SF8 3B		0-3 K		0-0 BB 1B			4	1	2	0	0	1	1
Glenn Hoffman, R OBP: 0.312, SLG: 0.364 (1, 6)	0-0 6-3		0-0 SF8		4-0 BB BB		0-0 F8			2	0	0	1	1	0	2
Rick Miller, L OBP: 0.329, SLG: 0.335 (1, 8)		0-3 K		0-0 4-3		0-0 L8		4-0 1-2 BB		3	0	0	0	1	1	1

Inning Stats	R: 4	H: 4	E: 2	LOB: 1	K: 1	P: 13	R: 0	H: 0	E: 0	LOB: 0	K: 2	P: 7	R: 0	H: 0	E: 0	LOB: 0	K: 0	P: 3	R: 1	H: 1	E: 0	LOB: 0	K: 0	P: 4	R: 1	H: 2	E: 0	LOB: 2	K: 1	P: 11	R: 0	H: 0	E: 0	LOB: 2	K: 0	P: 3	R: 0	H: 1	E: 0	LOB: 2	K: 0	P: 8							
	1B: 7	SF: 1	2B: 0	SAC: 0	3B: 1	DP: 0	HR: 0	HBP: 0	CS: 0	WP: 1	PA: 37																																						

PITCHER	IP	WLS	BF	H	R	ER	SO	BB	IBB	HBP	BLK	WP	HR	S	P	ERA	WHIP
Lary Sorensen, R ERA: 4.33 (1, 1)	5.0	L	24	7	6	5	4	2	0	0	2	1	0	30	38	9.00	1.800
Bud Anderson, R ERA: (6, 1)	3.0		13	1	0	0	1	3	0	0	0	0	0	12	24	0.00	1.333

BOTTOM

Cleveland Indians @ Boston Red Sox
Fenway Park, Boston, MA
Fri Jun 11 1982, 7:05 PM EDT
Att: 30,846 - Unknown - 52 F

livebaseballscorecards.com

AB	31
R	6
H	8
RBI	4
BB	5
SO	5
LOB	13



Batter	1	2	3	4	5	6	7	8	9	AB R H RBI BB SO LOB	TOP																
Mike Hargrove, L (1, 3) OBP: 0.386, SLG: 0.335	0-0 F8	0-0 G3		0-0 F9		0-0 5-3		4-0 1B BB		4 0 0 0 1 0 1																	
Toby Harrah, R (1, 5) OBP: 0.492, SLG: 0.615	0-0 HR	0-0 6-3			0-0 WP 1B	0-0 1B		0-0 1B		5 2 4 1 0 0 1																	
Von Hayes, L (1, 9) OBP: 0.302, SLG: 0.385	0-3 K			0-0 CS 1B	4-0 WP 1B	0-0 4-3		0-0 G4-6-3		4 1 1 0 1 1 4																	
Andre Thornton, R (1, 10) OBP: 0.422, SLG: 0.596	0-0 BB 2B			4-0 1B BB	0-0 F9		0-0 F7		0-0 HR	4 1 2 1 1 0 2																	
Ron Hassey, L (1, 2) OBP: 0.299, SLG: 0.285	4-0 BB BB			0-0 F7	0-0 FC4-6 BB 1B		0-0 5-3		0-0 4-3	4 0 1 2 1 0 1																	
Rick Manning, L (1, 8) OBP: 0.333, SLG: 0.366	4-0 FC4 BB			0-0 1B	4-0 FC4-6 BB		4-0 S BB		0-0 4-3	2 0 1 0 3 0 0																	
Miguel Dilone, S (1, 7) OBP: 0.288, SLG: 0.343	0-0 FC4			0-0 F8	0-0 FC4-6		0-0 4-3		0-0 E3 BB	5 0 0 0 0 0 8																	
Jack Perconte, L (1, 4) OBP: 0.270, SLG: 0.262		0-3 K		0-0 4-3	0-0 FC4-6			0-3 K		4 0 0 0 0 2 2																	
Karl Pagel, L (9, PH) OBP: 1.000, SLG: 1.000									1-2 BB	0 0 0 0 1 0 0																	
Mike Fischlin, R (1, 6) OBP: 0.344, SLG: 0.286		4-0 G3 BB		0-3 K		0-3 K		4-0 1B BB		2 0 0 0 2 2 0																	
Rod Craig, S (9, PH) OBP: 0.222, SLG: 0.200									0-0 G3	1 0 0 0 0 0 2																	
Inning Stats	R: 1 E: 0 K: 1 S: 7	H: 2 LOB: 3 BB: 2 P: 15	R: 0 E: 0 K: 1 S: 5	H: 0 LOB: 1 BB: 1 P: 9	R: 0 E: 0 K: 0 S: 4	H: 2 LOB: 2 BB: 1 P: 8	R: 0 E: 0 K: 1 S: 5	H: 0 LOB: 0 BB: 0 P: 5	R: 2 E: 0 K: 0 S: 5	H: 2 LOB: 2 BB: 2 P: 13	R: 0 E: 0 K: 1 S: 6	H: 1 LOB: 1 BB: 0 P: 6	R: 0 E: 0 K: 0 S: 3	H: 0 LOB: 1 BB: 1 P: 7	R: 0 E: 0 K: 1 S: 5	H: 1 LOB: 2 BB: 2 P: 13	R: 1 E: 1 K: 0 S: 5	H: 1 LOB: 2 BB: 1 P: 9	1B: 6 2B: 1 3B: 0 HR: 2	SF: 0 SAC: 0 DP: 1 HBP: 0	WP: 1 PB: 0 SB: 1 CS: 1	PA: 45					
PITCHER	IP WLS BF H R ER SO BB IBB HBP BLK WP HR S P ERA WHIP																										
Mike Torrez, R (1, 1) ERA: 6.62	4.1	23	6	3	3	3	5	0	0	0	1	1	24	44	6.23	2.538											
Bob Stanley, R (5, 1) ERA: 2.69	4.2	W	22	3	1	1	2	5	0	0	0	0	1	21	41	1.93	1.714										

Cleveland Indians @ Boston Red Sox
 Fenway Park, Boston, MA
 Sat Jun 12 1982, 3:33 AM EDT
 Att: 30,531 - Unknown

livebaseballscorecards.com

AB	35
R	4
H	9
RBI	4
BB	10
SO	5
LOB	21



Batter	1	2	3	4	5	6	7	8	9
Jerry Remy, L (1, 4) OBP: 0.337, SLG: 0.311	0-0 WP 6-3 1B	0-0 4-3		0-0 4-3		0-0 FC3-6 CS 1-2f		0-3 K	
Dwight Evans, R (1, 9) OBP: 0.374, SLG: 0.382	0-0 6-3 1-2		0-0 F7	0-0 2-H 1B		0-0 CS 1-2	0-0 1B 1B	0-3 K 1-2	
Jim Rice, R (1, 7) OBP: 0.377, SLG: 0.452 Reid Nichols, R (7, PR) OBP: 0.359, SLG: 0.472 (8, 7)	4-0 CS 1B 2-3 BB		4-0 BB BB BB	0-3 K			0-0 1B 1-3 2B 1B	4-0 BB	
Carl Yastrzemski, L (1, 10) OBP: 0.402, SLG: 0.528	0-0 1-2 3-H 1B		4-0 BB 1-2 BB		0-0 4-3		0-0 1-3 2B 1B	0-3 K	
Carney Lansford, R (1, 5) OBP: 0.349, SLG: 0.392	0-3 K 2-3		0-3 K		0-0 1B S 1B		0-0 2B 2-H 3-H		
Dave Stapleton, R (1, 3) OBP: 0.293, SLG: 0.389		0-0 HR	4-0 1-2 2-3 BB		0-0 G1-6-3 1B		0-0 5-3		
Rich Gedman, L (1, 2) OBP: 0.321, SLG: 0.470		0-0 L7	0-3 K2-3		0-0 G1-6-3 1-2f 1B		0-3 K		
Glenn Hoffman, R (1, 6) OBP: 0.316, SLG: 0.363		0-0 1B		4-0 SH1-4 1B BB		0-0 5-3	0-3 K		
Rick Miller, L (1, 8) OBP: 0.335, SLG: 0.338		0-3 K		0-0 SH1-4 1-2		4-0 FC3-6 BB		0-0 S 1B	

Inning Stats	R: 1 E: 0 K: 1 S: 6	H: 2 LOB: 2 BB: 1 P: 10	R: 1 E: 0 K: 1 S: 7	H: 2 LOB: 1 BB: 0 P: 7	R: 0 E: 0 K: 2 S: 7	H: 0 LOB: 3 BB: 3 P: 19	R: 1 E: 0 K: 1 S: 6	H: 1 LOB: 1 BB: 1 P: 10	R: 0 E: 0 K: 0 S: 4	H: 2 LOB: 1 BB: 0 P: 4	R: 0 E: 0 K: 2 S: 2	H: 0 LOB: 0 BB: 1 P: 6	R: 3 E: 0 K: 2 S: 11	H: 4 LOB: 2 BB: 0 P: 11	R: 0 E: 0 K: 3 S: 10	H: 1 LOB: 2 BB: 1 P: 14
1B: 10 2B: 2 3B: 0 HR: 1	SF: 0 SAC: 1 DP: 2 HBP: 0	WP: 1 PB: 0 SB: 2 CS: 2	PA: 41													

PITCHER	IP	WLS	BF	H	R	ER	SO	BB	IBB	HBP	BLK	WP	HR	S	P	ERA	WHIP
John Denny, R (1, 1) ERA: 5.24	6.1	L	33	11	6	6	5	6	0	0	0	1	1	37	61	8.53	2.684
Ed Glynn, L (7, 1) ERA: 3.72	1.2		7	1	0	0	5	1	0	0	0	0	0	16	20	0.00	1.200

BOTTOM

Cleveland Indians @ Boston Red Sox
Fenway Park, Boston, MA
Sat Jun 12 1982, 3:33 AM EDT
Att. 30,531 - Unknown

livebaseballscorecards.com

AB	32
R	6
H	12
RBI	6
BB	7
SO	10
LOB	25



Batter	1	2	3	4	5	6	7	8	9	AB R H RBI BB SO LOB	TOP									
Jerry Remy, L (1, 4) OBP: 0.336, SLG: 0.309	0-0 CS 1B		0-0 F8	0-0 F8			0-0 E3			4 0 1 0 0 0 2	Boston Red Sox @ New York Yankees Yankee Stadium, Bronx, NY Mon Jun 14 1982, 7:05 PM EDT Att. 35,159 - Unknown - 72 F									
Dwight Evans, R (1, 9) OBP: 0.372, SLG: 0.377	0-3 1-2 K		4-0 1B BB			0-3 K	0-3 K			3 1 0 0 1 3 2										
Carney Lansford, R (1, 5) OBP: 0.352, SLG: 0.394	0-0 BB 1B		0-0 1B 1-2 1B			0-0 F9		0-0 F8		4 0 2 0 0 0 0										
Carl Yastrzemski, L (1, 10) OBP: 0.404, SLG: 0.524	4-0 1-2 BB		0-0 1-3 2-H 1B			0-0 F5		0-0 4-3		3 0 1 1 1 0 0										
Dave Stapleton, R (1, 3) OBP: 0.288, SLG: 0.382	0-0 F8		0-0 F4			0-0 F9		0-0 F9		4 0 0 0 0 0 4										
Glenn Hoffman, R (1, 6) OBP: 0.310, SLG: 0.356		0-3 K		0-0 L5		0-0 5-3		0-0 F8		4 0 0 0 0 1 0										
Gary Allenson, R (1, 2) OBP: 0.274, SLG: 0.325		0-0 F4		0-3 K		0-3 K		0-3 K		4 0 0 0 0 3 0										
Reid Nichols, R (1, 7) OBP: 0.349, SLG: 0.436		0-0 5-3		4-0 1B BB			0-0 F8		0-0 F9	3 0 0 0 1 0 0										
Rick Miller, L (1, 8) OBP: 0.335, SLG: 0.337			0-0 F8	0-0 1-2 1B			0-0 4-3			3 0 1 0 0 0 0										
Inning Stats	R: 0 E: 0 K: 1 S: 6	H: 2 LOB: 2 BB: 1 P: 10	R: 0 E: 0 K: 1 S: 5	H: 0 LOB: 0 BB: 0 P: 5	R: 1 E: 0 K: 0 S: 5	H: 2 LOB: 2 BB: 1 P: 9	R: 0 E: 0 K: 1 S: 6	H: 1 LOB: 2 BB: 1 P: 10	R: 0 E: 0 K: 1 S: 5	H: 0 LOB: 0 BB: 0 P: 5	R: 0 E: 1 K: 1 S: 6	H: 0 LOB: 1 BB: 0 P: 6	R: 0 E: 0 K: 0 S: 3	H: 0 LOB: 0 BB: 0 P: 3	R: 0 E: 0 K: 1 S: 5	H: 0 LOB: 0 BB: 0 P: 5	1B: 5 2B: 1 3B: 0 HR: 0	SF: 0 SAC: 0 DP: 1 HBP: 0	WP: 0 PB: 0 SB: 0 CS: 1	PA: 35
PITCHER Ron Guidry, L (1, 1) ERA: 2.9	IP: 9.0 WLS: W BF: 35 H: 5 R: 1 ER: 1 SO: 7 BB: 3 IBB: 0 HBP: 0 BLK: 0 WP: 0 HR: 0 S: 46 P: 58 ERA: 1.00 WHIP: 0.889																			

livebaseballscorecards.com

AB	32
R	1
H	5
RBI	1
BB	3
SO	7
LOB	8



Batter	1	2	3	4	5	6	7	8	9	AB	R	H	RBI	BB	SO	LOB
Willie Randolph, R OBP: 0.371, SLG: 0.392 (1, 4)	0-0 F9	0-0 1-3			0-0 5-3		0-0 3-1			4	0	0	0	0	0	0
Ken Griffey, L OBP: 0.323, SLG: 0.387 (1, 8)	0-0 1B 2B		0-0 F9		0-0 WP 1B 2B		0-0 4-3			4	2	2	0	0	0	0
Dave Winfield, R OBP: 0.355, SLG: 0.513 (1, 7)	0-0 F8		0-0 F8		4-0 1B S BB		0-0 1B			3	0	1	0	1	0	1
John Mayberry, L OBP: 0.327, SLG: 0.386 (1, 10)	0-0 2-H 1B		0-3 K		4-0 1-2 1B IBB		0-0 F8			3	0	1	1	1	1	1
Graig Nettles, L OBP: 0.333, SLG: 0.350 (1, 5)	0-0 F8			0-0 F9	0-0 1-2 2-3 3-H 1B		0-0 F9			4	0	1	1	0	0	1
Lou Piniella, R OBP: 0.387, SLG: 0.462 (1, 9)		0-0 5-3		0-0 1B 1B	0-0 G6-4-3		0-0 1-3			4	0	1	0	0	0	3
Butch Wynegar, S OBP: 0.380, SLG: 0.387 (1, 2)		0-0 G3		0-0 1-3 1B		0-0 1-3		0-0 3-1		4	0	1	0	0	0	0
Roy Smalley, S OBP: 0.332, SLG: 0.354 (1, 6)		0-0 HR 1B		0-0 G6-3		0-0 F7				3	1	1	0	0	0	2
Dave Collins, S OBP: 0.305, SLG: 0.338 (1, 3)		0-0 1-H HR			0-0 E 1B		0-0 4-3			3	2	2	2	0	0	0

Inning Stats	R: 1	H: 2	E: 0	LOB: 1	K: 0	BB: 0	S: 5	R: 2	H: 2	E: 0	LOB: 0	K: 0	BB: 0	S: 5	R: 0	H: 0	E: 0	LOB: 0	K: 1	BB: 0	S: 5	R: 0	H: 2	E: 0	LOB: 1	K: 0	BB: 0	S: 4	R: 2	H: 3	E: 1	LOB: 2	K: 0	BB: 2	S: 5	R: 0	H: 0	E: 0	LOB: 0	K: 0	BB: 0	S: 3	R: 0	H: 1	E: 0	LOB: 1	K: 0	BB: 0	S: 4	R: 0	H: 0	E: 0	LOB: 0	K: 0	BB: 0	S: 3
1B: 7	SF: 0	2B: 2	SAC: 0	3B: 0	DP: 2	HR: 1	HBP: 0	WP: 1	PA: 34	PB: 0	SB: 1	CS: 0																																												

PITCHER	IP	WLS	BF	H	R	ER	SO	BB	IBB	HBP	BLK	WP	HR	S	P	ERA	WHIP
Dennis Eckersley, R ERA: 2.82 (1, 1)	5.0	L	24	9	5	5	1	1	1	0	0	1	1	24	32	9.00	2.000
Luis Aponte, R ERA: 3.33 (6, 1)	3.0		10	1	0	0	0	0	0	0	0	0	0	10	10	0.00	0.333


BOTTOM


Boston Red Sox @ New York Yankees
Yankee Stadium, Bronx, NY

Mon Jun 14 1982, 7:05 PM EDT
Att: 35,159 - Unknown - 72 F

livebaseballscorecards.com

AB	32
R	5
H	10
RBI	4
BB	2
SO	1
LOB	8



Batter	1	2	3	4	5	6	7	8	9	AB R H RBI BB SO LOB	TOP															
Jerry Remy, L (1, 4) OBP: 0.333, SLG: 0.307	0-3 K		0-0 6-3		0-0 FC6-4		0-0 1B		0-0 F8	5 0 1 1 0 1 3																
Dwight Evans, R (1, 9) OBP: 0.370, SLG: 0.372	0-0 L1		4-0 BB			0-0 4-3	0-0 4-3			3 0 0 0 1 0 1																
Carney Lansford, R (1, 5) OBP: 0.346, SLG: 0.387	0-0 6-3		0-0 F9			0-0 4-3		0-0 6-3		4 0 0 0 0 0 1																
Tony Perez, R (1, 10) OBP: 0.379, SLG: 0.493		0-0 1B 2B		0-0 1B		0-0 5-3		0-0 G3		4 1 2 0 0 0 0																
Dave Stapleton, R (1, 3) OBP: 0.288, SLG: 0.384		0-0 1-3		0-0 F7			0-0 F8 1B 2B	0-0 F2		4 1 1 0 0 0 2																
Glenn Hoffman, R (1, 6) OBP: 0.310, SLG: 0.356		0-0 1B		0-0 G6-4-3			0-0 F8		0-3 K	3 0 1 1 0 0 2 1 0 0 0 0 1 0																
Wade Boggs, L (9, PH) OBP: 0.333, SLG: 0.308		2-H 1B		1-2f			2-3		S S S																	
Gary Allenson, R (1, 2) OBP: 0.276, SLG: 0.325		0-0 F4			0-0 4-3		0-0 1B SF8 1B		0-0 1B	3 1 1 1 0 0 1 1 0 1 0 0 0 0 0 0 0 0 0 0 0	AB 34 R 4 H 9 RBI 4 BB 2 SO 2 LOB 13															
Rich Gedman, L (9, PH) OBP: 0.326, SLG: 0.474		0-0 F7			0-0 FC3-6 1B		3-H 0-0 1B SF8 1B		0-0 F5	3 1 2 0 0 0 1 1 0 0 0 0 0 1																
Julio Valdez, S (9, PR)																										
Reid Nichols, R (1, 7) OBP: 0.370, SLG: 0.452		0-0 F7			0-0 FC3-6 1B		0-0 1B SF8 1B		0-0 F5																	
Carl Yastrzemski, L (9, PH) OBP: 0.402, SLG: 0.521																										
Rick Miller, L (1, 8) OBP: 0.333, SLG: 0.333			0-0 6-3		0-0 FC3-6		0-0 SF8		4-0 BB	2 0 0 1 1 0 1																
Inning Stats	R: 0 E: 0 K: 1 S: 5	H: 0 LOB: 0 BB: 0 P: 5	R: 1 E: 0 K: 0 S: 5	H: 2 LOB: 1 BB: 0 P: 5	R: 0 E: 0 K: 0 S: 3	H: 0 LOB: 1 BB: 1 P: 7	R: 0 E: 0 K: 0 S: 3	H: 1 LOB: 0 BB: 0 P: 3	R: 0 E: 0 K: 0 S: 4	H: 1 LOB: 1 BB: 0 P: 4	R: 0 E: 0 K: 0 S: 3	H: 0 LOB: 0 BB: 0 P: 3	R: 3 E: 0 K: 0 S: 7	H: 4 LOB: 1 BB: 0 P: 7	R: 0 E: 0 K: 0 S: 3	H: 0 LOB: 0 BB: 0 P: 3	R: 0 E: 0 K: 1 S: 6	H: 1 LOB: 2 BB: 1 P: 10	1B: 7 2B: 2 3B: 0 HR: 0	SF: 1 SAC: 0 DP: 1 HBP: 0	WP: 0 PB: 0 SB: 1 CS: 0	PA: 37				
PITCHER	IP WLS BF H R ER SO BB IBB HBP BLK WP HR S P ERA WHIP																									
Tommy John, L (1, 1) ERA: 2.86	6.2	28	8	4	4	1	1	0	0	0	0	0	29	33	5.40	1.350										
Rich Gossage, R (7, 1) ERA: 2.93	2.1	9	1	0	0	1	1	0	0	0	0	0	10	14	0.00	0.857										

Boston Red Sox @ New York Yankees
 Yankee Stadium, Bronx, NY
 Tue Jun 15 1982, 7:05 PM EDT
 Att. 35,559 - Unknown - 81 F

livebaseballscorecards.com

Batter	1	2	3	4	5	6	7	8	9
Willie Randolph, R (1, 4) OBP: 0.372, SLG: 0.390 Andre Robertson, R (5, 4) OBP: 0.323, SLG: 0.385	1-0 G6-4-3 1B HBP		0-0 6-3		0-3 K			0-0 HR 1B	
Ken Griffey, L (1, 8) OBP: 0.327, SLG: 0.409	0-0 G6-4-3 1B		0-0 3-1			0-0 F9		0-0 HR 1B	
Dave Winfield, R (1, 7) OBP: 0.352, SLG: 0.513	0-0 G6-4-3 1-2f 2-3			0-0 2B		0-0 5-3		0-0 4-3	
Lou Piniella, R (1, 9) OBP: 0.390, SLG: 0.472	0-0 1B			0-0 G3 2B		0-0 F7		0-3 K	
Graig Nettles, L (1, 5) OBP: 0.326, SLG: 0.342	0-0 F9			0-0 G3 2-3			0-0 F4		
Butch Wynegar, S (1, 2) OBP: 0.385, SLG: 0.389		0-0 1B		4-0 G5-4-3 BB		0-0 F7			
Butch Hobson, R (1, 10) OBP: 0.170, SLG: 0.217		0-3 K		0-0 G5-4-3 1-2f		0-0 6-3			
Dave Collins, S (1, 3) OBP: 0.305, SLG: 0.344		0-0 4-3			0-0 5-3			0-0 1B 2B	
Bucky Dent, R (1, 6) OBP: 0.192, SLG: 0.184 Roy Smalley, S (8, PH) OBP: 0.330, SLG: 0.352 (9, 6)			0-0 F7		0-0 F4			0-0 F6	

Inning Stats	R: 1 E: 0 K: 0 S: 4	H: 2 LOB: 1 BB: 0 P: 5	R: 0 E: 0 K: 1 S: 5	H: 1 LOB: 0 BB: 0 P: 5	R: 0 E: 0 K: 0 S: 3	H: 0 LOB: 0 BB: 0 P: 3	R: 1 E: 0 K: 0 S: 4	H: 2 LOB: 1 BB: 1 P: 8	R: 0 E: 0 K: 1 S: 5	H: 0 LOB: 0 BB: 0 P: 5	R: 0 E: 0 K: 0 S: 3	H: 0 LOB: 0 BB: 0 P: 3	R: 0 E: 0 K: 0 S: 3	H: 0 LOB: 0 BB: 0 P: 3	R: 3 E: 0 K: 1 S: 8	H: 3 LOB: 0 BB: 0 P: 8

PITCHER	IP	WLS	BF	H	R	ER	SO	BB	IBB	HBP	BLK	WP	HR	S	P	ERA	WHIP
Bruce Hurst, L (1, 1) ERA: 3.67	7.0		26	6	3	3	2	1	0	1	0	0	0	28	33	3.86	1.000
Mark Clear, R (8, 1) ERA: 1.7	1.0	L	5	2	2	2	1	0	0	0	0	0	1	7	7	18.00	2.000

AB R H RBI BB SO LOB

1 1 0 0 0 0 0	2 1 1 1 0 1 0
4 1 2 2 0 0 0	
4 1 1 0 0 0 2	
4 0 2 2 0 1 0	
3 0 0 0 0 0 2	
2 0 1 0 1 0 0	
3 0 0 0 0 1 2	
3 1 1 0 0 0 0	
2 0 0 0 0 0 0	
1 0 0 0 0 0 1	

AB	R	H	RBI	BB	SO	LOB
29	5	8	5	1	3	7



Boston Red Sox @ New York Yankees
 Yankee Stadium, Bronx, NY
 Tue Jun 15 1982, 7:05 PM EDT
 Att: 35,559 - Unknown - 81 F

livebaseballscorecards.com

WP	PA
0	31

WP	HR	S	P	ERA	WHIP
0	0	2	2	18.00	2.000

Batter	1	2	3	4	5	6	7	8	9	AB R H RBI BB SO LOB	TOP						
Jerry Remy, L (1, 4) OBP: 0.328, SLG: 0.302	0-3 K	0-3 K		X 0-0 F9		X 0-0 F7				4 0 0 0 0 2 5	Boston Red Sox @ New York Yankees Yankee Stadium, Bronx, NY Wed Jun 16 1982, 7:05 PM EDT Att. 30,267 - Unknown - 71 F						
Dwight Evans, R (1, 9) OBP: 0.364, SLG: 0.366	0-3 K		X 0-0 6-3		X 0-0 1-3	X 0-0 F8				4 0 0 0 0 1 0							
Carney Lansford, R (1, 5) OBP: 0.350, SLG: 0.388	4-0 WP BB		X 0-0 6-3		X 0-0 1B BB 1B					2 1 1 0 1 0 0							
Tony Perez, R (1, 10) OBP: 0.378, SLG: 0.481	4-0 FC5-4 1-2 BB		S 0-3 K		S 0-3 K					2 0 0 0 1 2 1							
Dave Stapleton, R (1, 3) OBP: 0.292, SLG: 0.385	X 0-0 FC5-4 1-2f			B 4-0 BB 1B BB	X 0-0 BB BB 1B					2 0 1 0 1 0 2							
Glenn Hoffman, R (1, 6) OBP: 0.311, SLG: 0.352		S 0-3 K		S 0-3 K	B 4-0 1-2 BB BB					2 0 0 0 1 2 1							
Gary Allenson, R (1, 2) OBP: 0.278, SLG: 0.317		X 0-0 4-3		X 0-0 F6	B 4-0 1-2 2-3 3-H BB					2 0 0 1 1 0 1							
Reid Nichols, R (1, 7) OBP: 0.388, SLG: 0.455		B 4-0 BB BB		X 0-0 BB 1B	X 0-0 FC6-4 1-2f					2 0 1 0 1 0 3							
Rick Miller, L (1, 8) OBP: 0.339, SLG: 0.331		B 4-0 BB		B 4-0 1-2 2-3 BB	X 0-0 5-3					1 0 0 0 2 0 0							
Inning Stats	R: 0 E: 0 K: 2 S: 7	H: 0 LOB: 2 BB: 2 P: 15	R: 0 E: 0 K: 2 S: 7	H: 0 LOB: 2 BB: 2 P: 15	R: 0 E: 0 K: 1 S: 5	H: 0 LOB: 0 BB: 0 P: 5	R: 0 E: 0 K: 1 S: 6	H: 1 LOB: 3 BB: 2 P: 14	R: 1 E: 0 K: 1 S: 7	H: 2 LOB: 3 BB: 2 P: 15	R: 0 E: 0 K: 0 S: 3	H: 0 LOB: 0 BB: 0 P: 3	1B: 3 2B: 0 3B: 0 HR: 0	SF: 0 SAC: 0 DP: 0 HBP: 0	WP: 1 PB: 0 SB: 0 CS: 0	PA: 29	
PITCHER Dave Righetti, L (1, 1) ERA: 3.94	IP 6.0 WLS W BF 29 H 3 R 1 ER 1 SO 7 BB 8 IBB 0 HBP 0 BLK 0 WP 1 HR 0 S 35 P 67 ERA 1.50 WHIP 1.833																

livebaseballscorecards.com

AB	21
R	1
H	3
RBI	1
BB	8
SO	7
LOB	13



Batter	1	2	3	4	5	6	7	8	9	AB	R	H	RBI	BB	SO	LOB
Dave Collins, S OBP: 0.310, SLG: 0.344 (1, 9)	0-0 S 1B	0-0 F7		H 1B HBP		0-3 K				3	1	1	0	0	1	1
Ken Griffey, L OBP: 0.331, SLG: 0.430 (1, 8)	0-0 F7		0-0 F9	0-0 FC5-4 1B		0-0 HR				4	1	2	2	0	0	1
Dave Winfield, R OBP: 0.350, SLG: 0.506 (1, 7)	0-0 PB 1-H 1B		0-0 F7	0-0 FC5-4 1-2f		0-0 5-3				4	0	1	1	0	0	2
John Mayberry, L OBP: 0.327, SLG: 0.380 (1, 3)	0-3 K		4-0 BB		0-0 F4					2	0	0	0	1	1	1
Lou Piniella, R OBP: 0.389, SLG: 0.464 (1, 10)	4-0 2-3 BB		0-0 1-3		0-0 F9					2	0	0	0	1	0	1
Graig Nettles, L OBP: 0.326, SLG: 0.350 (1, 5)	0-3 K			0-0 L4		0-0 2B				3	0	1	0	0	1	2
Butch Wynegar, S OBP: 0.389, SLG: 0.403 (1, 2)		0-0 F8		0-0 2B 3B		4-0 IBB				2	1	1	0	1	0	0
Bucky Dent, R OBP: 0.187, SLG: 0.178 (1, 6)		0-0 4-3		0-0 F3		0-0 L3				3	0	0	0	0	0	3
Andre Robertson, R OBP: 0.353, SLG: 0.448 (1, 4)		0-0 1B		0-0 1B 2B		0-0 F9				3	1	2	1	0	0	0

Inning Stats	R: 1	H: 2	R: 0	H: 1	R: 0	H: 0	R: 2	H: 3	R: 0	H: 1	R: 1	H: 1	1B: 4	SF: 0	WP: 0	PA: 30
	E: 0	LOB: 2	E: 0	LOB: 1	E: 0	LOB: 1	E: 0	LOB: 2	E: 0	LOB: 2	E: 0	LOB: 0	2B: 2	SAC: 0	PB: 1	
	K: 2	BB: 1	K: 0	BB: 0	K: 0	BB: 1	K: 0	BB: 1	K: 0	BB: 1	K: 1	BB: 0	3B: 1	DP: 0	SB: 1	
	S: 9	P: 13	S: 4	P: 4	S: 3	P: 7	S: 6	P: 7	S: 4	P: 8	S: 6	P: 6	HR: 1	HBP: 1	CS: 0	

PITCHER	IP	WLS	BF	H	R	ER	SO	BB	IBB	HBP	BLK	WP	HR	S	P	ERA	WHIP
John Tudor, L ERA: 3.62 (1, 1)	4.2	L	25	7	3	3	2	2	1	1	0	0	0	25	38	5.79	1.929
Bob Stanley, R ERA: 2.77 (5, 1)	1.1		5	1	1	1	1	0	0	0	0	0	1	7	7	6.75	0.750

BOTTOM

Boston Red Sox @ New York Yankees
 Yankee Stadium, Bronx, NY
 Wed Jun 16 1982, 7:05 PM EDT
 Att: 30,267 - Unknown - 71 F

livebaseballscorecards.com

AB	26
R	4
H	8
RBI	4
BB	3
SO	3
LOB	11



Batter	1	2	3	4	5	6	7	8	9	AB R H RBI BB SO LOB	TOP		
Jerry Remy, L (1, 4) OBP: 0.326, SLG: 0.300	0-0 F7		0-0 F7		0-0 4-3	0-0 SF9 BB 1-3 1B		0-0 G4-6-3 1-2f		5 0 1 0 0 0 2			
Dwight Evans, R (1, 9) OBP: 0.369, SLG: 0.372	0-0 1B 2B		0-0 1B 1B		0-0 F3	4-0 1-2 BB			0-3 K	4 1 2 0 1 1 0			
Carney Lansford, R (1, 5) OBP: 0.351, SLG: 0.390	0-0 F8		0-0 1B		0-0 1B	0-0 SF9			0-0 F8	4 0 2 1 0 0 1			
Carl Yastrzemski, L (1, 10) OBP: 0.407, SLG: 0.518	0-0 1B		0-0 4-3		4-0 1-2 BB	0-0 F7			4-0 1B 2B BB	3 1 1 1 2 0 4			
Rich Gedman, L (1, 2) OBP: 0.329, SLG: 0.471	0-0 4-3			0-0 1-3	0-0 1-6-3			0-0 G4-6-3 1B	0-0 2B 1B 1-2	5 0 2 0 0 0 3			
Dave Stapleton, R (1, 3) OBP: 0.294, SLG: 0.403		0-0 6-3		0-0 HR		0-0 5-3		0-0 G4-6-3 1-2f	0-0 1-3 2B	5 1 2 2 0 0 1			
Glenn Hoffman, R (1, 6) OBP: 0.308, SLG: 0.349			0-0 F8		0-0 4-3	0-0 3B 1B		0-0 1-3	0-0 4-3	5 1 1 0 0 0 2			
Reid Nichols, R (1, 7) OBP: 0.396, SLG: 0.500			0-0 5-3		0-0 1B	0-0 1B 3B		0-0 F2		4 1 2 1 0 0 0			
Rick Miller, L (1, 8) OBP: 0.347, SLG: 0.333			4-0 1B 1B BB		0-0 F8	0-0 1B SF9 3-H 1B		4-0 G4-6-3 BB		2 1 1 1 2 0 1			
Inning Stats	R: 1 H: 2 E: 0 LOB: 1 K: 0 BB: 0 S: 5 P: 5	R: 0 H: 0 E: 0 LOB: 0 K: 0 BB: 0 S: 3 P: 3	R: 0 H: 2 E: 0 LOB: 2 K: 0 BB: 1 S: 4 P: 8	R: 1 H: 2 E: 0 LOB: 1 K: 0 BB: 0 S: 5 P: 5	R: 0 H: 1 E: 0 LOB: 2 K: 0 BB: 1 S: 4 P: 8	R: 3 H: 4 E: 0 LOB: 2 K: 0 BB: 1 S: 7 P: 11	R: 0 H: 1 E: 0 LOB: 0 K: 0 BB: 0 S: 3 P: 3	R: 0 H: 0 E: 0 LOB: 0 K: 0 BB: 1 S: 2 P: 6	R: 1 H: 2 E: 0 LOB: 2 K: 1 BB: 1 S: 7 P: 11	1B: 10 SF: 1 2B: 2 SAC: 0 3B: 1 DP: 2 HR: 1 HBP: 0	WP: 0 PA: 43 PB: 0 SB: 1 CS: 0		
PITCHER	IP WLS BF H R ER SO BB IBB HBP BLK WP HR S P ERA WHIP											PITCHER	IP WLS BF H R ER SO BB IBB HBP BLK WP HR S P ERA WHIP
Lary Sorensen, R (1, 1) ERA: 4.48	5.1 L 26 9 4 4 0 2 0 0 0 0 0 1 24 32 6.75 2.062												
Ed Glynn, L (6, 1) ERA: 4.66	0.0 2 2 0 0 0 0 0 0 0 0 0 0 2 2 ∞ ∞												
Ed Whitson, R (6, 1) ERA: 3.0	1.2 6 1 1 1 0 1 0 0 0 0 0 0 5 9 5.40 1.200												
Bud Anderson, R (8, 1) ERA: 1.08	2.0 9 2 1 1 1 2 0 0 0 0 0 0 9 17 4.50 2.000												

Boston Red Sox @ Cleveland Indians
Cleveland Municipal Stadium, Cleveland, OH
 Thu Jun 17 1982, 7:05 PM EDT
 Att. 12,824 - Unknown - 63 F

livebaseballscorecards.com

AB 37
R 6
H 14
RBI 6
BB 5
SO 1
LOB 14



BOTTOM

Boston Red Sox @ Cleveland Indians
Cleveland Municipal Stadium, Cleveland, OH

Thu Jun 17 1982, 7:05 PM EDT
Att: 12,824 - Unknown - 63 F

livebaseballscorecards.com

AB 33
R 3
H 7
RBI 3
BB 3
SO 4
LOB 10



WP: 0 PA: 36
PB: 0
SB: 0
CS: 0

AB R H RBI BB SO LOB

4 0 0 0 0 0 0

4 0 0 0 0 0 0

3 1 1 0 1 0 0

3 0 1 0 1 0 1

4 1 2 0 0 0 3

4 1 1 0 0 1 2

4 0 1 3 0 1 1

3 0 1 0 1 0 0

2 0 0 0 0 1 1

1 0 0 0 0 0 0

1 0 0 0 0 1 2

1B: 6 SF: 0
2B: 1 SAC: 0
3B: 0 DP: 1
HR: 0 HBP: 0

Batter	1	2	3	4	5	6	7	8	9
Miguel Dilone, S (1, 7) OBP: 0.282, SLG: 0.330	0-0 G3			0-0 5-3		0-0 F4		0-0 6-3	
Toby Harrah, R (1, 5) OBP: 0.480, SLG: 0.590	0-0 6-3			0-0 4-3		0-0 6-3			0-0 5-3
Mike Hargrove, L (1, 3) OBP: 0.368, SLG: 0.330	0-0 L3			0-0 BB 1B		0-0 G3			4-0 1B 2B BB
Andre Thornton, R (1, 10) OBP: 0.422, SLG: 0.595		0-0 G4-6-3 1B		4-0 BB 1-2		0-0 5-3			0-0 F7
Rick Manning, L (1, 8) OBP: 0.339, SLG: 0.391		0-0 F5		0-0 4-3		0-0 1B			0-0 1B 2B 1B
Von Hayes, L (1, 9) OBP: 0.294, SLG: 0.368		0-0 G4-6-3 1-2f		0-3 K		0-0 F3			0-0 1-2 2-3 2B 1B
Alan Bannister, R (1, 4) OBP: 0.359, SLG: 0.355 (9, 6)			0-0 F7	0-3 K		0-0 6-3			0-0 1-2 2-3 3-4 2B
Chris Bando, S (1, 2) OBP: 0.295, SLG: 0.231			0-0 F7	0-0 1B				0-0 6-3	0-0 BB 4-0 BB
Mike Fischlin, R (1, 6) OBP: 0.350, SLG: 0.333 Jack Perconte, L (8, PH) OBP: 0.268, SLG: 0.260 (9, 4) Karl Pagel, L (9, PH) OBP: 0.750, SLG: 0.500			0-0 1-3	0-3 K				0-0 6-3	0-3 K

Inning Stats	R: 0	H: 0	E: 0	K: 0	S: 3	R: 0	H: 1	E: 0	K: 0	S: 3	R: 0	H: 0	E: 0	K: 0	S: 3	R: 0	H: 1	E: 0	K: 3	S: 10	R: 0	H: 0	E: 0	K: 0	S: 3	R: 0	H: 1	E: 0	K: 0	S: 4	R: 0	H: 0	E: 0	K: 0	S: 3	R: 3	H: 3	E: 0	K: 1	S: 8	R: 0	H: 0	E: 0	K: 0	S: 3
	LOB: 0	BB: 0	P: 3	LOB: 0	BB: 0	LOB: 0	BB: 0	LOB: 0	BB: 0	P: 3	LOB: 2	BB: 1	LOB: 1	BB: 0	P: 10	LOB: 0	BB: 0	LOB: 1	BB: 0	P: 4	LOB: 0	BB: 0	LOB: 0	BB: 0	P: 3	LOB: 0	BB: 0	LOB: 0	BB: 0	P: 3	LOB: 0	BB: 0	LOB: 0	BB: 0	P: 3	LOB: 2	BB: 2	LOB: 2	BB: 2	P: 16	LOB: 0	BB: 0	LOB: 0	BB: 0	P: 3

PITCHER	IP	WLS	BF	H	R	ER	SO	BB	IBB	HBP	BLK	WP	HR	S	P	ERA	WHIP
Mike Torrez, R (1, 1) ERA: 6.12	8.2	W	34	7	3	3	3	2	0	0	0	0	0	38	46	3.12	1.038
Mark Clear, R (9, 1) ERA: 1.69	0.1	S	2	0	0	0	1	1	0	0	0	0	0	3	7	0.00	3.000

PITCHER	IP	WLS	BF	H	R	ER	SO	BB	IBB	HBP	BLK	WP	HR	S	P	ERA	WHIP
Mike Torrez, R (1, 1) ERA: 6.12	8.2	W	34	7	3	3	3	2	0	0	0	0	0	38	46	3.12	1.038
Mark Clear, R (9, 1) ERA: 1.69	0.1	S	2	0	0	0	1	1	0	0	0	0	0	3	7	0.00	3.000

Batter	1	2	3	4	5	6	7	8	9
Miguel Dilone, S OBP: 0.280, SLG: 0.342 (1, 7)	0-0 F7		0-0 FC6		0-0 F7		0-0 F8		
Toby Harrah, R OBP: 0.486, SLG: 0.616 (1, 5)	0-0 1B 2B		0-0 HR	0-0 FC3-6 1B 2B		0-0 F9 2B	0-0 F8		
Mike Hargrove, L OBP: 0.395, SLG: 0.338 (1, 3)	0-0 E2 6-3 1B		4-0 2B BB	0-0 FC3-6 1B		0-3 K		0-0 4-3 1B	
Andre Thornton, R OBP: 0.421, SLG: 0.593 (1, 10)	0-0 6-3		0-0 2B 2B	0-0 F9 1B		4-0 IBB		0-0 F9 1B	
Rick Manning, L OBP: 0.332, SLG: 0.382 (1, 8)	0-0 1-3		0-3 K	0-0 FC3-6 2B		0-0 F9		0-0 4-3	
Von Hayes, L OBP: 0.296, SLG: 0.379 (1, 9)		0-3 K	0-0 S 4-3 2B	0-0 1-2 2-3 2B		0-0 G3		0-0 4-3	
Alan Bannister, R OBP: 0.349, SLG: 0.344 (1, 4)		0-0 F7	0-0 4-3	0-0 F8			0-3 K		
Chris Bando, S OBP: 0.313, SLG: 0.238 (1, 2)		0-0 3-1	0-0 1B 1B		0-0 6-3		4-0 1B BB		
Mike Fischlin, R OBP: 0.386, SLG: 0.375 (1, 6)			0-0 HR 1B		0-0 F3		0-0 1-2 1B		

Inning Stats	R: 2	H: 2	E: 1	K: 0	S: 5	LOB: 0	BB: 0	P: 5
	R: 0	H: 0	E: 0	K: 1	S: 5	LOB: 0	BB: 0	P: 5
	R: 6	H: 7	E: 0	K: 1	S: 12	LOB: 2	BB: 1	P: 16
	R: 2	H: 3	E: 0	K: 0	S: 6	LOB: 1	BB: 0	P: 6
	R: 0	H: 0	E: 0	K: 0	S: 3	LOB: 0	BB: 0	P: 3
	R: 0	H: 1	E: 0	K: 1	S: 6	LOB: 2	BB: 1	P: 10
	R: 0	H: 1	E: 0	K: 1	S: 6	LOB: 2	BB: 1	P: 10
	R: 0	H: 1	E: 0	K: 0	S: 4	LOB: 1	BB: 0	P: 4

PITCHER	IP	WLS	BF	H	R	ER	SO	BB	IBB	HBP	BLK	WP	HR	S	P	ERA	WHIP
Dennis Eckersley, R ERA: 3.32 (1, 1)	2.0	L	13	6	7	6	1	1	0	0	0	0	2	14	18	27.00	3.500
Tom Burgmeier, L ERA: 1.5 (3, 1)	4.0		20	7	3	3	2	0	1	0	0	0	0	23	27	6.75	1.750
Luis Aponte, R ERA: 3.08 (7, 1)	2.0		9	2	0	0	1	1	0	0	0	0	0	10	14	0.00	1.500


BOTTOM

Boston Red Sox @ Cleveland Indians
Cleveland Municipal Stadium, Cleveland, OH

Fri Jun 18 1982, 7:05 PM EDT
Att: 16,618 - Unknown - 66 F

AB	R	H	RBI	BB	SO	LOB
5	1	1	2	0	0	4
5	3	4	1	0	0	2
4	2	3	1	1	1	1
4	1	1	2	1	0	3
5	1	0	0	0	1	6
5	1	2	3	0	1	3
4	0	0	1	0	1	1
3	0	1	0	1	0	0
4	1	3	0	0	0	0

AB	39
R	10
H	15
RBI	10
BB	3
SO	4
LOB	20



1B	8	SF	0
2B	5	SAC	0
3B	0	DP	0
HR	2	HBP	0
WP	0	PA	42
PB	0	ERA	
SB	1	WHIP	
CS	0		

livebaseballscorecards.com

Batter	1	2	3	4	5	6	7	8	9	AB R H RBI BB SO LOB	TOP
Jerry Remy, L (1, 4) OBP: 0.332, SLG: 0.296	4-0 FC6-4 BB		0-3 K			4-0 1B BB 1B BB	4-0 F8 S BB		0-0 5-3	2 1 0 0 3 1 0	Boston Red Sox @ Cleveland Indians Cleveland Municipal Stadium, Cleveland, OH Sat Jun 19 1982, 7:05 PM EDT Att. 18,744 - Unknown - 57 F
Dwight Evans, R (1, 9) OBP: 0.380, SLG: 0.383	0-3 K			0-0 HR		4-0 1B 1B 1B BB	4-0 F8 BB	4-0 5-3 BB	2 2 1 1 3 1 1		
Carney Lansford, R (1, 5) OBP: 0.348, SLG: 0.385	0-0 F8			0-0 L6		0-0 1B 1B 1B	0-0 F8	0-0 5-3	5 1 1 0 0 0 4		
Carl Yastrzemski, L (1, 10) OBP: 0.409, SLG: 0.517	0-0 FC6-4 1-2f			4-0 BB		0-0 1B 1-2 2-3 SF7 1B	0-0 F9	0-0 F6	4 1 1 1 1 0 4		
Rich Gedman, L (1, 2) OBP: 0.327, SLG: 0.459		0-0 F8		0-3 K		0-3 K		4-0 2B SF8 BB	3 1 0 0 1 2 4		
Dave Stapleton, R (1, 3) OBP: 0.297, SLG: 0.403		0-0 6-3		0-0 F9		0-0 1B 1-3 2-H 3-H		0-0 SF8 SF9 2B	4 1 2 2 0 0 1		
Glenn Hoffman, R (1, 6) OBP: 0.304, SLG: 0.345		0-0 F8			0-0 F9	0-0 SF7		0-0 SF8 2-3 3-H	2 0 0 2 0 0 0		
Reid Nichols, R (1, 7) OBP: 0.361, SLG: 0.444			0-0 F6		0-0 F8	0-0 F9		0-0 SF9 3-H	3 0 0 1 0 0 1		
Rick Miller, L (1, 8) OBP: 0.333, SLG: 0.318			0-0 4-3		0-0 F7		0-0 4-3	0-0 G3	4 0 0 0 0 0 0		
Inning Stats	R: 0 H: 0 E: 0 LOB: 1 K: 1 BB: 1 S: 5 P: 9	R: 0 H: 0 E: 0 LOB: 0 K: 0 BB: 0 S: 3 P: 3	R: 0 H: 0 E: 0 LOB: 0 K: 1 BB: 0 S: 5 P: 5	R: 1 H: 1 E: 0 LOB: 1 K: 1 BB: 1 S: 6 P: 10	R: 0 H: 0 E: 0 LOB: 0 K: 0 BB: 0 S: 3 P: 3	R: 4 H: 3 E: 0 LOB: 1 K: 1 BB: 2 S: 8 P: 16	R: 0 H: 0 E: 0 LOB: 2 K: 0 BB: 2 S: 3 P: 11	R: 2 H: 1 E: 0 LOB: 0 K: 0 BB: 1 S: 4 P: 8	R: 0 H: 0 E: 0 LOB: 1 K: 0 BB: 1 S: 3 P: 7	1B: 3 SF: 3 2B: 1 SAC: 0 3B: 0 DP: 0 HR: 1 HBP: 0	WP: 0 PA: 40 PB: 0 SB: 1 CS: 0
PITCHER	IP WLS BF H R ER SO BB IBB HBP BLK WP HR S P ERA WHIP										
Rick Sutcliffe, R (1, 1) ERA: 3.7	5.0 L 21 2 4 4 3 4 0 0 0 0 0 1 23 39 7.20 1.200										
Ed Glynn, L (6, 1) ERA: 5.4	0.1 2 1 0 0 1 0 0 0 0 0 0 0 4 4 0.00 3.000										
Ed Whitson, R (6, 1) ERA: 3.19	3.2 17 2 3 3 0 4 0 0 0 0 0 0 13 29 7.36 1.636										

AB	29
R	7
H	5
RBI	7
BB	8
SO	4
LOB	15



Batter	1	2	3	4	5	6	7	8	9	AB R H RBI BB SO LOB
Miguel Dilone, S (1, 7) OBP: 0.283, SLG: 0.340	0-0 6-3		H 1-0 HBP		X 0-0 E S 1B		X 0-0 G1-6-3 1-2f		S S S 0-3 K	4 0 1 1 0 1 1
Toby Harrah, R (1, 5) OBP: 0.481, SLG: 0.608	0-0 5-3		X 0-0 1-3		X 0-0 F5 1-3		X 0-0 1B 1B		X 0-0 1-3	5 0 1 0 0 0 2
Mike Hargrove, L (1, 3) OBP: 0.392, SLG: 0.335	0-0 3-1			X 0-0 5-3	X 0-0 L9		X 0-0 1-2 1B		X 0-0 F9	5 0 1 0 0 0 1
Andre Thornton, R (1, 10) OBP: 0.419, SLG: 0.591		S S S 0-3 K		X 0-0 6-3		X 0-0 F9 3B 2B		X 0-0 6-3		4 1 1 0 0 1 2
Rick Manning, L (1, 8) OBP: 0.330, SLG: 0.379		X 0-0 F8		X 0-0 1B 1B		X 0-0 F9 2-3		X 0-0 3-1		4 0 1 0 0 0 1
Von Hayes, L (1, 9) OBP: 0.300, SLG: 0.392		X 0-0 1-3		X 0-0 1-3 1B		X 0-0 3B 3B		X 0-0 5-3		4 0 2 1 0 0 0
Alan Bannister, R (1, 4) OBP: 0.353, SLG: 0.344 (9, 6)			B B B 4-0 S SF8 BB	X 0-0 F7		S S S 0-3 K		X 0-0 E 1B 1B		3 1 1 0 1 1 3
Chris Bando, S (1, 2) OBP: 0.327, SLG: 0.283			X 0-0 6-3		X 0-0 SH1-4 1B 2B		X 0-3 K		X 0-0 E9 1-3 1B	4 1 2 0 0 1 2
Mike Fischlin, R (1, 6) OBP: 0.391, SLG: 0.390 Karl Pagel, L (8, PH) OBP: 0.600, SLG: 0.333 Jack Perconte, L (9, 4) OBP: 0.268, SLG: 0.260			X 0-0 SF8 2-H		X 0-0 SH1-4 2-3		X 0-0 G1-6-3 1B		X 0-3 K	1 0 1 1 0 0 0 1 0 0 0 0 1 2 0 0 0 0 0 0 0

Inning Stats	R: 0	H: 0	E: 0	LOB: 0	K: 0	S: 3	P: 3	R: 0	H: 0	E: 0	LOB: 0	K: 1	BB: 0	S: 5	P: 5	R: 1	H: 0	E: 0	LOB: 1	K: 0	BB: 1	S: 3	P: 8	R: 0	H: 2	E: 0	LOB: 2	K: 0	BB: 0	S: 5	P: 5	R: 1	H: 2	E: 0	LOB: 1	K: 2	BB: 0	S: 9	P: 9	R: 0	H: 3	E: 0	LOB: 2	K: 0	BB: 0	S: 5	P: 5	R: 0	H: 2	E: 1	LOB: 2	K: 1	BB: 0	S: 7	P: 7	R: 0	H: 0	E: 0	LOB: 0	K: 1	BB: 0	S: 5	P: 5	1B: 8	SF: 1	2B: 2	SAC: 1	3B: 1	DP: 1	HR: 0	HBP: 1	WP: 0	PA: 39
--------------	------	------	------	--------	------	------	------	------	------	------	--------	------	-------	------	------	------	------	------	--------	------	-------	------	------	------	------	------	--------	------	-------	------	------	------	------	------	--------	------	-------	------	------	------	------	------	--------	------	-------	------	------	------	------	------	--------	------	-------	------	------	------	------	------	--------	------	-------	------	------	-------	-------	-------	--------	-------	-------	-------	--------	-------	--------

PITCHER	IP	WLS	BF	H	R	ER	SO	BB	IBB	HBP	BLK	WP	HR	S	P	ERA	WHIP
Chuck Rainey, R (1, 1) ERA: 4.38	5.1	W	24	6	3	3	1	1	0	1	0	0	0	24	29	5.06	1.312
Bob Stanley, R (6, 1) ERA: 2.63	3.2	S	15	5	0	0	4	0	0	0	0	0	0	23	23	0.00	1.364

BOTTOM

Boston Red Sox @ Cleveland Indians
Cleveland Municipal Stadium, Cleveland, OH
 Sat Jun 19 1982, 7:05 PM EDT
 Att: 18,744 - Unknown - 57 F

livebaseballscorecards.com

AB	35
R	3
H	11
RBI	3
BB	1
SO	5
LOB	14



Batter	1	2	3	4	5	6	7	8	9	10	11	12	13	14	AB	R	H	RBI	BB	SO	LOB
Jerry Remy, L OBP: 0.330, SLG: 0.294 (1, 4)	0-3 K		0-0 F7			0-0 2B E 1B	0-0 F7			0-0 SH2-4			0-0 4-3		5	1	1	0	0	1	1
Dwight Evans, R OBP: 0.383, SLG: 0.385 (1, 9)	0-0 G3			4-0 HR BB		0-0 E7 1H WP 2B	0-3 K			0-0 5-3			4-0 BB		4	2	1	0	2	1	1
Carney Lansford, R OBP: 0.340, SLG: 0.375 (1, 5)	0-0 6-3			0-0 F2		0-0 F9		0-0 3-1		0-0 F8			0-3 K		6	0	0	0	0	1	3
Carl Yastrzemski, L OBP: 0.402, SLG: 0.522 (1, 10)		0-0 4-3		0-0 HR		0-0 F9		0-3 K			0-3 K		0-0 F5		6	1	1	2	0	2	1
Rich Gedman, L OBP: 0.327, SLG: 0.454 Gary Allenson, R OBP: 0.278, SLG: 0.317 (14, PR) (14, 2)		0-0 5-3		0-3 K		0-0 E 1B 1B		0-0 3-1			0-0 4-3			0-0 SH3-4 1B 1B	6	0	2	0	0	1	0
Dave Stapleton, R OBP: 0.298, SLG: 0.402 (1, 3)		0-0 4-3		0-0 4-3		0-0 E 1B		0-0 F3			0-3 K			0-0 SH3-4 1B	6	0	2	0	0	1	0
Glenn Hoffman, R OBP: 0.299, SLG: 0.339 Wade Boggs, L OBP: 0.333, SLG: 0.310 Julio Valdez, S OBP: 0.500, SLG: 0.500 (12, PH) (12, 6)			0-0 F7		0-3 K	0-0 E5 1-2 2-3		0-0 L9			0-0 F9		0-0 SH3-4		4	0	0	0	0	1	2
Reid Nichols, R OBP: 0.328, SLG: 0.400 (1, 7)			0-0 F7		0-0 5-3	0-0 F8		0-3 K			0-3 K		0-3 K		6	0	0	0	0	2	6
Rick Miller, L OBP: 0.333, SLG: 0.319 (1, 8)			0-0 1B		0-0 4-3		0-0 L1			0-0 SH2-4 1B		0-0 6-3		0-0 F8	6	0	2	0	0	0	3

Inning Stats	R: 0	H: 0	E: 0	K: 1	S: 5	LOB: 0	BB: 0	P: 5	R: 0	H: 0	E: 0	K: 0	S: 3	LOB: 0	BB: 0	P: 3	R: 0	H: 1	E: 0	K: 0	S: 4	LOB: 1	BB: 0	P: 4	R: 2	H: 1	E: 0	K: 1	S: 6	LOB: 0	BB: 1	P: 10	R: 0	H: 0	E: 0	K: 1	S: 5	LOB: 0	BB: 0	P: 5	R: 2	H: 4	E: 2	K: 2	S: 8	LOB: 3	BB: 0	P: 8	R: 0	H: 0	E: 0	K: 1	S: 5	LOB: 0	BB: 0	P: 5	R: 0	H: 0	E: 0	K: 0	S: 4	LOB: 1	BB: 0	P: 4	R: 0	H: 0	E: 0	K: 2	S: 7	LOB: 0	BB: 0	P: 7	R: 0	H: 0	E: 0	K: 1	S: 5	LOB: 0	BB: 0	P: 5	R: 0	H: 2	E: 0	K: 0	S: 5	LOB: 3	BB: 0	P: 5	R: 0	H: 0	E: 0	K: 1	S: 5	LOB: 1	BB: 1	P: 9	R: 0	H: 2	E: 0	K: 0	S: 5	LOB: 0	BB: 0	P: 5	R: 0	H: 0	E: 0	K: 1	S: 5	LOB: 0	BB: 0	P: 3	1B: 7	SF: 0	2B: 1	SAC: 2	3B: 0	DP: 0	HR: 1	HBP: 0	WP: 1	PA: 54
--------------	------	------	------	------	------	--------	-------	------	------	------	------	------	------	--------	-------	------	------	------	------	------	------	--------	-------	------	------	------	------	------	------	--------	-------	-------	------	------	------	------	------	--------	-------	------	------	------	------	------	------	--------	-------	------	------	------	------	------	------	--------	-------	------	------	------	------	------	------	--------	-------	------	------	------	------	------	------	--------	-------	------	------	------	------	------	------	--------	-------	------	------	------	------	------	------	--------	-------	------	------	------	------	------	------	--------	-------	------	------	------	------	------	------	--------	-------	------	------	------	------	------	------	--------	-------	------	-------	-------	-------	--------	-------	-------	-------	--------	-------	--------


PITCHER	IP	WLS	BF	H	R	ER	SO	BB	IBB	HBP	BLK	WP	HR	S	P	ERA	WHIP
Len Barker, R ERA: 2.59 (1, 1)	10.0		39	7	4	4	6	1	0	0	0	1	1	50	54	3.60	0.800
Dan Spillner, R ERA: 1.4 (11, 1)	4.0	W	15	2	0	0	4	1	0	0	0	0	0	22	26	0.00	0.750

TOP

Boston Red Sox @ Cleveland Indians
Cleveland Municipal Stadium, Cleveland, OH

Sun Jun 20 1982, 3:33 AM EDT
Att. 26,571 - Unknown

AB	50
R	4
H	9
RBI	2
BB	2
SO	10
LOB	17



Batter	1	2	3	4	5	6	7	8	9	10	11	12	13	14	AB	R	H	RBI	BB	SO	LOB
Miguel Dilone, S (1, 7) OBP: 0.279, SLG: 0.333	5-3	F2		L9			G3		K		G1-2-3 SH3 1B		6-3		7	0	1	0	0	1	3
Toby Harrah, R (1, 5) OBP: 0.484, SLG: 0.618	HR		BB G5-2-3 BB		BB 1B BB		K		BB 1B		SH3		F7		4	1	2	1	2	1	0
Mike Hargrove, L (1, 3) OBP: 0.392, SLG: 0.329	K		BB G5-2-3 BB		L9		6-3		BB 1-2 2-3 BB		IBB HBP		K		4	0	0	0	2	2	1
Andre Thornton, R (1, 10) OBP: 0.426, SLG: 0.590	K		BB G5-2-3 BB		1-2 2-3 1B			SH3-4 2B BB	K		1-2 IBB			BB SH3-4 1B	4	2	2	0	3	2	3
Alan Bannister, R (1, 4) OBP: 0.346, SLG: 0.336		E9	G5-2-3		F8		SH3-4		K		G1-2-3			SH3-4	3	1	0	0	0	0	5
Karl Pagel, L (9, PH) OBP: 0.500, SLG: 0.250		1B 4-3	1-2 2-3 3-H												1	0	0	0	0	1	3
Jack Perconte, L (10, 4) OBP: 0.268, SLG: 0.260															0	0	0	0	0	0	0
Jerry Dybzinski, R (11, PH) OBP: 0.299, SLG: 0.273															1	0	0	0	0	0	3
Rick Manning, L (1, 8) OBP: 0.333, SLG: 0.378		4-3 3B 1B	K		F8		K			3-1		4-3 SH1-4 1B		1B BB IBB	6	1	2	0	1	2	5
Von Hayes, L (1, 9) OBP: 0.301, SLG: 0.392		4-3		4-3		4-3			2B		L4		SH1-4		5	0	1	2	1	0	1
Chris Bando, S (1, 2) OBP: 0.304, SLG: 0.260																					
Ron Hassey, L (9, 2) OBP: 0.304, SLG: 0.286		F8		6-3		6-3		K				4-3			4	0	0	0	0	1	2
Mike Fischlin, R (1, 6) OBP: 0.404, SLG: 0.447									BB 1B		5-3		F3		3	0	2	1	0	0	1

Inning Stats	R: 1	H: 1	E: 0	LOB: 0	K: 2	BB: 0	S: 8	P: 8	R: 2	H: 2	E: 1	LOB: 1	K: 0	BB: 0	S: 6	P: 6	R: 0	H: 0	E: 0	LOB: 2	K: 1	BB: 3	S: 4	P: 16	R: 0	H: 1	E: 0	LOB: 1	K: 0	BB: 0	S: 4	P: 4	R: 0	H: 0	E: 0	LOB: 0	K: 1	BB: 0	S: 5	P: 5	R: 0	H: 0	E: 0	LOB: 0	K: 1	BB: 0	S: 5	P: 5	R: 1	H: 1	E: 0	LOB: 1	K: 2	BB: 1	S: 8	P: 12	R: 0	H: 2	E: 0	LOB: 3	K: 3	BB: 1	S: 11	P: 15	R: 0	H: 1	E: 0	LOB: 1	K: 0	BB: 0	S: 4	P: 4	R: 0	H: 1	E: 0	LOB: 2	K: 0	BB: 1	S: 3	P: 8	R: 0	H: 1	E: 0	LOB: 1	K: 1	BB: 0	S: 4	P: 4	R: 0	H: 0	E: 0	LOB: 0	K: 1	BB: 0	S: 5	P: 5	R: 1	H: 2	E: 0	LOB: 3	K: 0	BB: 2	S: 3	P: 11	R: 1	H: 2	E: 0	LOB: 3	K: 0	BB: 2	S: 3	P: 11	1B: 10	SF: 0	2B: 1	SAC: 4	3B: 1	DP: 2	HR: 1	HBP: 1	WP: 0	PA: 62
PITCHER	IP	WLS	BF	H	R	ER	SO	BB	IBB	HBP	BLK	WP	HR	S	P	ERA	WHIP																																																																																																									
Bruce Hurst, L (1, 1) ERA: 3.44	6.0	27	5	3	1	1	4	4	0	0	0	0	0	24	32	1.50	1.500																																																																																																									
Mark Clear, R (7, 1) ERA: 1.77	3.0	14	3	1	1	6	2	0	0	0	0	0	0	24	32	3.00	1.667																																																																																																									
Tom Burgmeier, L (10, 1) ERA: 1.4	3.0	13	3	0	0	0	0	1	1	0	0	0	0	11	16	0.00	1.000																																																																																																									
Luis Aponte, R (13, 1) ERA: 3.25	1.1	L 8	2	1	1	1	1	1	0	0	0	0	0	8	16	6.75	2.250																																																																																																									

BOTTOM

Boston Red Sox @ Cleveland Indians
Cleveland Municipal Stadium, Cleveland, OH

Sun Jun 20 1982, 3:33 AM EDT
Att. 26,571 - Unknown

livebaseballscorecards.com

AB	48
R	5
H	13
RBI	5
BB	9
SO	11
LOB	29



Batter	1	2	3	4	5	6	7	8	9
Jerry Remy, L (1, 4) OBP: 0.325, SLG: 0.290	0-0 6-3		0-0 4-3		0-3 K		0-0 6-3		
Dwight Evans, R (1, 9) OBP: 0.384, SLG: 0.384	4-0 BB			0-0 FC3-6 1B SF7 1B	0-3 K		0-3 K		
Carney Lansford, R (1, 5) OBP: 0.346, SLG: 0.381	0-3 K			0-0 FC3-6 1B		0-0 2B 1B		0-0 1B 1-3 WP 1B	
Carl Yastrzemski, L (1, 10) OBP: 0.399, SLG: 0.521	0-0 G3			0-0 FC3-6		0-0 1B 2B		0-0 F8	
Dave Stapleton, R (1, 3)		0-0 4-3		0-0 SF7		0-0 1B		0-0 1-3	
Rich Gedman, L (1, 2)		0-0 F8		0-3 K		0-0 G3		0-0 WP 1B	
Glenn Hoffman, R (1, 6)		0-3 K			0-0 F9		0-0 2B	4-0 1-2 3-H IBB	
Rick Miller, L (1, 8)			0-3 K		0-0 E5 1B WP		0-0 1-5-3	0-0 F7	
Reid Nichols, R (1, 7)			0-0 5-3		0-0 WP 1B		0-0 4-3		

Inning Stats	R: 0 E: 0 K: 5 S: 5	H: 0 LOB: 1 BB: 1 P: 9	R: 0 E: 0 K: 5 S: 5	H: 0 LOB: 0 BB: 0 P: 5	R: 0 E: 0 K: 1 S: 5	H: 0 LOB: 0 BB: 0 P: 5	R: 1 E: 0 K: 1 S: 7	H: 2 LOB: 1 BB: 0 P: 7	R: 1 E: 1 K: 2 S: 9	H: 1 LOB: 1 BB: 0 P: 9	R: 2 E: 0 K: 0 S: 6	H: 4 LOB: 1 BB: 0 P: 6	R: 0 E: 0 K: 1 S: 5	H: 0 LOB: 0 BB: 0 P: 5	R: 1 E: 0 K: 0 S: 5	H: 2 LOB: 2 BB: 1 P: 9
1B: 7 2B: 2 3B: 0 HR: 0	SF: 1 SAC: 0 DP: 0 HBP: 0	WP: 2 PB: 0 SB: 0 CS: 0	PA: 35													

PITCHER	IP	WLS	BF	H	R	ER	SO	BB	IBB	HBP	BLK	WP	HR	S	P	ERA	WHIP
Dan Petry, R (1, 1) ERA: 3.45	5.1	L	23	6	4	3	6	1	0	0	0	1	0	34	38	5.06	1.312
Pat Underwood, L (6, 1) ERA: 5.06	0.2		3	1	0	0	0	0	0	0	0	0	0	3	3	0.00	1.500
Elias Sosa, R (7, 1) ERA: 3.98	1.2		6	1	1	1	1	0	0	0	0	0	0	8	8	5.40	0.600
Kevin Saucier, L (8, 1) ERA: 2.01	0.1		3	1	0	0	0	0	1	0	0	1	0	2	6	0.00	3.000

BOTTOM

AB	R	H	RBI	BB	SO	LOB
4	0	0	0	0	1	1
3	1	1	0	1	2	1
4	2	3	0	0	1	1
4	1	1	1	0	0	4
3	0	1	2	0	0	1
4	0	1	0	0	1	1
3	0	1	0	1	1	0
4	1	0	0	0	1	3
3	0	1	0	0	0	0

AB	32
R	5
H	9
RBI	3
BB	2
SO	7
LOB	12



Detroit Tigers @ Boston Red Sox
Fenway Park, Boston, MA
 Mon Jun 21 1982, 7:05 PM EDT
 Att: 24,234 - Unknown - 62 F

livebaseballscorecards.com

Batter	1	2	3	4	5	6	7	8	9	10	11	AB R H RBI BB SO LOB	TOP											
Alan Trammell, R (1, 6) <small>OBP: 0.304, SLG: 0.302</small> Jerry Turner, L (11, PH) <small>OBP: 0.237, SLG: 0.341</small> Mark DeJohn, S (11, 6) <small>OBP: 0.348, SLG: 0.316</small>	0-0 5-3	0-3 K		4-0 BB			0-0 L5		0-0 F4		0-0 4-3	4 0 0 0 1 1 2 1 0 0 0 0 0 1 0 0 0 0 0 0 0												
Enos Cabell, R (1, 5) <small>OBP: 0.299, SLG: 0.370</small> Tom Brookens, R (9, PH) <small>OBP: 0.303, SLG: 0.356</small>	0-0 5-3		0-0 E 1B	0-0 FC5			0-0 F8		0-3 K		0-0 F4	4 1 1 0 0 0 2 2 0 0 0 0 1 1												
Kirk Gibson, L (1, 8) <small>OBP: 0.339, SLG: 0.424</small>	0-0 2B		0-0 E8 1B				0-0 F8		0-0 E4			5 0 3 0 0 0 0												
Lance Parrish, R (1, 2) <small>OBP: 0.382, SLG: 0.526</small>	0-0 5-3		0-3 K				0-0 F5		0-0 K			5 1 1 0 0 2 3												
Larry Herndon, R (1, 7) <small>OBP: 0.374, SLG: 0.573</small>		0-0 G3 1B 2B	0-3 K				0-0 F8		0-0 FC4-2 2B		0-0 F3	4 2 1 0 1 1 1												
Richie Hebner, L (1, 10) <small>OBP: 0.356, SLG: 0.405</small>		0-0 G3	0-3 K				0-0 4-3		0-0 FC4-2 2B		0-0 F9	5 0 0 0 0 1 5												
Chet Lemon, R (1, 9) <small>OBP: 0.359, SLG: 0.328</small>		0-0 1B 1B		0-0 4-3			0-0 5-3		0-0 F8		0-0 5-3	5 0 1 1 0 0 3												
Rick Leach, L (1, 3) <small>OBP: 0.290, SLG: 0.310</small>		0-0 1B		0-0 4-3			0-0 4-3		0-0 2B		0-3 K	5 0 3 2 0 1 0												
Lou Whitaker, L (1, 4) <small>OBP: 0.306, SLG: 0.338</small>		0-0 F7		0-0 FC2-6 1B			0-0 6-3		0-0 1-3		0-0 4-3 1B	5 0 1 0 0 0 5												
Inning Stats	R: 0 E: 0 K: 0 S: 4	H: 1 LOB: 1 BB: 0 P: 4	R: 1 E: 0 K: 1 S: 8	H: 3 LOB: 2 BB: 0 P: 8	R: 1 E: 1 K: 3 S: 11	H: 2 LOB: 1 BB: 0 P: 11	R: 0 E: 0 K: 0 S: 4	H: 1 LOB: 2 BB: 1 P: 8	R: 0 E: 0 K: 0 S: 3	H: 0 LOB: 0 BB: 0 P: 3	R: 0 E: 0 K: 0 S: 3	H: 0 LOB: 0 BB: 0 P: 3	R: 2 E: 0 K: 0 S: 6	H: 3 LOB: 2 BB: 1 P: 10	R: 0 E: 1 K: 2 S: 8	H: 0 LOB: 1 BB: 0 P: 8	R: 0 E: 0 K: 0 S: 3	H: 0 LOB: 0 BB: 0 P: 3	R: 0 E: 0 K: 1 S: 6	H: 1 LOB: 1 BB: 0 P: 6	1B: 7 2B: 4 3B: 0 HR: 0	SF: 0 SAC: 0 DP: 0 HBP: 0	WP: 0 PB: 0 SB: 2 CS: 0	PA: 47
PITCHER	IP WLS BF H R ER SO BB IBB HBP BLK WP HR S P ERA WHIP															IP WLS BF H R ER SO BB IBB HBP BLK WP HR S P ERA WHIP								
Mike Torrez, R (1, 1) <small>ERA: 5.88</small> Mark Clear, R (8, 1) <small>ERA: 1.63</small>	7.0 W 31 9 4 3 4 1 0 0 0 0 0 21 42 3.86 1.429															4.0 W 16 2 0 0 3 1 0 0 0 0 0 21 25 0.00 0.750								

Detroit Tigers @ Boston Red Sox
 Fenway Park, Boston, MA
 Tue Jun 22 1982, 7:05 PM EDT
 Att: 28,215 - Unknown - 70 F

livebaseballscorecards.com

AB	45
R	4
H	11
RBI	3
BB	2
SO	7
LOB	23



Batter	1	2	3	4	5	6	7	8	9	10	11	AB	R	H	RBI	BB	SO	LOB	BOTTOM
Jerry Remy, L (1, 4) OBP: 0.331, SLG: 0.294 Tony Perez, R (9, PH) OBP: 0.374, SLG: 0.474 Julio Valdez, S (10, 6) OBP: 0.500, SLG: 0.500	L5		2-H 1B		G1-4-3 BB		1B		K			3	0	2	1	1	0	0	
Dwight Evans, R (1, 9) OBP: 0.381, SLG: 0.393	K		K		G1-4-3		F8		HR			5	1	1	2	0	2	4	
Jim Rice, R (1, 7) OBP: 0.377, SLG: 0.460	K			L8		G4-3 1B 2B		1B 2B	5-3			5	1	2	0	0	1	0	
Carl Yastrzemski, L (1, 10) OBP: 0.394, SLG: 0.510		G3		3-1		G4-3 BB		F9		F2		4	0	0	0	1	0	1	
Carney Lansford, R (1, 5) OBP: 0.340, SLG: 0.373		5-3		E5 1B		G4-3		L8		F8		5	0	0	0	0	0	3	
Dave Stapleton, R (1, 3) OBP: 0.303, SLG: 0.405 (10, 4)		K		1-3 1B		1-2f 2-3 1B		FC5-4 1B		F5		5	0	3	1	0	1	0	
Rich Gedman, L (1, 2) OBP: 0.315, SLG: 0.435			6-3	G3		1-3 1B		FC5-4 1B				5	0	0	0	0	0	5	
Glenn Hoffman, R (1, 6) OBP: 0.302, SLG: 0.348 Wade Boggs, L (9, PH) OBP: 0.343, SLG: 0.419 (10, 3)			1B 2B		5-3		F9		4-3		HR	3	1	1	0	0	0	0	
Rick Miller, L (1, 8) OBP: 0.330, SLG: 0.312			L6		4-3		4-3		HR 1B			3	1	1	0	1	0	1	
Inning Stats	R: 0 H: 0 E: 0 K: 2 S: 7	R: 0 H: 0 E: 0 K: 1 S: 5	R: 1 H: 2 E: 0 K: 1 S: 7	R: 0 H: 1 E: 1 K: 0 S: 5	R: 0 H: 0 E: 0 K: 0 S: 2	R: 1 H: 2 E: 0 K: 0 S: 4	R: 0 H: 1 E: 0 K: 0 S: 4	R: 0 H: 2 E: 0 K: 0 S: 5	R: 2 H: 2 E: 0 K: 1 S: 7	R: 0 H: 0 E: 0 K: 0 S: 3	R: 1 H: 1 E: 0 K: 0 S: 2	1B: 6 2B: 3 3B: 0 HR: 2	SF: 0 SAC: 0 DP: 2 HBP: 0	WP: 0 PA: 44					
PITCHER	IP WLS BF H R ER SO BB IBB HBP BLK WP HR S P ERA WHIP																		
Milt Wilcox, R (1, 1) ERA: 3.47 Dave Tobik, R (9, 1) ERA: 2.66	8.2 38 10 4 4 5 3 0 0 0 0 1 45 57 4.15 1.500																		

Detroit Tigers @ Boston Red Sox
 Fenway Park, Boston, MA
 Tue Jun 22 1982, 7:05 PM EDT
 Att: 28,215 - Unknown - 70 F

AB	41
R	5
H	11
RBI	5
BB	3
SO	5
LOB	15



Batter	1	2	3	4	5	6	7	8	9	AB R H RBI BB SO LOB	TOP
Alan Trammell, R (1, 6) <small>OBP: 0.303, SLG: 0.306</small> Jerry Turner, L (9, PH) <small>OBP: 0.234, SLG: 0.337</small>	0-0 2B		0-0 5-3 2B		0-0 4-3 2B		0-3 K K		0-3 K K	4 1 1 0 0 1 1 1 0 0 0 0 1 0	
Enos Cabell, R (1, 5) <small>OBP: 0.297, SLG: 0.371</small>	0-3 K K		0-0 2B			0-0 F2 F2	0-0 F8 F8		0-0 6-3 6-3	5 1 1 0 0 1 2	
Kirk Gibson, L (1, 8) <small>OBP: 0.349, SLG: 0.446</small>	4-0 2B S SF8 BB		0-0 CS 2B			4-0 BB 1B BB		0-0 HR		2 2 2 2 2 0 0	
Lance Parrish, R (1, 2) <small>OBP: 0.384, SLG: 0.532</small> Bill Fahey, L (8, 2) <small>OBP: 0.154, SLG: 0.154</small>	0-0 SF8 2B		0-3 K K			0-0 BB 1B		0-0 F8 F8		4 0 2 1 0 1 1 0 0 0 0 0 0 0	
Larry Herndon, R (1, 7) <small>OBP: 0.372, SLG: 0.574</small>	0-0 SF8			0-0 F8		0-0 F3		0-0 1B 2B		3 0 1 1 0 0 2	
Richie Hebner, L (1, 10) <small>OBP: 0.353, SLG: 0.395</small>	0-0 F2			0-0 G3		4-0 1B 2B BB		0-3 K		3 0 0 0 1 1 2	
Chet Lemon, R (1, 9) <small>OBP: 0.362, SLG: 0.328</small>		1-0 L4-3 HBP		0-0 F2		0-0 F6		0-0 2B 1B		3 0 1 0 0 0 3	
Rick Leach, L (1, 3) <small>OBP: 0.286, SLG: 0.333</small>		0-0 L4-3			0-0 G3		0-0 G3 2B		0-0 L1	4 0 1 0 0 0 3	
Lou Whitaker, L (1, 4) <small>OBP: 0.301, SLG: 0.332</small>		0-3 K			0-0 F7		0-0 G3		0-0 F6	4 0 0 0 0 1 1	
Inning Stats	R: 2 H: 2 E: 0 LOB: 1 K: 1 BB: 1 S: 7 P: 11	R: 0 H: 0 E: 0 LOB: 0 K: 1 BB: 0 S: 4 P: 5	R: 1 H: 2 E: 0 LOB: 0 K: 1 BB: 0 S: 6 P: 6	R: 0 H: 0 E: 0 LOB: 0 K: 0 BB: 0 S: 3 P: 3	R: 0 H: 0 E: 0 LOB: 0 K: 0 BB: 0 S: 3 P: 3	R: 0 H: 1 E: 0 LOB: 3 K: 0 BB: 2 S: 4 P: 12	R: 0 H: 1 E: 0 LOB: 1 K: 1 BB: 0 S: 6 P: 6	R: 1 H: 3 E: 0 LOB: 2 K: 1 BB: 0 S: 8 P: 8	R: 0 H: 0 E: 0 LOB: 0 K: 1 BB: 0 S: 5 P: 5	1B: 2 SF: 1 2B: 7 SAC: 0 3B: 0 DP: 1 HR: 1 HBP: 1	WP: 0 PA: 38 PB: 0 SB: 2 CS: 1
PITCHER Dennis Eckersley, R (1, 1) <small>ERA: 3.43</small> Bob Stanley, R (8, 1) <small>ERA: 2.52</small>	IP WLS BF H R ER SO BB IBB HBP BLK WP HR S P ERA WHIP 7.1 W 32 8 4 4 4 3 0 1 0 0 1 36 49 4.91 1.500										

Detroit Tigers @ Boston Red Sox
 Fenway Park, Boston, MA
 Wed Jun 23 1982, 7:05 PM EDT
 Att. 30,547 - Unknown - 68 F

livebaseballscorecards.com

AB	33
R	4
H	9
RBI	4
BB	3
SO	6
LOB	15



Batter	1	2	3	4	5	6	7	8	9
Jerry Remy, L OBP: 0.332, SLG: 0.293 (1, 4)	0-0 2B SF9 1B	0-3 K			0-0 F8		4-0 HR BB	0-0 1-3	
Dwight Evans, R OBP: 0.385, SLG: 0.417 (1, 9)	0-0 SF9 1B 2B	0-0 F3			0-0 5-3		0-0 HR 1-H	0-0 2B 2-H	
Jim Rice, R OBP: 0.379, SLG: 0.463 (1, 7)	0-0 SF9		0-0 6-3		0-0 1B		0-0 1B 1B 1B	0-0 1-3	
Reid Nichols, R OBP: 0.324, SLG: 0.391 (8, 7)	2-3 3-H								
Carl Yastrzemski, L OBP: 0.399, SLG: 0.513 (1, 10)	0-0 1B FC5-4 1B		0-0 3B 1B		0-0 4-3		0-0 1B 1B	0-3 K	
Carney Lansford, R OBP: 0.344, SLG: 0.387 (1, 5)	0-0 FC5-4 1B		0-0 3B			0-3 K	0-0 F7		
Wade Boggs, L OBP: 0.324, SLG: 0.394 (6, PH)	1-3 FC5-4 1B		1-2 3B						
Dave Stapleton, R OBP: 0.305, SLG: 0.406 (1, 3)	0-0 FC5-4			0-0 6-3		0-0 HR 1B	0-0 1B 1B		
Rich Gedman, L OBP: 0.310, SLG: 0.427 (1, 2)	0-0 F7			0-0 F6		0-0 2-3	0-3 K		
Tony Perez, R OBP: 0.370, SLG: 0.468 (7, PH)									
Gary Allenson, R OBP: 0.278, SLG: 0.317 (8, 2)									
Glenn Hoffman, R OBP: 0.309, SLG: 0.368 (1, 6)			0-0 F8		0-0 1B		0-0 HR 1B	0-0 1B	
Rick Miller, L OBP: 0.333, SLG: 0.313 (1, 8)					0-0 F6		0-0 L6	0-0 1B 2B	


Inning Stats	R: 3 E: 0 K: 0 S: 7	H: 4 LOB: 1 BB: 0 P: 7	R: 0 E: 0 K: 1 S: 5	H: 0 LOB: 1 BB: 1 P: 9	R: 0 E: 0 K: 0 S: 3	H: 2 LOB: 1 BB: 0 P: 3	R: 0 E: 0 K: 0 S: 4	H: 1 LOB: 1 BB: 0 P: 4	R: 0 E: 0 K: 0 S: 4	H: 1 LOB: 1 BB: 0 P: 4	R: 2 E: 0 K: 1 S: 7	H: 2 LOB: 0 BB: 0 P: 7	R: 4 E: 0 K: 1 S: 9	H: 5 LOB: 2 BB: 1 P: 13	R: 1 E: 0 K: 1 S: 7	H: 2 LOB: 1 BB: 0 P: 7
--------------	------------------------------	---------------------------------	------------------------------	---------------------------------	------------------------------	---------------------------------	------------------------------	---------------------------------	------------------------------	---------------------------------	------------------------------	---------------------------------	------------------------------	----------------------------------	------------------------------	---------------------------------

PITCHER	IP	WLS	BF	H	R	ER	SO	BB	IBB	HBP	BLK	WP	HR	S	P	ERA	WHIP
Jack Morris, R ERA: 3.95 (1, 1)	6.0	L	29	11	7	7	2	2	0	0	0	0	2	31	39	10.50	2.167
Kevin Saucier, L ERA: 2.56 (7, 1)	0.1		4	3	0	0	0	0	0	0	0	0	0	4	4	0.00	9.000
Aurelio Lopez, R ERA: 5.64 (7, 1)	0.2		2	1	2	2	1	0	0	0	0	0	0	4	4	27.00	1.500
Elias Sosa, R ERA: 4.13 (8, 1)	1.0		5	2	1	1	1	0	0	0	0	0	0	7	7	9.00	2.000

BOTTOM

Detroit Tigers @ Boston Red Sox
Fenway Park, Boston, MA
 Wed Jun 23 1982, 7:05 PM EDT
 Att: 30,547 - Unknown - 68 F

AB	37
R	10
H	17
RBI	10
BB	2
SO	4
LOB	15



1B: 12	SF: 1	WP: 0	PA: 40
2B: 2	SAC: 0	PB: 0	
3B: 1	DP: 0	SB: 0	
HR: 2	HBP: 0	CS: 0	

Batter	1	2	3	4	5	6	7	8	9	AB R H RBI BB SO LOB	TOP		
Paul Molitor, R OBP: 0.377, SLG: 0.442 (1, 5) X	0-0 E5 FC6-4	0-0 F9			0-0 5-3-2 2-H 3B		0-0 1B 1B	0-0 F3		5 1 2 1 0 0 0	Milwaukee Brewers @ Boston Red Sox Fenway Park, Boston, MA Fri Jun 25 1982, 7:05 PM EDT Att. 32,656 - Unknown - 76 F livebaseballscorecards.com		
Robin Yount, R OBP: 0.351, SLG: 0.552 (1, 6) X	0-0 FC6-4 1-2f HR		0-0 6-3		0-0 5-3-2 3-Hf		0-0 1B 1B	0-0 6-3		5 2 1 0 0 0 2			
Cecil Cooper, L OBP: 0.368, SLG: 0.559 (1, 3) X	0-0 HR		0-0 G5-4-3 1B			0-0 F9	0-0 1B E 1B	0-3 K		5 2 3 3 0 1 0			
Ted Simmons, S OBP: 0.273, SLG: 0.411 (1, 2) X	0-0 E5 1B		0-0 G5-4-3 1-2f			0-0 HR 2B	0-0 E9 1B 1B		0-0 1B	5 2 3 1 0 0 1			
Gorman Thomas, R OBP: 0.323, SLG: 0.465 (1, 8) X	0-0 FC5-4 1-2 1B			0-0 6-3		0-0 HR	0-0 F3		0-3 K	5 1 2 2 0 1 2			
Ben Oglivie, L OBP: 0.340, SLG: 0.502 (1, 7) S S S	0-3 K		0-0 1-3			0-0 1B 1B	0-0 1B 1B		0-3 K	5 0 2 1 0 2 3			
Don Money, R OBP: 0.338, SLG: 0.566 (1, 10) X	0-0 FC5-4 1-2f		0-0 5-3			0-0 1B	0-0 F7		0-0 F7	5 0 1 0 0 0 4			
Ed Romero, R OBP: 0.309, SLG: 0.365 (1, 4) X		0-0 F9			0-0 3B 2B	0-0 F6	0-0 1B			4 1 2 0 0 0 2			
Charlie Moore, R OBP: 0.272, SLG: 0.317 (1, 9) X		0-0 F8			0-3 K	0-0 F4	0-0 F9			4 0 0 0 0 1 5			
Inning Stats	R: 2 H: 2 E: 2 LOB: 2 K: 1 BB: 0 S: 9 P: 9	R: 0 H: 0 E: 0 LOB: 0 K: 0 BB: 0 S: 3 P: 3	R: 0 H: 1 E: 0 LOB: 0 K: 0 BB: 0 S: 3 P: 3	R: 0 H: 0 E: 0 LOB: 0 K: 0 BB: 0 S: 3 P: 3	R: 1 H: 2 E: 0 LOB: 0 K: 1 BB: 0 S: 6 P: 6	R: 2 H: 4 E: 0 LOB: 2 K: 0 BB: 0 S: 7 P: 7	R: 4 H: 6 E: 1 LOB: 2 K: 0 BB: 0 S: 9 P: 9	R: 0 H: 0 E: 0 LOB: 0 K: 1 BB: 0 S: 5 P: 5	R: 0 H: 1 E: 0 LOB: 1 K: 2 BB: 0 S: 8 P: 8	1B: 11 SF: 0 2B: 3 SAC: 0 3B: 1 DP: 2 HR: 2 HBP: 0	WP: 0 PA: 43 PB: 0 SB: 0 CS: 0		
PITCHER	IP WLS BF H R ER SO BB IBB HBP BLK WP HR S P ERA WHIP											PITCHER	IP WLS BF H R ER SO BB IBB HBP BLK WP HR S P ERA WHIP
Bruce Hurst, L ERA: 3.73 (1, 1)	5.1 L 24 8 5 4 2 0 0 0 0 0 0 2 28 28 6.75 1.500												
Luis Aponte, R ERA: 4.45 (6, 1)	0.2 7 5 4 4 0 0 0 0 0 0 0 7 7 54.00 7.500												
Bob Ojeda, L ERA: 5.1 (7, 1)	3.0 12 3 0 0 3 0 0 0 0 0 0 18 18 0.00 1.000												



Batter	1	2	3	4	5	6	7	8	9	AB	R	H	RBI	BB	SO	LOB
Jerry Remy, L (1, 4) OBP: 0.341, SLG: 0.305	0-0 F2		0-0 1B 1-2		0-0 HR 1B	0-0 1B		0-0 F7		5	1	3	0	0	0	0
Dwight Evans, R (1, 9) OBP: 0.385, SLG: 0.431	0-0 2B		0-3 K		0-0 HR	0-0 F3		0-3 K		5	1	2	2	0	2	3
Jim Rice, R (1, 7) OBP: 0.387, SLG: 0.466	0-0 6-3		0-0 1B 1-3 2-H		0-0 HR 1B	0-0 6-3			0-3 K	5	1	2	1	0	1	2
Carl Yastrzemski, L (1, 10) OBP: 0.397, SLG: 0.520	0-0 F8		0-0 F7		0-0 HR		4-0 SH5-4 SF8 BB		0-0 F7	4	2	1	2	1	0	3
Dave Stapleton, R (1, 3)		0-0 F8		0-0 5-3	0-0 6-3		4-0 SH5-4 SF8 1B BB		0-0 2B 1B	4	2	1	0	1	0	0
Rich Gedman, L (1, 2) OBP: 0.316, SLG: 0.432		4-0 G6-4-3 BB		0-0 4-3	0-0 4-3		0-0 SH5-4		0-0 1B 2B	3	1	1	0	1	0	0
Wade Boggs, L (1, 5) OBP: 0.370, SLG: 0.450		0-0 G6-4-3		0-0 2B 1B	4-0 FC6-4 BB		0-0 SF8		0-0 1B	3	1	2	3	1	0	1
Glenn Hoffman, R (1, 6) OBP: 0.313, SLG: 0.373			0-0 L6	0-0 2B	0-0 FC6-4		0-0 CS 1B		0-3 K	5	0	2	2	0	1	2
Rick Miller, L (1, 8) OBP: 0.332, SLG: 0.311			0-0 1B 1B	0-0 F7		0-0 F8	0-0 CS 1-2	0-0 5-3		4	1	1	0	0	0	1


Inning Stats	R: 0	H: 1	E: 0	K: 0	S: 4	P: 4	R: 0	H: 0	E: 0	K: 0	S: 2	R: 1	H: 3	E: 0	K: 1	S: 8	R: 1	H: 2	E: 0	K: 0	S: 5	R: 4	H: 4	E: 0	K: 0	S: 7	R: 0	H: 1	E: 0	K: 0	S: 4	R: 2	H: 1	E: 0	K: 0	S: 3	R: 0	H: 0	E: 0	K: 1	S: 5	R: 2	H: 3	E: 0	K: 2	S: 10	1B: 10	2B: 3	3B: 0	HR: 2	SF: 1	SAC: 1	DP: 1	HBP: 0	WP: 0	PA: 45
--------------	------	------	------	------	------	------	------	------	------	------	------	------	------	------	------	------	------	------	------	------	------	------	------	------	------	------	------	------	------	------	------	------	------	------	------	------	------	------	------	------	------	------	------	------	------	-------	--------	-------	-------	-------	-------	--------	-------	--------	-------	--------

PITCHER	IP	WLS	BF	H	R	ER	SO	BB	IBB	HBP	BLK	WP	HR	S	P	ERA	WHIP
Moose Haas, R (1, 1) ERA: 4.69	5.1		28	11	6	6	1	2	0	0	0	0	2	28	36	10.12	2.438
Dwight Bernard, R (6, 1) ERA: 3.63	0.2		4	0	2	2	0	2	0	0	0	0	0	2	10	27.00	3.000
Rollie Fingers, R (7, 1) ERA: 2.37	3.0	W	12	4	2	2	3	0	0	0	0	0	0	18	18	6.00	1.333

BOTTOM

Milwaukee Brewers @ Boston Red Sox
 Fenway Park, Boston, MA
 Sat Jun 26 1982, 3:33 AM EDT
 Att: 33,393 - Unknown - 78 F

AB	38
R	10
H	15
RBI	10
BB	4
SO	4
LOB	12



Batter	1	2	3	4	5	6	7	8	9	AB R H RBI BB SO LOB	TOP	
Paul Molitor, R (1, 5) OBP: 0.368, SLG: 0.429	0-0 G3		0-0 F7		0-0 F4		0-0 5-3		0-0 5-3	5 0 0 0 0 0 3		
Robin Yount, R (1, 6) OBP: 0.355, SLG: 0.562	0-3 K			0-0 1B	0-0 SF8		0-0 5-3		0-0 1B	5 2 3 1 0 1 0		
Cecil Cooper, L (1, 3) OBP: 0.367, SLG: 0.567	0-0 F6			0-0 SF8	0-0 SF8		0-0 G3		0-3 K	4 1 1 1 0 1 2		
Ted Simmons, S (1, 2) OBP: 0.275, SLG: 0.404		0-0 G3		0-0 2B	0-0 F7			0-0 F7		4 0 1 1 0 0 0		
Ben Oglivie, L (1, 7) OBP: 0.343, SLG: 0.520		0-0 3-1		0-3 K		0-0 HR		0-0 F8		4 1 1 1 0 1 2		
Gorman Thomas, R (1, 8) OBP: 0.331, SLG: 0.498		0-0 5-3		0-0 SF8		0-0 HR		0-0 HR		3 2 2 3 0 0 0		
Roy Howell, L (1, 10) OBP: 0.286, SLG: 0.333			0-3 K	0-0 2B		0-0 1-3		0-0 F7		4 0 1 0 0 1 0		
Ed Romero, R (1, 4) OBP: 0.297, SLG: 0.344			0-0 F4	0-0 5-3		0-0 6-3			0-3 K	4 0 0 0 0 1 2		
Charlie Moore, R (1, 9) OBP: 0.284, SLG: 0.340			0-0 E6		4-0 3B	0-0 F1			0-0 1B	3 1 1 0 1 0 0		
Inning Stats	R: 0 H: 0 E: 0 LOB: 0 K: 1 BB: 0 S: 5 P: 5	R: 0 H: 0 E: 0 LOB: 0 K: 0 BB: 0 S: 3 P: 3	R: 0 H: 0 E: 1 LOB: 1 K: 1 BB: 0 S: 6 P: 6	R: 2 H: 4 E: 0 LOB: 2 K: 1 BB: 0 S: 9 P: 9	R: 2 H: 1 E: 0 LOB: 0 K: 0 BB: 1 S: 4 P: 8	R: 2 H: 2 E: 0 LOB: 0 K: 0 BB: 0 S: 5 P: 5	R: 0 H: 0 E: 0 LOB: 0 K: 0 BB: 0 S: 3 P: 3	R: 1 H: 1 E: 0 LOB: 0 K: 0 BB: 0 S: 4 P: 4	R: 0 H: 2 E: 0 LOB: 2 K: 2 BB: 0 S: 9 P: 9	1B: 5 SF: 2 2B: 1 SAC: 0 3B: 1 DP: 0 HR: 3 HBP: 0	WP: 0 PA: 39 PB: 0 SB: 1 CS: 0	
PITCHER	IP WLS BF H R ER SO BB IBB HBP BLK WP HR S P ERA WHIP											
Mike Torrez, R (1, 1) ERA: 6.22	5.0 L 24 7 6 6 3 1 0 0 0 0 0 2 29 33 10.80 1.600											
Tom Burgmeier, L (6, 1) ERA: 1.47	4.0 15 3 1 1 2 0 0 0 0 0 1 19 19 2.25 0.750											

Milwaukee Brewers @ Boston Red Sox
Fenway Park, Boston, MA
Sun Jun 27 1982, 3:33 AM EDT
Att. 32,744 - Unknown - 66 F

AB	36
R	7
H	10
RBI	7
BB	1
SO	5
LOB	9



Batter	1	2	3	4	5	6	7	8	9	AB	R	H	RBI	BB	SO	LOB
Jerry Remy, L (1, 4) OBP: 0.343, SLG: 0.305	0-3 K		0-0 5-3		0-0 1B			4-0 1B 2B BB		3	1	1	1	1	1	0
Dwight Evans, R (1, 9) OBP: 0.387, SLG: 0.432	0-0 1B 1B		0-3 K		0-3 K			0-0 2B 1B 1B		4	1	2	1	0	2	2
Jim Rice, R (1, 7) OBP: 0.389, SLG: 0.471	0-0 1-2 1B			0-0 F8			0-0 F8	0-0 1B G4-6-3 2B		4	1	2	1	0	0	0
Tony Perez, R (1, 10) OBP: 0.366, SLG: 0.460	0-0 F4			0-3 K			0-0 F7	0-0 G4-6-3 1B		4	0	1	1	0	1	2
Dave Stapleton, R (1, 3) OBP: 0.298, SLG: 0.391	0-0 F5			0-0 3-1			0-0 F2	0-0 G4-6-3 1B		4	0	0	0	0	0	3
Glenn Hoffman, R (1, 6) OBP: 0.312, SLG: 0.368		0-3 K			4-0 1B 1B BB			0-0 5-3		3	1	0	0	1	2	0
Gary Allenson, R (1, 2) OBP: 0.274, SLG: 0.302		0-0 F7			0-0 L6				0-3 K	3	0	0	0	0	0	1
Rick Miller, L (9, PH) OBP: 0.330, SLG: 0.310										1	0	0	0	0	1	0
Wade Boggs, L (1, 5) OBP: 0.360, SLG: 0.432		0-0 5-3			0-0 1B 1B			0-0 6-3		4	0	1	0	0	0	0
Reid Nichols, R (1, 8) OBP: 0.321, SLG: 0.380			0-0 F7		0-0 F2			0-0 1B BB 1B		3	1	1	0	0	0	2
Carl Yastrzemski, L (9, PH) OBP: 0.396, SLG: 0.517									0-3 K	1	0	0	0	0	1	0

Inning Stats	R: 0	H: 2	E: 0	K: 1	S: 7	R: 0	H: 0	E: 0	K: 1	S: 5	R: 0	H: 0	E: 0	K: 1	S: 5	R: 1	H: 2	E: 0	K: 1	S: 7	R: 0	H: 0	E: 0	K: 0	S: 3	R: 0	H: 0	E: 0	K: 1	S: 5	R: 4	H: 4	E: 0	K: 0	S: 6	R: 0	H: 0	E: 0	K: 2	S: 7	R: 0	H: 0	E: 0	K: 1	S: 7	1B: 7	2B: 1	3B: 0	HR: 0	SF: 0	SAC: 0	DP: 1	HBP: 0	WP: 0	PB: 0	SB: 0	CS: 0	PA: 36
PITCHER	IP	WLS	BF	H	R	ER	SO	BB	IBB	HBP	BLK	WP	HR	S	P	ERA	WHIP																																									
Bob McClure, L (1, 1) ERA: 4.3	7.0	W	31	8	5	5	6	2	0	0	0	0	0	41	49	6.43	1.429																																									
Dwight Bernard, R (8, 1) ERA: 3.47	2.0	S	5	0	0	0	2	0	0	0	0	0	0	9	9	0.00	0.000																																									

Milwaukee Brewers @ Boston Red Sox
Fenway Park, Boston, MA
 Sun Jun 27 1982, 3:33 AM EDT
 Att: 32,744 - Unknown - 66 F

livebaseballscorecards.com

AB	34
R	5
H	8
RBI	4
BB	2
SO	8
LOB	10



Batter	1	2	3	4	5	6	7	8	9	AB	R	H	RBI	BB	SO	LOB
Jerry Remy, L (1, 4) OBP: 0.347, SLG: 0.318	0-0 1-4-3		0-0 L6	0-0 2B		0-0 1B	0-0 3B 2B			5	1	3	4	0	0	1
Dwight Evans, R (1, 9) OBP: 0.390, SLG: 0.429	0-0 F8		4-0 FC6-4 BB	4-0 BB		0-0 F4	4-0 3B BB			2	1	0	0	3	0	2
Jim Rice, R (1, 7) OBP: 0.389, SLG: 0.476	4-0 BB BB		0-0 FC6-4	0-0 F3		0-0 6-3	0-0 3B			4	0	1	2	1	0	5
Carl Yastrzemski, L (1, 10) OBP: 0.391, SLG: 0.507	4-0 1B BB		0-0 F9		0-0 F8	0-0 G3	0-3 K			4	0	0	0	1	1	4
Wade Boggs, L (1, 5) OBP: 0.382, SLG: 0.449	0-0 1-2 2-H 1B			0-0 E 2B 1B	0-0 FC5-4 1B		0-0 G3	0-0 6-3		5	1	3	0	0	0	0
Dave Stapleton, R (1, 3) OBP: 0.299, SLG: 0.388		0-0 6-3		0-0 E4 2B 6-3	0-0 FC5-4 1B		4-0 HBP BB 2B BB	0-0 1-3		4	2	1	0	1	0	1
Rich Gedman, L (1, 2) OBP: 0.319, SLG: 0.434		0-0 3-1		0-0 WP 2B 2B	0-0 FC5-4		4-0 HBP 2B BB	0-0 6-3		4	2	1	1	1	0	2
Glenn Hoffman, R (1, 6) OBP: 0.307, SLG: 0.363		0-0 5-3		0-0 6-3	0-0 F8		0-3 K			4	0	0	1	0	1	5
Rick Miller, L (1, 8) OBP: 0.338, SLG: 0.312			4-0 FC6-4 BB BB	0-0 6-3		0-0 1B PB 1B	1-0 2B HBP			2	2	1	0	1	0	1


Inning Stats	R: 0	H: 1	R: 0	H: 0	R: 0	H: 0	R: 3	H: 3	R: 0	H: 2	R: 1	H: 2	R: 5	H: 2	R: 0	H: 0	
E: 0	LOB: 2	E: 0	LOB: 0	E: 0	LOB: 2	E: 1	LOB: 2	E: 0	LOB: 2	E: 0	LOB: 1	E: 0	LOB: 1	E: 0	LOB: 0	E: 0	LOB: 0
K: 0	BB: 2	K: 0	BB: 0	K: 0	BB: 2	K: 0	BB: 1	K: 0	BB: 0	K: 2	BB: 0	K: 2	BB: 3	K: 0	BB: 0	K: 0	BB: 0
S: 3	P: 11	S: 3	P: 3	S: 3	P: 11	S: 7	P: 11	S: 5	P: 5	S: 9	P: 5	S: 5	P: 22	S: 3	P: 3	S: 3	P: 3

PITCHER	IP	WLS	BF	H	R	ER	SO	BB	IBB	HBP	BLK	WP	HR	S	P	ERA	WHIP
Pete Vuckovich, R (1, 1) ERA: 3.4	6.2	L	37	9	8	5	1	7	0	1	0	1	0	31	60	6.75	2.400
Jim Staton, R (7, 1) ERA: 3.51	0.0		2	1	1	1	0	1	0	0	0	0	0	1	5	∞	∞
Jamie Easterly, L (7, 1) ERA: 3.43	1.1		4	0	0	0	1	0	0	0	0	0	0	6	6	0.00	0.000

BOTTOM

Milwaukee Brewers @ Boston Red Sox
 Fenway Park, Boston, MA
 Mon Jun 28 1982, 7:05 PM EDT
 Att: 25,773 - Unknown - 74 F

AB	34
R	9
H	10
RBI	8
BB	8
SO	2
LOB	21



1B	2B	3B	HR	SF	SAC	DP	HBP	WP	HR	S	P	ERA	WHIP
6	3	1	0	0	0	0	1	1	0	1	0	1	0

Batter	1	2	3	4	5	6	7	8	9	AB R H RBI BB SO LOB	TOP
Jerry Remy, L (1, 4) OBP: 0.349, SLG: 0.315	4-0 HR BB		x 0-0 F8		BBB 4-0 BB			x 0-0 4-3		2 1 0 0 2 0 0	Boston Red Sox @ Detroit Tigers Tiger Stadium, Detroit, MI Tue Jun 29 1982, 7:05 PM EDT Att. 32,697 - Unknown - 78 F
Dwight Evans, R (1, 9) OBP: 0.388, SLG: 0.438	0-0 1-H HR		x 0-0 F7		x 0-0 L7			x 0-0 5-3		4 1 1 2 0 0 1	
Jim Rice, R (1, 7) OBP: 0.391, SLG: 0.486	4-0 G4-6-3 BB		x 0-0 4-3		x 0-0 F7			x 0-0 HR		3 1 1 1 1 0 1	
Carl Yastrzemski, L (1, 10) OBP: 0.385, SLG: 0.498	0-0 F9		x 0-0 F7		x 0-0 P6			x 0-0 4-3		4 0 0 0 0 0 1	
Wade Boggs, L (1, 5) OBP: 0.390, SLG: 0.453	0-0 G4-6-3 1-2f		x 0-0 3-1 1B		x 0-0 FC6-4 1B			x 0-0 3-1		4 0 2 0 0 0 1	
Dave Stapleton, R (1, 3) OBP: 0.299, SLG: 0.387		x 0-0 4-3		x 0-0 3-1 1-2		x 0-0 FC6-4 PO 1-2f		x 0-0 1B 1B		4 0 1 0 0 0 2	
Rich Gedman, L (1, 2) OBP: 0.323, SLG: 0.432		x 0-0 4-3		H 1-0 FC5-4 HBP		x 0-0 PO 1-2	x 0-0 F8	x 0-0 G5-4-3 1B		3 0 1 0 0 0 0	
Glenn Hoffman, R (1, 6) OBP: 0.303, SLG: 0.357		x 0-0 P3		x 0-0 FC5-4 1-2f		x 0-0 F9		x 0-0 G5-4-3 1-2f		4 0 0 0 0 0 4	
Rick Miller, L (1, 8) OBP: 0.338, SLG: 0.327			x 0-0 HR		x 0-0 6-3		x 0-0 F8			3 1 1 1 0 0 0	
Inning Stats	R: 2 H: 1 E: 0 LOB: 0 K: 0 BB: 2 S: 3 P: 11	R: 0 H: 0 E: 0 LOB: 0 K: 0 BB: 0 S: 3 P: 3	R: 1 H: 1 E: 0 LOB: 0 K: 0 BB: 0 S: 4 P: 4	R: 0 H: 1 E: 0 LOB: 2 K: 0 BB: 0 S: 4 P: 5	R: 0 H: 0 E: 0 LOB: 1 K: 0 BB: 1 S: 3 P: 7	R: 0 H: 1 E: 0 LOB: 0 K: 0 BB: 0 S: 3 P: 3	R: 0 H: 0 E: 0 LOB: 0 K: 0 BB: 0 S: 3 P: 3	R: 1 H: 1 E: 0 LOB: 0 K: 0 BB: 0 S: 4 P: 4	R: 0 H: 2 E: 0 LOB: 1 K: 0 BB: 0 S: 4 P: 4	1B: 4 SF: 0 2B: 0 SAC: 0 3B: 0 DP: 2 HR: 3 HBP: 1	WP: 0 PA: 36 PB: 0 SB: 0 CS: 0
PITCHER Jerry Ujdur, R (1, 1) ERA: 3.75	IP WLS BF H R ER SO BB IBB HBP BLK WP HR S P ERA WHIP										

livebaseballscorecards.com

AB	31
R	4
H	7
RBI	4
BB	3
SO	0
LOB	10



Batter	1	2	3	4	5	6	7	8	9	AB	R	H	RBI	BB	SO	LOB
Alan Trammell, R (1, 6) OBP: 0.291, SLG: 0.289	0-0 F7		0-0 F7			0-0 P3		0-0 5-3		4	0	0	0	0	0	0
Enos Cabell, R (1, 5) OBP: 0.296, SLG: 0.364	0-3 K		0-0 F2			0-0 4-3			0-0 P4	4	0	0	0	0	1	0
Kirk Gibson, L (1, 8) OBP: 0.337, SLG: 0.435	1-0 1B HBP				0-0 P4				0-0 G3	3	0	0	0	0	0	0
Lance Parrish, R (1, 2) OBP: 0.381, SLG: 0.518	0-0 1-3 1B				0-0 P5				0-0 1-3	4	0	2	0	0	0	0
Larry Herndon, R (1, 7) OBP: 0.361, SLG: 0.564	0-0 6-3				0-3 K				0-0 G3-6-3	3	0	0	0	0	1	3
Richie Hebner, L (1, 10) OBP: 0.372, SLG: 0.450		0-0 F8							0-0 HR	3	2	2	2	0	0	0
Chet Lemon, R (1, 9) OBP: 0.356, SLG: 0.325		0-0 5-3							0-0 HR	3	0	0	0	0	0	0
Rick Leach, L (1, 3) OBP: 0.255, SLG: 0.289		0-0 F8							0-0 3-1	3	0	0	0	0	0	0
Tom Brookens, R (1, 4) OBP: 0.313, SLG: 0.367			0-0 F8						0-0 G3	3	0	0	0	0	0	0
Jerry Turner, L (8, PH) OBP: 0.229, SLG: 0.330									0-0 4-3	2	0	0	0	0	0	0
Mark DeJohn, S (9, 4) OBP: 0.320, SLG: 0.286									0-0 P9	1	0	0	0	0	0	0
										0	0	0	0	0	0	0

Inning Stats	R: 0	H: 1	E: 0	LOB: 2	K: 1	S: 6	P: 7	R: 0	H: 0	E: 0	LOB: 0	K: 0	S: 3	R: 0	H: 0	E: 0	LOB: 0	K: 1	S: 5	R: 1	H: 1	E: 0	LOB: 0	K: 0	S: 4	R: 0	H: 0	E: 0	LOB: 0	K: 0	S: 3	R: 1	H: 2	E: 0	LOB: 0	K: 0	S: 4	R: 0	H: 0	E: 0	LOB: 0	K: 0	S: 3	R: 0	H: 0	E: 0	LOB: 0	K: 0	S: 3	R: 0	H: 0	E: 0	LOB: 0	K: 0	S: 3	
	0	1	0	2	1	6	7	0	0	0	0	0	3	0	0	0	0	1	5	1	1	0	0	0	0	4	0	0	0	0	0	0	2	2	0	0	0	4	0	0	0	0	0	3	0	0	0	0	0	3	0	0	0	0	0	3


BOTTOM

Boston Red Sox @ Detroit Tigers
Tiger Stadium, Detroit, MI

Tue Jun 29 1982, 7:05 PM EDT
Att: 32,697 - Unknown - 78 F

livebaseballscorecards.com

AB	30
R	2
H	4
RBI	2
BB	0
SO	2
LOB	3



WP: 0	PA: 31
PB: 0	
SB: 0	
CS: 0	

PITCHER	IP	WLS	BF	H	R	ER	SO	BB	IBB	HBP	BLK	WP	HR	S	P	ERA	WHIP
Dennis Eckersley, R (1, 1) ERA: 3.32	9.0	W	31	4	2	2	2	0	0	1	0	0	2	34	35	2.00	0.444

Batter	1	2	3	4	5	6	7	8	9	AB R H RBI BB SO LOB	TOP									
Jerry Remy, L (1, 4) OBP: 0.351, SLG: 0.313	4-0 BB		0-0 5-3			4-0 HR	0-0 F7			2 1 0 0 2 0 2										
Dwight Evans, R (1, 9) OBP: 0.387, SLG: 0.433	0-0 F8		4-0 FC6			0-0 5-3		0-3 K		3 0 0 0 1 1 2										
Jim Rice, R (1, 7) OBP: 0.390, SLG: 0.496	0-0 F9		0-0 FC6			0-0 HR		0-0 HR		3 1 1 2 0 0 3										
Reid Nichols, R (7, 7) OBP: 0.329, SLG: 0.431			1-2f			2-H				1 1 1 1 0 0 0										
Carl Yastrzemski, L (1, 10) OBP: 0.383, SLG: 0.498	0-0 1-3			0-0 G3		0-0 2B		0-0 G3		4 0 1 0 0 0 1										
Wade Boggs, L (1, 5) OBP: 0.365, SLG: 0.421		0-0 6-3		0-0 F7		0-0 1-3		0-0 F7		4 0 0 0 0 0 1										
Dave Stapleton, R (1, 3) OBP: 0.297, SLG: 0.384		0-0 1-3		0-0 4-3		0-0 L6			0-0 F9	2 0 0 0 0 0 0										
Ed Jurak, R (5, 5)										2 0 0 0 0 0 1										
Rich Gedman, L (1, 2) OBP: 0.323, SLG: 0.430		0-0 F8			0-0 1-3		0-0 G4-6-3		0-0 K	3 0 1 0 0 0 0										
Roger LaFrancois, L (7, 2) OBP: 0.500, SLG: 1.000										1 0 1 0 0 0 0										
Glenn Hoffman, R (1, 6) OBP: 0.301, SLG: 0.354			0-0 6-3		0-0 P4		0-0 G4-6-3		0-3 K	2 0 0 0 0 0 0										
Julio Valdez, S (6, 6) OBP: 0.500, SLG: 0.500							1-2			2 0 1 0 0 1 1										
Rick Miller, L (1, 8) OBP: 0.336, SLG: 0.325			0-0 5-3		0-0 6-3		0-0 G4-6-3		0-3 K	4 0 1 0 0 1 3										
			1B				1-2f 2-3													
Inning Stats	R: 0 E: 0 K: 0 S: 3	H: 0 LOB: 1 BB: 1 P: 7	R: 0 E: 0 K: 0 S: 3	H: 0 LOB: 0 BB: 0 P: 3	R: 0 E: 0 K: 0 S: 4	H: 1 LOB: 2 BB: 1 P: 8	R: 0 E: 0 K: 0 S: 3	H: 0 LOB: 0 BB: 0 P: 3	R: 2 E: 0 K: 0 S: 5	H: 2 LOB: 1 BB: 1 P: 9	R: 0 E: 0 K: 0 S: 4	H: 2 LOB: 1 BB: 0 P: 4	R: 1 E: 0 K: 1 S: 6	H: 1 LOB: 0 BB: 0 P: 6	R: 0 E: 0 K: 2 S: 8	H: 1 LOB: 1 BB: 0 P: 8	1B: 3 2B: 2 3B: 0 HR: 2	SF: 0 SAC: 0 DP: 1 HBP: 0	WP: 0 PB: 0 SB: 0 CS: 0	PA: 36
PITCHER	IP WLS BF H R ER SO BB IBB HBP BLK WP HR S P ERA WHIP																			
Dan Petry, R (1, 1) ERA: 3.53	7.0 W 28 5 2 2 0 3 0 0 0 0 0 1 25 37 2.57 1.143																			
Dave Tobik, R (8, 1) ERA: 2.72	1.0 4 1 1 1 1 0 0 0 0 0 0 1 6 6 9.00 1.000																			
Pat Underwood, L (9, 1) ERA: 4.96	1.0 4 1 0 0 0 2 0 0 0 0 0 0 8 8 0.00 1.000																			

Boston Red Sox @ Detroit Tigers
Tiger Stadium, Detroit, MI
Wed Jun 30 1982, 7:05 PM EDT
Att. 24,691 - Unknown

livebaseballscorecards.com

AB 33
R 3
H 7
RBI 3
BB 3
SO 3
LOB 14



Batter	1	2	3	4	5	6	7	8	9
Lynn Jones, R OBP: 0.244, SLG: 0.268 (1, 9) (8, 7)	0-0 E8 1B 1B	4-0 1B HR BB	0-0 2B		0-0 F8		0-0 6-3		
Kirk Gibson, L OBP: 0.342, SLG: 0.442 (1, 8)	0-0 1B 1B	0-0 P4	0-3 K			0-0 2B 1B		0-0 2B	
Larry Herndon, R OBP: 0.363, SLG: 0.567 Chet Lemon, R OBP: 0.354, SLG: 0.323 (1, 7) (8, 9)	0-0 HBP 1-2 3-H SF9 1B	0-0 F9	0-0 F9			0-0 1-3 2B		0-3 K	
Lance Parrish, R OBP: 0.389, SLG: 0.529 Rick Leach, L OBP: 0.271, SLG: 0.289 (1, 2) (7, 3)	0-0 SF9 1-2 2-H 1B	0-0 1-3 HR 1B	0-0 5-3			0-0 2-H 3-H 1B 2B		4-0 BB	
Mike Ivie, R OBP: 0.316, SLG: 0.500 (1, 10)	1-0 1-2 2-3 HBP 1B	0-0 1-H 3-H HR		0-3 K		0-0 G1-4-3 1B		0-3 K	
Enos Cabell, R OBP: 0.295, SLG: 0.362 (1, 5)	0-0 SF9 2-3 3-H 1B	0-0 1B		0-0 5-3		0-0 G1-4-3 1-2f		0-0 6-3	
John Wockenfuss, R OBP: 0.352, SLG: 0.320 Bill Fahey, L OBP: 0.100, SLG: 0.100 (1, 3) (7, 2)	0-3 K	0-0 F8		0-0 5-3		0-0 F8			
Tom Brookens, R OBP: 0.324, SLG: 0.379 (1, 4)	0-0 FC5-4 1-2 3-H 1B		0-0 HR 1B		0-0 F9		0-0 G5-4-3 1B		
Alan Trammell, R OBP: 0.290, SLG: 0.302 (1, 6)	0-0 FC5-4 1-2f		0-0 1-H HR		0-0 5-3		0-0 G5-4-3 1-2f		

Inning Stats	R: 4 E: 1 K: 1 S: 10	H: 5 LOB: 2 BB: 0 P: 11	R: 3 E: 0 K: 0 S: 6	H: 3 LOB: 1 BB: 1 P: 10	R: 2 E: 0 K: 1 S: 8	H: 3 LOB: 1 BB: 0 P: 8	R: 0 E: 0 K: 1 S: 5	H: 0 LOB: 0 BB: 0 P: 5	R: 0 E: 0 K: 0 S: 3	H: 0 LOB: 0 BB: 0 P: 3	R: 3 E: 0 K: 0 S: 6	H: 4 LOB: 0 BB: 0 P: 6	R: 0 E: 0 K: 0 S: 3	H: 1 LOB: 0 BB: 0 P: 3	R: 0 E: 0 K: 2 S: 8	H: 1 LOB: 2 BB: 1 P: 12
--------------	-------------------------------	----------------------------------	------------------------------	----------------------------------	------------------------------	---------------------------------	------------------------------	---------------------------------	------------------------------	---------------------------------	------------------------------	---------------------------------	------------------------------	---------------------------------	------------------------------	----------------------------------

PITCHER	IP	WLS	BF	H	R	ER	SO	BB	IBB	HBP	BLK	WP	HR	S	P	ERA	WHIP
Bruce Hurst, L ERA: 4.65 (1, 1)	1.2	L	14	7	7	7	1	1	0	0	0	0	1	14	19	37.80	4.800
Bob Ojeda, L ERA: 5.59 (2, 1)	3.1		17	7	5	5	2	0	0	0	0	0	1	21	21	13.50	2.100
Luis Aponte, R ERA: 4.02 (6, 1)	3.0		11	3	0	0	2	1	0	0	0	0	0	14	18	0.00	1.333

AB R H RBI BB SO LOB

4 2 2 0 1 0 0

5 2 3 0 0 1 2

4 2 2 1 0 0 2

1 0 0 0 0 1 1

4 3 3 3 0 0 1

0 0 0 0 1 0 0

4 1 2 4 0 2 2

4 0 1 1 0 0 3

4 0 0 0 0 1 3

0 0 0 0 0 0 0

4 1 3 1 0 0 0

4 1 1 2 0 0 3

AB 38

R 12

H 17

RBI 12

BB 2

SO 5

LOB 17

WP: 0 PA: 42

PB: 0

SB: 0

CS: 0

1B: 11 SF: 1

2B: 4 SAC: 0

3B: 0 DP: 2

HR: 2 HBP: 1

WP: 0 PA: 42

ERA WHIP

Boston Red Sox @ Detroit Tigers


Tiger Stadium, Detroit, MI

Wed Jun 30 1982, 7:05 PM EDT

Att. 24,691 - Unknown



livebaseballscores.com

Batter	1	2	3	4	5	6	7	8	9	AB R H RBI BB SO LOB	TOP	
Wade Boggs, L (1, 3) OBP: 0.388, SLG: 0.459	0-0 G5-4-3 1B		0-0 1-2 1B		0-0 2-H HR 2B		0-0 1-2f G6-4-3			4 1 3 1 0 0 1		
Dwight Evans, R (1, 9) OBP: 0.385, SLG: 0.441	0-0 G5-4-3 1-2f		0-0 G5-3 2-3f		0-0 2-H HR			0-3 K		4 1 1 2 0 1 3		
Jim Rice, R (1, 7) OBP: 0.385, SLG: 0.488	0-3 K			0-3 K	0-0 F9			0-0 4-3		4 0 0 0 0 2 0		
Carl Yastrzemski, L (1, 10) OBP: 0.381, SLG: 0.493		0-0 4-3		0-0 FC6-4 1B		0-0 F8		0-3 K		4 0 1 0 0 1 0		
Rich Gedman, L (1, 2) OBP: 0.321, SLG: 0.432		0-0 2B		0-3 K		0-0 F7		0-0 4-3		4 0 1 0 0 1 1		
Dave Stapleton, R (1, 4) OBP: 0.293, SLG: 0.378		0-0 6-3		0-0 FC6-4 1-2f		0-0 4-3		0-0 1-3		4 0 0 0 0 0 2		
Ed Jurak, R (1, 5) OBP: 0.333, SLG: 0.333		0-0 L4			0-3 K		0-0 SH1-4 1B 1B		0-0 1B	4 1 2 0 0 1 1	AB 34 R 4 H 10 RBI 4 BB 0 SO 6 LOB 9	
Glenn Hoffman, R (1, 6) OBP: 0.298, SLG: 0.350			0-0 6-3		0-0 F9		0-0 SH1-4 1-2		0-0 F8	3 0 0 0 0 0 1		
Rick Miller, L (1, 8) OBP: 0.340, SLG: 0.330			0-0 G5-3 1B 1B		0-0 E5 2B		0-0 G6-4-3 2-H 1B			3 1 2 1 0 0 0		
Inning Stats	R: 0 H: 1 E: 0 LOB: 0 K: 1 BB: 0 S: 5 P: 5	R: 0 H: 1 E: 0 LOB: 1 K: 0 BB: 0 S: 4 P: 4	R: 0 H: 2 E: 0 LOB: 1 K: 0 BB: 0 S: 4 P: 4	R: 0 H: 1 E: 0 LOB: 1 K: 2 BB: 0 S: 8 P: 8	R: 3 H: 2 E: 1 LOB: 0 K: 1 BB: 0 S: 8 P: 8	R: 0 H: 0 E: 0 LOB: 0 K: 0 BB: 0 S: 3 P: 3	R: 1 H: 2 E: 0 LOB: 0 K: 0 BB: 0 S: 4 P: 4	R: 0 H: 0 E: 0 LOB: 0 K: 2 BB: 0 S: 7 P: 7	R: 0 H: 1 E: 0 LOB: 1 K: 0 BB: 0 S: 4 P: 4	1B: 7 SF: 0 2B: 2 SAC: 1 3B: 0 DP: 3 HR: 1 HBP: 0	WP: 0 PA: 35 PB: 0 SB: 0 CS: 0	
PITCHER Milt Wilcox, R (1, 1) ERA: 3.35	IP WLS BF H R ER SO BB IBB HBP BLK WP HR S P ERA WHIP	9.0 W 35 10 4 1 6 0 0 0 0 0 1 47 47 1.00 1.111										

Boston Red Sox @ Detroit Tigers
Tiger Stadium, Detroit, MI
 Thu Jul 01 1982, 7:05 PM EDT
 Att: 27,243 - Unknown

livebaseballscorecards.com

BOTTOM

Boston Red Sox @ Detroit Tigers
Tiger Stadium, Detroit, MI
Thu Jul 01 1982, 7:05 PM EDT
Att. 27,243 - Unknown

livebaseballscorecards.com

AB 35
R 5
H 11
RBI 5
BB 3
SO 3
LOB 11



WP: 0 PA: 38
PB: 0
SB: 0
CS: 1

AB R H RBI BB SO LOB

3 0 0 0 0 0 2
1 0 1 0 1 0 0

5 0 3 3 0 0 1

3 0 0 0 1 0 2

4 0 2 0 0 1 1

4 0 0 0 0 0 3

4 0 0 0 0 0 0

3 1 1 0 0 0 0
1 0 1 0 0 0 0

3 1 1 1 0 1 0
0 1 0 0 1 0 0

4 2 2 1 0 1 2

1B: 6 SF: 0
2B: 5 SAC: 0
3B: 0 DP: 0
HR: 0 HBP: 0

Batter	1	2	3	4	5	6	7	8	9
Lynn Jones, R (1, 9) OBP: 0.229, SLG: 0.250 Jerry Turner, L (7, PH) OBP: 0.245, SLG: 0.337 (8, 9)	0-0 F8		0-0 5-3	0-0 1-3			4-0 FC6-4 BB		0-0 2B 1-2 2-3 1B
Kirk Gibson, L (1, 8) OBP: 0.346, SLG: 0.449	0-0 CS 1B		0-0 2-H 1B		0-0 G3		0-0 FC6-4 1-2f		0-0 1-3 2-H 3-H 2B
Larry Herndon, R (1, 7) OBP: 0.361, SLG: 0.560	4-0 1B 1-2 BB		0-0 P4		0-0 6-3		0-0 6-3		
Lance Parrish, R (1, 2) OBP: 0.391, SLG: 0.528	0-0 1-2 1B		0-0 F8		0-0 E7 1B			0-3 K	
Mike Ivie, R (1, 10) OBP: 0.309, SLG: 0.486	0-0 P6			0-0 F7	0-0 5-3			0-0 5-3	
Enos Cabell, R (1, 5) OBP: 0.291, SLG: 0.357 (7, 3)		0-0 F8		0-0 L6		0-0 5-3		0-0 P3	
John Wockenfuss, R (1, 3) OBP: 0.352, SLG: 0.330 Lou Whitaker, L (7, 4) OBP: 0.308, SLG: 0.356		0-0 F8		0-0 2B		0-0 4-3		0-0 FC1-5 2B	
Tom Brookens, R (1, 4) OBP: 0.325, SLG: 0.385 (7, 5) Richie Hebner, L (9, PH) OBP: 0.376, SLG: 0.450		0-0 1-3		0-0 1B 2-H 2B		0-3 K		4-0 1B FC1-5 2B BB	
Alan Trammell, R (1, 6) OBP: 0.294, SLG: 0.311			0-0 1B 2B	0-0 2-H 1B		0-3 K		0-0 FC1-5 1B 2B 1-2 2-3f	

Inning Stats	R: 0 E: 0 K: 0 S: 4	H: 2 LOB: 2 BB: 1 P: 8	R: 0 E: 0 K: 0 S: 3	H: 0 LOB: 0 BB: 0 P: 3	R: 1 E: 0 K: 0 S: 5	H: 2 LOB: 1 BB: 0 P: 5	R: 2 E: 0 K: 0 S: 6	H: 3 LOB: 1 BB: 0 P: 6	R: 0 E: 1 K: 0 S: 4	H: 1 LOB: 1 BB: 0 P: 4	R: 0 E: 0 K: 1 S: 5	H: 0 LOB: 0 BB: 0 P: 5	R: 0 E: 0 K: 1 S: 5	H: 0 LOB: 1 BB: 1 P: 9	R: 0 E: 0 K: 1 S: 5	H: 0 LOB: 0 BB: 0 P: 5	R: 2 E: 0 K: 0 S: 4	H: 3 LOB: 2 BB: 1 P: 8
--------------	------------------------------	---------------------------------	------------------------------	---------------------------------	------------------------------	---------------------------------	------------------------------	---------------------------------	------------------------------	---------------------------------	------------------------------	---------------------------------	------------------------------	---------------------------------	------------------------------	---------------------------------	------------------------------	---------------------------------

PITCHER	IP	WLS	BF	H	R	ER	SO	BB	IBB	HBP	BLK	WP	HR	S	P	ERA	WHIP
John Tudor, L (1, 1) ERA: 3.65	5.0		23	8	3	3	0	1	0	0	0	0	0	22	26	5.40	1.800
Bob Stanley, R (6, 1) ERA: 3.18	3.1	L	14	2	2	2	3	2	0	0	0	0	0	18	26	5.40	1.200
Mark Clear, R (9, 1) ERA: 1.92	0.0		1	1	0	0	0	0	0	0	0	0	0	1	1	∞	∞

PITCHER	IP	WLS	BF	H	R	ER	SO	BB	IBB	HBP	BLK	WP	HR	S	P	ERA	WHIP
---------	----	-----	----	---	---	----	----	----	-----	-----	-----	----	----	---	---	-----	------

Batter	1	2	3	4	5	6	7	8	9	AB R H RBI BB SO LOB	TOP											
Wade Boggs, L (1, 3) OBP: 0.380, SLG: 0.446	0-3 K		0-0 HR 1B		0-0 F9		0-0 F7			4 1 1 0 0 1 0	Boston Red Sox @ Milwaukee Brewers Milwaukee County Stadium, Milwaukee, WI Fri Jul 02 1982, 8:05 PM EDT Att. 28,957 - Unknown - 69 F livebaseballscorecards.com											
Dwight Evans, R (1, 9) OBP: 0.392, SLG: 0.456	0-0 G6-4-3 1B		0-0 HR		4-0 1B 1B SF9 BB		4-0 G5-4-3 BB			2 2 2 3 2 0 0												
Jim Rice, R (1, 7) OBP: 0.383, SLG: 0.485	0-0 G6-4-3 1-2f		0-0 6-3		0-0 1B 1B		0-0 G5-4-3 1-2f			4 0 1 0 0 0 2												
Tony Perez, R (1, 10) OBP: 0.362, SLG: 0.451		0-0 5-3	0-3 K		0-0 1-2 2-3 1B		0-3 K			4 0 1 0 0 2 0												
Dave Stapleton, R (1, 4) OBP: 0.292, SLG: 0.388		0-0 HR	0-0 F7		0-0 SF9		0-0 6-3			3 1 1 2 0 0 0												
Ed Jurak, R (1, 5) OBP: 0.300, SLG: 0.222		4-0 4-3 E BB		0-0 F3	0-3 K		0-0 5-3			3 0 0 0 1 1 2												
Glenn Hoffman, R (1, 6) OBP: 0.297, SLG: 0.348		0-0 4-3		0-0 F4		0-0 4-3		0-0 G4-6-3 1B		4 0 1 0 0 0 1												
Gary Allenson, R (1, 2) OBP: 0.273, SLG: 0.292		0-0 F8		4-0 BB		0-0 6-3		0-0 F3		3 0 0 0 1 0 2												
Reid Nichols, R (1, 8) OBP: 0.325, SLG: 0.421			0-0 HR 1B		0-0 L4		0-0 F4		0-0 G4-6-3 1-2f	4 1 1 0 0 0 2												
Inning Stats	R: 0 E: 0 K: 1 S: 5	H: 1 LOB: 0 BB: 0 P: 5	R: 1 E: 1 K: 0 S: 4	H: 1 LOB: 1 BB: 1 P: 8	R: 3 E: 0 K: 1 S: 8	H: 3 LOB: 0 BB: 0 P: 8	R: 0 E: 0 K: 0 S: 3	H: 0 LOB: 1 BB: 1 P: 7	R: 1 E: 0 K: 1 S: 7	H: 2 LOB: 2 BB: 1 P: 11	R: 0 E: 0 K: 0 S: 3	H: 0 LOB: 0 BB: 0 P: 3	R: 0 E: 0 K: 1 S: 2	H: 0 LOB: 0 BB: 1 P: 6	R: 0 E: 0 K: 0 S: 5	H: 0 LOB: 0 BB: 0 P: 5	R: 0 E: 0 K: 0 S: 3	H: 1 LOB: 0 BB: 0 P: 3	1B: 6 2B: 0 3B: 0 HR: 2	SF: 1 SAC: 0 DP: 3 HBP: 0	WP: 0 PB: 0 SB: 0 CS: 0	PA: 36
PITCHER Bob McClure, L (1, 1) ERA: 4.37	IP 9.0 WLS W BF 36 H 8 R 5 ER 5 SO 4 BB 4 IBB 0 HBP 0 BLK 0 WP 0 HR 2 S 40 P 56 ERA 5.00 WHIP 1.333											PITCHER	IP WLS BF H R ER SO BB IBB HBP BLK WP HR S P ERA WHIP									



Batter	1	2	3	4	5	6	7	8	9	AB	R	H	RBI	BB	SO	LOB
Paul Molitor, R OBP: 0.369, SLG: 0.429 (1, 5)	0-0 5-3		0-0 1B 2B 1B	0-0 2B 1B	0-0 FC6-4 1B S		0-0 1B HR 1B			5	2	3	1	0	0	2
Robin Yount, R OBP: 0.360, SLG: 0.558 (1, 6)	0-0 HR 1B		0-0 1-3 2B 1B	0-0 1-3 2B	0-0 1-3 1B		0-0 1-2 HR 1B			5	3	5	1	0	0	0
Cecil Cooper, L OBP: 0.364, SLG: 0.577 (1, 3)	0-0 F8		0-0 F7	4-0 IBB	0-0 1-3		0-0 HR			4	1	1	4	1	0	5
Ted Simmons, S OBP: 0.290, SLG: 0.439 (1, 2)	0-0 HR		0-0 1-H HR 2B	0-3 K		0-0 F3	0-0 F5			5	2	2	4	0	1	3
Ben Oglivie, L OBP: 0.330, SLG: 0.490 (1, 7)	0-0 1B		0-0 E3 HR	0-0 G3		0-0 3-1	0-0 3-1			5	1	1	0	0	0	4
Gorman Thomas, R OBP: 0.348, SLG: 0.555 (1, 8)	0-3 K		0-0 1-H HR		0-0 5-3	0-0 HR		0-0 6-3		5	2	2	4	0	1	1
Roy Howell, L OBP: 0.304, SLG: 0.360 (1, 10)		0-0 F8	0-0 F4		0-0 1B FC6-4 1B	0-0 3-1		0-0 F7		5	1	1	0	0	0	0
Ed Romero, R OBP: 0.286, SLG: 0.313 (1, 4)		0-0 5-3	0-0 5-3		0-0 FC6-4 1B 1B		0-0 E6 1B HR 1B	0-0 F7		5	2	1	0	0	0	0
Marshall Edwards, L OBP: 0.256, SLG: 0.373 (1, 9)		0-0 G3		0-0 4-3	0-0 FC6-4 1B		0-0 F5			4	0	1	0	0	0	1

Inning Stats	R: 2	H: 3	E: 0	K: 1	S: 8	LOB: 1	BB: 0	P: 8	R: 0	H: 0	E: 0	K: 0	S: 3	LOB: 0	BB: 0	P: 3	R: 5	H: 4	E: 1	K: 0	S: 8	LOB: 0	BB: 0	P: 8	R: 0	H: 2	E: 0	K: 1	S: 7	LOB: 3	BB: 1	P: 11	R: 2	H: 4	E: 0	K: 0	S: 7	LOB: 2	BB: 0	P: 7	R: 1	H: 1	E: 0	K: 0	S: 4	LOB: 0	BB: 0	P: 4	R: 4	H: 3	E: 1	K: 0	S: 7	LOB: 0	BB: 0	P: 7	R: 0	H: 0	E: 0	K: 0	S: 3	LOB: 0	BB: 0	P: 3
--------------	------	------	------	------	------	--------	-------	------	------	------	------	------	------	--------	-------	------	------	------	------	------	------	--------	-------	------	------	------	------	------	------	--------	-------	-------	------	------	------	------	------	--------	-------	------	------	------	------	------	------	--------	-------	------	------	------	------	------	------	--------	-------	------	------	------	------	------	------	--------	-------	------

PITCHER	IP	WLS	BF	H	R	ER	SO	BB	IBB	HBP	BLK	WP	HR	S	P	ERA	WHIP
Mike Torrez, R ERA: 6.78 (1, 1)	4.2	L	29	13	9	8	2	0	0	0	0	0	2	32	36	15.43	2.786
Tom Burgmeier, L ERA: 2.06 (5, 1)	3.1		15	4	5	4	0	0	0	0	0	0	2	15	15	10.80	1.200

BOTTOM

Boston Red Sox @ Milwaukee Brewers
Milwaukee County Stadium, Milwaukee, WI

Fri Jul 02 1982, 8:05 PM EDT
Att: 28,957 - Unknown - 69 F

livebaseballscorecards.com

AB	43
R	14
H	17
RBI	14
BB	1
SO	2
LOB	16



WP: 0	PA: 44
PB: 0	CS: 0
SB: 1	

Batter	1	2	3	4	5	6	7	8	9	AB R H RBI BB SO LOB	TOP							
Jerry Remy, L (1, 4) OBP: 0.347, SLG: 0.309	0-3 K			0-0 F7		0-0 F7			0-0 F8	4 0 0 0 0 1 0	Boston Red Sox @ Milwaukee Brewers Milwaukee County Stadium, Milwaukee, WI Sat Jul 03 1982, 8:05 PM EDT Att. 55,716 - Unknown - 76 F AB 29 R 0 H 3 RBI 0 BB 2 SO 4 LOB 8							
Dwight Evans, R (1, 9) OBP: 0.394, SLG: 0.454	0-3 K			4-0 G6-4-3 BB		0-0 5-3			0-0 WP 1B	3 0 1 0 1 1 0								
Jim Rice, R (1, 7) OBP: 0.378, SLG: 0.477	0-0 1-3			0-0 G6-4-3 1-2f				0-0 F8	0-3 K 1-2	4 0 0 0 0 1 2								
Carl Yastrzemski, L (1, 10) OBP: 0.375, SLG: 0.484				0-0 6-3		0-0 L4		0-0 3-1	0-0 L6	4 0 0 0 0 0 1								
Rich Gedman, L (1, 2) OBP: 0.316, SLG: 0.425				0-0 L4		0-0 4-3		0-0 G3		3 0 0 0 0 0 0								
Wade Boggs, L (1, 5) OBP: 0.392, SLG: 0.448				0-0 F7						2 0 1 0 1 0 0								
Dave Stapleton, R (1, 3) OBP: 0.293, SLG: 0.388				0-0 5-3		0-0 FC5-4 1B		0-3 K		3 0 1 0 0 1 1								
Glenn Hoffman, R (1, 6) OBP: 0.294, SLG: 0.345				0-0 G3		0-0 FC5-4 1-2f		0-0 5-3		3 0 0 0 0 0 3								
Rick Miller, L (1, 8) OBP: 0.336, SLG: 0.325				0-0 F7		0-0 6-3		0-0 F8		3 0 0 0 0 0 1								
Inning Stats	R: 0 E: 0 K: 2 S: 7	H: 0 LOB: 0 BB: 0 P: 7	R: 0 E: 0 K: 0 S: 3	H: 0 LOB: 0 BB: 0 P: 3	R: 0 E: 0 K: 0 S: 3	H: 0 LOB: 0 BB: 1 P: 6	R: 0 E: 0 K: 0 S: 5	H: 2 LOB: 2 BB: 0 P: 5	R: 0 E: 0 K: 0 S: 3	H: 0 LOB: 0 BB: 0 P: 3	R: 0 E: 0 K: 0 S: 3	H: 0 LOB: 1 BB: 1 P: 9	R: 0 E: 0 K: 1 S: 6	H: 1 LOB: 1 BB: 0 P: 6	1B: 3 2B: 0 3B: 0 HR: 0	SF: 0 SAC: 0 DP: 1 HBP: 0	WP: 1 PB: 0 SB: 0 CS: 0	PA: 31
PITCHER Pete Vuckovich, R (1, 1) ERA: 3.1	IP: 9.0 WLS: W BF: 31 H: 3 R: 0 ER: 0 SO: 4 BB: 2 IBB: 0 HBP: 0 BLK: 0 WP: 1 HR: 0 S: 37 P: 45 ERA: 0.00 WHIP: 0.556											PITCHER	IP: 9.0 WLS: W BF: 31 H: 3 R: 0 ER: 0 SO: 4 BB: 2 IBB: 0 HBP: 0 BLK: 0 WP: 1 HR: 0 S: 37 P: 45 ERA: 0.00 WHIP: 0.556					



Batter	1	2	3	4	5	6	7	8	9
Paul Molitor, R OBP: 0.373, SLG: 0.440 (1, 5) X	0-0 HR	0-3 K		0-0 HR 1B	0-0 F7			4-0 2B BB	
Robin Yount, R OBP: 0.358, SLG: 0.563 (1, 6) X	0-0 F9	0-0 5-3		0-0 HR		0-0 6-3		0-0 F9	
Cecil Cooper, L OBP: 0.367, SLG: 0.601 (1, 3) X	0-0 HR	0-0 F7		0-0 4-3		0-0 HR		0-0 BLK 1-H 2B	
Ted Simmons, S OBP: 0.288, SLG: 0.431 (1, 2) X	0-0 G3		0-0 4-3	0-0 G3		4-0 L8-4 BB BB		0-0 F6	
Ben Oglivie, L OBP: 0.337, SLG: 0.495 (1, 7) X	0-0 2B 1B		0-0 2B	0-0 F6		4-0 1-2 BB		4-0 BB	
Gorman Thomas, R OBP: 0.346, SLG: 0.552 (1, 8) X	0-0 1-3 2B		0-0 5-3		0-0 F7	0-0 L8-4 2-3		0-0 F7	
Roy Howell, L OBP: 0.318, SLG: 0.357 (1, 10) X	4-0 IBB		4-0 FC5-4 BB		4-0 BB BB		0-0 F8		
Ed Romero, R OBP: 0.284, SLG: 0.301 (1, 4) X	0-3 K		0-0 FC5-4		4-0 1-2 BB		0-0 6-3		
Marshall Edwards, L OBP: 0.267, SLG: 0.379 (1, 9) X		0-0 E S 1B		0-0 HR 1B	0-0 F6		0-0 3-1		

Inning Stats	R: 2	H: 4	E: 0	K: 1	S: 9	L: 3	BF: 31	H: 10	R: 6	ER: 6	SO: 2	BB: 4	IBB: 1	HBP: 0	BLK: 0	WP: 0	HR: 4	S: 30	P: 50	ERA: 10.12	WHIP: 2.625
	R: 0	H: 1	E: 0	K: 1	S: 6	L: 3	BF: 11	H: 6	R: 1	ER: 1	SO: 0	BB: 0	IBB: 0	HBP: 0	BLK: 0	WP: 0	HR: 0	S: 6	P: 8		
	R: 0	H: 1	E: 0	K: 0	S: 4	L: 3	BF: 11	H: 6	R: 3	ER: 0	SO: 2	BB: 2	IBB: 0	HBP: 0	BLK: 0	WP: 0	HR: 0	S: 11	P: 11		
	R: 1	H: 1	E: 0	K: 0	S: 3	L: 3	BF: 11	H: 6	R: 0	ER: 0	SO: 3	BB: 0	IBB: 0	HBP: 0	BLK: 0	WP: 0	HR: 0	S: 3	P: 3		
	R: 0	H: 0	E: 0	K: 0	S: 3	L: 3	BF: 11	H: 0	R: 0	ER: 0	SO: 0	BB: 0	IBB: 0	HBP: 0	BLK: 0	WP: 0	HR: 0	S: 0	P: 0		
	R: 1	H: 1	E: 0	K: 0	S: 4	L: 3	BF: 11	H: 6	R: 0	ER: 0	SO: 2	BB: 2	IBB: 0	HBP: 0	BLK: 0	WP: 0	HR: 0	S: 12	P: 12		

PITCHER	IP	WLS	BF	H	R	ER	SO	BB	IBB	HBP	BLK	WP	HR	S	P	ERA	WHIP
Chuck Rainey, R ERA: 5.1 (1, 1)	5.1	L	31	10	6	6	2	4	1	0	0	0	4	30	50	10.12	2.625
Luis Aponte, R ERA: 3.97 (6, 1)	2.2		11	1	1	1	0	3	0	0	1	0	0	8	20	3.38	1.500

BOTTOM

Boston Red Sox @ Milwaukee Brewers
Milwaukee County Stadium, Milwaukee, WI

Sat Jul 03 1982, 8:05 PM EDT
Att: 55,716 - Unknown - 76 F

AB	R	H	RBI	BB	SO	LOB
4	3	2	1	1	1	3
5	1	1	3	0	0	2
5	2	3	3	0	0	1
4	0	0	0	1	0	1
3	0	2	0	2	0	0
5	0	1	0	0	0	5
1	0	0	0	3	0	0
3	0	0	0	1	1	5
4	1	2	0	0	0	2

AB	34
R	7
H	11
RBI	7
BB	8
SO	2
LOB	19

WP: 0 PA: 42
PB: 0
SB: 1
CS: 0



1B	2B	3B	HR	SF	SAC	DP	HBP
4	4	0	4	0	0	1	0

Batter	1	2	3	4	5	6	7	8	9	AB R H RBI BB SO LOB	TOP											
Jerry Remy, L (1, 4) OBP: 0.346, SLG: 0.308	0-0 1-3		0-0 1B 1B		0-0 SH G4-3		0-0 F1		0-0 E6 1B	4 1 1 0 0 0 0	Boston Red Sox @ Milwaukee Brewers Milwaukee County Stadium, Milwaukee, WI Sun Jul 04 1982, 4:33 AM EDT Att. 35,947 - Unknown - 84 F livebaseballscorecards.com											
Dwight Evans, R (1, 9) OBP: 0.397, SLG: 0.457	0-0 F8		0-0 1B 1B		0-0 G4-3		0-0 1B 1B		0-0 G4-3 1B	5 2 3 0 0 0 1												
Jim Rice, R (1, 7) OBP: 0.382, SLG: 0.483	0-3 K		0-0 1B 1B		0-0 2B		0-0 1B 1B		0-0 G4-3	5 0 3 1 0 1 2												
Tony Perez, R (1, 10) OBP: 0.367, SLG: 0.453		0-0 F9	0-0 1B		0-0 6-3		0-0 FC5-4 1B			4 0 2 2 0 0 1												
Dave Stapleton, R (1, 3) OBP: 0.292, SLG: 0.386		0-0 G3	0-0 F9		0-0 SH1-3 1B		0-0 FC5-4			4 0 1 0 0 0 4												
Glenn Hoffman, R (1, 6) OBP: 0.294, SLG: 0.348		0-0 WP 2B		0-0 5-3		0-0 SH1-3 1B		0-0 F8		3 0 1 0 0 0 0												
Reid Nichols, R (1, 8) OBP: 0.310, SLG: 0.400		0-0 5-3		0-0 6-3		0-0 F6		0-0 F5		4 0 0 0 0 0 2												
Gary Allenson, R (1, 2) OBP: 0.262, SLG: 0.280			0-0 F9	0-3 K		0-0 F4		0-0 F3		4 0 0 0 0 1 1												
Wade Boggs, L (1, 5) OBP: 0.385, SLG: 0.437			0-0 F7		0-0 E6 SH G4-3 1B		0-0 4-3		0-0 F8	4 1 1 0 0 0 0												
Inning Stats	R: 0 E: 0 K: 1 S: 5	H: 0 LOB: 0 BB: 0 P: 5	R: 0 E: 0 K: 0 S: 4	H: 1 LOB: 1 BB: 0 P: 4	R: 2 E: 0 K: 0 S: 7	H: 4 LOB: 2 BB: 0 P: 7	R: 0 E: 0 K: 1 S: 5	H: 0 LOB: 0 BB: 0 P: 5	R: 1 E: 1 K: 0 S: 5	H: 2 LOB: 1 BB: 0 P: 5	R: 0 E: 0 K: 0 S: 4	H: 1 LOB: 1 BB: 0 P: 4	R: 1 E: 0 K: 0 S: 6	H: 3 LOB: 2 BB: 0 P: 6	R: 0 E: 0 K: 0 S: 3	H: 0 LOB: 0 BB: 0 P: 3	R: 0 E: 1 K: 0 S: 4	H: 1 LOB: 1 BB: 0 P: 4	1B: 10 2B: 2 3B: 0 HR: 0	SF: 0 SAC: 2 DP: 2 HBP: 0	WP: 1 PB: 0 SB: 0 CS: 0	PA: 39
PITCHER	IP WLS BF H R ER SO BB IBB HBP BLK WP HR S P ERA WHIP																					
Mike Caldwell, L (1, 1) ERA: 4.64	6.2 L 31 11 4 4 2 0 0 0 0 1 0 35 35 5.40 1.650																					
Dwight Bernard, R (7, 1) ERA: 3.49	2.1 8 1 0 0 0 0 0 0 0 0 0 8 8 0.00 0.429																					

Boston Red Sox @ Milwaukee Brewers
 Milwaukee County Stadium, Milwaukee, WI

AB	37
R	4
H	12
RBI	3
BB	0
SO	2
LOB	11




Batter	1	2	3	4	5	6	7	8	9	10	11	AB R H RBI BB SO LOB	TOP				
Jerry Remy, L (1.4) OBP: 0.348, SLG: 0.310	0-0 G6-4-3 1B	0-0 F7		0-0 4-3		0-0 F8			0-0 1-3 1B		4-0 SF7 WP BB	5 0 2 0 1 0 3	<p>Boston Red Sox @ Kansas City Royals Royals Stadium, Kansas City, MO Mon Jul 05 1982, 8:05 PM EDT Unknown - 92 F</p>				
Dwight Evans, R (1.9) OBP: 0.398, SLG: 0.452	0-0 F9		4-0 E BB FC6-4 BB		4-0 FC6-4 BB		0-0 F7		0-3 K		4-0 SF7 IBB	3 1 0 0 3 1 3					
Jim Rice, R (1.7) OBP: 0.377, SLG: 0.476	0-0 G6-4-3 1-2f		4-0 FC6-4 E 1-2 BB		0-0 F8		0-0 F7		0-0 L3		0-0 SF7	4 0 0 1 1 0 4					
Tony Perez, R (1.10) OBP: 0.357, SLG: 0.436		0-0 F7	0-0 E6 FC6-4 1-2 2-3		0-0 FC6-4 1-2f 1B		0-0 1B		0-0 F7		0-0 F9	6 0 1 0 0 0 8					
Dave Stapleton, R (1.3) OBP: 0.291, SLG: 0.383		0-0 5-3	0-0 FC6-4 FC6-4 1-2f 2-3 3-H		0-0 1B		0-0 F7			0-0 6-3		5 0 1 1 0 0 3					
Glenn Hoffman, R (1.6) OBP: 0.295, SLG: 0.348 Carl Yastrzemski, L (8, PH) OBP: 0.373, SLG: 0.482 Julio Valdez, S (8.6) OBP: 0.400, SLG: 0.400		0-0 1B 1B	0-3 K		0-0 F8			0-3 K		0-0 G3		3 1 1 0 0 1 4 1 0 0 0 0 1 0 1 0 0 0 0 0 0					
Rick Miller, L (1.8) OBP: 0.333, SLG: 0.323		0-0 1B 1B	0-0 FC6-4 1-2f		0-0 4-3			0-3 K		0-3 K		5 1 1 0 0 2 2					
Gary Allenson, R (1.2) OBP: 0.278, SLG: 0.281 Reid Nichols, R (11, PR) OBP: 0.310, SLG: 0.400 Rich Gedman, L (11, 2) OBP: 0.316, SLG: 0.425		0-0 1B 1B		0-0 F8		4-0 BB		0-3 K			1-0 WP SH1-4 SF7 HBP	3 0 1 1 1 1 0 0 1 0 0 0 0 0 0 0 0 0 0 0 0					
Wade Boggs, L (1.5) OBP: 0.390, SLG: 0.440	0-0 1-2 3-H 1B		0-3 K		0-3 K				0-0 1B WP 1B		0-0 SH1-4	4 0 2 1 0 2 1					
Inning Stats	R: 0 H: 1 E: 0 LOB: 0 K: 0 BB: 0 S: 3 P: 3	R: 2 H: 4 E: 0 LOB: 2 K: 0 BB: 0 S: 7 P: 7	R: 1 H: 0 E: 1 LOB: 2 K: 1 BB: 2 S: 6 P: 14	R: 0 H: 0 E: 0 LOB: 0 K: 1 BB: 0 S: 5 P: 5	R: 0 H: 1 E: 0 LOB: 1 K: 0 BB: 1 S: 4 P: 8	R: 0 H: 0 E: 0 LOB: 1 K: 1 BB: 1 S: 5 P: 9	R: 0 H: 1 E: 0 LOB: 1 K: 0 BB: 0 S: 4 P: 4	R: 0 H: 0 E: 0 LOB: 0 K: 3 BB: 0 S: 9 P: 9	R: 0 H: 2 E: 0 LOB: 2 K: 1 BB: 0 S: 7 P: 7	R: 0 H: 0 E: 0 LOB: 0 K: 1 BB: 0 S: 5 P: 5	R: 1 H: 0 E: 0 LOB: 3 K: 0 BB: 2 S: 3 P: 12	1B: 9 SF: 1 2B: 0 SAC: 1 3B: 0 DP: 1 HR: 0 HBP: 1		WP: 2 PA: 49 PB: 0 SB: 0 CS: 0			
PITCHER	IP WLS BF H R ER SO BB IBB HBP BLK WP HR S P ERA WHIP																
Paul Splittorff, L (1, 1) ERA: 3.16	7.0	32	7	3	3	3	4	0	0	0	0	0	0	34	50	3.86	1.571
Mike Armstrong, R (8, 1) ERA: 2.08	3.1	L	14	2	1	1	5	1	0	1	0	1	0	22	27	2.70	0.900
Dan Quisenberry, R (11, 1) ERA: 2.23	0.2		3	0	0	0	0	0	1	0	0	1	0	2	6	0.00	0.000

livebaseballscorecards.com

AB	40
R	4
H	9
RBI	4
BB	6
SO	8
LOB	28



Batter	1	2	3	4	5	6	7	8	9	AB R H RBI BB SO LOB	TOP											
Dwight Evans, R (1, 9) OBP: 0.399, SLG: 0.452	0-0 6-3		4-0 FC5-4 BB		0-0 SF7		0-0 FC5-2 1B			2 0 1 1 1 0 0	Boston Red Sox @ Kansas City Royals Royals Stadium, Kansas City, MO Mon Jul 05 1982, 8:05 PM EDT Att: 41,024 - Unknown livebaseballscorecards.com											
Dave Stapleton, R (1, 4) OBP: 0.290, SLG: 0.381	0-0 G4-6-3 1B		0-0 FC5-4		0-0 F9		0-0 FC5-2			4 0 1 0 0 0 4												
Jim Rice, R (1, 7) OBP: 0.373, SLG: 0.469	0-0 G4-6-3 1-2f			0-3 K		0-0 6-3	0-3 K			4 0 0 0 0 2 3												
Carl Yastrzemski, L (1, 3) OBP: 0.375, SLG: 0.500		0-0 3-1		0-0 HR		0-0 1B 2B		0-0 6-3		4 2 2 1 0 0 0												
Tony Perez, R (1, 10) OBP: 0.345, SLG: 0.419		0-0 F9		0-3 K		0-0 F7		0-3 K		4 0 0 0 0 2 1												
Rich Gedman, L (1, 2) OBP: 0.320, SLG: 0.426		0-0 F4		0-0 WP 1B		0-0 2-H 1B		0-0 G1		4 0 2 1 0 0 0												
Ed Jurak, R (1, 5) OBP: 0.250, SLG: 0.182			0-0 4-3	0-0 F8		0-0 1-3		0-0 F7	2 0 0 0 0 0 1	AB 32 R 3 H 9 RBI 3 BB 1 SO 4 LOB 10												
Wade Boggs, L (6, PH) OBP: 0.381, SLG: 0.429				1-2					2 0 0 0 0 0 1													
Reid Nichols, R (1, 8) OBP: 0.315, SLG: 0.415			0-0 5-3		0-0 SH1-3 SF7 2B		0-0 1B FC5-2 1B		0-0 6-3	2 1 1 0 0 0 0												
Rick Miller, L (7, PH) OBP: 0.335, SLG: 0.324									2 0 1 0 0 0 0													
Julio Valdez, S (1, 6) OBP: 0.500, SLG: 0.500			0-0 BB 1B		0-0 SH1-3		0-0 SH1-4		0-0 1-4-3	1 0 1 0 0 0 0												
Jerry Remy, L (9, PH) OBP: 0.347, SLG: 0.308					2-3					1 0 0 0 0 0 0												
Inning Stats	R: 0 E: 0 K: 0 S: 3	H: 1 LOB: 0 BB: 0 P: 3	R: 0 E: 0 K: 0 S: 3	H: 0 LOB: 0 BB: 0 P: 3	R: 0 E: 0 K: 0 S: 4	H: 1 LOB: 2 BB: 1 P: 8	R: 1 E: 0 K: 2 S: 9	H: 2 LOB: 1 BB: 0 P: 9	R: 1 E: 0 K: 0 S: 4	H: 1 LOB: 0 BB: 0 P: 4	R: 1 E: 0 K: 0 S: 5	H: 2 LOB: 1 BB: 0 P: 5	R: 0 E: 0 K: 1 S: 7	H: 2 LOB: 2 BB: 0 P: 7	R: 0 E: 0 K: 1 S: 5	H: 0 LOB: 0 BB: 0 P: 5	R: 0 E: 0 K: 0 S: 3	H: 0 LOB: 0 BB: 0 P: 3	1B: 6 2B: 2 3B: 0 HR: 1	SF: 1 SAC: 2 DP: 1 HBP: 0	WP: 1 PB: 0 SB: 0 CS: 0	PA: 36
PITCHER	IP WLS BF H R ER SO BB IBB HBP BLK WP HR S P ERA WHIP																				PITCHER	IP WLS BF H R ER SO BB IBB HBP BLK WP HR S P ERA WHIP
Don Hood, L (1, 1) ERA: 3.32	5.2 W 24 7 3 3 2 1 0 0 0 1 1 27 31 4.76 1.412																					
Dan Quisenberry, R (6, 1) ERA: 2.13	3.1 S 12 2 0 0 2 0 0 0 0 0 0 16 16 0.00 0.600																					

Batter	1	2	3	4	5	6	7	8	9
Willie Wilson, S OBP: 0.383, SLG: 0.462 (1, 7)	0-0 HR 1B		0-0 6-3		0-0 1B 1B	0-0 F9			
Frank White, R OBP: 0.327, SLG: 0.464 (1, 4)	0-0 HR 1-H		0-0 E5 FC5		0-0 4-3 E 1-H	0-0 G3			
George Brett, L OBP: 0.388, SLG: 0.500 (1, 5)	0-0 1-3		0-0 F8		0-0 4-3 1-2		0-0 1-4-3		
Amos Otis, R OBP: 0.370, SLG: 0.494 (1, 8)	0-0 F9		4-0 BB		4-0 FC6-4 BB		0-0 6-3		
Hal McRae, R OBP: 0.395, SLG: 0.548 (1, 10)	0-0 F8		0-0 FC5 2-3f		0-0 FC6-4 1-2f 2-H		0-0 6-3		
Jerry Martin, R OBP: 0.331, SLG: 0.385 (1, 9)		0-3 K		0-0 FC6-4 1B	4-0 BB		0-0 6-3		
Lee May, R OBP: 0.429, SLG: 0.583 (1, 3)		0-0		0-0 F6	0-0 4-3		0-0 4-3 1B		
Willie Aikens, L OBP: 0.321, SLG: 0.362 (5, PH)									
Dennis Werth, R OBP: 0.316, SLG: 0.133 (8, PR)									
Onix Concepcion, R OBP: 0.267, SLG: 0.311 (9, 3)									
Onix Concepcion, R OBP: 0.267, SLG: 0.311 (1, 6)		0-0 F4		0-0 FC6-4 1-2f		0-0 4-3		0-0 4-3 1-2	
Jamie Quirk, L OBP: 0.270, SLG: 0.283 (1, 2)		0-3 K		0-3 K		0-0 1B		0-0 F8	

Inning Stats	R: 2	H: 2	E: 0	K: 0	S: 5	LOB: 0	BB: 0	P: 5
	R: 0	H: 1	E: 0	K: 2	S: 8	LOB: 1	BB: 0	P: 8
	R: 0	H: 0	E: 1	K: 0	S: 4	LOB: 2	BB: 1	P: 8
	R: 0	H: 1	E: 0	K: 1	S: 6	LOB: 1	BB: 0	P: 6
	R: 2	H: 2	E: 1	K: 0	S: 5	LOB: 2	BB: 2	P: 13
	R: 0	H: 1	E: 0	K: 0	S: 4	LOB: 1	BB: 0	P: 4
	R: 0	H: 0	E: 0	K: 0	S: 3	LOB: 0	BB: 0	P: 3
	R: 0	H: 1	E: 0	K: 0	S: 4	LOB: 2	BB: 0	P: 4

PITCHER	IP	WLS	BF	H	R	ER	SO	BB	IBB	HBP	BLK	WP	HR	S	P	ERA	WHIP
Bob Ojeda, L ERA: 5.6 (1, 1)	4.2	L	24	6	4	3	3	3	0	0	0	0	1	27	39	5.79	1.929
Luis Aponte, R ERA: 3.62 (5, 1)	3.1		12	2	0	0	0	0	0	0	0	0	0	12	12	0.00	0.600

AB R H RBI BB SO LOB

4	2	2	0	0	0	1
4	2	2	3	0	0	1
4	0	0	0	0	0	2
2	0	0	0	2	0	0
4	0	0	0	0	0	3
3	0	1	0	1	1	0
2	0	1	0	0	0	1
2	0	1	0	0	0	2
0	0	0	0	0	0	0
4	0	0	0	0	0	3
4	0	1	0	0	2	4

1B: 7	SF: 0	WP: 0	PA: 36
2B: 0	SAC: 0	PB: 0	
3B: 0	DP: 0	SB: 0	
HR: 1	HBP: 0	CS: 0	

AB	R	H	RBI	BB	SO	LOB
33	4	8	3	3	3	17



Boston Red Sox @ Kansas City Royals
 Royals Stadium, Kansas City, MO
 Mon Jul 05 1982, 8:05 PM EDT
 Att. 41,024 - Unknown

livebaseballscores.com

Batter	1	2	3	4	5	6	7	8	9	AB R H RBI BB SO LOB	TOP
Jerry Remy, L (1, 4) OBP: 0.351, SLG: 0.314	0-0 F9 BB 1B	0-0 G4-6-3 1-2f			4-0 BB		0-0 4-3 2B		0-0 FC6-4 1-2f	4 0 2 0 1 0 2	
Dwight Evans, R (1, 9) OBP: 0.398, SLG: 0.448	4-0 BB 1-2 BB		0-3 K		0-0 F2		0-0 4-3			3 0 0 1 1 1 3	
Jim Rice, R (1, 7) OBP: 0.368, SLG: 0.463	0-0 F9 2-3		0-0 5-3		0-3 K		0-0 F9			4 0 0 0 0 1 5	
Tony Perez, R (1, 10) OBP: 0.341, SLG: 0.407	4-0 BB 1-2 BB		0-3 K		0-3 K			0-0 5-3		3 0 0 0 1 2 2	
Dave Stapleton, R (1, 3) OBP: 0.287, SLG: 0.376	0-0 F4			0-0 F9		0-0 F3		0-0 5-3		4 0 0 0 0 0 3	
Rich Gedman, L (1, 2) OBP: 0.319, SLG: 0.423	0-0 3-1			0-0 1B		0-0 4-3		0-0 1-3		4 0 1 0 0 0 3	
Glenn Hoffman, R (1, 6) OBP: 0.294, SLG: 0.350		0-0 1B 2B		0-0 F7		0-0 F8		0-0 5-3		4 1 1 0 0 0 1	
Reid Nichols, R (1, 8) OBP: 0.304, SLG: 0.400 Carl Yastrzemski, L (9, PH) OBP: 0.374, SLG: 0.498		0-3 K		0-3 K			0-0 F8		0-0 4-3	3 0 0 0 0 2 2 1 0 0 0 0 0 0	
Wade Boggs, L (1, 5) OBP: 0.409, SLG: 0.436		0-0 G4-6-3 2-H 1B			4-0 BB BB		4-0 2B 4-3 BB		4-0 FC6-4 BB	1 1 1 1 3 0 0	
Inning Stats	R: 0 H: 1 E: 0 LOB: 3 K: 0 BB: 2 S: 4 P: 12	R: 1 H: 2 E: 0 LOB: 0 K: 1 BB: 0 S: 6 P: 6	R: 0 H: 0 E: 0 LOB: 0 K: 2 BB: 0 S: 7 P: 7	R: 0 H: 1 E: 0 LOB: 1 K: 1 BB: 0 S: 6 P: 6	R: 0 H: 0 E: 0 LOB: 2 K: 2 BB: 2 S: 7 P: 15	R: 0 H: 0 E: 0 LOB: 0 K: 0 BB: 0 S: 3 P: 3	R: 1 H: 1 E: 0 LOB: 1 K: 0 BB: 1 S: 4 P: 8	R: 0 H: 0 E: 0 LOB: 0 K: 0 BB: 0 S: 3 P: 3	R: 0 H: 0 E: 0 LOB: 1 K: 0 BB: 1 S: 3 P: 7	1B: 3 SF: 0 2B: 2 SAC: 0 3B: 0 DP: 1 HR: 0 HBP: 0	WP: 0 PA: 37 PB: 0 SB: 0 CS: 0
PITCHER	IP WLS BF H R ER SO BB IBB HBP BLK WP HR S P ERA WHIP										
Vida Blue, L (1, 1) ERA: 3.4	7.0 W 30 5 2 2 6 5 0 0 0 0 0 0 37 57 2.57 1.429										
Bill Castro, R (8, 1) ERA:	2.0 S 7 0 0 0 0 1 0 0 0 0 0 0 6 10 0.00 0.500										

Boston Red Sox @ Kansas City Royals
 Royals Stadium, Kansas City, MO

Tue Jul 06 1982, 8:05 PM EDT
 Att. 22,380 - Unknown - 83 F

AB	31
R	2
H	5
RBI	2
BB	6
SO	6
LOB	21



WP	0	PA	37
PB	0		
SB	0		
CS	0		

ERA	WHIP

livebaseballscorecards.com

Batter	1	2	3	4	5	6	7	8	9	AB R H RBI BB SO LOB	TOP	
Jerry Remy, L (1, 4) OBP: 0.351, SLG: 0.318	0-0 F7	0-0 G3		0-0 CS	0-0 HR	0-0 F5	0-0 2B		0-0 F8	6 1 2 2 0 0 3		
Dwight Evans, R (1, 9) OBP: 0.398, SLG: 0.455	0-0 E6		0-0 5-3		0-0 HR	4-0 BB	0-0 F2			4 1 1 2 1 0 1		
Jim Rice, R (1, 7) OBP: 0.368, SLG: 0.470	0-0 F8		4-0 BB		0-0 HR	0-3 K		0-0 F8		4 1 1 1 1 1 3		
Carl Yastrzemski, L (1, 10) OBP: 0.374, SLG: 0.496	0-0 BB		0-3 K		0-0 1B		0-0 6-3	0-3 K		5 0 2 0 0 2 1		
Wade Boggs, L (1, 5) OBP: 0.430, SLG: 0.451	4-0 BB		0-0 1B		0-0 1B		0-0 F4-3	0-0 5-3		4 1 3 0 1 0 0		
Rich Gedman, L (1, 2) OBP: 0.316, SLG: 0.417	0-0 L7		0-0 F4-3		0-0 F7		0-0 F4-3		0-0 F4-6-3	5 0 1 0 0 0 7		
Dave Stapleton, R (1, 3) OBP: 0.285, SLG: 0.377		0-0 G3		0-0 6-3	0-0 F9		0-0 1B		0-0 F4-6-3	5 1 1 1 0 0 2		
Glenn Hoffman, R (1, 6) OBP: 0.299, SLG: 0.356			0-0 G3		0-0 F6		4-0 1B		0-0 1B	4 2 2 0 1 0 0		
Rick Miller, L (1, 8) OBP: 0.340, SLG: 0.330			0-0 G3		0-0 CS		0-0 E6		0-0 E7	5 1 3 2 0 0 1		
Inning Stats	R: 0 H: 1 E: 1 LOB: 3 K: 0 BB: 1 S: 5 P: 9	R: 0 H: 1 E: 0 LOB: 1 K: 0 BB: 0 S: 4 P: 4	R: 0 H: 1 E: 0 LOB: 2 K: 1 BB: 1 S: 6 P: 10	R: 0 H: 1 E: 0 LOB: 0 K: 0 BB: 0 S: 3 P: 3	R: 3 H: 5 E: 0 LOB: 1 K: 0 BB: 0 S: 7 P: 7	R: 0 H: 0 E: 1 LOB: 2 K: 1 BB: 1 S: 6 P: 10	R: 4 H: 4 E: 1 LOB: 1 K: 0 BB: 1 S: 7 P: 11	R: 0 H: 0 E: 0 LOB: 0 K: 1 BB: 0 S: 5 P: 5	R: 1 H: 3 E: 0 LOB: 1 K: 0 BB: 0 S: 5 P: 5	1B: 11 SF: 0 2B: 3 SAC: 0 3B: 0 DP: 1 HR: 2 HBP: 0	WP: 0 PA: 47 PB: 0 SB: 0 CS: 1	
PITCHER	IP WLS BF H R ER SO BB IBB HBP BLK WP HR S P ERA WHIP											
Charlie Hough, R (1, 1) ERA: 3.22	4.0 L 22 8 3 3 1 2 0 0 0 0 0 2 22 30 6.75 2.500											
Paul Mirabella, L (5, 1) ERA: 5.4	5.0 24 8 5 5 2 1 1 0 0 0 0 0 26 34 9.00 1.800											

Boston Red Sox @ Texas Rangers
Arlington Stadium, Arlington, TX
Wed Jul 07 1982, 8:05 PM EDT
Att: 12,653 - Unknown

AB	42
R	8
H	16
RBI	8
BB	4
SO	3
LOB	18



Batter 1 2 3 4 5 6 7 8 9 AB R H RBI BB SO LOB TOP

Jerry Remy, L (1, 4)
OBP: 0.354, SLG: 0.320

Dwight Evans, R (1, 9)
OBP: 0.401, SLG: 0.461

Jim Rice, R (1, 7)
OBP: 0.370, SLG: 0.469

Tony Perez, R (1, 10)
OBP: 0.331, SLG: 0.393

Wade Boggs, L (1, 5)
OBP: 0.433, SLG: 0.447

Dave Stapleton, R (1, 3)
OBP: 0.282, SLG: 0.372


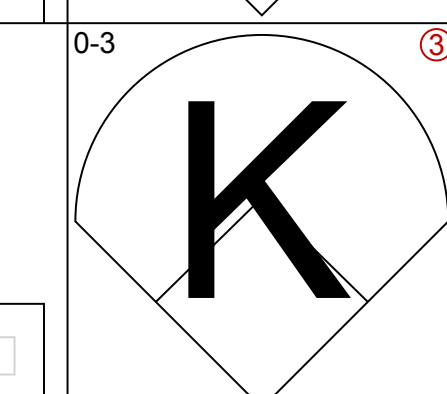
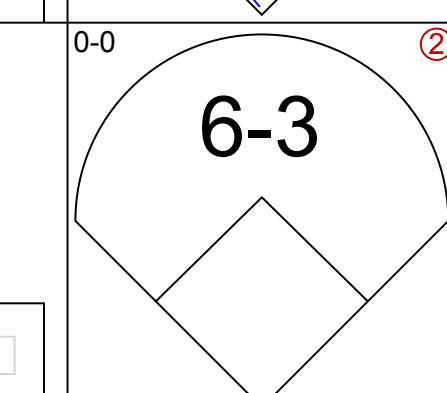
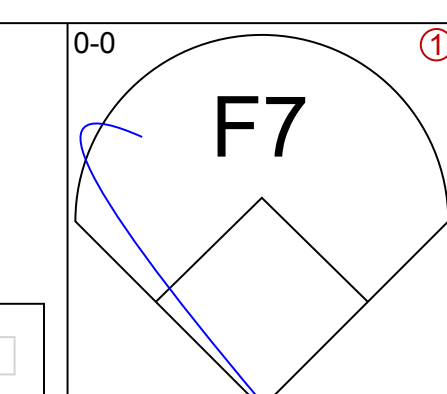
Rich Gedman, L (1, 2)
OBP: 0.315, SLG: 0.414

Glenn Hoffman, R (1, 6)
OBP: 0.299, SLG: 0.359

Reid Nichols, R (1, 8)
OBP: 0.295, SLG: 0.386
Carl Yastrzemski, L (9, PH)
OBP: 0.373, SLG: 0.494
Rick Miller, L (9, 8)
OBP: 0.340, SLG: 0.330


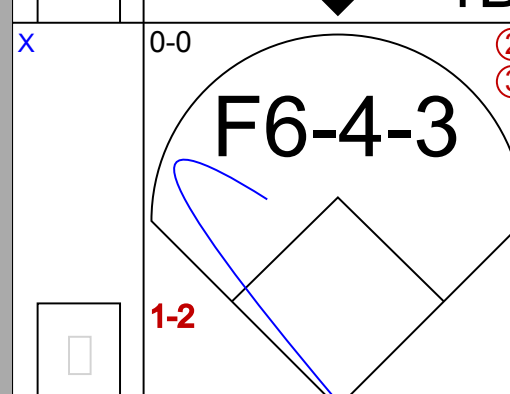
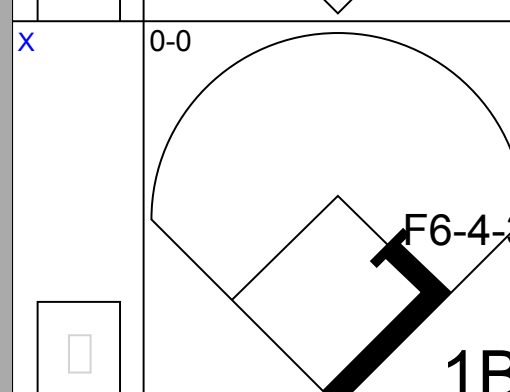
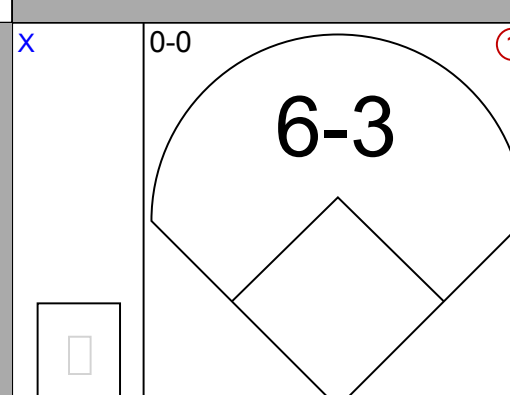
Inning Stats

PITCHER
Rick Honeycutt, L (1, 1)
ERA: 4.28
Dan Boitano, R (8, 1)
ERA:



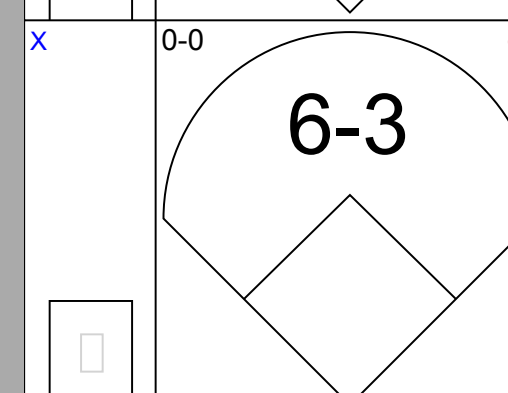
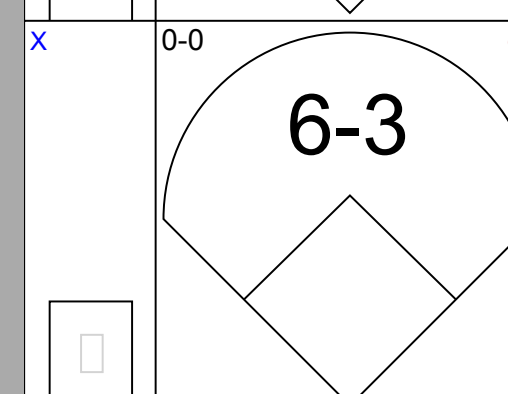
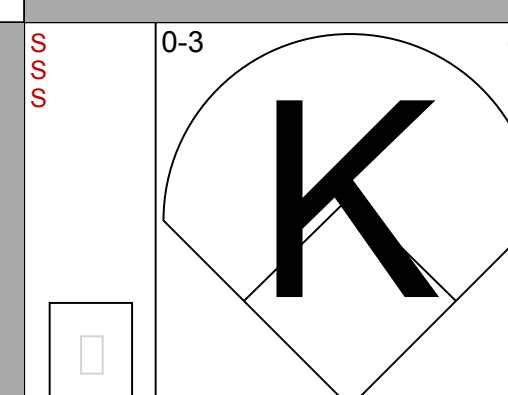
R: 0 H: 0
E: 0 LOB: 0
K: 1 BB: 0
S: 5 P: 5

IP WLS BF H R ER SO BB IBB HBP BLK WP HR S P ERA WHIP
7.0 L 30 8 3 3 4 1 1 0 0 0 0 36 44 3.86 1.286




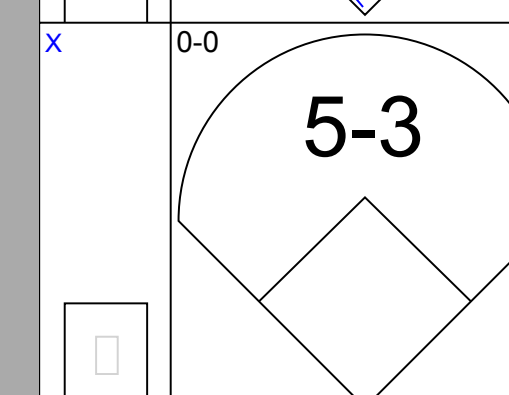
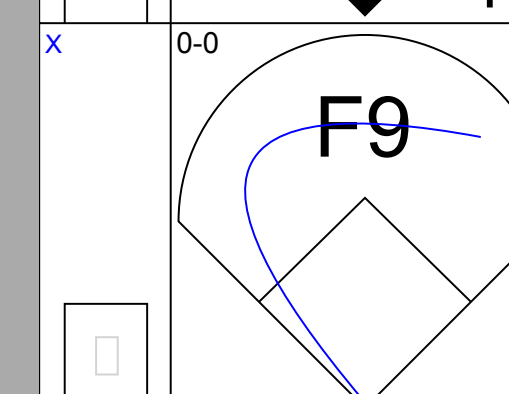
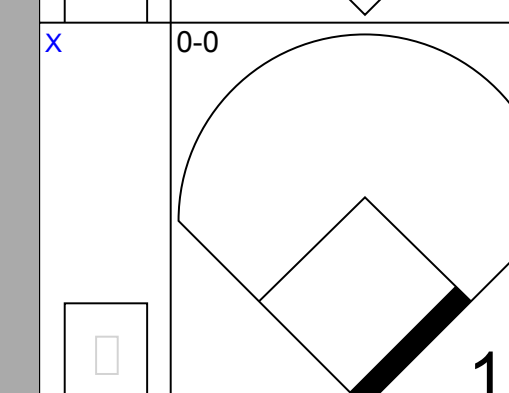
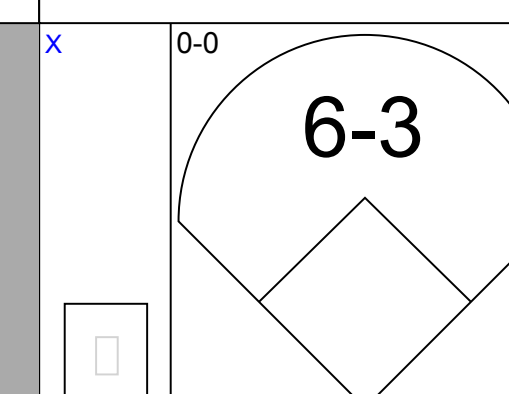
R: 0 H: 1
E: 0 LOB: 0
K: 0 BB: 0
S: 3 P: 3

IP WLS BF H R ER SO BB IBB HBP BLK WP HR S P ERA WHIP
2.0 8 1 0 0 3 1 0 0 0 0 0 13 17 0.00 1.000




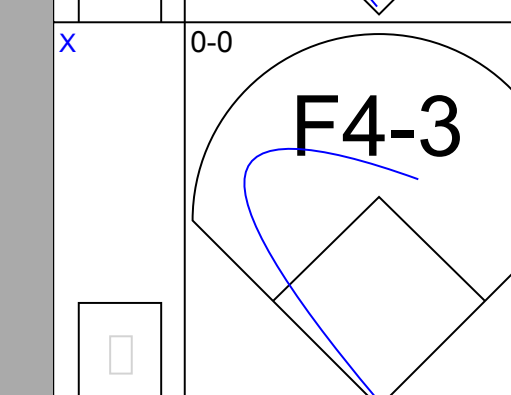
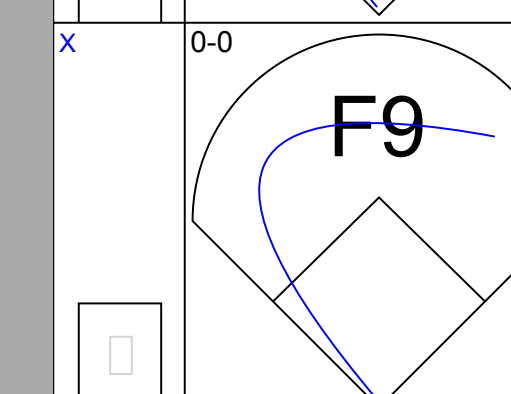
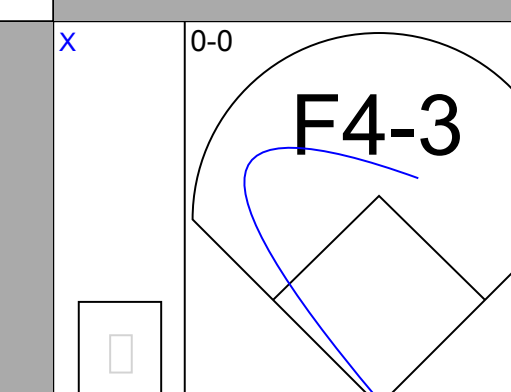
R: 0 H: 0
E: 0 LOB: 0
K: 1 BB: 0
S: 5 P: 5

IP WLS BF H R ER SO BB IBB HBP BLK WP HR S P ERA WHIP
7.0 L 30 8 3 3 4 1 1 0 0 0 0 36 44 3.86 1.286



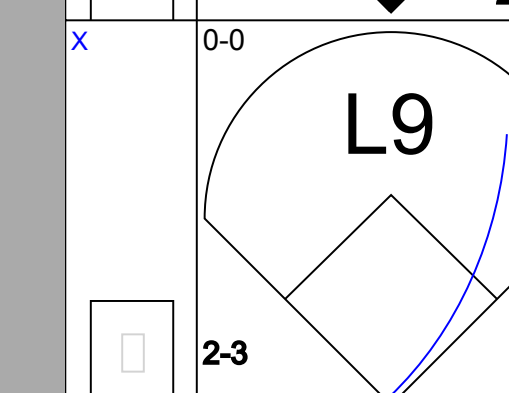
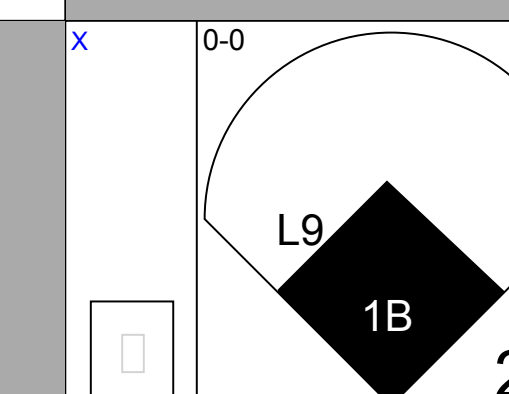

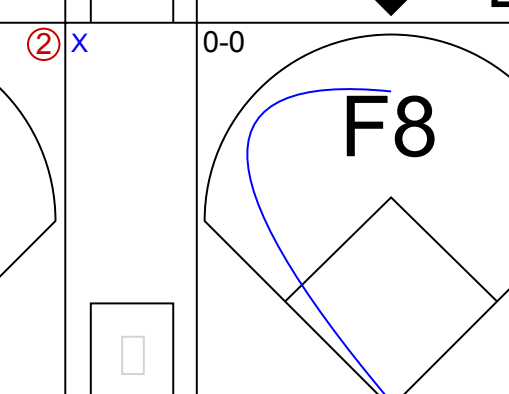
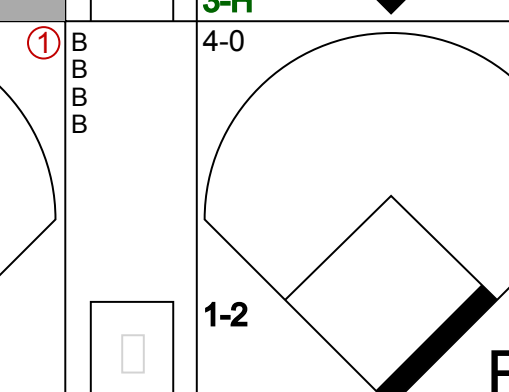
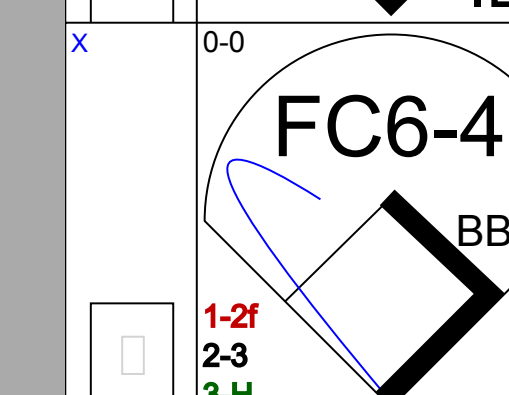
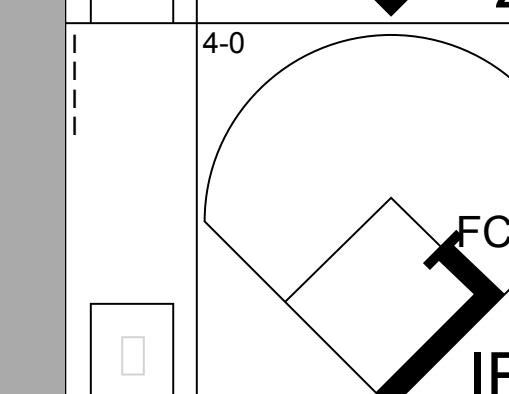
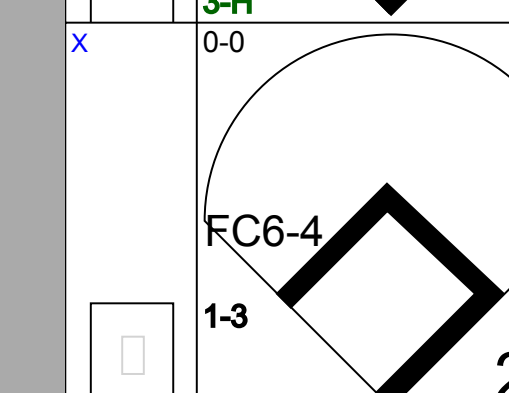
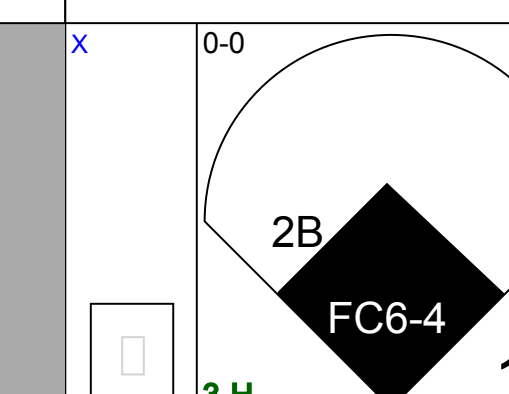
R: 0 H: 1
E: 0 LOB: 1
K: 0 BB: 0
S: 4 P: 4

IP WLS BF H R ER SO BB IBB HBP BLK WP HR S P ERA WHIP
7.0 L 30 8 3 3 4 1 1 0 0 0 0 36 44 3.86 1.286



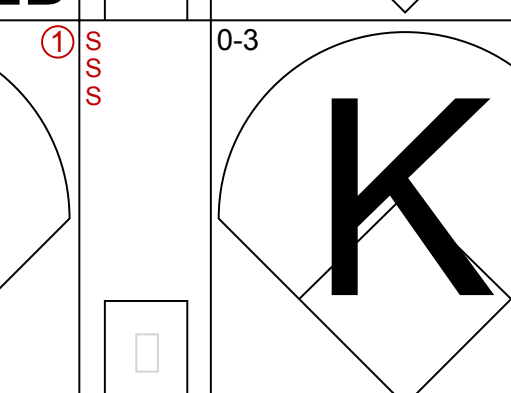
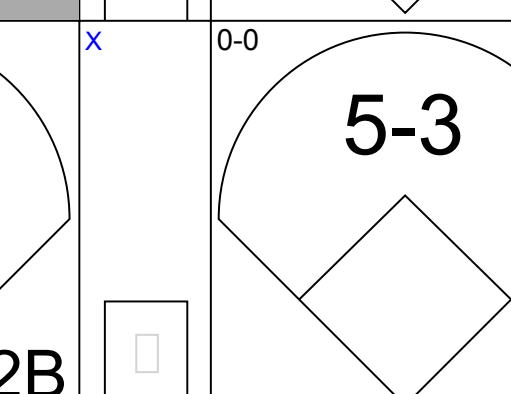
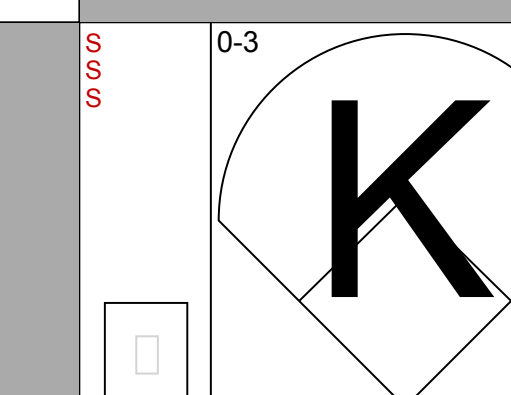





R: 0 H: 0
E: 0 LOB: 0
K: 0 BB: 0
S: 3 P: 3

IP WLS BF H R ER SO BB IBB HBP BLK WP HR S P ERA WHIP
7.0 L 30 8 3 3 4 1 1 0 0 0 0 36 44 3.86 1.286



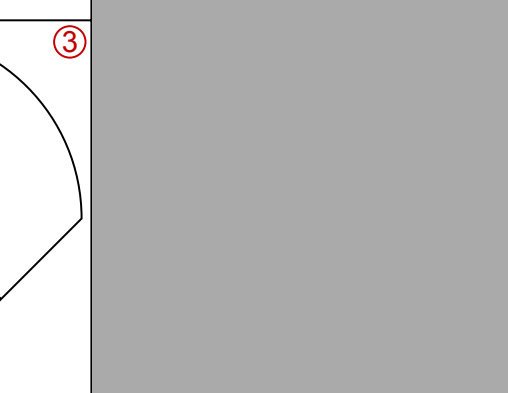
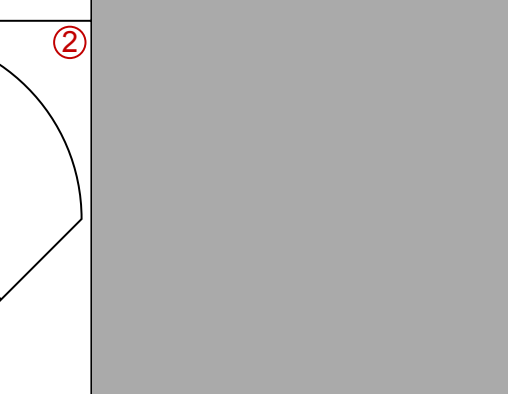
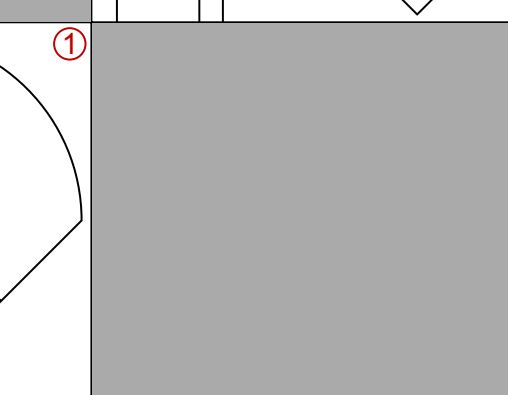
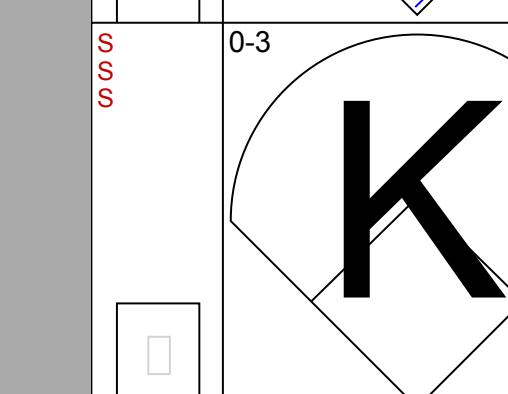
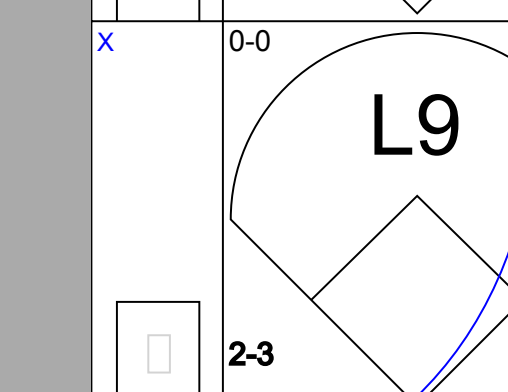
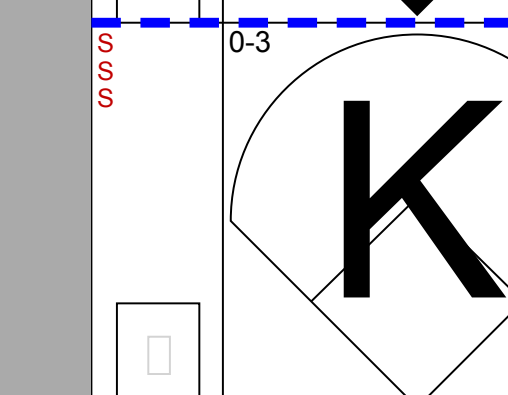
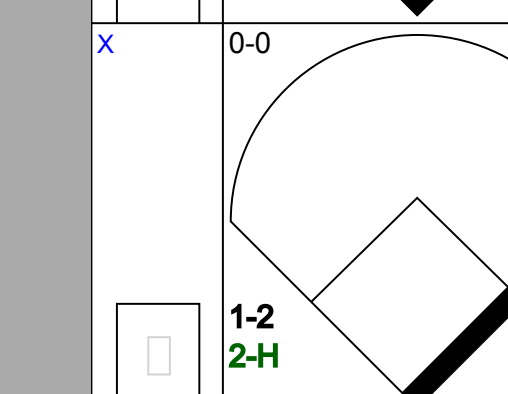
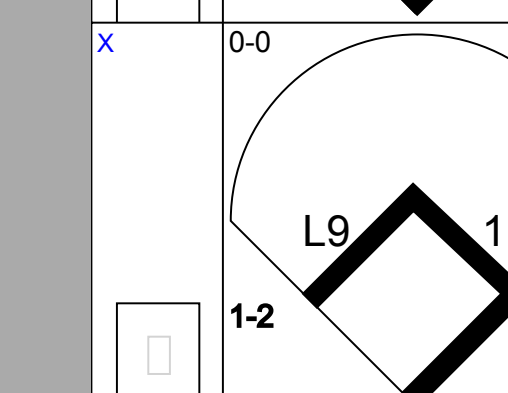
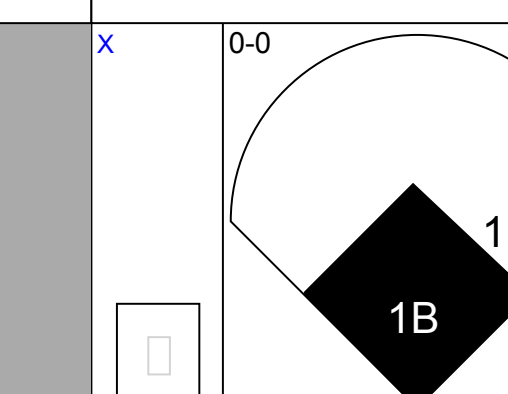
R: 2 H: 3
E: 0 LOB: 3
K: 0 BB: 2
S: 6 P: 14

IP WLS BF H R ER SO BB IBB HBP BLK WP HR S P ERA WHIP
7.0 L 30 8 3 3 4 1 1 0 0 0 0 36 44 3.86 1.286



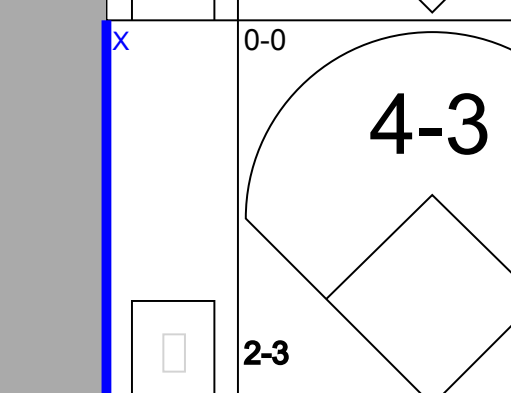
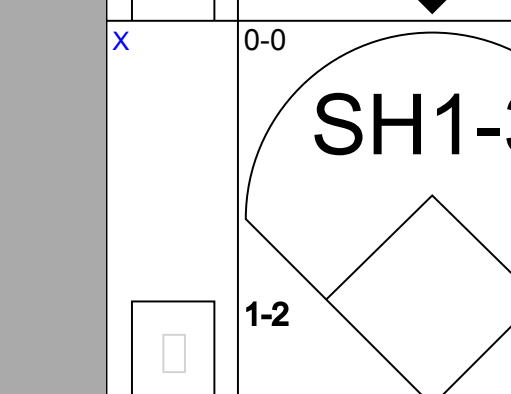
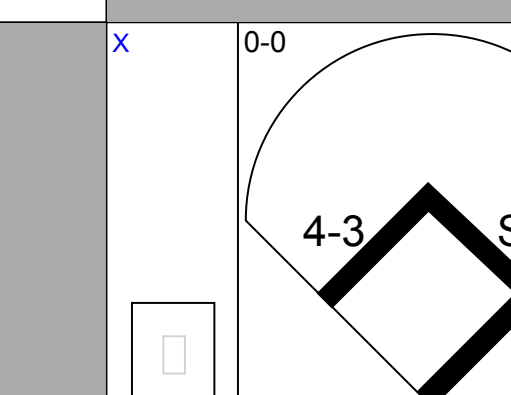
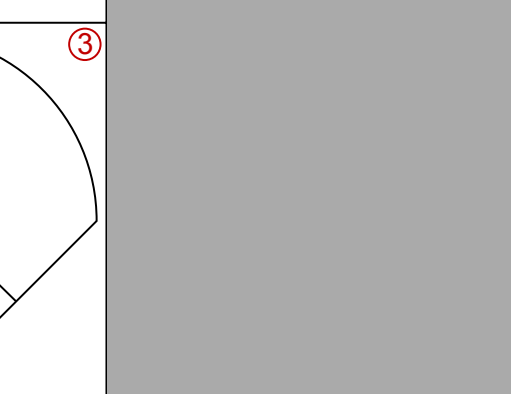
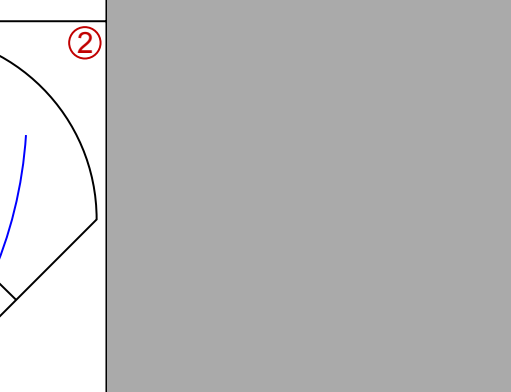
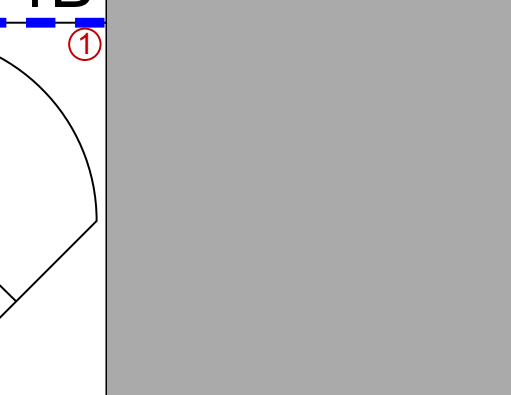
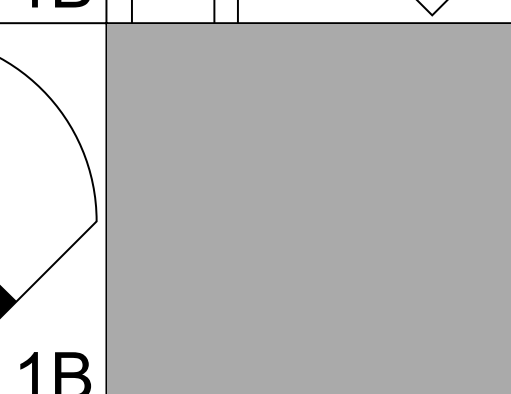
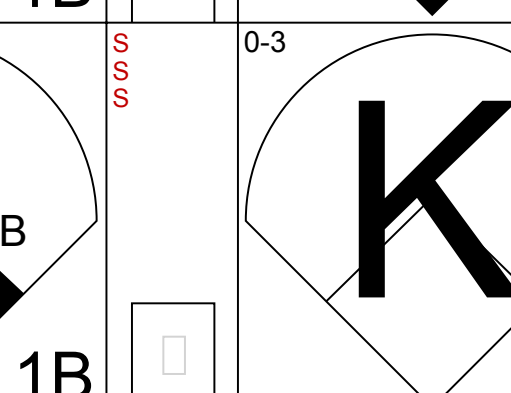
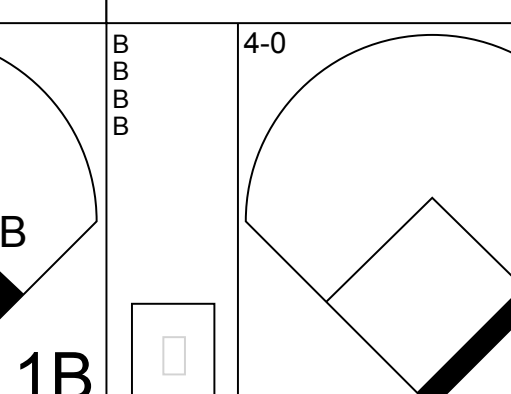
R: 0 H: 0
E: 0 LOB: 0
K: 2 BB: 0
S: 7 P: 7

IP WLS BF H R ER SO BB IBB HBP BLK WP HR S P ERA WHIP
7.0 L 30 8 3 3 4 1 1 0 0 0 0 36 44 3.86 1.286



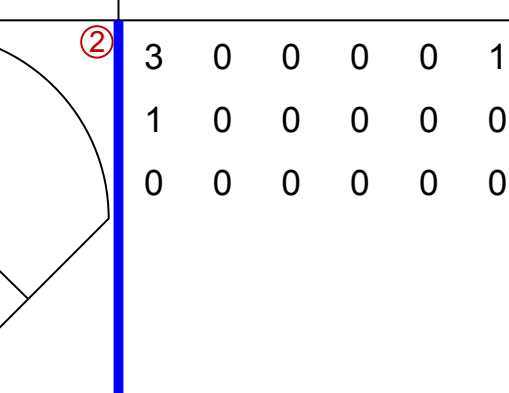
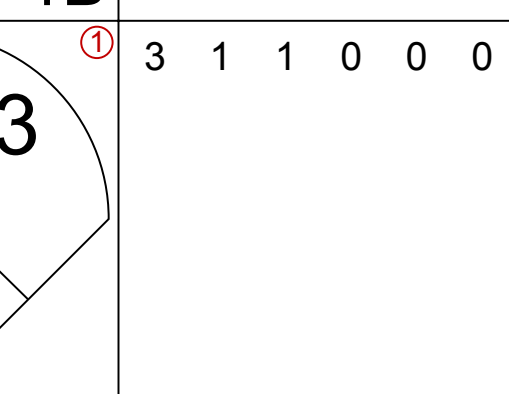
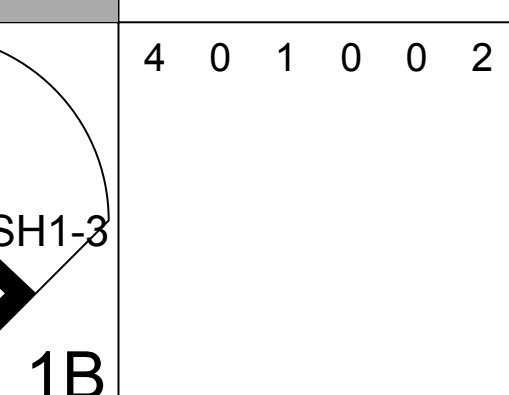



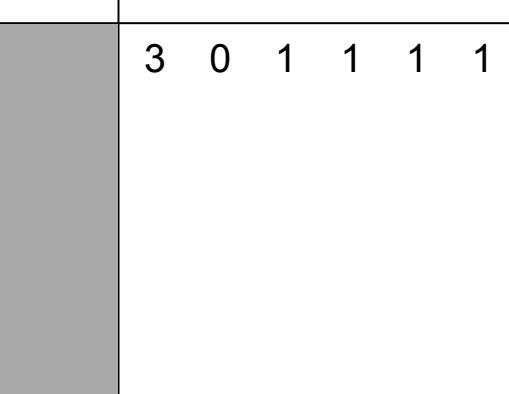
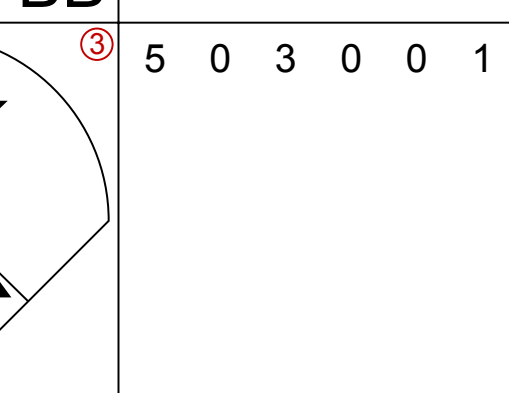
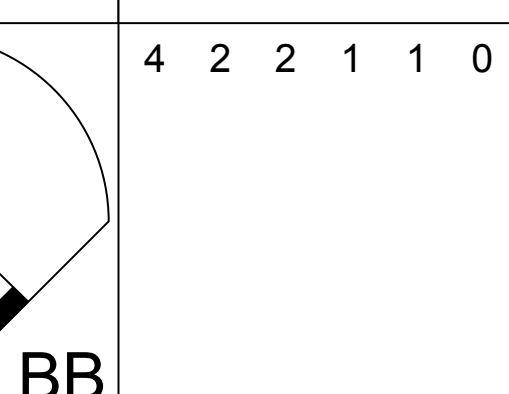
R: 1 H: 3
E: 0 LOB: 2
K: 2 BB: 0
S: 10 P: 10

IP WLS BF H R ER SO BB IBB HBP BLK WP HR S P ERA WHIP
7.0 L 30 8 3 3 4 1 1 0 0 0 0 36 44 3.86 1.286



R: 0 H: 1
E: 0 LOB: 2
K: 1 BB: 1
S: 6 P: 10

IP WLS BF H R ER SO BB IBB HBP BLK WP HR S P ERA WHIP
7.0 L 30 8 3 3 4 1 1 0 0 0 0 36 44 3.86 1.286



R: 0 H: 1
E: 0 LOB: 2
K: 1 BB: 1
S: 6 P: 10

IP WLS BF H R ER SO BB IBB HBP BLK WP HR S P ERA WHIP
7.0 L 30 8 3 3 4 1 1 0 0 0 0 36 44 3.86 1.286

4 2 2 1 1 0 0

5 0 3 0 0 1 2

3 0 1 1 1 1 1

4 0 0 1 0 1 5

3 0 1 0 1 0 2

4 0 0 0 0 1 6

4 0 1 0 0 2 0

3 1 1 0 0 0 0

3 0 0 0 0 1 1
1 0 0 0 0 0 1
0 0 0 0 0 0 0

1B: 7 SF: 0
2B: 2 SAC: 1
3B: 0 DP: 1
HR: 0 HBP: 0

WP: 0 PA: 38
PB: 0
SB: 0
CS: 0

Boston Red Sox @ Texas Rangers
Arlington Stadium, Arlington, TX
Thu Jul 08 1982, 8:05 PM EDT
Att. 14,066 - Unknown

livebaseballscorecards.com

AB 34
R 3
H 9
RBI 3
BB 3
SO 7
LOB 18



Batter	1	2	3	4	5	6	7	8	9	AB R H RBI BB SO LOB	TOP												
Bobby Mitchell, L (1, 8) OBP: 0.322, SLG: 0.298	0-0 F8		0-0 4-3		0-0 1-3 1B		0-0 4-3		4-0 FC5-2 BB	4 0 1 0 1 0 1													
Ron Washington, R (1, 6) OBP: 0.299, SLG: 0.391	0-3 K			0-0 2B	0-0 SF9			0-0 FC5 1B	0-0 FC5-2	4 1 2 1 0 1 3													
Tom Brunansky, R (1, 9) OBP: 0.384, SLG: 0.497	0-3 K			0-0 4-3 1B 2B	0-0 4-3			0-0 F7	0-0 F6	5 1 1 1 0 1 5													
Kent Hrbek, L (1, 3) OBP: 0.389, SLG: 0.580		0-0 F6		0-0 4-3		0-0 F8		0-0 1-2 1B		4 0 1 0 0 0 1													
Randy Johnson, L (1, 10) OBP: 0.346, SLG: 0.454		0-0 1B		0-0 G5-4-3 1B		0-0 F9		0-0 F6		4 0 2 1 0 0 2													
Tim Laudner, R (1, 2) OBP: 0.316, SLG: 0.397		0-3 K		0-0 G5-4-3 1-2f		0-3 K		0-0 FC5		4 0 0 0 0 2 4													
Gary Ward, R (1, 7) OBP: 0.297, SLG: 0.436		0-3 K			0-0 S 1B 1B		0-0 1-3		0-3 K	4 1 1 0 0 2 1	AB 37												
Gary Gaetti, R (1, 5) OBP: 0.275, SLG: 0.424			0-0 F2		0-0 F8		0-0 1B		0-0 1B FC5-2 2B	4 0 2 0 0 0 1	R 4												
John Castino, R (1, 4) OBP: 0.286, SLG: 0.297			0-0 F7		0-0 1B SF9 1B		0-0 F9		0-0 FC5-2 BB 1B	4 1 2 1 0 0 1	H 12												
Inning Stats	R: 0 E: 0 K: 2 S: 7	H: 0 LOB: 0 BB: 0 P: 7	R: 0 E: 0 K: 2 S: 8	H: 1 LOB: 1 BB: 0 P: 8	R: 0 E: 0 K: 0 S: 3	H: 0 LOB: 0 BB: 0 P: 3	R: 2 E: 0 K: 0 S: 5	H: 3 LOB: 0 BB: 0 P: 5	R: 2 E: 0 K: 0 S: 6	H: 3 LOB: 1 BB: 0 P: 6	R: 0 E: 0 K: 1 S: 5	H: 0 LOB: 0 BB: 0 P: 5	R: 0 E: 0 K: 0 S: 4	H: 1 LOB: 1 BB: 0 P: 4	R: 0 E: 0 K: 0 S: 5	H: 2 LOB: 2 BB: 0 P: 5	R: 0 E: 0 K: 1 S: 7	H: 2 LOB: 3 BB: 1 P: 11	1B: 9 2B: 3 3B: 0 HR: 0	SF: 1 SAC: 0 DP: 1 HBP: 0	WP: 0 PA: 39		
PITCHER Dennis Eckersley, R (1, 1) ERA: 3.2	IP 9.0	WLS L	BF 39	H 12	R 4	ER 4	SO 6	BB 1	IBB 0	HBP 0	BLK 0	WP 0	HR 0	S 50	P 54	ERA 4.00	WHIP 1.444						

Minnesota Twins @ Boston Red Sox
Fenway Park, Boston, MA
 Fri Jul 09 1982, 7:05 PM EDT
 Att. 27,270 - Unknown - 83 F

AB	37
R	4
H	12
RBI	4
BB	1
SO	6
LOB	19



Batter	1	2	3	4	5	6	7	8	9	AB	R	H	RBI	BB	SO	LOB
Jerry Remy, L (1, 4) OBP: 0.350, SLG: 0.316	0-0 4-3		0-0 F8			0-0 1-3		0-0 F7		4	0	0	0	0	0	2
Dwight Evans, R (1, 9) OBP: 0.396, SLG: 0.455	0-0 F8		0-0 6-3			0-0 4-3		0-0 L6		4	0	0	0	0	0	2
Jim Rice, R (1, 7) OBP: 0.375, SLG: 0.474	0-0 1B			4-0 BB		0-0 BLK 2B		0-3 K		3	1	2	0	1	1	1
Tony Perez, R (1, 10) OBP: 0.328, SLG: 0.397	0-3 K			0-0 G4-6-3		0-0 FC5 2B		0-0 F9		4	0	1	1	0	1	2
Wade Boggs, L (1, 5) OBP: 0.426, SLG: 0.438		0-3 K		0-0 1B		0-0 FC5		0-0 F7		4	0	1	0	0	1	1
Glenn Hoffman, R (1, 6) OBP: 0.296, SLG: 0.354		0-0 6-3		0-3 K		0-0 F9		0-3 K		4	0	0	0	0	2	1
Rich Gedman, L (1, 2) OBP: 0.310, SLG: 0.408		0-0 6-3			0-0 4-3		0-3 K			3	0	0	0	0	1	0
Dave Stapleton, R (1, 3) OBP: 0.279, SLG: 0.368			0-0 4-3		0-0 F2		0-0 F7			3	0	0	0	0	0	0
Reid Nichols, R (1, 8) OBP: 0.306, SLG: 0.407			0-0 1B		0-0 F9			0-0 2B		3	0	2	0	0	0	0

BOTTOM

Minnesota Twins @ Boston Red Sox

Fenway Park, Boston, MA

Fri Jul 09 1982, 7:05 PM EDT
Att: 27,270 - Unknown - 83 F

livebaseballscorecards.com

AB	32
R	1
H	6
RBI	1
BB	1
SO	6
LOB	9



Inning Stats	R: 0	H: 1	E: 0	LOB: 1	K: 1	S: 6	P: 6	R: 0	H: 0	E: 0	LOB: 0	K: 1	S: 5	P: 5	R: 0	H: 1	E: 0	LOB: 1	K: 0	S: 4	P: 4	R: 0	H: 1	E: 0	LOB: 1	K: 1	S: 5	P: 9	R: 0	H: 0	E: 0	LOB: 0	K: 0	S: 3	P: 3	R: 1	H: 2	E: 0	LOB: 1	K: 0	S: 5	P: 5	R: 0	H: 0	E: 0	LOB: 0	K: 1	S: 5	P: 5	R: 0	H: 1	E: 0	LOB: 1	K: 1	S: 6	P: 6	R: 0	H: 0	E: 0	LOB: 0	K: 1	S: 5	P: 5	R: 0	H: 0	E: 0	LOB: 0	K: 1	S: 5	P: 5
PITCHER Frank Viola, L (1, 1) ERA: 3.83	IP	WLS	BF	H	R	ER	SO	BB	IBB	HBP	BLK	WP	HR	S	P	ERA	WHIP	IP	WLS	BF	H	R	ER	SO	BB	IBB	HBP	BLK	WP	HR	S	P	ERA	WHIP	IP	WLS	BF	H	R	ER	SO	BB	IBB	HBP	BLK	WP	HR	S	P	ERA	WHIP																			

Batter	1	2	3	4	5	6	7	8	9	AB R H RBI BB SO LOB	TOP											
Bobby Mitchell, L (1, 8) OBP: 0.324, SLG: 0.297	0-0 4-3		0-0 4-3		0-0 3-1	4-0 BB		0-0 1-2 1B		4 0 1 0 1 0 0												
Ron Washington, R (1, 6) OBP: 0.304, SLG: 0.398	0-0 F9 2B		0-0 BB 1B		0-0 E SF9 1B	0-0 6-3		0-0 1-3		5 1 3 0 0 0 3												
Tom Brunansky, R (1, 9) OBP: 0.389, SLG: 0.495	0-0 F9 2-3		4-0 1-2 BB		0-0 1-3 1B		4-0 BB BB		0-0 F9	3 0 1 0 2 0 1												
Kent Hrbek, L (1, 3) OBP: 0.386, SLG: 0.575	0-0 4-3		0-3 K		0-0 SF9		0-3 K		0-0 G4-6-3 1B	4 0 1 1 0 2 4												
Jesus Vega, R (1, 10) OBP: 0.287, SLG: 0.376		0-0 6-3	0-3 K		0-3 K		0-0 E6 G5-4-3		0-0 G4-6-3	3 0 0 0 0 2 3												
Randy Bush, L (7, PH) OBP: 0.250, SLG: 0.231									1-2f	2 0 0 0 0 0 2												
Tim Laudner, R (1, 2) OBP: 0.329, SLG: 0.416		0-0 2B 1B		0-0 E FC5-4 2B		0-0 WP HR 1B		0-0 G5-4-3		4 2 3 0 0 0 2												
Gary Ward, R (1, 7) OBP: 0.296, SLG: 0.437		0-0 1-H 2B		0-0 E5 FC5-4		0-3 K		0-0 6-3		4 0 1 0 0 1 2												
Gary Gaetti, R (1, 5) OBP: 0.279, SLG: 0.436		4-0 BB		0-0 FC5-4 G5-4-3		0-0 HR		0-0 6-3		3 1 1 3 1 0 1												
John Castino, R (1, 4) OBP: 0.286, SLG: 0.293	0-0 F9		0-0 G5-4-3		0-0 G5-4-3		0-0 2-H 5-3		1-0 1B HBP	3 0 0 0 0 0 3												
Inning Stats	R: 0 E: 0 K: 0 S: 4	H: 1 LOB: 1 BB: 0 P: 4	R: 0 E: 0 K: 2 S: 4	H: 2 LOB: 2 BB: 1 P: 8	R: 0 E: 0 K: 2 S: 8	H: 1 LOB: 2 BB: 1 P: 12	R: 1 E: 1 K: 0 S: 4	H: 1 LOB: 0 BB: 0 P: 4	R: 1 E: 1 K: 1 S: 7	H: 2 LOB: 1 BB: 0 P: 7	R: 2 E: 0 K: 1 S: 7	H: 2 LOB: 1 BB: 1 P: 11	R: 0 E: 1 K: 1 S: 5	H: 0 LOB: 1 BB: 1 P: 9	R: 0 E: 0 K: 0 S: 4	H: 1 LOB: 2 BB: 0 P: 5	R: 0 E: 0 K: 0 S: 3	H: 1 LOB: 0 BB: 0 P: 3	1B: 7 2B: 3 3B: 0 HR: 1	SF: 1 SAC: 0 DP: 3 HBP: 1	WP: 1 PB: 0 SB: 0 CS: 0	PA: 41
PITCHER	IP WLS BF H R ER SO BB IBB HBP BLK WP HR S P ERA WHIP																					
Bruce Hurst, L (1, 1) ERA: 4.48	5.1 W 26 9 4 2 4 2 0 0 0 1 1 32 40 3.38 2.062																					
Bob Stanley, R (6, 1) ERA: 2.95	3.2 S 15 2 0 0 1 2 0 1 0 0 0 14 23 0.00 1.091																					

Minnesota Twins @ Boston Red Sox
Fenway Park, Boston, MA
 Sat Jul 10 1982, 3:33 AM EDT
 Att. 26,022 - Unknown - 74 F

livebaseballscorecards.com

AB	35
R	4
H	11
RBI	4
BB	4
SO	5
LOB	21



Batter	1	2	3	4	5	6	7	8	9
Jerry Remy, L (1, 4) OBP: 0.346, SLG: 0.312	0-0 4-3		0-0 F7		0-0 F5		0-0 G3		
Dwight Evans, R (1, 9) OBP: 0.397, SLG: 0.463	0-3 K		4-0 BB BB		0-0 HR		0-3 K		
Jim Rice, R (1, 7) OBP: 0.370, SLG: 0.468	0-0 5-3		0-0 F7		0-0 4-3		0-0 4-3		
Carl Yastrzemski, L (1, 10) OBP: 0.371, SLG: 0.487		0-0 6-3	4-0 BB BB		0-0 4-3		0-0 F9		
Wade Boggs, L (1, 5) OBP: 0.429, SLG: 0.441		0-0 1B SF9 1B	0-0 F7		0-0 L7		0-0 2B 1B		
Rich Gedman, L (1, 2) OBP: 0.314, SLG: 0.414		0-0 SF9 BB 1B 1B		0-0 1-3		0-3 K	0-0 1-3 2B		
Glenn Hoffman, R (1, 6) OBP: 0.298, SLG: 0.357		4-0 BB BB 1B SF9 BB		0-0 E9 SF8 2B		0-0 F9	0-3 K		
Dave Stapleton, R (1, 3) OBP: 0.277, SLG: 0.367		0-0 SF9		0-0 SF8		0-0 F9			
Rick Miller, L (1, 8) OBP: 0.344, SLG: 0.339		0-0 2-H 2-3 3-H 1B		0-0 F4		0-0 G3 2B			
Reid Nichols, R (8, 8) OBP: 0.306, SLG: 0.407									

Inning Stats	R: 0	H: 0	E: 0	K: 1	S: 5	R: 3	H: 3	E: 0	K: 0	S: 5	R: 0	H: 0	E: 0	K: 0	S: 3	R: 1	H: 1	E: 1	K: 0	S: 4	R: 1	H: 1	E: 0	K: 1	S: 5	R: 0	H: 1	E: 0	K: 1	S: 6	R: 0	H: 2	E: 0	K: 1	S: 7	
	0	0	0	1	5	3	3	0	0	5	0	0	0	0	3	1	1	1	0	4	1	1	0	0	5	0	2	0	2	0	0	7	0	2	0	7

PITCHER	IP	WLS	BF	H	R	ER	SO	BB	IBB	HBP	BLK	WP	HR	S	P	ERA	WHIP
Bobby Castillo, R (1, 1) ERA: 3.93	6.2	L	28	6	5	4	2	3	0	0	0	0	1	29	41	5.40	1.350
Ron Davis, R (7, 1) ERA: 4.7	1.1		6	2	0	0	2	0	0	0	0	0	0	10	10	0.00	1.500

BOTTOM

AB	R	H	RBI	BB	SO	LOB
4	0	0	0	0	0	1
3	1	1	1	1	2	1
4	0	0	0	0	0	1
3	0	0	0	1	0	0
4	1	2	0	0	0	2
4	1	2	0	0	1	0
3	2	1	0	1	1	2
1	0	0	2	0	0	0
3	0	2	2	0	0	0
0	0	0	0	0	0	0

AB	29
R	5
H	8
RBI	5
BB	3
SO	4
LOB	7



WP	HR	S	P	ERA	WHIP
0	0	0	0	0.00	1.500

Minnesota Twins @ Boston Red Sox
Fenway Park, Boston, MA
 Sat Jul 10 1982, 3:33 AM EDT
 Att: 26,022 - Unknown - 74 F

livebaseballscorecards.com

Batter	1	2	3	4	5	6	7	8	9	AB R H RBI BB SO LOB	TOP																	
Bobby Mitchell, L (1, 8) OBP: 0.315, SLG: 0.288	0-3 K		0-0 5-3		0-0 6-3	0-0 F7		0-3 K	0-0 G3	6 0 0 0 0 2 3																		
Ron Washington, R (1, 6) OBP: 0.309, SLG: 0.405	0-0 1B BB 1B		0-0 1B 2B		0-3 K		0-0 FC6-4 PB 1B	0-3 K		5 2 3 0 0 2 0																		
Tom Brunansky, R (1, 9) OBP: 0.394, SLG: 0.489	4-0 1B 1-2 BB		4-0 1B BB		4-0 BB		0-3 1-2 K	0-3 K		2 0 0 0 3 2 1																		
Kent Hrbek, L (1, 3) OBP: 0.389, SLG: 0.575	0-0 1-2 2-3 1B		0-0 1-3 2-H 1B		0-0 F8		0-0 FC6-4 1B		0-0 4-3	5 0 3 1 0 0 1																		
Dave Engle, R (1, 10) OBP: 0.294, SLG: 0.386	0-0 F6		0-0 G6-4-3 1-2f		0-0 4-3		0-0 FC6-4 1B		0-0 1B 1B SF8 1B	5 2 1 0 0 0 7																		
Tim Laudner, R (1, 2) OBP: 0.345, SLG: 0.426	0-3 K			4-0 G6-4-3 1B BB		0-0 HR 1B	0-0 1B 1-2 3-H 1B		0-0 SF8 1B 1-2 1B 1B	4 2 3 1 1 1 3																		
Gary Ward, R (1, 7) OBP: 0.301, SLG: 0.440		0-3 K		0-0 1-2 G6-4-3 1B		0-3 K	0-0 S 1B		0-0 1B 1-2 2-3 1B	5 0 3 1 0 2 1																		
Gary Gaetti, R (1, 5) OBP: 0.281, SLG: 0.447		0-0 5-3		0-0 G6-4-3 1-2f 2-3		0-0 HR	4-0 FC6-4 BB		0-0 SF8	3 1 1 3 1 0 2																		
John Castino, R (1, 4) OBP: 0.288, SLG: 0.296		0-3 K		0-3 K		0-0 1B	0-0 FC6-4 1-2f		0-0 1-3 3-H 1B	5 0 2 1 0 2 4																		
Inning Stats	R: 0 E: 0 K: 2 S: 9	H: 2 LOB: 3 BB: 1 P: 13	R: 0 E: 0 K: 2 S: 7	H: 0 LOB: 0 BB: 0 P: 7	R: 1 E: 0 K: 1 S: 4	H: 2 LOB: 1 BB: 1 P: 8	R: 0 E: 0 K: 1 S: 5	H: 1 LOB: 1 BB: 1 P: 9	R: 0 E: 0 K: 1 S: 5	H: 0 LOB: 1 BB: 1 P: 9	R: 2 E: 0 K: 1 S: 8	H: 3 LOB: 1 BB: 0 P: 8	R: 2 E: 0 K: 1 S: 9	H: 4 LOB: 3 BB: 1 P: 13	R: 0 E: 0 K: 3 S: 9	H: 0 LOB: 0 BB: 0 P: 9	R: 2 E: 0 K: 0 S: 7	H: 4 LOB: 2 BB: 0 P: 7	1B: 14 2B: 1 3B: 0 HR: 1	SF: 1 SAC: 0 DP: 2 HBP: 0	WP: 0 PB: 1 SB: 1 CS: 0	PA: 46						
PITCHER	IP WLS BF H R ER SO BB IBB HBP BLK WP HR S P ERA WHIP																											
John Tudor, L (1, 1) ERA: 3.86	6.0		28	8	3	3	7	4	0	0	0	0	0	1	38	54	4.50	2.000										
Mark Clear, R (7, 1) ERA: 2.93	2.2	L	17	8	4	4	4	1	0	0	0	0	0	0	24	28	13.50	3.375										
Tom Burgmeier, L (9, 1) ERA: 2.05	0.1		1	0	0	0	0	0	0	0	0	0	0	0	1	1	0.00	0.000										

Minnesota Twins @ Boston Red Sox
Fenway Park, Boston, MA
Sun Jul 11 1982, 3:33 AM EDT
Att. 26,910 - Unknown - 71 F

AB	40
R	7
H	16
RBI	7
BB	5
SO	11
LOB	22



WP: 0	PA: 46
-------	--------

Batter	1	2	3	4	5	6	7	8	9	AB R H RBI BB SO LOB	TOP											
Willie Wilson, S (1, 7) OBP: 0.379, SLG: 0.455	0-0 L7-3 1B		0-0 2B	0-0 F7			0-3 K		0-0 G6-4-3 1B	5 0 3 0 0 1 4												
U L Washington, S (1, 6) OBP: 0.329, SLG: 0.340	0-0 P4		0-0 1-3		0-0 L9		0-0 P6		0-0 G6-4-3	5 0 0 0 0 0 5												
George Brett, L (1, 5) OBP: 0.389, SLG: 0.500	0-0 L7-3 1-2			0-0 G3 1B 2B	0-0 1B 2B		0-3 K			4 2 2 0 0 1 2												
Amos Otis, R (1, 8) OBP: 0.360, SLG: 0.473		0-0 6-3		0-0 G3 2-3	0-0 1B			0-0 2B		4 0 2 1 0 0 1												
Hal McRae, R (1, 10) OBP: 0.384, SLG: 0.538		0-0 6-3		0-0 1B SF7 1B	0-0 P5			0-0 L6		4 1 1 1 0 0 1												
Willie Aikens, L (1, 3) OBP: 0.319, SLG: 0.373		0-0 2B		0-0 2B 1-3 1B		0-0 4-3		0-0 P4		4 0 2 0 0 0 1												
Jerry Martin, R (1, 9) OBP: 0.320, SLG: 0.376		0-0 5-3		0-0 SF7 3-H		0-3 K		0-0 5-3		3 0 0 1 0 1 2												
Frank White, R (1, 4) OBP: 0.324, SLG: 0.471			0-0 4-3	0-0 2B 1-3		0-0 L7			0-0 1B 2B	4 0 2 0 0 0 0												
Don Slaught, R (1, 2) OBP: 0.310, SLG: 0.536			0-0 6-3	4-0 BB			0-0 E3		0-0 5-3	3 0 0 0 1 0 1												
Inning Stats	R: 0 E: 0 K: 0 S: 3	H: 1 LOB: 0 BB: 0 P: 3	R: 0 E: 0 K: 0 S: 4	H: 1 LOB: 1 BB: 0 P: 4	R: 0 E: 0 K: 0 S: 4	H: 1 LOB: 1 BB: 0 P: 4	R: 2 E: 0 K: 0 S: 7	H: 4 LOB: 3 BB: 1 P: 11	R: 1 E: 0 K: 0 S: 4	H: 2 LOB: 0 BB: 0 P: 4	R: 0 E: 0 K: 1 S: 5	H: 0 LOB: 0 BB: 0 P: 5	R: 0 E: 1 K: 2 S: 8	H: 0 LOB: 1 BB: 0 P: 8	R: 0 E: 0 K: 0 S: 4	H: 1 LOB: 1 BB: 0 P: 4	R: 0 E: 0 K: 0 S: 4	H: 2 LOB: 1 BB: 0 P: 4	1B: 5 2B: 8 3B: 0 HR: 0	SF: 1 SAC: 0 DP: 2 HBP: 0	WP: 0 PB: 0 SB: 0 CS: 0	PA: 38
PITCHER	IP WLS BF H R ER SO BB IBB HBP BLK WP HR S P ERA WHIP																					
Mike Torrez, R (1, 1) ERA: 6.29	3.2	18	7	2	2	0	1	0	0	0	0	0	0	17	21	4.91	2.182					
Tom Burgmeier, L (4, 1) ERA: 2.02	5.1	20	5	1	1	3	0	0	0	0	0	0	0	26	26	1.69	0.938					

Kansas City Royals @ Boston Red Sox
 Fenway Park, Boston, MA
 Thu Jul 15 1982, 7:05 PM EDT
 Att. 29,186 - Unknown - 83 F

livebaseballscorecards.com

AB	36
R	3
H	12
RBI	3
BB	1
SO	3
LOB	17



Batter	1	2	3	4	5	6	7	8	9	AB R H RBI BB SO LOB	TOP
Willie Wilson, S OBP: 0.373, SLG: 0.448 (1, 7) X	0-0 4-3		0-3 K		0-0 F7			0-0 4-3		4 0 0 0 0 1 1	Kansas City Royals @ Boston Red Sox Fenway Park, Boston, MA Fri Jul 16 1982, 7:05 PM EDT Att. 30,811 - Unknown - 82 F
U L Washington, S OBP: 0.327, SLG: 0.338 (1, 6) S S S	0-3 K			0-0 1B BB FC3-6 1B	0-0 4-3			0-0 4-3		4 1 1 0 0 1 0	
George Brett, L OBP: 0.390, SLG: 0.498 (1, 5) X	0-0 F9			4-0 1B BB 1-2 FC3-6 BB			0-0 6-3	0-0 1B		3 1 1 0 1 0 0	
Amos Otis, R OBP: 0.361, SLG: 0.473 (1, 8)		0-3 K		0-0 1B 1-2 2-3 FC3-6		0-0 1B		0-3 K		4 0 2 0 0 2 1	
Hal McRae, R OBP: 0.380, SLG: 0.532 (1, 10) X		0-0 F9		0-0 F3		0-0 F7		0-0 5-3		4 0 0 0 0 0 4	
Willie Aikens, L OBP: 0.314, SLG: 0.367 (1, 3) S S S		0-3 K		0-0 FC3-6 1B 1-2f 2-H 3-H		0-0 F9		0-0 6-3		4 1 0 1 0 1 2	
Steve Hammond, L OBP: 0.421, SLG: 0.556 (1, 9) X			0-0 F9	0-0 1B 2-H		0-0 4-3		0-3 K		4 0 1 1 0 1 0	
Frank White, R OBP: 0.321, SLG: 0.466 (1, 4) S S S			0-0 1-3	0-3 K		0-0 F8				3 0 0 0 0 1 1	
Don Slaught, R OBP: 0.313, SLG: 0.516 (1, 2) X			0-0 1B		0-0 F8		0-0 1-3			3 0 1 0 0 0 0	
Inning Stats	R: 0 H: 0 E: 0 LOB: 0 K: 1 BB: 0 S: 5 P: 5	R: 0 H: 0 E: 0 LOB: 0 K: 2 BB: 0 S: 7 P: 7	R: 0 H: 1 E: 0 LOB: 1 K: 1 BB: 0 S: 6 P: 6	R: 3 H: 3 E: 1 LOB: 1 K: 1 BB: 1 S: 8 P: 12	R: 0 H: 0 E: 0 LOB: 0 K: 0 BB: 0 S: 3 P: 3	R: 0 H: 1 E: 0 LOB: 1 K: 0 BB: 0 S: 4 P: 4	R: 0 H: 0 E: 0 LOB: 0 K: 0 BB: 0 S: 3 P: 3	R: 0 H: 1 E: 0 LOB: 1 K: 1 BB: 0 S: 5 P: 6	R: 0 H: 0 E: 0 LOB: 0 K: 1 BB: 0 S: 5 P: 5	1B: 6 SF: 0 2B: 0 SAC: 0 3B: 0 DP: 0 HR: 0 HBP: 0	WP: 0 PA: 34 PB: 0 SB: 0 CS: 0
PITCHER	IP WLS BF H R ER SO BB IBB HBP BLK WP HR S P ERA WHIP										
Dennis Eckersley, R ERA: 3.2 (1, 1)	6.0 W 24 5 3 2 5 1 0 0 0 0 0 0 33 37 3.00 1.000										
Bob Stanley, R ERA: 2.86 (7, 1)	3.0 S 10 1 0 0 2 0 0 0 0 0 0 0 14 14 0.00 0.333										

livebaseballscorecards.com

AB	33
R	3
H	6
RBI	2
BB	1
SO	7
LOB	9



Batter	1	2	3	4	5	6	7	8	9
Jerry Remy, L (1, 4) OBP: 0.347, SLG: 0.312	0-0 G3	4-0 2B 2B BB		0-3 K		0-0 6-3		0-3 K	
Dwight Evans, R (1, 9) OBP: 0.401, SLG: 0.480	0-0 L5	0-0 2B 2B		0-3 K		0-0 E5 1B			
Jim Rice, R (1, 7) OBP: 0.380, SLG: 0.472	4-0 1B 1B BB	0-0 4-3 SF7 2B		0-0 1B		0-0 1B			
Carl Yastrzemski, L (1, 10) OBP: 0.368, SLG: 0.481	0-0 1B 1B	0-0 4-3		0-0 F8		0-0 F9			
Wade Boggs, L (1, 5) OBP: 0.402, SLG: 0.413	0-0 1B	0-0 SF7		0-0 G3 6-3 1B		0-0 F7			
Dave Stapleton, R (1, 3) OBP: 0.273, SLG: 0.363	0-3 K	0-0 5-3		0-0 6-3		0-0 F9			
Glenn Hoffman, R (1, 6) OBP: 0.293, SLG: 0.356		0-0 2B 2B	0-3 K	0-0 G3		0-0 L8			
Gary Allenson, R (1, 2) OBP: 0.278, SLG: 0.291		0-0 2B 2B	0-0 6-3	0-3 K		0-0 G4-6-3 1B			
Reid Nichols, R (1, 8) OBP: 0.324, SLG: 0.429		0-0 2B 2B	0-0 4-3		0-3 K		0-0 G4-6-3		
Rick Miller, L (3, 8) OBP: 0.340, SLG: 0.335									

Inning Stats	R: 0 E: 0 K: 1 S: 7	H: 2 LOB: 3 BB: 1 P: 11	R: 6 E: 0 K: 0 S: 8	H: 5 LOB: 0 BB: 1 P: 12	R: 0 E: 0 K: 1 S: 5	H: 0 LOB: 0 BB: 0 P: 5	R: 0 E: 0 K: 2 S: 8	H: 1 LOB: 1 BB: 0 P: 8	R: 0 E: 0 K: 1 S: 6	H: 1 LOB: 1 BB: 0 P: 6	R: 1 E: 1 K: 1 S: 7	H: 2 LOB: 1 BB: 0 P: 7	R: 0 E: 0 K: 0 S: 3	H: 0 LOB: 0 BB: 0 P: 3	R: 0 E: 0 K: 1 S: 5	H: 1 LOB: 0 BB: 0 P: 5
--------------	------------------------------	----------------------------------	------------------------------	----------------------------------	------------------------------	---------------------------------	------------------------------	---------------------------------	------------------------------	---------------------------------	------------------------------	---------------------------------	------------------------------	---------------------------------	------------------------------	---------------------------------

PITCHER	IP	WLS	BF	H	R	ER	SO	BB	IBB	HBP	BLK	WP	HR	S	P	ERA	WHIP
Vida Blue, L (1, 1) ERA: 4.14	1.0	L	11	6	5	5	1	2	0	0	0	0	0	11	19	45.00	8.000
Bill Castro, R (2, 1) ERA: 2.19	6.0		23	5	2	1	5	0	0	0	0	0	0	33	33	1.50	0.833
Don Hood, L (8, 1) ERA: 3.0	1.0		3	1	0	0	1	0	0	0	0	0	0	5	5	0.00	1.000

BOTTOM

Kansas City Royals @ Boston Red Sox
 Fenway Park, Boston, MA
 Fri Jul 16 1982, 7:05 PM EDT
 Att: 30,811 - Unknown - 82 F

AB	R	H	RBI	BB	SO	LOB
4	1	0	0	1	2	0
4	2	2	1	0	1	0
3	1	3	3	1	0	0
4	0	1	0	0	0	3
3	0	2	1	0	0	0
4	0	0	0	0	1	4
4	1	1	0	0	1	1
4	1	2	1	0	1	1
1	1	1	1	0	0	0
3	0	0	0	0	1	1

AB	34
R	7
H	12
RBI	7
BB	2
SO	7
LOB	10



WP	PA
0	37
PB	0
SB	0
CS	0

WP	HR	S	P	ERA	WHIP
0	0	1	0	0.00	1.000

Batter	1	2	3	4	5	6	7	8	9	AB R H RBI BB SO LOB	TOP																
Willie Wilson, S (1, 7) OBP: 0.372, SLG: 0.443	0-3 K		0-0 5-3			0-3 K		0-0 SH3-4	4-0 BB	3 0 0 0 1 2 0																	
U L Washington, S (1, 6) OBP: 0.329, SLG: 0.342	4-0 BB		0-0 2B			0-0 L7		0-0 F8	0-0 G3	4 0 1 0 1 0 3																	
George Brett, L (1, 5) OBP: 0.391, SLG: 0.500	0-0 G4-6-3		0-3 K			0-0 2B		4-0 IBB		3 0 1 0 1 1 2																	
Amos Otis, R (1, 8) OBP: 0.357, SLG: 0.467		0-0 F9		0-0 1-6-3		0-0 L8		0-0 P4		4 0 0 0 0 0 3																	
Hal McRae, R (1, 10) OBP: 0.381, SLG: 0.550		0-0 HR		0-0 L5		0-0 6-3		0-0 HR		4 2 2 2 0 0 0																	
Jerry Martin, R (1, 9) OBP: 0.322, SLG: 0.388		0-0 1B		0-0 F7		0-0 HR		0-0 5-3		4 1 2 1 0 0 0																	
Lee May, R (1, 3) OBP: 0.417, SLG: 0.549		0-0 F8			4-0 BB	0-0 L7		0-0 L4		2 0 0 0 1 0 1																	
Dennis Werth, R (7, 3) OBP: 0.316, SLG: 0.133										0 0 0 0 0 0 0																	
Willie Aikens, L (9, PH) OBP: 0.313, SLG: 0.365										1 0 0 0 0 0 0																	
Frank White, R (1, 4) OBP: 0.320, SLG: 0.473		0-0 G3			0-0 FC6-4	0-0 F8		0-0 HR		4 1 1 1 0 0 2																	
Don Slaught, R (1, 2) OBP: 0.333, SLG: 0.500			0-0 5-3		0-0 G4-6-3			0-0 SH3-4	4-0 BB	3 0 1 0 1 0 1																	
Inning Stats	R: 0 E: 0 K: 1 S: 4	H: 0 LOB: 0 BB: 1 P: 8	R: 1 E: 0 K: 0 S: 5	H: 2 LOB: 1 BB: 0 P: 5	R: 0 E: 0 K: 1 S: 6	H: 1 LOB: 1 BB: 0 P: 6	R: 0 E: 0 K: 0 S: 3	H: 0 LOB: 0 BB: 0 P: 3	R: 0 E: 0 K: 0 S: 2	H: 0 LOB: 0 BB: 1 P: 6	R: 0 E: 0 K: 1 S: 6	H: 1 LOB: 1 BB: 0 P: 6	R: 1 E: 0 K: 0 S: 4	H: 1 LOB: 0 BB: 0 P: 4	R: 0 E: 0 K: 0 S: 4	H: 1 LOB: 2 BB: 1 P: 8	R: 2 E: 0 K: 0 S: 5	H: 2 LOB: 2 BB: 2 P: 13	1B: 2 2B: 2 3B: 0 HR: 4	SF: 0 SAC: 1 DP: 2 HBP: 0	WP: 0 PB: 0 SB: 0 CS: 0	PA: 38					
PITCHER	IP WLS BF H R ER SO BB IBB HBP BLK WP HR S P ERA WHIP																										
Bruce Hurst, L (1, 1) ERA: 4.31	7.0		27	6	2	2	3	2	0	0	0	0	2	31	39	2.57	1.143										
Mark Clear, R (8, 1) ERA: 3.16	1.2	W	10	2	2	2	0	2	1	0	0	0	2	7	19	10.80	2.400										
Tom Burgmeier, L (9, 1) ERA: 2.01	0.1	S	1	0	0	0	0	0	0	0	0	0	0	1	1	0.00	0.000										

Kansas City Royals @ Boston Red Sox
Fenway Park, Boston, MA
Sat Jul 17 1982, 3:33 AM EDT
Att. 30,962 - Unknown - 93 F

livebaseballscorecards.com

AB	32
R	4
H	8
RBI	4
BB	5
SO	3
LOB	12



Batter	1	2	3	4	5	6	7	8	9	AB	R	H	RBI	BB	SO	LOB
Jerry Remy, L (1, 4) OBP: 0.349, SLG: 0.312	0-0 L8 BB 1B	0-0 L8 2-3		4-0 BB BB BB BB			0-0 SH3-4 1-2	0-0 FC4-2 3-H 1B		3	2	1	0	1	0	4
Dwight Evans, R (1, 9) OBP: 0.401, SLG: 0.477	0-0 F2	0-0 F7		0-0 F9			0-0 2-H 1B	4-0 1B 1B BB		4	1	1	1	1	0	4
Jim Rice, R (1, 7) OBP: 0.381, SLG: 0.469	4-0 1B 1-2 BB		0-3 K		0-3 K		0-0 F8	0-0 1B 1-3 2-H 1B		4	1	1	1	1	2	1
Tony Perez, R (1, 10) OBP: 0.347, SLG: 0.409	0-0 L8 2-3		0-0 1B 1B		0-0 G6-4-3 1B		0-0 1-3	0-0 2B 1-2 1B		5	0	3	1	0	0	3
Wade Boggs, L (1, 5) OBP: 0.402, SLG: 0.422	0-0 1-2 3-H 1B		0-3 K		0-0 G6-4-3 1-2f			F8 1-3 2-H 2B		5	0	2	2	0	1	2
Dave Stapleton, R (1, 3) OBP: 0.278, SLG: 0.365	0-3 K		0-0 1B			0-0 L7		0-0 1B 3B 1B		4	1	2	0	1	1	2
Glenn Hoffman, R (1, 6) OBP: 0.291, SLG: 0.353		0-0 F7		0-0 P1		0-0 P4		0-0 FC 1B		3	0	0	0	0	0	2
Carl Yastrzemski, L (8, PH) OBP: 0.370, SLG: 0.484										1	0	1	0	0	0	0
Julio Valdez, S (8, PR) OBP: 0.429, SLG: 0.429										1	1	0	0	0	0	3
Gary Allenson, R (1, 2) OBP: 0.280, SLG: 0.286		4-0 L8 1B BB			0-0 6-3		0-0 5-3		0-0 FC 1-2 3B	2	0	0	0	1	0	0
Rich Gedman, L (8, PH) OBP: 0.311, SLG: 0.407										1	1	0	0	0	0	2
Rick Miller, L (1, 8) OBP: 0.346, SLG: 0.350		0-0 1-2 1B		0-0 F7				0-0 SH3-4 1B 1B	0-0 1-H 2-H 3-H FC4-2 3B	4	1	3	3	0	0	0


Inning Stats	R: 1	H: 2	E: 0	K: 1	S: 7	H: 2	LOB: 2	BB: 1	P: 11	R: 0	H: 1	E: 0	K: 0	S: 4	R: 0	H: 2	E: 0	K: 2	S: 9	R: 0	H: 1	E: 0	K: 1	S: 5	R: 0	H: 0	E: 0	K: 0	S: 3	R: 0	H: 0	E: 0	K: 0	S: 3	R: 1	H: 2	E: 0	K: 0	S: 5	R: 6	H: 6	E: 0	K: 0	S: 10	H: 6	LOB: 3	BB: 2	P: 18	1B: 12	SF: 0	2B: 1	SAC: 1	3B: 1	DP: 1	HR: 0	HBP: 0	WP: 0	PA: 43
--------------	------	------	------	------	------	------	--------	-------	-------	------	------	------	------	------	------	------	------	------	------	------	------	------	------	------	------	------	------	------	------	------	------	------	------	------	------	------	------	------	------	------	------	------	------	-------	------	--------	-------	-------	--------	-------	-------	--------	-------	-------	-------	--------	-------	--------

PITCHER	IP	WLS	BF	H	R	ER	SO	BB	IBB	HBP	BLK	WP	HR	S	P	ERA	WHIP
Paul Splittorf, L (1, 1) ERA: 3.53	6.0		26	6	1	1	4	3	0	0	0	0	0	31	43	1.50	1.500
Dan Quisenberry, R (7, 1) ERA: 3.05	1.2	L	14	7	7	7	0	1	0	0	0	0	0	13	17	37.80	4.800
Don Hood, L (8, 1) ERA: 2.96	0.1		3	1	0	0	0	0	1	0	0	0	0	2	6	0.00	3.000

BOTTOM

Kansas City Royals @ Boston Red Sox
 Fenway Park, Boston, MA
 Sat Jul 17 1982, 3:33 AM EDT
 Att: 30,962 - Unknown - 93 F

AB	37
R	8
H	14
RBI	8
BB	5
SO	4
LOB	23



livebaseballscores.com

Batter	1	2	3	4	5	6	7	8	9	AB R H RBI BB SO LOB	TOP																																				
Willie Wilson, S (1, 7) OBP: 0.371, SLG: 0.444 Steve Hammond, L (9, 9) OBP: 0.421, SLG: 0.556	0-3 K		0-0 HR 2B			0-0 F8		0-0 BB 1B	0-0 FC5-4	6 1 2 0 0 1 4 0 0 0 0 0 0 0																																					
U L Washington, S (1, 6) OBP: 0.337, SLG: 0.364	0-0 6-3		0-0 HR 2-H		0-0 L7	0-0 SF9 BB 1B		4-0 BB G5-4-3 1B		4 1 2 2 1 0 0																																					
George Brett, L (1, 5) OBP: 0.394, SLG: 0.509 Greg Pryor, R (9, 5) OBP: 0.329, SLG: 0.469	0-0 HR		0-0 P6		0-0 G1-6-3 1B	4-0 PB BB 1B		0-0 L4		4 1 2 1 1 0 2 0 0 0 0 0 0 0																																					
Amos Otis, R (1, 8) OBP: 0.355, SLG: 0.462	0-0 1-3		4-0 1B 2B BB		0-0 G1-6-3 1-2f	0-0 SF9 2-3 3-H		0-0 G5-4-3 1-2f		3 1 0 1 1 0 3																																					
Hal McRae, R (1, 10) OBP: 0.384, SLG: 0.552		0-3 K	0-0 2B 1B 1B		0-0 5-3	4-0 BB BB BB 1-2 BB		0-0 HR 2B		4 2 2 0 1 1 0																																					
Jerry Martin, R (1, 9) OBP: 0.324, SLG: 0.401		0-0 F9	0-0 1B 2B 2-H		0-0 6-3	0-0 5-3		0-0 HR 2-H		5 2 2 3 0 0 3																																					
Lee May, R (1, 3) OBP: 0.426, SLG: 0.558 Willie Aikens, L (3, PH) OBP: 0.316, SLG: 0.365		0-0 BB 1B	4-0 1B IBB		0-0 1B		0-3 K	0-0 P3		1 0 1 0 0 0 0 3 0 1 0 1 1 0	AB 39 R 9 H 15 RBI 9 BB 6 SO 5 LOB 18																																				
Frank White, R (1, 4) OBP: 0.324, SLG: 0.474 Onix Concepcion, R (9, 4) OBP: 0.267, SLG: 0.311		4-0 BB 1-2	0-0 S 1B 1-3 2-H 3-H		0-0 6-3		0-0 F8	0-0 FC5-4 1B		4 0 2 2 1 0 1 0 0 0 0 0 0 0																																					
Don Slaught, R (1, 2) OBP: 0.317, SLG: 0.462 Jamie Quirk, L (9, 2) OBP: 0.270, SLG: 0.283		0-0 5-3	0-3 K 1-2		0-0 BB 1B SF9 1B		0-3 K	0-0 F2		5 1 1 0 0 2 5 0 0 0 0 0 0 0																																					
Inning Stats	R: 1 E: 0 K: 1 S: 6	H: 1 LOB: 0 BB: 0 P: 6	R: 0 E: 0 K: 1 S: 6	H: 1 LOB: 2 BB: 1 P: 10	R: 5 E: 0 K: 1 S: 10	H: 5 LOB: 2 BB: 2 P: 18	R: 0 E: 0 K: 0 S: 3	H: 1 LOB: 0 BB: 0 P: 3	R: 0 E: 0 K: 0 S: 4	H: 1 LOB: 1 BB: 0 P: 4	R: 1 E: 0 K: 0 S: 5	H: 2 LOB: 3 BB: 2 P: 13	R: 0 E: 0 K: 2 S: 7	H: 0 LOB: 0 BB: 0 P: 7	R: 0 E: 0 K: 0 S: 3	H: 1 LOB: 1 BB: 1 P: 7	R: 2 E: 0 K: 0 S: 6	H: 3 LOB: 1 BB: 0 P: 6	1B: 9 2B: 3 3B: 0 HR: 3	SF: 1 SAC: 0 DP: 2 HBP: 0	WP: 0 PB: 1 SB: 1 CS: 0	PA: 46																									
PITCHER	IP	WLS	BF	H	R	ER	SO	BB	IBB	HBP	BLK	WP	HR	S	P	ERA	WHIP	PITCHER										IP	WLS	BF	H	R	ER	SO	BB	IBB	HBP	BLK	WP	HR	S	P	ERA	WHIP			
John Tudor, L (1, 1) ERA: 4.3	2.1	L	15	6	6	6	2	2	0	0	0	0	2	17	25	23.14	3.429																														
Luis Aponte, R (3, 1) ERA: 3.51	3.2		18	5	1	1	1	2	1	0	0	0	0	17	29	2.46	1.909																														
Bob Ojeda, L (7, 1) ERA: 5.62	3.0		13	4	2	2	2	1	0	0	0	0	1	16	20	6.00	1.667																														

Kansas City Royals @ Boston Red Sox
 Fenway Park, Boston, MA
 Sun Jul 18 1982, 3:33 AM EDT
 Att. 28,072 - Unknown - 94 F

livebaseballscorecards.com



Batter	1	2	3	4	5	6	7	8	9	AB R H RBI BB SO LOB
Jerry Remy, L (1, 4) OBP: 0.350, SLG: 0.313	4-0 BB 9-6			0-3 K		0-0 1B			0-0 G3	3 0 1 0 1 1 0
Dwight Evans, R (1, 9) OBP: 0.399, SLG: 0.474	0-0 9-6 1-2f			0-0 F9 1B		0-0 F7			0-3 K	4 0 1 0 0 1 2
Jim Rice, R (1, 7) OBP: 0.376, SLG: 0.463	0-0 F9			0-0 F9 1-2			0-3 K		0-0 F9	4 0 0 0 0 1 1
Carl Yastrzemski, L (1, 10) OBP: 0.366, SLG: 0.478		0-0 F7		0-0 4-3			0-0 P6			3 0 0 0 0 0 1
Wade Boggs, L (1, 5) OBP: 0.400, SLG: 0.420		0-0 6-3			0-0 F7		0-0 1B			3 0 1 0 0 0 0
Rich Gedman, L (1, 2) OBP: 0.307, SLG: 0.401		0-0 F7			0-0 4-3		0-0 F8			3 0 0 0 0 0 1
Dave Stapleton, R (1, 3) OBP: 0.275, SLG: 0.362			0-0 F8		0-3 K			0-0 F5		3 0 0 0 0 1 0
Glenn Hoffman, R (1, 6) OBP: 0.288, SLG: 0.350			0-0 6-3			0-0 P4		0-3 K		3 0 0 0 0 1 0
Julio Valdez, S (9, 6) OBP: 0.429, SLG: 0.429										0 0 0 0 0 0 0
Rick Miller, L (1, 8) OBP: 0.342, SLG: 0.346			0-0 L5			0-0 F8		0-0 G3		3 0 0 0 0 0 0

Inning Stats	R: 0 E: 0 K: 0 S: 2	H: 0 LOB: 0 BB: 1 P: 6	R: 0 E: 0 K: 0 S: 3	H: 0 LOB: 0 BB: 0 P: 3	R: 0 E: 0 K: 0 S: 3	H: 0 LOB: 0 BB: 0 P: 3	R: 0 E: 0 K: 1 S: 6	H: 1 LOB: 1 BB: 0 P: 6	R: 0 E: 0 K: 1 S: 5	H: 0 LOB: 0 BB: 0 P: 5	R: 0 E: 0 K: 0 S: 4	H: 1 LOB: 1 BB: 0 P: 4	R: 0 E: 0 K: 1 S: 6	H: 1 LOB: 1 BB: 0 P: 6	R: 0 E: 0 K: 1 S: 5	H: 0 LOB: 0 BB: 0 P: 5	R: 0 E: 0 K: 1 S: 5	H: 0 LOB: 0 BB: 0 P: 5	1B: 3 2B: 1 3B: 0 HR: 0	SF: 0 SAC: 0 DP: 1 HBP: 0	WP: 0 PB: 0 SB: 0 CS: 0	PA: 30
--------------	------------------------------	---------------------------------	------------------------------	---------------------------------	------------------------------	---------------------------------	------------------------------	---------------------------------	------------------------------	---------------------------------	------------------------------	---------------------------------	------------------------------	---------------------------------	------------------------------	---------------------------------	------------------------------	---------------------------------	----------------------------------	------------------------------------	----------------------------------	--------


PITCHER	IP	WLS	BF	H	R	ER	SO	BB	IBB	HBP	BLK	WP	HR	S	P	ERA	WHIP
Derek Botelho, R (1, 1) ERA: 2.3	7.0	W	24	3	0	0	3	1	0	0	0	0	0	29	33	0.00	0.571
Mike Armstrong, R (8, 1) ERA: 2.3	2.0		6	0	0	0	2	0	0	0	0	0	0	10	10	0.00	0.000

BOTTOM

Kansas City Royals @ Boston Red Sox
 Fenway Park, Boston, MA
 Sun Jul 18 1982, 3:33 AM EDT
 Att: 28,072 - Unknown - 94 F

livebaseballscorecards.com

AB	29
R	0
H	3
RBI	0
BB	1
SO	5
LOB	5



Batter	1	2	3	4	5	6	7	8	9	AB R H RBI BB SO LOB	TOP																
Bill Sample, R (1, 7) OBP: 0.364, SLG: 0.473	0-0 1B 1B		0-0 SH1-3		0-0 SH1-3	0-0 F9		1-0 S BB HBP		2 1 1 0 0 0 1																	
Lee Mazzilli, S (1, 8) George Wright, S (8, 8) OBP: 0.337, SLG: 0.342 OBP: 0.274, SLG: 0.358	0-0 1B 1B		0-0 F9		0-0 FC5-4 1B		4-0 BB BB FC5-4	4-0 S BB		3 0 2 0 2 0 1 0 0 0 0 0 0 0																	
Buddy Bell, R (1, 5) OBP: 0.352, SLG: 0.435	0-0 F7		0-0 1B 1B		4-0 FC5-4 IBB		0-0 FC5-4 FC4-6 BB 1-2f 1B	0-0 F3		4 1 1 1 1 0 5																	
Dave Hostetler, R (1, 3) OBP: 0.369, SLG: 0.591	0-0 1B 1B		0-0 1B 1B		0-0 FC5-4		4-0 BB BB FC4-6		0-3 K	4 0 2 2 1 1 2																	
Mickey Rivers, L (1, 10) OBP: 0.174, SLG: 0.174	0-0 L3		0-0 1B		0-3 K		0-0 FC4-6 1B		0-0 3-1	5 0 1 0 0 1 6																	
Larry Parrish, R (1, 9) OBP: 0.265, SLG: 0.335		0-3 K		4-0 G5-4-3 BB		0-0 SH1-4 1B		1-2 1B	0-0 1-3	4 1 2 1 1 1 0																	
Jim Sundberg, R (1, 2) OBP: 0.321, SLG: 0.345		0-3 K		0-0 G5-4-3		0-0 SH1-4		0-0 4-3		3 0 0 0 0 1 3																	
Mike Richardt, R (1, 4) OBP: 0.249, SLG: 0.275		0-0 L1		0-0 5-3		0-0 F6-3 1B		0-3 K		4 0 1 1 0 1 0																	
Doug Flynn, R (1, 6) OBP: 0.222, SLG: 0.240			0-0 F9 SH1-3 1B		0-0 1B SH1-3 FC5-4 1B		0-0 F6-3		0-0 F3	4 2 2 0 0 0 1																	
Inning Stats	R: 1 E: 0 K: 0 S: 5	H: 3 LOB: 1 BB: 0 P: 5	R: 0 E: 0 K: 2 S: 7	H: 0 LOB: 0 BB: 0 P: 7	R: 1 E: 0 K: 0 S: 6	H: 4 LOB: 2 BB: 0 P: 6	R: 0 E: 0 K: 0 S: 2	H: 0 LOB: 0 BB: 1 P: 6	R: 1 E: 0 K: 1 S: 7	H: 2 LOB: 2 BB: 1 P: 11	R: 1 E: 0 K: 0 S: 5	H: 2 LOB: 1 BB: 0 P: 5	R: 1 E: 0 K: 0 S: 4	H: 1 LOB: 2 BB: 2 P: 12	R: 0 E: 0 K: 1 S: 5	H: 0 LOB: 2 BB: 1 P: 10	R: 0 E: 0 K: 1 S: 5	H: 0 LOB: 0 BB: 0 P: 5	1B: 12 2B: 1 3B: 0 HR: 0	SF: 0 SAC: 3 DP: 2 HBP: 1	WP: 0 PB: 0 SB: 2 CS: 0	PA: 42					
PITCHER	IP WLS BF H R ER SO BB IBB HBP BLK WP HR S P ERA WHIP																										
Chuck Rainey, R (1, 1) ERA: 4.62	7.0	34	12	5	5	3	3	1	0	0	0	0	0	36	52	6.43	2.143										
Mark Clear, R (8, 1) ERA: 3.05	2.0	W	8	0	0	0	2	1	0	1	0	0	0	10	15	0.00	0.500										

Texas Rangers @ Boston Red Sox
 Fenway Park, Boston, MA
 Mon Jul 19 1982, 7:05 PM EDT
 Att: 19,218 - Unknown

livebaseballscorecards.com

AB 33
 R 5
 H 12
 RBI 5
 BB 5
 SO 5
 LOB 19



Batter	1	2	3	4	5	6	7	8	9
Jerry Remy, L OBP: 0.348, SLG: 0.311 (1, 4)	0-0 B3	0-0 FC6-4			0-0 F7		0-0 4-3	0-0 1B 1B	
Dwight Evans, R OBP: 0.397, SLG: 0.472 Reid Nichols, R OBP: 0.330, SLG: 0.444 Ed Jurak, R OBP: 0.286, SLG: 0.231 (1, 9) (4, 9) (5, PR) (6, 8)	0-3 K		0-0 F6-3		0-0 1B 2B		0-0 5-3	0-0 1B HR 1B	
Jim Rice, R OBP: 0.380, SLG: 0.465 (1, 7)	0-0 BB 1B		0-0 F6-3		0-3 K		0-0 BB 1B	0-0 HR 1B	
Carl Yastrzemski, L OBP: 0.377, SLG: 0.496 (1, 10)	4-0 1-2 BB		0-0 1B		0-0 2-3 1B		4-0 1-2 1B BB	0-0 1-H HR	
Wade Boggs, L OBP: 0.400, SLG: 0.414 (1, 5)	0-3 K		0-0 F6		0-0 L7		4-0 1-2 2-3 1B BB	0-0 F3-6-3 1B	
Rich Gedman, L OBP: 0.313, SLG: 0.410 (1, 2)		0-0 FC5-4 1B		0-0 F6-3		0-0 F8 2B	0-0 1-3 2-H 3-H 1B	0-0 F3-6-3 1-2	
Dave Stapleton, R OBP: 0.274, SLG: 0.359 (1, 3)		0-0 F2		0-0 F7		0-0 F8	0-0 2-H 3-H 1B	0-0 F8	
Glenn Hoffman, R OBP: 0.288, SLG: 0.346 (1, 6)		0-0 FC5-4 BB 1-2f		1-0 HBP		0-0 G3	0-0 F9		
Rick Miller, L OBP: 0.345, SLG: 0.350 (1, 8) (6, 9)		4-0 1-2 BB FC6-4		0-0 G3		0-0 L1		0-0 1B 1B 2B	

Inning Stats	R: 0	H: 1	E: 0	K: 2	S: 8	LOB: 2	BB: 1	P: 12
	R: 0	H: 1	E: 0	K: 0	S: 4	LOB: 2	BB: 1	P: 8
	R: 0	H: 1	E: 0	K: 0	S: 4	LOB: 1	BB: 0	P: 4
	R: 0	H: 0	E: 0	K: 0	S: 3	LOB: 1	BB: 0	P: 4
	R: 0	H: 2	E: 0	K: 1	S: 7	LOB: 3	BB: 0	P: 7
	R: 0	H: 1	E: 0	K: 0	S: 4	LOB: 1	BB: 0	P: 4
	R: 4	H: 3	E: 0	K: 0	S: 6	LOB: 1	BB: 2	P: 14
	R: 5	H: 6	E: 0	K: 0	S: 8	LOB: 0	BB: 0	P: 8

PITCHER	IP	WLS	BF	H	R	ER	SO	BB	IBB	HBP	BLK	WP	HR	S	P	ERA	WHIP
Doc Medich, R ERA: 4.67 (1, 1)	6.2		32	7	3	3	3	4	0	1	0	0	0	33	50	4.05	1.650
Danny Darwin, R ERA: 3.33 (7, 1)	0.1	L	7	6	5	5	0	0	0	0	0	0	0	7	7	135.00	18.000
Jon Matlack, L ERA: 3.52 (8, 1)	1.0		4	2	1	1	0	0	0	0	0	0	1	4	4	9.00	2.000

AB R H RBI BB SO LOB

5 1 1 0 0 0 2

2 0 0 0 0 1 0

1 0 1 0 0 0 0

2 1 1 1 0 0 0

5 2 3 1 0 1 1

3 2 3 3 2 0 0

4 1 1 0 1 1 6

5 1 3 2 0 0 1

5 0 1 2 0 0 2

3 0 0 0 0 0 3

3 1 1 0 1 0 2

AB 38

R 9

H 15

RBI 9

BB 4

SO 3

LOB 17

1B: 11 SF: 0

2B: 3 SAC: 0

3B: 0 DP: 1

HR: 1 HBP: 1

WP: 0 PA: 43

PB: 0

SB: 0

CS: 0

ERA


WHIP

Texas Rangers @ Boston Red Sox

Fenway Park, Boston, MA

Mon Jul 19 1982, 7:05 PM EDT

Att. 19,218 - Unknown



livebaseballscorecards.com

Batter	1	2	3	4	5	6	7	8	9	AB R H RBI BB SO LOB	TOP
Bill Sample, R (1, 7) X OBP: 0.360, SLG: 0.463	0-0 1-3 ① BB	4-0 G4-6-3 BB		X 0-0 5-3 ③		X 0-0 6-3 ③		X 0-0 F4 ②	4 0 0 0 1 0 0		
Lee Mazzilli, S (1, 8) X George Wright, S (5, 8) X OBP: 0.337, SLG: 0.342 OBP: 0.272, SLG: 0.355	0-0 2B 1B	0-0 G4-6-3 ② ③ 1-2f		X 0-0 F4 ①		X 0-0 L7 ①		0-3 K ③	3 1 1 0 0 0 1 2 0 0 0 0 1 0		
Buddy Bell, R (1, 5) X OBP: 0.354, SLG: 0.438	0-0 1B 2B		X 0-0 5-3 ①		BBB 4-0 1B BB		X 0-0 5-3 ②		3 2 1 0 1 0 0		
Dave Hostetter, R (1, 3) X OBP: 0.372, SLG: 0.589	0-0 1B 1B		X 0-0 F5 ②		X 0-0 1B 4-3 1B		X 0-0 F7 ③		4 2 2 2 0 0 0		
Mickey Rivers, L (1, 10) X OBP: 0.259, SLG: 0.259	0-0 1B 1B		X 0-0 1B		X 0-0 1B 4-3 1B		X 0-0 6-3 ①		4 0 3 1 0 0 0		
Larry Parrish, R (1, 9) X OBP: 0.264, SLG: 0.338	0-0 F9 ②		X 0-0 F6 ③		X 0-0 4-3 ②		X 0-0 2B		4 0 1 1 0 0 4		
Jim Sundberg, R (1, 2) X OBP: 0.323, SLG: 0.358	0-0 1B		X 0-0 HR		X 0-0 4-3 ③		X 0-0 F9 ②		4 1 2 2 0 0 2		
Mike Richardt, R (1, 4) X OBP: 0.243, SLG: 0.269	0-3 K ③		X 0-0 F8 ①		X 0-0 6-3 ①		X 0-0 F6 ③		4 0 0 0 0 1 3		
Doug Flynn, R (1, 6) X OBP: 0.219, SLG: 0.236		0-3 K ①	X 0-0 F1-3 ②		X 0-0 F5-3 ②		X 0-0 F4-3 ①		4 0 0 0 0 1 0		
Inning Stats	R: 3 H: 5 E: 0 LOB: 2 K: 1 BB: 0 S: 10 P: 10	R: 0 H: 0 E: 0 LOB: 0 K: 1 BB: 1 S: 4 P: 8	R: 0 H: 1 E: 0 LOB: 1 K: 0 BB: 0 S: 4 P: 4	R: 1 H: 1 E: 0 LOB: 0 K: 0 BB: 0 S: 4 P: 4	R: 2 H: 2 E: 0 LOB: 1 K: 0 BB: 1 S: 5 P: 9	R: 0 H: 0 E: 0 LOB: 0 K: 0 BB: 0 S: 3 P: 3	R: 0 H: 0 E: 0 LOB: 0 K: 0 BB: 0 S: 3 P: 3	R: 0 H: 1 E: 0 LOB: 1 K: 0 BB: 0 S: 4 P: 4	R: 0 H: 0 E: 0 LOB: 0 K: 1 BB: 0 S: 5 P: 5	1B: 7 SF: 0 2B: 2 SAC: 0 3B: 0 DP: 1 HR: 1 HBP: 0	WP: 0 PA: 38 PB: 0 SB: 0 CS: 0
PITCHER Dennis Eckersley, R (1, 1) ERA: 3.37	IP WLS BF H R ER SO BB IBB HBP BLK WP HR S P ERA WHIP										
	9.0 L 38 10 6 6 3 2 0 0 0 0 0 1 42 50 6.00 1.333										

Texas Rangers @ Boston Red Sox
Fenway Park, Boston, MA
Wed Jul 21 1982, 7:05 PM EDT
Unknown

livebaseballscorecards.com

AB	36
R	6
H	10
RBI	6
BB	2
SO	3
LOB	10



Batter	1	2	3	4	5	6	7	8	9	AB R H RBI BB SO LOB
Jerry Remy, L (1, 4) OBP: 0.349, SLG: 0.312	0-0 L7		0-0 WP 2B 1B		0-0 1-3		0-3 K		0-0 1B	5 1 2 0 0 1 0
Dwight Evans, R (1, 10) OBP: 0.395, SLG: 0.466	0-0 F8		0-0 F9		0-0 5-3		4-0 FC6-4 BB		0-3 K	4 0 0 0 1 1 2
Jim Rice, R (1, 7) OBP: 0.377, SLG: 0.461	0-3 K		0-0 F2		0-0 BB 1B		0-0 FC6-4 1-2f		0-0 5-3	5 0 1 0 0 1 3
Carl Yastrzemski, L (1, 8) OBP: 0.382, SLG: 0.502		0-0 3-4-1	0-0 1B 2B		4-0 BB 1-2 BB			0-0 1B 1B		3 1 2 1 1 0 0
Wade Boggs, L (1, 5) OBP: 0.403, SLG: 0.417		0-0 F8	0-0 1B		0-0 L8			0-0 BB 1-3 1B		4 0 2 1 0 0 2
Rich Gedman, L (1, 2) OBP: 0.312, SLG: 0.407		0-0 1B 1B	0-0 G3			0-0 4-3		0-3 K		4 1 1 0 0 1 3
Dave Stapleton, R (1, 3) OBP: 0.277, SLG: 0.359		0-0 WP 1-2 1B 1B			0-0 F6-3		0-0 4-3	4-0 BB 1-2 F4-6-3 BB		3 0 1 0 1 0 0
Glenn Hoffman, R (1, 6) OBP: 0.287, SLG: 0.345		0-0 WP 1-2 2-H 1B			0-0 F7		0-0 F4	0-0 F4-6-3 1-2		4 0 1 1 0 0 3
Rick Miller, L (1, 9) OBP: 0.339, SLG: 0.344		0-0 F9			0-0 F9		0-0 F8		0-0 4-3	4 0 0 0 0 0 2

Inning Stats	R: 0 E: 0 K: 1 S: 5	H: 0 LOB: 0 BB: 0 P: 5	R: 1 E: 0 K: 0 S: 6	H: 3 LOB: 2 BB: 0 P: 6	R: 2 E: 0 K: 0 S: 6	H: 3 LOB: 1 BB: 0 P: 6	R: 0 E: 0 K: 0 S: 3	H: 0 LOB: 0 BB: 0 P: 3	R: 0 E: 0 K: 0 S: 4	H: 1 LOB: 2 BB: 1 P: 8	R: 0 E: 0 K: 0 S: 3	H: 0 LOB: 0 BB: 0 P: 3	R: 0 E: 0 K: 1 S: 5	H: 0 LOB: 1 BB: 1 P: 9	R: 0 E: 0 K: 1 S: 6	H: 2 LOB: 2 BB: 1 P: 10	R: 0 E: 0 K: 1 S: 6	H: 1 LOB: 1 BB: 0 P: 6	1B: 9 2B: 1 3B: 0 HR: 0	SF: 0 SAC: 0 DP: 1 HBP: 0	WP: 2 PB: 0 SB: 0 CS: 0	PA: 39
--------------	------------------------------	---------------------------------	------------------------------	---------------------------------	------------------------------	---------------------------------	------------------------------	---------------------------------	------------------------------	---------------------------------	------------------------------	---------------------------------	------------------------------	---------------------------------	------------------------------	----------------------------------	------------------------------	---------------------------------	----------------------------------	------------------------------------	----------------------------------	--------

PITCHER	IP	WLS	BF	H	R	ER	SO	BB	IBB	HBP	BLK	WP	HR	S	P	ERA	WHIP
Charlie Hough, R (1, 1) ERA: 3.43	7.0	W	32	9	3	3	2	2	0	0	0	2	0	34	42	3.86	1.571
Dave Schmidt, R (8, 1) ERA: 2.57	2.0	S	7	1	0	0	2	1	0	0	0	0	0	10	14	0.00	1.000

BOTTOM

Texas Rangers @ Boston Red Sox
Fenway Park, Boston, MA
 Wed Jul 21 1982, 7:05 PM EDT
 Unknown

livebaseballscorecards.com

AB	36
R	3
H	10
RBI	3
BB	3
SO	4
LOB	15



Batter	1	2	3	4	5	6	7	8	9	AB R H RBI BB SO LOB	TOP							
Bill Sample, R (1, 7) OBP: 0.353, SLG: 0.454	0-0 G3		0-0 5-3			0-3 K			0-0 6-3	4 0 0 0 0 1 1								
Mickey Rivers, L (1, 10) OBP: 0.226, SLG: 0.226	0-3 K		0-3 K			0-0 4-3			0-0 1-3	4 0 0 0 0 2 1								
Buddy Bell, R (1, 5) OBP: 0.353, SLG: 0.434	0-0 F9				0-3 K				4-0 BB	3 0 0 0 1 2 0								
Dave Hostetter, R (1, 3) OBP: 0.364, SLG: 0.576		0-0 4-3			0-0 5-3				0-0 5-3	4 0 0 0 0 0 1								
Larry Parrish, R (1, 9) OBP: 0.261, SLG: 0.333		0-0 F9			0-0 6-3					3 0 0 0 0 0 0								
George Wright, S (1, 8) Lee Mazzilli, S (8, PH) OBP: 0.341, SLG: 0.342 (8, 8)		0-0 6-3			0-3 K				4-0 BB	2 0 0 0 0 1 0 0 0 0 0 0 1 0 0								
Mike Richardt, R (1, 4) OBP: 0.245, SLG: 0.276			0-0 G1 1B 2B			0-0 6-3			0-0 L9	3 1 1 0 0 0 1								
Wayne Tolleson, S (1, 6) Bill Stein, R (8, PH) OBP: 0.297, SLG: 0.313 (8, 6)			0-0 G1			0-0 L7			0-3 K	2 0 0 0 0 0 1 1 0 0 0 0 1 1								
Don Werner, R (1, 2) Jim Sundberg, R (8, PH) OBP: 0.322, SLG: 0.357 (8, 2)			0-0 5-3 1B			0-0 F3			0-0 F5	2 0 1 1 0 0 0 1 0 0 0 0 0 1								
Inning Stats	R: 0 E: 0 K: 1 S: 5	H: 0 LOB: 0 BB: 0 P: 5	R: 0 E: 0 K: 0 S: 3	H: 0 LOB: 0 BB: 0 P: 3	R: 1 E: 0 K: 1 S: 7	H: 2 LOB: 1 BB: 0 P: 7	R: 0 E: 0 K: 1 S: 5	H: 0 LOB: 0 BB: 0 P: 5	R: 0 E: 0 K: 1 S: 5	H: 0 LOB: 0 BB: 0 P: 5	R: 0 E: 0 K: 1 S: 5	H: 0 LOB: 1 BB: 1 P: 9	R: 0 E: 0 K: 0 S: 3	H: 0 LOB: 1 BB: 1 P: 7	1B: 1 2B: 1 3B: 0 HR: 0	SF: 0 SAC: 0 DP: 0 HBP: 0	WP: 0 PB: 0 SB: 0 CS: 0	PA: 31
PITCHER	IP WLS BF H R ER SO BB IBB HBP BLK WP HR S P ERA WHIP																	
Mike Torrez, R (1, 1) ERA: 5.87	8.0 W 27 2 1 1 7 1 0 0 0 0 0 0 40 44 1.12 0.375																	
Bob Stanley, R (9, 1) ERA: 2.83	1.0 4 0 0 0 0 1 0 0 0 0 0 0 3 7 0.00 1.000																	

Texas Rangers @ Boston Red Sox
 Fenway Park, Boston, MA
 Wed Jul 21 1982, 7:05 PM EDT
 Att: 30,225 - Unknown

AB	29
R	1
H	2
RBI	1
BB	2
SO	7
LOB	7



Batter	1	2	3	4	5	6	7	8	9
Jerry Remy, L (1, 4) OBP: 0.349, SLG: 0.311	0-0 6-3	0-0 BB 1-2 1B		0-0 L6		0-0 L8		4-0 1B BB	
Dwight Evans, R (1, 9) OBP: 0.397, SLG: 0.469	0-0 1B 2B	4-0 BB 1-2 2-3 G6-4-3 BB		0-3 K			0-3 K	0-0 1-3 1B	
Jim Rice, R (1, 7) OBP: 0.377, SLG: 0.469	0-0 2B E 1B	0-0 G6-4-3 1-2f			0-0 HR		0-0 F9	0-0 6-3	
Tony Perez, R (1, 10) OBP: 0.358, SLG: 0.431	0-0 E9 1B 1B 2B		4-0 BB 1B G6-3 BB		0-3 K		0-0 1B 2B		
Wade Boggs, L (1, 5) OBP: 0.413, SLG: 0.423	0-0 L8-6 1B 2-3 1B		0-0 1-3 1B G6-3		0-0 4-3		4-0 1B IBB		
Dave Stapleton, R (1, 3) OBP: 0.282, SLG: 0.366	0-0 1-2 3-H 1B		0-0 1-2f 3-H G6-3		0-0 2B		0-0 1-3 2-H 1B		
Glenn Hoffman, R (1, 6) OBP: 0.284, SLG: 0.341	0-0 L8-6 2-3		0-0 F7		0-0 6-3		0-0 F7		
Gary Allenson, R (1, 2) OBP: 0.270, SLG: 0.275		0-0 5-3		0-0 5-3		0-0 F4		0-0 F4	
Rick Miller, L (1, 8) OBP: 0.342, SLG: 0.344		0-0 BB 1B 1B		4-0 BB		0-0 F6		0-0 G3	

Inning Stats	R: 3	H: 5	E: 1	LOB: 1	K: 0	P: 7	R: 0	H: 2	E: 0	LOB: 2	K: 0	P: 8	R: 1	H: 1	E: 0	LOB: 0	K: 0	P: 7	R: 0	H: 0	E: 0	LOB: 1	K: 1	P: 9	R: 1	H: 2	E: 0	LOB: 1	K: 1	P: 7	R: 0	H: 0	E: 0	LOB: 0	K: 0	P: 3	R: 1	H: 2	E: 0	LOB: 2	K: 1	P: 11	R: 0	H: 1	E: 0	LOB: 2	K: 0	P: 8
	S: 7		S: 4		S: 3		S: 5		S: 7		S: 3		S: 7		S: 7		S: 5		S: 3		S: 7		S: 3		S: 7		S: 7		S: 7		S: 4		S: 4		S: 3		S: 7		S: 4		S: 4		S: 8					

PITCHER	IP	WLS	BF	H	R	ER	SO	BB	IBB	HBP	BLK	WP	HR	S	P	ERA	WHIP
Rick Honeycutt, L (1, 1) ERA: 4.71	1.1	L	10	7	3	3	0	0	0	0	0	0	0	10	10	20.25	5.250
Dan Boitano, R (2, 1) ERA: 5.17	5.1		23	5	3	3	3	3	1	0	0	0	1	25	41	5.06	1.500
Danny Darwin, R (7, 1) ERA: 3.25	1.1		6	1	0	0	0	1	0	0	0	0	0	5	9	0.00	1.500

AB R H RBI BB SO LOB

4	0	1	0	1	0	1
4	1	2	0	1	2	1
5	2	2	2	0	0	5
3	3	2	0	1	1	0
3	0	2	0	1	0	0
4	0	3	2	0	0	1
4	0	0	0	0	0	5
4	0	0	0	0	0	0
3	0	1	0	1	0	0

AB	34
R	6
H	13
RBI	4
BB	5
SO	3
LOB	13
WP: 0	PA: 39
PB: 0	
SB: 0	
CS: 0	

Texas Rangers @ Boston Red Sox
Fenway Park, Boston, MA
Wed Jul 21 1982, 7:05 PM EDT
Att. 30,225 - Unknown

livebaseballscorecards.com



Batter	1	2	3	4	5	6	7	8	9	AB R H RBI BB SO LOB	TOP									
Jerry Remy, L (1, 4) OBP: 0.350, SLG: 0.313	0-0 4-3 BB 1B		0-0 G3			0-0 4-3	0-0 1B		0-0 4-3	5 0 2 1 0 0 1	Boston Red Sox @ Minnesota Twins Hubert H. Humphrey Metrodome, Minneapolis, MN Fri Jul 23 1982, 8:05 PM EDT Att: 11,452 - Dome - 85 F livebaseballscorecards.com									
Dwight Evans, R (1, 9) OBP: 0.400, SLG: 0.470	4-0 4-3 BB		0-0 1B			0-0 2B SF9 1B	0-0 3-H F7		0-0 F3	4 1 2 0 1 0 2										
Jim Rice, R (1, 7) OBP: 0.375, SLG: 0.468	0-0 4-3		0-0 F8			0-0 SF9 2B		0-0 F8	0-3 K	5 0 1 0 0 1 4										
Carl Yastrzemski, L (1, 10) OBP: 0.384, SLG: 0.508	0-3 K			0-0 G6-4-3 1B		0-0 SF9		0-0 F9 1B 2B		3 1 2 1 0 1 2										
Carney Lansford, R (1, 5) OBP: 0.339, SLG: 0.381	0-3 K			0-0 F7		0-0 F3		0-0 F9		4 0 0 0 0 1 5										
Wade Boggs, L (1, 3) OBP: 0.415, SLG: 0.421		0-0 F7		0-0 G6-4-3 1-2f			4-0 1B E G4-3 BB	0-0 PB 1B		3 1 1 1 1 0 1										
Rich Gedman, L (1, 2) OBP: 0.311, SLG: 0.402			0-0 G3		0-0 L8		0-0 E6 G4-3 1B	4-0 BB 1B		3 1 0 0 1 0 1										
Glenn Hoffman, R (1, 6) OBP: 0.285, SLG: 0.341			0-0 6-3		0-0 F7		0-0 G4-3 1B	0-3 K		3 0 1 0 0 0 0										
Julio Valdez, S (7, 6) OBP: 0.429, SLG: 0.429							1-2 2-3 3-H 1B			0 0 0 0 0 0 0										
Tony Perez, R (8, PH) OBP: 0.356, SLG: 0.427										1 0 0 0 0 1 2										
Dave Stapleton, R (8, 6) OBP: 0.282, SLG: 0.366										0 0 0 0 0 0 0										
Rick Miller, L (1, 8) OBP: 0.341, SLG: 0.347			0-0 4-3		0-0 4-3		0-0 G4-3		0-0 4-3 2B	4 0 1 0 0 0 2										
Inning Stats	R: 0 E: 0 K: 2 S: 8	H: 1 LOB: 2 BB: 1 P: 12	R: 0 E: 0 K: 0 S: 3	H: 0 LOB: 0 BB: 0 P: 3	R: 0 E: 0 K: 0 S: 4	H: 1 LOB: 1 BB: 0 P: 4	R: 0 E: 0 K: 0 S: 3	H: 0 LOB: 0 BB: 0 P: 3	R: 1 E: 0 K: 0 S: 5	H: 2 LOB: 1 BB: 0 P: 5	R: 2 E: 1 K: 0 S: 5	H: 2 LOB: 1 BB: 1 P: 9	R: 1 E: 0 K: 1 S: 7	H: 2 LOB: 2 BB: 1 P: 11	R: 0 E: 0 K: 1 S: 6	H: 1 LOB: 1 BB: 0 P: 6	1B: 7 2B: 3 3B: 0 HR: 0	SF: 1 SAC: 0 DP: 2 HBP: 0	WP: 0 PB: 1 SB: 0 CS: 0	PA: 39
PITCHER	IP WLS BF H R ER SO BB IBB HBP BLK WP HR S P ERA WHIP																			
Bobby Castillo, R (1, 1) ERA: 3.95	6.2 W 28 7 3 1 2 2 0 0 0 0 0 0 30 38 1.35 1.350																			
John Pacella, R (7, 1) ERA: 5.03	1.0 6 2 1 1 0 1 0 0 0 0 0 0 5 9 9.00 3.000																			
Ron Davis, R (8, 1) ERA: 4.65	1.1 S 5 1 0 0 2 0 0 0 0 0 0 0 9 9 0.00 0.750																			



Batter	1	2	3	4	5	6	7	8	9	AB	R	H	RBI	BB	SO	LOB
Dave Engle, R OBP: 0.283, SLG: 0.376 (1, 9)	0-3 K		0-0 WP 3B	0-0 F3		0-0 F7		0-0 F8		5	1	1	1	0	1	1
Jesus Vega, R OBP: 0.289, SLG: 0.374 (1, 10)	0-0 F7		0-0 2B SF9 1B	0-0 5-3		0-0 F8				4	1	1	0	0	0	0
Tom Brunansky, R OBP: 0.390, SLG: 0.509 (1, 8)	0-0 2B		0-0 E 2B	0-0 F8		0-3 K				4	1	2	0	0	1	0
Kent Hrbek, L OBP: 0.392, SLG: 0.559 (1, 3)	0-0 4-3		0-0 L3		0-0 1B 2B 1B		0-0 F7			4	1	1	0	0	0	3
Gary Ward, R OBP: 0.311, SLG: 0.470 (1, 7)		0-0 F9	4-0 E 2B IBB		0-0 2B SF8 1B		0-3 K			3	2	1	0	1	1	0
Gary Gaetti, R OBP: 0.275, SLG: 0.456 (1, 6)		0-0 6-3	0-0 SF9		0-0 F9		0-3 K			3	0	0	1	0	1	2
Tim Laudner, R OBP: 0.360, SLG: 0.424 (1, 2)		4-0 BB	0-0 1B 2B		0-0 SF8 2B		4-0 FC4-6 BB			2	1	2	2	2	0	0
Mickey Hatcher, R OBP: 0.263, SLG: 0.311 (1, 5)		0-0 F1	0-0 1B 1B		0-0 SF8		0-0 F9			3	0	1	2	0	0	2
John Castino, R OBP: 0.300, SLG: 0.317 (1, 4)			0-0 3B BB		0-0 F9		0-0 FC4-6			3	1	1	0	1	0	2

Inning Stats	R: 0	H: 1	E: 0	K: 1	S: 6	H: 0	LOB: 1	BB: 0	P: 6	R: 0	H: 0	E: 0	K: 0	S: 3	R: 6	H: 6	E: 1	K: 0	S: 8	R: 0	H: 0	E: 0	K: 0	S: 3	R: 2	H: 3	E: 0	K: 0	S: 6	R: 0	H: 0	E: 0	K: 1	S: 5	R: 0	H: 0	E: 0	K: 2	S: 7	R: 0	H: 0	E: 0	K: 0	S: 3	R: 0	H: 0	E: 0	K: 0	S: 3	1B: 5	SF: 2	3B: 1	HR: 0
--------------	------	------	------	------	------	------	--------	-------	------	------	------	------	------	------	------	------	------	------	------	------	------	------	------	------	------	------	------	------	------	------	------	------	------	------	------	------	------	------	------	------	------	------	------	------	------	------	------	------	------	-------	-------	-------	-------


BOTTOM

Boston Red Sox @ Minnesota Twins
 Hubert H. Humphrey Metrodome, Minneapolis, MN

Fri Jul 23 1982, 8:05 PM EDT
 Att. 11,452 - Dome - 85 F


livebaseballscores.com

AB	31
R	8
H	10
RBI	6
BB	4
SO	4
LOB	10



WP: 1	PA: 37
PB: 0	SB: 1
CS: 0	

PITCHER	IP	WLS	BF	H	R	ER	SO	BB	IBB	HBP	BLK	WP	HR	S	P	ERA	WHIP
Bruce Hurst, L ERA: 4.83 (1, 1)	2.2	L	17	6	6	6	1	2	1	0	0	1	0	16	28	20.25	3.000
Tom Burgmeier, L ERA: 2.23 (3, 1)	2.1		10	4	2	2	0	0	0	0	0	0	0	10	10	7.71	1.714
John Tudor, L ERA: 4.21 (6, 1)	2.0		6	0	0	0	3	0	0	0	0	0	0	12	12	0.00	0.000
Mark Clear, R ERA: 3.0 (8, 1)	1.0		4	0	0	0	0	1	0	0	0	0	0	3	7	0.00	1.000

Batter	1	2	3	4	5	6	7	8	9	AB R H RBI BB SO LOB	TOP	
Jerry Remy, L (1, 4) OBP: 0.349, SLG: 0.312	0-0 1B		0-0 L6		0-3 K		0-3 K			4 0 1 0 0 2 0		
Dwight Evans, R (1, 9) OBP: 0.403, SLG: 0.476	0-0 F4		0-0 HR		0-0 2B			0-0 WP 1B		4 2 3 0 0 0 1		
Jim Rice, R (1, 7) OBP: 0.376, SLG: 0.478	0-0 G6-4-3 1B		0-0 HR		0-0 5-3			0-0 F9		4 1 2 2 0 0 2		
Tony Perez, R (1, 10) OBP: 0.346, SLG: 0.415	0-0 G6-4-3 1-2f		0-0 E6 FC6-4		0-0 6-3			0-3 K 1-2		4 0 0 0 0 1 4		
Carney Lansford, R (1, 5) Ed Jurak, R (8, PR) OBP: 0.286, SLG: 0.231		0-0 4-3	0-0 F8		0-0 4-3			0-0 1B		4 0 1 1 0 0 1 0 0 0 0 0 0 0		
Dave Stapleton, R (1, 3) Carl Yastrzemski, L (8, PH) OBP: 0.383, SLG: 0.506		0-0 1B	0-0 FC6-4 1-2f		0-0 F7			0-0 F5		3 0 1 0 0 0 1 1 0 0 0 0 0 1		
Glenn Hoffman, R (1, 6) Wade Boggs, L (9, PH) OBP: 0.420, SLG: 0.425		0-3 K		0-0 F6		0-0 F8			0-0 G4-3 1B	3 0 0 0 0 1 1 1 0 1 0 0 0 0	AB 36 R 3 H 10 RBI 3 BB 0 SO 5 LOB 14	
Gary Allenson, R (1, 2) Rich Gedman, L (9, PH) OBP: 0.310, SLG: 0.400		0-0 1B		0-0 6-3			0-0 F9		0-0 G4-3 1-2f	3 0 1 0 0 0 0 1 0 0 0 0 0 1		
Rick Miller, L (1, 8) OBP: 0.336, SLG: 0.341		0-3 K		0-0 4-3			0-0 4-3		0-0 1-3	4 0 0 0 0 1 2		
Inning Stats	R: 0 E: 0 K: 0 S: 4 H: 2 LOB: 1 BB: 0 P: 4	R: 0 E: 0 K: 2 S: 9 H: 2 LOB: 2 BB: 0 P: 9	R: 2 E: 1 K: 0 S: 6 H: 2 LOB: 1 BB: 0 P: 6	R: 0 E: 0 K: 0 S: 3 H: 0 LOB: 0 BB: 0 P: 3	R: 0 E: 0 K: 1 S: 6 H: 1 LOB: 1 BB: 0 P: 6	R: 0 E: 0 K: 0 S: 3 H: 0 LOB: 0 BB: 0 P: 3	R: 0 E: 0 K: 1 S: 5 H: 0 LOB: 0 BB: 0 P: 5	R: 1 E: 0 K: 1 S: 7 H: 2 LOB: 1 BB: 0 P: 7	R: 0 E: 0 K: 0 S: 3 H: 1 LOB: 0 BB: 0 P: 3	1B: 8 2B: 1 3B: 0 HR: 1 SF: 0 SAC: 0 DP: 2 HBP: 0	WP: 1 PB: 0 SB: 0 CS: 0 PA: 36	
PITCHER Brad Havens, L (1, 1) ERA: 4.46 Ron Davis, R (8, 1) ERA: 4.65	IP WLS BF H R ER SO BB IBB HBP BLK WP HR S P ERA WHIP	7.0 W 28 7 2 2 4 0 0 0 0 0 1 36 36 2.57 1.000	2.0 S 8 3 1 1 1 0 0 0 0 1 0 10 10 4.50 1.500	PITCHER IP WLS BF H R ER SO BB IBB HBP BLK WP HR S P ERA WHIP								

Boston Red Sox @ Minnesota Twins
 Hubert H. Humphrey Metrodome, Minneapolis, MN
 Sat Jul 24 1982, 8:05 PM EDT
 Att. 15,194 - Dome - 85 F

livebaseballscorecards.com

Batter	1	2	3	4	5	6	7	8	9
Bobby Mitchell, L (1, 8) OBP: 0.327, SLG: 0.308	0-0 6-3		4-0 PB BB		4-0 1B BB		0-0 1-3	4-0 1-2 1B BB	
Randy Bush, L (1, 10) OBP: 0.257, SLG: 0.273	0-3 K		0-3 K		0-0 F7		0-0 2B 2B	0-0 1-3 2-H 1B	
Tom Brunansky, R (1, 9) OBP: 0.390, SLG: 0.505	1-0 HBP			0-3 K	0-0 1-3 1B		0-0 L7	0-0 L7	
Kent Hrbek, L (1, 3) OBP: 0.393, SLG: 0.556	0-0 4-3			4-0 1B WP BB	0-0 F7		4-0 2B IBB		
Gary Ward, R (1, 7) OBP: 0.313, SLG: 0.474		0-0 L9		0-0 F4		0-0 FC6-4 1B	0-0 1-3 2-H 2B		
Gary Gaetti, R (1, 5) OBP: 0.275, SLG: 0.453		0-0 5-3		0-0 1B		0-0 FC6-4 G4-3	0-3 K		
John Castino, R (1, 4) OBP: 0.308, SLG: 0.321		0-0 CS 1B		4-0 1B BB		0-0 G4-3		0-0 FC5-6 SH1-4 1B	
Sal Butera, R (1, 2) OBP: 0.374, SLG: 0.286		0-0 CS	4-0 G5-4-3 BB	0-0 5-3			0-0 HR 1B	0-0 SH1-4	
Lenny Faedo, R (1, 6) OBP: 0.258, SLG: 0.318			0-0 G5-4-3		0-3 K		0-0 HR	0-0 FC5-6 BB 1B	

Inning Stats	R: 0	H: 0	E: 0	K: 1	S: 5	R: 0	H: 1	E: 0	K: 0	S: 3	R: 0	H: 0	E: 0	K: 1	S: 4	R: 1	H: 1	E: 0	K: 1	S: 6	R: 0	H: 1	E: 0	K: 1	S: 6	R: 0	H: 1	E: 0	K: 0	S: 3	R: 3	H: 4	E: 0	K: 1	S: 9	R: 1	H: 2	E: 0	K: 0	S: 5
	LOB: 1	BB: 0	P: 6			LOB: 0	BB: 0	P: 3			LOB: 1	BB: 2	P: 12			LOB: 2	BB: 2	P: 14			LOB: 0	BB: 0	P: 3			LOB: 2	BB: 1	P: 10			LOB: 2	BB: 1	P: 13			LOB: 2	BB: 1	P: 9		

PITCHER	IP	WLS	BF	H	R	ER	SO	BB	IBB	HBP	BLK	WP	HR	S	P	ERA	WHIP
Chuck Rainey, R (1, 1) ERA: 4.52	3.2		16	2	1	1	3	4	0	0	0	1	0	17	34	2.46	1.636
Bob Stanley, R (4, 1) ERA: 3.01	3.0	L	16	6	3	3	1	1	1	0	0	0	1	16	24	9.00	2.333
Luis Aponte, R (7, 1) ERA: 3.61	1.1		7	2	1	1	1	1	0	0	0	0	0	8	12	6.75	2.250

BOTTOM

Boston Red Sox @ Minnesota Twins
 Hubert H. Humphrey Metrodome, Minneapolis, MN

Sat Jul 24 1982, 8:05 PM EDT
 Att. 15,194 - Dome - 85 F

livebaseballscorecards.com

AB	30
R	5
H	10
RBI	5
BB	7
SO	5
LOB	17



1B: 7	SF: 0	WP: 1	PA: 40
2B: 2	SAC: 1	PB: 1	
3B: 0	DP: 2	SB: 0	
HR: 1	HBP: 1	CS: 1	

Batter	1	2	3	4	5	6	7	8	9	AB R H RBI BB SO LOB	TOP							
Jerry Remy, L (1, 4) OBP: 0.347, SLG: 0.310	0-0 6-3		0-0 F8		0-0 FC6-4 1B		0-0 F8		0-0 F8	5 0 1 0 0 0 1								
Dwight Evans, R (1, 9) OBP: 0.399, SLG: 0.470	0-0 F8		0-0 F7		0-0 FC6-4			0-3 K		4 0 0 0 0 1 2								
Jim Rice, R (1, 7) OBP: 0.378, SLG: 0.478	0-0 1B			0-0 F8		0-0 4-3 WP SF9 1B		0-0 F6		4 1 2 0 0 0 0								
Carl Yastrzemski, L (1, 10) OBP: 0.381, SLG: 0.500	0-0 F4			0-0 G1		0-0 4-3		4-0 1B HR BB		3 1 0 0 1 0 2								
Carney Lansford, R (1, 5) OBP: 0.340, SLG: 0.394		0-0 L9		0-0 HR		0-0 SF9		0-0 1-3 HR 1B		3 2 2 2 0 0 0								
Wade Boggs, L (1, 3) OBP: 0.415, SLG: 0.443		0-0 6-3		0-0 F7		0-0 3-1		0-0 1-H 3-H HR		4 1 1 3 0 0 0								
Rich Gedman, L (1, 2) OBP: 0.313, SLG: 0.406						0-3 K		0-0 F8		4 0 2 0 0 1 0								
Dave Stapleton, R (1, 6) OBP: 0.282, SLG: 0.363		0-0 L5				4-0 1B BB		0-3 K		3 0 0 0 1 1 2								
Rick Miller, L (1, 8) OBP: 0.331, SLG: 0.336			0-0 F7		0-0 F8		0-0 FC6-5		0-0 4-3	4 0 0 0 0 0 2								
Inning Stats	R: 0 E: 0 K: 0 S: 4	H: 1 LOB: 1 BB: 0 P: 4	R: 0 E: 0 K: 0 S: 4	H: 1 LOB: 1 BB: 0 P: 4	R: 0 E: 0 K: 0 S: 3	H: 0 LOB: 0 BB: 0 P: 3	R: 1 E: 0 K: 0 S: 4	H: 1 LOB: 0 BB: 0 P: 4	R: 0 E: 0 K: 1 S: 6	H: 1 LOB: 1 BB: 0 P: 6	R: 3 E: 0 K: 1 S: 7	H: 2 LOB: 0 BB: 1 P: 11	R: 0 E: 0 K: 0 S: 3	H: 0 LOB: 0 BB: 0 P: 3	1B: 5 2B: 1 3B: 0 HR: 2	SF: 1 SAC: 0 DP: 0 HBP: 0	WP: 1 PB: 0 SB: 0 CS: 0	PA: 37
PITCHER	IP WLS BF H R ER SO BB IBB HBP BLK WP HR S P ERA WHIP																	
Albert Williams, R (1, 1) ERA: 5.65	7.0 L 28 6 2 2 2 1 0 0 0 1 1 31 35 2.57 1.000																	
Terry Felton, R (8, 1) ERA: 4.57	2.0 9 2 3 3 1 1 0 0 0 0 1 10 14 13.50 1.500																	

Boston Red Sox @ Minnesota Twins
 Hubert H. Humphrey Metrodome, Minneapolis, MN

Sun Jul 25 1982, 4:33 AM EDT
 Att. 10,961 - Dome - 82 F

livebaseballscorecards.com

AB 34
R 5
H 8
RBI 5
BB 2
SO 3
LOB 9



Batter	1	2	3	4	5	6	7	8	9	AB R H RBI BB SO LOB
Bobby Mitchell, L (1, 8) OBP: 0.324, SLG: 0.302	0-3 K	0-0 FC4-6 1-2f			0-0 6-3 1-2			0-0 1-3 BBB	4-0 BB 1-2 2-3 BB	4 0 0 0 1 1 4
Randy Bush, L (1, 10) OBP: 0.225, SLG: 0.237	0-0 F2		0-3 K		0-0 F8			0-0 L8	0-3 K	5 0 0 0 0 2 4
Tom Brunansky, R (1, 9) OBP: 0.396, SLG: 0.507	0-0 1B		1-0 G4-6-3 HBP			0-0 F8		0-0 1B 1B		3 0 2 0 0 0 0
Kent Hrbek, L (1, 3) OBP: 0.391, SLG: 0.552	0-0 F8		0-0 G4-6-3 1-2f			0-0 4-3		0-0 1-2 1B		4 0 1 0 0 0 2
Gary Ward, R (1, 7) OBP: 0.310, SLG: 0.468		0-0 3-1		0-0 6-3		0-0 6-3		0-3 K		4 0 0 0 0 1 2
Gary Gaetti, R (1, 5) OBP: 0.275, SLG: 0.450		0-3 K		0-0 F7			0-0 1B	0-0 5-3		4 0 1 0 0 1 0
Tim Laudner, R (1, 2) OBP: 0.364, SLG: 0.426		0-0 HBP BB 1B		0-3 K			0-0 F3	0-0 BB BB 1B		4 0 2 0 0 1 1
John Castino, R (1, 4) OBP: 0.315, SLG: 0.323		4-0 BBB 1-2 BB			0-0 6-3 1B		0-0 F8	4-0 BBB 1-2 BB BB		2 0 1 0 2 0 1
Lenny Faedo, R (1, 6) OBP: 0.260, SLG: 0.311		1-0 HBP			0-0 F3		0-0 F4	0-3 K		2 0 0 0 0 0 2
Randy Johnson, L (9, PH) OBP: 0.341, SLG: 0.454		1-2 2-3 HBP								1 0 0 0 0 1 2

Inning Stats	R: 0	H: 1	E: 0	LOB: 1	K: 1	S: 6	P: 6	R: 0	H: 1	E: 0	LOB: 3	K: 1	S: 6	P: 11	R: 0	H: 0	E: 0	LOB: 0	K: 1	S: 4	P: 5	R: 0	H: 0	E: 0	LOB: 0	K: 1	S: 5	P: 5	R: 0	H: 1	E: 0	LOB: 1	K: 0	S: 4	P: 4	R: 0	H: 0	E: 0	LOB: 0	K: 0	S: 3	P: 3	R: 0	H: 1	E: 0	LOB: 1	K: 0	S: 4	P: 4	R: 0	H: 2	E: 0	LOB: 2	K: 1	S: 7	P: 7	R: 0	H: 1	E: 0	LOB: 3	K: 2	S: 8	P: 16	1B: 7	2B: 0	3B: 0	HR: 0	SF: 0	SAC: 0	DP: 1	HBP: 2	WP: 0	PB: 0	SB: 0	CS: 0	PA: 38
Mike Torrez, R (1, 1) ERA: 5.43	IP	WLS	BF	H	R	ER	SO	BB	IBB	HBP	BLK	WP	HR	S	P	ERA	WHIP																																																											
Mark Clear, R (8, 1) ERA: 2.93	1.1	7	1	0	0	3	2	0	0	0	0	0	0	11	19	0.00	2.250																																																											

BOTTOM

Boston Red Sox @ Minnesota Twins
 Hubert H. Humphrey Metrodome, Minneapolis, MN
 Sun Jul 25 1982, 4:33 AM EDT
 Att: 10,961 - Dome - 82 F

livebaseballscorecards.com

AB	33
R	0
H	7
RBI	0
BB	3
SO	7
LOB	18



Batter	1	2	3	4	5	6	7	8	9	AB R H RBI BB SO LOB	TOP											
Damaso Garcia, R (1, 4) OBP: 0.338, SLG: 0.401	0-3 K		0-0 4-3		4-0 BB S BB BB			0-0 F6		3 0 0 0 1 1 0												
Rance Mulliniks, L (1, 5) OBP: 0.329, SLG: 0.335	0-0 4-3		0-0 4-3		0-0 F8			0-0 4-3		4 0 0 0 0 0 1												
Lloyd Moseby, L (1, 8) OBP: 0.294, SLG: 0.380	0-0 4-3		0-0 4-3		0-0 G3 1-2			0-0 1B 1B		4 0 1 0 0 0 1												
Willie Upshaw, L (1, 3) OBP: 0.352, SLG: 0.493		0-0 F9		0-0 CS 1B 1B		0-0 G3		0-0 1B 1-3 1B		4 0 2 0 0 0 0												
Hosken Powell, L (1, 9) OBP: 0.301, SLG: 0.367		0-0 G3		0-0 PB CS 1B 1-2		0-0 G3		0-0 1-3		4 0 1 0 0 0 2												
Dave Revering, L (1, 10) OBP: 0.292, SLG: 0.328		0-0 BB 1B 1B		0-3 K 1-2 2-3		0-0 4-3		0-0 5-3		4 1 1 0 0 1 2												
Ernie Whitt, L (1, 2) OBP: 0.319, SLG: 0.436		4-0 1B 1-2 BB		0-0 F2 2-3		0-0 F8		0-0 F7		3 0 0 0 1 0 1												
Al Woods, L (1, 7) OBP: 0.241, SLG: 0.287		0-0 1-2 2-H 1B		0-0 G3		0-0 3-1		0-0 4-3		4 0 1 1 0 0 0												
Alfredo Griffin, S (1, 6) OBP: 0.265, SLG: 0.321		0-0 F5		0-0 HR		0-0 4-3				3 1 1 1 0 0 2												
Inning Stats	R: 0 E: 0 K: 1 S: 5	H: 0 LOB: 0 BB: 0 P: 5	R: 1 E: 0 K: 0 S: 5	H: 2 LOB: 2 BB: 1 P: 9	R: 0 E: 0 K: 0 S: 3	H: 0 LOB: 0 BB: 0 P: 3	R: 0 E: 0 K: 1 S: 6	H: 2 LOB: 1 BB: 0 P: 6	R: 1 E: 0 K: 0 S: 4	H: 1 LOB: 1 BB: 1 P: 8	R: 0 E: 0 K: 0 S: 3	H: 0 LOB: 0 BB: 0 P: 3	R: 0 E: 0 K: 0 S: 5	H: 2 LOB: 2 BB: 0 P: 5	R: 0 E: 0 K: 0 S: 3	H: 0 LOB: 0 BB: 0 P: 3	R: 0 E: 0 K: 0 S: 3	H: 0 LOB: 0 BB: 0 P: 3	1B: 6 2B: 0 3B: 0 HR: 1	SF: 0 SAC: 0 DP: 0 HBP: 0	WP: 0 PB: 1 SB: 1 CS: 2	PA: 35
PITCHER Dennis Eckerseley, R (1, 1) ERA: 3.29	IP: 9.0 WLS: W BF: 35 H: 7 R: 2 ER: 2 SO: 2 BB: 2 IBB: 0 HBP: 0 BLK: 0 WP: 0 HR: 1 S: 37 P: 45 ERA: 2.00 WHIP: 1.000																					

Toronto Blue Jays @ Boston Red Sox
 Fenway Park, Boston, MA
 Mon Jul 26 1982, 7:05 PM EDT
 Att. 22,261 - Unknown - 78 F

livebaseballscorecards.com

AB 33
R 2
H 7
RBI 2
BB 2
SO 2
LOB 9



Batter	1	2	3	4	5	6	7	8	9	AB R H RBI BB SO LOB	TOP		
Damaso Garcia, R (1, 4) OBP: 0.341, SLG: 0.408	0-0 F8	0-0 F4			0-0 1B		0-0 S 2B		0-0 S 2B	5 0 3 1 0 0 1			
Garth Iorg, R (1, 5) OBP: 0.313, SLG: 0.387	0-0 F8		0-0 5-3		0-0 F9		0-0 F4		0-0 F3	5 0 0 0 0 0 3			
Barry Bonnell, R (1, 7) OBP: 0.351, SLG: 0.459	0-0 BB 1B		0-0 5-3		0-0 F8		0-0 5-3		0-3 K	5 0 1 0 0 1 3			
Jesse Barfield, R (1, 9) OBP: 0.349, SLG: 0.474	4-0 1-2 BB		0-0 1B		0-0 F4		0-0 F9			3 0 1 0 1 0 0			
Leon Roberts, R (1, 10) OBP: 0.264, SLG: 0.311	0-3 K		0-0 F3		0-0 1B		0-3 K			4 0 1 0 0 2 3			
Willie Upshaw, L (1, 3) OBP: 0.351, SLG: 0.490		0-0 4-3		0-0 1-4-3		0-0 F9		0-0 BLK 1B		4 1 1 0 0 0 1			
Buck Martinez, R (1, 2) OBP: 0.315, SLG: 0.419		0-0 2B FC6-5-4 1B		0-0 F6		0-0 5-3		0-0 1-H 1B 1B		4 1 2 1 0 0 1			
Lloyd Moseby, L (1, 8) OBP: 0.297, SLG: 0.385		0-0 FC6-5-4 1-3 2B		0-3 K		0-3 K		0-0 2-H 1B		4 0 2 0 0 2 0			
Alfredo Griffin, S (1, 6) OBP: 0.265, SLG: 0.323		0-0 FC6-5-4 2-3 3-H		0-0 4-3		0-0 2B 2B		0-0 4-3		4 1 1 1 0 0 1			
Inning Stats	R: 0 E: 0 K: 1 S: 6 H: 1 LOB: 2 BB: 1 P: 10	R: 1 E: 0 K: 0 S: 5 H: 2 LOB: 1 BB: 0 P: 5	R: 0 E: 0 K: 0 S: 4 H: 1 LOB: 1 BB: 0 P: 4	R: 0 E: 0 K: 1 S: 5 H: 0 LOB: 0 BB: 0 P: 5	R: 0 E: 0 K: 0 S: 4 H: 1 LOB: 1 BB: 0 P: 4	R: 0 E: 0 K: 0 S: 4 H: 1 LOB: 1 BB: 0 P: 4	R: 1 E: 0 K: 1 S: 7 H: 2 LOB: 1 BB: 0 P: 7	R: 1 E: 0 K: 1 S: 7 H: 3 LOB: 2 BB: 0 P: 7	R: 0 E: 0 K: 1 S: 6 H: 1 LOB: 1 BB: 0 P: 6	1B: 8 2B: 4 3B: 0 HR: 0 SF: 0 SAC: 0 DP: 0 HBP: 0	WP: 0 PB: 0 SB: 2 CS: 0 PA: 39		
PITCHER	IP WLS BF H R ER SO BB IBB HBP BLK WP HR S P ERA WHIP											PITCHER	IP WLS BF H R ER SO BB IBB HBP BLK WP HR S P ERA WHIP
John Tudor, L (1, 1) ERA: 4.17	7.2 L 34 10 3 3 4 1 0 0 0 1 0 0 41 45 3.52 1.435												
Mark Clear, R (8, 1) ERA: 2.87	1.1 5 2 0 0 1 0 0 0 0 0 0 0 7 7 0.00 1.500												

Toronto Blue Jays @ Boston Red Sox
Fenway Park, Boston, MA
Tue Jul 27 1982, 7:05 PM EDT
Att. 27,077 - Unknown - 74 F

livebaseballscorecards.com

AB 38
R 3
H 12
RBI 3
BB 1
SO 5
LOB 13



Batter	1	2	3	4	5	6	7	8	9	AB R H RBI BB SO LOB	TOP																									
Damaso Garcia, R (1, 4) OBP: 0.344, SLG: 0.411	0-0 1B 1B	0-0 1B 2B	0-0 G6-4-3 1-2f			4-0 CS BB		0-0 F7		4 2 2 0 1 0 2																										
Garth Iorg, R (1, 5) OBP: 0.317, SLG: 0.391 Rance Mulliniks, L (6, PH) OBP: 0.325, SLG: 0.332 (6, 5)	0-0 5-3 1-2 1B 1B	0-0 3-1 2-H 1B		0-0 6-3		0-0 F7		0-3 K	3 1 2 1 0 0 0 2 0 0 0 0 1 1																											
Barry Bonnell, R (1, 7) OBP: 0.349, SLG: 0.454	0-0 1B 5-3 1-2 2-H 1B	0-0 3-1 2-3		0-0 4-3		0-0 CS 1-2	0-3 K	0-0 5-3	5 1 1 1 0 1 1																											
Jesse Barfield, R (1, 9) OBP: 0.345, SLG: 0.468 Hosken Powell, L (7, PH) OBP: 0.297, SLG: 0.362 (7, 9)	0-0 5-3 1-2 2-3	0-0 1-3		0-3 K		0-0 G3		0-0 6-3	3 0 0 0 0 1 3 2 0 0 0 0 0 0																											
Leon Roberts, R (1, 10) OBP: 0.274, SLG: 0.314 Dave Revere, L (7, PH) OBP: 0.296, SLG: 0.331	4-0 1B BB		0-0 1-3		0-0 S 1B		0-0 1B		2 0 1 0 1 0 0 1 0 1 0 0 0 0																											
Willie Upshaw, L (1, 3) OBP: 0.353, SLG: 0.490	0-0 1-2 2-3 3-H 1B		0-0 1B 2B 1B		0-0 L9 1-2		0-0 G3		4 1 2 1 0 0 2																											
Buck Martinez, R (1, 2) OBP: 0.315, SLG: 0.420 Ernie Whitt, L (8, PH) OBP: 0.323, SLG: 0.439 (8, 2)	0-0 SF8 3-H		0-0 2B 1-2 1B 1B		0-0 F9		0-0 F9 6-3 1B	2 1 1 1 0 0 1 1 0 1 0 0 0 0		AB 37 R 7 H 13 RBI 7 BB 2 SO 4 LOB 15																										
Lloyd Moseby, L (1, 8) OBP: 0.296, SLG: 0.386	0-3 K		0-0 1B 1-3 2-H 2B		0-0 5-3		0-0 6-3 1-2	4 1 1 1 0 1 4																												
Alfredo Griffin, S (1, 6) OBP: 0.264, SLG: 0.322		0-0 5-3	0-0 G6-4-3 2-H 3-H 1B		0-0 4-3		0-0 F9 2-3	4 0 1 2 0 0 1																												
Inning Stats	R: 3 E: 0 K: 1 S: 9	H: 4 LOB: 2 BB: 1 P: 13	R: 1 E: 0 K: 0 S: 5	H: 2 LOB: 1 BB: 0 P: 5	R: 3 E: 0 K: 0 S: 6	H: 4 LOB: 0 BB: 0 P: 6	R: 0 E: 0 K: 1 S: 5	H: 0 LOB: 0 BB: 0 P: 5	R: 0 E: 0 K: 1 S: 4	H: 1 LOB: 1 BB: 0 P: 4	R: 0 E: 0 K: 0 S: 2	H: 0 LOB: 0 BB: 1 P: 6	R: 0 E: 0 K: 1 S: 6	H: 1 LOB: 1 BB: 0 P: 6	R: 0 E: 0 K: 1 S: 5	H: 0 LOB: 0 BB: 0 P: 5	1B: 11 2B: 2 3B: 0 HR: 0	SF: 1 SAC: 0 DP: 1 HBP: 0	WP: 0 PB: 0 SB: 1 CS: 1	PA: 41																
PITCHER	IP WLS BF H R ER SO BB IBB HBP BLK WP HR S P ERA WHIP																																			
Bruce Hurst, L (1, 1) ERA: 5.14	0.1		6	4	3	3	0	1	0	0	0	0	0	5	9	81.00	15.000																			
Luis Aponte, R (1, 1) ERA: 4.2	2.2		13	6	4	4	1	0	0	0	0	0	0	15	15	13.50	2.250																			
Bob Ojeda, L (4, 1) ERA: 5.45	2.0	W	7	1	0	0	1	0	0	0	0	0	0	9	9	0.00	0.500																			
Bob Stanley, R (6, 1) ERA: 2.9	4.0	S	14	2	0	0	2	1	0	0	0	0	0	17	21	0.00	0.750																			

Toronto Blue Jays @ Boston Red Sox
Fenway Park, Boston, MA
Wed Jul 28 1982, 7:05 PM EDT
Att. 18,627 - Unknown - 71 F

livebaseballscorecards.com



Batter	1	2	3	4	5	6	7	8	9
Jerry Remy, L OBP: 0.341, SLG: 0.303 (1, 4)	0-3 K		0-0 F6		0-0 F8	0-0 1B		0-0 G1-3-6	
Dwight Evans, R OBP: 0.396, SLG: 0.481 (1, 9)	0-0 4-3		0-0 HR		0-0 HR	0-0 F3		0-3 K	
Jim Rice, R OBP: 0.381, SLG: 0.487 (1, 7)	0-0 1B		0-0 5-3		0-0 1B HR	0-3 K			
Carl Yastrzemski, L OBP: 0.377, SLG: 0.491 (1, 10)	0-0 G3		0-0 F7		0-0 1B HR		0-0 4-3		
Carney Lansford, R OBP: 0.339, SLG: 0.399 (1, 5)		4-0 BB		0-3 K	0-0 HR		0-0 CS		
Dave Stapleton, R OBP: 0.284, SLG: 0.365 (6, 3)		G1-6-3 1B		0-0 F9	0-0 6-3		4-0 1B		
Wade Boggs, L OBP: 0.414, SLG: 0.428 (1, 3)		0-0 1B		0-0 F8	0-3 K		0-0 1B		
Rich Gedman, L OBP: 0.305, SLG: 0.393 (1, 2)		0-0 G1-6-3		0-0 F8	0-3 K		0-0 FC6-4		
Glenn Hoffman, R OBP: 0.285, SLG: 0.346 (1, 6)		0-0 1B		0-0 1B	0-0 1B	4-0 SH1-4	0-0 FC6-4		
Rick Miller, L OBP: 0.331, SLG: 0.333 (1, 8)		0-0 4-3		0-0 1B	0-0 1B	0-0 SH1-4		0-0 1B	

Inning Stats	R: 0	H: 1	E: 0	K: 1	S: 6	LOB: 1	BB: 0	P: 6
	R: 1	H: 2	E: 0	K: 0	S: 4	LOB: 1	BB: 1	P: 8
	R: 1	H: 1	E: 0	K: 0	S: 4	LOB: 0	BB: 0	P: 4
	R: 0	H: 0	E: 0	K: 1	S: 5	LOB: 0	BB: 0	P: 5
	R: 6	H: 6	E: 0	K: 1	S: 11	LOB: 0	BB: 0	P: 11
	R: 1	H: 1	E: 0	K: 1	S: 6	LOB: 1	BB: 1	P: 10
	R: 0	H: 2	E: 0	K: 0	S: 4	LOB: 2	BB: 1	P: 8
	R: 0	H: 1	E: 0	K: 1	S: 5	LOB: 0	BB: 0	P: 5


PITCHER	IP	WLS	BF	H	R	ER	SO	BB	IBB	HBP	BLK	WP	HR	S	P	ERA	WHIP
Dave Stieb, R ERA: 3.9 (1, 1)	4.1		22	9	7	7	2	1	0	0	0	0	2	25	29	14.54	2.308
Roy Lee Jackson, R ERA: 3.15 (5, 1)	1.0	L	5	1	2	2	1	1	0	0	0	0	1	6	10	18.00	2.000
Dale Murray, R ERA: 3.27 (6, 1)	2.2		11	4	0	0	2	1	0	0	0	0	0	14	18	0.00	1.875

BOTTOM

Toronto Blue Jays @ Boston Red Sox
 Fenway Park, Boston, MA
 Wed Jul 28 1982, 7:05 PM EDT
 Att: 18,627 - Unknown - 71 F

AB	R	H	RBI	BB	SO	LOB
5	0	1	1	0	1	3
5	2	2	4	0	1	1
4	1	2	0	0	1	1
4	1	1	0	0	0	1
2	2	1	3	1	1	0
1	0	1	0	0	0	0
3	0	1	0	1	0	0
4	0	1	0	0	1	2
3	2	2	1	1	0	2
3	1	2	0	0	0	1

AB	34
R	9
H	14
RBI	9
BB	3
SO	5
LOB	11



1B	2B	3B	HR	SF	SAC	DP	HBP	WP	PA
11	0	0	3	0	1	2	0	0	38

WP	HR	S	P	ERA	WHIP
0	0	2	2	0.00	1.875

livebaseballscorecards.com

Batter	1	2	3	4	5	6	7	8	9	AB R H RBI BB SO LOB	TOP											
Jerry Remy, L (1, 4) OBP: 0.344, SLG: 0.312	0-0 1-3		0-0 1B 2B		0-0 1B 2B	0-0 F9			0-0 2B 1B	5 2 3 0 0 0 1												
Dwight Evans, R (1, 9) OBP: 0.403, SLG: 0.489	0-0 CS 1B		0-0 2-3 3-H 1B		4-0 1B SF8 BB		0-0 1B	0-0 SF8-3-5 2B	4 1 4 1 1 0 0													
Jim Rice, R (1, 7) OBP: 0.379, SLG: 0.485	0-3 K 1-2		0-0 G3		0-0 1-3 2-H 3-H 1B		0-0 F8	0-0 SF9-3-5	4 0 1 3 0 1 4													
Carl Yastrzemski, L (1, 3) OBP: 0.374, SLG: 0.498		0-0 1-3		0-0 F7		0-0 SF8		0-0 F9	0-0 HR	4 1 1 2 0 0 1												
Carney Lansford, R (1, 10) OBP: 0.340, SLG: 0.403 Dave Stapleton, R (9, PR) OBP: 0.284, SLG: 0.365		0-0 6-3		0-0 2B		0-0 F7		0-0 F7	0-0 1B	5 0 2 0 0 0 2 0 0 0 0 0 0 0												
Wade Boggs, L (1, 5) OBP: 0.407, SLG: 0.420		0-0 F8		0-0 F7		0-0 F7 SH2-3 E 1B		0-0 F9	0-3 K2-3	5 1 1 0 0 1 2												
Glenn Hoffman, R (1, 6) OBP: 0.283, SLG: 0.343			0-0 6-3	0-0 6-3		0-0 SH2-3		0-0 F8		3 0 0 0 0 0 1												
Gary Allenson, R (1, 2) OBP: 0.271, SLG: 0.276			0-0 6-3		0-0 5-3	0-0 F7		0-0 F7	0-0 1B	4 0 1 0 0 0 1												
Rick Miller, L (1, 8) OBP: 0.330, SLG: 0.330			0-0 E6 2B 1B		4-0 2B 1B BB	0-0 E6		0-0 F4		3 2 0 0 1 0 1												
Inning Stats	R: 0 E: 0 K: 1 S: 5	H: 1 LOB: 0 BB: 0 P: 5	R: 0 E: 0 K: 0 S: 3	H: 0 LOB: 0 BB: 0 P: 3	R: 1 E: 1 K: 0 S: 6	H: 2 LOB: 2 BB: 0 P: 6	R: 0 E: 0 K: 0 S: 4	H: 1 LOB: 1 BB: 0 P: 4	R: 3 E: 0 K: 0 S: 5	H: 2 LOB: 1 BB: 2 P: 13	R: 1 E: 1 K: 0 S: 5	H: 1 LOB: 1 BB: 0 P: 5	R: 0 E: 0 K: 0 S: 4	H: 1 LOB: 1 BB: 0 P: 4	R: 0 E: 0 K: 0 S: 4	H: 1 LOB: 1 BB: 0 P: 4	R: 2 E: 0 K: 1 S: 8	H: 4 LOB: 1 BB: 0 P: 8	1B: 8 2B: 5 3B: 0 HR: 1	SF: 2 SAC: 1 DP: 1 HBP: 0	WP: 0 PB: 0 SB: 0 CS: 1	PA: 42
PITCHER	IP WLS BF H R ER SO BB IBB HBP BLK WP HR S P ERA WHIP																					
Dennis Lamp, R (1, 1) ERA: 4.24	4.1 L 21 6 4 3 1 2 0 0 0 0 0 0 21 29 6.23 1.846																					
Chico Escarrega, R (5, 1) ERA: 2.81	4.1 20 7 3 2 0 0 0 0 0 0 0 1 20 20 4.15 1.615																					
Kevin Hickey, L (9, 1) ERA: 3.77	0.1 1 0 0 0 1 0 0 0 0 0 0 0 3 3 0.00 0.000																					

Boston Red Sox @ Chicago White Sox
 Comiskey Park, Chicago, IL
 Thu Jul 29 1982, 8:05 PM EDT
 Att. 21,137 - Unknown - 76 F

livebaseballscorecards.com

AB	37
R	7
H	13
RBI	6
BB	2
SO	2
LOB	13



Batter	1	2	3	4	5	6	7	8	9	AB R H RBI BB SO LOB
Rudy Law, L OBP: 0.373, SLG: 0.420 (1, 8)	0-3 K		0-0 4-3		0-0 E 1B 2-H		0-0 FC4-6 1-2f		0-0 6-3	5 0 1 1 0 1 1
Tony Bernazard, S OBP: 0.336, SLG: 0.367 (1, 4)	0-0 F5			4-0 E 6-3 BB	0-0 E9 1-3 1B		0-0 F1			3 1 1 0 1 0 1
Harold Baines, L OBP: 0.304, SLG: 0.423 (1, 9)	0-0 F9			0-0 F9 S S S	0-3 K		0-0 3-1			4 0 0 0 0 1 4
Greg Luzinski, R OBP: 0.364, SLG: 0.465 (1, 10)		0-0 FC3-6 1B		0-0 6-3 1-2		0-0 6-3		4-0 BLK 3-1 BB		3 0 1 0 1 0 1
Steve Kemp, L OBP: 0.387, SLG: 0.402 (1, 7)		0-0 FC3-6 1-3 1-2f		0-0 E1 2-H		4-0 1B BB		0-0 3-1 1-2		3 0 0 0 1 0 2
Carlton Fisk, R OBP: 0.326, SLG: 0.355 (1, 2)		0-0 1-3 1-2		0-0 5-3		0-0 G6-4-3 1B		0-3 K 2-3		4 0 1 0 0 1 3
Mike Squires, L OBP: 0.275, SLG: 0.259 (1, 3)		0-0 G3			0-0 F8	0-0 G6-4-3 1-2f		0-0 G3		2 0 0 0 0 0 1
Chris Nyman, R OBP: 0.250, SLG: 0.250 (6, PH)										1 0 0 0 0 0 2
Jerry Hairston, S OBP: 0.275, SLG: 0.475 (8, PH)										1 0 0 0 0 0 1
Marc Hill, R OBP: 0.280, SLG: 0.341 (9, 3)										0 0 0 0 0 0 0
Vance Law, R OBP: 0.340, SLG: 0.403 (1, 6)			0-3 K		0-3 K		0-0 HR		0-0 6-3	4 1 1 1 0 2 0
Aurelio Rodriguez, R OBP: 0.231, SLG: 0.253 (1, 5)			0-3 K		0-0 1B 2B		0-0 FC4-6 1B		0-3 K	3 1 2 0 0 1 0
Mary Foley, L OBP: 0.270, SLG: 0.129 (9, PH)										1 0 0 0 0 1 0

Inning Stats	R: 0 E: 0 K: 1 S: 5	H: 0 LOB: 0 BB: 0 P: 5	R: 0 E: 0 K: 0 S: 4	H: 1 LOB: 1 BB: 0 P: 4	R: 0 E: 0 K: 2 S: 7	H: 0 LOB: 0 BB: 0 P: 7	R: 1 E: 1 K: 0 S: 4	H: 0 LOB: 1 BB: 1 P: 8	R: 1 E: 1 K: 2 S: 10	H: 3 LOB: 2 BB: 0 P: 10	R: 0 E: 0 K: 0 S: 3	H: 1 LOB: 1 BB: 1 P: 7	R: 1 E: 1 K: 0 S: 5	H: 2 LOB: 1 BB: 0 P: 5	R: 0 E: 0 K: 1 S: 5	H: 0 LOB: 1 BB: 1 P: 9	R: 0 E: 0 K: 1 S: 5	H: 0 LOB: 0 BB: 0 P: 5	1B: 5 2B: 1 3B: 0 HR: 1	SF: 0 SAC: 0 DP: 1 HBP: 0	WP: 0 PB: 0 SB: 0 CS: 0	PA: 37
--------------	------------------------------	---------------------------------	------------------------------	---------------------------------	------------------------------	---------------------------------	------------------------------	---------------------------------	-------------------------------	----------------------------------	------------------------------	---------------------------------	------------------------------	---------------------------------	------------------------------	---------------------------------	------------------------------	---------------------------------	----------------------------------	------------------------------------	----------------------------------	--------

PITCHER	IP	WLS	BF	H	R	ER	SO	BB	IBB	HBP	BLK	WP	HR	S	P	ERA	WHIP
Chuck Rainey, R ERA: 4.34 (1, 1)	5.1	W	24	5	2	1	5	2	0	0	0	0	0	32	40	1.69	1.312
Tom Burgmeier, L ERA: 2.3 (6, 1)	2.0		8	2	1	1	0	1	0	0	0	0	1	7	11	4.50	1.500
Mark Clear, R ERA: 2.8 (8, 1)	1.2	S	5	0	0	0	2	0	0	0	1	0	0	9	9	0.00	0.000

BOTTOM

Boston Red Sox @ Chicago White Sox
Comiskey Park, Chicago, IL
Thu Jul 29 1982, 8:05 PM EDT
Att: 21,137 - Unknown - 76 F

livebaseballscorecards.com

AB	34
R	3
H	7
RBI	2
BB	3
SO	7
LOB	16



Batter	1	2	3	4	5	6	7	8	9	AB R H RBI BB SO LOB	TOP		
Jerry Remy, L (1, 4) OBP: 0.346, SLG: 0.314	0-0 G5-4-3 BB 1B		0-0 5-3		0-0 SH3-4 1-2 2-3		0-0 3-1		0-0 E3 6-3 E	4 0 1 0 0 0 0			
Dwight Evans, R (1, 9) OBP: 0.401, SLG: 0.491	4-0 G5-4-3 BB			0-0 HR	0-0 SF9		0-0 F9		0-0 E5 6-3	3 1 1 2 1 0 1			
Jim Rice, R (1, 7) OBP: 0.377, SLG: 0.481	0-0 G5-4-3 1-2f 2-3			0-3 K	4-0 BB		0-0 F3		0-0 6-3 1-2 2-3	4 0 0 0 1 1 4			
Tony Perez, R (1, 3) OBP: 0.342, SLG: 0.407 Carl Yastrzemski, L (9, PH) OBP: 0.378, SLG: 0.500	0-0 F9			0-0 1B 1B	0-3 K			0-0 F9	0-0 1-3	4 0 1 0 0 1 3 1 0 0 0 0 0 2			
Carney Lansford, R (1, 10) OBP: 0.333, SLG: 0.399		0-0 F3		0-0 F8		0-3 K		0-0 HR 2B	0-0 F9	5 1 1 0 0 1 3			
Wade Boggs, L (1, 5) OBP: 0.424, SLG: 0.433		0-0 5-3		0-0 FC5-4 1B 1B		0-0 1B 1B		4-0 HR BB		3 1 2 0 1 0 0			
Glenn Hoffman, R (1, 6) OBP: 0.280, SLG: 0.339		0-0 F8		0-0 FC5-4 1-2f		0-3 K		0-0 F8		4 0 0 0 0 1 5			
Gary Allenson, R (1, 2) OBP: 0.286, SLG: 0.311			0-0 F9		4-0 SH3-4 1B SF9 BB	0-0 1B 1B		0-0 HR 1-H 2-H		3 2 2 3 1 0 0			
Rick Miller, L (1, 8) OBP: 0.328, SLG: 0.327			0-0 4-3		0-0 SF9 SH3-4 1-2 1B	0-3 K		0-0 4-3		4 0 1 0 0 1 2			
Inning Stats	R: 0 H: 1 E: 0 LOB: 1 K: 0 BB: 1 S: 3 P: 7	R: 0 H: 0 E: 0 LOB: 0 K: 0 BB: 0 S: 3 P: 3	R: 0 H: 0 E: 0 LOB: 0 K: 0 BB: 0 S: 3 P: 3	R: 1 H: 3 E: 0 LOB: 2 K: 1 BB: 0 S: 8 P: 8	R: 1 H: 1 E: 0 LOB: 2 K: 1 BB: 2 S: 6 P: 14	R: 0 H: 2 E: 0 LOB: 2 K: 3 BB: 0 S: 11 P: 11	R: 0 H: 0 E: 0 LOB: 0 K: 0 BB: 0 S: 3 P: 3	R: 3 H: 2 E: 0 LOB: 0 K: 0 BB: 1 S: 5 P: 9	R: 0 H: 0 E: 2 LOB: 2 K: 0 BB: 0 S: 5 P: 5	1B: 6 SF: 1 2B: 1 SAC: 1 3B: 0 DP: 1 HR: 2 HBP: 0	WP: 0 PA: 41 PB: 0 SB: 0 CS: 0		
PITCHER	IP WLS BF H R ER SO BB IBB HBP BLK WP HR S P ERA WHIP											PITCHER	IP WLS BF H R ER SO BB IBB HBP BLK WP HR S P ERA WHIP
Britt Burns, L (1, 1) ERA: 3.55	7.2 W 35 9 5 5 5 4 0 0 0 0 0 2 41 57 5.87 1.696												
Kevin Hickey, L (8, 1) ERA: 3.72	0.1 2 0 0 0 0 0 0 0 0 0 0 0 2 2 0.00 0.000												
Salome Barojas, R (9, 1) ERA: 3.52	1.0 S 4 0 0 0 0 0 0 0 0 0 0 0 4 4 0.00 0.000												

Boston Red Sox @ Chicago White Sox
Comiskey Park, Chicago, IL
Sat Jul 31 1982, 8:05 PM EDT
Att. 31,886 - Unknown - 72 F

livebaseballscorecards.com

AB 35
R 5
H 9
RBI 5
BB 4
SO 5
LOB 20



Batter	1	2	3	4	5	6	7	8	9	AB	R	H	RBI	BB	SO	LOB
Rudy Law, L OBP: 0.375, SLG: 0.425 (1, 8)	0-0 5-3 1B	0-0 E7 1B			0-0 E3 2B	0-0 3B 1B	0-0 2B			5	2	3	2	0	0	0
Tony Bernazard, S OBP: 0.336, SLG: 0.373 (1, 4)	0-0 1B 1B	0-0 G3			0-0 F7	0-0 2B 3B		0-3 K		5	1	2	2	0	1	3
Harold Baines, L OBP: 0.314, SLG: 0.440 (1, 9)	0-3 K		0-0 HR		4-0 2B FC1-2 BB	0-0 BLK 2B		0-0 1B		4	1	3	2	1	1	1
Greg Luzinski, R OBP: 0.364, SLG: 0.463 (1, 10)	0-0 1B		0-3 K		0-0 FC1-2 2B	0-3 K		0-0 F7		5	0	2	1	0	2	2
Steve Kemp, L OBP: 0.386, SLG: 0.397 (1, 7)	0-3 K		0-0 F7		4-0 FC1-2 IBB	0-0 4-3		0-0 G3		4	0	0	0	1	1	4
Carlton Fisk, R OBP: 0.333, SLG: 0.373 (1, 2)		0-0 1B E 1B	0-0 F7		0-0 FC1-2		0-0 1B 4-3 2B 1B			4	2	2	0	0	0	3
Mike Squires, L OBP: 0.273, SLG: 0.258 (1, 3)		0-0 E 1B		0-0 F5	0-0 3-1		0-0 4-3			4	0	1	0	0	0	4
Vance Law, R OBP: 0.335, SLG: 0.390 (1, 6)		0-0 F9		0-0 F9		0-0 1B SH2-4 3B 1B	0-0 F5			4	1	1	0	0	0	3
Aurelio Rodriguez, R OBP: 0.243, SLG: 0.265 (1, 5)		0-3 K		0-0 L4		0-0 SH2-4	0-0 2B 1B			3	0	1	0	0	1	2

Inning Stats	R: 0	H: 2	E: 0	K: 2	S: 9	LOB: 2	BB: 0	P: 9	R: 1	H: 3	E: 1	K: 1	S: 8	LOB: 2	BB: 0	P: 8	R: 1	H: 1	E: 0	K: 1	S: 6	LOB: 0	BB: 0	P: 6	R: 0	H: 0	E: 0	K: 0	S: 3	LOB: 0	BB: 0	P: 3	R: 1	H: 1	E: 1	K: 0	S: 5	LOB: 3	BB: 2	P: 13	R: 3	H: 4	E: 0	K: 1	S: 9	LOB: 1	BB: 0	P: 9	R: 1	H: 3	E: 0	K: 0	S: 5	LOB: 2	BB: 0	P: 5	R: 0	H: 1	E: 0	K: 1	S: 6	LOB: 1	BB: 0	P: 6
1B: 10	SF: 0	2B: 3	SAC: 1	3B: 1	DP: 0	HR: 1	HBP: 0	WP: 0	PA: 41																																																							


PITCHER	IP	WLS	BF	H	R	ER	SO	BB	IBB	HBP	BLK	WP	HR	S	P	ERA	WHIP
Dennis Eckersley, R ERA: 3.46 (1, 1)	5.1	L	29	10	6	5	4	1	1	0	0	0	1	35	43	8.44	2.062
Luis Aponte, R ERA: 4.15 (6, 1)	2.2		12	5	1	1	2	0	0	0	1	0	0	16	16	3.38	1.875

BOTTOM

Boston Red Sox @ Chicago White Sox
Comiskey Park, Chicago, IL

Sat Jul 31 1982, 8:05 PM EDT
Att: 31,886 - Unknown - 72 F

AB	38
R	7
H	15
RBI	7
BB	2
SO	6
LOB	22



Batter	1	2	3	4	5	6	7	8	9	AB R H RBI BB SO LOB	TOP											
Jerry Remy, L (1, 4) OBP: 0.343, SLG: 0.311	0-0 L4		0-0 G6-4-3			0-0 6-3		0-0 F7		4 0 0 0 0 0 1	Boston Red Sox @ Chicago White Sox Comiskey Park, Chicago, IL Sun Aug 01 1982, 4:33 AM EDT Att. 26,047 - Unknown - 78 F AB 33 R 2 H 7 RBI 1 BB 1 SO 1 LOB 11											
Dwight Evans, R (1, 9) OBP: 0.402, SLG: 0.491	0-0 4-3			0-0 1B		0-0 1B		0-0 6-3		4 1 2 0 0 0 0												
Jim Rice, R (1, 7) OBP: 0.381, SLG: 0.484	0-0 1B			0-0 F9		0-0 1B		0-0 1B		4 0 3 0 0 0 1												
Carl Yastrzemski, L (1, 8) OBP: 0.373, SLG: 0.493	0-0 F9			0-0 F3		0-3 K		0-0 1-3		4 0 0 0 0 1 5												
Carney Lansford, R (1, 10) OBP: 0.332, SLG: 0.396		0-0 6-3		0-0 F9		0-0 1B		0-0 6-3		4 0 1 1 0 0 1												
Wade Boggs, L (1, 5) OBP: 0.414, SLG: 0.422		0-0 6-3			0-0 4-3	0-0 F8		0-0 4-3		4 0 0 0 0 0 2												
Dave Stapleton, R (1, 3) OBP: 0.283, SLG: 0.360		0-0 5-3			4-0 BB		0-0 6-3	0-0 5-3		3 0 0 0 1 0 0												
Glenn Hoffman, R (1, 6) OBP: 0.280, SLG: 0.339			0-0 G6-4-3		0-0 F9		0-0 4-3			3 0 1 0 0 0 1												
Gary Allenson, R (1, 2) OBP: 0.279, SLG: 0.303			0-0 F9			0-0 E8		0-0 4-3		3 1 0 0 0 0 0												
Inning Stats	R: 0 E: 0 K: 0 S: 4	H: 1 LOB: 1 BB: 0 P: 4	R: 0 E: 0 K: 0 S: 3	H: 0 LOB: 0 BB: 0 P: 3	R: 0 E: 0 K: 0 S: 3	H: 1 LOB: 0 BB: 0 P: 3	R: 0 E: 0 K: 0 S: 4	H: 1 LOB: 1 BB: 0 P: 4	R: 0 E: 0 K: 0 S: 2	H: 0 LOB: 0 BB: 1 P: 6	R: 2 E: 1 K: 1 S: 9	H: 3 LOB: 2 BB: 0 P: 9	R: 0 E: 0 K: 0 S: 3	H: 0 LOB: 0 BB: 0 P: 3	R: 0 E: 0 K: 0 S: 4	H: 1 LOB: 1 BB: 0 P: 4	R: 0 E: 0 K: 0 S: 3	H: 0 LOB: 0 BB: 0 P: 3	1B: 7 2B: 0 3B: 0 HR: 0	SF: 0 SAC: 0 DP: 1 HBP: 0	WP: 0 PB: 0 SB: 0 CS: 1	PA: 34
PITCHER	IP WLS BF H R ER SO BB IBB HBP BLK WP HR S P ERA WHIP												PITCHER	IP WLS BF H R ER SO BB IBB HBP BLK WP HR S P ERA WHIP								
Jerry Koosman, L (1, 1) ERA: 4.38	6.0 W 24 6 2 0 1 1 0 0 0 0 0 0 25 29 0.00 1.167																					
Dennis Lamp, R (7, 1) ERA: 4.14	3.0 S 10 1 0 0 0 0 0 0 0 0 0 0 10 10 0.00 0.333																					

livebaseballscorecards.com



Batter	1	2	3	4	5	6	7	8	9
Ron LeFlore, R (1, 8) OBP: 0.332, SLG: 0.407 Rudy Law, L (8, 8) OBP: 0.375, SLG: 0.425	0-0 F3		0-0 1-H 2B		0-0 1-3		0-0 3-H SF8		
Tony Bernazard, S (1, 4) OBP: 0.335, SLG: 0.377	0-0 F6		0-0 4-3		0-0 E5 HR		0-0 3-H 3B		
Harold Baines, L (1, 9) OBP: 0.314, SLG: 0.446	0-3 K2-3			0-0 4-3	0-0 1-H HR		0-0 1-3		
Greg Luzinski, R (1, 10) OBP: 0.385, SLG: 0.462 Bill Almon, R (8, PR) OBP: 0.329, SLG: 0.380		0-3 K		4-0 1B 1B BB	0-0 F9			0-0 CS 1B	
Steve Kemp, L (1, 7) OBP: 0.387, SLG: 0.398		0-0 F7		0-0 1-2 1B 1B		0-0 F3		0-0 G3 1B 1B	
Marc Hill, R (1, 2) OBP: 0.278, SLG: 0.333		0-0 F2		0-0 L5		0-0 6-3		0-0 1-2 G3 1B	
Chris Nyman, R (1, 3) OBP: 0.286, SLG: 0.286 Mike Squires, L (8, PH) OBP: 0.270, SLG: 0.255			0-0 1-3	0-0 1-2 2-3 1B		0-0 5-3		0-0 1-2 2-3 G3	
Vance Law, R (1, 6) OBP: 0.333, SLG: 0.393			0-0 6-3	0-0 F9			0-0 F8 SF8 2B	0-0 4-3	
Aurelio Rodriguez, R (1, 5) OBP: 0.248, SLG: 0.260			4-0 2B BB		0-3 K		0-0 2-3 F8		

Inning Stats	R: 0	H: 0	E: 0	K: 1	S: 5	R: 0	H: 0	E: 0	K: 1	S: 5	R: 1	H: 1	E: 0	K: 0	S: 4	R: 0	H: 2	E: 0	K: 0	S: 5	R: 2	H: 1	E: 1	K: 1	S: 7	R: 0	H: 0	E: 0	K: 0	S: 3	R: 1	H: 2	E: 0	K: 0	S: 5	R: 0	H: 3	E: 0	K: 0	S: 5
	LOB: 0	BB: 0	P: 5	LOB: 0	BB: 0	P: 5	LOB: 1	BB: 1	P: 8	LOB: 3	BB: 1	P: 9	LOB: 0	BB: 0	P: 7	LOB: 0	BB: 0	P: 3	LOB: 1	BB: 0	P: 5	LOB: 3	BB: 0	P: 5	LOB: 0	BB: 0	P: 5	LOB: 0	BB: 0	LOB: 0	BB: 0	P: 5	LOB: 0	BB: 0	P: 5	LOB: 0	BB: 0	P: 5		

PITCHER	IP	WLS	BF	H	R	ER	SO	BB	IBB	HBP	BLK	WP	HR	S	P	ERA	WHIP
Bruce Hurst, L (1, 1) ERA: 4.96	6.2	L	29	6	4	2	3	2	0	0	0	0	1	33	41	2.70	1.200
Tom Burgmeier, L (7, 1) ERA: 2.26	1.0		5	3	0	0	0	0	0	0	0	0	0	5	5	0.00	3.000
Luis Aponte, R (8, 1) ERA: 4.13	0.1		1	0	0	0	0	0	0	0	0	0	0	1	1	0.00	0.000

BOTTOM

AB	R	H	RBI	BB	SO	LOB
3	0	1	2	0	0	0
0	0	0	0	0	0	0
4	1	1	0	0	0	1
4	1	1	2	0	1	1
3	0	1	0	1	1	0
0	0	0	0	0	0	0
4	0	2	0	0	0	0
4	0	1	0	0	0	2
3	0	1	0	0	0	0
1	0	0	0	0	0	2
4	1	1	0	0	0	6
2	1	0	0	1	1	1

AB	32
R	4
H	9
RBI	4
BB	2
SO	3
LOB	13



WP	PA
0	35

Boston Red Sox @ Chicago White Sox
Comiskey Park, Chicago, IL
Sun Aug 01 1982, 4:33 AM EDT
Att: 26,047 - Unknown - 78 F

livebaseballscorecards.com

Batter	1	2	3	4	5	6	7	8	9	AB R H RBI BB SO LOB	TOP																	
Jerry Remy, L (1, 4) OBP: 0.344, SLG: 0.312	0-0 F7		0-0 E6 1B 1-2 1-3		0-0 1B 1B	0-0 CS 1B		0-0 FC4 1-2f		5 2 2 1 0 0 4																		
Dwight Evans, R (1, 9) OBP: 0.404, SLG: 0.491	0-0 F7		0-0 1-3 1B 1-3 2-H		0-0 F3 1B SF6 1B	0-0 CS 1-2	0-0 5-3		4-0 FC6-4 BB	4 1 2 1 1 0 0																		
Jim Rice, R (1, 7) OBP: 0.381, SLG: 0.481	0-3 K		4-0 1-3 IBB		0-0 FC6-4 1B 1-2 2-H		0-0 5-3		0-0 FC6-4 1B 1-2f	4 0 1 1 1 1 1																		
Carl Yastrzemski, L (1, 3) OBP: 0.370, SLG: 0.488		0-3 K	0-0 1-3		0-0 F3 2-3		0-0 F7		0-0 1-2 1B	5 0 1 1 0 1 4																		
Carney Lansford, R (1, 10) OBP: 0.327, SLG: 0.391	0-0 F7		0-3 K		0-0 SF6 3-H			0-0 6-3	0-0 F9	4 0 0 1 0 1 4																		
Wade Boggs, L (1, 5) OBP: 0.408, SLG: 0.415		0-0 1B		0-0 4-3	0-0 FC6-4 1-2f			0-3 K	0-0 L6	5 0 1 0 0 1 3																		
Glenn Hoffman, R (1, 6) OBP: 0.280, SLG: 0.341	0-0 F8			0-0 E5 FC5-4		0-0 F7		0-0 BB 2B		4 0 1 0 0 0 1																		
Gary Allenson, R (1, 2) OBP: 0.286, SLG: 0.312			0-0 6-3	0-0 FC5-4 FC6-4 1-2f		0-0 F9 1B 2B		4-0 BB BB		3 1 1 0 1 0 1																		
Rick Miller, L (1, 8) OBP: 0.330, SLG: 0.327			0-0 E 1B	0-0 FC6-4 1-2f		0-0 F9 2-3		4-0 FC4 BB 1-2 2-3		3 1 1 0 1 0 2																		
Inning Stats	R: 0 E: 0 K: 1 S: 5 H: 0 LOB: 0 BB: 0 P: 5	R: 0 E: 0 K: 1 S: 6 H: 1 LOB: 1 BB: 0 P: 6	R: 2 E: 1 K: 1 S: 8 H: 2 LOB: 2 BB: 1 P: 12	R: 0 E: 1 K: 0 S: 4 H: 0 LOB: 1 BB: 0 P: 4	R: 2 E: 0 K: 0 S: 6 H: 3 LOB: 1 BB: 0 P: 6	R: 1 E: 0 K: 0 S: 4 H: 2 LOB: 0 BB: 0 P: 4	R: 0 E: 0 K: 0 S: 3 H: 0 LOB: 0 BB: 0 P: 3	R: 0 E: 0 K: 1 S: 6 H: 1 LOB: 3 BB: 2 P: 14	R: 0 E: 0 K: 0 S: 4 H: 1 LOB: 2 BB: 1 P: 8	1B: 8 2B: 2 3B: 0 HR: 0 SF: 1 SAC: 0 DP: 0 HBP: 0	WP: 0 PB: 0 SB: 0 CS: 1 PA: 43																	
PITCHER	IP WLS BF H R ER SO BB IBB HBP BLK WP HR S P ERA WHIP												PITCHER	IP WLS BF H R ER SO BB IBB HBP BLK WP HR S P ERA WHIP														
Scott McGregor, L (1, 1) ERA: 3.99	5.2 L	28	8	5	4	3	0	1	0	0	0	0	0	33	37	6.35	1.412											
Storm Davis, R (6, 1) ERA: 2.83	2.0	8	1	0	0	1	2	0	0	0	0	0	0	8	16	0.00	1.500											
Tippy Martinez, L (8, 1) ERA: 3.19	0.2	4	1	0	0	0	1	0	0	0	0	0	0	3	7	0.00	3.000											
Tim Stoddard, R (9, 1) ERA: 3.38	0.2	2	0	0	0	0	0	0	0	0	0	0	0	2	2	0.00	0.000											

Boston Red Sox @ Baltimore Orioles
Memorial Stadium, Baltimore, MD

Mon Aug 02 1982, 7:05 PM EDT
 Att. 25,010 - Unknown - 78 F

AB	37
R	5
H	10
RBI	5
BB	4
SO	4
LOB	20



WP: 0	PA: 43
PB: 0	
SB: 0	
CS: 1	

Batter	1	2	3	4	5	6	7	8	9	AB R H RBI BB SO LOB	TOP											
Jerry Remy, L (1, 4) OBP: 0.342, SLG: 0.311	0-0 HR 1B	0-0 F8			0-0 6-3		0-0 F7		0-3 K	5 1 1 0 0 1 3												
Dwight Evans, R (1, 9) OBP: 0.402, SLG: 0.487	0-0 F8	0-0 F7			0-0 BB 1B		0-0 FC5-4		0-0 6-3	5 0 1 0 0 0 4												
Jim Rice, R (1, 7) OBP: 0.382, SLG: 0.488	0-0 HR		0-0 5-3		4-0 BB		0-0 1-3			3 1 1 2 1 0 1												
Carl Yastrzemski, L (1, 10) OBP: 0.369, SLG: 0.485	0-0 L4		0-0 F8		0-0 4-3			0-0 1B 1B		4 0 1 0 0 0 2												
Wade Boggs, L (1, 5) OBP: 0.404, SLG: 0.411	0-0 FC5-4 1B		0-0 F7			0-0 F8		0-0 F9		4 0 1 0 0 0 1												
Dave Stapleton, R (1, 3) OBP: 0.283, SLG: 0.359	0-0 FC5-4			0-0 F6		0-0 F8		0-0 FC6-4 1B		4 0 1 0 0 0 1												
Rick Miller, L (1, 8) OBP: 0.332, SLG: 0.327		4-0 BB BB		0-0 6-3		0-0 1B		0-3 K		3 0 1 0 1 1 2												
Glenn Hoffman, R (1, 6) OBP: 0.278, SLG: 0.338		0-0 F4		0-3 K		0-3 K		0-0 FC6-4		3 0 0 0 0 2 2												
Camey Lansford, R (8, PH) OBP: 0.326, SLG: 0.389										1 0 0 0 0 0 2												
Julio Valdez, S (8, 6) OBP: 0.429, SLG: 0.429										0 0 0 0 0 0 0												
Gary Allenson, R (1, 2) OBP: 0.285, SLG: 0.310		0-0 E6			0-0 5-3		0-0 FC5-4 1B		0-0 F2	4 0 1 0 0 0 1												
Inning Stats	R: 2 E: 0 K: 0 S: 6	H: 3 LOB: 1 BB: 0 P: 6	R: 0 E: 1 K: 0 S: 4	H: 0 LOB: 2 BB: 1 P: 8	R: 0 E: 0 K: 0 S: 3	H: 0 LOB: 0 BB: 0 P: 3	R: 0 E: 0 K: 1 S: 5	H: 0 LOB: 0 BB: 0 P: 5	R: 0 E: 0 K: 0 S: 4	H: 1 LOB: 2 BB: 1 P: 8	R: 0 E: 0 K: 1 S: 6	H: 1 LOB: 1 BB: 0 P: 6	R: 0 E: 0 K: 0 S: 4	H: 1 LOB: 1 BB: 0 P: 4	R: 0 E: 0 K: 1 S: 7	H: 2 LOB: 2 BB: 0 P: 7	R: 0 E: 0 K: 1 S: 5	H: 0 LOB: 0 BB: 0 P: 5	1B: 7 2B: 0 3B: 0 HR: 1	SF: 0 SAC: 0 DP: 0 HBP: 0	WP: 0 PB: 0 SB: 0 CS: 0	PA: 38
PITCHER Dennis Martinez, R (1, 1) ERA: 4.15	IP: 9.0 WLS: W BF: 38 H: 8 R: 2 ER: 2 SO: 4 BB: 2 IBB: 0 HBP: 0 BLK: 0 WP: 0 HR: 1 S: 44 P: 52 ERA: 2.00 WHIP: 1.111											PITCHER	IP: 9.0 WLS: W BF: 38 H: 8 R: 2 ER: 2 SO: 4 BB: 2 IBB: 0 HBP: 0 BLK: 0 WP: 0 HR: 1 S: 44 P: 52 ERA: 2.00 WHIP: 1.111									

Boston Red Sox @ Baltimore Orioles
Memorial Stadium, Baltimore, MD
 Tue Aug 03 1982, 7:05 PM EDT
 Unknown - 86 F

livebaseballscorecards.com

AB	36
R	2
H	8
RBI	2
BB	2
SO	4
LOB	19



Batter	1	2	3	4	5	6	7	8	9
Al Bumbry, L OBP: 0.313, SLG: 0.320 (1, 8) X	0-0 G3			0-0 6-3	0-0 1B 2B	0-0 F7			
Rich Dauer, R OBP: 0.322, SLG: 0.360 (1, 5) S S	0-3 K			0-0 5-3	0-0 1B	0-0 FC6-4			
Ken Singleton, S OBP: 0.371, SLG: 0.386 (1, 10) S S	0-3 K			0-0 1B	0-0 L8				
Eddie Murray, S OBP: 0.377, SLG: 0.510 (1, 3)		0-0 F6		0-0 G3		0-0 FC6-4 1B		0-0 FC5-4 1B	
John Lowenstein, L OBP: 0.412, SLG: 0.644 (1, 7)		0-0 3-1			0-0 3-1 BB 1B	0-0 FC6-4 1B		0-3 K	
Dan Ford, R OBP: 0.275, SLG: 0.370 (6, PH) (7, 9)									
Cal Ripken Jr., R OBP: 0.312, SLG: 0.477 (1, 6)		0-0 F7			4-0 1B 2B BB	0-0 FC6-4 1B		0-0 FC5-4	
Gary Roenicke, R OBP: 0.388, SLG: 0.522 (1, 9) (7, 7)			0-0 5-3		0-0 3-1	4-0 1B BB		0-0 F7	
Lenn Sakata, R OBP: 0.325, SLG: 0.355 (1, 4)			0-0 F4		0-0 L5	0-0 1B		0-3 K	
Rick Dempsey, R OBP: 0.327, SLG: 0.363 (1, 2)			0-0 6-3		0-0 2B 1B	0-0 FC6-4 1B		0-0 4-3	

Inning Stats	R: 0	H: 0	E: 0	LOB: 0	K: 2	BB: 0	S: 7	P: 7
	R: 0	H: 0	E: 0	LOB: 0	K: 0	BB: 0	S: 3	P: 3
	R: 0	H: 0	E: 0	LOB: 0	K: 0	BB: 0	S: 3	P: 3
	R: 0	H: 1	E: 0	LOB: 1	K: 0	BB: 0	S: 4	P: 4
	R: 4	H: 4	E: 0	LOB: 1	K: 0	BB: 1	S: 7	P: 11
	R: 3	H: 4	E: 0	LOB: 2	K: 2	BB: 1	S: 7	P: 11
	R: 0	H: 1	E: 0	LOB: 1	K: 1	BB: 0	S: 5	P: 5
	R: 0	H: 0	E: 0	LOB: 0	K: 1	BB: 0	S: 5	P: 5

PITCHER	IP	WLS	BF	H	R	ER	SO	BB	IBB	HBP	BLK	WP	HR	S	P	ERA	WHIP
Chuck Rainey, R ERA: 4.52 (1, 1)	4.2	L	20	5	4	4	2	1	0	0	0	0	0	23	27	7.71	1.286
Tom Burgmeier, L ERA: 2.66 (5, 1)	0.2		6	3	3	3	0	1	0	0	0	0	0	5	9	40.50	6.000
Luis Aponte, R ERA: 3.91 (6, 1)	2.2		10	2	0	0	3	0	0	0	0	0	0	16	16	0.00	0.750

BOTTOM

AB	R	H	RBI	BB	SO	LOB
4	1	1	1	0	0	2
4	0	1	2	0	1	2
4	0	1	0	0	2	1
4	1	2	0	0	0	1
2	1	1	0	0	0	0
2	0	1	0	0	1	1
3	2	0	0	1	0	3
3	1	0	0	1	0	2
4	0	1	1	0	1	2
4	1	2	3	0	0	0

AB	34
R	7
H	10
RBI	7
BB	2
SO	5
LOB	14



WP	PA	ERA	WHIP
0	36		
0			
0			

Boston Red Sox @ Baltimore Orioles
Memorial Stadium, Baltimore, MD
 Tue Aug 03 1982, 7:05 PM EDT
 Unknown - 86 F

livebaseballscorecards.com

Batter	1	2	3	4	5	6	7	8	9	AB	R	H	RBI	BB	SO	LOB
Al Bumbry, L OBP: 0.313, SLG: 0.322 (1, 8) X	0-0 6-3		0-0 4-3	0-0 HR 2B			0-0 F5			4	1	1	0	0	0	0
Jim Dwyer, L OBP: 0.387, SLG: 0.506 (1, 9) X	0-0 3B		0-0 L4	0-0 HR			4-0 BB G4-6-3			3	1	2	3	1	0	0
Terry Crowley, L OBP: 0.349, SLG: 0.314 (1, 10) S S S	0-3 K		0-0 F5	0-0 G3			0-0 G4-6-3 1-2f			4	0	0	0	0	1	2
Eddie Murray, S OBP: 0.376, SLG: 0.516 (1, 3) X	0-0 1-3			0-0 HR	0-3 K			0-3 K		4	1	1	1	0	2	1
John Lowenstein, L OBP: 0.409, SLG: 0.634 (1, 7) B B B B		4-0 2B FC5-2 BB		0-0 F7	0-0 G3			0-0 P3		3	0	0	0	1	0	0
Cal Ripken Jr., R OBP: 0.312, SLG: 0.477 (1, 6) X		0-0 1-3 2B		0-0 6-3	0-3 K			0-3 K		4	0	1	0	0	2	0
Joe Nolan, L OBP: 0.277, SLG: 0.380 (1, 2) X		0-0 6-3		0-0 HR 1B			0-0 G3			4	1	1	0	0	1	2
Lenn Sakata, R OBP: 0.326, SLG: 0.368 (1, 4) X		0-0 FC5-2		0-0 HR			0-0 5-3		0-0 6-3	3	1	1	2	0	0	2
Ken Singleton, S OBP: 0.370, SLG: 0.385 (9, PH) X		3-H L3		1-H HR					0-0 F7	1	0	0	0	0	0	0
Rich Dauer, R OBP: 0.321, SLG: 0.359 (1, 5) X		0-0 L3		0-0 HR 2B 1B			0-0 F8			4	1	1	0	0	0	2

Inning Stats	R: 0	H: 1	R: 0	H: 1	R: 0	H: 0	R: 0	H: 0	R: 0	H: 0	R: 0	H: 0	R: 0	H: 0	R: 0	H: 0	R: 0	H: 0	1B: 2	SF: 0	WP: 0	PA: 36
	E: 0	LOB: 1	E: 0	LOB: 2	E: 0	LOB: 0	E: 0	LOB: 0	E: 0	LOB: 0	E: 0	LOB: 0	E: 0	LOB: 0	E: 0	LOB: 0	E: 0	LOB: 0	2B: 2	SAC: 0	PB: 0	
	K: 1	BB: 0	K: 0	BB: 1	K: 0	BB: 0	K: 2	BB: 0	K: 0	BB: 1	K: 2	BB: 0	K: 0	BB: 0	K: 1	BB: 0	K: 0	BB: 0	3B: 1	DP: 1	SB: 0	
	S: 6	P: 6	S: 4	P: 8	S: 3	P: 3	S: 9	P: 9	S: 7	P: 7	S: 2	P: 6	S: 7	P: 7	S: 5	P: 5	S: 5	P: 5	HR: 3	HBP: 0	CS: 0	

PITCHER	IP	WLS	BF	H	R	ER	SO	BB	IBB	HBP	BLK	WP	HR	S	P	ERA	WHIP
Mike Torrez, R ERA: 6.02 (1, 1)	3.2		19	7	5	5	1	1	0	0	0	0	2	20	24	12.27	2.182
Mark Clear, R ERA: 2.71 (4, 1)	5.1	W	17	1	1	1	5	1	0	0	0	0	1	26	30	1.69	0.375

BOTTOM

Boston Red Sox @ Baltimore Orioles
Memorial Stadium, Baltimore, MD
 Tue Aug 03 1982, 7:05 PM EDT
 Att: 41,076 - Unknown - 78 F

AB	34
R	6
H	8
RBI	6
BB	2
SO	6
LOB	9



WP	PA	ERA	WHIP
0	36		

Batter	1	2	3	4	5	6	7	8	9	AB R H RBI BB SO LOB	TOP									
Jerry Remy, L (1, 4) OBP: 0.336, SLG: 0.304	0-0 4-3		0-3 K		0-3 K		0-0 L3			4 0 0 0 0 2 0										
Dwight Evans, R (1, 9) OBP: 0.403, SLG: 0.501	0-0 HR		0-0 3-1		0-0 1B			0-0 6-3		4 1 2 1 0 0 0										
Jim Rice, R (1, 7) OBP: 0.381, SLG: 0.491	0-3 K		0-0 1B		0-0 L8			0-0 F8		4 0 1 0 0 1 1										
Carney Lansford, R (1, 10) OBP: 0.327, SLG: 0.399	0-0 FC4-6 1B		0-0 F3		0-3 K			0-0 1B		4 0 2 0 0 1 1										
Wade Boggs, L (1, 5) OBP: 0.408, SLG: 0.415	0-0 FC4-6 1-2f			0-0 6-3 1B		0-0 4-3		0-0 4-3		4 0 1 0 0 0 2										
Dave Stapleton, R (1, 3) OBP: 0.287, SLG: 0.378		0-0 F8		0-0 6-3 1-2		0-0 HR		0-0 6-3 1B		4 1 2 1 0 0 1										
Glenn Hoffman, R (1, 6) OBP: 0.276, SLG: 0.335 Carl Yastrzemski, L (9, PH) OBP: 0.365, SLG: 0.476		0-0 F9		0-0 6-3		0-0 F9		0-0 6-3 1-2		3 0 0 0 0 0 1 1 0 0 0 0 0 1										
Gary Allenson, R (1, 2) OBP: 0.286, SLG: 0.305 Rich Gedman, L (9, PH) OBP: 0.300, SLG: 0.386		4-0 BB		0-0 F4			0-0 F3	0-0 F7		2 0 0 0 1 0 1 1 0 0 0 0 0 1										
Rick Miller, L (1, 8) OBP: 0.327, SLG: 0.325		0-0 4-3			0-0 F7		0-0 F8	0-3 K		4 0 0 0 0 1 2										
Inning Stats	R: 1 E: 0 K: 1 S: 7	H: 2 LOB: 1 BB: 0 P: 7	R: 0 E: 0 K: 0 S: 3	H: 0 LOB: 1 BB: 1 P: 7	R: 0 E: 0 K: 1 S: 6	H: 1 LOB: 1 BB: 0 P: 6	R: 0 E: 0 K: 0 S: 4	H: 1 LOB: 1 BB: 0 P: 4	R: 0 E: 0 K: 1 S: 6	H: 1 LOB: 0 BB: 0 P: 6	R: 0 E: 0 K: 0 S: 3	H: 0 LOB: 0 BB: 0 P: 3	R: 0 E: 0 K: 0 S: 4	H: 1 LOB: 1 BB: 0 P: 4	R: 0 E: 0 K: 1 S: 6	H: 1 LOB: 1 BB: 0 P: 6	1B: 6 2B: 0 3B: 0 HR: 2	SF: 0 SAC: 0 DP: 0 HBP: 0	WP: 0 PB: 0 SB: 0 CS: 0	PA: 36
PITCHER Mike Flanagan, L (1, 1) ERA: 3.64 Tim Stoddard, R (9, 1) ERA: 3.31	IP WLS BF H R ER SO BB IBB HBP BLK WP HR S P ERA WHIP	8.0 W 32 7 2 2 4 1 0 0 0 0 0 2 39 43 2.25 1.000	1.0 S 4 1 0 0 1 0 0 0 0 0 0 0 6 6 0.00 1.000																	

Boston Red Sox @ Baltimore Orioles
Memorial Stadium, Baltimore, MD
 Wed Aug 04 1982, 7:05 PM EDT
 Att: 25,625 - Unknown

livebaseballscorecards.com

AB 35
R 2
H 8
RBI 2
BB 1
SO 5
LOB 11



Batter	1	2	3	4	5	6	7	8	9	AB R H RBI BB SO LOB	TOP	
Ron LeFlore, R OBP: 0.325, SLG: 0.397 (1, 8) X	0-0 FC1-5 S 1B		0-0 G3	0-0 FC6-4 1-2f		0-0 F8			0-0 4-3	5 0 1 0 0 0 2		
Tony Bernazard, S OBP: 0.342, SLG: 0.385 (1, 4) B B B	4-0 FC1-5 1-2 1B BB		4-0 1B HR BB		0-0 1B 1B	0-0 G3-6-3 1-2f			0-0 6-3	3 2 1 0 2 0 1		
Harold Baines, L OBP: 0.319, SLG: 0.455 (1, 9) X	0-0 FC1-5 F8 1B 1-2 2-3f		0-0 HR 1B		0-3 K				0-3 K	4 1 1 0 0 2 3		
Greg Luzinski, R OBP: 0.361, SLG: 0.450 (1, 10) X	0-0 1B		0-0 F8		0-0 BB 1B				0-3 K	4 1 2 1 0 1 2		
Carlton Fisk, R OBP: 0.339, SLG: 0.387 (1, 2) X	0-0 F8 2-3		0-0 HR		4-0 1B BB				0-3 K	3 2 1 3 1 1 2		
Steve Kemp, L OBP: 0.386, SLG: 0.402 (1, 7) S S S	0-3 K		0-0 6-3		0-0 2B 1B				0-3 K	4 0 1 1 0 2 2		
Chris Nyman, R OBP: 0.200, SLG: 0.200 (1, 3)		0-0 F8		0-0 F6		0-0 2B			0-3 K	2 0 0 0 0 0 0		
Mike Squires, L OBP: 0.292, SLG: 0.276 (5, PH) (5, 3)						1-3 2-H				2 0 1 1 0 1 0		
Vance Law, R OBP: 0.335, SLG: 0.377 (1, 6) X		0-0 G4-6-3 1B		0-0 F8		0-3 K			0-0 4-3	4 0 1 0 0 1 2		
Aurelio Rodriguez, R OBP: 0.273, SLG: 0.322 (1, 5) X		0-0 G4-6-3 1-2f		0-0 FC6-4 1B		0-0 G3-6-3 1B			0-3 K	4 0 2 0 0 1 1		
Inning Stats	R: 1 H: 2 E: 0 LOB: 2 K: 1 BB: 1 S: 7 P: 11	R: 0 H: 1 E: 0 LOB: 0 K: 0 BB: 0 S: 3 P: 3	R: 3 H: 2 E: 0 LOB: 0 K: 0 BB: 1 S: 5 P: 9	R: 0 H: 1 E: 0 LOB: 1 K: 0 BB: 0 S: 4 P: 4	R: 2 H: 4 E: 0 LOB: 2 K: 2 BB: 1 S: 10 P: 14	R: 0 H: 1 E: 0 LOB: 0 K: 0 BB: 0 S: 3 P: 3	R: 0 H: 0 E: 0 LOB: 0 K: 3 BB: 0 S: 9 P: 9	R: 0 H: 0 E: 0 LOB: 0 K: 2 BB: 0 S: 7 P: 7	R: 0 H: 0 E: 0 LOB: 0 K: 1 BB: 0 S: 5 P: 5	1B: 9 SF: 0 2B: 1 SAC: 0 3B: 0 DP: 2 HR: 1 HBP: 0	WP: 0 PA: 38 PB: 0 SB: 1 CS: 0	
PITCHER	IP WLS BF H R ER SO BB IBB HBP BLK WP HR S P ERA WHIP											
Bruce Hurst, L ERA: 5.28 (1, 1)	4.2 L 24 9 6 6 2 3 0 0 0 0 0 1 25 37 11.57 2.571											
Luis Aponte, R ERA: 3.74 (5, 1)	2.1 8 2 0 0 4 0 0 0 0 0 0 0 16 16 0.00 0.857											
Bob Ojeda, L ERA: 5.28 (8, 1)	2.0 6 0 0 0 3 0 0 0 0 0 0 0 12 12 0.00 0.000											

Chicago White Sox @ Boston Red Sox
Fenway Park, Boston, MA
Fri Aug 06 1982, 7:05 PM EDT
Att. 33,010 - Unknown - 64 F

AB	35
R	6
H	11
RBI	6
BB	3
SO	9
LOB	15



BOTTOM

Chicago White Sox @ Boston Red Sox
 Fenway Park, Boston, MA
 Fri Aug 06 1982, 7:05 PM EDT
 Att: 33,010 - Unknown - 64 F

livebaseballscorecards.com

AB	37
R	3
H	12
RBI	3
BB	2
SO	1
LOB	18



WP: 0	PA: 39
PB: 0	
SB: 0	
CS: 0	

AB R H RBI BB SO LOB

5	0	3	1	0	0	1
5	0	1	2	0	0	3
5	0	1	0	0	0	5
3	0	0	0	1	1	1
4	0	2	0	0	0	1
4	1	1	0	0	0	3
4	1	2	0	0	0	1
3	0	0	0	0	0	1
1	0	0	0	0	0	2
3	1	2	0	1	0	0
1B: 11	SF: 0					
2B: 1	SAC: 0					
3B: 0	DP: 2					
HR: 0	HBP: 0					

Batter	1	2	3	4	5	6	7	8	9
Jerry Remy, L (1, 4) OBP: 0.338, SLG: 0.308	0-0 G5-4-3 1B		0-0 F7		0-0 1B 1B		0-0 FC4-6 1-2f		0-0 FC5 1B
Dwight Evans, R (1, 9) OBP: 0.400, SLG: 0.498	0-0 L6			0-0 F9	0-0 1B 1B			0-0 F7	0-0 FC5 FC6-4
Jim Rice, R (1, 7) OBP: 0.379, SLG: 0.487	0-0 G5-4-3 1-2f			0-0 1B 1B	1-3			0-0 F9	0-0 FC6-4 1-2f
Carl Yastrzemski, L (1, 3) OBP: 0.364, SLG: 0.472		0-0 F4		0-3 K		0-0 F8		4-0 FC5-4 BB	
Carney Lansford, R (1, 10) OBP: 0.329, SLG: 0.401		0-0 1B		0-0 1B		0-0 F9		0-0 FC5-4 1-2f	
Wade Boggs, L (1, 5) OBP: 0.405, SLG: 0.411		0-0 F7		0-0 F8		0-0 4-3			0-0 2B 1B 1B
Dave Stapleton, R (1, 6) OBP: 0.289, SLG: 0.382		0-0 1-3			0-0 F4		0-0 G1-6-3 1B		0-0 1B FC5 2B
Gary Allenson, R (1, 2) OBP: 0.280, SLG: 0.299			0-0 F4		0-0 F8		0-0 G1-6-3 1-2f		0-0 F8
Rick Miller, L (9, PH) OBP: 0.326, SLG: 0.324									0-0 F8
Reid Nichols, R (1, 8) OBP: 0.345, SLG: 0.451			0-0 6-3		0-0 1B 1B		0-0 FC4-6 1B		4-0 FC5 1B BB

Inning Stats	R: 0 E: 0 K: 0 S: 3	H: 1 LOB: 0 BB: 0 P: 3	R: 0 E: 0 K: 0 S: 4	H: 1 LOB: 1 BB: 0 P: 4	R: 0 E: 0 K: 0 S: 3	H: 0 LOB: 0 BB: 0 P: 3	R: 0 E: 0 K: 1 S: 7	H: 2 LOB: 2 BB: 0 P: 7	R: 1 E: 0 K: 0 S: 6	H: 3 LOB: 2 BB: 0 P: 6	R: 0 E: 0 K: 0 S: 3	H: 0 LOB: 0 BB: 0 P: 3	R: 0 E: 0 K: 0 S: 4	H: 2 LOB: 1 BB: 0 P: 4	R: 0 E: 0 K: 0 S: 3	H: 0 LOB: 1 BB: 1 P: 7	R: 2 E: 0 K: 0 S: 6	H: 3 LOB: 2 BB: 1 P: 10	1B: 11 2B: 1 3B: 0 HR: 0	SF: 0 SAC: 0 DP: 2 HBP: 0	WP: 0 PB: 0 SB: 0 CS: 0	PA: 39
--------------	------------------------------	---------------------------------	------------------------------	---------------------------------	------------------------------	---------------------------------	------------------------------	---------------------------------	------------------------------	---------------------------------	------------------------------	---------------------------------	------------------------------	---------------------------------	------------------------------	---------------------------------	------------------------------	----------------------------------	-----------------------------------	------------------------------------	----------------------------------	--------

PITCHER	IP	WLS	BF	H	R	ER	SO	BB	IBB	HBP	BLK	WP	HR	S	P	ERA	WHIP
Jerry Koosman, L (1, 1) ERA: 4.16	7.0	W	28	9	1	1	1	0	0	0	0	0	0	30	30	1.29	1.286
Salome Barojas, R (8, 1) ERA: 3.61	1.1		8	2	2	2	0	2	0	0	0	0	0	6	14	13.50	3.000
Kevin Hickey, L (9, 1) ERA: 3.51	0.0		1	1	0	0	0	0	0	0	0	0	0	1	1	∞	∞
Dennis Lamp, R (9, 1) ERA: 4.07	0.2	S	2	0	0	0	0	0	0	0	0	0	0	2	2	0.00	0.000

Batter	1	2	3	4	5	6	7	8	9	AB R H RBI BB SO LOB	TOP		
Ron LeFlore, R (1, 8) OBP: 0.328, SLG: 0.401 Rudy Law, L (7, PH) OBP: 0.368, SLG: 0.438 (7, 8)	0-0 FC6-4 1B 2B	4-0 BB			0-0 F9		0-0 E6 2B	0-3 K		2 1 1 0 1 0 0 2 1 0 0 0 1 0			
Tony Bernazard, S (1, 4) OBP: 0.345, SLG: 0.397	0-0 FC6-4 1B	0-0 6-3			0-0 HR		0-0 4-3 2B	0-0 F8		5 1 3 2 0 0 2			
Harold Baines, L (1, 9) OBP: 0.315, SLG: 0.449	0-0 FC6-4 1B		0-0 4-3		0-0 F9		0-0 4-3	0-3 K		5 1 0 1 0 1 2			
Greg Luzinski, R (1, 10) OBP: 0.361, SLG: 0.448	0-0 1B 1B		0-0 F9		4-0 2B FC5-4 BB		0-0 6-3	0-3 K		4 1 1 0 1 1 2			
Carlton Fisk, R (1, 2) OBP: 0.337, SLG: 0.384	0-0 G6-4-3 1B		0-3 K		0-3 K		0-0 5-3	0-0 F3		5 0 1 1 0 2 3			
Steve Kemp, L (1, 7) OBP: 0.385, SLG: 0.403	0-0 G6-4-3		0-0 4-3		0-0 FC5-4 2B		0-0 1-3			4 0 1 0 0 0 2			
Chris Nyman, R (1, 3) OBP: 0.176, SLG: 0.176 Mike Squires, L (6, PH) OBP: 0.304, SLG: 0.283 (6, 3)		0-0 F9	0-0 F7		4-0 FC5-4 IBB		0-0 3-1 HR 1B			2 0 0 0 0 0 0 1 1 1 0 1 0 0			
Vance Law, R (1, 6) OBP: 0.328, SLG: 0.368		0-3 K	0-0 1-3		0-0 FC5-4		0-0 3-1			4 0 0 1 0 1 3			
Aurelio Rodriguez, R (1, 5) OBP: 0.280, SLG: 0.352		0-0 BB 1B		0-0 F8	0-3 K		0-0 3-H HR			4 1 2 2 0 1 2			
Inning Stats	R: 2 H: 4 E: 0 LOB: 1 K: 0 BB: 0 S: 6 P: 6	R: 0 H: 1 E: 0 LOB: 2 K: 1 BB: 1 S: 6 P: 10	R: 0 H: 0 E: 0 LOB: 0 K: 1 BB: 0 S: 5 P: 5	R: 0 H: 0 E: 0 LOB: 0 K: 0 BB: 0 S: 3 P: 3	R: 1 H: 1 E: 0 LOB: 0 K: 0 BB: 0 S: 4 P: 4	R: 1 H: 1 E: 0 LOB: 2 K: 2 BB: 2 S: 8 P: 16	R: 1 H: 1 E: 1 LOB: 1 K: 0 BB: 0 S: 5 P: 5	R: 2 H: 2 E: 0 LOB: 0 K: 1 BB: 0 S: 7 P: 7	R: 0 H: 0 E: 0 LOB: 1 K: 2 BB: 0 S: 8 P: 8	1B: 5 SF: 0 2B: 3 SAC: 0 3B: 0 DP: 1 HR: 2 HBP: 0	WP: 0 PA: 41 PB: 1 SB: 1 CS: 0		
PITCHER	IP WLS BF H R ER SO BB IBB HBP BLK WP HR S P ERA WHIP											PITCHER	IP WLS BF H R ER SO BB IBB HBP BLK WP HR S P ERA WHIP
John Tudor, L (1, 1) ERA: 4.21	5.1 L 24 7 4 4 3 2 0 0 0 0 0 1 28 36 6.75 1.688												
Bob Stanley, R (6, 1) ERA: 3.03	3.2 17 3 3 2 4 0 1 0 0 0 0 1 24 28 4.91 0.818												

Chicago White Sox @ Boston Red Sox
 Fenway Park, Boston, MA
 Sat Aug 07 1982, 3:33 AM EDT
 Att. 33,595 - Sunny - 79 F

livebaseballscorecards.com

AB 38
 R 7
 H 10
 RBI 7
 BB 3
 SO 7
 LOB 16



Batter	1	2	3	4	5	6	7	8	9	AB R H RBI BB SO LOB	TOP	
Rudy Law, L (1, 8) OBP: 0.367, SLG: 0.441 Ron LeFlore, R (7, PH) OBP: 0.329, SLG: 0.401 (7, 8)	0-0 G3 SF9 2B		0-0 4-3	0-0 F9			0-3 K		0-0 1-2 1B	3 1 1 0 0 0 0 2 0 1 0 0 1 1		
Tony Bernazard, S (1, 4) OBP: 0.345, SLG: 0.396	0-0 G3 2-3		4-0 1B FC5-4 BB		0-0 6-3		0-0 3-H 1B		0-0 F3	4 1 1 1 1 0 3		
Harold Baines, L (1, 9) OBP: 0.314, SLG: 0.448	0-0 SF9 3-H		0-0 FC5-4 1-3 1B		0-0 F8		0-3 K		0-0 G3	4 0 1 1 0 1 3		
Greg Luzinski, R (1, 10) OBP: 0.358, SLG: 0.444	0-0 F7		0-0 FC5-4 1-2f 3-H		0-0 F8		0-0 5-3			4 0 0 1 0 0 2		
Steve Kemp, L (1, 7) OBP: 0.384, SLG: 0.402		0-0 G3	0-0 G3			0-0 3-1			0-0 G5-4-3 1B	4 0 1 0 0 0 1		
Carlton Fisk, R (1, 2) OBP: 0.342, SLG: 0.400		0-0 HR		4-0 3B BB		0-0 2B			0-0 G5-4-3 1-2f	3 2 2 1 1 0 1		
Mike Squires, L (1, 3) OBP: 0.311, SLG: 0.303		4-0 FC5-4 BB		0-0 4-3 3B		0-0 F6			0-0 F9	3 1 1 1 1 0 1		
Aurelio Rodriguez, R (1, 5) OBP: 0.274, SLG: 0.344 Jerry Hairston, S (9, PH) OBP: 0.289, SLG: 0.515		0-0 FC5-4 1-2f		0-0 4-3		0-0 5-3			0-0 1B 1B	3 0 0 1 0 0 2 1 0 1 0 0 0 0		
Bill Almon, R (1, 6) OBP: 0.324, SLG: 0.376		0-0 5-3		0-0 F8			0-0 PB 1B 2B		0-0 F9	4 1 1 0 0 0 2		
Inning Stats	R: 1 H: 1 E: 0 LOB: 0 K: 0 BB: 0 S: 4 P: 4	R: 1 H: 1 E: 0 LOB: 1 K: 0 BB: 1 S: 4 P: 8	R: 1 H: 1 E: 0 LOB: 1 K: 0 BB: 1 S: 4 P: 8	R: 2 H: 1 E: 0 LOB: 0 K: 0 BB: 1 S: 4 P: 8	R: 0 H: 0 E: 0 LOB: 0 K: 0 BB: 0 S: 3 P: 3	R: 0 H: 1 E: 0 LOB: 1 K: 0 BB: 0 S: 4 P: 4	R: 1 H: 2 E: 0 LOB: 1 K: 2 BB: 0 S: 9 P: 9	R: 0 H: 1 E: 0 LOB: 0 K: 0 BB: 0 S: 3 P: 3	R: 0 H: 2 E: 0 LOB: 2 K: 0 BB: 0 S: 5 P: 5	1B: 5 SF: 1 2B: 3 SAC: 0 3B: 1 DP: 1 HR: 1 HBP: 0	WP: 0 PA: 39 PB: 1 SB: 0 CS: 0	
PITCHER Chuck Rainey, R (1, 1) ERA: 4.86 Tom Burgmeier, L (4, 1) ERA: 2.63 Mark Clear, R (8, 1) ERA: 2.64	IP WLS BF H R ER SO BB IBB HBP BLK WP HR S P ERA WHIP											
	3.0 0 16 4 5 5 0 3 0 0 0 0 0 1 13 25 15.00 2.333											
	4.0 W 16 4 1 1 2 0 0 0 0 0 0 0 0 20 20 2.25 1.000											
	2.0 0 7 2 0 0 0 0 0 0 0 0 0 0 7 7 0.00 1.000											
PITCHER	IP WLS BF H R ER SO BB IBB HBP BLK WP HR S P ERA WHIP											

Chicago White Sox @ Boston Red Sox
Fenway Park, Boston, MA
Sun Aug 08 1982, 3:33 AM EDT
Att. 27,312 - Cloudy - 85 F

livebaseballscorecards.com

AB	35
R	6
H	10
RBI	6
BB	3
SO	2
LOB	16



Batter	1	2	3	4	5	6	7	8	9	AB	R	H	RBI	BB	SO	LOB
Jerry Remy, L OBP: 0.343, SLG: 0.311 (1, 4)	0-0 BB 2B 1B	4-0 S 1B BB		0-0 1B 2B 1B		0-0 F7 1B 2B	0-0 6-3			4	3	2	0	1	0	0
Dwight Evans, R OBP: 0.401, SLG: 0.501 (1, 9)	4-0 2B 1-2 BB	0-0 F9 1-2		0-0 F3		0-0 HR	0-0 F9			4	2	1	1	1	0	2
Jim Rice, R OBP: 0.380, SLG: 0.496 (1, 7)	0-0 1B 2B 1-H 2-H	0-0 F7		0-0 2B 1-2 9-2 1B		0-0 1B 3B	0-0 F9			5	2	3	2	0	0	1
Carney Lansford, R OBP: 0.341, SLG: 0.411 (1, 10)	0-0 1B G6-3 2-H	0-0 2B 1B 2-H		0-0 2B 1-3 2-H		0-0 1B 1B HBP 1B		4-0 2B BB		4	4	4	4	1	0	0
Wade Boggs, L OBP: 0.417, SLG: 0.423 (1, 5)	0-0 1B G6-3 1-3	0-0 2B 1-H		4-0 IBB		0-0 1B HBP 1B		0-0 F9		4	0	3	1	1	0	1
Dave Stapleton, R OBP: 0.285, SLG: 0.376 (1, 3)	0-0 G6-3 1-2f 3-H	0-0 4-3		0-0 9-2 3-Hf		0-0 1B HBP		0-3 K		5	0	1	0	0	1	6
Reid Nichols, R OBP: 0.365, SLG: 0.481 (1, 8)	0-0 2B CS		0-0 1B		0-3 K	1-0 1B HBP		0-0 2B 1-H		4	0	3	2	0	1	0
Glenn Hoffman, R OBP: 0.272, SLG: 0.331 (1, 6)	0-0 L5		0-0 L5 1-2		0-0 F8	0-0 F4		0-3 K		5	0	0	0	0	1	6
Gary Allenson, R OBP: 0.279, SLG: 0.319 (1, 2)		0-0 HR		0-0 F8		0-0 4-3	0-0 F8			4	1	1	1	0	0	3


Inning Stats	R: 4	H: 5	E: 0	LOB: 1	K: 0	S: 7	P: 11	R: 3	H: 3	E: 0	LOB: 1	K: 0	S: 6	P: 10	R: 0	H: 1	E: 0	LOB: 0	K: 0	S: 3	R: 1	H: 3	E: 0	LOB: 2	K: 0	S: 5	P: 9	R: 0	H: 0	E: 0	LOB: 0	K: 1	S: 5	R: 3	H: 5	E: 0	LOB: 3	K: 0	S: 8	P: 9	R: 0	H: 0	E: 0	LOB: 0	K: 0	S: 3	R: 1	H: 1	E: 0	LOB: 1	K: 2	S: 8	P: 12
--------------	------	------	------	--------	------	------	-------	------	------	------	--------	------	------	-------	------	------	------	--------	------	------	------	------	------	--------	------	------	------	------	------	------	--------	------	------	------	------	------	--------	------	------	------	------	------	------	--------	------	------	------	------	------	--------	------	------	-------

PITCHER	IP	WLS	BF	H	R	ER	SO	BB	IBB	HBP	BLK	WP	HR	S	P	ERA	WHIP
Steve Trout, L ERA: 4.47 (1, 1)	0.0	L	5	4	4	4	0	1	0	0	0	0	0	4	8	∞	∞
Chico Escarrega, R ERA: 3.25 (1, 1)	3.1		16	7	4	4	0	1	0	0	0	0	1	15	19	10.80	2.400
Salome Barojas, R ERA: 3.87 (4, 1)	2.0		10	4	3	3	1	0	1	0	0	0	1	11	15	13.50	2.000
Rich Barnes, L ERA: 4.5 (6, 1)	2.2		13	3	1	1	2	1	0	1	0	0	0	15	20	3.38	1.500

BOTTOM

Chicago White Sox @ Boston Red Sox
Fenway Park, Boston, MA
 Sun Aug 08 1982, 3:33 AM EDT
 Att. 27,312 - Cloudy - 85 F

AB	39
R	12
H	18
RBI	11
BB	4
SO	3
LOB	19



1B: 10	SF: 0	WP: 0	PA: 44
2B: 6	SAC: 0	PB: 0	
3B: 1	DP: 2	SB: 1	
HR: 2	HBP: 1	CS: 1	

livebaseballscorecards.com

Batter	1	2	3	4	5	6	7	8	9	AB	R	H	RBI	BB	SO	LOB
Damaso Garcia, R (1, 4) OBP: 0.347, SLG: 0.410	0-0 F7			0-0 CS 1B	0-0 F7			0-0 G3		4	0	1	0	0	0	3
Rance Mulliniks, L (1, 5) OBP: 0.315, SLG: 0.353	0-0 P5			4-0 BB 1-2		0-0 6-3		0-0 HR		3	1	1	1	1	0	0
Ernie Whitt, L (1, 2) OBP: 0.329, SLG: 0.470	0-0 G3			0-0 F8		0-0 FC4-6 BB 1B		0-0 G3		4	0	1	0	0	0	1
Willie Upshaw, L (1, 3) OBP: 0.350, SLG: 0.482		0-0 P4		0-0 P6		4-0 FC4-6 BB 1-2		4-0 BB 1B BB		2	1	0	0	2	0	1
Hosken Powell, L (1, 9) OBP: 0.287, SLG: 0.370		0-0 F7			0-0 F8		0-0 FC4-6 FC5-4	4-0 E 1B BB 1-2		3	1	0	0	1	0	2
Jesse Barfield, R (9, 9) OBP: 0.340, SLG: 0.448						1-2f 2-3				0	0	0	0	0	0	0
Barry Bonnell, R (1, 7) OBP: 0.339, SLG: 0.437		0-0 5-3			0-0 1-3		0-0 FC5-4	0-0 E8 1B 1-3 2-H		4	0	1	1	0	0	2
Lloyd Moseby, L (1, 8) OBP: 0.289, SLG: 0.363			0-0 P4		0-0 BB 1B			0-0 4-3	0-0 1-2 3-H 1B	4	1	2	1	0	0	0
Al Woods, L (1, 10) OBP: 0.269, SLG: 0.320			0-0 F9		4-0 BB 1-2			0-0 3-1	0-0 F7-4 2-3	3	0	0	0	1	0	2
Alfredo Griffin, S (1, 6) OBP: 0.272, SLG: 0.327			0-0 P6		0-0 1-3 2-H 1B			0-0 E4		3	0	2	1	0	0	0

Inning Stats	R: 0	H: 0	E: 0	LOB: 0	K: 0	BB: 0	S: 3	R: 0	H: 0	E: 0	LOB: 0	K: 0	BB: 0	S: 3	R: 0	H: 0	E: 0	LOB: 0	K: 0	BB: 0	S: 3	R: 0	H: 1	E: 0	LOB: 1	K: 0	BB: 1	S: 3	R: 1	H: 2	E: 0	LOB: 2	K: 0	BB: 1	S: 5	R: 0	H: 1	E: 1	LOB: 1	K: 0	BB: 0	S: 4	R: 3	H: 3	E: 1	LOB: 1	K: 0	BB: 2	S: 5	P: 13	1B: 7	SF: 0	2B: 1	SAC: 0	3B: 0	DP: 1	HR: 1	HBP: 0	WP: 0	PA: 35
--------------	------	------	------	--------	------	-------	------	------	------	------	--------	------	-------	------	------	------	------	--------	------	-------	------	------	------	------	--------	------	-------	------	------	------	------	--------	------	-------	------	------	------	------	--------	------	-------	------	------	------	------	--------	------	-------	------	-------	-------	-------	-------	--------	-------	-------	-------	--------	-------	--------

PITCHER	IP	WLS	BF	H	R	ER	SO	BB	IBB	HBP	BLK	WP	HR	S	P	ERA	WHIP
Dennis Eckersley, R (1, 1) ERA: 3.43	7.1	L	32	6	4	3	0	5	0	0	0	0	1	27	47	3.68	1.500
Bob Stanley, R (8, 1) ERA: 3.01	0.2		3	2	0	0	0	0	0	0	0	0	0	3	3	0.00	3.000


BOTTOM


Boston Red Sox @ Toronto Blue Jays
Exhibition Stadium, Toronto, ON

Mon Aug 09 1982, 7:05 PM EDT
Att: 20,105 - Unknown - 75 F

livebaseballscorecards.com

AB	30
R	4
H	8
RBI	4
BB	5
SO	0
LOB	11



Batter	1	2	3	4	5	6	7	8	9	AB R H RBI BB SO LOB	TOP														
Jerry Remy, L (1, 4) OBP: 0.344, SLG: 0.313	0-0 4-3		0-0 4-3			4-0 BBB 1-2 G4-6-3 BB			0-3 K	3 0 0 0 1 1 1	<p>Boston Red Sox @ Toronto Blue Jays Exhibition Stadium, Toronto, ON</p> <p>Tue Aug 10 1982, 7:05 PM EDT Att. 21,324 - Unknown - 65 F</p> <p>livebaseballscorecards.com</p> <table border="1"> <tr><td>AB</td><td>28</td></tr> <tr><td>R</td><td>0</td></tr> <tr><td>H</td><td>2</td></tr> <tr><td>RBI</td><td>0</td></tr> <tr><td>BB</td><td>2</td></tr> <tr><td>SO</td><td>2</td></tr> <tr><td>LOB</td><td>8</td></tr> </table> 	AB	28	R	0	H	2	RBI	0	BB	2	SO	2	LOB	8
AB	28																								
R	0																								
H	2																								
RBI	0																								
BB	2																								
SO	2																								
LOB	8																								
Dwight Evans, R (1, 9) OBP: 0.398, SLG: 0.498	0-0 5-3		0-0 4-3			0-0 P5			0-0 6-3	4 0 0 0 0 0 3															
Jim Rice, R (1, 7) OBP: 0.378, SLG: 0.491 Reid Nichols, R (7, 7) OBP: 0.362, SLG: 0.477	0-0 6-3			0-0 5-3		0-0 G4-6-3 1-2f			0-0 F9	3 0 0 0 0 0 2 1 0 0 0 0 0 0															
Carl Yastrzemski, L (1, 3) OBP: 0.354, SLG: 0.460		0-0 F9		0-0 F9			0-0 F5			3 0 0 0 0 0 0															
Carney Lansford, R (1, 10) OBP: 0.343, SLG: 0.412		0-0 1B		0-0 5-3			0-0 F9			3 0 1 0 0 0 0															
Wade Boggs, L (1, 5) OBP: 0.412, SLG: 0.418		0-0 F7			0-0 F8		0-0 F7			3 0 0 0 0 0 1															
Rick Miller, L (1, 8) OBP: 0.322, SLG: 0.318		0-0 P4			0-3 K			0-0 6-3		3 0 0 0 0 1 1															
Glenn Hoffman, R (1, 6) OBP: 0.271, SLG: 0.328 Rich Gedman, L (8, PH) OBP: 0.302, SLG: 0.395 Julio Valdez, S (8, 6) OBP: 0.429, SLG: 0.429			0-0 5-3		0-0 6-3			0-0 6-3		2 0 0 0 0 0 0 1 0 0 0 0 0 0 0 0 0 0 0 0 0															
Gary Allenson, R (1, 2) OBP: 0.288, SLG: 0.322		0-0 E6 1B			4-0 BBB BB BB			0-0 1-3		2 0 1 0 1 0 0															
Inning Stats	R: 0 E: 0 K: 0 S: 3	H: 0 LOB: 0 BB: 0 P: 3	R: 0 E: 0 K: 0 S: 4	H: 1 LOB: 1 BB: 0 P: 4	R: 0 E: 1 K: 0 S: 4	H: 1 LOB: 1 BB: 0 P: 4	R: 0 E: 0 K: 0 S: 3	H: 0 LOB: 0 BB: 0 P: 3	R: 0 E: 0 K: 1 S: 5	H: 0 LOB: 0 BB: 0 P: 5	R: 0 E: 0 K: 0 S: 2	H: 0 LOB: 1 BB: 2 P: 10	R: 0 E: 0 K: 0 S: 3	H: 0 LOB: 0 BB: 0 P: 3	R: 0 E: 0 K: 1 S: 5	H: 0 LOB: 0 BB: 0 P: 5	1B: 2 2B: 0 3B: 0 HR: 0	SF: 0 SAC: 0 DP: 1 HBP: 0	WP: 0 PB: 0 SB: 0 CS: 0	PA: 30					
PITCHER Dave Stieb, R (1, 1) ERA: 3.81	IP: 9.0 WLS: W BF: 30 H: 2 R: 0 ER: 0 SO: 2 BB: 2 IBB: 0 HBP: 0 BLK: 0 WP: 0 HR: 0 S: 32 P: 40 ERA: 0.00 WHIP: 0.444											PITCHER	IP: 0 WLS: 0 BF: 0 H: 0 R: 0 ER: 0 SO: 0 BB: 0 IBB: 0 HBP: 0 BLK: 0 WP: 0 HR: 0 S: 0 P: 0 ERA: 0 WHIP: 0												

Batter	1	2	3	4	5	6	7	8	9	AB R H RBI BB SO LOB	TOP
Lenn Sakata, R OBP: 0.315, SLG: 0.358 (1, 4) X	0-0 F9 ①		0-3 K ③			0-0 HR		0-0 F8 ①		4 1 1 1 0 1 1	<p>Baltimore Orioles @ Boston Red Sox</p> <p>Fenway Park, Boston, MA</p> <p>Fri Aug 13 1982, 7:05 PM EDT</p> <p>Att: 32,935 - Unknown</p>
Dan Ford, R OBP: 0.274, SLG: 0.371 (1, 9) S S S	0-3 K ②			0-3 K ①		0-0 6-3 ①		0-0 F9 ②		4 0 0 0 0 2 0	
Cal Ripken Jr., R OBP: 0.305, SLG: 0.450 (1, 6) X	0-0 F9 ③			0-0 F9 ②		0-0 5-3 ②		4-0 FC6-4 BB		3 0 0 0 1 0 0	
Eddie Murray, S OBP: 0.384, SLG: 0.513 (1, 3) X		0-0 F7 ①		0-0 P3 ③		0-0 F9 ③		0-0 FC6-4 ③		4 0 0 0 0 0 1	
Benny Ayala, R OBP: 0.310, SLG: 0.488 (1, 10) X		0-0 6-3 ②			0-0 2B		0-0 F3 ①		0-0 6-3 ①	4 0 1 0 0 0 0	
Gary Roenicke, R OBP: 0.384, SLG: 0.522 (1, 8) X		0-0 P3 ③			0-0 F9 ①		0-0 3B 2B		0-0 6-3 ②	4 1 1 0 0 0 1	
Ken Singleton, S OBP: 0.357, SLG: 0.379 (1, 7) X			0-0 6-3 ①		1-0 HBP		0-0 3B 2B		0-0 F7 ③	3 0 1 1 0 0 0	
Rick Dempsey, R OBP: 0.320, SLG: 0.350 (1, 2) S S S			0-3 K ②		0-3 K ②		0-0 L3 ②			3 0 0 0 0 2 3	
Rich Dauer, R OBP: 0.321, SLG: 0.355 (1, 5) X			0-0 1B		0-3 K ③		0-0 F9 ③			3 0 1 0 0 1 3	
Inning Stats	R: 0 H: 0 E: 0 LOB: 0 K: 1 BB: 0 S: 5 P: 5	R: 0 H: 0 E: 0 LOB: 0 K: 0 BB: 0 S: 3 P: 3	R: 0 H: 1 E: 0 LOB: 1 K: 2 BB: 0 S: 8 P: 8	R: 0 H: 0 E: 0 LOB: 0 K: 1 BB: 0 S: 5 P: 5	R: 0 H: 1 E: 0 LOB: 2 K: 2 BB: 0 S: 8 P: 9	R: 1 H: 1 E: 0 LOB: 0 K: 0 BB: 0 S: 4 P: 4	R: 1 H: 2 E: 0 LOB: 1 K: 0 BB: 0 S: 5 P: 5	R: 0 H: 0 E: 0 LOB: 1 K: 0 BB: 1 S: 3 P: 7	R: 0 H: 0 E: 0 LOB: 0 K: 0 BB: 0 S: 3 P: 3	1B: 1 SF: 0 2B: 2 SAC: 0 3B: 1 DP: 0 HR: 1 HBP: 1	WP: 0 PA: 34 PB: 0 SB: 0 CS: 0
PITCHER John Tudor, L ERA: 4.06 (1, 1)	IP WLS BF H R ER SO BB IBB HBP BLK WP HR S P ERA WHIP										
	9.0 W 34 5 2 2 6 1 0 1 0 0 1 44 49 2.00 0.667										

livebaseballscorecards.com

AB	32
R	2
H	5
RBI	2
BB	1
SO	6
LOB	9



Batter	1	2	3	4	5	6	7	8	9	AB	R	H	RBI	BB	SO	LOB
--------	---	---	---	---	---	---	---	---	---	----	---	---	-----	----	----	-----

Jerry Remy, L <small>OBP: 0.346, SLG: 0.320</small> (1, 4)	0-0 3B 1B	0-0 4-3		0-0 F7		0-0 F8				4	1	1	0	0	0	2
Dwight Evans, R <small>OBP: 0.395, SLG: 0.499</small> (1, 9)	0-0 2B 3B 1-H		0-0 1B 4-3 2B		0-0 6-3		0-0 4-3			4	2	2	1	0	0	0
Jim Rice, R <small>OBP: 0.381, SLG: 0.496</small> (1, 7)	0-0 1B 2B 3-H		0-0 1B 4-3 2-3 1B		0-0 P4		0-0 1B			4	1	3	1	0	0	0
Tony Perez, R <small>OBP: 0.337, SLG: 0.400</small> (1, 10)	0-0 1B 2-H 1B		0-0 4-3	0-0 1-2 3-H	0-3 K		0-0 F8			4	0	1	2	0	1	2
Carney Lansford, R <small>OBP: 0.349, SLG: 0.416</small> (1, 5)	0-0 1-3 1B G4-3 1B		0-0 2-3 1B		0-0 P6		0-0 F2			4	0	2	0	0	0	1
Dave Stapleton, R <small>OBP: 0.284, SLG: 0.373</small> (1, 3)	0-0 P4		0-0 F9		0-0 1B BB 1B		0-0 F7			4	1	1	0	0	0	4
Glenn Hoffman, R <small>OBP: 0.270, SLG: 0.324</small> (1, 6)	0-0 G4-3 1-2f		0-0 6-3		4-0 1B BB BB BB 1B		0-0 4-3			3	0	0	0	1	0	4
Gary Allenson, R <small>OBP: 0.280, SLG: 0.313</small> (1, 2)		0-0 F9		0-0 L6		0-0 F5		0-0 F9		4	0	0	0	0	0	2
Reid Nichols, R <small>OBP: 0.350, SLG: 0.456</small> (1, 8)		0-0 F7		0-0 F2		0-0 1-2 2-H 1B				3	0	1	1	0	0	0

Inning Stats	R: 3	H: 5	E: 0	LOB: 1	K: 0	P: 7	R: 0	H: 0	E: 0	LOB: 0	K: 0	P: 3	R: 1	H: 3	E: 0	LOB: 2	K: 0	P: 6	R: 0	H: 0	E: 0	LOB: 0	K: 0	P: 3	R: 0	H: 0	E: 0	LOB: 0	K: 1	P: 5	R: 1	H: 2	E: 0	LOB: 2	K: 0	P: 9	R: 0	H: 1	E: 0	LOB: 1	K: 0	P: 4	R: 0	H: 0	E: 0	LOB: 0	K: 0	P: 3
--------------	------	------	------	--------	------	------	------	------	------	--------	------	------	------	------	------	--------	------	------	------	------	------	--------	------	------	------	------	------	--------	------	------	------	------	------	--------	------	------	------	------	------	--------	------	------	------	------	------	--------	------	------

PITCHER																PITCHER																																		
IP	WLS	BF	H	R	ER	SO	BB	IBB	HBP	BLK	WP	HR	S	P	ERA	WHIP	IP	WLS	BF	H	R	ER	SO	BB	IBB	HBP	BLK	WP	HR	S	P	ERA	WHIP																	
Mike Flanagan, L	(1, 1)	0.0	L	5	3	3	0	0	0	0	0	0	5	5	∞	∞																																		
Sammy Stewart, R	(1, 1)	8.0		30	6	2	1	1	0	0	0	0	31	35	2.25	0.875																																		

BOTTOM

Baltimore Orioles @ Boston Red Sox
 Fenway Park, Boston, MA
 Fri Aug 13 1982, 7:05 PM EDT
 Att. 32,935 - Unknown

livebaseballscorecards.com

AB	34
R	5
H	11
RBI	5
BB	1
SO	1
LOB	15



1B: 8	SF: 0	WP: 0	PA: 35
2B: 2	SAC: 0	PB: 0	
3B: 1	DP: 1	SB: 0	
HR: 0	HBP: 0	CS: 0	

Batter	1	2	3	4	5	6	7	8	9	10	AB R H RBI BB SO LOB	TOP														
Al Bumbry, L (1, 8) OBP: 0.316, SLG: 0.350	0-0 G3		0-0 4-3 1B	0-0 3-1			0-0 2-H 3B		0-3 K	0-0 2B	6 0 3 1 0 1 1	<p>Baltimore Orioles @ Boston Red Sox Fenway Park, Boston, MA Sat Aug 14 1982, 3:33 AM EDT Att. 31,343 - Unknown</p>														
Glenn Gulliver, L (1, 5) OBP: 0.392, SLG: 0.211 Lenn Sakata, R (9, PR) OBP: 0.314, SLG: 0.357	4-0 BB		0-0 B5		0-0 F9		0-0 6-3		4-0 G4-6-3 BB	0-0 5-3	3 0 0 0 2 0 3 1 0 0 0 0 0 2															
Ken Singleton, S (1, 10) OBP: 0.353, SLG: 0.374	0-0 F8		0-0 4-3		0-0 F8		0-0 4-3		0-0 G4-6-3 1-2f		5 0 0 0 0 0 5															
Eddie Murray, S (1, 3) OBP: 0.389, SLG: 0.514	0-0 P6		4-0 BB		0-0 1B		4-0 S BB			0-0 E SF9 1B	3 1 2 0 2 0 1															
John Lowenstein, L (1, 7) OBP: 0.404, SLG: 0.613		0-0 S 1B	0-0 L4		0-3 K		0-0 1-2 P6			0-0 SF9 1B E1	5 1 1 0 0 1 7															
Cal Ripken Jr., R (1, 6) OBP: 0.306, SLG: 0.455		0-3 K		0-0 HR		0-0 F8		4-0 FC3-6 BB		0-3 K	4 1 1 1 1 2 3															
Jim Dwyer, L (1, 9) OBP: 0.373, SLG: 0.479 Dan Ford, R (10, 9) OBP: 0.274, SLG: 0.371		0-0 F9		0-0 F9		0-0 P6		0-0 FC3-6 S 1-2f		4-0 SF9 1B IBB	4 1 0 0 1 0 2 0 0 0 0 0 0 0															
Joe Nolan, L (1, 2) OBP: 0.289, SLG: 0.382 Rick Dempsey, R (10, 2) OBP: 0.320, SLG: 0.350		0-0 F8		0-0 2B		0-0 3-1		0-0 F8		0-0 SF9	4 0 1 1 0 0 2 0 0 0 0 0 0 0															
Rich Dauer, R (1, 4) OBP: 0.324, SLG: 0.361			0-0 4-3 1B		0-0 F7		0-0 3B 2B		0-3 K	0-0 2B 1B	5 1 3 2 0 1 2															
Inning Stats	R: 0 E: 0 K: 0 S: 3	H: 0 LOB: 1 BB: 1 P: 7	R: 0 E: 0 K: 1 S: 6	H: 1 LOB: 1 BB: 0 P: 6	R: 0 E: 0 K: 0 S: 5	H: 2 LOB: 3 BB: 1 P: 9	R: 1 E: 0 K: 0 S: 5	H: 2 LOB: 1 BB: 0 P: 5	R: 0 E: 0 K: 1 S: 6	H: 1 LOB: 1 BB: 0 P: 6	R: 0 E: 0 K: 0 S: 3		H: 0 LOB: 0 BB: 0 P: 3	R: 1 E: 0 K: 0 S: 5	H: 2 LOB: 2 BB: 1 P: 9	R: 0 E: 0 K: 1 S: 5	H: 0 LOB: 1 BB: 1 P: 9	R: 0 E: 0 K: 1 S: 4	H: 0 LOB: 1 BB: 1 P: 8	R: 3 E: 1 K: 1 S: 9	H: 3 LOB: 2 BB: 1 P: 13	1B: 6 2B: 3 3B: 1 HR: 1	SF: 1 SAC: 0 DP: 1 HBP: 0	WP: 0 PB: 0 SB: 3 CS: 0	PA: 47	
PITCHER	IP WLS BF H R ER SO BB IBB HBP BLK WP HR S P ERA WHIP																									
Dennis Eckersley, R (1, 1) ERA: 3.41 Mark Clear, R (7, 1) ERA: 2.44	6.1 L	29 18	8 3	2 3	2 0	2 3	2 3	2 1	2 0	2 3	2 3	2 1	2 0	2 0	2 20	39 36	2.84 0.00	1.579 1.636								

livebaseballscorecards.com

AB	40
R	5
H	11
RBI	5
BB	6
SO	5
LOB	28



Batter	1	2	3	4	5	6	7	8	9	AB R H RBI BB SO LOB	TOP																	
Al Bumbry, L (1, 8) OBP: 0.315, SLG: 0.350	0-0 L6		0-0 4-3			0-0 2B 1B			0-3 K	4 0 1 0 0 1 1																		
Glenn Gulliver, L (1, 5) OBP: 0.418, SLG: 0.268	4-0 G4-6-3 BB			0-3 K		0-0 1-H 2B			0-0 FC6 1B	3 0 2 0 1 1 0																		
Ken Singleton, S (1, 10) OBP: 0.353, SLG: 0.373	0-0 G4-6-3 1-2f			0-0 G4-6-3 1B			0-0 4-3		0-0 FC6 1-2f	4 0 1 0 0 0 2																		
Eddie Murray, S (1, 3) OBP: 0.386, SLG: 0.510		0-0 3-1		0-0 G4-6-3 1-2f			0-3 K			3 0 0 0 0 1 1																		
John Lowenstein, L (1, 7) OBP: 0.399, SLG: 0.604		0-0 3-1			0-0 1-3		0-0 F7			3 0 0 0 0 0 0																		
Cal Ripken Jr., R (1, 6) OBP: 0.304, SLG: 0.452		0-0 6-3			0-0 F8			0-0 5-3		3 0 0 0 0 0 0																		
Jim Dwyer, L (1, 9) OBP: 0.372, SLG: 0.474			0-0 F8		0-3 K			0-0 G5-4-3 1B		3 0 1 0 0 1 0																		
Joe Nolan, L (1, 2) OBP: 0.284, SLG: 0.374			0-0 G3			0-0 F8		0-0 G5-4-3 1-2f		3 0 0 0 0 0 1																		
Rich Dauer, R (1, 4) OBP: 0.325, SLG: 0.361			0-0 1B			0-0 6-3			0-0 4-3	2 0 1 0 0 0 0																		
Terry Crowley, L (9, PH) OBP: 0.356, SLG: 0.365										1 0 0 0 0 0 0																		
Inning Stats	R: 0 E: 0 K: 0 S: 2	H: 0 LOB: 0 BB: 1 P: 6	R: 0 E: 0 K: 0 S: 3	H: 0 LOB: 0 BB: 0 P: 3	R: 0 E: 0 K: 0 S: 4	H: 1 LOB: 1 BB: 0 P: 4	R: 0 E: 0 K: 1 S: 5	H: 1 LOB: 0 BB: 0 P: 5	R: 0 E: 0 K: 1 S: 5	H: 0 LOB: 0 BB: 0 P: 5	R: 0 E: 0 K: 1 S: 3	H: 1 LOB: 0 BB: 0 P: 3	R: 0 E: 0 K: 1 S: 6	H: 1 LOB: 1 BB: 0 P: 6	1B: 5 2B: 1 3B: 0 HR: 0	SF: 0 SAC: 0 DP: 3 HBP: 0	WP: 0 PB: 0 SB: 0 CS: 0	PA: 30										
PITCHER	IP WLS BF H R ER SO BB IBB HBP BLK WP HR S P ERA WHIP																											
Mike Torrez, R (1, 1) ERA: 5.77	4.0	13	2	0	0	1	1	0	0	0	0	0	0	14	18	0.00	0.750											
Bob Stanley, R (5, 1) ERA: 2.98	5.0	W	17	4	0	0	3	0	0	0	0	0	0	23	23	0.00	0.800											

Baltimore Orioles @ Boston Red Sox
 Fenway Park, Boston, MA
 Sun Aug 15 1982, 3:33 AM EDT
 Att: 30,675 - Unknown

livebaseballscorecards.com

AB 29
R 0
H 6
RBI 0
BB 1
SO 4
LOB 5



Batter	1	2	3	4	5	6	7	8	9
Jerry Remy, L (1, 4) OBP: 0.344, SLG: 0.316	0-3 K		0-0 F6			0-0 B5-3	4-0 2B 1B IBB	0-3 K	
Dwight Evans, R (1, 9) OBP: 0.393, SLG: 0.502	4-0 G6-4-3 BB			0-0 1-3		0-0 5-3	0-0 1B 2B	0-3 K	
Jim Rice, R (1, 7) OBP: 0.380, SLG: 0.499	0-0 G6-4-3 1-2f			0-0 F9		0-0 F9	4-0 1B 1B IBB	0-0 FC5-4 1-2f	
Tony Perez, R (1, 10) OBP: 0.335, SLG: 0.396		0-0 F9		0-3 K			0-0 1B 2B 1B		
Wade Boggs, L (7, PR) OBP: 0.419, SLG: 0.420							0-0 1B 2B 1B		
Carney Lansford, R (1, 5) OBP: 0.353, SLG: 0.415		4-0 BB			0-3 K		0-0 1B 2B 1B		
Dave Stapleton, R (1, 3) OBP: 0.284, SLG: 0.371		0-0 F7			0-0 4-3		0-0 P4		
Reid Nichols, R (1, 8) OBP: 0.352, SLG: 0.462		0-0 5-3			0-0 BB 1B		0-0 1B 2B		
Gary Allenson, R (1, 2) OBP: 0.286, SLG: 0.309			0-0 1-3		4-0 BB 1B		4-0 1B 2B IBB		
Glenn Hoffman, R (1, 6) OBP: 0.277, SLG: 0.327			0-0 F7		0-0 P6		0-0 1B 2B 1B	0-0 FC5-4 1B	

Inning Stats	R: 0	H: 0	E: 0	K: 1	S: 4	LOB: 0	BB: 1	P: 8	R: 0	H: 0	E: 0	K: 0	S: 3	LOB: 1	BB: 1	P: 7	R: 0	H: 0	E: 0	K: 0	S: 3	LOB: 0	BB: 0	P: 3	R: 0	H: 0	E: 0	K: 1	S: 5	LOB: 0	BB: 0	P: 5	R: 0	H: 1	E: 0	K: 1	S: 6	LOB: 2	BB: 1	P: 10	R: 0	H: 0	E: 0	K: 0	S: 3	LOB: 0	BB: 0	P: 3	R: 8	H: 8	E: 0	K: 1	S: 13	LOB: 3	BB: 3	P: 25	R: 0	H: 1	E: 0	K: 2	S: 8	LOB: 1	BB: 0	P: 8
--------------	------	------	------	------	------	--------	-------	------	------	------	------	------	------	--------	-------	------	------	------	------	------	------	--------	-------	------	------	------	------	------	------	--------	-------	------	------	------	------	------	------	--------	-------	-------	------	------	------	------	------	--------	-------	------	------	------	------	------	-------	--------	-------	-------	------	------	------	------	------	--------	-------	------


PITCHER															PITCHER																																			
IP	WLS	BF	H	R	ER	SO	BB	IBB	HBP	BLK	WP	HR	S	P	ERA	WHIP	IP	WLS	BF	H	R	ER	SO	BB	IBB	HBP	BLK	WP	HR	S	P	ERA	WHIP																	
6.1	L	27	5	6	6	3	3	1	0	0	0	0	29	45	8.53	1.263	7.1	0.0	4	2	0	0	0	0	2	10	∞	∞	7.1	1.2	8	3	2	3	0	0	0	0	0	14	14	10.80	1.800							
Scott McGregor, L	(1, 1)	ERA: 4.32															Tim Stoddard, R	(7, 1)	ERA: 4.06															Mike Boddicker, R	(7, 1)	ERA: 1.86														

BOTTOM

AB	R	H	RBI	BB	SO	LOB
4	1	0	0	1	2	1
4	1	1	2	1	1	1
4	1	0	0	1	0	2
3	0	1	0	0	1	0
1	1	1	1	0	0	0
3	1	2	1	1	1	0
4	0	1	1	0	0	3
4	1	2	1	0	1	4
2	1	0	0	2	0	3
4	1	2	2	0	0	2

Baltimore Orioles @ Boston Red Sox
Fenway Park, Boston, MA
 Sun Aug 15 1982, 3:33 AM EDT
 Att. 30,675 - Unknown

AB	33
R	8
H	10
RBI	8
BB	6
SO	6
LOB	16



1B	2B	3B	HR	SF	SAC	DP	HBP	WP	HR	S	P	ERA	WHIP
8	2	0	0	0	0	1	0	0	0	0	0	0	0

Batter	1	2	3	4	5	6	7	8	9	AB R H RBI BB SO LOB	TOP
Al Bumbry, L (1, 8) <small>OBP: 0.318, SLG: 0.354</small> Dan Ford, R (6, PH) <small>OBP: 0.273, SLG: 0.369</small> (6, 9)	0-0 FC3-6 1B		0-0 6-3			 HR 2B G3			0-0 F8	3 1 2 0 0 0 0 2 0 0 0 0 0 3	
Glenn Gulliver, L (1, 5) <small>OBP: 0.431, SLG: 0.279</small> Lenn Sakata, R (6, 4) <small>OBP: 0.315, SLG: 0.355</small>	0-0 FC3-6 1-2f G6-4-3			0-0 1B 1B		4-0 HR BB BB BB BB	0-3 K		4-0 BB BB	2 1 1 0 1 0 1 1 0 0 0 1 1 0	
Ken Singleton, S (1, 7) <small>OBP: 0.352, SLG: 0.372</small> Gary Roenicke, R (1, 9) <small>OBP: 0.385, SLG: 0.531</small> (6, 8)	0-0 G6-4-3 1-2f			0-0 F7		0-0 HR 1-H 2-H	0-3 K		4-0 BB BB BB	1 0 0 0 0 0 1 3 1 1 3 1 1 1	
Eddie Murray, S (1, 3) <small>OBP: 0.384, SLG: 0.504</small>		0-0 L6		0-3 K		0-0 4-3		4-0 BB	0-0 F9	4 0 0 0 1 1 3	
John Lowenstein, L (1, 9) <small>OBP: 0.401, SLG: 0.616</small> (1, 7)			0-3 K		0-0 1-3 1B	0-0 HR		0-3 K		4 1 2 1 0 2 1	
Terry Crowley, L (1, 10) <small>OBP: 0.366, SLG: 0.368</small> Benny Ayala, R (8, PH) <small>OBP: 0.307, SLG: 0.482</small>				0-0 4-3		0-0 BB 5-3 1B		0-0 6-3		2 0 1 0 1 0 2 1 0 0 0 0 0 0	
Cal Ripken Jr., R (1, 6) <small>OBP: 0.301, SLG: 0.448</small>				0-0 2-3		0-0 5-3		0-0 F5		4 0 0 0 0 0 2	
Rich Dauer, R (1, 4) <small>OBP: 0.324, SLG: 0.359</small> (6, 5)			0-0 6-3		0-0 F8	4-0 BB BB		0-0 5-3		3 0 0 0 1 0 0	
Rick Dempsey, R (1, 2) <small>OBP: 0.319, SLG: 0.345</small>			0-0 F8		0-0 5-3	4-0 BB 1-2 2-3		0-0 6-3		3 0 0 0 1 0 0	
Inning Stats	R: 0 H: 1 E: 0 LOB: 0 K: 0 BB: 0 S: 3 P: 3	R: 0 H: 0 E: 0 LOB: 1 K: 1 BB: 1 S: 5 P: 9	R: 0 H: 0 E: 0 LOB: 0 K: 0 BB: 0 S: 3 P: 3	R: 0 H: 2 E: 0 LOB: 2 K: 1 BB: 0 S: 7 P: 7	R: 0 H: 0 E: 0 LOB: 0 K: 0 BB: 0 S: 3 P: 3	R: 4 H: 4 E: 0 LOB: 3 K: 0 BB: 3 S: 7 P: 19	R: 0 H: 0 E: 0 LOB: 1 K: 3 BB: 1 S: 9 P: 13	R: 0 H: 0 E: 0 LOB: 0 K: 0 BB: 0 S: 3 P: 3	R: 0 H: 0 E: 0 LOB: 2 K: 0 BB: 2 S: 3 P: 11	1B: 4 SF: 0 2B: 1 SAC: 0 3B: 0 DP: 1 HR: 2 HBP: 0	WP: 0 PA: 40 PB: 0 SB: 0 CS: 0
PITCHER Chuck Rainey, R (1, 1) <small>ERA: 4.88</small> Mark Clear, R (6, 1) <small>ERA: 2.54</small> Tom Burgmeier, L (6, 1) <small>ERA: 2.48</small>	IP WLS BF H R ER SO BB IBB HBP BLK WP HR S P ERA WHIP 5.0 0 21 5 3 3 2 2 0 0 0 0 1 23 31 5.40 1.400 0.2 0 6 2 1 1 0 2 0 0 0 0 0 4 12 13.50 6.000 3.1 W 13 0 0 0 3 3 0 0 0 0 0 0 16 28 0.00 0.900	PITCHER IP WLS BF H R ER SO BB IBB HBP BLK WP HR S P ERA WHIP									

Baltimore Orioles @ Boston Red Sox
 Fenway Park, Boston, MA
 Mon Aug 16 1982, 7:05 PM EDT
 Att: 34,746 - Unknown

AB	33
R	4
H	7
RBI	4
BB	7
SO	5
LOB	14



livebaseballscorecards.com

Batter	1	2	3	4	5	6	7	8	9
Jerry Remy, L OBP: 0.341, SLG: 0.313 (1, 4)	0-0 4-3		0-0 F7	0-0 1-3		0-0 E6		0-0 SH	
Dwight Evans, R OBP: 0.393, SLG: 0.508 (1, 9)	0-0 BB 1B		0-0 F8		0-0 HR	0-0 G6-4-3		0-0 FC5-4 HR	
Jim Rice, R OBP: 0.381, SLG: 0.496 (1, 7)	0-0 F9		1-0 FC6-4 HBP		0-0 L6-4 BB 1B		0-0 F8	0-0 6-3	
Carl Yastrzemski, L OBP: 0.358, SLG: 0.453 (1, 10)	4-0 1-2 BB		0-0 FC6-4		4-0 FC6-4 BB		0-0 2B FC6-4 1B	4-0 HR BB	
Carney Lansford, R OBP: 0.356, SLG: 0.433 (1, 5)	0-3 K			0-0 BB WP 2B	0-0 L6-4		0-0 FC6-4 2B	0-0 1-H 3-H HR	
Dave Stapleton, R OBP: 0.285, SLG: 0.368 (1, 3)		0-0 F9		4-0 WP BB SF7 BB	0-0 FC6-4		4-0 FC6-4 IBB	0-0 F7	
Rick Miller, L OBP: 0.322, SLG: 0.318 (1, 8)		0-0 F8		4-0 SF7 WP FC5-2 BB		0-0 1B SH1-4 E 1B	0-0 FC6-4		
Reid Nichols, R OBP: 0.349, SLG: 0.458 (7, PH) (8, 8)		0-0 F8		1-2 2-3 FC5-2 BB		0-0 1B SH1-4 E 1B	0-0 1-2f 2-3 3-H FC6-4		
Glenn Hoffman, R OBP: 0.275, SLG: 0.325 (1, 6)		0-0 6-3		0-0 SF7		0-0 SH1-4	0-0 L7		
Gary Allenson, R OBP: 0.297, SLG: 0.327 (1, 2)			0-0 HBP 1B	0-0 FC5-2		0-0 E 1B	0-0 SH FC5-4 2B		

Inning Stats	R: 0 E: 0 K: 1 S: 6	H: 1 LOB: 2 BB: 1 P: 10	R: 0 E: 0 K: 0 S: 3	H: 0 LOB: 0 BB: 0 P: 3	R: 0 E: 0 K: 0 S: 4	H: 1 LOB: 2 BB: 0 P: 5	R: 2 E: 0 K: 0 S: 4	H: 1 LOB: 1 BB: 2 P: 12	R: 1 E: 0 K: 0 S: 4	H: 2 LOB: 1 BB: 1 P: 8	R: 1 E: 1 K: 0 S: 5	H: 2 LOB: 1 BB: 0 P: 5	R: 1 E: 0 K: 0 S: 5	H: 2 LOB: 2 BB: 1 P: 9	R: 4 E: 0 K: 0 S: 6	H: 2 LOB: 0 BB: 1 P: 10
--------------	------------------------------	----------------------------------	------------------------------	---------------------------------	------------------------------	---------------------------------	------------------------------	----------------------------------	------------------------------	---------------------------------	------------------------------	---------------------------------	------------------------------	---------------------------------	------------------------------	----------------------------------

PITCHER	IP	WLS	BF	H	R	ER	SO	BB	IBB	HBP	BLK	WP	HR	S	P	ERA	WHIP
Dennis Martinez, R ERA: 4.36 (1, 1)	5.1		27	7	4	4	1	4	0	1	0	1	1	24	41	6.75	2.062
Storm Davis, R ERA: 3.13 (6, 1)	1.0	L	6	2	1	1	0	0	1	0	0	0	0	5	9	9.00	2.000
Tippy Martinez, L ERA: 3.74 (7, 1)	1.2		9	2	4	4	0	1	0	0	0	1	1	8	12	21.60	1.800

AB R H RBI BB SO LOB

4	0	0	1	0	0	3
5	2	2	2	0	0	4
4	0	1	0	0	0	2
2	2	1	0	3	0	2
5	2	3	3	0	1	4
3	1	0	0	2	0	1
2	1	1	0	1	0	0
1	0	0	1	0	0	2
2	0	0	1	0	0	2
4	1	3	0	0	0	1

WP	HR	S	P	ERA	WHIP
2	0	1	42		

livebaseballscorecards.com

AB	32
R	9
H	11
RBI	8
BB	6
SO	1
LOB	21



Baltimore Orioles @ Boston Red Sox
 Fenway Park, Boston, MA
 Mon Aug 16 1982, 7:05 PM EDT
 Att. 34,746 - Unknown

Boston Red Sox @ California Angels
Anaheim Stadium, Anaheim, CA

Tue Aug 17 1982, 10:05 PM EDT
 Att: 38,051 - Unknown

livebaseballscorecards.com

AB	36
R	2
H	8
RBI	2
BB	2
SO	9
LOB	20



AB R H RBI BB SO LOB

5	0	3	0	0	1	1
3	0	0	0	0	3	2
2	0	0	0	0	0	3
3	0	0	0	0	2	2
1	0	0	0	0	0	0
3	0	0	0	1	0	1
4	0	0	0	0	1	2
4	1	1	0	0	0	0
3	1	3	1	1	0	0
2	0	0	0	0	0	3
2	0	1	1	0	0	1
2	0	0	0	0	2	3
2	0	0	0	0	0	2

Batter	1	2	3	4	5	6	7	8	9
Jerry Remy, L (1, 4) OBP: 0.344, SLG: 0.319	0-0 S 1B		0-0 2B		0-0 F7		0-0 1-3 1B		0-3 K
Dwight Evans, R (1, 9) OBP: 0.391, SLG: 0.504	0-3 K		0-3 K		0-3 K		0-0 G3		0-0 5-3
Reid Nichols, R (5, 9) OBP: 0.344, SLG: 0.451	1-2 K								
Jim Rice, R (1, 7) OBP: 0.378, SLG: 0.493	0-3 K		0-0 F7		0-3 K			0-0 6-3	
Wade Boggs, L (5, 7) OBP: 0.417, SLG: 0.418									
Carl Yastrzemski, L (1, 10) OBP: 0.357, SLG: 0.449	0-0 5-3		4-0 BB		0-0 F8			0-0 6-3	
Carney Lansford, R (1, 5) OBP: 0.352, SLG: 0.428		0-3 K	0-0 F9		0-0 5-3			0-0 G3	
Dave Stapleton, R (1, 3) OBP: 0.285, SLG: 0.367		0-0 F9 BB 1B		0-0 F7		0-0 6-3		0-0 E4 2B	
Rick Miller, L (1, 8) OBP: 0.330, SLG: 0.328		4-0 BB BB BB F9 1-2 BB		0-0 1B			0-0 1B 1B	0-0 2B 2B	
Glenn Hoffman, R (1, 6) OBP: 0.274, SLG: 0.324		0-0 F9		0-0 F8			0-0 F7	0-0 2B 2B	
Julio Valdez, S (7, PH) OBP: 0.444, SLG: 0.556		1-2 2-3						2-H 2B	
Gary Allenson, R (1, 2) OBP: 0.293, SLG: 0.323		0-3 K		0-3 K			0-0 P5	0-0 F7	
Roger LaFrancois, L (7, PH) OBP: 0.250, SLG: 0.500									

Inning Stats	R: 0 E: 0 K: 2 S: 8	H: 1 LOB: 1 BB: 0 P: 8	R: 0 E: 0 K: 2 S: 8	H: 1 LOB: 2 BB: 1 P: 12	R: 0 E: 0 K: 1 S: 6	H: 1 LOB: 2 BB: 1 P: 10	R: 0 E: 0 K: 1 S: 6	H: 1 LOB: 1 BB: 0 P: 6	R: 0 E: 0 K: 2 S: 7	H: 0 LOB: 0 BB: 0 P: 7	R: 0 E: 0 K: 0 S: 3	H: 0 LOB: 0 BB: 0 P: 3	R: 0 E: 0 K: 0 S: 5	H: 2 LOB: 2 BB: 0 P: 5	R: 0 E: 0 K: 0 S: 3	H: 0 LOB: 0 BB: 0 P: 3	R: 2 E: 1 K: 1 S: 8	H: 2 LOB: 1 BB: 0 P: 8	1B: 5 2B: 3 3B: 0 HR: 0	SF: 0 SAC: 0 DP: 0 HBP: 0	WP: 0 PB: 0 SB: 1 CS: 0	PA: 38
--------------	------------------------------	---------------------------------	------------------------------	----------------------------------	------------------------------	----------------------------------	------------------------------	---------------------------------	------------------------------	---------------------------------	------------------------------	---------------------------------	------------------------------	---------------------------------	------------------------------	---------------------------------	------------------------------	---------------------------------	----------------------------------	------------------------------------	----------------------------------	--------

PITCHER	IP	WLS	BF	H	R	ER	SO	BB	IBB	HBP	BLK	WP	HR	S	P	ERA	WHIP
Luis Tiant, R (1, 1) ERA: 2.95	8.0	W	35	8	2	1	8	2	0	0	0	0	0	49	57	1.12	1.250
Andy Hassler, L (9, 1) ERA: 1.92	1.0		3	0	0	0	1	0	0	0	0	0	0	5	5	0.00	0.000

Batter	1	2	3	4	5	6	7	8	9	AB	R	H	RBI	BB	SO	LOB
Brian Downing, R (1, 7) OBP: 0.374, SLG: 0.482	0-0 5-3		0-0 HR	0-0 F7		0-0 F8		0-0 5-3		5	1	1	1	0	0	1
Rod Carew, L (1, 3) OBP: 0.389, SLG: 0.370	0-0 HR 1B		4-0 FC6-4 BB FC4-6 BB		0-0 HR 2B		0-0 1B 1B	0-0 4-3		4	4	3	0	1	0	1
Reggie Jackson, L (1, 9) OBP: 0.367, SLG: 0.505 Bobby Clark, R (7, PH) OBP: 0.225, SLG: 0.310 (8, 9)	0-3 K		4-0 FC6-4 BB 1-2		4-0 HR BB		0-3 K			1	1	0	0	2	1	1
Don Baylor, R (1, 10) OBP: 0.323, SLG: 0.429	0-0 HR		0-0 FC6-4 FC4-6		0-0 F9		0-0 F9			4	1	1	2	0	0	5
Fred Lynn, L (1, 8) OBP: 0.370, SLG: 0.508 Juan Beniquez, R (7, PH) OBP: 0.345, SLG: 0.363 (8, 8)	0-3 K		0-0 FC4-6 CS		0-0 HR		0-0 1B 1B			3	1	1	4	0	1	1
Ron Jackson, R (1, 5) OBP: 0.363, SLG: 0.400		0-0 1B	0-0 CS		0-3 K		0-3 K			4	0	2	1	0	2	0
Bobby Grich, R (1, 4) OBP: 0.369, SLG: 0.446 Rob Wilfong, L (8, 4) OBP: 0.234, SLG: 0.250		0-0 F9		0-0 HR		0-3 K		0-0 6-3		4	1	1	1	0	1	3
Joe Ferguson, R (1, 2) OBP: 0.307, SLG: 0.328		0-0 F9		0-0 HR		0-0 6-3		4-0 6-3 BB		3	1	1	1	1	0	1
Tim Foli, R (1, 6) OBP: 0.281, SLG: 0.320		0-0 P4		0-0 F7		0-0 F7		0-0 6-3		4	0	0	0	0	0	2

Inning Stats	R: 2	H: 2	E: 0	K: 2	S: 9	LOB: 0	BB: 0	P: 9	R: 0	H: 1	E: 0	K: 0	S: 4	LOB: 1	BB: 0	P: 4	R: 2	H: 1	E: 0	K: 0	S: 3	LOB: 0	BB: 2	P: 11	R: 2	H: 2	E: 0	K: 1	S: 7	LOB: 0	BB: 0	P: 7	R: 3	H: 2	E: 0	K: 2	S: 9	LOB: 0	BB: 1	P: 13	R: 0	H: 0	E: 0	K: 0	S: 3	LOB: 0	BB: 0	P: 3	R: 1	H: 3	E: 0	K: 1	S: 8	LOB: 2	BB: 0	P: 8	R: 0	H: 0	E: 0	K: 0	S: 3	LOB: 1	BB: 1	P: 7	R: 0	H: 0	E: 0	K: 0	S: 3	LOB: 0	BB: 0	P: 7
PITCHER	IP	WLS	BF	H	R	ER	SO	BB	IBB	HBP	BLK	WP	HR	S	P	ERA	WHIP																																																							
Bob Ojeda, L (1, 1) ERA: 5.74	3.1	L	17	6	6	6	3	2	0	0	0	0	0	21	29	16.20	2.400																																																							
Luis Aponte, R (4, 1) ERA: 4.04	2.2		11	2	3	3	2	1	0	0	0	0	1	14	18	10.12	1.125																																																							
Bruce Hurst, L (7, 1) ERA: 5.31	2.0		10	3	1	1	1	1	0	0	0	0	0	11	15	4.50	2.000																																																							

BOTTOM

Boston Red Sox @ California Angels
Anaheim Stadium, Anaheim, CA

Tue Aug 17 1982, 10:05 PM EDT
Att. 38,051 - Unknown

livebaseballscorecards.com

AB	34
R	10
H	11
RBI	10
BB	4
SO	6
LOB	16



WP: 0	PA: 39
PB: 0	
SB: 0	
CS: 1	

Boston Red Sox @ California Angels
 Anaheim Stadium, Anaheim, CA

Wed Aug 18 1982, 10:05 PM EDT
 Att: 38,432 - Unknown

AB	40
R	4
H	13
RBI	4
BB	2
SO	2
LOB	14



WP:	0	PA:	42
PB:	0		
SB:	1		
CS:	0		

AB R H RBI BB SO LOB

4	1	1	2	1	0	0
4	0	2	0	1	1	0
5	1	3	1	0	1	3
5	0	1	1	0	0	4
5	0	1	0	0	0	1
5	0	2	0	0	0	2
4	1	1	0	0	0	3
4	1	1	0	0	0	1
2	0	0	0	0	0	0
1	0	1	0	0	0	0
1	0	0	0	0	0	0

Batter	1	2	3	4	5	6	7	8	9
Jerry Remy, L (1, 4) OBP: 0.344, SLG: 0.318	0-0 6-3		4-0 1B BB		0-0 F8	0-0 BB 1B		0-0 5-3	
Dwight Evans, R (1, 9) OBP: 0.393, SLG: 0.504	0-0 1-3		0-0 1B 1B		0-0 1B 1B	4-0 1-2 2-H 3-H BB 1B			0-3 K
Jim Rice, R (1, 7) OBP: 0.380, SLG: 0.497	0-3 K		0-0 1-3 1B		0-0 1-3 1B	0-0 F8			0-0 1B 2B
Carl Yastrzemski, L (1, 10) OBP: 0.355, SLG: 0.445		0-0 4-3	0-0 G3		0-0 1-3		0-0 6-3		0-0 2-H 1B
Carney Lansford, R (1, 5) OBP: 0.350, SLG: 0.427		0-0 FC1-5-6 2B		0-0 5-3		0-0 F9	0-0 F8		0-0 F7
Dave Stapleton, R (1, 3) OBP: 0.286, SLG: 0.368		0-0 FC1-5-6 FC6-4 2-3		0-0 6-3		0-0 FC5-4 1B	0-0 FC6-4 1B		0-0 1-3
Rick Miller, L (1, 8) OBP: 0.329, SLG: 0.327		0-0 FC6-4 1-2f		0-0 S 1B		0-0 FC5-4 1B 1B 1-2f	0-0 FC6-4 1-2f		
Glenn Hoffman, R (1, 6) OBP: 0.274, SLG: 0.323			0-0 6-3	0-0 6-3		0-0 1-2 1B 1B		0-0 1-3	
Gary Allenson, R (1, 2) OBP: 0.290, SLG: 0.318			0-0 F7		0-0 5-3	0-0 BB 1B 1B		0-0 6-3	
Wade Boggs, L (6, PH) OBP: 0.420, SLG: 0.421									
Rich Gedman, L (6, 2) OBP: 0.293, SLG: 0.383									

Inning Stats	R: 0	H: 0	E: 0	K: 1	S: 5	P: 5	R: 0	H: 1	E: 0	K: 0	S: 4	P: 4	R: 1	H: 2	E: 0	K: 0	S: 5	P: 9	R: 0	H: 1	E: 0	K: 0	S: 4	P: 4	R: 0	H: 2	E: 0	K: 0	S: 5	P: 5	R: 2	H: 4	E: 0	K: 0	S: 7	P: 11	R: 0	H: 1	E: 0	K: 0	S: 4	P: 4	R: 0	H: 0	E: 0	K: 0	S: 3	P: 3	R: 1	H: 2	E: 0	K: 1	S: 7	P: 7	1B: 11	SF: 0	2B: 2	SAC: 0	3B: 0	DP: 0	HR: 0	HBP: 0	WP: 0	PA: 42
--------------	------	------	------	------	------	------	------	------	------	------	------	------	------	------	------	------	------	------	------	------	------	------	------	------	------	------	------	------	------	------	------	------	------	------	------	-------	------	------	------	------	------	------	------	------	------	------	------	------	------	------	------	------	------	------	--------	-------	-------	--------	-------	-------	-------	--------	-------	--------

PITCHER	IP	WLS	BF	H	R	ER	SO	BB	IBB	HBP	BLK	WP	HR	S	P	ERA	WHIP
Mike Witt, R (1, 1) ERA: 3.11	5.2	L	28	10	3	3	1	1	0	0	0	0	0	29	33	4.76	1.941
Luis Sanchez, R (6, 1) ERA: 3.88	3.1		14	3	1	1	1	1	0	0	0	0	0	15	19	2.70	1.200

PITCHER	IP	WLS	BF	H	R	ER	SO	BB	IBB	HBP	BLK	WP	HR	S	P	ERA	WHIP
---------	----	-----	----	---	---	----	----	----	-----	-----	-----	----	----	---	---	-----	------

Batter	1	2	3	4	5	6	7	8	9	AB R H RBI BB SO LOB	TOP																
Jerry Remy, L (1, 4) OBP: 0.343, SLG: 0.317	0-0 E 2B 1B	0-0 F8		0-0 G3 1-2 2-3			0-0 F7		0-0 6-3	5 1 1 0 0 0 2																	
Dwight Evans, R (1, 9) OBP: 0.392, SLG: 0.502	0-0 E1 2B 1B		0-3 K	0-3 K			0-0 5-3			4 1 1 0 0 2 2																	
Jim Rice, R (1, 7) OBP: 0.381, SLG: 0.499	0-0 2-H 3-H 1B 2B		0-0 6-3				0-0 5-3			4 1 2 2 0 0 0																	
Carl Yastrzemski, L (1, 10) OBP: 0.351, SLG: 0.440	0-0 P6		0-0 F7				0-0 F7			4 0 0 0 0 0 2																	
Carney Lansford, R (1, 5) OBP: 0.354, SLG: 0.432	0-0 F7			0-0 2B 2B			0-0 1B	4-0 BB BB BB		3 1 2 0 1 0 1																	
Dave Stapleton, R (1, 3) OBP: 0.288, SLG: 0.371	0-0 2-H 1B		0-0 2-H 1B 2B			0-3 K		0-0 F9		4 1 2 2 0 1 2																	
Rick Miller, L (1, 8) OBP: 0.328, SLG: 0.326	0-0 F7		0-0 2-H G3 BB 1B			0-0 4-3		0-0 G4-6-3 1-2f		4 0 1 1 0 0 2																	
Rich Gedman, L (1, 2) OBP: 0.289, SLG: 0.377		0-0 4-3		0-0 F9			0-0 4-3		0-0 6-3	4 0 0 0 0 0 1																	
Glenn Hoffman, R (1, 6) OBP: 0.276, SLG: 0.324				4-0 1-2 G3 BB			0-0 1B		0-0 F2	2 0 1 0 1 0 0																	
Wade Boggs, L (9, PH) OBP: 0.418, SLG: 0.418										1 0 0 0 0 0 0																	
Inning Stats	R: 3 E: 1 K: 0 S: 7	H: 4 LOB: 1 BB: 0 P: 7	R: 0 E: 0 K: 0 S: 3	H: 0 LOB: 0 BB: 0 P: 3	R: 0 E: 0 K: 1 S: 5	H: 0 LOB: 0 BB: 0 P: 5	R: 2 E: 0 K: 1 S: 8	H: 3 LOB: 2 BB: 1 P: 12	R: 0 E: 0 K: 1 S: 6	H: 1 LOB: 1 BB: 0 P: 6	R: 0 E: 0 K: 0 S: 3	H: 1 LOB: 1 BB: 0 P: 3	R: 0 E: 0 K: 0 S: 4	H: 1 LOB: 1 BB: 0 P: 4	R: 0 E: 0 K: 0 S: 2	H: 0 LOB: 0 BB: 1 P: 6	R: 0 E: 0 K: 0 S: 3	H: 0 LOB: 0 BB: 0 P: 3	1B: 7 2B: 3 3B: 0 HR: 0	SF: 0 SAC: 0 DP: 1 HBP: 0	WP: 0 PB: 0 SB: 0 CS: 0	PA: 37					
PITCHER	IP WLS BF H R ER SO BB IBB HBP BLK WP HR S P ERA WHIP																										
Steve Renko, R (1, 1) ERA: 4.05	3.0	16	7	5	5	1	0	0	0	0	0	0	0	18	18	15.00	2.333										
Bruce Kison, R (4, 1) ERA: 3.69	6.0	21	3	0	0	2	2	0	0	0	0	0	0	23	31	0.00	0.833										

Boston Red Sox @ California Angels
Anaheim Stadium, Anaheim, CA
 Thu Aug 19 1982, 10:05 PM EDT
 Att: 38,693 - Unknown

livebaseballscorecards.com

AB	35
R	5
H	10
RBI	5
BB	2
SO	3
LOB	12



Batter	1	2	3	4	5	6	7	8	9
Brian Downing, R (1, 7) OBP: 0.371, SLG: 0.476 Juan Beniquez, R (9, 7) OBP: 0.345, SLG: 0.363	0-0 FC3-6 1B			0-0 G3		0-0 G3	0-0 4-3	0-0 P6	
Rob Wilfong, L (1, 4) OBP: 0.240, SLG: 0.255	0-0 FC3-6 1-2f G6-4-3			0-0 F7		0-0 2B 1B	0-0 1-3	0-0 1B	
Rod Carew, L (1, 3) OBP: 0.395, SLG: 0.384	0-0 G6-4-3 1-2f			0-0 4-3		0-0 1B 2B	4-0 1B BB	0-0 1B	
Reggie Jackson, L (1, 9) OBP: 0.386, SLG: 0.499 Bobby Clark, R (9, 9) OBP: 0.225, SLG: 0.310		0-0 4-3			4-0 1B BB FC5-4	0-0 BB 1B	4-0 1B BB	0-0 F7	
Fred Lynn, L (1, 8) OBP: 0.367, SLG: 0.500		0-0 F9			0-0 F5	4-0 BB 1B	0-0 1B E	0-0 F8	
Don Baylor, R (1, 10) OBP: 0.324, SLG: 0.425		0-0 F9			4-0 FC5-4 1B BB	0-0 P1	0-0 E 1B		
Ron Jackson, R (1, 5) OBP: 0.372, SLG: 0.396			0-0 F5		0-0 FC5-4 1B	4-0 1B BB	0-0 E5 1B		
Tim Foli, R (1, 6) OBP: 0.281, SLG: 0.319			0-0 F5		0-0 FC5-4 1B	0-3 K	0-0 1B		
Bob Boone, R (1, 2) OBP: 0.309, SLG: 0.332			0-0 5-3		0-0 F7		0-0 F8		

Inning Stats	R: 0 E: 0 K: 0 S: 3	H: 1 LOB: 0 BB: 0 P: 3	R: 0 E: 0 K: 0 S: 3	H: 0 LOB: 0 BB: 0 P: 3	R: 0 E: 0 K: 0 S: 3	H: 0 LOB: 0 BB: 0 P: 3	R: 0 E: 0 K: 0 S: 3	H: 0 LOB: 0 BB: 0 P: 3	R: 1 E: 0 K: 0 S: 4	H: 1 LOB: 2 BB: 2 P: 12	R: 2 E: 0 K: 1 S: 8	H: 3 LOB: 3 BB: 2 P: 16	R: 5 E: 1 K: 0 S: 8	H: 4 LOB: 2 BB: 2 P: 16	R: 0 E: 0 K: 0 S: 5	H: 2 LOB: 2 BB: 0 P: 5
--------------	------------------------------	---------------------------------	------------------------------	---------------------------------	------------------------------	---------------------------------	------------------------------	---------------------------------	------------------------------	----------------------------------	------------------------------	----------------------------------	------------------------------	----------------------------------	------------------------------	---------------------------------

PITCHER														PITCHER																					
IP	WLS	BF	H	R	ER	SO	BB	IBB	HBP	BLK	WP	HR	S	P	ERA	WHIP	IP	WLS	BF	H	R	ER	SO	BB	IBB	HBP	BLK	WP	HR	S	P	ERA	WHIP		
Dennis Eckersley, R (1, 1) ERA: 3.36	2.2		8	1	0	0	0	0	0	0	0	0	8	8	0.00	0.375																			
Bob Stanley, R (3, 1) ERA: 3.06	2.2		14	4	3	3	0	2	0	0	0	0	12	20	10.12	2.250																			
Mark Clear, R (6, 1) ERA: 2.94	1.1	L	9	1	3	3	1	4	0	0	0	0	7	23	20.25	3.750																			
Tom Burgmeier, L (7, 1) ERA: 2.48	0.0		4	3	2	0	0	0	0	0	0	0	4	4	∞	∞																			
Luis Aponte, R (7, 1) ERA: 3.95	1.1		6	2	0	0	0	0	0	0	0	0	6	6	0.00	1.500																			

BOTTOM

AB	R	H	RBI	BB	SO	LOB
5	0	1	0	0	0	1
0	0	0	0	0	0	0
5	1	2	0	0	0	2
4	2	2	0	1	0	1
3	2	1	2	2	0	2
0	0	0	0	0	0	0
4	1	1	2	1	0	3
3	1	1	1	1	0	2

3	0	1	0	1	0	1
4	0	1	2	0	1	5
4	1	1	0	0	0	4



1B: 9	SF: 0	WP: 0	PA: 41
2B: 2	SAC: 0	PB: 0	
3B: 0	DP: 1	SB: 0	
HR: 0	HBP: 0	CS: 0	

Boston Red Sox @ California Angels
Anaheim Stadium, Anaheim, CA
 Thu Aug 19 1982, 10:05 PM EDT
 Att. 38,693 - Unknown

livebaseballscorecards.com

Batter	1	2	3	4	5	6	7	8	9	AB	R	H	RBI	BB	SO	LOB
Rickey Henderson, R (1, 7) Joe Rudi, R (6, 7) OBP: 0.406, SLG: 0.382 OBP: 0.312, SLG: 0.328	0-0 3-1		0-0 F5	0-0 FC4-6			0-0 FC1-6		0-0 F5	3	0	0	0	0	0	2
Wayne Gross, L (1, 5) OBP: 0.343, SLG: 0.349	0-0 CS 1B		4-0 BB BB			0-0 HR	0-3 K		0-0 SH	3	1	2	2	1	1	1
Dwayne Murphy, L (1, 8) OBP: 0.355, SLG: 0.403	0-3 K		4-0 BB	1-2 BB		4-0 G5-4-3 BB	4-0 BB		4-0 BB	1	0	0	0	3	1	1
Tony Armas, R (1, 9) OBP: 0.281, SLG: 0.446		4-0 BB	0-0 F9			0-0 G5-4-3	0-3 K			3	0	0	0	1	1	5
Dan Meyer, L (1, 3) OBP: 0.289, SLG: 0.405		0-0 F8		0-0 5-3		0-0 F4		0-0 G6-4-3 1B		4	0	1	0	0	0	1
Jeff Burroughs, R (1, 10) OBP: 0.345, SLG: 0.503		0-3 K		4-0 1B S BB		0-3 K	0-3 G6-4-3		0-0 G6-4-3	3	1	0	0	1	2	2
Davey Lopes, R (1, 4) OBP: 0.314, SLG: 0.391		0-0 F6		0-0 FC5-4-6 1B		0-0 F7		0-0 5-3		4	0	1	0	0	0	1
Mike Heath, R (1, 2) OBP: 0.301, SLG: 0.346			0-0 6-3 3B	0-0 FC5-4-6 S		0-0 1-3			4-0 1B SH BB	3	2	1	0	1	0	2
Fred Stanley, R (1, 6) OBP: 0.292, SLG: 0.223			0-0 6-3	4-0 FC4-6 BB			4-0 FC1-6 BB		0-0 SH 1B	2	0	1	1	2	0	0

BOTTOM

Boston Red Sox @ Oakland Athletics
Oakland-Alameda County Coliseum, Oakland, CA

Fri Aug 20 1982, 7:05 PM PDT
Att. 20,000 - Unknown

livebaseballscorecards.com

AB	28
R	4
H	6
RBI	3
BB	9
SO	5
LOB	18



Inning Stats	R: 0	H: 1	R: 0	H: 0	R: 1	H: 1	R: 1	H: 1	R: 0	H: 0	R: 0	H: 1	R: 1	H: 1	R: 0	H: 0	R: 0	H: 1	R: 1	H: 1	1B: 4	SF: 0	WP: 0	PA: 38
	E: 0	LOB: 1	E: 0	LOB: 1	E: 0	LOB: 2	E: 0	LOB: 0	E: 0	LOB: 2	E: 0	LOB: 0	E: 0	LOB: 2	E: 0	LOB: 2	E: 0	LOB: 2	E: 0	LOB: 2	2B: 1	SAC: 1	PB: 0	
	K: 1	BB: 0	K: 1	BB: 1	K: 0	BB: 2	K: 0	BB: 1	K: 1	BB: 0	K: 2	BB: 2	K: 0	BB: 0	K: 0	BB: 0	K: 0	BB: 0	K: 0	BB: 1	3B: 1	DP: 3	SB: 2	
	S: 5	P: 5	S: 5	P: 9	S: 4	P: 12	S: 4	P: 7	S: 5	P: 5	S: 7	P: 15	S: 3	P: 3	S: 3	P: 7	S: 3	P: 7	S: 3	P: 7	HR: 1	HBP: 0	CS: 1	

PITCHER	IP	WLS	BF	H	R	ER	SO	BB	IBB	HBP	BLK	WP	HR	S	P	ERA	WHIP
Mike Torrez, R (1, 1) ERA: 5.62	8.0		34	5	3	3	5	8	0	0	0	0	1	36	68	3.38	1.625
Mark Clear, R (9, 1) ERA: 2.94	0.1	L	4	1	1	1	0	1	0	0	0	0	0	3	7	27.00	6.000

Batter	1	2	3	4	5	6	7	8	9	AB R H RBI BB SO LOB	TOP																								
Jerry Remy, L (1, 4) OBP: 0.342, SLG: 0.317	0-0 4-3 BB	4-0 FC6-4 BB		0-0 F8			0-0 4-3		0-0 F7	4 0 0 0 1 0 1																									
Dave Stapleton, R (1, 3) OBP: 0.292, SLG: 0.377	0-0 HR 2B	0-0 F9		0-0 G6-3 1B			0-0 6-3			4 1 2 0 0 0 1																									
Dwight Evans, R (1, 9) OBP: 0.393, SLG: 0.511	0-0 HR 2-H	0-0 FC6-4 1-2f		0-0 G6-3 1-2f			0-0 F8			4 1 1 2 0 0 2																									
Carl Yastrzemski, L (1, 10) OBP: 0.353, SLG: 0.438	4-0 1B E BB		4-0 HR BB		1-0 G6-3 HBP			0-0 F7		1 2 0 0 2 0 0																									
Carney Lansford, R (1, 5) OBP: 0.357, SLG: 0.440	0-0 E8 1-H 1B		0-0 HR 1-H		0-0 G6-3 1-2f			0-0 F8		4 1 2 2 0 0 1																									
Rich Gedman, L (1, 2) OBP: 0.265, SLG: 0.371	0-0 4-3		0-3 K		0-0 F8			0-0 5-3		4 0 0 0 0 1 1																									
Reid Nichols, R (1, 7) OBP: 0.345, SLG: 0.450	4-0 BB		0-0 F8			0-0 F7			0-0 1-3	3 0 0 0 1 0 0																									
Rick Miller, L (1, 8) OBP: 0.325, SLG: 0.323	0-0 F8		0-0 1B			0-0 6-3			0-0 F7	4 0 1 0 0 0 2																									
Glenn Hoffman, R (1, 6) OBP: 0.273, SLG: 0.319		0-0 3-1	0-0 F6			0-0 5-3			0-0 E6	4 0 0 0 0 0 1																									
Inning Stats	R: 3 E: 1 K: 0 S: 6	H: 3 LOB: 2 BB: 2 P: 14	R: 0 E: 0 K: 0 S: 3	H: 0 LOB: 1 BB: 1 P: 7	R: 2 E: 0 K: 1 S: 7	H: 2 LOB: 1 BB: 1 P: 11	R: 0 E: 0 K: 0 S: 3	H: 1 LOB: 0 BB: 0 P: 3	R: 0 E: 0 K: 0 S: 2	H: 0 LOB: 0 BB: 0 P: 3	R: 0 E: 0 K: 0 S: 3	H: 0 LOB: 0 BB: 0 P: 3	R: 0 E: 0 K: 0 S: 3	H: 0 LOB: 0 BB: 0 P: 3	R: 0 E: 1 K: 0 S: 4	H: 0 LOB: 1 BB: 0 P: 4	1B: 3 2B: 1 3B: 0 HR: 2	SF: 0 SAC: 0 DP: 2 HBP: 1	WP: 0 PB: 0 SB: 0 CS: 0	PA: 37															
PITCHER	IP WLS BF H R ER SO BB IBB HBP BLK WP HR S P ERA WHIP																																		
Steve McCatty, R (1, 1) ERA: 4.2	4.0	22	6	5	4	1	4	0	1	0	0	2	19	36	9.00	2.500																			
Bob Owchinko, L (5, 1) ERA: 5.0	5.0	W	15	0	0	0	0	0	0	0	0	0	15	15	0.00	0.000																			

Boston Red Sox @ Oakland Athletics
Oakland-Alameda County Coliseum, Oakland, CA

Sat Aug 21 1982, 3:33 AM PDT
Att. 36,162 - Sunny

livebaseballscorecards.com

AB 32
R 5
H 6
RBI 4
BB 4
SO 1
LOB 9



Batter	1	2	3	4	5	6	7	8	9
Rickey Henderson, R OBP: 0.410, SLG: 0.385 (1, 7)	0-0 CS S 1B		4-0 G3 S SF8 BB		0-0 6-3	0-0 1B HR 1B		0-0 S 1B	
Wayne Gross, L OBP: 0.349, SLG: 0.352 (1, 5)	4-0 1-3 BB		0-0 G3		4-0 1B HR BB	0-0 1B HR 1B		0-0 1B E 1B	
Dwayne Murphy, L OBP: 0.354, SLG: 0.402 (1, 8)	0-0 F7		0-0 SF8		0-0 1B HR	0-0 F9		0-0 E3	
Tony Armas, R OBP: 0.280, SLG: 0.450 (1, 9)	0-3 K		0-0 5-3		0-0 F3	0-0 HR		0-0 F8	
Dan Meyer, L OBP: 0.291, SLG: 0.414 (1, 3)		0-0 BB 1B		0-0 G3	0-0 HR	0-0 F7		0-0 F7	
Jeff Burroughs, R OBP: 0.341, SLG: 0.492 (1, 10)		4-0 1-2 BB		0-0 F3	0-0 F8		0-0 5-3	0-0 6-3	
Davey Lopes, R OBP: 0.313, SLG: 0.390 (1, 4)		0-3 K		0-0 S HR 1B		0-0 6-3	0-0 5-3		
Mike Heath, R OBP: 0.308, SLG: 0.363 (1, 2)		0-3 K		0-0 HR		0-0 1B 1B	4-0 BB		
Fred Stanley, R OBP: 0.291, SLG: 0.224 (1, 6)		0-0 G3		0-0 6-3		0-0 1B HR 1B	0-0 F9		

Inning Stats	R: 0 E: 0 K: 1 S: 5	H: 1 LOB: 1 BB: 1 P: 9	R: 0 E: 0 K: 2 S: 8	H: 1 LOB: 2 BB: 1 P: 12	R: 1 E: 0 K: 0 S: 3	H: 0 LOB: 0 BB: 1 P: 7	R: 2 E: 0 K: 0 S: 5	H: 2 LOB: 0 BB: 0 P: 5	R: 3 E: 0 K: 0 S: 5	H: 2 LOB: 0 BB: 1 P: 9	R: 5 E: 0 K: 0 S: 8	H: 5 LOB: 0 BB: 0 P: 8	R: 0 E: 0 K: 0 S: 3	H: 0 LOB: 1 BB: 1 P: 7	R: 1 E: 1 K: 0 S: 6	H: 2 LOB: 2 BB: 0 P: 6
--------------	------------------------------	---------------------------------	------------------------------	----------------------------------	------------------------------	---------------------------------	------------------------------	---------------------------------	------------------------------	---------------------------------	------------------------------	---------------------------------	------------------------------	---------------------------------	------------------------------	---------------------------------

PITCHER	IP	WLS	BF	H	R	ER	SO	BB	IBB	HBP	BLK	WP	HR	S	P	ERA	WHIP
Chuck Rainey, R ERA: 4.96 (1, 1)	4.0		18	4	3	3	3	3	0	0	0	0	1	21	33	6.75	1.750
Bob Stanley, R ERA: 3.56 (5, 1)	2.0	L	14	7	8	8	0	1	0	0	0	0	2	13	17	36.00	4.000
Luis Aponte, R ERA: 3.97 (7, 1)	2.0		10	2	1	1	0	1	0	0	0	0	0	9	13	4.50	1.500

AB	R	H	RBI	BB	SO	LOB
4	3	3	1	1	0	0
3	2	2	1	2	0	1
4	1	1	1	0	0	5
5	1	1	4	0	1	5
5	1	2	3	0	0	2
4	0	0	0	1	0	2
4	1	1	0	0	1	2
3	2	2	2	1	1	2
4	1	1	0	0	0	3


WP	PA	ERA	WHIP
0	42		
0			
4			
1			

AB	36
R	12
H	13
RBI	12
BB	5
SO	3
LOB	22



Boston Red Sox @ Oakland Athletics
Oakland-Alameda County Coliseum, Oakland, CA
Sat Aug 21 1982, 3:33 AM PDT
Att. 36,162 - Sunny

livebaseballscores.com

Batter	1	2	3	4	5	6	7	8	9	AB R H RBI BB SO LOB	TOP	
Jerry Remy, L (1, 4) OBP: 0.343, SLG: 0.319	0-0 FC4-6 1B		0-0 F8		0-0 HR 1B		0-0 F7			4 1 2 1 0 0 0		
Rick Miller, L (1, 8) OBP: 0.324, SLG: 0.331	0-0 FC4-6 1-2f			0-3 K	0-0 HR 1B		0-0 F7			4 1 1 2 0 1 1		
Dwight Evans, R (1, 9) OBP: 0.393, SLG: 0.511	0-0 F3			0-0 1B	0-0 1B			0-0 F9		4 0 2 0 0 0 1		
Carl Yastrzemski, L (1, 10) OBP: 0.350, SLG: 0.433	0-0 F6			0-0 F9	0-0 1-3			0-0 4-3		4 0 0 0 0 0 3		
Carney Lansford, R (1, 5) OBP: 0.358, SLG: 0.440		0-0 6-3		0-0 F8		0-0 FC6-4 1B		0-0 FC5-4 1B		4 0 2 0 0 0 1		
Dave Stapleton, R (1, 3) OBP: 0.293, SLG: 0.380		0-0 FC6-4 1B			0-0 SH1-3 1B 2B	0-0 FC6-4 CS 1B 1-2f		0-0 FC5-4 1-2f		4 1 2 0 0 0 2		
Reid Nichols, R (1, 7) OBP: 0.345, SLG: 0.447		0-0 FC6-4 CS 1-2f			0-0 SH1-3 2-3	0-0 1B 1-2			0-0 1-3	3 0 1 0 0 0 1	AB 34 R 4 H 12 RBI 4 BB 1 SO 3 LOB 12	
Gary Allenson, R (1, 2) OBP: 0.288, SLG: 0.311		0-0 CS 1-2	0-3 K	0-3 K	0-0 2B 1B 3-H	0-0 F7 2-3			4-0 CS BB	3 1 1 1 1 1 2		
Glenn Hoffman, R (1, 6) OBP: 0.272, SLG: 0.321			0-3 K		0-0 1B 1-3		0-0 5-3		0-0 6-3 1-2	4 0 1 0 0 1 1		
Inning Stats	R: 0 E: 0 K: 0 S: 4 H: 1 LOB: 1 BB: 0 P: 4	R: 0 E: 0 K: 0 S: 3 H: 1 LOB: 0 BB: 0 P: 3	R: 0 E: 0 K: 2 S: 7 H: 0 LOB: 0 BB: 0 P: 7	R: 0 E: 0 K: 1 S: 6 H: 1 LOB: 1 BB: 0 P: 6	R: 4 E: 0 K: 0 S: 8 H: 6 LOB: 1 BB: 0 P: 8	R: 0 E: 0 K: 0 S: 4 H: 2 LOB: 1 BB: 0 P: 4	R: 0 E: 0 K: 0 S: 3 H: 0 LOB: 0 BB: 0 P: 3	R: 0 E: 0 K: 0 S: 4 H: 1 LOB: 1 BB: 0 P: 4	R: 0 E: 0 K: 0 S: 2 H: 0 LOB: 0 BB: 1 P: 6	1B: 9 2B: 2 3B: 0 HR: 1 SF: 0 SAC: 1 DP: 0 HBP: 0	WP: 0 PB: 0 SB: 0 CS: 3 PA: 37	
PITCHER Rick Langford, R (1, 1) ERA: 4.14	IP 9.0 WLS L BF 36 H 12 R 4 ER 4 SO 3 BB 1 IBB 0 HBP 0 BLK 0 WP 0 HR 1 S 41 P 45 ERA 4.00 WHIP 1.444											PITCHER IP WLS BF H R ER SO BB IBB HBP BLK WP HR S P ERA WHIP

Boston Red Sox @ Oakland Athletics
 Oakland-Alameda County Coliseum, Oakland, CA
 Sun Aug 22 1982, 3:33 AM PDT
 Att: 31,398 - Sunny

livebaseballscorecards.com

Batter	1	2	3	4	5	6	7	8	9
Rickey Henderson, R (1, 7) OBP: 0.409, SLG: 0.384	0-0 F7 ①		0-0 F8 ③			0-0 SF9 1B 1-2		0-3 K ①	
Wayne Gross, L (1, 5) OBP: 0.348, SLG: 0.351	0-0 3-1			0-0 F2 ①		0-0 SF9 1B 1-3 2-H		0-0 F9 ②	
Dwayne Murphy, L (1, 8) OBP: 0.351, SLG: 0.399	0-0 4-3			0-0 G3 ②		0-0 SF9 ①		0-0 F2 ③	
Tony Armas, R (1, 9) OBP: 0.277, SLG: 0.446		0-0 5-3 ①		0-3 K ③		0-0 F6 ②			0-0 1-3 ①
Dan Meyer, L (1, 3) OBP: 0.288, SLG: 0.410		0-0 G3 ②			0-0 F7 ①	0-0 4-3 ③			0-0 F9 ②
Joe Rudi, R (9, PH) OBP: 0.310, SLG: 0.326									
Jeff Burroughs, R (1, 10) OBP: 0.344, SLG: 0.489		0-0 F7 ③			0-0 1B 1B		0-0 F4 ①		4-0 BB ③
Davey Lopes, R (1, 4) OBP: 0.315, SLG: 0.391			0-0 5-3 ①		0-0 G4-3 1B 1-3		0-0 1B 1B		0-0 6-3 ③
Mike Heath, R (1, 2) OBP: 0.308, SLG: 0.363			0-0 1B		0-0 G4-3 ② ③		0-0 F9 ②		
Fred Stanley, R (1, 6) OBP: 0.291, SLG: 0.225			0-0 F9 ②			0-0 1B 1B	0-0 F5 ③		

Inning Stats	R: 0	H: 0	E: 0	K: 0	S: 3	LOB: 0	BB: 0	P: 3
	0	0	0	0	3	0	0	3
	0	0	0	0	3	0	0	3
	0	1	0	0	4	1	0	4
	0	0	0	1	5	0	0	5
	0	0	0	0	4	0	0	4
	2	3	0	0	6	1	0	6
	0	0	0	0	4	0	0	4
	0	0	0	0	5	0	0	5
	0	0	0	0	4	0	0	4
	0	0	0	0	5	0	0	5
	0	0	0	0	7	0	0	7
	0	0	0	0	3	0	0	3
	0	0	0	0	7	0	0	7
	0	0	0	0	2	0	0	2
	0	0	0	0	2	0	0	2

PITCHER	IP	WLS	BF	H	R	ER	SO	BB	IBB	HBP	BLK	WP	HR	S	P	ERA	WHIP
Brian Denman, R (1, 1) ERA: 3.6	5.0	W	20	6	2	2	1	0	0	0	0	0	0	22	22	3.60	1.200
Tom Burgmeier, L (6, 1) ERA: 2.35	4.0	S	14	1	0	0	1	1	0	0	0	0	0	15	19	0.00	0.500

BOTTOM

AB	R	H	RBI	BB	SO	LOB
4	1	1	0	0	1	1
4	0	1	1	0	0	0
3	0	0	1	0	0	0
4	0	0	0	0	1	1
3	0	0	0	0	0	1
1	0	0	0	0	0	0
3	0	1	0	1	0	0
4	0	2	0	0	0	1
3	0	1	0	0	0	3
3	1	1	0	0	0	2

AB	32
R	2
H	7
RBI	2
BB	1
SO	2
LOB	9



WP	PA	ERA	WHIP
0	34		
0			
0			

Boston Red Sox @ Oakland Athletics
Oakland-Alameda County Coliseum, Oakland, CA
 Sun Aug 22 1982, 3:33 AM PDT
 Att. 31,398 - Sunny

livebaseballscorecards.com

Batter	1	2	3	4	5	6	7	8	9	AB R H RBI BB SO LOB	TOP																									
Jerry Remy, L (1, 4) OBP: 0.342, SLG: 0.318	0-0 E6 FC6-4		0-0 F7 1-3		0-0 2-H 1B		0-0 2-3 F9		0-0 F5	5 0 1 0 0 0 3	Boston Red Sox @ Seattle Mariners The Kingdom, Seattle, WA Mon Aug 23 1982, 10:05 PM EDT Att: 11,748 - Unknown																									
Rick Miller, L (1, 8) OBP: 0.325, SLG: 0.328	0-0 F9		0-0 1-3		4-0 3B BB	4-0 S BB	4-0 1-2 BB	0-3 K	3 1 0 0 2 1 2																											
Dwight Evans, R (1, 9) OBP: 0.394, SLG: 0.511	0-0 FC6-4 1-2f			0-0 6-3		0-3 K	4-0 1-2 2-3 3-H BB	0-0 2B	4 0 1 1 1 1 2																											
Carl Yastrzemski, L (1, 10) OBP: 0.348, SLG: 0.428	0-0 F7			4-0 FC6-4 BB		0-0 F9	0-0 F7	0-3 K	4 0 0 0 1 1 6																											
Carney Lansford, R (1, 5) OBP: 0.359, SLG: 0.447		0-0 G5-4-3 1B		0-0 FC6-4 1-2f		0-0 1-H 3B		0-3 K	4 0 2 1 0 1 1																											
Dave Stapleton, R (1, 3) OBP: 0.293, SLG: 0.378		0-0 G5-4-3 1-2f		0-0 5-3		0-0 6-3		4-0 HR BB	3 1 0 0 1 0 3																											
Reid Nichols, R (1, 7) OBP: 0.342, SLG: 0.463		0-0 L5			0-0 5-3		0-0 6-3	0-0 1-H HR	4 1 1 2 0 0 0																											
Gary Allenson, R (1, 2) OBP: 0.293, SLG: 0.311			0-0 F9		4-0 1B BB		0-0 F9 1B BB	0-3 K	3 1 1 0 1 1 0																											
Glenn Hoffman, R (1, 6) OBP: 0.274, SLG: 0.323			0-0 E 1B		0-0 5-3		0-0 BB BB 1B	0-0 6-3	4 0 2 0 0 0 1																											
Inning Stats	R: 0 E: 1 K: 0 S: 4	H: 0 LOB: 1 BB: 0 P: 4	R: 0 E: 0 K: 0 S: 3	H: 1 LOB: 0 BB: 0 P: 3	R: 0 E: 1 K: 0 S: 4	H: 1 LOB: 1 BB: 0 P: 4	R: 0 E: 0 K: 0 S: 3	H: 0 LOB: 1 BB: 1 P: 7	R: 0 E: 0 K: 0 S: 3	H: 1 LOB: 2 BB: 1 P: 7		R: 1 E: 0 K: 1 S: 6	H: 1 LOB: 1 BB: 1 P: 10	R: 1 E: 0 K: 0 S: 5	H: 2 LOB: 3 BB: 2 P: 13	R: 2 E: 0 K: 2 S: 8	H: 1 LOB: 0 BB: 1 P: 12	R: 0 E: 0 K: 2 S: 8	H: 1 LOB: 1 BB: 0 P: 8	1B: 5 2B: 1 3B: 1 HR: 1	SF: 0 SAC: 0 DP: 1 HBP: 0	WP: 0 PB: 0 SB: 1 CS: 0	PA: 40													
PITCHER	IP WLS BF H R ER SO BB IBB HBP BLK WP HR S P ERA WHIP																																			
Gaylord Perry, R (1, 1) ERA: 4.51	6.2		28	6	2	2	1	3	0	0	0	0	0	27	39	2.70	1.350																			
Ed Vande Berg, L (7, 1) ERA: 2.68	0.0		1	0	0	0	0	1	0	0	0	0	0	4	4	∞	∞																			
Mike Stanton, R (7, 1) ERA: 2.54	0.2		4	0	1	1	1	2	0	0	0	0	0	4	12	13.50	3.000																			
Bill Caudill, R (8, 1) ERA: 2.15	1.2	L	7	2	1	1	3	0	0	0	0	0	1	13	13	5.40	1.200																			

livebaseballscorecards.com

AB	34
R	4
H	8
RBI	4
BB	6
SO	5
LOB	18



Batter	1	2	3	4	5	6	7	8	9	AB R H RBI BB SO LOB
Julio Cruz, S (1, 4) OBP: 0.310, SLG: 0.305	0-0 4-3 BB	4-0 1-2 2-3 BB			0-0 1-3		0-0 SH3-4		0-3 K	3 0 0 0 1 1 1
Dave Edler, R (1, 5) Manny Castillo, S (7, PH) OBP: 0.345, SLG: 0.392 OBP: 0.306, SLG: 0.337	0-0 S 1B	0-3 K			4-0 1B BB		0-0 SF9		0-0 4-3	2 0 1 0 1 1 3 1 0 0 1 0 0 1
Al Cowens, R (1, 9) OBP: 0.333, SLG: 0.492	0-0 1-2 S 1B		0-0 F4		0-0 1-2 1B		0-0 3-H 2-H HR		0-3 K	5 1 3 2 0 1 1
Richie Zisk, R (1, 10) Bruce Bochte, L (7, PH) OBP: 0.362, SLG: 0.489 OBP: 0.380, SLG: 0.391	0-3 K		0-3 K		0-3 K		0-0 F8			3 0 0 0 0 3 4 1 0 0 0 0 0 0
Gary Gray, R (1, 3) Dave Revering, L (8, PH) OBP: 0.335, SLG: 0.376 OBP: 0.295, SLG: 0.353	0-0 F3		0-3 K			0-3 K		0-0 F9		3 0 0 0 0 2 2 1 0 0 0 0 0 0
Dave Henderson, R (1, 8) John Moses, S (9, 7)		0-0 1-3		0-0 F8		0-0 CS 1B		4-0 S 1B BB		3 0 1 0 1 0 0 0 0 0 0 0 0 0
Jim Essian, R (1, 2) Rick Sweet, S (8, PH) OBP: 0.294, SLG: 0.347 OBP: 0.316, SLG: 0.332		1-0 BB 1B HBP		0-0 F9		0-0 1-3		0-3 K		2 0 0 0 0 0 1 1 0 0 0 0 1 1
Paul Serna, R (1, 6) OBP: 0.231, SLG: 0.284		0-0 1-2 BB 1B		0-0 F7		0-0 E4 SH3-4 SF9 HBP		0-0 2-H 1B		4 1 2 0 0 0 0
Joe Simpson, L (1, 7) OBP: 0.327, SLG: 0.366		0-3 K		0-3 K			1-0 HR SH3-4 HBP		0-0 4-3 S 1B	3 1 1 0 0 2 2

BOTTOM

Boston Red Sox @ Seattle Mariners
 The Kingdom, Seattle, WA
 Mon Aug 23 1982, 10:05 PM EDT
 Att. 11,748 - Unknown

livebaseballscores.com

AB	32
R	3
H	8
RBI	3
BB	3
SO	11
LOB	16



Inning Stats	R: 0	H: 2	E: 0	LOB: 2	K: 1	P: 7	R: 0	H: 1	E: 0	LOB: 3	K: 2	P: 13	R: 0	H: 0	E: 0	LOB: 0	K: 2	P: 7	R: 0	H: 0	E: 0	LOB: 0	K: 0	P: 3	R: 0	H: 1	E: 0	LOB: 2	K: 2	P: 12	R: 0	H: 1	E: 0	LOB: 0	K: 1	P: 5	R: 3	H: 1	E: 1	LOB: 1	K: 0	P: 6	R: 0	H: 1	E: 0	LOB: 2	K: 1	P: 9	R: 0	H: 1	E: 0	LOB: 1	K: 2	P: 8	1B: 7	SF: 1	2B: 0	SAC: 1	3B: 0	DP: 0	HR: 1	HBP: 2	WP: 0	PA: 39
--------------	------	------	------	--------	------	------	------	------	------	--------	------	-------	------	------	------	--------	------	------	------	------	------	--------	------	------	------	------	------	--------	------	-------	------	------	------	--------	------	------	------	------	------	--------	------	------	------	------	------	--------	------	------	------	------	------	--------	------	------	-------	-------	-------	--------	-------	-------	-------	--------	-------	--------

PITCHER	IP	WLS	BF	H	R	ER	SO	BB	IBB	HBP	BLK	WP	HR	S	P	ERA	WHIP
John Tudor, L (1, 1) ERA: 3.78	6.1		28	5	2	1	8	2	0	2	0	0	0	40	50	1.42	1.105
Mark Clear, R (7, 1) ERA: 2.95	2.2	W	11	3	1	0	3	1	0	0	0	0	1	16	20	0.00	1.500

Batter	1	2	3	4	5	6	7	8	9	10	11	12	AB R H RBI BB SO LOB	TOP											
Jerry Remy, L OBP: 0.343, SLG: 0.319 Wade Boggs, L OBP: 0.413, SLG: 0.413	0-0 BB 1B E		0-0 F7		0-0 F8		0-0 F8			0-3 K			1 1 1 0 0 0 0 4 0 0 0 0 1 1	Boston Red Sox @ Seattle Mariners The Kingdome, Seattle, WA Tue Aug 24 1982, 10:05 PM EDT Att. 27,087 - Unknown											
Rick Miller, L OBP: 0.321, SLG: 0.324	0-3 K		0-0 1-3		0-0 4-3			0-0 F8			0-0 F7		5 0 0 0 0 1 1												
Dwight Evans, R OBP: 0.390, SLG: 0.505	0-0 E5 BB 1B		0-0 L5		0-0 5-3			0-3 K			0-3 K		5 1 0 0 0 2 1												
Carl Yastrzemski, L OBP: 0.348, SLG: 0.426	0-3 K			4-0 HR BB		0-0 4-3		0-0 F8			0-0 1B		4 1 1 0 1 1 2												
Carney Lansford, R OBP: 0.358, SLG: 0.442	4-0 1B BB 1-2 2-3			0-0 F9		0-0 F9			0-0 F9		0-3 K		4 0 0 0 1 1 2												
Dave Stapleton, R OBP: 0.292, SLG: 0.376	0-0 1B 1-3 2-H 3-H			0-0 F8		0-0 1-3			0-0 F9			0-0 6-3	5 0 1 2 0 0 1												
Reid Nichols, R OBP: 0.344, SLG: 0.504		0-0 5-3		0-0 1-H HR		0-0 F7			0-0 5-3			0-0 HR	5 2 2 3 0 0 0												
Gary Allenson, R OBP: 0.290, SLG: 0.304		0-0 4-3		4-0 BB		0-0 F9				0-0 F8		0-0 F5	4 0 0 0 1 0 0												
Glenn Hoffman, R OBP: 0.274, SLG: 0.321		0-0 F5		0-0 F8		0-0 1B			0-0 F9			0-0 F9	5 0 1 0 0 0 1												
Inning Stats	R: 2 E: 1 K: 2 S: 9	H: 2 LOB: 2 BB: 1 P: 13	R: 0 E: 0 K: 0 S: 3	H: 0 LOB: 0 BB: 0 P: 3	R: 0 E: 0 K: 0 S: 3	H: 0 LOB: 0 BB: 0 P: 3	R: 2 E: 0 K: 0 S: 4	H: 1 LOB: 1 BB: 2 P: 12	R: 0 E: 0 K: 0 S: 3	H: 0 LOB: 0 BB: 0 P: 3	R: 0 E: 0 K: 1 S: 5	H: 0 LOB: 0 BB: 0 P: 5	R: 0 E: 0 K: 0 S: 3		H: 0 LOB: 0 BB: 0 P: 3	R: 0 E: 0 K: 1 S: 5	H: 1 LOB: 1 BB: 0 P: 8	R: 0 E: 0 K: 2 S: 8	H: 1 LOB: 1 BB: 0 P: 8	R: 1 E: 0 K: 0 S: 4	H: 1 LOB: 0 BB: 0 P: 4	1B: 4 2B: 0 3B: 0 HR: 2	SF: 0 SAC: 0 DP: 0 HBP: 0	WP: 0 PB: 0 SB: 0 CS: 0	PA: 45
PITCHER	IP WLS BF H R ER SO BB IBB HBP BLK WP HR S P ERA WHIP															WP: 0 PB: 0 SB: 0 CS: 0									
Bob Stoddard, R ERA: 2.65	(1, 1) 9.0	WLS 34	H 4 R 4 ER 2 SO 3	BB 3 IBB 0 HBP 0 BLK 0	WP 0 HR 1 S 37 P 49	ERA 2.00 WHIP 0.778																			
Bill Caudill, R ERA: 2.18	(10, 1) 3.0	L 11	H 2 R 1 P 1 3	BB 0 IBB 0 HBP 0 BLK 0	WP 0 HR 1 S 17 P 17	ERA 3.00 WHIP 0.667																			

AB	42
R	5
H	6
RBI	5
BB	3
SO	6
LOB	9



Batter	1	2	3	4	5	6	7	8	9	AB R H RBI BB SO LOB	TOP									
Brian Downing, R (1, 7) OBP: 0.371, SLG: 0.474 Juan Beniquez, R (8, 7) OBP: 0.336, SLG: 0.352	0-0 6-3	0-0 1-4-3			0-0 SF7	4-0 FC4-6		4-0 FC4-6		3 1 1 1 2 0 0 0 0 0 0 0 0 0										
Rod Carew, L (1, 3) OBP: 0.398, SLG: 0.390	0-0 FC4-6	0-0 L7			0-0 G4-6-3	0-0 FC4-6		0-0 FC4-6		5 0 2 0 0 0 2										
Reggie Jackson, L (1, 9) OBP: 0.374, SLG: 0.523 Bobby Clark, R (9, 9) OBP: 0.216, SLG: 0.297	0-0 FC4-6		0-0 3-1		0-0 SF7		4-0 BB		0-3 K	3 1 0 1 1 1 1 0 0 0 0 0 0 0										
Fred Lynn, L (1, 8) OBP: 0.368, SLG: 0.506	0-0 1B		0-0 P3		0-0 G4-6-3		0-3 K		0-3 K	5 1 1 0 0 2 2										
Doug DeCinces, R (1, 5) OBP: 0.366, SLG: 0.554	4-0 1B		0-0 6-3			0-0 1B	0-3 K		0-3 K	4 1 1 0 1 2 1										
Don Baylor, R (1, 10) OBP: 0.331, SLG: 0.430	0-0 1B		0-0 5-3			0-0 HR	4-0 1-2			3 1 2 3 1 0 0										
Bobby Grich, R (1, 4) OBP: 0.369, SLG: 0.438	0-0 F9		0-0 2B			0-0 HR	0-0 F8			4 1 2 2 0 0 4										
Tim Foli, R (1, 6) OBP: 0.276, SLG: 0.316		0-0 1-4-3		0-0 P9		0-0 6-3		0-0 P4		4 1 1 0 0 0 1										
Bob Boone, R (1, 2) OBP: 0.309, SLG: 0.352		0-0 6-3		0-0 F7		0-3 K		0-0 P9		4 0 0 0 0 1 2										
Inning Stats	R: 2 E: 0 K: 0 S: 6	H: 3 LOB: 2 BB: 1 P: 10	R: 1 E: 0 K: 0 S: 4	H: 1 LOB: 0 BB: 0 P: 4	R: 0 E: 0 K: 0 S: 3	H: 0 LOB: 0 BB: 0 P: 3	R: 0 E: 0 K: 0 S: 4	H: 1 LOB: 1 BB: 0 P: 4	R: 1 E: 0 K: 1 S: 8	H: 2 LOB: 0 BB: 0 P: 12	R: 0 E: 0 K: 2 S: 7	H: 0 LOB: 2 BB: 2 P: 15	R: 0 E: 0 K: 0 S: 3	H: 0 LOB: 1 BB: 1 P: 7	R: 0 E: 0 K: 3 S: 9	H: 0 LOB: 0 BB: 0 P: 9	1B: 4 2B: 4 3B: 1 HR: 1	SF: 1 SAC: 0 DP: 1 HBP: 0	WP: 0 PB: 0 SB: 0 CS: 0	PA: 41
PITCHER	IP WLS BF H R ER SO BB IBB HBP BLK WP HR S P ERA WHIP																			
Brian Denman, R (1, 1) ERA: 7.2	5.0 L 24 9 6 6 0 1 0 0 0 0 0 0 23 27 10.80 2.000																			
Luis Aponte, R (6, 1) ERA: 3.7	3.0 14 1 1 1 3 4 0 0 0 0 0 1 16 32 3.00 1.667																			
Mark Clear, R (9, 1) ERA: 2.92	1.0 3 0 0 0 3 0 0 0 0 0 0 0 9 9 0.00 0.000																			

California Angels @ Boston Red Sox
Fenway Park, Boston, MA
Fri Aug 27 1982, 7:05 PM EDT
Att. 32,755 - Unknown - 68 F

livebaseballscorecards.com

AB	35
R	7
H	10
RBI	7
BB	5
SO	6
LOB	13



Batter	1	2	3	4	5	6	7	8	9	AB	R	H	RBI	BB	SO	LOB
Jerry Remy, L (1, 4) OBP: 0.342, SLG: 0.325	0-0 3-1		0-0 L6			0-0 F8		0-0 1B 1B	0-0 FC1-6 3B	5	2	1	2	0	0	1
Rick Miller, L (1, 8) OBP: 0.319, SLG: 0.330	0-0 L6			0-0 L7		0-3 K		0-0 1B 1B	0-0 3B	5	0	2	1	0	1	0
Dwight Evans, R (1, 9) OBP: 0.388, SLG: 0.505	0-3 K			0-0 P7			0-0 2B SF7 1B	0-0 P4	0-0 P9	5	1	1	0	0	1	3
Carl Yastrzemski, L (1, 10) OBP: 0.349, SLG: 0.427		0-0 P6		0-0 P6			0-0 6-3 1-3 2B	0-0 1-2 2-H 1B		4	0	2	1	0	0	0
Carney Lansford, R (1, 5) OBP: 0.352, SLG: 0.437		0-0 5-3			0-0 5-3		0-0 SF7	0-3 K		3	0	0	1	0	1	2
Dave Stapleton, R (1, 3) OBP: 0.290, SLG: 0.369 (9, 6)		0-0 1B		0-0 P2		0-0 6-3		0-0 P6		4	0	1	0	0	0	1
Reid Nichols, R (1, 7) OBP: 0.350, SLG: 0.503		0-0 5-3		0-0 FC6-4 1B		0-0 P5		0-0 1B 2B		4	1	2	0	0	0	2
Glenn Hoffman, R (1, 6) OBP: 0.274, SLG: 0.323 Wade Boggs, L (8, PH) OBP: 0.417, SLG: 0.422 (9, 3)			0-0 G3		0-0 FC6-4			0-0 6-3 1B 2B	0-0 FC1-6 1B	2	0	0	0	0	0	1
Gary Allenson, R (1, 2) OBP: 0.283, SLG: 0.295 Rich Gedman, L (8, PH) OBP: 0.280, SLG: 0.365 (9, 2)			0-3 K			0-0 F2		0-0 6-3 1B	0-0 FC1-6 1B	2	0	0	0	0	1	0
Tony Perez, R (9, PH) OBP: 0.331, SLG: 0.390								0-0 6-3 1B	0-0 FC1-6 1B	1	0	0	0	0	0	1
										1	0	1	1	0	0	0

Inning Stats	R: 0	H: 0	E: 0	K: 1	S: 5	H: 0	LOB: 0	BB: 0	P: 5	R: 0	H: 0	E: 0	K: 1	S: 5	H: 0	LOB: 0	BB: 0	P: 5	R: 0	H: 1	E: 0	K: 0	S: 4	H: 1	LOB: 1	BB: 0	P: 4	R: 0	H: 0	E: 0	K: 1	S: 5	R: 0	H: 0	E: 0	K: 0	S: 3	R: 0	H: 0	E: 0	K: 0	S: 3	R: 0	H: 1	E: 0	K: 0	S: 4	R: 1	H: 2	E: 0	K: 0	S: 5	R: 2	H: 4	E: 0	K: 1	S: 9	R: 3	H: 4	E: 0	K: 0	S: 7	1B: 8	2B: 3	3B: 1	HR: 0	SF: 1	SAC: 0	DP: 0	HBP: 0	WP: 0	PA: 39
--------------	------	------	------	------	------	------	--------	-------	------	------	------	------	------	------	------	--------	-------	------	------	------	------	------	------	------	--------	-------	------	------	------	------	------	------	------	------	------	------	------	------	------	------	------	------	------	------	------	------	------	------	------	------	------	------	------	------	------	------	------	------	------	------	------	------	-------	-------	-------	-------	-------	--------	-------	--------	-------	--------

PITCHER	IP	WLS	BF	H	R	ER	SO	BB	IBB	HBP	BLK	WP	HR	S	P	ERA	WHIP
Rick Steirer, R (1, 1) ERA: 2.08	6.0		22	4	1	1	3	0	0	0	0	0	0	28	28	1.50	0.667
Luis Sanchez, R (7, 1) ERA: 4.04	2.1		13	6	4	4	1	0	0	0	0	0	0	15	15	15.43	2.571
Andy Hassler, L (9, 1) ERA: 2.24	0.1		3	2	1	1	0	0	0	0	0	0	0	3	3	27.00	6.000
Doug Corbett, R (9, 1) ERA: 5.2	0.1	S	1	0	0	0	0	0	0	0	0	0	0	1	1	0.00	0.000

BOTTOM

California Angels @ Boston Red Sox
 Fenway Park, Boston, MA
 Fri Aug 27 1982, 7:05 PM EDT
 Att: 32,755 - Unknown - 68 F

AB	38
R	6
H	12
RBI	6
BB	0
SO	4
LOB	11



WP	PA
0	39

livebaseballscorecards.com

California Angels @ Boston Red Sox

Fenway Park, Boston, MA

Sat Aug 28 1982, 3:33 AM EDT

Att. 34,772 - Unknown - 66 F

livebaseballscorecards.com

AB	41
R	7
H	13
RBI	7
BB	4
SO	9
LOB	16



WP:	0	PA:	45
PB:	0		
SB:	3		
CS:	0		

PITCHER		IP	WLS	BF	H	R	ER	SO	BB	IBB	HBP	BLK	WP	HR	S	P	ERA	WHIP
Mike Witt, R	(1, 1)	6.1		27	9	5	5	1	0	0	0	0	0	1	29	29	7.11	1.421
Andy Hassler, L	(7, 1)	0.0		1	0	0	0	0	1	0	0	0	0	0	4	4	∞	∞
Doug Corbett, R	(7, 1)	1.0		6	2	1	1	3	1	0	0	0	0	0	11	15	9.00	3.000
Bruce Kison, R	(8, 1)	2.1	L	11	2	1	1	5	0	2	0	0	0	0	19	27	3.86	0.857

Batter	1	2	3	4	5	6	7	8	9	10	AB	R	H	RBI	BB	SO	LOB
Jerry Remy, L OBP: 0.341, SLG: 0.322 (1, 4)	6-3			G3		FC1-6			K		4	0	0	0	1	1	1
Dwight Evans, R OBP: 0.385, SLG: 0.500 (1, 9)	F8			F9		G4-6-3			5-3		5	0	0	0	0	1	3
Jim Rice, R OBP: 0.380, SLG: 0.495 (1, 7)	4-3			P4					K		5	1	1	0	0	2	2
Carl Yastrzemski, L OBP: 0.345, SLG: 0.421 (1, 10)											5	0	0	0	0	2	1
Carney Lansford, R OBP: 0.357, SLG: 0.443 (1, 5)											4	3	3	0	1	0	0
Wade Boggs, L OBP: 0.421, SLG: 0.423 (1, 3)											4	1	2	2	1	0	1
Reid Nichols, R OBP: 0.357, SLG: 0.513 (1, 8)											5	1	3	1	0	1	2
Dave Stapleton, R OBP: 0.289, SLG: 0.375 (1, 6)											4	1	1	3	0	1	4
Glenn Hoffman, R OBP: 0.274, SLG: 0.323 (9, 6)											0	0	0	0	0	0	0
Rick Miller, L OBP: 0.321, SLG: 0.330 (10, PH)											0	0	0	0	1	0	0
Gary Allenson, R OBP: 0.291, SLG: 0.304 (1, 2)											5	0	3	1	0	1	2

Inning Stats		R: 0	H: 0	E: 0	K: 0	S: 3	R: 0	H: 0	E: 0	K: 0	S: 3	R: 0	H: 0	E: 0	K: 1	S: 7	R: 0	H: 1	E: 0	K: 0	S: 3	R: 5	H: 6	E: 0	K: 2	S: 13	R: 1	H: 2	E: 0	K: 2	S: 9	R: 0	H: 0	E: 0	K: 2	S: 7	R: 1	H: 2	E: 0	K: 2	S: 8	R: 1	H: 2	E: 0	K: 2	S: 16	1B: 10	SF: 0	2B: 2	3B: 0	HR: 1	SAC: 0	DP: 1	HBP: 0
--------------	--	------	------	------	------	------	------	------	------	------	------	------	------	------	------	------	------	------	------	------	------	------	------	------	------	-------	------	------	------	------	------	------	------	------	------	------	------	------	------	------	------	------	------	------	------	-------	--------	-------	-------	-------	-------	--------	-------	--------

Inning Stats		R: 0	H: 0	E: 0	K: 0	S: 3	R: 0	H: 0	E: 0	K: 0	S: 3	R: 0	H: 0	E: 0	K: 1	S: 7	R: 0	H: 1	E: 0	K: 0	S: 3	R: 5	H: 6	E: 0	K: 2	S: 13	R: 1	H: 2	E: 0	K: 2	S: 9	R: 0	H: 0	E: 0	K: 2	S: 7	R: 1	H: 2	E: 0	K: 2	S: 8	R: 1	H: 2	E: 0	K: 2	S: 16	1B: 10	SF: 0	2B: 2	3B: 0	HR: 1	SAC: 0	DP: 1	HBP: 0
--------------	--	------	------	------	------	------	------	------	------	------	------	------	------	------	------	------	------	------	------	------	------	------	------	------	------	-------	------	------	------	------	------	------	------	------	------	------	------	------	------	------	------	------	------	------	------	-------	--------	-------	-------	-------	-------	--------	-------	--------

PITCHER		IP	WLS	BF	H	R	ER	SO	BB	IBB	HBP	BLK	WP	HR	S	P	ERA	WHIP
Mike Witt, R	(1, 1)	6.1		27	9	5	5	1	0	0	0	0	0	1	29	29	7.11	1.421
Andy Hassler, L	(7, 1)	0.0		1	0	0	0	0	1	0	0	0	0	0	4	4	∞	∞
Doug Corbett, R	(7, 1)	1.0		6	2	1	1	3	1	0	0	0	0	0	11	15	9.00	3.000
Bruce Kison, R	(8, 1)	2.1	L	11	2	1	1	5	0	2	0	0	0	0	19	27	3.86	0.857

Batter	1	2	3	4	5	6	7	8	9	AB R H RBI BB SO LOB	TOP											
Brian Downing, R (1, 7) OBP: 0.369, SLG: 0.469	0-0 B1		0-0 F8		0-0 G3 1B		0-0 6-3		0-0 5-3	5 0 1 0 0 0 2												
Juan Beniquez, R (1, 8) OBP: 0.326, SLG: 0.333	0-0 P6		4-0 BB		0-0 G3		0-0 L1			3 0 0 0 1 0 3												
Rod Carew, L (1, 3) OBP: 0.394, SLG: 0.393	0-0 F8		0-0 F8		0-0 P6			0-0 8-4-3 1B		4 0 1 0 0 0 3												
Reggie Jackson, L (1, 9) OBP: 0.372, SLG: 0.518		0-0 P6		0-0 3-1		0-0 G3		0-0 8-4-3 1-2f 1B		4 0 0 0 0 0 1												
Don Baylor, R (1, 10) OBP: 0.330, SLG: 0.432		0-0 F8		0-0 F9		0-0 5-3		0-0 F3		4 0 0 0 0 0 0												
Doug DeCinces, R (1, 5) OBP: 0.371, SLG: 0.559		0-0 1B 2B		0-0 P6		0-0 2B			0-0 1-3	4 1 2 0 0 0 0												
Bobby Grich, R (1, 4) OBP: 0.374, SLG: 0.447		0-0 2-H 1B			0-0 1B 2B		0-0 L8		0-0 2B 6-3 1B	4 2 3 1 0 0 1												
Tim Foli, R (1, 6) OBP: 0.280, SLG: 0.320		0-0 L5			0-0 G3 1B 2-H 1B		0-0 4-3		0-0 1-3 2B	4 0 2 1 0 0 1												
Bob Boone, R (1, 2) OBP: 0.311, SLG: 0.353			0-3 K		0-0 F2		0-0 6-3 1B		0-0 6-3 3-H	4 0 1 1 0 1 2												
Inning Stats	R: 0 E: 0 K: 0 S: 3	H: 0 LOB: 0 BB: 0 P: 3	R: 1 E: 0 K: 0 S: 5	H: 2 LOB: 1 BB: 0 P: 5	R: 0 E: 0 K: 1 S: 5	H: 0 LOB: 1 BB: 1 P: 9	R: 0 E: 0 K: 0 S: 3	H: 0 LOB: 0 BB: 0 P: 3	R: 1 E: 0 K: 0 S: 6	H: 3 LOB: 2 BB: 0 P: 6	R: 0 E: 0 K: 0 S: 4	H: 1 LOB: 1 BB: 0 P: 4	R: 0 E: 0 K: 0 S: 4	H: 1 LOB: 1 BB: 0 P: 4	R: 0 E: 0 K: 0 S: 3	H: 1 LOB: 0 BB: 0 P: 3	R: 1 E: 0 K: 0 S: 5	H: 2 LOB: 1 BB: 0 P: 5	1B: 6 2B: 5 3B: 0 HR: 0	SF: 0 SAC: 0 DP: 1 HBP: 0	WP: 0 PB: 0 SB: 0 CS: 0	PA: 37
PITCHER	IP WLS BF H R ER SO BB IBB HBP BLK WP HR S P ERA WHIP																					
Dennis Eckersley, R (1, 1) ERA: 3.35	6.0 W 25 6 2 2 1 1 0 0 0 0 0 0 26 30 3.00 1.167																					
Bob Stanley, R (7, 1) ERA: 3.39	3.0 S 12 4 1 1 0 0 0 0 0 0 0 0 12 12 3.00 1.333																					

California Angels @ Boston Red Sox
Fenway Park, Boston, MA
Sun Aug 29 1982, 3:33 AM EDT
Att. 32,356 - Unknown - 61 F

livebaseballscorecards.com

AB	36
R	3
H	10
RBI	3
BB	1
SO	1
LOB	13



Batter	1	2	3	4	5	6	7	8	9	AB R H RBI BB SO LOB	TOP																	
Rickey Henderson, R OBP: 0.411, SLG: 0.384 (1, 7) X	0-0 E 1B	0-0 F8 1B		0-0 F9 1B			0-0 PB FC3-5 1B	0-0 S 1-H 2B		5 1 3 1 0 0 0																		
Wayne Gross, L OBP: 0.346, SLG: 0.354 (1, 5) X	0-0 FC3-6 1B	0-0 3-1 1B			0-0 4-3 1B		0-0 FC3-5 PB 1-2 2-3f	0-0 G3 2-3		5 0 1 0 0 0 3																		
Dwayne Murphy, L OBP: 0.357, SLG: 0.415 (1, 8) X	0-0 FC3-6 HR 1-2f 2-H	0-0 CS 1B			0-0 G3 1B		0-3 K 1-2 2-3		0-3 K 1B	5 1 1 0 0 2 3																		
Tony Armas, R OBP: 0.271, SLG: 0.432 (1, 9) X	0-0 HR 2-H	0-0 CS 1-2	0-0 6-3 1B		0-0 5-3 1B		4-0 IBB 1B		0-3 K 1B	4 1 1 2 1 1 0																		
Dan Meyer, L OBP: 0.277, SLG: 0.392 (1, 3) X	0-0 4-3 1B		0-0 5-3 1B			0-0 G3 1B	0-0 G3 1B		0-0 F9 1B	5 0 0 0 0 0 3																		
Jeff Burroughs, R OBP: 0.348, SLG: 0.492 (1, 10) B B B	4-0 1B BB		0-0 6-3 1B			0-0 2B		0-0 1B 2B		3 2 2 0 1 0 0																		
Mike Heath, R OBP: 0.309, SLG: 0.358 (1, 2) X	0-0 1B 1-2 1B			0-0 6-3 1B		0-0 F7 1B		0-0 WP 2B 1B 2-H		4 1 2 1 0 0 1																		
Dave McKay, S OBP: 0.239, SLG: 0.270 (1, 4) X	0-0 FC6-4 1B 1-2 2-H			0-0 HR 1B		0-3 K 1B		0-0 F8 1B		4 1 2 2 0 1 2																		
Fred Stanley, R OBP: 0.293, SLG: 0.233 (1, 6) X	0-0 FC6-4 1-2f			0-0 5-3 1B			0-0 FC3-5 1B 1B	0-0 F3 1B		4 0 1 0 0 0 3																		
Inning Stats	R: 4 E: 1 K: 0 S: 8	H: 5 LOB: 2 BB: 1 P: 12	R: 0 E: 0 K: 0 S: 3	H: 1 LOB: 0 BB: 0 P: 3	R: 0 E: 0 K: 0 S: 3	H: 0 LOB: 0 BB: 0 P: 3	R: 1 E: 0 K: 0 S: 4	H: 1 LOB: 0 BB: 0 P: 4	R: 0 E: 0 K: 1 S: 6	H: 1 LOB: 1 BB: 0 P: 6	R: 0 E: 0 K: 1 S: 7	H: 2 LOB: 3 BB: 1 P: 11	R: 2 E: 0 K: 0 S: 6	H: 3 LOB: 1 BB: 0 P: 6	R: 0 E: 0 K: 2 S: 7	H: 0 LOB: 0 BB: 0 P: 7	1B: 8 2B: 3 3B: 0 HR: 2	SF: 0 SAC: 0 DP: 0 HBP: 0	WP: 1 PB: 1 SB: 1 CS: 1	PA: 42								
PITCHER	IP WLS BF H R ER SO BB IBB HBP BLK WP HR S P ERA WHIP																											
Mike Torrez, R ERA: 5.9 (1, 1)	0.2		8	5	4	4	0	1	0	0	0	0	1	7	11	54.00	9.000											
Bruce Hurst, L ERA: 5.47 (1, 1)	6.1		26	7	3	3	2	0	1	0	0	0	1	29	33	4.26	1.105											
Mark Clear, R ERA: 2.79 (8, 1)	2.0	W	7	1	0	0	2	0	0	0	0	1	0	11	11	0.00	0.500											

Oakland Athletics @ Boston Red Sox
 Fenway Park, Boston, MA
 Mon Aug 30 1982, 7:05 PM EDT
 Att. 24,128 - Unknown - 62 F

AB	39
R	7
H	13
RBI	6
BB	2
SO	4
LOB	15



livebaseballscorecards.com

Batter	1	2	3	4	5	6	7	8	9
Jerry Remy, L (1, 4) OBP: 0.342, SLG: 0.324	0-3 K		0-0 F7	0-0 F8			0-0 F7	0-0 4-3	
Dwight Evans, R (1, 9) OBP: 0.388, SLG: 0.522	0-0 5-3		0-0 HR	0-3 K			0-0 HR	0-0 2B 3B	
Jim Rice, R (1, 7) OBP: 0.380, SLG: 0.506	0-0 F8		0-0 HR		0-0 F4		0-0 F3	4-0 2B IBB	
Carl Yastrzemski, L (1, 10) OBP: 0.348, SLG: 0.422		0-0 BB 1B	0-0 3-1		0-0 G3		0-0 1-3	0-0 1-3 2B	
Julio Valdez, S (8, PR) OBP: 0.400, SLG: 0.500									
Carney Lansford, R (1, 5) OBP: 0.361, SLG: 0.446		0-0 F8	0-0 2B 3B		0-0 1B			HR BB	
Wade Boggs, L (1, 3) OBP: 0.426, SLG: 0.461		0-0 BB 1B	0-0 1B 2B		0-0 F7			1-H HR	
Reid Nichols, R (1, 8) OBP: 0.360, SLG: 0.506		0-0 F2	0-0 2-3 1B		0-0 F4			0-0 SH2-4 HR 1B	
Dave Stapleton, R (1, 6) OBP: 0.291, SLG: 0.373		4-0 BB	0-0 F7		0-0 F4			0-0 SH2-4	
Glenn Hoffman, R (9, 6) OBP: 0.274, SLG: 0.323		1-2 2-3 BB						1-2	
Gary Allenson, R (1, 2) OBP: 0.281, SLG: 0.293		0-0 F9		0-0 F2				0-0 HR	
Tony Perez, R (8, PH) OBP: 0.335, SLG: 0.413									
Rich Gedman, L (9, 2) OBP: 0.280, SLG: 0.365									

AB	R	H	RBI	BB	SO	LOB
5	0	0	0	0	1	0
5	3	3	2	0	1	0
4	1	1	1	1	0	0
5	0	2	1	0	0	0
0	0	0	0	0	0	0
4	2	2	0	1	0	3
4	1	3	3	0	0	1
4	1	2	0	0	0	2
2	0	0	0	1	0	2
0	0	0	0	0	0	0
3	0	0	0	0	0	3
1	1	1	2	0	0	0
0	0	0	0	0	0	0


Inning	R	H	E	K	S	H	LOB	BB	P
1	0	0	0	1	5	2	3	0	8
2	0	2	0	0	9	3	0	1	8
3	3	5	0	0	8	2	0	0	8
4	0	0	0	1	5	0	0	0	5
5	0	1	0	0	4	1	0	0	4
6	0	0	0	1	3	0	0	0	3
7	1	1	0	0	4	1	0	0	4
8	5	5	0	0	16	2	2	0	16

PITCHER	IP	WLS	BF	H	R	ER	SO	BB	IBB	HBP	BLK	WP	HR	S	P	ERA	WHIP
Matt Keough, R (1, 1) ERA: 5.11	7.0		34	11	7	7	2	2	0	0	0	0	4	36	44	9.00	1.857
Tom Underwood, L (8, 1) ERA: 3.01	1.0	L	7	3	2	2	0	0	1	0	0	0	1	6	10	18.00	3.000

BOTTOM

Oakland Athletics @ Boston Red Sox
Fenway Park, Boston, MA
 Mon Aug 30 1982, 7:05 PM EDT
 Att: 24,128 - Unknown - 62 F

AB	R	H	RBI
37	9	14	9
3	0	2	0
11	0	0	0



Batter	1	2	3	4	5	6	7	8	9	AB R H RBI BB SO LOB	TOP											
Rickey Henderson, R (1, 7) OBP: 0.408, SLG: 0.381	0-3 K		0-0 5-3			0-0 1-3		0-0 1-3		4 0 0 0 0 1 0												
Dwayne Murphy, L (1, 8) OBP: 0.356, SLG: 0.412	0-0 G3			4-0 CS G3 BB		0-0 P6		0-0 P6		3 0 0 0 1 0 0												
Dan Meyer, L (1, 3) OBP: 0.274, SLG: 0.387	0-0 G3			0-0 G3 1-2		0-0 F7			0-0 F8	4 0 0 0 0 0 1												
Tony Armas, R (1, 9) OBP: 0.273, SLG: 0.433		0-0 G3-6-3 1B		0-3 K 2-3			0-0 FC1-4 BB 1B		0-3 K	4 0 2 0 0 2 1												
Wayne Gross, L (1, 5) OBP: 0.343, SLG: 0.349		0-0 G3-6-3 1-2f			0-0 4-3		0-0 F8		0-3 K	4 0 0 0 0 1 2												
Jeff Burroughs, R (1, 10) OBP: 0.357, SLG: 0.503		0-0 2B			0-0 2B 1B		4-0 FC1-4 BB			2 0 2 0 1 0 0												
Mike Heath, R (1, 2) OBP: 0.306, SLG: 0.354		0-0 4-3			0-0 F8		0-0 FC1-4 1-2f 2-3			3 0 0 0 0 0 4												
Dave McKay, S (1, 4) OBP: 0.240, SLG: 0.277			0-0 4-3		0-0 2B 1-3		0-0 F9			3 0 1 0 0 0 2												
Fred Stanley, R (1, 6) OBP: 0.290, SLG: 0.231			0-0 5-3		0-0 5-3			0-0 F7		2 0 0 0 0 0 2												
Mitchell Page, L (8, PH) OBP: 0.307, SLG: 0.435										1 0 0 0 0 0 0												
Jimmy Sexton, R (8, 6) OBP: 0.250, SLG: 0.271										0 0 0 0 0 0 0												
Inning Stats	R: 0 E: 0 K: 1 S: 5	H: 0 LOB: 0 BB: 0 P: 5	R: 0 E: 0 K: 0 S: 4	H: 2 LOB: 1 BB: 0 P: 4	R: 0 E: 0 K: 0 S: 3	H: 0 LOB: 0 BB: 0 P: 3	R: 0 E: 0 K: 1 S: 4	H: 0 LOB: 1 BB: 1 P: 8	R: 0 E: 0 K: 0 S: 5	H: 2 LOB: 2 BB: 0 P: 5	R: 0 E: 0 K: 0 S: 3	H: 0 LOB: 0 BB: 0 P: 3	R: 0 E: 0 K: 0 S: 4	H: 1 LOB: 2 BB: 1 P: 8	R: 0 E: 0 K: 0 S: 3	H: 0 LOB: 0 BB: 0 P: 3	R: 0 E: 0 K: 2 S: 7	H: 0 LOB: 0 BB: 0 P: 7	1B: 3 2B: 3 3B: 0 HR: 0	SF: 0 SAC: 0 DP: 2 HBP: 0	WP: 0 PB: 0 SB: 0 CS: 1	PA: 32
PITCHER Chuck Rainey, R (1, 1) ERA: 4.69	IP: 9.0 WLS: W BF: 32 H: 5 R: 0 ER: 0 SO: 4 BB: 2 IBB: 0 HBP: 0 BLK: 0 WP: 0 HR: 0 S: 38 P: 46 ERA: 0.00 WHIP: 0.778																				PITCHER IP: WLS: BF: H: R: ER: SO: BB: IBB: HBP: BLK: WP: HR: S: P: ERA: WHIP	

Oakland Athletics @ Boston Red Sox
 Fenway Park, Boston, MA
 Tue Aug 31 1982, 7:05 PM EDT
 Att. 23,550 - Unknown - 75 F

livebaseballscorecards.com

AB 30
 R 0
 H 5
 RBI 0
 BB 2
 SO 4
 LOB 12



Batter	1	2	3	4	5	6	7	8	9
Jerry Remy, L OBP: 0.342, SLG: 0.326 (1, 4) X	0-0 F9		0-0 SF7			0-0 HR 2B	0-0 6-3		
Dwight Evans, R OBP: 0.387, SLG: 0.526 (1, 9) X	0-0 F9		0-3 K			0-0 HR		0-3 K	
Jim Rice, R OBP: 0.379, SLG: 0.503 (1, 7) X	0-0 P4			0-0 5-3		0-0 E G6-4-3 1B		0-0 P3	
Carl Yastrzemski, L OBP: 0.345, SLG: 0.419 (1, 10)		4-0 WP BB		0-0 G3		0-0 E3 G6-4-3		0-0 P4	
Carney Lansford, R OBP: 0.358, SLG: 0.443 (1, 5) X		0-0 1-3		0-0 6-3		0-0 G6-4-3			
Wade Boggs, L OBP: 0.424, SLG: 0.464 (1, 3) X		0-3 K			0-0 2B	0-0 F8			
Reid Nichols, R OBP: 0.360, SLG: 0.503 (1, 8) X		0-0 6-3			0-0 F8		0-0 G4-6-3 1B		
Dave Stapleton, R OBP: 0.291, SLG: 0.373 (1, 6) X			0-0 E SF7 1B		0-0 F8		0-0 G4-6-3		
Gary Allenson, R OBP: 0.277, SLG: 0.288 (1, 2) X			0-0 E4 CS		0-0 6-3		0-0 E4		

Inning Stats	R: 0	H: 0	E: 0	LOB: 0	K: 0	BB: 0	S: 3	P: 3
	R: 0	H: 0	E: 0	LOB: 1	K: 1	BB: 1	S: 5	P: 9
	R: 1	H: 1	E: 1	LOB: 1	K: 1	BB: 0	S: 6	P: 6
	R: 0	H: 0	E: 0	LOB: 0	K: 0	BB: 0	S: 3	P: 3
	R: 0	H: 1	E: 0	LOB: 1	K: 0	BB: 0	S: 4	P: 4
	R: 3	H: 3	E: 1	LOB: 0	K: 0	BB: 0	S: 6	P: 6
	R: 0	H: 1	E: 1	LOB: 1	K: 0	BB: 0	S: 4	P: 4
	R: 0	H: 0	E: 0	LOB: 0	K: 1	BB: 0	S: 5	P: 5

PITCHER	IP	WLS	BF	H	R	ER	SO	BB	IBB	HBP	BLK	WP	HR	S	P	ERA	WHIP
Preston Hanna, R ERA: 4.33 (1, 1)	8.0	L	31	6	4	2	3	1	0	0	0	1	1	36	40	2.25	0.875

BOTTOM

AB	R	H	RBI	BB	SO	LOB
3	1	1	1	0	0	1
4	1	1	2	0	2	1
4	1	1	0	0	0	0
3	0	0	0	1	0	1
3	0	0	0	0	0	2
3	0	1	0	0	1	1
3	0	1	0	0	0	2
3	1	1	0	0	0	2
3	0	0	0	0	0	2

AB	29
R	4
H	6
RBI	3
BB	1
SO	3
LOB	12



WP	HR	S	P	ERA	WHIP
1	1	3	3	2.25	0.875

Oakland Athletics @ Boston Red Sox
Fenway Park, Boston, MA
 Tue Aug 31 1982, 7:05 PM EDT
 Att. 23,550 - Unknown - 75 F

livebaseballscorecards.com

Batter	1	2	3	4	5	6	7	8	9	AB R H RBI BB SO LOB	TOP			
Julio Cruz, S (1, 4) OBP: 0.311, SLG: 0.309	0-0 1-3		0-0 1B 1B		H 1-0 HBP	0-0 HR 2B	0-0 1-3		0-0 4-3	5 1 2 0 0 0 1				
Dave Adler, R (1, 5) Manny Castillo, S (7, PH) OBP: 0.343, SLG: 0.371 OBP: 0.297, SLG: 0.335	4-0 CS BB		0-3 K		0-0 F8	0-0 FC5-2 HR	0-0 4-3		0-0 F6	3 1 0 0 1 1 4 2 0 0 0 0 0 1				
Al Cowens, R (1, 9) OBP: 0.326, SLG: 0.486	0-3 K 1-2		0-0 1B		0-0 F7	0-0 HR 1-H 2-H		0-0 6-3 1B 2B		5 2 3 3 0 1 2				
Richie Zisk, R (1, 10) OBP: 0.359, SLG: 0.475		0-0 1B 1B	0-0 F7		0-0 F9	0-3 K		0-0 6-3 2-3		5 0 1 0 0 1 4				
Gary Gray, R (1, 3) OBP: 0.337, SLG: 0.399		0-3 K		0-0 F9		HR 3B		0-0 1B 1B 3-H		5 1 3 2 0 1 1				
Dave Henderson, R (1, 8) OBP: 0.348, SLG: 0.457		0-0 1-2 1B		0-0 1B 1B		HR 2B FC4-6 BB		0-3 K		4 1 3 0 1 1 1				
Jim Essian, R (1, 2) Rick Sweet, S (6, PH) OBP: 0.320, SLG: 0.410 OBP: 0.314, SLG: 0.338		0-0 F7		0-0 1-2 1B		E3 HR FC4-6		0-0 1-3 1B		3 1 1 0 0 0 3 2 0 1 0 0 0 2				
Todd Cruz, R (1, 6) OBP: 0.246, SLG: 0.369		0-3 K		0-0 F9		0-0 HR 1-H 3-H	0-3 K	0-0 F8		5 1 1 3 0 2 6				
John Moses, S (1, 7) OBP: 0.429, SLG: 0.714			0-0 F9		0-3 K	0-0 FC5-2 2B	0-0 2B		0-0 1-3	5 0 2 0 0 1 2				
Inning Stats	R: 0 E: 0 K: 1 S: 4 H: 0 LOB: 0 BB: 1 P: 8	R: 0 E: 0 K: 2 S: 9 H: 2 LOB: 2 BB: 0 P: 9	R: 0 E: 0 K: 1 S: 7 H: 2 LOB: 2 BB: 0 P: 7	R: 0 E: 0 K: 1 S: 7 H: 2 LOB: 2 BB: 0 P: 7	R: 0 E: 0 K: 0 S: 3 H: 0 LOB: 1 BB: 0 P: 4	R: 7 E: 1 K: 1 S: 13 H: 7 LOB: 2 BB: 1 P: 17	R: 0 E: 0 K: 1 S: 6 H: 1 LOB: 1 BB: 0 P: 6	R: 1 E: 0 K: 1 S: 8 H: 3 LOB: 2 BB: 0 P: 8	R: 0 E: 0 K: 0 S: 3 H: 0 LOB: 0 BB: 0 P: 3	1B: 8 2B: 5 3B: 1 HR: 3 SF: 0 SAC: 0 DP: 0 HBP: 1	WP: 0 PB: 0 SB: 0 CS: 1 PA: 47			
PITCHER	IP WLS BF H R ER SO BB IBB HBP BLK WP HR S P ERA WHIP												PITCHER	IP WLS BF H R ER SO BB IBB HBP BLK WP HR S P ERA WHIP
John Tudor, L (1, 1) ERA: 4.04	5.0 W 27 10 5 4 5 1 0 1 0 0 2 35 40 7.20 2.200													
Tom Burgmeier, L (6, 1) ERA: 2.45	0.1 3 2 2 2 0 0 0 0 0 0 1 3 3 54.00 6.000													
Bob Stanley, R (6, 1) ERA: 3.47	3.2 S 17 5 1 1 3 1 0 0 0 0 0 22 26 2.46 1.636													

Seattle Mariners @ Boston Red Sox
Fenway Park, Boston, MA
Fri Sep 03 1982, 7:05 PM EDT
Att. 22,586 - Unknown

livebaseballscorecards.com

AB	44
R	8
H	17
RBI	8
BB	2
SO	8
LOB	27



Batter	1	2	3	4	5	6	7	8	9
Jerry Remy, L (1, 4) OBP: 0.344, SLG: 0.335	0-3 K	0-0 FC5 2B		0-3 K	0-0 2B 1B		0-3 K		
Dwight Evans, R (1, 9) OBP: 0.384, SLG: 0.520	0-3 K	4-0 FC5 BB		0-3 K	0-0 1-3 2B		0-0 6-3		
Jim Rice, R (1, 7) OBP: 0.377, SLG: 0.498	0-3 K	0-0 FC5		0-0 5-3	0-3 K			0-0 L9	
Tony Perez, R (1, 10) OBP: 0.343, SLG: 0.438		1B 2B 1B F9			0-0 HR	0-0 1B		0-3 K	
Carney Lansford, R (1, 5) OBP: 0.368, SLG: 0.464		0-0 1B 2B 1B	0-0 FC5-4 2B		4-0 1B HR BB	0-0 F8		0-0 2B	
Wade Boggs, L (1, 3) OBP: 0.427, SLG: 0.461		0-0 2B 2B 1B	4-0 FC5-4 BB		0-0 1-3 HR 1B	0-0 F8		0-0 6-3	
Reid Nichols, R (1, 8) OBP: 0.358, SLG: 0.509		0-3 K	0-0 FC5-4 BLK 1B		0-0 1-H 3-H HR	0-0 F7			
Dave Stapleton, R (1, 6) OBP: 0.295, SLG: 0.386		0-0 2B	0-0 1B		0-0 F2		0-0 HR		
Glenn Hoffman, R (8, 6) OBP: 0.274, SLG: 0.323		1-3 2-H 3-H 2B							
Gary Allenson, R (1, 2) OBP: 0.288, SLG: 0.302		0-0 2B		0-0 E4	0-0 F9		0-0 6-3		

AB	R	H	RBI	BB	SO	LOB
5	0	2	1	0	3	1
4	0	1	0	1	2	1
5	0	0	0	0	2	5
5	2	3	1	0	1	2
4	2	3	0	1	0	1
4	2	2	0	1	0	2
4	1	1	3	0	1	6
4	2	3	3	0	0	0
0	0	0	0	0	0	0
4	1	1	2	0	0	0

BOTTOM

Seattle Mariners @ Boston Red Sox
Fenway Park, Boston, MA
Fri Sep 03 1982, 7:05 PM EDT
Att. 22,586 - Unknown

AB	39
R	10
H	16
RBI	10
BB	3
SO	9
LOB	18



Inning Stats	R: 0	H: 0	E: 0	K: 3	S: 9	H: 0	LOB: 0	BB: 0	P: 9	R: 5	H: 6	E: 0	K: 1	S: 11	L: 0	R: 0	H: 2	E: 0	K: 0	S: 3	R: 0	H: 0	E: 1	K: 2	S: 8	R: 4	H: 5	E: 0	K: 1	S: 10	R: 0	H: 1	E: 0	K: 0	S: 4	R: 1	H: 1	E: 0	K: 1	S: 6	R: 0	H: 1	E: 0	K: 1	S: 6
PITCHER	IP	WLS	BF	H	R	ER	SO	BB	IBB	HBP	BLK	WP	HR	S	P	ERA	WHIP																												
Floyd Bannister, L (1, 1) ERA: 3.58	1.1	L	10	6	5	5	4	0	0	0	0	0	0	18	18	33.75	4.500																												
Ron Musselman, R (2, 1) ERA: 4.66	2.2		14	4	3	3	2	3	0	0	1	0	1	15	27	10.12	2.625																												
Larry Andersen, R (5, 1) ERA: 5.72	3.2		17	6	2	2	3	0	0	0	0	0	2	23	23	4.91	1.636																												
Ed Vande Berg, L (8, 1) ERA: 2.87	0.1		1	0	0	0	0	0	0	0	0	0	0	1	1	0.00	0.000																												

WP	HR	S	P	ERA	WHIP
0	0	0	0	0	0

Batter	1	2	3	4	5	6	7	8	9	AB R H RBI BB SO LOB	TOP													
John Moses, S (1, 7) OBP: 0.364, SLG: 0.500	0-0 4-3	0-3 K			4-0 BB		0-0 CS	0-0 L1		3 0 0 0 1 1 1														
Manny Castillo, S (1, 5) OBP: 0.296, SLG: 0.334	0-0 4-3		0-0 1B		0-0 F7			0-0 F8		4 0 1 0 0 0 1														
Bruce Bochte, L (1, 10) OBP: 0.372, SLG: 0.381	0-0 4-3		0-0 G1-6-3 1B		0-0 4-3			0-3 K		4 0 1 0 0 1 1														
Al Cowens, R (1, 9) OBP: 0.326, SLG: 0.484		0-0 E 1B 1B	0-0 F8		0-0 F5			0-0 F2		4 1 1 0 0 0 2														
Dave Revering, L (1, 3) OBP: 0.296, SLG: 0.354		0-0 E9 1B 2B 1B	0-0 G1-6-3		0-0 4-3			0-0 F8		4 1 1 0 0 0 2														
Rick Sweet, S (1, 2) OBP: 0.313, SLG: 0.336		0-3 K		0-0 3-1		0-0 F8		0-0 1B		4 0 1 0 0 1 2														
Joe Simpson, L (1, 8) OBP: 0.324, SLG: 0.368		0-0 2B 1B 1B	0-3 K		0-0 F8		0-0 F8	0-0 G3		4 1 1 1 0 1 1														
Todd Cruz, R (1, 6) OBP: 0.249, SLG: 0.374		0-0 1B 2B	0-0 F9		0-0 F9		0-0 CS 1B			3 1 2 1 0 0 0														
Julio Cruz, S (1, 4) OBP: 0.311, SLG: 0.309		0-0 CS 1B	0-3 K		0-3 K		0-3 K			3 0 1 2 0 2 1														
Inning Stats	R: 0 E: 0 K: 0 S: 3	H: 0 LOB: 0 BB: 0 P: 3	R: 4 E: 1 K: 2 S: 11	H: 5 LOB: 0 BB: 0 P: 11	R: 0 E: 0 K: 0 S: 4	H: 2 LOB: 1 BB: 0 P: 4	R: 0 E: 0 K: 1 S: 5	H: 0 LOB: 0 BB: 0 P: 5	R: 0 E: 0 K: 1 S: 5	H: 0 LOB: 1 BB: 1 P: 9	R: 0 E: 0 K: 0 S: 3	H: 0 LOB: 0 BB: 0 P: 3	R: 0 E: 0 K: 1 S: 5	H: 1 LOB: 0 BB: 0 P: 5	R: 0 E: 0 K: 0 S: 5	H: 0 LOB: 0 BB: 0 P: 5	R: 0 E: 0 K: 0 S: 4	H: 1 LOB: 1 BB: 0 P: 4	1B: 8 2B: 1 3B: 0 HR: 0	SF: 0 SAC: 0 DP: 1 HBP: 0	WP: 0 PB: 0 SB: 0 CS: 2	PA: 35		
PITCHER	IP	WLS	BF	H	R	ER	SO	BB	IBB	HBP	BLK	WP	HR	S	P	ERA	WHIP							
Dennis Eckersley, R (1, 1) ERA: 3.35	0.1		1	0	0	0	0	0	0	0	0	0	0	1	1	0.00	0.000							
Bruce Hurst, L (1, 1) ERA: 5.71	1.2	L	11	7	4	4	2	0	0	0	0	0	0	15	15	21.60	4.200							
Luis Aponte, R (3, 1) ERA: 3.34	7.0		22	2	0	0	4	1	0	0	0	0	0	29	33	0.00	0.429							

Seattle Mariners @ Boston Red Sox
Fenway Park, Boston, MA
 Sat Sep 04 1982, 3:33 AM EDT
 Att: 21,744 - Unknown

AB	33
R	4
H	9
RBI	4
BB	1
SO	6
LOB	11



Batter	1	2	3	4	5	6	7	8	9	10	AB R H RBI BB SO LOB	TOP																
Joe Simpson, L (1, 7) OBP: 0.326, SLG: 0.366	0-0 G4-6-3 1B		0-0 3-1 2-3		4-0 1-2 1B BB		0-0 1-3		0-0 FC6-4 2B BLK		4 2 1 0 1 0 2																	
Manny Castillo, S (1, 5) OBP: 0.297, SLG: 0.338	0-0 G4-6-3 1-2f		0-0 SF7 3-H		0-0 1-H 3B 1B		0-3 K		0-0 2B 1-H		4 1 2 3 0 1 1																	
Al Cowens, R (1, 9) OBP: 0.327, SLG: 0.487	0-0 F7		0-0 1B		0-0 1-H 3B			0-0 6-3	0-0 F7		5 0 2 1 0 0 1																	
Richie Zisk, R (1, 10) OBP: 0.361, SLG: 0.475 Bruce Bochte, L (10, PH) OBP: 0.373, SLG: 0.382		0-0 G3 4-3 1B	0-0 5-3		0-0 6-3			0-0 BB 1B		0-0 CS 1B	4 1 2 0 0 0 2 1 0 1 0 0 0 0																	
Dave Revering, L (1, 3) OBP: 0.293, SLG: 0.350 Gary Gray, R (8, PH) OBP: 0.335, SLG: 0.396		0-0 G3 1-3		0-0 3-1		0-0 F4		0-3 K		0-0 F7 1-2	3 0 0 0 0 0 1 2 0 0 0 0 1 2																	
Rick Sweet, S (1, 2) OBP: 0.309, SLG: 0.332 Jim Essian, R (8, PH) OBP: 0.323, SLG: 0.407		0-0 4-3 3-H		0-0 4-3		0-3 K		4-0 1-2 BB		0-0 F7	3 0 0 1 0 1 0 1 0 0 0 1 0 0																	
Dave Henderson, R (1, 8) OBP: 0.350, SLG: 0.461		0-0 1B		0-0 F9		0-0 2B		0-0 F9			4 0 2 0 0 0 2																	
Todd Cruz, R (1, 6) OBP: 0.246, SLG: 0.370		0-3 K		0-3 K		0-0 F7			0-0 4-3		4 0 0 0 0 2 2																	
Julio Cruz, S (1, 4) OBP: 0.314, SLG: 0.313			0-0 3-1 SF7 2B		4-0 CS BB		0-0 F9		0-0 FC6-4 1B		3 1 2 0 1 0 0																	
Inning Stats	R: 0 E: 0 K: 0 S: 3	H: 1 LOB: 0 BB: 0 P: 3	R: 1 E: 0 K: 1 S: 7	H: 2 LOB: 1 BB: 0 P: 7	R: 1 E: 0 K: 0 S: 5	H: 2 LOB: 1 BB: 0 P: 5	R: 0 E: 0 K: 0 S: 3	H: 0 LOB: 0 BB: 0 P: 3	R: 2 E: 0 K: 1 S: 6	H: 2 LOB: 1 BB: 2 P: 14	R: 0 E: 0 K: 1 S: 6	H: 1 LOB: 1 BB: 0 P: 6	R: 0 E: 0 K: 1 S: 5	H: 0 LOB: 0 BB: 0 P: 5	R: 0 E: 0 K: 1 S: 6	H: 1 LOB: 2 BB: 1 P: 10	R: 1 E: 0 K: 0 S: 5	H: 2 LOB: 1 BB: 0 P: 5	R: 0 E: 0 K: 0 S: 3	H: 1 LOB: 0 BB: 0 P: 3	1B: 8 2B: 3 3B: 1 HR: 0	SF: 1 SAC: 0 DP: 1 HBP: 0	WP: 0 PB: 0 SB: 2 CS: 2	PA: 42				
PITCHER	IP WLS BF H R ER SO BB IBB HBP BLK WP HR S P ERA WHIP												IP WLS BF H R ER SO BB IBB HBP BLK WP HR S P ERA WHIP															
Chuck Rainey, R (1, 1) ERA: 4.79	5.0	22	7	4	4	2	2	0	0	0	0	0	0	24	32	7.20	1.800											
Tom Burgmeier, L (6, 1) ERA: 2.45	4.0	17	4	1	1	3	1	0	0	1	0	0	0	22	26	2.25	1.250											
Mark Clear, R (10, 1) ERA: 2.7	1.0	3	1	0	0	0	0	0	0	0	0	0	0	3	3	0.00	1.000											

Seattle Mariners @ Boston Red Sox
 Fenway Park, Boston, MA
 Sun Sep 05 1982, 3:33 AM EDT
 Att. 22,717 - Unknown

livebaseballscores.com

AB 38
 R 5
 H 12
 RBI 5
 BB 3
 SO 5
 LOB 13



BOTTOM

Seattle Mariners @ Boston Red Sox
Fenway Park, Boston, MA
Sun Sep 05 1982, 3:33 AM EDT
Att: 22,717 - Unknown

livebaseballscorecards.com

AB	35
R	6
H	12
RBI	6
BB	4
SO	1
LOB	16



WP	0	PA	40
PB	0		
SB	0		
CS	0		

AB R H RBI BB SO LOB

5 1 2 0 0 0 2

4 0 0 0 1 1 1

3 1 1 0 1 0 1

5 2 2 1 0 0 3

4 1 2 1 0 0 1

3 1 1 1 1 0 1

4 0 2 1 0 0 3

4 0 2 2 0 0 2

1 0 0 0 1 0 0

1 0 0 0 0 0 0

1 0 0 0 0 0 2

1B: 9 SF: 0
2B: 2 SAC: 0
3B: 1 DP: 3
HR: 0 HBP: 1

WP: 0 PA: 40
PB: 0
SB: 0
CS: 0

0-0

0-0

0-0

0-0

0-0

0-0

0-0

0-0

0-0

0-0

R: 1 H: 1
E: 0 LOB: 3
K: 0 BB: 1
S: 2 P: 7

0-0

0-0

0-0

0-0

0-0

0-0

0-0

0-0

0-0

0-0

R: 3 H: 4
E: 0 LOB: 2
K: 0 BB: 1
S: 7 P: 11

0-0

0-0

0-0

0-0

0-0

0-0

0-0

0-0

0-0

0-0

R: 0 H: 0
E: 0 LOB: 0
K: 0 BB: 0
S: 3 P: 3

0-0

0-0

0-0

0-0

0-0

0-0

0-0

0-0

0-0

0-0

R: 2 H: 3
E: 0 LOB: 1
K: 0 BB: 0
S: 5 P: 5

0-0

0-0

0-0

0-0

0-0

0-0

0-0

0-0

0-0

0-0

R: 0 H: 0
E: 0 LOB: 0
K: 0 BB: 0
S: 3 P: 3

0-0

0-3

4-0

0-0

0-0

0-0

0-0

0-0

0-0

0-0

R: 0 H: 2
E: 0 LOB: 1
K: 0 BB: 0
S: 4 P: 4

0-0

0-3

4-0

0-0

0-0

0-0

0-0

0-0

0-0

0-0

R: 0 H: 0
E: 0 LOB: 0
K: 1 BB: 1
S: 4 P: 8

0-0

0-0

0-0

0-0

0-0

0-0

0-0

0-0

0-0

0-0

R: 0 H: 0
E: 0 LOB: 0
K: 0 BB: 0
S: 3 P: 3

0-0

0-0

0-0

0-0

0-0

0-0

0-0

0-0

0-0

0-0

R: 0 H: 1
E: 0 LOB: 1
K: 0 BB: 1
S: 3 P: 7

0-0

0-0

0-0

0-0

0-0

0-0

0-0

0-0

0-0

0-0

R: 0 H: 0
E: 0 LOB: 0
K: 0 BB: 0
S: 3 P: 3

0-0

0-0

0-0

0-0

0-0

0-0

0-0

0-0

0-0

0-0

R: 0 H: 0
E: 0 LOB: 0
K: 0 BB: 0
S: 3 P: 3

Jerry Remy, L (1, 4)
OBP: 0.345, SLG: 0.336

Dwight Evans, R (1, 9)
OBP: 0.385, SLG: 0.520

Jim Rice, R (1, 7)
OBP: 0.379, SLG: 0.495

Carl Yastrzemski, L (1, 10)
OBP: 0.348, SLG: 0.416

Carney Lansford, R (1, 5)
OBP: 0.368, SLG: 0.466

Wade Boggs, L (1, 3)
OBP: 0.422, SLG: 0.460

Reid Nichols, R (1, 8)
OBP: 0.359, SLG: 0.506

Dave Stapleton, R (1, 6)
OBP: 0.294, SLG: 0.383

Gary Allenson, R (1, 2)
OBP: 0.288, SLG: 0.297

Rick Miller, L (8, PH)
OBP: 0.320, SLG: 0.329

Rich Gedman, L (9, 2)
OBP: 0.279, SLG: 0.363

Bob Stoddard, R (1, 1)
ERA: 2.56


Mike Stanton, R (8, 1)
ERA: 3.59

Bill Caudill, R (9, 1)
ERA: 2.24

Ed Vande Berg, L (10, 1)
ERA: 2.87

PITCHER	IP	WLS	BF	H	R	ER	SO	BB	IBB	HBP	BLK	WP	HR	S	P	ERA	WHIP
Bob Stoddard, R	7.0		25	7	2	2	1	2	0	0	0	0	0	25	33	2.57	1.286
Mike Stanton, R	1.1		6	2	2	2	0	0	0	0	0	0	0	6	6	13.50	1.500
Bill Caudill, R	0.2	L	8	3	2	2	0	2	0	1	0	0	0	5	14	27.00	7.500
Ed Vande Berg, L	0.0		1	0	0	0	0	0	0	0	0	0	0	1	1	∞	∞

PITCHER IP WLS BF H R ER SO BB IBB HBP BLK WP HR S P ERA WHIP

Batter	1	2	3	4	5	6	7	8	9	AB R H RBI BB SO LOB	TOP											
Jerry Remy, L (1, 4) OBP: 0.346, SLG: 0.336 Marty Barrett, R (8, 4)	4-0 1B HR BB	0-0 F7	0-0 1B 1B		0-0 G4-6-3 1-2f			0-0 F7 2-3	0-0 4-3	4 1 1 0 1 0 2 1 0 0 0 0 0 0												
Dwight Evans, R (1, 9) OBP: 0.385, SLG: 0.519 Garry Hancock, L (8, 9)	0-0 1B HR	0-0 2B 1B	0-0 P4			0-0 6-3		0-0 F2		5 2 2 0 0 0 3 0 0 0 0 0 0 0												
Jim Rice, R (1, 7) OBP: 0.383, SLG: 0.506 Reid Nichols, R (8, 7)	0-0 1B HR	0-0 1B 2B	0-0 1B 1B		0-0 G4-6-3 1-2 2-3	0-0 6-3		0-0 HR 1B		5 3 4 5 0 0 0 0 0 0 0 0 0 0												
Carl Yastrzemski, L (1, 10) OBP: 0.348, SLG: 0.423	0-0 1-3	0-0 1B 1B	0-0 G4-6-3		0-0 3-1			0-0 HR		5 2 2 3 0 0 3												
Carney Lansford, R (1, 5) OBP: 0.369, SLG: 0.466 Ed Jurak, R (8, 5) OBP: 0.286, SLG: 0.231	0-0 L4	0-0 1B E 1B		0-0 F8			0-0 E5 6-3	0-0 1B 1B		5 1 2 0 0 0 0 0 0 0 0 0 0 0												
Wade Boggs, L (1, 3) OBP: 0.425, SLG: 0.460	4-0 1B BB	0-0 E 1B		0-0 F7			0-3 K	0-0 1B		4 0 2 1 1 1 1												
Dave Stapleton, R (1, 6) OBP: 0.294, SLG: 0.382 Glenn Hoffman, R (7, 6) OBP: 0.273, SLG: 0.322	0-0 1B	0-0 E5		0-0 5-3			0-0 6-3 1-2	0-3 K		4 0 1 0 0 0 2 1 0 0 0 0 1 2	AB 42 R 10 H 15 RBI 9 BB 4 SO 2 LOB 18											
Rick Miller, L (1, 8) OBP: 0.316, SLG: 0.324	0-0 4-3	0-0 F7		0-0 5-3			0-0 P6	0-0 L7		5 0 0 0 0 0 5												
Gary Allenson, R (1, 2) OBP: 0.294, SLG: 0.302		0-0 F9	4-0 1B 1B BB		4-0 G4-6-3 BB			0-0 F7 1B 2B	0-0 P4	3 1 1 0 2 0 0												
Inning Stats	R: 3 E: 0 K: 0 S: 6	H: 3 LOB: 2 BB: 2 P: 14	R: 4 E: 1 K: 0 S: 9	H: 5 LOB: 2 BB: 0 P: 9	R: 0 E: 0 K: 0 S: 4	H: 2 LOB: 2 BB: 1 P: 8	R: 0 E: 0 K: 0 S: 3	H: 0 LOB: 0 BB: 0 P: 3	R: 0 E: 0 K: 0 S: 2	H: 0 LOB: 0 BB: 1 P: 6	R: 0 E: 0 K: 0 S: 3	H: 0 LOB: 0 BB: 0 P: 3	R: 0 E: 0 K: 1 S: 6	H: 0 LOB: 1 BB: 0 P: 6	R: 3 E: 0 K: 1 S: 10	H: 5 LOB: 2 BB: 0 P: 10	R: 0 E: 0 K: 0 S: 3	H: 0 LOB: 0 BB: 0 P: 3	1B: 11 2B: 2 3B: 0 HR: 2	SF: 0 SAC: 0 DP: 2 HBP: 0	WP: 0 PB: 0 SB: 0 CS: 0	PA: 46
PITCHER	IP WLS BF H R ER SO BB IBB HBP BLK WP HR S P ERA WHIP																					
Lary Sorensen, R (1, 1) ERA: 5.08	1.2 L 13 6 6 6 0 2 0 0 0 0 0 1 11 19 32.40 4.800																					
Bud Anderson, R (2, 1) ERA: 3.12	2.1 12 4 1 0 0 1 0 0 0 0 0 0 11 15 0.00 2.143																					
Neal Heaton, L (5, 1) ERA: 2.57	3.1 12 1 1 1 1 1 0 0 0 0 0 0 13 17 2.70 0.600																					
Tom Brennan, R (8, 1) ERA: 4.88	1.2 9 4 2 2 1 0 0 0 0 0 0 1 11 11 10.80 2.400																					

Boston Red Sox @ Cleveland Indians
Cleveland Municipal Stadium, Cleveland, OH
 Mon Sep 06 1982, 3:33 AM EDT
 Att. 37,699 - Unknown - 75 F

livebaseballscorecards.com

Batter	1	2	3	4	5	6	7	8	9	10	AB R H RBI BB SO LOB	TOP													
Jerry Remy, L (1, 4) OBP: 0.346, SLG: 0.335	4-0 1B BB		0-3 K		0-0 FC6-4 CS		0-0 HR 1B	0-0 4-3		0-0 L3	5 1 1 0 1 1 4	Boston Red Sox @ Cleveland Indians Cleveland Municipal Stadium, Cleveland, OH Tue Sep 07 1982, 7:05 PM EDT Att. 4,219 - Unknown - 59 F													
Dwight Evans, R (1, 9) OBP: 0.385, SLG: 0.523	0-0 F9		0-0 5-3		0-0 CS	0-0 HR	0-0 HR 1B		0-3 K		5 2 2 1 0 1 1														
Jim Rice, R (1, 7) OBP: 0.383, SLG: 0.511	0-3 K			0-0 F7		0-0 5-3	0-0 HR		4-0 WP BB		4 1 1 3 1 1 1														
Carl Yastrzemski, L (1, 10) OBP: 0.351, SLG: 0.427	0-0 1-2 1B			4-0 CS 1B BB		0-0 F7	0-0 6-3 2B		0-0 F6 1-2		4 0 2 0 1 0 1														
Carney Lansford, R (1, 5) OBP: 0.369, SLG: 0.463	0-0 F7			0-0 1-2 1B 1B		4-0 BB 1B BB	0-0 6-3		0-0 F9		4 0 1 0 1 0 4														
Wade Boggs, L (1, 3) OBP: 0.429, SLG: 0.463		0-0 L6		0-0 1-3 2-3 1B		0-0 BB 1B	0-0 6-3			0-0 1B SH5-4 1B	5 0 3 0 0 0 1														
Dave Stapleton, R (1, 6) OBP: 0.294, SLG: 0.381		0-0 4-3		0-0 F7		4-0 BB		0-0 4-3		0-0 SH5-4	2 0 0 0 1 0 2														
Rich Gedman, L (7, 2) OBP: 0.278, SLG: 0.362						1-2 2-3 BB				1-2 SH5-4	1 0 0 0 0 0 0														
Rick Miller, L (1, 8) OBP: 0.313, SLG: 0.321		0-3 K			0-0 F9		0-0 4-3		0-0 4-3	0-0 L6	4 0 0 0 0 1 3														
Tony Perez, R (10, PH) OBP: 0.341, SLG: 0.435											1 0 0 0 0 0 1														
Reid Nichols, R (10, 8) OBP: 0.359, SLG: 0.506											0 0 0 0 0 0 0														
Gary Allenson, R (1, 2) OBP: 0.296, SLG: 0.301											1 0 0 0 1 0 0														
Garry Hancock, L (7, PH)											1 0 0 0 0 0 0														
Glenn Hoffman, R (7, 6) OBP: 0.276, SLG: 0.325					4-0 FC6-4 BB			0-0 F4		0-0 1B	2 0 2 0 0 0 0														
Inning Stats	R: 0 E: 0 K: 1 S: 6	H: 1 LOB: 2 BB: 1 P: 10	R: 0 E: 0 K: 1 S: 5	H: 0 LOB: 0 BB: 0 P: 5	R: 0 E: 0 K: 1 S: 5	H: 2 LOB: 2 BB: 1 P: 8	R: 0 E: 0 K: 0 S: 2	H: 0 LOB: 0 BB: 1 P: 6	R: 1 E: 0 K: 0 S: 5	H: 2 LOB: 3 BB: 2 P: 13	R: 3 E: 0 K: 0 S: 7	H: 4 LOB: 1 BB: 0 P: 7	R: 0 E: 0 K: 0 S: 4	H: 1 LOB: 1 BB: 0 P: 4	R: 0 E: 0 K: 1 S: 5	H: 0 LOB: 1 BB: 1 P: 9	R: 0 E: 0 K: 0 S: 5	H: 2 LOB: 2 BB: 0 P: 5	1B: 9 2B: 1 3B: 0 HR: 2	SF: 0 SAC: 1 DP: 0 HBP: 0	WP: 1 PB: 0 SB: 0 CS: 2	PA: 47			
PITCHER	IP WLS BF H R ER SO BB IBB HBP BLK WP HR S P ERA WHIP																								
Rick Sutcliffe, R (1, 1) ERA: 3.21	8.1			10	4	4	4	6	0	0	0	0	0	0	0	0	0	0	0	0	0	0	0	4.32	1.920
Ed Glynn, L (9, 1) ERA: 4.0	1.0	W	4	1	0	0	0	0	0	0	0	0	0	0	0	0	0	0	0	0	0	0	0.00	1.000	
Dan Spillner, R (10, 1) ERA: 2.63	0.2		3	1	0	0	0	0	0	0	0	0	0	0	0	0	0	0	0	0	0	0	0.00	1.500	

livebaseballscorecards.com

AB	39
R	4
H	12
RBI	4
BB	6
SO	4
LOB	18



BOTTOM

Boston Red Sox @ Cleveland Indians
Cleveland Municipal Stadium, Cleveland, OH

Tue Sep 07 1982, 7:05 PM EDT
Att: 4,219 - Unknown - 59 F

livebaseballscorecards.com

AB	39
R	5
H	12
RBI	5
BB	6
SO	4
LOB	18



WP	0	PA	46
PB	0		
SB	0		
CS	0		

AB R H RBI BB SO LOB

5	0	1	1	1	0	4
5	0	1	1	0	1	2
5	0	3	1	0	0	1
5	0	1	0	0	2	3
4	1	0	0	1	1	0
2	0	1	0	0	0	0
1	1	0	0	0	0	2
2	0	1	0	0	0	0
3	1	1	1	2	0	0
3	1	2	1	1	0	2
0	1	0	0	0	0	0
0	0	0	0	1	0	0
0	0	0	0	0	0	0
3	0	1	0	0	0	1
1	0	0	0	0	0	3

Batter	1	2	3	4	5	6	7	8	9	10
Alan Bannister, R (1, 7) OBP: 0.355, SLG: 0.364	0-0 6-3		0-0 1-3		0-0 F8	0-0 5-3			4-0 1B BB	0-0 1B 1-2 2-3 3-H
Larry Milbourne, S (1, 4) OBP: 0.300, SLG: 0.349	0-0 L4		0-0 1B 2-H		0-0 F8		0-3 K		0-0 F7	
Toby Harrah, R (1, 5) OBP: 0.415, SLG: 0.532	0-0 FC5-4 1B		0-0 G3			0-0 1B 1B	0-0 F9		0-0 1B 1-3 2-H	
Andre Thornton, R (1, 3) OBP: 0.395, SLG: 0.508	0-0 FC5-4 1-2f			0-0 F4		0-0 FC3-2 1B 1-H	0-3 K		0-3 K	
Von Hayes, L (1, 9) OBP: 0.301, SLG: 0.389		0-0 6-3		0-3 K		4-0 FC3-2 1B IBB		0-0 4-3		0-0 L4
Ron Hassey, L (1, 10) Kevin Rhomberg, R (6, PH) Miguel Dilone, S (8, PH)		0-0 F7		0-0 BB 1B		0-0 FC3-2 1B 1-2 3-H		0-0 6-3		0-0 BB FC5-2 2B
Rick Manning, L (1, 8) OBP: 0.342, SLG: 0.358		0-0 F9		4-0 BB 1-2 BB		0-0 1B 1B 1-3 2-H		0-0 G3		4-0 FC5-2 1B IBB
Chris Bando, S (1, 2) Mike Fischlin, R (9, PR)			0-0 1B 2B		0-0 F9		0-0 1B 1-2 3-H		4-0 SH1-4 1B BB	4-0 1B FC5-2 BB
Mike Hargrove, L (10, PH) Jack Perconte, L (10, PR)									0-0 SH1-4	0-0 1-2 2-3 3-H
Jerry Dybzinski, R (1, 6) Bill Nahorodny, R (10, 2)			0-0 F9		0-0 6-3		0-0 1-2 2-3 1B		0-0 SH1-4	0-0 FC5-2 1B

Inning Stats	R: 0	H: 1	E: 0	K: 0	S: 4	P: 4	R: 0	H: 0	E: 0	K: 0	S: 3	P: 3	R: 1	H: 2	E: 0	K: 0	S: 5	R: 0	H: 1	E: 0	K: 1	S: 6	P: 10	R: 0	H: 0	E: 0	K: 0	S: 3	P: 3	R: 2	H: 5	E: 1	K: 0	S: 7	P: 11	R: 0	H: 0	E: 0	K: 2	S: 7	P: 7	R: 0	H: 0	E: 0	K: 0	S: 3	P: 3	R: 1	H: 1	E: 0	K: 1	S: 6	P: 14	R: 1	H: 2	E: 0	K: 0	S: 4	P: 12	1B: 10	SF: 0	2B: 2	SAC: 1	3B: 0	DP: 0	HR: 0	HBP: 0
--------------	------	------	------	------	------	------	------	------	------	------	------	------	------	------	------	------	------	------	------	------	------	------	-------	------	------	------	------	------	------	------	------	------	------	------	-------	------	------	------	------	------	------	------	------	------	------	------	------	------	------	------	------	------	-------	------	------	------	------	------	-------	--------	-------	-------	--------	-------	-------	-------	--------

PITCHER	IP	WLS	BF	H	R	ER	SO	BB	IBB	HBP	BLK	WP	HR	S	P	ERA	WHIP
Brian Denman, R (1, 1) ERA: 5.48	5.1		23	6	3	3	1	1	1	0	0	0	0	23	31	5.06	1.312
Tom Burgmeier, L (6, 1) ERA: 2.44	0.1		3	2	0	0	0	0	0	0	0	0	0	3	3	0.00	6.000
Luis Aponte, R (6, 1) ERA: 3.33	0.1		2	1	0	0	0	0	0	0	0	0	0	2	2	0.00	3.000
Mark Clear, R (7, 1) ERA: 2.79	3.2	L	18	3	2	2	3	3	1	0	0	0	0	20	36	4.91	1.636

Batter	1	2	3	4	5	6	7	8	9	AB R H RBI BB SO LOB	TOP
Jerry Remy, L (1, 4) OBP: 0.345, SLG: 0.334	0-0 FC5-4 BB 1B		0-0 F7		0-0 F7		0-0 F7			4 0 1 0 0 0 2	Boston Red Sox @ Cleveland Indians Cleveland Municipal Stadium, Cleveland, OH Wed Sep 08 1982, 7:05 PM EDT Att. 4,907 - Unknown livebaseballscorecards.com
Dwight Evans, R (1, 9) OBP: 0.386, SLG: 0.521	4-0 FC5-4 BB 1-2		4-0 BB		0-0 FC5-4 1-2f		0-0 F7			2 0 0 0 2 0 2	
Jim Rice, R (1, 7) OBP: 0.382, SLG: 0.508	0-3 K		0-0 F8		0-0 1B 1B		0-3 K			4 0 1 0 0 2 3	
Carl Yastrzemski, L (1, 10) OBP: 0.348, SLG: 0.423	0-0 FC5-4 1-2f 2-3		0-0 F9		0-0 F5		0-0 F8			4 0 0 0 0 0 4	
Carney Lansford, R (1, 5) OBP: 0.368, SLG: 0.461	0-0 F7			0-0 6-3		0-0 F8		0-0 FC6-4 1B		4 0 1 0 0 0 3	
Wade Boggs, L (1, 3) OBP: 0.426, SLG: 0.460		0-0 6-3		0-0 4-1		0-0 1B 1-2		0-0 FC6-4 1-2f		4 0 1 0 0 0 1	
Reid Nichols, R (1, 8) OBP: 0.362, SLG: 0.505		0-0 S 1B		0-0 F7		0-0 5-3		0-0 G4-6-3 1B		4 0 2 0 0 0 2	
Dave Stapleton, R (1, 6) OBP: 0.294, SLG: 0.380		0-0 F7 1-2			0-0 F8		0-0 SH3-4 1B		0-0 G4-6-3 1-2f	4 0 1 0 0 0 2	
Gary Allenson, R (1, 2) OBP: 0.294, SLG: 0.298 Tony Perez, R (9, PH) OBP: 0.339, SLG: 0.432		0-0 F4			0-0 E6 FC5-4		0-0 SH3-4		0-0 F9	2 0 0 0 0 0 1 1 0 0 0 0 0 0	
Inning Stats	R: 0 H: 1 E: 0 LOB: 2 K: 1 BB: 1 S: 6 P: 10	R: 0 H: 1 E: 0 LOB: 1 K: 0 BB: 0 S: 4 P: 4	R: 0 H: 0 E: 0 LOB: 1 K: 0 BB: 1 S: 3 P: 7	R: 0 H: 0 E: 0 LOB: 0 K: 0 BB: 0 S: 3 P: 3	R: 0 H: 0 E: 1 LOB: 1 K: 0 BB: 0 S: 4 P: 4	R: 0 H: 2 E: 0 LOB: 2 K: 0 BB: 0 S: 5 P: 5	R: 0 H: 1 E: 0 LOB: 1 K: 0 BB: 0 S: 4 P: 4	R: 0 H: 1 E: 0 LOB: 1 K: 1 BB: 0 S: 6 P: 6	R: 0 H: 1 E: 0 LOB: 0 K: 0 BB: 0 S: 3 P: 3	1B: 7 SF: 0 2B: 0 SAC: 1 3B: 0 DP: 1 HR: 0 HBP: 0	WP: 0 PA: 36 PB: 0 SB: 1 CS: 0
PITCHER Ed Whitson, R (1, 1) ERA: 3.49	IP WLS BF H R ER SO BB IBB HBP BLK WP HR S P ERA WHIP										
	9.0 W 36 7 0 0 2 2 0 0 0 0 0 0 38 46 0.00 1.000										



Batter	1	2	3	4	5	6	7	8	9
Kevin Rhomberg, R OBP: 0.444, SLG: 0.750 (1, 10)	0-3 K		0-0 CS 1B		0-3 K			0-0 HR	
Larry Milbourne, S OBP: 0.296, SLG: 0.345 (1, 4)	0-0 F2		0-0 4-1			0-0 F7		0-0 4-3	
Toby Harrah, R OBP: 0.416, SLG: 0.531 (1, 5)	0-0 2B 1B			0-3 K		4-0 FC6-4 BB		0-0 6-3	
Andre Thornton, R OBP: 0.395, SLG: 0.509 (1, 3)	0-0 1-H 2B			4-0 BB BB		0-0 F7		0-0 F3	
Alan Bannister, R OBP: 0.352, SLG: 0.360 (1, 7)	0-0 F8			0-3 K		0-0 FC6-4			
Von Hayes, L OBP: 0.301, SLG: 0.387 (1, 9)		0-3 K		4-0 1-2 BB			0-0 1-3		
Rick Manning, L OBP: 0.340, SLG: 0.356 (1, 8)		0-0 F7		0-3 K			0-3 K		
Chris Bando, S OBP: 0.308, SLG: 0.320 (1, 2)		0-3 K			0-3 K		0-0 1B		
Jerry Dybzinski, R OBP: 0.306, SLG: 0.283 (1, 6)			0-0 F7		0-0 F3		0-0 F8		

Inning Stats	R: 1	H: 2	E: 0	K: 1	S: 7	R: 0	H: 0	E: 0	K: 2	S: 7	R: 0	H: 1	E: 0	K: 0	S: 3	R: 0	H: 0	E: 0	K: 3	S: 9	R: 0	H: 0	E: 0	K: 2	S: 7	R: 0	H: 0	E: 0	K: 1	S: 6	R: 1	H: 1	E: 0	K: 0	S: 4
	LOB: 1	BB: 0	LOB: 0	BB: 0	P: 7	LOB: 0	BB: 0	LOB: 0	BB: 0	P: 7	LOB: 2	BB: 2	LOB: 0	BB: 0	P: 7	LOB: 1	BB: 1	LOB: 1	BB: 1	P: 6	LOB: 0	BB: 0	LOB: 0	BB: 0	P: 4	LOB: 0	BB: 0	LOB: 0	BB: 0	P: 4	LOB: 0	BB: 0	LOB: 0	BB: 0	P: 4

PITCHER	IP	WLS	BF	H	R	ER	SO	BB	IBB	HBP	BLK	WP	HR	S	P	ERA	WHIP
John Tudor, L ERA: 3.95 (1, 1)	8.0	L	31	5	2	2	9	3	0	0	0	0	1	46	58	2.25	1.000

AB R H RBI BB SO LOB

4	1	2	1	0	2	0
4	0	0	0	0	0	1
3	1	1	0	1	1	0
3	0	1	1	1	0	1
3	0	0	0	0	1	3
2	0	0	0	1	1	0
3	0	0	0	0	2	2
3	0	1	0	0	2	0
3	0	0	0	0	0	1

AB	R	H	RBI	BB	SO	LOB
28	2	5	2	3	9	8

WP: 0 PA: 31
PB: 0
SB: 0
CS: 1

Boston Red Sox @ Cleveland Indians
Cleveland Municipal Stadium, Cleveland, OH
 Wed Sep 08 1982, 7:05 PM EDT
 Att. 4,907 - Unknown

livebaseballscorecards.com



Batter	1	2	3	4	5	6	7	8	9	AB R H RBI BB SO LOB	TOP											
Lou Whitaker, L (1, 4) OBP: 0.335, SLG: 0.436	0-0 HR	4-0 BB		0-0 L7			0-0 FC4-6 1B		0-0 4-3	4 2 2 2 1 0 1												
Glenn Wilson, R (1, 8) OBP: 0.350, SLG: 0.484	0-0 F8	0-3 K			0-0 F8		0-0 FC4-6 1B		0-0 F8	5 0 1 0 0 1 2												
Larry Herndon, R (1, 7) OBP: 0.327, SLG: 0.483	0-0 P4		0-3 K		0-0 F9		0-0 6-3		0-0 FC6-4 1B	5 0 1 0 0 1 2												
Lance Parrish, R (1, 2) OBP: 0.347, SLG: 0.537	0-0 1B		0-3 K		0-0 F9		4-0 FC4-6 IBB		0-0 FC6-4 1-2f	4 0 1 0 1 1 1												
Chet Lemon, R (1, 9) OBP: 0.363, SLG: 0.423	0-3 K		0-0 1B			0-0 HR	0-0 FC4-6			4 1 2 2 0 1 3												
Howard Johnson, S (1, 5) OBP: 0.354, SLG: 0.378		0-0 P4		0-0 3-1		0-0 1B	0-0 6-3			4 0 1 0 0 0 2												
Tom Brookens, R (7, 5) OBP: 0.294, SLG: 0.376										0 0 0 0 0 0 0												
John Wockenfuss, R (1, 10) OBP: 0.368, SLG: 0.409		0-0 HR		0-0 5-3		0-0 3-1		0-0 1-3		4 1 1 1 0 0 1												
Mike Laga, L (1, 3) OBP: 0.370, SLG: 0.583		0-0 G3		0-0 2B		0-3 K		0-0 G3		4 1 1 0 0 1 0												
Alan Trammell, R (1, 6) OBP: 0.320, SLG: 0.381		0-0 2B		0-0 2B			0-0 1B	0-0 P4		4 1 3 1 0 0 0												
Inning Stats	R: 1 E: 0 K: 1 S: 7	H: 2 LOB: 1 BB: 0 P: 7	R: 1 E: 0 K: 1 S: 7	H: 2 LOB: 2 BB: 1 P: 11	R: 0 E: 0 K: 2 S: 7	H: 1 LOB: 1 BB: 0 P: 7	R: 1 E: 0 K: 0 S: 5	H: 2 LOB: 1 BB: 0 P: 5	R: 0 E: 0 K: 0 S: 3	H: 0 LOB: 0 BB: 0 P: 3	R: 1 E: 0 K: 1 S: 6	H: 2 LOB: 0 BB: 0 P: 6	R: 2 E: 0 K: 0 S: 6	H: 3 LOB: 2 BB: 1 P: 10	R: 0 E: 0 K: 0 S: 3	H: 0 LOB: 0 BB: 0 P: 3	R: 0 E: 0 K: 0 S: 4	H: 1 LOB: 1 BB: 0 P: 4	1B: 6 2B: 5 3B: 0 HR: 3	SF: 0 SAC: 0 DP: 1 HBP: 0	WP: 0 PB: 0 SB: 0 CS: 0	PA: 40
PITCHER	IP WLS BF H R ER SO BB IBB HBP BLK WP HR S P ERA WHIP																					
Dennis Eckerley, R (1, 1) ERA: 3.52	6.0 L 29 12 6 6 5 1 0 0 0 0 3 38 42 9.00 2.167																					
Luis Aponte, R (7, 1) ERA: 3.2	3.0 11 1 0 0 0 0 1 0 0 0 0 10 14 0.00 0.333																					

Detroit Tigers @ Boston Red Sox
 Fenway Park, Boston, MA
 Fri Sep 10 1982, 7:05 PM EDT
 Att. 27,199 - Unknown - 78 F

livebaseballscorecards.com

AB	38
R	6
H	13
RBI	6
BB	2
SO	5
LOB	12



Batter	1	2	3	4	5	6	7	8	9	AB R H RBI BB SO LOB	TOP																	
Lou Whitaker, L (1, 4) OBP: 0.334, SLG: 0.433	0-0 4-3		0-0 4-3		0-0 G6-4-3 1B		0-0 F7		0-0 4-3	5 0 1 1 0 0 1																		
Glenn Wilson, R (1, 8) OBP: 0.348, SLG: 0.481	0-0 1B HR 1B		0-0 1B		0-0 G6-4-3 1-2f 3-H		0-0 2B		0-0 6-3	5 1 3 0 0 0 1																		
Larry Herndon, R (1, 7) OBP: 0.324, SLG: 0.477	0-0 1-2 HR 1B		0-0 F3		0-0 6-3		0-0 6-3		0-0 4-3	5 1 1 1 0 0 2																		
Lance Parrish, R (1, 2) OBP: 0.342, SLG: 0.528	0-0 F9		0-0 6-3		0-0 6-3		0-0 5-3			4 0 0 0 0 0 4																		
Chet Lemon, R (1, 9) OBP: 0.363, SLG: 0.429	0-0 1-H 2-H HR			0-0 6-3		0-0 1-3		4-0 PB 1B BB		3 2 1 3 1 0 0																		
John Wockenfuss, R (1, 10) OBP: 0.377, SLG: 0.415	0-0 F9			0-0 6-3		4-0 1B BB		0-0 1-3 1-2		3 0 0 0 1 0 1																		
Mike Laga, L (1, 3) OBP: 0.314, SLG: 0.469		0-0 F8		0-0 F8		0-0 1-2 1B		0-0 F9 2-3		4 0 1 0 0 0 1																		
Tom Brookens, R (1, 5) OBP: 0.296, SLG: 0.380		0-0 F7			0-0 1B 1B 2B		0-0 1-3		0-0 1B 3-H	4 1 2 1 0 0 2																		
Alan Trammell, R (1, 6) OBP: 0.320, SLG: 0.380		0-3 K			0-0 1B G6-4-3 1B 2-3		0-0 2B 6-3 1B		0-0 F8	4 2 2 0 0 1 1																		
Inning Stats	R: 3 E: 0 K: 0 S: 6 H: 3 LOB: 0 BB: 0 P: 6	R: 0 E: 0 K: 1 S: 5 H: 0 LOB: 0 BB: 0 P: 5	R: 0 E: 0 K: 0 S: 4 H: 1 LOB: 1 BB: 0 P: 4	R: 0 E: 0 K: 0 S: 3 H: 0 LOB: 0 BB: 0 P: 3	R: 2 E: 0 K: 0 S: 5 H: 3 LOB: 0 BB: 0 P: 5	R: 0 E: 0 K: 0 S: 4 H: 1 LOB: 2 BB: 1 P: 8	R: 1 E: 0 K: 0 S: 5 H: 2 LOB: 1 BB: 0 P: 5	R: 1 E: 0 K: 0 S: 4 H: 1 LOB: 1 BB: 1 P: 8	R: 0 E: 0 K: 0 S: 3 H: 0 LOB: 0 BB: 0 P: 3	1B: 8 2B: 2 3B: 0 HR: 1 SF: 0 SAC: 0 DP: 1 HBP: 0	WP: 0 PB: 1 SB: 0 CS: 0 PA: 39																	
PITCHER	IP WLS BF H R ER SO BB IBB HBP BLK WP HR S P ERA WHIP											PITCHER	IP WLS BF H R ER SO BB IBB HBP BLK WP HR S P ERA WHIP															
Brian Denman, R (1, 1) ERA: 6.39	4.0	W	18	6	5	5	1	0	0	0	0	0	1	20	20	11.25	1.500											
Bob Stanley, R (5, 1) ERA: 3.34	5.0	W	21	5	2	1	0	2	0	0	0	0	0	19	27	1.80	1.400											

Detroit Tigers @ Boston Red Sox
Fenway Park, Boston, MA
 Sun Sep 12 1982, 3:33 AM EDT
 Att. 25,154 - Unknown - 75 F

livebaseballscorecards.com

AB	37
R	7
H	11
RBI	6
BB	2
SO	1
LOB	13



Batter	1	2	3	4	5	6	7	8	9
Jerry Remy, L (1, 4) OBP: 0.341, SLG: 0.329	0-0 3B 1B	0-0 1B WP 1B	0-0 4-3		0-3 K		0-3 K		
Dwight Evans, R (1, 9) OBP: 0.390, SLG: 0.521	0-0 2B 3B	0-0 WP 1B 1B		0-0 6-3		0-0 F8		4-0 BB 1B BB	
Jim Rice, R (1, 7) OBP: 0.379, SLG: 0.501	0-3 K	4-0 1B WP SF7 IBB		0-0 6-3		0-0 F8		0-0 F9	
Carl Yastrzemski, L (1, 10) OBP: 0.357, SLG: 0.438	0-0 1B 2B	4-0 1B BB		4-0 BB		0-0 F8		0-0 BB 1B	
Carney Lansford, R (1, 5) OBP: 0.366, SLG: 0.454	0-0 G6-4-3 1B	0-0 1-2 2-3 3-H 1B		0-0 G3		0-0 F8		0-0 F8	
Wade Boggs, L (1, 3) OBP: 0.430, SLG: 0.457	0-0 G6-4-3 1-2f	0-0 SF7 3-H			0-0 1B SH1-3 FC6-4 1B		0-0 L6	4-0 1-2 2-3 BB	
Reid Nichols, R (1, 8) OBP: 0.373, SLG: 0.505		1B BB K			0-0 SH1-3		0-0 1B 1B	0-0 F7	
Dave Stapleton, R (1, 6) OBP: 0.302, SLG: 0.385		0-0 1B 1B 1B	0-3 K		0-0 FC6-4 1B		0-0 1B 1B		
Glenn Hoffman, R (8, 6) OBP: 0.276, SLG: 0.325									
Gary Allenson, R (1, 2) OBP: 0.298, SLG: 0.300		0-0 1B 1B	0-0 5-3		0-0 FC6-4 1-2f 3-H		0-0 WP 1B		

Inning Stats	R: 2 E: 0 K: 1 S: 8	H: 4 LOB: 1 BB: 0 P: 8	R: 5 E: 0 K: 1 S: 9	H: 5 LOB: 2 BB: 3 P: 21	R: 0 E: 0 K: 1 S: 5	H: 0 LOB: 0 BB: 0 P: 5	R: 0 E: 0 K: 0 S: 3	H: 0 LOB: 1 BB: 1 P: 7	R: 1 E: 0 K: 1 S: 7	H: 2 LOB: 1 BB: 0 P: 7	R: 0 E: 0 K: 0 S: 3	H: 0 LOB: 0 BB: 0 P: 3	R: 2 E: 0 K: 1 S: 8	H: 3 LOB: 1 BB: 0 P: 8	R: 0 E: 0 K: 0 S: 4	H: 1 LOB: 3 BB: 2 P: 12
1B: 13 2B: 1 3B: 1 HR: 0	SF: 1 SAC: 1 DP: 1 HBP: 0	WP: 2 PB: 0 SB: 0 CS: 0	PA: 43													

PITCHER	IP	WLS	BF	H	R	ER	SO	BB	IBB	HBP	BLK	WP	HR	S	P	ERA	WHIP
Dave Tobik, R (1, 1) ERA: 3.18	1.1	L	11	8	6	6	1	1	0	0	0	0	0	12	16	40.50	6.750
Pat Underwood, L (2, 1) ERA: 4.84	5.2		26	6	4	4	4	2	1	0	0	2	0	31	43	6.35	1.412
Larry Pashnick, R (8, 1) ERA: 4.01	1.0		6	1	0	0	0	2	0	0	0	0	0	4	12	0.00	3.000

BOTTOM

Detroit Tigers @ Boston Red Sox
Fenway Park, Boston, MA
 Sun Sep 12 1982, 3:33 AM EDT
 Att: 25,154 - Unknown - 75 F

AB	35
R	10
H	15
RBI	9
BB	6
SO	5
LOB	15



WP: 2	PA: 43
PB: 0	
SB: 0	
CS: 0	

WP	HR	S	P	ERA	WHIP
2	0	4	12	0.00	3.000

livebaseballscorecards.com

Batter	1	2	3	4	5	6	7	8	9	AB R H RBI BB SO LOB
Jerry Remy, L (1, 4) OBP: 0.341, SLG: 0.331	0-3 K ①		0-0 SH1-3 2B		0-0 G3 ②		0-0 1B		0-0 F7 ③	5 0 2 0 0 1 1
Dwight Evans, R (1, 9) OBP: 0.388, SLG: 0.518	0-0 P4 ②		0-0 SH1-3 2-3 ①		0-0 5-3 ③		0-3 K ③			3 0 0 0 0 1 1
Jim Rice, R (1, 7) OBP: 0.380, SLG: 0.501	0-0 1B		0-0 4-3 ②			0-0 BB 1B		0-3 K ①		4 0 2 0 0 1 1
Carl Yastrzemski, L (1, 10) OBP: 0.356, SLG: 0.436	0-0 F9 ③		0-0 G3 ③			0-0 F9 ①		0-0 G5-4-3 1B		4 0 1 0 0 0 3
Carney Lansford, R (1, 5) OBP: 0.367, SLG: 0.453		0-0 1B 1B		0-0 6-3 ①		4-0 BB 1-2 BB		0-0 G5-4-3 ② ③		3 0 1 0 1 0 1
Wade Boggs, L (1, 3) OBP: 0.431, SLG: 0.462		0-0 F7 ①		0-0 FC4-6 1B		0-0 L8 ②		0-0 B5-3 1B 2B		4 1 2 0 0 0 3
Reid Nichols, R (1, 8) OBP: 0.371, SLG: 0.500		0-0 1-2 1B		0-0 P3 ②		0-0 F7 ③		0-0 B5-3 ①		4 0 1 0 0 0 4
Dave Stapleton, R (1, 6) OBP: 0.300, SLG: 0.382		0-3 K ②		0-0 FC4-6 1-2f		0-0 L6 ①		0-0 L3 ②		4 0 0 0 0 1 4
Gary Allenson, R (1, 2) OBP: 0.294, SLG: 0.295		0-0 F2 ③			0-0 4-3 ①		0-0 F8 ②		0-0 3-H 1B	3 0 0 0 0 0 2
Rick Miller, L (9, PH) OBP: 0.313, SLG: 0.321										1 0 1 1 0 0 0

Inning Stats	R: 0	H: 1	E: 0	K: 1	S: 6	H: 2	LOB: 2	BB: 0	P: 7	R: 0	H: 1	E: 0	K: 0	S: 4	H: 1	LOB: 1	BB: 0	P: 4	R: 0	H: 0	E: 0	K: 0	S: 3	H: 1	LOB: 2	BB: 1	P: 8	R: 0	H: 1	E: 0	K: 1	S: 6	H: 1	LOB: 0	BB: 0	P: 5	R: 1	H: 2	E: 0	K: 0	S: 5	H: 2	LOB: 1	BB: 0	P: 5	1B: 8	SF: 0	2B: 2	SAC: 1	3B: 0	DP: 1	HR: 0	HBP: 0	WP: 0	PA: 37
--------------	------	------	------	------	------	------	--------	-------	------	------	------	------	------	------	------	--------	-------	------	------	------	------	------	------	------	--------	-------	------	------	------	------	------	------	------	--------	-------	------	------	------	------	------	------	------	--------	-------	------	-------	-------	-------	--------	-------	-------	-------	--------	-------	--------

PITCHER	IP	WLS	BF	H	R	ER	SO	BB	IBB	HBP	BLK	WP	HR	S	P	ERA	WHIP
Ed Whitson, R (1, 1) ERA: 3.26	7.0	W	29	7	0	0	3	1	0	0	0	0	0	34	38	0.00	1.143
Dan Spillner, R (8, 1) ERA: 2.69	2.0	S	8	3	1	1	1	0	0	0	0	0	0	10	10	4.50	1.500

BOTTOM

Cleveland Indians @ Boston Red Sox
Fenway Park, Boston, MA
Mon Sep 13 1982, 7:05 PM EDT
Unknown - 61 F

livebaseballscorecards.com

AB	35
R	1
H	10
RBI	1
BB	1
SO	4
LOB	20



Batter	1	2	3	4	5	6	7	8	9	10	11	AB R H RBI BB SO LOB	TOP				
Alan Bannister, R (1, 7) OBP: 0.342, SLG: 0.348												6 0 2 2 0 1 4	Cleveland Indians @ Boston Red Sox Fenway Park, Boston, MA Mon Sep 13 1982, 7:05 PM EDT Att: 19,717 - Unknown - 62 F				
Larry Milbourne, S (1, 4) OBP: 0.289, SLG: 0.331												5 0 0 0 1 0 5					
Toby Harrah, R (1, 5) OBP: 0.409, SLG: 0.517												5 0 1 0 0 1 3					
Andre Thornton, R (1, 10) OBP: 0.396, SLG: 0.504												4 1 0 0 1 1 3					
Mike Hargrove, L (1, 3) OBP: 0.372, SLG: 0.325												3 0 1 0 1 1 1					
Carmen Castillo, R (8, PR) OBP: 0.313, SLG: 0.333												0 0 0 0 0 0 0					
Chris Bando, S (8, 2) OBP: 0.300, SLG: 0.311												1 0 0 0 0 1 1					
Von Hayes, L (1, 9) OBP: 0.304, SLG: 0.386												5 0 2 0 0 1 2					
Rick Manning, L (1, 8) OBP: 0.342, SLG: 0.358												5 0 2 0 0 0 0					
Ron Hassey, L (1, 2) OBP: 0.333, SLG: 0.328												5 2 3 1 0 0 1					
Jerry Dybzinski, R (1, 6) OBP: 0.305, SLG: 0.280												3 1 2 0 0 0 0					
Miguel Dilone, S (11, PH) OBP: 0.286, SLG: 0.309												1 0 0 0 0 0 0					
Mike Fischlin, R (11, 6) OBP: 0.352, SLG: 0.302												0 0 0 0 0 0 0					
Inning Stats	R: 0 H: 0 E: 0 LOB: 0 K: 0 BB: 0 S: 3 P: 3	R: 0 H: 1 E: 0 LOB: 0 K: 0 BB: 0 S: 3 P: 3	R: 0 H: 1 E: 0 LOB: 1 K: 0 BB: 0 S: 4 P: 4	R: 0 H: 0 E: 0 LOB: 1 K: 3 BB: 1 S: 9 P: 13	R: 2 H: 3 E: 0 LOB: 1 K: 0 BB: 0 S: 6 P: 6	R: 0 H: 2 E: 1 LOB: 2 K: 0 BB: 1 S: 4 P: 8	R: 0 H: 1 E: 1 LOB: 2 K: 1 BB: 0 S: 7 P: 7	R: 1 H: 2 E: 1 LOB: 1 K: 0 BB: 1 S: 4 P: 8	R: 0 H: 1 E: 0 LOB: 0 K: 0 BB: 0 S: 3 P: 3	R: 0 H: 1 E: 0 LOB: 1 K: 2 BB: 0 S: 8 P: 8	R: 1 H: 1 E: 1 LOB: 1 K: 0 BB: 0 S: 5 P: 5	1B: 10 SF: 0 2B: 2 SAC: 1 3B: 0 DP: 3 HR: 1 HBP: 0	WP: 1 PA: 48 PB: 0 SB: 2 CS: 1				
PITCHER	IP WLS BF H R ER SO BB IBB HBP BLK WP HR S P ERA WHIP																
Chuck Rainey, R (1, 1) ERA: 4.71	6.0	25	7	2	2	3	2	0	0	0	0	0	0	29	37	3.00	1.500
Mark Clear, R (7, 1) ERA: 2.76	4.0	17	5	1	1	3	1	0	0	0	0	0	0	22	26	2.25	1.500
Luis Aponte, R (11, 1) ERA: 3.27	1.0	L 5	1	1	1	0	0	0	0	0	1	1	5	5	9.00	1.000	

livebaseballscorecards.com

AB	43
R	4
H	13
RBI	3
BB	3
SO	6
LOB	20




Batter	1	2	3	4	5	6	7	8	9	10	11	AB R H RBI BB SO LOB	BOTTOM				
Jerry Remy, L (1, 4) OBP: 0.339, SLG: 0.329	0-0 F7	0-3 K			0-3 K		0-0 SH3-4		0-0 F8			4 0 0 0 0 2 1	Cleveland Indians @ Boston Red Sox Fenway Park, Boston, MA Mon Sep 13 1982, 7:05 PM EDT Att: 19,717 - Unknown - 62 F				
Dwight Evans, R (1, 9) OBP: 0.390, SLG: 0.517	0-0 1B	4-0 BB			4-0 BB		0-3 K		0-0 P4			3 0 1 0 2 1 1					
Jim Rice, R (1, 7) OBP: 0.377, SLG: 0.496	0-0 F8	0-0 F8			0-0 F8		0-0 6-3		0-0 F3			5 0 0 0 0 0 5					
Carl Yastrzemski, L (1, 10) OBP: 0.354, SLG: 0.432	0-0 G3				4-0 BB		0-0 4-3		0-0 L3			4 0 0 0 1 1 2					
Carney Lansford, R (1, 5) OBP: 0.365, SLG: 0.453		0-3 K			0-0 G6-3		0-0 F8		0-0 L7			5 1 1 0 0 1 1					
Wade Boggs, L (1, 3) OBP: 0.437, SLG: 0.483		0-0 HR			0-0 3-1		0-0 2B		0-0 1B			5 1 4 2 0 0 0					
Reid Nichols, R (1, 8) OBP: 0.362, SLG: 0.488		0-3 K			0-0 5-3		0-0 F7		0-0 F8			5 0 0 0 0 1 4					
Dave Stapleton, R (1, 6) OBP: 0.300, SLG: 0.387		0-0 HR			0-0 F3		0-0 F7		0-0 6-3			3 1 1 1 0 0 1					
Glenn Hoffman, R (7, 6) OBP: 0.275, SLG: 0.324		0-0 HR			0-0 3-1		0-0 WP		0-0 4-3			1 0 0 0 0 0 0					
Rick Miller, L (11, PH) OBP: 0.312, SLG: 0.320		0-0 1B										1 0 0 0 0 1 1					
Rich Gedman, L (1, 2) OBP: 0.280, SLG: 0.363		0-0 BB										4 0 2 0 0 0 0					
Inning Stats	R: 0 H: 1 E: 0 K: 0 S: 4	R: 3 H: 3 E: 0 K: 3 S: 13	R: 0 H: 0 E: 0 K: 0 S: 2	R: 0 H: 0 E: 0 K: 0 S: 3	R: 0 H: 0 E: 0 K: 1 S: 5	R: 0 H: 1 E: 0 K: 0 S: 4	R: 0 H: 1 E: 0 K: 1 S: 6	R: 0 H: 1 E: 0 K: 0 S: 4	R: 0 H: 0 E: 0 K: 0 S: 3	R: 0 H: 0 E: 0 K: 1 S: 5	R: 0 H: 2 E: 0 K: 1 S: 6	1B: 5 2B: 3 3B: 0 HR: 2	SF: 0 SAC: 1 DP: 2 HBP: 0	WP: 2 PA: 44			
PITCHER	IP WLS BF H R ER SO BB IBB HBP BLK WP HR S P ERA WHIP																
Bud Anderson, R (1, 1) ERA: 2.91	9.0	37	7	3	3	5	3	0	0	0	0	2	2	44	56	3.00	1.111
Tom Brennan, R (10, 1) ERA: 4.65	2.0	7	2	0	0	2	0	0	0	0	0	0	0	11	11	0.00	1.000

livebaseballscores.com

AB	40
R	3
H	9
RBI	3
BB	3
SO	7
LOB	16



Batter	1	2	3	4	5	6	7	8	9	AB R H RBI BB SO LOB	TOP
Alan Bannister, R (1, 7) OBP: 0.346, SLG: 0.348 (3, 9)	0-0 5-3		4-0 BB 1-2 BB		4-0 BB BB BB		0-0 F9		0-0 1-2 BB	3 0 1 0 2 0 0	
Larry Milbourne, S (1, 4) OBP: 0.288, SLG: 0.329	0-0 5-3		0-0 6-3		0-0 1-2 3-H 1B		0-0 F8		0-0 F8	5 0 1 1 0 0 3	
Toby Harrah, R (1, 5) OBP: 0.407, SLG: 0.514 Kevin Rhomberg, R (6, 5) OBP: 0.500, SLG: 0.778	0-0 G3			0-3 SS K	0-3 SS K				0-0 G4-6-3 1B	3 0 0 0 0 2 2 1 0 1 0 0 0 0	
Andre Thornton, R (1, 10) OBP: 0.399, SLG: 0.510		0-0 6-3 2B		0-0 2B		0-0 FC4-6 1B		0-0 G4-6-3 1-2f 2B		4 0 3 0 0 0 1	
Mike Hargrove, L (1, 3) OBP: 0.371, SLG: 0.326 Ron Hassey, L (8, PR) OBP: 0.333, SLG: 0.328 (8, 3)		0-0 6-3 2-3		0-3 SS K		0-3 SS K		0-0 2B		4 0 1 0 0 2 3 0 0 0 0 0 0 0	
Chris Bando, S (1, 2) OBP: 0.300, SLG: 0.309		0-0 1-3		0-3 SS K		0-0 1-2 FC4-6 1B		0-0 F7		4 0 1 0 0 1 3	
Von Hayes, L (1, 9) OBP: 0.304, SLG: 0.385 Miguel Dilone, S (3, 7) OBP: 0.284, SLG: 0.307		0-3 K2-3			0-0 E4 S 1B	0-0 1-2f 2-3 FC4-6			0-0 B5-3	1 0 0 0 0 1 1 3 1 0 0 0 0 2	AB 35 R 1 H 9 RBI 1 BB 3 SO 8 LOB 19
Carmen Castillo, R (1, 8) OBP: 0.299, SLG: 0.316			0-0 P6		0-0 6-3	0-3 SS K			0-0 4-3	4 0 0 0 0 1 3	
Jerry Dybzinski, R (1, 6) OBP: 0.309, SLG: 0.281			4-0 BB CS BB		0-3 2-3 K		0-0 6-3		0-0 1B 1B	3 0 1 0 1 1 1	
Inning Stats	R: 0 H: 0 E: 0 LOB: 0 K: 0 BB: 0 S: 3 P: 3	R: 0 H: 1 E: 0 LOB: 1 K: 1 BB: 0 S: 6 P: 6	R: 0 H: 0 E: 0 LOB: 1 K: 0 BB: 2 S: 2 P: 10	R: 0 H: 1 E: 0 LOB: 1 K: 3 BB: 0 S: 10 P: 10	R: 1 H: 1 E: 1 LOB: 2 K: 2 BB: 1 S: 9 P: 13	R: 0 H: 2 E: 0 LOB: 2 K: 2 BB: 0 S: 9 P: 9	R: 0 H: 0 E: 0 LOB: 0 K: 0 BB: 0 S: 3 P: 3	R: 0 H: 2 E: 0 LOB: 1 K: 0 BB: 0 S: 4 P: 4	R: 0 H: 2 E: 0 LOB: 2 K: 0 BB: 0 S: 5 P: 5	1B: 6 SF: 0 2B: 3 SAC: 0 3B: 0 DP: 1 HR: 0 HBP: 0	WP: 0 PA: 38 PB: 0 SB: 1 CS: 1
PITCHER John Tudor, L (1, 1) ERA: 3.79 Steve Crawford, R (8, 1) ERA:	IP WLS BF H R ER SO BB IBB HBP BLK WP HR S P ERA WHIP 7.0 W 29 5 1 0 8 3 0 0 0 0 0 0 42 54 0.00 1.143 2.0 9 4 0 0 0 0 0 0 0 0 0 0 9 9 0.00 2.000	PITCHER IP WLS BF H R ER SO BB IBB HBP BLK WP HR S P ERA WHIP									

Cleveland Indians @ Boston Red Sox
 Fenway Park, Boston, MA
 Tue Sep 14 1982, 7:05 PM EDT
 Att. 15,765 - Unknown - 66 F

livebaseballscorecards.com

Batter	1	2	3	4	5	6	7	8	9	AB	R	H	RBI	BB	SO	LOB
Jerry Remy, L OBP: 0.341, SLG: 0.329 Marty Barrett, R (1, 4) (8, 4)	0-0 F8	4-0 WP BB		0-0 1-2 1B	0-3 K		4-0 1B BB 1B	0-0 F2		3	1	1	0	2	1	1
Dwight Evans, R OBP: 0.393, SLG: 0.516 Garry Hancock, L (1, 9) (8, 9)	4-0 2B BB	4-0 1-2 BB		0-0 2-3f FC6-5	4-0 1-2 BB		4-0 1-2 1B BB	0-0 L9		1	2	0	0	4	0	2
Jim Rice, R OBP: 0.377, SLG: 0.497 Rick Miller, L OBP: 0.312, SLG: 0.320 (1, 7) (8, 8)	0-0 1-H 1B 2B	0-0 F2			0-0 F9		0-0 1-2 2-3 1B			5	1	2	1	0	0	4
Carney Lansford, R OBP: 0.388, SLG: 0.460 Ed Jurak, R OBP: 0.333, SLG: 0.286 (1, 5) (7, 5)	4-0 1B BB		0-0 5-3		4-0 3B BB E	0-0 HR	0-0 1-3 2-H 3-H 1B	FC1-6		2	2	1	1	2	0	0
Wade Boggs, L OBP: 0.436, SLG: 0.482 (1, 3)	0-0 1-2 2-H 1B		0-0 4-3		0-0 1-2 3B E6	0-0 PB HR 1B	0-0 1-2f FC1-6			5	2	2	1	0	0	2
Tony Perez, R OBP: 0.333, SLG: 0.435 (1, 10)	0-3 K		0-0 F8		0-0 1-H 2-H E 3B	0-0 1-2 L8	0-0 4-3			5	1	1	2	0	1	4
Reid Nichols, R OBP: 0.354, SLG: 0.476 (1, 8) (8, 7)	0-3 K			0-0 F8	0-0 3-H E6 1B	0-0 P3		0-3 K		5	1	0	0	0	2	3
Glenn Hoffman, R OBP: 0.279, SLG: 0.334 (1, 6)			0-3 K		0-0 2-H L5 1B	0-0 2-H HR		0-0 1B 1B		5	2	3	3	0	1	0
Gary Allenson, R OBP: 0.298, SLG: 0.296 Roger LaFrancois, L OBP: 0.400, SLG: 0.600 (1, 2) (8, PH) (9, 2)			0-3 K		4-0 FC6-5 1B BB	0-0 2-H BB 1B	0-0 5-3		0-0 1-3 1B		3	0	1	1	1	0
										1	0	1	0	0	0	0

Inning Stats	R: 2	H: 2	E: 0	K: 2	S: 9	LOB: 2	BB: 2	P: 17	R: 0	H: 0	E: 0	K: 2	S: 7	LOB: 2	BB: 2	P: 15	R: 0	H: 0	E: 0	K: 0	S: 3	LOB: 0	BB: 0	P: 3	R: 0	H: 1	E: 0	K: 0	S: 4	LOB: 2	BB: 1	P: 8	R: 5	H: 3	E: 2	K: 1	S: 10	LOB: 2	BB: 2	P: 18	R: 3	H: 3	E: 0	K: 0	S: 6	LOB: 0	BB: 0	P: 6	R: 2	H: 2	E: 0	K: 0	S: 4	LOB: 1	BB: 2	P: 12	R: 0	H: 2	E: 0	K: 1	S: 7	LOB: 2	BB: 0	P: 7	1B: 9	SF: 0	2B: 1	SAC: 0	3B: 1	DP: 0	HR: 2	HBP: 0	WP: 1	PA: 47
PITCHER Neal Heaton, L ERA: 5.4 Lary Sorensen, R ERA: 5.31 Sandy Wihtol, R ERA: 13.5 Jerry Reed, R ERA: 4.66	IP	WLS	BF	H	R	ER	SO	BB	IBB	HBP	BLK	WP	HR	S	P	ERA	WHIP																																																									
	4.1	L	23	3	4	4	4	6	0	0	0	1	0	25	49	8.31	2.077																																																									
	0.2		9	5	5	2	1	1	0	0	0	0	1	10	14	27.00	9.000																																																									
	2.0		10	3	3	3	0	2	0	0	0	0	1	8	16	13.50	2.500																																																									
	1.0		5	2	0	0	1	0	0	0	0	0	0	7	7	0.00	2.000																																																									

BOTTOM

Cleveland Indians @ Boston Red Sox
 Fenway Park, Boston, MA
 Tue Sep 14 1982, 7:05 PM EDT
 Att: 15,765 - Unknown - 66 F

livebaseballscorecards.com

AB 38
R 12
H 13
RBI 11
BB 9
SO 6
LOB 20



Batter	1	2	3	4	5	6	7	8	9	AB	R	H	RBI	BB	SO	LOB	TOP										
Miguel Dilone, S OBP: 0.286, SLG: 0.307 Carmen Castillo, R OBP: 0.295, SLG: 0.313	0-0 4-3		4-0 S 1B HR BB	0-0 CS	0-0 FC3-6 1B	0-0 P5		0-0 L7		3	1	1	0	1	0	1											
Larry Milbourne, S OBP: 0.292, SLG: 0.335	0-0 2B		0-0 L3 1B		0-0 FC3-6 F8 1B 2B	0-0 FC3-6 1B		0-0 4-3		5	1	3	0	0	0	1											
Mike Hargrove, L OBP: 0.370, SLG: 0.325	0-0 F7		0-0 L3 1B		0-0 F8 1B 2B	0-0 FC3-6 1B			0-0 G3	5	1	1	0	0	0	5											
Andre Thornton, R OBP: 0.400, SLG: 0.516 Kevin Rhomberg, R OBP: 0.500, SLG: 0.778	0-0 F7		0-0 HR		0-0 F8 1B	0-0 FC4-6 1B			0-0 FC2-6 1B	5	1	3	3	0	0	3											
Von Hayes, L OBP: 0.305, SLG: 0.387		0-0 1B 1B 1B	0-0 5-3		0-0 1B 2B	0-0 FC4-6 1B			0-0 FC2-6 CS	5	1	2	2	0	0	3											
Ron Hassey, L OBP: 0.338, SLG: 0.337		0-0 L9		0-0 F9 1B 2B		0-0 1B 1B			0-0 CS	4	1	3	1	0	0	1											
Rick Manning, L OBP: 0.343, SLG: 0.359		0-0 FC5 1B 1B		0-0 5-3		0-0 1B 1B			0-0 G1-6-3	4	0	2	0	0	0	2											
Jack Perconte, L OBP: 0.293, SLG: 0.271 Alan Bannister, R OBP: 0.345, SLG: 0.347 Jerry Dybzinski, R OBP: 0.307, SLG: 0.279 Toby Harrah, R OBP: 0.407, SLG: 0.514		0-0 1B		0-0 F9 1B		0-3 K			0-0 F3	2	0	1	0	0	0	1											
Mike Fischlin, R OBP: 0.355, SLG: 0.306		0-0 FC5		0-0 CS 1B		0-0 FC3-6 1B 1B			0-0 4-3	1	0	0	0	0	0	0											
										4	1	2	1	0	0	2											
Inning Stats	R: 0 E: 0 K: 0 S: 4	H: 1 LOB: 1 BB: 0 P: 4	R: 0 E: 0 K: 0 S: 5	H: 3 LOB: 2 BB: 0 P: 5	R: 2 E: 0 K: 0 S: 4	H: 2 LOB: 0 BB: 1 P: 8	R: 1 E: 0 K: 0 S: 4	H: 2 LOB: 0 BB: 0 P: 4	R: 3 E: 0 K: 1 S: 10	H: 5 LOB: 2 BB: 0 P: 10	R: 1 E: 0 K: 0 S: 6	H: 3 LOB: 2 BB: 0 P: 6	R: 0 E: 0 K: 0 S: 3	H: 1 LOB: 0 BB: 0 P: 3	R: 0 E: 0 K: 0 S: 3	H: 0 LOB: 0 BB: 0 P: 3	R: 0 E: 0 K: 0 S: 3	H: 1 LOB: 1 BB: 0 P: 3	1B: 14 2B: 4 3B: 0 HR: 1	SF: 0 SAC: 0 DP: 2 HBP: 0	WP: 0 PB: 0 SB: 1 CS: 2	PA: 43					
PITCHER	IP	WLS	BF	H	R	ER	SO	BB	IBB	HBP	BLK	WP	HR	S	P	ERA	WHIP										
Dennis Eckersley, R ERA: 3.7	(1, 1)	4.2	L	23	11	6	6	0	1	0	0	0	1	22	26	11.57	2.571										
Tom Burgmeier, L ERA: 2.42	(5, 1)	4.1		18	7	1	1	1	0	0	0	0	0	20	20	2.08	1.615										

Cleveland Indians @ Boston Red Sox
Fenway Park, Boston, MA
Wed Sep 15 1982, 7:05 PM EDT
Att. 15,264 - Unknown - 61 F

livebaseballscorecards.com

AB 40
R 7
H 18
RBI 7
BB 1
SO 1
LOB 21



Batter	1	2	3	4	5	6	7	8	9	AB R H RBI BB SO LOB	TOP									
Jerry Remy, L (1, 4) OBP: 0.336, SLG: 0.324	0-0 4-3		0-0 F9			0-0 F7		0-0 SF7		3 0 0 1 0 0 0										
Dwight Evans, R (1, 9) OBP: 0.393, SLG: 0.513	4-0 HBP BB		0-3 K			0-0 F8		0-3 K		3 0 0 0 1 2 0										
Jim Rice, R (1, 7) OBP: 0.377, SLG: 0.497	0-3 K			0-3 K			0-0 BB 1B		0-0 1B 2B	4 1 2 0 0 2 1										
Carl Yastrzemski, L (1, 10) OBP: 0.353, SLG: 0.426	1-0 HBP			0-0 G3			4-0 BB BB BB BB FC4-6 BB		0-3 K	2 0 0 0 1 1 1										
Carney Lansford, R (1, 5) OBP: 0.362, SLG: 0.452	0-0 F9			0-0 4-3			0-0 P6		0-3 K	4 0 0 0 0 1 5										
Wade Boggs, L (1, 3) OBP: 0.438, SLG: 0.480		0-0 5-3			0-0 G5-4-3 1B		0-0 FC4-6 1-2f		0-0 1B 1B 2-H	4 0 2 1 0 0 2										
Rick Miller, L (1, 8) OBP: 0.316, SLG: 0.322		0-3 K			0-0 F8		0-3 K		0-0 1-2 FC4 1B	4 0 1 0 0 2 3										
Glenn Hoffman, R (1, 6) OBP: 0.276, SLG: 0.330 Rich Gedman, L (8, PH) OBP: 0.282, SLG: 0.367 (8, 2)		0-3 K			0-0 G5-4-3 1-2f			0-0 F9 SF7 2B	0-0 FC4 1-2f	2 0 0 0 0 1 1 2 1 1 0 0 0 2										
Gary Allenson, R (1, 2) OBP: 0.293, SLG: 0.291 Garry Hancock, L (8, PH) Julio Valdez, S (8, 6) OBP: 0.400, SLG: 0.500			0-0 F9			0-0 6-3		0-0 F9		2 0 0 0 0 0 0 1 0 0 0 0 0 1 0 0 0 0 0 0 0										
Inning Stats	R: 0 E: 0 K: 1 S: 5	H: 0 LOB: 2 BB: 1 P: 10	R: 0 E: 0 K: 2 S: 7	H: 0 LOB: 0 BB: 0 P: 7	R: 0 E: 0 K: 1 S: 5	H: 0 LOB: 0 BB: 0 P: 5	R: 0 E: 0 K: 1 S: 3	H: 1 LOB: 0 BB: 0 P: 3	R: 0 E: 0 K: 0 S: 3	H: 0 LOB: 0 BB: 0 P: 3	R: 0 E: 0 K: 1 S: 6	H: 1 LOB: 2 BB: 1 P: 10	R: 1 E: 0 K: 1 S: 6	H: 1 LOB: 0 BB: 0 P: 6	R: 1 E: 0 K: 2 S: 10	H: 3 LOB: 2 BB: 0 P: 10	1B: 4 2B: 2 3B: 0 HR: 0	SF: 1 SAC: 0 DP: 1 HBP: 1	WP: 0 PB: 0 SB: 0 CS: 0	PA: 35
PITCHER Milt Wilcox, R (1, 1) ERA: 3.9	IP: 9.0 WLS: W BF: 35 H: 6 R: 2 ER: 2 SO: 9 BB: 2 IBB: 0 HBP: 1 BLK: 0 WP: 0 HR: 0 S: 50 P: 59 ERA: 2.00 WHIP: 0.889											PITCHER	IP: WLS: BF: H: R: ER: SO: BB: IBB: HBP: BLK: WP: HR: S: P: ERA: WHIP:							

Boston Red Sox @ Detroit Tigers
Tiger Stadium, Detroit, MI
 Thu Sep 16 1982, 7:05 PM EDT
 Att: 8,253 - Unknown - 56 F

livebaseballscorecards.com

AB 31
R 2
H 6
RBI 2
BB 2
SO 9
LOB 16



Batter	1	2	3	4	5	6	7	8	9
Lou Whitaker, L OBP: 0.336, SLG: 0.438 (1, 4)	4-0 SH2-3 E BB		x 0-0 F8		x 0-0 G3		x 0-0 1-H HR 2B	x 0-0 F7	
Glenn Wilson, R OBP: 0.354, SLG: 0.514 (1, 8)	4-0 SH2-3 1-2 BB		x 0-0 F8		S S 0-3 K		x 0-0 2-H HR		
Howard Johnson, S OBP: 0.392, SLG: 0.430 (1, 10)	x 0-0 SH2-3 1-2 2-3		x 0-0 6-3		S S 0-3 K		x 4-0 S 1B BB		
Larry Herndon, R OBP: 0.325, SLG: 0.474 (1, 7)	4-0 BB			x 0-0 L8		H 1-0 1B HBP	x 0-0 1-H 1B		
Chet Lemon, R OBP: 0.367, SLG: 0.429 (1, 9)	x 0-0 P8			x 0-0 3-1 2B		x 0-0 1-2 1B	x 0-3 K		
Mike Laga, L OBP: 0.271, SLG: 0.378 (1, 3)	x 0-0 P6			x 0-0 3-1 2-3		x 0-0 F8	x 0-0 F8		
Tom Brookens, R OBP: 0.293, SLG: 0.376 (1, 5)		x 0-0 1-3		x 0-0 F8		x 0-0 G3		x 0-0 6-3	
Bill Fahey, L OBP: 0.140, SLG: 0.163 (1, 2)		x 0-0 4-3			x 0-0 G3		x 0-0 P6	x 0-0 S 1B	
Alan Trammell, R OBP: 0.324, SLG: 0.383 (1, 6)		x 0-0 F8			x 0-0 G3 S 1B		x 0-0 2B 1B	S S 0-3 K	

Inning Stats	R: 0	H: 0	E: 1	K: 0	S: 3	LOB: 3	BB: 3	P: 15
	R: 0	H: 0	E: 0	K: 0	S: 3	LOB: 0	BB: 0	P: 3
	R: 0	H: 1	E: 0	K: 0	S: 4	LOB: 1	BB: 0	P: 4
	R: 0	H: 1	E: 0	K: 1	S: 6	LOB: 1	BB: 0	P: 6
	R: 0	H: 1	E: 0	K: 1	S: 6	LOB: 2	BB: 0	P: 7
	R: 4	H: 4	E: 0	K: 1	S: 9	LOB: 1	BB: 1	P: 13
	R: 0	H: 1	E: 0	K: 1	S: 6	LOB: 1	BB: 0	P: 6

PITCHER															PITCHER																			
IP	WLS	BF	H	R	ER	SO	BB	IBB	HBP	BLK	WP	HR	S	P	ERA	WHIP	IP	WLS	BF	H	R	ER	SO	BB	IBB	HBP	BLK	WP	HR	S	P	ERA	WHIP	
Mike Torrez, R (1, 1)	6.1	L	29	6	3	3	2	3	0	0	0	1	29	42	4.26	1.421																		
Mark Clear, R (7, 1)	0.2		4	1	1	1	1	0	0	0	0	0	5	9	13.50	3.000																		
Mike Brown, R (8, 1)	1.0		4	1	0	0	1	0	0	0	0	0	6	6	0.00	1.000																		

BOTTOM


Boston Red Sox @ Detroit Tigers
Tiger Stadium, Detroit, MI

Thu Sep 16 1982, 7:05 PM EDT
Att. 8,253 - Unknown - 56 F

AB	R	H	RBI	BB	SO	LOB
4	1	1	1	1	0	2
3	1	1	2	1	1	1
2	1	0	0	1	1	0
2	0	1	1	1	0	0
4	0	2	0	0	1	4
4	0	0	0	0	0	7
4	0	0	0	0	0	3
4	0	1	0	0	0	0
4	1	2	0	0	1	1

AB	31
R	4
H	8
RBI	4
BB	4
SO	4
LOB	18

livebaseballscores.com



WP: 0	PA: 37
PB: 0	
SB: 3	
CS: 0	

Batter	1	2	3	4	5	6	7	8	9	AB R H RBI BB SO LOB	TOP		
Jerry Remy, L (1, 4) OBP: 0.337, SLG: 0.324	4-0 BB 1B BB		0-0 BB 1B		0-0 1-3			0-3 K		3 0 1 0 1 1 0			
Dwight Evans, R (1, 9) OBP: 0.395, SLG: 0.513	0-0 1-2 BB 1B		4-0 1-2 G6-4-3 BB		0-0 1-2	0-0 4-1 1B		0-3 K		3 0 2 0 1 1 0			
Jim Rice, R (1, 7) OBP: 0.378, SLG: 0.496	4-0 1-2 2-3 BB		0-0 1-2f G6-4-3		0-0 1-2	0-0 F8		0-0 G4-6-3 1B		3 0 1 0 1 0 3			
Carl Yastrzemski, L (1, 10) OBP: 0.352, SLG: 0.424	0-0 P7		0-0 1-2f	0-0 FC1-6-4 1B		0-0 4-1		0-0 G4-6-3		4 0 1 0 0 0 5			
Carney Lansford, R (1, 5) OBP: 0.361, SLG: 0.449	0-0 1-2f G6-4-3		0-0 1-2f	0-0 F8		0-0 F9		4-0 1B BB		3 1 0 0 1 0 5			
Wade Boggs, L (1, 3) OBP: 0.438, SLG: 0.479		0-0 6-3		0-0 1-2f FC1-6-4		4-0 G6-4-3 BB		0-0 1-2 1B		3 0 1 0 1 0 1			
Reid Nichols, R (1, 8) OBP: 0.352, SLG: 0.472		0-0 F9		0-0 1-2f P3		0-0 1-2f G6-4-3		0-0 1-2 2-H 1B		4 0 1 1 0 0 2			
Rich Gedman, L (1, 2) OBP: 0.279, SLG: 0.363 Roger LaFrancois, L (8, 2) OBP: 0.400, SLG: 0.600 Garry Hancock, L (9, PH)		0-3 K		0-0 1-2f		0-0 1-3		0-0 F9		3 0 0 0 0 0 1 0 0 0 0 0 0 0 0 0 1 0 0 0 0 0 0 2			
Glenn Hoffman, R (1, 6) OBP: 0.274, SLG: 0.329 Rick Miller, L (8, PH) OBP: 0.315, SLG: 0.321 Julio Valdez, S (8, 6) OBP: 0.400, SLG: 0.500		0-0 6-3		0-0 6-3		0-0 6-3		0-0 L3		2 0 0 0 0 0 0 0 1 0 0 0 0 0 0 0 0 0 0 0 0 0 0 0			
Inning Stats	R: 0 H: 1 E: 0 LOB: 2 K: 0 BB: 2 S: 3 P: 11	R: 0 H: 0 E: 0 LOB: 0 K: 1 BB: 0 S: 5 P: 5	R: 0 H: 1 E: 0 LOB: 1 K: 0 BB: 1 S: 3 P: 7	R: 0 H: 1 E: 0 LOB: 1 K: 0 BB: 0 S: 4 P: 4	R: 0 H: 0 E: 0 LOB: 0 K: 0 BB: 0 S: 3 P: 3	R: 0 H: 1 E: 0 LOB: 1 K: 0 BB: 0 S: 4 P: 4	R: 0 H: 0 E: 0 LOB: 0 K: 0 BB: 1 S: 2 P: 6	R: 0 H: 0 E: 0 LOB: 0 K: 2 BB: 0 S: 7 P: 7	R: 1 H: 3 E: 0 LOB: 2 K: 0 BB: 1 S: 5 P: 9	1B: 7 SF: 0 2B: 0 SAC: 0 3B: 0 DP: 4 HR: 0 HBP: 0	WP: 0 PA: 35 PB: 0 SB: 0 CS: 0		
PITCHER	IP WLS BF H R ER SO BB IBB HBP BLK WP HR S P ERA WHIP											PITCHER	IP WLS BF H R ER SO BB IBB HBP BLK WP HR S P ERA WHIP
Dan Petry, R (1, 1) ERA: 2.97	8.2 W 34 7 1 1 3 5 0 0 0 0 0 0 35 55 1.04 1.385												
Aurelio Lopez, R (9, 1) ERA: 4.89	0.1 S 1 0 0 0 0 0 0 0 0 0 0 0 1 1 0.00 0.000												

Boston Red Sox @ Detroit Tigers
Tiger Stadium, Detroit, MI
 Fri Sep 17 1982, 7:05 PM EDT
 Att: 17,451 - Unknown

livebaseballscorecards.com

AB 30
R 1
H 7
RBI 1
BB 5
SO 3
LOB 18



BOTTOM

Boston Red Sox @ Detroit Tigers
Tiger Stadium, Detroit, MI
Sat Sep 18 1982, 3:33 AM EDT
Att: 18,425 - Unknown - 63 F

livebaseballscorecards.com


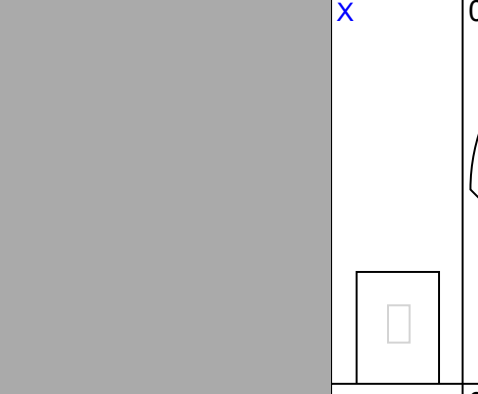
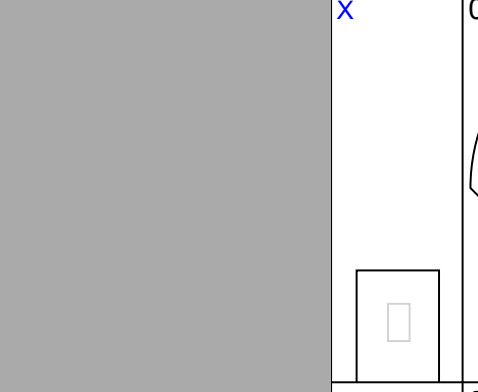
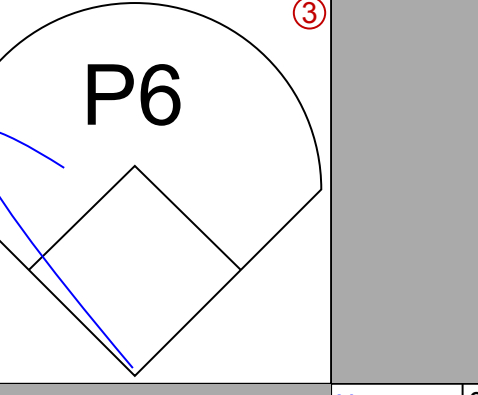
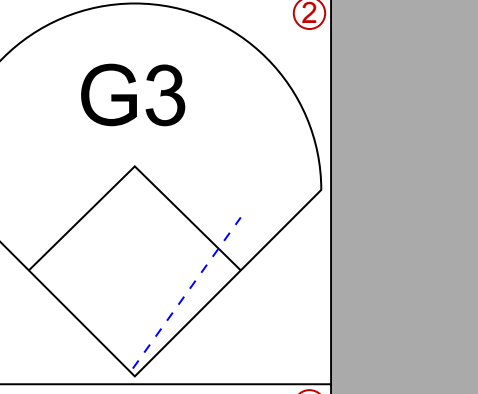
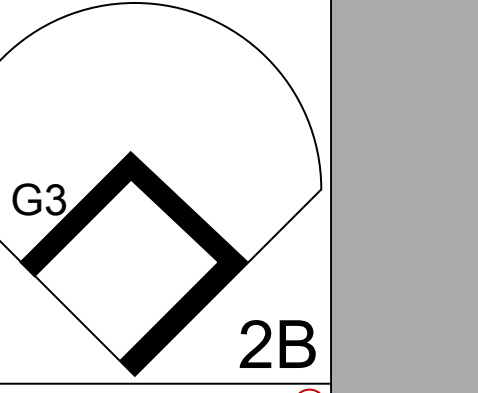

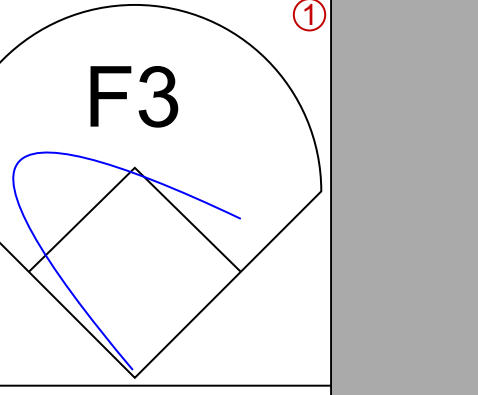
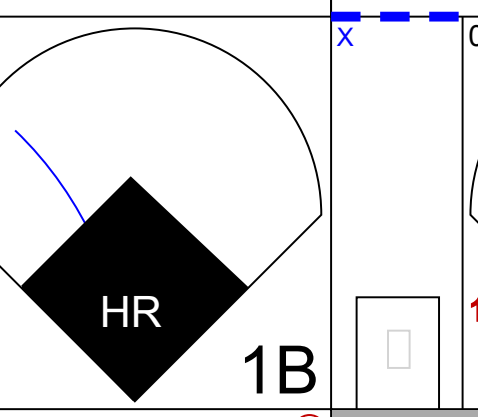
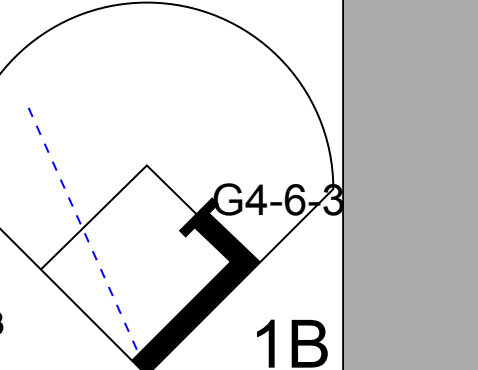
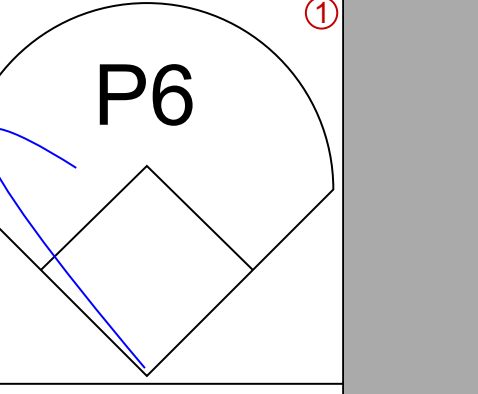
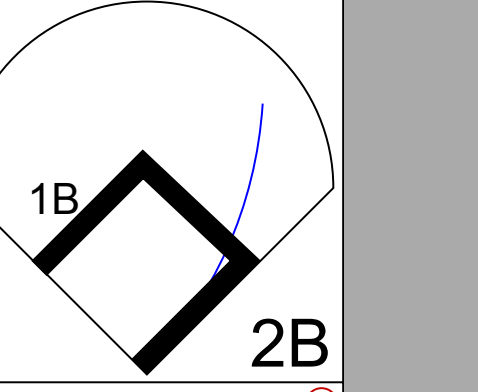

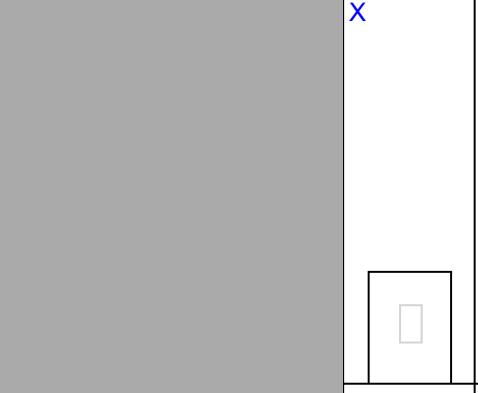
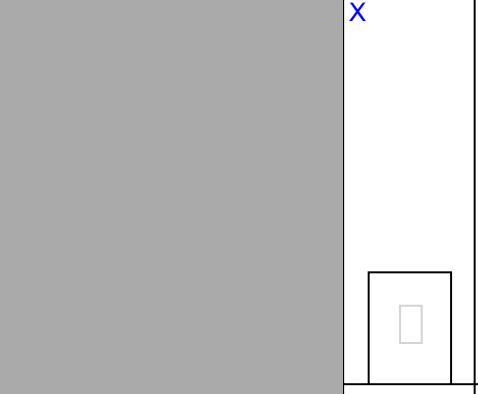
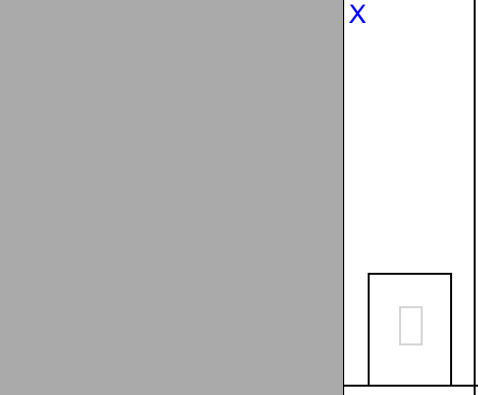
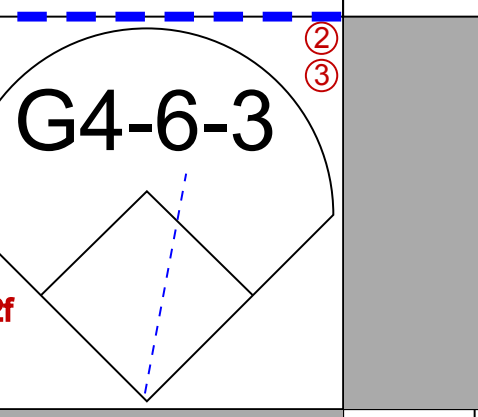
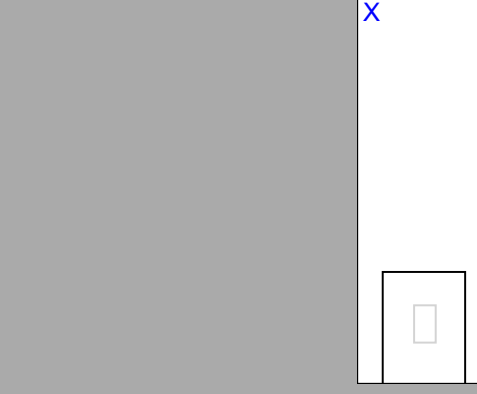


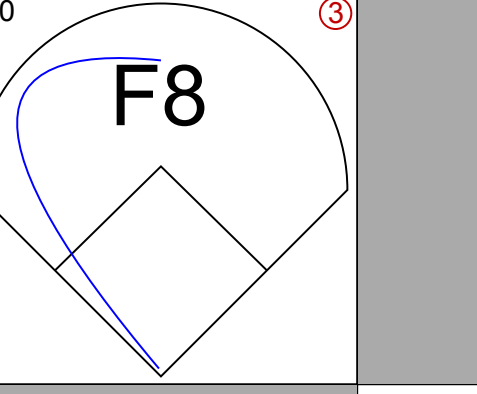
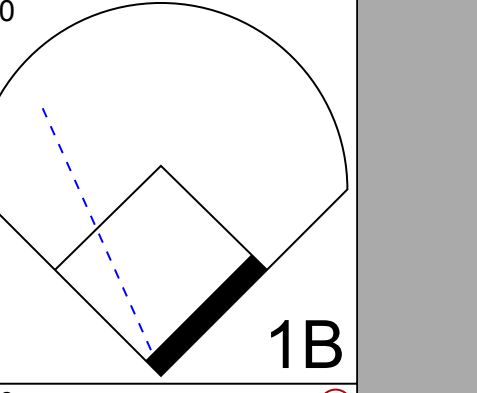
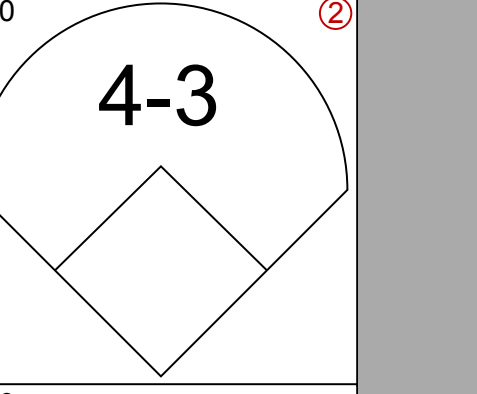
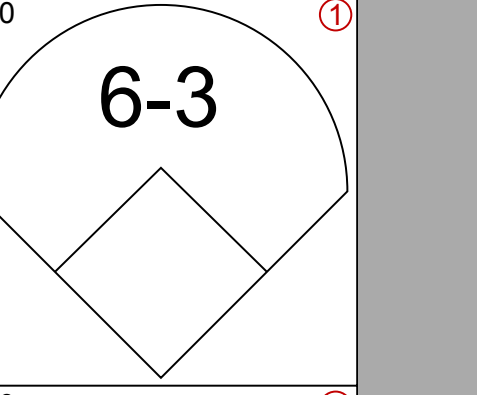


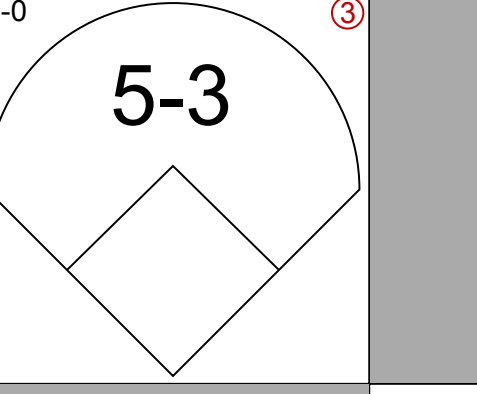
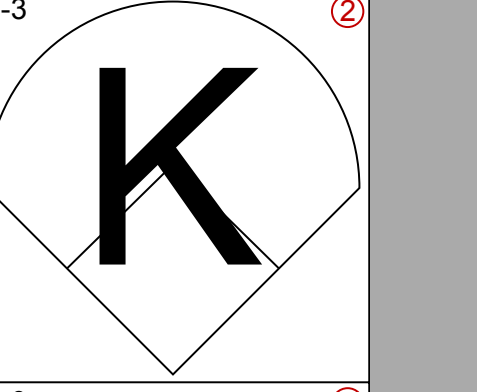
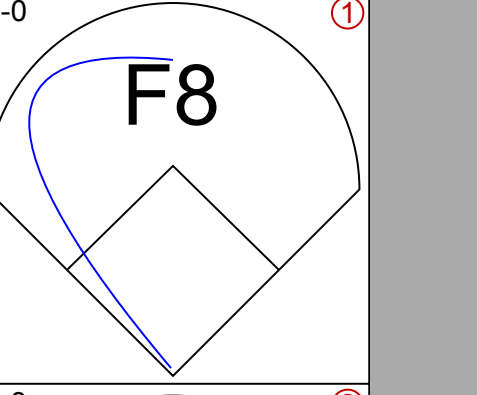



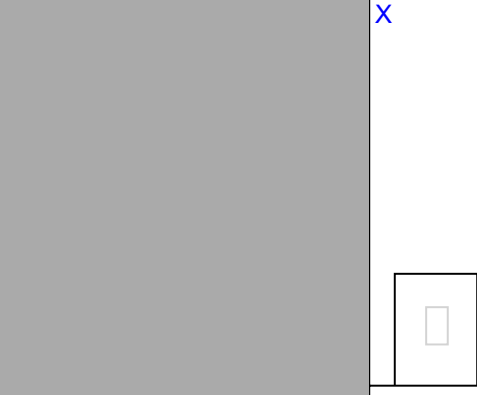
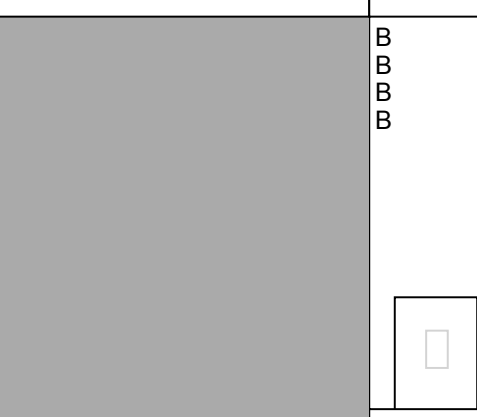
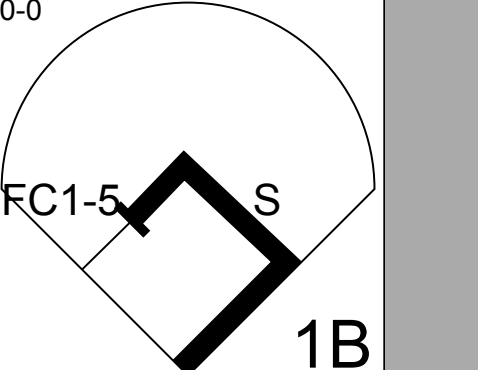
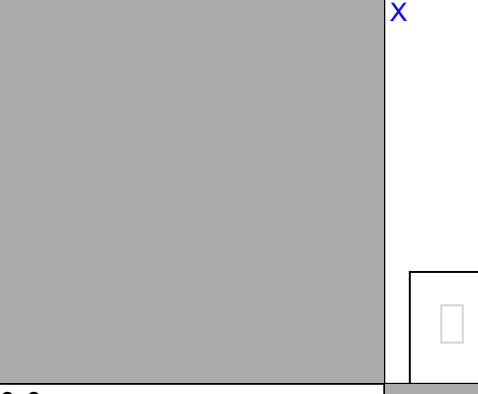
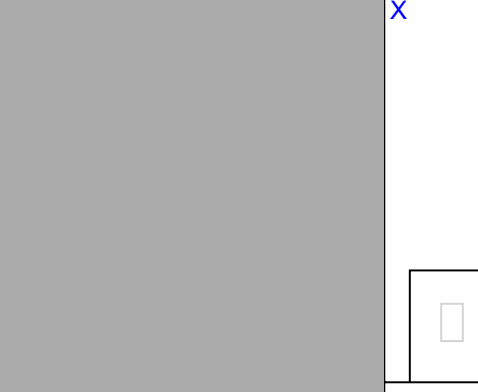
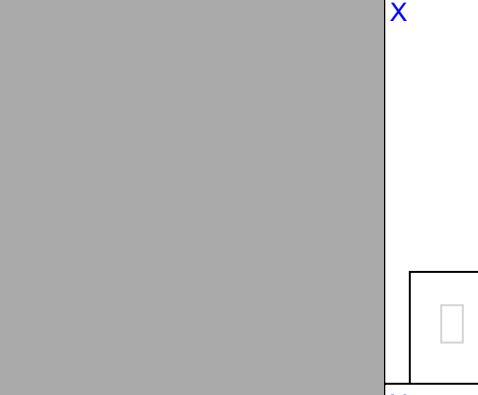
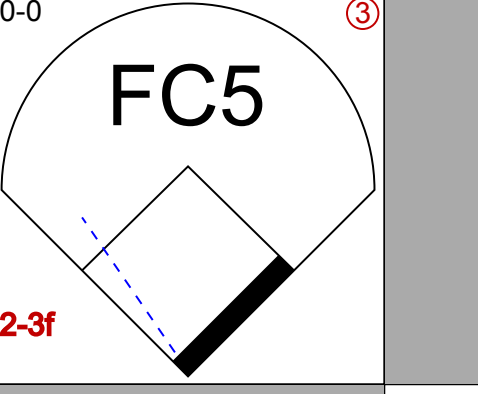
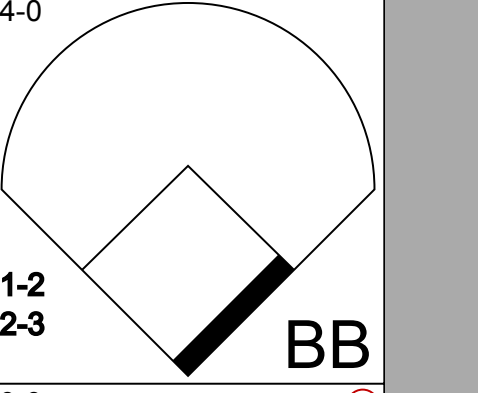
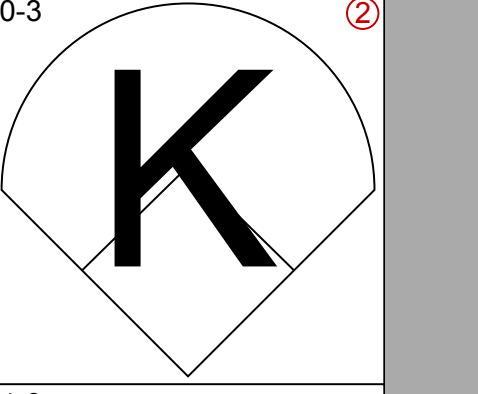
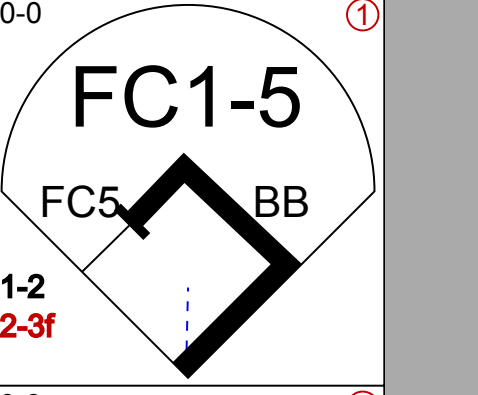
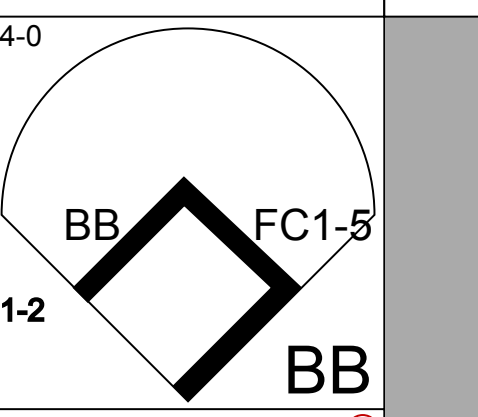

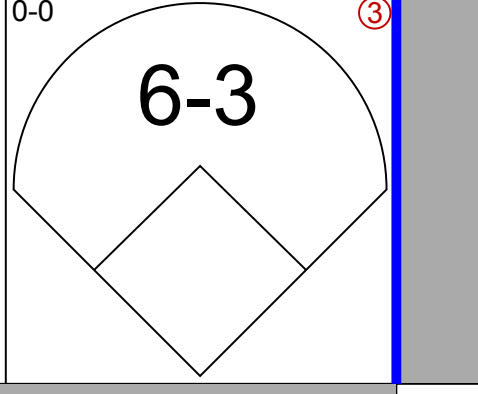
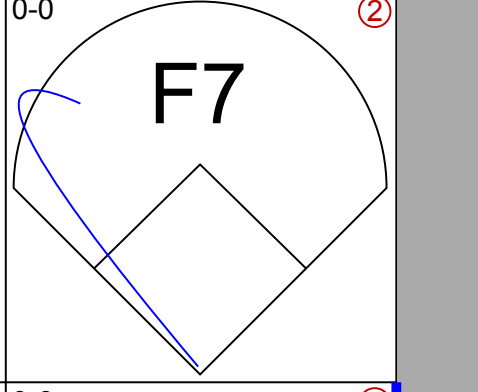
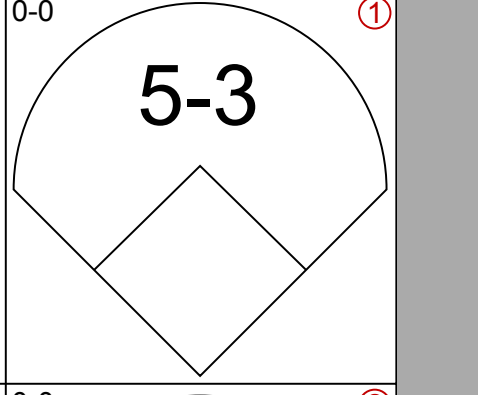



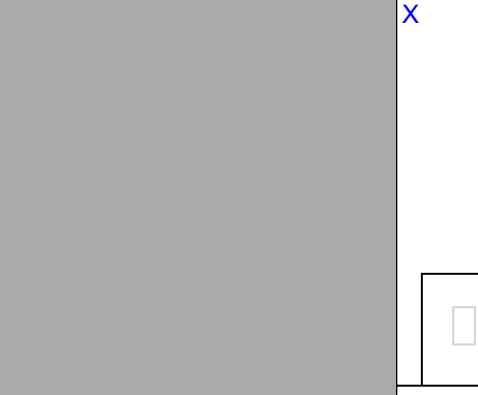
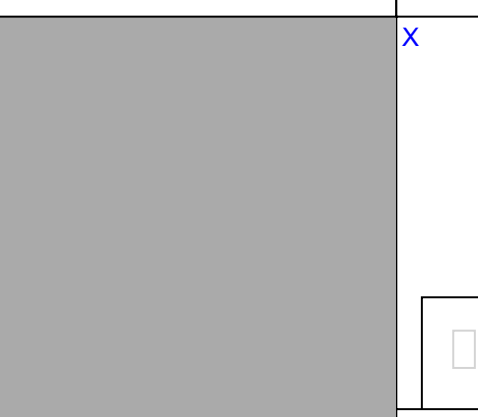
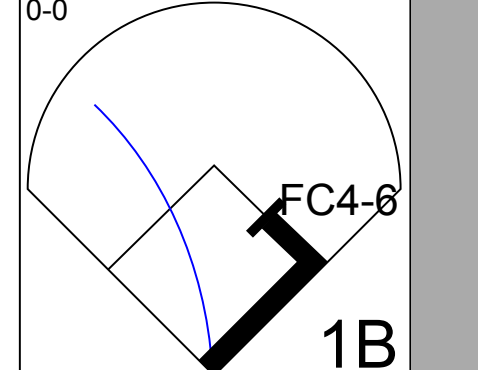




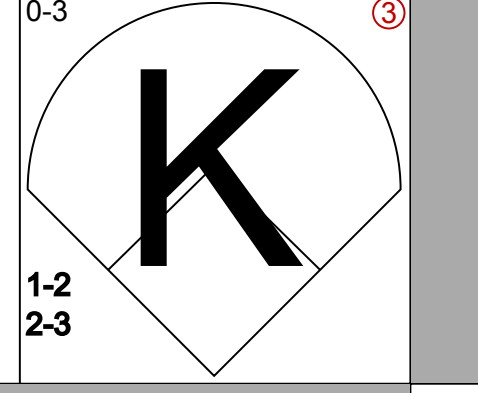
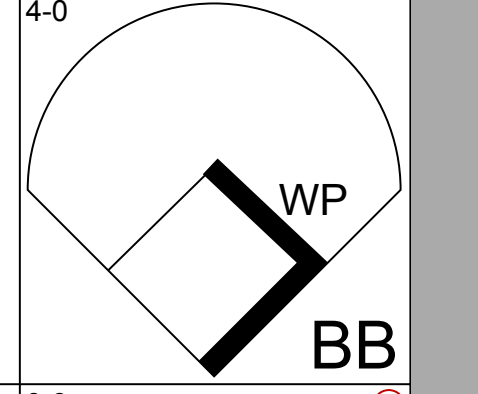
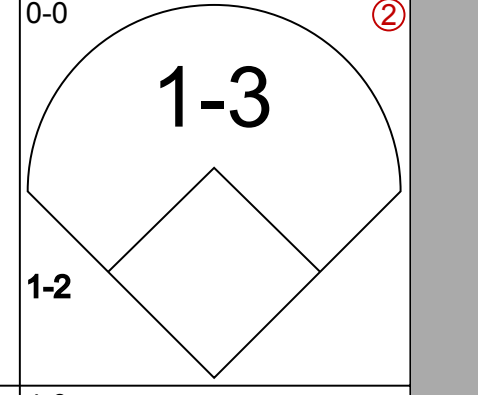
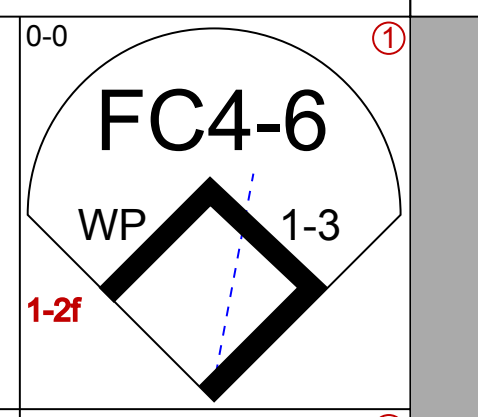

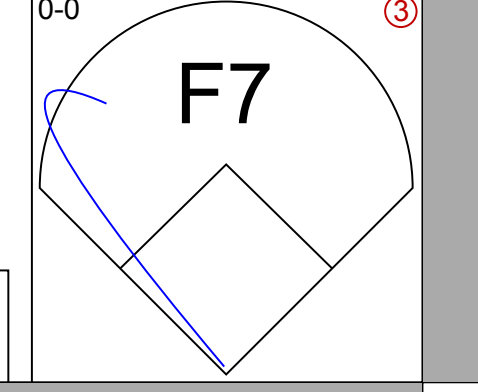
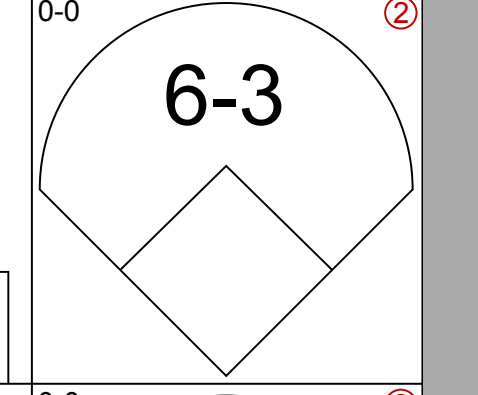
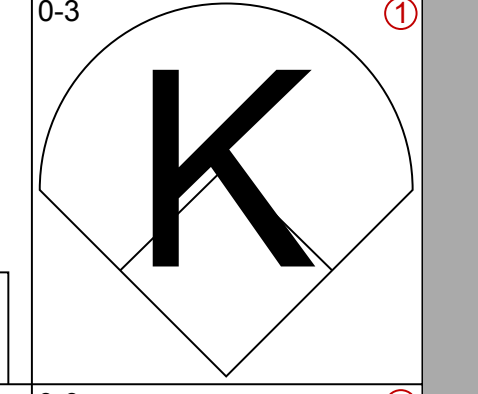


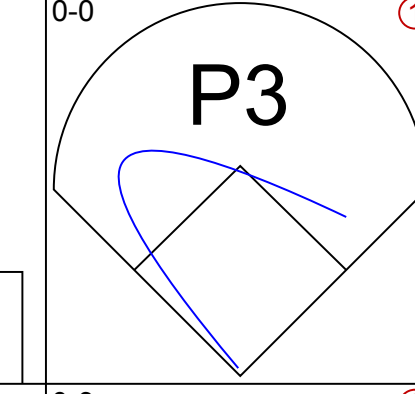

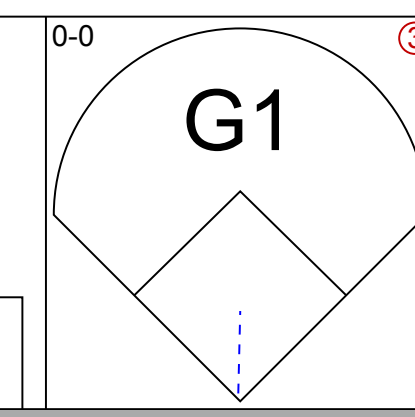
AB	34
R	2
H	8
RBI	2
BB	3
SO	5
LOB	18



WP:	1	PA:	37
PB:	0	SB:	1
CS:	0		

AB R H RBI BB SO LOB

4	1	1	0	1	0	3
4	0	0	0	0	0	4
3	1	1	2	1	1	2
3	0	2	0	1	1	2
4	0	0	0	0	1	5
4	0	0	0	0	0	1
4	0	1	0	0	1	0
3	0	0	0	0	0	1
1	0	0	0	0	0	0
4	0	3	0	0	1	0



(1, 4)

(1, 8)

(1, 5)

(1, 7)

(1, 10)

(1, 9)

(1, 3)

(1, 2)

(7, 2)

(1, 6)

(1, 1)

(2, 1)

Lou Whitaker, L
OBP: 0.336, SLG: 0.436

Glenn Wilson, R
OBP: 0.344, SLG: 0.500

Howard Johnson, S
OBP: 0.391, SLG: 0.450

Larry Herndon, R
OBP: 0.331, SLG: 0.479

Jerry Turner, L
OBP: 0.313, SLG: 0.383

Chet Lemon, R
OBP: 0.363, SLG: 0.430

Mike Laga, L
OBP: 0.291, SLG: 0.481

Bill Fahey, L
OBP: 0.125, SLG: 0.145

Lance Parrish, R
OBP: 0.338, SLG: 0.522

Alan Trammell, R
OBP: 0.325, SLG: 0.384

Chuck Rainey, R
ERA: 4.8

Bob Stanley, R
ERA: 3.18

Inning Stats

PITCHER	IP	WLS	BF	H	R	ER	SO	BB	IBB	HBP	BLK	WP	HR	S	P	ERA	WHIP
Chuck Rainey, R	1.1		9	5	2	2	0	0	0	0	0	0	1	9	9	13.50	3.750
Bob Stanley, R	7.2	W	28	3	0	0	5	3	0	0	0	1	0	35	47	0.00	0.783

PITCHER	IP	WLS	BF	H	R	ER	SO	BB	IBB	HBP	BLK	WP	HR	S	P	ERA	WHIP

R: 2	H: 3
E: 0	LOB: 1
K: 0	BB: 0
S: 6	P: 6

R: 0	H: 2
E: 0	LOB: 1
K: 0	BB: 0
S: 4	P: 4

R: 0	H: 1
E: 0	LOB: 1
K: 0	BB: 0
S: 4	P: 4

R: 0	H: 0
E: 0	LOB: 0
K: 1	BB: 0
S: 5	P: 5

R: 0	H: 1
E: 0	LOB: 3
K: 1	BB: 2
S: 6	P: 14

R: 0	H: 0
E: 0	LOB: 0
K: 0	BB: 0
S: 3	P: 3

R: 0	H: 1
E: 0	LOB: 2
K: 1	BB: 1
S: 6	P: 10

R: 0	H: 0
E: 0	LOB: 0
K: 1	BB: 0
S: 5	P: 5

R: 0	H: 0
E: 0	LOB: 0
K: 1	BB: 0
S: 5	P: 5

1B: 5	SF: 0
2B: 2	SAC: 0
3B: 0	DP: 1
HR: 1	HBP: 0

WP: 1	PA: 37
PB: 0	SB: 1
CS: 0	

Batter	1	2	3	4	5	6	7	8	9	AB R H RBI BB SO LOB	TOP									
Jerry Remy, L (1, 4) OBP: 0.339, SLG: 0.328	0-3 K			0-0 F8		0-0 B1-3		0-0 FC3-2 HR 1B		4 1 1 0 0 1 0										
Dwight Evans, R (1, 9) OBP: 0.399, SLG: 0.512	0-0 6-3			0-0 4-3		1-0 FC6-4 HBP		0-0 FC3-2 HR 1B		3 0 1 0 0 0 0										
Rick Miller, L (8, PR) OBP: 0.314, SLG: 0.320								1-2 2-3 HR 1B		0 1 0 0 0 0 0										
Jim Rice, R (1, 7) OBP: 0.374, SLG: 0.489	0-0 G3			4-0 1B BB		0-0 FC6-4 1-2f		0-0 FC3-2 HR		3 1 0 0 1 0 4										
Carney Lansford, R (1, 5) OBP: 0.363, SLG: 0.454				0-0 F7		0-0 1-2 1B		0-0 FC1-6 1B HR		4 1 3 4 0 0 0										
Wade Boggs, L (1, 3) OBP: 0.434, SLG: 0.471				0-0 P6		0-3 K		0-0 FC1-6 HR 1-2f		4 1 0 0 0 1 4										
Tony Perez, R (1, 10) OBP: 0.330, SLG: 0.434				0-0 P6		0-0 SH1 L5 2B		0-0 K		4 0 1 0 0 1 2										
Reid Nichols, R (1, 8) OBP: 0.357, SLG: 0.488				0-0 G4-6-3 1B		0-0 SH1		0-0 HR 1-H		3 1 2 2 0 1 0										
Dave Stapleton, R (1, 6) OBP: 0.300, SLG: 0.384				0-0 G4-6-3		0-0 L5		0-0 F9		3 0 0 0 0 0 2										
Glenn Hoffman, R (8, 6) OBP: 0.273, SLG: 0.327				1-2f		3-H				1 0 0 0 0 0 0										
Gary Allenson, R (1, 2) OBP: 0.295, SLG: 0.303				0-0 F7		0-0 F8		4-0 1B FC3-2 BB		3 0 0 0 1 1 0										
Inning Stats	R: 0 E: 0 K: 1 S: 5	H: 0 LOB: 0 BB: 0 P: 5	R: 0 E: 0 K: 0 S: 3	H: 0 LOB: 0 BB: 0 P: 3	R: 0 E: 0 K: 0 S: 3	H: 1 LOB: 0 BB: 0 P: 3	R: 0 E: 0 K: 1 S: 6	H: 1 LOB: 2 BB: 1 P: 10	R: 0 E: 0 K: 0 S: 3	H: 0 LOB: 1 BB: 0 P: 4	R: 2 E: 0 K: 1 S: 7	H: 2 LOB: 0 BB: 0 P: 7	R: 4 E: 0 K: 0 S: 6	H: 3 LOB: 1 BB: 1 P: 10	R: 0 E: 0 K: 2 S: 7	H: 0 LOB: 0 BB: 0 P: 7	1B: 5 2B: 2 3B: 0 HR: 2	SF: 0 SAC: 1 DP: 2 HBP: 1	WP: 0 PB: 0 SB: 0 CS: 0	PA: 36
PITCHER	IP WLS BF H R ER SO BB IBB HBP BLK WP HR S P ERA WHIP																			
Dave Rucker, L (1, 1) ERA: 4.63	7.0 L 26 5 2 2 3 1 0 1 0 0 0 1 30 35 2.57 0.857																			
Dave Tobik, R (8, 1) ERA: 3.5	0.1 5 3 4 3 0 1 0 0 0 0 0 1 4 8 81.00 12.000																			
Howard Bailey, L (8, 1) ERA:	1.2 5 0 0 0 0 2 0 0 0 0 0 0 9 9 0.00 0.000																			

Boston Red Sox @ Detroit Tigers
Tiger Stadium, Detroit, MI
Sun Sep 19 1982, 3:33 AM EDT
Att. 16,209 - Unknown - 65 F

livebaseballscorecards.com

AB	32
R	6
H	8
RBI	6
BB	2
SO	5
LOB	12



Batter	1	2	3	4	5	6	7	8	9	AB	R	H	RBI	BB	SO	LOB
Lynn Jones, R (1, 9) OBP: 0.263, SLG: 0.256 Lou Whitaker, L (9, PH) OBP: 0.337, SLG: 0.437	0-0 4-3		0-3 K			0-0 F8		4-0 1B 1-2 BB	0-0 1B	3	1	0	0	1	1	0
Glenn Wilson, R (1, 8) OBP: 0.339, SLG: 0.491	0-3 K		0-0 P3			0-0 F7		0-3 K	0-3 K	5	0	0	0	0	3	4
Larry Herndon, R (1, 7) OBP: 0.331, SLG: 0.477	0-3 K				0-0 F8		0-3 K	0-0 1B 1-3 2-H		4	0	1	1	0	2	0
Lance Parrish, R (1, 2) OBP: 0.341, SLG: 0.529		0-0 P3			0-0 HR		4-0 FC5-4 1B BB	0-0 1B 1-2 3-H		3	1	2	2	1	0	0
Mike Ivie, R (1, 10) OBP: 0.293, SLG: 0.417 Jerry Turner, L (7, PR) OBP: 0.311, SLG: 0.382		0-0 1B 2B			0-3 K		0-0 FC5-4 1B	0-3 K		3	0	2	0	0	1	0
Enos Cabell, R (1, 3) OBP: 0.292, SLG: 0.333		0-0 1B			0-3 K		0-0 FC5-4		0-0 P3	4	0	1	0	0	1	2
Tom Brookens, R (1, 4) OBP: 0.289, SLG: 0.370 Rick Leach, L (9, PH) OBP: 0.304, SLG: 0.330		0-3 K			0-3 K		0-3 K		4-0 1B BB	3	0	0	0	0	3	3
Howard Johnson, S (1, 5) OBP: 0.386, SLG: 0.437		0-3 K			0-0 5-3			4-0 1B BB	0-0 P3	0	1	0	0	1	0	0
Alan Trammell, R (1, 6) OBP: 0.325, SLG: 0.382			0-0 4-3			0-0 P3		0-0 P6	0-0 1B	4	0	1	0	0	0	1

Inning Stats	R: 0	H: 0	E: 0	K: 2	S: 7	H: 0	LOB: 0	BB: 0	P: 7	R: 0	H: 2	E: 0	K: 2	S: 9	H: 0	LOB: 2	BB: 0	P: 9	R: 0	H: 0	E: 0	K: 1	S: 5	R: 1	H: 1	E: 0	K: 2	S: 8	H: 0	LOB: 0	BB: 0	P: 8	R: 0	H: 0	E: 0	K: 1	S: 5	R: 0	H: 1	E: 0	K: 1	S: 5	R: 0	H: 1	E: 0	K: 1	S: 9	R: 2	H: 2	E: 0	K: 2	S: 9	H: 2	LOB: 2	BB: 2	P: 17	R: 1	H: 2	E: 0	K: 1	S: 7	H: 2	LOB: 2	BB: 1	P: 11	1B: 6	SF: 0	2B: 1	SAC: 0	3B: 0	DP: 1	HR: 1	HBP: 0	WP: 0	PA: 38
--------------	------	------	------	------	------	------	--------	-------	------	------	------	------	------	------	------	--------	-------	------	------	------	------	------	------	------	------	------	------	------	------	--------	-------	------	------	------	------	------	------	------	------	------	------	------	------	------	------	------	------	------	------	------	------	------	------	--------	-------	-------	------	------	------	------	------	------	--------	-------	-------	-------	-------	-------	--------	-------	-------	-------	--------	-------	--------


PITCHER	IP	WLS	BF	H	R	ER	SO	BB	IBB	HBP	BLK	WP	HR	S	P	ERA	WHIP
John Tudor, L (1, 1) ERA: 3.78	7.2	W	30	5	3	3	11	3	0	0	0	0	1	49	61	3.52	1.043
Mark Clear, R (8, 1) ERA: 2.89	1.1	S	8	3	1	1	2	1	0	0	0	0	0	11	15	6.75	3.000

BOTTOM

Boston Red Sox @ Detroit Tigers
Tiger Stadium, Detroit, MI

Sun Sep 19 1982, 3:33 AM EDT
Att: 16,209 - Unknown - 65 F

AB	34
R	4
H	8
RBI	4
BB	4
SO	13
LOB	15



livebaseballscorecards.com

Batter	1	2	3	4	5	6	7	8	9	10	11	AB R H RBI BB SO LOB	TOP								
Jerry Remy, L (1.4) OBP: 0.340, SLG: 0.329	0-0 5-3 1B		0-0 F7		0-0 S 1B	0-0 F8			0-0 SH1-4			4 0 2 0 0 0 2	Boston Red Sox @ Milwaukee Brewers Milwaukee County Stadium, Milwaukee, WI Mon Sep 20 1982, 8:05 PM EDT Att: 13,641 - Unknown - 51 F								
Dwight Evans, R (1.9) OBP: 0.399, SLG: 0.511	0-0 5-3		0-0 F9		4-0 1-2 BB		0-0 G4-6-3 1B		0-0 F7			4 0 1 0 1 0 2									
Jim Rice, R (1.7) OBP: 0.374, SLG: 0.490	0-0 F8		0-0 2B		0-3 K		0-0 G4-6-3 1B		0-0 F9			5 0 2 0 0 1 4									
Carl Yastrzemski, L (1.10) OBP: 0.351, SLG: 0.429	0-0 3-1		0-0 G3			0-0 4-3	0-0 G4-6-3			0-0 L9		5 0 0 0 0 0 4									
Carney Lansford, R (1.5) OBP: 0.365, SLG: 0.454		1-0 SH5-3 FC 1B HBP		0-0 G4-6-3 1B		0-0 E6 1-3 1B	0-0 G3			0-0 CS 1B		4 2 2 0 0 0 1									
Wade Boggs, L (1.3) OBP: 0.430, SLG: 0.466		0-0 FC SH5-3 1-2 1B		0-0 G4-6-3 1-2f		0-0 1-3		0-0 4-3		0-0 4-3 1-2		5 0 1 0 0 0 3									
Rick Miller, L (1.8) OBP: 0.316, SLG: 0.319		0-0 SH5-3 1-2 2-3		0-0 F7		4-0 1B BB		0-0 F6			4-0 G5-4-3 BB	2 1 0 0 2 0 0									
Dave Stapleton, R (1.6) OBP: 0.301, SLG: 0.386 Glenn Hoffman, R (8.6) OBP: 0.273, SLG: 0.326		0-0 FC G6-4-3 2-3 3-H			0-0 B5-3-5 2B	0-0 1B 1-3 3-H 1B		0-0 5-3			0-3 K	4 0 2 2 0 0 1 1 0 0 0 0 1 1									
Gary Allenson, R (1.2) OBP: 0.297, SLG: 0.303		0-0 G6-4-3 1-2f			0-0 B5-3-5 2-3f	0-0 1B 1-3 3-H 1B			4-0 SH1-4 BB		0-0 G5-4-3 1-2f	4 0 1 1 1 0 4									
Inning Stats	R: 0 E: 0 K: 0 S: 4	H: 1 LOB: 1 BB: 0 P: 4	R: 1 E: 0 K: 0 S: 4	H: 1 LOB: 1 BB: 0 P: 5	R: 0 E: 0 K: 0 S: 4	H: 1 LOB: 1 BB: 0 P: 4	R: 0 E: 0 K: 1 S: 6	H: 2 LOB: 2 BB: 1 P: 10	R: 0 E: 0 K: 0 S: 3	H: 0 LOB: 0 BB: 0 P: 3	R: 0 E: 0 K: 0 S: 3	H: 0 LOB: 1 BB: 1 P: 7		R: 0 E: 0 K: 0 S: 3	H: 1 LOB: 0 BB: 0 P: 3	R: 0 E: 0 K: 1 S: 4	H: 0 LOB: 0 BB: 1 P: 8	1B: 9 2B: 3 3B: 0 HR: 0	SF: 0 SAC: 2 DP: 5 HBP: 1	WP: 0 PB: 0 SB: 1 CS: 1	PA: 45
PITCHER Pete Vuckovich, R (1.1) ERA: 3.09	IP: 11.0 WLS: W BF: 45 H: 11 R: 3 ER: 1 SO: 2 BB: 4 IBB: 0 HBP: 1 BLK: 0 WP: 0 HR: 0 S: 44 P: 61 ERA: 0.82 WHIP: 1.364																				

livebaseballscorecards.com

AB	38
R	3
H	11
RBI	3
BB	4
SO	2
LOB	22



Batter	1	2	3	4	5	6	7	8	9	10	11	AB R H RBI BB SO LOB
Paul Molitor, R OBP: 0.363, SLG: 0.446 (1, 5)	K		F9			4-3 3B		B3-6-4		L9		5 1 1 0 0 1 3
Robin Yount, R OBP: 0.376, SLG: 0.569 (1, 6)	K		K			6-3		F9			SH1-3 1B SF7 1B	5 1 1 0 0 2 2
Cecil Cooper, L OBP: 0.344, SLG: 0.531 (1, 3)	F7					4-3 2B			F7		SH1-3 1B	5 0 2 1 0 0 0
Ted Simmons, S OBP: 0.306, SLG: 0.434 (1, 2)		F9				6-3			F7		SH1-3	4 0 0 0 0 0 1
Ben Oglivie, L OBP: 0.325, SLG: 0.443 (1, 7)		F3				6-3		G3			SH1-3 IBB	4 1 1 1 1 0 1
Gorman Thomas, R OBP: 0.350, SLG: 0.530 (1, 8)		HR				F2			HR		SF7	4 1 2 2 0 1 1
Roy Howell, L OBP: 0.304, SLG: 0.359 (1, 10)		1-3				F9		F7		4-3		4 0 0 0 0 0 1
Charlie Moore, R OBP: 0.299, SLG: 0.364 (1, 9)						F6		K		E5 1B		4 0 2 0 0 1 1
Jim Gantner, L OBP: 0.345, SLG: 0.383 (1, 4)			F8			F8				L9		4 0 1 0 0 0 2

Inning Stats	R: 0	H: 0	R: 1	H: 1	R: 0	H: 1	R: 0	H: 0	R: 1	H: 1	R: 0	H: 1	R: 0	H: 1	R: 1	H: 1	R: 0	H: 1	R: 1	H: 1	R: 0	H: 1	R: 1	H: 2
	E: 0	LOB: 0	E: 0	LOB: 0	E: 0	LOB: 1	E: 0	LOB: 0	E: 0	LOB: 1	E: 0	LOB: 0	E: 0	LOB: 0	E: 0	LOB: 0	E: 0	LOB: 0	E: 0	LOB: 0	E: 1	LOB: 1	E: 0	LOB: 2
	K: 2	BB: 0	K: 0	BB: 0	K: 1	BB: 0	K: 0	BB: 0	K: 1	BB: 0	K: 0	BB: 0	K: 0	BB: 0	K: 1	BB: 0	K: 0	BB: 0	K: 1	BB: 0	K: 0	BB: 0	K: 0	BB: 1
	S: 7	P: 7	S: 4	P: 4	S: 6	P: 6	S: 4	P: 4	S: 3	P: 3	S: 4	P: 4	S: 6	P: 6	S: 3	P: 3	S: 4	P: 4	S: 6	P: 6	S: 4	P: 4	S: 4	P: 8


BOTTOM

Boston Red Sox @ Milwaukee Brewers
 Milwaukee County Stadium, Milwaukee, WI

Mon Sep 20 1982, 8:05 PM EDT
 Att. 13,641 - Unknown - 51 F

AB	39
R	4
H	10
RBI	4
BB	1
SO	5
LOB	12

WP: 0 PA: 42
 PB: 0
 SB: 0
 CS: 0



Batter	1	2	3	4	5	6	7	8	9	AB R H RBI BB SO LOB	TOP
Jerry Remy, L (1, 4) OBP: 0.339, SLG: 0.328 Marty Barrett, R (4, 4) OBP: 0.250, SLG: 0.250	0-0 6-3		0-0 G1-4-3 1B			0-0 1B		0-0 6-3		2 0 1 0 0 0 0 2 0 1 0 0 0 0	
Dwight Evans, R (1, 9) OBP: 0.398, SLG: 0.507	0-0 1B		0-0 G1-4-3 1-2f			0-0 F8		0-0 6-3		4 0 1 0 0 0 2	
Jim Rice, R (1, 7) OBP: 0.375, SLG: 0.491	4-0 1-2 BB			0-0 F4		0-0 F4		0-0 6-3		3 0 0 0 1 0 1	
Tony Perez, R (1, 10) OBP: 0.323, SLG: 0.424	0-3 K			0-3 K		0-0 5-3		0-3 K		4 0 0 0 0 3 3	
Wade Boggs, L (1, 3) OBP: 0.424, SLG: 0.457	0-0 FC5-4 1-2f			0-0 4-3			0-0 4-3			3 0 0 0 0 0 2	
Dave Stapleton, R (1, 5) OBP: 0.301, SLG: 0.392		0-0 F6			0-0 HR		0-0 4-3			3 1 1 1 0 0 0	
Reid Nichols, R (1, 8) OBP: 0.352, SLG: 0.482		0-0 L5			0-0 F4		0-0 F8			3 0 0 0 0 0 0	
Glenn Hoffman, R (1, 6) OBP: 0.271, SLG: 0.326		0-0 5-3			0-0 6-3			0-0 F9		3 0 0 0 0 0 0	
Gary Allenson, R (1, 2) OBP: 0.293, SLG: 0.295			0-0 4-3		0-0 6-3			0-0 5-3		3 0 0 0 0 0 0	
Inning Stats	R: 0 E: 0 K: 1 S: 6 H: 1 LOB: 2 BB: 1 P: 10	R: 0 E: 0 K: 0 S: 3 H: 0 LOB: 0 BB: 0 P: 3	R: 0 E: 0 K: 0 S: 3 H: 1 LOB: 0 BB: 0 P: 3	R: 0 E: 0 K: 1 S: 5 H: 0 LOB: 0 BB: 0 P: 5	R: 1 E: 0 K: 0 S: 4 H: 1 LOB: 0 BB: 0 P: 4	R: 0 E: 0 K: 0 S: 4 H: 1 LOB: 1 BB: 0 P: 4	R: 0 E: 0 K: 0 S: 3 H: 0 LOB: 0 BB: 0 P: 3	R: 0 E: 0 K: 1 S: 5 H: 0 LOB: 0 BB: 0 P: 5	1B: 3 2B: 0 3B: 0 HR: 1 SF: 0 SAC: 0 DP: 1 HBP: 0	WP: 0 PB: 0 SB: 0 CS: 0 PA: 31	
PITCHER Mike Caldwell, L (1, 1) ERA: 3.74	IP: 9.0 WLS: W BF: 31 H: 4 R: 1 ER: 1 SO: 3 BB: 1 IBB: 0 HBP: 0 BLK: 0 WP: 0 HR: 1 S: 36 P: 40 ERA: 1.00 WHIP: 0.556	PITCHER IP WLS BF H R ER SO BB IBB HBP BLK WP HR S P ERA WHIP									

Boston Red Sox @ Milwaukee Brewers
Milwaukee County Stadium, Milwaukee, WI

AB	30
R	1
H	4
RBI	1
BB	1
SO	3
LOB	8



Wed Sep 22 1982, 8:05 PM EDT
Att. 24,150 - Unknown - 55 F

livebaseballscorecards.com

Batter	1	2	3	4	5	6	7	8	9	AB	R	H	RBI	BB	SO	LOB
Paul Molitor, R OBP: 0.365, SLG: 0.451 (1, 5) BBB	4-0 G6-3 BB		0-0 4-3 SH5-3 1-2 1B	0-0 1-2 1B			0-0 F8			3	0	2	0	1	0	0
Robin Yount, R OBP: 0.375, SLG: 0.562 (1, 6) X	0-0 G6-3 1-2f		0-0 SH5-3 1-2 2-3	0-0 F8			0-0 F8			3	0	0	0	0	0	3
Cecil Cooper, L OBP: 0.349, SLG: 0.534 (1, 3) X	0-0 2B		4-0 FC5 4-3 IBB		4-3			0-0 2B 1B		3	1	2	0	1	0	0
Ted Simmons, S OBP: 0.303, SLG: 0.431 (1, 2) SSS	0-3 K		0-0 4-3 1-2 2-3 3-H		4-3		0-0 F7			4	0	0	1	0	1	4
Ben Oglivie, L OBP: 0.325, SLG: 0.448 (1, 7)		0-0 HR	4-0 IBB		0-0 F8			0-0 1-H L6-5 2B		3	1	2	2	1	0	0
Gorman Thomas, R OBP: 0.348, SLG: 0.524 (1, 8) BBB	4-0 CS BB		0-0 FC5 2-3f		0-0 F8		0-0 F8	0-0 L6-5		3	0	0	0	1	0	4
Roy Howell, L OBP: 0.304, SLG: 0.359 (1, 10) X	0-0 F6			0-0 FC5-4 1B			0-0 4-3			3	0	1	0	0	0	1
Charlie Moore, R OBP: 0.295, SLG: 0.358 (1, 9) X	0-0 6-3 1-2			0-0 FC5-4 1B 1-2f			0-0 6-3			3	0	0	0	0	0	2
Jim Gantner, L OBP: 0.342, SLG: 0.379 (1, 4) X			0-0 E4 SH5-3 4-3 1B	0-0 F8			0-0 3-1			3	1	0	0	0	0	1

Inning Stats	R: 0 E: 0 K: 1 S: 5	H: 1 LOB: 1 BB: 1 P: 9	R: 1 E: 0 K: 0 S: 3	H: 1 LOB: 0 BB: 1 P: 7	R: 1 E: 1 K: 0 S: 5	H: 1 LOB: 3 BB: 2 P: 13	R: 0 E: 0 K: 0 S: 5	H: 2 LOB: 2 BB: 0 P: 5	R: 0 E: 0 K: 0 S: 3	H: 0 LOB: 0 BB: 0 P: 3	R: 0 E: 0 K: 0 S: 3	H: 0 LOB: 0 BB: 0 P: 3	R: 0 E: 0 K: 0 S: 3	H: 0 LOB: 0 BB: 0 P: 3	R: 1 E: 0 K: 0 S: 4	H: 2 LOB: 0 BB: 0 P: 4	1B: 4 2B: 3 3B: 0 HR: 1	SF: 0 SAC: 1 DP: 2 HBP: 0	WP: 0 PB: 0 SB: 0 CS: 1	PA: 33	
PITCHER Brian Denman, R ERA: 5.49 (1, 1)	IP 8.0	WLS L	BF 33	H 7	R 3	ER 2	SO 1	BB 2	IBB 2	HBP 0	BLK 0	WP 0	HR 1	S 31	P 47	ERA 2.25	WHIP 1.125				
PITCHER	IP	WLS	BF	H	R	ER	SO	BB	IBB	HBP	BLK	WP	HR	S	P	ERA	WHIP				


BOTTOM

Boston Red Sox @ Milwaukee Brewers
Milwaukee County Stadium, Milwaukee, WI

Wed Sep 22 1982, 8:05 PM EDT
Att: 24,150 - Unknown - 55 F

livebaseballscorecards.com

AB	28
R	3
H	7
RBI	3
BB	4
SO	1
LOB	15



Batter	1	2	3	4	5	6	7	8	9	AB R H RBI BB SO LOB	TOP																													
Willie Randolph, R (1, 4) OBP: 0.362, SLG: 0.342	0-0 F9		0-0 2B 1B		0-0 6-3			0-0 6-3		4 1 1 0 0 0 1																														
Dave Collins, S (1, 9) OBP: 0.314, SLG: 0.326	0-3 K		0-0 1-H 2B			0-0 F9		0-0 1B		4 0 2 1 0 1 0																														
Jerry Mumphy, S (1, 8) OBP: 0.362, SLG: 0.433	0-0 F8		0-3 K			0-0 FC5-4 1B		0-3 K		4 0 1 0 0 2 2																														
Dave Winfield, R (1, 7) OBP: 0.322, SLG: 0.549		0-3 K		0-3 K		0-0 F3		0-0 F9		4 0 0 0 0 2 1																														
Lou Piniella, R (1, 10) OBP: 0.361, SLG: 0.461		0-0 HR		0-0 1-3		0-0 FC5-4 1-2f		0-0 F4		4 1 1 1 0 0 1																														
Roy Smalley, S (1, 5) OBP: 0.348, SLG: 0.422		0-3 K		0-3 K			0-0 F8		0-0 F8	4 0 0 0 0 2 0																														
Steve Balboni, R (1, 3) OBP: 0.247, SLG: 0.292		0-3 K			0-0 G6-4-3 1B 1B		0-0 F7			3 0 1 0 0 1 0																														
Rick Cerone, R (1, 2) OBP: 0.258, SLG: 0.282			0-0 5-3		0-0 G6-4-3 1-2 1B		0-0 L6			3 0 1 0 0 0 0																														
Andre Robertson, R (1, 6) OBP: 0.266, SLG: 0.333			0-0 F8		0-0 G6-4-3 1-2f 2-3			0-3 K		2 0 0 0 0 0 2																														
Barry Evans, R (8, PH) OBP: 0.323, SLG: 0.231 (8, 6)										1 0 0 0 0 1 0																														
Inning Stats	R: 0 E: 0 K: 1 S: 5	H: 0 LOB: 0 BB: 0 P: 5	R: 1 E: 0 K: 3 S: 10	H: 1 LOB: 0 BB: 0 P: 10	R: 1 E: 0 K: 1 S: 7	H: 2 LOB: 1 BB: 0 P: 7	R: 0 E: 0 K: 2 S: 7	H: 0 LOB: 0 BB: 0 P: 7	R: 0 E: 0 K: 0 S: 4	H: 2 LOB: 1 BB: 0 P: 4	R: 0 E: 0 K: 0 S: 4	H: 1 LOB: 1 BB: 0 P: 4	R: 0 E: 0 K: 0 S: 3	H: 0 LOB: 0 BB: 0 P: 3	R: 0 E: 0 K: 2 S: 8	H: 1 LOB: 1 BB: 0 P: 8	R: 0 E: 0 K: 0 S: 3	H: 0 LOB: 0 BB: 0 P: 3	1B: 5 2B: 1 3B: 0 HR: 1	SF: 0 SAC: 0 DP: 1 HBP: 0	WP: 0 PB: 0 SB: 0 CS: 0	PA: 33																		
PITCHER John Tudor, L (1, 1) ERA: 3.69	IP 9.0	WLS W	BF 33	H 7	R 2	ER 2	SO 9	BB 0	IBB 0	HBP 0	BLK 0	WP 0	HR 1	S 51	P 51	ERA 2.00	WHIP 0.778						PITCHER	IP 9.0	WLS W	BF 33	H 7	R 2	ER 2	SO 9	BB 0	IBB 0	HBP 0	BLK 0	WP 0	HR 1	S 51	P 51	ERA 2.00	WHIP 0.778

New York Yankees @ Boston Red Sox
 Fenway Park, Boston, MA
 Fri Sep 24 1982, 7:05 PM EDT
 Att. 32,077 - Unknown - 66 F

livebaseballscorecards.com

AB	33
R	2
H	7
RBI	2
BB	0
SO	9
LOB	7



Batter	1	2	3	4	5	6	7	8	9
Jerry Remy, L OBP: 0.337, SLG: 0.326 (1, 4)	0-0 F8		0-0 6-3	0-3 K			0-0 L5		
Dwight Evans, R OBP: 0.399, SLG: 0.508 (1, 9)	4-0 BB		0-0 1B 2B			0-0 G3		0-3 K	
Jim Rice, R OBP: 0.373, SLG: 0.487 (1, 7)	0-0 F8		0-3 K			0-3 K		0-0 6-3	
Carl Yastrzemski, L OBP: 0.350, SLG: 0.427 (1, 10)	0-0 G3		0-0 BB 1B			0-0 4-3		0-0 1B	
Carney Lansford, R OBP: 0.364, SLG: 0.453 (1, 5)		0-3 K	4-0 BB			0-0 L6			
Wade Boggs, L OBP: 0.421, SLG: 0.452 (1, 3)		0-0 F7	0-0 F7			0-0 4-3			
Dave Stapleton, R OBP: 0.302, SLG: 0.392 Glenn Hoffman, R OBP: 0.271, SLG: 0.326 (1, 6) (8, 6)		0-3 K		0-0 1B G4-6-3 1B		0-0 4-3			
Rick Miller, L OBP: 0.316, SLG: 0.318 (1, 8)			0-0 2B 6-3 1B	0-0 1B G4-6-3		0-0 F7			
Gary Allenson, R OBP: 0.294, SLG: 0.300 (1, 2)			0-0 2B 2B	0-0 1B G4-6-3		0-3 K			

Inning Stats	R: 0	H: 0	E: 0	K: 0	S: 3	LOB: 1	BB: 1	P: 7
	R: 0	H: 0	E: 0	K: 2	S: 7 <td>LOB: 0</td> <td>BB: 0</td> <td>P: 7 </td>	LOB: 0	BB: 0	P: 7
	R: 3	H: 4	E: 0	K: 1	S: 9 <td>LOB: 2</td> <td>BB: 1</td> <td>P: 13 </td>	LOB: 2	BB: 1	P: 13
	R: 1	H: 2	E: 0	K: 1	S: 6 <td>LOB: 0</td> <td>BB: 0</td> <td>P: 6 </td>	LOB: 0	BB: 0	P: 6
	R: 0	H: 0	E: 0	K: 1	S: 5 <td>LOB: 0</td> <td>BB: 0</td> <td>P: 5 </td>	LOB: 0	BB: 0	P: 5
	R: 0	H: 0	E: 0	K: 0	S: 3 <td>LOB: 0</td> <td>BB: 0</td> <td>P: 3 </td>	LOB: 0	BB: 0	P: 3
	R: 0	H: 0	E: 0	K: 1	S: 5 <td>LOB: 0</td> <td>BB: 0</td> <td>P: 5 </td>	LOB: 0	BB: 0	P: 5
	R: 0	H: 1	E: 0	K: 1	S: 5 <td>LOB: 1</td> <td>BB: 0</td> <td>P: 5 </td>	LOB: 1	BB: 0	P: 5

PITCHER	IP	WLS	BF	H	R	ER	SO	BB	IBB	HBP	BLK	WP	HR	S	P	ERA	WHIP
Jay Howell, R ERA: 8.22 (1, 1)	3.0	L	17	6	4	4	3	2	0	0	0	0	0	21	29	12.00	2.667
George Frazier, R ERA: 3.49 (4, 1)	5.0		14	1	0	0	4	0	0	0	0	0	0	22	22	0.00	0.200


BOTTOM

New York Yankees @ Boston Red Sox
Fenway Park, Boston, MA


Fri Sep 24 1982, 7:05 PM EDT
Att: 32,077 - Unknown - 66 F

livebaseballscorecards.com

AB	29
R	4
H	7
RBI	3
BB	2
SO	7
LOB	7



1B: 5	SF: 0	WP: 0	PA: 31
2B: 2	SAC: 0	PB: 0	
3B: 0	DP: 1	SB: 0	
HR: 0	HBP: 0	CS: 0	

Batter	1	2	3	4	5	6	7	8	9	AB R H RBI BB SO LOB	TOP														
Willie Randolph, R (1, 4) OBP: 0.364, SLG: 0.343	0-0 B2		0-0 4-3 1B		0-0 5-3		0-0 1B 1-2 1B		4-0 CS BB	4 0 2 0 1 0 0	<p>New York Yankees @ Boston Red Sox Fenway Park, Boston, MA</p> <p>Sat Sep 25 1982, 3:33 AM EDT Att. 33,559 - Unknown - 68 F</p> <p>livebaseballscorecards.com</p> <table border="1"> <tr><td>AB</td><td>37</td></tr> <tr><td>R</td><td>6</td></tr> <tr><td>H</td><td>11</td></tr> <tr><td>RBI</td><td>6</td></tr> <tr><td>BB</td><td>2</td></tr> <tr><td>SO</td><td>7</td></tr> <tr><td>LOB</td><td>16</td></tr> </table> 	AB	37	R	6	H	11	RBI	6	BB	2	SO	7	LOB	16
AB	37																								
R	6																								
H	11																								
RBI	6																								
BB	2																								
SO	7																								
LOB	16																								
Dave Collins, S (1, 9) OBP: 0.313, SLG: 0.324	0-0 S 1B		0-0 4-3			0-0 F9	0-3 K	0-3 K	5 0 1 1 0 2 4																
Jerry Mumphrey, S (1, 8) OBP: 0.361, SLG: 0.430	0-0 F7		0-0 F9			0-0 4-3	0-0 1B	0-3 K	5 0 1 1 0 1 3																
Dave Winfield, R (1, 7) OBP: 0.323, SLG: 0.550	0-0 6-3			0-0 5-3		0-0 2B	4-0 FC4-6 IBB		3 0 1 0 1 0 1																
Oscar Gamble, L (1, 10) OBP: 0.386, SLG: 0.534 Lou Piniella, R (7, PH) OBP: 0.360, SLG: 0.459		0-3 K		0-0 F9		0-0 F8	0-0 FC4-6		3 0 0 0 0 1 1 1 0 0 0 0 0 3																
Roy Smalley, S (1, 5) OBP: 0.348, SLG: 0.422		0-3 K		0-3 K			0-0 E9 HR	0-0 3-1 1B 2B	4 2 1 0 0 2 0																
Steve Balboni, R (1, 3) OBP: 0.247, SLG: 0.329		0-3 K			0-0 HR		0-0 F7	0-0 3-1	4 1 1 1 0 1 2																
Rick Cerone, R (1, 2) OBP: 0.265, SLG: 0.300			0-0 1B 4-3 1B		0-0 P4		0-0 HR	0-0 G6-4-3 1B	4 2 3 3 0 0 0																
Andre Robertson, R (1, 6) OBP: 0.265, SLG: 0.330			0-0 F8		0-0 F7		0-0 1B 1B	0-0 G6-4-3	4 1 1 0 0 0 2																
Inning Stats	R: 0 E: 0 K: 0 S: 4	H: 1 LOB: 1 BB: 0 P: 4	R: 0 E: 0 K: 3 S: 9	H: 0 LOB: 0 BB: 0 P: 9	R: 1 E: 0 K: 0 S: 5	H: 2 LOB: 1 BB: 0 P: 5	R: 0 E: 0 K: 1 S: 5	H: 0 LOB: 0 BB: 0 P: 5	R: 1 E: 0 K: 0 S: 4	H: 1 LOB: 0 BB: 0 P: 4	R: 0 E: 0 K: 0 S: 4	H: 1 LOB: 1 BB: 0 P: 4	R: 3 E: 1 K: 1 S: 10	H: 4 LOB: 3 BB: 1 P: 14	R: 1 E: 0 K: 0 S: 4	H: 2 LOB: 0 BB: 0 P: 4	R: 0 E: 0 K: 2 S: 6	H: 0 LOB: 0 BB: 1 P: 10	1B: 7 2B: 2 3B: 0 HR: 2	SF: 0 SAC: 0 DP: 1 HBP: 0	WP: 0 PB: 0 SB: 1 CS: 1	PA: 39			
PITCHER	IP WLS BF H R ER SO BB IBB HBP BLK WP HR S P ERA WHIP																				IP WLS BF H R ER SO BB IBB HBP BLK WP HR S P ERA WHIP				
Dennis Eckerley, R (1, 1) ERA: 3.69	6.2 L 30 9 5 3 5 0 0 0 0 0 2 40 40 4.05 1.350																								
Tom Burgmeier, L (7, 1) ERA: 2.41	0.0 1 0 0 0 0 0 0 1 0 0 0 0 0 4 ∞ ∞																								
Luis Aponte, R (7, 1) ERA: 3.29	2.1 8 2 1 1 2 1 0 0 0 0 0 0 11 15 3.86 1.286																								

Batter	1	2	3	4	5	6	7	8	9	AB R H RBI BB SO LOB
Jerry Remy, L (1, 4) OBP: 0.336, SLG: 0.325	0-3 K		0-0 FC6-4 1B		0-0 B3		0-0 3-1		0-0 4-3	5 0 1 0 0 1 0
Dwight Evans, R (1, 9) OBP: 0.399, SLG: 0.508	0-0 2B		0-0 FC6-4 G5-4-3 1-2f		4-0 1B 2B BB		0-3 K		0-3 K	4 1 1 0 1 2 1
Jim Rice, R (1, 7) OBP: 0.375, SLG: 0.488	4-0 BB		0-0 G5-4-3 1-2f		0-0 2B 1B		0-0 1B			3 0 2 0 1 0 1
Dave Stapleton, R (1, 5) OBP: 0.303, SLG: 0.393	0-0 F7			4-0 SH1-4 BB		0-0 1-3 2B		0-3 K		3 0 1 1 1 1 3
Wade Boggs, L (1, 3) OBP: 0.417, SLG: 0.448	0-0 F7			0-0 SH1-4 1-2		0-3 K		0-0 4-3		3 0 0 0 0 1 4
Tony Perez, R (1, 10) OBP: 0.322, SLG: 0.425		0-0 6-3		0-0 E5		0-0 F8 2B		0-0 L9		4 0 1 0 0 0 1
Reid Nichols, R (1, 8) OBP: 0.354, SLG: 0.486		0-0 1B 2B		0-0 F8		0-0 P4		0-0 1B		4 1 2 0 0 0 3
Glenn Hoffman, R (1, 6) OBP: 0.271, SLG: 0.325		0-0 CS 1B		0-0 F7		0-0 F8 2-3		0-0 P5		4 0 1 1 0 0 4
Gary Allenson, R (1, 2) OBP: 0.290, SLG: 0.295		0-3 K			0-0 5-3		0-0 F8		0-0 L8	4 0 0 0 0 1 2

Inning Stats	R: 0	H: 1	E: 0	K: 1	S: 6	LOB: 2	BB: 1	P: 10	R: 1	H: 2	E: 0	K: 1	S: 6	LOB: 0	BB: 0	P: 6	R: 0	H: 1	E: 0	K: 0	S: 3	LOB: 0	BB: 0	P: 3	R: 0	H: 0	E: 1	K: 0	S: 4	LOB: 2	BB: 1	P: 8	R: 1	H: 2	E: 0	K: 1	S: 7	LOB: 2	BB: 1	P: 11	R: 0	H: 1	E: 0	K: 0	S: 4	LOB: 1	BB: 0	P: 4	R: 0	H: 1	E: 0	K: 2	S: 8	LOB: 1	BB: 0	P: 8	R: 0	H: 1	E: 0	K: 0	S: 4	LOB: 1	BB: 0	P: 4	R: 0	H: 0	E: 0	K: 1	S: 5	LOB: 0	BB: 0	P: 5	1B: 5	2B: 4	3B: 0	HR: 0	SF: 0	SAC: 1	DP: 1	HBP: 0	WP: 0	PB: 0	SB: 0	CS: 1	PA: 38
PITCHER Shane Rawley, L (1, 1) ERA: 3.96	IP	WLS	BF	H	R	ER	SO	BB	IBB	HBP	BLK	WP	HR	S	P	ERA	WHIP																			IP	WLS	BF	H	R	ER	SO	BB	IBB	HBP	BLK	WP	HR	S	P	ERA	WHIP																																	

BOTTOM

New York Yankees @ Boston Red Sox
 Fenway Park, Boston, MA
 Sat Sep 25 1982, 3:33 AM EDT
 Att: 33,559 - Unknown - 68 F

AB	34
R	2
H	9
RBI	2
BB	3
SO	6
LOB	19



Batter	1	2	3	4	5	6	7	8	9	AB R H RBI BB SO LOB	TOP						
Willie Randolph, R (1, 4) OBP: 0.366, SLG: 0.345	0-0 G6-3 1B		0-0 S 1B			4-0 E G3 G3 BB	0-0 5-3			3 1 2 0 1 0 1	New York Yankees @ Boston Red Sox Fenway Park, Boston, MA Sun Sep 26 1982, 3:33 AM EDT Att. 32,793 - Cloudy - 56 F						
Dave Collins, S (1, 9) OBP: 0.309, SLG: 0.320	0-0 G6-3 1-2f		0-3 K			0-0 G3	0-3 K			4 0 0 0 0 2 4							
Jerry Mumphrey, S (1, 8) OBP: 0.360, SLG: 0.427	4-0 FC5-4 BB		0-3 K			0-0 G3		0-0 4-3		3 0 0 1 1 1 1							
Dave Winfield, R (1, 7) OBP: 0.325, SLG: 0.552	0-0 FC5-4 1-2f			0-0 6-3		0-0 1B 2B		0-0 G1-6-3 1B		4 1 2 0 0 0 1							
Oscar Gamble, L (1, 10) OBP: 0.384, SLG: 0.530		0-0 P6		0-0 E4 CS		0-0 1B 1B		0-0 G1-6-3 1-2f		4 0 1 1 0 0 1							
Roy Smalley, S (1, 5) OBP: 0.347, SLG: 0.421		0-3 K		0-3 K 1-2		0-0 1B		0-0 F9		4 0 1 0 0 2 1							
Steve Balboni, R (1, 3) OBP: 0.247, SLG: 0.338		0-0 2B			0-3 K	0-0 4-3		0-0 P5		4 0 1 0 0 1 2							
Rick Cerone, R (1, 2) OBP: 0.261, SLG: 0.296		0-0 6-3			0-0 F8		0-3 K	0-0 6-3		4 0 0 0 0 1 1							
Andre Robertson, R (1, 6) OBP: 0.267, SLG: 0.330			0-3 K2-3		0-0 4-3		0-0 5-3 1B			3 0 1 0 0 1 0							
Inning Stats	R: 0 H: 1 E: 0 LOB: 1 K: 0 BB: 1 S: 3 P: 7	R: 0 H: 1 E: 0 LOB: 1 K: 1 BB: 0 S: 6 P: 6	R: 0 H: 1 E: 0 LOB: 1 K: 3 BB: 0 S: 10 P: 10	R: 0 H: 0 E: 1 LOB: 0 K: 1 BB: 0 S: 5 P: 5	R: 0 H: 0 E: 0 LOB: 0 K: 1 BB: 0 S: 5 P: 5	R: 2 H: 3 E: 1 LOB: 2 K: 0 BB: 1 S: 6 P: 10	R: 0 H: 1 E: 0 LOB: 1 K: 2 BB: 0 S: 8 P: 8	R: 0 H: 1 E: 0 LOB: 0 K: 0 BB: 0 S: 3 P: 3	R: 0 H: 0 E: 0 LOB: 0 K: 0 BB: 0 S: 3 P: 3	1B: 6 SF: 0 2B: 2 SAC: 0 3B: 0 DP: 2 HR: 0 HBP: 0	WP: 0 PA: 35 PB: 0 SB: 1 CS: 1						
PITCHER	IP WLS BF H R ER SO BB IBB HBP BLK WP HR S P ERA WHIP																
Mike Torrez, R (1, 1) ERA: 5.41	5.2	24	6	2	2	6	2	0	0	0	0	0	0	34	42	3.18	1.412
Bob Stanley, R (6, 1) ERA: 3.14	3.1	W	11	2	0	0	2	0	0	0	0	0	0	15	15	0.00	0.600

livebaseballscorecards.com

AB	33
R	2
H	8
RBI	2
BB	2
SO	8
LOB	12



Batter	1	2	3	4	5	6	7	8	9
Jerry Remy, L (1, 4) OBP: 0.337, SLG: 0.325	0-3 K		4-0 HR BB		0-0 SH 1B		0-0 3B 1B	0-3 K	
Dwight Evans, R (1, 9) OBP: 0.400, SLG: 0.513	0-0 P4		0-0 HR		0-0 1B		0-0 P4	4-0 BB	
Jim Rice, R (1, 7) OBP: 0.374, SLG: 0.489	0-0 F7		0-0 F8		0-0 F2		0-0 3B	0-0 F9	
Tony Perez, R (1, 10) OBP: 0.325, SLG: 0.424		0-0 FC6-4 1B	4-0 BB		0-3 K		0-3 K		
Dave Stapleton, R (1, 5) OBP: 0.304, SLG: 0.396		0-0 FC6-4 1B	0-0 1-3		0-3 K			0-0 2B 1B 2B	
Wade Boggs, L (1, 3) OBP: 0.415, SLG: 0.448		0-0 FC6-4		0-0 P6		0-0 4-3		0-0 1B BB 2B	
Reid Nichols, R (1, 8) OBP: 0.353, SLG: 0.482		0-3 K		0-0 F7		0-0 F8		0-0 BB S 1B	
Glenn Hoffman, R (1, 6) OBP: 0.268, SLG: 0.322		0-0 F9		0-0 5-3		0-0 F8		0-0 F9	
Gary Allenson, R (1, 2) OBP: 0.293, SLG: 0.292			0-0 F7		4-0 1B SH BB		0-0 5-3	4-0 BB	

Inning Stats	R: 0 E: 0 K: 1 S: 5	H: 0 LOB: 0 BB: 0 P: 5	R: 0 E: 0 K: 1 S: 7	H: 2 LOB: 2 BB: 0 P: 7	R: 2 E: 0 K: 0 S: 4	H: 1 LOB: 1 BB: 2 P: 12	R: 0 E: 0 K: 0 S: 3	H: 0 LOB: 0 BB: 0 P: 3	R: 0 E: 0 K: 2 S: 9	H: 1 LOB: 3 BB: 1 P: 13	R: 0 E: 0 K: 0 S: 3	H: 0 LOB: 0 BB: 0 P: 3	R: 1 E: 0 K: 1 S: 7	H: 2 LOB: 1 BB: 0 P: 7	R: 2 E: 0 K: 1 S: 8	H: 3 LOB: 3 BB: 2 P: 16
--------------	------------------------------	---------------------------------	------------------------------	---------------------------------	------------------------------	----------------------------------	------------------------------	---------------------------------	------------------------------	----------------------------------	------------------------------	---------------------------------	------------------------------	---------------------------------	------------------------------	----------------------------------

PITCHER															PITCHER																																			
IP	WLS	BF	H	R	ER	SO	BB	IBB	HBP	BLK	WP	HR	S	P	ERA	WHIP	IP	WLS	BF	H	R	ER	SO	BB	IBB	HBP	BLK	WP	HR	S	P	ERA	WHIP																	
Ron Guidry, L (1, 1) ERA: 3.93	7.0	L	33	8	5	5	3	0	0	0	0	1	40	52	6.43	1.571	Mike Morgan, R (8, 1) ERA: 4.36	0.1	3	1	0	0	0	1	0	0	0	0	0	0	0.00	6.000	Rudy May, L (8, 1) ERA: 2.96	0.2	3	0	0	0	1	1	0	0	0	0	0	0	0	0	0.00	1.500


BOTTOM

New York Yankees @ Boston Red Sox
Fenway Park, Boston, MA

Sun Sep 26 1982, 3:33 AM EDT
Att: 32,793 - Cloudy - 56 F

AB	R	H	RBI	BB	SO	LOB
3	2	1	0	1	2	3
4	1	2	3	1	0	1
5	0	1	1	0	0	6
3	0	1	0	1	2	4
4	1	2	0	0	1	4
4	1	1	0	0	0	2
4	0	1	1	0	1	2
4	0	0	0	0	0	4
2	0	0	0	2	0	0

AB	33
R	5
H	9
RBI	5
BB	5
SO	6
LOB	26



WP: 0	PA: 39
PB: 0	SB: 1
CS: 0	

livebaseballscorecards.com

Batter	1	2	3	4	5	6	7	8	9	AB R H RBI BB SO LOB	TOP											
Willie Randolph, R (1, 4) OBP: 0.365, SLG: 0.345	0-0 E6 2B	0-0 1-3		0-0 1B 2B		0-0 5-3		0-0 G6-4-3 1-2f		5 2 1 0 0 0 1												
Dave Collins, S (1, 9) OBP: 0.313, SLG: 0.325	0-0 1B 2B	0-0 6-3		0-0 1B E 1B		0-0 P6		1-0 HBP		4 2 2 2 0 0 0												
Jerry Mumphrey, S (1, 8) OBP: 0.362, SLG: 0.436	0-0 1B 1B	0-0 P6		0-0 E 1B			0-0 HR	0-3 K		5 2 3 2 0 1 1												
Dave Winfield, R (1, 7) OBP: 0.329, SLG: 0.557	4-0 1B HR BB		0-0 G3 2B	0-0 E5 1-2 3-H		0-0 FC4-6 1B		0-0 2B		4 1 3 0 1 0 1												
Oscar Gamble, L (1, 10) OBP: 0.379, SLG: 0.521	0-0 F9		0-0 G3 2-3	0-0 G3		0-0 FC4-6 1B WP		0-3 K		5 1 0 0 0 1 6												
Roy Smalley, S (1, 5) OBP: 0.347, SLG: 0.421	0-0 HR 1B		0-0 P6		0-0 F7		0-0 1B 1-H	0-0 4-3		5 1 2 2 0 0 1												
Steve Balboni, R (1, 3) OBP: 0.236, SLG: 0.321	0-3 K		0-3 K		0-0 F8		0-0 F7			4 0 0 0 0 2 4												
Rick Cerone, R (1, 2) OBP: 0.261, SLG: 0.306	0-0 HR			0-0 5-3	0-0 5-3		0-0 P4			4 1 1 3 0 0 1												
Andre Robertson, R (1, 6) OBP: 0.267, SLG: 0.327	0-0 6-3			0-0 5-3		0-3 K		0-0 G6-4-3 1B		4 0 1 0 0 1 0												
Inning Stats	R: 6 E: 1 K: 1 S: 10	H: 4 LOB: 0 BB: 1 P: 14	R: 0 E: 0 K: 1 S: 3	H: 0 LOB: 0 BB: 0 P: 3	R: 0 E: 0 K: 1 S: 6	H: 1 LOB: 1 BB: 0 P: 6	R: 2 E: 1 K: 0 S: 7	H: 3 LOB: 2 BB: 0 P: 7	R: 0 E: 0 K: 0 S: 3	H: 0 LOB: 0 BB: 0 P: 3	R: 0 E: 0 K: 1 S: 5	H: 0 LOB: 0 BB: 0 P: 5	R: 2 E: 0 K: 0 S: 6	H: 3 LOB: 1 BB: 0 P: 6	R: 0 E: 0 K: 1 S: 5	H: 1 LOB: 1 BB: 0 P: 6	R: 0 E: 0 K: 1 S: 5	H: 1 LOB: 0 BB: 0 P: 5	1B: 7 2B: 4 3B: 0 HR: 2	SF: 0 SAC: 0 DP: 1 HBP: 1	WP: 1 PB: 0 SB: 1 CS: 0	PA: 42
PITCHER	IP WLS BF H R ER SO BB IBB HBP BLK WP HR S P ERA WHIP																					
Brian Denman, R (1, 1) ERA: 5.85	0.2 L 8 4 6 2 1 1 0 0 0 0 0 1 9 13 27.00 7.500																					
Tom Burgmeier, L (1, 1) ERA: 2.36	2.1 8 1 0 0 1 0 0 0 0 0 0 0 10 10 0.00 0.429																					
Steve Crawford, R (4, 1) ERA: 1.29	2.0 10 3 2 1 0 0 0 0 0 0 0 0 10 10 4.50 1.500																					
Oil Can Boyd, R (6, 1) ERA: 4.91	2.0 9 3 2 2 1 0 0 0 0 0 1 1 11 11 9.00 1.500																					
Mark Clear, R (8, 1) ERA: 2.82	1.0 4 1 0 0 1 0 0 0 1 0 0 0 5 6 0.00 1.000																					
PITCHER	IP WLS BF H R ER SO BB IBB HBP BLK WP HR S P ERA WHIP																					
Mike Brown, R (9, 1) ERA:	1.0 3 1 0 0 1 0 0 0 0 0 0 0 5 5 0.00 1.000																					

New York Yankees @ Boston Red Sox
 Fenway Park, Boston, MA
 Mon Sep 27 1982, 7:05 PM EDT
 Att. 21,359 - Unknown - 67 F

AB	40
R	10
H	13
RBI	9
BB	1
SO	5
LOB	15



Batter	1	2	3	4	5	6	7	8	9	AB R H RBI BB SO LOB	TOP											
Paul Molitor, R OBP: 0.367, SLG: 0.451 (1, 5) X	0-0 HR 1B	0-0 1-3		0-0 1B 2-3 1B		0-0 F8	0-0 FC5-4 1-2f		0-0 FC6-2 L7-4 1-2 2-3 3-Hf	6 1 2 0 0 0 5												
Robin Yount, R OBP: 0.378, SLG: 0.573 (1, 6) X	0-0 HR 1-H	4-0 BB		0-0 1B 1-2 3-H		0-0 HR 2B 1B	0-0 4-3		0-0 L7-4 1-2	5 2 3 3 1 0 4												
Cecil Cooper, L OBP: 0.344, SLG: 0.527 (1, 3) X	0-0 G3	0-0 F8		0-0 F6		0-0 HR 2B 1-3 2-H		0-0 F8		5 1 1 1 0 0 3												
Ted Simmons, S OBP: 0.301, SLG: 0.434 (1, 2) X	0-0 3-1		0-0 F7	0-0 6-3		0-0 HR 2-H 3-H		0-0 G3		5 1 1 3 0 0 2												
Ben Oglivie, L OBP: 0.330, SLG: 0.453 (1, 7) X	0-0 BB 1B 1B		0-0 6-3		0-0 L9	0-0 2B		0-0 1B		5 1 3 0 0 0 0												
Gorman Thomas, R OBP: 0.347, SLG: 0.522 (1, 8) B B B B	4-0 1B 1-2 BB		0-3 K		0-3 K	0-3 K		0-0 5-3		4 0 0 0 1 3 2												
Roy Howell, L OBP: 0.309, SLG: 0.361 (1, 10) X	0-0 1B 1-2 2-H			0-0 WP 1B 1B	0-0 1B	0-0 F6			0-0 E6 E 1B FC6-2	5 1 3 1 0 0 1	AB 45											
Charlie Moore, R OBP: 0.295, SLG: 0.355 (1, 9) S S S S	0-3 K			0-0 F3 1-2	0-0 F6		0-0 FC5-4 1B		0-0 FC6-2 E 1B 1-2	5 0 2 0 0 1 4	R 9											
Jim Gantner, L OBP: 0.338, SLG: 0.374 (1, 4) X		0-0 3-1		0-0 1B 2-H 1B		0-0 1B 2B 1B	0-0 L5		0-0 E3 FC6-2 1-2 2-3	5 2 2 1 0 0 3	H 17											
Inning Stats	R: 3 E: 0 K: 1 S: 9	H: 4 LOB: 2 BB: 1 P: 13	R: 0 E: 0 K: 0 S: 3	H: 0 LOB: 1 BB: 1 P: 7	R: 0 E: 0 K: 1 S: 5	H: 0 LOB: 0 BB: 0 P: 5	R: 2 E: 0 K: 0 S: 7	H: 4 LOB: 2 BB: 0 P: 7	R: 0 E: 0 K: 1 S: 6	H: 1 LOB: 1 BB: 0 P: 6	R: 4 E: 0 K: 1 S: 10	H: 5 LOB: 1 BB: 0 P: 10	R: 0 E: 0 K: 0 S: 4	H: 1 LOB: 1 BB: 0 P: 4	R: 0 E: 0 K: 0 S: 4	H: 1 LOB: 1 BB: 0 P: 4	R: 0 E: 2 K: 0 S: 5	H: 1 LOB: 2 BB: 0 P: 5	1B: 13 2B: 3 3B: 0 HR: 2	SF: 0 SAC: 0 DP: 1 HBP: 0	WP: 1	PA: 47
PITCHER	IP WLS BF H R ER SO BB IBB HBP BLK WP HR S P ERA WHIP																					
Chuck Rainey, R ERA: 5.02 (1, 1)	3.1 L 20 8 5 5 2 2 0 0 0 0 1 1 22 30 13.50 3.000																					
Bruce Hurst, L ERA: 5.92 (4, 1)	2.0 12 6 4 4 1 0 0 0 0 0 0 1 14 14 18.00 3.000																					
Luis Aponte, R ERA: 3.14 (6, 1)	3.2 15 3 0 0 1 0 0 0 0 0 0 0 17 17 0.00 0.818																					

Milwaukee Brewers @ Boston Red Sox
Fenway Park, Boston, MA
 Tue Sep 28 1982, 7:05 PM EDT
 Att. 19,356 - Unknown - 64 F

livebaseballscorecards.com



Batter	1	2	3	4	5	6	7	8	9	AB R H RBI BB SO LOB
Jerry Remy, L OBP: 0.337, SLG: 0.324 (1, 4)	0-0 F8		0-3 K	0-0 1-2 1B		0-0 G3			0-0 4-3	5 0 1 0 0 1 0
Dwight Evans, R OBP: 0.401, SLG: 0.519 (1, 9) Garry Hancock, L (9, 9)	0-0 HR		4-0 BB BB	0-0 F9			0-0 F9		0-0 G3	3 1 1 1 1 0 2 1 0 0 0 0 0 0
Jim Rice, R OBP: 0.375, SLG: 0.487 (1, 7) Reid Nichols, R (9, 7) OBP: 0.350, SLG: 0.476	0-0 L6		0-0 F7		4-0 FC1-4 BB		0-0 5-3		0-0 L5	3 0 0 0 1 0 1 1 0 0 0 0 0 0
Carl Yastrzemski, L OBP: 0.352, SLG: 0.425 (1, 10)	4-0 BB		4-0 BB	1-2 BB	0-3 K		0-0 F6			2 0 0 0 2 1 1
Carney Lansford, R OBP: 0.362, SLG: 0.449 (1, 5) Dave Stapleton, R (9, 5) OBP: 0.304, SLG: 0.396	0-0 F8		0-0 4-3		0-0 F8			0-0 1B 1B		4 0 1 0 0 0 4 0 0 0 0 0 0 0
Wade Boggs, L OBP: 0.406, SLG: 0.437 (1, 3)		0-0 6-3		0-0 4-3	0-0 FC1-4			0-0 F7		4 0 0 0 0 0 2
Rick Miller, L OBP: 0.320, SLG: 0.323 (1, 8)		4-0 BB		0-0 WP 1B 2B		0-0 F7		0-0 1-2 1B		3 1 2 0 1 0 0
Glenn Hoffman, R OBP: 0.266, SLG: 0.319 (1, 6)		0-0 F9		0-0 1B 2-H 1B		0-0 6-3		0-3 K		4 0 1 1 0 1 3
Gary Allenson, R OBP: 0.296, SLG: 0.305 (1, 2)		0-0 5-3		0-0 F8		0-0 HR		0-3 K		4 1 1 1 0 1 4

Inning Stats	R: 1 E: 0 K: 0 S: 4	H: 1 LOB: 1 BB: 1 P: 8	R: 0 E: 0 K: 0 S: 3	H: 0 LOB: 1 BB: 1 P: 7	R: 0 E: 0 K: 1 S: 5	H: 0 LOB: 2 BB: 2 P: 13	R: 1 E: 0 K: 0 S: 6	H: 3 LOB: 2 BB: 0 P: 6	R: 0 E: 0 K: 1 S: 5	H: 0 LOB: 1 BB: 1 P: 9	R: 1 E: 0 K: 0 S: 4	H: 1 LOB: 0 BB: 0 P: 4	R: 0 E: 0 K: 0 S: 3	H: 0 LOB: 0 BB: 0 P: 3	R: 0 E: 0 K: 2 S: 9	H: 2 LOB: 2 BB: 0 P: 9	R: 0 E: 0 K: 0 S: 3	H: 0 LOB: 0 BB: 0 P: 3	1B: 4 2B: 1 3B: 0 HR: 2	SF: 0 SAC: 0 DP: 0 HBP: 0
--------------	------------------------------	---------------------------------	------------------------------	---------------------------------	------------------------------	----------------------------------	------------------------------	---------------------------------	------------------------------	---------------------------------	------------------------------	---------------------------------	------------------------------	---------------------------------	------------------------------	---------------------------------	------------------------------	---------------------------------	----------------------------------	------------------------------------

PITCHER	IP	WLS	BF	H	R	ER	SO	BB	IBB	HBP	BLK	WP	HR	S	P	ERA	WHIP
Doc Medich, R ERA: 4.88 (1, 1)	6.0	W	28	5	3	3	2	5	0	0	0	1	2	27	47	4.50	1.667
Moose Haas, R ERA: 4.49 (7, 1)	3.0	S	11	2	0	0	2	0	0	0	0	0	0	15	15	0.00	0.667


BOTTOM

Milwaukee Brewers @ Boston Red Sox
Fenway Park, Boston, MA

Tue Sep 28 1982, 7:05 PM EDT
Att: 19,356 - Unknown - 64 F

livebaseballscorecards.com

AB	34
R	3
H	7
RBI	3
BB	5
SO	4
LOB	17



WP: 1	PA: 39
PB: 0	
SB: 0	
CS: 0	

Batter	1	2	3	4	5	6	7	8	9	AB R H RBI BB SO LOB	TOP					
Paul Molitor, R (1, 5) OBP: 0.369, SLG: 0.453	0-0 G3		0-3 K		0-0 E S SF7 1B		0-0 2B		4-0 S HR BB	4 2 2 0 1 1 0						
Robin Yount, R (1, 6) OBP: 0.378, SLG: 0.571	4-0 S BB		4-0 1B BB		0-0 SF7 1-H		0-0 6-3		0-3 K	2 1 0 1 2 1 2						
Cecil Cooper, L (1, 3) OBP: 0.345, SLG: 0.525	0-3 K		0-0 1B 1-2 1B		0-0 F8			0-0 F2	4-0 HR IBB	4 1 1 0 1 1 1						
Ted Simmons, S (1, 2) OBP: 0.304, SLG: 0.435 Marshall Edwards, L (8, PR) OBP: 0.261, SLG: 0.315 Ned Yost, R (8, 2) OBP: 0.324, SLG: 0.438	4-0 1-2 BB		0-0 1-3 2-H 1B		0-0 F9			0-0 BB BB 1B	0-0 1-H 2-H HR	3 0 2 1 1 0 0 0 0 0 0 0 0 0 1 1 1 3 0 0 0						
Gorman Thomas, R (1, 8) OBP: 0.349, SLG: 0.521	0-3 K		0-3 K		0-0 G5-4-3 1B			4-0 BB 1-2 BB	4-0 BB	3 0 1 0 2 2 3						
Ben Oglivie, L (1, 7) OBP: 0.328, SLG: 0.449			0-3 K		0-0 F6		0-3 K	0-3 K	0-0 G3	5 0 0 0 0 3 4						
Don Money, R (1, 10) OBP: 0.360, SLG: 0.531			0-0 HR		4-0 BB		0-0 G5-4-3 1-2f	4-0 1-2 2-3 BB		2 1 1 1 2 0 1						
Charlie Moore, R (1, 9) OBP: 0.293, SLG: 0.352			0-0 1-3		0-0 F8		0-0 1-3	0-0 F3		4 0 0 0 0 0 4						
Jim Gantner, L (1, 4) OBP: 0.335, SLG: 0.370			0-0 F8		0-0 4-3		0-0 6-3		0-0 6-3	4 0 0 0 0 0 1						
Inning Stats	R: 0 E: 0 K: 2 S: 7 H: 0 LOB: 2 BB: 2 P: 15	R: 1 E: 0 K: 1 S: 6 H: 1 LOB: 0 BB: 0 P: 6	R: 1 E: 0 K: 2 S: 8 H: 2 LOB: 1 BB: 1 P: 12	R: 0 E: 0 K: 0 S: 3 H: 0 LOB: 1 BB: 1 P: 7	R: 1 E: 0 K: 0 S: 4 H: 1 LOB: 0 BB: 0 P: 4	R: 0 E: 0 K: 1 S: 5 H: 1 LOB: 0 BB: 0 P: 5	R: 0 E: 0 K: 0 S: 4 H: 1 LOB: 1 BB: 0 P: 4	R: 0 E: 0 K: 1 S: 6 H: 1 LOB: 3 BB: 2 P: 14	R: 3 E: 0 K: 1 S: 6 H: 1 LOB: 1 BB: 3 P: 18	1B: 5 2B: 1 3B: 0 HR: 2 SF: 1 SAC: 0 DP: 1 HBP: 0	WP: 0 PB: 0 SB: 3 CS: 0 PA: 42					
PITCHER	IP WLS BF H R ER SO BB IBB HBP BLK WP HR S P ERA WHIP															
John Tudor, L (1, 1) ERA: 3.63	8.0	35	7	3	2	7	6	0	0	0	0	1	43	67	2.25	1.625
Mark Clear, R (9, 1) ERA: 3.06	1.0	L	7	1	3	3	2	1	0	0	0	1	6	18	27.00	3.000

Milwaukee Brewers @ Boston Red Sox
 Fenway Park, Boston, MA
 Wed Sep 29 1982, 7:05 PM EDT
 Att. 18,390 - Unknown - 54 F

livebaseballscorecards.com

AB 32
 R 6
 H 8
 RBI 6
 BB 9
 SO 8
 LOB 16



Batter	1	2	3	4	5	6	7	8	9	AB R H RBI BB SO LOB
Jerry Remy, L (1, 4) OBP: 0.337, SLG: 0.324	0-0 5-3	0-0 1B		0-3 K			0-0 F8			4 0 1 0 0 1 0
Dwight Evans, R (1, 9) OBP: 0.403, SLG: 0.521	4-0 HR	0-0 1B			0-0 2B		0-3 K			3 1 2 0 1 1 0
Jim Rice, R (1, 7) OBP: 0.374, SLG: 0.491	0-0 HR	0-3 K			0-0 6-3		0-0 F2			4 1 1 2 0 1 4
Carl Yastrzemski, L (1, 10) OBP: 0.351, SLG: 0.424	0-0 1B	0-0 F4			0-0 F3		0-3 K			4 0 1 0 0 1 4
Carney Lansford, R (1, 5) OBP: 0.360, SLG: 0.446	0-0 F8		0-0 F9		0-0 4-3		0-0 L4			4 0 0 0 0 0 2
Wade Boggs, L (1, 3) OBP: 0.404, SLG: 0.433	4-0 BB		0-0 F8		0-3 K		0-0 G3			3 0 0 0 1 1 0
Rick Miller, L (1, 8) OBP: 0.317, SLG: 0.321	0-0 1-3		0-0 G3		0-3 K			0-0 F2	3 0 0 0 0 1 2	
Reid Nichols, R (9, PH) OBP: 0.348, SLG: 0.474									1 0 0 0 0 0 0	
Glenn Hoffman, R (1, 6) OBP: 0.265, SLG: 0.317		0-0 F4		0-0 F8		0-3 K		0-0 F7	3 0 0 0 0 1 0	
Dave Stapleton, R (9, PH) OBP: 0.304, SLG: 0.395									1 0 0 0 0 0 0	
Gary Allenson, R (1, 2) OBP: 0.299, SLG: 0.317		4-0 1B		0-3 K			0-0 HR		0-0 5-3	3 1 1 1 1 1 0

Inning Stats	R: 2	H: 2	E: 0	K: 0	S: 5	LOB: 2	BB: 2	P: 13	R: 0	H: 2	E: 0	K: 1	S: 7	LOB: 3	BB: 1	P: 11	R: 0	H: 0	E: 0	K: 0	S: 3	LOB: 0	BB: 0	P: 3	R: 0	H: 0	E: 0	K: 2	S: 7	LOB: 0	BB: 0	P: 7	R: 0	H: 1	E: 0	K: 0	S: 4	LOB: 1	BB: 0	P: 4	R: 0	H: 0	E: 0	K: 3	S: 9	LOB: 0	BB: 0	P: 9	R: 1	H: 1	E: 0	K: 1	S: 6	LOB: 0	BB: 0	P: 6	R: 0	H: 0	E: 0	K: 1	S: 5	LOB: 0	BB: 0	P: 5	R: 0	H: 0	E: 0	K: 0	S: 3	LOB: 0	BB: 0	P: 3	1B: 3	SF: 0	2B: 1	SAC: 0	3B: 0	DP: 0	HR: 2	HBP: 0	WP: 0	PA: 36
PITCHER	IP	WLS	BF	H	R	ER	SO	BB	IBB	HBP	BLK	WP	HR	S	P	ERA	WHIP																																																																	
Don Sutton, R (1, 1) ERA: 3.09	7.0		30	6	3	3	7	3	0	0	0	0	2	41	53	3.86	1.286																																																																	
Bob McClure, L (8, 1) ERA: 4.21	2.0	W	6	0	0	0	1	0	0	0	0	0	0	8	8	0.00	0.000																																																																	

BOTTOM

Milwaukee Brewers @ Boston Red Sox
 Fenway Park, Boston, MA
 Wed Sep 29 1982, 7:05 PM EDT
 Att: 18,390 - Unknown - 54 F

livebaseballscorecards.com

AB	33
R	3
H	6
RBI	3
BB	3
SO	8
LOB	12



Batter	1	2	3	4	5	6	7	8	9	AB R H RBI BB SO LOB	TOP											
Paul Molitor, R (1, 5) OBP: 0.369, SLG: 0.457	0-3 K		0-0 6-3			0-0 P3		0-0 HR	0-0 FC6-4 1B	5 1 2 2 0 1 1												
Robin Yount, R (1, 6) OBP: 0.378, SLG: 0.571	0-0 6-3			0-0 F4		0-0 2B		0-0 HR 1B	0-0 FC6-4 S	5 1 2 0 0 0 2												
Cecil Cooper, L (1, 3) OBP: 0.344, SLG: 0.527	0-0 4-3			0-0 F5		0-0 F9		0-0 HR	0-0 1-3	5 1 1 2 0 0 3												
Ted Simmons, S (1, 2) OBP: 0.305, SLG: 0.439		0-0 F4		0-0 2B		0-3 K		0-0 2B		4 0 2 0 0 1 1												
Ben Oglivie, L (1, 7) OBP: 0.326, SLG: 0.446		0-0 1-3		0-0 L7			0-0 F7	0-0 1-3		4 0 0 0 0 0 2												
Gorman Thomas, R (1, 8) OBP: 0.349, SLG: 0.519		0-0 F6			0-0 1B		0-0 F3	0-0 6-3		4 0 1 0 0 0 1												
Roy Howell, L (1, 10) OBP: 0.308, SLG: 0.360			0-3 K		0-0 F8		0-0 1B	0-3 K		4 0 1 0 0 2 2												
Charlie Moore, R (1, 9) OBP: 0.294, SLG: 0.353			0-0 S 1B		0-0 F9		0-0 6-3		0-0 FC6-4 1B 1B	4 0 2 0 0 0 2												
Jim Gantner, L (1, 4) OBP: 0.334, SLG: 0.369			0-0 F7 1-2		0-0 F9			0-0 HR 1B	0-0 F7	4 1 1 0 0 0 3												
Inning Stats	R: 0 E: 0 K: 1 S: 5	H: 0 LOB: 0 BB: 0 P: 5	R: 0 E: 0 K: 0 S: 3	H: 0 LOB: 0 BB: 0 P: 3	R: 0 E: 0 K: 1 S: 6	H: 1 LOB: 1 BB: 0 P: 6	R: 0 E: 0 K: 0 S: 4	H: 1 LOB: 1 BB: 0 P: 4	R: 0 E: 0 K: 0 S: 4	H: 1 LOB: 1 BB: 0 P: 4	R: 0 E: 0 K: 1 S: 6	H: 1 LOB: 1 BB: 0 P: 6	R: 0 E: 0 K: 0 S: 4	H: 1 LOB: 1 BB: 0 P: 4	R: 4 E: 0 K: 1 S: 10	H: 5 LOB: 1 BB: 0 P: 10	R: 0 E: 0 K: 0 S: 5	H: 2 LOB: 2 BB: 0 P: 5	1B: 7 2B: 3 3B: 0 HR: 2	SF: 0 SAC: 0 DP: 0 HBP: 0	WP: 0 PB: 0 SB: 2 CS: 0	PA: 39
PITCHER	IP WLS BF H R ER SO BB IBB HBP BLK WP HR S P ERA WHIP																					
Dennis Eckersley, R (1, 1) ERA: 3.73	7.0 W 30 9 4 4 3 0 0 0 0 0 2 36 36 5.14 1.286																					
Bob Stanley, R (8, 1) ERA: 3.1	2.0 S 9 3 0 0 1 0 0 0 0 0 0 0 11 11 0.00 1.500																					

Milwaukee Brewers @ Boston Red Sox
 Fenway Park, Boston, MA
 Thu Sep 30 1982, 7:05 PM EDT
 Att. 21,268 - Unknown - 57 F

AB	39
R	4
H	12
RBI	4
BB	0
SO	4
LOB	17



Batter	1	2	3	4	5	6	7	8	9	AB	R	H	RBI	BB	SO	LOB
Jerry Remy, L OBP: 0.336, SLG: 0.323 (1, 4)	0-0 G6-4-3 1B	0-0 G3		0-0 SH1-4 1-2	0-3 K		0-0 5-3			4	0	1	0	0	1	3
Dwight Evans, R OBP: 0.403, SLG: 0.527 (1, 9)	0-0 G6-4-3 1-2f		0-0 F8	0-0 1B 2B		0-0 L9	0-0 HR			5	2	2	2	0	0	1
Jim Rice, R OBP: 0.378, SLG: 0.494 (1, 7)	0-0 1B 1B		0-0 E 2B 1B	0-0 1B 1B		0-0 1B SF7 1B	0-0 5-3			5	3	4	1	0	0	0
Carl Yastrzemski, L OBP: 0.355, SLG: 0.427 (1, 10)	0-0 1-3 1B		0-0 F9	0-0 1B 1B		0-0 1-2 1B 1B		4-0 FC6-5 SH1-3 BB		4	1	3	0	1	0	1
Carney Lansford, R OBP: 0.359, SLG: 0.444 (1, 5)	0-0 L5		0-0 E6 2B 1-3	0-3 K		0-0 1-2 2-3 1B 1B		0-0 SH1-3		4	0	1	0	0	1	5
Wade Boggs, L OBP: 0.404, SLG: 0.437 (1, 3)		0-0 4-3	0-0 1-3 3-H 2B	0-0 1-3 3-H 1B		0-0 SF7		0-0 FC6-5 HR		4	1	2	3	0	0	1
Rick Miller, L OBP: 0.321, SLG: 0.323 (1, 8)		0-0 S 1B	0-0 IBB	0-0 F6		0-0 FC6-4 1-2 2-H 1B		0-0 HR		3	0	2	1	1	0	2
Tony Perez, R OBP: 0.322, SLG: 0.434 (8, PH)										1	1	1	2	0	0	0
Reid Nichols, R OBP: 0.348, SLG: 0.474 (9, 8)										0	0	0	0	0	0	0
Glenn Hoffman, R OBP: 0.262, SLG: 0.313 (1, 6)		0-0 6-3 1-2	0-0 F8		0-0 1-3	0-0 FC6-4 1-2f		0-0 4-3		5	0	0	0	0	0	6
Gary Allenson, R OBP: 0.305, SLG: 0.316 (1, 2)		4-0 BB		4-0 SH1-4 2B BB	4-0 CS BB		0-3 K			1	1	0	0	3	1	0


Inning Stats	R: 0	H: 3	E: 0	LOB: 2	K: 0	BB: 0	S: 5	P: 5	R: 0	H: 1	E: 0	LOB: 2	K: 0	BB: 1	S: 4	P: 8	R: 1	H: 2	E: 1	LOB: 3	K: 0	BB: 1	S: 6	P: 10	R: 3	H: 4	E: 0	LOB: 2	K: 1	BB: 1	S: 9	P: 13	R: 0	H: 0	E: 0	LOB: 1	K: 1	BB: 1	S: 4	P: 8	R: 2	H: 4	E: 0	LOB: 2	K: 0	BB: 0	S: 7	P: 7	R: 1	H: 1	E: 0	LOB: 0	K: 1	BB: 0	S: 6	P: 6	R: 2	H: 1	E: 0	LOB: 0	K: 0	BB: 1	S: 4	P: 8
--------------	------	------	------	--------	------	-------	------	------	------	------	------	--------	------	-------	------	------	------	------	------	--------	------	-------	------	-------	------	------	------	--------	------	-------	------	-------	------	------	------	--------	------	-------	------	------	------	------	------	--------	------	-------	------	------	------	------	------	--------	------	-------	------	------	------	------	------	--------	------	-------	------	------

PITCHER	IP	WLS	BF	H	R	ER	SO	BB	IBB	HBP	BLK	WP	HR	S	P	ERA	WHIP
Jim Slaton, R ERA: 3.29 (1, 1)	3.1	L	21	8	4	3	0	2	1	0	0	0	0	18	30	8.10	3.000
Jamie Easterly, L ERA: 4.8 (4, 1)	1.2		7	2	0	0	2	1	0	0	0	0	0	10	14	0.00	1.800
Moose Haas, R ERA: 4.56 (6, 1)	1.0		7	4	2	2	0	0	0	0	0	0	0	7	7	18.00	4.000
Pete Ladd, R ERA: 3.94 (7, 1)	1.0		4	1	1	1	1	0	0	0	0	0	1	6	6	9.00	1.000
Dwight Bernard, R ERA: 3.35 (8, 1)	0.1		2	0	1	1	0	1	0	0	0	0	0	1	5	27.00	3.000

BOTTOM

Milwaukee Brewers @ Boston Red Sox
 Fenway Park, Boston, MA
 Thu Sep 30 1982, 7:05 PM EDT
 Att: 21,268 - Unknown - 57 F

AB	36
R	9
H	16
RBI	9
BB	5
SO	3
LOB	19



WP	HR	S	P	ERA	WHIP
0	1	3	3	13.50	1.500

Batter	1	2	3	4	5	6	7	8	9	10	11	12	AB	R	H	RBI	BB	SO	LOB	TOP
Jerry Remy, L OBP: 0.337, SLG: 0.324 Marty Barrett, R OBP: 0.143, SLG: 0.143	(1, 4) X 0-0 F8 1B		(0, 3) ② K		(0, 0) X G6-4-3 1-2f			(0, 0) X F9			(0, 0) X G3		2 0 1 0 0 1 0 3 0 0 0 0 0 2							
Dwight Evans, R OBP: 0.403, SLG: 0.531 Garry Hancock, L (6, 9)	(1, 9) X 0-0 F8 1-2		(0, 0) X HR				(0, 0) X P4	(0, 0) X P6			(0, 0) X 4-3		3 1 1 1 0 0 1 2 0 0 0 0 0 1							
Jim Rice, R OBP: 0.376, SLG: 0.491 Rick Miller, L OBP: 0.324, SLG: 0.327	(1, 7) S (6, 8) S 0-3 K		(0, 0) X 5-3				(0, 0) X F8				(0, 0) X 1B		3 0 0 0 0 0 1 1 2 0 2 0 0 0 0 0							
Tony Perez, R OBP: 0.319, SLG: 0.433	(1, 10) X 0-0 F7			(0, 0) X F8 2B			(0, 0) X 4-3			(0, 3) S K	(0, 0) X CS 1B		5 0 1 0 0 1 2							
Wade Boggs, L OBP: 0.304, SLG: 0.436	(1, 3) X 0-0 FC1-6 1B			(0, 0) X F8 2-3			(0, 0) X F5			(0, 0) X F8			5 1 2 0 0 0 2							
Dave Stapleton, R OBP: 0.303, SLG: 0.397	(1, 5) S 0-3 K			(0, 0) X P3			(0, 0) X F8			(0, 0) X F8			5 1 1 1 0 1 3							
Reid Nichols, R OBP: 0.341, SLG: 0.464	(1, 8) X (6, 7) X 0-0 P4			(0, 0) X F8			(0, 0) X P4				(0, 0) X 5-3		5 0 0 1 0 0 2							
Glenn Hoffman, R OBP: 0.251, SLG: 0.312 Julio Valdez, S OBP: 0.308, SLG: 0.385	(1, 6) X (5, 6) S 0-0 FC1-6 1-2f			(0, 3) S K			(0, 3) S K				(0, 0) X F9		2 0 0 0 0 1 1 3 0 0 0 0 2 0							
Gary Allenson, R OBP: 0.306, SLG: 0.314 Marc Sullivan, R OBP: 0.500, SLG: 0.500	(1, 2) X (7, 2) S 0-3 K			(0, 0) X G6-4-3 BB			(0, 0) X 1B				(0, 3) S K		1 0 0 0 1 1 0 2 0 1 0 0 1 0							
Inning Stats	R: 0 H: 1 E: 0 LOB: 1 K: 1 BB: 0 S: 6 P: 6	R: 0 H: 1 E: 0 LOB: 1 K: 1 BB: 0 S: 6 P: 6	R: 0 H: 1 E: 0 LOB: 0 K: 2 BB: 0 S: 8 P: 8	R: 0 H: 1 E: 0 LOB: 1 K: 0 BB: 0 S: 4 P: 4	R: 0 H: 0 E: 0 LOB: 0 K: 1 BB: 1 S: 4 P: 8	R: 0 H: 0 E: 0 LOB: 0 K: 0 BB: 0 S: 3 P: 3	R: 0 H: 0 E: 0 LOB: 0 K: 0 BB: 0 S: 3 P: 3	R: 0 H: 1 E: 0 LOB: 1 K: 1 BB: 0 S: 6 P: 6	R: 0 H: 1 E: 0 LOB: 1 K: 1 BB: 0 S: 6 P: 6	R: 0 H: 0 E: 0 LOB: 0 K: 1 BB: 0 S: 5 P: 5	R: 0 H: 1 E: 0 LOB: 0 K: 0 BB: 0 S: 3 P: 3	R: 2 H: 2 E: 0 LOB: 0 K: 1 BB: 0 S: 7 P: 7	1B: 6 SF: 0 2B: 1 SAC: 0 3B: 1 DP: 1 HR: 1 HBP: 0	WP: 0 PA: 45 PB: 0 SB: 0 CS: 1						
PITCHER	IP WLS BF H R ER SO BB IBB HBP BLK WP HR S P ERA WHIP																			
Ron Guidry, L ERA: 3.81	(1, 1) 9.0 33 6 1 1 7 1 0 0 0 0 0 1 46 50 1.00 0.778																			
Mike Morgan, R ERA: 4.37	(10, 1) 3.0 11 3 2 2 2 0 0 0 0 0 0 15 15 6.00 1.000																			

Boston Red Sox @ New York Yankees
 Yankee Stadium, Bronx, NY
 Fri Oct 01 1982, 7:05 PM EDT
 Att. 26,142 - Unknown - 74 F

AB	43
R	3
H	9
RBI	3
BB	1
SO	9
LOB	15



WP: 0	PA: 45
PB: 0	
SB: 0	
CS: 1	

livebaseballscorecards.com

Batter	1	2	3	4	5	6	7	8	9	AB	R	H	RBI	BB	SO	LOB
Dave Collins, S OBP: 0.311, SLG: 0.315 (1, 9) X	0-0 4-3 ①		0-3 K ③		0-0 F8 1-2 ③			0-0 FC6-4 1B ②		4	0	1	0	0	1	1
Barry Evans, R OBP: 0.395, SLG: 0.355 (1, 4) X	0-0 2B ②			0-0 2B ②		0-0 P6 ①		0-0 FC6-4 FC5-4 1-2f ②		4	0	2	0	0	0	1
Jerry Mumphrey, S OBP: 0.363, SLG: 0.447 (1, 8) X	0-0 6-3 ②			4-0 BB ②		0-3 K ②		0-0 FC5-4 1-2f ③		3	0	0	0	1	1	2
Roy Smalley, S OBP: 0.346, SLG: 0.415 (1, 5) X	0-0 F7 ③			0-0 P6 ①		0-0 F7 ③			0-0 F7 ①	4	0	0	0	0	0	3
Lee Mazzilli, S OBP: 0.343, SLG: 0.376 (1, 10) X		0-0 G3 ①		0-0 F7 ②			0-0 F7 ①		0-0 4-3 ②	4	0	0	0	0	0	2
Don Mattingly, L OBP: 0.111, SLG: 0.125 (1, 7) X		0-0 F8 ②		0-0 1-3 ③			0-0 G1 ②		0-0 F8 ③	4	0	0	0	0	0	2
Steve Balboni, R OBP: 0.229, SLG: 0.291 (1, 3) X		0-0 P6 ③			0-0 F7 ①		0-0 1B ③			3	0	1	0	0	0	0
Rick Cerone, R OBP: 0.275, SLG: 0.315 (1, 2) X			0-0 5-3 ①		0-0 1B 1B ①		0-0 F7 ③			3	0	1	0	0	0	1
Andre Robertson, R OBP: 0.268, SLG: 0.313 (1, 6) X			0-0 6-3 ②		0-0 WP 1B 1-3 ②			0-0 5-3 ①		3	0	1	0	0	0	0

Inning Stats	R: 0	H: 1	E: 0	LOB: 1	K: 0	BB: 0	S: 4	P: 4	R: 0	H: 0	E: 0	LOB: 0	K: 0	BB: 0	S: 3	P: 3	R: 0	H: 0	E: 0	LOB: 0	K: 1	BB: 0	S: 5	P: 5	R: 0	H: 1	E: 0	LOB: 2	K: 0	BB: 1	S: 4	P: 8	R: 0	H: 2	E: 0	LOB: 1	K: 0	BB: 0	S: 4	P: 4	R: 0	H: 0	E: 0	LOB: 0	K: 1	BB: 0	S: 5	P: 5	R: 0	H: 1	E: 0	LOB: 1	K: 0	BB: 0	S: 4	P: 4	R: 0	H: 1	E: 0	LOB: 1	K: 0	BB: 0	S: 4	P: 4	R: 0	H: 0	E: 0	LOB: 0	K: 0	BB: 0	S: 3	P: 3	1B: 4	SF: 0	2B: 2	SAC: 0	3B: 0	DP: 0	HR: 0	HBP: 0	WP: 1	PA: 33
--------------	------	------	------	--------	------	-------	------	------	------	------	------	--------	------	-------	------	------	------	------	------	--------	------	-------	------	------	------	------	------	--------	------	-------	------	------	------	------	------	--------	------	-------	------	------	------	------	------	--------	------	-------	------	------	------	------	------	--------	------	-------	------	------	------	------	------	--------	------	-------	------	------	------	------	------	--------	------	-------	------	------	-------	-------	-------	--------	-------	-------	-------	--------	-------	--------

PITCHER	IP	WLS	BF	H	R	ER	SO	BB	IBB	HBP	BLK	WP	HR	S	P	ERA	WHIP
Brian Denman, R ERA: 4.78 (1, 1)	9.0	W	33	6	0	0	2	1	0	0	0	1	0	36	40	0.00	0.778

BOTTOM

Boston Red Sox @ New York Yankees
Yankee Stadium, Bronx, NY
Sat Oct 02 1982, 3:33 AM EDT
Att: 36,917 - Unknown - 67 F

livebaseballscorecards.com

AB	32
R	0
H	6
RBI	0
BB	1
SO	2
LOB	12



Batter	1	2	3	4	5	6	7	8	9	10	11	AB R H RBI BB SO LOB	TOP	
Marty Barrett, R OBP: 0.056, SLG: 0.056 (1, 4)	K	FC6			5-3		6-3		FC1-6		E4	6 0 0 0 0 1 3	Boston Red Sox @ New York Yankees Yankee Stadium, Bronx, NY Sun Oct 03 1982, 3:33 AM EDT Att: 31,465 - Unknown - 68 F	
Dwight Evans, R OBP: 0.402, SLG: 0.534 Garry Hancock, L (3, 9)	HR		F8		L3		F7		K		FC4-6 2B	2 1 1 1 0 0 0 4 1 0 0 0 1 3		
Jim Rice, R OBP: 0.375, SLG: 0.494 Rick Miller, L OBP: 0.323, SLG: 0.325 (5, 8)	HR		F7		P4		F8		L4		2B 1B	3 1 1 1 0 0 0 3 0 1 1 0 0 1		
Carl Yastrzemski, L OBP: 0.358, SLG: 0.431 Dave Stapleton, R OBP: 0.305, SLG: 0.398 (6, PH)	1B		2B		1-3		SH1-4 BB		F7		2B	2 0 2 0 0 0 0 3 0 1 1 1 0 0		
Wade Boggs, L OBP: 0.406, SLG: 0.441 (1, 3)	P6		P6		1B 1B		SH1-4		FC5-4 1B			4 1 2 0 0 0 2		
Reid Nichols, R OBP: 0.341, SLG: 0.461 (5, 7)	F7				1B 1B		IBB		FC5-4 S			4 0 1 0 1 1 2		
Ed Jurak, R OBP: 0.375, SLG: 0.333 (1, 5)		6-3			1B		1B		K		K	5 0 2 1 0 2 3		
Glenn Hoffman, R OBP: 0.262, SLG: 0.311 Julio Valdez, S OBP: 0.250, SLG: 0.300 (2, PH)		FC6 1B			F7		F7		K		4-3	0 0 0 0 0 0 0 5 0 1 0 0 1 5		
Roger LaFrancois, L OBP: 0.400, SLG: 0.500 (1, 2)		L8			4-3		G3		FC1-6 1B		FC4-6 E 1B 1B	5 1 2 0 0 0 4		
Inning Stats	R: 2 H: 3 E: 0 LOB: 1 K: 1 BB: 0 S: 8 P: 8	R: 0 H: 1 E: 0 LOB: 1 K: 0 BB: 0 S: 4 P: 4	R: 0 H: 1 E: 0 LOB: 1 K: 0 BB: 0 S: 4 P: 4	R: 0 H: 1 E: 0 LOB: 1 K: 1 BB: 0 S: 6 P: 6	R: 0 H: 0 E: 0 LOB: 0 K: 0 BB: 0 S: 3 P: 3	R: 1 H: 3 E: 0 LOB: 2 K: 0 BB: 0 S: 6 P: 6	R: 0 H: 0 E: 0 LOB: 0 K: 0 BB: 0 S: 3 P: 3	R: 0 H: 0 E: 0 LOB: 2 K: 2 BB: 2 S: 7 P: 15	R: 0 H: 1 E: 0 LOB: 1 K: 1 BB: 0 S: 6 P: 6	R: 0 H: 1 E: 0 LOB: 1 K: 1 BB: 0 S: 6 P: 6	R: 2 H: 3 E: 1 LOB: 2 K: 0 BB: 0 S: 6 P: 6	1B: 10 SF: 0 2B: 2 SAC: 1 3B: 0 DP: 0 HR: 2 HBP: 0		WP: 0 PA: 49 PB: 0 SB: 1 CS: 0
PITCHER Doyle Alexander, R ERA: 6.08 Rudy May, L ERA: 2.89 (1, 1) (6, 1)	IP WLS BF H R ER SO BB IBB HBP BLK WP HR S P ERA WHIP													

livebaseballscorecards.com

AB 46
R 5
H 14
RBI 5
BB 2
SO 6
LOB 23



Batter	1	2	3	4	5	6	7	8	9	10	11	AB R H RBI BB SO LOB	BOTTOM																			
Willie Randolph, R (1, 4) OBP: 0.368, SLG: 0.349	F9		G3-6-3 1B		G4-6-3 1B			FC5-6 1B		1B		5 0 4 1 0 0 0	Boston Red Sox @ New York Yankees Yankee Stadium, Bronx, NY Sun Oct 03 1982, 3:33 AM EDT Att: 31,465 - Unknown - 68 F																			
Jerry Mumphrey, S (1, 8) OBP: 0.364, SLG: 0.449			G3-6-3 1-2f		G4-6-3 1-2f			FC5-6 1B		1B		1 0 1 0 0 0 0																				
Don Mattingly, L (3, PH) OBP: 0.154, SLG: 0.167	1B							1B		1B		4 0 1 0 0 0 4																				
Ken Griffey, L (1, 9) OBP: 0.329, SLG: 0.407	K			K				1B		P5		1 0 0 0 0 1 1																				
Mike Patterson, L (4, 8) OBP: 0.278, SLG: 0.438								BB				3 0 0 0 1 1 2																				
Roy Smalley, S (1, 5) OBP: 0.345, SLG: 0.413	K			P6				1B		4-3		5 0 1 0 0 2 3																				
Lou Piniella, R (1, 10) OBP: 0.352, SLG: 0.448		F7						G4-6-3 1-2f				2 0 0 0 0 0 0																				
Graig Nettles, L (6, PH) OBP: 0.317, SLG: 0.402				6-3				G4-6-3 1-2f				3 0 0 0 0 1 3																				
Steve Balboni, R (1, 3) OBP: 0.228, SLG: 0.280		FC6-4 BB			E5 2B 1B			F9				4 1 0 0 1 1 0																				
Dave Collins, S (1, 7) OBP: 0.315, SLG: 0.330		F9			1B 1-3 1B 2B			IHR				5 2 3 1 0 0 1																				
Rick Cerone, R (1, 2) OBP: 0.271, SLG: 0.310		FC6-4 1-2f			K			F8		4-3		5 0 0 0 0 1 4																				
Andre Robertson, R (1, 6) OBP: 0.270, SLG: 0.314				6-3				5-3		4-3		3 0 1 1 0 0 0																				
Lee Mazzilli, S (10, PH) OBP: 0.342, SLG: 0.375												1 0 0 0 0 0 0																				
Barry Evans, R (11, 6) OBP: 0.395, SLG: 0.355					1B 2-3 3-H							0 0 0 0 0 0 0																				
Inning Stats	R: 0 E: 0 K: 2 S: 8	H: 1 LOB: 1 BB: 0 P: 8	R: 0 E: 0 K: 0 S: 3	H: 0 LOB: 1 BB: 1 P: 7	R: 0 E: 0 K: 0 S: 3	H: 1 LOB: 0 BB: 0 P: 3	R: 0 E: 0 K: 1 S: 5	H: 0 LOB: 0 BB: 0 P: 5	R: 2 E: 1 K: 1 S: 8	H: 3 LOB: 1 BB: 0 P: 8	R: 0 E: 0 K: 1 S: 5	H: 0 LOB: 0 BB: 0 P: 5	R: 1 E: 0 K: 0 S: 4	H: 1 LOB: 0 BB: 0 P: 4	R: 0 E: 0 K: 0 S: 4	H: 2 LOB: 2 BB: 1 P: 8	R: 0 E: 0 K: 1 S: 5	H: 0 LOB: 0 BB: 0 P: 5	R: 0 E: 0 K: 0 S: 5	H: 2 LOB: 2 BB: 0 P: 5	R: 0 E: 0 K: 1 S: 6	H: 1 LOB: 1 BB: 0 P: 6	1B: 9 2B: 1 3B: 0 HR: 1	SF: 0 SAC: 0 DP: 3 HBP: 0	WP: 0 PB: 0 SB: 0 CS: 0	PA: 44						
PITCHER	IP WLS BF H R ER SO BB IBB HBP BLK WP HR S P ERA WHIP																															
Bruce Hurst, L (1, 1) ERA: 5.77	3.0		11	2	0	0	2	1	0	0	0	0	0	0	14	18	0.00	1.000														
Tom Burgmeier, L (4, 1) ERA: 2.29	1.0		3	0	0	0	1	0	0	0	0	0	0	0	5	5	0.00	0.000														
Luis Aponte, R (5, 1) ERA: 3.18	2.0		9	3	2	1	2	0	0	0	0	0	0	0	13	13	4.50	1.500														
Oil Can Boyd, R (7, 1) ERA: 5.4	1.0		4	1	1	1	0	0	0	0	0	0	0	0	4	4	9.00	1.000														
Mike Brown, R (8, 1) ERA:	4.0	W	17	5	0	0	2	1	0	0	0	0	0	0	20	24	0.00	1.500														

AB	42
R	3
H	11
RBI	3
BB	2
SO	7
LOB	18

