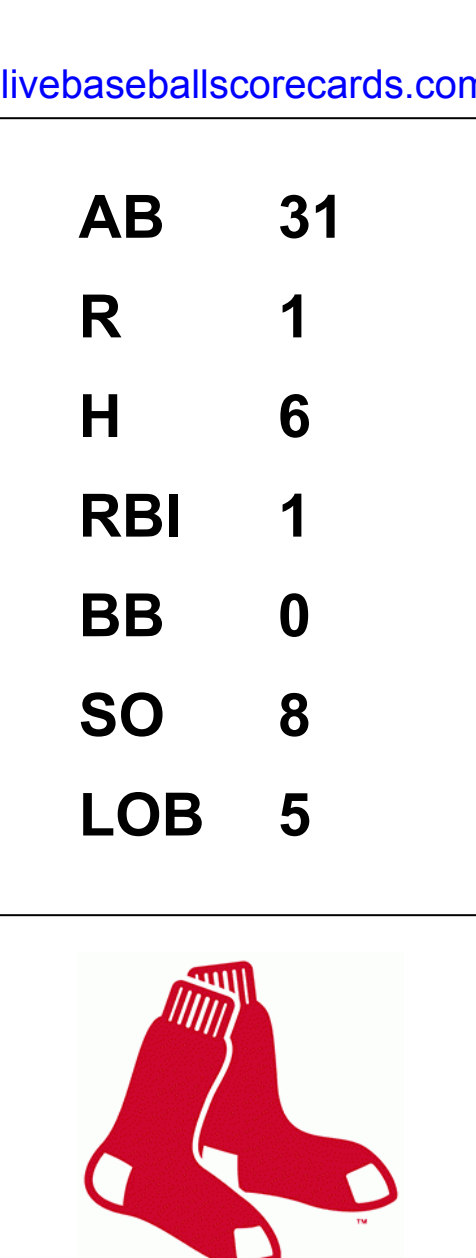


# Boston Red Sox - 1984

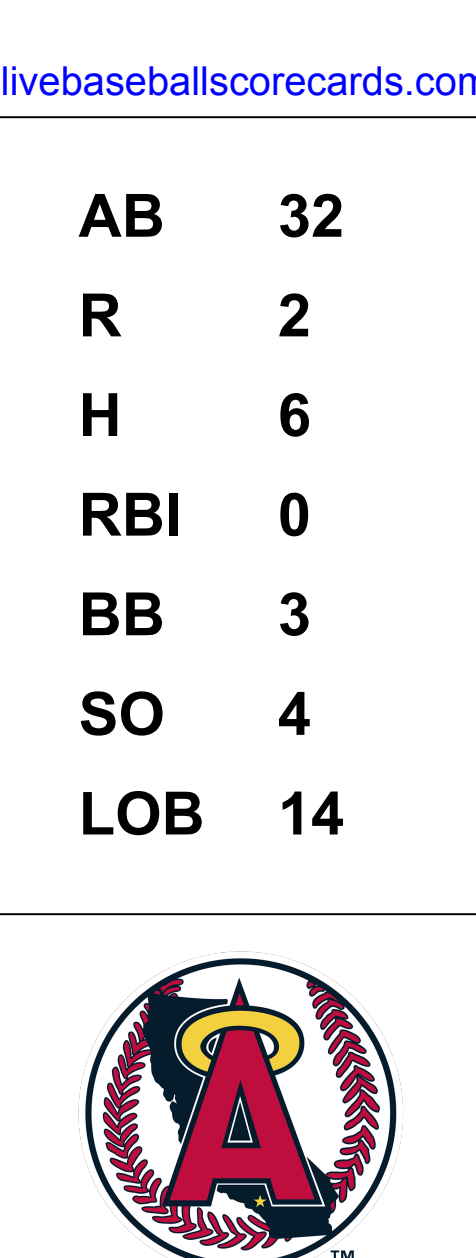
Batter	1	2	3	4	5	6	7	8	9	AB	R	H	RBI	BB	SO	LOB	TOP					
Jerry Remy, L OBP: 0.500, SLG: 0.500 (1, 4)	0-0 6-3		0-0 CS 1B			0-3 K		0-0 2H 1B		4	0	2	0	0	1	0						
Dwight Evans, R (1, 9)	0-3 K		0-0 CS 1-2	0-0 4-3		0-3 K			0-0 1-3	4	0	0	0	0	2	0						
Wade Boggs, L OBP: 0.250, SLG: 0.250 (1, 5)	0-0 F8			0-0 FC4-6 1B			0-3 K		0-0 4-3	4	0	1	0	0	1	0						
Jim Rice, R (1, 7)		0-3 K		0-0 FC4-6 1-2		0-0 5-3			0-0 F9	4	0	0	0	0	1	1						
Mike Easter, L OBP: 0.333, SLG: 0.333 (1, 10)		0-0 1-3 1B		0-0 G3		0-3 K				3	0	1	0	0	1	1						
Tony Armas, R (1, 8)		0-0 1-3 1-2			0-0 5-3			0-3 K		3	0	0	0	0	1	1						
Rich Gedman, L Reid Nichols, R Jeff Newman, R (8, PR) (8, 2)		0-0 G3			0-0 F8			0-0 5-3 2B 1B		3	0	1	0	0	0	1	AB 31 R 1 H 6 RBI 1 BB 0 SO 8 LOB 5					
Dave Stapleton, R (1, 3)			0-0 F7		0-0 6-3			0-0 5-3 1-2		3	0	0	0	0	0	1						
Glenn Hoffman, R Rick Miller, L Jackie Gutierrez, R (8, PH) (8, 6)			0-3 K			0-0 F7		0-0 2H 1B 2B		2	0	0	0	0	1	0						
<b>Inning Stats</b>	R: 0 E: 0 K: 1 S: 5	H: 0 LOB: 0 BB: 0 P: 5	R: 0 E: 0 K: 1 S: 6	H: 1 LOB: 1 BB: 0 P: 6	R: 0 E: 0 K: 1 S: 5	H: 1 LOB: 0 BB: 0 P: 5	R: 0 E: 0 K: 0 S: 4	H: 1 LOB: 0 BB: 0 P: 4	R: 0 E: 0 K: 0 S: 3	H: 0 LOB: 0 BB: 0 P: 3	R: 0 E: 0 K: 2 S: 7	H: 0 LOB: 0 BB: 0 P: 7	R: 0 E: 0 K: 2 S: 7	H: 0 LOB: 0 BB: 0 P: 7	R: 1 E: 0 K: 1 S: 7	H: 3 LOB: 3 BB: 0 P: 7	R: 0 E: 0 K: 0 S: 3	H: 0 LOB: 0 BB: 0 P: 3	1B: 5 2B: 1 3B: 0 HR: 0	SF: 0 SAC: 0 DP: 0 HBP: 0	WP: 0 PB: 0 SB: 0 CS: 1	PA: 32
<b>PITCHER</b> Ken Forsch, R ERA: 1.0 (1, 1)	IP: 9.0 WLS: W BF: 31 H: 6 R: 1 ER: 1 SO: 8 BB: 0 IBB: 0 HBP: 0 BLK: 0 WP: 0 HR: 0 S: 47 P: 47 ERA: 1.00 WHIP: 0.667															<b>PITCHER</b> IP: 9.0 WLS: W BF: 31 H: 6 R: 1 ER: 1 SO: 8 BB: 0 IBB: 0 HBP: 0 BLK: 0 WP: 0 HR: 0 S: 47 P: 47 ERA: 1.00 WHIP: 0.667						

**Boston Red Sox @ California Angels**  
Anaheim Stadium, Anaheim, CA  
Mon Apr 02 1984, 9:05 PM EST  
Att: 31,760 - Unknown



Batter	1	2	3	4	5	6	7	8	9	AB	R	H	RBI	BB	SO	LOB	BOTTOM					
Brian Downing, R (1, 10)	0-0 F8			0-0 F3		4-0 F8 1B BB		0-0 6-3		3	0	0	0	1	0	0						
Rod Carew, L OBP: 0.500, SLG: 0.500 (1, 3)	0-0 F9 1B			0-3 K		0-0 1-2 1B		0-0 4-3		4	0	2	0	0	1	0						
Juan Beniquez, R OBP: 0.250, SLG: 0.250 (1, 7)	0-0 F9 1-2			0-0 F4		0-0 F8 2-3			0-0 5-3 E 1B BB	4	1	1	0	0	0	3						
Doug DeCinces, R (1, 5)		0-0 6-3			0-0 F8	0-0 1-3			0-0 F1	4	0	0	0	0	0	3						
Fred Lynn, L OBP: 0.500, SLG: 0.667 (1, 9)		0-0 4-3			0-0 1B 2B		0-0 4-3		4-0 5-3 E BB	3	1	1	0	1	0	0						
Bobby Grich, R OBP: 0.250, SLG: 0.250 (1, 4)		0-0 F5			0-3 K		0-0 1B		0-0 5-3	4	0	1	0	0	1	3						
Dick Schofield, R Daryl Sconiers, L (8, PH) (9, PH)			0-0 F9		0-0 2-3 1B		0-3 K		4-0 E IBB	3	0	1	0	0	1	1	AB 32 R 2 H 6 RBI 0 BB 3 SO 4 LOB 14					
Bob Boone, R (1, 2)			0-0 F8		0-0 F7		0-0 F8		0-0 E6 1-2 2H 3H	4	0	0	0	0	0	4						
Gary Pettis, S (1, 8)			0-0 6-3			0-0 6-3		0-3 K		3	0	0	0	0	1	0						
<b>Inning Stats</b>	R: 0 E: 0 K: 0 S: 3	H: 1 LOB: 0 BB: 0 P: 3	R: 0 E: 0 K: 0 S: 3	H: 0 LOB: 0 BB: 0 P: 3	R: 0 E: 0 K: 0 S: 3	H: 0 LOB: 0 BB: 0 P: 3	R: 0 E: 0 K: 1 S: 5	H: 0 LOB: 0 BB: 0 P: 5	R: 0 E: 0 K: 1 S: 7	H: 2 LOB: 2 BB: 0 P: 7	R: 0 E: 0 K: 0 S: 4	H: 1 LOB: 2 BB: 1 P: 8	R: 0 E: 0 K: 1 S: 6	H: 1 LOB: 1 BB: 0 P: 6	R: 0 E: 0 K: 1 S: 5	H: 0 LOB: 0 BB: 0 P: 5	R: 2 E: 1 K: 0 S: 4	H: 1 LOB: 2 BB: 2 P: 12	1B: 5 2B: 1 3B: 0 HR: 0	SF: 0 SAC: 0 DP: 0 HBP: 0	WP: 0 PB: 0 SB: 0 CS: 0	PA: 35
<b>PITCHER</b> Bruce Hurst, L Bob Stanley, R ERA (9, 1)	IP: 8.1 WLS: L BF: 32 H: 6 R: 2 ER: 0 SO: 4 BB: 2 IBB: 0 HBP: 0 BLK: 0 WP: 0 HR: 0 S: 38 P: 46 ERA: 0.00 WHIP: 0.960															<b>PITCHER</b> IP: 9.0 WLS: W BF: 31 H: 6 R: 1 ER: 1 SO: 8 BB: 0 IBB: 0 HBP: 0 BLK: 0 WP: 0 HR: 0 S: 47 P: 47 ERA: 1.00 WHIP: 0.667						

**Boston Red Sox @ California Angels**  
Anaheim Stadium, Anaheim, CA  
Mon Apr 02 1984, 9:05 PM EST  
Att: 31,760 - Unknown





Batter	1	2	3	4	5	6	7	8	9	AB	R	H	RBI	BB	SO	LOB	TOP		
Jerry Remy, L (1.4) OBP: 0.376, SLG: 0.375	1-3			G6-4-3 1B		6-3		1-3		4	0	1	0	0	0	2	<b>Boston Red Sox @ California Angels</b> Anaheim Stadium, Anaheim, CA Wed Apr 04 1984, 9:05 PM EST Att: 24,300 - Unknown		
Dwight Evans, R (1.9) OBP: 0.376, SLG: 0.375	K			G6-4-3 1-2		F8		K		4	0	0	0	0	2	3			
Wade Boggs, L (1.5) OBP: 0.825, SLG: 0.571	1B			1B				FC5-4 BB		3	1	3	0	1	0	0			
Jim Rice, R (1.7)		3-1		1-3				K		4	0	0	0	0	1	3			
Mike Easter, L (1.10) OBP: 0.286, SLG: 0.714	K				E5 1B F7			K		4	1	1	2	0	2	1			
Tony Armas, R (1.8) OBP: 0.286, SLG: 0.167	F8				FC6-4 1-3 1B			FC5-4 1-2		3	0	1	0	1	0	1			
Rich Gedman, L (1.2) OBP: 0.143, SLG: 0.143			6-3		F7 3-H			F8		4	0	0	0	0	0	3			
Dave Stapleton, R (1.3)			F8		FC6-4 1-2			1-3 BB BB		2	0	0	0	2	0	1			
Glenn Hoffman, R (1.6) Rick Miller, L (8. PH) Jackie Gutierrez, R (8.6)	6-3				F8			1-2 BB 1-3		2	0	0	0	0	0	0	<b>AB 31</b> <b>R 2</b> <b>H 6</b> <b>RBI 2</b> <b>BB 5</b> <b>SO 5</b> <b>LOB 16</b>		
<b>Inning Stats</b>	R: 0 E: 0 K: 1 S: 5	H: 1 LOB: 1 BB: 0 P: 5	R: 0 E: 0 K: 1 S: 5	H: 0 LOB: 0 BB: 0 P: 5	R: 0 E: 0 K: 0 S: 3	H: 0 LOB: 0 BB: 0 P: 3	R: 0 E: 0 K: 0 S: 4	H: 2 LOB: 1 BB: 0 P: 4	R: 0 E: 1 K: 0 S: 4	H: 1 LOB: 1 BB: 0 P: 4	R: 0 E: 0 K: 0 S: 3	H: 0 LOB: 0 BB: 1 P: 11	R: 0 E: 0 K: 1 S: 5	H: 0 LOB: 2 BB: 2 P: 13	R: 2 E: 0 K: 0 S: 5	H: 2 LOB: 2 BB: 2 P: 13		1B: 5 2B: 0 3B: 0 HR: 1	SF: 0 SAC: 0 DP: 1 HBP: 0
<b>PITCHER</b>	IP	WLS	BF	H	R	ER	SO	BB	IBB	HBP	BLK	WP	HR	S	P	ERA	WHIP		
Mike Witt, R (1.1) ERA: 10.8	7.1		27	4	0	0	4	3	0	0	0	0	0	32	44	0.00	0.955		
Luis Sanchez, R (8.1) ERA: 10.8	1.2	L	9	2	2	2	1	1	1	0	0	0	1	9	17	10.80	1.800		

Batter	1	2	3	4	5	6	7	8	9	AB	R	H	RBI	BB	SO	LOB	BOTTOM				
Brian Downing, R (1.10) OBP: 0.333, SLG: 0.250	F9		4-3 1-2		F9		G4-6-3 BB		BB	3	0	0	0	2	0	3	<b>Boston Red Sox @ California Angels</b> Anaheim Stadium, Anaheim, CA Wed Apr 04 1984, 9:05 PM EST Att: 24,300 - Unknown				
Rod Carew, L (1.3) OBP: 0.333, SLG: 0.250	5-3			FC6-4 BB		4-3	G4-6-3 1-2		K	4	0	0	0	1	1	4					
Juan Beniquez, R (1.7) OBP: 0.333, SLG: 0.444	F8			FC6-4 1-2					F7	5	0	2	0	0	0	3					
Doug DeCinces, R (1.5) OBP: 0.125, SLG: 0.125		6-3		3					2B	4	0	1	0	0	0	2					
Fred Lynn, L (1.9) OBP: 0.625, SLG: 1.167		K					HR		1B	3	1	2	1	1	1	0					
Bobby Grich, R (1.4) OBP: 0.250, SLG: 0.143		F4					SH1-3 BB		F6	3	0	0	0	1	0	5					
Dick Schofield, R (1.6) OBP: 0.167, SLG: 0.167			F4		SH1-3 1-2				F5	3	0	0	0	0	1	5					
Bob Boone, R (1.2) Daryl Sconiers, L (9. PH)			4-3						BB	1	0	0	0	2	0	0					
Gary Pettis, S (1.8) OBP: 0.167, SLG: 0.167									BB	0	0	0	0	1	0	0					
<b>Inning Stats</b>	R: 0 E: 0 K: 0 S: 3	H: 0 LOB: 0 BB: 0 P: 3	R: 0 E: 0 K: 1 S: 5	H: 0 LOB: 0 BB: 0 P: 5	R: 0 E: 0 K: 0 S: 4	H: 1 LOB: 1 BB: 0 P: 4	R: 0 E: 0 K: 0 S: 2	H: 0 LOB: 0 BB: 1 P: 6	R: 1 E: 0 K: 1 S: 6	H: 1 LOB: 2 BB: 2 P: 14	R: 0 E: 0 K: 0 S: 6	H: 3 LOB: 3 BB: 0 P: 6	R: 0 E: 0 K: 1 S: 6	H: 0 LOB: 1 BB: 2 P: 10	R: 0 E: 0 K: 1 S: 6	H: 1 LOB: 2 BB: 1 P: 10	R: 0 E: 0 K: 1 S: 5	H: 0 LOB: 2 BB: 2 P: 13	1B: 4 2B: 2 3B: 0 HR: 1	SF: 0 SAC: 2 DP: 2 HBP: 0	WP: 0 PA: 39 PB: 0 SB: 1 CS: 0
<b>PITCHER</b>	IP	WLS	BF	H	R	ER	SO	BB	IBB	HBP	BLK	WP	HR	S	P	ERA	WHIP				
Bob Ojeda, L (1.1) ERA: 1.29	7.0		30	6	1	1	2	5	0	0	0	0	0	29	49	1.29	1.571				
Mark Clear, R (8.1) ERA: 1.29	2.0	W	9	0	0	0	2	2	1	0	0	0	0	10	22	0.00	1.000				



Batter	1	2	3	4	5	6	7	8	9	AB	R	H	RBI	BB	SO	LOB	TOP					
Jerry Remy, L (1,4) OBP: 0.333, SLG: 0.333	1-3			F7		6-3		SH2-4	2B 1B	4	0	1	1	0	0	0						
Dwight Evans, R (1,9) OBP: 0.154, SLG: 0.333	F4			F8				SF7	2B	4	0	2	2	0	0	0						
Wade Boggs, L (1,5) OBP: 0.362, SLG: 0.417	F8			F8				F9	1B	5	0	1	0	0	0	3						
Jim Rice, R (1,7) OBP: 0.083, SLG: 0.083		5-3			G6-4-3 BB			F9		4	0	1	0	0	0	2						
Mike Easter, L (1,10) OBP: 0.364, SLG: 0.700	K				G6-4-3 BB				2B	3	1	1	0	1	1	1						
Tony Armas, R (1,8) OBP: 0.273, SLG: 0.200	F8				G6-4-3				F7	4	1	1	0	0	0	3						
Rich Gedman, L (1,2) Reid Nichols, R (8, PR) Gary Allenson, R (8, 2)					G5-4-3				F5	3	0	2	0	0	0	1	AB 34					
Dave Stapleton, R (1,3) OBP: 0.300, SLG: 0.250					G5-4-3				F5	0	1	0	0	0	0	0	R 7					
Glenn Hoffman, R (1,6) OBP: 0.250, SLG: 0.286					3-1				F5	1	0	0	0	0	0	0	H 11					
Inning Stats	R: 0 E: 0 K: 0 S: 3	H: 0 LOB: 0 BB: 0 P: 3	R: 0 E: 0 K: 1 S: 5	H: 0 LOB: 0 BB: 0 P: 5	R: 0 E: 0 K: 0 S: 3	H: 1 LOB: 0 BB: 0 P: 3	R: 0 E: 0 K: 0 S: 3	H: 0 LOB: 0 BB: 0 P: 3	R: 0 E: 0 K: 0 S: 3	H: 1 LOB: 1 BB: 0 P: 7	R: 0 E: 0 K: 0 S: 3	H: 0 LOB: 0 BB: 0 P: 3	R: 0 E: 0 K: 0 S: 4	H: 1 LOB: 1 BB: 0 P: 4	R: 4 E: 1 K: 0 S: 8	H: 4 LOB: 1 BB: 0 P: 8	R: 3 E: 0 K: 0 S: 7	H: 4 LOB: 2 BB: 1 P: 11	1B: 6 2B: 5 3B: 0 HR: 0	SF: 1 SAC: 2 DP: 2 HBP: 0	WP: 0 PB: 0 SB: 2 CS: 0	PA: 39
PITCHER	IP	WLS	BF	H	R	ER	SO	BB	IBB	HBP	BLK	WP	HR	S	P	ERA	WHIP					
Ron Romanick, R (1,1) ERA: 3.86	7.0		27	6	4	3	1	1	0	0	0	0	0	28	32	3.86	1.000					
Curt Kauffman, R (8,1) ERA: 16.2	1.2	L	10	4	3	3	0	1	0	0	0	0	0	9	13	16.20	3.000					
Frank LaCorte, R (9,1) ERA:	0.1		2	1	0	0	0	0	0	0	0	0	0	2	2	0.00	3.000					

Boston Red Sox @ California Angels  
Anaheim Stadium, Anaheim, CA  
Thu Apr 05 1984, 9:05 PM EST  
Att: 22,235 - Unknown

AB 34  
R 7  
H 11  
RBI 5  
BB 2  
SO 1  
LOB 12



Batter	1	2	3	4	5	6	7	8	9	AB	R	H	RBI	BB	SO	LOB	BOTTOM				
Brian Downing, R (1,7) OBP: 0.400, SLG: 0.500	F9		K			F6		HR		3	0	0	0	0	1	0					
Rod Carew, L (1,3) OBP: 0.308, SLG: 0.500	4-3		F7			4-3		HR		4	1	1	2	0	0	0					
Daryl Sconiers, L (1,10) Rob Wilfong, L (8, PR)	F6				G6-4-3			F8	E4	4	0	1	0	0	0	0					
Doug DeCinces, R (1,5) OBP: 0.167, SLG: 0.167					G6-4-3			F8		4	1	1	0	0	0	2					
Fred Lynn, L (1,9) OBP: 0.500, SLG: 0.800					4-3			F8		4	1	1	0	0	0	1					
Bobby Grich, R (1,4) OBP: 0.333, SLG: 0.364					4-3			2B	1B	4	0	2	1	0	2	1					
Dick Schofield, R (1,6) OBP: 0.200, SLG: 0.200					4-3			2B	1B	4	0	1	1	0	0	2	AB 34				
Bob Boone, R (1,2)					4-3			2B	1B	4	0	2	1	0	2	1	R 4				
Gary Pettis, S (1,8) OBP: 0.125, SLG: 0.125 Reggie Jackson, L (8, PH) Ron Jackson, R (9,7)					4-3			2B	1B	4	0	1	1	0	0	2	H 8				
Inning Stats	R: 0 E: 0 K: 0 S: 3	R: 1 E: 0 K: 1 S: 7	H: 2 LOB: 1 BB: 0 P: 7	R: 0 E: 0 K: 2 S: 7	H: 0 LOB: 0 BB: 0 P: 7	R: 0 E: 0 K: 0 S: 3	H: 1 LOB: 0 BB: 0 P: 3	R: 0 E: 0 K: 0 S: 3	H: 1 LOB: 0 BB: 0 P: 3	R: 0 E: 0 K: 0 S: 3	H: 0 LOB: 0 BB: 0 P: 3	R: 1 E: 0 K: 0 S: 5	H: 2 LOB: 1 BB: 0 P: 5	R: 2 E: 1 K: 0 S: 6	H: 2 LOB: 1 BB: 0 P: 6	R: 0 E: 0 K: 1 S: 5	H: 0 LOB: 0 BB: 0 P: 5	1B: 6 2B: 1 3B: 0 HR: 1	SF: 0 SAC: 0 DP: 1 HBP: 0	WP: 0 PB: 0 SB: 2 CS: 1	PA: 34
PITCHER	IP	WLS	BF	H	R	ER	SO	BB	IBB	HBP	BLK	WP	HR	S	P	ERA	WHIP				
Dennis Eckersley, R (1,1) ERA: 4.7	7.2		29	8	4	4	3	0	0	0	0	0	0	7	7	4.70	1.043				
Bob Stanley, R (8,1) ERA:	1.1	W	5	0	0	0	1	0	0	0	0	0	0	7	7	0.00	0.000				

Boston Red Sox @ California Angels  
Anaheim Stadium, Anaheim, CA  
Thu Apr 05 1984, 9:05 PM EST  
Att: 22,235 - Unknown

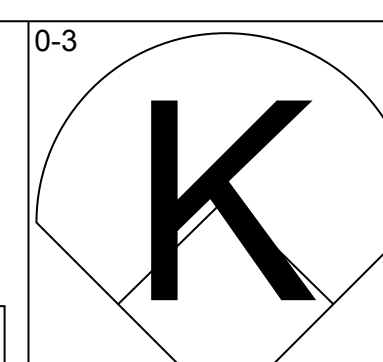
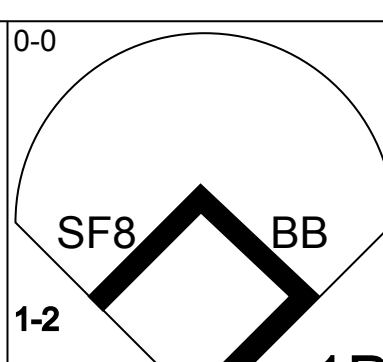
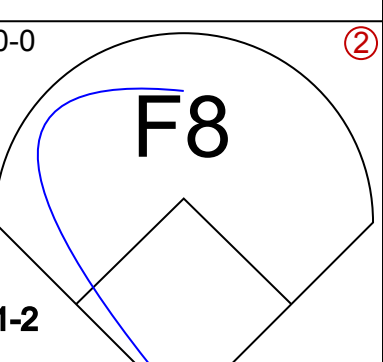
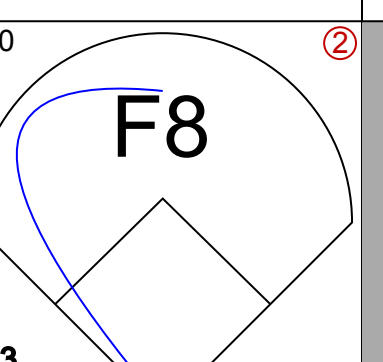
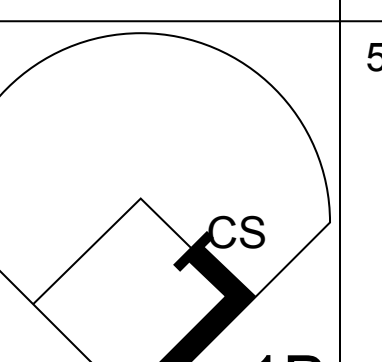
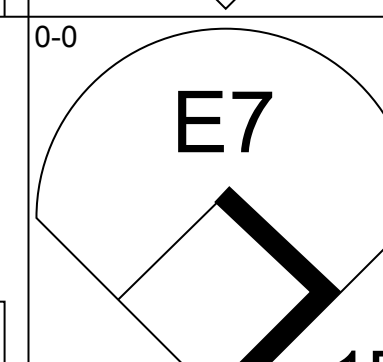
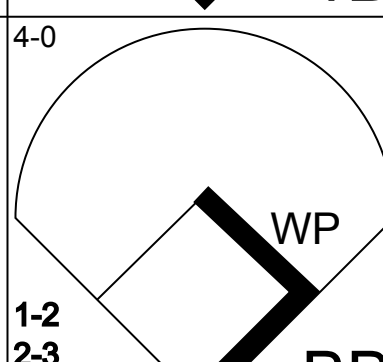
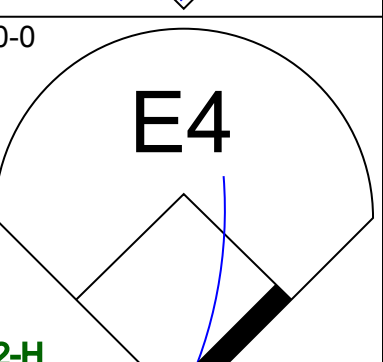
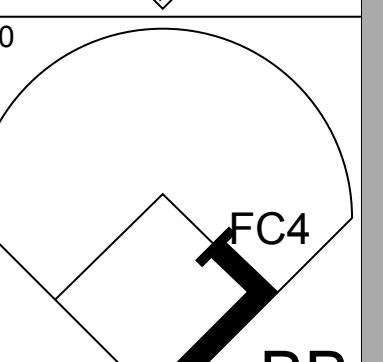
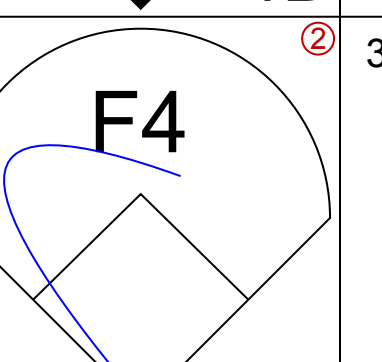
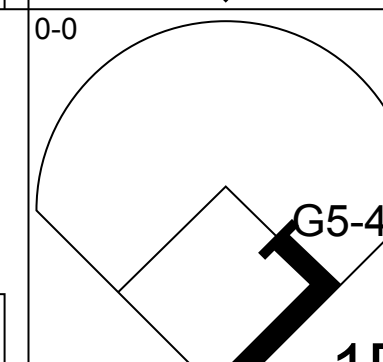
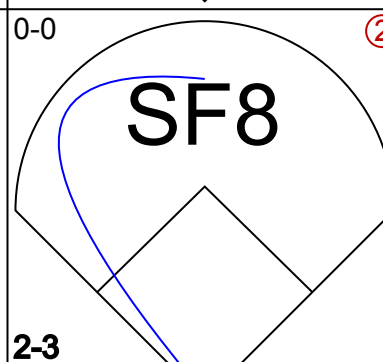
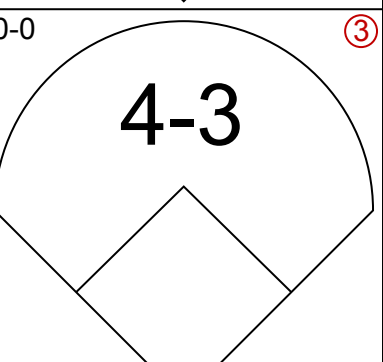
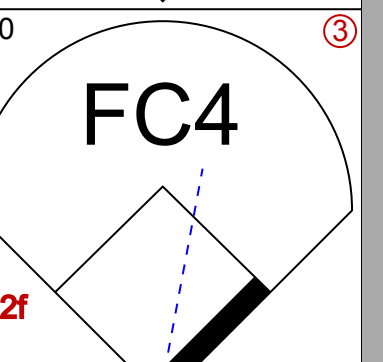
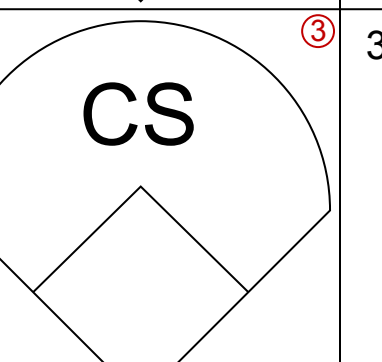
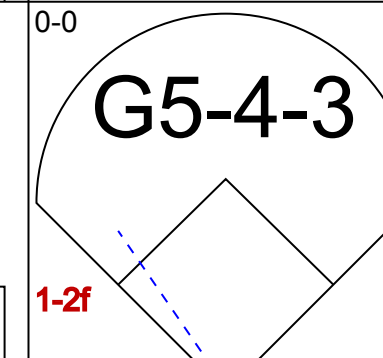
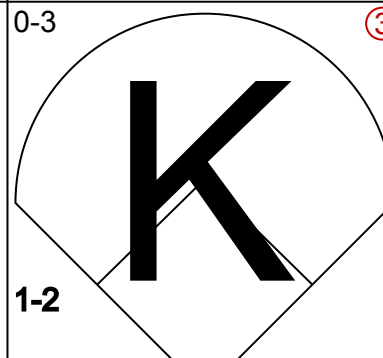
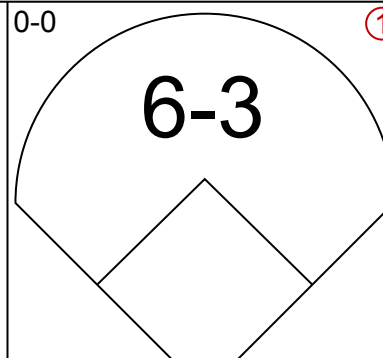
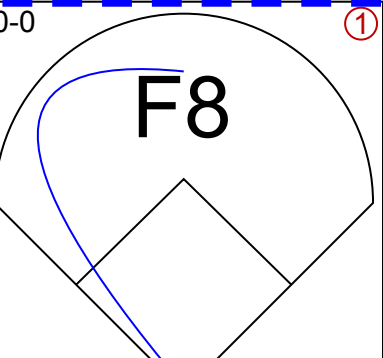
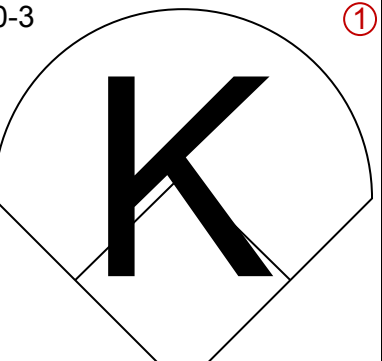
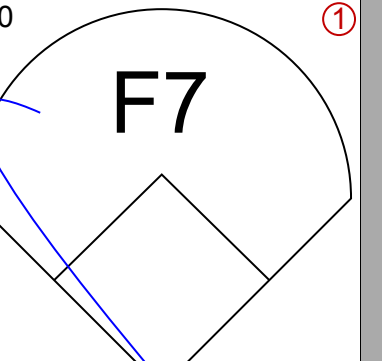
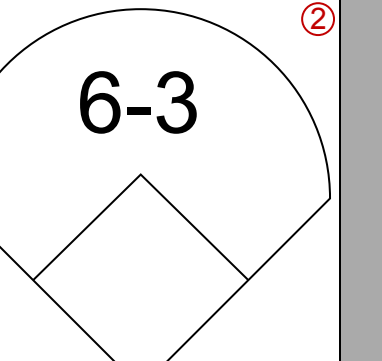
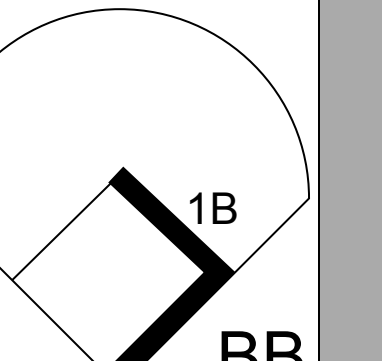


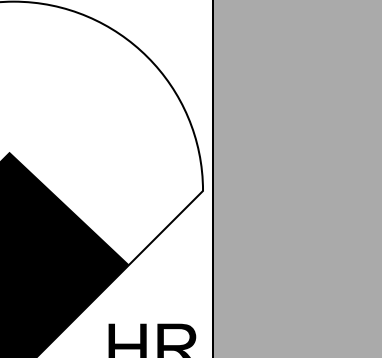
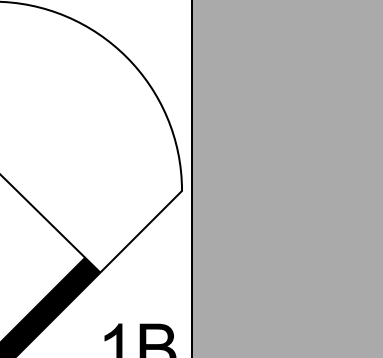


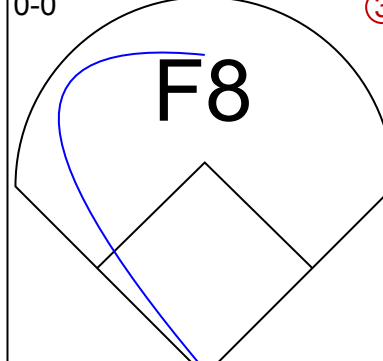
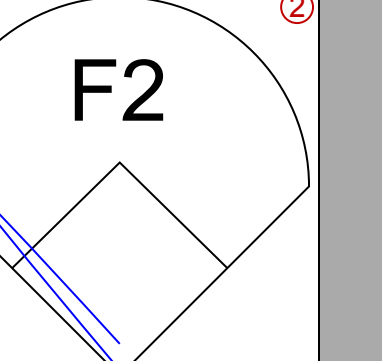
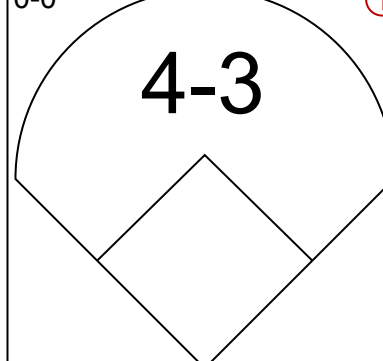
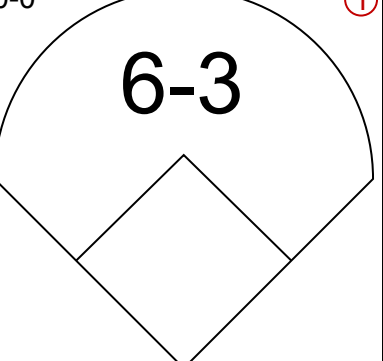
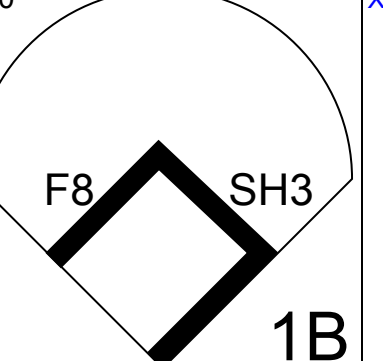
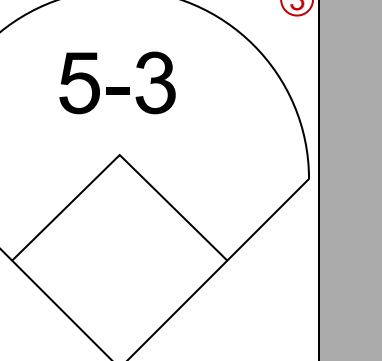
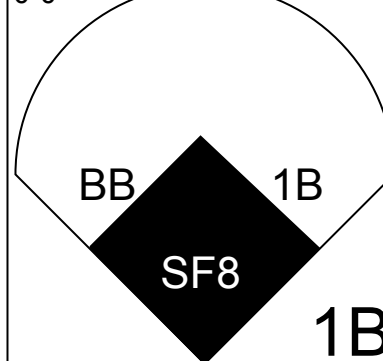
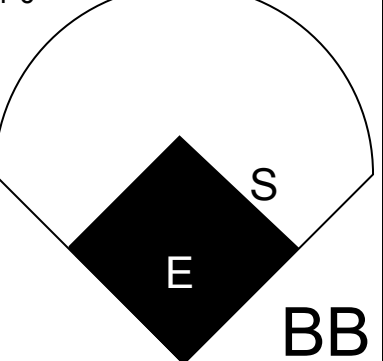
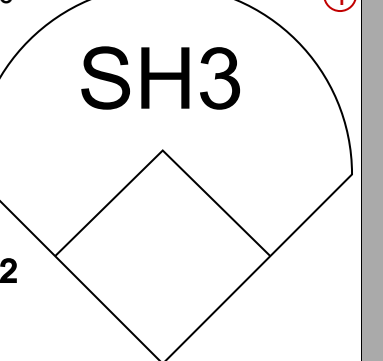
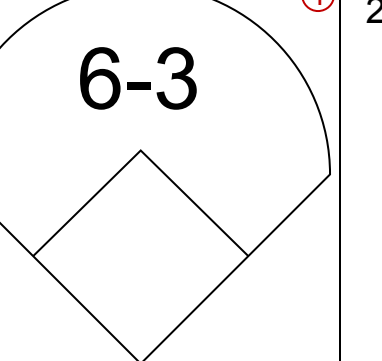

AB 34  
R 4  
H 8  
RBI 4  
BB 0  
SO 4  
LOB 8

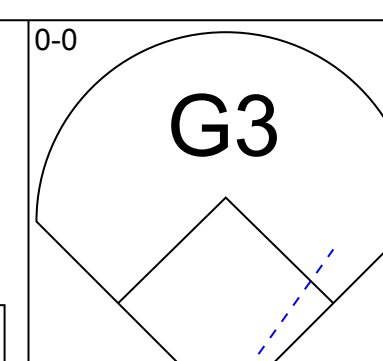
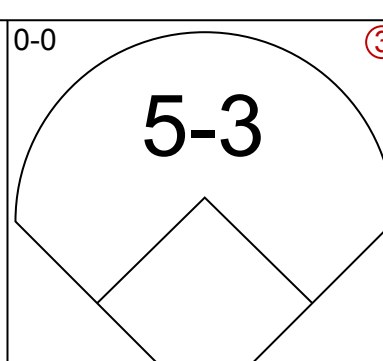
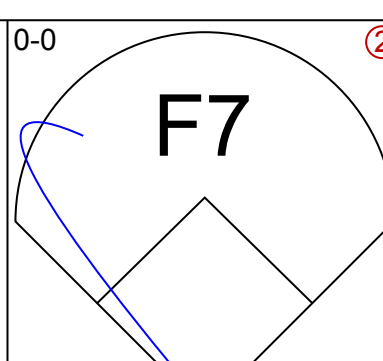
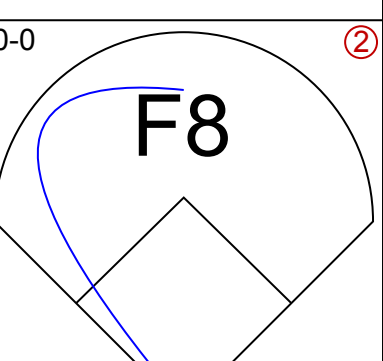
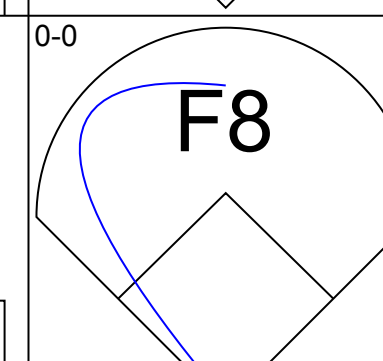
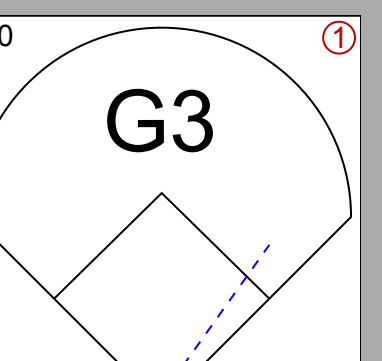
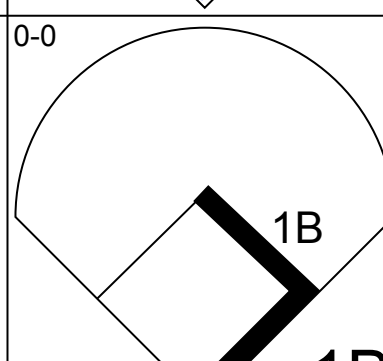
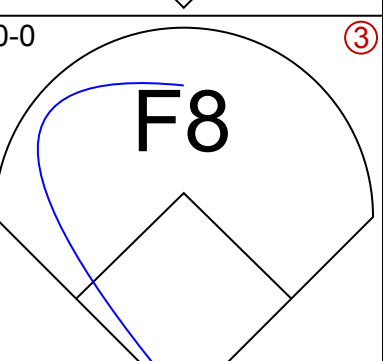
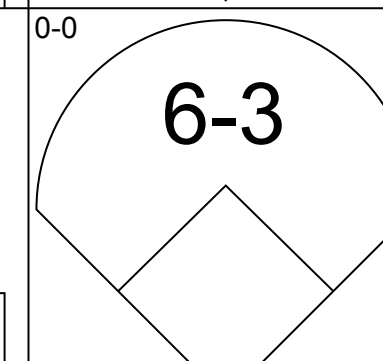
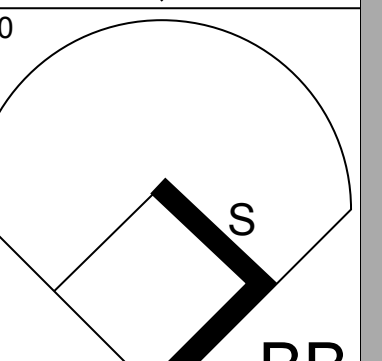
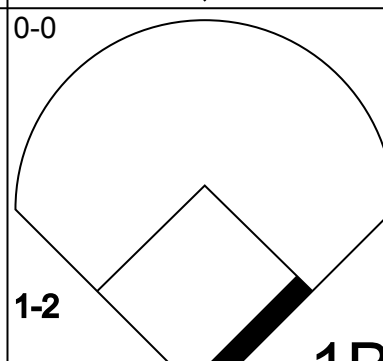
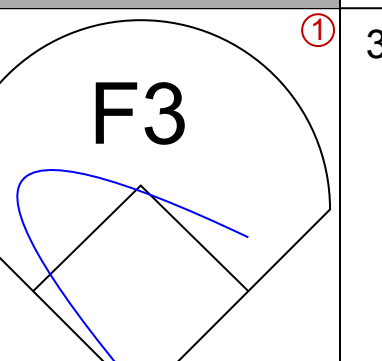
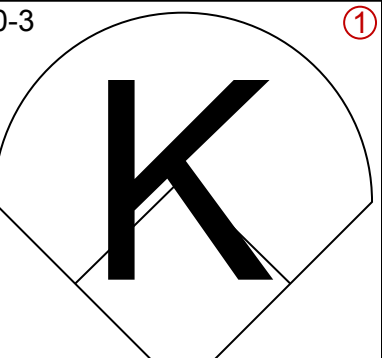
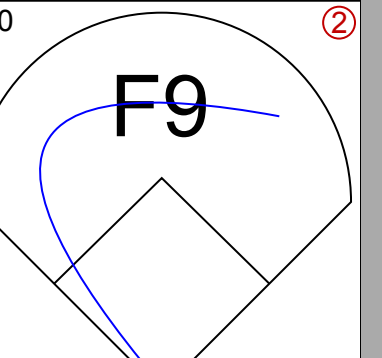
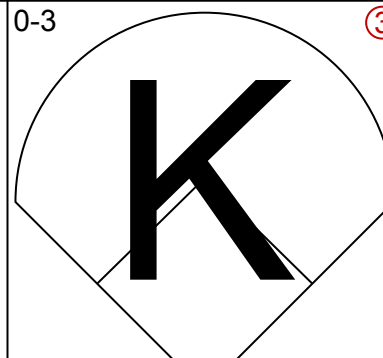
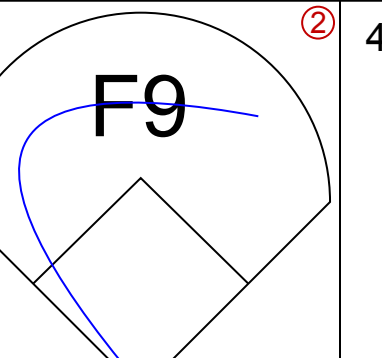
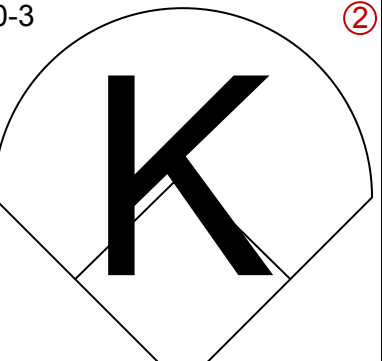
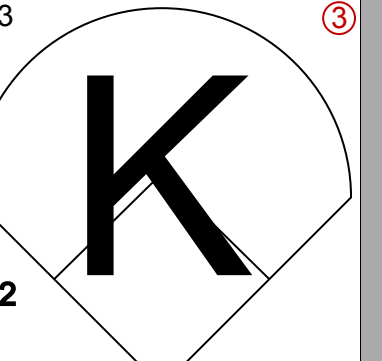

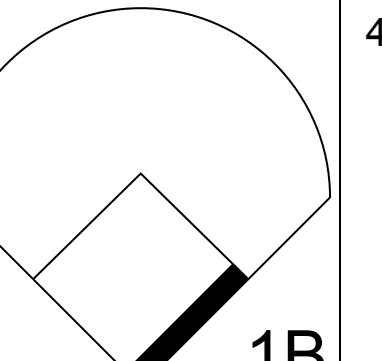
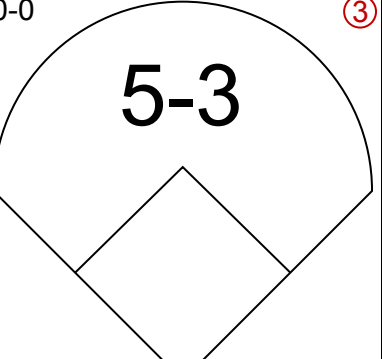
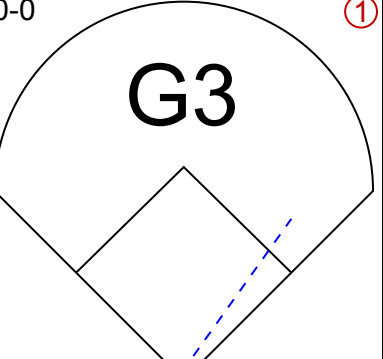
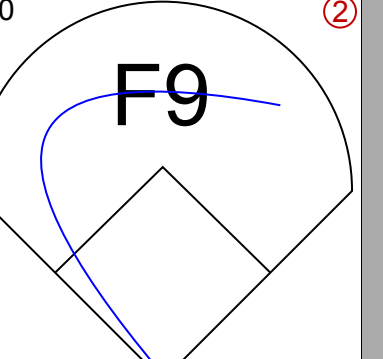
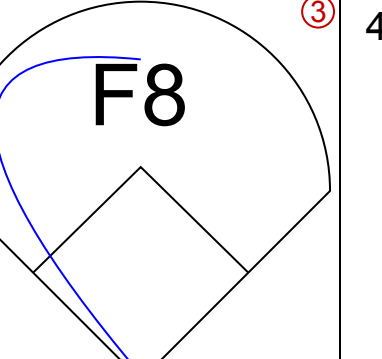
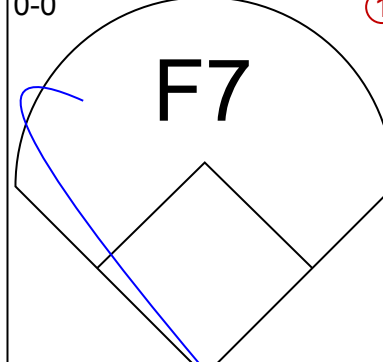
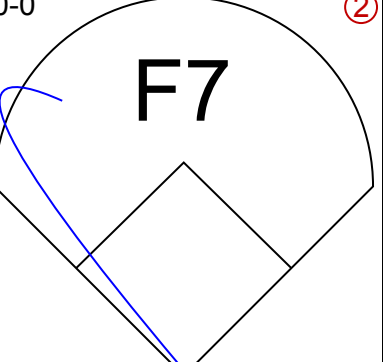
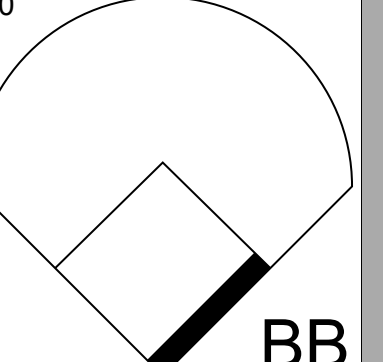
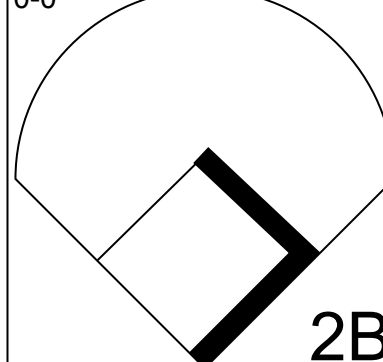
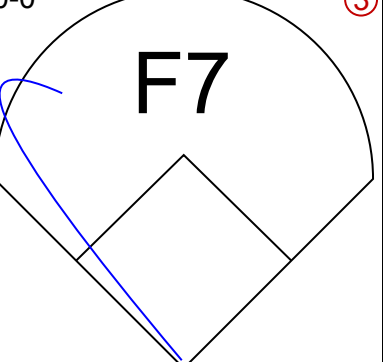
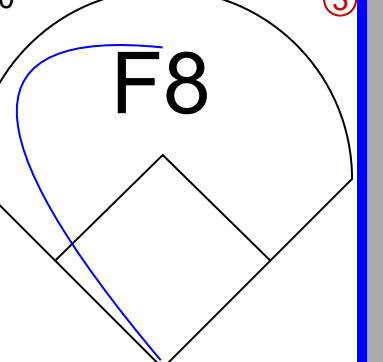
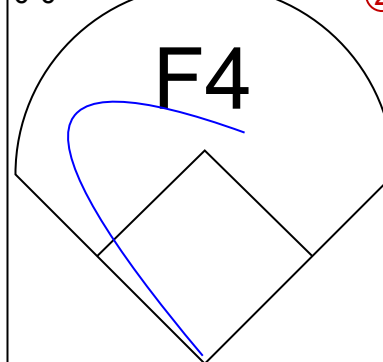
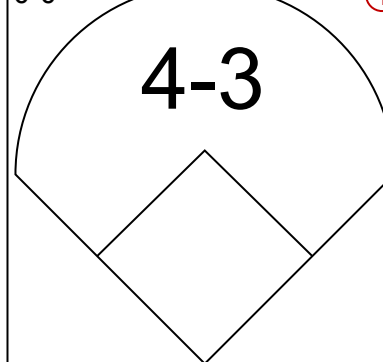
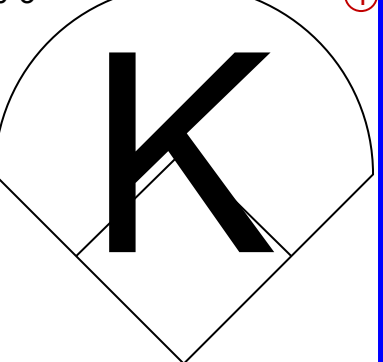









Batter	1	2	3	4	5	6	7	8	9	AB	R	H	RBI	BB	SO	LOB	TOP			
Jerry Remy, L (1.4) OBP: 0.381, SLG: 0.381										5	0	2	0	0	1	2	<b>Boston Red Sox @ Oakland Athletics</b> Oakland-Alameda County Coliseum, Oakland, CA Sat Apr 07 1984, 3:33 AM PST Att: 26,827 - Unknown			
Dwight Evans, R (1.9) OBP: 0.227, SLG: 0.263										3	0	1	0	2	0	1				
Wade Boggs, L (1.5) OBP: 0.333, SLG: 0.316										3	0	1	1	0	0	3				
Jim Rice, R (1.7) OBP: 0.050, SLG: 0.050										4	0	0	0	0	1	4				
Mike Easter, L (1.10) OBP: 0.368, SLG: 0.563										3	0	0	0	1	1	0				
Tony Armas, R (1.8) OBP: 0.283, SLG: 0.389										4	1	2	1	0	2	0				
Rich Gedman, L (1.2) OBP: 0.200, SLG: 0.200										4	0	0	0	0	1	2				
Dave Stapleton, R (1.3) OBP: 0.353, SLG: 0.333											4	0	1	0	0	2				
Jackie Gutierrez, R (1.6) OBP: 0.500, SLG: 0.333											2	2	1	0	1	0				
<b>Inning Stats</b>	R: 0 E: 1 K: 1 S: 6	H: 2 LOB: 1 BB: 0 P: 6	R: 0 E: 0 K: 2 S: 7	H: 0 LOB: 0 BB: 0 P: 7	R: 1 E: 0 K: 1 S: 7	H: 2 LOB: 2 BB: 1 P: 11	R: 0 E: 0 K: 2 S: 7	H: 0 LOB: 0 BB: 0 P: 7	R: 1 E: 1 K: 0 S: 4	H: 0 LOB: 1 BB: 1 P: 8	R: 1 E: 0 K: 0 S: 4	H: 1 LOB: 2 BB: 1 P: 8	R: 0 E: 0 K: 0 S: 4	H: 1 LOB: 2 BB: 1 P: 8	R: 0 E: 0 K: 0 S: 3	H: 1 LOB: 0 BB: 0 P: 3		1B: 7 2B: 0 3B: 0 HR: 1	SF: 1 SAC: 1 DP: 1 HBP: 0	WP: 1 PB: 0 SB: 1 CS: 1
<b>PITCHER</b>	IP WLS BF H R ER SO BB IBB HBP BLK WP HR S P ERA WHIP																			
Mike Warren, R (1.1) ERA: 2.57	7.0 L 30 6 3 2 6 3 0 0 0 0 1 1 39 51 2.57 1.286																			
Keith Atherton, R (8.1) ERA:	2.0 8 2 0 0 0 1 0 0 0 0 0 0 7 11 0.00 1.500																			

Batter	1	2	3	4	5	6	7	8	9	AB	R	H	RBI	BB	SO	LOB	BOTTOM					
Rickey Henderson, R (1.7) OBP: 0.353, SLG: 0.563										4	0	0	0	0	0	1	<b>Boston Red Sox @ Oakland Athletics</b> Oakland-Alameda County Coliseum, Oakland, CA Sat Apr 07 1984, 3:33 AM PST Att: 26,827 - Unknown					
Bruce Bochte, L (1.3) OBP: 0.333, SLG: 0.200										4	0	1	0	0	0	0						
Davey Lopes, R (1.4) OBP: 0.500, SLG: 0.875										3	0	1	0	1	0	0						
Carney Lansford, R (1.5) OBP: 0.294, SLG: 0.412										4	0	0	0	0	2	3						
Dave Kingman, R (1.10) OBP: 0.250, SLG: 0.143										4	0	1	0	0	3	1						
Bill Almon, R (1.9) OBP: 0.250, SLG: 0.143										4	0	0	0	0	0	1						
Jim Essian, R (1.2) OBP: 0.250, SLG: 0.143										2	0	0	0	1	0	0						
Mike Davis, L (1.8) OBP: 0.375, SLG: 0.333										3	0	1	0	0	0	1						
Dwayne Murphy, L (8.8) OBP: 0.167, SLG: 0.100										0	0	0	0	0	0	0						
Donnie Hill, S (1.6) OBP: 0.250, SLG: 0.143										2	0	0	0	0	0	1						
Jeff Burroughs, R (8, PH) OBP: 0.250, SLG: 0.143										1	0	0	0	0	1	0						
Tony Phillips, S (9.6) OBP: 0.250, SLG: 0.143										0	0	0	0	0	0	0						
<b>Inning Stats</b>	R: 0 E: 0 K: 0 S: 3	H: 0 LOB: 0 BB: 0 P: 3	R: 0 E: 0 K: 2 S: 7	H: 0 LOB: 0 BB: 0 P: 7	R: 0 E: 0 K: 0 S: 4	H: 1 LOB: 1 BB: 0 P: 4	R: 0 E: 0 K: 1 S: 5	H: 0 LOB: 1 BB: 1 P: 9	R: 0 E: 0 K: 1 S: 3	H: 0 LOB: 0 BB: 0 P: 3	R: 0 E: 0 K: 1 S: 7	H: 2 LOB: 2 BB: 0 P: 7	R: 0 E: 0 K: 1 S: 5	H: 0 LOB: 1 BB: 1 P: 9	R: 0 E: 0 K: 1 S: 5	H: 0 LOB: 0 BB: 0 P: 5	R: 0 E: 0 K: 0 S: 4	H: 1 LOB: 1 BB: 0 P: 4	1B: 3 2B: 1 3B: 0 HR: 0	SF: 0 SAC: 0 DP: 0 HBP: 0	WP: 0 PB: 0 SB: 1 CS: 0	PA: 33
<b>PITCHER</b>	IP WLS BF H R ER SO BB IBB HBP BLK WP HR S P ERA WHIP																					
Bruce Hurst, L (1.1) ERA:	9.0 W 33 4 0 0 6 2 0 0 0 0 0 0 43 51 0.00 0.667																					



Batter	1	2	3	4	5	6	7	8	9	AB	R	H	RBI	BB	SO	LOB	TOP									
Jerry Remy, L OBP: 0.364, SLG: 0.364 Marty Barrett, R (2, 4)	F9		2B 5-3 BB	F6			K			1	0	0	0	0	0	0	2									
Dwight Evans, R OBP: 0.231, SLG: 0.304 (1, 9)	6-3		1-3 2B		F7		F2			4	0	1	0	0	0	0	0									
Wade Boggs, L OBP: 0.300, SLG: 0.300 (1, 5)	1B BB		F8		G5-4-3 BB			BB		1	0	0	0	3	0	2	0									
Jim Rice, R OBP: 0.083, SLG: 0.083 Reid Nichols, R (8, 7)	1-2 1B		5-3		G5-4-3 1-2		K		K	4	0	1	1	0	1	3	0									
Mike Easter, L OBP: 0.304, SLG: 0.450 (1, 10)	4-3		3-H 0-3 K				K		F4	4	0	0	0	0	2	4	0									
Tony Armas, R OBP: 0.304, SLG: 0.591 (1, 8)		HR		6-3		3-1 2B			F9	4	1	2	1	0	0	1	0									
Rich Gedman, L OBP: 0.211, SLG: 0.211 (1, 2)	F7			1B 1B		3-1			F8	4	0	1	0	0	0	1	AB 32									
Dave Stapleton, R OBP: 0.286, SLG: 0.263 (1, 3)	F5			F7		4-3			F6	4	0	0	0	0	0	2	R 2									
Glenn Hoffman, R OBP: 0.231, SLG: 0.250 Rick Miller, L OBP: 0.500, SLG: 0.667 (9, PH)	F4			1-2 1B					F3	3	0	1	0	0	0	0	H 6									
									F5	1	0	0	0	0	0	0	RBI 2									
<b>Inning Stats</b>	R: 0 E: 0 K: 0 S: 4	H: 1 LOB: 2 BB: 1 P: 8	R: 1 E: 0 K: 0 S: 4	H: 1 LOB: 0 BB: 0 P: 4	R: 1 E: 0 K: 1 S: 6	H: 1 LOB: 1 BB: 1 P: 10	R: 0 E: 0 K: 0 S: 5	H: 2 LOB: 2 BB: 0 P: 5	R: 0 E: 0 K: 0 S: 2	H: 0 LOB: 0 BB: 1 P: 6	R: 0 E: 0 K: 1 S: 6	H: 1 LOB: 1 BB: 0 P: 6	R: 0 E: 0 K: 1 S: 5	H: 0 LOB: 0 BB: 0 P: 5	R: 0 E: 0 K: 1 S: 5	H: 0 LOB: 1 BB: 1 P: 9	R: 0 E: 0 K: 0 S: 3	H: 0 LOB: 0 BB: 0 P: 3	1B: 3 2B: 2 3B: 0 HR: 1	SF: 0 SAC: 0 DP: 1 HBP: 0	WP: 0 PB: 0 SB: 0 CS: 0	PA: 36				
<b>PITCHER</b>	IP	WLS	BF	H	R	ER	SO	BB	IBB	HBP	BLK	WP	HR	S	P	ERA	WHIP									
Steve McCatty, R ERA: 4.5 Jeff Bettendorf, R ERA:	(1, 1)	6.0	W	26	6	2	2	2	3	0	0	0	0	1	27	39	3.00	1.500								
(7, 1)	3.0	S	10	0	0	0	2	1	0	0	0	0	0	0	13	17	0.00	0.333								

**Boston Red Sox @ Oakland Athletics**  
Oakland-Alameda County Coliseum, Oakland, CA  
Sun Apr 08 1984, 3:33 AM PST  
Att: 27,351 - Unknown

AB 32  
R 2  
H 6  
RBI 2  
BB 4  
SO 4  
LOB 15




Batter	1	2	3	4	5	6	7	8	9	AB	R	H	RBI	BB	SO	LOB	BOTTOM									
Rickey Henderson, R OBP: 0.409, SLG: 0.700 (1, 7)	F9			HR		1B SF9 BB	F9			4	3	2	1	1	0	2	0									
Dwayne Murphy, L OBP: 0.235, SLG: 0.200 (1, 8)	F9		1-3 1B	1-3 1B		2-3 2B WP	K			5	1	2	0	0	1	2	0									
Joe Morgan, L OBP: 0.471, SLG: 0.462 Tony Phillips, S (7, 4)	1B 1B		9-3	F9		SF9	K			3	1	1	2	0	0	1	0									
Carney Lansford, R OBP: 0.286, SLG: 0.381 Bill Almon, R (7, 5)	1B 1B		1-2 1B	6-3		F6			3-1	4	1	1	0	0	1	1	0									
Bruce Bochte, L OBP: 0.471, SLG: 0.385 (1, 3)	1B E 1B		1-3 2-H	1B BB		HR BB	2B 2B		4-3	3	3	2	2	2	0	0	0									
Dave Kingman, R OBP: 0.300, SLG: 0.278 Jeff Burroughs, R OBP: 0.200, SLG: 0.200 (6, FR)	E 1B		F3	F4		F4	2B		5-3	4	1	2	2	0	0	2	0									
Davey Lopes, R OBP: 0.571, SLG: 1.083 Jim Essian, R (7, 2)	E8 1B 1B		1-3 2-H	1-2 1B		1-H HR	F5			4	2	3	3	0	0	1	0									
Mike Heath, R OBP: 0.286, SLG: 0.429 (7, 9)	1B		2-H 3-H	F4		K			2B	4	1	2	2	0	1	2	0									
Donnie Hill, S OBP: 0.067, SLG: 0.133 (1, 6)	1-3		0-0	4-3		F7			F9 BLK 2B	4	1	1	1	0	0	3	0									
<b>Inning Stats</b>	R: 6 E: 1 K: 0 S: 10	H: 7 LOB: 1 BB: 0 P: 10	R: 0 E: 0 K: 1 S: 5	H: 1 LOB: 0 BB: 0 P: 5	R: 0 E: 0 K: 0 S: 4	H: 1 LOB: 2 BB: 1 P: 8	R: 1 E: 0 K: 0 S: 4	H: 1 LOB: 0 BB: 0 P: 4	R: 2 E: 0 K: 1 S: 6	H: 1 LOB: 0 BB: 1 P: 10	R: 3 E: 0 K: 0 S: 6	H: 3 LOB: 1 BB: 1 P: 10	R: 2 E: 0 K: 2 S: 9	H: 2 LOB: 0 BB: 0 P: 9	R: 0 E: 0 K: 0 S: 3	H: 0 LOB: 0 BB: 0 P: 3	1B: 10 2B: 5 3B: 0 HR: 2	SF: 1 SAC: 0 DP: 1 HBP: 0	WP: 1 PB: 0 SB: 1 CS: 0	PA: 42						
<b>PITCHER</b>	IP	WLS	BF	H	R	ER	SO	BB	IBB	HBP	BLK	WP	HR	S	P	ERA	WHIP									
Mike Brown, R ERA: 195.0 Al Nipper, R ERA: 5.79 Mark Clear, R ERA: 9.0 John Henry Johnson, L ERA: 18.0 Bob Stanley, R ERA:	(1, 1)	0.1	L	7	6	6	5	0	0	0	0	0	0	0	7	7	135.00	18.000								
(6, 1)	1.0	7	3	3	3	0	1	0	0	0	0	1	0	6	10	27.00	4.000									
(7, 1)	1.0	5	2	2	2	2	0	0	0	0	1	0	0	9	9	18.00	2.000									
(8, 1)	1.0	3	0	0	0	0	0	0	0	0	0	0	0	3	3	0.00	0.000									


**Boston Red Sox @ Oakland Athletics**  
Oakland-Alameda County Coliseum, Oakland, CA  
Sun Apr 08 1984, 3:33 AM PST  
Att: 27,351 - Unknown

AB 38  
R 14  
H 16  
RBI 13  
BB 3  
SO 4  
LOB 14





Batter	1	2	3	4	5	6	7	8	9	AB	R	H	RBI	BB	SO	LOB	TOP										
<b>Jerry Remy, L</b> OBP: 0.423, SLG: 0.500 (1, 4)	F7		3B		1B			BB G6-4-3 1B		4	1	3	0	0	0	0	<b>Boston Red Sox @ Seattle Mariners</b> The Kingdom, Seattle, WA Tue Apr 10 1984, 9:05 PM EST Att: 7,657 - Unknown 										
<b>Dwight Evans, R</b> OBP: 0.297, SLG: 0.280 (1, 9)	1B BB		4-3		K			G6-4-3 BB 1-2		2	0	0	0	2	1	2											
<b>Wade Boggs, L</b> OBP: 0.414, SLG: 0.304 (1, 5)	1-3 1B		4-3		K			G6-4-3 BB 1-2 2-3		3	0	1	0	1	1	1											
<b>Jim Rice, R</b> OBP: 0.143, SLG: 0.111 (1, 7)	F7			BB	1B			G6-4-3 1-2 2-3 3-H		3	0	1	0	1	0	3											
<b>Mike Easter, L</b> OBP: 0.333, SLG: 0.409 (1, 10)	1-3 BB		F7		F8			BB		2	0	0	0	2	0	2											
<b>Tony Armas, R</b> OBP: 0.259, SLG: 0.500 (1, 8)	1-3		K		K			K		4	0	0	0	0	3	5											
<b>Rich Gedman, L</b> OBP: 0.174, SLG: 0.174 (1, 2)	F9		1-3					F8		4	0	0	0	0	1	2											
<b>Dave Stapleton, R</b> OBP: 0.280, SLG: 0.261 (1, 3)	F8				6-3			F8		4	0	1	0	0	0	1											
<b>Jackie Gutierrez, R</b> OBP: 0.286, SLG: 0.167 (1, 6)			F9		4-3			F9		3	0	0	0	0	0	0											
<b>Rick Miller, L</b> OBP: 0.450, SLG: 0.500 (9, PH)								G4-6-3 1B 1-2		1	0	0	0	0	0	1											
<b>Inning Stats</b>	R: 0 E: 0 K: 0 S: 3	H: 1 LOB: 1 BB: 1 P: 7	R: 0 E: 0 K: 0 S: 3	H: 0 LOB: 1 BB: 1 P: 7	R: 0 E: 0 K: 0 S: 4	H: 1 LOB: 1 BB: 0 P: 4	R: 0 E: 0 K: 1 S: 5	H: 0 LOB: 1 BB: 1 P: 9	R: 0 E: 0 K: 1 S: 6	H: 1 LOB: 1 BB: 0 P: 6	R: 0 E: 0 K: 0 S: 3	H: 0 LOB: 0 BB: 0 P: 3	R: 1 E: 0 K: 0 S: 5	H: 1 LOB: 2 BB: 3 P: 17	R: 0 E: 0 K: 1 S: 5	H: 1 LOB: 0 BB: 0 P: 5	1B: 5 2B: 0 3B: 1 HR: 0	SF: 0 SAC: 0 DP: 2 HBP: 0	WP: 0 PB: 0 SB: 0 CS: 0	PA: 36							
<b>PITCHER</b>	IP	WLS	BF	H	R	ER	SO	BB	IBB	HBP	BLK	WP	HR	S	P	ERA	WHIP										
<b>Jim Beattie, R</b> ERA: 7.27 (1, 1)	7.0	W	29	5	1	1	4	4	0	0	0	0	0	33	49	1.29	1.286										
<b>Ed Vande Berg, L</b> ERA: (8, 1)	0.2		3	0	0	0	0	2	0	0	0	0	0	1	9	0.00	3.000										
<b>Mike Stanton, R</b> ERA: (8, 1)	1.1	S	4	1	0	0	2	0	0	0	0	0	0	8	8	0.00	0.750										

Batter	1	2	3	4	5	6	7	8	9	AB	R	H	RBI	BB	SO	LOB	BOTTOM										
<b>Jack Perconte, L</b> OBP: 0.520, SLG: 0.682 (1, 4)	SH1-3 1B 2B				F6			F7		4	1	2	0	0	0	1	<b>Boston Red Sox @ Seattle Mariners</b> The Kingdom, Seattle, WA Tue Apr 10 1984, 9:05 PM EST Att: 7,657 - Unknown 										
<b>Larry Milbourne, S</b> OBP: 0.389, SLG: 0.286 (1, 5)	SH1-3 2-3		F9		1B			F7 HBP		3	0	1	0	1	0	2											
<b>Barry Bonnell, R</b> OBP: 0.571, SLG: 0.400 (1, 3) (8, 7)	2B 3-H				1B BB			F9		3	2	2	2	2	0	1											
<b>Gorman Thomas, R</b> OBP: 0.375, SLG: 0.455 (1, 7)			F8		1B			HR BB		4	0	1	1	0	1	4											
<b>Domingo Ramos, R</b> (8, 3)	1-H 2B				K			F8		1	0	0	0	0	0	1											
<b>Steve Henderson, R</b> OBP: 0.667, SLG: 1.200 (1, 10)	K				1B			HR		3	1	2	2	1	1	1											
<b>Dave Henderson, R</b> OBP: 0.250, SLG: 0.222 (1, 9)	HBP				K			F9		3	0	1	0	0	1	2											
<b>Bob Kearney, R</b> OBP: 0.227, SLG: 0.318 (1, 2)	3-1				K			BB 1B		4	0	1	0	0	1	6											
<b>Phil Bradley, R</b> OBP: 0.333, SLG: 0.375 (1, 8)			3-1		6-3			BB 1B		3	0	0	0	1	0	0											
<b>Spike Owen, S</b> OBP: 0.381, SLG: 0.278 (1, 6)	F4				E8 1B 1B			BB CS		3	1	1	0	1	1	2											
<b>Inning Stats</b>	R: 2 E: 0 K: 1 S: 8	H: 3 LOB: 2 BB: 0 P: 9	R: 0 E: 0 K: 0 S: 4	H: 1 LOB: 0 BB: 0 P: 4	R: 0 E: 0 K: 2 S: 8	H: 1 LOB: 2 BB: 1 P: 12	R: 1 E: 1 K: 1 S: 8	H: 3 LOB: 2 BB: 0 P: 8	R: 0 E: 0 K: 0 S: 2	H: 1 LOB: 0 BB: 1 P: 6	R: 0 E: 0 K: 0 S: 2	H: 0 LOB: 1 BB: 1 P: 7	R: 2 E: 0 K: 1 S: 7	H: 2 LOB: 2 BB: 2 P: 15	R: 0 E: 0 K: 0 S: 3	H: 0 LOB: 1 BB: 1 P: 7	1B: 8 2B: 2 3B: 0 HR: 1	SF: 0 SAC: 1 DP: 0 HBP: 2	WP: 0 PB: 0 SB: 3 CS: 3	PA: 40							
<b>PITCHER</b>	IP	WLS	BF	H	R	ER	SO	BB	IBB	HBP	BLK	WP	HR	S	P	ERA	WHIP										
<b>Bob Ojeda, L</b> ERA: 4.05 (1, 1)	6.1	L	32	10	5	5	4	4	0	2	0	0	0	34	52	7.11	2.211										
<b>Mike Brown, R</b> ERA: 22.5 (7, 1)	1.2		8	1	0	0	1	2	0	0	0	0	0	8	16	0.00	1.800										



Batter	1	2	3	4	5	6	7	8	9	AB	R	H	RBI	BB	SO	LOB	TOP					
Jerry Remy, L (1,4) OBP: 0.387, SLG: 0.452										5	0	1	0	0	3	2						
Dwight Evans, R (1,9) OBP: 0.314, SLG: 0.310										4	0	2	1	1	0	1						
Wade Boggs, L (1,5) OBP: 0.412, SLG: 0.269										3	0	0	0	2	1	1						
Jim Rice, R (1,7) OBP: 0.152, SLG: 0.125										5	0	1	0	0	1	7						
Mike Easter, L (1,10) OBP: 0.355, SLG: 0.462										4	1	2	0	0	1	1						
Tony Armas, R (1,8) OBP: 0.258, SLG: 0.448										3	0	0	0	1	3	2						
Dave Stapleton, R (1,3) OBP: 0.276, SLG: 0.296										4	1	1	0	0	0	3						
Glenn Hoffman, R (1,6) OBP: 0.188, SLG: 0.200										3	0	0	0	0	0	1						
Rick Miller, L (9, PH) OBP: 0.333, SLG: 0.400										1	1	0	0	0	0	2						
Gary Allenson, R (1,2) OBP: 0.167, SLG: 0.167										3	0	1	1	0	1	0						
Rich Gedman, L (9, PH) OBP: 0.208, SLG: 0.174										0	1	0	0	1	0	0						
<b>Inning Stats</b>	R: 0 E: 0 K: 2 S: 7	H: 0 LOB: 1 BB: 1 P: 11	R: 0 E: 0 K: 1 S: 5	H: 0 LOB: 0 BB: 0 P: 5	R: 0 E: 0 K: 1 S: 5	H: 0 LOB: 0 BB: 0 P: 5	R: 0 E: 0 K: 0 S: 3	H: 0 LOB: 0 BB: 0 P: 3	R: 0 E: 0 K: 1 S: 5	H: 1 LOB: 0 BB: 0 P: 5	R: 0 E: 0 K: 2 S: 6	H: 1 LOB: 1 BB: 0 P: 6	R: 0 E: 0 K: 2 S: 8	H: 1 LOB: 1 BB: 0 P: 8	R: 1 E: 0 K: 2 S: 10	H: 3 LOB: 3 BB: 1 P: 14	R: 3 E: 2 K: 0 S: 6	H: 2 LOB: 3 BB: 3 P: 18	1B: 6 2B: 2 3B: 0 HR: 0	SF: 0 SAC: 0 DP: 1 HBP: 0	WP: 0 PB: 0 SB: 1 CS: 0	PA: 40
<b>PITCHER</b>	IP WLS BF H R ER SO BB IBB HBP BLK WP HR S P ERA WHIP																					
Matt Young, L (1,1) ERA: 1.38	7.2 W 30 6 1 1 9 2 0 0 0 0 0 0 46 14 1.17 1.043																					
Dave Beard, R (8,1) ERA: 4.75	1.0 6 1 3 0 1 2 0 0 0 0 0 0 6 6 2 0.00 3.000																					
Mike Stanton, R (9,1) ERA: 4.75	0.0 2 1 0 0 0 0 0 0 0 0 0 0 2 2 0.00 0.000																					
Ed Vande Berg, L (9,1) ERA: 22.5	0.0 S 1 0 0 0 0 1 0 0 0 0 0 0 0 4 0.00 0.000																					

**Boston Red Sox @ Seattle Mariners**  
The Kingdom, Seattle, WA  
Wed Apr 11 1984, 9:05 PM EST  
Att: 9,120 - Unknown

AB 35  
R 4  
H 8  
RBI 2  
BB 5  
SO 10  
LOB 20



Batter	1	2	3	4	5	6	7	8	9	AB	R	H	RBI	BB	SO	LOB	BOTTOM			
Jack Perconte, L (1,4) OBP: 0.448, SLG: 0.577										4	0	0	0	0	0	2				
Barry Bonnell, R (1,5) OBP: 0.500, SLG: 0.357										4	1	1	0	0	1	0				
Gorman Thomas, R (1,7) Domingo Ramos, R (8,5)										3	0	0	0	0	0	1				
Pat Putnam, L (1,10) Larry Milbourne, S (8, PR) OBP: 0.300, SLG: 0.500 OBP: 0.399, SLG: 0.286										4	0	2	0	0	1	0				
Al Cowens, R (1,9) OBP: 0.364, SLG: 0.550										4	2	2	2	0	0	2				
Alvin Davis, L (1,3) OBP: 0.750, SLG: 2.000										2	1	1	3	2	0	0				
Bob Kearney, R (1,2) OBP: 0.269, SLG: 0.360										3	0	1	0	1	0	3				
Phil Bradley, R (1,8) OBP: 0.333, SLG: 0.364										3	0	1	0	0	0	1				
Spike Owen, S (1,6) OBP: 0.333, SLG: 0.238										3	0	0	0	0	0	2				
<b>Inning Stats</b>	R: 0 E: 0 K: 1 S: 5	H: 0 LOB: 0 BB: 0 P: 5	R: 0 E: 0 K: 1 S: 5	H: 0 LOB: 0 BB: 0 P: 5	R: 0 E: 0 K: 0 S: 4	H: 2 LOB: 1 BB: 0 P: 4	R: 3 E: 0 K: 0 S: 6	H: 3 LOB: 1 BB: 1 P: 10	R: 0 E: 0 K: 0 S: 3	H: 0 LOB: 0 BB: 0 P: 3	R: 1 E: 0 K: 0 S: 4	H: 1 LOB: 1 BB: 1 P: 8	R: 0 E: 0 K: 0 S: 3	H: 0 LOB: 0 BB: 0 P: 3	R: 1 E: 0 K: 1 S: 7	H: 2 LOB: 2 BB: 1 P: 11	1B: 3 2B: 4 3B: 0 HR: 2	SF: 0 SAC: 0 DP: 1 HBP: 0	WP: 0 PB: 0 SB: 0 CS: 0	PA: 34
<b>PITCHER</b>	IP WLS BF H R ER SO BB IBB HBP BLK WP HR S P ERA WHIP																			
Dennis Eckersley, R (1,1) ERA: 5.28	7.2 L 33 8 5 5 3 2 1 0 0 0 0 0 2 36 48 5.87 1.304																			
Mark Clear, R (8,1) ERA: 8.1	0.1 1 0 0 0 0 0 0 0 0 0 0 0 1 1 0.00 0.000																			

**Boston Red Sox @ Seattle Mariners**  
The Kingdom, Seattle, WA  
Wed Apr 11 1984, 9:05 PM EST  
Att: 9,120 - Unknown

AB 31  
R 5  
H 8  
RBI 5  
BB 3  
SO 3  
LOB 11





Batter	1	2	3	4	5	6	7	8	9	AB	R	H	RBI	BB	SO	LOB	TOP					
Lou Whitaker, L (1, 4) OBP: 0.342, SLG: 0.364										5	2	2	0	1	0	1						
Alan Trammell, R (1, 6) OBP: 0.553, SLG: 0.767										4	2	2	0	2	0	1						
Barbaro Garbey, R (1, 3) OBP: 0.417, SLG: 0.545										1	1	0	0	0	0	2						
Dave Bergman, L (1, PH) OBP: 0.333, SLG: 0.316										4	1	2	1	1	0	2						
Lance Parrish, R (1, 2) OBP: 0.286, SLG: 0.290										5	2	2	2	0	1	7						
Dwight Lowry, L (8, 2)										1	0	0	0	0	0	2						
Larry Herndon, R (1, 7) OBP: 0.394, SLG: 0.320										4	1	2	2	1	0	1						
Chet Lemon, R (1, 8) OBP: 0.412, SLG: 0.733										5	1	2	2	0	1	3						
Rod Allen, R (1, 10) OBP: 0.455, SLG: 0.455										1	1	1	1	0	0	0						
Darrell Evans, L (2, PH) OBP: 0.308, SLG: 0.545										4	0	0	1	0	1	2						
Rusty Kuntz, R (1, 9) OBP: 0.167, SLG: 0.167										5	1	1	1	0	3	2						
Tom Brookens, R (1, 5) OBP: 0.167, SLG: 0.176										5	1	2	1	0	1	0						
<b>Inning Stats</b>	R: 8 E: 2 K: 1 S: 11	H: 5 LOB: 2 BB: 4 P: 27	R: 0 E: 0 K: 2 S: 8	H: 1 LOB: 1 BB: 0 P: 8	R: 0 E: 1 K: 0 S: 3	H: 0 LOB: 0 BB: 0 P: 3	R: 1 E: 0 K: 0 S: 4	H: 1 LOB: 0 BB: 0 P: 4	R: 0 E: 0 K: 0 S: 6	H: 1 LOB: 1 BB: 0 P: 6	R: 0 E: 0 K: 0 S: 5	H: 2 LOB: 2 BB: 0 P: 5	R: 0 E: 0 K: 1 S: 5	H: 0 LOB: 0 BB: 0 P: 5	R: 4 E: 0 K: 1 S: 10	H: 5 LOB: 1 BB: 0 P: 10	R: 0 E: 0 K: 1 S: 6	H: 1 LOB: 2 BB: 1 P: 10	1B: 10 2B: 5 3B: 0 HR: 1	SF: 0 SAC: 0 DP: 1 HBP: 0	WP: 1 PB: 0 SB: 0 CS: 1	PA: 50
<b>PITCHER</b>	IP WLS BF H R ER SO BB IBB HBP BLK WP HR S P ERA WHIP																					
Bruce Hurst, L (1, 1) ERA: 2.55	0.1 L 8 3 7 6 1 3 0 0 0 0 0 0 0 19 162.00 18.000																					
Mike Brown, R (1, 1) ERA: 8.59	5.1 24 7 2 1 3 0 1 0 0 0 1 1 29 33 1.69 1.312																					
Bob Stanley, R (6, 1) ERA: 7.2	2.1 12 5 4 4 2 0 0 0 0 0 0 0 16 15.43 2.143																					
Mark Clear, R (9, 1) ERA: 6.23	1.0 5 1 0 0 1 1 0 0 0 0 0 0 6 0.00 2.000																					

**Detroit Tigers @ Boston Red Sox**  
 Fenway Park, Boston, MA  
 Fri Apr 13 1984, 3:33 AM EST  
 Att: 35,179 - Unknown

AB	44
R	13
H	16
RBI	11
BB	5
SO	7
LOB	23



Batter	1	2	3	4	5	6	7	8	9	AB	R	H	RBI	BB	SO	LOB	BOTTOM					
Jerry Remy, L (1, 4) OBP: 0.417, SLG: 0.472										5	1	3	1	0	0	0						
Dwight Evans, R (1, 9) OBP: 0.350, SLG: 0.406										3	2	1	1	1	1	3						
Wade Boggs, L (1, 5) OBP: 0.410, SLG: 0.241										3	1	0	0	2	1	1						
Jim Rice, R (1, 7) OBP: 0.184, SLG: 0.162										5	1	2	2	0	1	2						
Mike Easter, L (1, 10) OBP: 0.417, SLG: 0.548										5	1	4	1	0	1	1						
Tony Armas, R (1, 8) OBP: 0.276, SLG: 0.424										4	1	1	0	0	0	3						
Rich Gedman, L (1, 2) OBP: 0.250, SLG: 0.308										3	2	1	1	1	1	3						
Dave Stapleton, R (1, 3) OBP: 0.303, SLG: 0.300										3	0	1	0	1	1	3						
Glenn Hoffman, R (1, 6) OBP: 0.167, SLG: 0.176										2	0	0	0	0	1	1						
Rick Miller, L (6, PH) ERA: 7.04										1	0	0	0	0	0	3						
Jackie Gutierrez, R (7, 6) OBP: 0.296, SLG: 0.167										0	0	0	0	0	0	0						
Reid Nichols, R (8, PH) OBP: 1.000, SLG: 2.000										1	0	1	2	0	0	0						
Ed Jurak, R (9, 6)										0	0	0	0	0	0	0						
<b>Inning Stats</b>	R: 5 E: 0 K: 1 S: 8	H: 4 LOB: 1 BB: 1 P: 13	R: 1 E: 0 K: 2 S: 8	H: 1 LOB: 0 BB: 0 P: 8	R: 0 E: 0 K: 2 S: 8	H: 1 LOB: 1 BB: 0 P: 8	R: 0 E: 0 K: 0 S: 3	H: 1 LOB: 0 BB: 0 P: 3	R: 0 E: 0 K: 0 S: 2	H: 0 LOB: 0 BB: 1 P: 6	R: 0 E: 0 K: 0 S: 3	H: 1 LOB: 2 BB: 1 P: 8	R: 0 E: 0 K: 0 S: 3	H: 1 LOB: 0 BB: 0 P: 3	R: 3 E: 0 K: 2 S: 11	H: 4 LOB: 2 BB: 1 P: 15	R: 0 E: 0 K: 0 S: 3	H: 1 LOB: 1 BB: 1 P: 7	1B: 10 2B: 2 3B: 0 HR: 2	SF: 0 SAC: 0 DP: 6 HBP: 2	WP: 0 PB: 0 SB: 0 CS: 0	PA: 42
<b>PITCHER</b>	IP WLS BF H R ER SO BB IBB HBP BLK WP HR S P ERA WHIP																					
Mill Wilcox, R (1, 1) ERA: 7.04	0.2 7 4 5 5 0 1 0 1 0 0 0 1 24 28 2.08 0.923																					
Doug Bair, R (1, 1) ERA: 2.08	4.1 W 15 3 1 1 5 1 0 0 0 0 0 1 24 28 2.08 0.923																					
Glenn Abbott, R (6, 1) ERA: 4.0	2.0 8 2 0 0 0 1 0 1 0 0 0 0 6 11 0.00 1.500																					
Willie Hernandez, L (8, 1) ERA: 4.0	2.0 12 5 3 3 2 2 0 0 0 0 0 0 14 22 13.50 3.500																					

**Detroit Tigers @ Boston Red Sox**  
 Fenway Park, Boston, MA  
 Fri Apr 13 1984, 3:33 AM EST  
 Att: 35,179 - Unknown

AB	35
R	9
H	14
RBI	8
BB	5
SO	7
LOB	20









Batter	1	2	3	4	5	6	7	8	9	AB	R	H	RBI	BB	SO	LOB	TOP										
Bill Sample, R OBP: 0.219, SLG: 0.387 (1, 7)				CS	F9		4-3			5	1	2	1	0	1	0											
Gary Ward, R OBP: 0.357, SLG: 0.294 (1, 9)			4-3		1B		6-3			4	0	1	0	1	0	2											
George Wright, S OBP: 0.250, SLG: 0.385 (1, 8)				1-3	F8				4-3	4	0	0	0	0	1	2											
Buddy Bell, R OBP: 0.481, SLG: 0.548 (1, 5)					1B				5-3	3	1	1	0	1	0	0											
Larry Parrish, R OBP: 0.373, SLG: 0.458 (1, 10)					1B				F3	3	1	2	0	1	0	2											
Dave Hostetter, R (1, 3)					1B				2B	1	1	0	0	1	0	1											
Pete O'Brien, L OBP: 0.333, SLG: 0.469 (5, 3)				FC4-6	1B					1	0	0	0	1	1	0											
Ned Yost, R OBP: 0.214, SLG: 0.350 (1, 2)					1B				G3	4	0	1	2	0	0	3											
Wayne Tolleson, S OBP: 0.375, SLG: 0.405 (1, 4)			4-3	FC4-6	1B				4-3	4	0	0	0	0	0	2											
Curtis Wilkerson, S OBP: 0.231, SLG: 0.194 (1, 6)					1B				1B	4	0	3	1	0	1	0											
<b>Inning Stats</b>	R: 0 E: 0 K: 2 S: 6	H: 0 LOB: 0 BB: 1 P: 10	R: 0 E: 0 K: 0 S: 3	H: 0 LOB: 1 BB: 1 P: 7	R: 1 E: 0 K: 0 S: 4	H: 2 LOB: 0 BB: 0 P: 4	R: 3 E: 0 K: 0 S: 5	H: 3 LOB: 1 BB: 2 P: 13	R: 0 E: 0 K: 1 S: 5	H: 0 LOB: 0 BB: 0 P: 5	R: 0 E: 0 K: 1 S: 5	H: 0 LOB: 0 BB: 0 P: 5	R: 0 E: 0 K: 0 S: 4	H: 1 LOB: 2 BB: 0 P: 8	R: 0 E: 0 K: 0 S: 4	H: 2 LOB: 1 BB: 0 P: 4	1B: 7 2B: 2 3B: 0 HR: 1	SF: 0 SAC: 0 DP: 1 HBP: 0	WP: 0 PB: 0 SB: 0 CS: 3	PA: 39							
<b>PITCHER</b>	IP	WLS	BF	H	R	ER	SO	BB	IBB	HBP	BLK	WP	HR	S	P	ERA	WHIP										
Bob Ojeda, L ERA: 5.4 (1, 1)	3.1	L	16	4	4	4	2	4	0	0	0	0	1	16	32	10.80	2.400										
Bob Stanley, R ERA: 3.95 (4, 1)	5.2		22	6	0	0	2	0	1	0	0	0	0	25	29	0.00	1.059										

Texas Rangers @ Boston Red Sox  
Fenway Park, Boston, MA  
Wed Apr 18 1984, 6:05 PM EST  
Att: 12,052 - Unknown

AB	33
R	4
H	10
RBI	4
BB	5
SO	4
LOB	12



Batter	1	2	3	4	5	6	7	8	9	AB	R	H	RBI	BB	SO	LOB	BOTTOM										
Jerry Remy, L OBP: 0.378, SLG: 0.444 (1, 4)									1-3	4	0	1	0	0	1	1											
Dwight Evans, R OBP: 0.347, SLG: 0.359 (1, 9)									1B	4	0	1	0	0	2	1											
Wade Boggs, L OBP: 0.417, SLG: 0.270 (1, 5)					1B				1B	4	0	2	0	0	0	1											
Jim Rice, R OBP: 0.213, SLG: 0.178 (1, 7)	6-3								G6-4-3	4	0	0	0	0	1	4											
Mike Easter, L OBP: 0.422, SLG: 0.500 (1, 3)									4-3	3	1	2	0	1	1	1											
Marty Barrett, R (9, PR)									6-3	0	0	0	0	0	0	0											
Tony Armas, R OBP: 0.273, SLG: 0.390 (1, 10)					F2				6-3	4	1	1	0	0	0	2											
Rich Gedman, L OBP: 0.212, SLG: 0.258 (1, 2)		G3			G3				4-3	4	0	0	1	0	0	2											
Reid Nichols, R OBP: 0.667, SLG: 1.000 (1, 8)									1B	3	1	1	1	1	2	0											
Glenn Hoffman, R OBP: 0.174, SLG: 0.182 (1, 6)									1-3	2	0	1	1	0	0	0											
Rick Miller, L OBP: 0.222, SLG: 0.250 (7, PH)									1-3	1	0	0	0	0	0	0											
Jackie Gutierrez, R OBP: 0.250, SLG: 0.143 (8, 6)									1-3	1	0	0	0	0	0	3											
<b>Inning Stats</b>	R: 0 E: 0 K: 1 S: 6	H: 1 LOB: 1 BB: 0 P: 6	R: 3 E: 0 K: 0 S: 6	H: 4 LOB: 0 BB: 0 P: 6	R: 0 E: 0 K: 3 S: 10	H: 1 LOB: 0 BB: 0 P: 10	R: 0 E: 0 K: 1 S: 5	H: 0 LOB: 0 BB: 0 P: 5	R: 0 E: 0 K: 1 S: 4	H: 0 LOB: 0 BB: 0 P: 4	R: 0 E: 0 K: 1 S: 5	H: 0 LOB: 0 BB: 0 P: 5	R: 0 E: 0 K: 0 S: 4	H: 2 LOB: 1 BB: 0 P: 4	R: 0 E: 0 K: 0 S: 3	H: 0 LOB: 3 BB: 2 P: 11	1B: 8 2B: 0 3B: 1 HR: 0	SF: 0 SAC: 0 DP: 2 HBP: 0	WP: 0 PB: 0 SB: 1 CS: 0	PA: 36							
<b>PITCHER</b>	IP	WLS	BF	H	R	ER	SO	BB	IBB	HBP	BLK	WP	HR	S	P	ERA	WHIP										
Danny Darwin, R ERA: 4.05 (1, 1)	8.0	W	31	9	3	3	7	0	0	0	0	0	0	45	45	3.38	1.125										
Dave Tobik, R ERA: 0.93 (9, 1)	1.0	S	5	0	0	0	0	1	1	0	0	0	0	3	11	0.00	1.000										

Texas Rangers @ Boston Red Sox  
Fenway Park, Boston, MA  
Wed Apr 18 1984, 6:05 PM EST  
Att: 12,052 - Unknown

AB	34
R	3
H	9
RBI	3
BB	2
SO	7
LOB	15









Batter	1	2	3	4	5	6	7	8	9	AB	R	H	RBI	BB	SO	LOB	TOP										
Rickey Henderson, R OBP: 0.333, SLG: 0.421	6-3	K		FC6-4		3-1			5-3	5	0	0	0	0	1	7											
Bill Almon, R OBP: 0.263, SLG: 0.368	K2-3			F8			1-3		F8	4	0	1	0	0	1	0											
Bruce Bochte, L OBP: 0.396, SLG: 0.297					CS					1	0	0	0	0	0	0											
Davey Lopes, R OBP: 0.358, SLG: 0.457				F3		6-3				4	0	1	0	0	1	1											
Carney Lansford, R OBP: 0.369, SLG: 0.433	F9			F9						4	0	2	0	0	0	1											
Dave Kingman, R OBP: 0.280, SLG: 0.500				F7		1B			F8	3	0	0	0	1	1	2											
Jeff Burroughs, R OBP: 0.231, SLG: 0.500										3	1	1	1	0	2	1											
Joe Morgan, L OBP: 0.456, SLG: 0.514				K					K	1	0	0	0	0	0	0											
Dwayne Murphy, L OBP: 0.426, SLG: 0.404										4	0	3	0	0	0	0											
Mike Heath, R OBP: 0.373, SLG: 0.422										3	0	2	0	1	0	0											
Donnie Hill, S OBP: 0.231, SLG: 0.278										2	0	0	0	0	0	5											
Jim Essian, R OBP: 0.250, SLG: 0.571										1	0	0	0	0	0	2											
Garry Hancock, L OBP: 0.273, SLG: 0.273										1	0	0	0	0	0	0											
<b>Inning Stats</b>	R: 0 E: 0 K: 1 S: 6	H: 1 LOB: 1 BB: 0 P: 6	R: 1 E: 0 K: 1 S: 7	H: 2 LOB: 2 BB: 1 P: 11	R: 0 E: 0 K: 0 S: 3	H: 0 LOB: 0 BB: 0 P: 3	R: 0 E: 0 K: 1 S: 7	H: 2 LOB: 3 BB: 1 P: 11	R: 0 E: 0 K: 1 S: 6	H: 2 LOB: 1 BB: 0 P: 6	R: 0 E: 0 K: 1 S: 6	H: 1 LOB: 1 BB: 0 P: 6	R: 0 E: 0 K: 0 S: 3	H: 0 LOB: 0 BB: 0 P: 3	R: 0 E: 0 K: 0 S: 3	H: 0 LOB: 0 BB: 0 P: 3	1B: 8 2B: 1 3B: 0 HR: 1	SF: 0 SAC: 0 DP: 0 HBP: 0	WP: 0 PB: 0 SB: 1 CS: 1	PA: 38							
<b>PITCHER</b>	IP	WLS	BF	H	R	ER	SO	BB	IBB	HBP	BLK	WP	HR	S	P	ERA	WHIP										
Bruce Hurst, L ERA: 2.31	5.2	W	27	9	1	1	5	2	0	0	0	0	1	35	43	1.59	1.941										
Bob Stanley, R ERA: 2.57	3.1	S	11	1	0	0	1	0	0	0	0	0	0	13	13	0.00	0.300										

Oakland Athletics @ Boston Red Sox  
Fenway Park, Boston, MA  
Fri Apr 20 1984, 6:05 PM EST  
Att: 15,523 - Unknown

AB	36
R	1
H	10
RBI	1
BB	2
SO	6
LOB	19



Batter	1	2	3	4	5	6	7	8	9	AB	R	H	RBI	BB	SO	LOB	BOTTOM										
Jerry Remy, L OBP: 0.340, SLG: 0.385				1-3		6-3			F8	3	0	0	0	1	0	1											
Dwight Evans, R OBP: 0.351, SLG: 0.356										3	0	0	0	1	2	1											
Wade Boggs, L OBP: 0.354, SLG: 0.317										1	0	0	0	0	0	1											
Ed Jurak, R OBP: 0.333, SLG: 0.667										3	1	1	0	0	0	2											
Jim Rice, R OBP: 0.200, SLG: 0.154										3	0	0	0	1	0	1											
Mike Easter, L OBP: 0.415, SLG: 0.511										4	1	2	1	0	1	2											
Tony Armas, R OBP: 0.308, SLG: 0.551										4	1	2	1	0	0	1											
Reid Nichols, R OBP: 0.471, SLG: 0.643										3	0	0	0	1	0	2											
Gary Allenson, R OBP: 0.154, SLG: 0.083										3	0	0	0	1	1	2											
Glenn Hoffman, R OBP: 0.207, SLG: 0.250										3	0	2	1	0	0	0											
<b>Inning Stats</b>	R: 0 E: 0 K: 1 S: 5	H: 0 LOB: 2 BB: 2 P: 13	R: 0 E: 0 K: 0 S: 3	H: 0 LOB: 0 BB: 0 P: 3	R: 0 E: 0 K: 0 S: 3	H: 0 LOB: 0 BB: 0 P: 3	R: 3 E: 0 K: 0 S: 6	H: 4 LOB: 2 BB: 1 P: 10	R: 0 E: 0 K: 1 S: 5	H: 0 LOB: 0 BB: 0 P: 5	R: 0 E: 0 K: 0 S: 4	H: 1 LOB: 1 BB: 0 P: 4	R: 0 E: 0 K: 0 S: 4	H: 1 LOB: 2 BB: 1 P: 8	R: 0 E: 0 K: 2 S: 8	H: 1 LOB: 2 BB: 1 P: 12	1B: 3 2B: 3 3B: 1 HR: 0	SF: 0 SAC: 0 DP: 0 HBP: 0	WP: 0 PB: 0 SB: 0 CS: 0	PA: 35							
<b>PITCHER</b>	IP	WLS	BF	H	R	ER	SO	BB	IBB	HBP	BLK	WP	HR	S	P	ERA	WHIP										
Tim Conroy, L ERA: 4.66	3.2	L	17	3	3	3	3	3	0	0	0	0	0	16	28	7.36	1.636										
Ray Burnis, R ERA: 1.2	4.1		18	4	0	0	3	2	0	0	0	0	0	22	30	0.00	1.385										

Oakland Athletics @ Boston Red Sox  
Fenway Park, Boston, MA  
Fri Apr 20 1984, 6:05 PM EST  
Att: 15,523 - Unknown

AB	30
R	3
H	7
RBI	3
BB	5
SO	4
LOB	13





Batter	1	2	3	4	5	6	7	8	9	AB	R	H	RBI	BB	SO	LOB	TOP										
Rickey Henderson, R OBP: 0.309, SLG: 0.387 (1, 7)	F8		6-3	K			6-3		F4	5	0	0	0	0	1	2											
Dwayne Murphy, L OBP: 0.424, SLG: 0.462 (1, 8)	F7		F9 1B						F6	5	1	2	2	0	0	0											
Joe Morgan, L OBP: 0.462, SLG: 0.500 Tony Phillips, S OBP: 0.154, SLG: 0.154 (7, PR) (7, 4)	F8		1B						F2	3	0	1	0	1	0	0											
Carney Lansford, R OBP: 0.362, SLG: 0.422 (1, 5)		F8	F9							4	0	1	0	0	0	2											
Bruce Bochte, L OBP: 0.385, SLG: 0.275 (1, 3)		HR	F7							3	1	0	0	1	1	4											
Dave Kingman, R OBP: 0.278, SLG: 0.540 (1, 10)		HR		K						4	1	1	2	0	2	2											
Mike Davis, L OBP: 0.258, SLG: 0.222 (1, 9)		E6	F7						4-3	4	0	1	0	0	0	0											
Mike Heath, R OBP: 0.364, SLG: 0.408 Jim Essian, R OBP: 0.250, SLG: 0.571 (8, 2)		K	E6						4-3	4	1	1	0	0	1	1											
Donnie Hill, S OBP: 0.256, SLG: 0.300 (1, 6)		CS	BLK						4-3	4	1	2	0	0	0	2											
<b>Inning Stats</b>	R: 0 E: 0 K: 0 S: 3	H: 0 LOB: 0 BB: 0 P: 3	R: 2 E: 1 K: 1 S: 6	H: 1 LOB: 0 BB: 1 P: 10	R: 1 E: 0 K: 0 S: 6	H: 3 LOB: 2 BB: 0 P: 6	R: 1 E: 1 K: 2 S: 9	H: 1 LOB: 1 BB: 0 P: 9	R: 0 E: 0 K: 0 S: 3	H: 0 LOB: 0 BB: 0 P: 3	R: 0 E: 0 K: 1 S: 7	H: 2 LOB: 2 BB: 0 P: 7	R: 1 E: 0 K: 1 S: 7	H: 2 LOB: 2 BB: 1 P: 11	R: 0 E: 0 K: 0 S: 3	H: 0 LOB: 0 BB: 0 P: 3	R: 0 E: 0 K: 0 S: 3	H: 0 LOB: 0 BB: 0 P: 3	1B: 7 2B: 0 3B: 0 HR: 2	SF: 0 SAC: 0 DP: 0 HBP: 0	WP: 1 PB: 0 SB: 0 CS: 1	PA: 40					
<b>PITCHER</b>	IP	WLS	BF	H	R	ER	SO	BB	IBB	HBP	BLK	WP	HR	S	P	ERA	WHIP										
Mike Brown, R ERA: 7.24 John Henry Johnson, L ERA: 4.91	6.1	L	30	8	5	4	4	2	0	0	1	1	2	36	44	5.68	1.579										
John Henry Johnson, L ERA: 4.91	2.2		9	1	0	0	1	0	0	0	0	0	0	11	11	0.00	0.375										

Oakland Athletics @ Boston Red Sox  
Fenway Park, Boston, MA  
Sat Apr 21 1984, 3:33 AM EST  
Att: 16,373 - Unknown

AB	37
R	5
H	9
RBI	4
BB	2
SO	5
LOB	13



Batter	1	2	3	4	5	6	7	8	9	AB	R	H	RBI	BB	SO	LOB	BOTTOM										
Jerry Remy, L OBP: 0.345, SLG: 0.386 (1, 4)	E6		FC5-4						F9	5	0	2	1	0	0	1											
Dwight Evans, R OBP: 0.371, SLG: 0.388 (1, 9)			FC5-4						F8	4	0	2	1	1	0	3											
Wade Boggs, L OBP: 0.397, SLG: 0.283 (1, 5)	G4-6-3		F6						F9	5	0	0	0	0	0	8											
Jim Rice, R OBP: 0.203, SLG: 0.179 (1, 7)	F7		FC5-4							4	0	1	0	0	0	2											
Mike Easter, L OBP: 0.421, SLG: 0.500 (1, 3)		K							K	3	0	1	0	1	2	1											
Tony Armas, R OBP: 0.286, SLG: 0.509 (1, 10)		5-3							F8	4	0	0	0	0	1	3											
Rich Gedman, L OBP: 0.220, SLG: 0.256 (1, 2)									K	4	1	2	0	0	1	2											
Reid Nichols, R OBP: 0.429, SLG: 0.529 (1, 8)		F7							F4	3	0	0	0	1	0	2											
Glenn Hoffman, R OBP: 0.228, SLG: 0.241 Rick Miller, L OBP: 0.152, SLG: 0.200 Jackie Gutierrez, R OBP: 0.250, SLG: 0.143 Dave Stapleton, R OBP: 0.324, SLG: 0.323 (9, PH)			1B						F8	1	1	0	0	1	0	0											
<b>Inning Stats</b>	R: 0 E: 1 K: 0 S: 4	H: 1 LOB: 1 BB: 0 P: 4	R: 0 E: 0 K: 1 S: 6	H: 1 LOB: 0 BB: 0 P: 6	R: 1 E: 0 K: 0 S: 4	H: 1 LOB: 1 BB: 1 P: 8	R: 0 E: 0 K: 0 S: 4	H: 1 LOB: 1 BB: 0 P: 4	R: 0 E: 0 K: 1 S: 4	H: 0 LOB: 0 BB: 1 P: 8	R: 1 E: 0 K: 0 S: 5	H: 2 LOB: 2 BB: 1 P: 9	R: 0 E: 0 K: 2 S: 8	H: 1 LOB: 1 BB: 0 P: 8	R: 0 E: 0 K: 0 S: 4	H: 1 LOB: 2 BB: 1 P: 8	1B: 7 2B: 2 3B: 0 HR: 0	SF: 0 SAC: 0 DP: 1 HBP: 0	WP: 0 PB: 0 SB: 0 CS: 1	PA: 39							
<b>PITCHER</b>	IP	WLS	BF	H	R	ER	SO	BB	IBB	HBP	BLK	WP	HR	S	P	ERA	WHIP										
Mike Warren, R ERA: 2.77 Keith Ahernton, R ERA: 0.77 Tom Burgmeier, L ERA: 2.84	6.1	W	28	7	2	2	2	3	0	0	0	0	0	29	41	2.84	1.579										
Keith Ahernton, R ERA: 0.77	0.1		1	0	0	0	0	0	0	0	0	0	0	1	1	0.00	0.000										
Tom Burgmeier, L ERA: 2.84	2.1	S	10	2	0	0	2	1	0	0	0	0	0	13	17	0.00	1.286										

Oakland Athletics @ Boston Red Sox  
Fenway Park, Boston, MA  
Sat Apr 21 1984, 3:33 AM EST  
Att: 16,373 - Unknown

AB	35
R	2
H	9
RBI	2
BB	4
SO	4
LOB	24





Batter	1	2	3	4	5	6	7	8	9	AB	R	H	RBI	BB	SO	LOB	TOP																			
Rickey Henderson, R OBP: 0.315, SLG: 0.379 (1, 7)	0-3 K		0-3 K		0-0 WP 3-1 1-2 1B		1-0 HBP	0-0 G6-3		4	0	1	0	0	2	5																				
Dwayne Murphy, L OBP: 0.391, SLG: 0.421 (1, 8)	0-3 K		0-0 1-3		0-0 3-1		0-0 F5		0-3 K	5	0	0	0	0	2	5																				
Joe Morgan, L OBP: 0.421, SLG: 0.444 (1, 4)	0-0 F7			0-0 F5	0-0 3-1		0-0 4-3		0-0 4-3	5	0	0	0	0	0	2																				
Carney Lansford, R OBP: 0.351, SLG: 0.397 (1, 5)		0-3 K		0-0 F7		0-0 F8		4-0 E BB	0-0 6-3	4	1	0	0	1	1	0																				
Bruce Bochte, L OBP: 0.375, SLG: 0.273 (1, 3)		0-0 F9		0-0 4-3		0-0 HR 1B		0-0 E3 WP E 1B		4	2	1	0	0	0	1																				
Dave Kingman, R OBP: 0.293, SLG: 0.648 Ray Burris, R (8, PR)		0-3 K			0-0 HR	0-0 HR		0-0 E5 1B WP FC4-6		4	2	3	0	1	1																					
Mike Davis, L OBP: 0.314, SLG: 0.300 (1, 9)			0-0 FC4-3-6 1B		0-0 F8 1B	0-3 K		0-0 FC4-6 1B 1-2 2-3 BB		3	1	2	0	1	1	0																				
Mike Heath, R OBP: 0.373, SLG: 0.415 (1, 2)			0-0 FC4-3-6 1B		0-0 F8	0-0 4-3		0-0 FC4-6 1B 1-2 2-3 3-H		4	0	2	1	0	0	1																				
Donnie Hill, S OBP: 0.261, SLG: 0.302 Gary Hancock, L OBP: 0.250, SLG: 0.250 Tony Phillips, S OBP: 0.154, SLG: 0.154 (8, 6)			0-0 FC4-3-6		0-0 3-1 WP 1B		0-0 6-3	0-0 FC4-6 G6-3		3	1	1	1	0	0	2																				
<b>Inning Stats</b>	R: 0 E: 0 K: 2 S: 7	H: 0 LOB: 0 BB: 0 P: 7	R: 0 E: 0 K: 2 S: 7	H: 0 LOB: 0 BB: 0 P: 7	R: 0 E: 0 K: 1 S: 7	H: 2 LOB: 2 BB: 0 P: 7	R: 0 E: 0 K: 0 S: 3	H: 0 LOB: 0 BB: 0 P: 3	R: 3 E: 0 K: 0 S: 7	H: 4 LOB: 1 BB: 0 P: 7	R: 2 E: 0 K: 1 S: 7	H: 2 LOB: 0 BB: 0 P: 7	R: 0 E: 0 K: 0 S: 3	H: 0 LOB: 1 BB: 0 P: 4	R: 3 E: 2 K: 0 S: 5	H: 1 LOB: 3 BB: 2 P: 13	R: 0 E: 0 K: 1 S: 5	H: 0 LOB: 0 BB: 0 P: 5	1B: 6 2B: 1 3B: 0 HR: 2	SF: 0 SAC: 0 DP: 1 HBP: 1	WP: 2 PB: 0 SB: 0 CS: 0	PA: 40														
<b>PITCHER</b>	IP	WLS	BF	H	R	ER	SO	BB	IBB	HBP	BLK	WP	HR	S	P	ERA	WHIP	<b>PITCHER</b>	IP	WLS	BF	H	R	ER	SO	BB	IBB	HBP	BLK	WP	HR	S	P	ERA	WHIP	
Dennis Eckersley, R ERA: 6.91 Mark Clear, R ERA: 8.53 Bob Stanley, R ERA: 2.25	(1, 1)	6.0	W	26	8	5	5	6	0	0	0	0	1	2	38	38	7.50	1.333																		
	(7, 1)	1.0		8	0	3	1	0	2	0	1	0	1	0	5	14	9.00	2.000																		
	(8, 1)	2.0	S	6	1	0	0	1	0	0	0	0	0	0	8	8	0.00	0.500																		

Oakland Athletics @ Boston Red Sox  
Fenway Park, Boston, MA  
Sun Apr 22 1984, 3:33 AM EST  
Att: 14,025 - Unknown

AB	37
R	8
H	9
RBI	6
BB	2
SO	7
LOB	19



Batter	1	2	3	4	5	6	7	8	9	AB	R	H	RBI	BB	SO	LOB	BOTTOM																				
Jerry Remy, L OBP: 0.346, SLG: 0.377 (1, 4)	4-0 FC6-4 BB	0-0 2-H 3-H 1B		0-0 1-2 FC6-4 FC6-4 2B	0-0 F3		0-0 F8			4	1	1	2	1	0	1																					
Dwight Evans, R OBP: 0.373, SLG: 0.396 (1, 9)	0-0 FC6-4 1B		0-0 5-3	0-0 FC6-4 1B	4-0 BB		0-0 F4			4	2	1	0	1	0	1																					
Wade Boggs, L OBP: 0.429, SLG: 0.292 (1, 5)	0-0 F9		0-0 BB 1B	4-0 FC6-4 1B	4-0 BB		4-0 PB HR BB			2	1	1	0	3	0	1																					
Jim Rice, R OBP: 0.203, SLG: 0.180 (1, 7)	0-0 E7 1-H 1B		0-0 F6	0-0 FC6-4 1B	0-3 K		0-0 F8			5	1	1	1	0	1	6																					
Mike Easter, L OBP: 0.435, SLG: 0.558 (1, 3)	0-3 K		4-0 BB 1B	0-0 3B 1B		0-3 K		0-0 HR		4	2	2	3	1	2	1																					
Tony Armas, R OBP: 0.311, SLG: 0.552 (1, 10)		0-0 1B BB G1-2-3 1B	0-0 1-2 2-H 1B	0-0 1-H 2-H 3B		0-0 6-3		0-3 K		5	0	3	2	0	1	0																					
Rich Gedman, L OBP: 0.261, SLG: 0.349 (1, 2)		4-0 G1-2-3 1B BB		0-0 1B K		0-0 HR		0-3 K		4	3	2	1	1	2	1																					
Reid Nichols, R OBP: 0.440, SLG: 0.524 (1, 8)		0-0 G1-2-3 1B 1B		0-0 1B FC4-6 1B	0-0 6-3	0-0 6-3				4	1	2	0	0	0	0																					
Jackie Gutierrez, R OBP: 0.333, SLG: 0.545 (1, 6)		0-0 G1-2-3		0-0 FC4-6 1B	0-0 HR		0-0 F7			4	1	2	2	0	0	3																					
<b>Inning Stats</b>	R: 1 E: 1 K: 1 S: 6	H: 1 LOB: 1 BB: 1 P: 10	R: 1 E: 0 K: 0 S: 4	H: 3 LOB: 2 BB: 1 P: 8	R: 0 E: 0 K: 0 S: 4	H: 2 LOB: 2 BB: 1 P: 8	R: 6 E: 0 K: 1 S: 11	H: 6 LOB: 1 BB: 1 P: 15	R: 1 E: 0 K: 1 S: 6	H: 1 LOB: 2 BB: 2 P: 14	R: 1 E: 0 K: 1 S: 6	H: 1 LOB: 0 BB: 0 P: 6	R: 0 E: 0 K: 0 S: 3	H: 0 LOB: 0 BB: 0 P: 3	R: 2 E: 0 K: 2 S: 8	H: 1 LOB: 0 BB: 1 P: 12	R: 0 E: 0 K: 1 S: 5	H: 0 LOB: 0 BB: 0 P: 5	1B: 10 2B: 1 3B: 1 HR: 3	SF: 0 SAC: 0 DP: 1 HBP: 0	WP: 0 PB: 1 SB: 0 CS: 0	PA: 43															
<b>PITCHER</b>	IP	WLS	BF	H	R	ER	SO	BB	IBB	HBP	BLK	WP	HR	S	P	ERA	WHIP	<b>PITCHER</b>	IP	WLS	BF	H	R	ER	SO	BB	IBB	HBP	BLK	WP	HR	S	P	ERA	WHIP		
Steve McCatty, R ERA: 3.91 Chris Codiroli, R ERA: 7.94 Jeff Bettendorf, R ERA: 3.0 Keith Atherton, R ERA: 2.13	(1, 1)	3.0	L	17	8	4	3	1	3	0	0	0	0	0	9	13	36.00	4.000																			
	(4, 1)	1.0		8	4	4	4	1	0	1	0	0	0	0	2	15	6.00	1.333																			
	(5, 1)	3.0		13	2	2	2	2	2	0	0	0	0	2	15	23	6.00	1.333																			
	(8, 1)	1.0		5	1	2	2	2	1	0	0	0	0	1	8	12	18.00	2.000																			

Oakland Athletics @ Boston Red Sox  
Fenway Park, Boston, MA  
Sun Apr 22 1984, 3:33 AM EST  
Att: 14,025 - Unknown

AB	36
R	12
H	15
RBI	11
BB	7
SO	6
LOB	14





Batter	1	2	3	4	5	6	7	8	9	AB	R	H	RBI	BB	SO	LOB	TOP			
Gary Pettis, S OBP: 0.333, SLG: 0.286 (1, 8)	0-0 4-3	0-0 FC6-4			0-0 4-3					3	0	0	0	0	0	2	<b>California Angels @ Boston Red Sox</b> Fenway Park, Boston, MA Mon Apr 23 1984, 6:05 PM EST Att: 12,912 - Unknown  livebaseballscores.com			
Rod Carew, L OBP: 0.391, SLG: 0.400 (1, 3)	0-3 K		0-0 4-3		0-0 4-3					3	0	0	0	0	1	0				
Fred Lynn, L OBP: 0.321, SLG: 0.429 (1, 9)	0-0 BB 1B		4-0 BB		4-0 BB					1	0	1	0	2	0	0				
Doug DeCinces, R OBP: 0.312, SLG: 0.486 (1, 5)	4-0 BB 1-2		0-3 K		0-0 E6 G5-4-3					2	0	0	0	1	1	2				
Reggie Jackson, L OBP: 0.319, SLG: 0.537 (1, 10)	0-3 K		0-3 K		0-3 K					3	0	0	0	0	3	5				
Brian Downing, R OBP: 0.329, SLG: 0.403 (1, 7)		0-0 F3		0-0 F8		0-0 G5-4-3				3	0	0	0	0	0	2				
Bobby Grich, R OBP: 0.316, SLG: 0.514 (1, 4)		0-0 6-3		0-0 F8						2	0	0	0	0	0	0				
Bob Boone, R OBP: 0.212, SLG: 0.274 (1, 2)		0-0 1B 1B		0-0 5-3						2	0	1	0	0	0	0				
Dick Schofield, R OBP: 0.304, SLG: 0.344 (1, 6)		0-0 FC6-4 1B		0-3 K						2	0	1	0	0	1	0				
<b>Inning Stats</b>	R: 0 E: 0 K: 2 S: 8	H: 1 LOB: 2 BB: 1 P: 12	R: 0 E: 0 K: 0 S: 5	H: 2 LOB: 0 BB: 0 P: 5	R: 0 E: 0 K: 2 S: 7	H: 0 LOB: 1 BB: 1 P: 11	R: 0 E: 0 K: 0 S: 3	H: 0 LOB: 0 BB: 0 P: 3	R: 0 E: 1 K: 1 S: 5	H: 0 LOB: 1 BB: 1 P: 9							1B: 3 2B: 0 3B: 0 HR: 0	SF: 0 SAC: 0 DP: 1 HBP: 0	WP: 0 PB: 0 SB: 0 CS: 0	PA: 24
<b>PITCHER</b> Bob Ojeda, L ERA: 3.97 (1, 1)	IP: 6.0 WLS: W BF: 24 H: 3 R: 0 ER: 0 SO: 6 BB: 3 IBB: 0 HBP: 0 BLK: 0 WP: 0 HR: 0 S: 33 P: 45 ERA: 0.00 WHIP: 1.000															<b>PITCHER</b>	IP: WLS: BF: H: R: ER: SO: BB: IBB: HBP: BLK: WP: HR: S: P: ERA: WHIP:			

Batter	1	2	3	4	5	6	7	8	9	AB	R	H	RBI	BB	SO	LOB	BOTTOM					
Marty Barrett, R OBP: 0.667, SLG: 0.600 (1, 4)	0-0 BB 1B	0-0 FC6-4 1B			0-0 SH1-4 SF9 E 1B					3	1	3	1	0	0	0	<b>California Angels @ Boston Red Sox</b> Fenway Park, Boston, MA Mon Apr 23 1984, 6:05 PM EST Att: 12,912 - Unknown  livebaseballscores.com					
Dwight Evans, R OBP: 0.371, SLG: 0.382 (1, 9)	4-0 BB 1-2	0-0 FC6-4			0-0 E9 SF9 SH1-4					2	0	0	0	1	0	3						
Wade Boggs, L OBP: 0.431, SLG: 0.286 (1, 5)	0-0 F7		4-0 G5-4-3 BB		0-0 SH1-4					1	0	0	0	1	0	2						
Jim Rice, R OBP: 0.209, SLG: 0.175 (1, 7)	0-0 F8		0-0 G5-4-3		4-0 IBB					2	0	0	0	1	0	3						
Mike Easter, L OBP: 0.431, SLG: 0.556 (1, 3)	0-0 F9		0-0 1B		0-0 SF9					2	0	1	1	0	0	2						
Tony Armas, R OBP: 0.297, SLG: 0.525 (1, 10)		0-0 4-3	0-3 K		0-0 1-4-3					3	0	0	0	0	1	3						
Reid Nichols, R OBP: 0.429, SLG: 0.542 (1, 8)		0-0 1B 1B 2B		0-0 1-3		0-0 F7				3	1	1	0	0	0	0						
Jeff Newman, R OBP: 0.667, SLG: 0.667 (1, 2)		0-0 1B 2-3 1B		0-0 6-3		0-0 1B				3	0	2	0	0	0	0						
Jackie Gutierrez, R OBP: 0.286, SLG: 0.462 (1, 6)		0-0 F9		0-0 G3						2	0	0	0	0	0	2						
<b>Inning Stats</b>	R: 0 E: 0 K: 0 S: 4	H: 1 LOB: 2 BB: 1 P: 8	R: 1 E: 0 K: 0 S: 6	H: 3 LOB: 2 BB: 0 P: 6	R: 0 E: 0 K: 1 S: 5	H: 1 LOB: 1 BB: 1 P: 9	R: 0 E: 0 K: 0 S: 3	H: 0 LOB: 0 BB: 0 P: 3	R: 1 E: 1 K: 0 S: 5	H: 1 LOB: 2 BB: 1 P: 9	R: 0 E: 0 K: 0 S: 2	H: 1 LOB: 1 BB: 0 P: 2							1B: 6 2B: 1 3B: 0 HR: 0	SF: 1 SAC: 1 DP: 1 HBP: 0	WP: 0 PB: 0 SB: 0 CS: 0	PA: 26
<b>PITCHER</b> Geoff Zahn, L ERA: 2.25 (1, 1)	IP: 5.1 WLS: L BF: 26 H: 7 R: 2 ER: 1 SO: 1 BB: 2 IBB: 1 HBP: 0 BLK: 0 WP: 0 HR: 0 S: 25 P: 37 ERA: 1.69 WHIP: 1.688															<b>PITCHER</b>	IP: WLS: BF: H: R: ER: SO: BB: IBB: HBP: BLK: WP: HR: S: P: ERA: WHIP:					



Batter	1	2	3	4	5	6	7	8	9	AB	R	H	RBI	BB	SO	LOB	TOP
Gary Pettis, S OBP: 0.351, SLG: 0.300 (1, 8)	0-0 1B SF9 1B		0-0 6-3	0-0 1-2 1B		4-0 FC4-6 1-2 FC1-2 BB BB		0-0 1-3		4	1	2	0	1	0	0	
Rod Carew, L OBP: 0.418, SLG: 0.422 (1, 3)	0-0 SF9 BB 1-3 1B		0-0 2B CS 1B	0-3 K		4-0 FC4-6 1-2 2-3 3-H BB		0-0 G6-3 1B		4	0	3	1	1	1	2	
Fred Lynn, L OBP: 0.326, SLG: 0.432 (1, 9)	4-0 1-2 BB		0-0 1-3 2B	0-0 F8		0-0 FC4-6 FC1-2 1-2 2-3 3-H		0-0 G6-3 1-2		4	0	1	1	1	0	5	
Doug DeCinces, R OBP: 0.305, SLG: 0.514 (1, 5)	0-0 SF9 2-3 3-H		0-0 F4 3-H		0-0 HR	0-0 FC1-2 1-2		0-0 5-3		4	1	1	2	0	0	4	
Reggie Jackson, L OBP: 0.325, SLG: 0.583 (1, 10)	0-3 K		0-0 HR	0-0 6-3		0-3 K		0-0 1B 2B		5	2	2	1	0	2	4	
Brian Downing, R OBP: 0.333, SLG: 0.444 (1, 7)	0-0 F9		0-0 HR	0-0 4-3		0-0 F7		0-0 1B 2-H		5	1	2	2	0	0	2	
Bobby Grich, R OBP: 0.302, SLG: 0.550 (1, 4)		0-3 K	0-0 HR	0-0 F9		0-0 1-3		0-0 F9		5	1	1	1	0	1	1	
Bob Boone, R OBP: 0.254, SLG: 0.328 (1, 2)		0-0 G5-4-3 1B	0-0 FC4-6 1B	0-0 FC4-6 1B		0-0 E BB 1B		0-0 6-3		5	1	4	0	0	0	1	
Dick Schofield, R OBP: 0.288, SLG: 0.324 (1, 6)		0-0 G5-4-3 1-2	0-0 FC4-6 1B 1-2	0-0 E4 BB FC4-6 1-3		0-0 F6				4	1	0	0	0	0	4	
<b>Inning Stats</b>	R: 1 E: 0 K: 1 S: 7	H: 2 LOB: 2 BB: 1 P: 11	R: 0 E: 0 K: 1 S: 5	H: 1 LOB: 0 BB: 0 P: 5	R: 0 E: 0 K: 0 S: 4	H: 2 LOB: 1 BB: 0 P: 4	R: 3 E: 0 K: 1 S: 10	H: 5 LOB: 2 BB: 0 P: 10	R: 1 E: 0 K: 0 S: 4	H: 1 LOB: 1 BB: 0 P: 4	R: 0 E: 0 K: 0 S: 3	H: 1 LOB: 0 BB: 0 P: 3	R: 1 E: 0 K: 0 S: 5	H: 2 LOB: 1 BB: 0 P: 5	1B: 9 2B: 3 3B: 0 HR: 4	SF: 1 SAC: 0 DP: 2 HBP: 0	WP: 0 PA: 44 PB: 0 SB: 0 CS: 1
<b>PITCHER</b>	IP WLS BF H R ER SO BB IBB HBP BLK WP HR S P ERA WHIP	IP WLS BF H R ER SO BB IBB HBP BLK WP HR S P ERA WHIP	IP WLS BF H R ER SO BB IBB HBP BLK WP HR S P ERA WHIP	IP WLS BF H R ER SO BB IBB HBP BLK WP HR S P ERA WHIP	IP WLS BF H R ER SO BB IBB HBP BLK WP HR S P ERA WHIP	IP WLS BF H R ER SO BB IBB HBP BLK WP HR S P ERA WHIP	IP WLS BF H R ER SO BB IBB HBP BLK WP HR S P ERA WHIP	IP WLS BF H R ER SO BB IBB HBP BLK WP HR S P ERA WHIP	IP WLS BF H R ER SO BB IBB HBP BLK WP HR S P ERA WHIP	IP WLS BF H R ER SO BB IBB HBP BLK WP HR S P ERA WHIP	IP WLS BF H R ER SO BB IBB HBP BLK WP HR S P ERA WHIP	IP WLS BF H R ER SO BB IBB HBP BLK WP HR S P ERA WHIP	IP WLS BF H R ER SO BB IBB HBP BLK WP HR S P ERA WHIP	IP WLS BF H R ER SO BB IBB HBP BLK WP HR S P ERA WHIP	IP WLS BF H R ER SO BB IBB HBP BLK WP HR S P ERA WHIP	IP WLS BF H R ER SO BB IBB HBP BLK WP HR S P ERA WHIP	IP WLS BF H R ER SO BB IBB HBP BLK WP HR S P ERA WHIP
Oil Can Boyd, R ERA: 5.21 (1, 1)	3.0 17 9 4 4 2 2 1 0 0 0 0 0 3 20 24 12.00 3.333	2.0 12 3 3 2 1 2 0 0 0 0 0 0 1 12 20 9.00 2.500	3.0 10 2 0 0 1 0 0 0 0 0 0 0 0 5 5 9.00 2.000	1.0 L 5 2 1 1 0 0 0 0 0 0 0 0 5 5 9.00 2.000													

California Angels @ Boston Red Sox  
Fenway Park, Boston, MA  
Tue Apr 24 1984, 6:05 PM EST  
Att: 12,330 - Unknown

AB 40  
R 8  
H 16  
RBI 8  
BB 3  
SO 4  
LOB 23



Batter	1	2	3	4	5	6	7	8	9	AB	R	H	RBI	BB	SO	LOB	BOTTOM		
Jerry Remy, L OBP: 0.366, SLG: 0.385 (1, 4)	0-0 WP 2B 1B		0-0 6-3	4-0 1B 1B BB		0-0 FC3-6 1-2 G6-4-3		0-0 1-2 2-3 1B		4	2	2	0	1	0	2			
Dwight Evans, R OBP: 0.380, SLG: 0.356 (1, 9)	0-0 F4 1-2		4-0 BB BB 3B	0-0 F8		0-0 G6-4-3 1-2		0-3 K		4	1	0	0	1	1	6			
Wade Boggs, L OBP: 0.429, SLG: 0.283 (1, 5)	0-0 F7		4-0 1-2 3B BB	0-0 1B		0-0 F8		0-0 3-1		4	1	1	0	1	0	4			
Jim Rice, R OBP: 0.236, SLG: 0.250 (1, 7)	0-0 2H 1B 2B		0-0 2H 2H 2B 3B	1-2 1B		0-0 6-3		0-0 F4		5	2	3	4	0	0	0			
Mike Easter, L OBP: 0.429, SLG: 0.542 (1, 3)	0-0 2H 1B		0-0 4-3	0-3 K		0-0 3-1		0-0 PB G3 1B		5	0	2	1	0	1	3			
Tony Armas, R OBP: 0.290, SLG: 0.500 (1, 10)	0-3 K		0-0 6-3	0-0 F5		0-0 2B SF8 1B		0-0 G3		5	1	1	0	0	1	3			
Rich Gedman, L OBP: 0.280, SLG: 0.404 (1, 2)		0-0 1-3	0-0 2B	0-0 F6		0-0 1B 2B		4-0 BB BB		4	0	2	1	0	0	0			
Marty Barrett, R OBP: 0.667, SLG: 0.600 (6, PR)			0-0 3-H 2B	0-0 F4		0-0 F8		0-0 1B HBP		0	0	0	0	0	0	0			
Jeff Newman, R OBP: 0.750, SLG: 0.667 (9, 2)			0-0 F4	0-0 F4		0-0 F9		0-0 SF8		0	0	0	0	0	0	0			
Reid Nichols, R OBP: 0.394, SLG: 0.464 (1, 8)			0-0 F4	0-0 F4		0-0 FC3-6 1B		0-0 F9		4	0	0	0	0	0	3			
Jackie Gutierrez, R OBP: 0.353, SLG: 0.563 (1, 6)			0-0 2B	0-0 F9						3	0	2	0	0	0	0			
Rick Miller, L OBP: 0.157, SLG: 0.200 (8, PH)										0	0	0	1	0	0	0			
Glenn Hoffman, R OBP: 0.226, SLG: 0.241 (9, 6)										0	0	0	0	0	0	0			
<b>Inning Stats</b>	R: 2 E: 0 K: 1 S: 8	H: 3 LOB: 1 BB: 0 P: 8	R: 0 E: 0 K: 0 S: 4	H: 1 LOB: 1 BB: 0 P: 4	R: 3 E: 0 K: 0 S: 5	H: 2 LOB: 1 BB: 2 P: 13	R: 1 E: 0 K: 1 S: 7	H: 2 LOB: 2 BB: 1 P: 11	R: 0 E: 0 K: 0 S: 3	H: 0 LOB: 0 BB: 0 P: 3	R: 0 E: 0 K: 0 S: 3	H: 0 LOB: 0 BB: 0 P: 3	R: 0 E: 0 K: 1 S: 8	H: 3 LOB: 3 BB: 0 P: 9	R: 0 E: 0 K: 0 S: 4	H: 1 LOB: 2 BB: 1 P: 8	1B: 8 2B: 4 3B: 1 HR: 0	SF: 1 SAC: 0 DP: 1 HBP: 1	WP: 1 PA: 44 PB: 1 SB: 0 CS: 0
<b>PITCHER</b>	IP WLS BF H R ER SO BB IBB HBP BLK WP HR S P ERA WHIP	IP WLS BF H R ER SO BB IBB HBP BLK WP HR S P ERA WHIP	IP WLS BF H R ER SO BB IBB HBP BLK WP HR S P ERA WHIP	IP WLS BF H R ER SO BB IBB HBP BLK WP HR S P ERA WHIP	IP WLS BF H R ER SO BB IBB HBP BLK WP HR S P ERA WHIP	IP WLS BF H R ER SO BB IBB HBP BLK WP HR S P ERA WHIP	IP WLS BF H R ER SO BB IBB HBP BLK WP HR S P ERA WHIP	IP WLS BF H R ER SO BB IBB HBP BLK WP HR S P ERA WHIP	IP WLS BF H R ER SO BB IBB HBP BLK WP HR S P ERA WHIP	IP WLS BF H R ER SO BB IBB HBP BLK WP HR S P ERA WHIP	IP WLS BF H R ER SO BB IBB HBP BLK WP HR S P ERA WHIP	IP WLS BF H R ER SO BB IBB HBP BLK WP HR S P ERA WHIP	IP WLS BF H R ER SO BB IBB HBP BLK WP HR S P ERA WHIP	IP WLS BF H R ER SO BB IBB HBP BLK WP HR S P ERA WHIP	IP WLS BF H R ER SO BB IBB HBP BLK WP HR S P ERA WHIP	IP WLS BF H R ER SO BB IBB HBP BLK WP HR S P ERA WHIP	IP WLS BF H R ER SO BB IBB HBP BLK WP HR S P ERA WHIP		
Steve Brown, R ERA: 9.0 (1, 1)	3.1 19 5 1 1 1 0 0 0 0 0 0 0 17 17 2.46 1.364	3.2 15 5 1 1 1 0 0 0 0 0 0 0 10 15 0.00 1.500	2.0 W 10 2 0 0 1 1 0 1 0 0 0 10 15 0.00 1.500																

California Angels @ Boston Red Sox  
Fenway Park, Boston, MA  
Tue Apr 24 1984, 6:05 PM EST  
Att: 12,330 - Unknown

AB 38  
R 7  
H 13  
RBI 7  
BB 4  
SO 3  
LOB 21





Batter	1	2	3	4	5	6	7	8	9	AB	R	H	RBI	BB	SO	LOB	TOP			
Jack Perconte, L (1,4) OBP: 0.370, SLG: 0.403 Dave Henderson, R (9, FH) OBP: 0.267, SLG: 0.222	F7		BB 1-3 1B		G3		E6		FC6-4 1B	4	0	1	0	0	0	0	<b>Seattle Mariners @ Boston Red Sox</b> Fenway Park, Boston, MA Wed Apr 25 1984, 6:05 PM EST Att: 11,748 - Unknown			
Barry Bonnell, R (1,8) OBP: 0.336, SLG: 0.320	BB 1B		1-3 1-2		F4		K		FC6-4 1-2f	5	0	1	0	0	1	3				
Alvin Davis, L (1,3) OBP: 0.423, SLG: 0.717	K		BB BB		F9		5-3			3	0	0	0	1	1					
Gorman Thomas, R (1,7) OBP: 0.414, SLG: 0.327	BB 1-2		FC4-6 BB		FC6-4 BB		E6 FC1-6			1	0	0	0	3	0	0				
Al Cowens, R (1,9) OBP: 0.367, SLG: 0.500	F7		FC4-6 1-2f		FC6-4 1B 1-2f		FC1-6 1-2f			4	0	0	0	0	0	7				
Steve Henderson, R (1,10) OBP: 0.360, SLG: 0.500					F9		F8			4	0	2	0	0	0	1				
Darnell Coles, R (1,5) OBP: 0.250, SLG: 0.143	F8				6-3		F7		5-3	4	0	0	0	0	0	3				
Bob Kearney, R (1,2) OBP: 0.279, SLG: 0.323 Phil Bradley, R (9, FH) OBP: 0.375, SLG: 0.326	F1 1-2				K		6-3		F4	3	0	0	0	0	1	1				
Spike Owen, S (1,6) OBP: 0.274, SLG: 0.263			4-3		F7		6-3		1B 3B	4	1	1	0	0	0	0				
<b>Inning Stats</b>	R: 0 E: 0 K: 1 S: 6	H: 1 LOB: 2 BB: 1 P: 10	R: 0 E: 0 K: 0 S: 3	H: 1 LOB: 0 BB: 0 P: 3	R: 0 E: 0 K: 0 S: 4	H: 1 LOB: 3 BB: 2 P: 12	R: 0 E: 0 K: 1 S: 5	H: 0 LOB: 0 BB: 0 P: 5	R: 0 E: 0 K: 0 S: 3	H: 0 LOB: 0 BB: 0 P: 3	R: 0 E: 1 K: 1 S: 6	H: 0 LOB: 1 BB: 0 P: 6	R: 0 E: 0 K: 0 S: 4	H: 0 LOB: 0 BB: 0 P: 4	R: 1 E: 0 K: 0 S: 5	H: 2 LOB: 1 BB: 0 P: 5		1B: 5 2B: 0 3B: 1 HR: 0	SF: 0 SAC: 0 DP: 0 HBP: 0	WP: 0 PB: 0 CS: 1
<b>PITCHER</b> Bruce Hurst, L (1,1) ERA: 1.95	IP: 9.0 WLS: W BF: 38	H: 6 R: 1 ER: 1 SO: 3	BB: 4 IBB: 0 HBP: 0 BLK: 0	WP: 0 HR: 0 S: 40 P: 56	ERA: 1.00 WHIP: 1.111															

Batter	1	2	3	4	5	6	7	8	9	AB	R	H	RBI	BB	SO	LOB	BOTTOM			
Jerry Remy, L (1,4) OBP: 0.361, SLG: 0.377	K		6-3		4-3			FC6-4 SH1-3 1B		4	0	1	0	0	1	1	<b>Seattle Mariners @ Boston Red Sox</b> Fenway Park, Boston, MA Wed Apr 25 1984, 6:05 PM EST Att: 11,748 - Unknown			
Dwight Evans, R (1,9) OBP: 0.346, SLG: 0.339	6-3				F9		1-3	SH1-3 1-2		3	0	0	0	0	0	0				
Wade Boggs, L (1,5) OBP: 0.432, SLG: 0.321	1-3				F7		1B 3B	FC6-4 IBB		3	1	1	0	1	0	0				
Tony Armas, R (1,8) OBP: 0.301, SLG: 0.500					F8		1B 2B 1B	FC6-4 1-2f 2-3		4	1	2	1	0	0	2				
Mike Easter, L (1,10) OBP: 0.419, SLG: 0.524	K				2B 1-3 1B		F9	4-3		4	0	1	0	0	1	3				
Rich Gedman, L (1,2) OBP: 0.283, SLG: 0.420	4-1				1-3 3-H 2B		K			3	0	1	1	0	1	1				
Reid Nichols, R (1,7) OBP: 0.361, SLG: 0.419			6-3		K		F7			3	0	0	0	0	1	2				
Dave Stapleton, R (1,3) OBP: 0.324, SLG: 0.324			1-3 1B		6-3		F6			3	0	1	0	0	0	0				
Jackie Gutierrez, R (1,6) OBP: 0.300, SLG: 0.474			1-3 1-2		K		F9			3	0	0	0	0	1	1				
<b>Inning Stats</b>	R: 0 E: 0 K: 1 S: 5	H: 0 LOB: 0 BB: 0 P: 5	R: 0 E: 0 K: 1 S: 5	H: 0 LOB: 0 BB: 0 P: 5	R: 0 E: 0 K: 0 S: 4	H: 1 LOB: 1 BB: 0 P: 4	R: 1 E: 0 K: 1 S: 8	H: 3 LOB: 2 BB: 0 P: 8	R: 0 E: 0 K: 1 S: 5	H: 0 LOB: 0 BB: 0 P: 5	R: 1 E: 0 K: 1 S: 7	H: 2 LOB: 1 BB: 0 P: 7	R: 0 E: 0 K: 0 S: 3	H: 0 LOB: 0 BB: 0 P: 3	R: 0 E: 0 K: 0 S: 4	H: 1 LOB: 2 BB: 1 P: 8		1B: 5 2B: 1 3B: 1 HR: 0	SF: 0 SAC: 1 DP: 0 HBP: 0	WP: 0 PB: 0 CS: 0
<b>PITCHER</b> Jim Beattie, R (1,1) ERA: 3.9	IP: 8.0 WLS: L BF: 32	H: 7 R: 2 ER: 2 SO: 5	BB: 0 IBB: 1 HBP: 0 BLK: 0	WP: 0 HR: 0 S: 41 P: 45	ERA: 2.25 WHIP: 0.875															



Batter	1	2	3	4	5	6	7	8	9	10	AB	R	H	RBI	BB	SO	LOB	TOP				
Jack Perconte, L (1,4) OBP: 0.360, SLG: 0.390	F6		HR		F8		6-3			1-3	5	1	1	0	0	0	2	<b>Seattle Mariners @ Boston Red Sox</b> Fenway Park, Boston, MA Thu Apr 26 1984, 6:05 PM EST Att: 14,092 - Unknown				
Barry Bonnell, R (1,8) OBP: 0.361, SLG: 0.400											5	1	3	2	0	0	2					
Phil Bradley, R (10, PR) (10, 8) (10, 7)	1B		HR		5-3		1-3			HR	0	1	0	0	0	0	0					
Alvin Davis, L (1,3) OBP: 0.421, SLG: 0.745	3-1									HR	5	1	2	2	0	0	0					
Pat Putnam, L (1,10) OBP: 0.298, SLG: 0.353										HR	4	0	0	0	1	2	2					
Gorman Thomas, R (1,7) OBP: 0.292, SLG: 0.304											4	0	0	0	0	0	1					
Dave Henderson, R (10, 8) OBP: 0.267, SLG: 0.222	F3				3-1		6-3				0	0	0	0	0	0	0					
Al Cowens, R (1,9) OBP: 0.344, SLG: 0.466	F8				6-3						4	1	0	0	0	1	1					
Darnell Coles, R (1,5) OBP: 0.250, SLG: 0.100	5-3				K						3	1	0	0	0	2	1					
Bob Kearney, R (1,2) OBP: 0.282, SLG: 0.324					6-3						3	0	1	0	0	0	0					
Spike Owen, S (1,6) OBP: 0.273, SLG: 0.262					4-3						4	0	1	2	0	0	1					
<b>Inning Stats</b>	R: 0 E: 0 K: 0 S: 3	H: 1 LOB: 0 BB: 0 P: 3	R: 0 E: 0 K: 0 S: 3	H: 0 LOB: 1 BB: 1 P: 7	R: 2 E: 0 K: 1 S: 8	H: 3 LOB: 1 BB: 0 P: 8	R: 0 E: 0 K: 1 S: 5	H: 0 LOB: 0 BB: 0 P: 5	R: 0 E: 0 K: 0 S: 3	H: 0 LOB: 0 BB: 0 P: 3	R: 2 E: 1 K: 0 S: 5	H: 1 LOB: 1 BB: 0 P: 6	R: 0 E: 0 K: 1 S: 5	H: 0 LOB: 0 BB: 0 P: 5	R: 0 E: 0 K: 2 S: 7	H: 0 LOB: 0 BB: 0 P: 7	R: 2 E: 0 K: 0 S: 5	H: 2 LOB: 1 BB: 0 P: 5	1B: 6 2B: 0 3B: 0 HR: 2	SF: 0 SAC: 1 DP: 0 HBP: 1	WP: 1 PB: 0 SB: 2 CS: 0	PA: 40
<b>PITCHER</b>	IP WLS BF H R ER SO	IP WLS BF H R ER SO	IP WLS BF H R ER SO	IP WLS BF H R ER SO	IP WLS BF H R ER SO	IP WLS BF H R ER SO	IP WLS BF H R ER SO	IP WLS BF H R ER SO	IP WLS BF H R ER SO	IP WLS BF H R ER SO	IP WLS BF H R ER SO	IP WLS BF H R ER SO	IP WLS BF H R ER SO	IP WLS BF H R ER SO	IP WLS BF H R ER SO	IP WLS BF H R ER SO	IP WLS BF H R ER SO	ERA WHIP	ERA WHIP			
Mike Brown, R (1,1) ERA: 6.2	6.2										4.05	1.050										
Bob Stanley, R (7,1) ERA: 3.1	3.1										5.40	0.600										

**Seattle Mariners @ Boston Red Sox**  
 Fenway Park, Boston, MA  
 Thu Apr 26 1984, 6:05 PM EST  
 Att: 14,092 - Unknown

AB	37
R	6
H	8
RBI	6
BB	1
SO	5
LOB	10



Batter	1	2	3	4	5	6	7	8	9	10	AB	R	H	RBI	BB	SO	LOB	BOTTOM				
Marty Barrett, R (1,4) OBP: 0.727, SLG: 0.778	1B										4	1	3	1	1	0	1	<b>Seattle Mariners @ Boston Red Sox</b> Fenway Park, Boston, MA Thu Apr 26 1984, 6:05 PM EST Att: 14,092 - Unknown				
Ed Jurak, R (1,5) OBP: 0.125, SLG: 0.250	K										5	0	0	0	0	2	7					
Dwight Evans, R (1,9) OBP: 0.337, SLG: 0.328	1B										5	0	1	1	0	0	1					
Tony Armas, R (1,8) OBP: 0.321, SLG: 0.541	1B										4	2	2	1	1	1	0					
Mike Easler, L (1,3) OBP: 0.430, SLG: 0.522	F6										4	1	2	0	1	0	2					
Dave Stapleton, R (1,10) OBP: 0.293, SLG: 0.289											4	0	0	0	1	5						
Wade Boggs, L (10, PH) OBP: 0.427, SLG: 0.316	FC6										1	0	0	0	0	1	1					
Reid Nichols, R (1,7) OBP: 0.415, SLG: 0.441											3	1	2	0	2	0	0					
Jeff Newman, R (1,2) OBP: 0.375, SLG: 0.333	5-3										3	0	0	1	0	0	3					
Jackie Gutierrez, R (1,6) OBP: 0.262, SLG: 0.435	4-3										4	0	1	1	0	0	1					
<b>Inning Stats</b>	R: 1 E: 0 K: 1 S: 8	H: 3 LOB: 2 BB: 0 P: 8	R: 0 E: 0 K: 0 S: 3	H: 0 LOB: 0 BB: 0 P: 3	R: 0 E: 0 K: 1 S: 5	H: 1 LOB: 1 BB: 0 P: 5	R: 3 E: 0 K: 1 S: 7	H: 2 LOB: 2 BB: 3 P: 19	R: 0 E: 0 K: 1 S: 6	H: 1 LOB: 1 BB: 0 P: 6	R: 0 E: 0 K: 0 S: 3	H: 0 LOB: 0 BB: 0 P: 3	R: 0 E: 0 K: 0 S: 3	H: 0 LOB: 0 BB: 0 P: 3	R: 0 E: 1 K: 1 S: 3	H: 0 LOB: 0 BB: 0 P: 3	R: 1 E: 0 K: 1 S: 8	H: 3 LOB: 2 BB: 0 P: 8	1B: 9 2B: 1 3B: 0 HR: 1	SF: 1 SAC: 1 DP: 2 HBP: 0	WP: 0 PB: 0 SB: 0 CS: 1	PA: 44
<b>PITCHER</b>	IP WLS BF H R ER SO	IP WLS BF H R ER SO	IP WLS BF H R ER SO	IP WLS BF H R ER SO	IP WLS BF H R ER SO	IP WLS BF H R ER SO	IP WLS BF H R ER SO	IP WLS BF H R ER SO	IP WLS BF H R ER SO	IP WLS BF H R ER SO	IP WLS BF H R ER SO	IP WLS BF H R ER SO	IP WLS BF H R ER SO	IP WLS BF H R ER SO	IP WLS BF H R ER SO	IP WLS BF H R ER SO	IP WLS BF H R ER SO	ERA WHIP	ERA WHIP			
Matt Young, L (1,1) ERA: 6.0	8.0										4.50	1.500										
Ed Vande Berg, L (9,1) ERA: 1.00	1.0										0.00	0.000										
Mike Stanton, R (10,1) ERA: 4.91	0.1										27.00	3.000										
Paul Mirabella, L (10,1) ERA:	0.2										0.00	3.000										

**Seattle Mariners @ Boston Red Sox**  
 Fenway Park, Boston, MA  
 Thu Apr 26 1984, 6:05 PM EST  
 Att: 14,092 - Unknown

AB	37
R	5
H	11
RBI	5
BB	5
SO	5
LOB	21





Batter	1	2	3	4	5	6	7	8	9	AB	R	H	RBI	BB	SO	LOB	TOP								
Jerry Remy, L (1, 4) OBP: 0.336, SLG: 0.351	F7		F7		4-3		F8		F7	5	0	0	0	0	0	0	<b>Boston Red Sox @ Chicago White Sox</b> Comiskey Park, Chicago, IL Fri Apr 27 1984, 7:05 PM EST Att: 27,453 - Unknown								
Dwight Evans, R (1, 9) OBP: 0.392, SLG: 0.329	1B BB		2-3		1B			BB SH5-4 BB	F8	3	2	1	0	2	0	0									
Wade Boggs, L (1, 5) OBP: 0.436, SLG: 0.333	1B		K		1B			SH5-4		3	0	2	0	0	1	0									
Tony Armas, R (1, 10) OBP: 0.329, SLG: 0.532	1B			K	F8			BB BB	IBB	3	0	1	1	1	1	2									
Mike Easter, L (1, 3) OBP: 0.422, SLG: 0.549	G4-6-3			HR			F4		F7	4	1	1	1	0	0	4									
Rich Gedman, L (1, 2) OBP: 0.316, SLG: 0.547		HR		HR			F5		BB BB	3	2	2	2	1	0	0									
Reid Nichols, R (1, 7) OBP: 0.400, SLG: 0.405		4-3		F9			F7		BB	3	0	0	1	1	0	0									
Rick Miller, L (1, 8) OBP: 0.125, SLG: 0.143		4-3		F9			4-3		BB	4	0	0	0	0	1	3									
Jackie Gutierrez, R (1, 6) OBP: 0.250, SLG: 0.370		F4			6-3		4-3		4-3	4	0	0	0	0	0	0									
<b>Inning Stats</b>	R: 1 E: 0 K: 0 S: 4	H: 2 LOB: 1 BB: 1 P: 8	R: 1 E: 0 K: 0 S: 4	H: 1 LOB: 0 BB: 0 P: 4	R: 0 E: 0 K: 1 S: 5	H: 0 LOB: 0 BB: 0 P: 5	R: 2 E: 0 K: 1 S: 7	H: 2 LOB: 0 BB: 0 P: 7	R: 0 E: 0 K: 0 S: 5	H: 0 LOB: 0 BB: 0 P: 5	R: 0 E: 0 K: 0 S: 3	H: 0 LOB: 0 BB: 0 P: 3	R: 0 E: 0 K: 0 S: 3	H: 0 LOB: 0 BB: 0 P: 3	R: 1 E: 0 K: 0 S: 5	H: 0 LOB: 3 BB: 4 P: 21	R: 0 E: 0 K: 0 S: 3	H: 0 LOB: 0 BB: 0 P: 3	1B: 4 2B: 0 3B: 0 HR: 3	SF: 0 SAC: 1 DP: 1 HBP: 0	WP: 0 PB: 0 SB: 0 CS: 0	PA: 38			
<b>PITCHER</b>	IP	WLS	BF	H	R	ER	SO	BB	IBB	HBP	BLK	WP	HR	S	P	ERA	WHIP								
LaMarr Hoyt, R (1, 1) ERA: 3.52	7.0	L	29	7	5	5	2	2	0	0	0	0	3	31	39	6.43	1.286								
Juan Agosto, L (8, 1) ERA: 6.23	0.2		4	0	0	0	0	1	1	0	0	0	0	2	10	0.00	1.500								
Salome Barojas, R (8, 1) ERA: 6.52	1.1		5	0	0	0	1	1	0	0	0	0	0	6	10	0.00	0.750								

AB	32
R	5
H	7
RBI	5
BB	5
SO	3
LOB	9



Batter	1	2	3	4	5	6	7	8	9	AB	R	H	RBI	BB	SO	LOB	BOTTOM								
Rudy Law, L (1, 8) OBP: 0.343, SLG: 0.397	3-1		E 1B		F8			S 1B	F8	5	0	2	0	0	0	1	<b>Boston Red Sox @ Chicago White Sox</b> Comiskey Park, Chicago, IL Fri Apr 27 1984, 7:05 PM EST Att: 27,453 - Unknown								
Carlton Fisk, R (1, 2) OBP: 0.319, SLG: 0.450	HR		K		F3			F7		4	1	1	1	0	1	2									
Harold Baines, L (1, 9) OBP: 0.225, SLG: 0.219	E6 1B		1-3		F6			BB		3	0	0	0	1	0	1									
Ron Kittle, R (1, 7) OBP: 0.315, SLG: 0.542	2H 1B			WP 2B	K			F8		4	0	2	0	0	1	2									
Greg Walker, L (1, 10) OBP: 0.325, SLG: 0.556	F8			WP BB	3-1				K	3	0	0	0	1	1	1									
Tom Paciorek, R (1, 3) OBP: 0.316, SLG: 0.320		5-3		K			1-4 2B		G1 2B 1B	4	1	2	0	0	1	2									
Vance Law, R (1, 5) OBP: 0.246, SLG: 0.327		5-3		K			1-4 2B		G1	2	0	0	0	0	1	2									
Mike Squires, L (7, PH) OBP: 0.273, SLG: 0.200 (8, 5)		5-3		K			2-3F		1-2	2	0	0	0	0	0	2									
Scott Fletcher, R (1, 6) OBP: 0.328, SLG: 0.322		2-3		1-3			4-3		1B 2B	3	0	0	0	0	0	2									
Jerry Hairston, S (9, PH) OBP: 0.296, SLG: 0.308									2H 1B 2B	1	1	1	1	0	0	0									
Julio Cruz, S (1, 4) OBP: 0.339, SLG: 0.288				1B			6-3		4-3 S 1B	4	0	2	1	0	0	0									
<b>Inning Stats</b>	R: 1 E: 1 K: 0 S: 5	H: 2 LOB: 1 BB: 0 P: 5	R: 0 E: 0 K: 0 S: 3	H: 0 LOB: 0 BB: 0 P: 3	R: 0 E: 1 K: 1 S: 6	H: 2 LOB: 1 BB: 0 P: 6	R: 0 E: 0 K: 2 S: 8	H: 1 LOB: 2 BB: 1 P: 12	R: 0 E: 0 K: 0 S: 3	H: 0 LOB: 0 BB: 0 P: 3	R: 0 E: 0 K: 1 S: 5	H: 0 LOB: 0 BB: 0 P: 5	R: 0 E: 0 K: 0 S: 3	H: 1 LOB: 0 BB: 0 P: 3	R: 0 E: 0 K: 0 S: 4	H: 1 LOB: 2 BB: 1 P: 8	R: 2 E: 0 K: 1 S: 8	H: 3 LOB: 1 BB: 0 P: 8	1B: 6 2B: 4 3B: 0 HR: 1	SF: 0 SAC: 0 DP: 1 HBP: 0	WP: 1 PB: 0 SB: 2 CS: 0	PA: 37			
<b>PITCHER</b>	IP	WLS	BF	H	R	ER	SO	BB	IBB	HBP	BLK	WP	HR	S	P	ERA	WHIP								
Dennis Eckersley, R (1, 1) ERA: 5.94	9.0	W	37	10	3	3	5	2	0	0	0	1	1	45	53	3.00	1.333								

AB	35
R	3
H	10
RBI	3
BB	2
SO	5
LOB	15





Batter	1	2	3	4	5	6	7	8	9	AB	R	H	RBI	BB	SO	LOB	TOP					
Jerry Remy, L (1,4) OBP: 0.329, SLG: 0.342	6-3		6-3			6-3		G4-6-3 HR 1B	E6	5	1	1	0	0	0	0	<b>Boston Red Sox @ Chicago White Sox</b> Comiskey Park, Chicago, IL Sat Apr 28 1984, 4:33 AM EST Att: 30,627 - Unknown					
Dwight Evans, R (1,9) OBP: 0.355, SLG: 0.315	6-3		4-3			K		G4-6-3 BB 1B		3	0	0	0	2	1	0						
Wade Boggs, L (1,5) Jackie Gutierrez, R (8,6) OBP: 0.241, SLG: 0.357	2B				3-1			G4-6-3 1B 2B	K	4	1	2	0	0	0	2						
Jim Rice, R (1,10) OBP: 0.250, SLG: 0.306	K				5-3			G4-6-3 1B 2B	K	4	2	2	3	0	1	1						
Mike Easter, L (1,3) OBP: 0.402, SLG: 0.520		4-3			K			G4-6-3 1B 2B	K	4	0	0	0	0	3	1						
Tony Armas, R (1,8) OBP: 0.337, SLG: 0.580	4-3 2B					6-3		G4-6-3 1B 2B	4-3	4	1	2	2	0	0	0						
Rich Gedman, L (1,2) Dave Stapleton, R (9, PH) Gary Allenson, R (9,2) OBP: 0.154, SLG: 0.083	4-3					3-1		G4-6-3 1B 2B	K	2	0	0	0	1	0	1						
Reid Nichols, R (1,7) OBP: 0.388, SLG: 0.390	1-3				6-3			G4-6-3 1B 2B	S 3B 1B	4	1	1	0	0	0	2						
Glenn Hoffman, R (1,6) Rick Miller, L (8, PH) Ed Jurak, R (8,5) OBP: 0.222, SLG: 0.556	6-3					F4		G4-6-3 1B 2B	E 3B	2	0	0	0	0	0	0						
Inning Stats	R: 0 E: 0 K: 1 S: 6	H: 1 LOB: 1 BB: 0 P: 6	R: 0 E: 0 K: 0 S: 4	H: 1 LOB: 1 BB: 0 P: 4	R: 0 E: 0 K: 0 S: 3	H: 0 LOB: 0 BB: 0 P: 3	R: 0 E: 0 K: 1 S: 5	H: 0 LOB: 0 BB: 0 P: 5	R: 0 E: 0 K: 1 S: 5	H: 0 LOB: 0 BB: 0 P: 5	R: 3 E: 0 K: 1 S: 8	H: 3 LOB: 0 BB: 0 P: 8	R: 3 E: 0 K: 1 S: 7	H: 3 LOB: 0 BB: 1 P: 11	R: 2 E: 1 K: 2 S: 10	H: 2 LOB: 2 BB: 1 P: 14		1B: 4 2B: 4 3B: 1 HR: 2	SF: 0 SAC: 0 DP: 2 HBP: 0	WP: 0 PB: 0 SB: 2 CS: 0	PA: 39	
PITCHER	IP	WLS	BF	H	R	ER	SO	BB	IBB	HBP	BLK	WP	HR	S	P	ERA		WHIP				
Tom Seaver, R (1,1) ERA: 6.45	7.0		27	6	4	4	4	1	0	0	0	0	1	34	38	5.14		1.000				
Britt Burns, L (8,1) ERA: 7.54	1.2		8	3	3	3	2	1	0	0	0	0	1	11	15	16.20		2.400				
Ron Reed, R (9,1) ERA: 2.77	0.1	L	4	1	1	0	1	0	1	0	0	0	0	5	9	0.00	3.000					

AB 36  
R 8  
H 10  
RBI 6  
BB 3  
SO 7  
LOB 9



Batter	1	2	3	4	5	6	7	8	9	AB	R	H	RBI	BB	SO	LOB	BOTTOM					
Rudy Law, L (1,8) OBP: 0.360, SLG: 0.403	CS BB		F7			2B 1B		F1		4	1	2	1	1	0	2	<b>Boston Red Sox @ Chicago White Sox</b> Comiskey Park, Chicago, IL Sat Apr 28 1984, 4:33 AM EST Att: 30,627 - Unknown					
Carlton Fisk, R (1,2) OBP: 0.308, SLG: 0.444	F7		F9			2B 1B			5-3	5	0	1	1	0	0	3						
Tom Paciorek, R (1,3) Mike Squires, L (8,3) OBP: 0.250, SLG: 0.182	F9				4-3 1B	4-3			5-3	4	0	1	0	0	1	2						
Greg Luzinski, R (1,10) OBP: 0.347, SLG: 0.228	L5-4 1B BB				4-3 1B				5-3	3	1	0	0	2	0	1						
Ron Kittle, R (1,7) OBP: 0.328, SLG: 0.529	1B				K	F5				3	0	1	0	1	1	2						
Dave Stegman, R (1,9) Harold Baines, L (7, PH) OBP: 0.222, SLG: 0.215	F9				5-3	K			K	3	0	0	0	0	1	4						
Vance Law, R (1,5) Jerry Hairston, S (8, PH) Jerry Dybzinski, R (8, PR) OBP: 0.333, SLG: 0.308	L5-4					F9			F8 S PB BB	3	1	1	0	0	0	2						
Scott Fletcher, R (1,6) OBP: 0.338, SLG: 0.323			G3			1B 1B			K	3	2	1	0	1	1	1						
Julio Cruz, S (1,4) OBP: 0.349, SLG: 0.357					1-3	1B 1B			F8	4	1	2	4	0	0	3						
Inning Stats	R: 0 E: 0 K: 0 S: 2	H: 0 LOB: 0 BB: 1 P: 6	R: 0 E: 0 K: 0 S: 3	H: 1 LOB: 1 BB: 1 P: 7	R: 0 E: 0 K: 0 S: 4	H: 1 LOB: 1 BB: 0 P: 4	R: 0 E: 0 K: 1 S: 6	H: 1 LOB: 1 BB: 0 P: 6	R: 2 E: 0 K: 1 S: 8	H: 3 LOB: 1 BB: 2 P: 16	R: 0 E: 0 K: 2 S: 7	H: 0 LOB: 1 BB: 1 P: 11	R: 1 E: 0 K: 1 S: 5	H: 0 LOB: 1 BB: 1 P: 9	R: 0 E: 0 K: 0 S: 3	H: 0 LOB: 0 BB: 0 P: 3		1B: 6 2B: 3 3B: 0 HR: 1	SF: 0 SAC: 0 DP: 1 HBP: 0	WP: 0 PB: 1 SB: 1 CS: 1	PA: 40	
PITCHER	IP	WLS	BF	H	R	ER	SO	BB	IBB	HBP	BLK	WP	HR	S	P	ERA		WHIP				
Bob Ojeda, L (1,1) ERA: 5.08	5.2		28	9	6	6	2	4	0	0	0	0	0	13	21	0.00		0.857				
Mark Cleary, R (6,1) ERA: 8.51	2.1	W	9	0	1	0	3	2	0	0	0	0	0	3	3	0.00		0.000				
Bob Stanley, R (9,1) ERA: 2.95	1.0	S	3	0	0	0	0	0	0	0	0	0	0	3	3	0.00	0.000					

AB 34  
R 7  
H 9  
RBI 6  
BB 6  
SO 5  
LOB 21





Batter	1	2	3	4	5	6	7	8	9	AB	R	H	RBI	BB	SO	LOB	TOP			
Jerry Remy, L (1,4) OBP: 0.310, SLG: 0.321										5	1	0	0	0	0	3	<b>Boston Red Sox @ Chicago White Sox</b> Comiskey Park, Chicago, IL Sun Apr 29 1984, 4:33 AM EDT Att: 23,565 - Unknown			
Dwight Evans, R (1,9) OBP: 0.347, SLG: 0.308										5	1	1	0	0	3	4				
Mike Easler, L (1,3) OBP: 0.407, SLG: 0.519										4	1	2	1	0	1	1				
Jim Rice, R (1,10) OBP: 0.238, SLG: 0.289										4	0	0	0	0	2					
Tony Armas, R (1,8) OBP: 0.333, SLG: 0.560										3	0	0	0	1	1	1				
Rich Gedman, L (1,2) OBP: 0.328, SLG: 0.525										4	0	2	1	0	0	1				
Reid Nichols, R (1,7) OBP: 0.377, SLG: 0.378										4	1	1	0	0	0	2				
Ed Jurak, R (1,5) OBP: 0.385, SLG: 0.545										2	0	1	0	2	0	0				
Glenn Hoffman, R (1,6) OBP: 0.222, SLG: 0.265										3	0	1	1	0	1	2				
Rick Miller, L (9, PH) OBP: 0.176, SLG: 0.200										0	0	0	0	0	0	0				
Marty Barrett, R (9, PH) OBP: 0.667, SLG: 0.700										1	0	0	0	0	0	1				
<b>Inning Stats</b>	R: 2 E: 2 K: 0 S: 5	H: 1 LOB: 1 BB: 1 P: 9	R: 1 E: 0 K: 1 S: 7	H: 2 LOB: 1 BB: 0 P: 7	R: 0 E: 0 K: 2 S: 7	H: 0 LOB: 0 BB: 0 P: 7	R: 0 E: 0 K: 1 S: 5	H: 0 LOB: 1 BB: 1 P: 9	R: 0 E: 0 K: 0 S: 4	H: 1 LOB: 0 BB: 0 P: 4	R: 0 E: 0 K: 1 S: 6	H: 1 LOB: 1 BB: 0 P: 6	R: 1 E: 0 K: 0 S: 5	H: 2 LOB: 1 BB: 0 P: 5	R: 0 E: 1 K: 1 S: 5	H: 0 LOB: 1 BB: 1 P: 9	1B: 7 2B: 1 3B: 0 HR: 0	SF: 0 SAC: 0 DP: 2 HBP: 0	WP: 0 PB: 0 SB: 0 CS: 0	PA: 38
<b>PITCHER</b>	IP WLS BF H R ER SO BB IBB HBP BLK WP HR S P ERA WHIP																			
Richard Dotson, R (1,1) ERA: 2.41	8.0 W 35 8 4 2 5 3 0 0 0 0 0 0 42 54 2.25 1.375																			
Juan Agosto, L (9,1) ERA: 5.4	0.2 2 0 0 0 0 0 0 0 0 0 0 0 2 2 0.00 0.000																			
Al Jones, R (9,1) ERA:	0.1 S 1 0 0 0 1 0 0 0 0 0 0 0 3 3 0.00 0.000																			

AB 35  
R 4  
H 8  
RBI 3  
BB 3  
SO 6  
LOB 17



Batter	1	2	3	4	5	6	7	8	9	AB	R	H	RBI	BB	SO	LOB	BOTTOM			
Rudy Law, L (1,8) OBP: 0.367, SLG: 0.437										4	0	2	0	0	0	0	<b>Boston Red Sox @ Chicago White Sox</b> Comiskey Park, Chicago, IL Sun Apr 29 1984, 4:33 AM EDT Att: 23,565 - Unknown			
Marc Hill, R (1,2) OBP: 0.345, SLG: 0.333										3	1	1	0	1	0	3				
Greg Walker, L (1,3) OBP: 0.341, SLG: 0.550										4	1	2	0	0	0	1				
Mike Squires, L (8,3) OBP: 0.250, SLG: 0.182										0	0	0	0	0	0	0				
Greg Luzinski, R (1,10) OBP: 0.355, SLG: 0.246										4	2	2	1	0	0	2				
Ron Kittle, R (1,7) OBP: 0.339, SLG: 0.636										4	2	2	5	0	0	0				
Harold Baines, L (1,9) OBP: 0.211, SLG: 0.203										4	0	0	0	0	0	0				
Vance Law, R (1,5) OBP: 0.234, SLG: 0.322										4	0	0	0	0	0	0				
Julio Cruz, S (1,4) OBP: 0.343, SLG: 0.350										4	0	1	0	0	0	0				
Jerry Dybzinski, R (1,6) OBP: 0.234, SLG: 0.322										2	0	0	0	1	0	0				
<b>Inning Stats</b>	R: 3 E: 0 K: 0 S: 6	H: 3 LOB: 0 BB: 0 P: 6	R: 0 E: 0 K: 0 S: 4	H: 2 LOB: 2 BB: 1 P: 8	R: 3 E: 0 K: 0 S: 6	H: 3 LOB: 0 BB: 0 P: 6	R: 0 E: 0 K: 0 S: 4	H: 1 LOB: 1 BB: 1 P: 8	R: 0 E: 0 K: 0 S: 3	H: 0 LOB: 0 BB: 0 P: 3	R: 0 E: 0 K: 0 S: 3	H: 0 LOB: 0 BB: 0 P: 3	R: 0 E: 0 K: 0 S: 3	H: 0 LOB: 0 BB: 0 P: 3	R: 0 E: 0 K: 0 S: 3	H: 0 LOB: 0 BB: 0 P: 3	1B: 6 2B: 1 3B: 1 HR: 2	SF: 0 SAC: 0 DP: 0 HBP: 0	WP: 0 PB: 0 SB: 0 CS: 0	PA: 35
<b>PITCHER</b>	IP WLS BF H R ER SO BB IBB HBP BLK WP HR S P ERA WHIP																			
Al Nipper, R (1,1) ERA: 4.58	7.0 L 32 10 6 6 0 2 0 0 0 0 0 0 30 38 7.71 1.714																			
John Henry Johnson, L (8,1) ERA: 5.4	1.0 3 0 0 0 0 0 0 0 0 0 0 0 3 3 0.00 0.000																			

AB 33  
R 6  
H 10  
RBI 6  
BB 2  
SO 0  
LOB 6













Batter	1	2	3	4	5	6	7	8	9	AB	R	H	RBI	BB	SO	LOB	TOP			
Marty Barrett, R OBP: 0.500, SLG: 0.500	0-0 6-3		0-0 F9		0-3 K		0-0 F6			4	0	0	0	0	1	2				
Dwight Evans, R OBP: 0.351, SLG: 0.378	0-0 F3			0-3 K	0-0 F9			0-0 HR		4	1	1	1	0	1	2				
Wade Boggs, L OBP: 0.432, SLG: 0.351	4-0 BB			4-0 1B BB		0-0 FC4-6 1B		0-0 4-3		2	0	1	0	2	0	0				
Jim Rice, R OBP: 0.261, SLG: 0.341	0-0 F5			0-0 FC6-4 1B	0-0 FC4-6 1B	0-0 1-2		0-3 K		4	0	1	0	0	1	2				
Mike Easter, L OBP: 0.388, SLG: 0.478		0-0 3-1		0-3 K		0-0 F8		0-0 F7		4	0	0	0	0	1	3				
Tony Armas, R OBP: 0.307, SLG: 0.505		0-3 K		0-0 FC6-4		0-0 1-3 1B			0-3 K	4	0	1	0	0	2	2				
Rich Gedman, L OBP: 0.320, SLG: 0.500		0-3 K			4-0 1B BB	0-3 K			0-0 5-3	3	0	0	0	1	2	2				
Reid Nichols, R OBP: 0.359, SLG: 0.357			0-0 5-3		0-0 F8		0-0 6-3		0-0 5-3	4	0	0	0	0	0	1				
Jackie Gutierrez, R OBP: 0.250, SLG: 0.355			0-0 G3		0-0 1-2 1B		0-0 F8			3	0	1	0	0	0	0				
<b>Inning Stats</b>	R: 0 E: 0 K: 0 S: 3	H: 0 LOB: 1 BB: 1 P: 7	R: 0 E: 0 K: 2 S: 7	H: 0 LOB: 0 BB: 0 P: 7	R: 0 E: 0 K: 2 S: 3	H: 0 LOB: 0 BB: 0 P: 3	R: 0 E: 0 K: 2 S: 8	H: 1 LOB: 2 BB: 1 P: 12	R: 0 E: 0 K: 1 S: 6	H: 1 LOB: 2 BB: 1 P: 10	R: 0 E: 0 K: 0 S: 3	H: 0 LOB: 0 BB: 0 P: 3	R: 1 E: 0 K: 1 S: 6	H: 1 LOB: 0 BB: 0 P: 6	R: 0 E: 0 K: 1 S: 5	H: 0 LOB: 0 BB: 0 P: 5	1B: 4 2B: 0 3B: 0 HR: 1	SF: 0 SAC: 0 DP: 0 HBP: 0	WP: 0 PB: 0 SB: 0 CS: 0	PA: 35
<b>PITCHER</b> Jack Morris, R ERA: 1.83	IP: 9.0 WLS: L BF: 35	H: 5 R: 1 ER: 1 SO: 8	BB: 3 IBB: 0 HBP: 0 BLK: 0	WP: 0 HR: 1 S: 48 P: 60	ERA: 1.00 WHIP: 0.889															

**Boston Red Sox @ Detroit Tigers**  
Tiger Stadium, Detroit, MI  
Thu May 03 1984, 3:33 AM EDT  
Att: 22,617 - Unknown

AB 32  
R 1  
H 5  
RBI 1  
BB 3  
SO 8  
LOB 14



Batter	1	2	3	4	5	6	7	8	9	AB	R	H	RBI	BB	SO	LOB	BOTTOM					
Lou Whitaker, L OBP: 0.381, SLG: 0.457	0-0 CS BB 1B		0-3 K		0-0 F8			0-3 K		4	0	1	0	0	2	2						
Alan Trammell, R OBP: 0.497, SLG: 0.539	4-0 1-2 CS BB			0-0 F7		0-0 F7		0-0 1-4-3		3	0	0	0	1	0	0						
Barbaro Garbey, R OBP: 0.480, SLG: 0.543	0-0 1-2 2-3		0-0 5-3		0-0 3-1		0-0 E6 CS		0-0 F6	4	0	0	0	0	0	2						
Lance Parrish, R OBP: 0.284, SLG: 0.440	0-0 F8			0-0 1B		0-3 K	0-0 1-2		0-0 BB 1B	4	0	2	0	0	1	2						
Larry Herndon, R OBP: 0.326, SLG: 0.313		0-3 K		0-3 K			0-0 1B		4-0 1-2 BB	3	0	1	0	1	2	1						
Chet Lemon, R OBP: 0.392, SLG: 0.648		0-0 5-3			0-0 F8		0-3 K		0-0 F7	4	0	0	0	0	1	3						
Kirk Gibson, L OBP: 0.386, SLG: 0.577		0-0 4-3			0-0 F8 BB 1B		0-3 K		0-3 K	4	0	1	0	0	2	3						
Tom Brookens, R OBP: 0.286, SLG: 0.311			0-0 CS 1B		4-0 1-2 BB		0-3 K			2	0	1	0	1	1	1						
Rusty Kuntz, R OBP: 0.294, SLG: 0.353			0-3 K		0-0 F8			0-0 F8		3	0	0	0	0	1	3						
<b>Inning Stats</b>	R: 0 E: 0 K: 0 S: 3	H: 1 LOB: 1 BB: 1 P: 7	R: 0 E: 0 K: 1 S: 5	H: 0 LOB: 0 BB: 0 P: 5	R: 0 E: 0 K: 2 S: 7	H: 1 LOB: 0 BB: 0 P: 7	R: 0 E: 0 K: 1 S: 6	H: 1 LOB: 1 BB: 0 P: 6	R: 0 E: 0 K: 0 S: 4	H: 1 LOB: 2 BB: 1 P: 8	R: 0 E: 1 K: 1 S: 5	H: 0 LOB: 1 BB: 0 P: 5	R: 0 E: 0 K: 3 S: 10	H: 1 LOB: 1 BB: 0 P: 10	R: 0 E: 0 K: 1 S: 5	H: 0 LOB: 0 BB: 0 P: 5	R: 0 E: 0 K: 1 S: 6	H: 1 LOB: 2 BB: 1 P: 10	1B: 6 2B: 1 3B: 0 HR: 0	SF: 0 SAC: 0 DP: 1 HBP: 0	WP: 0 PB: 0 SB: 0 CS: 4	PA: 34
<b>PITCHER</b> Bob Ojeda, L ERA: 3.86	IP: 9.0 WLS: W BF: 34	H: 6 R: 0 ER: 0 SO: 10	BB: 3 IBB: 0 HBP: 0 BLK: 0	WP: 0 HR: 0 S: 51 P: 63	ERA: 0.00 WHIP: 1.000																	

**Boston Red Sox @ Detroit Tigers**  
Tiger Stadium, Detroit, MI  
Thu May 03 1984, 3:33 AM EDT  
Att: 22,617 - Unknown

AB 31  
R 0  
H 6  
RBI 0  
BB 3  
SO 10  
LOB 17










Batter	1	2	3	4	5	6	7	8	9	AB	R	H	RBI	BB	SO	LOB	TOP									
<b>Rudy Law, L</b> OBP: 0.398, SLG: 0.439 <b>Dave Stegman, R</b> OBP: 0.360, SLG: 0.400 (8, FH)	6-3		E3					F8		3	1	1	3	1	0	1										
<b>Vance Law, R</b> OBP: 0.235, SLG: 0.297	5-3		F8							4	0	1	2	1	0	3										
<b>Harold Baines, L</b> OBP: 0.242, SLG: 0.264	F6									5	0	1	1	0	0	2										
<b>Greg Luzinski, R</b> OBP: 0.351, SLG: 0.247			F8							4	0	1	0	1	0	1										
<b>Ron Kittle, R</b> OBP: 0.349, SLG: 0.583 <b>Mike Squires, L</b> OBP: 0.316, SLG: 0.294	K									3	1	1	0	1	1	1										
<b>Tom Paciorek, R</b> OBP: 0.351, SLG: 0.394										3	2	3	0	1	0	0										
<b>Marc Hill, R</b> OBP: 0.333, SLG: 0.323	G6-4-3									4	0	1	0	0	0	6										
<b>Scott Fletcher, R</b> OBP: 0.389, SLG: 0.351										2	2	1	1	1	0	0										
<b>Jerry Dybzinski, R</b> OBP: 0.529, SLG: 0.714										3	2	1	1	0	0	1										
<b>Inning Stats</b>	R: 0 E: 0 K: 0 S: 3	H: 0 LOB: 0 BB: 0 P: 3	R: 0 E: 0 K: 1 S: 5	H: 1 LOB: 1 BB: 1 P: 9	R: 2 E: 1 K: 0 S: 6	H: 3 LOB: 1 BB: 0 P: 6	R: 3 E: 0 K: 0 S: 6	H: 3 LOB: 1 BB: 1 P: 10	R: 0 E: 0 K: 0 S: 3	H: 0 LOB: 0 BB: 0 P: 3	R: 3 E: 0 K: 1 S: 5	H: 2 LOB: 1 BB: 2 P: 13	R: 0 E: 0 K: 0 S: 3	H: 1 LOB: 1 BB: 1 P: 7	R: 0 E: 0 K: 0 S: 3	H: 0 LOB: 0 BB: 0 P: 3	R: 0 E: 0 K: 0 S: 3	H: 1 LOB: 1 BB: 1 P: 7	1B: 7 2B: 4 3B: 0 HR: 0	SF: 1 SAC: 1 DP: 3 HBP: 0	WP: 0 PB: 0 SB: 1 CS: 0	PA: 41				
<b>PITCHER</b>	IP	WLS	BF	H	R	ER	SO	BB	IBB	HBP	BLK	WP	HR	S	P	ERA	WHIP									
<b>Oil Can Boyd, R</b> ERA: 7.38	(1, 1)	5.2	L	29	9	8	8	1	3	1	0	0	0	0	27	43	12.71	2.118								
<b>John Henry Johnson, L</b> ERA: 3.6	(6, 1)	3.1		12	2	0	0	0	2	0	0	0	0	0	10	18	0.00	1.200								

Chicago White Sox @ Boston Red Sox  
Fenway Park, Boston, MA  
Sat May 05 1984, 3:33 AM EDT  
Att: 23,809 - Unknown


AB	33
R	8
H	11
RBI	8
BB	6
SO	1
LOB	16



Batter	1	2	3	4	5	6	7	8	9	AB	R	H	RBI	BB	SO	LOB	BOTTOM									
<b>Jerry Remy, L</b> OBP: 0.305, SLG: 0.293			4-3							4	0	0	0	1	0	1										
<b>Dwight Evans, R</b> OBP: 0.347, SLG: 0.394			1-3							5	2	2	1	0	0	1										
<b>Wade Boggs, L</b> OBP: 0.448, SLG: 0.358										4	1	2	0	1	0	2										
<b>Jim Rice, R</b> OBP: 0.255, SLG: 0.320			5-3							4	1	1	1	1	1	4										
<b>Mike Easter, L</b> OBP: 0.375, SLG: 0.449			4-3							5	0	1	1	0	0	1										
<b>Tony Armas, R</b> OBP: 0.318, SLG: 0.534										4	0	1	0	1	1	3										
<b>Rich Gedman, L</b> OBP: 0.337, SLG: 0.539										4	1	3	2	0	1	1										
<b>Reid Nichols, R</b> OBP: 0.347, SLG: 0.349										3	0	0	0	0	0	3										
<b>Jackie Gutierrez, R</b> OBP: 0.229, SLG: 0.324 <b>Rick Miller, L</b> OBP: 0.250, SLG: 0.188 (8, FH)										3	0	0	0	0	0	4										
<b>Inning Stats</b>	R: 0 E: 0 K: 0 S: 3	H: 1 LOB: 1 BB: 1 P: 7	R: 0 E: 0 K: 0 S: 4	H: 1 LOB: 2 BB: 0 P: 5	R: 0 E: 0 K: 0 S: 3	H: 0 LOB: 1 BB: 1 P: 7	R: 0 E: 0 K: 0 S: 4	H: 1 LOB: 2 BB: 1 P: 8	R: 0 E: 0 K: 1 S: 6	H: 0 LOB: 0 BB: 1 P: 3	R: 1 E: 0 K: 1 S: 7	H: 2 LOB: 1 BB: 0 P: 7	R: 0 E: 0 K: 1 S: 6	H: 1 LOB: 1 BB: 0 P: 6	R: 2 E: 0 K: 0 S: 6	H: 3 LOB: 2 BB: 1 P: 10	1B: 7 2B: 1 3B: 0 HR: 2	SF: 0 SAC: 0 DP: 1 HBP: 1	WP: 1 PB: 0 SB: 0 CS: 0	PA: 42						
<b>PITCHER</b>	IP	WLS	BF	H	R	ER	SO	BB	IBB	HBP	BLK	WP	HR	S	P	ERA	WHIP									
<b>Richard Dotson, R</b> ERA: 2.49	(1, 1)	6.0	W	26	4	2	2	1	4	0	1	0	0	1	23	40	3.00	1.333								
<b>Ron Reed, R</b> ERA: 3.71	(7, 1)	3.0	S	16	6	3	3	2	1	0	0	0	1	1	19	23	9.00	2.333								

Chicago White Sox @ Boston Red Sox  
Fenway Park, Boston, MA  
Sat May 05 1984, 3:33 AM EDT  
Att: 23,809 - Unknown

AB	36
R	5
H	10
RBI	5
BB	5
SO	3
LOB	20





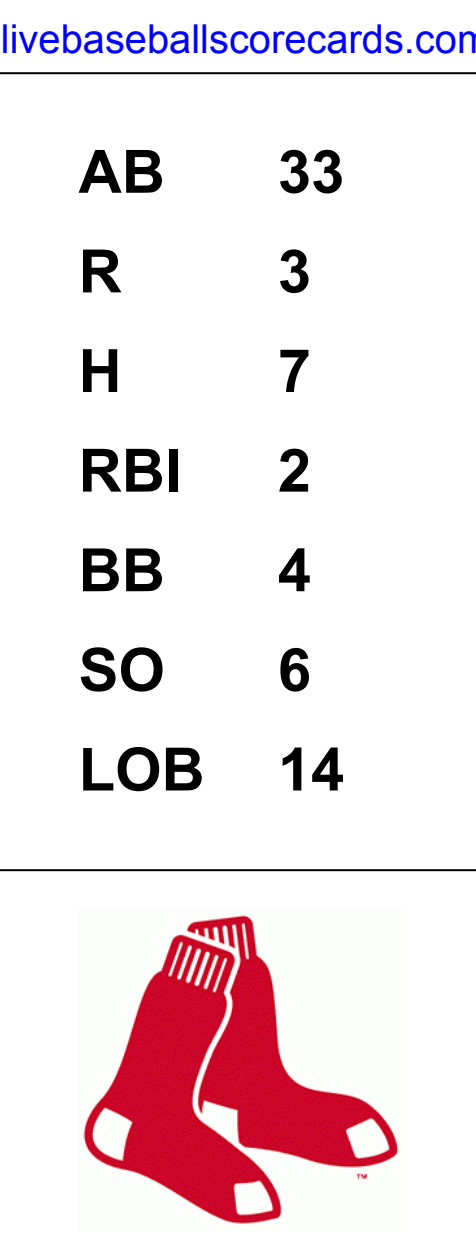
Batter	1	2	3	4	5	6	7	8	9	AB	R	H	RBI	BB	SO	LOB	TOP					
Scott Fletcher, R (1,4) OBP: 0.383, SLG: 0.346	F6		K			E6		1B		4	0	1	0	0	1	1	<b>Chicago White Sox @ Boston Red Sox</b> Fenway Park, Boston, MA Sun May 06 1984, 3:33 AM EDT Att: 23,978 - Unknown <a href="http://livebaseballscorecards.com">livebaseballscorecards.com</a>					
Carlton Fisk, R (1,2) OBP: 0.297, SLG: 0.391	F5			F4				F4		3	0	0	0	1	0	1						
Tom Paciorek, R (1,3) OBP: 0.346, SLG: 0.377	K			5-3		F5				3	0	0	0	1	1	2						
Greg Luzinski, R (1,10)		F3		F9			FC5-4 HBP		F2	3	0	0	0	0	0	1						
Ron Kittle, R (1,7) OBP: 0.333, SLG: 0.553		F9			5-3		FC5-4 3-6		F4	4	0	0	0	0	0	2						
Harold Baines, L (1,9) OBP: 0.233, SLG: 0.253			K		1-3		3-6		3-1	4	0	0	0	0	1	2						
Vance Law, R (1,5) OBP: 0.238, SLG: 0.338				F8		F7			HR	3	1	1	1	0	0	0						
Dave Stegman, R (1,8) OBP: 0.321, SLG: 0.357				F6		5-3			4-3	3	0	0	0	0	0	0						
Jerry Dybzinski, R (1,6) OBP: 0.500, SLG: 0.625						F9			K	2	0	0	0	1	1	0						
<b>Inning Stats</b>	R: 0 E: 0 K: 1 S: 5	H: 0 LOB: 0 BB: 0 P: 5	R: 0 E: 0 K: 1 S: 5	H: 0 LOB: 0 BB: 0 P: 5	R: 0 E: 0 K: 1 S: 5	H: 0 LOB: 1 BB: 1 P: 9	R: 0 E: 0 K: 0 S: 3	H: 0 LOB: 0 BB: 0 P: 3	R: 0 E: 0 K: 0 S: 3	H: 0 LOB: 0 BB: 0 P: 3	R: 0 E: 1 K: 0 S: 4	H: 0 LOB: 2 BB: 1 P: 8	R: 0 E: 0 K: 0 S: 2	H: 0 LOB: 0 BB: 0 P: 3	R: 1 E: 0 K: 1 S: 7	H: 2 LOB: 1 BB: 0 P: 7	R: 0 E: 0 K: 0 S: 3	H: 0 LOB: 1 BB: 1 P: 7	1B: 1 2B: 1 3B: 0 HR: 1	SF: 0 SAC: 0 DP: 1 HBP: 1	WP: 0 PB: 0 SB: 0 CS: 0	PA: 33
<b>PITCHER</b> Bruce Hurst, L (1,1) ERA: 2.01	IP: 9.0 WLS: W BF: 33 H: 2 R: 1 ER: 1 SO: 4 BB: 3 IBB: 0 HBP: 1 BLK: 0 WP: 0 HR: 1 S: 37 P: 50 ERA: 1.00 WHIP: 0.556															<b>PITCHER</b>	IP: 9.0 WLS: W BF: 33 H: 2 R: 1 ER: 1 SO: 4 BB: 3 IBB: 0 HBP: 1 BLK: 0 WP: 0 HR: 1 S: 37 P: 50 ERA: 1.00 WHIP: 0.556					

Batter	1	2	3	4	5	6	7	8	9	AB	R	H	RBI	BB	SO	LOB	BOTTOM			
Marty Barrett, R (1,4) OBP: 0.450, SLG: 0.500	4-3 SF9 2B		6-3			F9		6-3		4	1	1	0	0	0	0	<b>Chicago White Sox @ Boston Red Sox</b> Fenway Park, Boston, MA Sun May 06 1984, 3:33 AM EDT Att: 23,978 - Unknown <a href="http://livebaseballscorecards.com">livebaseballscorecards.com</a>			
Wade Boggs, L (1,5) OBP: 0.450, SLG: 0.357	4-3		BB BB		3-1			G4-6-3 BB		3	0	1	0	1	0	1				
Dwight Evans, R (1,9) OBP: 0.344, SLG: 0.386	SF9		F7		6-3			G4-6-3 BB		2	0	0	1	1	0	1				
Jim Rice, R (1,7) OBP: 0.255, SLG: 0.310	F8		BB BB			F8		G4-6-3 BB		3	0	0	0	1	0	2				
Mike Easter, L (1,3) OBP: 0.388, SLG: 0.515		HR	1-2 2-3 BB			HR		4-1		3	2	2	2	1	0	1				
Tony Armas, R (1,10) OBP: 0.310, SLG: 0.519		K	K			6-3				3	0	0	0	0	2	3				
Reid Nichols, R (1,8) OBP: 0.333, SLG: 0.333		F8		K		5-3				3	0	0	0	0	1	0				
Gary Allenson, R (1,2) OBP: 0.188, SLG: 0.071				K			5-3			2	0	0	0	1	1	0				
Jackie Gutierrez, R (1,6) OBP: 0.211, SLG: 0.297		F9			F9		F9			3	0	0	0	0	0	1				
<b>Inning Stats</b>	R: 1 E: 0 K: 0 S: 4	H: 1 LOB: 0 BB: 0 P: 4	R: 1 E: 0 K: 1 S: 6	H: 1 LOB: 1 BB: 1 P: 10	R: 0 E: 0 K: 1 S: 6	H: 1 LOB: 3 BB: 2 P: 14	R: 0 E: 0 K: 2 S: 7	H: 0 LOB: 0 BB: 0 P: 7	R: 0 E: 0 K: 0 S: 3	H: 0 LOB: 0 BB: 0 P: 3	R: 1 E: 0 K: 0 S: 4	H: 1 LOB: 0 BB: 0 P: 4	R: 0 E: 0 K: 0 S: 3	H: 0 LOB: 0 BB: 0 P: 3	R: 0 E: 0 K: 0 S: 2	H: 0 LOB: 1 BB: 2 P: 10	1B: 1 2B: 1 3B: 0 HR: 2	SF: 1 SAC: 0 DP: 1 HBP: 0	WP: 0 PB: 0 SB: 0 CS: 0	PA: 32
<b>PITCHER</b> Floyd Bannister, L (1,1) ERA: 4.89 Salome Barojas, R (8,1) ERA: 4.8	IP: 7.0 WLS: L BF: 30 H: 4 R: 3 ER: 3 SO: 4 BB: 5 IBB: 0 HBP: 0 BLK: 0 WP: 0 HR: 2 S: 33 P: 53 ERA: 3.86 WHIP: 1.286															<b>PITCHER</b>	IP: 7.0 WLS: L BF: 30 H: 4 R: 3 ER: 3 SO: 4 BB: 5 IBB: 0 HBP: 0 BLK: 0 WP: 0 HR: 2 S: 33 P: 53 ERA: 3.86 WHIP: 1.286			



Batter	1	2	3	4	5	6	7	8	9	AB	R	H	RBI	BB	SO	LOB	TOP				
Marty Barrett, R (1,4) OBP: 0.375, SLG: 0.409 Jerry Remy, L (9, PH) OBP: 0.302, SLG: 0.290	F8		6-3		5-3		5-3		K	4	0	0	0	0	0	0					
Wade Boogs, L (1,5) OBP: 0.386, SLG: 0.386	BB PB 1B		F9 2B		F9		S 1B			4	1	3	0	0	0	0					
Dwight Evans, R (1,9) OBP: 0.357, SLG: 0.417	PB 1-2 BB		BB BB		HR		6-3 1-2			2	1	1	1	2	0	1					
Jim Rice, R (1,7) OBP: 0.255, SLG: 0.337	5-3 1-3 2H		F9 2-3		HR		4-3			4	1	1	1	0	0	4					
Mike Easter, L (1,3) OBP: 0.375, SLG: 0.495	K		F7		4-3				F8	4	0	0	0	0	1	3					
Tony Armas, R (1,10) OBP: 0.308, SLG: 0.505			F8		FC3-6 BB		F7		F6	3	0	0	0	1	0	0					
Rich Gedman, L (1,2) OBP: 0.345, SLG: 0.532 Ed Jurak, R (8, PR) OBP: 0.385, SLG: 0.545 Jeff Newman, R (8,2) OBP: 0.375, SLG: 0.333			1B		FC3-6 1-2		K		CS BB	3	0	1	0	1	1	1	AB 33 R 3 H 7 RBI 2 BB 4 SO 6 LOB 14				
Reid Nichols, R (1,8) OBP: 0.329, SLG: 0.329			K		K		S 1B		CS 1-2	4	0	1	0	0	2	2					
Glenn Hoffman, R (1,6) OBP: 0.208, SLG: 0.239 Rick Miller, L (9, PH) OBP: 0.238, SLG: 0.176			F2		F3		K 1-2		F9	3	0	0	0	0	1	3					
<b>Inning Stats</b>	R: 1 E: 0 K: 1 S: 6	H: 1 LOB: 1 BB: 1 P: 10	R: 0 E: 0 K: 1 S: 6	H: 1 LOB: 1 BB: 0 P: 6	R: 0 E: 0 K: 0 S: 4	H: 1 LOB: 2 BB: 1 P: 8	R: 0 E: 0 K: 1 S: 5	H: 0 LOB: 1 BB: 1 P: 9	R: 2 E: 0 K: 0 S: 5	H: 2 LOB: 0 BB: 0 P: 5	R: 0 E: 0 K: 0 S: 4	H: 1 LOB: 1 BB: 0 P: 4	R: 0 E: 0 K: 0 S: 2	H: 0 LOB: 1 BB: 1 P: 6	R: 0 E: 0 K: 1 S: 5	H: 0 LOB: 0 BB: 0 P: 5	1B: 4 2B: 1 3B: 0 HR: 2	SF: 0 SAC: 0 DP: 0 HBP: 0	WP: 0 PB: 2 SB: 2 CS: 1	PA: 38	
<b>PITCHER</b>	IP WLS BF H R ER SO BB IBB HBP BLK WP HR S P ERA WHIP	8.0 W 34 7 3 2 5 4 0 0 0 0 2 40 56 2.25 1.375	1.0 S 3 0 0 0 1 0 0 0 0 0 0 5 5 0.00 0.000																		

**Boston Red Sox @ Texas Rangers**  
Arlington Stadium, Arlington, TX  
Tue May 08 1984, 8:05 PM EDT  
Att: 8,616 - Unknown



Batter	1	2	3	4	5	6	7	8	9	AB	R	H	RBI	BB	SO	LOB	BOTTOM				
Mickey Rivers, L (1,10) OBP: 0.291, SLG: 0.296	G3		1B		G3 1-3 2H 2B		6-3			4	0	2	1	0	0	0					
Pete O'Brien, L (1,3) OBP: 0.323, SLG: 0.410	F7		F9		G3		G3			4	0	0	1	0	0	2					
Gary Ward, R (1,9) OBP: 0.295, SLG: 0.293	6-3		K		K		6-3			4	0	0	0	0	2	2					
Larry Parrish, R (1,5) OBP: 0.303, SLG: 0.351			5-3		F8		F8		6-3	4	0	0	0	0	0	0					
George Wright, S (1,8) OBP: 0.229, SLG: 0.307			HBP BLK G1-2-3 1B		4-3		4-3		4-3	4	0	1	0	0	0	0					
Bob Jones, L (1,7) OBP: 0.382, SLG: 0.533			4-3		4-3		HR 1B			2	1	1	0	1	0	0					
Mary Foley, L (1,2) OBP: 0.387, SLG: 0.720			HBP BB		G3		HR 1B			2	1	1	2	0	0	0					
Wayne Tolleson, S (1,4) OBP: 0.310, SLG: 0.301			G1-2-3		1B 2B 1B		1-3			3	1	1	0	0	0	3					
Curtis Wilkerson, S (1,6) OBP: 0.228, SLG: 0.253			4-3		2B G3 1B		1-3			3	1	1	0	0	0	0					
<b>Inning Stats</b>	R: 0 E: 0 K: 0 S: 3	H: 0 LOB: 0 BB: 0 P: 3	R: 0 E: 0 K: 0 S: 3	H: 1 LOB: 2 BB: 1 P: 8	R: 0 E: 0 K: 1 S: 6	H: 1 LOB: 1 BB: 0 P: 6	R: 0 E: 0 K: 0 S: 3	H: 0 LOB: 0 BB: 0 P: 3	R: 2 E: 0 K: 0 S: 8	H: 3 LOB: 1 BB: 0 P: 8	R: 2 E: 0 K: 0 S: 5	H: 2 LOB: 0 BB: 0 P: 5	R: 0 E: 0 K: 0 S: 3	H: 0 LOB: 0 BB: 0 P: 3	R: 0 E: 0 K: 0 S: 3	H: 0 LOB: 0 BB: 0 P: 3	1B: 5 2B: 1 3B: 0 HR: 1	SF: 0 SAC: 0 DP: 1 HBP: 1	WP: 0 PB: 0 SB: 0 CS: 0	PA: 32	
<b>PITCHER</b>	IP WLS BF H R ER SO BB IBB HBP BLK WP HR S P ERA WHIP	5.2 L 25 7 4 4 2 1 0 1 1 0 1 27 32 6.35 1.412	2.1 7 0 0 0 0 0 0 0 0 0 0 0 7 7 0.00 0.000																		

**Boston Red Sox @ Texas Rangers**  
Arlington Stadium, Arlington, TX  
Tue May 08 1984, 8:05 PM EDT  
Att: 8,616 - Unknown













Batter	1	2	3	4	5	6	7	8	9	AB	R	H	RBI	BB	SO	LOB	TOP
Marty Barrett, R (1.4) OBP: 0.405, SLG: 0.529	0-0 G6-4-3 1B		0-0 F9			0-0 6-3			0-0 4-3	4	0	1	0	0	0	2	
Wade Boggs, L (1.5) OBP: 0.452, SLG: 0.367	0-0 G6-4-3 1-2		0-0 F4			0-0 F5			0-0 4-3	4	0	0	0	0	0	3	
Dwight Evans, R (1.9) OBP: 0.345, SLG: 0.386	0-0 6-3			0-0 F7			0-3 K		0-0 F8	4	0	0	0	0	1	0	
Jim Rice, R (1.7) OBP: 0.262, SLG: 0.336		0-0 3-1		0-0 6-3					0-0 F8	3	0	0	0	0	0	0	
Mike Easter, L (1.3) OBP: 0.366, SLG: 0.470		0-3 K		0-0 6-3					0-0 1B	3	0	1	0	0	1	0	
Tony Armas, R (1.10) OBP: 0.289, SLG: 0.492		0-3 K			0-0 5-3				0-0 F9	3	0	0	0	0	1	1	
Rich Gedman, L (1.2) OBP: 0.341, SLG: 0.518			0-0 G3 1B		0-0 G3				0-0 3-1	3	0	1	0	0	0	0	
Reid Nichols, R (1.8) OBP: 0.307, SLG: 0.304			0-0 G3 1B		0-0 1-3				0-0 6-3	2	0	1	0	0	0	0	
Jerry Remy, L (8. PH) OBP: 0.296, SLG: 0.284			1-2 G3 1B							1	0	0	0	0	0	0	
Glenn Hoffman, R (8.6) OBP: 0.218, SLG: 0.250			0-0 G3						0-0 4-3	0	0	0	0	0	0	0	
Jackie Gutierrez, R (1.6) OBP: 0.200, SLG: 0.282			1-2 2-3 G3			0-0 G3				2	0	0	0	0	0	2	
Rick Miller, L (8. PH) OBP: 0.251, SLG: 0.211										1	0	0	0	0	0	0	
<b>Inning Stats</b>	R: 0 E: 0 K: 0 S: 3	H: 1 LOB: 0 BB: 0 P: 3	R: 0 E: 0 K: 2 S: 7	H: 0 LOB: 0 BB: 0 P: 7	R: 0 E: 0 K: 0 S: 5	H: 2 LOB: 2 BB: 0 P: 5	R: 0 E: 0 K: 0 S: 3	H: 0 LOB: 0 BB: 0 P: 3	R: 0 E: 0 K: 1 S: 6	H: 1 LOB: 1 BB: 0 P: 6	R: 0 E: 0 K: 0 S: 3	H: 0 LOB: 0 BB: 0 P: 3	R: 0 E: 0 K: 0 S: 3	H: 0 LOB: 0 BB: 0 P: 3	1B: 4 2B: 0 3B: 0 HR: 0	SF: 0 SAC: 0 DP: 1 HBP: 0	WP: 0 PA: 30
<b>PITCHER</b> Mark Gubicza, R (1.1) ERA: 2.25	IP: 9.0 WLS: W BF: 30 H: 4 R: 0 ER: 0 SO: 3 BB: 0 IBB: 0 HBP: 0 BLK: 0 WP: 0 HR: 0 S: 36 P: 36 ERA: 0.00 WHIP: 0.444																

**Boston Red Sox @ Kansas City Royals**  
Royals Stadium, Kansas City, MO  
Sat May 12 1984, 8:05 PM EDT  
Att: 27,008 - Unknown

AB 30  
R 0  
H 4  
RBI 0  
BB 0  
SO 3  
LOB 8



Batter	1	2	3	4	5	6	7	8	9	AB	R	H	RBI	BB	SO	LOB	BOTTOM		
U L Washington, S (1.6) OBP: 0.282, SLG: 0.212	0-0 5-3		0-0 CS 1B					0-0 F8		4	0	2	1	0	0	0			
Darryl Motley, R (1.9) OBP: 0.314, SLG: 0.440	4-0 FC6-4 BB		0-0 CS 1B		0-0 F8			0-0 F3		3	0	1	0	1	0	1			
Frank White, R (1.4) OBP: 0.361, SLG: 0.535	0-0 F7		0-0 CS	0-0 HR	0-0 F7			0-0 HR		4	2	2	2	0	0	2			
Hal McRae, R (1.10) OBP: 0.342, SLG: 0.385	0-0 FC6-4 1-2			0-3 K		0-0 F7		4-0 BB BB		3	0	0	0	1	1	1			
Steve Balboni, R (1.3) OBP: 0.350, SLG: 0.402		4-0 FC5-4 BB		0-0 1B		0-3 K		4-0 FC6-4 BB		2	0	1	0	2	1	0			
Leon Roberts, R (1.7) OBP: 0.200, SLG: 0.200		0-0 F8		0-0 1B		0-0 F7		0-0 FC6-4		4	0	1	0	0	0	3			
Pat Sheridan, L (9.8) OBP: 0.363, SLG: 0.461			1-2 G5-4-3 1B					1-2		0	0	0	0	0	0	0			
John Wathan, R (1.2) OBP: 0.188, SLG: 0.138		0-3 K		0-0 G5-4-3 1-2				0-0 K		3	0	0	0	0	2	3			
Lynn Jones, R (1.8) OBP: 0.250, SLG: 0.250		0-0 FC5-4 1-2			0-0 6-3			0-0 CS 1B		3	0	1	0	0	0	1			
Greg Pryor, R (1.5) OBP: 0.266, SLG: 0.303			0-0 3-1		4-0 2B BB			0-0 6-3 1-2		2	1	0	0	1	0	1			
<b>Inning Stats</b>	R: 0 E: 0 K: 0 S: 3	H: 0 LOB: 1 BB: 1 P: 7	R: 0 E: 0 K: 1 S: 5	H: 0 LOB: 1 BB: 1 P: 9	R: 0 E: 0 K: 0 S: 3	H: 2 LOB: 0 BB: 0 P: 3	R: 1 E: 0 K: 1 S: 7	H: 3 LOB: 1 BB: 0 P: 7	R: 1 E: 0 K: 0 S: 4	H: 1 LOB: 1 BB: 1 P: 8	R: 0 E: 0 K: 1 S: 5	H: 0 LOB: 0 BB: 0 P: 5	R: 0 E: 0 K: 1 S: 5	H: 1 LOB: 0 BB: 0 P: 5	R: 1 E: 0 K: 0 S: 4	H: 1 LOB: 2 BB: 2 P: 12	1B: 5 2B: 1 3B: 0 HR: 2	SF: 0 SAC: 0 DP: 1 HBP: 0	WP: 0 PA: 34
<b>PITCHER</b> Bruce Hurst, L (1.1) ERA: 2.22	IP: 8.0 WLS: L BF: 33 H: 8 R: 3 ER: 3 SO: 4 BB: 5 IBB: 0 HBP: 0 BLK: 0 WP: 0 HR: 2 S: 36 P: 56 ERA: 3.38 WHIP: 1.625																		

**Boston Red Sox @ Kansas City Royals**  
Royals Stadium, Kansas City, MO  
Sat May 12 1984, 8:05 PM EDT  
Att: 27,008 - Unknown

AB 28  
R 3  
H 8  
RBI 3  
BB 5  
SO 4  
LOB 12











Batter	1	2	3	4	5	6	7	8	9	AB	R	H	RBI	BB	SO	LOB	TOP										
Wade Boggs, L (1, 5) OBP: 0.363, SLG: 0.381										4	1	2	1	1	1	1	<b>Boston Red Sox @ Cleveland Indians</b> Cleveland Municipal Stadium, Cleveland, OH Mon May 14 1984, 7:05 PM EDT Att.: 4,265 - Unknown										
Dwight Evans, R (1, 9) OBP: 0.351, SLG: 0.380										4	0	1	1	1	3	4											
Jim Rice, R (1, 7) OBP: 0.260, SLG: 0.352										5	1	2	2	0	2	2											
Tony Armas, R (1, 10) OBP: 0.285, SLG: 0.473										5	1	1	0	0	1	2											
Mike Easter, L (1, 3) OBP: 0.350, SLG: 0.444										5	0	1	0	0	1	1											
Rich Gedman, L (1, 2) OBP: 0.333, SLG: 0.500										5	0	1	0	0	1	1											
Rick Miller, L (1, 8) OBP: 0.296, SLG: 0.227										3	1	1	1	1	0	0											
Marty Barrett, R (1, 4) OBP: 0.400, SLG: 0.488										4	1	1	0	0	0	3											
Jackie Gutierrez, R (1, 6) OBP: 0.255, SLG: 0.326										4	1	3	1	0	0	2											
<b>Inning Stats</b>	R: 2 E: 0 K: 1 S: 7	H: 2 LOB: 0 BB: 0 P: 7	R: 2 E: 0 K: 0 S: 5	H: 2 LOB: 2 BB: 2 P: 13	R: 1 E: 0 K: 1 S: 8	H: 3 LOB: 2 BB: 0 P: 8	R: 0 E: 0 K: 0 S: 3	H: 1 LOB: 1 BB: 1 P: 7	R: 0 E: 0 K: 0 S: 3	H: 0 LOB: 0 BB: 0 P: 3	R: 0 E: 0 K: 2 S: 7	H: 0 LOB: 0 BB: 0 P: 7	R: 1 E: 0 K: 1 S: 8	H: 3 LOB: 2 BB: 0 P: 8	R: 0 E: 0 K: 2 S: 8	H: 1 LOB: 1 BB: 0 P: 8	1B: 12 2B: 0 3B: 0 HR: 1	SF: 0 SAC: 0 DP: 1 HBP: 0	WP: 1 PB: 0 SB: 2 CS: 0	PA: 42							
<b>PITCHER</b>	IP	WLS	BF	H	R	ER	SO	BB	IBB	HBP	BLK	WP	HR	S	P	ERA	WHIP										
Rick Behenna, R (1, 1) ERA: 13.97	1.2	L	10	3	4	4	1	2	0	0	0	1	1	10	18	21.60	3.000										
George Frazier, R (2, 1) ERA: 5.49	6.1		28	9	2	2	6	1	0	0	0	0	0	39	43	2.84	1.579										
Luis Aponte, R (9, 1) ERA: 2.0	1.0		4	1	0	0	2	0	0	0	0	0	0	8	8	0.00	1.000										

Batter	1	2	3	4	5	6	7	8	9	AB	R	H	RBI	BB	SO	LOB	BOTTOM										
Brett Butler, L (1, 8) OBP: 0.386, SLG: 0.328										4	0	1	0	1	0	2	<b>Boston Red Sox @ Cleveland Indians</b> Cleveland Municipal Stadium, Cleveland, OH Mon May 14 1984, 7:05 PM EDT Att.: 4,265 - Unknown										
Tony Bemazzard, S (1, 4) OBP: 0.352, SLG: 0.252										4	0	0	0	0	1	3											
Pat Tabler, R (1, 3) OBP: 0.411, SLG: 0.385										3	1	0	0	1	0	3											
Andre Thornton, R (1, 10) OBP: 0.357, SLG: 0.353										4	0	0	0	0	1	3											
Brook Jacoby, R (1, 5) OBP: 0.270, SLG: 0.333										2	0	0	0	2	1	0											
Julio Franco, R (1, 6) OBP: 0.321, SLG: 0.311										4	0	0	0	0	1	3											
Ron Hassey, L (1, 2) OBP: 0.327, SLG: 0.303										3	0	0	0	1	1	2											
Carmen Castillo, R (1, 9) OBP: 0.256, SLG: 0.182										3	0	0	0	0	2	3											
Broderick Perkins, L (9, PH) OBP: 0.333, SLG: 0.167										1	0	1	0	0	0	0											
George Vukovich, L (1, 7) OBP: 0.355, SLG: 0.387										4	0	1	0	0	2	3											
<b>Inning Stats</b>	R: 0 E: 0 K: 1 S: 4	H: 0 LOB: 0 BB: 1 P: 8	R: 0 E: 0 K: 1 S: 5	H: 0 LOB: 1 BB: 1 P: 9	R: 0 E: 0 K: 1 S: 6	H: 1 LOB: 1 BB: 0 P: 6	R: 1 E: 0 K: 2 S: 8	H: 0 LOB: 2 BB: 2 P: 16	R: 0 E: 1 K: 1 S: 7	H: 1 LOB: 2 BB: 0 P: 7	R: 0 E: 0 K: 1 S: 6	H: 0 LOB: 0 BB: 1 P: 10	R: 0 E: 0 K: 0 S: 3	H: 0 LOB: 0 BB: 0 P: 3	R: 0 E: 0 K: 2 S: 7	H: 0 LOB: 0 BB: 0 P: 7	R: 0 E: 0 K: 0 S: 4	H: 1 LOB: 1 BB: 0 P: 4	1B: 3 2B: 0 3B: 0 HR: 0	SF: 0 SAC: 0 DP: 1 HBP: 0	WP: 0 PB: 1 SB: 0 CS: 0	PA: 37					
<b>PITCHER</b>	IP	WLS	BF	H	R	ER	SO	BB	IBB	HBP	BLK	WP	HR	S	P	ERA	WHIP										
Bob Ojeda, L (1, 1) ERA: 2.86	6.0	W	27	2	1	0	7	5	0	0	1	0	0	36	56	0.00	1.167										
Bob Stanley, R (7, 1) ERA: 2.81	3.0	S	10	1	0	0	2	0	0	0	0	0	0	14	14	0.00	0.333										



Batter	1	2	3	4	5	6	7	8	9	AB	R	H	RBI	BB	SO	LOB	TOP								
Wade Boggs, L (1, 5) OBP: 0.368, SLG: 0.380	4-0 1B BB		0-0 6-3		4-0 1B BB		0-0 3-1		0-0 1-2 2-3 3-H	3	1	1	1	2	0	1	<b>Boston Red Sox @ Cleveland Indians</b> Cleveland Municipal Stadium, Cleveland, OH Tue May 15 1984, 7:05 PM EDT Att. 4,004 - Unknown  <b>AB 33</b> <b>R 5</b> <b>H 10</b> <b>RBI 5</b> <b>BB 5</b> <b>SO 5</b> <b>LOB 13</b> 								
Dwight Evans, R (1, 9) OBP: 0.359, SLG: 0.384	0-0 1-3 1B			0-0 F9	0-0 1-2 2-H 3-H		4-0 FC6-4 BB		0-3 1-2 1B	4	0	2	2	1	1	2									
Jim Rice, R (1, 7) OBP: 0.267, SLG: 0.352	0-0 1-2 G4-6-3			4-0 G6-4-3 BB	0-0 1-3 2-H		0-0 FC6-4			3	0	1	1	1	0	2									
Tony Armas, R (1, 10) OBP: 0.284, SLG: 0.466		0-0 CS 1B		0-0 1-2 G6-4-3	0-0 F9				0-0 F9	4	0	1	0	0	0	3									
Mike Easter, L (1, 3) OBP: 0.340, SLG: 0.430		0-0 F7			0-0 4-3				0-0 F9	4	0	0	0	0	0	1									
Reid Nichols, R (1, 8) OBP: 0.309, SLG: 0.306		0-0 F9			0-0 F8				0-0 F8	3	0	0	0	0	0	1									
Rick Miller, L (8, PH) OBP: 0.286, SLG: 0.217					0-0 F9					1	0	0	0	0	0	0									
Marty Barrett, R (1, 4) OBP: 0.408, SLG: 0.489			0-0 S 1B		0-0 1B BB		0-3 K		0-0 6-3	4	1	2	0	0	1	0									
Jackie Gutierrez, R (1, 6) OBP: 0.250, SLG: 0.327			0-0 F8		0-0 BB 1B		0-3 K		4-0 1B BB	3	1	1	0	0	1	1									
Jerry Remy, L (9, PH) OBP: 0.300, SLG: 0.282					1-2 1B					0	0	0	0	1	0	0									
Glenn Hoffman, R (9, PR) OBP: 0.219, SLG: 0.250					1-2 1B					0	0	0	0	0	0	0									
Gary Allenson, R (1, 2) OBP: 0.179, SLG: 0.115			0-3 K		1-2 2-3 1B				0-3 K	2	1	1	0	0	1	1									
Rich Gedman, L (7, PH) OBP: 0.337, SLG: 0.533					1-2 2-3 1B				0-3 K	2	1	1	1	0	1	1									
<b>Inning Stats</b>	R: 0 E: 0 K: 0 S: 2	H: 1 LOB: 0 BB: 1 P: 6	R: 0 E: 0 K: 0 S: 3	H: 1 LOB: 0 BB: 0 P: 3	R: 0 E: 0 K: 1 S: 6	H: 1 LOB: 1 BB: 0 P: 6	R: 0 E: 0 K: 0 S: 2	H: 0 LOB: 0 BB: 1 P: 6	R: 4 E: 0 K: 0 S: 8	H: 5 LOB: 2 BB: 1 P: 12	R: 0 E: 0 K: 1 S: 5	H: 0 LOB: 0 BB: 0 P: 5	R: 1 E: 0 K: 1 S: 6	H: 1 LOB: 1 BB: 1 P: 10	R: 0 E: 0 K: 0 S: 3	H: 0 LOB: 0 BB: 1 P: 3	R: 0 E: 0 K: 2 S: 8	H: 1 LOB: 2 BB: 1 P: 12	1B: 9 2B: 0 3B: 0 HR: 1	SF: 0 SAC: 0 DP: 2 HBP: 0	WP: 0 PB: 0 SB: 1 CS: 1	PA: 38			
<b>PITCHER</b>	IP	WLS	BF	H	R	ER	SO	BB	IBB	HBP	BLK	WP	HR	S	P	ERA	WHIP								
Neal Heaton, L (1, 1) ERA: 5.77	4.2		20	7	4	4	1	3	0	0	0	0	0	19	31	7.71	2.143								
Tom Waddell, R (5, 1) ERA: 1.52	3.1	W	13	2	1	1	2	1	0	0	0	0	1	16	20	2.70	0.900								
Ernie Camacho, R (9, 1) ERA: 2.14	1.0	S	5	1	0	0	2	1	0	0	0	0	0	8	12	0.00	2.000								

Batter	1	2	3	4	5	6	7	8	9	AB	R	H	RBI	BB	SO	LOB	BOTTOM								
Brett Butler, L (1, 8) OBP: 0.386, SLG: 0.331	0-0 G3		0-0 G5-4-3 S 1B	0-0 FC4-6 2B		0-0 SF7 S 1B	0-3 K			5	1	2	1	0	1	4	<b>Boston Red Sox @ Cleveland Indians</b> Cleveland Municipal Stadium, Cleveland, OH Tue May 15 1984, 7:05 PM EDT Att. 4,004 - Unknown  <b>AB 34</b> <b>R 7</b> <b>H 12</b> <b>RBI 7</b> <b>BB 7</b> <b>SO 7</b> <b>LOB 28</b> 								
Tony Bemazzard, S (1, 4) OBP: 0.381, SLG: 0.264	0-0 F7		1-0 G5-4-3 HBP	0-0 1-H 3-H 2B		0-3 K		4-0 BB 1B BB		3	1	1	2	1	1	2									
Pat Tabler, R (1, 7) OBP: 0.420, SLG: 0.383			0-0 S 1B			4-0 BB IBB		4-0 3-1 1B BB		3	1	1	0	2	0	3									
Carmen Castillo, R (6, PR) OBP: 0.256, SLG: 0.182				0-0 G5-4-3	4-3			1-2 SF8 BB		0	1	0	0	0	0	0									
Andre Thornton, R (1, 10) OBP: 0.366, SLG: 0.362	0-0 1-H S 1B		4-0 S BB		0-3 K	0-0 SF7		0-0 1-2 2-H 1B		3	0	2	3	1	1	0									
Mike Hargrove, L (1, 3) OBP: 0.400, SLG: 0.362	0-3 K		0-0 F8		0-0 FC6-4 1B	1-2 BB		0-0 3-1		4	0	1	0	1	1	5									
Julio Franco, R (1, 6) OBP: 0.317, SLG: 0.309		0-0 4-3		0-0 1B FC4-6 1B		0-3 K		0-0 SF8		4	1	1	1	0	1	4									
Ron Hassey, L (1, 2) OBP: 0.333, SLG: 0.304		0-0 1-5-3		0-0 FC4-6 1B	4-0 1-2 IBB		0-0 E6 S	4-0 BB		3	1	1	0	1	0	0									
Otis Nixon, S (7, PR) OBP: 0.200, SLG: 0.132				1-2 2B 1B						0	0	0	0	0	0	0									
Jerry Willard, L (8, 2) OBP: 0.261, SLG: 0.211					1-2 IBB					0	0	0	0	1	0	0									
Brook Jacoby, R (1, 5) OBP: 0.268, SLG: 0.327		0-0 1B		0-0 L1		0-3 K		0-0 F3 K		5	0	1	0	0	2	7									
George Vukovich, L (1, 9) OBP: 0.360, SLG: 0.402		0-0 F7		0-0 FC4-6 1B		0-0 1B SF7 2B		0-0 F5		4	1	2	0	0	0	3									
<b>Inning Stats</b>	R: 1 E: 0 K: 1 S: 7	H: 2 LOB: 1 BB: 0 P: 7	R: 0 E: 0 K: 0 S: 4	H: 1 LOB: 1 BB: 0 P: 4	R: 0 E: 0 K: 0 S: 3	H: 1 LOB: 1 BB: 1 P: 8	R: 3 E: 0 K: 0 S: 7	H: 4 LOB: 1 BB: 0 P: 7	R: 0 E: 0 K: 2 S: 8	H: 1 LOB: 2 BB: 1 P: 12	R: 1 E: 0 K: 2 S: 9	H: 2 LOB: 3 BB: 2 P: 17	R: 0 E: 1 K: 1 S: 6	H: 0 LOB: 2 BB: 0 P: 6	R: 2 E: 0 K: 1 S: 6	H: 1 LOB: 2 BB: 3 P: 18	1B: 10 2B: 2 3B: 0 HR: 0	SF: 2 SAC: 0 DP: 1 HBP: 1	WP: 0 PB: 0 SB: 7 CS: 0	PA: 44					
<b>PITCHER</b>	IP	WLS	BF	H	R	ER	SO	BB	IBB	HBP	BLK	WP	HR	S	P	ERA	WHIP								
Roger Clemens, R (1, 1) ERA: 6.35				1	5	4	4	1	2	1	0	0	0	35	48	6.35	2.118								
John Henry Johnson, L (6, 1) ERA: 4.05	1.1	L	9	1	2	2	2	3	0	0	0	0	0	10	22	13.50	3.000								
Mark Clear, R (8, 1) ERA: 5.17	1.0		4	0	0	0	1	1	0	0	0	0	0	5	9	0.00	1.000								







Batter	1	2	3	4	5	6	7	8	9	10	AB	R	H	RBI	BB	SO	LOB	TOP							
Wade Boggs, L OBP: 0.467, SLG: 0.395 (1, 5)	0-0 6-3 1B 2B		0-0 3-1	0-0 F7		0-0 4-3		0-0 FC5-4 1B 2B	0-0 F7		6	2	1	0	0	0	4	<b>Boston Red Sox @ Cleveland Indians</b> Cleveland Municipal Stadium, Cleveland, OH Thu May 17 1984, 7:05 PM EDT Att: 4,599 - Unknown							
Dwight Evans, R OBP: 0.353, SLG: 0.393 (1, 9)	0-0 6-3		0-0 F8		4-0 2B 1B BB		0-0 HR	0-0 FC6-4 1B	0-0 5-3		5	2	2	1	1	0	2								
Jim Rice, R OBP: 0.276, SLG: 0.380 (1, 7)	0-0 1B		0-3 K		0-0 1B 2B		0-0 F7	0-0 FC6-4 1B		0-0 E6 1B WP	6	3	2	1	0	1	2								
Tony Armas, R OBP: 0.298, SLG: 0.483 (1, 10)	0-0 1B		0-0 1B 2B		0-0 WP WP 1B		0-0 E5 1B 1B	0-0 1B 2B		0-3 K	6	3	4	2	0	1	1								
Mike Easter, L OBP: 0.414, SLG: 0.409 (1, 3)	0-3 K		0-3 K		1-3 1B		0-0 F7	1-0 1B HBP		0-0 G6-4-3 1B	5	0	1	0	0	2	4								
Rich Gedman, L OBP: 0.352, SLG: 0.525 (1, 2)		0-0 4-3		0-0 1B 1B		0-0 K		0-0 1B		0-0 G6-4-3 1B	6	1	3	3	0	1	2								
Rick Miller, L OBP: 0.324, SLG: 0.258 (1, 8)		0-3 K		0-3 1B 1B		0-0 K		0-0 1B		0-0 4-3	5	0	2	1	0	2	3								
Marty Barrett, R OBP: 0.414, SLG: 0.481 (1, 4)		0-0 1B		0-0 F9		0-0 1-3		0-0 FC6		0-0 SH4-3 1B	5	0	2	0	0	0	4								
Jackie Gutierrez, R OBP: 0.281, SLG: 0.339 (1, 6)		0-0 F9		0-0 1B		0-3 K		0-0 FC5-4 1B		0-0 SH4-3 1B	4	0	2	1	0	1	1								
<b>Inning Stats</b>	R: 1 E: 0 K: 1 S: 7	H: 3 LOB: 1 BB: 0 P: 7	R: 0 E: 0 K: 1 S: 6	H: 1 LOB: 1 BB: 0 P: 6	R: 0 E: 0 K: 1 S: 5	H: 0 LOB: 0 BB: 0 P: 5	R: 2 E: 0 K: 2 S: 9	H: 2 LOB: 1 BB: 1 P: 13	R: 0 E: 0 K: 1 S: 5	H: 0 LOB: 0 BB: 0 P: 5	R: 2 E: 1 K: 0 S: 7	H: 3 LOB: 2 BB: 0 P: 7	R: 3 E: 0 K: 0 S: 7	H: 4 LOB: 2 BB: 0 P: 8	R: 0 E: 0 K: 0 S: 4	H: 1 LOB: 1 BB: 0 P: 4	R: 1 E: 1 K: 1 S: 6		H: 1 LOB: 0 BB: 0 P: 6	1B: 14 2B: 4 3B: 0 HR: 1	SF: 0 SAC: 1 DP: 1 HBP: 1	WP: 3 PB: 0 SB: 0 CS: 0	PA: 51		
<b>PITCHER</b>	IP WLS BF H R ER SO BB IBB HBP BLK WP HR S P ERA WHIP																								
Bert Blyleven, R ERA: 3.52 (1, 1)	4.0	22	10	5	5	4	4	1	0	0	0	0	0	0	2	0	0	0	2	0	7	7	0.00	0.000	
Mike Jeffcoat, L ERA: 1.32 (5, 1)	1.0	3	0	0	0	2	0	0	0	0	0	0	0	0	0	0	0	0	0	0	1	12	12	4.50	1.500
George Frazier, R ERA: 5.4 (6, 1)	2.0	10	3	2	1	1	0	0	0	0	0	0	0	0	0	0	0	0	0	0	11	12	13.50	2.500	
Luis Aponte, R ERA: 3.0 (8, 1)	2.0	12	5	3	3	0	0	0	0	1	0	0	0	0	0	0	0	0	0	0	11	12	13.50	2.500	
Ernie Camacho, R ERA: 2.05 (10, 1)	1.0	L	4	1	1	0	1	0	0	0	0	0	0	0	0	0	0	0	0	0	6	6	0.00	1.000	

AB	48
R	11
H	19
RBI	9
BB	1
SO	8
LOB	23



Batter	1	2	3	4	5	6	7	8	9	10	AB	R	H	RBI	BB	SO	LOB	BOTTOM						
Brett Butler, L OBP: 0.374, SLG: 0.328 (1, 8)	0-0 4-3		0-0 F3			0-0 2B SF6 1B		0-0 K		0-0 E5 1B	0-0 4-3	6	2	1	0	0	1	<b>Boston Red Sox @ Cleveland Indians</b> Cleveland Municipal Stadium, Cleveland, OH Thu May 17 1984, 7:05 PM EDT Att: 4,599 - Unknown						
Tony Bernazard, S OBP: 0.378, SLG: 0.283 (1, 4)	4-0 CS BB		4-0 CS 5-3 BB			0-0 1-3 2B		4-0 E 1B BB	0-0 1-2 HR 1B	0-3 K	3	2	2	0	3	1	0							
Julio Franco, R OBP: 0.313, SLG: 0.308 (1, 6)	0-0 F8		0-0 5-3			0-0 SF6		0-0 E5 1B BB WP	0-0 1-2 2H HR 1B		4	2	1	2	0	0	3							
Andre Thornton, R OBP: 0.357, SLG: 0.386 (1, 10)		0-3 K		0-0 F7		0-0 5-3		0-0 F3	0-0 1-2 2H HR		5	1	1	3	0	1	4							
Pat Tabler, R OBP: 0.405, SLG: 0.363 (1, 3)		0-0 5-3		0-3 K		0-3 K		0-0 K	0-0 WP SF9 1B	0-0 F9	5	1	1	1	0	2	0							
Brook Jacoby, R OBP: 0.280, SLG: 0.333 (1, 5)		4-0 BB		0-0 1B		0-0 E7 4-3 HR 1B		4-0 SF9 WP BB	0-0 4-3		2	1	2	0	1	0	0							
Mike Hargrove, L OBP: 0.377, SLG: 0.327 (8, PH)											1	0	0	0	1	0	0							
Jerry Willard, L OBP: 0.286, SLG: 0.217 (1, 2)		0-0 4-3		0-3 K		0-3 K		0-0 4-3	4-0 1-2 2H 3H BB	0-0 1B	4	0	1	0	1	1	3							
Carmen Castillo, R OBP: 0.262, SLG: 0.278 (1, 9)			0-0 6-3			0-0 K		0-0 HR	0-0 SF9	0-0 4-3	3	1	1	2	0	1	1							
Broderick Perkins, L OBP: 0.296, SLG: 0.154 (8, PH)											0	0	0	1	0	0	0							
Mike Fischlin, R OBP: 0.188, SLG: 0.071 (9, 5)											1	0	0	0	0	0	1							
Kevin Rhomberg, R OBP: 0.250, SLG: 0.250 (1, 7)			0-0 F7			0-3 K		0-0 4-3		0-0 F7	3	0	1	0	0	1	0							
George Vukovich, L OBP: 0.345, SLG: 0.382 (8, PH)											2	0	0	0	0	0	2							
<b>Inning Stats</b>	R: 0 E: 0 K: 0 S: 2	H: 0 LOB: 0 BB: 1 P: 6	R: 0 E: 0 K: 1 S: 5	H: 0 LOB: 1 BB: 1 P: 9	R: 0 E: 0 K: 0 S: 3	H: 0 LOB: 0 BB: 1 P: 3	R: 0 E: 0 K: 0 S: 2	H: 0 LOB: 0 BB: 1 P: 6	R: 0 E: 0 K: 3 S: 10	H: 1 LOB: 1 BB: 0 P: 10	R: 1 E: 0 K: 1 S: 7	H: 2 LOB: 1 BB: 0 P: 7	R: 2 E: 1 K: 2 S: 10	H: 3 LOB: 1 BB: 0 P: 10	R: 3 E: 1 K: 0 S: 5	H: 1 LOB: 2 BB: 3 P: 17	R: 4 E: 1 K: 0 S: 8	H: 4 LOB: 1 BB: 0 P: 8	R: 0 E: 0 K: 1 S: 5	H: 0 LOB: 0 BB: 0 P: 5	1B: 8 2B: 1 3B: 0 HR: 2	SF: 2 SAC: 0 DP: 0 HBP: 0	WP: 1 PB: 0 SB: 0 CS: 2	PA: 47
<b>PITCHER</b>	IP WLS BF H R ER SO BB IBB HBP BLK WP HR S P ERA WHIP																							
Bruce Hurst, L ERA: 2.41 (1, 1)	7.0	6	3	3	7	3	0	0	0	0	0	0	0	0	0	0	0	0	0	0	1	39	3.86	1.286
Mark Clear, R ERA: 5.83 (8, 1)	0.1	6	1	3	1	0	3	0	0	0	0	1	0	3	15	27.00	12.000							
Bob Stanley, R ERA: 3.51 (8, 1)	0.2	6	3	4	3	0	0	0	0	0	0	0	1	6	6	40.50	4.500							
Steve Crawford, R ERA: (9, 1)	2.0	W	7	1	0	0	1	0	0	0	0	0	0	9	9	0.00	0.500							

AB	39
R	10
H	11
RBI	9
BB	6
SO	8
LOB	15





Batter	1	2	3	4	5	6	7	8	9	AB	R	H	RBI	BB	SO	LOB	TOP					
Wade Boggs, L (1.5) OBP: 0.361, SLG: 0.390	6-3		1B		F7		F7			4	0	1	0	0	0	2	<b>Boston Red Sox @ Minnesota Twins</b> Hubert H. Humphrey Metrodome, Minneapolis, MN Fri May 18 1984, 8:05 PM EDT Att: 29,277 - Unknown					
Dwight Evans, R (1.9) OBP: 0.345, SLG: 0.381	K		K			6-3		6-3		4	0	0	0	0	2	1						
Jim Rice, R (1.7) OBP: 0.275, SLG: 0.397	F8		K			HR		F6		4	1	1	1	0	1	1						
Tony Armas, R (1.10) OBP: 0.297, SLG: 0.473		BLK 2B BB	F7			6-3		K		3	1	0	0	1	1	1						
Rich Gedman, L (1.2) OBP: 0.339, SLG: 0.505	F8				F7		F8		F8	4	0	0	0	0	0	1						
Mike Easler, L (1.3) OBP: 0.335, SLG: 0.418		1B 2B			F6		FC6-4 1B		K	4	1	2	1	0	1	0						
Rick Miller, L (1.8) OBP: 0.293, SLG: 0.229	F7				F8		FC6-4 1B		F7	4	0	0	0	0	0	2						
Marty Barrett, R (1.4) OBP: 0.426, SLG: 0.491					6-3					3	0	2	1	0	0	0						
Jackie Gutierrez, R (1.6) OBP: 0.271, SLG: 0.328										2	0	0	0	0	0	1						
Jerry Remy, L (7. PH) OBP: 0.257, SLG: 0.279	F9				5-3					1	0	0	0	0	0	2						
Glenn Hoffman, R (7.6) OBP: 0.219, SLG: 0.250										0	0	0	0	0	0	0						
<b>Inning Stats</b>	R: 0 E: 0 K: 1 S: 5	H: 0 LOB: 0 BB: 0 P: 5	R: 2 E: 0 K: 0 S: 5	H: 2 LOB: 1 BB: 1 P: 9	R: 0 E: 0 K: 2 S: 8	H: 1 LOB: 1 BB: 0 P: 8	R: 0 E: 0 K: 0 S: 3	H: 0 LOB: 0 BB: 0 P: 3	R: 0 E: 0 K: 0 S: 3	H: 0 LOB: 0 BB: 0 P: 3	R: 1 E: 0 K: 0 S: 4	H: 1 LOB: 0 BB: 0 P: 4	R: 0 E: 0 K: 0 S: 5	H: 2 LOB: 2 BB: 0 P: 5	R: 0 E: 0 K: 1 S: 5	H: 0 LOB: 0 BB: 0 P: 5	R: 0 E: 0 K: 1 S: 5	H: 0 LOB: 0 BB: 0 P: 5	1B: 4 2B: 1 3B: 0 HR: 1	SF: 0 SAC: 0 DP: 0 HBP: 0	WP: 0 PB: 0 SB: 0 CS: 0	PA: 34
<b>PITCHER</b> Mike Smithson, R (1.1) ERA: 3.33	IP: 9.0 WLS: W BF: 34 H: 6 R: 3 ER: 3 SO: 5 BB: 1 IBB: 0 HBP: 0 BLK: 1 WP: 0 HR: 1 S: 43 P: 47 ERA: 3.00 WHIP: 0.778																					

Batter	1	2	3	4	5	6	7	8	9	AB	R	H	RBI	BB	SO	LOB	BOTTOM			
Kirby Puckett, R (1.8) OBP: 0.447, SLG: 0.459	K	4-3			F9		G3			4	0	0	0	0	1	2	<b>Boston Red Sox @ Minnesota Twins</b> Hubert H. Humphrey Metrodome, Minneapolis, MN Fri May 18 1984, 8:05 PM EDT Att: 29,277 - Unknown			
Tim Lincecum, R (1.4) OBP: 0.379, SLG: 0.447	HR	F7			1B		F9			4	1	2	2	0	0	1				
Kent Hrbek, L (1.3) OBP: 0.413, SLG: 0.504	E 1B 2B				F7		G5-4-3 1B		1B 5-3 2B	4	2	3	0	0	0	0				
Dave Engle, R (1.2) OBP: 0.427, SLG: 0.473	E 2B				6-3		G5-4-3		5-3 1B	4	2	2	0	0	0	2				
Randy Bush, L (1.10) OBP: 0.279, SLG: 0.395	E3 2B				F5		4-3		5-3	4	1	0	1	0	0	3				
Tom Brunansky, R (1.9) OBP: 0.327, SLG: 0.361	PB SF8 2B				5-3		F8		6-3	4	1	1	3	0	0	1				
Gary Gaetti, R (1.5) OBP: 0.335, SLG: 0.375	SF8				K		K			3	0	1	2	0	0	0				
Mickey Hatcher, R (1.7) OBP: 0.313, SLG: 0.387	F7				5-3		G3 SH1 1B		F3	4	0	1	0	0	0	1				
Houston Jimenez, R (1.6) OBP: 0.309, SLG: 0.359		F8			F9 1B 2B		SH1			2	1	1	0	0	0	0				
<b>Inning Stats</b>	R: 5 E: 1 K: 1 S: 10	H: 4 LOB: 0 BB: 0 P: 10	R: 0 E: 0 K: 0 S: 3	H: 0 LOB: 0 BB: 0 P: 3	R: 0 E: 0 K: 1 S: 5	H: 0 LOB: 0 BB: 0 P: 5	R: 0 E: 0 K: 1 S: 5	H: 0 LOB: 0 BB: 0 P: 5	R: 0 E: 0 K: 0 S: 4	H: 1 LOB: 1 BB: 0 P: 4	R: 0 E: 0 K: 0 S: 6	H: 3 LOB: 1 BB: 0 P: 6	R: 2 E: 0 K: 0 S: 6	H: 3 LOB: 1 BB: 0 P: 6	R: 1 E: 0 K: 0 S: 6	H: 0 LOB: 0 BB: 0 P: 6		1B: 7 2B: 3 3B: 0 HR: 1	SF: 1 SAC: 1 DP: 1 HBP: 0	WP: 0 PB: 1 SB: 0 CS: 0
<b>PITCHER</b> Mike Brown, R (1.1) ERA: 5.91	IP: 6.0 WLS: L BF: 25 H: 7 R: 6 ER: 4 SO: 3 BB: 0 IBB: 0 HBP: 0 BLK: 0 WP: 0 HR: 1 S: 31 P: 31 ERA: 6.00 WHIP: 1.167																			
Al Nipper, R (7.1) ERA: 5.03	IP: 2.0 WLS: L BF: 10 H: 4 R: 2 ER: 2 SO: 0 BB: 0 IBB: 0 HBP: 0 BLK: 0 WP: 0 HR: 0 S: 10 P: 10 ERA: 9.00 WHIP: 2.000																			



Batter	1	2	3	4	5	6	7	8	9	AB	R	H	RBI	BB	SO	LOB	TOP			
Wade Boggs, L (1.5) OBP: 0.346, SLG: 0.378	0-0 4-3			0-0 F8		0-0 F8		0-0 F8	4 0 0 0 0 0 0								<b>Boston Red Sox @ Minnesota Twins</b> Hubert H. Humphrey Metrodome, Minneapolis, MN Sat May 19 1984, 8:05 PM EDT Att: 25,896 - Unknown <a href="http://livebaseballscorecards.com">livebaseballscorecards.com</a>			
Dwight Evans, R (1.9) OBP: 0.343, SLG: 0.373	0-0 1-3			0-3 K		4-0 BB		0-0 F9	3 0 0 0 1 1 0											
Jim Rice, R (1.7) OBP: 0.268, SLG: 0.386	0-3 K			0-3 K		0-0 F6		0-0 F6	4 0 0 0 0 2 1											
Tony Armas, R (1.10) OBP: 0.291, SLG: 0.463		0-0 5-3			0-0 F1			0-0 4-3	3 0 0 0 0 0 0											
Mike Easter, L (1.3) OBP: 0.329, SLG: 0.410		0-3 K			0-3 K			0-0 F7	3 0 0 0 0 2 0											
Reid Nichols, R (1.8) OBP: 0.309, SLG: 0.307		0-0 F3			0-0 1B			0-0 F7	3 0 1 0 0 0 0											
Marty Barrett, R (1.4) OBP: 0.438, SLG: 0.500				0-0 G6-4-3		0-0 1-2		0-0 F9	3 0 2 0 0 0 0											
Jackie Gutierrez, R (1.6) OBP: 0.258, SLG: 0.311				0-0 F7		0-0 F8		0-0 F7	3 0 0 0 0 0 3											
Gary Allenson, R (1.2) OBP: 0.172, SLG: 0.111				0-0 G6-4-3		0-0 F8		0-3 K	1 0 0 0 0 0 1											
Rich Gedman, L (5.2) OBP: 0.333, SLG: 0.495				1-2					2 0 0 0 0 1 0											
<b>Inning Stats</b>	R: 0 E: 0 K: 1 S: 5	H: 0 LOB: 0 BB: 0 P: 5	R: 0 E: 0 K: 1 S: 5	H: 0 LOB: 0 BB: 0 P: 5	R: 0 E: 0 K: 0 S: 3	H: 1 LOB: 0 BB: 0 P: 3	R: 0 E: 0 K: 2 S: 7	H: 0 LOB: 0 BB: 0 P: 7	R: 0 E: 0 K: 1 S: 7	H: 2 LOB: 2 BB: 1 P: 7	R: 0 E: 0 K: 0 S: 3	H: 0 LOB: 0 BB: 0 P: 3	R: 0 E: 0 K: 1 S: 5	H: 0 LOB: 0 BB: 0 P: 5	R: 0 E: 0 K: 0 S: 3	H: 0 LOB: 0 BB: 0 P: 3	1B: 3 2B: 0 3B: 0 HR: 0	SF: 0 SAC: 0 DP: 1 HBP: 0	WP: 0 PB: 0 SB: 0 CS: 0	PA: 30
<b>PITCHER</b> Frank Viola, L (1.1) ERA: 2.36	IP: 9.0 WLS: W BF: 30 H: 3 R: 0 ER: 0 SO: 6 BB: 1 IBB: 0 HBP: 0 BLK: 0 WP: 0 HR: 0 S: 41 P: 45 ERA: 0.00 WHIP: 0.444															<b>PITCHER</b>				

AB 29  
R 0  
H 3  
RBI 0  
BB 1  
SO 6  
LOB 5



Batter	1	2	3	4	5	6	7	8	9	AB	R	H	RBI	BB	SO	LOB	BOTTOM			
Kirby Puckett, R (1.8) OBP: 0.475, SLG: 0.487	0-0 BB	0-0 1-3		0-0 4-3		0-0 1-3		0-0 G3	2 2 2 0 0 0 0								<b>Boston Red Sox @ Minnesota Twins</b> Hubert H. Humphrey Metrodome, Minneapolis, MN Sat May 19 1984, 8:05 PM EDT Att: 25,896 - Unknown <a href="http://livebaseballscorecards.com">livebaseballscorecards.com</a>			
Darrell Brown, S (3.8) OBP: 0.317, SLG: 0.374	2B 1B	1B						G3	3 0 0 0 0 0 0											
Tim Lincecum, R (1.4) OBP: 0.380, SLG: 0.439	4-0 2B	0-0 1-3		0-0 6-3		0-0 1-6-3		4-0 F8	3 1 0 0 2 0 1											
Dave Engle, R (1.2) OBP: 0.437, SLG: 0.494	0-0 1B	0-0			0-0 F7			0-0 F8	5 2 3 3 0 0 1											
Kent Hrbek, L (1.3) OBP: 0.420, SLG: 0.512	1H 2H 1B	2H 1B		0-0 F5		4-0 FC5-4		0-0 4-3	4 0 2 2 1 0 2											
Tom Brunansky, R (1.9) OBP: 0.321, SLG: 0.354	0-3 K			0-0 4-3		0-0 FC5-4		0-0 G3	3 1 0 0 0 1 2											
Mike Hart, L (6.7) OBP: 0.143, SLG: 0.143					1-2 2B				1 0 0 0 0 0 1											
Gary Gaetti, R (1.5) OBP: 0.345, SLG: 0.388	0-0 FC6-4	1-2 1B		4-0 CS		0-0 E		0-0 5-3	3 1 2 1 1 0 0											
Mickey Hatcher, R (1.10) OBP: 0.318, SLG: 0.386	0-0 FC6-4	1-2 FC6		4-0 BB		0-0 E5		0-0 1B	3 0 1 0 1 0 3											
Dave Meier, R (1.7) OBP: 0.355, SLG: 0.321	0-0 FC6	1-2		0-0 5-3		0-0 2B		0-0 F6	4 0 1 1 0 0 4											
Houston Jimenez, R (1.6) OBP: 0.292, SLG: 0.338		0-0 6-3		0-0 5-3		0-0 F3		0-3 K	4 0 0 0 0 1 3											
<b>Inning Stats</b>	R: 3 E: 0 K: 1 S: 9	H: 4 LOB: 2 BB: 1 P: 13	R: 1 E: 0 K: 0 S: 5	H: 2 LOB: 1 BB: 0 P: 5	R: 0 E: 0 K: 0 S: 2	H: 0 LOB: 1 BB: 2 P: 10	R: 0 E: 0 K: 0 S: 3	H: 0 LOB: 0 BB: 0 P: 3	R: 2 E: 1 K: 0 S: 6	H: 2 LOB: 2 BB: 1 P: 10	R: 1 E: 0 K: 0 S: 5	H: 2 LOB: 1 BB: 0 P: 5	R: 0 E: 0 K: 1 S: 6	H: 1 LOB: 1 BB: 0 P: 6	R: 0 E: 0 K: 0 S: 3	H: 0 LOB: 1 BB: 1 P: 7	1B: 7 2B: 4 3B: 0 HR: 0	SF: 0 SAC: 0 DP: 0 HBP: 0	WP: 0 PB: 1 SB: 0 CS: 1	PA: 40
<b>PITCHER</b> Bob Ojeda, L (1.1) ERA: 3.42	IP: 5.0 WLS: L BF: 27 H: 8 R: 6 ER: 5 SO: 1 BB: 4 IBB: 0 HBP: 0 BLK: 0 WP: 0 HR: 0 S: 25 P: 41 ERA: 9.00 WHIP: 2.400															<b>PITCHER</b>				
Steve Crawford, R (6.1) ERA: 2.25	1.0 5 2 1 1 0 0 0 0 0 0 0 5 5 9.00 2.000																			
John Henry Johnson, L (7.1) ERA: 3.77	1.0 4 1 0 0 1 0 0 0 0 0 0 6 6 0.00 1.000																			
Mark Clear, R (8.1) ERA: 5.29	1.0 4 0 0 0 0 1 0 0 0 0 0 3 7 0.00 1.000																			

AB 35  
R 7  
H 11  
RBI 7  
BB 5  
SO 2  
LOB 17









Batter	1	2	3	4	5	6	7	8	9	AB	R	H	RBI	BB	SO	LOB	TOP			
<b>Brett Butler</b> , L (1, 8) OBP: 0.372, SLG: 0.317	0-0 4-3		0-3 K		0-0 S 1B			4-0 1B SF8 BB		3	1	1	0	1	1	0	<b>Cleveland Indians @ Boston Red Sox</b> Fenway Park, Boston, MA Mon May 21 1984, 7:05 PM EDT Att: 14,315 - Unknown			
<b>Tony Bernazard</b> , S (1, 4) OBP: 0.391, SLG: 0.326	0-0 G6-4-3 1B		0-0 2B		0-0 3-1 1-2			0-0 1-3 1B		4	0	3	0	0	0	1				
<b>Julio Franco</b> , R (1, 6) OBP: 0.315, SLG: 0.310	0-0 G6-4-3		0-0 5-3			4-0 CS BB		0-0 SF8		2	0	0	0	0	0	2				
<b>Mike Fischlin</b> , R (3, 6) OBP: 0.235, SLG: 0.071								0-0 3-H		0	0	0	0	1	0	0				
<b>Ron Hassey</b> , L (8, FH) OBP: 0.350, SLG: 0.327								0-0 F8		0	0	0	1	0	0	0				
<b>Pat Tabler</b> , R (8, 5) OBP: 0.392, SLG: 0.345								0-0 F8		0	0	0	0	0	0	0				
<b>Andre Thornton</b> , R (1, 10) OBP: 0.350, SLG: 0.397		0-0 F9		0-0 G3-6-3 1B		0-0 F5		0-0 F8		4	0	1	0	0	0	2				
<b>Mike Hargrove</b> , L (1, 3) OBP: 0.364, SLG: 0.308		0-0 1-4-3		0-0 G3-6-3 1-2		0-0 4-3 1-2		0-3 K		4	0	0	0	0	1	3				
<b>Jerry Willard</b> , L (1, 2) OBP: 0.343, SLG: 0.483		0-0 HR		4-0 BB			0-0 F8		0-0 HR	3	2	2	2	1	0	0				
<b>Brook Jacoby</b> , R (1, 5) OBP: 0.288, SLG: 0.331		0-0 FC4-6 1B		0-0 F9			0-3 K		0-3 K	4	0	1	0	0	2	1				
<b>George Vukovich</b> , L (1, 9) OBP: 0.336, SLG: 0.363		0-0 FC4-6 1-2		0-3 K			4-0 K		0-0 F6	3	0	0	0	1	1	1				
<b>Otis Nixon</b> , S (1, 7) OBP: 0.295, SLG: 0.133			0-3 K		0-0 F7			0-0 4-3		3	0	0	0	0	1	1				
<b>Broderick Perkins</b> , L (9, PH) OBP: 0.350, SLG: 0.133								0-0 3-1		1	0	0	0	0	0	0				
<b>Inning Stats</b>	R: 0 E: 0 K: 0 S: 3	H: 1 LOB: 0 BB: 0 P: 3	R: 1 E: 0 K: 0 S: 5	H: 2 LOB: 1 BB: 0 P: 5	R: 0 E: 0 K: 2 S: 8	H: 1 LOB: 1 BB: 0 P: 8	R: 0 E: 0 K: 0 S: 3	H: 1 LOB: 1 BB: 1 P: 7	R: 0 E: 0 K: 1 S: 6	H: 0 LOB: 0 BB: 0 P: 6	R: 0 E: 0 K: 1 S: 5	H: 0 LOB: 1 BB: 1 P: 9	R: 1 E: 0 K: 1 S: 6	H: 1 LOB: 1 BB: 1 P: 10	R: 1 E: 0 K: 1 S: 6	H: 1 LOB: 0 BB: 0 P: 6	1B: 5 2B: 1 3B: 0 HR: 2	SF: 1 SAC: 0 DP: 2 HBP: 0	WP: 0 PB: 0 SB: 1 CS: 1	PA: 36
<b>PITCHER</b> <b>Dennis Eckersley</b> , R (1, 1) ERA: 5.01	IP: 9.0 WLS: W BF: 36 H: 8 R: 3 ER: 3 SO: 6 BB: 4 IBB: 0 HBP: 0 BLK: 0 WP: 0 HR: 2 S: 44 P: 60 ERA: 3.00 WHIP: 1.333															<b>PITCHER</b>				

Batter	1	2	3	4	5	6	7	8	9	AB	R	H	RBI	BB	SO	LOB	BOTTOM			
<b>Wade Boggs</b> , L (1, 5) OBP: 0.343, SLG: 0.366	4-0 2B BB		0-3 K		0-0 F7			0-0 G6-4-3 1-2		3	1	0	0	1	1	4	<b>Cleveland Indians @ Boston Red Sox</b> Fenway Park, Boston, MA Mon May 21 1984, 7:05 PM EDT Att: 14,315 - Unknown			
<b>Dwight Evans</b> , R (1, 9) OBP: 0.342, SLG: 0.369	0-3 K		1-0 E 1B HBP		0-0 G6-4-3 1-2			0-0 1-3		3	1	0	0	0	1	3				
<b>Jim Rice</b> , R (1, 7) OBP: 0.280, SLG: 0.399	0-0 1-H 1B 2B		0-3 K		0-0 6-3			0-0 4-3		4	1	1	1	0	1	1				
<b>Tony Armas</b> , R (1, 8) OBP: 0.289, SLG: 0.452	0-0 2-H HR 1B		0-0 E5 1B FC3-2		0-3 K			0-0 F6		4	1	1	1	0	1	1				
<b>Rich Gedman</b> , L (1, 2) OBP: 0.336, SLG: 0.522	0-0 1-H HR		0-0 FC3-2 1-3 3-H 1B		0-0 4-3			0-0 F8		4	1	2	3	0	0	0				
<b>Mike Easter</b> , L (1, 10) OBP: 0.325, SLG: 0.393	4-0 G6-4-3 BB		0-0 FC3-2 1-2 3-H			4-0 1B BB		0-3 K		2	1	0	0	2	1	2				
<b>Marty Barrett</b> , R (1, 4) OBP: 0.444, SLG: 0.493	0-0 G6-4-3 1-2		0-0 F7			0-0 1B BB		4-0 1B BB		3	0	1	0	1	0	3				
<b>Ed Jurak</b> , R (1, 3) OBP: 0.381, SLG: 0.474		0-0 F7		0-0 E 1B		0-0 G6-4-3 1-2 2-H 1B		0-0 1B BB		4	0	3	1	0	0	0				
<b>Jackie Gutierrez</b> , R (1, 6) OBP: 0.229, SLG: 0.275		0-0 F9		0-0 E1 G6-4-3		0-3 K		0-0 6-3		4	0	0	0	0	1	5				
<b>Inning Stats</b>	R: 4 E: 0 K: 1 S: 7	H: 3 LOB: 0 BB: 2 P: 15	R: 0 E: 0 K: 1 S: 5	H: 0 LOB: 0 BB: 0 P: 5	R: 1 E: 1 K: 1 S: 7	H: 1 LOB: 2 BB: 0 P: 8	R: 0 E: 1 K: 0 S: 4	H: 1 LOB: 1 BB: 0 P: 4	R: 0 E: 0 K: 1 S: 5	H: 0 LOB: 0 BB: 0 P: 5	R: 1 E: 0 K: 1 S: 6	H: 2 LOB: 1 BB: 1 P: 10	R: 0 E: 0 K: 0 S: 3	H: 0 LOB: 0 BB: 0 P: 3	R: 0 E: 0 K: 1 S: 6	H: 1 LOB: 2 BB: 1 P: 10	1B: 6 2B: 1 3B: 0 HR: 1	SF: 0 SAC: 0 DP: 3 HBP: 1	WP: 0 PB: 0 SB: 0 CS: 0	PA: 36
<b>PITCHER</b> <b>Steve Farr</b> , R (1, 1) ERA: 7.59	IP: 5.0 WLS: L BF: 25 H: 6 R: 6 ER: 5 SO: 4 BB: 3 IBB: 0 HBP: 1 BLK: 0 WP: 0 HR: 1 S: 29 P: 42 ERA: 9.00 WHIP: 1.800															<b>PITCHER</b>				
<b>Luis Aponte</b> , R (6, 1) ERA: 2.63	IP: 3.0 WLS: 11 BF: 2 H: 0 R: 0 ER: 0 SO: 2 BB: 1 IBB: 0 HBP: 0 BLK: 0 WP: 0 HR: 0 S: 14 P: 18 ERA: 0.00 WHIP: 1.000															<b>PITCHER</b>				



Batter	1	2	3	4	5	6	7	8	9	AB	R	H	RBI	BB	SO	LOB	TOP					
<b>Brett Butler</b> , L (1, 8) OBP: 0.369, SLG: 0.311	G3		BB														3 0 0 0 1 1 2					
<b>Tony Bernazard</b> , S (1, 4) OBP: 0.376, SLG: 0.318	6-3		BB														3 0 0 0 1 1 1					
<b>Julio Franco</b> , R (1, 6) OBP: 0.307, SLG: 0.302	F7		BB														4 0 0 0 0 0 3					
<b>Andre Thornton</b> , R (1, 10) OBP: 0.360, SLG: 0.430		6-3															4 1 3 1 0 0 0					
<b>Pat Tabler</b> , R (1, 7) OBP: 0.388, SLG: 0.342		F9															4 0 1 0 0 0 2					
<b>Ron Hassey</b> , L (1, 2) OBP: 0.339, SLG: 0.316		F8															4 0 0 0 0 1 3					
<b>Brook Jacoby</b> , R (1, 5) OBP: 0.280, SLG: 0.321			5-3														4 0 0 0 0 1 1					
<b>Mike Hargrove</b> , L (1, 3) OBP: 0.356, SLG: 0.294			F4														3 0 0 0 1 1 0					
<b>Carmen Castillo</b> , R (1, 9) OBP: 0.265, SLG: 0.286			BB														3 0 1 0 1 0 1					
<b>Inning Stats</b>	R: 0 E: 0 K: 0 S: 3	H: 0 LOB: 0 BB: 0 P: 3	R: 0 E: 0 K: 0 S: 3	H: 0 LOB: 0 BB: 0 P: 3	R: 0 E: 0 K: 0 S: 4	H: 1 LOB: 3 BB: 2 P: 12	R: 0 E: 0 K: 2 S: 8	H: 1 LOB: 1 BB: 0 P: 8	R: 0 E: 0 K: 1 S: 5	H: 0 LOB: 1 BB: 1 P: 9	R: 0 E: 0 K: 1 S: 4	H: 1 LOB: 1 BB: 0 P: 4	R: 0 E: 0 K: 1 S: 5	H: 0 LOB: 1 BB: 1 P: 9	R: 1 E: 0 K: 1 S: 7	H: 2 LOB: 1 BB: 0 P: 7	R: 0 E: 0 K: 0 S: 3	H: 0 LOB: 0 BB: 0 P: 3	1B: 3 2B: 1 3B: 0 HR: 1	SF: 0 SAC: 0 DP: 0 HBP: 0	WP: 0 PB: 0 SB: 0 CS: 0	PA: 36
<b>PITCHER</b> <b>Bruce Hurst</b> , L (1, 1) ERA: 2.23	IP: 9.0 WLS: W BF: 36 H: 5 R: 1 ER: 1 SO: 5 BB: 4 IBB: 0 HBP: 0 BLK: 0 WP: 0 HR: 1 S: 42 P: 58 ERA: 1.00 WHIP: 1.000															<b>PITCHER</b> <b>Bruce Hurst</b> , L (1, 1) ERA: 2.23	IP: 9.0 WLS: W BF: 36 H: 5 R: 1 ER: 1 SO: 5 BB: 4 IBB: 0 HBP: 0 BLK: 0 WP: 0 HR: 1 S: 42 P: 58 ERA: 1.00 WHIP: 1.000					

**Cleveland Indians @ Boston Red Sox**  
Fenway Park, Boston, MA  
Tue May 22 1984, 7:05 PM EDT  
Att: 16,424 - Unknown

AB 32  
R 1  
H 5  
RBI 1  
BB 4  
SO 5  
LOB 13



Batter	1	2	3	4	5	6	7	8	9	AB	R	H	RBI	BB	SO	LOB	BOTTOM					
<b>Wade Boggs</b> , L (1, 5) OBP: 0.336, SLG: 0.381	K		F6	3-1													5 1 1 2 0 1 2					
<b>Dwight Evans</b> , R (1, 9) OBP: 0.346, SLG: 0.383	K		4-3														5 2 3 0 0 1 1					
<b>Jim Rice</b> , R (1, 7) OBP: 0.283, SLG: 0.408	F8		1B														4 1 1 1 1 0 2					
<b>Tony Armas</b> , R (1, 8) OBP: 0.292, SLG: 0.451		F9	1B														5 1 2 2 0 1 2					
<b>Rich Gedman</b> , L (1, 2) OBP: 0.339, SLG: 0.513		F8	1B														4 0 1 2 1 0 2					
<b>Mike Easler</b> , L (1, 10) OBP: 0.335, SLG: 0.391		1B	4-3														1 0 0 0 3 0 1					
<b>Marty Barrett</b> , R (1, 4) OBP: 0.447, SLG: 0.493																	4 0 2 0 0 0 5					
<b>Ed Jurak</b> , R (1, 3) OBP: 0.320, SLG: 0.391			K														4 0 0 0 0 2 3					
<b>Jackie Gutierrez</b> , R (1, 6) OBP: 0.243, SLG: 0.301			4-3	1B													4 2 2 0 0 0 1					
<b>Inning Stats</b>	R: 0 E: 0 K: 2 S: 7	H: 1 LOB: 2 BB: 1 P: 7	R: 0 E: 0 K: 1 S: 6	H: 1 LOB: 1 BB: 1 P: 10	R: 3 E: 0 K: 0 S: 6	H: 3 LOB: 1 BB: 1 P: 10	R: 0 E: 0 K: 0 S: 4	H: 1 LOB: 1 BB: 0 P: 4	R: 0 E: 0 K: 1 S: 6	H: 1 LOB: 3 BB: 2 P: 14	R: 0 E: 0 K: 1 S: 5	H: 0 LOB: 0 BB: 0 P: 5	R: 1 E: 0 K: 0 S: 5	H: 2 LOB: 2 BB: 1 P: 9	R: 3 E: 0 K: 0 S: 7	H: 4 LOB: 1 BB: 0 P: 7	R: 0 E: 0 K: 0 S: 3	H: 0 LOB: 0 BB: 0 P: 3	1B: 8 2B: 2 3B: 1 HR: 1	SF: 0 SAC: 0 DP: 0 HBP: 0	WP: 1 PB: 0 SB: 1 CS: 0	PA: 41
<b>PITCHER</b> <b>Rick Sutcliffe</b> , R (1, 1) ERA: 4.71	IP: 6.1 WLS: L BF: 31 H: 4 R: 4 ER: 4 SO: 4 BB: 3 IBB: 1 HBP: 0 BLK: 1 WP: 0 HR: 0 S: 37 P: 53 ERA: 5.68 WHIP: 1.737															<b>PITCHER</b> <b>Rick Sutcliffe</b> , R (1, 1) ERA: 4.71	IP: 6.1 WLS: L BF: 31 H: 4 R: 4 ER: 4 SO: 4 BB: 3 IBB: 1 HBP: 0 BLK: 1 WP: 0 HR: 0 S: 37 P: 53 ERA: 5.68 WHIP: 1.737					
<b>Mike Jeffcoat</b> , L (7, 1) ERA: 1.09	0.2 3 0 0 0 0 1 0 0 0 0 0 0 2 6 0.00 1.500															<b>Mike Jeffcoat</b> , L (7, 1) ERA: 1.09	0.2 3 0 0 0 0 1 0 0 0 0 0 0 2 6 0.00 1.500					
<b>Luis Aponte</b> , R (8, 1) ERA: 3.6	1.0 7 4 3 3 0 0 0 0 0 0 1 7 7 27.00 4.000															<b>Luis Aponte</b> , R (8, 1) ERA: 3.6	1.0 7 4 3 3 0 0 0 0 0 0 1 7 7 27.00 4.000					

**Cleveland Indians @ Boston Red Sox**  
Fenway Park, Boston, MA  
Tue May 22 1984, 7:05 PM EDT  
Att: 16,424 - Unknown

AB 36  
R 7  
H 12  
RBI 7  
BB 5  
SO 5  
LOB 19





Batter	1	2	3	4	5	6	7	8	9	AB	R	H	RBI	BB	SO	LOB	TOP								
<b>Brett Butler, L</b> OBP: 0.376, SLG: 0.316 (1, 8)										4	0	2	0	1	0	2	<b>Cleveland Indians @ Boston Red Sox</b> Fenway Park, Boston, MA Wed May 23 1984, 7:05 PM EDT Att: 12,819 - Unknown								
<b>Tony Bernazard, S</b> OBP: 0.369, SLG: 0.309 (1, 4)										4	0	0	0	0	2	5									
<b>Julio Franco, R</b> OBP: 0.298, SLG: 0.292 (1, 6)										5	1	0	0	0	0	2									
<b>Andre Thornton, R</b> OBP: 0.364, SLG: 0.435 (1, 3)										3	1	1	0	1	1	1									
<b>Jerry Willard, L</b> OBP: 0.333, SLG: 0.469 (1, 10)										3	1	1	1	0	0	0									
<b>Ron Hassey, L</b> OBP: 0.336, SLG: 0.314 (1, 2)										4	1	1	1	0	0	1									
<b>Pat Tabler, R</b> OBP: 0.394, SLG: 0.353 <b>Broderick Perkins, L</b> OBP: 0.333, SLG: 0.188 <b>Olis Nixon, S</b> OBP: 0.205, SLG: 0.133 (8, PH) (8, PR) (8, 7)										2	1	1	0	1	0	0									
<b>George Vukovich, L</b> OBP: 0.341, SLG: 0.368 (1, 9)										4	0	2	2	0	0	2									
<b>Brook Jacoby, R</b> OBP: 0.286, SLG: 0.321 (1, 5)										3	0	1	0	1	0	2									
<b>Inning Stats</b>	R: 0 E: 0 K: 0 S: 4	H: 1 LOB: 1 BB: 0 P: 4	R: 0 E: 0 K: 0 S: 3	H: 0 LOB: 0 BB: 0 P: 3	R: 0 E: 0 K: 1 S: 6	H: 2 LOB: 1 BB: 0 P: 6	R: 0 E: 0 K: 1 S: 5	H: 0 LOB: 0 BB: 0 P: 5	R: 1 E: 0 K: 0 S: 5	H: 2 LOB: 2 BB: 1 P: 9	R: 1 E: 1 K: 0 S: 5	H: 1 LOB: 2 BB: 1 P: 9	R: 0 E: 0 K: 1 S: 5	H: 0 LOB: 0 BB: 0 P: 5	R: 3 E: 0 K: 0 S: 6	H: 4 LOB: 2 BB: 1 P: 10		R: 0 E: 0 K: 0 S: 2	H: 0 LOB: 0 BB: 1 P: 6	1B: 8 2B: 3 3B: 0 HR: 0	SF: 1 SAC: 1 DP: 2 HBP: 0	WP: 0 PB: 0 SB: 0 CS: 1	PA: 39		
<b>PITCHER</b>	IP	WLS	BF	H	R	ER	SO	BB	IBB	HBP	BLK	WP	HR	S	P	ERA	WHIP								
<b>Mike Brown, R</b> ERA: 5.4 <b>John Henry Johnson, L</b> ERA: 3.66 <b>Steve Crawford, R</b> ERA: 5.08 <b>Bob Stanley, R</b> ERA: 3.41 (1, 1) (6, 1) (7, 1) (8, 1)	5.2	25	6	2	1	2	2	2	0	0	0	0	0	27	35	1.59	1.412								

AB	33
R	5
H	10
RBI	5
BB	4
SO	3
LOB	15



Batter	1	2	3	4	5	6	7	8	9	AB	R	H	RBI	BB	SO	LOB	BOTTOM								
<b>Wade Boggs, L</b> OBP: 0.335, SLG: 0.389 (1, 5)										5	1	2	0	0	0	1	<b>Cleveland Indians @ Boston Red Sox</b> Fenway Park, Boston, MA Wed May 23 1984, 7:05 PM EDT Att: 12,819 - Unknown								
<b>Dwight Evans, R</b> OBP: 0.345, SLG: 0.396 (1, 9)										5	1	1	3	0	2	2									
<b>Jim Rice, R</b> OBP: 0.281, SLG: 0.407 (1, 7)										5	1	1	0	0	2	1									
<b>Tony Armas, R</b> OBP: 0.291, SLG: 0.446 (1, 8)										4	0	1	1	0	1	1									
<b>Rich Gedman, L</b> OBP: 0.336, SLG: 0.512 (1, 2)										4	0	1	0	0	2	1									
<b>Mike Easler, L</b> OBP: 0.350, SLG: 0.399 (1, 10)										2	0	2	0	2	0	0									
<b>Marty Barrett, R</b> OBP: 0.443, SLG: 0.479 (1, 4)										2	0	0	0	1	0	3									
<b>Ed Jurak, R</b> OBP: 0.310, SLG: 0.346 (1, 3)										3	0	0	0	1	2	6									
<b>Jackie Gutierrez, R</b> OBP: 0.247, SLG: 0.293 <b>Rick Miller, L</b> OBP: 0.310, SLG: 0.250 <b>Glenn Hoffman, R</b> OBP: 0.219, SLG: 0.250 (1, 6) (8, PH) (9, 6)										2	1	0	0	1	0	4									
<b>Inning Stats</b>	R: 0 E: 0 K: 0 S: 3	H: 0 LOB: 0 BB: 0 P: 3	R: 0 E: 0 K: 1 S: 6	H: 1 LOB: 3 BB: 2 P: 14	R: 0 E: 0 K: 3 S: 10	H: 1 LOB: 1 BB: 0 P: 10	R: 0 E: 0 K: 1 S: 5	H: 1 LOB: 0 BB: 0 P: 5	R: 1 E: 0 K: 2 S: 9	H: 2 LOB: 2 BB: 1 P: 13	R: 3 E: 0 K: 1 S: 7	H: 2 LOB: 0 BB: 1 P: 11	R: 0 E: 0 K: 0 S: 4	H: 2 LOB: 2 BB: 0 P: 4	R: 0 E: 0 K: 0 S: 3	H: 0 LOB: 0 BB: 0 P: 3		1B: 5 2B: 4 3B: 0 HR: 1	SF: 0 SAC: 1 DP: 1 HBP: 0	WP: 0 PB: 0 SB: 0 CS: 0	PA: 39				
<b>PITCHER</b>	IP	WLS	BF	H	R	ER	SO	BB	IBB	HBP	BLK	WP	HR	S	P	ERA	WHIP								
<b>Dan Spillner, R</b> ERA: 4.14 <b>Mike Jeffcoat, L</b> ERA: 1.00 <b>Tom Waddell, R</b> ERA: 2.33 <b>Ernie Camacho, R</b> ERA: 1.75 (1, 1) (6, 1) (6, 1) (8, 1)	5.0	22	5	1	1	0	6	3	0	0	0	0	0	31	43	1.80	1.600								

AB	33
R	4
H	9
RBI	4
BB	5
SO	9
LOB	19





Batter	1	2	3	4	5	6	7	8	9	AB	R	H	RBI	BB	SO	LOB	TOP										
Willie Wilson, S OBP: 0.405, SLG: 0.300 (1, 8)										4	1	2	0	1	1	2	<b>Kansas City Royals @ Boston Red Sox</b> Fenway Park, Boston, MA Fri May 25 1984, 7:05 PM EDT Att: 20,657 - Unknown										
Darryl Motley, R OBP: 0.336, SLG: 0.474 (1, 7)										4	3	3	5	1	1	1											
George Brett, L OBP: 0.393, SLG: 0.375 (1, 5)										5	0	0	0	0	1	5											
Hal McRae, R OBP: 0.317, SLG: 0.338 (1, 10)										4	0	0	1	1	1	2											
Frank White, R OBP: 0.329, SLG: 0.442 (1, 4)										5	0	1	0	0	2	2											
Steve Balboni, R OBP: 0.310, SLG: 0.367 (1, 3)										3	0	0	0	1	1	2											
Lynn Jones, R OBP: 0.143, SLG: 0.143 (6, PH)										2	0	0	0	0	0	3											
Pat Sheridan, L OBP: 0.371, SLG: 0.484 (6, 9)										1	1	1	0	1	0	0											
John Wathan, R OBP: 0.277, SLG: 0.276 (1, 2)										3	1	3	1	1	0	0											
Onix Concepcion, R OBP: 0.228, SLG: 0.247 (1, 6)										4	2	2	0	0	0	3											
<b>Inning Stats</b>	R: 0 E: 0 K: 2 S: 8	H: 1 LOB: 1 BB: 0 P: 8	R: 0 E: 0 K: 0 S: 2	H: 0 LOB: 0 BB: 1 P: 6	R: 4 E: 1 K: 2 S: 12	H: 4 LOB: 2 BB: 1 P: 16	R: 2 E: 0 K: 1 S: 7	H: 3 LOB: 0 BB: 0 P: 7	R: 0 E: 0 K: 1 S: 5	H: 0 LOB: 0 BB: 0 P: 5	R: 1 E: 0 K: 0 S: 4	H: 2 LOB: 0 BB: 0 P: 4	R: 0 E: 0 K: 1 S: 4	H: 0 LOB: 1 BB: 2 P: 12	R: 0 E: 0 K: 0 S: 2	H: 0 LOB: 1 BB: 2 P: 10	R: 1 E: 1 K: 0 S: 5	H: 2 LOB: 1 BB: 0 P: 5	1B: 7 2B: 4 3B: 1 HR: 1	SF: 0 SAC: 0 DP: 3 HBP: 0	WP: 0 PB: 0 SB: 3 CS: 2	PA: 41					
<b>PITCHER</b>	IP	WLS	BF	H	R	ER	SO	BB	IBB	HBP	BLK	WP	HR	S	P	ERA	WHIP	<b>PITCHER</b>									
Bob Ojeda, L ERA: 4.1 (1, 1)	4.0	L	21	8	6	6	5	2	0	0	0	0	1	29	37	13.50	2.500										
Al Nipper, R ERA: 4.38 (5, 1)	5.0		20	4	2	1	2	4	0	0	0	0	0	20	36	1.80	1.600										

Batter	1	2	3	4	5	6	7	8	9	AB	R	H	RBI	BB	SO	LOB	BOTTOM										
Wade Boggs, L OBP: 0.340, SLG: 0.409 (1, 5)										5	1	3	0	0	0	1	<b>Kansas City Royals @ Boston Red Sox</b> Fenway Park, Boston, MA Fri May 25 1984, 7:05 PM EDT Att: 20,657 - Unknown										
Dwight Evans, R OBP: 0.342, SLG: 0.387 (1, 9)										4	1	0	1	1	1	4											
Jim Rice, R OBP: 0.278, SLG: 0.401 (1, 7)										5	0	1	0	0	1	1											
Tony Armas, R OBP: 0.283, SLG: 0.433 (1, 8)										5	0	0	0	0	2	2											
Rich Gedman, L OBP: 0.346, SLG: 0.540 (1, 2)										5	2	3	2	0	0	0											
Mike Easler, L OBP: 0.365, SLG: 0.429 (1, 10)										3	1	3	2	1	0	0											
Marty Barrett, R OBP: 0.434, SLG: 0.461 (1, 4)										3	0	0	0	1	1	5											
Ed Jurak, R OBP: 0.303, SLG: 0.333 (1, 3)										4	0	1	0	0	0	2											
Jackie Gutierrez, R OBP: 0.241, SLG: 0.286 (8, PH)										2	0	0	0	0	0	0											
Rick Miller, L OBP: 0.330, SLG: 0.270 (9, 6)										0	0	0	0	0	0	0											
Glenn Hoffman, R OBP: 0.219, SLG: 0.250 (9, 6)										0	0	0	0	0	0	0											
<b>Inning Stats</b>	R: 1 E: 1 K: 2 S: 9	H: 2 LOB: 3 BB: 2 P: 17	R: 0 E: 0 K: 0 S: 4	H: 2 LOB: 1 BB: 0 P: 4	R: 2 E: 0 K: 2 S: 9	H: 2 LOB: 1 BB: 1 P: 13	R: 1 E: 0 K: 0 S: 4	H: 1 LOB: 0 BB: 0 P: 4	R: 1 E: 0 K: 0 S: 5	H: 2 LOB: 1 BB: 0 P: 5	R: 0 E: 0 K: 1 S: 6	H: 1 LOB: 1 BB: 0 P: 6	R: 0 E: 0 K: 0 S: 4	H: 1 LOB: 1 BB: 0 P: 4	R: 0 E: 0 K: 0 S: 4	H: 1 LOB: 1 BB: 0 P: 4	R: 0 E: 0 K: 0 S: 3	H: 0 LOB: 0 BB: 0 P: 3	1B: 9 2B: 0 3B: 1 HR: 2	SF: 0 SAC: 1 DP: 1 HBP: 0	WP: 0 PB: 0 SB: 0 CS: 0	PA: 41					
<b>PITCHER</b>	IP	WLS	BF	H	R	ER	SO	BB	IBB	HBP	BLK	WP	HR	S	P	ERA	WHIP	<b>PITCHER</b>									
Bret Saberhagen, R ERA: 2.82 (1, 1)	5.0	W	26	9	5	5	4	2	1	0	0	0	2	31	43	9.00	2.200										
Mark Huisman, R ERA: 8.15 (6, 1)	1.0		4	1	0	0	1	0	0	0	0	0	0	6	6	0.00	1.000										
Dan Quisenberry, R ERA: 2.02 (7, 1)	3.0	S	11	2	0	0	0	0	0	0	0	0	0	11	11	0.00	0.667										

AB	35
R	8
H	12
RBI	7
BB	6
SO	7
LOB	20









Batter	1	2	3	4	5	6	7	8	9	AB	R	H	RBI	BB	SO	LOB	TOP			
Willie Wilson, S OBP: 0.370, SLG: 0.282 (1, 8)	0-0 5-3		0-0 6-3		0-0 6-3		0-0 F9			4	0	0	0	0	0	2	<b>Kansas City Royals @ Boston Red Sox</b> Fenway Park, Boston, MA Sun May 27 1984, 3:33 AM EDT Att: 27,355 - Unknown			
Darryl Motley, R OBP: 0.338, SLG: 0.468 (1, 7)	0-0 F7		0-0 6-3			0-0 BB 1B		0-0 F3		4	0	1	0	0	0	1				
George Brett, L OBP: 0.432, SLG: 0.594 (1, 5)	4-0 CS BB			0-0 F8		0-0 F7		0-0 2B		3	0	1	0	1	0	1				
Hal McRae, R OBP: 0.324, SLG: 0.347 (1, 10)	0-0 CS 1-2	0-0 1B 1B		0-0 1B 1B		0-0 F8		0-0 F8		4	0	2	0	0	0	2				
Frank White, R OBP: 0.335, SLG: 0.438 (1, 4)		0-3 K		0-0 1B		4-0 1-2 BB		0-3 K		3	0	1	0	1	2	2				
Steve Balboni, R OBP: 0.315, SLG: 0.379 (1, 3)		0-0 G6-3 1B		0-3 K		0-0 BB		0-0 F8		4	0	2	0	0	1	4				
Lynn Jones, R OBP: 0.182, SLG: 0.182 (1, 9)		0-0 G6-3 1-2		0-0 6-3			0-0 1B		0-0 F8	4	0	1	0	0	0	5				
John Wathan, R OBP: 0.274, SLG: 0.288 (1, 2)			0-0 2B		0-0 F8		0-0 F8		0-3 K	4	0	1	0	0	1	2				
Onix Concepcion, R OBP: 0.222, SLG: 0.239 (1, 6)			0-3 K		0-0 F8		0-0 F9		0-0 F8	4	0	0	0	0	1	3				
<b>Inning Stats</b>	R: 0 E: 0 K: 0 S: 2	H: 0 LOB: 0 BB: 1 P: 6	R: 0 E: 0 K: 1 S: 6	H: 2 LOB: 1 BB: 0 P: 6	R: 0 E: 0 K: 1 S: 6	H: 1 LOB: 1 BB: 0 P: 6	R: 0 E: 0 K: 1 S: 7	H: 2 LOB: 2 BB: 0 P: 7	R: 0 E: 0 K: 0 S: 3	H: 0 LOB: 0 BB: 1 P: 3	R: 0 E: 0 K: 0 S: 4	H: 1 LOB: 2 BB: 1 P: 8	R: 0 E: 0 K: 1 S: 6	H: 1 LOB: 1 BB: 0 P: 6	R: 0 E: 0 K: 1 S: 6	H: 1 LOB: 1 BB: 0 P: 6	1B: 6 2B: 3 3B: 0 HR: 0	SF: 0 SAC: 0 DP: 1 HBP: 0	WP: 0 PB: 0 SB: 0 CS: 1	PA: 37
<b>PITCHER</b> Bruce Hurst, L ERA: 1.97 (1, 1)	IP: 9.0 WLS: W BF: 36 H: 9 R: 0 ER: 0 SO: 5 BB: 2 IBB: 0 HBP: 0 BLK: 0 WP: 0 HR: 0 S: 44 P: 52 ERA: 0.00 WHIP: 1.222															<b>PITCHER</b>				

Batter	1	2	3	4	5	6	7	8	9	AB	R	H	RBI	BB	SO	LOB	BOTTOM			
Wade Boggs, L OBP: 0.329, SLG: 0.391 (1, 5)	0-0 F8		0-3 K		0-0 F7		0-0 F7			4	0	0	0	0	1	3	<b>Kansas City Royals @ Boston Red Sox</b> Fenway Park, Boston, MA Sun May 27 1984, 3:33 AM EDT Att: 27,355 - Unknown			
Dwight Evans, R OBP: 0.356, SLG: 0.442 (1, 9)	0-0 HR		0-0 4-3 1B	0-0 1-1 1B		0-0 6-3				4	1	3	2	0	0	0				
Jim Rice, R OBP: 0.270, SLG: 0.386 (1, 7)	0-3 K		0-0 4-3 1-2	0-3 K		0-0 F9		0-0 F9		4	0	0	0	0	2	2				
Tony Armas, R OBP: 0.291, SLG: 0.483 (1, 8)	0-0 HR		0-0 F8		0-0 E 3B		0-0 F9			4	2	2	1	0	0	1				
Rich Gedman, L OBP: 0.331, SLG: 0.519 (1, 2)	0-0 F8		0-3 K		0-0 E4 G3-6-3			0-3 K		4	0	0	0	0	2	1				
Mike Easler, L OBP: 0.374, SLG: 0.436 (1, 10)		0-0 BLK 1B		4-0 HR BB		0-0 G3-6-3 1-2		0-0 6-3		3	1	1	0	1	0	1				
Bill Buckner, L OBP: 0.259, SLG: 0.265 (1, 3)		0-0 F7		0-0 HR 1-1		0-0 F5		4-0 FC5-4 BB		3	1	1	2	1	0	1				
Marty Barrett, R OBP: 0.407, SLG: 0.422 (1, 4)		4-0 1-2 BB		0-0 F9		0-0 F2		0-0 FC5-4 1-2		3	0	0	0	1	0	1				
Jackie Gutierrez, R OBP: 0.271, SLG: 0.325 (1, 6)		0-0 F8		0-0 WP 1B 1B		0-0 6-3				3	1	1	0	0	0	2				
<b>Inning Stats</b>	R: 2 E: 0 K: 1 S: 7	H: 2 LOB: 0 BB: 0 P: 7	R: 0 E: 0 K: 1 S: 6	H: 1 LOB: 2 BB: 1 P: 10	R: 0 E: 0 K: 1 S: 6	H: 1 LOB: 1 BB: 0 P: 6	R: 3 E: 0 K: 1 S: 8	H: 3 LOB: 1 BB: 1 P: 12	R: 1 E: 1 K: 0 S: 4	H: 1 LOB: 0 BB: 0 P: 4	R: 0 E: 0 K: 0 S: 3	H: 0 LOB: 0 BB: 0 P: 3	R: 0 E: 0 K: 1 S: 5	H: 0 LOB: 1 BB: 1 P: 9	R: 0 E: 0 K: 1 S: 5	H: 0 LOB: 1 BB: 1 P: 9	1B: 4 2B: 0 3B: 1 HR: 3	SF: 0 SAC: 0 DP: 1 HBP: 0	WP: 2 PB: 0 SB: 0 CS: 0	PA: 35
<b>PITCHER</b> Joe Beckwith, R ERA: 5.64 Danny Jackson, L ERA: 4.66 (4, 1)	IP: 3.2 WLS: L BF: 20 H: 7 R: 5 ER: 5 SO: 3 BB: 2 IBB: 0 HBP: 0 BLK: 1 WP: 0 HR: 3 S: 24 P: 32 ERA: 12.27 WHIP: 2.455															<b>PITCHER</b>				

AB	34
R	0
H	9
RBI	0
BB	2
SO	5
LOB	22

AB	32
R	6
H	8
RBI	5
BB	3
SO	5
LOB	12



Batter	1	2	3	4	5	6	7	8	9	AB	R	H	RBI	BB	SO	LOB	TOP			
Kirby Puckett, R (1, 8) OBP: 0.377, SLG: 0.382	0-0 1B		0-0 F9			0-0 6-3		0-3 K		4	0	1	0	0	1	1	<b>Minnesota Twins @ Boston Red Sox</b> Fenway Park, Boston, MA Wed May 30 1984, 7:05 PM EDT Att: 12,642 - Unknown			
Tim Lincecum, R (1, 4) OBP: 0.366, SLG: 0.424	0-0 1B		0-0 5-3			4-0 1B BB		0-0 F7		3	0	1	0	1	0	1				
Dave Engle, R (1, 2) OBP: 0.393, SLG: 0.430	0-3 K		0-0 F8			0-0 G4-6-3 1B		0-0 F4		4	0	1	0	0	1	3				
Kent Hrbek, L (1, 3) OBP: 0.401, SLG: 0.470	0-3 K			0-3 K		0-0 G4-6-3 1B			0-0 4-3	4	0	0	0	0	2	4				
Tom Brunansky, R (1, 9) OBP: 0.327, SLG: 0.394	0-0 1-3			0-0 3-1			0-0 2B	0-0 F9	0-0 4-3	4	0	1	0	0	0	2				
Mickey Hatcher, R (1, 10) OBP: 0.322, SLG: 0.405		0-0 1B		0-0 5-3			0-0 F9		0-0 4-3	4	0	1	0	0	0	1				
Gary Gaetti, R (1, 5) OBP: 0.333, SLG: 0.383		0-0 F3			0-0 F8		0-0 1-3			3	0	0	0	0	0	1				
Dave Meier, R (1, 7) OBP: 0.353, SLG: 0.323		0-0 1B			0-0 F8		0-0 4-3			3	0	1	0	0	0	1				
Houston Jimenez, R (1, 6) OBP: 0.263, SLG: 0.300		0-0 F4			0-0 5-3					2	0	0	0	0	0	1				
Ron Washington, R (8, PH) OBP: 0.333, SLG: 0.414									0-0 1B	1	0	1	0	0	0	0				
<b>Inning Stats</b>	R: 0 E: 0 K: 2 S: 9	H: 2 LOB: 2 BB: 0 P: 9	R: 0 E: 0 K: 0 S: 4	H: 2 LOB: 1 BB: 0 P: 4	R: 0 E: 0 K: 0 S: 3	H: 0 LOB: 0 BB: 0 P: 3	R: 0 E: 0 K: 1 S: 5	H: 0 LOB: 0 BB: 0 P: 5	R: 0 E: 0 K: 0 S: 3	H: 0 LOB: 0 BB: 0 P: 3	R: 0 E: 0 K: 0 S: 3	H: 0 LOB: 0 BB: 0 P: 3	R: 0 E: 0 K: 1 S: 6	H: 1 LOB: 1 BB: 0 P: 6	R: 0 E: 0 K: 0 S: 3	H: 0 LOB: 0 BB: 0 P: 3	1B: 6 2B: 1 3B: 0 HR: 0	SF: 0 SAC: 0 DP: 1 HBP: 0	WP: 0 PB: 0 SB: 0 CS: 0	PA: 33
<b>PITCHER</b> Bob Ojeda, L (1, 1) ERA: 3.56	IP: 9.0 WLS: W BF: 33 H: 7 R: 0 ER: 0 SO: 4 BB: 1 IBB: 0 HBP: 0 BLK: 0 WP: 0 HR: 0 S: 40 P: 44 ERA: 0.00 WHIP: 0.889											<b>PITCHER</b>	IP: 9.0 WLS: W BF: 33 H: 7 R: 0 ER: 0 SO: 4 BB: 1 IBB: 0 HBP: 0 BLK: 0 WP: 0 HR: 0 S: 40 P: 44 ERA: 0.00 WHIP: 0.889							


Batter	1	2	3	4	5	6	7	8	9	AB	R	H	RBI	BB	SO	LOB	BOTTOM			
Wade Boggs, L (1, 5) OBP: 0.323, SLG: 0.385	0-0 6-3		0-0 1B SF9			0-0 F8		0-0 FC6-4		5	1	1	0	0	0	2	<b>Minnesota Twins @ Boston Red Sox</b> Fenway Park, Boston, MA Wed May 30 1984, 7:05 PM EDT Att: 12,642 - Unknown			
Dwight Evans, R (1, 9) OBP: 0.354, SLG: 0.438	0-0 F9		0-0 G6-4-3 1B		0-3 K		0-0 6-3			4	0	1	0	0	1	0				
Jim Rice, R (1, 7) OBP: 0.275, SLG: 0.408	0-0 5-3		0-0 SF9		0-0 1B		0-0 HR			3	1	2	2	0	0	0				
Tony Armas, R (1, 8) OBP: 0.290, SLG: 0.478		0-0 F7	0-0 G6-4-3		0-0 F6		0-0 1B			4	0	1	0	0	0	2				
Rich Gedman, L (1, 2) OBP: 0.322, SLG: 0.504		0-0 F7		0-3 K		0-0 4-3		0-0 G3		4	0	0	0	0	1	1				
Mike Easler, L (1, 10) OBP: 0.387, SLG: 0.449		0-0 2B 1B		0-0 1B 1B		0-0 1B 1B		0-0 1B 1B		4	0	4	0	0	0	0				
Bill Buckner, L (1, 3) OBP: 0.293, SLG: 0.321		0-0 1B 2B		0-0 1B 1B		0-0 1B 1B		0-0 F4		4	0	3	0	0	0	1				
Marty Barrett, R (1, 4) OBP: 0.400, SLG: 0.407		4-0 FC6-4 IBB		0-0 F8		0-0 F6		0-0 F8		3	0	0	0	1	0	5				
Jackie Gutierrez, R (1, 6) OBP: 0.270, SLG: 0.322		0-0 FC6-4		0-0 F6		0-0 F4		0-0 FC6-4		4	0	1	0	0	0	7				
<b>Inning Stats</b>	R: 0 E: 0 K: 0 S: 3	H: 0 LOB: 0 BB: 0 P: 3	R: 0 E: 0 K: 0 S: 5	H: 2 LOB: 3 BB: 1 P: 9	R: 1 E: 0 K: 0 S: 4	H: 2 LOB: 0 BB: 0 P: 4	R: 0 E: 0 K: 1 S: 7	H: 2 LOB: 2 BB: 0 P: 7	R: 0 E: 0 K: 0 S: 6	H: 1 LOB: 1 BB: 0 P: 6	R: 0 E: 0 K: 0 S: 5	H: 2 LOB: 2 BB: 0 P: 5	R: 1 E: 0 K: 0 S: 5	H: 2 LOB: 1 BB: 0 P: 5	R: 0 E: 0 K: 0 S: 5	H: 2 LOB: 2 BB: 0 P: 5		1B: 11 2B: 1 3B: 0 HR: 1	SF: 1 SAC: 0 DP: 1 HBP: 0	WP: 0 PB: 0 SB: 0 CS: 0
<b>PITCHER</b> John Butcher, R (1, 1) ERA: 2.55 Pete Filson, L (8, 1) ERA: 2.77	IP: 7.0 WLS: L BF: 33 H: 12 R: 2 ER: 2 SO: 2 BB: 0 IBB: 0 HBP: 0 BLK: 0 WP: 0 HR: 1 S: 36 P: 40 ERA: 2.57 WHIP: 1.714											<b>PITCHER</b>	IP: 8.1 WLS: L BF: 4 H: 1 R: 0 ER: 0 SO: 0 BB: 0 IBB: 0 HBP: 0 BLK: 0 WP: 0 HR: 0 S: 4 P: 4 ERA: 0.00 WHIP: 1.000							




Batter	1	2	3	4	5	6	7	8	9	AB	R	H	RBI	BB	SO	LOB	TOP					
Wade Boggs, L (1.5) OBP: 0.315, SLG: 0.376	0-0 6-3		0-0 K		0-0 F7			0-0 4-3		4	0	0	0	0	1	0	<b>Boston Red Sox @ Milwaukee Brewers</b> Milwaukee County Stadium, Milwaukee, WI Fri Jun 01 1984, 8:05 PM EDT Att: 26,234 - Unknown <a href="http://livebaseballscorecards.com">livebaseballscorecards.com</a>					
Dwight Evans, R (1.9) OBP: 0.356, SLG: 0.436	0-0 F8			0-0 BB 3B 1B		0-3 K		4-0 BB		3	1	1	0	1	1	0						
Jim Rice, R (1.7) OBP: 0.275, SLG: 0.404	0-0 1B			0-0 F7		0-0 5-3		0-3 K		4	0	1	0	0	1	2						
Tony Armas, R (1.8) OBP: 0.289, SLG: 0.471	0-3 K			4-0 BB 3B 1-2		0-3 K			0-0 6-3	3	1	0	0	1	2	1						
Mike Easter, L (1.10) OBP: 0.384, SLG: 0.456		0-0 5-3		0-0 BB 4-3 1-H 2-H 3B			0-3 K		0-3 K	4	1	1	2	0	2	0						
Bill Buckner, L (1.3) OBP: 0.306, SLG: 0.351		0-0 5-3		0-0 4-3			0-0 BB 6-3 1B		0-0 BB 2B	4	0	2	1	0	0	0						
Marty Barrett, R (1.4) OBP: 0.384, SLG: 0.389		0-0 6-3		0-0 F8			0-0 BB 6-3 1-2		0-0 F8	4	0	0	0	0	0	2						
Gary Allenson, R (1.2) OBP: 0.156, SLG: 0.100			0-0 F9		0-0 5-3			0-0 F3		3	0	0	0	0	0	1						
Jackie Gutierrez, R (1.6) OBP: 0.261, SLG: 0.311			0-0 6-3		0-3 K			0-0 F3		3	0	0	0	0	1	0						
<b>Inning Stats</b>	R: 0 E: 0 K: 1 S: 6	H: 1 LOB: 1 BB: 0 P: 6	R: 0 E: 0 K: 0 S: 3	H: 0 LOB: 0 BB: 0 P: 3	R: 0 E: 0 K: 1 S: 5	H: 0 LOB: 0 BB: 0 P: 5	R: 3 E: 0 K: 0 S: 5	H: 2 LOB: 0 BB: 1 P: 9	R: 0 E: 0 K: 1 S: 5	H: 0 LOB: 0 BB: 0 P: 5	R: 0 E: 0 K: 2 S: 7	H: 0 LOB: 0 BB: 0 P: 7	R: 0 E: 0 K: 1 S: 6	H: 1 LOB: 1 BB: 0 P: 6	R: 0 E: 0 K: 1 S: 5	H: 0 LOB: 1 BB: 1 P: 9		R: 0 E: 0 K: 1 S: 6	H: 1 LOB: 1 BB: 0 P: 6	1B: 3 2B: 1 3B: 1 HR: 0	SF: 0 SAC: 0 DP: 0 HBP: 0	WP: 0 PB: 0 SB: 0 CS: 0
<b>PITCHER</b> Don Sutton, R (1.1) ERA: 3.41	IP: 9.0 WLS: L BF: 34	H: 5 R: 3 ER: 3 SO: 8	BB: 2 IBB: 0 HBP: 0 BLK: 0	WP: 0 HR: 0 S: 48 P: 56	ERA: 3.00 WHIP: 0.778																	

Batter	1	2	3	4	5	6	7	8	9	AB	R	H	RBI	BB	SO	LOB	BOTTOM					
Randy Ready, R (1.5) OBP: 0.313, SLG: 0.384	0-0 F3		0-0 6-3		0-0 F8			0-0 F4		4	0	0	0	0	0	2	<b>Boston Red Sox @ Milwaukee Brewers</b> Milwaukee County Stadium, Milwaukee, WI Fri Jun 01 1984, 8:05 PM EDT Att: 26,234 - Unknown <a href="http://livebaseballscorecards.com">livebaseballscorecards.com</a>					
Jim Sundberg, R (1.2) OBP: 0.305, SLG: 0.367	0-0 3-1			0-0 F7		0-0 F9		0-0 F7		4	0	0	0	0	1	0						
Cecil Cooper, L (1.3) OBP: 0.323, SLG: 0.346	0-0 F9			0-0 BB 1B		0-0 4-3			0-0 4-3	4	0	1	0	0	0	0						
Robin Yount, R (1.6) OBP: 0.371, SLG: 0.411		0-0 5-3		0-0 F8		0-0 F4			0-0 F8	4	0	0	0	0	1	0						
Ted Simmons, S (1.10) OBP: 0.267, SLG: 0.317		0-0 F8		0-0 BB 1-2 1B			0-0 F6		0-3 K	4	0	1	0	0	1	0						
Ben Oglivie, L (1.7) OBP: 0.356, SLG: 0.387		0-0 4-3		0-0 F3			0-0 F7			3	0	0	0	0	2	0						
Bobby Clark, R (1.8) OBP: 0.341, SLG: 0.351			0-3 K		0-0 HR			0-0 5-3		3	1	1	1	0	1	0						
Jim Gantner, L (1.4) OBP: 0.312, SLG: 0.341			0-0 6-3		0-0 6-3			0-0 6-3		3	0	0	0	0	0	0						
Charlie Moore, R (1.9) OBP: 0.270, SLG: 0.311				0-0 BB 2B			0-0 F4			3	0	2	0	0	0	0						
<b>Inning Stats</b>	R: 0 E: 0 K: 0 S: 3	H: 0 LOB: 0 BB: 0 P: 3	R: 0 E: 0 K: 0 S: 3	H: 0 LOB: 0 BB: 0 P: 3	R: 0 E: 0 K: 1 S: 6	H: 1 LOB: 1 BB: 0 P: 6	R: 0 E: 0 K: 0 S: 5	H: 2 LOB: 2 BB: 0 P: 5	R: 1 E: 0 K: 0 S: 4	H: 1 LOB: 0 BB: 0 P: 4	R: 0 E: 0 K: 0 S: 3	H: 0 LOB: 0 BB: 0 P: 3	R: 0 E: 0 K: 0 S: 3	H: 0 LOB: 0 BB: 0 P: 3	R: 0 E: 0 K: 0 S: 4	H: 1 LOB: 1 BB: 0 P: 4		R: 0 E: 0 K: 1 S: 5	H: 0 LOB: 0 BB: 0 P: 5	1B: 3 2B: 1 3B: 0 HR: 1	SF: 0 SAC: 0 DP: 0 HBP: 0	WP: 0 PB: 0 SB: 0 CS: 0
<b>PITCHER</b> Bruce Hurst, L (1.1) ERA: 1.87	IP: 9.0 WLS: W BF: 32	H: 5 R: 1 ER: 1 SO: 2	BB: 0 IBB: 0 HBP: 0 BLK: 0	WP: 0 HR: 1 S: 36 P: 36	ERA: 1.00 WHIP: 0.556																	



Batter	1	2	3	4	5	6	7	8	9	AB	R	H	RBI	BB	SO	LOB	TOP								
Wade Boggs, L (1, 5) OBP: 0.312, SLG: 0.379	F7			1B	F9		F7			4	1	1	0	0	0	0	<b>Boston Red Sox @ Milwaukee Brewers</b> Milwaukee County Stadium, Milwaukee, WI Sat Jun 02 1984, 4:33 AM EDT Att: 45,541 - Unknown								
Dwight Evans, R (1, 9) OBP: 0.364, SLG: 0.436	K			2B	SF8	HR		5-3		2	3	1	1	2	1	0									
Jim Rice, R (1, 7) OBP: 0.274, SLG: 0.406	4-3			1B		F4		5-3		4	0	1	0	0	0	2									
Tony Armas, R (1, 8) OBP: 0.289, SLG: 0.484		K		SF8		HR		K		3	1	1	3	0	2	1									
Mike Easter, L (1, 10) OBP: 0.386, SLG: 0.480	K			3-H		HR				4	1	2	2	0	2	1									
Bill Buckner, L (1, 3) OBP: 0.303, SLG: 0.333	F9			1-3		G3		2B		3	0	0	0	1	1	1									
Jeff Newman, R (1, 2) OBP: 0.333, SLG: 0.300			6-3	F5		F8				4	0	1	0	0	0	2									
Marty Barrett, R (1, 4) OBP: 0.369, SLG: 0.372			1-3		5-3		F8		L3	4	0	0	0	0	0	1									
Glenn Hoffman, R (1, 6) OBP: 0.203, SLG: 0.232			6-3		6-3		F1		F7	4	0	0	0	0	0	0									
<b>Inning Stats</b>	R: 0 E: 0 K: 1 S: 5	H: 0 LOB: 0 BB: 0 P: 5	R: 0 E: 0 K: 2 S: 7	H: 0 LOB: 0 BB: 0 P: 7	R: 0 E: 0 K: 0 S: 3	H: 0 LOB: 0 BB: 0 P: 3	R: 2 E: 0 K: 1 S: 8	H: 3 LOB: 2 BB: 1 P: 12	R: 0 E: 0 K: 0 S: 3	H: 0 LOB: 0 BB: 0 P: 3	R: 3 E: 0 K: 0 S: 5	H: 2 LOB: 0 BB: 1 P: 9	R: 0 E: 0 K: 0 S: 3	H: 0 LOB: 0 BB: 0 P: 3	R: 1 E: 0 K: 2 S: 8	H: 1 LOB: 1 BB: 1 P: 12		R: 0 E: 0 K: 0 S: 3	H: 1 LOB: 0 BB: 0 P: 3	1B: 2 2B: 4 3B: 0 HR: 2	SF: 1 SAC: 0 DP: 1 HBP: 0	WP: 0 PB: 0 SB: 0 CS: 0	PA: 36		
<b>PITCHER</b>	IP	WLS	BF	H	R	ER	SO	BB	IBB	HBP	BLK	WP	HR	S	P	ERA	WHIP								
Chuck Porter, R (1, 1) ERA: 2.44	5.1	L	23	5	5	5	4	1	1	0	0	0	2	29	37	8.44	1.125								
Bob Gibson, R (6, 1) ERA: 3.55	2.1		8	0	1	1	1	1	0	0	0	0	0	9	13	3.86	0.429								
Rick Waits, L (8, 1) ERA:	1.1		5	2	0	0	1	0	0	0	0	0	0	7	7	0.00	1.500								

Batter	1	2	3	4	5	6	7	8	9	AB	R	H	RBI	BB	SO	LOB	BOTTOM								
Rick Manning, L (1, 8) OBP: 0.353, SLG: 0.431	6-3		F6			HR	4-3			4	1	1	0	0	0	2	<b>Boston Red Sox @ Milwaukee Brewers</b> Milwaukee County Stadium, Milwaukee, WI Sat Jun 02 1984, 4:33 AM EDT Att: 45,541 - Unknown								
Robin Yount, R (1, 6) OBP: 0.373, SLG: 0.443	6-3			HR		HR		5-3		4	2	2	3	0	0	0									
Cecil Cooper, L (1, 3) OBP: 0.321, SLG: 0.344	K			F5		F7				4	0	1	0	0	1	0									
Ben Oglivie, L (1, 7) OBP: 0.352, SLG: 0.383		6-3		F8				F8		4	0	1	0	0	0	1									
Ted Simmons, S (1, 10) OBP: 0.262, SLG: 0.310		F3		6-3		F6		G3		4	0	0	0	0	0	2									
Roy Howell, L (1, 5) OBP: 0.343, SLG: 0.381	K				K	F5			4-3	4	0	0	0	0	2	1									
Jim Gantner, L (1, 4) OBP: 0.305, SLG: 0.333			F7		F8		6-3		F8	4	0	0	0	0	0	0									
Jim Sundberg, R (1, 2) OBP: 0.310, SLG: 0.371							5-3		5-3	4	0	2	0	0	0	0									
Dion James, L (1, 9) OBP: 0.333, SLG: 0.338			F9		F8					3	0	1	0	0	0	2									
<b>Inning Stats</b>	R: 0 E: 0 K: 1 S: 5	H: 0 LOB: 0 BB: 0 P: 5	R: 0 E: 0 K: 1 S: 5	H: 0 LOB: 0 BB: 0 P: 5	R: 0 E: 0 K: 0 S: 4	H: 1 LOB: 1 BB: 0 P: 4	R: 1 E: 0 K: 0 S: 4	H: 1 LOB: 0 BB: 0 P: 4	R: 0 E: 0 K: 1 S: 6	H: 1 LOB: 1 BB: 0 P: 6	R: 2 E: 0 K: 0 S: 6	H: 3 LOB: 1 BB: 0 P: 6	R: 0 E: 0 K: 0 S: 4	H: 1 LOB: 1 BB: 0 P: 4	R: 0 E: 0 K: 0 S: 4	H: 1 LOB: 1 BB: 0 P: 4	R: 0 E: 0 K: 0 S: 3	H: 0 LOB: 0 BB: 0 P: 3	1B: 5 2B: 1 3B: 0 HR: 2	SF: 0 SAC: 0 DP: 0 HBP: 0	WP: 0 PB: 0 SB: 0 CS: 0	PA: 35			
<b>PITCHER</b>	IP	WLS	BF	H	R	ER	SO	BB	IBB	HBP	BLK	WP	HR	S	P	ERA	WHIP								
Roger Clemens, R (1, 1) ERA: 5.54	6.2	W	27	7	3	3	3	0	0	0	0	0	2	33	33	4.05	1.050								
Bob Stanley, R (7, 1) ERA: 3.35	2.1	S	8	1	0	0	0	0	0	0	0	0	0	8	8	0.00	0.429								



Batter	1	2	3	4	5	6	7	8	9	AB	R	H	RBI	BB	SO	LOB	TOP				
Wade Boggs, L (1.5) OBP: 0.307, SLG: 0.374	F8		FC5-2 1B		F6		F8	6-3		5	0	1	0	0	0	4	<b>Boston Red Sox @ Milwaukee Brewers</b> Milwaukee County Stadium, Milwaukee, WI Sun Jun 03 1984, 4:33 AM EDT Att: 36,704 - Unknown				
Dwight Evans, R (1.9) OBP: 0.369, SLG: 0.435	G5-4-3 1B		FC5-2 G5-4-3		FC5-4 BB		BB		6-3	3	0	1	0	2	0	2					
Jim Rice, R (1.7) OBP: 0.272, SLG: 0.398	G5-4-3		G5-4-3		FC5-4		K		HR	4	1	0	0	1	1	8					
Tony Armas, R (1.8) OBP: 0.301, SLG: 0.528		4-3 2B		6-3		1B		HR	HR	5	3	4	3	0	0	0					
Mike Easter, L (1.10) OBP: 0.386, SLG: 0.475	4-3			F8		K		SH1-4 1B	BLK	4	1	1	0	1	1	2					
Bill Buckner, L (1.3) OBP: 0.310, SLG: 0.354		2-3		F8		K		SF8 SH1-4 2B	F6	5	1	2	1	0	1	2					
Rich Gedman, L (1.2) OBP: 0.314, SLG: 0.490		3-H		K		F8	F4	SH1-4	F7	4	0	0	0	0	1	3					
Marty Barrett, R (1.4) OBP: 0.377, SLG: 0.381										3	0	2	0	0	0	1					
Chico Walker, S (8.4) OBP: 0.333, SLG: 0.308	F9									0	0	0	1	0	0	0					
Jackie Gutierrez, R (1.6) OBP: 0.274, SLG: 0.323										3	0	2	0	0	0	1					
Rick Miller, L (8.4) OBP: 0.203, SLG: 0.232			1B FC5-2							1	0	1	1	0	0	0					
Glenn Hoffman, R (8.6) OBP: 0.203, SLG: 0.232										0	0	0	0	0	0	0					
<b>Inning Stats</b>	R: 0 E: 0 K: 0 S: 3	H: 1 LOB: 0 BB: 0 P: 3	R: 1 E: 0 K: 1 S: 7	H: 2 LOB: 1 BB: 0 P: 7	R: 0 E: 0 K: 0 S: 4	H: 2 LOB: 0 BB: 0 P: 4	R: 0 E: 0 K: 0 S: 3	H: 0 LOB: 0 BB: 0 P: 3	R: 0 E: 0 K: 0 S: 5	H: 2 LOB: 3 BB: 1 P: 9	R: 0 E: 0 K: 1 S: 8	H: 1 LOB: 2 BB: 0 P: 8	R: 0 E: 0 K: 1 S: 6	H: 1 LOB: 2 BB: 1 P: 10	R: 3 E: 0 K: 0 S: 7	H: 4 LOB: 1 BB: 0 P: 7	R: 2 E: 0 K: 0 S: 4	H: 1 LOB: 1 BB: 2 P: 12	1B: 9 2B: 3 3B: 0 HR: 2	SF: 1 SAC: 1 DP: 2 HBP: 0	WP: 0 PA: 43 CS: 0
<b>PITCHER</b>	IP WLS BF H R ER SO BB IBB HBP BLK WP HR S P ERA WHIP																				
Moose Haas, R (1.1) ERA: 4.07	3.0	12	5	1	1	1	0	0	0	0	0	0	0	0	14	14	3.00	1.667			
Bob McClure, L (4.1) ERA: 3.51	3.2	17	4	0	0	2	2	0	0	0	0	0	0	1	19	27	0.00	1.636			
Pete Ladd, R (7.1) ERA: 6.11	0.1	L	3	2	2	2	0	0	0	0	0	0	1	5	5	54.00	6.000				
Rick Waits, L (8.1) ERA: 0.47	0.1		2	1	0	0	0	0	0	0	0	0	0	2	2	0.00	3.000				
Bob Gibson, R (8.1) ERA: 4.4	1.2		9	2	3	3	0	2	0	0	1	0	1	7	15	16.20	2.400				

Batter	1	2	3	4	5	6	7	8	9	AB	R	H	RBI	BB	SO	LOB	BOTTOM				
Rick Manning, L (1.8) OBP: 0.340, SLG: 0.414	F8		F4			5-3	K		4-3	5	0	0	0	0	1	3	<b>Boston Red Sox @ Milwaukee Brewers</b> Milwaukee County Stadium, Milwaukee, WI Sun Jun 03 1984, 4:33 AM EDT Att: 36,704 - Unknown				
Robin Yount, R (1.6) OBP: 0.376, SLG: 0.447	F8		F8			4-3 3B		S 2B		3	2	1	0	1	0	0					
Cecil Cooper, L (1.3) OBP: 0.314, SLG: 0.335	6-3			3-1		4-3		K		4	0	0	0	0	1	2					
Ben Oglivie, L (1.7) OBP: 0.356, SLG: 0.407		4-3		K						4	0	2	2	0	1	0					
Ted Simmons, S (1.10) OBP: 0.256, SLG: 0.303		F9		F8		K2-3		F5		4	0	0	0	0	1	2					
Roy Howell, L (1.5) OBP: 0.347, SLG: 0.385										2	0	1	0	0	1	0					
Ed Romero, R (7.5) OBP: 0.292, SLG: 0.244		1B				K		6-3		2	0	0	0	0	0	1					
Jim Gantner, L (1.4) OBP: 0.309, SLG: 0.333		1B				F6		F1		3	0	1	0	1	0	0					
Bill Schroeder, R (1.2) OBP: 0.250, SLG: 0.500										4	1	2	1	0	1	3					
Dion James, L (1.9) OBP: 0.329, SLG: 0.333			4-3							4	0	1	0	0	1	1					
<b>Inning Stats</b>	R: 0 E: 0 K: 0 S: 3	H: 0 LOB: 0 BB: 0 P: 3	R: 0 E: 0 K: 1 S: 7	H: 2 LOB: 2 BB: 0 P: 7	R: 0 E: 0 K: 0 S: 3	H: 0 LOB: 0 BB: 0 P: 3	R: 0 E: 0 K: 1 S: 5	H: 0 LOB: 0 BB: 0 P: 5	R: 1 E: 0 K: 1 S: 6	H: 1 LOB: 0 BB: 0 P: 6	R: 1 E: 0 K: 1 S: 7	H: 2 LOB: 1 BB: 0 P: 7	R: 0 E: 0 K: 1 S: 7	H: 2 LOB: 2 BB: 0 P: 7	R: 1 E: 0 K: 1 S: 6	H: 1 LOB: 1 BB: 1 P: 10	R: 0 E: 0 K: 1 S: 5	H: 0 LOB: 1 BB: 1 P: 9	1B: 4 2B: 2 3B: 1 HR: 1	SF: 0 SAC: 0 DP: 0 HBP: 0	WP: 0 PA: 37 CS: 0
<b>PITCHER</b>	IP WLS BF H R ER SO BB IBB HBP BLK WP HR S P ERA WHIP																				
Oil Can Boyd, R (1.1) ERA: 6.5	6.2	27	7	2	2	4	0	0	0	0	0	0	0	35	35	2.70	1.050				
Mark Clear, R (7.1) ERA: 4.87	2.1	W	10	1	1	1	3	2	0	0	0	0	0	14	22	3.86	1.286				



Batter	1	2	3	4	5	6	7	8	9	AB	R	H	RBI	BB	SO	LOB	TOP			
Wade Boggs, L (1.5) OBP: 0.304, SLG: 0.371	6-3		K				3-1			4	1	1	0	0	1	0	<b>Boston Red Sox @ New York Yankees</b> Yankee Stadium, Bronx, NY Mon Jun 04 1984, 7:05 PM EDT Att: 21,535 - Unknown			
Dwight Evans, R (1.9) OBP: 0.397, SLG: 0.436	5-3				2B	K	K			4	0	1	0	0	2	1				
Jim Rice, R (1.7) OBP: 0.277, SLG: 0.415				5-3		HR		F3		4	1	2	2	0	0	1				
Tony Armas, R (1.8) OBP: 0.300, SLG: 0.523	K			K		1B	K	K		4	1	1	0	0	3	2				
Mike Easter, L (1.10) OBP: 0.389, SLG: 0.481		K		K		1B				4	0	2	0	0	2	1				
Bill Buckner, L (1.3) OBP: 0.320, SLG: 0.362		F9				1B		K		4	0	2	0	0	1	1				
Marty Barrett, R (1.4) Rick Miller, L (9, PH) OBP: 0.326, SLG: 0.300		F3			G1-6-4-3	SF8		3-1		2	0	0	1	0	0	1				
Gary Allenson, R (1.2) Chico Walker, S (9, PH)			K				F9	K		3	0	1	0	0	1	2				
Jackie Gutierrez, R (1.6) Rich Gedman, L (9, PH) OBP: 0.312, SLG: 0.486		6-3		6-3			6-3	3-1		3	0	0	0	0	0	1				
<b>Inning Stats</b>	R: 0 E: 0 K: 1 S: 6	H: 1 LOB: 1 BB: 0 P: 6	R: 0 E: 0 K: 1 S: 5	H: 0 LOB: 0 BB: 0 P: 5	R: 0 E: 0 K: 2 S: 7	H: 0 LOB: 0 BB: 0 P: 7	R: 0 E: 0 K: 2 S: 8	H: 1 LOB: 1 BB: 0 P: 8	R: 0 E: 0 K: 0 S: 4	H: 2 LOB: 1 BB: 0 P: 4	R: 3 E: 0 K: 1 S: 10	H: 5 LOB: 2 BB: 0 P: 10	R: 0 E: 0 K: 1 S: 5	H: 0 LOB: 0 BB: 0 P: 5	R: 0 E: 0 K: 1 S: 5	H: 1 LOB: 1 BB: 0 P: 8		1B: 7 2B: 2 3B: 0 HR: 1	SF: 1 SAC: 0 DP: 1 HBP: 0	WP: 0 PB: 0 SB: 0 CS: 0
<b>PITCHER</b>	IP WLS BF H R ER SO BB IBB HBP BLK WP HR S P ERA WHIP																			
Ron Guidry, L (1.1) ERA: 3.65	8.0 W 33 10 3 3 10 0 0 0 0 0 1 53 53 3.38 1.250																			
Clay Christensen, R (9.1) ERA: 4.6	1.0 3 0 0 0 1 0 0 0 0 0 0 0 5 5 0.00 0.000																			

Batter	1	2	3	4	5	6	7	8	9	AB	R	H	RBI	BB	SO	LOB	BOTTOM			
Willie Randolph, R (1.4) OBP: 0.387, SLG: 0.339	HR		6-3				F9	SH3	E4	4	1	1	0	0	0	2	<b>Boston Red Sox @ New York Yankees</b> Yankee Stadium, Bronx, NY Mon Jun 04 1984, 7:05 PM EDT Att: 21,535 - Unknown			
Butch Wynegar, S (1.2) OBP: 0.311, SLG: 0.354	F8		6-3				3B	1B	F9	4	1	1	1	1	0	3				
Don Mattingly, L (1.3) OBP: 0.379, SLG: 0.521	F8		K				F9	F5	1-3	5	0	0	0	0	1	7				
Don Baylor, R (1.10) OBP: 0.328, SLG: 0.503	HR					FC5-4	K	3B	1B	3	2	2	4	1	1	0				
Dave Winfield, R (1.9) OBP: 0.347, SLG: 0.503	1-3					FC5-4		1B	3B	3	1	1	2	1	0	1				
Steve Kemp, L (1.7) OBP: 0.412, SLG: 0.438		K				FC3-6	K	1B	1B	4	0	1	1	0	2	2				
Toby Harrah, R (1.5) OBP: 0.297, SLG: 0.282						1-3	1-3	FC6-4	1B	4	0	1	0	0	0	3				
Ken Griffey, L (1.8) OBP: 0.293, SLG: 0.285		FC4-6				6-3		SH3	1B	4	1	1	0	0	1	1				
Andre Robertson, R (1.6) OBP: 0.237, SLG: 0.270		K				3B		SH	1B	2	2	1	0	1	1	1				
<b>Inning Stats</b>	R: 2 E: 0 K: 0 S: 5	H: 2 LOB: 0 BB: 0 P: 5	R: 0 E: 0 K: 2 S: 8	H: 1 LOB: 1 BB: 0 P: 8	R: 0 E: 0 K: 1 S: 5	H: 0 LOB: 0 BB: 0 P: 5	R: 0 E: 0 K: 0 S: 3	H: 0 LOB: 1 BB: 1 P: 7	R: 1 E: 0 K: 0 S: 4	H: 1 LOB: 1 BB: 1 P: 8	R: 0 E: 0 K: 2 S: 7	H: 0 LOB: 1 BB: 1 P: 11	R: 5 E: 0 K: 0 S: 8	H: 4 LOB: 1 BB: 1 P: 12	R: 0 E: 1 K: 1 S: 7	H: 1 LOB: 2 BB: 0 P: 7		1B: 6 2B: 0 3B: 2 HR: 1	SF: 0 SAC: 2 DP: 0 HBP: 0	WP: 0 PB: 0 SB: 0 CS: 0
<b>PITCHER</b>	IP WLS BF H R ER SO BB IBB HBP BLK WP HR S P ERA WHIP																			
Bob Ojeda, L (1.1) ERA: 3.96	6.2 L 30 5 6 6 5 3 1 0 0 0 0 1 36 52 8.10 1.200																			
Steve Crawford, R (7.1) ERA: 6.75	1.1 9 4 2 2 1 0 0 0 0 0 0 0 11 11 13.50 3.000																			



Batter	1	2	3	4	5	6	7	8	9	AB	R	H	RBI	BB	SO	LOB	TOP																		
Wade Boggs, L (1, 5) OBP: 0.391, SLG: 0.368	0-0 4-3	0-0 F9		0-0 F7		0-0 SF8 1B		0-0 SH1-3		4	1	1	0	0	0	3	<b>Boston Red Sox @ New York Yankees</b> Yankee Stadium, Bronx, NY Tue Jun 05 1984, 7:05 PM EDT Att: 20,627 - Unknown																		
Dwight Evans, R (1, 9) OBP: 0.398, SLG: 0.432	0-0 2B 1B	0-0 F3		4-0 1B BB		0-0 E4		0-0 5-3		4	1	1	0	1	0	4																			
Jim Rice, R (1, 7) OBP: 0.284, SLG: 0.424	0-0 1-3 2B	0-0 F4		0-0 1-2 2-H 1B		0-0 SF8		4-0 FC6 IBB		3	1	2	2	1	0	2																			
Tony Armas, R (1, 8) OBP: 0.298, SLG: 0.520	0-0 1B FC5-4 2B		0-3 K	0-0 4-3		0-3 K		0-0 FC6		5	1	1	2	0	2	5																			
Mike Easter, L (1, 10) OBP: 0.384, SLG: 0.473	0-0 FC5-4 1B		0-0 3-1		0-3 K		0-0 F9		0-0 4-3	5	0	1	0	0	1	0																			
Bill Buckner, L (1, 3) OBP: 0.325, SLG: 0.378	0-0 FC5-4 1-2 3-H 1B		0-0 2B		0-0 F4		0-0 S 1B		0-0 4-3	5	0	2	1	0	0	1																			
Jeff Newman, R (1, 2) OBP: 0.294, SLG: 0.267	0-0 1-3		0-0 F7		0-0 FC6-4 1B		0-3 K		0-3 K	5	0	1	0	0	2	3																			
Marty Barrett, R (1, 4) OBP: 0.363, SLG: 0.369		0-0 1B 1B		0-0 4-3		0-0 FC6-4 1-2		0-0 5-3		4	0	1	0	0	0	2																			
Jackie Gutierrez, R (1, 6) OBP: 0.284, SLG: 0.323	0-0 1-2 1B		4-0 BB 1B BB		0-3 K		0-0 SH1-3 1B			3	1	2	0	1	1	0																			
<b>Inning Stats</b>	R: 3 E: 0 K: 0 S: 7	H: 4 LOB: 1 BB: 0 P: 7	R: 0 E: 0 K: 0 S: 5	H: 2 LOB: 1 BB: 0 P: 5	R: 0 E: 0 K: 1 S: 6	H: 1 LOB: 1 BB: 0 P: 6	R: 1 E: 0 K: 0 S: 4	H: 1 LOB: 2 BB: 2 P: 12	R: 0 E: 0 K: 1 S: 6	H: 1 LOB: 1 BB: 0 P: 6	R: 0 E: 0 K: 1 S: 6	H: 1 LOB: 1 BB: 0 P: 6	R: 0 E: 0 K: 0 S: 4	H: 1 LOB: 2 BB: 1 P: 8	R: 0 E: 0 K: 1 S: 5	H: 0 LOB: 0 BB: 0 P: 5		1B: 9 2B: 3 3B: 0 HR: 0	SF: 1 SAC: 1 DP: 0 HBP: 0	WP: 0 PB: 0 SB: 1 CS: 0	PA: 43														
<b>PITCHER</b>	IP WLS BF H R ER SO BB IBB HBP BLK WP HR S P ERA WHIP	IP WLS BF H R ER SO BB IBB HBP BLK WP HR S P ERA WHIP																																	
Shane Rawley, L (1, 1) ERA: 6.21	3.2	21	8	4	4	1	2	0	0	0	0	0	0	0	0	21	29	9.82	2.727																
Jay Howell, R (4, 1) ERA: 2.79	3.1	L 14	3	1	0	4	0	0	0	0	0	0	0	0	0	22	22	0.00	0.900																
Dave Righetti, L (8, 1) ERA: 1.59	2.0	8	1	0	0	1	0	1	0	0	0	0	0	0	0	9	13	0.00	0.500																

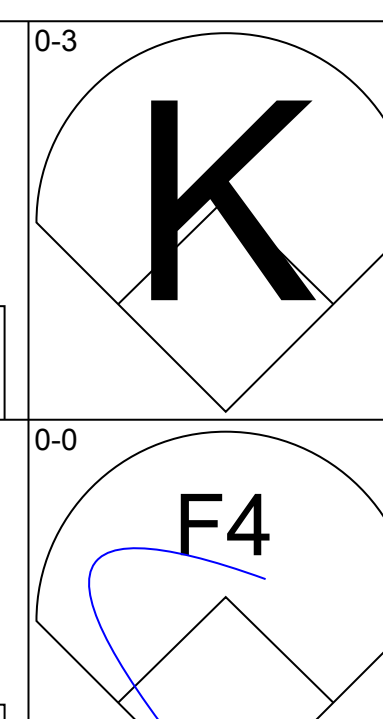
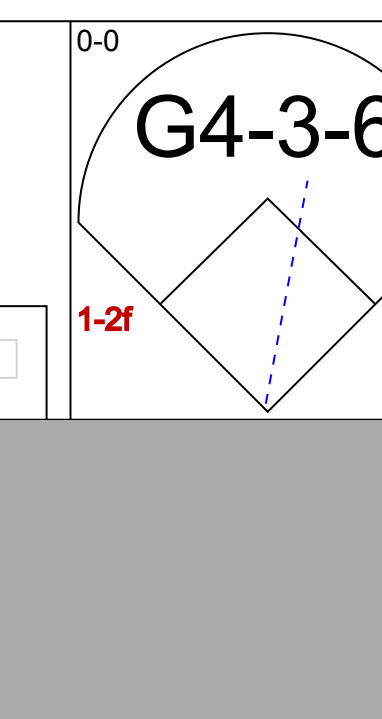
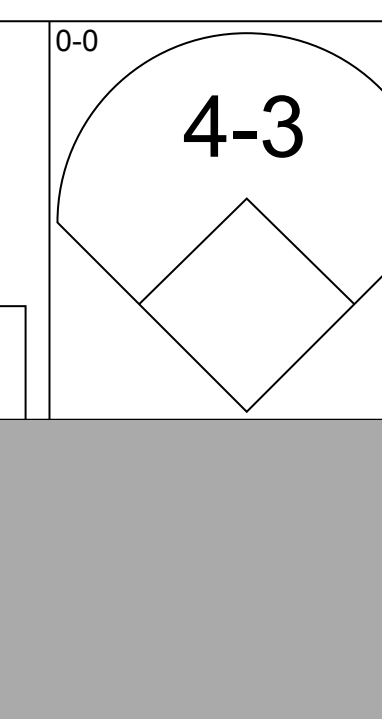
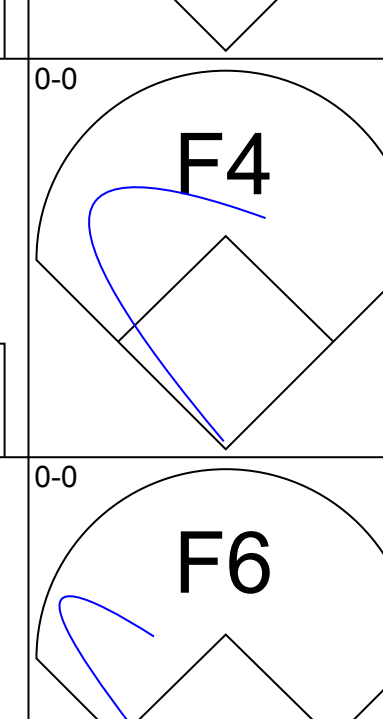
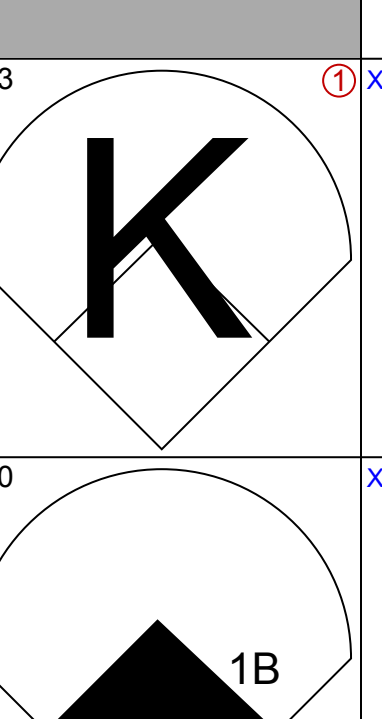
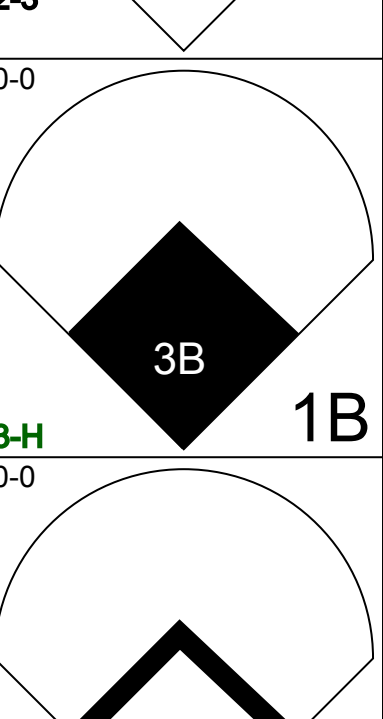
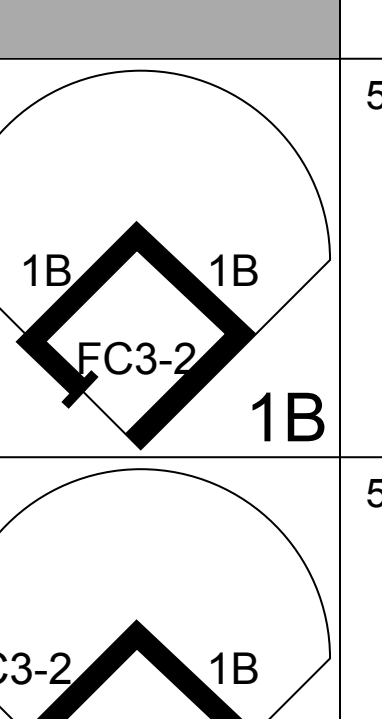
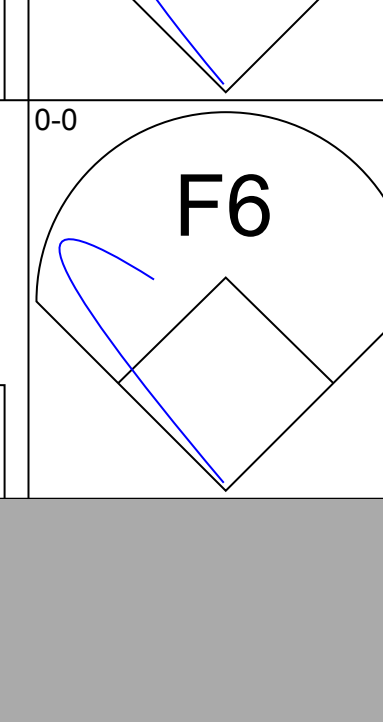
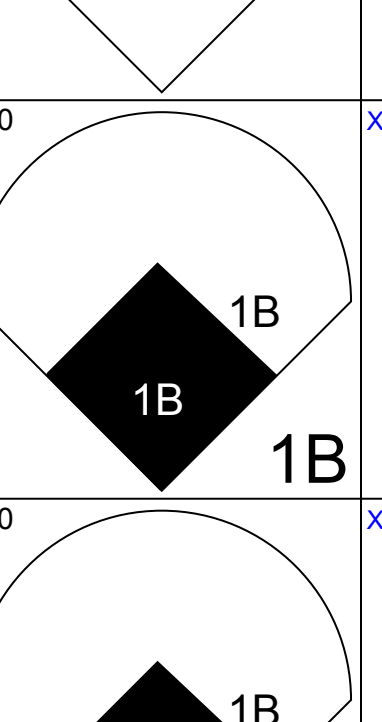
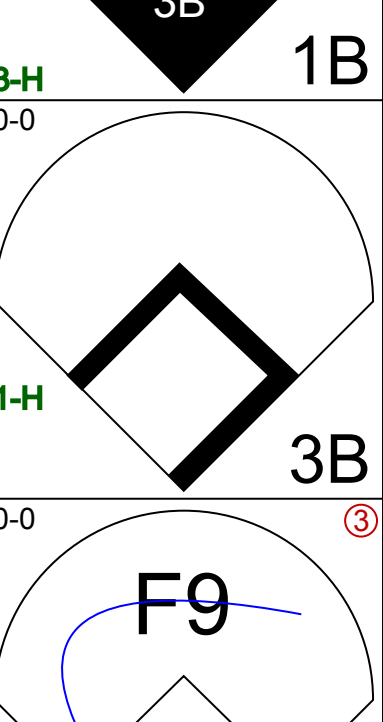
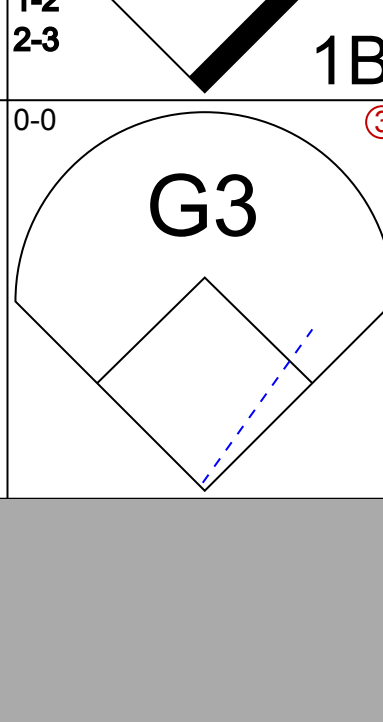
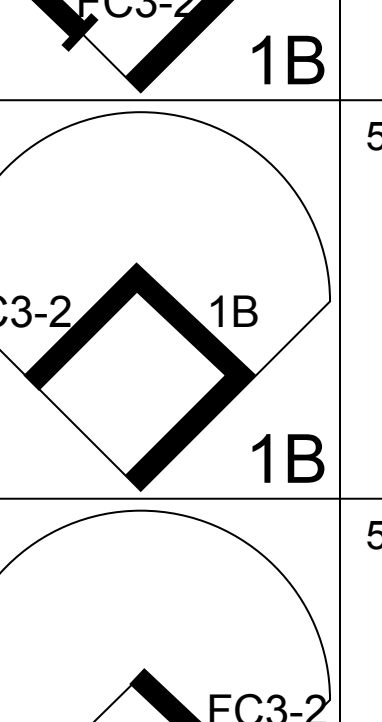
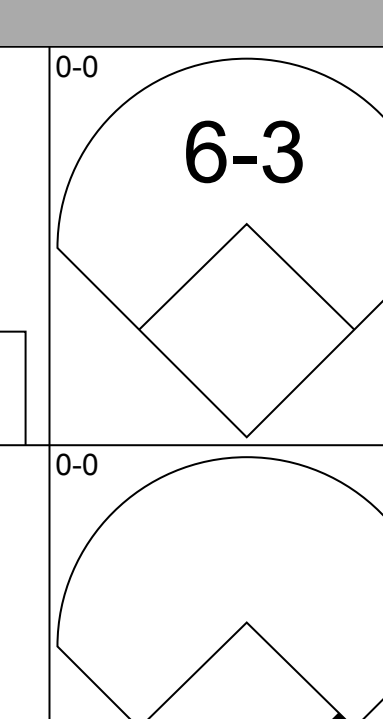
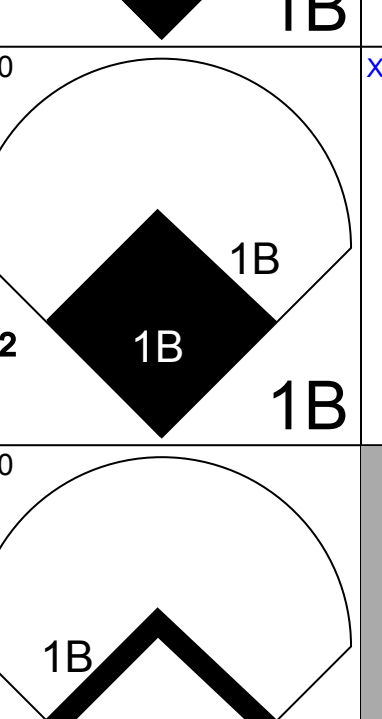
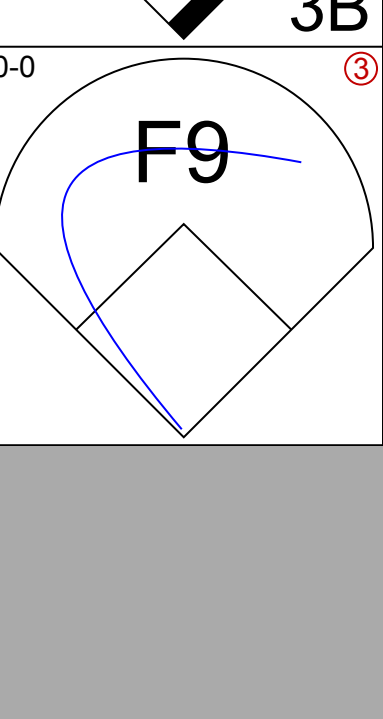
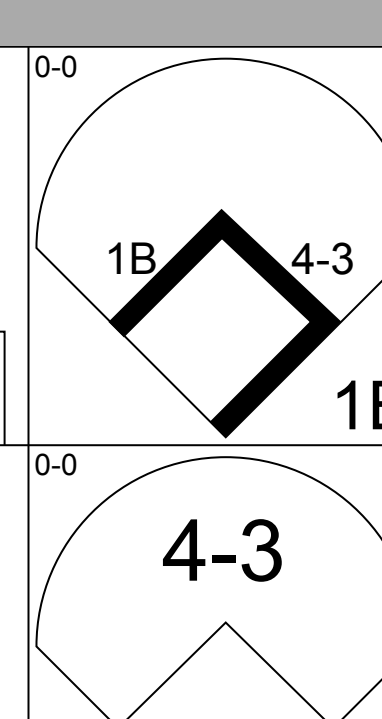
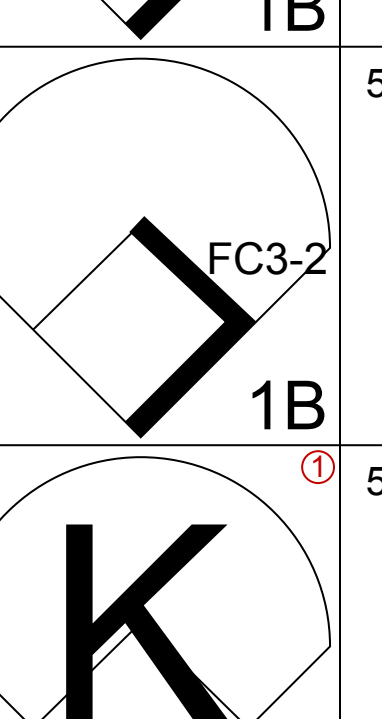
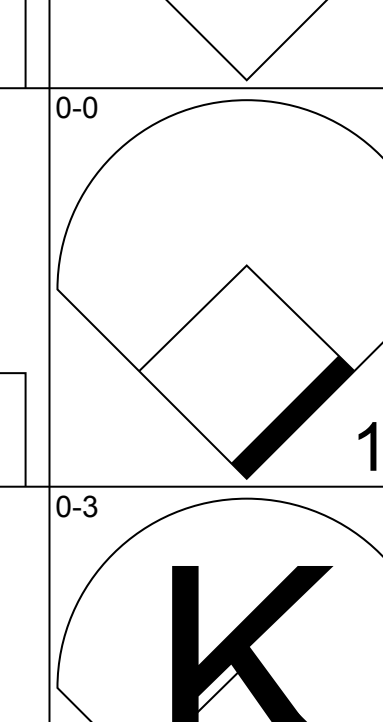
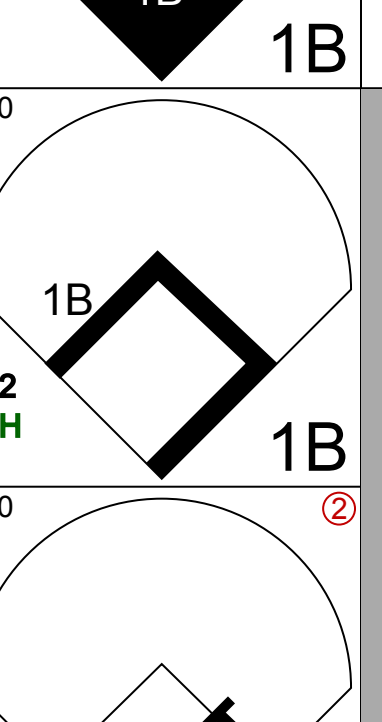
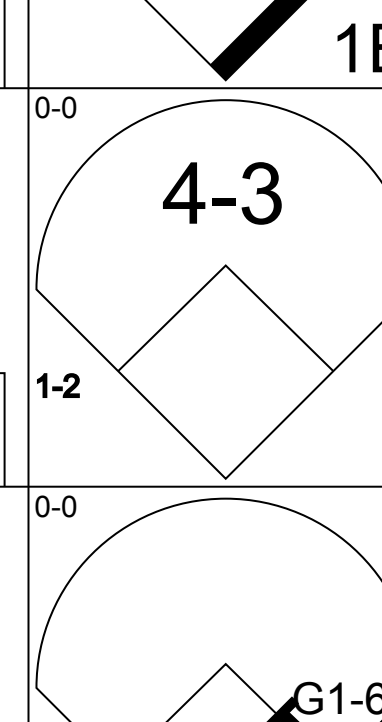
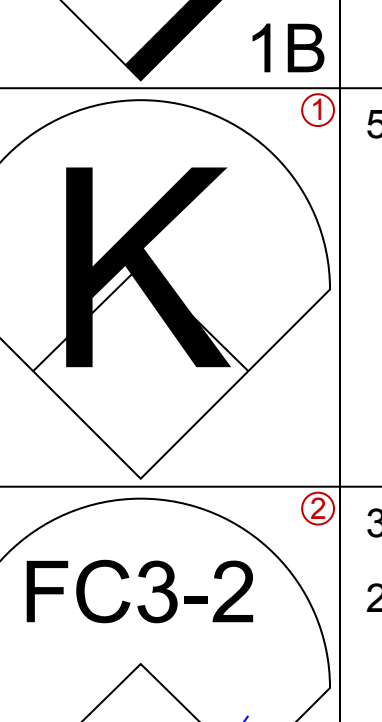


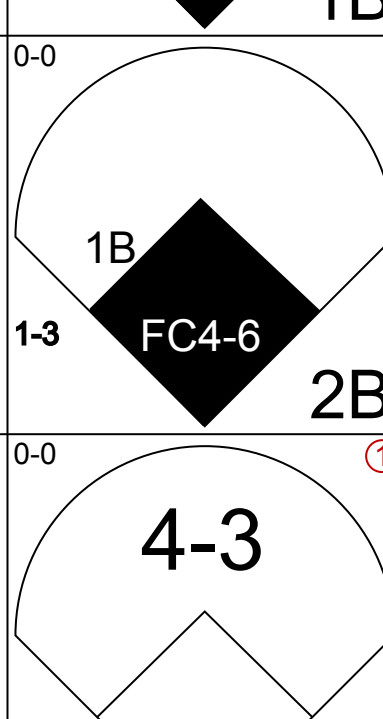
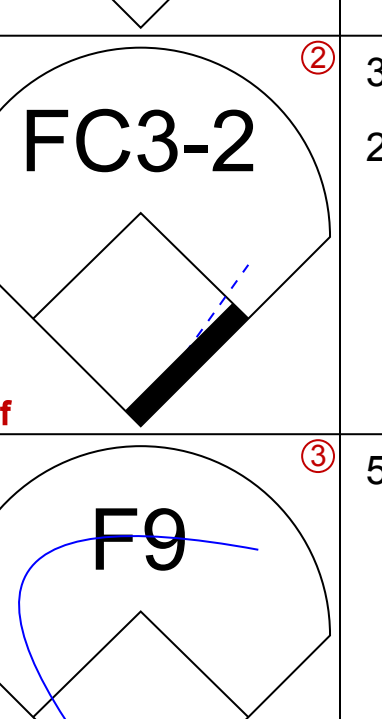
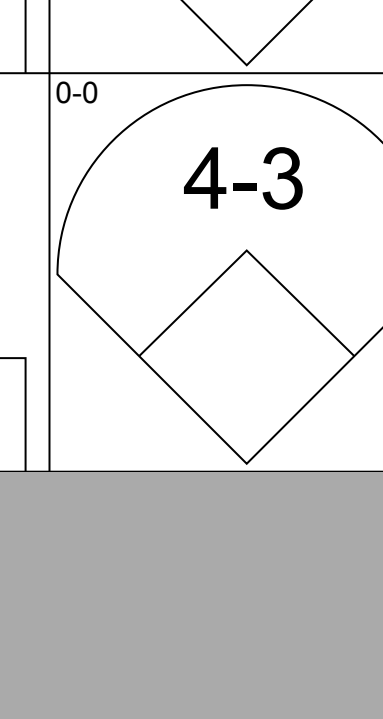
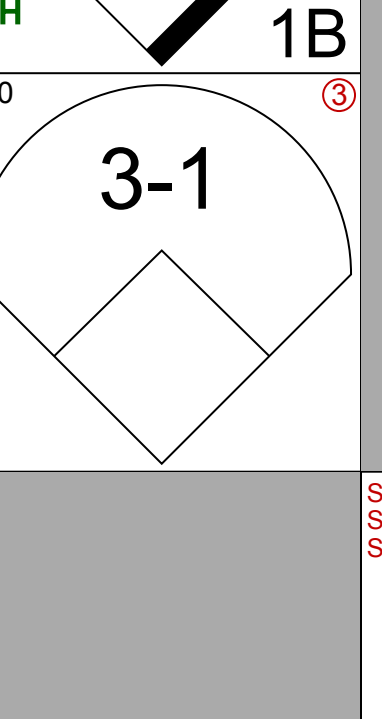
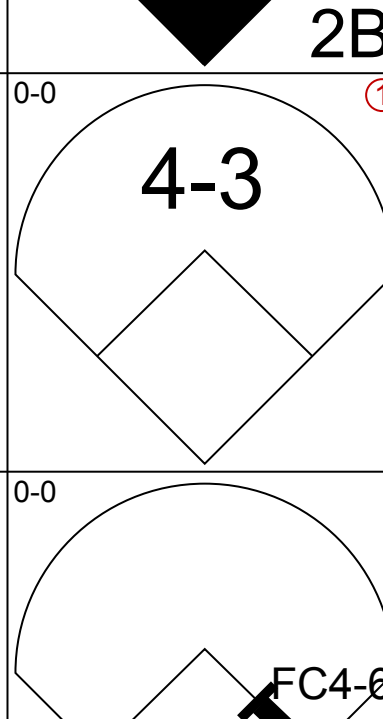
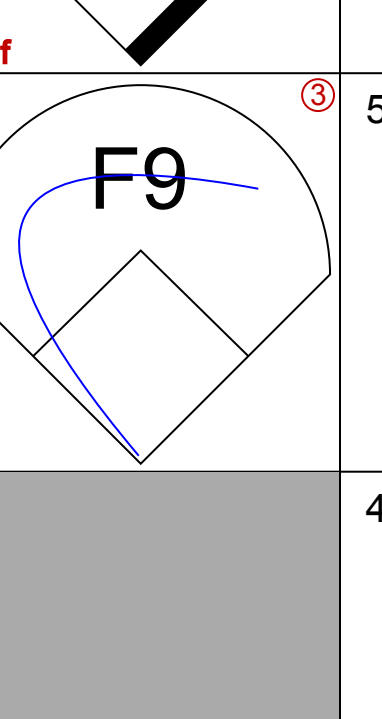
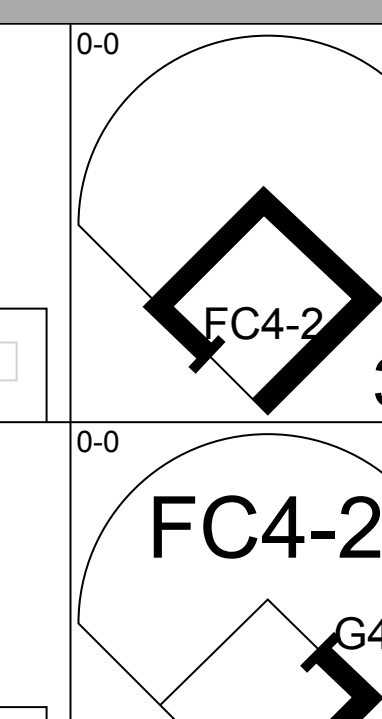
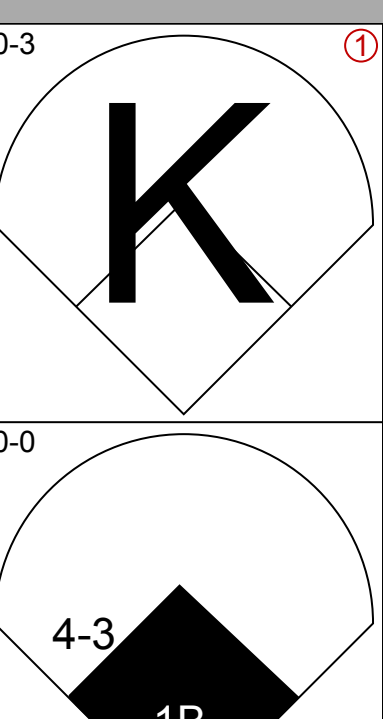
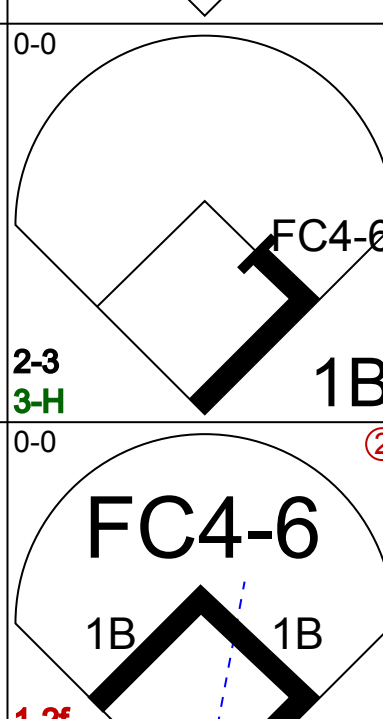
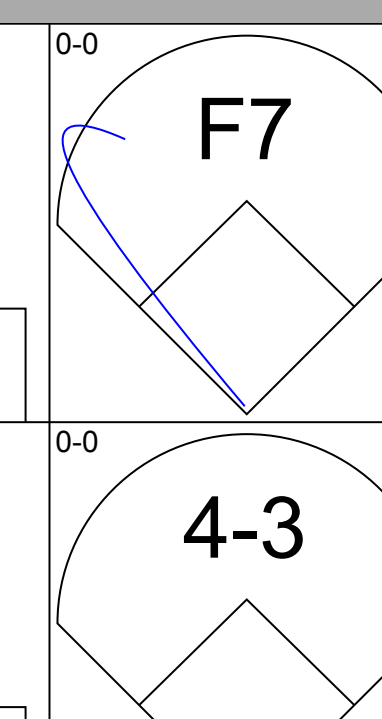
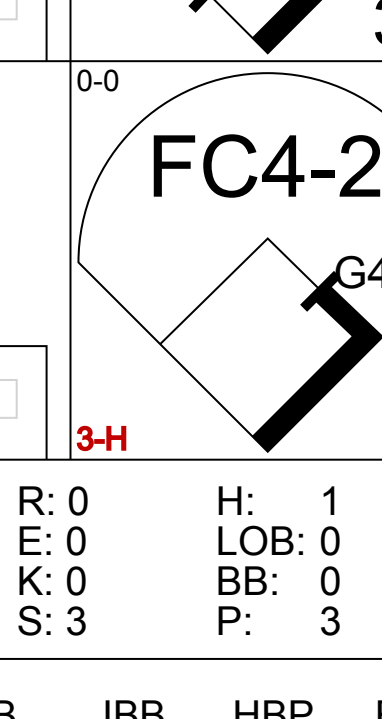
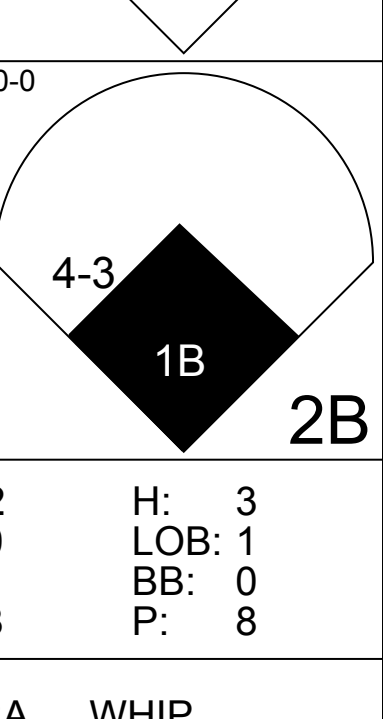
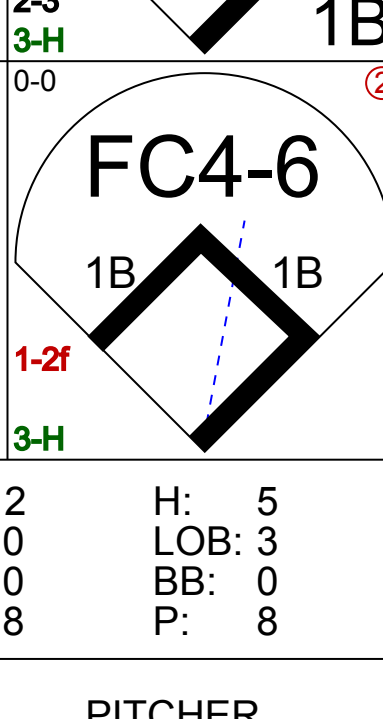
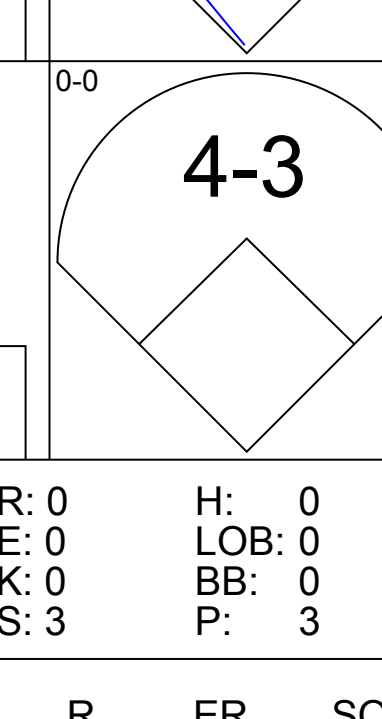
Batter	1	2	3	4	5	6	7	8	9	AB	R	H	RBI	BB	SO	LOB	BOTTOM																		
Willie Randolph, R (1, 4) OBP: 0.386, SLG: 0.335	0-0 SH1-3 BB 1B	4-0 1B BB		0-0 F8	0-0 FC6-4			0-0 4-3	0-0 5-3	5	1	1	0	1	0	4	<b>Boston Red Sox @ New York Yankees</b> Yankee Stadium, Bronx, NY Tue Jun 05 1984, 7:05 PM EDT Att: 20,627 - Unknown																		
Butch Wynegar, S (1, 2) OBP: 0.325, SLG: 0.367	4-0 1B SH1-3 BB	0-0 1B 2-3 1B		0-0 2B		4-0 G4-6-3 BB		0-0 4-3		3	1	2	0	2	0	0																			
Don Mattingly, L (1, 3) OBP: 0.381, SLG: 0.526	0-0 SH1-3	0-0 F8		0-0 1B 2B		0-0 G4-6-3		0-0 1B 1B		4	0	2	1	0	0	4																			
Dave Winfield, R (1, 9) OBP: 0.365, SLG: 0.524	0-0 G4-3 1B		0-0 1B 1-3 1B	0-0 S 1B		0-0 2B		0-0 1B 1B		5	1	5	1	0	0	0																			
Oscar Gamble, L (1, 10) OBP: 0.270, SLG: 0.340	0-0 G4-3		0-0 6-3 1-3 1B	0-0 F5		4-0 BB		0-0 1B 1B		1	0	0	0	0	0	2																			
Don Baylor, R (3, PH) OBP: 0.337, SLG: 0.506	0-0 1-2		0-0 1-3 1B	0-0 1-2		0-0 BB		0-0 1B 1B		3	0	2	0	1	0	2																			
Steve Kemp, L (1, 7) OBP: 0.412, SLG: 0.433		0-0 B3-4 1B 6-3 1B	0-0 1-3	0-0 1-2 3-H 1B	4-0 1B BB	0-0 6-3		0-0 4-3		4	1	1	1	1	0	6																			
Roy Smalley, S (1, 5) ERA: 4.78		0-0 1B B3-4 1B	0-0 6-3	0-0 2-3	0-3 K		0-0 4-3		0-0 SH2-4 1B	5	0	2	0	0	1	2																			
Ron Guidry, L (9, PR)		0-0 1B 1B	0-0 6-3	0-0 2-3	0-0 K		0-0 4-3		0-0 SH2-4 1B	0	0	0	0	0	0	0																			
Omar Moreno, L (1, 8) OBP: 0.255, SLG: 0.324		0-0 B3-4	0-0 F7	0-0 F8	0-0 F8		0-0 E6 G4-6-3		0-0 SH2-4	4	0	0	0	0	0	4																			
Andre Robertson, R (1, 6) OBP: 0.239, SLG: 0.272		0-0 6-3	0-0 F9	0-0 F9	0-0 FC6-4 1B		0-0 G4-6-3		0-0 F4	3	0	1	1	0	0	1																			
Ken Griffey, L (7, PH) OBP: 0.291, SLG: 0.282		0-0 6-3	0-0 F9	0-0 FC6-4 1B	0-0 FC6-4 1B		0-0 G4-6-3		0-0 F4	1	0	0	0	0	0	1																			
Tim Lincecum, R (8, 6) OBP: 0.186, SLG: 0.237		0-0 6-3	0-0 F9	0-0 FC6-4 1B	0-0 FC6-4 1B		0-0 G4-6-3		0-0 F4	0	0	0	0	0	0	0																			
Toby Harrah, R (9, PH) OBP: 0.295, SLG: 0.280		0-0 6-3	0-0 F9	0-0 FC6-4 1B	0-0 FC6-4 1B		0-0 G4-6-3		0-0 F4	1	0	0	0	0	0	2																			
<b>Inning Stats</b>	R: 1 E: 0 K: 0 S: 4	H: 2 LOB: 1 BB: 1 P: 8	R: 1 E: 0 K: 0 S: 6	H: 3 LOB: 3 BB: 1 P: 10	R: 1 E: 0 K: 0 S: 5	H: 2 LOB: 1 BB: 0 P: 5	R: 1 E: 0 K: 0 S: 6	H: 3 LOB: 2 BB: 0 P: 6	R: 0 E: 0 K: 1 S: 6	H: 1 LOB: 2 BB: 1 P: 10	R: 0 E: 0 K: 0 S: 3	H: 1 LOB: 2 BB: 2 P: 11	R: 0 E: 0 K: 0 S: 3	H: 0 LOB: 0 BB: 0 P: 3	R: 0 E: 0 K: 0 S: 6	H: 3 LOB: 3 BB: 0 P: 6	R: 0 E: 0 K: 0 S: 4	H: 1 LOB: 2 BB: 0 P: 4	1B: 13 2B: 3 3B: 0 HR: 0	SF: 0 SAC: 2 DP: 3 HBP: 0	WP: 0 PB: 0 SB: 1 CS: 0	PA: 46													
<b>PITCHER</b>	IP WLS BF H R ER SO BB IBB HBP BLK WP HR S P ERA WHIP	IP WLS BF H R ER SO BB IBB HBP BLK WP HR S P ERA WHIP																																	
Al Nipper, R (1, 1) ERA: 4.78	1.2	11	5	2	2	0	2	0	0	0	0	0	0	0	0	9	17	10.80	4.200																
John Henry Johnson, L (2, 1) ERA: 4.76	2.0	10	4	2	2	0	0	0	0	0	0	0	0	0	0	10	10	9.00	2.000																
Mark Clear, R (4, 1) ERA: 4.43	2.0	W 11	3	0	0	1	3	0	0	0	0	0	0	0	0	10	22	0.00	3.000																
Bob Stanley, R (6, 1) ERA: 3.09	3.1	S 14	4	0	0	0	0	0	0	0	0	0	0	0	0	14	14	0.00	1.200																



Batter	1	2	3	4	5	6	7	8	9	AB	R	H	RBI	BB	SO	LOB	TOP			
Wade Boggs, L (1.5) OBP: 0.303, SLG: 0.368	G3		BB 2B BB			1B 1B	K			3	2	1	0	1	1	1	<b>Boston Red Sox @ New York Yankees</b> Yankee Stadium, Bronx, NY Wed Jun 06 1984, 7:05 PM EDT Att: 20,310 - Unknown			
Dwight Evans, R (1.9) OBP: 0.370, SLG: 0.431	K		BB 2B BB			1B WP 1B		5-3		3	2	1	0	1	1	0				
Jim Rice, R (1.7) OBP: 0.288, SLG: 0.431	F3		BB 2B			WP 1B		1-3		4	0	2	3	0	0	0				
Tony Armas, R (1.8) OBP: 0.292, SLG: 0.510		K			F8			K		4	0	0	0	0	2	1				
Mike Easter, L (1.10) OBP: 0.386, SLG: 0.490									K	4	1	2	1	0	1	1				
Bill Buckner, L (1.3) OBP: 0.310, SLG: 0.359		HR			G3-6-3 1B					4	0	0	0	0	0	2				
Rich Gedman, L (1.2) OBP: 0.310, SLG: 0.480										4	0	1	0	0	0	0				
Marty Barrett, R (1.4) OBP: 0.359, SLG: 0.364										4	0	1	0	0	0	0				
Jackie Gutierrez, R (1.6) OBP: 0.274, SLG: 0.311										4	0	0	0	0	0	2				
<b>Inning Stats</b>	R: 0 E: 0 K: 1 S: 5	H: 0 LOB: 0 BB: 0 P: 5	R: 1 E: 0 K: 1 S: 6	H: 1 LOB: 0 BB: 0 P: 6	R: 2 E: 0 K: 0 S: 3	H: 1 LOB: 1 BB: 2 P: 11	R: 0 E: 0 K: 0 S: 3	H: 0 LOB: 0 BB: 0 P: 3	R: 0 E: 0 K: 0 S: 6	H: 3 LOB: 1 BB: 0 P: 6	R: 0 E: 1 K: 1 S: 6	H: 0 LOB: 1 BB: 0 P: 6	R: 0 E: 0 K: 1 S: 5	H: 0 LOB: 0 BB: 0 P: 5	R: 0 E: 0 K: 1 S: 7	H: 2 LOB: 2 BB: 0 P: 7		1B: 6 2B: 1 3B: 0 HR: 1	SF: 0 SAC: 0 DP: 1 HBP: 0	WP: 1 PB: 0 SB: 0 CS: 0
<b>PITCHER</b>	IP WLS BF H R ER SO BB IBB HBP BLK WP HR S P ERA WHIP																			
Jose Rijo, R (1.1) ERA: 4.28	5.1 L 22 6 5 5 2 2 0 0 0 0 1 1 24 32 8.44 1.500																			
Bob Shirley, L (6.1) ERA: 4.01	1.2 6 0 0 0 1 0 0 0 0 0 0 0 8 8 0.00 0.000																			
Clay Christensen, R (8.1) ERA: 4.32	1.0 3 0 0 0 1 0 0 0 0 0 0 0 5 5 0.00 0.000																			
Ray Fontenot, L (9.1) ERA: 5.43	1.0 5 2 0 0 1 0 0 0 0 0 0 0 7 7 0.00 2.000																			

Batter	1	2	3	4	5	6	7	8	9	AB	R	H	RBI	BB	SO	LOB	BOTTOM					
Willie Randolph, R (1.4) OBP: 0.382, SLG: 0.328	6-3		BB 6-3			6-3			6-3	4	0	0	0	1	0	0	<b>Boston Red Sox @ New York Yankees</b> Yankee Stadium, Bronx, NY Wed Jun 06 1984, 7:05 PM EDT Att: 20,310 - Unknown					
Butch Wynegar, S (1.2) OBP: 0.333, SLG: 0.377			BB F7			1B 2B			F9	4	1	2	0	1	0	2						
Don Mattingly, L (1.3) OBP: 0.377, SLG: 0.515			BB F8			F9			F7	4	0	0	0	1	0	5						
Don Baylor, R (1.10) OBP: 0.339, SLG: 0.500			F8			K			FC6-4	4	0	1	1	1	1	4						
Dave Winfield, R (1.9) OBP: 0.372, SLG: 0.526			CS BB			F7 2B BB			E5	3	1	1	0	2	0	2						
Lou Piniella, R (1.7) OBP: 0.338, SLG: 0.400			F2			F7			F8	5	0	1	0	0	0	5						
Toby Harrah, R (1.5) OBP: 0.294, SLG: 0.274			HBP			F8			F7	3	0	0	0	0	0	2						
Ken Griffey, L (1.8) OBP: 0.297, SLG: 0.304			K			F7			G3	4	0	2	1	0	1	2						
Andre Robertson, R (1.6) OBP: 0.242, SLG: 0.274			BB 6-3			F4				3	0	1	0	0	1	2						
Roy Smalley, S (9, PH) OBP: 0.336, SLG: 0.434			BB 1B			K			HR	1	1	1	1	0	0	0						
<b>Inning Stats</b>	R: 0 E: 0 K: 0 S: 3	H: 0 LOB: 1 BB: 1 P: 7	R: 0 E: 0 K: 1 S: 4	H: 0 LOB: 1 BB: 1 P: 9	R: 0 E: 0 K: 1 S: 6	H: 1 LOB: 2 BB: 1 P: 10	R: 1 E: 0 K: 0 S: 4	H: 1 LOB: 1 BB: 1 P: 8	R: 1 E: 0 K: 0 S: 5	H: 3 LOB: 2 BB: 0 P: 5	R: 0 E: 0 K: 1 S: 6	H: 1 LOB: 1 BB: 0 P: 6	R: 0 E: 0 K: 0 S: 3	H: 0 LOB: 1 BB: 1 P: 7	R: 0 E: 0 K: 0 S: 4	H: 1 LOB: 1 BB: 0 P: 4	R: 1 E: 1 K: 0 S: 6	H: 2 LOB: 3 BB: 1 P: 10	1B: 3 2B: 5 3B: 0 HR: 1	SF: 0 SAC: 0 DP: 0 HBP: 1	WP: 0 PB: 0 SB: 0 CS: 1	PA: 42
<b>PITCHER</b>	IP WLS BF H R ER SO BB IBB HBP BLK WP HR S P ERA WHIP																					
Bruce Hurst, L (1.1) ERA: 1.98	9.0 W 42 9 3 3 3 6 0 1 0 0 1 41 66 3.00 1.667																					

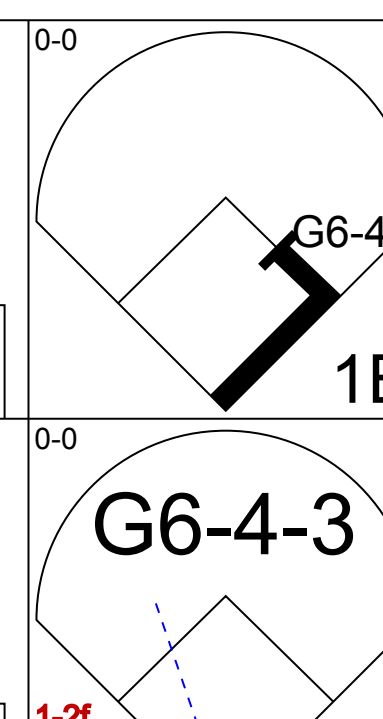
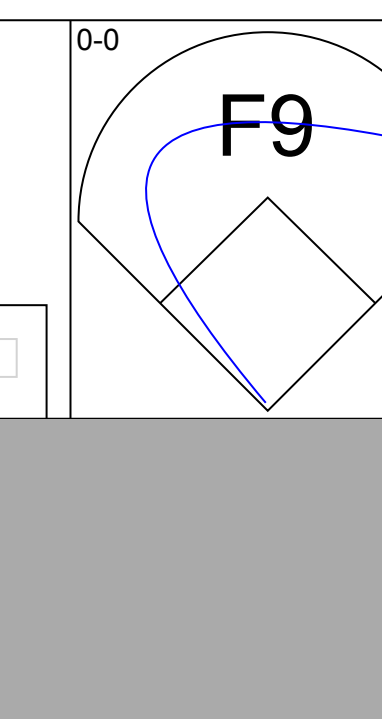
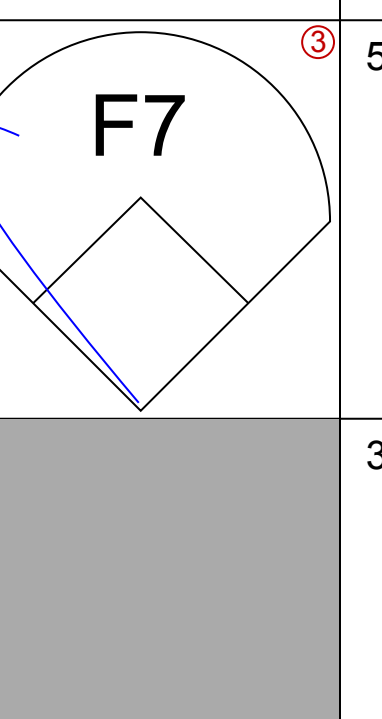
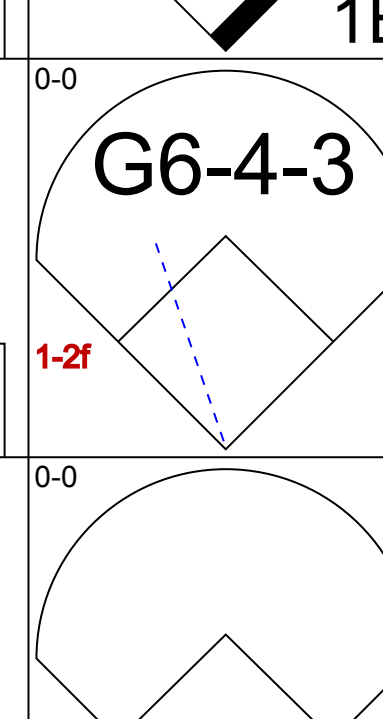
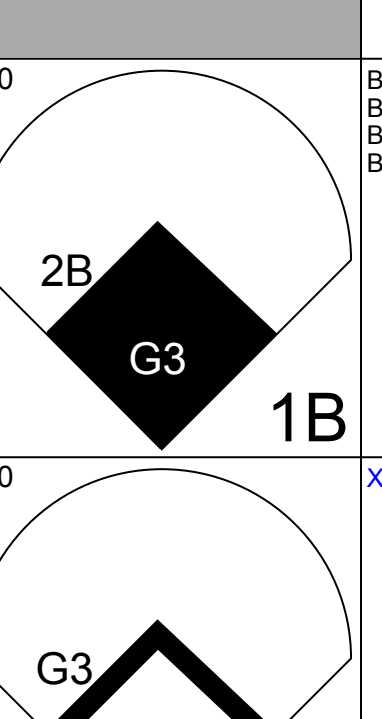
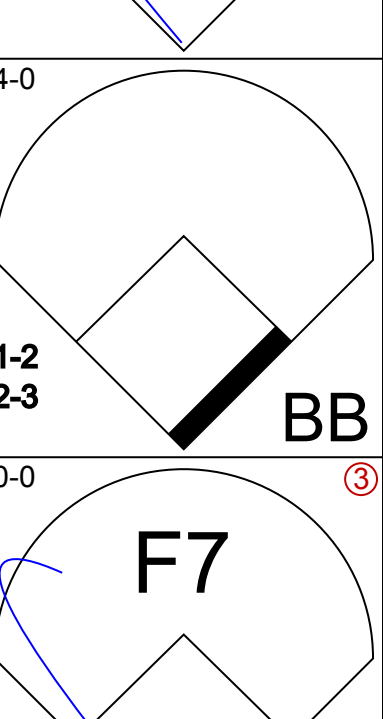
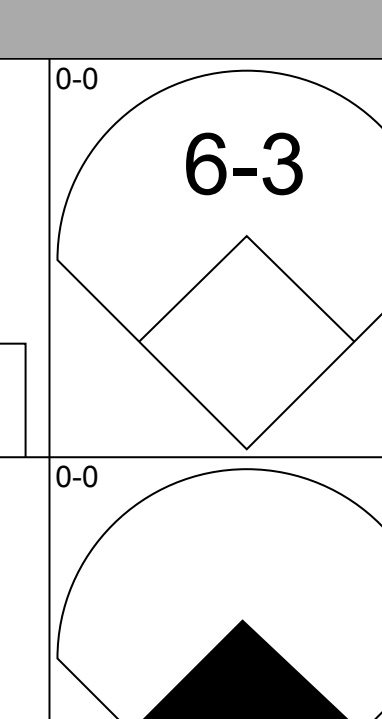
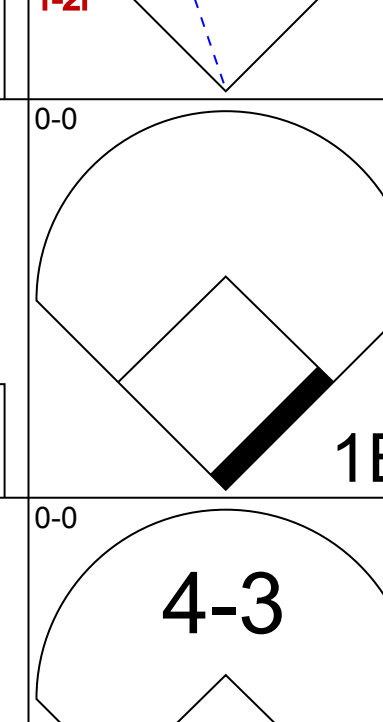
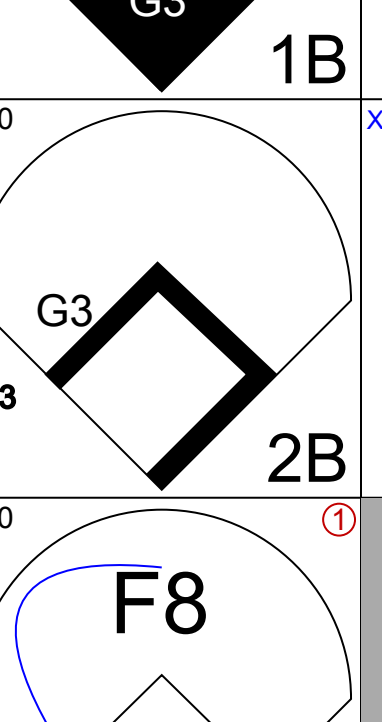
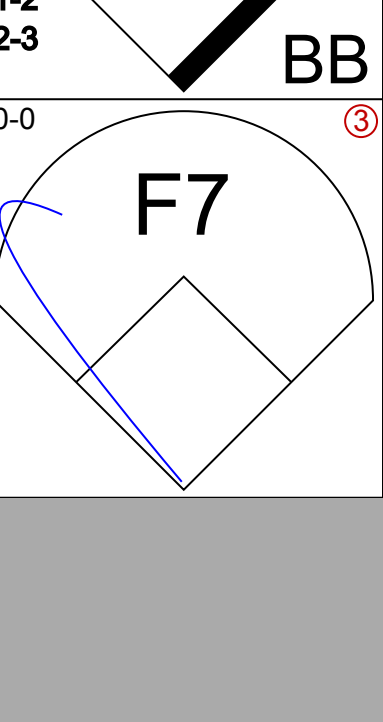
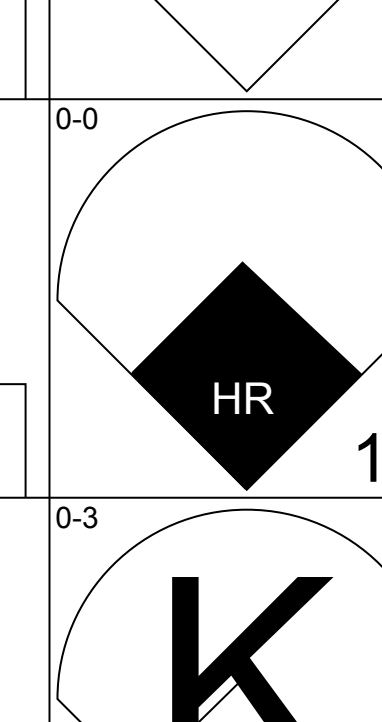
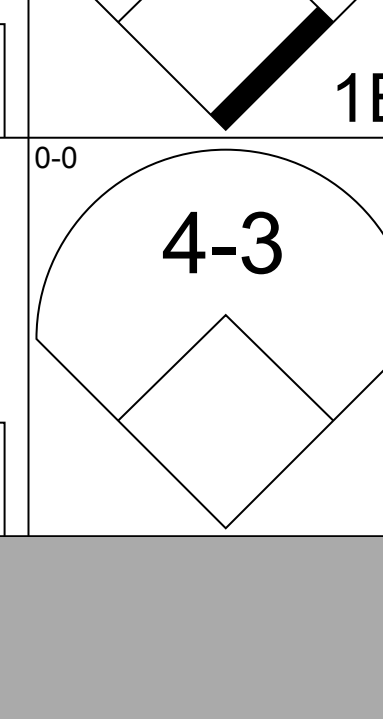
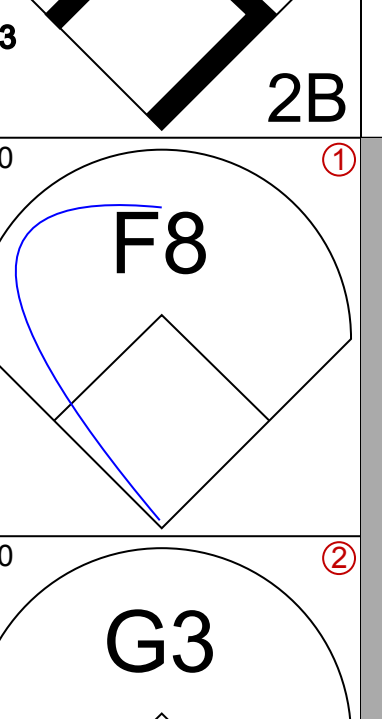
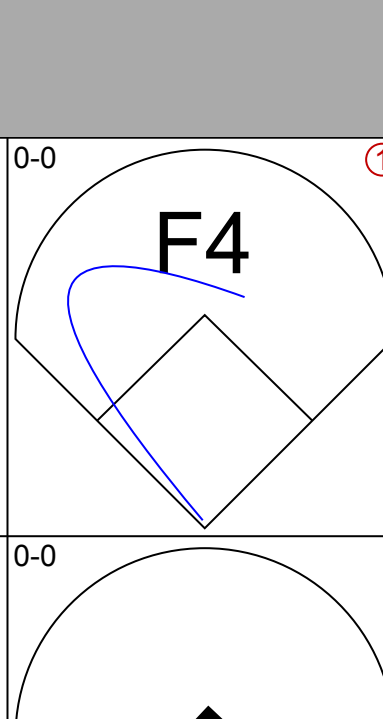
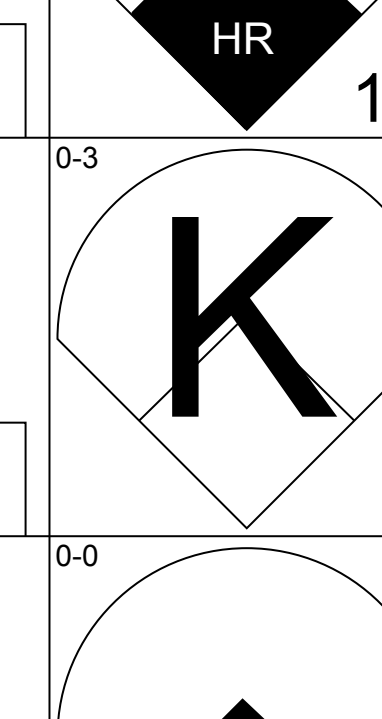
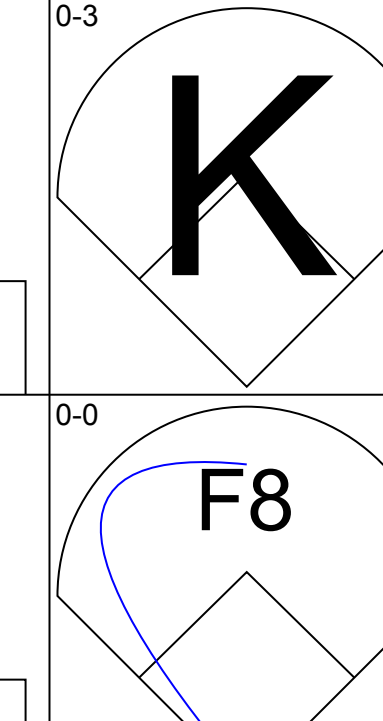
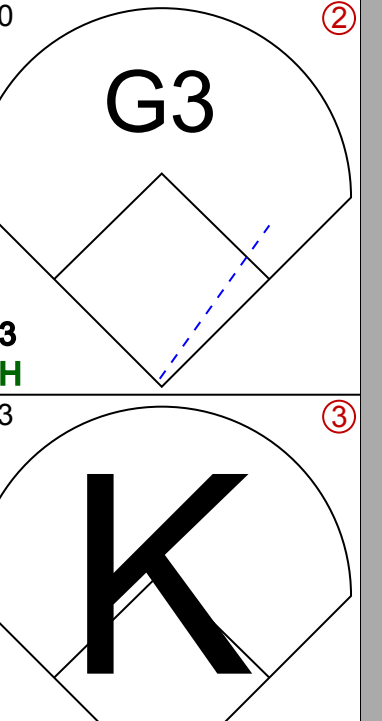
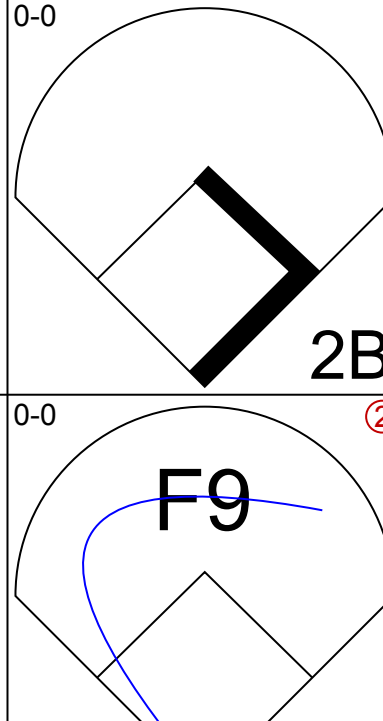
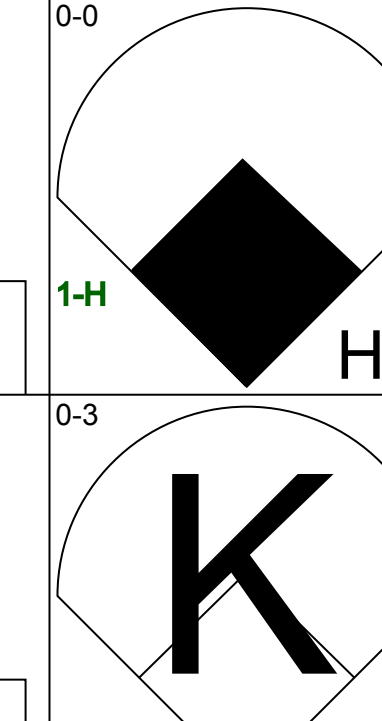

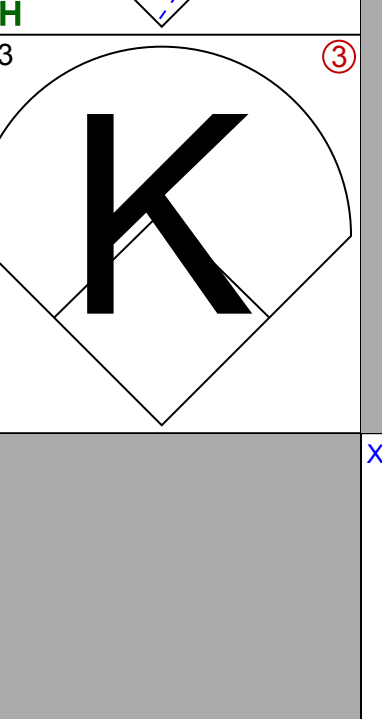
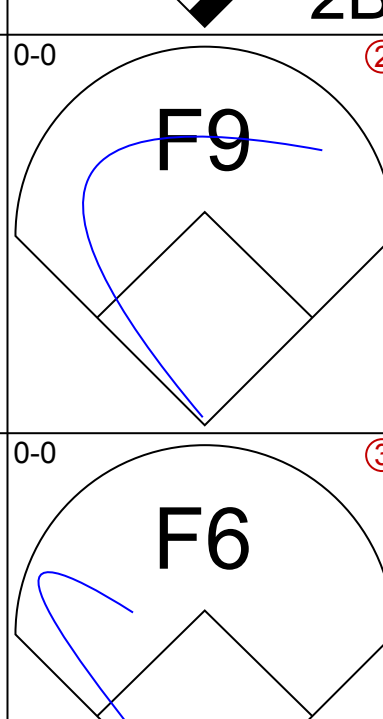
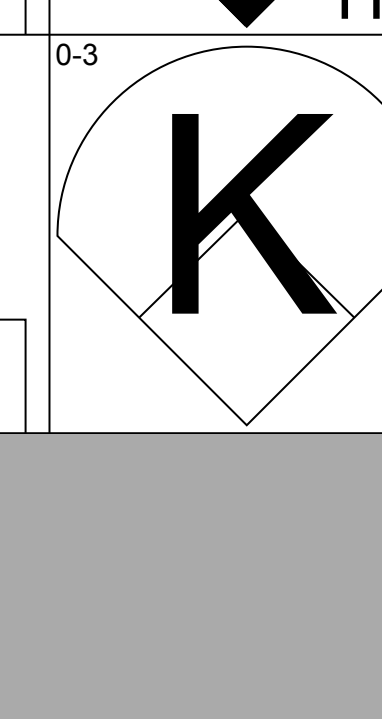

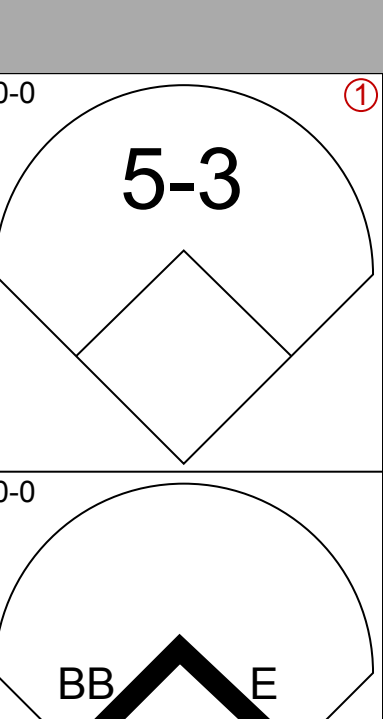
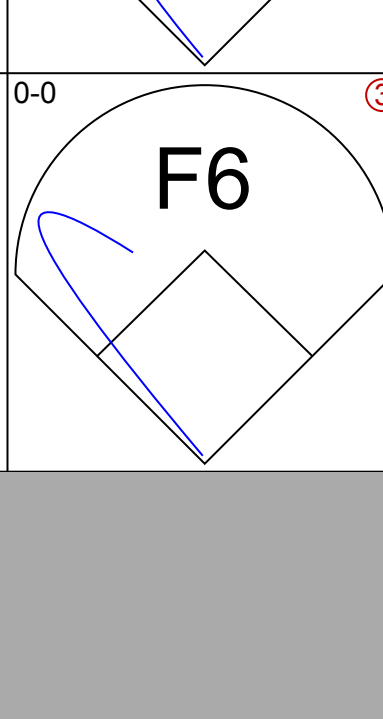
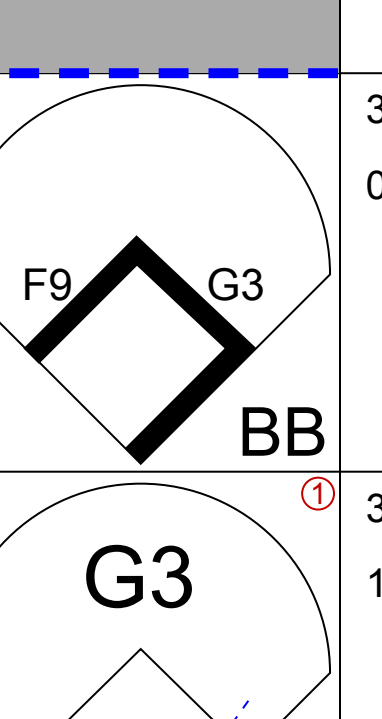
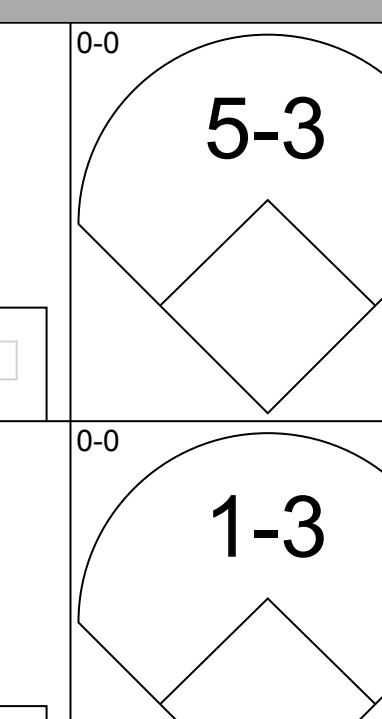
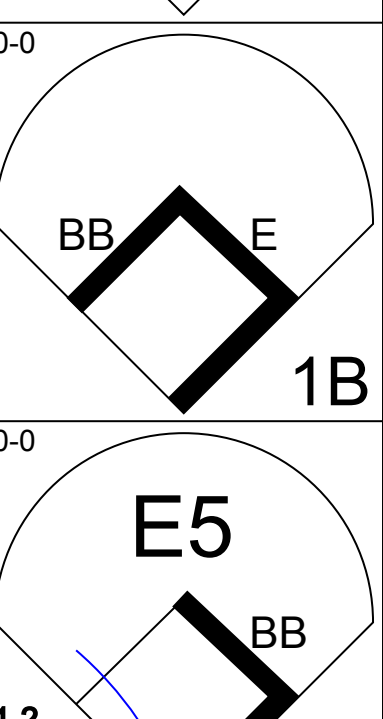
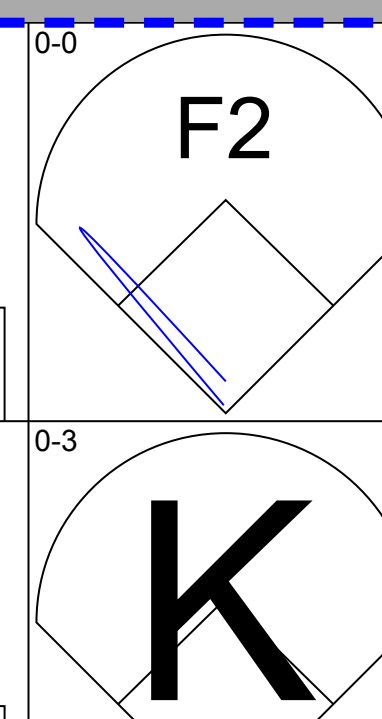
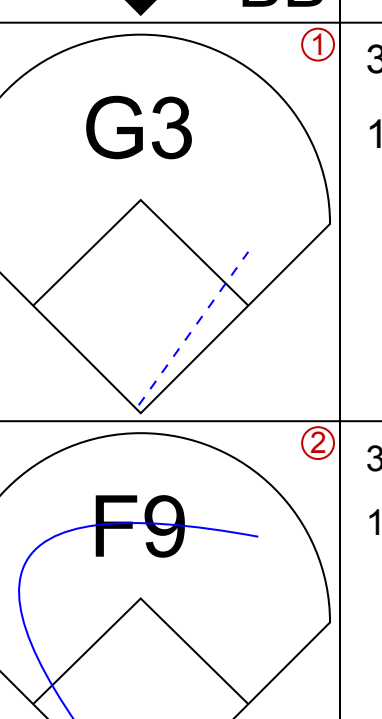
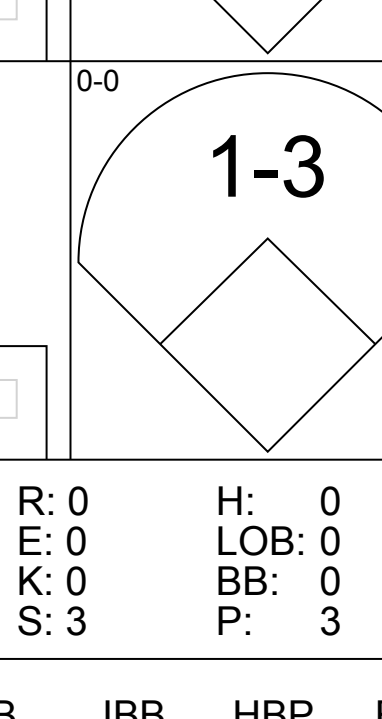
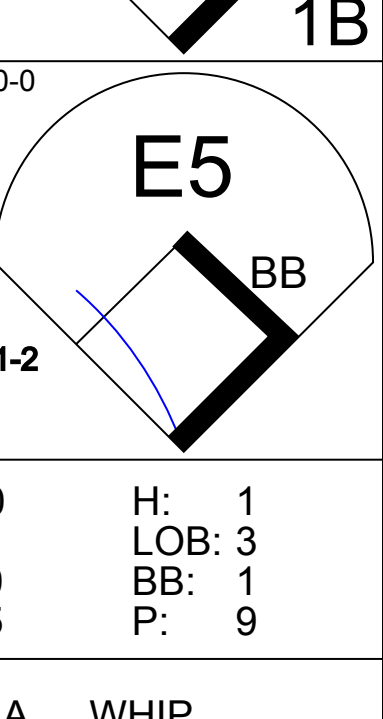
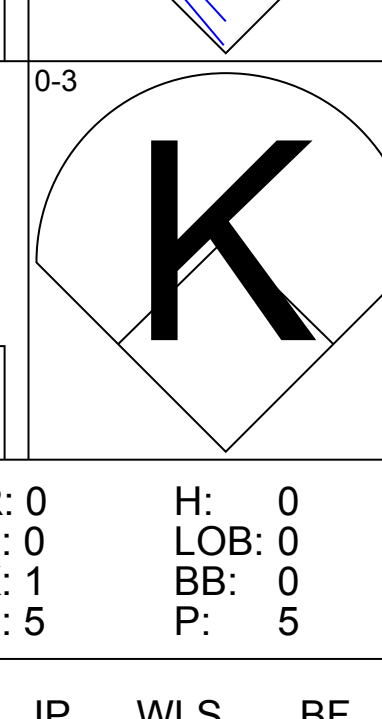
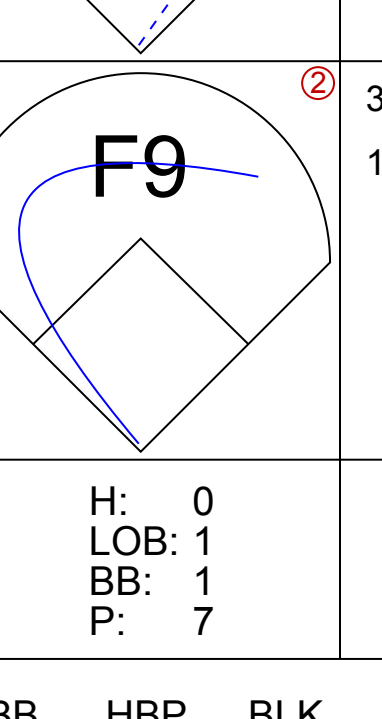


Batter	1	2	3	4	5	6	7	8	9	AB	R	H	RBI	BB	SO	LOB	TOP			
<b>Rick Manning, L</b> OBP: 0.329, SLG: 0.410 (1, 8)										5	0	1	0	0	1	2				
<b>Ted Simmons, S</b> OBP: 0.259, SLG: 0.296 (1, 10)										5	1	3	1	0	1	0				
<b>Cecil Cooper, L</b> OBP: 0.316, SLG: 0.368 (1, 3)										5	1	3	1	0	0	3				
<b>Robin Yount, R</b> OBP: 0.378, SLG: 0.439 (1, 6)										5	1	3	0	0	0	1				
<b>Ben Oglivie, L</b> OBP: 0.363, SLG: 0.413 (1, 7)										5	1	3	1	0	1	4				
<b>Roy Howell, L</b> OBP: 0.354, SLG: 0.440 <b>Ed Romero, R</b> OBP: 0.314, SLG: 0.271 (1, 5) (6, 5)										3	1	2	1	0	1	1				
<b>Jim Gantner, L</b> OBP: 0.295, SLG: 0.317 (1, 4)										2	0	1	0	0	0	3				
<b>Jim Sundberg, R</b> OBP: 0.318, SLG: 0.382 (1, 2)										4	0	2	1	0	1	0				
<b>Dion James, L</b> OBP: 0.326, SLG: 0.353 (1, 9)										4	1	1	1	0	0	2				
<b>Inning Stats</b>	R: 0 E: 0 K: 1 S: 5	H: 0 LOB: 0 BB: 0 P: 5	R: 0 E: 0 K: 1 S: 6	H: 1 LOB: 1 BB: 0 P: 6	R: 0 E: 0 K: 0 S: 3	H: 1 LOB: 0 BB: 0 P: 3	R: 2 E: 0 K: 1 S: 8	H: 4 LOB: 1 BB: 0 P: 8	R: 2 E: 0 K: 1 S: 8	H: 3 LOB: 1 BB: 0 P: 8	R: 2 E: 0 K: 0 S: 8	H: 5 LOB: 3 BB: 0 P: 8	R: 0 E: 0 K: 0 S: 4	H: 2 LOB: 1 BB: 0 P: 4	R: 0 E: 0 K: 0 S: 3	H: 3 LOB: 3 BB: 0 P: 8	1B: 15 2B: 2 3B: 2 HR: 0	SF: 0 SAC: 0 DP: 2 HBP: 0	WP: 0 PB: 0 SB: 0 CS: 0	PA: 43
<b>PITCHER</b>	IP	WLS	BF	H	R	ER	SO	BB	IBB	HBP	BLK	WP	HR	S	P	ERA	WHIP			
<b>Roger Clemens, R</b> ERA: 6.25 (1, 1)	5.2	L	28	13	6	6	4	0	0	0	0	0	0	36	36	9.53	2.294			
<b>Steve Crawford, R</b> ERA: 4.5 (6, 1)	3.1		15	6	0	0	1	0	0	0	0	0	0	17	17	0.00	1.800			

Milwaukee Brewers @ Boston Red Sox  
Fenway Park, Boston, MA  
Thu Jun 07 1984, 7:05 PM EDT  
Att: 19,131 - Unknown

AB 43  
R 6  
H 19  
RBI 6  
BB 0  
SO 5  
LOB 25




Batter	1	2	3	4	5	6	7	8	9	AB	R	H	RBI	BB	SO	LOB	BOTTOM			
<b>Wade Boggs, L</b> OBP: 0.398, SLG: 0.363 (1, 5)										5	0	1	0	0	0	3				
<b>Dwight Evans, R</b> OBP: 0.372, SLG: 0.429 (1, 9)										3	1	1	0	1	0	1				
<b>Jim Rice, R</b> OBP: 0.297, SLG: 0.442 (1, 7)										4	1	3	0	0	0	3				
<b>Tony Armas, R</b> OBP: 0.287, SLG: 0.500 (1, 8)										4	0	0	0	0	1	4				
<b>Mike Easter, L</b> OBP: 0.388, SLG: 0.510 (1, 10)										4	1	2	3	0	1	1				
<b>Bill Buckner, L</b> OBP: 0.295, SLG: 0.341 (1, 3)										4	0	0	0	0	2	2				
<b>Jeff Newman, R</b> OBP: 0.250, SLG: 0.222 <b>Rick Miller, L</b> OBP: 0.340, SLG: 0.300 (1, 2) (9, PH)										3	0	0	0	0	1	1				
<b>Marty Barrett, R</b> OBP: 0.358, SLG: 0.364 <b>Chico Walker, S</b> (9, PH)										3	0	1	0	0	0	0				
<b>Jackie Gutierrez, R</b> OBP: 0.286, SLG: 0.302 <b>Rich Gedman, L</b> OBP: 0.308, SLG: 0.477 (1, 6) (9, PH)										3	0	0	0	0	1	1				
<b>Inning Stats</b>	R: 0 E: 0 K: 0 S: 4	H: 2 LOB: 1 BB: 0 P: 4	R: 0 E: 0 K: 2 S: 7	H: 0 LOB: 0 BB: 0 P: 7	R: 0 E: 0 K: 0 S: 3	H: 0 LOB: 0 BB: 0 P: 3	R: 1 E: 0 K: 1 S: 7	H: 2 LOB: 1 BB: 0 P: 7	R: 0 E: 0 K: 0 S: 5	H: 1 LOB: 3 BB: 1 P: 9	R: 0 E: 0 K: 0 S: 4	H: 1 LOB: 1 BB: 0 P: 4	R: 0 E: 0 K: 1 S: 5	H: 0 LOB: 0 BB: 0 P: 5	R: 2 E: 0 K: 2 S: 9	H: 2 LOB: 0 BB: 0 P: 9	1B: 5 2B: 2 3B: 0 HR: 1	SF: 0 SAC: 0 DP: 1 HBP: 0	WP: 0 PB: 0 SB: 0 CS: 0	PA: 37
<b>PITCHER</b>	IP	WLS	BF	H	R	ER	SO	BB	IBB	HBP	BLK	WP	HR	S	P	ERA	WHIP			
<b>Bob McClure, L</b> ERA: 3.13 (1, 1)	6.0	W	25	6	1	1	3	1	0	0	0	0	0	30	34	1.50	1.167			
<b>Pete Ladd, R</b> ERA: 9.89 (7, 1)	2.0		8	2	2	2	3	0	0	0	0	0	1	14	14	9.00	1.000			
<b>Rollie Fingers, R</b> ERA: 1.5 (9, 1)	1.0	S	4	0	0	0	0	1	0	0	0	0	0	3	7	0.00	1.000			

Milwaukee Brewers @ Boston Red Sox  
Fenway Park, Boston, MA  
Thu Jun 07 1984, 7:05 PM EDT  
Att: 19,131 - Unknown

AB 35  
R 3  
H 8  
RBI 3  
BB 2  
SO 6  
LOB 18





Batter	1	2	3	4	5	6	7	8	9	AB	R	H	RBI	BB	SO	LOB	TOP			
<b>Rick Manning, L</b> OBP: 0.331, SLG: 0.405	0-0 CS 1B	4-0 BB		0-0 F9		0-0 FC5-4			0-0 L1-3	4	0	1	0	1	0	4	<b>Milwaukee Brewers @ Boston Red Sox</b> Fenway Park, Boston, MA Fri Jun 08 1984, 7:05 PM EDT Att: 23,104 - Unknown			
<b>Ted Simmons, S</b> OBP: 0.258, SLG: 0.293	0-0 1-3	0-0 F8		0-0 F8			0-0 6-3		0-0 1B	5	0	1	0	0	0	5				
<b>Cecil Cooper, L</b> OBP: 0.313, SLG: 0.369	0-0 F9		0-0 G3				0-0 F8		0-0 F8	5	0	1	0	0	0	1				
<b>Robin Yount, R</b> OBP: 0.376, SLG: 0.433		0-0 F4			0-0 1-3					3	0	0	0	1	0	1				
<b>Ben Oglivie, L</b> OBP: 0.361, SLG: 0.409		0-0 E 2B 1B		K					0-3 K	4	1	1	0	0	3	2				
<b>Roy Howell, L</b> OBP: 0.349, SLG: 0.430		0-0 E3 2B SF9		1-3			0-0 F7		FC4-6 1B	4	1	1	0	0	0	3				
<b>Jim Gantner, L</b> OBP: 0.299, SLG: 0.325		0-0 SF9 2B		F9 1B			0-3 K		FC4-6 1B	4	1	2	1	0	1	1				
<b>Jim Sundberg, R</b> OBP: 0.310, SLG: 0.375		0-0 SF9		F7			0-3 K		0-0 6-3	3	0	0	1	0	1	2				
<b>Dion James, L</b> OBP: 0.354, SLG: 0.393		0-0 2B		1-2			0-0 FC5-4 1B		0-0 L1-3 1B	4	0	4	1	0	0	0				
<b>Inning Stats</b>	R: 0 E: 0 K: 0 S: 3	H: 1 LOB: 0 BB: 0 P: 3	R: 3 E: 1 K: 0 S: 7	H: 3 LOB: 2 BB: 1 P: 11	R: 0 E: 0 K: 1 S: 5	H: 0 LOB: 1 BB: 1 P: 9	R: 0 E: 0 K: 0 S: 5	H: 2 LOB: 2 BB: 0 P: 5	R: 0 E: 0 K: 2 S: 8	H: 1 LOB: 1 BB: 0 P: 6	R: 0 E: 0 K: 0 S: 3	H: 0 LOB: 0 BB: 0 P: 3	R: 0 E: 1 K: 1 S: 6	H: 1 LOB: 1 BB: 0 P: 6	R: 0 E: 0 K: 0 S: 4	H: 2 LOB: 1 BB: 0 P: 4	1B: 8 2B: 4 3B: 0 HR: 0	SF: 1 SAC: 0 DP: 1 HBP: 0	WP: 0 PB: 0 SB: 0 CS: 1	PA: 39
<b>PITCHER</b> <b>Oil Can Boyd, R</b> ERA: 5.2	IP: 9.0 WLS: W BF: 39	H: 11 R: 3 ER: 0 SO: 5	BB: 2 IBB: 0 HBP: 0 BLK: 0	WP: 0 HR: 0 S: 47 P: 55	ERA: 0.00 WHIP: 1.444											ERA: 0.00 WHIP: 1.444				

Batter	1	2	3	4	5	6	7	8	9	AB	R	H	RBI	BB	SO	LOB	BOTTOM			
<b>Wade Boggs, L</b> OBP: 0.303, SLG: 0.379	0-0 3-1		0-0 1B	1-5-3 HR		0-0 3B	0-0 4-3			5	2	3	0	0	0	2	<b>Milwaukee Brewers @ Boston Red Sox</b> Fenway Park, Boston, MA Fri Jun 08 1984, 7:05 PM EDT Att: 23,104 - Unknown			
<b>Dwight Evans, R</b> OBP: 0.372, SLG: 0.429	0-0 HR		0-0 1B	1-5-3		0-0 F9		0-0 6-3		5	2	2	0	0	0	2				
<b>Jim Rice, R</b> OBP: 0.304, SLG: 0.474	0-0 HR		0-0 2B	2-H		0-0 F8		0-0 F9		5	3	3	5	0	0	1				
<b>Reid Nichols, R</b> OBP: 0.309, SLG: 0.307	1-H HR		1-3 2-H	2B	2-H					0	0	0	0	0	0	0				
<b>Tony Armas, R</b> OBP: 0.289, SLG: 0.512	0-3 K		0-0 2B	FC4-6	0-3 K		0-0 HR	0-3 K		5	2	2	2	0	3	0				
<b>Mike Easter, L</b> OBP: 0.386, SLG: 0.510	0-3 K		1-2 FC4-6	1B	0-3 K			0-0 6-3		4	0	1	1	0	2	0				
<b>Bill Buckner, L</b> OBP: 0.283, SLG: 0.329		4-0 2B	0-0 5-3		0-0 G3		0-0 F8			3	1	0	0	1	0	2				
<b>Rich Gedman, L</b> OBP: 0.319, SLG: 0.493		0-0 FC6-5	4-0 FC4-6		0-0 5-3		0-0 1B	2B		3	1	2	1	1	0	0				
<b>Ed Jurak, R</b> OBP: 0.297, SLG: 0.324		0-0 FC6-5	0-0 FC4-6		0-0 5-3		0-0 2B	1B		4	0	1	1	0	0	3				
<b>Jackie Gutierrez, R</b> OBP: 0.285, SLG: 0.309		0-0 G4-3-6	0-0 FC5-4		0-0 1-6-3		1-3 3-H	2B		4	0	1	1	0	0	3				
<b>Inning Stats</b>	R: 2 E: 0 K: 2 S: 9	H: 2 LOB: 0 BB: 0 P: 9	R: 1 E: 0 K: 0 S: 3	H: 1 LOB: 0 BB: 1 P: 7	R: 4 E: 0 K: 0 S: 8	H: 5 LOB: 2 BB: 1 P: 12	R: 2 E: 0 K: 2 S: 9	H: 2 LOB: 0 BB: 0 P: 9	R: 0 E: 0 K: 0 S: 3	H: 0 LOB: 0 BB: 0 P: 3	R: 0 E: 0 K: 0 S: 4	H: 1 LOB: 1 BB: 0 P: 4	R: 2 E: 0 K: 0 S: 7	H: 4 LOB: 2 BB: 0 P: 7	R: 0 E: 0 K: 1 S: 5	H: 0 LOB: 0 BB: 0 P: 5	1B: 7 2B: 4 3B: 1 HR: 3	SF: 0 SAC: 0 DP: 1 HBP: 0	WP: 0 PB: 0 SB: 0 CS: 0	PA: 40
<b>PITCHER</b> <b>Moose Haas, R</b> ERA: 4.96	IP: 2.0 WLS: L	BF: 13	H: 7 R: 7 ER: 7 SO: 2	BB: 1 IBB: 0 HBP: 0 BLK: 0	WP: 0 HR: 1 S: 16 P: 20	ERA: 31.50 WHIP: 4.000											ERA: 31.50 WHIP: 4.000			
<b>Jack Lazorko, R</b> ERA: 5.19	IP: 4.2	WLS: 23	H: 8 R: 4 ER: 4 SO: 2	BB: 0 IBB: 1 HBP: 0 BLK: 0	WP: 0 HR: 2 S: 26 P: 30	ERA: 7.71 WHIP: 1.714											ERA: 7.71 WHIP: 1.714			
<b>Rick Waits, L</b> ERA: 0.44	IP: 7.1	WLS: 4	H: 0 R: 0 ER: 0 SO: 1	BB: 0 IBB: 0 HBP: 0 BLK: 0	WP: 0 HR: 0 S: 6 P: 6	ERA: 0.00 WHIP: 0.000											ERA: 0.00 WHIP: 0.000			



Batter	1	2	3	4	5	6	7	8	9	AB	R	H	RBI	BB	SO	LOB	TOP																			
<b>Randy Ready, R</b> (1, 5) OBP: 0.311, SLG: 0.381 <b>Ed Romero, R</b> (4, 5) OBP: 0.321, SLG: 0.265	F3		F9	BB		HR		F9		2	0	0	0	1	0	0	<b>Milwaukee Brewers @ Boston Red Sox</b> Fenway Park, Boston, MA Sat Jun 09 1984, 3:33 AM EDT Att: 29,488 - Unknown																			
<b>Charlie Moore, R</b> (1, 9) OBP: 0.296, SLG: 0.294 <b>Dion James, L</b> (6, FH) (6, 9)	F9		F8	F7		F7		5-3		3	0	0	0	0	0	2																				
<b>Cecil Cooper, L</b> (1, 3) OBP: 0.315, SLG: 0.385	K		BB	1B		HR		F7		5	2	2	3	0	1	0																				
<b>Robin Yount, R</b> (1, 6) OBP: 0.377, SLG: 0.429		F8	1B	BB		1B		1-3		4	0	1	0	1	1	0																				
<b>Ben Oglivie, L</b> (1, 7) OBP: 0.362, SLG: 0.408	3-1		1B			F8		E	4-3	5	0	2	1	0	1	1																				
<b>Mark Brouhard, R</b> (1, 10) OBP: 0.318, SLG: 0.408	HR		F4			BB		4-3		3	1	0	0	2	0	3																				
<b>Bobby Clark, R</b> (1, 8) OBP: 0.333, SLG: 0.415	HR		K			K		E6		4	1	1	2	0	2	3																				
<b>Bill Schroeder, R</b> (1, 2) OBP: 0.295, SLG: 0.512				CS		HR		F4		3	1	2	0	1	0	2																				
<b>Jim Gantner, L</b> (1, 4) OBP: 0.298, SLG: 0.324	F6			BB		F7		6-3		4	0	1	0	0	0	4																				
<b>Inning Stats</b>	R: 0 E: 0 K: 1 S: 5	H: 0 LOB: 0 BB: 0 P: 5	R: 2 E: 0 K: 0 S: 5	H: 2 LOB: 1 BB: 1 P: 9	R: 1 E: 0 K: 0 S: 5	H: 2 LOB: 2 BB: 1 P: 9	R: 0 E: 0 K: 1 S: 6	H: 2 LOB: 2 BB: 1 P: 10	R: 0 E: 0 K: 0 S: 4	H: 1 LOB: 2 BB: 0 P: 12	R: 0 E: 1 K: 0 S: 5	H: 1 LOB: 2 BB: 0 P: 5	R: 0 E: 0 K: 2 S: 7	H: 0 LOB: 0 BB: 0 P: 7	R: 0 E: 0 K: 2 S: 7	H: 0 LOB: 0 BB: 0 P: 7	1B: 7 2B: 0 3B: 0 HR: 2	SF: 0 SAC: 0 DP: 0 HBP: 0	WP: 0 PB: 0 CS: 1	PA: 42																
<b>PITCHER</b>	IP	WLS	BF	H	R	ER	SO	BB	IBB	HBP	BLK	WP	HR	S	P	ERA	WHIP	<b>PITCHER</b>		IP	WLS	BF	H	R	ER	SO	BB	IBB	HBP	BLK	WP	HR	S	P	ERA	WHIP
<b>Bob Ojeda, L</b> (1, 1) ERA: 4.26	5.1	W	28	7	5	5	3	6	0	0	0	0	1	28	52	8.44	2.438			IP	WLS	BF	H	R	ER	SO	BB	IBB	HBP	BLK	WP	HR	S	P	ERA	WHIP
<b>Bob Stanley, R</b> (6, 1) ERA: 3.04	3.2	S	14	2	1	1	2	0	0	0	0	0	1	18	18	2.46	0.545			IP	WLS	BF	H	R	ER	SO	BB	IBB	HBP	BLK	WP	HR	S	P	ERA	WHIP

AB	36
R	6
H	9
RBI	6
BB	6
SO	5
LOB	17



Batter	1	2	3	4	5	6	7	8	9	AB	R	H	RBI	BB	SO	LOB	BOTTOM																			
<b>Wade Boggs, L</b> (1, 5) OBP: 0.401, SLG: 0.375	F8			1B		6-3		F6		5	1	1	1	1	0	2	<b>Milwaukee Brewers @ Boston Red Sox</b> Fenway Park, Boston, MA Sat Jun 09 1984, 3:33 AM EDT Att: 29,488 - Unknown																			
<b>Dwight Evans, R</b> (1, 9) OBP: 0.381, SLG: 0.447	S		K	1B		HR		1B		3	3	2	2	2	1	2																				
<b>Jim Rice, R</b> (1, 7) OBP: 0.310, SLG: 0.477 <b>Reid Nichols, R</b> (6, 7) OBP: 0.309, SLG: 0.307	K		F9	1B		HR		1B		5	2	3	1	0	1	1																				
<b>Tony Armas, R</b> (1, 8) OBP: 0.296, SLG: 0.525	F3			SF9		HR		HR		4	2	3	2	0	0	1																				
<b>Mike Easter, L</b> (1, 10) OBP: 0.391, SLG: 0.532		1B		K		K		HR		5	2	3	5	0	2	2																				
<b>Bill Buckner, L</b> (1, 3) OBP: 0.309, SLG: 0.371	1B		G3			HR		F9		4	3	2	2	1	0	1																				
<b>Rich Gedman, L</b> (1, 2) OBP: 0.323, SLG: 0.506 <b>Gary Allenson, R</b> (6, 2) OBP: 0.194, SLG: 0.147	K			1B		HR		F7		4	1	2	1	0	1	1																				
<b>Ed Jurak, R</b> (1, 4) OBP: 0.268, SLG: 0.289	K			SH1-3		3B		FC5-4		1	0	1	0	0	0	0																				
<b>Jackie Gutierrez, R</b> (1, 6) OBP: 0.271, SLG: 0.313	S			1B		4-3		F3		5	1	2	1	0	0	2																				
<b>Inning Stats</b>	R: 0 E: 0 K: 1 S: 5	H: 0 LOB: 1 BB: 1 P: 9	R: 2 E: 0 K: 3 S: 12	H: 3 LOB: 2 BB: 1 P: 16	R: 0 E: 0 K: 1 S: 6	H: 1 LOB: 1 BB: 0 P: 6	R: 4 E: 0 K: 1 S: 10	H: 5 LOB: 1 BB: 0 P: 10	R: 1 E: 0 K: 0 S: 4	H: 1 LOB: 1 BB: 1 P: 8	R: 4 E: 0 K: 0 S: 7	H: 5 LOB: 0 BB: 0 P: 7	R: 4 E: 0 K: 0 S: 6	H: 3 LOB: 0 BB: 1 P: 10	R: 0 E: 0 K: 0 S: 4	H: 1 LOB: 1 BB: 0 P: 4	1B: 12 2B: 3 3B: 1 HR: 3	SF: 1 SAC: 1 DP: 0 HBP: 0	WP: 1 PB: 0 CS: 0	PA: 46																
<b>PITCHER</b>	IP	WLS	BF	H	R	ER	SO	BB	IBB	HBP	BLK	WP	HR	S	P	ERA	WHIP	<b>PITCHER</b>		IP	WLS	BF	H	R	ER	SO	BB	IBB	HBP	BLK	WP	HR	S	P	ERA	WHIP
<b>Bob Gibson, R</b> (1, 1) ERA: 5.75	3.1	L	20	8	6	6	5	2	0	0	0	0	0	28	36	16.20	3.000			IP	WLS	BF	H	R	ER	SO	BB	IBB	HBP	BLK	WP	HR	S	P	ERA	WHIP
<b>Rick Waits, L</b> (4, 1) ERA: 1.61	1.2		10	4	3	3	1	1	0	0	0	0	1	11	15	16.20	3.000			IP	WLS	BF	H	R	ER	SO	BB	IBB	HBP	BLK	WP	HR	S	P	ERA	WHIP
<b>Pete Ladd, R</b> (6, 1) ERA: 7.78	3.0		16	7	6	6	0	1	0	0	0	0	2	15	19	18.00	2.667			IP	WLS	BF	H	R	ER	SO	BB	IBB	HBP	BLK	WP	HR	S	P	ERA	WHIP





Batter	1	2	3	4	5	6	7	8	9	AB	R	H	RBI	BB	SO	LOB	TOP										
<b>Rick Manning, L</b> OBP: 0.329, SLG: 0.401 (1, 8)	0-0 4-3		0-0 F7		0-0 1B			0-0 F7		4	0	1	2	0	0	1	<b>Milwaukee Brewers @ Boston Red Sox</b> Fenway Park, Boston, MA Sun Jun 10 1984, 3:33 AM EDT Att: 24,431 - Unknown										
<b>Ted Simmons, S</b> OBP: 0.253, SLG: 0.289 (1, 10)	0-0 4-3		0-0 F6		0-0 SF8			0-0 F6		3	0	0	1	0	0	0											
<b>Cecil Cooper, L</b> OBP: 0.309, SLG: 0.378 (1, 3)	0-0 1-3			0-0 F5	0-0 F7			0-0 6-3		4	0	0	0	0	0	1											
<b>Robin Yount, R</b> OBP: 0.378, SLG: 0.430 (1, 6)		0-0 6-3 1B		0-0 F9		0-0 6-3			0-0 1B 1B	4	1	2	0	0	0	0											
<b>Ben Oglivie, L</b> OBP: 0.365, SLG: 0.407 (1, 7)		4-0 6-3 BB		0-0 4-3		0-0 G5-4-3 1B			0-3 K	3	0	1	0	1	1	1											
<b>Roy Howell, L</b> OBP: 0.344, SLG: 0.422 <b>Charlie Moore, R</b> OBP: 0.256, SLG: 0.294 (9, FR)		0-0 F7			0-0 F8	0-0 G5-4-3			0-0 G4-3 1B	4	0	1	0	0	0	3											
<b>Jim Gantner, L</b> OBP: 0.297, SLG: 0.322 (1, 4)		0-0 6-3			0-0 1B 1B		0-0 6-3		0-0 G4-3 1B	4	1	1	1	0	0	3											
<b>Jim Sundberg, R</b> OBP: 0.311, SLG: 0.374 (1, 2)		0-0 6-3			0-0 1B 1B		0-0 5-3			3	1	1	0	0	0	1											
<b>Dion James, L</b> OBP: 0.356, SLG: 0.387 (1, 9)			0-0 CS 1B		0-0 1B SF8 BB		0-0 4-3			2	1	1	0	1	0	0											
<b>Inning Stats</b>	R: 0 E: 0 K: 0 S: 3	H: 0 LOB: 0 BB: 0 P: 3	R: 1 E: 0 K: 0 S: 4	H: 1 LOB: 1 BB: 1 P: 8	R: 0 E: 0 K: 0 S: 3	H: 1 LOB: 0 BB: 0 P: 3	R: 0 E: 0 K: 0 S: 3	H: 0 LOB: 0 BB: 0 P: 3	R: 3 E: 0 K: 0 S: 6	H: 3 LOB: 1 BB: 1 P: 10	R: 0 E: 0 K: 0 S: 3	H: 0 LOB: 0 BB: 0 P: 3	R: 0 E: 0 K: 0 S: 3	H: 0 LOB: 0 BB: 0 P: 3	R: 0 E: 0 K: 1 S: 6	H: 2 LOB: 2 BB: 0 P: 6		1B: 8 2B: 0 3B: 0 HR: 0	SF: 1 SAC: 0 DP: 2 HBP: 0	WP: 0 PB: 0 SB: 1 CS: 1	PA: 34						
<b>PITCHER</b>	IP	WLS	BF	H	R	ER	SO	BB	IBB	HBP	BLK	WP	HR	S	P	ERA	WHIP										
<b>Al Nipper, R</b> ERA: 4.88 <b>Rich Gale, R</b> ERA:	(1, 1) (6, 1)	5.0 4.0	21 W 13	5 3	4 0	3 0	0 1	2 0	0 0	0 0	0 0	0 0	0 0	19 15	27 15	5.40 0.00	1.400 0.750										

Batter	1	2	3	4	5	6	7	8	9	AB	R	H	RBI	BB	SO	LOB	BOTTOM										
<b>Wade Boggs, L</b> OBP: 0.301, SLG: 0.373 (1, 5)	0-0 1B G4-6-3 1B		0-0 F8		4-0 1B BB		0-0 F8	0-0 4-3		4	2	1	0	1	0	1	<b>Milwaukee Brewers @ Boston Red Sox</b> Fenway Park, Boston, MA Sun Jun 10 1984, 3:33 AM EDT Att: 24,431 - Unknown										
<b>Dwight Evans, R</b> OBP: 0.383, SLG: 0.452 (1, 9)	0-0 G4-6-3 1B		0-0 3-1		0-0 4-3		0-0 2B			4	0	2	1	0	0	2											
<b>Jim Rice, R</b> OBP: 0.318, SLG: 0.475 (1, 7)	0-0 G4-6-3			1-0 BB FC3-2 HBP	4-0 1B BB		4-0 IBB			1	0	0	0	2	0	1											
<b>Tony Armas, R</b> OBP: 0.295, SLG: 0.520 (1, 8)	0-0 F8			0-0 FC3-2 BB	0-3 K		0-0 F7			4	0	1	0	0	1	5											
<b>Mike Easter, L</b> OBP: 0.397, SLG: 0.531 (1, 10)		4-0 FC6-4 BB		4-0 FC3-2 BB	0-0 1B		0-0 F7			2	0	1	2	2	0	2											
<b>Bill Buckner, L</b> OBP: 0.307, SLG: 0.366 (1, 3)		0-3 K		0-0 FC3-2 G4-6-3	0-0 F8		0-0 SH3-4 1B			4	1	1	0	0	1	6											
<b>Rich Gedman, L</b> OBP: 0.318, SLG: 0.497 (1, 2)		0-0 FC6-4		0-0 G4-6-3		0-0 3-1		0-0 SH3-4		3	0	0	0	0	0	4											
<b>Marty Barrett, R</b> OBP: 0.355, SLG: 0.354 (1, 4)		0-0 FC6-4			4-0 BB 1B 4-3 BB		0-0 F7		0-0 F8	3	1	0	0	1	0	2											
<b>Jackie Gutierrez, R</b> OBP: 0.273, SLG: 0.314 <b>Rick Miller, L</b> OBP: 0.354, SLG: 0.366 <b>Glenn Hoffman, R</b> OBP: 0.203, SLG: 0.232 (8, PH) (9, 6)			0-0 6-3		0-0 4-3 BB 1B		0-0 F9		0-0 2H 3B	3	1	1	0	0	0	0											
<b>Inning Stats</b>	R: 1 E: 0 K: 0 S: 4	H: 2 LOB: 0 BB: 0 P: 4	R: 0 E: 0 K: 1 S: 5	H: 0 LOB: 1 BB: 1 P: 9	R: 0 E: 0 K: 0 S: 3	H: 0 LOB: 0 BB: 0 P: 3	R: 0 E: 0 K: 0 S: 3	H: 1 LOB: 2 BB: 1 P: 8	R: 3 E: 0 K: 1 S: 7	H: 2 LOB: 3 BB: 3 P: 19	R: 0 E: 0 K: 0 S: 3	H: 0 LOB: 0 BB: 0 P: 3	R: 0 E: 0 K: 0 S: 4	H: 1 LOB: 2 BB: 1 P: 8	R: 1 E: 0 K: 0 S: 5	H: 2 LOB: 1 BB: 0 P: 5		1B: 6 2B: 1 3B: 1 HR: 0	SF: 0 SAC: 1 DP: 2 HBP: 1	WP: 0 PB: 0 SB: 0 CS: 0	PA: 37						
<b>PITCHER</b>	IP	WLS	BF	H	R	ER	SO	BB	IBB	HBP	BLK	WP	HR	S	P	ERA	WHIP										
<b>Jaime Cocanower, R</b> ERA: 2.95 <b>Tom Tallmann, R</b> ERA: 1.31 <b>Rick Waits, L</b> ERA: 1.96 <b>Moose Haas, R</b> ERA: 4.91	(1, 1) (7, 1) (7, 1) (8, 1)	6.1 0.1 0.2 0.2	30 1 L 3 3	6 0 1 0	4 0 1 0	4 0 1 0	2 0 0 0	5 0 0 0	1 0 0 0	1 0 0 0	0 0 0 0	0 0 0 0	0 0 0 0	0 1 3 3	27 1 3 3	5.68 0.00 13.50 0.00	1.737 0.000 1.500 1.500										



Batter	1	2	3	4	5	6	7	8	9	AB	R	H	RBI	BB	SO	LOB	TOP										
<b>Willie Randolph, R</b> OBP: 0.386, SLG: 0.343 (1, 4)										5	3	4	1	0	0	1	<b>New York Yankees @ Boston Red Sox</b> Fenway Park, Boston, MA Mon Jun 11 1984, 7:05 PM EDT Att: 25,036 - Unknown										
<b>Ken Griffey, L</b> OBP: 0.312, SLG: 0.324 (1, 8)										5	1	3	1	0	0	2											
<b>Dave Winfield, R</b> OBP: 0.368, SLG: 0.516 (1, 9)										4	0	0	1	0	1	3											
<b>Don Baylor, R</b> OBP: 0.325, SLG: 0.478 (1, 10)										5	0	1	1	0	0	2											
<b>Lou Piniella, R</b> OBP: 0.353, SLG: 0.397 (1, 7)										3	1	1	0	2	1	0											
<b>Toby Harrah, R</b> OBP: 0.287, SLG: 0.287 (1, 5)										5	0	1	2	0	0	4											
<b>Don Mattingly, L</b> OBP: 0.366, SLG: 0.523 (1, 3)										4	0	0	0	0	0	1											
<b>Mike O'Berry, R</b> OBP: 0.389, SLG: 0.438 (1, 2)										3	1	2	0	1	0	0											
<b>Andre Robertson, R</b> OBP: 0.225, SLG: 0.254 (1, 6)										4	0	0	0	0	3	3											
<b>Inning Stats</b>	R: 3 E: 0 K: 0 S: 6	H: 3 LOB: 1 BB: 1 P: 10	R: 1 E: 0 K: 1 S: 7	H: 2 LOB: 1 BB: 0 P: 7	R: 0 E: 0 K: 0 S: 3	H: 0 LOB: 0 BB: 0 P: 3	R: 0 E: 0 K: 0 S: 4	H: 1 LOB: 1 BB: 0 P: 4	R: 0 E: 0 K: 1 S: 4	H: 1 LOB: 2 BB: 1 P: 8	R: 0 E: 0 K: 2 S: 7	H: 0 LOB: 0 BB: 0 P: 7	R: 0 E: 0 K: 1 S: 5	H: 0 LOB: 1 BB: 1 P: 9	R: 1 E: 0 K: 0 S: 6	H: 3 LOB: 2 BB: 0 P: 6	1B: 5 2B: 7 3B: 0 HR: 0	SF: 1 SAC: 0 DP: 0 HBP: 0	WP: 0 PB: 0 SB: 0 CS: 0	PA: 42							
<b>PITCHER</b>	IP	WLS	BF	H	R	ER	SO	BB	IBB	HBP	BLK	WP	HR	S	P	ERA	WHIP										
<b>Bruce Hurst, L</b> ERA: 2.33 <b>Mark Clear, R</b> ERA: 4.37	(1, 1)	8.2	41	12	6	6	5	3	0	0	0	0	0	48	60	6.23	1.731										

AB	38
R	6
H	12
RBI	6
BB	3
SO	5
LOB	16



Batter	1	2	3	4	5	6	7	8	9	AB	R	H	RBI	BB	SO	LOB	BOTTOM										
<b>Wade Boggs, L</b> OBP: 0.305, SLG: 0.380 (1, 5)										4	1	2	1	1	0	0	<b>New York Yankees @ Boston Red Sox</b> Fenway Park, Boston, MA Mon Jun 11 1984, 7:05 PM EDT Att: 25,036 - Unknown										
<b>Dwight Evans, R</b> OBP: 0.383, SLG: 0.451 (1, 9)										5	1	2	0	0	1	3											
<b>Jim Rice, R</b> OBP: 0.319, SLG: 0.486 (1, 7)										5	2	2	2	0	0	1											
<b>Tony Armas, R</b> OBP: 0.293, SLG: 0.513 (1, 8)										5	0	1	0	0	1	4											
<b>Mike Easter, L</b> OBP: 0.397, SLG: 0.526 (1, 10)										4	0	1	0	1	0	4											
<b>Bill Buckner, L</b> OBP: 0.311, SLG: 0.367 (1, 3)										5	1	2	2	0	1	1											
<b>Rich Gedman, L</b> OBP: 0.316, SLG: 0.509 <b>Reid Nichols, R</b> OBP: 0.316, SLG: 0.348 (9, PH)										4	1	1	1	0	0	2											
<b>Marty Barrett, R</b> OBP: 0.352, SLG: 0.350 (1, 4)										4	1	1	0	0	0	1											
<b>Jackie Gutierrez, R</b> OBP: 0.288, SLG: 0.328 (1, 6)										4	1	3	0	0	0	1											
<b>Inning Stats</b>	R: 1 E: 0 K: 0 S: 5	H: 2 LOB: 1 BB: 0 P: 5	R: 1 E: 0 K: 0 S: 6	H: 3 LOB: 2 BB: 0 P: 6	R: 0 E: 0 K: 0 S: 4	H: 1 LOB: 1 BB: 0 P: 4	R: 1 E: 0 K: 1 S: 7	H: 3 LOB: 1 BB: 0 P: 7	R: 0 E: 1 K: 0 S: 3	H: 0 LOB: 0 BB: 0 P: 3	R: 0 E: 0 K: 0 S: 3	H: 1 LOB: 0 BB: 0 P: 3	R: 0 E: 0 K: 1 S: 6	H: 0 LOB: 1 BB: 0 P: 6	R: 6 E: 0 K: 0 S: 7	H: 5 LOB: 0 BB: 1 P: 11	1B: 12 2B: 1 3B: 0 HR: 3	SF: 0 SAC: 0 DP: 2 HBP: 0	WP: 0 PB: 1 SB: 0 CS: 1	PA: 43							
<b>PITCHER</b>	IP	WLS	BF	H	R	ER	SO	BB	IBB	HBP	BLK	WP	HR	S	P	ERA	WHIP										
<b>Jose Rijo, R</b> ERA: 4.42 <b>Ray Fontenot, L</b> ERA: 5.43 <b>Jay Howell, R</b> ERA: 3.19 <b>Bob Shirley, L</b> ERA: 4.41	(1, 1)	4.2	24	10	3	3	2	1	0	0	0	0	0	16	20	5.40	0.900										





Batter	1	2	3	4	5	6	7	8	9	AB	R	H	RBI	BB	SO	LOB	TOP			
<b>Willie Randolph, R</b> OBP: 0.379, SLG: 0.335 (1, 4)	F3		F4	K		4-3		5-3		5	0	0	0	0	1	2	<b>New York Yankees @ Boston Red Sox</b> Fenway Park, Boston, MA Tue Jun 12 1984, 7:05 PM EDT Att: 20,794 - Unknown			
<b>Ken Griffey, L</b> OBP: 0.321, SLG: 0.329 (1, 8)	1B 4-3		F S 1B	FC5 1B BB		4-3		4-3		4	2	2	0	1	0	1				
<b>Don Mattingly, L</b> OBP: 0.380, SLG: 0.534 (1, 3)	4-3 1B		HR 1B	1-2 1B		HR 1B		1B		5	3	5	2	0	0	0				
<b>Don Baylor, R</b> OBP: 0.327, SLG: 0.508 (1, 10)	4-3		HR 1B	FC5		HR 1B		F4		5	2	2	5	0	0	4				
<b>Dave Winfield, R</b> OBP: 0.369, SLG: 0.513 (1, 9)	FC4-6 1B		4-3			F9		K		5	0	2	1	0	1	1				
<b>Steve Kemp, L</b> OBP: 0.406, SLG: 0.419 (1, 7)	FC4-6		BB			G3-6-3		K		3	0	0	0	2	1	3				
<b>Roy Smalley, S</b> OBP: 0.311, SLG: 0.400 (1, 5)			G3			K		4-3		4	0	0	0	0	2	2				
<b>Mike O'Berry, R</b> OBP: 0.409, SLG: 0.450 (1, 2)	F9			WP SH1-3 1B		6-3		SH1 1B		4	1	2	0	0	0	0				
<b>Tim Foli, R</b> OBP: 0.175, SLG: 0.222 (1, 6)	6-3		SH1-3			5-3		SH1		2	0	0	0	0	0	0				
<b>Inning Stats</b>	R: 2 E: 0 K: 0 S: 6	H: 3 LOB: 1 BB: 0 P: 6	R: 0 E: 0 K: 1 S: 5	H: 0 LOB: 0 BB: 0 P: 5	R: 3 E: 0 K: 0 S: 6	H: 3 LOB: 1 BB: 1 P: 10	R: 1 E: 0 K: 1 S: 7	H: 2 LOB: 0 BB: 1 P: 11	R: 0 E: 0 K: 0 S: 3	H: 0 LOB: 0 BB: 0 P: 3	R: 2 E: 0 K: 0 S: 5	H: 2 LOB: 1 BB: 1 P: 9	R: 0 E: 0 K: 2 S: 4	H: 1 LOB: 1 BB: 0 P: 4	R: 0 E: 0 K: 2 S: 8	H: 1 LOB: 1 BB: 0 P: 8	1B: 11 2B: 0 3B: 0 HR: 2	SF: 0 SAC: 2 DP: 1 HBP: 0	WP: 1 PB: 0 SB: 1 CS: 0	PA: 42
<b>PITCHER</b>	IP	WLS	BF	H	R	ER	SO	BB	IBB	HBP	BLK	WP	HR	S	P	ERA	WHIP			
<b>Roger Clemens, R</b> ERA: 7.13 (1, 1)	3.2		21	8	6	6	2	2	0	0	0	1	1	23	31	14.73	2.727			
<b>Steve Crawford, R</b> ERA: 4.4 (4, 1)	4.1	W	17	4	2	2	1	1	0	0	0	0	1	18	22	4.15	1.154			
<b>Bob Stanley, R</b> ERA: 2.98 (9, 1)	1.0	S	4	1	0	0	2	0	0	0	0	0	0	8	8	0.00	1.000			

Batter	1	2	3	4	5	6	7	8	9	AB	R	H	RBI	BB	SO	LOB	BOTTOM			
<b>Wade Boggs, L</b> OBP: 0.410, SLG: 0.387 (1, 5)	G5-4-3 1B			SF9 1B		F7		SH5-3		4	0	3	1	0	0	0	<b>New York Yankees @ Boston Red Sox</b> Fenway Park, Boston, MA Tue Jun 12 1984, 7:05 PM EDT Att: 20,794 - Unknown			
<b>Dwight Evans, R</b> OBP: 0.383, SLG: 0.475 (1, 9)	K		F4	SF9				HR		4	2	2	4	0	1	3				
<b>Jim Rice, R</b> OBP: 0.317, SLG: 0.489 (1, 7)	G5-4-3		F8	K				K		5	1	1	1	0	2	2				
<b>Tony Armas, R</b> OBP: 0.304, SLG: 0.528 (1, 8)			6-3							3	1	2	2	2	0	0				
<b>Mike Easter, L</b> OBP: 0.393, SLG: 0.519 (1, 10)			K	2B 1B		FC3-6		K		5	0	1	0	0	3	3				
<b>Bill Buckner, L</b> OBP: 0.316, SLG: 0.384 (1, 3)										1	0	1	0	0	0	0				
<b>Ed Jurak, R</b> OBP: 0.273, SLG: 0.317 (2, FR)	1B 2B			K				FC5-4		3	1	1	0	0	1	2				
<b>Jeff Newman, R</b> OBP: 0.281, SLG: 0.238 (1, 2)										3	1	1	0	0	0	3				
<b>Rich Gedman, L</b> OBP: 0.314, SLG: 0.506 (7, PH)	1B 1B		F9			F8		F7		1	0	0	0	0	0	1				
<b>Marty Barrett, R</b> OBP: 0.344, SLG: 0.342 (1, 4)										3	0	0	0	0	1	3				
<b>Rick Miller, L</b> OBP: 0.367, SLG: 0.366 (8, PH)										0	1	0	0	1	0	0				
<b>Glenn Hoffman, R</b> OBP: 0.203, SLG: 0.232 (9, 4)										0	0	0	0	0	0	0				
<b>Jackie Gutierrez, R</b> OBP: 0.302, SLG: 0.331 (1, 6)	1B 1B			1B SF9 BB		F4		SH5-3 HR BB		2	2	1	1	2	0	0				
<b>Inning Stats</b>	R: 0 E: 0 K: 1 S: 5	H: 1 LOB: 0 BB: 0 P: 5	R: 3 E: 0 K: 2 S: 12	H: 5 LOB: 2 BB: 0 P: 12	R: 0 E: 0 K: 0 S: 5	H: 2 LOB: 2 BB: 0 P: 5	R: 1 E: 0 K: 1 S: 6	H: 1 LOB: 1 BB: 1 P: 10	R: 0 E: 0 K: 1 S: 5	H: 0 LOB: 0 BB: 1 P: 9	R: 0 E: 0 K: 0 S: 3	H: 0 LOB: 0 BB: 0 P: 3	R: 2 E: 0 K: 1 S: 8	H: 3 LOB: 1 BB: 0 P: 8	R: 3 E: 0 K: 2 S: 8	H: 1 LOB: 1 BB: 3 P: 20	1B: 7 2B: 2 3B: 2 HR: 2	SF: 1 SAC: 1 DP: 1 HBP: 0	WP: 0 PB: 0 SB: 0 CS: 0	PA: 41
<b>PITCHER</b>	IP	WLS	BF	H	R	ER	SO	BB	IBB	HBP	BLK	WP	HR	S	P	ERA	WHIP			
<b>Dennis Rasmussen, L</b> ERA: 6.85 (1, 1)	6.0		29	10	5	5	5	2	0	0	0	0	1	37	45	7.50	2.000			
<b>Jay Howell, R</b> ERA: 3.82 (7, 1)	1.0		7	2	3	3	1	2	0	0	0	0	0	7	15	27.00	4.000			
<b>Dave Righetti, L</b> ERA: 1.62 (8, 1)	1.0	L	5	1	1	1	2	1	0	0	0	0	1	8	12	9.00	2.000			



Batter	1	2	3	4	5	6	7	8	9	AB	R	H	RBI	BB	SO	LOB	TOP										
<b>Willie Randolph, R</b> (1, 4) OBP: 0.383, SLG: 0.341	0-3 K		0-0 1B		0-0 F3			0-0 1B CS SH3-4	0-0 S 1B	5	0	3	1	0	1	0	<b>New York Yankees @ Boston Red Sox</b> Fenway Park, Boston, MA Wed Jun 13 1984, 7:05 PM EDT Att: 25,306 - Unknown										
<b>Butch Wynegar, S</b> (1, 2) OBP: 0.340, SLG: 0.373	0-3 K		0-3 K			0-0 WP 3-1 1B		0-0 SH3-4	4-0 1B	3	0	1	0	1	2	1											
<b>Don Mattingly, L</b> (1, 3) OBP: 0.380, SLG: 0.536	0-3 K			0-0 HR 2B		0-0 3-1		0-0 1B	0-0 4-3	5	1	2	0	0	1	4											
<b>Don Baylor, R</b> (1, 10) OBP: 0.321, SLG: 0.497		0-0 5-3		0-0 F4		0-0 F6		0-3 K		4	0	0	0	0	1	4											
<b>Dave Winfield, R</b> (1, 9) OBP: 0.376, SLG: 0.543		0-0 4-3 2B		0-0 2H HR		0-0 6-3			0-0 SH2-3 1B 2B	4	2	3	2	0	0	1											
<b>Steve Kemp, L</b> (1, 7) OBP: 0.399, SLG: 0.411		0-0 4-3		0-0 4-3			0-3 K		0-0 SH2-3	3	0	0	0	0	1	1											
<b>Roy Smalley, S</b> (1, 5) OBP: 0.316, SLG: 0.396		0-3 K		0-0 F8			0-0 4-3		0-0 1B 1B	4	0	1	1	0	1	1											
<b>Toby Harrah, R</b> (9, PR) OBP: 0.298, SLG: 0.287									0-0 1B 1B	0	1	0	0	0	0	0											
<b>Omar Moreno, L</b> (1, 8) OBP: 0.256, SLG: 0.321			0-0 F8		0-0 4-3		0-0 1B		0-0 1B 1B	4	0	2	0	0	0	0											
<b>Tim Foli, R</b> (1, 6) OBP: 0.167, SLG: 0.212			0-0 5-3		0-0 F8		0-0 F7		0-0 F7	3	0	0	0	0	0	1											
<b>Oscar Gamble, L</b> (9, PH) OBP: 0.281, SLG: 0.373										1	0	0	0	0	0	2											
<b>Andre Robertson, R</b> (9, 6) OBP: 0.225, SLG: 0.254										0	0	0	0	0	0	0											
<b>Inning Stats</b>	R: 0 E: 0 K: 3 S: 9	H: 0 LOB: 0 BB: 0 P: 9	R: 0 E: 0 K: 1 S: 6	H: 1 LOB: 1 BB: 0 P: 6	R: 0 E: 0 K: 1 S: 6	H: 1 LOB: 1 BB: 0 P: 6	R: 2 E: 0 K: 0 S: 5	H: 2 LOB: 0 BB: 0 P: 5	R: 0 E: 0 K: 0 S: 3	H: 0 LOB: 0 BB: 0 P: 3	R: 0 E: 0 K: 0 S: 4	H: 1 LOB: 1 BB: 0 P: 4	R: 0 E: 0 K: 1 S: 6	H: 1 LOB: 1 BB: 0 P: 6	R: 0 E: 0 K: 1 S: 6	H: 2 LOB: 2 BB: 0 P: 6	R: 2 E: 0 K: 0 S: 7	H: 4 LOB: 3 BB: 1 P: 11	1B: 8 2B: 4 3B: 0 HR: 1	SF: 0 SAC: 2 DP: 1 HBP: 0	WP: 1 PB: 0 SB: 1 CS: 1	PA: 39					
<b>PITCHER</b>	IP	WLS	BF	H	R	ER	SO	BB	IBB	HBP	BLK	WP	HR	S	P	ERA	WHIP										
<b>Oil Can Boyd, R</b> (1, 1) ERA: 5.08	8.1	L	35	11	4	4	7	0	0	0	0	1	1	49	49	4.32	1.320										
<b>Mark Clear, R</b> (9, 1) ERA: 4.3	0.1		3	1	0	0	0	1	0	0	0	0	0	2	6	0.00	6.000										
<b>John Henry Johnson, L</b> (9, 1) ERA: 4.67	0.1		1	0	0	0	0	0	0	0	0	0	0	1	1	0.00	0.000										


AB	36
R	4
H	12
RBI	4
BB	1
SO	7
LOB	15




Batter	1	2	3	4	5	6	7	8	9	AB	R	H	RBI	BB	SO	LOB	BOTTOM										
<b>Wade Boggs, L</b> (1, 5) OBP: 0.318, SLG: 0.395	0-0 HR 2B	0-0 FC6-4 1B			4-0 G5-4-3 1B BB		4-0 BB BB		0-3 K	3	1	2	0	2	1	0	<b>New York Yankees @ Boston Red Sox</b> Fenway Park, Boston, MA Wed Jun 13 1984, 7:05 PM EDT Att: 25,306 - Unknown										
<b>Dwight Evans, R</b> (1, 9) OBP: 0.381, SLG: 0.471	0-3 K	0-0 FC6-4			0-0 G5-4-3 1B		0-3 K			4	0	1	0	0	2	5											
<b>Jim Rice, R</b> (1, 7) OBP: 0.320, SLG: 0.500	0-0 2H HR		0-0 6-3		0-0 G5-4-3		4-0 1-2 2-3 BB			3	1	1	2	1	0	2											
<b>Tony Armas, R</b> (1, 8) OBP: 0.307, SLG: 0.532	0-0 S 1B		0-0 2B		0-3 K		0-3 K			4	0	2	0	0	2	4											
<b>Mike Easter, L</b> (1, 10) OBP: 0.390, SLG: 0.514	0-3 K		0-0 1-3		0-0 G3-6-1 1B		0-0 3-1			4	0	1	0	0	1	2											
<b>Rich Gedman, L</b> (1, 2) OBP: 0.307, SLG: 0.494	0-0 4-3		0-0 F8		0-0 G3-6-1 1B		0-0 F4			4	0	0	0	0	0	3											
<b>Rick Miller, L</b> (1, 3) OBP: 0.358, SLG: 0.356		0-0 F7		0-0 4-3		0-0 CS 1B		0-0 F8		4	0	1	0	0	0	0											
<b>Marty Barrett, R</b> (1, 4) OBP: 0.341, SLG: 0.339		0-3 K2-3		0-3 K		0-0 CS	0-0 BB SH1-4 1B		0-3 K	4	0	1	0	0	3	0											
<b>Jackie Gutierrez, R</b> (1, 6) OBP: 0.306, SLG: 0.333		0-0 1B 1B		0-0 F8		0-0 SH1-4		0-3 K		2	0	1	0	0	0	0											
<b>Reid Nichols, R</b> (9, PH) OBP: 0.313, SLG: 0.344								0-3 K		1	0	0	0	0	1	0											
<b>Inning Stats</b>	R: 2 E: 0 K: 2 S: 10	H: 3 LOB: 1 BB: 0 P: 10	R: 0 E: 0 K: 1 S: 7	H: 2 LOB: 2 BB: 0 P: 7	R: 0 E: 0 K: 0 S: 4	H: 1 LOB: 1 BB: 0 P: 4	R: 0 E: 0 K: 1 S: 5	H: 0 LOB: 0 BB: 0 P: 5	R: 0 E: 0 K: 0 S: 3	H: 2 LOB: 0 BB: 0 P: 3	R: 0 E: 0 K: 2 S: 8	H: 1 LOB: 3 BB: 2 P: 16	R: 0 E: 0 K: 0 S: 3	H: 0 LOB: 0 BB: 0 P: 3	R: 0 E: 0 K: 3 S: 9	H: 0 LOB: 0 BB: 0 P: 9	1B: 7 2B: 2 3B: 0 HR: 1	SF: 0 SAC: 1 DP: 2 HBP: 0	WP: 0 PB: 0 SB: 1 CS: 1	PA: 38							
<b>PITCHER</b>	IP	WLS	BF	H	R	ER	SO	BB	IBB	HBP	BLK	WP	HR	S	P	ERA	WHIP										
<b>Phil Niekro, R</b> (1, 1) ERA: 1.77	8.0	W	34	10	2	2	7	3	0	0	0	0	0	45	57	2.25	1.625										
<b>Dave Righetti, L</b> (9, 1) ERA: 1.99	1.0	S	3	0	0	0	3	0	0	0	0	0	0	9	9	0.00	0.000										





Batter	1	2	3	4	5	6	7	8	9	10	AB	R	H	RBI	BB	SO	LOB	TOP											
Willie Randolph, R OBP: 0.390, SLG: 0.357 (1, 4)	4-0 BB		0-0 1B		4-0 BB	0-3 K		0-0 6-3		0-0 HR	4	1	2	1	2	1	3	<p><b>New York Yankees @ Boston Red Sox</b> Fenway Park, Boston, MA Thu Jun 14 1984, 7:05 PM EDT Att: 28,790 - Unknown</p> <p>livebaseballscorecards.com</p> <p>AB 41 R 12 H 15 RBI 12 BB 4 SO 3 LOB 22</p> 											
Butch Wynegar, S OBP: 0.340, SLG: 0.371 (1, 2)	0-0 F9		0-0 G6-4-3		0-0 5-3	0-0 1B		0-0 1B	0-0 1B	0-0 4-3	6	1	2	2	0	0	3												
Dave Winfield, R OBP: 0.375, SLG: 0.537 (1, 9)	0-0 F4		0-0 1B		0-0 F2	0-3 K		0-0 1B	0-0 1B	0-0 5-3	6	1	2	0	0	1	4												
Don Baylor, R OBP: 0.323, SLG: 0.485 (1, 10)	0-0 F9		0-0 6-3			0-0 1B		0-0 1B	0-0 1B	0-0 4-3	5	2	2	0	0	0	4												
Lou Piniella, R OBP: 0.376, SLG: 0.432 Steve Kemp, L OBP: 0.394, SLG: 0.405 (7, 7)		0-0 SH1-3 BB SF7 1B		0-0 1B SF8 2B		0-0 1B FC BB 1B		0-0 4-3	0-0 4-3	0-0 4-3	3	3	3	0	0	0	0												
Toby Harrah, R OBP: 0.308, SLG: 0.290 Oscar Gamble, L OBP: 0.257, SLG: 0.367 Roy Smalley, S OBP: 0.310, SLG: 0.396 (9, 5)		4-0 SH1-3 BB 1B		0-0 1B 7-3 1B		4-0 1B FC BB 1B		0-0 3-1	0-0 K	0-0 K	2	1	1	0	2	0	0												
Don Mattingly, L OBP: 0.378, SLG: 0.546 (1, 3)		0-0 SH1-3 BB 1B		0-0 1B SF8 1B		0-0 1B FC 1B 1B		0-0 F7	0-0 HR	0-0 HR	3	2	1	5	0	0	2												
Ken Griffey, L OBP: 0.317, SLG: 0.327 (1, 8)		0-0 SF7 1B		0-0 1B 7-3 1B		0-0 1B 1B 1B		0-0 4-3	0-0 4-3	0-0 4-3	4	1	1	2	0	0	1												
Tim Lincecum, R OBP: 0.169, SLG: 0.211 (1, 6)		0-0 F9 1B		0-0 F9 1B		0-0 1B 1B		0-0 F9		0-0 4-3	5	0	1	1	0	0	1												
<b>Inning Stats</b>	R: 0 E: 0 K: 0 S: 3	H: 0 LOB: 1 BB: 1 P: 7	R: 1 E: 0 K: 0 S: 4	H: 1 LOB: 1 BB: 1 P: 8	R: 0 E: 0 K: 0 S: 4	H: 2 LOB: 1 BB: 0 P: 4	R: 1 E: 0 K: 0 S: 4	H: 2 LOB: 0 BB: 0 P: 4	R: 0 E: 0 K: 0 S: 3	H: 0 LOB: 0 BB: 0 P: 3	R: 0 E: 0 K: 0 S: 3	H: 0 LOB: 0 BB: 0 P: 3	R: 4 E: 0 K: 1 S: 9	H: 4 LOB: 0 BB: 0 P: 9	R: 1 E: 0 K: 0 S: 4	H: 1 LOB: 0 BB: 0 P: 4	1B: 12 2B: 2 3B: 0 HR: 2		SF: 2 SAC: 1 DP: 2 HBP: 0	WP: 0 PB: 0 SB: 1 CS: 0	PA: 48								
<b>PITCHER</b>	IP 5.0	WLS 26	BF 8	H 7	R 7	ER 0	SO 0	BB 4	IBB 0	HBP 0	BLK 0	WP 0	HR 0	S 22	P 38	ERA 12.60	WHIP 2.400												
Bob Ojeda, L ERA: 4.75 Rich Gale, R ERA: Bob Stanley, R ERA: 3.75 (9, 1)	(1, 1) 3.0	(6, 1) 11	(9, 1) 11	(1, 1) 5	(1, 1) 5	(1, 1) 5	(1, 1) 1	(1, 1) 0	(1, 1) 0	(1, 1) 0	(1, 1) 0	(1, 1) 0	(1, 1) 0	(1, 1) 2	(1, 1) 13	(1, 1) 13	(1, 1) 22.50		(1, 1) 2.500										

Batter	1	2	3	4	5	6	7	8	9	10	AB	R	H	RBI	BB	SO	LOB	BOTTOM												
Wade Boggs, L OBP: 0.416, SLG: 0.394 (1, 5)	0-0 E4 1B		0-0 F7		0-0 FC6-4 1B		0-0 4-3	0-0 4-3		0-3 K	6	1	2	2	0	1	1	<p><b>New York Yankees @ Boston Red Sox</b> Fenway Park, Boston, MA Thu Jun 14 1984, 7:05 PM EDT Att: 28,790 - Unknown</p> <p>livebaseballscorecards.com</p> <p>AB 42 R 11 H 17 RBI 10 BB 7 SO 9 LOB 20</p> 												
Dwight Evans, R OBP: 0.391, SLG: 0.493 (1, 9)	0-0 2B SF8 1B		4-0 BB		0-0 1B 1B		0-0 HR	0-0 1B 2B		4-0 4-3 BB	4	3	3	3	2	0	1													
Jim Rice, R OBP: 0.328, SLG: 0.506 (1, 7)	0-0 1B 2B		0-3 K		0-0 1B 1B		0-0 2B 1B	4-0 1B IBB		0-0 4-3	5	2	3	0	1	1	2													
Tony Armas, R OBP: 0.315, SLG: 0.535 (1, 8)	0-0 SF8		0-0 F7		0-0 1B 1B		0-0 2B 1B	0-0 1B 1B		4-0 IBB	4	0	3	3	1	0	1													
Mike Easter, L OBP: 0.395, SLG: 0.509 (1, 10)	0-3 K		0-3 K		0-3 K		0-0 2B	0-0 F8		0-3 K	6	0	1	1	0	4	6													
Ed Jurak, R OBP: 0.298, SLG: 0.349 Rick Miller, L OBP: 0.364, SLG: 0.362 (8, 3)	0-0 6-3		0-0 2B		0-0 BB		4-0 G5-4-3 BB	0-0 1B 1B		0-3 K2-3	2	0	1	0	1	0	1													
Marty Barrett, R OBP: 0.336, SLG: 0.328 (1, 4)		4-0 G6-4-3 BB		0-0 F8		0-0 F9		0-0 E1 1B 1B		0-0 4-3	4	1	0	0	1	0	3													
Gary Allenson, R OBP: 0.179, SLG: 0.135 Rich Gedman, L OBP: 0.311, SLG: 0.497 Reid Nichols, R OBP: 0.313, SLG: 0.344 Jeff Newman, R OBP: 0.292, SLG: 0.238 (9, 2)		0-3 K		0-0 F6		0-0 G5-4-3		0-0 E 4-3 1B		4-0 BB	3	0	0	0	0	1	3													
Jackie Gutierrez, R OBP: 0.309, SLG: 0.351 (1, 6)	0-0 G6-4-3		0-0 1B		0-0 3B		0-3 K	0-0 E4 4-3 2B 1B		0-0 F9	5	2	2	1	0	1	2													
<b>Inning Stats</b>	R: 2 E: 1 K: 1 S: 8	H: 3 LOB: 1 BB: 0 P: 8	R: 0 E: 0 K: 1 S: 4	H: 0 LOB: 0 BB: 1 P: 8	R: 0 E: 0 K: 1 S: 5	H: 1 LOB: 1 BB: 0 P: 6	R: 1 E: 0 K: 1 S: 8	H: 4 LOB: 2 BB: 0 P: 8	R: 2 E: 0 K: 1 S: 8	H: 4 LOB: 2 BB: 0 P: 8	R: 6 E: 2 K: 0 S: 8	H: 5 LOB: 1 BB: 1 P: 12	R: 0 E: 0 K: 1 S: 5	H: 0 LOB: 1 BB: 1 P: 9	R: 0 E: 0 K: 2 S: 7	H: 0 LOB: 2 BB: 2 P: 15	1B: 11 2B: 4 3B: 1 HR: 1		SF: 1 SAC: 0 DP: 2 HBP: 0	WP: 1 PB: 0 SB: 0 CS: 0	PA: 50									
<b>PITCHER</b>	IP 7.0	WLS 32	BF 12	H 5	R 5	ER 0	SO 6	BB 3	IBB 0	HBP 0	BLK 0	WP 0	HR 1	S 41	P 53	ERA 6.43	WHIP 2.143													
Ron Guidry, L ERA: 3.66 Clay Christensen, R ERA: 4.79 Ray Fontenot, L ERA: 5.59 Dave Rignetti, L ERA: 1.54 (10, 1)	(1, 1) 0.0	(8, 1) 4	(8, 1) 9	(8, 1) 2	(8, 1) 2	(8, 1) 2	(8, 1) 1	(8, 1) 1	(8, 1) 1	(8, 1) 0	(8, 1) 0	(8, 1) 0	(8, 1) 0	(8, 1) 0	(8, 1) 0	(8, 1) 7	(8, 1) 15		(8, 1) 0.00	(8, 1) 1.000										



Batter	1	2	3	4	5	6	7	8	9	10	11	AB	R	H	RBI	BB	SO	LOB	TOP			
Wade Boggs, L OBP: 0.414, SLG: 0.387 (1, 5)	4-0 2B 1B BB	0-0 6-3	0-0 4-3	0-0 4-3	0-0 F7	0-0 F7	0-0 F7	0-0 F7	0-0 F7	4-0 WP BB	0-0 G1-2-3	4	1	0	0	2	0	5				
Dwight Evans, R OBP: 0.388, SLG: 0.491 (1, 9)	0-0 2B		0-0 F9		0-0 F9		0-0 F8			0-3 K		5	0	1	0	0	1	1				
Jim Rice, R OBP: 0.329, SLG: 0.508 (1, 7)	0-0 1-3		0-0 F8 2B		0-0 G5-4-3 1B					0-3 K		5	1	2	0	0	2	3				
Tony Armas, R OBP: 0.313, SLG: 0.528 (1, 8)	0-0 1B		0-0 F8		0-0 G5-4-3 1B					0-3 K		5	0	1	1	0	1	3				
Mike Easter, L OBP: 0.389, SLG: 0.515 (1, 10)	3-H 0-3 K		0-0 K		0-0 WP 5-3 1B					0-0 F7		5	1	3	1	0	1	2				
Rich Gedman, L OBP: 0.304, SLG: 0.486 (1, 2)	0-3 K		0-0 F9		0-0 5-3					0-0 F9		4	0	0	0	0	1	4				
Reid Nichols, R OBP: 0.320, SLG: 0.352 (11, PH)	0-0 K		0-0 F9		0-0 5-3					0-0 F9		1	0	1	0	0	0	0				
Gary Allenson, R OBP: 0.179, SLG: 0.135 (11, 2)	0-0 K		0-0 F9		0-0 5-3					0-0 F9		0	0	0	0	0	0	0				
Rick Miller, L OBP: 0.387, SLG: 0.365 (1, 3)			0-0 F6		0-0 K					0-0 1B		5	0	2	0	0	1	3				
Marty Barrett, R OBP: 0.340, SLG: 0.341 (1, 4)			0-0 1B		0-0 K					0-0 1B		5	0	2	0	0	1	3				
Bill Buckner, L OBP: 0.324, SLG: 0.384 (11, PH)			0-0 4-3		0-0 4-3					0-0 1B		4	0	2	0	0	0	1				
Ed Jurak, R OBP: 0.298, SLG: 0.349 (11, 4)			0-0 2B		0-0 4-3					0-0 1B		0	0	0	1	1	0	0				
Jackie Gutierrez, R OBP: 0.269, SLG: 0.360 (1, 6)			0-0 5-3		0-0 3B					0-0 G6-4-3		5	0	1	0	0	0	6				
<b>Inning Stats</b>	R: 1 E: 0 K: 2 S: 9	H: 2 LOB: 2 BB: 1 P: 13	R: 0 E: 0 K: 0 S: 4	H: 1 LOB: 1 BB: 0 P: 4	R: 1 E: 0 K: 1 S: 5	H: 2 LOB: 1 BB: 0 P: 5	R: 0 E: 0 K: 0 S: 4	H: 1 LOB: 1 BB: 0 P: 4	R: 0 E: 0 K: 1 S: 6	H: 1 LOB: 1 BB: 0 P: 6	R: 0 E: 0 K: 2 S: 7	H: 0 LOB: 0 BB: 0 P: 7	R: 0 E: 0 K: 0 S: 4	H: 2 LOB: 1 BB: 1 P: 4	R: 0 E: 0 K: 2 S: 7	H: 0 LOB: 1 BB: 1 P: 11	R: 1 E: 1 K: 0 S: 5	H: 2 LOB: 2 BB: 1 P: 9	1B: 8 2B: 4 3B: 1 HR: 0	SF: 0 SAC: 0 DP: 3 HBP: 0	WP: 2 PB: 0 SB: 0 CS: 0	PA: 46
<b>PITCHER</b>	IP 9.0	WLS 1.0	BF 36	H 11	R 2	ER 2	SO 5	BB 1	IBB 0	HBP 0	BLK 0	WP 1	HR 0	S 45	P 49	ERA 2.00	WHIP 1.333					
Doyle Alexander, R ERA: 3.18 (1, 1)																						
Roy Lee Jackson, R ERA: 2.7 (10, 1)																						
Jimmy Key, L ERA: 4.44 (11, 1)																						
Dennis Lamp, R ERA: 3.03 (11, 1)																						

Boston Red Sox @ Toronto Blue Jays  
Exhibition Stadium, Toronto, ON  
Fri Jun 15 1984, 7:05 PM EDT  
Att: 30,065 - Unknown

AB 43  
R 3  
H 13  
RBI 3  
BB 3  
SO 7  
LOB 28



Batter	1	2	3	4	5	6	7	8	9	10	11	AB	R	H	RBI	BB	SO	LOB	BOTTOM					
Damaso Garcia, R OBP: 0.342, SLG: 0.396 (1, 4)	0-0 F9		0-0 F5		0-0 1B		0-0 E6		0-0 F9	0-0 F2		6	0	1	0	0	0	3						
Dave Collins, S OBP: 0.346, SLG: 0.474 (1, 7)	1-0 BLK 2B HBP		0-0 S 1B		0-0 4-3		0-0 F7		0-0 F7		0-3 K 1B	5	3	2	0	0	1	3						
Lloyd Moseby, L OBP: 0.362, SLG: 0.523 (1, 8)	0-0 F7		0-3 K		0-0 4-3		0-0 K		0-0 6-3	0-0 1B		6	0	1	1	0	2	3						
Willie Upshaw, L OBP: 0.407, SLG: 0.580 (1, 3)	0-0 2B		0-0 F7		0-0 4-3		0-0 4-3		4-0 BB 1B	4-0 BB		3	1	1	1	3	0	1						
Willie Aikens, L OBP: 0.288, SLG: 0.305 (1, 10)	0-3 K		0-0 6-3		0-0 1B		0-0 1B		0-0 BB 1B	0-3 K		4	0	2	0	0	1	1						
Rick Leach, L OBP: 0.286, SLG: 0.385 (8, PR)			0-0 6-3		0-0 1B		0-0 1B		0-0 BB 1B	0-3 K		0	0	0	0	0	0	0						
Jesse Barfield, R OBP: 0.308, SLG: 0.430 (9, PH)			0-0 6-3		0-0 1B		0-0 1B		1-2 BB 1B	0-0 K		2	0	0	0	0	2	4						
George Bell, R OBP: 0.372, SLG: 0.525 (1, 9)			0-0 5-3		0-0 F6		0-0 F7		0-0 F7		4-0 1B	5	0	0	0	1	0	3						
Rance Mulliniks, L OBP: 0.348, SLG: 0.341 (1, 5)			0-0 F8		0-0 F7		0-0 F8		4-0 BB	4-0 FC4 BB		4	0	1	2	2	0	0						
Ernie Whitt, L OBP: 0.344, SLG: 0.408 (1, 2)			4-0 BB		0-0 G3		0-0 G3		0-0 G3	4-0 FC4 BB		3	0	1	0	2	0	3						
Alfredo Griffin, S OBP: 0.271, SLG: 0.340 (1, 6)			0-0 F7		0-0 F2		0-0 F9		0-0 5-3	0-0 FC4		2	0	0	0	0	0	1						
Cliff Johnson, R OBP: 0.371, SLG: 0.441 (7, PH)			0-0 F7		0-0 F2		0-0 F9		0-0 5-3	0-0 FC4		1	0	0	0	0	0	1						
Tony Fernandez, S OBP: 0.371, SLG: 0.441 (8, 6)			0-0 F7		0-0 F2		0-0 F9		0-0 5-3	0-0 FC4		2	0	0	0	0	0	2						
<b>Inning Stats</b>	R: 1 E: 0 K: 1 S: 6	H: 1 LOB: 1 BB: 0 P: 7	R: 0 E: 0 K: 0 S: 3	H: 0 LOB: 1 BB: 1 P: 7	R: 0 E: 0 K: 1 S: 6	H: 1 LOB: 1 BB: 0 P: 6	R: 0 E: 0 K: 0 S: 3	H: 0 LOB: 0 BB: 0 P: 3	R: 0 E: 0 K: 0 S: 4	H: 1 LOB: 1 BB: 0 P: 4	R: 0 E: 0 K: 1 S: 6	H: 1 LOB: 2 BB: 0 P: 6	R: 0 E: 0 K: 0 S: 4	H: 3 LOB: 3 BB: 2 P: 12	R: 1 E: 0 K: 1 S: 7	H: 2 LOB: 2 BB: 1 P: 11	R: 0 E: 0 K: 0 S: 3	H: 0 LOB: 2 BB: 2 P: 11	R: 2 E: 0 K: 2 S: 8	H: 1 LOB: 2 BB: 2 P: 16	1B: 6 2B: 3 3B: 0 HR: 0	SF: 0 SAC: 0 DP: 0 HBP: 1	WP: 0 PB: 1 SB: 3 CS: 0	PA: 52
<b>PITCHER</b>	IP 7.1	WLS 1.1	BF 32	H 6	R 1	ER 1	SO 3	BB 2	IBB 0	HBP 1	BLK 1	WP 0	HR 0	S 35	P 44	ERA 1.23	WHIP 1.091							
Al Nipper, R ERA: 4.10 (8, 1)																								
Steve Crawford, R ERA: 4.6 (8, 1)																								
John Henry Johnson, L ERA: 4.67 (8, 1)																								
Mark Clear, R ERA: 3.98 (8, 1)																								

Boston Red Sox @ Toronto Blue Jays  
Exhibition Stadium, Toronto, ON  
Fri Jun 15 1984, 7:05 PM EDT  
Att: 30,065 - Unknown

AB 43  
R 4  
H 9  
RBI 4  
BB 8  
SO 6  
LOB 25





Batter	1	2	3	4	5	6	7	8	9	AB	R	H	RBI	BB	SO	LOB	TOP			
Wade Boggs, L (1,5) OBP: 0.315, SLG: 0.385 Ed Jurak, R (3,5) OBP: 0.288, SLG: 0.333	4-0 BB		0-0 F5			0-0 4-3		0-0 F9	1 0 0 0 1 0 0 2 0 0 0 0 0 0											
Dwight Evans, R (1,9) OBP: 0.392, SLG: 0.483	0-3 K		0-0 6-3			0-3 K		0-0 F7	4 0 0 0 0 2 1											
Jim Rice, R (1,7) OBP: 0.328, SLG: 0.508	0-0 F6			0-3 K			0-0 2B	0-0 F9	4 0 1 0 0 1 1											
Tony Armas, R (1,8) OBP: 0.309, SLG: 0.522	0-3 K			0-3 K			0-0 F4		3 0 0 0 0 2 2											
Mike Easter, L (1,10) OBP: 0.385, SLG: 0.509		0-0 F9		0-0 F6			0-0 F5		3 0 0 0 0 0 1											
Rich Gedman, L (1,2) OBP: 0.299, SLG: 0.477		0-0 4-3			0-0 F7		0-3 K		3 0 0 0 0 1 1											
Rick Miller, L (1,3) OBP: 0.365, SLG: 0.364		0-0 1B			0-0 4-3		0-3 K		3 0 1 0 0 1 0								AB 29			
Marty Barrett, R (1,4) OBP: 0.333, SLG: 0.333		0-0 1-3			0-0 F7		0-0 F9		3 0 0 0 0 0 1								R 0			
Jackie Gutierrez, R (1,6) OBP: 0.299, SLG: 0.353			0-3 K			0-3 K		0-0 F8	3 0 0 0 0 2 0								H 2			
<b>Inning Stats</b>	R: 0 E: 0 K: 2 S: 7	H: 0 LOB: 1 BB: 1 P: 11	R: 0 E: 0 K: 0 S: 4	H: 1 LOB: 1 BB: 0 P: 4	R: 0 E: 0 K: 1 S: 5	H: 0 LOB: 0 BB: 0 P: 5	R: 0 E: 0 K: 2 S: 7	H: 0 LOB: 0 BB: 0 P: 7	R: 0 E: 0 K: 0 S: 3	H: 0 LOB: 0 BB: 0 P: 3	R: 0 E: 0 K: 1 S: 6	H: 1 LOB: 1 BB: 0 P: 6	R: 0 E: 0 K: 1 S: 5	H: 0 LOB: 0 BB: 0 P: 5	R: 0 E: 0 K: 0 S: 3	H: 0 LOB: 0 BB: 0 P: 3	1B: 1 2B: 1 3B: 0 HR: 0	SF: 0 SAC: 0 DP: 0 HBP: 0	WP: 0 PB: 0 SB: 0 CS: 0	PA: 30
<b>PITCHER</b> Luis Leal, R (1,1) ERA: 2.79	IP: 9.0 WLS: W BF: 30 H: 2 R: 0 ER: 0 SO: 9 BB: 1 IBB: 0 HBP: 0 BLK: 0 WP: 0 HR: 0 S: 47 P: 51 ERA: 0.00 WHIP: 0.333															<b>PITCHER</b>				

**Boston Red Sox @ Toronto Blue Jays**  
Exhibition Stadium, Toronto, ON  
Sat Jun 16 1984, 3:33 AM EDT  
Att: 31,278 - Unknown

AB 29  
R 0  
H 2  
RBI 0  
BB 1  
SO 9  
LOB 7



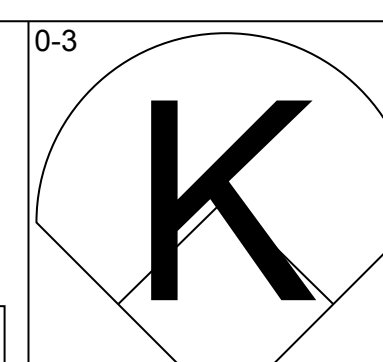
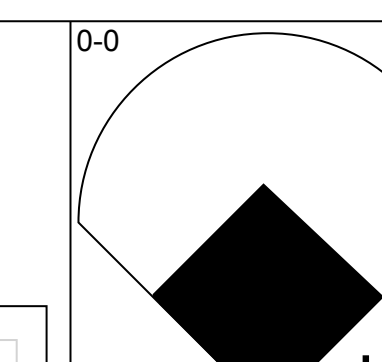
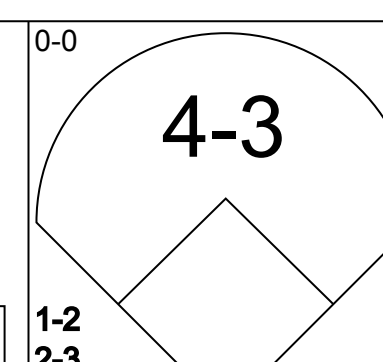
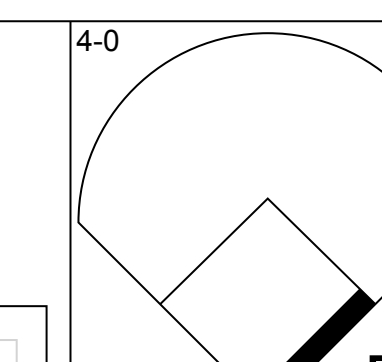
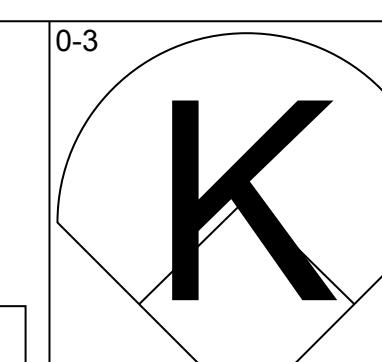
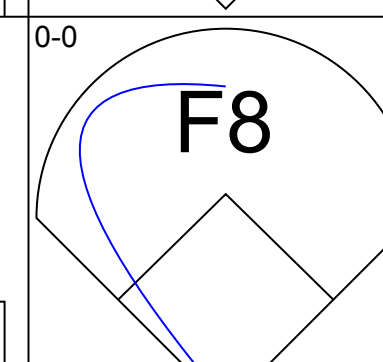
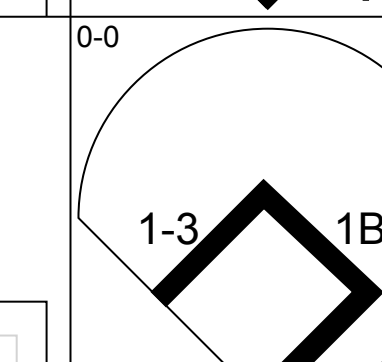
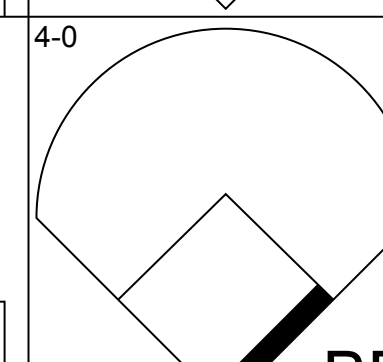
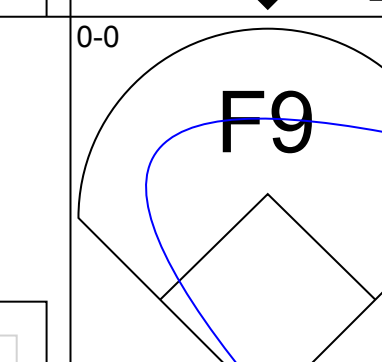
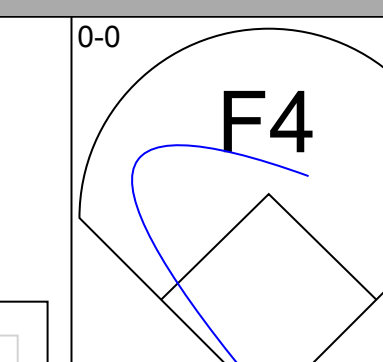
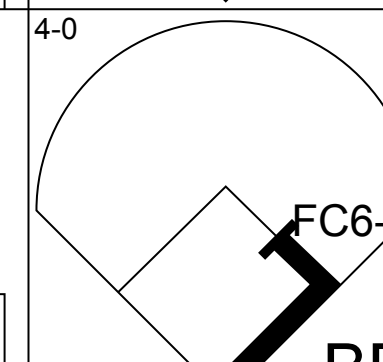
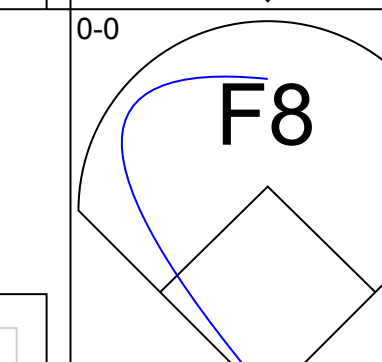
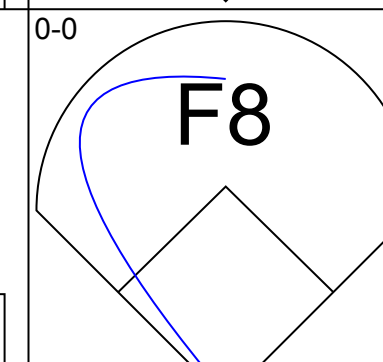
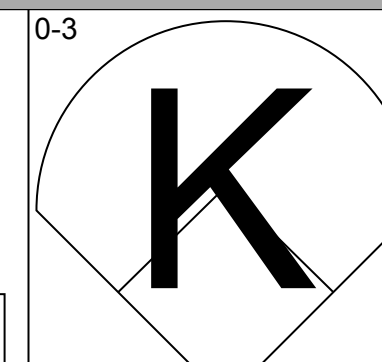
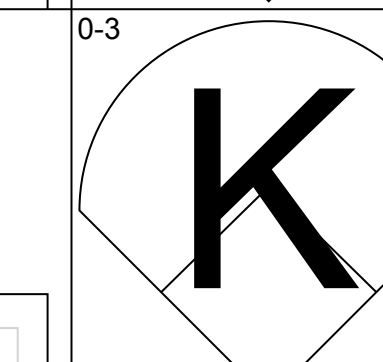
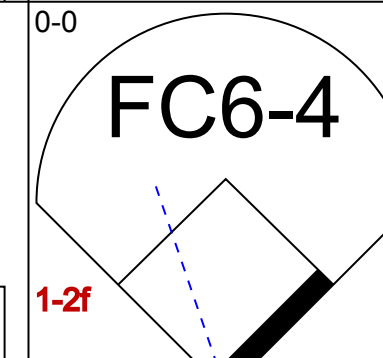
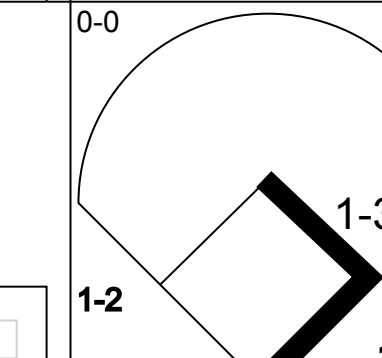
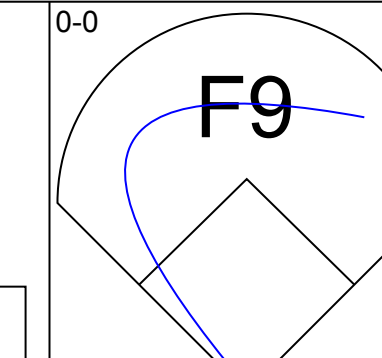
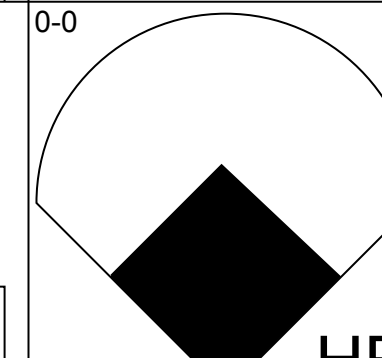
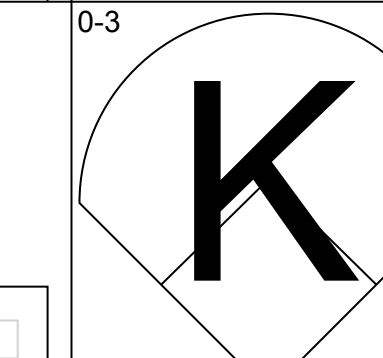
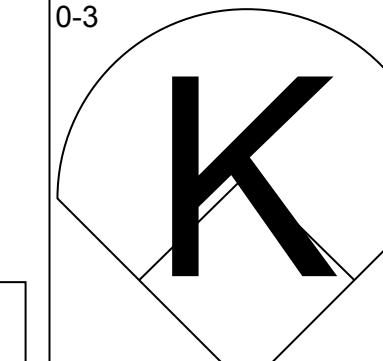
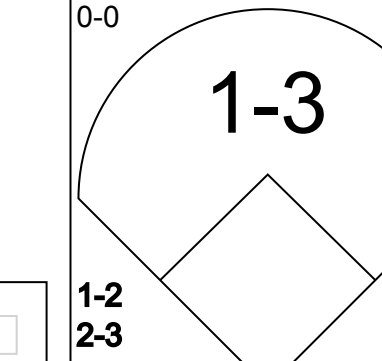
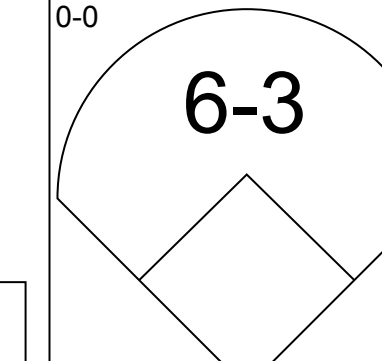
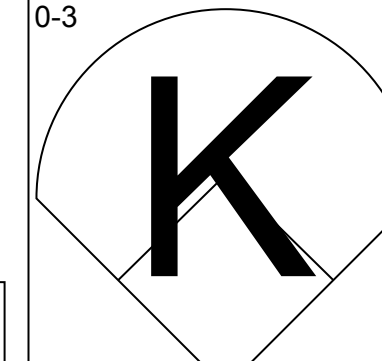
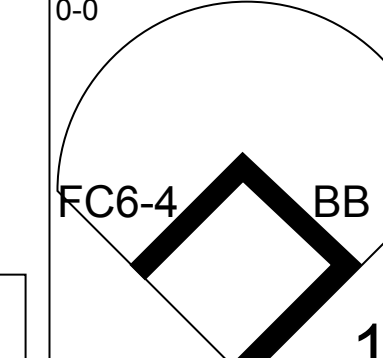
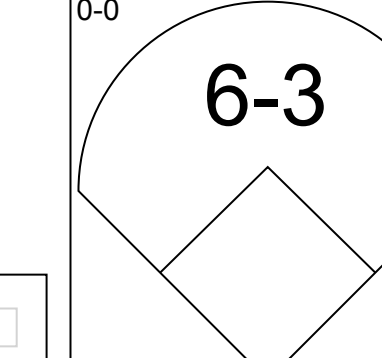
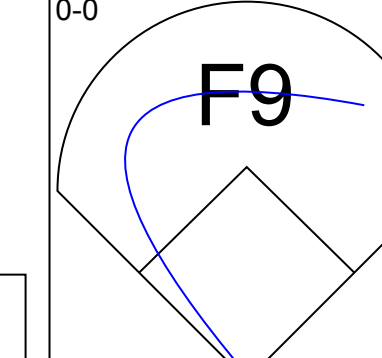
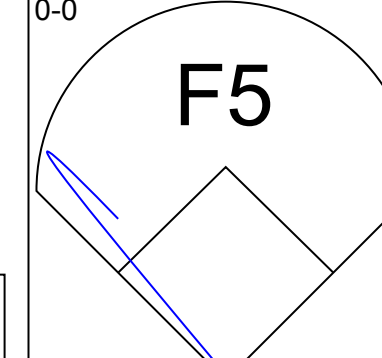
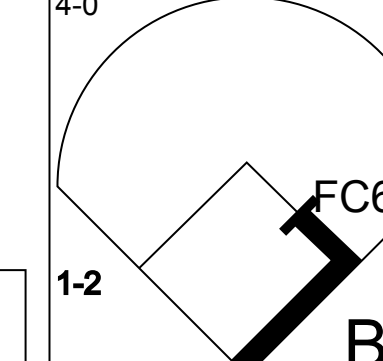
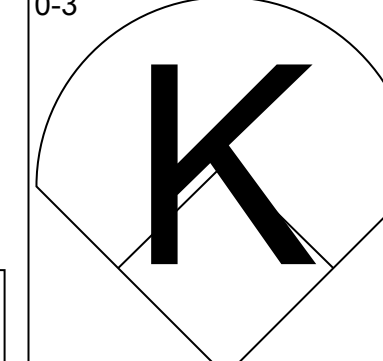
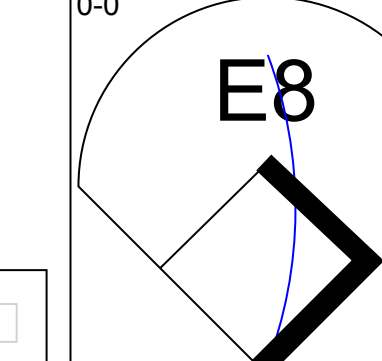
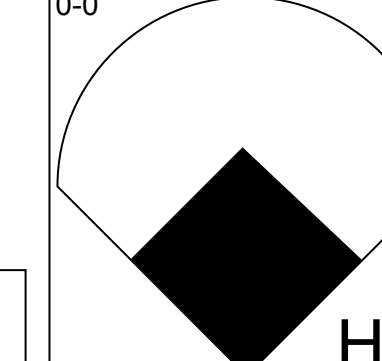
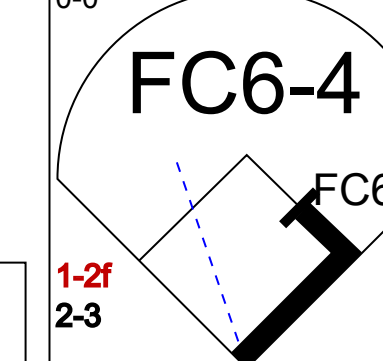
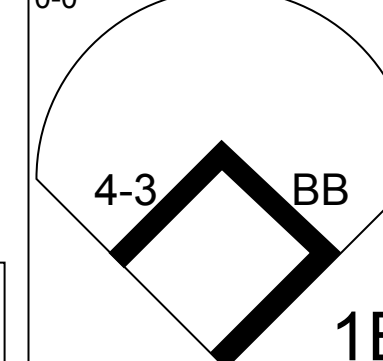

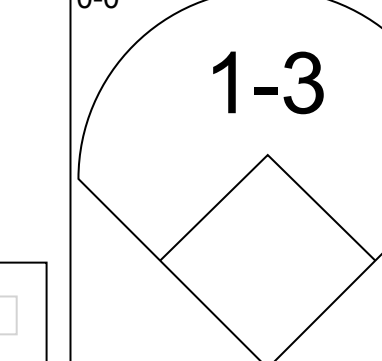
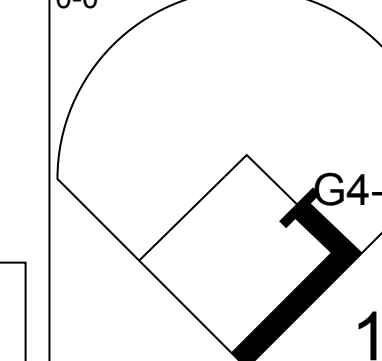
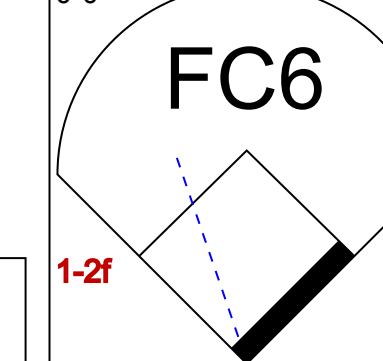
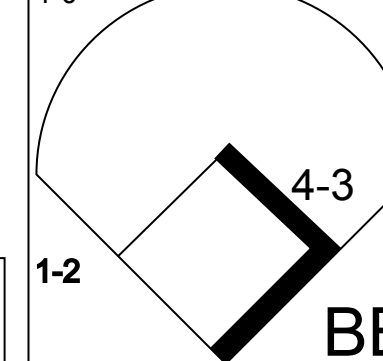

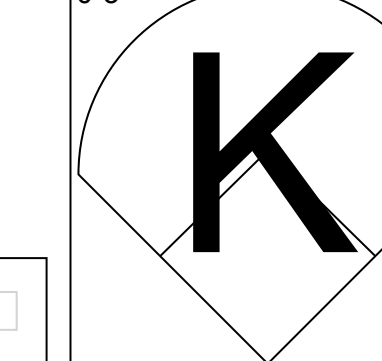
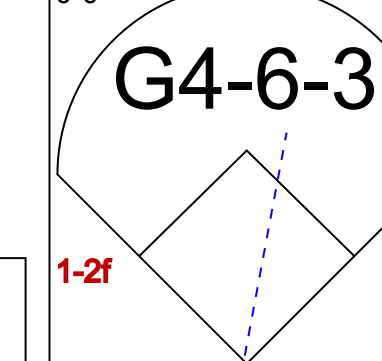
Batter	1	2	3	4	5	6	7	8	9	AB	R	H	RBI	BB	SO	LOB	BOTTOM			
Damaso Garcia, R (1,4) OBP: 0.343, SLG: 0.398	0-0 5-3		0-0 S 4-3 2B		1-0 G6-4-3 HBP		0-0 G3	0-0 FC5-4	4 1 1 0 0 0 1											
Lloyd Moseby, L (1,8) OBP: 0.360, SLG: 0.518	0-0 FC6-4 1B		0-0 4-3		0-0 G6-4-3 1-2		0-3 K		4 0 1 1 0 1 1											
George Bell, R (1,7) OBP: 0.370, SLG: 0.524	0-0 FC6-4 1B		0-0 2H 2B		0-0 F4		0-0 4-3		4 0 1 0 0 0 1											
Cliff Johnson, R (1,10) OBP: 0.374, SLG: 0.438	0-0 1-2 1B		0-0 5-3		1-0 FC6-4 HBP		0-0 F8		3 0 1 0 0 0 1											
Jesse Barfield, R (1,9) OBP: 0.313, SLG: 0.432	0-0 F7			0-0 4-3 HR 1B		0-3 K		0-0 S 1B 1B	4 2 2 0 0 1 3											
Willie Upshaw, L (1,3) OBP: 0.405, SLG: 0.572		0-0 4-3		0-0 F2		0-0 FC6-4 1B		4-0 1B 1B IBB	3 1 0 0 1 0 2											
Garth Iorg, R (1,5) OBP: 0.281, SLG: 0.300	0-0 F7			0-0 4-3		0-0 1B		0-0 1B 1B IBB	4 1 2 1 0 0 1								AB 34			
Buck Martinez, R (1,2) OBP: 0.281, SLG: 0.349	0-3 K			0-0 2H HR		0-0 F8		0-0 WP E 1B	4 2 2 3 0 1 2								R 7			
Alfredo Griffin, S (1,6) OBP: 0.265, SLG: 0.333			0-0 F7		0-0 4-3		0-0 4-3	0-3 K	4 0 0 0 0 1 0								H 10			
<b>Inning Stats</b>	R: 0 E: 0 K: 0 S: 5	H: 2 LOB: 2 BB: 0 P: 5	R: 0 E: 0 K: 1 S: 5	H: 0 LOB: 0 BB: 0 P: 5	R: 1 E: 0 K: 0 S: 5	H: 2 LOB: 1 BB: 0 P: 5	R: 2 E: 0 K: 0 S: 5	H: 2 LOB: 0 BB: 0 P: 5	R: 0 E: 0 K: 1 S: 6	H: 1 LOB: 2 BB: 0 P: 7	R: 0 E: 0 K: 1 S: 5	H: 0 LOB: 0 BB: 0 P: 5	R: 4 E: 1 K: 1 S: 9	H: 3 LOB: 1 BB: 1 P: 13	R: 0 E: 0 K: 0 S: 0	H: 0 LOB: 0 BB: 0 P: 0	1B: 7 2B: 2 3B: 0 HR: 1	SF: 0 SAC: 0 DP: 1 HBP: 2	WP: 1 PB: 0 SB: 2 CS: 0	PA: 37
<b>PITCHER</b> Bruce Hurst, L (1,1) ERA: 2.45 John Henry Johnson, L (7,1) ERA: 4.74 Oil Can Boyd, R (8,1) ERA: 5.37	IP: 6.0 WLS: L BF: 26 H: 7 R: 3 ER: 3 SO: 2 BB: 0 IBB: 0 HBP: 0 BLK: 0 WP: 0 HR: 1 S: 28 P: 30 ERA: 4.50 WHIP: 1.167															<b>PITCHER</b>				

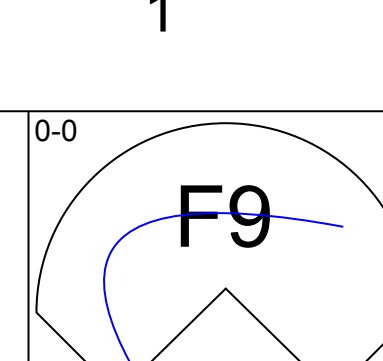
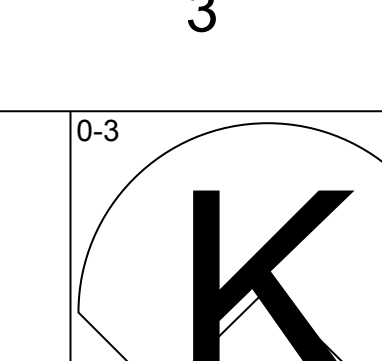
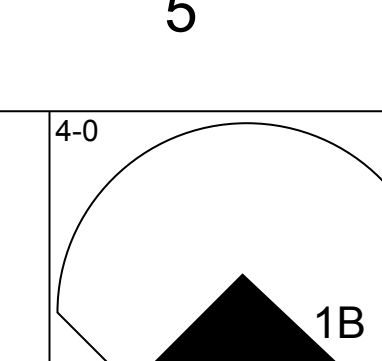
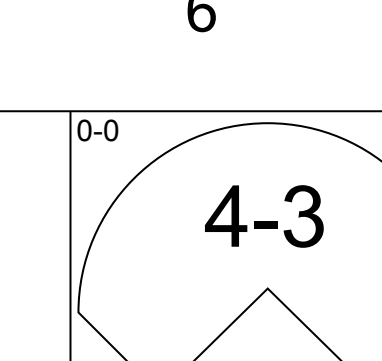
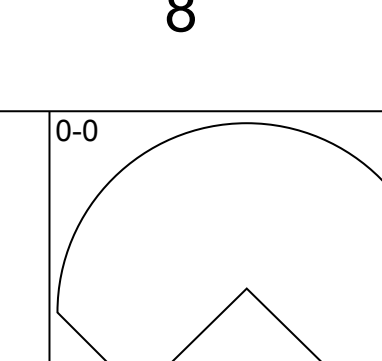
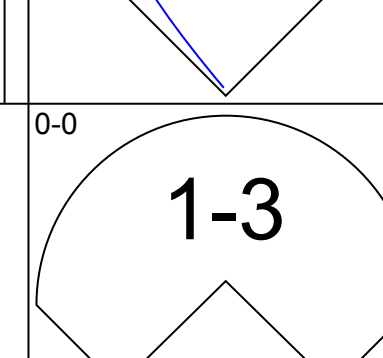
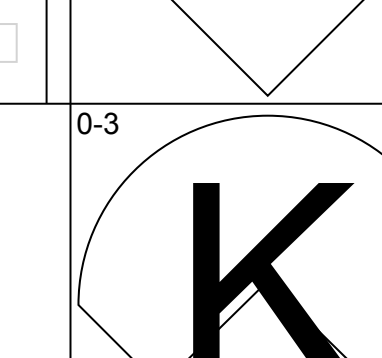
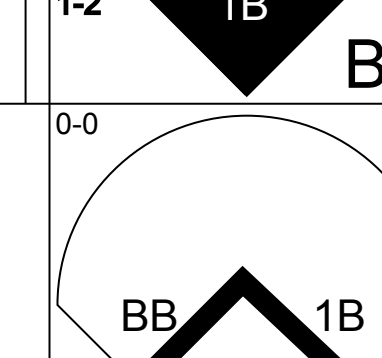
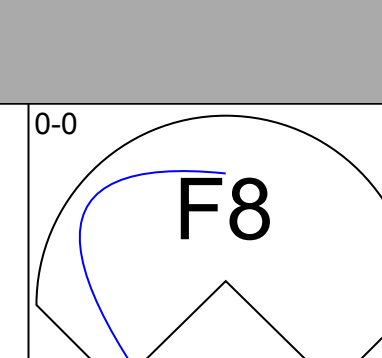
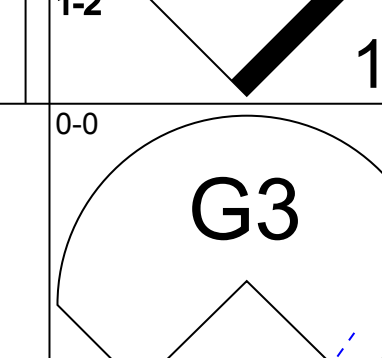
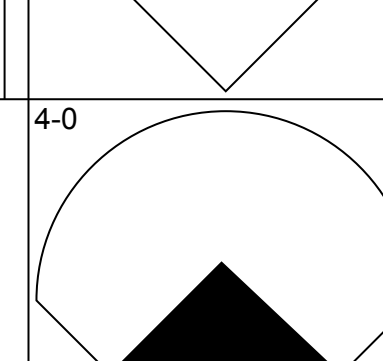
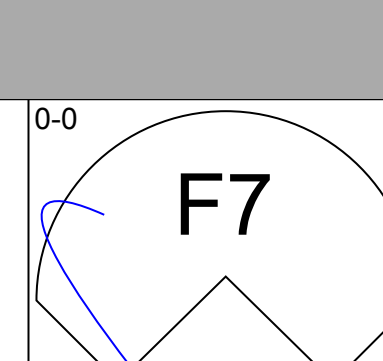
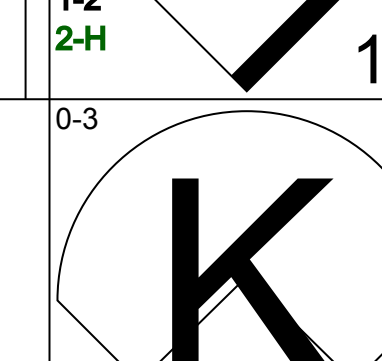
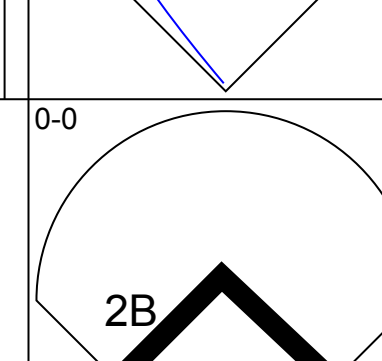
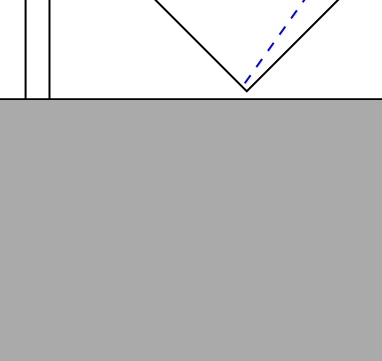
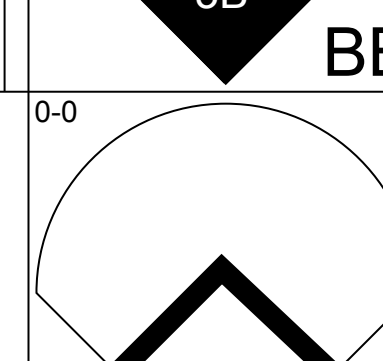
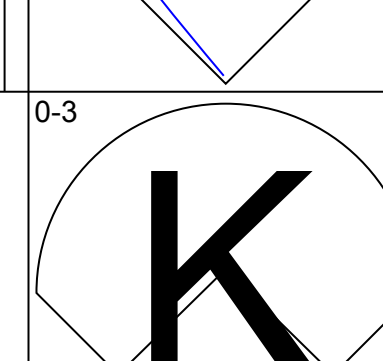
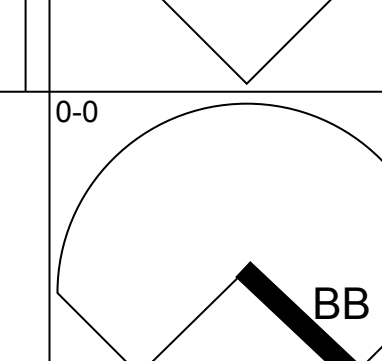
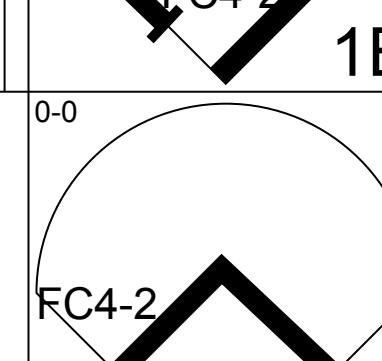

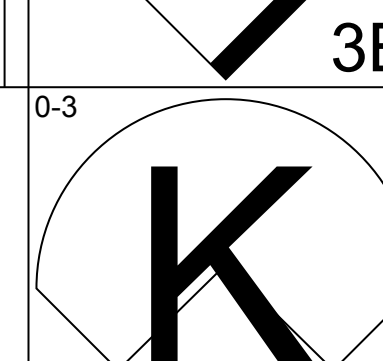
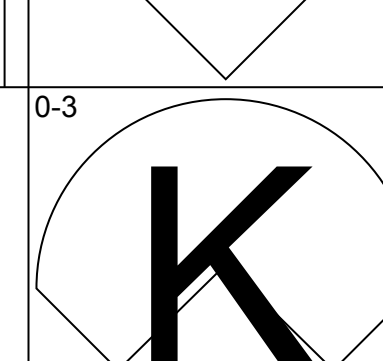
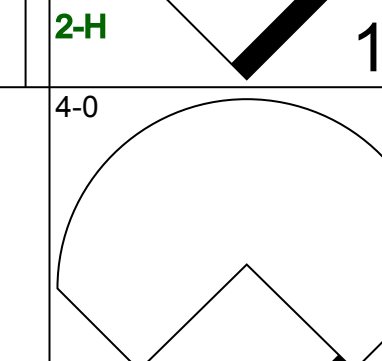
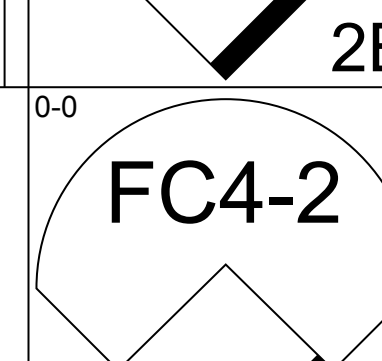

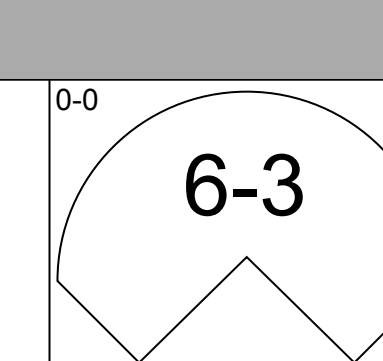
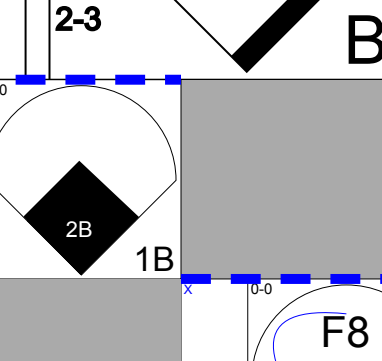
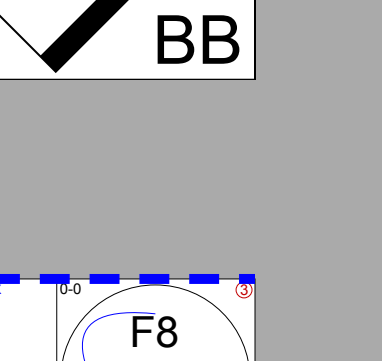
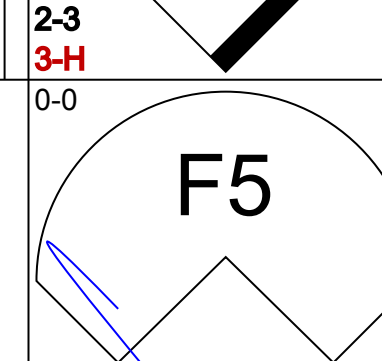
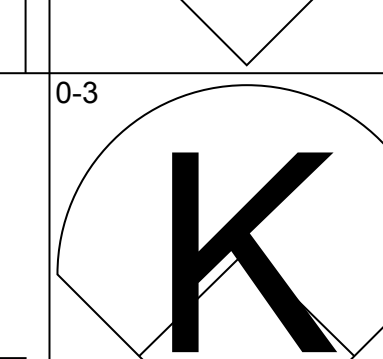
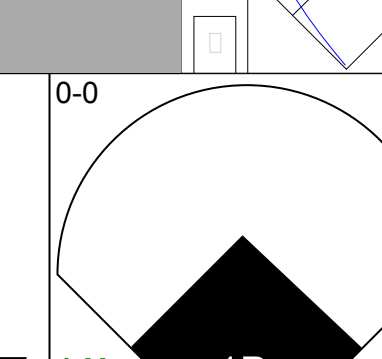
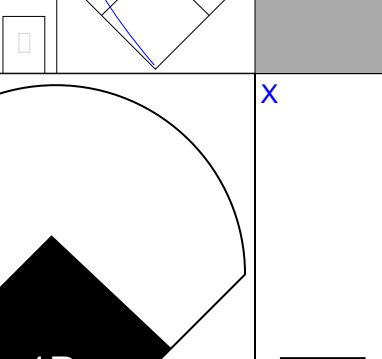
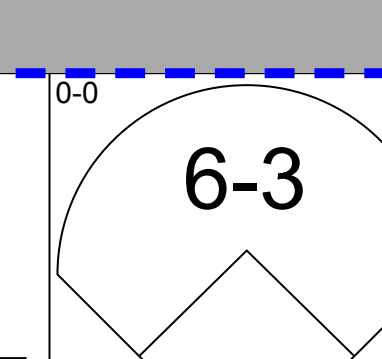
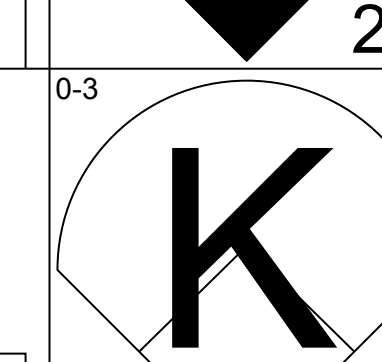
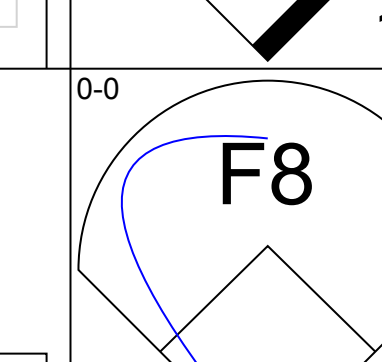
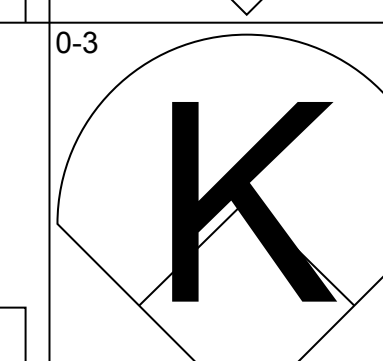
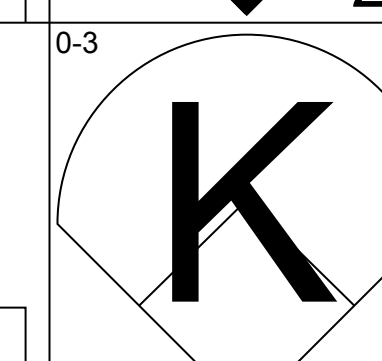
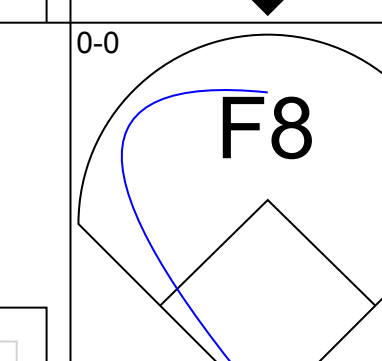
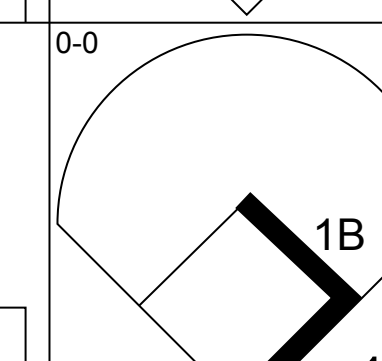
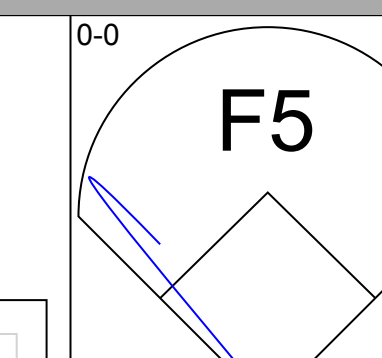
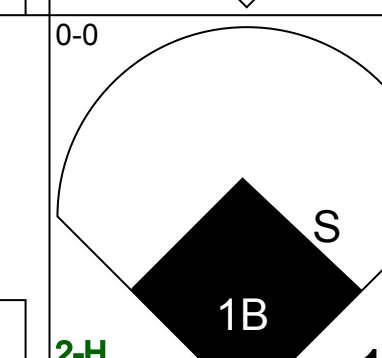
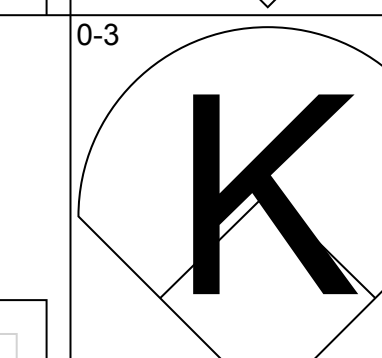
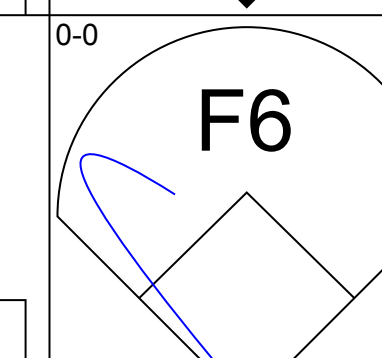
**Boston Red Sox @ Toronto Blue Jays**  
Exhibition Stadium, Toronto, ON  
Sat Jun 16 1984, 3:33 AM EDT  
Att: 31,278 - Unknown

AB 34  
R 7  
H 10  
RBI 5  
BB 1  
SO 4  
LOB 12





Batter	1	2	3	4	5	6	7	8	9	AB	R	H	RBI	BB	SO	LOB	TOP																					
<b>Ed Jurak, R</b> OBP: 0.296, SLG: 0.388 (1, 5)										4	1	1	1	1	2	2	<b>Boston Red Sox @ Toronto Blue Jays</b> Exhibition Stadium, Toronto, ON Sun Jun 17 1984, 3:33 AM EDT Att: 28,396 - Unknown																					
<b>Dwight Evans, R</b> OBP: 0.393, SLG: 0.479 (1, 9)										4	0	1	0	1	0	2																						
<b>Jim Rice, R</b> OBP: 0.326, SLG: 0.500 (1, 7)										4	0	0	0	1	2	4																						
<b>Tony Armas, R</b> OBP: 0.311, SLG: 0.531 (1, 8)										5	1	2	1	0	1	1																						
<b>Mike Easter, L</b> OBP: 0.379, SLG: 0.500 (1, 10)										4	0	0	0	0	2	2																						
<b>Rick Miller, L</b> OBP: 0.358, SLG: 0.356 (1, 3)										4	0	1	0	0	0	2																						
<b>Jeff Newman, R</b> OBP: 0.321, SLG: 0.375 (1, 2)										3	1	1	1	1	1	0																						
<b>Marty Barrett, R</b> OBP: 0.338, SLG: 0.338 (1, 4)										4	0	2	0	0	0	3																						
<b>Jackie Gutierrez, R</b> OBP: 0.297, SLG: 0.345 (1, 6)										3	0	0	0	1	1	4																						
<b>Inning Stats</b>	R: 0 E: 0 K: 1 S: 5	H: 0 LOB: 1 BB: 1 P: 9	R: 0 E: 0 K: 1 S: 6	H: 1 LOB: 2 BB: 1 P: 10	R: 1 E: 0 K: 0 S: 6	H: 3 LOB: 2 BB: 0 P: 6	R: 0 E: 0 K: 1 S: 6	H: 1 LOB: 3 BB: 2 P: 14	R: 0 E: 0 K: 0 S: 3	H: 0 LOB: 0 BB: 0 P: 3	R: 0 E: 1 K: 1 S: 6	H: 0 LOB: 2 BB: 1 P: 10	R: 1 E: 0 K: 2 S: 8	H: 1 LOB: 0 BB: 0 P: 8	R: 1 E: 0 K: 1 S: 6	H: 2 LOB: 0 BB: 0 P: 6	R: 0 E: 0 K: 2 S: 7	H: 0 LOB: 0 BB: 0 P: 7	1B: 5 2B: 0 3B: 0 HR: 3	SF: 0 SAC: 0 DP: 1 HBP: 0	WP: 0 PB: 0 SB: 0 CS: 0	PA: 40																
<b>PITCHER</b>	IP	WLS	BF	H	R	ER	SO	BB	IBB	HBP	BLK	WP	HR	S	P	ERA	WHIP	<b>PITCHER</b>				IP	WLS	BF	H	R	ER	SO	BB	IBB	HBP	BLK	WP	HR	S	P	ERA	WHIP
<b>Jim Clancy, R</b> ERA: 4.25 (1, 1)	5.0	W	24	5	1	1	3	4	0	0	0	0	1	26	42	1.80	1.800																					
<b>Roy Lee Jackson, R</b> ERA: 2.89 (6, 1)	4.0	S	16	3	2	2	6	1	0	0	0	0	2	27	31	4.50	1.000																					

Batter	1	2	3	4	5	6	7	8	9	AB	R	H	RBI	BB	SO	LOB	BOTTOM																					
<b>Damaso Garcia, R</b> OBP: 0.344, SLG: 0.396 (1, 4)										4	1	1	0	1	1	1	<b>Boston Red Sox @ Toronto Blue Jays</b> Exhibition Stadium, Toronto, ON Sun Jun 17 1984, 3:33 AM EDT Att: 28,396 - Unknown																					
<b>Dave Collins, S</b> OBP: 0.342, SLG: 0.466 (1, 7)										5	0	1	1	0	1	2																						
<b>Lloyd Moseby, L</b> OBP: 0.362, SLG: 0.516 (1, 8)										3	1	1	0	1	1	2																						
<b>Willie Upshaw, L</b> OBP: 0.410, SLG: 0.588 (1, 3)										4	0	3	2	0	1	0																						
<b>Willie Aikens, L</b> OBP: 0.286, SLG: 0.290 (1, 10)										3	0	0	0	1	2	3																						
<b>George Bell, R</b> OBP: 0.398, SLG: 0.519 (1, 9)										4	1	1	0	0	0	5																						
<b>Rance Mulliniks, L</b> OBP: 0.352, SLG: 0.354 (1, 5)										4	1	2	1	0	1	0																						
<b>Garth Iorg, R</b> OBP: 0.281, SLG: 0.300 (9, 5)										0	0	0	0	0	0	0																						
<b>Buck Martinez, R</b> OBP: 0.280, SLG: 0.344 (1, 2)										4	0	1	0	0	2	2																						
<b>Alfredo Griffin, S</b> OBP: 0.265, SLG: 0.332 (1, 6)										4	1	1	1	0	1	2																						
<b>Inning Stats</b>	R: 1 E: 0 K: 1 S: 6	H: 1 LOB: 1 BB: 1 P: 10	R: 0 E: 0 K: 2 S: 7	H: 0 LOB: 0 BB: 0 P: 7	R: 0 E: 0 K: 2 S: 7	H: 0 LOB: 0 BB: 0 P: 7	R: 0 E: 0 K: 2 S: 7	H: 0 LOB: 0 BB: 0 P: 7	R: 4 E: 0 K: 2 S: 12	H: 5 LOB: 3 BB: 2 P: 20	R: 0 E: 0 K: 1 S: 6	H: 1 LOB: 0 BB: 0 P: 6	R: 0 E: 0 K: 0 S: 5	H: 2 LOB: 2 BB: 0 P: 5	R: 0 E: 0 K: 0 S: 5	H: 2 LOB: 2 BB: 0 P: 5	R: 0 E: 0 K: 2 S: 7	H: 0 LOB: 0 BB: 0 P: 7	1B: 8 2B: 2 3B: 1 HR: 0	SF: 0 SAC: 0 DP: 0 HBP: 0	WP: 0 PB: 0 SB: 1 CS: 0	PA: 38																
<b>PITCHER</b>	IP	WLS	BF	H	R	ER	SO	BB	IBB	HBP	BLK	WP	HR	S	P	ERA	WHIP	<b>PITCHER</b>				IP	WLS	BF	H	R	ER	SO	BB	IBB	HBP	BLK	WP	HR	S	P	ERA	WHIP
<b>Roger Clemens, R</b> ERA: 6.64 (1, 1)	4.0	L	9	5	4	4	2	2	0	0	0	0	0	11	19	54.00	10.500																					
<b>Rich Gale, R</b> ERA: 4.7 (5, 1)	0.2	L	9	5	4	4	2	2	0	0	0	0	0	11	19	54.00	10.500																					
<b>Steve Crawford, R</b> ERA: 4.0 (5, 1)	2.1		10	3	0	0	1	0	0	0	0	0	0	12	12	0.00	1.286																					
<b>Bob Stanley, R</b> ERA: 3.88 (8, 1)	1.0		5	2	0	0	0	0	0	0	0	0	0	5	5	0.00	2.000																					

AB	35
R	3
H	8
RBI	3
BB	5
SO	9
LOB	20



AB	35
R	5
H	11
RBI	5
BB	3
SO	10
LOB	17





Batter	1	2	3	4	5	6	7	8	9	AB	R	H	RBI	BB	SO	LOB	TOP										
<b>John Shelby, S</b> OBP: 0.263, SLG: 0.337 (1, 8)	6-3		F9					1B HR	FC1-5	5	2	2	0	0	0	3	<b>Baltimore Orioles @ Boston Red Sox</b> Fenway Park, Boston, MA Tue Jun 19 1984, 7:05 PM EDT Att: 23,230 - Unknown										
<b>Floyd Rayford, R</b> OBP: 0.326, SLG: 0.434 (1, 5) (9, 2)	5-3		1B					HR	1B	5	2	4	1	0	0	0											
<b>Cal Ripken Jr., R</b> OBP: 0.371, SLG: 0.531 (1, 6)	2B		F6					HR	1B	4	2	2	1	1	0	3											
<b>Eddie Murray, S</b> OBP: 0.421, SLG: 0.531 (1, 3)	K							HR	1B	5	1	2	6	0	3	1											
<b>Gary Roenicke, R</b> OBP: 0.341, SLG: 0.327 <b>John Lowenstein, L</b> OBP: 0.364, SLG: 0.396 (8, 7) (8, 7)	F5							F8	K	3	0	1	0	0	0	0											
<b>Lenn Sakata, R</b> OBP: 0.241, SLG: 0.216 (9, 4)	4-3		2B							0	0	0	0	0	0	0											
<b>Ken Singleton, S</b> OBP: 0.299, SLG: 0.307 (1, 10)	4-3		K					4-3	2B	5	0	1	1	0	1	1											
<b>Mike Young, S</b> OBP: 0.397, SLG: 0.402 (1, 9)	F9		K					K	G3	5	0	0	0	0	3	3											
<b>Rich Dauer, R</b> OBP: 0.284, SLG: 0.337 <b>Al Bumbry, L</b> OBP: 0.311, SLG: 0.302 (9, 7) (9, 7)	1-3		1-3					4-3	FC1-5	3	0	0	0	0	0	0											
<b>Rick Dempsey, R</b> OBP: 0.311, SLG: 0.297 <b>Wayne Gross, L</b> OBP: 0.368, SLG: 0.488 (9, 5) (9, 5)	F9		1B					5-3	1B	3	1	1	0	0	0	0											
<b>Inning Stats</b>	R: 0 E: 0 K: 1 S: 6	H: 1 LOB: 1 BB: 0 P: 6	R: 0 E: 0 K: 0 S: 3	H: 0 LOB: 0 BB: 0 P: 3	R: 1 E: 0 K: 0 S: 5	H: 2 LOB: 1 BB: 0 P: 5	R: 0 E: 0 K: 3 S: 10	H: 1 LOB: 1 BB: 0 P: 10	R: 0 E: 0 K: 0 S: 5	H: 2 LOB: 2 BB: 0 P: 5	R: 0 E: 0 K: 1 S: 5	H: 0 LOB: 0 BB: 0 P: 5	R: 0 E: 0 K: 1 S: 5	H: 0 LOB: 0 BB: 0 P: 5	R: 4 E: 0 K: 1 S: 8	H: 3 LOB: 0 BB: 1 P: 12	R: 4 E: 0 K: 1 S: 10	H: 5 LOB: 2 BB: 1 P: 14	1B: 9 2B: 4 HR: 1	SF: 0 SAC: 0 DP: 0 HBP: 0	WP: 0 PB: 0 SB: 0 CS: 0	PA: 43					
<b>PITCHER</b>	IP	WLS	BF	H	R	ER	SO	BB	IBB	HBP	BLK	WP	HR	S	P	ERA	WHIP										
<b>Bob Ojeda, L</b> ERA: 4.78 (1, 1)	7.0		30	8	4	4	6	1	0	0	0	0	0	41	45	5.14	1.286										
<b>Bob Stanley, R</b> ERA: 4.44 (8, 1)	1.1	L	9	4	5	5	1	1	0	0	0	0	1	10	14	33.75	3.750										
<b>Steve Crawford, R</b> ERA: 3.86 (9, 1)	0.2		4	2	0	0	1	0	0	0	0	0	0	6	6	0.00	3.000										

Batter	1	2	3	4	5	6	7	8	9	AB	R	H	RBI	BB	SO	LOB	BOTTOM											
<b>Wade Boggs, L</b> OBP: 0.407, SLG: 0.377 (1, 5)	6-3	6-3		FC6-4				6-3		5	0	0	0	0	0	2	<b>Baltimore Orioles @ Boston Red Sox</b> Fenway Park, Boston, MA Tue Jun 19 1984, 7:05 PM EDT Att: 23,230 - Unknown											
<b>Dwight Evans, R</b> OBP: 0.386, SLG: 0.486 (1, 9)	1B	HR		BB				F8		3	2	1	0	2	0	0												
<b>Jim Rice, R</b> OBP: 0.331, SLG: 0.512 (1, 7)	1B	HR		2-5				5-3		4	2	2	4	1	0	0												
<b>Tony Armas, R</b> OBP: 0.309, SLG: 0.525 (1, 8)	1B	F7						F8		5	0	1	0	0	1	1												
<b>Mike Easter, L</b> OBP: 0.387, SLG: 0.517 (1, 10)	1B			G3-6-3				HR		4	2	3	1	1	1	0												
<b>Bill Buckner, L</b> OBP: 0.321, SLG: 0.379 <b>Rick Miller, L</b> OBP: 0.358, SLG: 0.356 (8, 3) (8, 3)	K			G3-6-3				4-3		4	0	1	1	0	1	4												
<b>Rich Gedman, L</b> OBP: 0.298, SLG: 0.472 (1, 2)	F7			K				1B		4	0	1	1	0	1	4												
<b>Marty Barrett, R</b> OBP: 0.342, SLG: 0.343 (1, 4)	4-3			FC3-6				F4		4	0	2	0	0	0	1												
<b>Jackie Gutierrez, R</b> OBP: 0.296, SLG: 0.342 (1, 6)	HR	6-3		FC3-6				6-3		4	1	1	0	0	0	3												
<b>Inning Stats</b>	R: 1 E: 0 K: 1 S: 9	H: 4 LOB: 3 BB: 0 P: 9	R: 3 E: 0 K: 0 S: 5	H: 2 LOB: 0 BB: 1 P: 9	R: 0 E: 0 K: 1 S: 4	H: 0 LOB: 0 BB: 1 P: 8	R: 0 E: 0 K: 0 S: 3	H: 1 LOB: 2 BB: 1 P: 7	R: 2 E: 0 K: 0 S: 6	H: 3 LOB: 2 BB: 1 P: 10	R: 0 E: 0 K: 0 S: 3	H: 0 LOB: 0 BB: 0 P: 3	R: 1 E: 0 K: 0 S: 5	H: 2 LOB: 1 BB: 0 P: 5	R: 0 E: 0 K: 0 S: 3	H: 0 LOB: 0 BB: 0 P: 3		R: 0 E: 0 K: 2 S: 7	H: 0 LOB: 0 BB: 0 P: 7	1B: 9 2B: 0 3B: 1 HR: 2	SF: 0 SAC: 0 DP: 1 HBP: 0	WP: 0 PB: 0 SB: 0 CS: 0	PA: 41					
<b>PITCHER</b>	IP	WLS	BF	H	R	ER	SO	BB	IBB	HBP	BLK	WP	HR	S	P	ERA	WHIP											
<b>Storm Davis, R</b> ERA: 2.15 (1, 1)	4.1		25	3	1	1	0	0	0	0	0	0	0	1	11	11	3.38	1.125										
<b>Tom Underwood, L</b> ERA: 4.49 (5, 1)	2.2		11	3	1	1	0	0	0	0	0	0	0	3	3	0.00	0.000											
<b>Bill Swaggerty, R</b> ERA: 6.27 (8, 1)	1.0	W	3	0	0	0	0	0	0	0	0	0	0	3	3	0.00	0.000											
<b>Tippy Martinez, L</b> ERA: 3.2 (9, 1)	1.0	S	3	0	0	0	2	0	0	0	0	0	0	7	7	0.00	0.000											



Batter	1	2	3	4	5	6	7	8	9	AB	R	H	RBI	BB	SO	LOB	TOP			
<b>Al Bumbry, L</b> OBP: 0.303, SLG: 0.294 (1, 8)										4	0	0	0	0	0	0	<b>Baltimore Orioles @ Boston Red Sox</b> Fenway Park, Boston, MA Wed Jun 20 1984, 7:05 PM EDT Att: 23,736 - Unknown			
<b>Wayne Gross, L</b> OBP: 0.365, SLG: 0.477 (1, 5)										3	1	0	0	0	1	0				
<b>Cal Ripken Jr., R</b> OBP: 0.376, SLG: 0.536 (1, 6)										3	1	2	0	1	0	0				
<b>Eddie Murray, S</b> OBP: 0.419, SLG: 0.525 (1, 3)										3	1	0	0	1	0	2				
<b>John Lowenstein, L</b> OBP: 0.358, SLG: 0.389 <b>John Shelby, S</b> OBP: 0.262, SLG: 0.335 (7, 8)										3	0	0	0	0	3	3				
<b>Ken Singleton, S</b> OBP: 0.293, SLG: 0.301 (1, 10)										4	0	0	0	0	2	3				
<b>Mike Young, S</b> OBP: 0.353, SLG: 0.406 (1, 9)										4	1	1	3	0	2	0				
<b>Lenn Sakata, R</b> OBP: 0.246, SLG: 0.222 (1, 4)										3	0	1	1	0	0	0				
<b>Rick Dempsey, R</b> OBP: 0.305, SLG: 0.290 (1, 2)										3	0	0	0	0	1	1				
<b>Inning Stats</b>	R: 0 E: 0 K: 1 S: 5	H: 0 LOB: 1 BB: 1 P: 9	R: 0 E: 0 K: 1 S: 5	H: 0 LOB: 0 BB: 0 P: 5	R: 0 E: 0 K: 1 S: 5	H: 0 LOB: 0 BB: 0 P: 5	R: 0 E: 0 K: 0 S: 3	H: 0 LOB: 0 BB: 0 P: 3	R: 0 E: 0 K: 0 S: 3	H: 0 LOB: 0 BB: 0 P: 3	R: 4 E: 0 K: 2 S: 10	H: 3 LOB: 1 BB: 1 P: 15	R: 0 E: 0 K: 1 S: 4	H: 1 LOB: 1 BB: 0 P: 4	R: 0 E: 0 K: 1 S: 5	H: 0 LOB: 0 BB: 0 P: 5	1B: 2 2B: 2 3B: 0 HR: 0	SF: 0 SAC: 0 DP: 0 HBP: 1	WP: 0 PB: 0 SB: 1 CS: 0	PA: 34
<b>PITCHER</b> <b>Oil Can Boyd, R</b> ERA: 5.17 (1, 1)	IP: 9.0 WLS: L BF: 34	H: 4 R: 4 ER: 4 SO: 9	BB: 1 IBB: 1 HBP: 1 BLK: 0	WP: 0 HR: 0 S: 49 P: 58	ERA: 4.00 WHIP: 0.556											ERA: 4.00 WHIP: 0.556				

Batter	1	2	3	4	5	6	7	8	9	AB	R	H	RBI	BB	SO	LOB	BOTTOM					
<b>Wade Boggs, L</b> OBP: 0.301, SLG: 0.370 (1, 5)										4	0	0	0	0	0	2	<b>Baltimore Orioles @ Boston Red Sox</b> Fenway Park, Boston, MA Wed Jun 20 1984, 7:05 PM EDT Att: 23,736 - Unknown					
<b>Dwight Evans, R</b> OBP: 0.381, SLG: 0.478 (1, 9)										4	0	0	0	0	0	1						
<b>Jim Rice, R</b> OBP: 0.326, SLG: 0.504 (1, 7)										4	0	0	0	0	2	1						
<b>Tony Armas, R</b> OBP: 0.312, SLG: 0.536 (1, 8)										4	1	2	1	0	0	0						
<b>Mike Easter, L</b> OBP: 0.392, SLG: 0.518 (1, 10)										3	0	2	0	0	0	0						
<b>Bill Buckner, L</b> OBP: 0.310, SLG: 0.364 (1, 3)										4	0	0	0	0	0	3						
<b>Rich Gedman, L</b> OBP: 0.294, SLG: 0.464 (1, 2)										3	0	0	0	0	0	2						
<b>Marty Barrett, R</b> OBP: 0.348, SLG: 0.356 (1, 4)										3	0	2	0	0	0	2						
<b>Jackie Gutierrez, R</b> OBP: 0.292, SLG: 0.338 <b>Rick Miller, L</b> OBP: 0.358, SLG: 0.367 <b>Glenn Hoffman, R</b> OBP: 0.203, SLG: 0.232 (1, 6) (8, PH) (9, 6)										2	0	0	0	0	1	2						
<b>Inning Stats</b>	R: 0 E: 0 K: 1 S: 5	H: 0 LOB: 0 BB: 0 P: 5	R: 0 E: 0 K: 0 S: 3	H: 0 LOB: 0 BB: 0 P: 3	R: 0 E: 0 K: 0 S: 4	H: 1 LOB: 1 BB: 0 P: 4	R: 1 E: 0 K: 0 S: 4	H: 2 LOB: 1 BB: 0 P: 4	R: 0 E: 0 K: 1 S: 6	H: 1 LOB: 1 BB: 0 P: 6	R: 0 E: 0 K: 0 S: 3	H: 0 LOB: 0 BB: 0 P: 3	R: 0 E: 0 K: 1 S: 4	H: 1 LOB: 2 BB: 0 P: 5	R: 0 E: 0 K: 1 S: 6	H: 1 LOB: 1 BB: 0 P: 6	R: 0 E: 0 K: 0 S: 3	H: 1 LOB: 0 BB: 0 P: 3	1B: 5 2B: 1 3B: 0 HR: 1	SF: 0 SAC: 0 DP: 1 HBP: 1	WP: 0 PB: 0 SB: 0 CS: 0	PA: 33
<b>PITCHER</b> <b>Mike Boddicker, R</b> ERA: 2.48 (1, 1)	IP: 9.0 WLS: W BF: 33	H: 7 R: 1 ER: 1 SO: 3	BB: 0 IBB: 0 HBP: 1 BLK: 0	WP: 0 HR: 1 S: 38 P: 39	ERA: 1.00 WHIP: 0.778											ERA: 1.00 WHIP: 0.778						



Batter	1	2	3	4	5	6	7	8	9	AB	R	H	RBI	BB	SO	LOB	TOP			
Damaso Garcia, R (1,4) OBP: 0.334, SLG: 0.387										4	0	1	0	0	0	2	<b>Toronto Blue Jays @ Boston Red Sox</b> Fenway Park, Boston, MA Thu Jun 21 1984, 7:05 PM EDT Att: 18,372 - Unknown			
Dave Collins, S (1,7) OBP: 0.350, SLG: 0.479										4	1	1	1	0	0	1				
Lloyd Moseby, L (1,8) OBP: 0.363, SLG: 0.517										2	2	0	0	2	0	0				
Willie Upshaw, L (1,3) OBP: 0.412, SLG: 0.592										4	1	2	2	0	0	0				
Willie Aikens, L (1,10) OBP: 0.288, SLG: 0.306 Alfredo Griffin, S (9, PR) OBP: 0.259, SLG: 0.324										4	0	2	1	0	1	1				
George Bell, R (1,9) OBP: 0.363, SLG: 0.519										4	0	0	0	0	2	3				
Rance Mulliniks, L (1,5) Garth Iorg, R (9,5) OBP: 0.281, SLG: 0.300										3	0	0	0	1	2	0				
Buck Martinez, R (1,2) OBP: 0.273, SLG: 0.354									3	0	1	1	0	0	0					
Tony Fernandez, S (1,6) OBP: 0.083, SLG: 0.045									3	1	1	0	0	0	1					
<b>Inning Stats</b>	R: 1 E: 0 K: 0 S: 4	H: 2 LOB: 1 BB: 1 P: 8	R: 0 E: 0 K: 2 S: 7	H: 0 LOB: 0 BB: 0 P: 7	R: 1 E: 0 K: 0 S: 4	H: 1 LOB: 0 BB: 0 P: 4	R: 0 E: 0 K: 0 S: 3	H: 1 LOB: 0 BB: 0 P: 3	R: 0 E: 0 K: 0 S: 3	H: 0 LOB: 0 BB: 0 P: 3	R: 0 E: 0 K: 1 S: 5	H: 0 LOB: 0 BB: 0 P: 5	R: 0 E: 0 K: 1 S: 6	H: 1 LOB: 1 BB: 0 P: 6	R: 3 E: 1 K: 1 S: 7	H: 3 LOB: 1 BB: 2 P: 15		1B: 8 2B: 2 3B: 0 HR: 0	SF: 1 SAC: 0 DP: 2 HBP: 0	WP: 0 PB: 0 SB: 3 CS: 1
<b>PITCHER</b>	IP WLS BF H R ER SO BB IBB HBP BLK WP HR S P ERA WHIP																			
Al Nipper, R (1,1) ERA: 4.44	8.0 L 32 8 5 5 4 2 0 0 0 0 0 0 38 46 5.62 1.250																			
Mark Clear, R (9,1) ERA: 3.81	1.0 3 0 0 0 1 0 1 0 0 0 0 0 4 8 0.00 0.000																			

livebaseballscores.com

AB	31
R	5
H	8
RBI	5
BB	3
SO	5
LOB	8



Batter	1	2	3	4	5	6	7	8	9	AB	R	H	RBI	BB	SO	LOB	BOTTOM			
Wade Boggs, L (1,5) OBP: 0.396, SLG: 0.364										4	0	0	0	0	0	0	<b>Toronto Blue Jays @ Boston Red Sox</b> Fenway Park, Boston, MA Thu Jun 21 1984, 7:05 PM EDT Att: 18,372 - Unknown			
Dwight Evans, R (1,9) OBP: 0.383, SLG: 0.476										3	0	1	0	1	0	0				
Jim Rice, R (1,7) OBP: 0.323, SLG: 0.498										3	0	0	0	0	0	2				
Tony Armas, R (1,8) OBP: 0.312, SLG: 0.538										3	1	1	0	0	0	0				
Mike Easter, L (1,10) OBP: 0.391, SLG: 0.528										3	1	1	1	0	0	1				
Bill Buckner, L (1,3) OBP: 0.303, SLG: 0.355										3	0	0	1	0	0	0				
Rich Gedman, L (1,2) OBP: 0.294, SLG: 0.462 Reid Nichols, R (8, PR) OBP: 0.320, SLG: 0.352 Gary Allenson, R (9,2) OBP: 0.179, SLG: 0.135										3	0	1	0	0	0	0				
Marty Barrett, R (1,4) OBP: 0.342, SLG: 0.349										3	0	0	0	0	0	1				
Jackie Gutierrez, R (1,6) OBP: 0.288, SLG: 0.333 Rick Miller, L (9, PH) OBP: 0.362, SLG: 0.361										2	0	0	0	0	0	0				
<b>Inning Stats</b>	R: 0 E: 0 K: 0 S: 2	H: 0 LOB: 0 BB: 1 P: 6	R: 0 E: 0 K: 0 S: 3	H: 0 LOB: 0 BB: 0 P: 3	R: 0 E: 0 K: 0 S: 3	H: 0 LOB: 0 BB: 0 P: 3	R: 1 E: 0 K: 0 S: 4	H: 1 LOB: 0 BB: 0 P: 4	R: 0 E: 0 K: 0 S: 3	H: 0 LOB: 0 BB: 0 P: 3	R: 0 E: 0 K: 0 S: 3	H: 1 LOB: 0 BB: 0 P: 3	R: 1 E: 0 K: 0 S: 4	H: 2 LOB: 1 BB: 0 P: 4	R: 0 E: 0 K: 0 S: 3	H: 0 LOB: 0 BB: 0 P: 3		1B: 2 2B: 1 3B: 0 HR: 1	SF: 0 SAC: 0 DP: 2 HBP: 0	WP: 0 PB: 0 SB: 0 CS: 1
<b>PITCHER</b>	IP WLS BF H R ER SO BB IBB HBP BLK WP HR S P ERA WHIP																			
Luis Leal, R (1,1) ERA: 2.72	9.0 W 29 4 2 2 0 1 0 0 0 0 0 1 28 32 2.00 0.556																			

AB	28
R	2
H	4
RBI	2
BB	1
SO	0
LOB	4





Batter	1	2	3	4	5	6	7	8	9	AB	R	H	RBI	BB	SO	LOB	TOP			
Damaso Garcia, R (1,4) OBP: 0.330, SLG: 0.381 Garth Iorg, R (8,4) OBP: 0.281, SLG: 0.300	0-0 4-3		0-0 4-3			0-0 F3		0-0 L3-6		4	0	0	0	0	0	1				
Dave Collins, S (1,7) OBP: 0.353, SLG: 0.479	0-0 S 1B		0-0 F7			0-0 F7			0-0 PB 1B	4	1	2	0	0	0	0				
Lloyd Moseby, L (1,8) OBP: 0.361, SLG: 0.517	0-3 K			0-3 K		0-0 2B			0-3 K	4	0	1	0	0	3	2				
Willie Upshaw, L (1,3) OBP: 0.410, SLG: 0.587	0-0 2H 1B			0-0 F6		0-3 K			0-3 K	4	0	1	1	0	2	2				
Willie Aikens, L (1,10) OBP: 0.274, SLG: 0.289	0-3 K			0-0 F6			0-3 K		0-0 F7	4	0	0	0	0	2	2				
George Bell, R (1,9) OBP: 0.363, SLG: 0.516		0-0 F8				0-0 1B			0-3 K	3	0	1	0	0	1	0				
Rance Mulliniks, L (1,5) OBP: 0.350, SLG: 0.333		0-0 F7			0-0 F7		0-0 1-3			3	0	0	0	0	0	1				
Buck Martinez, R (1,2) OBP: 0.274, SLG: 0.363 Toby Hernandez, R (8,FR) (8,2)		0-3 K			0-0 F4			0-0 L3-6 2B		3	0	1	0	0	1	1				
Tony Fernandez, S (1,6) OBP: 0.074, SLG: 0.040			0-0 F6			0-0 F7		0-0 F6		3	0	0	0	0	0	2				
<b>Inning Stats</b>	R: 1 E: 0 K: 2 S: 9	H: 2 LOB: 1 BB: 0 P: 9	R: 0 E: 0 K: 1 S: 5	H: 0 LOB: 0 BB: 0 P: 5	R: 0 E: 0 K: 0 S: 3	H: 0 LOB: 0 BB: 0 P: 3	R: 0 E: 0 K: 1 S: 5	H: 1 LOB: 1 BB: 0 P: 4	R: 0 E: 0 K: 2 S: 6	H: 1 LOB: 1 BB: 0 P: 6	R: 0 E: 0 K: 2 S: 7	H: 0 LOB: 0 BB: 0 P: 7	R: 0 E: 0 K: 0 S: 3	H: 1 LOB: 1 BB: 0 P: 3	R: 0 E: 0 K: 2 S: 8	H: 1 LOB: 1 BB: 0 P: 8	1B: 4 2B: 3 3B: 0 HR: 0	SF: 0 SAC: 0 DP: 1 HBP: 0	WP: 0 PB: 1 SB: 1 CS: 0	PA: 32
<b>PITCHER</b> Rogier Clemens, R (1,1) ERA: 5.59	IP: 9.0 WLS: W BF: 32 H: 6 R: 1 ER: 1 SO: 9 BB: 0 IBB: 0 HBP: 0 BLK: 0 WP: 0 HR: 0 S: 50 P: 50 ERA: 1.00 WHIP: 0.667																			

Toronto Blue Jays @ Boston Red Sox  
Fenway Park, Boston, MA  
Fri Jun 22 1984, 7:05 PM EDT  
Att: 23,167 - Unknown

AB 32  
R 1  
H 6  
RBI 1  
BB 0  
SO 9  
LOB 11



Batter	1	2	3	4	5	6	7	8	9	AB	R	H	RBI	BB	SO	LOB	BOTTOM			
Wade Boggs, L (1,5) OBP: 0.396, SLG: 0.365	0-0 1B HR	0-0 4-3		0-0 4-3		0-3 K		0-0 FC5-4 WP 2H 1B		5	1	2	1	0	1	3				
Dwight Evans, R (1,9) OBP: 0.386, SLG: 0.480	0-0 1-2 HR 1B		0-0 6-3	0-0 6-3			0-0 1B 2B	4-0 FC5-4 1-2 BB		4	2	2	0	1	0	1				
Jim Rice, R (1,7) OBP: 0.320, SLG: 0.504	0-3 K		0-0 F3		0-0 HR		0-3 K	0-0 FC5-4 FC6-4 1-2 2-3		5	1	1	1	0	2	5				
Tony Armas, R (1,8) OBP: 0.321, SLG: 0.552	0-0 1-2 HR		0-0 3B 1B		0-0 CS 1B		4-0 1B IBB	0-0 FC6-4 1-2		4	2	3	3	1	0	2				
Mike Easter, L (1,10) OBP: 0.389, SLG: 0.532	0-3 K		0-0 1-2 2B 3B		0-3 K		0-3 K			4	1	1	1	0	3	3				
Bill Buckner, L (1,3) OBP: 0.309, SLG: 0.368	0-3 K			0-0 4-3		0-0 FC6 1-3 2H 1B				4	0	2	2	0	1	1				
Rich Gedman, L (1,2) OBP: 0.299, SLG: 0.463		0-0 G4-6-3 1B		0-0 F2		0-0 G4-6-3 1B		0-0 FC6 1-2		4	0	2	0	0	0	3				
Marty Barrett, R (1,4) OBP: 0.345, SLG: 0.359		0-0 G4-6-3 1-2		0-0 6-3 2B		0-0 G4-6-3 1B		0-0 4-3		4	0	2	0	0	0	1				
Jackie Gutierrez, R (1,6) OBP: 0.294, SLG: 0.344		0-0 S 1B		0-0 6-3 2-3		0-0 G4-6-3 1-2 2-3		0-0 1B 2B		4	1	2	0	0	0	3				
<b>Inning Stats</b>	R: 3 E: 0 K: 3 S: 12	H: 3 LOB: 0 BB: 0 P: 12	R: 0 E: 0 K: 0 S: 4	H: 2 LOB: 1 BB: 0 P: 4	R: 2 E: 0 K: 0 S: 6	H: 3 LOB: 1 BB: 0 P: 6	R: 0 E: 0 K: 0 S: 4	H: 1 LOB: 1 BB: 0 P: 4	R: 1 E: 0 K: 1 S: 6	H: 2 LOB: 0 BB: 0 P: 6	R: 0 E: 0 K: 1 S: 6	H: 2 LOB: 1 BB: 0 P: 6	R: 1 E: 0 K: 2 S: 9	H: 2 LOB: 2 BB: 1 P: 13	R: 1 E: 0 K: 0 S: 5	H: 2 LOB: 2 BB: 1 P: 9	1B: 10 2B: 4 3B: 1 HR: 2	SF: 0 SAC: 0 DP: 2 HBP: 0	WP: 1 PB: 0 SB: 1 CS: 1	PA: 40
<b>PITCHER</b> Jim Clancy, R (1,1) ERA: 4.62 Bryan Clark, L (5,1) ERA: 7.27	IP: 4.0 WLS: L BF: 21 H: 10 R: 6 ER: 6 SO: 6 BB: 0 IBB: 0 HBP: 0 BLK: 0 WP: 1 HR: 2 S: 27 P: 27 ERA: 13.50 WHIP: 2.500																			

Toronto Blue Jays @ Boston Red Sox  
Fenway Park, Boston, MA  
Fri Jun 22 1984, 7:05 PM EDT  
Att: 23,167 - Unknown

AB 38  
R 8  
H 17  
RBI 8  
BB 2  
SO 7  
LOB 22









Batter	1	2	3	4	5	6	7	8	9	10	AB	R	H	RBI	BB	SO	LOB	TOP							
<b>Damaso Garcia, R</b> OBP: 0.335, SLG: 0.389 (1.4)											5	1	3	0	0	1	1	<b>Toronto Blue Jays @ Boston Red Sox</b> Fenway Park, Boston, MA Sun Jun 24 1984, 7:05 PM EDT Att: 32,521 - Unknown							
<b>Lloyd Moseby, L</b> OBP: 0.369, SLG: 0.515 (1.8)											4	0	1	0	1	2	4								
<b>George Bell, R</b> OBP: 0.358, SLG: 0.506 (1.7)											5	0	1	1	0	1	4								
<b>Cliff Johnson, R</b> OBP: 0.373, SLG: 0.432 (1.10)											3	0	1	0	1	2	2								
<b>Rick Leach, L</b> OBP: 0.313, SLG: 0.379 (8, PR)											0	1	0	0	1	0	0								
<b>Jesse Barfield, R</b> OBP: 0.310, SLG: 0.420 (1.9)											3	0	0	0	1	1	1								
<b>Willie Upshaw, L</b> OBP: 0.413, SLG: 0.598 (1.3)											4	1	2	2	1	1	3								
<b>Garth Iorg, R</b> OBP: 0.269, SLG: 0.287 (1.5)											4	0	0	0	0	0	2								
<b>Rance Mulliniks, L</b> OBP: 0.358, SLG: 0.363 (10, PH)											1	0	0	0	0	0	2								
<b>Buck Martinez, R</b> OBP: 0.281, SLG: 0.418 (1.2)											4	0	0	0	0	0	0								
<b>Alfredo Griffin, S</b> OBP: 0.263, SLG: 0.326 (1.6)											4	0	1	0	0	1	0								
<b>Inning Stats</b>	R: 0 E: 0 K: 2 S: 8	H: 1 LOB: 3 BB: 2 P: 16	R: 0 E: 0 K: 1 S: 5	H: 0 LOB: 0 BB: 0 P: 5	R: 0 E: 0 K: 1 S: 5	H: 1 LOB: 1 BB: 1 P: 9	R: 1 E: 0 K: 1 S: 4	H: 1 LOB: 0 BB: 0 P: 4	R: 1 E: 0 K: 1 S: 7	H: 2 LOB: 1 BB: 1 P: 7	R: 0 E: 0 K: 0 S: 3	H: 0 LOB: 0 BB: 0 P: 3	R: 0 E: 0 K: 1 S: 6	H: 1 LOB: 1 BB: 0 P: 6	R: 1 E: 0 K: 1 S: 7	H: 2 LOB: 2 BB: 0 P: 7	R: 0 E: 1 K: 2 S: 9	H: 1 LOB: 2 BB: 0 P: 9	R: 0 E: 0 K: 0 S: 2	H: 0 LOB: 1 BB: 2 P: 10	1B: 7 2B: 1 3B: 0 HR: 1	SF: 0 SAC: 1 DP: 0 HBP: 0	WP: 0 PB: 0 SB: 2 CS: 1	PA: 43	
<b>PITCHER</b>	IP	WLS	BF	H	R	ER	SO	BB	IBB	HBP	BLK	WP	HR	S	P	ERA	WHIP								
<b>Bob Ojeda, L</b> ERA: 4.66 (1.1)	8.0		34	8	3	3	7	3	0	0	0	0	0	45	57	3.38	1.375								
<b>Bob Stanley, R</b> ERA: 4.28 (9.1)	2.0	W	9	1	0	0	2	1	1	0	0	0	0	11	19	0.00	1.000								

Batter	1	2	3	4	5	6	7	8	9	10	AB	R	H	RBI	BB	SO	LOB	BOTTOM							
<b>Wade Boggs, L</b> OBP: 0.393, SLG: 0.360 (1.5)											4	0	1	0	1	2	1	<b>Toronto Blue Jays @ Boston Red Sox</b> Fenway Park, Boston, MA Sun Jun 24 1984, 7:05 PM EDT Att: 32,521 - Unknown							
<b>Dwight Evans, R</b> OBP: 0.384, SLG: 0.471 (1.9)											5	1	2	0	0	2	2								
<b>Jim Rice, R</b> OBP: 0.314, SLG: 0.491 (1.7)											5	0	0	0	0	0	3								
<b>Tony Armas, R</b> OBP: 0.318, SLG: 0.556 (1.8)											5	1	1	2	0	2	2								
<b>Mike Easter, L</b> OBP: 0.396, SLG: 0.523 (1.10)											3	1	1	0	1	0	0								
<b>Bill Buckner, L</b> OBP: 0.313, SLG: 0.369 (1.3)											4	1	1	0	0	0	1								
<b>Rich Gedman, L</b> OBP: 0.301, SLG: 0.465 (1.2)											4	0	1	0	0	1	2								
<b>Marty Barrett, R</b> OBP: 0.343, SLG: 0.348 (1.4)											2	0	0	0	1	0	0								
<b>Rick Miller, L</b> OBP: 0.360, SLG: 0.361 (9, PH)											0	1	0	0	1	0	0								
<b>Ed Jurak, R</b> OBP: 0.296, SLG: 0.388 (10.4)											0	0	0	0	0	0	0								
<b>Jackie Gutierrez, R</b> OBP: 0.285, SLG: 0.333 (1.6)											3	0	0	0	0	2	2								
<b>Reid Nichols, R</b> OBP: 0.327, SLG: 0.370 (9, PH)											1	0	1	3	0	0	0								
<b>Glenn Hoffman, R</b> OBP: 0.217, SLG: 0.246 (10.6)											0	0	0	0	0	0	0								
<b>Inning Stats</b>	R: 0 E: 0 K: 1 S: 6	H: 1 LOB: 1 BB: 0 P: 6	R: 0 E: 0 K: 1 S: 6	H: 1 LOB: 2 BB: 1 P: 10	R: 0 E: 0 K: 1 S: 6	H: 1 LOB: 1 BB: 0 P: 6	R: 0 E: 0 K: 0 S: 3	H: 0 LOB: 0 BB: 0 P: 3	R: 0 E: 0 K: 1 S: 5	H: 0 LOB: 1 BB: 1 P: 9	R: 0 E: 0 K: 2 S: 7	H: 0 LOB: 0 BB: 0 P: 7	R: 0 E: 0 K: 1 S: 5	H: 0 LOB: 0 BB: 0 P: 5	R: 3 E: 0 K: 1 S: 8	H: 3 LOB: 1 BB: 1 P: 12	R: 2 E: 0 K: 0 S: 3	H: 2 LOB: 0 BB: 0 P: 3	1B: 6 2B: 1 3B: 0 HR: 1	SF: 0 SAC: 0 DP: 0 HBP: 0	WP: 0 PB: 1 SB: 1 CS: 0	PA: 40			
<b>PITCHER</b>	IP	WLS	BF	H	R	ER	SO	BB	IBB	HBP	BLK	WP	HR	S	P	ERA	WHIP								
<b>Dave Stieb, R</b> ERA: 2.44 (1.1)	8.2		36	6	3	3	8	4	0	0	0	0	0	48	64	3.12	1.154								
<b>Jimmy Key, L</b> ERA: 4.62 (9.1)	0.1	L	1	0	0	0	1	0	0	0	0	0	0	3	3	0.00	0.000								
<b>Dennis Lamp, R</b> ERA: 3.51 (10.1)	0.1	L	3	2	2	2	0	0	0	0	0	0	1	3	3	54.00	6.000								



Batter	1	2	3	4	5	6	7	8	9	AB	R	H	RBI	BB	SO	LOB	TOP					
Wade Boggs, L (1.5)	F8		K	4-3		E 2B BB FC5-2		FC6-4 1B		4	1	1	1	1	1	0	<b>Boston Red Sox @ Baltimore Orioles</b> Memorial Stadium, Baltimore, MD Mon Jun 25 1984, 7:05 PM EDT Att: 24,087 - Unknown					
Dwight Evans, R (1.9)	1B		K	5-3		FC5-2 E 2B		F6		5	1	1	0	0	1	5						
Jim Rice, R (1.7)	1-2 1B		3B 1B			5-3		SF8		4	1	2	1	0	1	3						
Tony Armas, R (1.8)	K		1B 3B			F3		FC6-4		5	1	2	3	0	1	3						
Mike Easter, L (1.10)	F7		2B 1B			F6				4	0	1	1	1	1	3						
Bill Buckner, L (1.3)		F9	1-3 2B			G3				5	0	1	0	0	0	1						
Rich Gedman, L (1.2)		1B	FC6-4 IBB			FC 1B BB 1B				4	1	2	0	1	1	0						
Marty Barrett, R (1.4)	F8		FC6-4			BB FC FC5-2 1B		6-3		4	0	1	0	0	0	4						
Jackie Gutierrez, R (1.6)	K			1-3		FC FC5-2 BB E		E1 1B SF8 1B		4	2	1	0	0	1	3						
<b>Inning Stats</b>	R: 0 E: 0 K: 1 S: 7	H: 2 LOB: 2 BB: 0 P: 7	R: 0 E: 0 K: 1 S: 6	H: 1 LOB: 1 BB: 0 P: 6	R: 2 E: 0 K: 2 S: 11	H: 4 LOB: 3 BB: 1 P: 15	R: 0 E: 0 K: 0 S: 3	H: 0 LOB: 0 BB: 0 P: 3	R: 0 E: 0 K: 0 S: 3	H: 0 LOB: 1 BB: 1 P: 7	R: 4 E: 1 K: 1 S: 9	H: 3 LOB: 1 BB: 1 P: 13	R: 0 E: 0 K: 0 S: 3	H: 0 LOB: 0 BB: 0 P: 3	R: 1 E: 1 K: 0 S: 5	H: 2 LOB: 1 BB: 0 P: 5	R: 0 E: 0 K: 2 S: 7	H: 0 LOB: 0 BB: 0 P: 7	1B: 9 2B: 2 3B: 1 HR: 0	SF: 1 SAC: 0 DP: 0 HBP: 0	WP: 0 PB: 0 SB: 0 CS: 0	PA: 43
<b>PITCHER</b>	IP WLS BF H R ER SO BB IBB HBP BLK WP HR S P ERA WHIP																					
Storm Davis, R (1.1)	5.0 L 28 9 6 5 4 2 1 0 0 0 0 0 33 45 9.00 2.200																					
Bill Swaggerty, R (6.1)	3.0 12 3 1 0 1 0 0 0 0 0 0 0 14 14 0.00 1.000																					
Tippy Martinez, L (9.1)	1.0 3 0 0 0 2 0 0 0 0 0 0 0 7 7 0.00 0.000																					

Batter	1	2	3	4	5	6	7	8	9	AB	R	H	RBI	BB	SO	LOB	BOTTOM					
Al Bumbry, L (1.8)	F7		1B 2B		K				G6-4-3	5	1	2	0	0	1	2	<b>Boston Red Sox @ Baltimore Orioles</b> Memorial Stadium, Baltimore, MD Mon Jun 25 1984, 7:05 PM EDT Att: 24,087 - Unknown					
Jim Dwyer, L (1.9)	F8		2H 1B			F8		K		5	0	1	1	0	2	2						
Cal Ripken Jr., R (1.6)	K		1-3			F9		F8		4	0	0	0	0	1	3						
Eddie Murray, S (1.3)		1B BB			F8			K		3	0	0	0	1	2	0						
Wayne Gross, L (1.5)		F5			K			1B 2B BB		2	1	0	0	2	1	1						
Ken Singleton, S (1.10)		K				2B BB		K		3	1	1	0	1	2	2						
Mike Young, S (1.7)		1-3 1B			K			1B 2B		3	1	2	1	1	1	1						
Lenn Sakata, R (1.4)					4-3			5-3		3	0	0	0	0	1	2						
John Lowenstein, L (8, PH)								K		1	0	0	0	0	1	2						
Rich Dauer, R (9.4)								K		0	0	0	0	0	0	0						
Floyd Rayford, R (1.2)		F9						1B		4	0	3	2	0	0	0						
<b>Inning Stats</b>	R: 0 E: 0 K: 1 S: 5	H: 0 LOB: 0 BB: 0 P: 5	R: 0 E: 0 K: 1 S: 5	H: 1 LOB: 1 BB: 1 P: 9	R: 1 E: 0 K: 0 S: 5	H: 2 LOB: 1 BB: 0 P: 5	R: 0 E: 0 K: 2 S: 7	H: 0 LOB: 1 BB: 1 P: 11	R: 0 E: 0 K: 1 S: 5	H: 1 LOB: 1 BB: 0 P: 5	R: 0 E: 0 K: 1 S: 5	H: 0 LOB: 0 BB: 0 P: 5	R: 3 E: 0 K: 2 S: 11	H: 4 LOB: 2 BB: 1 P: 15	R: 0 E: 0 K: 3 S: 9	H: 0 LOB: 2 BB: 2 P: 17	R: 0 E: 0 K: 1 S: 5	H: 1 LOB: 0 BB: 0 P: 5	1B: 7 2B: 3 3B: 0 HR: 0	SF: 0 SAC: 0 DP: 2 HBP: 0	WP: 0 PB: 0 SB: 0 CS: 1	PA: 38
<b>PITCHER</b>	IP WLS BF H R ER SO BB IBB HBP BLK WP HR S P ERA WHIP																					
Oil Can Boyd, R (1.1)	6.1 W 27 7 4 4 4 3 0 0 0 0 0 0 38 50 5.68 1.579																					
Mark Clear, R (7.1)	2.2 S 11 2 0 0 5 2 0 0 0 0 0 0 19 27 0.00 1.500																					



Batter	1	2	3	4	5	6	7	8	9	AB	R	H	RBI	BB	SO	LOB	TOP					
Wade Boggs, L (1, 5) OBP: 0.396, SLG: 0.363	1-3		F9		1B E	BB 1B		1B 1-3 1B		5	2	3	0	0	0	1	<b>Boston Red Sox @ Baltimore Orioles</b> Memorial Stadium, Baltimore, MD Tue Jun 26 1984, 7:05 PM EDT Att: 27,115 - Unknown					
Dwight Evans, R (1, 9) OBP: 0.394, SLG: 0.467	F7		G6-3 BB		E8 3B 1B	K		1-3 WP 1B		4	1	2	0	1	1	2						
Jim Rice, R (1, 7) OBP: 0.317, SLG: 0.495	F8		G6-3		3B			1-3		4	0	1	2	1	0	3						
Tony Armas, R (1, 8) OBP: 0.320, SLG: 0.559		1B 1B			IBB		F7	F8		4	0	1	0	1	1	4						
Mike Easter, L (1, 10) OBP: 0.383, SLG: 0.517	F4				K			6-3		5	1	1	0	0	2	3						
Bill Buckner, L (1, 3) OBP: 0.305, SLG: 0.364	F6				F4			F8		5	1	1	1	0	0	3						
Rich Gedman, L (1, 2) OBP: 0.311, SLG: 0.464					6-3 1B			4-3		5	0	2	0	0	1	3						
Marty Barrett, R (1, 4) OBP: 0.344, SLG: 0.349	F9				E 1B	BB 1B		4-3		4	0	2	1	0	0	3						
Jackie Gutierrez, R (1, 6) OBP: 0.283, SLG: 0.329					4-3 1B			4-3		4	0	1	0	0	1	2						
<b>Inning Stats</b>	R: 0 E: 0 K: 0 S: 3	H: 0 LOB: 0 BB: 0 P: 3	R: 0 E: 0 K: 0 S: 5	H: 2 LOB: 2 BB: 0 P: 5	R: 0 E: 0 K: 0 S: 3	H: 1 LOB: 1 BB: 1 P: 7	R: 2 E: 1 K: 1 S: 8	H: 3 LOB: 1 BB: 0 P: 8	R: 2 E: 1 K: 2 S: 10	H: 3 LOB: 2 BB: 1 P: 14	R: 0 E: 0 K: 1 S: 6	H: 1 LOB: 1 BB: 0 P: 6	R: 1 E: 0 K: 0 S: 5	H: 2 LOB: 1 BB: 0 P: 5	R: 0 E: 0 K: 0 S: 3	H: 0 LOB: 0 BB: 0 P: 3		1B: 12 2B: 1 3B: 1 HR: 0	SF: 0 SAC: 0 DP: 1 HBP: 0	WP: 1 PB: 0 SB: 1 CS: 0	PA: 43	
<b>PITCHER</b>	IP WLS BF H R ER SO BB IBB HBP BLK WP HR S P ERA WHIP	IP WLS BF H R ER SO BB IBB HBP BLK WP HR S P ERA WHIP	IP WLS BF H R ER SO BB IBB HBP BLK WP HR S P ERA WHIP	IP WLS BF H R ER SO BB IBB HBP BLK WP HR S P ERA WHIP	IP WLS BF H R ER SO BB IBB HBP BLK WP HR S P ERA WHIP	IP WLS BF H R ER SO BB IBB HBP BLK WP HR S P ERA WHIP	IP WLS BF H R ER SO BB IBB HBP BLK WP HR S P ERA WHIP	IP WLS BF H R ER SO BB IBB HBP BLK WP HR S P ERA WHIP	IP WLS BF H R ER SO BB IBB HBP BLK WP HR S P ERA WHIP	IP WLS BF H R ER SO BB IBB HBP BLK WP HR S P ERA WHIP	IP WLS BF H R ER SO BB IBB HBP BLK WP HR S P ERA WHIP	IP WLS BF H R ER SO BB IBB HBP BLK WP HR S P ERA WHIP	IP WLS BF H R ER SO BB IBB HBP BLK WP HR S P ERA WHIP	IP WLS BF H R ER SO BB IBB HBP BLK WP HR S P ERA WHIP	IP WLS BF H R ER SO BB IBB HBP BLK WP HR S P ERA WHIP	IP WLS BF H R ER SO BB IBB HBP BLK WP HR S P ERA WHIP	IP WLS BF H R ER SO BB IBB HBP BLK WP HR S P ERA WHIP	IP WLS BF H R ER SO BB IBB HBP BLK WP HR S P ERA WHIP	IP WLS BF H R ER SO BB IBB HBP BLK WP HR S P ERA WHIP	IP WLS BF H R ER SO BB IBB HBP BLK WP HR S P ERA WHIP	IP WLS BF H R ER SO BB IBB HBP BLK WP HR S P ERA WHIP	IP WLS BF H R ER SO BB IBB HBP BLK WP HR S P ERA WHIP

AB	40
R	5
H	14
RBI	4
BB	3
SO	6
LOB	24



Batter	1	2	3	4	5	6	7	8	9	AB	R	H	RBI	BB	SO	LOB	BOTTOM					
Al Bumbry, L (1, 8) OBP: 0.302, SLG: 0.299	K					K	FC4-6			4	0	0	0	0	2	3	<b>Boston Red Sox @ Baltimore Orioles</b> Memorial Stadium, Baltimore, MD Tue Jun 26 1984, 7:05 PM EDT Att: 27,115 - Unknown					
Lenn Sakata, R (8, 4) OBP: 0.238, SLG: 0.217			6-3				1-2			0	0	0	0	0	0	0						
Jim Dwyer, L (1, 9) OBP: 0.327, SLG: 0.293	K				K	E 1B		F7		4	0	1	1	0	2	0						
Cal Ripken Jr., R (1, 6) OBP: 0.359, SLG: 0.507	5-3				F3	E4 1-2		F9		4	0	0	0	0	0	1						
Eddie Murray, S (1, 3) OBP: 0.421, SLG: 0.515					F9	4-3		1-3		4	0	0	0	0	1	2						
Wayne Gross, L (1, 5) OBP: 0.394, SLG: 0.467						K		3-1		2	0	0	0	2	1	0						
Ken Singleton, S (1, 10) OBP: 0.304, SLG: 0.301								F7		3	1	1	0	1	0	2						
Mike Young, S (1, 7) OBP: 0.348, SLG: 0.388					G4-6-3	BB 1B		F7		4	0	1	0	0	0	3						
Floyd Rayford, R (1, 2) OBP: 0.330, SLG: 0.430					6-3			F8		4	0	0	0	0	0	3						
Rich Dauer, R (1, 4) OBP: 0.285, SLG: 0.340								F9		2	1	1	0	0	0	0						
Gary Roenicke, R (7, PH) OBP: 0.348, SLG: 0.339					6-3			FC4-6		1	0	1	1	0	0	0						
<b>Inning Stats</b>	R: 0 E: 0 K: 2 S: 7	H: 0 LOB: 0 BB: 0 P: 7	R: 0 E: 0 K: 1 S: 5	H: 0 LOB: 1 BB: 1 P: 9	R: 0 E: 0 K: 0 S: 3	H: 0 LOB: 0 BB: 0 P: 3	R: 0 E: 0 K: 1 S: 5	H: 0 LOB: 0 BB: 0 P: 5	R: 0 E: 0 K: 1 S: 4	H: 0 LOB: 0 BB: 1 P: 8	R: 1 E: 1 K: 1 S: 8	H: 2 LOB: 2 BB: 0 P: 8	R: 1 E: 0 K: 0 S: 6	H: 3 LOB: 3 BB: 0 P: 6	R: 0 E: 0 K: 0 S: 3	H: 0 LOB: 0 BB: 0 P: 3	R: 0 E: 0 K: 0 S: 3	H: 0 LOB: 1 BB: 1 P: 7	1B: 4 2B: 1 3B: 0 HR: 0	SF: 0 SAC: 0 DP: 1 HBP: 0	WP: 0 PB: 0 SB: 0 CS: 0	PA: 35
<b>PITCHER</b>	IP WLS BF H R ER SO BB IBB HBP BLK WP HR S P ERA WHIP	IP WLS BF H R ER SO BB IBB HBP BLK WP HR S P ERA WHIP	IP WLS BF H R ER SO BB IBB HBP BLK WP HR S P ERA WHIP	IP WLS BF H R ER SO BB IBB HBP BLK WP HR S P ERA WHIP	IP WLS BF H R ER SO BB IBB HBP BLK WP HR S P ERA WHIP	IP WLS BF H R ER SO BB IBB HBP BLK WP HR S P ERA WHIP	IP WLS BF H R ER SO BB IBB HBP BLK WP HR S P ERA WHIP	IP WLS BF H R ER SO BB IBB HBP BLK WP HR S P ERA WHIP	IP WLS BF H R ER SO BB IBB HBP BLK WP HR S P ERA WHIP	IP WLS BF H R ER SO BB IBB HBP BLK WP HR S P ERA WHIP	IP WLS BF H R ER SO BB IBB HBP BLK WP HR S P ERA WHIP	IP WLS BF H R ER SO BB IBB HBP BLK WP HR S P ERA WHIP	IP WLS BF H R ER SO BB IBB HBP BLK WP HR S P ERA WHIP	IP WLS BF H R ER SO BB IBB HBP BLK WP HR S P ERA WHIP	IP WLS BF H R ER SO BB IBB HBP BLK WP HR S P ERA WHIP	IP WLS BF H R ER SO BB IBB HBP BLK WP HR S P ERA WHIP	IP WLS BF H R ER SO BB IBB HBP BLK WP HR S P ERA WHIP	IP WLS BF H R ER SO BB IBB HBP BLK WP HR S P ERA WHIP	IP WLS BF H R ER SO BB IBB HBP BLK WP HR S P ERA WHIP	IP WLS BF H R ER SO BB IBB HBP BLK WP HR S P ERA WHIP	IP WLS BF H R ER SO BB IBB HBP BLK WP HR S P ERA WHIP	IP WLS BF H R ER SO BB IBB HBP BLK WP HR S P ERA WHIP





Batter	1	2	3	4	5	6	7	8	9	AB	R	H	RBI	BB	SO	LOB	TOP										
Wade Boggs, L (1,5) OBP: 0.393, SLG: 0.360	4-3		3-1		6-3		F8		1B	5	0	1	0	0	0	1											
Dwight Evans, R (1,9) OBP: 0.394, SLG: 0.466	F5		1B		F8		F8		1B	5	0	2	1	0	0	1											
Jim Rice, R (1,7) OBP: 0.318, SLG: 0.493	1B		E5			1B		6-3	F9	5	0	2	0	0	0	4											
Tony Armas, R (1,8) OBP: 0.319, SLG: 0.555	K		F8			1B		5-3		4	0	1	0	0	1	3											
Mike Easter, L (1,10) OBP: 0.378, SLG: 0.509			F8		F8		FC3-2-5		K	4	0	0	0	0	1	2											
Bill Buckner, L (1,3) OBP: 0.310, SLG: 0.363			1B		F9		G5-4-3		F2	3	0	1	0	0	0	0											
Gary Allenson, R (1,2) Ed Jurak, R (9, PR) OBP: 0.296, SLG: 0.388	F8		1B		1B		G5-4-3		1B	4	0	2	0	0	0	4											
Marty Barrett, R (1,4) OBP: 0.348, SLG: 0.349	6-3				1B				1B	0	1	0	0	0	0	0											
Jackie Gutierrez, R (1,6) Reid Nichols, R (9, PH) OBP: 0.354, SLG: 0.366			K		6-3				K	3	0	1	0	0	1	0											
<b>Inning Stats</b>	R: 0 E: 0 K: 1 S: 6	H: 1 LOB: 1 BB: 0 P: 6	R: 0 E: 0 K: 0 S: 4	H: 1 LOB: 1 BB: 0 P: 4	R: 0 E: 1 K: 1 S: 7	H: 1 LOB: 2 BB: 0 P: 7	R: 0 E: 0 K: 0 S: 4	H: 2 LOB: 2 BB: 0 P: 4	R: 0 E: 0 K: 0 S: 3	H: 0 LOB: 0 BB: 0 P: 3	R: 0 E: 0 K: 0 S: 4	H: 2 LOB: 2 BB: 0 P: 5	R: 0 E: 0 K: 1 S: 6	H: 1 LOB: 1 BB: 0 P: 6	R: 0 E: 0 K: 1 S: 5	H: 0 LOB: 0 BB: 0 P: 5	R: 1 E: 0 K: 1 S: 8	H: 3 LOB: 3 BB: 1 P: 12	1B: 11 2B: 0 3B: 0 HR: 0	SF: 0 SAC: 0 DP: 1 HBP: 1	WP: 1 PA: 39 PB: 0 SB: 0 CS: 0						
<b>PITCHER</b>	IP	WLS	BF	H	R	ER	SO	BB	IBB	HBP	BLK	WP	HR	S	P	ERA	WHIP										
Scott McGregor, L (1,1) ERA: 3.89	8.2	W	38	11	1	1	5	1	0	1	0	1	0	46	51	1.04	1.385										
Sammy Stewart, R (9,1) ERA: 2.75	0.1	S	1	0	0	0	0	0	0	0	0	0	0	1	1	0.00	0.000										

**Boston Red Sox @ Baltimore Orioles**  
**Memorial Stadium, Baltimore, MD**  
 Wed Jun 27 1984, 7:05 PM EDT  
 Att: 26,372 - Unknown

AB 37  
 R 1  
 H 11  
 RBI 1  
 BB 1  
 SO 5  
 LOB 18



Batter	1	2	3	4	5	6	7	8	9	AB	R	H	RBI	BB	SO	LOB	BOTTOM										
John Shelby, S (1,8) OBP: 0.246, SLG: 0.309	4-3	4-3		F9			G1			4	0	0	0	0	0	4											
Mike Young, S (1,9) OBP: 0.345, SLG: 0.384	1B		6-3		F7		K			4	0	1	0	0	1	1											
Cal Ripken Jr., R (1,6) OBP: 0.361, SLG: 0.507	F8		FC4-6		F3			E8		4	1	2	0	0	0	1											
Eddie Murray, S (1,3) OBP: 0.419, SLG: 0.511	F7		1B		4-3			4-3		4	0	1	0	0	0	2											
Wayne Gross, L (1,5) Todd Cruz, R (8, PR) OBP: 0.240, SLG: 0.309	F4		FC4-6			K		1B	CI	4	0	1	1	0	1	2											
Ken Singleton, S (1,10) Al Bumbry, L (8, PR) OBP: 0.302, SLG: 0.299	BB		FC4-6			K		CI	SF8	3	0	1	0	0	1	2											
Gary Roenicke, R (1,7) OBP: 0.352, SLG: 0.369	F5						F8			4	1	2	1	0	0	1											
Rich Dauer, R (1,4) Jim Dwyer, L (8, PH) Lenn Sakata, R (9,4) OBP: 0.238, SLG: 0.217	1B				F6			SF8		3	0	2	0	0	0	0											
Floyd Rayford, R (1,2) OBP: 0.327, SLG: 0.417	BB				F8			6-3		3	0	0	0	1	0	3											
<b>Inning Stats</b>	R: 0 E: 0 K: 0 S: 4	H: 1 LOB: 1 BB: 0 P: 4	R: 0 E: 0 K: 0 S: 5	H: 2 LOB: 3 BB: 1 P: 9	R: 0 E: 0 K: 0 S: 5	H: 2 LOB: 2 BB: 0 P: 5	R: 1 E: 0 K: 0 S: 4	H: 1 LOB: 0 BB: 0 P: 4	R: 0 E: 0 K: 0 S: 3	H: 0 LOB: 0 BB: 0 P: 3	R: 0 E: 0 K: 2 S: 7	H: 0 LOB: 0 BB: 0 P: 7	R: 0 E: 0 K: 1 S: 6	H: 1 LOB: 1 BB: 0 P: 6	R: 2 E: 2 K: 0 S: 7	H: 3 LOB: 2 BB: 0 P: 7	1B: 9 2B: 0 3B: 0 HR: 1	SF: 1 SAC: 0 DP: 0 HBP: 0	WP: 0 PA: 36 PB: 0 SB: 0 CS: 0								
<b>PITCHER</b>	IP	WLS	BF	H	R	ER	SO	BB	IBB	HBP	BLK	WP	HR	S	P	ERA	WHIP										
Roger Clemens, R (1,1) ERA: 5.17	7.1	L	34	10	3	2	3	1	0	0	0	0	1	39	43	2.46	1.500										
Steve Crawford, R (8,1) ERA: 3.22	0.2		2	0	0	0	0	0	0	0	0	0	0	2	2	0.00	0.000										

**Boston Red Sox @ Baltimore Orioles**  
**Memorial Stadium, Baltimore, MD**  
 Wed Jun 27 1984, 7:05 PM EDT  
 Att: 26,372 - Unknown

AB 33  
 R 3  
 H 10  
 RBI 3  
 BB 1  
 SO 3  
 LOB 16





Batter	1	2	3	4	5	6	7	8	9	10	11	AB	R	H	RBI	BB	SO	LOB	TOP				
Jack Perconte, L OBP: 0.357, SLG: 0.335	4-3		F9		6-3			1B HR	BB 1-2 2-3	FC5-4		5	1	1	0	1	0	3					
Bary Bonnell, R OBP: 0.331, SLG: 0.418	5-3			1B 2B		F9		1B HR	F8		F9	6	1	2	0	0	0	3					
Alvin Davis, L OBP: 0.405, SLG: 0.562	F7			F6		K		HR		4-3	G6-4-3 1B	6	1	2	3	0	1	1					
Al Cowens, R OBP: 0.313, SLG: 0.450		HR		K		K					G6-4-3 1B	6	2	3	1	0	2	2					
Dave Henderson, R OBP: 0.294, SLG: 0.376		6-3			BB 1B						BB SH3-4 2B	5	1	2	0	0	2	1					
Steve Henderson, R OBP: 0.364, SLG: 0.408												1	0	0	0	2	0	0					
Phil Bradley, R OBP: 0.333, SLG: 0.288	F3											0	0	0	0	0	0	0					
Ken Phelps, L OBP: 0.374, SLG: 0.636												0	0	0	0	2	0	0					
Jim Presley, R OBP: 0.263, SLG: 0.474												3	0	0	0	0	2	4					
Domingo Ramos, R OBP: 0.222, SLG: 0.226												1	0	0	0	0	1	1					
Al Chambers, L OBP: 0.310, SLG: 0.407												0	0	0	1	1	0	0					
Bob Kearney, R OBP: 0.277, SLG: 0.381			5-3			5-3			5-3	F9	SH3-4	4	0	0	1	0	0	1					
Spike Owen, S OBP: 0.366, SLG: 0.406		6-3				F7			F3	BB 1-2 2-3 3-H	FC5-4 HBP	3	0	0	0	1	0	0					
<b>Inning Stats</b>	R: 0 E: 0 K: 0 S: 3	H: 0 LOB: 0 BB: 0 P: 3	R: 1 E: 0 K: 1 S: 6	H: 1 LOB: 0 BB: 0 P: 6	R: 0 E: 0 K: 0 S: 3	H: 0 LOB: 0 BB: 0 P: 3	R: 0 E: 0 K: 2 S: 7	H: 0 LOB: 0 BB: 0 P: 7	R: 0 E: 0 K: 1 S: 4	H: 0 LOB: 1 BB: 0 P: 8	R: 3 E: 0 K: 1 S: 9	H: 4 LOB: 1 BB: 0 P: 9	R: 0 E: 0 K: 1 S: 5	H: 0 LOB: 3 BB: 3 P: 17	R: 2 E: 0 K: 0 S: 5	H: 2 LOB: 3 BB: 2 P: 14	R: 0 E: 0 K: 0 S: 3	H: 1 LOB: 0 BB: 0 P: 3	1B: 5 2B: 3 3B: 0 HR: 2	SF: 0 SAC: 1 DP: 2 HBP: 1	WP: 0 PB: 0 SB: 1 CS: 0	PA: 49	
<b>PITCHER</b>	IP WLS BF H R ER SO BB IBB HBP BLK WP HR S P ERA WHIP	<b>PITCHER</b>											IP WLS BF H R ER SO BB IBB HBP BLK WP HR S P ERA WHIP										
Bruce Hurst, L ERA: 2.59	(1, 1)																						
Mark Clear, R ERA: 3.3	(8, 1)	1.1	7	0	0	0	2	3	0	0	0	0	0	0	8	20	0.00	2.250					
Bob Stanley, R ERA: 4.25	(10, 1)	2.0	W	11	3	2	2	0	1	1	1	0	0	0	8	17	9.00	2.000					

Seattle Mariners @ Boston Red Sox  
Fenway Park, Boston, MA  
Thu Jun 28 1984, 7:05 PM EDT  
Att: 16,715 - Unknown

AB 40  
R 6  
H 10  
RBI 6  
BB 7  
SO 8  
LOB 16



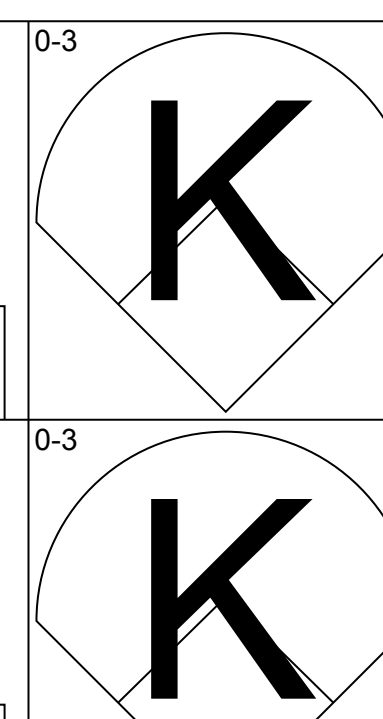
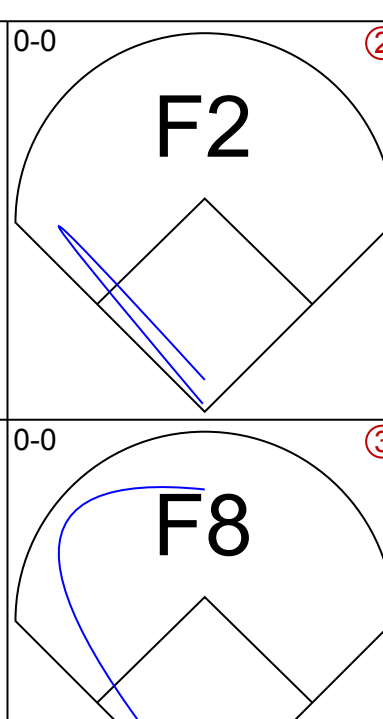
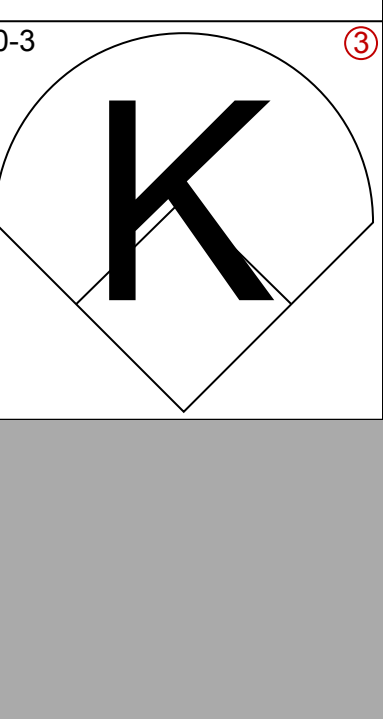
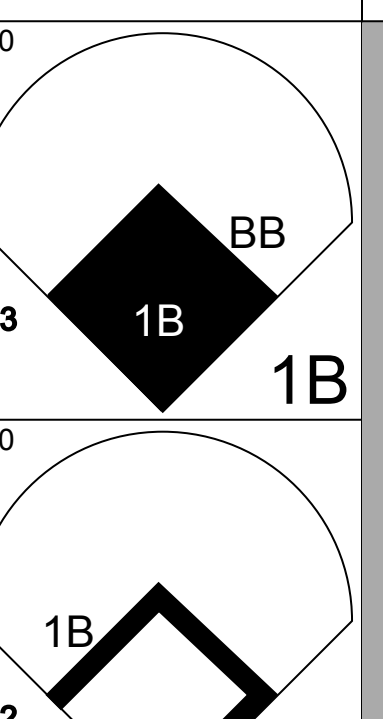
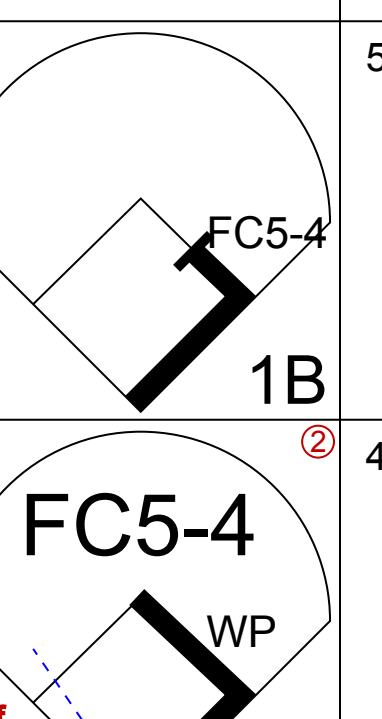
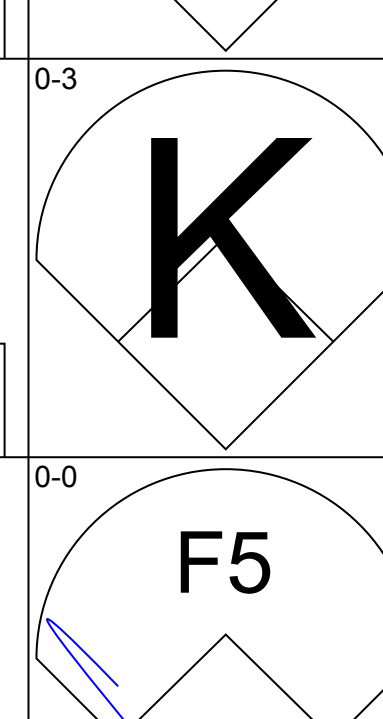
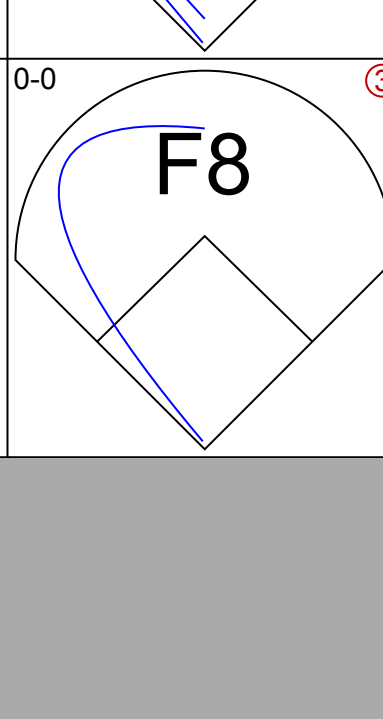
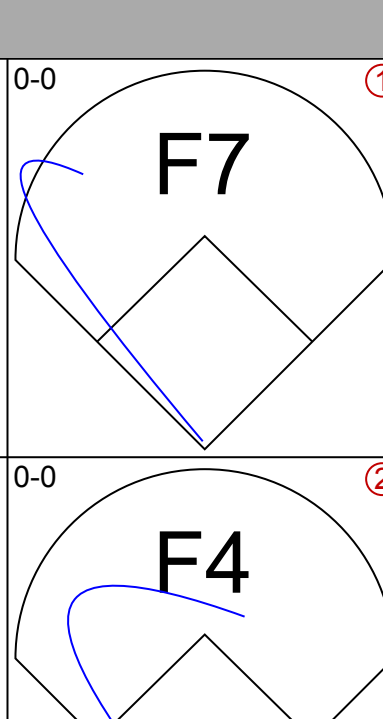
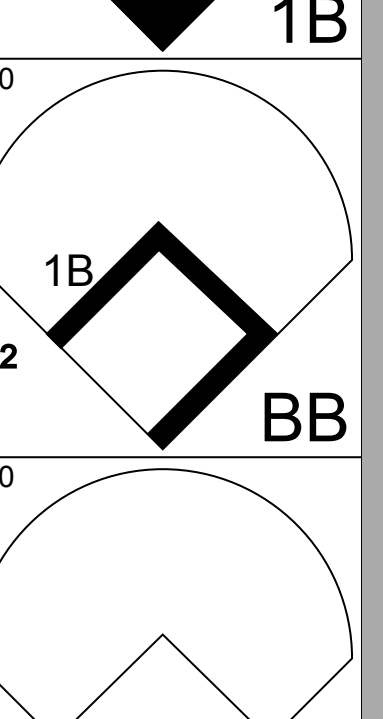
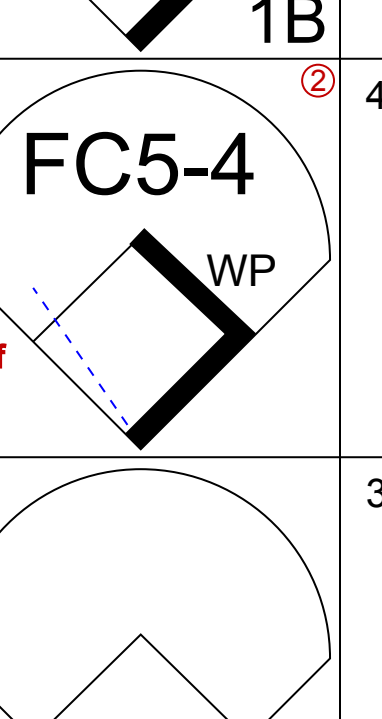
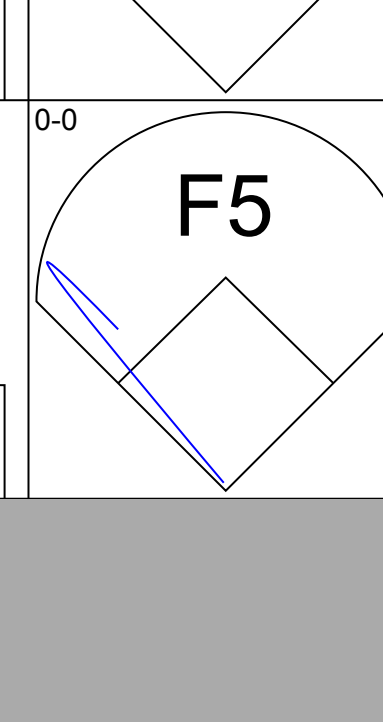
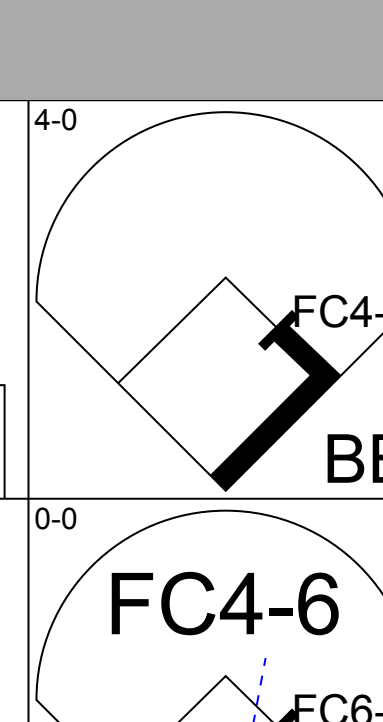
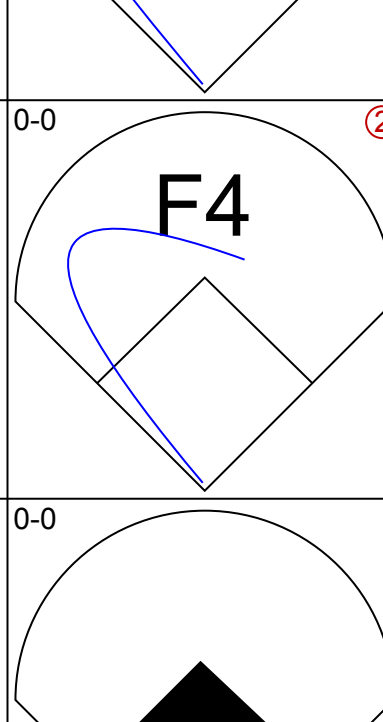
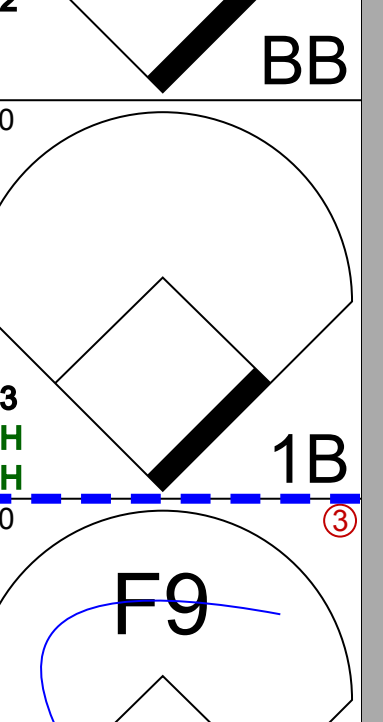
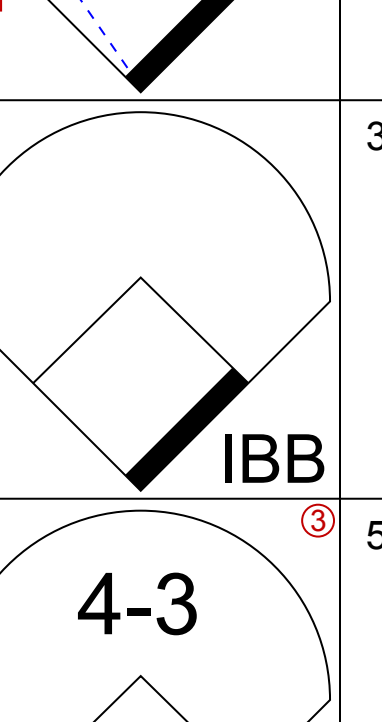
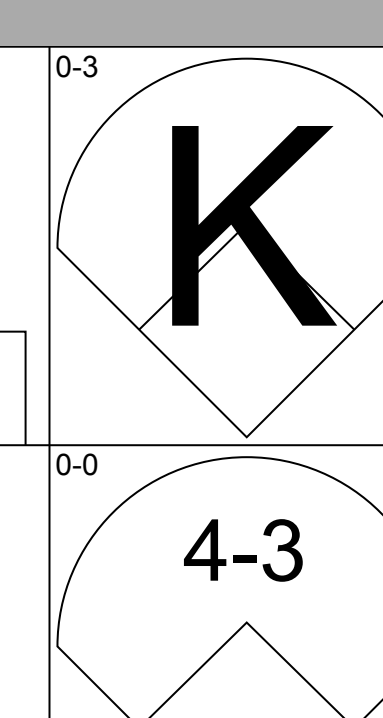
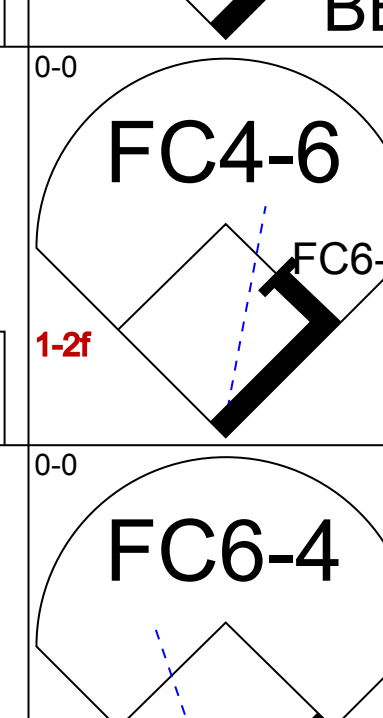
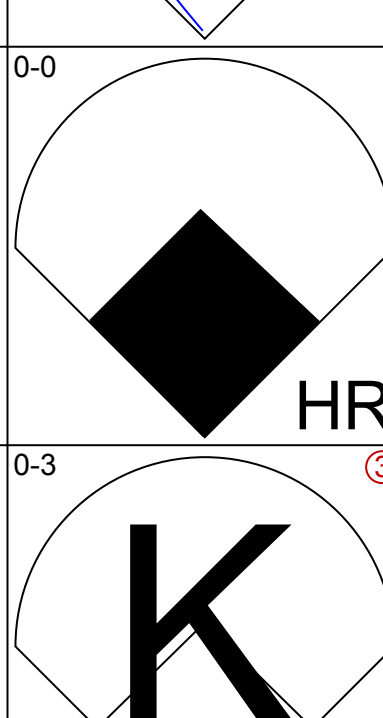
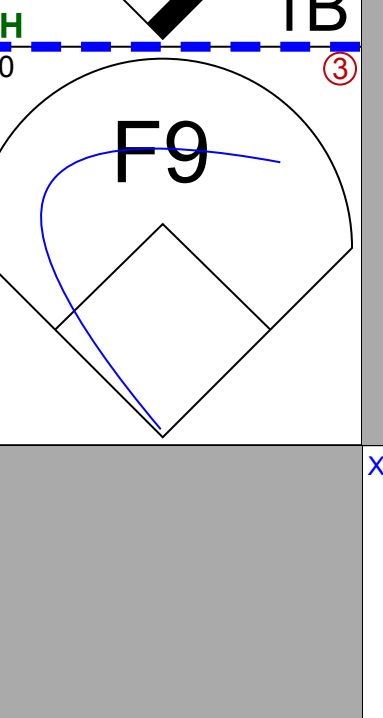
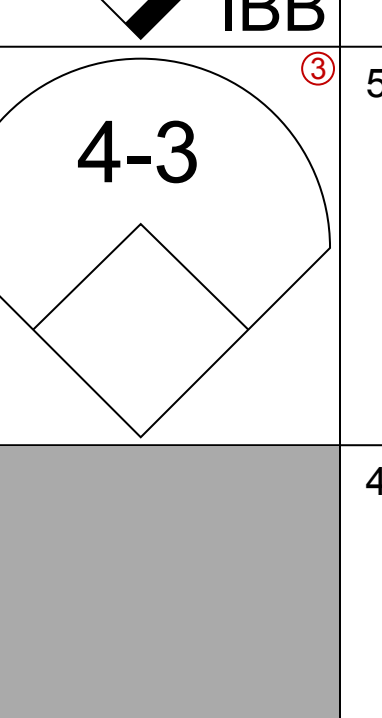
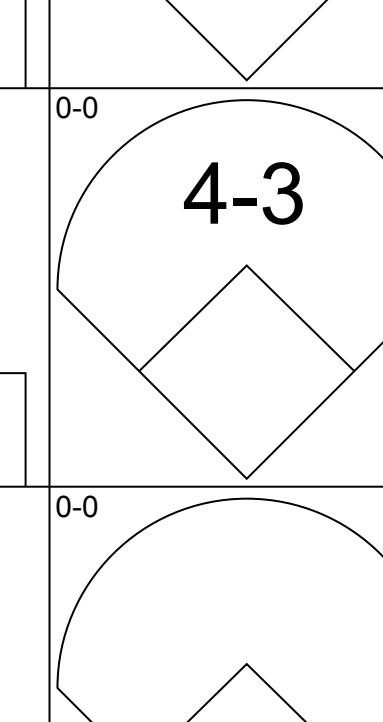
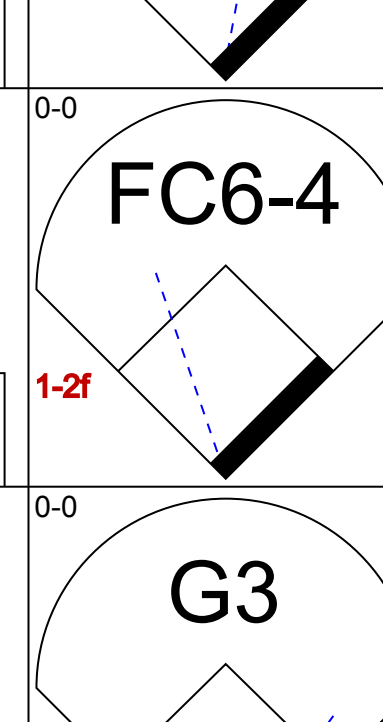
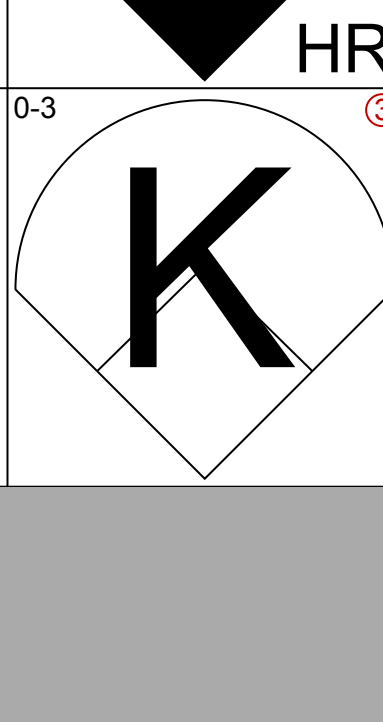
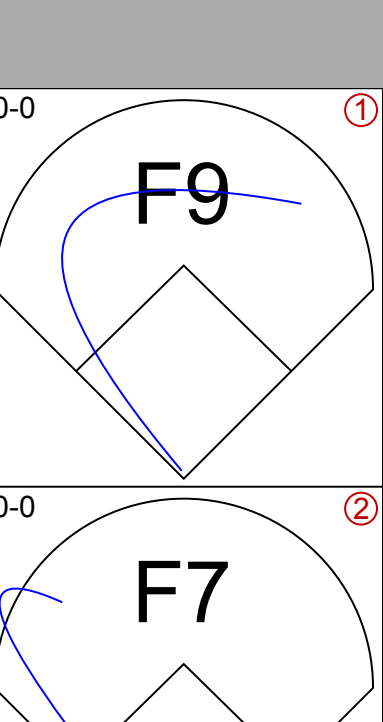
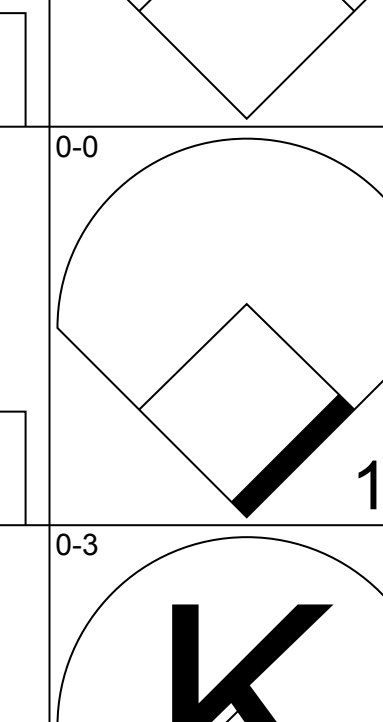
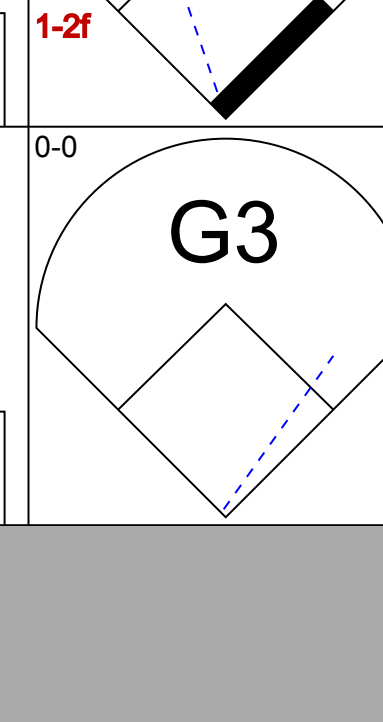
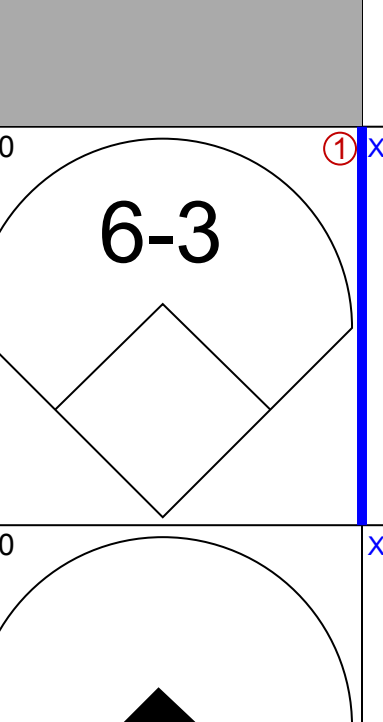
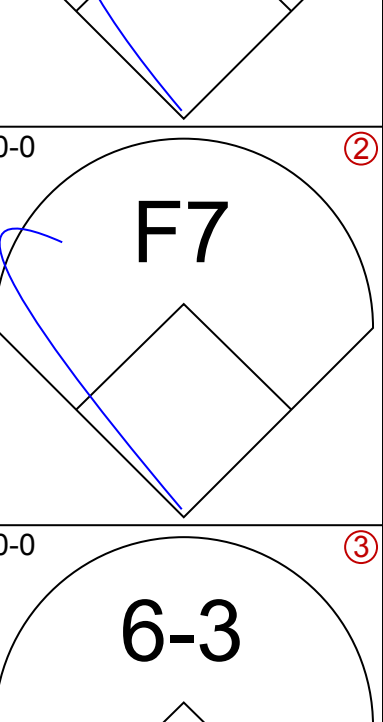
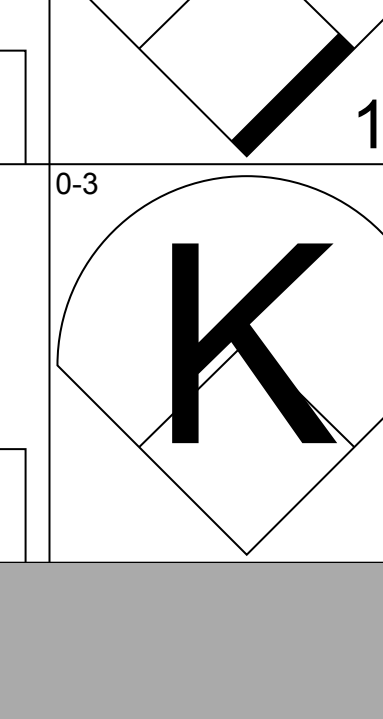
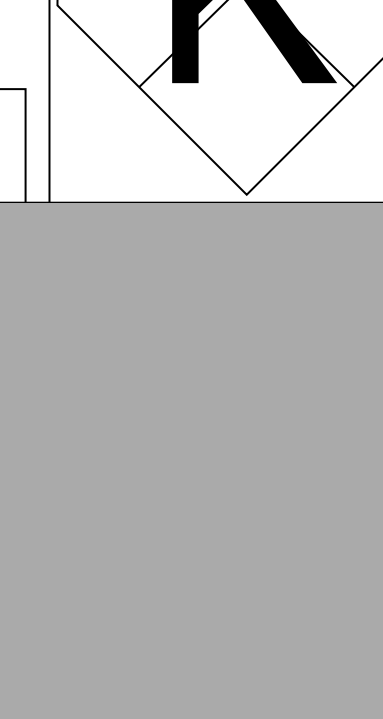
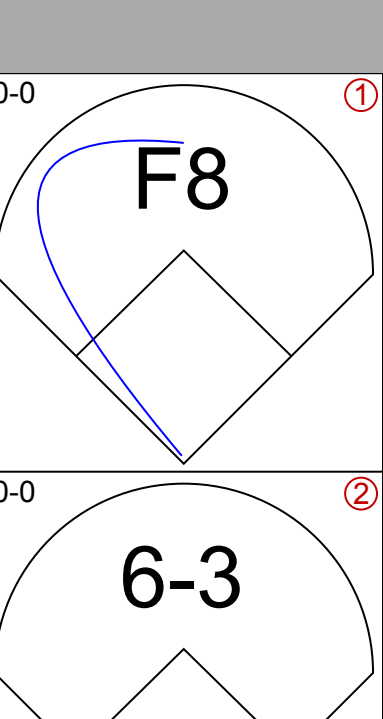
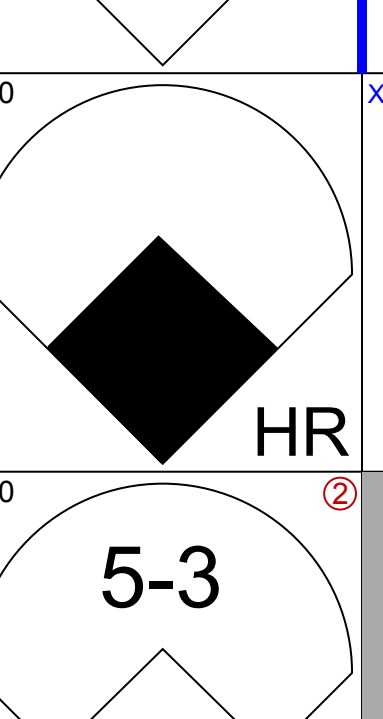
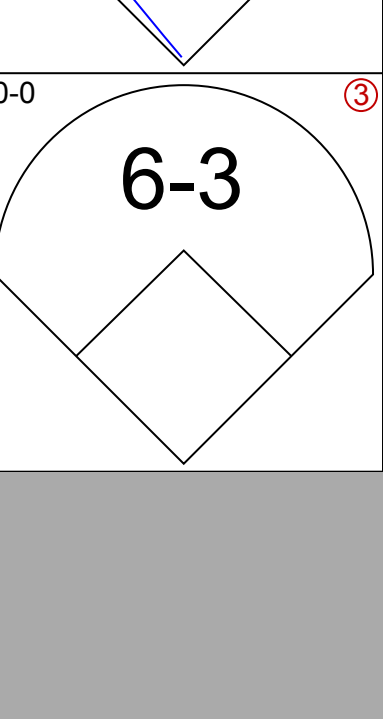
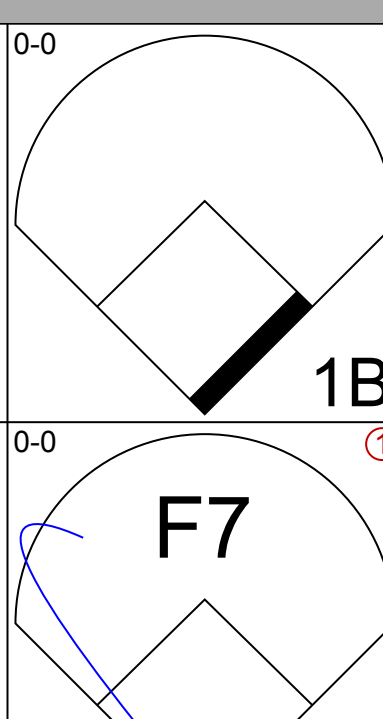
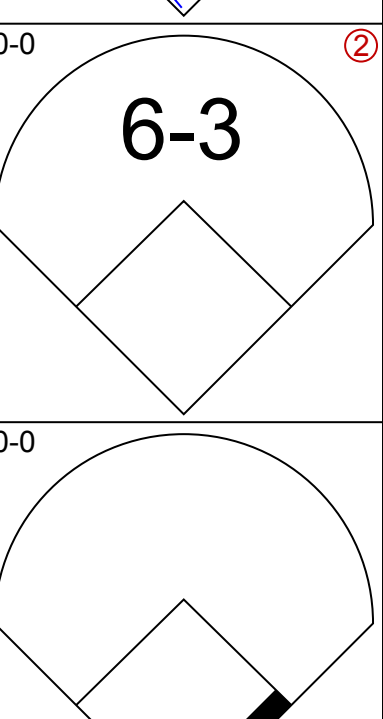
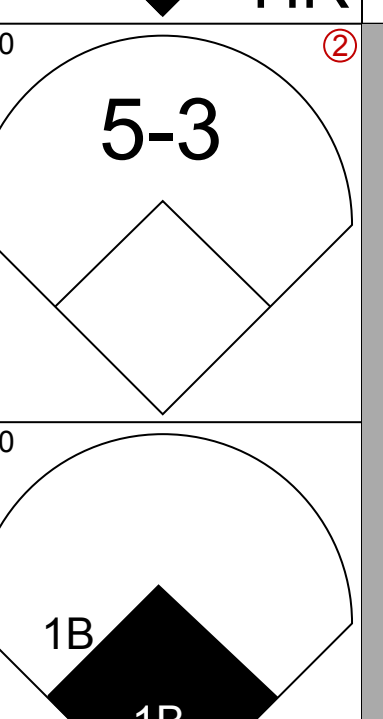
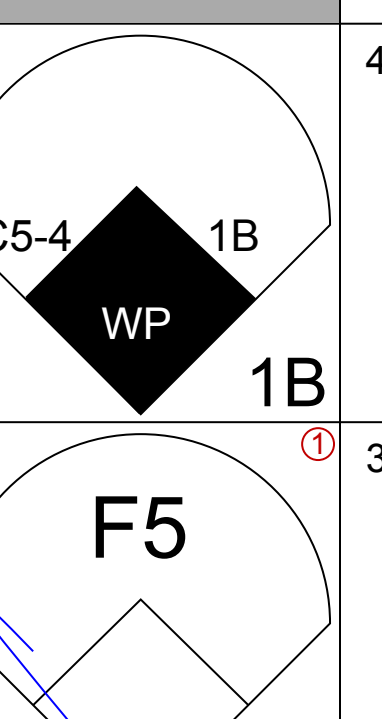
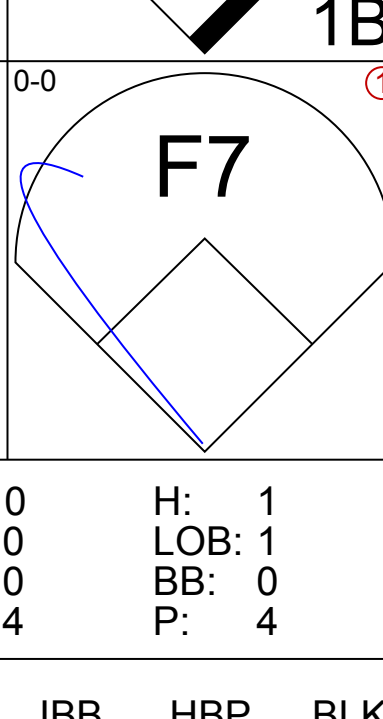
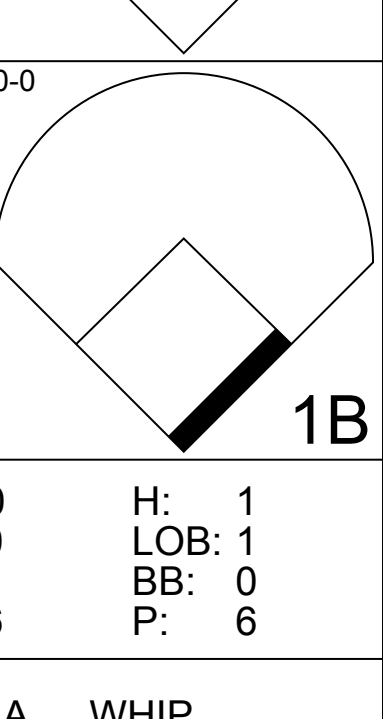
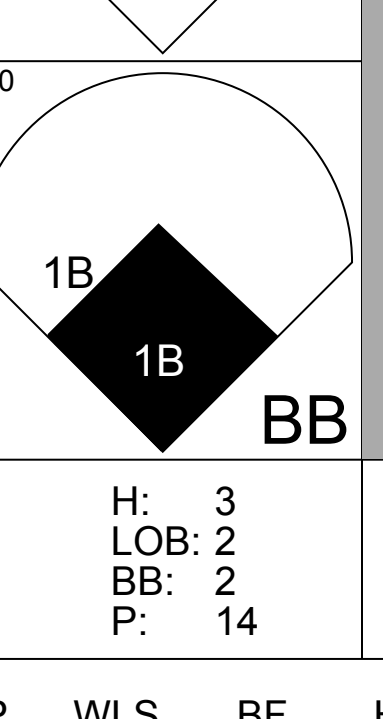
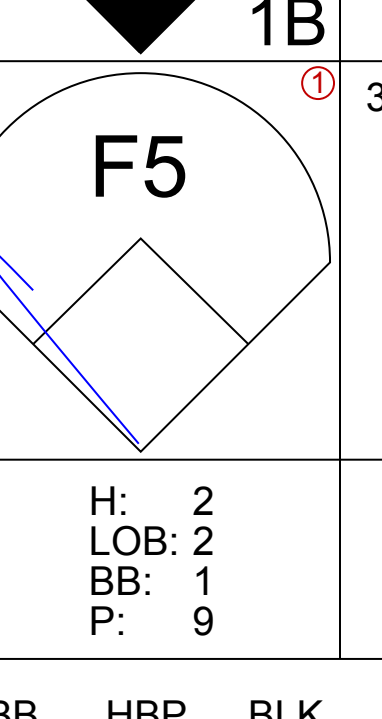
Batter	1	2	3	4	5	6	7	8	9	10	11	AB	R	H	RBI	BB	SO	LOB	BOTTOM			
Wade Boggs, L OBP: 0.391, SLG: 0.361	6-3		4-3		1-3	G1-4-3		1B		1B 2B	E3 HR	7	2	2	1	0	0	3				
Dwight Evans, R OBP: 0.369, SLG: 0.489	1B 2B		1B 3B		4-3		6-3	K		BB 2B 1B	HR	7	4	4	3	0	1	3				
Jim Rice, R OBP: 0.325, SLG: 0.503	1B 1B		FC4-6 1B		E 2B		F3		1B 2B	F3		6	1	4	1	0	0	2				
Tony Armas, R OBP: 0.320, SLG: 0.549	1B		F5		E IBB		K		K	K		5	0	1	1	1	3	4				
Mike Easter, L OBP: 0.380, SLG: 0.511	F5		FC4-6		E1		1-2 2-3	BB 1B 2B	BB 1B	2B BB		5	1	2	1	1	0	5				
Bill Buckner, L OBP: 0.318, SLG: 0.367	F5			4-3	4-3			1B BB HBP	BB IBB	1-2 2-3 3-H	2B	4	0	1	2	1	0	5				
Jeff Newman, R OBP: 0.323, SLG: 0.370				6-3				F8	F6			3	0	1	0	0	0	0				
Rich Gedman, L OBP: 0.306, SLG: 0.457				6-3		FC3-6 1B					2-3	3	0	0	0	0	0	4				
Marty Barrett, R OBP: 0.348, SLG: 0.349			F7					F8			E5 E3	3	0	1	0	0	0	1				
Rick Miller, L OBP: 0.375, SLG: 0.355						FC3-6						1	0	0	0	0	0	2				
Ed Jurak, R OBP: 0.304, SLG: 0.380					1B	1-2 2-3			1-2 2-3	BB		1	0	0	0	1	0	0				
Jackie Cordero, R OBP: 0.330, SLG: 0.324			F8					1B BB			E3 HR BB	3	0	0	0	0	1	2				
Reid Nichols, R OBP: 0.330, SLG: 0.366												0	0	0	0	1	0	0				
Glenn Hoffman, R OBP: 0.226, SLG: 0.241						K						1	1	0	0	1	1	3				
<b>Inning Stats</b>	R: 1 E: 0 K: 0 S: 6	H: 3 LOB: 2 BB: 0 P: 6	R: 0 E: 0 K: 0 S: 3	H: 0 LOB: 0 BB: 0 P: 3	R: 1 E: 0 K: 0 S: 5	H: 2 LOB: 1 BB: 0 P: 5	R: 0 E: 0 K: 0 S: 4	H: 1 LOB: 1 BB: 0 P: 4	R: 0 E: 0 K: 1 S: 5	H: 0 LOB: 0 BB: 0 P: 5	R: 1 E: 0 K: 1 S: 7	H: 2 LOB: 3 BB: 1 P: 12	R: 0 E: 0 K: 2 S: 9	H: 2 LOB: 3 BB: 2 P: 17	R: 2 E: 0 K: 1 S: 7	H: 3 LOB: 2 BB: 1 P: 11	R: 3 E: 2 K: 0 S: 4	H: 1 LOB: 0 BB: 1 P: 8	1B: 8 2B: 6 3B: 1 HR: 1	SF: 0 SAC: 0 DP: 0 HBP: 1	WP: 0 PB: 0 SB: 0 CS: 0	PA: 56
<b>PITCHER</b>	IP WLS BF H R ER SO BB IBB HBP BLK WP HR S P ERA WHIP	<b>PITCHER</b>											IP WLS BF H R ER SO BB IBB HBP BLK WP HR S P ERA WHIP									
Matt Young, L ERA: 7.01	(1, 1)																					
Salome Barojas, R ERA: 4.69	(7, 1)	1.0	5	1	1	1	1	0	0	0	1	0	0	0	6	7	9.00	1.000				
Mike Stanton, R ERA: 3.13	(8, 1)	2.0	14	5	3	3	3	2	1	0	0	0	0	17	29	13.50	3.500					
Bob Stoddard, R ERA: 4.84	(10, 1)	0.2	3	0	0	0	1	1	0	0	0	0	0	4	8	0.00	1.500					
Paul Mirabella, L ERA: 3.35	(10, 1)	1.0	L	5	1	2	1	0	1	0	0	0	0	4	8	9.00	2.000					

Seattle Mariners @ Boston Red Sox  
Fenway Park, Boston, MA  
Thu Jun 28 1984, 7:05 PM EDT  
Att: 16,715 - Unknown

AB 49  
R 9  
H 16  
RBI 9  
BB 6  
SO 6  
LOB 34

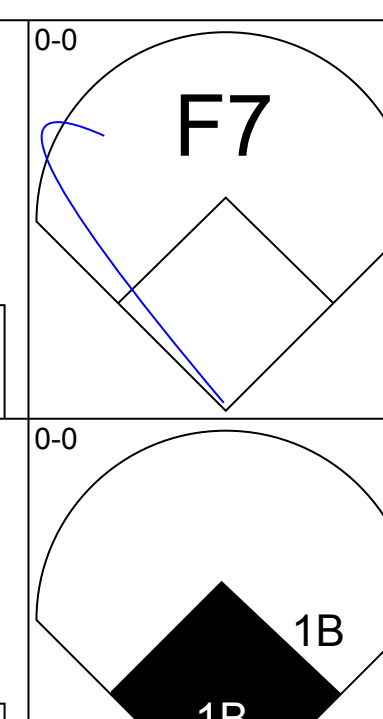
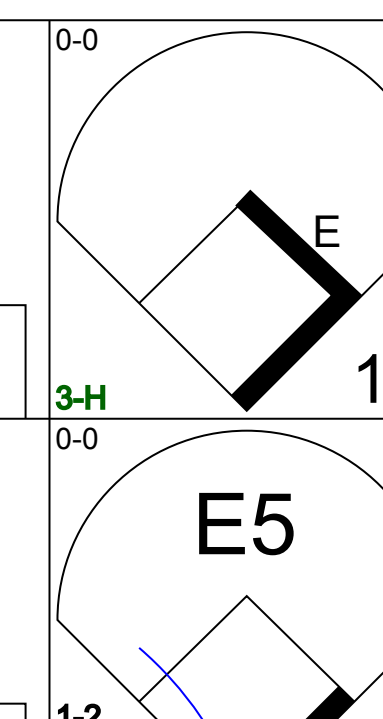
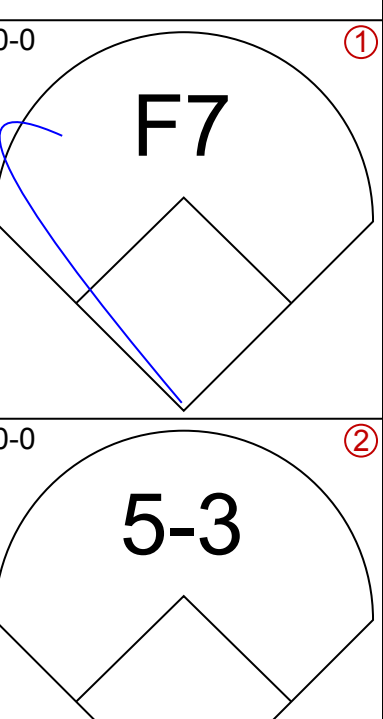
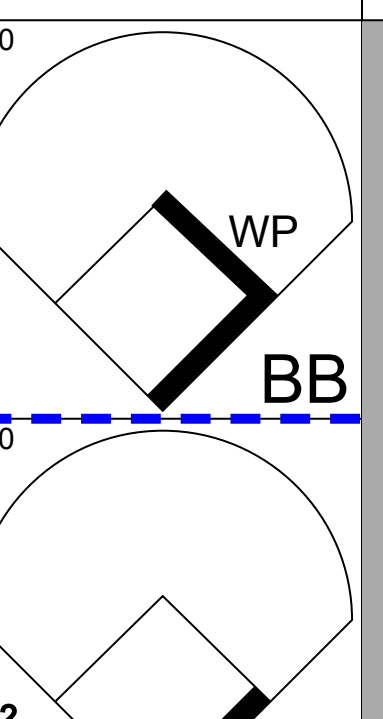
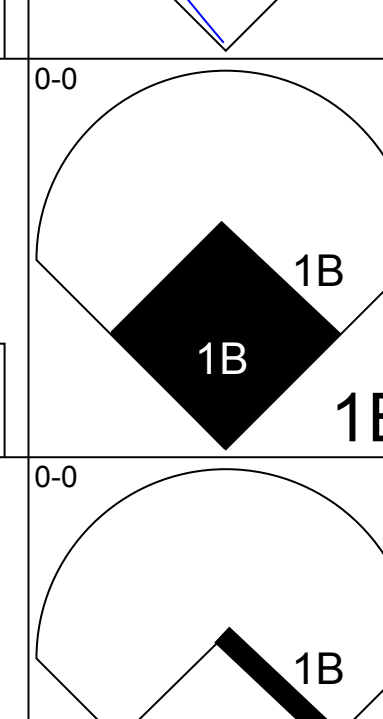
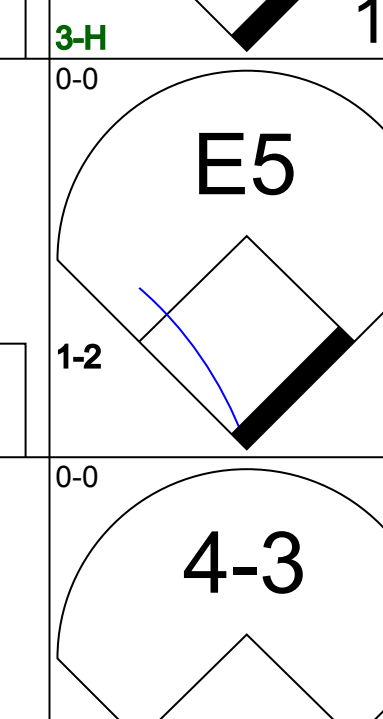
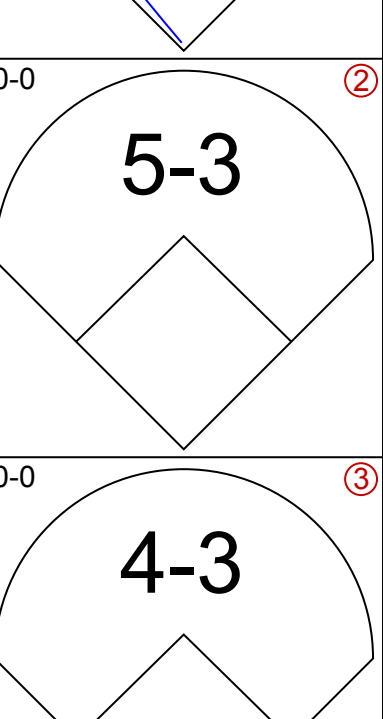

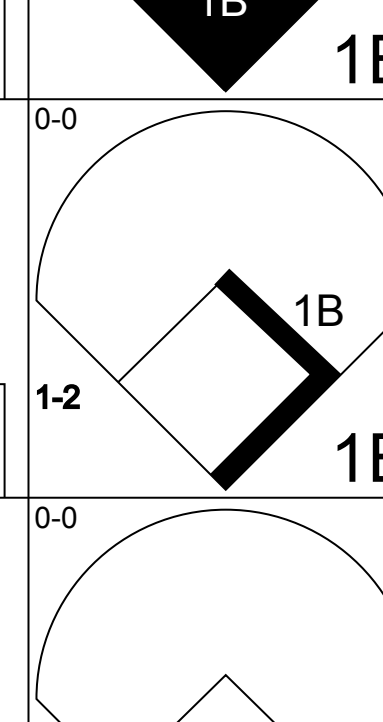
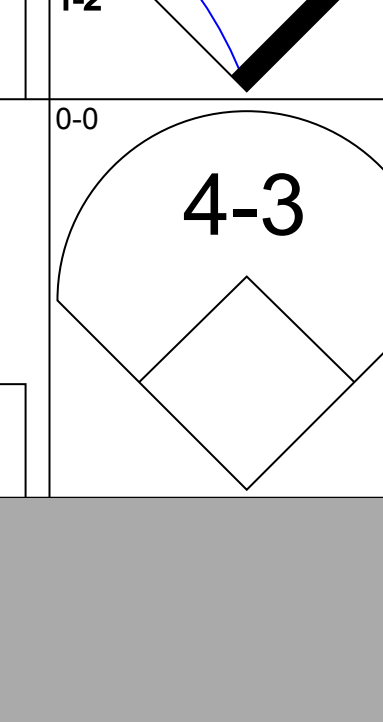
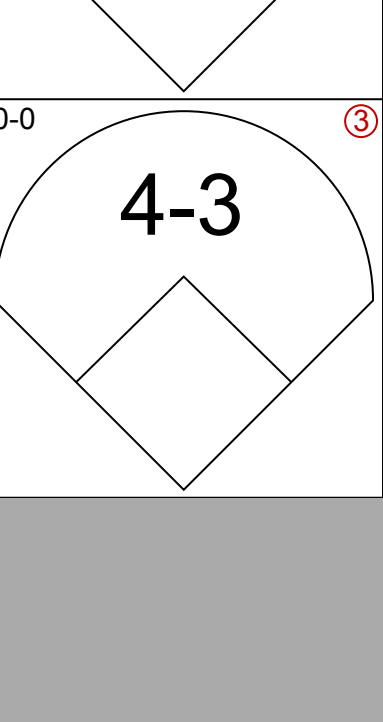
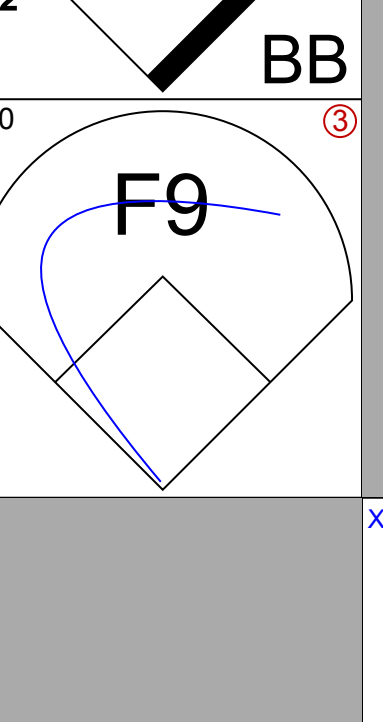
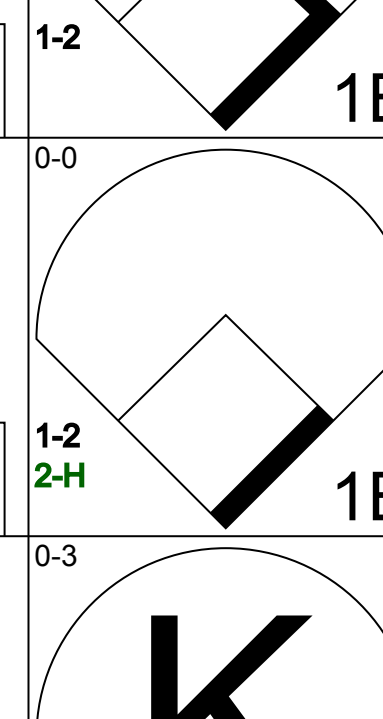
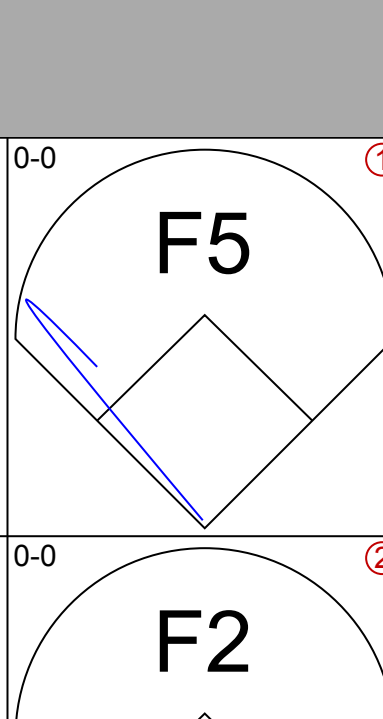
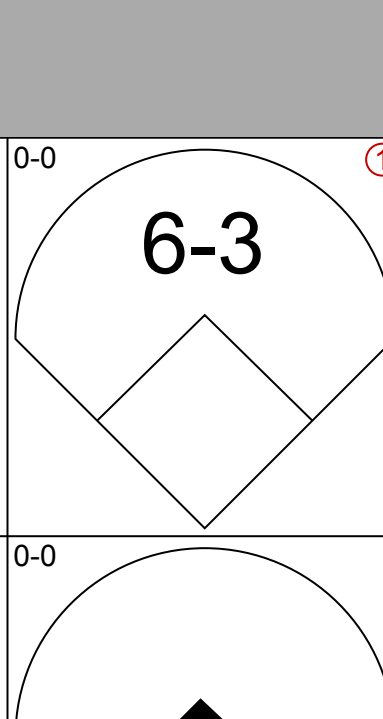
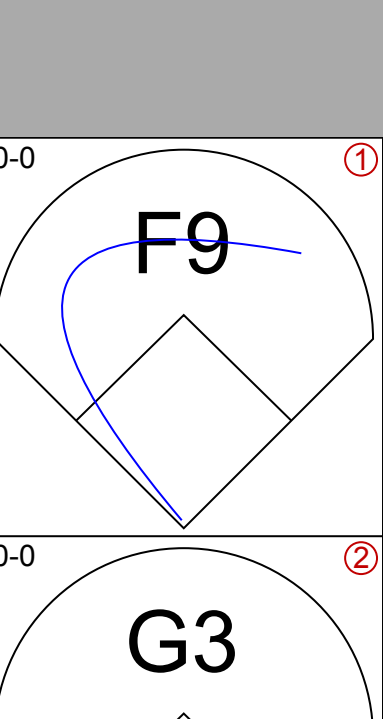
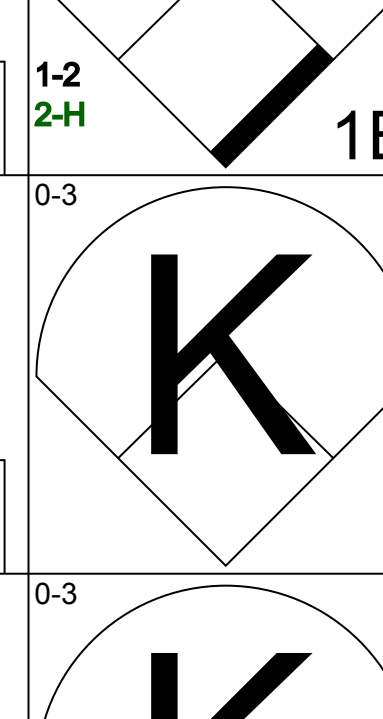
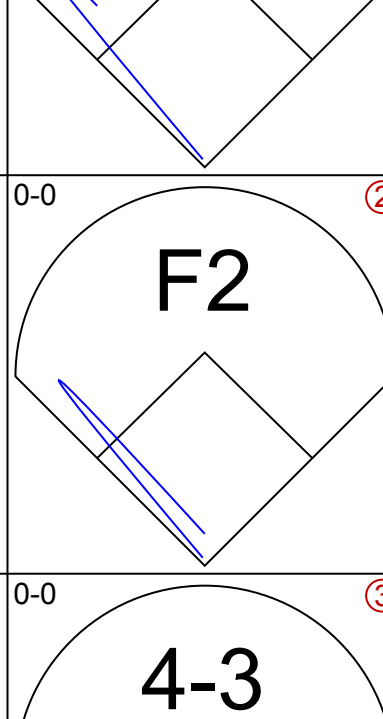
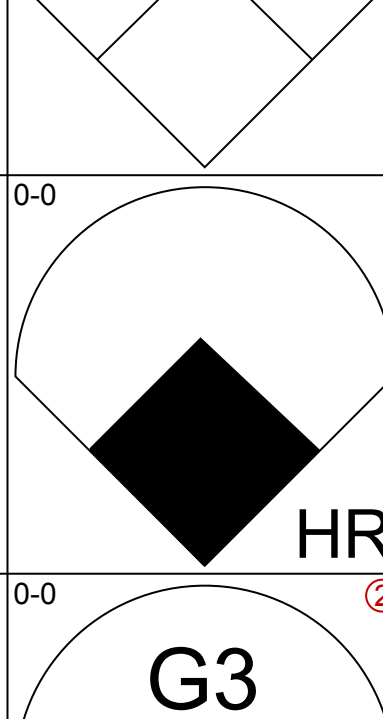
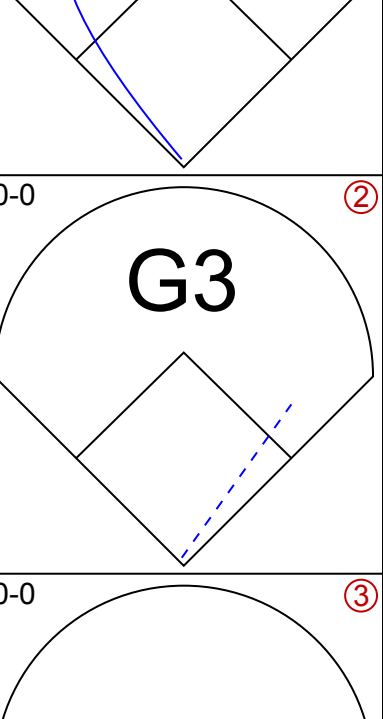
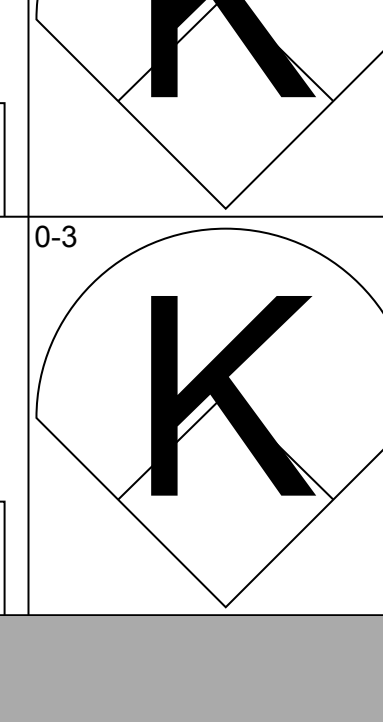
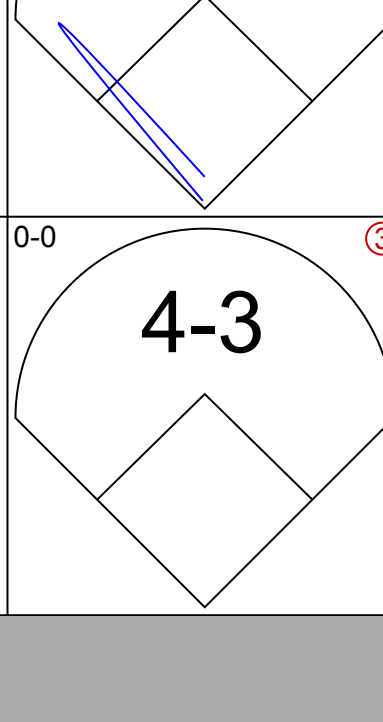
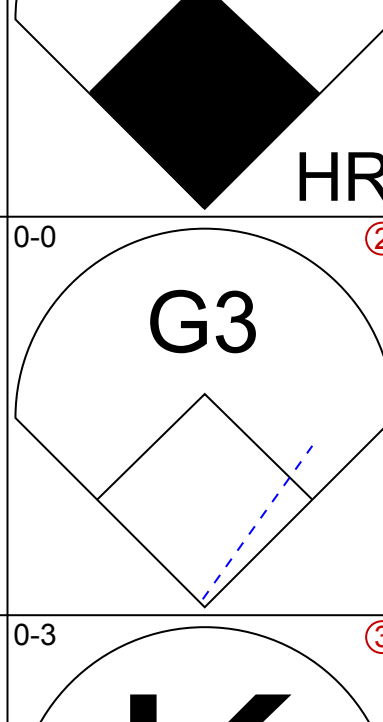
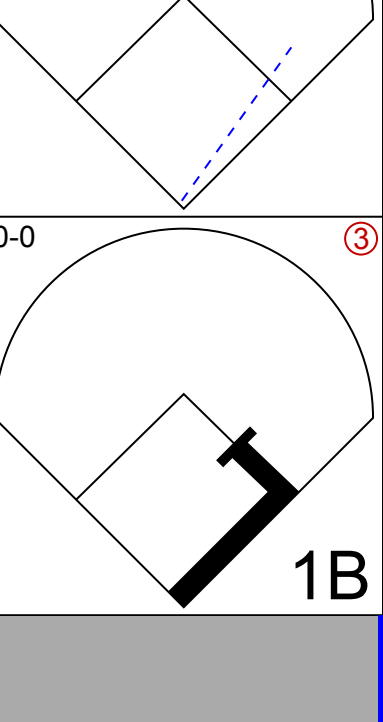
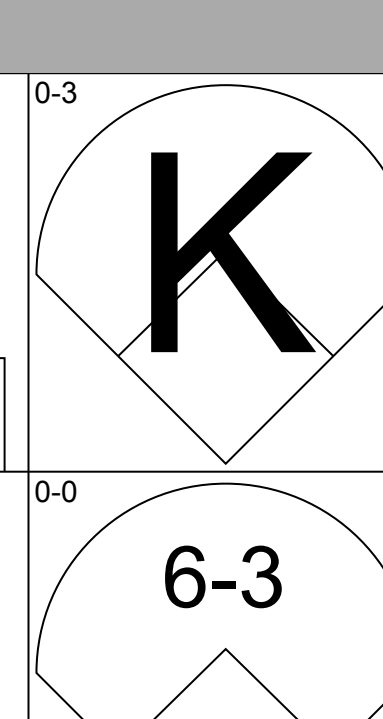
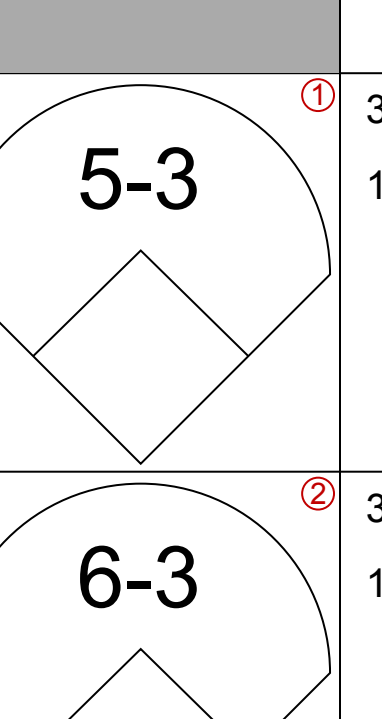
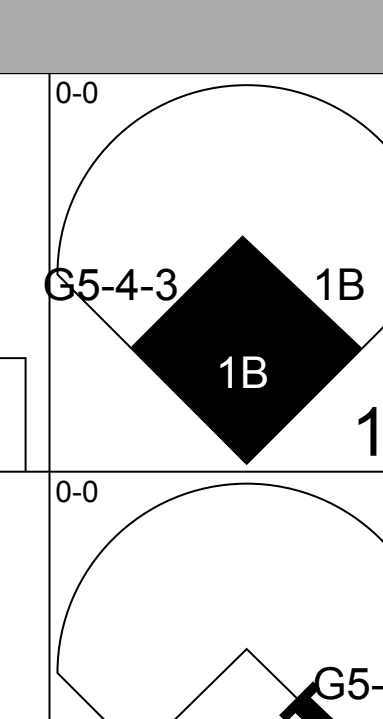
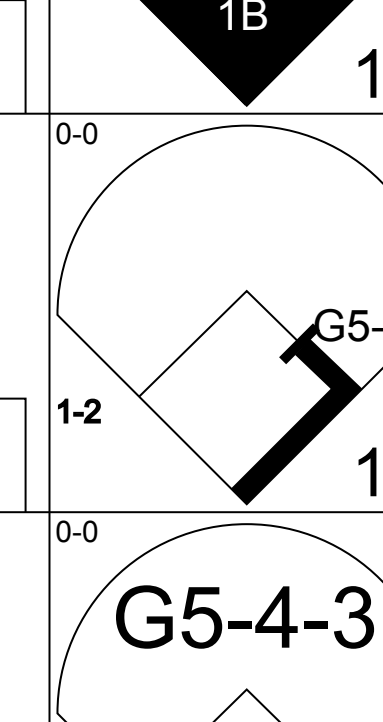
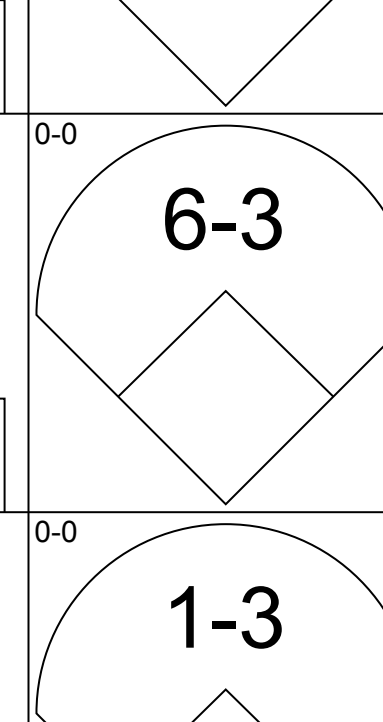
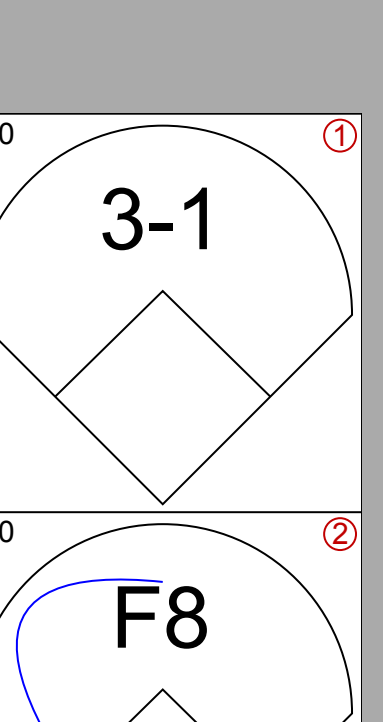
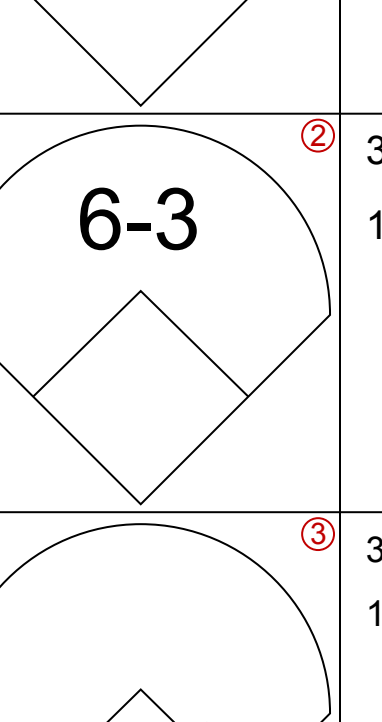
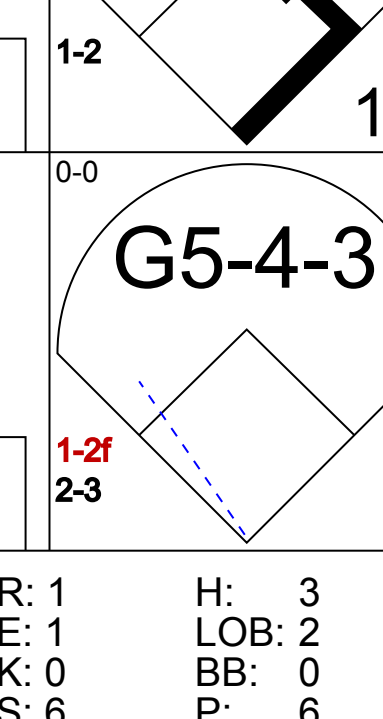
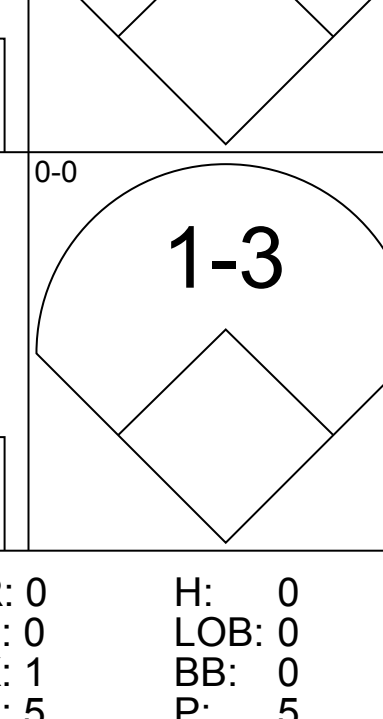
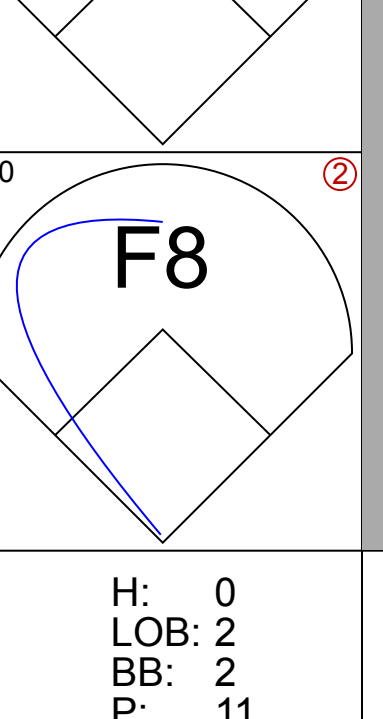
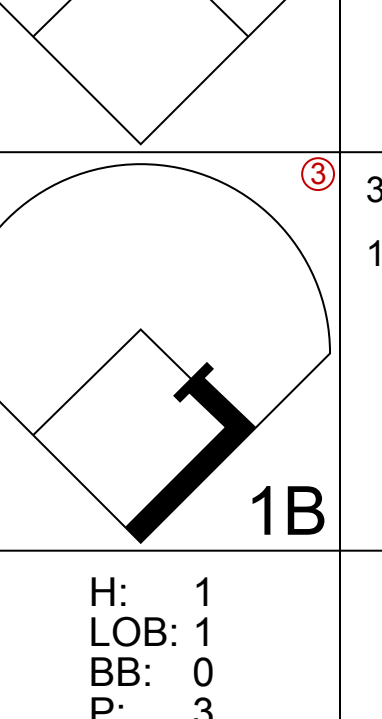
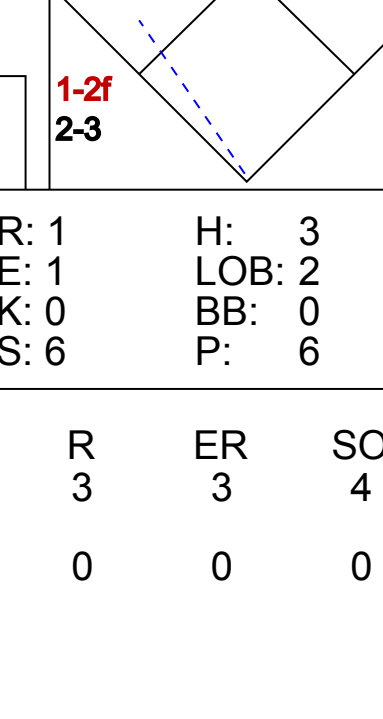
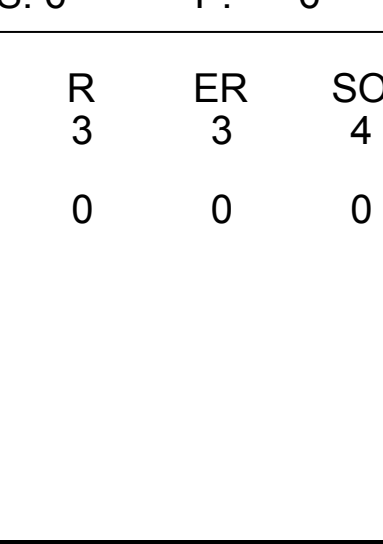


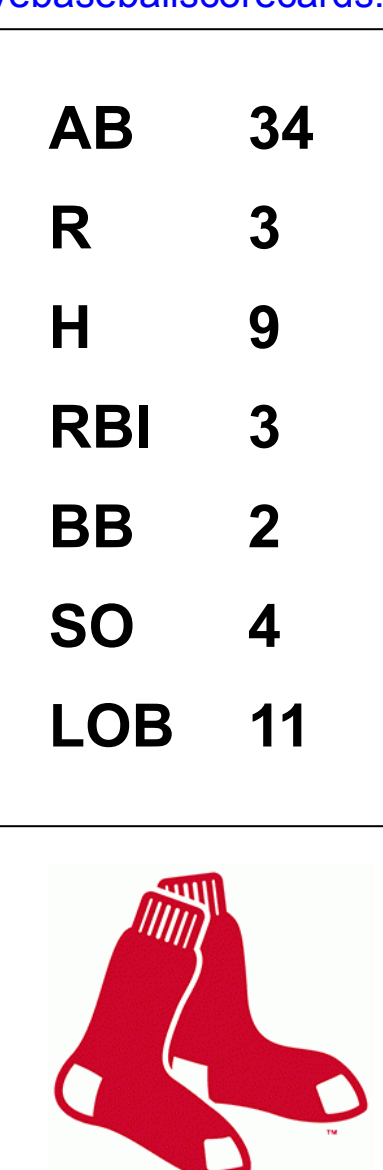


Batter	1	2	3	4	5	6	7	8	9	AB	R	H	RBI	BB	SO	LOB	TOP					
Jack Perconte, L (1, 4) OBP: 0.357, SLG: 0.336										5	1	2	0	0	2	2	<b>Seattle Mariners @ Boston Red Sox</b> Fenway Park, Boston, MA Fri Jun 29 1984, 7:05 PM EDT Att: 17,955 - Unknown					
Barry Bonnell, R (1, 7) OBP: 0.326, SLG: 0.410										4	0	0	0	1	1	3						
Alvin Davis, L (1, 3) OBP: 0.408, SLG: 0.560										3	0	1	2	2	0	0						
Al Cowens, R (1, 9) OBP: 0.310, SLG: 0.457									5	1	1	1	0	1	5							
Dave Henderson, R (1, 8) OBP: 0.287, SLG: 0.369										4	0	0	0	0	1	1						
Steve Henderson, R (1, 10) OBP: 0.384, SLG: 0.407									3	0	1	0	0	0	1							
Ken Phelps, L (8, PH) OBP: 0.370, SLG: 0.629									1	0	0	0	0	0	0							
Jim Prestley, R (1, 5) OBP: 0.261, SLG: 0.565										4	1	1	1	0	1	1						
Bill Nahorodny, R (1, 2) OBP: 0.333, SLG: 0.238										4	1	2	0	0	0	0						
Spike Owen, S (1, 6) OBP: 0.358, SLG: 0.406										3	1	1	0	1	0	2						
<b>Inning Stats</b>	R: 0 E: 0 K: 2 S: 7	H: 0 LOB: 0 BB: 0 P: 7	R: 0 E: 0 K: 2 S: 8	H: 1 LOB: 1 BB: 0 P: 8	R: 0 E: 0 K: 0 S: 4	H: 1 LOB: 1 BB: 0 P: 4	R: 0 E: 0 K: 0 S: 3	H: 0 LOB: 1 BB: 1 P: 7	R: 0 E: 0 K: 1 S: 6	H: 1 LOB: 1 BB: 0 P: 6	R: 1 E: 0 K: 1 S: 6	H: 1 LOB: 0 BB: 0 P: 6	R: 3 E: 0 K: 0 S: 6	H: 3 LOB: 2 BB: 2 P: 14	R: 0 E: 0 K: 0 S: 3	H: 0 LOB: 0 BB: 0 P: 3	R: 1 E: 0 K: 0 S: 5	H: 2 LOB: 2 BB: 1 P: 9	1B: 7 2B: 0 3B: 0 HR: 2	SF: 0 SAC: 0 DP: 0 HBP: 0	WP: 1 PB: 0 CS: 0	PA: 40
<b>PITCHER</b>	IP WLS BF H R ER SO BB IBB HBP BLK WP HR S P ERA WHIP																					
Bob Ojeda, L (1, 1) ERA: 4.71	6.2 L 30 7 4 4 6 3 0 0 0 0 2 39 51 5.40 1.500																					
Steve Crawford, R (7, 1) ERA: 3.28	2.1 10 2 1 1 0 0 1 0 0 1 0 9 13 3.86 0.857																					

AB	36
R	5
H	9
RBI	4
BB	4
SO	6
LOB	15



Batter	1	2	3	4	5	6	7	8	9	AB	R	H	RBI	BB	SO	LOB	BOTTOM					
Wade Boggs, L (1, 5) OBP: 0.392, SLG: 0.361										3	0	1	1	1	0	0	<b>Seattle Mariners @ Boston Red Sox</b> Fenway Park, Boston, MA Fri Jun 29 1984, 7:05 PM EDT Att: 17,955 - Unknown					
Dwight Evans, R (1, 9) OBP: 0.390, SLG: 0.488										3	1	1	0	1	0	1						
Jim Rice, R (1, 7) OBP: 0.324, SLG: 0.500										4	0	1	0	0	0	4						
Tony Armas, R (1, 8) OBP: 0.319, SLG: 0.545									4	0	1	1	0	0	0							
Mike Easter, L (1, 10) OBP: 0.379, SLG: 0.518									4	1	1	1	0	1	2							
Bill Buckner, L (1, 3) OBP: 0.316, SLG: 0.364									4	0	1	0	0	1	2							
Gary Allenson, R (1, 2) OBP: 0.217, SLG: 0.182										3	1	1	0	0	2	0						
Rick Miller, L (9, PH) OBP: 0.370, SLG: 0.349										1	0	0	0	0	0	0						
Marty Barrett, R (1, 4) OBP: 0.347, SLG: 0.349										3	0	1	0	0	0	0						
Reid Nichols, R (9, PH) OBP: 0.327, SLG: 0.362										1	0	1	0	0	0	0						
Jackie Gutierrez, R (1, 6) OBP: 0.275, SLG: 0.318										3	0	0	0	0	0	2						
Rich Gedman, L (9, PH) OBP: 0.309, SLG: 0.460										1	0	1	0	0	0	0						
<b>Inning Stats</b>	R: 1 E: 0 K: 2 S: 10	H: 3 LOB: 2 BB: 0 P: 10	R: 1 E: 1 K: 0 S: 6	H: 3 LOB: 2 BB: 0 P: 6	R: 0 E: 0 K: 0 S: 3	H: 0 LOB: 0 BB: 0 P: 3	R: 0 E: 0 K: 1 S: 5	H: 0 LOB: 0 BB: 0 P: 5	R: 0 E: 0 K: 0 S: 3	H: 0 LOB: 0 BB: 0 P: 3	R: 1 E: 0 K: 1 S: 6	H: 1 LOB: 0 BB: 0 P: 6	R: 0 E: 0 K: 0 S: 3	H: 0 LOB: 2 BB: 2 P: 11	R: 0 E: 0 K: 0 S: 3	H: 1 LOB: 1 BB: 0 P: 3	R: 0 E: 0 K: 0 S: 3	H: 1 LOB: 1 BB: 0 P: 3	1B: 8 2B: 0 3B: 0 HR: 1	SF: 0 SAC: 0 DP: 1 HBP: 0	WP: 1 PB: 0 CS: 0	PA: 36
<b>PITCHER</b>	IP WLS BF H R ER SO BB IBB HBP BLK WP HR S P ERA WHIP																					
Ed VanDe Berg, L (1, 1) ERA: 3.78	6.2 W 28 7 3 3 4 1 0 0 0 0 1 35 39 4.05 1.200																					
Salome Barojas, R (7, 1) ERA: 4.43	2.1 S 8 2 0 0 0 1 0 0 0 0 1 0 7 11 0.00 1.286																					





Batter	1	2	3	4	5	6	7	8	9	AB	R	H	RBI	BB	SO	LOB	TOP	
Jack Perconte, L (1,4) OBP: 0.356, SLG: 0.338										4	1	1	0	0	0	2	<b>Seattle Mariners @ Boston Red Sox</b> Fenway Park, Boston, MA Sat Jun 30 1984, 3:33 AM EDT Att: 21,078 - Unknown	
Spike Owen, S (1,6) OBP: 0.353, SLG: 0.399										4	0	0	0	0	0	2		
Alvin Davis, L (1,10) OBP: 0.403, SLG: 0.553										3	0	0	1	0	2	1		
Ken Phelps, L (1,3) OBP: 0.357, SLG: 0.602										4	0	0	0	0	2	0		
Al Chambers, L (1,7) OBP: 0.281, SLG: 0.367										3	0	0	0	0	0	0		
Phil Bradley, R (7,7) OBP: 0.331, SLG: 0.286										1	0	0	0	0	1	0		
Dave Henderson, R (1,8) OBP: 0.288, SLG: 0.387										3	1	1	1	0	1	0		
Barry Bonnell, R (1,9) OBP: 0.328, SLG: 0.407										2	0	0	0	1	0	0		
Jim Presley, R (1,5) OBP: 0.269, SLG: 0.577										3	0	1	0	0	1	1		
Bob Kearney, R (1,2) OBP: 0.276, SLG: 0.385										3	0	1	0	0	0	1		
<b>Inning Stats</b>	R: 1 E: 0 K: 1 S: 6	H: 1 LOB: 0 BB: 0 P: 6	R: 0 E: 0 K: 1 S: 5	H: 0 LOB: 1 BB: 1 P: 9	R: 0 E: 0 K: 0 S: 4	H: 1 LOB: 0 BB: 0 P: 4	R: 0 E: 0 K: 1 S: 5	H: 0 LOB: 0 BB: 0 P: 5	R: 0 E: 0 K: 0 S: 3	H: 0 LOB: 0 BB: 0 P: 3	R: 0 E: 0 K: 2 S: 7	H: 0 LOB: 0 BB: 0 P: 7	R: 0 E: 0 K: 2 S: 7	H: 0 LOB: 0 BB: 0 P: 7	1B: 0 2B: 3 3B: 0 HR: 1	SF: 1 SAC: 0 DP: 0 HBP: 0	WP: 0 PB: 0 CS: 0	PA: 32
<b>PITCHER</b> Oil Can Boyd, R (1,1) ERA: 4.85	IP: 9.0 WLS: L BF: 32	H: 4 R: 2 ER: 2 SO: 7	BB: 1 IBB: 0 HBP: 0 BLK: 0	WP: 0 HR: 1 S: 45 P: 49	ERA: 2.00 WHIP: 0.556													

Batter	1	2	3	4	5	6	7	8	9	AB	R	H	RBI	BB	SO	LOB	BOTTOM	
Wade Boggs, L (1,5) OBP: 0.390, SLG: 0.363										4	0	1	0	0	0	0	<b>Seattle Mariners @ Boston Red Sox</b> Fenway Park, Boston, MA Sat Jun 30 1984, 3:33 AM EDT Att: 21,078 - Unknown	
Dwight Evans, R (1,9) OBP: 0.388, SLG: 0.485										4	0	1	0	0	2	1		
Jim Rice, R (1,7) OBP: 0.320, SLG: 0.493										4	0	0	0	0	1	2		
Tony Armas, R (1,8) OBP: 0.318, SLG: 0.541										4	0	1	0	0	1	2		
Mike Easter, L (1,10) OBP: 0.374, SLG: 0.511										4	0	0	0	0	1	1		
Bill Buckner, L (1,3) OBP: 0.316, SLG: 0.377										3	1	1	0	0	0	0		
Rich Gedman, L (1,2) OBP: 0.314, SLG: 0.467										3	0	2	1	0	0	0		
Marty Barrett, R (1,4) OBP: 0.342, SLG: 0.343										3	0	0	0	0	0	2		
Jackie Gutierrez, R (1,6) OBP: 0.272, SLG: 0.315										2	0	0	0	0	1	1		
Rick Miller, L (8, Ph) OBP: 0.353, SLG: 0.344										1	0	0	0	0	1	0		
Glenn Hoffman, R (9, 6) OBP: 0.228, SLG: 0.241										0	0	0	0	0	0	0		
<b>Inning Stats</b>	R: 0 E: 0 K: 1 S: 6	H: 1 LOB: 1 BB: 0 P: 6	R: 1 E: 0 K: 0 S: 5	H: 2 LOB: 0 BB: 0 P: 5	R: 0 E: 0 K: 0 S: 3	H: 0 LOB: 0 BB: 0 P: 3	R: 0 E: 0 K: 1 S: 5	H: 0 LOB: 0 BB: 0 P: 5	R: 0 E: 0 K: 1 S: 6	H: 1 LOB: 1 BB: 0 P: 6	R: 0 E: 0 K: 2 S: 7	H: 1 LOB: 0 BB: 0 P: 7	R: 0 E: 0 K: 2 S: 7	H: 0 LOB: 0 BB: 0 P: 7	1B: 3 2B: 3 3B: 1 HR: 0	SF: 0 SAC: 0 DP: 1 HBP: 0	WP: 0 PB: 0 CS: 0	PA: 32
<b>PITCHER</b> Jim Beattie, R (1,1) ERA: 2.87	IP: 9.0 WLS: W BF: 32	H: 6 R: 1 ER: 1 SO: 7	BB: 0 IBB: 0 HBP: 0 BLK: 0	WP: 0 HR: 0 S: 46 P: 46	ERA: 1.00 WHIP: 0.667													

AB	30
R	2
H	4
RBI	2
BB	1
SO	7
LOB	7





Batter	1	2	3	4	5	6	7	8	9	AB	R	H	RBI	BB	SO	LOB	TOP			
Jack Perconte, L (1.4) OBP: 0.360, SLG: 0.340	0-3 K		0-0 CS 1B		0-0 F7		4-0 BB		0-0 1B	4	0	2	0	1	1	0	Seattle Mariners @ Boston Red Sox Fenway Park, Boston, MA Sun Jul 01 1984, 3:33 AM EDT Att: 18,933 - Unknown			
Spike Owen, S (1.6) OBP: 0.347, SLG: 0.392	0-0 3-1		0-0 F8			0-0 E3 FC1-5 E	0-0 F8		0-0 4-3	5	0	0	0	0	0	3				
Alvin Davis, L (1.3) OBP: 0.401, SLG: 0.547	4-0 BB BB		0-0 4-3 1-2			0-0 E8 BB FC1-5		0-0 4-3		3	0	0	0	1	0	2				
Ken Phelps, L (1.10) OBP: 0.371, SLG: 0.604	4-0 1-2 BB			0-0 4-3 WP 1B		0-0 FC1-5 BB		0-0 2B 1B		3	0	2	0	1	0	2				
Al Cowens, R (1.9) OBP: 0.309, SLG: 0.458	0-0 5-3			0-0 F8		0-0 F3		0-0 1-H 2B		4	0	1	0	0	0	5				
Pat Putnam, L (1.7) OBP: 0.285, SLG: 0.258		0-0 4-3		0-0 4-3		4-0 BB		0-3 K		3	0	0	0	1	1	2				
Phil Bradley, R (8.7) OBP: 0.331, SLG: 0.286				1-3 BB		1-2 2-3 BB				0	0	0	0	0	0	0				
Dave Henderson, R (1.8) OBP: 0.287, SLG: 0.401		0-0 1-3		0-0 6-3		0-0 F8			0-0 HR	4	1	1	1	0	0	4				
Jim Presley, R (1.5) OBP: 0.267, SLG: 0.533		0-0 1B			0-0 5-3		0-0 5-3		0-3 K	4	0	1	0	0	1	0				
Bob Kearney, R (1.2) OBP: 0.273, SLG: 0.379		0-0 F9			0-0 1-3		0-0 F8		0-0 F9	4	0	0	0	0	0	1				
<b>Inning Stats</b>	R: 0 E: 0 K: 1 S: 5	H: 0 LOB: 2 BB: 2 P: 13	R: 0 E: 0 K: 0 S: 4	H: 1 LOB: 1 BB: 0 P: 4	R: 0 E: 0 K: 0 S: 3	H: 1 LOB: 1 BB: 0 P: 3	R: 0 E: 0 K: 0 S: 4	H: 0 LOB: 0 BB: 0 P: 4	R: 0 E: 0 K: 0 S: 3	H: 0 LOB: 0 BB: 0 P: 3	R: 0 E: 0 K: 0 S: 3	H: 0 LOB: 1 BB: 1 P: 7	R: 0 E: 0 K: 1 S: 6	H: 2 LOB: 1 BB: 0 P: 6	R: 1 E: 0 K: 1 S: 7	H: 2 LOB: 1 BB: 0 P: 7	1B: 5 2B: 1 3B: 0 HR: 1	SF: 0 SAC: 0 DP: 0 HBP: 0	WP: 1 PB: 0 SB: 0 CS: 1	PA: 38
<b>PITCHER</b> Al Nipper, R (1.1) ERA: 3.77	IP: 9.0 WLS: L BF: 38	H: 7 R: 1 ER: 1 SO: 3	BB: 4 IBB: 0 HBP: 0 BLK: 0	WP: 1 HR: 1 S: 40 P: 56	ERA: 1.00 WHIP: 1.222															

Batter	1	2	3	4	5	6	7	8	9	AB	R	H	RBI	BB	SO	LOB	BOTTOM			
Wade Boggs, L (1.5) OBP: 0.392, SLG: 0.360	4-0 BB BB		4-0 BB			0-0 F8		0-0 G1-4-3		2	0	0	0	2	0	0	Seattle Mariners @ Boston Red Sox Fenway Park, Boston, MA Sun Jul 01 1984, 3:33 AM EDT Att: 18,933 - Unknown			
Dwight Evans, R (1.9) OBP: 0.386, SLG: 0.485	0-0 F7		0-3 K			0-0 2B		0-0 G3		4	0	1	0	0	1	2				
Jim Rice, R (1.7) OBP: 0.319, SLG: 0.488	4-0 1-2 BB		0-3 K			0-3 K		0-0 6-3		3	0	0	0	1	2	2				
Tony Armas, R (1.8) OBP: 0.320, SLG: 0.539	0-0 F6			0-0 CS 1B		4-0 IBB		0-3 K		3	0	1	0	1	1	2				
Mike Easter, L (1.10) OBP: 0.369, SLG: 0.503	0-3 K			0-0 F7		0-0 F5		0-0 F7		4	0	0	0	0	1	5				
Bill Buckner, L (1.3) OBP: 0.327, SLG: 0.378		0-3 K		4-0 1-2 PO BB		4-0 SH3-4 BB		0-0 1B		2	0	1	0	2	1	0				
Jeff Newman, R (1.2) OBP: 0.294, SLG: 0.333		0-3 K		0-0 1-2 PO	0-3 K		0-0 SH3-4	0-0 F7		3	0	0	0	0	2	1				
Marty Barrett, R (1.4) OBP: 0.337, SLG: 0.337		0-0 F9			0-0 F9		0-0 F9			3	0	0	0	0	0	1				
Jackie Gutierrez, R (1.6) OBP: 0.289, SLG: 0.311			0-0 6-3			0-0 F8		0-0 F7		2	0	0	0	0	0	0				
Reid Nichols, R (7. Ph) OBP: 0.334, SLG: 0.358										1	0	0	0	0	0	1				
Glenn Hoffman, R (8.6) OBP: 0.226, SLG: 0.241										0	0	0	0	0	0	0				
<b>Inning Stats</b>	R: 0 E: 0 K: 1 S: 5	H: 0 LOB: 2 BB: 2 P: 13	R: 0 E: 0 K: 2 S: 7	H: 0 LOB: 0 BB: 0 P: 7	R: 0 E: 0 K: 2 S: 7	H: 0 LOB: 1 BB: 1 P: 11	R: 0 E: 0 K: 0 S: 2	H: 1 LOB: 0 BB: 1 P: 6	R: 0 E: 0 K: 1 S: 5	H: 0 LOB: 0 BB: 0 P: 5	R: 0 E: 0 K: 1 S: 6	H: 1 LOB: 2 BB: 1 P: 10	R: 0 E: 0 K: 0 S: 3	H: 0 LOB: 0 BB: 0 P: 3	R: 0 E: 0 K: 1 S: 6	H: 1 LOB: 1 BB: 0 P: 6	1B: 2 2B: 1 3B: 0 HR: 0	SF: 0 SAC: 1 DP: 0 HBP: 0	WP: 0 PB: 0 SB: 0 CS: 1	PA: 35
<b>PITCHER</b> Mark Langston, L (1.1) ERA: 3.55	IP: 9.0 WLS: W BF: 34	H: 3 R: 0 ER: 0 SO: 8	BB: 5 IBB: 1 HBP: 0 BLK: 0	WP: 0 HR: 0 S: 44 P: 68	ERA: 0.00 WHIP: 0.889															




Batter	1	2	3	4	5	6	7	8	9	10	11	AB	R	H	RBI	BB	SO	LOB						
Rickey Henderson, R OBP: 0.402, SLG: 0.471 (1, 7)	E6 E S		S 1B				F4		S 2B		S 1B	5	2	3	1	1	0	0						
Dwayne Murphy, L OBP: 0.339, SLG: 0.481 (1, 8)	K		F7	F7			G3 HR		K2-4		G4-6-3 1B	6	1	2	2	0	2	5						
Joe Morgan, L OBP: 0.375, SLG: 0.396 Mark Wagner, R OBP: 0.161, SLG: 0.179 (1, 4) (11, 6)	F7						G3		4-3		G4-6-3 1B	6	0	1	1	0	0	4						
Dave Kingman, R OBP: 0.315, SLG: 0.560 (1, 10)	F9		K				HR				K	5	1	1	2	1	2	2						
Carney Lansford, R OBP: 0.332, SLG: 0.391 (1, 5)		K		F9	F6		5-3			S 1B		5	0	1	0	0	1	1						
Bruce Bochte, L OBP: 0.328, SLG: 0.325 (1, 3)	1-3			HR	4-3				F8		K	4	1	0	0	1	1	2						
Mike Davis, L OBP: 0.249, SLG: 0.335 (1, 9)	K			HR			G3		K		F8	5	1	1	2	0	2	1						
Mike Heath, R OBP: 0.291, SLG: 0.391 (1, 2)			F8	F9			F7		6-3		E 2B	5	1	1	0	0	0	0						
Tony Phillips, S OBP: 0.314, SLG: 0.319 (11, 4)			1B	2B			4-3		F3		E5 1B	4	2	2	0	1	0	0						
<b>Inning Stats</b>	R: 0 E: 1 K: 1 S: 6	H: 0 LOB: 1 BB: 0 P: 6	R: 0 E: 0 K: 2 S: 7	H: 0 LOB: 0 BB: 0 P: 7	R: 2 E: 0 K: 1 S: 8	H: 3 LOB: 1 BB: 0 P: 8	R: 2 E: 0 K: 0 S: 5	H: 2 LOB: 2 BB: 2 P: 13	R: 0 E: 0 K: 0 S: 3	H: 0 LOB: 0 BB: 0 P: 3	R: 2 E: 0 K: 1 S: 5	H: 2 LOB: 0 BB: 0 P: 5	R: 0 E: 0 K: 1 S: 5	H: 0 LOB: 0 BB: 0 P: 5	R: 0 E: 0 K: 1 S: 6	H: 1 LOB: 0 BB: 0 P: 6	R: 0 E: 0 K: 1 S: 6	H: 1 LOB: 1 BB: 0 P: 6	R: 3 E: 1 K: 1 S: 7	H: 3 LOB: 0 BB: 1 P: 11	1B: 6 2B: 4 3B: 0 HR: 2	SF: 0 SAC: 0 DP: 1 HBP: 0	WP: 0 PB: 0 SB: 6 CS: 0	PA: 49
<b>PITCHER</b>	IP ERA WLS BF H R ER SO BB IBB HBP BLK WP HR S P ERA WHIP	7.0 5.46 3.0 15 5 3 3 3 1 0 0 0 0 0 20 24 9.00 2.000	1.0 3.82 1.0 2 0 0 0 1 0 0 0 0 0 0 4 4 0.00 0.000	<b>PITCHER</b>																	IP ERA WLS BF H R ER SO BB IBB HBP BLK WP HR S P ERA WHIP			

**TOP**

**Oakland Athletics @ Boston Red Sox**  
Fenway Park, Boston, MA  
Mon Jul 02 1984, 7:05 PM EDT  
Att: 17,679 - Unknown

AB	45
R	9
H	12
RBI	8
BB	4
SO	8
LOB	15




Batter	1	2	3	4	5	6	7	8	9	10	11	AB	R	H	RBI	BB	SO	LOB				
Wade Boggs, L OBP: 0.399, SLG: 0.372 (1, 5)	1-3 BB		1-3		B5-3 1B		2B		FC3-6 1B		G6-4-3 1B	5	0	4	2	1	0	0				
Dwight Evans, R OBP: 0.369, SLG: 0.493 (1, 9)	1-3		HR		B5-3		BB		FC3-6		G6-4-3 1B	5	1	2	1	1	0	3				
Jim Rice, R OBP: 0.313, SLG: 0.479 (1, 7)	6-3		F9		F8		K		F9		G6-4-3	6	0	0	0	0	1	7				
Tony Armas, R OBP: 0.317, SLG: 0.541 (1, 8)	F8		F8				6-3		4-3		5-3	6	1	1	1	0	0	3				
Mike Easter, L OBP: 0.373, SLG: 0.519 (1, 10)		G4-6-3 1B		K			4-3		HR			5	2	3	1	0	1	0				
Bill Buckner, L OBP: 0.329, SLG: 0.371 (1, 3)		G4-6-3 BB		6-3			3-1		F9		2B	3	0	0	0	2	0	0				
Rich Gedman, L OBP: 0.312, SLG: 0.466 (1, 2)		G4-6-3		F8					K		K	5	1	1	0	0	2	4				
Marty Barrett, R OBP: 0.345, SLG: 0.342 Reid Nichols, R OBP: 0.321, SLG: 0.354 Ed Jurak, R OBP: 0.304, SLG: 0.380 (1, 4) (10, PH) (11, 4)									F9		F7	3	1	2	1	1	0	1				
Jackie Gutierrez, R OBP: 0.365, SLG: 0.338 Rick Miller, L OBP: 0.222, SLG: 0.237 Glenn Hoffman, R OBP: 0.222, SLG: 0.237 (8, PH) (9, 6)									6-3		F5	1	0	0	0	0	0	2				
<b>Inning Stats</b>	R: 0 E: 0 K: 0 S: 3	H: 0 LOB: 1 BB: 1 P: 7	R: 1 E: 0 K: 0 S: 4	H: 2 LOB: 1 BB: 1 P: 8	R: 1 E: 0 K: 0 S: 4	H: 1 LOB: 0 BB: 0 P: 4	R: 0 E: 0 K: 1 S: 5	H: 0 LOB: 0 BB: 0 P: 5	R: 1 E: 0 K: 1 S: 7	H: 2 LOB: 2 BB: 1 P: 11	R: 2 E: 0 K: 1 S: 7	H: 2 LOB: 1 BB: 1 P: 11	R: 0 E: 0 K: 0 S: 4	H: 1 LOB: 1 BB: 0 P: 4	R: 0 E: 0 K: 1 S: 6	H: 1 LOB: 2 BB: 1 P: 10	R: 0 E: 0 K: 0 S: 4	H: 2 LOB: 1 BB: 0 P: 4	1B: 7 2B: 3 3B: 0 HR: 3	SF: 0 SAC: 0 DP: 2 HBP: 0	WP: 0 PB: 0 SB: 0 CS: 0	PA: 49
<b>PITCHER</b>	IP ERA WLS BF H R ER SO BB IBB HBP BLK WP HR S P ERA WHIP	4.5 6.00 1.0 7 3 2 2 1 1 0 0 0 0 0 15 23 0.00 1.000	3.92 2.15 4.71 1.0 S 4 2 0 0 0 0 0 0 4 4 0.00 2.000	<b>PITCHER</b>																	IP ERA WLS BF H R ER SO BB IBB HBP BLK WP HR S P ERA WHIP	

**BOTTOM**

**Oakland Athletics @ Boston Red Sox**  
Fenway Park, Boston, MA  
Mon Jul 02 1984, 7:05 PM EDT  
Att: 17,679 - Unknown

AB	43
R	6
H	13
RBI	6
BB	6
SO	4
LOB	25





Batter	1	2	3	4	5	6	7	8	9	AB	R	H	RBI	BB	SO	LOB	TOP										
Rickey Henderson, R OBP: 0.402, SLG: 0.469 (1, 7)	F3		F8	E S 2H 1B					K	5	0	2	2	0	1	0											
Dwayne Murphy, L OBP: 0.343, SLG: 0.481 (1, 8)	G4-6-3 1B		E	6-3				K	FC6-4 BB	4	1	2	0	1	1	3											
Joe Morgan, L OBP: 0.372, SLG: 0.396 (1, 4)	G4-6-3 1-2		E6 1H 2B		F6	F7		F5		5	0	1	1	0	0	4											
Dave Kingman, R OBP: 0.310, SLG: 0.549 (1, 10)		K	K		5-3			K	FC6-4 1-2	5	0	0	0	0	3	2											
Carney Lansford, R OBP: 0.331, SLG: 0.389 (1, 5)		FC6-4 1B		F7	E6			6-3		4	0	1	0	0	0	0											
Davey Lopes, R OBP: 0.352, SLG: 0.426 Mike Davis, L OBP: 0.249, SLG: 0.335 (1, 9) (8, 9)		FC6-4 1B		CS 2B BB	F9			F8		3	1	1	0	1	0	1											
Bruce Bochte, L OBP: 0.329, SLG: 0.332 (1, 3)		FC6-4 1-2 2-3		CS 1B				K		4	1	2	0	0	1	2											
Mike Heath, R OBP: 0.290, SLG: 0.385 (1, 2)		K2-3		1-2 2-3 2B BB				5-3		3	1	0	0	1	2	3											
Tony Phillips, S OBP: 0.318, SLG: 0.328 (1, 6)			F7	1-2 2-3 1B 2B				G3		4	1	2	2	0	0	0											
<b>Inning Stats</b>	R: 0 E: 0 K: 0 S: 3	H: 1 LOB: 0 BB: 0 P: 3	R: 0 E: 0 K: 2 S: 9	H: 2 LOB: 2 BB: 0 P: 9	R: 1 E: 1 K: 1 S: 7	H: 2 LOB: 1 BB: 0 P: 7	R: 3 E: 0 K: 0 S: 5	H: 3 LOB: 1 BB: 2 P: 13	R: 0 E: 0 K: 0 S: 4	H: 0 LOB: 0 BB: 0 P: 4	R: 1 E: 0 K: 2 S: 10	H: 3 LOB: 2 BB: 0 P: 10	R: 0 E: 0 K: 1 S: 5	H: 0 LOB: 0 BB: 0 P: 5	R: 0 E: 0 K: 1 S: 5	H: 0 LOB: 1 BB: 1 P: 9	1B: 8 2B: 3 3B: 0 HR: 0	SF: 0 SAC: 0 DP: 1 HBP: 0	WP: 0 PB: 0 SB: 1 CS: 2	PA: 40							
<b>PITCHER</b>	IP	WLS	BF	H	R	ER	SO	BB	IBB	HBP	BLK	WP	HR	S	P	ERA	WHIP										
Bruce Hurst, L ERA: 2.67 Rich Gale, R ERA: 8.53 John Henry Johnson, L ERA: 4.56 Bob Stanley, R ERA: 4.04	(1, 1)	3.1	16	6	3	3	3	1	0	0	0	0	0	21	25	8.10	2.100										
	(4, 1)	2.0	12	5	2	2	1	1	0	0	0	0	0	13	17	9.00	3.000										
	(6, 1)	0.2	2	0	0	0	1	0	0	0	0	0	0	4	4	0.00	0.000										
	(7, 1)	3.0	W	10	0	0	0	3	1	0	0	0	0	15	19	0.00	0.333										

Oakland Athletics @ Boston Red Sox  
Fenway Park, Boston, MA  
Tue Jul 03 1984, 7:05 PM EDT  
Att: 15,793 - Unknown

AB 37  
R 5  
H 11  
RBI 5  
BB 3  
SO 8  
LOB 15



Batter	1	2	3	4	5	6	7	8	9	AB	R	H	RBI	BB	SO	LOB	BOTTOM										
Wade Boggs, L OBP: 0.305, SLG: 0.375 (1, 5)	G4-6-3 BB		BB 1B					E6 1B S		3	1	2	0	2	0	0											
Dwight Evans, R OBP: 0.385, SLG: 0.488 Rick Miller, L OBP: 0.351, SLG: 0.328 (1, 9) (6, 9)	G4-6-3 1-2		F9					K		3	0	0	0	0	0	3											
Jim Rice, R OBP: 0.320, SLG: 0.482 (1, 7)	F9							K		2	0	0	0	0	2	2											
Jim Rice, R OBP: 0.320, SLG: 0.482 (1, 7)	F9							K		4	1	3	0	1	0	0											
Tony Armas, R OBP: 0.319, SLG: 0.539 (1, 8)		F9	F3					G6-4-3		5	1	2	2	0	0	4											
Mike Easter, L OBP: 0.376, SLG: 0.529 (1, 10)		1B BB SF9 BB	F8					F6		4	3	2	2	1	0	4											
Bill Buckner, L OBP: 0.337, SLG: 0.374 Ed Jurak, R OBP: 0.304, SLG: 0.380 (1, 3) (8, FR)		SF9 1B BB						K		4	0	2	0	1	1	2											
Gary Allenson, R OBP: 0.275, SLG: 0.229 (1, 2)		FC6-4 1B						5-3		4	0	3	1	1	0	0											
Marty Barrett, R OBP: 0.343, SLG: 0.339 (1, 4)		SF9	FC5-4					6-3		2	0	0	1	1	0	1											
Jackie Gutierrez, R OBP: 0.284, SLG: 0.301 (1, 6)		FC6-4 1-2	F9					K		4	0	0	0	0	1	6											
<b>Inning Stats</b>	R: 0 E: 0 K: 0 S: 2	H: 0 LOB: 0 BB: 1 P: 6	R: 1 E: 0 K: 0 S: 4	H: 1 LOB: 2 BB: 2 P: 12	R: 0 E: 0 K: 0 S: 4	H: 1 LOB: 1 BB: 0 P: 8	R: 0 E: 0 K: 0 S: 4	H: 1 LOB: 1 BB: 0 P: 4	R: 3 E: 0 K: 0 S: 6	H: 4 LOB: 3 BB: 3 P: 18	R: 1 E: 0 K: 2 S: 10	H: 3 LOB: 2 BB: 0 P: 10	R: 0 E: 0 K: 1 S: 5	H: 0 LOB: 0 BB: 0 P: 5	R: 0 E: 1 K: 1 S: 6	H: 1 LOB: 1 BB: 0 P: 6	R: 1 E: 0 K: 0 S: 3	H: 3 LOB: 2 BB: 0 P: 3	1B: 13 2B: 0 3B: 0 HR: 1	SF: 1 SAC: 0 DP: 3 HBP: 0	WP: 1 PB: 2 SB: 1 CS: 0	PA: 43					
<b>PITCHER</b>	IP	WLS	BF	H	R	ER	SO	BB	IBB	HBP	BLK	WP	HR	S	P	ERA	WHIP										
Tim Conroy, L ERA: 5.92 Mike Warren, R ERA: 5.02 Lary Sorensen, R ERA: 4.77	(1, 1)	4.2	24	7	4	4	0	5	0	0	0	0	0	19	39	7.71	2.571										
	(5, 1)	2.2	14	3	1	1	4	2	0	0	0	0	0	20	28	3.38	1.875										
	(8, 1)	0.2	L	5	4	1	0	0	0	0	0	0	0	5	5	13.50	6.000										

Oakland Athletics @ Boston Red Sox  
Fenway Park, Boston, MA  
Tue Jul 03 1984, 7:05 PM EDT  
Att: 15,793 - Unknown

AB 35  
R 6  
H 14  
RBI 6  
BB 7  
SO 4  
LOB 22









Batter	1	2	3	4	5	6	7	8	9	AB	R	H	RBI	BB	SO	LOB	TOP							
Gary Pettis, S OBP: 0.336, SLG: 0.313 (1, 8)										5	1	2	0	0	0	2								
Rod Carew, L OBP: 0.362, SLG: 0.352 (1, 3)										5	2	2	1	0	0	2								
Fred Lynn, L OBP: 0.340, SLG: 0.443 (1, 9)										5	1	2	1	0	0	2								
Doug DeCinces, R OBP: 0.312, SLG: 0.434 (1, 5)										4	2	2	3	0	0	1								
Reggie Jackson, L OBP: 0.321, SLG: 0.453 (1, 10)										4	0	2	0	0	0	1								
Brian Downing, R OBP: 0.330, SLG: 0.389 (1, 7)										4	0	0	0	0	0	4								
Bobby Grich, R OBP: 0.322, SLG: 0.395 (1, 4)										4	1	1	2	0	1	1								
Bob Boone, R OBP: 0.231, SLG: 0.258 (1, 2)										3	0	0	0	1	1	1								
Rob Picciolo, R OBP: 0.227, SLG: 0.318 Rob Wilfong, L OBP: 0.337, SLG: 0.409 (9, PH)										3	0	0	0	0	0	1								
<b>Inning Stats</b>	R: 2 E: 0 K: 0 S: 6	H: 3 LOB: 1 BB: 0 P: 6	R: 0 E: 1 K: 0 S: 3	H: 0 LOB: 1 BB: 1 P: 7	R: 0 E: 0 K: 0 S: 3	H: 0 LOB: 0 BB: 0 P: 3	R: 0 E: 0 K: 1 S: 5	H: 1 LOB: 0 BB: 0 P: 5	R: 0 E: 0 K: 0 S: 3	H: 0 LOB: 0 BB: 0 P: 3	R: 4 E: 0 K: 1 S: 9	H: 4 LOB: 0 BB: 0 P: 9	R: 0 E: 0 K: 0 S: 4	H: 1 LOB: 1 BB: 0 P: 4	R: 1 E: 0 K: 0 S: 5	H: 2 LOB: 1 BB: 0 P: 5	R: 0 E: 0 K: 0 S: 4	H: 1 LOB: 1 BB: 0 P: 4	1B: 6 2B: 3 3B: 1 HR: 2	SF: 0 SAC: 0 DP: 1 HBP: 0	WP: 0 PB: 0 SB: 1 CS: 0	PA: 39		
<b>PITCHER</b>	IP WLS BF H R ER SO BB IBB HBP BLK WP HR S P ERA WHIP	5.2 W 25 8 6 6 1 1 0 0 0 0 2 26 30 9.53 1.588	6.1 S 14 4 1 1 1 0 0 0 0 0 0 16 16 2.70 1.200																					

California Angels @ Boston Red Sox  
Fenway Park, Boston, MA  
Thu Jul 05 1984, 7:05 PM EDT  
Att: 19,885 - Unknown

AB 38  
R 7  
H 12  
RBI 7  
BB 1  
SO 2  
LOB 15



Batter	1	2	3	4	5	6	7	8	9	AB	R	H	RBI	BB	SO	LOB	BOTTOM						
Wade Boggs, L OBP: 0.403, SLG: 0.371 (1, 5)										3	2	1	0	1	0	1							
Dwight Evans, R OBP: 0.392, SLG: 0.514 (1, 9)										4	2	3	6	0	1	0							
Jim Rice, R OBP: 0.330, SLG: 0.505 (1, 7)										4	1	1	3	1	1	1							
Tony Armas, R OBP: 0.315, SLG: 0.538 (1, 8)										5	0	1	1	0	2	0							
Mike Easter, L OBP: 0.380, SLG: 0.537 (1, 10)										5	1	3	0	0	0	2							
Bill Buckner, L OBP: 0.352, SLG: 0.390 (1, 3)										5	1	4	0	0	0	0							
Gary Allenson, R OBP: 0.273, SLG: 0.216 (1, 2)										3	1	0	0	1	1	4							
Marty Barrett, R OBP: 0.352, SLG: 0.345 (1, 4)										4	3	3	1	0	0	1							
Jackie Gutierrez, R OBP: 0.285, SLG: 0.302 (1, 6)										3	1	1	0	0	0	3							
<b>Inning Stats</b>	R: 3 E: 1 K: 1 S: 9	H: 5 LOB: 1 BB: 0 P: 9	R: 2 E: 0 K: 0 S: 6	H: 3 LOB: 2 BB: 1 P: 10	R: 0 E: 1 K: 0 S: 4	H: 0 LOB: 1 BB: 0 P: 4	R: 0 E: 0 K: 1 S: 5	H: 0 LOB: 0 BB: 0 P: 5	R: 6 E: 1 K: 1 S: 9	H: 4 LOB: 0 BB: 2 P: 17	R: 0 E: 0 K: 2 S: 8	H: 1 LOB: 1 BB: 0 P: 8	R: 1 E: 0 K: 0 S: 5	H: 2 LOB: 1 BB: 0 P: 5	R: 0 E: 0 K: 0 S: 3	H: 2 LOB: 2 BB: 0 P: 3	1B: 14 2B: 1 3B: 0 HR: 2	SF: 1 SAC: 2 DP: 1 HBP: 0	WP: 0 PB: 0 SB: 0 CS: 0	PA: 42			
<b>PITCHER</b>	IP WLS BF H R ER SO BB IBB HBP BLK WP HR S P ERA WHIP	4.1 L 25 10 8 4 3 0 1 0 0 0 1 19 23 13.50 1.875	5.1 S 14 5 4 4 3 0 1 0 0 0 0 3 3 0.00 2.000																				

California Angels @ Boston Red Sox  
Fenway Park, Boston, MA  
Thu Jul 05 1984, 7:05 PM EDT  
Att: 19,885 - Unknown

AB 36  
R 12  
H 17  
RBI 11  
BB 3  
SO 5  
LOB 12






Batter	1	2	3	4	5	6	7	8	9	AB	R	H	RBI	BB	SO	LOB	TOP								
<b>Gary Pettis, S</b> OBP: 0.340, SLG: 0.313 (1, 8)	4-0 CS BB		4-3					K	4-0 BB 1B	3	1	1	1	2	1	1	<b>California Angels @ Boston Red Sox</b> Fenway Park, Boston, MA Fri Jul 06 1984, 7:05 PM EDT Att: 29,655 - Unknown								
<b>Rod Carew, L</b> OBP: 0.366, SLG: 0.359 (1, 3)	4-3				6-3			1B FC6-4 1B	4-0 WP 1B BB	4	1	2	0	1	0	3									
<b>Fred Lynn, L</b> OBP: 0.342, SLG: 0.444 (1, 9)										4	0	2	1	0	1	1									
<b>Brian Downing, R</b> OBP: 0.332, SLG: 0.391 (9, PH)				K				FC6-4 1B	WP 1B	1	0	1	1	0	0	0									
<b>Doug DeCinces, R</b> OBP: 0.307, SLG: 0.427 (1, 5)	F8			5-3				FC6-4 1B	K	5	0	0	1	0	2	5									
<b>Reggie Jackson, L</b> OBP: 0.315, SLG: 0.444 (1, 10)		4-3						F5	K	5	0	0	0	0	2	4									
<b>Bobby Grich, R</b> OBP: 0.326, SLG: 0.400 (1, 4)		5-3								3	2	1	0	1	0	0									
<b>Juan Beniquez, R</b> OBP: 0.383, SLG: 0.497 (1, 7)		5-3								3	1	1	2	0	0	0									
<b>Bob Boone, R</b> OBP: 0.228, SLG: 0.254 (1, 2)			4-3							3	0	0	0	0	2	2									
<b>Jerry Narron, L</b> OBP: 0.275, SLG: 0.390 (9, PH)					K			K		1	1	1	1	0	0	0									
<b>Rob Piccolo, R</b> OBP: 0.221, SLG: 0.309 (1, 6)										2	0	0	0	0	0	2									
<b>Rob Wilfong, L</b> OBP: 0.339, SLG: 0.410 (8, PH)			F3						F7	2	1	1	0	0	0	0									
<b>Inning Stats</b>	R: 0 E: 0 K: 0 S: 3	H: 1 LOB: 1 BB: 1 P: 7	R: 0 E: 0 K: 0 S: 3	H: 0 LOB: 0 BB: 0 P: 3	R: 0 E: 0 K: 0 S: 3	H: 0 LOB: 0 BB: 0 P: 3	R: 0 E: 0 K: 2 S: 8	H: 1 LOB: 1 BB: 0 P: 8	R: 1 E: 0 K: 1 S: 6	H: 1 LOB: 2 BB: 1 P: 11	R: 0 E: 0 K: 1 S: 5	H: 0 LOB: 0 BB: 0 P: 5	R: 0 E: 0 K: 1 S: 5	H: 0 LOB: 0 BB: 0 P: 5	R: 2 E: 0 K: 1 S: 8	H: 3 LOB: 1 BB: 0 P: 8	R: 4 E: 0 K: 2 S: 11	H: 4 LOB: 2 BB: 2 P: 19	1B: 6 2B: 2 3B: 0 HR: 2	SF: 0 SAC: 0 DP: 0 HBP: 1	WP: 1 PB: 0 SB: 0 CS: 1	PA: 41			
<b>PITCHER</b>	IP	WLS	BF	H	R	ER	SO	BB	IBB	HBP	BLK	WP	HR	S	P	ERA	WHIP								
<b>Al Nipper, R</b> ERA: 3.99 (1, 1)	8.0	W	34	8	5	5	6	2	0	1	0	0	1	43	52	5.62	1.250								
<b>Steve Crawford, R</b> ERA: 3.58 (9, 1)	0.1		4	1	1	1	0	2	0	0	0	0	1	2	10	27.00	9.000								
<b>John Henry Johnson, L</b> ERA: 4.56 (9, 1)	0.0		1	1	1	1	0	0	0	0	0	0	0	1	1	∞	∞								
<b>Mark Clear, R</b> ERA: 4.33 (9, 1)	0.2	S	2	0	0	0	2	0	0	0	0	1	0	6	6	0.00	0.000								

Batter	1	2	3	4	5	6	7	8	9	AB	R	H	RBI	BB	SO	LOB	BOTTOM								
<b>Wade Boggs, L</b> OBP: 0.406, SLG: 0.373 (1, 5)	5-3 E 1B									4	1	2	0	1	0	2	<b>California Angels @ Boston Red Sox</b> Fenway Park, Boston, MA Fri Jul 06 1984, 7:05 PM EDT Att: 29,655 - Unknown								
<b>Glenn Hoffman, R</b> OBP: 0.224, SLG: 0.238 (9, 5)		1B 2B BB						E6 2B		0	0	0	0	0	0	0									
<b>Dwight Evans, R</b> OBP: 0.393, SLG: 0.516 (1, 9)	5-3				F2			F5		5	0	2	2	0	0	3									
<b>Jim Rice, R</b> OBP: 0.330, SLG: 0.500 (1, 7)	6-3									3	0	0	0	1	0	3									
<b>Tony Armas, R</b> OBP: 0.317, SLG: 0.545 (1, 8)	E5									3	1	1	2	1	0	0									
<b>Mike Easter, L</b> OBP: 0.375, SLG: 0.531 (1, 10)	K									4	0	0	0	0	1	4									
<b>Bill Buckner, L</b> OBP: 0.380, SLG: 0.423 (1, 3)										4	2	3	0	0	0	0									
<b>Rich Gedman, L</b> OBP: 0.303, SLG: 0.451 (1, 2)										4	0	0	0	0	2	3									
<b>Marty Barrett, R</b> OBP: 0.352, SLG: 0.350 (1, 4)										3	1	1	1	0	0	0									
<b>Rick Miller, L</b> OBP: 0.359, SLG: 0.353 (9, PH)										1	0	1	1	0	0	0									
<b>Ed Jurak, R</b> OBP: 0.304, SLG: 0.380 (9, 4)										0	0	0	0	0	0	0									
<b>Jackie Gutierrez, R</b> OBP: 0.275, SLG: 0.311 (1, 6)										4	3	3	1	0	0	0									
<b>Inning Stats</b>	R: 1 E: 1 K: 1 S: 7	H: 1 LOB: 1 BB: 0 P: 7	R: 3 E: 0 K: 1 S: 8	H: 4 LOB: 1 BB: 1 P: 12	R: 0 E: 0 K: 0 S: 4	H: 1 LOB: 1 BB: 0 P: 4	R: 0 E: 0 K: 0 S: 3	H: 0 LOB: 0 BB: 0 P: 3	R: 1 E: 0 K: 0 S: 4	H: 1 LOB: 0 BB: 0 P: 4	R: 0 E: 0 K: 1 S: 5	H: 0 LOB: 0 BB: 0 P: 5	R: 1 E: 0 K: 0 S: 4	H: 2 LOB: 2 BB: 2 P: 12	R: 2 E: 1 K: 0 S: 6	H: 4 LOB: 2 BB: 0 P: 6	1B: 6 2B: 6 3B: 1 HR: 1	SF: 0 SAC: 0 DP: 2 HBP: 0	WP: 1 PB: 0 SB: 0 CS: 0	PA: 38					
<b>PITCHER</b>	IP	WLS	BF	H	R	ER	SO	BB	IBB	HBP	BLK	WP	HR	S	P	ERA	WHIP								
<b>Jim Slaton, R</b> ERA: 5.84 (1, 1)	6.1	L	30	9	6	5	3	2	0	0	0	0	1	34	42	7.11	1.737								
<b>Don Aase, R</b> ERA: 2.57 (7, 1)	1.2		8	4	2	2	0	1	0	0	0	0	0	7	11	10.80	3.000								

AB	36
R	7
H	10
RBI	7
BB	4
SO	8
LOB	18



AB	35
R	8
H	13
RBI	7
BB	3
SO	3
LOB	15





Batter	1	2	3	4	5	6	7	8	9	10	AB	R	H	RBI	BB	SO	LOB		
<b>Gary Pettis, S</b> OBP: 0.341, SLG: 0.313 (1, 8)	1-3		1B			5-3		FC6-4 SF8 BB	K		4	1	1	0	1	1	1		
<b>Juan Beniquez, R</b> OBP: 0.384, SLG: 0.490 (1, 7)	5-3		5-3			1B		FC6-4 BB	K		4	0	1	0	1	1	2		
<b>Mike Brown, R</b> OBP: 0.327, SLG: 0.511 (1, 9)	1-3					K		FC6-4 BB			4	0	1	1	0	1	3		
<b>Fred Lynn, L</b> OBP: 0.341, SLG: 0.442 (10, PH) (10, 9)						2B		1-2 2-3 3-H			1	0	0	0	0	0	0		
<b>Doug DeCinces, R</b> OBP: 0.306, SLG: 0.424 (1, 5)		F6		2-3				SF8			4	0	1	1	0	0	1		
<b>Brian Downing, R</b> OBP: 0.330, SLG: 0.386 (1, 10)		K		K		1B		3-H 4-0			4	0	0	0	1	2	3		
<b>Bobby Grich, R</b> OBP: 0.330, SLG: 0.399 (1, 4)		FC5-4 1B		F3				1-2 2-3			3	0	1	0	1	0	1		
<b>Ron Jackson, R</b> OBP: 0.232, SLG: 0.218 (1, 3)						F8					3	0	0	0	0	1	1		
<b>Rod Carew, L</b> OBP: 0.365, SLG: 0.357 (8, PH) (8, 3)	FC5-4 1B							K	4-3		1	0	0	0	0	0	3		
<b>Bob Boone, R</b> OBP: 0.225, SLG: 0.250 (1, 2)			F8		F3			F8			4	0	0	0	0	0	0		
<b>Rob Picciolo, R</b> OBP: 0.225, SLG: 0.310 (1, 6)											3	1	1	0	0	1	0		
<b>Reggie Jackson, L</b> OBP: 0.318, SLG: 0.450 (9, PH)			K		4-3			BB FC6-4 BB			1	0	1	0	0	0	0		
<b>Rob Wilfong, L</b> OBP: 0.338, SLG: 0.410 (9, PR) (9, 6)								1B	2B		0	0	0	0	0	0	0		
<b>Inning Stats</b>	R: 0 E: 0 K: 0 S: 3	H: 0 LOB: 0 BB: 0 P: 3	R: 0 E: 0 K: 1 S: 6	H: 1 LOB: 1 BB: 0 P: 6	R: 0 E: 0 K: 1 S: 6	H: 1 LOB: 1 BB: 0 P: 6	R: 0 E: 0 K: 1 S: 7	H: 2 LOB: 2 BB: 0 P: 7	R: 0 E: 0 K: 1 S: 5	H: 0 LOB: 0 BB: 0 P: 5	R: 2 E: 0 K: 0 S: 4	H: 1 LOB: 3 BB: 4 P: 20	R: 0 E: 0 K: 2 S: 8	H: 1 LOB: 1 BB: 0 P: 8	R: 0 E: 0 K: 0 S: 3	H: 0 LOB: 0 BB: 0 P: 3	1B: 5 2B: 2 3B: 0 HR: 0	SF: 1 SAC: 0 DP: 0 HBP: 0	
<b>PITCHER</b>	IP	WLS	BF	H	R	ER	SO	BB	IBB	HBP	BLK	WP	HR	S	P	ERA	WHIP		
<b>Bruce Hurst, L</b> ERA: 2.65	(1, 1)	7.2	33	6	2	2	5	4	0	0	0	0	0	39	55	2.35	1.304		
<b>Bob Stanley, R</b> ERA: 3.84	(8, 1)	2.1	8	1	0	0	2	0	0	0	0	0	0	12	12	0.00	0.429		

**California Angels @ Boston Red Sox**  
Fenway Park, Boston, MA  
Sun Jul 08 1984, 3:33 AM EDT  
Unknown

AB	36
R	2
H	7
RBI	2
BB	4
SO	7
LOB	15




WP: 0	PA: 41
PB: 0	
SB: 1	
CS: 0	

Batter	1	2	3	4	5	6	7	8	9	10	AB	R	H	RBI	BB	SO	LOB		
<b>Jackie Gutierrez, R</b> OBP: 0.273, SLG: 0.308 (1, 6)	6-3	F9		1-3						HBP 1B 1B	5	0	1	0	0	0	3		
<b>Dwight Evans, R</b> OBP: 0.395, SLG: 0.519 (1, 9)			1B			F7		F9		1B 1B HBP	4	2	2	0	0	0	0		
<b>Jim Rice, R</b> OBP: 0.331, SLG: 0.498 (1, 7)	F9		FC6-4 1B		5-3			F8		1B 1B 1B	5	0	2	1	0	0	1		
<b>Tony Armas, R</b> OBP: 0.316, SLG: 0.539 (1, 8)	K		FC6-4 WP		K			F8		1B 1B IBB	4	0	0	0	1	2	2		
<b>Mike Easter, L</b> OBP: 0.376, SLG: 0.526 (1, 10)		1B FC3-6 1B	K			F8			G3	1B	5	1	2	1	0	1	1		
<b>Bill Buckner, L</b> OBP: 0.353, SLG: 0.413 (1, 3)			1-2			F8				1-2 2-3 3-H	4	0	0	0	0	1	2		
<b>Jeff Newman, R</b> OBP: 0.286, SLG: 0.323 (10, 2)	F7		F6			F8			K		0	0	0	0	0	0	0		
<b>Rich Gedman, L</b> OBP: 0.306, SLG: 0.452 (1, 2)											4	0	2	0	0	0	0		
<b>Glenn Hoffman, R</b> OBP: 0.224, SLG: 0.238 (10, 5)		FC3-6 1B		4-3		G3			1B 1B		0	0	0	0	0	0	0		
<b>Ed Jurak, R</b> OBP: 0.317, SLG: 0.389 (1, 5)											4	0	2	1	0	0	1		
<b>Ron Romanick, R</b> ERA: 4.02	(1, 1)		FC3-6 BB					F3		1-2 3-H									
<b>Marty Barrett, R</b> OBP: 0.356, SLG: 0.348 (1, 4)										1-2 1B	1	0	0	0	2	0	0		
<b>Rick Miller, L</b> OBP: 0.354, SLG: 0.348 (9, PH) (10, 3)								F8			1	0	0	0	0	0	2		
<b>Inning Stats</b>	R: 0 E: 0 K: 1 S: 6	H: 1 LOB: 2 BB: 1 P: 9	R: 1 E: 0 K: 0 S: 5	H: 2 LOB: 1 BB: 0 P: 7	R: 0 E: 0 K: 0 S: 3	H: 1 LOB: 1 BB: 1 P: 7	R: 0 E: 0 K: 1 S: 5	H: 0 LOB: 0 BB: 0 P: 5	R: 0 E: 0 K: 0 S: 3	H: 0 LOB: 0 BB: 0 P: 3	R: 0 E: 0 K: 0 S: 3	H: 0 LOB: 0 BB: 0 P: 3	R: 0 E: 0 K: 1 S: 7	H: 2 LOB: 2 BB: 0 P: 7	R: 1 E: 0 K: 0 S: 3	H: 3 LOB: 3 BB: 1 P: 8	1B: 10 2B: 1 3B: 0 HR: 0	SF: 0 SAC: 0 DP: 0 HBP: 1	
<b>PITCHER</b>	IP	WLS	BF	H	R	ER	SO	BB	IBB	HBP	BLK	WP	HR	S	P	ERA	WHIP		
<b>Ron Romanick, R</b> ERA: 4.02	(1, 1)	8.2	35	8	2	2	4	2	0	1	0	0	0	3	8	13.50	3.000		
<b>Luis Sanchez, R</b> ERA: 1.88	(9, 1)	0.2	5	2	1	1	0	0	0	1	0	0	0	1	1	=	=		
<b>Geoff Zahn, L</b> ERA: 2.45	(10, 1)	0.0	1	1	0	0	0	0	0	0	0	0	0	1	1				

**California Angels @ Boston Red Sox**  
Fenway Park, Boston, MA  
Sun Jul 08 1984, 3:33 AM EDT  
Unknown

AB	37
R	3
H	11
RBI	3
BB	3
SO	4
LOB	12



WP: 1	PA: 41
PB: 0	
SB: 0	
CS: 1	



Batter	1	2	3	4	5	6	7	8	9	AB	R	H	RBI	BB	SO	LOB	TOP											
Gary Pettis, S OBP: 0.342, SLG: 0.312	0-0 4-3	0-0 1B		0-3 K		0-3 K			4-0 1B WP BB	4	0	1	1	1	2	0												
Rod Carew, L OBP: 0.362, SLG: 0.354	0-0 6-3	0-0 G3			0-0 5-3	0-0 3-1			0-0 BB	5	0	1	0	0	0	2												
Fred Lynn, L OBP: 0.349, SLG: 0.447	4-0 1B BB		1-0 FC6-4 HBP		0-0 HR 2B		0-0 F8		4-0 G5-4-3 BB	2	1	1	0	2	0	0												
Doug DeCinces, R OBP: 0.307, SLG: 0.424	0-0 1B		0-0 FC6-4 1B		0-0 HR 1B		0-0 4-3		0-0 G5-4-3	5	1	2	0	0	0	4												
Reggie Jackson, L OBP: 0.317, SLG: 0.458	0-3 K		0-3 K		1-1 HR		0-0 6-3			4	1	1	3	0	2	3												
Juan Beniquez, R OBP: 0.374, SLG: 0.493		0-0 6-3	0-0 1B		0-0 1B			4-0 G6-3 BB		3	0	2	0	1	0	0												
Rob Wilfong, L OBP: 0.337, SLG: 0.406		0-0 1B	0-3 K		0-3 K			0-0 G6-3		4	1	1	0	0	2	4												
Jerry Narron, L OBP: 0.274, SLG: 0.383		0-0 1B		0-0 F5	0-0 6-3			0-0 F6		4	0	1	0	0	0	1												
Rob Picciolo, R OBP: 0.213, SLG: 0.293	0-3 K		0-0 5-3		0-0 6-3			0-3 K		4	0	0	0	0	2	2												
<b>Inning Stats</b>	R: 0 E: 0 K: 1 S: 6	H: 1 LOB: 2 BB: 1 P: 10	R: 1 E: 0 K: 1 S: 8	H: 3 LOB: 2 BB: 0 P: 8	R: 0 E: 0 K: 2 S: 8	H: 1 LOB: 2 BB: 0 P: 9	R: 0 E: 0 K: 1 S: 5	H: 0 LOB: 0 BB: 0 P: 5	R: 3 E: 0 K: 1 S: 9	H: 4 LOB: 1 BB: 0 P: 9	R: 0 E: 0 K: 0 S: 3	H: 0 LOB: 0 BB: 0 P: 3	R: 0 E: 0 K: 0 S: 2	H: 0 LOB: 0 BB: 1 P: 6	R: 0 E: 0 K: 1 S: 5	H: 1 LOB: 2 BB: 2 P: 13	1B: 8 2B: 1 3B: 0 HR: 1	SF: 0 SAC: 0 DP: 2 HBP: 1	WP: 1 PB: 0 SB: 0 CS: 0	PA: 40								
<b>PITCHER</b>	IP	WLS	BF	H	R	ER	SO	BB	IBB	HBP	BLK	WP	HR	S	P	ERA	WHIP											
Roger Clemens, R ERA: 5.64	(1, 1)	4.1	L	24	9	4	4	5	1	0	1	0	0	1	32	37	8.31	2.308										
Bob Ojeda, L ERA: 4.64	(5, 1)	2.2		8	0	0	0	2	0	0	0	0	0	0	12	12	0.00	0.000										
Mark Clear, R ERA: 4.21	(8, 1)	1.0		3	0	0	0	0	1	0	0	0	0	2	6	0.00	1.000											
John Henry Johnson, L ERA: 4.5	(9, 1)	0.1		3	1	0	0	1	1	0	0	0	1	0	4	8	0.00	6.000										
Steve Crawford, R ERA: 3.46	(9, 1)	0.2		2	0	0	0	0	1	0	0	0	0	0	1	5	0.00	1.500										

California Angels @ Boston Red Sox  
Fenway Park, Boston, MA  
Sun Jul 08 1984, 3:38 AM EDT  
Att: 34,682 - Unknown

AB 35  
R 4  
H 10  
RBI 4  
BB 4  
SO 8  
LOB 16



Batter	1	2	3	4	5	6	7	8	9	AB	R	H	RBI	BB	SO	LOB	BOTTOM											
Jackie Gutierrez, R OBP: 0.268, SLG: 0.302	0-0 4-3		0-0 5-3		0-0 F8			0-0 G1-6-3		4	0	0	0	0	0	2												
Dwight Evans, R OBP: 0.395, SLG: 0.522	0-0 1B		0-0 1B			0-0 6-3		0-0 FC5-4 1B		4	0	3	0	0	0	0												
Jim Rice, R OBP: 0.330, SLG: 0.496	0-0 1B		0-0 5-3			0-0 WP 1B		0-0 FC5-4		4	0	1	0	0	0	3												
Tony Armas, R OBP: 0.312, SLG: 0.532	0-0 F8		0-0 F9		0-0 6-3			0-0 6-3		4	0	0	0	0	0	2												
Mike Easter, L OBP: 0.374, SLG: 0.525		0-0 4-3		0-3 K		0-0 4-3		0-0 1B		4	0	1	0	0	1	1												
Bill Buckner, L OBP: 0.356, SLG: 0.411		0-0 G3		0-0 F9			4-0 G5-4-3 BB		0-0 L4 1B	3	0	1	0	1	0	0												
Gary Allenson, R OBP: 0.271, SLG: 0.236					0-0 5-3		0-0 G5-4-3		0-0 L4	4	0	1	0	0	0	3												
Ed Jurak, R OBP: 0.317, SLG: 0.375		0-0 4-3			4-0 BB		0-0 6-3			2	0	0	0	1	0	1												
Glenn Hoffman, R OBP: 0.229, SLG: 0.242			0-0 6-3		0-0 F7			0-0 G1-6-3 1B		3	0	1	0	0	0	1												
<b>Inning Stats</b>	R: 0 E: 0 K: 0 S: 4	H: 1 LOB: 1 BB: 0 P: 4	R: 0 E: 0 K: 0 S: 4	H: 1 LOB: 1 BB: 0 P: 4	R: 0 E: 0 K: 1 S: 5	H: 0 LOB: 0 BB: 0 P: 5	R: 0 E: 0 K: 0 S: 3	H: 0 LOB: 1 BB: 1 P: 7	R: 0 E: 0 K: 0 S: 4	H: 1 LOB: 1 BB: 0 P: 4	R: 0 E: 0 K: 0 S: 2	H: 0 LOB: 0 BB: 1 P: 6	R: 0 E: 0 K: 0 S: 4	H: 2 LOB: 1 BB: 0 P: 4	R: 0 E: 0 K: 0 S: 4	H: 2 LOB: 1 BB: 0 P: 4	1B: 7 2B: 2 3B: 0 HR: 0	SF: 0 SAC: 0 DP: 3 HBP: 0	WP: 1 PB: 0 SB: 0 CS: 0	PA: 34								
<b>PITCHER</b>	IP	WLS	BF	H	R	ER	SO	BB	IBB	HBP	BLK	WP	HR	S	P	ERA	WHIP											
Tommy John, L ERA: 3.5	(1, 1)	9.0	W	34	8	0	0	1	2	0	0	0	1	0	34	42	0.00	1.111										

California Angels @ Boston Red Sox  
Fenway Park, Boston, MA  
Sun Jul 08 1984, 3:38 AM EDT  
Att: 34,682 - Unknown

AB 32  
R 0  
H 8  
RBI 0  
BB 2  
SO 1  
LOB 13





Batter	1	2	3	4	5	6	7	8	9	AB	R	H	RBI	BB	SO	LOB	TOP								
Wade Boggs, L (1.5) OBP: 0.302, SLG: 0.368	F7		F9		4-3			6-3		4	0	0	0	0	0	2									
Dwight Evans, R (1.9) OBP: 0.397, SLG: 0.527	K			K		F8			HR	4	1	1	1	0	2	0									
Jim Rice, R (1.7) OBP: 0.329, SLG: 0.491	6-3			BB		F3			6-3	3	0	0	0	1	0	0									
Tony Armas, R (1.8) OBP: 0.309, SLG: 0.526		K		K		6-3			F9	4	0	0	0	0	2	1									
Mike Easter, L (1.10) OBP: 0.376, SLG: 0.533	F5							K		3	1	1	1	1	1	0									
Bill Buckner, L (1.3) OBP: 0.348, SLG: 0.402	4-3							G3		4	0	0	0	0	0	2									
Jeff Newman, R (1.2) OBP: 0.289, SLG: 0.303			FC6-4			F9				2	0	0	0	1	1	0									
Marty Barrett, R (1.4) OBP: 0.356, SLG: 0.348			FC6-4			K			1-3	3	0	1	0	0	1	0									
Jackie Gutierrez, R (1.6) OBP: 0.270, SLG: 0.304			FC6-4						F8	2	0	1	0	0	0	2									
Reid Nichols, R (8. PH) OBP: 0.334, SLG: 0.351			BLK							1	0	0	0	0	0	0									
Glenn Hoffman, R (8.6) OBP: 0.229, SLG: 0.242			1-2							0	0	0	0	0	0	0									
<b>Inning Stats</b>	R: 0 E: 0 K: 1 S: 5	H: 0 LOB: 0 BB: 0 P: 5	R: 0 E: 0 K: 1 S: 5	H: 0 LOB: 0 BB: 0 P: 5	R: 0 E: 0 K: 0 S: 3	H: 1 LOB: 1 BB: 1 P: 7	R: 0 E: 0 K: 2 S: 7	H: 0 LOB: 2 BB: 2 P: 15	R: 0 E: 0 K: 2 S: 8	H: 1 LOB: 1 BB: 0 P: 8	R: 0 E: 0 K: 1 S: 5	H: 0 LOB: 0 BB: 0 P: 5	R: 0 E: 0 K: 0 S: 3	H: 0 LOB: 0 BB: 0 P: 3	R: 0 E: 0 K: 0 S: 3	H: 0 LOB: 0 BB: 0 P: 3	R: 2 E: 0 K: 0 S: 5	H: 2 LOB: 0 BB: 0 P: 5	1B: 2 2B: 0 3B: 0 HR: 2	SF: 0 SAC: 0 DP: 0 HBP: 0	WP: 0 PB: 0 SB: 0 CS: 0	PA: 33			
<b>PITCHER</b>	IP	WLS	BF	H	R	ER	SO	BB	IBB	HBP	BLK	WP	HR	S	P	ERA	WHIP								
Mark Langston, L (1.1) ERA: 3.65	8.0	W	29	3	1	1	7	3	0	0	1	0	1	40	52	1.12	0.750								
Mike Stanton, R (9.1) ERA: 3.51	0.2		3	1	1	1	0	0	0	0	0	0	1	3	3	13.50	1.500								
Paul Mirabella, L (9.1) ERA: 3.15	0.1	S	1	0	0	0	0	0	0	0	0	0	0	1	1	0.00	0.000								

**Boston Red Sox @ Seattle Mariners**  
The Kingdom, Seattle, WA  
Thu Jul 12, 1984, 10:05 PM EDT  
Att: 10,067 - Unknown

AB 30  
R 2  
H 4  
RBI 2  
BB 3  
SO 7  
LOB 7




Batter	1	2	3	4	5	6	7	8	9	AB	R	H	RBI	BB	SO	LOB	BOTTOM								
Jack Perconte, L (1.4) OBP: 0.364, SLG: 0.350	5-3		F7		S		BB	5-3		5	1	2	0	0	0	2									
Spike Owen, S (1.6) OBP: 0.357, SLG: 0.395	F9		S		K		SF9			3	1	1	0	1	1	1									
Alvin Davis, L (1.3) OBP: 0.398, SLG: 0.533	F2		4-3		F8		1-2			2	0	0	0	2	0	1									
Al Cowens, R (1.9) OBP: 0.323, SLG: 0.481	5-3		4-3		6-3		SF9			2	0	0	1	1	0	1									
Steve Henderson, R (1.10) OBP: 0.352, SLG: 0.387		1B	4-3		K		F9			4	1	1	1	0	1	4									
Barry Bonnell, R (1.7) OBP: 0.320, SLG: 0.388		2B	4-3		E5			5-3		4	0	1	0	0	0	2									
Phil Bradley, R (9.7) OBP: 0.335, SLG: 0.287		2B	4-3							0	0	0	0	0	0	0									
Dave Henderson, R (1.8) OBP: 0.274, SLG: 0.379			5-3		K			F9		4	0	2	1	0	1	1									
Jim Presley, R (1.5) OBP: 0.266, SLG: 0.444			F3		K					4	0	1	0	0	1	3									
Bob Kearney, R (1.2) OBP: 0.276, SLG: 0.386			5-3		F7			F9		4	0	0	0	0	1	4									
<b>Inning Stats</b>	R: 0 E: 0 K: 0 S: 3	H: 3 LOB: 2 BB: 0 P: 6	R: 1 E: 0 K: 0 S: 4	H: 1 LOB: 2 BB: 2 P: 12	R: 0 E: 0 K: 1 S: 5	H: 0 LOB: 0 BB: 0 P: 5	R: 0 E: 0 K: 2 S: 8	H: 0 LOB: 1 BB: 0 P: 8	R: 1 E: 0 K: 1 S: 6	H: 1 LOB: 2 BB: 2 P: 14	R: 0 E: 0 K: 0 S: 5	H: 2 LOB: 2 BB: 0 P: 5	R: 0 E: 0 K: 0 S: 5	H: 0 LOB: 0 BB: 0 P: 5	R: 0 E: 0 K: 0 S: 5	H: 2 LOB: 2 BB: 0 P: 5	1B: 7 2B: 1 3B: 0 HR: 0	SF: 1 SAC: 0 DP: 0 HBP: 0	WP: 0 PB: 0 SB: 5 CS: 0	PA: 37					
<b>PITCHER</b>	IP	WLS	BF	H	R	ER	SO	BB	IBB	HBP	BLK	WP	HR	S	P	ERA	WHIP								
Bob Ojeda, L (1.1) ERA: 4.6	7.0	L	32	6	3	3	5	4	0	0	0	0	0	38	54	3.86	1.429								
Steve Crawford, R (8.1) ERA: 3.35	1.0		5	2	0	0	0	0	0	0	0	0	0	5	5	0.00	2.000								


**Boston Red Sox @ Seattle Mariners**  
The Kingdom, Seattle, WA  
Thu Jul 12, 1984, 10:05 PM EDT  
Att: 10,067 - Unknown

AB 32  
R 3  
H 8  
RBI 3  
BB 4  
SO 5  
LOB 19





Batter	1	2	3	4	5	6	7	8	9	AB	R	H	RBI	BB	SO	LOB	TOP					
Wade Boggs, L (1.5) OBP: 0.302, SLG: 0.368	4-0 WP 1-3 1B BB		0-0 SF8		0-0 4-3	0-0 G3		0-0 5-3 1B		3	1	1	4	1	0	3	<b>Boston Red Sox @ Seattle Mariners</b> The Kingdom, Seattle, WA Fri Jul 13 1984, 10:05 PM EDT Att: 10,307 - Unknown					
Dwight Evans, R (1.9) OBP: 0.392, SLG: 0.520	0-0 1-3 1-2		0-3 3-H K		0-0 F8	0-3 K		0-0 5-3 1-2 2-3		5	0	0	0	0	2	6						
Jim Rice, R (1.7) OBP: 0.327, SLG: 0.487	0-0 F7			0-0 4-3 1B		0-3 K	0-3 K	0-0 6-3		5	0	1	0	0	2	3						
Tony Armas, R (1.8) OBP: 0.313, SLG: 0.527	0-0 2-H 1B			0-3 K		0-0 PB 1B 1B			0-3 K	5	1	3	1	0	2	1						
Mike Easter, L (1.10) OBP: 0.376, SLG: 0.540		0-0 F8		0-0 4-3 1-2		0-0 1B PB 1B	0-0 F7		0-0 HR	5	2	2	1	0	0	2						
Bill Buckner, L (1.3) OBP: 0.350, SLG: 0.404		0-0 4-3		0-0 F7		0-0 1B 1B 1B	0-0 F9		0-0 2B	4	1	1	0	1	0	2						
Rich Gedman, L (1.2) OBP: 0.304, SLG: 0.447		0-0 F1			0-0 4-3	0-0 1B 1B G3 1B		0-0 F6	0-0 F8	5	1	1	1	0	0	1						
Marty Barrett, R (1.4) OBP: 0.366, SLG: 0.361			0-0 F9 SF8 2B		0-0 2B 4-3 1B	0-0 G3 1B 1-2 2-3 3-H		0-0 F9	0-0 F9	4	3	3	1	1	0	1						
Jackie Gutierrez, R (1.6) OBP: 0.279, SLG: 0.317			0-0 F9		0-0 4-3 2B	0-0 1-2 2-3 3-H		0-0 E8		4	0	3	1	0	0	1						
<b>Inning Stats</b>	R: 1 E: 0 K: 0 S: 3	H: 1 LOB: 1 BB: 1 P: 7	R: 0 E: 0 K: 0 S: 3	H: 0 LOB: 0 BB: 0 P: 3	R: 1 E: 0 K: 1 S: 6	H: 1 LOB: 0 BB: 0 P: 6	R: 0 E: 0 K: 1 S: 6	H: 1 LOB: 1 BB: 0 P: 6	R: 1 E: 0 K: 0 S: 5	H: 2 LOB: 1 BB: 0 P: 5	R: 4 E: 0 K: 2 S: 12	H: 5 LOB: 2 BB: 1 P: 16	R: 0 E: 0 K: 1 S: 6	H: 1 LOB: 1 BB: 0 P: 6	R: 1 E: 0 K: 0 S: 5	H: 2 LOB: 2 BB: 0 P: 9	R: 1 E: 0 K: 1 S: 7	H: 2 LOB: 1 BB: 0 P: 7	1B: 11 2B: 3 3B: 0 HR: 1	SF: 1 SAC: 0 DP: 0 HBP: 0	WP: 1 PB: 1 SB: 0 CS: 0	PA: 44
<b>PITCHER</b>	IP WLS BF H R ER SO BB IBB HBP BLK WP HR S P ERA WHIP	5.1 L 26 9 7 7 3 1 1 0 0 0 0 0 30 38 11.81 1.875	6.1 1.0 5 2 0 0 2 0 0 0 0 0 0 0 9 9 0.00 2.000	7.1 1.0 3 0 0 0 2 0 0 0 0 0 0 3 9 0.00 0.000	8.1 1.0 8 4 2 2 1 1 0 0 0 0 1 9 13 18.00 5.000	9.1 0.2 2 0 0 0 0 0 0 0 0 0 0 2 2 0.00 0.000	<b>PITCHER</b>	IP WLS BF H R ER SO BB IBB HBP BLK WP HR S P ERA WHIP	5.1 L 26 9 7 7 3 1 1 0 0 0 0 0 30 38 11.81 1.875	6.1 1.0 5 2 0 0 2 0 0 0 0 0 0 9 9 0.00 2.000	7.1 1.0 3 0 0 0 2 0 0 0 0 0 0 3 9 0.00 0.000	8.1 1.0 8 4 2 2 1 1 0 0 0 0 1 9 13 18.00 5.000	9.1 0.2 2 0 0 0 0 0 0 0 0 0 0 2 2 0.00 0.000									

Batter	1	2	3	4	5	6	7	8	9	AB	R	H	RBI	BB	SO	LOB	BOTTOM			
Jack Perconte, L (1.4) OBP: 0.365, SLG: 0.350	0-0 4-3		0-0 G4-6-3 1B 1B		0-0 6-3		0-0 1B	0-0 FC5-4 1-2 2-3		5	1	2	0	0	0	2	<b>Boston Red Sox @ Seattle Mariners</b> The Kingdom, Seattle, WA Fri Jul 13 1984, 10:05 PM EDT Att: 10,307 - Unknown			
Spike Owen, S (1.6) OBP: 0.358, SLG: 0.395	0-0 1B		0-0 G4-6-3 1B		0-0 1-3		0-0 F7	0-0 F4		5	0	2	0	0	0	3				
Alvin Davis, L (1.3) OBP: 0.392, SLG: 0.524	0-0 F6		0-0 G4-6-3		0-0 G3		0-0 F6		0-0 4-3	5	0	0	0	0	0	4				
Ken Phelps, L (1.10) OBP: 0.405, SLG: 0.622	0-0 4-3		0-0 1B BB		0-0 1B BB		0-0 1B BB	0-0 3B 1B	0-0 6-3	3	1	1	0	2	0	1				
Al Cowens, R (1.9) OBP: 0.325, SLG: 0.479		0-3 K	0-0 1B		0-0 1B		0-0 1B	0-0 F3	0-3 K	5	0	2	1	0	2	1				
Barry Bonnell, R (1.7) OBP: 0.319, SLG: 0.394		0-0 6-3	0-0 F8		0-0 K		0-3 K	0-0 2B 3B		4	1	1	1	0	1	4				
Dave Henderson, R (1.8) OBP: 0.278, SLG: 0.386		0-0 1B		0-0 5-3		0-0 F5		0-0 1B 2B		4	1	2	1	0	0	2				
Jim Presley, R (1.5) OBP: 0.265, SLG: 0.433	0-0 F3		0-0 F7		0-3 K		0-0 K	0-0 FC5-4 1B 2-H		4	0	1	1	0	1	3				
Bob Kearney, R (1.2) OBP: 0.279, SLG: 0.388			0-0 1B G4-6-3 1B		0-3 K		0-0 F8	0-0 FC5-4 1B		4	1	2	0	0	1	0				
<b>Inning Stats</b>	R: 0 E: 0 K: 0 S: 4	H: 1 LOB: 1 BB: 0 P: 4	R: 0 E: 0 K: 1 S: 6	H: 1 LOB: 0 BB: 0 P: 6	R: 2 E: 0 K: 0 S: 6	H: 4 LOB: 2 BB: 1 P: 10	R: 0 E: 0 K: 1 S: 5	H: 0 LOB: 0 BB: 0 P: 5	R: 0 E: 0 K: 2 S: 8	H: 1 LOB: 2 BB: 1 P: 12	R: 0 E: 0 K: 0 S: 4	H: 1 LOB: 1 BB: 0 P: 4	R: 3 E: 0 K: 0 S: 8	H: 5 LOB: 2 BB: 0 P: 8	R: 0 E: 0 K: 1 S: 5	H: 0 LOB: 0 BB: 0 P: 5	1B: 11 2B: 1 3B: 1 HR: 0	SF: 0 SAC: 0 DP: 1 HBP: 0	WP: 0 PB: 0 SB: 0 CS: 0	PA: 41
<b>PITCHER</b>	IP WLS BF H R ER SO BB IBB HBP BLK WP HR S P ERA WHIP	7.1 W 34 11 5 5 4 2 0 0 0 0 0 9 9 6.14 1.773	8.1 1.2 7 2 0 0 1 0 0 0 0 0 0 9 9 0.00 1.200	<b>PITCHER</b>	IP WLS BF H R ER SO BB IBB HBP BLK WP HR S P ERA WHIP	5.1 L 26 9 7 7 3 1 1 0 0 0 0 0 30 38 11.81 1.875	6.1 1.0 5 2 0 0 2 0 0 0 0 0 0 9 9 0.00 2.000	7.1 1.0 3 0 0 0 2 0 0 0 0 0 0 3 9 0.00 0.000	8.1 1.0 8 4 2 2 1 1 0 0 0 0 1 9 13 18.00 5.000	9.1 0.2 2 0 0 0 0 0 0 0 0 0 0 2 2 0.00 0.000										



Batter	1	2	3	4	5	6	7	8	9	AB	R	H	RBI	BB	SO	LOB	TOP								
Wade Boggs, L (1.5) OBP: 0.397, SLG: 0.363	1-3		G1		1-3		G6-4-3			4	0	0	0	0	0	2									
Dwight Evans, R (1.9) OBP: 0.391, SLG: 0.516	4-3				5-3			6-3		4	0	1	0	0	0	1									
Jim Rice, R (1.7) OBP: 0.324, SLG: 0.481	4-3			1-3		1-3		K		4	0	0	0	0	1	1									
Tony Armas, R (1.8) OBP: 0.315, SLG: 0.538		3-1		K		HR		F2		4	1	2	1	0	1	1									
Mike Easter, L (1.10) OBP: 0.375, SLG: 0.536	3-1			F7		1B		F7		4	0	1	0	0	0	2									
Bill Buckner, L (1.3) OBP: 0.353, SLG: 0.406	G3					1B		4-3		4	1	2	0	0	0	1									
Marty Barrett, R (1.4) OBP: 0.365, SLG: 0.361	5-3					1B				3	1	1	0	0	0	3									
Rick Miller, L (9, PH) OBP: 0.363, SLG: 0.357				2B		SF8		2B		1	1	1	0	0	0	0									
Gary Allenson, R (1.2) OBP: 0.290, SLG: 0.263				F7						2	0	1	1	1	0	0									
Rich Gedman, L (9, PH) OBP: 0.306, SLG: 0.453										1	0	1	1	0	0	0									
Ed Jurak, R (9, FR) OBP: 0.317, SLG: 0.375										0	0	0	0	0	0	0									
Jackie Gutierrez, R (1.6) OBP: 0.275, SLG: 0.314				K2-3		SF8				2	0	0	1	0	2	1									
Reid Nichols, R (9, PH) OBP: 0.321, SLG: 0.347								4-3		1	0	0	0	0	0	1									
<b>Inning Stats</b>	R: 0 E: 0 K: 0 S: 3	H: 0 LOB: 0 BB: 0 P: 3	R: 0 E: 0 K: 0 S: 4	H: 1 LOB: 0 BB: 0 P: 4	R: 0 E: 0 K: 1 S: 5	H: 0 LOB: 0 BB: 0 P: 5	R: 0 E: 0 K: 1 S: 6	H: 1 LOB: 1 BB: 0 P: 6	R: 2 E: 0 K: 0 S: 6	H: 3 LOB: 1 BB: 0 P: 6	R: 1 E: 0 K: 0 S: 5	H: 3 LOB: 1 BB: 0 P: 5	R: 0 E: 0 K: 1 S: 4	H: 0 LOB: 0 BB: 1 P: 8	R: 0 E: 0 K: 1 S: 5	H: 0 LOB: 0 BB: 0 P: 5	R: 1 E: 0 K: 0 S: 5	H: 2 LOB: 1 BB: 0 P: 5	1B: 6 2B: 3 3B: 0 HR: 1	SF: 1 SAC: 0 DP: 2 HBP: 0	WP: 0 PB: 0 SB: 0 CS: 0	PA: 36			
<b>PITCHER</b>	IP	WLS	BF	H	R	ER	SO	BB	IBB	HBP	BLK	WP	HR	S	P	ERA	WHIP								
Ed Vande Berg, L (1.1) ERA: 3.7	5.1	W	24	8	3	3	2	0	0	0	0	0	1	28	28	5.06	1.500								
Roy Thomas, R (6.1) ERA: 5.15	1.2		4	0	0	0	1	1	0	0	0	0	0	5	9	0.00	0.600								
Mike Stanton, R (8.1) ERA: 3.56	2.0	S	8	2	1	1	1	0	0	0	0	0	0	10	10	4.50	1.000								

**Boston Red Sox @ Seattle Mariners**  
The Kingdom, Seattle, WA  
Sat Jul 14 1984, 10:05 PM EDT  
Att: 33,996 - Unknown

AB 34  
R 4  
H 10  
RBI 4  
BB 1  
SO 4  
LOB 13



Batter	1	2	3	4	5	6	7	8	9	AB	R	H	RBI	BB	SO	LOB	BOTTOM								
Jack Perconte, L (1.4) OBP: 0.366, SLG: 0.348	F7			4-3		F7				2	0	0	0	2	0	1									
Spike Owen, S (1.6) OBP: 0.354, SLG: 0.390	5-3			4-3		FC6-4				4	0	0	0	0	0	4									
Alvin Davis, L (1.3) OBP: 0.391, SLG: 0.520								F5		4	0	1	0	0	1	1									
Ken Phelps, L (1.10) OBP: 0.401, SLG: 0.610	4-3			1B		3-1				4	1	1	0	0	1	2									
Al Cowens, R (1.9) OBP: 0.327, SLG: 0.490				HR		4-3		5-3		4	2	2	1	0	0	0									
Barry Bonnell, R (1.7) OBP: 0.314, SLG: 0.388										4	0	0	0	0	0	2									
Phil Bradley, R (9.7) OBP: 0.335, SLG: 0.287	F7			F2		F7		5-3		0	0	0	0	0	0	0									
Dave Henderson, R (1.8) OBP: 0.286, SLG: 0.408										4	2	3	2	0	0	0									
Jim Presley, R (1.5) OBP: 0.278, SLG: 0.451										4	0	2	2	0	1	0									
Bob Kearney, R (1.2) OBP: 0.279, SLG: 0.384										3	0	0	0	1	0	3									
<b>Inning Stats</b>	R: 0 E: 0 K: 0 S: 4	H: 1 LOB: 1 BB: 0 P: 4	R: 2 E: 0 K: 0 S: 6	H: 3 LOB: 2 BB: 1 P: 10	R: 2 E: 0 K: 1 S: 9	H: 4 LOB: 2 BB: 0 P: 9	R: 0 E: 0 K: 1 S: 5	H: 0 LOB: 1 BB: 1 P: 9	R: 0 E: 0 K: 0 S: 3	H: 0 LOB: 0 BB: 1 P: 7	R: 0 E: 0 K: 0 S: 3	H: 0 LOB: 0 BB: 0 P: 3	R: 1 E: 0 K: 1 S: 6	H: 1 LOB: 0 BB: 0 P: 6	1B: 6 2B: 1 3B: 0 HR: 2	SF: 0 SAC: 0 DP: 0 HBP: 0	WP: 0 PB: 0 SB: 2 CS: 0	PA: 36							
<b>PITCHER</b>	IP	WLS	BF	H	R	ER	SO	BB	IBB	HBP	BLK	WP	HR	S	P	ERA	WHIP								
Roger Clemens, R (1.1) ERA: 5.94	2.2	L	17	8	4	4	1	1	0	0	0	0	1	18	22	13.50	3.375								
Rich Gale, R (3.1) ERA: 6.5	5.1		19	1	1	1	2	2	0	0	0	0	1	21	29	1.69	0.562								

**Boston Red Sox @ Seattle Mariners**  
The Kingdom, Seattle, WA  
Sat Jul 14 1984, 10:05 PM EDT  
Att: 33,996 - Unknown

AB 33  
R 5  
H 9  
RBI 5  
BB 3  
SO 3  
LOB 13





Batter	1	2	3	4	5	6	7	8	9	AB	R	H	RBI	BB	SO	LOB	TOP								
Wade Boggs, L (1.5) OBP: 0.395, SLG: 0.358 Glenn Hoffman, R (8.5) OBP: 0.229, SLG: 0.242	0-0 4-3		0-0 F7	0-0 4-3			4-0 FC4-6 1B SF8 BB	0-0 6-3		4	1	0	0	1	0	1									
Dwight Evans, R (1.9) OBP: 0.389, SLG: 0.512	0-0 F9		0-0 F8		0-0 6-3		0-0 FC4-6 1B	0-3 K		5	0	1	0	0	1	0									
Jim Rice, R (1.7) OBP: 0.325, SLG: 0.481 Reid Nichols, R (7.7) OBP: 0.318, SLG: 0.343	0-0 1B			0-3 K	0-0 E S HR 1B		0-0 FC4-6 2B	0-0 5-3		4	2	2	0	0	1	2									
Tony Armas, R (1.8) OBP: 0.314, SLG: 0.537 Rick Miller, L (8.8) OBP: 0.356, SLG: 0.352	0-0 F9			0-0 1B 2B 1B	0-3 K		0-0 SF8	0-3 K		3	1	1	1	0	1	2									
Mike Easter, L (1.10) OBP: 0.380, SLG: 0.552		0-0 G1-5-3		0-0 2B 1B	0-0 HR		0-0 2B 2B	0-0 1B		5	3	4	3	0	0	0									
Bill Buckner, L (1.3) OBP: 0.349, SLG: 0.406	0-0 F4			0-0 F5	0-0 G3		0-0 HR 2B	0-0 6-3		5	1	1	1	0	0	3									
Rich Gedman, L (1.2) OBP: 0.313, SLG: 0.479				0-0 1B 2B			0-0 HR 2B			4	2	3	4	0	0	0									
Marty Barrett, R (1.4) OBP: 0.363, SLG: 0.358 Ed Jurak, R (8.4) OBP: 0.317, SLG: 0.375	0-0 1-3			0-0 1B 1B			0-0 F9			4	1	1	1	0	0	1									
Jackie Gutierrez, R (1.6) OBP: 0.275, SLG: 0.313			0-0 1-3	0-0 1B			0-0 5-3	0-0 6-3		4	0	1	1	0	0	0									
<b>Inning Stats</b>	R: 0 E: 0 K: 0 S: 4	H: 1 LOB: 1 BB: 0 P: 4	R: 0 E: 0 K: 0 S: 4	H: 1 LOB: 1 BB: 0 P: 4	R: 0 E: 0 K: 0 S: 3	H: 0 LOB: 0 BB: 0 P: 3	R: 4 E: 0 K: 1 S: 10	H: 5 LOB: 1 BB: 0 P: 10	R: 2 E: 0 K: 1 S: 7	H: 2 LOB: 0 BB: 0 P: 7	R: 0 E: 0 K: 0 S: 3	H: 0 LOB: 0 BB: 0 P: 3	R: 5 E: 0 K: 0 S: 7	H: 4 LOB: 0 BB: 1 P: 11	R: 0 E: 0 K: 1 S: 5	H: 0 LOB: 0 BB: 0 P: 5	R: 0 E: 0 K: 1 S: 6	H: 1 LOB: 1 BB: 0 P: 6	1B: 8 2B: 4 3B: 0 HR: 2	SF: 1 SAC: 0 DP: 0 HBP: 0	WP: 0 PB: 0 SB: 1 CS: 0	PA: 42			
<b>PITCHER</b>	IP WLS BF H R ER SO BB IBB HBP BLK WP HR S P ERA WHIP	5.0 L 24 9 6 6 2 0 0 0 0 0 1 28 28 10.80 1.800	2.0 11 4 5 5 0 1 0 0 0 0 0 1 10 14 22.50 2.500	1.0 3 0 0 0 1 0 0 0 0 0 0 5 5 0.00 0.000	1.0 4 1 0 0 1 0 0 0 0 0 0 6 6 0.00 1.000																				

**Boston Red Sox @ Seattle Mariners**  
The Kingdome, Seattle, WA  
Sun Jul 15 1984, 6:33 AM EDT  
Att: 11,417 - Unknown

AB 40  
R 11  
H 14  
RBI 11  
BB 1  
SO 4  
LOB 9



Batter	1	2	3	4	5	6	7	8	9	AB	R	H	RBI	BB	SO	LOB	BOTTOM							
Jack Perconte, L (1.4) OBP: 0.365, SLG: 0.345 Domingo Ramos, R (8.6) OBP: 0.207, SLG: 0.211	0-0 4-3		0-0 F9		4-0 FC4 1-2 BB	0-0 1-3		0-0 F8		3	0	0	0	1	0	3								
Spike Owen, S (1.6) OBP: 0.354, SLG: 0.399 Larry Milbourne, S (7.7, PH) OBP: 0.354, SLG: 0.333	0-0 4-3		0-0 2-3 HR		0-0 FC4 G1 1-2 2-3		0-0 3-1		0-0 4-3	3	1	1	1	0	0	2								
Alvin Davis, L (1.3) OBP: 0.391, SLG: 0.516	0-0 F9		0-0 BB		0-0 G1 1-2 3-H		0-0 1B		0-3 K	4	0	1	1	1	1									
Ken Phelps, L (1.10) OBP: 0.395, SLG: 0.591		0-0 3-1	0-0 F5		0-0 FC5-4 BB		0-0 F7		0-0 F7	4	0	0	0	1	0	2								
Dave Henderson, R (1.8) OBP: 0.286, SLG: 0.402		4-0 6-3 S BB		0-0 6-3	0-0 FC5-4 1-2		0-0 F9			3	0	0	0	1	0	3								
Steve Henderson, R (1.7) OBP: 0.356, SLG: 0.386		0-0 6-3		0-0 BB		0-0 5-3		0-0 3-1 1B 1B		3	1	1	0	1	0	1								
Jim Prestley, R (1.5) OBP: 0.289, SLG: 0.446		1-0 HBP		0-0 F9		0-0 1B 1B		0-0 F7		3	0	1	0	0	0	2								
Bob Kearney, R (1.2) OBP: 0.276, SLG: 0.380 Orlando Mercado, R (8.2) OBP: 0.192, SLG: 0.125		0-0 F3		0-0 F5		0-0 F8		0-0 3-1		3	0	0	0	0	0	4								
Phil Bradley, R (1.9) OBP: 0.351, SLG: 0.312			0-0 F9 CS 2B		0-0 FC4 BB G1 1B		0-0 1B		0-0 2-H 1B	4	1	4	1	0	0	0								
<b>Inning Stats</b>	R: 0 E: 0 K: 0 S: 3	H: 0 LOB: 0 BB: 0 P: 3	R: 0 E: 0 K: 0 S: 3	H: 0 LOB: 2 BB: 1 P: 8	R: 1 E: 0 K: 0 S: 4	H: 2 LOB: 1 BB: 1 P: 8	R: 0 E: 0 K: 0 S: 3	H: 0 LOB: 1 BB: 1 P: 7	R: 1 E: 0 K: 0 S: 4	H: 1 LOB: 2 BB: 2 P: 12	R: 0 E: 0 K: 0 S: 5	H: 2 LOB: 2 BB: 0 P: 5	R: 0 E: 0 K: 0 S: 4	H: 1 LOB: 1 BB: 0 P: 4	R: 1 E: 0 K: 0 S: 5	H: 2 LOB: 1 BB: 0 P: 5	R: 0 E: 0 K: 1 S: 5	H: 0 LOB: 0 BB: 0 P: 5	1B: 6 2B: 1 3B: 0 HR: 1	SF: 0 SAC: 0 DP: 0 HBP: 1	WP: 0 PB: 0 SB: 1 CS: 1	PA: 40		
<b>PITCHER</b>	IP WLS BF H R ER SO BB IBB HBP BLK WP HR S P ERA WHIP	8.0 W 37 8 3 3 0 5 0 0 0 0 1 31 52 3.38 1.625	1.0 3 0 0 0 1 0 0 0 0 0 0 5 5 0.00 0.000																					

**Boston Red Sox @ Seattle Mariners**  
The Kingdome, Seattle, WA  
Sun Jul 15 1984, 6:33 AM EDT  
Att: 11,417 - Unknown

AB 34  
R 3  
H 8  
RBI 3  
BB 5  
SO 1  
LOB 20





Batter	1	2	3	4	5	6	7	8	9	AB	R	H	RBI	BB	SO	LOB	TOP								
Wade Boggs, L (1,5) OBP: 0.393, SLG: 0.357	4-3	FC6-4			L7-3			1B		4	0	1	0	0	0	3	<b>Boston Red Sox @ Oakland Athletics</b> Oakland-Alameda County Coliseum, Oakland, CA Mon Jul 16 1984, 7:05 PM PDT Att: 22,171 - Unknown								
Dwight Evans, R (1,9) OBP: 0.397, SLG: 0.509	K		4-3			E6		1B		4	1	1	0	0	1	0									
Jim Rice, R (1,7) OBP: 0.325, SLG: 0.479	F9		4-3					F9		4	0	1	0	0	0	1									
Tony Armas, R (1,8) OBP: 0.316, SLG: 0.544		1B	F8			G6-4-3				4	2	2	1	0	0	1									
Mike Easter, L (1,10) OBP: 0.379, SLG: 0.548		SF9		K		F8			K	4	1	1	0	0	2	0									
Bill Buckner, L (1,3) OBP: 0.347, SLG: 0.400		1B		G3				F7		3	0	0	0	0	0	0									
Rich Gedman, L (1,2) OBP: 0.313, SLG: 0.477		SF9		F5				F8		3	0	1	1	0	0	0									
Marty Barrett, R (1,4) OBP: 0.361, SLG: 0.356					5-3			F8		4	0	1	1	0	0	1									
Jackie Gutierrez, R (1,6) OBP: 0.276, SLG: 0.313		F4						F9		3	0	1	0	0	0	2									
Inning Stats	R: 0 E: 0 K: 1 S: 5	H: 0 LOB: 0 BB: 0 P: 5	R: 2 E: 0 K: 0 S: 6	H: 3 LOB: 2 BB: 0 P: 7	R: 0 E: 0 K: 1 S: 3	H: 0 LOB: 0 BB: 0 P: 3	R: 0 E: 0 K: 1 S: 5	H: 0 LOB: 0 BB: 0 P: 5	R: 0 E: 0 K: 0 S: 3	H: 1 LOB: 0 BB: 0 P: 3	R: 1 E: 1 K: 0 S: 4	H: 1 LOB: 0 BB: 0 P: 4	R: 0 E: 0 K: 0 S: 3	H: 0 LOB: 0 BB: 0 P: 3	R: 0 E: 0 K: 0 S: 4	H: 2 LOB: 1 BB: 0 P: 4		R: 1 E: 0 K: 1 S: 7	H: 2 LOB: 1 BB: 0 P: 7	1B: 8 2B: 1 3B: 0 HR: 1	SF: 1 SAC: 0 DP: 2 HBP: 1	WP: 0 PB: 0 SB: 0 CS: 0	PA: 35		
PITCHER	IP	WLS	BF	H	R	ER	SO	BB	IBB	HBP	BLK	WP	HR	S	P	ERA	WHIP								
Lary Sorensen, R (1,1) ERA: 4.4	8.0	L	31	8	4	3	2	0	0	1	0	0	1	34	35	3.38	1.000								
Tim Conroy, L (9,1) ERA: 5.43	1.0		4	1	0	0	1	0	0	0	0	0	0	6	6	0.00	1.000								

AB	33
R	4
H	9
RBI	3
BB	0
SO	3
LOB	8



Batter	1	2	3	4	5	6	7	8	9	AB	R	H	RBI	BB	SO	LOB	BOTTOM								
Rickey Henderson, R (1,7) OBP: 0.402, SLG: 0.463	BB		4-3					F9		4	0	1	0	1	0	3	<b>Boston Red Sox @ Oakland Athletics</b> Oakland-Alameda County Coliseum, Oakland, CA Mon Jul 16 1984, 7:05 PM PDT Att: 22,171 - Unknown								
Bill Almon, R (1,9) OBP: 0.233, SLG: 0.296	BB							K		3	1	1	1	1	2	4									
Dwayne Murphy, L (1,8) OBP: 0.336, SLG: 0.464	K							F8		4	0	0	0	0	2	5									
Dave Kingman, R (1,10) OBP: 0.321, SLG: 0.560	K							F6		4	0	0	0	0	2	2									
Mike Heath, R (1,2) OBP: 0.304, SLG: 0.416	K							F9		4	0	1	0	0	1	2									
Bruce Bochte, L (1,3) OBP: 0.334, SLG: 0.331								F8		2	0	0	0	2	1	1									
Tony Phillips, S (1,4) OBP: 0.341, SLG: 0.350	B2									3	0	1	0	1	0	2									
Donnie Hill, S (1,6) OBP: 0.205, SLG: 0.241								F1		4	0	0	0	0	1	3									
Mark Wagner, R (1,5) OBP: 0.240, SLG: 0.289										3	0	2	0	0	0	0									
Mike Davis, L (9,PH) OBP: 0.241, SLG: 0.324										1	0	1	0	0	0	0									
Inning Stats	R: 0 E: 0 K: 3 S: 10	H: 1 LOB: 2 BB: 1 P: 14	R: 0 E: 0 K: 0 S: 2	H: 0 LOB: 0 BB: 1 P: 6	R: 1 E: 0 K: 1 S: 6	H: 1 LOB: 0 BB: 0 P: 6	R: 0 E: 0 K: 2 S: 7	H: 0 LOB: 0 BB: 0 P: 7	R: 0 E: 0 K: 1 S: 6	H: 1 LOB: 3 BB: 2 P: 14	R: 0 E: 0 K: 0 S: 4	H: 2 LOB: 1 BB: 0 P: 4	R: 0 E: 0 K: 1 S: 6	H: 1 LOB: 1 BB: 0 P: 6	R: 0 E: 0 K: 0 S: 3	H: 0 LOB: 0 BB: 0 P: 3	R: 0 E: 0 K: 1 S: 6	H: 1 LOB: 2 BB: 1 P: 10	1B: 5 2B: 1 3B: 0 HR: 1	SF: 0 SAC: 0 DP: 1 HBP: 0	WP: 0 PB: 0 SB: 0 CS: 1	PA: 38			
PITCHER	IP	WLS	BF	H	R	ER	SO	BB	IBB	HBP	BLK	WP	HR	S	P	ERA	WHIP								
Bruce Hurst, L (1,1) ERA: 2.56	8.0	W	33	6	1	1	8	5	0	0	0	0	0	44	64	1.12	1.375								
Bob Stanley, R (9,1) ERA: 3.69	1.0	S	4	1	0	0	1	0	0	0	0	0	0	6	6	0.00	1.000								









Batter	1	2	3	4	5	6	7	8	9	AB	R	H	RBI	BB	SO	LOB	TOP
Wade Boggs, L (1.5)	F8		F8			G1-6-3			1B	4	1	1	0	0	0	1	
Dwight Evans, R (1.9)	F2			5-3			F7		1B	3	0	0	0	1	0	0	
Jim Rice, R (1.7)	FC5-4			F4			4-3		BB	3	0	0	0	1	1	2	
Tony Armas, R (1.8)	FC5-4			5-3			HR		K	4	1	1	1	0	1	3	
Mike Easter, L (1.10)		F7			F8		F8		1B	4	0	1	1	0	0	0	
Bill Buckner, L (1.3)	2-3				F9			F5	4-3	4	0	0	0	0	0	2	
Rich Gedman, L (1.2)	F7				K			F4		3	0	0	0	0	1	0	
Marty Barrett, R (1.4)			F8			F9			BB	2	0	0	0	0	0	0	
Rick Miller, L (8. PH)										0	0	0	0	1	0	0	
Ed Jurak, R (8.4)										0	0	0	0	0	0	0	
Jackie Gutierrez, R (1.6)			F4							2	0	1	0	0	0	0	
Reid Nichols, R (8. PH)										1	0	0	0	0	1	1	
Glenn Hoffman, R (8.6)						G1-6-3			K	0	0	0	0	0	0	0	
<b>Inning Stats</b>	R: 0 E: 0 K: 0 S: 3	H: 0 LOB: 1 BB: 1 P: 7	R: 0 E: 0 K: 0 S: 3	H: 0 LOB: 0 BB: 0 P: 3	R: 0 E: 0 K: 0 S: 3	H: 0 LOB: 0 BB: 0 P: 3	R: 0 E: 0 K: 1 S: 5	H: 1 LOB: 0 BB: 0 P: 5	R: 1 E: 0 K: 0 S: 4	H: 1 LOB: 0 BB: 0 P: 4	R: 0 E: 0 K: 1 S: 5	H: 0 LOB: 1 BB: 1 P: 9	R: 1 E: 0 K: 2 S: 9	H: 2 LOB: 2 BB: 1 P: 13	1B: 2 2B: 1 3B: 0 HR: 1	SF: 0 SAC: 0 DP: 1 HBP: 0	WP: 0 PA: 33 PB: 0 SB: 0 CS: 0
<b>PITCHER</b> Ray Burris, R (1.1) ERA: 2.7	IP: 9.0 WLS: W BF: 33 H: 4 R: 2 ER: 2 SO: 4 BB: 3 IBB: 0 HBP: 0 BLK: 0 WP: 0 HR: 1 S: 38 P: 50 ERA: 2.00 WHIP: 0.778											<b>PITCHER</b>	IP: 9.0 WLS: W BF: 33 H: 4 R: 2 ER: 2 SO: 4 BB: 3 IBB: 0 HBP: 0 BLK: 0 WP: 0 HR: 1 S: 38 P: 50 ERA: 2.00 WHIP: 0.778				

Boston Red Sox @ Oakland Athletics  
Oakland-Alameda County Coliseum, Oakland, CA

AB 30  
R 2  
H 4  
RBI 2  
BB 3  
SO 4  
LOB 9



Wed Jul 18 1984, 3:33 AM PDT  
Att: 16,470 - Unknown

Batter	1	2	3	4	5	6	7	8	9	AB	R	H	RBI	BB	SO	LOB	BOTTOM
Rickey Henderson, R (1.7)	2B	1B		F7						2	2	1	0	2	0	0	
Tony Phillips, S (1.4)	1B	1B		F4						3	1	1	0	1	0	1	
Dwayne Murphy, L (1.8)	1B	1B		3-1						4	1	1	1	0	0	2	
Dave Kingman, R (1.10)	SF9			F3						3	1	2	3	0	0	0	
Carney Lansford, R (1.5)	B3-4			F9						4	1	2	0	0	0	0	
Bruce Bochte, L (1.3)	B3-4			1B						4	0	1	1	0	1	2	
Mike Heath, R (1.2)	HR			F8						4	1	1	2	0	1	2	
Mike Davis, L (1.9)	K			1B						4	0	2	0	0	1	0	
Donnie Hill, S (1.6)		F6		F7						4	0	0	0	0	0	2	
<b>Inning Stats</b>	R: 5 E: 0 K: 1 S: 9	H: 4 LOB: 0 BB: 1 P: 13	R: 1 E: 0 K: 0 S: 3	H: 1 LOB: 2 BB: 2 P: 11	R: 0 E: 0 K: 0 S: 5	H: 2 LOB: 0 BB: 0 P: 5	R: 0 E: 0 K: 0 S: 3	H: 0 LOB: 0 BB: 0 P: 3	R: 0 E: 0 K: 0 S: 4	H: 1 LOB: 1 BB: 0 P: 4	R: 1 E: 0 K: 1 S: 6	H: 1 LOB: 0 BB: 0 P: 6	R: 0 E: 0 K: 1 S: 5	H: 1 LOB: 0 BB: 0 P: 5	1B: 6 2B: 3 3B: 0 HR: 2	SF: 1 SAC: 0 DP: 0 HBP: 0	WP: 0 PA: 36 PB: 0 SB: 1 CS: 0
<b>PITCHER</b> Oil Can Boyd, R (1.1) ERA: 5.69	IP: 0.2 WLS: L BF: 7 H: 4 R: 5 ER: 5 SO: 0 BB: 1 IBB: 0 HBP: 0 BLK: 0 WP: 0 HR: 1 S: 6 P: 10 ERA: 67.50 WHIP: 7.500											<b>PITCHER</b> John Henry Johnson, L (8.1) ERA: 4.29	IP: 1.0 WLS: 1 BF: 3 H: 1 R: 0 ER: 0 SO: 1 BB: 0 IBB: 0 HBP: 0 BLK: 0 WP: 0 HR: 0 S: 5 P: 5 ERA: 0.00 WHIP: 1.000				
Rich Gale, R (1.1)	2.1	11	3	1	1	1	2	0	0	0	0	11	19	3.86	2.143		
Steve Crawford, R (4.1)	1.0	3	0	0	0	0	0	0	0	0	0	3	3	0.00	0.000		
Roger Clemens, R (5.1)	2.0	8	2	0	0	0	0	0	0	0	0	8	8	0.00	1.000		
Mark Clear, R (7.1)	1.0	4	1	1	1	1	0	0	0	1	6	6	9.00	1.000			

Boston Red Sox @ Oakland Athletics  
Oakland-Alameda County Coliseum, Oakland, CA

AB 32  
R 7  
H 11  
RBI 7  
BB 3  
SO 3  
LOB 9



Wed Jul 18 1984, 3:33 AM PDT  
Att: 16,470 - Unknown



Batter	1	2	3	4	5	6	7	8	9	10	AB	R	H	RBI	BB	SO	LOB	TOP		
Wade Boggs, L OBP: 0.393, SLG: 0.364 (1, 5)											4	1	3	1	0	0	2	<b>Boston Red Sox @ California Angels</b> Anaheim Stadium, Anaheim, CA Fri Jul 20 1984, 10:05 PM EDT Att: 31,162 - Unknown		
Dwight Evans, R OBP: 0.382, SLG: 0.503 (1, 9)										5	1	1	2	0	1	6				
Jim Rice, R OBP: 0.321, SLG: 0.470 (1, 7)										5	0	1	1	0	0	1				
Tony Armas, R OBP: 0.318, SLG: 0.548 (1, 8)										5	0	1	0	0	2	3				
Mike Easter, L OBP: 0.374, SLG: 0.534 (1, 10)										4	0	0	0	1	0	1				
Bill Buckner, L OBP: 0.336, SLG: 0.386 (1, 3)										5	0	0	0	0	0	4				
Rich Gedman, L OBP: 0.308, SLG: 0.468 (1, 2)										4	0	1	0	0	0	0				
Marty Barrett, R OBP: 0.371, SLG: 0.363 (1, 4)										2	1	1	0	2	0	0				
Jackie Gutierrez, R OBP: 0.282, SLG: 0.316 (1, 6)										3	1	1	0	0	0	3				
<b>Inning Stats</b>	R: 0 E: 0 K: 1 S: 6	H: 1 LOB: 1 BB: 0 P: 6	R: 0 E: 0 K: 0 S: 3	H: 0 LOB: 0 BB: 0 P: 3	R: 3 E: 0 K: 0 S: 6	H: 3 LOB: 0 BB: 0 P: 6	R: 0 E: 0 K: 0 S: 3	H: 1 LOB: 1 BB: 1 P: 7	R: 0 E: 0 K: 0 S: 4	H: 1 LOB: 2 BB: 1 P: 8	R: 0 E: 0 K: 0 S: 3	H: 0 LOB: 0 BB: 0 P: 3	R: 0 E: 0 K: 2 S: 10	H: 0 LOB: 0 BB: 0 P: 3	R: 1 E: 0 K: 2 S: 10	H: 2 LOB: 3 BB: 1 P: 14	1B: 6 2B: 2 3B: 0 HR: 1		SF: 0 SAC: 2 DP: 0 HBP: 0	WP: 0 PB: 0 SB: 0 CS: 1
<b>PITCHER</b>	IP 6.0	WLS 26	BF 7	H 3	R 3	ER 3	SO 1	BB 2	IBB 0	HBP 0	BLK 0	WP 0	HR 1	S 26	P 34	ERA 4.50	WHIP 1.500			
Ron Romanick, R ERA: 3.77 (1, 1)	3.0	9	0	0	0	0	0	0	0	0	0	0	0	9	9	0.00	0.000			
Doug Corbett, R ERA: 2.23 (7, 1)	1.0	L	7	2	1	1	2	0	1	0	0	0	0	10	14	9.00	2.000			
Don Aase, R ERA: 2.89 (10, 1)																				

AB	37
R	4
H	9
RBI	4
BB	3
SO	3
LOB	20



Batter	1	2	3	4	5	6	7	8	9	10	AB	R	H	RBI	BB	SO	LOB	BOTTOM		
Gary Pettis, S OBP: 0.341, SLG: 0.311 (1, 8)											5	1	1	0	0	2	1	<b>Boston Red Sox @ California Angels</b> Anaheim Stadium, Anaheim, CA Fri Jul 20 1984, 10:05 PM EDT Att: 31,162 - Unknown		
Rob Wilfong, L OBP: 0.313, SLG: 0.375 (1, 4) (8, 6)											5	0	0	0	0	0	2			
Fred Lynn, L OBP: 0.342, SLG: 0.449 (1, 9)											3	0	0	0	1	1	0			
Reggie Jackson, L OBP: 0.319, SLG: 0.452 (1, 10)											3	2	1	0	1	0	2			
Doug DeCinces, R OBP: 0.314, SLG: 0.425 (1, 5)											3	0	2	1	1	1	0			
Mike Brown, R OBP: 0.327, SLG: 0.511 (9, PR)											0	0	0	0	0	0	0			
Ron Jackson, R OBP: 0.232, SLG: 0.218 (10, 5)											0	0	0	0	0	0	0			
Daryl Sconiers, L OBP: 0.367, SLG: 0.429 (1, 3)											4	0	0	0	0	0	6			
Brian Downing, R OBP: 0.323, SLG: 0.376 (1, 7)											3	0	0	2	0	0	1			
Bob Boone, R OBP: 0.243, SLG: 0.274 (1, 2)											4	0	1	0	0	0	1			
Rob Picciolo, R OBP: 0.206, SLG: 0.281 (1, 6)											2	0	1	0	0	0	0			
Rod Carew, L OBP: 0.363, SLG: 0.360 (7, PH)											1	0	0	0	0	0	1			
Bobby Grich, R OBP: 0.329, SLG: 0.422 (8, 4)											1	0	0	0	0	1	0			
<b>Inning Stats</b>	R: 1 E: 0 K: 0 S: 5	H: 2 LOB: 2 BB: 1 P: 9	R: 0 E: 0 K: 0 S: 3	H: 0 LOB: 0 BB: 0 P: 3	R: 0 E: 0 K: 0 S: 3	H: 0 LOB: 0 BB: 0 P: 3	R: 1 E: 0 K: 0 S: 3	H: 1 LOB: 1 BB: 1 P: 7	R: 0 E: 0 K: 1 S: 5	H: 0 LOB: 0 BB: 0 P: 5	R: 0 E: 0 K: 2 S: 7	H: 0 LOB: 0 BB: 0 P: 7	R: 1 E: 0 K: 0 S: 4	H: 1 LOB: 1 BB: 1 P: 8	R: 0 E: 0 K: 2 S: 7	H: 0 LOB: 0 BB: 0 P: 7	1B: 4 2B: 2 3B: 0 HR: 0	SF: 1 SAC: 0 DP: 0 HBP: 0	WP: 0 PB: 0 SB: 1 CS: 1	PA: 39
<b>PITCHER</b>	IP 7.0	WLS 27	BF 5	H 2	R 2	ER 2	SO 1	BB 2	IBB 0	HBP 0	BLK 0	WP 0	HR 0	S 27	P 35	ERA 2.57	WHIP 1.000			
Al Nipper, R ERA: 3.81 (1, 1)	3.0	W	11	1	1	1	4	1	0	0	0	0	0	18	22	3.00	0.667			
Bob Stanley, R ERA: 3.67 (8, 1)																				

AB	34
R	3
H	6
RBI	3
BB	3
SO	5
LOB	14









Batter	1	2	3	4	5	6	7	8	9	AB R H RBI BB SO LOB	TOP
Wade Boggs, L (1.5) X OBP: 0.396, SLG: 0.375	F6		F7			HR 1B				4 1 1 0 0 0 0	<b>Boston Red Sox @ California Angels</b> Anaheim Stadium, Anaheim, CA Sun Jul 22 1984, 6:33 AM EDT Att: 30,551 - Unknown
Dwight Evans, R (1.9) X OBP: 0.365, SLG: 0.514	2B		F8			HR		FC6-4 1B	4 1 3 2 0 0 0		
Jim Rice, R (1.7) X OBP: 0.319, SLG: 0.472	F9		K			F9		F6	4 0 0 0 0 1 2		
Tony Armas, R (1.8) X OBP: 0.318, SLG: 0.560	G3		K			HR		FC6-4 1B	4 1 1 1 0 1 2		
Mike Easter, L (1.10) X OBP: 0.375, SLG: 0.529	F8				F3			G3	4 0 1 0 0 0 0		
Bill Buckner, L (1.3) X OBP: 0.332, SLG: 0.394	F8				F7			6-3	4 0 0 0 0 0 2		
Rich Gedman, L (1.2) X OBP: 0.306, SLG: 0.462	F5				3-1			K	3 0 0 0 0 1 0		
Marty Barrett, R (1.4) X OBP: 0.362, SLG: 0.353			F8			F7			3 0 0 0 0 0 0		
Jackie Gutierrez, R (1.6) X OBP: 0.282, SLG: 0.315			6-3			F9		6-3	3 0 0 0 0 0 0		
<b>Inning Stats</b>	R: 0 H: 1 E: 0 LOB: 1 K: 0 BB: 0 S: 4 P: 4	R: 0 H: 0 E: 0 LOB: 0 K: 0 BB: 0 S: 3 P: 3	R: 0 H: 0 E: 0 LOB: 0 K: 0 BB: 0 S: 3 P: 3	R: 0 H: 0 E: 0 LOB: 0 K: 2 BB: 0 S: 7 P: 7	R: 0 H: 0 E: 0 LOB: 0 K: 0 BB: 0 S: 3 P: 3	R: 2 H: 2 E: 0 LOB: 0 K: 0 BB: 0 S: 5 P: 5	R: 1 H: 1 E: 0 LOB: 0 K: 1 BB: 0 S: 6 P: 6	R: 0 H: 0 E: 0 LOB: 0 K: 0 BB: 0 S: 3 P: 3	R: 0 H: 2 E: 0 LOB: 2 K: 0 BB: 0 S: 5 P: 5	1B: 3 SF: 0 2B: 1 SAC: 0 3B: 0 DP: 0 HR: 2 HBP: 0	
<b>PITCHER</b> Jim Slaton, R (1.1) ERA: 4.86	IP WLS BF H R ER SO BB IBB HBP BLK WP HR S P ERA WHIP										

Batter	1	2	3	4	5	6	7	8	9	AB R H RBI BB SO LOB	BOTTOM
Juan Beniquez, R (1.7) X OBP: 0.395, SLG: 0.485	SH1-3 1B		F8			1B			F9	4 0 2 0 0 0 0	<b>Boston Red Sox @ California Angels</b> Anaheim Stadium, Anaheim, CA Sun Jul 22 1984, 6:33 AM EDT Att: 30,551 - Unknown
Rob Wilfong, L (1.4) X OBP: 0.307, SLG: 0.367	SH1-3 1-2		F6			F2		K	3 0 0 0 0 1 1		
Fred Lynn, L (1.8) X OBP: 0.338, SLG: 0.443	K		F8			K		4-3	4 0 0 0 0 2 2		
Doug DeCinces, R (1.5) X OBP: 0.311, SLG: 0.419	6-3		6-3			F7			3 0 0 0 0 0 1		
Brian Downing, R (1.10) X OBP: 0.320, SLG: 0.373			F3			F8		F8	3 0 0 0 0 0 0		
Mike Brown, R (1.9) X OBP: 0.333, SLG: 0.566			F9					F9	3 0 1 0 0 0 0		
Daryl Sconiers, L (1.3) X OBP: 0.333, SLG: 0.387			F8			1B			3 0 0 0 0 0 1		
Bob Boone, R (1.2) X OBP: 0.244, SLG: 0.274			1-3			F8		F9	3 0 0 0 0 0 1		
Rob Picciolo, R (1.6) X OBP: 0.206, SLG: 0.287			G3			6-3		K	3 0 0 0 0 1 0		
<b>Inning Stats</b>	R: 0 H: 1 E: 0 LOB: 1 K: 1 BB: 0 S: 6 P: 6	R: 0 H: 0 E: 0 LOB: 0 K: 0 BB: 0 S: 3 P: 3	R: 0 H: 0 E: 0 LOB: 0 K: 0 BB: 0 S: 3 P: 3	R: 0 H: 0 E: 0 LOB: 0 K: 0 BB: 0 S: 3 P: 3	R: 0 H: 1 E: 0 LOB: 1 K: 0 BB: 0 S: 4 P: 4	R: 0 H: 1 E: 0 LOB: 1 K: 1 BB: 0 S: 6 P: 6	R: 0 H: 0 E: 0 LOB: 0 K: 0 BB: 0 S: 3 P: 3	R: 0 H: 0 E: 0 LOB: 0 K: 1 BB: 0 S: 5 P: 5	R: 0 H: 0 E: 0 LOB: 0 K: 1 BB: 0 S: 5 P: 5	1B: 3 SF: 0 2B: 0 SAC: 1 3B: 0 DP: 0 HR: 0 HBP: 0	
<b>PITCHER</b> Bob Ojeda, L (1.1) ERA: 4.08	IP WLS BF H R ER SO BB IBB HBP BLK WP HR S P ERA WHIP										



Batter	1	2	3	4	5	6	7	8	9	AB	R	H	RBI	BB	SO	LOB	TOP								
Rudy Law, L OBP: 0.332, SLG: 0.355 (1, 8)	F8	F5			3-1			CS 1B		4	0	1	0	0	0	2									
Carlton Fisk, R OBP: 0.289, SLG: 0.408 (1, 2)	F 2B		4-3		5-3			K		4	1	1	0	0	1	2									
Harold Baines, L OBP: 0.334, SLG: 0.477 (1, 9)	E6 2B 4-3		F7			F6			4-3	4	1	0	0	0	0	1									
Ron Kittle, R OBP: 0.319, SLG: 0.502 (1, 7)	4-3 1-3 3-H 2B		K			F5			E5 1B	4	0	1	1	0	1	0									
Greg Walker, L OBP: 0.290, SLG: 0.441 (1, 3)	4-3			F7		K			G6-4-3 1-3 1B	4	0	1	1	0	1	1									
Greg Luzinski, R OBP: 0.338, SLG: 0.345 (1, 10)	F8			F8			F7		G6-4-3 1-2	4	0	0	0	0	0	3									
Roy Smalley, S OBP: 0.290, SLG: 0.380 (1, 5)				F9			K			3	0	1	0	0	1	0									
Scott Fletcher, R OBP: 0.346, SLG: 0.325 (8, 4)		E7 1-2			3-1 2B		K			3	0	1	0	0	1	1									
Julio Cruz, S OBP: 0.260, SLG: 0.276 (1, 4)					F8			K		2	0	0	0	0	1	2									
Jerry Hairston, S OBP: 0.414, SLG: 0.517 (8, PH)										1	0	0	0	0	1	0									
Jerry Dybzinski, R OBP: 0.363, SLG: 0.359 (8, 6)										0	0	0	0	0	0	0									
<b>Inning Stats</b>	R: 2 E: 1 K: 0 S: 6	H: 2 LOB: 1 BB: 0 P: 6	R: 0 E: 1 K: 1 S: 6	H: 1 LOB: 1 BB: 0 P: 6	R: 0 E: 0 K: 1 S: 5	H: 0 LOB: 0 BB: 0 P: 5	R: 0 E: 0 K: 0 S: 3	H: 0 LOB: 0 BB: 0 P: 3	R: 0 E: 0 K: 1 S: 4	H: 1 LOB: 1 BB: 0 P: 4	R: 0 E: 0 K: 1 S: 5	H: 0 LOB: 0 BB: 0 P: 5	R: 0 E: 0 K: 2 S: 7	H: 0 LOB: 0 BB: 0 P: 7	R: 0 E: 0 K: 2 S: 7	H: 1 LOB: 1 BB: 0 P: 7	R: 0 E: 1 K: 0 S: 4	H: 1 LOB: 1 BB: 0 P: 4	1B: 3 2B: 3 3B: 0 HR: 0	SF: 0 SAC: 0 DP: 1 HBP: 0	WP: 0 PB: 0 SB: 0 CS: 2	PA: 33			
<b>PITCHER</b>	IP	WLS	BF	H	R	ER	SO	BB	IBB	HBP	BLK	WP	HR	S	P	ERA	WHIP								
Oil Can Boyd, R ERA: 5.31 (1, 1)	8.1	W	32	6	2	1	7	0	0	0	0	0	0	46	46	1.08	0.720								
Bob Stanley, R ERA: 3.63 (9, 1)	0.2	S	1	0	0	0	0	0	0	0	0	0	0	1	1	0.00	0.000								

**Chicago White Sox @ Boston Red Sox**  
Fenway Park, Boston, MA  
Tue Jul 24 1984, 7:05 PM EDT  
Att: 30,437 - Unknown

AB 33  
R 2  
H 6  
RBI 2  
BB 0  
SO 7  
LOB 12



Batter	1	2	3	4	5	6	7	8	9	AB	R	H	RBI	BB	SO	LOB	BOTTOM								
Wade Boggs, L OBP: 0.397, SLG: 0.375 (1, 5)	1B 1B		4-3		4-3			1-2 BB		3	1	1	0	1	0	0									
Dwight Evans, R OBP: 0.386, SLG: 0.514 (1, 9)	BB 1-2 G4-6-3 1B		1B		1-3		K			4	2	2	0	0	1	2									
Jim Rice, R OBP: 0.320, SLG: 0.472 (1, 7)	G4-6-3 1-2 2-H 1B		1B		K			F9		4	0	2	1	0	1	0									
Tony Armas, R OBP: 0.317, SLG: 0.556 (1, 8)	G4-6-3 1-2 2-3 BB		K		F3			K		3	0	0	0	1	2	2									
Mike Easter, L OBP: 0.373, SLG: 0.526 (1, 10)	G4-6-3 1-2 2-3 3-H				F7			F4		4	0	1	1	0	0	2									
Bill Buckner, L OBP: 0.328, SLG: 0.388 (1, 3)	4-3				F8					3	0	0	0	0	0	3									
Marty Barrett, R OBP: 0.358, SLG: 0.349 (1, 4)			5-3		F8			6-3		3	0	0	0	0	0	0									
Jeff Newman, R OBP: 0.267, SLG: 0.300 (1, 2)			F3		5-3			1-3		3	0	0	0	0	0	0									
Jackie Gutierrez, R OBP: 0.283, SLG: 0.315 (1, 6)			K		F8			BB 1B		3	0	1	0	0	1	0									
<b>Inning Stats</b>	R: 2 E: 0 K: 0 S: 5	H: 3 LOB: 1 BB: 1 P: 9	R: 0 E: 1 K: 1 S: 5	H: 0 LOB: 0 BB: 0 P: 5	R: 1 E: 0 K: 1 S: 8	H: 3 LOB: 2 BB: 0 P: 8	R: 0 E: 0 K: 0 S: 3	H: 0 LOB: 0 BB: 0 P: 3	R: 0 E: 0 K: 1 S: 5	H: 0 LOB: 0 BB: 0 P: 5	R: 0 E: 0 K: 0 S: 3	H: 0 LOB: 0 BB: 0 P: 3	R: 0 E: 0 K: 1 S: 6	H: 1 LOB: 2 BB: 1 P: 10	R: 0 E: 0 K: 1 S: 5	H: 0 LOB: 0 BB: 0 P: 5	R: 0 E: 0 K: 1 S: 5	H: 0 LOB: 0 BB: 0 P: 5	1B: 7 2B: 0 3B: 0 HR: 0	SF: 0 SAC: 0 DP: 1 HBP: 0	WP: 0 PB: 0 SB: 0 CS: 0	PA: 32			
<b>PITCHER</b>	IP	WLS	BF	H	R	ER	SO	BB	IBB	HBP	BLK	WP	HR	S	P	ERA	WHIP								
Floyd Bannister, L ERA: 4.67 (1, 1)	6.2	L	28	7	3	3	3	2	0	0	0	0	0	32	40	4.05	1.350								
Ron Reed, R ERA: 3.8 (7, 1)	1.0		3	0	0	0	2	0	0	0	0	0	0	7	7	0.00	0.000								
Jerry Don Gleaton, L ERA: (8, 1)	0.1		1	0	0	0	0	0	0	0	0	0	0	1	1	0.00	0.000								

**Chicago White Sox @ Boston Red Sox**  
Fenway Park, Boston, MA  
Tue Jul 24 1984, 7:05 PM EDT  
Att: 30,437 - Unknown

AB 30  
R 3  
H 7  
RBI 2  
BB 2  
SO 5  
LOB 9





Batter	1	2	3	4	5	6	7	8	9	10	11	12	AB	R	H	RBI	BB	SO	LOB	TOP				
Rudy Law, L OBP: 0.326, SLG: 0.348 (1.8)	5-3		FC4-6 4-3		F7		6-3			E3 F9 HBP		K	6	0	0	0	0	1	3					
Carlton Fisk, R OBP: 0.276, SLG: 0.405 (1.2)	1B BB		4-3			F8	F3			S HBP		1B	4	0	1	0	1	0	2					
Harold Baines, L OBP: 0.332, SLG: 0.472 (1.9)	1B		4-3			F7	1-3			F9		K	6	0	1	0	0	1	5					
Ron Kittle, R OBP: 0.317, SLG: 0.497 (1.7)	L3				K	1B			6-3				5	0	1	0	0	2	4					
Greg Walker, L OBP: 0.288, SLG: 0.437 (1.3)	4-3				K	1B			1-3				5	0	1	0	0	1	4					
Greg Luzinski, R OBP: 0.334, SLG: 0.339 (1.10)		K			F6	4-3			F8			4-3	5	0	0	0	0	1	2					
Roy Smalley, S OBP: 0.289, SLG: 0.376 (1.5)		K				F8			3-1			K	5	1	1	0	0	2	0					
Vance Law, R OBP: 0.292, SLG: 0.402 (7, PH)	6-3								4-3			G3	2	0	1	0	0	0	0					
Jerry Hairston, S OBP: 0.420, SLG: 0.523 (7, 4)						FC5-4 1B			4-3				1	1	1	0	0	0	0					
Julio Cruz, S OBP: 0.258, SLG: 0.274 (7, 4)													2	0	0	0	0	0	0					
Scott Fletcher, R OBP: 0.346, SLG: 0.322 (12, PH)									6-3				3	0	0	0	0	0	1					
Jamie Quirk, L OBP: 0.363, SLG: 0.359 (12, 6)						FC4-6 HBP			E1			K	1	0	0	0	0	1	0					
Jerry Dyzinski, R OBP: 0.363, SLG: 0.359 (12, 6)													0	0	0	0	0	0	0					
<b>Inning Stats</b>	R: 0 E: 1 K: 0 S: 4	H: 1 LOB: 2 BB: 1 P: 6	R: 0 E: 0 K: 2 S: 7	H: 0 LOB: 0 BB: 0 P: 7	R: 0 E: 0 K: 0 S: 3	H: 0 LOB: 1 BB: 0 P: 4	R: 0 E: 0 K: 2 S: 7	H: 0 LOB: 0 BB: 0 P: 7	R: 0 E: 0 K: 0 S: 4	H: 1 LOB: 1 BB: 0 P: 4	R: 0 E: 0 K: 1 S: 5	H: 2 LOB: 2 BB: 1 P: 5	R: 2 E: 1 K: 0 S: 6	H: 2 LOB: 1 BB: 0 P: 6	R: 0 E: 0 K: 3 S: 6	H: 0 LOB: 0 BB: 0 P: 3	R: 0 E: 1 K: 1 S: 6	H: 0 LOB: 2 BB: 0 P: 7	R: 0 E: 0 K: 1 S: 5	H: 1 LOB: 1 BB: 0 P: 10	1B: 7 2B: 0 3B: 0 HR: 0	SF: 0 SAC: 0 DP: 0 HBP: 2	WP: 0 PB: 0 CS: 1	PA: 48
<b>PITCHER</b>	IP WLS BF H R ER SO BB IBB HBP BLK WP HR S P ERA WHIP	39 9.1 3 7 2 0 4 0 0 0 0 0 0 19 19 0.00 0.750	<b>PITCHER</b>												IP WLS BF H R ER SO BB IBB HBP BLK WP HR S P ERA WHIP									
Al Nipper, R ERA: 3.43 Mark Clear, R ERA: 3.95																								

Chicago White Sox @ Boston Red Sox  
Fenway Park, Boston, MA

Wed Jul 25 1984, 7:05 PM EDT  
Att. 31,229 - Unknown

AB 45  
R 2  
H 7  
RBI 0  
BB 1  
SO 9  
LOB 21



Batter	1	2	3	4	5	6	7	8	9	10	11	12	AB	R	H	RBI	BB	SO	LOB	BOTTOM						
Wade Boggs, L OBP: 0.397, SLG: 0.373 (1.5)	F7		FC6-4 1B			G3 WP BB		6-3		4-3			4	0	1	1	1	0	0							
Dwight Evans, R OBP: 0.384, SLG: 0.509 (1.9)	6-3		FC6-4			F9		PB 1B			F2		5	0	1	0	0	0	2							
Jim Rice, R OBP: 0.316, SLG: 0.466 (1.7)	K				F9	G3		5-3			F7		5	0	0	0	0	1	2							
Tony Armas, R OBP: 0.313, SLG: 0.549 (1.8)		F5			K	K		K			F7		5	0	0	0	0	3	2							
Mike Easler, L OBP: 0.376, SLG: 0.538 (1.10)		F7						1B 2B		4-3			5	2	3	1	0	0	0							
Bill Buckner, L OBP: 0.327, SLG: 0.386 (1.3)		F8						G3-6-3 1B		K			4	0	1	1	0	2	1							
Rich Gedman, L OBP: 0.304, SLG: 0.459 (1.2)			SH1-4 1B		K			G3-6-3 1B		F8			4	1	1	0	0	1	1							
Marty Barrett, R OBP: 0.359, SLG: 0.350 (9, 1)			SH1-4		6-3					F6			2	0	1	0	0	0	0							
Rick Miller, L OBP: 0.356, SLG: 0.356 (10, PH)								FC6-4 1B					1	0	0	0	0	0	0							
Ed Jurak, R OBP: 0.328, SLG: 0.386 (11, 4)													0	0	0	0	0	0	0							
Jackie Gutierrez, R OBP: 0.276, SLG: 0.310 (1.6)			K		6-3			FC6-4		6-3			4	0	0	0	0	1	2							
<b>Inning Stats</b>	R: 0 E: 0 K: 1 S: 5	H: 0 LOB: 0 BB: 0 P: 3	R: 0 E: 0 K: 0 S: 3	H: 0 LOB: 0 BB: 0 P: 7	R: 1 E: 0 K: 1 S: 7	H: 2 LOB: 1 BB: 0 P: 7	R: 0 E: 0 K: 2 S: 8	H: 1 LOB: 1 BB: 0 P: 8	R: 0 E: 0 K: 1 S: 5	H: 0 LOB: 1 BB: 1 P: 9	R: 1 E: 0 K: 0 S: 5	H: 3 LOB: 1 BB: 0 P: 5	R: 0 E: 0 K: 1 S: 6	H: 1 LOB: 1 BB: 0 P: 6	R: 0 E: 0 K: 1 S: 5	H: 0 LOB: 0 BB: 0 P: 5	R: 0 E: 0 K: 0 S: 3	H: 0 LOB: 0 BB: 0 P: 3	R: 0 E: 0 K: 0 S: 3	H: 0 LOB: 0 BB: 0 P: 3	R: 1 E: 0 K: 0 S: 1	H: 1 LOB: 0 BB: 0 P: 1	1B: 6 2B: 1 3B: 0 HR: 1	SF: 0 SAC: 1 DP: 1 HBP: 0	WP: 1 PB: 0 CS: 0	PA: 41
<b>PITCHER</b>	IP WLS BF H R ER SO BB IBB HBP BLK WP HR S P ERA WHIP	48 8.0 31 7 2 2 7 1 0 0 0 1 0 0 44 48 2.25 1.000	<b>PITCHER</b>												IP WLS BF H R ER SO BB IBB HBP BLK WP HR S P ERA WHIP											
Tom Seaver, R ERA: 4.03 Juan Agosto, L ERA: 1.96 Bert Roberts, R ERA: 3.18 Jery Don Geaton, L ERA: 3.0																										

Chicago White Sox @ Boston Red Sox  
Fenway Park, Boston, MA

Wed Jul 25 1984, 7:05 PM EDT  
Att. 31,229 - Unknown

AB 39  
R 3  
H 8  
RBI 3  
BB 1  
SO 8  
LOB 10





Batter	1	2	3	4	5	6	7	8	9	AB	R	H	RBI	BB	SO	LOB	TOP					
Rudy Law, L OBP: 0.322, SLG: 0.343 Jerry Dyzinski, R OBP: 0.363, SLG: 0.359	0-3 K		0-3 K		0-0 F6			0-0 4-3		4	0	0	0	0	2	0	Chicago White Sox @ Boston Red Sox Fenway Park, Boston, MA Thu Jul 26 1984, 7:05 PM EDT Att: 28,753 - Unknown					
Jerry Hairston, S OBP: 0.414, SLG: 0.522	0-0 2B		0-0 3-1		0-0 F7			0-0 3-1		4	0	1	0	0	0	0						
Harold Baines, L OBP: 0.331, SLG: 0.468	4-0 BB		0-0 4-3		0-0 F7			0-0 F8		3	0	0	0	1	0	0						
Roy Smalley, S OBP: 0.288, SLG: 0.374	0-3 K			0-3 K		0-0 F6			0-0 1B	4	0	1	0	0	2	2						
Greg Walker, L OBP: 0.292, SLG: 0.433	0-0 F7			4-0 1B BB		4-0 BB			0-0 F7	2	0	0	0	2	0	3						
Ron Kittle, R OBP: 0.314, SLG: 0.490		0-3 K		0-3 K		0-3 K			0-3 K	4	0	0	0	0	4	3						
Marc Hill, R OBP: 0.298, SLG: 0.410 Mike Squires, L OBP: 0.214, SLG: 0.182		0-3 K		0-0 1-2 1B			0-0 F3		0-3 K	3	0	1	0	0	1	0						
Vance Law, R OBP: 0.293, SLG: 0.405		0-0 2B		0-0 G3			0-0 5-3			3	0	1	0	0	0	2						
Scott Fletcher, R OBP: 0.341, SLG: 0.318		0-0 1-3			0-0 6-3			0-3 K		3	0	0	0	0	1	1						
<b>Inning Stats</b>	R: 0 E: 0 K: 2 S: 8	H: 1 LOB: 2 BB: 1 P: 12	R: 0 E: 0 K: 2 S: 8	H: 1 LOB: 1 BB: 0 P: 8	R: 0 E: 0 K: 1 S: 5	H: 0 LOB: 0 BB: 0 P: 5	R: 0 E: 0 K: 2 S: 8	H: 1 LOB: 2 BB: 1 P: 12	R: 0 E: 0 K: 0 S: 3	H: 0 LOB: 0 BB: 0 P: 3	R: 0 E: 0 K: 1 S: 5	H: 0 LOB: 1 BB: 1 P: 9	R: 0 E: 0 K: 1 S: 5	H: 0 LOB: 0 BB: 0 P: 5	R: 0 E: 0 K: 0 S: 3	H: 0 LOB: 0 BB: 0 P: 3		R: 0 E: 0 K: 2 S: 8	H: 1 LOB: 1 BB: 0 P: 8	1B: 2 2B: 2 3B: 0 HR: 0	SF: 0 SAC: 0 DP: 0 HBP: 0	WP: 0 PB: 0 SB: 0 CS: 0
<b>PITCHER</b> Roger Clemens, R ERA: 5.13	IP: 9.0 WLS: W BF: 34 H: 4 R: 0 ER: 0 SO: 11 BB: 3 IBB: 0 HBP: 0 BLK: 0 WP: 0 HR: 0 S: 53 P: 65 ERA: 0.00 WHIP: 0.778															<b>PITCHER</b>						

Batter	1	2	3	4	5	6	7	8	9	AB	R	H	RBI	BB	SO	LOB	BOTTOM			
Wade Boggs, L OBP: 0.398, SLG: 0.377	0-0 4-3		0-0 3B 2B		0-0 2B 1B	0-3 K				4	2	2	0	0	1	0	Chicago White Sox @ Boston Red Sox Fenway Park, Boston, MA Thu Jul 26 1984, 7:05 PM EDT Att: 28,753 - Unknown			
Dwight Evans, R OBP: 0.387, SLG: 0.519 Rick Miller, L OBP: 0.369, SLG: 0.356	0-0 F8		0-0 1B 3B		0-0 1B 2B	4-0 FC6-4 BB				3	2	2	2	1	0	0				
Jim Rice, R OBP: 0.321, SLG: 0.469 Reid Nichols, R OBP: 0.321, SLG: 0.347	0-0 1B		0-0 1B 1B		0-0 2B 1B	0-0 FC6-4 1-2				4	1	3	3	0	0	1				
Tony Armas, R OBP: 0.313, SLG: 0.548	0-3 K		0-0 F4		0-0 1B 2B		0-3 K			4	1	1	1	0	2	2				
Mike Easter, L OBP: 0.377, SLG: 0.537		0-0 6-3	0-0 1-3 1B		0-0 1B	0-3 K		0-3 K		4	0	2	1	0	1	0				
Bill Buckner, L OBP: 0.321, SLG: 0.379 Ed Jurak, R OBP: 0.328, SLG: 0.386		0-0 F6	0-3 K		0-0 F6	0-3 K		0-3 K		4	0	0	0	0	2	3				
Rich Gedman, L OBP: 0.299, SLG: 0.452	0-0 4-3			0-0 F5	0-0 F9		0-3 K			4	0	0	0	0	1	1				
Marty Barrett, R OBP: 0.357, SLG: 0.349			0-0 5-3	0-0 4-3	0-0 G3		0-0 G4-6-3 1B			4	0	1	0	0	0	1				
Jackie Gutierrez, R OBP: 0.278, SLG: 0.309			0-0 2B 3B 1B	0-0 1-3		0-0 6-3		0-0 G4-6-3 1B		4	1	1	0	0	0	1				
<b>Inning Stats</b>	R: 0 E: 0 K: 1 S: 6	H: 1 LOB: 1 BB: 0 P: 6	R: 0 E: 0 K: 0 S: 3	H: 0 LOB: 0 BB: 0 P: 3	R: 3 E: 0 K: 1 S: 10	H: 5 LOB: 2 BB: 0 P: 10	R: 0 E: 0 K: 0 S: 3	H: 0 LOB: 0 BB: 0 P: 3	R: 4 E: 0 K: 0 S: 8	H: 5 LOB: 1 BB: 0 P: 8	R: 0 E: 0 K: 1 S: 5	H: 0 LOB: 1 BB: 1 P: 9	R: 0 E: 0 K: 3 S: 9	H: 0 LOB: 0 BB: 0 P: 9	R: 0 E: 0 K: 1 S: 5	H: 1 LOB: 0 BB: 0 P: 5		1B: 8 2B: 3 3B: 1 HR: 0	SF: 0 SAC: 0 DP: 1 HBP: 0	WP: 0 PB: 0 SB: 0 CS: 0
<b>PITCHER</b> Richard Dotson, R ERA: 3.4 Juan Agosto, L ERA: 1.89 Dan Spillner, R ERA: 4.66	IP: 4.0 WLS: L BF: 22 H: 10 R: 7 ER: 6 SO: 2 BB: 0 IBB: 0 HBP: 0 BLK: 0 WP: 0 HR: 0 S: 26 P: 26 ERA: 13.50 WHIP: 2.500															<b>PITCHER</b>				

AB	31
R	0
H	4
RBI	0
BB	3
SO	11
LOB	12

AB	35
R	7
H	12
RBI	7
BB	1
SO	7
LOB	9



Batter	1	2	3	4	5	6	7	8	9	AB	R	H	RBI	BB	SO	LOB	TOP			
Wade Boggs, L (1,5) OBP: 0.396, SLG: 0.374	4-0 FC5-4 BB		0-0 3-1		0-3 K			0-0 4-3		3	0	0	0	1	1		<b>Boston Red Sox @ Detroit Tigers</b> Tiger Stadium, Detroit, MI Fri Jul 27 1984, 7:05 PM EDT Unknown			
Dwight Evans, R (1,9) OBP: 0.365, SLG: 0.516	0-0 FC5-4 1B		0-0 F2		0-0 FC6-4			0-0 FC6-4 1B		4	0	1	0	0	0	2				
Jim Rice, R (1,7) OBP: 0.322, SLG: 0.470	0-0 1B			0-0 F7			0-0 5-3	0-0 FC6-4 1B		4	0	2	0	0	0	0				
Tony Armas, R (1,8) OBP: 0.312, SLG: 0.545	0-3 K			0-0 G3 1B			0-0 F9	0-0 FC6-4		4	0	1	0	0	1	4				
Mike Easter, L (1,10) OBP: 0.379, SLG: 0.536	0-0 G3			0-0 G3 1B			0-0 BB	0-0 F8		3	0	1	0	1	0	4				
Bill Buckner, L (1,3) OBP: 0.316, SLG: 0.372		0-0 4-3		0-0 G3			0-0 1-3	0-0 F8		4	0	0	0	0	0	3				
Rich Gedman, L (1,2) OBP: 0.299, SLG: 0.460		0-0 6-3		0-3 K			0-0 6-3	0-0 HR		4	1	1	1	0	1	2				
Marty Barrett, R (1,4) OBP: 0.357, SLG: 0.346		0-0 F6			4-0 FC6-4 BB		0-0 F7	0-0 F7		2	0	0	0	1	0	0				
Rick Miller, L (9, PH) OBP: 0.365, SLG: 0.351										1	0	0	0	0	0	0				
Jackie Gutierrez, R (1,6) OBP: 0.275, SLG: 0.305			0-0 6-3		0-3 K		0-0 F6	0-0 6-3		3	0	0	0	0	1	1				
Reid Nichols, R (9, PH) OBP: 0.319, SLG: 0.343										1	0	0	0	0	0	0				
<b>Inning Stats</b>	R: 0 E: 0 K: 1 S: 6	H: 1 LOB: 2 BB: 1 P: 10	R: 0 E: 0 K: 0 S: 3	H: 0 LOB: 0 BB: 0 P: 3	R: 0 E: 0 K: 0 S: 3	H: 0 LOB: 0 BB: 0 P: 3	R: 0 E: 0 K: 1 S: 7	H: 2 LOB: 2 BB: 0 P: 7	R: 0 E: 0 K: 0 S: 7	H: 0 LOB: 1 BB: 1 P: 11	R: 0 E: 0 K: 0 S: 3	H: 0 LOB: 0 BB: 0 P: 3	R: 0 E: 0 K: 0 S: 5	H: 2 LOB: 2 BB: 0 P: 5	R: 1 E: 0 K: 0 S: 4	H: 1 LOB: 0 BB: 0 P: 4	1B: 5 2B: 0 3B: 0 HR: 1	SF: 0 SAC: 0 DP: 0 HBP: 0	WP: 0 PB: 0 SB: 0 CS: 0	PA: 36
<b>PITCHER</b> Dan Petry, R (1,1) ERA: 2.88	IP: 9.0 WLS: W BF: 36 H: 6 R: 1 ER: 1 SO: 4 BB: 3 IBB: 0 HBP: 0 BLK: 0 WP: 0 HR: 1 S: 41 P: 53 ERA: 1.00 WHIP: 1.000															<b>PITCHER</b>				

Batter	1	2	3	4	5	6	7	8	9	AB	R	H	RBI	BB	SO	LOB	BOTTOM			
Lou Whitaker, L (1,4) OBP: 0.369, SLG: 0.406	0-0 4-3		0-0 1B		0-0 F7			0-0 F8		5	0	1	0	0	1	3	<b>Boston Red Sox @ Detroit Tigers</b> Tiger Stadium, Detroit, MI Fri Jul 27 1984, 7:05 PM EDT Unknown			
Barbato Garbey, R (1,3) OBP: 0.311, SLG: 0.396	0-0 F8		0-0 F9			0-0 F8 HR		0-0 1B		3	1	1	0	0	0	1				
Dave Bergman, L (7, PH) OBP: 0.368, SLG: 0.427								1-3 2-H 3-H 4-0		1	1	1	2	0	0	0				
Chet Lemon, R (1,8) OBP: 0.385, SLG: 0.550	0-0 HR		0-0 F9			0-0 F8		0-0 1B E IBB		3	2	1	1	1	0	2				
Lance Parrish, R (1,10) OBP: 0.289, SLG: 0.467	4-0 1B S BB		0-0 5-3			0-0 HR		0-0 F3		3	2	1	2	1	0	4				
Larry Herndon, R (1,7) OBP: 0.292, SLG: 0.319	0-0 1B			0-0 5-3		0-0 F3		0-0 E9		3	0	1	0	0	0	0				
Ruppert Jones, L (7, PH) OBP: 0.364, SLG: 0.538	1-3 1B							1-H 2-H 3-H 4-0		1	0	1	2	0	0	0				
Kirk Gibson, L (1,9) OBP: 0.357, SLG: 0.505	0-0 F7			0-3 K		0-0 F3		0-0 1B IBB		3	0	0	0	1	1	1				
Howard Johnson, S (1,5) OBP: 0.344, SLG: 0.425		0-0 4-3		0-0 F9				0-0 1B F9		4	1	1	0	0	0	2				
Tom Brookens, R (1,6) OBP: 0.271, SLG: 0.327		0-0 5-3			0-0 3-1			4-0 1B 2B BB		3	1	0	0	1	0	0				
Marty Castillo, R (1,2) OBP: 0.244, SLG: 0.230		0-0 6-3			0-0 5-3			0-0 1B 1B		4	1	1	0	0	0	0				
<b>Inning Stats</b>	R: 2 E: 0 K: 0 S: 5	H: 2 LOB: 1 BB: 1 P: 9	R: 0 E: 0 K: 0 S: 3	H: 0 LOB: 0 BB: 0 P: 3	R: 0 E: 0 K: 0 S: 4	H: 1 LOB: 1 BB: 0 P: 4	R: 0 E: 0 K: 1 S: 5	H: 0 LOB: 0 BB: 0 P: 5	R: 0 E: 0 K: 0 S: 3	H: 0 LOB: 0 BB: 0 P: 3	R: 2 E: 0 K: 0 S: 5	H: 2 LOB: 0 BB: 0 P: 5	R: 5 E: 1 K: 1 S: 9	H: 4 LOB: 2 BB: 3 P: 21	R: 0 E: 0 K: 0 S: 3	H: 0 LOB: 0 BB: 0 P: 3	1B: 5 2B: 2 3B: 0 HR: 2	SF: 0 SAC: 0 DP: 0 HBP: 0	WP: 0 PB: 0 SB: 1 CS: 0	PA: 37
<b>PITCHER</b> Bruce Hurst, L (1,1) ERA: 2.9	IP: 6.0 WLS: L BF: 26 H: 6 R: 6 ER: 6 SO: 1 BB: 2 IBB: 0 HBP: 0 BLK: 0 WP: 0 HR: 2 S: 26 P: 34 ERA: 9.00 WHIP: 1.333															<b>PITCHER</b> Steve Crawford, R (7,1) ERA: 3.62				



Batter	1	2	3	4	5	6	7	8	9	AB	R	H	RBI	BB	SO	LOB	TOP										
Wade Boggs, L (1,5) OBP: 0.391, SLG: 0.380	6-3									5	0	4	1	0	0	0	<b>Boston Red Sox @ Detroit Tigers</b> Tiger Stadium, Detroit, MI Fri Jul 27 1984, 7:05 PM EDT Att: 49,607 - Unknown										
Dwight Evans, R (1,9) OBP: 0.386, SLG: 0.517										5	1	2	1	0	1	4											
Rick Miller, L (9,9) OBP: 0.365, SLG: 0.351	1B									0	0	0	0	0	0	0											
Jim Rice, R (1,7) OBP: 0.321, SLG: 0.466	1B									5	1	1	0	0	2	5											
Tony Armas, R (1,8) OBP: 0.311, SLG: 0.541	K									5	0	1	0	0	2	5											
Mike Easter, L (1,10) OBP: 0.376, SLG: 0.531	1B									5	0	1	1	0	1	1											
Bill Buckner, L (1,3) OBP: 0.319, SLG: 0.374	1B									4	0	2	1	0	0	1											
Rich Gedman, L (1,2) OBP: 0.294, SLG: 0.454	1-3									4	0	0	0	0	0	3											
Marty Barrett, R (1,4) OBP: 0.366, SLG: 0.354										3	1	3	0	1	0	0											
Jackie Gutierrez, R (1,6) OBP: 0.275, SLG: 0.305	SH1-4									3	1	1	0	0	0	3											
<b>Inning Stats</b>	R: 2 E: 0 K: 1 S: 9	H: 4 LOB: 2 BB: 0 P: 9	R: 0 E: 0 K: 0 S: 4	H: 1 LOB: 2 BB: 1 P: 8	R: 0 E: 0 K: 0 S: 3	H: 1 LOB: 0 BB: 0 P: 3	R: 2 E: 0 K: 1 S: 9	H: 4 LOB: 2 BB: 0 P: 9	R: 0 E: 0 K: 1 S: 7	H: 2 LOB: 2 BB: 0 P: 7	R: 0 E: 0 K: 1 S: 6	H: 1 LOB: 1 BB: 0 P: 6	R: 0 E: 0 K: 0 S: 3	H: 0 LOB: 0 BB: 0 P: 3	R: 0 E: 0 K: 1 S: 6	H: 2 LOB: 1 BB: 0 P: 6	R: 0 E: 0 K: 1 S: 5	H: 0 LOB: 0 BB: 0 P: 5	1B: 14 2B: 1 3B: 0 HR: 0	SF: 0 SAC: 1 DP: 1 HBP: 0	WP: 0 PB: 1 SB: 0 CS: 1	PA: 41					
<b>PITCHER</b>	IP	WLS	BF	H	R	ER	SO	BB	IBB	HBP	BLK	WP	HR	S	P	ERA	WHIP										
Glenn Abbott, R (1,1) ERA: 5.92	3.1	L	20	10	4	4	1	1	0	0	0	0	0	21	25	10.80	3.300										
Juan Berenguer, R (4,1) ERA: 4.16	2.2		11	3	0	0	3	0	0	0	0	0	0	17	17	0.00	1.125										
Sid Monge, L (7,1) ERA: 3.25	1.0		3	0	0	0	0	0	0	0	0	0	0	3	3	0.00	0.000										
Doug Bair, R (8,1) ERA: 3.18	1.0		4	2	0	0	1	0	0	0	0	0	0	6	6	0.00	2.000										
Aurelio Lopez, R (9,1) ERA: 2.7	1.0		3	0	0	0	1	0	0	0	0	0	0	5	5	0.00	0.000										

Batter	1	2	3	4	5	6	7	8	9	AB	R	H	RBI	BB	SO	LOB	BOTTOM										
Rusty Kuntz, R (1,9) OBP: 0.400, SLG: 0.435										4	0	1	0	0	1	0	<b>Boston Red Sox @ Detroit Tigers</b> Tiger Stadium, Detroit, MI Fri Jul 27 1984, 7:05 PM EDT Att: 49,607 - Unknown										
Barbaro Garbey, R (1,3) OBP: 0.309, SLG: 0.390	FC6-4									3	0	0	0	1	1	1											
Chet Lemon, R (1,8) OBP: 0.383, SLG: 0.547	FC6-4									4	0	1	0	0	0	1											
Lance Parrish, R (1,10) OBP: 0.286, SLG: 0.462	F4									4	0	0	0	0	0	3											
Larry Herndon, R (1,7) OBP: 0.291, SLG: 0.318	5-3									4	0	1	0	0	0	2											
Howard Johnson, S (1,5) OBP: 0.340, SLG: 0.420										3	0	0	0	0	1	1											
Tom Brookens, R (1,4) OBP: 0.272, SLG: 0.323										2	0	0	0	1	1	0											
Marty Castillo, R (1,2) OBP: 0.235, SLG: 0.221										3	0	0	0	0	0	1											
Doug Baker, S (1,6) OBP: 0.170, SLG: 0.133										3	0	0	0	0	1	0											
<b>Inning Stats</b>	R: 0 E: 0 K: 0 S: 4	H: 1 LOB: 1 BB: 0 P: 4	R: 0 E: 0 K: 0 S: 3	H: 0 LOB: 1 BB: 1 P: 7	R: 0 E: 0 K: 0 S: 3	H: 0 LOB: 0 BB: 0 P: 3	R: 0 E: 0 K: 0 S: 3	H: 0 LOB: 0 BB: 0 P: 3	R: 0 E: 0 K: 3 S: 9	H: 0 LOB: 0 BB: 0 P: 9	R: 0 E: 0 K: 1 S: 6	H: 1 LOB: 1 BB: 0 P: 6	R: 0 E: 0 K: 1 S: 5	H: 0 LOB: 0 BB: 0 P: 5	R: 0 E: 0 K: 0 S: 4	H: 1 LOB: 2 BB: 1 P: 8		1B: 3 2B: 0 3B: 0 HR: 0	SF: 0 SAC: 0 DP: 0 HBP: 0	WP: 0 PB: 0 SB: 0 CS: 0	PA: 32						
<b>PITCHER</b>	IP	WLS	BF	H	R	ER	SO	BB	IBB	HBP	BLK	WP	HR	S	P	ERA	WHIP										
Bob Ojeda, L (1,1) ERA: 3.83	9.0	W	32	3	0	0	5	2	0	0	0	0	0	40	48	0.00	0.556										

AB	39
R	4
H	15
RBI	4
BB	1
SO	6
LOB	22



AB	30
R	0
H	3
RBI	0
BB	2
SO	5
LOB	9





Batter	1	2	3	4	5	6	7	8	9	AB	R	H	RBI	BB	SO	LOB	TOP								
Wade Boggs, L (1, 5) OBP: 0.399, SLG: 0.376	F7		F9		K		4-3		FC6-4 BB	4	0	0	0	1	1	0									
Dwight Evans, R (1, 9) OBP: 0.391, SLG: 0.524	1B BB				HR			1B E BB	FC6-4 1-2	2	2	1	1	3	0	1									
Jim Rice, R (1, 7) OBP: 0.322, SLG: 0.465	1-3 1B		K		K			E 1B	6-3	5	1	2	0	0	2	2									
Tony Armas, R (1, 8) OBP: 0.310, SLG: 0.538	F4		5-3			5-3		E5 1B		4	0	1	0	0	0	3									
Mike Easter, L (1, 10) OBP: 0.375, SLG: 0.528	K			K				K		4	0	1	0	0	3	3									
Bill Buckner, L (1, 3) OBP: 0.322, SLG: 0.374		1-3		1B 1B		F7		HBP		3	0	1	0	0	0	1									
Rich Gedman, L (1, 2) OBP: 0.295, SLG: 0.452		F9				3-4-3		K		3	0	1	0	0	0	1									
Reid Nichols, R (8, PH) OBP: 0.316, SLG: 0.340				1B						1	0	0	0	0	1	2									
Gary Allenson, R (8, 2) OBP: 0.299, SLG: 0.262				1B						0	0	0	0	0	0	0									
Marty Barrett, R (1, 4) OBP: 0.365, SLG: 0.352				G4-6-3 1B			1-3	F8		4	0	1	0	0	0	4									
Jackie Gutierrez, R (1, 6) OBP: 0.271, SLG: 0.300				K		4-3		K	F4	4	0	0	0	0	2	1									
<b>Inning Stats</b>	R: 0 E: 0 K: 1 S: 6	H: 1 LOB: 2 BB: 1 P: 10	R: 0 E: 0 K: 1 S: 6	H: 1 LOB: 1 BB: 0 P: 6	R: 0 E: 0 K: 1 S: 5	H: 0 LOB: 1 BB: 1 P: 9	R: 0 E: 0 K: 1 S: 6	H: 2 LOB: 1 BB: 0 P: 6	R: 1 E: 0 K: 2 S: 8	H: 1 LOB: 0 BB: 0 P: 8	R: 0 E: 0 K: 0 S: 4	H: 1 LOB: 1 BB: 0 P: 4	R: 0 E: 0 K: 1 S: 5	H: 0 LOB: 0 BB: 0 P: 5	R: 2 E: 1 K: 2 S: 9	H: 2 LOB: 2 BB: 1 P: 14	R: 0 E: 0 K: 0 S: 3	H: 0 LOB: 1 BB: 1 P: 7	1B: 7 2B: 0 3B: 0 HR: 1	SF: 0 SAC: 0 DP: 1 HBP: 1	WP: 0 PB: 0 SB: 0 CS: 0	PA: 39			
<b>PITCHER</b>	IP	WLS	BF	H	R	ER	SO	BB	IBB	HBP	BLK	WP	HR	S	P	ERA	WHIP								
Jack Morris, R (1, 1) ERA: 3.18	7.0	L	31	8	3	2	7	3	0	0	0	0	1	42	54	2.57	1.571								
Willie Hernandez, L (8, 1) ERA: 1.99	2.0		8	0	0	0	2	1	0	1	0	0	0	10	15	0.00	0.500								

Boston Red Sox @ Detroit Tigers  
Tiger Stadium, Detroit, MI  
Sat Jul 28 1984, 7:05 PM EDT  
Att: 49,372 - Unknown

AB 34  
R 3  
H 8  
RBI 1  
BB 4  
SO 9  
LOB 18



Batter	1	2	3	4	5	6	7	8	9	AB	R	H	RBI	BB	SO	LOB	BOTTOM								
Lou Whitaker, L (1, 4) OBP: 0.372, SLG: 0.415	HR	G4-6-3			1B		F3		BB 1B BB	4	1	2	1	1	0	2									
Barbato Garbey, R (1, 10) OBP: 0.305, SLG: 0.385	5-3				K		F9		F8	3	0	0	0	0	2	1									
Johnny Grubb, L (7, PH) OBP: 0.409, SLG: 0.471					K					2	0	0	0	0	0	1									
Kirk Gibson, L (1, 9) OBP: 0.358, SLG: 0.506	CS 2B		6-3		F9		F4		BB 1B	5	0	2	0	0	0	1									
Lance Parrish, R (1, 2) OBP: 0.290, SLG: 0.461	2-3 BB				K				WP FC1-2 1B	3	0	1	0	2	2	3									
Chet Lemon, R (1, 8) OBP: 0.389, SLG: 0.548	K				1B				FC1-2 WP 1B	3	0	2	0	2	1	1									
Larry Hemdon, R (1, 7) OBP: 0.293, SLG: 0.326					K		F8		1-2 2-3 BB	2	1	1	0	0	1	2									
Ruppert Jones, L (6, PH) OBP: 0.353, SLG: 0.521		2B 3B			K				FC4-6 1-2 2-3	3	0	0	0	0	1	6									
Darrell Evans, L (1, 3) OBP: 0.359, SLG: 0.326							F7			4	0	1	1	0	1	3									
Doug Baker, S (8, PR) OBP: 0.170, SLG: 0.133		SH1-4 2B			K				FC1-2 BB	0	0	0	0	0	0	0									
Howard Johnson, S (1, 5) OBP: 0.344, SLG: 0.418		SH1-4			K				2-3 3-H BB	1	0	0	0	2	1	0									
Tom Brookens, R (1, 6) OBP: 0.273, SLG: 0.318										2	0	0	0	1	1	2									
Dave Bergman, L (8, PH) OBP: 0.366, SLG: 0.424					K		F8		4-3	1	0	0	0	0	0	3									
<b>Inning Stats</b>	R: 1 E: 0 K: 1 S: 6	H: 2 LOB: 1 BB: 1 P: 10	R: 1 E: 0 K: 0 S: 4	H: 2 LOB: 1 BB: 1 P: 8	R: 0 E: 0 K: 2 S: 8	H: 1 LOB: 2 BB: 1 P: 12	R: 0 E: 0 K: 3 S: 9	H: 0 LOB: 0 BB: 0 P: 9	R: 0 E: 0 K: 2 S: 8	H: 1 LOB: 1 BB: 0 P: 8	R: 0 E: 0 K: 0 S: 3	H: 0 LOB: 2 BB: 2 P: 11	R: 0 E: 0 K: 0 S: 3	H: 0 LOB: 0 BB: 0 P: 3	R: 0 E: 0 K: 1 S: 7	H: 2 LOB: 3 BB: 1 P: 11	R: 0 E: 0 K: 1 S: 6	H: 1 LOB: 2 BB: 2 P: 14	1B: 5 2B: 2 3B: 1 HR: 1	SF: 0 SAC: 1 DP: 1 HBP: 0	WP: 1 PB: 0 SB: 0 CS: 1	PA: 42			
<b>PITCHER</b>	IP	WLS	BF	H	R	ER	SO	BB	IBB	HBP	BLK	WP	HR	S	P	ERA	WHIP								
John Henry Johnson, L (1, 1) ERA: 4.15	5.0		23	6	2	2	8	4	0	0	0	0	0	8	12	0.00	1.500								
Bob Stanley, R (8, 1) ERA: 3.54	2.0	W	9	2	0	0	0	1	0	0	0	0	0	8	12	0.00	1.500								
Mark Clear, R (8, 1) ERA: 3.77	2.0	S	10	1	0	0	2	3	0	0	0	1	0	11	23	0.00	2.000								

Boston Red Sox @ Detroit Tigers  
Tiger Stadium, Detroit, MI  
Sat Jul 28 1984, 7:05 PM EDT  
Att: 49,372 - Unknown

AB 33  
R 2  
H 9  
RBI 2  
BB 8  
SO 10  
LOB 25





Batter	1	2	3	4	5	6	7	8	9	AB	R	H	RBI	BB	SO	LOB	TOP								
Wade Boggs, L (1.5) OBP: 0.397, SLG: 0.375										4	0	1	0	0	0	1	<b>Boston Red Sox @ Detroit Tigers</b> Tiger Stadium, Detroit, MI Sun Jul 29 1984, 3:33 AM EDT Att: 42,013 - Unknown								
Dwight Evans, R (1.9) OBP: 0.388, SLG: 0.520										3	0	0	0	0	1	1									
Jim Rice, R (1.7) OBP: 0.320, SLG: 0.462										3	0	0	0	0	1	1									
Tony Armas, R (1.8) OBP: 0.308, SLG: 0.534										3	0	0	0	0	2	1									
Mike Easter, L (1.10) OBP: 0.373, SLG: 0.524										3	0	0	0	0	0	0									
Bill Buckner, L (1.3) OBP: 0.318, SLG: 0.369										3	0	0	0	0	0	0									
Rich Gedman, L (1.2) OBP: 0.292, SLG: 0.447										3	0	0	0	0	0	0									
Marty Barrett, R (1.4) OBP: 0.364, SLG: 0.352										3	0	1	0	0	0	0									
Jackie Gutierrez, R (1.6) OBP: 0.273, SLG: 0.302										2	0	1	0	0	0	1									
Reid Nichols, R (9. PH) OBP: 0.313, SLG: 0.337										1	0	0	0	0	0	0									
<b>Inning Stats</b>	R: 0 E: 0 K: 3 S: 10	H: 1 LOB: 1 BB: 0 P: 10	R: 0 E: 0 K: 0 S: 3	H: 0 LOB: 0 BB: 0 P: 3	R: 0 E: 0 K: 1 S: 5	H: 0 LOB: 0 BB: 0 P: 5	R: 0 E: 0 K: 0 S: 3	H: 0 LOB: 0 BB: 0 P: 3	R: 0 E: 0 K: 0 S: 3	H: 0 LOB: 0 BB: 0 P: 3	R: 0 E: 0 K: 0 S: 3	H: 0 LOB: 0 BB: 0 P: 3	R: 0 E: 0 K: 0 S: 3	H: 0 LOB: 0 BB: 0 P: 3	R: 0 E: 0 K: 0 S: 3	H: 0 LOB: 0 BB: 0 P: 3	1B: 3 2B: 0 3B: 0 HR: 0	SF: 0 SAC: 0 DP: 2 HBP: 0	WP: 0 PB: 0 SB: 0 CS: 0	PA: 28					
<b>PITCHER</b>	IP	WLS	BF	H	R	ER	SO	BB	IBB	HBP	BLK	WP	HR	S	P	ERA	WHIP								
Milt Wilcox, R (1.1) ERA: 3.93	8.0	W	25	3	0	0	4	0	0	0	0	0	0	33	33	0.00	0.375								
Willie Hernandez, L (9.1) ERA: 1.96	1.0	S	3	0	0	0	0	0	0	0	0	0	0	3	3	0.00	0.000								

AB	28
R	0
H	3
RBI	0
BB	0
SO	4
LOB	5



Batter	1	2	3	4	5	6	7	8	9	AB	R	H	RBI	BB	SO	LOB	BOTTOM								
Lou Whitaker, L (1.4) OBP: 0.371, SLG: 0.412										3	0	0	0	1	0	2	<b>Boston Red Sox @ Detroit Tigers</b> Tiger Stadium, Detroit, MI Sun Jul 29 1984, 3:33 AM EDT Att: 42,013 - Unknown								
Ruppert Jones, L (1.7) OBP: 0.349, SLG: 0.531										4	1	1	0	0	3	1									
Kirk Gibson, L (1.9) OBP: 0.354, SLG: 0.500										4	0	0	0	0	2	2									
Lance Parrish, R (1.2) OBP: 0.290, SLG: 0.460										3	0	1	1	0	2	2									
Darrell Evans, L (1.10) OBP: 0.358, SLG: 0.381										3	1	0	0	1	1	1									
Chet Lemon, R (1.8) OBP: 0.388, SLG: 0.546										3	1	1	0	0	1	0									
Howard Johnson, S (1.5) OBP: 0.340, SLG: 0.412										3	0	0	0	0	1	2									
Dave Bergman, L (1.3) OBP: 0.365, SLG: 0.419										2	0	0	0	1	0	1									
Doug Baker, S (1.6) OBP: 0.180, SLG: 0.146										3	0	1	1	0	0	1									
<b>Inning Stats</b>	R: 0 E: 0 K: 2 S: 7	H: 0 LOB: 0 BB: 0 P: 7	R: 2 E: 1 K: 1 S: 8	H: 2 LOB: 2 BB: 1 P: 12	R: 0 E: 0 K: 3 S: 10	H: 1 LOB: 1 BB: 0 P: 10	R: 0 E: 0 K: 2 S: 7	H: 0 LOB: 1 BB: 1 P: 11	R: 0 E: 0 K: 0 S: 3	H: 0 LOB: 0 BB: 0 P: 3	R: 0 E: 0 K: 0 S: 3	H: 0 LOB: 0 BB: 0 P: 3	R: 1 E: 0 K: 0 S: 4	H: 1 LOB: 0 BB: 0 P: 4	R: 0 E: 0 K: 0 S: 3	H: 0 LOB: 0 BB: 0 P: 3		1B: 3 2B: 0 3B: 1 HR: 0	SF: 1 SAC: 0 DP: 0 HBP: 0	WP: 0 PB: 0 SB: 0 CS: 1	PA: 32				
<b>PITCHER</b>	IP	WLS	BF	H	R	ER	SO	BB	IBB	HBP	BLK	WP	HR	S	P	ERA	WHIP								
Oil Can Boyd, R (1.1) ERA: 5.0	8.0	L	32	4	3	1	10	3	0	0	0	0	0	49	61	1.12	0.875								





Batter	1	2	3	4	5	6	7	8	9	AB	R	H	RBI	BB	SO	LOB	TOP		
Wade Boggs, L (1,5) OBP: 0.394, SLG: 0.371	6-3		6-3			F8			F8	4	0	0	0	0	0	2			
Dwight Evans, R (1,9) OBP: 0.388, SLG: 0.519				K			1-3		K	3	0	1	0	0	1	0			
Reid Nichols, R (7,9) OBP: 0.310, SLG: 0.333	G1-6-3 1B									1	0	0	0	0	1	1			
Jim Rice, R (1,7) OBP: 0.317, SLG: 0.459	G1-6-3 1-2			F4			F9			3	0	0	0	0	0	1			
Tony Armas, R (1,8) OBP: 0.307, SLG: 0.533										1	0	0	0	0	1	0			
Rick Miller, L (4, PH) OBP: 0.356, SLG: 0.342				5-3						2	0	0	0	0	0	0			
Mike Easter, L (1,10) OBP: 0.370, SLG: 0.520		K								3	0	0	0	0	1	0			
Bill Buckner, L (1,3) OBP: 0.315, SLG: 0.365		6-3								3	0	0	0	0	0	0			
Ed Jurak, R (8,3) OBP: 0.328, SLG: 0.386										0	0	0	0	0	0	0			
Rich Gedman, L (1,2) OBP: 0.292, SLG: 0.450						F3			6-3	3	0	1	0	0	0	0			
Marty Barrett, R (1,4) OBP: 0.366, SLG: 0.348				4-3						3	0	0	0	0	0	1			
Jackie Gutierrez, R (1,6) OBP: 0.271, SLG: 0.300										2	0	0	0	0	0	1			
Glenn Hoffman, R (9, PH) OBP: 0.250, SLG: 0.255				1-3						1	0	1	0	0	0	0			
<b>Inning Stats</b>	R: 0 E: 0 K: 0 S: 3	H: 1 LOB: 0 BB: 0 P: 3	R: 0 E: 0 K: 1 S: 5	H: 0 LOB: 0 BB: 0 P: 5	R: 0 E: 0 K: 1 S: 4	H: 1 LOB: 1 BB: 0 P: 4	R: 0 E: 0 K: 1 S: 5	H: 0 LOB: 0 BB: 0 P: 5	R: 0 E: 0 K: 0 S: 3	H: 0 LOB: 0 BB: 0 P: 3	R: 0 E: 0 K: 0 S: 3	H: 0 LOB: 0 BB: 0 P: 3	R: 0 E: 0 K: 0 S: 3	H: 0 LOB: 0 BB: 0 P: 3	R: 0 E: 0 K: 1 S: 6	H: 1 LOB: 1 BB: 0 P: 6	1B: 2 2B: 1 3B: 0 HR: 0	SF: 0 SAC: 0 DP: 1 HBP: 0	WP: 0 PA: 29 CS: 0
<b>PITCHER</b> Tom Seaver, R (1,1) ERA: 3.79	IP: 9.0 WLS: W BF: 29 H: 3 R: 0 ER: 0 SO: 4 BB: 0 IBB: 0 HBP: 0 BLK: 0 WP: 0 HR: 0 S: 37 P: 37 ERA: 0.00 WHIP: 0.333															<b>PITCHER</b>			

**Boston Red Sox @ Chicago White Sox**  
Comiskey Park, Chicago, IL  
Mon Jul 30 1984, 8:05 PM EDT  
Att: 31,243 - Unknown

AB 29  
R 0  
H 3  
RBI 0  
BB 0  
SO 4  
LOB 6



Batter	1	2	3	4	5	6	7	8	9	AB	R	H	RBI	BB	SO	LOB	BOTTOM
Rudy Law, L (1,8) OBP: 0.319, SLG: 0.337	F7									5	0	0	0	0	0	4	
Carlton Fisk, R (1,2) OBP: 0.286, SLG: 0.418	3-1									4	2	1	0	1	2	0	
Harold Baines, L (1,9) OBP: 0.345, SLG: 0.491	1B HR									4	1	3	0	0	1	1	
Greg Luzinski, R (1,10) OBP: 0.343, SLG: 0.366	1B HR									4	1	2	3	0	0	2	
Greg Walker, L (1,3) OBP: 0.294, SLG: 0.451	1-4 3-H HR									4	1	2	1	0	1	3	
Mike Squires, L (9,3) OBP: 0.225, SLG: 0.182	FC1-6 1B HR									0	0	0	0	0	0	0	
Ron Kittle, R (1,7) OBP: 0.311, SLG: 0.476	1-2 FC1-6 1B									4	0	1	0	0	1	3	
Roy Smalley, S (1,5) OBP: 0.293, SLG: 0.361	FC1-6 1B HR									4	1	1	0	0	0	2	
Jerry Dybzinski, R (8,5) OBP: 0.347, SLG: 0.341	1-2 2-3 HR									0	0	0	0	0	0	0	
Vance Law, R (1,4) OBP: 0.297, SLG: 0.413	1-4 3-H HR									3	1	2	3	1	0	0	
Scott Fletcher, R (1,6) OBP: 0.338, SLG: 0.315	1-2 3-H HR									4	0	1	0	0	1	3	
<b>Inning Stats</b>	R: 6 E: 0 K: 0 S: 9	H: 6 LOB: 1 BB: 1 P: 13	R: 1 E: 0 K: 2 S: 9	H: 2 LOB: 1 BB: 0 P: 9	R: 0 E: 0 K: 1 S: 5	H: 1 LOB: 1 BB: 1 P: 9	R: 0 E: 0 K: 2 S: 9	H: 2 LOB: 2 BB: 0 P: 9	R: 0 E: 0 K: 0 S: 4	H: 1 LOB: 1 BB: 0 P: 4	R: 0 E: 0 K: 0 S: 3	H: 0 LOB: 0 BB: 0 P: 3	R: 0 E: 0 K: 1 S: 5	H: 0 LOB: 0 BB: 0 P: 5	1B: 9 2B: 2 3B: 0 HR: 2	SF: 0 SAC: 0 DP: 0 HBP: 0	WP: 0 PA: 39 CS: 0
<b>PITCHER</b> Al Nipper, R (1,1) ERA: 3.98	IP: 0.2 WLS: L BF: 8 H: 5 R: 6 ER: 6 SO: 0 BB: 1 IBB: 0 HBP: 0 BLK: 0 WP: 0 HR: 2 S: 7 P: 11 ERA: 81.00 WHIP: 9.000															<b>PITCHER</b>	
<b>PITCHER</b> Rich Gale, R (1,1) ERA: 4.89	IP: 7.1 WLS: 30 BF: 8 H: 1 R: 1 ER: 1 SO: 6 BB: 1 IBB: 0 HBP: 0 BLK: 0 WP: 0 HR: 41 S: 45 P: 45 ERA: 1.23 WHIP: 1.227															<b>PITCHER</b>	

**Boston Red Sox @ Chicago White Sox**  
Comiskey Park, Chicago, IL  
Mon Jul 30 1984, 8:05 PM EDT  
Att: 31,243 - Unknown

AB 36  
R 7  
H 13  
RBI 7  
BB 2  
SO 6  
LOB 18





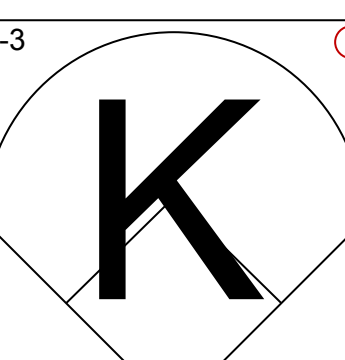
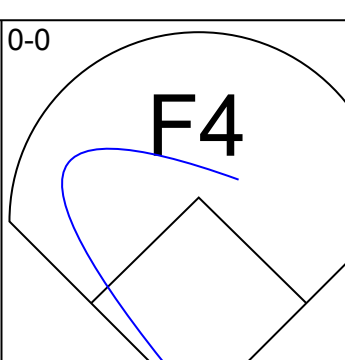
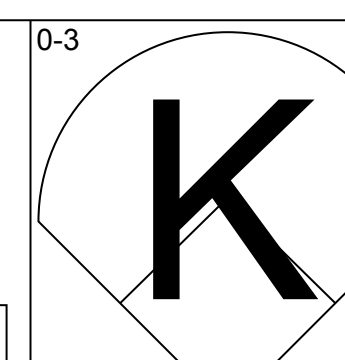
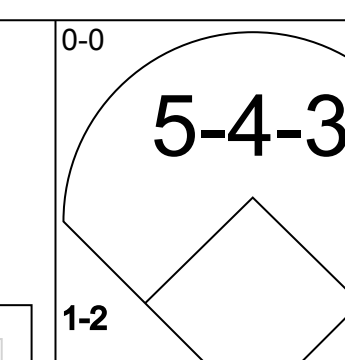
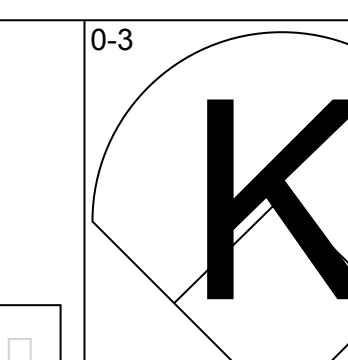
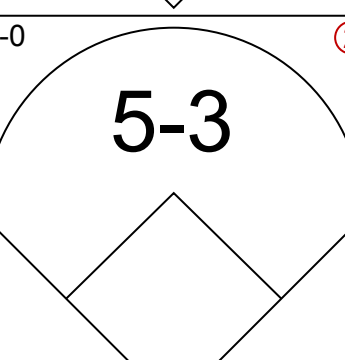
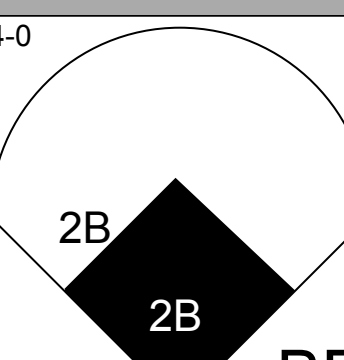
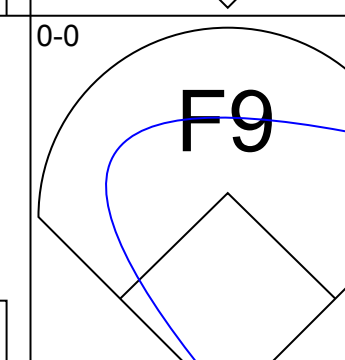
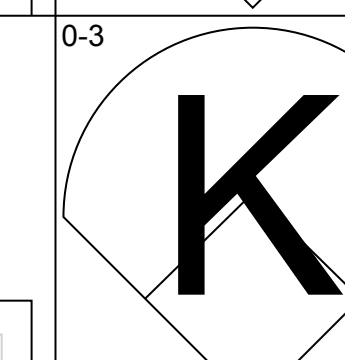
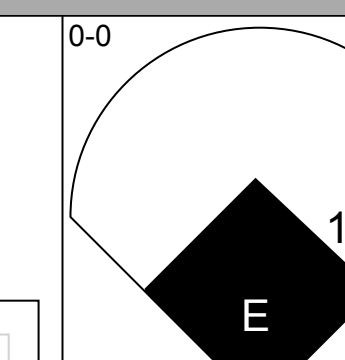
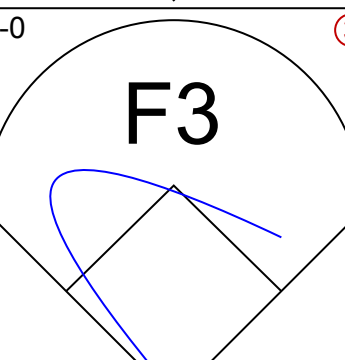
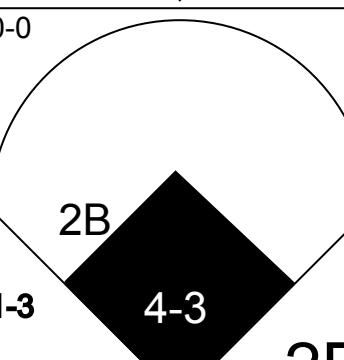
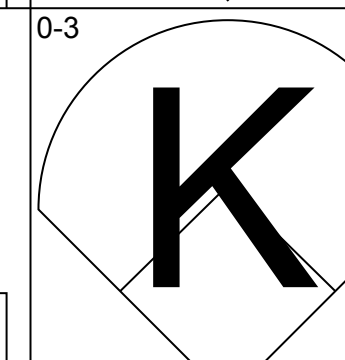
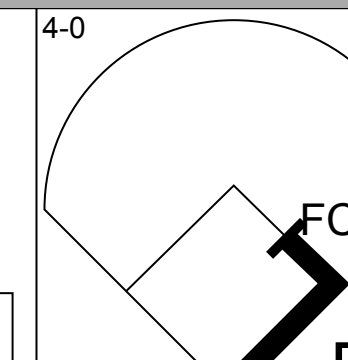
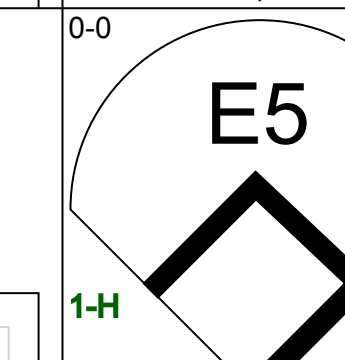
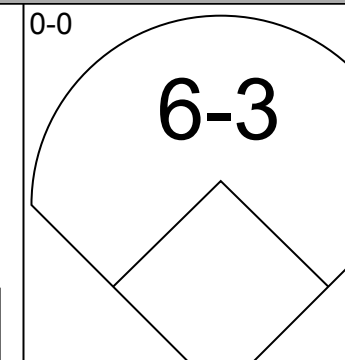
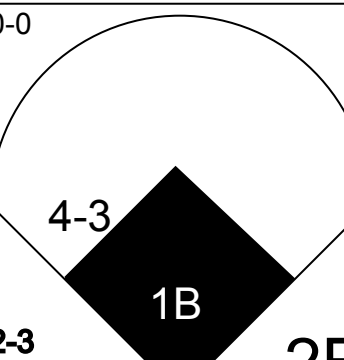
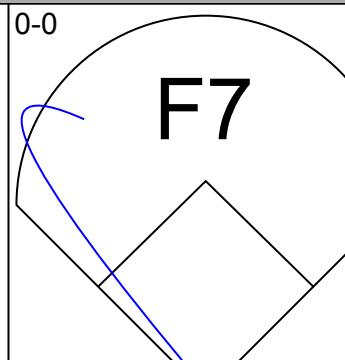
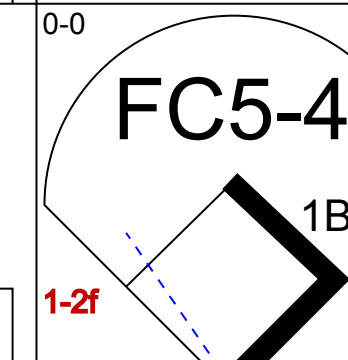
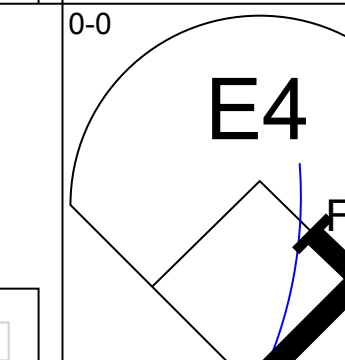
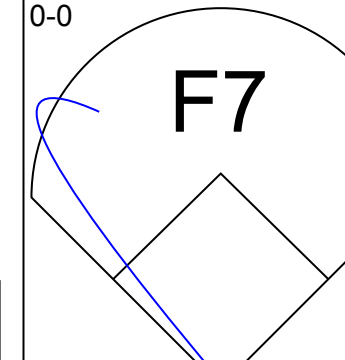
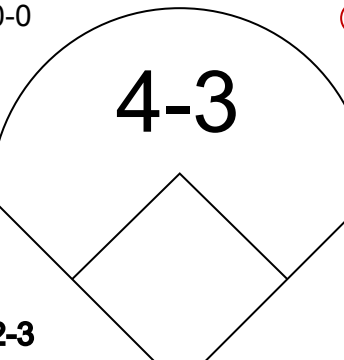
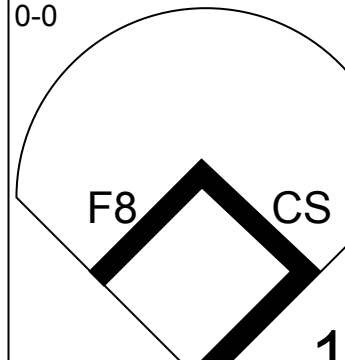
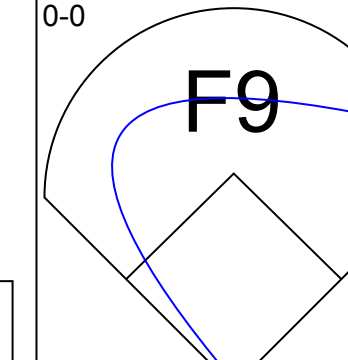
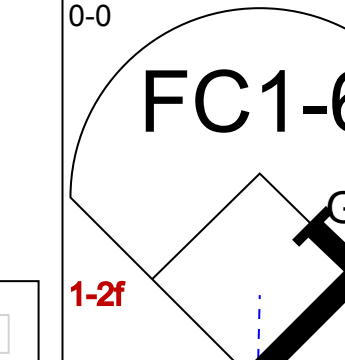
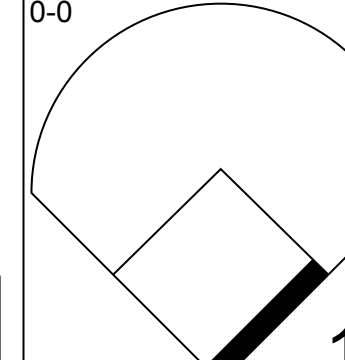
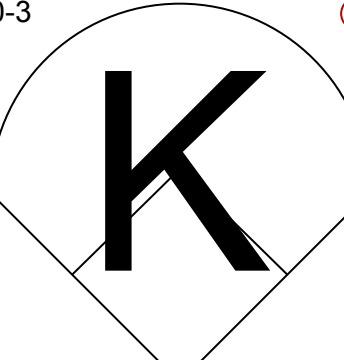
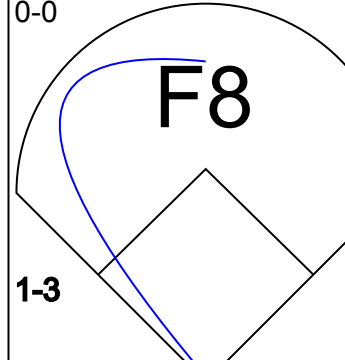
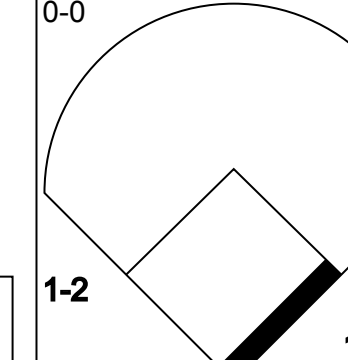
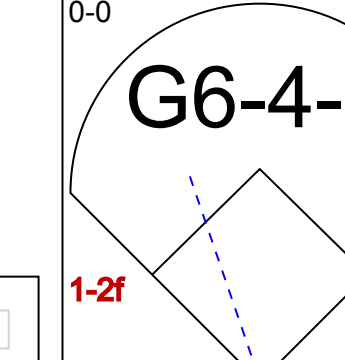
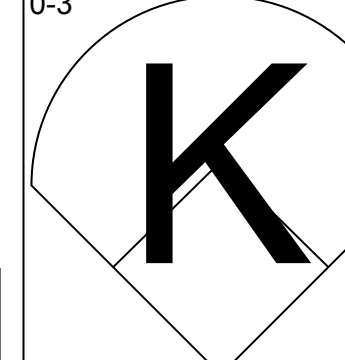
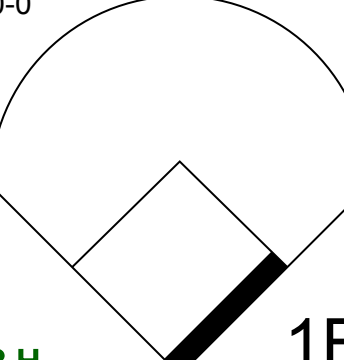
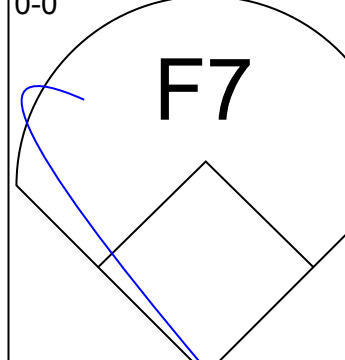
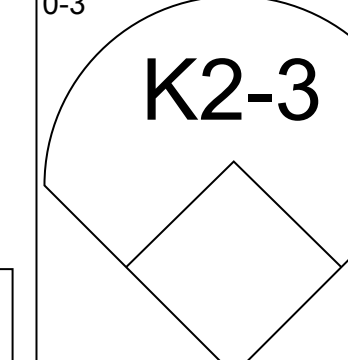
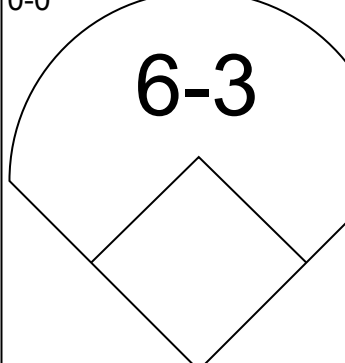
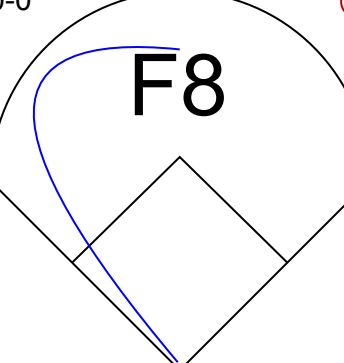
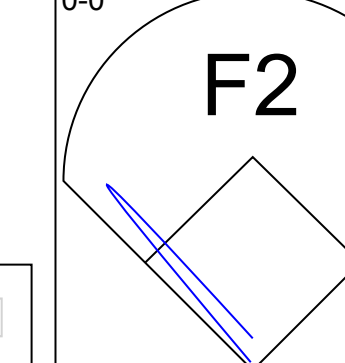
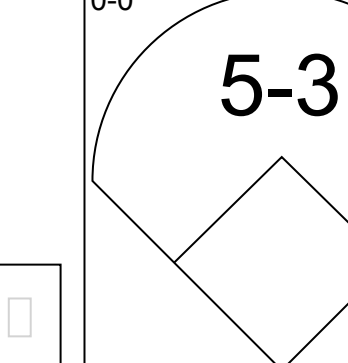

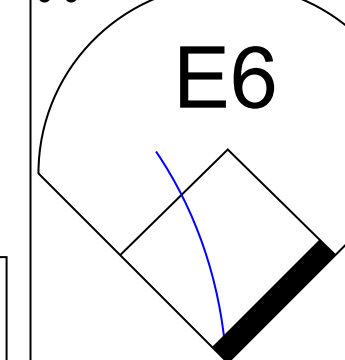
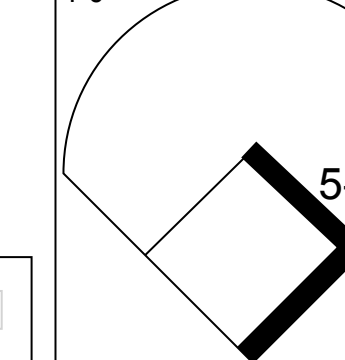
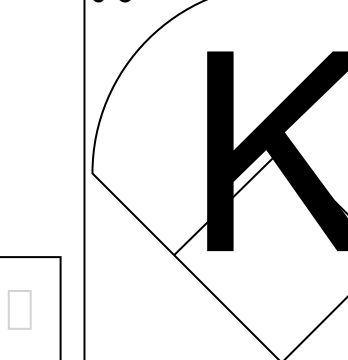




Batter	1	2	3	4	5	6	7	8	9	AB	R	H	RBI	BB	SO	LOB	TOP		
Wade Boggs, L (1.5) OBP: 0.391, SLG: 0.375	5-3		F7		F7			F8		4	0	0	0	0	0	1	<b>Boston Red Sox @ Chicago White Sox</b> Comiskey Park, Chicago, IL Wed Aug 01 1984, 8:05 PM EDT Att: 28,958 - Unknown		
Dwight Evans, R (1.9) OBP: 0.398, SLG: 0.520	6-3			6-3	5-3			K		4	0	0	0	0	1				
Jim Rice, R (1.7) OBP: 0.321, SLG: 0.464	F7			3B	2B		F7		3	1	1	0	1	0	0				
Tony Armas, R (1.8) OBP: 0.309, SLG: 0.541		F8		4-3	3B		F3		4	1	1	1	0	1	1				
Mike Easter, L (1.10) OBP: 0.373, SLG: 0.521			4-3					F3		4	0	2	1	0	0	0			
Bill Buckner, L (1.3) OBP: 0.319, SLG: 0.381		2B		3H			1B		4	1	2	1	0	1	2				
Rich Gedman, L (1.2) OBP: 0.293, SLG: 0.453	6-3				1B			HR		4	0	0	0	0	2				
Marty Barrett, R (1.4) OBP: 0.360, SLG: 0.346			F3		F8		5-3		4	0	0	0	0	0	0				
Jackie Gutierrez, R (1.6) OBP: 0.271, SLG: 0.299									2	0	1	0	0	1	0				
Rick Miller, L (7. PH) OBP: 0.356, SLG: 0.333			K				4-3		1	0	0	0	0	0	0				
Glenn Hoffman, R (7.6) OBP: 0.250, SLG: 0.265									0	0	0	0	0	0	0				
<b>Inning Stats</b>	R: 0 E: 0 K: 0 S: 3	H: 0 LOB: 0 BB: 0 P: 3	R: 0 E: 0 K: 1 S: 6	H: 1 LOB: 1 BB: 0 P: 6	R: 0 E: 0 K: 1 S: 5	H: 0 LOB: 0 BB: 0 P: 5	R: 2 E: 0 K: 0 S: 6	H: 3 LOB: 1 BB: 0 P: 6	R: 0 E: 0 K: 0 S: 4	H: 1 LOB: 1 BB: 0 P: 4	R: 0 E: 0 K: 0 S: 3	H: 0 LOB: 0 BB: 0 P: 3	R: 0 E: 0 K: 2 S: 7	H: 0 LOB: 1 BB: 1 P: 11	R: 1 E: 0 K: 0 S: 4	H: 1 LOB: 0 BB: 0 P: 4	1B: 3 2B: 2 3B: 1 HR: 1	SF: 0 SAC: 0 DP: 0 HBP: 0	WP: 0 PA: 35 PB: 0 SB: 0 CS: 0
<b>PITCHER</b> LaMarr Hoyt, R (1.1) ERA: 4.38	IP: 9.0 WLS: W BF: 35 H: 7 R: 3 ER: 3 SO: 4 BB: 1 IBB: 0 HBP: 0 BLK: 0 WP: 0 HR: 1 S: 42 P: 46 ERA: 3.00 WHIP: 0.889															<b>PITCHER</b>			

Batter	1	2	3	4	5	6	7	8	9	AB	R	H	RBI	BB	SO	LOB	BOTTOM		
Rudy Law, L (1.8) OBP: 0.319, SLG: 0.336	1B		5-3	PO	4-3			F5		4	1	1	0	0	0	1	<b>Boston Red Sox @ Chicago White Sox</b> Comiskey Park, Chicago, IL Wed Aug 01 1984, 8:05 PM EDT Att: 28,958 - Unknown		
Carlton Fisk, R (1.2) OBP: 0.296, SLG: 0.449			5-3		HR			BB		3	1	2	1	1	0	0			
Harold Baines, L (1.9) OBP: 0.344, SLG: 0.490	F6			HR	4-3			K		4	1	1	0	0	1	4			
Greg Luzinski, R (1.10) OBP: 0.346, SLG: 0.368			SF8		5-3					2	1	1	1	1	0	0			
Jerry Dwyzinski, R (6. PR) OBP: 0.347, SLG: 0.341				HR						0	0	0	0	0	0	0			
Ron Kittle, R (1.7) OBP: 0.310, SLG: 0.482				HR						4	1	1	3	0	1	2			
Tom Paciorek, R (1.3) OBP: 0.331, SLG: 0.373										3	0	1	0	0	0	0			
Mike Squires, L (9.3) OBP: 0.225, SLG: 0.182										0	0	0	0	0	0	0			
Vance Law, R (1.5) OBP: 0.293, SLG: 0.406										4	0	0	0	0	0	2			
Scott Fletcher, R (1.6) OBP: 0.337, SLG: 0.313										2	0	1	0	1	0	0			
Julio Cruz, S (1.4) OBP: 0.263, SLG: 0.274										2	0	0	0	1	0	2			
<b>Inning Stats</b>	R: 1 E: 0 K: 1 S: 7	H: 2 LOB: 1 BB: 0 P: 7	R: 0 E: 0 K: 0 S: 4	H: 2 LOB: 1 BB: 0 P: 4	R: 3 E: 0 K: 0 S: 5	H: 2 LOB: 0 BB: 1 P: 9	R: 0 E: 0 K: 0 S: 2	H: 0 LOB: 0 BB: 1 P: 6	R: 1 E: 0 K: 0 S: 4	H: 1 LOB: 0 BB: 0 P: 4	R: 0 E: 0 K: 1 S: 5	H: 0 LOB: 2 BB: 2 P: 13	R: 0 E: 0 K: 0 S: 3	H: 1 LOB: 1 BB: 0 P: 4	R: 0 E: 0 K: 0 S: 3	H: 1 LOB: 0 BB: 0 P: 4	1B: 6 2B: 0 3B: 0 HR: 2	SF: 1 SAC: 0 DP: 2 HBP: 1	WP: 0 PA: 35 PB: 0 SB: 0 CS: 0
<b>PITCHER</b> Bob Ojeda, L (1.1) ERA: 3.97	IP: 6.0 WLS: L BF: 25 H: 7 R: 5 ER: 5 SO: 1 BB: 2 IBB: 0 HBP: 0 BLK: 0 WP: 0 HR: 2 S: 25 P: 33 ERA: 7.50 WHIP: 1.500															<b>PITCHER</b>			
Mark Clear, R (7.1) ERA: 3.68	IP: 1.0 WLS: 0 BF: 5 H: 0 R: 0 ER: 0 SO: 1 BB: 2 IBB: 0 HBP: 0 BLK: 0 WP: 0 HR: 0 S: 5 P: 13 ERA: 0.00 WHIP: 2.000																		
Bob Stanley, R (8.1) ERA: 3.49	IP: 1.0 WLS: 1 BF: 4 H: 1 R: 0 ER: 0 SO: 0 BB: 0 IBB: 0 HBP: 1 BLK: 0 WP: 0 HR: 0 S: 3 P: 4 ERA: 0.00 WHIP: 1.000																		

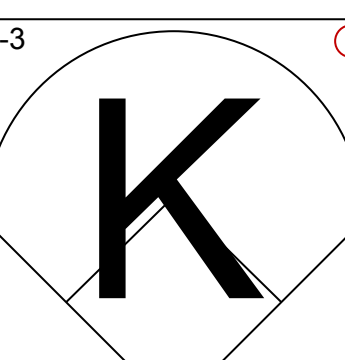
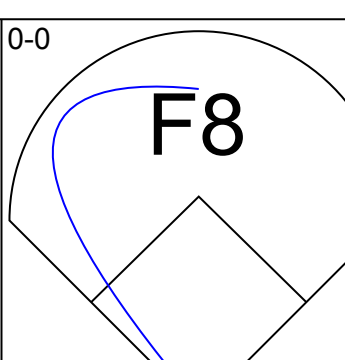
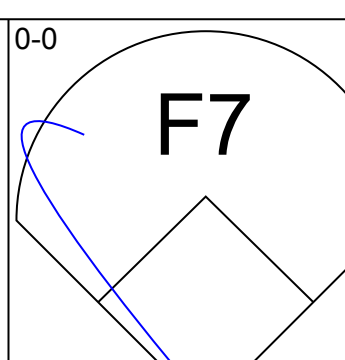
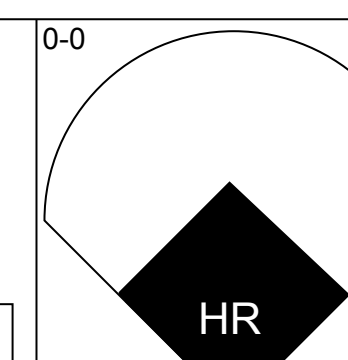
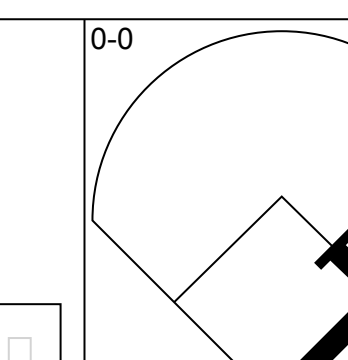
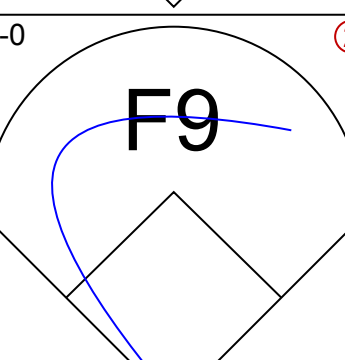
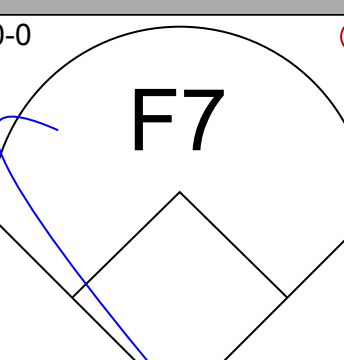
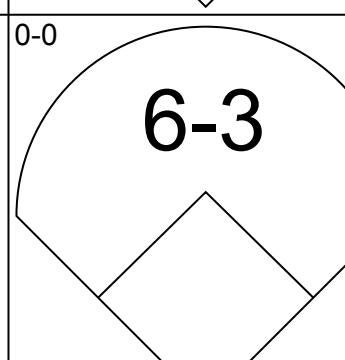
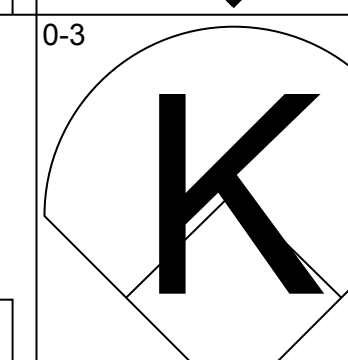
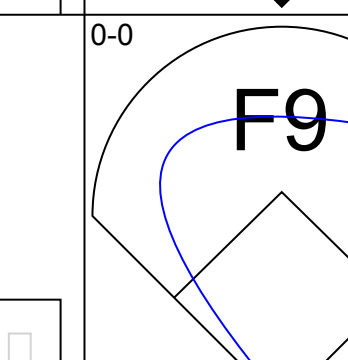
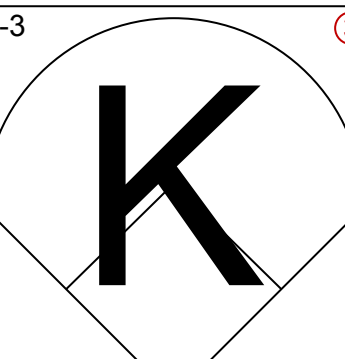
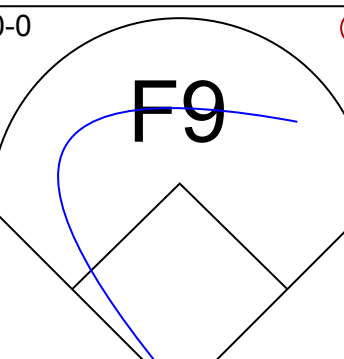
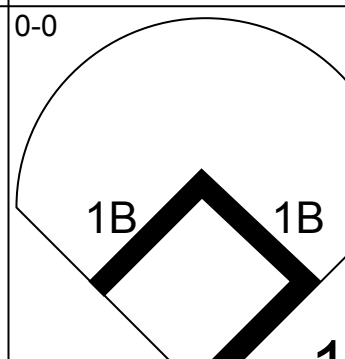
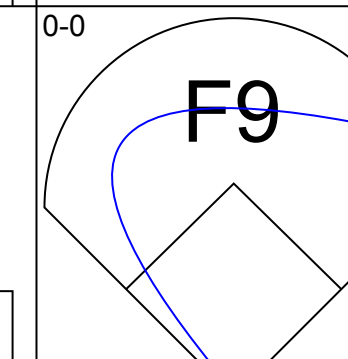
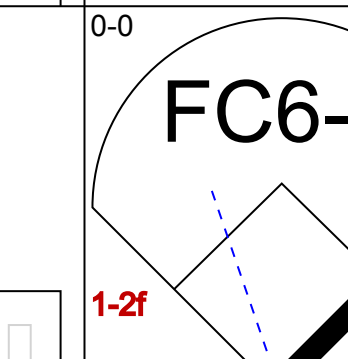
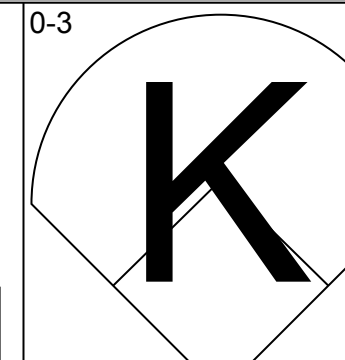
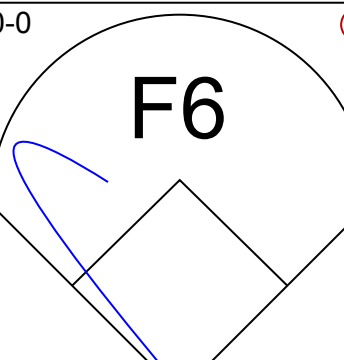
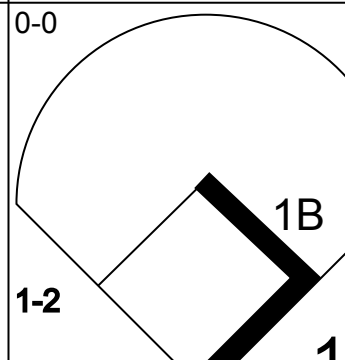
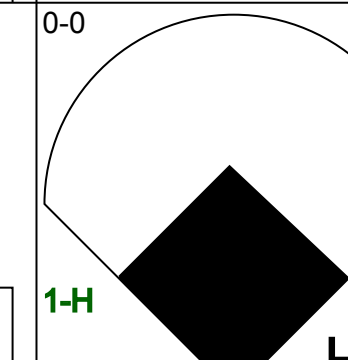
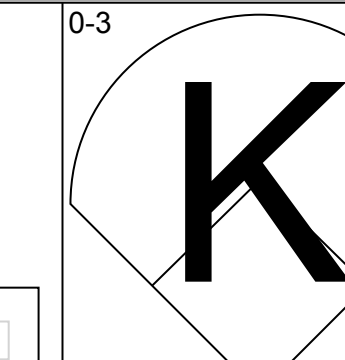
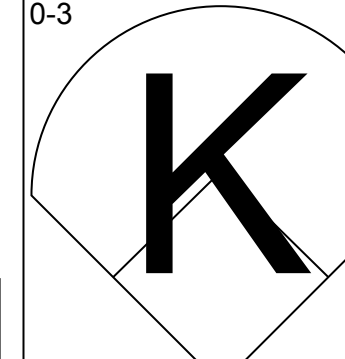
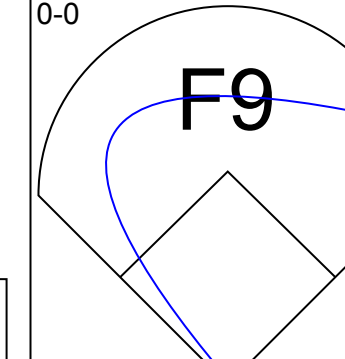
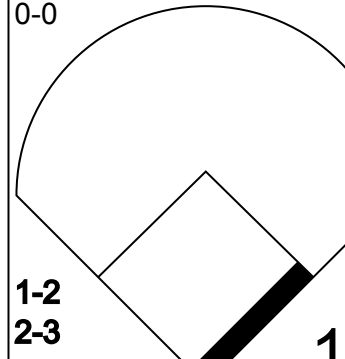
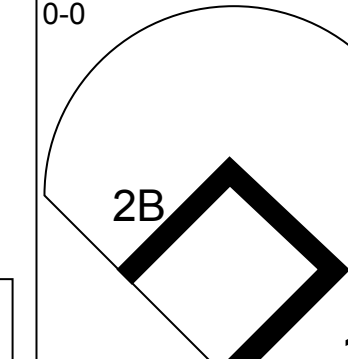
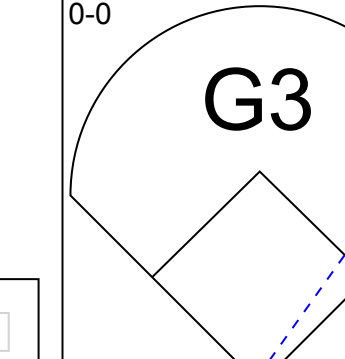
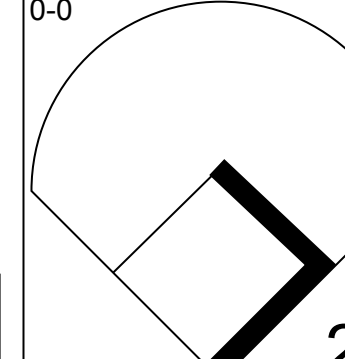

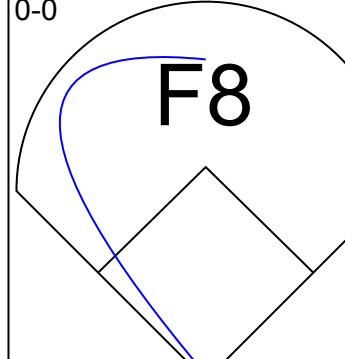
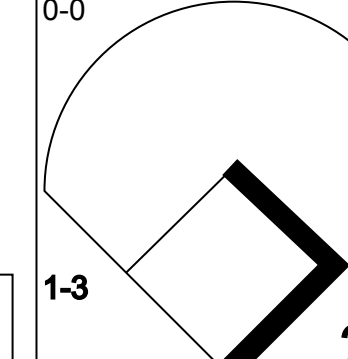
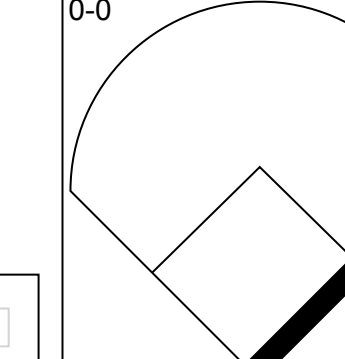

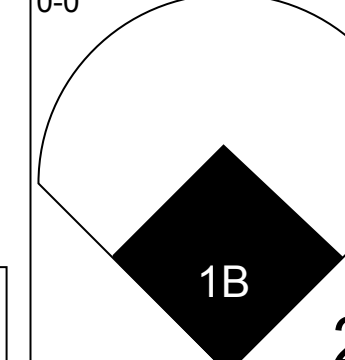
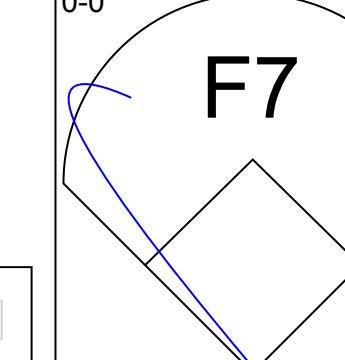
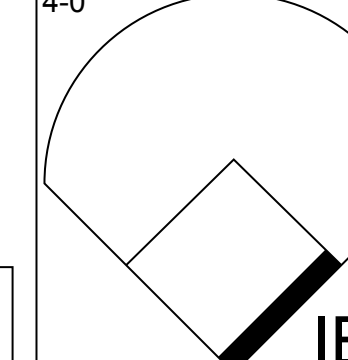
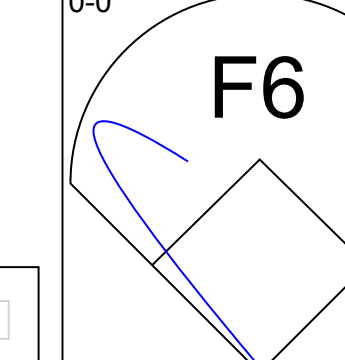
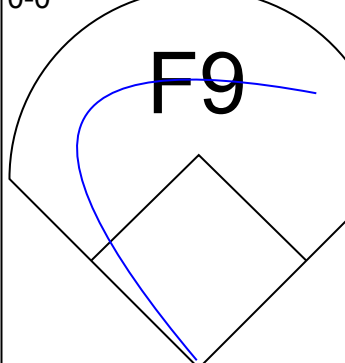
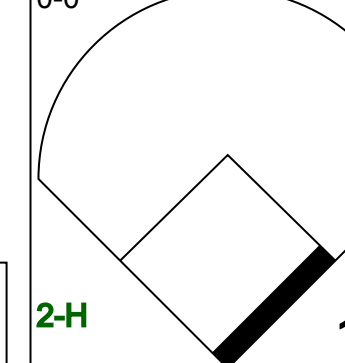
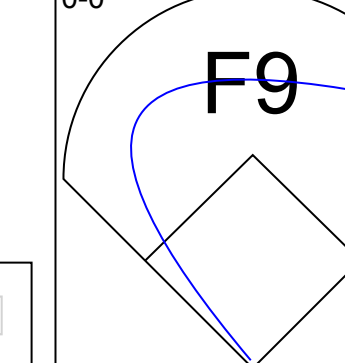
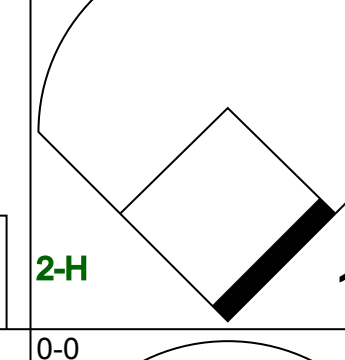
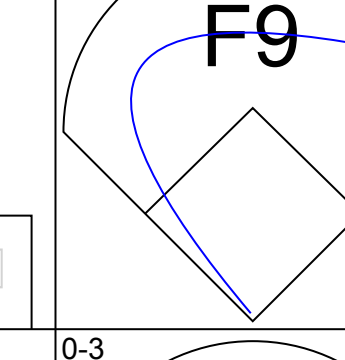
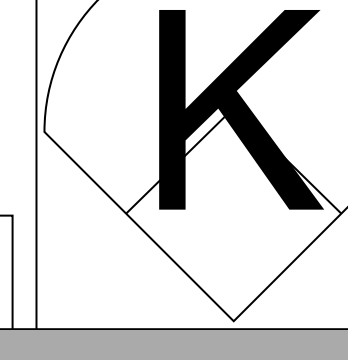
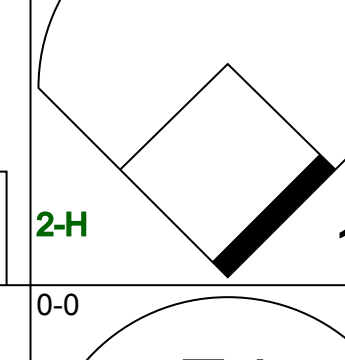
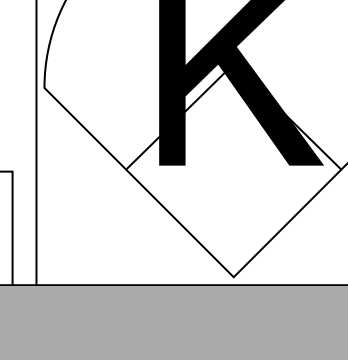
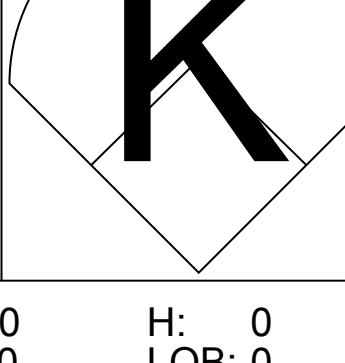
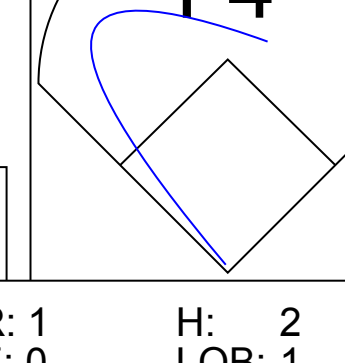
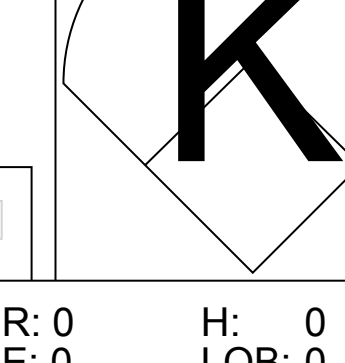
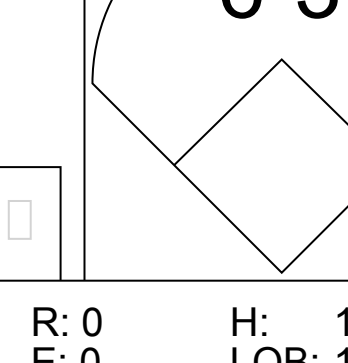


Batter	1	2	3	4	5	6	7	8	9	10	AB	R	H	RBI	BB	SO	LOB	TOP			
<b>Alan Bannister, R</b> OBP: 0.364, SLG: 0.391 (1, 10)											5	0	0	0	0	3	2				
<b>Gary Ward, R</b> OBP: 0.291, SLG: 0.335 (1, 8)											4	2	1	0	1	1	2				
<b>Buddy Bell, R</b> OBP: 0.376, SLG: 0.430 (1, 5)											4	1	2	0	1	1	1				
<b>Larry Parrish, R</b> OBP: 0.336, SLG: 0.495 (1, 9) (10, 7)											5	1	1	1	0	0	2				
<b>Pete O'Brien, L</b> OBP: 0.354, SLG: 0.471 (1, 3)											5	0	1	1	0	0	4				
<b>Bill Sample, R</b> OBP: 0.287, SLG: 0.327 (1, 7) (10, 9)											5	0	2	0	0	1	4				
<b>Jeff Kunkel, R</b> OBP: 0.263, SLG: 0.389 (1, 6)											4	0	1	1	0	2	4				
<b>Ned Yost, R</b> OBP: 0.189, SLG: 0.254 (1, 2)											3	0	0	0	0	0	1				
<b>Mickey Rivers, L</b> OBP: 0.310, SLG: 0.369 (9, PH)											1	0	0	0	0	0	0				
<b>Donnie Scott, S</b> OBP: 0.299, SLG: 0.305 (9, 2)											0	0	0	0	0	0	0				
<b>Curtis Wilkerson, S</b> OBP: 0.288, SLG: 0.278 (1, 4)											3	0	0	0	1	2	0				
<b>Inning Stats</b>	R: 0 E: 0 K: 1 S: 5	H: 0 LOB: 0 BB: 0 P: 5	R: 0 E: 0 K: 1 S: 6	H: 1 LOB: 1 BB: 0 P: 6	R: 0 E: 0 K: 1 S: 5	H: 0 LOB: 0 BB: 0 P: 5	R: 3 E: 0 K: 1 S: 8	H: 3 LOB: 1 BB: 1 P: 12	R: 0 E: 1 K: 2 S: 8	H: 0 LOB: 1 BB: 0 P: 4	R: 0 E: 0 K: 1 S: 5	H: 0 LOB: 1 BB: 1 P: 9	R: 0 E: 0 K: 1 S: 6	H: 1 LOB: 2 BB: 1 P: 10	R: 0 E: 0 K: 2 S: 7	H: 0 LOB: 0 BB: 0 P: 7	R: 1 E: 2 K: 0 S: 5	H: 2 LOB: 1 BB: 0 P: 5	1B: 6 2B: 2 3B: 0 HR: 0	SF: 0 SAC: 0 DP: 1 HBP: 0	WP: 0 PA: 42
<b>PITCHER</b>	IP	WLS	BF	H	R	ER	SO	BB	IBB	HBP	BLK	WP	HR	S	P	ERA	WHIP				
<b>Bruce Hurst, L</b> ERA: 2.93 (1, 1)	8.0		34	6	3	3	8	3	0	0	0	0	0	47	59	3.38	1.125				
<b>Bob Stanley, R</b> ERA: 3.4 (9, 1)	2.0	L	8	2	1	0	2	0	0	0	0	0	0	12	12	0.00	1.000				

Texas Rangers @ Boston Red Sox  
Fenway Park, Boston, MA  
Fri Aug 03 1984, 7:05 PM EDT  
Att: 24,615 - Unknown

AB	39
R	4
H	8
RBI	3
BB	3
SO	10
LOB	20



Batter	1	2	3	4	5	6	7	8	9	10	AB	R	H	RBI	BB	SO	LOB	BOTTOM					
<b>Wade Boggs, L</b> OBP: 0.392, SLG: 0.375 (1, 5)											5	1	2	0	0	1	0						
<b>Dwight Evans, R</b> OBP: 0.384, SLG: 0.513 (1, 9)											5	0	0	0	0	1	2						
<b>Jim Rice, R</b> OBP: 0.320, SLG: 0.461 (1, 7)											5	0	1	0	0	1	2						
<b>Tony Armas, R</b> OBP: 0.310, SLG: 0.546 (1, 8)											5	1	2	2	0	2	0						
<b>Mike Easter, L</b> OBP: 0.373, SLG: 0.520 (1, 10)											5	0	2	0	0	1	0						
<b>Bill Buckner, L</b> OBP: 0.324, SLG: 0.393 (1, 3)											5	0	3	0	0	0	3						
<b>Rich Gedman, L</b> OBP: 0.295, SLG: 0.453 (1, 2)											4	1	1	0	1	0	2						
<b>Marty Barrett, R</b> OBP: 0.359, SLG: 0.346 (1, 4)											3	0	1	1	0	0	0						
<b>Rick Miller, L</b> OBP: 0.352, SLG: 0.329 (8, PH)											1	0	0	0	0	1	3						
<b>Ed Jurak, R</b> OBP: 0.323, SLG: 0.379 (9, 4)											0	0	0	0	0	0	0						
<b>Jackie Gutierrez, R</b> OBP: 0.267, SLG: 0.295 (1, 6)											4	0	0	0	0	2	1						
<b>Inning Stats</b>	R: 0 E: 0 K: 2 S: 7	H: 0 LOB: 0 BB: 0 P: 7	R: 0 E: 0 K: 2 S: 8	H: 1 LOB: 1 BB: 0 P: 8	R: 0 E: 0 K: 1 S: 5	H: 0 LOB: 0 BB: 0 P: 5	R: 0 E: 0 K: 0 S: 3	H: 0 LOB: 0 BB: 0 P: 3	R: 1 E: 0 K: 0 S: 5	H: 2 LOB: 1 BB: 0 P: 5	R: 0 E: 0 K: 0 S: 6	H: 3 LOB: 3 BB: 0 P: 6	R: 0 E: 0 K: 1 S: 5	H: 0 LOB: 0 BB: 0 P: 5	R: 2 E: 0 K: 2 S: 11	H: 4 LOB: 3 BB: 1 P: 15	R: 0 E: 0 K: 0 S: 4	H: 1 LOB: 1 BB: 0 P: 4	R: 0 E: 0 K: 1 S: 6	H: 1 LOB: 1 BB: 0 P: 6	1B: 8 2B: 3 3B: 0 HR: 1	SF: 0 SAC: 0 DP: 0 HBP: 0	WP: 0 PA: 43
<b>PITCHER</b>	IP	WLS	BF	H	R	ER	SO	BB	IBB	HBP	BLK	WP	HR	S	P	ERA	WHIP						
<b>Danny Darwin, R</b> ERA: 4.2 (1, 1)	7.2		32	9	3	3	7	0	0	0	0	0	0	46	46	3.52	1.174						
<b>Dave Schmidt, R</b> ERA: 2.24 (8, 1)	2.1	W	11	3	0	0	2	0	1	0	0	0	0	14	18	0.00	1.286						

Texas Rangers @ Boston Red Sox  
Fenway Park, Boston, MA  
Fri Aug 03 1984, 7:05 PM EDT  
Att: 24,615 - Unknown

AB	42
R	3
H	12
RBI	3
BB	1
SO	9
LOB	13





Batter	1	2	3	4	5	6	7	8	9	AB	R	H	RBI	BB	SO	LOB	TOP			
Tom Dunbar, L (1, 9) OBP: 0.325, SLG: 0.387	F6		5-3		F5			K		4	0	0	0	0	1	0				
Gary Ward, R (1, 8) OBP: 0.296, SLG: 0.342	2B E 1B		1B 2B		G5-4-3 1B			K		4	2	3	0	0	1	0				
Buddy Bell, R (1, 5) OBP: 0.375, SLG: 0.428	K		2H 1B		G5-4-3 1-2			K		4	0	1	1	0	2	2				
Larry Parrish, R (1, 10) OBP: 0.336, SLG: 0.495	E8 1-H 2B		K		F2			F9		4	0	1	0	0	1	1				
Pete O'Brien, L (1, 3) OBP: 0.352, SLG: 0.467	F9				K			F7		3	0	0	0	0	1	1				
Mickey Rivers, L (1, 7) OBP: 0.306, SLG: 0.364		4-3			F5			1-3		3	0	0	0	0	0	0				
Jeff Kunkel, R (1, 6) OBP: 0.268, SLG: 0.385		5-3			K			CS 1B		3	0	1	0	0	1	0				
Donnie Scott, S (1, 2) OBP: 0.299, SLG: 0.301		K			F5			CS BB		2	0	0	0	1	1	0				
Wayne Tolleson, S (1, 4) OBP: 0.292, SLG: 0.263			6-3		4-3			G4-3 1-2		3	0	0	0	0	0	1				
<b>Inning Stats</b>	R: 1 E: 1 K: 1 S: 7	H: 2 LOB: 1 BB: 0 P: 7	R: 0 E: 0 K: 1 S: 5	H: 0 LOB: 0 BB: 0 P: 5	R: 1 E: 0 K: 1 S: 7	H: 2 LOB: 1 BB: 0 P: 7	R: 0 E: 0 K: 2 S: 7	H: 0 LOB: 0 BB: 0 P: 7	R: 0 E: 0 K: 0 S: 3	H: 1 LOB: 0 BB: 0 P: 3	R: 0 E: 0 K: 0 S: 3	H: 1 LOB: 0 BB: 0 P: 3	R: 0 E: 0 K: 1 S: 4	H: 0 LOB: 0 BB: 1 P: 8	R: 0 E: 0 K: 2 S: 7	H: 0 LOB: 0 BB: 0 P: 7	1B: 4 2B: 2 3B: 0 HR: 0	SF: 0 SAC: 0 DP: 2 HBP: 0	WP: 0 PB: 0 SB: 0 CS: 1	PA: 32
<b>PITCHER</b> Oil Can Boyd, R (1, 1) ERA: 4.69	IP: 9.0 WLS: W BF: 31 H: 6 R: 2 ER: 1 SO: 8 BB: 1 IBB: 0 HBP: 0 BLK: 0 WP: 0 HR: 0 S: 46 P: 50 ERA: 1.00 WHIP: 0.778															<b>PITCHER</b>				

Texas Rangers @ Boston Red Sox  
Fenway Park, Boston, MA  
Sat Aug 04 1984, 3:33 AM EDT  
Att: 27,515 - Unknown

AB 30  
R 2  
H 6  
RBI 1  
BB 1  
SO 8  
LOB 5



Batter	1	2	3	4	5	6	7	8	9	AB	R	H	RBI	BB	SO	LOB	BOTTOM			
Wade Boggs, L (1, 5) OBP: 0.395, SLG: 0.385	HR BB		HR		F3			1B E 1B		3	3	2	1	1	0	0				
Dwight Evans, R (1, 9) OBP: 0.389, SLG: 0.527	HR		2B		FC5-4 BB			WP 1-2 1B		3	1	3	2	1	0	0				
Jim Rice, R (1, 7) OBP: 0.317, SLG: 0.457	4-3		5-3		FC5-4 1-2			K		4	0	0	0	0	1	4				
Tony Armas, R (1, 8) OBP: 0.309, SLG: 0.542	5-3		IBB		1-3			K		3	0	0	0	1	1	3				
Mike Easter, L (1, 10) OBP: 0.370, SLG: 0.515	K		F7					K		4	0	0	0	0	3	3				
Bill Buckner, L (1, 3) OBP: 0.323, SLG: 0.388		G3			4-3			1B WP BB		3	0	0	0	1	0	0				
Marty Barrett, R (1, 4) OBP: 0.358, SLG: 0.344		F3			5-3			K		4	0	1	0	0	1	0				
Gary Allenson, R (1, 2) OBP: 0.282, SLG: 0.246		F7			F6			K		4	0	0	0	0	2	2				
Jackie Gutierrez, R (1, 6) OBP: 0.288, SLG: 0.306			6-3		HR			F7		3	1	1	1	0	0	2				
<b>Inning Stats</b>	R: 2 E: 0 K: 1 S: 6	H: 1 LOB: 0 BB: 1 P: 10	R: 0 E: 0 K: 0 S: 3	H: 0 LOB: 0 BB: 0 P: 3	R: 1 E: 0 K: 0 S: 5	H: 2 LOB: 2 BB: 1 P: 9	R: 0 E: 0 K: 0 S: 3	H: 0 LOB: 0 BB: 0 P: 3	R: 1 E: 0 K: 0 S: 4	H: 1 LOB: 1 BB: 1 P: 8	R: 0 E: 0 K: 2 S: 8	H: 1 LOB: 2 BB: 1 P: 12	R: 1 E: 0 K: 3 S: 11	H: 2 LOB: 1 BB: 0 P: 11	R: 0 E: 0 K: 2 S: 7	H: 0 LOB: 0 BB: 0 P: 7	1B: 3 2B: 1 3B: 0 HR: 3	SF: 0 SAC: 0 DP: 0 HBP: 0	WP: 3 PB: 0 SB: 0 CS: 0	PA: 35
<b>PITCHER</b> Frank Tanana, L (1, 1) ERA: 3.06 Dickie Noles, R (6, 1) ERA: 5.31	IP: 5.2 WLS: L BF: 26 H: 5 R: 4 ER: 4 SO: 3 BB: 3 IBB: 1 HBP: 0 BLK: 0 WP: 1 HR: 3 S: 28 P: 44 ERA: 6.35 WHIP: 1.412															<b>PITCHER</b>				

Texas Rangers @ Boston Red Sox  
Fenway Park, Boston, MA  
Sat Aug 04 1984, 3:33 AM EDT  
Att: 27,515 - Unknown

AB 31  
R 5  
H 7  
RBI 4  
BB 4  
SO 8  
LOB 14





Batter	1	2	3	4	5	6	7	8	9	AB	R	H	RBI	BB	SO	LOB	TOP			
Bill Sample, R (1, 9) OBP: 0.287, SLG: 0.329										4	0	1	0	0	0	0				
Gary Ward, R (1, 8) OBP: 0.295, SLG: 0.341										4	1	1	0	0	1	1				
Buddy Bell, R (1, 5) OBP: 0.374, SLG: 0.429										4	0	1	0	0	0	1				
Larry Parrish, R (1, 7) OBP: 0.333, SLG: 0.490										4	0	0	0	0	1	3				
Pete O'Brien, L (1, 3) OBP: 0.353, SLG: 0.475										4	1	2	2	0	1	0				
George Wright, S (1, 10) OBP: 0.233, SLG: 0.290										4	0	1	0	0	2	2				
Jeff Kunkel, R (1, 6) OBP: 0.250, SLG: 0.357										3	0	0	0	0	0	1				
Curtis Wilkerson, S (8, 6) OBP: 0.288, SLG: 0.278										0	0	0	0	0	0	0				
Mary Foley, L (9, PH) OBP: 0.259, SLG: 0.387										1	0	0	0	0	1	2				
Alan Bannister, R (1, 4) OBP: 0.363, SLG: 0.379										2	0	0	0	1	0	0				
Donnie Scott, S (1, 2) OBP: 0.296, SLG: 0.297										2	0	0	0	0	0	1				
Mickey Rivers, L (8, PH) OBP: 0.305, SLG: 0.362										1	0	0	0	0	0	0				
Ned Yost, R (8, 2) OBP: 0.189, SLG: 0.254										0	0	0	0	0	0	0				
<b>Inning Stats</b>	R: 0 E: 0 K: 0 S: 4	H: 1 LOB: 1 BB: 0 P: 4	R: 0 E: 0 K: 1 S: 5	H: 0 LOB: 0 BB: 0 P: 5	R: 0 E: 0 K: 0 S: 3	H: 0 LOB: 0 BB: 0 P: 3	R: 0 E: 0 K: 1 S: 5	H: 0 LOB: 0 BB: 0 P: 5	R: 1 E: 0 K: 1 S: 6	H: 1 LOB: 1 BB: 1 P: 10	R: 0 E: 0 K: 0 S: 3	H: 0 LOB: 1 BB: 0 P: 4	R: 0 E: 0 K: 0 S: 3	H: 0 LOB: 0 BB: 0 P: 3	R: 1 E: 0 K: 3 S: 12	H: 3 LOB: 2 BB: 0 P: 12	1B: 3 2B: 2 3B: 0 HR: 1	SF: 0 SAC: 0 DP: 0 HBP: 0	WP: 0 PB: 0 SB: 0 CS: 0	PA: 34
<b>PITCHER</b>	IP WLS BF H R ER SO BB IBB HBP BLK WP HR S P ERA WHIP																			
Al Nipper, R (1, 1) ERA: 3.84	8.0 W 30 5 2 2 3 1 0 0 0 0 1 35 39 2.25 0.750																			
Mark Clear, R (9, 1) ERA: 3.6	1.0 S 4 1 0 0 3 0 0 0 0 0 0 10 10 0.00 1.000																			

Texas Rangers @ Boston Red Sox  
Fenway Park, Boston, MA  
Sun Aug 05 1984, 3:33 AM EDT  
Att: 23,190 - Unknown

AB 33  
R 2  
H 6  
RBI 2  
BB 1  
SO 6  
LOB 11



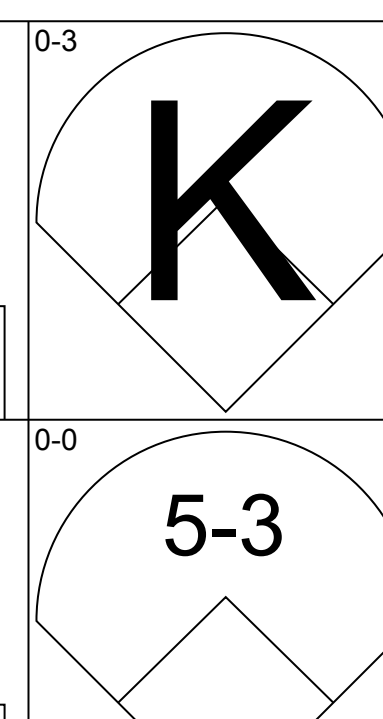
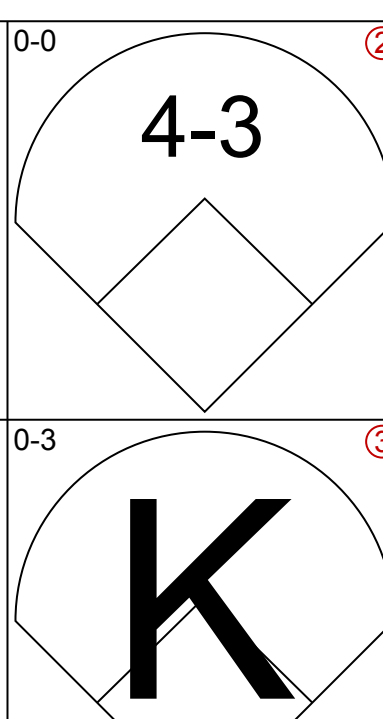
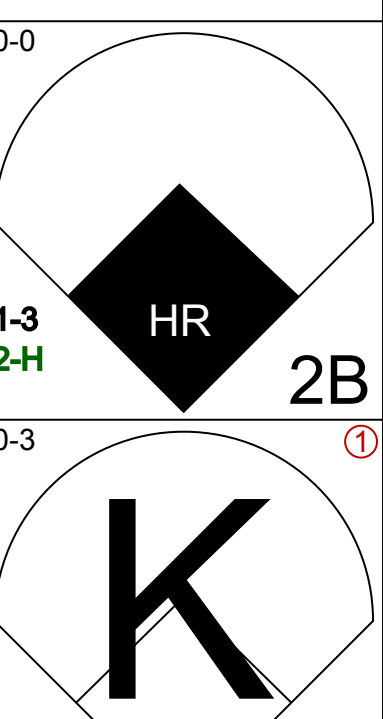
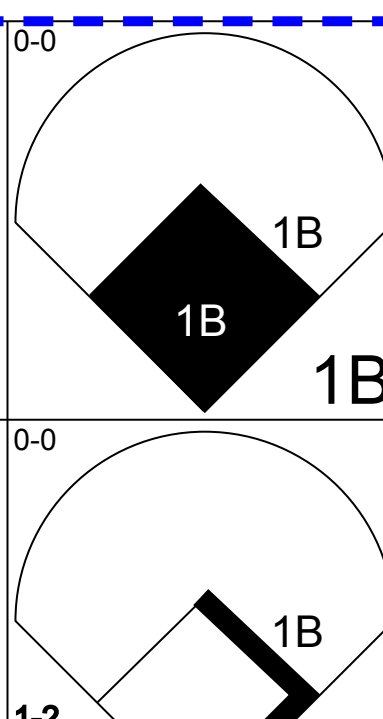
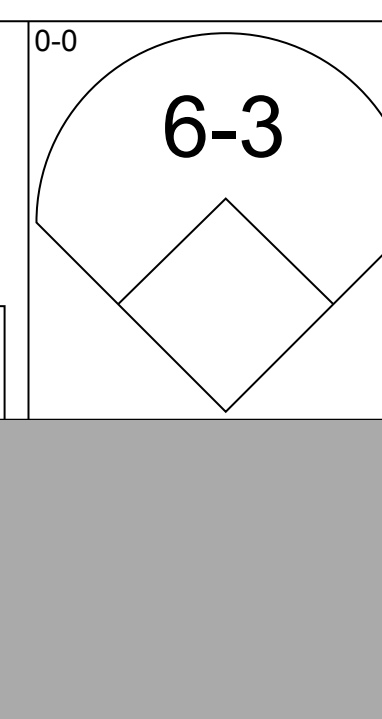
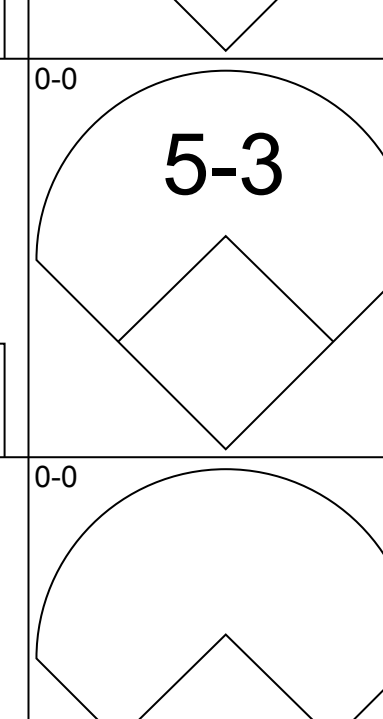

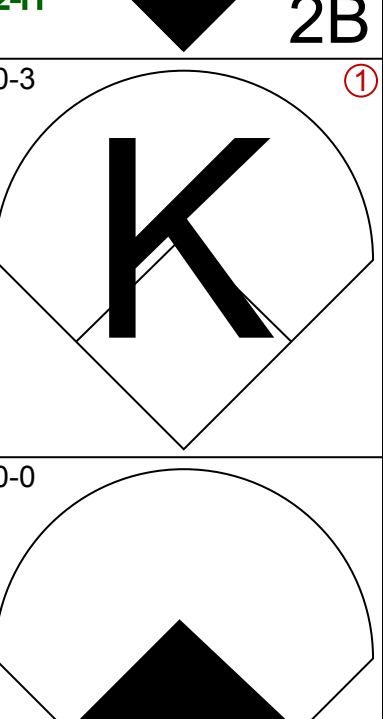
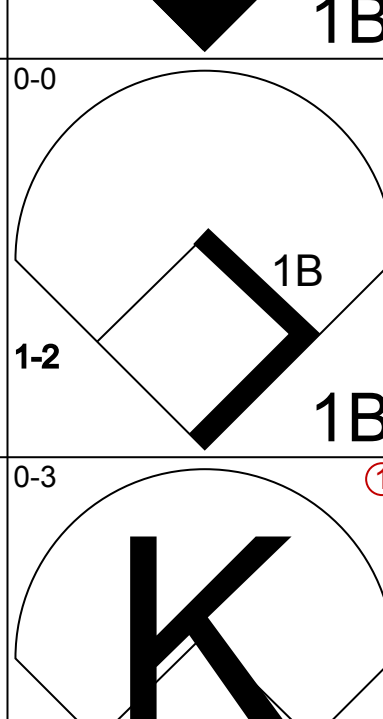
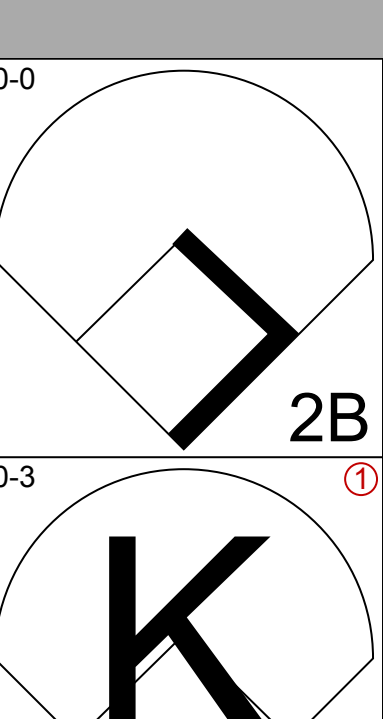
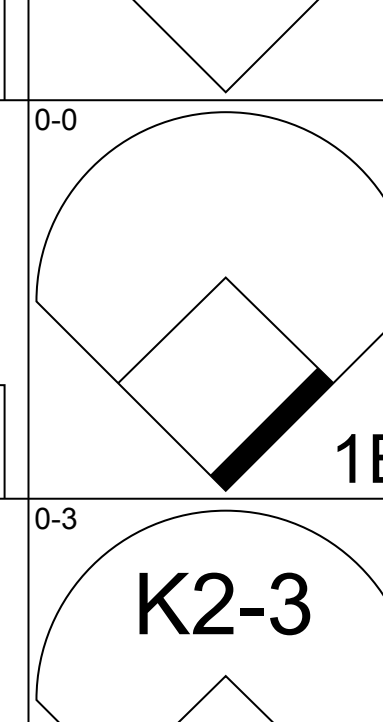
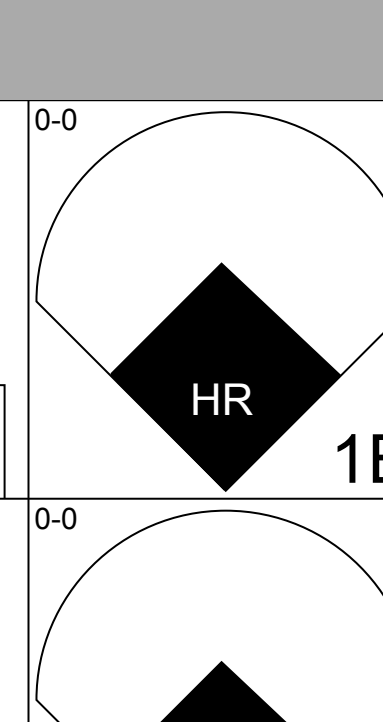
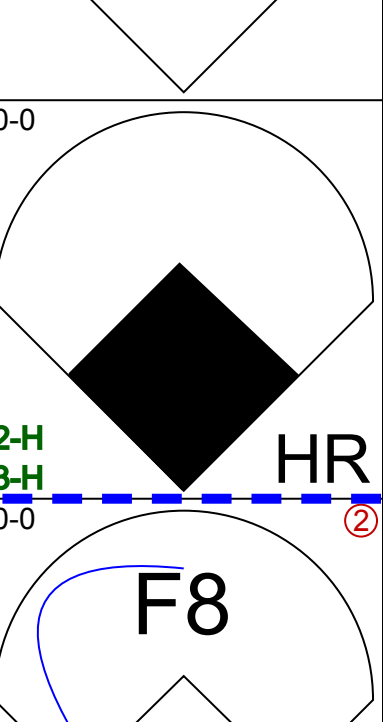
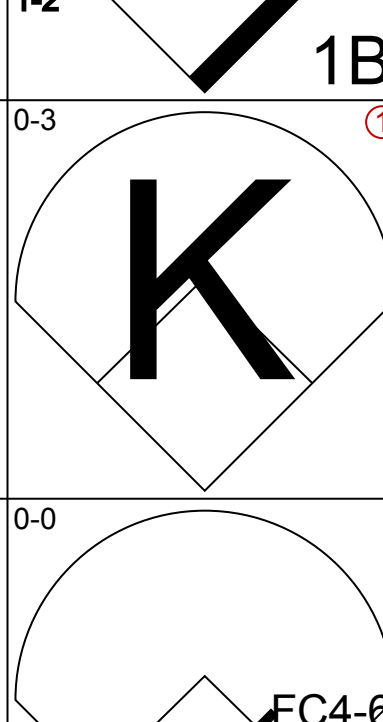
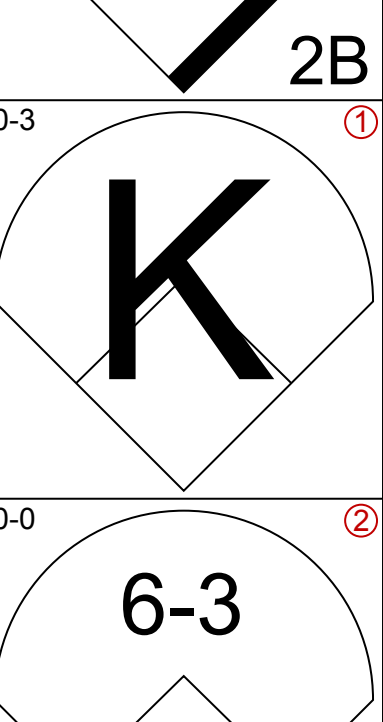
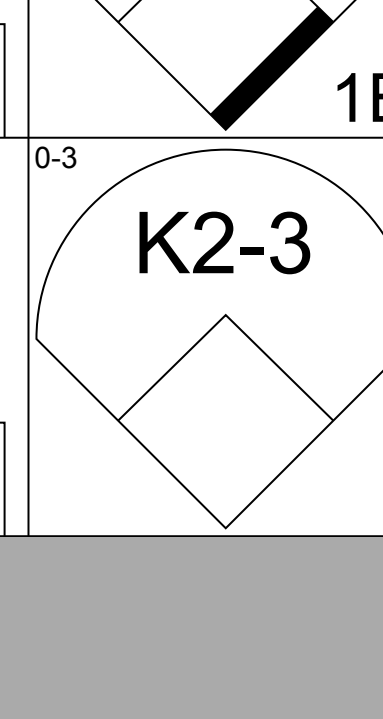
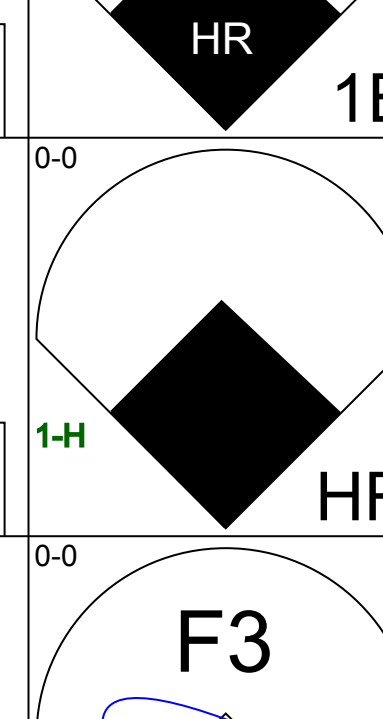
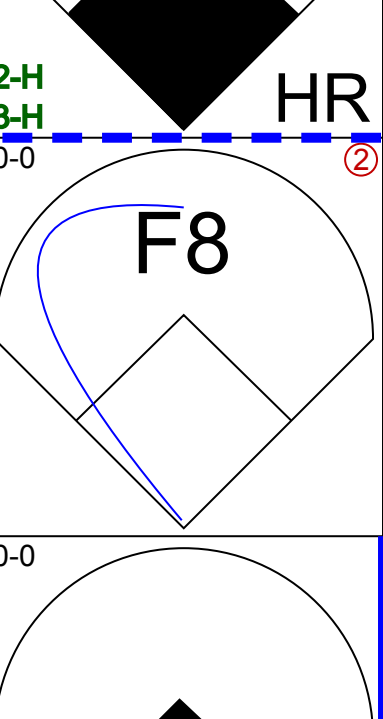
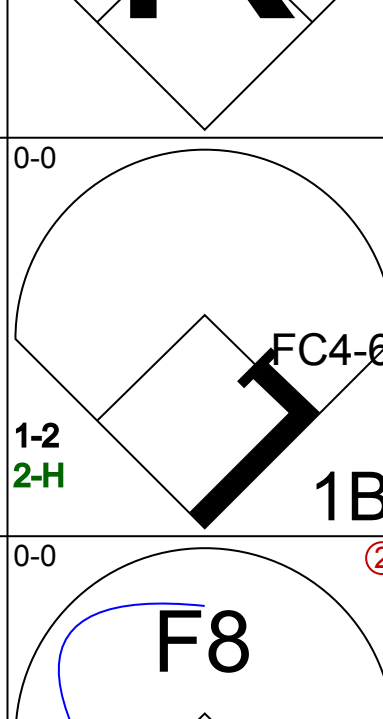
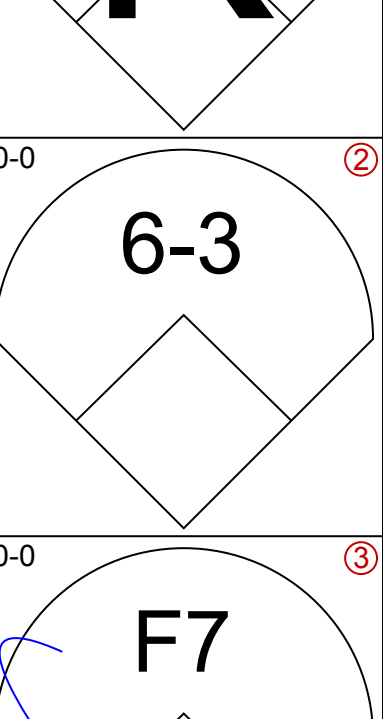
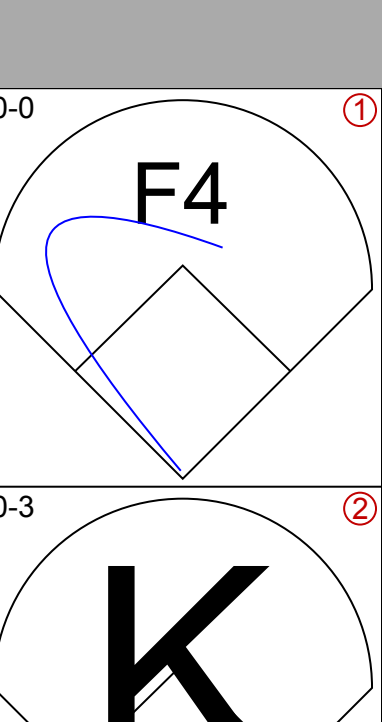
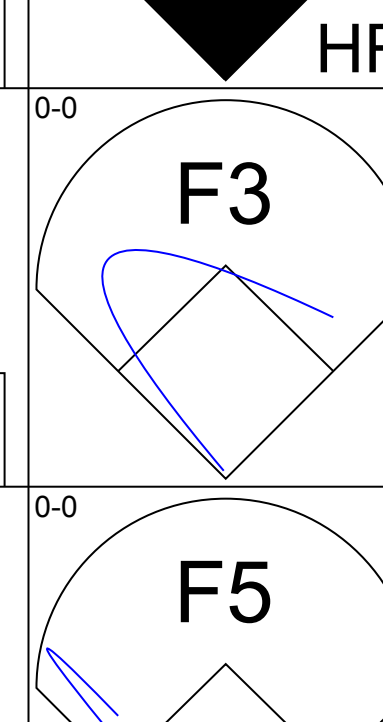
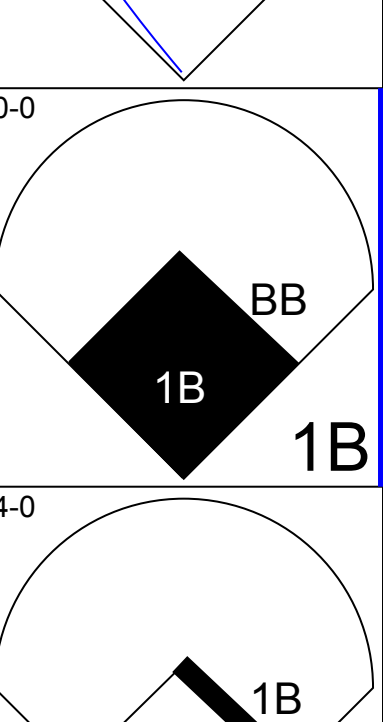
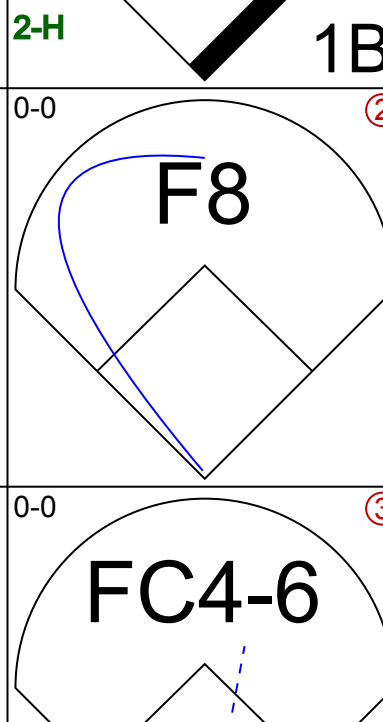
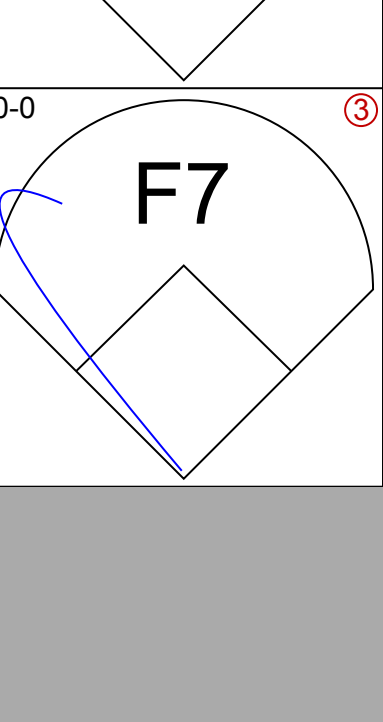
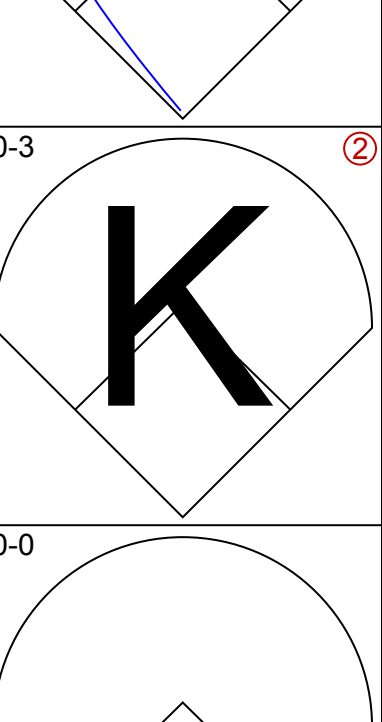
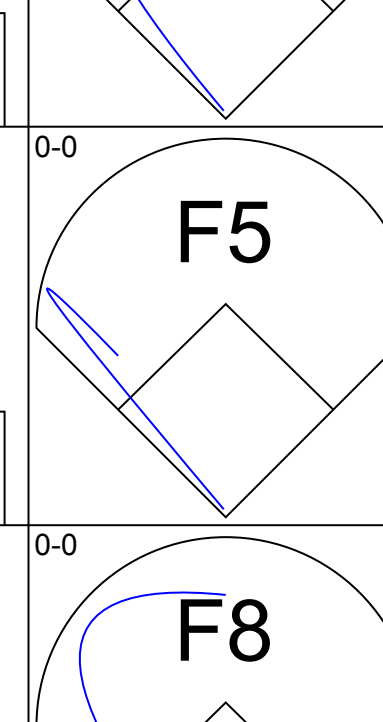
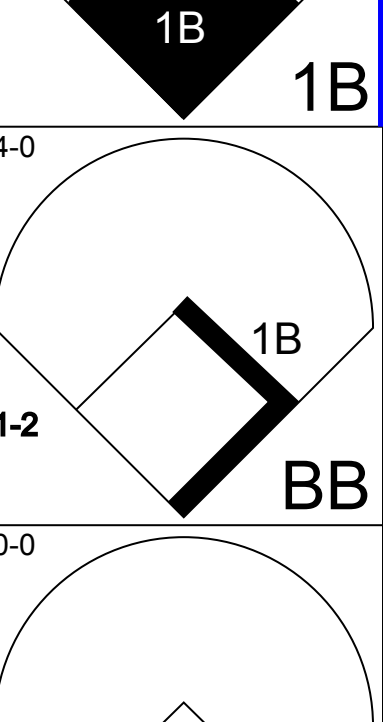
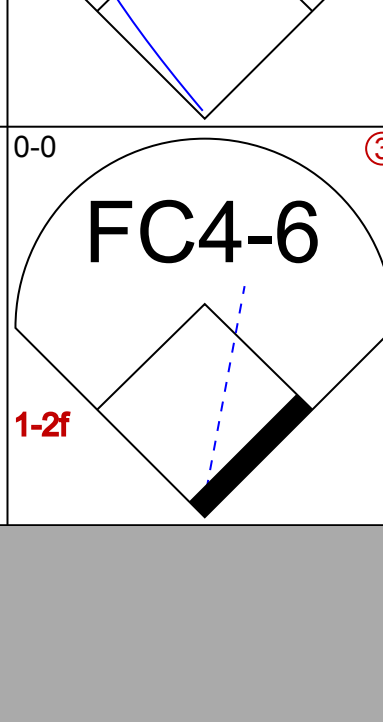

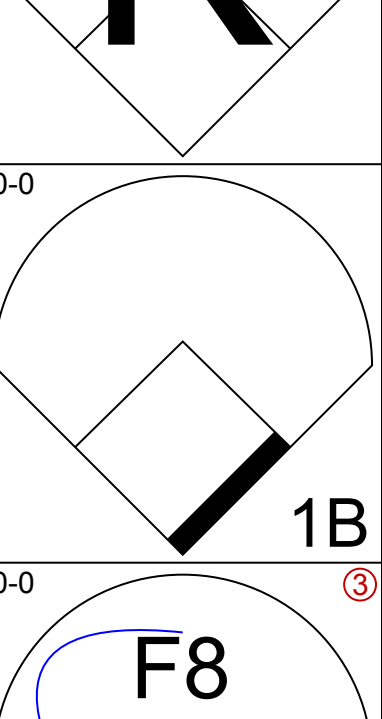
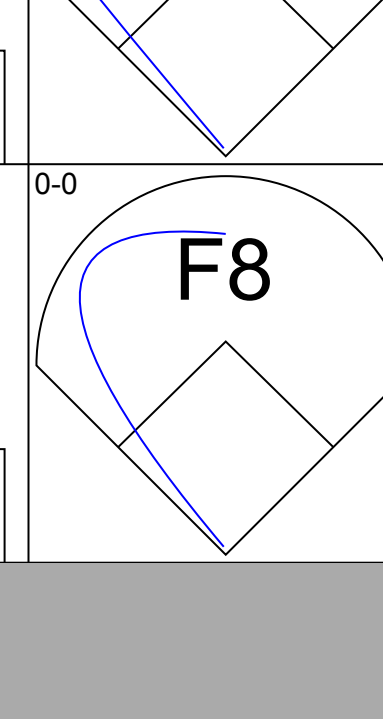
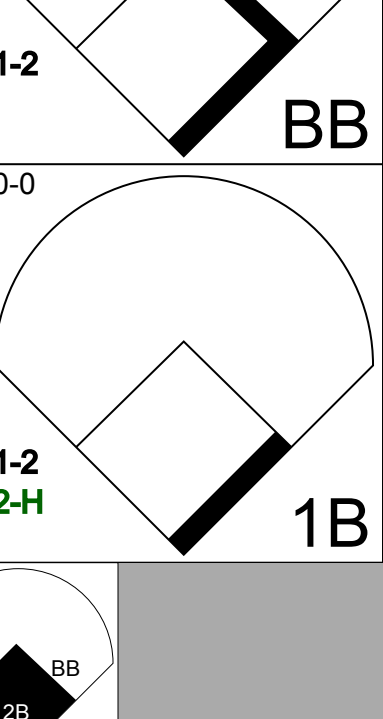
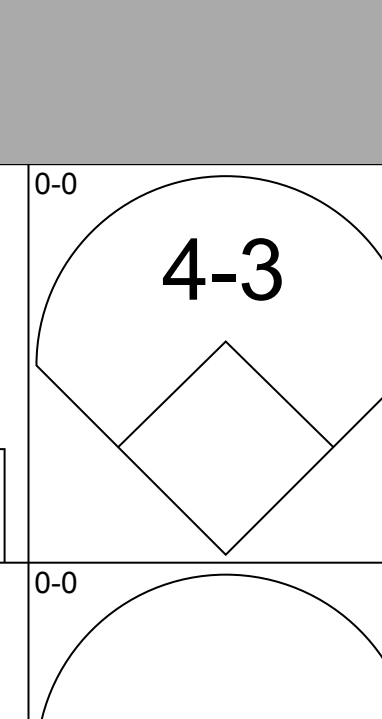
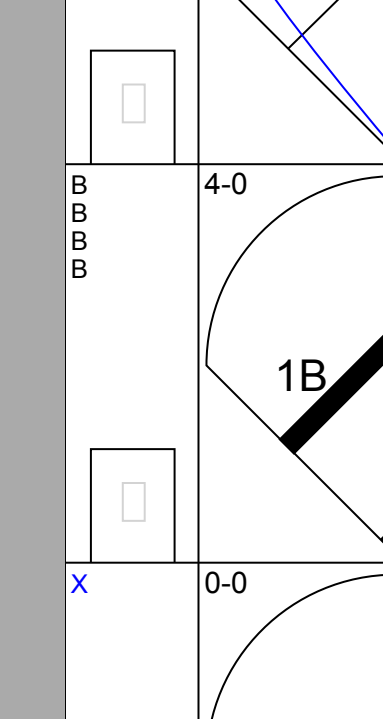
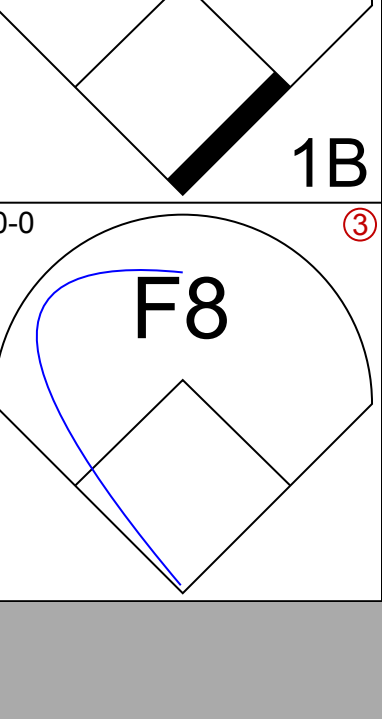
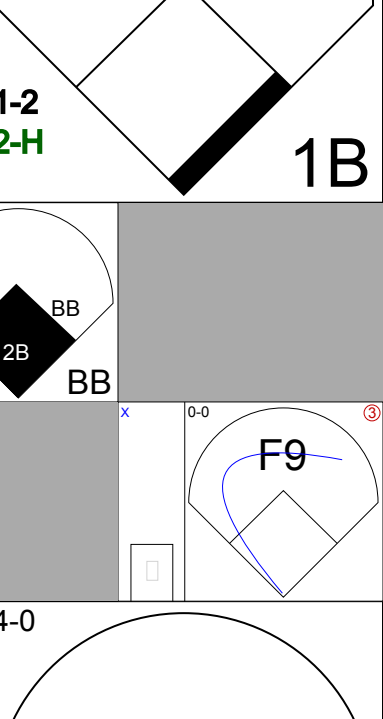
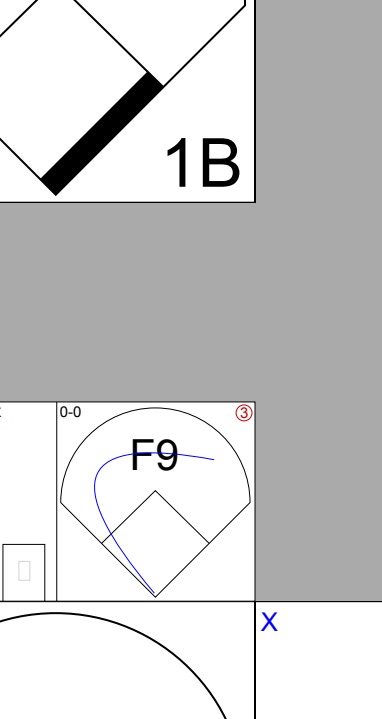
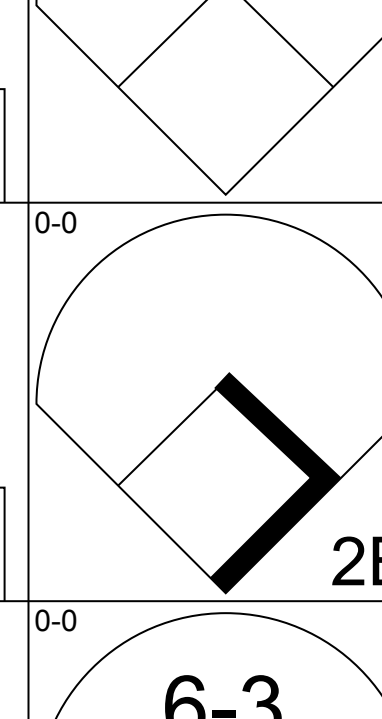
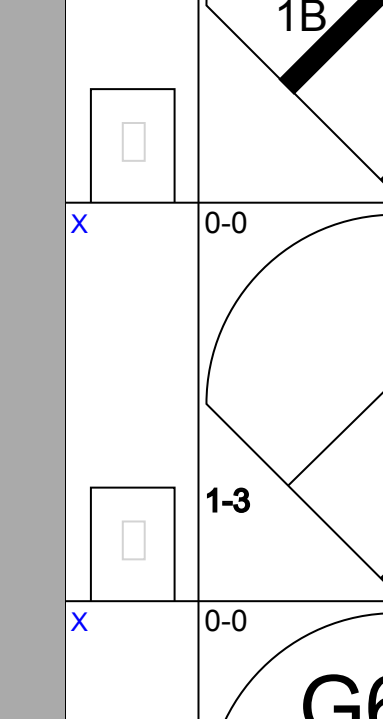
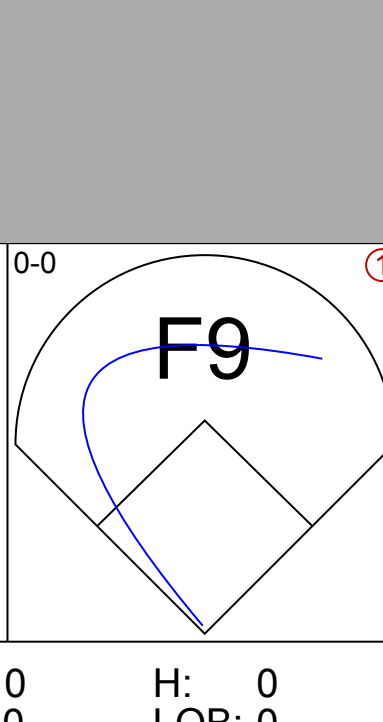
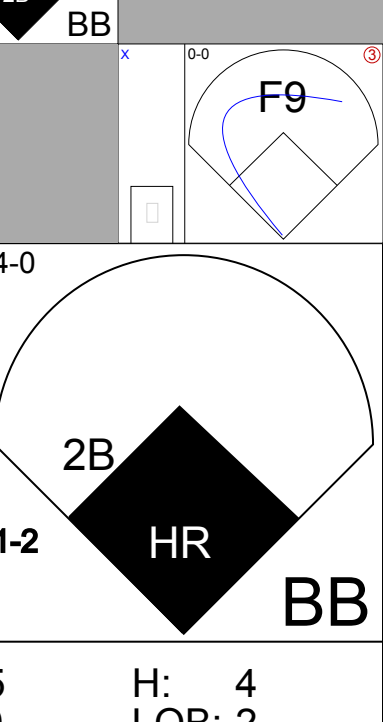
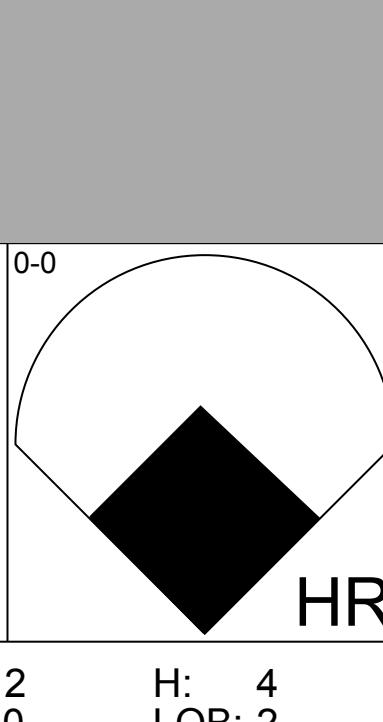


Batter	1	2	3	4	5	6	7	8	9	AB	R	H	RBI	BB	SO	LOB	BOTTOM
Wade Boggs, L (1, 5) OBP: 0.395, SLG: 0.384										4	0	1	0	1	0	1	
Dwight Evans, R (1, 9) OBP: 0.391, SLG: 0.526										4	0	2	0	1	0	1	
Jim Rice, R (1, 7) OBP: 0.318, SLG: 0.458										5	1	2	0	0	0	6	
Tony Armas, R (1, 8) OBP: 0.311, SLG: 0.549										4	2	2	2	0	1	2	
Mike Easter, L (1, 10) OBP: 0.371, SLG: 0.517										4	0	2	1	0	1	1	
Bill Buckner, L (1, 3) OBP: 0.322, SLG: 0.384										3	0	0	0	1	1	3	
Rich Gedman, L (1, 2) OBP: 0.294, SLG: 0.461										4	1	1	1	0	0	2	
Marty Barrett, R (1, 4) OBP: 0.360, SLG: 0.344										3	0	1	0	1	1	2	
Jackie Gutierrez, R (1, 6) OBP: 0.284, SLG: 0.302										4	0	0	0	0	1	4	
<b>Inning Stats</b>	R: 0 E: 0 K: 0 S: 4	H: 1 LOB: 2 BB: 1 P: 4	R: 2 E: 0 K: 1 S: 8	H: 4 LOB: 1 BB: 0 P: 8	R: 1 E: 0 K: 1 S: 6	H: 1 LOB: 0 BB: 0 P: 6	R: 0 E: 0 K: 0 S: 4	H: 1 LOB: 2 BB: 2 P: 12	R: 1 E: 0 K: 1 S: 6	H: 1 LOB: 0 BB: 0 P: 6	R: 0 E: 0 K: 0 S: 4	H: 1 LOB: 2 BB: 1 P: 8	1B: 7 2B: 2 3B: 0 HR: 2	SF: 0 SAC: 0 DP: 0 HBP: 0	WP: 0 PB: 0 SB: 1 CS: 1	PA: 39	
<b>PITCHER</b>	IP WLS BF H R ER SO BB IBB HBP BLK WP HR S P ERA WHIP																
Charlie Hough, R (1, 1) ERA: 3.61	7.2 L 38 11 4 4 0 4 4 0 0 0 0 2 44 60 4.70 1.957																
Odell Jones, R (8, 1) ERA: 3.53	0.1 1 0 0 0 0 0 0 0 0 0 0 0 1 1 0.00 0.000																

Texas Rangers @ Boston Red Sox  
Fenway Park, Boston, MA  
Sun Aug 05 1984, 3:33 AM EDT  
Att: 23,190 - Unknown

AB 35  
R 4  
H 11  
RBI 4  
BB 4  
SO 5  
LOB 22

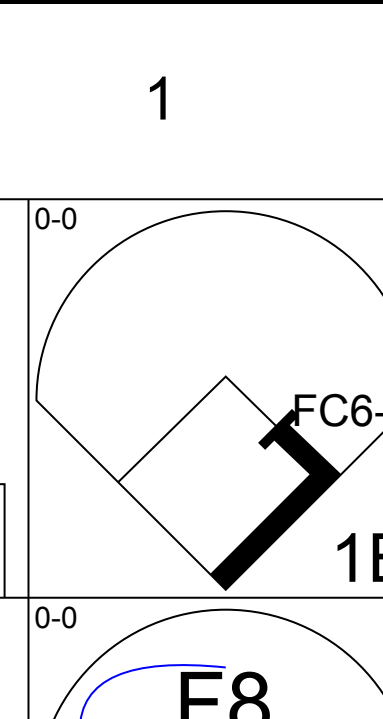
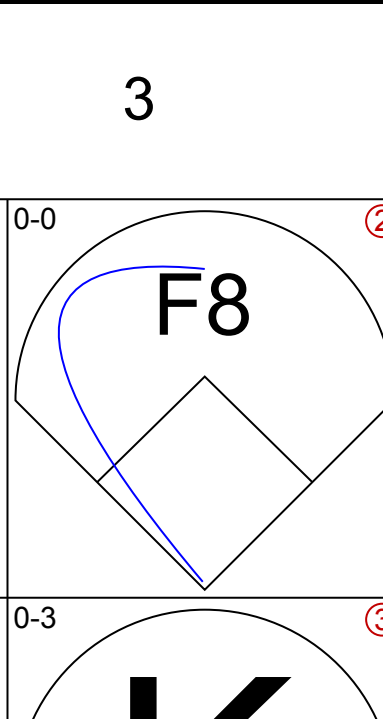
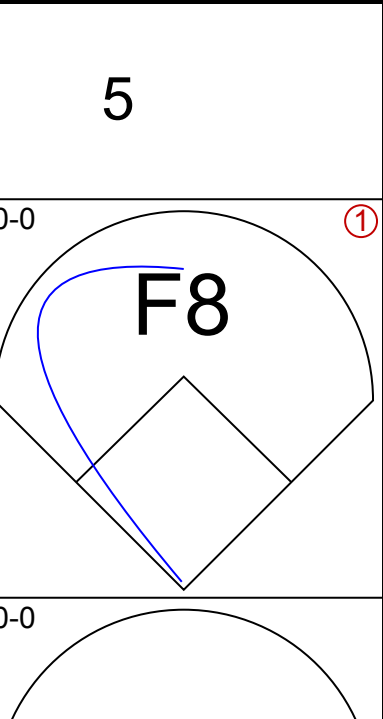
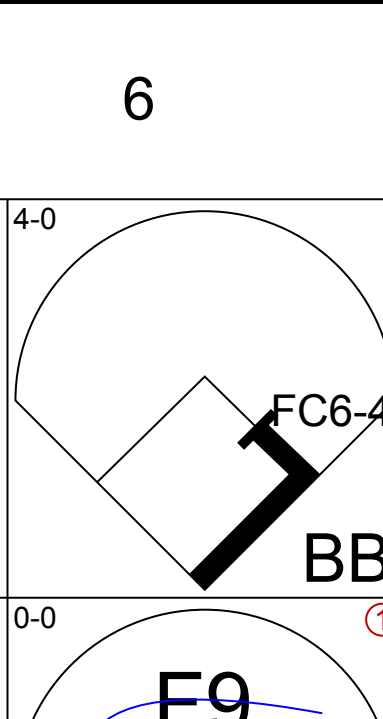
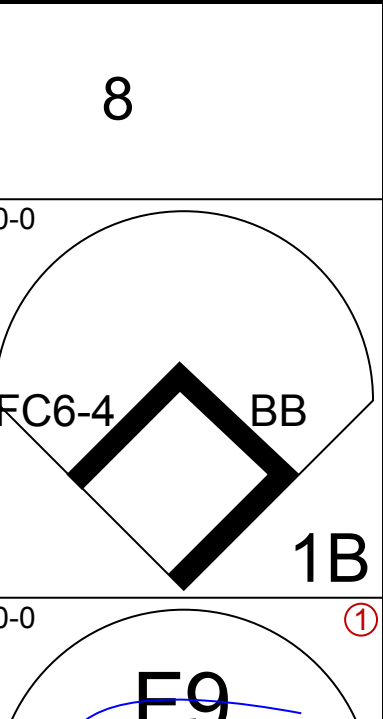
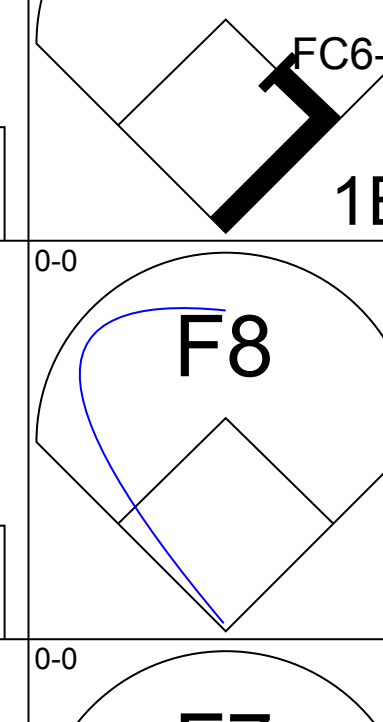
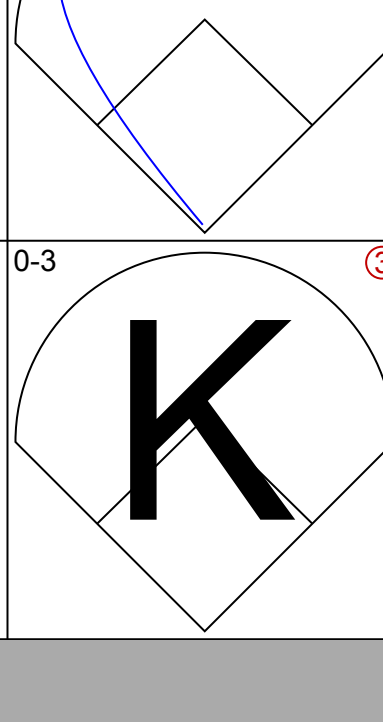
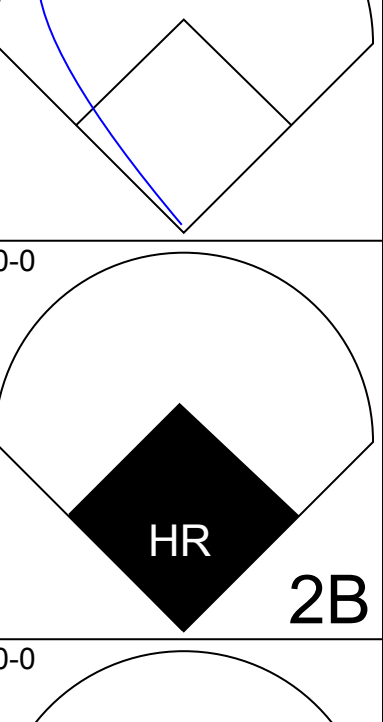
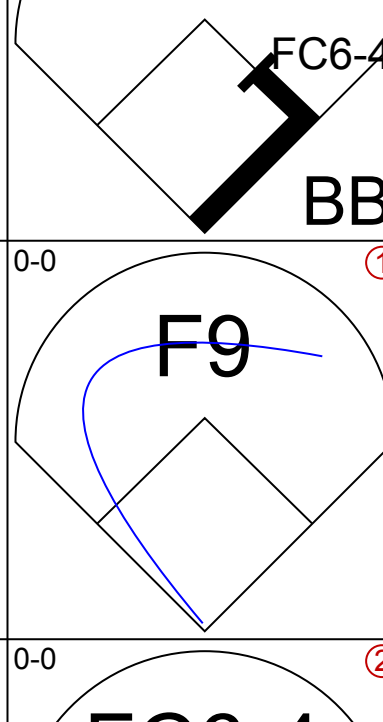
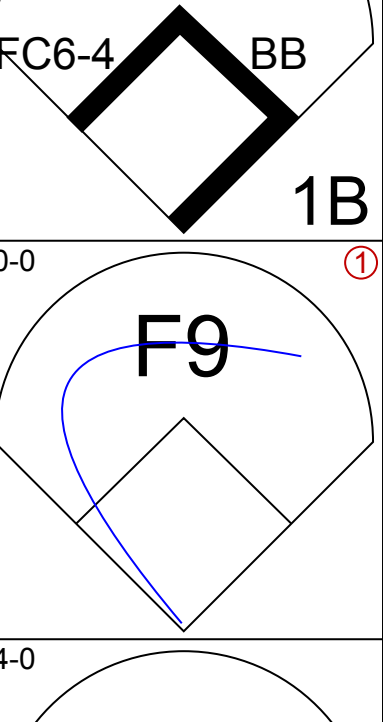
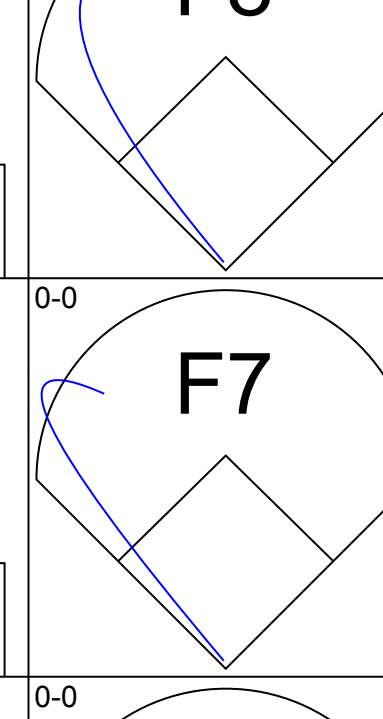
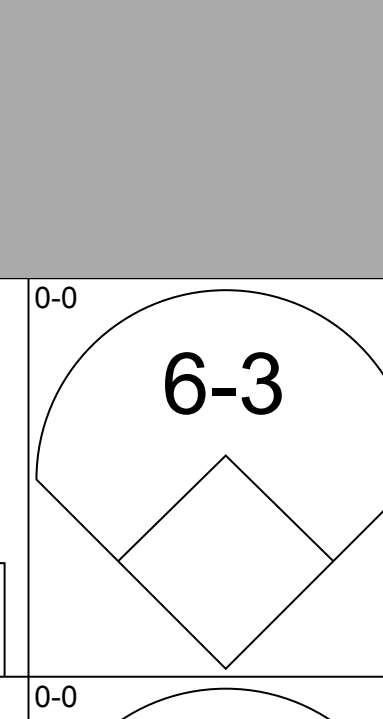
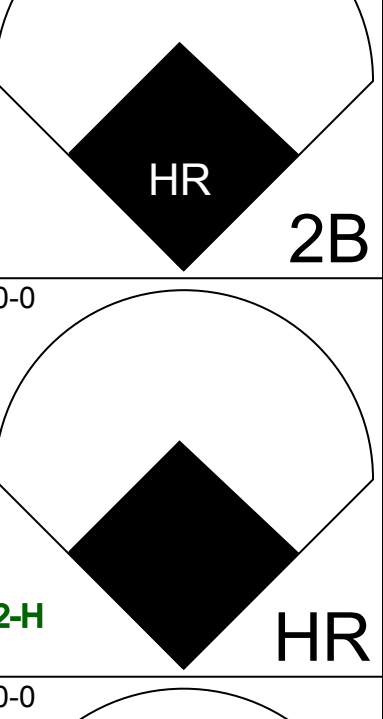
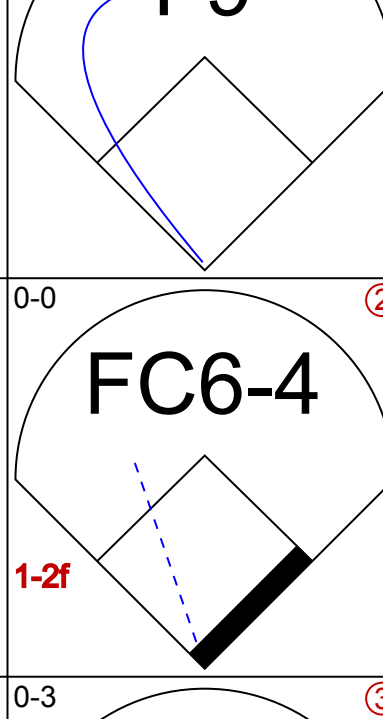
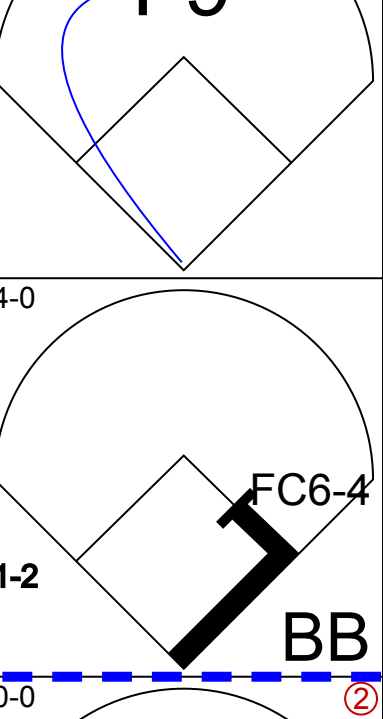
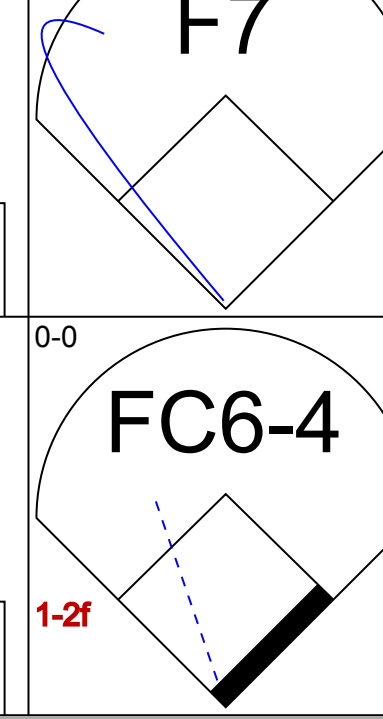
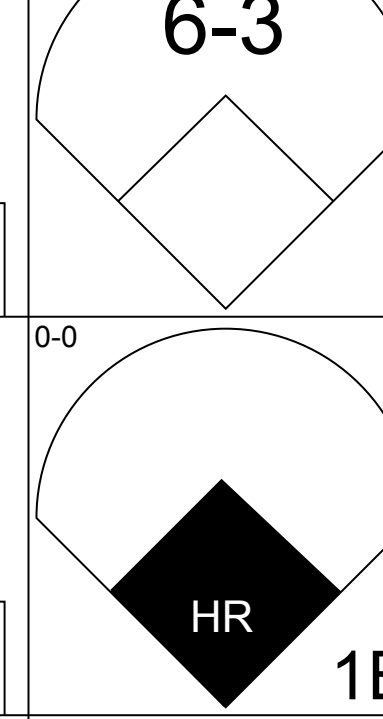
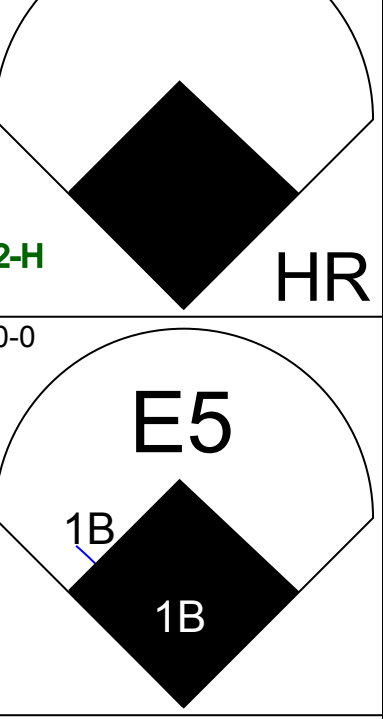
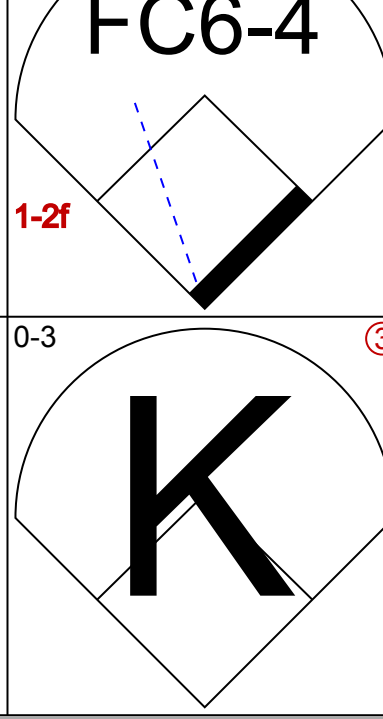
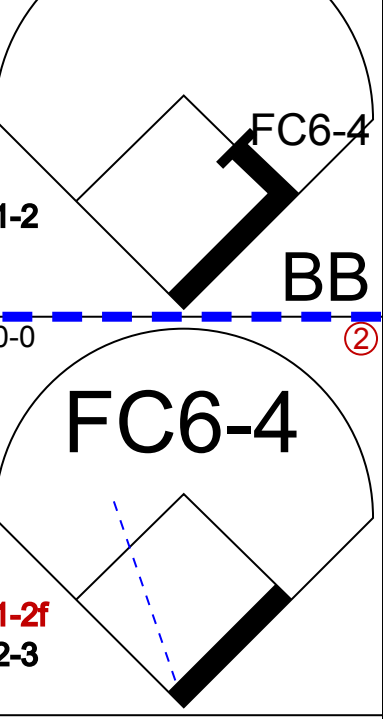
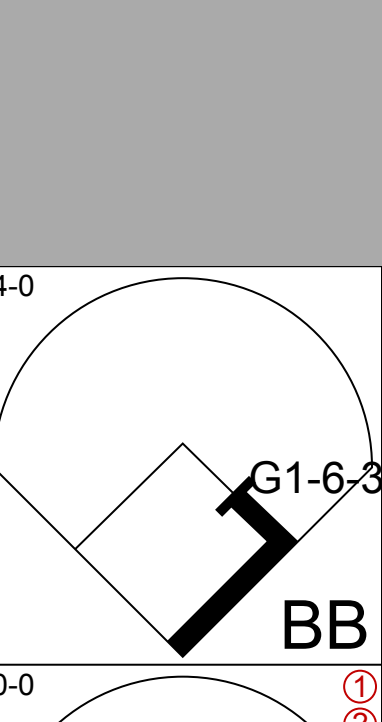
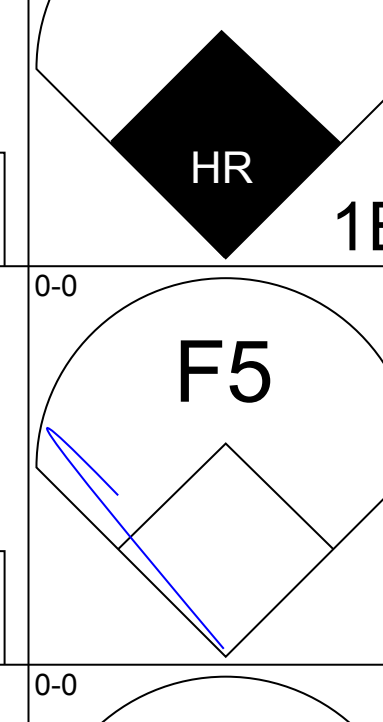
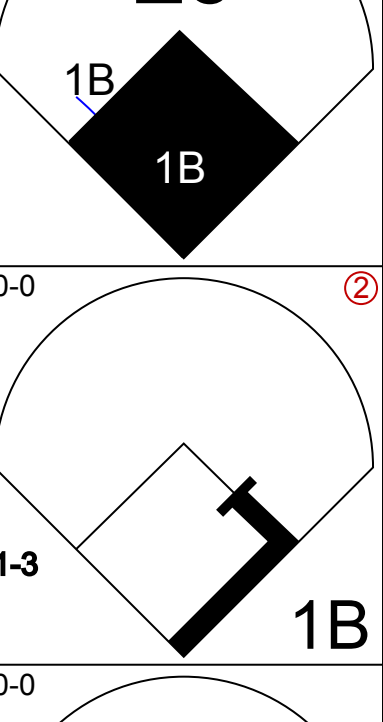
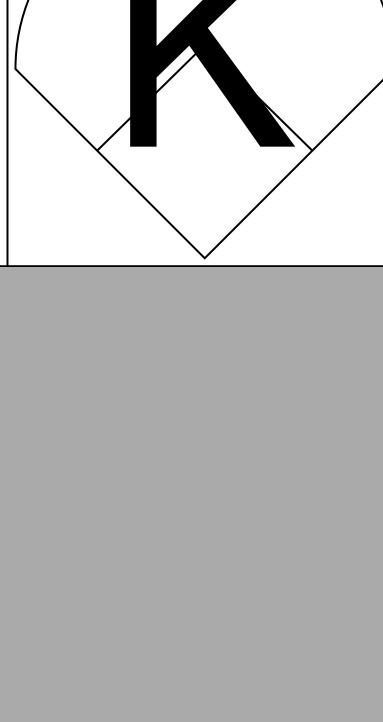
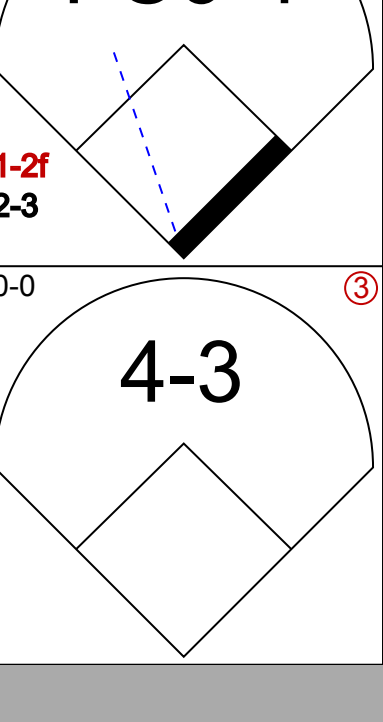
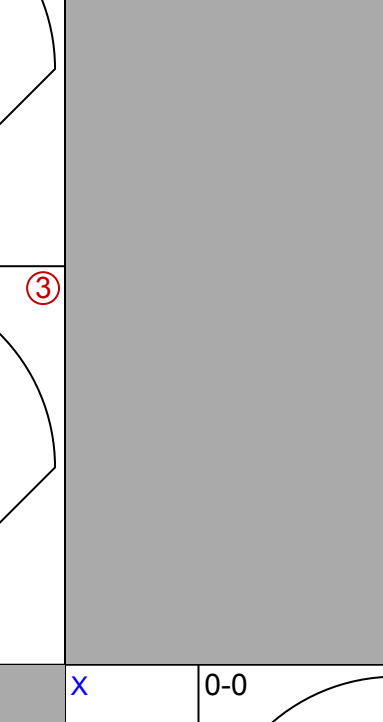

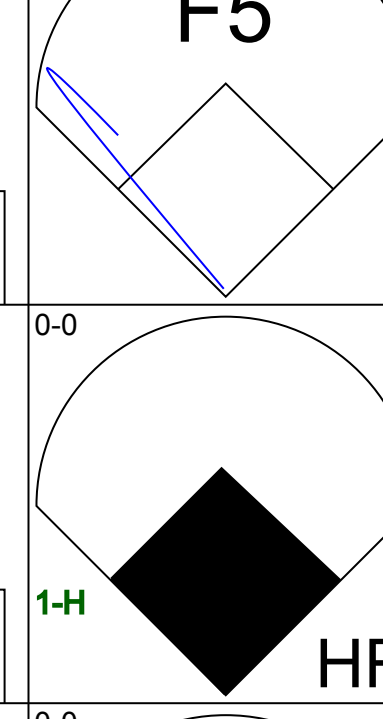
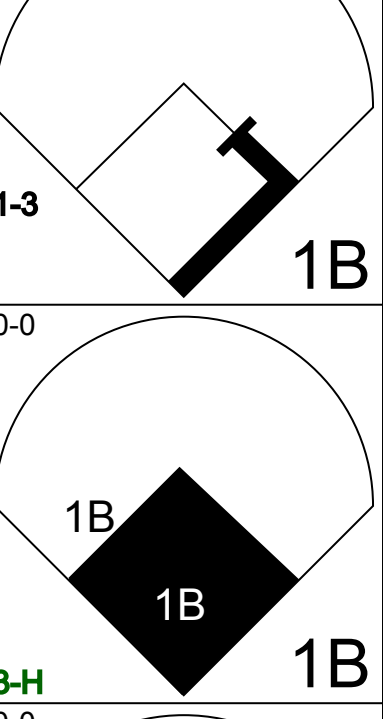

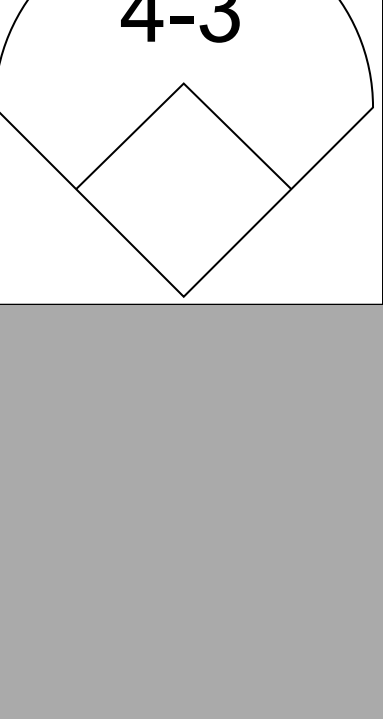
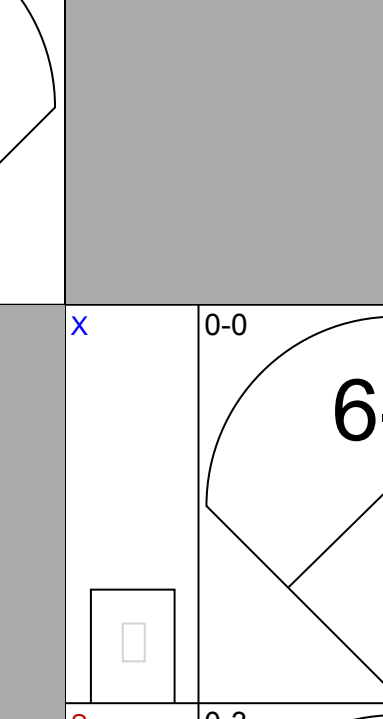
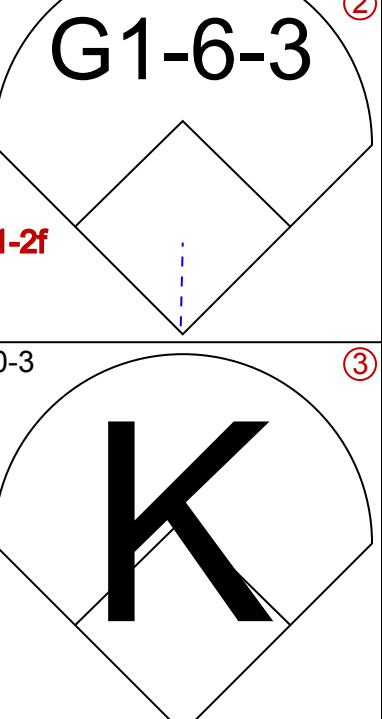
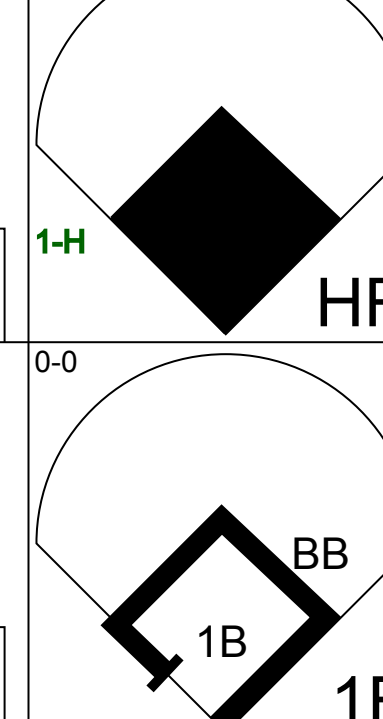
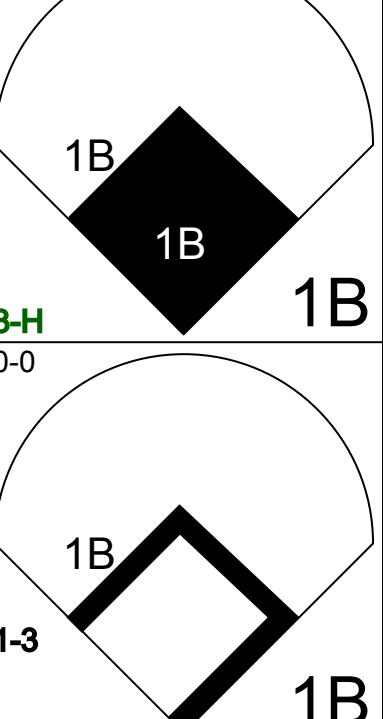


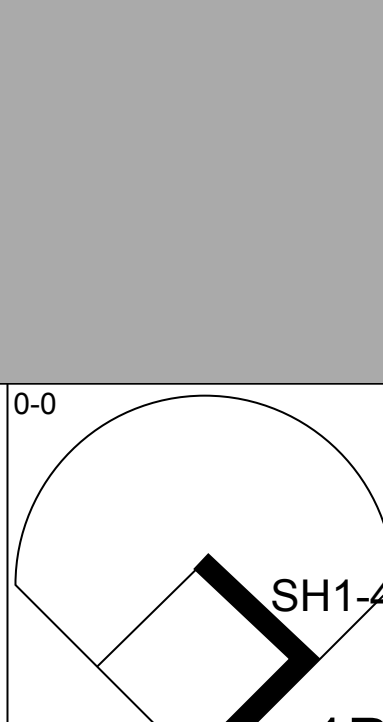
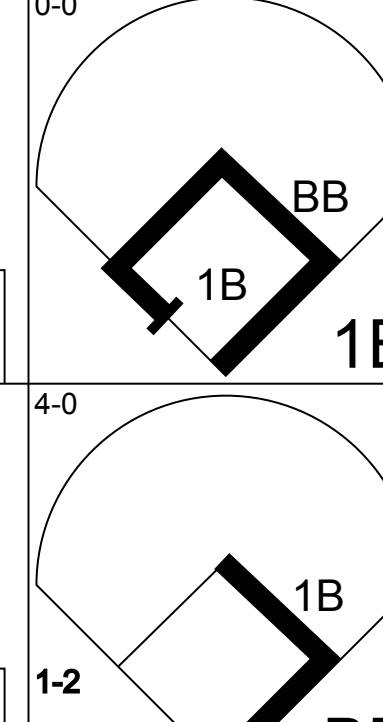
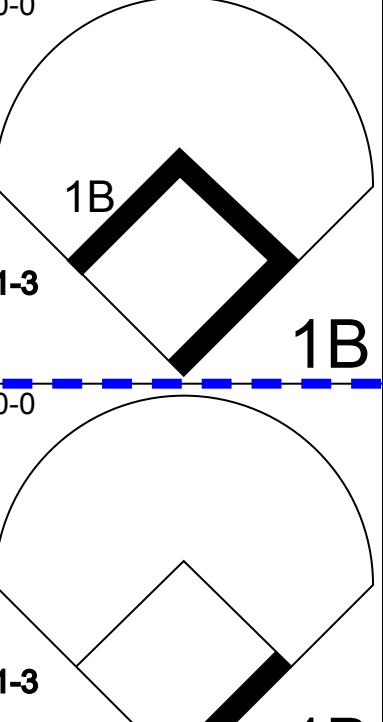


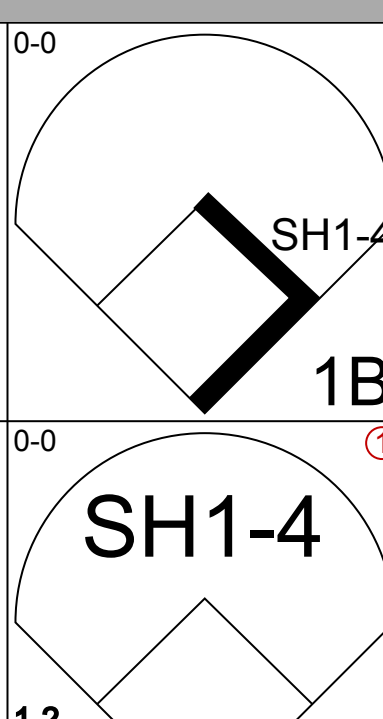
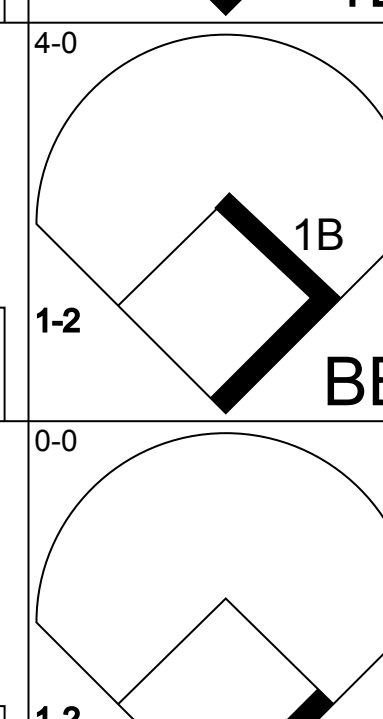
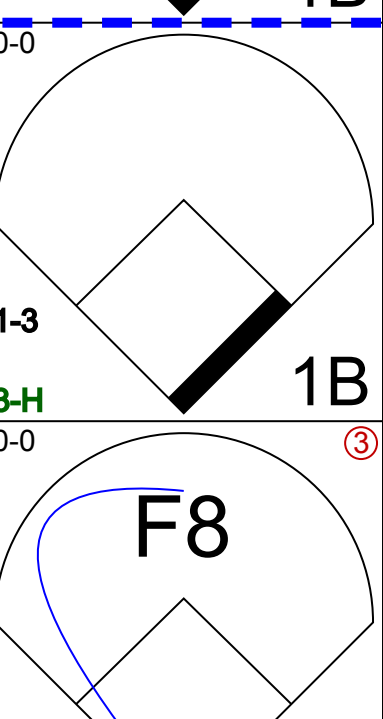
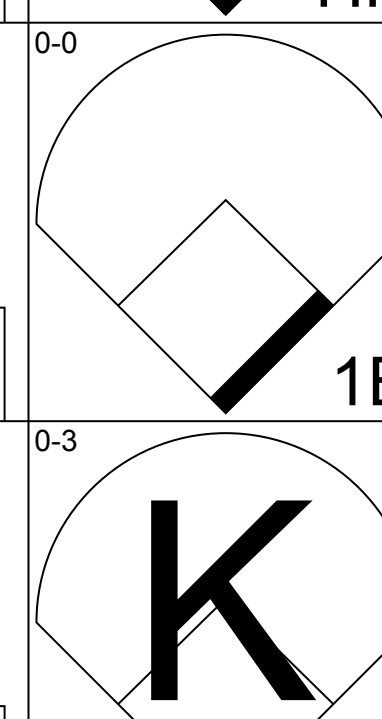
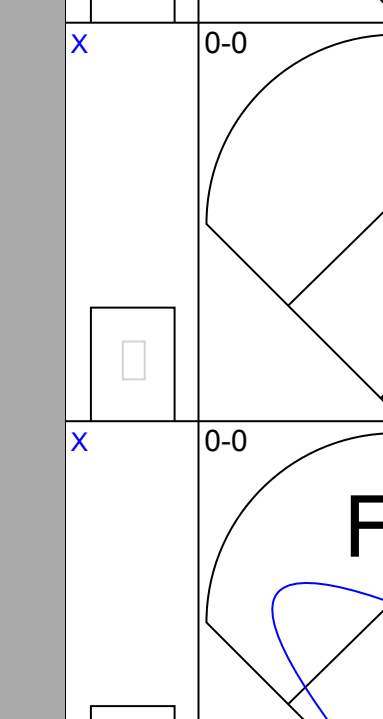




Batter	1	2	3	4	5	6	7	8	9	AB	R	H	RBI	BB	SO	LOB	TOP			
Lou Whitaker, L OBP: 0.373, SLG: 0.422 (1, 4)					 2B	 1B				5	2	2	1	0	1	1				
Alan Trammell, R OBP: 0.374, SLG: 0.462 (1, 10)						 1B				5	0	2	0	0	2	2				
Chet Lemon, R OBP: 0.373, SLG: 0.523 (1, 8)				 1B	 2H					5	2	3	3	0	2	3				
Lance Parrish, R OBP: 0.291, SLG: 0.455 (1, 2)				 1H	 2H	 1B				5	1	2	3	0	1	2				
Larry Herndon, R OBP: 0.304, SLG: 0.339 Ruppert Jones, L OBP: 0.333, SLG: 0.526 (6, PH) (6, 7)					 1B					3	1	1	0	0	0	0				
Kirk Gibson, L OBP: 0.346, SLG: 0.487 (1, 9)				 1B	 1-2				4	0	0	0	1	1	2					
Barbaro Garbey, R OBP: 0.311, SLG: 0.390 Howard Johnson, S OBP: 0.334, SLG: 0.395 (6, 5)				 1-2 2H				 1B		3	0	2	1	0	0	0				
Darrell Evans, L OBP: 0.354, SLG: 0.374 Dave Bergman, L OBP: 0.362, SLG: 0.419 (7, PR) (7, 3)				 BB					 1B	3	1	1	0	1	0	3				
Tom Brookens, R OBP: 0.282, SLG: 0.341 (1, 6)					 2B			 1-2		4	2	1	1	1	0	3				
<b>Inning Stats</b>	R: 0 E: 0 K: 2 S: 8	H: 1 LOB: 1 BB: 0 P: 8	R: 0 E: 0 K: 1 S: 6	H: 1 LOB: 1 BB: 0 P: 6	R: 0 E: 0 K: 1 S: 5	H: 0 LOB: 0 BB: 0 P: 5	R: 2 E: 0 K: 0 S: 5	H: 2 LOB: 0 BB: 0 P: 5	R: 5 E: 0 K: 1 S: 9	H: 4 LOB: 2 BB: 3 P: 21	R: 2 E: 0 K: 1 S: 9	H: 4 LOB: 1 BB: 0 P: 9	R: 0 E: 0 K: 0 S: 4	H: 1 LOB: 1 BB: 0 P: 4	R: 0 E: 0 K: 1 S: 6	H: 1 LOB: 1 BB: 1 P: 7	1B: 9 2B: 3 3B: 0 HR: 3	SF: 0 SAC: 0 DP: 1 HBP: 0	WP: 0 PB: 0 SB: 0 CS: 0	PA: 45
<b>PITCHER</b>	IP	WLS	BF	H	R	ER	SO	BB	IBB	HBP	BLK	WP	HR	S	P	ERA	WHIP			
Bob Ojeda, L ERA: 4.2 (1, 1)	4.1	L	21	6	6	6	5	2	0	0	0	0	2	29	37	12.46	1.846			
Rich Gale, R ERA: 5.4 (5, 1)	0.2		6	3	2	2	0	1	0	0	0	0	1	5	9	27.00	6.000			
Bob Stanley, R ERA: 3.35 (6, 1)	4.0		18	6	1	1	2	1	0	0	0	0	0	21	25	2.25	1.750			

**Detroit Tigers @ Boston Red Sox**  
Fenway Park, Boston, MA  
Mon Aug 06 1984, 7:05 PM EDT  
Unknown

AB	41
R	9
H	15
RBI	9
BB	4
SO	7
LOB	19

Batter	1	2	3	4	5	6	7	8	9	AB	R	H	RBI	BB	SO	LOB	BOTTOM					
Wade Boggs, L OBP: 0.397, SLG: 0.385 (1, 5)	 1B				 BB	 BB		 1B		4	0	2	0	1	0	1						
Dwight Evans, R OBP: 0.389, SLG: 0.525 (1, 9)					 2B					5	1	1	0	0	1	4						
Jim Rice, R OBP: 0.319, SLG: 0.463 (1, 7)					 2H	 1-2		 BB		4	1	1	2	1	0	2						
Tony Armas, R OBP: 0.310, SLG: 0.545 (1, 8)	 1-2			 1B	 1B			 1-2 2-3		5	2	1	0	0	1	4						
Mike Easter, L OBP: 0.371, SLG: 0.514 (1, 10)		 BB			 1-3	 1B				4	0	1	0	1	1	3						
Bill Buckner, L OBP: 0.323, SLG: 0.396 (1, 3)	 1-2			 1H	 3H	 1B				5	2	2	3	0	0	1						
Rich Gedman, L OBP: 0.299, SLG: 0.473 (1, 2)				 1B	 1-3	 1B				5	1	3	1	0	2	0						
Marty Barrett, R OBP: 0.370, SLG: 0.354 (1, 4)			 1B	 1-2	 1B	 1-3		 1B		4	0	4	1	1	0	0						
Jackie Gutierrez, R OBP: 0.286, SLG: 0.303 Rick Miller, L OBP: 0.348, SLG: 0.325 Glenn Hoffman, R OBP: 0.247, SLG: 0.261 (1, 6) (7, PH) (8, 6)			 1-2	 1-2 2H						2	0	1	0	0	0	2						
<b>Inning Stats</b>	R: 0 E: 0 K: 0 S: 4	H: 1 LOB: 1 BB: 0 P: 4	R: 0 E: 0 K: 1 S: 4	H: 0 LOB: 1 BB: 1 P: 8	R: 0 E: 0 K: 1 S: 6	H: 1 LOB: 0 BB: 0 P: 6	R: 2 E: 0 K: 0 S: 6	H: 4 LOB: 2 BB: 1 P: 10	R: 4 E: 1 K: 0 S: 9	H: 6 LOB: 2 BB: 0 P: 9	R: 0 E: 0 K: 1 S: 5	H: 0 LOB: 1 BB: 1 P: 9	R: 1 E: 0 K: 2 S: 9	H: 2 LOB: 1 BB: 0 P: 9	R: 0 E: 0 K: 0 S: 4	H: 1 LOB: 2 BB: 1 P: 8	R: 0 E: 0 K: 1 S: 6	H: 1 LOB: 1 BB: 0 P: 6	1B: 12 2B: 1 3B: 0 HR: 3	SF: 0 SAC: 1 DP: 1 HBP: 0	WP: 0 PB: 0 SB: 0 CS: 0	PA: 45
<b>PITCHER</b>	IP	WLS	BF	H	R	ER	SO	BB	IBB	HBP	BLK	WP	HR	S	P	ERA	WHIP					
Dan Petry, R ERA: 3.0 (1, 1)	4.2		25	11	6	4	2	2	0	0	0	0	1	18	26	3.38	2.250					
Aurelio Lopez, R ERA: 2.52 (5, 1)	2.2	W	14	4	1	1	3	2	0	0	0	0	0	8	8	0.00	0.600					
Willie Hernandez, L ERA: 2.07 (8, 1)	1.2	S	6	1	0	0	1	0	0	0	0	0	0	8	8	0.00	0.600					

**Detroit Tigers @ Boston Red Sox**  
Fenway Park, Boston, MA  
Mon Aug 06 1984, 7:05 PM EDT  
Unknown

AB	40
R	7
H	16
RBI	7
BB	4
SO	6
LOB	19





Batter	1	2	3	4	5	6	7	8	9	AB	R	H	RBI	BB	SO	LOB	TOP				
Lou Whitaker, L (1,4) OBP: 0.373, SLG: 0.422 Johnny Grubb, L (6,7) OBP: 0.400, SLG: 0.450	0-0 6-3		0-0 1B	0-0 4-3			0-0 4-3		0-0 FC5-4 BB	3	0	1	0	0	0	3	<b>Detroit Tigers @ Boston Red Sox</b> Fenway Park, Boston, MA Mon Aug 06 1984, 7:05 PM EDT Att: 31,055 - Unknown				
Alan Trammell, R (1,10) OBP: 0.372, SLG: 0.458	0-3 K		0-3 K		0-0 6-3		0-0 1B		0-0 FC5-4 1-2	5	0	1	0	0	2	3					
Kirk Gibson, L (1,9) OBP: 0.347, SLG: 0.486	4-0 BB		0-0 1B		0-0 G3		0-0 F8			3	0	1	1	1	0	2					
Lance Parrish, R (1,2) Marty Castillo, R (5,2) OBP: 0.289, SLG: 0.451 OBP: 0.221, SLG: 0.207	0-0 5-3		0-0 K		0-3 K		0-3 K			3	0	0	0	0	2	3					
Darrell Evans, L (1,3) OBP: 0.350, SLG: 0.369		0-0 F8		0-0 E6		0-0 F8		0-0 3-1		4	0	0	0	0	0	0					
Ruppert Jones, L (1,7) OBP: 0.323, SLG: 0.508		0-3 K		0-0 F4		0-0 F7		0-0 F7		4	0	0	0	0	1	1					
Chet Lemon, R (1,8) Barbaro Garbey, R (6,4) OBP: 0.310, SLG: 0.389		0-3 K		0-3 K		0-0 F9		0-3 K		3	0	0	0	0	2	1					
Howard Johnson, S (1,5) OBP: 0.337, SLG: 0.406			0-0 F3	4-0 E					0-0 F9	3	1	1	1	1	0	0					
Tom Brookens, R (1,6) OBP: 0.286, SLG: 0.344			0-0 1B	0-0 E6					0-0 5-3	4	1	2	0	0	0	2					
<b>Inning Stats</b>	R: 0 E: 0 K: 1 S: 5	H: 0 LOB: 1 BB: 1 P: 9	R: 0 E: 0 K: 2 S: 7	H: 0 LOB: 0 BB: 0 P: 7	R: 1 E: 0 K: 2 S: 10	H: 3 LOB: 2 BB: 0 P: 10	R: 0 E: 2 K: 1 S: 7	H: 0 LOB: 0 BB: 1 P: 11	R: 0 E: 0 K: 0 S: 3	H: 0 LOB: 0 BB: 0 P: 3	R: 1 E: 0 K: 1 S: 8	H: 3 LOB: 2 BB: 0 P: 8	R: 0 E: 0 K: 1 S: 5	H: 0 LOB: 0 BB: 0 P: 5	R: 0 E: 0 K: 0 S: 3	H: 0 LOB: 1 BB: 1 P: 7		1B: 5 2B: 0 3B: 0 HR: 1	SF: 0 SAC: 0 DP: 0 HBP: 0	WP: 0 PB: 0 SB: 0 CS: 0	PA: 38
<b>PITCHER</b>	IP	WLS	BF	H	R	ER	SO	BB	IBB	HBP	BLK	WP	HR	S	P	ERA	WHIP				
Roger Clemens, R (1,1) ERA: 4.79	8.0	W	34	6	2	2	9	2	0	0	0	0	1	50	58	2.25	1.000				
Steve Crawford, R (9,1) ERA: 3.51	1.0		4	0	0	0	0	1	0	0	0	0	0	3	7	0.00	1.000				

Batter	1	2	3	4	5	6	7	8	9	AB	R	H	RBI	BB	SO	LOB	BOTTOM				
Wade Boggs, L (1,5) OBP: 0.401, SLG: 0.407	0-0 2B			0-0 F9				0-0 G4-6-3		5	4	4	3	0	0	1	<b>Detroit Tigers @ Boston Red Sox</b> Fenway Park, Boston, MA Mon Aug 06 1984, 7:05 PM EDT Att: 31,055 - Unknown				
Dwight Evans, R (1,9) OBP: 0.385, SLG: 0.526 Reid Nichols, R (6,9) OBP: 0.322, SLG: 0.340	0-0 2B	0-0 F7		0-0 F9		4-0 1B		0-0 1B		3	1	1	0	0	0	1					
Jim Rice, R (1,7) OBP: 0.318, SLG: 0.460	0-0 5-3	0-0 6-3		0-0 1B		0-0 F7		0-0 5-3		5	1	1	2	0	0	3					
Tony Armas, R (1,8) OBP: 0.313, SLG: 0.549	0-0 1B	0-0 6-3		0-0 1B		0-0 1B		0-0 1B		4	2	3	1	0	0	0					
Mike Easter, L (1,10) OBP: 0.373, SLG: 0.514	0-0 2B		0-0 F8	0-0 1B		0-0 F6				4	1	2	3	0	0	2					
Bill Buckner, L (1,3) OBP: 0.322, SLG: 0.397 Rick Miller, L (8,3) OBP: 0.348, SLG: 0.325	0-0 4-3		0-0 F8		0-0 F7		0-0 F6			4	0	1	1	0	0	0					
Rich Gedman, L (1,2) OBP: 0.302, SLG: 0.474 Gary Allenson, R (9,2) OBP: 0.282, SLG: 0.246	0-0 4-3		0-0 1B		0-0 F7		0-0 G6-4-3			4	0	2	0	0	0	1					
Marty Barrett, R (1,4) OBP: 0.365, SLG: 0.349	0-0 F8		0-0 5-3		0-0 F4		0-0 G6-4-3			4	0	0	0	0	0	3					
Jackie Gutierrez, R (1,6) OBP: 0.286, SLG: 0.300		4-0 HR		0-0 F9		0-0 6-3		0-0 E6		3	1	0	0	1	0	0					
<b>Inning Stats</b>	R: 4 E: 0 K: 0 S: 8	H: 5 LOB: 1 BB: 0 P: 8	R: 2 E: 0 K: 0 S: 4	H: 1 LOB: 0 BB: 1 P: 8	R: 0 E: 0 K: 0 S: 4	H: 1 LOB: 1 BB: 0 P: 4	R: 3 E: 0 K: 0 S: 6	H: 4 LOB: 1 BB: 0 P: 6	R: 0 E: 0 K: 0 S: 3	H: 0 LOB: 0 BB: 0 P: 3	R: 1 E: 0 K: 0 S: 5	H: 2 LOB: 2 BB: 1 P: 9	R: 0 E: 0 K: 0 S: 3	H: 1 LOB: 0 BB: 0 P: 3	R: 0 E: 1 K: 0 S: 4	H: 1 LOB: 1 BB: 0 P: 4		1B: 9 2B: 4 3B: 0 HR: 2	SF: 0 SAC: 0 DP: 2 HBP: 0	WP: 0 PB: 0 SB: 0 CS: 0	PA: 39
<b>PITCHER</b>	IP	WLS	BF	H	R	ER	SO	BB	IBB	HBP	BLK	WP	HR	S	P	ERA	WHIP				
Carl Willis, R (1,1) ERA: 8.36	0.1	L	6	5	4	4	0	0	0	0	0	0	1	19	23	9.64	1.500				
Doug Bair, R (1,1) ERA: 3.73	4.2		20	6	5	5	0	1	0	0	0	0	1	12	16	3.00	1.667				
Sid Monge, L (6,1) ERA: 3.86	3.0		13	4	1	1	0	1	0	0	0	0	1	12	16	3.00	1.667				







Batter	1	2	3	4	5	6	7	8	9	10	11	AB	R	H	RBI	BB	SO	LOB	TOP					
Lou Whitaker, L OBP: 0.366, SLG: 0.413 (1, 4)	K		FC4-6		4-3		1B		E3		5-3	6	0	1	0	0	1	2						
Alan Trammell, R OBP: 0.372, SLG: 0.462 (1, 10)	K		K		F8		1B		BB		FC9-4	5	0	2	0	1	2	1						
Chet Lemon, R OBP: 0.367, SLG: 0.508 (1, 8)	K		K		K		F8		K		FC9-4	6	1	0	0	0	4	6						
Lance Parrish, R OBP: 0.296, SLG: 0.473 (1, 2)		F4		HR		6-3		K			HR	5	2	2	3	1	1	0						
Larry Hemdon, R OBP: 0.305, SLG: 0.352 (1, 7)				F5		K		K				3	1	1	1	0	1	0						
Ruppert Jones, L OBP: 0.326, SLG: 0.508 (8, PH) (8, 7)		HR				K		K				3	0	1	0	0	2	3						
Barbara Corbey, R OBP: 0.315, SLG: 0.391 (8, PH)												3	0	2	0	0	0	0						
Darrell Evans, L OBP: 0.348, SLG: 0.366 (8, 3) (9, 5)				F3						F7	4-3	3	0	1	0	0	0	1						
Kirk Gibson, L OBP: 0.352, SLG: 0.495 (1, 9)												4	1	1	1	1	1	3						
Tom Brookens, R OBP: 0.278, SLG: 0.333 (1, 6)												3	0	0	0	0	2	1						
Dave Bergman, L OBP: 0.362, SLG: 0.423 (9, PH) (9, 3)												2	1	1	0	0	1	1						
Howard Johnson, S OBP: 0.340, SLG: 0.425 (9, 6)												5	1	2	0	0	0	2						
<b>Inning Stats</b>	R: 0 E: 0 K: 3 S: 9	H: 0 LOB: 0 BB: 0 P: 9	R: 1 E: 0 K: 2 S: 9	H: 2 LOB: 1 BB: 0 P: 9	R: 0 E: 0 K: 2 S: 8	H: 1 LOB: 1 BB: 0 P: 8	R: 2 E: 0 K: 1 S: 7	H: 2 LOB: 0 BB: 0 P: 7	R: 1 E: 0 K: 1 S: 6	H: 1 LOB: 0 BB: 0 P: 6	R: 0 E: 0 K: 1 S: 6	H: 1 LOB: 1 BB: 0 P: 6	R: 0 E: 1 K: 2 S: 8	H: 1 LOB: 0 BB: 2 P: 8	R: 1 E: 1 K: 2 S: 9	H: 1 LOB: 3 BB: 2 P: 17	R: 0 E: 0 K: 1 S: 5	H: 0 LOB: 1 BB: 1 P: 9	R: 2 E: 0 K: 0 S: 6	H: 3 LOB: 1 BB: 0 P: 6	1B: 7 2B: 2 3B: 1 HR: 4	SF: 0 SAC: 0 DP: 0 HBP: 0	WP: 1 PB: 1 SB: 1 CS: 0	PA: 51
<b>PITCHER</b>	IP 5.0	WLS 21	BF 6	H 4	R 4	ER 4	SO 9	BB 0	IBB 0	HBP 0	BLK 0	WP 0	HR 3	S 39	P 39	ERA 7.20	WHIP 1.200							
John Henry Johnson, L ERA: 4.65 (1, 1)	2.0	9	3	0	0	1	0	0	0	0	0	0	0	11	11	0.00	1.500							
Steve Crawford, R ERA: 3.31 (8, 1)	1.1	6	2	1	0	2	0	0	0	0	0	0	0	10	10	0.00	1.500							
Bob Stanley, R ERA: 3.3 (9, 1)	0.2	5	0	0	0	2	2	0	0	0	0	0	0	7	15	0.00	3.000							
Mark Clear, R ERA: 3.33 (10, 1)	2.0	L	10	3	2	2	1	1	0	0	0	0	1	11	15	9.00	2.000							

Detroit Tigers @ Boston Red Sox  
Fenway Park, Boston, MA  
Tue Aug 07 1984, 7:05 PM EDT  
Att: 32,120 - Unknown

AB 48  
R 7  
H 14  
RBI 5  
BB 3  
SO 15  
LOB 20



Batter	1	2	3	4	5	6	7	8	9	10	11	AB	R	H	RBI	BB	SO	LOB	BOTTOM							
Wade Boggs, L OBP: 0.401, SLG: 0.411 (1, 5)	F8		4-3		2B		4-3		6-3			5	0	1	1	0	0	3								
Dwight Evans, R OBP: 0.387, SLG: 0.528 (1, 9)	K		K		5-3		HR			F9		5	1	1	3	0	2	3								
Jim Rice, R OBP: 0.320, SLG: 0.465 (1, 7)	F8				K		HR		6-3			5	1	2	1	0	1	2								
Tony Armas, R OBP: 0.313, SLG: 0.552 (1, 8)		F9		K			K		K			5	0	1	0	0	3	1								
Mike Easter, L OBP: 0.389, SLG: 0.509 (1, 10)		4-3		F8		E3		K		K		5	0	0	0	0	2	1								
Bill Buckner, L OBP: 0.322, SLG: 0.416 (1, 3)				6-3		G3-6		F3		4-3		5	0	1	0	0	0	2								
Jeff Newman, R OBP: 0.280, SLG: 0.273 (1, 2)		5-3			K		FC6-4		K			4	0	0	0	1	3	1								
Marty Barrett, R OBP: 0.363, SLG: 0.349 (1, 4)			1-3		2B		FC6-4		K			4	2	1	0	0	1	1								
Jackie Culterez, R OBP: 0.274, SLG: 0.305 (7, PH)					2B		HR		F8			2	0	2	0	0	0	0								
Rick Miller, L OBP: 0.355, SLG: 0.333 (8, 6)					2B		HR					1	1	1	0	0	0	0								
Glenn Hoffman, R OBP: 0.247, SLG: 0.281 (9, PH)					2B		HR					0	0	0	0	0	0	0								
Rich Gedman, L OBP: 0.300, SLG: 0.472 (10, 6)					1B		HR					1	0	0	0	0	0	0								
Ed Jurek, R OBP: 0.323, SLG: 0.379 (10, 6)					1B		HR					0	0	0	0	0	0	0								
<b>Inning Stats</b>	R: 0 E: 0 K: 1 S: 5	H: 0 LOB: 0 BB: 0 P: 5	R: 0 E: 0 K: 0 S: 4	H: 1 LOB: 1 BB: 0 P: 4	R: 0 E: 0 K: 1 S: 6	H: 1 LOB: 1 BB: 0 P: 6	R: 0 E: 0 K: 1 S: 6	H: 1 LOB: 1 BB: 0 P: 6	R: 1 E: 0 K: 2 S: 10	H: 3 LOB: 2 BB: 0 P: 10	R: 0 E: 1 K: 0 S: 3	H: 0 LOB: 0 BB: 0 P: 3	R: 4 E: 0 K: 1 S: 8	H: 3 LOB: 0 BB: 1 P: 12	R: 0 E: 0 K: 2 S: 7	H: 0 LOB: 0 BB: 0 P: 7	R: 0 E: 0 K: 1 S: 5	H: 0 LOB: 0 BB: 0 P: 5	R: 0 E: 0 K: 1 S: 5	H: 0 LOB: 0 BB: 0 P: 5	R: 0 E: 0 K: 2 S: 7	H: 0 LOB: 0 BB: 0 P: 7	1B: 5 2B: 3 3B: 0 HR: 2	SF: 0 SAC: 0 DP: 1 HBP: 0	WP: 0 PB: 0 SB: 0 CS: 0	PA: 43
<b>PITCHER</b>	IP 6.2	WLS 10	BF 30	H 10	R 5	ER 5	SO 5	BB 1	IBB 0	HBP 0	BLK 0	WP 0	HR 2	S 39	P 43	ERA 6.75	WHIP 1.650									
Milt Wilcox, R ERA: 4.36 (7, 1)	3.1	W	10	0	0	5	5	0	0	0	0	0	0	20	20	0.00	0.000									
Aurelio Lopez, R ERA: 2.44 (11, 1)	1.0	S	3	0	0	0	2	0	0	0	0	0	0	7	7	0.00	0.000									

Detroit Tigers @ Boston Red Sox  
Fenway Park, Boston, MA  
Tue Aug 07 1984, 7:05 PM EDT  
Att: 32,120 - Unknown

AB 42  
R 5  
H 10  
RBI 5  
BB 1  
SO 12  
LOB 14





Batter	1	2	3	4	5	6	7	8	9	AB	R	H	RBI	BB	SO	LOB	TOP			
Lou Whitaker, L (1,4) OBP: 0.365, SLG: 0.411	0-0 FC6-4 1B		0-0 F9			0-0 F9		0-0 F7		4	0	1	0	0	0	1				
Alan Trammell, R (1,10) OBP: 0.371, SLG: 0.460	0-0 FC6-4 1-2		0-0 3-1			0-0 1B		0-0 F7		4	0	1	0	0	0	2				
Kirk Gibson, L (1,9) OBP: 0.351, SLG: 0.492	0-0 F8			0-0 G6-4-3 1B		0-0 F9		0-0 FC6-4 1-2		4	0	1	0	0	0	3				
Lance Parrish, R (1,2) OBP: 0.293, SLG: 0.468	0-3 K			0-0 G6-4-3 1-2		0-0 F5			0-0 5-3	4	0	0	0	0	1	3				
Darrell Evans, L (1,5) OBP: 0.347, SLG: 0.362		4-0 G4-6-3 BB		0-0 F5			0-0 4-3		0-0 F8	3	0	0	0	1	0	0				
Ruppert Jones, L (1,8) OBP: 0.324, SLG: 0.500		0-0 G4-6-3 1-2			0-0 G3 1B		0-0 F3		0-0 4-3	4	0	1	0	0	0	1				
Johnny Grubb, L (1,7) OBP: 0.410, SLG: 0.456					0-0 G3 1-2 1B					3	0	2	0	0	0	1				
Dave Bergman, L (1,3) OBP: 0.357, SLG: 0.417		0-0 1-3			0-0 4-3		0-3 K			3	0	0	0	0	1	3				
Howard Johnson, S (1,6) OBP: 0.340, SLG: 0.425			0-0 F9		0-0 4-3			0-0 FC6-4 1B		3	0	1	0	0	0	1				
<b>Inning Stats</b>	R: 0 E: 0 K: 1 S: 6	H: 1 LOB: 1 BB: 0 P: 6	R: 0 E: 0 K: 0 S: 3	H: 1 LOB: 1 BB: 1 P: 7	R: 0 E: 0 K: 0 S: 3	H: 0 LOB: 0 BB: 0 P: 3	R: 0 E: 0 K: 0 S: 3	H: 1 LOB: 0 BB: 0 P: 3	R: 0 E: 0 K: 0 S: 4	H: 1 LOB: 1 BB: 0 P: 4	R: 0 E: 0 K: 1 S: 6	H: 1 LOB: 1 BB: 0 P: 6	R: 0 E: 0 K: 0 S: 4	H: 1 LOB: 0 BB: 0 P: 4	R: 0 E: 0 K: 0 S: 3	H: 0 LOB: 0 BB: 0 P: 3	1B: 7 2B: 0 3B: 0 HR: 0	SF: 0 SAC: 0 DP: 2 HBP: 0	WP: 0 PB: 0 SB: 0 CS: 0	PA: 33
<b>PITCHER</b> Oil Can Boyd, R (1,1) ERA: 4.36	IP: 9.0 WLS: W BF: 33 H: 7 R: 0 ER: 0 SO: 2 BB: 1 IBB: 0 HBP: 0 BLK: 0 WP: 0 HR: 0 S: 36 P: 40 ERA: 0.00 WHIP: 0.889															<b>PITCHER</b>				

**Detroit Tigers @ Boston Red Sox**  
Fenway Park, Boston, MA  
Wed Aug 08 1984, 7:05 PM EDT  
Att: 32,563 - Unknown

AB 32  
R 0  
H 7  
RBI 0  
BB 1  
SO 2  
LOB 15



Batter	1	2	3	4	5	6	7	8	9	AB	R	H	RBI	BB	SO	LOB	BOTTOM	
Wade Boggs, L (1,5) OBP: 0.399, SLG: 0.411	0-3 K	0-0 4-3	0-0 1-3 2B		0-0 G3			0-0 4-3		5	0	1	0	0	1	1		
Dwight Evans, R (1,9) OBP: 0.386, SLG: 0.527	0-0 E6 2B	0-0 2-3 2B	0-0 F8			0-3 K		0-0 F7		4	1	1	0	0	1	2		
Rick Miller, L (8,9) OBP: 0.351, SLG: 0.329						0-3 K				1	0	0	0	0	0	0		
Jim Rice, R (1,7) OBP: 0.319, SLG: 0.466	0-0 1B 1H	0-0 2-3		0-3 K				4-0 BB		4	1	1	1	0	2	1		
Reid Nichols, R (8,7) OBP: 0.328, SLG: 0.340						0-3 K				0	0	0	0	1	0	0		
Tony Armas, R (1,8) OBP: 0.312, SLG: 0.548	0-0 F8	0-0 F4		0-0 1B		0-0 G3		0-0 G3		5	0	1	0	0	0	3		
Mike Easter, L (1,10) OBP: 0.372, SLG: 0.511	0-0 1B HR		0-0 E SF8		0-0 F8		0-0 1B		0-0 1B	4	3	3	0	0	0	1		
Bill Buckner, L (1,3) OBP: 0.325, SLG: 0.418	0-0 HR		0-0 E6 1B SF7		0-0 F9		0-0 G6-4-3 1B			4	2	2	1	0	0	2		
Ed Jurak, R (9,3) OBP: 0.323, SLG: 0.379							1-3 1B			0	0	0	0	0	0	0		
Rich Gedman, L (1,2) OBP: 0.303, SLG: 0.484	0-0 HR		0-0 SF8		0-3 K		0-0 G6-4-3 1B			3	1	2	5	0	1	0		
Marty Barrett, R (1,4) OBP: 0.364, SLG: 0.352			0-0 2B 1B		0-0 F9		0-0 G6-4-3 1-2 2-3			4	0	2	0	0	0	2		
Jackie Gutierrez, R (1,6) OBP: 0.273, SLG: 0.306	0-0 F7		0-0 SF7		0-0 1B		0-3 K			3	0	1	1	0	1	2		
<b>Inning Stats</b>	R: 5 E: 1 K: 1 S: 11	H: 5 LOB: 1 BB: 0 P: 11	R: 0 E: 0 K: 0 S: 4	H: 1 LOB: 1 BB: 0 P: 4	R: 2 E: 1 K: 0 S: 7	H: 3 LOB: 2 BB: 0 P: 7	R: 0 E: 0 K: 1 S: 6	H: 1 LOB: 1 BB: 0 P: 6	R: 0 E: 0 K: 2 S: 7	H: 0 LOB: 0 BB: 0 P: 7	R: 1 E: 0 K: 1 S: 7	H: 3 LOB: 1 BB: 0 P: 7	R: 0 E: 0 K: 0 S: 3	H: 0 LOB: 1 BB: 1 P: 7	1B: 10 2B: 3 3B: 0 HR: 1	SF: 2 SAC: 0 DP: 1 HBP: 0	WP: 0 PB: 0 SB: 0 CS: 0	PA: 40
<b>PITCHER</b> Glenn Abbott, R (1,1) ERA: 5.93	IP: 0.2 WLS: L BF: 5 H: 5 R: 5 ER: 0 SO: 1 BB: 0 IBB: 0 HBP: 0 BLK: 0 WP: 0 HR: 1 S: 10 P: 10 ERA: 0.00 WHIP: 7.500															<b>PITCHER</b>		
Juan Berenguer, R (1,1) ERA: 3.57	IP: 5.1 WLS: L BF: 23 H: 6 R: 2 ER: 1 SO: 4 BB: 0 IBB: 0 HBP: 0 BLK: 0 WP: 0 HR: 0 S: 31 P: 31 ERA: 1.69 WHIP: 1.125															<b>PITCHER</b>		
Dave Rozema, R (7,1) ERA: 3.53	IP: 2.0 WLS: L BF: 9 H: 3 R: 1 ER: 1 SO: 1 BB: 0 IBB: 0 HBP: 0 BLK: 0 WP: 0 HR: 0 S: 10 P: 14 ERA: 4.50 WHIP: 2.000															<b>PITCHER</b>		

**Detroit Tigers @ Boston Red Sox**  
Fenway Park, Boston, MA  
Wed Aug 08 1984, 7:05 PM EDT  
Att: 32,563 - Unknown

AB 37  
R 8  
H 14  
RBI 8  
BB 1  
SO 6  
LOB 14



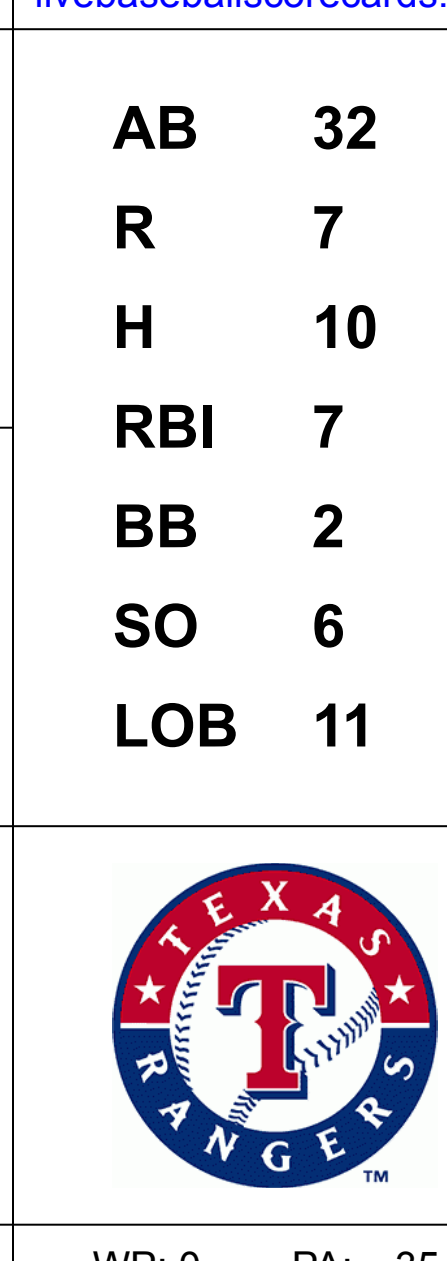


Batter	1	2	3	4	5	6	7	8	9	AB	R	H	RBI	BB	SO	LOB	TOP			
Wade Boggs, L (1, 5) OBP: 0.396, SLG: 0.407	L4		K	F7			F7			4	0	0	0	0	1	1	<b>Boston Red Sox @ Texas Rangers</b> Arlington Stadium, Arlington, TX Thu Aug 09 1984, 8:05 PM EDT Att: 10,294 - Unknown			
Dwight Evans, R (1, 9) OBP: 0.365, SLG: 0.524	BB BB		K	5-3			5-3			3	0	0	0	1	1					
Jim Rice, R (1, 7) OBP: 0.318, SLG: 0.464	F4		1B		F3			F7		4	0	1	0	0	0	1				
Tony Armas, R (1, 8) OBP: 0.309, SLG: 0.544	E5		F4		4-3			F7		4	0	0	0	0	2					
Mike Easter, L (1, 10) OBP: 0.375, SLG: 0.513	1-2 2-3		F8	BB	HR	1B				3	1	2	0	1	0	0				
Bill Buckner, L (1, 3) OBP: 0.324, SLG: 0.413	F5		HR	BB			3-1			3	1	0	0	1	1	4				
Marty Barrett, R (1, 4) OBP: 0.360, SLG: 0.347		4-3		F8			5-3			4	0	0	0	0	2					
Gary Allenson, R (1, 2) OBP: 0.280, SLG: 0.290		F8			HR		F7			4	1	1	3	0	0	0				
Jackie Gutierrez, R (1, 6) OBP: 0.274, SLG: 0.306										3	0	1	0	0	0	0				
Reid Nichols, R (9, PH) OBP: 0.355, SLG: 0.336		1-3						F8		1	0	0	0	0	1	0				
<b>Inning Stats</b>	R: 0 E: 1 K: 0 S: 4	H: 0 LOB: 3 BB: 2 P: 12	R: 0 E: 0 K: 0 S: 3	H: 0 LOB: 0 BB: 0 P: 3	R: 0 E: 0 K: 2 S: 8	H: 1 LOB: 1 BB: 0 P: 8	R: 3 E: 0 K: 0 S: 6	H: 3 LOB: 1 BB: 1 P: 10	R: 0 E: 0 K: 0 S: 3	H: 0 LOB: 0 BB: 0 P: 3	R: 0 E: 0 K: 0 S: 3	H: 0 LOB: 0 BB: 0 P: 3	R: 0 E: 0 K: 1 S: 6	H: 1 LOB: 1 BB: 0 P: 6	R: 0 E: 0 K: 1 S: 5	H: 0 LOB: 0 BB: 0 P: 5	1B: 4 2B: 0 3B: 0 HR: 1	SF: 0 SAC: 0 DP: 0 HBP: 0	WP: 0 PB: 0 SB: 1 CS: 0	PA: 36
<b>PITCHER</b> Frank Tanana, L (1, 1) ERA: 3.06	IP: 9.0 WLS: W BF: 36 H: 5 R: 3 ER: 3 SO: 4 BB: 3 IBB: 0 HBP: 0 BLK: 0 WP: 0 HR: 1 S: 41 P: 53 ERA: 3.00 WHIP: 0.889																			

AB	33
R	3
H	5
RBI	3
BB	3
SO	4
LOB	11



Batter	1	2	3	4	5	6	7	8	9	AB	R	H	RBI	BB	SO	LOB	BOTTOM			
Bill Sample, R (1, 7) OBP: 0.286, SLG: 0.327	5-3		6-3		F4					4	1	1	0	0	0	0	<b>Boston Red Sox @ Texas Rangers</b> Arlington Stadium, Arlington, TX Thu Aug 09 1984, 8:05 PM EDT Att: 10,294 - Unknown			
Gary Ward, R (1, 8) OBP: 0.301, SLG: 0.350	G6-4-3		K		F3					3	1	1	2	1	1	0				
Buddy Bell, R (1, 5) OBP: 0.370, SLG: 0.424	G6-4-3		5-3							4	0	1	1	0	1	1				
Larry Parrish, R (1, 9) OBP: 0.335, SLG: 0.492		K		2B	BB		F7			3	1	0	0	1	2	2				
Pete O'Brien, L (1, 3) OBP: 0.351, SLG: 0.476		1B		6-3	1B		F8			4	2	3	2	0	0	0				
George Wright, S (1, 10) OBP: 0.252, SLG: 0.323		1B		K						4	1	2	0	0	1	1				
Jeff Kunkel, R (1, 6) OBP: 0.186, SLG: 0.296										0	0	0	0	0	0	0				
Mickey Rivers, L (2, PH) OBP: 0.311, SLG: 0.368					6-3		SH1-4			1	0	1	1	0	0	0				
Wayne Tolleson, S (3, 4) OBP: 0.290, SLG: 0.261		1B			2-3		1-2			2	0	0	0	0	0	1				
Ned Yost, R (1, 2) OBP: 0.186, SLG: 0.251					F3					2	0	0	0	0	0	3				
Mary Foley, L (7, PH) OBP: 0.306, SLG: 0.394		F5								1	0	1	1	0	0	0				
Donnie Scott, S (7, FR) OBP: 0.292, SLG: 0.288										1	1	0	0	0	0	0				
Curtis Wilkerson, S (1, 4) OBP: 0.286, SLG: 0.277										3	0	0	0	0	1	3				
<b>Inning Stats</b>	R: 0 E: 0 K: 0 S: 2	H: 0 LOB: 0 BB: 1 P: 6	R: 1 E: 0 K: 1 S: 8	H: 3 LOB: 2 BB: 0 P: 8	R: 0 E: 0 K: 1 S: 5	H: 0 LOB: 0 BB: 0 P: 5	R: 1 E: 0 K: 1 S: 6	H: 1 LOB: 1 BB: 1 P: 10	R: 0 E: 0 K: 0 S: 3	H: 0 LOB: 0 BB: 0 P: 3	R: 0 E: 0 K: 1 S: 5	H: 0 LOB: 0 BB: 0 P: 5	R: 4 E: 0 K: 2 S: 12	H: 5 LOB: 2 BB: 0 P: 12	R: 1 E: 0 K: 0 S: 4	H: 1 LOB: 0 BB: 0 P: 4	1B: 7 2B: 2 3B: 0 HR: 1	SF: 0 SAC: 1 DP: 1 HBP: 0	WP: 0 PB: 0 SB: 0 CS: 0	PA: 35
<b>PITCHER</b> Al Nipper, R (1, 1) ERA: 3.98 Mark Clear, R (7, 1) ERA: 3.65 Charlie Mitchell, R (8, 1) ERA: 9.0	IP: 6.1 WLS: L BF: 26 H: 6 R: 4 ER: 4 SO: 4 BB: 2 IBB: 0 HBP: 0 BLK: 0 WP: 0 HR: 0 S: 32 P: 40 ERA: 5.68 WHIP: 1.263																			





Batter	1	2	3	4	5	6	7	8	9	AB	R	H	RBI	BB	SO	LOB	TOP			
Wade Boggs, L (1,5) OBP: 0.394, SLG: 0.404	F3		3-5-2		F9			FC5-4	F8	5	1	1	0	0	0	2				
Dwight Evans, R (1,9) OBP: 0.392, SLG: 0.519	5-3		F3		F7			E6		4	0	0	0	0	0	2				
Jim Rice, R (1,7) OBP: 0.316, SLG: 0.460	6-3			F4	5-3			FC5-4		4	1	0	1	0	0	1				
Tony Armas, R (1,8) OBP: 0.311, SLG: 0.549		F9 SH1-3 BB		HR		5-3		4-3		3	1	1	1	1	0	1				
Mike Easter, L (1,10) OBP: 0.377, SLG: 0.517	SH1-3			1B	3B	K		1B	BB	2	1	1	0	1	1	0				
Bill Buckner, L (1,3) OBP: 0.326, SLG: 0.414	F9			4-3	1B	F6			1B	4	0	2	2	0	0	1				
Rich Gedman, L (1,2) OBP: 0.299, SLG: 0.478	4-3			4-3			4-3	1-3		4	0	0	0	0	0	4				
Marty Barrett, R (1,4) OBP: 0.364, SLG: 0.351			1B	3-5-2	2B		7-4	PB	F8	2	0	1	0	2	0	0				
Jackie Gutierrez, R (1,6) OBP: 0.275, SLG: 0.306								BB		3	0	1	0	0	0	3				
Rick Miller, L (9,PH) OBP: 0.347, SLG: 0.325			3-5-2	1B	FC6-4		7-4		4-3	1	0	0	0	0	0	0				
<b>Inning Stats</b>	R: 0 E: 0 K: 0 S: 3	H: 0 LOB: 0 BB: 0 P: 3	R: 0 E: 0 K: 0 S: 3	H: 0 LOB: 1 BB: 1 P: 7	R: 0 E: 0 K: 0 S: 4	H: 2 LOB: 1 BB: 0 P: 4	R: 2 E: 0 K: 0 S: 6	H: 3 LOB: 2 BB: 1 P: 10	R: 0 E: 0 K: 1 S: 5	H: 0 LOB: 0 BB: 0 P: 5	R: 0 E: 0 K: 0 S: 2	H: 0 LOB: 0 BB: 1 P: 6	R: 2 E: 1 K: 0 S: 6	H: 2 LOB: 2 BB: 1 P: 10	R: 0 E: 0 K: 0 S: 3	H: 0 LOB: 0 BB: 0 P: 3	1B: 4 2B: 3 3B: 1 HR: 1	SF: 0 SAC: 1 DP: 2 HBP: 0	WP: 0 PB: 1 SB: 0 CS: 0	PA: 37
<b>PITCHER</b> Charlie Hough, R (1,1) ERA: 3.53	IP: 9.0 WLS: W BF: 37 H: 7 R: 4 ER: 2 SO: 1 BB: 4 IBB: 0 HBP: 0 BLK: 0 WP: 0 HR: 1 S: 35 P: 51 ERA: 2.00 WHIP: 1.222																			

**Boston Red Sox @ Texas Rangers**  
Arlington Stadium, Arlington, TX  
Fri Aug 10 1984, 8:05 PM EDT  
Att: 12,677 - Unknown

AB 32  
R 4  
H 7  
RBI 4  
BB 4  
SO 1  
LOB 14




Batter	1	2	3	4	5	6	7	8	9	AB	R	H	RBI	BB	SO	LOB	BOTTOM			
Bill Sample, R (1,7) OBP: 0.288, SLG: 0.328	F8 BB FC6-4 1B		FC4-6	1B	1B	4-3		6-3		5	3	2	0	0	0	1				
Gary Ward, R (1,8) OBP: 0.301, SLG: 0.348	FC6-4 BB		6-3	F9		F3				3	0	0	0	1	0	3				
Buddy Bell, R (1,5) OBP: 0.371, SLG: 0.425	F8		1B	1B	1B	F9				4	1	2	2	0	0	2				
Larry Parrish, R (1,9) OBP: 0.337, SLG: 0.492	FC6-4			1B	1B	F4				4	0	2	3	0	0	1				
Pete O'Brien, L (1,3) OBP: 0.350, SLG: 0.474	F8		G3	2-1	2B	4-3				4	1	1	0	0	0	2				
George Wright, S (1,10) OBP: 0.257, SLG: 0.332	K			K	2B					4	0	2	0	0	0	2				
Donnie Scott, S (1,2) OBP: 0.291, SLG: 0.295	F7			3B	SF7	G3				3	1	1	1	0	0	1				
Wayne Tolleson, S (1,4) OBP: 0.290, SLG: 0.268	K			SH	K	4-3				4	1	1	1	0	2	1				
Curtis Wilkerson, S (1,6) OBP: 0.286, SLG: 0.277				SH	4-3			3-1		3	1	1	1	0	0	1				
<b>Inning Stats</b>	R: 1 E: 0 K: 0 S: 4	H: 1 LOB: 1 BB: 1 P: 8	R: 0 E: 0 K: 2 S: 7	H: 0 LOB: 0 BB: 0 P: 7	R: 2 E: 0 K: 0 S: 6	H: 3 LOB: 1 BB: 0 P: 6	R: 4 E: 1 K: 1 S: 10	H: 5 LOB: 2 BB: 0 P: 10	R: 1 E: 0 K: 0 S: 3	H: 2 LOB: 1 BB: 0 P: 7	R: 0 E: 0 K: 0 S: 3	H: 0 LOB: 0 BB: 0 P: 3	R: 0 E: 0 K: 0 S: 4	H: 1 LOB: 1 BB: 0 P: 4	R: 0 E: 0 K: 0 S: 3	H: 0 LOB: 0 BB: 0 P: 3	1B: 9 2B: 2 3B: 1 HR: 0	SF: 1 SAC: 1 DP: 0 HBP: 0	WP: 0 PB: 0 SB: 0 CS: 0	PA: 37
<b>PITCHER</b> Bob Ojeda, L (1,1) ERA: 4.38	IP: 3.2 WLS: L BF: 21 H: 8 R: 7 ER: 5 SO: 3 BB: 1 IBB: 0 HBP: 0 BLK: 0 WP: 0 HR: 0 S: 26 P: 30 ERA: 12.27 WHIP: 2.455																			
Steve Crawford, R (4,1) ERA: 3.15	IP: 4.1 WLS: L BF: 17 H: 4 R: 1 ER: 1 SO: 1 BB: 0 IBB: 0 HBP: 0 BLK: 0 WP: 0 HR: 0 S: 18 P: 18 ERA: 2.08 WHIP: 0.923																			

**Boston Red Sox @ Texas Rangers**  
Arlington Stadium, Arlington, TX  
Fri Aug 10 1984, 8:05 PM EDT  
Att: 12,677 - Unknown

AB 34  
R 8  
H 12  
RBI 8  
BB 1  
SO 4  
LOB 12





Batter	1	2	3	4	5	6	7	8	9	AB	R	H	RBI	BB	SO	LOB	TOP								
Wade Boggs, L (1.5) X OBP: 0.394, SLG: 0.409	0-0 G5-4-3 2B		0-3 K		0-3 K		0-0 1B G6-4-3 2B		0-0 L5	5	1	2	1	0	2	1									
Dwight Evans, R (1.9) H OBP: 0.394, SLG: 0.526	1-0 G5-4-3 HBP		0-3 K		0-0 HR		0-0 G6-4-3 1B		0-0 6-3	4	1	2	2	0	1	1									
Jim Rice, R (1.7) X OBP: 0.315, SLG: 0.458	0-0 G5-4-3		0-0 1B		0-3 K		0-0 G6-4-3			4	0	1	0	0	1	3									
Tony Armas, R (1.8) X OBP: 0.310, SLG: 0.546	0-3 K		0-0 1B		0-3 K		0-0 L4			4	0	1	0	0	2	1									
Mike Easter, L (1.10) X OBP: 0.374, SLG: 0.512		0-0 6-3	0-0 G3				0-0 L4		0-0 4-3	4	0	0	0	0	0	2									
Bill Buckner, L (1.3) X OBP: 0.325, SLG: 0.412		0-0 F9 1B		0-0 F8		0-0 4-3		0-0 F7		4	0	1	0	0	0	0									
Rich Gedman, L (1.2) X OBP: 0.299, SLG: 0.475		0-0 FC6-4 1B		0-0 5-3		0-0 F8		0-3 K		4	0	1	0	0	1	0									
Marty Barrett, R (1.4) X OBP: 0.369, SLG: 0.366		0-0 F9		0-0 HR			0-0 BB 2B 1B		0-0 SH1-4 1B	4	2	3	1	0	0	2									
Jackie Gutierrez, R (1.6) X OBP: 0.275, SLG: 0.304		0-0 FC6-4		0-0 6-3			4-0 2B 1B BB		0-0 SH1-4	2	1	0	0	1	0	2									
<b>Inning Stats</b>	R: 0 E: 0 K: 1 S: 5	H: 1 LOB: 1 BB: 0 P: 6	R: 0 E: 0 K: 0 S: 5	H: 2 LOB: 2 BB: 0 P: 5	R: 0 E: 0 K: 2 S: 9	H: 2 LOB: 0 BB: 0 P: 9	R: 1 E: 0 K: 0 S: 4	H: 1 LOB: 0 BB: 0 P: 4	R: 1 E: 0 K: 3 S: 10	H: 1 LOB: 0 BB: 0 P: 10	R: 0 E: 0 K: 0 S: 3	H: 0 LOB: 0 BB: 0 P: 3	R: 3 E: 0 K: 0 S: 5	H: 3 LOB: 0 BB: 1 P: 9	R: 0 E: 0 K: 1 S: 5	H: 0 LOB: 0 BB: 0 P: 5	R: 0 E: 0 K: 0 S: 4	H: 1 LOB: 1 BB: 0 P: 4	1B: 7 2B: 2 3B: 0 HR: 2	SF: 0 SAC: 1 DP: 2 HBP: 1	WP: 0 PB: 0 SB: 0 CS: 0	PA: 38			
<b>PITCHER</b>	IP	WLS	BF	H	R	ER	SO	BB	IBB	HBP	BLK	WP	HR	S	P	ERA	WHIP								
Dave Stewart, R (1.1) ERA: 5.59	6.0	L	28	9	5	5	6	1	0	1	0	0	2	38	43	7.50	1.667								
Mike Mason, L (7.1) ERA: 2.75	3.0		10	2	0	0	1	0	0	0	0	0	0	12	12	0.00	0.667								

**Boston Red Sox @ Texas Rangers**  
Arlington Stadium, Arlington, TX  
Sat Aug 11 1984, 8:05 PM EDT  
Att: 17,749 - Unknown

AB 35  
R 5  
H 11  
RBI 4  
BB 1  
SO 7  
LOB 12



Batter	1	2	3	4	5	6	7	8	9	AB	R	H	RBI	BB	SO	LOB	BOTTOM								
Bill Sample, R (1.7) X OBP: 0.284, SLG: 0.323	0-0 4-3		0-0 5-3		0-0 4-3		0-0 FC5-4		0-0 1-3	5	0	0	0	0	0	1									
Gary Ward, R (1.8) X OBP: 0.306, SLG: 0.359	0-0 HR		4-0 4-3 BB		0-0 F9		0-0 6-3 1B		0-0 FC5-4 1B	4	2	3	1	1	0	1									
Buddy Bell, R (1.5) X OBP: 0.370, SLG: 0.422	0-0 F9		0-0 4-3		0-0 6-3 1B		0-0 F9		0-0 FC5-4	5	1	1	0	0	0	2									
Larry Parrish, R (1.9) X OBP: 0.338, SLG: 0.492	0-0 PB BB 1B		0-3 K		0-0 6-3		0-0 1B 1B		0-0 1B 1B	4	1	2	0	0	1	3									
Pete O'Brien, L (1.3) X OBP: 0.353, SLG: 0.474	4-0 PB BB			0-0 F6		4-0 1B IBB		0-0 1B 1B		2	0	1	0	2	0	0									
George Wright, S (1.10) X OBP: 0.261, SLG: 0.335	0-0 6-3		0-3 K		0-0 4-3		0-0 K		0-0 F8	4	0	2	3	0	1	2									
Donnie Scott, S (1.2) X OBP: 0.286, SLG: 0.289		0-3 K			0-0 4-3			0-0 F8		3	0	0	0	0	2	1									
Mary Foley, L (8. PH) (9.2) X OBP: 0.303, SLG: 0.389								0-0 F8		1	0	0	0	0	0	2									
Wayne Tolleson, S (1.4) X OBP: 0.287, SLG: 0.265		0-0 5-3			0-3 K		0-0 K		0-0 F9	3	0	0	0	0	1	0									
Bob Jones, L (8. PH) (9.6) X OBP: 0.318, SLG: 0.388								0-0 F9		1	0	0	0	0	0	2									
Jeff Kunkel, R (9.6) X OBP: 0.214, SLG: 0.296								0-0 F9		0	0	0	0	0	0	0									
Curtis Wilkerson, S (1.6) (9.4) X OBP: 0.286, SLG: 0.277		0-3 K			0-0 B1-3		0-0 FC5-4 1B		0-0 1-3	4	0	1	0	0	1	0									
<b>Inning Stats</b>	R: 1 E: 0 K: 0 S: 5	H: 2 LOB: 2 BB: 1 P: 9	R: 0 E: 0 K: 2 S: 7	H: 0 LOB: 0 BB: 0 P: 7	R: 0 E: 0 K: 1 S: 5	H: 0 LOB: 0 BB: 1 P: 9	R: 0 E: 0 K: 1 S: 5	H: 0 LOB: 0 BB: 0 P: 5	R: 0 E: 0 K: 1 S: 7	H: 3 LOB: 1 BB: 1 P: 11	R: 0 E: 0 K: 0 S: 4	H: 1 LOB: 1 BB: 0 P: 4	R: 0 E: 0 K: 0 S: 6	H: 3 LOB: 2 BB: 0 P: 6	R: 0 E: 0 K: 0 S: 4	H: 1 LOB: 1 BB: 0 P: 4	1B: 9 2B: 0 3B: 0 HR: 1	SF: 0 SAC: 0 DP: 0 HBP: 0	WP: 0 PB: 1 SB: 0 CS: 0	PA: 39					
<b>PITCHER</b>	IP	WLS	BF	H	R	ER	SO	BB	IBB	HBP	BLK	WP	HR	S	P	ERA	WHIP								
Roger Clemens, R (1.1) ERA: 4.8	7.1		31	7	4	4	6	2	1	0	0	0	1	40	52	4.91	1.227								
Bob Stanley, R (8.1) ERA: 3.23	1.2	S	8	3	0	0	0	0	0	0	0	0	0	8	8	0.00	1.800								

**Boston Red Sox @ Texas Rangers**  
Arlington Stadium, Arlington, TX  
Sat Aug 11 1984, 8:05 PM EDT  
Att: 17,749 - Unknown

AB 36  
R 4  
H 10  
RBI 4  
BB 3  
SO 6  
LOB 14





Batter	1	2	3	4	5	6	7	8	9	10	11	AB	R	H	RBI	BB	SO	LOB	TOP	
Wade Boggs, L OBP: 0.395, SLG: 0.411 (1, 5)												5	0	2	0	1	1	1		
Dwight Evans, R OBP: 0.362, SLG: 0.522 (1, 9)												5	0	1	1	0	1	3		
Jim Rice, R OBP: 0.317, SLG: 0.459 (1, 7)												6	1	3	0	0	1	3		
Tony Armas, R OBP: 0.309, SLG: 0.542 (1, 8)												4	1	0	0	1	2	4		
Mike Easter, L OBP: 0.370, SLG: 0.512 (1, 10)												4	0	2	1	1	1	0		
Bill Buckner, L OBP: 0.323, SLG: 0.409 (1, 3)												5	0	1	1	0	1	3		
Rich Gedman, L OBP: 0.297, SLG: 0.469 (1, 2)												4	0	0	0	1	2	5		
Marty Barrett, R OBP: 0.370, SLG: 0.365 (1, 4)												1	0	0	0	0	0	1		
Ed Jurak, R OBP: 0.318, SLG: 0.373 (5, 4)												1	0	0	0	0	1	0		
Rick Miller, L OBP: 0.344, SLG: 0.321 (8, PH)												1	0	0	0	0	1	2		
Glenn Hoffman, R OBP: 0.243, SLG: 0.257 (8, 4)												1	0	0	0	0	1	0		
Jackie Gutierrez, R OBP: 0.277, SLG: 0.358 (1, 6)												5	1	2	0	0	0	1		
<b>Inning Stats</b>	R: 0 E: 0 K: 3 S: 10	H: 1 LOB: 1 BB: 0 P: 10	R: 0 E: 0 K: 0 S: 3	H: 0 LOB: 1 BB: 1 P: 7	R: 0 E: 0 K: 1 S: 6	H: 1 LOB: 1 BB: 0 P: 6	R: 0 E: 0 K: 1 S: 6	H: 1 LOB: 2 BB: 1 P: 10	R: 0 E: 0 K: 1 S: 5	H: 0 LOB: 0 BB: 0 P: 5	R: 2 E: 0 K: 2 S: 10	H: 3 LOB: 2 BB: 1 P: 14	R: 0 E: 0 K: 0 S: 7	H: 0 LOB: 0 BB: 0 P: 7	R: 1 E: 0 K: 1 S: 6	H: 1 LOB: 1 BB: 1 P: 10	1B: 10 2B: 1 3B: 0 HR: 0	SF: 1 SAC: 0 DP: 1 HBP: 1	WP: 0 PB: 1 SB: 2 CS: 0	PA: 48
<b>PITCHER</b>	IP 7.1	WLS L	BF 16	H 4	R 1	ER 0	SO 5	BB 0	IBB 1	HBP 0	BLK 0	WP 0	HR 0	S 25	P 29	ERA 0.00	WHIP 1.091			

Boston Red Sox @ Texas Rangers  
Arlington Stadium, Arlington, TX  
Sun Aug 12 1984, 8:05 PM EDT  
Att: 10,949 - Unknown

AB 42  
R 3  
H 11  
RBI 3  
BB 4  
SO 12  
LOB 23



Batter	1	2	3	4	5	6	7	8	9	10	11	AB	R	H	RBI	BB	SO	LOB	BOTTOM	
Bill Sample, R OBP: 0.287, SLG: 0.331 (1, 7)												4	1	1	1	2	1	2		
Gary Ward, R OBP: 0.311, SLG: 0.370 (1, 8)												4	1	2	1	2	0	2		
Buddy Bell, R OBP: 0.371, SLG: 0.422 (1, 5)												5	0	2	0	1	0	1		
Larry Parrish, R OBP: 0.340, SLG: 0.491 (1, 9)												5	0	2	0	1	1	6		
Pete O'Brien, L OBP: 0.357, SLG: 0.473 (1, 3)												3	0	1	0	3	1	2		
George Wright, S OBP: 0.254, SLG: 0.325 (1, 10)												6	0	0	0	0	1	11		
Ned Yost, R OBP: 0.183, SLG: 0.247 (1, 2)												3	0	0	0	0	2	0		
Alan Bannister, R OBP: 0.354, SLG: 0.368 (8, PH)												1	0	0	0	0	0	0		
Donnie Scott, S OBP: 0.286, SLG: 0.289 (9, 2)												0	0	0	0	0	0	0		
Mickey Rivers, L OBP: 0.310, SLG: 0.366 (9, PH)												1	0	0	0	0	2			
Mary Foley, L OBP: 0.309, SLG: 0.389 (10, 2)												0	0	0	0	1	0	0		
Jeff Kunkel, R OBP: 0.210, SLG: 0.283 (1, 6)												6	0	1	0	0	2	1		
Curtis Wilkerson, S OBP: 0.266, SLG: 0.279 (1, 4)												4	0	2	0	0	0	1		
<b>Inning Stats</b>	R: 1 E: 0 K: 1 S: 7	H: 2 LOB: 2 BB: 1 P: 11	R: 0 E: 0 K: 1 S: 5	H: 1 LOB: 0 BB: 0 P: 5	R: 1 E: 0 K: 1 S: 7	H: 3 LOB: 2 BB: 1 P: 11	R: 0 E: 0 K: 1 S: 6	H: 1 LOB: 1 BB: 0 P: 6	R: 0 E: 0 K: 1 S: 6	H: 1 LOB: 2 BB: 1 P: 10	R: 0 E: 1 K: 0 S: 4	H: 0 LOB: 2 BB: 1 P: 8	R: 0 E: 0 K: 0 S: 4	H: 1 LOB: 3 BB: 3 P: 15	R: 0 E: 0 K: 2 S: 7	H: 0 LOB: 1 BB: 1 P: 11	1B: 8 2B: 1 3B: 0 HR: 2	SF: 0 SAC: 1 DP: 2 HBP: 0	WP: 1 PB: 0 SB: 2 CS: 0	PA: 53
<b>PITCHER</b>	IP 7.2	WLS W	BF 13	H 0	R 0	ER 0	SO 6	BB 5	IBB 0	HBP 0	BLK 0	WP 0	HR 0	S 18	P 28	ERA 0.00	WHIP 2.571			

Boston Red Sox @ Texas Rangers  
Arlington Stadium, Arlington, TX  
Sun Aug 12 1984, 8:05 PM EDT  
Att: 10,949 - Unknown

AB 42  
R 2  
H 11  
RBI 2  
BB 10  
SO 8  
LOB 28





Batter	1	2	3	4	5	6	7	8	9	AB	R	H	RBI	BB	SO	LOB	TOP			
Wade Boggs, L (1.5) OBP: 0.392, SLG: 0.407	F7	4-3			4-3		F8			4	0	0	0	0	0	1	<b>Boston Red Sox @ Kansas City Royals</b> Royals Stadium, Kansas City, MO Mon Aug 13 1984, 8:05 PM EDT Att: 33,214 - Unknown			
Dwight Evans, R (1.9) OBP: 0.351, SLG: 0.519	1B		K		F8			6-3		3	1	0	0	1	1	0				
Jim Rice, R (1.7) OBP: 0.319, SLG: 0.459	1B		5-3					F9		4	0	2	0	0	0	0				
Tony Armas, R (1.8) OBP: 0.309, SLG: 0.539	F4				K			5-3		4	0	1	0	0	1	3				
Mike Easter, L (1.10) OBP: 0.378, SLG: 0.512 Reid Nichols, R (9, PH) OBP: 0.322, SLG: 0.333	FC6-4								K	2	0	1	1	0	0	0				
Bill Buckner, L (1.3) OBP: 0.322, SLG: 0.407	FC6-4									4	0	1	0	0	0	4				
Marty Barrett, R (1.4) OBP: 0.368, SLG: 0.367		5-3						F5		4	0	1	0	0	0	1				
Jeff Newman, R (1.2) OBP: 0.241, SLG: 0.250		K			K			F6		4	0	0	0	0	3	2				
Jackie Gutierrez, R (1.6) OBP: 0.278, SLG: 0.306					6-3					3	0	1	0	0	0	0				
<b>Inning Stats</b>	R: 1 E: 0 K: 0 S: 5	H: 2 LOB: 2 BB: 1 P: 9	R: 0 E: 0 K: 1 S: 6	H: 1 LOB: 1 BB: 0 P: 6	R: 0 E: 0 K: 1 S: 6	H: 1 LOB: 2 BB: 0 P: 7	R: 0 E: 0 K: 1 S: 5	H: 1 LOB: 1 BB: 0 P: 5	R: 0 E: 0 K: 0 S: 3	H: 0 LOB: 0 BB: 0 P: 3	R: 0 E: 0 K: 1 S: 5	H: 0 LOB: 0 BB: 0 P: 5	R: 0 E: 0 K: 0 S: 3	H: 1 LOB: 1 BB: 0 P: 6	R: 0 E: 0 K: 1 S: 6	H: 1 LOB: 1 BB: 0 P: 6		1B: 6 2B: 2 3B: 0 HR: 0	SF: 0 SAC: 0 DP: 1 HBP: 1	WP: 0 PB: 0 SB: 0 CS: 1
<b>PITCHER</b> Bud Black, L (1.1) ERA: 3.47	IP: 9.0 WLS: W BF: 35 H: 7 R: 1 ER: 1 SO: 6 BB: 1 IBB: 0 HBP: 1 BLK: 0 WP: 0 HR: 0 S: 45 P: 50 ERA: 1.00 WHIP: 0.889															<b>PITCHER</b>				

Batter	1	2	3	4	5	6	7	8	9	AB	R	H	RBI	BB	SO	LOB	BOTTOM			
Willie Wilson, S (1.8) OBP: 0.397, SLG: 0.378	6-3		FC4-6	E4			4-3			3	0	0	0	1	0	0	<b>Boston Red Sox @ Kansas City Royals</b> Royals Stadium, Kansas City, MO Mon Aug 13 1984, 8:05 PM EDT Att: 33,214 - Unknown			
Pat Sheridan, L (1.9) OBP: 0.338, SLG: 0.417	1B		FC1-2	F9			F7			4	1	2	0	0	0	1				
George Brett, L (1.5) OBP: 0.351, SLG: 0.479 Greg Pryor, R (8, 5) OBP: 0.283, SLG: 0.358	1B		FC4-6				F8			4	0	1	1	0	0	2				
Jorge Orta, L (1.10) OBP: 0.336, SLG: 0.444	G3		FC1-2							4	2	2	1	0	0	3				
Dane Iorg, L (1.3) OBP: 0.260, SLG: 0.379 John Wathan, R (8, PR) OBP: 0.289, SLG: 0.281	G3		FC1-2				SF8			2	0	1	1	1	0	1				
Frank White, R (1.4) OBP: 0.306, SLG: 0.437		F5	F5							4	0	1	2	0	1	3				
Darryl Motley, R (1.7) OBP: 0.338, SLG: 0.450 Lynn Jones, R (9, 7) OBP: 0.297, SLG: 0.294				HR			F8			3	1	1	1	1	0	2				
Don Slaught, R (1.2) OBP: 0.318, SLG: 0.387										0	0	0	0	0	0	0				
Buddy Biancalana, S (1.6) OBP: 0.203, SLG: 0.259	CS		1B							4	1	1	0	0	0	3				
<b>Inning Stats</b>	R: 1 E: 0 K: 0 S: 5	H: 0 LOB: 0 BB: 0 P: 5	R: 0 E: 0 K: 1 S: 4	H: 0 LOB: 0 BB: 1 P: 8	R: 1 E: 0 K: 0 S: 5	H: 2 LOB: 3 BB: 2 P: 13	R: 1 E: 1 K: 0 S: 5	H: 2 LOB: 1 BB: 0 P: 5	R: 1 E: 0 K: 1 S: 6	H: 1 LOB: 0 BB: 0 P: 6	R: 0 E: 0 K: 0 S: 3	H: 0 LOB: 0 BB: 0 P: 3	R: 0 E: 0 K: 0 S: 3	H: 0 LOB: 0 BB: 0 P: 3	R: 2 E: 0 K: 0 S: 6	H: 3 LOB: 2 BB: 0 P: 6		1B: 7 2B: 1 3B: 2 HR: 1	SF: 1 SAC: 0 DP: 1 HBP: 0	WP: 0 PB: 0 SB: 0 CS: 1
<b>PITCHER</b> Oil Can Boyd, R (1.1) ERA: 4.5 Charlie Mitchell, R (8, 1) ERA: 4.5	IP: 7.0 WLS: L BF: 33 H: 10 R: 6 ER: 6 SO: 2 BB: 2 IBB: 1 HBP: 0 BLK: 0 WP: 0 HR: 1 S: 34 P: 46 ERA: 7.71 WHIP: 1.714															<b>PITCHER</b>				



Batter	1	2	3	4	5	6	7	8	9	AB	R	H	RBI	BB	SO	LOB	TOP								
Wade Boggs, L (1, 5) OBP: 0.396, SLG: 0.414	0-0 4-3 1B	4-0 BB		0-0 2H 2B		4-0 1B BB		0-0 3H SF7		2	1	2	2	2	0	0	<b>Boston Red Sox @ Kansas City Royals</b> Royals Stadium, Kansas City, MO Tue Aug 14 1984, 8:05 PM EDT Att: 21,487 - Unknown								
Dwight Evans, R (1, 9) Reid Nichols, R (9, 9) OBP: 0.379, SLG: 0.515 OBP: 0.322, SLG: 0.333	0-0 4-3	0-0 1-3		0-3 K		0-0 1B BB		0-0 4-3		5	0	1	1	0	1	4									
Jim Rice, R (1, 7) OBP: 0.318, SLG: 0.455	4-0 1B BB			0-0 F8		0-0 6-3		0-0 4-3		4	1	0	0	1	1	3									
Tony Armas, R (1, 10) OBP: 0.308, SLG: 0.536	0-0 1B FC5-4			0-0 F8		0-0 F9		0-3 K		5	1	1	1	0	1	0									
Bill Buckner, L (1, 3) Ed Jurak, R (9, 3) OBP: 0.329, SLG: 0.423 OBP: 0.318, SLG: 0.373	0-0 FC5-4			0-0 G3		0-0 1B		0-0 HR		5	1	4	2	0	0	0									
Rich Gedman, L (1, 2) OBP: 0.296, SLG: 0.465	0-0 FC5-4			0-0 4-3		0-0 F7		0-0 F4		5	0	1	1	0	0	2									
Rick Miller, L (1, 8) OBP: 0.337, SLG: 0.307	0-3 K			0-0 4-3		0-0 6-3		0-0 5-3		4	0	0	0	1	1	1									
Marty Barrett, R (1, 4) OBP: 0.369, SLG: 0.367		0-0 5-3		0-0 2B 1B		0-0 5-3		0-0 SF7 1B		5	2	2	0	0	0	3									
Jackie Gutierrez, R (1, 6) OBP: 0.280, SLG: 0.318	0-3 K			0-0 2B 2B		0-0 1B 3B		0-0 E1 4-3		4	2	2	1	0	1	1									
<b>Inning Stats</b>	R: 3 E: 0 K: 1 S: 8	H: 3 LOB: 1 BB: 1 P: 12	R: 0 E: 0 K: 1 S: 5	H: 0 LOB: 1 BB: 1 P: 9	R: 0 E: 0 K: 0 S: 3	H: 0 LOB: 0 BB: 0 P: 3	R: 2 E: 0 K: 1 S: 8	H: 3 LOB: 1 BB: 0 P: 8	R: 0 E: 0 K: 0 S: 4	H: 1 LOB: 1 BB: 0 P: 4	R: 1 E: 0 K: 1 S: 7	H: 2 LOB: 2 BB: 1 P: 11	R: 1 E: 0 K: 1 S: 6	H: 1 LOB: 0 BB: 0 P: 6	R: 1 E: 1 K: 0 S: 5	H: 1 LOB: 1 BB: 0 P: 5		R: 0 E: 0 K: 0 S: 4	H: 2 LOB: 2 BB: 1 P: 8	1B: 8 2B: 4 3B: 1 HR: 1	SF: 1 SAC: 0 DP: 1 HBP: 0	WP: 0 PB: 0 SB: 0 CS: 0	PA: 44		
<b>PITCHER</b>	IP WLS BF H R ER SO BB IBB HBP BLK WP HR S P ERA WHIP	5.0 L 24 7 5 5 3 2 0 0 0 0 0 28 36 9.00 1.800	2.0 10 3 2 2 2 1 0 0 0 0 1 13 17 9.00 2.000	2.0 10 3 1 0 0 0 1 0 0 0 0 0 9 13 0.00 2.000																					



Batter	1	2	3	4	5	6	7	8	9	AB	R	H	RBI	BB	SO	LOB	BOTTOM								
Willie Wilson, S (1, 8) Lynn Jones, R (9, 8) OBP: 0.355, SLG: 0.375 OBP: 0.297, SLG: 0.294	0-0 4-3		0-0 FC4-6		0-0 1-3			4-0 FC4-6 BB		3	0	0	0	1	0	1	<b>Boston Red Sox @ Kansas City Royals</b> Royals Stadium, Kansas City, MO Tue Aug 14 1984, 8:05 PM EDT Att: 21,487 - Unknown								
Pat Sheridan, L (1, 9) OBP: 0.334, SLG: 0.412	0-3 K		0-0 F9			0-0 4-3		0-0 FC4-6		4	0	0	0	0	1	3									
George Brett, L (1, 5) Buddy Biancalana, S (9, 6) OBP: 0.347, SLG: 0.472 OBP: 0.203, SLG: 0.259	0-3 K		0-3 K			0-0 F7		0-0 F8		4	0	0	0	0	2	3									
Jorge Orta, L (1, 10) OBP: 0.331, SLG: 0.438		0-0 4-3		0-0 4-3		0-0 F9		0-0 6-3		4	0	0	0	0	0	0									
Dane Iorg, L (1, 3) OBP: 0.260, SLG: 0.381		0-0 2B		0-0 3-1			0-0 3-1		0-0 E4 2B	4	1	1	0	0	0	0									
Frank White, R (1, 4) OBP: 0.308, SLG: 0.438		0-0 1B		0-0 1B		0-0 6-3		0-0 F8		4	0	2	0	0	0	1									
Darryl Motley, R (1, 7) OBP: 0.337, SLG: 0.450		0-3 K		0-0 F9		0-0 6-3		0-0 1B 2B		4	1	1	1	0	1	3									
Don Slaught, R (1, 2) OBP: 0.317, SLG: 0.385		0-0 F4			0-0 F4			0-0 F8		4	0	1	1	0	0	2									
Greg Pryor, R (1, 6) OBP: 0.288, SLG: 0.362			0-0 FC4-6		0-0 6-3			0-0 FC4-6 WP 1B		4	0	2	0	0	1	1									
<b>Inning Stats</b>	R: 0 E: 0 K: 2 S: 7	H: 0 LOB: 0 BB: 0 P: 7	R: 0 E: 0 K: 1 S: 7	H: 2 LOB: 2 BB: 0 P: 7	R: 0 E: 0 K: 1 S: 6	H: 1 LOB: 1 BB: 0 P: 6	R: 0 E: 0 K: 0 S: 4	H: 1 LOB: 1 BB: 0 P: 4	R: 0 E: 0 K: 0 S: 3	H: 0 LOB: 0 BB: 0 P: 3	R: 0 E: 0 K: 0 S: 3	H: 0 LOB: 0 BB: 0 P: 3	R: 0 E: 0 K: 0 S: 4	H: 1 LOB: 2 BB: 1 P: 8	R: 2 E: 1 K: 1 S: 8	H: 2 LOB: 1 BB: 0 P: 8		1B: 5 2B: 2 3B: 0 HR: 0	SF: 0 SAC: 0 DP: 0 HBP: 0	WP: 1 PB: 0 SB: 0 CS: 0	PA: 36				
<b>PITCHER</b>	IP WLS BF H R ER SO BB IBB HBP BLK WP HR S P ERA WHIP	9.0 W 36 7 2 0 5 1 0 0 0 1 0 45 49 0.00 0.889																							





Batter	1	2	3	4	5	6	7	8	9	AB	R	H	RBI	BB	SO	LOB	TOP			
Wade Boggs, L (1, 5) OBP: 0.396, SLG: 0.414	F6	4-3		FC5-4 2H 1B		K			HR 1B	5	1	2	1	0	1	0	<b>Boston Red Sox @ Kansas City Royals</b> Royals Stadium, Kansas City, MO Wed Aug 15 1984, 8:05 PM EDT Att: 23,176 - Unknown			
Dwight Evans, R (1, 9) OBP: 0.391, SLG: 0.522	HR		2B 1B	FC5-4 FC5-4 1-2			1B		K	5	2	3	1	0	1	2				
Jim Rice, R (1, 7) OBP: 0.317, SLG: 0.451	1B 1B BB		F4	F8			F5		F9	4	1	0	0	1	0	4				
Tony Armas, R (1, 10) OBP: 0.309, SLG: 0.542	F8		1B SF7 2B	FC5-4 1-2			F7		HR	5	2	2	3	0	0	3				
Bill Buckner, L (1, 3) OBP: 0.330, SLG: 0.422	1B 1-2 1B		S 1B		K		F7		F8	5	0	2	0	0	1	1				
Reid Nichols, R (1, 8) OBP: 0.281, SLG: 0.333	1-2 2H 1B		SF7		F9				4-3	3	0	1	2	0	0	0				
Marty Barrett, R (1, 4) OBP: 0.368, SLG: 0.366	F7		F9		K				1B	4	0	1	0	0	1	3				
Gary Allenson, R (1, 2) OBP: 0.295, SLG: 0.306						K			F8	3	1	2	0	0	1	0				
Rick Miller, L (8, PH) OBP: 0.333, SLG: 0.303			G5-4-3 1B			K				1	0	0	0	0	0	1				
Glenn Hoffman, R (8, 6) OBP: 0.243, SLG: 0.257						K				0	0	0	0	0	0	0				
Jackie Gutierrez, R (1, 6) OBP: 0.281, SLG: 0.322			G5-4-3 1B			K			G3	3	1	1	1	0	1	1				
Rich Gedman, L (8, PH) OBP: 0.256, SLG: 0.463			1-2							1	0	0	0	0	0	1				
<b>Inning Stats</b>	R: 2 E: 0 K: 0 S: 6	H: 3 LOB: 2 BB: 1 P: 10	R: 0 E: 0 K: 0 S: 3	H: 1 LOB: 0 BB: 0 P: 3	R: 2 E: 0 K: 0 S: 6	H: 3 LOB: 1 BB: 0 P: 6	R: 2 E: 0 K: 2 S: 7	H: 3 LOB: 0 BB: 0 P: 7	R: 0 E: 0 K: 3 S: 9	H: 0 LOB: 0 BB: 0 P: 9	R: 0 E: 0 K: 0 S: 4	H: 1 LOB: 1 BB: 0 P: 4	R: 0 E: 0 K: 0 S: 4	H: 1 LOB: 1 BB: 0 P: 4	R: 2 E: 0 K: 1 S: 7	H: 2 LOB: 0 BB: 0 P: 7	1B: 10 2B: 2 3B: 0 HR: 2	SF: 1 SAC: 0 DP: 1 HBP: 0	WP: 0 PB: 0 SB: 1 CS: 0	PA: 41
<b>PITCHER</b>	IP WLS BF H R ER SO BB IBB HBP BLK WP HR S P ERA WHIP																			
Mike Jones, L (1, 1) ERA: 5.26	3.0		18	9	6	6	0	1	0	0	0	0	0	0	1	17	21	18.00	3.333	
Joe Beckwith, R (4, 1) ERA: 3.89	3.0	W	10	1	0	0	5	0	0	0	0	0	0	0	20	20	0.00	0.333		
Dan Quisenberry, R (7, 1) ERA: 2.66	3.0	S	13	4	2	2	1	0	0	0	0	0	0	1	15	15	6.00	1.333		

Batter	1	2	3	4	5	6	7	8	9	AB	R	H	RBI	BB	SO	LOB	BOTTOM			
Willie Wilson, S (1, 8) OBP: 0.356, SLG: 0.375	G4-6-3 1B		F7			E4 1B		4-3		5	1	2	1	0	0	2	<b>Boston Red Sox @ Kansas City Royals</b> Royals Stadium, Kansas City, MO Wed Aug 15 1984, 8:05 PM EDT Att: 23,176 - Unknown			
Lynn Jones, R (1, 9) OBP: 0.300, SLG: 0.324	G4-6-3				2-3 3H 1B	1-3 1B		2-3		3	0	1	0	0	0	3				
Pat Sheridan, L (6, PH) OBP: 0.338, SLG: 0.412	1-2				F3	1B BB		HBP E IBB		0	2	0	0	2	0	0				
George Brett, L (1, 5) OBP: 0.346, SLG: 0.470	K		4-3		F7	1-2 2H 3H 1B		E 1B HBP		4	1	1	2	0	1	3				
Greg Pryor, R (7, 5) OBP: 0.292, SLG: 0.362										0	1	0	0	0	0	0				
Hal McRae, R (1, 10) OBP: 0.356, SLG: 0.378		BB 1B SF9-2-6 1B			6-3	E 1B E8 1B		E2 1B 1B		5	3	4	3	0	0	0				
Darryl Motley, R (1, 7) OBP: 0.335, SLG: 0.447		SF9-2-6 BB 1-2 1B			F4	E5 2-3 3H 1B		K		5	0	1	0	0	1	4				
Frank White, R (1, 4) OBP: 0.309, SLG: 0.433		BB 1-2 2-3 BB			F2	G5-4-3 1-2 2-3		1B IBB		3	0	0	0	2	0	2				
Steve Balboni, R (1, 3) OBP: 0.319, SLG: 0.475						2B 1B BB		1B		3	2	1	1	1	0	3				
John Wathan, R (8, 3) OBP: 0.294, SLG: 0.286						HR 1B		1B		1	0	1	2	0	0	0				
Don Slaught, R (1, 2) OBP: 0.319, SLG: 0.401		SF9-2-6				1B 1-3 2B		6-3		4	1	2	3	0	0	2				
Buddy Biancalana, S (1, 6) OBP: 0.222, SLG: 0.290						5-3		4-3 E 1B		4	2	2	0	0	0	2				
<b>Inning Stats</b>	R: 0 E: 0 K: 1 S: 5	H: 1 LOB: 0 BB: 0 P: 5	R: 1 E: 0 K: 0 S: 4	H: 2 LOB: 1 BB: 1 P: 8	R: 0 E: 0 K: 0 S: 4	H: 1 LOB: 0 BB: 0 P: 4	R: 0 E: 0 K: 0 S: 3	H: 0 LOB: 0 BB: 0 P: 3	R: 1 E: 0 K: 0 S: 5	H: 2 LOB: 2 BB: 1 P: 9	R: 7 E: 3 K: 0 S: 10	H: 6 LOB: 1 BB: 1 P: 14	R: 0 E: 0 K: 0 S: 3	H: 0 LOB: 0 BB: 0 P: 3	R: 4 E: 1 K: 1 S: 8	H: 3 LOB: 2 BB: 2 P: 17	1B: 11 2B: 4 3B: 0 HR: 1	SF: 1 SAC: 0 DP: 3 HBP: 1	WP: 0 PB: 0 SB: 0 CS: 0	PA: 44
<b>PITCHER</b>	IP WLS BF H R ER SO BB IBB HBP BLK WP HR S P ERA WHIP																			
Bob Ojeda, L (1, 1) ERA: 4.38	5.0		21	6	2	2	1	2	0	0	0	21	29	3.60	1.600					
Bob Stanley, R (6, 1) ERA: 3.21	0.2	L	10	6	7	0	0	1	0	0	0	1	9	13	0.00	10.500				
John Henry Johnson, L (6, 1) ERA: 4.45	0.1		1	0	0	0	0	0	0	0	0	1	1	1	0.00	0.000				
Charlie Mitchell, R (7, 1) ERA: 11.25	2.0		12	3	4	4	1	0	2	1	0	0	0	11	20	18.00	1.500			

AB	39
R	8
H	14
RBI	8
BB	1
SO	6
LOB	16





Batter	1	2	3	4	5	6	7	8	9	AB	R	H	RBI	BB	SO	LOB	TOP								
<b>Kirby Puckett, R</b> OBP: 0.315, SLG: 0.323 (1.8)	0-0 4-3			0-0 6-3	0-0 G3		0-0 F9		0-3 K	5	0	0	0	0	1	2	<b>Minnesota Twins @ Boston Red Sox</b> Fenway Park, Boston, MA Thu Aug 16 1984, 7:05 PM EDT Att: 9,293 - Unknown								
<b>Mickey Hatcher, R</b> OBP: 0.342, SLG: 0.401 (1.7)	0-0 6-3			0-0 F4	0-0 6-3		0-0 1B		4-0 BB	4	0	1	1	1	0	0									
<b>Kent Hrbek, L</b> OBP: 0.392, SLG: 0.518 (1.3)	0-3 K			0-0 2B		0-0 F5	0-0 F7		0-0 G4-6-3	5	1	1	0	0	1	3									
<b>Randy Bush, L</b> OBP: 0.314, SLG: 0.436 (1.10)		0-3 K		0-0 2B		0-3 K		4-0 BB		3	1	1	0	1	2	0									
<b>Tom Brunansky, R</b> OBP: 0.331, SLG: 0.473 (1.9)		0-0 F9		4-0 2B		0-0 2B		0-0 BB		3	1	2	0	1	0	0									
<b>Gary Gaetti, R</b> OBP: 0.326, SLG: 0.372 (1.5)		0-0 F8		0-0 2B		0-0 F4		0-3 K		4	0	1	3	0	1	3									
<b>Tim Teufel, R</b> OBP: 0.357, SLG: 0.421 (1.4)			0-3 K	0-0 F9			4-0 BB	4-0 BB		2	1	0	0	2	1	1									
<b>Tim Laudner, R</b> OBP: 0.239, SLG: 0.403 (1.2)			0-3 K		0-0 HR		4-0 BB	0-3 K		3	1	1	1	1	2	3									
<b>Houston Jimenez, R</b> OBP: 0.236, SLG: 0.241 (1.6)			0-0 F9		0-0 6-3		0-0 F1	0-0 FC6-4		3	0	0	0	0	0	2									
<b>Darrell Brown, S</b> OBP: 0.316, SLG: 0.359 (8, PH)										1	0	0	0	0	0	3									
<b>Ron Washington, R</b> OBP: 0.282, SLG: 0.441 (8.6)										0	0	0	0	0	0	0									
<b>Inning Stats</b>	R: 0 E: 0 K: 1 S: 5	H: 0 LOB: 0 BB: 0 P: 5	R: 0 E: 0 K: 1 S: 5	H: 0 LOB: 0 BB: 0 P: 5	R: 0 E: 0 K: 2 S: 7	H: 0 LOB: 0 BB: 0 P: 7	R: 3 E: 0 K: 0 S: 6	H: 3 LOB: 1 BB: 1 P: 10	R: 1 E: 0 K: 0 S: 4	H: 1 LOB: 0 BB: 0 P: 4	R: 0 E: 0 K: 1 S: 6	H: 1 LOB: 1 BB: 0 P: 6	R: 1 E: 0 K: 0 S: 4	H: 1 LOB: 2 BB: 2 P: 12	R: 0 E: 0 K: 2 S: 8	H: 1 LOB: 3 BB: 2 P: 16	R: 0 E: 0 K: 1 S: 4	H: 0 LOB: 0 BB: 1 P: 8	1B: 3 2B: 3 3B: 0 HR: 1	SF: 0 SAC: 0 DP: 1 HBP: 0	WP: 0 PB: 0 SB: 0 CS: 0	PA: 39			
<b>PITCHER</b>	IP	WLS	BF	H	R	ER	SO	BB	IBB	HBP	BLK	WP	HR	S	P	ERA	WHIP								
<b>Roger Clemens, R</b> ERA: 4.92 (1.1)	6.2		29	6	5	5	5	3	0	0	0	0	1	36	48	6.75	1.350								
<b>Steve Crawford, R</b> ERA: 3.15 (7.1)	0.1	W	1	0	0	0	0	0	0	0	0	0	0	1	1	0.00	0.000								
<b>Mark Clear, R</b> ERA: 3.35 (8.1)	2.0	S	9	1	0	0	3	3	0	0	0	0	0	12	24	0.00	2.000								

Batter	1	2	3	4	5	6	7	8	9	AB	R	H	RBI	BB	SO	LOB	BOTTOM								
<b>Wade Boggs, L</b> OBP: 0.395, SLG: 0.412 (1.5)	0-0 F7		0-0 6-3			0-0 6-3	4-0 HR		3	1	0	0	1	0	1		<b>Minnesota Twins @ Boston Red Sox</b> Fenway Park, Boston, MA Thu Aug 16 1984, 7:05 PM EDT Att: 9,293 - Unknown								
<b>Dwight Evans, R</b> OBP: 0.380, SLG: 0.521 (1.9)	0-3 K			0-3 K		0-0 HR	0-0 SF9		3	1	1	1	0	2	0										
<b>Jim Rice, R</b> OBP: 0.318, SLG: 0.464 (1.7)	0-3 K			0-0 F8		0-0 HR	0-0 HR		4	2	2	4	0	1	0										
<b>Tony Armas, R</b> OBP: 0.306, SLG: 0.538 (1.10)		0-0 5-3		0-0 E5		0-0 F2	0-0 5-3		4	0	0	0	0	0	0										
<b>Bill Buckner, L</b> OBP: 0.327, SLG: 0.417 (1.3)		0-0 F9		0-0 6-3		0-0 F7		0-0 4-3		4	0	0	0	0	1										
<b>Rich Gedman, L</b> OBP: 0.297, SLG: 0.464 (1.2)		0-0 F3			0-0 3-1		0-0 BB	0-0 1B		4	1	2	0	0	0										
<b>Rick Miller, L</b> OBP: 0.358, SLG: 0.319 (1.8)			0-0 1B		4-0 BB		4-0 2B	0-0 1B		2	1	2	0	2	0										
<b>Marty Barrett, R</b> OBP: 0.366, SLG: 0.368 (1.4)			0-0 9-3		0-0 F5		0-0 WP	0-0 G5-4-3		4	1	1	1	0	4										
<b>Jackie Gutierrez, R</b> OBP: 0.282, SLG: 0.323 (1.6)							0-0 SF9	0-0 2B		2	0	1	0	0	0	1									
<b>Reid Nichols, R</b> OBP: 0.317, SLG: 0.330 (7, PH)										1	0	0	0	0	0	1									
<b>Glenn Hoffman, R</b> OBP: 0.243, SLG: 0.257 (8.6)										0	0	0	0	0	0	0									
<b>Inning Stats</b>	R: 0 E: 0 K: 2 S: 7	H: 0 LOB: 0 BB: 0 P: 7	R: 0 E: 0 K: 0 S: 3	H: 0 LOB: 0 BB: 0 P: 3	R: 0 E: 0 K: 1 S: 4	H: 2 LOB: 1 BB: 0 P: 4	R: 0 E: 1 K: 1 S: 6	H: 0 LOB: 1 BB: 0 P: 6	R: 0 E: 0 K: 0 S: 3	H: 0 LOB: 1 BB: 1 P: 7	R: 2 E: 0 K: 0 S: 5	H: 2 LOB: 0 BB: 0 P: 5	R: 5 E: 0 K: 0 S: 6	H: 3 LOB: 0 BB: 2 P: 14	R: 0 E: 0 K: 0 S: 4	H: 2 LOB: 1 BB: 0 P: 4	1B: 6 2B: 2 3B: 0 HR: 2	SF: 1 SAC: 0 DP: 2 HBP: 0	WP: 1 PB: 0 SB: 0 CS: 0	PA: 35					
<b>PITCHER</b>	IP	WLS	BF	H	R	ER	SO	BB	IBB	HBP	BLK	WP	HR	S	P	ERA	WHIP								
<b>Mike Smithson, R</b> ERA: 3.88 (1.1)	6.0		25	5	4	4	3	2	0	0	0	0	1	29	37	6.00	1.167								
<b>Ron Davis, R</b> ERA: 5.1 (7.1)	1.0	L	6	2	3	3	0	1	0	0	0	1	1	5	9	27.00	3.000								
<b>Len Whitehouse, L</b> ERA: 2.97 (8.1)	1.0		4	2	0	0	0	0	0	0	0	0	0	4	4	0.00	2.000								





Batter	1	2	3	4	5	6	7	8	9	AB	R	H	RBI	BB	SO	LOB	TOP								
<b>Kirby Puckett, R</b> OBP: 0.321, SLG: 0.326 (1, 8)	0-0 BB 2B 1B	0-0 1-3 2-H 1B		4-0 G6-4-3 IBB		0-0 6-3	0-0 1-2 2-3 1B		0-0 FC5	5	1	3	1	1	0	4									
<b>Dave Meier, R</b> OBP: 0.300, SLG: 0.336 (1, 7)	0-0 F4	0-0 5-3		0-0 G6-4-3 1-2		4-0 2B BB	0-0 4-3		0-0 2-3	3	0	0	0	0	0	6									
<b>Darrell Brown, S</b> OBP: 0.316, SLG: 0.356 (6, PH) (6, 7)										2	0	0	0	1	0	4									
<b>Mickey Hatcher, R</b> OBP: 0.347, SLG: 0.409 (1, 10)	4-0 1-2 2B BB			0-0 WP 1-3 1B		0-0 7-4 2B	0-0 1-3 2-H 3-H 4-0 2B		0-0 F9	4	0	3	2	1	0	0									
<b>Kent Hrbek, L</b> OBP: 0.390, SLG: 0.513 (1, 3)	0-3 K			0-0 1-3 1-2		0-0 F5	0-0 IBB		0-0 F4	4	0	0	0	1	1	4									
<b>Tom Brunansky, R</b> OBP: 0.332, SLG: 0.477 (1, 9)	0-0 1-H 2-H 2B			0-0 F4		0-0 7-4 2-3	0-0 1-3		0-0 2B	5	0	2	1	0	0	5									
<b>Gary Gaetti, R</b> OBP: 0.329, SLG: 0.373 (1, 5)		0-0 6-3		0-3 K 2-3		0-0 2B 1B	0-0 1B SF7 1B		0-3 K	5	2	2	0	0	2	2									
<b>Tim Teufel, R</b> OBP: 0.359, SLG: 0.424 (1, 4)		0-0 4-3		0-0 2B 1B		0-0 2B 1B	0-0 1B BB 1B		0-0 E1 FC5	5	1	3	0	0	0	0									
<b>Tim Laudner, R</b> OBP: 0.256, SLG: 0.420 (1, 2)		4-0 1B BB		0-0 1-3 2B		0-0 1-3 2-H 2B 2B	4-0 1-2 1B BB		0-0 1-3	3	2	2	1	2	0	1									
<b>Houston Jimenez, R</b> OBP: 0.236, SLG: 0.242 (1, 6)		0-0 1B 1B		0-0 K		0-0 5-3	0-0 SF7		4-0 FC5 IBB	3	0	1	1	0	1	4									
<b>Randy Bush, L</b> OBP: 0.316, SLG: 0.436 (9, PH)										0	0	0	0	1	0	0									
<b>Ron Washington, R</b> OBP: 0.282, SLG: 0.441 (9, 6)										0	0	0	0	0	0	0									
<b>Inning Stats</b>	R: 1 E: 0 K: 1 S: 6	H: 2 LOB: 2 BB: 1 P: 10	R: 1 E: 0 K: 0 S: 5	H: 2 LOB: 2 BB: 1 P: 9	R: 0 E: 0 K: 1 S: 6	H: 1 LOB: 1 BB: 0 P: 6	R: 0 E: 0 K: 1 S: 6	H: 2 LOB: 2 BB: 1 P: 10	R: 0 E: 0 K: 0 S: 3	H: 1 LOB: 0 BB: 0 P: 3	R: 3 E: 0 K: 0 S: 7	H: 4 LOB: 3 BB: 2 P: 15	R: 1 E: 0 K: 0 S: 5	H: 3 LOB: 2 BB: 1 P: 9	R: 0 E: 0 K: 1 S: 6	H: 1 LOB: 1 BB: 0 P: 6	R: 0 E: 1 K: 0 S: 4	H: 0 LOB: 2 BB: 1 P: 8	1B: 10 2B: 7 3B: 0 HR: 0	SF: 1 SAC: 0 DP: 2 HBP: 0	WP: 1 PB: 0 SB: 0 CS: 0	PA: 47			
<b>PITCHER</b>	IP	WLS	BF	H	R	ER	SO	BB	IBB	HBP	BLK	WP	HR	S	P	ERA	WHIP								
<b>Bruce Hurst, L</b> ERA: 3.32 (1, 1)	5.0	L	26	11	5	5	3	2	1	0	0	1	0	29	41	9.00	2.600								
<b>Steve Crawford, R</b> ERA: 3.14 (6, 1)	3.0		16	5	1	1	1	2	1	0	0	0	0	15	27	3.00	2.333								
<b>Bob Stanley, R</b> ERA: 3.17 (9, 1)	1.0	S	5	0	0	0	0	0	1	0	0	0	0	4	8	0.00	0.000								

Minnesota Twins @ Boston Red Sox  
Fenway Park, Boston, MA  
Fri Aug 17 1984, 7:05 PM EDT  
Att: 25,629 - Unknown

AB 39  
R 6  
H 16  
RBI 6  
BB 7  
SO 4  
LOB 30



Batter	1	2	3	4	5	6	7	8	9	AB	R	H	RBI	BB	SO	LOB	BOTTOM									
<b>Wade Boggs, L</b> OBP: 0.393, SLG: 0.409 (1, 5)	0-0 6-3		0-0 BB 1B		0-0 1-3		0-0 F8	0-0 4-3		5	0	1	0	0	0	1										
<b>Dwight Evans, R</b> OBP: 0.394, SLG: 0.526 (1, 9)	0-0 3B		4-0 1-2 BB F8 BB		4-0 BB BB		0-0 6-3		0-0 1B	3	0	2	0	2	0	0										
<b>Jim Rice, R</b> OBP: 0.319, SLG: 0.462 (1, 7)	4-0 BB		0-0 F8 1-2		0-3 K			0-0 BB 1B	0-3 K	4	1	1	0	1	2	4										
<b>Tony Armas, R</b> OBP: 0.305, SLG: 0.535 (1, 10)	0-0 F2		0-0 1B 1B		0-0 F5			0-0 F3	0-3 K	5	1	1	0	0	1	5										
<b>Bill Buckner, L</b> OBP: 0.328, SLG: 0.415 (1, 3)	0-0 G3		0-0 1B 1B		0-0 G3			4-0 2B HR BB	0-0 F5	4	1	1	0	1	0	3										
<b>Reid Nichols, R</b> OBP: 0.308, SLG: 0.319 (1, 8)		0-0 F5		0-0 F3		0-0 F4		0-0 F5		4	0	0	0	0	0	4										
<b>Marty Barrett, R</b> OBP: 0.368, SLG: 0.372 (1, 4)		0-0 F9		0-0 F9		0-0 1B		0-0 1-3 2-H HR 2B		4	1	2	1	0	0	2										
<b>Jeff Newman, R</b> OBP: 0.246, SLG: 0.255 (1, 2)		0-0 F8		0-0 1B		0-0 F4		0-0 2B HR		3	0	1	1	0	0	1										
<b>Rich Gedman, L</b> OBP: 0.299, SLG: 0.474 (9, 2)				1-3 2-H 1B				2-H 3-H 4-0 HR		1	1	1	3	0	0	0										
<b>Jackie Gutierrez, R</b> OBP: 0.280, SLG: 0.320 (1, 6)				0-0 5-3		0-0 F5		4-0 BB		3	0	0	0	0	0	2										
<b>Rick Miller, L</b> OBP: 0.354, SLG: 0.319 (8, PH)										0	0	0	0	1	0	0										
<b>Glenn Hoffman, R</b> OBP: 0.243, SLG: 0.257 (9, 6)										0	0	0	0	0	0	0										
<b>Inning Stats</b>	R: 0 E: 0 K: 0 S: 4	H: 1 LOB: 2 BB: 1 P: 8	R: 0 E: 0 K: 0 S: 3	H: 0 LOB: 0 BB: 0 P: 3	R: 0 E: 0 K: 0 S: 3	H: 1 LOB: 1 BB: 1 P: 7	R: 1 E: 0 K: 0 S: 6	H: 3 LOB: 2 BB: 0 P: 6	R: 0 E: 0 K: 1 S: 5	H: 0 LOB: 1 BB: 1 P: 9	R: 0 E: 0 K: 0 S: 4	H: 1 LOB: 0 BB: 0 P: 4	R: 0 E: 0 K: 0 S: 3	H: 0 LOB: 0 BB: 0 P: 3	R: 4 E: 0 K: 0 S: 6	H: 3 LOB: 1 BB: 2 P: 14	R: 0 E: 0 K: 2 S: 8	H: 1 LOB: 1 BB: 0 P: 8	1B: 7 2B: 1 3B: 1 HR: 1	SF: 0 SAC: 0 DP: 0 HBP: 0	WP: 0 PB: 0 SB: 0 CS: 0	PA: 41				
<b>PITCHER</b>	IP	WLS	BF	H	R	ER	SO	BB	IBB	HBP	BLK	WP	HR	S	P	ERA	WHIP									
<b>Frank Viola, L</b> ERA: 2.99 (1, 1)	7.2	W	34	4	4	4	1	4	0	0	0	0	1	1	5	4.70	1.565									
<b>Rick Lysander, R</b> ERA: 2.53 (8, 1)	0.0		2	1	1	1	0	1	0	0	0	0	0	1	1	5	∞	∞								
<b>Pete Filson, L</b> ERA: 4.05 (8, 1)	0.1		1	0	0	0	0	0	0	0	0	0	0	1	1	0.00	0.000									
<b>Ron Davis, R</b> ERA: 5.02 (9, 1)	1.0	S	4	1	0	0	2	0	0	0	0	0	0	8	8	0.00	1.000									

Minnesota Twins @ Boston Red Sox  
Fenway Park, Boston, MA  
Fri Aug 17 1984, 7:05 PM EDT  
Att: 25,629 - Unknown

AB 36  
R 5  
H 10  
RBI 5  
BB 5  
SO 3  
LOB 22





Batter	1	2	3	4	5	6	7	8	9	AB	R	H	RBI	BB	SO	LOB	TOP								
<b>Kirby Puckett, R</b> OBP: 0.327, SLG: 0.330	4-0 1B BB		4-0 CS BB		0-0 2B 1B		0-0 1B		0-0 SF9	2	1	2	2	2	0	0	<b>Minnesota Twins @ Boston Red Sox</b> Fenway Park, Boston, MA Sat Aug 18 1984, 3:33 AM EDT Unknown								
<b>Mickey Hatcher, R</b> OBP: 0.347, SLG: 0.409	0-0 1B		0-0 5-3		0-0 3-1		0-0 F9		0-0 1B	5	0	2	2	0	0	3									
<b>Kent Hrbek, L</b> OBP: 0.388, SLG: 0.513	0-3 K			0-0 6-3		0-0 2B		0-3 K		0-3 SF7	4	0	1	2	0	2		3							
<b>Randy Bush, L</b> OBP: 0.310, SLG: 0.427	0-3 K			0-0 3-1		0-3 K		0-0 F8		0-3 K	5	0	0	0	0	3		4							
<b>Tom Brunansky, R</b> OBP: 0.331, SLG: 0.475	0-0 F7			0-0 FC4-6 1B		0-0 6-3		0-0 6-3			4	0	1	0	0	0		2							
<b>Gary Gaetti, R</b> OBP: 0.329, SLG: 0.372		0-0 5-3		0-0 FC4-6 1B		0-0 S 1B		0-0 F4			4	0	1	0	0	0		1							
<b>Tim Teufel, R</b> OBP: 0.360, SLG: 0.422	0-3 K				4-0 1B BB		0-3 K		4-0 1B 1B SF9 BB	2	2	0	0	2	2	1									
<b>Tim Laudner, R</b> OBP: 0.256, SLG: 0.416	0-0 6-3				0-0 F8		0-0 F4		0-0 SF9 1B 1B	4	0	1	0	0	0	2									
<b>Darrell Brown, S</b> OBP: 0.316, SLG: 0.356		0-0 6-3			0-0 F8		0-0 F4		1-2 SF9 1B 1B	0	1	0	0	0	0	0									
<b>Dave Engle, R</b> OBP: 0.322, SLG: 0.376					1-2 1B 1B					0	0	0	0	0	0	0									
<b>Houston Jimenez, R</b> OBP: 0.240, SLG: 0.246			0-3 K		0-0 1B 3-1 1B		0-0 5-3		0-0 1B SF9 1B	4	2	2	0	0	1	0									
<b>Inning Stats</b>	R: 0 E: 0 K: 2 S: 8	H: 1 LOB: 2 BB: 1 P: 12	R: 0 E: 0 K: 1 S: 5	H: 0 LOB: 0 BB: 0 P: 5	R: 0 E: 0 K: 1 S: 4	H: 0 LOB: 0 BB: 1 P: 8	R: 0 E: 0 K: 0 S: 4	H: 1 LOB: 1 BB: 0 P: 4	R: 3 E: 0 K: 1 S: 8	H: 3 LOB: 1 BB: 1 P: 12	R: 0 E: 0 K: 1 S: 6	H: 1 LOB: 1 BB: 0 P: 6	R: 0 E: 0 K: 1 S: 6	H: 1 LOB: 1 BB: 0 P: 6	R: 0 E: 0 K: 0 S: 3	H: 0 LOB: 0 BB: 0 P: 3	R: 3 E: 0 K: 1 S: 8	H: 3 LOB: 1 BB: 1 P: 12	1B: 9 2B: 1 3B: 0 HR: 0	SF: 2 SAC: 0 DP: 0 HBP: 0	WP: 0 PB: 0 SB: 1 CS: 1	PA: 40			
<b>PITCHER</b>	IP	WLS	BF	H	R	ER	SO	BB	IBB	HBP	BLK	WP	HR	S	P	ERA	WHIP								
<b>Oil Can Boyd, R</b> ERA: 4.53	(1, 1)	8.0	34	7	4	4	7	4	0	0	0	0	0	44	60	4.50	1.375								
<b>Bob Stanley, R</b> ERA: 3.99	(9, 1)	0.0	L	2	2	0	0	0	0	0	0	0	0	2	2	∞	∞								
<b>Mark Clear, R</b> ERA: 3.29	(9, 1)	1.0	4	1	2	2	1	0	0	0	0	0	0	6	6	18.00	1.000								

Batter	1	2	3	4	5	6	7	8	9	AB	R	H	RBI	BB	SO	LOB	BOTTOM								
<b>Wade Boggs, L</b> OBP: 0.393, SLG: 0.408	0-0 F7		4-0 1B 9-2 BB		0-0 F8			0-0 1B 1B	0-0 4-3	4	1	1	0	1	0	1	<b>Minnesota Twins @ Boston Red Sox</b> Fenway Park, Boston, MA Sat Aug 18 1984, 3:33 AM EDT Unknown								
<b>Dwight Evans, R</b> OBP: 0.385, SLG: 0.526	0-0 6-3		0-0 1B 1B		0-0 G5-4-3		0-0 1B SF7 1B			4	1	2	0	0	0	1									
<b>Jim Rice, R</b> OBP: 0.318, SLG: 0.461	0-0 F3		0-0 F4		0-0 5-3		0-0 SF7 1B			4	0	1	1	0	0	2									
<b>Tony Armas, R</b> OBP: 0.305, SLG: 0.531		0-3 K	4-0 1B 1B		0-3 K		0-3 K		0-3 K	3	0	0	0	1	3	2									
<b>Bill Buckner, L</b> OBP: 0.324, SLG: 0.411		0-0 F3	0-0 9-2		0-0 F9		0-0 SF7		0-0 SF7	3	0	0	1	0	0	3									
<b>Rich Gedman, L</b> OBP: 0.304, SLG: 0.494		0-0 HR		0-0 F8		0-0 HR		4-0 IBB		3	2	2	2	1	0	0									
<b>Rick Miller, L</b> OBP: 0.360, SLG: 0.316	0-0 S 1B		0-0 F9		0-0 6-3		0-0 F7			4	0	1	0	0	0	2									
<b>Marty Barrett, R</b> OBP: 0.366, SLG: 0.369	4-0 1B		0-0 3-1		0-0 5-3		0-0 5-3		0-0 4-3	3	0	0	0	1	0	0									
<b>Jackie Gutierrez, R</b> OBP: 0.280, SLG: 0.320	0-0 F8				0-0 G5-4-3 1B				0-0 G3	3	0	1	0	0	0	2									
<b>Mike Easter, L</b> OBP: 0.377, SLG: 0.511										1	0	0	0	0	0	0									
<b>Inning Stats</b>	R: 0 E: 0 K: 0 S: 3	H: 0 LOB: 0 BB: 0 P: 3	R: 1 E: 0 K: 1 S: 7	H: 2 LOB: 2 BB: 1 P: 11	R: 0 E: 0 K: 0 S: 3	H: 1 LOB: 2 BB: 2 P: 11	R: 0 E: 0 K: 0 S: 3	H: 0 LOB: 0 BB: 0 P: 3	R: 0 E: 0 K: 1 S: 5	H: 0 LOB: 0 BB: 0 P: 5	R: 1 E: 0 K: 0 S: 4	H: 1 LOB: 0 BB: 0 P: 4	R: 2 E: 0 K: 1 S: 8	H: 3 LOB: 2 BB: 1 P: 12	R: 0 E: 0 K: 0 S: 3	H: 0 LOB: 0 BB: 0 P: 3	1B: 6 2B: 1 3B: 0 HR: 2	SF: 1 SAC: 0 DP: 2 HBP: 0	WP: 0 PB: 0 SB: 1 CS: 0	PA: 37					
<b>PITCHER</b>	IP	WLS	BF	H	R	ER	SO	BB	IBB	HBP	BLK	WP	HR	S	P	ERA	WHIP								
<b>John Butcher, R</b> ERA: 3.17	(1, 1)	7.0	29	7	4	4	2	2	1	0	0	0	0	30	42	5.14	1.286								
<b>Ron Davis, R</b> ERA: 4.95	(8, 1)	1.0	W	5	1	0	0	0	1	0	0	0	0	6	10	0.00	1.000								
<b>Rick Lysander, R</b> ERA: 2.75	(9, 1)	1.0	S	3	0	0	0	0	0	0	0	0	0	3	3	0.00	0.000								



Batter	1	2	3	4	5	6	7	8	9	AB	R	H	RBI	BB	SO	LOB	TOP			
Kirby Puckett, R OBP: 0.326, SLG: 0.329										4	0	1	0	0	2	1	<b>Minnesota Twins @ Boston Red Sox</b> Fenway Park, Boston, MA Sat Aug 18 1984, 3:38 AM EDT Att: 30,567 - Unknown			
Dave Engle, R OBP: 0.319, SLG: 0.372										4	0	0	0	0	0	2				
Mickey Hatcher, R OBP: 0.346, SLG: 0.407										4	0	1	0	0	1	1				
Kent Hrbek, L OBP: 0.387, SLG: 0.511										4	0	1	0	0	1	1				
Tom Brunansky, R OBP: 0.330, SLG: 0.473										4	0	1	0	0	0	2				
Gary Gaetti, R OBP: 0.330, SLG: 0.373										4	1	2	0	0	0	1				
Tim Teufel, R OBP: 0.364, SLG: 0.423										3	1	2	0	1	0	2				
Dave Meier, R OBP: 0.298, SLG: 0.333										4	1	1	1	0	0	2				
Houston Jimenez, R OBP: 0.240, SLG: 0.250										4	0	1	2	0	1	1				
<b>Inning Stats</b>	R: 0 E: 0 K: 0 S: 3	H: 1 LOB: 0 BB: 0 P: 3	R: 3 E: 0 K: 1 S: 9	H: 5 LOB: 1 BB: 0 P: 9	R: 0 E: 0 K: 2 S: 7	H: 0 LOB: 0 BB: 0 P: 7	R: 0 E: 0 K: 0 S: 4	H: 1 LOB: 1 BB: 0 P: 4	R: 0 E: 0 K: 2 S: 5	H: 2 LOB: 2 BB: 0 P: 5	R: 0 E: 1 K: 0 S: 4	H: 0 LOB: 1 BB: 0 P: 4	R: 0 E: 0 K: 0 S: 4	H: 1 LOB: 1 BB: 0 P: 4	R: 0 E: 0 K: 0 S: 2	H: 0 LOB: 0 BB: 1 P: 6	1B: 9 2B: 1 3B: 0 HR: 0	SF: 0 SAC: 0 DP: 3 HBP: 0	WP: 1 PB: 0 SB: 0 CS: 0	PA: 36
<b>PITCHER</b>	IP WLS BF H R ER SO BB IBB HBP BLK WP HR S P ERA WHIP																			
John Henry Johnson, L ERA: 4.35	(1, 1) 7.0 L 29 9 3 3 5 0 0 0 0 0 1 0 39 39 3.86 1.286																			
Charlie Mitchell, R ERA: 7.5	(8, 1) 2.0 7 1 0 0 0 1 0 0 0 0 0 0 6 10 0.00 1.000																			

Batter	1	2	3	4	5	6	7	8	9	AB	R	H	RBI	BB	SO	LOB	BOTTOM					
Wade Boggs, L OBP: 0.394, SLG: 0.407										3	0	1	0	1	0	1	<b>Minnesota Twins @ Boston Red Sox</b> Fenway Park, Boston, MA Sat Aug 18 1984, 3:38 AM EDT Att: 30,567 - Unknown					
Rick Miller, L OBP: 0.357, SLG: 0.313										4	1	1	0	0	0	3						
Jim Rice, R OBP: 0.318, SLG: 0.459										4	0	1	0	0	0	0						
Dwight Evans, R OBP: 0.382, SLG: 0.522										4	0	0	0	0	0	1						
Bill Buckner, L OBP: 0.326, SLG: 0.409										2	0	0	0	2	0	0						
Rich Gedman, L OBP: 0.304, SLG: 0.490										3	0	0	0	1	1	2						
Reid Nichols, R OBP: 0.301, SLG: 0.311										3	0	0	0	0	0	2						
Marty Barrett, R OBP: 0.369, SLG: 0.370										2	0	1	0	1	0	1						
Jackie Gutierrez, R OBP: 0.278, SLG: 0.317										3	0	0	0	0	0	3						
<b>Inning Stats</b>	R: 0 E: 0 K: 0 S: 3	H: 1 LOB: 0 BB: 0 P: 3	R: 0 E: 0 K: 1 S: 5	H: 0 LOB: 0 BB: 0 P: 5	R: 0 E: 0 K: 0 S: 3	H: 0 LOB: 2 BB: 2 P: 11	R: 0 E: 0 K: 0 S: 3	H: 0 LOB: 0 BB: 0 P: 3	R: 0 E: 0 K: 0 S: 3	H: 0 LOB: 0 BB: 0 P: 3	R: 0 E: 0 K: 0 S: 3	H: 0 LOB: 1 BB: 1 P: 7	R: 0 E: 0 K: 0 S: 3	H: 0 LOB: 0 BB: 1 P: 7	R: 0 E: 0 K: 0 S: 3	H: 1 LOB: 0 BB: 0 P: 3	R: 1 E: 0 K: 0 S: 4	H: 2 LOB: 1 BB: 1 P: 8	1B: 4 2B: 0 3B: 0 HR: 0	SF: 0 SAC: 0 DP: 3 HBP: 0	WP: 0 PB: 0 SB: 0 CS: 0	PA: 33
<b>PITCHER</b>	IP WLS BF H R ER SO BB IBB HBP BLK WP HR S P ERA WHIP																					
Bobby Castillo, R ERA: 2.13	(1, 1) 6.0 W 21 1 0 0 0 3 0 0 0 0 0 0 20 32 0.00 0.667																					
Rick Lysander, R ERA: 2.77	(7, 1) 3.0 S 12 3 1 1 0 2 0 0 0 0 0 0 10 18 3.00 1.667																					



Batter	1	2	3	4	5	6	7	8	9	AB	R	H	RBI	BB	SO	LOB	TOP								
Darrell Brown, S OBP: 0.310, SLG: 0.349 (1, 8)	0-0 4-3		0-0 1-3			0-0 4-3	0-0 F7		0-0 4-3	5	0	0	0	0	0	2									
Mickey Hatcher, R OBP: 0.352, SLG: 0.415 (1, 7)	0-0 F9 1B		0-0 2B			0-0 HR 1B	0-0 1B			4	1	4	1	0	0	0									
Kent Hrbek, L OBP: 0.388, SLG: 0.518 (1, 3)	0-0 1-2 1B		0-0 4-3			0-0 HR			0-0 3-4-1	4	1	2	2	0	0	1									
Randy Bush, L OBP: 0.306, SLG: 0.420 (1, 10)	0-0 F9 2-3			0-0 G4-1		0-0 E6			0-0 F7	4	0	0	0	0	0	2									
Tom Brunansky, R OBP: 0.330, SLG: 0.478 (1, 9)	0-3 K			0-0 6-3		0-0 F6			0-0 HR	4	1	1	1	0	1	3									
Gary Gaetti, R OBP: 0.329, SLG: 0.372 (1, 5)		0-0 F9		0-3 K		0-0 F7			0-0 1B	4	0	1	0	0	1	1									
Tim Teufel, R OBP: 0.361, SLG: 0.419 (1, 4)		0-0 6-3			0-0 F3		0-0 F6		0-0 5-3	4	0	0	0	0	0	1									
Tim Laudner, R OBP: 0.257, SLG: 0.415 (1, 2)		0-0 6-3			0-0 5-3		0-0 1B 1B		0-0 G4-6-3 1B	3	0	1	0	0	0	0									
Dave Meier, R OBP: 0.298, SLG: 0.333 (7, PR)										0	1	0	0	0	0	0									
Dave Engle, R OBP: 0.320, SLG: 0.373 (7, 2)										1	0	1	0	0	0	0									
Houston Jimenez, R OBP: 0.241, SLG: 0.251 (1, 6)				0-0 4-3		0-0 5-3			0-0 G4-6-3 1-2	3	0	1	0	0	0	0									
Andre David, L OBP: 0.361, SLG: 0.444 (9, PH)										1	0	0	0	0	0	1									
<b>Inning Stats</b>	R: 0 E: 0 K: 1 S: 7	H: 2 LOB: 2 BB: 0 P: 7	R: 0 E: 0 K: 0 S: 3	H: 0 LOB: 0 BB: 0 P: 3	R: 0 E: 0 K: 1 S: 4	H: 1 LOB: 1 BB: 0 P: 4	R: 0 E: 0 K: 1 S: 5	H: 0 LOB: 0 BB: 0 P: 5	R: 0 E: 0 K: 0 S: 3	H: 0 LOB: 0 BB: 0 P: 3	R: 2 E: 1 K: 0 S: 6	H: 2 LOB: 1 BB: 0 P: 6	R: 1 E: 0 K: 0 S: 5	H: 3 LOB: 2 BB: 0 P: 5	R: 1 E: 0 K: 0 S: 5	H: 2 LOB: 1 BB: 0 P: 5	R: 0 E: 0 K: 0 S: 3	H: 1 LOB: 0 BB: 0 P: 3	1B: 8 2B: 1 3B: 0 HR: 2	SF: 0 SAC: 0 DP: 1 HBP: 0	WP: 0 PB: 0 SB: 0 CS: 0	PA: 37			
<b>PITCHER</b>	IP	WLS	BF	H	R	ER	SO	BB	IBB	HBP	BLK	WP	HR	S	P	ERA	WHIP								
Al Nipper, R ERA: 3.71 (1, 1)	7.2		33	10	4	4	2	0	0	0	0	0	2	37	37	4.70	1.304								
Steve Crawford, R ERA: 3.12 (8, 1)	0.1	W	1	0	0	0	0	0	0	0	0	0	0	1	1	0.00	0.000								
Bob Stanley, R ERA: 3.34 (9, 1)	1.0	S	3	1	0	0	0	0	0	0	0	0	0	3	3	0.00	1.000								

Minnesota Twins @ Boston Red Sox  
Fenway Park, Boston, MA  
Sun Aug 19 1984, 3:33 AM EDT  
Att: 23,763 - Unknown

AB 37  
R 4  
H 11  
RBI 4  
BB 0  
SO 2  
LOB 11



Batter	1	2	3	4	5	6	7	8	9	AB	R	H	RBI	BB	SO	LOB	BOTTOM								
Wade Boggs, L OBP: 0.396, SLG: 0.412 (1, 10)	0-0 6-3 1B	0-0 1-3 2B			0-0 F7	0-0 CS	0-0 G5-4-3 1B	0-0 1-2 1B	0-0 G4-3	5	0	3	0	0	0	3									
Marty Barrett, R OBP: 0.368, SLG: 0.371 (1, 4)	0-0 6-3 1-2	0-0 F8			0-0 HR 2B		0-3 K			4	1	1	0	0	1	4									
Jim Rice, R OBP: 0.317, SLG: 0.463 (1, 7)	0-0 F4		0-0 F9		0-0 2H HR		0-0 G5-4-3 1-2			4	1	1	2	0	0	2									
Dwight Evans, R OBP: 0.387, SLG: 0.528 (1, 9)	4-0 BB		4-0 BB		0-0 FC6-4 1B			0-0 1B 3B		2	1	2	0	2	0	0									
Bill Buckner, L OBP: 0.325, SLG: 0.407 (1, 3)	0-0 F3		0-3 K		0-0 F6			0-0 WP SH1-3 1B 1B		4	1	1	1	0	1	4									
Reid Nichols, R OBP: 0.294, SLG: 0.303 (1, 8)		0-3 K	0-0 F8		0-0 FC6-4 1-2			0-0 SH1-3		3	0	0	0	0	1	2									
Gary Allenson, R OBP: 0.317, SLG: 0.311 (1, 2)		0-0 1B SF8 1B			0-0 F7	4-0 FC6-4 BB		4-0 1B 1B IBB		2	1	1	0	2	0	0									
Ed Jurak, R OBP: 0.329, SLG: 0.381 (1, 5)		0-0 2B 1B		0-3 K		0-0 FC6-4 FC6-5 1-2		0-0 1-2 2H 1B		4	0	2	1	0	1	1									
Jackie Gutierrez, R OBP: 0.277, SLG: 0.317 (1, 6)		0-0 SF8 3H		0-0 F9		0-0 FC6-5 CS		0-0 G4-3 1B		3	0	1	1	0	0	1									
<b>Inning Stats</b>	R: 0 E: 0 K: 0 S: 4	H: 1 LOB: 2 BB: 1 P: 8	R: 1 E: 0 K: 1 S: 8	H: 3 LOB: 2 BB: 0 P: 8	R: 0 E: 0 K: 1 S: 5	H: 0 LOB: 1 BB: 1 P: 9	R: 0 E: 0 K: 1 S: 5	H: 0 LOB: 0 BB: 0 P: 5	R: 2 E: 1 K: 0 S: 2	H: 3 LOB: 1 BB: 1 P: 6	R: 0 E: 0 K: 1 S: 5	H: 1 LOB: 0 BB: 0 P: 5	R: 2 E: 0 K: 0 S: 6	H: 4 LOB: 2 BB: 1 P: 10	R: 0 E: 0 K: 0 S: 6	H: 4 LOB: 2 BB: 1 P: 10	1B: 8 2B: 2 3B: 1 HR: 1	SF: 1 SAC: 1 DP: 2 HBP: 0	WP: 1 PB: 0 SB: 0 CS: 1	PA: 38					
<b>PITCHER</b>	IP	WLS	BF	H	R	ER	SO	BB	IBB	HBP	BLK	WP	HR	S	P	ERA	WHIP								
Ed Hodge, L ERA: 4.31 (1, 1)	5.0		25	7	3	3	3	3	0	0	0	0	0	8	40	5.40	2.000								
Mike Walters, R ERA: 3.77 (6, 1)	2.0		6	2	1	1	1	0	0	0	0	0	0	8	8	4.50	1.000								
Len Whitehouse, L ERA: 3.16 (8, 1)	1.0	L	6	3	1	1	0	0	1	0	0	1	0	5	9	9.00	3.000								

Minnesota Twins @ Boston Red Sox  
Fenway Park, Boston, MA  
Sun Aug 19 1984, 3:33 AM EDT  
Att: 23,763 - Unknown

AB 31  
R 5  
H 12  
RBI 5  
BB 4  
SO 4  
LOB 17





Batter	1	2	3	4	5	6	7	8	9	AB	R	H	RBI	BB	SO	LOB	TOP																			
Willie Wilson, S OBP: 0.356, SLG: 0.375	0-0 2B	0-0 1B		0-0 E		0-0 FC6-4			0-0 6-3	5	2	3	1	0	0	2	<b>Kansas City Royals @ Boston Red Sox</b> Fenway Park, Boston, MA Mon Aug 20 1984, 7:05 PM EDT Att: 20,251 - Unknown																			
Pat Sheridan, L OBP: 0.342, SLG: 0.416	0-0 1B	4-0 1B		0-0 E4		0-0 SF9			4-0 PO	2	2	1	2	2	0	1																				
George Brett, L OBP: 0.343, SLG: 0.464 Greg Pryor, R OBP: 0.290, SLG: 0.357	4-3 1B	1-2 1B		0-0 5-4		0-0 F6			0-3 K	2	0	1	3	0	0	1																				
Jorge Orta, L OBP: 0.335, SLG: 0.454	0-0 FC6-4	0-0 4-3			0-0 E8				0-0 PO	4	1	2	1	0	0	1																				
Darryl Motley, R OBP: 0.327, SLG: 0.440	0-0 FC6-4		4-0 BB		0-3 K				0-0 6-3	3	0	0	0	1	1	1																				
Steve Balboni, R OBP: 0.320, SLG: 0.488 John Wathan, R OBP: 0.294, SLG: 0.286	0-0 F6		0-0 G6-4-3		0-3 K				0-3 K	4	0	0	0	0	2	2																				
Frank White, R OBP: 0.307, SLG: 0.437		0-0 1B	0-3 K		0-0 5-3				0-0 6-3	4	1	1	0	0	1	0																				
Don Slaught, R OBP: 0.316, SLG: 0.407		0-0 F3		0-0 G3		0-0 FC6-4			0-0 F9	4	2	2	0	0	0	1																				
Buddy Biancalana, S OBP: 0.220, SLG: 0.309		0-0 F8		0-0 G3		0-0 FC6-4			0-0 F7	4	0	1	0	0	0	2																				
<b>Inning Stats</b>	R: 2 E: 0 K: 0 S: 6	H: 3 LOB: 1 BB: 0 P: 6	R: 3 E: 0 K: 0 S: 6	H: 3 LOB: 1 BB: 1 P: 10	R: 0 E: 0 K: 1 S: 4	H: 0 LOB: 0 BB: 1 P: 8	R: 1 E: 1 K: 0 S: 5	H: 2 LOB: 1 BB: 0 P: 5	R: 1 E: 1 K: 2 S: 8	H: 1 LOB: 0 BB: 0 P: 8	R: 0 E: 0 K: 1 S: 5	H: 0 LOB: 0 BB: 0 P: 5	R: 0 E: 0 K: 0 S: 3	H: 0 LOB: 0 BB: 0 P: 3	R: 0 E: 0 K: 1 S: 4	H: 0 LOB: 0 BB: 1 P: 8		1B: 9 2B: 2 3B: 1 HR: 0	SF: 1 SAC: 0 DP: 2 HBP: 0	WP: 0 PB: 0 SB: 1 CS: 0	PA: 40															
<b>PITCHER</b>	IP	WLS	BF	H	R	ER	SO	BB	IBB	HBP	BLK	WP	HR	S	P	ERA	WHIP	<b>PITCHER</b>		IP	WLS	BF	H	R	ER	SO	BB	IBB	HBP	BLK	WP	HR	S	P	ERA	WHIP
Mike Brown, R ERA: 6.39	(1, 1)	5.0	L	27	11	8	7	3	2	0	0	0	0	0	31	39	12.60	2.600																		
Steve Crawford, R ERA: 2.85	(6, 1)	4.0		12	0	0	0	2	1	0	0	0	0	0	15	19	0.00	0.250																		

AB	35
R	8
H	11
RBI	7
BB	3
SO	5
LOB	15



Batter	1	2	3	4	5	6	7	8	9	AB	R	H	RBI	BB	SO	LOB	BOTTOM																			
Wade Boggs, L OBP: 0.392, SLG: 0.407	0-3 K		0-0 5-3	0-0 3-1		0-0 F8		0-0 F9		5	0	0	0	0	1	3	<b>Kansas City Royals @ Boston Red Sox</b> Fenway Park, Boston, MA Mon Aug 20 1984, 7:05 PM EDT Att: 20,251 - Unknown																			
Dwight Evans, R OBP: 0.385, SLG: 0.524	4-0 BB		0-0 E5		0-0 6-3				0-0 4-3	4	0	0	0	1	0	0																				
Jim Rice, R OBP: 0.316, SLG: 0.461	0-0 G5-4-3		0-0 F9		0-0 1B				0-0 4-3	5	0	1	0	0	0	2																				
Mike Easter, L OBP: 0.375, SLG: 0.514		0-0 G3		0-0 HR		0-0 F4		0-3 K	0-3 K	5	1	1	1	0	2	1																				
Bill Buckner, L OBP: 0.327, SLG: 0.411		0-0 BB		0-0 F5		0-0 F9				4	0	2	0	0	0	1																				
Rich Gedman, L OBP: 0.306, SLG: 0.499		0-0 F7		0-0 HR		0-0 BB		0-0 F9		4	2	2	1	0	0	2																				
Rick Miller, L OBP: 0.361, SLG: 0.307		4-0 BB		0-3 K		4-0 HR		0-0 6-3		2	1	0	0	2	1	0																				
Marty Barrett, R OBP: 0.369, SLG: 0.380		0-0 F8		4-0 1B		0-0 HR		0-0 F8		3	1	1	3	1	0	2																				
Jackie Gutierrez, R OBP: 0.280, SLG: 0.319			0-0 6-3	0-0 1B		0-0 4-3			0-0 1B	4	0	2	0	0	0	0																				
<b>Inning Stats</b>	R: 0 E: 0 K: 1 S: 4	H: 0 LOB: 0 BB: 1 P: 8	R: 0 E: 0 K: 0 S: 4	H: 1 LOB: 2 BB: 1 P: 8	R: 0 E: 1 K: 0 S: 4	H: 0 LOB: 0 BB: 0 P: 4	R: 2 E: 0 K: 1 S: 8	H: 3 LOB: 2 BB: 1 P: 12	R: 0 E: 0 K: 0 S: 4	H: 1 LOB: 1 BB: 0 P: 4	R: 3 E: 0 K: 0 S: 5	H: 2 LOB: 0 BB: 1 P: 9	R: 0 E: 0 K: 1 S: 6	H: 1 LOB: 1 BB: 0 P: 6	R: 0 E: 0 K: 0 S: 4	H: 1 LOB: 0 BB: 0 P: 4		R: 0 E: 0 K: 1 S: 5	H: 0 LOB: 0 BB: 0 P: 5	1B: 5 2B: 1 3B: 0 HR: 3	SF: 0 SAC: 0 DP: 1 HBP: 0	WP: 0 PB: 0 SB: 0 CS: 0	PA: 40													
<b>PITCHER</b>	IP	WLS	BF	H	R	ER	SO	BB	IBB	HBP	BLK	WP	HR	S	P	ERA	WHIP	<b>PITCHER</b>		IP	WLS	BF	H	R	ER	SO	BB	IBB	HBP	BLK	WP	HR	S	P	ERA	WHIP
Mark Gubicza, R ERA: 3.73	(1, 1)	5.0	W	26	7	5	2	4	0	0	0	0	0	0	26	42	9.00	2.200																		
Joe Beckwith, R ERA: 3.79	(6, 1)	2.0		7	1	0	0	1	0	0	0	0	0	0	9	9	0.00	0.500																		
Dan Quisenberry, R ERA: 2.78	(8, 1)	2.0	S	7	1	0	0	1	0	0	0	0	0	0	9	9	0.00	0.500																		

AB	36
R	5
H	9
RBI	5
BB	4
SO	4
LOB	11













Batter	1	2	3	4	5	6	7	8	9	AB	R	H	RBI	BB	SO	LOB	TOP				
<b>Brett Butler, L</b> OBP: 0.365, SLG: 0.335 (1, 8)										5	2	2	1	0	2	1	<b>Cleveland Indians @ Boston Red Sox</b> Fenway Park, Boston, MA Fri Aug 24 1984, 7:05 PM EDT Att: 20,812 - Unknown				
<b>Julio Franco, R</b> OBP: 0.343, SLG: 0.351 (1, 6)										5	0	0	0	0	0	2					
<b>Mel Hall, L</b> OBP: 0.334, SLG: 0.422 (1, 7)										5	1	2	2	0	2	0					
<b>Andre Thornton, R</b> OBP: 0.355, SLG: 0.480 <b>Junior Noboa, R</b> OBP: 1.000, SLG: 1.000 (9, PR)										5	0	2	1	0	1	1					
<b>Pat Tabler, R</b> OBP: 0.359, SLG: 0.401 (1, 5)										5	0	1	0	0	3	2					
<b>George Vukovich, L</b> OBP: 0.346, SLG: 0.428 (1, 9)										5	1	2	0	0	1	2					
<b>Mike Hargrove, L</b> OBP: 0.368, SLG: 0.350 (1, 3)										4	1	3	0	0	0	1					
<b>Chris Bando, S</b> OBP: 0.367, SLG: 0.483 (1, 2)										3	0	1	1	1	1	1					
<b>Tony Bernazard, S</b> OBP: 0.300, SLG: 0.298 <b>Broderick Perkins, L</b> OBP: 0.302, SLG: 0.222 <b>Mike Fischlin, R</b> OBP: 0.284, SLG: 0.329 (8, PH) (8, 4)										2	1	1	1	0	1	1					
<b>Inning Stats</b>	R: 0 E: 0 K: 2 S: 7	H: 0 LOB: 0 BB: 0 P: 7	R: 0 E: 0 K: 1 S: 6	H: 1 LOB: 1 BB: 0 P: 6	R: 2 E: 0 K: 2 S: 10	H: 3 LOB: 1 BB: 0 P: 10	R: 2 E: 0 K: 2 S: 10	H: 3 LOB: 1 BB: 0 P: 10	R: 0 E: 0 K: 1 S: 6	H: 1 LOB: 1 BB: 0 P: 6	R: 0 E: 0 K: 0 S: 3	H: 0 LOB: 0 BB: 0 P: 3	R: 0 E: 0 K: 0 S: 5	H: 2 LOB: 3 BB: 1 P: 9	R: 2 E: 0 K: 2 S: 10	H: 3 LOB: 2 BB: 0 P: 10		1B: 7 2B: 7 3B: 0 HR: 0	SF: 1 SAC: 0 DP: 0 HBP: 0	WP: 1 PB: 0 SB: 1 CS: 0	PA: 42
<b>PITCHER</b>	IP	WLS	BF	H	R	ER	SO	BB	IBB	HBP	BLK	WP	HR	S	P	ERA	WHIP				
<b>Oil Can Boyd, R</b> ERA: 4.56 (1, 1)	7.0	W	30	9	4	4	9	0	0	0	0	0	0	48	48	5.14	1.286				
<b>Bob Stanley, R</b> ERA: 3.49 (8, 1)	1.1		10	5	2	2	0	1	0	0	0	0	0	9	13	13.50	4.500				
<b>Mark Clear, R</b> ERA: 3.25 (9, 1)	0.2	S	2	0	0	0	2	0	0	0	0	1	0	6	6	0.00	0.000				

Batter	1	2	3	4	5	6	7	8	9	AB	R	H	RBI	BB	SO	LOB	BOTTOM				
<b>Wade Boggs, L</b> OBP: 0.388, SLG: 0.400 (1, 5)										4	0	0	0	0	0	1	<b>Cleveland Indians @ Boston Red Sox</b> Fenway Park, Boston, MA Fri Aug 24 1984, 7:05 PM EDT Att: 20,812 - Unknown				
<b>Dwight Evans, R</b> OBP: 0.386, SLG: 0.528 (1, 9)										4	1	1	0	0	0	0					
<b>Jim Rice, R</b> OBP: 0.317, SLG: 0.464 (1, 7)										3	0	0	1	0	2	0					
<b>Tony Armas, R</b> OBP: 0.305, SLG: 0.532 (1, 8)										4	1	1	0	0	1	0					
<b>Mike Easter, L</b> OBP: 0.374, SLG: 0.507 (1, 10)										4	2	2	0	0	0	0					
<b>Bill Buckner, L</b> OBP: 0.325, SLG: 0.406 (1, 3)										3	2	1	0	1	0	0					
<b>Rich Gedman, L</b> OBP: 0.306, SLG: 0.496 (1, 2)										2	1	1	1	1	1	0					
<b>Marty Barrett, R</b> OBP: 0.371, SLG: 0.384 (1, 4)										3	0	1	2	0	0	4					
<b>Jackie Gutierrez, R</b> OBP: 0.282, SLG: 0.320 <b>Rick Miller, L</b> OBP: 0.351, SLG: 0.317 <b>Glenn Hoffman, R</b> OBP: 0.240, SLG: 0.254 (7, 6)										2	0	0	0	0	0	1					
<b>Inning Stats</b>	R: 1 E: 0 K: 0 S: 4	H: 1 LOB: 0 BB: 0 P: 4	R: 0 E: 0 K: 0 S: 4	H: 1 LOB: 1 BB: 0 P: 4	R: 0 E: 0 K: 0 S: 3	H: 0 LOB: 0 BB: 0 P: 3	R: 3 E: 0 K: 1 S: 8	H: 3 LOB: 1 BB: 1 P: 12	R: 0 E: 0 K: 0 S: 3	H: 0 LOB: 0 BB: 0 P: 3	R: 3 E: 0 K: 2 S: 7	H: 3 LOB: 1 BB: 1 P: 10	R: 0 E: 0 K: 0 S: 5	H: 0 LOB: 0 BB: 0 P: 5	R: 0 E: 0 K: 1 S: 5	H: 0 LOB: 0 BB: 0 P: 5		1B: 3 2B: 4 3B: 1 HR: 0	SF: 2 SAC: 0 DP: 0 HBP: 0	WP: 0 PB: 0 SB: 0 CS: 0	PA: 34
<b>PITCHER</b>	IP	WLS	BF	H	R	ER	SO	BB	IBB	HBP	BLK	WP	HR	S	P	ERA	WHIP				
<b>Steve Comer, R</b> ERA: 5.49 (1, 1)	5.1	L	25	7	7	7	1	1	0	0	0	0	0	10	10	0.00	0.600				
<b>Tom Waddell, R</b> ERA: 3.54 (6, 1)	1.2		6	1	0	0	2	0	0	0	0	0	0	10	10	0.00	0.600				
<b>Mike Jeffcoat, L</b> ERA: 2.77 (8, 1)	1.0		3	0	0	0	1	0	0	0	0	0	0	5	5	0.00	0.000				



Batter	1	2	3	4	5	6	7	8	9	AB	R	H	RBI	BB	SO	LOB	TOP										
<b>Brett Butler, L</b> OBP: 0.363, SLG: 0.334 (1, 8)	F4		K		G4-6-3 1B		F8	L5-3		5	0	1	0	0	1	1	<b>Cleveland Indians @ Boston Red Sox</b> Fenway Park, Boston, MA Sat Aug 25 1984, 7:05 PM EDT Att: 22,495 - Unknown										
<b>Julio Franco, R</b> OBP: 0.342, SLG: 0.350 (1, 6)	6-3		F3		G4-6-3 1-2		BB 1B		K	5	1	1	0	0	1	1											
<b>Mel Hall, L</b> OBP: 0.343, SLG: 0.430 (1, 7)							1B 1B			3	3	3	0	2	0	0											
<b>Andre Thornton, R</b> OBP: 0.359, SLG: 0.490 (1, 10)	F5						1B 1B			5	2	4	3	0	0	1											
<b>Pat Tabler, R</b> OBP: 0.357, SLG: 0.398 (1, 5)			F3		1-4-3 1B		K	F4		5	0	1	0	0	2	6											
<b>George Vukovich, L</b> OBP: 0.349, SLG: 0.430 (1, 9)					F9		WP 1B			5	0	3	2	0	0	3											
<b>Mike Hargrove, L</b> OBP: 0.366, SLG: 0.349 (1, 3)			FC6-4 1B		1-4-3		1-3 3-H 1B			4	0	1	1	0	0	4											
<b>Chris Bando, S</b> OBP: 0.359, SLG: 0.471 (1, 2)			F8		5-3		1-2 3-H 1B			4	0	0	0	0	1	4											
<b>Tony Bernazard, S</b> OBP: 0.299, SLG: 0.296 (6, PH)			F8				1-2 2-3			2	0	0	0	0	0	0											
<b>Broderick Perkins, L</b> OBP: 0.297, SLG: 0.218 (6, 4)					F8		4-3			1	0	0	0	0	0	2											
<b>Junior Noboa, R</b> OBP: 1.000, SLG: 1.000 (6, 4)										1	0	1	0	0	0	0											
<b>Inning Stats</b>	R: 0 E: 0 K: 0 S: 3	H: 0 LOB: 1 BB: 1 P: 7	R: 0 E: 0 K: 0 S: 4	H: 1 LOB: 1 BB: 0 P: 4	R: 0 E: 0 K: 1 S: 5	H: 0 LOB: 0 BB: 0 P: 5	R: 2 E: 0 K: 0 S: 6	H: 3 LOB: 1 BB: 0 P: 6	R: 0 E: 0 K: 0 S: 3	H: 1 LOB: 0 BB: 0 P: 3	R: 2 E: 0 K: 2 S: 11	H: 4 LOB: 2 BB: 0 P: 11	R: 2 E: 0 K: 0 S: 6	H: 3 LOB: 2 BB: 1 P: 10	R: 0 E: 0 K: 0 S: 3	H: 1 LOB: 2 BB: 0 P: 9	R: 0 E: 0 K: 2 S: 9	H: 2 LOB: 2 BB: 0 P: 9	1B: 13 2B: 2 3B: 0 HR: 1	SF: 0 SAC: 0 DP: 2 HBP: 0	WP: 1 PB: 0 SB: 0 CS: 0	PA: 42					
<b>PITCHER</b>	IP	WLS	BF	H	R	ER	SO	BB	IBB	HBP	BLK	WP	HR	S	P	ERA	WHIP										
<b>Al Nipper, R</b> ERA: 3.82 (7, 1)	6.0	W	27	9	4	4	3	1	0	0	0	1	1	32	36	6.00	1.667										
<b>Steve Crawford, R</b> ERA: 3.04 (7, 1)	3.0	S	15	6	2	2	2	1	0	0	0	0	0	18	22	6.00	2.333										

Batter	1	2	3	4	5	6	7	8	9	AB	R	H	RBI	BB	SO	LOB	BOTTOM										
<b>Wade Boggs, L</b> OBP: 0.388, SLG: 0.400 (1, 5)	F8			FC5 BB 2B	F7			FC6-4 BB 1B		5	1	2	1	0	0	3	<b>Cleveland Indians @ Boston Red Sox</b> Fenway Park, Boston, MA Sat Aug 25 1984, 7:05 PM EDT Att: 22,495 - Unknown										
<b>Dwight Evans, R</b> OBP: 0.386, SLG: 0.525 (1, 9)	5-3		F4				F8			3	1	0	0	2	0	1											
<b>Jim Rice, R</b> OBP: 0.317, SLG: 0.463 (1, 7)	F7						F4			4	2	1	1	1	0	2											
<b>Tony Armas, R</b> OBP: 0.306, SLG: 0.538 (1, 8)			6-3					FC6-4		5	1	2	4	0	1	3											
<b>Mike Easter, L</b> OBP: 0.375, SLG: 0.506 (1, 10)								FC6-4 BB		3	1	1	0	1	1	1											
<b>Bill Buckner, L</b> OBP: 0.326, SLG: 0.416 (1, 3)			G4-6-3 1B							4	2	2	2	0	0	1											
<b>Rich Gedman, L</b> OBP: 0.309, SLG: 0.503 (1, 2)										3	2	2	2	1	0	0											
<b>Marty Barrett, R</b> OBP: 0.371, SLG: 0.384 (1, 4)			SH3-4							3	1	1	0	0	0	1											
<b>Jackie Gutierrez, R</b> OBP: 0.282, SLG: 0.320 (1, 6)			K							4	0	1	1	0	1	2											
<b>Inning Stats</b>	R: 0 E: 0 K: 0 S: 3	H: 0 LOB: 0 BB: 0 P: 3	R: 0 E: 0 K: 0 S: 3	H: 1 LOB: 0 BB: 0 P: 3	R: 1 E: 0 K: 1 S: 6	H: 1 LOB: 1 BB: 1 P: 10	R: 8 E: 0 K: 2 S: 13	H: 6 LOB: 3 BB: 3 P: 25	R: 1 E: 0 K: 0 S: 5	H: 2 LOB: 1 BB: 0 P: 5	R: 1 E: 0 K: 0 S: 4	H: 1 LOB: 0 BB: 0 P: 4	R: 0 E: 0 K: 0 S: 3	H: 0 LOB: 0 BB: 0 P: 3	R: 0 E: 0 K: 0 S: 4	H: 1 LOB: 2 BB: 1 P: 8		R: 0 E: 0 K: 0 S: 4	H: 1 LOB: 2 BB: 1 P: 8	1B: 7 2B: 3 3B: 0 HR: 2	SF: 0 SAC: 1 DP: 1 HBP: 0	WP: 0 PB: 0 SB: 0 CS: 0	PA: 40				
<b>PITCHER</b>	IP	WLS	BF	H	R	ER	SO	BB	IBB	HBP	BLK	WP	HR	S	P	ERA	WHIP										
<b>Steve Farr, R</b> ERA: 5.01 (4, 1)	0.1	L	6	3	4	4	0	2	0	0	0	0	0	4	12	108.00	15.000										
<b>Tom Waddell, R</b> ERA: 4.01 (4, 1)	1.1		6	2	1	1	1	0	0	0	0	0	1	8	8	6.75	1.500										
<b>Jamie Easterly, L</b> ERA: 3.7 (6, 1)	2.0		7	1	1	1	0	0	0	0	0	0	1	7	7	4.50	0.500										
<b>Neal Heaton, L</b> ERA: 5.25 (8, 1)	1.0		5	1	0	0	0	1	0	0	0	0	0	4	8	0.00	2.000										



Batter	1	2	3	4	5	6	7	8	9	AB	R	H	RBI	BB	SO	LOB	TOP	
Joe Carter, R OBP: 0.278, SLG: 0.402 (1, 8)	E6 WP	K			F6			F8		4	1	0	0	0	1	1	<b>Cleveland Indians @ Boston Red Sox</b> Fenway Park, Boston, MA Sun Aug 26 1984, 3:33 AM EDT Att: 23,292 - Unknown	
Julio Franco, R OBP: 0.341, SLG: 0.351 (1, 6)	K		F9		K			F9 2B		4	0	1	0	0	2	2		
Mel Hall, L OBP: 0.342, SLG: 0.426 (1, 7)	WP 1B BB		K		F9			F9		3	1	0	0	1	1	1		
Andre Thornton, R OBP: 0.360, SLG: 0.488 (1, 10)	4-3 1B BB		K					F8		2	0	0	0	2	1	1		
George Vukovich, L OBP: 0.348, SLG: 0.428 (1, 9)	4-3 1B		K		K			E3		4	0	1	1	0	2	1		
Pat Tabler, R OBP: 0.353, SLG: 0.393 (1, 5)	4-3 1B		F4		K			F9		4	0	0	0	0	1	4		
Mike Hargrove, L OBP: 0.362, SLG: 0.344 (1, 3)	4-3		F7					F6		4	0	0	0	0	0	3		
Jerry Willard, L OBP: 0.287, SLG: 0.383 (1, 2)		K			SH3 1B			F9		4	0	1	0	0	1	1		
Junior Noboa, R OBP: 0.667, SLG: 0.667 (7, PH)	F9				SH3					1	0	0	0	0	0	0		
Brett Butler, L OBP: 0.363, SLG: 0.333 (7, 4)										1	0	0	0	0	1	0		
Mike Fischlin, R OBP: 0.284, SLG: 0.329 (7, 4)										0	0	0	0	0	0	0		
<b>Inning Stats</b>	R: 2 E: 1 K: 1 S: 7	H: 1 LOB: 2 BB: 2 P: 15	R: 0 E: 0 K: 2 S: 7	H: 0 LOB: 0 BB: 0 P: 7	R: 0 E: 0 K: 1 S: 5	H: 0 LOB: 0 BB: 0 P: 5	R: 0 E: 0 K: 1 S: 6	H: 1 LOB: 1 BB: 1 P: 6	R: 0 E: 0 K: 1 S: 5	H: 0 LOB: 0 BB: 0 P: 5	R: 0 E: 0 K: 0 S: 4	H: 1 LOB: 1 BB: 0 P: 4	R: 0 E: 1 K: 0 S: 4	H: 0 LOB: 1 BB: 0 P: 4	1B: 2 2B: 1 3B: 0 HR: 0	SF: 0 SAC: 1 DP: 0 HBP: 0	WP: 1 PB: 0 SB: 1 CS: 0	PA: 35
<b>PITCHER</b> Rogier Clemens, R ERA: 4.37 (1, 1)	IP: 9.0 WLS: W BF: 35 H: 3 R: 2 ER: 1 SO: 10 BB: 3 IBB: 0 HBP: 0 BLK: 0 WP: 1 HR: 0 S: 52 P: 64 ERA: 1.00 WHIP: 0.667																	

Batter	1	2	3	4	5	6	7	8	9	AB	R	H	RBI	BB	SO	LOB	BOTTOM			
Wade Boggs, L OBP: 0.392, SLG: 0.402 (1, 5)	1B 2B BB			1B	4-3					3	1	2	0	2	0	1	<b>Cleveland Indians @ Boston Red Sox</b> Fenway Park, Boston, MA Sun Aug 26 1984, 3:33 AM EDT Att: 23,292 - Unknown			
Dwight Evans, R OBP: 0.384, SLG: 0.521 (1, 9)	1B 2B BB	F8		K		F8		K		4	1	0	0	1	2	6				
Jim Rice, R OBP: 0.319, SLG: 0.463 (1, 7)	2B 1B	K				4-3				4	0	2	1	0	1	1				
Tony Armas, R OBP: 0.305, SLG: 0.538 (1, 8)	2B		F7	F3		K				4	0	1	2	0	1	3				
Mike Easter, L OBP: 0.374, SLG: 0.504 (1, 10)	F5		FC3-6 1B	F8		K				4	0	1	0	0	1	5				
Bill Buckner, L OBP: 0.326, SLG: 0.414 (1, 3)	F6		FC3-6 2B			6-3				4	0	1	0	0	0	3				
Rich Gedman, L OBP: 0.311, SLG: 0.504 (1, 2)							F8	F8		3	0	1	0	1	0	1				
Marty Barrett, R OBP: 0.375, SLG: 0.388 (1, 4)	F9			1B 1B 1B	2B 1B					4	2	3	0	0	0	3				
Jackie Gutierrez, R OBP: 0.288, SLG: 0.328 (1, 6)				1B 1B				SH3		3	0	3	1	0	0	0				
<b>Inning Stats</b>	R: 2 E: 0 K: 0 S: 5	H: 2 LOB: 3 BB: 3 P: 17	R: 0 E: 0 K: 1 S: 5	H: 1 LOB: 1 BB: 1 P: 9	R: 0 E: 0 K: 0 S: 4	H: 2 LOB: 2 BB: 0 P: 4	R: 1 E: 0 K: 1 S: 9	H: 4 LOB: 3 BB: 0 P: 9	R: 1 E: 0 K: 0 S: 5	H: 3 LOB: 1 BB: 0 P: 5	R: 0 E: 0 K: 1 S: 5	H: 0 LOB: 0 BB: 0 P: 5	R: 0 E: 0 K: 1 S: 5	H: 0 LOB: 0 BB: 0 P: 5	R: 0 E: 0 K: 1 S: 6	H: 2 LOB: 2 BB: 0 P: 6		1B: 11 2B: 4 3B: 0 HR: 0	SF: 0 SAC: 1 DP: 1 HBP: 0	WP: 0 PB: 0 SB: 0 CS: 2
<b>PITCHER</b> Roy Smith, R ERA: 4.52 Don Schulze, R ERA: 5.2 (6, 1)	IP: 5.0 WLS: L BF: 28 H: 12 R: 4 ER: 4 SO: 2 BB: 3 IBB: 0 HBP: 0 BLK: 0 WP: 0 HR: 0 S: 28 P: 44 ERA: 7.20 WHIP: 3.000																			



Batter	1	2	3	4	5	6	7	8	9	AB	R	H	RBI	BB	SO	LOB	TOP										
Wade Boggs, L (1, 5) OBP: 0.392, SLG: 0.402 Ed Jurak, R (1, PH) OBP: 0.360, SLG: 0.375	4-0 9-6-3 1B BB		4-0 1B BB		4-0 G6-4-3 BB BB		4-0 G5-4-3 BB		0-0 4-3	0	0	0	0	0	0	0											
Dwight Evans, R (1, 9) OBP: 0.387, SLG: 0.522	0-0 1-2 1B		0-0 1-2 1B		4-0 1-2 BB		0-0 G5-4-3 1-2			3	0	2	0	1	0	1											
Jim Rice, R (1, 7) OBP: 0.316, SLG: 0.460	0-0 9-6-3 1-2 2-3		0-0 F8		0-0 G6-4-3 1-2 2-3				0-0 5-3	4	0	0	0	0	0	6											
Tony Armas, R (1, 8) OBP: 0.303, SLG: 0.534	0-0 F9		0-0 F8		0-0 F7				0-0 6-3	4	0	0	0	0	0	4											
Mike Easter, L (1, 10) OBP: 0.371, SLG: 0.500		0-0 F9		0-0 F5		0-0 4-3			0-0 G4-1	4	0	0	0	0	0	0											
Bill Buckner, L (1, 3) OBP: 0.327, SLG: 0.415		0-3 K		0-0 1B		0-0 F8			0-0 SH1 1B	4	0	2	0	0	1	0											
Marty Barrett, R (1, 4) OBP: 0.377, SLG: 0.390		0-0 1B		0-0 1B		0-0 F8			0-0 SH1 1-2	3	0	2	0	0	0	0											
Gary Allenson, R (1, 2) OBP: 0.318, SLG: 0.351 Rich Gedman, L (9, PH) OBP: 0.313, SLG: 0.504		0-0 F6		0-0 F6			0-0 HR		4-0 IBB	3	1	1	1	0	0	3											
Jackie Gutierrez, R (1, 6) OBP: 0.285, SLG: 0.326 Rick Miller, L (9, PH) OBP: 0.358, SLG: 0.314 Glenn Hoffman, R (9, 6) OBP: 0.240, SLG: 0.254			0-0 F9		0-0 6-3		0-0 F8		0-0 F8	3	0	0	0	0	0	2											
<b>Inning Stats</b>	R: 0 E: 0 K: 0 S: 3	H: 1 LOB: 1 BB: 1 P: 7	R: 0 E: 0 K: 1 S: 6	H: 1 LOB: 1 BB: 0 P: 6	R: 0 E: 0 K: 0 S: 4	H: 1 LOB: 2 BB: 1 P: 8	R: 0 E: 0 K: 0 S: 5	H: 2 LOB: 2 BB: 0 P: 5	R: 0 E: 0 K: 0 S: 2	H: 0 LOB: 1 BB: 2 P: 10	R: 0 E: 0 K: 0 S: 3	H: 0 LOB: 0 BB: 0 P: 3	R: 1 E: 0 K: 0 S: 3	H: 1 LOB: 0 BB: 1 P: 7	R: 0 E: 0 K: 0 S: 3	H: 0 LOB: 0 BB: 0 P: 3	R: 0 E: 0 K: 0 S: 4	H: 1 LOB: 2 BB: 1 P: 8	1B: 6 2B: 1 3B: 0 HR: 1	SF: 0 SAC: 1 DP: 3 HBP: 0	WP: 0 PB: 0 SB: 0 CS: 0	PA: 37					
<b>PITCHER</b>	IP	WLS	BF	H	R	ER	SO	BB	IBB	HBP	BLK	WP	HR	S	P	ERA	WHIP										
Frank Viola, L (1, 1) ERA: 3.03	6.1		28	6	1	1	1	5	0	0	0	0	1	25	45	1.42	1.737										
Rick Lysander, R (7, 1) ERA: 3.2	2.0		7	1	0	0	0	0	1	0	0	0	0	6	10	0.00	0.500										
Ron Davis, R (9, 1) ERA: 4.8	0.2	W	2	0	0	0	0	0	0	0	0	0	0	2	2	0.00	0.000										

**Boston Red Sox @ Minnesota Twins**  
 Hubert H. Humphrey Metrodome, Minneapolis, MN  
 Tue Aug 28 1984, 8:05 PM EDT  
 Att: 14,446 - Unknown

AB 30  
 R 1  
 H 7  
 RBI 1  
 BB 6  
 SO 1  
 LOB 20



Batter	1	2	3	4	5	6	7	8	9	AB	R	H	RBI	BB	SO	LOB	BOTTOM										
Kirby Puckett, R (1, 8) OBP: 0.332, SLG: 0.344	0-0 FC5-4 1B		4-0 FC1-4 BB		0-3 K		0-0 F6		0-0 1B 3B	4	1	2	0	1	1	0											
Tim Lincecum, R (1, 4) OBP: 0.382, SLG: 0.416	0-0 FC5-4 1-2		0-0 FC1-4 1-2		0-0 1-3		0-0 2B FC3-2 1B		0-0 F5	5	0	1	0	0	0	3											
Mickey Hatcher, R (1, 7) OBP: 0.345, SLG: 0.406	0-0 F8		0-0 F8		0-0 F7		0-0 FC3-2 2B		4-0 1B IBB IBB	4	0	1	0	1	0	2											
Kent Hrbek, L (1, 3) OBP: 0.386, SLG: 0.524	0-3 K		0-3 K		0-0 F6		4-0 F6 FC3-2 IBB		4-0 1B IBB	3	0	0	0	2	2	1											
Tom Brunansky, R (1, 9) OBP: 0.337, SLG: 0.491		0-0 HR		0-0 BB 1B 1B		4-0 E BB		0-0 FC3-2 1-2 2-3 3-H	0-0 1B	4	1	3	2	1	0	3											
Gary Gaetti, R (1, 5) OBP: 0.321, SLG: 0.364		0-0 F9		0-3 K		0-0 E5		0-0 F8		4	0	0	0	0	1	5											
Dave Engle, R (1, 10) OBP: 0.318, SLG: 0.368		0-0 F8		0-0 BB 1B		4-0 IBB			0-0 1-3	3	0	1	0	1	0	0											
Tim Lincecum, R (1, 2) OBP: 0.245, SLG: 0.380		0-3 K		4-0 1-2 2-3 BB		0-3 K			0-0 6-3	3	0	0	0	1	2	3											
Houston Jimenez, R (1, 6) OBP: 0.241, SLG: 0.253 Dave Meier, R (6, PH) OBP: 0.265, SLG: 0.318 Ron Washington, R (7, 6) OBP: 0.278, SLG: 0.439			0-0 6-3		0-3 K		0-0 F9		0-0 6-3	2	0	0	0	0	1	3											
<b>Inning Stats</b>	R: 0 E: 0 K: 1 S: 6	H: 1 LOB: 0 BB: 0 P: 6	R: 1 E: 0 K: 1 S: 6	H: 1 LOB: 0 BB: 0 P: 6	R: 0 E: 0 K: 3 S: 11	H: 2 LOB: 3 BB: 1 P: 15	R: 0 E: 0 K: 1 S: 5	H: 0 LOB: 0 BB: 0 P: 5	R: 0 E: 1 K: 1 S: 6	H: 0 LOB: 3 BB: 2 P: 14	R: 0 E: 0 K: 0 S: 5	H: 2 LOB: 3 BB: 1 P: 9	R: 0 E: 0 K: 0 S: 3	H: 0 LOB: 0 BB: 0 P: 3	R: 1 E: 0 K: 0 S: 3	H: 2 LOB: 3 BB: 2 P: 11	1B: 5 2B: 1 3B: 1 HR: 1	SF: 0 SAC: 0 DP: 0 HBP: 0	WP: 0 PB: 0 SB: 0 CS: 0	PA: 41							
<b>PITCHER</b>	IP	WLS	BF	H	R	ER	SO	BB	IBB	HBP	BLK	WP	HR	S	P	ERA	WHIP										
Bruce Hurst, L (1, 1) ERA: 3.48	6.1		30	6	1	1	7	3	1	0	0	0	0	40	56	1.42	1.421										
Bob Stanley, R (7, 1) ERA: 3.51	2.0	L	11	2	1	1	0	0	3	0	0	0	0	8	20	4.50	1.000										

**Boston Red Sox @ Minnesota Twins**  
 Hubert H. Humphrey Metrodome, Minneapolis, MN  
 Tue Aug 28 1984, 8:05 PM EDT  
 Att: 14,446 - Unknown

AB 34  
 R 2  
 H 8  
 RBI 2  
 BB 7  
 SO 7  
 LOB 23





Batter	1	2	3	4	5	6	7	8	9	AB	R	H	RBI	BB	SO	LOB	TOP										
Wade Boggs, L (1, 5) OBP: 0.389, SLG: 0.399	F6		CS	F8		4-3	E6			4	0	0	0	0	0	0	<b>Boston Red Sox @ Minnesota Twins</b> Hubert H. Humphrey Metrodome, Minneapolis, MN Wed Aug 29 1984, 8:05 PM EDT Att: 17,425 - Unknown <a href="http://livebaseballscorecards.com">livebaseballscorecards.com</a>										
Dwight Evans, R (1, 9) OBP: 0.396, SLG: 0.520	F9			FC5-4 1B		F7	K			4	0	1	0	0	1												
Jim Rice, R (1, 7) OBP: 0.316, SLG: 0.458	K			FC5-4 1B		1B	1B		5-3	4	2	1	0	0	1												
Tony Armas, R (1, 8) OBP: 0.305, SLG: 0.533		2-3		1B WP 1B		1B	1B		K	4	2	2	0	0	1	0											
Mike Easter, L (1, 10) OBP: 0.372, SLG: 0.500	K			1B WP 1B		1B	1B		K	4	0	2	2	0	2	0											
Bill Buckner, L (1, 3) OBP: 0.327, SLG: 0.413	4-3			1-3 2-H 1B		1-3 2-H 1B	1B		F9	4	0	1	1	0	0	1											
Rich Gedman, L (1, 2) OBP: 0.310, SLG: 0.499			F9		F7	K2-3			4-3	4	0	0	0	0	1	2											
Marty Barrett, R (1, 4) OBP: 0.373, SLG: 0.386			4-3		F8		F8		4-3	4	0	0	0	0	0	0											
Jackie Gutierrez, R (1, 6) OBP: 0.286, SLG: 0.326				CS 1B	F8		K			3	0	1	0	0	1	0											
<b>Inning Stats</b>	R: 0 E: 0 K: 1 S: 5	H: 0 LOB: 0 BB: 0 P: 5	R: 0 E: 0 K: 1 S: 5	H: 0 LOB: 0 BB: 0 P: 5	R: 0 E: 0 K: 0 S: 3	H: 1 LOB: 0 BB: 0 P: 3	R: 2 E: 0 K: 0 S: 6	H: 3 LOB: 1 BB: 0 P: 6	R: 0 E: 0 K: 0 S: 3	H: 0 LOB: 0 BB: 0 P: 3	R: 2 E: 0 K: 1 S: 9	H: 4 LOB: 2 BB: 0 P: 9	R: 0 E: 1 K: 2 S: 8	H: 0 LOB: 1 BB: 0 P: 8	R: 0 E: 0 K: 2 S: 7	H: 0 LOB: 0 BB: 0 P: 7	R: 0 E: 0 K: 0 S: 3	H: 0 LOB: 0 BB: 0 P: 3	1B: 8 2B: 0 3B: 0 HR: 0	SF: 0 SAC: 0 DP: 0 HBP: 0	WP: 1 PB: 0 SB: 0 CS: 1	PA: 36					
<b>PITCHER</b>	IP	WLS	BF	H	R	ER	SO	BB	IBB	HBP	BLK	WP	HR	S	P	ERA	WHIP										
John Butcher, R (1, 1) ERA: 3.26	5.2	L	23	7	4	4	2	0	0	0	0	1	0	27	27	6.35	1.235										
Pete Filson, L (6, 1) ERA: 3.77	3.1		12	1	0	0	5	0	0	0	0	0	0	22	22	0.00	0.300										

Batter	1	2	3	4	5	6	7	8	9	AB	R	H	RBI	BB	SO	LOB	BOTTOM										
Kirby Puckett, R (1, 8) OBP: 0.331, SLG: 0.344	G3			WP 6-3 1B		K		FC6		4	0	1	0	0	1	2	<b>Boston Red Sox @ Minnesota Twins</b> Hubert H. Humphrey Metrodome, Minneapolis, MN Wed Aug 29 1984, 8:05 PM EDT Att: 17,425 - Unknown <a href="http://livebaseballscorecards.com">livebaseballscorecards.com</a>										
Tim Lincecum, R (1, 4) OBP: 0.361, SLG: 0.415	F5			6-3 1-2 1B		G6-4-3 1B		K		4	0	1	0	0	1	1											
Mickey Hatcher, R (1, 7) OBP: 0.345, SLG: 0.403	F9			G4-6-3 BB		G6-4-3 1-2		F8		3	0	0	0	1	0	2											
Kent Hrbek, L (1, 3) OBP: 0.383, SLG: 0.520	F9			G4-6-3 1-2		K		4-3		4	0	0	0	0	1	2											
Tom Brunansky, R (1, 9) OBP: 0.335, SLG: 0.488	F8			F8		F5				3	0	0	0	0	0	0											
Randy Bush, L (1, 10) OBP: 0.303, SLG: 0.398	K			4-3		F7				3	0	0	0	0	1	0											
Gary Gaetti, R (1, 5) OBP: 0.321, SLG: 0.363	F5			BB		BB		K		2	0	0	0	1	1	0											
Tim Lincecum, R (1, 2) OBP: 0.242, SLG: 0.376										2	0	0	0	0	1	1											
Andre David, L (8, PH) OBP: 0.375, SLG: 0.400				K				FC1-8 BB		0	0	0	0	1	0	0											
Dave Engle, R (9, 2) OBP: 0.318, SLG: 0.368								FC1-6 BB		0	0	0	0	0	0	0											
Houston Jimenez, R (1, 6) OBP: 0.243, SLG: 0.253										1	0	0	0	1	0	0											
Darrell Brown, S (8, PH) OBP: 0.309, SLG: 0.347				F8				FC1-6 FC6		1	0	0	0	0	0	1											
Ron Washington, R (9, 6) OBP: 0.278, SLG: 0.439						1B BB				0	0	0	0	0	0	0											
<b>Inning Stats</b>	R: 0 E: 0 K: 0 S: 3	H: 0 LOB: 0 BB: 0 P: 3	R: 0 E: 0 K: 1 S: 5	H: 0 LOB: 0 BB: 0 P: 5	R: 0 E: 0 K: 0 S: 3	H: 1 LOB: 1 BB: 0 P: 7	R: 0 E: 0 K: 0 S: 3	H: 0 LOB: 1 BB: 1 P: 7	R: 0 E: 0 K: 1 S: 5	H: 1 LOB: 1 BB: 1 P: 9	R: 0 E: 0 K: 1 S: 5	H: 0 LOB: 0 BB: 0 P: 5	R: 0 E: 0 K: 1 S: 5	H: 0 LOB: 1 BB: 1 P: 9	R: 0 E: 0 K: 1 S: 5	H: 0 LOB: 0 BB: 0 P: 5	1B: 2 2B: 0 3B: 0 HR: 0	SF: 0 SAC: 0 DP: 2 HBP: 0	WP: 1 PB: 0 SB: 0 CS: 0	PA: 31							
<b>PITCHER</b>	IP	WLS	BF	H	R	ER	SO	BB	IBB	HBP	BLK	WP	HR	S	P	ERA	WHIP										
Oil Can Boyd, R (1, 1) ERA: 4.3	9.0	W	31	2	0	0	6	4	0	0	0	1	0	39	55	0.00	0.667										





Batter	1	2	3	4	5	6	7	8	9	AB	R	H	RBI	BB	SO	LOB	TOP										
Wade Boggs, L (1.5) OBP: 0.391, SLG: 0.401	F7		K		G6-4-3	2B		2B		5	3	3	3	0	1	1	<b>Boston Red Sox @ Minnesota Twins</b> Hubert H. Humphrey Metrodome, Minneapolis, MN Thu Aug 30 1984, 8:05 PM EDT Att: 14,591 - Unknown										
Dwight Evans, R (1.9) OBP: 0.388, SLG: 0.525			5-3		G6-4-3	1B		2B		4	1	3	2	1	0	1											
Rick Miller, L (9.9) OBP: 0.358, SLG: 0.314	2B				G6-4-3	1B		2B		0	0	0	0	0	0	0											
Jim Rice, R (1.7) OBP: 0.317, SLG: 0.459	K				G6-4-3	1B		6-3		5	0	2	2	0	1	3											
Tony Armas, R (1.8) OBP: 0.304, SLG: 0.530	F4				1B	2B		F7		5	0	1	0	0	0	2											
Mike Easter, L (1.10) OBP: 0.370, SLG: 0.499	F7		K		2B			F8		5	0	1	0	0	2	1											
Bill Buckner, L (1.3) OBP: 0.328, SLG: 0.420	4-3		G3		FC3-6	IBB		F8		4	1	1	1	1	0	1											
Marty Barrett, R (1.4) OBP: 0.371, SLG: 0.384	B5-3				FC3-6	1B		K		5	1	1	0	0	1	3											
Jeff Newman, R (1.2) OBP: 0.277, SLG: 0.305			2B		1B	1B		F5		4	1	2	0	0	1	0											
Jackie Gutierrez, R (1.6) OBP: 0.288, SLG: 0.331	F4				1B	1B		G3		4	2	2	0	0	0	1											
<b>Inning Stats</b>	R: 0 E: 0 K: 1 S: 6	H: 1 LOB: 1 BB: 0 P: 6	R: 0 E: 0 K: 0 S: 3	H: 0 LOB: 0 BB: 0 P: 3	R: 0 E: 0 K: 1 S: 6	H: 1 LOB: 1 BB: 0 P: 6	R: 0 E: 0 K: 1 S: 6	H: 1 LOB: 1 BB: 0 P: 6	R: 4 E: 0 K: 0 S: 9	H: 7 LOB: 3 BB: 1 P: 13	R: 3 E: 0 K: 1 S: 7	H: 3 LOB: 0 BB: 1 P: 11	R: 0 E: 0 K: 1 S: 5	H: 0 LOB: 0 BB: 0 P: 5	R: 1 E: 0 K: 0 S: 5	H: 2 LOB: 1 BB: 0 P: 5	R: 1 E: 0 K: 1 S: 6	H: 1 LOB: 0 BB: 0 P: 6	1B: 9 2B: 6 3B: 0 HR: 1	SF: 0 SAC: 0 DP: 1 HBP: 0	WP: 0 PB: 0 SB: 0 CS: 0	PA: 43					
<b>PITCHER</b>	IP	WLS	BF	H	R	ER	SO	BB	IBB	HBP	BLK	WP	HR	S	P	ERA	WHIP										
Ed Hodge, L (1.1) ERA: 4.48	4.0	L	19	7	4	4	3	0	0	0	0	0	0	25	25	9.00	1.750										
Rick Lysander, R (5.1) ERA: 3.89	1.1		10	5	3	3	1	1	1	0	0	0	0	10	18	20.25	4.500										
Ken Schrom, R (6.1) ERA: 3.71	2.2		10	3	1	1	1	0	0	0	0	0	0	12	12	3.38	1.125										
Curt Wardle, L (9.1) ERA: 9.0	1.0		4	1	1	1	1	0	0	0	0	0	1	6	6	9.00	1.000										

Batter	1	2	3	4	5	6	7	8	9	AB	R	H	RBI	BB	SO	LOB	BOTTOM										
Kirby Puckett, R (1.8) OBP: 0.333, SLG: 0.345	1B	K			F7			WP		4	1	2	0	0	1	0	<b>Boston Red Sox @ Minnesota Twins</b> Hubert H. Humphrey Metrodome, Minneapolis, MN Thu Aug 30 1984, 8:05 PM EDT Att: 14,591 - Unknown										
Mickey Hatcher, R (1.7) OBP: 0.346, SLG: 0.404	2B		1B		F9			F8		4	2	2	0	0	0	1											
Kent Hrbek, L (1.3) OBP: 0.384, SLG: 0.522	1B		1B					3-1		4	0	2	1	0	1	1											
Pat Putnam, L (1.10) OBP: 0.249, SLG: 0.270	2B		1B							4	0	0	1	0	2	2											
Tom Brunansky, R (1.9) OBP: 0.332, SLG: 0.484	K		4-3		F7			K		4	0	0	1	0	1	1											
Dave Engle, R (1.2) OBP: 0.318, SLG: 0.365	6-3		5-3		F4			K		4	0	0	1	0	1	1											
Gary Gaetti, R (1.5) OBP: 0.319, SLG: 0.361	3H				F8			5-3		3	0	0	0	1	1	0											
Tim Teufel, R (1.4) OBP: 0.359, SLG: 0.412	2B				6-3			K		3	0	0	0	0	1	2											
Houston Jimenez, R (1.6) OBP: 0.241, SLG: 0.251	F4									3	0	0	0	0	0	0											
Andre David, L (8, PH) OBP: 0.367, SLG: 0.390					F7			G1-4-3		3	0	0	0	0	0	0											
Ron Washington, R (9.6) OBP: 0.278, SLG: 0.439	F9							4-3		2	0	0	0	0	0	0											
<b>Inning Stats</b>	R: 2 E: 0 K: 1 S: 8	H: 3 LOB: 2 BB: 1 P: 12	R: 0 E: 0 K: 1 S: 5	H: 0 LOB: 0 BB: 0 P: 5	R: 1 E: 0 K: 0 S: 4	H: 2 LOB: 0 BB: 0 P: 4	R: 0 E: 0 K: 0 S: 3	H: 0 LOB: 0 BB: 0 P: 3	R: 0 E: 0 K: 0 S: 3	H: 0 LOB: 0 BB: 0 P: 3	R: 0 E: 0 K: 1 S: 5	H: 0 LOB: 0 BB: 0 P: 5	R: 0 E: 0 K: 1 S: 5	H: 0 LOB: 0 BB: 0 P: 5	R: 0 E: 0 K: 0 S: 4	H: 1 LOB: 1 BB: 0 P: 4	R: 0 E: 0 K: 3 S: 9	H: 0 LOB: 0 BB: 0 P: 9	1B: 5 2B: 1 3B: 0 HR: 0	SF: 0 SAC: 0 DP: 0 HBP: 0	WP: 2 PB: 0 SB: 0 CS: 0	PA: 33					
<b>PITCHER</b>	IP	WLS	BF	H	R	ER	SO	BB	IBB	HBP	BLK	WP	HR	S	P	ERA	WHIP										
Al Nipper, R (1.1) ERA: 3.77	9.0	W	33	6	3	3	7	1	0	0	0	2	0	46	50	3.00	0.778										





Batter	1	2	3	4	5	6	7	8	9	AB	R	H	RBI	BB	SO	LOB	TOP																	
Wade Boggs, L (1, 5) OBP: 0.392, SLG: 0.403										5	2	3	1	0	0	2	<b>Boston Red Sox @ Cleveland Indians</b> Cleveland Municipal Stadium, Cleveland, OH Fri Aug 31 1984, 7:05 PM EDT Att: 8,625 - Unknown																	
Dwight Evans, R (1, 9) OBP: 0.389, SLG: 0.536										5	2	2	5	0	2	3																		
Jim Rice, R (1, 7) OBP: 0.316, SLG: 0.456										4	0	0	0	1	1																			
Tony Armas, R (1, 8) OBP: 0.301, SLG: 0.525										5	0	0	0	0	3	1																		
Mike Easter, L (1, 10) OBP: 0.369, SLG: 0.497										4	0	1	0	0	0	0																		
Bill Buckner, L (1, 3) OBP: 0.327, SLG: 0.418										4	1	1	0	0	0	2																		
Rich Gedman, L (1, 2) OBP: 0.309, SLG: 0.504										4	1	1	2	0	0	2																		
Marty Barrett, R (1, 4) OBP: 0.373, SLG: 0.383										3	1	1	0	1	0	0																		
Jackie Gutierrez, R (1, 6) OBP: 0.288, SLG: 0.329										2	0	0	0	1	0	1																		
Rick Miller, L (9, PH) OBP: 0.353, SLG: 0.321										1	1	1	0	0	0	0																		
Glenn Hoffman, R (9, 6) OBP: 0.240, SLG: 0.254										0	0	0	0	0	0	0																		
<b>Inning Stats</b>	R: 2 E: 0 K: 1 S: 7	H: 2 LOB: 0 BB: 0 P: 7	R: 2 E: 0 K: 1 S: 7	H: 2 LOB: 1 BB: 1 P: 11	R: 0 E: 0 K: 1 S: 6	H: 1 LOB: 2 BB: 1 P: 10	R: 0 E: 0 K: 0 S: 4	H: 1 LOB: 1 BB: 0 P: 4	R: 0 E: 0 K: 1 S: 5	H: 0 LOB: 0 BB: 0 P: 5	R: 0 E: 0 K: 0 S: 3	H: 0 LOB: 0 BB: 0 P: 3	R: 0 E: 0 K: 0 S: 7	H: 0 LOB: 0 BB: 0 P: 11	R: 0 E: 0 K: 0 S: 3	H: 0 LOB: 0 BB: 0 P: 3	R: 4 E: 0 K: 0 S: 7	H: 4 LOB: 0 BB: 0 P: 7	1B: 7 2B: 0 3B: 0 HR: 3	SF: 0 SAC: 0 DP: 0 HBP: 0	WP: 0 PB: 0 SB: 1 CS: 0	PA: 40												
<b>PITCHER</b>	IP WLS BF H R ER SO BB IBB HBP BLK WP HR S P ERA WHIP																																	
Roy Smith, R (1, 1) ERA: 4.86	2.1	14	5	4	4	3	2	0	0	0	0	0	0	2	18	26	15.43	3.000																
Steve Farr, R (3, 1) ERA: 4.85	4.0	14	1	0	0	1	1	0	0	0	0	0	0	0	15	19	0.00	0.500																
Tom Waddell, R (7, 1) ERA: 3.86	1.2	5	0	0	0	2	0	0	0	0	0	0	0	0	9	9	0.00	0.000																
Ernie Camacho, R (9, 1) ERA: 2.3	1.0	L	7	4	4	0	0	0	0	0	0	0	0	1	7	7	36.00	4.000																

Batter	1	2	3	4	5	6	7	8	9	AB	R	H	RBI	BB	SO	LOB	BOTTOM																	
Brett Butler, L (1, 8) OBP: 0.360, SLG: 0.333										5	0	0	0	0	1	3	<b>Boston Red Sox @ Cleveland Indians</b> Cleveland Municipal Stadium, Cleveland, OH Fri Aug 31 1984, 7:05 PM EDT Att: 8,625 - Unknown																	
Julio Franco, R (1, 6) OBP: 0.338, SLG: 0.347										5	0	1	0	0	1	0																		
Joe Carter, R (1, 7) OBP: 0.293, SLG: 0.474										5	0	0	0	0	3	1																		
Andre Thornton, R (1, 3) OBP: 0.365, SLG: 0.503										2	2	2	1	2	0	0																		
Mel Hall, L (1, 10) OBP: 0.345, SLG: 0.433										3	2	1	0	0	1	1																		
Pat Tabler, R (1, 5) OBP: 0.348, SLG: 0.385										4	2	1	0	0	0	3																		
Mike Fischlin, R (9, 5) OBP: 0.289, SLG: 0.333										0	0	0	0	0	0	0																		
George Vukovich, L (1, 9) OBP: 0.353, SLG: 0.435										3	1	1	4	1	1	2																		
Chris Bando, S (1, 2) OBP: 0.362, SLG: 0.470										3	0	0	1	1	1	1																		
Tony Bernazard, S (1, 4) OBP: 0.292, SLG: 0.287										3	0	0	1	1	2	0																		
<b>Inning Stats</b>	R: 0 E: 0 K: 2 S: 7	H: 0 LOB: 0 BB: 0 P: 7	R: 0 E: 0 K: 2 S: 8	H: 1 LOB: 1 BB: 0 P: 8	R: 0 E: 0 K: 2 S: 7	H: 0 LOB: 0 BB: 0 P: 7	R: 3 E: 0 K: 1 S: 6	H: 1 LOB: 3 BB: 4 P: 23	R: 1 E: 0 K: 0 S: 4	H: 1 LOB: 0 BB: 0 P: 4	R: 0 E: 0 K: 0 S: 3	H: 0 LOB: 0 BB: 0 P: 3	R: 0 E: 0 K: 1 S: 6	H: 1 LOB: 1 BB: 0 P: 6	R: 3 E: 0 K: 0 S: 5	H: 2 LOB: 0 BB: 1 P: 9	R: 0 E: 0 K: 2 S: 7	H: 0 LOB: 0 BB: 0 P: 7	1B: 4 2B: 0 3B: 0 HR: 2	SF: 0 SAC: 0 DP: 1 HBP: 1	WP: 1 PB: 0 SB: 0 CS: 0	PA: 39												
<b>PITCHER</b>	IP WLS BF H R ER SO BB IBB HBP BLK WP HR S P ERA WHIP																																	
Roger Clemens, R (1, 1) ERA: 4.32	3.2	13	1	1	1	7	1	0	0	0	0	0	0	0	26	30	2.46	0.545																
Mark Clear, R (4, 1) ERA: 3.58	0.0	5	1	2	2	0	3	0	1	0	0	0	0	1	14																			
Steve Crawford, R (4, 1) ERA: 3.02	3.1	12	2	1	1	1	0	0	0	0	0	0	0	1	14	14	2.70	0.600																
Bob Stanley, R (8, 1) ERA: 3.72	2.0	W	9	2	3	3	2	1	0	0	0	0	0	1	12	16	13.50	1.500																



Batter	1	2	3	4	5	6	7	8	9	AB	R	H	RBI	BB	SO	LOB	TOP			
Wade Boggs, L (1.5)	0-0 4-3		0-0 F5			0-0 FC1-6-4 1B	0-3 K			4	1	0	0	0	1	1	Boston Red Sox @ Cleveland Indians Cleveland Municipal Stadium, Cleveland, OH Sat Sep 01 1984, 3:33 AM EDT Att: 7,151 - Unknown			
Dwight Evans, R (1.9)	0-0 F9			0-0 F8		0-0 F6		0-0 G4-6-3 2B		4	0	1	0	0	0	1				
Jim Rice, R (1.7)	0-0 F3			0-0 F9		0-0 1B HR		4-0 G4-6-3 BB		3	1	1	0	1	0	0				
Tony Armas, R (1.8)		0-0 4-3 1B		0-0 F8		0-0 1-2 HR 1B		0-0 G4-6-3 2B		4	1	2	1	0	0	2				
Mike Easter, L (1.10)	0-0 F8				0-0 G3	0-0 1-1 2-H HR		0-0 3-1		4	1	1	3	0	0	2				
Bill Buckner, L (1.3)	0-0 4-3				0-0 3-1	0-0 FC6-4 1B		0-0 5-3		4	0	1	0	0	0	1				
Rich Gedman, L (1.2)	0-3 K				0-0 1B	0-0 FC6-4 1-2		0-3 K		4	0	1	0	0	2	2				
Marty Barrett, R (1.4)			0-0 6-3		0-3 K		0-0 6-3 1B		0-0 5-3	4	0	1	0	0	1	1				
Jackie Gutierrez, R (1.6)			0-0 6-3			0-0 FC1-6-4 1B		0-0 6-3		3	0	1	0	0	0	1				
<b>Inning Stats</b>	R: 0 E: 0 K: 0 S: 3	H: 0 LOB: 0 BB: 0 P: 3	R: 0 E: 0 K: 1 S: 6	H: 1 LOB: 1 BB: 0 P: 6	R: 0 E: 0 K: 0 S: 3	H: 0 LOB: 0 BB: 0 P: 3	R: 0 E: 0 K: 1 S: 6	H: 1 LOB: 1 BB: 0 P: 6	R: 4 E: 0 K: 0 S: 8	H: 5 LOB: 1 BB: 0 P: 8	R: 0 E: 0 K: 1 S: 5	H: 1 LOB: 0 BB: 0 P: 5	R: 0 E: 0 K: 0 S: 3	H: 1 LOB: 1 BB: 0 P: 7	R: 0 E: 0 K: 1 S: 5	H: 0 LOB: 0 BB: 0 P: 5		1B: 7 2B: 2 3B: 0 HR: 1	SF: 0 SAC: 0 DP: 2 HBP: 0	WP: 0 PB: 0 SB: 0 CS: 0
<b>PITCHER</b> Bert Blyleven, R (1.1) ERA: 3.12	IP: 9.0 WLS: L BF: 35	H: 9 R: 4 ER: 4 SO: 4	BB: 1 IBB: 0 HBP: 0 BLK: 0	WP: 0 HR: 1 S: 42 P: 46	ERA: 4.00 WHIP: 1.111	<b>PITCHER</b>	IP: 9.0 WLS: L BF: 35	H: 9 R: 4 ER: 4 SO: 4	BB: 1 IBB: 0 HBP: 0 BLK: 0	WP: 0 HR: 1 S: 42 P: 46	ERA: 4.00 WHIP: 1.111									

AB	34
R	4
H	9
RBI	4
BB	1
SO	4
LOB	11



Batter	1	2	3	4	5	6	7	8	9	AB	R	H	RBI	BB	SO	LOB	BOTTOM					
Brett Butler, L (1.8)	0-0 CS 1B		0-0 1B		0-3 K			0-0 F3		4	0	2	0	0	1	1	Boston Red Sox @ Cleveland Indians Cleveland Municipal Stadium, Cleveland, OH Sat Sep 01 1984, 3:33 AM EDT Att: 7,151 - Unknown					
Julio Franco, R (1.6)	0-3 K		0-0 F9			0-0 6-3		0-0 F8		4	0	0	0	0	1	3						
Joe Carter, R (1.7)	0-0 F3		0-3 K			4-0 1B BB		0-3 K		3	0	0	0	1	2	2						
Andre Thornton, R (1.10)		4-0 G5-4-3 BB		0-3 K		0-0 F3		4-0 BB		2	0	0	0	2	1	1						
Pat Tabler, R (1.3)		0-0 G5-4-3		0-0 4-3		0-0 1-2 1B		0-0 F8		4	0	1	0	0	0	2						
Jeff Moronko, R (1.5)		0-3 K		0-0 5-3		0-0 F7		0-3 K		4	0	0	0	0	2	3						
Carmen Castillo, R (1.9)			0-0 5-3 1B			0-0 F8		0-0 6-3		4	1	1	0	0	0	1						
Chris Bando, S (1.2)			0-0 5-3			0-0 2B		4-0 G1-6-3 BB		2	0	1	0	1	0	1						
Mike Fischlin, R (1.4)			0-0 2-H 1B			0-3 K		0-0 G1-6-3		3	0	1	1	0	1	2						
<b>Inning Stats</b>	R: 0 E: 0 K: 1 S: 5	H: 1 LOB: 0 BB: 0 P: 5	R: 0 E: 0 K: 1 S: 4	H: 0 LOB: 1 BB: 1 P: 8	R: 1 E: 0 K: 1 S: 8	H: 3 LOB: 2 BB: 0 P: 8	R: 0 E: 0 K: 1 S: 5	H: 0 LOB: 0 BB: 0 P: 5	R: 0 E: 0 K: 2 S: 8	H: 1 LOB: 1 BB: 0 P: 8	R: 0 E: 0 K: 0 S: 4	H: 1 LOB: 2 BB: 1 P: 8	R: 0 E: 0 K: 0 S: 2	H: 0 LOB: 0 BB: 1 P: 6	R: 0 E: 0 K: 1 S: 5	H: 0 LOB: 1 BB: 0 P: 5		R: 0 E: 0 K: 1 S: 5	H: 0 LOB: 1 BB: 1 P: 9	1B: 5 2B: 1 3B: 0 HR: 0	SF: 0 SAC: 0 DP: 2 HBP: 0	WP: 0 PB: 0 SB: 0 CS: 1
<b>PITCHER</b> Bob Ojeda, L (1.1) ERA: 4.19	IP: 9.0 WLS: W BF: 34	H: 6 R: 1 ER: 1 SO: 8	BB: 4 IBB: 0 HBP: 0 BLK: 0	WP: 0 HR: 0 S: 46 P: 62	ERA: 1.00 WHIP: 1.111	<b>PITCHER</b>	IP: 9.0 WLS: W BF: 34	H: 6 R: 1 ER: 1 SO: 8	BB: 4 IBB: 0 HBP: 0 BLK: 0	WP: 0 HR: 0 S: 46 P: 62	ERA: 1.00 WHIP: 1.111											

AB	30
R	1
H	6
RBI	1
BB	4
SO	8
LOB	16





Batter	1	2	3	4	5	6	7	8	9	AB	R	H	RBI	BB	SO	LOB	TOP					
Wade Boggs, L (1.5) OBP: 0.387, SLG: 0.397										4	0	0	0	0	0	1	<b>Boston Red Sox @ Cleveland Indians</b> Cleveland Municipal Stadium, Cleveland, OH Sun Sep 02 1984, 3:33 AM EDT Att: 8,742 - Unknown					
Dwight Evans, R (1.9) OBP: 0.397, SLG: 0.539										4	1	1	1	0	1	0						
Jim Rice, R (1.7) OBP: 0.315, SLG: 0.452										4	0	0	0	0	1	0						
Tony Armas, R (1.8) OBP: 0.302, SLG: 0.523										4	1	1	0	0	0	0						
Mike Easter, L (1.10) OBP: 0.368, SLG: 0.499										4	0	1	0	0	0	1						
Bill Buckner, L (1.3) OBP: 0.330, SLG: 0.427										4	1	3	2	0	0	0						
Marty Barrett, R (1.4) OBP: 0.373, SLG: 0.381										3	0	1	0	1	0	1						
Gary Allenson, R (1.2) OBP: 0.310, SLG: 0.342										2	0	0	0	0	0	2						
Rich Gedman, L (7.7, PH) OBP: 0.307, SLG: 0.499										2	0	0	0	0	0	3						
Glenn Hoffman, R (1.6) OBP: 0.234, SLG: 0.247										2	0	0	0	0	0	1						
Rick Miller, L (8.7, PH) OBP: 0.350, SLG: 0.318										1	0	0	0	0	0	0						
Jackie Gutierrez, R (8.6) OBP: 0.289, SLG: 0.329										0	0	0	0	0	0	0						
<b>Inning Stats</b>	R: 0 E: 0 K: 1 S: 5	H: 0 LOB: 0 BB: 0 P: 5	R: 0 E: 0 K: 0 S: 3	H: 0 LOB: 0 BB: 0 P: 3	R: 0 E: 0 K: 0 S: 4	H: 1 LOB: 1 BB: 0 P: 4	R: 0 E: 0 K: 1 S: 5	H: 0 LOB: 0 BB: 0 P: 5	R: 0 E: 0 K: 0 S: 4	H: 1 LOB: 1 BB: 0 P: 4	R: 1 E: 0 K: 0 S: 4	H: 1 LOB: 0 BB: 0 P: 4	R: 2 E: 0 K: 0 S: 5	H: 2 LOB: 0 BB: 0 P: 5	R: 0 E: 0 K: 0 S: 3	H: 0 LOB: 0 BB: 0 P: 3	R: 0 E: 0 K: 0 S: 5	H: 2 LOB: 3 BB: 1 P: 9	1B: 5 2B: 0 3B: 0 HR: 2	SF: 0 SAC: 0 DP: 0 HBP: 0	WP: 0 PB: 0 SB: 0 CS: 0	PA: 35
<b>PITCHER</b>	IP WLS BF H R ER SO BB IBB HBP BLK WP HR S P ERA WHIP																					
Neal Heaton, L (1.1) ERA: 5.21	6.0	22	4	2	2	2	2	0	0	0	0	0	0	0	1	26	26	3.00	0.667			
Mike Jeffcoat, L (7.1) ERA: 2.95	0.1	2	1	1	1	0	0	0	0	0	0	0	0	0	1	2	2	27.00	3.000			
Tom Waddell, R (7.1) ERA: 3.78	1.2	W	5	0	0	0	0	0	0	0	0	0	0	0	5	5	0.00	0.000				
Ernie Camacho, R (9.1) ERA: 2.28	1.0		6	2	0	0	0	1	0	0	0	0	0	0	5	9	0.00	3.000				

AB 34  
R 3  
H 7  
RBI 3  
BB 1  
SO 2  
LOB 9



Batter	1	2	3	4	5	6	7	8	9	AB	R	H	RBI	BB	SO	LOB	BOTTOM				
Brett Butler, L (1.8) OBP: 0.358, SLG: 0.331										5	0	0	0	0	1	6	<b>Boston Red Sox @ Cleveland Indians</b> Cleveland Municipal Stadium, Cleveland, OH Sun Sep 02 1984, 3:33 AM EDT Att: 8,742 - Unknown				
Julio Franco, R (1.6) OBP: 0.338, SLG: 0.354										5	1	3	4	0	0	0					
Joe Carter, R (1.7) OBP: 0.295, SLG: 0.458										4	0	1	0	1	1	3					
Andre Thornton, R (1.10) OBP: 0.365, SLG: 0.498										3	0	0	0	1	1	1					
Pat Tabler, R (1.3) OBP: 0.349, SLG: 0.383										3	2	1	0	1	0	3					
Tony Bernazard, S (9.4) OBP: 0.292, SLG: 0.287										0	0	0	0	0	0	0					
Jeff Moronko, R (1.5) OBP: 0.286, SLG: 0.167										2	0	1	0	1	0	0					
Carmen Castillo, R (1.9) OBP: 0.318, SLG: 0.467										2	1	2	0	0	0	0					
Mel Hall, L (6.7, PH) OBP: 0.349, SLG: 0.434										1	1	1	0	1	0	0					
Chris Bando, S (1.2) OBP: 0.374, SLG: 0.494										2	2	1	2	2	0	2					
Mike Fischlin, R (1.4) OBP: 0.295, SLG: 0.338										2	0	1	0	0	0	2					
George Vukovich, L (6.7, PH) OBP: 0.352, SLG: 0.433										1	0	0	0	0	0	1					
Junior Noboa, R (7.4) OBP: 0.667, SLG: 0.667										0	0	0	0	0	0	0					
Mike Hargrove, L (8.7, PH) OBP: 0.364, SLG: 0.339										0	1	0	1	1	0	0					
<b>Inning Stats</b>	R: 0 E: 0 K: 0 S: 3	H: 1 LOB: 0 BB: 0 P: 3	R: 0 E: 0 K: 0 S: 2	H: 0 LOB: 0 BB: 1 P: 6	R: 2 E: 0 K: 0 S: 7	H: 4 LOB: 3 BB: 1 P: 11	R: 0 E: 0 K: 1 S: 6	H: 1 LOB: 2 BB: 1 P: 10	R: 0 E: 0 K: 0 S: 3	H: 1 LOB: 0 BB: 0 P: 3	R: 1 E: 0 K: 0 S: 5	H: 3 LOB: 1 BB: 0 P: 5	R: 0 E: 0 K: 1 S: 5	H: 0 LOB: 1 BB: 1 P: 9	R: 5 E: 0 K: 1 S: 6	H: 1 LOB: 0 BB: 4 P: 22	R: 0 E: 0 K: 0 S: 5	H: 8 LOB: 1 3B: 0 HR: 2	SF: 0 SAC: 1 DP: 1 HBP: 0	WP: 0 PB: 0 SB: 0 CS: 2	PA: 41
<b>PITCHER</b>	IP WLS BF H R ER SO BB IBB HBP BLK WP HR S P ERA WHIP																				
Bruce Hurst, L (1.1) ERA: 3.57	5.0		24	9	3	3	1	3	0	0	0	0	0	0	23	35	5.40	2.400			
Mark Clear, R (6.1) ERA: 4.06	2.1	L	12	1	4	4	1	4	1	0	0	0	0	9	29	15.43	2.143				
John Henry Johnson, L (8.1) ERA: 4.6	0.2		3	1	1	1	1	0	0	0	0	0	0	1	5	5	13.50	1.500			

AB 30  
R 8  
H 11  
RBI 7  
BB 8  
SO 3  
LOB 18









Batter	1	2	3	4	5	6	7	8	9	AB	R	H	RBI	BB	SO	LOB	TOP			
Wade Boggs, L (1,5) OBP: 0.387, SLG: 0.395			6-3		F7	6-3			1-3	5	1	1	0	0	0	2	<b>Boston Red Sox @ Milwaukee Brewers</b> Milwaukee County Stadium, Milwaukee, WI Tue Sep 04 1984, 8:05 PM EDT Att: 8,020 - Unknown			
Dwight Evans, R (1,9) OBP: 0.386, SLG: 0.533			K		BB 1B		6-3		F9	5	0	2	0	0	1	1				
Jim Rice, R (1,7) OBP: 0.316, SLG: 0.456			E5		BB		F8			3	0	1	1	1	0	0				
Tony Armas, R (1,8) OBP: 0.300, SLG: 0.523			6-3		F4		F4		5-3	5	0	0	0	0	1	6				
Mike Easter, L (1,10) OBP: 0.371, SLG: 0.496				FC4-6	BB				K	2	0	0	0	2	1	1				
Bill Buckner, L (1,3) OBP: 0.330, SLG: 0.428		E8		FC4-6	BB		F7		4-3	4	2	1	0	0	0	4				
Rich Gedman, L (1,2) OBP: 0.310, SLG: 0.499		K		E	BB		3-1			3	0	1	1	1	1	0				
Marty Barrett, R (1,4) OBP: 0.369, SLG: 0.377			E5				5-3		F8	4	0	0	0	0	0	2				
Jackie Gutierrez, R (1,6) OBP: 0.291, SLG: 0.330			G6-4-3		S				WP	4	0	2	0	0	0	2				
<b>Inning Stats</b>	R: 1 E: 0 K: 1 S: 7	H: 2 LOB: 1 BB: 0 P: 7	R: 1 E: 1 K: 1 S: 6	H: 1 LOB: 0 BB: 0 P: 6	R: 0 E: 1 K: 1 S: 6	H: 0 LOB: 1 BB: 0 P: 6	R: 1 E: 1 K: 0 S: 4	H: 1 LOB: 1 BB: 1 P: 8	R: 0 E: 0 K: 0 S: 5	H: 2 LOB: 3 BB: 1 P: 9	R: 0 E: 0 K: 0 S: 3	H: 0 LOB: 0 BB: 0 P: 3	R: 0 E: 0 K: 1 S: 5	H: 0 LOB: 1 BB: 1 P: 9	R: 0 E: 0 K: 0 S: 4	H: 1 LOB: 2 BB: 1 P: 8	1B: 6 2B: 2 3B: 0 HR: 0	SF: 1 SAC: 0 DP: 1 HBP: 0	WP: 1 PB: 0 SB: 1 CS: 0	PA: 40
<b>PITCHER</b>	IP WLS BF H R ER SO BB IBB HBP BLK WP HR S P ERA WHIP																			
Don Sutton, R (1,1) ERA: 3.63	7.0 L 31 7 3 2 3 2 0 0 0 0 0 0 35 43 2.57 1.286																			
Ray Searage, L (8,1) ERA: 1.5	2.0 9 1 0 0 1 2 0 0 0 1 0 9 17 0.00 1.500																			

Batter	1	2	3	4	5	6	7	8	9	AB	R	H	RBI	BB	SO	LOB	BOTTOM					
Dion James, L (1,8) OBP: 0.326, SLG: 0.359			K		F9					4	1	1	0	0	1	3	<b>Boston Red Sox @ Milwaukee Brewers</b> Milwaukee County Stadium, Milwaukee, WI Tue Sep 04 1984, 8:05 PM EDT Att: 8,020 - Unknown					
Jim Gantner, L (1,4) OBP: 0.326, SLG: 0.361			4-3				4-3			4	0	1	0	0	1	1						
Robin Yount, R (1,6) OBP: 0.360, SLG: 0.417					F6		F3			4	0	1	1	0	1	0						
Cecil Cooper, L (1,3) OBP: 0.307, SLG: 0.377					3-1		WP		F8	4	0	2	0	0	0	2						
Ben Oglivie, L (1,9) OBP: 0.317, SLG: 0.374					3-1					4	0	0	0	0	0	4						
Ed Romero, R (9,5) OBP: 0.296, SLG: 0.281					3-1		F9		3-1	0	0	0	0	0	0	0						
Bill Schroeder, R (1,10) OBP: 0.290, SLG: 0.523									4-3	4	0	1	0	0	1	1						
Doug Loman, L (1,7) OBP: 0.250, SLG: 0.375					E5		4-3		F7	4	0	0	0	0	0	2						
Jim Sundberg, R (1,2) OBP: 0.336, SLG: 0.407			F9		FC1-5		5-3		K	4	0	0	0	0	1	2						
Willie Lozado, R (1,5) OBP: 0.425, SLG: 0.484					F8					2	0	1	0	0	0	2						
Rick Manning, L (8,PH) OBP: 0.316, SLG: 0.367									K	1	0	0	0	0	1	0						
<b>Inning Stats</b>	R: 0 E: 0 K: 2 S: 7	H: 0 LOB: 0 BB: 0 P: 7	R: 0 E: 0 K: 0 S: 4	H: 1 LOB: 1 BB: 0 P: 4	R: 0 E: 0 K: 1 S: 6	H: 1 LOB: 1 BB: 0 P: 6	R: 0 E: 0 K: 0 S: 3	H: 0 LOB: 0 BB: 0 P: 3	R: 0 E: 1 K: 0 S: 5	H: 1 LOB: 2 BB: 0 P: 5	R: 0 E: 0 K: 0 S: 4	H: 1 LOB: 1 BB: 0 P: 4	R: 0 E: 0 K: 1 S: 5	H: 0 LOB: 0 BB: 0 P: 5	R: 1 E: 0 K: 1 S: 8	H: 3 LOB: 2 BB: 0 P: 8	R: 0 E: 0 K: 1 S: 5	H: 0 LOB: 0 BB: 0 P: 5	1B: 6 2B: 1 3B: 0 HR: 0	SF: 0 SAC: 0 DP: 0 HBP: 0	WP: 1 PB: 0 SB: 0 CS: 0	PA: 35
<b>PITCHER</b>	IP WLS BF H R ER SO BB IBB HBP BLK WP HR S P ERA WHIP																					
Al Nipper, R (1,1) ERA: 3.6	9.0 W 35 7 1 1 6 0 0 0 0 1 0 47 47 1.00 0.778																					



Batter	1	2	3	4	5	6	7	8	9	AB	R	H	RBI	BB	SO	LOB	TOP								
Wade Boggs, L (1.5) OBP: 0.392, SLG: 0.399										3	2	3	0	2	0	0	<b>Boston Red Sox @ Milwaukee Brewers</b> Milwaukee County Stadium, Milwaukee, WI Wed Sep 05 1984, 8:05 PM EDT Att: 8,860 - Unknown								
Dwight Evans, R (1.9) OBP: 0.396, SLG: 0.531										4	1	1	0	1	1	3									
Jim Rice, R (1.7) OBP: 0.318, SLG: 0.461										5	1	3	4	0	1	2									
Tony Armas, R (1.8) OBP: 0.298, SLG: 0.519										4	0	0	0	0	2	5									
Mike Easter, L (1.10) OBP: 0.370, SLG: 0.496										4	0	1	0	0	1	1									
Bill Buckner, L (1.3) OBP: 0.327, SLG: 0.425										3	0	0	1	0	2	0									
Rich Gedman, L (1.2) Gary Allenson, R (7.2) OBP: 0.307, SLG: 0.338										3	0	0	0	0	1	1									
Marty Barrett, R (1.4) OBP: 0.366, SLG: 0.373										4	0	0	0	0	2	0									
Jackie Gutierrez, R (1.6) OBP: 0.290, SLG: 0.329										4	1	1	0	0	1	0									
<b>Inning Stats</b>	R: 0 E: 0 K: 1 S: 6	H: 1 LOB: 1 BB: 0 P: 6	R: 0 E: 0 K: 1 S: 5	H: 0 LOB: 0 BB: 0 P: 5	R: 1 E: 0 K: 2 S: 8	H: 1 LOB: 2 BB: 2 P: 16	R: 0 E: 0 K: 2 S: 7	H: 0 LOB: 0 BB: 0 P: 7	R: 0 E: 0 K: 0 S: 4	H: 1 LOB: 1 BB: 0 P: 4	R: 1 E: 0 K: 1 S: 7	H: 2 LOB: 1 BB: 0 P: 7	R: 3 E: 0 K: 0 S: 6	H: 3 LOB: 1 BB: 1 P: 10	R: 0 E: 0 K: 2 S: 7	H: 0 LOB: 0 BB: 0 P: 7		R: 0 E: 0 K: 2 S: 8	H: 1 LOB: 1 BB: 0 P: 8	1B: 7 2B: 1 3B: 1 HR: 0	SF: 1 SAC: 0 DP: 0 HBP: 0	WP: 0 PB: 0 SB: 0 CS: 0	PA: 39		
<b>PITCHER</b>	IP	WLS	BF	H	R	ER	SO	BB	IBB	HBP	BLK	WP	HR	S	P	ERA	WHIP								
Moose Haas, R (1.1) ERA: 4.04	6.1	W	29	7	5	5	7	3	0	0	0	0	0	40	52	7.11	1.579								
Paul Hartzell, R (7.1) ERA:	0.1		2	1	0	0	0	0	0	0	0	0	0	2	2	0.00	3.000								
Ray Searge, L (7.1) ERA: 1.33	2.1	S	8	1	0	0	4	0	0	0	0	0	0	16	16	0.00	0.429								

Batter	1	2	3	4	5	6	7	8	9	AB	R	H	RBI	BB	SO	LOB	BOTTOM								
Dion James, L (1.8) OBP: 0.327, SLG: 0.363										5	2	2	1	0	0	3	<b>Boston Red Sox @ Milwaukee Brewers</b> Milwaukee County Stadium, Milwaukee, WI Wed Sep 05 1984, 8:05 PM EDT Att: 8,860 - Unknown								
Jim Gantner, L (1.4) OBP: 0.330, SLG: 0.364										3	1	2	1	2	0	0									
Robin Yount, R (1.10) OBP: 0.361, SLG: 0.416										4	0	1	0	1	0	2									
Cecil Cooper, L (1.3) OBP: 0.306, SLG: 0.375										5	1	1	1	0	0	4									
Ben Oglivie, L (1.9) OBP: 0.318, SLG: 0.373										3	2	1	0	1	0	1									
Bill Schroeder, R (1.2) OBP: 0.289, SLG: 0.517										4	0	1	0	0	1	3									
Doug Loman, L (1.7) OBP: 0.333, SLG: 0.500										4	0	2	3	0	0	1									
Willie Lozado, R (1.5) OBP: 0.409, SLG: 0.457										4	0	1	0	0	1	4									
Ed Romero, R (1.6) OBP: 0.299, SLG: 0.285										3	1	1	0	1	0	1									
<b>Inning Stats</b>	R: 0 E: 0 K: 0 S: 3	H: 0 LOB: 0 BB: 0 P: 3	R: 1 E: 0 K: 1 S: 7	H: 2 LOB: 1 BB: 0 P: 7	R: 1 E: 0 K: 0 S: 5	H: 2 LOB: 1 BB: 0 P: 5	R: 0 E: 0 K: 1 S: 6	H: 1 LOB: 1 BB: 0 P: 6	R: 5 E: 0 K: 0 S: 8	H: 5 LOB: 3 BB: 3 P: 20	R: 0 E: 0 K: 0 S: 3	H: 1 LOB: 1 BB: 1 P: 7	R: 0 E: 0 K: 0 S: 4	H: 1 LOB: 1 BB: 0 P: 4	R: 0 E: 0 K: 0 S: 3	H: 0 LOB: 1 BB: 1 P: 7		1B: 8 2B: 5 3B: 0 HR: 0	SF: 0 SAC: 0 DP: 1 HBP: 0	WP: 1 PB: 1 SB: 0 CS: 0	PA: 40				
<b>PITCHER</b>	IP	WLS	BF	H	R	ER	SO	BB	IBB	HBP	BLK	WP	HR	S	P	ERA	WHIP								
Mike Brown, R (1.1) ERA: 6.86	4.0	L	21	8	6	6	2	1	0	0	0	0	0	24	28	13.50	2.250								
John Henry Johnson, L (5.1) ERA: 4.02	2.0		11	3	1	1	0	3	0	0	0	0	0	8	20	4.50	3.000								
Steve Crawford, R (7.1) ERA: 2.91	2.0		8	1	0	0	0	1	0	0	0	0	0	7	11	0.00	1.000								



Batter	1	2	3	4	5	6	7	8	9	AB	R	H	RBI	BB	SO	LOB	TOP
Willie Randolph, R (1,4) OBP: 0.380, SLG: 0.357	F8		2B BB			FC4-6			SH2-3 3B 1B	4	1	2	0	1	0	2	<b>New York Yankees @ Boston Red Sox</b> Fenway Park, Boston, MA Fri Sep 07 1984, 7:05 PM EDT Att: 33,291 - Unknown
Ken Griffey, L (1,7) OBP: 0.310, SLG: 0.362	BB 1B		F9		F8		F7	SH2-3 1-2	4	0	1	0	0	0	2		
Dave Winfield, R (1,8) OBP: 0.405, SLG: 0.543	1-2 BB		2B		F3		1B	HR 3B	4	1	3	1	1	0	1		
Don Baylor, R (1,10) OBP: 0.328, SLG: 0.486	F4		2B		5-3		F3	HR 3B	4	1	1	2	1	0	4		
Toby Harrah, R (1,5) OBP: 0.314, SLG: 0.283	F3		F8			1B 1B	6-3	HR 3B	5	1	1	0	0	0	6		
Don Mattingly, L (1,3) OBP: 0.388, SLG: 0.545		F3-5 2B		1B		1B 1B	6-3	3-1	5	0	3	0	0	0	0		
Brian Dayett, R (1,9) OBP: 0.270, SLG: 0.369	F3-5 2-3		F4		F3		FC2-6 BB		3	0	0	0	1	0	3		
Bobby Meacham, S (1,6) OBP: 0.314, SLG: 0.341	K				F5		FC2-6 1-2		4	0	1	0	0	1	3		
Butch Wynegar, S (1,2) OBP: 0.357, SLG: 0.349			5-3		5-3		FC4-6 1-2 2-H	F7	4	0	1	1	0	0	2		
<b>Inning Stats</b>	R: 0 E: 0 K: 0 S: 4	H: 1 LOB: 2 BB: 1 P: 8	R: 0 E: 0 K: 1 S: 5	H: 1 LOB: 0 BB: 0 P: 5	R: 0 E: 0 K: 0 S: 4	H: 1 LOB: 3 BB: 2 P: 12	R: 0 E: 0 K: 0 S: 4	H: 2 LOB: 1 BB: 0 P: 4	R: 0 E: 0 K: 0 S: 4	H: 1 LOB: 1 BB: 0 P: 4	R: 0 E: 0 K: 0 S: 3	H: 0 LOB: 1 BB: 1 P: 7	R: 3 E: 0 K: 0 S: 6	H: 3 LOB: 0 BB: 0 P: 6	1B: 8 2B: 3 3B: 2 HR: 1	SF: 0 SAC: 1 DP: 1 HBP: 0	
<b>PITCHER</b>	IP WLS BF H R ER SO BB IBB HBP BLK WP HR S P ERA WHIP																
Bob Ojeda, L (1,1) ERA: 4.15	8.1 L 39 12 3 3 1 3 3 1 0 0 0 37 53 3.24 1.800																
Bob Stanley, R (9,1) ERA: 3.67	0.2 3 1 1 1 0 0 0 0 0 0 1 3 3 13.50 1.500																

Batter	1	2	3	4	5	6	7	8	9	AB	R	H	RBI	BB	SO	LOB	BOTTOM		
Wade Boggs, L (1,5) OBP: 0.394, SLG: 0.401	BLK 1B		1B BB 1B		4-3		FC3-2 1B		K	5	0	3	0	0	1	1	<b>New York Yankees @ Boston Red Sox</b> Fenway Park, Boston, MA Fri Sep 07 1984, 7:05 PM EDT Att: 33,291 - Unknown		
Dwight Evans, R (1,9) OBP: 0.387, SLG: 0.529	K		1B BB BB			1B BB	FC3-2 1-2		2	1	0	0	2	1	3				
Jim Rice, R (1,7) OBP: 0.320, SLG: 0.461	K		G6-4-3 1B			1B SF7	K		4	1	2	0	0	2	3				
Tony Armas, R (1,8) OBP: 0.298, SLG: 0.517	K		G6-4-3 1-2			FC5-4 1B	F8		4	0	1	1	0	1	4				
Mike Easter, L (1,10) OBP: 0.369, SLG: 0.496			F5			K	K		4	0	1	0	0	2	2				
Bill Buckner, L (1,3) OBP: 0.324, SLG: 0.421	F8		F9		SF7		K		3	0	0	1	0	1	1				
Marty Barrett, R (1,4) OBP: 0.363, SLG: 0.369	K		6-3		FC5-4 1-2		F2		4	0	0	0	0	1	2				
Jeff Newman, R (1,2) OBP: 0.275, SLG: 0.302	5-3		K2-3			E7 1B FC3-2 1B	K		4	0	1	0	0	2	1				
Jackie Gutierrez, R (1,6) OBP: 0.288, SLG: 0.326			K		F8		1-3		3	0	0	0	0	1	1				
Reid Nichols, R (9,PH) OBP: 0.304, SLG: 0.309									1	0	1	0	0	0	0				
<b>Inning Stats</b>	R: 0 E: 0 K: 3 S: 10	H: 1 LOB: 0 BB: 0 P: 10	R: 0 E: 0 K: 1 S: 6	H: 1 LOB: 0 BB: 0 P: 6	R: 0 E: 0 K: 0 S: 3	H: 0 LOB: 0 BB: 0 P: 3	R: 0 E: 0 K: 1 S: 5	H: 0 LOB: 0 BB: 0 P: 5	R: 2 E: 0 K: 1 S: 7	H: 2 LOB: 1 BB: 1 P: 11	R: 0 E: 1 K: 1 S: 7	H: 2 LOB: 2 BB: 0 P: 7	R: 0 E: 0 K: 2 S: 7	H: 0 LOB: 0 BB: 0 P: 7	R: 0 E: 0 K: 2 S: 8	H: 1 LOB: 1 BB: 0 P: 8	1B: 8 2B: 1 3B: 0 HR: 0	SF: 1 SAC: 0 DP: 1 HBP: 0	WP: 0 PA: 37 CS: 0
<b>PITCHER</b>	IP WLS BF H R ER SO BB IBB HBP BLK WP HR S P ERA WHIP																		
Ray Fontenot, L (1,1) ERA: 3.99	6.1 W 28 8 2 2 7 2 0 0 0 0 0 40 48 2.84 1.579																		
Jay Howell, R (7,1) ERA: 2.56	1.2 W 5 0 0 0 3 0 0 0 0 0 0 11 11 0.00 0.000																		
Dave Righetti, L (9,1) ERA: 2.25	1.0 S 4 1 0 0 2 0 0 0 0 0 0 8 8 0.00 1.000																		











Batter	1	2	3	4	5	6	7	8	9	AB	R	H	RBI	BB	SO	LOB	TOP								
<b>Robin Yount, R</b> OBP: 0.358, SLG: 0.412 (1, 10) X	0-0 FC3-6 1B		0-0 5-3	0-0 HBP 1B 2B	0-0 F9			0-0 6-3		5	1	2	1	0	0	1									
<b>Jim Gantner, L</b> OBP: 0.325, SLG: 0.365 (1, 4) X	0-0 FC3-6 E S 1-2		0-0 2B FC1-2-5-1 1B	0-0 SF7		0-3 K		4-0 BB		3	0	1	1	1	1	1									
<b>Cecil Cooper, L</b> OBP: 0.308, SLG: 0.381 (1, 3) S	0-3 K		0-0 FC1-2-5-1 1-3 2B	0-0 HBP 1B BB		0-0 F5		0-0 F9		4	1	1	0	1	1	2									
<b>Mark Brouhard, R</b> OBP: 0.322, SLG: 0.399 <b>Rick Manning, L</b> OBP: 0.316, SLG: 0.367 (9, PR) (9, 8) X	0-0 4-3		0-0 FC1-2-5-1 2-3 3-H 2B	1-0 1B HBP		0-0 5-3			0-0 1B SH1-4 1B	4	0	1	0	0	0	3									
<b>Doug Loman, L</b> OBP: 0.407, SLG: 0.458 (1, 9) (9, 7) X		0-0 E FC4 2B	0-0 3-1	0-0 1-3 2-H 3-H 1B			0-0 F7		0-0 SH1-4	4	1	2	2	0	0	2									
<b>Jim Sundberg, R</b> OBP: 0.342, SLG: 0.421 (1, 2) X		0-0 E1 FC4 2-3		0-0 K			4-0 1B BB		0-0 PB 1B	4	1	2	0	1	1	3									
<b>Dion James, L</b> OBP: 0.332, SLG: 0.369 (1, 8) (9, 9) X		0-0 FC4 E S 1-2 3-H		0-0 E1 1B 2B			0-0 1-2 1B		0-3 K	5	1	2	1	0	1	4									
<b>Ed Romero, R</b> OBP: 0.299, SLG: 0.284 (1, 6) X		0-0 3-1		0-0 2B SF7 1B			0-0 4		0-0 PB	5	1	2	2	0	0	4									
<b>Willie Lozado, R</b> OBP: 0.327, SLG: 0.348 (1, 5) X		0-0 6-3		0-3 K			0-0 F8		0-0 F3	5	0	0	0	0	1	6									
<b>Inning Stats</b>	R: 0 E: 0 K: 1 S: 6	H: 1 LOB: 1 BB: 0 P: 6	R: 1 E: 1 K: 0 S: 5	H: 1 LOB: 1 BB: 0 P: 5	R: 0 E: 0 K: 0 S: 5	H: 2 LOB: 2 BB: 0 P: 5	R: 5 E: 1 K: 2 S: 12	H: 4 LOB: 2 BB: 1 P: 17	R: 0 E: 0 K: 0 S: 4	H: 1 LOB: 1 BB: 0 P: 4	R: 0 E: 0 K: 1 S: 5	H: 0 LOB: 0 BB: 0 P: 5	R: 0 E: 0 K: 0 S: 3	H: 1 LOB: 1 BB: 1 P: 7	R: 0 E: 0 K: 0 S: 3	H: 0 LOB: 1 BB: 1 P: 7	R: 1 E: 0 K: 1 S: 8	H: 3 LOB: 3 BB: 0 P: 8	1B: 8 2B: 6 3B: 0 HR: 0	SF: 1 SAC: 1 DP: 1 HBP: 1	WP: 0 PB: 1 SB: 2 CS: 0	PA: 45			
<b>PITCHER</b>	IP	WLS	BF	H	R	ER	SO	BB	IBB	HBP	BLK	WP	HR	S	P	ERA	WHIP								
<b>Mike Brown, R</b> ERA: 6.61 <b>John Henry Johnson, L</b> ERA: 3.76	(1, 1) 3.2	L	23	8	6	1	2	1	0	1	0	0	0	25	30	2.46	2.455								

Milwaukee Brewers @ Boston Red Sox  
Fenway Park, Boston, MA  
Mon Sep 10 1984, 7:05 PM EDT  
Att: 13,693 - Unknown

AB 39  
R 7  
H 13  
RBI 7  
BB 3  
SO 5  
LOB 26



Batter	1	2	3	4	5	6	7	8	9	AB	R	H	RBI	BB	SO	LOB	BOTTOM								
<b>Wade Boggs, L</b> OBP: 0.402, SLG: 0.418 (1, 5) S	0-3 K	0-3 K			0-0 6-3		0-0 HR		4-0 E 1B BB	4	1	1	1	1	2	2									
<b>Dwight Evans, R</b> OBP: 0.389, SLG: 0.530 (1, 9) B	4-0 1B SF9 BB		0-3 K		0-0 F4		0-0 F9		0-0 F5 1B	4	1	1	0	1	1	0									
<b>Jim Rice, R</b> OBP: 0.321, SLG: 0.471 (1, 7) X	0-0 1-3 1B		0-0 6-3			0-0 HR		0-0 1B	0-0 F5	5	1	3	1	0	0	2									
<b>Tony Armas, R</b> OBP: 0.296, SLG: 0.510 (1, 8) X	0-0 SF9		0-0 5-3			0-0 F7 1B SF7 1B		0-3 K		3	1	1	1	0	1	1									
<b>Mike Easter, L</b> OBP: 0.375, SLG: 0.500 (1, 10) X	0-0 G3			4-0 BB		0-0 1-2 1B		0-3 K		3	0	1	0	1	1	2									
<b>Bill Buckner, L</b> OBP: 0.319, SLG: 0.413 (1, 3) X		0-0 G3		0-0 F5		0-0 F7		0-0 F9		4	0	0	0	0	0	3									
<b>Rich Gedman, L</b> OBP: 0.308, SLG: 0.487 (1, 2) X		0-0 1B 1B		0-0 F8		0-0 SF7		0-0 F7		3	0	1	1	0	0	1									
<b>Marty Barrett, R</b> OBP: 0.368, SLG: 0.378 (1, 4) X		0-0 F9		0-0 F8		0-0 1-2 1B		0-0 F9		4	0	1	0	0	0	2									
<b>Jackie Gutierrez, R</b> OBP: 0.287, SLG: 0.323 <b>Rick Miller, L</b> OBP: 0.332, SLG: 0.309 <b>Glenn Hoffman, R</b> OBP: 0.231, SLG: 0.243 <b>Reid Nichols, R</b> OBP: 0.302, SLG: 0.306 (1, 6) (6, PH) (7, 6) (9, PH) X		0-0 1-2 1B			0-0 F8		0-3 K		0-0 F6	2	0	1	0	0	0	0									
<b>Inning Stats</b>	R: 1 E: 0 K: 1 S: 6	H: 1 LOB: 1 BB: 1 P: 10	R: 0 E: 0 K: 1 S: 7	H: 2 LOB: 0 BB: 0 P: 7	R: 0 E: 0 K: 0 S: 3	H: 0 LOB: 0 BB: 1 P: 7	R: 0 E: 0 K: 0 S: 3	H: 0 LOB: 0 BB: 0 P: 3	R: 2 E: 0 K: 1 S: 9	H: 4 LOB: 2 BB: 0 P: 9	R: 1 E: 0 K: 2 S: 9	H: 2 LOB: 1 BB: 0 P: 9	R: 0 E: 0 K: 0 S: 3	H: 0 LOB: 0 BB: 0 P: 3	R: 0 E: 1 K: 0 S: 3	H: 1 LOB: 2 BB: 1 P: 7	1B: 8 2B: 0 3B: 0 HR: 2	SF: 2 SAC: 0 DP: 0 HBP: 0	WP: 0 PB: 0 SB: 0 CS: 0	PA: 39					
<b>PITCHER</b>	IP	WLS	BF	H	R	ER	SO	BB	IBB	HBP	BLK	WP	HR	S	P	ERA	WHIP								
<b>Don Sutton, R</b> ERA: 3.65 <b>Tom Tallman, R</b> ERA: 2.94 <b>Ray Seearge, L</b> ERA: 1.09	(1, 1) 6.0	W	27	7	3	3	4	2	0	0	0	0	0	33	41	4.50	1.500								

Milwaukee Brewers @ Boston Red Sox  
Fenway Park, Boston, MA  
Mon Sep 10 1984, 7:05 PM EDT  
Att: 13,693 - Unknown

AB 34  
R 4  
H 10  
RBI 4  
BB 3  
SO 6  
LOB 15

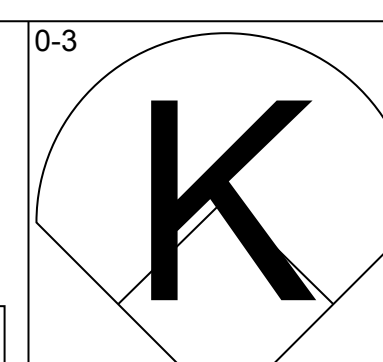
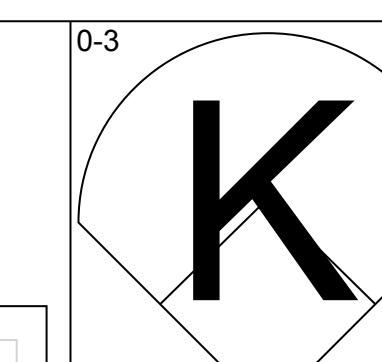
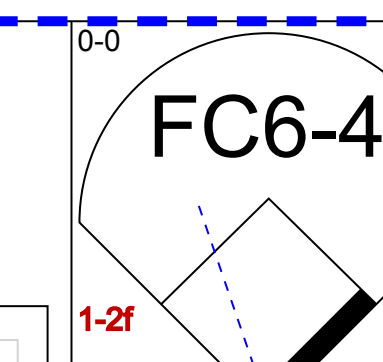
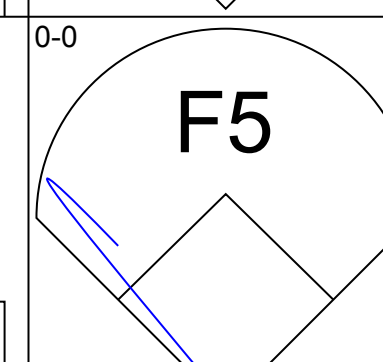
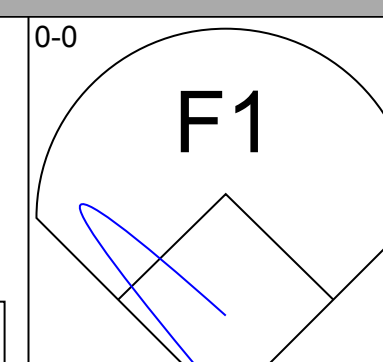
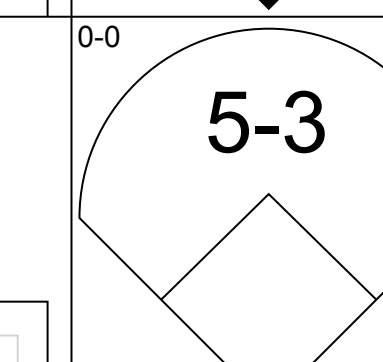
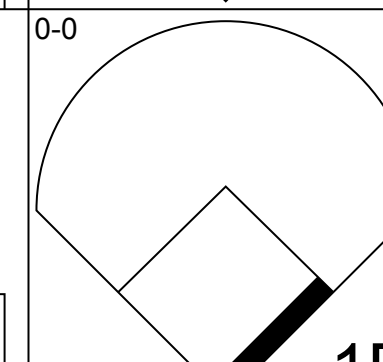
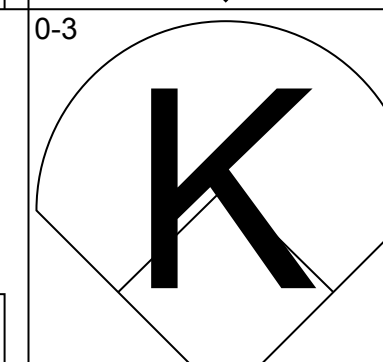
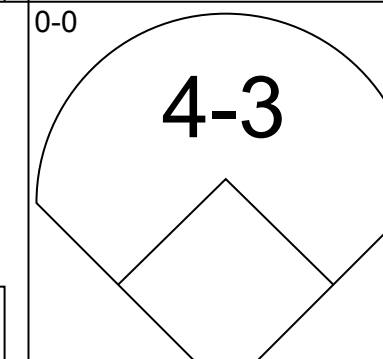
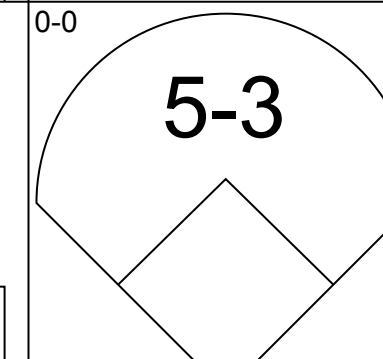
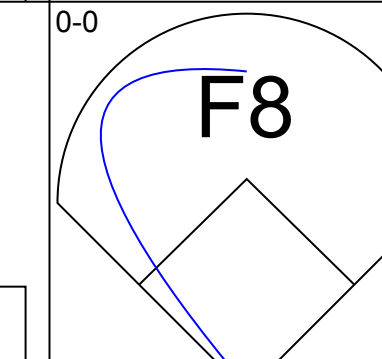
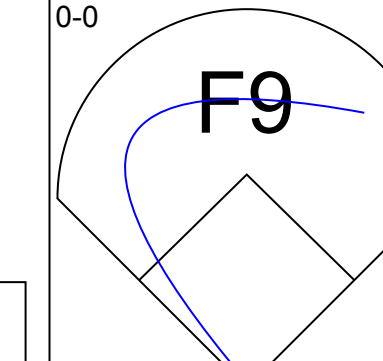
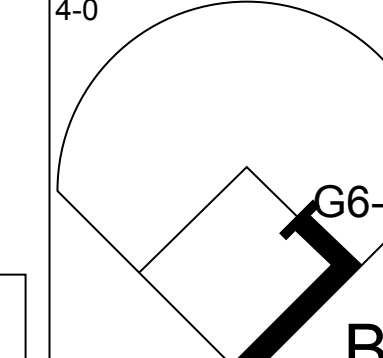

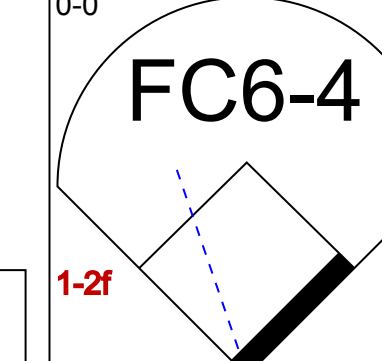
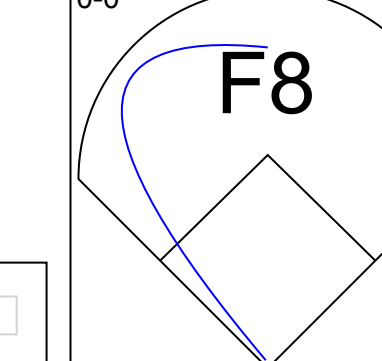
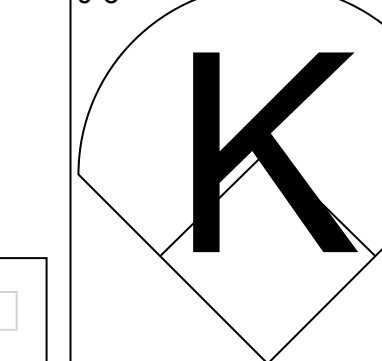
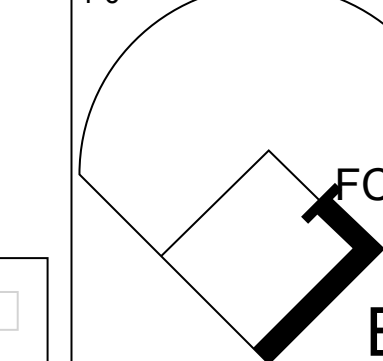




Batter	1	2	3	4	5	6	7	8	9	AB	R	H	RBI	BB	SO	LOB	TOP																					
<b>Robin Yount, R</b> OBP: 0.360, SLG: 0.418 (1, 10)	5-3		G5-4-3		1B HR 1B		1B HR		F8	6	3	3	1	0	0	4	<b>Milwaukee Brewers @ Boston Red Sox</b> Fenway Park, Boston, MA Tue Sep 11 1984, 7:05 PM EDT Att: 14,768 - Unknown																					
<b>Jim Gantner, L</b> OBP: 0.326, SLG: 0.364 (1, 4)	F8				F7		FC 1B HR			5	2	1	1	0	0	0																						
<b>Cecil Cooper, L</b> OBP: 0.311, SLG: 0.387 <b>Jim Sundberg, R</b> OBP: 0.342, SLG: 0.421 (1, 3) (8, 2)	K				5-3 1B		1B HR		1-3	4	3	2	3	1	1	0																						
<b>Mark Brouhard, R</b> OBP: 0.314, SLG: 0.388 (1, 7)		4-3			5-3 1B		F7		K	5	0	0	0	0	2	3																						
<b>Doug Loman, L</b> OBP: 0.406, SLG: 0.429 (1, 9)	F8				1B		1-6-3 BB		F6	4	0	1	1	1	0	2																						
<b>Bill Schroeder, R</b> OBP: 0.294, SLG: 0.492 (1, 2) (8, 3)	K				F3		F8		1B	5	1	1	1	0	1	2																						
<b>Dion James, L</b> OBP: 0.333, SLG: 0.369 (1, 8)					1B		F8		1-6-3	5	1	2	1	0	1	1																						
<b>Ed Romero, R</b> OBP: 0.304, SLG: 0.287 (1, 6)					F9		1B 1B		5-3	4	2	2	1	1	0	2																						
<b>Willie Lozado, R</b> OBP: 0.367, SLG: 0.451 (1, 5)					F8		1B HR 1B		1B	5	2	4	3	0	0	1																						
<b>Inning Stats</b>	R: 0 E: 0 K: 1 S: 5	H: 0 LOB: 0 BB: 0 P: 5	R: 0 E: 0 K: 1 S: 5	H: 0 LOB: 0 BB: 0 P: 5	R: 0 E: 0 K: 0 S: 4	H: 2 LOB: 1 BB: 0 P: 4	R: 1 E: 0 K: 0 S: 5	H: 2 LOB: 1 BB: 0 P: 5	R: 4 E: 0 K: 0 S: 7	H: 4 LOB: 0 BB: 0 P: 7	R: 0 E: 0 K: 0 S: 3	H: 0 LOB: 1 BB: 1 P: 7	R: 9 E: 1 K: 1 S: 13	H: 7 LOB: 0 BB: 1 P: 17	R: 0 E: 0 K: 1 S: 5	H: 0 LOB: 0 BB: 0 P: 5		R: 0 E: 0 K: 1 S: 6	H: 1 LOB: 2 BB: 1 P: 10	1B: 13 2B: 0 3B: 0 HR: 3	SF: 0 SAC: 0 DP: 1 HBP: 0	WP: 0 PB: 0 CS: 0	PA: 46															
<b>PITCHER</b>	IP	WLS	BF	H	R	ER	SO	BB	IBB	HBP	BLK	WP	HR	S	P	ERA	WHIP	<b>PITCHER</b>				IP	WLS	BF	H	R	ER	SO	BB	IBB	HBP	BLK	WP	HR	S	P	ERA	WHIP
<b>Oil Can Boyd, R</b> ERA: 4.53 (1, 1)	6.0	L	28	10	7	5	2	1	0	0	0	0	1	31	35	7.50	1.833	<b>Oil Can Boyd, R</b>				6.0	L	28	10	7	5	2	1	0	0	0	0	1	31	35	7.50	1.833
<b>Steve Crawford, R</b> ERA: 2.9 (7, 1)	0.2		9	5	7	0	1	0	1	0	0	0	2	10	14	0.00	7.500	<b>Steve Crawford, R</b>				0.2		9	5	7	0	1	0	1	0	0	2	10	14	0.00	7.500	
<b>Charlie Mitchell, R</b> ERA: 4.82 (7, 1)	2.1		9	1	0	0	2	1	0	0	0	0	0	12	16	0.00	0.857	<b>Charlie Mitchell, R</b>				2.1		9	1	0	0	2	1	0	0	0	12	16	0.00	0.857		

Batter	1	2	3	4	5	6	7	8	9	AB	R	H	RBI	BB	SO	LOB	BOTTOM																					
<b>Wade Boggs, L</b> OBP: 0.302, SLG: 0.420 (1, 5)	F8		FC6-4 1B		1-3 2B		F7		FC6-4	5	0	2	0	0	0	4	<b>Milwaukee Brewers @ Boston Red Sox</b> Fenway Park, Boston, MA Tue Sep 11 1984, 7:05 PM EDT Att: 14,768 - Unknown																					
<b>Dwight Evans, R</b> OBP: 0.397, SLG: 0.528 (1, 9)	HR 1B		F9		5-3		6-3		4-3	5	1	1	0	0	0	4																						
<b>Jim Rice, R</b> OBP: 0.318, SLG: 0.468 <b>Reid Nichols, R</b> OBP: 0.307, SLG: 0.306 (1, 7) (9, 7)	F4		F8		6-3				K	4	0	0	1	0	1	3																						
<b>Tony Armas, R</b> OBP: 0.298, SLG: 0.515 <b>Rick Miller, L</b> OBP: 0.349, SLG: 0.306 (8, FR) (9, 8)	HR		FC6-4		F4				WP BB	0	0	0	0	1	0	0																						
<b>Mike Easter, L</b> OBP: 0.375, SLG: 0.501 (1, 10)	K				5-3		G1-6-3 1B		5-3	4	1	2	2	0	0	2																						
<b>Bill Buckner, L</b> OBP: 0.321, SLG: 0.414 <b>Ed Jurak, R</b> OBP: 0.360, SLG: 0.375 (8, FR) (9, 3)	K				FC5-4 1B		G1-6-3		1B BB	1	1	0	0	0	0	0																						
<b>Rich Gedman, L</b> OBP: 0.307, SLG: 0.492 (1, 2)	HR				F7		F5		K	4	1	1	1	0	1	3																						
<b>Marty Barrett, R</b> OBP: 0.369, SLG: 0.378 (1, 4)	G3				FC5-4		FC4-6 1B		1B BB	3	0	1	0	1	0	1																						
<b>Jackie Gutierrez, R</b> OBP: 0.287, SLG: 0.322 (1, 6)	F9				E6 2B 6-3		FC4-6		FC6-4 1B	4	1	1	1	0	0	1																						
<b>Inning Stats</b>	R: 2 E: 0 K: 1 S: 7	H: 2 LOB: 0 BB: 0 P: 7	R: 1 E: 0 K: 1 S: 6	H: 1 LOB: 0 BB: 0 P: 6	R: 0 E: 0 K: 0 S: 4	H: 1 LOB: 1 BB: 0 P: 4	R: 0 E: 0 K: 0 S: 4	H: 1 LOB: 0 BB: 0 P: 4	R: 1 E: 1 K: 0 S: 5	H: 1 LOB: 1 BB: 0 P: 5	R: 0 E: 0 K: 0 S: 3	H: 1 LOB: 1 BB: 0 P: 3	R: 0 E: 0 K: 2 S: 4	H: 1 LOB: 3 BB: 1 P: 15	R: 0 E: 0 K: 0 S: 3	H: 0 LOB: 1 BB: 1 P: 7		1B: 8 2B: 2 3B: 0 HR: 2	SF: 0 SAC: 0 DP: 1 HBP: 0	WP: 2 PB: 0 CS: 0	PA: 41																	
<b>PITCHER</b>	IP	WLS	BF	H	R	ER	SO	BB	IBB	HBP	BLK	WP	HR	S	P	ERA	WHIP	<b>PITCHER</b>				IP	WLS	BF	H	R	ER	SO	BB	IBB	HBP	BLK	WP	HR	S	P	ERA	WHIP
<b>Moose Haas, R</b> ERA: 4.12 (1, 1)	8.0	W	37	12	6	5	4	1	0	0	0	0	2	44	48	5.62	1.625	<b>Moose Haas, R</b>				8.0	W	37	12	6	5	4	1	0	0	0	2	44	48	5.62	1.625	
<b>Jaime Cocanower, R</b> ERA: 4.04 (9, 1)	1.0		4	0	0	0	0	1	0	0	0	2	0	3	7	0.00	1.000	<b>Jaime Cocanower, R</b>				1.0		4	0	0	0	0	1	0	0	0	3	7	0.00	1.000		

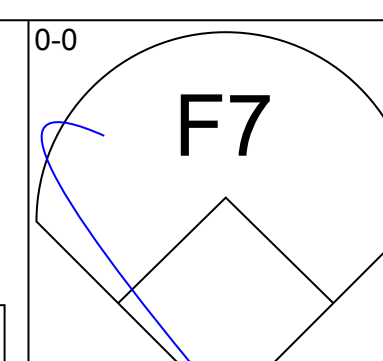
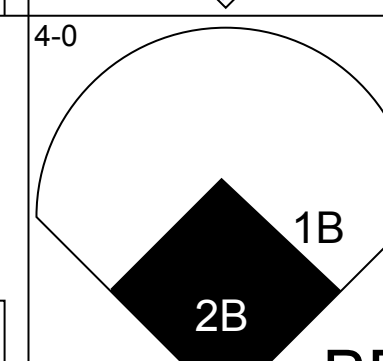
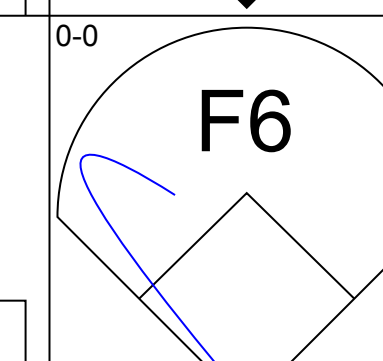
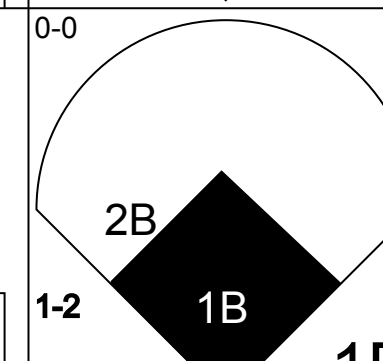
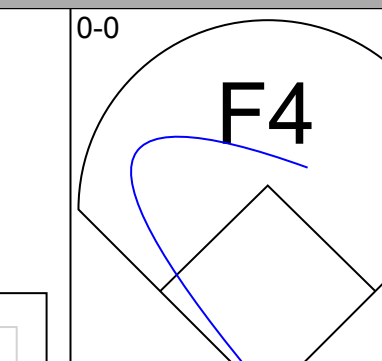
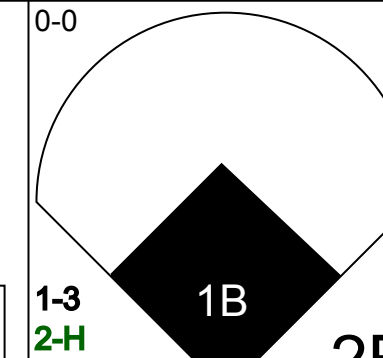
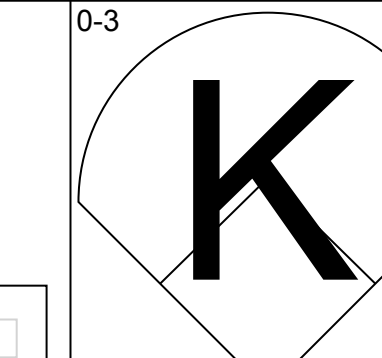
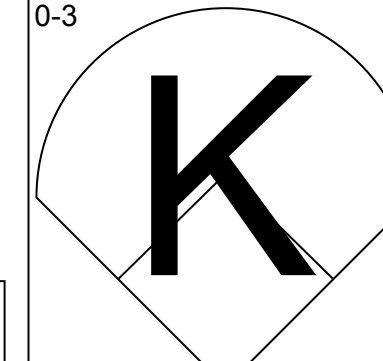
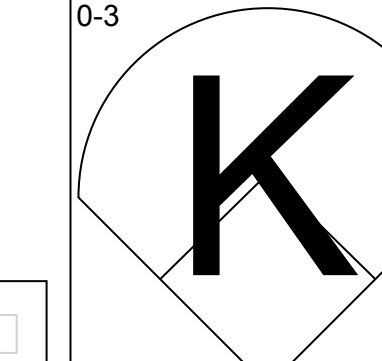
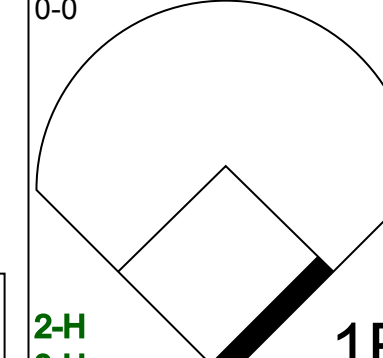
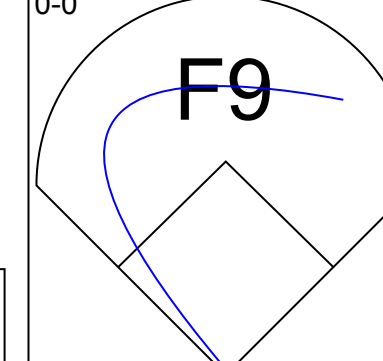
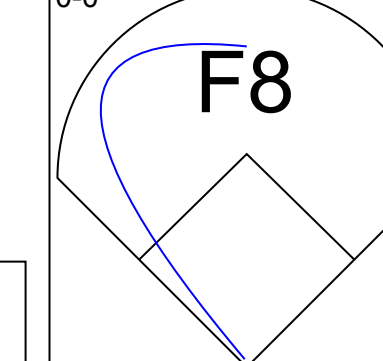
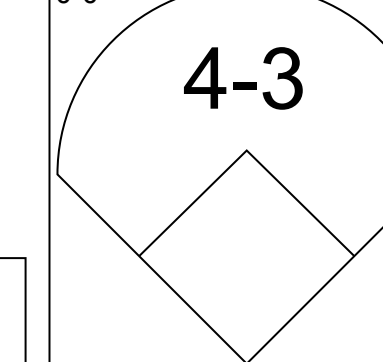


Batter	1	2	3	4	5	6	7	8	9	AB	R	H	RBI	BB	SO	LOB	TOP								
<b>Robin Yount, R</b> OBP: 0.357, SLG: 0.414 (1, 10)										5	0	0	0	0	2	2									
<b>Jim Gantner, L</b> OBP: 0.327, SLG: 0.362 (1, 4)										5	1	1	0	0	0	2									
<b>Cecil Cooper, L</b> OBP: 0.311, SLG: 0.386 (1, 3)										4	1	1	0	0	1	1									
<b>Mark Brouhard, R</b> OBP: 0.308, SLG: 0.380 <b>Rick Manning, L</b> OBP: 0.316, SLG: 0.367 (8, 8)										4	0	0	0	0	0	3									
<b>Bobby Clark, R</b> OBP: 0.351, SLG: 0.391 (8, 7)										4	1	2	1	0	0	0									
<b>Jim Sundberg, R</b> OBP: 0.347, SLG: 0.430 (1, 2)										3	0	2	2	1	0	0									
<b>Willie Lozado, R</b> OBP: 0.359, SLG: 0.455 (1, 5)										4	1	1	0	0	0	4									
<b>Charlie Moore, R</b> OBP: 0.276, SLG: 0.316 (1, 9)										4	0	2	1	0	0	0									
<b>Ed Romero, R</b> OBP: 0.303, SLG: 0.284 (1, 6)										3	0	0	0	1	1	2									
<b>Inning Stats</b>	R: 0 E: 0 K: 1 S: 6	H: 1 LOB: 1 BB: 0 P: 6	R: 0 E: 0 K: 0 S: 2	H: 0 LOB: 0 BB: 1 P: 6	R: 0 E: 0 K: 2 S: 7	H: 0 LOB: 0 BB: 0 P: 7	R: 0 E: 0 K: 1 S: 5	H: 0 LOB: 0 BB: 0 P: 5	R: 1 E: 0 K: 0 S: 5	H: 2 LOB: 1 BB: 0 P: 5	R: 3 E: 1 K: 0 S: 7	H: 3 LOB: 1 BB: 0 P: 7	R: 0 E: 0 K: 0 S: 4	H: 1 LOB: 2 BB: 0 P: 4	R: 0 E: 0 K: 0 S: 5	H: 2 LOB: 2 BB: 0 P: 5	R: 0 E: 0 K: 0 S: 3	H: 0 LOB: 1 BB: 1 P: 7	1B: 7 2B: 1 3B: 1 HR: 0	SF: 0 SAC: 0 DP: 1 HBP: 0	WP: 0 PB: 0 SB: 0 CS: 0	PA: 38			
<b>PITCHER</b>	IP	WLS	BF	H	R	ER	SO	BB	IBB	HBP	BLK	WP	HR	S	P	ERA	WHIP								
<b>Bob Ojeda, L</b> ERA: 4.02 (1, 1)	8.1	W	36	9	4	1	4	2	0	0	0	0	0	42	50	1.08	1.320								
<b>Bob Stanley, R</b> ERA: 3.65 (9, 1)	0.2	S	2	0	0	0	0	0	0	0	0	0	0	2	2	0.00	0.000								

**Milwaukee Brewers @ Boston Red Sox**  
Fenway Park, Boston, MA  
Wed Sep 12 1984, 7:05 PM EDT  
Att: 14,754 - Unknown

AB 36  
R 4  
H 9  
RBI 4  
BB 2  
SO 4  
LOB 14



Batter	1	2	3	4	5	6	7	8	9	AB	R	H	RBI	BB	SO	LOB	BOTTOM								
<b>Wade Boggs, L</b> OBP: 0.302, SLG: 0.420 (1, 5)										4	0	2	0	0	0	0									
<b>Dwight Evans, R</b> OBP: 0.388, SLG: 0.526 (1, 9)										2	1	0	0	2	0	2									
<b>Jim Rice, R</b> OBP: 0.320, SLG: 0.467 (1, 7)										3	2	1	0	1	1	1									
<b>Tony Armas, R</b> OBP: 0.297, SLG: 0.515 (1, 8)										4	1	1	1	0	1	1									
<b>Mike Easter, L</b> OBP: 0.374, SLG: 0.499 (1, 10)										4	0	1	0	0	3	3									
<b>Bill Buckner, L</b> OBP: 0.322, SLG: 0.414 (1, 3)										4	1	2	2	0	0	1									
<b>Marty Barrett, R</b> OBP: 0.368, SLG: 0.379 (1, 4)										4	0	1	2	0	0	2									
<b>Gary Allenson, R</b> OBP: 0.304, SLG: 0.325 (1, 2)										3	0	0	0	1	0	0									
<b>Jackie Gutierrez, R</b> OBP: 0.284, SLG: 0.319 (1, 6)										4	0	0	0	0	0	2									
<b>Inning Stats</b>	R: 3 E: 0 K: 1 S: 8	H: 3 LOB: 1 BB: 1 P: 12	R: 0 E: 0 K: 0 S: 4	H: 1 LOB: 1 BB: 0 P: 4	R: 0 E: 0 K: 2 S: 7	H: 0 LOB: 0 BB: 0 P: 7	R: 0 E: 0 K: 0 S: 3	H: 0 LOB: 0 BB: 0 P: 3	R: 0 E: 0 K: 1 S: 5	H: 0 LOB: 1 BB: 1 P: 9	R: 0 E: 0 K: 0 S: 4	H: 1 LOB: 1 BB: 0 P: 4	R: 0 E: 0 K: 0 S: 4	H: 1 LOB: 1 BB: 0 P: 4	R: 2 E: 0 K: 1 S: 7	H: 2 LOB: 2 BB: 2 P: 15	1B: 6 2B: 2 3B: 0 HR: 0	SF: 0 SAC: 0 DP: 0 HBP: 0	WP: 0 PB: 0 SB: 0 CS: 0	PA: 36					
<b>PITCHER</b>	IP	WLS	BF	H	R	ER	SO	BB	IBB	HBP	BLK	WP	HR	S	P	ERA	WHIP								
<b>Bob McClure, L</b> ERA: 4.38 (1, 1)	7.2	L	34	8	5	5	5	3	0	0	0	0	0	41	53	5.87	1.435								
<b>Jaime Cocanower, R</b> ERA: 4.03 (8, 1)	0.1		2	0	0	0	0	1	0	0	0	0	0	1	5	0.00	3.000								

**Milwaukee Brewers @ Boston Red Sox**  
Fenway Park, Boston, MA  
Wed Sep 12 1984, 7:05 PM EDT  
Att: 14,754 - Unknown

AB 32  
R 5  
H 8  
RBI 5  
BB 4  
SO 5  
LOB 12





Batter	1	2	3	4	5	6	7	8	9	AB	R	H	RBI	BB	SO	LOB	TOP			
Wade Boggs, L (1.5) OBP: 0.300, SLG: 0.417	1-3		4-3		1-3			4-3		4	0	0	0	0	0	1	<b>Boston Red Sox @ New York Yankees</b> Yankee Stadium, Bronx, NY Fri Sep 14 1984, 7:05 PM EDT Att: 23,061 - Unknown			
Dwight Evans, R (1.9) OBP: 0.389, SLG: 0.528	BB		3B			F3		K		3	0	1	0	1	1	0				
Jim Rice, R (1.7) OBP: 0.319, SLG: 0.465	F4		K			K			1B	4	0	1	0	0	2	2				
Tony Armas, R (1.8) OBP: 0.295, SLG: 0.511	F7			L5		K			F9	4	0	0	0	0	1	2				
Mike Easter, L (1.10) OBP: 0.375, SLG: 0.501		F6		6-3						4	0	2	0	0	0	0				
Bill Buckner, L (1.3) OBP: 0.319, SLG: 0.411		F2		F6				2B	1B	4	0	0	0	0	0	3				
Rich Gedman, L (1.2) OBP: 0.304, SLG: 0.487		F7				K		K		4	0	0	0	0	2	3				
Marty Barrett, R (1.4) OBP: 0.370, SLG: 0.386				SF7				3-1		3	1	2	0	0	0	1				
Jackie Gutierrez, R (1.6) OBP: 0.283, SLG: 0.318				SF7						1	0	0	1	0	1	1				
Rick Miller, L (8. PH) OBP: 0.346, SLG: 0.304										1	0	0	0	0	1	0				
Glenn Hoffman, R (8.6) OBP: 0.231, SLG: 0.243										0	0	0	0	0	0	0				
<b>Inning Stats</b>	R: 0 E: 0 K: 0 S: 3	H: 0 LOB: 1 BB: 1 P: 7	R: 0 E: 0 K: 0 S: 3	H: 0 LOB: 0 BB: 0 P: 3	R: 1 E: 0 K: 1 S: 7	H: 2 LOB: 1 BB: 0 P: 7	R: 0 E: 0 K: 0 S: 3	H: 0 LOB: 0 BB: 0 P: 3	R: 0 E: 0 K: 2 S: 8	H: 1 LOB: 1 BB: 0 P: 8	R: 0 E: 0 K: 1 S: 6	H: 1 LOB: 1 BB: 0 P: 6	R: 0 E: 0 K: 2 S: 7	H: 0 LOB: 0 BB: 0 P: 7	R: 0 E: 0 K: 0 S: 5	H: 2 LOB: 2 BB: 0 P: 5	1B: 3 2B: 1 3B: 2 HR: 0	SF: 1 SAC: 0 DP: 0 HBP: 0	WP: 0 PB: 0 SB: 0 CS: 0	PA: 34
<b>PITCHER</b> Joe Cowley, R (1.1) ERA: 2.92	IP: 9.0 WLS: W BF: 34 H: 6 R: 1 ER: 1 SO: 8 BB: 1 IBB: 0 HBP: 0 BLK: 0 WP: 0 HR: 0 S: 49 P: 53 ERA: 1.00 WHIP: 0.778															<b>PITCHER</b>				

Batter	1	2	3	4	5	6	7	8	9	AB	R	H	RBI	BB	SO	LOB	BOTTOM			
Willie Randolph, R (1.4) OBP: 0.380, SLG: 0.358	2B		1B	HBP	F8			5-3		4	3	2	0	1	0	1	<b>Boston Red Sox @ New York Yankees</b> Yankee Stadium, Bronx, NY Fri Sep 14 1984, 7:05 PM EDT Att: 23,061 - Unknown			
Ken Griffey, L (1.7) OBP: 0.316, SLG: 0.374	BB		1B	1B		4-3		1B		5	0	3	0	0	0	1				
Dave Winfield, R (1.8) OBP: 0.401, SLG: 0.536	2B		1B	HBP		5-3		1B		4	2	1	1	1	1	3				
Don Baylor, R (1.10) OBP: 0.331, SLG: 0.478	6-3		E8	1B				2-3		4	1	2	1	0	0	3				
Toby Harrah, R (1.5) OBP: 0.331, SLG: 0.300	K		G3	1B				G3		3	1	1	2	2	1	3				
Don Mattingly, L (1.3) OBP: 0.385, SLG: 0.544		F6	G3	1B	F5			G3		4	0	0	1	0	0	6				
Brian Dayett, R (1.9) OBP: 0.290, SLG: 0.403		5-3	2B	1B				F8		3	0	2	2	1	0	0				
Bobby Meacham, S (1.6) OBP: 0.306, SLG: 0.328	5-3		F7					3-1		4	0	0	0	0	1	3				
Rick Cerone, R (1.2) OBP: 0.276, SLG: 0.298	6-3			6-3	1-3			6-3		4	0	0	0	0	0	2				
<b>Inning Stats</b>	R: 1 E: 0 K: 2 S: 8	H: 1 LOB: 1 BB: 1 P: 12	R: 0 E: 0 K: 0 S: 3	H: 0 LOB: 1 BB: 1 P: 7	R: 4 E: 1 K: 0 S: 7	H: 4 LOB: 1 BB: 1 P: 11	R: 2 E: 0 K: 0 S: 5	H: 2 LOB: 2 BB: 1 P: 10	R: 0 E: 0 K: 1 S: 6	H: 1 LOB: 1 BB: 0 P: 6	R: 0 E: 0 K: 0 S: 4	H: 1 LOB: 2 BB: 1 P: 8	R: 0 E: 0 K: 0 S: 3	H: 0 LOB: 0 BB: 0 P: 3	R: 0 E: 0 K: 0 S: 5	H: 2 LOB: 2 BB: 0 P: 5		1B: 9 2B: 2 3B: 0 HR: 0	SF: 0 SAC: 0 DP: 0 HBP: 1	WP: 0 PB: 0 SB: 0 CS: 0
<b>PITCHER</b> Bruce Hurst, L (1.1) ERA: 3.88 Steve Crawford, R (3.1) ERA: 3.15 Mark Clear, R (4.1) ERA: 4.55 Charlie Mitchell, R (6.1) ERA: 3.65	IP: 2.2 WLS: L BF: 16 H: 5 R: 5 ER: 5 SO: 2 BB: 3 IBB: 0 HBP: 0 BLK: 0 WP: 0 HR: 0 S: 17 P: 29 ERA: 16.88 WHIP: 3.000															<b>PITCHER</b>				



Batter	1	2	3	4	5	6	7	8	9	AB	R	H	RBI	BB	SO	LOB	TOP				
Wade Boggs, L (1.5) OBP: 0.300, SLG: 0.416	0-0 4-3		0-0 4-3		4-0 1B IBB		0-0 1-2 1B		0-0 G6-4-3	4	0	1	0	1	0	1					
Dwight Evans, R (1.9) OBP: 0.398, SLG: 0.526	0-3 K			0-0 5-3	0-0 1B		0-3 K			4	0	1	2	0	2	2					
Jim Rice, R (1.7) OBP: 0.317, SLG: 0.462	0-0 F6			0-0 5-3	0-0 1-3		0-0 FC5			4	0	0	0	0	0	4					
Tony Armas, R (1.8) OBP: 0.297, SLG: 0.519		0-0 HR		0-0 5-3		0-0 2B		0-0 4-3		3	1	2	1	0	0	0					
Rick Miller, L (7.8) OBP: 0.344, SLG: 0.301										1	0	0	0	0	0	0					
Mike Easter, L (1.10) OBP: 0.372, SLG: 0.497		0-0 4-3			0-0 4-3	0-0 F7		0-0 G3		4	0	0	0	0	0	1					
Bill Buckner, L (1.3) OBP: 0.323, SLG: 0.414					0-0 1B 2B	0-3 K2-3		0-0 1B		4	1	3	0	0	1	1					
Rich Gedman, L (1.2) OBP: 0.304, SLG: 0.485		0-0 F7			0-0 2B 1B	0-0 4-3		0-3 K		4	1	1	0	0	1	3					
Marty Barrett, R (1.4) OBP: 0.369, SLG: 0.387		0-0 CS	0-0 L3		0-0 1B 2B		0-0 F9		0-0 3-1	4	1	1	1	0	0	0					
Jackie Gutierrez, R (1.6) OBP: 0.285, SLG: 0.320			0-0 F9		0-0 6-3		0-0 FC5 1B		0-0 G6-4-3 1B	4	0	2	0	0	0	2					
<b>Inning Stats</b>	R: 0 E: 0 K: 1 S: 5	H: 0 LOB: 0 BB: 0 P: 5	R: 1 E: 0 K: 0 S: 4	H: 2 LOB: 0 BB: 0 P: 4	R: 0 E: 0 K: 0 S: 3	H: 0 LOB: 0 BB: 0 P: 3	R: 0 E: 0 K: 0 S: 3	H: 0 LOB: 0 BB: 0 P: 3	R: 3 E: 0 K: 1 S: 7	H: 4 LOB: 2 BB: 1 P: 11	R: 0 E: 0 K: 1 S: 6	H: 1 LOB: 1 BB: 0 P: 6	R: 0 E: 0 K: 1 S: 7	H: 2 LOB: 2 BB: 0 P: 7	R: 0 E: 0 K: 1 S: 6	H: 1 LOB: 1 BB: 0 P: 6	R: 0 E: 0 K: 0 S: 3	H: 1 LOB: 0 BB: 0 P: 3	1B: 8 2B: 2 3B: 0 HR: 1	SF: 0 SAC: 0 DP: 1 HBP: 0	WP: 0 PA: 38
<b>PITCHER</b>	IP WLS BF H R ER SO BB IBB HBP BLK WP HR S P ERA WHIP	IP WLS BF H R ER SO BB IBB HBP BLK WP HR S P ERA WHIP																			
John Montefusco, R (1.1) ERA: 4.04	7.2 L 33 10 4 4 3 0 1 0 0 0 1 38 42 4.70 1.304	1.1 4 1 0 0 1 0 0 0 0 0 0 0 6 6 0.00 0.750																			
Dave Righetti, L (8.1) ERA: 2.16																					

Boston Red Sox @ New York Yankees  
Yankee Stadium, Bronx, NY  
Sat Sep 15 1984, 3:33 AM EDT  
Att: 27,069 - Unknown


AB 36  
R 4  
H 11  
RBI 4  
BB 1  
SO 4  
LOB 14




Batter	1	2	3	4	5	6	7	8	9	AB	R	H	RBI	BB	SO	LOB	BOTTOM			
Bobby Meacham, S (1.6) OBP: 0.307, SLG: 0.332	0-0 F8 2B	0-3 K			0-3 K	0-0 1B		0-0 F9		5	0	2	0	0	2	2				
Ken Griffey, L (1.7) OBP: 0.325, SLG: 0.388	4-0 BB		0-0 HR		1-0 1B HBP	0-0 1B		0-0 1B		3	1	3	3	1	0	0				
Don Mattingly, L (1.3) OBP: 0.383, SLG: 0.541	0-0 F6		0-0 G6-3 1B		0-3 K	0-0 G3		0-0 F7		5	0	1	0	0	1	6				
Dave Winfield, R (1.9) OBP: 0.402, SLG: 0.539	0-0 F8		0-0 G6-3		0-0 1B		0-0 WP 2B		0-0 1B	5	0	3	0	0	0	3				
Steve Kemp, L (1.10) OBP: 0.372, SLG: 0.406	0-0 6-3		0-0 4-3		0-0 F9		0-3 K		0-0 F7	5	0	0	0	0	1	7				
Butch Wynegar, S (1.2) OBP: 0.357, SLG: 0.351		0-0 G3		0-3 K		0-0 4-3	0-3 K		0-0 G3	5	0	0	0	0	2	3				
Mike Pagliarulo, L (1.5) OBP: 0.292, SLG: 0.443		4-0 2B BB		0-0 1B		0-3 K	0-0 4-3			3	0	1	0	1	1	1				
Omar Moreno, L (1.8) OBP: 0.291, SLG: 0.371		0-0 F7		0-3 K		0-0 1B 2B		0-0 F6		4	1	1	0	0	1	2				
Rex Hudler, R (1.4) OBP: 0.500, SLG: 0.667				0-0 F5		1-0 1B HBP		0-0 F8		2	1	1	0	0	0	1				
Oscar Gamble, L (8, PH) OBP: 0.303, SLG: 0.422										1	0	0	0	0	0	0				
Tim Lincecum, R (9.4) OBP: 0.264, SLG: 0.314		1-3 2B								0	0	0	0	0	0	0				
<b>Inning Stats</b>	R: 0 E: 0 K: 0 S: 4	H: 1 LOB: 2 BB: 1 P: 8	R: 0 E: 0 K: 1 S: 6	H: 1 LOB: 2 BB: 1 P: 10	R: 1 E: 0 K: 0 S: 4	H: 2 LOB: 0 BB: 0 P: 4	R: 0 E: 0 K: 2 S: 8	H: 1 LOB: 1 BB: 0 P: 8	R: 0 E: 0 K: 1 S: 8	H: 3 LOB: 2 BB: 0 P: 9	R: 0 E: 0 K: 2 S: 8	H: 1 LOB: 1 BB: 0 P: 8	R: 0 E: 0 K: 0 S: 3	H: 0 LOB: 0 BB: 0 P: 3	R: 0 E: 0 K: 0 S: 5	H: 2 LOB: 2 BB: 0 P: 5	1B: 7 2B: 4 3B: 0 HR: 1	SF: 0 SAC: 0 DP: 1 HBP: 2	WP: 1 PA: 42	
<b>PITCHER</b>	IP WLS BF H R ER SO BB IBB HBP BLK WP HR S P ERA WHIP	IP WLS BF H R ER SO BB IBB HBP BLK WP HR S P ERA WHIP																		
Al Nipper, R (1.1) ERA: 3.39	8.1 W 40 12 3 3 8 2 0 0 0 0 0 2 2 0.00 0.000	0.2 S 2 0 0 0 0 0 0 0 0 0 0 2 2 0.00 0.000																		
Bob Stanley, R (9.1) ERA: 3.62																				


Boston Red Sox @ New York Yankees  
Yankee Stadium, Bronx, NY  
Sat Sep 15 1984, 3:33 AM EDT  
Att: 27,069 - Unknown

AB 38  
R 3  
H 12  
RBI 3  
BB 2  
SO 8  
LOB 25





Batter	1	2	3	4	5	6	7	8	9	AB	R	H	RBI	BB	SO	LOB	TOP								
Wade Boggs, L (1, 5) OBP: 0.398, SLG: 0.414	0-0 4-3	0-0 F7			0-0 F7		0-0 1-3 1B		0-3 K	5	0	1	0	0	1	2	<b>Boston Red Sox @ New York Yankees</b> Yankee Stadium, Bronx, NY Sun Sep 16 1984, 3:33 AM EDT Att: 29,437 - Unknown  <b>AB 35</b> <b>R 5</b> <b>H 10</b> <b>RBI 5</b> <b>BB 5</b> <b>SO 8</b> <b>LOB 19</b> 								
Dwight Evans, R (1, 9) OBP: 0.391, SLG: 0.528	4-0 HR		4-0 CS BB		4-0 3B BB		0-0 1-3 1-2		0-0 2B	2	2	1	0	3	0	1									
Jim Rice, R (1, 7) OBP: 0.319, SLG: 0.471	0-0 HR		4-0 BB		0-0 3B		0-0 F8		0-0 F9	4	1	2	4	1	0	2									
Tony Armas, R (1, 8) OBP: 0.298, SLG: 0.518	0-0 E1 1B		0-3 K		0-3 K			0-0 1B 1B	0-3 K	5	1	2	0	0	3	3									
Mike Easter, L (1, 10) OBP: 0.373, SLG: 0.496	4-0 BB		0-3 K		0-0 4-3			0-0 1B 1-2 1B		3	0	1	0	1	1	2									
Bill Buckner, L (1, 3) OBP: 0.320, SLG: 0.410	0-0 8-3			0-0 3-1		0-3 K		0-3 K		4	0	0	0	0	2	4									
Marty Barrett, R (1, 4) OBP: 0.366, SLG: 0.383		0-0 F8		0-0 F9		0-0 6-3		0-0 F8		4	0	0	0	0	0	2									
Marc Sullivan, R (1, 2) OBP: 0.500, SLG: 0.500			0-0 1B		0-0 F7		0-0 F4		0-0 1-3 2H 1B	4	0	2	1	0	0	0									
Jackie Gutierrez, R (1, 6) OBP: 0.284, SLG: 0.322		0-3 K			0-0 3B 2B		0-0 6-3		0-0 F9	4	1	1	0	0	1	3									
<b>Inning Stats</b>	R: 2 E: 1 K: 0 S: 4	H: 2 LOB: 1 BB: 2 P: 12	R: 0 E: 0 K: 1 S: 6	H: 1 LOB: 1 BB: 0 P: 6	R: 0 E: 0 K: 2 S: 6	H: 0 LOB: 1 BB: 2 P: 14	R: 0 E: 0 K: 0 S: 3	H: 0 LOB: 0 BB: 0 P: 3	R: 2 E: 0 K: 1 S: 7	H: 2 LOB: 1 BB: 1 P: 11	R: 0 E: 0 K: 1 S: 5	H: 0 LOB: 0 BB: 0 P: 5	R: 0 E: 0 K: 0 S: 4	H: 1 LOB: 1 BB: 0 P: 4	R: 1 E: 0 K: 1 S: 8	H: 3 LOB: 2 BB: 0 P: 8	R: 0 E: 0 K: 2 S: 8	H: 1 LOB: 1 BB: 0 P: 8	1B: 6 2B: 3 3B: 1 HR: 1	SF: 0 SAC: 0 DP: 1 HBP: 0	WP: 0 PB: 0 SB: 0 CS: 1	PA: 40			
<b>PITCHER</b>	IP	WLS	BF	H	R	ER	SO	BB	IBB	HBP	BLK	WP	HR	S	P	ERA	WHIP								
Dennis Rasmussen, L (1, 1) ERA: 4.78	4.1	L	21	5	4	4	3	5	0	0	0	0	1	22	42	8.31	2.308								
Mike Armstrong, R (5, 1) ERA: 3.75	2.1		8	1	0	0	2	0	0	0	0	0	0	12	12	0.00	0.429								
Jay Howell, R (7, 1) ERA: 2.51	1.1		7	3	1	1	1	0	0	0	0	0	0	9	9	6.75	2.250								
Dale Murray, R (9, 1) ERA: 3.48	1.0		4	1	0	0	2	0	0	0	0	0	0	8	8	0.00	1.000								

Batter	1	2	3	4	5	6	7	8	9	AB	R	H	RBI	BB	SO	LOB	BOTTOM								
Willie Randolph, R (1, 4) OBP: 0.379, SLG: 0.356	4-0 BB 2B BB		0-0 5-3		0-0 F7		0-0 5-3			3	1	0	0	1	0	0	<b>Boston Red Sox @ New York Yankees</b> Yankee Stadium, Bronx, NY Sun Sep 16 1984, 3:33 AM EDT Att: 29,437 - Unknown  <b>AB 33</b> <b>R 3</b> <b>H 7</b> <b>RBI 3</b> <b>BB 3</b> <b>SO 7</b> <b>LOB 11</b> 								
Bobby Meacham, S (1, 6) OBP: 0.307, SLG: 0.329	4-0 1-2 BB		0-0 F8		0-3 K		0-3 K			3	0	0	0	1	2	0									
Don Mattingly, L (1, 3) OBP: 0.382, SLG: 0.541	0-0 3 1-2		0-0 2B		0-0 F7			0-0 F8		4	0	1	0	0	0	2									
Dave Winfield, R (1, 9) OBP: 0.401, SLG: 0.538	0-0 2H 2B		0-0 1-3		0-0 5-3		0-0 6-3		0-0 6-3	4	0	1	1	0	0	1									
Don Baylor, R (1, 10) OBP: 0.332, SLG: 0.478	4-0 BB			0-3 K		0-0 1B 1B		0-0 6-3		3	0	1	0	1	1	0									
Ken Griffey, L (1, 7) OBP: 0.324, SLG: 0.386	0-3 K			0-0 L3		0-0 F8			0-0 1B	4	0	1	0	0	1	3									
Butch Wynegar, S (1, 2) OBP: 0.359, SLG: 0.352		0-0 F2		0-0 HR 1B		0-0 1-3 1B		0-0 F9		4	1	2	0	0	0	1									
Mike Pagliarulo, L (1, 5) OBP: 0.291, SLG: 0.457		0-3 K		0-0 HR		0-3 K		0-3 K		4	1	1	2	0	3	3									
Omar Moreno, L (1, 8) OBP: 0.287, SLG: 0.366		0-0 G3		0-0 F7			0-0 F7		0-0 F7	4	0	0	0	0	0	1									
<b>Inning Stats</b>	R: 1 E: 0 K: 1 S: 5	H: 1 LOB: 2 BB: 3 P: 17	R: 0 E: 0 K: 1 S: 5	H: 0 LOB: 0 BB: 0 P: 5	R: 0 E: 0 K: 0 S: 4	H: 1 LOB: 1 BB: 0 P: 4	R: 2 E: 0 K: 1 S: 7	H: 2 LOB: 0 BB: 0 P: 7	R: 0 E: 0 K: 1 S: 5	H: 2 LOB: 2 BB: 0 P: 7	R: 0 E: 0 K: 1 S: 5	H: 0 LOB: 0 BB: 0 P: 5	R: 0 E: 0 K: 0 S: 3	H: 0 LOB: 0 BB: 0 P: 3	R: 0 E: 0 K: 1 S: 6	H: 1 LOB: 1 BB: 0 P: 6	1B: 4 2B: 3 3B: 0 HR: 1	SF: 0 SAC: 0 DP: 1 HBP: 0	WP: 0 PB: 0 SB: 0 CS: 0	PA: 36					
<b>PITCHER</b>	IP	WLS	BF	H	R	ER	SO	BB	IBB	HBP	BLK	WP	HR	S	P	ERA	WHIP								
Oil Can Boyd, R (1, 1) ERA: 4.45	9.0	W	36	7	3	3	7	3	0	0	0	0	1	47	59	3.00	1.111								



Batter	1	2	3	4	5	6	7	8	9	AB	R	H	RBI	BB	SO	LOB	TOP			
Wade Boggs, L (1.5) OBP: 0.397, SLG: 0.415										4	0	1	0	0	0	1	<b>Boston Red Sox @ Toronto Blue Jays</b> Exhibition Stadium, Toronto, ON Mon Sep 17 1984, 7:05 PM EDT Att: 18,480 - Unknown			
Dwight Evans, R (1.9) OBP: 0.390, SLG: 0.526										4	0	1	0	0	0	1				
Jim Rice, R (1.7) OBP: 0.320, SLG: 0.471										4	1	2	0	0	0	1				
Tony Armas, R (1.8) OBP: 0.296, SLG: 0.515										3	0	0	1	0	1	2				
Mike Easter, L (1.10) OBP: 0.374, SLG: 0.502										4	2	2	1	0	0	0				
Bill Buckner, L (1.3) OBP: 0.320, SLG: 0.408										4	1	1	0	0	0	1				
Rich Gedman, L (1.2) OBP: 0.306, SLG: 0.490										4	0	2	1	0	0	0				
Marty Barrett, R (1.4) OBP: 0.365, SLG: 0.382										4	0	1	1	0	0	1				
Jackie Gutierrez, R (1.6) OBP: 0.282, SLG: 0.319										3	0	0	0	0	0	2				
Rick Miller, L (9, PH) OBP: 0.341, SLG: 0.298										1	0	0	0	0	1	2				
Glenn Hoffman, R (9.6) OBP: 0.231, SLG: 0.243										0	0	0	0	0	0	0				
<b>Inning Stats</b>	R: 0 E: 0 K: 0 S: 4	H: 2 LOB: 1 BB: 0 P: 4	R: 0 E: 0 K: 0 S: 3	H: 0 LOB: 0 BB: 0 P: 3	R: 0 E: 0 K: 0 S: 3	H: 0 LOB: 0 BB: 0 P: 3	R: 1 E: 1 K: 0 S: 4	H: 1 LOB: 1 BB: 0 P: 4	R: 1 E: 1 K: 0 S: 5	H: 2 LOB: 1 BB: 0 P: 5	R: 0 E: 0 K: 0 S: 3	H: 0 LOB: 0 BB: 0 P: 3	R: 1 E: 0 K: 0 S: 4	H: 1 LOB: 1 BB: 0 P: 4	R: 0 E: 0 K: 2 S: 10	H: 1 LOB: 2 BB: 0 P: 10	1B: 6 2B: 3 3B: 0 HR: 1	SF: 1 SAC: 0 DP: 2 HBP: 0	WP: 0 PB: 0 SB: 0 CS: 0	PA: 36
<b>PITCHER</b> Doyle Alexander, R (1.1) ERA: 3.17	IP: 9.0 WLS: W BF: 36 H: 10 R: 4 ER: 3 SO: 2 BB: 0 IBB: 0 HBP: 0 BLK: 0 WP: 0 HR: 1 S: 40 P: 40 ERA: 3.00 WHIP: 1.111															<b>PITCHER</b>				

AB	35
R	4
H	10
RBI	4
BB	0
SO	2
LOB	11



Batter	1	2	3	4	5	6	7	8	9	AB	R	H	RBI	BB	SO	LOB	BOTTOM					
Damaso Garcia, R (1.4) OBP: 0.315, SLG: 0.382										4	0	2	0	0	0	0	<b>Boston Red Sox @ Toronto Blue Jays</b> Exhibition Stadium, Toronto, ON Mon Sep 17 1984, 7:05 PM EDT Att: 18,480 - Unknown					
Tony Fernandez, S (1.6) OBP: 0.319, SLG: 0.375										3	0	0	0	1	0	1						
George Bell, R (1.7) OBP: 0.325, SLG: 0.501										4	1	1	0	0	0	2						
Cliff Johnson, R (1.10) OBP: 0.389, SLG: 0.492										2	0	0	0	2	1	2						
Ron Shepherd, R (9, PR)										0	0	0	0	0	0	0						
Jesse Barfield, R (1.9) OBP: 0.344, SLG: 0.462										4	2	0	0	0	1	5						
Willie Upshaw, L (1.3) OBP: 0.352, SLG: 0.484										2	0	1	1	0	0	0						
Rick Leach, L (5.3) OBP: 0.306, SLG: 0.372										1	0	0	0	0	1	0						
Dave Collins, S (9, PH) OBP: 0.357, SLG: 0.434										1	1	1	0	0	0	0						
Buck Martinez, R (1.2) OBP: 0.296, SLG: 0.349										2	0	0	1	0	0	0						
Alfredo Griffin, S (7, PR) OBP: 0.239, SLG: 0.291										0	1	0	0	0	0	0						
Ernie Whitt, L (8.2) OBP: 0.332, SLG: 0.439										0	0	0	0	0	0	0						
Lloyd Moseby, L (9, PH) OBP: 0.362, SLG: 0.470										0	0	0	0	1	0	0						
Garth Iorg, R (1.5) OBP: 0.240, SLG: 0.301										4	0	2	2	0	0	1						
Mitch Webster, S (1.8) OBP: 0.263, SLG: 0.444										3	0	0	0	0	1	2						
<b>Inning Stats</b>	R: 0 E: 0 K: 1 S: 6	H: 1 LOB: 2 BB: 1 P: 10	R: 0 E: 0 K: 0 S: 3	H: 0 LOB: 0 BB: 0 P: 3	R: 0 E: 0 K: 0 S: 3	H: 1 LOB: 1 BB: 0 P: 3	R: 2 E: 0 K: 0 S: 5	H: 2 LOB: 1 BB: 1 P: 9	R: 0 E: 0 K: 0 S: 3	H: 0 LOB: 0 BB: 0 P: 3	R: 0 E: 0 K: 1 S: 5	H: 0 LOB: 0 BB: 0 P: 5	R: 1 E: 2 K: 2 S: 8	H: 1 LOB: 2 BB: 0 P: 8	R: 0 E: 0 K: 0 S: 3	H: 0 LOB: 0 BB: 0 P: 3	R: 2 E: 1 K: 0 S: 3	H: 2 LOB: 2 BB: 2 P: 11	1B: 5 2B: 3 3B: 0 HR: 0	SF: 1 SAC: 0 DP: 1 HBP: 0	WP: 0 PB: 0 SB: 0 CS: 2	PA: 35
<b>PITCHER</b> Bob Ojeda, L (1.1) ERA: 4.03	IP: 8.1 WLS: L BF: 35 H: 7 R: 5 ER: 4 SO: 4 BB: 4 IBB: 0 HBP: 0 BLK: 0 WP: 0 HR: 0 S: 39 P: 55 ERA: 4.32 WHIP: 1.320															<b>PITCHER</b>						

AB	30
R	5
H	7
RBI	4
BB	4
SO	4
LOB	13













Batter	1	2	3	4	5	6	7	8	9	AB	R	H	RBI	BB	SO	LOB	TOP										
Wade Boggs, L (1.5) OBP: 0.401, SLG: 0.415	0-3 K		0-0 1B		0-0 F9		0-0 3-1			4	0	1	1	0	1	4											
Dwight Evans, R (1.9) OBP: 0.398, SLG: 0.541	0-0 4-3		0-0 5-3					0-3 K		4	0	0	0	0	2	1											
Jim Rice, R (1.7) OBP: 0.323, SLG: 0.469 Reid Nichols, R (8.7) OBP: 0.307, SLG: 0.306	0-0 6-3			0-0 G1-6-3 1B		0-0 F9		0-0 5-3		4	0	1	0	0	0	0											
Tony Armas, R (1.8) OBP: 0.296, SLG: 0.518 Rick Miller, L (8.8) OBP: 0.341, SLG: 0.298		0-0 G3		0-0 F9		0-0 1B		0-3 K		4	0	1	0	0	1	1											
Mike Easter, L (1.10) OBP: 0.373, SLG: 0.506		0-0 1-3		0-0 G1-6-3		0-3 K			0-3 K	4	0	0	0	2	2												
Bill Buckner, L (1.3) OBP: 0.317, SLG: 0.403 Ed Jurak, R (7. PR) OBP: 0.351, SLG: 0.364		0-0 3-1			0-0 G3			0-0 BB 1B		3	0	1	0	0	0	0											
Marty Barrett, R (1.4) OBP: 0.361, SLG: 0.380			0-0 FC1-5 1B		0-0 4-3		0-0 F7		0-0 6-3	4	0	1	0	0	0	1											
Marc Sullivan, R (1.2) OBP: 0.571, SLG: 0.500			0-0 FC1-5 1B		4-0 1B		0-0 F6			2	1	1	0	1	0	1											
Jackie Gutierrez, R (1.6) OBP: 0.287, SLG: 0.321 Glenn Hoffman, R (7. PH) OBP: 0.241, SLG: 0.243			0-0 FC1-5 1B		0-0 1-2 1B		4-0 BB			2	0	1	0	0	0	2											
<b>Inning Stats</b>	R: 0 E: 0 K: 1 S: 5	H: 0 LOB: 0 BB: 0 P: 5	R: 0 E: 0 K: 0 S: 3	H: 0 LOB: 0 BB: 0 P: 3	R: 1 E: 0 K: 0 S: 5	H: 3 LOB: 1 BB: 0 P: 5	R: 0 E: 0 K: 0 S: 3	H: 1 LOB: 0 BB: 0 P: 3	R: 0 E: 0 K: 0 S: 4	H: 1 LOB: 2 BB: 1 P: 8	R: 0 E: 0 K: 0 S: 8	H: 1 LOB: 2 BB: 1 P: 8	R: 0 E: 0 K: 0 S: 4	H: 1 LOB: 2 BB: 1 P: 8	R: 0 E: 0 K: 1 S: 7	H: 0 LOB: 0 BB: 0 P: 7	R: 0 E: 0 K: 1 S: 5	H: 0 LOB: 0 BB: 0 P: 5	1B: 7 2B: 0 3B: 0 HR: 0	SF: 0 SAC: 0 DP: 1 HBP: 0	WP: 0 PB: 0 SB: 0 CS: 0	PA: 34					
<b>PITCHER</b>	IP	WLS	BF	H	R	ER	SO	BB	IBB	HBP	BLK	WP	HR	S	P	ERA	WHIP										
Mike Flanagan, L (1.1) ERA: 3.47	7.0	W	28	7	1	1	3	2	0	0	0	0	0	32	40	1.29	1.286										
Nate Snell, R (8.1) ERA	1.0		3	0	0	0	2	0	0	0	0	0	0	7	7	0.00	0.000										
Bill Swaggerty, R (9.1) ERA: 5.0	1.0		3	0	0	0	1	0	0	0	0	0	0	5	5	0.00	0.000										

**Boston Red Sox @ Baltimore Orioles**  
Memorial Stadium, Baltimore, MD  
Thu Sep 20 1984, 7:05 PM EDT  
Att: 20,321 - Unknown

**AB 32**  
**R 1**  
**H 7**  
**RBI 1**  
**BB 2**  
**SO 6**  
**LOB 12**



Batter	1	2	3	4	5	6	7	8	9	AB	R	H	RBI	BB	SO	LOB	BOTTOM										
Al Bumbry, L (1.8) OBP: 0.315, SLG: 0.342 John Shelby, S (6.8) OBP: 0.244, SLG: 0.297	0-0 4-3		0-0 E9 1B	0-0 1B	0-0 1B	0-3 K		0-0 G3		4	3	3	1	0	0	0											
Mike Young, S (1.7) OBP: 0.359, SLG: 0.435	0-3 K		0-0 2B	0-3 K	0-0 G3 1B	0-3 K		0-0 2B		6	2	3	5	0	3	3											
Cal Ripken Jr., R (1.6) OBP: 0.369, SLG: 0.498	0-0 5-3		0-0 F6	0-0 1B	0-0 G3 1B	0-3 K		0-0 HR		6	1	2	1	0	1	3											
Eddie Murray, S (1.3) OBP: 0.429, SLG: 0.536		0-0 BB 2B	0-0 HR 2B	0-3 K	0-0 G3		0-0 1B	4-0 BB		5	2	3	0	1	1	3											
Wayne Gross, L (1.5) OBP: 0.350, SLG: 0.460 Todd Cruz, R (6.5) OBP: 0.267, SLG: 0.314		4-0 2B	4-0 HR	0-0 1B	0-0 F4		0-0 F7	0-3 K		2	1	1	1	2	0	3											
Ken Singleton, S (1.10) OBP: 0.288, SLG: 0.291		0-0 F8	0-0 HR	0-3 K		4-0 2B 1B		0-0 F9		4	2	1	4	1	1	4											
Jim Dwyer, L (1.9) OBP: 0.339, SLG: 0.364 Larry Sheets, L (6. PR) OBP: 0.750, SLG: 1.000		0-0 2B	0-0 4-3		4-0 1B	0-0 1B	0-0 BB	0-0 FC5-4 1B		2	0	1	1	1	0	0											
Rick Dempsey, R (1.2) OBP: 0.308, SLG: 0.365		0-3 K	4-0 BB		0-3 K	0-0 2B	0-0 FC5-4			4	0	1	1	1	2	5											
Victor Rodriguez, R (1.4) OBP: 0.571, SLG: 0.857		0-3 K	0-0 F5		0-0 2B	0-0 1B	0-0 G3 HR			5	2	3	1	0	1	3											
<b>Inning Stats</b>	R: 0 E: 0 K: 1 S: 5	H: 2 LOB: 2 BB: 1 P: 13	R: 1 E: 0 K: 2 S: 9	H: 2 LOB: 1 BB: 1 P: 13	R: 5 E: 1 K: 0 S: 7	H: 4 LOB: 2 BB: 2 P: 15	R: 2 E: 0 K: 3 S: 12	H: 3 LOB: 1 BB: 0 P: 12	R: 3 E: 0 K: 1 S: 9	H: 4 LOB: 3 BB: 1 P: 13	R: 2 E: 0 K: 3 S: 12	H: 3 LOB: 2 BB: 1 P: 16	R: 0 E: 0 K: 0 S: 5	H: 2 LOB: 2 BB: 0 P: 5	R: 2 E: 0 K: 1 S: 7	H: 2 LOB: 1 BB: 1 P: 11	1B: 10 2B: 8 3B: 0 HR: 2	SF: 0 SAC: 0 DP: 0 HBP: 0	WP: 0 PB: 0 SB: 1 CS: 0	PA: 50							
<b>PITCHER</b>	IP	WLS	BF	H	R	ER	SO	BB	IBB	HBP	BLK	WP	HR	S	P	ERA	WHIP										
Al Nipper, R (1.1) ERA: 3.74	3.1	L	21	8	8	8	4	2	1	0	0	0	0	26	38	21.60	3.000										
Jim Dwyer, R (4.1) ERA: 16.2	1.2		11	5	3	3	3	1	0	0	0	0	0	16	20	16.20	3.600										
Mike Brown, R (6.1) ERA: 6.85	3.0		18	7	4	4	4	2	0	0	0	0	1	24	32	12.00	3.000										

**Boston Red Sox @ Baltimore Orioles**  
Memorial Stadium, Baltimore, MD  
Thu Sep 20 1984, 7:05 PM EDT  
Att: 20,321 - Unknown

**AB 44**  
**R 15**  
**H 20**  
**RBI 15**  
**BB 6**  
**SO 11**  
**LOB 29**






Batter	1	2	3	4	5	6	7	8	9	AB R H RBI BB SO LOB	TOP									
Wade Boggs, L (1.5) OBP: 0.302, SLG: 0.415	0-0 4-3		0-0 F3		4-0 PB BB		4-0 2B BB	0-0 G6-4-3 1B		3 1 1 0 2 0 0	<b>Boston Red Sox @ Baltimore Orioles</b> Memorial Stadium, Baltimore, MD Fri Sep 21 1984, 7:05 PM EDT Att: 21,577 - Unknown									
Dwight Evans, R (1.9) OBP: 0.388, SLG: 0.540	0-0 F9		4-0 FC6-4 BB		0-0 F7		0-0 2B 2B	0-0 G6-4-3 1-2		4 1 1 0 1 0 2										
Jim Rice, R (1.7) OBP: 0.325, SLG: 0.469	0-0 1B		0-0 FC6-4 1-2		4-0 BB		4-0 2B 1B	0-0 6-3		3 1 1 0 2 0 1										
Tony Armas, R (1.8) OBP: 0.297, SLG: 0.524	0-3 K			0-0 5-3	0-0 F7		0-0 1B 2B	0-0 HR		5 2 2 3 0 1 3										
Mike Easter, L (1.10) OBP: 0.373, SLG: 0.506		0-0 F3		0-0 1B 2B		0-0 F8	4-0 1B E IBB	0-0 F8		4 2 1 0 1 0 0										
Bill Buckner, L (1.3) OBP: 0.324, SLG: 0.409		0-0 1B		0-0 2H 1B		0-0 FC6-4 1B	0-0 1H 2H 3H 1B	0-0 1B		5 1 5 3 0 0 0										
Rich Gedman, L (1.2) OBP: 0.303, SLG: 0.487		0-3 K		0-0 1B		0-0 FC6-4 1-2	0-3 K	0-0 F9		5 0 1 0 0 2 4										
Marty Barrett, R (1.4) OBP: 0.361, SLG: 0.380		0-0 F8		0-0 4-3		0-0 5-3	0-0 3H 1B	0-0 FC6-4 1B		5 0 2 1 0 0 3										
Jackie Gutierrez, R (1.6) OBP: 0.283, SLG: 0.317			0-0 5-3		0-0 6-3		0-0 K F8	0-0 FC6-4 1-2		5 0 0 0 0 1 3										
<b>Inning Stats</b>	R: 0 E: 0 K: 1 S: 6	H: 1 LOB: 1 BB: 0 P: 6	R: 0 E: 0 K: 1 S: 6	H: 1 LOB: 1 BB: 0 P: 6	R: 0 E: 0 K: 0 S: 3	H: 0 LOB: 1 BB: 1 P: 7	R: 1 E: 0 K: 0 S: 5	H: 3 LOB: 1 BB: 0 P: 5	R: 0 E: 1 K: 0 S: 4	H: 1 LOB: 1 BB: 0 P: 4	R: 6 E: 1 K: 2 S: 11	H: 4 LOB: 1 BB: 3 P: 23	R: 0 E: 0 K: 0 S: 3	H: 1 LOB: 0 BB: 0 P: 3	R: 1 E: 0 K: 0 S: 6	H: 3 LOB: 2 BB: 0 P: 6	1B: 10 2B: 3 3B: 0 HR: 1	SF: 0 SAC: 0 DP: 1 HBP: 0	WP: 0 PB: 1 SB: 0 CS: 0	PA: 45
<b>PITCHER</b>	IP WLS BF H R ER SO BB IBB HBP BLK WP HR S P ERA WHIP																			
Storm Davis, R (1.1) ERA: 3.13	6.1 L 33 9 7 6 3 4 2 0 0 0 0 0 33 57 8.53 2.053																			
Tom Underwood, L (7.1) ERA: 3.5	0.2 3 1 0 0 1 0 0 0 0 0 0 0 5 5 0.00 1.500																			
Bill Swaggerty, R (8.1) ERA: 4.89	1.0 3 1 0 0 0 0 0 0 0 0 0 0 3 3 0.00 1.000																			
Nate Snell, R (9.1) ERA: 4.5	1.0 6 3 1 1 0 0 0 0 0 0 0 1 6 6 9.00 3.000																			

Batter	1	2	3	4	5	6	7	8	9	AB R H RBI BB SO LOB	BOTTOM									
Al Bumbry, L (1.8) OBP: 0.315, SLG: 0.339	0-0 4-3		4-0 1B BB		0-0 F6			0-0 F3		3 0 0 0 1 0 0	<b>Boston Red Sox @ Baltimore Orioles</b> Memorial Stadium, Baltimore, MD Fri Sep 21 1984, 7:05 PM EDT Att: 21,577 - Unknown									
Mike Young, S (1.7) OBP: 0.358, SLG: 0.433	0-3 K		0-0 1-2 1B		0-0 F3			0-3 K		4 0 1 0 0 2 0										
Cal Ripken Jr., R (1.6) OBP: 0.370, SLG: 0.500	0-0 6-3		0-0 F6		0-0 F8 2B			0-0 1B		4 0 2 0 0 0 2										
Eddie Murray, S (1.3) OBP: 0.426, SLG: 0.532		0-3 K		0-3 K		0-0 F8 2-3		0-3 K		4 0 0 0 0 3 2										
Wayne Gross, L (1.5) OBP: 0.347, SLG: 0.454		0-0 E3 WP		0-3 K		0-0 F3		0-0 1-3		4 0 0 0 0 1 1										
Jim Traber, L (1.10) OBP: 0.250, SLG: 0.250		0-3 K		0-0 1B 1B		0-3 K		0-0 4-3		4 0 1 0 0 2 2										
Jim Dwyer, L (1.9) OBP: 0.337, SLG: 0.361		0-0 1-3		0-0 1-3 1B		0-0 3-1		0-0 4-3		4 0 1 0 0 0 1										
Floyd Rayford, R (1.2) OBP: 0.289, SLG: 0.353			0-0 6-3		0-3 K		0-0 F7			3 0 0 0 0 1 2										
Victor Rodriguez, R (1.4) OBP: 0.400, SLG: 0.600			0-0 6-3		0-0 6-3		0-0 F1			3 0 0 0 0 0 0										
<b>Inning Stats</b>	R: 0 E: 0 K: 1 S: 5	H: 0 LOB: 0 BB: 0 P: 5	R: 0 E: 2 K: 2 S: 8	H: 0 LOB: 1 BB: 0 P: 8	R: 0 E: 0 K: 3 S: 11	H: 2 LOB: 2 BB: 0 P: 11	R: 0 E: 0 K: 0 S: 3	H: 0 LOB: 0 BB: 0 P: 3	R: 0 E: 0 K: 1 S: 6	H: 1 LOB: 1 BB: 0 P: 6	R: 0 E: 0 K: 0 S: 3	H: 0 LOB: 0 BB: 0 P: 3	R: 0 E: 0 K: 2 S: 8	H: 1 LOB: 1 BB: 0 P: 8	R: 0 E: 0 K: 0 S: 3	H: 0 LOB: 0 BB: 0 P: 3	1B: 4 2B: 1 3B: 0 HR: 0	SF: 0 SAC: 0 DP: 0 HBP: 0	WP: 1 PB: 0 SB: 0 CS: 0	PA: 34
<b>PITCHER</b>	IP WLS BF H R ER SO BB IBB HBP BLK WP HR S P ERA WHIP																			
Oil Can Boyd, R (1.1) ERA: 4.24	9.0 W 34 5 0 0 9 1 0 0 0 1 0 51 55 0.00 0.667																			

AB	39
R	8
H	14
RBI	7
BB	6
SO	4
LOB	16



AB	33
R	0
H	5
RBI	0
BB	1
SO	9
LOB	10









Batter	1	2	3	4	5	6	7	8	9	AB	R	H	RBI	BB	SO	LOB	TOP			
Wade Boggs, L (1, 5) OBP: 0.302, SLG: 0.414	F7		E8 WP SF8		HR	F7			K	5	2	1	0	0	1	0	<b>Boston Red Sox @ Baltimore Orioles</b> Memorial Stadium, Baltimore, MD Sun Sep 23 1984, 3:33 AM EDT Att: 28,847 - Unknown			
Dwight Evans, R (1, 9) OBP: 0.390, SLG: 0.537	2B 1B		2-3 BB		K	F8			BB 1B BB	3	0	1	0	2	1	1				
Jim Rice, R (1, 7) OBP: 0.326, SLG: 0.474	HR 2B		SF8		HR				BB 1B	4	2	3	3	0	1	0				
Tony Armas, R (1, 8) OBP: 0.298, SLG: 0.530	HR		K		1B 1B BB				BB 1B BB	3	2	1	2	2	1	1				
Mike Easter, L (1, 10) OBP: 0.373, SLG: 0.503	3-1				1B 1B				BB	5	0	2	0	0	0	3				
Bill Buckner, L (1, 3) OBP: 0.321, SLG: 0.405		4-3			1B 1B					3	0	0	0	0	0	2				
Rich Gedman, L (1, 2) OBP: 0.304, SLG: 0.488		F8			1-2 1B				FC3-5 3B	4	0	2	1	0	0	2				
Marty Barrett, R (1, 4) OBP: 0.356, SLG: 0.376		F9			F9				FC3-5	4	0	0	0	0	0	5				
Jackie Gutierrez, R (1, 6) OBP: 0.285, SLG: 0.318			6-3		1-2 2-3 1B				K	4	0	1	0	0	1	0				
<b>Inning Stats</b>	R: 2 E: 0 K: 0 S: 5	H: 3 LOB: 0 BB: 0 P: 5	R: 0 E: 0 K: 0 S: 3	H: 0 LOB: 0 BB: 0 P: 3	R: 1 E: 1 K: 1 S: 6	H: 0 LOB: 1 BB: 1 P: 10	R: 0 E: 1 K: 0 S: 5	H: 2 LOB: 2 BB: 0 P: 5	R: 3 E: 0 K: 1 S: 9	H: 4 LOB: 2 BB: 1 P: 13	R: 0 E: 0 K: 0 S: 5	H: 0 LOB: 0 BB: 0 P: 5	R: 0 E: 0 K: 0 S: 3	H: 1 LOB: 0 BB: 0 P: 3	R: 0 E: 0 K: 2 S: 8	H: 1 LOB: 3 BB: 2 P: 16	1B: 7 2B: 2 3B: 1 HR: 2	SF: 1 SAC: 0 DP: 1 HBP: 0	WP: 1 PB: 0 SB: 0 CS: 0	PA: 41
<b>PITCHER</b>	IP WLS BF H R ER SO BB IBB HBP BLK WP HR S P ERA WHIP																			
Dennis Martinez, R (1, 1) ERA: 5.02	4.1 L 22 7 6 5 2 2 0 0 0 0 1 2 24 32 10.38 2.077																			
Tom Underwood, L (5, 1) ERA: 3.52	1.2 7 2 0 0 0 0 0 0 0 0 0 7 7 0.00 1.200																			
Mark Brown, R (7, 1) ERA: 4.15	3.0 12 2 0 0 0 3 2 0 0 0 0 0 16 24 0.00 1.333																			

Batter	1	2	3	4	5	6	7	8	9	AB	R	H	RBI	BB	SO	LOB	BOTTOM					
Al Bumbry, L (1, 8) OBP: 0.314, SLG: 0.338		3-1			K				5-3	2	1	1	0	0	0	0	<b>Boston Red Sox @ Baltimore Orioles</b> Memorial Stadium, Baltimore, MD Sun Sep 23 1984, 3:33 AM EDT Att: 28,847 - Unknown					
John Shelby, S (4, PH) OBP: 0.243, SLG: 0.295	HR 1B				F9				K	2	0	0	0	0	1	0						
Ken Singleton, S (9, PH) OBP: 0.287, SLG: 0.290									K	1	0	0	0	0	1	2						
Mike Young, S (1, 7) OBP: 0.356, SLG: 0.438	HR 1B				F9				K	5	1	2	2	0	1	2						
Cal Ripken Jr., R (1, 6) OBP: 0.372, SLG: 0.506	K	CS			6-3				K	5	0	2	0	0	2	2						
Eddie Murray, S (1, 3) OBP: 0.422, SLG: 0.525	F7				6-3				5-3	3	0	0	0	1	0	1						
Wayne Gross, L (1, 5) OBP: 0.350, SLG: 0.456					6-3					1	0	1	0	0	0	0						
Ron Jackson, R (3, PH) OBP: 0.232, SLG: 0.221	BB BB 1B				5-3				1-3	3	0	1	0	0	0	0						
Jim Traber, L (1, 10) OBP: 0.500, SLG: 0.400					1-2 2-3 1B				F8	0	0	0	0	1	0	0						
Benny Ayala, R (3, PH) OBP: 0.257, SLG: 0.356	BB BB				K				WP 2B	3	0	1	0	0	1	3						
Larry Sheets, L (1, 9) OBP: 0.800, SLG: 1.000					F6				F8	0	0	0	0	1	0	0						
Gary Roenicke, R (3, PH) OBP: 0.336, SLG: 0.367	1-2 2-3 BB				F6				F8	3	0	0	0	0	0	4						
Lenn Sakata, R (1, 4) OBP: 0.220, SLG: 0.255	F7				F9				K	4	0	1	0	0	1	7						
Floyd Rayford, R (1, 2) OBP: 0.285, SLG: 0.349		4-3			K				1B 1B	3	0	0	0	0	2	1						
Jim Dwyer, L (9, PH) OBP: 0.339, SLG: 0.363					K				1-3 1B	1	0	1	0	0	0	0						
<b>Inning Stats</b>	R: 2 E: 0 K: 1 S: 8	H: 3 LOB: 3 BB: 2 P: 16	R: 0 E: 0 K: 0 S: 3	H: 1 LOB: 0 BB: 0 P: 3	R: 0 E: 0 K: 1 S: 7	H: 2 LOB: 3 BB: 1 P: 11	R: 0 E: 0 K: 2 S: 7	H: 0 LOB: 0 BB: 0 P: 7	R: 0 E: 0 K: 0 S: 3	H: 0 LOB: 0 BB: 0 P: 3	R: 0 E: 0 K: 2 S: 8	H: 1 LOB: 1 BB: 0 P: 8	R: 0 E: 0 K: 0 S: 4	H: 1 LOB: 1 BB: 0 P: 4	R: 0 E: 0 K: 0 S: 3	H: 0 LOB: 0 BB: 0 P: 3	R: 0 E: 0 K: 3 S: 11	H: 2 LOB: 2 BB: 0 P: 11	1B: 7 2B: 2 3B: 0 HR: 1	SF: 0 SAC: 0 DP: 0 HBP: 0	WP: 1 PB: 0 SB: 0 CS: 1	PA: 40
<b>PITCHER</b>	IP WLS BF H R ER SO BB IBB HBP BLK WP HR S P ERA WHIP																					
Rich Gale, R (1, 1) ERA: 5.54	2.0 13 5 2 2 1 3 0 0 0 0 1 12 24 9.00 4.000																					
John Henry Johnson, L (3, 1) ERA: 3.34	6.0 W 22 4 0 0 5 0 0 0 0 0 1 0 32 32 0.00 0.667																					
Mark Clear, R (9, 1) ERA: 4.29	1.0 4 1 0 0 3 0 0 0 0 0 0 0 10 10 0.00 1.000																					







Batter	1	2	3	4	5	6	7	8	9	AB	R	H	RBI	BB	SO	LOB	TOP		
Tony Fernandez, S OBP: 0.319, SLG: 0.370 (1, 6)			B5-3		F6		G6-3			5	1	2	0	0	0	1			
Dave Collins, S OBP: 0.384, SLG: 0.445 Ron Shepherd, R (8, FR) (8, 7)			F6							4	1	3	1	0	0	0			
Lloyd Moseby, L OBP: 0.367, SLG: 0.473 (1, 8)	F3		E3					F9		4	0	1	0	0	0	2			
Willie Upshaw, L OBP: 0.350, SLG: 0.475 (1, 3)	F6		K		F3			FC1-6		4	0	0	0	0	1	4			
George Bell, R OBP: 0.323, SLG: 0.493 (1, 9)					F9			F5		4	1	1	2	0	0	1			
Cliff Johnson, R OBP: 0.387, SLG: 0.497 Rick Leach, L OBP: 0.305, SLG: 0.375 (1, 10) (9, PH)	5-3							F7		3	1	1	1	0	0	0			
Rance Mulliniks, L OBP: 0.379, SLG: 0.440 Kelly Gruber, R OBP: 0.067, SLG: 0.267 (9, PH)	4-3		F6		4-3					3	0	0	0	0	0	0			
Ernie Whitt, L OBP: 0.330, SLG: 0.422 (1, 2)	F9								3-1	2	0	0	0	2	0	0			
Alfredo Griffin, S OBP: 0.242, SLG: 0.292 Fred Manrique, R OBP: 0.286, SLG: 0.286 (1, 4) (7, 4)	F9		K		F7			F4		3	0	0	0	0	1	2			
<b>Inning Stats</b>	R: 3 E: 0 K: 0 S: 6	H: 3 LOB: 0 BB: 0 P: 6	R: 0 E: 0 K: 0 S: 3	H: 0 LOB: 0 BB: 0 P: 3	R: 0 E: 1 K: 1 S: 6	H: 0 LOB: 1 BB: 0 P: 6	R: 1 E: 0 K: 1 S: 6	H: 1 LOB: 1 BB: 1 P: 10	R: 0 E: 0 K: 0 S: 4	H: 2 LOB: 0 BB: 0 P: 4	R: 0 E: 0 K: 0 S: 2	H: 0 LOB: 0 BB: 1 P: 6	R: 0 E: 0 K: 0 S: 4	H: 1 LOB: 1 BB: 0 P: 4	R: 2 E: 0 K: 1 S: 8	H: 3 LOB: 1 BB: 0 P: 8	1B: 5 2B: 2 3B: 0 HR: 3	SF: 0 SAC: 0 DP: 1 HBP: 0	WP: 0 PA: 38 PB: 0 SB: 3 CS: 0
<b>PITCHER</b> Al Nipper, R ERA: 3.86 (1, 1)	IP: 9.0 WLS: W BF: 38 H: 10 R: 6 ER: 6 SO: 3 BB: 2 IBB: 0 HBP: 0 BLK: 0 WP: 0 HR: 3 S: 42 P: 50 ERA: 6.00 WHIP: 1.333											<b>PITCHER</b>	IP: 9.0 WLS: W BF: 38 H: 10 R: 6 ER: 6 SO: 3 BB: 2 IBB: 0 HBP: 0 BLK: 0 WP: 0 HR: 3 S: 42 P: 50 ERA: 6.00 WHIP: 1.333						

Toronto Blue Jays @ Boston Red Sox  
Fenway Park, Boston, MA  
Tue Sep 25 1984, 7:05 PM EDT  
Att: 14,259 - Unknown

AB 36  
R 6  
H 10  
RBI 6  
BB 2  
SO 3  
LOB 11



Batter	1	2	3	4	5	6	7	8	9	AB	R	H	RBI	BB	SO	LOB	BOTTOM		
Wade Boggs, L OBP: 0.305, SLG: 0.415 (1, 5)			G6-4-3				E3	F7		5	1	2	1	1	0	3			
Dwight Evans, R OBP: 0.391, SLG: 0.540 Rick Miller, L OBP: 0.338, SLG: 0.296 (1, 9) (8, PH) (9, 9)	G6-3		K				G6-4-3	5-3		4	1	0	0	1	1	5			
Jim Rice, R OBP: 0.528, SLG: 0.479 Reid Nichols, R OBP: 0.307, SLG: 0.306 (1, 7) (9, 7)							5-3			5	3	4	1	0	0	0			
Tony Armas, R OBP: 0.300, SLG: 0.529 (1, 8)	F8							F2		4	2	2	1	1	0	1			
Mike Easter, L OBP: 0.377, SLG: 0.516 (1, 10)	6-3									5	3	3	5	0	0	1			
Bill Buckner, L OBP: 0.318, SLG: 0.400 Ed Jurak, R OBP: 0.359, SLG: 0.364 (1, 3) (8, PH) (9, 3)	F6		K				F7			4	0	1	1	0	1	2			
Rich Gedman, L OBP: 0.309, SLG: 0.501 (1, 2)										3	3	2	2	1	0	2			
Marty Barrett, R OBP: 0.357, SLG: 0.377 (1, 4)	K				1-3		6-3			5	0	2	3	0	1	3			
Jackie Gutierrez, R OBP: 0.288, SLG: 0.319 (1, 6)							6-3			4	0	2	0	1	0	1			
<b>Inning Stats</b>	R: 0 E: 0 K: 0 S: 3	H: 1 LOB: 1 BB: 1 P: 7	R: 1 E: 0 K: 1 S: 6	H: 1 LOB: 0 BB: 0 P: 6	R: 0 E: 0 K: 1 S: 5	H: 1 LOB: 0 BB: 0 P: 5	R: 1 E: 0 K: 1 S: 7	H: 2 LOB: 2 BB: 1 P: 11	R: 6 E: 0 K: 0 S: 9	H: 6 LOB: 3 BB: 3 P: 21	R: 3 E: 0 K: 0 S: 7	H: 4 LOB: 1 BB: 0 P: 7	R: 0 E: 1 K: 0 S: 3	H: 0 LOB: 0 BB: 0 P: 3	R: 3 E: 0 K: 0 S: 6	H: 3 LOB: 2 BB: 1 P: 11	1B: 12 2B: 4 3B: 0 HR: 2	SF: 0 SAC: 0 DP: 3 HBP: 1	WP: 0 PA: 47 PB: 0 SB: 0 CS: 0
<b>PITCHER</b> Dave Stieb, R ERA: 2.79 (1, 1)	IP: 4.2 WLS: L BF: 26 H: 10 R: 8 ER: 8 SO: 3 BB: 4 IBB: 0 HBP: 0 BLK: 0 WP: 0 HR: 1 S: 28 P: 44 ERA: 15.43 WHIP: 3.000											<b>PITCHER</b> Dennis Lamp, R ERA: 4.55 (5, 1)	IP: 1.1 WLS: 10 BF: 5 H: 3 R: 3 ER: 3 SO: 0 BB: 1 IBB: 0 HBP: 0 BLK: 0 WP: 0 HR: 0 S: 9 P: 13 ERA: 20.25 WHIP: 4.500						
<b>PITCHER</b> Bryan Clark, L ERA: 5.91 (7, 1)	IP: 2.0 WLS: 11 BF: 3 H: 3 R: 3 ER: 3 SO: 0 BB: 1 IBB: 0 HBP: 0 BLK: 0 WP: 0 HR: 1 S: 9 P: 14 ERA: 13.50 WHIP: 2.000											<b>PITCHER</b>	IP: 2.0 WLS: 11 BF: 3 H: 3 R: 3 ER: 3 SO: 0 BB: 1 IBB: 0 HBP: 0 BLK: 0 WP: 0 HR: 1 S: 9 P: 14 ERA: 13.50 WHIP: 2.000						

Toronto Blue Jays @ Boston Red Sox  
Fenway Park, Boston, MA  
Tue Sep 25 1984, 7:05 PM EDT  
Att: 14,259 - Unknown

AB 40  
R 14  
H 18  
RBI 14  
BB 6  
SO 3  
LOB 20





Batter	1	2	3	4	5	6	7	8	9	AB	R	H	RBI	BB	SO	LOB	TOP								
Tony Fernandez, S OBP: 0.312, SLG: 0.362 (1, 6)	F7	F5		F9		5-3		6-3		5	0	0	0	0	0	4	<b>Toronto Blue Jays @ Boston Red Sox</b> Fenway Park, Boston, MA Wed Sep 26 1984, 7:05 PM EDT Att: 13,065 - Unknown								
Dave Collins, S OBP: 0.366, SLG: 0.445 (1, 7)	1B	3-1		K		BLK BB		BB		3	0	1	0	2	1	2									
Lloyd Moseby, L OBP: 0.369, SLG: 0.475 (1, 8)	S			K		BLK		K		4	0	2	0	1	2	2									
Willie Upshaw, L OBP: 0.349, SLG: 0.472 (1, 3)	5-3			FC6-4		F9			4-3	5	0	1	0	0	0	5									
George Bell, R OBP: 0.324, SLG: 0.499 (1, 9)	F8			FC6-4		5-3		HR		5	3	2	1	0	0	3									
Cliff Johnson, R OBP: 0.341, SLG: 0.493 (1, 10)		F7		1B		5-3		F7		5	1	1	0	0	1	1									
Rance Mulliniks, L OBP: 0.382, SLG: 0.442 Ron Shepherd, R (9, PR)				1B		F9				5	2	3	3	0	0	0									
Garth Iorg, R OBP: 0.241, SLG: 0.298 (9, 5)	1B	HR		HR		3-1		1B		0	0	0	0	0	0	0									
Ernie Whitt, L OBP: 0.328, SLG: 0.429 (1, 2)	E6			HR		F8		4-3		5	1	1	2	0	0	2									
Alfredo Griffin, S OBP: 0.247, SLG: 0.296 (1, 4)	1B			B1-3		BLK		WP		4	1	3	1	0	0	0									
<b>Inning Stats</b>	R: 0 E: 0 K: 0 S: 5	H: 2 LOB: 2 BB: 0 P: 5	R: 1 E: 0 K: 0 S: 6	H: 2 LOB: 0 BB: 0 P: 6	R: 4 E: 0 K: 1 S: 9	H: 4 LOB: 0 BB: 0 P: 9	R: 0 E: 0 K: 1 S: 6	H: 1 LOB: 1 BB: 0 P: 6	R: 0 E: 0 K: 0 S: 3	H: 0 LOB: 0 BB: 0 P: 3	R: 1 E: 0 K: 0 S: 4	H: 1 LOB: 2 BB: 2 P: 12	R: 1 E: 0 K: 1 S: 6	H: 1 LOB: 0 BB: 0 P: 6	R: 0 E: 0 K: 1 S: 5	H: 1 LOB: 1 BB: 0 P: 9	R: 1 E: 0 K: 0 S: 5	H: 2 LOB: 1 BB: 0 P: 5	1B: 10 2B: 2 3B: 0 HR: 2	SF: 0 SAC: 0 DP: 0 HBP: 0	WP: 1 PB: 0 SB: 1 CS: 0	PA: 44			
<b>PITCHER</b>	IP	WLS	BF	H	R	ER	SO	BB	IBB	HBP	BLK	WP	HR	S	P	ERA	WHIP								
Oil Can Boyd, R ERA: 4.36 (1, 1)	7.0	L	35	11	7	6	3	2	0	0	1	0	2	39	47	7.71	1.857								
Jim Dorsey, R ERA: 10.13 (8, 1)	1.0		4	1	0	0	1	1	0	0	0	1	0	5	9	0.00	2.000								
Steve Crawford, R ERA: 3.34 (9, 1)	1.0		5	2	1	1	0	0	0	0	0	0	0	5	5	9.00	2.000								

livebaseballscorecards.com



Batter	1	2	3	4	5	6	7	8	9	AB	R	H	RBI	BB	SO	LOB	BOTTOM								
Wade Boggs, L OBP: 0.304, SLG: 0.415 (1, 5)	F7	SF9			4-3			FC5-4		3	0	1	1	0	0	0	<b>Toronto Blue Jays @ Boston Red Sox</b> Fenway Park, Boston, MA Wed Sep 26 1984, 7:05 PM EDT Att: 13,065 - Unknown								
Dwight Evans, R OBP: 0.389, SLG: 0.537 (1, 9)	K	PO		6-3		K		FC5-4		4	0	0	0	0	2	1									
Jim Rice, R OBP: 0.327, SLG: 0.476 (1, 7)	F8			F9		6-3		F8		4	0	0	0	0	0	1									
Tony Armas, R OBP: 0.300, SLG: 0.526 (1, 8)		HR		6-3		K		F9		3	1	0	0	1	1	0									
Mike Easter, L OBP: 0.378, SLG: 0.521 (1, 10)		HR		F5		F8		G1-6-3		4	1	2	2	0	0	0									
Bill Buckner, L OBP: 0.317, SLG: 0.399 (1, 3)		2B		F6		K		G1-6-3		4	1	1	0	0	1	1									
Rich Gedman, L OBP: 0.309, SLG: 0.502 (1, 2)		K		K						3	0	1	0	0	2	1									
Marty Barrett, R OBP: 0.357, SLG: 0.379 (1, 4)		1B		F9		6-3				3	1	1	0	0	0	1									
Jackie Gutierrez, R OBP: 0.289, SLG: 0.320 (1, 6)		PO		K		F4				3	0	1	1	0	1	0									
<b>Inning Stats</b>	R: 0 E: 0 K: 1 S: 5	H: 0 LOB: 0 BB: 0 P: 5	R: 4 E: 0 K: 1 S: 8	H: 4 LOB: 0 BB: 1 P: 12	R: 0 E: 0 K: 1 S: 3	H: 0 LOB: 0 BB: 0 P: 3	R: 0 E: 0 K: 1 S: 5	H: 0 LOB: 0 BB: 0 P: 5	R: 0 E: 0 K: 2 S: 7	H: 0 LOB: 0 BB: 0 P: 7	R: 0 E: 0 K: 1 S: 6	H: 1 LOB: 1 BB: 0 P: 6	R: 0 E: 0 K: 0 S: 4	H: 1 LOB: 0 BB: 0 P: 4	R: 0 E: 0 K: 0 S: 3	H: 1 LOB: 0 BB: 0 P: 3		1B: 4 2B: 2 3B: 0 HR: 1	SF: 1 SAC: 0 DP: 1 HBP: 0	WP: 0 PB: 0 SB: 0 CS: 0	PA: 34				
<b>PITCHER</b>	IP	WLS	BF	H	R	ER	SO	BB	IBB	HBP	BLK	WP	HR	S	P	ERA	WHIP								
Doyle Alexander, R ERA: 3.12 (1, 1)	9.0	W	33	7	4	4	7	1	0	0	0	0	1	46	50	4.00	0.889								

livebaseballscorecards.com





Batter	1	2	3	4	5	6	7	8	9	AB	R	H	RBI	BB	SO	LOB	TOP									
Mike Young, S OBP: 0.353, SLG: 0.436 (1, 9)	F7		K		F7			K		4	0	0	0	0	2	1	<b>Baltimore Orioles @ Boston Red Sox</b> Fenway Park, Boston, MA Thu Sep 27 1984, 7:05 PM EDT Att: 14,663 - Unknown									
John Shelby, S OBP: 0.247, SLG: 0.306 (1, 8)	F8			2B	F5			2B		3	1	1	0	1	0	0										
Cal Ripken Jr., R OBP: 0.375, SLG: 0.514 (1, 6)				F8						3	1	2	2	1	0	1										
Eddie Murray, S OBP: 0.415, SLG: 0.519 (1, 3)	F8			F7				K		4	0	0	0	0	1	4										
Gary Roenicke, R OBP: 0.220, SLG: 0.378 Wayne Gross, L OBP: 0.348, SLG: 0.448 (8, PH) (8, 5)		F2						F6		3	0	1	1	0	0	0										
Benny Ayala, R OBP: 0.288, SLG: 0.368 Jim Traber, L OBP: 0.286, SLG: 0.250 (1, 10) (9, PH)		F7					5-3			2	0	0	0	1	0	0										
Ron Jackson, R OBP: 0.209, SLG: 0.209 Al Bumbry, L OBP: 0.317, SLG: 0.337 (8, 7)										3	0	0	0	0	1	2										
Rich Dauer, R OBP: 0.294, SLG: 0.334 Jim Dwyer, L OBP: 0.340, SLG: 0.365 (9, PH)			K		5-3			K		3	0	0	0	0	1	0										
Rick Dempsey, R OBP: 0.311, SLG: 0.365 (1, 2)										3	1	1	0	0	0	0										
<b>Inning Stats</b>	R: 0 E: 0 K: 0 S: 3	H: 0 LOB: 1 BB: 1 P: 7	R: 0 E: 0 K: 0 S: 3	H: 0 LOB: 0 BB: 0 P: 3	R: 0 E: 0 K: 2 S: 7	H: 0 LOB: 0 BB: 0 P: 7	R: 1 E: 0 K: 1 S: 7	H: 2 LOB: 2 BB: 1 P: 11	R: 0 E: 0 K: 0 S: 3	H: 0 LOB: 0 BB: 0 P: 3	R: 1 E: 0 K: 0 S: 4	H: 1 LOB: 0 BB: 0 P: 4	R: 0 E: 0 K: 0 S: 3	H: 0 LOB: 0 BB: 0 P: 3	R: 1 E: 0 K: 2 S: 9	H: 2 LOB: 2 BB: 1 P: 13		R: 0 E: 0 K: 2 S: 7	H: 0 LOB: 0 BB: 0 P: 7	1B: 1 2B: 3 3B: 0 HR: 1	SF: 0 SAC: 0 DP: 0 HBP: 0	WP: 0 PB: 0 SB: 0 CS: 0	PA: 35			
<b>PITCHER</b>	IP	WLS	BF	H	R	ER	SO	BB	IBB	HBP	BLK	WP	HR	S	P	ERA		WHIP								
Bob Ojeda, L ERA: 3.99 Mark Clear, R ERA: 4.18	(1, 1) (8, 1)	7.1 1.2	30 5	5 0	3 0	3 0	4 3	3 0	0 0	0 0	0 0	0 0	1 0	35 11	47 11	3.68 0.00		1.091 0.000								

Batter	1	2	3	4	5	6	7	8	9	AB	R	H	RBI	BB	SO	LOB	BOTTOM									
Wade Boggs, L OBP: 0.304, SLG: 0.415 (1, 5)			1-3							4	0	2	0	0	0	1	<b>Baltimore Orioles @ Boston Red Sox</b> Fenway Park, Boston, MA Thu Sep 27 1984, 7:05 PM EDT Att: 14,663 - Unknown									
Dwight Evans, R OBP: 0.390, SLG: 0.536 (1, 9)	E5									3	0	1	0	1	0	2										
Jim Rice, R OBP: 0.325, SLG: 0.473 (1, 7)	F7		F8							4	0	0	0	0	1	4										
Tony Armas, R OBP: 0.299, SLG: 0.526 (1, 8)	K									4	1	1	0	0	1	2										
Mike Easter, L OBP: 0.378, SLG: 0.521 (1, 10)	3-1									4	1	2	1	0	0	2										
Bill Buckner, L OBP: 0.317, SLG: 0.398 (1, 3)										4	1	1	0	0	0	1										
Rich Gedman, L OBP: 0.309, SLG: 0.506 (1, 2)			K							3	1	1	2	0	2	0										
Marty Barrett, R OBP: 0.357, SLG: 0.381 (1, 4)										3	0	1	1	0	0	0										
Jackie Gutierrez, R OBP: 0.287, SLG: 0.317 (1, 6)			K2-3							3	0	0	0	0	1	1										
<b>Inning Stats</b>	R: 0 E: 1 K: 1 S: 7	H: 1 LOB: 2 BB: 0 P: 7	R: 0 E: 0 K: 1 S: 5	H: 0 LOB: 0 BB: 0 P: 5	R: 0 E: 0 K: 1 S: 6	H: 1 LOB: 1 BB: 0 P: 6	R: 0 E: 0 K: 0 S: 3	H: 0 LOB: 0 BB: 0 P: 3	R: 0 E: 0 K: 1 S: 5	H: 0 LOB: 0 BB: 0 P: 5	R: 3 E: 0 K: 0 S: 7	H: 4 LOB: 1 BB: 0 P: 7	R: 1 E: 0 K: 0 S: 4	H: 2 LOB: 1 BB: 1 P: 8	1B: 6 2B: 2 3B: 1 HR: 0	SF: 0 SAC: 0 DP: 2 HBP: 0		WP: 1 PB: 0 SB: 0 CS: 0	PA: 33							
<b>PITCHER</b>	IP	WLS	BF	H	R	ER	SO	BB	IBB	HBP	BLK	WP	HR	S	P	ERA		WHIP								
Ken Dixon, R ERA: 4.75 Sammy Stewart, R ERA: 3.3	(1, 1) (8, 1)	7.0 1.0	28 5	7 2	3 1	3 1	5 0	0 1	0 0	0 0	0 0	0 0	0 4	38 8	38	3.86 9.00		1.000 3.000								



Batter	1	2	3	4	5	6	7	8	9	AB	R	H	RBI	BB	SO	LOB	TOP									
Mike Young, S OBP: 0.352, SLG: 0.434	0-3 K		0-0 K		0-3 K			0-0 4-3		4	0	1	1	0	2	0	<b>Baltimore Orioles @ Boston Red Sox</b> Fenway Park, Boston, MA Fri Sep 28 1984, 7:05 PM EDT Att: 19,300 - Unknown									
John Shelby, S OBP: 0.244, SLG: 0.303	0-0 F9		0-3 K			0-3 K		0-0 1-3		4	0	0	0	0	2	1										
Cal Ripken Jr., R OBP: 0.373, SLG: 0.510	0-0 5-3		0-0 F7			0-3 K		0-3 K		4	0	0	0	0	2	1										
Eddie Murray, S OBP: 0.413, SLG: 0.516		0-3 K	0-0 F5			0-3 K			0-0 F7	4	0	0	0	0	2	1										
Wayne Gross, L OBP: 0.345, SLG: 0.442		0-0 F9		0-0 F8			0-0 F5		0-0 G3	4	0	0	0	0	0	0										
Jim Traber, L OBP: 0.333, SLG: 0.267	4-0 BB			0-0 4-3			0-0 HR		0-0 5-3	3	1	1	0	1	0	0										
Larry Sheets, L OBP: 0.500, SLG: 0.818	0-0 F8			0-0 G3			0-0 HR			3	1	1	2	0	0	1										
Lenn Sakata, R OBP: 0.221, SLG: 0.255			0-0 2B		0-0 F9		0-0 5-3			3	1	1	0	0	0	0										
Floyd Rayford, R OBP: 0.289, SLG: 0.359			0-0 1B		0-0 6-3		0-0 5-3			3	1	1	1	0	0	0										
<b>Inning Stats</b>	R: 0 E: 0 K: 1 S: 5	H: 0 LOB: 0 BB: 0 P: 5	R: 0 E: 0 K: 1 S: 5	H: 0 LOB: 1 BB: 1 P: 9	R: 2 E: 0 K: 1 S: 8	H: 3 LOB: 1 BB: 0 P: 8	R: 0 E: 0 K: 0 S: 3	H: 0 LOB: 0 BB: 0 P: 3	R: 0 E: 0 K: 3 S: 9	H: 0 LOB: 0 BB: 0 P: 9	R: 2 E: 0 K: 0 S: 5	H: 2 LOB: 0 BB: 0 P: 5	R: 0 E: 0 K: 1 S: 5	H: 0 LOB: 0 BB: 0 P: 3	R: 0 E: 0 K: 0 S: 3	H: 0 LOB: 0 BB: 0 P: 3		1B: 3 2B: 1 3B: 0 HR: 1	SF: 0 SAC: 0 DP: 0 HBP: 0	WP: 0 PB: 0 SB: 0 CS: 0	PA: 33					
<b>PITCHER</b>	IP	WLS	BF	H	R	ER	SO	BB	IBB	HBP	BLK	WP	HR	S	P	ERA	WHIP									
Rich Gale, R ERA: 5.56	(1, 1)	6.1	25	5	4	4	7	1	0	0	0	0	0	1	38	42	5.68	0.947								
Bob Stanley, R ERA: 3.54	(7, 1)	2.2	W	8	0	0	0	1	0	0	0	0	0	0	10	10	0.00	0.000								

Batter	1	2	3	4	5	6	7	8	9	AB	R	H	RBI	BB	SO	LOB	BOTTOM								
Wade Boggs, L OBP: 0.305, SLG: 0.415	4-0 1B	0-0 6-3			0-0 HR		0-0 G3			3	1	1	0	1	0	2	<b>Baltimore Orioles @ Boston Red Sox</b> Fenway Park, Boston, MA Fri Sep 28 1984, 7:05 PM EDT Att: 19,300 - Unknown								
Dwight Evans, R OBP: 0.387, SLG: 0.532	0-3 K		0-0 F7		0-0 F9		0-0 6-3			4	0	0	0	0	1	2									
Jim Rice, R OBP: 0.326, SLG: 0.472	0-0 1B		0-0 6-3		4-0 HR		0-0 5-3			3	1	1	0	1	0	0									
Tony Armas, R OBP: 0.300, SLG: 0.531	0-0 G5-4-3		0-0 1B		0-0 HR			0-0 F9		4	1	2	3	0	0	2									
Mike Easter, L OBP: 0.379, SLG: 0.521		0-0 BB	0-0 6-3		0-0 F7		0-0 F7		0-0 1B	4	2	2	0	0	0	1									
Bill Buckner, L OBP: 0.318, SLG: 0.399		0-0 G1-4-3		0-0 F5		0-0 F7		0-0 1B		4	0	2	0	0	0	0									
Rich Gedman, L OBP: 0.311, SLG: 0.506		4-0 G1-4-3		0-0 F7		0-0 FC6-4		0-0 SF8		2	0	1	1	1	0	0									
Marty Barrett, R OBP: 0.354, SLG: 0.377		0-0 F6		0-0 4-3		0-0 F7		0-0 F9		4	0	0	0	0	0	5									
Jackie Gutierrez, R OBP: 0.285, SLG: 0.315		0-0 G1-4-3		0-0 4-3		0-0 FC6-4				3	0	0	1	0	0	3									
<b>Inning Stats</b>	R: 0 E: 0 K: 1 S: 5	H: 1 LOB: 1 BB: 1 P: 9	R: 0 E: 0 K: 0 S: 5	H: 2 LOB: 2 BB: 1 P: 9	R: 0 E: 0 K: 0 S: 4	H: 1 LOB: 1 BB: 0 P: 4	R: 0 E: 0 K: 0 S: 3	H: 0 LOB: 0 BB: 0 P: 3	R: 3 E: 0 K: 0 S: 5	H: 2 LOB: 0 BB: 1 P: 9	R: 0 E: 0 K: 0 S: 4	H: 1 LOB: 1 BB: 0 P: 4	R: 0 E: 0 K: 0 S: 3	H: 0 LOB: 0 BB: 0 P: 3	R: 1 E: 0 K: 0 S: 5	H: 2 LOB: 1 BB: 0 P: 5		1B: 8 2B: 0 3B: 0 HR: 1	SF: 1 SAC: 0 DP: 1 HBP: 0	WP: 0 PB: 0 SB: 0 CS: 0	PA: 35				
<b>PITCHER</b>	IP	WLS	BF	H	R	ER	SO	BB	IBB	HBP	BLK	WP	HR	S	P	ERA	WHIP								
Bill Swaggerty, R ERA: 5.21	(1, 1)	6.0	L	7	4	4	1	3	0	0	0	0	0	26	38	6.00	1.667								
Nate Snell, R ERA: 3.0	(7, 1)	2.0	L	8	2	1	1	0	0	0	0	0	0	8	8	4.50	1.000								







Batter	1	2	3	4	5	6	7	8	9	AB	R	H	RBI	BB	SO	LOB	TOP																																								
<b>Mike Young, S</b> OBP: 0.355, SLG: 0.431 (1, 7)	F7		FC3-6			G3-6-3				4	1	1	0	1	0	3																																									
<b>John Shelby, S</b> OBP: 0.248, SLG: 0.313 (1, 8)	K									5	1	2	1	0	2	4																																									
<b>Cal Ripken Jr., R</b> OBP: 0.374, SLG: 0.510 (1, 6)	F4									4	1	2	0	1	0	2																																									
<b>Eddie Murray, S</b> OBP: 0.410, SLG: 0.509 (1, 3)		K	K							5	1	0	0	0	3	7																																									
<b>Wayne Gross, L</b> OBP: 0.346, SLG: 0.442 <b>Todd Cruz, R</b> (7, PR) OBP: 0.263, SLG: 0.310 (7, 5)			F3							3	0	1	2	1	0	3																																									
<b>Jim Traber, L</b> OBP: 0.292, SLG: 0.238 (1, 10)										1	0	0	0	0	1	0																																									
<b>Jim Traber, L</b> OBP: 0.292, SLG: 0.238 (1, 10)										5	1	1	1	0	0	4																																									
<b>Larry Sheets, L</b> OBP: 0.471, SLG: 0.688 (1, 9)										5	0	2	0	0	1	1																																									
<b>Victor Rodriguez, R</b> OBP: 0.412, SLG: 0.588 (7, PH) <b>Jim Dwyer, L</b> OBP: 0.337, SLG: 0.360 <b>Lenn Sakata, R</b> OBP: 0.221, SLG: 0.255 (7, 4)										3	0	2	1	0	0	0																																									
<b>Floyd Rayford, R</b> OBP: 0.296, SLG: 0.360 (1, 2)										2	0	1	0	2	0	2																																									
<b>Inning Stats</b>	R: 0 E: 0 K: 1 S: 5	H: 0 LOB: 0 BB: 0 P: 5	R: 1 E: 0 K: 1 S: 7	H: 2 LOB: 2 BB: 1 P: 11	R: 1 E: 0 K: 1 S: 7	H: 2 LOB: 2 BB: 1 P: 11	R: 0 E: 0 K: 0 S: 4	H: 1 LOB: 2 BB: 1 P: 8	R: 1 E: 1 K: 0 S: 5	H: 2 LOB: 1 BB: 0 P: 5	R: 0 E: 0 K: 0 S: 3	H: 1 LOB: 0 BB: 0 P: 3	R: 2 E: 0 K: 0 S: 7	H: 4 LOB: 2 BB: 0 P: 7	R: 0 E: 0 K: 2 S: 7	H: 0 LOB: 2 BB: 0 P: 15	R: 0 E: 0 K: 2 S: 7	H: 0 LOB: 0 BB: 0 P: 7	1B: 10 2B: 1 3B: 1 HR: 0	SF: 0 SAC: 0 DP: 1 HBP: 0	WP: 0 PB: 0 SB: 0 CS: 0	PA: 43																																			
<b>PITCHER</b>	IP	WLS	BF	H	R	ER	SO	BB	IBB	HBP	BLK	WP	HR	S	P	ERA	WHIP	<b>PITCHER</b>					IP	WLS	BF	H	R	ER	SO	BB	IBB	HBP	BLK	WP	HR	S	P	ERA	WHIP																		
<b>Al Nipper, R</b> ERA: 3.89 <b>Oil Can Boyd, R</b> ERA: 4.37 <b>Mark Clear, R</b> ERA: 4.03	(1, 1)	3.0	L	15	4	2	2	3	2	0	0	0	0	0	19	27	6.00	2.000						(4, 1)	3.2	L	19	8	3	2	0	1	0	0	0	0	18	22	4.91	2.455	(7, 1)	2.1		9	0	0	0	4	2	0	0	0	0	15	23	0.00	0.857

**Baltimore Orioles @ Boston Red Sox**  
Fenway Park, Boston, MA  
Sun Sep 30 1984, 3:33 AM EDT  
Att: 23,628 - Unknown

AB 38  
R 5  
H 12  
RBI 5  
BB 5  
SO 7  
LOB 28



Batter	1	2	3	4	5	6	7	8	9	AB	R	H	RBI	BB	SO	LOB	BOTTOM																																																						
<b>Wade Boggs, L</b> OBP: 0.407, SLG: 0.416 (1, 5)	4-3									4	0	2	0	1	1	1																																																							
<b>Dwight Evans, R</b> OBP: 0.388, SLG: 0.532 (1, 9)										5	0	3	0	0	0	3																																																							
<b>Jim Rice, R</b> OBP: 0.323, SLG: 0.467 (1, 7)										3	0	0	0	1	1	3																																																							
<b>Mike Easter, L</b> OBP: 0.376, SLG: 0.516 (1, 10)										4	0	0	0	0	0	3																																																							
<b>Bill Buckner, L</b> OBP: 0.313, SLG: 0.392 (1, 3)										4	0	0	0	0	0	0																																																							
<b>Rich Gedman, L</b> OBP: 0.312, SLG: 0.506 (1, 2)										4	1	2	0	0	0	0																																																							
<b>Rick Miller, L</b> OBP: 0.348, SLG: 0.317 (1, 8)										4	1	1	0	0	0	0																																																							
<b>Marty Barrett, R</b> OBP: 0.358, SLG: 0.383 (1, 4)										2	1	1	2	2	0	0																																																							
<b>Jackie Gutierrez, R</b> OBP: 0.284, SLG: 0.316 (1, 6)										4	0	0	0	0	1	3																																																							
<b>Inning Stats</b>	R: 0 E: 0 K: 0 S: 4	H: 1 LOB: 1 BB: 0 P: 4	R: 3 E: 0 K: 0 S: 6	H: 4 LOB: 2 BB: 1 P: 10	R: 0 E: 0 K: 0 S: 3	H: 0 LOB: 0 BB: 0 P: 3	R: 0 E: 0 K: 0 S: 3	H: 1 LOB: 0 BB: 0 P: 3	R: 0 E: 0 K: 0 S: 4	H: 1 LOB: 2 BB: 1 P: 8	R: 0 E: 0 K: 0 S: 3	H: 0 LOB: 0 BB: 0 P: 3	R: 0 E: 0 K: 2 S: 8	H: 1 LOB: 2 BB: 1 P: 12	R: 0 E: 0 K: 0 S: 3	H: 0 LOB: 0 BB: 0 P: 3	R: 0 E: 0 K: 1 S: 6	H: 1 LOB: 2 BB: 1 P: 10	1B: 7 2B: 1 3B: 1 HR: 0	SF: 0 SAC: 0 DP: 0 HBP: 0	WP: 0 PB: 1 SB: 1 CS: 0	PA: 38																																																	
<b>PITCHER</b>	IP	WLS	BF	H	R	ER	SO	BB	IBB	HBP	BLK	WP	HR	S	P	ERA	WHIP	<b>PITCHER</b>					IP	WLS	BF	H	R	ER	SO	BB	IBB	HBP	BLK	WP	HR	S	P	ERA	WHIP																																
<b>John Pacella, R</b> ERA: 6.75 <b>Mark Brown, R</b> ERA: 3.91 <b>Nate Snell, R</b> ERA: 2.35 <b>Sammy Stewart, R</b> ERA: 3.29	(1, 1)	5.0	W	22	7	3	3	0	2	1	0	0	0	0	11	15	0.00	1.000						(6, 1)	2.0	W	8	1	0	0	2	1	0	0	0	0	11	15	0.00	1.000	(8, 1)	1.2		7	1	0	0	1	1	0	0	0	8	12	0.00	1.200	(9, 1)	0.1	S	1	0	0	0	0	0	0	0	1	1	0.00	0.000

**Baltimore Orioles @ Boston Red Sox**  
Fenway Park, Boston, MA  
Sun Sep 30 1984, 3:33 AM EDT  
Att: 23,628 - Unknown

AB 34  
R 3  
H 9  
RBI 2  
BB 4  
SO 3  
LOB 13

